Houston Astros - 2019

Atlanta Braves @ Houston Astros

TEAM Ballpark of the Palm Beaches, West Palm Beach, FL

Sun Feb 24 2019, 1:10 PM - 3:53 PM EST

Att. 3,028 - Cloudy - 88 F

TOP

livebaseballscorecards.com

Batter	1	2	3	4	5	6	7	8	9	AB	R	H	RBI	BB	SO	LOB
13 Ronald Acuña Jr., R (1, 7) 90 Drew Waters, S (5, PH) (5, 8) OBP: 0.500, SLG: 0.500	BBBB 4-0 1 1B 96 G3-5-2-6-5 BB		SSS 0-3 ③ K		X 0-0 ③ G6-3			X 0-0 57 G1-3 92 WP 1-2 1B		1 0 0 0 1 1 0 2 0 1 0 0 0 2						
1 Ozzie Albies, S (1, 4) OBP: 0.500, SLG: 0.500 92 Riley Delgado, R (5, 4)	X 0-0 1-3 1B			X 0-0 ① G4-3		SSS 0-3 ① K		BBBB 4-0 57 G1-3 1-2 2-3 BB		2 0 1 0 0 0 0 1 0 0 0 1 1 0						
23 Adam Duvall, R (1, 9) 57 Garrison Schwartz, L (5, 9)	X 0-0 ① G6-3			X 0-0 ② F9		SSS 0-3 ② K		X 0-0 ② G1-3 1-2 2-3 3-H		2 0 0 0 0 0 2 2 0 0 1 0 1 2						
96 Alejandro Salazar, R (1, 10) 86 Carlos Martínez, R (6, PH) (6, 10) 85 Sal Giardina, S (8, PH) (8, 10)	X 0-0 ② ③ G3-5-2-6-5 3-Hf			CCC 0-3 ③ K		X 0-0 ③ G4-3		SSS 0-3 ③ K2-3		2 0 0 0 0 1 2 1 0 0 0 0 0 0 1 0 0 0 0 1 2						
55 Raffy Lopez, L (1, 2) 87 Jonathan Morales, R (5, 2)		H 1-0 50 G6-4-3 HBP			X 0-0 ① F8		X 0-0 ① G6-3		BBBB 4-0 95 G4-6-3 BB	1 0 0 0 0 0 0 1 0 0 0 1 0 0						
50 Pedro Florimón, S (1, 6) OBP: 0.500, SLG: 2.000 95 AJ Graffanino, L (5, 6)		X 0-0 ① ② G6-4-3 1-2f			BBSSX 2-2 HR		CCC 0-3 ② K		X 0-0 ① ② G4-6-3 1-2f	2 1 1 1 0 0 1 2 0 0 0 0 1 1						
78 Sean Kazmar Jr., R (1, 5) 60 Luis Valenzuela, L (5, 5) OBP: 0.500, SLG: 0.500		X 0-0 ③ L9			X 0-0 ② P4		SSS 0-3 ③ K		X 0-0 1B	2 0 0 0 0 0 0 2 0 1 0 0 1 0						
68 Ryan LaMarre, R (1, 8) OBP: 0.500, SLG: 0.500 83 Greyson Jenista, L (5, 7) OBP: 0.500, SLG: 0.667			X 0-0 ① F8		X 0-0 96 1B 1B			X 0-0 92 WP 90 1B 57 G1-3 1B	CCC 0-3 ③ K	2 0 1 0 0 0 0 2 1 1 0 0 1 1						
96 Griffin Benson, S (1, 3) OBP: 0.333, SLG: 0.333 98 Drew Lugbauer, L (5, 3) OBP: 0.333, SLG: 0.333			SSS 0-3 ② K		X 0-0 1-2 1B			SSS 0-3 ① K		2 0 1 0 0 1 0 1 0 0 0 0 1 1						
Inning Stats	R: 0 E: 0 K: 0 S: 3 H: 1 LOB: 1 BB: 1 P: 7	R: 0 E: 0 K: 0 S: 2 H: 0 LOB: 0 BB: 0 P: 3	R: 0 E: 0 K: 2 S: 7 H: 0 LOB: 0 BB: 0 P: 7	R: 0 E: 0 K: 1 S: 5 H: 0 LOB: 0 BB: 0 P: 5	R: 1 E: 0 K: 0 S: 8 H: 3 LOB: 2 BB: 0 P: 10	R: 0 E: 0 K: 2 S: 7 H: 0 LOB: 0 BB: 0 P: 7	R: 0 E: 0 K: 2 S: 7 H: 0 LOB: 0 BB: 0 P: 7	R: 1 E: 0 K: 2 S: 9 H: 2 LOB: 2 BB: 1 P: 13	R: 0 E: 0 K: 1 S: 5 H: 1 LOB: 1 BB: 1 P: 9	1B: 6 2B: 1 3B: 0 HR: 1 SF: 0 SAC: 0 DP: 3 HBP: 1							

	AB	31
	R	2
	H	7
	RBI	2
	BB	3
	SO	10
	LOB	14

WP: 1 PB: 0 SB: 0 CS: 0 PA: 35

PITCHER		IP	WLS	BF	H	R	ER	SO	BB	IBB	HBP	BLK	WP	HR	S	P	ERA	WHIP
59 Framber Valdez, L ERA:	(1, 1)	2.0	W	7	1	0	0	0	1	0	1	0	0	0	5	10	0.00	1.000
89 Erasmo Pinales, R ERA:	(3, 1)	1.0	H	3	0	0	0	2	0	0	0	0	0	0	7	7	0.00	0.000
67 Corbin Martin, R ERA: 4.5	(4, 1)	2.0		9	3	1	1	1	0	0	0	0	0	1	13	15	4.50	1.500
91 Brandon Bailey, R ERA:	(6, 1)	2.0		6	0	0	0	4	0	0	0	0	0	0	14	14	0.00	0.000
64 Reymin Guduan, L ERA: 9.0	(8, 1)	1.0		6	2	1	1	2	1	0	0	0	1	0	9	13	9.00	3.000

PITCHER		IP	WLS	BF	H	R	ER	SO	BB	IBB	HBP	BLK	WP	HR	S	P	ERA	WHIP
91 Ralph Garza Jr., R ERA:	(9, 1)	1.0	S	4	1	0	0	1	1	0	0	0	0	0	5	9	0.00	2.000

BOTTOM

Atlanta Braves @ Houston Astros

Team Ballpark of the Palm Beaches, West Palm Beach, FL

Sun Feb 24 2019, 1:10 PM - 3:53 PM EST

Att. 3,028 - Cloudy - 88 F

livebaseballscorecards.com

Batter	1	2	3	4	5	6	7	8	9	AB	R	H	RBI	BB	SO	LOB
4 George Springer, R (1, 10) OBP: 0.333, SLG: 0.333 77 Garrett Stubbs, L (3, PR) OBP: 0.500, SLG: 0.750 (4, 10)	G4-3	K 2-3	1B 1-2			K		2B		3 2	0 0	1 1	0 0	0 0	1 1	1 0
22 Josh Reddick, L (1, 9) OBP: 0.333, SLG: 0.667 (4, 8) 72 Yordan Alvarez, L (5, 7) OBP: 0.200, SLG: 0.200	1 E 2B	F8	F8			P6		K		3 2	1 0	1 0	0 0	0 0	0 1	3 1
1 Carlos Correa, R (1, 6) 94 Jonathan Araúz, S (5, 6)	E5 10 F9 2-H		F9	G1-3		K				3 1	0 0	0 0	0 0	0 0	0 1	0 0
10 Yuli Gurriel, R (1, 3) OBP: 0.500, SLG: 0.500 92 Seth Beer, L (4, PH) (5, 3)	F9 2-3		28 BB 21 1B 1B	G4-3			P6			2 2	1 0	1 0	0 0	0 0	0 0	1 0
28 Robinson Chirinos, R (1, 2) 74 Jamie Ritchie, R (4, PH) OBP: 0.500, SLG: 1.000 (5, 2)	21 BB HBP		21 1B 6 1B 1-2 BB	G6-3 2B						0 2	1 0	0 1	0 0	0 0	1 0	0 0
21 Derek Fisher, L (1, 7) OBP: 0.429, SLG: 0.500 (4, 9) (5, 8) 97 Corey Julks, R (8, 8)	BB 1-2		6 1B 83 1B 1-3 2-H 1B	F8			2B			3 0	1 0	2 0	1 0	1 0	0 0	1 0
6 Jake Marisnick, R (1, 8) OBP: 0.400, SLG: 1.000 (4, 7) (5, 9) 93 Carmen Benedetti, L (6, 9)	F8		83 1B 1-3 3-H 1B		K	K				3 1	1 0	1 0	1 0	0 0	1 1	3 1
83 Abraham Toro, S (1, 5) OBP: 0.500, SLG: 0.500		4 PB 82 G4-1 1B	4 1B 2-H 3-H 1B		K			F9		4	0	2	2	0	1	0
82 Josh Rojas, L (1, 4) 90 Osvaldo Duarte, R (8, 4)		G4-1 1-2	P5		G3-1			F8		3 1	0 0	0 0	0 0	0 0	0 0	2 0
Inning Stats	R: 1 E: 1 K: 0 S: 5 H: 1 LOB: 3 BB: 1 P: 10	R: 0 E: 0 K: 1 S: 6 H: 1 LOB: 1 BB: 0 P: 7	R: 4 E: 0 K: 0 S: 8 H: 5 LOB: 2 BB: 1 P: 12	R: 0 E: 0 K: 0 S: 4 H: 1 LOB: 1 BB: 0 P: 4	R: 0 E: 0 K: 2 S: 7 H: 0 LOB: 0 BB: 0 P: 7	R: 0 E: 0 K: 2 S: 7 H: 0 LOB: 0 BB: 0 P: 7	R: 0 E: 0 K: 1 S: 6 H: 1 LOB: 1 BB: 0 P: 6	R: 0 E: 0 K: 1 S: 6 H: 1 LOB: 1 BB: 0 P: 6		1B: 6 2B: 4 3B: 0 HR: 0 SF: 0 SAC: 0 DP: 0 HBP: 1	WP: 0 PB: 1 SB: 0 CS: 0 PA: 38					

	AB	35
	R	5
	H	10
	RBI	4
	BB	2
	SO	7
	LOB	13

PITCHER		IP	WLS	BF	H	R	ER	SO	BB	IBB	HBP	BLK	WP	HR	S	P	ERA	WHIP
26 Mike Foltynewicz, R ERA:	(1, 1)	2.0	L	11	2	1	0	1	1	0	1	0	0	0	11	17	0.00	1.500
77 Luke Jackson, R ERA: 108.0	(3, 1)	0.1		5	3	4	4	0	1	0	0	0	0	0	4	8	108.00	12.000
82 Corbin Clouse, L ERA:	(3, 1)	0.2		4	2	0	0	0	0	0	0	0	0	0	4	4	0.00	3.000
66 Bryse Wilson, R ERA:	(4, 1)	2.0		7	1	0	0	2	0	0	0	0	0	0	11	11	0.00	0.500
89 Kyle Muller, L ERA:	(6, 1)	1.0		3	0	0	0	2	0	0	0	0	0	0	7	7	0.00	0.000

PITCHER		IP	WLS	BF	H	R	ER	SO	BB	IBB	HBP	BLK	WP	HR	S	P	ERA	WHIP
80 Joey Wentz, L ERA:	(7, 1)	1.0		4	1	0	0	1	0	0	0	0	0	0	6	6	0.00	1.000
84 Tucker Davidson, L ERA:	(8, 1)	1.0		4	1	0	0	1	0	0	0	0	0	0	6	6	0.00	1.000

Houston Astros @ New York Mets

First Data Field, Port St. Lucie, FL

Sun Feb 24 2019, 1:11 PM - 4:04 PM EST

Att. 5,239 - Cloudy - 87 F

TOP

livebaseballscorecards.com

Batter	1	2	3	4	5	6	7	8	9	AB	R	H	RBI	BB	SO	LOB
18 Tony Kemp, L (1, 7) OBP: 1.000, SLG: 2.500	0-0 23 G3-1 13 1B 2B	0-0 3 1B 1-H 2-H 3B		4-0 3 S BB		0-0 73 1B 1-H 2B	0-0 G6-3		0-0 G4-3	2	2	2	2	1	0	0
99 Granden Goetzman, R (5, 7) OBP: 0.333, SLG: 0.667										3	1	1	1	0	0	0
3 Kyle Tucker, L (1, 9) OBP: 0.600, SLG: 0.600	0-0 P3	0-0 3-H 1B		1-3 K 1-2		0-0 81 E 76 1B 44 SF8 3-H 1B	0-0 1B			3	0	1	1	0	1	2
73 Ronnie Dawson, L (5, 9) OBP: 0.750, SLG: 0.750										2	1	2	1	0	0	0
23 Michael Brantley, L (1, 10) OBP: 0.333, SLG: 0.333	0-0 G3-1 2-3	0-0 F9			0-0 12 E 13 BB 80 FC2 1B	0-0 44 SF8 81 E 75 HR 1-2 1B	0-3 K			3	0	1	0	0	0	2
76 Lorenzo Quintana, R (5, PR) OBP: 0.500, SLG: 0.333										2	1	1	0	0	1	1
(5, 10)																
13 Tyler White, R (1, 5) OBP: 0.600, SLG: 0.750	0-0 3-H 1B		0-0 44 G4-3 2B		4-0 80 FC2 12 E 1-2 BB	0-0 E5 75 HR 1-2 2-3		0-0 1B		2	0	2	1	1	0	0
81 Nick Tanielu, R (5, PR) OBP: 0.400, SLG: 1.000										2	1	1	0	0	0	2
(5, 5)																
44 AJ Reed, L (1, 3)	0-3 K		0-0 G4-3 2-3		0-3 K	0-0 SF8 2-3 3-H		0-0 F7		4	0	0	1	0	2	5
12 Max Stassi, R (1, 2) OBP: 0.200, SLG: 0.200	0-0 80 G6-4-3 1B	0-0 G5-3			0-0 E5 80 FC2 1-2 2-3	0-0 HR 1-H 3-H		0-0 F8		3	0	1	0	0	0	3
75 Chuckie Robinson, R (6, PH) OBP: 0.333, SLG: 1.333										2	1	1	3	0	0	1
(6, 2)																
80 Jack Mayfield, R (1, 4)	0-0 G6-4-3 1-2f	0-0 G6-3			0-0 FC2 1-2 2-3 3-Hf	0-0 P4		0-0 F7		4	0	0	0	0	0	5
90 Enmanuel Valdez, L (6, 4)										1	0	0	0	0	0	1
78 Alex De Goti, R (1, 6)	4-0 26 1B 18 3B BB			0-0 F9	0-0 F9	0-0 F8			0-0 G6-3	3	1	0	0	1	0	3
95 Jeremy Peña, R (6, 6)										1	0	0	0	0	0	0
26 Myles Straw, R (1, 8) OBP: 0.500, SLG: 0.500	0-0 18 3B 1-2 1B			0-0 G1		0-0 99 2B 1B	0-0 G6-3		0-0 G6-3	3	2	2	0	0	0	0
96 Stephen Wrenn, R (6, 8)										2	0	0	0	0	0	0

	AB	R	H	RBI	BB	SO
	42	10	15	10	3	4

LOB 25

Inning Stats																								
	R: 1	H: 2	R: 3	H: 4	R: 0	H: 1	R: 0	H: 0	R: 0	H: 1	R: 6	H: 5	R: 0	H: 1	R: 0	H: 1	R: 0	H: 0	1B: 10	SF: 1	WP: 0	PA: 46
	E: 0	LOB: 1	E: 0	LOB: 1	E: 0	LOB: 1	E: 0	LOB: 1	E: 1	LOB: 3	E: 1	LOB: 0	E: 0	LOB: 1	E: 0	LOB: 1	E: 0	LOB: 0	2B: 3	SAC: 0	PB: 0	
	K: 1	BB: 0	K: 0	BB: 1	K: 0	BB: 1	K: 1	BB: 1	K: 1	BB: 1	K: 0	BB: 0	K: 1	BB: 0	K: 0	BB: 0	K: 0	BB: 0	3B: 1	DP: 1	SB: 1	
	S: 7	P: 7	S: 6	P: 10	S: 4	P: 4	S: 5	P: 10	S: 7	P: 11	S: 9	P: 9	S: 6	P: 6	S: 4	P: 4	S: 3	P: 3	HR: 1	HBP: 0	CS: 0	

PITCHER		IP	WLS	BF	H	R	ER	SO	BB	IBB	HBP	BLK	WP	HR	S	P	ERA	WHIP
48 Jacob deGrom, R ERA: 9.0	(1, 1)	1.0	L	5	2	1	1	1	0	0	0	0	0	0	7	7	9.00	2.000
77 David Peterson, L ERA: 27.0	(2, 1)	1.0		7	4	3	3	0	1	0	0	0	0	0	6	10	27.00	5.000
51 Paul Sewald, R ERA:	(3, 1)	1.0		4	1	0	0	0	0	0	0	0	0	0	4	4	0.00	1.000
63 Tim Peterson, R ERA:	(4, 1)	1.0		4	0	0	0	1	1	0	0	0	0	0	5	10	0.00	1.000
71 Ryan O'Rourke, L ERA:	(5, 1)	1.0		6	1	0	0	1	1	0	0	0	0	0	7	11	0.00	2.000

PITCHER		IP	WLS	BF	H	R	ER	SO	BB	IBB	HBP	BLK	WP	HR	S	P	ERA	WHIP
26 Arquimedes Caminero, R ERA: 45.0	(6, 1)	1.0		9	5	6	5	0	0	0	0	0	0	1	9	9	45.00	5.000
85 Casey Coleman, R ERA:	(7, 1)	1.0		4	1	0	0	1	0	0	0	0	0	0	6	6	0.00	1.000
82 Joshua Torres, R ERA:	(8, 1)	1.0		4	1	0	0	0	0	0	0	0	0	0	4	4	0.00	1.000
84 Ryder Ryan, R ERA:	(9, 1)	1.0		3	0	0	0	0	0	0	0	0	0	0	3	3	0.00	0.000

Houston Astros @ New York Mets

First Data Field, Port St. Lucie, FL

Sun Feb 24 2019, 1:11 PM - 4:04 PM EST

Att. 5,239 - Cloudy - 87 F

BOTTOM

Batter	1	2	3	4	5	6	7	8	9	AB	R	H	RBI	BB	SO	LOB
23 Keon Broxton, R (1, 8)	S S S 0-3 K	x 0-0 G5-3			x 0-0 G6-3		x 0-0 F8			3	0	0	0	0	1	1
11 Rajai Davis, R (6, 8)										1	0	0	0	0	0	0
22 Dominic Smith, L (1, 3) OBP: 0.333, SLG: 0.333	x 0-0 F8		x 0-0 40 1B 1B		x 0-0 G5-3			x 0-0 G5-3		2	0	1	0	0	0	0
28 J.D. Davis, R (5, 3) OBP: 0.250, SLG: 0.250										2	0	0	0	0	0	0
40 Wilson Ramos, R (1, 2) OBP: 1.000, SLG: 1.000	x 0-0 20 2B 1B		x 0-0 1-2 1B		x 0-0 G4-3			x 0-0 G6-3		2	0	2	0	0	0	0
76 Patrick Mazeika, L (4, 2)										1	0	0	0	0	0	0
75 Colton Plaia, R (7, 2)										1	0	0	0	0	0	0
20 Pete Alonso, R (1, 10) OBP: 0.500, SLG: 1.200	x 0-0 1-3 2B		x 0-0 F6			x 0-0 F9		x 0-0 F8		4	0	1	0	0	0	2
15 Tim Tebow, L (1, 7)	x 0-0 L8		x 0-0 L7			C C C 0-3 K			x 0-0 F8	2	0	0	0	0	0	4
83 Arismendy Alcántara, S (5, 7)										2	0	0	0	0	1	0
25 Adeiny Hechavarría, R (1, 6)		x 0-0 F7	x 0-0 L8			B B B B 4-0 BB			x 0-0 G6-3	2	0	0	0	0	0	2
88 Danny Espinosa, S (5, 6)										1	0	0	0	1	0	0
15 Luis Guillorme, L (1, 4) OBP: 0.500, SLG: 1.000		x 0-0 7 1B 2B		x 0-0 G3-1		x 0-0 F8			x 0-0 P4	2	1	1	0	0	0	0
16 Dilson Herrera, R (5, 4)										2	0	0	0	0	0	1
7 Grégor Blanco, L (1, 9) OBP: 0.250, SLG: 0.250		x 0-0 2 CS 2-H 1B		x 0-0 F8			C C C 0-3 K			2	0	1	1	0	0	0
68 Rymer Liriano, R (5, 9) OBP: 0.333, SLG: 1.333										1	0	0	0	0	1	0
2 Gavin Cecchini, R (1, 5)	S B B B B 4-1 1-2 BB			x 0-0 F7			x 0-0 F7			1	0	0	0	1	0	0
87 David Thompson, R (5, 5)										1	0	0	0	0	0	0
Inning Stats	R: 0 E: 0 K: 1 S: 7 H: 2 LOB: 2 BB: 0 P: 7	R: 1 E: 0 K: 0 S: 5 H: 2 LOB: 1 BB: 1 P: 9	R: 0 E: 0 K: 0 S: 5 H: 2 LOB: 2 BB: 0 P: 5	R: 0 E: 0 K: 0 S: 3 H: 0 LOB: 0 BB: 0 P: 3	R: 0 E: 0 K: 0 S: 3 H: 0 LOB: 0 BB: 0 P: 3	R: 0 E: 0 K: 1 S: 5 H: 0 LOB: 1 BB: 1 P: 9	R: 0 E: 0 K: 1 S: 5 H: 0 LOB: 0 BB: 0 P: 5	R: 0 E: 0 K: 0 S: 3 H: 0 LOB: 0 BB: 0 P: 3	R: 0 E: 0 K: 0 S: 3 H: 0 LOB: 0 BB: 0 P: 3	1B: 4 2B: 2 3B: 0 HR: 0 SF: 0 SAC: 0 DP: 0 HBP: 0							

livebaseballscorecards.com

AB	32
R	1
H	6
RBI	1
BB	2
SO	3
LOB	10

WP: 0 PB: 0 SB: 0 CS: 1 PA: 34

PITCHER	IP	WLS	BF	H	R	ER	SO	BB	IBB	HBP	BLK	WP	HR	S	P	ERA	WHIP
61 Rogelio Armenteros, R (1, 1) ERA: 4.5	2.0	W	10	4	1	1	1	1	0	0	0	0	0	12	16	4.50	2.500
71 Akeem Bostick, R (3, 1) ERA:	1.0	H	5	2	0	0	0	0	0	0	0	0	0	5	5	0.00	2.000
69 J.B. Bukauskas, R (4, 1) ERA:	2.0	H	6	0	0	0	0	0	0	0	0	0	0	6	6	0.00	0.000
87 Brandon Bielak, R (6, 1) ERA:	2.0		7	0	0	0	2	1	0	0	0	0	0	10	14	0.00	0.500
92 Kit Scheetz, L (8, 1) ERA:	2.0		6	0	0	0	0	0	0	0	0	0	0	6	6	0.00	0.000

PITCHER	IP	WLS	BF	H	R	ER	SO	BB	IBB	HBP	BLK	WP	HR	S	P	ERA	WHIP

New York Mets @ Houston Astros

CAMELBACK RANCH-GLENDALE - Camelback Ballpark of the Palm Beaches, West Palm Beach, FL

Mon Feb 25 2019, 1:10 PM - 4:09 PM EST

Att. 3,552 - Cloudy - 79 F

livebaseballscorecards.com

TOP

Batter	1	2	3	4	5	6	7	8	9	AB	R	H	RBI	BB	SO	LOB
6 Jeff McNeil, L (1, 7)	F8			F7		K 30 G6-3 12 BB	BB		G3 1-2 2-3	2	0	0	0	0	0	0
7 Grégor Blanco, L (5, 7) OBP: 0.286, SLG: 0.167										2	0	0	0	1	1	2
12 Juan Lagares, R (1, 8)	P5			G5-3		30 G6-3 1-2 BB	K		F9	2	0	0	0	1	0	0
93 Braxton Lee, L (6, PR)										2	0	0	0	0	1	5
(6, 8)																
30 Michael Conforto, L (1, 9) OBP: 0.200, SLG: 0.200	K			K		G6-3 1-2f 2-3		L1-6-3		3	0	0	0	0	2	2
88 Danny Espinosa, S (6, 6)										1	0	0	0	0	0	0
20 Pete Alonso, R (1, 3) OBP: 0.500, SLG: 1.000		P5			72 G1-3 23 1B 87 HR BB	23 BB		F8		1	1	0	0	1	0	0
89 Jeremy Vasquez, L (5, 3)										1	0	0	0	1	0	0
23 Keon Broxton, R (1, 10) OBP: 0.429, SLG: 0.200		F7			72 G1-3 1-2 87 HR 1B	1-2 BB		BB		2	1	1	0	2	0	0
72 Andrés Giménez, L (1, 6)		L7			G1-3 1-2 2-3	G4-3		F7		3	0	0	0	0	0	5
86 Kevin Kaczmarski, L (6, 9)										1	0	0	0	0	0	1
3 Tomás Nido, R (1, 2)			G6-3		K		G6-3		7 G3 88 G4-3 BB	2	0	0	0	0	1	2
74 Ali Sánchez, R (5, 2)										1	0	0	0	1	0	0
82 Luis Carpio, R (9, PR)										0	0	0	0	0	0	0
75 Colton Plaia, R (9, 2)										0	0	0	0	0	0	0
87 David Thompson, R (1, 5) OBP: 0.250, SLG: 1.000		K			2-H 3-H HR	15 G5-3 BB		G4-3 1-2		2	1	1	3	0	1	0
88 Sam Haggerty, S (6, 5)										1	0	0	0	1	0	1
16 Dilson Herrera, R (1, 4)		K			G2-3		G5-3 1-2		7 G3 BB	2	0	0	0	0	1	0
15 Luis Guillorme, L (6, 4) OBP: 0.500, SLG: 0.667										1	0	0	0	1	0	1

	AB	29
	R	3
	H	2
	RBI	3
	BB	9
	SO	7
	LOB	19

Inning Stats	1	2	3	4	5	6	7	8	9
	R: 0 E: 0 K: 1 S: 5	H: 0 LOB: 0 BB: 0 P: 6	R: 0 E: 0 K: 0 S: 3	H: 0 LOB: 0 BB: 0 P: 3	R: 0 E: 0 K: 2 S: 7	H: 0 LOB: 0 BB: 0 P: 7	R: 0 E: 0 K: 1 S: 5	H: 0 LOB: 0 BB: 0 P: 5	R: 3 E: 0 K: 1 S: 9	H: 2 LOB: 0 BB: 1 P: 15
	R: 0 E: 0 K: 1 S: 5	H: 0 LOB: 3 BB: 3 P: 17	R: 0 E: 0 K: 1 S: 5	H: 0 LOB: 2 BB: 2 P: 13	R: 0 E: 0 K: 0 S: 3	H: 0 LOB: 1 BB: 1 P: 7	R: 0 E: 0 K: 0 S: 3	H: 0 LOB: 3 BB: 2 P: 11		

1B: 1 2B: 0 3B: 0 HR: 1 | SF: 0 SAC: 0 DP: 1 HBP: 0 | WP: 1 PB: 0 SB: 0 CS: 0 | PA: 38

PITCHER		IP	WLS	BF	H	R	ER	SO	BB	IBB	HBP	BLK	WP	HR	S	P	ERA	WHIP
35 Justin Verlander, R	(1, 1)	2.0		6	0	0	0	1	0	0	0	0	0	0	8	9	0.00	0.000
ERA:																		
68 Forrest Whitley, R	(3, 1)	2.0		6	0	0	0	3	0	0	0	0	0	0	12	12	0.00	0.000
ERA:																		
65 Kent Emanuel, L	(5, 1)	1.0	B	6	2	3	3	1	1	0	0	0	0	1	9	15	27.00	3.000
ERA: 27.0																		
90 Enoli Paredes, R	(6, 1)	0.2		5	0	0	0	1	3	0	0	0	1	0	4	16	0.00	4.500
ERA:																		
63 Brendan McCurry, R	(6, 1)	1.1		6	0	0	0	1	2	0	0	0	0	0	6	14	0.00	1.500
ERA: 4.5																		

PITCHER		IP	WLS	BF	H	R	ER	SO	BB	IBB	HBP	BLK	WP	HR	S	P	ERA	WHIP
91 Peter Solomon, R	(8, 1)	2.0		9	0	0	0	0	3	0	0	0	0	0	6	18	0.00	1.500
ERA:																		

BOTTOM

New York Mets @ Houston Astros

TEAM Ballpark of the Palm Beaches, West Palm Beach, FL

Mon Feb 25 2019, 1:10 PM - 4:09 PM EST

Att. 3,552 - Cloudy - 79 F

livebaseballscorecards.com

Batter	1	2	3	4	5	6	7	8	9	AB	R	H	RBI	BB	SO	LOB
4 George Springer, R (1, 8) OBP: 0.500, SLG: 0.500	0-0 22 1B 22 S 1B		0-0 22 1B 1-2 1B	0-0 G5-3		0-0 E5 1-2 2-3			4-0 16 F7 BB	3	0	2	0	0	0	1
96 Stephen Wrenn, R (5, 8)										1	0	0	0	1	0	2
27 Jose Altuve, R (1, 10)	0-0 L7		0-0 F3		0-0 G5-3	0-0 F7			1 SAFE 0-0 F7 1-2	2	0	0	0	0	0	3
16 Aledmys Díaz, R (5, PH) OBP: 0.333, SLG: 0.200 (6, 10)										3	0	0	0	0	0	4
22 Josh Reddick, L (1, 7) OBP: 0.600, SLG: 0.800	0-1 10 CS 1-3 1B		0-0 1-2 2-H 1B		0-3 K 10 2B		4-0 78 CS BB		0-0 78 1B 1B	2	0	2	0	0	0	0
72 Yordan Alvarez, L (5, 7) OBP: 0.375, SLG: 0.286										2	0	1	0	1	1	0
10 Yuli Gurriel, R (1, 5) OBP: 0.600, SLG: 0.800	0-1 P3 1-2			0-0 28 1B 13 BB 73 FC3-2 1B	0-0 13 L6-4 1-3 2B		1-0 F8 1-2		0-0 1-2 1B	3	0	2	0	0	0	2
78 Alex De Goti, R (5, PR) OBP: 0.375, SLG: 0.167 (6, 5)										2	0	1	0	0	0	1
13 Tyler White, R (1, 3) OBP: 0.500, SLG: 0.500		0-0 G6-3		4-0 73 FC3-2 28 1B 81 3B 1-2 BB	0-0 L6-4 2-2		0-0 1B		0-3 K	2	1	0	0	1	0	2
92 Seth Beer, L (6, 3) OBP: 0.250, SLG: 0.250										2	0	1	0	0	1	2
28 Robinson Chirinos, R (1, 2) OBP: 0.750, SLG: 0.500		0-3 K		0-0 73 FC3-2 81 3B 1-2 2-3 1B		0-0 F8	0-0 G4-3			2	1	1	0	0	1	0
77 Garrett Stubbs, L (5, 2) OBP: 0.333, SLG: 0.500										2	0	0	0	0	0	1
73 Ronnie Dawson, L (1, 9) OBP: 0.375, SLG: 0.375		0-3 K		0-0 FC3-2 81 3B 1-2 2-3 3-Hf		0-0 F7		0-0 F9		4	1	0	0	0	1	3
80 Jack Mayfield, R (1, 6) OBP: 0.222, SLG: 0.125		0-0 G6-3		0-0 F8		0-0 96 E 81 S 1B		0-0 F9		3	0	1	0	0	0	3
94 Jonathan Araúz, S (6, PR) (7, 6)										1	0	0	0	0	0	0
81 Nick Tanielu, R (1, 4) OBP: 0.625, SLG: 1.333		4-0 4 1B 22 1B BB		0-0 1-H 2-H 3-H 3B		4-0 96 E 1-2 BB		0-0 L7		1	0	1	3	2	0	0
82 Josh Rojas, L (7, 4)										1	0	0	0	0	0	0
Inning Stats	R: 0 E: 0 K: 0 S: 6 H: 2 LOB: 1 BB: 0 P: 6	R: 0 E: 0 K: 2 S: 7 H: 0 LOB: 0 BB: 0 P: 7	R: 0 E: 0 K: 0 S: 4 H: 2 LOB: 2 BB: 1 P: 8	R: 3 E: 0 K: 0 S: 6 H: 3 LOB: 1 BB: 1 P: 10	R: 0 E: 0 K: 1 S: 6 H: 1 LOB: 2 BB: 0 P: 6	R: 0 E: 1 K: 0 S: 5 H: 1 LOB: 3 BB: 1 P: 9	R: 0 E: 0 K: 0 S: 3 H: 1 LOB: 1 BB: 1 P: 8	R: 0 E: 0 K: 0 S: 3 H: 0 LOB: 0 BB: 0 P: 3	R: 0 E: 0 K: 1 S: 6 H: 2 LOB: 2 BB: 1 P: 10	1B: 10 2B: 2 3B: 1 HR: 0 SF: 0 SAC: 0 DP: 1 HBP: 0							

AB	**36**																					
R	**3**																					
H	**12**																					
RBI	**3**																					
BB	**5**																					
SO	**4**																					
LOB	**24**																					

WP: 1 PB: 0 SB: 2 CS: 2 PA: 41

PITCHER		IP	WLS	BF	H	R	ER	SO	BB	IBB	HBP	BLK	WP	HR	S	P	ERA	WHIP
34 Noah Syndergaard, R	(1, 1)	2.0		7	2	0	0	2	0	0	0	0	0	0	13	13	0.00	1.000
ERA:																		
62 Drew Smith, R	(3, 1)	1.0		5	2	0	0	0	1	0	0	0	0	0	4	8	0.00	3.000
ERA:																		
35 Jacob Rhame, R	(4, 1)	1.0		7	3	3	3	0	1	0	0	0	0	0	6	10	27.00	4.000
ERA: 27.0																		
43 Luis Avilán, L	(5, 1)	1.0		4	1	0	0	1	0	0	0	0	1	0	6	6	0.00	1.000
ERA:																		
49 Tyler Bashlor, R	(6, 1)	1.0		6	1	0	0	0	1	0	0	0	0	0	5	9	0.00	2.000
ERA:																		

PITCHER		IP	WLS	BF	H	R	ER	SO	BB	IBB	HBP	BLK	WP	HR	S	P	ERA	WHIP
73 Daniel Zamora, L	(7, 1)	1.0		4	1	0	0	0	1	0	0	0	0	0	3	8	0.00	2.000
ERA:																		
80 P.J. Conlon, L	(8, 1)	1.0		3	0	0	0	0	0	0	0	0	0	0	3	3	0.00	0.000
ERA:																		
81 Corey Taylor, R	(9, 1)	1.0		5	2	0	0	1	1	0	0	0	0	0	6	10	0.00	3.000
ERA:																		

Houston Astros @ Miami Marlins

Roger Dean Chevrolet Stadium, Jupiter, FL

Tue Feb 26 2019, 1:10 PM - 3:33 PM EST

Att. 2,194 - Partly Cloudy - 78 F

TOP

livebaseballscorecards.com

Batter	1	2	3	4	5	6	7	8	9	AB	R	H	RBI	BB	SO	LOB
18 Tony Kemp, L (1, 8) OBP: 0.667, SLG: 1.250	C S S 0-3 K ①			X 0-0 G3 ①		B B B B 4-0 26 1B BB			S S C 0-3 K ①	2	0	0	0	1	1	0
3 Kyle Tucker, L (6, 9) OBP: 0.500, SLG: 0.500										1	0	0	0	0	1	0
26 Myles Straw, R (1, 7) OBP: 0.400, SLG: 0.400	X 0-0 G6-3 ②			S F C 0-3 K ②		X 0-0 23 CS 1-3 1B			X 0-0 F8 ②	4	0	1	0	0	1	0
(6, 8)																
23 Michael Brantley, L (1, 10) OBP: 0.167, SLG: 0.167	X 0-0 P4 ③			X 0-0 G5-3 ③		1 SAFE S S S S 0-3 K ② ③ 1-2			X 0-0 75 1B 1B	3	0	0	0	0	1	2
74 Jamie Ritchie, R (9, PH) OBP: 0.667, SLG: 1.000										1	0	1	0	0	0	0
1 Carlos Correa, R (1, 6)		C S C 0-3 K ①			X 0-0 G5-3 ①		X 0-0 F7 ①		X 0-0 79 DI 1-3 1B	2	0	0	0	0	1	0
95 Jeremy Peña, R (6, 6)										1	0	0	0	0	0	0
75 Chuckie Robinson, R (9, PH) OBP: 0.500, SLG: 1.250										1	0	1	0	0	0	0
44 AJ Reed, L (1, 3)		S F S 0-3 K ②			S C S 0-3 K ②		X 0-0 G6-3 ②		D X 1-0 F8 ③ 1-2	2	0	0	0	0	2	0
79 Taylor Jones, R (6, 3)										2	0	0	0	0	0	2
6 Jake Marisnick, R (1, 9) OBP: 0.429, SLG: 0.857		X 0-0 G6-3 ③			X 0-0 83 1B 1B		X 0-0 F8 ③			2	0	1	0	0	0	0
21 Derek Fisher, L (6, 7) OBP: 0.375, SLG: 0.429										1	0	0	0	0	0	0
83 Abraham Toro, S (1, 5) OBP: 0.444, SLG: 0.444			S C S 0-3 K ①		1 SAFE X 0-0 1-3 1B			X 0-0 P4 ①		3	0	1	0	0	1	0
91 Miguelangel Sierra, R (8, 5)										0	0	0	0	0	0	0
12 Max Stassi, R (1, 2) OBP: 0.143, SLG: 0.143			S S S 0-3 K ②		S S S 0-3 K ③			X 0-0 P4 ②		2	0	0	0	0	2	2
76 Lorenzo Quintana, R (7, 2) OBP: 0.400, SLG: 0.250										1	0	0	0	0	0	0
78 Alex De Goti, R (1, 4) OBP: 0.273, SLG: 0.111			S S C 0-3 K ③			S S S 0-3 K ①		X 0-0 L5 ③		3	0	0	0	0	2	0
94 Jonathan Araúz, S (8, 4)										0	0	0	0	0	0	0

	AB	31
	R	0
	H	5
	RBI	0
	BB	1
	SO	12
	LOB	6

Inning Stats																																
	R: 0	H: 0		R: 0	H: 0		R: 0	H: 0		R: 0	H: 0		R: 0	H: 2		R: 0	H: 1		R: 0	H: 0		R: 0	H: 0		R: 0	H: 2		1B: 5	SF: 0		WP: 0	PA: 32	
	E: 0	LOB: 0		E: 0	LOB: 0		E: 0	LOB: 0		E: 0	LOB: 0		E: 0	LOB: 2		E: 0	LOB: 1		E: 0	LOB: 0		E: 0	LOB: 0		E: 0	LOB: 2		2B: 0	SAC: 0		PB: 0		
	K: 1	BB: 0		K: 2	BB: 0		K: 3	BB: 0		K: 1	BB: 0		K: 2	BB: 0		K: 2	BB: 1		K: 0	BB: 0		K: 0	BB: 0		K: 1	BB: 0		3B: 0	DP: 0		SB: 0		
	S: 5	P: 5		S: 7	P: 7		S: 9	P: 9		S: 5	P: 5		S: 9	P: 9		S: 7	P: 11		S: 3	P: 3		S: 3	P: 3		S: 7	P: 8		HR: 0	HBP: 0		CS: 1		

PITCHER		IP	WLS	BF	H	R	ER	SO	BB	IBB	HBP	BLK	WP	HR	S	P	ERA	WHIP
58 Dan Straily, R	(1, 1)	2.0		6	0	0	0	3	0	0	0	0	0	0	12	12	0.00	0.000
ERA:																		
54 Sergio Romo, R	(3, 1)	1.0		3	0	0	0	3	0	0	0	0	0	0	9	9	0.00	0.000
ERA:																		
56 Tayron Guerrero, R	(4, 1)	1.0		3	0	0	0	1	0	0	0	0	0	0	5	5	0.00	0.000
ERA:																		
37 Austin Brice, R	(5, 1)	1.0		5	2	0	0	2	0	0	0	0	0	0	9	9	0.00	2.000
ERA:																		
57 Elieser Hernández, R	(6, 1)	2.0	W	7	1	0	0	2	1	0	0	0	0	0	10	14	0.00	1.000
ERA:																		

PITCHER		IP	WLS	BF	H	R	ER	SO	BB	IBB	HBP	BLK	WP	HR	S	P	ERA	WHIP
88 Brian Moran, L	(8, 1)	1.0	H	3	0	0	0	0	0	0	0	0	0	0	3	3	0.00	0.000
ERA:																		
67 R.J. Alvarez, R	(9, 1)	1.0	S	5	2	0	0	1	0	0	0	0	0	0	7	8	0.00	2.000
ERA: 27.0																		

Houston Astros @ Miami Marlins

Roger Dean Chevrolet Stadium, Jupiter, FL

Tue Feb 26 2019, 1:10 PM - 3:33 PM EST

Att. 2,194 - Partly Cloudy - 78 F

BOTTOM

Batter	1	2	3	4	5	6	7	8	9	AB	R	H	RBI	BB	SO	LOB
10 JT Riddle, L (1, 10) 92 Brian Miller, L (7, PH) OBP: 0.200, SLG: 0.400 (8, 10)	G4-3		F7			K	G6-3			3 1	0 0	0 0	0 0	0 0	1 0	1 1
19 Miguel Rojas, R (1, 6) OBP: 0.250, SLG: 0.250 12 Dixon Machado, R (6, 6) OBP: 0.250, SLG: 0.375	F9			G5-3		G5-3		F8		2 2	0 0	0 0	0 0	0 0	0 0	0 0
13 Starlin Castro, R (1, 4) 7 Deven Marrero, R (6, 4) OBP: 0.143, SLG: 0.143	G1-3			K		G4-3		F9		2 2	0 0	0 0	0 0	0 0	1 0	0 0
18 Neil Walker, S (1, 3) OBP: 0.250, SLG: 0.250 2 Yadiel Rivera, R (6, 3) OBP: 0.333, SLG: 0.200		F8		1B			L6	79 HBP BB		2 1	0 0	1 0	0 0	0 1	0 0	0 0
9 Lewis Brinson, R (1, 8) OBP: 0.429, SLG: 1.000 79 Isaac Galloway, R (6, 8) OBP: 0.500, SLG: 0.400		F8		K			81 S 81 E 1B	1-2 HBP		2 1	0 1	0 1	0 0	0 0	1 0	1 0
26 Garrett Cooper, R (1, 7) OBP: 0.571, SLG: 0.667 81 Harold Ramírez, R (6, 7) OBP: 0.500, SLG: 0.400		G3-1			F8		1 SAFE D E4 55 2B 86 FC6 1-H 1B	F9		2 2	0 1	0 1	0 0	0 0	0 0	0 2
17 Chad Wallach, R (1, 2) OBP: 0.400, SLG: 0.250 55 Jon Berti, R (5, PR) OBP: 0.400, SLG: 1.000 (6, 5)			5 FC5-4 BB		E6 5 BB		86 FC6 65 S 1-3 2B			1 1	0 1	0 1	0 0	1 0	0 0	0 0
5 Rosell Herrera, S (1, 5) 86 B.J. López, R (6, 2)			FC5-4 34 FC6-4 1-2f		34 S 1-2 BB		FC6 65 S 2-3 3-H			1 1	0 0	0 0	0 1	1 0	0 0	1 1
34 Magneuris Sierra, L (1, 9) OBP: 0.125, SLG: 0.125 65 Gabriel Guerrero, R (6, 9)			FC6-4 1-2f		G6-3 1-2		K 1-2 3-H			2 1	0 0	0 0	0 0	0 0	0 1	2 1
Inning Stats	R: 0 E: 0 K: 0 S: 3 H: 0 LOB: 0 BB: 0 P: 3	R: 0 E: 0 K: 0 S: 3 H: 0 LOB: 0 BB: 0 P: 3	R: 0 E: 0 K: 0 S: 3 H: 0 LOB: 1 BB: 1 P: 7	R: 0 E: 0 K: 2 S: 8 H: 1 LOB: 1 BB: 0 P: 8	R: 0 E: 1 K: 0 S: 3 H: 0 LOB: 2 BB: 1 P: 8	R: 0 E: 0 K: 1 S: 5 H: 0 LOB: 0 BB: 0 P: 5	R: 3 E: 1 K: 1 S: 9 H: 3 LOB: 1 BB: 0 P: 10	R: 0 E: 0 K: 0 S: 3 H: 0 LOB: 2 BB: 1 P: 8								

AB	29
R	3
H	4
RBI	1
BB	3
SO	4
LOB	10

1B: 3 SF: 0 WP: 0 PA: 33
2B: 1 SAC: 0 PB: 0
3B: 0 DP: 0 SB: 4
HR: 0 HBP: 1 CS: 0

livebaseballscorecards.com

PITCHER		IP	WLS	BF	H	R	ER	SO	BB	IBB	HBP	BLK	WP	HR	S	P	ERA	WHIP
45 Gerrit Cole, R ERA:	(1, 1)	1.0		3	0	0	0	0	0	0	0	0	0	0	3	3	0.00	0.000
20 Wade Miley, L ERA:	(2, 1)	2.0		7	0	0	0	0	1	0	0	0	0	0	6	10	0.00	0.500
54 Roberto Osuna, R ERA:	(4, 1)	1.0		4	1	0	0	2	0	0	0	0	0	0	8	8	0.00	1.000
89 Erasmo Pinales, R ERA:	(5, 1)	1.0		4	0	0	0	0	1	0	0	0	0	0	3	8	0.00	1.000
64 Reymin Guduan, L ERA: 4.5	(6, 1)	1.0		3	0	0	0	1	0	0	0	0	0	0	5	5	0.00	0.000
92 Tyler Ivey, R ERA: 40.5	(7, 1)	0.2	L	6	3	3	3	1	0	0	0	0	0	0	8	9	40.50	4.500
70 Cy Sneed, R ERA: 3.86	(7, 1)	0.1		1	0	0	0	0	0	0	0	0	0	0	1	1	0.00	0.000
94 Chad Donato, R ERA:	(8, 1)	1.0		5	0	0	0	0	1	0	1	0	0	0	3	8	0.00	1.000

Miami Marlins @ Houston Astros

MTTEAM Ballpark of the Palm Beaches, West Palm Beach, FL

Thu Feb 28 2019, 1:06 PM - 12:34 AM EDT

Att. 2,332 - Partly Cloudy - 78 F

livebaseballscorecards.com

TOP

Batter	1	2	3	4	5	6	7	8	9	AB	R	H	RBI	BB	SO	LOB
5 Rosell Herrera, S (1, 8) OBP: 0.200, SLG: 0.333	B X 1-0 ① F8		X 0-0 ③ G3			X 0-0 15 HR 3B		X 0-0 ② F7		3	1	1	0	0	0	1
92 Brian Miller, L (6, 8) OBP: 0.143, SLG: 0.286										1	0	0	0	0	0	0
15 Brian Anderson, R (1, 5) OBP: 0.417, SLG: 0.600	X 0-0 ② F8			B B 4-0 BB B		S X 0-1 3-H HR		X 0-0 1B		2	1	1	2	1	0	0
2 Yadiel Rivera, R (6, 5) OBP: 0.375, SLG: 0.286										1	0	1	0	0	0	0
18 Neil Walker, S (1, 3) OBP: 0.143, SLG: 0.143	S S 0-3 ③ K S			S S 0-3 ① K S		X 0-0 ① G3-1		X 0-0 ③ P4		3	0	0	0	0	2	1
24 Pedro Alvarez, L (6, 3) OBP: 0.286, SLG: 0.200										1	0	0	0	0	0	1
45 Peter O'Brien, R (1, 9)		C C 0-3 ① K C		S S 0-3 ② K S		S S 0-3 ② K S			B B 4-0 79 WP 76 E 7 G1-4-6-3 BB B	3	0	0	0	0	3	1
63 Monte Harrison, R (6, 9) OBP: 0.444, SLG: 0.286										0	1	0	0	1	0	0
13 Starlin Castro, R (1, 4)		X 0-0 ② F8		X 0-0 ③ G5-3		X 0-0 ③ G6-3			X 0-0 FC6 7 G1-4-6-3 79 WP 65 2B 1-2	3	0	0	0	0	0	1
76 Isan Díaz, L (6, 4) OBP: 0.091, SLG: 0.364										1	1	0	0	0	0	1
44 Austin Dean, R (1, 7) OBP: 0.500, SLG: 0.556		X 0-0 ③ G6-3			X 0-0 19 1B 80 1B 2B		X 0-0 80 G5-4-3 1B		B H 2-0 7 G1-4-6-3 1-2 2-3 HBP	2	1	1	0	0	0	0
79 Isaac Galloway, R (6, 7) OBP: 0.556, SLG: 0.429										1	0	1	0	0	0	0
19 Miguel Rojas, R (1, 6) OBP: 0.500, SLG: 0.500			X 0-0 17 FC6-4 1B		X 0-0 80 CS 2-3 1B		S S 0-3 ① K S		X 0-0 ① ② G1-4-6-3 1-2f 2-3 3-H	2	0	2	0	0	0	0
7 Deven Marrero, R (6, 6) OBP: 0.111, SLG: 0.111										2	0	0	0	0	1	3
17 Chad Wallach, R (1, 2) OBP: 0.333, SLG: 0.200			X 0-0 ① FC6-4 1-2f		B X 1-0 ① 81 G6-4-3 1-2 3-H 1B		X 0-0 ② ③ G5-4-3 1-2f		X 0-0 3-H 2B	1	0	0	0	0	0	1
80 Rodrigo Vigil, R (3, 2) OBP: 0.250, SLG: 0.250										2	0	1	1	0	0	1
65 Gabriel Guerrero, R (9, PH) OBP: 0.125, SLG: 0.250										1	0	1	1	0	0	0
81 Harold Ramírez, R (1, 10) OBP: 0.375, SLG: 0.286			S S 0-3 ② K S		X 0-0 ② ③ G6-4-3 1-2f			X 0-0 ① F8	X 0-0 ③ F9	2	0	0	0	0	1	2
12 Dixon Machado, R (8, PH) OBP: 0.200, SLG: 0.300										1	0	0	0	0	0	0
(8, 10)																
55 Jon Berti, R (9, PH) OBP: 0.286, SLG: 0.714										1	0	0	0	0	0	1
Inning Stats	R: 0 E: 0 K: 1 S: 5 H: 0 LOB: 0 BB: 0 P: 6	R: 0 E: 0 K: 1 S: 5 H: 0 LOB: 0 BB: 0 P: 5	R: 0 E: 0 K: 1 S: 6 H: 1 LOB: 1 BB: 0 P: 6	R: 0 E: 0 K: 2 S: 7 H: 0 LOB: 1 BB: 1 P: 11	R: 1 E: 0 K: 0 S: 4 H: 3 LOB: 0 BB: 0 P: 5	R: 2 E: 0 K: 1 S: 8 H: 2 LOB: 0 BB: 0 P: 8	R: 0 E: 0 K: 1 S: 5 H: 1 LOB: 0 BB: 0 P: 5	R: 0 E: 0 K: 0 S: 4 H: 1 LOB: 1 BB: 0 P: 4	R: 2 E: 1 K: 0 S: 4 H: 1 LOB: 1 BB: 1 P: 10	1B: 5 2B: 2 3B: 1 HR: 1 SF: 0 SAC: 0 DP: 3 HBP: 1						

	AB	33
	R	5
	H	9
	RBI	4
	BB	2
	SO	7
	LOB	14

MIAMI

PITCHER		IP	WLS	BF	H	R	ER	SO	BB	IBB	HBP	BLK	WP	HR	S	P	ERA	WHIP
41 Brad Peacock, R ERA:	(1, 1)	2.0	W	6	0	0	0	2	0	0	0	0	0	0	10	11	0.00	0.000
69 J.B. Bukauskas, R ERA:	(3, 1)	2.0	H	8	1	0	0	3	1	0	0	0	0	0	13	17	0.00	1.000
52 Brady Rodgers, R ERA: 7.2	(5, 1)	3.0	H	12	6	3	3	2	0	0	0	0	0	1	17	18	9.00	2.000
95 Brett Adcock, L ERA:	(8, 1)	1.0		7	1	2	0	0	1	0	1	0	1	0	5	11	0.00	2.000
95 Brett Adcock, L ERA:	(9, 1)	1.0		7	1	2	0	0	1	0	1	0	1	0	5	11	0.00	2.000

PITCHER		IP	WLS	BF	H	R	ER	SO	BB	IBB	HBP	BLK	WP	HR	S	P	ERA	WHIP
89 Erasmo Pinales, R ERA:	(9, 1)	1.0	S	3	1	0	0	0	0	0	0	0	0	0	3	3	0.00	1.000

WP: 1 PB: 0 SB: 0 CS: 1 PA: 36

BOTTOM

Miami Marlins @ Houston Astros

Minute Maid Park (Ballpark of the Palm Beaches, West Palm Beach, FL)

Thu Feb 28 2019, 1:06 PM - 12:34 AM EDT

Att. 2,332 - Partly Cloudy - 78 F

livebaseballscorecards.com

Batter	1	2	3	4	5	6	7	8	9	AB	R	H	RBI	BB	SO	LOB
4 George Springer, R (1, 8) OBP: 0.444, SLG: 0.375 3 Kyle Tucker, L (4, PR) (5, 9) OBP: 0.364, SLG: 0.455	P6	K		BB		F8		G3		2 2	0 0	0 0	0 0	1 0	1 0	1 1
27 Jose Altuve, R (1, 10) 72 Yordan Alvarez, L (6, PH) (7, 10) (8, 7) OBP: 0.615, SLG: 0.375	K	K	K			18 HBP 78 FC1-4		BB		3 0	0 1	0 0	0 0	0 2	3 0	3 0
23 Michael Brantley, L (1, 7) OBP: 0.375, SLG: 0.767 18 Tony Kemp, L (5, 7) OBP: 0.625, SLG: 1.000 95 Brett Adcock, L (8, 1) 76 Lorenzo Quintana, R (8, PH) OBP: 0.286, SLG: 0.167 95 Brett Adcock, L (9, 1) 89 Erasmo Pinales, R (9, 1)	1 2B BB	10 CS BB	F8	78 FC1-4 1-2 2-3 HBP	K					0 1 0 1 0 0	1 0 0 0 0 0	0 0 0 0 0 0	0 0 0 0 0 0	2 0 0 0 0 0	0 0 0 1 0 0	0 0 0 1 0 0
1 Carlos Correa, R (1, 6) OBP: 0.143, SLG: 0.286 78 Alex De Goti, R (5, 6) OBP: 0.308, SLG: 0.182	10 WP 13 WP 1-H 2B	L9		83 HR 1B		FC1-4 1-2f 2-H 3-H				2 2	1 1	1 1	1 2	0 0	0 0	1 1
10 Yuli Gurriel, R (1, 5) OBP: 0.571, SLG: 0.667 83 Abraham Toro, S (5, 5) OBP: 0.462, SLG: 0.667	13 WP 22 BB 2-3 BB	G4-3 1-2		1-H HR		G6-3				1 2	0 1	0 1	0 2	1 0	0 0	1 1
22 Josh Reddick, L (1, 9) OBP: 0.571, SLG: 0.667 6 Jake Marisnick, R (5, 8) OBP: 0.333, SLG: 0.667	13 WP 1-2 BB		K	G5-3		G6-3				1 2	0 0	0 0	0 0	1 0	1 0	0 0
13 Tyler White, R (1, 3) OBP: 0.462, SLG: 0.545 79 Taylor Jones, R (5, 3) OBP: 0.250, SLG: 0.250	F9 1-2 2-3 3-H		E6 28 2B	1B		G5-3				2 2	1 0	0 1	0 0	0 0	0 0	2 0
28 Robinson Chirinos, R (1, 2) OBP: 0.625, SLG: 0.667 12 Max Stassi, R (5, 2) OBP: 0.111, SLG: 0.111		16 G5-3 16 WP 1B	1-H 2B	P3		G1-3				2 2	0 0	2 0	1 0	0 0	0 0	0 1
16 Aledmys Díaz, R (1, 4) OBP: 0.182, SLG: 0.100 81 Nick Tanielu, R (5, 4) OBP: 0.583, SLG: 1.100		G5-3 1-3	P5	E7 18 HBP 78 FC1-4 1B				K		2 2	0 1	0 1	0 1	0 0	0 1	2 0
Inning Stats	R: 2 E: 0 K: 1 S: 6 H: 1 LOB: 2 BB: 3 P: 19	R: 0 E: 0 K: 2 S: 8 H: 1 LOB: 1 BB: 0 P: 9	R: 0 E: 0 K: 0 S: 2 H: 0 LOB: 0 BB: 1 P: 7	R: 1 E: 1 K: 2 S: 9 H: 1 LOB: 2 BB: 1 P: 13	R: 2 E: 0 K: 0 S: 7 H: 3 LOB: 1 BB: 0 P: 9	R: 2 E: 1 K: 0 S: 4 H: 1 LOB: 1 BB: 1 P: 9	R: 0 E: 0 K: 0 S: 3 H: 0 LOB: 0 BB: 0 P: 3	R: 0 E: 0 K: 2 S: 7 H: 0 LOB: 1 BB: 1 P: 11		1B: 4 2B: 2 3B: 0 HR: 1 SF: 0 SAC: 0 DP: 0 HBP: 1				

	AB	31
	R	7
	H	7
	RBI	6
	BB	7
	SO	7
	LOB	15

WP: 3 PB: 0 SB: 0 CS: 1 PA: 39

PITCHER		IP	WLS	BF	H	R	ER	SO	BB	IBB	HBP	BLK	WP	HR	S	P	ERA	WHIP
22 Sandy Alcantara, R ERA: 4.5	(1, 1)	2.0	L	11	2	2	2	3	3	0	0	0	3	0	14	28	9.00	2.500
71 Drew Steckenrider, R ERA:	(3, 1)	1.0		3	0	0	0	0	1	0	0	0	0	0	2	7	0.00	1.000
39 Tyler Kinley, R ERA:	(4, 1)	1.0		6	1	1	0	2	1	0	0	0	0	0	9	13	0.00	2.000
78 Jordan Holloway, R ERA: 27.0	(5, 1)	1.1		10	4	4	4	0	1	0	1	0	0	1	9	16	27.00	3.750
33 Mike Kickham, L ERA:	(6, 1)	0.2		2	0	0	0	0	0	0	0	0	0	0	2	2	0.00	0.000

PITCHER		IP	WLS	BF	H	R	ER	SO	BB	IBB	HBP	BLK	WP	HR	S	P	ERA	WHIP
53 Brett Graves, R ERA: 27.0	(7, 1)	1.0		3	0	0	0	0	0	0	0	0	0	0	3	3	0.00	0.000
89 Robert Dugger, R ERA:	(8, 1)	1.0		4	0	0	0	2	1	0	0	0	0	0	7	11	0.00	1.000

St. Louis Cardinals @ Houston Astros

TTEAM Ballpark of the Palm Beaches, West Palm Beach, FL

Fri Mar 01 2019, 6:09 PM - 9:13 PM EST

Att. 3,991 - Partly Cloudy - 76 F

livebaseballscorecards.com

TOP

Batter	1	2	3	4	5	6	7	8	9	AB	R	H	RBI	BB	SO	LOB
48 Harrison Bader, R (1, 8) OBP: 0.200, SLG: 0.200 82 Tommy Edman, S (6, 6) OBP: 0.500, SLG: 0.364	G5-3	G5-4-3 1-2f			L9		G1-3			3 1	0 0	0 0	0 0	0 0	0 0	2 2
38 José Martínez, R (1, 9) OBP: 0.333, SLG: 0.200 44 Scott Hurst, L (6, 8) OBP: 1.000, SLG: 4.000	G1-3		K			P4		HR		3 1	0 1	0 1	0 1	0 0	1 0	0 0
12 Paul DeJong, R (1, 6) OBP: 0.200, SLG: 0.222 28 Adolis García, R (6, 9)	2B		F7			F9		F9		3 1	0 0	1 0	0 0	0 0	0 0	0 0
23 Marcell Ozuna, R (1, 10) 16 Evan Mendoza, R (8, PH) OBP: 0.250, SLG: 0.750 (8, 10)	G5-3		K			P6		K		3 1	0 0	0 0	0 0	0 0	1 1	1 0
41 Tyler O'Neill, R (1, 7) OBP: 0.333, SLG: 0.667 91 Dylan Carlson, S (7, 7) OBP: 0.333, SLG: 0.308		BB 16 FC4 3 BB 81 1B		G3-1			HR	K		2 1	2 0	1 0	1 0	1 0	0 1	0 0
3 Jedd Gyorko, R (1, 5) OBP: 0.500, SLG: 0.200 79 Max Schrock, L (5, 5) OBP: 0.412, SLG: 0.571 63 Edmundo Sosa, R (9, PR) OBP: 0.250, SLG: 0.286 (9, 5)		1 SAFE 16 FC4 1-2 BB		K			L7		1B	1 2 0	0 0 0	0 1 0	0 0 0	1 0 0	1 0 0	0 0 0
16 Kolten Wong, L (1, 4) OBP: 0.333, SLG: 0.250 64 Ramón Urías, R (6, 4) OBP: 0.417, SLG: 0.636		FC4 78 S 81 1B 78 1B 1-2f 2-3		P3			81 L9 1B		L6	2 2	1 0	0 1	0 0	0 0	0 0	2 1
81 Rangel Ravelo, R (1, 3) OBP: 0.294, SLG: 0.267		78 1B 1-2 3-H 1B			G5-3		L9		F9	4	0	1	1	0	0	2
78 Joe Hudson, R (1, 2) OBP: 0.250, SLG: 0.143 84 Andrew Knizner, R (7, 2) OBP: 0.300, SLG: 0.333		48 G5-4-3 1-2 2-H 1B			G1-3		BB		G1-3	2 1	0 0	1 0	1 0	1 0	0 0	0 1
Inning Stats	R: 0 E: 0 K: 0 S: 4 H: 1 LOB: 1 BB: 0 P: 4	R: 2 E: 0 K: 0 S: 4 H: 2 LOB: 1 BB: 2 P: 13	R: 0 E: 0 K: 2 S: 7 H: 0 LOB: 0 BB: 0 P: 7	R: 0 E: 0 K: 1 S: 5 H: 0 LOB: 0 BB: 0 P: 5	R: 0 E: 0 K: 0 S: 3 H: 0 LOB: 0 BB: 0 P: 3	R: 0 E: 0 K: 0 S: 3 H: 0 LOB: 0 BB: 0 P: 3	R: 1 E: 0 K: 0 S: 7 H: 2 LOB: 2 BB: 1 P: 13	R: 1 E: 0 K: 2 S: 9 H: 1 LOB: 0 BB: 0 P: 10	R: 0 E: 0 K: 0 S: 4 H: 1 LOB: 1 BB: 0 P: 4	1B: 4 2B: 1 3B: 0 HR: 2 SF: 0 SAC: 0 DP: 1 HBP: 0						WP: 0 PB: 0 SB: 1 CS: 0 PA: 36	

	AB	33
	R	4
	H	7
	RBI	4
	BB	3
	SO	5
	LOB	11

PITCHER		IP	WLS	BF	H	R	ER	SO	BB	IBB	HBP	BLK	WP	HR	S	P	ERA	WHIP
59 Framber Valdez, L ERA: 5.4	(1, 1)	1.1		9	3	2	2	0	2	0	0	0	0	0	7	16	13.50	3.750
63 Brendan McCurry, R ERA: 2.45	(2, 1)	1.2		4	0	0	0	2	0	0	0	0	0	0	8	8	0.00	0.000
54 Roberto Osuna, R ERA:	(4, 1)	1.0		3	0	0	0	1	0	0	0	0	0	0	5	5	0.00	0.000
67 Corbin Martin, R ERA: 3.86	(5, 1)	2.2		11	2	1	1	0	1	0	0	0	0	1	12	18	3.38	1.125
65 Kent Emanuel, L ERA: 15.43	(7, 1)	1.1	B	5	1	1	1	2	0	0	0	0	0	1	10	11	6.75	0.750

PITCHER		IP	WLS	BF	H	R	ER	SO	BB	IBB	HBP	BLK	WP	HR	S	P	ERA	WHIP
70 Cy Sneed, R ERA: 2.7	(9, 1)	1.0		4	1	0	0	0	0	0	0	0	0	0	4	4	0.00	1.000

BOTTOM

St. Louis Cardinals @ Houston Astros
ITTEAM Ballpark of the Palm Beaches, West Palm Beach, FL
Fri Mar 01 2019, 6:09 PM - 9:13 PM EST
Att. 3,991 - Partly Cloudy - 76 F
livebaseballscorecards.com

Batter	1	2	3	4	5	6	7	8	9	AB	R	H	RBI	BB	SO	LOB
18 Tony Kemp, L (1, 8) OBP: 0.636, SLG: 0.875 73 Ronnie Dawson, L (5, PR) OBP: 0.417, SLG: 0.417 (6, 7)	0-0: 26 FC6-4 1B		0-0: B1-3 ①		0-0: 26 1B / 26 WP / 44 SF4 1B	0-2: K ②			0-3: K ②	3 0 2 0 0 0 0 2 1 0 0 0 2 0						
26 Myles Straw, R (1, 9) OBP: 0.375, SLG: 0.375	0-0: FC6-4 22 G5-3 / 22 S / 1 2B ① 1-2f		0-0: P4 ②		1-0: 13 HBP / 21 BB / 12 1B 1-3 1B	0-0: G4-3 ③			0-0: 1B	5 2 2 0 0 0 1						
22 Josh Reddick, L (1, 7) OBP: 0.556, SLG: 0.875 21 Derek Fisher, L (5, 7) OBP: 0.467, SLG: 0.364 (6, 8)	1 SAFE / 1 SAFE 0-1: G5-3 ② 1-3		0-0: 3B		1 SAFE 4-0: 13 HBP / 12 1B 1-2 BB		0-0: F8 ①		0-0: G4-3 ③	2 0 1 0 0 0 1 2 1 0 0 1 0 1						
1 Carlos Correa, R (1, 10) OBP: 0.200, SLG: 0.400 74 Jamie Ritchie, R (7, PH) OBP: 0.800, SLG: 1.000 (8, 10)	0-0: 2B 3-H		0-3: K ③		0-3: K ①		4-0: 44 G4-6-3 BB			3 0 1 1 0 2 4 0 0 0 0 1 0 0						
10 Yuli Gurriel, R (1, 3) OBP: 0.556, SLG: 0.625 44 AJ Reed, L (5, PH) (6, 3) 83 Abraham Toro, S (8, 3) OBP: 0.462, SLG: 0.667	0-0: P3 ③			0-0: 81 FC4-6 / 13 BB 1B	0-0: SF4 ② 3-H		0-0: G4-6-3 ② ③ 1-2f			2 0 1 0 0 0 1 1 0 0 1 0 0 1 0 0 0 0 0 0 0						
13 Tyler White, R (1, 5) OBP: 0.500, SLG: 0.500 80 Jack Mayfield, R (5, PR) OBP: 0.286, SLG: 0.308 (6, 4) (7, 5)		0-0: L8 ①		4-0: 81 FC4-6 1-2 BB	1-0: 12 1B 1-2 2-3 HBP			0-0: F8 ①		1 0 0 0 1 0 0 1 0 0 0 0 0 0						
12 Max Stassi, R (1, 2) OBP: 0.250, SLG: 0.250 75 Chuckie Robinson, R (8, 2) OBP: 0.250, SLG: 0.625		0-0: 1B		0-3: K ①	0-0: 1-3 2-H 3-H 1B			0-0: G5-3 ②		3 0 2 2 0 1 2 1 0 0 0 0 0 0						
81 Nick Tanielu, R (1, 4) OBP: 0.467, SLG: 0.846 (6, 5) 82 Josh Rojas, L (7, 4) OBP: 0.182, SLG: 0.273		0-0: P3 ②		0-0: FC4-6 ② 1-2f 2-3	0-0: G1-3 ③			0-0: G4-3 ③		3 0 0 0 0 0 5 1 0 0 0 0 0 0						
78 Alex De Goti, R (1, 6) OBP: 0.235, SLG: 0.133		0-0: G1-3 ③		0-0: G4-3 ③		0-0: F9 ①			0-0: F8 ①	4 0 0 0 0 0 3						

Inning Stats									
	R: 1 E: 0 K: 0 S: 6	H: 2 LOB: 1 BB: 0 P: 6	R: 0 E: 0 K: 0 S: 4	H: 1 LOB: 1 BB: 0 P: 4	R: 0 E: 0 K: 1 S: 6	H: 1 LOB: 1 BB: 0 P: 6	R: 0 E: 0 K: 1 S: 6	H: 1 LOB: 2 BB: 1 P: 10	R: 3 E: 0 K: 1 S: 8	H: 3 LOB: 2 BB: 1 P: 14
	R: 0 E: 0 K: 1 S: 5	H: 0 LOB: 0 BB: 0 P: 5	R: 0 E: 0 K: 0 S: 2	H: 0 LOB: 0 BB: 1 P: 6	R: 0 E: 0 K: 0 S: 3	H: 0 LOB: 0 BB: 0 P: 3	R: 0 E: 0 K: 1 S: 6	H: 1 LOB: 1 BB: 0 P: 6		

	1B: 7	SF: 1	WP: 1	PA: 39
	2B: 1	SAC: 0	PB: 0	
	3B: 1	DP: 1	SB: 1	
	HR: 0	HBP: 1	CS: 0	

AB	34
R	4
H	9
RBI	4
BB	3
SO	5
LOB	19

PITCHER		IP	WLS	BF	H	R	ER	SO	BB	IBB	HBP	BLK	WP	HR	S	P	ERA	WHIP
53 John Gant, R ERA: 1.8	(1, 1)	3.0		13	4	1	1	1	0	0	0	0	0	0	16	16	3.00	1.333
93 Connor Jones, R ERA:	(4, 1)	1.0	H	5	1	0	0	1	1	0	0	0	0	0	6	10	0.00	2.000
21 Andrew Miller, L ERA: 40.5	(5, 1)	0.2	B	6	2	3	3	1	1	0	1	0	1	0	6	12	40.50	4.500
70 Chris Beck, R ERA:	(5, 1)	1.1		5	1	0	0	1	0	0	0	0	0	0	7	7	0.00	0.750
56 Ryan Helsley, R ERA:	(7, 1)	1.0		3	0	0	0	0	1	0	0	0	0	0	2	6	0.00	1.000

PITCHER		IP	WLS	BF	H	R	ER	SO	BB	IBB	HBP	BLK	WP	HR	S	P	ERA	WHIP
74 Ryan Meisinger, R ERA:	(8, 1)	1.0		3	0	0	0	0	0	0	0	0	0	0	3	3	0.00	0.000
30 Tyler Webb, L ERA:	(9, 1)	1.0		4	1	0	0	1	0	0	0	0	0	0	6	6	0.00	1.000

Batter	1	2	3	4	5	6	7	8	9	AB	R	H	RBI	BB	SO	LOB
4 George Springer, R (1, 10) OBP: 0.500, SLG: 0.333 74 Jamie Ritchie, R (6, PH) OBP: 0.714, SLG: 0.750 (6, 10)	B B B B 4-0 27 F9 23 E BB		B B B B 4-0 2 S 27 S BB	X 0-0 ③ F9		B B B B 4-0 ① 1-2 BB	X 0-0 ③ G5-3			1 1	1 0	0 0	0 0	2 1	0 0	0 1
27 Jose Altuve, R (1, 4) 82 Josh Rojas, L (5, PR) OBP: 0.154, SLG: 0.231 (5, 4)	X 0-0 ① F9 1-2		B B B B 4-0 2 S 1-2 BB		B B B B 4-0 2 HBP 23 1B BB	X 0-0 ② F8		S S S 0-3 ① K		1 2	0 1	0 0	0 0	2 0	0 1	1 1
2 Alex Bregman, R (1, 5) 83 Abraham Toro, S (5, PR) OBP: 0.400, SLG: 0.571 (5, 5)	B B B B 4-0 23 FC3-6 BB		B B B B 4-0 1-2 2-3 BB		H 1-0 23 1B 28 1B 1-2 HBP	S S S 0-3 ③ K		X 0-0 ② F8		0 2	0 1	0 0	0 0	2 0	0 1	0 1
23 Michael Brantley, L (1, 7) OBP: 0.364, SLG: 0.222 72 Yordan Alvarez, L (5, PR) OBP: 0.667, SLG: 0.556 (5, 7)	X 0-0 ② FC3-6 1-2f 2-H		C C C 0-3 ② K		X 0-0 28 1B 1-2 2-H 1B		H 1-0 80 1B 3 E HBP	X 0-0 2B		3 1	0 1	1 1	1 0	0 0	1 0	4 0
28 Robinson Chirinos, R (1, 2) OBP: 0.545, SLG: 0.556 79 Taylor Jones, R (5, PR) OBP: 0.167, SLG: 0.167 (5, 3)	S S S 0-3 ③ K		X 0-0 ③ G4-3		X 0-0 1-2 2-H 1B		X 0-0 ① F9	X 0-0 ③ F9		3 2	0 0	1 0	1 0	0 0	1 0	4 2
44 AJ Reed, L (1, 3) OBP: 0.118, SLG: 0.286 77 Garrett Stubbs, L (5, 2) OBP: 0.273, SLG: 0.364		S S S 0-3 ① K		B X 1-0 ① HR	C C C 0-3 ① K		X 0-0 ② P4		X 0-0 3 CS 1B	3 2	1 0	1 1	1 0	0 0	2 0	2 1
16 Aledmys Díaz, R (1, 6) OBP: 0.143, SLG: 0.077 80 Jack Mayfield, R (5, 6) OBP: 0.313, SLG: 0.333	S S S 0-3 ② K		S S S 0-3 ① K	X 0-0 ② F9		X 0-0 3 1B 3 E 1-2 1B			S S S 0-3 ① K	3 2	0 1	0 1	0 0	0 0	2 1	2 1
21 Derek Fisher, L (1, 9) OBP: 0.444, SLG: 0.571 3 Kyle Tucker, L (6, 9) OBP: 0.385, SLG: 0.462	X 0-0 ③ G4-3		S B B X 2-1 HR	S S S 0-3 ③ K		X 0-0 E9 73 1B 1-H 2-H 1B			S S C 0-3 ② ③ 1-2	3 2	1 1	1 1	1 1	0 0	1 1	2 1
6 Jake Marisnick, R (1, 8) OBP: 0.333, SLG: 0.545 73 Ronnie Dawson, L (6, PR) OBP: 0.462, SLG: 0.462 (6, 8)		X 0-0 ① G4-3	X 0-0 ② G6-3		B B B B 4-0 74 CS BB	X 0-0 3-H 1B				2 1	0 0	0 1	0 1	1 0	0 0	0 0
Inning Stats	R: 1 E: 1 K: 1 S: 5 H: 0 LOB: 1 BB: 2 P: 13	R: 0 E: 0 K: 2 S: 7 H: 0 LOB: 0 BB: 0 P: 7	R: 0 E: 0 K: 1 S: 5 H: 0 LOB: 3 BB: 3 P: 17	R: 2 E: 0 K: 1 S: 8 H: 2 LOB: 0 BB: 0 P: 11	R: 2 E: 0 K: 2 S: 9 H: 2 LOB: 2 BB: 1 P: 14	R: 0 E: 0 K: 1 S: 4 H: 0 LOB: 1 BB: 2 P: 12	R: 3 E: 1 K: 0 S: 6 H: 3 LOB: 1 BB: 0 P: 7	R: 0 E: 0 K: 1 S: 6 H: 1 LOB: 1 BB: 0 P: 6	R: 0 E: 0 K: 2 S: 7 H: 1 LOB: 1 BB: 0 P: 7	1B: 6 2B: 2 3B: 0 HR: 2 SF: 0 SAC: 0 DP: 1 HBP: 2						

PITCHER		IP	WLS	BF	H	R	ER	SO	BB	IBB	HBP	BLK	WP	HR	S	P	ERA	WHIP
34 Noah Syndergaard, R ERA:	(1, 1)	2.2		13	0	1	0	4	5	0	0	0	0	0	16	36	0.00	1.875
64 Chris Flexen, R ERA:	(3, 1)	0.1		1	0	0	0	0	0	0	0	0	0	0	1	1	0.00	0.000
38 Justin Wilson, L ERA: 13.5	(4, 1)	1.0		5	2	2	2	1	0	0	0	0	0	2	8	11	18.00	2.000
27 Jeurys Familia, R ERA: 9.0	(5, 1)	1.0		7	2	2	2	2	1	0	1	0	0	0	9	14	18.00	3.000
39 Edwin Díaz, R ERA:	(6, 1)	1.0	H	4	0	0	0	1	2	0	0	0	0	0	4	12	0.00	2.000
47 Drew Gagnon, R ERA: 11.25	(7, 1)	1.0	L	7	3	3	2	0	0	0	1	0	0	0	6	7	18.00	3.000
46 Héctor Santiago, L ERA: 1.8	(8, 1)	2.0		7	2	0	0	3	0	0	0	0	0	0	13	13	0.00	1.000

TOP

Houston Astros @ New York Mets

First Data Field, Port St. Lucie, FL

Sat Mar 02 2019, 1:11 PM - 4:37 PM EST

Att. 6,317 - Partly Cloudy - 88 F

livebaseballscorecards.com

AB	34
R	8
H	9
RBI	6
BB	8
SO	11
LOB	23

WP: 0 PA: 44
PB: 0
SB: 3
CS: 2

Houston Astros @ New York Mets

First Data Field, Port St. Lucie, FL

Sat Mar 02 2019, 1:11 PM - 4:37 PM EST

Att. 6,317 - Partly Cloudy - 88 F

BOTTOM

Batter	1	2	3	4	5	6	7	8	9	AB	R	H	RBI	BB	SO	LOB
6 Jeff McNeil, L (1, 7)	K		F9		L7		K		G4-6-3 1-2f	3	0	0	0	0	1	2
7 Grégor Blanco, L (6, 7) OBP: 0.250, SLG: 0.143										2	0	0	0	0	1	2
30 Michael Conforto, L (1, 9) OBP: 0.400, SLG: 0.600	HR		F7		40 HR 24 E 1-2 2-H 1B		L7			3	2	2	2	0	0	0
68 Rymer Liriano, R (7, 9) OBP: 0.267, SLG: 0.429										1	0	0	0	0	0	0
24 Robinson Canó, L (1, 4) OBP: 0.333, SLG: 0.333	F8			G3-1	E4 40 HR 1-2 2-3			K		3	1	0	0	0	0	2
83 Arismendy Alcántara, S (7, 4) OBP: 0.231, SLG: 0.100										1	0	0	0	0	1	0
40 Wilson Ramos, R (1, 2) OBP: 0.600, SLG: 0.900	1B			1B	HR 1-H 2-H 3-H			K		3	1	3	4	0	0	0
74 Ali Sánchez, R (7, 2)										1	0	0	0	0	1	0
22 Dominic Smith, L (1, 10) OBP: 0.533, SLG: 0.417	K			K	F9			K		4	0	0	0	0	3	2
20 Pete Alonso, R (1, 3) OBP: 0.438, SLG: 0.643		K	K			F8			BB 72 BB 16 BB 11 FC5	2	0	0	0	0	2	1
92 Dario Pizzano, L (5, 3) OBP: 0.500, SLG: 1.000										1	1	0	0	1	0	0
28 J.D. Davis, R (1, 5) OBP: 0.316, SLG: 0.526		K			30 1B 88 BB 1B	K			1-2 11 FC5 72 BB BB	3	1	1	0	0	2	0
16 Dilson Herrera, R (7, 5) OBP: 0.364, SLG: 0.125										0	0	0	0	1	0	0
88 Danny Espinosa, S (1, 6) OBP: 0.231, SLG: 0.364		F7			40 HR 24 E 30 1B 1-2 BB	G3-1			2-3 11 FC5 BB	2	1	0	0	1	0	0
72 Andrés Giménez, L (7, 6) OBP: 0.250, SLG: 0.100										0	0	0	0	1	0	0
12 Juan Lagares, R (1, 8) OBP: 0.133, SLG: 0.071			G6-3		F9		G4-3		FC5 7 G4-6-3 1-2 2-3f 3-H	3	0	0	0	0	0	2
11 Rajai Davis, R (8, 8) OBP: 0.455, SLG: 0.900										1	0	0	1	0	0	2

Inning Stats	1	2	3	4	5	6	7	8	9
	R: 1 H: 2 E: 0 LOB: 1 K: 2 BB: 0 S: 10 P: 11	R: 0 H: 0 E: 0 LOB: 0 K: 2 BB: 0 S: 7 P: 7	R: 0 H: 0 E: 0 LOB: 0 K: 0 BB: 0 S: 3 P: 3	R: 0 H: 1 E: 0 LOB: 1 K: 2 BB: 0 S: 8 P: 8	R: 5 H: 3 E: 1 LOB: 0 K: 0 BB: 1 S: 7 P: 11	R: 0 H: 0 E: 0 LOB: 0 K: 1 BB: 0 S: 5 P: 5	R: 0 H: 0 E: 0 LOB: 0 K: 1 BB: 0 S: 5 P: 5	R: 0 H: 0 E: 0 LOB: 0 K: 3 BB: 0 S: 9 P: 9	R: 1 H: 0 E: 0 LOB: 1 K: 0 BB: 3 S: 2 P: 14

AB	33
R	7
H	6
RBI	7
BB	4
SO	11
LOB	13

PITCHER		IP	WLS	BF	H	R	ER	SO	BB	IBB	HBP	BLK	WP	HR	S	P	ERA	WHIP	PITCHER		IP	WLS	BF	H	R	ER	SO	BB	IBB	HBP	BLK	WP	HR	S	P	ERA	WHIP
35 Justin Verlander, R (1, 1) ERA: 1.8		3.0		11	2	1	1	4	0	0	0	0	0	1	20	21	3.00	0.667																		
64 Reymin Guduan, L (4, 1) ERA: 3.0		1.0	H	4	1	0	0	2	0	0	0	0	0	0	8	8	0.00	1.000																		
68 Forrest Whitley, R (5, 1) ERA: 1.8		3.0	W	14	3	5	1	2	1	0	0	0	0	1	17	21	3.00	1.333																		
87 Brandon Bielak, R (8, 1) ERA: 2.25		2.0	S	8	0	1	1	3	3	0	0	0	0	0	11	23	4.50	1.500																		

1B: 4	2B: 1	3B: 0	HR: 2	SF: 0	SAC: 0	DP: 1	HBP: 0	WP: 0	PB: 0	SB: 0	CS: 0	PA: 37
---	---	---	---	---	---	---	---	---	---	---	---	---

livebaseballscorecards.com

Houston Astros @ Washington Nationals

TOP

ITEAM Ballpark of the Palm Beaches, West Palm Beach, FL

Sun Mar 03 2019, 1:06 PM - 3:56 PM EST

Att. 4,206 - Partly Cloudy - 85 F

livebaseballscorecards.com

Batter	1	2	3	4	5	6	7	8	9	AB	R	H	RBI	BB	SO	LOB
18 Tony Kemp, L (1, 7) OBP: 0.571, SLG: 0.700	F7	G3-1		BB			12 G5-3 1B		G6-3	2	0	0	0	1	0	1
26 Myles Straw, R (4, PR) OBP: 0.389, SLG: 0.389 (4, 8)		2-3								2	0	1	0	0	0	0
23 Michael Brantley, L (1, 10) OBP: 0.385, SLG: 0.273	1 1B 10 2B 1B	P5		P3			SAFE 1-0 G5-3			2	1	1	0	0	0	1
12 Max Stassi, R (4, PH) OBP: 0.214, SLG: 0.214 (4, 10)							1-2			2	0	0	0	0	0	2
1 Carlos Correa, R (1, 6) OBP: 0.308, SLG: 0.462	10 2B 22 SF9 1B		13 WP 10 1B 1B		G5-3		BB			3	1	2	0	0	0	0
78 Alex De Goti, R (5, 6) OBP: 0.278, SLG: 0.133	1-3									0	0	0	0	1	0	0
10 Yuli Gurriel, R (1, 5) OBP: 0.583, SLG: 0.727	22 SF9 2B		13 WP 1B		G2		F7			3	0	2	1	0	0	0
83 Abraham Toro, S (5, 5) OBP: 0.375, SLG: 0.533	1-3 3-H		1-2							1	0	0	0	0	0	1
22 Josh Reddick, L (1, 9) OBP: 0.417, SLG: 0.700 (4, 7)	SF9		K		G4-3			G4-3		2	0	0	1	0	1	2
72 Yordan Alvarez, L (5, 7) OBP: 0.625, SLG: 0.500	2-3 3-H									1	0	0	0	0	0	0
13 Tyler White, R (1, 3) OBP: 0.500, SLG: 0.462	BB		G4-3 1-2 2-3			BB		K		1	0	0	0	1	0	2
79 Taylor Jones, R (3, 3) OBP: 0.250, SLG: 0.143										1	0	0	0	1	1	0
28 Robinson Chirinos, R (1, 2) OBP: 0.462, SLG: 0.455	P3	F7				K		K		2	0	0	0	0	0	4
74 Jamie Ritchie, R (5, 2) OBP: 0.556, SLG: 0.500										2	0	0	0	0	2	1
81 Nick Tanielu, R (1, 4) OBP: 0.444, SLG: 0.813		18 G3-1 2B		P3		K			G4-3	3	0	1	0	0	1	1
90 Osvaldo Duarte, R (6, 4)										1	0	0	0	0	0	0
6 Jake Marisnick, R (1, 8) OBP: 0.286, SLG: 0.462		G2		G6-3		K			G6-3	2	0	0	0	0	0	1
3 Kyle Tucker, L (4, 9) OBP: 0.333, SLG: 0.400										2	0	0	0	0	1	1

Inning Stats	1	2	3	4	5	6	7	8	9
	R: 2 E: 0 K: 0 S: 6	H: 3 LOB: 2 BB: 1 P: 10	R: 0 E: 0 K: 0 S: 4	H: 1 LOB: 1 BB: 0 P: 4	R: 0 E: 0 K: 1 S: 7	H: 2 LOB: 2 BB: 0 P: 8	R: 0 E: 0 K: 0 S: 3	H: 0 LOB: 1 BB: 1 P: 7	R: 0 E: 0 K: 0 S: 3	H: 0 LOB: 0 BB: 0 P: 3
	R: 0 E: 0 K: 3 S: 9	H: 0 LOB: 1 BB: 1 P: 13	R: 0 E: 0 K: 0 S: 3	H: 1 LOB: 1 BB: 1 P: 8	R: 0 E: 0 K: 2 S: 7	H: 0 LOB: 0 BB: 0 P: 7	R: 0 E: 0 K: 0 S: 3	H: 0 LOB: 0 BB: 0 P: 3		

1B: 5	SF: 1
2B: 2	SAC: 0
3B: 0	DP: 0
HR: 0	HBP: 0

WP: 1	PA: 37
PB: 0	
SB: 0	
CS: 0	

AB	32
R	2
H	7
RBI	2
BB	4
SO	6
LOB	17

PITCHER		IP	WLS	BF	H	R	ER	SO	BB	IBB	HBP	BLK	WP	HR	S	P	ERA	WHIP
19 Aníbal Sánchez, R ERA: 4.5	(1, 1)	2.0		11	4	2	2	0	1	0	0	0	0	0	10	14	9.00	2.500
41 Joe Ross, R ERA: 1.59	(3, 1)	2.0	W	9	2	0	0	1	1	0	0	0	1	0	10	15	0.00	1.500
44 Trevor Rosenthal, R ERA:	(5, 1)	1.0	H	3	0	0	0	0	0	0	0	0	0	0	3	3	0.00	0.000
70 Austin Adams, R ERA: 13.5	(6, 1)	1.0	H	4	0	0	0	3	1	0	0	0	0	0	9	13	0.00	1.000
20 Kyle Barraclough, R ERA:	(7, 1)	1.0	H	4	1	0	0	0	1	0	0	0	0	0	3	8	0.00	2.000
33 Matt Grace, L ERA:	(8, 1)	1.0	H	3	0	0	0	2	0	0	0	0	0	0	7	7	0.00	0.000
53 Austen Williams, R ERA:	(9, 1)	1.0	S	3	0	0	0	0	0	0	0	0	0	0	3	3	0.00	0.000

BOTTOM

Houston Astros @ Washington Nationals

ITTEAM Ballpark of the Palm Beaches, West Palm Beach, FL

Sun Mar 03 2019, 1:06 PM - 3:56 PM EST

Att. 4,206 - Partly Cloudy - 85 F

livebaseballscorecards.com

Batter	1	2	3	4	5	6	7	8	9	AB	R	H	RBI	BB	SO	LOB
7 Trea Turner, R (1, 6) OBP: 0.467, SLG: 0.364	B B B 4-0 22 S BB		X 0-0 22 WP 9 1B 2-H 2B	X 0-0 47 G6-4-3 1-2 2-H 3-H 1B			X 0-0 P2 ①			2	1	2	3	1	0	0
71 Jake Noll, R (6, 3) OBP: 0.733, SLG: 1.091										1	0	0	0	0	0	1
47 Howie Kendrick, R (1, 5) OBP: 0.200, SLG: 0.111	S S S 0-3 K ①		S S S 0-3 K ②	X 0-0 G6-4-3 1-2f ② ③			X 0-0 G4-6-3 1-2f ② ③			3	0	0	0	0	2	4
8 Carter Kieboom, R (6, 6) OBP: 0.467, SLG: 0.545										1	0	0	0	0	0	1
22 Juan Soto, L (1, 7) OBP: 0.500, SLG: 0.533	S S T 0-2 K 1-2 ②		B B B 4-0 9 1B 2-3 BB		C C C 0-3 K ①			X 0-0 F9 ①		2	0	0	0	1	2	1
39 Brandon Snyder, R (6, 9) OBP: 0.313, SLG: 0.733										1	0	0	0	0	0	0
9 Brian Dozier, R (1, 4) OBP: 0.286, SLG: 0.462	X 0-0 P6 ③		X 0-0 1-3 3-H 1B		S S S 0-3 K ②			S S S 0-3 K ②		3	0	1	1	0	1	1
63 Luis García Jr., L (6, 4) OBP: 0.214, SLG: 0.083										1	0	0	0	0	1	0
15 Matt Adams, L (1, 3) OBP: 0.235, SLG: 0.467		X 0-0 F9 ①	X 0-0 G4-3 ③		C C C 0-3 K ③			X 0-0 L9 ③		3	0	0	0	0	1	2
29 Pedro Severino, R (6, 2) OBP: 0.556, SLG: 0.714										1	0	0	0	0	0	0
10 Yan Gomes, R (1, 2) OBP: 0.364, SLG: 0.727		S S S 0-3 K ②	X 0-0 65 BB 16 BB 7 1B 1B		S S S 0-3 K ①					2	1	1	0	0	1	0
5 Adrián Sanchez, R (6, 5) OBP: 0.467, SLG: 0.455										1	0	0	0	0	1	0
68 Chuck Taylor, S (1, 9) OBP: 0.400, SLG: 0.643	X 0-0 F7 ③			S S S 0-3 K ①		X 0-0 F8 ②				2	0	0	0	0	1	1
67 Hunter Jones, R (6, 7) OBP: 0.438, SLG: 0.357										1	0	0	0	0	0	0
16 Victor Robles, R (1, 8) OBP: 0.444, SLG: 0.615			X 0-0 65 S 7 2B 1B	B B B 4-0 65 BB 7 1B 1-2 BB		S S S 0-3 K ③				2	2	1	0	1	1	0
17 Andrew Stevenson, L (7, 8) OBP: 0.286, SLG: 0.385										0	0	0	0	0	0	0
65 Raudy Read, R (1, 10) OBP: 0.429, SLG: 0.333			B S S S 1-3 K 1-2 ①	B B B 4-0 7 1B 1-2 2-3 BB			X 0-0 8 G4-6-3 1B			2	0	1	0	1	1	1
Inning Stats	R: 0 H: 0 E: 0 LOB: 1 K: 2 BB: 1 S: 7 P: 11	R: 0 H: 0 E: 0 LOB: 0 K: 1 BB: 0 S: 5 P: 5	R: 2 H: 3 E: 0 LOB: 2 K: 2 BB: 1 S: 10 P: 15	R: 2 H: 2 E: 0 LOB: 1 K: 1 BB: 2 S: 6 P: 14	R: 0 H: 0 E: 0 LOB: 0 K: 3 BB: 0 S: 9 P: 9	R: 0 H: 0 E: 0 LOB: 0 K: 2 BB: 0 S: 7 P: 7	R: 0 H: 1 E: 0 LOB: 0 K: 0 BB: 0 S: 3 P: 3	R: 0 H: 0 E: 0 LOB: 0 K: 1 BB: 0 S: 5 P: 5		1B: 5 SF: 0 2B: 1 SAC: 0 3B: 0 DP: 2 HR: 0 HBP: 0						

AB	28
R	4
H	6
RBI	4
BB	4
SO	12
LOB	12

WP: 1 PA: 32
PB: 0
SB: 2
CS: 0

PITCHER		IP	WLS	BF	H	R	ER	SO	BB	IBB	HBP	BLK	WP	HR	S	P	ERA	WHIP
45 Gerrit Cole, R ERA:	(1, 1)	2.0		7	0	0	0	3	1	0	0	0	0	0	12	16	0.00	0.500
30 Héctor Rondón, R ERA: 27.0	(3, 1)	0.2	B	6	3	2	2	2	1	0	0	0	1	0	9	14	27.00	6.000
89 Erasmo Pinales, R ERA: 4.91	(3, 1)	0.2	L	5	1	2	2	1	2	0	0	0	0	0	5	13	27.00	4.500
91 Ralph Garza Jr., R ERA:	(4, 1)	0.2		2	1	0	0	0	0	0	0	0	0	0	2	2	0.00	1.500
55 Ryan Pressly, R ERA:	(5, 1)	1.0		3	0	0	0	3	0	0	0	0	0	0	9	9	0.00	0.000

PITCHER		IP	WLS	BF	H	R	ER	SO	BB	IBB	HBP	BLK	WP	HR	S	P	ERA	WHIP
71 Akeem Bostick, R ERA:	(6, 1)	2.0		6	1	0	0	2	0	0	0	0	0	0	10	10	0.00	0.500
91 Peter Solomon, R ERA:	(8, 1)	1.0		3	0	0	0	1	0	0	0	0	0	0	5	5	0.00	0.000

Houston Astros @ Atlanta Braves

Stadium at the ESPN Wide World of Sports, Lake Buena Vista, FL

Mon Mar 04 2019, 1:09 PM - 3:36 PM EST

Att. 4,535 - Cloudy - 82 F

TOP

livebaseballscorecards.com

Batter	1	2	3	4	5	6	7	8	9	AB	R	H	RBI	BB	SO	LOB
6 Jake Marisnick, R (1, 10) OBP: 0.294, SLG: 0.438 93 Michael Papierski, S (8, PH) (8, 10)	FSS 0-3 ① K		X 0-0 26 S 26 E 1B		X 0-0 ② F8			X 0-0 ① G6-3		3	1	1	0	0	1	0
										1	0	0	0	0	0	0
26 Myles Straw, R (1, 8) OBP: 0.364, SLG: 0.409 (7, 9)	X 0-0 21 HR 2B		B X 1-0 ② G5-3 1-H		X 0-0 ③ G4-3			X 0-0 ② G5-3		4	1	1	0	0	0	0
21 Derek Fisher, L (1, 7) OBP: 0.429, SLG: 0.706 73 Ronnie Dawson, L (6, 7) OBP: 0.429, SLG: 0.429 (7, 8)	CBCBX 2-2 2-H HR		X 0-0 ③ F8			X 0-0 ① F8		SSS 0-3 ③ K		3	1	1	2	0	0	0
										1	0	0	0	0	1	0
13 Tyler White, R (1, 5) OBP: 0.476, SLG: 0.400 83 Abraham Toro, S (6, 5) OBP: 0.353, SLG: 0.500	SSS 0-3 ② K			BBBB 4-0 44 L6 BB		X 0-0 ② G4-3			X 0-0 ① G5-3	2	0	0	0	1	1	0
										1	0	0	0	0	0	0
44 AJ Reed, L (1, 3) OBP: 0.100, SLG: 0.235 92 Seth Beer, L (8, 3) OBP: 0.333, SLG: 0.200	CCC 0-3 ③ K			X 0-0 ① ② L6 1-1		X 0-0 ③ G5-3			X 0-0 ② F7	3	0	0	0	0	1	1
										1	0	0	0	0	0	0
12 Max Stassi, R (1, 2) OBP: 0.235, SLG: 0.188 75 Chuckie Robinson, R (7, 2) OBP: 0.222, SLG: 0.556		CCC 0-3 ① K		BBBB 4-0 BB			CCC 0-3 ① K		SST 0-2 ③ K	2	0	0	0	1	2	0
										1	0	0	0	0	1	0
3 Kyle Tucker, L (1, 9) OBP: 0.278, SLG: 0.333 87 J.J. Matijevic, L (7, 7)		X 0-0 ② F7		X 0-0 ③ F9			X 0-0 ② F7			3	0	0	0	0	0	1
										0	0	0	0	0	0	0
81 Nick Tanielu, R (1, 4) OBP: 0.476, SLG: 0.947 82 Josh Rojas, L (7, 4) OBP: 0.154, SLG: 0.231		X 0-0 ③ L8			BBBCX 3-1 HR		X 0-0 1B			3	1	2	1	0	0	0
										0	0	0	0	0	0	0
80 Jack Mayfield, R (1, 6) OBP: 0.263, SLG: 0.278 95 Jeremy Peña, R (8, 6)			X 0-0 ① F9		X 0-0 ① P4		SSS 0-3 ③ K			3	0	0	0	0	1	1
										0	0	0	0	0	0	0
Inning Stats	R: 2 E: 0 K: 3 S: 13 H: 2 LOB: 0 BB: 0 P: 15	R: 0 E: 0 K: 1 S: 5 H: 0 LOB: 0 BB: 0 P: 5	R: 1 E: 1 K: 0 S: 4 H: 1 LOB: 0 BB: 0 P: 5	R: 0 E: 0 K: 0 S: 2 H: 0 LOB: 1 BB: 2 P: 10	R: 1 E: 0 K: 0 S: 5 H: 1 LOB: 0 BB: 0 P: 8	R: 0 E: 0 K: 0 S: 3 H: 0 LOB: 0 BB: 0 P: 3	R: 0 E: 0 K: 2 S: 8 H: 1 LOB: 1 BB: 0 P: 8	R: 0 E: 0 K: 1 S: 5 H: 0 LOB: 0 BB: 0 P: 5	R: 0 E: 0 K: 1 S: 5 H: 0 LOB: 0 BB: 0 P: 5	1B: 2 2B: 2 3B: 0 HR: 2	SF: 0 SAC: 0 DP: 1 HBP: 0						

	AB	31
	R	4
	H	5
	RBI	3
	BB	2
	SO	8
	LOB	3

WP: 0 PB: 0 SB: 1 CS: 0 PA: 33

PITCHER		IP	WLS	BF	H	R	ER	SO	BB	IBB	HBP	BLK	WP	HR	S	P	ERA	WHIP
49 Julio Teheran, R ERA: 6.0	(1, 1)	3.0	L	12	3	3	2	4	0	0	0	0	0	1	22	25	6.00	1.000
36 Kolby Allard, L ERA: 1.5	(4, 1)	2.0		8	1	1	1	0	2	0	0	0	0	1	7	18	4.50	1.500
75 Grant Dayton, L ERA:	(6, 1)	1.0		3	0	0	0	0	0	0	0	0	0	0	3	3	0.00	0.000
39 Sam Freeman, L ERA: 1.93	(7, 1)	2.0		7	1	0	0	3	0	0	0	0	0	0	13	13	0.00	0.500
84 Michael Mader, L ERA: 4.5	(9, 1)	1.0		3	0	0	0	1	0	0	0	0	0	0	5	5	0.00	0.000

PITCHER		IP	WLS	BF	H	R	ER	SO	BB	IBB	HBP	BLK	WP	HR	S	P	ERA	WHIP

Houston Astros @ Atlanta Braves

at the ESPN Wide World of Sports, Lake Buena Vista, FL

Mon Mar 04 2019, 1:09 PM - 3:36 PM EST

Att. 4,535 - Cloudy - 82 F

BOTTOM

livebaseballscorecards.com

Batter	1	2	3	4	5	6	7	8	9	AB	R	H	RBI	BB	SO	LOB
11 Ender Inciarte, L (1, 8) OBP: 0.286, SLG: 0.286 77 Cristian Pache, R (6, 8) OBP: 0.500, SLG: 0.600	0-0 5 G3 23 BLK 1B		0-0 ① FC6 5 S 23 BB 1-2f		0-0 ①② G5-6-3 1-2f		0-0 98 G2-3 96 1B 1B	SSS 0-3 ③ K		3 2	0 0	1 1	0 0	0 0	0 1	2 0
23 Adam Duvall, R (1, 10) OBP: 0.333, SLG: 0.600 96 Alejandro Salazar, R (5, PR) OBP: 0.200, SLG: 0.200 (6, 10) 59 Riley Unroe, S (9, PH) OBP: 0.333, SLG: 0.200	0-0 ① G4-3 1-2		BBBB 4-0 5 S 1-2 BB		0-0 1B		0-0 98 G2-3 1-2 1B		0-0 ① G4-3	2 1 1	0 0 0	1 1 0	0 0 0	1 0 0	0 0 0	1 0 0
5 Freddie Freeman, L (1, 3) OBP: 0.250, SLG: 0.583 98 Drew Lugbauer, L (4, 3) OBP: 0.400, SLG: 0.667	0-0 ② G3 2-3		SSS 0-3 ② K 1-2 2-3		0-0 ③ F9		0-0 ① G2-3 1-2 2-3		0-0 83 WP 1B	2 3	0 0	0 1	0 0	0 0	1 0	3 3
13 Ronald Acuña Jr., R (1, 7) OBP: 0.333, SLG: 0.462 83 Greyson Jenista, L (7, 7) OBP: 0.333, SLG: 0.333	SSS 0-3 ③ K		0-0 ③ P6			B X 1-0 HR	SSS 0-3 ② K		B X 1-0 ② P5 1-2	3 2	1 0	1 0	1 0	0 0	1 1	3 3
16 Brian McCann, L (1, 2) OBP: 0.333, SLG: 0.333 87 Jonathan Morales, R (5, 2)		0-0 69 FC6 1B		0-0 ① G6-3		0-0 ① L8	0-0 ③ G1-3		0-0 ③ F9	2 3	0 0	1 0	0 0	0 0	0 0	0 3
8 Charlie Culberson, R (1, 6) OBP: 0.125, SLG: 0.067 76 Luis Marté, R (7, 6) OBP: 0.077, SLG: 0.167		0-0 ① F8		0-0 74 S 1B		CCC 0-3 ② K		0-0 78 HR 2B		3 1	0 1	1 1	0 0	0 0	1 0	1 0
74 Austin Riley, R (1, 5) OBP: 0.333, SLG: 0.250 78 Sean Kazmar Jr., R (7, 5) OBP: 0.444, SLG: 0.778		0-0 ② F8	C X 0-1 ② F8 1-2			0-0 69 1B 1B		B X 1-0 2-H HR		3 1	0 1	1 1	0 2	0 0	0 0	2 0
69 Rafael Ortega, L (1, 9) OBP: 0.333, SLG: 0.231 68 Ryan LaMarre, R (7, 9) OBP: 0.400, SLG: 0.375		0-0 ③ FC6 1-2f		0-0 ③ L1		0-0 1-3 1B		CCC 0-3 ① K		3 1	0 0	1 0	0 0	0 0	0 1	2 0
24 Andrés Blanco, S (1, 4) OBP: 0.400, SLG: 0.889 98 Daniel Lockhart, L (6, 4)			0-0 11 FC6 1B		0-0 11 G5-6-3 1B	0-0 ③ G4-3		0-0 ② F7		2 2	0 0	2 0	0 0	0 0	0 0	0 2
Inning Stats	R: 0 E: 0 K: 1 S: 6 H: 1 LOB: 1 BB: 0 P: 6	R: 0 E: 0 K: 0 S: 4 H: 1 LOB: 1 BB: 0 P: 4	R: 0 E: 0 K: 1 S: 6 H: 1 LOB: 2 BB: 1 P: 10	R: 0 E: 0 K: 0 S: 5 H: 1 LOB: 1 BB: 0 P: 5	R: 0 E: 0 K: 0 S: 4 H: 2 LOB: 1 BB: 0 P: 4	R: 1 E: 0 K: 1 S: 8 H: 3 LOB: 2 BB: 0 P: 9	R: 0 E: 0 K: 1 S: 7 H: 2 LOB: 2 BB: 0 P: 7	R: 2 E: 0 K: 2 S: 9 H: 2 LOB: 0 BB: 0 P: 10	R: 0 E: 0 K: 0 S: 4 H: 1 LOB: 1 BB: 0 P: 5	1B: 11 2B: 1 3B: 0 HR: 2	SF: 0 SAC: 0 DP: 1 HBP: 0				WP: 1 PB: 0 SB: 3 CS: 0	PA: 41	

	AB	40
	R	3
	H	14
	RBI	3
	BB	1
	SO	6
	LOB	25

PITCHER		IP	WLS	BF	H	R	ER	SO	BB	IBB	HBP	BLK	WP	HR	S	P	ERA	WHIP
20 Wade Miley, L ERA:	(1, 1)	2.2	W	12	3	0	0	2	1	0	0	1	0	0	15	19	0.00	1.500
47 Chris Devenski, R ERA: 21.6	(3, 1)	1.1	H	5	1	0	0	0	0	0	0	0	0	0	6	6	0.00	0.750
52 Brady Rodgers, R ERA: 5.63	(5, 1)	3.0	H	15	7	1	1	2	0	0	0	0	0	1	19	20	3.00	2.333
88 Bryan Abreu, R ERA: 18.0	(8, 1)	1.0	H	5	2	2	2	2	0	0	0	0	0	1	9	10	18.00	2.000
70 Cy Sneed, R ERA: 2.08	(9, 1)	1.0	S	4	1	0	0	0	0	0	0	0	1	0	4	5	0.00	1.000

PITCHER	IP	WLS	BF	H	R	ER	SO	BB	IBB	HBP	BLK	WP	HR	S	P	ERA	WHIP

TOP

Miami Marlins @ Houston Astros

ATTEAM Ballpark of the Palm Beaches, West Palm Beach, FL

Wed Mar 06 2019, 1:07 PM - 4:09 PM EST

Att. 2,562 - Sunny - 65 F

livebaseballscorecards.com

Batter	1	2	3	4	5	6	7	8	9	AB	R	H	RBI	BB	SO	LOB
10 JT Riddle, L (1, 6) OBP: 0.130, SLG: 0.048 22 Joe Dunand, R (6, 6)	G3		FC6 15 G6-3 1-3 2-H		SH1-3 1-2		G1-3		K	2 2	0 0	0 0	0 0	0 0	0 1	1 1
15 Brian Anderson, R (1, 5) OBP: 0.458, SLG: 0.650 67 James Nelson, R (5, PR) OBP: 1.000, SLG: 1.000 (5, 5)	G5-3		G6-3 2-3 3-H		76 WP HBP		3-H 1B			2 1	0 0	0 1	1 1	0 0	0 0	1 0
76 Isan Díaz, L (1, 4) OBP: 0.238, SLG: 0.278 30 Bryson Brigman, R (6, 4)	K		K		1-3 2-H K		K			3 1	0 0	0 0	0 0	0 0	3 1	2 1
45 Peter O'Brien, R (1, 9) OBP: 0.217, SLG: 0.150 36 Tristan Pompey, S (6, 9)		F8		9 BB 24 1B BB	K			G6-3		2 1	1 0	0 0	0 0	1 0	1 0	2 0
9 Lewis Brinson, R (1, 8) OBP: 0.478, SLG: 1.190 65 Gabriel Guerrero, R (6, PR) OBP: 0.400, SLG: 0.643 (6, 8)		F8		24 1B 28 CS 1-2 BB		26 G6-4-3 1B		14 FC4-6 BB		2 0	0 0	1 0	0 0	1 1	0 0	0 0
24 Pedro Alvarez, L (1, 10) OBP: 0.222, SLG: 0.188 14 Justin Twine, R (8, PH) (8, 10)		F9		1-3 2-H 1B		F7		FC4-6 1-2f		3 1	0 0	1 0	1 0	0 0	0 0	1 1
26 Garrett Cooper, R (1, 3) OBP: 0.294, SLG: 0.313 47 Sean Reynolds, L (6, 3)			G5-3	K		G6-4-3 1-2f		K		3 1	0 0	0 0	0 0	0 0	1 1	3 1
44 Austin Dean, R (1, 7) OBP: 0.421, SLG: 0.438 92 Brian Miller, L (6, 7) OBP: 0.308, SLG: 0.364 37 Anfernee Seymour, S (9, PH)			10 FC6 10 E 2B	K			91 G4-3 67 1B 2B		G6-3	2 1 1	1 1 0	1 1 0	0 0 0	0 0 0	1 0 0	2 0 0
28 Bryan Holaday, R (1, 2) OBP: 0.462, SLG: 0.417 91 Santiago Chávez, R (6, 2) OBP: 0.429, SLG: 0.571 20 Michael Hernandez, R (9, PH)			10 E 15 G6-3 BB	CS 3-H	10 SH1-3 76 WP 1B		G4-3 2-3		K	1 1 1	2 0 0	1 0 0	0 0 0	1 0 1	0 0 0	0 1 0

	AB	31
	R	5
	H	6
	RBI	3
	BB	4
	SO	10
	LOB	17

Inning Stats																				
	R: 0 E: 0 K: 1 S: 5	H: 0 LOB: 0 BB: 0 P: 6	R: 0 E: 0 K: 0 S: 3	H: 0 LOB: 0 BB: 0 P: 3	R: 2 E: 1 K: 1 S: 7	H: 1 LOB: 1 BB: 1 P: 11	R: 1 E: 0 K: 2 S: 7	H: 1 LOB: 1 BB: 2 P: 15	R: 1 E: 0 K: 2 S: 8	H: 1 LOB: 2 BB: 0 P: 11	R: 0 E: 0 K: 0 S: 3	H: 1 LOB: 1 BB: 0 P: 3	R: 1 E: 0 K: 1 S: 7	H: 2 LOB: 1 BB: 0 P: 7	R: 0 E: 0 K: 1 S: 5	H: 0 LOB: 1 BB: 1 P: 9	R: 0 E: 0 K: 2 S: 7	H: 0 LOB: 0 BB: 0 P: 7	1B: 4 2B: 2 3B: 0 HR: 0	SF: 0 SAC: 1 DP: 1 HBP: 1	WP: 2 PB: 0 SB: 0 CS: 1	PA: 38

PITCHER	IP	WLS	BF	H	R	ER	SO	BB	IBB	HBP	BLK	WP	HR	S	P	ERA	WHIP
41 Brad Peacock, R (1, 1) ERA:	3.0		12	1	2	0	2	1	0	0	0	0	0	15	20	0.00	0.667
69 J.B. Bukauskas, R (4, 1) ERA: 1.8	1.0		5	1	1	1	2	2	0	0	0	0	0	7	15	9.00	3.000
64 Reymin Guduan, L (5, 1) ERA: 4.5	1.0	W	5	1	1	1	2	0	0	1	0	1	0	8	11	9.00	1.000
59 Framber Valdez, L (6, 1) ERA: 4.26	3.0	H	12	3	1	1	2	1	0	0	0	0	0	15	19	3.00	1.333
63 Brendan McCurry, R (9, 1) ERA: 1.93	1.0		3	0	0	0	2	0	0	0	0	0	0	7	7	0.00	0.000

PITCHER	IP	WLS	BF	H	R	ER	SO	BB	IBB	HBP	BLK	WP	HR	S	P	ERA	WHIP

BOTTOM

Miami Marlins @ Houston Astros

TEAM Ballpark of the Palm Beaches, West Palm Beach, FL

Wed Mar 06 2019, 1:07 PM - 4:09 PM EST

Att. 2,562 - Sunny - 65 F

livebaseballscorecards.com

Batter	1	2	3	4	5	6	7	8	9	AB	R	H	RBI	BB	SO	LOB
4 George Springer, R (1, 8) OBP: 0.412, SLG: 0.500 6 Jake Marisnick, R (5, 8) OBP: 0.350, SLG: 0.500	CCC 0-3 ① K		X 0-0 ② P5		BBBB 4-0 44 2B; 83 2B; 1-2 2-3 BB	X 0-0 44 S; 44 1B; 1-H 2B		X 0-0 E6		2 2	0 2	0 1	0 1	0 1	1 0	0 0
27 Jose Altuve, R (1, 10) OBP: 0.308, SLG: 0.182 44 AJ Reed, L (5, PH) OBP: 0.182, SLG: 0.368 (6, 10) 73 Ronnie Dawson, L (6, PR) OBP: 0.400, SLG: 0.400 (7, 10)	SSS 0-3 ② K		CCC 0-3 ③ K		X 0-0 83 2B; 1-3 2-H 3-H 2B	B X 1-0 82 1B; 83 BB; 2-H 1B		X 0-0 ① F8		2 2 1	0 1 0	0 2 0	0 3 0	0 0 0	2 0 1	0 0 1
2 Alex Bregman, R (1, 5) OBP: 0.857, SLG: 1.667 83 Abraham Toro, S (3, 5) OBP: 0.381, SLG: 0.526	BBBB 4-0 BB			SSS 0-3 ① K	X 0-0 80 FC5; 72 WP; 2-H 3-H 2B	BBBB 4-0 82 1B; 1-2 BB		X 0-0 ② F7		0 3	0 1	0 1	0 2	1 1	0 1	0 1
23 Michael Brantley, L (1, 7) OBP: 0.333, SLG: 0.231 82 Josh Rojas, L (5, 4) OBP: 0.250, SLG: 0.267	X 0-0 ③ F8			X 0-0 ② F7	BBBB 4-0 72 WP; 80 FC5; 72 L1-3 BB	X 0-0 80 G4-6-3; 1-2 2-3 1B		X 0-0 ③ G4-3		2 2	0 1	0 1	0 0	0 1	0 0	1 1
1 Carlos Correa, R (1, 6) OBP: 0.235, SLG: 0.353 80 Jack Mayfield, R (5, 6) OBP: 0.238, SLG: 0.250		X 0-0 ① F9		X 0-0 ③ G6-3	X 0-0 FC5; 72 L1-3; 72 WP; 1-2 2-3	X 0-0 ② ③ G4-6-3; 1-2f				2 2	0 0	0 0	0 0	0 0	0 0	0 5
10 Yuli Gurriel, R (1, 3) OBP: 0.500, SLG: 0.667 72 Yordan Alvarez, L (5, PH) OBP: 0.500, SLG: 0.357 77 Garrett Stubbs, L (6, 2) OBP: 0.333, SLG: 0.800		X 0-0 22 L4-6; 2B			8-0 G5-3; 1-3 2-H 3-H L1-3		BBBSSX 3-2 HR			2 1 1	0 0 1	1 0 1	0 1 1	0 0 0	0 0 0	0 1 0
22 Josh Reddick, L (1, 9) OBP: 0.467, SLG: 0.636 21 Derek Fisher, L (5, PR) OBP: 0.391, SLG: 0.632 (6, 9)		X 0-0 ② ③ L4-6; 2-2			4-0 28 HBP; 16 1B; BB; 0-0 G6-3		SSS 0-3 ① K			1 2	0 1	0 0	0 0	1 1	0 0	1 2
28 Robinson Chirinos, R (1, 2) OBP: 0.533, SLG: 0.750 79 Taylor Jones, R (5, PR) OBP: 0.167, SLG: 0.091 (6, 3)			BBSSX 2-2 HR		H 1-0 6 BB; 16 1B; 44 2B; 1-2 HBP	X 0-0 ① G6-3	X 0-0 ② F9			1 2	1 1	1 0	1 0	0 0	0 0	0 0
16 Aledmys Díaz, R (1, 4) OBP: 0.158, SLG: 0.111 (5, 7) 3 Kyle Tucker, L (6, 7) OBP: 0.300, SLG: 0.316			X 0-0 ① G6-3		X 0-0 6 BB; 44 2B; 1-2 2-H 1B	BBBB 4-0 6 2B; BB	X 0-0 ③ P6			2 1	1 1	1 0	1 0	0 1	0 0	0 0
Inning Stats	R: 0 E: 0 K: 2 S: 7 H: 0 LOB: 1 BB: 1 P: 11	R: 0 E: 0 K: 0 S: 3 H: 1 LOB: 0 BB: 0 P: 3	R: 1 E: 0 K: 1 S: 8 H: 1 LOB: 0 BB: 0 P: 10	R: 0 E: 0 K: 1 S: 5 H: 0 LOB: 0 BB: 0 P: 5	R: 7 E: 0 K: 0 S: 7 H: 3 LOB: 2 BB: 3 P: 21	R: 2 E: 0 K: 0 S: 5 H: 3 LOB: 3 BB: 2 P: 14	R: 1 E: 0 K: 1 S: 8 H: 1 LOB: 0 BB: 0 P: 11	R: 0 E: 1 K: 0 S: 4 H: 0 LOB: 1 BB: 0 P: 4		1B: 3 2B: 5 3B: 0 HR: 2	SF: 0 SAC: 0 DP: 2 HBP: 1			WP: 1 PB: 0 SB: 1 CS: 0	PA: 40	

	AB	33
	R	11
	H	9
	RBI	10
	BB	6
	SO	5
	LOB	13

PITCHER		IP	WLS	BF	H	R	ER	SO	BB	IBB	HBP	BLK	WP	HR	S	P	ERA	WHIP
36 Trevor Richards, R ERA: 4.32	(1, 1)	3.1		12	2	1	1	4	1	0	0	0	0	1	21	27	2.70	0.900
56 Tayron Guerrero, R ERA:	(4, 1)	0.2	H	2	0	0	0	0	0	0	0	0	0	0	2	2	0.00	0.000
71 Drew Steckenrider, R ERA: 18.9	(5, 1)	0.1	L	7	3	7	7	0	2	0	1	0	0	0	4	13	189.00	15.000
37 Austin Brice, R ERA: 2.08	(5, 1)	0.2		4	0	0	0	0	1	0	0	0	1	0	3	8	0.00	1.500
89 Robert Dugger, R ERA: 9.0	(6, 1)	1.0		7	3	2	2	0	2	0	0	0	0	0	5	14	18.00	5.000

PITCHER		IP	WLS	BF	H	R	ER	SO	BB	IBB	HBP	BLK	WP	HR	S	P	ERA	WHIP
51 Ben Meyer, R ERA: 10.8	(7, 1)	1.0		4	1	1	1	1	0	0	0	0	0	1	8	11	9.00	1.000
48 Hector Noesí, R ERA: 6.35	(8, 1)	1.0		4	0	0	0	0	0	0	0	0	0	0	4	4	0.00	0.000

Batter	1	2	3	4	5	6	7	8	9	AB	R	H	RBI	BB	SO	LOB
4 George Springer, R (1, 10) OBP: 0.400, SLG: 0.438 77 Garrett Stubbs, L (6, PH) OBP: 0.375, SLG: 0.800 (6, 10) 74 Jamie Ritchie, R (8, PH) OBP: 0.500, SLG: 0.444 (8, 10)	C B B B B 4-1 18 FC4-6 BB	X 0-0 ③ G5-3		X 0-0 ② P3 1-2		B B B 4-0 1-2 BB	X 0-0 ③ F8		2 0 0 0 1 0 2 0 0 0 0 1 0 0 1 0 0 0 0 0 1						
18 Tony Kemp, L (1, 8) OBP: 0.579, SLG: 0.615 72 Yordan Alvarez, L (6, PH) OBP: 0.455, SLG: 0.313 (6, 7)	X 0-0 ① FC4-6 23 G6-3 23 S 1-2f		B B B 4-0 23 1B 1 G4-3 BB	B B B 4-0 BB		S S S 0-3 ②③ K 2-3			X 0-0 ① G5-3	1 1 0 0 2 0 1 2 0 0 0 0 1 2						
23 Michael Brantley, L (1, 9) OBP: 0.333, SLG: 0.250 73 Ronnie Dawson, L (6, 9)	1 SAFE X 0-0 ② G6-3 1-3		X 0-0 16 E 1 G4-3 16 1B 1-3 1B	X 0-0 ③ F8			X 0-0 ① G6-3		X 0-0 ② F9	3 1 1 0 0 0 3 2 0 0 0 0 0 0						
1 Carlos Correa, R (1, 6) OBP: 0.250, SLG: 0.350 78 Alex De Goti, R (6, 6) OBP: 0.318, SLG: 0.167	S S S 0-3 ③ K		X 0-0 ① G4-3 1-2 3-H		X 0-0 13 G1-3 1B		S S C 0-3 ② K		B B B B 4-0 BB	3 0 1 1 0 1 2 1 0 0 0 1 1 0						
13 Tyler White, R (1, 3) OBP: 0.417, SLG: 0.333 44 AJ Reed, L (6, 3) OBP: 0.208, SLG: 0.429		X 0-0 E4 12 E	S S S 0-3 ② K		1 SAFE 1 SAFE 1 SAFE X 0-0 ① G1-3 1-2		X 0-0 2B		S S C 0-3 ③ K	3 1 0 0 0 1 2 2 0 1 0 0 1 1						
16 Aledmys Díaz, R (1, 5) OBP: 0.182, SLG: 0.143 80 Jack Mayfield, R (6, 5) OBP: 0.227, SLG: 0.238		X 0-0 ① P4	2 SAFE X 0-0 81 FC5-4 2-H 1B		X 0-0 ② F8		S S S 0-3 ③ K			3 0 1 1 0 0 2 1 0 0 0 0 1 1						
81 Nick Tanielu, R (1, 4) OBP: 0.417, SLG: 0.818 82 Josh Rojas, L (6, 4) OBP: 0.235, SLG: 0.250		X 0-0 ② F7	X 0-0 ③ FC5-4 1-2f		X 0-0 ③ G6-3			X 0-0 ① P4		3 0 0 0 0 0 3 1 0 0 0 0 0 0						
12 Max Stassi, R (1, 2) OBP: 0.350, SLG: 0.278 75 Chuckie Robinson, R (7, 2) OBP: 0.300, SLG: 0.556		X 0-0 E9 21 1B 2-H 1B		B B B B 4-0 4 WP BB		X 0-0 21 FC4-6 1B		B B B B 4-0 BB		2 1 2 1 1 0 0 0 0 0 0 1 0 0						
21 Derek Fisher, L (1, 7) OBP: 0.385, SLG: 0.591 26 Myles Straw, R (6, 8) OBP: 0.348, SLG: 0.391		X 0-0 2-H 1B		X 0-0 ① F8		X 0-0 ① FC4-6 72 CS 77 S 1-2f		S S S 0-3 ② K		3 0 1 1 0 0 2 1 0 0 0 0 1 1						
Inning Stats	R: 0 H: 0 E: 0 LOB: 1 K: 1 BB: 1 S: 6 P: 10	R: 2 H: 2 E: 2 LOB: 1 K: 0 BB: 0 S: 6 P: 6	R: 2 H: 2 E: 1 LOB: 1 K: 1 BB: 1 S: 7 P: 11	R: 0 H: 0 E: 0 LOB: 2 K: 0 BB: 2 S: 3 P: 11	R: 0 H: 1 E: 0 LOB: 1 K: 0 BB: 0 S: 4 P: 4	R: 0 H: 1 E: 0 LOB: 2 K: 1 BB: 1 S: 5 P: 9	R: 0 H: 1 E: 0 LOB: 1 K: 2 BB: 0 S: 8 P: 8	R: 0 H: 0 E: 0 LOB: 1 K: 1 BB: 1 S: 5 P: 9	R: 0 H: 0 E: 0 LOB: 1 K: 1 BB: 1 S: 5 P: 9	1B: 6 SF: 0 2B: 2 SAC: 0 3B: 0 DP: 1 HR: 0 HBP: 0						

TOP

Houston Astros @ Miami Marlins

Roger Dean Chevrolet Stadium, Jupiter, FL

Thu Mar 07 2019, 1:10 PM - 4:37 PM EST

Att. 2,554 - Partly Cloudy - 73 F

livebaseballscorecards.com

AB	34
R	4
H	7
RBI	4
BB	7
SO	7
LOB	23

WP: 1 PA: 41
PB: 0
SB: 2
CS: 1

PITCHER	IP	WLS	BF	H	R	ER	SO	BB	IBB	HBP	BLK	WP	HR	S	P	ERA	WHIP
62 José Ureña, R (1, 1) ERA: 4.05	2.2	L	15	4	4	1	2	2	0	0	0	0	0	18	26	3.38	2.250
67 R.J. Alvarez, R (3, 1) ERA: 11.25	1.1		6	0	0	0	0	2	0	0	0	1	0	4	12	0.00	1.500
36 Zac Gallen, R (5, 1) ERA: 4.5	2.0		8	2	0	0	1	1	0	0	0	0	0	9	13	0.00	1.500
72 Kyle Keller, R (7, 1) ERA: 15.43	1.0		4	1	0	0	2	0	0	0	0	0	0	8	8	0.00	1.000
88 Brian Moran, L (8, 1) ERA: 3.38	1.0		4	0	0	0	1	1	0	0	0	0	0	5	9	0.00	1.000

PITCHER	IP	WLS	BF	H	R	ER	SO	BB	IBB	HBP	BLK	WP	HR	S	P	ERA	WHIP
45 Tommy Eveld, R (9, 1) ERA:	1.0		4	0	0	0	1	1	0	0	0	0	0	5	9	0.00	1.000

BOTTOM

Batter	1	2	3	4	5	6	7	8	9	AB	R	H	RBI	BB	SO	LOB
21 Curtis Granderson, L (1, 10)	S S S 0-3 ① K		S S S 0-3 ① K	X 0-0 ③ G6-3		S S S 0-3 ③ K			X 0-0 24 BB 1B	2	0	0	0	0	2	0
92 Brian Miller, L (4, PH) (5, 10) OBP: 0.313, SLG: 0.357										3	0	1	0	0	1	5
19 Miguel Rojas, R (1, 6) OBP: 0.444, SLG: 0.412	X 0-0 1B		X 0-0 5 SH1-3 1B		X 0-0 ① G6-3		S S S 0-3 ① K		1 SAFE 1 SAFE S S S 0-3 ① K	3	0	2	0	0	0	0
2 Yadiel Rivera, R (6, 6) OBP: 0.278, SLG: 0.200										2	0	0	0	0	2	1
5 Rosell Herrera, S (1, 8) OBP: 0.318, SLG: 0.368	1 SAFE X 0-0 ② F7		X 0-0 ② SH1-3 1-2		X 0-0 ② F7		X 0-0 ② F8		1 SAFE X 0-0 ② P4	2	0	0	0	0	0	1
79 Isaac Galloway, R (6, 8) OBP: 0.350, SLG: 0.278										2	0	0	0	0	0	1
14 Martín Prado, R (1, 3)	1 SAFE X 0-0 ③ G6-3		X 0-0 ③ G5-3		X 0-0 ③ F9		S S C 0-3 ③ K		B B B B 4-0 1-2 BB	3	0	0	0	0	0	2
24 Pedro Alvarez, L (6, 3) OBP: 0.250, SLG: 0.176										1	0	0	0	1	1	0
26 Garrett Cooper, R (1, 7) OBP: 0.400, SLG: 0.389		X 0-0 28 E 1B		X 0-0 28 1B 63 G6-3 1B		B B B B 4-0 63 E 12 1B BB		S S S 0-3 ① K	X 0-0 ③ G4-3	2	0	2	0	1	0	0
34 Magneuris Sierra, L (6, PR) (7, 7) OBP: 0.200, SLG: 0.200										2	1	0	0	0	1	2
63 Monte Harrison, R (1, 9) OBP: 0.286, SLG: 0.176		S S S 0-3 ① K	1 SAFE X 0-0 ① G6-3 1-2			X 0-0 E5 12 1B 1-2		X 0-0 14 G3 97 1B 1B		3	0	0	0	0	1	3
65 Gabriel Guerrero, R (7, 9) OBP: 0.438, SLG: 0.667										1	0	1	0	0	0	0
28 Bryan Holaday, R (1, 2) OBP: 0.533, SLG: 0.462		1 SAFE B B B B 4-0 1-2 BB	X 0-0 55 BB 2-3 1B			X 0-0 ① F8		X 0-0 14 G3 1-2 1B		1	0	1	0	1	0	0
97 Nick Fortes, R (5, 2) OBP: 0.500, SLG: 0.500										2	0	1	0	0	0	2
55 Jon Berti, R (1, 4) OBP: 0.368, SLG: 0.400		S S S 0-3 ② K	B B B B 4-0 1-2 BB			X 0-0 ② F9		X 0-0 ② G3 1-2 2-3		2	0	0	0	1	1	4
14 Justin Twine, R (7, 5)										1	0	0	0	0	0	2
7 Deven Marrero, R (1, 5) OBP: 0.100, SLG: 0.100		S S S 0-3 ③ K	X 0-0 ② P6			X 0-0 1-2 2-H 1B		S S C 0-3 ③ K		2	0	0	0	0	1	5
12 Dixon Machado, R (6, 5) OBP: 0.200, SLG: 0.300										2	0	1	1	0	1	2
(7, 4)																
Inning Stats	R: 0 E: 0 K: 1 S: 6 H: 1 LOB: 1 BB: 0 P: 6	R: 0 E: 1 K: 3 S: 10 H: 1 LOB: 2 BB: 1 P: 14	R: 0 E: 0 K: 1 S: 6 H: 1 LOB: 1 BB: 0 P: 6	R: 0 E: 0 K: 0 S: 5 H: 2 LOB: 3 BB: 1 P: 9	R: 0 E: 0 K: 0 S: 3 H: 0 LOB: 0 BB: 0 P: 3	R: 1 E: 1 K: 1 S: 7 H: 1 LOB: 2 BB: 1 P: 11	R: 0 E: 0 K: 2 S: 7 H: 0 LOB: 0 BB: 0 P: 7	R: 0 E: 0 K: 2 S: 9 H: 2 LOB: 2 BB: 0 P: 9	R: 0 E: 0 K: 1 S: 6 H: 1 LOB: 2 BB: 1 P: 10	1B: 9 2B: 0 3B: 0 HR: 0 SF: 0 SAC: 1 DP: 0 HBP: 0							

PITCHER		IP	WLS	BF	H	R	ER	SO	BB	IBB	HBP	BLK	WP	HR	S	P	ERA	WHIP
35 Justin Verlander, R (1, 1) ERA: 1.08		3.1	W	17	5	0	0	5	2	0	0	0	0	0	25	33	0.00	2.100
91 Ralph Garza Jr., R (4, 1) ERA:		0.2	H	2	0	0	0	0	0	0	0	0	0	0	2	2	0.00	0.000
30 Héctor Rondón, R (5, 1) ERA: 10.8		1.0		3	0	0	0	0	0	0	0	0	0	0	3	3	0.00	0.000
55 Ryan Pressly, R (6, 1) ERA:		1.0		6	1	1	0	1	1	0	0	0	0	0	7	11	0.00	2.000
65 Kent Emanuel, L (7, 1) ERA: 8.31		1.0	H	3	0	0	0	2	0	0	0	0	0	0	7	7	0.00	0.000
67 Corbin Martin, R (8, 1) ERA: 2.7		2.0	S	10	3	0	0	3	1	0	0	0	0	0	15	19	0.00	2.000

Houston Astros @ Miami Marlins

Roger Dean Chevrolet Stadium, Jupiter, FL

Thu Mar 07 2019, 1:10 PM - 4:37 PM EST

Att. 2,554 - Partly Cloudy - 73 F

livebaseballscorecards.com

AB	36
R	1
H	9
RBI	1
BB	4
SO	11
LOB	30

MIAMI

WP: 0 PB: 0 SB: 0 CS: 0 PA: 41

St. Louis Cardinals @ Houston Astros

TTEAM Ballpark of the Palm Beaches, West Palm Beach, FL

Fri Mar 08 2019, 6:05 PM - 9:11 PM EST

Att. 4,005 - Cloudy - 73 F

TOP

livebaseballscorecards.com

Batter	1	2	3	4	5	6	7	8	9	AB	R	H	RBI	BB	SO	LOB
13 Matt Carpenter, L (1, 5) OBP: 0.421, SLG: 0.867 63 Edmundo Sosa, R (7, PR) OBP: 0.368, SLG: 0.588 (7, 6)	F8		K		HR		BB		F8	3 1	1 0	1 0	1 0	1 0	1 0	0 0
12 Paul DeJong, R (1, 6) OBP: 0.364, SLG: 0.500 16 Evan Mendoza, R (7, 3) OBP: 0.429, SLG: 0.714	41 1B HBP		F9		L5		K		79 BB 39 BB 1B	3 1	0 0	0 1	0 0	0 0	1 0	1 0
46 Paul Goldschmidt, R (1, 3) OBP: 0.522, SLG: 0.412 39 Elehuris Montero, R (7, 5)	F9			16 SH5-3 41 BB 84 1B BB	K		K		79 BB 1-2 BB	3 0	1 0	0 0	0 0	1 1	2 0	2 0
41 Tyler O'Neill, R (1, 9) OBP: 0.400, SLG: 0.792 19 Conner Capel, L (8, 9)	1-2 1B			84 1B 16 SH5-3 91 2B 1-2 BB	F9			L7	F5	3 1	1 0	1 0	0 0	1 0	0 0	0 2
16 Kolten Wong, L (1, 4) OBP: 0.368, SLG: 0.556 79 Max Schrock, L (7, 4) OBP: 0.345, SLG: 0.400	F8			SH5-3 1-2 2-3		44 WP 84 F7 1B		F8	1-2 2-3 BB	2 1	0 0	1 0	0 0	0 1	0 0	2 0
84 Andrew Knizner, R (1, 10) OBP: 0.333, SLG: 0.412		K		91 2B 2-3 3-H 1B		F7 1-2		91 BB 44 2B 1B	K	5	2	2	1	0	2	4
91 Dylan Carlson, S (1, 7) OBP: 0.308, SLG: 0.304		G6-3		1-H 3-H 2B	K			44 2B 1-2 BB		3	1	1	2	1	1	1
44 Scott Hurst, L (1, 8) OBP: 0.364, SLG: 0.900		K	K		K 2-3			1-H 2-H 2B		4	0	1	2	0	3	2
78 Joe Hudson, R (1, 2) OBP: 0.167, SLG: 0.091 87 Dennis Ortega, R (8, PH) OBP: 0.333, SLG: 0.667 (8, 2)			G5-3	F8			K	K		3 1	0 0	0 0	0 0	0 0	1 1	1 1
Inning Stats	R: 0 E: 0 K: 0 S: 4 H: 1 LOB: 2 BB: 0 P: 5	R: 0 E: 0 K: 2 S: 7 H: 0 LOB: 0 BB: 0 P: 7	R: 0 E: 0 K: 1 S: 5 H: 0 LOB: 0 BB: 0 P: 5	R: 3 E: 0 K: 1 S: 7 H: 2 LOB: 1 BB: 2 P: 15	R: 1 E: 0 K: 1 S: 6 H: 1 LOB: 0 BB: 0 P: 6	R: 0 E: 0 K: 2 S: 8 H: 1 LOB: 1 BB: 0 P: 9	R: 0 E: 0 K: 3 S: 9 H: 0 LOB: 1 BB: 1 P: 13	R: 2 E: 0 K: 1 S: 7 H: 2 LOB: 1 BB: 1 P: 11	R: 0 E: 0 K: 1 S: 6 H: 1 LOB: 3 BB: 2 P: 14	1B: 5 2B: 2 3B: 0 HR: 1 SF: 0 SAC: 1 DP: 0 HBP: 1						

	AB	34
	R	6
	H	8
	RBI	6
	BB	6
	SO	12
	LOB	16

	WP: 1	PA: 42
	PB: 0	
	SB: 0	
	CS: 0	

PITCHER		IP	WLS	BF	H	R	ER	SO	BB	IBB	HBP	BLK	WP	HR	S	P	ERA	WHIP
45 Gerrit Cole, R ERA:	(1, 1)	3.0		11	1	0	0	3	0	0	1	0	0	0	16	17	0.00	0.333
36 Will Harris, R ERA: 20.25	(4, 1)	0.1	L	5	2	3	3	0	2	0	0	0	0	0	3	11	81.00	12.000
47 Chris Devenski, R ERA: 15.43	(4, 1)	0.2		2	0	0	0	1	0	0	0	0	0	0	4	4	0.00	0.000
68 Forrest Whitley, R ERA: 2.25	(5, 1)	3.0		12	2	1	1	6	1	0	0	0	1	1	23	28	3.00	1.000
71 Akeem Bostick, R ERA: 2.7	(8, 1)	2.0		12	3	2	2	2	3	0	0	0	0	0	13	25	9.00	3.000

PITCHER		IP	WLS	BF	H	R	ER	SO	BB	IBB	HBP	BLK	WP	HR	S	P	ERA	WHIP

BOTTOM

Batter	1	2	3	4	5	6	7	8	9	AB	R	H	RBI	BB	SO	LOB
6 Jake Marisnick, R (1, 9) OBP: 0.304, SLG: 0.429	G3-1		G6-3		K	K			BB: 3	3	0	0	0	0	1	3
73 Ronnie Dawson, L (6, 9) OBP: 0.368, SLG: 0.333										1	0	0	0	1	1	2
18 Tony Kemp, L (1, 7) OBP: 0.545, SLG: 0.533	L6			G4-3	10 E BB		K		1-2 BB: 79 G6-4-3	2	0	0	0	1	0	0
3 Kyle Tucker, L (5, PR) OBP: 0.318, SLG: 0.300 (6, 7)										1	0	0	0	1	1	0
10 Yuli Gurriel, R (1, 3) OBP: 0.474, SLG: 0.611	G4-3			72 FC4-6 1B	E5 1-3 2-H 3-H		G5-3		1-2f: G6-4-3	3	0	1	0	0	0	1
79 Taylor Jones, R (5, PR) OBP: 0.143, SLG: 0.077 (6, 3)										2	0	0	0	0	0	2
72 Yordan Alvarez, L (1, 10) OBP: 0.385, SLG: 0.250		K		1-2f: FC4-6 28 HBP	G4-3		K			4	0	0	0	0	2	3
28 Robinson Chirinos, R (1, 2) OBP: 0.529, SLG: 0.692		K2-3		1-2 HBP		G6-3		1B: 78 FC6-4		1	0	0	0	0	1	0
75 Chuckie Robinson, R (5, 2) OBP: 0.333, SLG: 0.545										2	0	1	0	0	0	0
83 Abraham Toro, S (1, 5) OBP: 0.333, SLG: 0.455		G5-3		K		F9		K		3	0	0	0	0	1	2
82 Josh Rojas, L (8, 4) OBP: 0.222, SLG: 0.235										1	0	0	0	0	1	1
80 Jack Mayfield, R (1, 4) OBP: 0.250, SLG: 0.261			E6 78 S		26 WP: 78 1B 10 E 1B	78 2B BB		P3		2	1	1	0	0	0	0
95 Jeremy Peña, R (6, 6)										1	1	0	0	1	0	1
78 Alex De Goti, R (1, 6) OBP: 0.346, SLG: 0.273 (6, 4) (8, 5)			G1-3 1-2		26 WP 10 E 1-2 1B	1-H 2B		1-2f: FC6-4		4	1	2	1	0	0	2
26 Myles Straw, R (1, 8) OBP: 0.333, SLG: 0.346			G1-3		K 1-2 2-3	BB			L9	3	0	0	0	1	1	3

Inning Stats	1	2	3	4	5	6	7	8	9
	R: 0 E: 0 K: 0 S: 3	H: 0 LOB: 0 BB: 0 P: 3	R: 0 E: 0 K: 2 S: 7	H: 0 LOB: 0 BB: 0 P: 7	R: 0 E: 1 K: 0 S: 4	H: 0 LOB: 1 BB: 0 P: 5	R: 0 E: 0 K: 1 S: 6	H: 1 LOB: 2 BB: 0 P: 7	R: 2 E: 1 K: 2 S: 10	H: 2 LOB: 2 BB: 1 P: 15	R: 1 E: 0 K: 1 S: 6	H: 1 LOB: 2 BB: 2 P: 14	R: 0 E: 0 K: 2 S: 7	H: 0 LOB: 0 BB: 0 P: 7	R: 0 E: 0 K: 1 S: 6	H: 1 LOB: 1 BB: 0 P: 6	R: 0 E: 0 K: 0 S: 2	H: 0 LOB: 1 BB: 2 P: 10

| | | | | | | | | | |

Houston Astros @ St. Louis Cardinals

Roger Dean Chevrolet Stadium, Jupiter, FL

Sat Mar 09 2019, 1:20 PM - 4:13 PM EST

Att. 7,183 - Rain - 79 F

TOP

livebaseballscorecards.com

Batter	1	2	3	4	5	6	7	8	9	AB	R	H	RBI	BB	SO	LOB
4 George Springer, R (1, 8) OBP: 0.348, SLG: 0.368	C S S 0-3 ① K		X 0-0 ③ L5		X 0-0 ② ③ P4-6 2-2f	S S C 0-3 ② K		X 0-0 ③ L9		3	0	0	0	0	1	2
21 Derek Fisher, L (6, PH) OBP: 0.357, SLG: 0.542 (6, 8)										2	0	0	0	0	1	2
16 Aledmys Díaz, R (1, 7) OBP: 0.200, SLG: 0.130	X 0-0 ② F7			X 0-0 ① G6-3		72 1B 1 1B BB F9			X 0-0 ① F9	2	0	0	0	1	0	0
26 Myles Straw, R (6, PR) OBP: 0.310, SLG: 0.321 (6, 7)										2	1	0	0	0	0	1
2 Alex Bregman, R (1, 10) OBP: 0.889, SLG: 1.500	B B B B 4-0 BB			X 0-0 22 1B 1B		1 SAFE X 0-0 1 1B 22 1B 1-2 1B	X 0-0 ① F7		X 0-0 E4 80 HR	1	0	1	0	1	0	0
72 Yordan Alvarez, L (6, PH) OBP: 0.379, SLG: 0.261 (6, 10)										3	2	1	0	0	0	0
1 Carlos Correa, R (1, 6) OBP: 0.261, SLG: 0.348	X 0-0 ③ F8			1 SAFE X 0-0 ② F9		X 0-0 22 1B 12 E 1-3 2-H 1B	B B B B 4-0 83 FC6-4 BB		C X 0-1 1-H HR	3	0	1	1	0	0	2
80 Jack Mayfield, R (6, PR) OBP: 0.308, SLG: 0.417 (6, 4)										1	2	1	2	1	0	0
22 Josh Reddick, L (1, 9) OBP: 0.500, SLG: 0.643		X 0-0 ① G3		X 0-0 1-2 1B		X 0-0 13 S 12 FC6 1-3 3-H 1B	1 SAFE X 0-0 ② F8		S S S 0-3 ② K	3	0	2	1	0	0	0
3 Kyle Tucker, L (6, PR) OBP: 0.292, SLG: 0.273 (6, 9)										2	1	0	0	0	1	1
13 Tyler White, R (1, 5) OBP: 0.370, SLG: 0.286		X 0-0 ② G4-3		X 0-0 ③ F7		1 SAFE X 0-0 ① G5-3 1-2	X 0-0 ③ FC6-4 1-2f		S S S 0-3 ③ K	3	0	0	0	0	0	4
83 Abraham Toro, S (6, 5) OBP: 0.308, SLG: 0.417										2	0	0	0	0	1	1
44 AJ Reed, L (1, 3) OBP: 0.259, SLG: 0.409		X 0-0 ③ L9			B B B 4-0 4 P4-6 12 BB BB	B B B 4-0 12 E 12 FC6 81 HR BB		S S S 0-3 ① K		1	0	0	0	2	0	0
92 Seth Beer, L (6, PR) OBP: 0.286, SLG: 0.167 (6, 3)										1	1	0	0	0	1	0
12 Max Stassi, R (1, 2) OBP: 0.348, SLG: 0.250		S S T 0-2 ① K			B B B B 4-0 1-2 BB	X 0-0 FC6 81 HR 1-3 2-H 3-H		B B B B 4-0 BB		2	0	0	1	1	1	1
74 Jamie Ritchie, R (6, PR) OBP: 0.538, SLG: 0.444 (6, 2)										0	1	0	0	1	0	0
81 Nick Tanielu, R (1, 4) OBP: 0.407, SLG: 0.880		X 0-0 ② L5			X 0-0 ① L7	X 0-0 1-H 3-H HR		X 0-0 ② L4		3	1	1	3	0	0	2
95 Jeremy Peña, R (6, 6)										1	0	0	0	0	0	1
Inning Stats	R: 0 E: 0 K: 1 S: 5 H: 0 LOB: 1 BB: 1 P: 9	R: 0 E: 0 K: 0 S: 3 H: 0 LOB: 0 BB: 0 P: 3	R: 0 E: 0 K: 1 S: 5 H: 0 LOB: 0 BB: 0 P: 5	R: 0 E: 0 K: 0 S: 5 H: 2 LOB: 2 BB: 0 P: 5	R: 0 E: 0 K: 0 S: 2 H: 0 LOB: 1 BB: 2 P: 10	R: 7 E: 1 K: 1 S: 10 H: 4 LOB: 1 BB: 2 P: 18	R: 0 E: 0 K: 0 S: 3 H: 0 LOB: 1 BB: 1 P: 7	R: 0 E: 0 K: 1 S: 5 H: 0 LOB: 1 BB: 1 P: 9	R: 2 E: 1 K: 2 S: 10 H: 1 LOB: 0 BB: 0 P: 10	1B: 5 2B: 1 3B: 0 HR: 2 SF: 0 SAC: 0 DP: 1 HBP: 0						

	AB	35
	R	9
	H	7
	RBI	8
	BB	7
	SO	6
	LOB	17

WP: 0 PB: 0 SB: 1 CS: 0 PA: 42

PITCHER		IP	WLS	BF	H	R	ER	SO	BB	IBB	HBP	BLK	WP	HR	S	P	ERA	WHIP
50 Adam Wainwright, R ERA: 2.0	(1, 1)	4.0		15	2	0	0	2	1	0	0	0	0	0	18	22	0.00	0.750
29 Alex Reyes, R ERA: 4.5	(5, 1)	1.0	H	4	0	0	0	0	2	0	0	0	0	0	2	10	0.00	2.000
93 Connor Jones, R ERA: 8.31	(6, 1)	0.1	L	5	3	5	5	0	1	0	0	0	0	0	4	8	135.00	12.000
Génesis Cabrera, L ERA: 21.0	(6, 1)	0.2	B	5	1	2	1	1	1	0	0	0	0	1	6	10	13.50	3.000
40 Chasen Shreve, L ERA: 2.7	(7, 1)	1.0		4	0	0	0	0	1	0	0	0	0	0	3	7	0.00	1.000

PITCHER		IP	WLS	BF	H	R	ER	SO	BB	IBB	HBP	BLK	WP	HR	S	P	ERA	WHIP
55 Dominic Leone, R ERA:	(8, 1)	1.0		4	0	0	0	1	1	0	0	0	0	0	5	9	0.00	1.000
30 Tyler Webb, L ERA: 1.8	(9, 1)	1.0		5	1	2	1	2	0	0	0	0	0	1	10	10	9.00	1.000

Batter	1	2	3	4	5	6	7	8	9	AB	R	H	RBI	BB	SO	LOB
25 Dexter Fowler, S (1, 9) OBP: 0.136, SLG: 0.182	F8		K			G3			P4	3	0	0	0	0	1	0
83 Randy Arozarena, R (7, 7) OBP: 0.429, SLG: 0.444										1	0	0	0	0	0	0
4 Yadier Molina, R (1, 2) OBP: 0.250, SLG: 0.250	F8		F9			G5-3			1B	2	0	0	0	0	0	0
84 Andrew Knizner, R (6, 2) OBP: 0.316, SLG: 0.389										1	0	0	0	0	0	0
90 Julio Rodriguez, R (9, 2) OBP: 1.000, SLG: 1.000										1	0	1	0	0	0	0
38 José Martínez, R (1, 7) OBP: 0.269, SLG: 0.261	G5-3		F9			G6-3			K	3	0	0	0	0	0	0
Adolis García, R (7, 9) OBP: 0.200, SLG: 0.048										1	0	0	0	0	1	1
23 Marcell Ozuna, R (1, 10) OBP: 0.200, SLG: 0.059		81 G5-3 48 1B 1B		F9			G6-3		F8	3	1	1	0	0	0	0
22 Nolan Gorman, L (9, PH)										1	0	0	0	0	0	1
81 Rangel Ravelo, R (1, 3) OBP: 0.382, SLG: 0.516		G5-3 1-2		F8			K			3	0	0	0	0	1	1
16 Evan Mendoza, R (8, 3) OBP: 0.429, SLG: 0.714										0	0	0	0	0	0	0
33 Drew Robinson, L (1, 5) OBP: 0.250, SLG: 0.346		K		G5-3			K			3	0	0	0	0	2	1
(7, 4)																
39 Elehuris Montero, R (8, 5)										0	0	0	0	0	0	0
48 Harrison Bader, R (1, 8) OBP: 0.240, SLG: 0.136		82 HR 2-H 1B			B1-3			K		2	1	1	1	0	0	0
66 Lane Thomas, R (8, 8) OBP: 0.500, SLG: 0.500										1	0	0	0	0	1	0
82 Tommy Edman, S (1, 4) OBP: 0.417, SLG: 0.550		HR 2-H			64 G6-4-3 1B			G4-3		3	1	2	2	0	0	0
(7, 5)																
(8, 4)																
64 Ramón Urías, R (1, 6) OBP: 0.320, SLG: 0.500		K			G6-4-3 1-2f			F9		3	0	0	0	0	1	1
Inning Stats	R: 0 E: 0 K: 0 S: 3 H: 0 LOB: 0 BB: 0 P: 3	R: 3 E: 0 K: 2 S: 10 H: 3 LOB: 0 BB: 0 P: 12	R: 0 E: 0 K: 1 S: 5 H: 0 LOB: 0 BB: 0 P: 5	R: 0 E: 0 K: 0 S: 3 H: 0 LOB: 0 BB: 0 P: 3	R: 0 E: 0 K: 0 S: 3 H: 1 LOB: 0 BB: 0 P: 3	R: 0 E: 0 K: 0 S: 3 H: 0 LOB: 0 BB: 0 P: 3	R: 0 E: 0 K: 2 S: 7 H: 0 LOB: 0 BB: 0 P: 7	R: 0 E: 0 K: 1 S: 5 H: 0 LOB: 0 BB: 0 P: 5	R: 0 E: 0 K: 1 S: 6 H: 1 LOB: 1 BB: 0 P: 6	1B: 4 2B: 0 3B: 0 HR: 1 SF: 0 SAC: 0 DP: 1 HBP: 0						

PITCHER	IP	WLS	BF	H	R	ER	SO	BB	IBB	HBP	BLK	WP	HR	S	P	ERA	WHIP
31 Collin McHugh, R (1, 1) ERA: 12.0	2.0		9	3	3	3	2	0	0	0	0	0	1	13	15	13.50	1.500
63 Brendan McCurry, R (3, 1) ERA: 1.59	1.0		3	0	0	0	1	0	0	0	0	0	0	5	5	0.00	0.000
87 Brandon Bielak, R (4, 1) ERA: 1.29	3.0	W	9	1	0	0	0	0	0	0	0	0	0	9	9	0.00	0.333
64 Reymin Guduan, L (7, 1) ERA: 3.6	1.0		3	0	0	0	2	0	0	0	0	0	0	7	7	0.00	0.000
70 Cy Sneed, R (8, 1) ERA: 1.42	2.0		7	1	0	0	2	0	0	0	0	0	0	11	11	0.00	0.500

PITCHER	IP	WLS	BF	H	R	ER	SO	BB	IBB	HBP	BLK	WP	HR	S	P	ERA	WHIP

BOTTOM

Houston Astros @ St. Louis Cardinals

Roger Dean Chevrolet Stadium, Jupiter, FL

Sat Mar 09 2019, 1:20 PM - 4:13 PM EST

Att. 7,183 - Rain - 79 F

livebaseballscorecards.com

AB	31
R	3
H	5
RBI	3
BB	0
SO	7
LOB	5

TOP

Washington Nationals @ Houston Astros

Sun Mar 10 2019, 1:07 PM - 4:09 PM EDT
Att. 5,149 - Partly Cloudy - 82 F

LIVE TEAM Ballpark of the Palm Beaches, West Palm Beach, FL

livebaseballscorecards.com

Batter	1	2	3	4	5	6	7	8	9	AB	R	H	RBI	BB	SO	LOB
16 Victor Robles, R (1, 8) OBP: 0.452, SLG: 0.520	F C C 0-3 ① K		x 0-0 1 E ② 2-3 1B	x 0-0 G3-1 ③			x 0-0 P4 ① C C C	0-3 ② K		4	0	1	0	0	1	1
39 Brandon Snyder, R (7, 3) OBP: 0.321, SLG: 0.520										1	0	0	0	0	1	2
1 Wilmer Difo, S (1, 5) OBP: 0.261, SLG: 0.273	x 0-0 8 FC4 1B		x 0-0 FC5 1-2 3-H		x 0-0 ① F7		x 0-0 8 2B 2B	x 0-0 ③ F7		4	1	2	1	0	0	1
48 Jacob Wilson, R (7, 5) OBP: 0.353, SLG: 0.733										1	0	0	0	0	0	2
15 Matt Adams, L (1, 3) OBP: 0.259, SLG: 0.500	S S S 0-3 ② K		x 0-0 ② F7		x 0-0 ② G3		B B B B 4-0 8 2B 17 G6-3 BB		x 0-0 ① L5	3	0	0	0	0	1	3
71 Jake Noll, R (7, PH) OBP: 0.500, SLG: 0.739 (7, 4)										1	1	0	0	1	0	0
8 Carter Kieboom, R (1, 4) OBP: 0.400, SLG: 0.600	x 0-0 ③ FC4 1-2f		x 0-0 ③ G2-3		x 0-0 ③ G5-3		x 0-0 1-3 2-H 2B		x 0-0 ② L6	4	0	1	1	0	0	3
93 Jacob Rhinesmith, L (7, 9) OBP: 0.333, SLG: 0.333										1	0	0	0	0	0	0
17 Andrew Stevenson, L (1, 9) OBP: 0.241, SLG: 0.259		x 0-0 ① G4-3		x 0-0 ① G1-3		x 0-0 14 BLK 63 1B 1B	x 0-0 ② G6-3 3-H		x 0-0 ③ P4	4	1	1	1	0	0	1
85 José Sánchez, R (7, 6)										1	0	0	0	0	0	0
5 Adrián Sanchez, R (1, 7) OBP: 0.357, SLG: 0.318		x 0-0 14 FC6-4 1B		B B B D 4-0 14 S 63 1B BB		S S T 0-2 ① K	x 0-0 ③ L8			3	1	1	0	1	1	2
91 Cody Wilson, R (7, 8)										0	0	0	0	0	0	0
14 Matt Reynolds, R (1, 10) OBP: 0.353, SLG: 0.214		x 0-0 ② FC6-4 63 CS 1-2f		C S S 0-3 ② K 1-2		S S S 0-3 ② K 1-2		x 0-0 ① P4		3	0	0	0	0	2	3
29 Pedro Severino, R (8, PH) OBP: 0.500, SLG: 0.643 (8, 10)										1	0	0	0	0	0	0
63 Luis García Jr., L (1, 6) OBP: 0.381, SLG: 0.316	S 0-1 ③ CS 1-2	x 0-0 16 1B 27 G6-3 1 E 1B		x 0-0 27 2B 2-H 1B		x 0-0 2-H 1B		x 0-0 2B		3	2	3	2	0	0	0
71 Taylor Gushue, S (7, 2) OBP: 0.444, SLG: 0.778										1	0	1	0	0	0	0
27 Spencer Kieboom, R (1, 2) OBP: 0.400, SLG: 0.667		x 0-0 ① G6-3 1-2		x 0-0 1-H 2B		x 0-0 ③ P4		B B B B 4-0 BB		3	0	1	1	0	0	2
67 Hunter Jones, R (7, 7) OBP: 0.455, SLG: 0.333										0	0	0	0	1	0	0

AB	38
R	6
H	11
RBI	6
BB	3
SO	6
LOB	20

Inning Stats	1	2	3	4	5	6	7	8	9
	R: 0 E: 0 K: 2 S: 8	H: 1 LOB: 1 BB: 0 P: 8	R: 0 E: 0 K: 0 S: 4	H: 1 LOB: 0 BB: 0 P: 4	R: 1 E: 1 K: 0 S: 6	H: 2 LOB: 2 BB: 0 P: 6	R: 2 E: 0 K: 1 S: 7	H: 2 LOB: 1 BB: 1 P: 11	R: 0 E: 0 K: 0 S: 3	H: 0 LOB: 0 BB: 0 P: 3
	R: 1 E: 0 K: 2 S: 9	H: 2 LOB: 1 BB: 0 P: 9	R: 2 E: 0 K: 0 S: 5	H: 2 LOB: 1 BB: 1 P: 9	R: 0 E: 0 K: 1 S: 6	H: 1 LOB: 2 BB: 1 P: 10	R: 0 E: 0 K: 0 S: 3	H: 0 LOB: 0 BB: 0 P: 3		

1B: 7	SF: 0
2B: 4	SAC: 0
3B: 0	DP: 0
HR: 0	HBP: 0

WP: 0	PA: 42
PB: 0	
SB: 1	
CS: 1	

PITCHER	IP	WLS	BF	H	R	ER	SO	BB	IBB	HBP	BLK	WP	HR	S	P	ERA	WHIP
20 Wade Miley, L (1, 1) ERA: 2.16	3.2	L	16	4	2	2	3	1	0	0	0	0	0	22	26	4.91	1.364
55 Ryan Pressly, R (4, 1) ERA: 3.86	0.1		3	2	1	1	0	0	0	0	0	0	0	3	3	27.00	6.000
54 Roberto Osuna, R (5, 1) ERA:	1.0		3	0	0	0	0	0	0	0	0	0	0	3	3	0.00	0.000
30 Héctor Rondón, R (6, 1) ERA: 10.13	1.0		5	2	1	1	2	0	0	0	1	0	0	9	9	9.00	2.000
65 Kent Emanuel, L (7, 1) ERA: 10.13	1.0		6	2	2	2	0	1	0	0	0	0	0	5	9	18.00	3.000

PITCHER	IP	WLS	BF	H	R	ER	SO	BB	IBB	HBP	BLK	WP	HR	S	P	ERA	WHIP
90 Enoli Paredes, R (8, 1) ERA:	1.0		5	1	0	0	1	1	0	0	0	0	0	6	10	0.00	2.000
89 Erasmo Pinales, R (9, 1) ERA: 3.86	1.0		3	0	0	0	0	0	0	0	0	0	0	3	3	0.00	0.000

Washington Nationals @ Houston Astros

ITEAM Ballpark of the Palm Beaches, West Palm Beach, FL

Sun Mar 10 2019, 1:07 PM - 4:09 PM EDT

Att. 5,149 - Partly Cloudy - 82 F

livebaseballscorecards.com

BOTTOM

Batter	1	2	3	4	5	6	7	8	9	AB	R	H	RBI	BB	SO	LOB
4 George Springer, R (1, 9) OBP: 0.308, SLG: 0.318 3 Kyle Tucker, L (6, 9) OBP: 0.346, SLG: 0.348	x 0-0 ① F9		x 0-0 ②③ G5-4-3 1-2f		x 0-0 ③ F8		x 0-0 72 2B 1-H 2B		H 1-0 72 1B 83 1B HBP	3 0 0 0 0 0 2 1 2 1 1 0 0 0						
18 Tony Kemp, L (1, 7) OBP: 0.520, SLG: 0.471 72 Yordan Alvarez, L (6, PR) OBP: 0.419, SLG: 0.360 (7, 7)	x 0-0 ② F8			x 0-0 ① F9		BBBB 4-0 78 1B BB	x 0-0 83 2B 2-H 2B		x 0-0 83 1B 1-3 1B	2 0 0 0 1 0 0 2 1 2 1 0 0 0						
2 Alex Bregman, R (1, 5) OBP: 0.667, SLG: 0.857 83 Abraham Toro, S (7, 5) OBP: 0.357, SLG: 0.500	x 0-0 ③ F7			x 0-0 ② P1		x 0-0 ① P2	x 0-0 2-H 2B		x 0-0 1-2 3-H 1B	3 0 0 0 0 0 1 2 0 2 2 0 0 0						
23 Michael Brantley, L (1, 10) OBP: 0.333, SLG: 0.263 12 Max Stassi, R (7, PH) OBP: 0.320, SLG: 0.227 (8, 10)		x 0-0 ① F8		x 0-0 1 2B 1B		x 0-0 ② L7	x 0-0 ③ F9		SSS 0-3 ② K	3 0 1 0 0 0 1 2 0 0 0 0 1 3						
1 Carlos Correa, R (1, 6) OBP: 0.320, SLG: 0.417 78 Alex De Goti, R (4, PR) OBP: 0.345, SLG: 0.280 (5, 6)		BBBB 4-0 BB		x 0-0 1-3 2B		x 0-0 1-2 1B		SSS 0-3 ① K	SSS 0-3 ③ K	1 0 1 0 1 0 0 3 0 1 0 0 2 2						
10 Yuli Gurriel, R (1, 3) OBP: 0.429, SLG: 0.550 44 AJ Reed, L (6, 3) OBP: 0.241, SLG: 0.375		x 0-0 ② F7		x 0-0 ③ P3		SSS 0-3 ③ K		SSS 0-3 ② K		2 0 0 0 0 0 3 2 0 0 0 0 2 2						
16 Aledmys Díaz, R (1, 4) OBP: 0.185, SLG: 0.120 80 Jack Mayfield, R (6, 4) OBP: 0.321, SLG: 0.423		SSS 0-3 ③ K			x 0-0 ① G5-3		x 0-0 ① F8	x 0-0 1B		2 0 0 0 0 1 1 2 0 1 0 0 0 0						
28 Robinson Chirinos, R (1, 2) OBP: 0.474, SLG: 0.600 74 Jamie Ritchie, R (6, 2) OBP: 0.467, SLG: 0.364 93 Scott Manea, R (9, 2)			x 0-0 ① G5-3		SSS 0-3 ② K		x 0-0 ② G6-3	x 0-0 ③ F7		2 0 0 0 0 1 0 2 0 0 0 0 0 1 0 0 0 0 0 0 0						
6 Jake Marisnick, R (1, 8) OBP: 0.360, SLG: 0.522 21 Derek Fisher, L (6, 8) OBP: 0.367, SLG: 0.538			x 0-0 4 G5-4-3 1B		x 0-0 2B		x 0-0 3 2B 1B		x 0-0 ① F7	2 0 2 0 0 0 0 2 1 1 0 0 0 0						

	AB	38
	R	4
	H	12
	RBI	4
	BB	2
	SO	7
	LOB	16

Inning Stats	1	2	3	4	5	6	7	8	9	1B: 7	SF: 0	WP: 0	PA: 41
	R: 0 E: 0 K: 0 S: 3	H: 0 LOB: 0 BB: 0 P: 3	R: 0 E: 0 K: 1 S: 5	H: 0 LOB: 1 BB: 1 P: 9	R: 0 E: 0 K: 0 S: 3	H: 1 LOB: 0 BB: 0 P: 3	R: 0 E: 0 K: 0 S: 5	H: 2 LOB: 2 BB: 0 P: 5	R: 0 E: 0 K: 1 S: 6	H: 1 LOB: 1 BB: 0 P: 6	R: 0 E: 0 K: 1 S: 6	H: 1 LOB: 2 BB: 1 P: 10	R: 3 E: 0 K: 0 S: 7	H: 4 LOB: 1 BB: 0 P: 7	R: 0 E: 0 K: 2 S: 8	H: 1 LOB: 1 BB: 0 P: 8	R: 1 E: 0 K: 2 S: 9	H: 2 LOB: 2 BB: 0 P: 10	2B: 5 3B: 0 HR: 0	SAC: 0 DP: 1 HBP: 1	PB: 0 SB: 0 CS: 0	

PITCHER		IP	WLS	BF	H	R	ER	SO	BB	IBB	HBP	BLK	WP	HR	S	P	ERA	WHIP
58 Jeremy Hellickson, R ERA: 1.0	(1, 1)	4.0	W	15	3	0	0	1	1	0	0	0	0	0	16	20	0.00	1.000
60 Justin Miller, R ERA: 9.0	(5, 1)	1.0	H	4	1	0	0	1	0	0	0	0	0	0	6	6	0.00	1.000
45 Vidal Nuño, L ERA: 4.5	(6, 1)	1.0		5	1	0	0	1	1	0	0	0	0	0	6	10	0.00	2.000
52 Jimmy Cordero, R ERA: 9.0	(7, 1)	1.0		7	4	3	3	0	0	0	0	0	0	0	7	7	27.00	4.000
20 Kyle Barraclough, R ERA:	(8, 1)	1.0	H	4	1	0	0	2	0	0	0	0	0	0	8	8	0.00	1.000

PITCHER		IP	WLS	BF	H	R	ER	SO	BB	IBB	HBP	BLK	WP	HR	S	P	ERA	WHIP
44 Trevor Rosenthal, R ERA: 3.86	(9, 1)	1.0	S	6	2	1	1	2	0	0	1	0	0	0	9	10	9.00	2.000

New York Mets @ Houston Astros

TEAM Ballpark of the Palm Beaches, West Palm Beach, FL

Mon Mar 11 2019, 1:09 PM - 3:55 PM EDT

Att. 5,027 - Partly Cloudy - 85 F

livebaseballscorecards.com

TOP

Batter	1	2	3	4	5	6	7	8	9	AB	R	H	RBI	BB	SO	LOB
9 Brandon Nimmo, L (1, 8) OBP: 0.308, SLG: 0.417	C C S 0-3 K ①	x 0-0 24 BB 1-2 3-H 1B		x 0-0 6 G4-3 2B		x 0-0 2-3 1B		B B B 4-0 1-2 BB		4	0	3	1	0	1	0
93 Braxton Lee, L (6, 8) OBP: 0.357, SLG: 0.182										0	0	0	0	1	0	0
6 Jeff McNeil, L (1, 5) OBP: 0.235, SLG: 0.588	x 0-0 1B	x 0-0 F8 ②		x 0-0 G4-3 ② 2-3		x 0-0 G3 ③		S S S 0-3 K ③		4	0	1	0	0	0	5
28 J.D. Davis, R (6, 5) OBP: 0.359, SLG: 0.444										1	0	0	0	0	1	2
24 Robinson Canó, L (1, 4) OBP: 0.480, SLG: 0.609	x 0-0 L7 ②	B B B 4-0 1-2 2-3 BB		x 0-0 L8 ③			x 0-0 F7 ①		B B B B 4-0 BB	3	0	0	0	1	0	2
15 Luis Guillorme, L (7, 4) OBP: 0.538, SLG: 0.667										0	0	0	0	1	0	0
30 Michael Conforto, L (1, 9) OBP: 0.263, SLG: 0.351	x 0-0 G6-3 ③	x 0-0 G3 ③			x 0-0 F7 ①		x 0-0 22 SH1-3 1B		x 0-0 F8 ①	4	0	1	0	0	0	4
68 Rymer Liriano, R (7, PR) OBP: 0.258, SLG: 0.357 (7, 9)										1	0	0	0	0	0	1
20 Pete Alonso, R (1, 3) OBP: 0.457, SLG: 0.813		x 0-0 88 L9 7 3B 2B	x 0-0 G1-3 ①		x 0-0 L6 ②		x 0-0 SH1-3 ② 1-2		S S S 0-3 K ②	3	1	1	0	0	0	0
22 Dominic Smith, L (6, 3) OBP: 0.467, SLG: 0.556										1	0	0	0	0	1	1
88 Danny Espinosa, S (1, 10) OBP: 0.214, SLG: 0.208		x 0-0 L9 ① 2-3	x 0-0 1B		x 0-0 F7 ③		x 0-0 G3-1 ③		S S S 0-3 K ③	3	0	1	0	0	0	1
74 Ali Sánchez, R (7, PH) (7, 10)										2	0	0	0	0	1	3
7 Grégor Blanco, L (1, 7) OBP: 0.250, SLG: 0.240	x 0-0 29 2B 3-H 3B	x 0-0 L7 ②				x 0-0 F7 ①		x 0-0 B2-3 ①		4	1	1	1	0	0	1
93 Jason Krizan, L (8, 7)										0	0	0	0	0	0	0
29 Devin Mesoraco, R (1, 2) OBP: 0.235, SLG: 0.529	x 0-0 1 E 9 1B 3-H 2B	x 0-0 F8 ③				x 0-0 9 1B 2B		x 0-0 G5-3 ②		3	1	2	1	0	0	1
3 Tomás Nido, R (7, 2) OBP: 0.188, SLG: 0.250										1	0	0	0	0	0	0
1 Amed Rosario, R (1, 6) OBP: 0.500, SLG: 0.882	x 0-0 E1 24 BB 9 1B 2-3			x 0-0 G6-3 ①		C C C 0-3 K ②		x 0-0 93 BB 1B		3	0	0	0	0	1	2
25 Adeiny Hechavarría, R (6, 6) OBP: 0.286, SLG: 0.368										1	0	1	0	0	0	0

	AB	38
	R	3
	H	11
	RBI	3
	BB	3
	SO	5
	LOB	23

Inning Stats																								
	R: 0	H: 1		R: 3	H: 4		R: 0	H: 1		R: 0	H: 1		R: 0	H: 0		R: 0	H: 2		R: 0	H: 1		R: 0	H: 1		R: 0	H: 0	
	E: 0	LOB: 1		E: 1	LOB: 3		E: 0	LOB: 1		E: 0	LOB: 1		E: 0	LOB: 0		E: 0	LOB: 2		E: 0	LOB: 2		E: 0	LOB: 1		E: 0	LOB: 1	
	K: 1	BB: 0		K: 0	BB: 1		K: 0	BB: 0		K: 0	BB: 0		S: 3	P: 3		K: 1	BB: 0		S: 4	P: 4		K: 1	BB: 1		K: 2	BB: 1	
	S: 6	P: 6		S: 8	P: 12		S: 4	P: 4		S: 4	P: 4					S: 7	P: 7					S: 6	P: 10		S: 7	P: 11	

	1B: 6	SF: 0
	2B: 4	SAC: 1
	3B: 1	DP: 0
	HR: 0	HBP: 0

	WP: 0	PA: 42
	PB: 0	
	SB: 0	
	CS: 0	

PITCHER	IP	WLS	BF	H	R	ER	SO	BB	IBB	HBP	BLK	WP	HR	S	P	ERA	WHIP
59 Framber Valdez, L (1, 1) ERA: 5.79	3.0		17	6	3	3	1	1	0	0	0	0	0	18	22	9.00	2.333
36 Will Harris, R (4, 1) ERA: 11.57	1.0		4	1	0	0	0	0	0	0	0	0	0	4	4	0.00	1.000
41 Brad Peacock, R (5, 1) ERA:	3.0		12	3	0	0	1	0	0	0	0	0	0	14	14	0.00	1.000
69 J.B. Bukauskas, R (8, 1) ERA: 1.29	2.0	W	9	1	0	0	3	2	0	0	0	0	0	13	21	0.00	1.500

PITCHER	IP	WLS	BF	H	R	ER	SO	BB	IBB	HBP	BLK	WP	HR	S	P	ERA	WHIP

BOTTOM

New York Mets @ Houston Astros

ITEAM Ballpark of the Palm Beaches, West Palm Beach, FL

Mon Mar 11 2019, 1:09 PM - 3:55 PM EDT

Att. 5,027 - Partly Cloudy - 85 F

livebaseballscorecards.com

Batter	1	2	3	4	5	6	7	8	9	AB	R	H	RBI	BB	SO	LOB
18 Tony Kemp, L (1, 10) OBP: 0.500, SLG: 0.450 21 Derek Fisher, L (6, PR) OBP: 0.355, SLG: 0.519 (7, 10)	G3		L4			6 1B; 10 1B; 1B	K			3 1	0 1	1 0	0 0	0 0	0 1	0 0
6 Jake Marisnick, R (1, 8) OBP: 0.357, SLG: 0.500 26 Myles Straw, R (6, PR) OBP: 0.333, SLG: 0.379 (7, 8)	F9		G5-3			10 1B; 72 1B; 1-3; 1B		83 1B; 3 2B; 2B		3 1	0 2	1 1	0 0	0 0	0 0	0 0
10 Yuli Gurriel, R (1, 5) OBP: 0.417, SLG: 0.522 83 Abraham Toro, S (6, PR) OBP: 0.379, SLG: 0.519 (7, 5)	P4			F8		72 1B; 1-3; 3-H; 1B		72 BB; 3 2B; 2-3; 1B		3 1	0 1	1 1	1 0	0 0	0 0	0 0
23 Michael Brantley, L (1, 7) OBP: 0.391, SLG: 0.333 72 Yordan Alvarez, L (6, 7) OBP: 0.455, SLG: 0.385		22 2B; 1B		13 G5-4-3; 1B		1-3; 3-H; 1B		BBBB; 3 2B; 81 FC6; 1-2; BB		2 1	0 1	2 1	0 1	0 1	0 0	0 0
13 Tyler White, R (1, 3) OBP: 0.345, SLG: 0.261 44 AJ Reed, L (6, 3) OBP: 0.226, SLG: 0.346	SSS; K			G5-4-3; 1-2f		P5		SSS; K		2 2	0 0	0 0	0 0	0 1	1 1	2 5
22 Josh Reddick, L (1, 9) OBP: 0.500, SLG: 0.688 3 Kyle Tucker, L (6, 9) OBP: 0.357, SLG: 0.400	1-3; 2B				B1-3	SSS; K		1-3; 2-H; 3-H; 2B		2 2	0 0	1 1	0 2	0 0	0 1	0 2
81 Nick Tanielu, R (1, 4) OBP: 0.387, SLG: 0.897 90 Osvaldo Duarte, R (8, PR) (9, 4)	F7				F8	BSSx; 1-2; HR		FC6; G1-6-3; 3-H		4 0	1 0	1 0	2 0	0 0	0 0	3 0
12 Max Stassi, R (1, 2) OBP: 0.296, SLG: 0.208 Garrett Stubbs, L (6, 2) OBP: 0.333, SLG: 0.706	CCC; K				F7	F9		G1-6-3; 1-2f		2 2	0 0	0 0	0 0	1 0	2 0	2 2
78 Alex De Goti, R (1, 6) OBP: 0.313, SLG: 0.250 95 Jeremy Peña, R (8, 6)			SSS; K			G3	CCC; K			3 0	0 0	0 0	0 0	0 0	2 0	0 0
Inning Stats	R: 0 E: 0 K: 0 S: 3 / H: 0 LOB: 0 BB: 0 P: 3	R: 0 E: 0 K: 2 S: 9 / H: 2 LOB: 2 BB: 0 P: 9	R: 0 E: 0 K: 1 S: 5 / H: 0 LOB: 0 BB: 0 P: 5	R: 0 E: 0 K: 0 S: 3 / H: 1 LOB: 0 BB: 0 P: 3	R: 0 E: 0 K: 0 S: 3 / H: 0 LOB: 0 BB: 0 P: 3	R: 2 E: 0 K: 1 S: 9 / H: 4 LOB: 2 BB: 0 P: 9	R: 1 E: 0 K: 2 S: 10 / H: 1 LOB: 0 BB: 0 P: 11	R: 3 E: 0 K: 1 S: 8 / H: 3 LOB: 2 BB: 1 P: 12		1B: 7 2B: 3 3B: 0 HR: 1	SF: 0 SAC: 0 DP: 2 HBP: 0			WP: 0 PB: 0 SB: 0 CS: 0	PA: 35		

	AB	34
	R	6
	H	11
	RBI	6
	BB	1
	SO	7
	LOB	16

PITCHER		IP	WLS	BF	H	R	ER	SO	BB	IBB	HBP	BLK	WP	HR	S	P	ERA	WHIP
44 Jason Vargas, L ERA: 1.08	(1, 1)	4.0		14	3	0	0	3	0	0	0	0	0	0	20	20	0.00	0.750
67 Seth Lugo, R ERA: 1.35	(5, 1)	1.0	H	3	0	0	0	0	0	0	0	0	0	0	3	3	0.00	0.000
43 Luis Avilán, L ERA: 2.7	(6, 1)	1.0	H	7	4	2	2	1	0	0	0	0	0	0	9	9	18.00	4.000
35 Jacob Rhame, R ERA: 10.5	(7, 1)	1.1	L	9	4	4	4	3	1	0	0	0	0	1	16	21	27.00	3.750
70 Eric Hanhold, R ERA: 3.18	(8, 1)	0.2		2	0	0	0	0	0	0	0	0	0	0	2	2	0.00	0.000

PITCHER		IP	WLS	BF	H	R	ER	SO	BB	IBB	HBP	BLK	WP	HR	S	P	ERA	WHIP

TOP

Houston Astros @ Washington Nationals

ITEAM Ballpark of the Palm Beaches, West Palm Beach, FL

Tue Mar 12 2019, 6:38 PM - 9:38 PM EDT

Att. 4,907 - Partly Cloudy - 78 F

livebaseballscorecards.com

Batter	1	2	3	4	5	6	7	8	9	AB	R	H	RBI	BB	SO	LOB
4 George Springer, R (1, 8) OBP: 0.323, SLG: 0.280	F S S 0-3 ① K	X 0-0 ③ F9			B B B 4-0 1 FC6-4 72 1B BB	X 0-0 ③ G6-3		B B B 4-0 87 G3-4-3 BB		3	0	0	0	2	1	5
26 Myles Straw, R (8, PR) OBP: 0.333, SLG: 0.379 (8, 8)										0	0	0	0	0	0	0
21 Derek Fisher, L (1, 7) OBP: 0.353, SLG: 0.483	B B B B 4-0 2 2B 1 G1-3 BB		S S S 0-3 ① K		S S S 0-3 ① K		B B B 4-0 72 1B 95 E BB	X 0-0 ② G3-4-3 1-2		2	1	0	0	1	2	1
87 J.J. Matijevic, L (6, 7)										1	1	0	0	1	0	1
2 Alex Bregman, R (1, 10) OBP: 0.714, SLG: 1.000	X 0-0 1 G1-3 1-3 2B		B B B 4-0 1 1B 22 2B BB		S S X 0-2 1 FC6-4 1-2 1B	X 0-0 73 G3 95 E 1-3 1B	S S S 0-3 ③ K			1	0	1	0	1	0	0
72 Yordan Alvarez, L (3, PR) OBP: 0.472, SLG: 0.414 (3, 10)										3	1	2	0	0	1	2
1 Carlos Correa, R (1, 6) OBP: 0.321, SLG: 0.407	X 0-0 ② G1-3 2-3 3-H		X 0-0 22 E 22 2B 1-2 1B		X 0-0 ② FC6-4 1-2f 2-3	X 0-0 FC4 73 G3 1-2 3-H			X 0-0 3B	3	0	1	1	0	0	3
95 Jeremy Peña, R (6, 6) OBP: 0.286, SLG: 0.500										2	0	1	1	0	0	1
22 Josh Reddick, L (1, 9) OBP: 0.478, SLG: 0.684	X 0-0 ③ G4-3		X 0-0 ② E8 1-H 2-H 2B		X 0-0 ③ F8	X 0-0 ① G3 1-2 2-3			X 0-0 ① G3-1	3	0	1	1	0	0	3
73 Ronnie Dawson, L (6, 9) OBP: 0.333, SLG: 0.300										2	0	0	0	0	0	3
16 Aledmys Díaz, R (1, 4) OBP: 0.200, SLG: 0.111		B B B B 4-0 80 1B BB	X 0-0 ③ G6-3			X 0-0 ① F8	X 0-0 ② G5-3		B B B 4-0 74 G4-6-3 BB	2	0	0	0	1	0	2
83 Abraham Toro, S (6, 5) OBP: 0.387, SLG: 0.500										1	0	0	0	1	0	2
28 Robinson Chirinos, R (1, 2) OBP: 0.455, SLG: 0.556		X 0-0 ① F9	S S S 0-3 ① K			X 0-0 13 2B 1B	B B B 4-0 BB		X 0-0 ② ③ G4-6-3 1-2f	3	0	1	0	0	1	1
74 Jamie Ritchie, R (6, PR) OBP: 0.471, SLG: 0.333 (6, 2)										1	0	0	0	1	0	2
13 Tyler White, R (1, 3) OBP: 0.344, SLG: 0.308		1 SAFE X 0-0 ② F8	S S S 0-3 ② K			X 0-0 1-3 2B	S S S 0-3 ③ K			3	0	1	0	0	1	1
79 Taylor Jones, R (6, PR) OBP: 0.133, SLG: 0.071 (6, 3)										1	0	0	0	0	1	3
80 Jack Mayfield, R (1, 5) OBP: 0.313, SLG: 0.400		X 0-0 1-2 1B	S S C 0-3 ③ K			X 0-0 ② G5-3		X 0-0 ① F8		4	0	1	0	0	1	3
(6, 4)																

	AB	35
	R	3
	H	9
	RBI	3
	BB	8
	SO	8
	LOB	33

Inning Stats	1	2	3	4	5	6	7	8	9	1B: 5	SF: 0	WP: 0	PA: 43
R:	1	0	1	0	0	0	1	0	0	2B: 3	SAC: 0	PB: 0	
E:	0	0	1	0	0	0	1	0	0	3B: 1	DP: 1	SB: 0	
K:	1	0	1	3	1	0	1	1	0	HR: 0	HBP: 0	CS: 0	
S:	6	4	6	9	8	5	7	5	3				
H:	1	1	2	0	1	2	1	0	1				
LOB:	1	2	2	0	2	3	1	2	1				
BB:	1	1	1	0	1	0	2	1	1				
P:	10	8	10	9	12	5	15	9	7				

PITCHER		IP	WLS	BF	H	R	ER	SO	BB	IBB	HBP	BLK	WP	HR	S	P	ERA	WHIP
37 Stephen Strasburg, R ERA: 1.69	(1, 1)	4.2	W	22	5	2	2	6	4	0	0	0	0	0	32	48	3.86	1.929
45 Vidal Nuño, L ERA: 4.15	(5, 1)	0.1	H	1	0	0	0	0	0	0	0	0	0	0	1	1	0.00	0.000
41 Joe Ross, R ERA: 1.17	(6, 1)	1.0	H	5	2	0	0	0	0	0	0	0	0	0	5	5	0.00	2.000
33 Matt Grace, L ERA: 7.2	(7, 1)	1.0	H	7	1	1	1	1	2	0	0	0	0	0	7	15	9.00	3.000
70 Austin Adams, R ERA: 9.82	(8, 1)	1.0	H	4	0	0	0	1	1	0	0	0	0	0	5	9	0.00	1.000

PITCHER		IP	WLS	BF	H	R	ER	SO	BB	IBB	HBP	BLK	WP	HR	S	P	ERA	WHIP
43 Henderson Alvarez III, R ERA: 4.5	(9, 1)	1.0	S	4	1	0	0	0	1	0	0	0	0	0	3	7	0.00	2.000

BOTTOM

Houston Astros @ Washington Nationals

ITEAM Ballpark of the Palm Beaches, West Palm Beach, FL

Tue Mar 12 2019, 6:38 PM - 9:38 PM EDT

Att. 4,907 - Partly Cloudy - 78 F

livebaseballscorecards.com

Batter	1	2	3	4	5	6	7	8	9	AB	R	H	RBI	BB	SO	LOB
16 Victor Robles, R (1, 8) OBP: 0.472, SLG: 0.500 94 Alec Keller, L (8, 7)	L8		1 FC4-6 1B		1 G1-6-3 BB		15 S 1 S 71 PB BB			2 0	1 0	1 0	0 0	2 0	0 0	0 0
1 Wilmer Difo, S (1, 6) OBP: 0.214, SLG: 0.222 63 Luis García Jr., L (8, 6) OBP: 0.381, SLG: 0.316	G3-1		FC4-6 15 2B 1-2f		G1-6-3 1-2f		K 1-2			4 0	0 0	0 0	0 0	0 0	1 0	3 0
15 Matt Adams, L (1, 3) OBP: 0.258, SLG: 0.500 39 Brandon Snyder, R (8, 3) OBP: 0.321, SLG: 0.520	P5		2B 1-3		K		K 2-3			4 0	0 0	1 0	0 0	0 0	2 0	1 0
10 Yan Gomes, R (1, 2) OBP: 0.364, SLG: 0.524 33 Matt Grace, L (7, 1) 71 Jake Noll, R (7, PH) OBP: 0.467, SLG: 0.680 70 Austin Adams, R (8, 1) 43 Henderson Alvarez III, R (9, 1)		8 HR 1B	K			17 1B BB	K 3-H			2 0 1 0 0	1 0 0 0 0	1 0 0 0 0	0 0 0 0 0	1 0 1 0 0	1 0 0 0 0	2 0 0 0 0
17 Andrew Stevenson, L (1, 7) OBP: 0.250, SLG: 0.267 48 Jacob Wilson, R (8, 5) OBP: 0.333, SLG: 0.688		L9		K		8 BB 1-3 1B		K		3 1	0 0	1 0	0 0	0 0	1 1	1 0
8 Carter Kieboom, R (1, 4) OBP: 0.464, SLG: 0.909 14 Matt Reynolds, R (8, 4) OBP: 0.368, SLG: 0.250		1-H HR	HR			1-2 BB		L7		2 1	2 0	2 0	3 0	1 0	0 0	0 0
5 Adrián Sanchez, R (1, 5) OBP: 0.313, SLG: 0.269 7 Collin Cowgill, R (8, 8)		F8	G6-3			F9		G6-3		3 1	0 0	0 0	0 0	0 0	0 0	3 0
67 Hunter Jones, R (1, 9) OBP: 0.385, SLG: 0.273 84 Yadiel Hernandez, L (8, 9)										3 0	0 0	0 0	0 0	0 0	3 0	3 0
37 Stephen Strasburg, R (1, 1) 45 Vidal Nuño, L (5, 1) 71 Taylor Gushue, S (5, PH) OBP: 0.500, SLG: 1.100 41 Joe Ross, R (6, 1) 29 Pedro Severino, R (6, PH) OBP: 0.500, SLG: 0.688 (7, 2)			K		HR		K			1 0 1 0 0 1	0 0 1 0 0 0	0 0 1 0 0 0	0 0 1 0 0 1	0 0 0 0 0 0	1 0 0 0 0 3	0 0 0 0 0 0
Inning Stats	R: 0 E: 0 K: 0 S: 3 H: 0 LOB: 0 BB: 0 P: 3	R: 2 E: 0 K: 1 S: 9 H: 2 LOB: 0 BB: 0 P: 11	R: 0 E: 0 K: 2 S: 9 H: 2 LOB: 2 BB: 0 P: 9	R: 1 E: 0 K: 2 S: 8 H: 1 LOB: 0 BB: 0 P: 8	R: 1 E: 0 K: 1 S: 5 H: 1 LOB: 0 BB: 1 P: 9	R: 0 E: 0 K: 2 S: 8 H: 1 LOB: 3 BB: 2 P: 16	R: 1 E: 0 K: 3 S: 9 H: 0 LOB: 0 BB: 1 P: 14	R: 0 E: 0 K: 1 S: 5 H: 0 LOB: 0 BB: 0 P: 5		1B: 3 2B: 1 3B: 0 HR: 3 SF: 0 SAC: 0 DP: 1 HBP: 0				WP: 0 PB: 1 SB: 2 CS: 0 PA: 34		

	AB	30
	R	5
	H	7
	RBI	4
	BB	4
	SO	12
	LOB	16

PITCHER		IP	WLS	BF	H	R	ER	SO	BB	IBB	HBP	BLK	WP	HR	S	P	ERA	WHIP
35 Justin Verlander, R ERA: 3.38	(1, 1)	5.0	L	21	6	4	4	6	1	0	0	0	0	3	34	40	7.20	1.400
47 Chris Devenski, R ERA: 10.8	(6, 1)	1.0		6	1	0	0	2	2	0	0	0	0	0	8	16	0.00	3.000
63 Brendan McCurry, R ERA: 1.35	(7, 1)	1.0		4	0	1	0	3	1	0	0	0	0	0	9	14	0.00	1.000
64 Reymin Guduan, L ERA: 3.0	(8, 1)	1.0		3	0	0	0	1	0	0	0	0	0	0	5	5	0.00	0.000

PITCHER	IP	WLS	BF	H	R	ER	SO	BB	IBB	HBP	BLK	WP	HR	S	P	ERA	WHIP

Houston Astros @ New York Mets

First Data Field, Port St. Lucie, FL

Wed Mar 13 2019, 1:12 PM - 3:34 PM EDT

Att. 6,815 - Partly Cloudy - 78 F

TOP

livebaseballscorecards.com

Batter	1	2	3	4	5	6	7	8	9	AB	R	H	RBI	BB	SO	LOB
18 Tony Kemp, L (1, 7) OBP: 0.452, SLG: 0.391 72 Yordan Alvarez, L (7, 7) OBP: 0.459, SLG: 0.400	C C C 0-3 ① K	X 0-0 ② F9	X 0-0 ① G4-3	X 0-0 ① L5		3 0 0 0 0 1 0 1 0 0 0 0 0 0										
16 Aledmys Díaz, R (1, 5) OBP: 0.273, SLG: 0.172 81 Nick Tanielu, R (6, PR) OBP: 0.375, SLG: 0.867 (6, 5)	X 0-0 ② 23 FC5-4 2 BB 1B	B B B B 4-0 2 S BB	X 0-0 1B	C C C 0-3 ② K		2 0 2 0 1 0 0 1 0 0 0 0 1 0										
2 Alex Bregman, R (1, 6) OBP: 0.647, SLG: 0.800 95 Jeremy Peña, R (6, 6) OBP: 0.250, SLG: 0.429	B B B B 4-0 23 FC5-4 1-2 BB	B C C C 1-3 ③ K 1-2	S S S 0-3 ② K	C C C 0-3 ③ K		2 0 0 0 1 2 2 1 0 0 0 0 1 0										
23 Michael Brantley, L (1, 10) OBP: 0.346, SLG: 0.292 74 Jamie Ritchie, R (9, PH) OBP: 0.444, SLG: 0.308	X 0-0 ② FC5-4 1-2f 2-3	X 0-0 ① G3	X 0-0 ③ G3	S S S 0-3 ① K		3 0 0 0 0 0 3 1 0 0 0 0 1 0										
10 Yuli Gurriel, R (1, 4) OBP: 0.407, SLG: 0.538 90 Osvaldo Duarte, R (7, PR) (7, 4)	X 0-0 ③ F9	X 0-0 ② F9	X 0-0 21 1B 2B	X 0-0 ② G5-3		3 0 1 0 0 0 2 1 1 0 0 0 0 0										
21 Derek Fisher, L (1, 9) OBP: 0.342, SLG: 0.455	X 0-0 ① G1-3	X 0-0 ③ G4-3	X 0-0 12 S 2-H 1B	X 0-0 ③ G4-3		4 0 1 1 0 0 0										
12 Max Stassi, R (1, 2) OBP: 0.267, SLG: 0.185 93 Michael Papierski, S (7, 2)	X 0-0 ② F8	X 0-0 ① G5-3	B X 1-0 ① G5-3 1-2			3 0 0 0 0 0 2 0 0 0 0 0 0 0										
44 AJ Reed, L (1, 3) OBP: 0.206, SLG: 0.310 83 Abraham Toro, S (7, 3) OBP: 0.387, SLG: 0.500	S S S 0-3 ③ K	X 0-0 ② F7	C C C 0-3 ② K			3 0 0 0 0 2 1 0 0 0 0 0 0 0										
26 Myles Straw, R (1, 8) OBP: 0.303, SLG: 0.344	X 0-0 ① P4	S S S 0-3 ③ K	X 0-0 ③ G6-3			3 0 0 0 0 1 1										
Inning Stats	R: 0 H: 1 E: 0 LOB: 2 K: 1 BB: 1 S: 6 P: 10	R: 0 H: 0 E: 0 LOB: 0 K: 1 BB: 0 S: 5 P: 5	R: 0 H: 0 E: 0 LOB: 1 K: 1 BB: 1 S: 5 P: 10	R: 0 H: 0 E: 0 LOB: 0 K: 0 BB: 0 S: 3 P: 3	R: 0 H: 0 E: 0 LOB: 0 K: 1 BB: 0 S: 5 P: 5	R: 0 H: 1 E: 0 LOB: 1 K: 1 BB: 0 S: 6 P: 6	R: 1 H: 2 E: 0 LOB: 1 K: 1 BB: 0 S: 7 P: 8	R: 0 H: 0 E: 0 LOB: 0 K: 2 BB: 0 S: 7 P: 7	R: 0 H: 0 E: 0 LOB: 0 K: 1 BB: 0 S: 5 P: 5	1B: 3 SF: 0 2B: 1 SAC: 0 3B: 0 DP: 0 HR: 0 HBP: 0						

	AB	31
	R	1
	H	4
	RBI	1
	BB	2
	SO	9
	LOB	11

WP: 0 PA: 33
PB: 0
SB: 2
CS: 0

PITCHER		IP	WLS	BF	H	R	ER	SO	BB	IBB	HBP	BLK	WP	HR	S	P	ERA	WHIP
34 Noah Syndergaard, R ERA: 1.88	(1, 1)	5.2	W	21	2	0	0	5	2	0	0	0	0	0	29	38	0.00	0.706
71 Ryan O'Rourke, L ERA: 4.15	(6, 1)	0.1	H	3	2	1	1	0	0	0	0	0	0	0	3	3	27.00	6.000
67 Seth Lugo, R ERA: 1.04	(7, 1)	2.0	H	6	0	0	0	3	0	0	0	0	0	0	12	13	0.00	0.000
43 Luis Avilán, L ERA: 2.35	(9, 1)	1.0	S	3	0	0	0	1	0	0	0	0	0	0	5	5	0.00	0.000

PITCHER	IP	WLS	BF	H	R	ER	SO	BB	IBB	HBP	BLK	WP	HR	S	P	ERA	WHIP

Houston Astros @ New York Mets

First Data Field, Port St. Lucie, FL

Wed Mar 13 2019, 1:12 PM - 3:34 PM EDT

Att. 6,815 - Partly Cloudy - 78 F

BOTTOM

Batter	1	2	3	4	5	6	7	8	9	AB	R	H	RBI	BB	SO	LOB
9 Brandon Nimmo, L (1, 7) OBP: 0.267, SLG: 0.357	F7		P6		K 1-2			F9		4	0	0	0	0	1	2
6 Jeff McNeil, L (1, 5) OBP: 0.250, SLG: 0.500	F8			24 HR 1B	G5-3			1B		3	1	1	0	0	0	1
25 Adeiny Hechavarría, R (8, 5) OBP: 0.320, SLG: 0.435										1	0	1	0	0	0	0
24 Robinson Canó, L (1, 4) OBP: 0.464, SLG: 0.692	F9			1-H HR		F7		F9		3	1	1	2	0	0	0
88 Danny Espinosa, S (8, 4) OBP: 0.188, SLG: 0.179										1	0	0	0	0	0	1
40 Wilson Ramos, R (1, 2) OBP: 0.407, SLG: 0.480		G4-3		30 BLK 1B		G4-3		F7		3	0	1	0	0	0	0
29 Devin Mesoraco, R (7, 2) OBP: 0.222, SLG: 0.500										1	0	0	0	0	0	1
30 Michael Conforto, L (1, 9) OBP: 0.244, SLG: 0.325		K		F8 1-2		F8				3	0	0	0	0	1	1
7 Grégor Blanco, L (8, 9) OBP: 0.226, SLG: 0.214										0	0	0	0	0	0	0
20 Pete Alonso, R (1, 3) OBP: 0.421, SLG: 0.743		G4-3		F9			K			3	0	0	0	0	1	1
23 Keon Broxton, R (1, 8) OBP: 0.444, SLG: 0.211			BB 12 WP 1 S	G6-3			F9			2	0	0	0	1	0	1
1 Amed Rosario, R (1, 6) OBP: 0.478, SLG: 0.800			K 1-2		9 S 1B		E1			3	0	1	0	0	1	1
12 Juan Lagares, R (1, 10) OBP: 0.222, SLG: 0.257			K 2-3		B2		G5-3			3	0	0	0	0	1	3
Inning Stats	R: 0 E: 0 K: 0 S: 3 H: 0 LOB: 0 BB: 0 P: 3	R: 0 E: 0 K: 1 S: 5 H: 0 LOB: 0 BB: 0 P: 5	R: 0 E: 0 K: 2 S: 7 H: 0 LOB: 1 BB: 1 P: 12	R: 2 E: 0 K: 0 S: 7 H: 3 LOB: 1 BB: 0 P: 7	R: 0 E: 0 K: 1 S: 6 H: 1 LOB: 1 BB: 0 P: 7	R: 0 E: 0 K: 0 S: 3 H: 0 LOB: 0 BB: 0 P: 3	R: 0 E: 1 K: 1 S: 6 H: 0 LOB: 1 BB: 0 P: 6	R: 0 E: 0 K: 0 S: 4 H: 1 LOB: 1 BB: 0 P: 4		1B: 4 2B: 0 3B: 0 HR: 1	SF: 0 SAC: 0 DP: 0 HBP: 0						

livebaseballscorecards.com

AB	30
R	2
H	5
RBI	2
BB	1
SO	5
LOB	12

WP: 1 PB: 0 SB: 2 CS: 0 PA: 31

PITCHER		IP	WLS	BF	H	R	ER	SO	BB	IBB	HBP	BLK	WP	HR	S	P	ERA	WHIP
45 Gerrit Cole, R ERA: 1.69	(1, 1)	4.2	L	19	4	2	2	4	1	0	0	1	1	1	27	33	3.86	1.071
65 Kent Emanuel, L ERA: 9.53	(5, 1)	0.1		1	0	0	0	0	0	0	0	0	0	0	1	1	0.00	0.000
51 Cionel Pérez, L ERA:	(6, 1)	1.0		3	0	0	0	0	0	0	0	0	0	0	3	3	0.00	0.000
67 Corbin Martin, R ERA: 2.08	(7, 1)	2.0		8	1	0	0	1	0	0	0	0	0	0	10	10	0.00	0.500

PITCHER	IP	WLS	BF	H	R	ER	SO	BB	IBB	HBP	BLK	WP	HR	S	P	ERA	WHIP

Miami Marlins @ Houston Astros

TOP

Minute Maid Park at the Ballpark of the Palm Beaches, West Palm Beach, FL

Thu Mar 14 2019, 1:11 PM - 4:48 PM EDT

Att. 3,684 - Partly Cloudy - 78 F

livebaseballscorecards.com

Batter	1	2	3	4	5	6	7	8	9	AB	R	H	RBI	BB	SO	LOB
10 JT Riddle, L (1, 6) OBP: 0.222, SLG: 0.294 7 Deven Marrero, R (6, 6) OBP: 0.154, SLG: 0.240	E7	G6-3 1-2f 2-3 3-H	2B 1-3		G4-3		G1-3	BB 1-2		4 1	0 0	1 0	0 0	0 1	0 0	2 0
19 Miguel Rojas, R (1, 5) OBP: 0.481, SLG: 0.500 2 Yadiel Rivera, R (6, PR) OBP: 0.320, SLG: 0.318 (6, 5)	F8	81 WP 14 1B 81 1B 3-H 1B	G4-3			81 BB 5 E 2B	65 WP 24 S 1B	F9 2-3		4 2	1 1	2 1	1 0	0 0	0 0	3 2
14 Martín Prado, R (1, 3) OBP: 0.176, SLG: 0.125 24 Pedro Alvarez, L (6, PR) OBP: 0.333, SLG: 0.320 (6, 3)	F7	81 1B 1-2 1B		81 FC4-6 1B		5 1B 81 BB 5 E BB	K 1-2	G3		3 2	0 1	2 0	0 0	1 0	0 1	1 3
81 Harold Ramírez, R (1, 7) OBP: 0.346, SLG: 0.348 44 Austin Dean, R (6, 7) OBP: 0.379, SLG: 0.360	G6-3	1-2 2-H 1B		FC4-6 26 E 1-2f		5 E 55 SF9 1-2 2-3 BB	65 WP BB		F8 BB	3 1	1 0	1 0	1 0	1 0	0 0	2 0
5 Rosell Herrera, S (1, 8) OBP: 0.324, SLG: 0.333 65 Gabriel Guerrero, R (6, 8) OBP: 0.391, SLG: 0.571	26 2B BB L4			F8		E6 55 SF9 17 WP 1-3 2-H 3-H 1B	K 1-2 2-3		F8 BB	3 1	2 0	1 0	1 0	1 1	0 1	3 2
26 Garrett Cooper, R (1, 9) OBP: 0.452, SLG: 0.536 79 Isaac Galloway, R (6, 9) OBP: 0.423, SLG: 0.565	55 1B 17 1B 1-H 2B	G3-1		E7 1-3 1B		K		80 G6-3 3B	F8	4 2	1 1	2 1	1 0	0 0	1 0	3 1
55 Jon Berti, R (1, 4) OBP: 0.360, SLG: 0.400 80 Rodrigo Vigil, R (6, 2) OBP: 0.167, SLG: 0.167	58 BB 17 1B 10 G6-3 2-3 1B	K	K			SF9 2-3 3-H		G6-3 3-H	G6-3	3 2	1 0	1 0	1 1	0 0	2 0	2 1
17 Chad Wallach, R (1, 2) OBP: 0.357, SLG: 0.500 12 Dixon Machado, R (6, PR) OBP: 0.207, SLG: 0.379 (6, 4)	10 G6-3 58 BB 19 1B 1-2 3-H 1B		2-0 HR		F8		3-H BB	HR		3 1	2 1	2 1	2 1	1 0	0 0	0 0
58 Dan Straily, R (1, 1) 54 Sergio Romo, R (4, 1) 45 Peter O'Brien, R (6, PH) OBP: 0.257, SLG: 0.323 56 Tayron Guerrero, R (6, 1) 71 Drew Steckenrider, R (7, 1) 30 Bryson Brigman, R (8, PH) 35 Riley Ferrell, R (8, 1) 39 Tyler Kinley, R (9, 1)	10 G6-3 1-2 2-3 BB	10 2B BB			K	K	2 F9 7 BB BB			0 1 1 0 0 0 0 0	0 0 0 0 0 0 0 0	0 0 0 0 0 0 0 0	0 0 0 0 0 0 0 0	2 1 0 1 0 0 1 0	0 0 1 0 0 0 0 0	0 0 2 0 0 0 0 0

	AB	R	H	RBI	BB	SO	LOB
TOTAL	**41**	**12**	**15**	**9**	**10**	**7**	**27**

Inning Stats	1	2	3	4	5	6	7	8	9
R	0	5	1	0	0	4	0	2	0
E	1	0	0	1	0	1	0	0	0
K	0	0	1	1	1	2	2	0	0
S	4	8	7	7	5	9	8	5	3
H	0	6	2	2	0	2	1	2	0
LOB	1	2	2	2	0	2	2	2	1
BB	0	2	1	0	0	3	1	2	1
P	5	17	13	7	5	21	14	13	7

1B	9
2B	3
3B	1
HR	2
SF	1
SAC	0
DP	1
HBP	0
WP	3
PB	0
SB	1
CS	0
PA	52

PITCHER		IP	WLS	BF	H	R	ER	SO	BB	IBB	HBP	BLK	WP	HR	S	P	ERA	WHIP
31 Collin McHugh, R ERA: 15.88	(1, 1)	2.2		17	7	6	6	1	2	0	0	0	1	1	17	29	20.25	3.375
94 Carlos Sanabria, R ERA:	(3, 1)	0.1		3	1	0	0	0	1	0	0	0	0	0	2	6	0.00	6.000
87 Brandon Bielak, R ERA: 1.0	(4, 1)	2.0		8	2	0	0	2	0	0	0	0	0	0	12	12	0.00	1.000
91 Alex Winkelman, L ERA:	(6, 1)	0.0	L	4	2	4	3	0	2	0	0	0	0	0	2	10	∞	∞
70 Cy Sneed, R ERA: 1.23	(6, 1)	1.0		4	0	0	0	2	1	0	0	0	1	0	7	11	0.00	1.000

PITCHER		IP	WLS	BF	H	R	ER	SO	BB	IBB	HBP	BLK	WP	HR	S	P	ERA	WHIP
64 Reymin Guduan, L ERA: 2.57	(7, 1)	1.0		5	1	0	0	2	1	0	0	0	1	0	8	14	0.00	2.000
90 Carlos Hiraldo, L ERA: 18.0	(8, 1)	1.0		7	2	2	2	0	2	0	0	0	0	1	5	13	18.00	4.000
98 Miguel Figueroa, R ERA:	(9, 1)	1.0		4	0	0	0	0	1	0	0	0	0	0	3	7	0.00	1.000

BOTTOM

Miami Marlins @ Houston Astros

Ballpark of the Palm Beaches, West Palm Beach, FL

Thu Mar 14 2019, 1:11 PM - 4:48 PM EDT

Att. 3,684 - Partly Cloudy - 78 F

livebaseballscorecards.com

Batter	1	2	3	4	5	6	7	8	9	AB	R	H	RBI	BB	SO	LOB
4 George Springer, R (1, 10) OBP: 0.353, SLG: 0.321	0-0: 2 HR 1B		0-3: K ①	0-0: 1-2 1B		0-3: K ③			0-3: K ②	3	1	2	0	0	1	0
87 J.J. Matijevic, L (4, PR) (5, 10) (9, 7)										2	0	0	0	0	2	0
18 Tony Kemp, L (1, 8) OBP: 0.441, SLG: 0.360	0-0: F9 ①		4-0: 2 S 1 2B BB	0-3: K ③			0-0: G6-3 ①		0-3: K ③	2	1	0	0	1	1	3
97 Corey Julks, R (6, 8)										2	0	0	0	0	1	0
2 Alex Bregman, R (1, 5) OBP: 0.600, SLG: 0.923	1-0: 1-H HR		1-0: F9 ② 1-2		0-0: G5-3 ①		0-0: G4-3 ②			3	1	1	2	0	0	1
83 Abraham Toro, S (6, 5) OBP: 0.375, SLG: 0.483										1	0	0	0	0	0	0
1 Carlos Correa, R (1, 6) OBP: 0.355, SLG: 0.448	0-0: L9 ②		0-0: 72 1B 2-H 2B		4-0: 72 WP 13 HR BB		0-0: F9 ③			2	0	1	1	1	0	0
80 Jack Mayfield, R (5, PR) (6, 6) OBP: 0.303, SLG: 0.387										1	1	0	0	0	0	0
72 Yordan Alvarez, L (1, 7) OBP: 0.439, SLG: 0.382	0-3: K ③		0-0: 2-H 1B ③		1-3: K ② 1-2			0-0: L5 ①		4	0	1	0	0	2	1
98 Miguel Figueroa, R (9, 1)										0	0	0	0	0	0	0
13 Tyler White, R (1, 3) OBP: 0.343, SLG: 0.414	0-0: F7 ①		0-0: F8 ①		0-0: 2-H HR			4-0: BB		3	1	1	2	0	0	0
44 AJ Reed, L (6, 3) OBP: 0.229, SLG: 0.310										0	0	0	0	1	0	0
28 Robinson Chirinos, R (1, 2) OBP: 0.440, SLG: 0.667	0-0: F9 ②		0-0: HR		0-0: G1-3 ③			0-3: K ②		3	1	1	1	0	0	1
12 Max Stassi, R (6, 2) OBP: 0.258, SLG: 0.179										1	0	0	0	0	1	1
81 Nick Tanielu, R (1, 4) OBP: 0.412, SLG: 0.903	0-0: 2B		4-0: 26 1B BB			0-3: K ①		0-3: K ③		1	0	1	0	1	0	0
90 Osvaldo Duarte, R (6, 4)										2	0	0	0	0	2	1
26 Myles Straw, R (1, 9) OBP: 0.314, SLG: 0.353	0-0: L7 ③		0-0: 4 1B 1-3 1B ②			0-0: G1-3 ②			0-0: G5-3 ①	2	0	1	0	0	0	1
96 Stephen Wrenn, R (6, 9)										2	0	0	0	0	0	0
Inning Stats	R: 2 E: 0 K: 1 S: 7 H: 2 LOB: 0 BB: 0 P: 8	R: 0 E: 0 K: 0 S: 4 H: 1 LOB: 1 BB: 0 P: 4	R: 1 E: 0 K: 1 S: 6 H: 2 LOB: 2 BB: 1 P: 11	R: 1 E: 0 K: 1 S: 7 H: 3 LOB: 2 BB: 1 P: 11	R: 2 E: 0 K: 1 S: 6 H: 1 LOB: 1 BB: 1 P: 11	R: 0 E: 0 K: 2 S: 7 H: 0 LOB: 0 BB: 0 P: 7	R: 0 E: 0 K: 0 S: 3 H: 0 LOB: 0 BB: 0 P: 3	R: 0 E: 0 K: 2 S: 7 H: 0 LOB: 1 BB: 1 P: 11	R: 0 E: 0 K: 2 S: 7 H: 0 LOB: 0 BB: 0 P: 7	1B: 4 2B: 2 3B: 0 HR: 3	SF: 0 SAC: 0 DP: 0 HBP: 0						

AB	34
R	6
H	9
RBI	6
BB	4
SO	10
LOB	9

WP: 1 PB: 0 SB: 1 CS: 0 PA: 38

PITCHER		IP	WLS	BF	H	R	ER	SO	BB	IBB	HBP	BLK	WP	HR	S	P	ERA	WHIP
58 Dan Straily, R ERA: 7.15	(1, 1)	3.2		19	8	4	4	2	2	0	0	0	0	2	21	31	9.82	2.727
54 Sergio Romo, R ERA: 5.06	(4, 1)	1.1	W	6	1	2	2	2	1	0	0	0	1	1	9	14	13.50	1.500
56 Tayron Guerrero, R ERA:	(6, 1)	1.0		3	0	0	0	2	0	0	0	0	0	0	7	7	0.00	0.000
71 Drew Steckenrider, R ERA: 11.81	(7, 1)	1.0		3	0	0	0	0	0	0	0	0	0	0	3	3	0.00	0.000
35 Riley Ferrell, R ERA: 1.69	(8, 1)	1.0		4	0	0	0	2	1	0	0	0	0	0	7	11	0.00	1.000

PITCHER		IP	WLS	BF	H	R	ER	SO	BB	IBB	HBP	BLK	WP	HR	S	P	ERA	WHIP
39 Tyler Kinley, R ERA: 3.18	(9, 1)	1.0		3	0	0	0	2	0	0	0	0	0	0	7	7	0.00	0.000

Houston Astros @ St. Louis Cardinals

Roger Dean Chevrolet Stadium, Jupiter, FL

Fri Mar 15 2019, 6:09 PM - 8:56 PM EDT

Att. 6,359 - Cloudy - 79 F

TOP

livebaseballscorecards.com

Batter	1	2	3	4	5	6	7	8	9	AB	R	H	RBI	BB	SO	LOB
6 Jake Marisnick, R (1, 8)	S X 0-1 G4-3		S X 0-1 HR			S S C 0-3 K	S S S 0-3 K	S S S 0-3 K		3	1	1	1	0	1	0
72 Yordan Alvarez, L (6, 7) OBP: 0.419, SLG: 0.361										2	0	0	0	0	2	0
26 Myles Straw, R (1, 9) (4, 7) (6, 8) OBP: 0.375, SLG: 0.378	B B B B 4-0 23 G4-3 BB		X 0-0 G6-3			X 0-0 13 BB 73 BB 28 BB 1B	B B B B 4-0 73 FC6-4 BB		X 0-0 73 BB 97 HR 1B	3	2	2	0	2	0	0
23 Michael Brantley, L (1, 7) OBP: 0.321, SLG: 0.269	X 0-0 G4-3 1-2		X 0-0 F8			B B B B 4-0 28 BB 13 BB 81 1B 1-2 BB	X 0-0 FC6-4 13 WP 13 S 74 1B 1-2f		B B B B 4-0 97 HR 1-2 BB	2	0	0	0	0	0	1
73 Ronnie Dawson, L (4, 9) OBP: 0.375, SLG: 0.286										1	3	0	0	2	0	1
13 Tyler White, R (1, 10) OBP: 0.333, SLG: 0.375	X 0-0 F8			S S S 0-3 K		B B B B 4-0 81 1B 28 BB 83 HR 1-2 2-3 BB	S S S 0-3 K 81 PB 74 1B 1-3		B B X 2-0 1-H 2-H HR	3	1	0	0	1	2	2
97 Chas McCormick, R (9, PH) OBP: 1.000, SLG: 4.000										1	1	1	3	0	0	0
(9, 10)																
28 Robinson Chirinos, R (1, 2) OBP: 0.464, SLG: 0.696		X 0-0 2B		S S S 0-3 K		B B B B 4-0 81 1B 83 HR 1-2 2-3 3-H BB	X 0-0 81 PB 1-2 3-H 1B		X 0-0 G6-3	2	1	1	1	1	1	0
74 Jamie Ritchie, R (7, PH) OBP: 0.450, SLG: 0.333										2	0	1	1	0	0	0
(7, 2)																
81 Nick Tanielu, R (1, 4) (6, 5) (9, 3) OBP: 0.410, SLG: 0.829		X 0-0 F9		X 0-0 L4		X 0-0 B B B B 83 HR 1-2 2-3 3-H 1B	4-0 90 FC4-6 1-2 2-3 BB		X 0-0 F7	4	1	1	1	1	0	1
83 Abraham Toro, S (1, 5) OBP: 0.371, SLG: 0.563		X 0-0 F7			X 0-0 G4-3	X 0-0 1-H 2-H 3-H HR	X 0-0 FC4-6 1-2f		X 0-0 G5-3	3	1	1	4	0	0	1
90 Osvaldo Duarte, R (6, 4)										2	0	0	0	0	0	3
79 Taylor Jones, R (1, 3) OBP: 0.158, SLG: 0.111		X 0-0 G1-3			S S C 0-3 K	X 0-0 78 CS 1B		X 0-0 F8		4	0	1	0	0	1	1
91 Miguelangel Sierra, R (9, 5)										0	0	0	0	0	0	0
78 Alex De Goti, R (1, 6) OBP: 0.278, SLG: 0.219			S S S 0-3 K		X 0-0 G5-3	S S S 0-3 2 3 K 1-2		X 0-0 G5-3		4	0	0	0	0	2	1

	AB	R	H	RBI	BB	SO
	36	11	9	11	7	9

Inning Stats	1	2	3	4	5	6	7	8	9
R	0	0	1	0	0	6	1	0	3
E	0	0	0	0	0	0	0	0	0
K	0	0	1	2	1	2	2	1	0
S	4	4	7	7	5	10	9	5	5
H	0	1	1	0	0	4	1	0	2
LOB	1	1	0	0	0	1	3	0	0
BB	1	0	0	0	0	3	2	0	1
P	8	4	7	7	5	22	17	5	11

1B	5
2B	2
3B	0
HR	3
SF	0
SAC	0
DP	1
HBP	0

WP	2
PB	1
SB	1
CS	1
PA	43

PITCHER		IP	WLS	BF	H	R	ER	SO	BB	IBB	HBP	BLK	WP	HR	S	P	ERA	WHIP
50 Adam Wainwright, R (1, 1) ERA: 2.51		5.1		20	3	2	2	5	1	0	0	0	0	1	31	35	3.38	0.750
21 Andrew Miller, L (6, 1) ERA: 13.5		0.0	L	4	1	1	1	0	3	0	0	0	0	0	1	13	∞	∞
74 Ryan Meisinger, R (6, 1) ERA: 2.7		0.2		3	2	4	4	1	0	0	0	0	0	1	5	5	54.00	3.000
49 Jordan Hicks, R (7, 1) ERA: 2.25		1.0		7	1	1	1	2	2	0	0	0	1	0	9	17	9.00	3.000
29 Alex Reyes, R (8, 1) ERA: 7.2		2.0		9	2	3	3	1	1	0	0	0	0	1	10	16	13.50	1.500

Batter	1	2	3	4	5	6	7	8	9	AB	R	H	RBI	BB	SO	LOB
13 Matt Carpenter, L (1, 5) OBP: 0.303, SLG: 0.500 29 Alex Reyes, R (8, 1)	S C C 0-3 K ①		X 0-0 G4-3 ①		S S S 0-3 K ③		X 0-0 F7 ③			4 0 0 0 0 2 2 0 0 0 0 0 0 0						
25 Dexter Fowler, S (1, 9) OBP: 0.235, SLG: 0.219 56 Justin Toerner, L (6, PR) (7, 9)	X 0-0 G5-3 ②		X 0-0 12 S 1B			B B B B 4-0 BB		S S S 0-3 K ①		2 0 1 0 1 0 0 1 0 0 0 0 1 0						
46 Paul Goldschmidt, R (1, 3) OBP: 0.400, SLG: 0.345 82 Tommy Edman, S (8, 6) OBP: 0.367, SLG: 0.440	S S S 0-3 K ③		1 SAFE 1 SAFE X 0-0 F7 ②			X 0-0 P5 ①		X 0-0 G5-3 ②		3 0 0 0 0 1 2 1 0 0 0 0 0 0						
12 Paul DeJong, R (1, 6) OBP: 0.286, SLG: 0.433 16 Evan Mendoza, R (8, 3) OBP: 0.333, SLG: 0.556		S B B C B X 3-2 HR	B X 1-0 G6-3 ③ 1-2			X 0-0 P4 ②		S S C 0-3 K ③		3 1 1 1 0 0 2 1 0 0 0 0 1 0						
4 Yadier Molina, R (1, 2) OBP: 0.250, SLG: 0.250 78 Joe Hudson, R (7, 2) OBP: 0.214, SLG: 0.083		X 0-0 E6 83 WP 16 BB 83 1B		X 0-0 16 G3-6-3 1B		X 0-0 F7 ③			S S T 0-2 K ①	3 1 1 0 0 0 1 1 0 0 0 0 1 0						
16 Kolten Wong, L (1, 4) OBP: 0.321, SLG: 0.423 75 Irving Lopez, L (8, 4)		B B B B 4-0 83 1B 83 WP 1-2 BB		X 0-0 ① ② G3-6-3 1-2f			X 0-0 ① ② G4-3		X 0-0 ② F7	2 0 0 0 1 0 1 1 0 0 0 0 0 0						
91 Dylan Carlson, S (1, 7) OBP: 0.256, SLG: 0.333		S S S 0-3 K ①		S S S 0-3 K ③			X 0-0 38 1B		X 0-0 G4-3 ③	4 0 1 0 0 2 2						
83 Randy Arozarena, R (1, 8) OBP: 0.400, SLG: 0.409		D X 1-0 1-3 2-H 1B ②			X 0-0 G1-3 ①		S S S 0-3 K ②			3 0 1 1 0 1 1						
50 Adam Wainwright, R (1, 1) 21 Andrew Miller, L (6, 1) 74 Ryan Meisinger, R (6, 1) 49 Jordan Hicks, R (7, 1) 86 Jeremy Martinez, R (7, PH) OBP: 0.250, SLG: 0.500 39 Elehuris Montero, R (8, 5)		S S S 0-3 K ③			S S C 0-3 K ②		X 0-0 1-2 1B			2 0 0 0 0 2 1 0 0 0 0 0 0 0 0 0 0 0 0 0 0 0 0 0 0 0 0 0 0 0 0 0 0 0 0 0 0 0 0 0 0 0							
Inning Stats	R: 0 H: 0 E: 0 LOB: 0 K: 2 BB: 0 S: 7 P: 7	R: 2 H: 2 E: 1 LOB: 1 K: 2 BB: 1 S: 11 P: 19	R: 0 H: 1 E: 0 LOB: 1 K: 0 BB: 0 S: 4 P: 5	R: 0 H: 1 E: 0 LOB: 0 K: 1 BB: 0 S: 5 P: 5	R: 0 H: 0 E: 0 LOB: 0 K: 2 BB: 0 S: 7 P: 7	R: 0 H: 0 E: 0 LOB: 1 K: 0 BB: 1 S: 3 P: 7	R: 0 H: 2 E: 0 LOB: 2 K: 1 BB: 0 S: 7 P: 7	R: 0 H: 0 E: 0 LOB: 0 K: 2 BB: 0 S: 7 P: 7	R: 0 H: 0 E: 0 LOB: 0 K: 1 BB: 0 S: 5 P: 5	1B: 5 SF: 0 2B: 0 SAC: 0 3B: 0 DP: 1 HR: 1 HBP: 0							

PITCHER		IP	WLS	BF	H	R	ER	SO	BB	IBB	HBP	BLK	WP	HR	S	P	ERA	WHIP
20 Wade Miley, L ERA: 2.19	(1, 1)	4.0		16	4	2	1	5	1	0	0	0	1	1	27	36	2.25	1.250
54 Roberto Osuna, R ERA:	(5, 1)	1.0	W	3	0	0	0	2	0	0	0	0	0	0	7	7	0.00	0.000
30 Héctor Rondón, R ERA: 7.36	(6, 1)	1.0		4	0	0	0	0	1	0	0	0	0	0	3	7	0.00	1.000
63 Brendan McCurry, R ERA: 1.13	(7, 1)	1.1		6	2	0	0	2	0	0	0	0	0	0	10	10	0.00	1.500
90 Enoli Paredes, R ERA:	(8, 1)	1.2		5	0	0	0	2	0	0	0	0	0	0	9	9	0.00	0.000

PITCHER	IP	WLS	BF	H	R	ER	SO	BB	IBB	HBP	BLK	WP	HR	S	P	ERA	WHIP

BOTTOM

Houston Astros @ St. Louis Cardinals

Roger Dean Chevrolet Stadium, Jupiter, FL

Fri Mar 15 2019, 6:09 PM - 8:56 PM EDT

Att. 6,359 - Cloudy - 79 F

livebaseballscorecards.com

AB	31
R	2
H	5
RBI	2
BB	2
SO	11
LOB	12

WP: 1 PA: 34
PB: 0
SB: 1
CS: 0

TOP

St. Louis Cardinals @ Houston Astros

Fri Mar 15 2019, 6:11 PM - 9:06 PM EDT
Att. 3,485 - Partly Cloudy - 78 F

livebaseballscorecards.com

Batter	1	2	3	4	5	6	7	8	9	AB	R	H	RBI	BB	SO	LOB
48 Harrison Bader, R (1, 8) OBP: 0.308, SLG: 0.206	E3 (23 WP, 33 SH2-3)		F8		BB		K		F9	3	0	0	0	1	1	1
19 Conner Capel, L (7, 7)										1	0	0	0	0	0	1
33 Drew Robinson, L (1, 6) OBP: 0.250, SLG: 0.324	SH2-3 (1-2)			32 S, 41 S, BB	L8			G1-3		2	0	0	0	1	0	2
41 Tyler O'Neill, R (1, 9) OBP: 0.311, SLG: 0.564	G5-3			K (1-2)		23 FC6-5, 2B		P3		4	0	1	0	0	1	2
30 Johan Mieses, R (8, 9)										0	0	0	0	0	0	0
23 Marcell Ozuna, R (1, 7) OBP: 0.241, SLG: 0.160	K (2-3)			32 S, BB		FC6-5 (2-3)		81 1B, 1B		2	0	0	0	1	1	2
44 Scott Hurst, L (6, PR) OBP: 0.385, SLG: 0.833										1	0	1	0	0	0	0
(6, 7)																
(7, 8)																
81 Rangel Ravelo, R (1, 3) OBP: 0.367, SLG: 0.467		G4-3		L9		K		1-3, 1B		4	0	1	0	0	1	3
32 Matt Wieters, S (1, 2) OBP: 0.238, SLG: 0.211		G6-3		K (1-2, 2-3)		F9		K		3	0	0	0	0	1	3
84 Andrew Knizner, R (6, 2) OBP: 0.250, SLG: 0.304										1	0	0	0	0	1	2
34 Yairo Muñoz, R (1, 4) OBP: 0.364, SLG: 0.433		G1-3			E5 (66 G6-3, 1B)		F9		F7	4	0	1	0	0	0	0
79 Max Schrock, L (1, 5) OBP: 0.250, SLG: 0.275			F8		P5		K		E4	4	0	0	0	0	1	1
62 Daniel Ponce de Leon, R (1, 1)			K		G6-3 (2-3)		1B		K	1	0	0	0	0	1	0
66 Zach Jackson, L (5, PH) OBP: 0.333, SLG: 0.333										3	0	1	0	0	1	2
70 Chris Beck, R (5, 1)										0	0	0	0	0	0	0
40 Chasen Shreve, L (6, 1)										0	0	0	0	0	0	0
66 Zach Jackson, L (7, PH) OBP: 0.333, SLG: 0.333										3	0	1	0	0	1	2
40 Chasen Shreve, L (7, 1)										0	0	0	0	0	0	0
30 Tyler Webb, L (8, 1)										0	0	0	0	0	0	0
66 Zach Jackson, L (9, PH) OBP: 0.333, SLG: 0.333										3	0	1	0	0	1	2

	AB	33
	R	0
	H	5
	RBI	0
	BB	3
	SO	9
	LOB	19

Inning Stats	1	2	3	4	5	6	7	8	9
	R: 0 H: 0 E: 1 LOB: 1 K: 1 BB: 0 S: 6 P: 8	R: 0 H: 0 E: 0 LOB: 0 K: 0 BB: 0 S: 3 P: 3	R: 0 H: 0 E: 0 LOB: 0 K: 1 BB: 0 S: 5 P: 5	R: 0 H: 0 E: 0 LOB: 2 K: 2 BB: 2 S: 7 P: 17	R: 0 H: 1 E: 1 LOB: 2 K: 0 BB: 1 S: 4 P: 8	R: 0 H: 1 E: 0 LOB: 1 K: 1 BB: 0 S: 6 P: 6	R: 0 H: 1 E: 0 LOB: 1 K: 2 BB: 0 S: 8 P: 8	R: 0 H: 2 E: 0 LOB: 2 K: 1 BB: 0 S: 7 P: 7	R: 0 H: 0 E: 1 LOB: 1 K: 1 BB: 0 S: 6 P: 6

	1B: 4	SF: 0	WP: 1	PA: 37
	2B: 1	SAC: 1	PB: 0	
	3B: 0	DP: 0	SB: 3	
	HR: 0	HBP: 0	CS: 0	

PITCHER	IP	WLS	BF	H	R	ER	SO	BB	IBB	HBP	BLK	WP	HR	S	P	ERA	WHIP
68 Forrest Whitley, R (1, 1) ERA: 1.5	4.0	W	15	0	0	0	4	2	0	0	0	1	0	21	33	0.00	0.500
55 Ryan Pressly, R (5, 1) ERA: 2.7	1.0	H	5	1	0	0	0	1	0	0	0	0	0	4	8	0.00	2.000
47 Chris Devenski, R (6, 1) ERA: 8.31	1.0	H	4	1	0	0	1	0	0	0	0	0	0	6	6	0.00	1.000
71 Akeem Bostick, R (7, 1) ERA: 2.08	2.0		9	3	0	0	3	0	0	0	0	0	0	15	15	0.00	1.500
65 Kent Emanuel, L (9, 1) ERA: 8.1	1.0		4	0	0	0	1	0	0	0	0	0	0	6	6	0.00	0.000

PITCHER	IP	WLS	BF	H	R	ER	SO	BB	IBB	HBP	BLK	WP	HR	S	P	ERA	WHIP

BOTTOM

St. Louis Cardinals @ Houston Astros

ITTEAM Ballpark of the Palm Beaches, West Palm Beach, FL

Fri Mar 15 2019, 6:11 PM - 9:06 PM EDT

Att. 3,485 - Partly Cloudy - 78 F

livebaseballscorecards.com

Batter	1	2	3	4	5	6	7	8	9	AB	R	H	RBI	BB	SO	LOB
4 George Springer, R (1, 8) OBP: 0.361, SLG: 0.333 87 J.J. Matijevic, L (4, PH) (5, 7)	F8		27 1B 22 FC4-6 1B	K		G4-3		G1-6-3 1-2f		2 1 1 0 0 0 0 3 0 0 0 0 1 3						
27 Jose Altuve, R (1, 4) OBP: 0.375, SLG: 0.231 95 Jeremy Peña, R (6, 6) OBP: 0.222, SLG: 0.375	10 BB 22 BB BB		22 FC4-6 1-3 1B		G6-3		G4-3			2 0 1 0 1 0 0 1 0 0 0 0 0 0						
22 Josh Reddick, L (1, 9) OBP: 0.462, SLG: 0.619 96 Stephen Wrenn, R (6, 9)	10 BB 1-2 BB		FC4-6 1 FC6-4 1-2f 3-H		G4-3		BB			2 0 0 1 1 0 1 0 0 0 0 1 0 0						
1 Carlos Correa, R (1, 10) OBP: 0.333, SLG: 0.419 99 Granden Goetzman, R (3, PR) OBP: 0.400, SLG: 0.600 (4, 10)	K		FC6-4 1-2f		1B		K			2 0 0 0 0 1 3 2 0 1 0 0 1 1						
10 Yuli Gurriel, R (1, 3) OBP: 0.414, SLG: 0.519 92 Seth Beer, L (5, PH) OBP: 0.222, SLG: 0.125 (6, 3)	1-2 2-3 BB		F8		K		G5-3			1 0 0 0 1 0 1 2 0 0 0 0 1 2						
21 Derek Fisher, L (1, 7) OBP: 0.381, SLG: 0.514 (5, 8)	P3			16 HR 1B		E3 82 G4-3 1B 1B		82 2B 2B		4 3 3 0 0 0 3						
16 Aledmys Díaz, R (1, 6) OBP: 0.286, SLG: 0.290 82 Josh Rojas, L (6, 4) OBP: 0.250, SLG: 0.316		G6-3		1-H HR		G4-3 2-3		75 1B 2-H 2B		2 1 1 2 0 0 0 2 0 1 1 0 0 1						
Garrett Stubbs, L (1, 2) OBP: 0.333, SLG: 0.650 75 Chuckie Robinson, R (7, 2) OBP: 0.385, SLG: 0.583		F7		K		80 WP 3-H 1B		87 G1-6-3 2-3 1B		3 0 1 1 0 1 0 1 0 1 0 0 0 0						
80 Jack Mayfield, R (1, 5) OBP: 0.278, SLG: 0.353 90 Alfredo Angarita, S (8, PH) (9, 5)		K		G1-3		P3 1-2		K		3 0 0 0 0 1 1 1 0 0 0 0 1 2						
Inning Stats	R: 0 H: 0 E: 0 LOB: 3 K: 1 BB: 3 S: 6 P: 18		R: 0 H: 0 E: 0 LOB: 0 K: 1 BB: 0 S: 5 P: 5	R: 1 H: 2 E: 0 LOB: 1 K: 0 BB: 0 S: 5 P: 5	R: 2 H: 2 E: 0 LOB: 0 K: 2 BB: 0 S: 9 P: 10	R: 0 H: 1 E: 0 LOB: 1 K: 1 BB: 0 S: 6 P: 6	R: 1 H: 2 E: 1 LOB: 1 K: 0 BB: 0 S: 5 P: 6	R: 0 H: 0 E: 0 LOB: 1 K: 1 BB: 1 S: 5 P: 9	R: 1 H: 3 E: 0 LOB: 1 K: 1 BB: 0 S: 7 P: 7		1B: 7 SF: 0 2B: 2 SAC: 0 3B: 0 DP: 1 HR: 1 HBP: 0				WP: 1 PA: 37 PB: 0 SB: 0 CS: 0	

	AB	33
	R	5
	H	10
	RBI	5
	BB	4
	SO	7
	LOB	18

PITCHER	IP	WLS	BF	H	R	ER	SO	BB	IBB	HBP	BLK	WP	HR	S	P	ERA	WHIP
62 Daniel Ponce de Leon, R (1, 1) ERA: 7.71	4.0	L	19	4	3	3	4	3	0	0	0	0	1	25	38	6.75	1.750
70 Chris Beck, R (5, 1) ERA:	1.0		4	1	0	0	1	0	0	0	0	0	0	6	6	0.00	1.000
40 Chasen Shreve, L (6, 1) ERA: 4.26	2.0		9	2	1	1	1	1	0	0	0	1	0	10	15	4.50	1.500
40 Chasen Shreve, L (7, 1) ERA: 4.26	2.0		9	2	1	1	1	1	0	0	0	1	0	10	15	4.50	1.500
30 Tyler Webb, L (8, 1) ERA: 2.57	1.0		5	3	1	1	1	0	0	0	0	0	0	7	7	9.00	3.000

PITCHER	IP	WLS	BF	H	R	ER	SO	BB	IBB	HBP	BLK	WP	HR	S	P	ERA	WHIP

Batter	1	2	3	4	5	6	7	8	9	AB	R	H	RBI	BB	SO	LOB
4 George Springer, R (1, 10) OBP: 0.400, SLG: 0.364 93 Scott Manea, R (7, PH) (7, 10)	1 BB 23 1B 1B		1 CS BB	G5-4-3 1-2f	1 G6-4-3 1-3 10 E 1B		G1-3	K		3 2	2 0	2 0	0 0	1 0	0 1	2 2
18 Tony Kemp, L (1, 8) OBP: 0.447, SLG: 0.379 95 Jake Meyers, R (6, 8)	L8		K	1 23 1B 1B 1 G6-4-3 1-2 3-H 1B			K		K	4 2	1 0	2 0	1 0	0 0	1 2	2 0
1 Carlos Correa, R (1, 6) OBP: 0.378, SLG: 0.471 91 Anibal Sierra, R (6, 6)	23 1B 1-2 BB		23 1B 1-2 2B	23 1B 1-3 10 1B G6-4-3 1-2f 2-3			G6-3		K	3 2	2 0	2 0	0 0	1 0	0 1	2 0
23 Michael Brantley, L (1, 9) OBP: 0.406, SLG: 0.345 Kyle Tucker, L (6, 9) OBP: 0.400, SLG: 0.400	1-3 2-H 1B		10 BB 2-H 1B	10 1B 72 2B 1-3 3-H 1B 10 E BB				99 1B 97 2B BB	K	3 0	1 1	3 0	3 0	1 2	0 0	0 0
10 Yuli Gurriel, R (1, 3) OBP: 0.424, SLG: 0.500 99 Jake Adams, R (6, 3) OBP: 0.500, SLG: 0.500	F8		1-2 BB	72 2B 1-2 3-H 1B E6 1-2 3-H				97 2B 74 FC5-4 1-2 1B	K	3 2	1 1	1 1	1 0	1 0	0 1	3 1
72 Yordan Alvarez, L (1, 7) OBP: 0.404, SLG: 0.375 97 Corey Julks, R (7, 7) OBP: 0.200, SLG: 0.400	F9		K	1-H 2-H 2B G4-3				74 FC5-4 1-3 2-H 2B		4 1	1 0	1 1	2 1	0 0	1 0	6 0
16 Aledmys Díaz, R (1, 4) OBP: 0.282, SLG: 0.265 80 Jack Mayfield, R (6, 4) OBP: 0.270, SLG: 0.343		G4-3	G5-3	G5-3 83 2B 12 1B BB	G5-3			F8		3 1	1 0	0 0	0 0	1 0	0 0	0 2
83 Abraham Toro, S (1, 5) OBP: 0.385, SLG: 0.583 90 Osvaldo Duarte, R (8, PH) (8, 5)		P5	12 1B 1B 1-3 2-H 12 1B 2B	L4				E1 74 FC5-4		4 1	1 0	2 0	1 0	0 0	0 0	0 2
12 Max Stassi, R (1, 2) OBP: 0.286, SLG: 0.219 74 Jamie Ritchie, R (7, 2) OBP: 0.429, SLG: 0.313		K	4 G5-4-3 1-2 1B 4 1B 4 WP 18 1B 2-H 3-H 1B	L4				FC5-4 1-2f 2-3 3-H		4 1	1 0	2 0	2 1	0 0	1 0	0 2
Inning Stats	R: 1 E: 0 K: 0 S: 5 H: 2 LOB: 2 BB: 1 P: 9	R: 0 E: 0 K: 1 S: 5 H: 0 LOB: 0 BB: 0 P: 5	R: 1 E: 0 K: 2 S: 8 H: 2 LOB: 2 BB: 2 P: 17	R: 0 E: 0 K: 0 S: 4 H: 2 LOB: 1 BB: 0 P: 4	R: 9 E: 1 K: 0 S: 12 H: 9 LOB: 2 BB: 2 P: 22	R: 0 E: 0 K: 0 S: 3 H: 0 LOB: 0 BB: 0 P: 3	R: 0 E: 0 K: 1 S: 5 H: 0 LOB: 0 BB: 0 P: 5	R: 2 E: 1 K: 1 S: 8 H: 2 LOB: 2 BB: 1 P: 12	R: 0 E: 0 K: 3 S: 9 H: 0 LOB: 1 BB: 1 P: 13	1B: 13 2B: 4 3B: 0 HR: 0 SF: 0 SAC: 0 DP: 2 HBP: 0						

TOP

Houston Astros @ Philadelphia Phillies

Spectrum Field, Clearwater, FL

Sat Mar 16 2019, 1:08 PM - 4:43 PM EDT

Att. 10,488 - Cloudy - 77 F

livebaseballscorecards.com

AB	43
R	13
H	17
RBI	12
BB	7
SO	8
LOB	24

WP: 1 PA: 50
PB: 0
SB: 1
CS: 1

PITCHER		IP	WLS	BF	H	R	ER	SO	BB	IBB	HBP	BLK	WP	HR	S	P	ERA	WHIP
27 Aaron Nola, R ERA: 5.19	(1, 1)	2.2		14	4	2	2	2	3	0	0	0	0	0	15	28	6.75	2.625
67 Jeremy Bleich, L ERA: 3.52	(3, 1)	1.1		5	2	0	0	1	0	0	0	0	0	0	7	7	0.00	1.500
64 Víctor Arano, R ERA: 51.0	(5, 1)	0.0	L	6	5	6	6	0	1	0	0	0	0	0	5	10	∞	∞
47 James Pazos, L ERA: 7.11	(5, 1)	0.2		7	4	3	2	0	1	0	0	0	1	0	6	11	27.00	7.500
91 Luke Leftwich, R ERA: 5.4	(5, 1)	1.1		4	0	0	0	0	0	0	0	0	0	0	4	4	0.00	0.000

PITCHER		IP	WLS	BF	H	R	ER	SO	BB	IBB	HBP	BLK	WP	HR	S	P	ERA	WHIP
68 Josh Martin, R ERA: 1.5	(7, 1)	1.1		7	2	2	1	1	1	0	0	0	0	0	8	12	6.75	2.250
65 Edward Paredes, L ERA:	(8, 1)	1.2		7	0	0	0	4	1	0	0	0	0	0	14	18	0.00	0.600

Batter	1	2	3	4	5	6	7	8	9	AB	R	H	RBI	BB	SO	LOB
16 César Hernández, S (1, 4) OBP: 0.167, SLG: 0.091	L7		K		L3		L9		33 2B 2B	3	0	0	0	0	1	0
80 Trevor Plouffe, R (6, 4) OBP: 0.360, SLG: 0.632										2	1	1	0	0	0	0
37 Odúbel Herrera, L (1, 10) OBP: 0.667, SLG: 1.000	G4-3		10 HR 2B		10 1B BB		K		2-H 3-H 2B	2	1	1	0	1	0	0
33 Matt McBride, R (7, PH) OBP: 0.240, SLG: 0.458 (8, 10)										2	0	1	2	0	1	0
10 J.T. Realmuto, R (1, 2) OBP: 0.452, SLG: 0.857	1B		2-H HR		1-2 1B			75 1B 28 E 95 G3 1B	F7	3	1	3	2	0	0	0
44 Rob Brantly, L (6, 2) OBP: 0.600, SLG: 0.563										2	1	1	0	0	0	1
5 Nick Williams, L (1, 7) OBP: 0.289, SLG: 0.459	F8		K		G3			FC3 95 G3 75 1B 1-2	K	3	0	0	0	0	1	3
28 Andrew Romine, S (6, 7) OBP: 0.314, SLG: 0.375										2	0	0	0	0	1	2
9 Phil Gosselin, R (1, 5) OBP: 0.455, SLG: 0.742		18 1B 2B	G4-3			13 WP 1B		K	K	3	0	2	0	0	0	0
66 Gift Ngoepe, R (7, 5) OBP: 0.200, SLG: 0.308										2	0	0	0	0	2	3
25 Dylan Cozens, L (1, 8) OBP: 0.368, SLG: 0.706		K		K2-3		L5		95 G3 1-2 2-3 1B		3	0	0	0	0	2	2
75 Adam Haseley, L (7, 8) OBP: 0.216, SLG: 0.257										1	0	1	0	0	0	0
13 Sean Rodríguez, R (1, 3) OBP: 0.162, SLG: 0.121		G5-3		F9		K 1-2		G3 1-2 2-3 3-H		3	0	0	0	0	1	2
95 Darick Hall, L (7, 3) OBP: 0.500, SLG: 1.250										1	0	0	1	0	0	2
18 Lane Adams, R (1, 9) OBP: 0.281, SLG: 0.355		2-3 1B		K		K		K		3	0	1	0	0	2	1
9 Jimmy Smith, R (7, 9)										1	0	0	0	0	1	2
40 Gregorio Petit, R (1, 6) OBP: 0.273, SLG: 0.211		F8			F7		G6-3		80 2B 33 2B 1B	3	0	0	0	0	0	2
94 Nick Maton, L (8, 6) OBP: 0.667, SLG: 1.000										1	1	1	0	0	0	0
Inning Stats	R: 0 E: 0 K: 0 S: 4 H: 1 LOB: 1 BB: 0 P: 4	R: 0 E: 0 K: 1 S: 7 H: 2 LOB: 2 BB: 0 P: 7	R: 2 E: 0 K: 2 S: 10 H: 2 LOB: 0 BB: 0 P: 13	R: 0 E: 0 K: 2 S: 7 H: 0 LOB: 0 BB: 0 P: 7	R: 0 E: 0 K: 0 S: 4 H: 1 LOB: 2 BB: 1 P: 8	R: 0 E: 0 K: 2 S: 8 H: 1 LOB: 1 BB: 0 P: 9	R: 0 E: 0 K: 1 S: 5 H: 0 LOB: 0 BB: 0 P: 5	R: 1 E: 1 K: 2 S: 10 H: 2 LOB: 2 BB: 0 P: 10	R: 2 E: 0 K: 2 S: 10 H: 3 LOB: 1 BB: 0 P: 10	1B: 7 2B: 4 3B: 0 HR: 1 SF: 0 SAC: 0 DP: 0 HBP: 0							

PITCHER	IP	WLS	BF	H	R	ER	SO	BB	IBB	HBP	BLK	WP	HR	S	P	ERA	WHIP
41 Brad Peacock, R (1, 1) ERA: 1.5	4.0	W	17	5	2	2	5	0	0	0	0	0	1	28	31	4.50	1.250
39 Josh James, R (5, 1) ERA:	1.0		5	1	0	0	0	1	0	0	0	0	0	4	8	0.00	2.000
69 J.B. Bukauskas, R (6, 1) ERA: 0.9	3.0	H	13	3	1	0	5	0	0	0	0	1	0	23	24	0.00	1.000
70 Cy Sneed, R (9, 1) ERA: 3.24	1.0		6	3	2	2	2	0	0	0	0	0	0	10	10	18.00	3.000

PITCHER	IP	WLS	BF	H	R	ER	SO	BB	IBB	HBP	BLK	WP	HR	S	P	ERA	WHIP

BOTTOM

Houston Astros @ Philadelphia Phillies

Spectrum Field, Clearwater, FL

Sat Mar 16 2019, 1:08 PM - 4:43 PM EDT

Att. 10,488 - Cloudy - 77 F

livebaseballscorecards.com

AB	40
R	5
H	12
RBI	5
BB	1
SO	12
LOB	20

1B: 7	SF: 0	WP: 1	PA: 41
2B: 4	SAC: 0	PB: 0	
3B: 0	DP: 0	SB: 0	
HR: 1	HBP: 0	CS: 0	

Houston Astros @ Atlanta Braves

Stadium at the ESPN Wide World of Sports, Lake Buena Vista, FL

Sun Mar 17 2019, 1:09 PM - 4:03 PM EDT

Att. 6,351 - Cloudy - 70 F

TOP

livebaseballscorecards.com

Batter	1	2	3	4	5	6	7	8	9	AB	R	H	RBI	BB	SO	LOB
21 Derek Fisher, L (1, 7) OBP: 0.404, SLG: 0.500	C X 0-1 ① F7		X 0-0 27 S 1B		X 0-0 ③ F8		B B B B 4-0 1-2 BB		B B B B 4-0 82 BB 78 1B BB	3	1	1	0	2	0	0
27 Jose Altuve, R (1, 4) OBP: 0.421, SLG: 0.267 82 Josh Rojas, L (6, PR) OBP: 0.273, SLG: 0.300 (6, 4)	X 0-0 2 S 1B		B C C C 1-3 ③ K 1-2			B B B B 4-0 22 BB 2 1B 13 1B BB	S S S 0-3 ① K		B B B B 4-0 78 1B 73 1B 1-2 2-3 BB	2 1	0 2	1 0	0 0	1 1	1 1	1 2
2 Alex Bregman, R (1, 6) OBP: 0.609, SLG: 0.938 78 Alex De Goti, R (6, PR) OBP: 0.289, SLG: 0.235 (6, 6)	B C C C 1-3 ② K 1-2			X 0-0 22 FC1-6-5 2B		X 0-0 13 1B 22 BB 81 1B 1-2 1B	X 0-0 ② ③ G5-3 2-3f		X 0-0 73 1B 1-3 2-H 3-H 1B	3 2	0 1	2 1	0 2	0 0	1 0	1 2
22 Josh Reddick, L (1, 9) OBP: 0.448, SLG: 0.565 73 Ronnie Dawson, L (6, PR) OBP: 0.385, SLG: 0.304 (6, 9)	S S S 0-3 ③ K			X 0-0 ① FC1-6-5 13 G1-3 28 2B 2-3		B B B B 4-0 13 1B 81 1B 1-2 2-3 BB		X 0-0 ① G4-3	X 0-0 ③ 2-H 3-H 1B	2 2	1 1	0 1	0 1	1 0	1 0	2 0
13 Tyler White, R (1, 10) OBP: 0.326, SLG: 0.361		X 0-0 ① L9		X 0-0 ② G1-3 2-3		X 0-0 81 1B 1-2 2-3 3-H 1B		X 0-0 ② G6-3		4	0	1	1	0	0	1
28 Robinson Chirinos, R (1, 2) OBP: 0.452, SLG: 0.692 75 Chuckie Robinson, R (7, 2) OBP: 0.357, SLG: 0.538		X 0-0 ② G4-3		X 0-0 3-H 2B		S S S 0-3 ① K		X 0-0 ③ G6-3		3 1	0 0	1 0	1 0	0 0	1 0	3 0
81 Nick Tanielu, R (1, 5) OBP: 0.405, SLG: 0.789 83 Abraham Toro, S (7, 5) OBP: 0.375, SLG: 0.568		X 0-0 ③ F8		S S S 0-3 ③ K		X 0-0 ② 1-3 2-H 3-H 1B			X 0-0 ① G3	3 1	0 0	1 0	2 0	0 0	1 0	1 0
79 Taylor Jones, R (1, 3) OBP: 0.130, SLG: 0.091			X 0-0 ① G6-3		X 0-0 ① P3	X 0-0 ③ G5-3			S S S 0-3 ② K	4	0	0	0	0	1	2
6 Jake Marisnick, R (1, 8) OBP: 0.353, SLG: 0.563 26 Myles Straw, R (7, PR) OBP: 0.390, SLG: 0.421 (7, 8)			C C C 0-3 ② K		S S S 0-3 ② K2-3		X 0-0 78 G5-3 21 S 1B		X 0-0 82 BB 78 1B 2B	3 1	0 1	1 1	0 0	0 0	2 0	0 0
Inning Stats	R: 0 E: 0 K: 2 S: 9 H: 1 LOB: 1 BB: 0 P: 10	R: 0 E: 0 K: 0 S: 3 H: 0 LOB: 0 BB: 0 P: 3	R: 0 E: 0 K: 2 S: 8 H: 1 LOB: 1 BB: 0 P: 9	R: 1 E: 0 K: 1 S: 7 H: 2 LOB: 1 BB: 0 P: 7	R: 0 E: 0 K: 1 S: 5 H: 0 LOB: 0 BB: 0 P: 5	R: 3 E: 0 K: 1 S: 7 H: 3 LOB: 2 BB: 2 P: 15	R: 0 E: 0 K: 1 S: 5 H: 1 LOB: 1 BB: 1 P: 9	R: 0 E: 0 K: 0 S: 3 H: 0 LOB: 0 BB: 0 P: 3	R: 3 E: 0 K: 1 S: 7 H: 3 LOB: 3 BB: 2 P: 15	1B: 8 2B: 3 3B: 0 HR: 0 SF: 0 SAC: 0 DP: 1 HBP: 0							

	AB	35
	R	7
	H	11
	RBI	7
	BB	5
	SO	9
	LOB	15

WP: 0 PB: 0 SB: 3 CS: 0 PA: 40

PITCHER	IP	WLS	BF	H	R	ER	SO	BB	IBB	HBP	BLK	WP	HR	S	P	ERA	WHIP
49 Julio Teheran, R (1, 1) ERA: 3.0	5.0	L	19	4	1	1	6	0	0	0	0	0	0	32	34	1.80	0.800
39 Sam Freeman, L (6, 1) ERA: 4.5	1.0		7	3	3	3	1	2	0	0	0	0	0	7	15	27.00	5.000
72 Jose Rafael De Paula, R (7, 1) ERA: 2.45	1.0		4	1	0	0	1	1	0	0	0	0	0	5	9	0.00	2.000
48 Jonny Venters, L (8, 1) ERA: 3.0	1.0		3	0	0	0	0	0	0	0	0	0	0	3	3	0.00	0.000
73 Josh Graham, R (9, 1) ERA: 20.25	0.2		6	2	3	3	1	2	0	0	0	0	0	6	14	40.50	6.000

PITCHER	IP	WLS	BF	H	R	ER	SO	BB	IBB	HBP	BLK	WP	HR	S	P	ERA	WHIP
84 Michael Mader, L (9, 1) ERA: 3.38	0.1		1	1	0	0	0	0	0	0	0	0	0	1	1	0.00	3.000

Houston Astros @ Atlanta Braves

at the ESPN Wide World of Sports, Lake Buena Vista, FL

Sun Mar 17 2019, 1:09 PM - 4:03 PM EDT

Att. 6,351 - Cloudy - 70 F

BOTTOM

livebaseballscorecards.com

Batter	1	2	3	4	5	6	7	8	9	AB	R	H	RBI	BB	SO	LOB
11 Ender Inciarte, L (1, 8) OBP: 0.324, SLG: 0.364 77 Cristian Pache, R (6, PR) OBP: 0.483, SLG: 0.852 (7, 8)	K		20 S HBP			20 BB 5 HR 1B		K		2 0 1 0 0 1 0 1 1 0 0 0 1 0						
20 Josh Donaldson, R (1, 5) OBP: 0.333, SLG: 0.500 91 Brett Langhorne, L (6, PR) (7, 5)	G4-3		F9 1-2			5 HR 1-2 BB		F7		2 0 0 0 1 0 1 1 1 0 0 0 0 0						
5 Freddie Freeman, L (1, 3) OBP: 0.355, SLG: 0.714 96 Andy Wilkins, L (7, 3) OBP: 0.400, SLG: 0.600	G3-1			K		1-H 2-H HR		WP 1B		3 1 1 3 0 1 0 1 0 1 0 0 0 0						
25 Tyler Flowers, R (1, 2) OBP: 0.320, SLG: 0.450 Alex Jackson, R (6, 2) OBP: 0.346, SLG: 0.565		22 G6-3 1B		K		G6-3		BB 1-2		2 0 1 0 0 1 0 1 0 0 0 1 0 1						
22 Nick Markakis, L (1, 9) OBP: 0.450, SLG: 0.444 71 Izzy Wilson, L (6, PR) OBP: 0.200, SLG: 0.111 (7, 9)		G6-3 1-2f		K		17 G6-4-3 BB		K		2 0 0 0 1 1 1 1 0 0 0 0 1 2						
17 Johan Camargo, S (1, 4) OBP: 0.282, SLG: 0.351 72 Jose Rafael De Paula, R (7, 1) 48 Jonny Venters, L (8, 1) 73 Josh Graham, R (9, 1) 84 Michael Mader, L (9, 1) 55 Raffy Lopez, L (9, PH) OBP: 0.333, SLG: 0.500		2B			K	G6-4-3 1-2f			F9	3 0 1 0 0 1 1 0 0 0 0 0 0 0 0 0 0 0 0 0 0 0 0 0 0 0 0 0 0 0 0 0 0 0 0 1 0 0 0 0 0 0						
23 Adam Duvall, R (1, 7) OBP: 0.286, SLG: 0.314 94 Terone Harris III, R (9, 7)		F9			K		F8		K	3 0 0 0 0 1 1 1 0 0 0 0 1 0						
7 Dansby Swanson, R (1, 6) OBP: 0.333, SLG: 0.250 94 Ray-Patrick Didder, R (7, PR) OBP: 0.357, SLG: 0.500 (8, 6)			F9		1B		92 G4-6-3 1B		K	3 0 2 0 0 0 0 1 0 0 0 0 1 0						
49 Julio Teheran, R (1, 1) 39 Sam Freeman, R (6, 1) 92 Riley Delgado, R (7, 4)			F7		L1		G4-6-3 1-2f			2 0 0 0 0 0 1 0 0 0 0 0 0 0 1 0 0 0 0 0 1						
Inning Stats	R: 0 H: 0 E: 0 LOB: 0 K: 1 BB: 0 S: 5 P: 5	R: 0 H: 2 E: 0 LOB: 1 K: 0 BB: 0 S: 4 P: 4	R: 0 H: 0 E: 0 LOB: 1 K: 0 BB: 0 S: 3 P: 5	R: 0 H: 0 E: 0 LOB: 0 K: 3 BB: 0 S: 9 P: 9	R: 0 H: 1 E: 0 LOB: 1 K: 2 BB: 0 S: 8 P: 8	R: 3 H: 2 E: 0 LOB: 1 K: 0 BB: 2 S: 5 P: 14	R: 0 H: 1 E: 0 LOB: 1 K: 0 BB: 0 S: 3 P: 3	R: 0 H: 1 E: 0 LOB: 2 K: 2 BB: 1 S: 8 P: 12	R: 0 H: 0 E: 0 LOB: 0 K: 2 BB: 0 S: 7 P: 7	1B: 5 SF: 0 2B: 1 SAC: 0 3B: 0 DP: 3 HR: 1 HBP: 1						

	AB	31
	R	3
	H	7
	RBI	3
	BB	3
	SO	10
	LOB	9

WP: 1 PA: 35
PB: 0
SB: 1
CS: 0

PITCHER	IP	WLS	BF	H	R	ER	SO	BB	IBB	HBP	BLK	WP	HR	S	P	ERA	WHIP
59 Framber Valdez, L (1, 1) ERA: 4.05	4.0	W	14	2	0	0	4	0	0	1	0	0	0	21	23	0.00	0.500
51 Cionel Pérez, L (5, 1) ERA: 11.57	1.1	H	8	3	3	3	2	1	0	0	0	0	1	12	17	20.25	3.000
65 Kent Emanuel, L (6, 1) ERA: 7.36	0.2	H	2	0	0	0	0	1	0	0	0	0	0	1	5	0.00	1.500
64 Reymin Guduan, L (7, 1) ERA: 2.25	1.0	H	3	1	0	0	0	0	0	0	0	0	0	3	3	0.00	1.000
63 Brendan McCurry, R (8, 1) ERA: 1.0	1.0	H	5	1	0	0	2	1	0	0	0	1	0	8	12	0.00	2.000

PITCHER	IP	WLS	BF	H	R	ER	SO	BB	IBB	HBP	BLK	WP	HR	S	P	ERA	WHIP
91 Ralph Garza Jr., R (9, 1) ERA:	1.0		3	0	0	0	2	0	0	0	0	0	0	7	7	0.00	0.000

Batter	1	2	3	4	5	6	7	8	9	AB	R	H	RBI	BB	SO	LOB
Inning Stats										1B: 0 2B: 0 3B: 0 HR: 0		SF: 0 SAC: 0 DP: 0 HBP: 0		WP: 0 PB: 0 SB: 0 CS: 0		PA: 0	

TOP

Philadelphia Phillies @ Houston Astros

BBTEAM Ballpark of the Palm Beaches, West Palm Beach, FL

Tue Mar 19 2019, 1:05 PM EDT

livebaseballscorecards.com

AB	0
R	0
H	0
RBI	0
BB	0
SO	0
LOB	0

PITCHER	IP	WLS	BF	H	R	ER	SO	BB	IBB	HBP	BLK	WP	HR	S	P	ERA	WHIP

PITCHER	IP	WLS	BF	H	R	ER	SO	BB	IBB	HBP	BLK	WP	HR	S	P	ERA	WHIP

Batter	1	2	3	4	5	6	7	8	9	AB	R	H	RBI	BB	SO	LOB
Inning Stats										1B: 0 2B: 0 3B: 0 HR: 0		SF: 0 SAC: 0 DP: 0 HBP: 0					

PITCHER	IP	WLS	BF	H	R	ER	SO	BB	IBB	HBP	BLK	WP	HR	S	P	ERA	WHIP

PITCHER	IP	WLS	BF	H	R	ER	SO	BB	IBB	HBP	BLK	WP	HR	S	P	ERA	WHIP

BOTTOM

Philadelphia Phillies @ Houston Astros

TEAM Ballpark of the Palm Beaches, West Palm Beach, FL

Tue Mar 19 2019, 1:05 PM EDT

livebaseballscorecards.com

AB	0
R	0
H	0
RBI	0
BB	0
SO	0
LOB	0

WP: 0 PA: 0
PB: 0
SB: 0
CS: 0

New York Yankees @ Houston Astros

ITTEAM Ballpark of the Palm Beaches, West Palm Beach, FL

Wed Mar 20 2019, 1:21 PM - 3:58 PM EDT

Att. 9,319 - Overcast - 71 F

TOP

livebaseballscorecards.com

Batter	1	2	3	4	5	6	7	8	9	AB	R	H	RBI	BB	SO	LOB
25 Gleyber Torres, R (1, 6) OBP: 0.364, SLG: 0.590 72 Kyle Holder, L (6, 6) OBP: 0.353, SLG: 0.400	45 F8 / 24 2B / 2B		BBBB 4-0 / 24 WP / 45 1B / BB		BBBB 4-0 / 45 1B / BB		X 0-0 ① / G6-3			1 1 1 0 2 0 0 1 0 0 0 0 0 0						
41 Miguel Andujar, R (1, 5) OBP: 0.364, SLG: 0.465 70 Gio Urshela, R (6, 5) OBP: 0.368, SLG: 0.778	X 0-0 ① / F9		SSS 0-3 ① / K		X 0-0 ② / L6		SSS 0-3 ② / K			3 0 0 0 0 1 3 1 0 0 0 0 1 0						
45 Luke Voit, R (1, 3) OBP: 0.395, SLG: 0.658 86 Ryan McBroom, R (7, 3) OBP: 0.316, SLG: 0.471	X 0-0 ② / F8 / 2-3		X 0-0 / 24 WP / 1-2 / 1B		X 0-0 / 33 S / 1-3 / 1B		X 0-0 ③ / L6			4 0 2 0 0 0 1 0 0 0 0 0 0 0						
33 Greg Bird, L (1, 10) OBP: 0.490, SLG: 0.641 93 Zack Zehner, R (8, PH) OBP: 0.583, SLG: 1.400 (8, 10)	H 1-0 / 24 2B / HBP		SSS 0-3 ② / K		3 SAFE BBBB 4-0 / 1-2 / BB			BBB 4-0 / 79 G6-3 / BB		1 0 0 0 1 1 2 0 0 0 0 1 0 0						
24 Gary Sánchez, R (1, 2) OBP: 0.265, SLG: 0.438 79 Francisco Diaz, S (6, 2) OBP: 0.143, SLG: 0.143	X 0-0 / 1-3 / 3-H / 2B		B X 1-0 ③ / G5-3 / 1-2 2-3		X 0-0 ③ / F9			X 0-0 ① ② / G6-3 / 1-2f		3 0 1 1 0 0 5 1 0 0 0 0 0 1						
77 Clint Frazier, R (1, 9) OBP: 0.220, SLG: 0.233 94 Trey Amburgey, R (7, 9) OBP: 0.276, SLG: 0.423	SSS 0-3 ③ / K		SSS 0-3 ① / K		X 0-0 ① / L4			X 0-0 ③ / F9		3 0 0 0 0 2 2 1 0 0 0 0 0 0						
14 Tyler Wade, L (1, 8) OBP: 0.362, SLG: 0.545 96 Matt Lipka, R (5, 8) OBP: 0.385, SLG: 0.500		SSS 0-3 ① / K	X 0-0 ② / G3-1		X 0-0 ② / F8			X 0-0 ① / G5-3		2 0 0 0 0 1 0 2 0 0 0 0 0 0						
Thairo Estrada, R (1, 4) OBP: 0.433, SLG: 0.520 97 Gosuke Katoh, L (7, 4) OBP: 0.250, SLG: 0.143		X 0-0 ② / F8	X 0-0 ③ / G4-3		BBBB 4-0 / BB			X 0-0 ② / G3		2 0 0 0 1 0 0 1 0 0 0 0 0 0						
35 Billy Burns, S (1, 7) OBP: 0.235, SLG: 0.167 75 Jeff Hendrix, L (7, 7) OBP: 0.400, SLG: 0.143		X 0-0 ③ / G5-3		X 0-0 ① / F8	X 0-0 ③ / G3			CCC 0-3 ③ / K		3 0 0 0 0 0 1 1 0 0 0 0 1 0						

Inning Stats																														
	R: 1	H: 2	R: 0	H: 0	R: 0	H: 1	R: 0	H: 0	R: 0	H: 1	R: 0	H: 0	R: 0	H: 0	R: 0	H: 0	R: 0	H: 0	1B: 2	SF: 0	WP: 1	PA: 36
	E: 0	LOB: 2	E: 0	LOB: 0	E: 0	LOB: 2	E: 0	LOB: 0	E: 0	LOB: 3	E: 0	LOB: 1	E: 0	LOB: 0	E: 0	LOB: 0	E: 0	LOB: 0	2B: 2	SAC: 0	PB: 0	
	K: 1	BB: 0	K: 1	BB: 0	K: 2	BB: 1	K: 1	BB: 0	K: 0	BB: 2	K: 0	BB: 1	K: 1	BB: 0	K: 0	BB: 1	K: 1	BB: 0	3B: 0	DP: 1	SB: 1	
	S: 7	P: 9	S: 5	P: 5	S: 8	P: 13	S: 5	P: 5	S: 4	P: 12	S: 3	P: 7	S: 5	P: 5	S: 2	P: 6	S: 5	P: 5	HR: 0	HBP: 1	CS: 0	

PITCHER	IP	WLS	BF	H	R	ER	SO	BB	IBB	HBP	BLK	WP	HR	S	P	ERA	WHIP
20 Wade Miley, L (1, 1) ERA: 2.12	4.2		20	3	1	1	5	2	0	1	0	1	0	27	38	1.93	1.071
39 Josh James, R (5, 1) ERA:	1.1	W	7	1	0	0	0	2	0	0	0	0	0	5	13	0.00	2.250
36 Will Harris, R (7, 1) ERA: 8.1	1.0	H	3	0	0	0	1	0	0	0	0	0	0	5	5	0.00	0.000
62 Dean Deetz, R (8, 1) ERA:	1.0	H	3	0	0	0	0	1	0	0	0	0	0	2	6	0.00	1.000
64 Reymin Guduan, L (9, 1) ERA: 2.0	1.0	S	3	0	0	0	1	0	0	0	0	0	0	5	5	0.00	0.000

PITCHER	IP	WLS	BF	H	R	ER	SO	BB	IBB	HBP	BLK	WP	HR	S	P	ERA	WHIP

AB	30
R	1
H	4
RBI	1
BB	5
SO	7
LOB	15

BOTTOM

New York Yankees @ Houston Astros

Ballpark of the Palm Beaches, West Palm Beach, FL

Wed Mar 20 2019, 1:21 PM - 3:58 PM EDT

Att. 9,319 - Overcast - 71 F

livebaseballscorecards.com

Batter	1	2	3	4	5	6	7	8	9	AB	R	H	RBI	BB	SO	LOB
4 George Springer, R (1, 8) OBP: 0.395, SLG: 0.343 97 Chas McCormick, R (7, 8) OBP: 0.500, SLG: 2.000	B B B B 4-0 2 F9 27 G5-3 BB		x 0-0 ③ G6-3		x 0-0 ② L5 1-2 3-H		x 0-0 ③ F9			2 0 0 0 1 0 1 1 0 0 0 0 0 0						
27 Jose Altuve, R (1, 4) OBP: 0.409, SLG: 0.278 90 Osvaldo Duarte, R (7, 4)	x 0-0 ① G5-3 1-2			x 0-0 23 G4-3 2 1B 1B	x 0-0 ③ F9			B B B B 4-0 79 BB 81 S BB		3 0 1 0 0 0 2 0 0 0 0 1 0 0						
2 Alex Bregman, R (1, 5) OBP: 0.577, SLG: 0.842 81 Nick Tanielu, R (7, 5) OBP: 0.395, SLG: 0.769	x 0-0 ② F9 2-3			x 0-0 23 G4-3 1-2 1B		S S S 0-3 ① K		S S S 0-3 ① K 1-2		3 0 1 0 0 1 1 1 0 0 0 0 1 1						
23 Michael Brantley, L (1, 7) OBP: 0.371, SLG: 0.313 16 Aledmys Díaz, R (7, 7) OBP: 0.275, SLG: 0.257	x 0-0 ③ F9			x 0-0 ① G4-3 1-2 2-3		x 0-0 ② F9		x 0-0 ② L8		3 0 0 0 0 0 3 1 0 0 0 0 0 1						
1 Carlos Correa, R (1, 6) OBP: 0.375, SLG: 0.541 80 Jack Mayfield, R (7, 6) OBP: 0.289, SLG: 0.343		x 0-0 ① F8		S S S 0-3 ② K		B x 1-0 HR		B B B B 4-0 79 BB BB		3 1 1 1 0 1 2 0 0 0 0 1 0 0						
10 Yuli Gurriel, R (1, 3) OBP: 0.417, SLG: 0.515 79 Taylor Jones, R (6, PR) OBP: 0.167, SLG: 0.091 (7, 3)		x 0-0 ② G4-3		x 0-0 ③ F8		x 0-0 E9 2B		B B B B 4-0 1-2 2-3 BB		3 0 1 0 0 0 2 0 0 0 0 1 0 0						
22 Josh Reddick, L (1, 9) OBP: 0.406, SLG: 0.500 96 Stephen Wrenn, R (7, 9)		x 0-0 ③ F7			C C C 0-3 ① K	x 0-0 ③ F7		C C C 0-3 ③ K		3 0 0 0 0 1 1 1 0 0 0 0 1 3						
28 Robinson Chirinos, R (1, 2) OBP: 0.441, SLG: 0.655 75 Chuckie Robinson, R (8, 2) OBP: 0.357, SLG: 0.538			x 0-0 ① P2		x 0-0 18 1B 4 E 1B		S S S 0-3 ① K			3 1 1 0 0 1 0 0 0 0 0 0 0 0						
18 Tony Kemp, L (1, 10) OBP: 0.450, SLG: 0.387 13 Tyler White, R (7, PH) OBP: 0.318, SLG: 0.351 (8, 10)			C C C 0-3 ② K		x 0-0 4 E 1-3 1B		S S S 0-3 ② K			2 0 1 0 0 1 0 1 0 0 0 0 1 0						
Inning Stats	R: 0 H: 0 E: 0 LOB: 1 K: 0 BB: 1 S: 3 P: 7	R: 0 H: 0 E: 0 LOB: 0 K: 0 BB: 0 S: 3 P: 3	R: 0 H: 0 E: 0 LOB: 0 K: 1 BB: 0 S: 5 P: 5	R: 0 H: 2 E: 0 LOB: 2 K: 1 BB: 0 S: 7 P: 7	R: 1 H: 2 E: 1 LOB: 1 K: 1 BB: 0 S: 7 P: 7	R: 1 H: 2 E: 1 LOB: 1 K: 1 BB: 0 S: 7 P: 8	R: 0 H: 0 E: 0 LOB: 0 K: 2 BB: 0 S: 7 P: 7	R: 0 H: 0 E: 0 LOB: 3 K: 2 BB: 3 S: 7 P: 19		1B: 4 SF: 0 2B: 1 SAC: 0 3B: 0 DP: 0 HR: 1 HBP: 0				WP: 0 PA: 34 PB: 0 SB: 1 CS: 0		

	AB	30
	R	2
	H	6
	RBI	1
	BB	4
	SO	8
	LOB	17

PITCHER		IP	WLS	BF	H	R	ER	SO	BB	IBB	HBP	BLK	WP	HR	S	P	ERA	WHIP
56 Jonathan Holder, R ERA: 0.87	(1, 1)	2.0		7	0	0	0	0	1	0	0	0	0	0	6	10	0.00	0.500
76 Nestor Cortes, L ERA: 3.29	(3, 1)	3.0	B	13	4	1	0	3	0	0	0	0	0	0	19	19	0.00	1.333
Joe Harvey, R ERA: 7.11	(6, 1)	2.0	L	8	2	1	1	3	0	0	0	0	0	1	14	15	4.50	1.000
55 Rex Brothers, L ERA:	(8, 1)	1.0		6	0	0	0	2	3	0	0	0	0	0	7	19	0.00	3.000

PITCHER		IP	WLS	BF	H	R	ER	SO	BB	IBB	HBP	BLK	WP	HR	S	P	ERA	WHIP

Batter	1	2	3	4	5	6	7	8	9	AB	R	H	RBI	BB	SO	LOB
18 Tony Kemp, L (1, 7) OBP: 0.477, SLG: 0.514	F7		2 1B 1-3 1B		1-H HR		1B		F9	4	1	3	2	0	0	0
80 Jack Mayfield, R (7, PR) OBP: 0.282, SLG: 0.333 (7, 6)										1	0	0	0	0	0	1
16 Aledmys Díaz, R (1, 4) OBP: 0.250, SLG: 0.231	G6-3		P4		G5-3		K		P5	4	0	0	0	0	1	3
83 Abraham Toro, S (7, 5) OBP: 0.366, SLG: 0.553										1	0	0	0	0	0	1
2 Alex Bregman, R (1, 6) OBP: 0.567, SLG: 0.773	G4-3		1-3 3-H 1B		BB		P6			3	0	1	1	1	0	1
95 Jake Meyers, R (7, 7)										0	0	0	0	0	0	0
Kyle Tucker, L (1, 10) OBP: 0.382, SLG: 0.379		81 G5-4-3 13 1B 1B	G5-3		F8			K		4	0	1	0	0	1	3
13 Tyler White, R (1, 3) OBP: 0.313, SLG: 0.341		81 G5-4-3 1-2 1B		K	K			F9		4	0	1	0	0	2	1
79 Taylor Jones, R (8, 3) OBP: 0.167, SLG: 0.091										0	0	0	0	0	0	0
81 Nick Tanielu, R (1, 5) OBP: 0.404, SLG: 0.762 (7, 4)	G5-4-3 1-2f 2-3			2B		G4-3		HBP		3	0	1	0	0	0	2
Derek Fisher, L (1, 8) OBP: 0.404, SLG: 0.500	G4-3			F7		G4-3		K		0	0	0	0	0	0	0
73 Ronnie Dawson, L (1, 9) OBP: 0.333, SLG: 0.259										4	0	0	0	0	1	3
12 Max Stassi, R (1, 2) OBP: 0.256, SLG: 0.194			G6-3	F9		G5-3			G5-3	4	0	0	0	0	0	1
6 Jake Marisnick, R (1, 9) OBP: 0.368, SLG: 0.529 (1, 8)			18 1B 2 1B BB		18 HR BB		F8		K	2	2	0	0	2	1	0
94 Jonathan Araúz, S (9, PR)										0	0	0	0	0	0	0
Inning Stats	R: 0 E: 0 K: 0 S: 3 H: 0 LOB: 0 BB: 0 P: 3	R: 0 E: 0 K: 0 S: 4 H: 2 LOB: 1 BB: 0 P: 4	R: 1 E: 0 K: 0 S: 5 H: 2 LOB: 2 BB: 1 P: 9	R: 0 E: 0 K: 1 S: 6 H: 1 LOB: 1 BB: 0 P: 6	R: 2 E: 0 K: 1 S: 8 H: 1 LOB: 1 BB: 2 P: 19	R: 0 E: 0 K: 0 S: 3 H: 0 LOB: 0 BB: 0 P: 3	R: 0 E: 0 K: 1 S: 6 H: 1 LOB: 1 BB: 0 P: 6	R: 0 E: 0 K: 2 S: 7 H: 0 LOB: 1 BB: 0 P: 8	R: 0 E: 0 K: 1 S: 6 H: 0 LOB: 1 BB: 0 P: 6	1B: 5 2B: 1 3B: 0 HR: 1 SF: 0 SAC: 0 DP: 1 HBP: 1						

PITCHER		IP	WLS	BF	H	R	ER	SO	BB	IBB	HBP	BLK	WP	HR	S	P	ERA	WHIP
51 Matt Moore, L ERA: 4.95	(1, 1)	4.1	W	20	6	3	3	1	2	0	0	0	0	1	22	33	6.23	1.846
36 Blaine Hardy, L ERA: 5.0	(5, 1)	1.2	H	6	0	0	0	1	1	0	0	0	0	0	7	11	0.00	0.600
77 Joe Jiménez, R ERA: 3.12	(7, 1)	1.0	H	4	1	0	0	1	0	0	0	0	0	0	6	6	0.00	1.000
61 Shane Greene, R ERA: 1.0	(8, 1)	1.0	H	4	0	0	0	2	0	0	1	0	0	0	7	8	0.00	0.000
45 Buck Farmer, R ERA: 4.66	(9, 1)	1.0	S	4	0	0	0	1	0	0	0	0	1	0	6	6	0.00	0.000

PITCHER	IP	WLS	BF	H	R	ER	SO	BB	IBB	HBP	BLK	WP	HR	S	P	ERA	WHIP

TOP

Houston Astros @ Detroit Tigers

Publix Field at Joker Marchant Stadium, Lakeland, FL

Thu Mar 21 2019, 1:08 PM - 3:57 PM EDT

Att. 7,621 - Sunny - 71 F

livebaseballscorecards.com

AB	34
R	3
H	7
RBI	3
BB	3
SO	6
LOB	16

WP: 1	PA: 38
PB: 0	
SB: 0	
CS: 0	

Houston Astros @ Detroit Tigers

Publix Field at Joker Marchant Stadium, Lakeland, FL

Thu Mar 21 2019, 1:08 PM - 3:57 PM EDT

Att. 7,621 - Sunny - 71 F

livebaseballscorecards.com

BOTTOM

Batter	1	2	3	4	5	6	7	8	9	AB	R	H	RBI	BB	SO	LOB
1 Josh Harrison, R (1, 4) OBP: 0.450, SLG: 0.529 88 Isrrael De La Cruz, S (5, 4) OBP: 0.500, SLG: 0.500	C S S 0-3 ① K	X 0-0 ③ F9		B S S S 1-3 ③ K 1-2			X 0-0 ① G4-3	X 0-0 ③ G3-1		3 2	0 0	0 0	0 0	0 0	2 0	2 2
9 Nick Castellanos, R (1, 9) OBP: 0.324, SLG: 0.486 Victor Reyes, S (6, 9) OBP: 0.200, SLG: 0.179	B B B B 4-0 24 2B BB	X 0-0 ① F7			X 0-0 ① G5-3		B B B B 4-0 8 BB			2 0	1 0	0 0	0 0	1 1	0 0	0 0
24 Miguel Cabrera, R (1, 3) OBP: 0.422, SLG: 0.622 60 Ronny Rodríguez, R (5, PR) OBP: 0.283, SLG: 0.591 (6, 3)	X 0-0 28 G3-1 46 HR 1-H 2B	C F B X 1-2 HR			B B B B 4-0 28 FC4-6 BB		F C S 0-3 ② K			2 1	2 0	2 0	2 0	1 0	0 1	0 1
28 Niko Goodrum, S (1, 10) OBP: 0.367, SLG: 0.511 8 Mikie Mahtook, R (7, PH) OBP: 0.352, SLG: 0.468 (8, 10)	X 0-0 ② G3-1 2-3	C S 0-3 ② K			X 0-0 ② FC4-6 46 S 1-2f		B B B B 4-0 1-2 BB			3 0	0 0	0 0	0 0	0 1	1 0	2 0
46 Jeimer Candelario, S (1, 5) OBP: 0.340, SLG: 0.614 29 Gordon Beckham, R (6, 5) OBP: 0.408, SLG: 0.463	F B B X 2-1 3-H HR	C X 0-1 HR			B X 1-0 ③ F9 1-2		F S S 0-3 ③ K			3 1	2 0	2 0	3 0	0 0	0 1	1 2
14 Christin Stewart, L (1, 7) OBP: 0.269, SLG: 0.460 91 Dylan Rosa, R (7, 7) OBP: 0.500, SLG: 1.000	F S S 0-3 ③ K	F S S 0-3 ③ K				F F S 0-3 ① K		X 0-0 ① G5-3		3 1	0 0	0 0	0 0	0 0	3 0	0 0
55 John Hicks, R (1, 2) OBP: 0.304, SLG: 0.286 83 Cameron Rupp, R (7, 2) OBP: 0.375, SLG: 0.400		X 0-0 1B		X 0-0 ① G6-3		B B B B 4-0 7 WP BB		B B B B 4-0 1B BB		2 0	0 0	1 0	0 0	1 1	0 0	0 0
7 Jordy Mercer, R (1, 6) OBP: 0.279, SLG: 0.368 Sergio Alcántara, S (7, 6) OBP: 0.250, SLG: 0.143		X 0-0 ① L8		C F S 0-3 ② K		D S S C 1-3 ② K 1-2		X 0-0 1-2 1B		3 1	0 0	0 1	0 0	0 0	2 0	2 0
21 JaCoby Jones, R (1, 8) OBP: 0.298, SLG: 0.366 86 Troy Montgomery, L (7, 8)		X 0-0 ② F9		X 0-0 E3 1 S		C S S 0-3 ③ K		S F C 0-3 ② K		3 1	0 0	0 0	0 0	0 0	1 1	2 2
Inning Stats	R: 3 H: 2 E: 0 LOB: 0 K: 2 BB: 1 S: 10 P: 16	R: 0 H: 1 E: 0 LOB: 1 K: 0 BB: 0 S: 4 P: 4	R: 2 H: 2 E: 0 LOB: 0 K: 2 BB: 0 S: 12 P: 13	R: 0 H: 0 E: 1 LOB: 1 K: 2 BB: 0 S: 8 P: 9	R: 0 H: 0 E: 0 LOB: 2 K: 0 BB: 1 S: 3 P: 8	R: 0 H: 0 E: 0 LOB: 1 K: 3 BB: 1 S: 9 P: 14	R: 0 H: 0 E: 0 LOB: 2 K: 2 BB: 2 S: 7 P: 15	R: 0 H: 1 E: 0 LOB: 2 K: 1 BB: 1 S: 6 P: 10		1B: 2 SF: 0 2B: 1 SAC: 0 3B: 0 DP: 0 HR: 3 HBP: 0						

	AB	31
	R	5
	H	6
	RBI	5
	BB	6
	SO	12
	LOB	16

WP: 1 PA: 37
PB: 0
SB: 2
CS: 0

PITCHER	IP	WLS	BF	H	R	ER	SO	BB	IBB	HBP	BLK	WP	HR	S	P	ERA	WHIP
67 Corbin Martin, R (1, 1) ERA: 5.11	3.2	L	17	5	5	5	5	1	0	0	0	0	3	30	37	12.27	1.636
47 Chris Devenski, R (4, 1) ERA: 6.35	1.1		6	0	0	0	1	1	0	0	0	0	0	7	13	0.00	0.750
69 J.B. Bukauskas, R (6, 1) ERA: 0.75	2.0		9	0	0	0	5	3	0	0	0	1	0	16	29	0.00	1.500
63 Brendan McCurry, R (8, 1) ERA: 0.9	1.0		5	1	0	0	1	1	0	0	0	0	0	6	10	0.00	2.000

PITCHER	IP	WLS	BF	H	R	ER	SO	BB	IBB	HBP	BLK	WP	HR	S	P	ERA	WHIP

New York Mets @ Houston Astros

ASTROS TEAM Ballpark of the Palm Beaches, West Palm Beach, FL

Fri Mar 22 2019, 6:08 PM - 8:56 PM EDT

Att. 5,436 - Clear - 73 F

TOP

livebaseballscorecards.com

Batter	1	2	3	4	5	6	7	8	9	AB	R	H	RBI	BB	SO	LOB
9 Brandon Nimmo, L (1, 7) OBP: 0.321, SLG: 0.510	0-0 3B		0-0 F8		4-0 FC3-6 30 12 1B 1-2 BB		0-3 K		0-0 F4	4	0	1	0	1	1	4
12 Juan Lagares, R (1, 8) OBP: 0.196, SLG: 0.220	0-3 K		0-0 G5-3		0-0 30 FC3-6 1-2 2-3 1B		0-0 G5-3		0-3 K	5	0	1	0	0	2	5
30 Michael Conforto, L (1, 9) OBP: 0.305, SLG: 0.545	0-3 K		0-0 L8		0-0 FC3-6 22 CS 1-2f 2-3 3-H			0-0 P6		4	0	0	1	0	1	3
22 Dominic Smith, L (1, 3) OBP: 0.412, SLG: 0.468	0-0 G6-3			0-0 1B	1-0 CS 1-2	0-0 40 G6-4-3 1B		0-0 F7		4	0	2	0	0	0	1
40 Wilson Ramos, R (1, 2) OBP: 0.361, SLG: 0.441 29 Devin Mesoraco, R (6, 2) OBP: 0.231, SLG: 0.462		0-0 G4-3		0-0 F9		0-0 G6-4-3 1-2f		0-3 K		3 1	0 0	0 0	0 0	0 0	0 1	2 0
28 J.D. Davis, R (1, 5) OBP: 0.345, SLG: 0.426		0-0 15 2B 25 SF8 1B		0-3 K		0-0 E5			4-0 92 BB 15 1B BB	3	1	1	0	1	1	1
15 Luis Guillorme, L (1, 6) OBP: 0.476, SLG: 0.571		0-0 25 SF8 92 WP 1-3 2B		0-0 G3		0-3 K			0-0 92 BB 1-2 1B	4	1	2	0	0	1	2
25 Adeiny Hechavarría, R (1, 4) OBP: 0.270, SLG: 0.424		0-0 SF8 2-3 3-H			0-3 K		0-0 2B		0-0 L8	3	0	1	1	0	1	2
92 Dario Pizzano, L (1, 10) OBP: 0.455, SLG: 0.625		1-0 F9 3-H			0-0 12 1B 9 BB 30 FC3-6 1B		0-0 P6		1-2 2-3 BB	3	1	1	0	1	0	1

	AB	34
	R	3
	H	9
	RBI	2
	BB	3
	SO	8
	LOB	21

Inning Stats	1	2	3	4	5	6	7	8	9	1B: 6	SF: 1	WP: 1	PA: 39
R:	0	2	0	0	1	0	0	0	0	2B: 2	SAC: 0	PB: 0	
E:	0	0	0	0	0	1	0	0	0	3B: 1	DP: 1	SB: 0	
K:	2	0	0	1	1	1	1	1	1	HR: 0	HBP: 0	CS: 1	
S:	8	5	3	6	6	6	6	5	6				
H:	1	2	0	1	2	1	1	0	1				
LOB:	1	0	0	1	1	1	1	0	3				
BB:	0	0	0	0	1	0	0	0	2				
P:	8	6	3	6	11	6	6	5	14				

PITCHER		IP	WLS	BF	H	R	ER	SO	BB	IBB	HBP	BLK	WP	HR	S	P	ERA	WHIP
41 Brad Peacock, R ERA: 2.76	(1, 1)	4.1		20	6	3	3	4	1	0	0	0	1	0	27	32	6.23	1.615
64 Reymin Guduan, L ERA: 1.86	(5, 1)	0.2		1	0	0	0	0	0	0	0	0	0	0	1	2	0.00	0.000
59 Framber Valdez, L ERA: 3.52	(6, 1)	2.0	W	8	2	0	0	2	0	0	0	0	0	0	12	12	0.00	1.000
65 Kent Emanuel, L ERA: 6.48	(8, 1)	1.0		3	0	0	0	1	0	0	0	0	0	0	5	5	0.00	0.000
91 Ralph Garza Jr., R ERA:	(9, 1)	1.0		6	1	0	0	1	2	0	0	0	0	0	6	14	0.00	3.000

PITCHER		IP	WLS	BF	H	R	ER	SO	BB	IBB	HBP	BLK	WP	HR	S	P	ERA	WHIP

BOTTOM

New York Mets @ Houston Astros

TEAM Ballpark of the Palm Beaches, West Palm Beach, FL

Fri Mar 22 2019, 6:08 PM - 8:56 PM EDT

Att. 5,436 - Clear - 73 F

livebaseballscorecards.com

Batter	1	2	3	4	5	6	7	8	9	AB	R	H	RBI	BB	SO	LOB
4 George Springer, R (1, 10) OBP: 0.391, SLG: 0.368	G5-3		1 SAFE 1 SAFE SFC K		27 CS 1-H 2B	1-H 3-H 1B		CFC K		3	0	1	1	0	1	1
97 Corey Julks, R (6, PH) (7, 10)										2	0	1	2	0	1	1
27 Jose Altuve, R (1, 4) OBP: 0.360, SLG: 0.238	CCS K		1 SAFE X FC5-4 1-2f		CCC K 2-3	P6		P6		3	0	0	0	0	2	2
80 Jack Mayfield, R (6, PH) (7, 4) OBP: 0.268, SLG: 0.316										2	0	0	0	0	0	2
2 Alex Bregman, R (1, 5) OBP: 0.545, SLG: 0.840	G6-3			G6-3		HR	G1-3			3	1	1	1	0	0	0
81 Nick Tanielu, R (7, 5) OBP: 0.396, SLG: 0.744										1	0	0	0	0	0	0
23 Michael Brantley, L (1, 9) OBP: 0.368, SLG: 0.294		G4-3		BBBB 10 FC6-4 1 1B BB		G4-6-3	96 HBP 72 1B 74 G1-2-3 1B			2	0	0	0	1	0	0
44 AJ Reed, L (7, 3) OBP: 0.250, SLG: 0.333										1	0	1	0	0	0	0
1 Carlos Correa, R (1, 6) OBP: 0.381, SLG: 0.538		F9		10 FC6-4 1-2 1B		F8	96 HBP 1-2 1B			2	0	1	0	0	0	0
72 Yordan Alvarez, L (6, 7) OBP: 0.408, SLG: 0.381										2	0	1	0	0	0	0
10 Yuli Gurriel, R (1, 3) OBP: 0.436, SLG: 0.600	HR		FC6-4 1-2f 2-3			BBBB 28 S 28 2B BB	1-2 2-3 HBP			2	1	1	1	1	0	2
96 Stephen Wrenn, R (6, PR) (7, 9)										0	1	0	0	0	0	0
28 Robinson Chirinos, R (1, 2) OBP: 0.432, SLG: 0.656	F7		F8			16 1B 1-H 1B 2B	G1-2-3 3-Hf			3	1	1	1	0	0	2
74 Jamie Ritchie, R (7, PH) (8, 2) OBP: 0.409, SLG: 0.294										1	0	0	0	0	0	3
16 Aledmys Díaz, R (1, 7) OBP: 0.255, SLG: 0.238			G6-3		G4-3	1B 97 1B 2-3 1B		BBBB PB S BB		3	0	1	0	0	0	0
(6, 6)																
95 Jeremy Peña, R (6, PR) (7, 6) OBP: 0.300, SLG: 0.375										0	1	0	0	1	0	0
Myles Straw, R (1, 8) OBP: 0.422, SLG: 0.452			27 FC5-4 1B		4 2B 1B	97 S 97 1B 1-3 3-H 1B		CBFS 1-3 K		4	2	3	1	0	1	1

	AB	34
	R	7
	H	12
	RBI	7
	BB	3
	SO	5
	LOB	14

Inning Stats	1	2	3	4	5	6	7	8	9
	R: 0 H: 0 E: 0 LOB: 0 K: 1 BB: 0 S: 5 P: 5	R: 1 H: 1 E: 0 LOB: 0 K: 0 BB: 0 S: 5 P: 5	R: 0 H: 1 E: 0 LOB: 1 K: 1 BB: 0 S: 6 P: 6	R: 0 H: 1 E: 0 LOB: 2 K: 0 BB: 1 S: 4 P: 8	R: 1 H: 2 E: 0 LOB: 0 K: 1 BB: 0 S: 6 P: 6	R: 5 H: 5 E: 0 LOB: 1 K: 0 BB: 1 S: 10 P: 15	R: 0 H: 2 E: 0 LOB: 2 K: 0 BB: 0 S: 4 P: 5	R: 0 H: 0 E: 0 LOB: 1 K: 2 BB: 1 S: 7 P: 12	

	1B: 8	SF: 0	WP: 0	PA: 38
	2B: 2	SAC: 0	PB: 1	
	3B: 0	DP: 1	SB: 3	
	HR: 2	HBP: 1	CS: 1	

PITCHER	IP	WLS	BF	H	R	ER	SO	BB	IBB	HBP	BLK	WP	HR	S	P	ERA	WHIP
44 Jason Vargas, L (1, 1) ERA: 4.5	5.2	L	24	6	4	4	3	2	0	0	0	0	2	30	38	6.35	1.412
39 Edwin Díaz, R (6, 1) ERA: 8.53	0.1		5	4	3	3	0	0	0	0	0	0	0	6	7	81.00	12.000
27 Jeurys Familia, R (7, 1) ERA: 2.57	1.0		5	2	0	0	0	0	0	1	0	0	0	4	5	0.00	2.000
38 Justin Wilson, L (8, 1) ERA: 9.0	1.0		4	0	0	0	2	1	0	0	0	0	0	7	12	0.00	1.000

PITCHER	IP	WLS	BF	H	R	ER	SO	BB	IBB	HBP	BLK	WP	HR	S	P	ERA	WHIP

TOP

Houston Astros @ Miami Marlins

Roger Dean Chevrolet Stadium, Jupiter, FL

Sat Mar 23 2019, 7:09 PM - 9:37 PM EDT

Att. 4,234 - Clear - 74 F

livebaseballscorecards.com

Batter	1	2	3	4	5	6	7	8	9	AB	R	H	RBI	BB	SO	LOB
4 George Springer, R (1, 9) OBP: 0.380, SLG: 0.381	G5-3			G1-3	K			27 HR 2B 2-H 3-H	L7	4	0	1	2	0	1	1
73 Ronnie Dawson, L (8, PR) OBP: 0.323, SLG: 0.250 (8, 9)										1	1	0	0	0	0	1
27 Jose Altuve, R (1, 4) OBP: 0.379, SLG: 0.440	P3			K		10 CS 2B		HR 2-H		4	1	2	2	0	1	0
78 Alex De Goti, R (8, 4) OBP: 0.289, SLG: 0.235										0	0	0	0	0	0	0
23 Michael Brantley, L (1, 7) OBP: 0.357, SLG: 0.316	F8			10 1B 2B		L9		G6-3		4	1	1	0	0	0	2
92 Seth Beer, L (8, 7) OBP: 0.222, SLG: 0.125										0	0	0	0	0	0	0
10 Yuli Gurriel, R (1, 3) OBP: 0.419, SLG: 0.564		P6		22 BB 1B 2-H		K 2-3		F8		4	0	1	1	0	1	2
95 Jeremy Peña, R (8, 6) OBP: 0.300, SLG: 0.375										0	0	0	0	0	0	0
22 Josh Reddick, L (1, 10) OBP: 0.400, SLG: 0.464		K		BB 1-2			L4	1B		2	0	0	0	1	1	0
99 Granden Goetzman, R (8, PH) OBP: 0.500, SLG: 0.667 (8, 10)										1	0	1	0	0	0	0
28 Robinson Chirinos, R (1, 2) OBP: 0.400, SLG: 0.600		F7		F7			K	G1		3	0	0	0	0	1	2
12 Max Stassi, R (7, 2) OBP: 0.250, SLG: 0.189										1	0	0	0	0	0	2
83 Abraham Toro, S (1, 5) OBP: 0.378, SLG: 0.571			G6-3		1B		G5-3		2B	4	0	2	0	0	0	0
(8, 3)																
80 Jack Mayfield, R (1, 6) OBP: 0.267, SLG: 0.310			K		K			18 2B 4 2B 1B	G5-3	4	1	1	0	0	2	2
(8, 5)																
18 Tony Kemp, L (1, 8) OBP: 0.458, SLG: 0.513			L5		K			4 2B 2B 1-3	K	4	1	1	0	0	2	2

Inning Stats	1	2	3	4	5	6	7	8	9
	R: 0 E: 0 K: 0 S: 3	H: 0 LOB: 0 BB: 0 P: 3	R: 0 E: 0 K: 1 S: 5	H: 0 LOB: 0 BB: 0 P: 5	R: 0 E: 0 K: 1 S: 5	H: 0 LOB: 0 BB: 0 P: 5	R: 1 E: 0 K: 1 S: 7	H: 2 LOB: 2 BB: 1 P: 11	R: 0 E: 0 K: 3 S: 10	H: 1 LOB: 1 BB: 0 P: 10	R: 0 E: 0 K: 1 S: 5	H: 1 LOB: 0 BB: 0 P: 5	R: 0 E: 0 K: 1 S: 5	H: 0 LOB: 0 BB: 0 P: 5	R: 4 E: 0 K: 0 S: 8	H: 5 LOB: 2 BB: 0 P: 9	R: 0 E: 0 K: 1 S: 6	H: 1 LOB: 1 BB: 0 P: 6

	AB	R	H	RBI	BB	SO	LOB
	36	5	10	5	1	9	14

	1B	SF	WP	PA
	4	0	0	37
	2B: 5	SAC: 0	PB: 0	
	3B: 0	DP: 0	SB: 0	
	HR: 1	HBP: 0	CS: 1	

PITCHER		IP	WLS	BF	H	R	ER	SO	BB	IBB	HBP	BLK	WP	HR	S	P	ERA	WHIP
62 José Ureña, R ERA: 2.63	(1, 1)	3.0		9	0	0	0	2	0	0	0	0	0	0	13	13	0.00	0.000
31 Caleb Smith, L ERA: 4.05	(4, 1)	4.1	L	21	8	5	5	6	1	0	0	0	0	1	32	37	10.38	2.077
37 Austin Brice, R ERA: 1.13	(8, 1)	0.2		3	1	0	0	0	0	0	0	0	0	0	3	3	0.00	1.500
88 Brian Moran, L ERA: 1.93	(9, 1)	1.0		4	1	0	0	1	0	0	0	0	0	0	6	6	0.00	1.000

PITCHER	IP	WLS	BF	H	R	ER	SO	BB	IBB	HBP	BLK	WP	HR	S	P	ERA	WHIP

Houston Astros @ Miami Marlins

Roger Dean Chevrolet Stadium, Jupiter, FL

Sat Mar 23 2019, 7:09 PM - 9:37 PM EDT

Att. 4,234 - Clear - 74 F

BOTTOM

Batter	1	2	3	4	5	6	7	8	9	AB	R	H	RBI	BB	SO	LOB
38 Jorge Alfaro, R (1, 2) OBP: 0.429, SLG: 0.429	C S S 0-3 ① K		X 0-0 1B			F F S 0-3 ② K			X 0-0 ① F8	2	0	1	0	0	1	0
65 Gabriel Guerrero, R (6, 9) OBP: 0.333, SLG: 0.444										2	0	0	0	0	1	0
21 Curtis Granderson, L (1, 7) OBP: 0.206, SLG: 0.281	X 0-0 ② L4-3		S T S 0-3 ③ K			X 0-0 ③ G3-1			C S S 0-3 ② K	3	0	0	0	0	1	1
81 Harold Ramírez, R (7, 7) OBP: 0.353, SLG: 0.387										1	0	0	0	0	1	0
15 Brian Anderson, R (1, 5) OBP: 0.481, SLG: 0.667	F S C 0-3 ③ K			C C S 0-3 ① K			X 0-0 ① L3		C S S 0-3 ③ K	3	0	0	0	0	2	0
7 Deven Marrero, R (8, 5) OBP: 0.167, SLG: 0.257										1	0	0	0	0	1	0
18 Neil Walker, S (1, 3) OBP: 0.289, SLG: 0.500		C S S 0-3 ① K		X 0-0 ② F8			C S S 0-3 ② K			3	0	0	0	0	2	0
2 Yadiel Rivera, R (8, 3) OBP: 0.306, SLG: 0.281										0	0	0	0	0	0	0
13 Starlin Castro, R (1, 4) OBP: 0.222, SLG: 0.244		F F S 0-3 ② K		F F S 0-3 ③ K			S F S 0-3 ③ K			3	0	0	0	0	3	0
55 Jon Berti, R (8, 4) OBP: 0.344, SLG: 0.407										0	0	0	0	0	0	0
26 Garrett Cooper, R (1, 9) OBP: 0.467, SLG: 0.525		X 0-0 1B			X 0-0 ① G5-3			S F C 0-3 ① K		2	0	1	0	0	0	0
91 Santiago Chávez, R (6, 2) OBP: 0.308, SLG: 0.462										1	0	0	0	0	1	0
9 Lewis Brinson, R (1, 8) OBP: 0.302, SLG: 0.608		C S S 0-3 ③ K			F S T 0-2 ② K			X 0-0 2B		3	0	1	0	0	2	1
88 Brian Moran, L (9, 1)										0	0	0	0	0	0	0
19 Miguel Rojas, R (1, 6) OBP: 0.452, SLG: 0.488			C F S 0-3 ① K		X 0-0 ③ G5-3			X 0-0 ② P4		2	0	0	0	0	1	0
12 Dixon Machado, R (8, 6) OBP: 0.229, SLG: 0.333										1	0	0	0	0	0	1
62 José Ureña, R (1, 1)			X 0-0 ② B1-3			C C C 0-3 ① K		X 0-0 ③ G6-3		1	0	0	0	0	0	0
31 Caleb Smith, R (4, 1) OBP: 0.667, SLG: 0.667										1	0	0	0	0	1	0
37 Austin Brice, R (8, 1)										0	0	0	0	0	0	0
79 Isaac Galloway, R (8, PH) OBP: 0.382, SLG: 0.613										1	0	0	0	0	0	1
(9, 8)																
Inning Stats	R: 0 H: 0 E: 0 LOB: 0 K: 2 BB: 0 S: 7 P: 7	R: 0 H: 1 E: 0 LOB: 1 K: 3 BB: 0 S: 10 P: 10	R: 0 H: 1 E: 0 LOB: 1 K: 2 BB: 0 S: 8 P: 8	R: 0 H: 0 E: 0 LOB: 0 K: 2 BB: 0 S: 7 P: 7	R: 0 H: 0 E: 0 LOB: 0 K: 1 BB: 0 S: 5 P: 5	R: 0 H: 0 E: 0 LOB: 0 K: 2 BB: 0 S: 7 P: 7	R: 0 H: 0 E: 0 LOB: 0 K: 2 BB: 0 S: 7 P: 7	R: 0 H: 1 E: 0 LOB: 1 K: 1 BB: 0 S: 6 P: 6	R: 0 H: 0 E: 0 LOB: 0 K: 2 BB: 0 S: 7 P: 7	1B: 2 SF: 0 2B: 1 SAC: 0 3B: 0 DP: 0 HR: 0 HBP: 0							

livebaseballscorecards.com

AB	30
R	0
H	3
RBI	0
BB	0
SO	17
LOB	4

WP: 0 PA: 30
PB: 0
SB: 0
CS: 0

MIAMI

PITCHER		IP	WLS	BF	H	R	ER	SO	BB	IBB	HBP	BLK	WP	HR	S	P	ERA	WHIP
35 Justin Verlander, R ERA: 2.6	(1, 1)	4.0	W	14	2	0	0	9	0	0	0	0	0	0	32	32	0.00	0.500
54 Roberto Osuna, R ERA:	(5, 1)	1.0	H	3	0	0	0	1	0	0	0	0	0	0	5	5	0.00	0.000
30 Héctor Rondón, R ERA: 5.79	(6, 1)	1.0	H	3	0	0	0	2	0	0	0	0	0	0	7	7	0.00	0.000
55 Ryan Pressly, R ERA: 2.08	(7, 1)	1.0	H	3	0	0	0	2	0	0	0	0	0	0	7	7	0.00	0.000
39 Josh James, R ERA:	(8, 1)	1.0		4	1	0	0	1	0	0	0	0	0	0	6	6	0.00	1.000

PITCHER		IP	WLS	BF	H	R	ER	SO	BB	IBB	HBP	BLK	WP	HR	S	P	ERA	WHIP
Dean Deetz, R ERA:	(9, 1)	1.0		3	0	0	0	2	0	0	0	0	0	0	7	7	0.00	0.000

Washington Nationals @ Houston Astros

TEAM Ballpark of the Palm Beaches, West Palm Beach, FL

Sun Mar 24 2019, 1:08 PM - 3:38 PM EDT

Att. 4,530 - Partly Cloudy - 78 F

TOP

livebaseballscorecards.com

Batter	1	2	3	4	5	6	7	8	9	AB	R	H	RBI	BB	SO	LOB
2 Adam Eaton, L (1, 9) OBP: 0.460, SLG: 0.703	P6	SF7 3-H			K			K		2	0	0	1	0	1	0
68 Chuck Taylor, S (7, 7) OBP: 0.350, SLG: 0.526										1	0	0	0	0	1	0
9 Brian Dozier, R (1, 4) OBP: 0.292, SLG: 0.415	22 BB 10 1B HBP	K			K			K		2	1	0	0	0	2	0
67 Hunter Jones, R (7, 8) OBP: 0.324, SLG: 0.219										1	0	0	0	0	1	0
22 Juan Soto, L (1, 7) OBP: 0.456, SLG: 0.667	10 1B 28 1B 1-2 BB		F9		F7			F7		2	0	0	0	1	0	0
84 Yadiel Hernandez, L (7, 9)										1	0	0	0	0	0	0
10 Yan Gomes, R (1, 2) OBP: 0.425, SLG: 0.737	28 1B 71 1B 1-2 2-H 1B		F8			P3			S S T K	3	1	1	1	0	0	0
5 Aldrem Corredor, L (7, 3)										1	0	0	0	0	1	0
28 Kurt Suzuki, R (1, 10) OBP: 0.333, SLG: 0.472	71 1B 1-3 2-H 1B		K			F9			S S T K	3	0	1	0	0	1	0
20 Israel Pineda, R (9, PH)										1	0	0	0	0	1	0
71 Jake Noll, R (1, 3) OBP: 0.393, SLG: 0.520	16 WP 2-3 3-H 1B			G6-3		F9			F9	3	0	1	1	0	0	0
11 Anderson Franco, R (7, 5) OBP: 0.333, SLG: 0.667										1	0	0	0	0	0	0
16 Victor Robles, R (1, 8) OBP: 0.452, SLG: 0.540	G1-3 1-2			B1-3			K			3	0	0	0	0	1	2
21 David Masters, R (7, 4)										0	0	0	0	0	0	0
61 Chris Dominguez, R (1, 5) OBP: 0.167, SLG: 0.167		G5-3		1B			K			3	0	1	0	0	1	0
9 Bryan Mejia, S (7, 6)										0	0	0	0	0	0	0
14 Matt Reynolds, R (1, 6) OBP: 0.320, SLG: 0.318		2 SF7 3B		K			F9			3	1	1	0	0	1	1
14 Jakson Reetz, R (7, 2)										0	0	0	0	0	0	0
Inning Stats	R: 2 E: 0 K: 0 S: 6 H: 3 LOB: 2 BB: 1 P: 12	R: 1 E: 0 K: 1 S: 6 H: 1 LOB: 0 BB: 0 P: 6	R: 0 E: 0 K: 1 S: 5 H: 0 LOB: 0 BB: 0 P: 5	R: 0 E: 0 K: 1 S: 6 H: 1 LOB: 1 BB: 0 P: 6	R: 0 E: 0 K: 2 S: 7 H: 0 LOB: 0 BB: 0 P: 7	R: 0 E: 0 K: 0 S: 3 H: 0 LOB: 0 BB: 0 P: 3	R: 0 E: 0 K: 2 S: 7 H: 0 LOB: 0 BB: 0 P: 7	R: 0 E: 0 K: 2 S: 7 H: 0 LOB: 0 BB: 0 P: 7	R: 0 E: 0 K: 2 S: 7 H: 0 LOB: 0 BB: 0 P: 7	1B: 4 2B: 0 3B: 1 HR: 0 SF: 1 SAC: 0 DP: 0 HBP: 1	WP: 1 PB: 0 SB: 0 CS: 0 PA: 33					

PITCHER	IP	WLS	BF	H	R	ER	SO	BB	IBB	HBP	BLK	WP	HR	S	P	ERA	WHIP
45 Gerrit Cole, R (1, 1) ERA: 2.81	5.1		22	5	3	3	5	1	0	1	0	1	0	31	37	5.06	1.125
30 Héctor Rondón, R (6, 1) ERA: 5.06	0.2		2	0	0	0	0	0	0	0	0	0	0	2	2	0.00	0.000
55 Ryan Pressly, R (7, 1) ERA: 1.8	0.2		2	0	0	0	2	0	0	0	0	0	0	6	6	0.00	0.000
54 Roberto Osuna, R (7, 1) ERA:	0.1		1	0	0	0	0	0	0	0	0	0	0	1	1	0.00	0.000
47 Chris Devenski, R (8, 1) ERA: 5.4	1.0	W	3	0	0	0	2	0	0	0	0	0	0	7	7	0.00	0.000

PITCHER	IP	WLS	BF	H	R	ER	SO	BB	IBB	HBP	BLK	WP	HR	S	P	ERA	WHIP
92 Kit Scheetz, L (9, 1) ERA:	1.0	S	3	0	0	0	2	0	0	0	0	0	0	7	7	0.00	0.000

AB	30
R	3
H	5
RBI	3
BB	1
SO	11
LOB	3

BOTTOM

Batter	1	2	3	4	5	6	7	8	9	AB	R	H	RBI	BB	SO	LOB
6 Jake Marisnick, R (1, 8) OBP: 0.381, SLG: 0.605 93 Carmen Benedetti, L (8, 9)	x 0-0 2 CS 1B		S S x 0-2 HR	x 0-0 ③ G4-3		C C C 0-3 ③ K		B B B 4-0 83 2B 1-2 BB		4 1 2 1 0 1 3 0 1 0 0 1 0 0						
16 Aledmys Díaz, R (1, 6) OBP: 0.235, SLG: 0.217 (4, 3) (7, 5) 83 Abraham Toro, S (8, 5) OBP: 0.391, SLG: 0.605	S S S 0-3 ① K		S S S 0-3 ① K		x 0-0 ① G3-1		S S S 0-3 ① K	x 0-0 1-H 2-H 2B		4 0 0 0 0 3 1 1 0 1 2 0 0 0						
2 Alex Bregman, R (1, 5) OBP: 0.528, SLG: 0.778 (4, 6) 79 Taylor Jones, R (7, 3) OBP: 0.192, SLG: 0.167	1 SAFE x 0-0 ② ③ P6 1-2		x 0-0 ② G4-3		B B B 4-0 72 WP BB		x 0-0 2B	C C C 0-3 ③ K		2 0 0 0 1 0 1 2 0 1 0 0 1 1						
13 Tyler White, R (1, 3) OBP: 0.314, SLG: 0.341 (4, 5) 78 Alex De Goti, R (6, 4) OBP: 0.308, SLG: 0.235 (7, 6)		x 0-0 ① G1-3	x 0-0 1B		x 0-0 ② L9		B B B B 4-0 81 FC5-4 BB			3 0 1 0 0 0 1 0 0 0 0 1 0 0						
72 Yordan Alvarez, L (1, 7) OBP: 0.377, SLG: 0.348		x 0-0 ② G4-3	x 0-0 ③ F7		S S S 0-3 ③ K 1-2		x 0-0 ② L9			4 0 0 0 0 1 4						
81 Nick Tanielu, R (1, 4) OBP: 0.404, SLG: 0.745 (6, 5) (7, 4)		x 0-0 99 1B 12 1B 1B	x 0-0 99 2B 2B			x 0-0 ① G6-3	x 0-0 ③ FC5-4 1-2f			4 2 2 0 0 0 2						
99 Granden Goetzman, R (1, 10) OBP: 0.600, SLG: 0.900		x 0-0 12 1B 1-2 1B	x 0-0 2-H 2B			x 0-0 12 1B 2B		x 0-0 ① P4		4 0 3 1 0 0 0						
12 Max Stassi, R (1, 2) OBP: 0.279, SLG: 0.225 Garrett Stubbs, L (7, 2) OBP: 0.364, SLG: 0.667		x 0-0 1-2 2-H 1B	S S S 0-3 ① K			x 0-0 97 WP 2-3 1B		x 0-0 97 CS 1B		3 0 2 1 0 1 1 1 0 1 0 0 0 0						
Myles Straw, R (1, 9) OBP: 0.404, SLG: 0.432 97 Chas McCormick, R (6, 9) OBP: 0.500, SLG: 1.333 (8, 8)		S S S 0-3 ③ K		x 0-0 ② G6-3		B S S S 1-3 ② K 1-2		B B B B 4-0 ② 93 S 83 2B 1-2 BB		2 0 0 0 0 1 3 1 1 0 0 1 1 2						
Inning Stats	R: 0 H: 1 E: 0 LOB: 0 K: 1 BB: 0 S: 5 P: 5	R: 1 H: 3 E: 0 LOB: 2 K: 1 BB: 0 S: 8 P: 8	R: 1 H: 2 E: 0 LOB: 1 K: 1 BB: 0 S: 9 P: 9	R: 1 H: 2 E: 0 LOB: 1 K: 1 BB: 0 S: 7 P: 7	R: 0 H: 0 E: 0 LOB: 1 K: 1 BB: 1 S: 5 P: 9	R: 0 H: 2 E: 0 LOB: 2 K: 2 BB: 0 S: 9 P: 10	R: 0 H: 1 E: 0 LOB: 2 K: 1 BB: 1 S: 6 P: 10	R: 2 H: 2 E: 0 LOB: 1 K: 1 BB: 2 S: 6 P: 14		1B: 7 SF: 0 2B: 5 SAC: 0 3B: 0 DP: 0 HR: 1 HBP: 0						

PITCHER		IP	WLS	BF	H	R	ER	SO	BB	IBB	HBP	BLK	WP	HR	S	P	ERA	WHIP
46 Patrick Corbin, L ERA: 4.88	(1, 1)	6.0		28	10	3	3	7	1	0	0	0	2	1	43	48	4.50	1.833
43 Henderson Alvarez III, R ERA: 4.5	(7, 1)	2.0	L	11	3	2	2	2	3	0	0	0	0	0	12	24	9.00	3.000

PITCHER	IP	WLS	BF	H	R	ER	SO	BB	IBB	HBP	BLK	WP	HR	S	P	ERA	WHIP

Washington Nationals @ Houston Astros

ITEAM Ballpark of the Palm Beaches, West Palm Beach, FL

Sun Mar 24 2019, 1:08 PM - 3:38 PM EDT

Att. 4,530 - Partly Cloudy - 78 F

livebaseballscorecards.com

AB	35
R	5
H	13
RBI	5
BB	4
SO	9
LOB	19

WP: 2	PA: 39		
PB: 0			
SB: 1			
CS: 2			

Batter	1	2	3	4	5	6	7	8	9	AB	R	H	RBI	BB	SO	LOB
26 Adam Frazier, L (1, 4) OBP: 0.419, SLG: 0.579 15 Pablo Reyes, R (6, 4) OBP: 0.351, SLG: 0.500	B FF 97 B FF 95 B FF 94 X FF 96 3-0 6 2B 6 E 1B	C CU 80 B CH 85 C CH 84 B SL 89 F FF 95 X SL 88 2-2 ② L8		C FC 91 F FC 90 B FC 89 S CU 80 1-3 ③ K2-3		X SI 90 0-0 6 SF8 12 1B 1-3 2-H 3-H 2B		C SL 85 D SL 86 S FF 97 X SL 84 1-2 SF9 3-H		4 0	2 0	2 0	2 1	0 0	1 0	0 0
6 Starling Marte, R (1, 8) OBP: 0.353, SLG: 0.724 17 JB Shuck, L (6, 8) OBP: 0.409, SLG: 0.561	B FF 96 C SL 88 S CH 84 1 SAFE F FF 95 F SL 86 X SL 86 1-2 E8 55 FC3-2 1-H 2B	C SL 87 S CH 85 B SL 88 F FF 96 F FF 94 T FF 96 1-2 ③ K			C SI 92 B SI 94 S CU 79 S CU 80 1-3 ① K	C FF 92 B CU 79 X FF 92 1-1 ② SF8 2-3 3-H		C CH 87 B FF 95 C CU 79 X FF 96 1-2 46 1B 2B		3 1	0 0	1 1	1 0	0 0	2 0	0 0
12 Corey Dickerson, L (1, 7) OBP: 0.390, SLG: 0.750 46 Patrick Kivlehan, R (6, 7) OBP: 0.302, SLG: 0.408	C FF 97 F FF 96 X CU 81 0-2 ① G3	S CH 82 B SL 86 F SL 89 F SL 86 X CU 80 1-2 ① G3			F SI 92 F FF 93 B CU 79 F CU 79 B FF 94 X CU 78 2-2 ② L4	F CU 78 F CU 78 X CU 79 0-2 55 1B 3-H 1B		X FF 96 0-0 ② 2-H 1B		4 1	0 0	1 1	1 0	0 0	0 0	0 0
55 Josh Bell, S (1, 3) OBP: 0.232, SLG: 0.352 19 Colin Moran, L (6, 3) OBP: 0.294, SLG: 0.311	S SL 86 X FF 96 0-1 ② FC3-2 29 HR 3-H	B FF 95 C CU 78 F SL 88 X FF 94 1-2 ② G6-3			S CU 79 S CU 79 B CU 80 X FF 94 1-2 ③ G6-3	C SL 84 C SL 83 F SL 85 X FF 95 0-2 1-2 1B		D CU 80 B CH 88 X SI 94 2-0 ③ F7		4 1	1 0	1 0	0 0	0 0	0 1	0 1
29 Francisco Cervelli, R (1, 2) OBP: 0.380, SLG: 0.581 61 Steven Baron, R (6, PH) OBP: 0.300, SLG: 0.250 (6, 2)	B FF 97 B SL 87 X FF 96 2-0 1-H HR	F FF 95 B FF 95 B CH 85 X SL 87 2-1 16 1B 1B				S SI 90 90 C CU 79 S SI 90 1-1 ① G6-3 S FF 96 C SL 84 O SL 86 B SL 86 S FF 96 3-3 ③ K			B SL 89 B CH 77 B SL 89 C SL 89 F SL 90 X SL 90 3-2 68 G1-6-3 1B	3 2	1 0	2 1	2 0	0 0	0 1	0 2
16 Jung Ho Kang, R (1, 5) OBP: 0.340, SLG: 0.773 77 Ke'Bryan Hayes, R (7, 5) OBP: 0.353, SLG: 0.813	B FF 96 B FF 96 B FF 95 C FF 96 B FF 97 4-1 5 1B BB	C SL 86 D CU 79 B FF 93 B SL 84 X FF 93 3-1 1-3 1B				B CU 79 B SI 92 B SI 90 B FF 93 4-0 5 HBP 53 1B BB	C FF 94 B FF 95 X FF 95 1-1 ① G5-3		C SL 90 S CH 75 B CH 76 C CU 66 1-3 ① K	2 1	1 0	1 0	0 0	2 0	0 1	0 1
5 Lonnie Chisenhall, L (1, 9) OBP: 0.325, SLG: 0.265 68 Bryan Reynolds, S (6, PR) OBP: 0.400, SLG: 0.333 (6, 9)	C CU 80 D SL 86 S FF 95 X FF 96 1-2 1-2 1B		C FF 93 S FF 95 X CH 86 0-2 ③ F9			H SI 90 1-0 2 BB 53 1B 26 2B 1-2 HBP	B FF 96 X FF 95 1-0 ② G4-3		X SL 82 0-0 ②③ G1-6-3 1-2f	2 2	0 1	1 0	0 0	0 0	0 1	2 1
53 Melky Cabrera, S (1, 10) OBP: 0.308, SLG: 0.340	S FF 96 B FF 96 S SL 86 S SL 87 1-3 ③ K			B FC 90 C FC 90 X CU 81 1-1 ① L7		C SI 90 X SI 92 0-1 2 BB 26 2B 1-2 2-H 1B	C FF 97 C SL 86 F FF 97 B SL 86 S SL 86 1-3 ③ K			4	1	1	1	0	2	2
2 Erik González, R (1, 6) OBP: 0.327, SLG: 0.333 27 Kevin Newman, R (6, 6) OBP: 0.250, SLG: 0.390		B FF 91 B FF 93 X FF 93 2-0 ① G5-3		C CU 81 B CU 81 B FC 90 X FC 89 2-1 ② F9		B SI 91 C CU 78 B CU 78 B SI 90 B FF 92 4-1 26 2B 6 SF8 1-2 2-3 BB		B FF 96 X FF 95 1-0 15 SF9 3B		2 1	1 1	0 1	0 0	1 0	0 0	0 0
Inning Stats	R: 3 E: 1 K: 1 S: 19 H: 4 LOB: 2 BB: 1 P: 31	R: 0 E: 0 K: 1 S: 10 H: 0 LOB: 0 BB: 0 P: 15	R: 0 E: 0 K: 0 S: 14 H: 2 LOB: 2 BB: 0 P: 21	R: 0 E: 0 K: 1 S: 7 H: 0 LOB: 0 BB: 0 P: 11	R: 0 E: 0 K: 1 S: 10 H: 0 LOB: 0 BB: 0 P: 14	R: 5 E: 0 K: 1 S: 18 H: 4 LOB: 2 BB: 2 P: 32	R: 0 E: 0 K: 1 S: 7 H: 0 LOB: 0 BB: 0 P: 10	R: 1 E: 0 K: 0 S: 9 H: 3 LOB: 1 BB: 0 P: 14	R: 0 E: 0 K: 1 S: 7 H: 1 LOB: 0 BB: 0 P: 11	1B: 9 2B: 3 3B: 1 HR: 1	SF: 2 SAC: 0 DP: 1 HBP: 1			WP: 0 PB: 0 SB: 0 CS: 0	PA: 43		

TOP

Pittsburgh Pirates @ Houston Astros

Minute Maid Park, Houston, TX

Mon Mar 25 2019, 7:14 PM - 10:19 PM CDT

Att. 18,811 - Roof Closed - 73 F

livebaseballscorecards.com

AB	37
R	9
H	14
RBI	8
BB	3
SO	7
LOB	9

PITCHER		IP	WLS	BF	H	R	ER	SO	BB	IBB	HBP	BLK	WP	HR	S	P	ERA	WHIP
68 Forrest Whitley, R ERA: 3.0	(1, 1)	3.0		16	6	3	3	2	1	0	0	0	0	1	43	67	9.00	2.333
36 Will Harris, R ERA: 6.23	(4, 1)	1.0		3	0	0	0	1	0	0	0	0	0	0	7	11	0.00	0.000
59 Framber Valdez, L ERA: 5.82	(5, 1)	1.2		11	3	5	5	1	2	0	1	0	0	0	21	36	27.00	3.000
Reymin Guduan, L ERA: 1.64	(6, 1)	1.1	W	5	1	0	0	2	0	0	0	0	0	0	14	20	0.00	0.750
39 Josh James, R ERA: 2.08	(8, 1)	1.0		5	3	1	1	0	0	0	0	0	0	0	9	14	9.00	3.000

PITCHER		IP	WLS	BF	H	R	ER	SO	BB	IBB	HBP	BLK	WP	HR	S	P	ERA	WHIP
63 Brendan McCurry, R ERA: 0.82	(9, 1)	1.0	S	3	1	0	0	1	0	0	0	0	0	0	7	11	0.00	1.000

BOTTOM

Batter	1	2	3	4	5	6	7	8	9	AB	R	H	RBI	BB	SO	LOB
4 George Springer, R (1, 9) OBP: 0.358, SLG: 0.356 6 Jake Marisnick, R (6, 9) OBP: 0.409, SLG: 0.605 (7, 8)	C FF 91 F FF 93 S FF 92 0-3 K		D FF 96 X FF 97 1-0 FC6-4 2 G5-3 27 S 23 1B 1-2f 2-3 3-H	C SL 88 S SL 90 B SL 91 B FF 96 X FF 96 2-2 G5-4-3 1-2f 2-3		B SI 94 B SI 92 B SL 88 B SI 95 4-0 81 HR BB	C CU 78 B SL 89 B SI 94 B CH 87 B SI 93 4-1 BB			3 1 0 1 0 1 4 0 1 0 0 2 0 0						
27 Jose Altuve, R (1, 4) OBP: 0.406, SLG: 0.423 81 Nick Tanielu, R (6, 4) OBP: 0.407, SLG: 0.796	C FF 93 X SL 80 0-1 P3		D FF 96 C FF 97 B FF 96 B CU 82 F FF 96 B CH 89 4-2 2 G5-3 23 1B 1-2 BB	B SL 88 B FF 96 C FF 96 B SL 89 F FF 96 B FF 96 4-2 2 BB BB		D SI 94 X SL 88 1-0 1-H 2-H HR	B SL 88 X FF 93 1-0 L8			1 1 0 0 2 0 0 2 1 1 3 0 0 1						
2 Alex Bregman, R (1, 5) OBP: 0.513, SLG: 0.724 80 Jack Mayfield, R (6, 5) OBP: 0.255, SLG: 0.295	C FF 93 S SL 81 B FF 92 F SL 80 B SL 81 F FF 93 B FF 94 X SI 92 3-2 L9		X FF 94 0-0 G5-3 1-2 2-3 3-H	1 SAFE B FF 96 C SL 88 1 SAFE B FF 94 B SL 88 B SI 94 4-1 1-2 BB		C SI 93 X SL 88 0-1 G6-3		B SI 92 B SI 92 C SI 92 X SL 86 2-1 G1-3		2 0 0 1 1 0 2 2 0 0 0 0 0 1						
23 Michael Brantley, L (1, 7) OBP: 0.356, SLG: 0.317 72 Yordan Alvarez, L (6, 7) OBP: 0.364, SLG: 0.333		B FF 98 F FF 98 B FF 99 C CU 82 S SL 84 2-3 K	B FF 97 F SL 94 B SL 84 X FF 94 2-1 10 1B 13 HR 2-H 3-H 1B	F FF 92 X FF 90 0-1 F8		B CU 79 X SI 93 1-0 G4-3		C SI 94 F FF 93 F SL 88 B FF 94 B SL 86 S SL 87 2-3 K		3 1 1 2 0 1 3 2 0 0 0 0 1 1						
10 Yuli Gurriel, R (1, 3) OBP: 0.426, SLG: 0.558 83 Abraham Toro, S (8, 3) OBP: 0.404, SLG: 0.605		B FF 99 X FF 98 1-0 F9	C FF 95 X FF 95 0-1 13 HR 1-2 1B		B SI 90 B SL 83 C SL 84 X SI 92 2-1 16 G5-4-3 13 1B 1B	B SL 90 S SL 88 B SI 94 B SL 88 C SI 93 F SL 88 X SI 93 3-2 G5-3		B CU 77 C SI 92 B SL 86 F SL 87 H FF 94 3-2 HBP		4 1 2 0 0 0 1 0 0 0 0 0 0 0						
13 Tyler White, R (1, 10) OBP: 0.333, SLG: 0.426 12 Max Stassi, R (7, PH) OBP: 0.267, SLG: 0.214 (8, 10)		C FF 99 B CH 87 S CH 88 S FF 98 1-3 K	S CH 83 X CH 83 0-1 1-H 2-H HR		B FF 92 X CH 86 1-0 16 G5-4-3 1-2 1B		B SI 92 X SI 92 1-0 G5-3	B SI 93 S SL 86 X SI 93 1-1 G5-3		3 1 2 3 0 1 0 2 0 0 0 0 0 1						
16 Aledmys Díaz, R (1, 6) OBP: 0.236, SLG: 0.220 78 Alex De Goti, R (8, 6) OBP: 0.308, SLG: 0.235			18 PB 28 BB 4 FC6-4 1B X FF 96 0-0 G5-3		C CH 85 B CH 86 F FF 92 X SL 86 1-2 G5-4-3 1-2f 2-3		B CU 78 X SL 88 1-0 P5			4 1 1 0 0 0 2 0 0 0 0 0 0 0						
28 Robinson Chirinos, R (1, 2) OBP: 0.419, SLG: 0.595 Garrett Stubbs, L (7, 2) OBP: 0.391, SLG: 0.818			C FF 96 B CU 82 B FF 96 1 SAFE B FF 96 B FF 96 4-1 4 FC6-4 18 PB 2 G5-3 1-2 BB	C FF 95 C SL 88 X FF 95 0-2 4 G5-4-3 18 BB 1B	S CH 87 F SI 92 X SI 87 0-2 F8		X SI 93 0-0 HR			2 1 1 0 1 0 1 1 1 1 1 0 0 0						
18 Tony Kemp, L (1, 8) OBP: 0.490, SLG: 0.550 Myles Straw, R (6, PR) OBP: 0.417, SLG: 0.511 (7, 9)			B FF 95 B FF 95 F FF 94 B CH 88 B FF 95 4-1 4 FC6-4 1-2 2-3 BB	B FF 96 B FF 95 C FF 96 B FF 96 B FF 97 4-1 4 G5-4-3 1-2 BB		C SI 94 B SI 94 B FF 93 C SL 87 B SL 87 X SI 93 3-2 81 HR 2B	S SL 86 C SL 88 B FF 94 X SI 92 1-2 HR			1 0 1 0 2 0 0 1 2 1 1 0 0 0						
Inning Stats	R: 0 E: 0 K: 1 S: 10 H: 0 LOB: 0 BB: 0 P: 13	R: 0 E: 0 K: 2 S: 7 H: 0 LOB: 0 BB: 0 P: 11	R: 7 E: 0 K: 0 S: 16 H: 4 LOB: 0 BB: 3 P: 31	R: 0 E: 0 K: 0 S: 12 H: 1 LOB: 3 BB: 3 P: 26	R: 0 E: 0 K: 0 S: 9 H: 2 LOB: 1 BB: 0 P: 13	R: 3 E: 0 K: 0 S: 11 H: 2 LOB: 1 BB: 1 P: 23	R: 2 E: 0 K: 0 S: 8 H: 2 LOB: 1 BB: 1 P: 16	R: 0 E: 0 K: 1 S: 10 H: 0 LOB: 1 BB: 0 P: 18									

1B: 6 SF: 0 WP: 0 PA: 42
2B: 1 SAC: 0 PB: 1
3B: 0 DP: 2 SB: 1
HR: 4 HBP: 1 CS: 0

PITCHER		IP	WLS	BF	H	R	ER	SO	BB	IBB	HBP	BLK	WP	HR	S	P	ERA	WHIP
48 Richard Rodríguez, R ERA: 1.23	(1, 1)	1.0		3	0	0	0	1	0	0	0	0	0	0	10	13	0.00	0.000
73 Felipe Vázquez, L ERA:	(2, 1)	1.0		3	0	0	0	2	0	0	0	0	0	0	7	11	0.00	0.000
35 Keone Kela, R ERA: 11.37	(3, 1)	0.1		5	1	4	4	0	3	0	0	0	0	0	8	21	108.00	12.000
72 Geoff Hartlieb, R ERA: 5.91	(3, 1)	0.2		5	3	3	3	0	0	0	0	0	0	1	8	10	40.50	4.500
57 Nick Burdi, R ERA: 1.8	(4, 1)	0.2		5	1	0	0	0	3	0	0	0	0	0	10	24	0.00	6.000

PITCHER		IP	WLS	BF	H	R	ER	SO	BB	IBB	HBP	BLK	WP	HR	S	P	ERA	WHIP
71 Brandon Waddell, L ERA: 4.05	(4, 1)	0.1		1	0	0	0	0	0	0	0	0	0	0	2	2	0.00	0.000
47 Francisco Liriano, L ERA: 4.22	(5, 1)	1.0		4	2	0	0	0	0	0	0	0	0	0	9	13	0.00	2.000
63 Alex McRae, R ERA: 9.39	(6, 1)	3.0	L	16	4	5	5	1	2	0	1	0	0	3	29	57	15.00	2.000

Pittsburgh Pirates @ Houston Astros

Minute Maid Park, Houston, TX

Mon Mar 25 2019, 7:14 PM - 10:19 PM CDT

Att. 18,811 - Roof Closed - 73 F

livebaseballscorecards.com

AB	33
R	12
H	11
RBI	12
BB	8
SO	4
LOB	17

Batter	1	2	3	4	5	6	7	8	9	AB	R	H	RBI	BB	SO	LOB
26 Adam Frazier, L (1, 4) OBP: 0.435, SLG: 0.575 96 Adrian Valerio, S (5, 4) OBP: 0.111, SLG: 0.111	C FF 94 B SL 87 B FF 94 H FF 94 3-1 6 FC3-6 HBP		B SL 84 B FF 95 B FF 94 X FF 94 3-0 12 CS 1B		F FF 98 B CU 87 C FF 97 B FF 98 X CU 87 2-2 ③ G3			C FF 95 F SL 89 T CU 85 0-2 ② K	B SL 80 S FF 91 B CU 75 B SL 77 S FF 91 X FF 93 3-2 1-2 1B	2 2	0 0	1 1	0 0	0 0	0 0	0 0
6 Starling Marte, R (1, 8) OBP: 0.324, SLG: 0.656 15 Pablo Reyes, R (6, 8) OBP: 0.356, SLG: 0.491	X FF 96 0-0 ① FC3-6 55 WP 12 WP 1-2f		1 SAFE 1 SAFE B FF 96 D CH 89 B FF 95 X FF 95 3-0 ② F8			B FF 95 S CH 88 B CU 87 B FF 96 X FF 96 3-1 ① F7		C FF 94 B SL 90 B SL 90 B CH 88 B FF 94 4-1 BB	C FF 91 F FF 93 D CU 78 D CU 77 X FF 93 2-2 ③ G4-3	3 1	0 0	0 0	0 0	0 1	0 0	2 2
12 Corey Dickerson, L (1, 7) OBP: 0.386, SLG: 0.714 46 Patrick Kivlehan, R (6, PR) OBP: 0.296, SLG: 0.400 (6, 7)	B FF 94 S CH 88 S SL 86 D SL 88 F FF 96 B SL 88 T CH 89 3-2 ② K 1-2		C FF 96 0-1 ③ CS 1-2	F SL 86 B CH 88 X FF 95 1-1 ① L8		B CU 88 B FF 96 B FF 96 4-0 77 S BB		1 SAFE C SL 90 F SL 89 S CU 85 0-3 ③ K		2 1	0 0	0 0	0 0	1 1	1 1	1 1
55 Josh Bell, S (1, 3) OBP: 0.224, SLG: 0.339 77 Ke'Bryan Hayes, R (4, 5) OBP: 0.361, SLG: 0.794	B SL 87 B FF 95 C FF 96 D SL 87 X FF 95 3-1 ③ G3 2-3			X FF 95 0-0 ② F7		C SL 90 1 SAFE B FF 96 F FF 96 S CU 87 1-3 ② K 1-2			X FF 92 0-0 19 SH1-3 17 1B 1B	2 2	0 1	0 1	0 0	0 1	0 1	1 1
19 Colin Moran, L (1, 5) OBP: 0.315, SLG: 0.319 (4, 3)		C FF 95 B CH 89 F SL 85 B FF 97 B SL 87 X FF 97 3-2 53 G5-6-3 1B		B CH 89 B FF 94 S CH 88 B CH 89 B FF 94 4-1 53 WP 53 HR BB		F FF 96 T FF 96 B FF 98 S FF 96 1-3 ③ K			X FF 92 0-0 ① SH1-3 1-2	2	1	1	0	1	1	2
53 Melky Cabrera, S (1, 9) OBP: 0.315, SLG: 0.404 17 JB Shuck, L (4, 9) OBP: 0.413, SLG: 0.558		C FF 96 B CH 90 X CH 88 1-1 ①② G5-6-3 1-2f		B FF 94 X SL 85 1-0 1-H HR			B FF 94 B FF 94 F FF 94 F CH 86 B SL 89 X FF 95 3-2 ① F7		C SL 76 B SL 79 X SL 78 1-1 27 HR 2-H 1B	2 2	1 1	1 1	2 1	0 0	0 0	1 0
2 Erik González, R (1, 6) OBP: 0.308, SLG: 0.311 27 Kevin Newman, R (7, 6) OBP: 0.267, SLG: 0.476		C FF 96 B FF 96 B SL 87 B FF 96 X FF 95 3-1 E4		B FF 95 X FF 95 1-0 ③ G6-3			F FF 95 B SL 90 B FF 94 C CU 83 B FF 95 X FF 95 3-2 ② L1-3		B CH 80 F FF 91 X FF 92 1-1 2-H HR	3 1	0 1	0 1	0 2	0 0	0 0	0 0
75 Will Craig, R (1, 10) OBP: 0.425, SLG: 0.333		S SL 88 B SL 88 B FF 97 C FF 96 S SL 88 2-3 ③ K			C FF 98 B CU 88 S FF 96 B CU 87 B CU 88 F FF 98 B FF 98 4-2 58 CS BB		C CU 84 F SL 88 B FF 95 F FF 95 B CU 86 S SL 89 2-3 ③ K		C FF 93 F CH 78 T FF 92 0-2 ② K	3	0	0	0	1	3	1
58 Jacob Stallings, R (1, 2) OBP: 0.290, SLG: 0.333 74 Christian Kelley, R (8, 2) OBP: 0.333, SLG: 0.222			F FF 93 S SL 87 B SL 86 B SL 88 C FF 96 2-3 ① K		S CU 85 S FF 97 S FF 98 0-3 ①② K 1-2			B FF 94 X FF 93 1-0 ① F8	B FF 92 X FF 91 1-0 96 1B 1B	3 1	0 0	0 1	0 0	0 0	2 0	1 0
Inning Stats	R: 0 E: 0 K: 1 S: 8 H: 0 LOB: 1 BB: 0 P: 17	R: 0 E: 1 K: 1 S: 10 H: 1 LOB: 1 BB: 0 P: 19	R: 0 E: 0 K: 1 S: 6 H: 1 LOB: 0 BB: 0 P: 14	R: 2 E: 0 K: 0 S: 6 H: 1 LOB: 0 BB: 1 P: 13	R: 0 E: 0 K: 1 S: 9 H: 0 LOB: 0 BB: 1 P: 15	R: 0 E: 0 K: 2 S: 8 H: 0 LOB: 2 BB: 1 P: 17	R: 0 E: 0 K: 1 S: 10 H: 0 LOB: 0 BB: 0 P: 18	R: 0 E: 0 K: 2 S: 8 H: 0 LOB: 1 BB: 1 P: 13	R: 3 E: 0 K: 1 S: 16 H: 5 LOB: 2 BB: 0 P: 24	1B: 6 2B: 0 3B: 0 HR: 2 SF: 0 SAC: 1 DP: 1 HBP: 1						

PITCHER		IP	WLS	BF	H	R	ER	SO	BB	IBB	HBP	BLK	WP	HR	S	P	ERA	WHIP
69 J.B. Bukauskas, R ERA: 1.69	(1, 1)	4.0	L	16	3	2	2	3	1	0	1	0	3	1	30	63	4.50	1.000
67 Corbin Martin, R ERA: 3.86	(5, 1)	4.0		14	0	0	0	6	3	0	0	0	0	0	35	63	0.00	0.750
70 Cy Sneed, R ERA: 5.79	(9, 1)	1.0		8	5	3	3	1	0	0	0	0	0	1	16	24	27.00	5.000

PITCHER	IP	WLS	BF	H	R	ER	SO	BB	IBB	HBP	BLK	WP	HR	S	P	ERA	WHIP

TOP

Pittsburgh Pirates @ Houston Astros

Minute Maid Park, Houston, TX

Tue Mar 26 2019, 1:12 PM - 3:41 PM CDT

Att. 18,345 - Sunny - 73 F

livebaseballscorecards.com

AB	32
R	5
H	8
RBI	5
BB	4
SO	10
LOB	13

WP: 3 PA: 39
PB: 0
SB: 1
CS: 2

BOTTOM

Pittsburgh Pirates @ Houston Astros

Minute Maid Park, Houston, TX

Tue Mar 26 2019, 1:12 PM - 3:41 PM CDT

Att. 18,345 - Sunny - 73 F

livebaseballscorecards.com

Batter	1	2	3	4	5	6	7	8	9	AB	R	H	RBI	BB	SO	LOB
4 George Springer, R (1, 10) OBP: 0.364, SLG: 0.426	B FF 93 C FF 93 F FF 94 3-2 G6-3 ①			B SI 93 B SL 83 B FF 93 X FF 91 3-0 HR		1 SAFE F SI 91 B FF 91 1 SAFE X SL 82 1-1 G1-4-3 ②③ 1-2f			F FF 90 B SL 82 C SL 83 F SL 74 B SL 89 F SL 82 B FF 90 X FF 89 3-2 F7 ②	2	1	1	1	0	0	0
80 Jack Mayfield, R (6, PH) OBP: 0.250, SLG: 0.289	B SL 84 B SL 81 F FF 94 X FF 96									1	0	0	0	0	1	
(7, 10)																
83 Abraham Toro, S (9, PH) OBP: 0.396, SLG: 0.591										1	0	0	0	0	0	0
27 Jose Altuve, R (1, 4) OBP: 0.382, SLG: 0.393	C FF 94 B SI 94 F CH 84 B FF 92 S SL 86 2-3 K ②			B SI 93 B CH 82 F FF 92 C SL 81 X SL 84 2-2 G1-3 ①			X FF 91 0-0 78 G6-3 2B		F FF 90 B SL 75 F FF 90 X SL 74 1-2 F9 ③	2	0	0	0	0	1	0
81 Nick Tanielu, R (5, 4) OBP: 0.411, SLG: 0.804										2	0	1	0	0	0	0
2 Alex Bregman, R (1, 6) OBP: 0.488, SLG: 0.677	C SL 83 C FF 95 B SL 85 F SL 84 F FF 95 B CH 86 X SL 84 2-2 P4 ③			B CU 77 C CU 76 X SI 92 1-1 G6-3 ②			B SI 90 X CH 82 1-0 G6-3 ① 2-3			2	0	0	0	0	0	0
78 Alex De Goti, R (5, 6) OBP: 0.300, SLG: 0.229										1	0	0	0	0	0	1
23 Michael Brantley, L (1, 7) OBP: 0.340, SLG: 0.302		B FF 90 C SL 77 F SI 90 B SL 79 X SL 77 2-2 G4-3 ①		B CH 84 S CH 81 X SI 92 1-1 G6-3 ③			B CH 84 F SI 90 F FF 92 B CU 79 F CH 82 B SI 92 3 SAFE X CH 82 3-2 F7 ②			2	0	0	0	0	0	0
72 Yordan Alvarez, L (5, 7) OBP: 0.357, SLG: 0.327										1	0	0	0	0	0	1
16 Aledmys Díaz, R (1, 3) OBP: 0.241, SLG: 0.212		C CH 83 F SI 91 F SL 79 B SI 92 B SL 79 B CH 83 X SI 90 3-2 G5-3 ②			F SI 92 H CH 80 1-1 22 G6-3 HBP		B SL 81 F CH 82 X SI 92 1-1 G5-3 ③			2	0	0	0	0	0	1
(6, 5)																
Myles Straw, R (8, 9) OBP: 0.417, SLG: 0.511										0	0	0	0	0	0	0
22 Josh Reddick, L (1, 9) OBP: 0.368, SLG: 0.419		B SL 76 B SI 89 F SI 89 F CH 84 S SL 79 2-3 K ③			C CH 79 X SI 91 0-1 G6-3 ①② 1-2f			B FF 92 X SL 86 1-0 L9 ①		3	0	0	0	0	1	1
(8, 3)																
13 Tyler White, R (1, 5) OBP: 0.316, SLG: 0.400			F SI 92 X SI 92 0-1 G6-3 ①		C FF 92 X SL 82 0-1 F8 ③			C SL 87 B FF 92 F SL 88 B FF 92 F CU 80 X CU 79 2-2 P3 ②		3	0	0	0	0	0	0
(6, 3)																
(8, 5)																
12 Max Stassi, R (1, 2) OBP: 0.277, SLG: 0.227			C CU 78 X SI 92 0-1 G6-3 ②			C CU 78 B SL 84 X SI 92 1-1 6 FC4-6 1B		X FF 92 0-0 F8 ③		2	0	1	0	0	0	0
Garrett Stubbs, L (8, 2) OBP: 0.375, SLG: 0.783										1	0	0	0	0	0	0
6 Jake Marisnick, R (1, 8) OBP: 0.383, SLG: 0.561			X FF 91 0-0 B3 ③			B SI 91 C SL 82 1 SAFE F CH 82 B SL 83 X FF 92 2-2 FC4-6 ① 80 G1-4-3 1-2f			F FF 90 B CU 74 B FF 90 F SL 88 B FF 91 C FF 89 3-3 K ①	3	0	0	0	0	1	1

	AB	28
	R	1
	H	3
	RBI	1
	BB	0
	SO	3
	LOB	6

Inning Stats	1	2	3	4	5	6	7	8	9	1B: 1	SF: 0	WP: 0	PA: 29
	R: 0 E: 0 K: 1 S: 12 H: 0 LOB: 0 BB: 0 P: 19	R: 0 E: 0 K: 1 S: 10 H: 0 LOB: 0 BB: 0 P: 17	R: 0 E: 0 K: 0 S: 5 H: 0 LOB: 0 BB: 0 P: 5	R: 1 E: 0 K: 0 S: 8 H: 1 LOB: 0 BB: 0 P: 15	R: 0 E: 0 K: 0 S: 5 H: 0 LOB: 0 BB: 0 P: 6	R: 0 E: 0 K: 0 S: 7 H: 1 LOB: 0 BB: 0 P: 11	R: 0 E: 0 K: 0 S: 8 H: 1 LOB: 1 BB: 0 P: 13	R: 0 E: 0 K: 0 S: 6 H: 0 LOB: 0 BB: 0 P: 9	R: 0 E: 0 K: 1 S: 11 H: 0 LOB: 0 BB: 0 P: 18	2B: 1 3B: 0 HR: 1	SAC: 0 DP: 2 HBP: 1	PB: 0 SB: 0 CS: 0	

PITCHER		IP	WLS	BF	H	R	ER	SO	BB	IBB	HBP	BLK	WP	HR	S	P	ERA	WHIP
38 Brandon Maurer, R ERA: 2.7	(1, 1)	1.0		3	0	0	0	1	0	0	0	0	0	0	12	19	0.00	0.000
70 Tyler Lyons, L ERA: 7.59	(2, 1)	1.0		3	0	0	0	1	0	0	0	0	0	0	10	17	0.00	0.000
80 Eduardo Vera, R ERA: 1.8	(3, 1)	5.0	W	17	3	1	1	0	0	0	1	0	0	1	33	50	1.80	0.600
83 Montana DuRapau, R ERA: 1.8	(8, 1)	1.0	H	3	0	0	0	0	0	0	0	0	0	0	6	9	0.00	0.000
86 Tate Scioneaux, R ERA:	(9, 1)	1.0		3	0	0	0	1	0	0	0	0	0	0	11	18	0.00	0.000

PITCHER	IP	WLS	BF	H	R	ER	SO	BB	IBB	HBP	BLK	WP	HR	S	P	ERA	WHIP

Batter	1	2	3	4	5	6	7	8	9	AB	R	H	RBI	BB	SO	LOB
4 George Springer, R (1, 9) OBP: 0.200, SLG: 0.800	C FF 96 B CU 81 S FF 95 F CU 81 B CU 81 X FF 96 2-2 ① P6		X CU 79 0-0 1-H 2-H HR		B FF 94 B CH 86 B CH 86 X FF 95 3-0 ② P3		C FF 94 S CU 78 F FF 94 S FF 88 0-3 ③ K		C FF 94 D CH 89 F CH 89 B FF 94 B FF 94 S CH 89 3-3 ③ K	5	1	1	3	0	2	3
27 Jose Altuve, R (1, 4) OBP: 0.500, SLG: 1.500	S CU 80 X FF 96 0-1 ② L8		B CU 82 X CH 88 1-0 ② G6-3		B CU 80 X FF 95 1-0 HR			B FF 92 B CH 86 X FF 93 2-0 2B		4	1	2	1	0	0	0
2 Alex Bregman, R (1, 5)	C FF 96 F FF 96 F FF 96 B CU 83 S CU 80 1-3 ③ K		C FF 96 X CH 88 0-1 ③ F9		B CU 82 B CH 86 F CH 86 B CU 81 X FF 96 3-1 ③ F9			C CU 76 C CH 87 F FF 93 F FF 93 B CH 88 X CH 88 1-2 ① L6		4	0	0	0	0	1	1
23 Michael Brantley, L (1, 7) OBP: 0.500, SLG: 1.250		C CU 78 C FF 94 B FF 95 S CU 80 1-3 ① K		X FF 93 0-0 HR		B SL 86 B FF 93 B FF 93 C FF 93 C CU 78 X CU 80 3-2 10 CS 1B		B FF 93 B FF 89 C FF 93 X FF 92 2-1 ② P6		4	1	2	1	0	1	1
10 Yuli Gurriel, R (1, 3) OBP: 0.500, SLG: 0.750		B FF 96 B CH 87 C CH 86 F FF 95 B CU 81 X CU 80 3-2 28 CS 1B		B CU 81 X CH 86 1-0 2B		C CU 82 S CH 87 B SL 87 F FF 95 X SL 87 1-2 ①② G5-3 1-2		X CH 87 0-0 ③ G6-3		4	0	2	0	0	0	2
13 Tyler White, R (1, 10) OBP: 0.250, SLG: 0.250		B FF 95 B FF 94 C CU 79 F CU 80 T FF 96 2-2 ② K		X CU 78 0-0 ① G6-3		S CU 81 B CH 85 S FF 94 X SL 88 1-2 ③ G6-3			B CU 77 S CH 88 X CH 88 1-1 28 2B 1B	4	0	1	0	0	1	2
28 Robinson Chirinos, R (1, 2) OBP: 0.500, SLG: 0.667	B FF 94 C CU 80 1-1 ③ CS 1-2	B CU 77 C FF 95 S CU 81 F FF 95 B FF 95 B CU 81 D CU 82 4-2 6 BB 4 HR BB	C CU 80 B FF 94 X CU 80 1-1 ② G5-3				C FF 94 S FF 93 B CH 89 F FF 92 C CH 88 1-3 ① K		S SI 94 F CH 88 X FF 93 0-2 1-3 2B	3	1	1	0	1	1	1
16 Aledmys Díaz, R (1, 6)			X CU 77 0-0 ① F9	C FF 95 B CH 86 B CU 79 S CH 86 X FF 95 2-2 ③ P3			C CU 78 F CH 88 B FF 93 F FF 94 B CH 90 S FF 93 2-3 ② K		X CH 88 0-0 ① G6-3	4	0	0	0	0	1	4
6 Jake Marisnick, R (1, 8) OBP: 0.500, SLG: 0.333			C FF 95 B FF 94 B CU 80 F FF 94 D CU 81 B SL 87 4-2 4 HR 1-2 BB		C FF 94 S CH 85 B SL 84 X FF 94 1-2 ① F8		C FF 93 C CH 89 B FF 94 F FF 94 B CH 89 X CH 89 2-2 1B		B CU 78 F CH 88 B FF 93 F CH 88 F FF 94 T CU 78 2-2 ② K	3	1	1	0	1	1	2
Inning Stats	R: 0 E: 0 K: 1 S: 10 H: 0 LOB: 0 BB: 0 P: 13	R: 0 E: 0 K: 2 S: 10 H: 1 LOB: 0 BB: 0 P: 17	R: 3 E: 0 K: 0 S: 10 H: 1 LOB: 0 BB: 2 P: 19	R: 1 E: 0 K: 0 S: 8 H: 2 LOB: 1 BB: 0 P: 12	R: 1 E: 0 K: 0 S: 7 H: 1 LOB: 0 BB: 0 P: 15	R: 0 E: 0 K: 0 S: 10 H: 1 LOB: 0 BB: 0 P: 15	R: 0 E: 0 K: 3 S: 16 H: 1 LOB: 1 BB: 0 P: 21	R: 0 E: 0 K: 0 S: 9 H: 1 LOB: 1 BB: 0 P: 14	R: 0 E: 0 K: 2 S: 13 H: 2 LOB: 2 BB: 0 P: 19	1B: 4 2B: 3 3B: 0 HR: 3 SF: 0 SAC: 0 DP: 0 HBP: 0						

PITCHER		IP	WLS	BF	H	R	ER	SO	BB	IBB	HBP	BLK	WP	HR	S	P	ERA	WHIP
42 Blake Snell, L ERA: 7.5	(1, 1)	6.0	L	24	6	5	5	3	2	0	0	0	0	3	55	91	7.50	1.333
68 Jalen Beeks, L ERA:	(7, 1)	3.0		13	4	0	0	5	0	0	0	0	0	0	38	54	0.00	1.333

PITCHER	IP	WLS	BF	H	R	ER	SO	BB	IBB	HBP	BLK	WP	HR	S	P	ERA	WHIP

TOP

Houston Astros @ Tampa Bay Rays

Tropicana Field, St. Petersburg, FL

Thu Mar 28 2019, 4:02 PM - 6:38 PM EDT

Att. 25,025 - Dome - 72 F

livebaseballscorecards.com

AB	35
R	5
H	10
RBI	5
BB	2
SO	8
LOB	16

WP: 0	PB: 0	SB: 0	CS: 2
PA: 38			

BOTTOM

Houston Astros @ Tampa Bay Rays

Tropicana Field, St. Petersburg, FL

Thu Mar 28 2019, 4:02 PM - 6:38 PM EDT

Att. 25,025 - Dome - 72 F

livebaseballscorecards.com

Batter	1	2	3	4	5	6	7	8	9	AB	R	H	RBI	BB	SO	LOB
17 Austin Meadows, L (1, 9) OBP: 0.250, SLG: 1.000	B FF 94 F FF 95 B SL 86 X FF 94 2-1 HR		B CH 86 X CH 86 1-0 ① L8			C CU 77 S SL 85 S SL 86 0-3 ① K		B FF 94 C CU 80 F SL 89 S CU 82 1-3 ① K		4	1	1	1	0	2	0
29 Tommy Pham, R (1, 7) OBP: 0.500, SLG: 0.500	B FF 96 F FF 96 X CU 80 1-1 26 G3 1B		C FF 94 X SL 87 0-1 ② L6			B FF 93 X FF 93 1-0 ② L5		F SL 88 B FF 95 X CU 82 1-1 1B		4	0	2	0	0	0	0
26 Ji Man Choi, L (1, 3)	S CH 88 D SL 88 B CH 88 C FF 96 X FF 96 2-2 ① ② G3 1-2		C FF 94 B FF 95 B CH 87 S CH 88 S CH 89 2-3 ③ K			C CU 78 F FF 93 F SL 86 F FF 93 F FF 94 X CU 79 0-2 E6		C FF 94 C CU 80 F FF 95 C FF 94 0-3 ② K		4	0	0	0	0	2	2
8 Brandon Lowe, L (1, 10)	S FF 95 F SL 88 S SL 87 0-3 ③ K			B FF 94 S CH 87 B CU 78 C FF 95 F FF 95 F SL 87 F SL 87 X CH 88 2-2 ① G3-1		C CU 79 F SL 85 D SL 87 B SL 86 X CU 78 2-2 ③ G4-3		C CU 82 X CU 86 0-1 ③ G4-3		4	0	0	0	0	1	2
2 Yandy Díaz, R (1, 5) OBP: 0.500, SLG: 0.667		S FF 94 B CU 77 B CU 79 F FF 94 B CU 80 B FF 96 4-2 39 FC4-6 18 HBP BB		C CU 79 B CU 79 S FF 95 X CH 88 1-2 ② G6-3			S FF 92 F FF 92 B SL 85 X CU 79 1-2 2B		X FF 94 0-0 ① F8	3	0	1	0	1	0	0
18 Joey Wendle, L (1, 4)		H CU 78 1-0 39 FC4-6 1-2 HBP		X FF 93 0-0 ③ F9			C CU 78 H FF 94 1-1 HBP		B FF 95 B CH 82 X FF 94 2-0 ② F9	2	0	0	0	0	0	0
1 Willy Adames, R (1, 6)		B FF 95 S SL 86 S SL 87 F SL 88 S SL 88 1-3 ① K			C CU 77 F SL 86 X SL 86 0-2 ① G6-3		C SL 87 F SL 87 F SL 87 B SL 88 F SL 88 S FF 97 1-3 ① K		C SL 85 B FC 90 B SL 89 F FF 95 C SL 86 2-3 ③ K	4	0	0	0	0	3	4
39 Kevin Kiermaier, L (1, 8)		D CU 79 C CU 79 X SL 86 1-1 ② FC4-6 1-2f 2-3			S FF 93 F CU 79 S FF 94 0-3 ② K		B FF 95 C FF 94 F FF 95 S CU 80 1-3 ② K			3	0	0	0	0	2	4
10 Mike Zunino, R (1, 2)		C FF 95 1 SAFE T FF 94 B FF 96 F FF 96 T SL 88 1-2 ③ K			C FF 94 S SL 88 S SL 87 0-3 ③ K		D FF 96 B FF 95 S FF 94 X FF 95 2-1 ③ G6-3			3	0	0	0	0	2	4

	AB	31
	R	1
	H	4
	RBI	1
	BB	1
	SO	12
	LOB	16

Inning Stats	1	2	3	4	5	6	7	8	9	1B: 2	SF: 0	WP: 0	PA: 34
R:	1	0	0	0	0	0	0	0	0	2B: 1	SAC: 0	PB: 0	
E:	0	0	0	0	0	1	0	0	0	3B: 0	DP: 0	SB: 0	
K:	1	2	1	0	2	1	2	2	1	HR: 1	HBP: 2	CS: 0	
S:	10	12	6	10	9	13	14	11	5				
H:	2	0	0	0	0	0	1	1	0				
LOB:	0	2	0	0	0	1	2	1	0				
BB:	0	1	0	0	0	0	0	0	0				
P:	15	20	9	13	9	16	20	13	9				

PITCHER		IP	WLS	BF	H	R	ER	SO	BB	IBB	HBP	BLK	WP	HR	S	P	ERA	WHIP
35 Justin Verlander, R ERA: 1.29	(1, 1)	7.0	W	27	3	1	1	9	1	0	2	0	0	1	74	102	1.29	0.571
55 Ryan Pressly, R ERA:	(8, 1)	1.0		4	1	0	0	2	0	0	0	0	0	0	11	13	0.00	1.000
54 Roberto Osuna, R ERA:	(9, 1)	1.0		3	0	0	0	1	0	0	0	0	0	0	5	9	0.00	0.000

PITCHER	IP	WLS	BF	H	R	ER	SO	BB	IBB	HBP	BLK	WP	HR	S	P	ERA	WHIP

Batter	1	2	3	4	5	6	7	8	9	AB	R	H	RBI	BB	SO	LOB
4 George Springer, R (1, 8) OBP: 0.333, SLG: 0.625	B SI 95 C SI 94 B CU 78 C SI 96 B SI 96 F CU 79 S FF 97 3-3 ① **K**		B SI 95 1 SAFE 1 SAFE F SI 94 F SI 93 1 SAFE B CU 78 D CU 78 S CU 79 3-3 ① **K** 1-2		X SI 94 0-0 1B			B ST 79 B ST 81 B SI 91 B FF 92 4-0 27 FC5-4 BB		3	0	1	0	1	2	1
27 Jose Altuve, R (1, 4) OBP: 0.375, SLG: 0.857	F SI 96 B FC 87 B CU 79 S FC 86 X SI 94 2-2 ② **F8**		B SI 94 C FF 94 B CU 79 F SI 93 D CU 79 F CU 79 B SI 94 4-2 23 2B BB		F FC 84 X CU 79 0-1 ③ **P3**			C ST 81 1 SAFE X ST 79 0-1 ① **FC5-4** 1-2f		3	1	0	0	1	0	2
2 Alex Bregman, R (1, 5)	C CU 79 X SI 95 0-1 ③ **G6-3**		C SI 93 F SI 94 S CU 79 0-3 ② **K**			C SL 88 X SI 98 0-1 ① **G4-3**		X ST 79 0-0 ② **L8**		4	0	0	0	0	1	3
23 Michael Brantley, L (1, 7) OBP: 0.500, SLG: 1.000		C CU 77 B CU 79 C CU 78 B FF 96 F SI 95 F CU 79 X FF 97 2-2 ① **F7**	C FF 94 X CU 79 0-1 ③ 1-H 2-H 2B			B SI 98 F SL 88 X SL 90 1-1 10 1B 1B		X SI 89 0-0 ③ **G6-3**		4	0	2	2	0	0	1
10 Yuli Gurriel, R (1, 3) OBP: 0.500, SLG: 0.571		B CU 78 C SI 95 B FC 85 B CU 78 B SI 94 4-1 22 1B BB		C SI 93 C FC 84 F FF 94 S CU 78 0-3 ① **K**		S SL 88 F SL 90 X SI 98 0-2 22 G4-6-3 1-2 1B			C SI 98 B SI 98 B FC 93 X SI 98 2-1 ① **G6-3**	3	0	1	0	1	1	0
22 Josh Reddick, L (1, 9) OBP: 0.250, SLG: 0.250		B SI 96 C CU 77 1 SAFE B SI 95 X FF 95 2-1 1-2 1B		B CU 79 B FS 85 C FS 84 X FF 94 2-1 ② **G3**		S SL 88 X SL 88 0-1 ②③ **G4-6-3** 1-2f			B SI 99 X SI 98 1-0 ② **G6-3**	4	0	1	0	0	0	2
16 Aledmys Díaz, R (1, 6)		D FF 95 F SI 94 S CU 78 S CU 79 1-3 ② **K**		C FC 87 F FF 94 B SI 94 X CU 79 1-2 ③ **P6**			C SL 88 F SL 89 B SL 92 S SL 89 1-3 ① **K**		C SI 100 F SI 99 X SI 98 0-2 28 BB 1B	3	0	0	0	0	2	2
13 Tyler White, R (9, PH) OBP: 0.400, SLG: 0.400										1	0	1	0	0	0	0
12 Max Stassi, R (1, 2)		F SI 94 C SI 94 C CU 79 0-3 ③ **K**			C CU 78 B FC 83 B SI 92 C SI 93 S CU 79 2-3 ① **K**		B SI 98 S SL 90 C SL 89 X SL 91 1-2 ② **G5-3**		B SI 99 B SI 99 B SI 98 C SI 98 B FC 93 4-1 1-2 BB	3	0	0	0	0	2	2
28 Robinson Chirinos, R (9, PH) OBP: 0.600, SLG: 0.667										0	0	0	0	1	0	0
18 Tony Kemp, L (1, 10)			C FF 95 B CU 79 B CU 79 C SI 96 H CU 79 3-2 4 S 23 2B HBP		B CU 78 S FS 85 C FF 95 B FS 85 C CU 80 2-3 ② **K**		X SI 98 0-0 ③ **G3**		B SI 98 C SI 98 C CU 84 S FC 90 1-3 ③ **K**	3	1	0	0	0	2	2

Inning Stats	1	2	3	4	5	6	7	8	9
	R: 0 E: 0 K: 1 S: 9	R: 0 E: 0 K: 2 S: 14	R: 2 E: 0 K: 2 S: 13	R: 0 E: 0 K: 1 S: 9	R: 0 E: 0 K: 2 S: 9	R: 0 E: 0 K: 0 S: 9	R: 0 E: 0 K: 1 S: 7	R: 0 E: 0 K: 0 S: 4	R: 0 E: 0 K: 1 S: 10
	H: 0 LOB: 0 BB: 0 P: 14	H: 1 LOB: 2 BB: 1 P: 23	H: 1 LOB: 1 BB: 1 P: 23	H: 0 LOB: 0 BB: 0 P: 12	H: 1 LOB: 1 BB: 0 P: 13	H: 2 LOB: 1 BB: 0 P: 10	H: 0 LOB: 0 BB: 0 P: 9	H: 0 LOB: 1 BB: 1 P: 8	H: 1 LOB: 2 BB: 1 P: 18

1B: 5 SF: 0
2B: 1 SAC: 0
3B: 0 DP: 1
HR: 0 HBP: 1

WP: 0 PA: 36
PB: 0
SB: 1
CS: 0

PITCHER	IP	WLS	BF	H	R	ER	SO	BB	IBB	HBP	BLK	WP	HR	S	P	ERA	WHIP
50 Charlie Morton, R (1, 1) ERA: 3.6	5.0	W	20	3	2	2	8	2	0	1	0	0	0	54	85	3.60	1.000
63 Diego Castillo, R (6, 1) ERA:	2.0	H	7	2	0	0	1	0	0	0	0	0	0	16	19	0.00	1.000
52 Chaz Roe, R (8, 1) ERA:	0.2	H	3	0	0	0	0	1	0	0	0	0	0	3	7	0.00	1.500
56 Adam Kolarek, L (8, 1) ERA:	0.1	H	1	0	0	0	0	0	0	0	0	0	0	1	1	0.00	0.000
46 José Alvarado, L (9, 1) ERA:	1.0	S	5	1	0	0	1	1	0	0	0	0	0	10	18	0.00	2.000

PITCHER	IP	WLS	BF	H	R	ER	SO	BB	IBB	HBP	BLK	WP	HR	S	P	ERA	WHIP

TOP

Houston Astros @ Tampa Bay Rays

Tropicana Field, St. Petersburg, FL

Fri Mar 29 2019, 7:11 PM - 9:47 PM EDT

Att. 13,059 - Dome - 72 F

livebaseballscorecards.com

AB	31
R	2
H	6
RBI	2
BB	4
SO	10
LOB	15

BOTTOM

Houston Astros @ Tampa Bay Rays

Tropicana Field, St. Petersburg, FL

Fri Mar 29 2019, 7:11 PM - 9:47 PM EDT

Att. 13,059 - Dome - 72 F

livebaseballscorecards.com

Batter	1	2	3	4	5	6	7	8	9	AB	R	H	RBI	BB	SO	LOB
17 Austin Meadows, L (1, 10) OBP: 0.125, SLG: 0.500	S FF 96 B SI 97 B SL 88 F FF 96 F SL 90 B KC 84 F FF 97 S FF 97 3-3 K ①		C KC 81 X FF 97 0-1 F8 ② 2-3		C SL 88 B CH 88 T KC 82 C CH 88 1-3 K ②		C SL 86 S SL 87 B FF 96 X SL 86 1-2 F7 ③			4	0	0	0	0	2	2
29 Tommy Pham, R (1, 7) OBP: 0.500, SLG: 0.429	F FF 96 F FF 96 B FF 98 B FF 98 C SL 89 2-3 K ②		C FF 96 F FF 98 B SI 98 B FF 97 B SL 90 X FF 99 3-2 26 S 26 1B 1-3 3-H 1B		S SL 87 C KC 81 F SL 87 B FF 98 B KC 83 F SL 88 F SL 90 F CH 88 X CH 89 2-2 E3			C FF 96 C SL 85 F FF 97 B CH 89 F CH 89 B SL 85 B FF 97 B CH 88 4-2 2 WP 24 1B BB		3	1	1	1	1	1	0
26 Ji Man Choi, L (1, 3) OBP: 0.125, SLG: 0.125	S FF 97 X FF 97 0-1 F7 ③		C SL 88 L FF 98 F KC 84 X KC 84 0-2 2 1B 1-H 3-H 1B		1 SAFE 1 SAFE X CH 87 0-0 G3 ③			F FF 96 S CH 88 B FF 97 B CH 88 S FF 98 2-3 K ①		4	0	1	2	0	1	2
2 Yandy Díaz, R (1, 5) OBP: 0.500, SLG: 1.000 18 Joey Wendle, L (9, 4)		S FF 95 B FF 96 C KC 80 S FF 97 1-3 K ① B FF 96 F KC 82 B FF 98 X KC 82 2-1 1-2 1B				B FF 95 B SL 87 X FF 96 2-0 HR		S FF 97 B FF 97 X SL 85 1-1 P3 ② 1-2		4 0	1 0	2 0	1 0	0 0	1 0	1 0
24 Avisaíl García, R (1, 9) OBP: 0.250, SLG: 0.250		B FF 97 S SL 89 F FF 97 S FF 98 1-3 K ② C FF 96 X SL 88 0-1 F9 ③				S SL 87 X SL 87 0-1 F8 ①		S FF 97 S FF 98 B FF 97 F SL 84 X FF 98 1-2 2-H 1B ③		4	0	1	0	0	1	2
28 Daniel Robertson, R (1, 4) (9, 5)		B FF 96 B KC 82 B FF 96 C FF 96 T FF 96 C FF 98 3-3 K ③		B SL 89 B FF 95 T SL 88 X SL 89 2-1 F9 ①		C KC 79 X SL 87 0-1 F9 ②				3	0	0	0	0	1	0
39 Kevin Kiermaier, L (1, 8) OBP: 0.167, SLG: 0.167			X KC 82 0-0 17 F8 10 E 29 1B 1B C FF 96 B CH 89 S SL 89 F FF 98 S SL 90 1-3 K ②			F FF 96 B FF 97 F SL 89 B CH 88 F SL 88 B FF 99 F SL 89 S SL 90 3-3 K ③				3	1	1	0	0	2	0
1 Willy Adames, R (1, 6)			C FF 95 F FF 95 F FF 98 B SL 86 X SL 89 1-2 L9 ① T FF 96 S KC 81 B FF 98 S SL 88 1-3 K ③				C FF 96 C SL 88 B SL 87 C SL 86 1-3 K ①			3	0	0	0	0	2	1
10 Mike Zunino, R (1, 2)			D SL 89 X FF 97 1-0 E6 29 1B 26 1B 1-2		F FF 94 S SL 87 B SL 88 S SL 88 1-3 K ①		S FF 95 F SL 88 S SL 87 0-3 K2-3 ②			3	1	0	0	0	2	1

	AB	31
	R	4
	H	6
	RBI	4
	BB	1
	SO	13
	LOB	9

Inning Stats	1	2	3	4	5	6	7	8	9
	R: 0 E: 0 K: 2 S: 10 H: 0 LOB: 0 BB: 0 P: 15	R: 0 E: 0 K: 3 S: 9 H: 0 LOB: 0 BB: 0 P: 14	R: 3 E: 1 K: 0 S: 19 H: 4 LOB: 2 BB: 0 P: 26	R: 0 E: 0 K: 2 S: 9 H: 0 LOB: 0 BB: 0 P: 13	R: 0 E: 1 K: 2 S: 14 H: 0 LOB: 1 BB: 0 P: 18	R: 1 E: 0 K: 1 S: 10 H: 1 LOB: 0 BB: 0 P: 15	R: 0 E: 0 K: 2 S: 9 H: 0 LOB: 0 BB: 0 P: 11	R: 0 E: 0 K: 1 S: 13 H: 1 LOB: 2 BB: 1 P: 21	

	1B: 5	SF: 0	WP: 1	PA: 32
	2B: 0	SAC: 0	PB: 0	
	3B: 0	DP: 0	SB: 1	
	HR: 1	HBP: 0	CS: 0	

PITCHER		IP	WLS	BF	H	R	ER	SO	BB	IBB	HBP	BLK	WP	HR	S	P	ERA	WHIP
45 Gerrit Cole, R ERA: 1.5	(1, 1)	6.0	L	25	5	4	1	10	0	0	0	0	0	1	71	101	1.50	0.833
30 Héctor Rondón, R ERA:	(7, 1)	1.0		3	0	0	0	2	0	0	0	0	0	0	9	11	0.00	0.000
39 Josh James, R ERA:	(8, 1)	1.0		4	1	0	0	1	1	0	0	0	1	0	13	21	0.00	2.000

PITCHER	IP	WLS	BF	H	R	ER	SO	BB	IBB	HBP	BLK	WP	HR	S	P	ERA	WHIP

Houston Astros @ Tampa Bay Rays

Tropicana Field, St. Petersburg, FL

Sat Mar 30 2019, 6:12 PM - 8:50 PM EDT

Att. 16,010 - Dome - 72 F

livebaseballscorecards.com

TOP

Batter	1	2	3	4	5	6	7	8	9	AB	R	H	RBI	BB	SO	LOB
4 George Springer, R (1, 10) OBP: 0.385, SLG: 0.583	C FF 97 S FF 99 B FF 100 F CU 84 F FF 100 B CU 84 X CU 83 2-2 G5-3		B FF 95 C FF 96 B CU 83 F FF 95 X CU 83 2-2 27 G6-4-3 1B		F FF 96 B FF 98 B CU 84 X FF 96 2-1 1B			C SI 91 B ST 80 S SI 91 X ST 81 1-2 G1-3		4	0	2	0	0	0	0
27 Jose Altuve, R (1, 4) OBP: 0.417, SLG: 0.700	B FF 98 B FF 96 B FF 96 F FF 95 B FF 97 4-1 2 CS BB		B FF 95 X CU 82 1-0 G6-4-3 1-2f		X FF 96 0-0 P3			C ST 80 X SI 93 0-1 10 BB 23 1B 1B		3	0	1	0	1	0	2
2 Alex Bregman, R (1, 6) OBP: 0.083, SLG: 0.333	S FF 98 1 SAFE S FF 97 1 SAFE F FF 98 B FF 98 B CU 84 X FF 97 2-2 1-2 HR		C CU 84 B FF 96 C CU 83 S CU 84 1-3 K			B FF 98 X FF 98 1-0 G4-3		C SI 93 X ST 81 0-1 L8		4	1	1	1	0	1	1
23 Michael Brantley, L (1, 7) OBP: 0.417, SLG: 0.750	B CU 82 C FF 97 B CH 93 X FF 96 2-1 F7			C CU 80 B FF 95 X FF 96 1-1 G3		B FF 98 X FF 97 1-0 L9		1 SAFE 1 SAFE F SI 89 X SI 89 0-1 10 BB 1-2 1B		4	0	1	0	0	0	0
10 Yuli Gurriel, R (1, 5) OBP: 0.417, SLG: 0.400		B FF 95 B CU 79 F FF 95 F FF 95 B CU 83 S FF 96 3-3 K		F FF 97 X FF 96 0-1 G6-3		B FF 98 B SL 88 X FF 98 2-0 P2		C SI 89 B CH 81 B SI 90 B CH 83 B SI 90 4-1 1-2 2-3 BB		3	0	0	0	1	1	0
22 Josh Reddick, L (1, 9) OBP: 0.375, SLG: 0.375		C FF 97 B CU 82 F CU 82 X FF 98 1-2 28 1B 1B		C FF 97 X CH 91 0-1 1B			B FF 97 B FF 97 C FF 97 X FF 98 2-1 F8	F SI 90 B SL 74 X SI 90 1-1 L9		4	0	2	0	0	0	3
28 Robinson Chirinos, R (1, 2) OBP: 0.444, SLG: 0.429		F FF 96 C CU 82 X CU 83 0-2 18 FC3-6 1-2 1B		S FF 96 F FF 96 D CU 83 S CU 83 1-3 K2-3			C SL 89 S SL 90 S SL 90 0-3 K		C SI 97 B FC 90 F SI 100 X CU 87 1-2 P4	4	0	1	0	0	2	1
13 Tyler White, R (1, 3) OBP: 0.333, SLG: 0.250		B CU 81 C FF 96 C FF 97 S FF 96 1-3 K			C CU 80 B FF 96 F FF 95 F FF 97 X CU 83 1-2 G5-3		B SL 89 F FF 97 B SL 89 F FF 97 B SL 89 B FF 97 4-2 BB		B SI 99 B SI 97 C SI 99 S SI 98 B SI 100 S FC 92 3-3 K	3	0	0	0	1	2	2
18 Tony Kemp, L (1, 8) 6 Jake Marisnick, R (9, PH) OBP: 0.400, SLG: 0.250		F FF 98 B FF 96 D CU 83 X FF 97 2-1 FC3-6 1-2f			C FF 97 X FF 97 0-1 G3		X FF 96 0-0 L6		B SI 100 C SI 98 B SI 100 B SI 98 C SI 98 S SI 100 3-3 K	3 1	0 0	0 0	0 0	0 0	0 1	3 0
Inning Stats	R: 1 H: 1 E: 0 LOB: 0 K: 0 BB: 1 S: 12 P: 22	R: 0 H: 2 E: 0 LOB: 2 K: 2 BB: 0 S: 14 P: 21	R: 0 H: 1 E: 0 LOB: 0 K: 1 BB: 0 S: 7 P: 11	R: 0 H: 1 E: 0 LOB: 1 K: 1 BB: 0 S: 9 P: 11	R: 0 H: 1 E: 0 LOB: 1 K: 0 BB: 0 S: 9 P: 12	R: 0 H: 0 E: 0 LOB: 0 K: 0 BB: 0 S: 3 P: 7	R: 0 H: 0 E: 0 LOB: 1 K: 1 BB: 1 S: 8 P: 14	R: 0 H: 2 E: 0 LOB: 3 K: 0 BB: 1 S: 12 P: 18	R: 0 H: 0 E: 0 LOB: 0 K: 2 BB: 0 S: 9 P: 16	1B: 7 2B: 0 3B: 0 HR: 1	SF: 0 SAC: 0 DP: 1 HBP: 0					

	AB	33
	R	1
	H	8
	RBI	1
	BB	3
	SO	7
	LOB	12

PITCHER	IP	WLS	BF	H	R	ER	SO	BB	IBB	HBP	BLK	WP	HR	S	P	ERA	WHIP
20 Tyler Glasnow, R (1, 1) ERA: 1.8	5.0	W	20	6	1	1	4	1	0	0	0	0	1	51	77	1.80	1.400
55 Ryne Stanek, R (6, 1) ERA:	2.0	H	7	0	0	0	1	1	0	0	0	0	0	11	21	0.00	0.500
52 Chaz Roe, R (8, 1) ERA:	0.2	H	3	1	0	0	0	0	0	0	0	0	0	7	8	0.00	1.500
56 Adam Kolarek, L (8, 1) ERA:	0.1	H	3	1	0	0	0	1	0	0	0	0	0	5	10	0.00	6.000
46 José Alvarado, L (9, 1) ERA:	1.0	S	3	0	0	0	2	0	0	0	0	0	0	9	16	0.00	0.000

PITCHER	IP	WLS	BF	H	R	ER	SO	BB	IBB	HBP	BLK	WP	HR	S	P	ERA	WHIP

Batter	1	2	3	4	5	6	7	8	9	AB	R	H	RBI	BB	SO	LOB
17 Austin Meadows, L (1, 7) OBP: 0.182, SLG: 0.400 54 Guillermo Heredia, R (8, 7)	C FF 89 F FC 88 S ST 79 0-3 K ①			B CU 72 B CU 72 F FC 86 F ST 79 B ST 80 F ST 78 B FC 87 4-2 26 E 26 S BB	B CU 73 S ST 76 F FC 86 F ST 77 C ST 77 1-3 K ③			X FF 92 0-0 SH5-4 ① 2-3		2 0	0 0	0 0	0 0	1 0	2 0	1 0
29 Tommy Pham, R (1, 10) OBP: 0.417, SLG: 0.364	B CU 73 C ST 79 B FF 91 C ST 79 S ST 79 2-3 K ②			B FF 90 1 SAFE S ST 78 S CU 75 B ST 80 F FC 86 F ST 79 C ST 79 2-3 K ①		C FC 91 C FC 92 B CU 81 S CU 82 1-3 K ①		B SL 79 B FF 92 C SL 78 X FF 92 2-1 8 S 26 1B 3-H 1B		4	0	1	1	0	3	1
26 Ji Man Choi, L (1, 3) OBP: 0.250, SLG: 0.250	B CU 73 C CU 75 F FF 90 B FF 90 X CU 75 2-2 G6-3 ③			B FF 88 C FC 87 F CU 75 D CU 75 B ST 77 S ST 78 3-3 K ② 1-3		F FC 91 B CU 81 F CU 80 B CU 81 X FC 91 2-2 8 FC4-6 1B		1 SAFE X FF 92 0-0 8 S ① 1-2 1B		4	0	2	0	0	1	1
8 Brandon Lowe, L (1, 4)		B FF 90 S FF 89 F CU 75 B ST 78 S CU 75 2-3 K ①		C ST 79 F CU 75 F ST 79 S CU 75 0-3 K ③		X FC 90 0-0 FC4-6 ② 1-2f		B CH 80 F FF 92 F FF 92 C SL 79 1-3 K ② 1-2 2-3		4	0	0	0	0	3	4
2 Yandy Díaz, R (1, 5) OBP: 0.417, SLG: 0.818 28 Daniel Robertson, R (9, 6)		X FF 90 0-0 L3 ②			X CU 73 0-0 39 2B	C FC 90 1 SAFE B FC 91 B FC 90 D CU 82 1 SAFE X FC 90 3-1 L9 ③		X CH 81 0-0 F8 ③		4 0	1 0	1 0	0 0	0 0	0 0	3 0
18 Joey Wendle, L (1, 6) (9, 5)		B FF 91 C CU 73 C ST 78 F ST 79 X FF 90 1-2 G6-3 ③			F FF 88 X ST 77 0-1 G6-3 ①		C FF 93 B FF 94 F SL 80 S SL 81 1-3 K2-3 ①			3	0	0	0	0	1	1
24 Avisaíl García, R (1, 9) OBP: 0.143, SLG: 0.143			S FF 89 S FF 91 X ST 79 0-2 G5-3 ①		B FF 88 S ST 78 S ST 76 F ST 77 F FF 89 B FF 90 S ST 77 2-3 K ②		B FF 94 B SL 80 X FF 93 2-0 F7 ②			3	0	0	0	0	1	1
39 Kevin Kiermaier, L (1, 8) OBP: 0.222, SLG: 0.333			C FF 90 S FC 87 B ST 78 T FC 87 1-2 K ②		B ST 76 B CU 73 C ST 77 X CU 73 2-1 7 1B 2-H 2B		B FF 93 B CH 82 F CH 81 F FF 93 S SL 80 2-3 K ③			3	1	1	1	0	2	0
7 Michael Pérez, L (1, 2) OBP: 0.667, SLG: 1.000			X FC 87 0-0 G3-1 ③		C FC 84 B ST 77 B ST 76 F FC 85 D ST 77 X CU 73 3-2 2-H 1B			C FF 92 B CH 81 B FF 92 X CH 80 2-1 54 SH5-4 29 1B 2B		3	1	2	1	0	0	0
Inning Stats	R: 0 E: 0 K: 2 S: 9 H: 0 LOB: 0 BB: 0 P: 13	R: 0 E: 0 K: 1 S: 8 H: 0 LOB: 0 BB: 0 P: 11	R: 0 E: 0 K: 1 S: 7 H: 0 LOB: 0 BB: 0 P: 8	R: 0 E: 0 K: 3 S: 15 H: 0 LOB: 1 BB: 1 P: 24	R: 2 E: 0 K: 2 S: 17 H: 3 LOB: 1 BB: 0 P: 25	R: 0 E: 0 K: 1 S: 9 H: 1 LOB: 1 BB: 0 P: 15	R: 0 E: 0 K: 2 S: 7 H: 0 LOB: 0 BB: 0 P: 12	R: 1 E: 0 K: 1 S: 10 H: 3 LOB: 2 BB: 0 P: 15		1B: 4 2B: 3 3B: 0 HR: 0 SF: 0 SAC: 1 DP: 0 HBP: 0						

PITCHER		IP	WLS	BF	H	R	ER	SO	BB	IBB	HBP	BLK	WP	HR	S	P	ERA	WHIP
31 Collin McHugh, R ERA: 3.6	(1, 1)	5.0	L	19	3	2	2	9	1	0	0	0	0	0	56	81	3.60	0.800
36 Will Harris, R ERA:	(6, 1)	1.0		4	1	0	0	1	0	0	0	0	0	0	9	15	0.00	1.000
47 Chris Devenski, R ERA: 4.5	(7, 1)	2.0		9	3	1	1	3	0	0	0	0	0	0	17	27	4.50	1.500

PITCHER	IP	WLS	BF	H	R	ER	SO	BB	IBB	HBP	BLK	WP	HR	S	P	ERA	WHIP

BOTTOM

Houston Astros @ Tampa Bay Rays

Tropicana Field, St. Petersburg, FL

Sat Mar 30 2019, 6:12 PM - 8:50 PM EDT

Att. 16,010 - Dome - 72 F

livebaseballscorecards.com

AB	30
R	3
H	7
RBI	3
BB	1
SO	13
LOB	12

1B: 4 SF: 0 WP: 0 PA: 32
2B: 3 SAC: 1 PB: 0
3B: 0 DP: 0 SB: 3
HR: 0 HBP: 0 CS: 0

Houston Astros @ Tampa Bay Rays

Tropicana Field, St. Petersburg, FL

Sun Mar 31 2019, 1:12 PM - 3:23 PM EDT

Att. 18,473 - Dome - 72 F

TOP

livebaseballscorecards.com

Batter	1	2	3	4	5	6	7	8	9	AB	R	H	RBI	BB	SO	LOB
4 George Springer, R (1, 9) OBP: 0.353, SLG: 0.467	G6-3		L8			K 1-2			27 WP 27 DI BB	3	0	0	0	1	1	1
27 Jose Altuve, R (1, 10) OBP: 0.313, SLG: 0.500	F7			G6-3			K		B5	4	0	0	0	0	1	1
2 Alex Bregman, R (1, 5) OBP: 0.067, SLG: 0.267	P6			K			G1-3			3	0	0	0	0	1	0
1 Carlos Correa, R (1, 6)		L9		G5-3			F8			3	0	0	0	0	0	0
22 Josh Reddick, L (1, 7) OBP: 0.300, SLG: 0.300		P5			L8			23 G6-4-3 1B		2	0	0	0	0	0	0
13 Tyler White, R (8, PH) (8, 3) OBP: 0.400, SLG: 0.333										1	0	1	0	0	0	0
10 Yuli Gurriel, R (1, 3) (8, 4) OBP: 0.333, SLG: 0.308		G5-3			P5			L4		3	0	0	0	0	0	1
16 Aledmys Díaz, R (1, 4)			G1-3					G6-4-3 1-2f		2	0	0	0	0	1	0
23 Michael Brantley, L (8, PH) (8, 7) OBP: 0.385, SLG: 0.692					K					1	0	0	0	0	0	1
12 Max Stassi, R (1, 2)			K			K 1-2			F9	2	0	0	0	0	2	0
18 Tony Kemp, L (9, PH)										1	0	0	0	0	0	0
6 Jake Marisnick, R (1, 8) OBP: 0.500, SLG: 0.857			HR			4 CS 1B			G5-3	3	1	2	1	0	0	0

AB	28
R	1
H	3
RBI	1
BB	1
SO	6
LOB	4

Inning Stats	1	2	3	4	5	6	7	8	9
	R: 0 E: 0 K: 0 S: 7	H: 0 LOB: 0 BB: 0 P: 10	R: 0 E: 0 K: 0 S: 6	H: 0 LOB: 0 BB: 0 P: 7	R: 1 E: 0 K: 1 S: 12	H: 1 LOB: 0 BB: 0 P: 22	R: 0 E: 0 K: 1 S: 9	H: 0 LOB: 0 BB: 0 P: 13	R: 0 E: 0 K: 1 S: 11	H: 0 LOB: 0 BB: 0 P: 14	R: 0 E: 0 K: 2 S: 7	H: 1 LOB: 1 BB: 0 P: 12	R: 0 E: 0 K: 1 S: 8	H: 0 LOB: 0 BB: 0 P: 10	R: 0 E: 0 K: 0 S: 10	H: 1 LOB: 0 BB: 0 P: 15	R: 0 E: 0 K: 0 S: 9	H: 0 LOB: 1 BB: 1 P: 17

1B: 2 2B: 1 3B: 0 HR: 1	SF: 0 SAC: 0 DP: 2 HBP: 0	WP: 1 PB: 0 SB: 0 CS: 1	PA: 29
---	---	---	---

PITCHER		IP	WLS	BF	H	R	ER	SO	BB	IBB	HBP	BLK	WP	HR	S	P	ERA	WHIP
72 Yonny Chirinos, R ERA: 1.29	(1, 1)	7.0	W	22	2	1	1	6	0	0	0	0	0	1	60	88	1.29	0.286
56 Adam Kolarek, L ERA:	(8, 1)	0.0		1	1	0	0	0	0	0	0	0	0	0	1	3	∞	∞
52 Chaz Roe, R ERA:	(8, 1)	0.1	H	1	0	0	0	0	0	0	0	0	0	0	2	3	0.00	0.000
68 Jalen Beeks, L ERA:	(8, 1)	0.2	H	1	0	0	0	0	0	0	0	0	0	0	7	9	0.00	0.000
63 Diego Castillo, R ERA:	(9, 1)	1.0	S	4	0	0	0	0	1	0	0	0	1	0	9	17	0.00	1.000

PITCHER	IP	WLS	BF	H	R	ER	SO	BB	IBB	HBP	BLK	WP	HR	S	P	ERA	WHIP

Batter	1	2	3	4	5	6	7	8	9	AB	R	H	RBI	BB	SO	LOB
2 Yandy Díaz, R (1, 3) OBP: 0.375, SLG: 0.667	B FC 87 B FF 91 X FC 87 2-0 28 FC5 29 1B 1B	X FC 87 0-0 ③ G6-3			C FC 85 B FC 86 X FF 90 1-1 ① F9		S FF 97 F FF 97 B FF 97 X SL 86 1-2 ② L8			4	0	1	0	0	0	1
29 Tommy Pham, R (1, 7) OBP: 0.375, SLG: 0.333	1 SAFE X CU 74 0-0 28 FC5 17 1B 1-2 1B		X FC 84 0-0 ① L4		B FF 90 C FC 88 F FC 88 B FF 91 X FC 88 2-2 ② F8		S FF 97 B FF 96 T FF 97 C FF 98 1-3 ③ K			4	1	1	0	0	1	0
28 Daniel Robertson, R (1, 5) OBP: 0.143, SLG: 0.143	C FC 87 B FC 87 X FC 87 1-1 ① FC5 17 1B 1-2 2-3f		C CH 80 C FC 85 B FF 92 X CU 70 1-2 24 FC6-4 1B		C FC 88 B FC 88 B SI 91 X FC 89 2-1 ③ G5-3			B SL 82 F FF 94 F FF 96 F CH 89 F FF 97 B SL 84 B FF 95 S FF 96 3-3 ① K		4	0	1	0	0	1	2
24 Avisaíl García, R (1, 9) OBP: 0.182, SLG: 0.273	B FC 88 C FC 88 D CU 75 F FF 92 F FC 89 F FC 89 F FC 88 F CU 75 B FF 92 3-3 ② S FC 87 K		X FC 87 0-0 ② FC6-4 17 HR 1-2f			S FC 86 F FC 86 B FF 92 B FF 92 X FC 88 2-2 17 G4-3 10 FC5-2-5 2B		S FF 97 S FF 97 S FF 96 0-3 ② K		4	1	1	0	0	2	3
17 Austin Meadows, L (1, 10) OBP: 0.267, SLG: 0.643	C CU 75 B SI 88 X CH 82 1-1 1-3 2-H 1B		C FC 85 B FC 88 X CU 75 1-1 1-H HR			C FC 87 X FC 89 0-1 ① G4-3 2-3		C SL 84 S CH 89 S CH 88 0-3 ③ K		4	1	2	3	0	1	1
10 Mike Zunino, R (1, 2)	1 SAFE X FC 87 0-0 ③ G5-3		C FC 88 F FC 86 X FC 88 0-2 ③ P5			X FC 87 0-0 ② FC5-2-5 54 2B 3-H				3	0	0	0	0	0	3
54 Guillermo Heredia, R (1, 8) OBP: 0.667, SLG: 1.000		F FF 88 S CH 81 F FC 87 X CU 74 0-2 18 G5-3 1B		X FC 86 0-0 ① G6-3		S FF 89 B FC 90 B FF 93 X FC 89 2-1 1-3 2B				3	0	2	0	0	0	0
18 Joey Wendle, L (1, 4) 8 Brandon Lowe, L (6, PH) (7, 4)		F FF 90 X FC 87 0-1 ① G5-3 1-2		B FC 87 C FC 87 F FF 91 F SI 91 S FC 87 1-3 ② K		B FC 90 S FC 88 B FC 88 B FC 89 S FC 89 S FC 89 3-3 ③ K				2 1	0 0	0 0	0 0	0 0	1 1	1 2
1 Willy Adames, R (1, 6)		B FC 87 B FC 86 B FC 88 C FC 88 C FC 89 F FC 88 S FC 90 3-3 ② K		B FC 89 F FF 91 B FC 85 X FC 87 2-1 ③ L1-3			X FF 96 0-0 ① F9			3	0	0	0	0	1	1
Inning Stats	R: 1 E: 0 K: 1 S: 14 H: 3 LOB: 2 BB: 0 P: 21	R: 0 E: 0 K: 1 S: 11 H: 1 LOB: 1 BB: 0 P: 14	R: 2 E: 0 K: 0 S: 10 H: 2 LOB: 0 BB: 0 P: 12	R: 0 E: 0 K: 1 S: 7 H: 0 LOB: 0 BB: 0 P: 10	R: 0 E: 0 K: 0 S: 7 H: 0 LOB: 0 BB: 0 P: 12	R: 0 E: 0 K: 1 S: 11 H: 2 LOB: 2 BB: 0 P: 18	R: 0 E: 0 K: 1 S: 7 H: 0 LOB: 0 BB: 0 P: 9	R: 0 E: 0 K: 3 S: 11 H: 0 LOB: 0 BB: 0 P: 14		1B: 5 2B: 2 3B: 0 HR: 1	SF: 0 SAC: 0 DP: 0 HBP: 0			WP: 0 PB: 0 SB: 0 CS: 0	PA: 32	

PITCHER	IP	WLS	BF	H	R	ER	SO	BB	IBB	HBP	BLK	WP	HR	S	P	ERA	WHIP
20 Wade Miley, L (1, 1) ERA: 4.5	6.0	L	26	8	3	3	4	0	0	0	0	0	1	60	87	4.50	1.333
39 Josh James, R (7, 1) ERA:	2.0		6	0	0	0	4	0	0	0	0	0	0	18	23	0.00	0.000

PITCHER	IP	WLS	BF	H	R	ER	SO	BB	IBB	HBP	BLK	WP	HR	S	P	ERA	WHIP

BOTTOM

Houston Astros @ Tampa Bay Rays

Tropicana Field, St. Petersburg, FL

Sun Mar 31 2019, 1:12 PM - 3:23 PM EDT

Att. 18,473 - Dome - 72 F

livebaseballscorecards.com

AB	32
R	3
H	8
RBI	3
BB	0
SO	8
LOB	14

Batter	1	2	3	4	5	6	7	8	9	AB	R	H	RBI	BB	SO	LOB
4 George Springer, R (1, 9) OBP: 0.318, SLG: 0.550	C SI 91 B SI 92 C SI 91 B KC 78 B SI 92 F SI 91 X SI 92 3-2 HR	C SI 92 B SI 91 C FC 86 F SI 92 B FC 88 D KC 77 F SI 92 S SI 91 3-3 K ③			C SI 92 B SI 92 C SL 84 X SL 85 1-2 L8 ①		C SI 92 B SI 91 X SL 83 1-1 P4 ①		C SI 91 S SI 92 S SI 93 0-3 K ②③ 1-2	5	1	1	1	0	2	3
27 Jose Altuve, R (1, 4) OBP: 0.250, SLG: 0.389	F SI 92 X SI 92 0-1 F8 ①		B KC 74 C FC 85 C KC 76 B SI 90 C KC 77 2-3 K ①		F SI 93 B SI 94 S SL 86 B SL 83 S SL 85 2-3 K ②		X SI 93 0-0 G1-3 ②			4	0	0	0	0	2	0
2 Alex Bregman, R (1, 5) OBP: 0.211, SLG: 0.294	C SI 91 F SI 88 X SI 92 0-2 P4 ②		C SI 90 X KC 77 0-1 1 1B 1B		B SL 85 B SI 93 B SL 84 C SI 93 D SI 92 4-1 BB		C SI 92 B SI 92 B SL 86 C SI 93 D SI 92 4-2 23 PO BB			2	0	1	0	2	0	0
23 Michael Brantley, L (1, 7) OBP: 0.353, SLG: 0.563	F SI 92 B SI 92 B KC 78 B SI 92 C SI 91 B KC 78 4-2 BB		D KC 78 X SI 90 1-0 F8 ②		X SI 92 0-0 F8 ③		B SI 92 1 SAFE 1-0 PO ③ 1-2	B SI 91 F SL 80 B CH 86 X CH 85 2-1 G3-1 ①		3	0	0	0	1	0	2
1 Carlos Correa, R (1, 6) OBP: 0.429, SLG: 0.571	B SI 90 B SI 90 B SI 92 C SI 90 X SI 91 3-1 F7 ③		C KC 76 X FC 88 0-1 1-2 1B			B SI 92 X SI 92 1-0 28 2B 2B		X SL 82 0-0 1B		4	1	3	0	0	0	1
10 Yuli Gurriel, R (1, 3) OBP: 0.316, SLG: 0.353		C KC 74 B KC 76 B SI 91 F SI 91 F SI 92 B KC 78 F SI 92 F SI 92 F SI 92 3-2 X FC 88 2B	D KC 78 C SI 90 X SI 91 1-1 F8 ③			C SI 92 X SL 83 0-1 G6-3 ①		X SL 84 0-0 F8 ②		4	0	1	0	0	0	4
28 Robinson Chirinos, R (1, 2) OBP: 0.385, SLG: 0.455		S KC 77 B KC 77 B SI 92 S SI 91 D KC 78 F SI 92 X SI 92 3-2 P3 ①		C SI 94 B SI 94 S SL 86 B SL 87 X SI 94 2-2 F9 ①		D SL 82 X SI 93 1-0 2-H 2B	D SL 83 S SI 92 X SL 83 1-1 G5-3 ③			4	0	1	1	0	0	2
13 Tyler White, R (1, 10) OBP: 0.385, SLG: 0.273 18 Tony Kemp, L (9, PH) (9, 10)		C SI 92 D KC 78 B FC 88 D KC 77 F SI 91 F SI 92 B SI 92 4-2 BB		C SI 94 F SI 94 B SI 94 X SL 85 1-2 G6-3 ②		C SI 92 F SI 92 C SI 93 0-3 K ②		C SI 91 X SI 91 0-1 G1-3 ①		2 1	0 0	0 0	0 0	1 0	1 0	1 0
6 Jake Marisnick, R (1, 8) OBP: 0.417, SLG: 0.636		F SI 91 S SI 91 F SI 92 X KC 76 0-2 L7 ②		F SI 94 B SI 94 X SL 87 1-1 G1-3 ③		B SI 92 S SL 84 S SL 85 D SL 84 X SL 85 2-2 G3-1 ③		B SL 83 S SI 92 B SL 86 X SI 92 2-1 4 CS 1B		4	0	1	0	0	0	3
Inning Stats	R: 1 H: 1 E: 0 LOB: 1 K: 0 BB: 1 S: 13 P: 23	R: 0 H: 1 E: 0 LOB: 2 K: 1 BB: 1 S: 23 P: 36	R: 0 H: 2 E: 0 LOB: 2 K: 1 BB: 0 S: 10 P: 14	R: 0 H: 0 E: 0 LOB: 0 K: 0 BB: 0 S: 8 P: 12	R: 0 H: 0 E: 0 LOB: 1 K: 1 BB: 1 S: 8 P: 15	R: 1 H: 2 E: 0 LOB: 1 K: 1 BB: 0 S: 10 P: 14	R: 0 H: 0 E: 0 LOB: 0 K: 0 BB: 1 S: 5 P: 11	R: 0 H: 1 E: 0 LOB: 1 K: 0 BB: 0 S: 6 P: 9	R: 0 H: 1 E: 0 LOB: 0 K: 1 BB: 0 S: 7 P: 9	1B: 4 SF: 0 2B: 3 SAC: 0 3B: 0 DP: 0 HR: 1 HBP: 0						WP: 0 PA: 38 PB: 0 SB: 0 CS: 1	

PITCHER	IP	WLS	BF	H	R	ER	SO	BB	IBB	HBP	BLK	WP	HR	S	P	ERA	WHIP
33 Drew Smyly, L (1, 1) ERA: 3.0	3.0		15	4	1	1	2	2	0	0	0	0	1	46	73	3.00	2.000
52 Adrian Sampson, R (4, 1) ERA: 1.5	6.0	L	22	4	1	1	3	2	0	0	0	0	0	44	70	1.50	1.000

PITCHER	IP	WLS	BF	H	R	ER	SO	BB	IBB	HBP	BLK	WP	HR	S	P	ERA	WHIP

Houston Astros @ Texas Rangers

Globe Life Park in Arlington, Arlington, TX

Mon Apr 01 2019, 8:09 PM - 10:46 PM EDT

Att. 18,056 - Clear - 60 F

TOP

livebaseballscorecards.com

AB	33
R	2
H	8
RBI	2
BB	4
SO	5
LOB	16

BOTTOM

Houston Astros @ Texas Rangers

Globe Life Park in Arlington, Arlington, TX

Mon Apr 01 2019, 8:09 PM - 10:46 PM EDT

Att. 18,056 - Clear - 60 F

livebaseballscorecards.com

Batter	1	2	3	4	5	6	7	8	9	AB	R	H	RBI	BB	SO	LOB
17 Shin-Soo Choo, L (1, 10) OBP: 0.100, SLG: 0.100	B FF 92 B FF 92 C FF 91 X KC 77 2-1 ① F7		X FF 92 0-0 ③ G4-3			B ST 80 F FF 91 X FF 90 1-1 ③ F8			C SL 88 B SL 86 B FF 95 B SL 85 S FF 96 X FF 96 3-2 ③ P6	4	0	0	0	0	0	0
12 Rougned Odor, L (1, 4) OBP: 0.353, SLG: 0.333	B KC 79 C ST 82 F CH 82 B FF 93 F ST 84 X ST 82 2-2 ② F9			B FF 91 B ST 80 X ST 82 2-0 ① G4-1			B FF 90 B FF 90 B ST 78 C FF 90 X FF 90 3-1 1 CS 1B			3	0	1	0	0	0	0
1 Elvis Andrus, R (1, 6) OBP: 0.412, SLG: 0.563	C SI 92 B SI 92 F SI 91 S ST 84 1-3 ③ K			S ST 83 B ST 82 F ST 82 S SI 92 1-3 ② K			C ST 82 S SI 89 B ST 82 B ST 82 F SI 92 F SI 90 S ST 76 2-3 ① ② K 1-2			3	0	0	0	0	3	1
30 Nomar Mazara, L (1, 9) OBP: 0.438, SLG: 0.667		C FF 91 B ST 82 B KC 79 F FF 92 B FF 92 F FF 93 X ST 83 3-2 ① G6-3		B FF 92 C CH 82 C ST 83 B KC 81 F CH 81 B CH 81 X ST 83 3-2 ③ L9			B SL 92 X CU 82 1-0 ③ F8			3	0	0	0	0	0	0
13 Joey Gallo, L (1, 7) OBP: 0.294, SLG: 0.467		C KC 79 B FF 93 F FF 92 F FF 93 X ST 83 1-2 ② G6-3			F FF 91 B SI 89 S KC 78 C ST 78 1-3 ① K			B CU 81 B SL 89 C SL 89 T FF 96 F FF 96 X SL 90 2-2 ① G4-3		3	0	0	0	0	1	0
14 Asdrúbal Cabrera, S (1, 5) OBP: 0.313, SLG: 0.786		C ST 83 F KC 80 B ST 83 F FF 93 F FF 93 B KC 81 X ST 82 2-2 ③ F8			B KC 78 B ST 79 B CH 79 X FF 91 3-0 ② F7			C FF 95 C FF 96 S SL 91 0-3 ② K		3	0	0	0	0	1	0
11 Ronald Guzmán, L (1, 3) OBP: 0.273, SLG: 0.600			B KC 79 B ST 81 X FF 91 2-0 HR		S FF 91 S ST 82 S KC 80 0-3 ③ K			F CU 83 X SL 91 0-1 ③ L5		3	1	1	1	0	1	0
9 Isiah Kiner-Falefa, R (1, 2) OBP: 0.375, SLG: 0.167			C SI 91 X SI 91 0-1 ① G5-3			X SI 89 0-0 ① G5-3			C FF 96 F SL 88 B FF 97 F SL 85 F FC 90 S FF 96 1-3 ① K	3	0	0	0	0	1	0
3 Delino DeShields, R (1, 8) OBP: 0.250, SLG: 0.308			C SI 91 B ST 82 B SI 90 X SI 91 2-1 ② G5-3			B FF 90 X SI 90 1-0 ② F9			B FF 96 X FF 94 1-0 ② L8	3	0	0	0	0	0	0
Inning Stats	R: 0 E: 0 K: 1 S: 9 H: 0 LOB: 0 BB: 0 P: 14	R: 0 E: 0 K: 0 S: 13 H: 0 LOB: 0 BB: 0 P: 19	R: 1 E: 0 K: 0 S: 6 H: 1 LOB: 0 BB: 0 P: 10	R: 0 E: 0 K: 1 S: 8 H: 0 LOB: 0 BB: 0 P: 14	R: 0 E: 0 K: 2 S: 7 H: 0 LOB: 0 BB: 0 P: 11	R: 0 E: 0 K: 0 S: 4 H: 0 LOB: 0 BB: 0 P: 6	R: 0 E: 0 K: 1 S: 8 H: 1 LOB: 0 BB: 0 P: 14	R: 0 E: 0 K: 1 S: 9 H: 0 LOB: 0 BB: 0 P: 11	R: 0 E: 0 K: 1 S: 9 H: 0 LOB: 0 BB: 0 P: 14	1B: 1 2B: 0 3B: 0 HR: 1 SF: 0 SAC: 0 DP: 0 HBP: 0						

	AB	28
	R	1
	H	2
	RBI	1
	BB	0
	SO	7
	LOB	1

WP: 0 PA: 28
PB: 0
SB: 0
CS: 1

PITCHER		IP	WLS	BF	H	R	ER	SO	BB	IBB	HBP	BLK	WP	HR	S	P	ERA	WHIP
41 Brad Peacock, R ERA: 1.35	(1, 1)	6.2	W	21	2	1	1	5	0	0	0	0	0	1	54	86	1.35	0.300
55 Ryan Pressly, R ERA:	(7, 1)	1.1	H	4	0	0	0	1	0	0	0	0	0	0	10	13	0.00	0.000
54 Roberto Osuna, R ERA:	(9, 1)	1.0	S	3	0	0	0	1	0	0	0	0	0	0	9	14	0.00	0.000

PITCHER	IP	WLS	BF	H	R	ER	SO	BB	IBB	HBP	BLK	WP	HR	S	P	ERA	WHIP

Houston Astros @ Texas Rangers

Globe Life Park in Arlington, Arlington, TX

Tue Apr 02 2019, 8:08 PM - 11:31 PM EDT

Att. 17,907 - Partly Cloudy - 68 F

TOP

livebaseballscorecards.com

Batter	1	2	3	4	5	6	7	8	9	AB	R	H	RBI	BB	SO	LOB
4 George Springer, R (1, 8) OBP: 0.370, SLG: 0.565	B FF 95 B FF 95 X FF 95 2-0 23 S 2 HBP 23 G3 1B	B FF 96 B FF 94 1 SAFE B FF 95 S FF 93 X FF 93 3-1 ② SF8 3-H		B FF 93 B FF 92 C CU 77 B FC 88 B FF 93 4-1 2 1B BB	C FC 89 S FC 89 B FC 89 B FC 90 S FC 88 2-3 ③ K			F FF 95 B FF 94 B FF 95 T FF 95 F FF 95 B SL 87 F FF 96 X FF 96 3-2 2 G6-4-3 1B		3	1	2	1	1	1	1
27 Jose Altuve, R (1, 4) OBP: 0.240, SLG: 0.348	X FF 95 0-0 ① P4	D FC 89 B FF 93 X FF 94 2-0 2 S 1-3 1B		F FF 93 F SI 91 1 SAFE B FF 95 B FC 88 B FF 92 X FF 92 3-2 ① P4		T FC 88 B FC 89 B CH 85 X FC 89 2-1 ① G6-3		C SL 87 F SI 95 F SI 96 1 SAFE X SL 86 0-2 ① P3		5	0	1	0	0	0	3
2 Alex Bregman, R (1, 5) OBP: 0.333, SLG: 0.400	C FF 95 D CU 79 1 SAFE 1 SAFE H FF 93 2-1 23 G3 23 S 1-2 HBP	D CU 79 B FF 95 B FF 94 B FF 93 4-0 1-2 BB		D FC 88 F FF 93 F FF 92 B FC 87 1 SAFE F FC 86 X FF 94 2-2 ② 1-3 1B		C CH 86 F FC 89 F FC 89 B FC 88 X FC 89 1-2 1 2B 2B		B FF 94 D SL 87 C SI 94 X SI 93 2-1 ②③ G6-4-3 1-2f		3	1	2	0	1	0	1
23 Michael Brantley, L (1, 7) OBP: 0.318, SLG: 0.450	C FF 94 X CU 80 0-1 ② G3 1-3 2-H	C FF 93 C FF 94 F FF 94 D CU 79 B FF 95 X FF 94 2-2 ③ L7		B FF 94 B FF 94 B CU 76 B FF 93 4-0 1 S BB		C SI 91 X FC 89 0-1 ② L8 2-H			C FF 95 X SI 96 0-1 ① G3-1	4	0	0	1	1	0	5
1 Carlos Correa, R (1, 6) OBP: 0.417, SLG: 0.545	D CU 79 B FF 93 B FF 94 C FF 93 B FF 93 4-1 BB	C FF 91 X CH 85 0-1 ① L8	C SI 91 1 SAFE C FC 88 B SI 91 C FC 90 1-3 ③ K 1-2			B FC 89 X CH 85 1-0 2-H 2B			S SL 83 X SL 83 0-1 ② G1-3	4	0	1	1	1	1	2
10 Yuli Gurriel, R (1, 3) OBP: 0.333, SLG: 0.364	B FF 92 F FF 94 X FF 93 1-1 ③ F9	C FF 92 C FF 93 C FC 87 X FF 94 1-2 22 BB 1B			B FC 88 B FC 88 F SI 91 F SI 92 X SI 91 2-2 28 SH1-3 18 G4-3 22 1B 1B	C SL 78 B SL 81 S SL 80 X SL 80 1-2 ③ F7			B FF 96 X FF 96 1-0 ③ G5-3	5	1	2	0	0	0	3
22 Josh Reddick, L (1, 9) OBP: 0.500, SLG: 0.462		X FF 93 0-0 18 1B 4 SF8 1B	C FF 93 B FF 91 F CH 86 B FF 93 1 SAFE F FF 93 B CH 85 B FF 92 4-2 1-2 BB		F FC 88 X CH 84 0-1 18 G4-3 28 SH1-3 1-2 1B		B FF 91 B FF 91 B FF 91 C FF 91 F FF 90 X FF 91 3-2 28 G4-6-3 1B			3	1	3	0	1	0	0
28 Robinson Chirinos, R (1, 2) OBP: 0.313, SLG: 0.357		C FF 93 S FF 93 S FF 96 0-3 ① K	D CU 79 B FF 92 T FF 93 F FF 94 F CU 78 F FF 94 S FF 96 2-3 ② K		F FC 89 B SI 90 X SI 90 1-1 ① SH1-3 1-2 2-3		B SL 82 F SL 81 X SL 81 1-1 ①② G4-6-3 1-2f			3	0	0	0	0	2	4
18 Tony Kemp, L (1, 10) OBP: 0.154, SLG: 0.083		1 SAFE C CU 77 C FF 94 F FF 95 1 SAFE X FF 94 0-2 27 1B 1-3 1B	C FF 94 D CH 86 C FF 94 X FF 95 1-2 ③ L7		B SI 90 C SI 91 X CH 84 1-1 ② G4-3 2-3 3-H		C SL 83 C FF 92 C SL 82 0-3 ③ K			4	0	1	1	0	1	3

Inning Stats																																	
	R: 1	E: 0	K: 0	S: 8	H: 1	LOB: 2	BB: 1	P: 17	R: 1	E: 0	K: 1	S: 15	H: 3	LOB: 3	BB: 1	P: 26	R: 0	E: 0	K: 1	S: 16	H: 1	LOB: 2	BB: 1	P: 24	R: 0	E: 0	K: 1	S: 11	H: 1	LOB: 2	BB: 2	P: 25
	R: 1	E: 0	K: 1	S: 12	H: 2	LOB: 1	BB: 0	P: 18	R: 1	E: 0	K: 0	S: 12	H: 2	LOB: 1	BB: 0	P: 17	R: 0	E: 0	K: 1	S: 8	H: 1	LOB: 0	BB: 0	P: 12	R: 0	E: 0	K: 0	S: 11	H: 1	LOB: 0	BB: 0	P: 16
	R: 0	E: 0	K: 0	S: 5	H: 0	LOB: 0	BB: 0	P: 6	1B: 10	2B: 2	3B: 0	HR: 0	SF: 1	SAC: 1	DP: 2	HBP: 1	WP: 0	PB: 0	SB: 4	CS: 0	PA: 42											

PITCHER		IP	WLS	BF	H	R	ER	SO	BB	IBB	HBP	BLK	WP	HR	S	P	ERA	WHIP
19 Shelby Miller, R ERA: 4.91	(1, 1)	3.2		22	6	2	2	2	5	0	1	0	0	0	47	88	4.91	3.000
53 Jesse Chavez, R ERA: 20.25	(4, 1)	2.0		10	4	2	2	2	0	0	0	0	0	0	24	35	9.00	2.000
27 Shawn Kelley, R ERA:	(6, 1)	1.1	W	4	1	0	0	1	0	0	0	0	0	0	11	16	0.00	0.750
31 Chris Martin, R ERA: 9.0	(8, 1)	1.0	H	3	1	0	0	0	0	0	0	0	0	0	11	16	0.00	1.000
25 José Leclerc, R ERA:	(9, 1)	1.0	S	3	0	0	0	0	0	0	0	0	0	0	5	6	0.00	0.000

PITCHER	IP	WLS	BF	H	R	ER	SO	BB	IBB	HBP	BLK	WP	HR	S	P	ERA	WHIP

Houston Astros @ Texas Rangers

Globe Life Park in Arlington, Arlington, TX

Tue Apr 02 2019, 8:08 PM - 11:31 PM EDT

Att. 17,907 - Partly Cloudy - 68 F

livebaseballscorecards.com

BOTTOM

Batter	1	2	3	4	5	6	7	8	9	AB	R	H	RBI	BB	SO	LOB
17 Shin-Soo Choo, L (1, 7) OBP: 0.200, SLG: 0.400	B FF 92 X FF 93 1-0 1 G5-3 2B	B CU 80 D CU 80 X FF 96 2-0 ② FC3-6 1-2f 2-3			B CH 85 F CH 85 F SL 87 B SL 86 F FF 96 X FF 95 2-2 1 1B 3B	C SI 91 T SI 91 B CU 80 D CU 78 1 SAFE 1 SAFE D CU 78 F CH 89 S SI 90 3-3 ③ K		C SL 84 B FF 97 B FF 96 S SL 83 X FF 96 2-2 ③ G3		5	1	2	0	0	1	3
12 Rougned Odor, L (1, 4) OBP: 0.381, SLG: 0.333	B FF 94 F FF 95 B FF 94 X SL 86 2-1 ① P6	D CU 80 X SL 86 1-0 ③ F8			H CU 81 1-0 1 1B 30 1B HBP		X FF 92 0-0 1 2B 13 1B 1B			3	2	1	0	0	0	3
1 Elvis Andrus, R (1, 6) OBP: 0.429, SLG: 0.600	C SL 86 F SL 85 X SL 86 0-2 ② G5-3 2-3		F FF 93 B SL 85 X SL 85 1-1 ① F7		C FF 95 F SL 88 D CH 88 D CH 87 F FF 96 X SL 87 2-2 30 1B 13 1-2 3-H 1B		X SI 90 0-0 13 1B 1-3 2B			4	1	2	1	0	0	1
30 Nomar Mazara, L (1, 9) OBP: 0.400, SLG: 0.563	C FF 94 D SL 88 X CU 79 1-1 ③ G6-3		C FF 94 S FF 94 B CH 88 X CU 81 1-2 ② G4-3		C FF 96 B FF 96 S FF 95 B FF 96 X CU 81 2-2 13 1-3 2-H 1B		F CU 78 F FF 94 X CU 79 0-2 ① F7			4	0	1	1	0	0	3
13 Joey Gallo, L (1, 10) OBP: 0.381, SLG: 0.471		C FF 93 B FF 94 B CU 79 B SL 85 F FF 94 B FF 94 4-2 14 HR BB	B FF 94 S FF 94 B FF 95 B CH 89 B FF 95 4-1 BB		F CU 80 D CU 82 B FC 90 X CU 80 2-1 ①② G3-5-2-6-1-3 1-3 3-Hf		B CU 78 D CU 81 X CU 78 2-0 2-H 3-H 1B			2	1	1	2	2	0	2
14 Asdrúbal Cabrera, S (1, 5) OBP: 0.300, SLG: 0.833		B FF 93 B FF 94 T FF 95 C FF 94 F FF 95 B FF 94 F FF 95 X FF 95 3-2 1-H HR	F FF 95 B SL 87 B FF 94 B FF 95 F FF 95 S FF 96 3-3 ③ K		B FC 90 B CU 81 C CU 80 B FC 91 C CU 80 C FC 92 3-3 ③ K		C SI 92 B SI 91 X CU 78 1-1 ② L4			4	1	1	2	0	2	3
11 Ronald Guzmán, L (1, 3) OBP: 0.200, SLG: 0.429		S FF 95 B CU 80 F SL 88 B CU 80 F CU 81 T FF 96 2-2 ① K		C FF 91 F FF 93 T CH 85 0-2 ① K		S FF 94 B FF 94 B CU 79 F FF 92 C CU 80 2-3 ① K	B CU 79 C CU 78 S FF 94 S CU 80 1-3 ③ K			4	0	0	0	0	4	1
2 Jeff Mathis, R (1, 2) OBP: 0.273, SLG: 0.500		F FF 94 C FF 95 F FF 95 B CU 79 X CU 78 1-2 17 FC3-6 3 BB 1B		F FF 93 S FF 93 X SL 87 0-2 ② G6-3		B SI 93 C CU 79 X FF 94 1-1 ② G5-3		B FF 97 S FF 96 S FF 97 B FF 98 S FF 97 2-3 ① K		4	0	1	0	0	1	0
3 Delino DeShields, R (1, 8) OBP: 0.300, SLG: 0.267		B CU 77 S SL 85 B SL 86 B FF 94 B FF 95 4-1 17 FC3-6 1-2 BB		B FF 94 B SL 87 S FF 94 F FF 94 S CH 87 2-3 ③ K		B SI 93 B SI 92 B SI 91 B FF 93 4-0 BB		C SL 86 B SL 89 C FF 96 X FF 97 1-2 ② G6-3		2	0	0	0	2	1	0
Inning Stats	R: 0 E: 0 K: 0 S: 8 H: 1 LOB: 1 BB: 0 P: 12	R: 2 E: 0 K: 1 S: 18 H: 2 LOB: 2 BB: 2 P: 35	R: 0 E: 0 K: 1 S: 9 H: 0 LOB: 1 BB: 1 P: 18	R: 0 E: 0 K: 2 S: 9 H: 0 LOB: 0 BB: 0 P: 11	R: 2 E: 0 K: 1 S: 16 H: 3 LOB: 1 BB: 0 P: 28	R: 0 E: 0 K: 1 S: 9 H: 0 LOB: 1 BB: 1 P: 19	R: 2 E: 0 K: 1 S: 11 H: 3 LOB: 1 BB: 0 P: 15	R: 0 E: 0 K: 1 S: 9 H: 0 LOB: 0 BB: 0 P: 14		1B: 5 2B: 3 3B: 1 HR: 1 SF: 0 SAC: 0 DP: 1 HBP: 1						

	AB	32
	R	6
	H	9
	RBI	6
	BB	4
	SO	9
	LOB	16

WP: 0 PB: 0 SB: 0 CS: 0 PA: 37

PITCHER		IP	WLS	BF	H	R	ER	SO	BB	IBB	HBP	BLK	WP	HR	S	P	ERA	WHIP
35 Justin Verlander, R ERA: 4.09	(1, 1)	4.0		22	6	4	4	4	3	0	1	0	0	1	55	94	9.00	2.250
36 Will Harris, R ERA:	(5, 1)	1.0		2	0	0	0	1	0	0	0	0	0	0	5	10	0.00	0.000
59 Framber Valdez, L ERA: 9.0	(6, 1)	2.0	L	10	3	2	2	3	1	0	0	0	0	0	20	34	9.00	2.000
30 Héctor Rondón, R ERA:	(8, 1)	1.0		3	0	0	0	1	0	0	0	0	0	0	9	14	0.00	0.000

PITCHER	IP	WLS	BF	H	R	ER	SO	BB	IBB	HBP	BLK	WP	HR	S	P	ERA	WHIP

Batter	1	2	3	4	5	6	7	8	9	AB	R	H	RBI	BB	SO	LOB
4 George Springer, R (1, 8) OBP: 0.387, SLG: 0.538	B FF 94 B FF 94 B FF 95 B FF 95 4-0 BB		X FF 93 0-0 27 CS 1B		C SL 87 B FF 93 X CH 86 1-1 E6			C SL 81 F SL 82 B FF 93 B FF 92 B FF 92 S SL 80 3-3 ① K		3	0	1	0	1	1	0
27 Jose Altuve, R (1, 4) OBP: 0.276, SLG: 0.370	C SL 88 S SL 88 D CH 88 1 SAFE B SL 89 C KC 84 2-3 ① K		B CH 87 B CH 87 C FF 94 1 SAFE S CH 86 X FF 95 2-2 ② 1-2 1B		C FF 93 1 SAFE D CH 86 B FF 92 1 SAFE B CH 85 C KC 80 S CH 85 3-3 ③ K			B FF 92 F SL 82 X SL 81 1-1 1B		4	0	2	0	0	2	2
2 Alex Bregman, R (1, 5) OBP: 0.321, SLG: 0.375	B FF 95 C CH 88 X SL 88 1-1 ② P4		F FF 94 B FF 94 C FF 94 C CH 88 1-3 ③ K			B CH 84 S CH 84 F FF 92 X KC 80 1-2 1B		C SL 81 X SL 81 0-1 ② L7		4	0	1	0	0	1	3
23 Michael Brantley, L (1, 7) OBP: 0.269, SLG: 0.375	1 SAFE C FF 95 B FF 95 B SL 89 B SL 88 C FF 94 T FF 94 3-2 ③ K			X FF 93 0-0 ① L7		X FF 91 0-0 ① F9		B SL 80 F SL 82 B FF 92 S FF 91 X SL 83 2-2 ③ G3		4	0	0	0	0	1	3
1 Carlos Correa, R (1, 6) OBP: 0.375, SLG: 0.533		C FF 94 C SL 87 B KC 83 F SL 87 S FF 93 1-3 ① K		B KC 79 X CH 85 1-0 2B		B FF 91 X FF 92 1-0 ② P4			C SL 82 B SL 83 S FF 97 C CH 90 1-3 ① K	4	0	1	0	0	2	1
10 Yuli Gurriel, R (1, 3) OBP: 0.321, SLG: 0.320		B SL 88 B CH 87 C SL 87 B SL 87 X CH 87 3-1 ② P6		C KC 81 D SL 87 B FF 93 D SL 88 B CH 86 4-1 13 G6-3 BB		F KC 81 X FF 92 0-1 ③ L4			X SL 81 0-0 ② F7	3	0	0	0	1	0	1
13 Tyler White, R (1, 10) OBP: 0.353, SLG: 0.333		C KC 81 C FF 94 B KC 83 X SL 87 1-2 2B		C FF 92 C FF 93 B CH 88 B FF 94 F CH 87 X KC 82 2-2 ②③ G6-3 1-2f			X KC 79 0-0 ① G1-3		B SL 83 B SL 83 C FF 96 X SL 84 2-1 ③ F8	4	0	1	0	0	0	2
12 Max Stassi, R (1, 2)		X FF 93 0-0 ③ P6			B FF 91 S CH 84 X CH 85 1-1 E5 22 G4-6-3		C FF 91 B CH 91 B KC 81 X CH 85 2-1 ② F9			3	0	0	0	0	0	1
22 Josh Reddick, L (1, 9) OBP: 0.412, SLG: 0.375			F FF 92 F FF 93 B FF 94 F FF 93 S KC 82 1-3 ① K		C FF 92 B KC 81 X FF 92 1-1 ①② G4-6-3 1-2f		B KC 80 T FF 92 F FF 93 S FF 92 1-3 ③ K			3	0	0	0	0	2	1
Inning Stats	R: 0 E: 0 K: 2 S: 8 H: 0 LOB: 1 BB: 1 P: 18	R: 0 E: 0 K: 1 S: 10 H: 1 LOB: 1 BB: 0 P: 15	R: 0 E: 0 K: 2 S: 11 H: 2 LOB: 1 BB: 0 P: 15	R: 0 E: 0 K: 0 S: 7 H: 1 LOB: 1 BB: 1 P: 14	R: 0 E: 2 K: 1 S: 9 H: 0 LOB: 1 BB: 0 P: 15	R: 0 E: 0 K: 0 S: 7 H: 1 LOB: 1 BB: 0 P: 9	R: 0 E: 0 K: 1 S: 6 H: 0 LOB: 0 BB: 0 P: 9	R: 0 E: 0 K: 1 S: 10 H: 1 LOB: 1 BB: 0 P: 16	R: 0 E: 0 K: 1 S: 6 H: 0 LOB: 0 BB: 0 P: 9	1B: 4 2B: 2 3B: 0 HR: 0	SF: 0 SAC: 0 DP: 2 HBP: 0			WP: 0 PB: 0 SB: 0 CS: 1	PA: 34		

TOP

Houston Astros @ Texas Rangers

Globe Life Park in Arlington, Arlington, TX

Wed Apr 03 2019, 8:08 PM - 10:45 PM EDT

Att. 22,265 - Overcast - 66 F

livebaseballscorecards.com

AB	32
R	0
H	6
RBI	0
BB	2
SO	9
LOB	14

PITCHER		IP	WLS	BF	H	R	ER	SO	BB	IBB	HBP	BLK	WP	HR	S	P	ERA	WHIP
23 Mike Minor, L ERA: 4.63	(1, 1)	7.0	W	27	5	0	0	7	2	0	0	0	0	0	58	95	0.00	1.000
27 Shawn Kelley, R ERA:	(8, 1)	1.0	H	4	1	0	0	1	0	0	0	0	0	0	10	16	0.00	1.000
25 José Leclerc, R ERA:	(9, 1)	1.0		3	0	0	0	1	0	0	0	0	0	0	6	9	0.00	0.000

PITCHER	IP	WLS	BF	H	R	ER	SO	BB	IBB	HBP	BLK	WP	HR	S	P	ERA	WHIP

BOTTOM

Houston Astros @ Texas Rangers

Globe Life Park in Arlington, Arlington, TX

Wed Apr 03 2019, 8:08 PM - 10:45 PM EDT

Att. 22,265 - Overcast - 66 F

livebaseballscorecards.com

Batter	1	2	3	4	5	6	7	8	9	AB	R	H	RBI	BB	SO	LOB
17 Shin-Soo Choo, L (1, 10) OBP: 0.211, SLG: 0.333	B FF 96 S FF 95 B SL 89 C SL 89 C FF 99 2-3 ① K		C FF 96 B SL 88 S CH 86 B KC 83 F KC 83 X SL 88 2-2 ① L9		B KC 80 C FF 95 B KC 84 C CH 87 B CH 86 B FF 97 4-2 1 S BB		C SL 86 F FF 99 B CH 91 B FF 99 X CH 88 2-2 ③ G3-1			3	0	0	0	1	1	0
12 Rougned Odor, L (1, 4) OBP: 0.320, SLG: 0.273	B FF 96 C SL 89 C FF 96 S KC 82 1-3 ② K		F FF 96 B FF 96 X KC 83 1-1 ② G6-3		S SL 89 S FF 98 X FF 99 0-2 ① P5			B FF 95 C SL 84 F CH 88 S FF 98 1-3 ① K		4	0	0	0	0	2	1
1 Elvis Andrus, R (1, 6) OBP: 0.400, SLG: 0.542	X FF 95 0-0 30 S 30 1B 1B		B FF 95 C SL 89 F FF 97 B FF 99 B FF 98 F SL 88 X FF 98 3-2 ③ G4-3		D KC 83 X FF 98 1-0 ② L4 1-2			C CH 89 S CH 90 S SL 86 0-3 ② K		4	1	1	0	0	1	1
30 Nomar Mazara, L (1, 9) OBP: 0.417, SLG: 0.700 3 Delino DeShields, R (9, 8) OBP: 0.300, SLG: 0.267	B FF 96 1 SAFE F FF 98 S SL 88 X SL 89 1-2 13 BB 1-H 1B			C FF 96 B SL 89 S CH 89 F FF 98 S FF 98 1-3 ① K	S SL 89 C FF 97 X SL 88 0-2 ③ F8			C SL 86 X SL 86 0-1 HR		4 0	1 0	2 0	2 0	0 0	1 0	1 0
13 Joey Gallo, L (1, 8) OBP: 0.440, SLG: 0.444 (9, 7)	D KC 82 B FF 96 S SL 90 C FF 97 B FF 98 B SL 88 4-2 1-2 BB			B CH 89 B KC 81 B FF 97 F FF 96 C CH 89 B FF 98 4-2 14 G3 24 1B BB		F FF 97 S SL 89 B KC 84 B KC 84 S FF 98 2-3 ① K		B FF 98 B CH 89 B FF 97 B FF 97 4-0 BB		1	1	0	0	3	1	0
14 Asdrúbal Cabrera, S (1, 5) OBP: 0.250, SLG: 0.682	C FF 99 F FF 97 F SL 90 S FF 98 0-3 ③ K			X SL 89 0-0 ② G3 1-2		B KC 82 C KC 82 T FF 97 F KC 83 F FF 99 S SL 89 1-3 ② K		1 SAFE C FF 97 D SL 84 F FF 97 F SL 85 F FF 97 1 SAFE S CH 89 1-3 ③ K		4	0	0	0	0	3	4
24 Hunter Pence, R (1, 7) OBP: 0.455, SLG: 0.400 (9, 9)		B FF 94 C SL 89 F SL 88 F FF 97 X SL 87 1-2 ① L9		S FF 98 X SL 89 0-1 11 2B 2-H 1B		C KC 84 F FF 98 B CH 87 X KC 84 1-2 ③ G1-3				3	1	1	1	0	0	0
11 Ronald Guzmán, L (1, 3) OBP: 0.222, SLG: 0.471		C FF 97 B CH 89 S FF 96 S KC 84 1-3 ② K		F FF 97 1 SAFE B CH 87 X FF 96 1-1 1-H 2B			F FF 96 C CH 89 B FF 99 F FF 97 F CH 90 B FF 99 F FF 97 X SL 86 2-2 ① F7			3	0	1	1	0	1	0
2 Jeff Mathis, R (1, 2) OBP: 0.214, SLG: 0.385		F FF 96 B KC 83 C FF 96 B FF 97 B FF 97 C FF 98 3-3 ③ K		C FF 97 S FF 96 B FF 98 S KC 83 1-3 ③ K			S SL 86 C FF 98 B FF 99 B SL 87 C FF 98 2-3 ② K			3	0	0	0	0	3	1
Inning Stats	R: 1 E: 0 K: 3 S: 16 H: 2 LOB: 2 BB: 1 P: 24	R: 0 E: 0 K: 2 S: 10 H: 0 LOB: 0 BB: 0 P: 15	R: 0 E: 0 K: 0 S: 10 H: 0 LOB: 0 BB: 0 P: 16	R: 2 E: 0 K: 2 S: 14 H: 2 LOB: 1 BB: 1 P: 21	R: 0 E: 0 K: 0 S: 9 H: 0 LOB: 1 BB: 1 P: 14	R: 0 E: 0 K: 2 S: 11 H: 0 LOB: 0 BB: 0 P: 15	R: 0 E: 0 K: 1 S: 12 H: 0 LOB: 0 BB: 0 P: 18	R: 1 E: 0 K: 3 S: 13 H: 1 LOB: 1 BB: 1 P: 19		1B: 3 2B: 1 3B: 0 HR: 1	SF: 0 SAC: 0 DP: 0 HBP: 0		WP: 0 PB: 0 SB: 2 CS: 0	PA: 33	

	AB	29
	R	4
	H	5
	RBI	4
	BB	4
	SO	13
	LOB	8

PITCHER		IP	WLS	BF	H	R	ER	SO	BB	IBB	HBP	BLK	WP	HR	S	P	ERA	WHIP
45 Gerrit Cole, R ERA: 3.0	(1, 1)	6.0	L	25	4	3	3	9	3	0	0	0	0	0	70	105	4.50	1.167
39 Josh James, R ERA: 1.8	(7, 1)	2.0		8	1	1	1	4	1	0	0	0	0	1	25	37	4.50	1.000

PITCHER	IP	WLS	BF	H	R	ER	SO	BB	IBB	HBP	BLK	WP	HR	S	P	ERA	WHIP

Batter	1	2	3	4	5	6	7	8	9	AB	R	H	RBI	BB	SO	LOB
8 Robbie Grossman, S (1, 7) OBP: 0.241, SLG: 0.222	B FF 91 C FF 91 C FC 88 B ST 80 B FC 88 X FF 92 3-2 F7 ①		B ST 78 B CH 84 B FC 85 C FF 90 B FC 86 4-1 25 S BB		F FF 88 X FC 85 0-1 F7 ①		C SL 84 0-1 CS ③ 1-2	B FF 95 C FF 95 X SL 92 1-1 G1-3 ①		3	0	0	0	1	0	0
26 Matt Chapman, R (1, 5) OBP: 0.409, SLG: 0.595	B ST 79 C ST 80 C FF 91 X ST 82 1-2 G5-3 ②		C ST 79 D FC 86 B ST 78 X FF 88 2-1 F8 ② 2-3		C FC 86 B FF 88 C ST 77 B ST 77 B FF 90 X ST 78 3-2 F7 ②			F FF 97 B FF 95 C SL 90 X SL 92 1-2 25 G5-3 1B		4	0	1	0	0	0	2
25 Stephen Piscotty, R (1, 9) OBP: 0.354, SLG: 0.452	S FF 92 X FF 92 0-1 L9 ③		C ST 79 B ST 78 1 SAFE B FF 90 F ST 79 B FF 91 3 SAFE B ST 80 4-2 1-2 BB		C CU 74 B FF 89 B FF 90 B ST 78 C FC 86 X CU 76 3-2 P6 ③			X SL 92 0-0 G5-3 ② 1-2		3	0	0	0	1	0	1
2 Khris Davis, R (1, 10) OBP: 0.304, SLG: 0.585		B FF 90 B FF 90 S ST 79 X ST 81 2-1 G1-3 ①	F FC 86 B FF 89 B FF 90 S ST 81 S ST 80 2-3 K ③			T FF 88 B FC 86 X FF 88 1-1 G5-3 ①		C SL 89 S FF 96 X CU 84 0-2 G5-3 ③		4	0	0	0	0	1	4
12 Kendrys Morales, S (1, 3) OBP: 0.381, SLG: 0.235 20 Mark Canha, R (9, PR) OBP: 0.421, SLG: 0.385		C FF 90 C FF 92 C ST 80 0-3 K ②		C FF 88 B CU 74 B CH 82 B ST 77 B FF 89 4-1 23 G6-3 10 G1-3 22 1B BB		B CU 72 B ST 78 F ST 79 B ST 78 F FF 89 X ST 78 3-2 F7 ②			B FF 95 X FF 97 1-0 22 WP 22 1B 1B	3 0	1 1	1 0	0 0	1 0	1 0	0 0
10 Marcus Semien, R (1, 6) OBP: 0.413, SLG: 0.450		C ST 80 X FF 93 0-1 1B		B FC 86 S ST 77 F FC 86 X ST 79 1-2 G1-3 ① 1-2		C FC 86 B ST 79 S ST 78 T CU 75 1-2 K ③			T FC 92 S SL 88 B SL 87 C FC 90 1-3 K ①	4	0	1	0	0	2	2
23 Jurickson Profar, S (1, 4) OBP: 0.133, SLG: 0.182		C FF 91 B FC 87 1 SAFE F ST 79 X ST 79 1-2 G4-3 ③		B CH 83 C CH 83 X FC 86 1-1 G6-3 ② 2-3			B SL 85 F FF 96 X FF 96 1-1 P6 ①		S CH 84 D CH 85 1 SAFE B FF 95 S SL 88 F SL 90 F SL 88 F FF 96 S CH 83 2-3 K ②	4	0	0	0	0	1	3
22 Ramón Laureano, R (1, 8) OBP: 0.282, SLG: 0.447			C CU 74 B FF 91 X ST 78 1-1 26 F8 2B	C ST 76 X FF 90 0-1 1B 3-H			C SL 87 X FF 98 0-1 8 CS 1B		C FF 97 B SI 96 B SI 97 X SL 88 2-1 1-H 1B	4	0	4	2	0	0	0
3 Nick Hundley, R (1, 2) OBP: 0.158, SLG: 0.158 18 Chad Pinder, R (9, PH) OBP: 0.250, SLG: 0.423			B FF 90 F FF 89 F FF 89 C ST 78 1-3 K ①	1 SAFE 1 SAFE X ST 78 0-0 F8 ③			F FF 95 F SL 85 1 SAFE 1 SAFE S SL 86 0-3 K ②		S SL 87 B FC 91 F FF 96 B FF 96 X FC 92 2-2 G6-3 ③	3 1	0 0	0 0	0 0	0 0	2 0	3 1
Inning Stats	R: 0 E: 0 K: 0 S: 8 H: 0 LOB: 0 BB: 0 P: 12	R: 0 E: 0 K: 1 S: 10 H: 1 LOB: 1 BB: 0 P: 13	R: 0 E: 0 K: 2 S: 13 H: 1 LOB: 3 BB: 2 P: 27	R: 1 E: 0 K: 0 S: 9 H: 1 LOB: 1 BB: 1 P: 15	R: 0 E: 0 K: 0 S: 8 H: 0 LOB: 0 BB: 0 P: 14	R: 0 E: 0 K: 1 S: 8 H: 0 LOB: 0 BB: 0 P: 13	R: 0 E: 0 K: 1 S: 8 H: 1 LOB: 0 BB: 0 P: 9	R: 0 E: 0 K: 0 S: 9 H: 1 LOB: 1 BB: 0 P: 11	R: 1 E: 0 K: 2 S: 15 H: 2 LOB: 1 BB: 0 P: 23	1B: 6 2B: 1 3B: 0 HR: 0 SF: 0 SAC: 0 DP: 0 HBP: 0						WP: 1 PB: 0 SB: 1 CS: 1 PA: 37

PITCHER		IP	WLS	BF	H	R	ER	SO	BB	IBB	HBP	BLK	WP	HR	S	P	ERA	WHIP
31 Collin McHugh, R ERA: 2.45	(1, 1)	6.0	W	24	3	1	1	4	3	0	0	0	0	0	56	94	1.50	1.000
30 Héctor Rondón, R ERA:	(7, 1)	1.0	H	3	1	0	0	1	0	0	0	0	0	0	8	9	0.00	1.000
55 Ryan Pressly, R ERA:	(8, 1)	1.0	H	4	1	0	0	0	0	0	0	0	0	0	9	11	0.00	1.000
54 Roberto Osuna, R ERA: 3.0	(9, 1)	1.0	S	5	2	1	1	2	0	0	0	0	1	0	15	23	9.00	2.000

PITCHER	IP	WLS	BF	H	R	ER	SO	BB	IBB	HBP	BLK	WP	HR	S	P	ERA	WHIP

TOP

Oakland Athletics @ Houston Astros

Minute Maid Park, Houston, TX

Fri Apr 05 2019, 7:12 PM - 10:13 PM CDT

Att. 43,165 - Partly Cloudy - 76 F

livebaseballscorecards.com

AB	33
R	2
H	7
RBI	2
BB	3
SO	7
LOB	16

BOTTOM

Oakland Athletics @ Houston Astros

Minute Maid Park, Houston, TX

Fri Apr 05 2019, 7:12 PM - 10:13 PM CDT

Att. 43,165 - Partly Cloudy - 76 F

livebaseballscorecards.com

Batter	1	2	3	4	5	6	7	8	9	AB	R	H	RBI	BB	SO	LOB
4 George Springer, R (1, 8) OBP: 0.371, SLG: 0.500	B FF 96 F FF 96 X SI 96 1-1 G6-3		S SL 86 F SI 95 B FF 94 F SL 86 B FS 85 X SI 96 2-2 G5-3 1-2	C FS 86 F SI 96 F FS 86 B FS 86 X SI 97 1-2 G6-4-3 1-2f			B CU 80 F FF 94 B FF 95 C CH 87 F FF 96 B FF 95 X CH 86 3-2 27 2B 1B			4	1	1	0	0	0	4
27 Jose Altuve, R (1, 4) OBP: 0.303, SLG: 0.419	X FF 98 0-0 L7		C SL 90 F SL 88 D SL 89 X FS 86 1-2 2 1B 2-3 1B		B FS 86 B FS 86 B FF 96 C FF 96 C SI 97 X SI 97 3-2 G5-3		X FF 95 0-0 1-H 2B			4	0	2	1	0	0	0
2 Alex Bregman, R (1, 5) OBP: 0.375, SLG: 0.407	B FF 98 X SI 97 1-0 1B		1 SAFE B SI 94 B SL 88 B SL 88 1 SAFE X FF 97 3-0 1-2 3-H 1B		C FF 98 B FS 88 B FF 98 B SI 97 B FF 98 4-1 1 BB		C CH 85 B FF 94 C FF 95 B CU 81 B FF 95 F FF 95 S FF 95 3-3 K			3	0	2	1	1	1	1
23 Michael Brantley, L (1, 7) OBP: 0.233, SLG: 0.321	C SI 96 X FF 96 0-1 G3		D FS 87 F FS 87 B FF 96 F SI 97 S SL 88 2-3 K		X FS 86 0-0 F8		C FF 94 B CU 78 F FF 94 F CH 87 F CH 86 F FF 95 F FF 93 B CU 79 F FF 95 3-3 B FF 94 C CH 86 K			4	0	0	0	0	2	5
1 Carlos Correa, R (1, 6) OBP: 0.400, SLG: 0.667		B SI 96 B SL 90 F FF 96 F SI 95 S SL 90 2-3 K	B SL 88 S SI 96 B FS 86 F SI 97 F SI 98 X SL 88 2-2 HR	C FF 96 D FS 86 D FS 86 B SI 95 C SL 86 F SI 96 F FS 86 D FS 86 4-2 1-2 BB			B CH 86 S CH 87 S FF 95 B FF 96 S FF 94 2-3 K			3	1	1	1	1	2	1
10 Yuli Gurriel, R (1, 3) OBP: 0.313, SLG: 0.310		X SL 88 0-0 G6-3	C FF 99 X SI 98 0-1 18 1B 22 1B 1B	C FF 97 F FF 97 B FF 97 S SL 87 1-3 K				C SL 82 S CH 81 B CH 80 B SI 93 X SI 92 2-2 G6-3		4	0	1	0	0	1	2
22 Josh Reddick, L (1, 9) OBP: 0.381, SLG: 0.350		C SI 97 F FF 97 S FS 87 0-3 K	F FF 95 S FS 87 X SI 98 0-2 18 1B 1-2 1B		B CH 80 X FF 88 1-0 F8			X SI 92 0-0 P5		4	0	1	0	0	1	0
28 Robinson Chirinos, R (1, 2) OBP: 0.300, SLG: 0.294			C SI 94 X SI 96 0-1 G6-3	D SL 88 S SI 97 F SI 96 B FF 96 F SL 87 F SI 96 S FS 86 2-3 K			C FC 85 F FF 89 B FF 89 B CU 78 X CU 76 2-2 G6-3	B SL 85 B CH 83 B CH 83 S SI 94 B SI 93 4-1 BB		3	0	0	0	1	1	2
18 Tony Kemp, L (1, 10) OBP: 0.235, SLG: 0.133			B FS 86 B SI 95 C SI 96 S SL 89 B SL 88 B FF 97 4-2 27 1B 4 G5-3 2 1B BB	X SI 96 0-0 4 G6-4-3 1-2 2-3 1B			S CH 81 C FF 88 B FF 87 S FF 88 1-3 K	C SI 93 D CH 82 F SI 94 F FF 95 X CH 84 1-2 G4-3		3	1	1	0	1	1	1
Inning Stats	R: 0 E: 0 K: 0 S: 6 H: 1 LOB: 1 BB: 0 P: 8	R: 0 E: 0 K: 2 S: 7 H: 0 LOB: 0 BB: 0 P: 9	R: 1 E: 0 K: 1 S: 15 H: 2 LOB: 2 BB: 1 P: 27	R: 1 E: 0 K: 1 S: 19 H: 4 LOB: 2 BB: 0 P: 24	R: 0 E: 0 K: 1 S: 12 H: 0 LOB: 2 BB: 2 P: 24	R: 0 E: 0 K: 1 S: 7 H: 0 LOB: 0 BB: 0 P: 11	R: 1 E: 0 K: 3 S: 20 H: 2 LOB: 1 BB: 0 P: 31	R: 0 E: 0 K: 0 S: 9 H: 0 LOB: 1 BB: 1 P: 16		1B: 7 2B: 1 3B: 0 HR: 1 SF: 0 SAC: 0 DP: 1 HBP: 0						

	AB	32
	R	3
	H	9
	RBI	3
	BB	4
	SO	9
	LOB	16

PITCHER	IP	WLS	BF	H	R	ER	SO	BB	IBB	HBP	BLK	WP	HR	S	P	ERA	WHIP
47 Frankie Montas, R (1, 1) ERA: 2.45	5.0	L	24	7	2	2	5	3	0	0	0	0	1	59	92	3.60	2.000
36 Yusmeiro Petit, R (6, 1) ERA:	1.0		3	0	0	0	1	0	0	0	0	0	0	7	11	0.00	0.000
57 J.B. Wendelken, R (7, 1) ERA: 2.57	1.0		5	2	1	1	3	0	0	0	0	0	0	20	31	9.00	2.000
56 Fernando Rodney, R (8, 1) ERA: 8.44	1.0		4	0	0	0	0	1	0	0	0	0	0	9	16	0.00	1.000

PITCHER	IP	WLS	BF	H	R	ER	SO	BB	IBB	HBP	BLK	WP	HR	S	P	ERA	WHIP

Oakland Athletics @ Houston Astros

Minute Maid Park, Houston, TX

Sat Apr 06 2019, 6:11 PM - 8:57 PM CDT

Att. 34,487 - Roof Closed - 73 F

TOP

livebaseballscorecards.com

Batter	1	2	3	4	5	6	7	8	9	AB	R	H	RBI	BB	SO	LOB
10 Marcus Semien, R (1, 6) OBP: 0.400, SLG: 0.419	B FF 88 C CH 81 S FC 88 C FF 90 1-3 ① K		B FC 87 X CH 81 1-0 ② G1-3		F CU 76 C FC 89 B FF 90 F CU 75 X CH 82 1-2 ③ G6-3		B SL 84 B SL 85 B FF 96 B FF 94 4-0 BB			3	0	0	0	1	1	0
26 Matt Chapman, R (1, 5) OBP: 0.375, SLG: 0.537	B FF 90 C CU 76 X FC 88 1-1 ② G5-3		F FF 88 B FF 90 B CH 82 X CH 81 2-1 ③ G4-3			B FC 85 B FC 86 B CH 81 C FC 86 F FC 88 X FC 88 3-2 ① G4-3	B FF 95 B FF 94 F FF 95 S FF 96 C SL 86 2-3 ③ K			4	0	0	0	0	1	2
25 Stephen Piscotty, R (1, 9) OBP: 0.385, SLG: 0.489	B CU 75 C CU 76 B FC 88 B FC 87 S FC 88 X FC 87 3-2 2B			C FC 87 B FF 89 S CU 76 X FC 88 1-2 18 WP 1B		C CU 76 S CH 81 B CH 80 B FF 90 B CU 75 B CH 81 4-2 18 1B BB		B FF 93 F FF 93 B FF 94 C FF 93 X CH 83 2-2 ① L7		3	0	2	0	1	0	0
2 Khris Davis, R (1, 10) OBP: 0.300, SLG: 0.556	B CH 81 X CH 82 1-0 ③ F9			1 SAFE B FC 87 B FC 87 X CH 82 2-0 ① L7		B FC 87 X FC 86 1-0 ② F8		S SL 82 F FF 95 B CH 83 B SL 82 X FF 94 2-2 1B		4	0	1	0	0	0	3
18 Chad Pinder, R (1, 4) OBP: 0.250, SLG: 0.400		C FC 85 B CU 72 S CU 76 B SL 82 B FF 90 F FC 87 X FF 91 3-2 ① G6-3		F FC 87 B FC 87 B FC 88 B CU 76 S CH 82 2-3 ② K 1-2		S CH 80 S FC 88 B FF 92 X FF 92 1-2 1B		X FF 93 0-0 ② P6		4	0	1	0	0	1	2
12 Kendrys Morales, S (1, 3) OBP: 0.400, SLG: 0.250		C CU 75 X CU 73 0-1 1B		C FC 87 B FF 90 B FC 89 B CH 82 B FC 89 4-1 BB		B CU 80 C CU 80 S FC 90 D CU 81 S CU 80 2-3 ③ K		C FF 92 B CH 83 F CH 84 D CH 84 B SL 81 F CH 83 C CH 84 3-3 ③ K		3	0	1	0	1	2	3
20 Mark Canha, R (1, 7) OBP: 0.435, SLG: 0.375		F FC 88 C FC 88 S FC 88 0-3 ② K		S FC 88 D CU 76 D CU 77 B FC 89 F FC 88 X FC 90 3-2 ③ G5-3			F FF 97 B CH 88 C FF 96 B SL 86 B CH 88 F FF 97 F FF 96 B FF 97 4-2 3 G4-3 BB		B SI 92 X FF 93 1-0 3 G1-4-3 1B	3	0	1	0	1	1	3
22 Ramón Laureano, R (1, 8) OBP: 0.256, SLG: 0.405		C FC 87 S CH 81 B FF 91 X FF 90 1-2 ③ P4			X FF 87 0-0 ① G6-3		C FF 95 D CH 87 S SL 83 B SL 84 X SL 82 2-2 ① F7		B CH 90 B SI 91 X FF 92 2-0 ① F9	4	0	0	0	0	0	3
3 Nick Hundley, R (1, 2) OBP: 0.130, SLG: 0.130			C FC 85 S CU 74 B FC 86 X FF 88 1-2 ① F9		B CU 75 F FC 87 B FF 89 S CH 81 F FC 87 B CH 81 S FC 89 3-3 ② K		X FF 96 0-0 ② G4-3 1-2		B FF 93 S CU 78 C CU 79 X CU 78 1-2 ② ③ G1-4-3 1-2f	4	0	0	0	0	1	2
Inning Stats	R: 0 E: 0 K: 1 S: 9 H: 1 LOB: 1 BB: 0 P: 15	R: 0 E: 0 K: 1 S: 12 H: 1 LOB: 1 BB: 0 P: 16	R: 0 E: 0 K: 0 S: 6 H: 0 LOB: 0 BB: 0 P: 10	R: 0 E: 0 K: 1 S: 11 H: 1 LOB: 2 BB: 1 P: 23	R: 0 E: 0 K: 1 S: 9 H: 0 LOB: 0 BB: 0 P: 13	R: 0 E: 0 K: 1 S: 12 H: 1 LOB: 2 BB: 1 P: 23	R: 0 E: 0 K: 1 S: 11 H: 0 LOB: 2 BB: 2 P: 23	R: 0 E: 0 K: 1 S: 11 H: 1 LOB: 1 BB: 0 P: 18	R: 0 E: 0 K: 0 S: 5 H: 1 LOB: 0 BB: 0 P: 9	1B: 5 2B: 1 3B: 0 HR: 0 SF: 0 SAC: 0 DP: 1 HBP: 0						

	AB	32
	R	0
	H	6
	RBI	0
	BB	4
	SO	7
	LOB	18

WP: 1 PA: 36
PB: 0
SB: 0
CS: 0

PITCHER		IP	WLS	BF	H	R	ER	SO	BB	IBB	HBP	BLK	WP	HR	S	P	ERA	WHIP
20 Wade Miley, L ERA: 2.31	(1, 1)	5.2	W	23	4	0	0	4	2	0	0	0	1	0	56	95	0.00	1.059
36 Will Harris, R ERA:	(6, 1)	0.1		1	0	0	0	1	0	0	0	0	0	0	3	5	0.00	0.000
39 Josh James, R ERA: 1.5	(7, 1)	1.0		5	0	0	0	1	2	0	0	0	0	0	11	23	0.00	2.000
47 Chris Devenski, R ERA: 3.0	(8, 1)	1.0		4	1	0	0	1	0	0	0	0	0	0	11	18	0.00	1.000
59 Framber Valdez, L ERA: 6.0	(9, 1)	1.0		3	1	0	0	0	0	0	0	0	0	0	5	9	0.00	1.000

PITCHER	IP	WLS	BF	H	R	ER	SO	BB	IBB	HBP	BLK	WP	HR	S	P	ERA	WHIP

Oakland Athletics @ Houston Astros

Minute Maid Park, Houston, TX

Sat Apr 06 2019, 6:11 PM - 8:57 PM CDT

Att. 34,487 - Roof Closed - 73 F

livebaseballscorecards.com

Batter	1	2	3	4	5	6	7	8	9	AB	R	H	RBI	BB	SO	LOB
4 George Springer, R (1, 10) OBP: 0.385, SLG: 0.588	C SI 90 S SI 92 B FF 93 X SL 85 1-2 27 G6-4-3 1B		C KC 75 X SL 88 0-1 ① F9		C SI 91 S FF 92 F SI 92 B FF 90 B FF 92 1 SAFE X SI 90 2-2 1-H HR	C CU 75 B FC 85 C CU 76 B FF 88 X FF 88 2-2 ③ F9				4	1	2	2	0	0	0
27 Jose Altuve, R (1, 4) OBP: 0.270, SLG: 0.371	C SL 84 C FF 90 X SI 92 0-2 ①② G6-4-3 1-2f		B CH 83 B FF 92 C CH 84 B SL 87 X FF 92 3-1 ② F7		X CH 84 0-0 ① F8		B CU 83 B SL 85 X FF 94 2-0 ① P3			4	0	0	0	0	0	1
2 Alex Bregman, R (1, 5) OBP: 0.389, SLG: 0.419	C FF 93 C FF 92 F FF 93 B SL 88 F SI 91 X FF 94 1-2 1B		C FF 94 B CH 86 B SI 92 F SI 92 X CH 85 3-2 ③ L7		S SL 86 C FF 93 B SL 86 X SL 85 1-2 23 HR 1B		C SL 87 C SL 85 B CU 83 B FF 96 X FF 94 3-2 ② G1-3			4	1	2	0	0	0	0
23 Michael Brantley, L (1, 7) OBP: 0.265, SLG: 0.438	C CH 84 X SI 91 0-1 ③ G4-3			X CH 83 0-0 10 2B 1B	B FF 92 F CH 84 1 SAFE F FF 91 B SI 91 B SL 86 X CH 82 3-2 1-H HR		X SI 94 0-0 ③ G4-3			4	2	2	2	0	0	1
1 Carlos Correa, R (1, 6) OBP: 0.333, SLG: 0.545		F FF 91 C SI 92 F FF 91 B SL 87 B SI 93 X CH 83 2-2 ① F7		S SI 90 X SI 92 0-1 ① P6	B SL 86 C FF 93 C SL 84 B SL 87 F SI 92 F CH 84 C FF 94 2-3 ② K			C CU 78 X FF 94 0-1 ① G1-3		4	0	0	0	0	1	1
10 Yuli Gurriel, R (1, 3) OBP: 0.361, SLG: 0.455		C CH 84 B SL 85 X SL 86 1-1 22 1B 2B		1 SAFE C FF 92 F SI 90 F SI 92 B FF 92 B FF 90 1 SAFE F SI 91 B SL 87 3-2 1 SAFE X FF 91 22 G3 1-H 2B	C FF 93 B FF 92 X SL 87 1-1 ③ L7			X FF 94 0-0 2B		4	0	3	1	0	0	0
22 Josh Reddick, L (1, 9) OBP: 0.360, SLG: 0.333		F CH 85 X SI 92 0-1 2-3 1B		D CH 84 X SI 92 1-0 ② G3 2-3		B CH 80 F CH 80 B FF 88 F FF 88 X FF 88 2-2 ① L7		C FF 94 B FF 94 B FF 93 F FF 94 B FF 94 S FF 94 3-3 ② K		4	0	1	0	0	1	2
28 Robinson Chirinos, R (1, 2) OBP: 0.333, SLG: 0.450		D SI 92 1 SAFE X SI 91 1-0 ② P4		X SI 92 0-0 ③ F8		B FF 88 S FC 85 C FF 88 B FF 89 X CU 77 2-2 HR		B FF 94 B FF 94 B FC 92 C FF 94 F FF 93 B FF 93 4-2 BB		3	1	1	1	1	0	3
6 Jake Marisnick, R (1, 8) OBP: 0.375, SLG: 0.500		C FF 92 C SI 92 1 SAFE 1 SAFE B FF 92 S SI 92 1-3 ③ K			B SL 85 B SL 84 B SI 92 C FF 91 B FF 91 4-1 4 HR BB	B FF 88 S FC 84 B FF 88 C FF 88 F FC 85 X CU 77 2-2 ② G3		S FF 92 B FF 94 S FF 93 F FF 94 F CU 80 F CU 74 S FF 93 1-3 ③ K		3	1	0	0	1	2	4
Inning Stats	R: 0 E: 0 K: 0 S: 13 H: 2 LOB: 1 BB: 0 P: 15	R: 0 E: 0 K: 1 S: 12 H: 2 LOB: 2 BB: 0 P: 17	R: 0 E: 0 K: 0 S: 7 H: 0 LOB: 0 BB: 0 P: 13	R: 1 E: 0 K: 0 S: 10 H: 2 LOB: 1 BB: 0 P: 14	R: 4 E: 0 K: 1 S: 19 H: 3 LOB: 0 BB: 1 P: 32	R: 1 E: 0 K: 0 S: 13 H: 1 LOB: 0 BB: 0 P: 21	R: 0 E: 0 K: 0 S: 5 H: 0 LOB: 0 BB: 0 P: 10	R: 0 E: 0 K: 2 S: 14 H: 1 LOB: 2 BB: 1 P: 22		1B: 5 2B: 3 3B: 0 HR: 3 SF: 0 SAC: 0 DP: 1 HBP: 0				WP: 0 PB: 0 SB: 0 CS: 0 PA: 36		

PITCHER		IP	WLS	BF	H	R	ER	SO	BB	IBB	HBP	BLK	WP	HR	S	P	ERA	WHIP
35 Aaron Brooks, R ERA: 4.09	(1, 1)	5.0	L	24	9	5	5	2	1	0	0	0	0	2	61	91	9.00	2.000
36 Yusmeiro Petit, R ERA: 2.7	(6, 1)	1.0		4	1	1	1	0	0	0	0	0	0	1	13	21	9.00	1.000
16 Liam Hendriks, R ERA: 1.42	(7, 1)	1.0		3	0	0	0	0	0	0	0	0	0	0	5	10	0.00	0.000
52 Ryan Buchter, L ERA: 2.7	(8, 1)	1.0		5	1	0	0	2	1	0	0	0	0	0	14	22	0.00	2.000

PITCHER	IP	WLS	BF	H	R	ER	SO	BB	IBB	HBP	BLK	WP	HR	S	P	ERA	WHIP

AB	34
R	6
H	11
RBI	6
BB	2
SO	4
LOB	12

Oakland Athletics @ Houston Astros

Minute Maid Park, Houston, TX

Sun Apr 07 2019, 1:11 PM - 4:49 PM CDT

Att. 34,902 - Roof Closed - 73 F

TOP

livebaseballscorecards.com

Batter	1	2	3	4	5	6	7	8	9	AB	R	H	RBI	BB	SO	LOB
8 Robbie Grossman, S (1, 7) OBP: 0.294, SLG: 0.406	C FF 91 C ST 80 B FF 92 B FF 92 X CH 80 2-2 25 BB 26 1B 18 2B 1B	X ST 82 0-0 1-H HR		X FF 91 0-0 1-H 2B		C FF 97 B FF 97 S SL 86 B FF 98 F CH 89 F FF 97 C CH 89 2-3 ③ K		X FF 97 0-0 ③ L4		5	2	3	3	0	1	2
26 Matt Chapman, R (1, 5) OBP: 0.358, SLG: 0.500	B KC 77 C ST 80 B SI 92 S ST 81 F SI 91 F FF 92 D KC 78 X SI 91 3-2 12 L4-6 25 BB 1-2 1B	C SI 91 F CH 82 F SI 92 X KC 79 0-2 E6		B FF 92 S SI 90 X SI 92 1-1 ③ G4-3			B SL 81 X FF 93 1-0 ① F9		B FF 94 C FF 95 X FC 90 1-1 ① L6	5	0	1	0	0	0	1
25 Stephen Piscotty, R (1, 9) OBP: 0.368, SLG: 0.449	B ST 80 C SI 91 F SI 91 B ST 82 B ST 83 B SI 91 4-2 18 2B 1-2 2-3 BB	C ST 81 B ST 80 B SI 91 D ST 82 C SI 91 C SI 90 3-3 ③ K			X ST 80 0-0 ① F7		B SL 81 B FF 95 C FF 94 C CH 87 X SL 83 2-2 ② L7		B SL 87 F FF 94 B CH 80 B FF 95 S FF 95 S FF 95 3-3 ② K	4	1	0	0	1	2	1
12 Kendrys Morales, S (1, 10) OBP: 0.333, SLG: 0.200	D ST 81 C FF 92 D KC 79 F SI 91 X ST 83 2-2 ① ② L4-6 2-2		B SI 88 C KC 75 B CH 78 F FF 90 X KC 77 2-2 ① G5-3		B SI 90 B SI 90 F ST 79 S ST 79 B KC 78 T FF 91 3-2 ② K		C FF 95 X CH 88 0-1 ③ G4-3		F FF 94 F FC 91 X SL 85 0-2 ③ F7	5	0	0	0	0	1	3
18 Chad Pinder, R (1, 3) OBP: 0.278, SLG: 0.529	F SI 91 X ST 81 0-1 1-H 3-H 2B		F FF 91 X FF 89 0-1 ② G6-3		B SI 90 B ST 81 X FF 91 2-0 ③ F9			B FF 97 S FF 97 X SL 86 1-1 HR		4	1	2	3	0	0	0
10 Marcus Semien, R (1, 6) OBP: 0.389, SLG: 0.426	C SI 90 B CH 83 D KC 78 F SI 91 X SI 92 2-2 ③ G5-3		C SI 91 S CH 81 X ST 81 0-2 ③ P6			X SL 83 0-0 ① L9		X FF 98 0-0 ① 2B		4	0	1	0	0	0	1
23 Jurickson Profar, S (1, 4) OBP: 0.143, SLG: 0.170		B FF 90 B SI 89 C FF 88 C ST 80 X ST 81 2-2 ① G4-3		X KC 75 0-0 ① G3-1		B FF 94 B CH 87 C FF 95 C FF 94 X CH 86 2-2 ② G4-3		H SL 86 1-0 22 E 22 S 22 FC2-5-1 HBP		3	0	0	0	0	0	0
22 Ramón Laureano, R (1, 8) OBP: 0.277, SLG: 0.413		C SI 90 F SI 89 S ST 81 0-3 ② K		C SI 89 B ST 80 C SI 90 B FF 91 B SI 90 F ST 80 X SI 90 3-2 8 2B 1B		C FF 96 X SL 86 0-1 19 HR 1B		S SL 87 B SL 88 B FF 97 D SI 98 X SI 96 3-1 ② FC2-5-1 1-H		4	2	2	0	0	1	1
19 Josh Phegley, R (1, 2) OBP: 0.333, SLG: 0.500		C SI 90 B SI 91 B ST 81 X SI 89 2-1 8 HR 1B		S ST 82 B ST 82 C SI 89 X FF 92 1-2 ② L8		B FF 95 F FF 96 B SL 85 X FF 96 2-1 1-H HR		B SL 86 D SL 87 B FF 97 C FF 97 C SL 87 F B SL 87 4-2 BB		3	2	2	2	1	0	1

AB	37
R	8
H	11
RBI	8
BB	2
SO	5
LOB	10

Inning Stats	1	2	3	4	5	6	7	8	9	1B: 5	SF: 0	WP: 0	PA: 40
	R: 2 E: 0 K: 0 S: 18 H: 3 LOB: 1 BB: 1 P: 31	R: 2 E: 1 K: 2 S: 16 H: 2 LOB: 1 BB: 0 P: 23	R: 0 E: 0 K: 0 S: 8 H: 0 LOB: 0 BB: 0 P: 10	R: 1 E: 0 K: 0 S: 11 H: 2 LOB: 1 BB: 0 P: 16	R: 0 E: 0 K: 1 S: 5 H: 0 LOB: 0 BB: 0 P: 10	R: 2 E: 0 K: 1 S: 13 H: 2 LOB: 0 BB: 0 P: 19	R: 0 E: 0 K: 0 S: 6 H: 0 LOB: 0 BB: 0 P: 9	R: 1 E: 0 K: 0 S: 9 H: 2 LOB: 2 BB: 1 P: 18	R: 0 E: 0 K: 1 S: 8 H: 0 LOB: 0 BB: 0 P: 12	2B: 4 3B: 0 HR: 3	SAC: 0 DP: 1 HBP: 1	PB: 0 SB: 1 CS: 0	

PITCHER	IP	WLS	BF	H	R	ER	SO	BB	IBB	HBP	BLK	WP	HR	S	P	ERA	WHIP
41 Brad Peacock, R (1, 1) ERA: 4.63	5.0		23	7	5	5	3	1	0	0	0	0	1	58	90	9.00	1.600
39 Josh James, R (6, 1) ERA: 3.38	2.0	B	8	2	2	2	1	0	0	0	0	0	1	19	28	9.00	1.000
30 Héctor Rondón, R (8, 1) ERA: 2.25	1.0		6	2	1	1	0	1	0	1	0	0	1	9	18	9.00	3.000
54 Roberto Osuna, R (9, 1) ERA: 2.25	1.0	W	3	0	0	0	1	0	0	0	0	0	0	8	12	0.00	0.000

PITCHER	IP	WLS	BF	H	R	ER	SO	BB	IBB	HBP	BLK	WP	HR	S	P	ERA	WHIP

Batter	1	2	3	4	5	6	7	8	9	AB	R	H	RBI	BB	SO	LOB
4 George Springer, R (1, 8) OBP: 0.356, SLG: 0.550	K G5-3		F FF 95 S FF 96 F FF 96 B CU 80 C CU 78 1-3 ② K			B FF 91 S SL 84 B FF 92 S SL 85 F FF 92 F FF 93 F CU 69 F CH 87 B CU 74 3-2 ① P3 X SL 82		B SI 98 C FC 92 F FF 98 B CU 82 X SI 99 2-2 27 1B 2 SF8 2B	F SI 98 S FF 98 B FF 99 S SL 92 1-3 ② K	6	1	1	0	0	3	5
27 Jose Altuve, R (1, 4) OBP: 0.349, SLG: 0.410	B FF 91 B FF 90 F FF 90 B FF 91 B FF 89 4-1 2 1B 23 1B BB	F CH 86 C SI 88 X FF 90 0-2 22 BB 23 1B 16 BB 1B	B CH 88 C CH 86 F FF 95 B FF 96 B CU 80 C FF 94 3-3 ③ K			B FF 93 F FF 94 X FF 92 1-1 2 1B 1B		C SI 98 C SI 97 X FF 99 0-2 2 SF8 2-3 1B	B SI 99 B FF 98 B SI 97 B SI 97 4-0 1-2 2-3 3-H BB	4	2	3	1	2	1	0
2 Alex Bregman, R (1, 5) OBP: 0.415, SLG: 0.486	1 SAFE X SI 89 0-0 23 1B 1 1B 1-2 1B	B FF 89 F FF 86 B SI 90 1 SAFE F SL 86 F CH 82 B CU 72 1 SAFE F 3-2 ① P5 F SI 88 X CH 82		F CH 85 X FF 94 0-1 23 G4-3 2B		S FF 92 1 SAFE B FF 93 X SL 85 1-1 23 G4-6-3 1-3 1B		F SI 98 X FC 94 0-1 ② SF8 1-2 3-H		4	1	3	1	0	0	1
23 Michael Brantley, L (1, 7) OBP: 0.308, SLG: 0.444	D CU 72 C FF 90 X CH 85 1-1 22 F9 1 1B 16 HR 1-3 2-H 1B	X CH 83 0-0 16 BB 22 BB 1-2 1B		C CU 79 X FF 94 0-1 ① G4-3 2-3		F CH 86 X CH 87 0-1 ② G4-6-3 ③ 1-2f		0-0 IBB		4	1	2	1	1	0	3
1 Carlos Correa, R (1, 6) OBP: 0.310, SLG: 0.481	B SI 90 F SL 86 1 SAFE X SI 89 1-1 16 HR 1-2 3-H 1B	B SI 90 C CU 72 S CU 74 F SI 89 S CU 73 1-3 ② K		B FF 95 C CH 87 C FF 96 D CU 81 S FF 96 2-3 ② K			F FF 98 C CU 80 B FC 95 F FC 94 C CU 81 1-3 ① K	X SI 97 0-0 ③ G5-3		5	1	1	1	0	3	5
22 Josh Reddick, L (1, 9) OBP: 0.367, SLG: 0.296	C CU 72 F SI 90 B CU 74 X FF 91 1-2 ② F9 2-3	B CU 73 F CH 85 B FF 90 B CU 71 B SI 89 4-1 16 BB 1-2 2-3 BB		X FF 95 0-0 ③ G3			S FC 94 X CH 89 0-1 ② G3		B FC 94 B FF 98 B C FF 98 F FC 93 B FF 99 4-2 28 FC1-5 16 1B BB	3	0	0	0	2	0	3
16 Aledmys Díaz, R (1, 3) OBP: 0.214, SLG: 0.385	C SL 87 S FF 91 X FF 92 0-2 1-H 3-H HR	B CU 71 B SI 88 F SI 89 B CH 83 B CH 85 4-1 1-2 2-3 3-H BB		B FF 92 S CH 86 X FF 93 1-1 ① G5-3			X FC 94 0-0 ③ P3		X SI 98 0-0 18 BB 28 FC1-5 27 BB 1-2 1B	4	2	2	4	1	0	0
12 Max Stassi, R (1, 2) 13 Tyler White, R (8, PH) OBP: 0.333, SLG: 0.313 28 Robinson Chirinos, R (9, 2) OBP: 0.320, SLG: 0.429	B SL 83 F FF 90 B CU 70 B SL 85 B SI 88 4-1 18 1B BB	B CU 78 B FF 94 F FF 94 F CH 85 F CU 79 C FF 95 2-3 ③ K		X CU 79 0-0 ② G6-3				C FF 98 S FC 93 B F CU 80 X FC 93 1-2 ① G6-3	X SI 97 0-0 ① FC1-5 27 BB 18 BB 1-2 2-3f	2 1 1	0 0 0	0 0 0	0 0 0	1 0 0	1 0 0	3 0 2
18 Tony Kemp, L (1, 10) OBP: 0.318, SLG: 0.368	X 0-0 1-2 1B		B FF 94 X CH 86 1-0 ① G3	B CU 80 B FF 94 F CH 86 F CH 86 B CU 80 F FF 93 F CH 87 X CH 86 3-2 ③ F7				F FC 91 B CH 89 F FC 92 B CU 80 F FF 98 X FC 92 2-2 HR	B FC 95 B FF 99 C SI 99 B FC 95 C FF 98 B FF 99 4-2 27 BB 1-2 2-3 BB	4	1	2	1	1	0	0
Inning Stats	R: 5 H: 5 E: 0 LOB: 2 K: 1 BB: 2 S: 19 P: 31	R: 1 H: 2 E: 0 LOB: 3 K: 2 BB: 2 S: 20 P: 34	R: 0 H: 0 E: 0 LOB: 0 K: 2 BB: 0 S: 8 P: 13	R: 0 H: 1 E: 0 LOB: 1 K: 1 BB: 0 S: 8 P: 10	R: 0 H: 0 E: 0 LOB: 0 K: 0 BB: 0 S: 8 P: 12	R: 0 H: 2 E: 0 LOB: 1 K: 0 BB: 0 S: 13 P: 18	R: 0 H: 0 E: 0 LOB: 0 K: 1 BB: 0 S: 7 P: 8	R: 2 H: 3 E: 0 LOB: 2 K: 0 BB: 1 S: 17 P: 22	R: 1 H: 1 E: 0 LOB: 3 K: 1 BB: 3 S: 9 P: 22	1B: 10 2B: 2 3B: 0 HR: 2	SF: 1 SAC: 0 DP: 1 HBP: 0			WP: 0 PB: 0 SB: 0 CS: 0	PA: 47		

PITCHER		IP	WLS	BF	H	R	ER	SO	BB	IBB	HBP	BLK	WP	HR	S	P	ERA	WHIP
50 Mike Fiers, R ERA: 5.94	(1, 1)	1.2		16	7	6	6	2	4	0	0	0	0	1	35	59	32.40	6.600
57 J.B. Wendelken, R ERA: 1.74	(2, 1)	3.1		11	1	0	0	4	0	0	0	0	0	0	28	41	0.00	0.300
48 Joakim Soria, R ERA: 7.5	(6, 1)	1.0	H	4	2	0	0	0	0	0	0	0	0	0	13	18	0.00	2.000
62 Lou Trivino, R ERA: 2.25	(7, 1)	1.1	H	6	2	2	2	1	0	0	0	0	0	1	18	24	13.50	1.500
39 Blake Treinen, R ERA: 1.13	(8, 1)	1.1	L	10	2	1	1	1	3	1	0	0	0	0	15	28	6.75	3.750

PITCHER	IP	WLS	BF	H	R	ER	SO	BB	IBB	HBP	BLK	WP	HR	S	P	ERA	WHIP

BOTTOM

Oakland Athletics @ Houston Astros

Minute Maid Park, Houston, TX

Sun Apr 07 2019, 1:11 PM - 4:49 PM CDT

Att. 34,902 - Roof Closed - 73 F

livebaseballscorecards.com

AB	38
R	9
H	14
RBI	9
BB	8
SO	8
LOB	22

Batter	1	2	3	4	5	6	7	8	9	AB	R	H	RBI	BB	SO	LOB
11 Brett Gardner, L (1, 8) OBP: 0.318, SLG: 0.342	C FF 94 B CU 78 X FF 94 1-1 ① F9		B CH 86 B CH 86 C FF 93 C SL 88 F SL 87 D CU 79 F FF 95 X FF 94 3-2 45 1B 99 S 1-3 1B		C FF 93 F FF 94 B SL 88 B CU 81 X SL 88 2-2 ① G3-1		B FC 90 C CU 79 B CU 82 B FC 90 X FC 90 3-1 ① G3		C FF 96 B SL 88 B FF 96 X FF 95 2-1 ② P6	5	0	1	0	0	0	0
99 Aaron Judge, R (1, 9) OBP: 0.426, SLG: 0.553	S FF 94 X FF 94 0-1 1B		B FF 96 B SL 90 F SL 89 F SL 88 B SL 91 D CU 82 4-2 45 1B 1-2 BB		C CU 79 S SL 88 B SL 89 X FF 96 1-2 HR		C FC 91 B CU 82 F FC 91 B CU 82 B FC 91 B CU 80 4-2 24 1B BB		X FF 97 0-0 ③ L9	3	1	2	1	2	0	0
45 Luke Voit, R (1, 10) OBP: 0.348, SLG: 0.351	B SL 88 S SL 88 F SL 89 F SL 90 F FF 96 F FF 96 1 SAFE D CH 88 S FF 96 2-3 ② K		F SL 89 X FF 95 0-1 25 FC6-4 1-2 2-3 3-H 1B		F FF 95 F CH 88 B FF 97 B FF 97 X SL 90 2-2 ② F8		C FC 90 C FC 90 F FC 91 S CU 81 0-3 ② K			4	0	1	1	0	2	2
24 Gary Sánchez, R (1, 2) OBP: 0.325, SLG: 0.750	X SL 89 0-0 ③ G6-3		X SL 89 0-0 ② F4		C CU 80 B CU 80 S SL 89 X SL 88 1-2 ③ G6-3		D CU 81 C CU 80 C FC 90 X CU 80 1-2 25 FC5-4 1-2 1B			4	0	1	0	0	0	4
25 Gleyber Torres, R (1, 6) OBP: 0.395, SLG: 0.641		S FF 93 F FF 93 X CH 87 0-2 ① F9	X SL 88 0-0 ③ FC6-4 1-2f			B FF 95 F FF 94 X SL 87 1-1 ① F9	B FC 91 D CU 80 X FC 90 2-0 ③ FC5-4 1-2f			4	0	0	0	0	0	5
33 Greg Bird, L (1, 3) OBP: 0.300, SLG: 0.308		C FF 93 C FF 94 S CU 80 0-3 ② K		T FF 94 B CU 78 B FF 94 C FF 95 B FF 96 F FF 96 F FF 96 C FF 94 3-3 ① K		C FF 94 F FF 94 S CH 88 0-3 ② K		F FF 96 F FF 95 F CU 86 S SL 92 0-3 ① K		4	0	0	0	0	4	0
26 DJ LeMahieu, R (1, 4) OBP: 0.472, SLG: 0.531		B FF 93 F FF 94 F FF 93 X SL 88 1-2 ③ G1-3		B FF 94 B SL 87 X FF 94 2-0 ② F8		B SL 87 X SL 87 1-0 77 1B 2B		X CU 83 0-0 ② G1-3		4	1	1	0	0	0	0
77 Clint Frazier, R (1, 7) OBP: 0.435, SLG: 0.857			B FF 94 F FF 95 B FF 95 F CH 86 B FF 96 F FF 96 F FF 97 S CU 80 3-3 ① K	B CU 79 B FF 95 C FF 95 X FF 96 2-1 1B		B FF 96 C FF 96 B FF 96 B CH 88 X FF 95 3-1 2-H 1B		B SL 90 B CU 84 B FF 97 C FF 96 F CU 82 X CU 83 3-2 ③ L8		4	0	2	1	0	1	0
29 Gio Urshela, R (1, 5) OBP: 0.455, SLG: 0.375			B FF 94 B FF 95 B SL 88 C FF 94 B FF 94 4-1 11 1B 45 1B BB	1 SAFE 1 SAFE 1 SAFE C FF 93 B FF 93 F FF 93 1 SAFE X CU 78 1-2 ③ L5		F SL 86 1 SAFE B CU 79 D CU 78 B FF 95 F FF 95 S FF 96 3-3 ③ K			X FC 91 0-0 ① L9	3	1	0	0	1	1	2
Inning Stats	R: 0 E: 0 K: 1 S: 11 H: 1 LOB: 1 BB: 0 P: 14	R: 0 E: 0 K: 1 S: 9 H: 0 LOB: 0 BB: 0 P: 10	R: 1 E: 0 K: 1 S: 17 H: 2 LOB: 3 BB: 2 P: 31	R: 0 E: 0 K: 1 S: 11 H: 1 LOB: 1 BB: 0 P: 19	R: 1 E: 0 K: 0 S: 12 H: 1 LOB: 0 BB: 0 P: 18	R: 1 E: 0 K: 2 S: 11 H: 2 LOB: 1 BB: 0 P: 19	R: 0 E: 0 K: 1 S: 12 H: 1 LOB: 2 BB: 1 P: 22	R: 0 E: 0 K: 1 S: 8 H: 0 LOB: 0 BB: 0 P: 11	R: 0 E: 0 K: 0 S: 4 H: 0 LOB: 0 BB: 0 P: 6	1B: 6 2B: 1 3B: 0 HR: 1	SF: 0 SAC: 0 DP: 0 HBP: 0	WP: 0 PB: 0 SB: 1 CS: 0	PA: 38			

PITCHER		IP	WLS	BF	H	R	ER	SO	BB	IBB	HBP	BLK	WP	HR	S	P	ERA	WHIP
35 Justin Verlander, R ERA: 4.24	(1, 1)	6.0		27	7	3	3	6	2	0	0	0	0	1	71	111	4.50	1.500
36 Will Harris, R ERA:	(7, 1)	1.0		5	1	0	0	1	1	0	0	0	0	0	12	22	0.00	2.000
55 Ryan Pressly, R ERA:	(8, 1)	1.0	W	3	0	0	0	1	0	0	0	0	0	0	8	11	0.00	0.000
54 Roberto Osuna, R ERA: 1.8	(9, 1)	1.0	S	3	0	0	0	0	0	0	0	0	0	0	4	6	0.00	0.000

PITCHER	IP	WLS	BF	H	R	ER	SO	BB	IBB	HBP	BLK	WP	HR	S	P	ERA	WHIP

TOP

New York Yankees @ Houston Astros

Minute Maid Park, Houston, TX

Mon Apr 08 2019, 6:12 PM - 9:10 PM CDT

Att. 27,631 - Partly Cloudy - 81 F

livebaseballscorecards.com

AB	35
R	3
H	8
RBI	3
BB	3
SO	8
LOB	13

BOTTOM

Batter	1	2	3	4	5	6	7	8	9	AB	R	H	RBI	BB	SO	LOB
4 George Springer, R (1, 8) (8, 9) OBP: 0.347, SLG: 0.512	B SL 82 F FF 92 B SI 90 F FS 88 F FF 92 B SL 83 X SI 90 3-2 ① **G6-3**		F SI 91 B FF 92 X FS 87 1-1 ③ **G5-3**			B SL 84 B SL 84 B SL 84 C SL 85 C SI 90 B FF 95 4-2 27 FC6-4 **BB**	B FC 89 S ST 83 F FC 88 S SI 94 1-3 ③ **K**			3	0	0	0	1	1	1
27 Jose Altuve, R (1, 4) OBP: 0.340, SLG: 0.465	B SL 82 C FF 92 F FS 88 X SL 85 1-2 ② **L9**			S SL 81 B FF 91 B FF 93 X FS 87 2-1 **HR**		S SL 87 B SI 90 C SL 86 X SL 86 1-2 ① **FC6-4** **1-2f** **2-3**		B FC 90 S FC 88 C SI 93 B SI 94 C ST 84 2-3 ① **K**		4	1	1	1	0	1	2
2 Alex Bregman, R (1, 5) OBP: 0.444, SLG: 0.486	B FF 91 X SL 83 1-0 **1B**			B FF 92 B SL 84 B SL 84 B FF 92 4-0 23 G5-6-3 **BB**		F SL 85 B FF 92 X SL 86 1-1 ② **F9**		B FC 89 C ST 83 B FC 90 B FC 89 C ST 83 B SI 94 4-2 23 1B 1 1B **BB**		2	1	1	0	2	0	2
23 Michael Brantley, L (1, 7) OBP: 0.302, SLG: 0.425	C SL 83 D FS 86 1 SAFE X FS 85 1-1 ③ **G4-3**			1 SAFE B SL 82 C FS 84 1 SAFE B SL 84 X FS 87 2-1 ① ② **G5-6-3** **1-2f**		X SL 84 0-0 ③ **G4-3**		C SI 93 X FC 89 0-1 1 1B **1-3** **1B**		4	0	1	0	0	0	4
1 Carlos Correa, R (1, 6) OBP: 0.333, SLG: 0.484		C FF 92 B SL 84 X SI 90 1-1 ① **G5-3**		F SL 84 B SL 84 C FF 93 C SL 85 1-3 ③ **K**			C SI 92 F SI 94 X SI 94 0-2 10 FC5-4 **1B**	C SI 95 X SI 92 0-1 **1-2** **3-H** **1B**		4	0	2	1	0	1	0
10 Yuli Gurriel, R (1, 3) OBP: 0.325, SLG: 0.405		C SL 83 B FF 91 F FS 88 S SI 90 1-3 ② **K**			X FF 93 0-0 ① **L9**		F SI 95 D SI 95 X SI 94 1-1 ① **FC5-4** 16 G1-3 28 2B **1-2f**	F ST 81 F ST 84 D ST 81 B SI 94 S SI 93 2-3 ② **K**		4	1	0	0	0	2	3
22 Josh Reddick, L (1, 9) OBP: 0.344, SLG: 0.276 16 Aledmys Díaz, R (7, PH) OBP: 0.200, SLG: 0.357 6 Jake Marisnick, R (8, 8) OBP: 0.353, SLG: 0.467		F CU 78 F FS 85 X SL 85 0-2 ③ **F8**			C SL 82 X FS 85 0-1 ② **G3**		B SI 93 S SI 94 X SI 94 1-1 ② **G1-3** **1-2**	F FC 87 D ST 83 B FC 88 F ST 82 B SI 95 S ST 82 3-3 ③ **K**		2 1 1	0 0 0	0 0 0	0 0 0	0 0 1	0 0 2	0 1 2
13 Tyler White, R (1, 10) OBP: 0.333, SLG: 0.278			C SL 82 S SL 82 S FS 88 0-3 ① **K**		C CU 76 B FF 91 F SL 83 B SI 89 X SL 84 2-2 ③ **L8**		B SI 94 B SI 94 B SI 94 B SI 94 4-0 28 2B **BB**			2	1	0	0	1	1	0
28 Robinson Chirinos, R (1, 2) OBP: 0.357, SLG: 0.542			C CU 76 F FF 91 B FF 91 X FS 88 1-2 ② **G5-3**			C CU 77 S SL 84 B FF 92 X SI 89 1-2 27 FC6-4 **2B**	C SI 95 B SI 95 X SI 95 1-1 **1-H** **2-H** **2B**			3	0	2	2	0	0	0
Inning Stats	R: 0 H: 1 E: 0 LOB: 1 K: 0 BB: 0 S: 10 P: 16	R: 0 H: 0 E: 0 LOB: 0 K: 1 BB: 0 S: 8 P: 10	R: 0 H: 0 E: 0 LOB: 0 K: 1 BB: 0 S: 8 P: 10	R: 1 H: 1 E: 0 LOB: 0 K: 1 BB: 1 S: 7 P: 16	R: 0 H: 0 E: 0 LOB: 0 K: 0 BB: 0 S: 6 P: 8	R: 0 H: 1 E: 0 LOB: 2 K: 0 BB: 1 S: 11 P: 18	R: 2 H: 2 E: 0 LOB: 1 K: 1 BB: 1 S: 12 P: 20	R: 1 H: 2 E: 0 LOB: 2 K: 3 BB: 1 S: 15 P: 26		1B: 4 SF: 0 2B: 2 SAC: 0 3B: 0 DP: 1 HR: 1 HBP: 0				WP: 0 PA: 34 PB: 0 SB: 0 CS: 0		

PITCHER	IP	WLS	BF	H	R	ER	SO	BB	IBB	HBP	BLK	WP	HR	S	P	ERA	WHIP
19 Masahiro Tanaka, R (1, 1) ERA: 1.47	6.0		22	3	1	1	3	2	0	0	0	0	1	50	78	1.50	0.833
53 Zack Britton, L (7, 1) ERA: 3.86	0.2	B	5	2	2	2	0	1	0	0	0	0	0	9	16	27.00	4.500
0 Adam Ottavino, R (7, 1) ERA: 1.29	1.1	L	7	2	1	1	4	1	0	0	0	0	0	18	30	6.75	2.250

PITCHER	IP	WLS	BF	H	R	ER	SO	BB	IBB	HBP	BLK	WP	HR	S	P	ERA	WHIP

New York Yankees @ Houston Astros

Minute Maid Park, Houston, TX

Mon Apr 08 2019, 6:12 PM - 9:10 PM CDT

Att. 27,631 - Partly Cloudy - 81 F

livebaseballscorecards.com

AB	30
R	4
H	7
RBI	4
BB	4
SO	7
LOB	15

Batter	1	2	3	4	5	6	7	8	9	AB	R	H	RBI	BB	SO	LOB
11 Brett Gardner, L (1, 8) OBP: 0.313, SLG: 0.317	C FF 95 C FF 96 F FF 97 X KC 83 0-2 G6-3		X FF 96 0-0 B2-6-3 1-2f 2-3			B FF 97 B FF 96 B FF 96 B FF 97 4-0 45 FC6-4 99 BB 24 2B BB		C SL 85 S SI 98 C FF 98 0-3 K		3	1	0	0	1	1	2
99 Aaron Judge, R (1, 9) OBP: 0.431, SLG: 0.537	X FF 95 0-0 G6-3		B KC 83 F SL 88 F FF 98 B FF 99 D KC 85 X FF 100 3-2 F9			C SL 89 B FF 98 S SL 90 B SL 88 1 SAFE D SL 88 1 SAFE B SL 89 4-2 45 FC6-4 1-2 BB		B SL 88 B SL 88 F FF 98 X FF 98 2-1 1B		3	0	1	0	1	0	1
45 Luke Voit, R (1, 3) OBP: 0.340, SLG: 0.415	X FF 96 0-0 HR			B FF 96 X KC 82 1-0 G5-3		X SL 90 0-0 FC6-4 24 2B 1-2f 2-3		F SL 85 B SL 87 F CH 89 S FF 97 1-3 K		4	2	1	1	0	1	3
24 Gary Sánchez, R (1, 10) OBP: 0.341, SLG: 0.750	B FF 96 C KC 82 B FF 96 B SL 88 C FF 97 S SL 91 3-3 K			S SL 88 X FF 98 0-1 1B		B FF 98 F FF 97 B KC 82 X SL 91 2-1 1-H 3-H 2B		B FF 98 C FF 98 X FF 97 1-1 F9		4	0	2	2	0	1	1
25 Gleyber Torres, R (1, 6) OBP: 0.362, SLG: 0.581		C KC 82 S FF 96 S KC 83 0-3 K		F SL 88 B KC 80 S FF 99 X SL 89 1-2 F8		F FF 97 B SL 88 S FF 98 F KC 83 C FF 98 1-3 K			B FF 95 F FC 90 F SI 94 B SL 90 F CH 82 X FC 90 2-2 F9	4	0	0	0	0	2	2
26 DJ LeMahieu, R (1, 4) OBP: 0.425, SLG: 0.472		C FF 96 X SL 90 0-1 L8		B SL 88 X SL 88 1-0 F9		C FF 97 B FF 98 B FF 98 S SL 91 F SL 89 F FF 98 F KC 84 F CH 89 S FF 99 2-3 K			B SI 96 F FF 96 F B CH 82 B FF 97 X FC 91 3-2 P4	4	0	0	0	0	1	2
77 Clint Frazier, R (1, 7) OBP: 0.370, SLG: 0.720		B KC 82 B KC 82 F FF 97 F CH 88 S FF 99 2-3 K			B KC 85 B FF 98 X FF 97 2-0 L7		B FF 95 B FF 96 X KC 81 2-0 G6-3		B FF 96 B FF 96 C SI 94 S CH 84 B FF 96 T FF 96 3-2 K	4	0	0	0	0	2	0
29 Gio Urshela, R (1, 5) OBP: 0.429, SLG: 0.300			B FF 93 S FF 95 B FF 96 B KC 82 B FF 96 4-1 11 B2-6-3 28 1B BB		C FF 97 C SL 87 S 0-3 K		S FF 95 B SL 88 C KC 81 F FF 96 X KC 81 1-2 G5-3			2	0	0	0	1	1	0
28 Austin Romine, R (1, 2) OBP: 0.273, SLG: 0.545			C FF 97 X SL 89 0-1 11 B2-6-3 1-2 1B		B FF 96 F FF 97 B SI 98 F FF 97 X SL 88 2-2 G6-3		F KC 79 F SL 85 F FF 97 F FF 96 X KC 81 0-2 L7			3	0	1	0	0	0	0

Inning Stats	1	2	3	4	5	6	7	8	9
R:	1	0	0	0	0	2	0	0	0
E:	0	0	0	0	0	0	0	0	0
K:	1	2	0	0	1	2	0	2	1
S:	9	8	7	7	7	16	10	10	10
H:	1	0	1	1	0	1	0	1	0
LOB:	0	0	1	0	0	1	1	0	0
BB:	0	0	1	0	0	2	0	0	0
P:	12	10	14	10	11	29	13	14	18

PITCHER		IP	WLS	BF	H	R	ER	SO	BB	IBB	HBP	BLK	WP	HR	S	P	ERA	WHIP
45 Gerrit Cole, R ERA: 3.32	(1, 1)	7.0		27	4	3	3	6	3	0	0	0	0	1	64	99	3.86	1.000
30 Héctor Rondón, R ERA: 1.8	(8, 1)	1.0	W	4	1	0	0	2	0	0	0	0	0	0	10	14	0.00	1.000
54 Roberto Osuna, R ERA: 1.5	(9, 1)	1.0	S	3	0	0	0	1	0	0	0	0	0	0	10	18	0.00	0.000

PITCHER	IP	WLS	BF	H	R	ER	SO	BB	IBB	HBP	BLK	WP	HR	S	P	ERA	WHIP

New York Yankees @ Houston Astros

Minute Maid Park, Houston, TX

Tue Apr 09 2019, 7:12 PM - 10:26 PM CDT

Att. 31,009 - Roof Closed - 73 F

TOP

livebaseballscorecards.com

AB	31
R	3
H	5
RBI	3
BB	3
SO	9
LOB	11

1B: 3	SF: 0	WP: 0	PA: 34
2B: 1	SAC: 0	PB: 0	
3B: 0	DP: 1	SB: 0	
HR: 1	HBP: 0	CS: 0	

New York Yankees @ Houston Astros

Minute Maid Park, Houston, TX

Tue Apr 09 2019, 7:12 PM - 10:26 PM CDT

Att. 31,009 - Roof Closed - 73 F

livebaseballscorecards.com

BOTTOM

Batter	1	2	3	4	5	6	7	8	9	AB	R	H	RBI	BB	SO	LOB
4 George Springer, R (1, 8) (9, 9) OBP: 0.352, SLG: 0.511	C FF 97 B FF 96 C FF 97 B CU 84 C CU 83 2-3 K ①		S FF 95 B CH 89 B FF 95 S FF 96 F CU 82 B FF 96 X FF 96 3-2 G6-3 ①		B SL 84 B FF 94 B SI 93 F FF 93 B SL 85 4-1 27 1B BB		S SL 81 B SL 82 C FF 94 C CH 87 1-3 K ①	S FF 96 B FF 95 X FF 94 1-1 2 PB 2B 1-3 2-H 3-H		4	0	1	2	1	2	0
27 Jose Altuve, R (1, 4) OBP: 0.346, SLG: 0.532	B FF 97 C FF 97 B FF 97 S CH 90 B CH 92 S FF 98 3-3 K ②		B CU 83 B FF 95 B FF 96 F FF 96 X FF 96 3-1 HR		X FF 94 0-0 1B 1-2		X FF 94 0-0 G5-3 ② B SL 83 C FF 96 B CH 90 B SL 83 X CH 90 3-1 SF8 ② 3-H			4	1	2	2	0	1	0
2 Alex Bregman, R (1, 5) OBP: 0.440, SLG: 0.488 16 Aledmys Díaz, R (8, PR) OBP: 0.200, SLG: 0.357 (9, 3)	C FF 97 F CH 91 B FF 97 F CU 84 S CU 84 1-3 K ③		B FF 96 S CH 89 C FF 96 F CH 90 B FF 96 B FF 96 B CH 90 4-2 23 1B BB		B SL 84 B FF 93 C FF 94 B SI 94 X FF 94 3-1 F4 ①		B SL 83 B FF 94 B CH 88 F FF 94 F FF 93 X SL 81 3-2 23 2B 2B	C FF 97 S FF 97 S SL 83 0-3 K 2-3		4 0	1 0	1 0	0 0	1 0	2 0	3 0
23 Michael Brantley, L (1, 10) OBP: 0.333, SLG: 0.489		C FF 96 X FF 96 0-1 1 WP 10 SF9 2B	B FF 95 1 SAFE C B CH 88 1 SAFE 1 SAFE B FF 96 C FF 96 F FF 96 3-2 X FF 86 1-3 1B		F FF 94 S SL 84 S SL 84 0-3 K ②		B CH 87 X CH 86 1-0 2-H 2B	B FF 97 C FF 97 C FF 98 F CH 91 S FF 96 1-3 K ③ 1-2		5	1	3	1	0	2	4
1 Carlos Correa, R (1, 6) OBP: 0.324, SLG: 0.441		F FF 97 C FF 97 B CU 83 B CH 91 F CH 91 D CU 85 B FF 97 4-2 22 1B 22 S BB 2-3	S FF 95 S CH 90 S FF 95 0-3 K ②		C SL 85 S SI 95 X SL 85 0-2 P4 ③		S FF 95 B FF 95 S SL 87 F FF 95 X SL 87 1-2 G6-3 ③			3	0	0	0	1	1	5
10 Yuli Gurriel, R (1, 3) OBP: 0.318, SLG: 0.400 (9, 5)		B FF 97 1 SAFE 1 SAFE X FF 96 1-0 SF9 ① 3-H	D CU 84 B FF 95 C CU 82 X CH 89 2-1 L7 ③			C SL 84 B SL 85 X FF 94 1-1 L9 ①		F FF 95 B SL 88 F FF 95 B SL 87 B FF 94 X SL 87 3-2 18 BB 28 BB 4 2B 1B		3	1	1	1	0	0	2
22 Josh Reddick, L (1, 9) OBP: 0.361, SLG: 0.303 (9, 7)		B FF 96 F FF 96 B CH 91 F CH 90 X CU 83 2-2 1-3 1B	C FF 93 B SL 82 F FF 92 X SL 81 1-2 F9 ①			X FF 94 0-0 E8 1B		B FF 94 F FF 95 F FF 95 F FF 94 X FS 88 1-2 L8 ①		4	0	2	0	0	0	1
28 Robinson Chirinos, R (1, 2) OBP: 0.375, SLG: 0.519		F FF 96 1 SAFE S FF 96 F CU 84 1 SAFE B FF 96 S CU 82 1-3 K ②	B SI 92 X SI 93 1-0 18 G6-3 1B			B SI 93 C SI 94 S SL 85 D SL 85 C SL 84 2-3 K ②		B FF 94 B FF 94 B FF 94 B FF 94 4-0 18 BB 4 2B 1-2 BB		3	1	1	0	1	2	3
18 Tony Kemp, L (1, 7) OBP: 0.308, SLG: 0.318 6 Jake Marisnick, R (9, 8) OBP: 0.353, SLG: 0.467		X FF 96 0-0 F9 ③	B FF 93 F FF 94 X SL 83 1-1 G6-3 ② ③ 1-2f			B SL 80 S FF 91 X CH 86 1-1 F8 ③		B FF 94 C FF 94 B FS 88 B FF 95 B FF 95 4-1 4 2B 27 SF8 1-2 2-3 BB		3 0	1 0	0 0	0 0	1 0	0 0	4 0
Inning Stats	R: 0 E: 0 K: 3 S: 10 H: 0 LOB: 0 BB: 0 P: 16	R: 1 E: 0 K: 1 S: 14 H: 2 LOB: 2 BB: 1 P: 22	R: 1 E: 0 K: 1 S: 18 H: 2 LOB: 2 BB: 1 P: 33	R: 0 E: 0 K: 0 S: 6 H: 1 LOB: 0 BB: 0 P: 9	R: 0 E: 0 K: 1 S: 10 H: 1 LOB: 2 BB: 1 P: 17	R: 0 E: 1 K: 1 S: 8 H: 1 LOB: 1 BB: 0 P: 12	R: 1 E: 0 K: 1 S: 12 H: 2 LOB: 1 BB: 0 P: 18	R: 3 E: 0 K: 2 S: 19 H: 2 LOB: 2 BB: 2 P: 36		1B: 6 2B: 4 3B: 0 HR: 1 SF: 2 SAC: 0 DP: 1 HBP: 0				WP: 1 PB: 1 SB: 2 CS: 0 PA: 40		

	AB	33
	R	6
	H	11
	RBI	6
	BB	5
	SO	10
	LOB	22

PITCHER		IP	WLS	BF	H	R	ER	SO	BB	IBB	HBP	BLK	WP	HR	S	P	ERA	WHIP
38 Jonathan Loáisiga, R ERA: 3.86	(1, 1)	3.0		15	4	2	2	5	2	0	0	0	1	1	42	71	6.00	2.000
71 Stephen Tarpley, L ERA: 6.75	(4, 1)	1.0		3	1	0	0	0	0	0	0	0	0	0	6	9	0.00	1.000
85 Luis Cessa, R ERA: 1.29	(5, 1)	1.2		8	2	0	0	2	1	0	0	0	0	0	16	26	0.00	1.800
56 Jonathan Holder, R ERA: 5.4	(6, 1)	1.0	B	5	2	1	1	1	0	0	0	0	0	0	10	16	9.00	2.000
57 Chad Green, R ERA: 9.0	(7, 1)	0.2	L	6	2	3	3	0	2	0	0	0	0	0	14	28	40.50	6.000

PITCHER		IP	WLS	BF	H	R	ER	SO	BB	IBB	HBP	BLK	WP	HR	S	P	ERA	WHIP
48 Tommy Kahnle, R ERA:	(8, 1)	0.2		3	0	0	0	2	0	0	0	0	0	0	9	13	0.00	0.000

Batter	1	2	3	4	5	6	7	8	9	AB	R	H	RBI	BB	SO	LOB
11 Brett Gardner, L (1, 8) OBP: 0.302, SLG: 0.370	B FF 90 B FF 92 X FF 91 2-0 HR		B FF 90 C CH 83 B ST 79 F FC 87 X ST 79 2-2 ① G4-3		B ST 77 C ST 78 B FF 90 X ST 78 2-1 ② G4-3		C FF 93 D CH 84 F FF 95 B FF 95 X CH 84 2-2 ③ G6-3		C FF 95 C SL 91 X CU 84 0-2 ① G4-3	5	1	1	1	0	0	2
99 Aaron Judge, R (1, 9) OBP: 0.429, SLG: 0.511	F FF 91 B ST 78 B FF 91 S ST 79 C ST 79 2-3 ① K		S ST 79 C ST 79 S ST 80 0-3 ② K		C ST 78 S ST 78 B ST 78 T ST 77 1-2 ③ K			B FF 97 B CH 90 B FF 96 C FF 96 F FF 97 F FF 98 B SL 85 4-2 45 HR BB	C F CU 84 X CU 83 0-2 1B	4	1	1	0	1	3	0
45 Luke Voit, R (1, 10) OBP: 0.327, SLG: 0.457	C CU 76 C FF 93 B ST 79 S ST 79 1-3 ② K		S FF 91 S ST 80 X ST 79 0-2 ③ F8			F FF 88 B ST 76 S ST 77 B FF 88 B FF 89 X ST 77 3-2 ① G5-3		C FF 98 S FF 98 B FF 98 X SL 83 1-2 1-H HR	F FF 96 S SL 91 S SL 90 0-3 ② K	5	1	1	2	0	2	1
25 Gleyber Torres, R (1, 6) OBP: 0.365, SLG: 0.583	F FF 92 S ST 80 S ST 78 0-3 ③ K			C ST 77 C FF 89 B ST 78 F FF 89 B CU 72 B ST 79 X ST 78 3-2 33 1B 26 SF9 2B		B ST 77 B FF 89 X FC 86 2-0 L9		B FF 98 S CH 89 B CH 90 F FF 97 X FF 98 2-2 26 2B 33 BB 1B	B SL 91 B CU 84 F FF 97 F SL 90 F FF 97 S CU 84 2-3 ③ K	5	2	2	0	0	2	1
33 Greg Bird, L (1, 3) OBP: 0.353, SLG: 0.321		C FF 90 C ST 78 B ST 78 F CU 75 F ST 79 B FF 90 F CU 75 F FF 92 B ST 78 4-2 D ST 80 77 F9 26 1B BB		B ST 77 X FF 89 1-0 2-3 1B		F CU 73 B FF 89 F ST 77 B ST 77 X ST 77 2-2 ③ G4-3		1 SAFE F FF 96 S FF 97 B FF 98 B FF 98 F CH 88 F CH 89 B FF 98 B FF 96 4-2 26 2B 77 SF9 1-2 BB		2	1	1	0	2	0	0
26 DJ LeMahieu, R (1, 5) (8, 4) OBP: 0.455, SLG: 0.538		B CU 74 S FF 90 B ST 78 X FC 87 2-1 1-2 1B		C FF 92 F ST 78 X FF 91 0-2 ① SF9 3-H			C FF 94 B CH 85 X FF 94 1-1 14 1B 1B	B SL 86 F FF 96 S SL 87 D SL 88 B FF 97 F FF 97 F FF 97 X FF 97 3-2 77 SF9 1-3 2-H 2B		3	0	3	2	0	0	0
77 Clint Frazier, R (1, 7) OBP: 0.323, SLG: 0.643		X FF 91 0-0 ① F9 2-3		B ST 80 X FF 90 1-0 ② L4			C FF 93 S CH 82 S CH 84 0-3 ① K	X SL 86 0-0 ① SF9 2-3 3-H		3	0	0	1	0	1	4
28 Austin Romine, R (1, 2) OBP: 0.200, SLG: 0.400		C ST 80 F FF 90 S ST 80 0-3 ② K		B FF 91 F FF 90 F FF 90 S ST 79 1-3 ③ K			B FF 93 F CH 82 X SL 80 1-1 ② P3	S FF 96 X FF 97 0-1 ② L4		4	0	0	0	0	2	5
14 Tyler Wade, L (1, 4) OBP: 0.250, SLG: 0.200 24 Gary Sánchez, R (8, PH) OBP: 0.333, SLG: 0.732 29 Gio Urshela, R (8, 5) OBP: 0.429, SLG: 0.300		B ST 80 F FF 90 F FF 92 S ST 81 1-3 ③ K			B FF 89 B FC 86 L FF 89 C ST 78 S ST 79 2-3 ① K		B FF 93 B FF 93 C CH 81 F CH 82 X SL 82 2-2 1-3 1B	C CU 82 B FF 97 B SL 91 C CU 82 F FF 98 S CU 83 2-3 ③ K		3 1 0	0 0 0	1 0 0	0 0 0	0 0 0	2 1 0	2 1 0
Inning Stats	R: 1 E: 0 K: 3 S: 10 H: 1 LOB: 0 BB: 0 P: 15	R: 0 E: 0 K: 2 S: 15 H: 1 LOB: 2 BB: 1 P: 22	R: 0 E: 0 K: 1 S: 9 H: 0 LOB: 0 BB: 0 P: 11	R: 1 E: 0 K: 1 S: 12 H: 2 LOB: 1 BB: 0 P: 18	R: 0 E: 0 K: 2 S: 8 H: 0 LOB: 0 BB: 0 P: 13	R: 0 E: 0 K: 0 S: 7 H: 0 LOB: 0 BB: 0 P: 14	R: 0 E: 0 K: 1 S: 13 H: 2 LOB: 2 BB: 0 P: 19	R: 4 E: 0 K: 1 S: 25 H: 3 LOB: 1 BB: 2 P: 41	R: 0 E: 0 K: 2 S: 13 H: 1 LOB: 1 BB: 0 P: 15	1B: 6 2B: 2 3B: 0 HR: 2 SF: 2 SAC: 0 DP: 0 HBP: 0						

PITCHER		IP	WLS	BF	H	R	ER	SO	BB	IBB	HBP	BLK	WP	HR	S	P	ERA	WHIP
31 Collin McHugh, R ERA: 2.65	(1, 1)	6.0	W	23	4	2	2	9	1	0	0	0	0	1	61	93	3.00	0.833
47 Chris Devenski, R ERA: 2.25	(7, 1)	1.0		5	2	0	0	1	0	0	0	0	0	0	13	19	0.00	2.000
39 Josh James, R ERA: 7.88	(8, 1)	0.0		4	2	4	4	0	2	0	0	0	0	1	13	24	∞	∞
30 Héctor Rondón, R ERA: 1.59	(8, 1)	0.2	H	3	1	0	0	0	0	0	0	0	0	0	8	11	0.00	1.500
55 Ryan Pressly, R ERA:	(8, 1)	1.1	S	5	1	0	0	3	0	0	0	0	0	0	17	21	0.00	0.750

PITCHER	IP	WLS	BF	H	R	ER	SO	BB	IBB	HBP	BLK	WP	HR	S	P	ERA	WHIP

TOP

New York Yankees @ Houston Astros

Minute Maid Park, Houston, TX

Wed Apr 10 2019, 6:41 PM - 10:10 PM CDT

Att. 27,685 - Clear - 83 F

livebaseballscorecards.com

AB	35
R	6
H	10
RBI	6
BB	3
SO	13
LOB	16

WP: 0 PA: 40
PB: 0
SB: 0
CS: 0

Batter	1	2	3	4	5	6	7	8	9	AB	R	H	RBI	BB	SO	LOB
4 George Springer, R (1, 9) OBP: 0.339, SLG: 0.481	C FF 94 B FF 94 B FC 88 F FF 95 S FF 96 2-3 ① K	C FC 88 B FF 95 S KC 80 X FF 96 1-2 ②③ G6-4-3 1-2f		F FF 95 B FF 95 D FC 89 F FC 88 B FF 96 F FF 96 S FC 88 3-3 ③ K	C FF 96 B FF 95 B FF 96 F SL 87 S FF 96 2-3 ③ K			B SI 96 X SI 95 1-0 1 1B 27 S 2-H 1B		5	0	1	1	0	3	5
27 Jose Altuve, R (1, 4) OBP: 0.368, SLG: 0.647	B FF 95 B FC 87 X FF 95 2-0 HR		X FF 95 0-0 ① P3		X FF 94 0-0 HR	B SL 85 B FF 95 B SL 85 C FF 95 B SL 89 4-1 1 G4-3 BB		1 SAFE C SI 96 B SI 95 B SI 95 B SI 95 F SI 95 S SI 96 3-3 ① K 1-2		4	2	2	2	1	1	1
23 Michael Brantley, L (1, 7) OBP: 0.358, SLG: 0.490	X FF 94 0-0 ② F7		C FF 94 S FC 89 B KC 82 B FF 95 B FC 88 X FF 96 3-2 1 2B 1B		B FF 96 C KC 81 X FC 89 1-1 1 HR 1B	C FF 95 F FF 95 B SL 86 C FF 96 1-3 ① K		B SI 95 F SI 93 F SI 95 B SI 80 B SI 95 F SI 93 B SI 95 4-2 1 1B BB		4	2	2	0	1	1	1
1 Carlos Correa, R (1, 6) OBP: 0.381, SLG: 0.579	C FF 94 B FC 88 B FF 95 B FF 94 F FF 95 F FF 95 F FF 96 F FF 96 B FF 97 4-2 10 3B BB		B KC 79 F FF 95 B FC 87 X FF 95 2-1 1-H 2B		C FF 96 1 SAFE C FF 95 D CH 89 B FF 96 X SL 82 2-2 1-H HR	C FF 95 X FF 95 0-1 ②③ G4-3 1-2f		X SI 95 0-0 10 G6-3 1-2 2-3 1B		4	2	3	3	1	0	1
10 Yuli Gurriel, R (1, 5) OBP: 0.327, SLG: 0.432	B FC 88 X FF 95 1-0 1-H 3B		C FF 94 B KC 81 B S KC 80 B KC 80 B KC 79 4-2 16 2-3 BB		F FF 96 B CH 90 B CH 90 X FF 97 2-1 ① G6-3		F SL 87 S SL 86 X FF 95 0-2 ① G3	X SI 95 0-0 ②③ G6-3 1-2f		4	0	1	1	1	0	3
13 Tyler White, R (1, 10) OBP: 0.320, SLG: 0.273	B FF 94 B FC 87 C FF 95 F FF 96 F FF 96 F FC 88 B FF 95 C FC 88 3-3 ③ K		B FF 95 B FF 95 F FF 95 F FF 94 F KC 80 F FC 87 F FF 95 D FC 88 S KC 80 3-3 ② K		X FF 96 0-0 16 FC5-4 1B		C FF 96 B SL 86 B FF 95 S SL 85 C FF 95 2-3 ② K			4	0	1	0	0	3	3
16 Aledmys Díaz, R (1, 3) OBP: 0.263, SLG: 0.389		X KC 78 0-0 6 BB 1B	C FF 94 S KC 80 0-2 ③ 2-3 1-2	B FC 86 B FF 93 S FF 94 X FF 94 2-1 ① P4	D CH 89 B FF 96 S FF 94 B FF 95 F FF 94 X CH 88 3-2 ② FC5-4 12 1B 6 1B 1-2f		B SL 86 B FF 96 B FF 95 C FF 95 X FF 96 3-1 1B			4	1	2	0	0	0	1
12 Max Stassi, R (1, 2) OBP: 0.133, SLG: 0.071		C FF 93 X KC 79 0-1 ① F8		F FF 94 C FF 95 F FF 96 F KC 79 C FC 87 0-3 ② K	B FF 94 F FF 94 X FF 95 1-1 6 1B 1-3 1B		C FF 93 D CU 78 X FF 94 1-1 ③ L5			4	0	1	0	0	1	2
6 Jake Marisnick, R (1, 8) OBP: 0.476, SLG: 0.611		B FF 94 F FF 93 B FF 94 F FF 95 B KC 80 F FF 95 F FF 96 F FF 95 B KC 80 4-2 4 G6-4-3 1-2 BB		F FF 95 C FC 87 X FF 96 0-2 2B	F FF 95 S CH 90 X CH 92 0-2 1-2 3-H 1B			B SI 93 F SI 93 F SI 95 B SI 94 B SL 81 X SI 94 3-2 E6 4 1B 1B		3	1	3	1	1	0	0
Inning Stats	R: 2 E: 0 K: 2 S: 16 H: 2 LOB: 1 BB: 1 P: 28	R: 0 E: 0 K: 0 S: 11 H: 1 LOB: 1 BB: 1 P: 16	R: 1 E: 0 K: 1 S: 16 H: 2 LOB: 2 BB: 1 P: 28	R: 0 E: 0 K: 2 S: 14 H: 1 LOB: 1 BB: 0 P: 19	R: 4 E: 0 K: 1 S: 20 H: 6 LOB: 2 BB: 0 P: 31	R: 0 E: 0 K: 1 S: 6 H: 0 LOB: 0 BB: 1 P: 11	R: 0 E: 0 K: 1 S: 10 H: 1 LOB: 1 BB: 0 P: 16	R: 1 E: 1 K: 1 S: 12 H: 3 LOB: 2 BB: 1 P: 23		1B: 10 2B: 2 3B: 1 HR: 3	SF: 0 SAC: 0 DP: 3 HBP: 0			WP: 0 PB: 0 SB: 1 CS: 0	PA: 41	

PITCHER		IP	WLS	BF	H	R	ER	SO	BB	IBB	HBP	BLK	WP	HR	S	P	ERA	WHIP
65 James Paxton, L ERA: 6.0	(1, 1)	4.0	L	22	8	5	5	5	3	0	0	0	0	2	60	95	11.25	2.750
48 Tommy Kahnle, R ERA: 4.5	(5, 1)	0.2		6	4	2	2	0	0	0	0	0	0	1	14	22	27.00	6.000
74 Joe Harvey, R ERA:	(5, 1)	2.0		7	1	0	0	3	1	0	0	0	0	0	17	29	0.00	1.000
71 Stephen Tarpley, L ERA: 6.0	(7, 1)	0.1		1	0	0	0	0	0	0	0	0	0	0	2	3	0.00	0.000
53 Zack Britton, L ERA: 4.76	(8, 1)	1.0		6	3	1	1	1	1	0	0	0	0	0	12	23	9.00	4.000

PITCHER	IP	WLS	BF	H	R	ER	SO	BB	IBB	HBP	BLK	WP	HR	S	P	ERA	WHIP

BOTTOM

New York Yankees @ Houston Astros

Minute Maid Park, Houston, TX

Wed Apr 10 2019, 6:41 PM - 10:10 PM CDT

Att. 27,685 - Clear - 83 F

livebaseballscorecards.com

AB	36
R	8
H	16
RBI	8
BB	5
SO	9
LOB	17

Batter	1	2	3	4	5	6	7	8	9	AB	R	H	RBI	BB	SO	LOB
4 George Springer, R (1, 10) OBP: 0.344, SLG: 0.526	B SI 87 C SI 87 C SI 87 S FC 86 1-3 ① K		D CH 80 F FC 84 X FF 86 1-1 2-H HR	X SI 85 0-0 ③ F9		B FC 88 S FC 88 F SL 81 X FF 92 1-2 27 HR 2-3 1B		S SL 85 B SL 87 B SL 86 S FF 94 B SL 84 F SL 85 S FF 94 3-3 ② K		5	2	2	2	0	2	2
27 Jose Altuve, R (1, 4) OBP: 0.371, SLG: 0.679	T SI 87 L CH 80 B CH 80 B FC 84 B FC 84 F FC 84 X SI 88 3-2 ② G6-3		C FC 83 F CH 80 X FC 84 0-2 ① F8		F SI 85 F FC 85 F CU 74 X FF 87 0-2 ① L4	X FC 87 0-0 1-H 2-H 3-H HR		X FF 94 0-0 1 BB 23 BB 10 HR 1B		5	2	2	4	0	0	0
23 Michael Brantley, L (1, 7) OBP: 0.345, SLG: 0.453	B FF 88 B CU 76 F FC 83 B SI 86 C SI 87 C FC 84 3-3 ③ K		B CU 75 S CU 74 C FF 86 S FC 82 1-3 ② K		C FF 85 B CU 74 X SI 85 1-1 ② G1-3	B FF 92 X FF 92 1-0 ② F8		1 SAFE B SI 93 B SI 94 B SL 84 C SI 93 1 SAFE B SL 84 4-1 1 BB 10 HR 1-2 BB		4	1	0	0	1	2	0
1 Carlos Correa, R (1, 6) OBP: 0.426, SLG: 0.585		C SI 86 F CH 78 X FC 84 0-2 13 1B 1B	B SI 86 C CH 79 B SI 86 B SI 86 B CH 79 4-1 BB		B FF 86 C SI 86 B FC 83 X SI 86 2-1 10 2B 1B	S FF 91 C FC 90 F SL 82 F SL 83 F FF 93 F SL 83 T FF 93 0-2 ③ K		D SL 86 F SL 86 D SL 86 B FF 94 B FF 93 4-1 1-2 2-3 10 HR BB		3	1	2	0	2	1	0
10 Yuli Gurriel, R (1, 5) OBP: 0.352, SLG: 0.531		B CH 78 B CH 78 C FC 85 X FF 86 2-1 ① P4	F CH 79 B CH 78 X FC 85 1-1 ③ P4		C CH 79 C FC 84 D CH 78 X FC 84 1-2 1-3 2B		X FF 95 0-0 13 CS 1B	D SL 85 X FF 92 1-0 1-H 2-H 3-H HR		5	1	3	4	0	0	2
13 Tyler White, R (1, 3) OBP: 0.333, SLG: 0.296		C SI 86 B CH 78 1 SAFE X CH 78 1-1 1-2 1B		C CU 73 B CH 79 B FC 83 B SI 85 S FC 83 F FC 82 S FC 84 3-3 ① K	B CH 78 B CH 74 F FC 89 X FC 89 2-1 ③ G6-3		B FF 95 C FF 95 X CU 83 1-1 ① 1-2 1B	B FF 93 X FF 93 1-0 ③ F9		5	0	2	0	0	1	2
28 Robinson Chirinos, R (1, 2) OBP: 0.351, SLG: 0.500		C SI 86 S CH 78 B FC 85 B CH 78 C FC 85 2-3 ② K		B CU 74 S SI 85 X CH 80 1-1 ② F8		X FF 93 0-0 4 1B 27 HR 2B	S FF 96 B FF 94 F SL 86 S SL 86 1-3 ② K		C SI 90 S SL 82 B SL 84 X SL 83 1-2 ① F8	5	1	1	0	0	2	3
22 Josh Reddick, L (1, 9) OBP: 0.366, SLG: 0.342		B CU 75 T FF 87 B FC 82 X SI 87 2-1 ③ P4		B FC 82 X FC 83 1-0 6 1B 2B		C FF 92 X SL 82 0-1 4 1B 27 HR 1B	X SI 94 0-0 ③ G4-3		S SL 83 B CH 84 F SL 83 F FF 92 X SL 85 1-2 ② F7	5	1	2	0	0	0	3
6 Jake Marisnick, R (1, 8) OBP: 0.462, SLG: 0.609			B SI 86 C SI 85 X CU 74 1-1 4 HR 2B	B CH 79 B FC 83 C SI 85 B FC 84 X FC 84 3-1 2-3 1B		D FC 88 S FC 86 S FF 92 F FF 91 C FF 93 1-3 ① K		C FF 93 C SL 84 X SL 85 0-2 ① G1-3	F SL 82 X SI 92 0-1 ③ G5-3	5	1	2	0	0	1	2
Inning Stats	R: 0 E: 0 K: 2 S: 10 H: 0 LOB: 0 BB: 0 P: 17	R: 0 E: 0 K: 1 S: 12 H: 2 LOB: 2 BB: 0 P: 19	R: 2 E: 0 K: 1 S: 13 H: 2 LOB: 1 BB: 1 P: 21	R: 0 E: 0 K: 1 S: 10 H: 2 LOB: 2 BB: 0 P: 18	R: 0 E: 0 K: 0 S: 13 H: 2 LOB: 2 BB: 0 P: 19	R: 4 E: 0 K: 2 S: 19 H: 4 LOB: 0 BB: 0 P: 22	R: 0 E: 0 K: 1 S: 7 H: 2 LOB: 1 BB: 0 P: 9	R: 4 E: 0 K: 1 S: 12 H: 2 LOB: 0 BB: 2 P: 25	R: 0 E: 0 K: 0 S: 9 H: 0 LOB: 0 BB: 0 P: 11	1B: 9 2B: 4 3B: 0 HR: 3	SF: 0 SAC: 0 DP: 0 HBP: 0					

PITCHER		IP	WLS	BF	H	R	ER	SO	BB	IBB	HBP	BLK	WP	HR	S	P	ERA	WHIP
49 Wade LeBlanc, L ERA: 4.5	(1, 1)	4.2		23	8	2	2	5	1	0	0	0	0	1	56	90	3.86	1.929
37 Shawn Armstrong, R ERA: 27.0	(5, 1)	1.1	L	8	4	4	4	2	0	0	0	0	0	1	21	26	27.00	3.000
56 R.J. Alaniz, R ERA: 18.0	(7, 1)	2.0		11	4	4	4	2	2	0	0	0	0	1	19	34	18.00	3.000
35 Cory Gearrin, R ERA: 7.11	(9, 1)	1.0		3	0	0	0	0	0	0	0	0	0	0	9	11	0.00	0.000

PITCHER	IP	WLS	BF	H	R	ER	SO	BB	IBB	HBP	BLK	WP	HR	S	P	ERA	WHIP

TOP

Houston Astros @ Seattle Mariners

T-Mobile Park, Seattle, WA

Fri Apr 12 2019, 7:11 PM - 10:32 PM PDT

Att. 30,972 - Cloudy - 56 F

livebaseballscorecards.com

AB	42
R	10
H	16
RBI	10
BB	3
SO	9
LOB	14

WP: 0	PA: 45								
PB: 0									
SB: 0									
CS: 1									

Houston Astros @ Seattle Mariners

T-Mobile Park, Seattle, WA

Fri Apr 12 2019, 7:11 PM - 10:32 PM PDT

Att. 30,972 - Cloudy - 56 F

BOTTOM

livebaseballscorecards.com

Batter	1	2	3	4	5	6	7	8	9	AB	R	H	RBI	BB	SO	LOB
0 Mallex Smith, L (1, 8) OBP: 0.339, SLG: 0.392	B FC 88 F FF 89 B FF 89 X FC 88 2-1 G6-3 ①	B CU 77 B CU 76 F FF 90 X FF 90 2-1 17 2B, 16 1B, 1B		X FC 88 0-0 G4-3 ③			C FF 92 C ST 81 D KC 79 S FF 93 1-3 16 E, 17 S, 16 G3-1 1-H		X FF 94 0-0 16 BB, 1B	5	2	2	0	0	1	0
17 Mitch Haniger, R (1, 9) OBP: 0.329, SLG: 0.544	B FF 89 C FC 87 B FF 91 B CU 78 F FC 88 X FF 90 3-2 32 BB, 16 1B, 1 1B, 1B	B FF 89 D CU 78 1 SAFE F FC 88 X FF 88 2-1 16 1B 1-3 2B			C SI 92 F ST 81 S CH 82 0-3 K ①		1 SAFE F SI 92 S FF 92 1 SAFE 1 SAFE C ST 80 0-3 ① 1-2		B FF 93 X FF 93 1-0 F8 ②	5	2	2	0	0	2	2
16 Domingo Santana, R (1, 7) OBP: 0.434, SLG: 0.582	F CH 81 C FC 87 D SL 84 1 SAFE B CH 81 D CH 82 F FF 89 F FC 87 1 SAFE 3-2 F CH 82 X FC 90, 1 1B, 32 BB 1-2 1B	X FC 89 0-0 2-H 3-H 1B			B ST 79 C SI 92 B SI 92 C FF 94 S FF 93 2-3 K ②		F SI 91 F ST 82 2 SAFE B ST 81 2 SAFE X ST 83 1-2 G3-1 ② 2-H		B CH 82 B FF 93 B CH 81 C FF 93 F FF 93 B CH 83 4-2 BB 1-2	4	0	2	3	1	1	0
10 Edwin Encarnación, R (1, 3) OBP: 0.429, SLG: 0.540	B CU 77 C CU 76 S FC 88 B FF 91 F FC 87 F CU 76 X CH 82 2-2 F7 ②	C FC 87 X FC 88 0-1 P4 ③			C SI 92 B CH 83 C FF 94 B ST 78 B ST 81 B ST 81 4-2 BB		X SI 91 0-0 L6 ③		X FF 95 0-0 F9 ③	4	0	0	0	1	0	5
32 Jay Bruce, L (1, 10) OBP: 0.295, SLG: 0.635	B SI 89 C SI 90 D FC 89 S CU 78 B CU 77 F CU 78 F FF 92 F FC 87 D SI 91 4-2 1 1B, BB 1-2 2-3		C CU 75 B CU 77 B FC 86 X FC 86 2-1 F7 ①		D KC 78 S ST 81 F FF 93 C FF 92 1-3 K ③			X FF 91 0-0 G1-3 ①		3	0	0	0	1	1	1
1 Tim Beckham, R (1, 6) OBP: 0.417, SLG: 0.660	B CH 82 B FC 88 X FC 89 2-0 1B 1-2 2-3 3-H		B FC 85 B FC 88 F FC 86 B FC 86 X FC 88 3-1 F9 ②			C FF 92 B SI 92 B ST 80 C SI 91 B FF 93 S SI 92 3-3 K ①		C FF 93 B FF 94 B SL 80 S FF 94 S CH 84 2-3 K ②		4	0	1	1	0	2	0
27 Ryon Healy, R (1, 5) OBP: 0.296, SLG: 0.538	B FF 91 C FC 90 X FC 88 1-1 F9 ③		B CU 77 S FC 88 C FC 87 S CU 76 1-3 K ③			X ST 80 0-0 F8 ②		C FF 94 F FF 94 X SL 81 0-2 G6-3 ③		4	0	0	0	0	1	3
2 Tom Murphy, R (1, 2) OBP: 0.438, SLG: 0.538		B FF 88 B FC 87 F FC 86 X FC 88 2-1 F7 ①		S FC 84 X FC 86 0-1 F8 ①		B SI 92 F SI 91 S ST 81 B ST 80 B FF 92 C FF 92 3-3 K ③			C FF 93 F FF 94 B FF 93 F CH 84 X FF 94 1-2 HR	4	1	1	1	0	1	0
9 Dee Strange-Gordon, L (1, 4) OBP: 0.367, SLG: 0.464		B FF 90 X FC 86 1-0 L8 ②		B CU 76 F CU 76 C SI 88 B CU 78 B FC 86 F FC 89 F FC 87 S FF 92 3-3 K ②			X FF 92 0-0 0 S, 0 WP, 1B		C FF 94 C SL 80 B SL 80 F SL 80 B CH 84 F FF 94 S CH 83 2-3 K ①	4	1	1	0	0	2	0

	AB	R	H	RBI	BB	SO	LOB
	37	6	9	5	3	11	11

Inning Stats																																		
	R: 1	E: 0	K: 0	S: 24	H: 3	LOB: 3	BB: 1	P: 41	R: 2	E: 0	K: 0	S: 10	H: 3	LOB: 1	BB: 0	P: 17	R: 0	E: 0	K: 1	S: 7	H: 0	LOB: 0	BB: 0	P: 13	R: 0	E: 0	K: 1	S: 8	H: 0	LOB: 0	BB: 0	P: 11	R: 0	E: 0	K: 3	S: 11	H: 0	LOB: 1	BB: 1	P: 18
	R: 0	E: 0	K: 2	S: 7	H: 0	LOB: 0	BB: 0	P: 13	R: 2	E: 1	K: 2	S: 11	H: 1	LOB: 0	BB: 0	P: 13	R: 0	E: 0	K: 1	S: 7	H: 0	LOB: 0	BB: 0	P: 9	R: 1	E: 0	K: 1	S: 14	H: 2	LOB: 2	BB: 1	P: 22	1B: 7	2B: 1	3B: 0	HR: 1	SF: 0	SAC: 0	DP: 0	HBP: 0	WP: 1	PB: 0	SB: 2	CS: 0	PA: 40

PITCHER		IP	WLS	BF	H	R	ER	SO	BB	IBB	HBP	BLK	WP	HR	S	P	ERA	WHIP
20 Wade Miley, L ERA: 3.45	(1, 1)	4.0		19	6	3	3	2	1	0	0	0	0	0	49	82	6.75	1.750
41 Brad Peacock, R ERA: 4.2	(5, 1)	3.1	W	13	1	2	1	7	1	0	0	0	1	0	30	45	2.70	0.600
47 Chris Devenski, R ERA: 3.38	(8, 1)	1.1		7	2	1	1	2	1	0	0	0	0	1	19	29	6.75	2.250
54 Roberto Osuna, R ERA: 1.42	(9, 1)	0.1	S	1	0	0	0	0	0	0	0	0	0	0	1	1	0.00	0.000

PITCHER	IP	WLS	BF	H	R	ER	SO	BB	IBB	HBP	BLK	WP	HR	S	P	ERA	WHIP

Batter	1	2	3	4	5	6	7	8	9	AB	R	H	RBI	BB	SO	LOB
4 George Springer, R (1, 9) OBP: 0.353, SLG: 0.517	B SI 90 X SI 90 1-0 27 WP 1B		F CU 77 C CU 80 B CU 80 H SI 89 2-2 27 1B 23 1B HBP		B CU 77 C SI 89 B CU 78 B SI 88 F SI 88 X SI 89 3-2 ① L9		C B SI 94 F CH 84 B CH 84 X SI 95 2-2 ③ G1-3			3	1	1	0	0	0	0
27 Jose Altuve, R (1, 4) OBP: 0.379, SLG: 0.717	S SI 90 C SI 90 1 SAFE D CH 86 B FF 90 F CH 86 T SI 89 2-2 ① K 1-2		F SI 88 C CU 79 B CH 86 X CH 86 1-2 23 1B 1-2 1B		S CU 79 B FF 89 B SI 90 S CU 78 B CH 85 X SI 89 3-2 HR			B SL 87 B SL 88 S SL 88 S SL 90 S SL 89 2-3 ① K		4	1	2	1	0	2	1
2 Alex Bregman, R (1, 5) OBP: 0.407, SLG: 0.444	B SI 90 C CU 78 F SL 84 D CH 87 S CH 86 2-3 ② K		C CU 78 B SI 88 D CH 86 X SI 88 2-1 ② L9		C SI 90 B CH 84 B CU 80 B SL 85 C SI 89 X CU 78 3-2 ② L5			C SL 89 F FF 97 B FF 98 X SL 89 1-2 ② P4		4	0	0	0	0	1	3
23 Michael Brantley, L (1, 10) OBP: 0.339, SLG: 0.439	C CU 79 B CH 85 B SI 91 X CU 79 2-1 ③ G6-3		X CH 85 0-0 1-3 2-H 1B		X SI 89 0-0 ③ G4-3			C SL 88 B FF 97 F FF 96 F FF 98 B SL 89 B SL 89 X SL 89 3-2 ③ L7		4	0	1	1	0	0	1
1 Carlos Correa, R (1, 6) OBP: 0.392, SLG: 0.533		C SI 89 B SI 89 X SL 84 1-1 ① F9	D SI 91 C CU 78 1 SAFE C CU 78 S CH 84 1-3 ③ K			B CU 78 S CU 79 C FF 89 B CH 84 F CU 80 C FF 90 2-3 ① K			C FF 95 S SL 88 B FF 96 X SL 90 1-2 ① G1-3	4	0	0	0	0	2	2
10 Yuli Gurriel, R (1, 3) OBP: 0.345, SLG: 0.528		B CU 77 X CU 78 1-0 ② G5-3		C SI 89 C SI 89 F CH 84 X CH 84 0-2 22 G4-3 2B		C FF 91 B CH 86 B CH 85 C CU 81 C SI 90 2-3 ② K			X SL 90 0-0 ② P3	4	0	1	0	0	1	0
22 Josh Reddick, L (1, 7) OBP: 0.333, SLG: 0.310		B SI 90 B SI 89 C SI 90 F CU 80 X CU 80 2-2 ③ F7		X CU 79 0-0 ① G4-3 2-3		X SI 89 0-0 ③ G6-3			C SL 89 F SL 90 B FF 96 C FF 96 1-3 ③ K	4	0	0	0	0	1	1
28 Robinson Chirinos, R (1, 2) OBP: 0.375, SLG: 0.588			B CU 76 C SI 87 X SL 82 1-1 HR	B SI 89 F SI 89 B CH 85 F SI 89 F CH 84 B SI 90 D CU 80 4-2 6 G5-4-3 BB			C SI 94 X SI 95 0-1 ① F9			2	1	1	1	1	0	0
6 Jake Marisnick, R (1, 8) OBP: 0.414, SLG: 0.538			X SI 89 0-0 ① L6	L CU 79 X SI 90 0-1 ②③ G5-4-3 1-2f			B SI 94 S CH 84 S CH 84 S CH 83 1-3 ② K			3	0	0	0	0	1	2
Inning Stats	R: 0 E: 0 K: 2 S: 10 H: 1 LOB: 1 BB: 0 P: 17	R: 0 E: 0 K: 0 S: 6 H: 0 LOB: 0 BB: 0 P: 10	R: 2 E: 0 K: 1 S: 14 H: 3 LOB: 2 BB: 0 P: 21	R: 0 E: 0 K: 0 S: 10 H: 1 LOB: 1 BB: 1 P: 14	R: 1 E: 0 K: 0 S: 10 H: 1 LOB: 0 BB: 0 P: 19	R: 0 E: 0 K: 2 S: 8 H: 0 LOB: 0 BB: 0 P: 12	R: 0 E: 0 K: 1 S: 8 H: 0 LOB: 0 BB: 0 P: 11	R: 0 E: 0 K: 1 S: 10 H: 0 LOB: 0 BB: 0 P: 16	R: 0 E: 0 K: 1 S: 7 H: 0 LOB: 0 BB: 0 P: 9	1B: 3 2B: 1 3B: 0 HR: 2 SF: 0 SAC: 0 DP: 1 HBP: 1						

PITCHER	IP	WLS	BF	H	R	ER	SO	BB	IBB	HBP	BLK	WP	HR	S	P	ERA	WHIP
34 Félix Hernández, R (1, 1) ERA: 4.38	6.0	L	25	6	3	3	5	1	0	1	0	1	2	58	93	4.50	1.167
65 Brandon Brennan, R (7, 1) ERA:	1.0		3	0	0	0	1	0	0	0	0	0	0	8	11	0.00	0.000
54 Connor Sadzeck, R (8, 1) ERA:	2.0		6	0	0	0	2	0	0	0	0	0	0	17	25	0.00	0.000

PITCHER	IP	WLS	BF	H	R	ER	SO	BB	IBB	HBP	BLK	WP	HR	S	P	ERA	WHIP

TOP

Houston Astros @ Seattle Mariners

T-Mobile Park, Seattle, WA

Sat Apr 13 2019, 6:11 PM - 8:56 PM PDT

Att. 30,538 - Partly Cloudy - 53 F

livebaseballscorecards.com

AB	32
R	3
H	6
RBI	3
BB	1
SO	8
LOB	10

Batter	1	2	3	4	5	6	7	8	9	AB	R	H	RBI	BB	SO	LOB
0 Mallex Smith, L (1, 8) OBP: 0.317, SLG: 0.364	B FF 92 B FF 93 C FF 93 F FF 94 B FF 95 F FF 94 T FF 95 3-2 ① K			S FF 94 S FF 94 F FF 95 C SL 88 0-3 ① K		S FF 96 C FF 97 S FF 97 0-3 ② K		C FF 95 B FF 96 X SL 90 1-1 ③ G3		4	0	0	0	0	3	0
17 Mitch Haniger, R (1, 9) OBP: 0.325, SLG: 0.569	C FF 94 B FF 95 B FF 95 C CU 81 B CU 81 X SL 87 3-2 ② G4-3			C FF 95 X CH 88 0-1 HR		B FF 97 C CU 80 S SL 89 B CU 82 F FF 99 F FF 97 X SL 88 2-2 ③ G5-3			B FF 95 S SL 89 B FF 95 B SL 84 C SI 94 X FC 89 3-2 ① F9	4	1	1	1	0	0	0
16 Domingo Santana, R (1, 7) OBP: 0.413, SLG: 0.549	F FF 94 C FF 94 F FF 95 F SL 87 B CU 80 F CU 79 B FF 96 F FF 96 S CH 88 2-3 ③ K			X CU 79 0-0 ② G6-3			S CU 80 B CU 82 B FC 90 X 2-1 ① L8		C SI 92 F CH 80 F FF 96 X SI 95 0-2 ② G5-3	4	0	0	0	0	1	0
32 Jay Bruce, L (1, 3) OBP: 0.277, SLG: 0.589		F FF 94 B SL 87 F FF 95 F CU 80 F SL 88 S SL 88 1-3 ① K		B CU 79 B SL 86 B FF 95 C FF 95 F FF 95 F FF 96 F FF 96 S SL 88 3-3 ③ K			X FC 89 0-0 ② F7		S SL 88 F FF 96 B CH 79 B CH 79 S SL 90 2-3 ③ K	4	0	0	0	0	3	0
20 Daniel Vogelbach, L (1, 10) OBP: 0.524, SLG: 1.091		C FF 94 F FF 96 B FF 96 F FF 96 B CU 81 B CU 81 S SL 90 3-3 ② K			C SL 88 C CU 80 B SL 90 F SL 90 X CU 82 1-2 1 FC5-4 1B		C FC 90 B CU 81 C F CU 81 F CU 82 B FC 91 X FC 89 2-2 1 2B 1B			3	0	2	0	0	1	0
1 Tim Beckham, R (1, 6) OBP: 0.413, SLG: 0.661		C FF 95 C FF 96 B SL 88 S SL 90 1-3 ③ K			C CU 79 S SL 88 1 SAFE X CU 81 0-2 ① FC5-4 1-2f		F CU 81 B CU 80 S CU 80 X CU 81 1-2 1-3 2B			3	0	1	0	0	1	1
22 Omar Narváez, L (1, 2) OBP: 0.302, SLG: 0.412			B CH 86 C FF 94 S CH 87 B CH 88 F CH 88 S FF 96 2-3 ① K		1 SAFE B FF 93 C FF 94 F FF 95 S FF 96 1-3 ② K		B C CU 80 D CU 82 C FC 89 X CU 82 2-2 ③ G4-3			3	0	0	0	0	2	3
27 Ryon Healy, R (1, 5) OBP: 0.284, SLG: 0.515			C FF 94 C CU 80 S CU 81 0-3 ② K		D CU 80 1 SAFE X FF 95 1-0 ③ F8			C FF 94 B FF 96 B SL 89 C CU 82 B SL 89 X CU 82 3-2 ① G6-3		3	0	0	0	0	1	1
9 Dee Strange-Gordon, L (1, 4) OBP: 0.349, SLG: 0.441			B FF 94 F FF 94 B CU 79 F FF 95 B CU 81 X FF 96 3-2 ③ F9			C FF 94 F FF 94 F SL 88 B SL 90 F FF 97 B FF 97 F FF 96 F FF 97 F SL 89 3-2 ① F9		B CU 82 C CU 80 S SL 88 B CU 81 S CU 83 2-3 ② K		3	0	0	0	0	1	0
Inning Stats	R: 0 E: 0 K: 2 S: 14 H: 0 LOB: 0 BB: 0 P: 22	R: 0 E: 0 K: 3 S: 12 H: 0 LOB: 0 BB: 0 P: 17	R: 0 E: 0 K: 2 S: 10 H: 0 LOB: 0 BB: 0 P: 15	R: 1 E: 0 K: 2 S: 12 H: 1 LOB: 0 BB: 0 P: 15	R: 0 E: 0 K: 1 S: 11 H: 1 LOB: 1 BB: 0 P: 14	R: 0 E: 0 K: 1 S: 17 H: 0 LOB: 0 BB: 0 P: 22	R: 0 E: 0 K: 0 S: 14 H: 2 LOB: 2 BB: 0 P: 21	R: 0 E: 0 K: 1 S: 8 H: 0 LOB: 0 BB: 0 P: 14	R: 0 E: 0 K: 1 S: 10 H: 0 LOB: 0 BB: 0 P: 15	1B: 2 2B: 1 3B: 0 HR: 1		SF: 0 SAC: 0 DP: 0 HBP: 0			WP: 0 PB: 0 SB: 0 CS: 0	PA: 31

PITCHER		IP	WLS	BF	H	R	ER	SO	BB	IBB	HBP	BLK	WP	HR	S	P	ERA	WHIP
35 Justin Verlander, R ERA: 3.52	(1, 1)	6.0	W	20	2	1	1	11	0	0	0	0	0	1	76	105	1.50	0.333
36 Will Harris, R ERA:	(7, 1)	1.0	H	5	2	0	0	0	0	0	0	0	0	0	14	21	0.00	2.000
55 Ryan Pressly, R ERA:	(8, 1)	1.0	H	3	0	0	0	1	0	0	0	0	0	0	8	14	0.00	0.000
54 Roberto Osuna, R ERA: 1.23	(9, 1)	1.0	S	3	0	0	0	1	0	0	0	0	0	0	10	15	0.00	0.000

PITCHER	IP	WLS	BF	H	R	ER	SO	BB	IBB	HBP	BLK	WP	HR	S	P	ERA	WHIP

BOTTOM

Houston Astros @ Seattle Mariners

T-Mobile Park, Seattle, WA

Sat Apr 13 2019, 6:11 PM - 8:56 PM PDT

Att. 30,538 - Partly Cloudy - 53 F

livebaseballscorecards.com

AB	31
R	1
H	4
RBI	1
BB	0
SO	13
LOB	5

Batter	1	2	3	4	5	6	7	8	9	AB	R	H	RBI	BB	SO	LOB
4 George Springer, R (1, 9) OBP: 0.333, SLG: 0.484	C FF 88 X CH 80 0-1 G4-3		X CH 80 0-0 F8			C FF 87 F CH 80 B FF 88 D CU 75 S FC 84 2-3 K	B SL 86 X SI 94 1-0 G6-3			4	0	0	0	0	1	2
27 Jose Altuve, R (1, 4) OBP: 0.371, SLG: 0.688	X CH 81 0-0 F8		1 SAFE L CU 74 1 SAFE B FF 88 X CH 80 1-1 G5-3			1 SAFE B CH 80 C CH 80 B CU 75 C CH 80 B FC 85 X FC 84 3-2 2 1B 23 1B 1-2 1B		C SI 91 B SL 84 C SL 84 B SL 85 S SL 86 2-3 K		4	1	1	0	0	1	1
2 Alex Bregman, R (1, 5) OBP: 0.414, SLG: 0.438	C FF 88 B CH 81 F FC 84 C FC 85 1-3 K			B FC 83 F FC 83 T FF 87 F CH 80 F FF 88 B FC 84 F CH 80 X CH 80 2-2 P5		F FC 85 B FF 88 C CH 80 F FC 84 X FF 88 1-2 23 1B 1-2 2-3 1B		C SI 92 B SL 86 B SL 85 B SI 92 B SI 91 4-1 23 G4-6-3 BB		3	0	1	0	1	1	0
23 Michael Brantley, L (1, 7) OBP: 0.348, SLG: 0.443		C FF 86 F FF 87 X FC 83 0-2 10 L9 1 BB 1B		B CU 74 X FF 88 1-0 P6		D CU 76 X CU 74 1-0 10 S 1-3 2-H 3-H 1B		X SI 91 0-0 G4-6-3 1-2f		4	0	2	2	0	0	1
1 Carlos Correa, R (1, 6) OBP: 0.400, SLG: 0.542		B FF 88 B CH 79 C FC 83 1 SAFE B CH 80 B FF 88 4-1 16 G5-4-3 1-2 BB		C CH 80 X CU 74 0-1 F8		1 SAFE 1 SAFE F FF 94 F SI 94 C CH 83 0-3 K			C SL 85 S SL 85 X SL 86 0-2 2B	3	0	1	0	1	1	2
10 Yuli Gurriel, R (1, 3) OBP: 0.323, SLG: 0.491		C CU 74 X FF 88 0-1 L9 2-3			C CU 74 B FF 87 X CH 80 1-1 P6	S CH 84 1 SAFE S CH 83 S CH 83 F CH 83 S SL 87 0-3 K 1-2			C FF 92 B SL 85 X FF 94 1-1 L4	4	0	0	0	0	1	5
16 Aledmys Díaz, R (1, 10) OBP: 0.261, SLG: 0.500		B CH 80 X CU 75 1-0 G5-4-3 1-2f			F CU 74 B FC 83 X CH 79 1-1 F9		X SI 94 0-0 HR		C SL 86 D SL 86 S SL 86 X FF 94 1-2 G5-3	4	1	1	1	0	0	3
12 Max Stassi, R (1, 2) OBP: 0.105, SLG: 0.056			C FF 86 F FC 83 B CU 73 B CU 74 S FC 83 2-3 K		X CH 79 0-0 G6-3		S CH 84 B SL 86 X SI 94 1-1 F9		B SL 86 F SL 85 B SL 85 C FF 92 C FF 95 2-3 K	4	0	0	0	0	2	1
18 Tony Kemp, L (1, 8) OBP: 0.345, SLG: 0.333 6 Jake Marisnick, R (7, 8) OBP: 0.414, SLG: 0.538			B FF 88 B FF 87 B FF 88 C FF 87 B FF 88 4-1 BB			B FF 87 C CU 74 X FC 83 1-1 2 1B 27 1B 23 1B 1B	B CH 84 B SI 94 C SI 93 F CH 84 X SI 95 2-2 L7			2 0	1 0	1 0	0 0	1 0	0 0	0 0
Inning Stats	R: 0 E: 0 K: 1 S: 6 H: 0 LOB: 0 BB: 0 P: 7	R: 0 E: 0 K: 0 S: 7 H: 1 LOB: 1 BB: 1 P: 12	R: 0 E: 0 K: 1 S: 7 H: 0 LOB: 1 BB: 1 P: 14	R: 0 E: 0 K: 0 S: 9 H: 0 LOB: 0 BB: 0 P: 12	R: 0 E: 0 K: 0 S: 5 H: 0 LOB: 0 BB: 0 P: 7	R: 2 E: 0 K: 3 S: 20 H: 4 LOB: 2 BB: 0 P: 28	R: 1 E: 0 K: 0 S: 7 H: 1 LOB: 0 BB: 0 P: 11	R: 0 E: 0 K: 1 S: 5 H: 0 LOB: 0 BB: 1 P: 11	R: 0 E: 0 K: 1 S: 11 H: 1 LOB: 1 BB: 0 P: 15	1B: 5 2B: 1 3B: 0 HR: 1 SF: 0 SAC: 0 DP: 2 HBP: 0						WP: 0 PB: 0 SB: 1 CS: 0 PA: 35

PITCHER	IP	WLS	BF	H	R	ER	SO	BB	IBB	HBP	BLK	WP	HR	S	P	ERA	WHIP
7 Marco Gonzales, L (1, 1) ERA: 3.19	5.1		22	5	2	2	3	2	0	0	0	0	0	47	73	3.38	1.312
65 Brandon Brennan, R (6, 1) ERA: 0.73	1.2	L	6	1	1	1	2	0	0	0	0	0	1	14	18	5.40	0.600
35 Cory Gearrin, R (8, 1) ERA: 6.14	1.0		3	0	0	0	1	1	0	0	0	0	0	5	11	0.00	1.000
30 Anthony Swarzak, R (9, 1) ERA:	1.0		4	1	0	0	1	0	0	0	0	0	0	11	15	0.00	1.000

PITCHER	IP	WLS	BF	H	R	ER	SO	BB	IBB	HBP	BLK	WP	HR	S	P	ERA	WHIP

TOP

Houston Astros @ Seattle Mariners

T-Mobile Park, Seattle, WA

Sun Apr 14 2019, 1:10 PM - 3:50 PM PDT

Att. 29,242 - Cloudy - 50 F

livebaseballscorecards.com

AB	32
R	3
H	7
RBI	3
BB	3
SO	7
LOB	15

Batter	1	2	3	4	5	6	7	8	9	AB	R	H	RBI	BB	SO	LOB
17 Mitch Haniger, R (1, 8) OBP: 0.333, SLG: 0.618	F FF 93 B FF 94 F SL 87 X KC 78 1-2 HR		F CH 88 S CH 85 F SI 96 F SL 90 B SL 88 B CH 88 B SL 88 X CH 88 3-2 16 2B 2B			B FF 95 B KC 79 C SL 89 B FF 96 C FF 96 S FF 98 3-3 ① K			B FF 94 C FC 94 B CH 80 X SI 94 2-1 ① G5-3	4	2	2	1	0	1	0
16 Domingo Santana, R (1, 7) OBP: 0.405, SLG: 0.547	C FF 93 S CH 87 F FF 95 S CH 86 0-3 ① K		B FF 96 B FF 96 C FF 97 X CH 89 2-1 2-H 2B			B KC 78 X FF 94 1-0 ② P3			S FF 97 F FF 96 F FF 96 B SL 91 F SI 96 B CH 84 C SL 90 2-3 ② K	4	0	1	1	0	2	0
20 Daniel Vogelbach, L (1, 10) OBP: 0.478, SLG: 0.973	F FF 94 B FF 94 F SL 85 S SL 87 1-3 ② K		B SL 87 C FF 97 B CH 88 C KC 84 S FF 98 2-3 ③ K			C FF 96 B SL 90 B SL 90 B KC 83 S FF 98 C FF 98 3-3 ③ K			F FF 96 B FC 91 C SL 87 B FC 91 B FF 97 C FF 97 3-3 ③ K	4	0	0	0	0	4	1
10 Edwin Encarnación, R (1, 3) OBP: 0.409, SLG: 0.509	B KC 81 B FF 94 X SL 86 2-0 ③ G6-3			B FF 95 S FF 96 F KC 81 F FF 97 F SL 88 B SL 90 B KC 83 S FF 98 3-3 ① K			F FF 95 C FF 95 B SL 83 B FF 94 B SL 86 X SL 85 3-2 ① G6-3			3	0	0	0	0	1	0
32 Jay Bruce, L (1, 9) OBP: 0.265, SLG: 0.559		B FF 92 C SL 86 B FF 93 B SL 87 S FF 95 S FF 96 3-3 ① K		C KC 83 B SL 89 F FF 97 B SL 90 F FF 97 X FF 98 2-2 ② F7			X FF 95 0-0 ② P6			3	0	0	0	0	1	0
1 Tim Beckham, R (1, 6) OBP: 0.409, SLG: 0.644		B FF 94 F SL 87 X FF 95 1-1 22 CS 1B		S SL 89 C SL 86 F FF 98 S FF 97 0-3 ③ K			F FF 96 C SL 86 B SL 86 F SL 84 B FF 95 B SL 86 F FF 95 C FF 96 3-3 ③ K			3	0	1	0	0	2	0
22 Omar Narváez, L (1, 2) OBP: 0.286, SLG: 0.389		S FF 95 B FF 95 B CH 88 B FF 95 S FF 97 F FF 98 T FF 99 3-2 ②③ K 1-2			C FF 95 X SL 88 0-1 ① G1-3			X FF 95 0-0 ① F8		3	0	0	0	0	1	1
9 Dee Strange-Gordon, L (1, 4) OBP: 0.333, SLG: 0.419			S FF 95 B FF 95 X FF 95 1-1 ① F8		B KC 81 F FF 96 C KC 83 B SL 89 X SL 90 2-2 ② F8			C FF 96 S CU 83 B SL 91 X CU 82 1-2 ② G3		3	0	0	0	0	0	0
25 Dylan Moore, R (1, 5) OBP: 0.296, SLG: 0.304 0 Mallex Smith, L (8, PH) OBP: 0.313, SLG: 0.357 27 Ryon Healy, R (9, 5) OBP: 0.284, SLG: 0.515			C FF 95 C KC 81 B FF 96 F FF 96 C KC 82 1-3 ② K		B FF 94 B SL 88 S FF 96 B KC 82 S FF 98 C FF 98 3-3 ③ K			S FF 95 S FF 96 F FF 95 B SL 89 B FF 96 S CU 84 2-3 ③ K2-3		2 1 0	0 0 0	0 0 0	0 0 0	0 0 0	2 1 0	0 0 0
Inning Stats	R: 1 E: 0 K: 2 S: 11 H: 1 LOB: 0 BB: 0 P: 15	R: 0 E: 0 K: 2 S: 9 H: 1 LOB: 1 BB: 0 P: 16	R: 1 E: 0 K: 2 S: 16 H: 2 LOB: 1 BB: 0 P: 25	R: 0 E: 0 K: 2 S: 13 H: 0 LOB: 0 BB: 0 P: 18	R: 0 E: 0 K: 1 S: 8 H: 0 LOB: 0 BB: 0 P: 13	R: 0 E: 0 K: 2 S: 7 H: 0 LOB: 0 BB: 0 P: 14	R: 0 E: 0 K: 1 S: 9 H: 0 LOB: 0 BB: 0 P: 15	R: 0 E: 0 K: 1 S: 8 H: 0 LOB: 0 BB: 0 P: 11	R: 0 E: 0 K: 2 S: 10 H: 0 LOB: 0 BB: 0 P: 17	1B: 1 2B: 3 3B: 0 HR: 1 SF: 0 SAC: 0 DP: 1 HBP: 0						

PITCHER	IP	WLS	BF	H	R	ER	SO	BB	IBB	HBP	BLK	WP	HR	S	P	ERA	WHIP
45 Gerrit Cole, R (1, 1) ERA: 3.24	6.0	W	21	4	2	2	11	0	0	0	0	0	1	64	101	3.00	0.667
30 Héctor Rondón, R (7, 1) ERA: 1.35	1.0	H	3	0	0	0	1	0	0	0	0	0	0	9	15	0.00	0.000
55 Ryan Pressly, R (8, 1) ERA:	1.0	H	3	0	0	0	1	0	0	0	0	0	0	8	11	0.00	0.000
54 Roberto Osuna, R (9, 1) ERA: 1.08	1.0	S	3	0	0	0	2	0	0	0	0	0	0	10	17	0.00	0.000

PITCHER	IP	WLS	BF	H	R	ER	SO	BB	IBB	HBP	BLK	WP	HR	S	P	ERA	WHIP

BOTTOM

Houston Astros @ Seattle Mariners

T-Mobile Park, Seattle, WA

Sun Apr 14 2019, 1:10 PM - 3:50 PM PDT

Att. 29,242 - Cloudy - 50 F

livebaseballscorecards.com

AB	30
R	2
H	4
RBI	2
BB	0
SO	15
LOB	2

Houston Astros @ Oakland Athletics

Oakland Coliseum, Oakland, CA

Tue Apr 16 2019, 7:09 PM - 10:10 PM PDT

Att. 12,270 - Clear - 61 F

TOP

livebaseballscorecards.com

Batter	1	2	3	4	5	6	7	8	9	AB	R	H	RBI	BB	SO	LOB
4 George Springer, R (1, 8) (8, 9) OBP: 0.346, SLG: 0.515	B FF 85 C FF 86 F FF 87 B FC 83 B FF 86 X FF 87 / 3-2 HR	X FF 86 / 0-0 L8		B FC 84 B FF 86 C FF 86 F FF 88 B CH 76 D CH 77 / 4-2 2 HR 1-2 2-3 3-H BB	C FF 94 D SL 88 F FF 95 B FF 95 S FF 95 / 2-3 K		C FF 92 D CU 78 S FC 89 B FC 90 B FF 93 B FF 92 / 4-2 1-2 BB		B FF 92 F FF 92 B CU 73 X FF 92 / 2-1 G4-3	4	2	1	2	2	1	3
27 Jose Altuve, R (1, 4) OBP: 0.378, SLG: 0.672 16 Aledmys Díaz, R (7, PH) (7, 4) OBP: 0.250, SLG: 0.478	C FC 83 F CH 76 B FC 84 B CH 74 B FF 88 B CH 75 / 4-2 BB		B CH 76 C FC 83 X CH 74 / 1-1 1B	D SL 88 B FF 93 S FF 94 B SI 92 C FF 94 S FF 94 / 3-3 K ②		B SI 92 B SI 92 F SI 90 C SI 92 T SI 93 / 2-2 K ①	B FC 89 S FF 92 S FF 92 S FF 93 / 1-3 K ②			3 1	0 0	1 0	0 0	1 0	2 1	3 3
2 Alex Bregman, R (1, 5) (8, 6) OBP: 0.397, SLG: 0.472	B FF 86 C FF 86 C FC 83 B FF 86 F FF 86 X CH 75 / 2-2 F7 ①		X FF 86 / 0-0 L7 ①	F FF 94 B FF 95 X CU 82 / 1-1 1-H 2-H 3-H HR		B SI 94 X SI 93 / 1-0 P3 ②	B FF 92 B FC 90 X FF 91 / 2-0 2-3f FC5 ③			5	1	1	4	0	0	5
23 Michael Brantley, L (1, 7) OBP: 0.357, SLG: 0.438 18 Tony Kemp, L (7, 7) OBP: 0.333, SLG: 0.320	C FF 86 X FF 85 / 0-1 P5 ②		X CH 75 / 0-0 F7 ②	B SI 94 B FF 93 C FF 94 H FF 94 / 3-1 1 FC6 HBP		C SI 92 B SI 92 F CH 83 X FF 95 / 1-2 1B		B CH 80 F CH 80 C FF 89 B FF 90 X FF 90 / 2-2 F7 ①		3 1	0 0	1 0	0 0	0 0	0 0	2 0
1 Carlos Correa, R (1, 6) OBP: 0.373, SLG: 0.500 6 Jake Marisnick, R (8, PH) (8, 8) OBP: 0.400, SLG: 0.519	1 SAFE B CH 75 F FF 86 B FF 87 F CH 75 X FF 86 / 2-2 P3 ③		C FF 87 B FF 86 X CH 76 / 1-1 P6 ③	F SL 87 B FF 95 X SL 86 / 1-1 1-2f FC6 ③		C SI 93 B FF 92 F CH 83 B FF 94 D SL 86 X SL 85 / 3-2 L7 ③		F FF 88 B CU 78 S CU 76 C FF 89 / 1-3 K ②		4 1	0 0	0 0	0 0	0 1	0 0	4 0
10 Yuli Gurriel, R (1, 3) (8, 5) OBP: 0.343, SLG: 0.492		F CU 74 X FC 82 / 0-1 22 HR 1B		B FC 84 B CH 75 B FF 87 C FF 86 B FF 87 / 4-1 28 HBP 22 1B 4 BB BB	C SL 86 X SL 86 / 0-1 P4 ①		C CU 75 B FC 90 F CU 79 B FC 92 B FF 92 X FF 93 / 3-2 13 BB 22 1B 28 SF9 1B	B FF 89 B FF 90 X FC 85 / 2-0 L8 ③		4	3	2	0	1	0	0
22 Josh Reddick, L (1, 9) (8, 3) OBP: 0.360, SLG: 0.404		C FF 86 F FF 86 B FF 86 B CU 76 X FF 87 / 2-2 1-H HR		F FF 87 X CU 76 / 0-1 4 BB 28 HBP 2 HR 1-2 1B	C CU 81 B FF 95 F CU 83 S SL 86 / 1-3 K ②		F FF 92 X CU 79 / 0-1 28 SF9 13 BB 1-2 1B		F FF 92 B FF 91 X FF 91 / 1-1 L6 ①	5	2	3	2	0	1	0
13 Tyler White, R (1, 10) OBP: 0.371, SLG: 0.276		C FC 84 B CH 76 F FF 87 B CH 76 B FC 84 X CH 76 / 3-2 F7 ①		C FC 84 B FF 87 F FC 84 B CH 75 B CH 76 S FF 88 / 3-3 K ①	B SL 88 B FF 94 B FF 94 C FF 93 S FF 93 B FF 93 / 4-2 28 BB BB		B FF 93 B FC 90 F FF 92 B FC 91 B FF 93 / 4-1 2 FC5 4 BB 1-2 2-3 BB		B CU 66 B FF 91 B FF 92 C FF 91 B FF 91 / 4-1 BB	2	0	0	0	3	1	2
28 Robinson Chirinos, R (1, 2) OBP: 0.378, SLG: 0.556		S CH 76 X CH 76 / 0-1 F7 ②		H FF 87 / 1-0 4 BB 2 HR 1-2 2-3 HBP	C SL 87 C FF 94 B SL 88 F CU 84 F FF 95 B SL 87 D CU 82 B FF 94 / 4-2 1-2 BB		F FF 92 B FC 91 C CU 79 X FF 93 / 1-2 2-3 3-H SF9 ①		B SL 81 S FF 92 B SL 84 C FF 92 B CU 73 X FF 92 / 3-2 F8 ②	2	1	0	1	1	0	1

AB	35
R	9
H	9
RBI	9
BB	8
SO	7
LOB	23

Inning Stats	1	2	3	4	5	6	7	8	9
	R: 1 E: 0 K: 0 S: 14 H: 1 LOB: 1 BB: 1 P: 25	R: 2 E: 0 K: 0 S: 11 H: 2 LOB: 0 BB: 0 P: 16	R: 0 E: 0 K: 0 S: 6 H: 1 LOB: 1 BB: 0 P: 8	R: 5 E: 0 K: 2 S: 16 H: 2 LOB: 1 BB: 2 P: 36	R: 0 E: 0 K: 2 S: 14 H: 0 LOB: 2 BB: 2 P: 25	R: 0 E: 0 K: 1 S: 10 H: 1 LOB: 1 BB: 0 P: 17	R: 1 E: 0 K: 1 S: 15 H: 2 LOB: 3 BB: 2 P: 30	R: 0 E: 0 K: 1 S: 7 H: 0 LOB: 0 BB: 0 P: 12	R: 0 E: 0 K: 0 S: 8 H: 0 LOB: 1 BB: 1 P: 18

1B: 6	SF: 1	WP: 0	PA: 46
2B: 0	SAC: 0	PB: 0	
3B: 0	DP: 0	SB: 0	
HR: 3	HBP: 2	CS: 0	

PITCHER		IP	WLS	BF	H	R	ER	SO	BB	IBB	HBP	BLK	WP	HR	S	P	ERA	WHIP
21 Marco Estrada, R ERA: 6.85	(1, 1)	3.1	L	19	5	7	7	1	3	0	1	0	0	2	39	69	18.90	2.400
16 Liam Hendriks, R ERA: 1.69	(4, 1)	1.2		9	1	1	1	3	2	0	1	0	0	1	22	41	5.40	1.800
56 Fernando Rodney, R ERA: 10.29	(6, 1)	1.0		4	1	0	0	1	0	0	0	0	0	0	10	17	0.00	1.000
52 Ryan Buchter, L ERA: 6.0	(7, 1)	1.0		7	2	1	1	1	2	0	0	0	0	0	15	30	9.00	4.000
36 Yusmeiro Petit, R ERA: 2.0	(8, 1)	1.0		3	0	0	0	1	0	0	0	0	0	0	7	12	0.00	0.000

PITCHER		IP	WLS	BF	H	R	ER	SO	BB	IBB	HBP	BLK	WP	HR	S	P	ERA	WHIP
48 Joakim Soria, R ERA: 9.72	(9, 1)	1.0		4	0	0	0	0	1	0	0	0	0	0	8	18	0.00	1.000

BOTTOM

Houston Astros @ Oakland Athletics

Oakland Coliseum, Oakland, CA

Tue Apr 16 2019, 7:09 PM - 10:10 PM PDT

Att. 12,270 - Clear - 61 F

livebaseballscorecards.com

Batter	1	2	3	4	5	6	7	8	9	AB	R	H	RBI	BB	SO	LOB
8 Robbie Grossman, S (1, 7) OBP: 0.310, SLG: 0.340	B FF 90 B FF 90 X FF 90 2-0 G5-3		B FF 90 C ST 79 C FF 90 B CU 77 C ST 78 2-3 K			B ST 77 S ST 79 F FC 86 S ST 79 1-3 K		B FF 94 B CH 87 X FF 93 2-0 G4-3		4	0	0	0	0	2	2
10 Marcus Semien, R (1, 6) OBP: 0.391, SLG: 0.519	C CU 75 B ST 80 C FC 88 F ST 79 B CU 76 X ST 78 2-2 G5-3			B FF 90 C ST 77 X CU 75 1-1 G6-3		C FF 90 F FC 86 F FF 90 F CS 68 B ST 79 D CU 76 F ST 78 B FC 84 X ST 79 3-2 P3			C SL 85 B SL 86 B SL 85 B FF 94 B FF 94 4-1 20 1B 18 1B 12 SF9 BB	3	1	0	0	1	0	1
26 Matt Chapman, R (1, 5) OBP: 0.367, SLG: 0.557 18 Chad Pinder, R (7, PH) OBP: 0.333, SLG: 0.556 (8, 5)	B FF 90 B ST 78 C ST 78 B ST 79 X FC 85 3-1 P4			C FF 90 B FF 91 B CU 76 F FF 92 B ST 78 X ST 78 3-2 G5-3			B FF 96 S FF 95 B FF 96 C CH 87 S SL 84 2-3 K		B FF 93 F SL 85 X SL 85 1-1 20 1B 1-2 1B	2 2	0 0	0 1	0 0	0 0	0 1	0 0
2 Khris Davis, R (1, 10) OBP: 0.316, SLG: 0.689 20 Mark Canha, R (7, PH) OBP: 0.459, SLG: 0.462 (8, 10)		C FF 90 F FF 90 X ST 78 0-2 12 G6-3 1B		S ST 78 B FF 92 B FF 91 B FF 91 S ST 79 C ST 80 3-3 K			H FF 95 1-0 25 DI HBP		B FF 94 C SL 84 X FF 95 1-1 1-2 2-3 1B	2 1	0 0	1 1	0 0	0 0	1 0	0 0
12 Kendrys Morales, S (1, 3) OBP: 0.302, SLG: 0.267		C FF 90 X FF 91 0-1 G6-3 1-2f			C FF 88 X FC 86 0-1 F7		X FF 95 0-0 F7		D SL 85 B SL 84 B FF 93 C FF 94 X FF 95 3-1 SF9 3-H	3	0	0	1	0	0	2
25 Stephen Piscotty, R (1, 9) OBP: 0.321, SLG: 0.427		B FF 90 F CU 75 C ST 79 B ST 78 X ST 79 2-2 1B			C ST 78 B FF 89 B FC 86 B ST 79 B FC 86 4-1 23 G3-6-1 BB		C CH 88 B SL 84 S FF 96 F FF 97 S FF 97 1-3 1-2 K		B FF 92 F FF 93 B FF 93 C CH 82 F FF 93 S CH 83 2-3 K	3	0	1	0	1	2	3
23 Jurickson Profar, S (1, 4) OBP: 0.231, SLG: 0.319	C ST 79 F FF 90 B FF 91 S ST 79 1-3 K				B FF 89 B CU 74 X FF 89 2-0 G3-6-1 1-2f			B FF 94 S CH 87 S CH 87 X SL 83 1-2 F9	X FF 92 0-0 F7	4	0	0	0	0	1	4
22 Ramón Laureano, R (1, 8) OBP: 0.296, SLG: 0.403			C FF 89 X FF 90 0-1 P3			C CU 74 F ST 79 B CH 82 B FC 86 B ST 76 F ST 78 F ST 79 B FC 85 4-2 BB		B SL 83 C CH 87 S CH 88 B FF 96 B FF 96 B CH 88 4-2 BB		1	0	0	0	2	0	0
3 Nick Hundley, R (1, 2) OBP: 0.133, SLG: 0.103			S FF 90 F FF 90 B ST 79 B ST 80 S CU 75 2-3 K			B ST 79 B FF 89 X FF 89 2-0 P6		C FF 96 S FF 95 F FF 97 C SL 83 0-3 K		3	0	0	0	0	2	2
Inning Stats	R: 0 E: 0 K: 0 S: 7 H: 0 LOB: 0 BB: 0 P: 14	R: 0 E: 0 K: 1 S: 11 H: 2 LOB: 1 BB: 0 P: 14	R: 0 E: 0 K: 2 S: 8 H: 0 LOB: 0 BB: 0 P: 12	R: 0 E: 0 K: 1 S: 8 H: 0 LOB: 0 BB: 0 P: 15	R: 0 E: 0 K: 0 S: 4 H: 0 LOB: 0 BB: 1 P: 10	R: 0 E: 0 K: 1 S: 14 H: 0 LOB: 1 BB: 1 P: 24	R: 0 E: 0 K: 2 S: 8 H: 0 LOB: 1 BB: 0 P: 12	R: 0 E: 0 K: 1 S: 10 H: 0 LOB: 1 BB: 1 P: 17	R: 1 E: 0 K: 1 S: 12 H: 2 LOB: 2 BB: 1 P: 23	1B: 4 2B: 0 3B: 0 HR: 0 SF: 1 SAC: 0 DP: 2 HBP: 1						WP: 0 PB: 0 SB: 0 CS: 0 PA: 34	

	AB	28
	R	1
	H	4
	RBI	1
	BB	4
	SO	9
	LOB	14

PITCHER		IP	WLS	BF	H	R	ER	SO	BB	IBB	HBP	BLK	WP	HR	S	P	ERA	WHIP
31 Collin McHugh, R ERA: 1.96	(1, 1)	6.0	W	20	2	0	0	5	2	0	0	0	0	0	52	89	0.00	0.667
39 Josh James, R ERA: 6.3	(7, 1)	2.0		8	0	0	0	3	1	0	1	0	0	0	18	29	0.00	0.500
64 Reymin Guduan, L ERA: 27.0	(9, 1)	0.1		4	2	1	1	0	1	0	0	0	0	0	7	16	27.00	9.000
47 Chris Devenski, R ERA: 3.0	(9, 1)	0.2		2	0	0	0	1	0	0	0	0	0	0	5	7	0.00	0.000

PITCHER	IP	WLS	BF	H	R	ER	SO	BB	IBB	HBP	BLK	WP	HR	S	P	ERA	WHIP

Houston Astros @ Oakland Athletics

Oakland Coliseum, Oakland, CA

Wed Apr 17 2019, 7:09 PM - 9:36 PM PDT

Att. 11,323 - Clear - 67 F

TOP

livebaseballscorecards.com

Batter	1	2	3	4	5	6	7	8	9	AB	R	H	RBI	BB	SO	LOB
4 George Springer, R (1, 10) OBP: 0.341, SLG: 0.493	F FF 97 B SL 89 F FF 98 C SL 86 1-3 ① K		S SL 89 F FF 98 B FF 98 X SL 89 1-2 ③ G6-3			S SL 88 B SL 89 B SI 96 C SL 90 B FF 98 B FS 86 4-2 27 E 23 1B BB		B FF 97 S FC 92 S FC 93 C FC 94 1-3 ① K		3	1	0	0	1	2	0
27 Jose Altuve, R (1, 4) OBP: 0.359, SLG: 0.634	X FF 98 0-0 ② P4			C SL 89 C SL 89 B SL 88 X FF 98 1-2 ① G4-3		D SL 88 1 SAFE B SL 87 F FS 85 F SL 87 S SL 88 2-3 ② K 1-2		C CU 81 S FC 91 X FC 92 0-2 ② G3		4	0	0	0	0	1	1
2 Alex Bregman, R (1, 5) OBP: 0.388, SLG: 0.446	X SI 98 0-0 E4			B SI 97 C FF 97 X SI 98 1-1 ② G6-3		D SI 95 C SI 96 F SI 95 B FF 98 B SL 89 B SI 95 4-2 23 1B BB		B SI 97 C FF 97 X FF 98 1-1 ③ L8		3	0	0	0	1	0	0
23 Michael Brantley, L (1, 7) OBP: 0.365, SLG: 0.433	B FF 97 C SI 96 F FF 96 D SL 89 D FS 87 S SL 88 3-3 ③ K			X SI 97 0-0 ③ L4		X SL 85 0-0 1 FC6-4 1-2 2-H 1B			B FF 97 B SI 96 C FF 97 T FC 94 B FF 98 F FC 94 B FC 92 4-2 10 1B BB	3	0	1	1	1	1	1
1 Carlos Correa, R (1, 6) OBP: 0.365, SLG: 0.473		F SI 96 F FF 97 F FF 97 B SL 90 H SI 97 2-2 22 G3-6-3 HBP			F SI 96 B SL 88 S FF 97 F FF 98 B FF 98 X FS 87 2-2 ① G6-3	C FF 95 C SI 95 B SI 96 X SL 85 1-2 ③ FC6-4 1-2f			C SI 96 X SI 96 0-1 ① F7	3	0	0	0	0	0	3
10 Yuli Gurriel, R (1, 3) OBP: 0.352, SLG: 0.492 6 Jake Marisnick, R (9, PR) OBP: 0.400, SLG: 0.519		C SL 87 F FF 96 S FF 97 0-3 ① K			F FF 97 X SL 89 0-1 1B		C FF 96 B FF 96 X SI 95 1-1 ① G5-3		C SI 97 B SI 96 S SI 97 F SI 98 F FC 94 F SI 98 X SL 89 1-2 1B	4 0	0 0	2 0	0 0	0 0	1 0	1 0
22 Josh Reddick, L (1, 9) OBP: 0.352, SLG: 0.392		B SI 96 X SL 88 1-0 ② ③ G3-6-3 1-2f			B FF 97 X SL 88 1-0 ② L8		C SI 96 F SL 88 X SI 98 0-2 18 S 1B		C FF 97 X FC 93 0-1 ② F4	4	0	1	0	0	0	4
28 Robinson Chirinos, R (1, 2) OBP: 0.347, SLG: 0.500		C FF 96 S FF 97 B FF 98 S FF 98 1-3 ① K			B FF 96 F SI 95 X FF 97 1-1 ③ F9		S FF 99 S FF 99 B FF 99 F FF 99 S FC 92 1-3 ② K		S SI 98 F SI 97 B FF 99 F FF 97 S FF 98 1-3 ③ K	4	0	0	0	0	3	4
18 Tony Kemp, L (1, 8) OBP: 0.303, SLG: 0.286			T FF 97 B FS 88 F SI 98 B FF 98 B SI 98 X SI 99 3-2 ② P5			C SI 96 T FS 86 C SL 85 0-3 ① K	S SI 98 1 SAFE F SI 98 B CH 89 F FF 99 C CU 80 1-3 ③ K 1-2			3	0	0	0	0	2	1
Inning Stats	R: 0 E: 1 K: 2 S: 8 H: 0 LOB: 1 BB: 0 P: 12	R: 0 E: 0 K: 1 S: 7 H: 0 LOB: 0 BB: 0 P: 10	R: 0 E: 0 K: 1 S: 9 H: 0 LOB: 0 BB: 0 P: 14	R: 0 E: 0 K: 0 S: 6 H: 0 LOB: 0 BB: 0 P: 8	R: 0 E: 0 K: 0 S: 9 H: 1 LOB: 1 BB: 0 P: 13	R: 1 E: 1 K: 2 S: 14 H: 1 LOB: 2 BB: 2 P: 25	R: 0 E: 0 K: 2 S: 13 H: 1 LOB: 1 BB: 0 P: 16	R: 0 E: 0 K: 1 S: 8 H: 0 LOB: 0 BB: 0 P: 10	R: 0 E: 0 K: 1 S: 17 H: 1 LOB: 2 BB: 1 P: 23	1B: 4 2B: 0 3B: 0 HR: 0 SF: 0 SAC: 0 DP: 1 HBP: 1						

	AB	31
	R	1
	H	4
	RBI	1
	BB	3
	SO	10
	LOB	15

WP: 0 PB: 0 SB: 1 CS: 0 PA: 35

PITCHER		IP	WLS	BF	H	R	ER	SO	BB	IBB	HBP	BLK	WP	HR	S	P	ERA	WHIP
47 Frankie Montas, R ERA: 2.7	(1, 1)	6.1	W	25	3	1	1	6	2	0	1	0	0	0	58	88	1.42	0.789
62 Lou Trivino, R ERA: 1.42	(7, 1)	1.2	H	5	0	0	0	3	0	0	0	0	0	0	16	20	0.00	0.000
39 Blake Treinen, R ERA: 0.79	(9, 1)	1.0	S	5	1	0	0	1	1	0	0	0	0	0	17	23	0.00	2.000

PITCHER	IP	WLS	BF	H	R	ER	SO	BB	IBB	HBP	BLK	WP	HR	S	P	ERA	WHIP

Batter	1	2	3	4	5	6	7	8	9	AB	R	H	RBI	BB	SO	LOB
10 Marcus Semien, R (1, 6) OBP: 0.396, SLG: 0.506	C FC 86 F FC 87 B FF 91 B FC 87 B FC 88 F FC 88 B FC 88 4-2 26 FC5-4 BB	C CU 75 B CH 81 C CH 81 B FF 90 X FF 91 2-2 ① F9	X FC 88 0-0 ② ③ G5-4-3 1-2f					C ST 79 C SI 90 B ST 81 B CH 82 B FF 91 B ST 79 4-2 26 FC4-6 BB		2	0	0	0	2	0	2
26 Matt Chapman, R (1, 5) OBP: 0.361, SLG: 0.581	C CU 76 B FC 88 F FC 88 D CU 76 1 SAFE X FC 88 2-2 ① FC5-4 1-2f	T SI 90 B FC 88 F FC 88 F CU 77 B FC 88 B FC 90 X CH 83 3-2 ② F9				B FC 85 C CU 74 X FC 86 1-1 HR		B ST 81 1 SAFE C ST 79 1 SAFE B FF 92 X ST 80 2-1 ② FC4-6 1-2f		4	1	1	1	0	0	2
25 Stephen Piscotty, R (1, 9) OBP: 0.307, SLG: 0.405	S CH 81 S CH 82 X FC 88 0-2 ② F8	F FC 88 F FC 87 B FF 92 B CH 83 X CH 82 2-2 ③ G5-3				B FC 87 B CH 81 F CH 81 S CH 81 B FC 89 S CH 82 3-3 ① K		S SI 92 B FF 92 B SI 91 X FF 92 2-1 ③ F9		4	0	0	0	0	1	2
2 Khris Davis, R (1, 10) OBP: 0.305, SLG: 0.662	C CH 82 X FC 89 0-1 ③ G5-3	B FC 88 B FC 88 X FC 88 2-0 ① L9				C CH 82 X FC 89 0-1 ② G6-3				3	0	0	0	0	0	1
18 Chad Pinder, R (1, 7) OBP: 0.317, SLG: 0.526		B FC 86 B FC 87 X CH 81 2-0 ① G1-3		B CH 83 C FC 87 X FC 86 1-1 ② G5-3		F FF 88 F FC 88 F FC 90 F CH 81 X CH 81 0-2 ③ F9				3	0	0	0	0	0	0
20 Mark Canha, R (1, 3) OBP: 0.450, SLG: 0.483		F FC 87 C FC 88 B FC 86 X SL 81 1-2 23 2B 2B		B FC 87 B FC 87 C CH 82 B CH 82 X CH 82 3-1 ③ L7			B FC 90 C FC 90 X CU 82 1-1 ① L7			3	1	1	0	0	0	0
22 Ramón Laureano, R (1, 8) OBP: 0.284, SLG: 0.386		C CH 81 D FC 88 B FC 89 X CH 83 2-1 ② G6-3	X FC 86 0-0 ① G6-3				C FC 91 B FC 92 X FC 91 1-1 ② L8			3	0	0	0	0	0	1
23 Jurickson Profar, S (1, 4) OBP: 0.247, SLG: 0.347		C CH 82 B FC 89 X CU 76 1-1 19 WP 2-H 2B	C FF 89 B FC 86 B FC 86 C FF 91 X CH 82 2-2 19 HBP 1B				F FC 90 B FC 91 B CU 82 B CU 82 X FC 89 3-1 ③ G3-4-1			3	0	2	1	0	0	0
19 Josh Phegley, R (1, 2) OBP: 0.341, SLG: 0.571		C FC 87 B CH 83 D CH 83 F CH 83 D FC 90 F FC 88 F FC 89 X CH 83 3-2 ③ F8 2-3	1 SAFE C CU 76 H FC 88 1-1 10 G5-4-3 1-2 HBP					C FF 90 B ST 79 X ST 76 1-1 ① F7		2	0	0	0	0	0	1
Inning Stats	R: 0 E: 1 K: 0 S: 11 H: 0 LOB: 1 BB: 1 P: 17	R: 1 E: 0 K: 0 S: 13 H: 2 LOB: 1 BB: 0 P: 22	R: 0 E: 0 K: 0 S: 10 H: 0 LOB: 0 BB: 0 P: 17	R: 0 E: 0 K: 0 S: 5 H: 0 LOB: 0 BB: 0 P: 11	R: 0 E: 0 K: 0 S: 6 H: 1 LOB: 1 BB: 0 P: 9	R: 1 E: 0 K: 1 S: 12 H: 1 LOB: 0 BB: 0 P: 16	R: 0 E: 0 K: 0 S: 6 H: 0 LOB: 0 BB: 0 P: 11	R: 0 E: 0 K: 0 S: 8 H: 0 LOB: 1 BB: 1 P: 17		1B: 1 2B: 2 3B: 0 HR: 1 SF: 0 SAC: 0 DP: 1 HBP: 1					

PITCHER		IP	WLS	BF	H	R	ER	SO	BB	IBB	HBP	BLK	WP	HR	S	P	ERA	WHIP
20 Wade Miley, L ERA: 3.32	(1, 1)	6.0	L	23	4	2	2	1	1	0	1	0	1	1	57	92	3.00	0.833
36 Will Harris, R ERA:	(7, 1)	1.0		3	0	0	0	0	0	0	0	0	0	0	6	11	0.00	0.000
41 Brad Peacock, R ERA: 3.94	(8, 1)	1.0		4	0	0	0	0	1	0	0	0	0	0	8	17	0.00	1.000

PITCHER	IP	WLS	BF	H	R	ER	SO	BB	IBB	HBP	BLK	WP	HR	S	P	ERA	WHIP

BOTTOM

Houston Astros @ Oakland Athletics

Oakland Coliseum, Oakland, CA

Wed Apr 17 2019, 7:09 PM - 9:36 PM PDT

Att. 11,323 - Clear - 67 F

livebaseballscorecards.com

AB	27
R	2
H	4
RBI	2
BB	2
SO	1
LOB	9

WP: 1 PA: 30
PB: 0
SB: 0
CS: 0

Batter	1	2	3	4	5	6	7	8	9	AB	R	H	RBI	BB	SO	LOB
4 George Springer, R (1, 9) OBP: 0.368, SLG: 0.527	F SI 91 B SI 90 B SI 91 B SI 91 X SI 91 3-1 27 HR 2B	F SI 92 B KC 77 B CH 82 S CH 83 S CH 82 2-3 ② K		S CH 83 C SI 91 B SI 92 B CH 83 F CH 82 B SI 92 B CH 84 4-2 BB	X SL 87 0-0 1-3 3-H 2B			B FF 95 S FF 95 B FF 95 B SL 86 B FF 96 4-1 2 G5-4-3 BB		3	1	2	1	2	1	1
27 Jose Altuve, R (1, 4) OBP: 0.361, SLG: 0.658	B KC 76 F SI 90 B FC 88 B CH 82 X SI 90 3-1 2-H HR	C KC 76 C CH 82 B KC 78 D KC 76 X SI 92 2-2 1-H 1B		1 SAFE 1 SAFE C CH 81 1 SAFE B SI 90 B FC 86 S KC 77 F KC 78 S SI 93 2-3 ② K	B FF 96 F FF 96 B FF 95 B CU 79 X FF 96 3-1 ③ G5-3			S SL 86 B FF 95 B FF 94 T SL 86 S SL 88 2-3 ① K		5	1	2	3	0	2	4
2 Alex Bregman, R (1, 5) OBP: 0.389, SLG: 0.492	X SI 90 0-0 HR	D KC 76 C CH 82 1 SAFE B SI 91 C CH 81 C CH 82 2-3 ③ K		1 SAFE B SL 84 B SL 85 C SI 91 F SI 92 1 SAFE S CH 86 2-3 ③ K		C FF 96 X SL 86 0-1 1 L6-4 23 BB 1B		C SL 85 B FF 96 B FF 94 S FF 96 D SL 87 X FF 96 3-2 ②③ G5-4-3 1-2f		5	1	2	1	0	2	3
23 Michael Brantley, L (1, 7) OBP: 0.367, SLG: 0.437	C SI 91 B SI 91 B KC 76 X SI 91 2-1 ① G3		C KC 74 F SI 90 X KC 76 0-2 E4 10 S		B FF 90 C SI 91 B CH 85 F CH 83 X FF 92 2-2 1 2B 2B	C FF 94 B FF 95 B FF 96 B FF 97 C FF 96 F FF 96 B FF 96 4-2 1-2 BB			C FF 95 X FF 95 0-1 ① G4-3	4	1	1	0	1	0	0
1 Carlos Correa, R (1, 6) OBP: 0.353, SLG: 0.467	C SI 90 F SI 92 C SI 90 S KC 77 1-3 ② K		C SI 90 F SI 89 X KC 76 0-2 ① L7		X SI 92 0-0 10 2B 2-H 2B	B FF 95 D SL 88 D FF 97 C FF 95 X FF 96 3-1 ①② L6-4 2-2			B FF 96 S SI 96 C FF 96 B SL 88 X SL 88 2-2 ② G5-3	5	1	1	1	0	1	3
10 Yuli Gurriel, R (1, 3) OBP: 0.368, SLG: 0.500	C KC 76 B KC 77 B SI 92 S SI 91 B KC 78 B CH 84 4-2 BB		F KC 76 B FC 87 B FC 86 B CH 83 B CH 82 4-1 2-3 BB		C SL 84 X CH 85 0-1 28 1B 4 2B 2-H 2B	B FF 96 X FF 97 1-0 ③ F9			T SL 87 X SI 95 0-1 ③ G4-3	3	1	1	1	2	0	1
13 Tyler White, R (1, 10) OBP: 0.333, SLG: 0.242	B SI 90 1 SAFE B SI 90 F SI 90 S KC 77 D KC 77 F SI 91 T KC 76 3-2 ③ K		D KC 76 B CH 82 B FC 86 C SI 89 C CH 82 F CH 82 S KC 77 3-3 ② K		F SI 91 C SI 92 F SL 86 B SL 85 F CH 86 D SL 84 C SI 92 2-3 ① K		C SL 86 C CU 79 F FF 97 X CU 80 0-2 ① G5-3			4	0	0	0	0	3	4
28 Robinson Chirinos, R (1, 2) OBP: 0.358, SLG: 0.500		C SI 89 B KC 74 X SI 90 1-1 27 WP 27 1B 1B	C KC 76 D KC 77 B KC 77 S SI 92 F SI 91 S CH 83 2-3 ③ K		C SI 92 X SI 92 0-1 4 2B 2-3 1B		F FF 96 S FF 97 B CU 78 S CU 80 1-3 ② K			4	1	2	0	0	2	2
6 Jake Marisnick, R (1, 8) OBP: 0.353, SLG: 0.452		S KC 75 B SI 90 S CH 81 B SI 91 F CH 82 F KC 77 F SI 91 X CH 81 2-2 ① F8		B SI 89 C FC 85 B CH 82 S SI 90 F SI 91 F SI 91 S CH 83 2-3 ① K	C FF 97 D FF 97 C FF 96 B FF 97 F FF 97 S FF 96 2-3 ② K		F FF 97 C FF 98 B SL 90 B FF 98 X FF 97 2-2 ③ L9			4	0	0	0	0	2	3
Inning Stats	R: 3 E: 0 K: 2 S: 16 H: 3 LOB: 1 BB: 1 P: 32	R: 1 E: 0 K: 2 S: 17 H: 2 LOB: 1 BB: 0 P: 26	R: 0 E: 1 K: 2 S: 15 H: 0 LOB: 2 BB: 1 P: 24	R: 0 E: 0 K: 3 S: 15 H: 0 LOB: 1 BB: 1 P: 25	R: 3 E: 0 K: 2 S: 20 H: 5 LOB: 2 BB: 0 P: 29	R: 0 E: 0 K: 0 S: 8 H: 1 LOB: 1 BB: 1 P: 16	R: 0 E: 0 K: 1 S: 10 H: 0 LOB: 0 BB: 0 P: 13	R: 0 E: 0 K: 1 S: 7 H: 0 LOB: 0 BB: 1 P: 16	R: 0 E: 0 K: 0 S: 7 H: 0 LOB: 0 BB: 0 P: 9	1B: 4 2B: 6 3B: 0 HR: 2 SF: 0 SAC: 0 DP: 2 HBP: 0	WP: 1 PB: 0 SB: 1 CS: 0 PA: 42					

PITCHER		IP	WLS	BF	H	R	ER	SO	BB	IBB	HBP	BLK	WP	HR	S	P	ERA	WHIP
33 Drew Smyly, L ERA: 7.8	(1, 1)	3.2	L	20	5	4	4	8	3	0	0	0	1	2	60	102	9.82	2.182
46 Jeanmar Gómez, R ERA: 7.11	(4, 1)	0.2		6	4	3	3	2	0	0	0	0	0	0	16	22	40.50	6.000
43 Kyle Dowdy, R ERA: 3.48	(5, 1)	3.2		13	2	0	0	3	2	0	0	0	0	0	32	57	0.00	1.091
59 Brett Martin, L ERA:	(9, 1)	1.0		3	0	0	0	0	0	0	0	0	0	0	7	9	0.00	0.000

PITCHER	IP	WLS	BF	H	R	ER	SO	BB	IBB	HBP	BLK	WP	HR	S	P	ERA	WHIP

TOP

Houston Astros @ Texas Rangers

Globe Life Park in Arlington, Arlington, TX

Fri Apr 19 2019, 8:08 PM - 11:23 PM EDT

Att. 35,649 - Clear - 66 F

livebaseballscorecards.com

AB	37
R	7
H	11
RBI	7
BB	5
SO	13
LOB	21

Houston Astros @ Texas Rangers

Globe Life Park in Arlington, Arlington, TX

Fri Apr 19 2019, 8:08 PM - 11:23 PM EDT

Att. 35,649 - Clear - 66 F

livebaseballscorecards.com

BOTTOM

Batter	1	2	3	4	5	6	7	8	9	AB	R	H	RBI	BB	SO	LOB
17 Shin-Soo Choo, L (1, 10) OBP: 0.435, SLG: 0.569	C FF 93 B CH 87 F FF 95 B CU 81 B CH 88 D SL 87 4-2 1 FC5-4 BB		B FF 94 F FF 94 1 SAFE D CU 79 C SL 85 B SL 87 X FF 95 3-2 ② L8		X FF 94 0-0 ③ F8			B FF 93 B CH 83 X FF 94 2-0 ① G3-1		3	0	0	0	1	0	2
38 Danny Santana, S (1, 4) OBP: 0.278, SLG: 0.611	B FF 94 B FF 94 C FF 95 F FF 94 X FF 95 2-2 ① L8		X FF 95 0-0 ③ L7			C CH 85 X FF 93 0-1 HR		C FF 94 B SL 82 F CH 83 T FF 95 1-2 ② K		4	1	1	1	0	1	2
1 Elvis Andrus, R (1, 6) OBP: 0.390, SLG: 0.568	B FF 94 S CH 87 B CU 80 X SL 87 2-1 ② FC5-4 1-2f			B FF 92 C FF 92 B CU 77 X SL 85 2-1 ① F8		B CH 85 B CH 87 C FF 94 C FF 94 B SL 88 X FF 96 3-2 ① L3		S SL 81 B CH 84 X CH 84 1-1 ③ G4-3		4	0	0	0	0	0	1
30 Nomar Mazara, L (1, 9) OBP: 0.308, SLG: 0.386	1 SAFE B FF 92 C CU 80 C CU 80 B CH 89 B FF 95 S FF 96 3-3 ③ K			C FF 93 S FF 94 B FF 96 S FF 95 1-3 ② K		S CU 79 F FF 96 F FF 95 X FF 96 0-2 ② L6			B FF 96 S SL 84 B SL 85 X FF 94 2-1 ① L7	4	0	0	0	0	2	1
13 Joey Gallo, L (1, 7) OBP: 0.368, SLG: 0.649		B FF 92 S FF 94 C CU 79 X CU 80 1-2 ① F8		X FF 93 0-0 1B		S FF 94 F CU 79 F CH 88 S CH 88 0-3 ③ K			B SL 87 S SL 85 X FF 96 1-1 HR	4	1	2	1	0	1	0
14 Asdrúbal Cabrera, S (1, 5) OBP: 0.299, SLG: 0.559		F FF 92 F FF 93 X FF 94 0-2 ② L8		C FF 92 S CU 80 1 SAFE D CU 78 S CU 80 1-3 ③ K			C FF 93 C FF 93 B CH 89 F SL 88 S SL 88 1-3 ① K		B FF 94 C FF 95 C FF 96 B SL 87 B SL 86 B FF 96 4-2 41 G1-4-3 BB	3	0	0	0	1	2	1
41 Logan Forsythe, R (1, 3) OBP: 0.354, SLG: 0.300	B FF 93 S FF 94 C SL 86 B SL 88 X SL 87 2-2 ③ P3				C FF 90 B CU 76 B FF 92 F FF 93 F FF 93 X CU 78 2-2 ① F7		C SL 87 B FF 94 B FF 93 S FF 95 B CU 80 F FF 96 F FF 95 B FF 95 4-2 BB		B FF 96 C FF 95 B CH 88 X FF 95 2-1 ②③ G1-4-3 1-2f	3	0	0	0	1	0	1
2 Jeff Mathis, R (1, 2) OBP: 0.129, SLG: 0.200			C FF 92 B FF 93 F FF 94 S FF 94 1-3 ① K		F FF 93 S SL 87 C CU 78 0-3 ② K		X FF 94 0-0 ② F9			3	0	0	0	0	2	1
3 Delino DeShields, R (1, 8) OBP: 0.373, SLG: 0.319			B FF 93 B FF 94 C FF 93 F FF 95 B FF 95 B SL 87 4-2 BB		X FF 92 0-0 2B		C FF 94 C CU 79 C CU 79 0-3 ③ K			2	0	1	0	1	1	1
Inning Stats	R: 0 E: 0 K: 1 S: 10 H: 0 LOB: 1 BB: 1 P: 21	R: 0 E: 0 K: 0 S: 9 H: 0 LOB: 0 BB: 0 P: 12	R: 0 E: 0 K: 1 S: 9 H: 0 LOB: 1 BB: 1 P: 17	R: 0 E: 0 K: 2 S: 9 H: 1 LOB: 1 BB: 0 P: 13	R: 0 E: 0 K: 1 S: 9 H: 1 LOB: 1 BB: 1 P: 11	R: 1 E: 0 K: 1 S: 13 H: 1 LOB: 0 BB: 0 P: 16	R: 0 E: 0 K: 2 S: 12 H: 0 LOB: 1 BB: 1 P: 17	R: 0 E: 0 K: 1 S: 6 H: 0 LOB: 0 BB: 0 P: 10	R: 1 E: 0 K: 0 S: 8 H: 1 LOB: 0 BB: 1 P: 17	1B: 1 2B: 1 3B: 0 HR: 2 SF: 0 SAC: 0 DP: 1 HBP: 0						

	AB	30
	R	2
	H	4
	RBI	2
	BB	4
	SO	9
	LOB	10

WP: 0 PB: 0 SB: 0 CS: 0 PA: 34

PITCHER		IP	WLS	BF	H	R	ER	SO	BB	IBB	HBP	BLK	WP	HR	S	P	ERA	WHIP
35 Justin Verlander, R ERA: 3.0	(1, 1)	7.0	W	27	3	1	1	8	3	0	0	0	0	1	71	107	1.29	0.857
47 Chris Devenski, R ERA: 2.57	(8, 1)	1.0		3	0	0	0	1	0	0	0	0	0	0	6	10	0.00	0.000
64 Reymin Guduan, L ERA: 27.0	(9, 1)	0.1		3	1	1	1	0	1	0	0	0	0	1	6	13	27.00	6.000
39 Josh James, R ERA: 5.91	(9, 1)	0.2		1	0	0	0	0	0	0	0	0	0	0	2	4	0.00	0.000

PITCHER	IP	WLS	BF	H	R	ER	SO	BB	IBB	HBP	BLK	WP	HR	S	P	ERA	WHIP

Batter	1	2	3	4	5	6	7	8	9	AB	R	H	RBI	BB	SO	LOB
4 George Springer, R (1, 9) OBP: 0.370, SLG: 0.557	B SI 93 X SI 92 1-0 G6-3		C SI 94 S SI 92 X CH 88 0-2 G5-3		1 SAFE B SI 93 X SL 86 1-0 27 FC5 1-2 1B		F FC 89 B FC 90 B SI 92 X FC 89 2-1 2-H HR		B FF 96 C FC 93 B FC 92 F FF 97 X SI 95 2-2 G4-3	5	1	2	2	0	0	0
27 Jose Altuve, R (1, 4) OBP: 0.341, SLG: 0.617	X SI 94 0-0 F9		B SL 94 B SL 85 S SI 94 B CH 88 F SI 94 F SI 94 X SI 95 3-2 F8		B SL 87 T SL 87 X SL 85 1-1 FC5 2 G1-4-3 1-2 2-3f		C FF 92 X FC 89 0-1 G4-3		C FC 93 C SI 95 X FF 96 0-2 L8	5	0	0	0	0	0	2
2 Alex Bregman, R (1, 5) OBP: 0.408, SLG: 0.508	C SI 93 B SL 84 C SI 94 B SL 84 B SL 85 X SI 94 3-2 2B			B SI 92 C SI 92 B SI 93 B SL 86 B CH 87 4-1 1 G6-4-3 23 1B BB	B SL 81 C SL 80 C FF 92 B FF 93 X FF 92 2-2 G1-4-3 1-2f		B FF 92 C FC 89 F SI 92 H SI 91 2-2 HBP			2	0	1	0	1	0	2
23 Michael Brantley, L (1, 10) OBP: 0.373, SLG: 0.453	C SI 94 B SI 94 X CH 88 1-1 G6-3			B SI 93 C SI 94 X SL 84 1-1 1 G6-4-3 1-2 1B		C FF 92 B SL 82 C FF 92 X SL 84 1-2 1 F8 2B	X FF 91 0-0 G4-3			4	0	2	0	0	0	2
1 Carlos Correa, R (1, 6) OBP: 0.347, SLG: 0.469		C SI 92 X SL 82 0-1 2B		B SI 93 X SI 94 1-0 G6-4-3 1-2f 2-3		B SL 81 F SL 82 B FF 92 F SL 81 X SL 84 2-2 F8 2-3		B FF 91 B FF 92 C FF 92 B FF 91 S FC 89 C FC 90 3-3 K		4	0	1	0	0	1	3
10 Yuli Gurriel, R (1, 3) OBP: 0.363, SLG: 0.486		C SI 93 B SI 93 X SI 93 1-1 F9		B SI 94 B SI 93 C SL 85 F SL 86 C SI 94 2-3 K		S SL 84 T FF 92 D SL 83 X SL 84 1-2 L5		B FF 92 F FF 92 X FC 90 1-1 1B		4	0	1	0	0	1	3
22 Josh Reddick, L (1, 7) OBP: 0.345, SLG: 0.382		B SI 94 B SI 93 T SI 94 F SI 93 S SL 83 2-3 K			B SI 92 F SI 92 X SI 92 1-1 12 WP 12 HR 1B	F SL 84 F FF 94 X FF 93 0-2 L8		B FF 91 B SI 91 X FC 89 2-0 F9		4	1	1	0	0	1	3
12 Max Stassi, R (1, 2) OBP: 0.130, SLG: 0.227		X SI 94 0-0 G6-3			B SI 92 S SI 93 B SI 90 X SI 93 2-1 1-H HR		X FC 89 0-0 F8	X FF 91 0-0 F8		4	1	1	2	0	0	2
6 Jake Marisnick, R (1, 8) OBP: 0.368, SLG: 0.486			C SI 92 C SI 91 T SI 93 0-2 K		X SI 93 0-0 27 FC5 4 1B 1B		B FF 93 B FC 90 X FC 89 2-0 4 HR 2B		S FF 95 B FF 95 X FC 93 1-1 G5-3	4	1	2	0	0	1	0
Inning Stats	R: 0 E: 0 K: 0 S: 7 H: 1 LOB: 1 BB: 0 P: 12	R: 0 E: 0 K: 1 S: 8 H: 1 LOB: 1 BB: 0 P: 11	R: 0 E: 0 K: 1 S: 10 H: 0 LOB: 0 BB: 0 P: 13	R: 0 E: 0 K: 1 S: 7 H: 1 LOB: 1 BB: 1 P: 15	R: 2 E: 0 K: 0 S: 11 H: 4 LOB: 1 BB: 0 P: 18	R: 0 E: 0 K: 0 S: 12 H: 1 LOB: 1 BB: 0 P: 16	R: 2 E: 0 K: 0 S: 9 H: 2 LOB: 1 BB: 0 P: 15	R: 0 E: 0 K: 1 S: 7 H: 1 LOB: 1 BB: 0 P: 13	R: 0 E: 0 K: 0 S: 8 H: 0 LOB: 0 BB: 0 P: 11	1B: 5 2B: 4 3B: 0 HR: 2 SF: 0 SAC: 0 DP: 2 HBP: 1						

TOP

Houston Astros @ Texas Rangers

Globe Life Park in Arlington, Arlington, TX

Sat Apr 20 2019, 8:07 PM - 10:58 PM EDT

Att. 39,636 - Clear - 77 F

livebaseballscorecards.com

AB	36
R	4
H	11
RBI	4
BB	1
SO	4
LOB	17

WP: 1 PB: 0 SB: 0 CS: 0 PA: 38

PITCHER		IP	WLS	BF	H	R	ER	SO	BB	IBB	HBP	BLK	WP	HR	S	P	ERA	WHIP
52 Adrian Sampson, R ERA: 5.5	(1, 1)	4.1		20	7	2	2	3	1	0	0	0	1	1	40	64	4.15	1.846
27 Shawn Kelley, R ERA: 1.86	(5, 1)	1.2	W	5	1	0	0	0	0	0	0	0	0	0	15	21	0.00	0.600
53 Jesse Chavez, R ERA: 9.31	(7, 1)	2.0		10	3	2	2	1	0	0	1	0	0	1	16	28	9.00	1.500
31 Chris Martin, R ERA: 5.14	(9, 1)	1.0		3	0	0	0	0	0	0	0	0	0	0	8	11	0.00	0.000

PITCHER	IP	WLS	BF	H	R	ER	SO	BB	IBB	HBP	BLK	WP	HR	S	P	ERA	WHIP

Houston Astros @ Texas Rangers

Globe Life Park in Arlington, Arlington, TX

Sat Apr 20 2019, 8:07 PM - 10:58 PM EDT

Att. 39,636 - Clear - 77 F

BOTTOM

livebaseballscorecards.com

Batter	1	2	3	4	5	6	7	8	9	AB	R	H	RBI	BB	SO	LOB
17 Shin-Soo Choo, L (1, 9) OBP: 0.419, SLG: 0.556	2-2: 38 1B 2B 1-0: G4-3			C KC 82 S CH 89 S FF 99 0-3: K ②	B FF 92 C CH 82 B CH 81 S CH 81 F SL 81 F CH 83 B FF 94 X SL 81 3-2: F7 ③			C SL 87 F FF 97 B FF 97 F SL 87 X SL 86 1-2: G6-3 ②		5	1	1	0	0	1	3
38 Danny Santana, S (1, 4) OBP: 0.348, SLG: 0.652	B FF 96 B KC 81 F FF 97 B SL 90 X SI 98 3-1: 30 BB, 14 1B, 1 S, 1B 2-H	C FF 95 S FF 96 F FF 98 F KC 83 X KC 82 0-2: 1 CS, 1B		C FF 97 X SL 89 0-1: 2B		C SL 86 F SL 89 B FF 97 B SL 89 F FF 98 F SL 85 T FF 98 2-2: K ①		B SL 88 X FF 97 1-0: L7 ③		5	1	3	1	0	1	0
1 Elvis Andrus, R (1, 6) OBP: 0.395, SLG: 0.553	B SL 88 C SL 90 B FF 97 C SI 88 F SI 97 D CH 89 F SL 90 F SL 90 F FF 99 4-2: B FF 89, 30 BB, 14 1B, 1-2, BB	F FF 97 B CH 90 S SL 90 F SL 89 1 SAFE 1 SAFE B FF 96 D SL 90 1 SAFE 3-3: S KC 84, K, 1-2 ① ②		C SL 89 C FF 98 S SL 89 0-3: K ③		C SL 88 B SI 99 B SL 89 B SI 98 B FF 97 4-1: BB				2	1	0	0	2	2	2
30 Nomar Mazara, L (1, 10) OBP: 0.304, SLG: 0.367	S KC 84 B KC 83 S SI 97 D KC 82 B SI 98 F FF 98 B KC 84 4-2: 14 1B, 41 1B, 1-2, 2-3, BB	B FF 97 F CH 90 F FF 98 S KC 84 1-3: K2-3 ③			C FF 96 C FF 96 T FF 97 0-2: K ①	C FF 96 F FF 97 X FF 97 0-2: P6 ②				3	1	0	0	1	2	1
13 Joey Gallo, L (1, 7) OBP: 0.375, SLG: 0.705	C KC 83 B FF 97 B KC 81 S FF 98 C FF 100 2-3: K ①		B FF 92 S KC 82 F KC 82 B FF 98 F SL 91 B SI 98 X KC 82 3-2: HR		S FF 96 F FF 97 B CH 89 X KC 84 1-2: 14 1B, 2B	B FF 97 B FF 97 B FF 95 C FF 96 X CH 91 3-1: L8 ③				4	2	2	1	0	1	4
14 Asdrúbal Cabrera, S (1, 5) OBP: 0.310, SLG: 0.556	B FF 98 X SL 89 1-0: 9 FC4-6, 3 E, 41 1B, 1-2, 2-H, 3-H, 1B		F FF 98 X KC 83 0-1: G3 ①		B FF 96 S SL 87 D SL 90 B FF 96 X FF 97 3-1: 9 FC6-4, 3 3B, 41 BB, 2-H, 1B		C FF 94 B SL 86 B FF 94 S FF 96 C SL 86 2-3: K ①			4	2	2	3	0	1	0
41 Logan Forsythe, R (1, 3) OBP: 0.365, SLG: 0.302	C FF 98 B CH 89 X FF 95 1-1: 9 FC4-6, 1-2, 2-H, 1B		C SL 87 B SL 88 B FF 97 C SL 90 C FF 98 2-3: K ②		B FF 97 D SL 89 B FF 96 C FF 97 F FF 97 B FF 98 4-2: 9 FC6-4, 1-2, BB		C FF 96 C SL 86 B FF 92 X FF 96 1-2: F7 ②			3	0	1	1	1	1	0
9 Isiah Kiner-Falefa, R (1, 2) OBP: 0.359, SLG: 0.273	B KC 81 F FF 97 X SL 90 1-1: FC4-6, 3 E, 1-2f, 2-3 ②		C FF 97 F SL 89 S FF 98 0-3: K ③		C SL 80 X CH 81 0-1: FC6-4, 3 S, 3 3B, 1-2f, 2-3 ②		C FF 96 B SL 87 C SL 86 B SL 88 F FF 97 B FF 96 C SL 87 3-3: K ③			4	1	0	0	0	2	4
3 Delino DeShields, R (1, 8) OBP: 0.365, SLG: 0.353	X FF 98 0-0: E6 1-2 3-H			C FF 96 X FF 96 0-1: F8 ①	B SL 80 X FF 92 1-0: 1-H, 3-H, 3B			C FF 96 B SL 85 S SL 86 F FF 97 C FF 97 1-3: K ①		4	0	1	2	0	1	1
Inning Stats	R: 5 E: 1 K: 1 S: 24 H: 4 LOB: 2 BB: 2 P: 43	R: 0 E: 0 K: 2 S: 12 H: 1 LOB: 0 BB: 0 P: 16	R: 1 E: 0 K: 2 S: 12 H: 1 LOB: 0 BB: 0 P: 17	R: 0 E: 0 K: 2 S: 10 H: 1 LOB: 1 BB: 0 P: 10	R: 3 E: 0 K: 1 S: 19 H: 3 LOB: 1 BB: 1 P: 31	R: 0 E: 0 K: 1 S: 11 H: 0 LOB: 1 BB: 1 P: 20	R: 0 E: 0 K: 2 S: 10 H: 0 LOB: 0 BB: 0 P: 16	R: 0 E: 0 K: 1 S: 9 H: 0 LOB: 0 BB: 0 P: 12		1B: 5 2B: 4 3B: 1 HR: 1	SF: 0 SAC: 0 DP: 1 HBP: 0		WP: 0 PB: 0 SB: 2 CS: 1	PA: 38		

	AB	R	H	RBI	BB	SO	LOB
	34	9	10	8	4	12	15

PITCHER		IP	WLS	BF	H	R	ER	SO	BB	IBB	HBP	BLK	WP	HR	S	P	ERA	WHIP
45 Gerrit Cole, R ERA: 5.22	(1, 1)	4.1	L	25	9	9	8	8	3	0	0	0	0	1	68	104	16.61	2.769
47 Chris Devenski, R ERA: 2.35	(5, 1)	0.2		3	1	0	0	0	0	0	0	0	0	0	9	13	0.00	1.500
30 Héctor Rondón, R ERA: 1.17	(6, 1)	1.0		4	0	0	0	1	1	0	0	0	0	0	11	20	0.00	1.000
64 Reymin Guduan, L ERA: 6.75	(7, 1)	2.0		6	0	0	0	3	0	0	0	0	0	0	19	28	0.00	0.000

PITCHER	IP	WLS	BF	H	R	ER	SO	BB	IBB	HBP	BLK	WP	HR	S	P	ERA	WHIP

Houston Astros @ Texas Rangers

Globe Life Park in Arlington, Arlington, TX

Sun Apr 21 2019, 3:10 PM - 6:24 PM EDT

Att. 26,225 - Sunny - 78 F

TOP

livebaseballscorecards.com

Batter	1	2	3	4	5	6	7	8	9	AB	R	H	RBI	BB	SO	LOB
4 George Springer, R (1, 10) OBP: 0.371, SLG: 0.578	F8		2 BB BB		F9		G4-3		HR	4	1	1	1	1	0	0
2 Alex Bregman, R (1, 5) OBP: 0.432, SLG: 0.561	23 G4-3 1B		1-2 BB			HR	F8		22 BB 10 WP 27 BB BB	3	2	2	1	2	0	0
23 Michael Brantley, L (1, 7) OBP: 0.364, SLG: 0.481	G4-3 1-2		SF8 3-H			HR	L7		L9	4	1	1	2	0	0	2
1 Carlos Correa, R (1, 6) OBP: 0.338, SLG: 0.493	K		L8			P4		HR	K	5	1	1	1	0	2	4
10 Yuli Gurriel, R (1, 3) OBP: 0.353, SLG: 0.461 6 Jake Marisnick, R (9, PR) OBP: 0.368, SLG: 0.486		G6-3		F9		E9 22 1B 16 3B		G6-3	27 BB 22 BB 1-2 BB	4 0	1 0	0 0	0 0	1 0	0 0	0 0
22 Josh Reddick, L (1, 9) OBP: 0.381, SLG: 0.458		K		16 G5-4-3 1B		16 3B 1B 1-2		HR	27 BB 1-2 2-3 BB	4	2	3	1	1	1	0
16 Aledmys Díaz, R (1, 4) OBP: 0.250, SLG: 0.519 27 Jose Altuve, R (9, PH) OBP: 0.348, SLG: 0.617		L7		G5-4-3 1-2f		28 SF9 3B 1-H 2-H		G6-3	27 BB 1-2 2-3 3-H BB	4 0	1 0	1 0	2 1	0 1	0 0	1 0
28 Robinson Chirinos, R (1, 2) OBP: 0.362, SLG: 0.521			18 G4-3 23 SF8 2B		K	SF9 3-H		1B	K	4	1	2	1	0	2	3
18 Tony Kemp, L (1, 8) OBP: 0.270, SLG: 0.250			G4-3 2-3		G4-3	K		F7		4	0	0	0	0	1	2

	AB	36
	R	10
	H	11
	RBI	10
	BB	6
	SO	6
	LOB	12

Inning Stats																		
	R: 0	H: 1	R: 0	H: 0	R: 1	H: 1	R: 0	H: 1	R: 0	H: 0	R: 5	H: 4	R: 0	H: 0	R: 2	H: 3	R: 2	H: 1
	E: 0	LOB: 1	E: 0	LOB: 0	E: 0	LOB: 2	E: 0	LOB: 0	E: 0	LOB: 0	E: 1	LOB: 0	E: 0	LOB: 0	E: 0	LOB: 1	E: 0	LOB: 3
	K: 1	BB: 0	K: 1	BB: 0	K: 0	BB: 0	K: 1	BB: 0	K: 0	BB: 0	K: 1	BB: 0	K: 0	BB: 0	K: 0	BB: 0	K: 2	BB: 4
	S: 11	P: 16	S: 8	P: 11	S: 8	P: 20	S: 7	P: 11	S: 6	P: 9	S: 17	P: 24	S: 5	P: 7	S: 18	P: 29	S: 22	P: 42

	1B: 4	SF: 2	WP: 1	PA: 44
	2B: 1	SAC: 0	PB: 0	
	3B: 1	DP: 1	SB: 0	
	HR: 5	HBP: 0	CS: 0	

PITCHER		IP	WLS	BF	H	R	ER	SO	BB	IBB	HBP	BLK	WP	HR	S	P	ERA	WHIP
19 Shelby Miller, R ERA: 7.63	(1, 1)	5.1	W	23	5	4	4	3	2	0	0	0	0	2	47	77	6.75	1.312
54 Jeffrey Springs, L ERA: 4.15	(6, 1)	0.2		4	2	2	1	1	0	0	0	0	0	0	10	14	13.50	3.000
59 Brett Martin, L ERA: 7.71	(7, 1)	1.1		6	2	2	2	0	0	0	0	0	0	2	16	24	13.50	1.500
31 Chris Martin, R ERA: 4.7	(8, 1)	0.2	H	3	1	0	0	0	0	0	0	0	0	0	7	12	0.00	1.500
25 José Leclerc, R ERA: 7.88	(9, 1)	0.2	H	7	1	2	2	1	4	0	0	0	1	1	17	36	27.00	7.500

PITCHER		IP	WLS	BF	H	R	ER	SO	BB	IBB	HBP	BLK	WP	HR	S	P	ERA	WHIP
27 Shawn Kelley, R ERA: 1.8	(9, 1)	0.1	S	1	0	0	0	1	0	0	0	0	0	0	5	6	0.00	0.000

Houston Astros @ Texas Rangers

Globe Life Park in Arlington, Arlington, TX

Sun Apr 21 2019, 3:10 PM - 6:24 PM EDT

Att. 26,225 - Sunny - 78 F

BOTTOM

livebaseballscorecards.com

Batter	1	2	3	4	5	6	7	8	9	AB	R	H	RBI	BB	SO	LOB
17 Shin-Soo Choo, L (1, 9) OBP: 0.430, SLG: 0.561	B FF 89 S ST 79 C ST 80 X FF 90 1-2 38 G3 13 3B 2B		C CU 70 B CH 82 B ST 76 S ST 78 B ST 79 B ST 80 4-2 1 2B 13 G3 BB	F ST 79 F FC 86 X ST 79 0-2 ① F7		B CH 89 B FF 94 B FF 92 C FF 94 C FF 94 B CU 79 4-2 1 G4-3 38 BB 13 1B BB		F FF 97 B FF 96 B CU 82 X SL 90 2-1 ① G1-3		3	3	1	0	2	0	2
38 Danny Santana, S (1, 4) OBP: 0.333, SLG: 0.577	S FF 91 X CH 83 0-1 ① G3 2-3		B FF 89 F ST 78 S ST 80 X ST 79 1-2 ① P5	B FF 90 B CH 82 C FF 89 X ST 80 2-1 CI 1 2B 13 SF8 1-2 2-3		B FF 93 B FF 94 F SI 93 B CH 90 B FF 92 4-1 1 G4-3 1-2 BB		B FF 96 F CU 83 S CU 83 F SL 90 F FF 96 F FF 98 X CU 84 1-2 ② G3		3	1	0	0	1	0	2
1 Elvis Andrus, R (1, 6) OBP: 0.407, SLG: 0.575	C ST 79 H FF 90 1-1 13 3B HBP		C ST 80 1 SAFE B FC 86 1 SAFE F FC 88 X ST 79 1-2 13 G3 24 HR 1-3 2B	C FF 89 B ST 79 C ST 80 X CU 75 1-2 1-3 2-H 3-H 2B		X SI 91 0-0 ① ② G4-3 1-2f 2-3		C SL 92 S CU 84 B SL 91 X FF 97 1-2 ③ G3		4	2	2	2	0	0	2
13 Joey Gallo, L (1, 7) OBP: 0.382, SLG: 0.734	B FF 90 X ST 75 1-0 24 SF9 1-H 3-H 3B		S FF 90 B FF 90 B ST 78 B FF 90 F ST 80 X ST 80 3-2 ② G3 2-3 3-H	X FF 93 0-0 ② SF8 3-H		B FF 94 C FF 94 F FF 95 X FF 94 1-2 3-H 1B				3	1	2	5	0	0	1
24 Hunter Pence, R (1, 10) OBP: 0.314, SLG: 0.469	C ST 78 D ST 80 X ST 77 1-1 ② SF9 3-H		X ST 78 0-0 3-H HR	B FF 95 C CU 77 B FF 95 F FF 93 B CU 80 C CU 78 3-3 ③ K		X FC 91 0-0 ③ L8				3	1	1	3	0	1	2
41 Logan Forsythe, R (1, 3) OBP: 0.357, SLG: 0.362	C FF 89 B FF 90 F ST 79 X FF 91 1-2 ③ P4 3-H		X FF 88 0-0 HR		C SI 91 B SI 96 B CU 80 C SI 91 C SI 94 2-3 ① K		X FC 91 0-0 ① F8			4	1	1	1	0	1	0
21 Patrick Wisdom, R (1, 5) OBP: 0.158, SLG: 0.111		B FF 90 C ST 78 S ST 79 S ST 78 1-3 ① K	X ST 78 0-0 ③ F7		B CU 80 B CU 80 B SI 91 B SI 92 4-0 2 FC4-6 BB		B FC 92 C CU 80 B FC 91 S FF 91 S CU 82 2-3 ② K2-3			3	0	0	0	1	2	0
2 Jeff Mathis, R (1, 2) OBP: 0.171, SLG: 0.235		X FF 90 0-0 ② L9		C FF 89 X FF 89 0-1 38 CI 3 1B 1 2B 1B	F SI 93 X FF 96 0-1 ② FC4-6 1-2f		B CU 82 S CU 80 S FC 91 X FC 90 1-2 1B			4	1	2	0	0	0	1
3 Delino DeShields, R (1, 8) OBP: 0.358, SLG: 0.345		C ST 78 B ST 81 S ST 79 X FF 91 1-2 ③ L8		C ST 78 S ST 80 X ST 80 0-2 38 CI 1 2B 1-2 1B	C SI 93 C SI 95 S CU 81 0-3 ③ K		B FC 92 S CU 80 F CU 82 B CU 82 B FC 90 S FC 91 3-3 ③ K			4	1	1	0	0	2	2

	AB	R	H	RBI	BB	SO	LOB
	31	11	10	11	4	6	12

Inning Stats	1	2	3	4	5	6	7	8	9
R	3	0	4	3	0	1	0	0	
E	0	0	0	1	0	0	0	0	
K	0	1	0	1	2	0	2	0	
S	12	7	14	17	8	8	10	11	
H	2	0	3	3	0	1	1	0	
LOB	0	0	0	1	1	1	1	0	
BB	0	0	0	0	1	2	1	0	
P	17	9	23	23	14	17	16	15	

	1B	2B	3B	HR	SF	SAC	DP	HBP	WP	PB	SB	CS	PA
	4	3	1	2	2	0	1	1	0	0	0	0	39

PITCHER		IP	WLS	BF	H	R	ER	SO	BB	IBB	HBP	BLK	WP	HR	S	P	ERA	WHIP
31 Collin McHugh, R ERA: 4.78	(1, 1)	3.1	L	21	8	10	9	1	1	0	1	0	0	2	46	65	24.30	2.700
59 Framber Valdez, L ERA: 5.06	(4, 1)	2.1		10	1	1	1	3	3	0	0	0	0	0	19	37	3.86	1.714
36 Will Harris, R ERA:	(6, 1)	1.1		5	1	0	0	2	0	0	0	0	0	0	11	17	0.00	0.750
55 Ryan Pressly, R ERA:	(8, 1)	1.0		3	0	0	0	0	0	0	0	0	0	0	11	15	0.00	0.000

PITCHER	IP	WLS	BF	H	R	ER	SO	BB	IBB	HBP	BLK	WP	HR	S	P	ERA	WHIP

Batter	1	2	3	4	5	6	7	8	9	AB	R	H	RBI	BB	SO	LOB
26 Max Kepler, L (1, 9) OBP: 0.338, SLG: 0.431	B FF 92 C SI 91 B FF 92 F ST 80 B FF 93 F SI 91 F FF 93 B KC 78 4-2 11 G4-6-3 BB	X FF 92 0-0 ② F9		D KC 80 X CH 83 1-0 ③ G3		C CH 89 F CH 89 X CH 87 0-2 11 E 1-3 2-H 1B		B FF 93 1 SAFE 1 SAFE F CH 82 1 SAFE B FF 93 B CH 83 B FF 94 4-1 ② 11 HR 1-2 BB		3	2	1	1	2	0	1
11 Jorge Polanco, S (1, 6) OBP: 0.452, SLG: 0.716	C SI 92 X ST 80 0-1 G4-6-3 1-2f	C SI 92 ① B ST 79 ② F KC 78 B ST 80 F ST 79 X KC 78 2-2 2B			C SI 91 B SI 92 X CH 82 1-1 20 G4-3 1B	F FF 97 B FF 97 X CH 88 1-1 E9 23 1B 2-H 3-H 1B		1 SAFE B FF 93 1 SAFE X CH 81 1-0 1-H HR		5	2	4	4	0	0	1
23 Nelson Cruz, R (1, 10) OBP: 0.439, SLG: 0.556	B ST 82 B ST 79 B FF 93 X SI 92 3-0 20 1B 24 2B 1B	X SI 92 0-0 ③ F9			B SI 91 F SI 92 S ST 80 S ST 79 1-3 ① K	S FF 98 B FF 98 S CH 89 B CH 90 B FF 98 X FF 97 3-2 3-H 1B		B FF 94 B FF 94 C CH 82 X FF 94 2-1 ③ F8		5	1	2	1	0	1	2
20 Eddie Rosario, L (1, 7) OBP: 0.318, SLG: 0.663	B SI 93 C KC 77 X SI 92 1-1 24 2B 1-3 1B		C KC 77 X CH 84 0-1 ① F9		D KC 79 C ST 81 D ST 77 B ST 81 F SI 92 1 SAFE 1 SAFE F ST 82 X SI 93 3-2 ② G4-3 1-2	X FF 96 0-0 ③ G4-3			F FF 97 F SI 97 B CH 81 X CH 83 1-2 ① G3	5	1	1	0	0	0	2
24 C.J. Cron, R (1, 3) OBP: 0.308, SLG: 0.459	F SI 92 F SI 92 X ST 82 0-2 1-H 3-H 2B		C ST 80 F SI 91 B SI 92 F SI 92 B ST 80 X ST 81 2-2 ② G5-3		X SI 92 0-0 ③ G5-3		B FF 96 F FF 94 B SL 85 F CH 89 S FF 98 2-3 ① K		F SL 87 F FF 96 X SL 85 0-2 ② G6-3	5	0	1	2	0	1	1
9 Marwin Gonzalez, S (1, 5) OBP: 0.266, SLG: 0.259	B SI 93 B CH 85 B SI 92 B SI 92 4-0 BB		C KC 79 B ST 80 S CH 85 B ST 80 X SI 92 2-2 ③ G1-3			B FF 95 B CH 89 X FF 96 2-0 ① P6	B FF 96 F FF 96 B CH 88 B CH 88 F FF 96 S CH 87 3-3 ② K		C CH 84 B FF 96 X SI 97 1-1 ③ G1	4	0	0	0	1	1	0
16 Jonathan Schoop, R (1, 4) OBP: 0.329, SLG: 0.522	C SI 92 S ST 81 B ST 82 F ST 79 X SI 92 1-2 ③ G5-3			S SI 92 X SI 90 0-1 ① G5-3		B FF 97 S FF 95 F FF 96 F FF 98 B SL 86 B CH 90 X FF 97 3-2 26 1B 2B	F FF 96 C SL 84 S CH 90 0-3 ③ K			4	1	1	0	0	1	2
15 Jason Castro, L (1, 2) OBP: 0.414, SLG: 0.409		X FF 91 0-0 HR		C FF 92 C KC 79 B SI 92 B KC 80 B FF 92 F ST 81 F FF 93 F FF 92 B KC 79 4-2 BB		D SL 86 B CH 88 S FF 98 B FF 96 B FF 96 4-1 26 1B 11 E BB		B CH 83 X FF 94 1-0 ① F8		2	2	1	1	2	0	0
25 Byron Buxton, R (1, 8) OBP: 0.333, SLG: 0.500		C SI 91 F SI 91 S ST 80 0-3 ① K		B ST 81 X ST 81 1-0 ② F7		D FF 97 X FF 96 1-0 ② F7		C FF 94 X FF 95 0-1 26 CS 1B		4	0	1	0	0	1	3
Inning Stats	R: 2 E: 0 K: 0 S: 16 H: 3 LOB: 2 BB: 2 P: 29	R: 1 E: 0 K: 1 S: 10 H: 2 LOB: 1 BB: 0 P: 12	R: 0 E: 0 K: 0 S: 9 H: 0 LOB: 0 BB: 0 P: 13	R: 0 E: 0 K: 0 S: 9 H: 0 LOB: 1 BB: 1 P: 15	R: 0 E: 0 K: 1 S: 10 H: 1 LOB: 1 BB: 0 P: 15	R: 4 E: 1 K: 0 S: 16 H: 4 LOB: 1 BB: 1 P: 30	R: 0 E: 0 K: 3 S: 10 H: 0 LOB: 0 BB: 0 P: 15	R: 2 E: 0 K: 0 S: 7 H: 2 LOB: 0 BB: 1 P: 15	R: 0 E: 0 K: 0 S: 8 H: 0 LOB: 0 BB: 0 P: 10	1B: 7 2B: 3 3B: 0 HR: 2 SF: 0 SAC: 0 DP: 1 HBP: 0						

PITCHER		IP	WLS	BF	H	R	ER	SO	BB	IBB	HBP	BLK	WP	HR	S	P	ERA	WHIP
41 Brad Peacock, R ERA: 4.29	(1, 1)	5.0	L	23	6	3	3	2	3	0	0	0	0	1	54	84	5.40	1.800
39 Josh James, R ERA: 7.11	(6, 1)	2.0		11	4	4	3	3	1	0	0	0	0	0	26	45	13.50	2.500
47 Chris Devenski, R ERA: 4.15	(8, 1)	1.0		5	2	2	2	0	1	0	0	0	0	1	7	15	18.00	3.000
54 Roberto Osuna, R ERA: 0.96	(9, 1)	1.0		3	0	0	0	0	0	0	0	0	0	0	8	10	0.00	0.000

PITCHER	IP	WLS	BF	H	R	ER	SO	BB	IBB	HBP	BLK	WP	HR	S	P	ERA	WHIP

TOP

Minnesota Twins @ Houston Astros

Minute Maid Park, Houston, TX

Mon Apr 22 2019, 7:12 PM - 10:35 PM CDT

Att. 34,518 - Partly Cloudy - 76 F

livebaseballscorecards.com

AB	37
R	9
H	12
RBI	9
BB	5
SO	5
LOB	12

WP: 0	PA: 42					
PB: 0						
SB: 0						
CS: 1						

Minnesota Twins @ Houston Astros

Minute Maid Park, Houston, TX

Mon Apr 22 2019, 7:12 PM - 10:35 PM CDT

Att. 34,518 - Partly Cloudy - 76 F

livebaseballscorecards.com

BOTTOM

Batter	1	2	3	4	5	6	7	8	9	AB	R	H	RBI	BB	SO	LOB
4 George Springer, R (1, 8) OBP: 0.363, SLG: 0.557	C FF 92 F FF 92 B FC 85 B CU 75 X FF 92 2-2 ① L8		B FF 92 B FC 82 B FF 93 C FF 93 X FF 93 3-1 ① G4-3		X FS 86 0-0 ① L8		C FF 91 S CU 77 X CS 68 0-2 E5 1 HR 1B	B SI 94 B CH 81 F FF 95 F SL 84 B SL 86 X CH 80 3-2 ③ F9		5	1	1	0	0	0	2
27 Jose Altuve, R (1, 4) OBP: 0.340, SLG: 0.593	C FF 93 C FC 82 B CU 76 X FC 83 1-2 1B		C FF 94 B CU 76 C FF 94 B FF 94 B CU 76 X FF 94 3-2 ② G6-3		D CU 76 S FC 82 B FF 94 B FC 84 X FF 93 3-1 ② P4		X FF 91 0-0 ① G5-3		C FF 93 X CU 76 0-1 ① B1-3	5	0	1	0	0	0	2
2 Alex Bregman, R (1, 5) OBP: 0.430, SLG: 0.543	C CU 76 1 SAFE B FF 92 1 SAFE B FF 93 F CU 75 X FS 86 2-2 ② F8		B FF 94 B CU 75 X FC 82 2-0 ③ P3		B FF 94 S FS 86 C FC 83 B FS 86 F FS 86 X FF 94 2-2 ③ F9		C CU 75 S FF 90 B CS 68 B FF 91 B FF 90 D FF 89 4-2 1 HR BB		F FF 92 B CU 77 B FF 92 X FF 92 2-1 23 G2-3 1B	4	1	1	0	1	0	2
23 Michael Brantley, L (1, 7) OBP: 0.366, SLG: 0.512	1 SAFE F FF 92 B FF 94 F CU 76 1 SAFE B FF 93 F FF 93 X FS 87 2-2 ③ F8			X FF 92 0-0 1 G5-3 22 1B 1B		C FF 93 B FS 86 X FF 92 1-1 HR	C FF 89 C CU 74 X CU 76 0-2 ② L7		F CU 75 B FF 91 C FS 81 X FS 81 1-2 ② G2-3 1-2	5	2	2	1	0	0	4
1 Carlos Correa, R (1, 6) OBP: 0.329, SLG: 0.514		C FF 93 S CU 76 B CU 75 C FS 86 1-3 ① K		F CU 76 C FF 93 F CU 76 X CU 75 0-2 ① G5-3 1-2		B C FC 82 F FS 86 S FC 88 1-3 ① K	C FF 90 C CU 75 D CS 70 B FF 91 F CU 75 X FF 91 2-2 1-H 2-H HR		B FF 93 C FF 92 B CU 77 X FF 91 2-1 ③ G3	5	1	1	3	0	2	2
10 Yuli Gurriel, R (1, 10) OBP: 0.337, SLG: 0.438		B CU 73 B CU 75 C FC 82 X FC 81 2-1 ② L8		D CU 76 C FF 93 X FS 86 1-1 ② G5-3		S CU 76 C FC 82 B FS 86 B FS 84 X FF 93 2-2 ② L3	C CU 75 B CU 77 B CU 76 F CU 75 X FF 90 2-2 ③ L8			4	0	0	0	0	0	1
22 Josh Reddick, L (1, 9) OBP: 0.403, SLG: 0.476		X CU 75 0-0 13 1B 1B		B FF 93 F FF 93 F FS 86 B FF 94 F FF 94 B FF 94 F CU 77 F FF 94 X FF 93 3-2 13 2B 2-H 1B		F FF 94 X FS 86 0-1 13 BB 1B		B FF 93 S SL 85 C FF 94 F SL 82 X FF 94 1-2 ① L7		4	0	3	1	0	0	0
13 Tyler White, R (1, 3) OBP: 0.395, SLG: 0.314		S FC 83 B FC 84 B FF 93 F FF 93 1 SAFE B CU 77 X FF 93 3-2 1-3 1B		B CU 76 F FF 94 X CU 76 1-1 ③ 1-H 2B		D CU 79 B FF 94 F FF 95 B FF 94 B FF 95 4-1 1-2 BB		B SI 94 B SI 94 B FF 95 C FF 93 B FF 95 4-1 BB		2	0	2	0	2	0	0
28 Robinson Chirinos, R (1, 2) OBP: 0.355, SLG: 0.490		X CU 76 0-0 ③ P3			C CU 74 S FF 93 B CU 76 H FF 93 2-2 HBP	C FF 95 B FF 95 X CU 79 1-1 ③ F7		C SL 83 F SI 95 F FF 93 S CH 82 0-3 ② K		3	0	0	0	0	1	5
Inning Stats	R: 0 E: 0 K: 0 S: 13 H: 1 LOB: 1 BB: 0 P: 20	R: 0 E: 0 K: 1 S: 10 H: 2 LOB: 2 BB: 0 P: 16	R: 0 E: 0 K: 0 S: 6 H: 0 LOB: 0 BB: 0 P: 14	R: 1 E: 0 K: 0 S: 15 H: 3 LOB: 2 BB: 0 P: 20	R: 0 E: 0 K: 0 S: 9 H: 0 LOB: 1 BB: 0 P: 16	R: 1 E: 0 K: 1 S: 13 H: 2 LOB: 2 BB: 1 P: 22	R: 3 E: 1 K: 0 S: 16 H: 2 LOB: 0 BB: 1 P: 24	R: 0 E: 0 K: 1 S: 12 H: 0 LOB: 1 BB: 1 P: 20	R: 0 E: 0 K: 0 S: 9 H: 1 LOB: 1 BB: 0 P: 14	1B: 8 2B: 1 3B: 0 HR: 2 SF: 0 SAC: 0 DP: 0 HBP: 1						

	AB	37
	R	5
	H	11
	RBI	5
	BB	3
	SO	3
	LOB	18

	WP: 0	PA: 41
	PB: 0	
	SB: 0	
	CS: 0	

PITCHER		IP	WLS	BF	H	R	ER	SO	BB	IBB	HBP	BLK	WP	HR	S	P	ERA	WHIP
12 Jake Odorizzi, R ERA: 4.37	(1, 1)	5.2	W	25	8	2	2	2	0	0	1	0	0	1	63	100	3.18	1.412
65 Trevor May, R ERA: 3.86	(6, 1)	0.1		2	0	0	0	0	1	0	0	0	0	0	3	8	0.00	3.000
19 Ryne Harper, R ERA: 2.89	(7, 1)	1.0		6	2	3	3	0	1	0	0	0	0	1	16	24	27.00	3.000
49 Adalberto Mejía, L ERA: 7.2	(8, 1)	1.0		4	0	0	0	1	1	0	0	0	0	0	12	20	0.00	1.000
38 Blake Parker, R ERA: 1.23	(9, 1)	1.0		4	1	0	0	0	0	0	0	0	0	0	9	14	0.00	1.000

PITCHER		IP	WLS	BF	H	R	ER	SO	BB	IBB	HBP	BLK	WP	HR	S	P	ERA	WHIP

Batter	1	2	3	4	5	6	7	8	9	AB	R	H	RBI	BB	SO	LOB
18 Mitch Garver, R (1, 2) OBP: 0.436, SLG: 0.919	C FC 87 C FC 88 B CU 76 B CH 84 X CH 83 2-2 23 BB 20 HR 1B	B FC 87 C CH 82 F FC 86 B FF 91 S CH 81 2-3 K ③			C CU 77 C FC 89 C FF 92 0-3 K ③		1 SAFE 1 SAFE B SL 86 1 SAFE C FF 96 X SL 86 1-1 F7 ③ 1-2			4	1	1	0	0	2	3
11 Jorge Polanco, S (1, 6) OBP: 0.432, SLG: 0.679	1 SAFE F FC 88 C CH 82 B CH 81 F FC 90 F FC 90 F SI 92 C FC 89 1-3 K ①		X FC 84 0-0 F9 ①			B CU 76 X FF 90 1-0 F8 ①		B FF 94 C FF 94 C CU 82 B SL 89 F CU 82 F SL 90 B CU 83 X SL 90 3-2 G4-3 ①		4	0	0	0	0	1	1
23 Nelson Cruz, R (1, 10) OBP: 0.429, SLG: 0.526	B FC 89 S FC 88 B CH 82 B CH 83 B CH 83 4-1 20 HR 1-2 BB		C SI 88 B CU 75 B CU 73 S CH 82 C CH 82 2-3 K ②			B FC 89 X CU 76 1-0 L3 ②		F SL 90 B FF 96 S CU 82 B FF 96 X SL 90 2-2 G6-3 ②		3	1	0	0	1	1	0
20 Eddie Rosario, L (1, 7) OBP: 0.315, SLG: 0.679	F FC 88 X FC 89 0-1 1-H 2-H HR		C CU 76 B SI 89 B FC 91 X CU 77 2-1 F8 ③			B FC 87 F FC 86 F CU 78 B FF 92 B FF 92 F FC 89 F FC 90 X FF 93 3-2 G5-3 ③		B CU 84 F CU 84 F FF 96 S CU 84 1-3 K ③		4	1	1	3	0	1	0
24 C.J. Cron, R (1, 3) OBP: 0.290, SLG: 0.431	B FF 92 X FC 88 1-0 G4-3 ②			F FF 88 B CH 80 F FC 89 B FC 87 X FC 88 2-2 G5-3 ①			C FF 97 S SL 88 S SI 96 0-3 K ①		B FC 90 C FC 90 X CU 82 1-1 G4-3 ①	4	0	0	0	0	1	0
9 Marwin Gonzalez, S (1, 5) OBP: 0.250, SLG: 0.242	B CU 77 C CU 76 S CH 82 B CU 76 B SI 92 F FC 88 S FC 89 3-3 K ③			B CH 82 C FC 88 S CH 82 F FC 90 B SI 90 X CH 82 2-2 G6-3 ②			C FF 97 B FF 98 B CH 92 X FF 97 2-2 G1-4-3 ②		C CU 82 B CU 83 C CU 81 B CU 82 B FC 91 X CU 81 3-2 F7 ②	4	0	0	0	0	1	0
16 Jonathan Schoop, R (1, 4) OBP: 0.338, SLG: 0.549		B SI 89 X FC 87 1-0 2B		B SI 92 S CH 84 B FC 87 S CU 77 S CU 72 2-3 K ③			X FF 98 0-0 26 1B 2B		B FC 92 X CU 82 1-0 G5-3 ③	4	1	2	0	0	1	0
26 Max Kepler, L (1, 9) OBP: 0.338, SLG: 0.426		C CU 76 F FC 89 C FC 87 0-3 K ①			F FF 89 X FC 87 0-1 G4-3 ①		X SL 84 0-0 25 1B 2-H 1B			3	0	1	1	0	1	1
25 Byron Buxton, R (1, 8) OBP: 0.333, SLG: 0.493		X CH 81 0-0 F8 ②			C FF 90 S FC 88 F FF 91 B FC 87 X FF 90 1-2 G4-3 ②		B FF 97 X FF 96 1-0 18 S 1-3 1B			3	0	1	0	0	0	1
Inning Stats	R: 3 E: 0 K: 2 S: 17 H: 2 LOB: 0 BB: 1 P: 28	R: 0 E: 0 K: 2 S: 8 H: 1 LOB: 1 BB: 0 P: 11	R: 0 E: 0 K: 1 S: 6 H: 0 LOB: 0 BB: 0 P: 10	R: 0 E: 0 K: 1 S: 10 H: 0 LOB: 0 BB: 0 P: 16	R: 0 E: 0 K: 1 S: 9 H: 0 LOB: 0 BB: 0 P: 10	R: 0 E: 0 K: 0 S: 7 H: 0 LOB: 0 BB: 0 P: 12	R: 1 E: 0 K: 1 S: 11 H: 3 LOB: 2 BB: 0 P: 15	R: 0 E: 0 K: 1 S: 11 H: 0 LOB: 0 BB: 0 P: 17	R: 0 E: 0 K: 0 S: 6 H: 0 LOB: 0 BB: 0 P: 11	1B: 3 2B: 2 3B: 0 HR: 1 SF: 0 SAC: 0 DP: 0 HBP: 0						

PITCHER		IP	WLS	BF	H	R	ER	SO	BB	IBB	HBP	BLK	WP	HR	S	P	ERA	WHIP
20 Wade Miley, L ERA: 3.58	(1, 1)	6.0		22	3	3	3	7	1	0	0	0	0	1	57	87	4.50	0.667
30 Héctor Rondón, R ERA: 2.08	(7, 1)	1.0	W	6	3	1	1	1	0	0	0	0	0	0	11	15	9.00	3.000
55 Ryan Pressly, R ERA:	(8, 1)	1.0	H	3	0	0	0	1	0	0	0	0	0	0	11	17	0.00	0.000
36 Will Harris, R ERA:	(9, 1)	1.0		3	0	0	0	0	0	0	0	0	0	0	6	11	0.00	0.000

PITCHER	IP	WLS	BF	H	R	ER	SO	BB	IBB	HBP	BLK	WP	HR	S	P	ERA	WHIP

TOP

Minnesota Twins @ Houston Astros

Minute Maid Park, Houston, TX

Tue Apr 23 2019, 7:11 PM - 10:14 PM CDT

Att. 29,409 - Roof Closed - 73 F

livebaseballscorecards.com

AB	33
R	4
H	6
RBI	4
BB	1
SO	9
LOB	6

WP: 0 PA: 34
PB: 0
SB: 1
CS: 0

Batter	1	2	3	4	5	6	7	8	9	AB	R	H	RBI	BB	SO	LOB
4 George Springer, R (1, 8) OBP: 0.383, SLG: 0.571	B FF 91 B FF 93 B FF 93 C FF 92 C FF 93 B FF 94 4-2 BB		C SL 85 C FF 93 D SL 87 B FF 94 F SL 86 F CH 88 F SL 86 X FF 94 2-2 27 G6-4-3 1-2 2-H 1B		C FF 93 F FF 94 B FF 93 X SL 87 1-2 2 1B 1-3 3-H 2B		B SI 89 B SI 89 B SI 89 C SI 90 B SL 77 4-1 2 SF9 27 BB 23 1B BB	T FF 94 B KC 84 F FF 94 B FF 94 F SI 94 B FF 94 C FF 94 3-3 ② K		3	2	2	2	2	1	2
27 Jose Altuve, R (1, 4) OBP: 0.343, SLG: 0.611	S SL 83 C FF 93 F SL 84 1 SAFE C SL 84 0-3 ① K		F FF 94 S FF 95 X FF 94 0-2 ①② G6-4-3 1-2f 2-3		F SL 86 B FF 94 B CH 89 C FF 94 D SL 88 S FF 95 3-3 ② K		B SL 78 C SL 77 B SI 88 B CH 79 B CH 79 4-1 23 1B 1-2 2-3 BB	B FF 93 C KC 77 X FF 92 1-1 2-H 3-H HR		4	1	1	3	1	2	5
2 Alex Bregman, R (1, 5) OBP: 0.429, SLG: 0.534	X FF 93 0-0 ② P3		B FF 94 X FF 94 1-0 ③ F9		B FF 94 B FF 93 B SL 86 X FF 95 3-0 ③ 2-H 3-H 1B		C CH 78 C SI 90 D CH 77 F CH 79 X FF 90 1-2 ② SF9 2-3 3-H	B KC 83 F SI 94 B FF 93 B KC 83 B FF 93 4-1 BB		3	0	1	3	1	0	2
23 Michael Brantley, L (1, 7) OBP: 0.357, SLG: 0.494	1 SAFE C FF 92 B CH 87 F CH 87 X SL 85 1-2 ③ G4-3			C FF 93 B FF 93 B SL 85 X FF 93 2-1 ① G5-3		X SL 85 0-0 ① G6-3	C FF 94 X FF 94 0-1 1-2 3-H 1B	C FF 92 F KC 82 B FF 92 B FF 92 X KC 81 2-2 ③ G3		5	0	1	1	0	0	2
1 Carlos Correa, R (1, 6) OBP: 0.337, SLG: 0.526		B FF 92 S CH 86 B SL 85 F FF 92 F FF 94 X SL 86 2-2 22 G6-3 1B		S FF 95 B FF 95 C CH 88 B SL 88 C FF 94 2-3 ② K		X FF 92 0-0 10 L9 2B	B KC 82 D KC 81 2-0 ③ G2			4	0	2	0	0	1	2
10 Yuli Gurriel, R (1, 3) OBP: 0.323, SLG: 0.417		C FF 93 B FF 92 F SL 83 X SL 84 1-2 ① P4		B SL 87 F FF 94 F CH 88 S SL 88 1-3 ③ K		X CU 74 0-0 ② L9 2-3		B FF 94 X FF 94 1-0 E6 22 1B 6 E		4	1	0	0	0	1	2
22 Josh Reddick, L (1, 9) OBP: 0.408, SLG: 0.493		C CH 88 1 SAFE F FF 92 F SL 85 F FF 92 X CH 89 0-2 ②③ G6-3 1-2f			S CH 88 B CH 89 X FF 93 1-1 13 1B 4 2B 2B	B FF 90 F FF 89 B CU 76 S CU 74 X CS 68 2-2 ③ G1-3		B KC 78 F FF 91 B KC 80 D SI 93 X SI 93 3-1 12 PB 6 E 27 HR 1-3 1B		4	2	2	0	0	0	2
13 Tyler White, R (1, 10) OBP: 0.435, SLG: 0.351 6 Jake Marisnick, R (7, PR) OBP: 0.359, SLG: 0.472 (8, 10)			B FF 93 B FF 92 B FF 92 B FF 92 4-0 12 1B 4 1B BB		C FF 93 C SL 84 B SL 87 X FF 95 1-2 4 2B 2 1B 2-3 1B		C CH 77 F SI 88 X SL 77 0-2 27 BB 12 G6-3 2 SF9 1B	B KC 80 X FF 92 1-0 FC1 12 PB 27 HR 1-2 3-H		2 1	2 2	2 0	0 1	1 0	0 0	0 1
12 Max Stassi, R (1, 2) OBP: 0.148, SLG: 0.231			C SL 84 X SL 84 0-1 27 G6-4-3 4 1B 1-2 1B		X FF 92 0-0 ① F9		1 SAFE 1 SAFE C SI 89 1 SAFE 1 SAFE F SL 77 X CH 76 0-2 ① G6-3 1-2	B FF 93 B KC 79 S SI 94 B KC 85 F FF 92 S KC 85 3-3 ① K 1-2 2-3		4	0	1	0	0	1	5
Inning Stats	R: 0 E: 0 K: 1 S: 10 H: 0 LOB: 1 BB: 1 P: 15	R: 0 E: 0 K: 0 S: 12 H: 1 LOB: 0 BB: 0 P: 15	R: 1 E: 0 K: 0 S: 12 H: 2 LOB: 1 BB: 1 P: 19	R: 0 E: 0 K: 2 S: 8 H: 0 LOB: 0 BB: 0 P: 13	R: 3 E: 0 K: 1 S: 13 H: 4 LOB: 2 BB: 0 P: 22	R: 0 E: 0 K: 0 S: 6 H: 1 LOB: 1 BB: 0 P: 8	R: 2 E: 0 K: 0 S: 14 H: 2 LOB: 2 BB: 2 P: 25	R: 4 E: 2 K: 2 S: 17 H: 2 LOB: 1 BB: 1 P: 35		1B: 8 2B: 3 3B: 0 HR: 1 SF: 1 SAC: 0 DP: 2 HBP: 0		WP: 0 PB: 1 SB: 0 CS: 0 PA: 40			

PITCHER		IP	WLS	BF	H	R	ER	SO	BB	IBB	HBP	BLK	WP	HR	S	P	ERA	WHIP
35 Michael Pineda, R ERA: 5.63	(1, 1)	5.1		23	8	4	4	4	2	0	0	0	0	0	57	86	6.75	1.875
19 Ryne Harper, R ERA: 2.7	(6, 1)	0.2		2	0	0	0	0	0	0	0	0	0	0	4	6	0.00	0.000
39 Trevor Hildenberger, R ERA: 2.16	(7, 1)	0.2	L	5	1	2	2	0	2	0	0	0	0	0	12	21	27.00	4.500
49 Adalberto Mejía, L ERA: 7.2	(7, 1)	0.0		1	1	0	0	0	0	0	0	0	0	0	2	2	∞	∞
21 Tyler Duffey, R ERA: 1.69	(7, 1)	1.1		9	2	4	0	2	1	0	0	0	0	1	17	37	0.00	2.250

PITCHER	IP	WLS	BF	H	R	ER	SO	BB	IBB	HBP	BLK	WP	HR	S	P	ERA	WHIP

BOTTOM

Minnesota Twins @ Houston Astros

Minute Maid Park, Houston, TX

Tue Apr 23 2019, 7:11 PM - 10:14 PM CDT

Att. 29,409 - Roof Closed - 73 F

livebaseballscorecards.com

AB	34
R	10
H	12
RBI	10
BB	5
SO	6
LOB	23

Batter	1	2	3	4	5	6	7	8	9	AB	R	H	RBI	BB	SO	LOB
26 Max Kepler, L (1, 8) OBP: 0.321, SLG: 0.403	S FF 94 F FF 94 S FF 95 0-3 ① K			S FF 93 B FF 93 X CU 79 1-1 ① F9		B FF 92 X CH 86 1-0 ① G1-3		T CH 87 X CU 79 0-1 ③ G3		4	0	0	0	0	1	1
11 Jorge Polanco, S (1, 6) OBP: 0.424, SLG: 0.695	B FF 95 F FF 95 B FF 95 C CH 88 B CU 80 X SL 87 3-2 ② F8			B CU 78 F FF 94 B FF 94 B FF 95 X FF 94 3-1 HR		C FF 93 X FF 94 0-1 ② L9			F SI 92 C SI 93 S CU 79 0-3 ① K	4	1	1	1	0	1	0
23 Nelson Cruz, R (1, 10) OBP: 0.405, SLG: 0.492	B SL 88 C SL 87 X FF 95 1-1 ③ L8			B FF 95 B FF 95 F FF 96 X FF 97 2-1 ② F8		C FF 93 B FF 95 B CH 89 F FF 95 X FF 96 2-2 ③ L8			B SI 94 S SI 92 F SI 95 S CU 78 1-3 ② K	4	0	0	0	0	1	0
20 Eddie Rosario, L (1, 7) OBP: 0.323, SLG: 0.678		B FF 94 C FF 95 S CU 80 B CH 88 F SL 87 S SL 88 2-3 ① K		X CU 78 0-0 ① 2B			X CH 86 0-0 ① P6		B CU 78 F CU 79 B FF 95 B SI 92 B SI 90 4-1 BB	3	0	1	0	1	1	0
24 C.J. Cron, R (1, 3) OBP: 0.274, SLG: 0.406		C FF 94 X FF 94 0-1 ② L9		C FF 96 D SL 88 S SL 88 S SL 89 1-3 ③ K			F FF 92 B FF 93 C FF 94 F CU 80 X SL 87 1-2 ② L4		C SI 92 D CU 80 X FF 95 1-1 ③ G6-3	4	0	0	0	0	1	2
9 Marwin Gonzalez, S (1, 5) OBP: 0.239, SLG: 0.231		B FF 93 B CH 87 F FF 94 X SL 86 2-1 ③ L9			F FF 92 B SL 86 F SL 86 F SL 88 S CU 81 1-3 ① K		F CH 87 X CU 79 0-1 ③ G3-1			3	0	0	0	0	1	0
64 Willians Astudillo, R (1, 9) OBP: 0.314, SLG: 0.511			F SL 86 B FF 93 X FF 94 1-1 ① F7		C CU 79 X SL 88 0-1 1B			B FF 93 F CH 87 B FF 94 F FF 95 X CU 81 2-2 ① F8		3	0	1	0	0	0	0
13 Ehire Adrianza, S (1, 4) OBP: 0.206, SLG: 0.161			F FF 94 F FF 93 F FF 94 F SL 87 S SL 86 0-3 ② K		C CU 79 F SL 86 D CU 81 C CU 79 1-3 ② K			B FF 94 X FF 94 1-0 15 FC3-6 1B		3	0	1	0	0	2	1
15 Jason Castro, L (1, 2) OBP: 0.375, SLG: 0.360			B CU 79 C FF 94 B FF 93 S FF 95 S FF 96 2-3 ③ K		C CU 79 F SL 87 B CU 80 C CU 80 1-3 ③ K			S FF 94 B CU 80 X SL 86 1-1 ② FC3-6 1-2f		3	0	0	0	0	2	2
Inning Stats	R: 0 E: 0 K: 1 S: 8 H: 0 LOB: 0 BB: 0 P: 12	R: 0 E: 0 K: 1 S: 8 H: 0 LOB: 0 BB: 0 P: 12	R: 0 E: 0 K: 2 S: 10 H: 0 LOB: 0 BB: 0 P: 13	R: 1 E: 0 K: 1 S: 10 H: 2 LOB: 1 BB: 0 P: 17	R: 0 E: 0 K: 3 S: 12 H: 1 LOB: 1 BB: 0 P: 15	R: 0 E: 0 K: 0 S: 6 H: 0 LOB: 0 BB: 0 P: 9	R: 0 E: 0 K: 0 S: 7 H: 0 LOB: 0 BB: 0 P: 8	R: 0 E: 0 K: 0 S: 8 H: 1 LOB: 1 BB: 0 P: 12	R: 0 E: 0 K: 2 S: 9 H: 0 LOB: 1 BB: 1 P: 15	1B: 2 2B: 1 3B: 0 HR: 1 SF: 0 SAC: 0 DP: 0 HBP: 0						

PITCHER		IP	WLS	BF	H	R	ER	SO	BB	IBB	HBP	BLK	WP	HR	S	P	ERA	WHIP
35 Justin Verlander, R ERA: 2.61	(1, 1)	8.0	W	28	4	1	1	8	0	0	0	0	0	1	69	98	1.12	0.500
59 Framber Valdez, L ERA: 4.26	(9, 1)	1.0		4	0	0	0	2	1	0	0	0	0	0	9	15	0.00	1.000

PITCHER	IP	WLS	BF	H	R	ER	SO	BB	IBB	HBP	BLK	WP	HR	S	P	ERA	WHIP

TOP

Minnesota Twins @ Houston Astros

Minute Maid Park, Houston, TX

Wed Apr 24 2019, 7:12 PM - 9:39 PM CDT

Att. 26,582 - Roof Closed - 73 F

livebaseballscorecards.com

AB	31
R	1
H	4
RBI	1
BB	1
SO	10
LOB	6



Minnesota Twins @ Houston Astros

Minute Maid Park, Houston, TX

Wed Apr 24 2019, 7:12 PM - 9:39 PM CDT

Att. 26,582 - Roof Closed - 73 F

livebaseballscorecards.com

BOTTOM

Batter	1	2	3	4	5	6	7	8	9	AB	R	H	RBI	BB	SO	LOB
4 George Springer, R (1, 9) OBP: 0.378, SLG: 0.558	X SI 90 0-0 ① G4-3		C SI 91 F SL 85 B CU 78 B SL 84 F SI 92 X SI 92 2-2 27 G4-6-3 1B	S SL 85 F CU 78 B SL 81 X SL 83 1-2 ③ F8 3-H			B SI 96 C SI 97 X SL 86 1-1 ① G5-3			4	0	1	0	0	0	0
27 Jose Altuve, R (1, 4) OBP: 0.330, SLG: 0.585	B SI 91 B SI 91 C SI 90 B SI 91 X SI 91 3-1 ② F9		F SI 90 X SL 84 0-1 ①② G4-6-3 1-2f		C SL 82 B SI 91 B SL 85 C SL 84 X CU 76 2-2 ① F9		B SI 97 B SI 98 C SI 98 F SI 98 X SI 98 2-2 ② G6-3			4	0	0	0	0	0	1
2 Alex Bregman, R (1, 5) OBP: 0.432, SLG: 0.539	C SI 92 B CU 79 C SI 92 B SL 83 B SL 85 B SI 93 4-2 BB		B CU 76 B SI 91 C SI 92 X SI 92 2-1 23 HR 2B		B SL 82 C SI 89 F CU 75 B CU 78 B SI 91 X SI 90 3-2 ② G6-3		B SL 88 X SI 98 1-0 ③ F8			3	1	1	0	1	0	0
23 Michael Brantley, L (1, 10) OBP: 0.373, SLG: 0.533	C SI 92 1 SAFE F CU 78 F CU 79 B CH 87 F CU 78 1 SAFE P FF 89 X FF 92 2-2 ③ G6-3		X CU 76 0-0 2-H HR		F FF 92 B CH 83 B SI 90 C SI 91 B FF 92 B SI 90 4-2 BB			B SI 97 X CH 92 1-0 22 HR 1B		3	2	2	2	1	0	1
1 Carlos Correa, R (1, 6) OBP: 0.333, SLG: 0.549		X SI 91 0-0 HR	B SL 84 F SL 84 X CU 76 1-1 ③ G1-3		C SL 83 1 SAFE 1 SAFE S SL 84 B SL 84 B SL 85 B SI 91 X SI 89 3-2 ③ G4-3			C SI 96 C SI 95 S SL 87 0-3 ① K		4	1	1	1	0	1	2
22 Josh Reddick, L (1, 7) OBP: 0.427, SLG: 0.543		F CU 76 X FF 91 0-1 ① L5		B SI 88 B CH 84 B SI 89 C SI 90 B SI 89 4-1 16 G6-3 28 2B BB		B SI 87 B CH 82 B CH 88 C SI 90 X SI 89 3-1 16 CS 1B		1 SAFE F SI 95 1 SAFE B SI 96 X SI 94 1-1 1-H HR		3	2	2	2	1	0	0
16 Aledmys Díaz, R (1, 3) OBP: 0.250, SLG: 0.484		B SI 92 B SL 84 X SI 92 2-0 28 G6-3 1B	C SL 83 C CU 76 D CU 78 X SI 89 1-2 ① G6-3 1-2			B SL 83 B SI 88 X SI 90 2-0 ①② G6-3 1-2		F SI 98 S SI 97 B SL 90 X SL 90 1-2 ② G4-3		4	0	1	0	0	0	2
28 Robinson Chirinos, R (1, 2) OBP: 0.364, SLG: 0.509		X SI 90 0-0 ② G6-3 1-2		D SL 85 F SI 90 S CU 76 D SL 86 X SI 91 2-2 6 WP 4 WP 2-H 2B		B SI 90 S SL 82 F CU 74 X CU 76 1-2 1B		B SI 96 C SI 97 F SI 96 C SL 90 1-3 ③ K		4	1	2	1	0	1	1
6 Jake Marisnick, R (1, 8) OBP: 0.333, SLG: 0.436		C SI 89 C CU 78 D SL 87 S SI 92 1-3 ③ K		B CU 76 F SI 90 D CU 78 X SI 88 2-1 ② G6-3 2-3		S SI 89 X SI 89 0-1 ③ G4-3				3	0	0	0	0	1	3

AB	**32**								
R	**7**								
H	**10**								
RBI	**6**								
BB	**3**								
SO	**3**								
LOB	**10**								

Inning Stats	1	2	3	4	5	6	7	8	9
	R: 0 E: 0 K: 0 S: 11	H: 0 LOB: 1 BB: 1 P: 19	R: 1 E: 0 K: 1 S: 8	H: 2 LOB: 1 BB: 0 P: 11	R: 2 E: 0 K: 0 S: 11	H: 3 LOB: 0 BB: 0 P: 16	R: 2 E: 0 K: 0 S: 12	H: 1 LOB: 0 BB: 1 P: 22	R: 0 E: 0 K: 0 S: 11	H: 0 LOB: 1 BB: 1 P: 23	R: 0 E: 0 K: 0 S: 8	H: 2 LOB: 1 BB: 0 P: 14	R: 0 E: 0 K: 0 S: 6	H: 0 LOB: 0 BB: 0 P: 10	R: 2 E: 0 K: 2 S: 12	H: 2 LOB: 0 BB: 0 P: 16

1B: 5 2B: 2 3B: 0 HR: 3	SF: 0 SAC: 0 DP: 1 HBP: 0	WP: 2 PB: 0 SB: 0 CS: 1	PA: 35
---	---	---	---

PITCHER	IP	WLS	BF	H	R	ER	SO	BB	IBB	HBP	BLK	WP	HR	S	P	ERA	WHIP
53 Kohl Stewart, R (1, 1) ERA: 7.5	6.0	L	27	8	5	5	1	3	0	0	0	2	2	61	105	7.50	1.833
77 Fernando Romero, R (7, 1) ERA: 11.25	2.0		8	2	2	2	2	0	0	0	0	0	1	18	26	9.00	1.000

PITCHER	IP	WLS	BF	H	R	ER	SO	BB	IBB	HBP	BLK	WP	HR	S	P	ERA	WHIP

Cleveland Indians @ Houston Astros

Minute Maid Park, Houston, TX

Thu Apr 25 2019, 7:11 PM - 9:50 PM CDT

Att. 24,948 - Partly Cloudy - 82 F

livebaseballscorecards.com

Batter	1	2	3	4	5	6	7	8	9	AB	R	H	RBI	BB	SO	LOB
12 Francisco Lindor, S (1, 6) OBP: 0.227, SLG: 0.364	B FF 96 B FF 95 C FF 96 X KC 82 2-1 G4-3 ①		F KC 82 C SL 88 S FF 98 0-3 K ②		B FF 98 X CH 89 1-0 F7 ③			X CU 82 0-0 2 G6-3 2 WP 1B		4	0	1	0	0	1	0
2 Leonys Martin, L (1, 8) OBP: 0.360, SLG: 0.442	B FF 95 S FF 96 F FF 95 C SL 89 1-3 K ②		B FF 98 S FF 97 B FF 99 X FF 98 2-1 HR			S FF 95 X CH 88 0-1 G3 ①		F FC 92 B CU 81 S FC 90 D CU 82 X FC 91 2-2 G6-3 ② 1-3		4	1	1	1	0	1	1
11 José Ramírez, S (1, 5) OBP: 0.265, SLG: 0.289	B KC 82 B KC 82 B FF 96 F FF 95 F FF 97 F FF 98 B KC 84 4-2 41 S BB		X FF 97 0-0 L3 ③			B KC 81 X KC 82 1-0 G4-3 ②		B CU 82 X CU 82 1-0 G6-3 ③		3	0	0	0	1	0	1
41 Carlos Santana, S (1, 3) OBP: 0.469, SLG: 0.442	D KC 83 B FF 97 C KC 82 B FF 98 B FF 98 4-1 1-2 BB			F FF 97 B KC 83 X SL 89 1-1 24 G5-6-3 1B		F FF 96 C KC 82 B SL 88 B FF 92 X FF 98 2-2 F8 ③			L FF 96 B SL 90 S SL 87 B SL 87 X FF 98 2-2 G4-3 ①	3	0	1	0	1	0	0
24 Carlos González, L (1, 9) OBP: 0.294, SLG: 0.226	B FF 98 B KC 81 S FF 98 B FF 98 S FF 99 S FF 99 3-3 K ③			B KC 83 X CH 88 1-0 G5-6-3 ①② 1-2f			B FF 95 F KC 80 B FF 97 X SL 87 2-1 L8 ①		B FF 97 C CH 82 F FF 97 X FF 96 1-2 G4-3 ②	4	0	0	0	0	1	3
22 Jason Kipnis, L (1, 4) OBP: 0.353, SLG: 0.300		B FF 96 S FF 97 X KC 83 1-1 G3-1 ①		F SL 90 B KC 82 S FF 97 S FF 98 1-3 K ③			B KC 80 C KC 80 T CH 87 F KC 82 B FF 98 S SL 89 2-3 K ②		C SL 87 B FF 96 B SL 88 S CH 84 F FF 98 F FF 96 X SL 90 2-2 L3 ③	4	0	0	0	0	2	0
10 Jake Bauers, L (1, 10) OBP: 0.321, SLG: 0.384		F FF 95 B FF 97 T FF 97 C FF 98 1-3 K ②			B FF 96 X FF 96 1-0 HR		F FF 96 B FF 96 S CH 88 B CH 89 B SL 89 F FF 99 B CH 90 4-2 BB			2	1	1	1	1	1	0
55 Roberto Pérez, R (1, 2) OBP: 0.271, SLG: 0.333		C SL 87 F SL 89 B FF 97 X FF 97 1-2 G2-3 ③			B FF 95 S SL 89 S FF 97 S KC 83 1-3 K ①		1 SAFE C KC 81 C SL 89 1 SAFE 1 SAFE B SL 90 B FF 98 B FF 98 F FF 98 3-3 S FF 99 K ③			3	0	0	0	0	2	1
1 Greg Allen, S (1, 7) OBP: 0.171, SLG: 0.162			C FF 96 S FF 96 F SL 87 C KC 83 0-3 K ①		S FF 96 B KC 84 S FF 97 S FF 98 1-3 K ②			T FC 90 S CU 81 B CU 82 B CU 82 F FC 91 X FC 89 2-2 L7 ①		3	0	0	0	0	2	0

TOP

AB	30
R	2
H	4
RBI	2
BB	3
SO	10
LOB	6

Inning Stats	1	2	3	4	5	6	7	8	9
	R: 0 E: 0 K: 2 S: 12	R: 0 E: 0 K: 1 S: 8	R: 1 E: 0 K: 2 S: 10	R: 0 E: 0 K: 1 S: 6	R: 1 E: 0 K: 2 S: 8	R: 0 E: 0 K: 0 S: 6	R: 0 E: 0 K: 2 S: 13	R: 0 E: 0 K: 0 S: 9	R: 0 E: 0 K: 0 S: 11
	H: 0 LOB: 2 BB: 2 P: 26	H: 0 LOB: 0 BB: 0 P: 11	H: 1 LOB: 0 BB: 0 P: 12	H: 1 LOB: 0 BB: 0 P: 9	H: 1 LOB: 0 BB: 0 P: 12	H: 0 LOB: 0 BB: 0 P: 9	H: 0 LOB: 1 BB: 1 P: 24	H: 1 LOB: 1 BB: 0 P: 14	H: 0 LOB: 0 BB: 0 P: 16

1B: 2	SF: 0	WP: 1
2B: 0	SAC: 0	PB: 0
3B: 0	DP: 1	SB: 1
HR: 2	HBP: 0	CS: 0

PA: 33

PITCHER		IP	WLS	BF	H	R	ER	SO	BB	IBB	HBP	BLK	WP	HR	S	P	ERA	WHIP
45 Gerrit Cole, R ERA: 4.71	(1, 1)	7.0	L	26	3	2	2	10	3	0	0	0	0	2	63	103	2.57	0.857
36 Will Harris, R ERA:	(8, 1)	1.0		4	1	0	0	0	0	0	0	0	1	0	9	14	0.00	1.000
54 Roberto Osuna, R ERA: 0.87	(9, 1)	1.0		3	0	0	0	0	0	0	0	0	0	0	11	16	0.00	0.000

PITCHER	IP	WLS	BF	H	R	ER	SO	BB	IBB	HBP	BLK	WP	HR	S	P	ERA	WHIP

Cleveland Indians @ Houston Astros

Minute Maid Park, Houston, TX

Thu Apr 25 2019, 7:11 PM - 9:50 PM CDT

Att. 24,948 - Partly Cloudy - 82 F

livebaseballscorecards.com

BOTTOM

Batter	1	2	3	4	5	6	7	8	9	AB	R	H	RBI	BB	SO	LOB
4 George Springer, R (1, 10) OBP: 0.374, SLG: 0.576	B FF 93 X FF 93 1-0 G5-3 ①		B KC 78 C KC 78 C KC 80 F KC 81 B FF 97 X ST 81 2-2 HR		S FF 95 C KC 79 B FF 97 D KC 81 S CH 88 2-3 K ③			B KC 78 S FF 96 B KC 79 S FF 96 F FF 96 X KC 81 2-2 G4-3 ①		4	1	1	1	0	1	1
27 Jose Altuve, R (1, 4) OBP: 0.336, SLG: 0.573	C FF 94 B CH 87 F CH 85 X CH 86 1-2 G6-3 ②		X KC 78 0-0 F9 ③			B FF 94 C FF 95 B CH 88 B FF 95 B FF 95 4-1 1 G5-3 23 1B BB		B ST 81 C FF 96 B ST 80 C FF 96 B KC 80 B FF 98 4-2 2 CS BB		2	0	0	0	2	0	0
2 Alex Bregman, R (1, 5) OBP: 0.424, SLG: 0.519	B ST 79 B ST 80 C ST 80 C ST 80 B ST 81 F FF 96 D ST 80 4-2 BB			B FC 88 X FF 95 1-0 G4-3 ①		C KC 80 X FF 95 0-1 L4 ①		C KC 79 F FF 95 B KC 81 1 SAFE B FF 96 B FF 97 F FF 98 X FC 87 3-2 F9 ②③ 1-2		3	0	0	0	1	0	2
23 Michael Brantley, L (1, 7) OBP: 0.377, SLG: 0.531	C CH 86 B CH 87 B CH 86 X FF 96 2-1 G3 ③			X FF 95 0-0 1 BB 1B		1 SAFE B ST 79 X ST 79 1-0 1-2 1B			C FF 92 B ST 82 C ST 80 X ST 80 1-2 P6 ①	4	0	2	0	0	0	1
1 Carlos Correa, R (1, 6) OBP: 0.340, SLG: 0.541		B FF 94 X FC 83 1-0 10 G6-4-3 1B		D KC 79 D KC 80 C FF 95 B KC 79 C FF 96 F FF 96 B FF 96 4-2 1-2 BB ②		B FF 95 S FF 95 B FF 95 F FF 96 X KC 81 2-2 G5-3 ②③ 2-3f			C ST 79 C ST 81 B FF 94 B ST 81 S FF 94 2-3 K ②	3	0	1	0	1	1	2
10 Yuli Gurriel, R (1, 3) OBP: 0.309, SLG: 0.398		B FF 94 F FF 94 B FC 86 X SI 94 2-1 G6-4-3 ①② 1-2f		C FF 96 B KC 80 B ST 80 F FF 95 X KC 80 2-2 F7 ③			B KC 77 B FC 84 C FC 84 S ST 78 B FF 95 B FF 97 X FF 96 3-2 G4-3 ①		B ST 81 C ST 82 C FF 94 B ST 82 F ST 83 X FF 95 2-2 L4 ③	4	0	0	0	0	0	2
22 Josh Reddick, L (1, 9) OBP: 0.423, SLG: 0.528		B CH 87 X FF 96 1-0 L8 ③	B CH 87 F CH 87 X CH 86 1-1 L3 ①				B KC 80 C CH 88 F ST 80 B CH 88 B FF 96 B FF 96 4-2 BB			2	0	0	0	1	0	0
28 Robinson Chirinos, R (1, 2) OBP: 0.362, SLG: 0.491			B FF 93 X FC 84 1-0 F9 ①		B KC 77 B KC 78 B FF 95 C FF 95 D FF 96 4-1 BB		F FF 95 C KC 78 B FF 95 F FF 96 T KC 80 1-2 K ②			2	0	0	0	1	1	1
18 Tony Kemp, L (1, 8) OBP: 0.250, SLG: 0.229			X FF 94 0-0 F7 ②		C FF 95 C CH 88 T KC 80 0-2 K ②		X FF 95 0-0 G3 ③			3	0	0	0	0	1	2

Inning Stats	1	2	3	4	5	6	7	8	9
	R: 0 E: 0 K: 0 S: 9	R: 0 E: 0 K: 0 S: 4	R: 1 E: 0 K: 0 S: 7	R: 0 E: 0 K: 0 S: 8	R: 0 E: 0 K: 2 S: 9	R: 0 E: 0 K: 0 S: 7	R: 0 E: 0 K: 1 S: 11	R: 0 E: 0 K: 0 S: 10	R: 0 E: 0 K: 1 S: 10
	H: 0 LOB: 1 BB: 1 P: 17	H: 1 LOB: 0 BB: 0 P: 8	H: 1 LOB: 0 BB: 0 P: 10	H: 1 LOB: 1 BB: 1 P: 15	H: 0 LOB: 1 BB: 1 P: 16	H: 1 LOB: 1 BB: 1 P: 14	H: 0 LOB: 1 BB: 1 P: 19	H: 0 LOB: 0 BB: 1 P: 19	H: 0 LOB: 0 BB: 0 P: 15

	AB	27
	R	1
	H	4
	RBI	1
	BB	6
	SO	4
	LOB	11

1B: 3 SF: 0
2B: 0 SAC: 0
3B: 0 DP: 2
HR: 1 HBP: 0

WP: 0 PA: 33
PB: 0
SB: 0
CS: 1

PITCHER		IP	WLS	BF	H	R	ER	SO	BB	IBB	HBP	BLK	WP	HR	S	P	ERA	WHIP
47 Trevor Bauer, R ERA: 1.99	(1, 1)	8.0	W	30	4	1	1	3	6	0	0	0	0	1	65	118	1.12	1.250
33 Brad Hand, L ERA: 1.54	(9, 1)	1.0	S	3	0	0	0	1	0	0	0	0	0	0	10	15	0.00	0.000

PITCHER	IP	WLS	BF	H	R	ER	SO	BB	IBB	HBP	BLK	WP	HR	S	P	ERA	WHIP

Cleveland Indians @ Houston Astros

Minute Maid Park, Houston, TX

Fri Apr 26 2019, 7:13 PM - 10:29 PM CDT

Att. 38,084 - Partly Cloudy - 83 F

TOP

livebaseballscorecards.com

Batter	1	2	3	4	5	6	7	8	9	AB	R	H	RBI	BB	SO	LOB
12 Francisco Lindor, S (1, 6) OBP: 0.259, SLG: 0.593	L FF 90 B FC 88 F FF 90 F ST 78 F CU 76 F ST 79 F FF 92 F FC 89 S CH 85 1-3 ① K		B ST 79 F FC 86 F FF 91 B FC 88 B CS 65 X ST 79 3-2 HR		C CU 74 B FC 88 B FF 91 X FC 88 2-1 ② L8		L SL 83 B FF 95 F CH 90 F FF 93 F SL 85 X FF 96 1-2 ① P6		B CH 88 B FF 95 F FF 96 1 SAFE X CH 88 2-1 1-H HR	5	2	2	3	0	1	2
2 Leonys Martin, L (1, 8) OBP: 0.362, SLG: 0.467	C FC 88 S ST 81 B ST 79 B FF 92 B ST 78 S ST 80 3-3 ② K		B ST 78 B FC 86 B FC 86 C FF 89 B FC 87 4-1 BB		X ST 80 0-0 HR		X FF 95 0-0 ② P6		S FF 96 F FF 97 B SL 86 S CH 89 1-3 ① K	4	1	1	1	1	2	2
11 José Ramírez, S (1, 5) OBP: 0.271, SLG: 0.280	C CU 74 C ST 80 B CU 75 H ST 77 2-2 HBP		X ST 80 0-0 ③ L3		X FC 88 0-0 ③ G6-3		C SL 84 F SL 85 B SL 84 B FF 94 B FF 95 X SL 85 3-2 ③ L8		B CH 88 F FF 98 B FF 97 B CH 89 B FF 96 4-1 41 S BB	3	0	0	0	1	0	3
41 Carlos Santana, S (1, 3) OBP: 0.446, SLG: 0.415	B FF 90 C ST 78 F FC 87 F FC 87 B CU 74 1 SAFE S ST 80 2-3 ③ K			S ST 79 S FF 90 X FF 90 0-2 ① G3-1		B FC 86 C CU 74 B ST 78 B FC 86 C FC 86 T ST 80 3-2 ① K		B FF 95 B CH 84 S CH 83 X FF 95 2-1 ① G6-3	F FF 98 S FF 98 S SL 83 0-3 ② 1-2 K	5	0	0	0	0	3	2
24 Carlos González, L (1, 10) OBP: 0.333, SLG: 0.343		C ST 76 B ST 78 B FF 90 F FC 86 S FC 88 2-3 ① K		X FF 91 0-0 HR		B FC 88 B CH 83 B ST 79 C FC 86 B ST 80 4-1 BB		X SL 82 0-0 22 G4-3 1B	C CH 88 F FF 97 C FF 97 0-3 ③ K	4	1	2	1	1	2	1
22 Jason Kipnis, L (1, 4) OBP: 0.316, SLG: 0.265		B FC 88 C ST 77 C CU 74 B ST 79 F FC 86 X FC 87 2-2 ② F8		B FC 88 F FC 88 S ST 78 B ST 76 T ST 78 2-2 ② K		C ST 80 S ST 79 S ST 79 0-3 ② K		B FF 93 1 SAFE F SL 81 X CH 83 1-1 ② 1-2 G4-3		4	0	0	0	0	2	2
10 Jake Bauers, L (1, 7) OBP: 0.322, SLG: 0.382 27 Kevin Plawecki, R (7, 2) OBP: 0.355, SLG: 0.400		B CU 74 C ST 77 B FC 86 C ST 77 S ST 80 2-3 ③ K		C FF 92 C ST 78 X CU 75 0-2 1B		C FC 91 D CU 82 1 SAFE B CU 82 C FC 91 B FC 92 F FC 91 X FC 92 3-2 ③ G4-3		B SL 81 B FF 94 B CH 84 C FF 95 F FF 95 B FF 95 4-2 BB		3 0 1 0 0 1 1 0 0 0 0 1 0 0						
55 Roberto Pérez, R (1, 2) OBP: 0.274, SLG: 0.333 1 Greg Allen, S (7, PR) OBP: 0.167, SLG: 0.158 (7, 7)			C FF 89 B FC 87 X ST 78 1-1 ① G3-1	C ST 78 X FC 87 0-1 ③ F9			X FF 95 0-0 30 2B 1B	S FF 94 F FF 94 S CH 83 0-3 ③ K		3 0 1 0 0 0 1 1 1 0 0 0 1 2						
30 Tyler Naquin, L (1, 9) OBP: 0.265, SLG: 0.348			C FF 90 B FC 86 S FF 89 B FF 91 S FC 88 2-3 ② K		C CU 73 B FF 90 X ST 79 2-1 ① F9		1 SAFE 1 SAFE F FF 94 X FF 95 0-1 1-H 2B		B FF 95 B FF 96 S FF 96 B FF 97 X FF 95 3-1 12 HR 1B	4	1	2	1	0	1	0
Inning Stats	R: 0 E: 0 K: 3 S: 17 H: 0 LOB: 1 BB: 0 P: 25	R: 0 E: 0 K: 2 S: 10 H: 0 LOB: 0 BB: 0 P: 16	R: 1 E: 0 K: 1 S: 10 H: 1 LOB: 1 BB: 1 P: 20	R: 1 E: 0 K: 1 S: 12 H: 2 LOB: 1 BB: 0 P: 14	R: 1 E: 0 K: 0 S: 6 H: 1 LOB: 0 BB: 0 P: 10	R: 0 E: 0 K: 2 S: 11 H: 0 LOB: 1 BB: 1 P: 21	R: 1 E: 0 K: 0 S: 12 H: 2 LOB: 2 BB: 0 P: 16	R: 0 E: 0 K: 1 S: 10 H: 1 LOB: 2 BB: 1 P: 17	R: 2 E: 0 K: 3 S: 14 H: 2 LOB: 1 BB: 1 P: 24	1B: 4 2B: 1 3B: 0 HR: 4 SF: 0 SAC: 0 DP: 0 HBP: 1						

	AB	36
	R	6
	H	9
	RBI	6
	BB	4
	SO	13
	LOB	16

PITCHER		IP	WLS	BF	H	R	ER	SO	BB	IBB	HBP	BLK	WP	HR	S	P	ERA	WHIP
31 Collin McHugh, R ERA: 4.78	(1, 1)	5.2		24	4	3	3	9	2	0	1	0	0	3	62	99	4.76	1.059
36 Will Harris, R ERA:	(6, 1)	0.1		1	0	0	0	0	0	0	0	0	0	0	4	7	0.00	0.000
30 Héctor Rondón, R ERA: 2.79	(7, 1)	1.0	L	5	2	1	1	0	0	0	0	0	0	0	12	16	9.00	2.000
47 Chris Devenski, R ERA: 3.72	(8, 1)	1.0		5	1	0	0	1	1	0	0	0	0	0	10	17	0.00	2.000
39 Josh James, R ERA: 7.9	(9, 1)	1.0		6	2	2	2	3	1	0	0	0	0	1	14	24	18.00	3.000

PITCHER	IP	WLS	BF	H	R	ER	SO	BB	IBB	HBP	BLK	WP	HR	S	P	ERA	WHIP

WP: 0 PB: 0 SB: 1 CS: 0 PA: 41

Batter	1	2	3	4	5	6	7	8	9	AB	R	H	RBI	BB	SO	LOB
4 George Springer, R (1, 8) OBP: 0.367, SLG: 0.567	B FF 90 F FF 91 F FF 92 F FF 94 B CU 84 B CU 86 C FC 91 3-3 K ①	S CU 85 B FF 93 S FC 90 S FC 91 1-3 K ②		B FC 89 X FF 93 1-0 1-H 2B		B SI 83 B SL 74 C SI 84 F SI 85 F FF 88 X SL 76 2-2 G5-3 ③		C FF 93 B SL 82 C FF 92 C FF 93 1-3 K ③		5	0	1	1	0	3	3
27 Jose Altuve, R (1, 4) OBP: 0.348, SLG: 0.561	C CU 84 B FF 94 C FF 94 X SI 94 1-2 G4-3 ②	B FF 92 B FC 90 S CU 85 B FF 94 D FC 92 4-1 2 BB 1-2 BB		B FC 90 B CU 85 B FC 91 B FC 91 4-0 BB			X SI 83 0-0 L7 ①		C SI 92 B ST 81 B FF 93 B SI 92 F FF 92 F FF 93 B FF 93 4-2 BB	2	0	0	0	3	0	0
2 Alex Bregman, R (1, 5) OBP: 0.423, SLG: 0.506	X SI 93 0-0 23 2B 1B	B CU 85 C FC 89 B CU 86 B CU 85 B FC 91 4-1 1-2 2-3 3-H BB		C FF 93 B FC 90 F CH 86 S FC 90 1-3 K ②			X SI 82 0-0 P3 ②		C ST 81 F ST 81 S FF 95 0-3 K ①	4	0	1	1	1	2	3
23 Michael Brantley, L (1, 7) OBP: 0.378, SLG: 0.535	C FC 88 S CH 86 X FC 90 0-2 1-3 2B	B FC 89 F FC 89 B FC 90 X FC 91 2-1 G3 ③		F FC 89 F FC 91 B CH 88 F FC 91 B FF 94 X FC 90 2-2 F9 ③			C FF 92 C SI 91 B SL 79 X FF 93 1-2 1 1B 1B		B ST 82 T FF 94 C FF 93 F FF 95 F ST 83 C FF 94 1-3 K ②	5	0	2	0	0	1	6
1 Carlos Correa, R (1, 6) OBP: 0.333, SLG: 0.522	C FC 90 B CU 85 F CU 85 B FF 94 F FF 94 T FF 94 2-2 K ③		S FF 92 F FF 92 T FC 90 0-2 K ①		B FC 89 C FF 93 B CU 84 F FC 89 B FF 93 X FF 92 3-2 F9 ①		B SL 81 F FF 92 B SL 82 X FF 92 2-1 1-3 1B		F FF 94 F FF 93 B ST 82 S ST 82 1-3 K ③	5	0	1	0	0	3	3
22 Josh Reddick, L (1, 9) OBP: 0.415, SLG: 0.526		B SI 92 B CH 86 B FF 92 C FF 93 S FC 91 X FF 93 3-2 10 1B 28 E 2B	B CH 86 C FC 89 X CH 85 1-1 F8 ②	B CU 83 X FC 89 1-0 P6 ②			B CH 84 T FF 92 S FF 92 B FF 92 X FF 92 2-2 L8 ③			4	1	1	0	0	0	2
10 Yuli Gurriel, R (1, 3) OBP: 0.317, SLG: 0.402		X FF 93 0-0 28 E 28 SH 2 BB 2-3 1B	F CU 84 X FC 89 0-1 G6-3 ③		C FC 88 F FF 93 X CH 87 0-2 P6 ③			B SL 81 X SL 83 1-0 1B		4	1	2	0	0	0	0
13 Tyler White, R (1, 10) OBP: 0.400, SLG: 0.317		C CU 85 F CU 84 F CU 85 B FF 93 S FC 90 1-3 K ①		B FC 89 S FC 89 B FC 88 B FC 89 X FC 89 3-1 L5 ①		C SL 72 F SI 82 B SL 73 S FF 85 1-3 K ①		B FF 91 B FF 92 B FF 92 C FF 90 X FF 92 3-1 F9 ①		4	0	0	0	0	2	3
28 Robinson Chirinos, R (1, 2) OBP: 0.361, SLG: 0.483		X FF 93 0-0 SH 2 BB 27 BB 1-3 3-H		F CU 84 B FF 93 B CH 87 B FF 93 F FF 92 X FF 93 3-2 4 2B 1B		F SI 84 S SI 84 X FF 85 0-2 P4 ②		C FF 92 F SL 84 B FF 93 S FF 93 1-3 K ②		3	1	1	1	0	1	1
Inning Stats	R: 0 E: 0 K: 2 S: 15 H: 2 LOB: 2 BB: 0 P: 21	R: 2 E: 1 K: 2 S: 16 H: 2 LOB: 3 BB: 2 P: 31	R: 0 E: 0 K: 1 S: 7 H: 0 LOB: 0 BB: 0 P: 8	R: 1 E: 0 K: 1 S: 13 H: 2 LOB: 2 BB: 1 P: 27	R: 0 E: 0 K: 0 S: 7 H: 0 LOB: 0 BB: 0 P: 11	R: 0 E: 0 K: 1 S: 10 H: 0 LOB: 0 BB: 0 P: 13	R: 0 E: 0 K: 0 S: 10 H: 2 LOB: 2 BB: 0 P: 15	R: 0 E: 0 K: 2 S: 9 H: 1 LOB: 1 BB: 0 P: 15	R: 0 E: 0 K: 3 S: 14 H: 0 LOB: 1 BB: 1 P: 20	1B: 6 2B: 3 3B: 0 HR: 0 SF: 0 SAC: 1 DP: 0 HBP: 0						

PITCHER		IP	WLS	BF	H	R	ER	SO	BB	IBB	HBP	BLK	WP	HR	S	P	ERA	WHIP
28 Corey Kluber, R ERA: 5.81	(1, 1)	5.0		25	6	3	3	6	3	0	0	0	0	0	58	98	5.40	1.800
90 Adam Cimber, R ERA: 3.86	(6, 1)	1.2	W	5	0	0	0	1	0	0	0	0	0	0	12	15	0.00	0.000
39 Oliver Pérez, L ERA: 7.94	(7, 1)	0.0		1	1	0	0	0	0	0	0	0	0	0	3	4	∞	∞
62 Nick Wittgren, R ERA: 0.96	(7, 1)	1.1	H	6	2	0	0	2	0	0	0	0	0	0	14	24	0.00	1.500
33 Brad Hand, L ERA: 1.42	(9, 1)	1.0	S	4	0	0	0	3	1	0	0	0	0	0	14	20	0.00	1.000

PITCHER	IP	WLS	BF	H	R	ER	SO	BB	IBB	HBP	BLK	WP	HR	S	P	ERA	WHIP

BOTTOM

Cleveland Indians @ Houston Astros

Minute Maid Park, Houston, TX

Fri Apr 26 2019, 7:13 PM - 10:29 PM CDT

Att. 38,084 - Partly Cloudy - 83 F

livebaseballscorecards.com

AB	36
R	3
H	9
RBI	3
BB	4
SO	12
LOB	21

Batter	1	2	3	4	5	6	7	8	9	10	AB	R	H	RBI	BB	SO	LOB
2 Leonys Martin, L (1, 8) OBP: 0.345, SLG: 0.442	B FF 92 B FF 93 F FF 93 F ST 81 X CH 85 2-2 P5 ①		C ST 82 B FF 94 B ST 83 F ST 83 T FF 94 2-2 K ③			F FF 92 X CH 84 0-1 L9 ①	X FF 96 0-0 L6 ③			B SL 88 S FF 97 S FF 96 S FF 97 1-3 K ②	5	0	0	0	0	2	3
11 José Ramírez, S (1, 5) OBP: 0.268, SLG: 0.276	C FF 94 B KC 78 F FF 94 B ST 81 F FF 94 F FF 94 S FF 94 2-3 K ②			C ST 81 X FF 93 0-1 24 1B 41 G6-3 1B		C FF 92 F SI 92 F SI 91 F ST 82 B ST 81 C ST 80 1-3 K ②		C FF 94 B SL 90 F SL 88 X CU 83 1-2 G3-1 ①		B CH 86 F FC 93 S CH 85 X FF 98 1-2 F9 ③	5	1	1	0	0	2	1
24 Carlos González, L (1, 7) OBP: 0.349, SLG: 0.359	F FF 94 C FF 94 X FF 93 0-2 G6-3 ③			C ST 80 B ST 81 1 SAFE 1 SAFE X FF 93 1-1 41 G6-3 1-3 1B		B ST 81 C FF 92 F FF 92 F KC 79 F FF 92 B KC 80 X ST 82 2-2 1B		B FF 95 F CU 83 C SL 88 X FF 97 1-2 G5-3 ②			4	0	2	0	0	0	0
41 Carlos Santana, S (1, 3) OBP: 0.429, SLG: 0.395		C ST 80 X FF 93 0-1 L8 ①		B FF 93 B ST 83 F ST 82 B ST 81 X SI 93 3-1 G6-3 ①② 1-2f 3-H		S ST 82 B ST 82 X FF 92 1-1 F8 ③		S CU 83 B SL 90 F SL 90 S CU 83 1-3 K ③			4	0	0	0	0	1	2
22 Jason Kipnis, L (1, 4) OBP: 0.286, SLG: 0.237		C FF 93 F ST 81 B FF 93 X SI 94 1-2 F7 ②		S FF 93 B FF 92 X ST 83 1-1 F9 ③			C FC 91 S FC 91 S FC 90 0-3 K ①		B FC 90 F FF 96 B CH 83 X FF 96 2-1 P6 ①		4	0	0	0	0	1	0
10 Jake Bauers, L (1, 10) OBP: 0.319, SLG: 0.375		B SI 94 X CH 86 1-0 F9 ③			B SI 92 B FF 93 B SI 91 C FF 92 C SI 92 C ST 82 3-3 K ①		C CU 80 B FC 91 B FC 90 B FC 91 C FC 91 X FC 90 3-2 12 WP 30 1B 12 SF7 1B		B CH 82 C CH 83 S CH 84 X FF 97 1-2 L7 ②		4	1	1	0	0	1	0
30 Tyler Naquin, L (1, 9) OBP: 0.278, SLG: 0.348			B FF 92 F SI 93 S FF 92 B SI 93 F FF 93 B FF 94 B FF 93 4-2 27 S BB		B ST 82 C ST 82 X FF 93 1-1 F7 ②		C FC 90 B FC 91 X FC 91 1-1 12 WP 6 1B 1-2 1B		B CH 85 C SL 88 F FF 96 B SL 92 B CH 82 X FF 98 3-2 G6-3 ③		3	1	1	0	1	0	0
27 Kevin Plawecki, R (1, 2) OBP: 0.364, SLG: 0.444 12 Francisco Lindor, S (7, PH) OBP: 0.250, SLG: 0.593 55 Roberto Pérez, R (7, 2) OBP: 0.286, SLG: 0.345			C ST 81 B SI 91 B ST 80 F SI 93 S ST 81 2-3 K ① 1-2		X SI 92 0-0 2B		S CU 82 B CU 84 B FF 96 X CU 82 2-1 SF7 ② 1-2 2-H			X FF 96 0-0 6 SH3-4 1B	2 0 1	0 0 0	1 0 1	0 1 0	0 0 0	1 0 0	1 0 0
6 Mike Freeman, L (1, 6) OBP: 0.353, SLG: 0.214			C FF 93 C ST 81 B FF 94 C ST 83 1-3 K ②		B FF 93 S FF 92 B ST 82 S FF 92 B FF 93 S ST 82 3-3 K ③		C FF 97 D CU 83 C FF 95 B SL 91 D CU 83 X CU 82 3-2 2-H 1B			X FF 95 0-0 SH3-4 ① 1-2	3	0	1	1	0	2	2
Inning Stats	R: 0 E: 0 K: 1 S: 11 H: 0 LOB: 0 BB: 0 P: 15	R: 0 E: 0 K: 0 S: 6 H: 0 LOB: 0 BB: 0 P: 8	R: 0 E: 0 K: 3 S: 12 H: 0 LOB: 1 BB: 1 P: 21	R: 1 E: 0 K: 0 S: 8 H: 2 LOB: 0 BB: 0 P: 13	R: 0 E: 0 K: 2 S: 9 H: 1 LOB: 1 BB: 0 P: 16	R: 0 E: 0 K: 1 S: 14 H: 1 LOB: 1 BB: 0 P: 18	R: 2 E: 0 K: 1 S: 14 H: 3 LOB: 1 BB: 0 P: 23	R: 0 E: 0 K: 1 S: 9 H: 0 LOB: 0 BB: 0 P: 12	R: 0 E: 0 K: 0 S: 8 H: 0 LOB: 0 BB: 0 P: 14	R: 0 E: 0 K: 1 S: 8 H: 1 LOB: 1 BB: 0 P: 10	1B: 7 2B: 1 3B: 0 HR: 0 SF: 1 SAC: 1 DP: 1 HBP: 0	WP: 1 PB: 0 SB: 1 CS: 0 PA: 38					

PITCHER		IP	WLS	BF	H	R	ER	SO	BB	IBB	HBP	BLK	WP	HR	S	P	ERA	WHIP
41 Brad Peacock, R ERA: 3.67	(1, 1)	6.0		22	4	1	1	7	1	0	0	0	0	0	60	91	1.50	0.833
36 Will Harris, R ERA: 1.93	(7, 1)	0.1	H	3	2	2	2	1	0	0	0	0	0	0	8	12	54.00	6.000
55 Ryan Pressly, R ERA:	(7, 1)	1.2	B	6	1	0	0	1	0	0	0	0	1	0	15	23	0.00	0.600
54 Roberto Osuna, R ERA: 0.73	(9, 1)	2.0	W	7	1	0	0	1	0	0	0	0	0	0	16	24	0.00	0.500

PITCHER	IP	WLS	BF	H	R	ER	SO	BB	IBB	HBP	BLK	WP	HR	S	P	ERA	WHIP

TOP

Cleveland Indians @ Houston Astros

Minute Maid Park, Houston, TX

Sat Apr 27 2019, 3:09 PM - 6:18 PM CDT
Att. 38,667 - Roof Closed - 73 F

livebaseballscorecards.com

AB	35
R	3
H	8
RBI	2
BB	1
SO	10
LOB	9

Batter	1	2	3	4	5	6	7	8	9	10	AB	R	H	RBI	BB	SO	LOB
4 George Springer, R (1, 8) OBP: 0.363, SLG: 0.551	B FF 94 B FF 93 B FF 93 C FF 94 F FF 94 S CH 89 3-3 ① K	B KC 82 B FF 94 F SL 84 F FF 93 D KC 83 C FF 94 3-3 ③ K			B FF 93 B CH 89 F SL 84 B FF 94 B FF 94 4-1 27 S BB		X SI 90 0-0 ③ L6				3	0	0	0	1	2	2
27 Jose Altuve, R (1, 4) OBP: 0.353, SLG: 0.554	F SL 85 B FF 94 C FF 94 B FF 94 B FF 94 F FF 95 F CH 89 B FF 94 4-2 BB		F FF 92 X FF 94 0-1 ① P3		B SL 84 1 SAFE F FF 94 F FF 94 1 SAFE B FF 94 F SL 85 X FF 93 2-2 ③ G1-3 1-2			B CH 82 B SI 89 C SI 89 F SI 88 F SI 90 X SI 90 2-2 1B			3	0	1	0	1	0	1
2 Alex Bregman, R (1, 10) OBP: 0.417, SLG: 0.488	B FF 94 C FF 93 1 SAFE S KC 82 X FF 94 1-2 ② L8		C KC 81 X FF 94 0-1 ② L8			C KC 80 B CH 87 B FF 94 B SL 84 B FF 93 4-1 1 HR BB		F SI 88 B FF 88 C CH 82 X SI 89 1-2 ① P6			3	1	0	0	1	0	2
23 Michael Brantley, L (1, 7) OBP: 0.365, SLG: 0.514	B FF 94 X FF 94 1-0 ③ G4-3		C SL 84 B KC 82 B FF 93 C KC 82 S SL 84 2-3 ③ K			X FF 93 0-0 ① F7		C FF 87 F CU 73 C CU 74 0-3 ② K			4	0	0	0	0	2	3
1 Carlos Correa, R (1, 6) OBP: 0.340, SLG: 0.553		X FF 93 0-0 22 BB 16 2B 1B	F FF 93 B FF 93 B KC 82 C FF 93 S SL 84 2-3 ① K			B KC 81 F FF 93 1 SAFE X FF 92 1-1 1-H HR		C SI 90 B FS 82 F SI 90 S FS 82 1-3 ③ K			4	2	2	2	0	2	1
22 Josh Reddick, L (1, 9) OBP: 0.407, SLG: 0.506	B FF 94 B CH 88 B FF 94 C FF 93 S SL 84 B FF 94 4-2 16 2B 1-2 BB		B CH 89 S SL 85 B SL 84 C FF 94 X CH 88 2-2 ② G5-3			S KC 82 C CH 88 F FF 93 B FF 93 F KC 82 F CH 88 B FF 93 S SL 84 2-3 ② K			X CH 78 0-0 ① G4-3		3	0	0	0	1	1	0
10 Yuli Gurriel, R (1, 3) OBP: 0.305, SLG: 0.385	X SL 84 0-0 ① L7		S KC 82 B FF 93 F FF 93 B FF 94 X CH 88 2-2 ③ G5-3			B KC 81 B KC 81 C SL 83 C FF 92 B SL 84 F SL 84 C FF 93 3-3 ③ K			C SI 89 F CU 74 S SL 82 0-3 ② K		4	0	0	0	0	2	2
16 Aledmys Díaz, R (1, 5) OBP: 0.250, SLG: 0.486	X FF 94 0-0 1-3 2-H 2B				B KC 81 C FF 93 F KC 82 S SL 84 1-3 ① K		F SL 79 C SI 89 F FF 90 B SI 90 B SI 90 X SI 89 2-2 ① G5-3		B CH 79 B CH 79 F CH 77 X SI 90 2-1 ③ F7		4	0	1	1	0	1	0
12 Max Stassi, R (1, 2) OBP: 0.133, SLG: 0.207 18 Tony Kemp, L (10, PH) OBP: 0.268, SLG: 0.333	B SL 84 B KC 82 C FF 94 S KC 82 C FF 94 2-3 ② K				C SL 84 S KC 82 S FF 93 0-3 ② K		X SI 89 0-0 ② G5-3			C FF 83 B SL 73 B FF 84 X FF 83 2-1 HR	3 1	0 1	0 1	0 1	0 0	2 0	2 0
Inning Stats	R: 0 H: 0 E: 0 LOB: 1 K: 1 BB: 1 S: 11 P: 20	R: 1 H: 2 E: 0 LOB: 2 K: 2 BB: 1 S: 11 P: 20	R: 0 H: 0 E: 0 LOB: 0 K: 1 BB: 0 S: 7 P: 9	R: 0 H: 0 E: 0 LOB: 0 K: 1 BB: 0 S: 9 P: 15	R: 0 H: 0 E: 0 LOB: 1 K: 2 BB: 1 S: 11 P: 18	R: 2 H: 1 E: 0 LOB: 0 K: 2 BB: 1 S: 14 P: 24	R: 0 H: 0 E: 0 LOB: 0 K: 0 BB: 0 S: 6 P: 8	R: 0 H: 1 E: 0 LOB: 1 K: 2 BB: 0 S: 13 P: 17	R: 0 H: 0 E: 0 LOB: 0 K: 1 BB: 0 S: 6 P: 8	R: 1 H: 1 E: 0 LOB: 0 K: 0 BB: 0 S: 2 P: 4	1B: 2 SF: 0 2B: 1 SAC: 0 3B: 0 DP: 0 HR: 2 HBP: 0						

PITCHER	IP	WLS	BF	H	R	ER	SO	BB	IBB	HBP	BLK	WP	HR	S	P	ERA	WHIP
57 Shane Bieber, R (1, 1) ERA: 3.68	6.0		25	3	3	3	9	4	0	0	0	0	1	63	106	4.50	1.167
61 Dan Otero, R (7, 1) ERA: 1.5	1.1		5	1	0	0	0	0	0	0	0	0	0	13	18	0.00	0.750
49 Tyler Olson, L (8, 1) ERA: 3.52	0.1		1	0	0	0	1	0	0	0	0	0	0	3	3	0.00	0.000
36 Tyler Clippard, R (8, 1) ERA:	1.1		4	0	0	0	2	0	0	0	0	0	0	9	12	0.00	0.000
90 Adam Cimber, R (10, 1) ERA: 4.63	0.0	L	1	1	1	1	0	0	0	0	0	0	1	2	4	∞	∞

PITCHER	IP	WLS	BF	H	R	ER	SO	BB	IBB	HBP	BLK	WP	HR	S	P	ERA	WHIP

BOTTOM

Cleveland Indians @ Houston Astros

Minute Maid Park, Houston, TX

Sat Apr 27 2019, 3:09 PM - 6:18 PM CDT

Att. 38,667 - Roof Closed - 73 F

livebaseballscorecards.com

AB	32
R	4
H	5
RBI	4
BB	4
SO	12
LOB	13

WP: 0 PA: 36
PB: 0
SB: 1
CS: 0

Cleveland Indians @ Houston Astros

Minute Maid Park, Houston, TX

Sun Apr 28 2019, 6:08 PM - 8:55 PM CDT

Att. 31,025 - Partly Cloudy - 80 F

TOP

livebaseballscorecards.com

Batter	1	2	3	4	5	6	7	8	9	AB	R	H	RBI	BB	SO	LOB
12 Francisco Lindor, S (1, 6) OBP: 0.212, SLG: 0.500	C FC 85 B FC 86 X CU 75 1-1 ① G6-3		1 SAFE F FC 85 B SI 90 T FC 87 X FC 86 1-2 ② FC4 1-2f		X CU 76 0-0 ① L7		X SI 91 0-0 ② G1-3		F FF 97 F CU 84 T SL 93 0-2 ③ K	5	0	0	0	0	1	4
2 Leonys Martin, L (1, 8) OBP: 0.333, SLG: 0.424	C SI 88 B SI 90 X FF 90 1-1 ② F8		F FC 84 S FC 86 S FC 86 0-3 ③ K		B SI 90 B FC 87 B SI 92 C SI 92 F FC 87 F FC 88 F FC 87 S FC 91 3-3 ② K		X SI 92 0-0 ③ G3-1			4	0	0	0	0	2	3
11 José Ramírez, S (1, 5) OBP: 0.284, SLG: 0.287	B CU 76 B CU 75 B FC 87 F FC 85 B FC 87 4-1 BB			C FC 84 C FC 85 B FC 86 F FC 87 F FC 85 B FC 86 F FC 87 S FC 86 2-3 ① K	D FC 89 F FC 87 X FC 90 1-1 1-2 2-3 1B			C SI 90 S CU 79 F CU 80 B CU 78 F SI 94 B CU 80 F SI 93 F SI 92 X FF 94 2-2 41 FC5-4 1B		3	0	2	0	1	1	0
41 Carlos Santana, S (1, 3) OBP: 0.422, SLG: 0.422	1 SAFE B FC 86 C CH 82 X FC 86 1-1 ③ G5-3			B CU 74 C CH 81 X CH 81 1-1 HR	C FC 88 S FC 88 B FC 87 B FC 88 F FC 90 F FC 88 B FC 87 X FC 88 3-2 ③ G1-3			F SI 90 F SI 90 X CU 81 0-2 ① FC5-4 1-2f		4	1	1	1	0	0	5
8 Jordan Luplow, R (1, 9) OBP: 0.333, SLG: 0.222		C FC 85 B CH 82 C CH 82 X FC 88 1-2 ① G6-3		B FC 87 B CU 76 F FC 88 B FC 88 F FC 86 F FC 89 D FC 88 4-2 24 FC3-6 BB		B FC 85 S FC 86 B FC 86 B CH 81 X FC 88 3-1 55 S 1B		C SI 91 F SI 94 B FF 94 S CU 79 1-3 ② K		3	0	1	0	1	1	1
24 Carlos González, L (1, 10) OBP: 0.319, SLG: 0.326		F SI 89 X SI 91 0-1 ② L6		B SI 90 B FC 88 T FF 89 F SI 91 X FC 87 2-2 ② FC3-6 1-2f		X SI 90 0-0 ① F7		B CU 79 X SI 94 1-0 ③ G4-3		4	0	0	0	0	0	3
22 Jason Kipnis, L (1, 4) OBP: 0.261, SLG: 0.214		B FF 90 F CU 75 S FC 87 B CU 74 X FF 90 2-2 ③ F7		B FC 87 B FC 88 B FC 87 X FC 89 3-0 ③ G4-3		D FC 88 F SI 89 D SI 89 X FC 88 2-1 ② L8			C FF 94 X FF 96 0-1 ① G4-3	4	0	0	0	0	0	2
55 Roberto Pérez, R (1, 2) OBP: 0.288, SLG: 0.345 30 Tyler Naquin, L (9, PH) OBP: 0.288, SLG: 0.371			B CU 73 B FC 85 C FC 88 B CH 82 X FC 86 3-1 ① G5-3		B FC 86 C FC 85 X CH 82 1-1 11 1B 10 1B 1B	1 SAFE B SL 80 B FF 94 S CH 82 S FF 94 C SL 82 2-3 ③ K 1-2			X FF 96 0-0 2B	3 1	0 0	1 1	0 0	0 0	1 0	1 0
10 Jake Bauers, L (1, 7) OBP: 0.326, SLG: 0.381			B SI 89 C FC 86 F SI 89 B FC 85 F FC 86 X CH 83 2-2 12 FC4 1B		B FC 87 F FC 87 X SI 91 1-1 11 1B 1-2 1B		F SI 91 C SI 90 S CU 79 0-3 ① K		B FF 96 S SL 89 F FF 97 S CU 84 1-3 ② K	4	0	2	0	0	2	1

Inning Stats	1	2	3	4	5	6	7	8	9
	R: 0 E: 0 K: 0 S: 7	H: 0 LOB: 1 BB: 1 P: 14	R: 0 E: 0 K: 0 S: 8	H: 0 LOB: 0 BB: 0 P: 11	R: 0 E: 0 K: 1 S: 12	H: 1 LOB: 1 BB: 0 P: 18	R: 1 E: 0 K: 1 S: 15	H: 1 LOB: 1 BB: 1 P: 27	R: 0 E: 0 K: 1 S: 17	H: 3 LOB: 3 BB: 0 P: 26	R: 0 E: 0 K: 1 S: 8	H: 1 LOB: 1 BB: 0 P: 15	R: 0 E: 0 K: 1 S: 5	H: 0 LOB: 0 BB: 0 P: 5	R: 0 E: 0 K: 1 S: 14	H: 1 LOB: 1 BB: 0 P: 18	R: 0 E: 0 K: 2 S: 9	H: 1 LOB: 1 BB: 0 P: 10

1B: 6	SF: 0	WP: 0
2B: 1	SAC: 0	PB: 0
3B: 0	DP: 0	SB: 1
HR: 1	HBP: 0	CS: 0

PA: 37

AB	35
R	1
H	8
RBI	1
BB	2
SO	8
LOB	20

PITCHER		IP	WLS	BF	H	R	ER	SO	BB	IBB	HBP	BLK	WP	HR	S	P	ERA	WHIP
20 Wade Miley, L ERA: 3.24	(1, 1)	5.2		25	6	1	1	3	2	0	0	0	0	1	64	106	1.59	1.412
47 Chris Devenski, R ERA: 3.6	(6, 1)	0.1		1	0	0	0	1	0	0	0	0	0	0	3	5	0.00	0.000
59 Framber Valdez, L ERA: 3.24	(7, 1)	2.0	W	7	1	0	0	2	0	0	0	0	0	0	19	23	0.00	0.500
55 Ryan Pressly, R ERA:	(9, 1)	1.0	S	4	1	0	0	2	0	0	0	0	0	0	9	10	0.00	1.000

PITCHER		IP	WLS	BF	H	R	ER	SO	BB	IBB	HBP	BLK	WP	HR	S	P	ERA	WHIP

BOTTOM

Cleveland Indians @ Houston Astros

Minute Maid Park, Houston, TX

Sun Apr 28 2019, 6:08 PM - 8:55 PM CDT

Att. 31,025 - Partly Cloudy - 80 F

livebaseballscorecards.com

Batter	1	2	3	4	5	6	7	8	9	AB	R	H	RBI	BB	SO	LOB
4 George Springer, R (1, 8) (8, 9) OBP: 0.359, SLG: 0.541	B FF 95 B FF 94 F FF 95 B FF 95 X FF 94 3-1 ① F8		S CH 89 S SI 93 C SL 87 0-3 ③ K			F FF 93 B FF 94 X FF 94 1-1 ② G6-3 2-3	F FF 91 1 SAFE 1 SAFE B SI 91 X SL 86 1-1 1-2 27 FC6-4 1B			4	0	1	0	0	1	1
27 Jose Altuve, R (1, 4) OBP: 0.342, SLG: 0.533	X FF 95 0-0 ② L6			C FF 94 B CH 89 C SL 85 S SL 87 1-3 ① K		B SL 85 X SI 93 1-0 ③ F7	X FF 95 0-0 ③ FC6-4 1-2f			4	0	0	0	0	1	3
2 Alex Bregman, R (1, 5) OBP: 0.411, SLG: 0.472	B FF 95 C CH 88 S SL 82 B SL 86 B CH 89 S SL 86 3-3 ③ K			C SL 82 C SI 93 B FF 95 B CH 90 B CH 89 T CH 89 3-2 ② K			C FF 94 B SL 83 X SI 92 1-1 ① F7	B CU 76 B CU 82 B FF 96 C FF 96 B CU 81 4-1 1 BB		3	0	0	0	1	2	0
23 Michael Brantley, L (1, 10) OBP: 0.361, SLG: 0.505		C SL 81 B SI 94 S CH 88 X SI 95 1-2 ① G4-3		F CH 88 C SL 85 B SI 96 B SL 86 X CH 90 2-2 ③ G4-3			X SI 93 0-0 10 2B 1B	T FF 96 1 SAFE X FF 96 0-1 ① F8		4	1	1	0	0	0	1
1 Carlos Correa, R (1, 6) OBP: 0.346, SLG: 0.546		X SL 84 0-0 1B			S SI 92 F SI 93 B SL 86 B SL 87 B FF 95 X SL 84 3-2 ① F8		F SL 84 C SI 91 F SI 93 C CH 88 0-3 ② K	1 SAFE B FF 96 1 SAFE F FF 94 B FF 96 B FF 96 B FF 95 4-1 1-2 BB		3	0	1	0	1	1	1
10 Yuli Gurriel, R (1, 3) OBP: 0.303, SLG: 0.390		X SI 93 0-0 ② L9			C CH 88 B SL 84 S SI 94 S SL 86 1-3 ② K		B SI 92 F SI 92 B SL 87 1 SAFE F SL 87 1 SAFE X SL 86 2-2 1-H 28 HR 2B	C SL 83 B SL 84 X FF 95 1-1 ② F9		4	1	1	1	0	1	3
22 Josh Reddick, L (1, 9) (8, 7) OBP: 0.400, SLG: 0.488		B SI 94 C CH 86 F SL 88 1 SAFE B SL 86 1 SAFE F FF 94 B SI 94 S SL 86 3-3 ③ K			X CH 86 0-0 ③ G3-1		0-0 28 HR IBB	F FF 88 X FF 89 0-1 ③ L8		3	1	0	0	1	1	3
28 Robinson Chirinos, R (1, 2) OBP: 0.373, SLG: 0.532			C SI 92 F SL 86 B FF 94 F FF 94 F CH 89 B SL 88 S SL 86 2-3 ① K			B SI 92 B CH 87 B FF 93 B FF 94 4-0 4 G6-3 18 SH3-4 BB	X SI 92 0-0 1-H 2-H HR			2	1	1	3	1	1	0
18 Tony Kemp, L (1, 7) OBP: 0.279, SLG: 0.342 6 Jake Marisnick, R (8, 8) OBP: 0.333, SLG: 0.436			C FF 95 B SL 83 X CH 87 1-1 ② F7			X SI 92 0-0 ① SH3-4 1-2	X CH 85 0-0 4 1B 1B			2 0	0 0	1 0	0 0	0 0	0 0	0 0

Inning Stats	1	2	3	4	5	6	7	8	9
	R: 0 E: 0 K: 1 S: 6 H: 0 LOB: 0 BB: 0 P: 12	R: 0 E: 0 K: 1 S: 9 H: 1 LOB: 1 BB: 0 P: 13	R: 0 E: 0 K: 2 S: 10 H: 0 LOB: 0 BB: 0 P: 13	R: 0 E: 0 K: 2 S: 9 H: 0 LOB: 0 BB: 0 P: 15	R: 0 E: 0 K: 1 S: 7 H: 0 LOB: 0 BB: 0 P: 11	R: 0 E: 0 K: 0 S: 4 H: 0 LOB: 1 BB: 1 P: 10	R: 4 E: 0 K: 1 S: 15 H: 5 LOB: 2 BB: 1 P: 19	R: 0 E: 0 K: 0 S: 8 H: 0 LOB: 2 BB: 2 P: 17	

AB	29
R	4
H	6
RBI	4
BB	4
SO	8
LOB	12

1B: 4 2B: 1 3B: 0 HR: 1	SF: 0 SAC: 1 DP: 0 HBP: 0	WP: 0 PB: 0 SB: 0 CS: 0	PA: 34															

PITCHER		IP	WLS	BF	H	R	ER	SO	BB	IBB	HBP	BLK	WP	HR	S	P	ERA	WHIP
59 Carlos Carrasco, R ERA: 5.86	(1, 1)	6.2	L	28	6	4	4	8	1	1	0	0	0	1	59	92	5.40	1.050
58 Neil Ramírez, R ERA: 6.55	(7, 1)	1.0		5	0	0	0	0	2	0	0	0	0	0	7	16	0.00	2.000
49 Tyler Olson, L ERA: 3.38	(8, 1)	0.1		1	0	0	0	0	0	0	0	0	0	0	2	2	0.00	0.000

PITCHER	IP	WLS	BF	H	R	ER	SO	BB	IBB	HBP	BLK	WP	HR	S	P	ERA	WHIP

Batter	1	2	3	4	5	6	7	8	9	AB	R	H	RBI	BB	SO	LOB
27 Jose Altuve, R (1, 4) OBP: 0.331, SLG: 0.514	C FF 92 S FF 92 B FF 92 X FF 93 1-2 ① F9		X FC 83 0-0 ① G5-3			C FC 83 X FF 92 0-1 ① P6		S CU 81 F SI 96 F CU 83 B SI 96 F CU 85 S SI 95 1-3 ② K		4	0	0	0	0	1	0
2 Alex Bregman, R (1, 5) OBP: 0.414, SLG: 0.462	B FF 92 C FF 92 X FS 85 1-1 ② L7		B FF 91 C FF 92 B FF 92 X FF 93 2-1 ② P3			B FF 91 B FS 84 B FS 86 C FC 83 B FF 92 4-1 23 1B BB		B SI 96 B CU 84 C CU 83 B CU 84 B CU 83 4-1 23 WP BB		2	0	0	0	2	0	0
23 Michael Brantley, L (1, 7) OBP: 0.366, SLG: 0.504	F FF 93 B FF 92 F FF 92 B FS 84 F FF 93 X FF 93 2-2 1 1B 1B		C FF 92 X FF 92 0-1 ③ F7			B FF 92 S FS 86 X FF 93 1-1 1-2 1B		B SI 96 B SI 95 C SI 95 T CU 84 B CU 83 C SI 96 3-3 ③ K 1-2		4	0	2	0	0	1	1
1 Carlos Correa, R (1, 6) OBP: 0.351, SLG: 0.545	D FC 86 F FF 93 1 SAFE X CU 76 1-1 1-2 1B			B FF 92 B FF 91 X FF 93 2-0 ① F9		B FC 86 S FC 84 S FC 85 S FF 93 1-3 ② K			B CU 74 F FF 91 S CU 77 B FS 81 F FS 80 X FF 91 2-2 10 G6-4-3 1B	4	0	2	0	0	1	2
10 Yuli Gurriel, R (1, 3) OBP: 0.292, SLG: 0.375	B FS 85 X FS 85 1-0 ③ P3			X CU 75 0-0 ② F7		B FC 85 D FS 80 F FC 82 C FF 93 B FF 93 C FF 93 3-3 ③ K			X CU 76 0-0 ① ② G6-4-3 1-2f	4	0	0	0	0	1	5
22 Josh Reddick, L (1, 9) OBP: 0.394, SLG: 0.477		B FF 92 C FF 91 B CU 75 X FS 86 2-1 1B		C FF 92 C FF 93 B FF 92 S FC 88 1-3 ③ K			F FS 85 B FF 92 F FF 92 F FF 93 X FC 88 1-2 ① P5		S FS 80 F CU 76 X FS 79 0-2 ③ G3	4	0	1	0	0	1	0
13 Tyler White, R (1, 10) OBP: 0.377, SLG: 0.295		C FC 83 B FC 85 T FC 84 S FF 92 1-3 ① K			C FF 92 C FC 84 S FC 84 0-3 ① K		C FC 83 B FC 84 F FF 92 S FC 84 1-3 ② K			3	0	0	0	0	3	1
28 Robinson Chirinos, R (1, 2) OBP: 0.359, SLG: 0.508		1 SAFE C FC 83 1 SAFE B FC 84 B FS 85 S FF 92 1 SAFE S FS 86 2-3 ② K			B FC 83 X FC 81 1-0 ② F9		F FC 82 S FC 85 B FC 85 X FC 82 1-2 ③ F8			3	0	0	0	0	1	1
6 Jake Marisnick, R (1, 8) OBP: 0.318, SLG: 0.415 4 George Springer, R (8, PH) OBP: 0.357, SLG: 0.536 (8, 8)		X FF 92 0-0 ③ F9			X FF 91 0-0 ③ F9			C CU 77 B CU 84 C CU 82 X SI 96 1-2 ① G5-3		2 1	0 0	0 0	0 0	0 0	0 0	1 0
Inning Stats	R: 0 E: 0 K: 0 S: 12 H: 2 LOB: 2 BB: 0 P: 18	R: 0 E: 0 K: 2 S: 9 H: 1 LOB: 1 BB: 0 P: 14	R: 0 E: 0 K: 0 S: 5 H: 0 LOB: 0 BB: 0 P: 7	R: 0 E: 0 K: 1 S: 5 H: 0 LOB: 0 BB: 0 P: 8	R: 0 E: 0 K: 1 S: 5 H: 0 LOB: 0 BB: 0 P: 6	R: 0 E: 0 K: 2 S: 11 H: 1 LOB: 2 BB: 1 P: 20	R: 0 E: 0 K: 1 S: 10 H: 0 LOB: 0 BB: 0 P: 13	R: 0 E: 0 K: 2 S: 12 H: 0 LOB: 1 BB: 1 P: 21	R: 0 E: 0 K: 0 S: 8 H: 1 LOB: 0 BB: 0 P: 10	1B: 5 2B: 0 3B: 0 HR: 0 SF: 0 SAC: 0 DP: 1 HBP: 0						

PITCHER		IP	WLS	BF	H	R	ER	SO	BB	IBB	HBP	BLK	WP	HR	S	P	ERA	WHIP
12 Jake Odorizzi, R ERA: 3.34	(1, 1)	7.0	W	26	4	0	0	7	1	0	0	0	0	0	57	86	0.00	0.714
55 Taylor Rogers, L ERA: 1.98	(8, 1)	1.0	H	4	0	0	0	2	1	0	0	0	1	0	12	21	0.00	1.000
38 Blake Parker, R ERA: 0.96	(9, 1)	1.0	S	3	1	0	0	0	0	0	0	0	0	0	8	10	0.00	1.000

PITCHER	IP	WLS	BF	H	R	ER	SO	BB	IBB	HBP	BLK	WP	HR	S	P	ERA	WHIP

TOP

Houston Astros @ Minnesota Twins

Target Field, Minneapolis, MN

Mon Apr 29 2019, 6:42 PM - 9:12 PM CDT

Att. 12,615 - Partly Cloudy - 54 F

livebaseballscorecards.com

AB	31
R	0
H	5
RBI	0
BB	2
SO	9
LOB	11

WP: 1	PA: 33					
PB: 0						
SB: 0						
CS: 0						

BOTTOM

Batter	1	2	3	4	5	6	7	8	9	AB	R	H	RBI	BB	SO	LOB
26 Max Kepler, L (1, 9) OBP: 0.337, SLG: 0.552	B FF 92 B FF 93 B FF 92 C FF 92 S FF 94 F FF 94 F FF 94 F FF 95 F SL 85 4-2 B FF 84 20 G3-6 BB		F FF 94 F FF 95 X CH 86 0-2 ② G3			B FF 93 B FF 93 X FF 93 2-0 ① P6		X FF 94 0-0 ② G3 2-3		3	0	0	0	1	0	1
11 Jorge Polanco, S (1, 6) OBP: 0.385, SLG: 0.612	D CU 77 1 SAFE C SL 84 1 SAFE 1 SAFE S SL 85 S SL 86 1-3 ① K		B FF 94 X FF 94 1-0 ③ F7			C FF 93 B CU 78 B CU 79 B SL 87 C SL 87 B SL 88 4-2 BB		B CU 78 F CU 79 X SI 94 1-1 ③ F8		3	0	0	0	1	1	2
20 Eddie Rosario, L (1, 10) OBP: 0.296, SLG: 0.624	1 SAFE B SL 86 F SL 85 X CU 78 1-1 ②③ G3-6 1-2f			C FF 93 S FF 94 F FF 95 B CU 80 F CU 80 F SL 87 F CU 80 F SL 87 S SL 88 1-3 ① K		1 SAFE X SL 84 0-0 ② P5				3	0	0	0	0	1	2
18 Mitch Garver, R (1, 2) OBP: 0.400, SLG: 0.761		C FF 93 B SL 86 B FF 92 X SL 86 2-1 ① G5-3		B SL 87 S SL 88 C FF 95 F CH 89 S SL 88 1-3 ② K		B SL 87 C SL 87 C FF 93 1 SAFE F SL 87 F CU 79 D CH 87 X SL 87 2-2 ③ G4-3				3	0	0	0	0	1	1
9 Marwin Gonzalez, S (1, 3) (9, 5) OBP: 0.244, SLG: 0.256		C FF 92 F CH 86 B SL 86 S CU 79 1-3 ② K		B SL 86 X FF 94 1-0 ③ G1-3			B SL 83 F SL 84 C FF 96 X FF 95 1-2 ① G1-3			3	0	0	0	0	1	0
16 Jonathan Schoop, R (1, 4) OBP: 0.315, SLG: 0.500		T FF 93 B SL 86 B SL 87 S SL 87 X CU 78 2-2 2B			X FF 93 0-0 ① P5		C SL 84 B CH 89 X SI 95 1-1 ② G5-3			3	0	1	0	0	0	0
60 Jake Cave, L (1, 7) OBP: 0.297, SLG: 0.242		B FF 93 C FF 95 S FF 94 B SL 87 F FF 96 B FF 94 S SL 88 3-3 ③ K			F FF 93 F FF 93 C CU 80 0-3 ② K		B SL 84 X SI 95 1-0 ③ G6-3			3	0	0	0	0	2	1
13 Ehire Adrianza, S (1, 5) OBP: 0.270, SLG: 0.281 23 Nelson Cruz, R (8, PH) OBP: 0.409, SLG: 0.587 24 C.J. Cron, R (9, 3) OBP: 0.298, SLG: 0.474			B FF 92 C FF 93 F FF 93 F FF 95 B SL 87 B SL 86 X FF 95 3-2 HR		C FF 93 B CU 79 B CU 80 B SL 87 C SL 87 X SL 88 3-2 CI			X SI 92 0-0 26 G3 2B		1 1 0	1 0 0	1 1 0	1 0 0	0 0 0	0 0 0	0 0 0
25 Byron Buxton, R (1, 8) OBP: 0.313, SLG: 0.481			B FF 95 S FF 95 S FF 94 X SL 89 1-2 ① L8		1 SAFE 1 SAFE C FF 94 1 SAFE B FF 93 F FF 94 S SL 88 1-3 ③ K			M FF 94 X FF 92 0-1 ① G5-3		3	0	0	0	0	1	2
Inning Stats	R: 0 E: 0 K: 1 S: 11 H: 0 LOB: 0 BB: 1 P: 17	R: 0 E: 0 K: 2 S: 12 H: 1 LOB: 1 BB: 0 P: 20	R: 1 E: 0 K: 0 S: 11 H: 1 LOB: 0 BB: 0 P: 16	R: 0 E: 0 K: 2 S: 13 H: 0 LOB: 0 BB: 0 P: 16	R: 0 E: 1 K: 2 S: 10 H: 0 LOB: 1 BB: 0 P: 14	R: 0 E: 0 K: 0 S: 9 H: 0 LOB: 1 BB: 1 P: 17	R: 0 E: 0 K: 0 S: 6 H: 0 LOB: 0 BB: 0 P: 9	R: 0 E: 0 K: 0 S: 6 H: 1 LOB: 1 BB: 0 P: 7		1B: 0 2B: 2 3B: 0 HR: 1 SF: 0 SAC: 0 DP: 1 HBP: 0						

PITCHER		IP	WLS	BF	H	R	ER	SO	BB	IBB	HBP	BLK	WP	HR	S	P	ERA	WHIP
35 Justin Verlander, R ERA: 2.45	(1, 1)	6.0	L	22	2	1	1	7	2	0	0	0	0	1	66	100	1.50	0.667
30 Héctor Rondón, R ERA: 2.53	(7, 1)	1.0		3	0	0	0	0	0	0	0	0	0	0	6	9	0.00	0.000
59 Framber Valdez, L ERA: 2.89	(8, 1)	1.0		4	1	0	0	0	0	0	0	0	0	0	6	7	0.00	1.000

PITCHER	IP	WLS	BF	H	R	ER	SO	BB	IBB	HBP	BLK	WP	HR	S	P	ERA	WHIP

Houston Astros @ Minnesota Twins

Target Field, Minneapolis, MN

Mon Apr 29 2019, 6:42 PM - 9:12 PM CDT

Att. 12,615 - Partly Cloudy - 54 F

livebaseballscorecards.com

AB	26
R	1
H	3
RBI	1
BB	2
SO	7
LOB	9

Houston Astros @ Minnesota Twins

Target Field, Minneapolis, MN

Tue Apr 30 2019, 6:41 PM - 9:59 PM CDT

Att. 12,181 - Overcast - 45 F

TOP

livebaseballscorecards.com

Batter	1	2	3	4	5	6	7	8	9	AB	R	H	RBI	BB	SO	LOB
4 George Springer, R (1, 9) OBP: 0.363, SLG: 0.564	X FF 91 0-0 ① G4-3		S SL 81 1 SAFE 1 SAFE S SL 80 B FF 92 X SL 83 1-2 1-H 2B		X SL 80 0-0 HR	C FF 96 F CU 86 B FF 95 S SL 87 1-3 ① K		B SI 91 B CH 83 B SI 92 C SI 92 F SI 91 F SL 80 B FF 93 4-2 13 1B 1 BB BB	C SI 97 F SI 97 B SI 98 S SL 89 1-3 ① K	5	2	2	2	1	2	0
27 Jose Altuve, R (1, 4) OBP: 0.328, SLG: 0.513 13 Tyler White, R (7, 3) OBP: 0.382, SLG: 0.304	C FF 91 B FF 92 B SL 83 X SI 92 2-1 ② G5-3		B SL 82 F FF 92 X SL 82 1-1 ② G6-3		S FF 90 B SL 82 X FF 91 1-1 23 1B 1 SF8 2B	X FF 96 0-0 ② P3		B SI 93 B FF 93 X FF 94 2-0 1 BB 23 BB 22 1B 1-3 1B	C SI 96 B CH 92 B SL 86 F SI 96 B SL 89 C SI 97 3-3 ② K	4 2	1 1	1 1	0 0	0 1	0 1	1 0
2 Alex Bregman, R (1, 5) OBP: 0.410, SLG: 0.479	B SL 81 B FF 92 C FF 92 X FF 91 2-1 ③ L8		C FF 91 D CH 86 B SL 84 X FF 92 2-1 ③ F9		F CH 86 B SL 83 C FF 92 F SL 84 B FF 92 F CH 86 S FF 91 2-3 ① K	X FF 96 0-0 HR		D CH 84 D CH 84 B FF 94 C FF 95 C FF 94 C FF 95 3-3 ① K	B SL 90 B SI 98 F SI 98 S SI 96 B SL 89 B SI 97 4-2 23 1B BB	5	1	1	1	1	2	4
23 Michael Brantley, L (1, 7) OBP: 0.380, SLG: 0.517		B FF 90 B CH 85 X SI 90 2-0 ① L9		B CH 84 C SL 80 C CH 86 B FF 91 X CH 85 2-2 ① L3	C CH 85 F SL 83 F FF 92 X CH 86 0-2 22 1B 2-3 1B	B CU 85 C CU 85 B CU 86 X FF 95 2-1 1 1B 2B		C SL 86 B SL 87 F FF 94 F SI 94 D SL 83 B FF 96 B FF 94 4-2 22 1B 1 16 SF8 1 BB 1-2 BB	B FF 96 T SI 96 X SI 95 1-1 1-2 1B	5	2	3	0	1	0	0
1 Carlos Correa, R (1, 6) OBP: 0.362, SLG: 0.558 18 Tony Kemp, L (8, PR) OBP: 0.273, SLG: 0.333 (8, 4)		S FF 92 C SL 83 B SL 84 X FF 91 1-2 ② L4		B SL 82 B SL 83 C FF 92 F CH 86 B SL 84 X FF 92 3-2 28 BB 2B	B SL 82 C SL 83 C FF 92 F FF 92 X SL 85 1-2 ② SF8 3-H	C SL 88 C FF 96 B SL 89 B FF 96 X CU 85 2-2 2-H 1B		B SI 94 B SL 82 B FF 94 B FF 94 4-0 16 SF8 22 1B 28 E 1-2 2-3 3-H BB	B FF 95 S SI 95 C SI 95 X FF 97 1-2 ③ P5	3 1	0 1	2 0	3 0	1 0	0 0	0 2
22 Josh Reddick, L (1, 10) OBP: 0.404, SLG: 0.484		C FF 91 F FF 91 F FF 92 B SL 84 B SL 83 B CH 86 X FF 92 3-2 1B		B FF 91 X FF 91 1-0 ② L8	F FF 92 P SL 84 1 SAFE X CH 86 1-1 16 FC6-4 1-3 1B	F FF 95 C CU 85 D CU 86 F FF 94 X FF 94 1-2 ③ F8		C CU 74 F FF 89 X CS 68 0-2 28 E 1-2 2-3 3-H 1B		5	0	3	1	0	0	2
16 Aledmys Díaz, R (1, 3) OBP: 0.220, SLG: 0.436 (7, 4) (8, 6)	X SL 82 0-0 ③ G6-3		X SL 83 0-0 E3 28 BB		X SL 83 0-0 ③ FC6-4 1-2f		C FF 93 B CU 83 F SL 86 F FF 94 F CU 83 B FF 93 X SL 86 2-2 ① G4-3	B CU 73 F FF 88 C CU 75 F CS 68 D CU 77 X FF 90 2-2 ② SF8 2-3 3-H		4	0	0	1	0	0	4
28 Robinson Chirinos, R (1, 2) OBP: 0.361, SLG: 0.493			B FF 90 B FF 91 F FF 90 X SL 80 2-1 ① P2	B SL 81 B SL 82 F FF 92 B FF 92 B SL 84 4-1 1-2 2-3 BB		F FF 89 B SL 82 F FF 90 F SI 90 X SL 83 1-2 6 HR 1B	S SL 86 S SL 86 B SL 87 F SL 86 C FF 94 1-3 ② K	B FF 89 X CU 75 1-0 E6 1-2 3-H		4	1	1	0	1	1	1
6 Jake Marisnick, R (1, 8) OBP: 0.327, SLG: 0.467			H FF 89 1-0 4 S 4 2B HBP	C FF 90 F SL 83 F FF 92 F FF 92 B SL 84 F SI 92 S SL 84 1-3 ③ K		C FF 90 S SL 81 X FF 89 0-2 1-H HR	B SL 87 B CU 84 F FF 95 F SL 88 T FF 94 2-2 ③ K	C FF 88 B CU 75 B CU 74 X CU 74 2-1 ③ F8		4	2	1	2	0	2	5
Inning Stats	R: 0 E: 0 K: 0 S: 5 H: 0 LOB: 0 BB: 0 P: 9	R: 0 E: 0 K: 0 S: 9 H: 1 LOB: 1 BB: 0 P: 15	R: 1 E: 0 K: 0 S: 9 H: 1 LOB: 0 BB: 0 P: 16	R: 0 E: 1 K: 1 S: 15 H: 1 LOB: 3 BB: 1 P: 26	R: 2 E: 0 K: 1 S: 20 H: 4 LOB: 2 BB: 0 P: 24	R: 4 E: 0 K: 1 S: 21 H: 5 LOB: 1 BB: 0 P: 28	R: 0 E: 0 K: 2 S: 12 H: 0 LOB: 0 BB: 0 P: 17	R: 4 E: 1 K: 1 S: 20 H: 2 LOB: 2 BB: 3 P: 42	R: 0 E: 0 K: 2 S: 13 H: 1 LOB: 2 BB: 1 P: 23	1B: 8 2B: 4 3B: 0 HR: 3 SF: 2 SAC: 0 DP: 0 HBP: 1	WP: 0 PB: 0 SB: 1 CS: 0 PA: 50					

	AB	42
	R	11
	H	15
	RBI	10
	BB	5
	SO	8
	LOB	19

PITCHER		IP	WLS	BF	H	R	ER	SO	BB	IBB	HBP	BLK	WP	HR	S	P	ERA	WHIP
35 Michael Pineda, R ERA: 6.21	(1, 1)	5.0	L	27	9	5	5	2	1	0	1	0	0	2	65	98	9.00	2.000
68 Matt Magill, R ERA: 6.75	(6, 1)	2.0		9	3	2	2	3	0	0	0	0	0	1	26	37	9.00	1.500
49 Adalberto Mejía, L ERA: 8.74	(8, 1)	0.1		5	1	4	3	1	3	0	0	0	0	0	10	27	81.00	12.000
19 Ryne Harper, R ERA: 2.31	(8, 1)	0.2		4	1	0	0	0	0	0	0	0	0	0	10	15	0.00	1.500
77 Fernando Romero, R ERA: 7.5	(9, 1)	1.0		5	1	0	0	2	1	0	0	0	0	0	13	23	0.00	2.000

PITCHER		IP	WLS	BF	H	R	ER	SO	BB	IBB	HBP	BLK	WP	HR	S	P	ERA	WHIP

Batter	1	2	3	4	5	6	7	8	9	AB	R	H	RBI	BB	SO	LOB
26 Max Kepler, L (1, 9) OBP: 0.353, SLG: 0.567	F FF 94 F FF 95 B FF 96 F FF 97 B KC 83 B SL 89 B SI 98 4-2 23 G6-4-3 11 BB BB		B CH 89 S CH 88 B FF 97 C FF 97 S KC 81 2-3 ③ K			B KC 80 C SI 96 F KC 82 X CH 88 1-2 23 WP 2B		C SL 80 B FF 97 X FF 97 1-1 11 BB 1-3 1B		3	0	2	0	1	1	0
11 Jorge Polanco, S (1, 6) OBP: 0.389, SLG: 0.600	1 SAFE B FF 96 B CH 90 B SI 97 C FF 96 B FF 98 4-1 23 G6-4-3 1-2 BB			B FF 95 C KC 80 S CH 86 F FF 97 B SL 90 F SL 90 B CH 87 F SL 91 C FF 98 3-3 ① K		C FF 96 C KC 82 S FF 98 0-3 ② K		B CH 89 B CH 88 B FF 96 B FF 95 4-0 1-2 BB		2	0	0	0	2	2	1
23 Nelson Cruz, R (1, 10) OBP: 0.396, SLG: 0.564 60 Jake Cave, L (8, PH) OBP: 0.289, SLG: 0.235 (9, 10)	B FF 96 B KC 82 F FF 97 S FF 97 D SL 90 F SI 98 F FF 98 X FF 98 3-2 ① ② G6-4-3 1-2f 2-3			F FF 96 S SL 89 S SL 89 0-3 ② K		C SL 89 B SL 91 B SL 84 C FF 98 S KC 82 2-3 ③ K 2-3		B FF 98 F FF 97 B FF 97 F FF 96 F FF 97 S SL 85 2-3 ③ K		3 1	0 0	0 0	0 0	0 0	2 1	3 3
20 Eddie Rosario, L (1, 7) OBP: 0.286, SLG: 0.600	F SL 90 S FF 98 F FF 98 D KC 85 F SL 88 X FF 97 1-2 ③ F8			X FF 96 0-0 ③ F7			B FF 96 F SL 90 X FF 96 1-1 ① G4-3		X FF 92 0-0 ① F8	4	0	0	0	0	0	1
24 C.J. Cron, R (1, 3) OBP: 0.284, SLG: 0.451		C FF 94 F FF 94 B FF 96 S FF 95 1-3 ① K			C FF 94 C KC 81 S SL 88 0-3 ① K		C KC 80 C FF 96 B FF 96 S SL 90 1-3 ② K		S FF 93 F FF 93 B SL 80 B SL 81 X SL 80 2-2 ② L8	4	0	0	0	0	3	0
16 Jonathan Schoop, R (1, 4) OBP: 0.313, SLG: 0.489		B SL 89 S FF 96 X FF 97 1-1 ② G4-3			X FF 94 0-0 ② F9		C SL 89 B KC 80 F FF 97 S CH 87 1-3 ③ K		B CH 82 B FF 93 X FF 93 2-0 1B	4	0	1	0	0	1	0
13 Ehire Adrianza, S (1, 5) OBP: 0.293, SLG: 0.265		F FF 96 X FF 96 0-1 ③ F7			B FF 94 B SL 90 C FF 95 F FF 95 B KC 81 F FF 97 F FF 98 B SL 90 4-2 BB			C FF 96 B CU 82 B FF 96 B FF 96 B FF 95 4-1 26 1B BB	X FF 93 0-0 ③ G6-3	2	0	0	0	2	0	1
15 Jason Castro, L (1, 2) OBP: 0.359, SLG: 0.419			F FF 96 F SI 96 B KC 83 C KC 83 1-3 ① K		B KC 81 C FF 96 F FF 97 F CH 89 F FF 98 X SL 90 1-2 ③ P2			X FF 96 0-0 ① F7		3	0	0	0	0	1	2
25 Byron Buxton, R (1, 8) OBP: 0.302, SLG: 0.463			B SL 88 S SL 90 F FF 97 S SL 90 1-3 ② K			B FF 95 X FF 94 1-0 ① F8		B FF 98 X FF 97 1-0 ② F7		3	0	0	0	0	1	1
Inning Stats	R: 0 E: 0 K: 0 S: 14 H: 0 LOB: 1 BB: 2 P: 26	R: 0 E: 0 K: 1 S: 7 H: 0 LOB: 0 BB: 0 P: 9	R: 0 E: 0 K: 3 S: 9 H: 0 LOB: 0 BB: 0 P: 13	R: 0 E: 0 K: 2 S: 10 H: 0 LOB: 0 BB: 0 P: 13	R: 0 E: 0 K: 1 S: 13 H: 0 LOB: 1 BB: 1 P: 18	R: 0 E: 0 K: 2 S: 10 H: 1 LOB: 1 BB: 0 P: 14	R: 0 E: 0 K: 2 S: 8 H: 0 LOB: 0 BB: 0 P: 11	R: 0 E: 0 K: 1 S: 9 H: 1 LOB: 3 BB: 2 P: 21	R: 0 E: 0 K: 0 S: 6 H: 1 LOB: 1 BB: 0 P: 10	1B: 2 2B: 1 3B: 0 HR: 0 SF: 0 SAC: 0 DP: 1 HBP: 0					WP: 1 PB: 0 SB: 0 CS: 0	PA: 34	

PITCHER		IP	WLS	BF	H	R	ER	SO	BB	IBB	HBP	BLK	WP	HR	S	P	ERA	WHIP
45 Gerrit Cole, R ERA: 3.95	(1, 1)	7.0	W	24	1	0	0	11	3	0	0	0	1	0	71	104	0.00	0.571
39 Josh James, R ERA: 7.36	(8, 1)	1.0		6	1	0	0	1	2	0	0	0	0	0	9	21	0.00	3.000
47 Chris Devenski, R ERA: 3.27	(9, 1)	1.0		4	1	0	0	0	0	0	0	0	0	0	6	10	0.00	1.000

PITCHER	IP	WLS	BF	H	R	ER	SO	BB	IBB	HBP	BLK	WP	HR	S	P	ERA	WHIP

BOTTOM

Houston Astros @ Minnesota Twins

Target Field, Minneapolis, MN

Tue Apr 30 2019, 6:41 PM - 9:59 PM CDT

Att. 12,181 - Overcast - 45 F

livebaseballscorecards.com

AB	29
R	0
H	3
RBI	0
BB	5
SO	12
LOB	12

Batter	1	2	3	4	5	6	7	8	9	AB	R	H	RBI	BB	SO	LOB
4 George Springer, R (1, 9) OBP: 0.367, SLG: 0.558	B SI 93 B FC 90 B FC 89 D SI 95 4-0 1 G5-3 27 1B BB		1 SAFE F SI 96 F FF 96 B FF 96 X FC 90 1-2 ② G1-3 1-2			C FC 88 F FF 93 F FF 94 B FF 96 S FC 89 1-3 ① K		B FC 89 B CH 87 C FC 88 S FC 87 X FC 88 2-2 1B		3	0	1	0	1	1	1
27 Jose Altuve, R (1, 4) OBP: 0.333, SLG: 0.521	F SI 96 T SI 96 X FC 89 0-2 1-2 1B		C CH 86 X CH 88 0-1 ③ G6-3			F CH 85 X FC 89 0-1 2 F8 2B		C CH 85 D CH 86 X SI 94 1-1 ③ F7		4	0	2	0	0	0	2
2 Alex Bregman, R (1, 5) OBP: 0.397, SLG: 0.460	B SI 96 B SI 96 C SI 96 X FC 89 2-1 ① F7			B FC 87 C SI 92 C SI 93 B CH 86 X FC 88 2-2 ① L8		X SI 95 0-0 ② F8 2-3			C SL 75 B CH 77 F SL 76 X SI 90 1-2 ① L4	4	0	0	0	0	0	3
1 Carlos Correa, R (1, 6) OBP: 0.358, SLG: 0.556	C SI 95 C SI 96 F FF 96 B FF 96 X FC 90 1-2 ②③ G5-3 2-3f			F FF 96 X FC 88 0-1 ② G5-3		D CH 88 F FC 88 B CH 87 F FC 89 S FC 90 2-3 ③ K			S CH 76 X SL 78 0-1 16 1B 2B	4	1	1	0	0	1	3
10 Yuli Gurriel, R (1, 3) OBP: 0.291, SLG: 0.364		F FC 89 F FC 89 B CH 87 X FC 90 1-2 ① P5		B CH 87 B SI 94 B FC 89 B SI 94 4-0 BB			F FC 88 X FF 94 0-1 ① F9		C SI 89 B FF 90 C SI 88 F CH 77 S CH 75 1-3 ② K	3	0	0	0	1	1	1
16 Aledmys Díaz, R (1, 7) OBP: 0.222, SLG: 0.419		C CU 80 B FC 90 B CH 88 X CH 87 2-1 ② P4		C CH 87 X FC 88 0-1 ③ G3			B FC 90 X FC 88 1-0 ② F9		C SL 76 B SL 78 X SI 88 1-1 13 D 13 1B 2-H 1B	4	1	1	1	0	0	1
13 Tyler White, R (1, 10) OBP: 0.373, SLG: 0.300		C CU 79 X SI 96 0-1 ③ L7			C FC 87 C FC 88 B FF 94 B FC 91 C FC 89 2-3 ① K		C FC 88 B SI 95 C FC 88 B SI 96 C SI 96 2-3 ③ K		F CH 77 B SL 78 S CH 76 X CH 75 1-2 1-H 1B	4	0	1	1	0	2	0
12 Max Stassi, R (1, 2) OBP: 0.121, SLG: 0.188 22 Josh Reddick, L (9, PH) OBP: 0.400, SLG: 0.478			B FF 93 C FF 94 S CH 86 C FC 89 1-3 ① K		B FC 90 C FF 95 B FF 95 B CH 87 C FC 88 X CH 87 3-2 ② F7			X FC 87 0-0 ① G5-3	B SL 78 X SI 88 1-0 ③ L5	3 1	0 0	0 0	0 0	0 0	1 0	0 1
6 Jake Marisnick, R (1, 8) OBP: 0.327, SLG: 0.458			X FF 96 0-0 4 G1-3 1B		C CU 79 B SI 95 S FC 90 S FC 89 1-3 ③ K			C FC 88 F FC 87 B FC 87 C FF 95 1-3 ② K		3	0	1	0	0	2	0
Inning Stats	R: 0 E: 0 K: 0 S: 9 H: 1 LOB: 1 BB: 1 P: 16	R: 0 E: 0 K: 0 S: 7 H: 0 LOB: 0 BB: 0 P: 10	R: 0 E: 0 K: 1 S: 9 H: 1 LOB: 1 BB: 0 P: 11	R: 0 E: 0 K: 0 S: 7 H: 0 LOB: 1 BB: 1 P: 13	R: 0 E: 0 K: 2 S: 9 H: 0 LOB: 0 BB: 0 P: 15	R: 0 E: 0 K: 2 S: 10 H: 1 LOB: 1 BB: 0 P: 13	R: 0 E: 0 K: 1 S: 6 H: 0 LOB: 0 BB: 0 P: 9	R: 0 E: 0 K: 1 S: 9 H: 1 LOB: 1 BB: 0 P: 13	R: 2 E: 0 K: 1 S: 15 H: 3 LOB: 1 BB: 0 P: 20	1B: 5 2B: 2 3B: 0 HR: 0 SF: 0 SAC: 0 DP: 1 HBP: 0						

PITCHER		IP	WLS	BF	H	R	ER	SO	BB	IBB	HBP	BLK	WP	HR	S	P	ERA	WHIP
33 Martín Pérez, L ERA: 3.41	(1, 1)	8.0	W	29	4	0	0	7	2	0	0	0	0	0	66	100	0.00	0.750
39 Trevor Hildenberger, R ERA: 3.48	(9, 1)	1.0		6	3	2	2	1	0	0	0	0	0	0	15	20	18.00	3.000

PITCHER	IP	WLS	BF	H	R	ER	SO	BB	IBB	HBP	BLK	WP	HR	S	P	ERA	WHIP

TOP

Houston Astros @ Minnesota Twins

Target Field, Minneapolis, MN

Wed May 01 2019, 7:12 PM - 9:40 PM CDT

Att. 14,115 - Overcast - 46 F

livebaseballscorecards.com

AB	33
R	2
H	7
RBI	2
BB	2
SO	8
LOB	12

WP: 0 PA: 35
PB: 0
SB: 0
CS: 0

Houston Astros @ Minnesota Twins

Target Field, Minneapolis, MN

Wed May 01 2019, 7:12 PM - 9:40 PM CDT

Att. 14,115 - Overcast - 46 F

BOTTOM

livebaseballscorecards.com

Batter	1	2	3	4	5	6	7	8	9	AB	R	H	RBI	BB	SO	LOB
26 Max Kepler, L (1, 9) OBP: 0.349, SLG: 0.564	B FF 89 X FF 89 1-0 F9 ①		B CH 82 C ST 80 C ST 87 F FC 87 F CU 75 B CH 83 F ST 80 X ST 80 2-2 G4-3 ① 1-3		B FC 87 C CH 82 F FC 87 X ST 80 1-2 11 G4-3 23 1B 2B		C FF 94 S CH 84 X FF 95 0-2 P5 ③			4	1	1	0	0	0	1
11 Jorge Polanco, S (1, 6) OBP: 0.393, SLG: 0.606	C FF 90 C ST 78 F ST 78 F FC 86 B ST 79 X CH 83 1-2 G3 ②		X CH 83 0-0 E1 23 G3 3-H 1B		C ST 79 F CH 83 F FF 89 F FC 86 D ST 80 X ST 80 1-2 G4-3 ② 2-3			B FF 93 X FF 93 1-0 23 2B 2B		4	1	2	1	0	0	1
23 Nelson Cruz, R (1, 10) OBP: 0.400, SLG: 0.573	C ST 79 B FF 90 S ST 78 S ST 79 1-3 K ③		B FF 89 F ST 79 B ST 76 C CH 82 X FF 90 2-2 G3 ② 2-3		C ST 79 D ST 78 B ST 79 X FF 89 2-1 3-H 1B			C SL 80 X SL 80 0-1 20 G4-3 24 SF8 2-H 2B		4	1	2	2	0	1	1
20 Eddie Rosario, L (1, 7) OBP: 0.284, SLG: 0.583		B FF 89 B ST 77 S CH 82 X ST 78 2-1 G3-1 ①	B FF 90 B CH 82 B ST 79 B FF 90 4-0 BB		B FF 90 B ST 80 X ST 79 2-0 G1-3 ③			B FF 93 B CH 82 F CH 81 F CH 82 F SL 80 X CH 82 2-2 G4-3 ① 2-3		3	0	0	0	1	0	2
24 C.J. Cron, R (1, 3) OBP: 0.272, SLG: 0.435		B FF 88 C ST 78 B ST 78 F FF 90 X ST 79 2-2 P3 ②	F FF 90 F FF 90 F ST 78 X FF 88 0-2 G6-3 ③			C ST 78 C ST 79 B FF 86 F FF 89 B ST 78 B FF 88 X ST 78 3-2 F9 ①		X FF 93 0-0 SF8 ② 3-H		3	0	0	1	0	0	2
9 Marwin Gonzalez, S (1, 5) OBP: 0.233, SLG: 0.244		C FF 90 B ST 77 S CH 84 B ST 78 S ST 80 2-3 K ③		C ST 78 B CH 82 S ST 79 B FF 88 B CU 75 X ST 79 3-2 G1-3 ①		F CH 82 B FF 90 X CH 82 1-1 G4-3 ②		C CH 84 F SL 80 B FF 94 B SL 80 S FF 95 2-3 K ③		4	0	0	0	0	2	0
18 Mitch Garver, R (1, 2) OBP: 0.396, SLG: 0.729			B FF 89 C ST 78 H ST 77 2-1 16 HR HBP	B FF 90 C FF 90 B ST 80 C ST 79 X ST 80 2-2 G3 ②		C ST 80 X CH 82 0-1 F9 ③				2	1	0	0	0	0	0
16 Jonathan Schoop, R (1, 4) OBP: 0.313, SLG: 0.516			B SI 88 X FF 88 1-0 1-H HR	B ST 80 X CH 83 1-0 L7 ③			F FF 93 S SL 81 B FF 94 X SL 81 1-2 G6-3 ①			3	1	1	2	0	0	0
25 Byron Buxton, R (1, 8) OBP: 0.303, SLG: 0.458			F FF 90 B FC 89 B ST 80 B ST 80 X FF 88 3-1 26 G4-3 26 S 11 E 1B		X ST 78 0-0 F8 ①		F FF 94 F CH 84 B SL 82 B SL 82 F CH 84 S SL 81 2-3 K ②			3	1	1	0	0	1	0
Inning Stats	R: 0 E: 0 K: 1 S: 9 H: 0 LOB: 0 BB: 0 P: 12	R: 0 E: 0 K: 1 S: 8 H: 0 LOB: 0 BB: 0 P: 14	R: 3 E: 1 K: 0 S: 17 H: 3 LOB: 2 BB: 1 P: 31	R: 0 E: 0 K: 0 S: 7 H: 0 LOB: 0 BB: 0 P: 13	R: 1 E: 0 K: 0 S: 12 H: 2 LOB: 1 BB: 0 P: 18	R: 0 E: 0 K: 0 S: 8 H: 0 LOB: 0 BB: 0 P: 12	R: 0 E: 0 K: 1 S: 10 H: 0 LOB: 0 BB: 0 P: 13	R: 2 E: 0 K: 1 S: 11 H: 2 LOB: 0 BB: 0 P: 16		1B: 3 2B: 3 3B: 0 HR: 1 SF: 1 SAC: 0 DP: 0 HBP: 1						

	AB	30
	R	6
	H	7
	RBI	6
	BB	1
	SO	4
	LOB	7

PITCHER	IP	WLS	BF	H	R	ER	SO	BB	IBB	HBP	BLK	WP	HR	S	P	ERA	WHIP
31 Collin McHugh, R (1, 1) ERA: 4.97	6.0	L	25	5	4	4	2	1	0	1	0	0	1	61	100	6.00	1.000
47 Chris Devenski, R (7, 1) ERA: 4.15	2.0		8	2	2	2	2	0	0	0	0	0	0	21	29	9.00	1.000

PITCHER	IP	WLS	BF	H	R	ER	SO	BB	IBB	HBP	BLK	WP	HR	S	P	ERA	WHIP

Houston Astros @ Minnesota Twins

Target Field, Minneapolis, MN

Thu May 02 2019, 12:10 PM - 2:42 PM CDT

Att. 17,271 - Cloudy - 49 F

TOP

livebaseballscorecards.com

Batter	1	2	3	4	5	6	7	8	9	AB	R	H	RBI	BB	SO	LOB
4 George Springer, R (1, 10) OBP: 0.364, SLG: 0.548	F FF 94 X SV 83 0-1 ① G3-1		1 SAFE X SV 82 0-0 ③ 1-2 1B		F FF 94 B SI 94 B CH 85 B FF 94 X SI 93 3-1 ③ G5-3		F SI 94 X FF 94 0-1 ③ F9			4	0	1	0	0	0	2
27 Jose Altuve, R (1, 4) OBP: 0.324, SLG: 0.504	X FF 94 0-0 ② F8		C FF 93 C FF 93 F SI 93 S FF 94 0-3 ① K			F FF 94 X SI 91 0-1 ① G5-3		X FF 89 0-0 ① F9		4	0	0	0	0	1	2
2 Alex Bregman, R (1, 6) OBP: 0.392, SLG: 0.481	C FF 93 C FF 94 F SI 93 B FF 94 X SV 82 1-2 HR		C FF 94 X SI 93 0-1 ② F9			B FF 94 X SI 92 1-0 ② G6-3		C CU 76 B FF 90 C FF 90 B CS 70 S CS 70 2-3 ② K		4	1	1	1	0	1	2
23 Michael Brantley, L (1, 7) OBP: 0.376, SLG: 0.508	C FF 93 B FF 94 B CH 85 X FF 94 2-1 ③ F9		C FF 94 B SI 93 C CH 83 S SI 94 1-3 ③ K			C FF 93 F CH 84 C SI 93 0-3 ③ K		B CU 77 F CU 74 B CH 75 B FF 90 F FF 89 X FF 89 3-2 1B		4	0	1	0	0	2	2
10 Yuli Gurriel, R (1, 3) OBP: 0.289, SLG: 0.360		C FF 94 S FF 94 F SI 93 F SI 94 F FF 95 B SV 83 X SI 94 1-2 ① F8		F FF 93 S SV 82 F SI 92 X FF 94 0-2 ① F8			C FF 93 S SV 82 X SI 92 0-2 16 1B 22 1B 18 SF7 1B	C FF 88 B CU 74 F CU 76 X CS 70 1-2 ③ P3		4	1	1	0	0	0	1
22 Josh Reddick, L (1, 9) OBP: 0.394, SLG: 0.469		C FF 93 B FF 94 X FF 94 1-1 ② F8		B SV 83 B FF 93 X CH 85 2-0 ② F9			C SV 82 X FF 94 0-1 18 SF7 16 1B 1-2 1B		B FF 94 X FF 94 1-0 ① L9	4	0	1	0	0	0	0
16 Aledmys Díaz, R (1, 5) OBP: 0.245, SLG: 0.447		C SV 81 B SV 81 F FF 93 X SV 82 1-2 2B		X SV 81 0-0 ③ P3			X SV 82 0-0 18 SF7 1-2 2-3 1B		B FF 94 C CU 77 F FF 95 B SL 84 F FF 94 S FF 94 2-3 ② K	4	0	2	0	0	1	0
28 Robinson Chirinos, R (1, 2) OBP: 0.356, SLG: 0.472	B SV 82 B CH 87 C FF 93 D SV 82 X FF 92 3-1 ③ P5				B FF 93 C FF 92 X SV 83 1-1 ① P3		F SI 93 F SI 93 F SI 93 S FF 95 0-3 ① K		C FF 94 B SL 82 F FF 94 B FF 96 B CU 78 F FF 94 F FF 94 H CU 75 4-2 HBP	3	0	0	0	0	1	4
18 Tony Kemp, L (1, 8) OBP: 0.271, SLG: 0.333			B FF 93 S FF 94 F CH 84 X CH 85 1-2 4 1B		C FF 94 F SI 93 B FF 94 F SV 83 B FF 94 C SI 94 2-3 ② K		X FF 95 0-0 ② SF7 1-2 2-3 3-H		C FF 95 B CU 77 X FF 94 1-1 ③ G1-3	3	0	1	1	0	1	1
Inning Stats	R: 1 E: 0 K: 0 S: 9 H: 1 LOB: 0 BB: 0 P: 12	R: 0 E: 0 K: 0 S: 13 H: 1 LOB: 1 BB: 0 P: 19	R: 0 E: 0 K: 2 S: 13 H: 2 LOB: 2 BB: 0 P: 15	R: 0 E: 0 K: 0 S: 6 H: 0 LOB: 0 BB: 0 P: 8	R: 0 E: 0 K: 1 S: 8 H: 0 LOB: 0 BB: 0 P: 14	R: 0 E: 0 K: 1 S: 6 H: 0 LOB: 0 BB: 0 P: 7	R: 1 E: 0 K: 1 S: 13 H: 3 LOB: 2 BB: 0 P: 13	R: 0 E: 0 K: 1 S: 10 H: 1 LOB: 1 BB: 0 P: 16	R: 0 E: 0 K: 1 S: 11 H: 0 LOB: 1 BB: 0 P: 19	1B: 6 2B: 1 3B: 0 HR: 1 SF: 1 SAC: 0 DP: 0 HBP: 1	WP: 0 PB: 0 SB: 0 CS: 0 PA: 36					

	AB	34
	R	2
	H	8
	RBI	2
	BB	0
	SO	7
	LOB	14

PITCHER		IP	WLS	BF	H	R	ER	SO	BB	IBB	HBP	BLK	WP	HR	S	P	ERA	WHIP
17 José Berríos, R ERA: 2.91	(1, 1)	7.0	W	28	7	2	2	5	0	0	0	0	0	1	68	88	2.57	1.000
19 Ryne Harper, R ERA: 2.13	(8, 1)	1.0		4	1	0	0	1	0	0	0	0	0	0	10	16	0.00	1.000
65 Trevor May, R ERA: 3.09	(9, 1)	1.0		4	0	0	0	1	0	0	1	0	0	0	11	19	0.00	0.000

PITCHER		IP	WLS	BF	H	R	ER	SO	BB	IBB	HBP	BLK	WP	HR	S	P	ERA	WHIP

Batter	1	2	3	4	5	6	7	8	9	AB	R	H	RBI	BB	SO	LOB
26 Max Kepler, L (1, 9) OBP: 0.333, SLG: 0.541	X FF 92 0-0 ① G6-3		B FF 94 C ST 83 F FF 93 S KC 80 1-3 ② K	X FF 93 0-0 ② SF9 3-H		F SI 92 X FF 93 0-1 ① G4-3		B FF 97 B SL 85 X FF 96 2-0 ③ L8		4	0	0	1	0	1	0
11 Jorge Polanco, S (1, 6) OBP: 0.405, SLG: 0.636	C FF 93 B SI 93 B ST 82 F ST 80 X FF 94 2-2 ② P5		F FF 94 B KC 80 B ST 82 B SI 93 B SI 92 4-1 BB	B ST 82 B SI 93 S CH 85 F FF 93 B ST 84 X FF 92 3-2 23 2B 2B		B CH 88 C CH 86 B FF 94 F CU 79 X CU 79 2-2 3B				3	1	2	0	1	0	0
23 Nelson Cruz, R (1, 10) OBP: 0.394, SLG: 0.570	X SI 93 0-0 ③ G5-3		C SI 94 S ST 82 F ST 82 F SI 93 S ST 81 0-3 ③ K	S ST 82 X SI 92 0-1 2-H 2B		B SI 92 F CU 78 S CU 78 D CU 81 S SI 92 2-3 ② K				4	0	1	1	0	2	2
20 Eddie Rosario, L (1, 7) OBP: 0.275, SLG: 0.563		C FF 92 B SI 92 B CH 82 X FF 93 2-1 ① G6-3		L9 K		F SI 91 X SI 93 0-1 ③ L6				4	0	0	0	0	1	2
24 C.J. Cron, R (1, 3) OBP: 0.271, SLG: 0.420		C SI 93 X SI 91 0-1 ② G6-3	B SI 91 B ST 80 F SI 93 B SI 92 B SI 92 4-1 9 1B 16 1B BB	X FF 93 0-0 ① G6-3			C FC 90 B FC 91 F FC 90 X CU 81 1-2 ① G2-3			3	1	0	0	1	0	0
9 Marwin Gonzalez, S (1, 5) OBP: 0.255, SLG: 0.271		C FF 94 B SI 93 B ST 82 C ST 82 X ST 83 2-2 2B	X CH 81 0-0 16 1B 15 2B 1-3 1B	C SI 91 S CH 88 B CU 81 B FF 94 F CU 80 F CH 88 B CU 79 B SI 91 4-2 16 1B 15 FC3-6 BB			B FC 90 B CU 80 S FC 90 B FC 91 F FC 90 F FC 92 S FC 91 3-3 ② K			3	2	2	0	1	1	0
16 Jonathan Schoop, R (1, 4) OBP: 0.320, SLG: 0.515		C ST 83 B ST 82 X SI 92 1-1 ③ P3	X SI 93 0-0 15 2B 1-2 3-H 1B	X FF 94 0-0 15 FC3-6 1-3 1B			B CU 82 B CU 82 F FC 91 F FC 91 S CU 82 2-3 ③ K			4	1	2	1	0	1	1
15 Jason Castro, L (1, 2) OBP: 0.372, SLG: 0.543			B ST 82 B SI 92 X FF 93 2-0 HR	X SI 93 0-0 25 3B 1-H 2-H 2B	C SI 92 F CU 79 X CU 80 0-2 ② FC3-6 1-2f 3-H			C CH 83 B FF 95 F FF 95 S SL 86 1-3 ① K		4	2	2	4	0	1	1
25 Byron Buxton, R (1, 8) OBP: 0.301, SLG: 0.471			B SI 93 C SI 82 F SI 93 X SI 93 1-2 ① G6-3	S ST 83 D ST 83 X SI 91 1-1 26 SF9 2-H 3B	B CH 86 C SI 90 C CH 88 S CU 80 1-3 ③ K			X SL 86 0-0 ② F9		4	1	1	1	0	1	1
Inning Stats	R: 0 E: 0 K: 0 S: 5 H: 0 LOB: 0 BB: 0 P: 7	R: 0 E: 0 K: 0 S: 9 H: 1 LOB: 1 BB: 0 P: 14	R: 1 E: 0 K: 2 S: 13 H: 1 LOB: 1 BB: 1 P: 21	R: 6 E: 0 K: 1 S: 19 H: 6 LOB: 1 BB: 1 P: 29	R: 1 E: 0 K: 1 S: 12 H: 1 LOB: 1 BB: 1 P: 17	R: 0 E: 0 K: 1 S: 10 H: 1 LOB: 1 BB: 0 P: 14	R: 0 E: 0 K: 2 S: 10 H: 0 LOB: 0 BB: 0 P: 16	R: 0 E: 0 K: 1 S: 5 H: 0 LOB: 0 BB: 0 P: 8		1B: 3 2B: 4 3B: 2 HR: 1	SF: 1 SAC: 0 DP: 0 HBP: 0			WP: 0 PB: 0 SB: 0 CS: 0	PA: 37

BOTTOM

Houston Astros @ Minnesota Twins

Target Field, Minneapolis, MN

Thu May 02 2019, 12:10 PM - 2:42 PM CDT

Att. 17,271 - Cloudy - 49 F

livebaseballscorecards.com

AB	33
R	8
H	10
RBI	8
BB	3
SO	8
LOB	7

PITCHER		IP	WLS	BF	H	R	ER	SO	BB	IBB	HBP	BLK	WP	HR	S	P	ERA	WHIP
41 Brad Peacock, R ERA: 5.28	(1, 1)	3.2	L	21	8	7	7	2	2	0	0	0	0	1	43	67	17.18	2.727
59 Framber Valdez, L ERA: 3.09	(4, 1)	2.1		10	2	1	1	3	1	0	0	0	0	0	25	35	3.86	1.286
36 Will Harris, R ERA: 1.74	(7, 1)	1.0		3	0	0	0	2	0	0	0	0	0	0	10	16	0.00	0.000
54 Roberto Osuna, R ERA: 0.68	(8, 1)	1.0		3	0	0	0	1	0	0	0	0	0	0	5	8	0.00	0.000

PITCHER	IP	WLS	BF	H	R	ER	SO	BB	IBB	HBP	BLK	WP	HR	S	P	ERA	WHIP

Houston Astros @ Los Angeles Angels

Estadio de Beisbol Monterrey, Monterrey, MX

Sat May 04 2019, 7:11 PM - 10:26 PM EDT

Att. 18,177 - Overcast - 82 F

TOP

livebaseballscorecards.com

Batter	1	2	3	4	5	6	7	8	9	AB	R	H	RBI	BB	SO	LOB
4 George Springer, R (1, 8) OBP: 0.365, SLG: 0.567 6 Jake Marisnick, R (8, 8) OBP: 0.327, SLG: 0.458	C X 0-1 L9		S F B B F B D 4-2 27 S 23 HR BB	S D X 1-1 G6-4-3 1-2f		C B F F B B X 3-2 1-H HR		D X 1-0 SF9 3-H		3 2 1 3 1 0 2 0 0 0 0 0 0 0						
27 Jose Altuve, R (1, 4) OBP: 0.333, SLG: 0.508	B X 1-0 P6		C C B B B X 2-2 L7 1-2		B B B C B 4-1 2 1B 23 2B BB	B B B C B 4-1 2 FC5-4 BB		C F B F X 1-2 1-3 2 HR 2B		3 2 1 0 2 0 1						
2 Alex Bregman, R (1, 5) OBP: 0.400, SLG: 0.541	C B B B X 3-1 HR		F F F F C 0-3 K		C X 0-1 1-2 23 2B 1B	B X 1-0 1-2f FC5-4		F F F D B X 2-2 2-H 3-H HR		5 3 3 4 0 1 2						
23 Michael Brantley, L (1, 7) OBP: 0.380, SLG: 0.540 18 Tony Kemp, L (8, PH) (8, 7) OBP: 0.265, SLG: 0.326	B B X 2-0 G3		B B C F X 2-2 2-H HR		F B F X 1-2 1-H 2-H 2B	F B X 1-1 F7		B X 1-0 F7		4 1 2 4 0 0 1 1 0 0 0 0 0 0						
1 Carlos Correa, R (1, 6) OBP: 0.352, SLG: 0.540		B B S B X 3-1 10 3B 1B	B X 1-0 P6		S X 0-1 G6-3		C S B B B F S 3-3 K	B S T T 1-2 K		5 1 1 0 0 2 1						
22 Josh Reddick, L (1, 9) OBP: 0.380, SLG: 0.450 21 Derek Fisher, L (8, 9)		C B 1 SAFE B B C 1 SAFE X 3-2 F8		X 0-0 G4-3	B B F B X 3-1 F7		X 0-0 G6-3		C X 0-1 G4-3	4 0 0 0 0 0 2 1 0 0 0 0 0 0						
10 Yuli Gurriel, R (1, 3) OBP: 0.296, SLG: 0.409 16 Aledmys Díaz, R (8, 3) OBP: 0.240, SLG: 0.438		X 0-0 1-H 13 SF9 3B		F X 0-1 HR	F B F B X 2-2 L9		F X 0-1 F9		C B X 1-1 F9	4 2 2 2 0 0 1 1 0 0 0 0 0 0						
13 Tyler White, R (1, 10) OBP: 0.391, SLG: 0.358		F X 0-1 3-H SF9		B B B 4-0 12 1B BB		C B B B X 3-1 G4-3		F B X 1-1 12 1B 4 SF9 2B	B S S X 1-2 2B	3 1 2 1 1 0 0						
12 Max Stassi, R (1, 2) OBP: 0.184, SLG: 0.222		B F B F S 2-3 K		B D F F F X 2-2 4 G6-4-3 1-2 1B		C B F B F B D 4-2 4 HR BB		B F F D B F X 3-2 27 2B 2 HR 2-3 1B	B B C C F F S 2-3 K	4 2 2 0 1 2 1						
Inning Stats	R: 1 H: 1 E: 0 LOB: 0 K: 0 BB: 0 S: 6 P: 12	R: 2 H: 2 E: 0 LOB: 0 K: 1 BB: 0 S: 11 P: 19	R: 2 H: 1 E: 0 LOB: 0 K: 1 BB: 1 S: 15 P: 24	R: 1 H: 2 E: 0 LOB: 1 K: 0 BB: 1 S: 9 P: 16	R: 2 H: 2 E: 0 LOB: 1 K: 0 BB: 1 S: 13 P: 23	R: 2 H: 1 E: 0 LOB: 1 K: 0 BB: 2 S: 13 P: 29	R: 0 H: 0 E: 0 LOB: 0 K: 1 BB: 0 S: 7 P: 10	R: 4 H: 4 E: 0 LOB: 0 K: 1 BB: 0 S: 19 P: 29	R: 0 H: 1 E: 0 LOB: 1 K: 1 BB: 0 S: 13 P: 17	1B: 4 SF: 2 2B: 4 SAC: 0 3B: 1 DP: 1 HR: 5 HBP: 0						

	AB	38
	R	14
	H	14
	RBI	14
	BB	5
	SO	5
	LOB	11

WP: 0 PA: 45
PB: 0
SB: 1
CS: 0

PITCHER		IP	WLS	BF	H	R	ER	SO	BB	IBB	HBP	BLK	WP	HR	S	P	ERA	WHIP
53 Trevor Cahill, R ERA: 6.95	(1, 1)	3.1	L	18	6	6	6	2	2	0	0	0	0	3	39	68	16.20	2.400
36 Chris Stratton, R ERA: 8.59	(4, 1)	4.0		21	7	8	8	1	3	0	0	0	0	2	50	88	18.00	2.500
40 Luis García, R ERA: 2.77	(8, 1)	0.2		2	0	0	0	1	0	0	0	0	0	0	4	6	0.00	0.000
24 Noé Ramirez, R ERA: 2.93	(9, 1)	1.0		4	1	0	0	1	0	0	0	0	0	0	13	17	0.00	1.000

PITCHER	IP	WLS	BF	H	R	ER	SO	BB	IBB	HBP	BLK	WP	HR	S	P	ERA	WHIP

Houston Astros @ Los Angeles Angels

Estadio de Beisbol Monterrey, Monterrey, MX

Sat May 04 2019, 7:11 PM - 10:26 PM EDT

Att. 18,177 - Overcast - 82 F

BOTTOM

Batter	1	2	3	4	5	6	7	8	9	AB	R	H	RBI	BB	SO	LOB
6 David Fletcher, R (1, 5) (8, 6) OBP: 0.350, SLG: 0.383	L9		BB		L7		BB		F9	3	0	0	0	2	0	0
27 Mike Trout, R (1, 8) OBP: 0.477, SLG: 0.577 9 Tommy La Stella, L (8, 3) OBP: 0.343, SLG: 0.500	G6-3		F7		L1-6-3		K		F9	4 1	0 0	0 0	0 0	0 0	1 0	2 0
2 Andrelton Simmons, R (1, 6) OBP: 0.314, SLG: 0.444 3 Taylor Ward, R (8, 5) OBP: 0.143, SLG: 0.286	5 E 2B		F8		G5-3		5 G6-4-3 1-2 BB		K	3 1	0 0	1 0	0 0	1 0	0 1	1 0
5 Albert Pujols, R (1, 3) OBP: 0.317, SLG: 0.437 25 Peter Bourjos, R (8, 8) OBP: 0.109, SLG: 0.114	E5 2-3			18 FC6-5 1B		HR	G6-4-3 1-2f			4 0	1 0	2 0	1 0	0 0	0 0	3 0
18 Brian Goodwin, L (1, 7) OBP: 0.411, SLG: 0.533	G4-3			FC6-5 44 1B 56 1B 1-2f	K			G5-3		4	1	0	0	0	1	3
20 Jonathan Lucroy, R (1, 10) OBP: 0.307, SLG: 0.340		G5-3		F9	G3-1			44 1B 1B		4	0	1	0	0	0	1
44 Kevan Smith, R (1, 2) OBP: 0.382, SLG: 0.404		K		56 1B 1-3 1B	56 1B BB			1-2 1B		3	0	2	0	1	1	0
56 Kole Calhoun, L (1, 9) OBP: 0.303, SLG: 0.470		L8		4 FC6-4 1-2 3-H 1B	1-2 1B			F7		4	0	2	1	0	0	2
4 Luis Rengifo, S (1, 4) OBP: 0.259, SLG: 0.375			F7	FC6-4 1-2f		F9		K		4	0	0	0	0	1	6
Inning Stats	R: 0 E: 1 K: 0 S: 12 H: 1 LOB: 2 BB: 0 P: 20	R: 0 E: 0 K: 1 S: 7 H: 0 LOB: 0 BB: 0 P: 11	R: 0 E: 0 K: 0 S: 6 H: 0 LOB: 1 BB: 1 P: 13	R: 1 E: 0 K: 0 S: 16 H: 3 LOB: 2 BB: 0 P: 25	R: 0 E: 0 K: 0 S: 7 H: 0 LOB: 0 BB: 0 P: 10	R: 1 E: 0 K: 1 S: 14 H: 2 LOB: 2 BB: 1 P: 23	R: 0 E: 0 K: 1 S: 11 H: 0 LOB: 1 BB: 2 P: 21	R: 0 E: 0 K: 1 S: 11 H: 2 LOB: 2 BB: 0 P: 15	R: 0 E: 0 K: 1 S: 7 H: 0 LOB: 0 BB: 0 P: 10	1B: 6 2B: 1 3B: 0 HR: 1 SF: 0 SAC: 0 DP: 1 HBP: 0	WP: 0 PB: 0 SB: 0 CS: 0 PA: 39					

livebaseballscorecards.com

	AB	35
	R	2
	H	8
	RBI	2
	BB	4
	SO	5
	LOB	18

PITCHER		IP	WLS	BF	H	R	ER	SO	BB	IBB	HBP	BLK	WP	HR	S	P	ERA	WHIP
20 Wade Miley, L ERA: 3.2	(1, 1)	6.0	W	27	6	2	2	2	2	0	0	0	0	1	62	102	3.00	1.333
30 Héctor Rondón, R ERA: 2.31	(7, 1)	1.0		4	0	0	0	1	2	0	0	0	0	0	11	21	0.00	2.000
55 Ryan Pressly, R ERA:	(8, 1)	1.0		5	2	0	0	1	0	0	0	0	0	0	11	15	0.00	2.000
39 Josh James, R ERA: 6.89	(9, 1)	1.0		3	0	0	0	1	0	0	0	0	0	0	7	10	0.00	0.000

PITCHER	IP	WLS	BF	H	R	ER	SO	BB	IBB	HBP	BLK	WP	HR	S	P	ERA	WHIP

Houston Astros @ Los Angeles Angels

Estadio de Beisbol Monterrey, Monterrey, MX

Sun May 05 2019, 4:12 PM - 7:15 PM EDT

Att. 17,614 - Cloudy - 80 F

TOP

livebaseballscorecards.com

Batter	1	2	3	4	5	6	7	8	9	AB	R	H	RBI	BB	SO	LOB
4 George Springer, R (1, 8) OBP: 0.366, SLG: 0.561	B C B X 2-1 G6-3		B X 1-0 L4		F X 0-1 27 PB 2 HR 1-2 1B	C X 0-1 G4-3			F X 0-1 27 2B 1B	5	2	2	0	0	0	3
6 Jake Marisnick, R (9, 8) OBP: 0.327, SLG: 0.458										0	0	0	0	0	0	0
27 Jose Altuve, R (1, 10) OBP: 0.336, SLG: 0.508	X 0-0 F9		C F B B S 2-3 K		D F B B D 4-1 2 HR 1-2 2-3 BB		C B B B X 3-1 G5-3		B C B D X 3-1 2 F8 23 HR 1-H 2B	4	2	1	1	1	1	0
2 Alex Bregman, R (1, 5) OBP: 0.400, SLG: 0.561	C B B B X 3-1 G6-3		C F B X 1-2 F8		D B X 2-0 1-H 2-H 3-H HR		B C F B X 2-2 1 CS 1B		B F F X 1-2 F8 2-3	5	1	2	4	0	0	1
23 Michael Brantley, L (1, 7) OBP: 0.380, SLG: 0.565		C F X 0-2 1 HR 2B		C B C X 1-2 L9	B C F X 1-2 L8		F B B X 2-1 L7		X 0-0 3-H HR	5	2	2	2	0	0	1
21 Derek Fisher, L (9, 7)										0	0	0	0	0	0	0
1 Carlos Correa, R (1, 6) OBP: 0.354, SLG: 0.556		C F F X 0-2 2-H HR		X 0-0 G4-3		B B C B F F F F B 4-2 16 BB 10 1B BB	1 SAFE C 0-1 CS 1-2	B S S S 1-3 K	B F X 1-1 G5-3	4	1	1	2	1	1	0
22 Josh Reddick, L (1, 9) OBP: 0.381, SLG: 0.457		X 0-0 28 G5-4-3 10 1B 1B		C X 0-1 L5		C F S 0-3 K		X 0-0 28 2B 2B	B B X 2-0 G4-3	5	1	2	0	0	1	1
10 Yuli Gurriel, R (1, 3) OBP: 0.302, SLG: 0.412		X 0-0 28 G5-4-3 1-2 1B		B X 1-0 P6	1 SAFE C X 0-1 16 BB 1-2 1B			B B C C B C 3-3 K		4	0	2	0	0	1	1
28 Robinson Chirinos, R (1, 2) OBP: 0.363, SLG: 0.480		D C X 1-1 G5-4-3 1-2f 2-3		H 1-0 27 PB 4 1B 2 HR HBP	B X 1-0 F7			X 0-0 2-H 2B		3	1	1	1	0	0	4
16 Aledmys Díaz, R (1, 4) OBP: 0.241, SLG: 0.412		C D C F X 1-2 G5-3		D X 1-0 F7	B B F B S S B 4-2 1-2 2-3 BB			F B B F B S 3-3 K		3	0	0	0	1	1	3

	AB	R	H	RBI	BB	SO	LOB
	38	10	13	10	3	5	14

Inning Stats																								
	R: 0	H: 0	R: 2	H: 4	R: 0	H: 0	R: 0	H: 0	R: 4	H: 2	R: 0	H: 1	R: 0	H: 1	R: 1	H: 2	R: 3	H: 3	1B: 6	SF: 0	WP: 0	PA: 43
	E: 0	LOB: 0	E: 0	LOB: 1	E: 0	LOB: 0	E: 0	LOB: 0	E: 0	LOB: 0	E: 0	LOB: 0	E: 0	LOB: 0	E: 0	LOB: 1	E: 0	LOB: 0	2B: 4	SAC: 0	PB: 1	
	K: 0	BB: 0	K: 0	BB: 0	K: 1	BB: 0	K: 0	BB: 0	K: 0	BB: 1	K: 1	BB: 2	K: 0	BB: 0	K: 3	BB: 0	K: 0	BB: 0	3B: 0	DP: 1	SB: 0	
	S: 5	P: 10	S: 15	P: 17	S: 7	P: 11	S: 6	P: 7	S: 9	P: 19	S: 15	P: 24	S: 8	P: 15	S: 11	P: 18	S: 11	P: 18	HR: 3	HBP: 1	CS: 1	

PITCHER		IP	WLS	BF	H	R	ER	SO	BB	IBB	HBP	BLK	WP	HR	S	P	ERA	WHIP
33 Matt Harvey, R ERA: 6.94	(1, 1)	4.2	L	20	5	5	5	1	1	0	1	0	0	1	38	57	9.64	1.286
32 Cam Bedrosian, R ERA: 3.18	(5, 1)	0.1		2	1	1	1	0	0	0	0	0	0	1	4	7	27.00	3.000
39 Luke Bard, R ERA: 2.63	(6, 1)	1.0		6	1	0	0	1	2	0	0	0	0	0	15	24	0.00	3.000
31 Ty Buttrey, R ERA: 1.06	(7, 1)	1.0		3	1	0	0	0	0	0	0	0	0	0	8	15	0.00	1.000
38 Justin Anderson, R ERA: 3.18	(8, 1)	1.0		5	2	1	1	3	0	0	0	0	0	0	11	18	9.00	2.000

PITCHER		IP	WLS	BF	H	R	ER	SO	BB	IBB	HBP	BLK	WP	HR	S	P	ERA	WHIP
57 Hansel Robles, R ERA: 4.5	(9, 1)	1.0		6	3	3	3	0	0	0	0	0	0	1	11	18	27.00	3.000

Houston Astros @ Los Angeles Angels

Estadio de Beisbol Monterrey, Monterrey, MX

Sun May 05 2019, 4:12 PM - 7:15 PM EDT

Att. 17,614 - Cloudy - 80 F

livebaseballscorecards.com

BOTTOM

Batter	1	2	3	4	5	6	7	8	9	AB	R	H	RBI	BB	SO	LOB
6 David Fletcher, R (1, 5) OBP: 0.355, SLG: 0.418	B C B X 2-1 HR		C C X 0-2 18 F8 27 BB 2 FC1-5-2 1B		C X 0-1 ② G1-3			C B C X 1-2 ① L9		4	1	2	1	0	0	0
27 Mike Trout, R (1, 8) OBP: 0.471, SLG: 0.560	C X 0-1 ① P3		B 1 SAFE 1 SAFE B B B 4-0 18 F8 1-2 BB		S C F B T 1-2 ③ K			C C B X 1-2 ② G6-3		3	0	0	0	1	1	0
18 Brian Goodwin, L (1, 7) OBP: 0.405, SLG: 0.521	C S C 0-3 ② K		X 0-0 ① F8 1-2 2-3			C F B B F X 2-2 ① G6-3		C S X 0-2 1B		4	0	1	0	0	1	2
2 Andrelton Simmons, R (1, 6) OBP: 0.305, SLG: 0.431	X 0-0 ③ F7		X 0-0 ② FC1-5-2 3-H			C B B X 2-1 ② P6		C X 0-1 ③ G3-1		4	0	0	0	0	0	3
5 Albert Pujols, R (1, 10) OBP: 0.306, SLG: 0.421		C X 0-1 ① G4-3	S B B S T 2-2 ③ K			B F B C S 2-3 ③ K			C C F B X 1-2 ① G4-3	4	0	0	0	0	2	2
56 Kole Calhoun, L (1, 9) OBP: 0.301, SLG: 0.471		C X 0-1 20 HR 2B	S B C F S 1-3 ① K				B B F B X 3-1 ① G3-1		X 0-0 ② L8	4	1	1	0	0	1	0
20 Jonathan Lucroy, R (1, 2) OBP: 0.314, SLG: 0.408		C C D B X 2-2 2-H HR	B F B X 2-1 ② G5-3				B C X 1-1 HR		C C X 0-2 ③ F9	4	2	2	3	0	0	0
41 Justin Bour, L (1, 3) OBP: 0.275, SLG: 0.303		C S F F B F B S 2-3 ② K	C S B F F F B B X 3-2 ③ F7				B X 1-0 ② G4-3			3	0	0	0	0	1	0
4 Luis Rengifo, S (1, 4) OBP: 0.233, SLG: 0.333		B T F B B X 2-2 ③ G4-3			C F B B S 2-3 ① K		S S S 0-3 ③ K			3	0	0	0	0	2	0
Inning Stats	R: 1 H: 1 E: 0 LOB: 0 K: 1 BB: 0 S: 8 P: 10	R: 2 H: 2 E: 0 LOB: 0 K: 1 BB: 0 S: 17 P: 23	R: 0 H: 1 E: 0 LOB: 2 K: 1 BB: 1 S: 8 P: 14	R: 0 H: 0 E: 0 LOB: 0 K: 1 BB: 0 S: 12 P: 18	R: 0 H: 0 E: 0 LOB: 0 K: 2 BB: 0 S: 9 P: 12	R: 0 H: 0 E: 0 LOB: 0 K: 1 BB: 0 S: 9 P: 15	R: 1 H: 1 E: 0 LOB: 0 K: 1 BB: 0 S: 8 P: 13	R: 0 H: 1 E: 0 LOB: 1 K: 0 BB: 0 S: 11 P: 13	R: 0 H: 0 E: 0 LOB: 0 K: 0 BB: 0 S: 8 P: 9	1B: 2 SF: 0 2B: 1 SAC: 0 3B: 0 DP: 0 HR: 3 HBP: 0						WP: 0 PA: 34 PB: 0 SB: 0 CS: 0	

	AB	33
	R	4
	H	6
	RBI	4
	BB	1
	SO	8
	LOB	7

PITCHER		IP	WLS	BF	H	R	ER	SO	BB	IBB	HBP	BLK	WP	HR	S	P	ERA	WHIP
35 Justin Verlander, R ERA: 2.86	(1, 1)	6.1	W	25	5	4	4	7	1	0	0	0	0	3	67	100	5.68	0.947
55 Ryan Pressly, R ERA:	(7, 1)	1.2	H	6	1	0	0	1	0	0	0	0	0	0	15	18	0.00	0.600
54 Roberto Osuna, R ERA: 0.63	(9, 1)	1.0		3	0	0	0	0	0	0	0	0	0	0	8	9	0.00	0.000

PITCHER	IP	WLS	BF	H	R	ER	SO	BB	IBB	HBP	BLK	WP	HR	S	P	ERA	WHIP

Batter	1	2	3	4	5	6	7	8	9	AB	R	H	RBI	BB	SO	LOB
15 Whit Merrifield, R (1, 4) OBP: 0.337, SLG: 0.503	C FF 96 F FF 95 B FF 98 B KC 84 B FF 97 X FF 97 3-2 ① L8		B SL 88 C SL 90 X FF 97 1-1 1-2 1B		C SL 88 1 SAFE B FF 95 1 SAFE C SL 89 B FF 99 S KC 83 2-3 ① K 1-2		B CU 81 X CU 82 1-0 ③ L6		C SL 87 B FC 91 F SI 97 X SI 97 1-2 ③ L7	5	0	1	0	0	1	1
27 Adalberto Mondesi, S (1, 6) OBP: 0.314, SLG: 0.531	B SI 96 S FF 96 X KC 83 1-1 ② G3		S FF 97 C FF 98 S SL 91 0-3 ③ K		F KC 83 X FF 98 0-1 2-H HR			S CU 80 L CU 81 B FC 91 B CU 82 F CU 81 F FC 91 X CU 82 2-2 ① G1-3		4	1	1	2	0	1	2
4 Alex Gordon, L (1, 7) OBP: 0.384, SLG: 0.516	S KC 84 B SI 97 C FF 97 C SI 97 1-3 ③ K			S FF 96 C CH 89 F FF 98 B KC 85 X KC 82 1-2 17 HR 1B	F KC 83 F SL 90 S SL 91 0-3 ② K			C FC 91 B CU 82 X CU 81 1-1 12 G6-3 17 1B 1B		4	1	2	0	0	2	0
17 Hunter Dozier, R (1, 10) OBP: 0.448, SLG: 0.688		F FF 96 S SL 88 B SL 87 B FF 97 F FF 97 X SL 90 2-2 ① F9		B SL 87 X FF 97 1-0 1-H HR	C FF 96 B KC 83 C SL 88 X SL 87 1-2 ③ G1-3			X CU 81 0-0 1-2 12 G6-3 1B		4	1	2	2	0	0	0
12 Jorge Soler, R (1, 9) OBP: 0.295, SLG: 0.500		B KC 80 B SL 88 C FF 97 F FF 97 B FF 100 F SL 90 F FF 98 S KC 82 3-3 ② K		F FF 96 F FF 97 F KC 82 B SL 88 X FF 97 2-2 1B		B FF 97 C CH 88 S SL 89 X KC 83 1-2 ① G6-3		B FC 91 D CU 82 X CU 81 2-0 ② G6-3 1-2 2-3		4	0	1	0	0	1	2
66 Ryan O'Hearn, L (1, 3) OBP: 0.314, SLG: 0.360		C KC 84 C KC 83 X SL 88 0-2 ③ F8		F CH 88 F FF 98 F FF 97 B KC 82 C SL 89 1-3 ① K		S FF 98 C SL 91 B CH 89 B FF 99 F FF 98 B SL 91 F X SI 99 3-2 ② G3-1		B CU 82 D CU 83 B FC 92 C CU 82 B 4-1 BB		3	0	0	0	1	1	1
47 Kelvin Gutiérrez, R (1, 5) OBP: 0.317, SLG: 0.450			C FF 94 S SL 89 B SL 89 X SL 90 1-2 ① F9	C FF 96 S SL 89 S SL 89 0-3 ② K		X KC 81 0-0 ③ G4-3		C SI 96 B SL 87 B SL 87 X SI 96 2-1 ③ G4-3		4	0	0	0	0	1	4
16 Martín Maldonado, R (1, 2) OBP: 0.275, SLG: 0.264			B FF 96 B FF 97 X FF 97 2-0 15 1B 1B	C SL 89 X KC 82 0-1 ③ L8			B FF 95 S FF 96 C SL 88 B SL 90 F FF 99 B CH 89 F FF 98 S SL 89 3-3 ① K		B FF 96 C FF 95 B SL 86 S SI 96 S SL 88 2-3 ① K	4	0	1	0	0	2	1
6 Billy Hamilton, S (1, 8) OBP: 0.288, SLG: 0.247			C KC 81 F SL 89 B FF 98 S FF 98 1-3 ② K		S FF 96 F KC 84 X KC 82 0-2 15 S 27 HR 1B		C FC 92 C CU 81 F FC 91 X FC 91 0-2 ② G1-3		B FF 96 B CH 84 C FF 96 C SI 96 B FF 96 X FF 97 3-2 ② G4-3	4	1	1	0	0	1	1
Inning Stats	R: 0 E: 0 K: 1 S: 8 H: 0 LOB: 0 BB: 0 P: 13	R: 0 E: 0 K: 1 S: 12 H: 0 LOB: 0 BB: 0 P: 17	R: 0 E: 0 K: 2 S: 12 H: 2 LOB: 2 BB: 0 P: 17	R: 2 E: 0 K: 2 S: 17 H: 3 LOB: 1 BB: 0 P: 22	R: 2 E: 0 K: 2 S: 14 H: 2 LOB: 0 BB: 0 P: 17	R: 0 E: 0 K: 0 S: 9 H: 0 LOB: 0 BB: 0 P: 13	R: 0 E: 0 K: 1 S: 10 H: 0 LOB: 0 BB: 0 P: 14	R: 0 E: 0 K: 0 S: 12 H: 2 LOB: 3 BB: 1 P: 23	R: 0 E: 0 K: 1 S: 9 H: 0 LOB: 0 BB: 0 P: 15	1B: 7 2B: 0 3B: 0 HR: 2 SF: 0 SAC: 0 DP: 0 HBP: 0						

PITCHER	IP	WLS	BF	H	R	ER	SO	BB	IBB	HBP	BLK	WP	HR	S	P	ERA	WHIP
45 Gerrit Cole, R (1, 1) ERA: 4.17	6.1	W	26	7	4	4	9	0	0	0	0	0	2	77	107	5.68	1.105
36 Will Harris, R (7, 1) ERA: 1.54	1.1	H	7	2	0	0	0	1	0	0	0	0	0	15	25	0.00	2.250
30 Héctor Rondón, R (8, 1) ERA: 2.25	0.1	H	1	0	0	0	0	0	0	0	0	0	0	2	4	0.00	0.000
54 Roberto Osuna, R (9, 1) ERA: 0.59	1.0	S	3	0	0	0	1	0	0	0	0	0	0	9	15	0.00	0.000

PITCHER	IP	WLS	BF	H	R	ER	SO	BB	IBB	HBP	BLK	WP	HR	S	P	ERA	WHIP

TOP

Kansas City Royals @ Houston Astros

Minute Maid Park, Houston, TX

Mon May 06 2019, 7:12 PM - 10:07 PM CDT

Att. 27,079 - Roof Closed - 73 F

livebaseballscorecards.com

AB	36
R	4
H	9
RBI	4
BB	1
SO	10
LOB	12

WP: 0 PA: 37
PB: 0
SB: 1
CS: 0

BOTTOM

Kansas City Royals @ Houston Astros

Minute Maid Park, Houston, TX

Mon May 06 2019, 7:12 PM - 10:07 PM CDT

Att. 27,079 - Roof Closed - 73 F

livebaseballscorecards.com

Batter	1	2	3	4	5	6	7	8	9	AB	R	H	RBI	BB	SO	LOB
4 George Springer, R (1, 10) OBP: 0.367, SLG: 0.584	C FF 91 X FF 92 0-1 HR	S SL 82 D SL 82 D SL 83 X SL 83 2-1 ③ FC6-4 1-2f		C FF 90 B CH 84 B FF 92 B FF 91 F FF 90 S FF 91 3-3 ② K		S FF 91 F FF 93 X SL 83 0-2 ② L9		S FF 95 B FF 95 C CH 85 B SL 86 X FF 96 2-2 ③ 1-H 2B		5	1	2	2	0	1	3
27 Jose Altuve, R (1, 4) OBP: 0.333, SLG: 0.496	C CU 78 B FF 93 X FF 93 1-1 ① F9		B FF 91 F CU 81 F SL 82 F FF 93 H SI 92 2-2 1 1B 2 BB 22 BB HBP	B FF 92 C SL 81 S SL 82 S SL 83 1-3 ③ K		C SL 81 C FF 92 1 SAFE 1 SAFE 1 SAFE B FF 93 B SL 83 B CU 77 S FF 94 3-3 ③ K 1-3				3	1	0	0	0	2	1
2 Alex Bregman, R (1, 5) OBP: 0.403, SLG: 0.556	X FF 93 0-0 ② G5-3		C SL 82 1 SAFE B SL 82 B FF 92 B FF 92 C SL 83 B SL 83 4-2 22 BB 1 1B 1-2 BB		X FF 90 0-0 ① 1B		C SL 81 B SL 82 C FF 93 S CU 76 1-3 ① K			3	0	1	0	1	1	0
23 Michael Brantley, L (1, 7) OBP: 0.370, SLG: 0.548	B FF 92 X SI 91 1-0 ③ G3		B SL 81 F FF 85 X FF 92 1-1 ① L5		C SI 90 B CH 85 F SL 81 B SI 90 X CU 81 2-2 ② F8		C CU 78 F SI 91 X FF 93 0-2 ② F8			4	0	0	0	0	0	2
1 Carlos Correa, R (1, 6) OBP: 0.366, SLG: 0.587		B CU 79 S B FF 93 S FF 93 X SL 83 2-2 HR	B FF 92 B FF 93 S SL 83 X SI 92 2-1 22 BB 1-2 2-3 1B		B SL 82 S SL 82 S SL 83 B SL 82 B FF 93 X SL 83 3-2 ③ G2-3		C FF 93 B FF 92 C FF 93 B FF 94 X SL 83 2-2 1B			4	1	3	1	0	0	0
22 Josh Reddick, L (1, 9) OBP: 0.385, SLG: 0.454		B CU 80 X CU 80 1-0 ① G4-3	C SL 82 D CH 85 B FF 93 D SL 82 B SI 92 4-1 1-2 2-3 3-H BB			C SI 89 B CU 80 B CH 85 X SL 82 2-1 28 HR 1B	S SI 93 D FF 93 D CU 77 S SL 82 X CU 76 2-2 ③ L8			3	1	1	1	1	0	1
10 Yuli Gurriel, R (1, 3) OBP: 0.301, SLG: 0.407		X FF 92 0-0 28 E 28 1B 18 FC4-2 1B	C SL 82 C SL 82 S SL 84 0-3 ② K			X SL 81 0-0 ① F9		B SL 83 S SL 83 X FF 93 1-1 ① G4-3		4	0	1	0	0	1	4
28 Robinson Chirinos, R (1, 2) OBP: 0.379, SLG: 0.526		F FF 92 F SL 81 B SL 82 F FF 93 B FF 93 X SL 83 2-2 E5 1-3 1B	F SL 82 C FF 93 B SL 83 B SL 84 X FF 92 2-2 ③ G4-3			D SL 82 C FF 92 C FF 91 F SL 82 B FF 92 X FF 93 2-2 1-H HR		C FF 95 B FF 95 B SL 85 B FF 94 F FF 95 B SL 82 4-2 4 2B BB		3	2	2	2	1	0	3
18 Tony Kemp, L (1, 8) OBP: 0.269, SLG: 0.326 6 Jake Marisnick, R (7, 8) OBP: 0.321, SLG: 0.449		F FF 93 B SI 93 F CH 86 X SL 83 1-2 ② FC4-2 4 FC6-4 3-H		X CU 80 0-0 ① B1-3		B CU 78 B SI 90 S SI 90 X SI 91 2-1 27 WP 27 S 1B		B SL 83 C FF 95 B FF 94 C FF 94 B CH 86 X FF 95 3-2 ② L8		3 1	0 0	1 0	0 0	0 0	0 0	2 1
Inning Stats	R: 1 E: 0 K: 0 S: 6 H: 1 LOB: 0 BB: 0 P: 8	R: 1 E: 1 K: 0 S: 14 H: 3 LOB: 2 BB: 0 P: 22	R: 1 E: 0 K: 1 S: 16 H: 1 LOB: 3 BB: 2 P: 31	R: 0 E: 0 K: 2 S: 7 H: 0 LOB: 0 BB: 0 P: 11	R: 0 E: 0 K: 0 S: 7 H: 1 LOB: 0 BB: 0 P: 12	R: 2 E: 0 K: 1 S: 15 H: 3 LOB: 1 BB: 0 P: 24	R: 0 E: 0 K: 1 S: 12 H: 1 LOB: 1 BB: 0 P: 17	R: 1 E: 0 K: 0 S: 10 H: 1 LOB: 1 BB: 1 P: 20								

PITCHER		IP	WLS	BF	H	R	ER	SO	BB	IBB	HBP	BLK	WP	HR	S	P	ERA	WHIP		
65 Jakob Junis, R ERA: 5.52	(1, 1)	5.1	L	27	9	5	5	3	2	0	1	0	0	3	59	99	8.44	2.062		
58 Scott Barlow, R ERA: 2.2	(6, 1)	1.2		6	1	0	0	2	0	0	0	0	1	0	18	26	0.00	0.600		
43 Wily Peralta, R ERA: 6.75	(8, 1)	1.0		4	1	1	1	0	1	0	0	0	0	0	10	20	9.00	2.000		

PITCHER	IP	WLS	BF	H	R	ER	SO	BB	IBB	HBP	BLK	WP	HR	S	P	ERA	WHIP

AB	33
R	6
H	11
RBI	6
BB	3
SO	5
LOB	17

1B: 7 SF: 0
2B: 1 SAC: 0
3B: 0 DP: 0
HR: 3 HBP: 1

WP: 1 PA: 37
PB: 0
SB: 1
CS: 0

Batter	1	2	3	4	5	6	7	8	9	AB	R	H	RBI	BB	SO	LOB
15 Whit Merrifield, R (1, 4) OBP: 0.351, SLG: 0.545	B FF 90 S FF 90 X FF 90 1-1 ① F7		B ST 78 C FC 86 F ST 78 X FF 91 1-2 27 2B 3B	C ST 78 F ST 79 X ST 79 0-2 4 S 17 3B 2-H 1B		C CU 79 X CH 89 0-1 27 1B 4 FC5 1B	B FF 93 X CU 78 1-0 1-H 2-H 3-H HR			5	3	4	5	0	0	0
27 Adalberto Mondesi, S (1, 6) OBP: 0.317, SLG: 0.534	C FF 92 B CU 76 S ST 80 B ST 80 B FF 91 S ST 81 3-3 ② K		F ST 78 S CU 75 X ST 78 0-2 17 FC6-4 66 HR 3-H 2B	S CH 81 X FF 94 0-1 ① F7		X SI 91 0-0 4 FC5 1-3 1B	X CH 89 0-0 ③ G1-3			5	1	2	1	0	1	1
4 Alex Gordon, L (1, 7) OBP: 0.378, SLG: 0.500	C FC 87 S ST 81 S ST 79 0-3 ③ K		F FF 90 B CU 76 B ST 80 C FF 90 D ST 80 B CU 74 4-2 17 FC6-4 BB	1 SAFE B SL 79 F CH 82 1 SAFE F FF 94 F FF 95 B CH 84 S SL 80 2-3 ② K 1-2		F CU 78 X SI 93 0-1 ② FC5 1-2 3-H	C SI 92 X SI 92 0-1 ① G1			4	0	0	0	1	2	3
17 Hunter Dozier, R (1, 5) OBP: 0.439, SLG: 0.684		C ST 78 X FC 86 0-1 ① G5-3	X SI 88 0-0 ① FC6-4 12 BB 66 HR 1-2f 2-3	B SL 81 C SL 80 X FF 94 1-1 2-H 3B		D CU 79 D CU 78 B SI 92 C FF 94 C FF 94 F FF 95 X FF 94 3-2 ③ F9		B FF 94 X CH 89 1-0 ② G6-3		5	1	1	1	0	0	4
12 Jorge Soler, R (1, 10) OBP: 0.305, SLG: 0.521		F ST 79 B ST 79 S ST 81 B ST 80 B FC 87 X ST 81 3-2 HR	B SI 88 3 SAFE B SI 88 C ST 80 1 SAFE B FF 90 B SI 88 4-1 66 HR 1-2 BB	X FF 95 0-0 ③ F8			X FF 93 0-0 66 FC5-6 1B	B CU 80 B CU 82 B FF 95 C FF 94 X FF 94 3-1 ③ L7		4	2	2	1	1	0	1
66 Ryan O'Hearn, L (1, 3) OBP: 0.317, SLG: 0.385		C FC 87 C CU 75 S ST 80 0-3 ② K	X FC 87 0-0 1-H 2-H 3-H HR		C FF 95 B CH 85 F CH 84 X FF 96 1-2 ① L8		C CU 77 F CU 79 B CU 78 X SI 93 1-2 1-2f FC5-6 16 1B 15 HR 2 HBP		B CU 73 B CU 81 F CU 77 B CU 76 B CU 79 4-1 BB	4	2	1	4	1	1	1
2 Chris Owings, R (1, 9) OBP: 0.212, SLG: 0.257		C FF 91 B ST 81 X FC 86 1-1 2B	F FF 90 X ST 80 0-1 ② G5-3		B FF 96 X FF 95 1-0 ② L9		C SI 93 F CH 88 H CU 81 1-2 16 1B 15 HR 1-2 HBP		B CH 81 B CU 80 C CU 72 B CU 72 C CU 76 C CU 78 3-3 ① K	4	1	1	0	0	1	1
16 Martín Maldonado, R (1, 2) OBP: 0.280, SLG: 0.263		C FF 91 B SI 90 F FF 90 B ST 80 D ST 80 F ST 81 2 SAFE F ST 81 F FC 87 4-2 BB	B ST 80 B ST 80 B SI 87 F FF 89 C FF 89 X FF 90 3-2 ③ G5-3		X FF 96 0-0 ③ F9	C CU 79 B SI 95 X FF 95 1-1 1-2 2-3 15 HR 1B		C CU 75 B CU 77 X CH 82 1-1 ② F9	4	1	1	0	1	0	1
6 Billy Hamilton, S (1, 8) OBP: 0.284, SLG: 0.255		B ST 79 X ST 81 1-0 ③ F9		X FF 89 0-0 15 1B 2B		B SI 90 B SI 92 F FF 94 B SI 92 F FF 93 X SI 91 3-2 ① L7	B CU 79 B SI 90 X FF 93 2-0 ② P6		F CU 74 B CU 63 B CU 80 B CU 74 C CU 74 X CH 83 3-2 ③ F8	5	1	1	0	0	0	6
Inning Stats	R: 0 E: 0 K: 2 S: 8 H: 0 LOB: 0 BB: 0 P: 12	R: 1 E: 0 K: 1 S: 16 H: 2 LOB: 2 BB: 1 P: 25	R: 5 E: 0 K: 0 S: 16 H: 3 LOB: 0 BB: 2 P: 28	R: 2 E: 0 K: 1 S: 13 H: 3 LOB: 1 BB: 0 P: 16	R: 0 E: 0 K: 0 S: 5 H: 0 LOB: 0 BB: 0 P: 7	R: 0 E: 0 K: 0 S: 12 H: 2 LOB: 2 BB: 0 P: 18	R: 4 E: 0 K: 0 S: 11 H: 3 LOB: 0 BB: 0 P: 17	R: 0 E: 0 K: 0 S: 5 H: 0 LOB: 0 BB: 0 P: 9	R: 0 E: 0 K: 1 S: 9 H: 0 LOB: 1 BB: 1 P: 20	1B: 5 2B: 3 3B: 2 HR: 3 SF: 0 SAC: 0 DP: 0 HBP: 1						

PITCHER		IP	WLS	BF	H	R	ER	SO	BB	IBB	HBP	BLK	WP	HR	S	P	ERA	WHIP
31 Collin McHugh, R ERA: 6.37	(1, 1)	3.0	L	19	7	8	8	3	3	0	0	0	0	2	44	69	24.00	3.333
47 Chris Devenski, R ERA: 3.6	(4, 1)	2.0		7	1	0	0	1	0	0	0	0	0	0	14	19	0.00	0.500
59 Framber Valdez, L ERA: 4.91	(6, 1)	3.0		15	5	4	4	0	0	0	1	0	0	1	28	44	12.00	1.667
13 Tyler White, R ERA:	(9, 1)	1.0		4	0	0	0	1	1	0	0	0	0	0	9	20	0.00	1.000

PITCHER	IP	WLS	BF	H	R	ER	SO	BB	IBB	HBP	BLK	WP	HR	S	P	ERA	WHIP

TOP

Kansas City Royals @ Houston Astros

Minute Maid Park, Houston, TX

Tue May 07 2019, 7:11 PM - 9:55 PM CDT

Att. 30,377 - Roof Closed - 73 F

livebaseballscorecards.com

AB	40
R	12
H	13
RBI	12
BB	4
SO	5
LOB	18

WP: 0 PA: 45
PB: 0
SB: 1
CS: 0

BOTTOM

Kansas City Royals @ Houston Astros

Minute Maid Park, Houston, TX

Tue May 07 2019, 7:11 PM - 9:55 PM CDT

Att. 30,377 - Roof Closed - 73 F

livebaseballscorecards.com

Batter	1	2	3	4	5	6	7	8	9	AB	R	H	RBI	BB	SO	LOB
4 George Springer, R (1, 9) OBP: 0.377, SLG: 0.583	T SI 93 B FF 94 B SL 87 S FF 93 H SL 87 3-2 27 G4-6-3 HBP		B SI 90 B FF 91 B FF 90 B FF 91 4-0 27 G6-3 BB		F SI 92 B FF 91 S CU 76 B FF 92 B FF 92 X FF 92 3-2 ③ P3		X FF 96 0-0 27 WP 1-2 3-H 1B			2	0	1	1	1	0	1
27 Jose Altuve, R (1, 4) OBP: 0.325, SLG: 0.481	C CU 78 B SI 94 S SI 93 X SI 94 1-2 ①② G4-6-3 1-2f		B SI 92 C CH 84 X SI 92 1-1 ①② G6-3 1-2f			B SI 89 F FF 90 B CU 73 T FF 90 B FF 91 X FF 91 3-2 ① P6	S CU 80 B CU 80 X FF 97 1-1 ③ G4-3 1-2 2-3			4	0	0	0	0	0	4
2 Alex Bregman, R (1, 5) OBP: 0.401, SLG: 0.575 12 Max Stassi, R (8, 3) OBP: 0.179, SLG: 0.216	B SL 87 C SI 93 C SI 94 B CU 78 X SL 85 2-2 ③ F8		B CU 76 B SI 92 X FF 92 2-0 ③ G5-3			B CU 75 B CH 82 F FF 89 X FF 90 2-1 HR		X FF 95 0-0 ① F9		3 1	1 0	1 0	1 0	0 0	0 0	0 0
23 Michael Brantley, L (1, 7) OBP: 0.376, SLG: 0.558 18 Tony Kemp, L (8, 7) OBP: 0.264, SLG: 0.319		B FF 91 F FF 91 X SL 85 1-1 28 BB 2B		C FF 90 X SI 91 0-1 ① G6-3		C CU 74 X SL 86 0-1 1 G6-4-3 1B		C FF 95 B CH 86 F CH 86 S FF 96 1-3 ② K		3 1	0 0	2 0	0 0	0 0	0 1	0 0
1 Carlos Correa, R (1, 6) OBP: 0.355, SLG: 0.568		F FF 92 B FF 92 S CH 84 C FF 94 1-3 ① K	B SI 91 B CU 74 F FF 91 F SL 86 X FF 91 2-2 ② L7		B CH 82 B CH 81 X FF 92 2-0 ②③ G6-4-3 1-2f			C CU 78 C FF 96 T FF 96 0-2 ③ K		4	0	0	0	0	2	2
13 Tyler White, R (1, 10) OBP: 0.368, SLG: 0.333 (9, 1)		D CU 76 F SI 93 F FF 93 F FF 94 T SL 86 1-2 ② K	C SI 91 F SL 86 B FF 92 C FF 90 1-3 ③ K				B FF 91 B FF 90 C FF 89 S CU 75 X CU 75 2-2 ① G2-3		B FF 95 S FF 95 B CU 77 T FF 96 B FF 96 X FF 96 3-2 ① F9	4	0	0	0	0	2	1
16 Aledmys Díaz, R (1, 3) OBP: 0.259, SLG: 0.407 (8, 5)		B SI 94 B CH 83 C SL 85 B FF 93 B CH 84 4-1 28 BB BB			X SI 89 0-0 ① G6-3		X CH 83 0-0 28 1B 4 1B 1B		X CU 77 0-0 ② G6-3	3	1	1	0	1	0	0
28 Robinson Chirinos, R (1, 2) OBP: 0.384, SLG: 0.519		B CU 76 B FF 93 B SL 86 C SI 93 F SI 92 B SL 87 4-2 6 FC5-4 1-2 2-3 BB			C FF 90 S FF 91 S SL 86 0-3 ② K		C CU 75 X FF 91 0-1 27 WP 4 1B 1-3 1B		C FF 96 C FF 96 B FF 95 F CU 80 F CU 79 F FF 97 S FF 96 1-3 ③ K	3	0	1	0	1	2	0
6 Jake Marisnick, R (1, 8) OBP: 0.321, SLG: 0.462		F FF 93 F FF 93 X CU 78 0-2 ③ FC5-4 1-2f			X SL 87 0-0 2B		B CU 74 F FF 90 F FF 90 D CU 76 S CU 77 2-3 ② K			3	0	1	0	0	1	5

	AB	31
	R	2
	H	7
	RBI	2
	BB	3
	SO	8
	LOB	13

Inning Stats																		
	R: 0 E: 0 K: 0 S: 8	H: 0 LOB: 0 BB: 0 P: 14	R: 0 E: 0 K: 2 S: 15	H: 1 LOB: 3 BB: 2 P: 26	R: 0 E: 0 K: 0 S: 3	H: 0 LOB: 0 BB: 1 P: 10	R: 0 E: 0 K: 1 S: 8	H: 0 LOB: 0 BB: 0 P: 11	R: 0 E: 0 K: 1 S: 8	H: 1 LOB: 1 BB: 0 P: 11	R: 1 E: 0 K: 0 S: 8	H: 2 LOB: 0 BB: 0 P: 15	R: 1 E: 0 K: 1 S: 12	H: 3 LOB: 2 BB: 0 P: 17	R: 0 E: 0 K: 2 S: 7	H: 0 LOB: 0 BB: 0 P: 8	R: 0 E: 0 K: 1 S: 10	H: 0 LOB: 0 BB: 0 P: 14	1B: 4 2B: 2 3B: 0 HR: 1	SF: 0 SAC: 0 DP: 3 HBP: 1	WP: 1 PB: 0 SB: 0 CS: 0	PA: 35

PITCHER	IP	WLS	BF	H	R	ER	SO	BB	IBB	HBP	BLK	WP	HR	S	P	ERA	WHIP
41 Danny Duffy, L (1, 1) ERA: 3.06	6.2	W	27	6	2	2	5	3	0	1	0	0	1	59	100	2.70	1.350
57 Glenn Sparkman, R (7, 1) ERA: 3.38	2.1		8	1	0	0	3	0	0	0	0	1	0	20	26	0.00	0.429

PITCHER	IP	WLS	BF	H	R	ER	SO	BB	IBB	HBP	BLK	WP	HR	S	P	ERA	WHIP

Batter	1	2	3	4	5	6	7	8	9	AB	R	H	RBI	BB	SO	LOB
15 Whit Merrifield, R (1, 4) OBP: 0.355, SLG: 0.538	F SI 93 X SI 93 0-1 ① F9		C ST 83 X ST 83 0-1 ② F8		H SI 91 1-0 1-2 2-3 HBP			B FF 99 B SL 84 C FF 96 F FF 98 B SL 84 B FF 98 4-2 12 FC6-4 BB		2	0	0	0	1	0	1
27 Adalberto Mondesi, S (1, 6) OBP: 0.309, SLG: 0.520	S FF 94 C FF 94 S FF 94 0-3 ② K		S ST 83 X ST 85 0-1 ③ F9		S KC 79 F FF 93 S KC 79 0-3 ② K			S FF 95 S FF 98 B FF 100 S FF 98 1-3 ① K		4	0	0	0	0	3	5
17 Hunter Dozier, R (1, 5) OBP: 0.427, SLG: 0.661	B FF 94 C ST 83 C SI 94 B FF 94 X SI 94 2-2 ③ L6			C ST 80 B CH 81 F FF 93 F KC 80 B ST 82 C SI 94 2-3 ① K	C ST 81 S ST 82 F ST 82 C ST 80 0-3 ③ K			B SL 86 B CH 89 C FF 98 F FF 98 S CH 89 2-3 ② K		4	0	0	0	0	3	4
12 Jorge Soler, R (1, 10) OBP: 0.304, SLG: 0.510		C ST 81 F SI 93 B SI 93 B ST 82 S FF 93 2-3 ① K		B SI 93 B FF 94 B SI 93 C SI 93 B FF 93 4-1 BB		B SI 90 S ST 80 B ST 79 F SI 91 B ST 81 C SI 92 3-3 ① K		B FF 98 B CH 90 C FF 96 X FF 98 2-1 ③ FC6-4 1-2f		3	0	0	0	1	2	1
66 Ryan O'Hearn, L (1, 3) OBP: 0.307, SLG: 0.370		C ST 81 C ST 82 B FF 94 C KC 78 1-3 ② K		B FF 93 F ST 81 S KC 79 B FF 94 S KC 79 2-3 ② K		F ST 81 B KC 78 X FF 93 1-1 ② F8			B FF 96 F CH 88 C CH 88 S FF 99 1-3 ① K	4	0	0	0	0	3	1
2 Chris Owings, R (1, 9) OBP: 0.213, SLG: 0.250		C SI 94 X ST 80 0-1 E5		B ST 82 C SI 93 B SI 93 F SI 93 B SI 93 C SI 93 3-3 ③ K		B ST 81 C FF 92 C SI 93 B ST 81 F FF 93 C CH 84 2-3 ③ K			B FF 97 F FF 96 H SL 83 2-1 36 WP HBP	3	0	0	0	0	2	1
16 Martín Maldonado, R (1, 2) OBP: 0.273, SLG: 0.255 36 Cam Gallagher, R (7, 2) OBP: 0.171, SLG: 0.121		1 SAFE C SI 93 X SI 92 0-1 ③ G4-3			F SI 91 X ST 80 0-1 ① P3		C ST 79 B SI 92 C SI 91 C FF 93 1-3 ① K		C CH 89 B FF 97 B FF 96 C FF 98 F CH 90 F FF 99 B FF 98 F FF 97 F FF 97 3-3 ② K 1-2	3 1	0 0	0 0	0 0	0 0	1 1	1 1
0 Terrance Gore, R (1, 7) OBP: 0.400, SLG: 0.500			B SI 92 C SI 92 B ST 82 X SI 93 2-1 ① G3		B SI 91 B SI 92 X SI 91 2-0 15 HBP 6 1B 1B		C SI 92 B ST 79 S ST 81 B FF 92 C SI 92 2-3 ② K		C FF 97 B FF 97 B SL 85 F FF 97 S SL 86 2-3 ③ K	4	0	1	0	0	2	1
6 Billy Hamilton, S (1, 8) OBP: 0.294, SLG: 0.276			F FF 94 X FF 92 0-1 2B		F SI 91 B ST 80 X SI 92 1-1 15 HBP 1-2 1B		B KC 78 B SI 91 X FF 91 2-0 ③ G4-3			3	0	2	0	0	0	0
Inning Stats	R: 0 E: 0 K: 1 S: 8 H: 0 LOB: 0 BB: 0 P: 10	R: 0 E: 1 K: 2 S: 10 H: 0 LOB: 1 BB: 0 P: 13	R: 0 E: 0 K: 0 S: 8 H: 1 LOB: 1 BB: 0 P: 10	R: 0 E: 0 K: 3 S: 11 H: 0 LOB: 1 BB: 1 P: 22	R: 0 E: 0 K: 2 S: 12 H: 2 LOB: 3 BB: 0 P: 16	R: 0 E: 0 K: 2 S: 9 H: 0 LOB: 0 BB: 0 P: 15	R: 0 E: 0 K: 2 S: 7 H: 0 LOB: 0 BB: 0 P: 12	R: 0 E: 0 K: 2 S: 10 H: 0 LOB: 1 BB: 1 P: 19	R: 0 E: 0 K: 3 S: 14 H: 0 LOB: 1 BB: 0 P: 22	1B: 2 2B: 1 3B: 0 HR: 0 SF: 0 SAC: 0 DP: 0 HBP: 2						

PITCHER		IP	WLS	BF	H	R	ER	SO	BB	IBB	HBP	BLK	WP	HR	S	P	ERA	WHIP
41 Brad Peacock, R ERA: 4.3	(1, 1)	7.0	W	27	3	0	0	12	1	0	1	0	0	0	65	98	0.00	0.571
39 Josh James, R ERA: 6.11	(8, 1)	2.0		8	0	0	0	5	1	0	1	0	1	0	24	41	0.00	0.500

PITCHER	IP	WLS	BF	H	R	ER	SO	BB	IBB	HBP	BLK	WP	HR	S	P	ERA	WHIP

TOP

Kansas City Royals @ Houston Astros

Minute Maid Park, Houston, TX

Wed May 08 2019, 7:10 PM - 9:55 PM CDT

Att. 22,698 - Roof Closed - 73 F

livebaseballscorecards.com

AB	31
R	0
H	3
RBI	0
BB	2
SO	17
LOB	16

WP: 1 PA: 35
PB: 0
SB: 0
CS: 0

Batter	1	2	3	4	5	6	7	8	9	AB	R	H	RBI	BB	SO	LOB
4 George Springer, R (1, 8) OBP: 0.380, SLG: 0.603 6 Jake Marisnick, R (8, 8) OBP: 0.316, SLG: 0.453	C FF 96 B KC 84 B KC 83 X FF 96 2-1 HR		B KC 81 B KC 83 B FF 94 S CH 88 B FF 95 B SI 96 4-2 27 1B 2 SF8 BB X SL 83 0-0 ③ F9		X FF 93 0-0 ② SF8 3-H			B FF 93 C FC 91 C FF 93 F FF 94 F FF 95 B FC 92 C FF 94 2-3 ① K		2 1	2 0	1 0	2 0	1 0	0 1	2 1
27 Jose Altuve, R (1, 4) OBP: 0.321, SLG: 0.471	C FF 96 C FF 96 F KC 83 X KC 83 0-2 ① G1-3		B KC 81 B KC 80 X FF 93 2-0 23 HR 1-3 1B	B FF 93 B SL 83 S SL 84 X FF 94 2-1 ① G6-3	X SL 84 0-0 ③ FC5-4 1-2f			C KC 80 F FC 92 X FF 94 0-2 ② P5		5	1	1	0	0	0	2
2 Alex Bregman, R (1, 5) OBP: 0.397, SLG: 0.566 (7, 6) 18 Tony Kemp, L (8, 7) OBP: 0.259, SLG: 0.313	B KC 83 B FF 95 B FF 94 B FF 94 4-0 23 BB BB		B SI 93 B CH 89 S FF 94 B KC 82 X SL 89 3-1 ① SF8 3-H	C FF 94 S FF 93 B SL 84 B SL 82 C FF 94 2-3 ② K		C SI 93 B SL 86 F SL 86 B FF 94 S SL 86 2-3 ① K		F FF 94 X KC 80 0-1 ③ G3		2 1	0 0	0 0	1 0	1 0	2 0	0 1
23 Michael Brantley, L (1, 10) OBP: 0.386, SLG: 0.603	B SI 94 B CH 86 B SI 94 C FF 94 B KC 82 4-1 1-2 BB		C FF 92 B SL 89 X CH 88 1-1 1-H HR	B FF 94 C FF 94 B SL 83 X FF 94 2-1 HR		C SL 87 B SL 87 B FF 95 S FF 92 S SL 87 2-3 ② K				3	2	2	3	1	1	0
1 Carlos Correa, R (1, 6) OBP: 0.355, SLG: 0.586 13 Tyler White, R (6, PH) OBP: 0.362, SLG: 0.328 (7, 3)	C FF 94 B FF 95 X FF 94 1-1 ② L9		B KC 82 F SL 91 S FF 95 F SI 93 X FF 94 1-2 HR	B FF 95 C SL 83 S SL 84 X FF 93 1-2 ③ P2		B SL 87 X SI 95 1-0 ③ G4-3				3 1	1 0	1 0	1 0	0 0	0 0	2 0
22 Josh Reddick, L (1, 9) OBP: 0.388, SLG: 0.455	D KC 83 B FF 95 B FF 94 C FF 94 F FF 95 T FF 94 3-2 ③ K		C FF 95 F SL 92 B FF 93 B KC 81 B FF 94 F FF 94 F FF 94 X KC 83 3-2 10 2B 16 SF8 1B		X FF 94 0-0 16 1B 10 1B 12 FC5-4 1B		B FF 92 F FF 93 X SL 79 1-1 ① P3			4	2	2	0	0	1	2
10 Yuli Gurriel, R (1, 3) OBP: 0.307, SLG: 0.417 (7, 5)		C FF 94 B FF 94 X KC 84 1-1 ① G6-3	D KC 82 B FF 94 B CH 90 C FF 94 X FF 93 3-1 1-3 2B		C SL 82 D SL 82 X FF 94 1-1 12 FC5-4 16 1B 4 SF8 1-2 1B			B SL 84 B SL 83 C FF 93 F FF 94 X SL 84 2-2 ② F7		4	1	2	0	0	0	0
16 Aledmys Díaz, R (1, 7) OBP: 0.258, SLG: 0.404 (8, 6)		B KC 84 C FF 95 S KC 84 B KC 83 X SI 95 2-2 ② G3	D SL 84 X SL 83 1-0 ② SF8 3-H		D SL 84 X SL 82 1-0 12 FC5-4 1-2 2-3 1B			C SL 81 B FF 95 S SL 82 X SL 84 1-2 ③ F9		3	0	1	1	0	0	0
12 Max Stassi, R (1, 2) OBP: 0.209, SLG: 0.225		B KC 82 F FF 95 B FF 94 F FF 95 S KC 84 2-3 ③ K	D SL 85 B FF 94 C FF 94 C SL 83 B SL 83 B FF 94 4-2 BB		S SL 86 X SL 84 0-1 ① FC5-4 27 FC5-4 1-2f 2-3 3-H			X FF 94 0-0 1B		3	0	1	1	1	1	2
Inning Stats	R: 1 E: 0 K: 1 S: 12 H: 1 LOB: 2 BB: 2 P: 26	R: 0 E: 0 K: 1 S: 8 H: 0 LOB: 0 BB: 0 P: 13	R: 5 E: 0 K: 0 S: 22 H: 5 LOB: 2 BB: 2 P: 44	R: 1 E: 0 K: 1 S: 10 H: 1 LOB: 0 BB: 0 P: 17	R: 2 E: 0 K: 0 S: 8 H: 3 LOB: 1 BB: 0 P: 10	R: 0 E: 0 K: 0 S: 7 H: 0 LOB: 0 BB: 0 P: 12	R: 0 E: 0 K: 0 S: 8 H: 0 LOB: 0 BB: 0 P: 12	R: 0 E: 0 K: 1 S: 11 H: 1 LOB: 1 BB: 0 P: 13		1B: 6 2B: 1 3B: 0 HR: 4 SF: 3 SAC: 0 DP: 0 HBP: 0		WP: 0 PB: 0 SB: 0 CS: 0 PA: 39		

BOTTOM

Kansas City Royals @ Houston Astros

Minute Maid Park, Houston, TX

Wed May 08 2019, 7:10 PM - 9:55 PM CDT

Att. 22,698 - Roof Closed - 73 F

livebaseballscorecards.com

AB	32
R	9
H	11
RBI	9
BB	4
SO	6
LOB	12

PITCHER		IP	WLS	BF	H	R	ER	SO	BB	IBB	HBP	BLK	WP	HR	S	P	ERA	WHIP
28 Jorge López, R ERA: 6.07	(1, 1)	2.1	L	16	6	6	6	2	3	0	0	0	0	3	38	74	23.14	3.857
68 Jake Newberry, R ERA: 5.02	(3, 1)	2.2		13	4	3	3	1	1	0	0	0	0	1	22	36	10.12	1.875
55 Richard Lovelady, L ERA: 4.0	(6, 1)	1.0		3	0	0	0	2	0	0	0	0	0	0	7	12	0.00	0.000
43 Wily Peralta, R ERA: 6.35	(7, 1)	1.0		3	0	0	0	0	0	0	0	0	0	0	8	12	0.00	0.000
31 Ian Kennedy, R ERA: 2.6	(8, 1)	1.0		4	1	0	0	1	0	0	0	0	0	0	11	13	0.00	1.000

PITCHER	IP	WLS	BF	H	R	ER	SO	BB	IBB	HBP	BLK	WP	HR	S	P	ERA	WHIP

Batter	1	2	3	4	5	6	7	8	9	AB	R	H	RBI	BB	SO	LOB
17 Shin-Soo Choo, L (1, 7) OBP: 0.405, SLG: 0.523	C FC 86 X FF 90 0-1 G6-3		B SL 82 S SL 82 1 SAFE B SI 90 C FC 88 D SL 82 3-2 2-6-3-6 1-2	B FC 84 B SI 89 B FC 86 C FF 89 B FC 88 4-1 1 FC1-4 BB		B CU 76 C CU 76 B SI 89 C FC 86 F FC 86 B FF 89 X FC 86 3-2 G4-3		B FF 95 B FF 96 C FF 96 C FF 96 B SL 88 D FF 97 4-2 1 1B BB	2	0	0	0	2	0	0
1 Elvis Andrus, R (1, 6) OBP: 0.388, SLG: 0.521	C FC 84 B SI 90 F FC 87 F SL 83 B FC 86 F FC 87 X FF 91 2-2 L9			B CH 81 S CH 81 B FC 87 F CU 76 X FC 90 2-2 FC1-4 30 G4-3 24 HR 1-2f		B CU 75 X CU 75 1-0 G5-3			F SI 96 X FF 96 0-1 1-3 1B	4	1	1	0	0	0	1
30 Nomar Mazara, L (1, 9) OBP: 0.281, SLG: 0.424	F FC 86 B SL 82 S SL 80 S FC 88 1-3 K			B SI 90 F SI 90 D SL 81 X FC 87 2-1 G4-3 2-3			C FC 90 B FC 91 C CU 81 F CU 82 F CU 82 F FC 92 X FC 92 1-2 G5-3		C FC 92 F FF 97 S SL 88 0-3 K	4	0	0	0	0	2	3
24 Hunter Pence, R (1, 10) OBP: 0.416, SLG: 0.687		B FC 84 S FC 84 F FC 86 X SL 82 1-2 G6-3		B FC 88 B CH 82 C CH 82 X FC 88 2-1 3-H HR			C FC 92 B FC 92 B CU 83 B CU 82 F FC 90 B FC 91 4-2 BB		X SI 97 0-0 L9	3	1	1	2	1	0	2
13 Joey Gallo, L (1, 8) OBP: 0.414, SLG: 0.655		C FC 86 S FC 88 B SL 82 S FF 92 1-3 K		C FC 89 B SL 84 C SL 82 B FC 89 F FC 87 B FF 90 X FC 87 3-2 G1-3			B FC 90 1 SAFE S FC 90 F FC 91 B FC 91 1 SAFE S FC 90 2-3 K		S FF 98 F FF 98 B FF 98 B FF 98 C FF 98 2-3 K	4	0	0	0	0	3	3
12 Rougned Odor, L (1, 4) OBP: 0.216, SLG: 0.261		X SL 80 0-0 F7			C FC 86 B SI 89 B SI 87 C FC 85 C FF 92 2-3 K		1 SAFE C CU 81 X CU 81 0-1 G3			3	0	0	0	0	1	1
14 Asdrúbal Cabrera, S (1, 5) OBP: 0.310, SLG: 0.471			C FC 84 B CU 76 X SL 80 1-1 17 2-6-3-6 1B		C CU 76 B CH 81 C FC 86 C FC 84 1-3 K			C CU 81 B SL 90 S CU 83 X SL 90 1-2 G4-3		3	0	1	0	0	1	0
11 Ronald Guzmán, L (1, 3) OBP: 0.290, SLG: 0.571			F FC 86 D FC 86 F SL 81 F SI 91 B FC 86 S FF 92 2-3 K		B FC 87 B SL 81 B FC 86 B FF 84 4-0 2 PO BB			B CU 84 F FF 96 F CU 83 F SL 90 X CU 84 1-2 L6		2	0	0	0	1	1	1
2 Jeff Mathis, R (1, 2) OBP: 0.200, SLG: 0.213 38 Danny Santana, S (8, PH) OBP: 0.354, SLG: 0.533 9 Isiah Kiner-Falefa, R (8, 2) OBP: 0.299, SLG: 0.288			S FC 88 S FC 86 B FC 87 B FC 90 S CH 81 2-3 K		1 SAFE 0-0 PO 1-2	B FC 85 S CH 78 F FC 87 C FF 91 1-3 K		B FF 96 F CU 83 S CU 85 B SL 93 B FF 96 X CU 83 3-2 L9		2 1 0	0 0 0	0 0 0	0 0 0	0 0 0	2 0 0	1 0 0
Inning Stats	R: 0 E: 0 K: 1 S: 10 H: 0 LOB: 0 BB: 0 P: 13	R: 0 E: 0 K: 1 S: 7 H: 0 LOB: 0 BB: 0 P: 9	R: 0 E: 0 K: 2 S: 11 H: 1 LOB: 1 BB: 0 P: 19	R: 2 E: 1 K: 0 S: 12 H: 1 LOB: 0 BB: 1 P: 25	R: 0 E: 0 K: 2 S: 6 H: 0 LOB: 0 BB: 1 P: 13	R: 0 E: 0 K: 1 S: 8 H: 0 LOB: 0 BB: 0 P: 13	R: 0 E: 0 K: 1 S: 13 H: 0 LOB: 1 BB: 1 P: 20	R: 0 E: 0 K: 0 S: 10 H: 0 LOB: 0 BB: 0 P: 15	R: 0 E: 0 K: 2 S: 11 H: 1 LOB: 2 BB: 1 P: 17	1B: 2 2B: 0 3B: 0 HR: 1	SF: 0 SAC: 0 DP: 0 HBP: 0					

PITCHER	IP	WLS	BF	H	R	ER	SO	BB	IBB	HBP	BLK	WP	HR	S	P	ERA	WHIP
20 Wade Miley, L (1, 1) ERA: 3.18	6.0	W	21	2	2	2	7	2	0	0	0	0	1	54	92	3.00	0.667
36 Will Harris, R (7, 1) ERA: 1.42	1.0	H	4	0	0	0	1	1	0	0	0	0	0	13	20	0.00	1.000
55 Ryan Pressly, R (8, 1) ERA:	1.0	H	3	0	0	0	0	0	0	0	0	0	0	10	15	0.00	0.000
54 Roberto Osuna, R (9, 1) ERA: 0.55	1.0	S	5	1	0	0	2	1	0	0	0	0	0	11	17	0.00	2.000

PITCHER	IP	WLS	BF	H	R	ER	SO	BB	IBB	HBP	BLK	WP	HR	S	P	ERA	WHIP

TOP

Texas Rangers @ Houston Astros

Minute Maid Park, Houston, TX

Thu May 09 2019, 7:10 PM - 10:09 PM CDT

Att. 26,657 - Roof Closed - 73 F

livebaseballscorecards.com

AB	28
R	2
H	3
RBI	2
BB	4
SO	10
LOB	12

WP: 0 PA: 33
PB: 0
SB: 0
CS: 0

Batter	1	2	3	4	5	6	7	8	9	AB	R	H	RBI	BB	SO	LOB
4 George Springer, R (1, 9) (9, 8) OBP: 0.386, SLG: 0.623	B SL 87 B CH 86 X FF 93 2-0 2 G5-3 27 1B 1B		B SL 87 X SL 87 1-0 HR		B CH 87 B FF 93 X FF 93 2-0 2 SF8 27 BB 1-3 1B		S SL 88 S SI 93 B SI 94 B SI 92 F SI 92 B SL 87 F SI 92 X SL 87 3-2 ① L6	X CH 82 0-0 ③ FC5 2-3f		5	1	3	1	0	0	3
27 Jose Altuve, R (1, 4) OBP: 0.325, SLG: 0.469	X FF 93 0-0 2 G5-3 1-2 1B		C KC 82 L CH 87 X CH 89 0-2 ② F7		D KC 83 D CH 87 F CH 87 B KC 82 F SL 86 B KC 82 4-2 1-2 BB		C CU 81 B CU 80 F SI 93 X FF 93 1-2 ② G4-3			3	0	1	0	1	0	0
2 Alex Bregman, R (1, 5) OBP: 0.394, SLG: 0.556	F SL 86 F SL 88 F FF 93 X SL 89 0-2 ① ② G5-3 1-2 2-3f		B FF 93 S CH 87 B SL 88 F FF 93 F FF 94 B CH 88 B CH 89 4-2 BB		S SL 87 C FF 93 D SL 89 B FF 92 X CH 87 2-2 ② SF8 2-3 3-H		S SL 87 B SI 92 B SI 92 B SI 92 C SL 87 C SI 92 3-3 ③ K			2	0	0	1	1	1	2
1 Carlos Correa, R (1, 6) OBP: 0.352, SLG: 0.573	X SL 87 0-0 ③ G6-3		C FF 93 F FF 94 X FF 94 0-2 ③ P5		F SL 87 F FF 92 D KC 84 S FF 92 1-3 ③ K			B FF 95 B SL 81 B FF 96 C FF 95 B FF 96 4-1 28 BB 10 1B 23 BB BB		3	1	0	0	1	1	4
10 Yuli Gurriel, R (1, 3) OBP: 0.312, SLG: 0.420		B KC 81 B FF 92 B FF 92 C FF 93 X FF 92 3-1 ① G6-3		X KC 80 0-0 ① P3		C FF 91 F FF 91 X FF 92 0-2 28 G6-4-3 22 1B 1B		S SL 80 B FF 96 X FF 96 1-1 23 BB 28 BB 1-2 1B		4	1	2	0	0	0	0
13 Tyler White, R (1, 10) OBP: 0.356, SLG: 0.323		C FF 93 C KC 82 B FF 94 B KC 83 F FF 95 F FF 94 S CH 88 2-3 ② K		C FF 92 B FF 93 S FF 93 S KC 82 1-3 ② K		C KC 81 S KC 82 D KC 83 B CH 87 X KC 82 2-2 28 G6-4-3 1-2 1B		C SL 82 C SL 80 D SL 80 F FF 96 F SL 82 F CH 90 S FF 96 1-3 ① K		4	0	1	0	0	3	2
28 Robinson Chirinos, R (1, 2) OBP: 0.388, SLG: 0.506		C KC 82 B KC 82 B FF 93 C CH 87 B FF 93 B FF 93 4-2 22 WP BB		C KC 81 B KC 83 S CH 86 X FF 94 1-2 F8		B SI 93 B SI 93 F SI 92 F SI 93 X SI 92 2-2 ① ② G6-4-3 1-2f 2-3		B FF 96 B FF 97 D SL 82 C FF 95 C FF 96 B FF 96 4-2 4 FC5 23 BB 1-2 2-3 BB		2	0	0	0	2	0	2
22 Josh Reddick, L (1, 7) (9, 9) OBP: 0.384, SLG: 0.448		S FF 92 F FF 93 F FF 94 B KC 84 B FF 93 S KC 84 2-3 ③ K 1-2			C KC 80 B FF 93 B FF 92 B KC 81 F FF 92 F FF 93 X FF 93 3-2 ① G3	B CH 86 B CH 86 C CU 80 X FF 94 2-1 3-H 1B		S CH 89 B CH 89 D SL 82 C FF 96 S SL 83 2-3 ② K		4	0	1	1	0	2	4
6 Jake Marisnick, R (1, 8) OBP: 0.317, SLG: 0.446 23 Michael Brantley, L (8, PH) (9, 7) OBP: 0.390, SLG: 0.603			B FF 92 C FF 92 S CH 86 F CH 88 C CH 87 1-3 ① K		C FF 92 C FF 92 B KC 83 F CH 86 F SL 86 B CH 87 X CH 86 2-2 4 1B 4 WP 2 SF8 1B		C SI 92 C FF 93 S FF 93 0-3 ③ K		B SL 81 C CH 88 B FF 96 B FF 96 B SL 84 4-1 1-2 2-3 3-H BB		3 0	1 0	1 0	0 1	0 1	2 0	1 0
Inning Stats	R: 0 E: 0 K: 0 S: 7 H: 2 LOB: 1 BB: 0 P: 9	R: 0 E: 0 K: 2 S: 13 H: 0 LOB: 1 BB: 1 P: 24	R: 1 E: 0 K: 1 S: 14 H: 1 LOB: 1 BB: 1 P: 20	R: 0 E: 0 K: 1 S: 7 H: 0 LOB: 0 BB: 0 P: 9	R: 1 E: 0 K: 1 S: 18 H: 2 LOB: 2 BB: 1 P: 32	R: 1 E: 0 K: 1 S: 14 H: 3 LOB: 1 BB: 0 P: 20	R: 0 E: 0 K: 1 S: 11 H: 0 LOB: 0 BB: 0 P: 18	R: 1 E: 0 K: 2 S: 16 H: 1 LOB: 3 BB: 3 P: 32		1B: 8 2B: 0 3B: 0 HR: 1 SF: 1 SAC: 0 DP: 2 HBP: 0						

PITCHER		IP	WLS	BF	H	R	ER	SO	BB	IBB	HBP	BLK	WP	HR	S	P	ERA	WHIP
23 Mike Minor, L ERA: 2.68	(1, 1)	5.0	L	24	7	3	3	5	3	0	0	0	2	1	65	102	5.40	2.000
57 Ariel Jurado, R ERA:	(6, 1)	2.0		6	1	0	0	2	0	0	0	0	0	0	19	30	0.00	0.500
25 José Leclerc, R ERA: 6.91	(8, 1)	0.2		6	1	1	1	2	3	0	0	0	0	0	15	31	13.50	6.000
46 Jeanmar Gómez, R ERA: 8.49	(8, 1)	0.1		1	0	0	0	0	0	0	0	0	0	0	1	1	0.00	0.000

PITCHER	IP	WLS	BF	H	R	ER	SO	BB	IBB	HBP	BLK	WP	HR	S	P	ERA	WHIP

BOTTOM

Texas Rangers @ Houston Astros

Minute Maid Park, Houston, TX

Thu May 09 2019, 7:10 PM - 10:09 PM CDT

Att. 26,657 - Roof Closed - 73 F

livebaseballscorecards.com

AB	30
R	4
H	9
RBI	4
BB	6
SO	9
LOB	18

WP: 2 PA: 37
PB: 0
SB: 0
CS: 0

Texas Rangers @ Houston Astros

Minute Maid Park, Houston, TX

Fri May 10 2019, 7:12 PM - 9:39 PM CDT

Att. 33,023 - Roof Closed - 73 F

livebaseballscorecards.com

TOP

Batter	1	2	3	4	5	6	7	8	9	AB	R	H	RBI	BB	SO	LOB
17 Shin-Soo Choo, L (1, 7) OBP: 0.401, SLG: 0.515	S FF 93 B CH 87 C CU 79 B CH 88 F FF 96 X CU 80 2-2 ① F7		C FF 93 B CU 77 B SL 88 F CH 87 S SL 87 2-3 ③ K			S FF 94 C SL 87 B SL 88 B SL 88 S SL 89 2-3 ① K			X FF 96 0-0 1B	4	0	1	0	0	2	0
1 Elvis Andrus, R (1, 6) OBP: 0.378, SLG: 0.507	C FF 94 S FF 94 F FF 95 X SL 88 0-2 ② P4			F FF 94 C CU 78 B SL 87 F FF 95 S SL 88 1-3 ① K		X SL 88 0-0 ② G5-3			S SL 89 D SL 88 B FF 96 X FC 92 2-1 ① L9	4	0	0	0	0	1	1
13 Joey Gallo, L (1, 8) OBP: 0.410, SLG: 0.637	C FF 93 B FF 94 S FF 94 F FF 96 B CU 80 B FF 95 B FF 96 4-2 BB			B FF 94 S FF 95 F FF 94 B SL 87 F FF 96 F SL 88 C SL 88 2-3 ② K		S FF 94 X FF 95 0-1 ③ F8			S CH 85 X FF 98 0-1 ② P5	3	0	0	0	1	1	1
24 Hunter Pence, R (1, 10) OBP: 0.407, SLG: 0.657	B FF 94 B FF 94 B FF 95 S FF 94 F FF 96 X CU 79 3-2 ③ G5-3			B FF 95 C FF 95 C FF 96 F SL 89 B SL 88 F SL 89 B CU 81 F FF 97 F CU 81 4-2 BB 30 HBP B SL 88			B FF 95 S FF 95 X SL 89 1-1 ① F9		S FF 96 F FF 96 C FC 92 0-3 ③ K	3	0	0	0	1	1	2
30 Nomar Mazara, L (1, 9) OBP: 0.283, SLG: 0.417		C FF 93 X FF 93 0-1 ① L9		H CU 79 1-0 1-2 HBP			F FF 95 B CU 80 C CU 80 X SL 88 1-2 ② G3			2	0	0	0	0	0	0
12 Rougned Odor, L (1, 4) OBP: 0.210, SLG: 0.253		F FF 93 S SL 88 B FF 95 S FF 95 1-3 ② K		B CU 78 S SL 87 B SL 89 B SL 88 2 SAFE S FF 96 X FF 97 3-2 ③ F8			B FF 94 S SL 88 S FF 95 B CU 81 S CU 81 2-3 ③ K			3	0	0	0	0	2	2
14 Asdrúbal Cabrera, S (1, 5) OBP: 0.311, SLG: 0.467		C FF 93 B CU 78 B FF 94 S SL 86 S SL 87 2-3 ③ K			X SL 85 0-0 9 G4-6-3 1B			C FF 95 B SL 90 B CU 84 B FF 94 X FF 94 3-1 ① P4		3	0	1	0	0	1	0
11 Ronald Guzmán, L (1, 3) OBP: 0.265, SLG: 0.516			F FF 93 X CH 88 0-1 ① G6-3		B FF 94 S FF 95 F FF 95 C FF 96 1-3 ① K			F SL 90 B FF 96 F CU 84 B FF 96 F SL 89 S CU 84 2-3 ② K		3	0	0	0	0	2	1
9 Isiah Kiner-Falefa, R (1, 2) OBP: 0.286, SLG: 0.274			B FF 94 X FF 94 1-0 ② F8		1 SAFE B FF 94 C FF 95 B CU 80 X FF 95 2-1 ② ③ G4-6-3 1-2f			C FF 96 X SL 90 0-1 ③ G5-3		3	0	0	0	0	0	1
Inning Stats	R: 0 E: 0 K: 0 S: 14 H: 0 LOB: 1 BB: 1 P: 23	R: 0 E: 0 K: 2 S: 8 H: 0 LOB: 0 BB: 0 P: 11	R: 0 E: 0 K: 1 S: 6 H: 0 LOB: 0 BB: 0 P: 9	R: 0 E: 0 K: 2 S: 18 H: 0 LOB: 2 BB: 1 P: 29	R: 0 E: 0 K: 1 S: 6 H: 1 LOB: 0 BB: 0 P: 9	R: 0 E: 0 K: 1 S: 6 H: 0 LOB: 0 BB: 0 P: 8	R: 0 E: 0 K: 1 S: 8 H: 0 LOB: 0 BB: 0 P: 12	R: 0 E: 0 K: 1 S: 8 H: 0 LOB: 0 BB: 0 P: 13	R: 0 E: 0 K: 1 S: 8 H: 1 LOB: 1 BB: 0 P: 10	1B: 2 2B: 0 3B: 0 HR: 0	SF: 0 SAC: 0 DP: 1 HBP: 1	WP: 0 PB: 0 SB: 0 CS: 0	PA: 31			

AB	28
R	0
H	2
RBI	0
BB	2
SO	10
LOB	8

PITCHER		IP	WLS	BF	H	R	ER	SO	BB	IBB	HBP	BLK	WP	HR	S	P	ERA	WHIP
35 Justin Verlander, R ERA: 2.51	(1, 1)	7.0	W	24	1	0	0	8	2	0	1	0	0	0	66	101	0.00	0.429
55 Ryan Pressly, R ERA:	(8, 1)	1.0	H	3	0	0	0	1	0	0	0	0	0	0	8	13	0.00	0.000
54 Roberto Osuna, R ERA: 0.52	(9, 1)	1.0	S	4	1	0	0	1	0	0	0	0	0	0	8	10	0.00	1.000

PITCHER	IP	WLS	BF	H	R	ER	SO	BB	IBB	HBP	BLK	WP	HR	S	P	ERA	WHIP

Batter	1	2	3	4	5	6	7	8	9	AB	R	H	RBI	BB	SO	LOB
4 George Springer, R (1, 10) OBP: 0.377, SLG: 0.607	F FF 92 B SI 91 F FC 87 S FF 96 1-3 ① K		F CU 79 S FC 89 B FC 90 B FF 94 B CH 84 F FF 95 S FC 88 2-3 ① K		B CH 85 X FC 88 1-0 ③ G5-3		S FC 89 B FC 90 B FC 88 F SI 93 S FF 96 2-3 ③ K			4	0	0	0	0	3	1
27 Jose Altuve, R (1, 4) OBP: 0.329, SLG: 0.472 16 Aledmys Díaz, R (1, PR) OBP: 0.246, SLG: 0.383 (2, 4)	F FC 87 F SI 93 B SI 92 B FF 96 X SI 94 2-2 1B		C FF 95 B FC 90 C SI 93 B CU 81 F FF 95 X SI 93 2-2 ② G6-3			B FF 92 T FF 93 S FC 86 B CU 81 C FC 86 2-3 ① K		C SI 90 C SI 90 B SL 84 X CH 84 1-2 ① G6-3		1 3	0 0	1 0	0 0	0 0	0 1	0 0
2 Alex Bregman, R (1, 5) OBP: 0.390, SLG: 0.543	B FF 96 B FC 89 B SI 94 C FF 94 X SI 93 3-1 ② L4		C FC 87 B FC 90 C FF 95 B CU 80 F FF 95 F SI 92 F FC 90 X CH 84 2-2 ③ G4-3			C CU 80 X FC 88 0-1 ② L6		B CH 84 B SI 90 B SI 91 B SI 90 4-0 23 G6-5-3 BB		3	0	0	0	1	0	1
23 Michael Brantley, L (1, 7) OBP: 0.386, SLG: 0.593	X FF 95 0-0 ③ P6			B CH 82 B FC 89 C FF 94 X FF 94 2-1 1B		C FC 90 B FC 90 X FF 95 1-1 ③ L9		B SI 91 1 SAFE B CH 82 X SI 90 2-0 ②③ G6-5-3 1-2f		4	0	1	0	0	0	2
1 Carlos Correa, R (1, 6) OBP: 0.345, SLG: 0.560		S FF 92 C FF 93 B FC 88 T SI 93 1-2 ① K		C FF 92 B SI 93 B FC 87 F SI 93 S CU 82 2-3 ① K			F FC 88 T CH 84 B FF 94 C FF 95 1-3 ① K			3	0	0	0	0	3	1
22 Josh Reddick, L (1, 9) OBP: 0.383, SLG: 0.441		B FF 94 B FF 94 B CH 85 C FF 93 F FF 95 B FC 90 4-2 28 FC5-4 BB		B CH 85 X FF 95 1-0 ② F9			B FC 92 B FF 93 X SI 90 2-0 ② G6-3			2	0	0	0	1	0	1
10 Yuli Gurriel, R (1, 3) OBP: 0.313, SLG: 0.440		C SI 93 F SI 93 X SI 93 0-2 ② L9		F FF 95 B FC 90 S FC 89 C FF 96 1-3 ③ K			B SI 93 B CH 86 X FF 95 2-0 HR			3	1	1	1	0	1	2
28 Robinson Chirinos, R (1, 2) OBP: 0.387, SLG: 0.535		B FF 95 T FF 94 S FF 95 B CU 80 X CU 81 2-2 ③ FC5-4 1-2f			B CU 78 B FF 93 B SI 92 C FF 92 X SI 94 3-1 ① L3		C FC 89 B FC 89 B CU 81 F SI 92 X CU 83 2-2 HR			3	1	1	1	0	0	1
6 Jake Marisnick, R (1, 8) OBP: 0.333, SLG: 0.525			B FF 92 B FF 92 X FF 92 2-0 HR		B FC 89 B CU 80 X SI 93 2-0 ② G6-3		S FF 94 B FF 95 B FC 90 T SI 93 F FC 89 B FF 96 X SI 93 3-2 2B			3	1	2	1	0	0	0
Inning Stats	R: 0 E: 0 K: 1 S: 9 H: 1 LOB: 1 BB: 0 P: 15	R: 0 E: 0 K: 1 S: 11 H: 0 LOB: 1 BB: 1 P: 18	R: 1 E: 0 K: 1 S: 15 H: 1 LOB: 0 BB: 0 P: 23	R: 0 E: 0 K: 2 S: 9 H: 1 LOB: 1 BB: 0 P: 15	R: 0 E: 0 K: 0 S: 4 H: 0 LOB: 0 BB: 0 P: 10	R: 0 E: 0 K: 1 S: 7 H: 0 LOB: 0 BB: 0 P: 10	R: 2 E: 0 K: 2 S: 15 H: 3 LOB: 1 BB: 0 P: 27	R: 0 E: 0 K: 0 S: 4 H: 0 LOB: 0 BB: 1 P: 11		1B: 2 2B: 1 3B: 0 HR: 3 SF: 0 SAC: 0 DP: 1 HBP: 0					WP: 0 PB: 0 SB: 0 CS: 0	PA: 31

PITCHER	IP	WLS	BF	H	R	ER	SO	BB	IBB	HBP	BLK	WP	HR	S	P	ERA	WHIP
35 Lance Lynn, R (1, 1) ERA: 5.48	7.0	L	28	6	3	3	8	1	0	0	0	0	3	70	118	3.86	1.000
46 Jeanmar Gómez, R (8, 1) ERA: 7.82	1.0		3	0	0	0	0	1	0	0	0	0	0	4	11	0.00	1.000

PITCHER	IP	WLS	BF	H	R	ER	SO	BB	IBB	HBP	BLK	WP	HR	S	P	ERA	WHIP

BOTTOM

Texas Rangers @ Houston Astros

Minute Maid Park, Houston, TX

Fri May 10 2019, 7:12 PM - 9:39 PM CDT
Att. 33,023 - Roof Closed - 73 F

livebaseballscorecards.com

AB	29
R	3
H	6
RBI	3
BB	2
SO	8
LOB	9

Texas Rangers @ Houston Astros

Minute Maid Park, Houston, TX

Sat May 11 2019, 7:11 PM - 10:25 PM CDT

Att. 35,849 - Roof Closed - 73 F

TOP

livebaseballscorecards.com

Batter	1	2	3	4	5	6	7	8	9	AB	R	H	RBI	BB	SO	LOB
17 Shin-Soo Choo, L (1, 7) OBP: 0.397, SLG: 0.504	S FF 97 B FF 97 S KC 83 B SL 91 S FF 99 2-3 ① K		C KC 83 F FF 98 S CH 89 0-3 ③ K			F FF 97 D KC 84 X SL 89 1-1 ① F8 1-2	B CH 83 B CH 84 B FF 95 B FF 94 4-0 BB			3	0	0	0	1	2	1
38 Danny Santana, S (1, 8) OBP: 0.360, SLG: 0.532	C FF 98 C KC 84 B FF 98 S FF 99 1-3 ② K			F FF 97 X CH 88 0-1 1 G5-3 1B		T FF 97 B FF 98 S KC 84 X SL 88 1-2 1 G5-3 1B 2-3	B SI 97 C SI 97 S SL 85 S FF 96 1-3 ③ K			4	0	2	0	0	2	1
1 Elvis Andrus, R (1, 6) OBP: 0.375, SLG: 0.500	B SL 90 S SL 90 X SL 88 1-1 ③ F9			C FF 97 F FF 97 1 SAFE 1 SAFE B SL 90 F FF 98 F FF 98 X KC 82 1-2 ① G5-3 1-3		F SL 89 T SL 89 X SL 87 0-2 ② G5-3 1-2		B FF 97 B FF 95 X FF 96 2-0 13 CS 1B		4	0	1	0	0	0	3
13 Joey Gallo, L (1, 10) OBP: 0.399, SLG: 0.615		F FF 97 C SI 98 F SI 98 B FF 98 B SL 88 B SL 90 F FF 99 T FF 99 3-2 ① K		B CH 90 S FF 98 F FF 98 B SL 90 S SL 90 2-3 ② K		B FF 99 S FF 99 S FF 99 C FF 100 1-3 ③ K		B FF 95 C CH 87 B FF 98 F FF 97 S SL 84 2-3 ① ② K 1-2		4	0	0	0	0	4	4
24 Hunter Pence, R (1, 9) OBP: 0.412, SLG: 0.703		F FF 97 T SI 98 B KC 85 F FF 98 B SL 90 X FF 99 2-2 HR		B FF 97 B KC 83 T FF 98 F FF 98 B SL 91 S KC 84 3-3 ③ K			F FF 95 S FF 95 T CH 84 0-2 ① K	C FF 98 S CH 91 X FF 99 0-2 2B		4	1	2	1	0	2	1
12 Rougned Odor, L (1, 4) OBP: 0.212, SLG: 0.253		S FF 98 F FF 98 B KC 83 F SI 99 B FF 100 B KC 83 T FF 98 3-2 ② K			C KC 82 F FF 97 F SL 88 B KC 83 C KC 84 1-3 ① K		X FF 95 0-0 14 1B 14 S 11 HR 1B	F FF 98 D CU 84 C CU 81 S SL 83 1-3 ③ K		4	1	1	0	0	3	1
14 Asdrúbal Cabrera, S (1, 5) OBP: 0.309, SLG: 0.459		B KC 84 S SL 89 F FF 98 C SL 88 1-3 ③ K			B FF 98 C SL 89 F KC 83 B SL 89 X FF 99 2-2 ② F8		F FF 94 1 SAFE F SL 82 B CH 82 X CH 83 1-2 11 HR 1B 1-3		C FF 95 B CU 80 C SL 82 S CH 89 1-3 ① K	4	1	1	0	0	2	0
11 Ronald Guzmán, L (1, 3) OBP: 0.263, SLG: 0.571			S FF 96 B FF 96 B FF 96 B CH 88 F FF 96 T FF 98 3-2 ① K		C KC 82 T FF 96 S SL 90 0-3 ③ K		X FF 94 0-0 1-H 3-H HR		S SL 84 S CH 89 F FF 98 F SL 84 B CU 81 X FF 98 1-2 ② G4-3	4	1	1	3	0	2	0
2 Jeff Mathis, R (1, 2) OBP: 0.203, SLG: 0.215			X FF 95 0-0 ② P5			F FF 95 B FF 96 F KC 80 X SL 90 1-2 38 1B 17 F8 1B	F FF 94 X FF 95 0-1 ② P3		B FF 98 B FF 98 F FF 97 C FF 96 S FF 99 2-3 ③ K	4	0	1	0	0	1	0
Inning Stats	R: 0 E: 0 K: 2 S: 8 H: 0 LOB: 0 BB: 0 P: 12	R: 1 E: 0 K: 3 S: 16 H: 1 LOB: 0 BB: 0 P: 25	R: 0 E: 0 K: 2 S: 7 H: 0 LOB: 0 BB: 0 P: 10	R: 0 E: 0 K: 2 S: 13 H: 1 LOB: 1 BB: 0 P: 19	R: 0 E: 0 K: 2 S: 10 H: 0 LOB: 0 BB: 0 P: 13	R: 0 E: 0 K: 1 S: 14 H: 2 LOB: 2 BB: 0 P: 18	R: 3 E: 0 K: 2 S: 13 H: 3 LOB: 1 BB: 1 P: 19	R: 0 E: 0 K: 2 S: 10 H: 2 LOB: 1 BB: 0 P: 15	R: 0 E: 0 K: 2 S: 11 H: 0 LOB: 0 BB: 0 P: 15	1B: 6 2B: 1 3B: 0 HR: 2 SF: 0 SAC: 0 DP: 0 HBP: 0						

	AB	35
	R	4
	H	9
	RBI	4
	BB	1
	SO	18
	LOB	11

WP: 0 PA: 36
PB: 0
SB: 1
CS: 1

PITCHER		IP	WLS	BF	H	R	ER	SO	BB	IBB	HBP	BLK	WP	HR	S	P	ERA	WHIP
45 Gerrit Cole, R ERA: 3.88	(1, 1)	6.0	W	22	4	1	1	12	0	0	0	0	0	1	68	97	1.50	0.667
47 Chris Devenski, R ERA: 5.17	(7, 1)	0.2		6	3	3	3	1	1	0	0	0	0	1	10	15	40.50	6.000
30 Héctor Rondón, R ERA: 2.19	(7, 1)	0.1	H	1	0	0	0	1	0	0	0	0	0	0	3	4	0.00	0.000
39 Josh James, R ERA: 5.49	(8, 1)	2.0		7	2	0	0	4	0	0	0	0	0	0	21	30	0.00	1.000

PITCHER	IP	WLS	BF	H	R	ER	SO	BB	IBB	HBP	BLK	WP	HR	S	P	ERA	WHIP

Texas Rangers @ Houston Astros

Minute Maid Park, Houston, TX

Sat May 11 2019, 7:11 PM - 10:25 PM CDT

Att. 35,849 - Roof Closed - 73 F

livebaseballscorecards.com

BOTTOM

Batter	1	2	3	4	5	6	7	8	9	AB	R	H	RBI	BB	SO	LOB
4 George Springer, R (1, 8) OBP: 0.383, SLG: 0.610	C FC 86 X SI 91 0-1 ① F9		C CH 84 B FC 88 C SI 90 X KC 79 1-2 2B		F CH 82 S CH 79 B SI 92 D CH 82 B SI 92 X SI 92 3-2 ② P4	C SL 89 B FF 97 X FF 97 1-1 1B		C CH 82 B FF 92 B CH 82 F FF 92 B CU 74 B FF 91 4-2 23 FC4-6 2 E 1 1B BB		4	1	2	0	1	0	2
22 Josh Reddick, L (1, 9) OBP: 0.376, SLG: 0.431	F FF 92 X CH 86 0-1 ② G6-3		B KC 77 C KC 77 F KC 77 S SI 92 1-3 ③ K		S KC 77 D KC 76 B SI 92 F SI 91 1 SAFE X SI 91 2-2 1-2 3-H 1B	C FF 96 C FF 97 B FF 98 1 SAFE S CU 80 1-3 ③ K		C FF 92 1 SAFE F CH 82 F CH 83 F FF 94 F CH 83 B FF 93 B FF 93 X CH 83 2-2 ① P5		5	0	1	1	0	2	3
2 Alex Bregman, R (1, 5) OBP: 0.384, SLG: 0.530	C FC 88 C SI 92 B SL 87 B SL 88 B SI 93 X FC 89 3-2 ③ G6-3			C FC 84 B SI 90 B CH 82 F CH 82 F SI 91 F SI 91 B CH 84 F SI 92 S KC 78 3-3 ① K	B SI 91 B SI 90 C SI 89 B SI 90 X SI 91 3-1 ③ P3		C SL 89 C SL 88 F FF 97 X CU 79 0-2 1 G5-3 23 1B 1B	B FF 93 B FF 91 D FF 91 C FF 92 F FF 92 X FF 94 3-2 FC6 23 FC4-6 1-2		5	0	1	0	0	1	3
23 Michael Brantley, L (1, 7) OBP: 0.387, SLG: 0.607		C SI 90 B SI 90 B KC 76 F SI 91 F SI 91 F KC 77 X CH 84 2-2 ① F9		B KC 78 X SI 90 1-0 HR	C SI 88 B KC 75 B KC 74 X KC 76 2-1 ① G6-3		1 SAFE X FF 95 0-0 10 1B 1 G5-3 13 1B 1-2 1B	X CH 83 0-0 ② FC4-6 1 1B 10 1B 1-2f 2-3		5	3	2	1	0	0	2
1 Carlos Correa, R (1, 6) OBP: 0.346, SLG: 0.551		C KC 77 S KC 76 B KC 78 T SI 92 1-2 ② K		F SI 90 X SI 91 0-1 ② F7	B KC 75 B KC 75 B SI 89 B SI 90 4-0 28 BB 13 BB 16 HR BB	S FF 96 B CU 79 X FF 97 1-1 ① ② G5-3 1-2 2-3f	C CU 76 X CU 76 0-1 10 1B 1-2 3-H 1B		4	1	1	1	1	1	2
10 Yuli Gurriel, R (1, 3) OBP: 0.322, SLG: 0.446		C KC 77 X CH 84 0-1 1B		S KC 76 F KC 76 X SI 91 0-2 ③ L6	X KC 76 0-0 ② F7	B SL 89 X FF 97 1-0 13 1B 28 1B 2-3 1B	F CH 83 B CU 77 D CH 85 X FF 94 2-1 1-3 2-H 1B		5	1	3	1	0	0	1
13 Tyler White, R (1, 10) OBP: 0.364, SLG: 0.323 6 Jake Marisnick, R (7, PR) OBP: 0.328, SLG: 0.517 (8, 10)		C SI 90 B CH 82 F SI 90 F CH 83 X KC 78 2-2 ③ F9		B SI 89 X SI 89 1-0 ① P4	D KC 76 B SI 88 C KC 76 B KC 75 B SI 89 4-1 28 BB 16 HR 1-2 BB	B FF 96 B SL 88 S SL 89 C SL 88 B SL 86 X SL 89 3-2 28 S 28 1B 1-3 3-H 1B	F FF 94 X CH 83 0-1 ③ P4		3 1	1 1	1 0	1 0	1 0	0 0	1 2
28 Robinson Chirinos, R (1, 2) OBP: 0.400, SLG: 0.534			C SI 90 B FC 86 X SI 90 1-1 ① L8	B CH 81 C KC 76 B KC 77 B CH 82 B SI 90 4-1 16 E 16 FC1 22 1B BB	C SI 90 B CH 82 B SI 90 F CH 82 D KC 78 D KC 78 4-2 1-2 2-3 16 HR BB	B SL 83 X SI 92 1-0 1-H 3-H 1B				2	2	1	2	2	0	0
16 Aledmys Díaz, R (1, 4) OBP: 0.246, SLG: 0.422			S KC 76 B SI 90 B SI 90 B KC 77 X SI 90 3-1 ② F7	S KC 76 X KC 76 0-1 FC1 22 1B 1-3	F CU 77 X CU 78 0-1 1-H 2-H 3-H HR	C SI 92 S SI 92 D CH 86 X SL 84 1-2 ③ P4				4	1	1	4	0	0	2
Inning Stats	R: 0 E: 0 K: 0 S: 7 H: 0 LOB: 0 BB: 0 P: 10	R: 0 E: 0 K: 1 S: 14 H: 1 LOB: 1 BB: 0 P: 19	R: 0 E: 0 K: 1 S: 10 H: 1 LOB: 1 BB: 0 P: 16	R: 1 E: 0 K: 1 S: 12 H: 1 LOB: 0 BB: 0 P: 16	R: 1 E: 1 K: 0 S: 12 H: 1 LOB: 2 BB: 1 P: 25	R: 4 E: 0 K: 1 S: 13 H: 2 LOB: 1 BB: 3 P: 29	R: 3 E: 0 K: 0 S: 15 H: 5 LOB: 1 BB: 0 P: 22	R: 2 E: 1 K: 0 S: 18 H: 2 LOB: 2 BB: 1 P: 29		1B: 10 2B: 1 3B: 0 HR: 2 SF: 0 SAC: 0 DP: 1 HBP: 0					WP: 0 PB: 0 SB: 1 CS: 0 PA: 43	

	AB	38
	R	11
	H	13
	RBI	11
	BB	5
	SO	4
	LOB	18

PITCHER		IP	WLS	BF	H	R	ER	SO	BB	IBB	HBP	BLK	WP	HR	S	P	ERA	WHIP
53 Jesse Chavez, R ERA: 6.87	(1, 1)	1.0		3	0	0	0	0	0	0	0	0	0	0	7	10	0.00	0.000
33 Drew Smyly, L ERA: 6.85	(2, 1)	4.2	L	23	4	5	4	3	4	0	0	0	0	1	54	96	7.71	1.714
43 Kyle Dowdy, R ERA: 8.05	(6, 1)	1.0		8	6	4	4	1	0	0	0	0	0	1	18	25	36.00	6.000
46 Jeanmar Gómez, R ERA: 7.62	(7, 1)	0.1		2	1	0	0	0	0	0	0	0	0	0	4	6	0.00	3.000
68 Wei-Chieh Huang, R ERA: 2.08	(8, 1)	1.0		7	2	2	0	0	1	0	0	0	0	0	18	29	0.00	3.000

PITCHER	IP	WLS	BF	H	R	ER	SO	BB	IBB	HBP	BLK	WP	HR	S	P	ERA	WHIP

Batter	1	2	3	4	5	6	7	8	9	AB	R	H	RBI	BB	SO	LOB
17 Shin-Soo Choo, L (1, 7) OBP: 0.391, SLG: 0.489	B FF 96 F FF 96 C CU 83 B FF 98 C FF 97 2-3 ① K		B CU 83 B FF 95 B FF 95 C FF 94 S CH 88 F CH 88 S FF 97 3-3 ② K			B FF 94 B CU 81 B FF 94 C FF 93 B FF 94 4-1 1 1B 30 1B BB	C CU 76 C ST 79 B FF 90 S ST 79 1-3 ① K		C CH 82 B CH 84 S SL 80 X CH 84 1-2 ② G4-3	4	1	0	0	1	3	3
38 Danny Santana, S (1, 8) OBP: 0.341, SLG: 0.500	X FF 96 0-0 ② G3-1		C FF 96 F CU 86 B FF 97 B FF 96 S CH 89 2-3 ③ K			B CH 86 C FF 95 1 SAFE F FF 95 S CU 85 1-3 ① K	C CU 76 F FF 91 B FF 91 S ST 79 1-3 ② K		B SL 80 S CH 84 T FF 95 S CH 85 1-3 K 1 HR	5	1	0	0	0	4	4
1 Elvis Andrus, R (1, 6) OBP: 0.376, SLG: 0.516	B FF 97 B CU 83 C FF 96 F CU 84 S FF 97 2-3 ③ K			C CU 85 B CH 88 B CH 88 X FF 97 2-1 ① P3		B FF 91 B ST 80 F FC 87 S ST 80 F ST 82 D CU 77 X FC 86 3-2 30 1B 24 FC6-4 1-2 1B	B ST 78 X FF 91 1-0 ③ L1		B FF 95 F FF 95 F SL 82 X FF 95 1-2 1-H HR	5	2	2	2	0	1	3
30 Nomar Mazara, L (1, 9) OBP: 0.287, SLG: 0.417		B FF 95 C FF 95 X FF 95 1-1 ① P2		C CU 84 S FF 96 T FF 97 0-2 ② K		S ST 80 F FF 91 D CU 78 X FF 91 1-2 24 FC6-4 1-3 2-H 1B		C FF 95 C SI 95 S CU 80 0-3 ① K	F CH 84 C CH 84 X CH 84 0-2 1B	5	0	2	1	0	2	0
24 Hunter Pence, R (1, 10) OBP: 0.389, SLG: 0.658		C FF 95 S CU 85 S CU 86 0-3 ② K		X CU 86 0-0 ③ G4-3		S ST 81 S ST 81 X ST 81 0-2 ② FC6-4 1-2f 3-H		X FF 95 0-0 ② G6-3	X FF 95 0-0 ③ F7	5	0	0	1	0	1	2
14 Asdrúbal Cabrera, S (1, 5) OBP: 0.315, SLG: 0.469		B FF 96 C FF 96 X CU 84 1-1 2B			C FF 94 B CH 88 B FF 95 X CH 87 2-1 ① G3-1	D CU 76 B FF 91 F FC 88 C FC 87 X ST 80 2-2 ③ L7		B FF 95 B SI 93 F FF 95 C CU 80 B CU 78 F CU 78 X FF 95 3-2 11 BB 1B		4	0	2	0	0	0	1
11 Ronald Guzmán, L (1, 3) OBP: 0.286, SLG: 0.541		X FF 97 0-0 ③ F7			B FF 95 C CH 87 F FF 96 S CH 88 1-3 ② K		B CU 74 B FF 90 B FF 90 C FF 90 B ST 79 4-1 9 BB 41 1B BB	B SI 95 D CU 80 B FF 95 B FF 94 4-0 1-2 BB		2	0	0	0	2	1	1
41 Logan Forsythe, R (1, 4) OBP: 0.389, SLG: 0.462			C FF 95 C CH 87 F FF 96 B CH 89 B FF 97 B FF 98 X FF 96 3-2 ① G5-3		B FF 96 B FF 96 F FF 95 B FF 96 C FF 93 X FF 95 3-2 9 WP 2B	C FC 88 C ST 79 B FF 91 X ST 78 1-2 9 BB 1-2 1B	C CU 78 C CU 80 F CU 80 B FF 95 S CU 80 1-3 ③ K		4	0	2	0	0	1	2
9 Isiah Kiner-Falefa, R (1, 2) OBP: 0.297, SLG: 0.323			B FF 97 X FF 97 1-0 HR		B CU 85 C CU 83 F FF 96 B CH 90 B FF 96 F FF 96 C CU 85 3-3 ③ K 2-3	B CU 76 B FF 91 B ST 79 C FF 91 C FF 91 F FF 92 B FF 91 4-2 1-2 2-3 BB			X FF 94 0-0 ① F8	3	1	1	1	1	1	1
Inning Stats	R: 0 E: 0 K: 2 S: 7 H: 0 LOB: 0 BB: 0 P: 11	R: 0 E: 0 K: 1 S: 8 H: 1 LOB: 1 BB: 0 P: 10	R: 1 E: 0 K: 2 S: 12 H: 1 LOB: 0 BB: 0 P: 21	R: 0 E: 0 K: 1 S: 6 H: 0 LOB: 0 BB: 0 P: 8	R: 0 E: 0 K: 2 S: 12 H: 1 LOB: 1 BB: 0 P: 21	R: 2 E: 0 K: 1 S: 17 H: 2 LOB: 1 BB: 1 P: 28	R: 0 E: 0 K: 2 S: 14 H: 1 LOB: 3 BB: 2 P: 26	R: 0 E: 0 K: 2 S: 12 H: 1 LOB: 2 BB: 1 P: 20	R: 2 E: 0 K: 1 S: 14 H: 2 LOB: 1 BB: 0 P: 17	1B: 5 2B: 2 3B: 0 HR: 2 SF: 0 SAC: 0 DP: 0 HBP: 0						

PITCHER	IP	WLS	BF	H	R	ER	SO	BB	IBB	HBP	BLK	WP	HR	S	P	ERA	WHIP
29 Corbin Martin, R (1, 1) ERA: 3.38	5.1	W	20	3	2	2	9	1	0	0	0	1	1	49	80	3.38	0.750
31 Collin McHugh, R (6, 1) ERA: 6.33	1.2		10	3	1	1	2	2	0	0	0	0	0	27	45	5.40	3.000
59 Framber Valdez, L (8, 1) ERA: 4.6	1.0		5	1	0	0	2	1	0	0	0	0	0	12	20	0.00	2.000
47 Chris Devenski, R (9, 1) ERA: 5.94	1.0		6	2	2	2	1	0	0	0	0	1	1	14	17	18.00	2.000

PITCHER	IP	WLS	BF	H	R	ER	SO	BB	IBB	HBP	BLK	WP	HR	S	P	ERA	WHIP

Texas Rangers @ Houston Astros

Minute Maid Park, Houston, TX

Sun May 12 2019, 1:11 PM - 4:18 PM CDT

Att. 41,027 - Roof Closed - 73 F

TOP

livebaseballscorecards.com

AB	37
R	5
H	9
RBI	5
BB	4
SO	14
LOB	17

1B: 5	SF: 0	WP: 2	PA: 41
2B: 2	SAC: 0	PB: 0	
3B: 0	DP: 0	SB: 0	
HR: 2	HBP: 0	CS: 0	

Texas Rangers @ Houston Astros

Minute Maid Park, Houston, TX

Sun May 12 2019, 1:11 PM - 4:18 PM CDT

Att. 41,027 - Roof Closed - 73 F

livebaseballscorecards.com

BOTTOM

Batter	1	2	3	4	5	6	7	8	9	AB	R	H	RBI	BB	SO	LOB
4 George Springer, R (1, 8) OBP: 0.400, SLG: 0.660	F SI 92 X SI 92 0-1 HR	B SL 83 S SL 83 B SI 91 C SL 84 B SI 91 F SL 84 X SL 84 3-2 2 HR 3-H 1B		F SI 92 X SL 83 0-1 1 1B 1 E 1-2 1B	S CU 83 C SI 92 B FF 94 D SL 88 F SI 93 X SL 88 2-2 2 HR 1-2 1B	S FF 94 B FF 96 D CU 81 F FF 94 F SL 86 B SI 93 X CU 81 3-2 2-H HR				5	5	5	4	0	0	0
2 Alex Bregman, R (1, 5) OBP: 0.391, SLG: 0.577 (7, 6)	C SL 83 F SI 92 X CH 88 0-2 22 FC4-6 1 BB 1B	C SI 92 D SL 83 B SL 82 1 SAFE F SI 92 X SL 84 2-2 1-H HR		C SI 92 B SI 91 S SI 92 F SI 92 D SL 88 S SI 92 2-3 K ①	C SI 92 B SI 92 C SI 93 D CU 81 F CU 81 F SI 93 X SI 93 2-2 1-H 2-H HR	B FF 97 X FF 97 1-0 P6 ③				5	2	3	5	0	1	2
23 Michael Brantley, L (1, 10) OBP: 0.377, SLG: 0.591 6 Jake Marisnick, R (7, PH) OBP: 0.323, SLG: 0.508 (8, 10)	B SI 92 C SI 92 B CH 87 B CH 87 S SI 92 1 SAFE F SI 92 X CH 87 3-2 F8 ①	C SI 92 X CH 87 0-1 F8 ③		C SI 91 B CH 85 X CH 85 1-1 P4 ②	C FF 95 F CH 87 F FF 94 X SI 93 0-2 P6 ③		C FF 95 F FF 96 B FF 96 F FF 96 B SL 81 S FF 97 2-3 K ①			4 1	0 0	0 0	0 0	0 1	0 0	3 0
1 Carlos Correa, R (1, 6) OBP: 0.363, SLG: 0.567 13 Tyler White, R (7, 3) OBP: 0.359, SLG: 0.318	B SL 84 1 SAFE S SL 82 B SI 92 B SI 92 B SI 92 4-1 22 FC4-6 1-2 BB		B SI 91 C SI 92 F SL 82 B CH 87 X SI 92 2-2 16 L8 10 1B 1B	C SI 94 X SI 93 0-1 E8 1-H 2-H 1B		F FF 94 X FF 95 0-1 10 2B 2B	S FF 97 B FF 98 F FF 96 S CU 81 1-3 K ②			3 1	1 0	3 0	1 0	1 0	0 1	0 0
22 Josh Reddick, L (1, 9) OBP: 0.370, SLG: 0.417	B SI 93 F SI 92 B SI 92 B CH 87 F SI 92 X SI 93 3-2 FC4-6 ② 1-2f 2-3		F SI 91 B CH 89 C SI 91 S SL 85 1-3 K ①	X CU 81 0-0 G4-3 ③		B FF 94 B CU 81 B FF 93 B FF 94 4-0 10 2B 16 2B BB	B FF 97 F FF 97 B CH 91 S FF 96 F CH 91 C CH 91 2-3 K ③			4	1	0	0	1	2	4
10 Yuli Gurriel, R (1, 3) OBP: 0.325, SLG: 0.451 (7, 5)	F SI 92 B SL 84 X SI 92 1-1 F9 ③		X SI 91 0-0 1-2 1B	X CU 80 0-0 E5 18 1B	B FF 94 C SI 92 X FF 94 1-1 1-3 2-H 16 2B 2B		C FC 91 B FC 92 X SI 95 1-1 F9 ①			5	2	2	1	0	0	2
16 Aledmys Díaz, R (1, 4) OBP: 0.257, SLG: 0.435		B SI 92 C SL 84 F SI 92 X SL 83 1-2 G1-3 ①	X SL 85 0-0 L8 ② 2-3	B SI 92 X CU 79 1-0 F7 ①	X CU 81 0-0 4 HR 2-H 3-H 2B		C SI 96 X FC 92 0-1 1B			5	1	2	2	0	0	3
12 Max Stassi, R (1, 2) OBP: 0.188, SLG: 0.200		S SL 82 B SL 84 F SI 93 F SL 83 B SI 92 F SI 93 F SI 92 B SL 83 X SI 93 3-2 G5-3 ②	X SI 92 0-0 F9 ③	D SI 92 X CU 81 1-0 G5-3 ②	X FF 95 0-0 G6-3 ①		C SI 96 C SI 96 C FF 98 0-3 K ②			5	0	0	0	0	1	5
18 Tony Kemp, L (1, 7) OBP: 0.288, SLG: 0.377		B SI 92 X SI 92 1-0 4 1B 3B		C SI 91 F CH 87 B SL 82 F SI 92 X SI 93 1-2 4 1B 1 E 1B	C FF 94 D SI 93 X FF 94 1-1 4 1B 2 HR 2-H 1B	C FF 94 F FF 95 S SL 86 0-3 K ②		F SI 96 C SI 96 S FC 92 0-3 K ③		5	3	3	1	0	2	2
Inning Stats	R: 1 E: 0 K: 0 S: 15 H: 2 LOB: 2 BB: 1 P: 26	R: 3 E: 0 K: 0 S: 19 H: 3 LOB: 0 BB: 0 P: 29	R: 0 E: 0 K: 1 S: 9 H: 2 LOB: 2 BB: 0 P: 12	R: 2 E: 1 K: 1 S: 15 H: 3 LOB: 1 BB: 0 P: 19	R: 4 E: 1 K: 0 S: 18 H: 3 LOB: 0 BB: 0 P: 25	R: 5 E: 0 K: 1 S: 14 H: 4 LOB: 0 BB: 1 P: 23	R: 0 E: 0 K: 3 S: 11 H: 0 LOB: 0 BB: 0 P: 16	R: 0 E: 0 K: 2 S: 10 H: 1 LOB: 1 BB: 0 P: 11		1B: 10 2B: 3 3B: 1 HR: 4 SF: 0 SAC: 0 DP: 0 HBP: 0					WP: 0 PB: 0 SB: 0 CS: 0 PA: 45	

	AB	43
	R	15
	H	18
	RBI	14
	BB	2
	SO	8
	LOB	21

PITCHER		IP	WLS	BF	H	R	ER	SO	BB	IBB	HBP	BLK	WP	HR	S	P	ERA	WHIP
52 Adrian Sampson, R ERA: 5.25	(1, 1)	3.1	L	20	9	6	5	2	1	0	0	0	0	2	53	80	13.50	3.000
57 Ariel Jurado, R ERA:	(4, 1)	1.2		10	4	4	0	0	0	0	0	0	0	1	23	31	0.00	2.400
59 Brett Martin, L ERA: 9.0	(6, 1)	0.2		7	4	5	5	1	1	0	0	0	0	1	13	21	67.50	7.500
25 José Leclerc, R ERA: 6.32	(6, 1)	1.1		4	0	0	0	3	0	0	0	0	0	0	12	18	0.00	0.000
31 Chris Martin, R ERA: 2.93	(8, 1)	1.0		4	1	0	0	2	0	0	0	0	0	0	10	11	0.00	1.000

PITCHER	IP	WLS	BF	H	R	ER	SO	BB	IBB	HBP	BLK	WP	HR	S	P	ERA	WHIP

Houston Astros @ Detroit Tigers

Comerica Park, Detroit, MI

Mon May 13 2019, 7:11 PM - 10:13 PM EDT

Att. 15,086 - Partly Cloudy - 52 F

livebaseballscorecards.com

Batter	1	2	3	4	5	6	7	8	9	AB	R	H	RBI	BB	SO	LOB
4 George Springer, R (1, 9) OBP: 0.400, SLG: 0.652	C FF 91 X SL 79 0-1 F8	X SL 80 0-0 G4-3		B CH 79 C FF 91 F SL 79 1 SAFE 1-2 CS 1-2	C SL 84 B SL 82 F FF 95 F SL 82 B FF 92 X SL 81 2-2 F8		F SI 92 X SI 93 0-1 23 1B 1B		B FC 91 1 SAFE B FC 92 C FF 95 S FF 96 X FC 92 2-2 2 HR 1-H 1B	5	1	2	1	0	0	1
2 Alex Bregman, R (1, 10) OBP: 0.385, SLG: 0.585	B FF 92 C FF 93 F FF 93 B SL 81 X FF 94 2-2 L5		F FF 90 B FF 89 C SL 80 B FF 92 F SL 79 S SL 80 2-3 K		C FF 95 F FF 95 B SL 82 F SL 83 B FF 95 X CU 78 2-2 F7		B SI 94 B SI 94 X SI 93 2-0 P3		B FF 96 X FF 96 1-0 1-H HR	5	1	1	2	0	1	1
23 Michael Brantley, L (1, 7) OBP: 0.378, SLG: 0.585	C FF 92 B SL 80 F SI 90 B CU 74 X FF 94 2-2 G1		C CU 73 F SL 81 B FF 92 F FF 94 X SL 81 1-2 1 2B 1B		X SI 93 0-0 G6-3		C CH 88 F SI 92 X CH 88 0-2 1-3 1B		B FC 91 F FF 95 F FC 89 B FF 96 F FF 95 B FS 87 X FF 96 3-2 F7	5	0	2	0	0	0	0
1 Carlos Correa, R (1, 6) OBP: 0.358, SLG: 0.562		B FF 90 B FF 92 S SL 78 C FF 92 F SL 81 F SL 80 F FF 93 X SL 80 2-2 F7	C SL 80 1 SAFE C FF 90 D SL 80 1 SAFE B FF 92 X SL 80 2-2 1-3 2B			C FF 94 C SL 83 F SL 84 F FF 93 X CU 78 0-2 G6-3	F SI 93 F SI 93 F SI 90 F SI 93 X SL 90 0-2 G5-3		C FC 90 B FC 90 X FF 96 1-1 F9	5	0	1	0	0	0	2
10 Yuli Gurriel, R (1, 5) OBP: 0.316, SLG: 0.439		B SL 80 C FF 92 F FF 92 X SL 80 1-2 P3	F SL 81 S SL 80 F SL 82 F FF 92 X FF 92 0-2 P4			X SL 83 0-0 G6-3		F FC 91 B FC 91 B FF 98 X FF 97 2-1 F8		4	0	0	0	0	0	2
16 Aledmys Díaz, R (1, 4) OBP: 0.269, SLG: 0.479		B FF 90 F FF 91 F FF 92 B SL 80 B CH 79 F FF 93 X FF 92 3-2 HR	C CU 72 B FF 90 F CU 71 B SL 80 F SL 81 B FF 92 X SL 81 3-2 G5-3			C FF 94 B FF 94 B SL 82 B SI 93 F SI 94 X SI 93 3-2 G4-3		C FF 98 F FC 92 B FC 93 X FF 98 1-2 13 G6-4-3 1B		4	1	2	1	0	0	2
13 Tyler White, R (1, 3) OBP: 0.354, SLG: 0.304		C FF 92 B FF 93 C SL 80 B FF 94 B SL 81 B FF 92 4-2 28 HR BB		C CU 70 F FF 89 F FF 92 X SL 78 0-2 G6-3			F SI 92 S SL 88 T SI 94 0-2 K	B FF 96 C FC 91 C FF 96 X FC 90 1-2 1-2f G6-4-3		3	1	0	0	1	1	1
28 Robinson Chirinos, R (1, 2) OBP: 0.412, SLG: 0.567		B SL 81 F FF 92 B CH 80 X FF 91 2-1 1-H HR		B FF 90 B FF 90 C SL 77 C FF 88 B SL 80 B FC 90 4-2 4 CS BB			B SI 92 B SI 92 B SI 92 C SI 92 F SI 93 B SI 94 4-2 6 HR BB		X FF 97 0-0 G6-3	2	2	1	2	2	0	0
6 Jake Marisnick, R (1, 8) OBP: 0.348, SLG: 0.563		C FF 91 C SL 81 B SL 81 F FF 92 X SL 81 1-2 1B		F SL 80 C FF 90 F FF 92 B CH 79 F FF 92 B FF 92 F SL 79 T FF 92 2-2 K			C SI 93 X CH 87 0-1 1-H HR		B SI 96 B FF 96 H FF 96 3-0 4 S 4 1B HBP	3	2	2	2	0	1	1

| Inning Stats | | |

Houston Astros @ Detroit Tigers

Comerica Park, Detroit, MI

Mon May 13 2019, 7:11 PM - 10:13 PM EDT

Att. 15,086 - Partly Cloudy - 52 F

BOTTOM

Batter	1	2	3	4	5	6	7	8	9	AB	R	H	RBI	BB	SO	LOB
28 Niko Goodrum, S (1, 3) OBP: 0.317, SLG: 0.358	B FF 92 C FF 92 F FF 93 B SI 92 X ST 80 2-2 ① F9		B KC 77 B CH 80 B FF 92 C FF 92 B FF 91 4-1 14 G3-4-3 BB	B FF 94 C ST 81 F FF 92 B FF 93 S KC 80 2-3 ③ K			S FC 89 X FC 91 0-1 ①② G6-3 1-2f		B CH 89 X FF 96 1-0 ③ L9	4	0	0	0	1	1	3
14 Christin Stewart, L (1, 7) OBP: 0.305, SLG: 0.471	B FF 93 B FF 93 F FF 93 F SI 93 B FF 94 B FF 94 4-2 BB		B FF 93 F FF 94 C FF 94 B ST 82 B KC 79 F FF 93 F FF 94 X SI 93 3-2 ① G3-4-3 1-2		F FF 92 X SI 91 0-1 ① G6-3		B CU 81 B CU 81 B FC 91 B FC 90 4-0 BB			2	0	0	0	2	0	1
9 Nick Castellanos, R (1, 9) OBP: 0.323, SLG: 0.453	C ST 80 F SI 92 S FF 93 0-3 ② K		B SI 92 X ST 81 1-0 ② L9		X FF 92 0-0 ② G6-3		C FC 89 F CU 81 S FC 90 0-3 ③ K			4	0	0	0	0	2	3
24 Miguel Cabrera, R (1, 10) OBP: 0.350, SLG: 0.347	C SI 93 X SI 93 0-1 ③ G6-3		B ST 82 B ST 81 B SI 92 C FF 92 S FF 93 X FF 93 3-2 ③ F9		B S ST 80 B ST 81 B SI 90 F FF 92 X SI 91 3-2 ③ G4-3			B FF 94 F FF 94 F FF 95 X SL 90 1-2 ① F8		4	0	0	0	0	0	2
60 Ronny Rodríguez, R (1, 6) OBP: 0.350, SLG: 0.658		B SI 91 B SI 92 B SI 90 B SI 92 4-0 46 FC4-6 BB	F SI 90 F FF 92 B ST 80 B ST 81 X SI 91 2-2 ① P6		X FF 96 0-0 1 G4-3 1 S 1B			X SL 91 0-0 1B		3	0	2	0	1	0	0
46 Jeimer Candelario, S (1, 5) OBP: 0.292, SLG: 0.296		C ST 81 S FF 93 X KC 79 0-2 ① FC4-6 1 1B 1-2f	X FF 93 0-0 1 2B 17 SF7 1B		C SL 84 F FF 93 X FF 96 0-2 ① F8			B CU 82 C FF 95 D SL 90 F FF 94 S CU 85 2-3 ② K		4	1	1	0	0	1	3
1 Josh Harrison, R (1, 4) OBP: 0.223, SLG: 0.255		C SI 92 B SI 93 B SI 93 B SI 92 F SI 92 X SI 92 3-2 17 P6 1-3 1B	C FF 92 B SI 93 X ST 81 1-1 1-3 2B		B SL 86 S FF 95 F FF 95 X FF 95 1-2 ② G4-3 1-3			B FF 96 F FF 96 F CU 84 S SL 89 1-3 ③ K		4	0	2	0	0	1	2
17 Grayson Greiner, R (1, 2) OBP: 0.245, SLG: 0.326		X FF 93 0-0 ② P6 1-2	B ST 81 S ST 83 B ST 81 B ST 81 F SI 93 X SI 94 3-2 ② SF7 3-H		B SL 85 X SI 95 1-0 ③ G5-3				C FF 97 S SL 84 B FF 97 B FF 97 B SL 84 X FF 97 3-2 ① F8	3	0	0	1	0	0	3
21 JaCoby Jones, R (1, 8) OBP: 0.240, SLG: 0.256		C ST 82 S ST 82 C FF 93 0-3 ③ K	B FF 94 B ST 83 B SI 93 C SI 91 D SI 92 4-1 BB				C FC 89 B FC 91 B CU 82 S FC 90 B CU 82 B FC 90 4-2 28 G6-3 BB		C SL 84 B CH 90 F CH 89 B FF 98 B FF 96 S FF 96 3-3 ② K	2	0	0	0	2	2	2
Inning Stats	R: 0 E: 0 K: 1 S: 10 H: 0 LOB: 1 BB: 1 P: 16	R: 0 E: 0 K: 1 S: 10 H: 1 LOB: 2 BB: 1 P: 17	R: 0 E: 0 K: 0 S: 10 H: 0 LOB: 1 BB: 1 P: 21	R: 1 E: 0 K: 1 S: 13 H: 2 LOB: 2 BB: 1 P: 25	R: 0 E: 0 K: 0 S: 6 H: 0 LOB: 0 BB: 0 P: 9	R: 0 E: 0 K: 0 S: 8 H: 1 LOB: 1 BB: 0 P: 10	R: 0 E: 0 K: 1 S: 7 H: 0 LOB: 1 BB: 2 P: 15	R: 0 E: 0 K: 2 S: 10 H: 1 LOB: 1 BB: 0 P: 14	R: 0 E: 0 K: 1 S: 7 H: 0 LOB: 0 BB: 0 P: 14	1B: 4 2B: 1 3B: 0 HR: 0	SF: 1 SAC: 0 DP: 1 HBP: 0					

livebaseballscorecards.com

AB	30
R	1
H	5
RBI	1
BB	6
SO	7
LOB	19

WP: 0 PB: 0 SB: 1 CS: 0 PA: 37

PITCHER		IP	WLS	BF	H	R	ER	SO	BB	IBB	HBP	BLK	WP	HR	S	P	ERA	WHIP
41 Brad Peacock, R ERA: 4.01	(1, 1)	5.0	W	22	3	1	1	3	4	0	0	0	0	0	49	88	1.80	1.400
30 Héctor Rondón, R ERA: 2.03	(6, 1)	1.0	H	4	1	0	0	0	0	0	0	0	0	0	8	10	0.00	1.000
36 Will Harris, R ERA: 1.32	(7, 1)	1.0		4	0	0	0	1	2	0	0	0	0	0	7	15	0.00	2.000
55 Ryan Pressly, R ERA:	(8, 1)	1.0		4	1	0	0	2	0	0	0	0	0	0	10	14	0.00	1.000
39 Josh James, R ERA: 5.23	(9, 1)	1.0		3	0	0	0	1	0	0	0	0	0	0	7	14	0.00	0.000

PITCHER	IP	WLS	BF	H	R	ER	SO	BB	IBB	HBP	BLK	WP	HR	S	P	ERA	WHIP

Houston Astros @ Detroit Tigers

Comerica Park, Detroit, MI

Tue May 14 2019, 7:13 PM - 9:59 PM EDT

Att. 14,261 - Partly Cloudy - 66 F

TOP

livebaseballscorecards.com

Batter	1	2	3	4	5	6	7	8	9	AB	R	H	RBI	BB	SO	LOB
4 George Springer, R (1, 8) OBP: 0.410, SLG: 0.671 12 Max Stassi, R (8, 3) OBP: 0.184, SLG: 0.196	C SI 90 C SL 82 F CU 78 B FF 90 F SI 91 F SI 91 B SL 83 B SL 83 4-2 2 1B 1 HR BB	F SL 81 X SL 82 0-1 2 BB 23 1B 1-2 1B	F CU 76 B FF 90 X CU 77 1-1 ③ L5		B SL 83 X FF 95 1-0 IHR		S SL 82 B CH 86 B SL 82 B FF 92 B FF 93 4-1 1 FC4 BB		B SI 93 S SI 93 S SI 93 B SI 93 S SI 93 2-3 ② K	3 1	3 0	2 0	1 0	2 0	0 1	1 0
2 Alex Bregman, R (1, 5) OBP: 0.383, SLG: 0.571	1 SAFE X SI 90 0-0 1 HR 1-2 1B	C CU 77 C CU 77 D CU 77 B CH 84 F SL 82 B SI 90 B CU 77 4-2 23 1B 1 E 1-2 2-3 BB		B SL 80 C SL 80 B CU 76 X SI 90 2-1 ① G6-3	C FF 95 B SL 83 F CH 89 T FF 95 1-2 ③ K		B CH 85 C FF 93 X SL 83 1-1 ① F7		C SI 94 S SI 93 B SI 94 S CH 89 1-3 ③ K	5	2	1	0	1	2	2
23 Michael Brantley, L (1, 7) OBP: 0.379, SLG: 0.585	C FF 91 X FF 92 0-1 ① P5	X SL 82 0-0 10 FC5 1 E 1-3 2-H 3-H 1B		B FF 89 T FF 90 B SL 82 F FF 90 C SL 81 2-3 ② K		F FF 93 B CH 86 B CH 87 X FF 95 2-1 1 F8 16 1B 2B	C FF 92 X SL 83 0-1 ② L8			5	1	2	2	0	1	4
1 Carlos Correa, R (1, 6) OBP: 0.359, SLG: 0.589	B SL 82 X SI 91 1-0 1-H 2-H HR	C CU 76 X CU 76 0-1 E5 1-2 3-H		C CU 75 B CU 74 F CH 84 X CU 78 1-2 10 1B 3B		B SL 82 C FF 94 X CH 88 1-1 ① F8 2-3	C SL 82 B FF 93 B SL 82 F SL 82 X FF 93 2-2 ③ FC4 1-2f			5	2	2	3	0	0	4
10 Yuli Gurriel, R (1, 3) OBP: 0.315, SLG: 0.434 18 Tony Kemp, L (6, 4) OBP: 0.300, SLG: 0.426 (8, 8)	B CU 75 B SL 81 X SI 91 2-0 ② G4-3	C SL 80 X CU 76 0-1 ③ FC5 2-3f		C SL 80 F FF 90 F SL 81 B FF 90 B CU 77 X SL 81 2-2 16 BB 3-H 1B		F SL 82 B SL 82 X FF 95 1-1 ② G6-3		X FF 88 0-0 16 SF9 3B		4 1	0 1	1 1	1 0	0 0	0 0	3 0
16 Aledmys Díaz, R (1, 4) OBP: 0.289, SLG: 0.526 (6, 3) (8, 4)	B SI 90 C CH 85 C SI 91 F SL 82 F CU 77 B CU 78 F SI 91 F CH 85 F CU 78 2-3 C FF 80 ③ K	X SI 88 0-0 HR	B CH 83 C SL 80 B FF 89 B CH 84 B FF 90 4-1 1-2 BB	X FF 95 0-0 28 BB 3-H 1B		B CH 80 B CH 81 C FF 89 X FC 87 2-1 ① SF9 3-H			3	1	2	3	1	1	0
28 Robinson Chirinos, R (1, 2) OBP: 0.403, SLG: 0.543	C SI 90 B FF 90 C CH 84 S SL 80 1-3 ① K	F SL 82 B CU 78 C SL 80 S CU 76 1-3 ① K	C SL 81 X CU 75 0-1 ③ F8		C SL 82 B FF 95 C FF 95 B FF 95 B CH 89 B FF 95 4-2 1-2 BB			B CU 78 X CH 80 1-0 ② G5-3		4	0	0	0	1	2	2
13 Tyler White, R (1, 10) OBP: 0.333, SLG: 0.284	C SI 89 B CU 77 X SI 89 1-1 ② L7	C SL 81 S SL 80 S SL 80 S CU 76 1-3 ② K			B FF 94 C FF 94 B SL 82 F FF 95 B FF 95 F FF 96 C FF 96 3-3 ① K	C SL 82 S SL 82 F SL 84 B FF 94 B FF 94 S SL 83 2-3 ③ K		C CU 76 S CH 79 B CH 80 F CU 78 X CH 80 1-2 ③ G3		5	0	0	0	0	3	2
22 Josh Reddick, L (1, 9) OBP: 0.378, SLG: 0.439	X SI 90 0-0 2 BB 4 1B 23 1B 1B	C SL 82 B FF 90 X SL 81 1-1 2B			X CH 88 0-0 ② G4-3		B SL 82 B FF 92 X FF 92 2-0 2B		B SI 91 B SI 92 X SI 92 2-0 ① G3	5	1	3	0	0	0	0
Inning Stats	R: 3 E: 0 K: 1 S: 18 H: 2 LOB: 0 BB: 1 P: 27	R: 3 E: 1 K: 1 S: 16 H: 3 LOB: 2 BB: 1 P: 22	R: 1 E: 0 K: 2 S: 11 H: 2 LOB: 1 BB: 0 P: 15	R: 1 E: 0 K: 1 S: 15 H: 2 LOB: 2 BB: 1 P: 26	R: 1 E: 0 K: 2 S: 9 H: 1 LOB: 0 BB: 0 P: 14	R: 1 E: 0 K: 1 S: 13 H: 2 LOB: 2 BB: 1 P: 23	R: 0 E: 0 K: 0 S: 9 H: 1 LOB: 2 BB: 1 P: 18	R: 1 E: 0 K: 0 S: 8 H: 1 LOB: 0 BB: 0 P: 12	R: 0 E: 0 K: 2 S: 7 H: 0 LOB: 0 BB: 0 P: 12	1B: 6 2B: 3 3B: 2 HR: 3 SF: 1 SAC: 0 DP: 0 HBP: 0	WP: 0 PB: 0 SB: 0 CS: 0 PA: 47					

	AB	41
	R	11
	H	14
	RBI	10
	BB	5
	SO	10
	LOB	18

PITCHER		IP	WLS	BF	H	R	ER	SO	BB	IBB	HBP	BLK	WP	HR	S	P	ERA	WHIP
31 Ryan Carpenter, L ERA: 13.0	(1, 1)	4.0	L	25	9	8	7	5	3	0	0	0	0	2	60	90	15.75	3.000
45 Buck Farmer, R ERA: 3.78	(5, 1)	2.0		10	3	2	2	3	1	0	0	0	0	0	22	37	9.00	2.000
68 Daniel Stumpf, L ERA: 3.38	(7, 1)	1.0		5	1	0	0	0	1	0	0	0	0	0	9	18	0.00	2.000
36 Blaine Hardy, L ERA: 5.79	(8, 1)	1.0		4	1	1	1	0	0	0	0	0	0	0	8	12	9.00	1.000
58 Victor Alcántara, R ERA: 4.58	(9, 1)	1.0		3	0	0	0	2	0	0	0	0	0	0	7	12	0.00	0.000

PITCHER	IP	WLS	BF	H	R	ER	SO	BB	IBB	HBP	BLK	WP	HR	S	P	ERA	WHIP

BOTTOM

Batter	1	2	3	4	5	6	7	8	9	AB	R	H	RBI	BB	SO	LOB
28 Niko Goodrum, S (1, 7) OBP: 0.322, SLG: 0.357	B FC 86 C FC 86 X SI 88 1-1 12 G4-3 1B		B FF 87 B FC 88 C FC 87 B FF 91 F FC 87 F FC 87 B FC 87 4-2 BB		B FC 85 X FF 88 1-0 ② F9		B FF 93 X CH 86 1-0 ② G6-3			3	0	1	0	1	0	1
12 Brandon Dixon, R (1, 10) OBP: 0.326, SLG: 0.578	1 SAFE B FC 86 S FC 88 1 SAFE S CH 80 X FC 88 1-2 ①② G4-3 1-2f		B CH 82 F CH 81 S FC 88 1 SAFE S FC 88 1-3 ③ K		S SL 82 B FC 88 X FC 88 1-1 1-2 1B		B ST 80 S FC 88 C ST 81 B ST 80 F FF 92 B ST 81 F FC 86 S ST 81 3-3 ③ K			4	0	1	0	0	2	2
9 Nick Castellanos, R (1, 9) OBP: 0.321, SLG: 0.447	F FF 90 X FC 89 0-1 ③ G6-3			B FC 85 X SI 87 1-0 24 G6-3 60 2B 1B	X CU 77 0-0 ③ G1-3			S FF 91 F FF 91 B ST 80 F ST 79 B FF 91 F FF 92 S ST 80 2-3 ① K		4	1	1	0	0	1	2
24 Miguel Cabrera, R (1, 3) OBP: 0.349, SLG: 0.342 55 John Hicks, R (8, 3) OBP: 0.316, SLG: 0.431		B SI 88 S FC 86 B SL 82 B FC 86 X FC 86 3-1 ① G6-3		C CU 75 D FC 86 B FC 86 X FC 86 2-1 ① G6-3 1-2		B SI 88 B FC 85 B FC 88 B FF 89 4-0 60 HR BB		C ST 80 S ST 80 S ST 81 0-3 ② K		2 1	1 0	0 0	0 0	1 0	0 1	1 0
60 Ronny Rodríguez, R (1, 6) OBP: 0.357, SLG: 0.701		C FC 88 F FC 86 S CH 82 0-3 ② K		B CH 80 D CH 82 X FC 87 2-0 2-H 2B		C FC 88 F SL 81 F FC 85 D CU 76 X SL 81 1-2 1-H HR		S FC 88 C ST 80 B ST 77 S CU 77 1-3 ③ K		4	1	2	3	0	2	0
1 Josh Harrison, R (1, 4) OBP: 0.215, SLG: 0.245		C SI 89 B FC 85 C CH 81 B FF 90 X SL 82 2-2 ③ G5-3		B SI 89 C FC 86 B FC 87 S CH 82 F CH 82 F FC 88 F FC 88 T FF 92 2-2 ② K		T FF 90 B FF 91 B FC 86 C FC 86 X SL 80 2-2 ① G6-3			F FF 93 F SI 92 B FF 94 B FF 93 F CU 79 B CU 77 F SI 90 X FF 92 3-2 ① G4-3	4	0	0	0	0	1	1
29 Gordon Beckham, R (1, 5) OBP: 0.361, SLG: 0.525			X FF 88 0-0 21 SF8 3B	B FC 88 B CH 83 B CH 82 C FF 92 F FC 88 S FC 87 3-3 ③ K		C FC 89 C FC 87 B FF 90 B FC 83 X FC 88 2-2 ② G6-3			B CH 87 B SI 92 B FF 93 C FF 93 F FF 93 B FF 94 4-2 21 L6-4 17 DI BB	3	1	1	0	1	1	1
17 Grayson Greiner, R (1, 2) OBP: 0.245, SLG: 0.316			C FC 85 B FC 86 B CH 81 X FC 87 2-1 ① P3		B FC 86 B CH 80 B FC 86 C FF 90 F FC 88 C FF 91 3-3 ① K	F FC 88 X FC 87 0-1 ③ F8			C SI 91 D CU 79 B FF 94 F FF 93 B CU 79 B FF 93 4-2 1-2 BB	3	0	0	0	1	1	1
21 JaCoby Jones, R (1, 8) OBP: 0.240, SLG: 0.258			S FC 83 X FC 88 0-1 ② SF8 3-H		C CU 76 B SI 88 B CH 81 X CH 82 2-1 12 1B 1B		B FF 91 C FC 87 C ST 80 B ST 80 X FF 92 2-2 ① P6		X SI 91 0-0 ②③ L6-4 2-2	3	0	1	1	0	0	2
Inning Stats	R: 0 E: 0 K: 0 S: 7 H: 1 LOB: 0 BB: 0 P: 9	R: 0 E: 0 K: 1 S: 8 H: 0 LOB: 0 BB: 0 P: 13	R: 1 E: 0 K: 1 S: 11 H: 1 LOB: 1 BB: 1 P: 18	R: 1 E: 0 K: 2 S: 13 H: 2 LOB: 1 BB: 0 P: 23	R: 0 E: 0 K: 1 S: 9 H: 2 LOB: 2 BB: 0 P: 16	R: 2 E: 0 K: 0 S: 12 H: 1 LOB: 0 BB: 1 P: 21	R: 0 E: 0 K: 1 S: 9 H: 0 LOB: 0 BB: 0 P: 15	R: 0 E: 0 K: 3 S: 11 H: 0 LOB: 0 BB: 0 P: 14	R: 0 E: 0 K: 0 S: 10 H: 0 LOB: 1 BB: 2 P: 21	1B: 4 2B: 2 3B: 1 HR: 1 SF: 1 SAC: 0 DP: 2 HBP: 0						

PITCHER	IP	WLS	BF	H	R	ER	SO	BB	IBB	HBP	BLK	WP	HR	S	P	ERA	WHIP
20 Wade Miley, L (1, 1) ERA: 3.51	6.0	W	26	7	4	4	5	2	0	0	0	0	1	60	100	6.00	1.500
31 Collin McHugh, R (7, 1) ERA: 6.04	2.0		6	0	0	0	4	0	0	0	0	0	0	20	29	0.00	0.000
59 Framber Valdez, L (9, 1) ERA: 4.32	1.0		4	0	0	0	0	2	0	0	0	0	0	10	21	0.00	2.000

PITCHER	IP	WLS	BF	H	R	ER	SO	BB	IBB	HBP	BLK	WP	HR	S	P	ERA	WHIP

Houston Astros @ Detroit Tigers

Comerica Park, Detroit, MI

Tue May 14 2019, 7:13 PM - 9:59 PM EDT

Att. 14,261 - Partly Cloudy - 66 F

livebaseballscorecards.com

AB	31
R	4
H	7
RBI	4
BB	4
SO	9
LOB	11

Batter	1	2	3	4	5	6	7	8	9	AB	R	H	RBI	BB	SO	LOB
4 George Springer, R (1, 9) OBP: 0.400, SLG: 0.651	B SI 94 C SI 93 B CH 88 B SI 93 X SI 93 3-1 ① **G5-3**	C SI 94 T SI 95 F SI 96 C SI 95 0-3 ③ **K**		F KC 76 B FC 84 S CH 78 F CH 78 B FC 87 D KC 78 X CH 78 3-2 ③ **F7**		D FC 87 D CH 77 C CH 78 S SI 88 B FC 85 X FF 88 3-2 ② **FC5-4** 1-2f 2-3 3-H		C FF 95 X FF 95 0-1 ③ **G5-3**		5	0	0	1	0	1	6
2 Alex Bregman, R (1, 5) OBP: 0.378, SLG: 0.579	B SL 81 B SI 94 C SI 95 F SI 94 X SL 80 2-2 **HR**		B FF 90 S CH 79 C FC 86 B CH 77 B KC 79 C CH 79 3-3 ① **K**		C FF 88 C KC 78 B FF 90 C FC 86 1-3 ① **K**	1 SAFE C FC 87 B CH 77 1 SAFE 1 SAFE X CH 77 1-1 ③ **F8**			B FF 95 B SL 86 C FF 95 B FF 97 F FF 94 F FF 96 X SL 86 3-2 ① **G5-3**	5	1	1	1	0	2	2
23 Michael Brantley, L (1, 10) OBP: 0.379, SLG: 0.575	B SI 96 B SI 96 C SI 96 B SL 82 C SI 95 B SI 95 4-2 1 CS **BB**		B FF 90 B FF 89 B FC 86 C FF 89 X FF 89 3-1 ② **L8**		B FF 89 X KC 78 1-0 ② **G3-1**		C SI 92 B CU 79 B SI 92 F SI 93 B SL 83 B SI 93 4-2 1 G5-4-3 **BB**		C FF 96 X CH 90 0-1 ② **G6-3**	3	0	0	0	2	0	0
1 Carlos Correa, R (1, 6) OBP: 0.360, SLG: 0.583	B SI 94 C SI 94 B CH 88 F SI 94 B SI 95 S SI 93 3-3 ② ③ **K** 1-2		C FF 90 B FC 88 X CH 80 1-1 **1B**		F FF 87 S FC 87 X FC 88 0-2 **1B**		F SL 84 X CU 80 0-1 ① ② **G5-4-3** 1-2f		F FF 96 B SL 88 X SL 87 1-1 ③ **P4**	5	0	2	0	0	1	2
10 Yuli Gurriel, R (1, 3) OBP: 0.307, SLG: 0.423		C SI 94 B FF 94 B SL 81 X SI 93 2-1 ① **G4-3**	X FF 89 0-0 ③ **F8**		C KC 77 1 SAFE X FC 85 0-1 ③ **P4**		C FF 95 X SL 83 0-1 ③ **P3**			4	0	0	0	0	0	2
16 Aledmys Díaz, R (1, 4) OBP: 0.299, SLG: 0.513		B SI 94 B CH 87 B SI 94 B SI 93 4-0 22 1B 6 1B **BB**	B FF 89 C FF 88 B CH 79 S CH 79 F FC 88 B CH 78 F FF 89 B CH 79 4-2 22 1B 28 SF7 **BB**		X FF 86 0-0 28 E **E6** 22 BB 6 FC1-2		C FF 94 X CU 79 0-1 ① **G5-3**		2	2	0	0	2	0	0
22 Josh Reddick, L (1, 7) OBP: 0.388, SLG: 0.444		C SL 80 X SI 94 0-1 6 1B 1-3 **1B**	C FF 88 B KC 77 B FC 86 1 SAFE B CH 78 C FF 88 F FC 86 X FF 88 3-2 6 SH2-3 1-3 **1B**		C KC 76 B FC 85 B CH 78 B FF 88 D FF 88 4-1 6 FC1-2 28 E 4 FC5-4 1-2 **BB**		B FF 94 X SL 83 1-0 ② **F8**		3	1	2	0	1	0	0
28 Robinson Chirinos, R (1, 2) OBP: 0.398, SLG: 0.546		B SI 94 S SI 94 B SI 92 F SI 92 F SL 80 F SI 93 S SL 80 2-3 ② **K**	B FC 84 C CH 78 S FC 82 F CH 79 F CH 78 F FC 86 1 SAFE X CH 79 1-2 ① **SF7** 3-H		X CH 77 0-0 **FC5** 4 FC5-4 6 FC1-2 1-2 2-3		C FF 95 B FF 95 X CU 81 1-1 6 3B **2B**		3	1	1	1	0	1	4
6 Jake Marisnick, R (1, 8) OBP: 0.361, SLG: 0.597		F SI 94 F SI 93 F SI 94 X SL 79 0-2 1-2 3-H **1B**	X KC 78 0-0 ② **SH2-3** 1-2		B CH 78 F FF 88 F CH 77 F FC 86 X CH 78 1-2 ① **FC1-2** 4 FC5-4 1-2 2-3 3-Hf		B CU 80 X CU 80 1-0 2-H **3B**		3	0	2	2	0	0	3
Inning Stats	R: 1 H: 1 E: 0 LOB: 1 K: 1 BB: 1 S: 10 P: 22	R: 1 H: 2 E: 0 LOB: 2 K: 2 BB: 1 S: 17 P: 25	R: 0 H: 1 E: 0 LOB: 1 K: 1 BB: 0 S: 8 P: 15	R: 1 H: 1 E: 0 LOB: 1 K: 0 BB: 1 S: 19 P: 30	R: 0 H: 1 E: 0 LOB: 1 K: 1 BB: 0 S: 9 P: 11	R: 1 H: 0 E: 2 LOB: 2 K: 0 BB: 1 S: 12 P: 21	R: 0 H: 0 E: 0 LOB: 0 K: 0 BB: 1 S: 6 P: 10	R: 1 H: 2 E: 0 LOB: 1 K: 0 BB: 0 S: 8 P: 11	R: 0 H: 0 E: 0 LOB: 0 K: 0 BB: 0 S: 8 P: 12	1B: 5 SF: 1 2B: 2 SAC: 1 3B: 1 DP: 2 HR: 1 HBP: 0						

TOP

Houston Astros @ Detroit Tigers

Comerica Park, Detroit, MI

Wed May 15 2019, 7:11 PM - 9:46 PM EDT

Att. 15,940 - Partly Cloudy - 67 F

livebaseballscorecards.com

AB	33
R	5
H	8
RBI	5
BB	5
SO	5
LOB	19

WP: 0 PA: 40
PB: 0
SB: 0
CS: 1

PITCHER		IP	WLS	BF	H	R	ER	SO	BB	IBB	HBP	BLK	WP	HR	S	P	ERA	WHIP
65 Gregory Soto, L ERA: 13.5	(1, 1)	2.0	L	10	3	2	2	3	2	0	0	0	0	1	27	47	9.00	2.500
63 Nick Ramirez, L ERA: 2.25	(3, 1)	4.0		19	3	2	1	2	2	0	0	0	0	0	48	77	2.25	1.250
26 Zac Reininger, R ERA: 10.13	(7, 1)	2.0		8	2	1	1	0	1	0	0	0	0	0	14	21	4.50	1.500
77 Joe Jiménez, R ERA: 4.15	(9, 1)	1.0		3	0	0	0	0	0	0	0	0	0	0	8	12	0.00	0.000

PITCHER	IP	WLS	BF	H	R	ER	SO	BB	IBB	HBP	BLK	WP	HR	S	P	ERA	WHIP

Batter	1	2	3	4	5	6	7	8	9	AB	R	H	RBI	BB	SO	LOB
28 Niko Goodrum, S (1, 3) OBP: 0.314, SLG: 0.346	B FF 94 B FF 93 C FF 93 B FF 95 T FF 93 F FF 96 S FF 95 3-3 K ①		C CU 78 S FF 95 B CH 89 F FF 96 F CU 80 X CU 79 1-2 G3 ③		B FF 97 C FF 96 X FF 96 1-1 L4 ③			C FF 97 B FF 97 X CU 82 1-1 G4-3 ②		4	0	0	0	0	1	3
14 Christin Stewart, L (1, 7) OBP: 0.291, SLG: 0.446	C FF 94 C CU 78 B SL 88 F FF 95 X SL 87 1-2 G3 ②			B FF 92 F SL 85 B FF 94 S FF 95 S FF 96 2-3 K ①		B FF 93 X FF 92 1-0 F9 ①		S CU 83 B FF 96 S FF 96 T FF 96 1-2 K ③		4	0	0	0	0	2	0
9 Nick Castellanos, R (1, 9) OBP: 0.314, SLG: 0.436	S SL 86 F SL 88 B CU 80 S CU 80 1-3 K ③			F FF 95 S SL 88 B SL 88 S SL 88 1-3 K ②		B FF 93 F FF 94 F SL 87 F FF 95 X CU 79 1-2 E5 60 G4-3			B FF 97 C FF 95 S SL 88 S SL 89 1-3 K ①	4	0	0	0	0	3	0
60 Ronny Rodríguez, R (1, 6) OBP: 0.341, SLG: 0.667		X FF 93 0-0 F8 ①		C FF 94 S SL 88 S CU 80 0-3 K ③		F SL 85 X SL 86 0-1 G4-3 ② 1-2			B SL 87 C SI 96 F SL 88 B SL 89 F FC 89 F SL 87 S FF 96 2-3 K ②	4	0	0	0	0	2	1
46 Jeimer Candelario, S (1, 5) OBP: 0.285, SLG: 0.288		C CU 77 T FF 94 X CH 88 0-2 L8 ②			C CU 78 C CU 79 B SL 88 C SL 88 1-3 K ①	C CU 77 B FF 94 X CU 79 1-1 F9 ③			C FF 96 S CH 85 B CH 83 S SL 89 1-3 K ③	4	0	0	0	0	2	1
55 John Hicks, R (1, 2) OBP: 0.305, SLG: 0.413		C FF 95 S FF 95 F FF 95 S SL 89 0-3 K ③			X FF 95 0-0 P4 ②		C CU 77 S SL 88 S SL 87 0-3 K ①			3	0	0	0	0	2	0
1 Josh Harrison, R (1, 4) OBP: 0.218, SLG: 0.267			F FF 93 B FF 94 B FF 94 X FF 94 2-1 F8 ①		C FF 94 C CU 79 B CU 80 B SL 88 F FF 96 B FF 95 X FF 95 3-2 3B		C FF 93 T FF 94 S SL 88 0-3 K ②			3	0	1	0	0	1	0
12 Brandon Dixon, R (1, 10) OBP: 0.327, SLG: 0.553			B CU 79 X FF 94 1-0 G6-3 ②		B CU 79 B CU 80 S SL 88 B FF 97 S FF 96 B SL 88 4-2 21 BB BB		S SL 87 C FF 95 X SL 89 0-2 F8 ③			2	0	0	0	1	0	0
21 JaCoby Jones, R (1, 8) OBP: 0.252, SLG: 0.297			B FF 95 S SL 88 B SL 88 S SL 87 F FF 95 X FF 96 2-2 HR		B FF 97 D CU 80 C FF 96 B FF 96 B FF 96 4-1 1-2 BB			C FF 94 B SL 91 B CU 82 C CU 82 F SL 90 C CU 82 2-3 K ①		2	1	1	1	1	1	0
Inning Stats	R: 0 E: 0 K: 2 S: 11 H: 0 LOB: 0 BB: 0 P: 16	R: 0 E: 0 K: 1 S: 8 H: 0 LOB: 0 BB: 0 P: 8	R: 1 E: 0 K: 0 S: 12 H: 1 LOB: 0 BB: 0 P: 18	R: 0 E: 0 K: 3 S: 9 H: 0 LOB: 0 BB: 0 P: 12	R: 0 E: 0 K: 1 S: 13 H: 1 LOB: 3 BB: 2 P: 26	R: 0 E: 1 K: 0 S: 9 H: 0 LOB: 1 BB: 0 P: 12	R: 0 E: 0 K: 2 S: 9 H: 0 LOB: 0 BB: 0 P: 9	R: 0 E: 0 K: 2 S: 9 H: 0 LOB: 0 BB: 0 P: 13	R: 0 E: 0 K: 3 S: 11 H: 0 LOB: 0 BB: 0 P: 15	1B: 0 2B: 0 3B: 1 HR: 1	SF: 0 SAC: 0 DP: 0 HBP: 0				WP: 0 PB: 0 SB: 0 CS: 0	PA: 32	

PITCHER		IP	WLS	BF	H	R	ER	SO	BB	IBB	HBP	BLK	WP	HR	S	P	ERA	WHIP
35 Justin Verlander, R ERA: 2.38	(1, 1)	7.0	W	26	2	1	1	9	2	0	0	0	0	1	71	101	1.29	0.571
55 Ryan Pressly, R ERA:	(8, 1)	1.0		3	0	0	0	2	0	0	0	0	0	0	9	13	0.00	0.000
54 Roberto Osuna, R ERA: 0.49	(9, 1)	1.0		3	0	0	0	3	0	0	0	0	0	0	11	15	0.00	0.000

PITCHER	IP	WLS	BF	H	R	ER	SO	BB	IBB	HBP	BLK	WP	HR	S	P	ERA	WHIP

BOTTOM

Houston Astros @ Detroit Tigers

Comerica Park, Detroit, MI

Wed May 15 2019, 7:11 PM - 9:46 PM EDT

Att. 15,940 - Partly Cloudy - 67 F

livebaseballscorecards.com

AB	30
R	1
H	2
RBI	1
BB	2
SO	14
LOB	5

Batter	1	2	3	4	5	6	7	8	9	AB	R	H	RBI	BB	SO	LOB
4 George Springer, R (1, 10) OBP: 0.402, SLG: 0.663	C SI 91 F SI 91 S SL 86 0-3 K		X SL 86 0-0 G4-3		B SI 90 F SI 90 D CH 83 B CH 82 B SL 86 4-1 2 FC6-4 BB			X CH 81 0-0 2-H HR		3	1	1	2	1	1	0
2 Alex Bregman, R (1, 5) OBP: 0.376, SLG: 0.571	B SI 92 C SI 91 X FF 92 1-1 1B		C SI 91 B CU 76 C SI 91 B SL 86 X SL 86 2-2 G5-3		B SL 86 C SI 90 X CH 82 1-1 FC6-4 1-2f			X FF 97 0-0 F7		4	0	1	0	0	0	2
23 Michael Brantley, L (1, 7) OBP: 0.376, SLG: 0.565	C SI 91 F FF 93 B FF 92 F FF 91 S SL 86 1-3 K		B FF 92 C CH 80 X FF 92 1-1 F8			B FF 90 C FF 90 F SL 85 X FF 91 1-2 F9		B SL 89 B FF 96 B FF 96 C FF 96 B SL 85 4-1 1 WP 1 PB 22 SF9 BB		3	1	0	0	1	1	1
1 Carlos Correa, R (1, 6) OBP: 0.358, SLG: 0.572	X SL 86 0-0 F9			B SL 84 B SL 85 X SI 91 2-0 F7		B CU 76 B CU 76 C SI 91 X SL 84 2-1 G6-3		F SL 85 B FF 96 S SL 84 B SL 87 B FF 96 F FF 95 B FF 96 4-2 1-3 BB		3	0	0	0	1	0	1
22 Josh Reddick, L (1, 9) OBP: 0.377, SLG: 0.435		C FF 92 C FF 91 B SL 85 F FF 92 B SL 87 X CH 82 2-2 F8		C SI 90 B SL 85 X CH 81 1-1 F9		C FF 91 C SI 90 B SL 84 F SL 85 X FF 90 1-2 F7		S FF 96 T FF 96 1 SAFE 1 SAFE X FF 95 0-2 SF9 3-H		3	0	0	1	0	0	0
10 Yuli Gurriel, R (1, 3) OBP: 0.306, SLG: 0.419		B SI 91 X SI 90 1-0 6 WP 16 1B 1B		B CU 77 X SI 90 1-0 P4			S SL 84 S SL 83 X SL 83 0-2 G6-3	B SL 84 X SL 85 1-0 P3		4	0	1	0	0	0	1
16 Aledmys Díaz, R (1, 4) OBP: 0.307, SLG: 0.519 18 Tony Kemp, L (2, 4) OBP: 0.286, SLG: 0.404		B CU 77 C SI 91 X SL 85 1-1 6 WP 1-2 1B			B FF 90 X FF 89 1-0 G4-3		C SI 89 F FF 91 B SL 82 B SL 84 B CH 78 X FF 90 3-2 F7		B FF 94 B FF 93 C FF 93 B FF 94 F FF 93 C FF 94 3-3 K	1 3	0 0	1 0	0 0	0 0	0 1	0 0
28 Robinson Chirinos, R (1, 2) OBP: 0.394, SLG: 0.535		B SI 90 B SI 90 C FF 92 C SI 90 C FF 92 2-3 K			C SI 89 B SI 89 X SI 90 1-1 6 G1-3 1B		B FF 91 B SI 87 X FF 90 2-0 P4		F FF 95 F FF 94 B FF 96 S SL 91 1-3 K	4	0	1	0	0	2	2
6 Jake Marisnick, R (1, 8) OBP: 0.355, SLG: 0.592		C FF 92 F FF 92 F SL 83 B FF 92 B SL 85 F FF 92 X FF 92 2-2 L8 1-2 2-3			X SI 91 0-0 G1-3 1-2			B SL 83 C SL 82 X SL 83 1-1 4 HR 2B	B FF 96 B FF 95 S FF 93 C FF 93 S FF 94 2-3 K	4	1	1	0	0	1	3
Inning Stats	R: 0 E: 0 K: 2 S: 10 H: 1 LOB: 1 BB: 0 P: 12	R: 0 E: 0 K: 1 S: 15 H: 2 LOB: 2 BB: 0 P: 23	R: 0 E: 0 K: 0 S: 6 H: 0 LOB: 0 BB: 0 P: 9	R: 0 E: 0 K: 0 S: 4 H: 0 LOB: 0 BB: 0 P: 8	R: 0 E: 0 K: 0 S: 7 H: 1 LOB: 2 BB: 1 P: 14	R: 0 E: 0 K: 0 S: 9 H: 0 LOB: 0 BB: 0 P: 13	R: 0 E: 0 K: 0 S: 7 H: 0 LOB: 0 BB: 0 P: 12	R: 3 E: 0 K: 0 S: 12 H: 2 LOB: 1 BB: 2 P: 22	R: 0 E: 0 K: 3 S: 9 H: 0 LOB: 0 BB: 0 P: 15	1B: 4 2B: 1 3B: 0 HR: 1 SF: 1 SAC: 0 DP: 0 HBP: 0						

PITCHER		IP	WLS	BF	H	R	ER	SO	BB	IBB	HBP	BLK	WP	HR	S	P	ERA	WHIP
22 Rick Porcello, R ERA: 4.8	(1, 1)	7.0	L	28	6	2	2	3	1	0	0	0	1	1	61	95	2.57	1.000
70 Ryan Brasier, R ERA: 3.38	(8, 1)	1.0		5	0	1	0	0	2	0	0	0	1	0	9	18	0.00	2.000
37 Heath Hembree, R ERA: 3.32	(9, 1)	1.0		3	0	0	0	3	0	0	0	0	0	0	9	15	0.00	0.000

PITCHER	IP	WLS	BF	H	R	ER	SO	BB	IBB	HBP	BLK	WP	HR	S	P	ERA	WHIP

TOP

Houston Astros @ Boston Red Sox

Fenway Park, Boston, MA

Fri May 17 2019, 7:11 PM - 10:10 PM EDT

Att. 35,558 - Partly Cloudy - 60 F

livebaseballscorecards.com

AB	32
R	3
H	6
RBI	3
BB	3
SO	6
LOB	10

WP: 2	PA: 36		
PB: 1			
SB: 0			
CS: 0			

BOTTOM

Houston Astros @ Boston Red Sox

Fenway Park, Boston, MA

Fri May 17 2019, 7:11 PM - 10:10 PM EDT

Att. 35,558 - Partly Cloudy - 60 F

livebaseballscorecards.com

Batter	1	2	3	4	5	6	7	8	9	AB	R	H	RBI	BB	SO	LOB
16 Andrew Benintendi, L (1, 7) OBP: 0.359, SLG: 0.440	F FF 95 F FF 96 B FF 98 B KC 82 F KC 83 B FF 97 T FF 98 3-2 ① **K**		C KC 82 S SL 90 F SI 97 B FF 97 B SL 91 F KC 83 X FF 99 2-2 ① **G4-3**		X KC 83 0-0 50 1B 1B		C FC 92 B CU 82 F CU 82 S FC 92 1-3 ① **K**		B CH 85 D CH 86 B FF 96 B FF 91 4-0 **BB**	4	0	1	0	1	2	0
50 Mookie Betts, R (1, 8) OBP: 0.399, SLG: 0.482	B FF 97 C SL 88 X SL 90 1-1 ② **L5**		F FF 96 X KC 84 0-1 ② **L8**		C SL 90 1 SAFE B FF 97 C FF 98 F FF 100 B FF 99 1 SAFE 1 SAFE F FF 100 3-2 1 SAFE D SL 91 X SL 90 28 S 1-3 1B		X FC 91 0-0 ② **F9**		C FF 96 F FF 97 F CH 86 B FF 98 X SL 87 1-2 ③ **L7**	5	0	1	0	0	0	2
28 J.D. Martinez, R (1, 9) OBP: 0.401, SLG: 0.543	C SL 88 X FF 96 0-1 **2B**		B KC 82 B FF 96 C SL 87 B FF 97 B FF 98 4-1 **BB**		S SL 90 F FF 98 B FF 98 1 SAFE B KC 82 B FF 97 F SL 90 S SL 90 3-3 ② **K** 1-2		C FC 92 C FC 92 S CU 82 0-3 ③ **K**			3	0	1	0	1	2	2
18 Mitch Moreland, L (1, 3) OBP: 0.310, SLG: 0.556	C KC 80 S FF 97 B SL 90 D KC 84 F FF 100 X SL 90 2-2 ③ **L7**		D CH 91 B FF 97 X FF 98 2-0 ③ **F8**		F SI 100 S FF 99 B KC 86 S FF 98 1-3 ③ **K2-3**			C FF 96 B CU 84 T CU 83 F SL 91 C FF 97 1-3 ① **K**		4	0	0	0	0	2	4
2 Xander Bogaerts, R (1, 6) OBP: 0.374, SLG: 0.481		C FF 95 F FF 95 B FF 95 B SL 89 X SL 90 2-2 7 2B 1B		B SL 89 B SL 90 X FF 96 2-0 **2B**		B SL 86 B SL 86 B FF 96 C FF 96 C FF 97 F FF 98 F SL 87 F SI 97 F SL 87 3-2 X FF 97 23 K2-3 11 S 7 1B 1B			X FF 96 0-0 ② **F7**		4	1	3	0	0	0	0
11 Rafael Devers, L (1, 5) OBP: 0.388, SLG: 0.444		F FF 95 B FF 96 C KC 82 X CH 89 1-2 ① **L8**		B KC 82 C KC 83 S FF 98 D SL 91 2 SAFE B KC 83 F FF 99 S FF 99 3-3 ① **K**		D FF 96 S SL 86 1 SAFE F FF 96 B FF 95 1 SAFE S SL 86 2-3 ① **K** 1-2			C CU 83 B FF 98 B FF 95 S CU 84 X CU 84 2-2 ③ **G1-3**	4	0	0	0	0	2	3
23 Michael Chavis, R (1, 4) OBP: 0.390, SLG: 0.553		B FF 97 S FF 97 F FF 97 S FF 98 1-3 ② **K**		T FF 99 T FF 98 F FF 98 S FF 99 0-3 ② **K**		S FF 95 S FF 96 B FF 97 S SL 84 1-3 ② **K2-3** 2-3			F FF 95 S FF 96 F FF 98 F FF 97 X SL 87 0-2 ① **G5-3**	4	0	0	0	0	3	3
7 Christian Vázquez, R (1, 2) OBP: 0.362, SLG: 0.519		B FF 97 D SL 90 X FF 97 2-0 1-3 2B		C FF 99 S SL 89 D SL 91 X SL 91 1-2 ③ **G4-3**		C SI 96 B FF 97 X SI 96 1-1 36 FC6-4 3-H 1B			X SI 97 0-0 **2B**	4	0	3	1	0	0	1
36 Eduardo Núñez, R (1, 10) OBP: 0.200, SLG: 0.250		B SI 98 C FF 98 B FF 99 B FF 98 F FF 98 X FF 99 3-2 ③ **G4-3**			B SL 90 F FF 96 F FF 97 S KC 83 1-3 ① **K**	B SL 88 X FF 97 1-0 ③ **FC6-4** 1-2f			X FF 97 0-0 ② **G5-3**	4	0	0	0	0	1	4

	AB	36
	R	1
	H	9
	RBI	1
	BB	2
	SO	12
	LOB	19

Inning Stats	1	2	3	4	5	6	7	8	9
	R: 0 E: 0 K: 1 S: 12 H: 1 LOB: 1 BB: 0 P: 18	R: 0 E: 0 K: 1 S: 13 H: 2 LOB: 2 BB: 0 P: 22	R: 0 E: 0 K: 0 S: 9 H: 0 LOB: 1 BB: 1 P: 17	R: 0 E: 0 K: 2 S: 12 H: 1 LOB: 1 BB: 0 P: 18	R: 0 E: 0 K: 3 S: 16 H: 2 LOB: 2 BB: 0 P: 24	R: 1 E: 0 K: 2 S: 16 H: 2 LOB: 1 BB: 0 P: 24	R: 0 E: 0 K: 2 S: 7 H: 0 LOB: 0 BB: 0 P: 8	R: 0 E: 0 K: 1 S: 8 H: 0 LOB: 0 BB: 0 P: 11	R: 0 E: 0 K: 0 S: 11 H: 1 LOB: 2 BB: 1 P: 16

1B: 5 SF: 0 WP: 0 PA: 38
2B: 4 SAC: 0 PB: 0
3B: 0 DP: 0 SB: 2
HR: 0 HBP: 0 CS: 0

PITCHER		IP	WLS	BF	H	R	ER	SO	BB	IBB	HBP	BLK	WP	HR	S	P	ERA	WHIP
45 Gerrit Cole, R ERA: 3.56	(1, 1)	5.0		22	6	0	0	7	1	0	0	0	0	0	62	99	0.00	1.400
30 Héctor Rondón, R ERA: 2.51	(6, 1)	1.0		5	2	1	1	2	0	0	0	0	0	0	16	24	9.00	2.000
36 Will Harris, R ERA: 1.23	(7, 1)	1.0	W	3	0	0	0	2	0	0	0	0	0	0	7	8	0.00	0.000
55 Ryan Pressly, R ERA:	(8, 1)	1.0	H	3	0	0	0	1	0	0	0	0	0	0	8	11	0.00	0.000
54 Roberto Osuna, R ERA: 0.47	(9, 1)	1.0	S	5	1	0	0	0	1	0	0	0	0	0	11	16	0.00	2.000

PITCHER	IP	WLS	BF	H	R	ER	SO	BB	IBB	HBP	BLK	WP	HR	S	P	ERA	WHIP

Batter	1	2	3	4	5	6	7	8	9	AB	R	H	RBI	BB	SO	LOB
4 George Springer, R (1, 9) OBP: 0.402, SLG: 0.665	X SI 91 0-0 23 2B 3B	B CU 80 X CU 82 1-0 ① F8		B SL 78 F SI 89 X CH 80 1-1 ① G5-3	X SI 89 0-0 ② FC5-2 2 FC4 1-2 2-3 3-Hf		S CH 85 B CH 87 F FF 93 D CH 88 B FF 94 B FF 95 4-2 1-2 2-3 BB			4	1	1	0	1	0	3
2 Alex Bregman, R (1, 5) OBP: 0.381, SLG: 0.572	D CH 84 C SL 81 S CH 86 B SL 82 F SI 93 B SL 83 B CH 87 4-2 23 2B 22 SF7 BB	C FC 96 B SL 88 B FC 94 X CU 83 2-1 23 1B 1 SF8 2B		B SI 90 B CH 82 C SI 90 B CH 83 B SI 90 4-1 23 G3 BB	C SL 79 F SI 90 B SL 79 X SI 90 1-2 ③ FC4 1-2f		B CH 86 S CH 86 B FF 92 F CH 86 X FF 94 2-2 ② ③ L8-2-6-2-5 3-H			3	2	1	0	2	0	6
23 Michael Brantley, L (1, 7) OBP: 0.382, SLG: 0.571	B FF 93 B SI 92 1 SAFE C SI 92 1 SAFE B SI 92 F FF 93 X FF 92 3-2 1-3 3-H 10 1B 2B	B FC 93 C FC 93 C FC 94 X FC 93 1-2 2-3 1B		C SI 90 F FF 90 B CH 82 B CH 83 X SI 90 2-2 ② G3 1-2		B CU 74 C SI 87 C CH 80 F SL 78 X CU 76 1-2 ① G5-3		B CU 76 C CU 76 B FF 92 X CH 86 2-1 1 G5-4-3 1B		5	1	3	1	0	0	1
1 Carlos Correa, R (1, 6) OBP: 0.359, SLG: 0.568	F SL 83 S SL 83 B CH 87 B CH 86 D SL 83 F SL 82 B SI 93 4-2 10 1B 13 2B BB	C CU 82 F CU 82 X CU 81 0-2 SF8 3-H		X SI 90 0-0 ③ G1-3		B SL 79 F SI 88 S SL 80 F SI 88 F CH 80 B SI 89 F SI 90 F SI 88 X CH 80 2-2 1B		F FF 92 C CU 77 X CH 86 0-2 ① ② G5-4-3 1-2f		3	1	1	1	1	0	2
22 Josh Reddick, L (1, 10) OBP: 0.372, SLG: 0.451	C CH 87 D CH 86 X SI 91 1-1 ① SF7 3-H	X FC 95 0-0 ③ G4-3			F CH 83 B FF 89 C SI 89 F FF 90 B CH 82 F SI 90 B CH 83 F SI 90 X CH 82 3-2 HR	F SI 88 B CU 75 B FF 87 X CU 76 2-1 ② L7		B FF 93 B FF 92 C FF 93 X FF 94 2-1 ③ F7		4	1	1	2	0	0	2
10 Yuli Gurriel, R (1, 4) OBP: 0.309, SLG: 0.415	C SI 90 B SL 84 F SI 90 B SI 91 B SL 84 X SI 91 3-2 1-2 2-H 13 2B 1B		C SL 89 F FF 94 B CU 81 B CU 81 F SL 88 B CU 82 D FC 94 4-2 12 G4-3 13 WP BB		C SI 89 F SL 79 B SL 80 C SI 90 1-3 ① K	1 SAFE F SI 88 X SL 78 0-1 ③ F8			F CU 77 X SL 82 0-1 ① G6-3	4	1	1	1	1	1	1
13 Tyler White, R (1, 3) OBP: 0.337, SLG: 0.304	X FC 95 0-0 1-H 2-H 2B	B CU 82 1 SAFE B CU 83 X FC 94 2-0 ① G6-3 1-2			C SI 90 X CU 78 0-1 E6 6 1B 12 1B 4 FC5-2		C CU 76 F FF 94 F CU 78 B FF 95 X CU 78 1-2 6 FC5-4-6 12 BB 1B		C SL 88 B CH 84 C FF 92 B FF 92 F SL 85 B FF 92 F FF 92 F FF 92 X SI 92 3-2 ② L8	5	0	2	2	0	0	1
12 Max Stassi, R (1, 2) OBP: 0.222, SLG: 0.220	C CU 83 D CU 83 B FC 94 B CU 83 C FC 95 X FC 95 3-2 ② G5-3		C FC 95 X FC 95 0-1 ② G4-3 2-3		C SI 90 C SI 90 B SL 80 B SI 90 F SI 91 X SI 90 2-2 4 FC5-2 6 1B 1-2 1B		C FF 93 B FF 94 F FF 93 D CU 80 B CH 85 D CH 86 4-2 4 BB 6 FC5-4-6 2 L8-2-6-2-5 1-2 BB		S SL 87 X SL 84 0-1 1B	4	0	2	0	1	0	2
6 Jake Marisnick, R (1, 8) OBP: 0.346, SLG: 0.566	F FC 94 S CU 84 S CU 84 0-3 ③ K		S CU 82 B CU 82 S CU 83 S CU 83 1-3 ③ K		C SL 78 C SI 90 X SL 80 0-2 4 FC5-2 1-2 2-3 1B		D CU 79 S CU 77 X CU 77 1-1 ① FC5-4-6 4 BB 1-2 2-3f		S SL 88 S CU 79 B FF 93 C FF 92 1-3 ③ K	5	0	1	0	0	3	5
Inning Stats	R: 5 E: 0 K: 1 S: 22 H: 4 LOB: 1 BB: 2 P: 40	R: 1 E: 0 K: 0 S: 10 H: 2 LOB: 1 BB: 0 P: 14	R: 0 E: 0 K: 1 S: 9 H: 0 LOB: 1 BB: 1 P: 16	R: 0 E: 0 K: 0 S: 7 H: 0 LOB: 1 BB: 1 P: 14	R: 1 E: 1 K: 1 S: 22 H: 3 LOB: 3 BB: 0 P: 29	R: 0 E: 0 K: 0 S: 15 H: 1 LOB: 1 BB: 0 P: 20	R: 0 E: 0 K: 0 S: 13 H: 1 LOB: 2 BB: 2 P: 25	R: 0 E: 0 K: 0 S: 7 H: 1 LOB: 0 BB: 0 P: 11	R: 0 E: 0 K: 1 S: 13 H: 1 LOB: 1 BB: 0 P: 17	1B: 8 2B: 4 3B: 1 HR: 1 SF: 2 SAC: 0 DP: 2 HBP: 0						

PITCHER		IP	WLS	BF	H	R	ER	SO	BB	IBB	HBP	BLK	WP	HR	S	P	ERA	WHIP
76 Hector Velázquez, R ERA: 5.53	(1, 1)	0.1	L	6	3	5	5	0	2	0	0	0	0	0	15	30	135.00	15.000
54 Colten Brewer, R ERA: 5.6	(1, 1)	2.2		12	3	1	1	2	1	0	0	0	1	0	26	40	3.38	1.500
65 Ryan Weber, R ERA: 1.13	(4, 1)	3.0		15	4	1	1	1	1	0	0	0	0	1	44	63	3.00	1.667
47 Tyler Thornburg, R ERA: 7.13	(7, 1)	2.0		8	2	0	0	0	2	0	0	0	0	0	20	36	0.00	2.000
67 Josh Smith, R ERA: 4.91	(9, 1)	1.0		4	1	0	0	1	0	0	0	0	0	0	13	17	0.00	1.000

PITCHER	IP	WLS	BF	H	R	ER	SO	BB	IBB	HBP	BLK	WP	HR	S	P	ERA	WHIP

TOP

Houston Astros @ Boston Red Sox

Fenway Park, Boston, MA

Sat May 18 2019, 7:16 PM - 10:46 PM EDT

Att. 36,887 - Clear - 62 F

livebaseballscorecards.com

AB	37
R	7
H	13
RBI	7
BB	6
SO	4
LOB	23

Houston Astros @ Boston Red Sox

Fenway Park, Boston, MA

Sat May 18 2019, 7:16 PM - 10:46 PM EDT

Att. 36,887 - Clear - 62 F

BOTTOM

Batter	1	2	3	4	5	6	7	8	9	AB	R	H	RBI	BB	SO	LOB
16 Andrew Benintendi, L (1, 7) OBP: 0.356, SLG: 0.436	C FF 95 B CH 86 F FF 95 B FF 96 B CH 87 F FF 94 F FF 94 X FF 95 3-2 ① L8		X FF 94 0-0 ① P5		B CU 81 F FF 92 B FF 94 X CU 82 2-1 28 F8 50 1B 1B		C CU 78 S CH 88 B FF 97 F FF 96 B FF 97 B CH 91 X FF 94 3-2 ① F8			4	0	1	0	0	0	0
50 Mookie Betts, R (1, 9) OBP: 0.401, SLG: 0.479	B FF 95 C FF 95 X CU 83 1-1 ② P3		B FF 94 B CU 82 B FF 94 B FF 94 4-0 18 2B BB		B SL 88 1 SAFE 1 SAFE B FF 94 X FF 93 2-0 18 S 1-2 1B		C SL 83 B SL 83 F SL 82 B CH 91 F FF 98 C FF 98 2-3 ② K			3	1	1	0	1	1	0
28 J.D. Martinez, R (1, 10) OBP: 0.398, SLG: 0.533	B FF 95 B FF 96 B FF 95 B FF 95 4-0 2 BB 18 BB 11 PB BB		X CU 83 0-0 ② F9		C SL 82 S SL 84 X SL 84 0-2 ① F8 2-3		S SL 84 C SL 84 B FF 98 X SL 84 1-2 ③ G1-3			3	1	0	0	1	0	3
18 Mitch Moreland, L (1, 3) OBP: 0.322, SLG: 0.563	C CU 83 B FF 96 B CU 83 B FF 96 F FF 95 B FF 96 4-2 11 PB 2 BB 1-2 BB		1 SAFE C CU 83 B FF 92 1 SAFE 1 SAFE X CU 84 1-1 1-H 2B		F FF 97 B CH 90 F CH 89 F SL 83 B FF 99 B FF 98 B SL 83 4-2 1-2 BB			C FC 91 B CU 82 X FC 91 1-1 ① G3		2	0	1	1	2	0	0
2 Xander Bogaerts, R (1, 6) OBP: 0.372, SLG: 0.472	B CU 83 C FF 94 S FF 96 B CU 85 B FF 97 B FF 96 4-2 11 PB 1-2 2-3 BB		C FF 95 B CU 83 S FF 95 B CH 88 F FF 96 B SL 89 X FF 96 3-2 ③ G3-1		C FF 98 B SL 83 C FF 98 C FF 99 1-3 ② K			C FC 91 X FC 93 0-1 ② F8		3	0	0	0	1	1	4
11 Rafael Devers, L (1, 5) OBP: 0.380, SLG: 0.434	B CH 88 F FF 96 B FF 96 B FF 95 X FF 94 3-1 ③ F7 1-2 2-3 3-H			F CU 82 B FF 94 X CH 86 1-1 ① G5-3	F FF 98 B FF 98 B SL 84 C FF 98 F FF 99 B FF 100 X FF 100 3-2 ③ G5-3			C FC 91 S CU 82 F CU 82 B CU 82 B FC 92 F CU 82 S FC 92 2-3 ③ K		4	0	0	0	0	1	5
23 Michael Chavis, R (1, 4) OBP: 0.385, SLG: 0.539			X FF 94 0-0 ① G6-3	B FF 94 X CH 87 1-0 ② 1B		B FF 95 X FF 95 1-0 ① F9			C FF 95 X FF 95 0-1 ① L8	4	0	1	0	0	0	0
7 Christian Vázquez, R (1, 2) OBP: 0.358, SLG: 0.536			C FF 94 B FF 95 B CH 87 X FF 95 2-1 ② G4-3	C FF 95 F CU 85 X FF 95 0-2 HR		C SL 81 X SL 82 0-1 ② G5-3			B FF 97 C SL 86 F SL 88 X SL 86 1-2 ② G5-3	4	1	1	1	0	0	0
19 Jackie Bradley Jr., L (1, 8) OBP: 0.250, SLG: 0.180			C FF 94 X FF 94 0-1 ③ G4-3	C CU 83 S FF 94 B FF 94 X CU 83 1-2 ③ F8		B FF 97 B FF 97 F FF 94 F FF 96 B FF 98 X FF 96 3-2 ③ P5			F SL 91 B CH 84 B FF 95 X FF 95 2-1 ③ G3	4	0	0	0	0	0	0
Inning Stats	R: 1 E: 0 K: 0 S: 13 H: 0 LOB: 2 BB: 3 P: 32		R: 0 E: 0 K: 0 S: 5 H: 0 LOB: 0 BB: 0 P: 7	R: 1 E: 0 K: 0 S: 8 H: 1 LOB: 1 BB: 1 P: 16	R: 1 E: 0 K: 0 S: 9 H: 2 LOB: 0 BB: 0 P: 12	R: 0 E: 0 K: 1 S: 16 H: 2 LOB: 3 BB: 1 P: 28	R: 0 E: 0 K: 0 S: 6 H: 0 LOB: 0 BB: 0 P: 10	R: 0 E: 0 K: 1 S: 11 H: 0 LOB: 0 BB: 0 P: 17	R: 0 E: 0 K: 1 S: 9 H: 0 LOB: 0 BB: 0 P: 12	R: 0 E: 0 K: 0 S: 7 H: 0 LOB: 0 BB: 0 P: 10							

livebaseballscorecards.com

AB	31
R	3
H	5
RBI	2
BB	5
SO	3
LOB	12

PITCHER		IP	WLS	BF	H	R	ER	SO	BB	IBB	HBP	BLK	WP	HR	S	P	ERA	WHIP
29 Corbin Martin, R ERA: 3.86	(1, 1)	4.0		20	5	3	2	0	4	0	0	0	0	1	38	74	4.50	2.250
39 Josh James, R ERA: 4.56	(5, 1)	3.0	W	10	0	0	0	2	1	0	0	0	0	0	30	48	0.00	0.333
36 Will Harris, R ERA: 1.15	(8, 1)	1.0		3	0	0	0	1	0	0	0	0	0	0	9	12	0.00	0.000
54 Roberto Osuna, R ERA: 0.44	(9, 1)	1.0		3	0	0	0	0	0	0	0	0	0	0	7	10	0.00	0.000

PITCHER	IP	WLS	BF	H	R	ER	SO	BB	IBB	HBP	BLK	WP	HR	S	P	ERA	WHIP

1B: 3	SF: 0	WP: 0	PA: 36
2B: 1	SAC: 0	PB: 1	
3B: 0	DP: 0	SB: 1	
HR: 1	HBP: 0	CS: 0	

Houston Astros @ Boston Red Sox

Fenway Park, Boston, MA

Sun May 19 2019, 2:01 PM - 5:02 PM EDT

Att. 35,796 - Cloudy - 59 F

TOP

livebaseballscorecards.com

Batter	1	2	3	4	5	6	7	8	9	AB	R	H	RBI	BB	SO	LOB
4 George Springer, R (1, 9) OBP: 0.396, SLG: 0.654	F SI 93 S FF 94 B FF 94 S SL 81 1-3 K	B SL 81 C SL 81 B SL 81 S SL 81 S FF 95 2-3 K 1-2 2-3 3-H		S SL 81 F FF 95 D SL 83 S FF 95 1-3 K 2-3			B FF 95 F FC 92 B SL 85 F FC 92 X FC 91 2-2 G6-3		X FF 93 0-0 L8	3	0	0	0	0	3	3
18 Tony Kemp, L (5, 7) OBP: 0.277, SLG: 0.390										2	0	0	0	0	0	1
2 Alex Bregman, R (1, 5) OBP: 0.389, SLG: 0.569	C CH 87 B SL 82 B SI 95 S SI 90 F SL 84 B SL 76 D SI 90 4-2 1 FC5-4 BB		C SI 92 B FF 94 B SL 81 B SI 94 F SI 94 F SL 81 B FF 96 4-2 1 HR BB		B SL 77 F CH 88 B SI 94 B CH 86 T FF 95 C SL 83 3-3 K		C SI 94 B SL 86 B SL 86 B SI 94 B SL 84 4-1 23 G4-6-3 BB			1	1	0	0	3	1	0
23 Michael Brantley, L (1, 10) OBP: 0.374, SLG: 0.559	C FF 96 F FF 94 S SL 82 0-3 K		X SL 78 0-0 F9		B FF 96 X FF 94 1-0 F7		1 SAFE C FC 92 X FC 92 0-1 G4-6-3 1-2f			4	0	0	0	0	1	3
1 Carlos Correa, R (1, 6) OBP: 0.357, SLG: 0.578	B SL 80 1 SAFE C FF 96 S SL 83 B SL 82 X SL 81 2-2 FC5-4 1-2f		B SL 77 1 SAFE S FF 94 X FF 94 1-1 1-H HR		C SL 82 X SL 81 0-1 F8			F KC 84 B KC 85 F FF 96 B FF 96 F KC 87 F KC 87 F KC 87 B FF 97 F FF 97 3-3 K		4	1	1	2	0	1	1
10 Yuli Gurriel, R (1, 4) OBP: 0.313, SLG: 0.419		B SL 77 B SL 79 B SL 79 B FF 90 4-0 22 2B 4 WP BB	C SL 76 S SL 82 F SL 78 S SL 83 0-3 K			B SL 78 C FF 94 X SL 80 1-1 22 BB 2B		C CH 88 B KC 87 X KC 86 1-1 L4		3	1	1	0	1	1	0
13 Tyler White, R (1, 3) OBP: 0.323, SLG: 0.289		C FF 95 C SL 80 S FF 94 0-3 K	X CH 87 0-0 L9			B FF 95 C SL 79 F SL 82 S FF 94 1-3 K		F FF 97 B FF 96 B KC 87 C KC 86 F KC 87 X FF 97 2-2 F7		4	0	0	0	0	2	2
28 Robinson Chirinos, R (1, 2) OBP: 0.389, SLG: 0.519		B CH 87 C SI 94 B FF 96 S FF 95 X FF 95 2-2 P4		B FF 91 T FF 94 B FF 93 B FF 93 C CH 86 F FF 94 C SL 79 3-3 K		B SL 80 B SL 80 B FF 94 B FF 95 4-0 22 BB BB			B FF 92 F FC 87 B FF 93 S KC 81 S FF 94 2-3 K	3	0	0	0	1	2	1
22 Josh Reddick, L (1, 7) (5, 9) OBP: 0.388, SLG: 0.472		B FF 96 B SL 78 X FF 96 2-0 4 WP 1-3 2B		B SI 92 F SL 78 F SI 94 X SL 83 1-2 4 S 2B		B SI 92 F SI 93 B FF 94 F SI 95 B SL 78 B SL 80 4-2 6 G6-3 1-2 2-3 BB			B KC 82 B FC 89 B FF 94 F FC 89 B KC 82 4-1 BB	2	0	2	0	2	0	0
6 Jake Marisnick, R (1, 8) OBP: 0.341, SLG: 0.544		S SL 80 S SL 82 H SL 66 1-2 4 WP HBP		C SL 80 B FF 96 C SL 81 F SL 82 F FF 96 S SL 83 1-3 K		F SL 87 B SI 96 S SL 86 B SL 87 F SL 87 X SL 86 2-2 G6-3 1-2f			C KC 82 1 SAFE D KC 82 B FC 88 F KC 82 S KC 82 2-3 K	3	0	0	0	0	2	5

	AB	29
	R	3
	H	4
	RBI	2
	BB	7
	SO	13
	LOB	16

Inning Stats																								
	R: 0 E: 0 K: 2 S: 12	H: 0 LOB: 1 BB: 1 P: 19	R: 1 E: 0 K: 2 S: 12	H: 1 LOB: 2 BB: 1 P: 23	R: 2 E: 0 K: 1 S: 11	H: 1 LOB: 0 BB: 1 P: 16	R: 0 E: 0 K: 3 S: 15	H: 1 LOB: 1 BB: 0 P: 21	R: 0 E: 0 K: 1 S: 6	H: 0 LOB: 0 BB: 0 P: 10	R: 0 E: 0 K: 1 S: 11	H: 1 LOB: 2 BB: 2 P: 23	R: 0 E: 0 K: 0 S: 6	H: 0 LOB: 0 BB: 1 P: 12	R: 0 E: 0 K: 1 S: 14	H: 0 LOB: 0 BB: 0 P: 20	R: 0 E: 0 K: 2 S: 8	H: 0 LOB: 1 BB: 1 P: 16	1B: 0 2B: 3 3B: 0 HR: 1	SF: 0 SAC: 0 DP: 2 HBP: 1	WP: 1 PB: 0 SB: 1 CS: 0	PA: 37		

PITCHER		IP	WLS	BF	H	R	ER	SO	BB	IBB	HBP	BLK	WP	HR	S	P	ERA	WHIP
41 Chris Sale, L ERA: 4.31	(1, 1)	5.1		26	4	3	3	10	5	0	1	0	1	1	63	106	5.06	1.688
64 Marcus Walden, R ERA: 1.37	(6, 1)	1.2	W	4	0	0	0	0	1	0	0	0	0	0	10	18	0.00	0.600
32 Matt Barnes, R ERA: 1.42	(8, 1)	1.0	H	3	0	0	0	1	0	0	0	0	0	0	14	20	0.00	0.000
44 Brandon Workman, R ERA: 2.21	(9, 1)	1.0	S	4	0	0	0	2	1	0	0	0	0	0	8	16	0.00	1.000

PITCHER		IP	WLS	BF	H	R	ER	SO	BB	IBB	HBP	BLK	WP	HR	S	P	ERA	WHIP

BOTTOM

Houston Astros @ Boston Red Sox

Fenway Park, Boston, MA

Sun May 19 2019, 2:01 PM - 5:02 PM EDT

Att. 35,796 - Cloudy - 59 F

Batter	1	2	3	4	5	6	7	8	9	AB	R	H	RBI	BB	SO	LOB
23 Michael Chavis, R (1, 4) OBP: 0.389, SLG: 0.570	B FC 86 X FC 88 1-0 ① L6		X FF 92 0-0 ② G6-3		X FC 88 0-0 HR		S CU 80 X FF 94 0-1 50 FC3-6 1B			4	1	2	1	0	0	0
50 Mookie Betts, R (1, 9) OBP: 0.408, SLG: 0.491	C SI 90 B CU 78 B CH 83 X CH 82 2-1 28 WP 2 E 28 G6-3 1B		C FF 92 C FC 89 B FC 86 B FF 93 X FC 89 2-2 1B		B SI 91 B CH 82 F CH 82 F FF 93 F FF 94 B FC 89 X FC 86 3-2 2 1B 2B		C SI 92 B CU 79 1 SAFE D CU 81 S SI 91 B SI 92 1 SAFE X SI 93 3-2 ② FC3-6 1-2f 2 2B			4	3	3	0	0	0	1
2 Xander Bogaerts, R (1, 6) OBP: 0.374, SLG: 0.479	C FC 87 D CU 77 X FC 86 1-1 FC5 28 WP 1-2		C FC 87 B CH 82 X CH 81 1-1 ③ G5-3		F FC 89 D CU 78 B FC 86 C CH 83 F FC 90 F FF 93 B CH 82 X FC 91 3-2 2-H 1B		B SI 92 C SI 92 X SI 93 1-1 1-H 2B			4	0	2	2	0	0	2
28 J.D. Martinez, R (1, 7) OBP: 0.390, SLG: 0.521	B CU 78 F FC 86 F FC 88 B FF 90 F FF 92 F FF 92 X FC 90 2-2 ② G6-3 1-2 2-H			B SI 90 B FC 86 X FC 88 2-0 ① F8	D FC 86 D CH 83 S CH 81 B FC 86 F FC 89 C FC 87 3-3 ③ K		D SL 87 B FF 97 S FF 97 X SI 97 2-1 ③ G1-3			4	0	0	1	0	1	3
7 Christian Vázquez, R (1, 2) OBP: 0.363, SLG: 0.535	D FC 86 B CH 82 X CH 81 2-0 ③ G6-3			C FC 84 B FC 89 S FC 88 X FC 84 1-2 1B		F SI 92 B SI 92 B CU 79 X SI 92 2-1 ① G6-3		X CH 90 0-0 11 G6-5-3 1B		4	0	2	0	0	0	1
25 Steve Pearce, R (1, 3) OBP: 0.183, SLG: 0.152 18 Mitch Moreland, L (8, PH) OBP: 0.320, SLG: 0.558 (9, 3)		B FC 86 F FC 87 F FC 88 B FC 87 X CU 77 2-2 ① L7		1 SAFE F FC 88 S FC 87 X FC 88 0-2 ② F7		B SI 93 B SI 92 B SI 92 C FF 94 C FF 94 X SI 91 3-2 36 FC4-6 1B		C FF 97 F SI 98 D SL 86 X SL 86 1-2 ① F9		3 1	0 0	1 0	0 0	0 0	0 0	1 1
11 Rafael Devers, L (1, 5) OBP: 0.377, SLG: 0.429		B SI 91 B FC 88 X FC 88 2-0 36 K 1B		X SI 92 0-0 ③ L3		S SI 92 T SI 93 S CU 80 0-3 ② K		B FF 97 C FF 97 C SL 86 X FF 98 1-2 ② ③ G6-5-3 1-2f		4	0	1	0	0	1	3
36 Eduardo Núñez, R (1, 10) OBP: 0.192, SLG: 0.240		1 SAFE L FC 86 F FC 89 F CH 81 F FC 87 B FC 85 S FC 90 1-3 ② ③ K 1-2			B FC 84 F FC 87 B FC 88 F FC 89 X FC 86 2-2 ① P5	X SI 93 0-0 ③ FC4-6 1-2f				3	0	0	0	0	1	2
19 Jackie Bradley Jr., L (1, 8) OBP: 0.245, SLG: 0.176			B FC 86 B SI 89 S FC 87 X FC 87 2-1 ① G4-3		B FC 87 B SI 90 C FC 87 C FC 87 X FC 86 2-2 ② G4-3		C SI 92 S CU 78 X CU 79 0-2 ① G4-3			3	0	0	0	0	0	0
Inning Stats	R: 1 H: 1 E: 1 LOB: 1 K: 0 BB: 0 S: 11 P: 19	R: 0 H: 1 E: 0 LOB: 0 K: 1 BB: 0 S: 9 P: 14	R: 0 H: 1 E: 0 LOB: 1 K: 0 BB: 0 S: 8 P: 13	R: 0 H: 1 E: 0 LOB: 1 K: 0 BB: 0 S: 8 P: 11	R: 2 H: 3 E: 0 LOB: 1 K: 1 BB: 0 S: 19 P: 32	R: 0 H: 1 E: 0 LOB: 1 K: 1 BB: 0 S: 9 P: 14	R: 1 H: 2 E: 0 LOB: 1 K: 0 BB: 0 S: 12 P: 18	R: 0 H: 1 E: 0 LOB: 0 K: 0 BB: 0 S: 7 P: 9		1B: 8 SF: 0 2B: 2 SAC: 0 3B: 0 DP: 1 HR: 1 HBP: 0						WP: 1 PA: 34 PB: 0 SB: 0 CS: 0

livebaseballscorecards.com

	AB	34
	R	4
	H	11
	RBI	4
	BB	0
	SO	3
	LOB	14

PITCHER		IP	WLS	BF	H	R	ER	SO	BB	IBB	HBP	BLK	WP	HR	S	P	ERA	WHIP
20 Wade Miley, L ERA: 3.51	(1, 1)	5.0		22	7	3	2	2	0	0	0	0	1	1	55	89	3.60	1.400
59 Framber Valdez, L ERA: 4.42	(6, 1)	1.2	L	8	3	1	1	1	0	0	0	0	0	0	19	28	5.40	1.800
30 Héctor Rondón, R ERA: 2.3	(7, 1)	1.1		4	1	0	0	0	0	0	0	0	0	0	9	13	0.00	0.750

PITCHER	IP	WLS	BF	H	R	ER	SO	BB	IBB	HBP	BLK	WP	HR	S	P	ERA	WHIP

Batter	1	2	3	4	5	6	7	8	9	AB	R	H	RBI	BB	SO	LOB
28 Leury García, S (1, 8) OBP: 0.320, SLG: 0.371	B FF 92 F FF 92 X FF 93 1-1 L8 ①		C FF 94 F ST 81 F SI 94 1 SAFE 1 SAFE B SI 92 T KC 80 1-2 K ③		C KC 78 F FF 92 F SI 93 F FF 93 B KC 77 B KC 78 S FF 93 2-3 K ③		B CU 81 C CU 81 B FC 92 B CU 80 S FC 91 S FC 91 3-3 K ③			4	0	0	0	0	3	5
10 Yoán Moncada, S (1, 5) OBP: 0.345, SLG: 0.517	B FF 94 S KC 79 X ST 81 1-1 L6 ②			C KC 76 B FF 92 B FF 92 F FF 93 S KC 79 2-3 K ①		S FF 92 B FF 94 S CH 82 B CH 84 X CH 84 2-2 G1-3 ①		B FF 94 S CU 82 X SL 91 1-1 G3 ①		4	0	0	0	0	1	0
79 José Abreu, R (1, 3) OBP: 0.318, SLG: 0.497	B FF 94 C SI 92 B ST 81 F SI 93 X SI 94 2-2 G5-3 ③			B ST 80 C ST 81 B FF 93 B SI 93 X SI 94 3-1 2B		B SL 80 C SL 80 B SL 80 F SL 79 F FF 95 X FF 95 2-2 P6 ②		C FF 95 F SL 90 X SL 91 0-2 L9 ②		4	0	1	0	0	0	0
17 Yonder Alonso, L (1, 10) OBP: 0.282, SLG: 0.327		F FF 92 S FF 93 C ST 81 0-3 K ①		D KC 79 B ST 81 T FF 94 B FF 94 X CH 83 3-1 L9 ②		C CH 83 B SL 80 F CH 83 B FF 94 X FF 95 2-2 1B		S CU 84 B CU 83 F FF 95 S CU 83 1-3 K ③		4	0	1	0	0	2	1
33 James McCann, R (1, 2) OBP: 0.385, SLG: 0.539		X SI 92 0-0 G5-3 ②		C ST 82 B SI 92 F SI 93 C FF 93 1-3 K ③		C SL 80 F SL 81 S SL 81 0-3 K ③			S SL 88 X SL 88 0-1 1B	4	0	1	0	0	2	2
74 Eloy Jiménez, R (1, 7) OBP: 0.281, SLG: 0.361		C SI 93 B SI 92 S ST 82 B ST 81 B KC 79 C ST 80 3-3 K ③			B SI 90 C ST 81 B SI 93 B ST 80 X SI 91 3-1 G4-3 ①		C FC 90 B FC 92 S CU 82 B CU 82 B FC 92 X FC 91 3-2 G6-3 ①		F FF 95 X FF 96 0-1 P3 ①	4	0	0	0	0	1	1
7 Tim Anderson, R (1, 6) OBP: 0.360, SLG: 0.506			B SI 90 B SI 93 F SI 92 C SI 93 F SI 94 F ST 82 F SI 94 S FF 93 2-3 K ①		H SI 92 1-0 22 1B HBP	F CU 82 S FC 91 X FC 91 0-2 G6-3 ②			S SL 89 B FF 96 F FC 91 S CH 86 1-3 K ②	3	0	0	0	0	2	1
22 Charles Tilson, L (1, 9) OBP: 0.365, SLG: 0.367			C KC 77 F FF 94 B FF 94 B SI 93 S ST 81 2-3 K ②		F FF 93 F FF 92 D KC 80 F FF 92 1 SAFE F CH 82 F SI 92 B ST 76 1 SAFE 2-2 F FF 93 X SI 93 1-2 1B		B CU 81 F FC 91 X FC 91 1-1 5 1B 1B		B SL 87 S FF 97 F FF 98 X CH 85 1-2 F8 ③	4	0	2	0	0	1	1
5 Yolmer Sánchez, S (1, 4) OBP: 0.320, SLG: 0.303			C ST 79 F FF 93 H ST 82 1-2 HBP		S FF 93 F FF 93 B FF 93 B SI 92 F ST 82 F KC 78 F FF 92 C SI 93 2-3 K ②		X FC 90 0-0 1-2 1B			2	0	1	0	0	1	2
Inning Stats	R: 0 E: 0 K: 0 S: 7 H: 0 LOB: 0 BB: 0 P: 11	R: 0 E: 0 K: 2 S: 7 H: 0 LOB: 0 BB: 0 P: 10	R: 0 E: 0 K: 3 S: 15 H: 0 LOB: 0 BB: 0 P: 21	R: 0 E: 0 K: 2 S: 10 H: 1 LOB: 1 BB: 0 P: 19	R: 0 E: 0 K: 2 S: 20 H: 1 LOB: 2 BB: 0 P: 30	R: 0 E: 0 K: 1 S: 13 H: 1 LOB: 1 BB: 0 P: 19	R: 0 E: 0 K: 1 S: 12 H: 2 LOB: 2 BB: 0 P: 19	R: 0 E: 0 K: 1 S: 8 H: 0 LOB: 0 BB: 0 P: 10	R: 0 E: 0 K: 1 S: 10 H: 1 LOB: 1 BB: 0 P: 12	1B: 5 2B: 1 3B: 0 HR: 0 SF: 0 SAC: 0 DP: 0 HBP: 2						

PITCHER		IP	WLS	BF	H	R	ER	SO	BB	IBB	HBP	BLK	WP	HR	S	P	ERA	WHIP
41 Brad Peacock, R ERA: 3.59	(1, 1)	5.0	W	19	2	0	0	9	0	0	2	0	0	0	59	91	0.00	0.400
47 Chris Devenski, R ERA: 5.6	(6, 1)	1.0	H	4	1	0	0	1	0	0	0	0	0	0	13	19	0.00	1.000
36 Will Harris, R ERA: 1.08	(7, 1)	1.0	H	5	2	0	0	1	0	0	0	0	0	0	12	19	0.00	2.000
55 Ryan Pressly, R ERA:	(8, 1)	1.0	H	3	0	0	0	1	0	0	0	0	0	0	8	10	0.00	0.000
54 Roberto Osuna, R ERA: 0.42	(9, 1)	1.0	S	4	1	0	0	1	0	0	0	0	0	0	10	12	0.00	1.000

PITCHER	IP	WLS	BF	H	R	ER	SO	BB	IBB	HBP	BLK	WP	HR	S	P	ERA	WHIP

TOP

Chicago White Sox @ Houston Astros

Minute Maid Park, Houston, TX

Mon May 20 2019, 7:11 PM - 9:50 PM CDT

Att. 24,364 - Roof Closed - 73 F

livebaseballscorecards.com

AB	33
R	0
H	6
RBI	0
BB	0
SO	13
LOB	13

Batter	1	2	3	4	5	6	7	8	9	AB	R	H	RBI	BB	SO	LOB
22 Josh Reddick, L (1, 9) OBP: 0.384, SLG: 0.466	B FF 97 X FF 97 1-0 ① G4-3		B CU 80 X CU 81 1-0 23 G3-6-3, 2 1B, 1B	B FF 96 F FF 97 1 SAFE C CH 88 1-2 ③ CS 1-2	C FC 89 C FF 95 X FF 95 0-2 ① L5		C FF 94 D CH 90 D CH 88 X FF 94 2-1 ③ P5			4	0	1	0	0	0	1
2 Alex Bregman, R (1, 5) OBP: 0.391, SLG: 0.564	C FF 97 B FF 98 C FC 91 B FF 98 B FF 98 B FF 98 4-2 23 E, 23 1B, 1 SF8, BB		X FF 95 0-0 ② 23 G3-6-3, 1-2, 1B		X FF 95 0-0 ② F7			B CU 83 C CU 84 X CH 88 1-1 ① G6-3		3	1	1	0	1	0	0
23 Michael Brantley, L (1, 7) OBP: 0.377, SLG: 0.563	X FF 97 0-0 E9, 10 FC5-4, 1-3, 1B		D FC 89 C SI 94 B FC 90 B FC 91 X SI 95 3-1 ① ② G3-6-3 1-2f 2-3		C FC 90 X FC 91 0-1 ③ G1-3			B FF 93 F FF 94 F CH 88 X FF 94 1-2 2B		4	0	2	0	0	0	2
1 Carlos Correa, R (1, 6) OBP: 0.354, SLG: 0.571	B FC 90 S FF 96 1 SAFE B FF 95 B FC 88 1 SAFE F FF 95 F FF 95 3 SAFE 3-2 ② X FF 96 SF8 3-H		B SL 91 B FF 98 B FF 97 B FF 98 4-0 BB			X FC 89 0-0 ① G4-3		F FF 92 F CH 89 F FF 93 F CH 88 S FF 94 0-3 ② K		2	0	0	1	1	1	1
10 Yuli Gurriel, R (1, 3) OBP: 0.306, SLG: 0.409	B FC 89 B FF 96 X FF 96 2-0 ③ FC5-4 1-2f		X FF 97 0-0 ③ P4			B FC 89 F FF 95 F FF 95 C FC 90 1-3 ② K		C FF 94 X CH 89 0-1 ③ G5-3		4	0	0	0	0	1	4
28 Robinson Chirinos, R (1, 2) OBP: 0.381, SLG: 0.505		F FF 96 S FF 96 B FF 95 S FC 88 1-3 ① K		C FF 97 X SL 88 0-1 ① F8		B FF 95 C FC 90 B FF 95 F FF 96 X FC 91 2-2 ③ G1-3				3	0	0	0	0	1	0
13 Tyler White, R (1, 10) OBP: 0.323, SLG: 0.326		C FC 89 F FF 96 B FF 96 X FC 88 1-2 ② G5-3		C SL 88 B SL 89 B SL 90 X FF 96 2-1 HR			C FF 92 B CH 88 X CH 86 1-1 ① G1-3			3	1	1	1	0	0	0
18 Tony Kemp, L (1, 4) OBP: 0.294, SLG: 0.403		X FF 96 0-0 ③ F8		X FF 97 0-0 22 CS, 1B			B FF 93 B CH 86 C FF 93 B FF 94 C FF 94 X FF 93 3-2 6 G5-3, 1B			3	0	2	0	0	0	0
6 Jake Marisnick, R (1, 8) OBP: 0.341, SLG: 0.573			X CU 79 0-0 HR	1 SAFE B FF 97 B FF 96 B FF 95 C FF 96 C FF 96 F FF 97 C FF 97 3-3 ② K			C FF 91 X SL 82 0-1 ② G5-3 1-2			3	1	1	1	0	1	2
Inning Stats	R: 1 E: 1 K: 0 S: 9 H: 1 LOB: 1 BB: 1 P: 19	R: 0 E: 0 K: 1 S: 7 H: 0 LOB: 0 BB: 0 P: 9	R: 1 E: 0 K: 0 S: 6 H: 3 LOB: 2 BB: 1 P: 14	R: 1 E: 0 K: 1 S: 11 H: 2 LOB: 0 BB: 0 P: 17	R: 0 E: 0 K: 0 S: 6 H: 0 LOB: 0 BB: 0 P: 6	R: 0 E: 0 K: 1 S: 7 H: 0 LOB: 0 BB: 0 P: 10	R: 0 E: 0 K: 0 S: 9 H: 1 LOB: 1 BB: 0 P: 15	R: 0 E: 0 K: 1 S: 12 H: 1 LOB: 1 BB: 0 P: 14		1B: 5 2B: 1 3B: 0 HR: 2 SF: 1 SAC: 0 DP: 1 HBP: 0				WP: 0 PB: 0 SB: 0 CS: 1 PA: 33		

PITCHER		IP	WLS	BF	H	R	ER	SO	BB	IBB	HBP	BLK	WP	HR	S	P	ERA	WHIP
61 Ryan Burr, R ERA: 3.86	(1, 1)	2.0	L	8	1	1	0	1	1	0	0	0	0	0	16	28	0.00	1.000
57 Jace Fry, L ERA: 5.82	(3, 1)	0.2		4	3	1	1	0	0	0	0	0	0	1	5	9	13.50	4.500
66 José Ruiz, R ERA: 5.56	(3, 1)	1.1		6	2	1	1	1	1	0	0	0	0	1	12	22	6.75	2.250
64 Josh Osich, L ERA: 3.77	(5, 1)	2.0		6	0	0	0	1	0	0	0	0	0	0	13	16	0.00	0.000
37 Juan Minaya, R ERA: 2.16	(7, 1)	2.0		8	2	0	0	1	0	0	0	0	0	0	21	29	0.00	1.000

PITCHER	IP	WLS	BF	H	R	ER	SO	BB	IBB	HBP	BLK	WP	HR	S	P	ERA	WHIP

BOTTOM

Chicago White Sox @ Houston Astros

Minute Maid Park, Houston, TX

Mon May 20 2019, 7:11 PM - 9:50 PM CDT

Att. 24,364 - Roof Closed - 73 F

livebaseballscorecards.com

AB	29
R	3
H	8
RBI	3
BB	2
SO	4
LOB	10

Chicago White Sox @ Houston Astros

Minute Maid Park, Houston, TX

Tue May 21 2019, 7:11 PM - 10:03 PM CDT

Att. 31,392 - Roof Closed - 73 F

TOP

livebaseballscorecards.com

Batter	1	2	3	4	5	6	7	8	9	AB	R	H	RBI	BB	SO	LOB
28 Leury García, S (1, 8) OBP: 0.312, SLG: 0.362	C FF 94 X FF 94 0-1 ① G4-3		F FF 94 F SL 88 S SL 88 0-3 ③ K			B CU 79 S CU 79 S SL 87 X SL 88 1-2 ③ G3			C FF 96 F SL 86 D SL 84 S SL 86 1-3 ① K	4	0	0	0	0	2	1
10 Yoán Moncada, S (1, 5) OBP: 0.338, SLG: 0.506	S FF 94 S FF 94 F SL 88 T FF 95 0-2 ② K			S SL 88 S SL 88 F FF 95 B CU 81 S CU 80 1-3 ① K			F FF 94 B CU 78 B FF 94 F FF 95 S CU 79 2-3 ① K		B SL 86 C FF 96 F FF 96 D SL 86 F CH 88 C FF 96 2-3 ② K	4	0	0	0	0	4	1
79 José Abreu, R (1, 3) OBP: 0.317, SLG: 0.508	B FF 95 C FF 94 B FF 94 F FF 95 S SL 89 2-3 ③ K			X FF 94 0-0 ② P3			X FF 95 0-0 HR		X SL 87 0-0 ③ G2-3	4	1	1	1	0	1	1
21 Welington Castillo, R (1, 2) OBP: 0.287, SLG: 0.321		X FF 93 0-0 ① F8		C FF 94 B SL 87 F SL 88 B SL 89 S SL 89 2-3 ③ K			S SL 86 F FF 96 X CH 86 0-2 ② P4			3	0	0	0	0	1	0
74 Eloy Jiménez, R (1, 7) OBP: 0.272, SLG: 0.349		C FF 94 C FF 94 F SL 87 F FF 95 F SL 88 F FF 95 B SL 88 S SL 88 1-3 ② K			S SL 88 S FF 94 B CU 80 B CU 82 S SL 89 2-3 ① K		S CU 78 B SL 88 S SL 87 C FF 96 1-3 ③ K			3	0	0	0	0	3	0
17 Yonder Alonso, L (1, 10) OBP: 0.282, SLG: 0.323		B C CU 78 B SL 86 B FF 95 S FF 95 B FF 95 4-2 BB			S FF 94 B CU 80 F FF 95 X FF 96 1-2 ② G3-1			S SL 86 C CU 77 B SL 88 B CU 79 X FF 97 2-2 ① P3		2	0	0	0	1	0	0
7 Tim Anderson, R (1, 6) OBP: 0.354, SLG: 0.497		B CU 78 B FF 96 F FF 95 X FF 96 2-1 ③ L9			X FF 96 0-0 ③ G4-3			C FF 96 F FF 98 B SL 90 X SL 89 1-2 ② G4-3		3	0	0	0	0	0	1
22 Charles Tilson, L (1, 9) OBP: 0.345, SLG: 0.346			C FF 93 B SL 85 F SL 86 S SL 86 1-3 ① K			B FF 92 B FF 93 F FF 94 X SL 87 2-1 ① F7		F FF 96 B CU 78 X FF 95 1-1 ③ F8		3	0	0	0	0	1	0
5 Yolmer Sánchez, S (1, 4) OBP: 0.320, SLG: 0.297			S FF 93 S FF 94 B FF 94 S FF 96 1-3 ② K			C SL 87 S FF 94 F FF 95 F CU 81 F SL 87 S SL 88 0-3 ② K			B SL 84 B FF 96 C FF 96 B FF 96 S FF 97 F FF 97 F FF 97 B FF 96 4-2 BB	2	0	0	0	1	2	0
Inning Stats	R: 0 E: 0 K: 2 S: 9 H: 0 LOB: 0 BB: 0 P: 11	R: 0 E: 0 K: 1 S: 12 H: 0 LOB: 1 BB: 1 P: 19	R: 0 E: 0 K: 3 S: 9 H: 0 LOB: 0 BB: 0 P: 11	R: 0 E: 0 K: 2 S: 8 H: 0 LOB: 0 BB: 0 P: 11	R: 0 E: 0 K: 1 S: 7 H: 0 LOB: 0 BB: 0 P: 10	R: 0 E: 0 K: 1 S: 11 H: 0 LOB: 0 BB: 0 P: 14	R: 1 E: 0 K: 2 S: 10 H: 1 LOB: 0 BB: 0 P: 13	R: 0 E: 0 K: 0 S: 8 H: 0 LOB: 0 BB: 0 P: 12	R: 0 E: 0 K: 2 S: 12 H: 0 LOB: 1 BB: 1 P: 19	1B: 0 2B: 0 3B: 0 HR: 1	SF: 0 SAC: 0 DP: 0 HBP: 0	WP: 0 PB: 0 SB: 0 CS: 0	PA: 30			

	AB	28
	R	1
	H	1
	RBI	1
	BB	2
	SO	14
	LOB	4

PITCHER		IP	WLS	BF	H	R	ER	SO	BB	IBB	HBP	BLK	WP	HR	S	P	ERA	WHIP
35 Justin Verlander, R ERA: 2.24	(1, 1)	8.0	W	26	1	1	1	12	1	0	0	0	0	1	74	101	1.12	0.250
30 Héctor Rondón, R ERA: 2.16	(9, 1)	1.0		4	0	0	0	2	1	0	0	0	0	0	12	19	0.00	1.000

PITCHER		IP	WLS	BF	H	R	ER	SO	BB	IBB	HBP	BLK	WP	HR	S	P	ERA	WHIP

BOTTOM

Chicago White Sox @ Houston Astros

Minute Maid Park, Houston, TX

Tue May 21 2019, 7:11 PM - 10:03 PM CDT

Att. 31,392 - Roof Closed - 73 F

livebaseballscorecards.com

Batter	1	2	3	4	5	6	7	8	9	AB	R	H	RBI	BB	SO	LOB
22 Josh Reddick, L (1, 9) OBP: 0.389, SLG: 0.467	C SI 92 B FF 92 F FC 91 F FF 94 B FF 94 F CU 82 S SI 94 2-3 **K** ①		C CU 79 X FS 85 0-1 1B		B CU 79 D FC 90 B SI 95 C SI 95 S SI 96 B SI 97 4-2 2 WP, 23 2B BB **1-2** **2-3**	C CU 82 F FF 96 F FF 97 0-2 CI **1-2** **2-3**				2	1	1	0	1	1	0
2 Alex Bregman, R (1, 5) OBP: 0.388, SLG: 0.554	C FC 90 X FC 91 0-1 G6-3 ②		C SI 94 B FC 91 F SI 94 B SI 94 F SI 95 D FS 86 X SI 95 3-2 F7 ③		F SI 96 S FC 91 F SI 96 B FC 89 B SI 97 B SI 97 B SI 96 4-2 23 2B, 1 1B BB **1-2** **2-3** **3-H**	X FF 97 0-0 P3 ②				3	1	0	0	1	0	4
23 Michael Brantley, L (1, 10) OBP: 0.374, SLG: 0.561	B SI 94 S FS 84 X FC 91 1-1 L8 ③			C CU 79 F FC 90 F SI 93 B FC 91 X SI 93 1-2 G4-3 ①	T FC 91 B SI 97 B SI 96 F FC 91 F FF 96 X FC 90 2-2 1 1B 2B **1-3** **2-H** **3-H**	X FF 98 0-0 P5 ③				4	0	1	2	0	0	3
1 Carlos Correa, R (1, 6) OBP: 0.358, SLG: 0.567		C SI 93 C FC 90 B FS 86 F FC 90 F FS 85 F FC 91 B FC 94 B FS 85 B SI 95 4-2 10 G4-3 BB		C CU 81 B SI 94 B FC 91 C FC 91 X FC 92 2-2 L3 ②	X FC 91 0-0 16 G6-4-3 **2-3** **3-H** 1B		F FF 92 B CH 86 F CH 86 S SL 84 1-3 K ①			3	0	1	1	1	1	0
10 Yuli Gurriel, R (1, 3) OBP: 0.310, SLG: 0.429		B FC 90 D FC 90 X SI 95 2-0 G4-3 ①② **1-2f**		F SI 94 X SI 94 0-1 HR	C SI 97 **B FC 92** **B SI 96** **C SI 96** **F SI 96** **B SI 96** 1 SAFE 1 SAFE F SI 95 3-2 L6 ①		B FF 93 X FF 93 1-0 16 G5-4-3 1B			4	1	2	1	0	0	3
16 Aledmys Díaz, R (1, 4) OBP: 0.315, SLG: 0.518		B SI 96 B FC 91 C SI 94 C SI 94 X FC 92 2-2 1B		C CU 78 X FS 85 0-1 1B	B SI 95 S FC 91 B FC 90 F SI 95 F FC 89 D SI 95 X SI 96 3-2 G6-4-3 ②③ **1-2f**		C SL 83 B FF 92 X CU 82 1-1 G5-4-3 ②③ **1-2f**			4	0	2	0	0	0	3
28 Robinson Chirinos, R (1, 2) OBP: 0.370, SLG: 0.486		X FC 92 0-0 G5-3 ③		1 SAFE C SI 93 B FC 89 X FC 91 1-1 F7 ③		F FF 96 X SL 91 0-1 G6-3 ①		B FF 95 S FF 94 X FF 95 1-1 P3 ①		4	0	0	0	0	0	2
18 Tony Kemp, L (1, 7) OBP: 0.306, SLG: 0.415			C CU 79 X FF 94 0-1 G4-3 ①		C SI 91 F FC 89 F FF 93 B FS 84 F FS 84 B SI 94 B CU 82 F FC 91 B SI 94 4-2 22 BB, 6 BB, 2 WP BB	C CU 82 B FF 97 F FF 96 F FF 98 X SL 91 1-2 22 CI 2B		B FF 95 X FF 95 1-0 P6 ②		3	1	1	0	1	0	0
6 Jake Marisnick, R (1, 8) OBP: 0.348, SLG: 0.560			C SI 94 B FC 91 F FC 90 B FS 86 F FF 95 F SI 95 F SI 94 B FC 92 F FC 91 3-2 G6-3 ②		D FC 90 1 SAFE 1 SAFE B SI 94 C SI 93 C SI 94 B SI 94 F SI 94 B SI 94 4-2 2 WP, 22 BB, 23 2B **1-2** BB	S FF 97 B FF 97 B FF 96 B FF 97 F FF 97 B FF 98 4-2 22 CI BB		X FC 92 0-0 F8 ③		2	1	0	0	2	0	0
Inning Stats	R: 0 E: 0 K: 1 S: 9 H: 0 LOB: 0 BB: 0 P: 12	R: 0 E: 0 K: 0 S: 10 H: 1 LOB: 1 BB: 1 P: 18	R: 0 E: 0 K: 0 S: 15 H: 1 LOB: 1 BB: 0 P: 21	R: 1 E: 0 K: 0 S: 13 H: 2 LOB: 1 BB: 0 P: 17	R: 4 E: 0 K: 0 S: 27 H: 2 LOB: 1 BB: 4 P: 51	R: 0 E: 1 K: 1 S: 13 H: 1 LOB: 3 BB: 1 P: 18	R: 0 E: 0 K: 1 S: 6 H: 1 LOB: 0 BB: 0 P: 9	R: 0 E: 0 K: 0 S: 4 H: 0 LOB: 0 BB: 0 P: 6		1B: 5 2B: 2 3B: 0 HR: 1 SF: 0 SAC: 0 DP: 3 HBP: 0		WP: 1 PB: 0 SB: 0 CS: 0 PA: 36				

	AB	29
	R	5
	H	8
	RBI	4
	BB	6
	SO	2
	LOB	15

PITCHER		IP	WLS	BF	H	R	ER	SO	BB	IBB	HBP	BLK	WP	HR	S	P	ERA	WHIP
68 Dylan Covey, R ERA: 5.31	(1, 1)	4.0	L	18	4	3	3	1	3	0	0	0	0	1	55	84	6.75	1.750
39 Aaron Bummer, L ERA: 0.79	(5, 1)	1.0		6	2	2	2	0	2	0	0	0	1	0	19	35	18.00	4.000
66 José Ruiz, R ERA: 5.11	(6, 1)	1.0		6	1	0	0	0	1	0	0	0	0	0	13	18	0.00	2.000
37 Juan Minaya, R ERA: 1.93	(7, 1)	1.0		3	1	0	0	1	0	0	0	0	0	0	6	9	0.00	1.000
48 Alex Colomé, R ERA: 1.89	(8, 1)	1.0		3	0	0	0	0	0	0	0	0	0	0	4	6	0.00	0.000

PITCHER	IP	WLS	BF	H	R	ER	SO	BB	IBB	HBP	BLK	WP	HR	S	P	ERA	WHIP

Batter	1	2	3	4	5	6	7	8	9	AB	R	H	RBI	BB	SO	LOB
28 Leury García, S (1, 8) OBP: 0.309, SLG: 0.357	F FF 94 B FF 92 B FF 94 B SL 89 X FF 96 3-1 ① G3-1		F SL 86 B FF 94 F FF 93 B FF 96 B SL 90 C SL 88 3-3 ③ K			X SL 87 0-0 E7 10 1B 1B	C CH 82 B FF 94 S CH 83 B CH 84 S CH 84 2-3 ① K		S FF 92 B SI 85 T CH 85 B SL 83 F FF 93 X FF 93 2-2 ② G5-3	5	1	1	0	0	2	0
10 Yoán Moncada, S (1, 5) OBP: 0.340, SLG: 0.503	B SL 86 X KC 80 1-0 ② G1-3			C FF 93 S SL 88 S FF 94 0-3 ① K		B FF 94 B FF 95 S KC 80 C FF 94 X SL 88 2-2 79 1B 33 2B 2-H 1B	X SL 80 0-0 33 S 1B		C FF 93 S FF 94 X FC 94 0-2 ③ F8	5	1	2	1	0	1	0
79 José Abreu, R (1, 3) OBP: 0.320, SLG: 0.524	F FF 93 B FF 95 T FF 94 F FF 96 F FF 97 S KC 82 1-3 ③ K			B SL 86 S SL 87 F FF 95 X SL 87 1-2 HR		B FF 96 B FF 95 B KC 80 C FF 96 F FF 97 X FF 97 3-2 33 2B 74 FC5-2 1-3 1B	C FF 93 F CH 84 1 SAFE B SL 80 S FF 94 1-3 ② K			4	1	2	1	0	2	1
33 James McCann, R (1, 2) OBP: 0.381, SLG: 0.538		C FF 93 F SL 86 X SL 87 0-2 ① L9		F SL 88 B KC 79 C FF 95 C FF 96 1-3 ② K		C SL 85 S KC 82 F KC 81 F FF 97 B FF 98 D SL 89 F FF 99 X CH 87 2-2 74 FC5-2 22 HR 1-3 3-H 2B	1 SAFE B FF 94 B CH 83 B CH 83 F FF 94 F FF 95 F FF 95 F FF 96 X FF 95 3-2 ③ L8 1-2			4	1	1	1	0	1	1
17 Yonder Alonso, L (1, 10) OBP: 0.287, SLG: 0.318		F FF 93 X KC 80 0-1 ② G6-3		B FF 94 B FF 94 B CH 88 F FF 94 F FF 97 B FF 97 4-2 BB		B SL 84 B FF 98 B FF 98 C FF 97 B CH 90 4-1 74 FC5-2 22 HR BB		B FF 92 B FF 92 B FF 91 C FF 92 C FF 92 F CH 86 S FF 93 3-3 ① K		2	1	0	0	2	1	0
74 Eloy Jiménez, R (1, 7) OBP: 0.281, SLG: 0.422		S KC 78 C CH 91 B FF 93 B SL 87 X SL 86 2-2 HR		B FF 94 S KC 80 B FF 94 C FF 95 S KC 81 2-3 ③ K		B FF 98 S FF 98 B FF 98 S CH 90 B FF 100 X FF 99 3-2 ① FC5-2 22 HR 1-2 2-3 3-Hf		X FF 93 0-0 HR		4	3	2	2	0	1	4
7 Tim Anderson, R (1, 6) OBP: 0.352, SLG: 0.491		C FF 94 X FF 95 0-1 ③ G6-3			B FF 93 F KC 79 X FF 93 1-1 5 F8-6-3 1B	S FF 99 S FF 98 S FF 99 0-3 ② K		B FF 92 X CU 79 1-0 ② F9		4	0	1	0	0	1	3
22 Charles Tilson, L (1, 9) OBP: 0.339, SLG: 0.393			F FF 93 B FF 93 F KC 81 S FF 97 1-3 ① K		C FF 92 B FF 94 1 SAFE F KC 81 S FF 95 1-3 ① K	B FF 99 X FF 98 1-0 1-H 2-H 3-H HR		C FF 91 F CH 85 F FF 93 F FF 92 F CH 85 F CU 80 F FF 92 B CU 79 F CU 80 2-2 ③ G6-3		4	1	1	4	0	2	1
5 Yolmer Sánchez, S (1, 4) OBP: 0.311, SLG: 0.287			B KC 79 F FF 94 B FF 94 S FF 95 F FF 96 X KC 80 2-2 ② G6-3		C SL 87 X FF 94 0-1 ② ③ F8-6-3 1-1	X FF 96 0-0 ③ L7			C SL 80 F FF 91 B FF 92 F SL 81 B FF 92 S FF 92 2-3 ① K	4	0	0	0	0	1	1
Inning Stats	R: 0 E: 0 K: 1 S: 8 H: 0 LOB: 0 BB: 0 P: 13	R: 1 E: 0 K: 0 S: 10 H: 1 LOB: 0 BB: 0 P: 12	R: 0 E: 0 K: 2 S: 10 H: 0 LOB: 0 BB: 0 P: 16	R: 1 E: 0 K: 3 S: 14 H: 1 LOB: 1 BB: 1 P: 22	R: 0 E: 0 K: 1 S: 7 H: 1 LOB: 0 BB: 0 P: 9	R: 6 E: 1 K: 1 S: 22 H: 5 LOB: 0 BB: 1 P: 37	R: 0 E: 0 K: 2 S: 12 H: 1 LOB: 1 BB: 0 P: 18	R: 1 E: 0 K: 1 S: 16 H: 1 LOB: 0 BB: 0 P: 22	R: 0 E: 0 K: 1 S: 11 H: 0 LOB: 0 BB: 0 P: 15	1B: 5 2B: 2 3B: 0 HR: 4 SF: 0 SAC: 0 DP: 1 HBP: 0						

PITCHER		IP	WLS	BF	H	R	ER	SO	BB	IBB	HBP	BLK	WP	HR	S	P	ERA	WHIP
45 Gerrit Cole, R ERA: 4.11	(1, 1)	5.0	L	22	7	6	6	7	1	0	0	0	0	2	62	92	10.80	1.600
39 Josh James, R ERA: 5.11	(6, 1)	1.0		5	1	2	2	1	1	0	0	0	0	1	9	17	18.00	2.000
47 Chris Devenski, R ERA: 5.3	(7, 1)	1.0		4	1	0	0	2	0	0	0	0	0	0	12	18	0.00	1.000
52 Brady Rodgers, R ERA: 4.5	(8, 1)	2.0		7	1	1	1	2	0	0	0	0	0	1	27	37	4.50	0.500

PITCHER	IP	WLS	BF	H	R	ER	SO	BB	IBB	HBP	BLK	WP	HR	S	P	ERA	WHIP

TOP

Chicago White Sox @ Houston Astros

Minute Maid Park, Houston, TX

Wed May 22 2019, 7:11 PM - 10:26 PM CDT

Att. 30,237 - Roof Closed - 73 F

livebaseballscorecards.com

AB	36
R	9
H	10
RBI	9
BB	2
SO	12
LOB	11

BOTTOM

Chicago White Sox @ Houston Astros

Minute Maid Park, Houston, TX

Wed May 22 2019, 7:11 PM - 10:26 PM CDT

Att. 30,237 - Roof Closed - 73 F

livebaseballscorecards.com

Batter	1	2	3	4	5	6	7	8	9	AB	R	H	RBI	BB	SO	LOB
22 Josh Reddick, L (1, 9) OBP: 0.384, SLG: 0.461	B SI 92 X SI 92 1-0 G4-3			C CU 78 X SI 92 0-1 G1	B SI 93 C CH 86 F SI 94 F CH 88 F CH 87 X CH 88 1-2 F7			X SI 90 0-0 2 1B 1B	F FF 95 B FC 89 X FC 89 1-1 SF8 3-H	4	0	1	1	0	0	1
2 Alex Bregman, R (1, 5) OBP: 0.398, SLG: 0.574	H CU 78 1-0 23 G1-6-3 HBP			C SI 92 B CH 86 B FC 86 X SI 91 2-1 HR	B SI 94 C FF 92 B CU 81 B FC 88 B CH 87 4-1 1-2 BB			C SI 92 B CH 86 X SI 92 1-1 1-2 1B	S FC 92 B FC 90 X FC 90 1-1 P3	3	1	2	1	1	0	2
23 Michael Brantley, L (1, 7) OBP: 0.372, SLG: 0.555	X CH 87 0-0 G1-6-3 1-2f			B CU 80 C CH 86 X FF 92 1-1 1 2B 1B	D CU 81 X CH 87 1-0 G3-1			B FC 88 B FC 89 X FC 88 2-0 F7		4	1	1	0	0	0	5
1 Carlos Correa, R (1, 6) OBP: 0.360, SLG: 0.571		B SI 92 C CU 78 C SI 92 F SI 92 S FC 86 1-3 K		F SI 93 1 SAFE F SI 93 X SI 93 0-2 16 SF8 1-H 2B		C SI 92 B CU 77 S CU 79 X CH 86 1-2 16 G6-4-3 1B		B FF 94 B FF 94 C FC 89 B FC 87 X FC 88 3-1 F7		4	1	2	1	0	1	2
16 Aledmys Díaz, R (1, 4) OBP: 0.313, SLG: 0.512		B SI 93 C SI 93 X SI 92 1-1 13 G6-4-3 1B		F SI 94 X CU 81 0-1 SF8 3-H		C SI 92 B SI 93 X SI 93 1-1 G6-4-3 1-2f		F FC 89 B FF 95 F FC 88 B FC 87 B FC 87 F FC 87 F FC 88 X FC 89 3-2 F9		3	0	1	1	0	0	3
13 Tyler White, R (1, 3) OBP: 0.320, SLG: 0.322		X SI 93 0-0 G6-4-3 1-2f		C CH 86 X CU 80 0-1 1B		B SI 93 B SI 93 C SI 93 X SI 92 2-1 G5-3			C FF 96 B FF 98 B SL 83 F FF 97 S FF 99 2-3 K	4	0	1	0	0	1	1
18 Tony Kemp, L (1, 10) OBP: 0.316, SLG: 0.426		B CU 77 F CH 86 X CH 86 1-1 6 G5-4-3 2B		B FF 94 F SI 93 F FF 93 X CU 82 1-2 G4-3			C SI 90 F CU 78 C SI 91 0-3		B FF 98 F FF 97 C FF 98 B SL 89 B FF 100 B FF 98 4-2 6 1B 28 1B 22 SF8 BB	3	1	1	0	1	1	1
28 Robinson Chirinos, R (1, 2) OBP: 0.380, SLG: 0.491		B SI 93 C SI 93 D CH 87 S SI 93 F SI 93 F FC 88 H SI 94 3-2 6 G5-4-3 HBP			C CU 78 B FC 85 F CH 86 B FF 92 F SI 93 B CU 79 F CH 86 F SI 93 X SI 92 3-2 2 BB 1B		X SI 92 0-0 E6 6 G5-4-3	C FF 99 B FF 100 S FF 98 D SL 89 X FF 100 2-2 6 1B 1-2 1B	3	0	2	0	0	0	0
6 Jake Marisnick, R (1, 8) OBP: 0.344, SLG: 0.545		B SI 93 F SI 93 X SI 94 1-1 G5-4-3 1-2f 2-3f			F SI 93 F CH 87 F SI 93 B FC 88 S FC 87 1-3 K		B SI 94 X SI 93 1-0 G5-4-3 1-2f	B FF 101 B FF 97 C FF 98 D FF 99 C FF 98 X FF 95 3-2 1-2 2-3 1B	4	0	1	0	0	1	4
Inning Stats	R: 0 E: 0 K: 0 S: 2 H: 0 LOB: 0 BB: 0 P: 4	R: 0 E: 0 K: 1 S: 7 H: 1 LOB: 0 BB: 0 P: 9	R: 0 E: 0 K: 0 S: 8 H: 1 LOB: 0 BB: 0 P: 13	R: 3 E: 0 K: 0 S: 16 H: 4 LOB: 1 BB: 0 P: 20	R: 0 E: 0 K: 1 S: 17 H: 1 LOB: 2 BB: 1 P: 27	R: 0 E: 0 K: 0 S: 7 H: 1 LOB: 0 BB: 0 P: 11	R: 0 E: 1 K: 1 S: 5 H: 0 LOB: 0 BB: 0 P: 6	R: 0 E: 0 K: 0 S: 11 H: 2 LOB: 2 BB: 0 P: 20	R: 1 E: 0 K: 1 S: 15 H: 2 LOB: 2 BB: 1 P: 28	1B: 9 2B: 2 3B: 1 HR: 1 SF: 2 SAC: 0 DP: 4 HBP: 2						

	AB	32
	R	4
	H	12
	RBI	4
	BB	2
	SO	4
	LOB	19

PITCHER		IP	WLS	BF	H	R	ER	SO	BB	IBB	HBP	BLK	WP	HR	S	P	ERA	WHIP
46 Iván Nova, R ERA: 6.96	(1, 1)	7.0	W	29	10	3	3	3	1	0	2	0	0	1	65	94	3.86	1.571
64 Josh Osich, L ERA: 3.52	(8, 1)	1.0		3	0	0	0	0	0	0	0	0	0	0	8	16	0.00	0.000
50 Thyago Vieira, R ERA: 3.86	(9, 1)	0.1		4	2	1	1	1	1	0	0	0	0	0	11	22	27.00	9.000
48 Alex Colomé, R ERA: 1.83	(9, 1)	0.2		2	0	0	0	0	0	0	0	0	0	0	4	6	0.00	0.000

PITCHER	IP	WLS	BF	H	R	ER	SO	BB	IBB	HBP	BLK	WP	HR	S	P	ERA	WHIP

Chicago White Sox @ Houston Astros

Minute Maid Park, Houston, TX

Thu May 23 2019, 7:11 PM - 9:51 PM CDT

Att. 26,073 - Roof Closed - 73 F

TOP

livebaseballscorecards.com

Batter	1	2	3	4	5	6	7	8	9	AB	R	H	RBI	BB	SO	LOB
10 Yoán Moncada, S (1, 5) OBP: 0.337, SLG: 0.500	B FF 96 B FF 95 B FF 95 C FF 95 C FF 95 X FF 96 3-2 G5-3		B CU 84 B FF 95 B SL 88 C FF 94 X FF 95 3-1 7 1B 79 E 1-3 2-H 2B	B CU 79 C SI 92 X SI 92 1-1 FC4-6 7 BB 1-2f 2-3		S CU 81 S FF 96 X FF 96 0-2 G6-3		S FF 98 C FF 98 B FF 99 B SL 82 C FF 97 2-3 K		5	1	1	1	0	1	4
7 Tim Anderson, R (1, 6) OBP: 0.359, SLG: 0.491	B CU 84 B FF 96 F FF 95 F FF 96 X FF 97 2-2 G5-3		X CH 88 0-0 79 G3-1 79 E 2-3 3-H 1B	1 SAFE B SI 93 F SI 92 B SI 92 F SI 92 B CU 81 B SI 90 4-2 1-2 BB			X FF 96 0-0 33 1B 1B	C FF 99 S SL 84 B FF 100 S FF 99 1-3 K		4	0	2	1	1	1	2
79 José Abreu, R (1, 3) OBP: 0.318, SLG: 0.515	X FF 96 0-0 1B		1 SAFE 1 SAFE C CU 84 X FF 96 0-1 G3-1 1-3 3-H	F SI 93 X SI 94 0-1 L8			C SL 84 C SL 83 X FF 97 0-2 L8		S CH 83 B SL 82 F CH 84 B FF 94 B CH 85 X FF 95 3-2 G6-3	5	0	1	0	0	0	5
33 James McCann, R (1, 2) OBP: 0.373, SLG: 0.523	B FF 97 B FF 97 C FF 97 F FF 96 X SL 89 2-2 L9		S FF 96 S FF 96 F FF 96 B SL 89 B FF 96 C CU 85 2-3 K		B SI 91 B SI 93 F FF 95 C CU 80 F FF 96 S CU 82 2-3 K		C FF 96 X FF 97 0-1 74 S 1-3 1B		C CH 84 S CH 85 F FF 96 B CH 85 B SL 83 F CH 84 F FF 95 S FF 96 2-3 K	5	0	1	0	0	3	2
28 Leury García, S (1, 8) OBP: 0.306, SLG: 0.353		C FF 94 X CU 83 0-1 G3-1	S CU 84 C CU 84 S FF 97 0-3 K		C CU 79 X SI 94 0-1 17 WP 74 G1-3 1B		S CU 81 M CU 82 D CU 83 S FF 98 1-3 K		S CH 84 S SL 82 F FF 96 B FF 96 B CH 85 X CH 85 2-2 G4-3	5	0	1	0	0	2	3
74 Eloy Jiménez, R (1, 7) OBP: 0.280, SLG: 0.447		X FF 96 0-0 G6-3		C CU 82 B CH 86 X FF 95 1-1 HR	C SI 91 F CU 79 X SI 95 0-2 G1-3 1-2		C SL 83 S SL 84 T FF 99 0-2 K 1-2			4	1	1	1	0	1	3
17 Yonder Alonso, L (1, 10) OBP: 0.286, SLG: 0.313 20 José Rondón, R (8, PR) OBP: 0.254, SLG: 0.359 (8, 10)		B FF 94 B FF 95 C FF 95 C CU 84 F FF 97 F SL 89 S FF 97 2-3 K		B CU 82 C FF 94 B SL 88 B CH 87 X FF 93 3-1 F8	S SI 94 C SI 93 B CU 81 S SI 93 1-3 K 2-3			B CU 79 F FF 96 B SL 81 F FF 95 B FF 98 F FF 98 D CH 90 4-2 5 1B BB		3 0	0 0	0 0	0 0	1 0	2 0	1 0
5 Yolmer Sánchez, S (1, 4) OBP: 0.324, SLG: 0.311			B FF 94 B FF 94 B FF 94 C FF 94 C FF 93 F FF 95 X FF 94 3-2 10 2B 2B	C CU 82 X CU 82 0-1 10 FC4-6 22 1B 1B		S SI 91 B SI 95 X CU 79 1-1 G1-3		B FF 96 F FF 97 X FF 98 1-1 1-2 1B		4	1	3	0	0	0	0
22 Charles Tilson, L (1, 9) OBP: 0.349, SLG: 0.390			C FF 96 B FF 96 B CU 85 B FF 96 B FF 95 4-1 10 2B 7 1B BB	X FF 93 0-0 10 FC4-6 1-2 1B		C CU 78 B SI 95 T CU 80 X CU 80 1-2 F8		M SL 83 L SL 83 S FF 99 0-3 K		3	1	1	0	1	1	2
Inning Stats	R: 0 E: 0 K: 0 S: 10 H: 1 LOB: 1 BB: 0 P: 17	R: 0 E: 0 K: 1 S: 8 H: 0 LOB: 0 BB: 0 P: 10	R: 3 E: 1 K: 2 S: 17 H: 3 LOB: 1 BB: 1 P: 29	R: 1 E: 0 K: 0 S: 13 H: 3 LOB: 3 BB: 1 P: 22	R: 0 E: 0 K: 2 S: 12 H: 1 LOB: 1 BB: 0 P: 15	R: 0 E: 0 K: 0 S: 8 H: 0 LOB: 0 BB: 0 P: 10	R: 0 E: 0 K: 2 S: 12 H: 2 LOB: 2 BB: 0 P: 13	R: 0 E: 0 K: 3 S: 14 H: 1 LOB: 2 BB: 1 P: 22	R: 0 E: 0 K: 1 S: 13 H: 0 LOB: 0 BB: 0 P: 20	1B: 8 2B: 2 3B: 0 HR: 1 SF: 0 SAC: 0 DP: 0 HBP: 0						

	AB	38
	R	4
	H	11
	RBI	3
	BB	3
	SO	11
	LOB	22

WP: 1 PB: 0 SB: 1 CS: 0 PA: 41

PITCHER		IP	WLS	BF	H	R	ER	SO	BB	IBB	HBP	BLK	WP	HR	S	P	ERA	WHIP
29 Corbin Martin, R ERA: 4.97	(1, 1)	3.1	L	17	6	4	3	3	1	0	0	0	0	1	41	66	8.10	2.100
59 Framber Valdez, L ERA: 3.86	(4, 1)	2.2		11	2	0	0	2	1	0	0	0	1	0	27	37	0.00	1.125
39 Josh James, R ERA: 4.73	(7, 1)	2.0		10	3	0	0	5	1	0	0	0	0	0	26	35	0.00	2.000
47 Chris Devenski, R ERA: 5.03	(9, 1)	1.0		3	0	0	0	1	0	0	0	0	0	0	13	20	0.00	0.000

PITCHER	IP	WLS	BF	H	R	ER	SO	BB	IBB	HBP	BLK	WP	HR	S	P	ERA	WHIP

Chicago White Sox @ Houston Astros

Minute Maid Park, Houston, TX

Thu May 23 2019, 7:11 PM - 9:51 PM CDT

Att. 26,073 - Roof Closed - 73 F

livebaseballscorecards.com

BOTTOM

Batter	1	2	3	4	5	6	7	8	9	AB	R	H	RBI	BB	SO	LOB
22 Josh Reddick, L (1, 9) OBP: 0.386, SLG: 0.459	B FF 96 C FF 95 X FF 95 1-1 23 G3-6-3-6 1B		B FF 94 B CH 82 F CH 81 B FF 94 B FF 95 4-1 1-2 BB			F CH 82 B SL 85 C CH 81 S CU 80 1-3 ① K		F CH 81 F CH 81 B CH 81 S FF 94 1-3 ② K		3	0	1	0	1	2	1
2 Alex Bregman, R (1, 10) OBP: 0.391, SLG: 0.561	C FF 95 X FF 95 0-1 ① F9		C SL 85 B SL 85 D CH 84 C FF 95 X FF 95 2-2 ③ G4-3			C FF 95 B SL 85 B FF 96 C SL 84 F CH 84 X FF 96 2-2 ② G6-3		F CH 81 X SL 84 0-1 ③ L7		4	0	0	0	0	0	4
23 Michael Brantley, L (1, 7) OBP: 0.374, SLG: 0.554	B CH 82 C CH 82 F CH 82 F FF 96 F FF 95 B SL 86 F CH 83 F FF 95 X FF 96 2-2 ②③ G3-6-3-6 1-2f			C FF 94 C CU 79 B SL 85 X FF 96 1-2 16 FC6-4 1B		B FF 96 C FF 95 X FF 95 1-1 1B			C CH 81 X CH 81 0-1 ① G3-1	4	0	2	0	0	0	1
1 Carlos Correa, R (1, 6) OBP: 0.353, SLG: 0.559		C CU 79 S SL 86 C FF 97 0-3 ① K		X FF 94 0-0 ① F9		C CH 81 B CH 82 X SL 84 1-1 ③ F8			B FF 95 C CH 81 B FF 95 F FF 95 F FF 96 S SL 84 2-3 ② K	4	0	0	0	0	2	2
10 Yuli Gurriel, R (1, 5) OBP: 0.304, SLG: 0.419		C SL 86 F FF 96 F FF 97 F FF 96 X SL 88 0-2 ② L5		B CH 83 C FF 94 D SL 85 F FF 94 S FF 95 2-3 ② K			X CU 77 0-0 ① L7		X CH 83 0-0 ③ P5	4	0	0	0	0	1	1
16 Aledmys Díaz, R (1, 3) OBP: 0.303, SLG: 0.494		F FF 96 F FF 96 S SL 88 0-3 ③ K		X CH 82 0-0 ③ FC6-4 1-2f			F FF 95 X FF 95 0-1 ② P2			3	0	0	0	0	1	1
18 Tony Kemp, L (1, 4) OBP: 0.304, SLG: 0.408			C FF 94 X FF 94 0-1 ① G3		X FF 94 0-0 ① F7		F FF 95 F FF 95 X CU 81 0-2 ③ G5-3			3	0	0	0	0	0	0
12 Max Stassi, R (1, 2) OBP: 0.246, SLG: 0.231			C FF 96 H FF 94 1-1 22 BB HBP		C FF 94 F SL 85 S SL 86 0-3 ② K			B FF 94 X FF 94 1-0 1B		2	0	1	0	0	1	0
6 Jake Marisnick, R (1, 8) OBP: 0.333, SLG: 0.527			B FF 93 C FF 93 B FF 95 S CH 82 X CH 82 2-2 ② P4		T FF 95 C FF 96 F FF 96 F FF 97 S SL 86 0-3 ③ K			S SL 83 F FF 94 B SL 85 S SL 85 1-3 ① K		3	0	0	0	0	2	2
Inning Stats	R: 0 H: 1 E: 0 LOB: 0 K: 0 BB: 0 S: 11 P: 14	R: 0 H: 0 E: 0 LOB: 0 K: 2 BB: 0 S: 11 P: 11	R: 0 H: 0 E: 0 LOB: 2 K: 0 BB: 1 S: 10 P: 19	R: 0 H: 1 E: 0 LOB: 1 K: 1 BB: 0 S: 8 P: 11	R: 0 H: 0 E: 0 LOB: 0 K: 2 BB: 0 S: 9 P: 9	R: 0 H: 1 E: 0 LOB: 1 K: 1 BB: 0 S: 11 P: 16	R: 0 H: 0 E: 0 LOB: 0 K: 0 BB: 0 S: 6 P: 6	R: 0 H: 1 E: 0 LOB: 1 K: 2 BB: 0 S: 9 P: 12	R: 0 H: 0 E: 0 LOB: 0 K: 1 BB: 0 S: 7 P: 9	1B: 4 SF: 0 2B: 0 SAC: 0 3B: 0 DP: 1 HR: 0 HBP: 1						WP: 0 PA: 32 PB: 0 SB: 0 CS: 0

	AB	30
	R	0
	H	4
	RBI	0
	BB	1
	SO	9
	LOB	12

PITCHER	IP	WLS	BF	H	R	ER	SO	BB	IBB	HBP	BLK	WP	HR	S	P	ERA	WHIP
27 Lucas Giolito, R (1, 1) ERA: 2.77	9.0	W	32	4	0	0	9	1	0	1	0	0	0	82	107	0.00	0.556

PITCHER	IP	WLS	BF	H	R	ER	SO	BB	IBB	HBP	BLK	WP	HR	S	P	ERA	WHIP

Batter	1	2	3	4	5	6	7	8	9	AB	R	H	RBI	BB	SO	LOB
23 Michael Chavis, R (1, 4) OBP: 0.364, SLG: 0.548	C FF 85 S CH 82 S FF 92 0-3 K ①			S CH 80 X CH 80 0-1 G1-3 ①	X FC 86 0-0 L8 ③			S CU 84 B SL 93 F FF 96 B CU 86 S CU 83 2-3 K ①		4	0	0	0	0	2	3
50 Mookie Betts, R (1, 9) OBP: 0.407, SLG: 0.492	B SI 91 C SI 91 B CU 78 B FC 88 X FC 87 3-1 F9 ②			B SI 90 B FC 87 X FF 92 2-0 2B		C FC 87 X CH 80 0-1 F9 ①		B SL 91 B SL 91 C FF 96 B CU 84 X FF 96 3-1 28 BB 1B		4	0	2	0	0	0	0
2 Xander Bogaerts, R (1, 6) OBP: 0.382, SLG: 0.505	B SI 91 B FC 87 B CH 83 C FC 89 F FC 85 X FF 93 3-2 P4 ③			C FC 88 B CH 82 B FC 87 F FC 90 F CH 81 B FC 90 D FC 87 4-2 28 G4-6-3 BB		B SI 91 B SI 89 C CH 81 X FF 90 2-1 HR		C SL 90 F FF 97 F FF 97 C CU 83 0-3 K ②		3	1	1	1	1	1	1
28 J.D. Martinez, R (1, 10) OBP: 0.387, SLG: 0.512		B FC 85 S CU 77 F FF 91 F FF 92 B CU 76 S CU 79 2-3 K ①		D CU 77 C FC 88 D CH 81 C FC 86 X FC 89 2-2 G4-6-3 ②③ 1-2f		B FC 87 B FC 88 C FC 88 X CU 77 2-1 G5-3 ②		B FF 96 B FF 95 B SL 89 B FF 95 4-0 1-2 BB		3	0	0	0	1	1	2
25 Steve Pearce, R (1, 3) OBP: 0.250, SLG: 0.253 18 Mitch Moreland, L (8, PH) OBP: 0.329, SLG: 0.569 (8, 3)		B FC 88 C CH 83 F FF 93 B FC 88 B CU 78 S CH 82 3-3 K ②			C FC 84 B CH 75 S FC 87 F CU 78 B FF 91 F CU 77 F FF 92 F FF 92 X FC 89 2-2 3 BB 36 1B 1B	B CH 80 S CH 81 F FC 86 B CU 78 F FC 87 B CH 82 S FC 87 3-3 K ③		B CU 83 B CU 83 C FF 96 F FF 97 C FF 97 2-3 K ③		3 1	0 0	1 0	0 0	0 0	2 1	0 2
16 Andrew Benintendi, L (1, 7) OBP: 0.355, SLG: 0.408		C FC 88 B FC 88 F SI 92 C FC 88 1-3 K ③			1 SAFE F SI 90 B FC 89 B FC 90 X FC 88 2-1 L8 ①		C CU 81 F FC 92 B FC 91 B FC 93 F FC 93 F FC 92 S CU 82 2-3 K ①		B FF 97 X FF 97 1-0 F8 ①	4	0	0	0	0	2	1
36 Eduardo Núñez, R (1, 5) OBP: 0.207, SLG: 0.250			X SI 88 0-0 F8 ①		B FC 88 T CH 81 B CH 81 C FC 87 F FF 94 X CU 78 2-2 3 BB 1-2 1B		B FC 91 S CU 82 X CU 83 1-1 G5-3 ②		B FF 98 B FC 93 S FC 93 F SI 97 F CH 86 S FC 89 2-3 K ②	4	0	1	0	0	1	0
3 Sandy León, S (1, 2) OBP: 0.298, SLG: 0.275 7 Christian Vázquez, R (9, PH) OBP: 0.343, SLG: 0.515			C SI 88 F FF 91 S CU 77 0-3 K ②		B FC 86 B FC 87 B FC 88 B FC 88 4-0 1-2 2-3 BB		C CU 82 B FC 92 X FC 92 1-1 P5 ③		B CH 85 C FF 98 B FC 94 T FC 94 B FC 92 X FC 93 3-2 HR	2 1	0 1	0 1	0 1	1 0	1 0	0 0
19 Jackie Bradley Jr., L (1, 8) OBP: 0.259, SLG: 0.272			C FF 91 B FC 88 F FC 89 B FF 90 S FF 92 2-3 K ③		C FF 93 B FC 90 F FC 89 B FF 92 S FF 93 2-3 K ②			X FF 95 0-0 HR	F FF 98 C FF 98 S CH 86 0-3 K ③	4	1	1	1	0	3	3
Inning Stats	R: 0 E: 0 K: 1 S: 8 H: 0 LOB: 0 BB: 0 P: 14	R: 0 E: 0 K: 3 S: 10 H: 0 LOB: 0 BB: 0 P: 16	R: 0 E: 0 K: 2 S: 7 H: 0 LOB: 0 BB: 0 P: 9	R: 0 E: 0 K: 0 S: 9 H: 1 LOB: 1 BB: 1 P: 17	R: 0 E: 0 K: 1 S: 17 H: 2 LOB: 3 BB: 1 P: 29	R: 1 E: 0 K: 1 S: 10 H: 1 LOB: 0 BB: 0 P: 17	R: 0 E: 0 K: 1 S: 9 H: 0 LOB: 0 BB: 0 P: 13	R: 1 E: 0 K: 3 S: 13 H: 2 LOB: 2 BB: 1 P: 24	R: 1 E: 0 K: 2 S: 11 H: 1 LOB: 0 BB: 0 P: 17	1B: 3 2B: 1 3B: 0 HR: 3	SF: 0 SAC: 0 DP: 1 HBP: 0			WP: 0 PB: 0 SB: 0 CS: 0	PA: 36	

PITCHER		IP	WLS	BF	H	R	ER	SO	BB	IBB	HBP	BLK	WP	HR	S	P	ERA	WHIP
20 Wade Miley, L ERA: 3.32	(1, 1)	6.0	W	23	4	1	1	8	2	0	0	0	0	1	61	102	1.50	1.000
36 Will Harris, R ERA: 1.02	(7, 1)	1.0	H	3	0	0	0	1	0	0	0	0	0	0	9	13	0.00	0.000
55 Ryan Pressly, R ERA: 0.41	(8, 1)	1.0	H	6	2	1	1	3	1	0	0	0	0	1	13	24	9.00	3.000
54 Roberto Osuna, R ERA: 0.81	(9, 1)	1.0	S	4	1	1	1	2	0	0	0	0	0	1	11	17	9.00	1.000

PITCHER	IP	WLS	BF	H	R	ER	SO	BB	IBB	HBP	BLK	WP	HR	S	P	ERA	WHIP

TOP

Boston Red Sox @ Houston Astros

Minute Maid Park, Houston, TX

Fri May 24 2019, 7:10 PM - 9:58 PM CDT

Att. 35,606 - Roof Closed - 73 F

livebaseballscorecards.com

AB	33
R	3
H	7
RBI	3
BB	3
SO	14
LOB	12

BOTTOM

Batter	1	2	3	4	5	6	7	8	9	AB	R	H	RBI	BB	SO	LOB
4 George Springer, R (1, 9) OBP: 0.389, SLG: 0.643	F FF 92 C FF 92 B SL 80 B FF 94 X FF 93 2-2 F8		X SI 95 0-0 L9	X CH 88 0-0 SF7 3-H			X FC 92 0-0 FC4-6 2 FC4-6 1-2f			3	0	0	1	0	0	1
18 Tony Kemp, L (8, 7) OBP: 0.304, SLG: 0.408										0	0	0	0	0	0	0
2 Alex Bregman, R (1, 5) OBP: 0.388, SLG: 0.551	B CH 85 B SL 80 F SI 93 X SL 78 2-1 L7		C SI 93 B FF 93 F FF 94 B FF 95 B SL 82 F CH 87 B FF 94 4-2 10 E BB	X SI 93 0-0 F9			C FC 93 X FF 95 0-1 FC4-6 1 FC4-6 1-2f			3	0	0	0	1	0	2
1 Carlos Correa, R (1, 6) OBP: 0.346, SLG: 0.546	X SL 75 0-0 F7		B FF 93 C CH 88 F FF 93 B FF 94 F FF 94 B FF 93 F SL 77 C FF 94 3-3 K		F CH 86 B FF 92 S FF 92 B SL 82 X SL 79 2-2 L6		F SI 95 S SI 95 D SL 86 B FC 92 X SL 86 2-2 FC4-6 1-2f			4	0	0	0	0	1	2
10 Yuli Gurriel, R (1, 3) OBP: 0.297, SLG: 0.410		X SL 75 0-0 F7	1 SAFE X SI 91 0-0 FC6 1-2		B SI 93 C SI 94 X CH 88 1-1 G6-3			B CU 83 X FF 93 1-0 F8		4	0	0	0	0	0	1
16 Aledmys Díaz, R (1, 4) OBP: 0.311, SLG: 0.489		C SI 89 X FF 92 0-1 28 WP 22 E 1B	B SI 91 C SI 94 F SL 80 S FF 91 1-3 K		S SL 76 F SL 77 S FF 95 0-3 K			B SL 90 B SL 89 B SL 89 C FF 94 F FF 93 B CU 85 4-2 22 F8 28 BB BB		3	1	1	0	1	2	2
28 Robinson Chirinos, R (1, 2) OBP: 0.384, SLG: 0.483		C CH 86 B SL 77 C SL 79 B FF 93 S FF 94 2-3 K 1-2	C SL 76 B FF 91 F SL 76 B SL 80 B FF 93 B SL 75 4-2 22 1B 6 E BB			X SI 92 0-0 P4		B FF 95 B FF 94 B SL 89 B FF 94 4-0 13 BB 1-2 BB		2	1	0	0	2	1	1
22 Josh Reddick, L (1, 7) OBP: 0.383, SLG: 0.453 (8, 9)		B SI 90 X FF 92 1-0 E3 2-H	B SL 76 F SL 77 D SI 91 X SI 94 2-1 6 E 6 FC6 4 SF7 1-3 1B			C FF 92 B FF 92 F SL 78 B SL 82 X SL 80 2-2 P6		C FF 94 B FF 95 X FF 94 1-1 F8 2-3		4	1	1	0	0	0	2
13 Tyler White, R (1, 10) OBP: 0.318, SLG: 0.312		B FF 92 F FF 92 B FF 91 B SL 77 X CH 84 3-1 P4	C CH 86 S FF 96 F FF 93 S FF 95 0-3 K			C SL 77 B SL 79 B SL 80 X FF 95 2-1 F9		B FF 96 C FF 95 S FF 94 F FF 96 B FF 95 B CU 86 D SL 90 4-2 1-2 BB		3	0	0	0	1	1	3
6 Jake Marisnick, R (1, 8) OBP: 0.340, SLG: 0.558			C CH 84 B FF 91 B FF 93 C SL 76 X SL 81 2-2 HR	X CH 87 0-0 FC6 1-3 3-H			B FC 92 S SL 85 B SL 88 X SL 85 2-1 4 FC4-6 1B	B SL 90 F FF 94 F FF 94 S FF 95 1-3 K		4	1	2	2	0	1	4
Inning Stats	R: 0 E: 0 K: 0 S: 6 H: 0 LOB: 0 BB: 0 P: 10	R: 1 E: 1 K: 1 S: 9 H: 1 LOB: 1 BB: 0 P: 15	R: 1 E: 1 K: 2 S: 16 H: 1 LOB: 2 BB: 1 P: 26	R: 2 E: 1 K: 1 S: 11 H: 1 LOB: 1 BB: 1 P: 17	R: 0 E: 0 K: 1 S: 8 H: 0 LOB: 0 BB: 0 P: 11	R: 0 E: 0 K: 0 S: 6 H: 0 LOB: 0 BB: 0 P: 10	R: 0 E: 0 K: 0 S: 8 H: 1 LOB: 1 BB: 0 P: 12	R: 0 E: 0 K: 1 S: 11 H: 0 LOB: 3 BB: 3 P: 26		1B: 3 2B: 0 3B: 0 HR: 1 SF: 1 SAC: 0 DP: 0 HBP: 0		WP: 1 PB: 0 SB: 0 CS: 0 PA: 36			

PITCHER		IP	WLS	BF	H	R	ER	SO	BB	IBB	HBP	BLK	WP	HR	S	P	ERA	WHIP
41 Chris Sale, L ERA: 4.19	(1, 1)	6.0	L	26	3	4	2	5	2	0	0	0	1	1	56	89	3.00	0.833
64 Marcus Walden, R ERA: 1.53	(7, 1)	1.0		4	1	0	0	0	0	0	0	0	0	0	8	12	0.00	1.000
37 Heath Hembree, R ERA: 3.13	(8, 1)	1.0		6	0	0	0	1	3	0	0	0	0	0	11	26	0.00	3.000

PITCHER	IP	WLS	BF	H	R	ER	SO	BB	IBB	HBP	BLK	WP	HR	S	P	ERA	WHIP

Boston Red Sox @ Houston Astros

Minute Maid Park, Houston, TX

Fri May 24 2019, 7:10 PM - 9:58 PM CDT

Att. 35,606 - Roof Closed - 73 F

livebaseballscorecards.com

AB	30
R	4
H	4
RBI	3
BB	5
SO	6
LOB	18

Boston Red Sox @ Houston Astros

Minute Maid Park, Houston, TX

Sat May 25 2019, 6:16 PM - 9:43 PM CDT

Att. 40,722 - Roof Closed - 73 F

livebaseballscorecards.com

Batter	1	2	3	4	5	6	7	8	9	AB	R	H	RBI	BB	SO	LOB
16 Andrew Benintendi, L (1, 7) OBP: 0.361, SLG: 0.415	B FF 92 B FF 93 B SI 92 B FF 91 4-0 2 S BB		C ST 83 B KC 80 X FF 93 1-1 50 1B 2B		B CH 84 B CH 84 B SI 92 F SI 92 X SI 91 3-1 ② G4-1		X CU 82 0-0 1-2 2-H 1B		C FF 98 D CH 86 X CH 86 1-1 ② P5	4	0	2	1	1	0	2
50 Mookie Betts, R (1, 9) OBP: 0.407, SLG: 0.487	C ST 81 F SI 92 B ST 82 S FF 93 1-3 ① K		X ST 82 0-0 2-3 1B		C SI 92 X CH 83 0-1 ③ G5-3		D CU 83 1-0 ③ 2-3-5 2-2	C FF 94 B SL 91 S FF 94 X FF 96 1-2 ① F9	F FF 96 B FF 96 B CH 84 B CH 87 B CH 86 4-1 1-2 BB	4	0	1	0	1	1	1
18 Mitch Moreland, L (1, 3) OBP: 0.320, SLG: 0.550 32 Matt Barnes, R (9, 1)	C FF 94 F KC 78 B FF 94 C CH 82 1-3 ② K		B FF 94 C SI 92 3 SAFE F SI 94 F FF 94 F KC 79 S KC 82 1-3 ② K			B FF 92 S FF 91 X SI 92 1-1 ① F7		B FF 94 X FF 95 1-0 ② G3-1	F FF 98 B FF 97 F FF 97 X SL 88 1-2 ③ G1-3	5 0	0 0	0 0	0 0	0 0	2 0	6 0
2 Xander Bogaerts, R (1, 6) OBP: 0.375, SLG: 0.495	C SI 92 B SI 92 F ST 82 S ST 83 1-3 ③ K 1-2		1 SAFE C SI 93 C SI 93 C FF 94 0-3 ③ K			C SI 92 X ST 81 0-1 ② F8		B CU 82 C CU 83 S CU 83 S CU 84 1-3 ③ K		4	0	0	0	0	3	3
11 Rafael Devers, L (1, 5) OBP: 0.391, SLG: 0.492		B KC 76 C FF 93 B KC 80 B SI 92 S FF 93 F FF 93 X ST 82 3-2 2B		X KC 78 0-0 23 G3 1B		F FF 93 B FF 91 F FF 93 B FF 92 F KC 81 S FF 93 2-3 ③ K			X FF 96 0-0 19 HBP 7 1B 23 1B 1B	4	1	3	0	0	1	0
23 Michael Chavis, R (1, 4) OBP: 0.368, SLG: 0.546		B FF 93 B SI 92 C SI 93 F FF 93 F SI 93 F ST 82 C FF 94 2-3 ① K		F SI 92 B FF 92 X ST 81 1-1 ① G3 1-2			B SL 86 B FF 96 F FF 96 S FF 97 B FF 97 F FF 97 X FF 97 3-2 28 BB 16 1B 1B		X SL 87 0-0 19 HBP 1-2 7 1B 1B	4	2	2	0	0	1	2
19 Jackie Bradley Jr., L (1, 8) OBP: 0.259, SLG: 0.267		C KC 79 F FF 93 D KC 80 F FF 94 B FF 93 X FF 94 2-2 ② F8		B KC 80 B CH 84 F SI 94 S FF 93 F FF 94 B KC 81 F ST 83 X SI 93 3-2 ② F7			B FF 96 F FF 97 S SL 87 F SL 86 B FF 96 B FF 96 X FF 96 3-2 ① F8		H FF 96 1-0 7 1B 1-2 2-3 HBP	3	0	0	0	0	0	3
7 Christian Vázquez, R (1, 10) OBP: 0.340, SLG: 0.507 (7, 2)		C ST 82 B ST 82 X SI 92 1-1 ③ G6-3		C ST 82 B ST 84 B ST 82 F ST 82 S SI 93 2-3 ③ K			C FF 95 X SL 87 0-1 ② F8		B FF 96 X SL 88 1-0 50 BB 1-3 2-H 3-H 1B	4	0	1	2	0	1	3
3 Sandy León, S (1, 2) OBP: 0.286, SLG: 0.262 28 J.D. Martinez, R (7, PH) OBP: 0.390, SLG: 0.512 76 Hector Velázquez, R (7, 1) 25 Steve Pearce, R (9, PH) OBP: 0.247, SLG: 0.250 (9, 3)			C FF 92 F KC 78 X FF 94 0-2 ① G4-3		B FF 92 B FF 92 X FF 90 2-0 ① P6		B FF 97 B FF 97 S SL 87 B FF 96 C FF 97 B FF 97 4-2 50 2-3-5 16 1B 1-2 BB		B SL 88 C SL 86 S SL 88 C FC 91 1-3 ① K	2 0 0 1	0 0 0 0	0 0 0 0	0 0 0 0	0 1 0 0	0 0 0 0	0 0 0 2
Inning Stats	R: 0 E: 0 K: 3 S: 9 H: 0 LOB: 1 BB: 1 P: 16	R: 0 E: 0 K: 1 S: 15 H: 1 LOB: 1 BB: 0 P: 23	R: 0 E: 0 K: 2 S: 14 H: 2 LOB: 2 BB: 0 P: 16	R: 0 E: 0 K: 1 S: 11 H: 1 LOB: 1 BB: 0 P: 17	R: 0 E: 0 K: 0 S: 5 H: 0 LOB: 0 BB: 0 P: 10	R: 0 E: 0 K: 1 S: 8 H: 0 LOB: 0 BB: 0 P: 11	R: 1 E: 0 K: 0 S: 13 H: 2 LOB: 2 BB: 1 P: 24	R: 0 E: 0 K: 1 S: 7 H: 0 LOB: 0 BB: 0 P: 10	R: 2 E: 0 K: 1 S: 12 H: 3 LOB: 3 BB: 1 P: 21	1B: 7 2B: 2 3B: 0 HR: 0 SF: 0 SAC: 0 DP: 0 HBP: 1						

	AB	35
	R	3
	H	9
	RBI	3
	BB	3
	SO	10
	LOB	22

WP: 0 PB: 0 SB: 1 CS: 0 PA: 39

PITCHER		IP	WLS	BF	H	R	ER	SO	BB	IBB	HBP	BLK	WP	HR	S	P	ERA	WHIP
41 Brad Peacock, R ERA: 3.19	(1, 1)	6.0		23	4	0	0	8	1	0	0	0	0	0	62	93	0.00	0.833
30 Héctor Rondón, R ERA: 2.6	(7, 1)	0.2	H	4	1	1	1	0	1	0	0	0	0	0	12	22	13.50	3.000
55 Ryan Pressly, R ERA: 0.39	(7, 1)	1.1	H	5	1	0	0	1	0	0	0	0	0	0	8	12	0.00	0.750
54 Roberto Osuna, R ERA: 1.54	(9, 1)	1.0	W	8	3	2	2	1	1	0	1	0	0	0	12	21	18.00	4.000

PITCHER	IP	WLS	BF	H	R	ER	SO	BB	IBB	HBP	BLK	WP	HR	S	P	ERA	WHIP

Boston Red Sox @ Houston Astros

Minute Maid Park, Houston, TX

Sat May 25 2019, 6:16 PM - 9:43 PM CDT

Att. 40,722 - Roof Closed - 73 F

livebaseballscorecards.com

Batter	1	2	3	4	5	6	7	8	9	AB	R	H	RBI	BB	SO	LOB
16 Aledmys Díaz, R (1, 4) OBP: 0.315, SLG: 0.505	X CH 86 0-0 ① F9		M SL 89 S CU 82 B CU 82 X CU 82 1-2 ① F8		B FC 90 B FF 94 X FC 90 2-0 ② L9		X SL 86 0-0 23 FC4-6 10 1B 2B		B KC 84 X KC 83 1-0 23 BB 1 1B 2B	5	2	2	0	0	0	0
2 Alex Bregman, R (1, 5) OBP: 0.393, SLG: 0.547	B CH 84 B FC 85 C CH 85 B CH 80 C CH 86 F FC 87 S CH 82 3-3 ② K		C FC 93 B SL 88 B SL 90 B CU 81 F FC 95 X CU 82 3-2 23 FC5-6 1B		B CU 81 C FC 89 X CU 82 1-1 ③ G5-3		B FF 90 B SI 91 B FF 91 C SI 90 B SL 87 4-1 23 FC4-6 BB		B FF 96 B FF 97 B FF 97 C FF 97 B KC 86 4-1 1 1B 23 BB BB	3	0	1	0	2	1	0
23 Michael Brantley, L (1, 7) OBP: 0.375, SLG: 0.548	B FF 90 S FF 90 S KC 81 F FF 90 B SI 91 B CH 84 X CH 87 3-2 1 1B 1B		C CU 82 X FC 93 0-1 ② FC5-6 1 1B 1-2f			F FC 91 B FC 91 F CU 82 B FC 87 X FF 94 2-2 ① G6-3	X SL 86 0-0 ① FC4-6 10 1B 1-2f 2-3		B FF 97 B FF 97 F FF 96 S FF 97 D KC 86 B FF 96 4-2 1 1B 1-2 2-3 BB	4	0	1	0	1	0	3
1 Carlos Correa, R (1, 6) OBP: 0.357, SLG: 0.551	B FC 92 F SL 87 S SI 94 X FC 91 1-2 1B		B SI 95 B SI 94 C FC 92 X SI 93 2-1 1B			B FC 90 B FF 95 F FC 89 B FF 95 B FF 94 4-1 10 1B 22 1B BB	B SI 90 C SI 92 F SL 89 S SI 94 1-3 ② K		D FF 96 F FF 96 B FF 97 C KC 85 X FF 97 2-2 1-2 2-3 3-H 1B	4	1	3	1	1	1	2
10 Yuli Gurriel, R (1, 3) OBP: 0.302, SLG: 0.412	C FC 93 B CU 81 B FC 93 X SL 88 2-1 ③ F8		X SL 88 0-0 ③ L9			F FF 94 B FC 87 X FC 88 1-1 22 1B 13 1B 1-2 1B	B SL 85 B CH 87 C SI 92 X SI 93 2-1 1-2 3-H 1B			4	1	2	1	0	0	4
22 Josh Reddick, L (1, 9) OBP: 0.386, SLG: 0.455		C FC 93 F CU 82 B FC 94 X FC 94 1-2 12 G6-4-3 13 1B 1B		B FC 92 X CU 81 1-0 ① G3-1		B FF 95 C FF 94 F FF 94 B FF 94 B CU 82 X FC 90 3-2 13 1B 1-3 2-H 1B	X CH 86 0-0 ③ L4			4	0	2	1	0	0	2
13 Tyler White, R (1, 10) OBP: 0.324, SLG: 0.320		B SL 90 F CU 81 B FC 92 F FC 93 F CU 81 1 SAFE F FC 95 X FC 94 2-2 12 G6-4-3 1-2 1B		F FF 94 F FF 94 B FC 89 X FC 88 1-2 ② G5-3		X FF 93 0-0 1-2 3-H 1B		C SI 90 C CH 85 X CH 86 0-2 ① G5-3		4	0	2	1	0	0	0
12 Max Stassi, R (1, 2) OBP: 0.237, SLG: 0.222 28 Robinson Chirinos, R (5, 2) OBP: 0.378, SLG: 0.475		S FC 93 X FC 94 0-1 ① ② G6-4-3 1-2f 2-3		S FC 92 B CU 84 F FF 94 B FF 95 B FC 87 X CU 82 3-2 ③ G6-3		X FF 94 0-0 ② F8		C SI 91 S SI 92 F CH 86 B SI 92 S SL 82 1-3 ② K		2 2	0 0	0 0	0 0	0 0	0 1	2 2
18 Tony Kemp, L (1, 8) OBP: 0.289, SLG: 0.387		B CU 82 B CU 81 F FC 94 C CU 82 F FC 94 B CU 82 C CU 82 3-3 ③ K			C FC 91 B CU 82 S FC 90 S CU 82 1-3 ① K	C FF 93 F FF 94 X FF 94 0-2 ③ G4-3		B FF 91 X SI 91 1-0 ③ F7		4	0	0	0	0	2	3
Inning Stats	R: 0 E: 0 K: 1 S: 14 H: 2 LOB: 2 BB: 0 P: 23	R: 0 E: 0 K: 1 S: 14 H: 2 LOB: 1 BB: 0 P: 20	R: 0 E: 0 K: 0 S: 11 H: 2 LOB: 2 BB: 0 P: 17	R: 0 E: 0 K: 0 S: 7 H: 0 LOB: 0 BB: 0 P: 12	R: 0 E: 0 K: 1 S: 6 H: 0 LOB: 0 BB: 0 P: 10	R: 2 E: 0 K: 0 S: 14 H: 3 LOB: 2 BB: 1 P: 24	R: 1 E: 0 K: 1 S: 9 H: 2 LOB: 2 BB: 1 P: 16	R: 0 E: 0 K: 1 S: 8 H: 0 LOB: 0 BB: 0 P: 10	R: 1 E: 0 K: 0 S: 7 H: 2 LOB: 3 BB: 2 P: 18	1B: 11 2B: 2 3B: 0 HR: 0 SF: 0 SAC: 0 DP: 1 HBP: 0						

BOTTOM	
AB	36
R	4
H	13
RBI	4
BB	4
SO	5
LOB	18

WP: 0 PB: 0 SB: 0 CS: 0 PA: 40

PITCHER		IP	WLS	BF	H	R	ER	SO	BB	IBB	HBP	BLK	WP	HR	S	P	ERA	WHIP
10 David Price, L ERA: 3.24	(1, 1)	0.2		3	1	0	0	1	0	0	0	0	0	0	9	15	0.00	1.500
54 Colten Brewer, R ERA: 5.32	(1, 1)	2.1		11	5	0	0	1	0	0	0	0	0	0	30	45	0.00	2.143
56 Travis Lakins Sr., R ERA: 4.5	(4, 1)	2.1		10	2	2	2	1	1	0	0	0	0	0	22	41	7.71	1.286
37 Heath Hembree, R ERA: 3.04	(6, 1)	0.2		3	1	0	0	0	0	0	0	0	0	0	5	5	0.00	1.500
76 Hector Velázquez, R ERA: 5.4	(7, 1)	2.0		9	2	1	1	2	1	0	0	0	0	0	17	26	4.50	1.500

PITCHER		IP	WLS	BF	H	R	ER	SO	BB	IBB	HBP	BLK	WP	HR	S	P	ERA	WHIP
32 Matt Barnes, R ERA: 2.25	(9, 1)	0.0	L	4	2	1	1	0	2	0	0	0	0	0	7	18	∞	∞

Boston Red Sox @ Houston Astros

Minute Maid Park, Houston, TX

Sun May 26 2019, 1:11 PM - 4:16 PM CDT

Att. 41,502 - Roof Closed - 73 F

TOP

livebaseballscorecards.com

Batter	1	2	3	4	5	6	7	8	9	AB	R	H	RBI	BB	SO	LOB
16 Andrew Benintendi, L (1, 7) OBP: 0.353, SLG: 0.406	F FF 94 C CU 78 S CU 81 0-3 K		B FF 95 C FF 94 S FF 96 B CU 81 D CU 83 F SL 89 X CU 81 3-2 SF8 1-2 3-H		S FF 94 X FF 94 0-1 E4 50 E 50 S 2-H		B CH 86 T FF 94 F CU 80 B CU 81 F FF 96 F FF 95 X CH 88 2-2 L8		X SI 94 0-0 F9	4	0	0	1	0	1	0
50 Mookie Betts, R (1, 9) OBP: 0.400, SLG: 0.477	B FF 94 C FF 94 C SL 88 X SL 89 1-2 F9		C FF 95 B FF 96 F CU 79 D SL 89 X SL 88 2-2 P3		1 SAFE F FF 93 B FF 95 B SL 88 C SL 89 B CH 89 X FF 96 3-2 E5 11 S 1-3			C FF 95 B SL 83 B CH 89 X FF 97 2-1 F9		4	0	0	0	0	0	2
11 Rafael Devers, L (1, 5) OBP: 0.393, SLG: 0.508	S FF 94 X FF 94 0-1 F8			B FF 93 X FF 94 1-0 HR	S FF 96 S CU 80 X FF 96 0-2 P6 1-2			X FF 97 0-0 23 S 1B		4	1	2	1	0	0	2
28 J.D. Martinez, R (1, 10) OBP: 0.387, SLG: 0.506		F FF 93 C SL 87 B FF 94 S SL 88 1-3 K		T SL 87 B FF 95 C FF 95 B FF 96 F FF 96 F CU 82 B SL 89 F SL 88 X SL 89 3-2 1B	C FF 96 X FF 94 0-1 P3			C FF 97 F FF 97 S FF 97 0-3 K		4	0	1	0	0	2	3
23 Michael Chavis, R (1, 4) OBP: 0.364, SLG: 0.533		B FF 96 B FF 96 B FF 95 C FF 94 S FF 96 C FF 96 3-3 K		B FF 95 B FF 95 C FF 95 S FF 95 C FF 96 2-3 K		F FF 94 F FF 95 S FF 95 0-3 K		S FF 98 F FF 98 B FF 99 B FF 97 B SL 85 B FF 98 4-2 1-2 BB		3	0	0	0	1	3	1
7 Christian Vázquez, R (1, 2) OBP: 0.331, SLG: 0.493		C FF 94 B SL 89 F SL 88 B CH 87 T CH 88 2-2 K		C CU 78 X SL 88 0-1 F9		X SL 87 0-0 L8		D SL 84 D CH 90 S FF 96 S SL 85 S SL 84 2-3 K		4	0	0	0	0	2	3
25 Steve Pearce, R (1, 3) OBP: 0.247, SLG: 0.250			F FF 94 S CU 78 X SL 87 0-2 19 G3-1 19 WP 16 SF8 1B	C SL 88 X CU 78 0-1 L5		X SL 88 0-0 G5-3			C SI 93 B CU 82 S CU 80 X CU 80 1-2 L9	4	1	1	0	0	0	1
19 Jackie Bradley Jr., L (1, 8) OBP: 0.259, SLG: 0.261			B CU 78 D CU 78 X FF 95 2-0 G3-1 1-3		C CH 87 F CH 87 F SL 88 F CU 81 X SL 89 0-2 F8		X CU 78 0-0 P6		F CU 79 B SI 94 S SI 94 B SI 96 B FF 96 B SI 93 4-2 36 PB 36 BLK 36 G4-3 BB	3	1	0	0	1	0	1
36 Eduardo Núñez, R (1, 6) OBP: 0.220, SLG: 0.273			C CU 79 S SL 88 D CU 82 X CU 82 1-2 16 WP 1B		B FF 94 B FF 94 X FF 94 2-0 16 E 2B		C FF 93 F FF 93 X CU 81 0-2 G5-3		B SI 94 B CU 80 B FF 94 X FF 95 3-0 G4-3 1-H	4	1	2	1	0	0	0

Inning Stats	1	2	3	4	5	6	7	8	9
	R: 0 E: 0 K: 1 S: 8 H: 0 LOB: 0 BB: 0 P: 9	R: 0 E: 0 K: 3 S: 9 H: 0 LOB: 0 BB: 0 P: 15	R: 1 E: 0 K: 0 S: 14 H: 2 LOB: 1 BB: 0 P: 22	R: 1 E: 0 K: 1 S: 14 H: 2 LOB: 1 BB: 0 P: 20	R: 1 E: 2 K: 0 S: 16 H: 1 LOB: 2 BB: 0 P: 21	R: 0 E: 0 K: 1 S: 5 H: 0 LOB: 0 BB: 0 P: 5	R: 0 E: 0 K: 0 S: 9 H: 0 LOB: 0 BB: 0 P: 11	R: 0 E: 0 K: 2 S: 11 H: 1 LOB: 2 BB: 1 P: 19	R: 1 E: 0 K: 0 S: 7 H: 0 LOB: 0 BB: 1 P: 15

| | | |

BOTTOM

Boston Red Sox @ Houston Astros

Minute Maid Park, Houston, TX

Sun May 26 2019, 1:11 PM - 4:16 PM CDT

Att. 41,502 - Roof Closed - 73 F

livebaseballscorecards.com

Batter	1	2	3	4	5	6	7	8	9	AB	R	H	RBI	BB	SO	LOB
16 Aledmys Díaz, R (1, 4) OBP: 0.321, SLG: 0.510 13 Tyler White, R (2, 3) OBP: 0.319, SLG: 0.313 18 Tony Kemp, L (8, PH) OBP: 0.298, SLG: 0.387 (9, 4)	C FF 92 S FF 93 F FF 93 X FF 94 0-2 2 G5-3 1 1B 1B	F FC 88 S FC 89 B SI 93 S FC 90 1-3 ③ K			B CH 87 C FC 89 S FF 93 F SI 93 B FC 88 B CH 87 F SI 94 F SI 93 F FC 90 3-3 ② K			B KC 85 C KC 83 B CH 90 S KC 85 B FF 96 B FF 96 4-2 BB		1	1	1	0	0	0	0
										2	0	0	0	0	2	2
										0	0	0	0	1	0	0
2 Alex Bregman, R (1, 5) OBP: 0.390, SLG: 0.546	B FF 93 F FF 93 C FC 90 B FF 92 F SI 93 F CH 88 X CH 88 2-2 ① G5-3 1-2	S CH 86 B FC 88 C FF 92 F CH 85 X CH 86 1-2 23 G4-3 2B			S FC 90 F FF 94 X SI 94 0-2 ③ L8			B FF 97 C FF 97 1 SAFE C FF 97 B FF 98 F KC 86 F KC 87 X KC 86 2-2 ② F8		4	0	1	0	0	0	2
23 Michael Brantley, L (1, 10) OBP: 0.368, SLG: 0.537	C FF 93 B FF 93 F FF 93 X SI 92 1-2 ② G6-3	B FF 92 B FF 92 X FF 92 2-0 ① G4-3 2-3				C SI 92 B CH 86 B FC 88 X FF 94 2-1 ① G6-3		F FF 97 1 SAFE S KC 86 B FF 96 B FF 96 F KC 86 D KC 86 C KC 85 3-3 ③ K		4	0	0	0	0	1	3
1 Carlos Correa, R (1, 6) OBP: 0.360, SLG: 0.547	B FF 93 C FC 88 B FF 93 X FC 88 2-1 10 PB 2-H 1B	B CU 82 X CU 81 1-0 ② G5-3				B FF 90 B FF 94 C FF 93 F CH 88 B FC 90 B FC 89 4-2 10 P4 BB			C FF 95 X SI 95 0-1 ① G6-3	3	0	1	1	1	0	1
10 Yuli Gurriel, R (1, 3) OBP: 0.296, SLG: 0.403 (2, 4) (9, 3)	C FC 88 C FF 93 B FC 88 C SI 94 1-3 ③ K 2-3	B FC 88 C FF 94 F FF 93 X SI 94 1-2 ③ F7				F FC 89 F FC 89 B FF 92 1 SAFE X FF 93 1-2 ②③ P4 1-2			F FF 95 B SI 94 F SI 94 F SL 85 S SL 86 1-3 ② K	4	0	0	0	0	2	3
22 Josh Reddick, L (1, 9) OBP: 0.378, SLG: 0.444		C FF 92 C FF 92 B FC 89 X SI 92 1-2 ① G6-3		C FF 92 B SI 92 B FC 89 X FF 93 2-1 ① F8			C KC 78 B FC 87 F FF 92 F FC 87 B FF 92 F KC 79 X FF 93 2-2 ① F7		C FF 94 X SL 86 0-1 ③ F9	4	0	0	0	0	0	0
28 Robinson Chirinos, R (1, 2) OBP: 0.371, SLG: 0.463		B FF 92 C FF 93 F FF 93 F SI 93 S FC 88 1-3 ② K		B CH 86 S CH 87 B FF 94 B CH 88 C FF 93 C FF 94 3-3 ② K			F FC 87 B FF 92 B FC 88 C KC 81 S KC 81 2-3 ② K			3	0	0	0	0	3	0
6 Jake Marisnick, R (1, 8) OBP: 0.340, SLG: 0.546		C FC 90 B CH 88 B CH 89 H FC 90 3-1 21 1B HBP		X CU 82 0-0 ③ F9			C KC 79 B KC 81 F KC 80 B FF 93 C FF 91 2-3 ③ K			2	0	0	0	0	1	0
21 Derek Fisher, L (1, 7) OBP: 0.250, SLG: 0.250		B FF 93 X FF 92 1-0 1-2 1B			C FF 91 B FC 87 B SI 90 X FC 88 2-1 ① G3			C KC 84 S KC 85 S KC 85 0-3 ① K		3	0	1	0	0	1	0

Inning Stats	1	2	3	4	5	6	7	8	9
	R: 1 E: 0 K: 1 S: 17	R: 0 E: 0 K: 2 S: 12	R: 0 E: 0 K: 0 S: 9	R: 0 E: 0 K: 1 S: 6	R: 0 E: 0 K: 1 S: 12	R: 0 E: 0 K: 0 S: 7	R: 0 E: 0 K: 2 S: 11	R: 0 E: 0 K: 2 S: 14	R: 0 E: 0 K: 1 S: 8
	H: 2 LOB: 1 BB: 0 P: 23	H: 1 LOB: 2 BB: 0 P: 19	H: 1 LOB: 1 BB: 0 P: 14	H: 0 LOB: 0 BB: 0 P: 11	H: 0 LOB: 0 BB: 0 P: 17	H: 0 LOB: 0 BB: 1 P: 14	H: 0 LOB: 0 BB: 0 P: 17	H: 0 LOB: 1 BB: 1 P: 23	H: 0 LOB: 0 BB: 0 P: 9

	AB	30
	R	1
	H	4
	RBI	1
	BB	2
	SO	10
	LOB	11

	1B: 3	SF: 0	WP: 0	PA: 33
	2B: 1	SAC: 0	PB: 1	
	3B: 0	DP: 0	SB: 0	
	HR: 0	HBP: 1	CS: 0	

PITCHER		IP	WLS	BF	H	R	ER	SO	BB	IBB	HBP	BLK	WP	HR	S	P	ERA	WHIP
57 Eduardo Rodriguez, L ERA: 5.04	(1, 1)	6.0	W	23	4	1	1	5	1	0	1	0	0	0	63	98	1.50	0.833
44 Brandon Workman, R ERA: 2.31	(7, 1)	1.0	H	3	0	0	0	2	0	0	0	0	0	0	11	17	0.00	0.000
32 Matt Barnes, R ERA: 2.14	(8, 1)	1.0	H	4	0	0	0	2	1	0	0	0	0	0	14	23	0.00	1.000
64 Marcus Walden, R ERA: 1.48	(9, 1)	1.0	S	3	0	0	0	1	0	0	0	0	0	0	8	9	0.00	0.000

PITCHER	IP	WLS	BF	H	R	ER	SO	BB	IBB	HBP	BLK	WP	HR	S	P	ERA	WHIP

Batter	1	2	3	4	5	6	7	8	9	AB	R	H	RBI	BB	SO	LOB
12 Kyle Schwarber, L (1, 7) OBP: 0.332, SLG: 0.411	S FF 96 B FF 96 B FF 96 B KC 83 F FF 97 B FF 98 4-2 44 HR BB		C FF 97 B CH 88 C FF 98 B KC 83 F FF 98 C FF 98 2-3 ② K		F KC 80 B FF 98 X SL 90 1-1 ③ G3		B CU 80 X CU 82 1-0 ③ L3		F FF 97 C SL 89 D FC 92 D CH 85 B CH 84 S FC 93 3-3 ② K	4	1	0	0	1	2	4
9 Javier Báez, R (1, 10) OBP: 0.351, SLG: 0.586	C SI 97 S SI 96 S FF 98 0-3 ① K		S CH 88 S SI 98 T FF 98 0-2 ③ K			S FF 95 B SL 88 S SL 88 B KC 81 S FF 95 2-3 ① K		S SI 90 S FF 94 B FF 96 S FF 96 1-3 ① K	F FF 97 S FF 97 B FF 98 B FF 96 S FF 95 2-3 ③ K	5	0	0	0	0	5	2
44 Anthony Rizzo, L (1, 3) OBP: 0.406, SLG: 0.604	B FF 98 C KC 82 S FF 97 F FF 98 B SL 90 X SL 90 2-2 1-H HR			C FF 97 B CH 87 F FF 98 B FF 98 X KC 82 2-2 40 FC5-4 1B		C CH 87 S FF 94 B FF 96 S FF 96 1-3 ② K		C FF 96 B CU 83 B FF 96 B CU 84 B CU 83 4-1 40 G4-3 BB		3	1	2	2	1	1	0
40 Willson Contreras, R (1, 2) OBP: 0.416, SLG: 0.597	C FF 96 S FF 97 X KC 82 0-2 ② G4-3			S SI 96 F FF 96 F SL 89 B SL 90 X KC 83 1-2 ① FC5-4 1-2f		C CH 86 C FF 94 B SL 89 F SL 88 S FF 97 1-3 ③ K		C FF 96 B CU 83 F SL 90 X SL 91 1-2 ② G4-3 1-2		4	0	0	0	0	1	2
33 James Adduci, L (1, 9) OBP: 0.307, SLG: 0.455	S FF 95 B FF 96 B KC 81 S FF 97 S FF 98 2-3 ③ K			S FF 95 C KC 80 B FF 98 S FF 99 1-3 ② K			B FF 95 S SL 86 F FF 97 F FF 97 F SL 85 C FF 97 1-3 ① K	C CU 82 X CU 83 0-1 ③ G1-3		4	0	0	0	0	3	2
5 Albert Almora Jr., R (1, 8) OBP: 0.307, SLG: 0.455		F FF 96 B FF 96 C SI 96 B FF 97 F SL 90 X FF 99 2-2 ① P4		C SL 90 D SL 89 X FF 97 1-1 ③ G5-3			B SL 86 B SL 87 X SI 96 2-0 27 1B 13 1B 2B		X FF 95 0-0 HR	4	2	2	1	0	0	1
3 Daniel Descalso, L (1, 4) OBP: 0.277, SLG: 0.302		F FF 96 C CH 89 S FF 98 0-3 ② K			B KC 79 B FF 96 S FF 96 S FF 97 B FF 98 F FF 97 S FF 99 3-3 ① K		C SL 85 F SL 87 C FF 97 0-3 ② K		C SL 88 X FC 92 0-1 ① G3-1	4	0	0	0	0	3	1
27 Addison Russell, R (1, 6) OBP: 0.333, SLG: 0.511		B FF 97 X FF 97 1-0 ③ F9			B SL 90 F SL 92 B KC 81 X FF 98 2-1 1B		S SL 88 C FF 97 D SL 87 B SL 86 X FF 96 2-2 13 1B 2-3 1B		C SL 88 X SI 96 0-1 HR	4	1	3	1	0	0	0
13 David Bote, R (1, 5) OBP: 0.351, SLG: 0.419			C FF 96 S FF 95 C KC 82 0-3 ① K		B SI 96 C KC 79 C KC 78 F FF 98 F SL 89 F KC 82 B FF 98 S FF 98 2-3 ② K		B FF 97 B SI 96 D SL 89 F FF 97 X SI 97 3-1 1-2 3-H 1B		S FF 97 F FF 97 X SL 88 0-2 1B	4	0	2	1	0	2	1
Inning Stats	R: 2 E: 0 K: 2 S: 15 H: 1 LOB: 0 BB: 1 P: 23	R: 0 E: 0 K: 1 S: 8 H: 0 LOB: 0 BB: 0 P: 11	R: 0 E: 0 K: 3 S: 10 H: 0 LOB: 0 BB: 0 P: 12	R: 0 E: 0 K: 1 S: 12 H: 1 LOB: 1 BB: 0 P: 17	R: 0 E: 0 K: 2 S: 14 H: 1 LOB: 1 BB: 0 P: 22	R: 0 E: 0 K: 3 S: 10 H: 0 LOB: 0 BB: 0 P: 14	R: 1 E: 0 K: 2 S: 15 H: 3 LOB: 2 BB: 0 P: 24	R: 0 E: 0 K: 1 S: 9 H: 0 LOB: 1 BB: 1 P: 15	R: 2 E: 0 K: 2 S: 14 H: 3 LOB: 1 BB: 0 P: 19	1B: 5 2B: 1 3B: 0 HR: 3 SF: 0 SAC: 0 DP: 0 HBP: 0						

TOP

Chicago Cubs @ Houston Astros

Minute Maid Park, Houston, TX

Mon May 27 2019, 1:12 PM - 4:23 PM CDT

Att. 42,135 - Roof Closed - 73 F

livebaseballscorecards.com

AB	36
R	5
H	9
RBI	5
BB	2
SO	17
LOB	13

WP: 0 PA: 38
PB: 0
SB: 0
CS: 0

PITCHER		IP	WLS	BF	H	R	ER	SO	BB	IBB	HBP	BLK	WP	HR	S	P	ERA	WHIP
45 Gerrit Cole, R ERA: 4.02	(1, 1)	6.0	W	22	3	2	2	12	1	0	0	0	0	1	69	99	3.00	0.667
30 Héctor Rondón, R ERA: 3.0	(7, 1)	0.2		5	3	1	1	2	0	0	0	0	0	0	14	22	13.50	4.500
36 Will Harris, R ERA: 1.0	(7, 1)	0.1	H	1	0	0	0	0	0	0	0	0	0	0	1	2	0.00	0.000
55 Ryan Pressly, R ERA: 0.37	(8, 1)	1.0	H	4	0	0	0	1	1	0	0	0	0	0	9	15	0.00	1.000
54 Roberto Osuna, R ERA: 2.22	(9, 1)	1.0	S	6	3	2	2	2	0	0	0	0	0	2	14	19	18.00	3.000

PITCHER	IP	WLS	BF	H	R	ER	SO	BB	IBB	HBP	BLK	WP	HR	S	P	ERA	WHIP

Batter	1	2	3	4	5	6	7	8	9	AB	R	H	RBI	BB	SO	LOB
22 Josh Reddick, L (1, 10) OBP: 0.368, SLG: 0.431	C FF 92 F FC 89 X FF 92 0-2 ① G4-3	C FF 90 B FF 92 X SI 93 1-1 ③ F9	B FF 92 F FF 92 S FC 88 B SI 92 X FC 89 2-2 ③ F8			S FC 86 X FC 87 0-1 ① G4-3		C SL 85 S SL 88 B SL 87 X CH 88 1-2 ② G3-1		5	0	0	0	0	0	3
2 Alex Bregman, R (1, 6) OBP: 0.391, SLG: 0.543	B SI 89 X FF 89 1-0 23 G4-3 1B	X SI 91 0-0 23 BB 10 1B 1B	B SI 88 F FC 86 B FC 88 X CH 83 2-1 ① G4-3			C FC 88 F FC 88 X FC 87 0-2 ② L9		F CH 86 F CH 88 B SL 86 S SI 94 1-3 ③ K		5	1	2	0	0	1	0
23 Michael Brantley, L (1, 7) OBP: 0.371, SLG: 0.534	B SI 92 F SI 92 B SI 92 F SI 92 X SI 93 2-2 ② G4-3 1-2	B FF 92 B FF 92 B FF 92 C FF 92 F SI 91 F FF 93 B SI 93 4-2 10 1B 28 2B 1-2 BB	C FC 87 C FF 91 F SI 89 B CU 80 B FF 92 X FC 88 2-2 ② F9			B SI 90 X FF 90 1-0 10 1B 1B				3	1	1	0	1	0	1
10 Yuli Gurriel, R (1, 5) OBP: 0.304, SLG: 0.415	B CU 79 C CU 79 S CH 84 D CH 86 B CH 85 X SI 94 3-2 ③ G6-3		B CH 84 C FF 93 S FF 92 F FF 93 D CU 81 X CH 83 2-2 28 2B 9 G5-3 1-2 2-H 1B	B FC 88 X FF 91 1-0 2B		C SL 88 B FF 96 F CU 83 B SL 89 1 SAFE X SL 90 2-2 1-2 1B				4	1	3	1	0	0	1
28 Robinson Chirinos, R (1, 2) OBP: 0.374, SLG: 0.468		B FF 92 S CU 79 B CU 78 S CH 85 B FF 93 B SI 92 4-2 9 2B 13 SF8 BB	X CU 80 0-0 21 WP 21 1B 1-3 2-H 2B	B CH 83 X FC 88 1-0 ③ F7		B SL 90 C SL 89 C FF 97 F SL 90 S FF 98 1-3 ③ K				3	2	1	1	1	1	3
9 Jack Mayfield, R (1, 4) OBP: 0.250, SLG: 0.500		B CU 79 S CH 84 X FF 92 1-1 13 SF8 21 FC4-2 1-3 2B	C CU 79 B FF 93 F CH 84 X FC 89 1-2 ① G5-3 3-H		C SI 88 B FC 86 B SI 88 X FC 86 2-1 ① F9		C SL 89 F FF 96 F FF 97 B SL 89 F SL 90 F FF 96 B CU 85 X CU 86 2-2 ① G6-3			4	0	1	1	0	0	1
13 Tyler White, R (1, 3) OBP: 0.316, SLG: 0.307	S CH 84 D CU 80 F SI 93 F CH 86 X CH 84 1-2 ① SF8 2-3 3-H	C FF 93 B FF 91 F FF 92 B CH 85 F FF 93 B FF 89 B FF 93 4-2 21 1B 21 WP 6 G4-3 BB			C SI 89 F FC 87 B CU 78 C SI 91 1-3 ② K		B FF 96 C SL 88 B CU 84 C SL 88 S SL 88 2-3 ② K			2	1	0	1	1	2	0
21 Derek Fisher, L (1, 9) OBP: 0.375, SLG: 0.625	F FF 92 S SI 92 X FC 89 0-2 ② FC4-2 6 BB 3-H	S SI 92 B CH 84 C FC 89 B SI 91 X SI 92 2-2 6 G4-3 1-3 2-H 1B			B SI 90 B FF 90 F FC 88 B SI 89 X FF 90 3-2 3B		B FF 96 B SL 88 C CU 84 F SL 89 S CU 86 2-3 ③ K			4	0	2	1	0	1	1
6 Jake Marisnick, R (1, 8) OBP: 0.336, SLG: 0.530		B CH 85 B CH 84 B SI 92 B FF 93 4-0 1-2 BB	B SI 92 F SI 92 X FF 90 1-1 ② G4-3 1-2 3-H		B FC 88 M FC 88 D CU 79 B FC 87 F FF 90 S FF 90 3-3 ③ K			B SI 92 X SI 92 1-0 ① F9		3	0	0	1	1	1	2
Inning Stats	R: 0 E: 0 K: 0 S: 10 H: 1 LOB: 1 BB: 0 P: 16	R: 1 E: 0 K: 0 S: 13 H: 1 LOB: 2 BB: 2 P: 24	R: 5 E: 0 K: 0 S: 23 H: 4 LOB: 1 BB: 2 P: 39	R: 0 E: 0 K: 0 S: 8 H: 1 LOB: 1 BB: 0 P: 14	R: 0 E: 0 K: 2 S: 11 H: 1 LOB: 1 BB: 0 P: 20	R: 0 E: 0 K: 1 S: 13 H: 2 LOB: 2 BB: 0 P: 17	R: 0 E: 0 K: 2 S: 13 H: 0 LOB: 0 BB: 0 P: 19	R: 0 E: 0 K: 1 S: 7 H: 0 LOB: 0 BB: 0 P: 10		1B: 6 2B: 3 3B: 1 HR: 0 SF: 1 SAC: 0 DP: 0 HBP: 0				WP: 1 PB: 0 SB: 0 CS: 0 PA: 38		

BOTTOM

Chicago Cubs @ Houston Astros

Minute Maid Park, Houston, TX

Mon May 27 2019, 1:12 PM - 4:23 PM CDT

Att. 42,135 - Roof Closed - 73 F

livebaseballscorecards.com

AB	33
R	6
H	10
RBI	6
BB	4
SO	6
LOB	12

PITCHER		IP	WLS	BF	H	R	ER	SO	BB	IBB	HBP	BLK	WP	HR	S	P	ERA	WHIP
35 Cole Hamels, L ERA: 4.02	(1, 1)	4.0	L	23	7	6	6	0	4	0	0	0	1	0	54	93	13.50	2.750
56 Kyle Ryan, L ERA: 4.5	(5, 1)	1.2		7	2	0	0	2	0	0	0	0	0	0	17	27	0.00	1.200
36 Dillon Maples, R ERA:	(6, 1)	1.1		5	1	0	0	3	0	0	0	0	0	0	20	29	0.00	0.750
20 Brandon Kintzler, R ERA: 2.84	(8, 1)	1.0		3	0	0	0	1	0	0	0	0	0	0	7	10	0.00	0.000

PITCHER	IP	WLS	BF	H	R	ER	SO	BB	IBB	HBP	BLK	WP	HR	S	P	ERA	WHIP

Batter	1	2	3	4	5	6	7	8	9	AB	R	H	RBI	BB	SO	LOB
12 Kyle Schwarber, L (1, 7) OBP: 0.333, SLG: 0.425	X FF 95 0-0 ① L8	C SL 90 B CU 84 B CU 86 F FF 96 B FF 97 S FF 96 3-3 ② K		B FF 97 C FF 97 B CU 86 S CU 85 B FF 97 F FF 97 B FF 95 4-2 BB		B FF 97 X FF 98 1-0 HR		B CU 82 C CU 82 C CU 83 B CU 83 C FF 97 2-3 ① K 2-3		4	1	1	1	1	2	1
9 Javier Báez, R (1, 10) OBP: 0.348, SLG: 0.577	C FF 96 S FF 96 X FF 96 0-2 44 1B 1B	X SL 89 0-0 ③ G4-1		F FF 98 S FF 99 B FF 99 F FF 99 S SL 86 1-3 ③ K		C FF 99 F FF 99 B FF 100 B SL 85 B FF 98 F FF 98 S SL 86 3-3 ② K		D SL 93 S SL 92 F CU 83 S FF 96 1-3 ② K		5	0	1	0	0	3	3
44 Anthony Rizzo, L (1, 3) OBP: 0.406, SLG: 0.597	B FF 96 D CH 87 1 SAFE S CH 88 C FF 97 X CH 89 2-2 5 FC4 1B 1-3		B FF 95 B FF 94 B FF 96 B FF 95 4-0 BB		B CU 79 S FF 96 C FF 96 C SL 83 1-3 ① K	B FF 99 B FF 97 X FF 97 2-0 ③ G3		D CU 83 C FF 96 X SL 92 1-1 ③ G4-3		4	0	1	0	1	1	1
40 Willson Contreras, R (1, 2) OBP: 0.405, SLG: 0.579	B FF 96 C SL 88 F FF 96 B FF 97 S FF 97 2-3 ② K		D CH 88 B CH 88 B FF 96 C FF 95 F FF 95 T FF 96 3-2 ① K		B SL 83 X FF 97 1-0 ② L4		B SL 88 T FF 96 S SL 88 X SL 88 1-2 ① F8		B SL 85 F FC 91 F SL 88 C SL 91 1-3 ① K	5	0	0	0	0	3	3
5 Albert Almora Jr., R (1, 8) OBP: 0.304, SLG: 0.443	B SL 89 C SL 90 B FF 98 X SL 92 2-1 ③ FC4 1-2f		1 SAFE S CU 86 X FF 97 0-1 ② P4		B FF 97 B FF 97 F FF 98 T FF 97 B SL 86 D FF 98 4-2 22 WP BB		X SL 88 0-0 ② P4		S SL 87 B SL 88 X FF 97 1-1 ② P2	4	0	0	0	1	0	3
22 Jason Heyward, L (1, 9) OBP: 0.348, SLG: 0.413		B FF 94 F FF 94 B FF 95 S CH 86 X CH 87 2-2 HR	F CU 86 B FF 96 X FF 96 1-1 ③ L8		C FF 98 F FF 98 F SL 86 F CH 90 F FF 97 B FF 98 B FF 98 S SL 85 2-3 ③ K2-3 1-2		B FF 97 C SL 86 F SI 96 B FF 95 B FF 97 X FF 97 3-2 27 BB 1B		S SL 89 C FC 93 B SL 88 B FF 97 X SL 91 2-2 ③ L5	5	1	2	1	0	1	2
27 Addison Russell, R (1, 6) OBP: 0.365, SLG: 0.574		C SL 87 B SL 88 F CH 87 X SL 88 1-2 HR		B FF 94 S CH 87 C CU 84 B FF 96 B CH 89 B FF 95 4-2 3 G4-3 BB		X FF 96 0-0 ① P2	D SL 88 B SL 87 B SL 87 B FF 95 4-0 1-2 BB			2	1	1	1	2	0	0
3 Daniel Descalso, L (1, 4) OBP: 0.276, SLG: 0.295		F FF 96 F SL 90 X CU 84 0-2 ① G3		X CU 83 0-0 ① G4-3 1-2		C FF 97 B FF 98 C CU 82 B SL 84 B CH 90 B FF 98 4-2 13 HR BB	S SL 85 F SL 86 B FF 96 X FF 95 1-2 ③ G5-3			3	1	0	0	1	0	3
13 David Bote, R (1, 5) OBP: 0.362, SLG: 0.481		B FF 96 B FF 94 B FF 95 X FF 95 3-0 HR		S FF 96 F CU 85 B CU 85 B FF 98 B FF 96 S FF 96 3-3 ② K		C SL 84 B SL 84 B FF 98 S FF 97 X SL 86 2-2 1-H HR		B CU 80 C CU 82 S SL 90 B FF 96 F CU 82 F CU 83 X CU 83 2-2 12 WP 2B		4	2	3	3	0	1	1
Inning Stats	R: 0 H: 2 E: 0 LOB: 2 K: 1 BB: 0 S: 12 P: 18	R: 3 H: 3 E: 0 LOB: 0 K: 1 BB: 0 S: 14 P: 23	R: 0 H: 0 E: 0 LOB: 1 K: 1 BB: 1 S: 7 P: 15	R: 0 H: 0 E: 0 LOB: 2 K: 2 BB: 2 S: 13 P: 25	R: 0 H: 0 E: 0 LOB: 1 K: 2 BB: 1 S: 12 P: 20	R: 3 H: 2 E: 0 LOB: 0 K: 1 BB: 1 S: 12 P: 24	R: 0 H: 1 E: 0 LOB: 2 K: 0 BB: 1 S: 10 P: 19	R: 0 H: 1 E: 0 LOB: 1 K: 2 BB: 0 S: 13 P: 19	R: 0 H: 0 E: 0 LOB: 0 K: 1 BB: 0 S: 8 P: 12	1B: 3 SF: 0 2B: 1 SAC: 0 3B: 0 DP: 0 HR: 5 HBP: 0						

PITCHER	IP	WLS	BF	H	R	ER	SO	BB	IBB	HBP	BLK	WP	HR	S	P	ERA	WHIP
29 Corbin Martin, R (1, 1) ERA: 5.51	3.2		19	5	3	3	4	3	0	0	0	0	3	42	76	7.36	2.182
39 Josh James, R (4, 1) ERA: 5.1	2.1	W	11	2	3	3	4	2	0	0	0	1	2	28	49	11.57	1.714
30 Héctor Rondón, R (7, 1) ERA: 2.84	1.0	H	5	1	0	0	0	1	0	0	0	0	0	10	19	0.00	2.000
55 Ryan Pressly, R (8, 1) ERA: 0.36	1.0	H	4	1	0	0	2	0	0	0	0	1	0	13	19	0.00	1.000
54 Roberto Osuna, R (9, 1) ERA: 2.13	1.0	S	3	0	0	0	1	0	0	0	0	0	0	8	12	0.00	0.000

PITCHER	IP	WLS	BF	H	R	ER	SO	BB	IBB	HBP	BLK	WP	HR	S	P	ERA	WHIP

TOP

Chicago Cubs @ Houston Astros

Minute Maid Park, Houston, TX

Tue May 28 2019, 7:10 PM - 10:18 PM CDT

Att. 31,030 - Roof Closed - 73 F

livebaseballscorecards.com

AB	36
R	6
H	9
RBI	6
BB	6
SO	11
LOB	17

WP: 2		PA:	42
PB: 0			
SB: 0			
CS: 0			

Batter	1	2	3	4	5	6	7	8	9	AB	R	H	RBI	BB	SO	LOB
21 Derek Fisher, L (1, 9) OBP: 0.385, SLG: 0.500	C FF 92 B SI 90 S SI 91 S CU 79 1-3 ① **K**	B SI 89 S SI 89 S CH 86 X CU 78 1-2 ③ **G4-3**		D CH 87 B SI 89 C FC 88 B SI 89 X FC 88 3-1 23 S 23 2B 1-3 3-H **1B**		C CU 75 B CH 85 B SI 90 B FF 91 F FF 91 F FF 92 B FF 92 4-2 2 HR **BB**		X FF 94 0-0 ① **P6**		4	2	1	1	1	1	1
2 Alex Bregman, R (1, 10) OBP: 0.395, SLG: 0.573	B SI 92 C SI 91 B CH 86 B CH 87 F CH 86 B FC 89 4-2 23 HBP 10 2B **BB**		B SI 90 B FC 88 X SI 90 2-0 **HR**	S FC 89 S FF 92 S CH 87 0-3 ② **K**		X SL 86 0-0 1-H **HR**		B FF 94 X FF 94 1-0 ② **P3**		4	3	2	3	1	1	2
23 Michael Brantley, L (1, 7) OBP: 0.380, SLG: 0.541	C FF 92 D SI 89 F FC 89 B FC 90 F FF 92 H SI 88 3-2 10 2B 1-2 **HBP**		L FF 91 B FC 91 X FC 89 1-1 10 G5-4-3 **1B**	F SI 88 B SI 90 B FF 93 X FC 89 2-1 1-H 3-H **2B**		B CH 86 B FF 94 B SI 92 C FF 95 S CH 86 B FF 94 4-2 **BB**		C FF 94 B SI 90 B FF 94 C CU 80 X SI 90 2-2 ③ **G3-1**		3	0	2	2	1	0	0
10 Yuli Gurriel, R (1, 5) OBP: 0.303, SLG: 0.417	C FF 90 B FC 90 B CH 86 F FC 90 X CU 77 2-2 1-3 2-H **2B**		C SI 91 C FF 92 B FF 92 X FC 90 1-2 ① ② **G5-4-3** 1-2f	X FC 90 0-0 ③ **G5-3**		F SI 94 F FF 94 F CH 87 B SL 88 B SL 86 1 SAFE D CH 87 F CH 86 F FF 95 3-2 X FF 94 ③ **F9**				4	0	1	1	0	0	3
13 Tyler White, R (1, 3) OBP: 0.306, SLG: 0.295	F CU 76 X FC 89 0-1 ② **F8**		B CU 76 X SI 91 1-0 ③ **G5-3**		B SI 90 B FC 88 C FC 88 X FC 87 2-1 ① **F7**		B FF 92 C FF 93 F CH 86 B SL 87 F CH 85 B FF 94 F FF 95 F FF 94 T FF 94 3-2 ① **K**			4	0	0	0	0	1	2
9 Jack Mayfield, R (1, 6) OBP: 0.250, SLG: 0.286	C CU 76 S CH 86 S CU 77 0-3 ③ **K**			B FC 88 C CU 74 F FC 88 B CH 85 B CH 86 B FC 89 4-2 6 2B 11 1B **BB**	B SI 90 S FF 90 X FC 87 1-1 ② **G5-3**		B SL 87 C FF 95 X CH 86 1-1 ② **G5-3**			3	1	0	0	1	1	2
18 Tony Kemp, L (1, 4) OBP: 0.295, SLG: 0.380		C FF 90 B FF 91 B FF 92 F FF 91 X FF 92 2-2 ① **G4-3**		F FF 92 X FF 90 0-1 ① **F7**	F FF 91 X CU 76 0-1 ③ **L7**		L FF 93 X SL 85 0-1 6 E 6 S 6 2B **1B**			4	1	1	0	0	0	1
6 Jake Marisnick, R (1, 8) OBP: 0.342, SLG: 0.548		F SI 92 B FF 93 T FF 91 X FF 93 1-2 ② **L9**		C FC 90 F FC 89 B FF 92 1 SAFE X FC 90 1-2 11 1B 21 1B 1-3 **2B**		B SI 89 S SI 89 X FF 90 1-1 ① **P5**	C FF 93 B CH 86 X CH 86 1-1 1-H **2B**			4	1	2	1	0	0	0
11 Garrett Stubbs, L (1, 2) OBP: 0.500, SLG: 0.750		F FC 90 X FC 90 0-1 **2B**		C CU 77 S CU 77 B FF 90 X CU 78 1-2 21 1B 23 2B 2-3 3-H **1B**		X SI 88 0-0 ② **G6-3**	C FF 94 B FF 94 S CH 86 T FF 94 1-2 ③ **K**			4	1	2	1	0	1	1
Inning Stats	R: 1 E: 0 K: 2 S: 16 H: 1 LOB: 2 BB: 1 P: 26	R: 0 E: 0 K: 0 S: 11 H: 1 LOB: 1 BB: 0 P: 15	R: 1 E: 0 K: 0 S: 7 H: 2 LOB: 0 BB: 0 P: 12	R: 4 E: 0 K: 1 S: 18 H: 4 LOB: 1 BB: 1 P: 29	R: 0 E: 0 K: 0 S: 6 H: 0 LOB: 0 BB: 0 P: 9	R: 2 E: 0 K: 0 S: 15 H: 1 LOB: 1 BB: 2 P: 27	R: 1 E: 0 K: 2 S: 15 H: 2 LOB: 1 BB: 0 P: 21	R: 0 E: 0 K: 0 S: 5 H: 0 LOB: 0 BB: 0 P: 8		1B: 4 2B: 5 3B: 0 HR: 2 SF: 0 SAC: 0 DP: 1 HBP: 1				WP: 0 PB: 0 SB: 2 CS: 0 PA: 39	

BOTTOM

Chicago Cubs @ Houston Astros

Minute Maid Park, Houston, TX

Tue May 28 2019, 7:10 PM - 10:18 PM CDT

Att. 31,030 - Roof Closed - 73 F

livebaseballscorecards.com

AB	34
R	9
H	11
RBI	9
BB	4
SO	5
LOB	12

PITCHER		IP	WLS	BF	H	R	ER	SO	BB	IBB	HBP	BLK	WP	HR	S	P	ERA	WHIP
34 Jon Lester, L ERA: 3.59	(1, 1)	5.2	L	28	8	7	7	3	3	0	1	0	0	1	64	102	11.12	1.941
29 Brad Brach, R ERA: 3.57	(6, 1)	1.1		8	3	2	2	2	1	0	0	0	0	1	24	37	13.50	3.000
6 Carl Edwards Jr., R ERA: 7.59	(8, 1)	1.0		3	0	0	0	0	0	0	0	0	0	0	5	8	0.00	0.000

PITCHER	IP	WLS	BF	H	R	ER	SO	BB	IBB	HBP	BLK	WP	HR	S	P	ERA	WHIP

Batter	1	2	3	4	5	6	7	8	9	AB	R	H	RBI	BB	SO	LOB
12 Kyle Schwarber, L (1, 7) OBP: 0.337, SLG: 0.441	B FC 86 C FF 90 X FC 86 1-1 HR		B CU 78 B SI 89 B FF 89 C FF 90 C FC 84 F FF 92 S FF 91 3-3 ② K		C CH 82 B FF 90 B SI 90 F CH 83 F FC 86 S CU 76 2-3 ③ K			C CH 84 1 SAFE B CH 84 B CH 84 B FF 95 B CH 83 4-1 9 BB 1-2 BB		3	1	1	1	1	2	0
17 Kris Bryant, R (1, 10) OBP: 0.403, SLG: 0.576	C SI 90 S CU 77 B CU 78 B FC 87 S SL 84 2-3 ① K		B CH 80 C CH 81 X FF 90 1-1 HR			B FC 84 B CU 75 S CH 80 C CH 78 F CU 77 S FC 87 2-3 ① K		X FF 95 0-0 ① F8		4	1	1	1	0	2	2
44 Anthony Rizzo, L (1, 3) OBP: 0.404, SLG: 0.589	C FF 90 B SI 89 C SI 90 S FF 89 1-3 ② K		B CU 76 X CH 82 1-0 ③ P4			B FC 85 B FC 84 F CH 81 B CH 80 X FC 87 3-1 9 G5-4-3 1B		B FF 95 B CH 84 B FF 96 C FF 94 C CH 84 S CH 84 3-3 ② K		4	0	1	0	0	2	2
9 Javier Báez, R (1, 5) OBP: 0.350, SLG: 0.573	F FC 87 S FF 90 B FF 90 X CU 77 1-2 ③ G6-3			C CH 78 S CH 78 X FF 89 0-2 40 BB 1B		X FC 88 0-0 ② ③ G5-4-3 1-2f		B SL 82 S FF 96 B CH 84 B CH 84 B FF 95 4-1 1-2 2-3 BB		3	0	1	0	1	0	1
40 Willson Contreras, R (1, 2) OBP: 0.402, SLG: 0.568		C FF 89 B CU 76 X CH 80 1-1 ① G6-3		1 SAFE D FC 87 S FC 86 1 SAFE D CU 76 B FC 87 S CH 80 F CH 79 B FC 88 4-2 22 G4-6-3 1-2 BB			B FC 84 B CU 75 C FF 89 B CH 80 C CH 80 C FF 91 3-3 ① K	C CH 84 F FF 95 B FF 96 B CH 86 C CH 85 2-3 ③ K		3	0	0	0	1	2	3
5 Albert Almora Jr., R (1, 8) OBP: 0.302, SLG: 0.438		C CH 80 X CH 81 0-1 ① 22 G4-3 1B		C SI 88 B FC 84 B CH 78 F FC 89 F FC 87 S CU 77 2-3 ① K			B CH 81 C FC 86 C FF 91 X FF 91 1-2 ② G6-3		C CU 81 B FC 92 F FC 91 X CU 82 1-2 ① G5-3	4	0	1	0	0	1	2
22 Jason Heyward, L (1, 9) OBP: 0.346, SLG: 0.409		1 SAFE X FC 86 0-0 ② G4-3 1-2		B FC 86 C SI 90 X FC 86 1-1 ②③ G4-6-3 1-2f			C FC 87 B CU 78 F CH 81 X FC 87 1-2 1B		C CU 80 C FC 91 X CU 81 0-2 ② F8	4	0	1	0	0	0	3
27 Addison Russell, R (1, 6) OBP: 0.339, SLG: 0.529		B FC 86 S FC 87 D CH 80 X FC 86 2-1 ③ G5-3			C SI 88 B CU 76 B CH 80 S CH 80 B FC 84 S CH 81 3-3 ① K		1 SAFE F FC 86 1 SAFE B CH 77 X CH 80 1-1 ③ F8		C FC 92 F FC 91 S CU 82 0-3 ③ K	4	0	0	0	0	2	2
13 David Bote, R (1, 4) OBP: 0.361, SLG: 0.478			X FF 87 0-0 ① F7		C CU 78 S FC 86 C FF 91 0-3 ② K			X FF 94 0-0 9 BB 12 BB 1B		3	0	1	0	0	1	0

Inning Stats																
	R: 1 E: 0 K: 2 S: 11	H: 1 LOB: 0 BB: 0 P: 16	R: 0 E: 0 K: 0 S: 7	H: 1 LOB: 1 BB: 0 P: 10	R: 1 E: 0 K: 1 S: 8	H: 1 LOB: 0 BB: 0 P: 13	R: 0 E: 0 K: 1 S: 12	H: 1 LOB: 1 BB: 1 P: 19	R: 0 E: 0 K: 3 S: 10	H: 0 LOB: 0 BB: 0 P: 15	R: 0 E: 0 K: 1 S: 7	H: 1 LOB: 0 BB: 0 P: 12	R: 0 E: 0 K: 1 S: 11	H: 1 LOB: 1 BB: 0 P: 17	R: 0 E: 0 K: 2 S: 10	H: 1 LOB: 3 BB: 2 P: 23	R: 0 E: 0 K: 1 S: 9	H: 0 LOB: 0 BB: 0 P: 10	1B: 5 2B: 0 3B: 0 HR: 2	SF: 0 SAC: 0 DP: 2 HBP: 0	WP: 0 PB: 0 SB: 0 CS: 0	PA: 35

PITCHER		IP	WLS	BF	H	R	ER	SO	BB	IBB	HBP	BLK	WP	HR	S	P	ERA	WHIP
20 Wade Miley, L ERA: 3.25	(1, 1)	7.0	L	26	6	2	2	9	1	0	0	0	0	2	66	102	2.57	1.000
47 Chris Devenski, R ERA: 4.79	(8, 1)	1.0		6	1	0	0	2	2	0	0	0	0	0	10	23	0.00	3.000
36 Will Harris, R ERA: 0.95	(9, 1)	1.0		3	0	0	0	1	0	0	0	0	0	0	9	10	0.00	0.000

PITCHER	IP	WLS	BF	H	R	ER	SO	BB	IBB	HBP	BLK	WP	HR	S	P	ERA	WHIP

TOP

Chicago Cubs @ Houston Astros

Minute Maid Park, Houston, TX

Wed May 29 2019, 7:11 PM - 9:47 PM CDT

Att. 33,243 - Roof Closed - 73 F

livebaseballscorecards.com

AB	32
R	2
H	7
RBI	2
BB	3
SO	12
LOB	15

Chicago Cubs @ Houston Astros

Minute Maid Park, Houston, TX

Wed May 29 2019, 7:11 PM - 9:47 PM CDT

Att. 33,243 - Roof Closed - 73 F

livebaseballscorecards.com

BOTTOM

Batter	1	2	3	4	5	6	7	8	9	AB	R	H	RBI	BB	SO	LOB
21 Derek Fisher, L (1, 7) OBP: 0.294, SLG: 0.375	B FF 87 B FF 88 F FF 87 C FF 88 S CH 80 2-3 K ①		F FF 88 B CU 74 B FF 89 C CH 80 S FF 89 2-3 K ③		1 SAFE S CU 72 F CH 78 S CH 79 0-3 K ③			C CU 72 B CH 78 B CH 78 X CH 78 2-1 P5 ①		4	0	0	0	0	3	1
2 Alex Bregman, R (1, 6) OBP: 0.393, SLG: 0.571	C SI 88 X CH 79 0-1 P6 ②			S SI 88 X CH 79 0-1 23 1B 22 SF8 2B		B CH 78 B CH 79 X SI 87 2-0 G6-3 ①		B CH 79 C CH 79 C CH 78 B SI 90 X SI 88 2-2 G6-3 ②		4	1	1	0	0	0	0
23 Michael Brantley, L (1, 10) OBP: 0.386, SLG: 0.547	C SI 87 F CH 80 X CH 80 0-2 10 PB 2B			C CU 71 B FF 87 F FF 87 F FF 90 B CU 72 X CH 80 2-2 2-3 1B		C CU 72 B CU 74 B CH 78 X CH 79 2-1 F7 ②		B CU 72 B FF 87 C FF 87 B SI 86 C SI 86 B CH 79 4-2 BB		3	0	2	0	1	0	0
10 Yuli Gurriel, R (1, 5) OBP: 0.298, SLG: 0.409	B SI 88 S CH 79 C SI 88 C SI 89 1-3 K ③ 2-3			X SI 88 0-0 P6 ①		X SI 88 0-0 G5-3 ③		B SI 86 F SI 86 B SI 87 X SI 87 2-1 L9 ③		4	0	0	0	0	1	4
22 Josh Reddick, L (1, 9) OBP: 0.360, SLG: 0.424		F FF 88 X FF 88 0-1 F8 ①		C CU 72 X CH 79 0-1 SF8 ② 3-H			F CU 72 B FF 88 F FF 88 X CH 79 1-2 L6 ①		F SI 93 B FF 92 X SL 80 1-1 P2 ①	3	0	0	1	0	0	0
28 Robinson Chirinos, R (1, 2) OBP: 0.371, SLG: 0.457		C SI 88 X SI 88 0-1 G5-3 ②		X SI 88 0-0 P4 ③			C SI 87 H SI 88 1-1 18 HBP HBP		F SI 93 C SI 92 B FF 92 X SI 93 1-2 G1-3 ②	3	0	0	0	0	0	1
13 Tyler White, R (1, 3) OBP: 0.304, SLG: 0.303	B SI 88 B SI 88 F SI 88 F SI 89 B CH 81 S CH 80 3-3 K ③				B CU 72 B SI 88 C SI 88 F SI 88 B SI 90 X CH 80 3-2 18 FC4-5 2B		C SI 87 C SI 88 B FF 88 F SI 88 D CH 79 S CH 80 2-3 K ②		B SL 81 C SI 92 B SI 91 C SL 82 C FF 92 2-3 K ③	4	0	1	0	0	3	1
18 Tony Kemp, L (1, 4) OBP: 0.297, SLG: 0.370			B FF 88 C CU 72 X CH 80 1-1 G4-3 ①		B CU 72 F CU 72 X CU 73 1-1 FC4-5 ① 2-3		S CH 78 C FF 88 F CH 79 H SI 87 1-2 1-2 HBP			2	0	0	0	0	0	1
6 Jake Marisnick, R (1, 8) OBP: 0.333, SLG: 0.533			F SI 89 X SI 88 0-1 G5-3 ②		1 SAFE C CU 71 B FF 86 1 SAFE F SI 88 X SI 88 1-2 F8 ②		F SI 87 F SI 87 S CU 72 0-3 K ③			3	0	0	0	0	1	3

	AB	30
	R	1
	H	4
	RBI	1
	BB	1
	SO	8
	LOB	11

Inning Stats	1	2	3	4	5	6	7	8	9
	R: 0 E: 0 K: 2 S: 11 H: 1 LOB: 1 BB: 0 P: 14	R: 0 E: 0 K: 1 S: 7 H: 0 LOB: 0 BB: 0 P: 10	R: 0 E: 0 K: 1 S: 7 H: 0 LOB: 0 BB: 0 P: 10	R: 1 E: 0 K: 0 S: 10 H: 2 LOB: 1 BB: 0 P: 12	R: 0 E: 0 K: 1 S: 11 H: 1 LOB: 1 BB: 0 P: 16	R: 0 E: 0 K: 0 S: 4 H: 0 LOB: 0 BB: 0 P: 8	R: 0 E: 0 K: 2 S: 14 H: 0 LOB: 2 BB: 0 P: 19	R: 0 E: 0 K: 0 S: 9 H: 0 LOB: 1 BB: 1 P: 19	R: 0 E: 0 K: 1 S: 8 H: 0 LOB: 0 BB: 0 P: 12

	1B: 1	SF: 1	WP: 0	PA: 34
	2B: 3	SAC: 0	PB: 1	
	3B: 0	DP: 0	SB: 0	
	HR: 0	HBP: 2	CS: 0	

PITCHER		IP	WLS	BF	H	R	ER	SO	BB	IBB	HBP	BLK	WP	HR	S	P	ERA	WHIP
28 Kyle Hendricks, R ERA: 3.09	(1, 1)	8.0	W	31	4	1	1	7	1	0	2	0	0	0	73	108	1.12	0.625
41 Steve Cishek, R ERA: 3.0	(9, 1)	1.0	S	3	0	0	0	1	0	0	0	0	0	0	8	12	0.00	0.000

PITCHER	IP	WLS	BF	H	R	ER	SO	BB	IBB	HBP	BLK	WP	HR	S	P	ERA	WHIP

Houston Astros @ Oakland Athletics

Oakland Coliseum, Oakland, CA

Fri May 31 2019, 7:08 PM - 9:59 PM PDT

Att. 14,519 - Partly Cloudy - 66 F

TOP

livebaseballscorecards.com

Batter	1	2	3	4	5	6	7	8	9	AB	R	H	RBI	BB	SO	LOB
21 Derek Fisher, L (1, 10) OBP: 0.333, SLG: 0.526	B FF 90 X FF 91 1-0 ① L8		L CH 86 B FF 92 F CU 76 B FF 92 D CU 77 T CH 86 3-2 ② K 1-2			B CU 75 B SL 87 B CH 87 C FF 91 F CH 86 B CH 85 4-2 23 FC4 BB		X SI 97 0-0 HR		3	1	1	1	1	1	1
2 Alex Bregman, R (1, 6) (7, 5)	B FF 92 C CH 86 X FF 92 1-1 ② G6-3		S FF 92 F FF 91 D CU 77 B CH 84 X FF 91 2-2 ③ L6			C FF 91 S CU 76 D CU 78 1 SAFE 1 SAFE F CU 77 B FF 91 X SL 85 2-2 ② F8		C FC 93 F SI 97 B FF 98 B CU 82 X CU 80 2-2 ① P5		4	0	0	0	0	0	2
23 Michael Brantley, L (1, 7) OBP: 0.384, SLG: 0.542	C FF 91 C CH 87 X FF 93 0-2 ③ L7			C SL 86 B FF 91 X CH 86 1-1 22 G4-6-3 1B		B CH 85 X CH 87 1-0 ③ FC4 1-2f		F FF 97 F FC 93 B CU 80 B FF 97 B CH 88 F FC 92 X CU 80 3-2 ② F7		4	0	1	0	0	0	1
10 Yuli Gurriel, R (1, 5) OBP: 0.301, SLG: 0.411 (7, 3)		F FF 90 X SI 90 0-1 13 CS 28 E/ 1B		C FF 90 S SL 85 1 SAFE S CU 75 0-3 ① K			X SL 84 0-0 ① P2	C FC 92 B FF 98 F FF 97 B CU 80 X CU 80 2-2 1B		4	0	2	0	0	1	1
22 Josh Reddick, L (1, 9) OBP: 0.358, SLG: 0.436		C FF 90 F FF 91 F CU 75 X CU 75 0-2 ① L8		S CH 85 1 SAFE 1 SAFE B CH 86 F FF 91 X CU 76 1-2 ②③ G4-6-3 1-2f			C FF 90 X CH 84 0-1 HR	F FF 96 X FF 97 1-1 ③ G4-3		4	1	1	1	0	0	3
28 Robinson Chirinos, R (1, 2) OBP: 0.368, SLG: 0.450		1 SAFE B SI 91 X SL 87 1-0 E5 1-2			C FF 90 X SL 85 0-1 ① B2-3		F FF 91 B SL 86 B FF 91 C SI 89 B CU 75 F FF 90 X FF 90 3-2 ② G5-3		S FF 93 B FF 94 S FF 94 X CU 75 1-2 18 G3-6-3 1B	4	0	1	0	0	0	1
13 Tyler White, R (1, 3) OBP: 0.305, SLG: 0.297 26 Myles Straw, R (7, PR) 9 Jack Mayfield, R (7, 6) OBP: 0.222, SLG: 0.250		C FF 93 F SL 88 F SI 92 B FF 91 D CU 75 D CU 76 F FF 92 F SI 90 2 SAFE 3-2 ②③ F FF 93 X FF 91 F8 2-3			B CU 74 C FF 91 X SI 90 1-1 ② L6		F FF 92 B CU 76 C CU 75 B FF 91 B CU 75 F CH 83 F FF 90 F CU 76 B FF 92 4-2 18 2B BB		B FF 93 C FF 94 F SL 82 B FF 92 C CU 74 2-3 ① K	2 0 1	0 1 0	0 0 0	0 0 0	1 0 1	0 0 1	2 0 1
18 Tony Kemp, L (1, 4) OBP: 0.305, SLG: 0.388			X FF 90 0-0 ① L8		C FF 91 X CU 75 0-1 6 CS 1B		1 SAFE B SI 97 1 SAFE F FF 97 X CH 87 1-1 1-H 2B		C FF 92 F FF 93 D CH 89 F CU 73 B FF 94 F FF 94 X SL 81 2-2 ②③ G3-6-3 1-2f	4	0	2	1	0	0	1
6 Jake Marisnick, R (1, 8) OBP: 0.333, SLG: 0.523			B FF 90 B SL 85 B FF 91 B FF 90 4-0 21 S BB		S SL 86 B FF 89 1-1 ③ CS 1-2	S FF 90 S FF 90 S FF 90 0-3 ① K	X FF 97 0-0 ③ L3			2	0	0	0	1	1	2
Inning Stats	R: 0 E: 0 K: 0 S: 6 H: 0 LOB: 0 BB: 0 P: 8	R: 0 E: 1 K: 0 S: 14 H: 1 LOB: 1 BB: 0 P: 18	R: 0 E: 0 K: 1 S: 7 H: 0 LOB: 1 BB: 1 P: 16	R: 0 E: 0 K: 1 S: 8 H: 1 LOB: 0 BB: 0 P: 10	R: 0 E: 0 K: 0 S: 7 H: 1 LOB: 0 BB: 0 P: 9	R: 0 E: 0 K: 1 S: 10 H: 0 LOB: 1 BB: 1 P: 17	R: 2 E: 0 K: 0 S: 15 H: 2 LOB: 2 BB: 1 P: 23	R: 1 E: 0 K: 0 S: 13 H: 2 LOB: 1 BB: 0 P: 21	R: 0 E: 0 K: 1 S: 11 H: 1 LOB: 0 BB: 0 P: 16	1B: 5 2B: 1 3B: 0 HR: 2 SF: 0 SAC: 0 DP: 2 HBP: 0						

	AB	32
	R	3
	H	8
	RBI	3
	BB	3
	SO	4
	LOB	15

WP: 0 PB: 0 SB: 1 CS: 2 PA: 36

PITCHER		IP	WLS	BF	H	R	ER	SO	BB	IBB	HBP	BLK	WP	HR	S	P	ERA	WHIP
50 Mike Fiers, R ERA: 4.78	(1, 1)	6.2		25	4	2	2	3	3	0	0	0	0	1	64	97	2.70	1.050
62 Lou Trivino, R ERA: 3.81	(7, 1)	1.1	L	7	3	1	1	0	0	0	0	0	0	1	16	25	6.75	2.250
48 Joakim Soria, R ERA: 4.55	(9, 1)	1.0		3	1	0	0	1	0	0	0	0	0	0	11	16	0.00	1.000

PITCHER	IP	WLS	BF	H	R	ER	SO	BB	IBB	HBP	BLK	WP	HR	S	P	ERA	WHIP

Batter	1	2	3	4	5	6	7	8	9	AB	R	H	RBI	BB	SO	LOB
10 Marcus Semien, R (1, 6) OBP: 0.352, SLG: 0.413	C SI 91 F FF 93 S FF 93 0-3 K ①		C ST 80 B ST 80 B SI 90 B SI 93 X SI 92 3-1 F9 ①		B ST 80 C ST 79 C SI 92 B CH 84 X FF 93 2-2 G4-3 ①		B SI 96 X SI 96 1-0 G6-3 ②			4	0	0	0	0	1	1
8 Robbie Grossman, S (1, 7) OBP: 0.318, SLG: 0.349	X FF 93 0-0 L7 ②		C FF 94 C KC 80 B FF 93 B FF 94 X FF 93 2-2 26 HR 1B		B SI 93 X SI 93 1-0 L8 ②		F FF 96 B FF 96 F SL 87 B FF 96 X SI 96 2-2 G4-3 ③			4	1	1	0	0	0	1
26 Matt Chapman, R (1, 5) OBP: 0.356, SLG: 0.551	B ST 81 B SI 92 C SI 92 B FF 94 B SI 92 4-1 28 BB BB		F FF 93 F SI 92 X FF 94 0-2 1-H HR		F SI 92 X SI 90 0-1 1B			B CU 82 S SL 90 F CU 82 B FF 96 F FF 95 F CU 83 F CU 84 X SL 92 2-2 G6-3 ①		3	1	2	2	1	0	0
28 Matt Olson, L (1, 3) OBP: 0.327, SLG: 0.500	B ST 84 B KC 79 B FF 93 B FF 93 4-0 1-2 BB		B FF 94 B CH 85 X FF 93 2-0 L8 ②		B KC 81 F SI 93 B CH 84 C CH 84 X FF 93 2-2 F9 ③			C CU 82 X SL 89 0-1 G4-3 ②		3	0	0	0	1	0	1
25 Stephen Piscotty, R (1, 9) OBP: 0.340, SLG: 0.421	C SI 93 D SI 92 B FF 94 C ST 84 X FF 93 2-2 F8 ③		C SI 93 X ST 82 0-1 P3 ③			B SI 92 X ST 81 1-0 G6-3 ①		F SL 91 F FF 95 B FF 96 F CU 83 B CU 84 X SL 90 2-2 G4-3 ③		4	0	0	0	0	0	2
20 Mark Canha, R (1, 10) OBP: 0.360, SLG: 0.560		B ST 80 C SI 91 C SI 92 X ST 81 1-2 22 G5-4-3 23 BB 1B	B SI 90 C SI 90 X CH 83 1-1 P4 ①			F SI 90 B SI 92 B SI 92 C SI 91 S ST 82 2-3 K ②			C SL 87 X FF 95 0-1 L8 ①	4	0	1	0	0	1	0
23 Jurickson Profar, S (1, 4) OBP: 0.258, SLG: 0.354		B KC 79 C FF 93 B FF 93 1 SAFE B FF 94 F SI 92 F FF 93 B SI 93 4-2 22 G5-4-3 1-2 BB	B KC 79 B CH 83 B SI 92 C FF 92 X ST 81 3-1 P6 ②			C ST 82 X FF 93 0-1 P5 ③			C FF 96 S SL 88 B SL 89 X SL 87 1-2 G3-1 ②	3	0	0	0	1	0	0
22 Ramón Laureano, R (1, 8) OBP: 0.303, SLG: 0.405		C ST 83 F ST 82 X SI 93 0-2 G5-4-3 ① ② 1-2f 2-3	C SI 91 F SI 90 B CH 84 X CH 83 1-2 1B				C SL 86 X SL 88 0-1 19 SH5-4 2B		F CH 84 B FC 91 B CH 85 X FF 96 2-1 L9 ③	4	0	2	0	0	0	2
19 Josh Phegley, R (1, 2) OBP: 0.326, SLG: 0.519		B ST 82 X ST 82 1-0 L7 ③	1 SAFE C SI 91 B SI 91 B FF 93 S ST 81 S ST 82 2-3 K ③				B SI 94 X SI 95 1-0 SH5-4 ① 2-3			2	0	0	0	0	1	2
Inning Stats	R: 0 E: 0 K: 1 S: 8 H: 0 LOB: 2 BB: 2 P: 18	R: 0 E: 0 K: 0 S: 10 H: 1 LOB: 1 BB: 1 P: 16	R: 2 E: 0 K: 0 S: 11 H: 2 LOB: 0 BB: 0 P: 18	R: 0 E: 0 K: 1 S: 10 H: 1 LOB: 1 BB: 0 P: 17	R: 0 E: 0 K: 0 S: 9 H: 1 LOB: 1 BB: 0 P: 14	R: 0 E: 0 K: 1 S: 6 H: 0 LOB: 0 BB: 0 P: 9	R: 0 E: 0 K: 0 S: 7 H: 1 LOB: 1 BB: 0 P: 11	R: 0 E: 0 K: 0 S: 12 H: 0 LOB: 0 BB: 0 P: 16	R: 0 E: 0 K: 0 S: 7 H: 0 LOB: 0 BB: 0 P: 10	1B: 4 2B: 1 3B: 0 HR: 1 SF: 0 SAC: 1 DP: 1 HBP: 0						

PITCHER	IP	WLS	BF	H	R	ER	SO	BB	IBB	HBP	BLK	WP	HR	S	P	ERA	WHIP
41 Brad Peacock, R (1, 1) ERA: 3.17	6.0		25	5	2	2	3	3	0	0	0	0	1	54	92	3.00	1.333
30 Héctor Rondón, R (7, 1) ERA: 2.7	1.0	W	4	1	0	0	0	0	0	0	0	0	0	7	11	0.00	1.000
55 Ryan Pressly, R (8, 1) ERA: 0.34	1.0	H	3	0	0	0	0	0	0	0	0	0	0	12	16	0.00	0.000
54 Roberto Osuna, R (9, 1) ERA: 2.05	1.0	S	3	0	0	0	0	0	0	0	0	0	0	7	10	0.00	0.000

PITCHER	IP	WLS	BF	H	R	ER	SO	BB	IBB	HBP	BLK	WP	HR	S	P	ERA	WHIP

BOTTOM

Houston Astros @ Oakland Athletics

Oakland Coliseum, Oakland, CA

Fri May 31 2019, 7:08 PM - 9:59 PM PDT

Att. 14,519 - Partly Cloudy - 66 F

livebaseballscorecards.com

AB	31
R	2
H	6
RBI	2
BB	3
SO	3
LOB	9

Houston Astros @ Oakland Athletics

Oakland Coliseum, Oakland, CA

Sat Jun 01 2019, 7:09 PM - 9:44 PM PDT

Att. 20,425 - Partly Cloudy - 60 F

TOP

livebaseballscorecards.com

Batter	1	2	3	4	5	6	7	8	9	AB	R	H	RBI	BB	SO	LOB
26 Myles Straw, R (1, 7)	C FF 88 F FF 90 F SI 91 B SI 91 B SL 83 F SL 83 B FF 92 X SL 82 3-2 ① G5-3		C SI 88 B FF 88 X SI 89 1-1 ② F9		D SI 90 S SI 89 B SL 80 D SI 88 X FF 88 3-1 ② L8		X FC 85 0-0 ③ P4			4	0	0	0	0	0	1
2 Alex Bregman, R (1, 5) OBP: 0.388, SLG: 0.557	B SI 90 B SI 90 B FF 89 B FF 90 4-0 23 1B BB		B KC 73 B CH 80 X SI 88 2-0 ③ F9		B SI 91 S SI 91 F SI 92 X FF 92 1-2 23 1B 2-H 1B			X FF 89 0-0 ① G6-3		3	0	1	1	1	0	0
23 Michael Brantley, L (1, 10) OBP: 0.390, SLG: 0.543	C SI 90 B SL 80 B SI 89 C SL 80 X SI 92 2-2 1-2 1B			C FF 86 B FF 87 B SL 80 B CH 80 C FF 87 B SL 82 4-2 10 FC6-4 BB	F SI 91 X SL 82 0-1 1-2 1B			C CH 82 B FF 89 B CU 78 F FF 90 X CH 82 2-2 ② F7		3	0	2	0	1	0	0
10 Yuli Gurriel, R (1, 3) OBP: 0.296, SLG: 0.403	B SI 90 C CH 82 F SI 91 X SL 84 1-2 ② L5			X SI 88 0-0 ① FC6-4 22 S 22 HR 1-2f	F SI 91 D SI 91 B KC 75 D CH 81 X SI 89 3-1 ③ F9			S FF 89 S CU 76 F CU 76 B FF 90 X FF 90 1-2 ③ P2		4	1	0	0	0	0	5
22 Josh Reddick, L (1, 9) OBP: 0.361, SLG: 0.454	X SI 91 0-0 ③ G4-3			C SL 80 B FF 87 1 SAFE D SI 90 X SL 80 2-1 1-H HR		C SL 82 S FF 85 X SI 90 0-2 ① G3			B FF 91 F FF 92 B FF 92 S FF 93 X FF 92 2-2 28 HR 1B	4	2	2	2	0	0	2
28 Robinson Chirinos, R (1, 2) OBP: 0.371, SLG: 0.474		B SI 87 X SI 90 1-0 ① L9		B SI 91 B CH 80 X SL 79 2-0 ② 1B		F FC 84 X FF 88 0-1 ② F7			B FF 93 C FF 93 F FF 92 F SL 84 X FF 92 1-2 1-H HR	4	1	2	2	0	0	0
9 Jack Mayfield, R (1, 6) OBP: 0.154, SLG: 0.167		C KC 74 F FF 88 T SI 91 0-2 ② K		C SI 90 B FF 88 F KC 76 B FF 88 T SL 82 2-2 ③ K		B FC 84 S FC 83 F FF 88 F CU 75 F CU 75 B FF 89 S FF 89 2-3 ③ K			C FF 92 B SL 84 B FF 92 X SL 84 2-1 ① G6-3	4	0	0	0	0	3	0
18 Tony Kemp, L (1, 4) OBP: 0.293, SLG: 0.371		C SI 90 X SL 80 0-1 ③ G1-3			C SI 87 S SI 90 X SI 91 0-2 ① G3		X CH 81 0-0 ① B1-3		B FF 93 X FF 93 1-0 ② F7	4	0	0	0	0	0	0
6 Jake Marisnick, R (1, 8) OBP: 0.331, SLG: 0.522			X SI 88 0-0 ① G6-3		B KC 72 B CH 79 X SI 88 2-0 2 WP 2 1B 2B		C CU 76 B FF 89 F FF 89 B CU 78 S CU 77 2-3 ② K		B SL 85 S FF 92 S FF 92 C CU 75 1-3 ③ K	4	1	1	0	0	2	0

Inning Stats																								
	R: 0 E: 0 K: 0 S: 12	H: 1 LOB: 2 BB: 1 P: 22	R: 0 E: 0 K: 1 S: 6	H: 0 LOB: 0 BB: 0 P: 7	R: 0 E: 0 K: 0 S: 4	H: 0 LOB: 0 BB: 0 P: 7	R: 2 E: 0 K: 1 S: 9	H: 2 LOB: 0 BB: 1 P: 19	R: 1 E: 0 K: 0 S: 13	H: 3 LOB: 2 BB: 0 P: 22	R: 0 E: 0 K: 1 S: 10	H: 0 LOB: 0 BB: 0 P: 12	R: 0 E: 0 K: 1 S: 5	H: 0 LOB: 0 BB: 0 P: 7	R: 0 E: 0 K: 0 S: 8	H: 0 LOB: 0 BB: 0 P: 11	R: 2 E: 0 K: 1 S: 13	H: 2 LOB: 0 BB: 0 P: 20	1B: 5 2B: 1 3B: 0 HR: 2	SF: 0 SAC: 0 DP: 0 HBP: 0	WP: 1 PB: 0 SB: 1 CS: 0	PA: 36		

	AB	34
	R	5
	H	8
	RBI	5
	BB	2
	SO	5
	LOB	8

PITCHER		IP	WLS	BF	H	R	ER	SO	BB	IBB	HBP	BLK	WP	HR	S	P	ERA	WHIP
30 Brett Anderson, L ERA: 3.95	(1, 1)	5.1	L	23	6	3	3	2	2	0	0	0	1	1	47	80	5.06	1.500
36 Yusmeiro Petit, R ERA: 2.43	(6, 1)	2.2		8	0	0	0	2	0	0	0	0	0	0	20	27	0.00	0.000
48 Joakim Soria, R ERA: 5.02	(9, 1)	1.0		5	2	2	2	1	0	0	0	0	0	1	13	20	18.00	2.000

PITCHER		IP	WLS	BF	H	R	ER	SO	BB	IBB	HBP	BLK	WP	HR	S	P	ERA	WHIP

Batter	1	2	3	4	5	6	7	8	9	AB	R	H	RBI	BB	SO	LOB
10 Marcus Semien, R (1, 6) OBP: 0.348, SLG: 0.408	C FF 94 X CU 79 0-1 F8		X CU 79 0-0 F7		F FF 96 F SL 89 B FF 98 B SL 90 F SL 90 F FF 97 X CU 81 2-2 FC6-4 1-2f			B FF 95 S SL 88 X FF 95 1-1 2B		3	0	0	0	0	0	3
18 Chad Pinder, R (6, 6) OBP: 0.313, SLG: 0.482										1	0	1	0	0	0	0
26 Matt Chapman, R (1, 5) OBP: 0.355, SLG: 0.543	B FF 94 S SL 87 B FF 94 S FF 94 X SL 89 2-2 G4-3		X SL 89 0-0 G3-1			S FF 95 B FF 95 S FF 96 C FF 97 1-3 K		B SL 88 C FF 97 S FF 97 B SL 90 F FF 98 B CU 81 B FF 97 4-2 BB		3	0	0	0	1	1	1
28 Matt Olson, L (1, 3) OBP: 0.314, SLG: 0.478	F FF 94 S FF 94 B CH 88 X CH 88 1-2 L7			C SL 86 X SL 89 0-1 P3		B FF 95 S FF 95 B FF 97 T FF 96 S FF 96 2-3 K		B FF 97 S FF 98 F FF 97 T FF 96 B SL 90 S SL 88 2-3 K		4	0	0	0	0	2	2
2 Khris Davis, R (1, 10) OBP: 0.309, SLG: 0.481		F SL 86 X SL 89 0-1 F9		B SL 89 F SL 88 X SL 90 1-1 L9		B FF 96 X SL 89 1-0 F9			S FC 92 S CU 82 B FC 91 B CU 82 F CU 81 B FC 91 C FC 91 3-3 K	4	0	0	0	0	1	0
25 Stephen Piscotty, R (1, 9) OBP: 0.343, SLG: 0.436		X FF 93 0-0 HR		B FF 96 B CU 78 B SL 89 C FF 96 X FF 96 3-1 L9			S FF 95 F FF 96 X CU 81 0-2 G1-3		B CU 82 B CU 81 C FF 91 F FC 92 B FC 92 X FC 91 3-2 8 G4-3 1B	4	1	2	1	0	0	0
8 Robbie Grossman, S (1, 7) OBP: 0.311, SLG: 0.340		C FF 94 B CU 79 X SL 88 1-1 F7			F FF 94 B CU 79 C CU 78 S SL 87 1-3 K		C CU 79 S SL 88 B SL 88 F SL 88 C CU 80 1-3 K		X FC 91 0-0 G4-3 1-2	4	0	0	0	0	2	1
22 Ramón Laureano, R (1, 8) OBP: 0.302, SLG: 0.402		C FF 95 F FF 95 B SL 89 F SL 89 S SL 88 1-3 K			F CU 78 B FF 95 X FF 94 1-1 19 1B		B CU 80 S FF 95 S FF 96 B FF 95 F FF 97 B CU 81 X SL 89 3-2 F7		B CU 82 B FC 92 C FC 91 F FC 91 S CU 82 2-3 K	4	0	1	0	0	2	1
23 Jurickson Profar, S (1, 4) OBP: 0.259, SLG: 0.350			B FF 94 F FF 95 B FF 95 B FF 95 B FF 95 4-1 19 G5-3 BB		1 SAFE C FF 93 B FF 94 1 SAFE S FF 95 B CU 82 F SL 87 S SL 87 2-3 K			S FF 94 B FF 95 F FF 96 B FF 96 F FF 97 X SL 89 2-2 G5-3		2	0	0	0	1	1	1
19 Josh Phegley, R (1, 2) OBP: 0.326, SLG: 0.515			C SL 87 1 SAFE X SL 88 0-1 G5-3 1-2		X SL 87 0-0 10 FC6-4 1-2			C CU 79 S SL 88 B CU 81 S FF 96 1-3 K		3	0	1	0	0	1	1
Inning Stats	R: 0 E: 0 K: 0 S: 8 H: 0 LOB: 0 BB: 0 P: 11	R: 1 E: 0 K: 1 S: 9 H: 1 LOB: 0 BB: 0 P: 11	R: 0 E: 0 K: 0 S: 5 H: 0 LOB: 1 BB: 1 P: 9	R: 0 E: 0 K: 0 S: 6 H: 0 LOB: 0 BB: 0 P: 10	R: 0 E: 0 K: 2 S: 15 H: 2 LOB: 2 BB: 0 P: 21	R: 0 E: 0 K: 2 S: 7 H: 0 LOB: 0 BB: 0 P: 11	R: 0 E: 0 K: 1 S: 11 H: 0 LOB: 0 BB: 0 P: 15	R: 0 E: 0 K: 2 S: 16 H: 1 LOB: 2 BB: 1 P: 26	R: 0 E: 0 K: 2 S: 11 H: 1 LOB: 1 BB: 0 P: 19	1B: 3 2B: 1 3B: 0 HR: 1 SF: 0 SAC: 0 DP: 0 HBP: 0						WP: 0 PB: 0 SB: 0 CS: 0 PA: 34

PITCHER		IP	WLS	BF	H	R	ER	SO	BB	IBB	HBP	BLK	WP	HR	S	P	ERA	WHIP
35 Justin Verlander, R ERA: 2.16	(1, 1)	8.0	W	30	4	1	1	8	2	0	0	0	0	1	77	114	1.12	0.750
36 Will Harris, R ERA: 0.9	(9, 1)	1.0		4	1	0	0	2	0	0	0	0	0	0	11	19	0.00	1.000

PITCHER	IP	WLS	BF	H	R	ER	SO	BB	IBB	HBP	BLK	WP	HR	S	P	ERA	WHIP

BOTTOM

Houston Astros @ Oakland Athletics

Oakland Coliseum, Oakland, CA

Sat Jun 01 2019, 7:09 PM - 9:44 PM PDT

Att. 20,425 - Partly Cloudy - 60 F

livebaseballscorecards.com

AB	32
R	1
H	5
RBI	1
BB	2
SO	10
LOB	10

Batter	1	2	3	4	5	6	7	8	9	10	11	12	AB	R	H	RBI	BB	SO	LOB
21 Derek Fisher, L (1, 7) OBP: 0.370, SLG: 0.542	X SI 93 0-0 10 2B 2B		1 SAFE 1 SAFE F FF 94 B FC 88 1 SAFE S FC 89 D CU 70 X FF 95 2-2 L7 ①		B FC 87 S CU 70 F FC 90 B CU 69 X CU 71 2-2 P4 ① 1-2		B FC 88 B FF 92 C FF 93 B FF 92 X FF 92 3-1 2 CS 1-H 1B			B FC 89 B SI 96 B FC 94 B FF 96 4-0 23 G6-4-3 2 1B BB		1 SAFE T FF 94 F FC 93 B SI 98 B FC 94 C FC 93 2-3 K ① 1-2	5	1	2	1	1	1	4
2 Alex Bregman, R (1, 5) OBP: 0.391, SLG: 0.553	B SI 93 F FF 89 D CU 71 T SI 94 F FF 94 X SI 94 2-2 F7 ①		X FC 89 0-0 FC6-4 1-2f ②		B SI 93 X SI 94 1-0 E6 1B 2-H 3-H		S SL 89 F FF 96 B FF 97 B FF 98 S FF 98 2-3 K ②③ 1-2			B SI 96 1 SAFE F SI 95 X SI 96 1-1 23 G6-4-3 1B 1-2		B FC 94 F SI 96 B FF 98 B FF 98 B FC 95 4-1 23 1B 10 1B BB	5	1	2	1	1	1	3
23 Michael Brantley, L (1, 10) OBP: 0.385, SLG: 0.533 6 Jake Marisnick, R (12, PR) OBP: 0.331, SLG: 0.522 (12, 10)	B FF 94 B SI 94 C FF 94 B FF 92 C SI 94 F FF 94 X SI 94 3-2 L7 ②		X FC 91 0-0 G1-3 ③		B CU 70 X FC 87 1-0 F9 ②			B FF 95 X SL 89 1-0 P6 ① F FF 96 F FF 97 B FF 96 X CU 84 1-2 F8 ② X FF 97 0-0 F7 ③		B FF 96 1 SAFE C FC 93 F SL 89 F SL 90 F FF 97 F SL 91 B FF 98 F FC 94 3-2 X SI 87 G6-4-3 ①② 1-2f 2-3 B SI 98 B SI 96 B FC 95 C SI 97 B SI 96 4-1 22 S BB C FF 96 X FF 97 0-1 P5 ③ 1-2		B FC 94 B SI 98 F FC 91 X FC 93 2-1 10 1B 1B 1-3 2-H	6 0	0 0	1 0	1 0	0 0	0 0	5 0
10 Yuli Gurriel, R (1, 3) OBP: 0.306, SLG: 0.412	C CU 70 D CU 72 F FC 91 B FF 95 B FF 97 X FF 96 3-2 2-H 2B			C SI 92 X SI 93 0-1 1B	C FC 89 B FF 94 F FC 88 1 SAFE B CU 69 D CU 71 X SI 92 3-2 G6-3 ③							1 SAFE F FF 97 1 SAFE X FC 91 0-1 1-3 3-H 1B	5	0	3	2	1	0	1
22 Josh Reddick, L (1, 9) OBP: 0.351, SLG: 0.440	B FC 91 B FC 91 F CH 86 X SI 94 2-1 F7 ③			C FF 94 F FC 91 X FF 95 0-2 P6 ①		B CH 84 F FF 91 B CU 70 B FF 93 X SI 91 3-1 L9 ①						B SL 83 F FF 90 X SL 84 1-1 P5 ②	6	0	0	0	0	0	6
11 Garrett Stubbs, L (1, 2) OBP: 0.200, SLG: 0.300		C SI 92 X FC 89 0-1 F7 ①		F FC 90 S SI 94 F CU 72 B SI 94 1 SAFE F SI 95 F FC 91 X FF 95 1-2 F8 ②		B CU 68 F SI 91 F FC 87 F CU 71 F CU 71 B FF 93 X FF 92 2-2 G3 ②			X FF 96 0-0 F8 ①	T FF 98 F FF 94 B SI 98 B CU 80 X FF 99 2-2 G6-3 ①	F SL 81 F SL 84 1 SAFE F FF 92 D SL 82 X FF 92 1-2 G4-3 ③	6	0	0	0	0	0	3
9 Jack Mayfield, R (1, 6) OBP: 0.111, SLG: 0.118		F FF 93 F CU 70 F FF 95 B CU 69 S CU 68 1-3 K ②		X SI 94 0-0 G5-3 ③		X FF 90 0-0 P5 ③			B SI 96 S SI 96 X SI 98 1-1 G4-3 ②		C FF 98 B CU 80 F SI 98 C FC 92 1-3 K ②		5	0	0	0	0	2	1
18 Tony Kemp, L (1, 4) OBP: 0.298, SLG: 0.359	X SI 93 0-0 G6-3 ③				B CH 85 B FC 86 C SI 92 B SI 91 C SI 91 B SI 91 4-2 26 1B 2 E BB		F FF 93 C FC 90 B CU 82 B CU 81 F FF 94 F FF 92 X FC 92 2-2 P5 ①			B FF 98 B SI 98 B FC 93 C FC 94 C FF 98 B SI 98 4-2 BB		X FF 99 0-0 G4-1 ③	3	1	0	0	2	0	0
26 Myles Straw, R (1, 8) OBP: 0.444, SLG: 0.375			B FF 93 C FC 86 B CU 69 F SI 93 F FF 95 F CU 70 X CU 70 2-2 2 FC6-4 1B		1 SAFE C SI 93 F FC 87 B FC 88 1 SAFE 1 SAFE F SI 93 B SI 94 B FF 94 3-2 X FC 88 21 S 2 E 1-3 1B		C FF 91 B FF 93 B FF 91 F FF 93 B FF 93 F FF 93 B FF 93 4-2 21 S 21 1B BB			1 SAFE D SI 97 X SI 96 1-0 L4 ③		F FF 97 X FC 94 0-1 21 S 23 1B 1B	4	3	3	0	1	0	1

Inning Stats	1	2	3	4	5	6	7	8	9	10	11	12
	R: 1 E: 0 K: 0 S: 14 H: 2 LOB: 1 BB: 0 P: 24	R: 0 E: 0 K: 1 S: 7 H: 0 LOB: 0 BB: 0 P: 8	R: 0 E: 1 K: 0 S: 10 H: 1 LOB: 1 BB: 0 P: 14	R: 0 E: 0 K: 0 S: 12 H: 1 LOB: 1 BB: 0 P: 13	R: 2 E: 1 K: 0 S: 14 H: 2 LOB: 1 BB: 1 P: 28	R: 0 E: 0 K: 0 S: 8 H: 0 LOB: 0 BB: 0 P: 13	R: 1 E: 0 K: 1 S: 13 H: 1 LOB: 0 BB: 1 P: 24	R: 0 E: 0 K: 0 S: 5 H: 0 LOB: 0 BB: 0 P: 7	R: 0 E: 0 K: 0 S: 6 H: 0 LOB: 1 BB: 1 P: 12	R: 0 E: 0 K: 0 S: 12 H: 1 LOB: 2 BB: 2 P: 24	R: 0 E: 0 K: 1 S: 7 H: 0 LOB: 0 BB: 0 P: 10	R: 2 E: 0 K: 1 S: 16 H: 3 LOB: 2 BB: 1 P: 26

PITCHER		IP	WLS	BF	H	R	ER	SO	BB	IBB	HBP	BLK	WP	HR	S	P	ERA	WHIP
40 Chris Bassitt, R ERA: 3.42	(1, 1)	6.0		25	6	3	3	1	1	0	0	0	0	0	65	100	4.50	1.167
52 Ryan Buchter, L ERA: 4.0	(7, 1)	0.1		3	1	1	1	0	1	0	0	0	0	0	10	19	27.00	6.000
16 Liam Hendriks, R ERA: 1.62	(7, 1)	1.2		4	0	0	0	1	0	0	0	0	0	0	8	12	0.00	0.000
39 Blake Treinen, R ERA: 3.38	(9, 1)	2.0		9	1	0	0	0	3	0	0	0	0	0	18	36	0.00	2.000
62 Lou Trivino, R ERA: 4.25	(11, 1)	1.1	L	8	3	2	2	2	1	0	0	0	0	0	17	28	13.50	3.000

PITCHER		IP	WLS	BF	H	R	ER	SO	BB	IBB	HBP	BLK	WP	HR	S	P	ERA	WHIP
61 Wei-Chung Wang, L ERA:	(12, 1)	0.2		2	0	0	0	0	0	0	0	0	0	0	6	8	0.00	0.000

TOP

Houston Astros @ Oakland Athletics

Oakland Coliseum, Oakland, CA

Sun Jun 02 2019, 1:07 PM - 5:31 PM PDT

Att. 23,144 - Partly Cloudy - 66 F

livebaseballscorecards.com

AB	45
R	6
H	11
RBI	5
BB	6
SO	4
LOB	24

1B: 9	SF: 0	WP: 0	PA: 51
2B: 2	SAC: 0	PB: 0	
3B: 0	DP: 1	SB: 4	
HR: 0	HBP: 0	CS: 1	

Batter	1	2	3	4	5	6	7	8	9	10	11	12	AB	R	H	RBI	BB	SO	LOB
10 Marcus Semien, R (1, 6) OBP: 0.344, SLG: 0.399	C FF 93 B FF 92 B FF 93 B FF 94 F FF 94 B FF 96 4-2 2 BB BB	F SL 89 B CH 86 C KC 81 B SL 89 F FF 97 T FF 98 2-2 K ③			B KC 80 S SL 89 F KC 81 B SL 89 B KC 81 S SL 90 3-3 K ③		C FC 91 S FC 92 D CU 81 D CU 82 X CU 81 2-2 G5-3 ③		X SL 88 0-0 F9 ③			B FF 98 B SL 84 C FF 98 S FF 97 F FF 99 B FF 99 F FF 98 F FF 100 X FF 98 3-2 F7 ②	5	0	0	0	1	2	1
26 Matt Chapman, R (1, 5) OBP: 0.358, SLG: 0.560	C FF 94 B SL 87 F SL 87 F FF 96 F FF 96 D SL 87 X FF 96 2-2 P4 ①		F CH 86 B SL 88 F CH 85 F FF 96 X FF 97 1-2 F8 ①			X KC 80 0-0 2 G4-3 2B		B FF 94 F FF 95 X FF 96 1-1 HR		C CU 83 B CH 84 B SL 89 X SL 87 2-1 1B		X FF 99 0-0 F9 ③	6	1	3	1	0	0	1
28 Matt Olson, L (1, 3) OBP: 0.300, SLG: 0.454	X FF 95 0-0 F8 ②		B KC 78 B SI 96 L SI 93 S KC 81 B KC 83 C KC 82 3-3 K ②			F FF 98 B SL 90 F SL 90 B SI 99 X FF 99 2-2 P6 ①		B CU 84 B SL 91 B SL 90 C FF 96 S SL 90 S CU 83 3-3 K ①		C FC 90 F SL 87 B FF 95 S FF 95 1-3 K ①			5	0	0	0	0	3	3
2 Khris Davis, R (1, 10) OBP: 0.311, SLG: 0.476	B SL 86 F FF 95 S FF 95 B FF 96 D KC 81 F FF 97 D SL 88 4-2 1-2 BB		B SL 88 F SL 88 F KC 80 B KC 82 X FF 97 2-2 F9 ③			S FF 98 F SI 98 B SI 98 X SL 89 1-2 G4-3 ② 2-3		S FF 96 B SL 90 X CU 83 1-1 8 1B 1B		F FC 95 B FF 96 B CH 84 F CH 84 F FF 96 B FC 92 F FC 91 S SL 88 3-3 K ②			4	0	1	0	1	1	2
25 Stephen Piscotty, R (1, 9) OBP: 0.336, SLG: 0.426 18 Chad Pinder, R (11, 9) OBP: 0.313, SLG: 0.482	B SL 88 B SL 86 F FF 97 S FF 97 S SL 89 2-3 K ③			S CH 86 B KC 81 F KC 80 X SI 97 1-2 G6-3 ①		F FF 99 X KC 82 0-1 G5-3 ③		B SL 90 F FF 94 D CU 85 S SL 90 C FF 96 2-3 K ②		B FC 94 F FF 96 F FC 95 B FF 96 B FC 91 C FC 92 3-3 K ③			5 0	0 0	0 0	0 0	0 0	3 0	5 0
8 Robbie Grossman, S (1, 7) OBP: 0.319, SLG: 0.366		F FF 95 C FF 96 X SL 89 0-2 HR		X FF 97 0-0 23 CS 1B			C CU 79 B FC 90 C CU 81 B FC 92 X FC 92 2-2 G4-3 ① 1-2	B FF 96 X FF 97 1-0 1B			C FF 98 F FF 98 F FF 100 B CU 83 S CH 90 1-3 K ①		5	1	3	1	0	1	0
22 Ramón Laureano, R (1, 8) OBP: 0.300, SLG: 0.411	B FF 96 X SL 88 1-0 G6-3 ①		B SL 89 F SL 90 C SI 98 F FF 98 B SI 98 X KC 82 2-2 P5 ②				B FC 91 B FC 91 B FC 90 C FC 90 X FC 92 3-1 HR	B SL 91 D SL 90 C SL 90 S FF 95 F CU 84 B FF 96 F CU 84 F FF 96 F FF 96 3-3 K ③ F SL 90 C CU 84			B SL 87 B SL 84 B FF 98 C FF 98 F FF 99 F FF 100 S FF 99 3-3 K ②		5	1	1	1	0	2	3
23 Jurickson Profar, S (1, 4) OBP: 0.262, SLG: 0.366	B FF 95 C FF 95 B FF 96 C CH 87 B FF 96 F FF 97 F FF 97 F FF 99 X FF 98 3-2 HR	C FF 97 0-1 CS ③ 1-2	B KC 80 B KC 78 C SI 96 F FF 96 B CH 87 X SI 97 3-2 G6-3 ①			B CU 80 C FC 90 F CU 82 B CU 82 X CU 81 2-2 20 WP 1B		B FF 96 B FF 97 C FF 97 F FF 97 B FF 97 F FF 97 X FF 96 3-2 P5 ①			B FF 98 F FF 99 B FF 99 X FF 98 2-1 P4 ③	5	1	2	1	0	0	0
3 Nick Hundley, R (1, 2) OBP: 0.246, SLG: 0.379 20 Mark Canha, R (7, PH) OBP: 0.357, SLG: 0.554 19 Josh Phegley, R (8, 2) OBP: 0.322, SLG: 0.507	T FF 97 X SL 88 0-1 G5-3 ②		C FF 96 F FF 97 B KC 81 X SI 98 1-2 G3-1 ②				C FC 90 B FC 90 F FC 91 1 SAFE 1 SAFE B CU 82 S CU 82 2-3 K ② 1-2		C SL 88 F SL 89 B SL 87 F SL 89 S SL 87 1-3 K ②			B FF 97 F FF 96 B SL 84 F FF 98 B SL 85 S FF 98 3-3 K ①	2 1 2	0 0 0	0 0 0	0 0 0	0 1 0	0 1 2	0 1 0
Inning Stats	R: 0 E: 0 K: 1 S: 14 H: 0 LOB: 2 BB: 2 P: 26	R: 2 E: 0 K: 1 S: 16 H: 2 LOB: 0 BB: 0 P: 22	R: 0 E: 0 K: 1 S: 10 H: 0 LOB: 0 BB: 0 P: 16	R: 0 E: 0 K: 0 S: 9 H: 1 LOB: 0 BB: 0 P: 12	R: 0 E: 0 K: 1 S: 9 H: 0 LOB: 0 BB: 0 P: 16	R: 0 E: 0 K: 0 S: 9 H: 1 LOB: 1 BB: 0 P: 12	R: 1 E: 0 K: 1 S: 14 H: 2 LOB: 1 BB: 0 P: 25	R: 1 E: 0 K: 3 S: 19 H: 3 LOB: 2 BB: 0 P: 30	R: 0 E: 0 K: 1 S: 9 H: 0 LOB: 0 BB: 0 P: 13	R: 0 E: 0 K: 3 S: 13 H: 1 LOB: 1 BB: 0 P: 22	R: 0 E: 0 K: 2 S: 10 H: 0 LOB: 0 BB: 0 P: 16	R: 0 E: 0 K: 1 S: 10 H: 0 LOB: 0 BB: 0 P: 16	1B: 5 2B: 1 3B: 0 HR: 4	SF: 0 SAC: 0 DP: 0 HBP: 0	WP: 1 PB: 0 SB: 0 CS: 1	PA: 48			

BOTTOM

Houston Astros @ Oakland Athletics

Oakland Coliseum, Oakland, CA

Sun Jun 02 2019, 1:07 PM - 5:31 PM PDT

Att. 23,144 - Partly Cloudy - 66 F

livebaseballscorecards.com

AB	45
R	4
H	10
RBI	4
BB	2
SO	15
LOB	16

PITCHER	IP	WLS	BF	H	R	ER	SO	BB	IBB	HBP	BLK	WP	HR	S	P	ERA	WHIP
45 Gerrit Cole, R (1, 1) ERA: 3.94	6.0		23	4	2	2	4	2	0	0	0	0	2	67	104	3.00	1.000
36 Will Harris, R (7, 1) ERA: 1.29	1.0	H	5	2	1	1	1	0	0	0	0	1	1	14	25	9.00	2.000
55 Ryan Pressly, R (8, 1) ERA: 0.66	1.0	B	6	3	1	1	3	0	0	0	0	0	1	19	30	9.00	3.000
30 Héctor Rondón, R (9, 1) ERA: 2.57	1.0		3	0	0	0	1	0	0	0	0	0	0	9	13	0.00	0.000
54 Roberto Osuna, R (10, 1) ERA: 1.98	1.0		4	1	0	0	3	0	0	0	0	0	0	13	22	0.00	1.000

PITCHER	IP	WLS	BF	H	R	ER	SO	BB	IBB	HBP	BLK	WP	HR	S	P	ERA	WHIP
39 Josh James, R (11, 1) ERA: 4.78	2.0	W	6	0	0	0	3	0	0	0	0	0	0	20	32	0.00	0.000

Batter	1	2	3	4	5	6	7	8	9	AB	R	H	RBI	BB	SO	LOB
21 Derek Fisher, L (1, 7) OBP: 0.323, SLG: 0.464	X SI 90 0-0 ① G1-3		C CU 71 X SI 86 0-1 ① L7			B FC 82 B CU 72 C FC 83 X FC 81 2-1 ① G4-3	B FC 84 B FC 83 S SI 85 B SI 86 C SI 86 F FC 84 X SI 87 3-2 ③ F8			4	0	0	0	0	0	2
2 Alex Bregman, R (1, 6) OBP: 0.392, SLG: 0.555	C FF 90 F SL 84 B SL 86 F FF 92 B FF 92 B SL 86 B SI 92 4-2 22 S 22 3B BB		C SI 87 B CU 72 F FC 84 F FC 84 B CH 77 X CH 77 2-2 ② G4-3			B SI 86 X SI 87 1-0 22 1B 10 FC6 2B		B FC 83 B CH 78 C FC 84 X CH 78 2-1 ① G5-3		3	2	1	0	1	0	0
22 Josh Reddick, L (1, 10) OBP: 0.353, SLG: 0.451	F SI 92 S CH 85 B CH 85 F SL 86 1 SAFE B SI 91 B CH 85 F CH 86 X SI 93 3-2 1-H 10 G6-3 3B		F CU 72 X SI 86 0-1 ③ G4-3			B FC 83 X SI 86 1-0 10 FC6 2-3 1B		X FC 83 0-0 ② P3		4	1	2	1	0	0	0
10 Yuli Gurriel, R (1, 5) OBP: 0.300, SLG: 0.405	C SL 86 B SL 86 F SI 92 X SI 90 1-2 ② G6-3 3-H			C CH 77 B CH 76 B SI 86 X CH 75 2-1 ① G3-1		X CH 78 0-0 FC6 28 G6-4-3 1-2 3-H		C CH 78 X FF 85 0-1 ③ G5-3		4	0	0	2	0	0	1
28 Robinson Chirinos, R (1, 2) OBP: 0.368, SLG: 0.489	X FF 92 0-0 HR			C CU 73 S CH 78 B CH 78 B SI 87 C FC 84 2-3 ② K		S CH 79 X SI 86 0-1 ②③ G6-4-3 1-2f			B CU 70 X FC 82 1-0 ① P3	4	1	1	1	0	1	2
13 Tyler White, R (1, 3) OBP: 0.303, SLG: 0.289	C SL 86 B SI 90 S SL 87 B SL 86 F SI 91 F SI 91 B SL 86 X SI 92 3-2 ③ G5-3			C SI 87 X CH 78 0-1 ③ F8			C CU 72 B FC 82 F FC 84 B SI 86 B FC 84 D FC 85 4-2 26 1B BB		B CU 71 B CH 78 C CH 77 B FC 83 X FC 82 3-1 ② G6-3	3	0	0	0	1	0	0
6 Jake Marisnick, R (1, 8) OBP: 0.328, SLG: 0.509		C CH 77 B FC 84 F FC 84 H SI 87 2-2 9 FC6-4 HBP			B CH 78 F FC 85 X CH 78 1-1 ① G5-3		C CU 73 X CH 78 0-1 ① F7		C FC 83 F FC 84 B SI 85 S CH 78 1-3 ③ K	3	0	0	0	0	1	1
9 Jack Mayfield, R (1, 4) OBP: 0.095, SLG: 0.100		C SI 87 S CH 75 1 SAFE 1 SAFE D CH 75 1 SAFE X FC 85 1-2 ① FC6-4 26 G6-3 1-2f			X SI 86 0-0 ② F9		C FC 84 B FC 84 X CH 79 1-1 ② F8			3	0	0	0	0	0	2
26 Myles Straw, R (1, 9) OBP: 0.417, SLG: 0.364		S SI 87 X CH 76 0-1 ②③ G6-3 1-2f			C SI 87 B CU 74 S CH 78 B CH 77 B FC 85 X FC 85 3-2 ③ G6-3		X FC 84 0-0 1-2 1B			3	0	1	0	0	0	1
Inning Stats	R: 3 H: 2 E: 0 LOB: 0 K: 0 BB: 1 S: 18 P: 29	R: 0 H: 0 E: 0 LOB: 0 K: 0 BB: 0 S: 7 P: 10	R: 0 H: 0 E: 0 LOB: 0 K: 0 BB: 0 S: 8 P: 10	R: 0 H: 0 E: 0 LOB: 0 K: 1 BB: 0 S: 7 P: 11	R: 0 H: 0 E: 0 LOB: 0 K: 0 BB: 0 S: 6 P: 10	R: 1 H: 2 E: 0 LOB: 1 K: 0 BB: 0 S: 7 P: 11	R: 0 H: 1 E: 0 LOB: 2 K: 0 BB: 1 S: 11 P: 19	R: 0 H: 0 E: 0 LOB: 0 K: 0 BB: 0 S: 5 P: 7	R: 0 H: 0 E: 0 LOB: 0 K: 1 BB: 0 S: 6 P: 11	1B: 2 SF: 0 2B: 1 SAC: 0 3B: 1 DP: 2 HR: 1 HBP: 1						

PITCHER		IP	WLS	BF	H	R	ER	SO	BB	IBB	HBP	BLK	WP	HR	S	P	ERA	WHIP
35 Cory Gearrin, R ERA: 4.24	(1, 1)	1.0	L	6	2	3	3	0	1	0	0	0	0	1	18	29	27.00	3.000
49 Wade LeBlanc, L ERA: 5.7	(2, 1)	8.0		28	3	1	1	2	1	0	1	0	0	0	57	89	1.12	0.500

PITCHER	IP	WLS	BF	H	R	ER	SO	BB	IBB	HBP	BLK	WP	HR	S	P	ERA	WHIP

TOP

Houston Astros @ Seattle Mariners

T-Mobile Park, Seattle, WA

Mon Jun 03 2019, 7:11 PM - 9:59 PM PDT

Att. 11,826 - Clear - 68 F

livebaseballscorecards.com

AB	31
R	4
H	5
RBI	4
BB	2
SO	2
LOB	9

BOTTOM

Houston Astros @ Seattle Mariners

T-Mobile Park, Seattle, WA

Mon Jun 03 2019, 7:11 PM - 9:59 PM PDT

Att. 11,826 - Clear - 68 F

livebaseballscorecards.com

Batter	1	2	3	4	5	6	7	8	9	AB	R	H	RBI	BB	SO	LOB
0 Mallex Smith, L (1, 8) OBP: 0.273, SLG: 0.305	B FF 94 F FF 95 B CU 83 F CH 86 B CU 84 C FF 95 3-3 ① K		B CU 81 B CU 80 X FF 93 2-0 HR	X FF 93 0-0 ② G3		B SI 91 B CU 79 S SI 90 F SI 91 D CU 81 D SI 92 4-2 1-2 BB			C FF 96 B FF 95 C CU 82 F FF 96 F FF 96 X SL 91 1-2 ① L9	4	1	1	1	1	1	1
17 Mitch Haniger, R (1, 9) OBP: 0.314, SLG: 0.464	C CU 82 B SL 90 B SL 90 B FF 94 F FF 95 F FF 96 D CH 88 4-2 20 BB		X FF 94 0-0 ① L8	C FF 93 D CU 79 C CU 79 S CU 79 1-3 ③ K		F SI 91 C FF 94 S CU 80 0-3 ③ K			S SL 92 X CU 84 0-1 ② L8	4	0	0	0	1	2	3
10 Edwin Encarnación, R (1, 3) OBP: 0.351, SLG: 0.502	B FF 96 S FF 95 F CH 87 X FF 96 1-2 ② F9		C CU 82 S CH 87 B SL 89 B SL 88 B FF 93 F FF 94 F FF 94 X CU 82 3-2 HR		S FF 94 B FF 93 B CU 80 C CU 79 F FF 94 X CU 80 2-2 ① G5-3		C CU 78 B CU 81 S CU 78 B FF 93 X FF 94 2-2 ① G4-3		S FF 95 B SL 93 B SL 92 F SL 89 X FF 96 2-2 ③ L5	5	1	1	1	0	0	1
20 Daniel Vogelbach, L (1, 10) OBP: 0.371, SLG: 0.550	B CU 84 1 SAFE B FF 95 C CH 87 B FF 96 C FF 96 B FF 97 4-2 1-2 BB		B FF 93 C FF 93 C CU 83 X FF 95 1-2 22 1B 1B		X FF 94 0-0 ② G3		B FF 93 B SI 92 S SI 92 X SI 92 2-1 ② P5			3	0	1	0	1	0	0
15 Kyle Seager, L (1, 5) OBP: 0.310, SLG: 0.368	F FF 96 B FF 96 S FF 96 B FF 97 B CU 84 F FF 96 X FF 95 3-2 ③ G4-3		D CU 84 B FF 94 F FF 94 X FF 94 2-1 ② P6		C CU 79 B FF 95 B FF 93 C CU 78 B CU 78 D CU 80 4-2 22 FC6 BB		F SI 91 B SI 92 X FF 93 1-1 ③ F7			3	0	0	0	1	0	3
22 Omar Narváez, L (1, 2) OBP: 0.355, SLG: 0.448		B FF 93 X CH 85 1-0 ① F8	C FF 94 B FF 94 B FF 94 X CH 87 2-1 1-2 1B		B FF 93 B FF 91 X SI 91 2-0 ③ FC6 1-2f			F FF 94 C CH 84 B FF 95 S CH 86 1-3 ① K		4	0	1	0	0	1	1
16 Domingo Santana, R (1, 7) OBP: 0.329, SLG: 0.455		B FF 94 C CH 85 B SL 90 F SL 88 S FF 95 2-3 ② K	S SL 89 X SL 90 0-1 ③ G4-3			F FF 93 B SI 91 B FF 93 B CU 78 X FF 93 3-1 ① L5		S FF 96 B SL 83 X SL 81 1-1 ② L8		4	0	0	0	0	1	2
39 Shed Long Jr., L (1, 4) OBP: 0.380, SLG: 0.390		B FF 94 C CU 82 B CU 83 B FF 94 F FF 93 B FF 94 4-2 25 S BB		C SI 91 C SI 94 B CU 80 F CU 80 F SI 93 X SI 94 1-2 25 F8 2B		S CU 80 B CU 77 C CU 79 B CU 79 S SI 91 2-3 ② K		X FF 96 0-0 25 S 1B		3	0	2	0	1	1	0
25 Dylan Moore, R (1, 6) OBP: 0.311, SLG: 0.344		S FF 95 B FF 95 1 SAFE C CU 84 B SL 90 F CU 84 F FF 95 S SL 89 2-3 ③ K 1-2		B CU 78 B FF 93 X FF 92 2-0 ① F8 2-3		B CU 78 C CU 78 B SI 93 X FF 94 2-1 0 S 1B		C SL 82 B FF 96 1 SAFE S SL 81 1 SAFE B FF 96 X SL 83 2-2 ③ L8 1-2		4	0	1	0	0	1	3
Inning Stats	R: 0 E: 0 K: 1 S: 15 H: 0 LOB: 2 BB: 2 P: 30	R: 0 E: 0 K: 2 S: 11 H: 0 LOB: 1 BB: 1 P: 20	R: 2 E: 0 K: 0 S: 16 H: 4 LOB: 2 BB: 0 P: 26	R: 0 E: 0 K: 1 S: 10 H: 1 LOB: 1 BB: 0 P: 14	R: 0 E: 0 K: 0 S: 8 H: 0 LOB: 1 BB: 1 P: 16	R: 0 E: 0 K: 2 S: 12 H: 1 LOB: 2 BB: 1 P: 23	R: 0 E: 0 K: 0 S: 7 H: 0 LOB: 0 BB: 0 P: 12	R: 0 E: 0 K: 1 S: 9 H: 1 LOB: 1 BB: 0 P: 13	R: 0 E: 0 K: 0 S: 10 H: 0 LOB: 0 BB: 0 P: 13	1B: 4 2B: 1 3B: 0 HR: 2 SF: 0 SAC: 0 DP: 0 HBP: 0	WP: 0 PB: 0 SB: 3 CS: 0 PA: 39					

	AB	34
	R	2
	H	7
	RBI	2
	BB	5
	SO	7
	LOB	14

PITCHER		IP	WLS	BF	H	R	ER	SO	BB	IBB	HBP	BLK	WP	HR	S	P	ERA	WHIP
29 Corbin Martin, R ERA: 5.59	(1, 1)	3.0		16	4	2	2	3	3	0	0	0	0	2	42	76	6.00	2.333
59 Framber Valdez, L ERA: 3.12	(4, 1)	4.0	W	16	2	0	0	3	2	0	0	0	0	0	37	65	0.00	1.000
47 Chris Devenski, R ERA: 4.57	(8, 1)	1.0	H	4	1	0	0	1	0	0	0	0	0	0	9	13	0.00	1.000
55 Ryan Pressly, R ERA: 0.64	(9, 1)	1.0	S	3	0	0	0	0	0	0	0	0	0	0	10	13	0.00	0.000

PITCHER	IP	WLS	BF	H	R	ER	SO	BB	IBB	HBP	BLK	WP	HR	S	P	ERA	WHIP

Houston Astros @ Seattle Mariners

T-Mobile Park, Seattle, WA

Tue Jun 04 2019, 7:11 PM - 10:32 PM PDT

Att. 12,245 - Partly Cloudy - 71 F

livebaseballscorecards.com

Batter	1	2	3	4	5	6	7	8	9	AB	R	H	RBI	BB	SO	LOB
21 Derek Fisher, L (1, 10) OBP: 0.361, SLG: 0.500	C FF 93 B CH 82 B FF 92 X CH 82 2-1 P4 ①		B CU 78 C CH 82 B CH 81 F FF 91 B CH 81 B FF 92 4-2 2 1B BB		X CH 82 0-0 2 2B 2B		F CH 84 B SI 95 B CH 85 F SI 95 X SI 95 2-2 2 G5-3 10 SF8 2 S 1-3 2-H 1B	B FF 93 X FF 94 1-0 L9 ① 2-3		4	2	2	1	1	0	1
2 Alex Bregman, R (1, 5) OBP: 0.392, SLG: 0.558	X FF 93 0-0 P6 ②		C FF 92 1 SAFE 1 SAFE D CU 76 B FF 91 1 SAFE D CH 82 X FF 92 3-1 23 FC6 1-2 1B		D CH 82 C CH 81 B SL 82 X CH 83 2-1 23 2B 2-H 2B		C SI 95 B CH 85 F SI 94 1 SAFE F CH 85 P FF 91 F SI 94 B CH 85 X CH 86 3-2 G5-3 ① 1-3 3-H	D CU 77 C CU 77 F FF 95 B SL 86 X FF 93 2-2 SF8 ② 3-H		4	1	2	3	0	0	1
23 Michael Brantley, L (1, 7) OBP: 0.389, SLG: 0.537	B FF 92 B FF 91 B FF 91 C FF 91 C FF 91 F CH 83 C CH 82 3-3 K ③		B CU 77 F FF 90 B FF 90 C CH 82 X FF 91 2-2 FC6 ③ 1-2f		C FF 95 C SL 91 B SL 90 X SL 91 1-2 2-H 2B		0-0 IBB	X FF 94 0-0 10 WP 1B		4	0	2	1	1	1	2
10 Yuli Gurriel, R (1, 3) OBP: 0.294, SLG: 0.397		C CU 76 X FF 91 0-1 F8 ①		B FF 91 X CU 77 1-0 F8 ① X FF 96 0-0 P5 ③		B SI 95 B SI 94 B SI 94 C SI 96 X SI 95 3-1 SF8 ② 3-H	B CU 77 B FF 93 F FF 93 S FF 93 X FF 93 2-2 G6-3 ③ 1-2		4	0	0	1	0	0	2
22 Josh Reddick, L (1, 9) OBP: 0.350, SLG: 0.445		C CU 77 S FF 90 X CH 82 0-2 F7 ②		C CH 81 B CU 78 F FF 90 B FF 89 F CH 81 X CH 80 2-2 28 CS 1B		B SL 89 C FF 94 F SL 88 X SL 90 1-2 G6-3 ①	X SI 95 0-0 F7 ③		C FF 92 F SL 84 B FF 92 B SL 85 F FF 93 S SL 84 2-3 K ①	5	0	1	0	0	1	1
28 Robinson Chirinos, R (1, 2) OBP: 0.369, SLG: 0.503		B FF 93 S SL 78 F FF 91 F FF 91 B SL 82 F CU 77 F FF 92 B CH 82 X FF 92 3-2 G5-3 ③		C FF 90 B FF 89 B SL 82 B SL 81 F CH 82 X FF 92 3-2 HR ② 1-2		S SL 90 S SL 91 S SL 91 0-3 K ②		B CU 77 B CU 77 B FF 95 B FF 95 4-0 18 1B 26 1B BB	B SL 85 B SL 85 C FF 92 S SL 86 X SL 86 2-2 G5-3 ②	4	2	1	1	1	1	0
18 Tony Kemp, L (1, 4) OBP: 0.312, SLG: 0.396			C FF 90 S CH 82 B FF 90 B CH 82 X CH 81 2-2 HR	C FF 92 C FF 91 X FF 90 0-2 F9 ③		B FF 96 F FF 95 X SI 98 1-1 G5-3 ③		B FF 94 X FF 93 1-0 26 1B 6 2B 1-2 1B	B FF 93 B SL 86 B FF 93 B FF 91 4-0 BB	4	2	2	1	1	0	0
9 Jack Mayfield, R (1, 6) OBP: 0.087, SLG: 0.091 13 Tyler White, R (7, PH) OBP: 0.308, SLG: 0.289 26 Myles Straw, R (7, PR) OBP: 0.429, SLG: 0.385 (7, 6)			X FF 93 0-0 F9 ①	C FF 90 X SL 82 0-1 F7 ①		B SI 93 F SI 93 B CH 84 S CH 84 B CH 84 B SI 95 4-2 6 1B 21 1B BB	C FF 94 C CU 79 X CU 79 0-2 6 2B 1-2 2-H 1B	B FF 92 S FF 91 B SL 85 F FF 92 F FF 92 X FF 91 3-2 L8 ③	2 0 2	0 0 2	0 0 1	0 0 1	0 1 0	0 0 0	0 0 1
6 Jake Marisnick, R (1, 8) OBP: 0.333, SLG: 0.517			X FF 92 0-0 G4-3 ②	C CU 77 B SL 81 B FF 90 F CU 75 S CH 80 2-3 K ②		1 SAFE B SI 95 1 SAFE F SI 94 X SI 94 1-1 21 1B 2 G5-3 1-2 1B	B FF 95 B CU 78 X FF 94 2-0 21 L9 2 SF8 1-H 2-H 2B		4	2	2	2	0	1	0

	AB	37
	R	11
	H	13
	RBI	11
	BB	5
	SO	4
	LOB	8

Inning Stats	1	2	3	4	5	6	7	8	9	1B: 7	SF: 2	WP: 1	PA: 44
	R: 0 E: 0 K: 1 S: 7 H: 0 LOB: 0 BB: 0 P: 12	R: 0 E: 0 K: 0 S: 11 H: 0 LOB: 0 BB: 0 P: 14	R: 1 E: 0 K: 0 S: 12 H: 2 LOB: 2 BB: 1 P: 23	R: 1 E: 0 K: 0 S: 11 H: 2 LOB: 0 BB: 0 P: 17	R: 2 E: 0 K: 1 S: 12 H: 3 LOB: 1 BB: 0 P: 17	R: 0 E: 0 K: 1 S: 8 H: 0 LOB: 0 BB: 0 P: 10	R: 3 E: 0 K: 0 S: 16 H: 2 LOB: 1 BB: 2 P: 28	R: 4 E: 0 K: 0 S: 13 H: 4 LOB: 1 BB: 1 P: 25	R: 0 E: 0 K: 1 S: 12 H: 0 LOB: 1 BB: 1 P: 23	2B: 4 3B: 0 HR: 2 SAC: 0 DP: 0 HBP: 0	PB: 0 SB: 1 CS: 1

PITCHER		IP	WLS	BF	H	R	ER	SO	BB	IBB	HBP	BLK	WP	HR	S	P	ERA	WHIP
59 Andrew Moore, R ERA: 7.71	(1, 1)	4.2		20	6	4	4	2	1	0	0	0	0	2	49	78	7.71	1.500
63 Austin Adams, R ERA: 3.38	(5, 1)	1.1		5	1	0	0	1	0	0	0	0	0	0	12	15	0.00	0.750
65 Brandon Brennan, R ERA: 3.94	(7, 1)	1.0	L	7	2	3	3	0	1	1	0	0	0	0	16	28	27.00	3.000
36 Jesse Biddle, L ERA: 6.19	(8, 1)	1.0		8	4	4	4	0	1	0	0	0	1	0	13	25	36.00	5.000
67 Matt Festa, R ERA: 5.4	(9, 1)	1.0		4	0	0	0	1	1	0	0	0	0	0	12	23	0.00	1.000

PITCHER	IP	WLS	BF	H	R	ER	SO	BB	IBB	HBP	BLK	WP	HR	S	P	ERA	WHIP

Batter	1	2	3	4	5	6	7	8	9	AB	R	H	RBI	BB	SO	LOB
5 Braden Bishop, R (1, 8) OBP: 0.083, SLG: 0.083 0 Mallex Smith, L (5, 8) OBP: 0.274, SLG: 0.306	C FC 83 F SI 88 B CH 80 S CH 80 1-3 K ①		F FC 87 B FC 85 S CH 81 F FF 91 F CU 78 F CH 81 C FF 92 1-3 K ②			B FF 89 S FC 87 F FC 88 B FC 88 B FC 87 X FC 87 3-2 16 F9 17 S 22 1B 1B	B FC 91 C CU 79 B CU 82 F FC 91 X CU 82 2-2 F8 ②		C CU 76 B CU 78 S CH 85 B SL 81 B FF 92 T FF 92 3-2 K ③	2 0 0 0 0 2 0 3 1 1 0 0 1 0						
17 Mitch Haniger, R (1, 9) OBP: 0.320, SLG: 0.477	C SI 89 F CU 76 B FC 85 F FF 90 B CU 76 F CU 77 C FC 86 2-3 K ②		X FC 85 0-0 HR			B SI 90 1 SAFE C SI 88 1 SAFE 1 SAFE D CU 76 1 SAFE B CU 76 C CH 82 4-2 F FF 92 F FF 92 D CU 79 22 1B 20 2B 1-2 BB	B FC 91 C CU 82 S CU 82 B FC 90 B FC 91 B FC 92 4-2 BB			2 2 1 1 2 1 0						
10 Edwin Encarnación, R (1, 3) OBP: 0.349, SLG: 0.495	B FF 90 F FC 86 B CH 82 B CH 82 B FC 89 4-1 16 1B BB		S CU 77 B CU 78 X FF 91 1-1 G5-3 ③			C FF 96 S CH 89 B FF 98 B SL 82 S FF 98 2-3 K ①	B CU 81 C CU 81 C FC 90 1 SAFE D CU 82 F FC 91 S FC 91 2-3 K ③			3 0 0 0 1 2 3						
16 Domingo Santana, R (1, 7) OBP: 0.332, SLG: 0.453	1 SAFE C SI 90 B CH 81 B CH 82 X CH 82 2-1 1-2 1B			B SI 87 B SI 88 B FC 87 S FC 88 B SI 91 4-1 15 G1-6-3 BB		C FF 96 B FF 97 D SL 83 B CH 89 X FF 97 3-1 F9 ② 2-3		B CH 83 F FF 94 F FF 95 B FF 96 B CH 85 C CH 84 3-3 K ①		3 0 1 0 1 1 2						
22 Omar Narváez, L (1, 2) OBP: 0.358, SLG: 0.446	B FC 87 C FF 91 D CU 79 C FC 88 X FC 87 2-2 L5 ③			C CU 78 B CH 82 F FC 88 B FC 89 B FC 88 1 SAFE C FF 92 3-3 K ①		X FF 97 0-0 15 BB 20 2B 1-3 3-H 1B		B SL 82 B SL 81 B CH 82 C FF 94 F FF 94 B FF 94 4-2 BB		3 1 1 1 1 1 3						
15 Kyle Seager, L (1, 5) OBP: 0.304, SLG: 0.341		X SI 89 0-0 G5-3 ①		C FF 92 D FC 89 X FC 89 1-1 G1-6-3 ② ③ 1-2f		F FF 97 B FF 98 B FF 98 B FF 97 S FF 98 B FF 98 4-2 20 2B 1-2 BB		C FF 94 B SL 81 S CH 82 F FF 95 B FF 95 F CH 84 X CH 84 2-2 F9 ②		3 1 0 0 1 0 2						
1 Tim Beckham, R (1, 10) OBP: 0.290, SLG: 0.487 20 Daniel Vogelbach, L (6, PH) OBP: 0.372, SLG: 0.556 (7, 10)		C SI 88 B CU 77 C CH 81 S FF 90 1-3 K ②			F CU 76 B FF 89 S FC 88 B CH 81 F CH 82 F CH 80 B FF 90 X FF 91 3-2 G3 ①	C SL 84 X FF 94 0-1 1-H 2-H 3-H 2B		C CH 84 B CH 84 F FF 96 B CH 85 X CH 85 2-2 F8 ③		2 0 0 0 0 1 0 2 0 1 3 0 0 1						
39 Shed Long Jr., L (1, 4) OBP: 0.352, SLG: 0.356		F CU 78 B SI 88 B SI 89 C FC 87 B FF 92 F FC 86 S FC 88 3-3 K ③			X SI 90 0-0 G6-3 ②	B SL 85 S SL 85 T SL 85 D SL 86 X SL 85 2-2 F8 ③			X FF 91 0-0 L6 ①	4 0 0 0 0 1 1						
25 Dylan Moore, R (1, 6) OBP: 0.295, SLG: 0.324			F CH 81 S SI 88 B FF 90 B CH 80 X FC 86 2-2 F8 ①		B CU 77 F SI 91 B CH 82 F CH 82 X FF 92 2-2 P6 ③		C FC 90 B CU 82 S FC 92 B CU 81 F FC 90 C FC 90 2-3 K ①		C FF 92 C SL 81 B CU 78 B SL 81 F FF 93 B FF 91 X FF 92 3-2 L3 ②	4 0 0 0 0 1 0						
Inning Stats	R: 0 E: 0 K: 2 S: 14 H: 1 LOB: 2 BB: 1 P: 25	R: 0 E: 0 K: 2 S: 8 H: 0 LOB: 0 BB: 0 P: 12	R: 1 E: 0 K: 1 S: 12 H: 1 LOB: 0 BB: 0 P: 16	R: 0 E: 0 K: 1 S: 6 H: 0 LOB: 0 BB: 1 P: 14	R: 0 E: 0 K: 0 S: 9 H: 0 LOB: 0 BB: 0 P: 14	R: 4 E: 0 K: 1 S: 20 H: 3 LOB: 1 BB: 2 P: 38	R: 0 E: 0 K: 2 S: 13 H: 0 LOB: 1 BB: 1 P: 23	R: 0 E: 0 K: 1 S: 13 H: 0 LOB: 1 BB: 1 P: 24	R: 0 E: 0 K: 1 S: 8 H: 0 LOB: 0 BB: 0 P: 14	1B: 3 2B: 1 3B: 0 HR: 1 SF: 0 SAC: 0 DP: 1 HBP: 0				WP: 0 PB: 0 SB: 1 CS: 0 PA: 37		

BOTTOM

Houston Astros @ Seattle Mariners

T-Mobile Park, Seattle, WA

Tue Jun 04 2019, 7:11 PM - 10:32 PM PDT

Att. 12,245 - Partly Cloudy - 71 F

livebaseballscorecards.com

AB	31
R	5
H	5
RBI	5
BB	6
SO	11
LOB	12

PITCHER	IP	WLS	BF	H	R	ER	SO	BB	IBB	HBP	BLK	WP	HR	S	P	ERA	WHIP
20 Wade Miley, L (1, 1) ERA: 3.39	5.0		20	3	3	3	6	3	0	0	0	0	1	56	95	5.40	1.200
39 Josh James, R (6, 1) ERA: 5.23	0.2	H	4	1	0	0	1	1	0	0	0	0	0	8	17	0.00	3.000
64 Reymin Guduan, L (6, 1) ERA: 6.0	0.1	W	2	1	2	2	0	0	0	0	0	0	0	5	7	54.00	3.000
36 Will Harris, R (7, 1) ERA: 1.23	1.0	H	4	0	0	0	2	1	0	0	0	0	0	13	23	0.00	1.000
47 Chris Devenski, R (8, 1) ERA: 4.37	1.0		4	0	0	0	1	1	0	0	0	0	0	13	24	0.00	1.000

PITCHER	IP	WLS	BF	H	R	ER	SO	BB	IBB	HBP	BLK	WP	HR	S	P	ERA	WHIP
52 Brady Rodgers, R (9, 1) ERA: 3.0	1.0		3	0	0	0	1	0	0	0	0	0	0	8	14	0.00	0.000

Batter	1	2	3	4	5	6	7	8	9	AB	R	H	RBI	BB	SO	LOB
21 Derek Fisher, L (1, 7) (8, 9) OBP: 0.325, SLG: 0.444	C SI 87 B SI 88 X CH 84 1-1 ① G4-3	C SL 80 X CH 85 0-1 ③ G4-3			C FF 87 B FC 86 C FC 86 C SL 82 1-3 ① K		B SI 88 X SI 88 1-0 ③ G4-3			4	0	0	0	0	1	1
2 Alex Bregman, R (1, 5) OBP: 0.392, SLG: 0.555 9 Jack Mayfield, R (8, PH) (8, 5) OBP: 0.083, SLG: 0.087	C SI 88 B SI 89 B SI 90 F FC 87 X CH 84 2-2 22 1B 23 BB 13 SF8 1B		S SL 77 X FC 86 0-1 ① G5-3		C FF 88 C FF 88 F KC 81 X CH 86 0-2 ② G6-3			C SI 87 B SL 79 X FC 85 1-1 ① L8		3 1	1 0	1 0	0 0	0 0	0 0	0 0
23 Michael Brantley, L (1, 10) (8, 7) OBP: 0.391, SLG: 0.534	B SI 88 B FF 87 B FF 88 B SI 88 4-0 13 SF8 22 1B 1-2 BB		B FF 88 B FF 89 X FC 86 2-0 1B		B KC 78 B CH 84 X CH 84 2-0 ③ G6-3			B SI 87 F SI 88 F FC 86 B FC 88 F CH 84 X FF 90 2-2 ② F8		3	0	1	0	1	0	0
22 Josh Reddick, L (1, 9) (8, 3) OBP: 0.353, SLG: 0.451	B SI 89 C SI 88 B SL 81 X CH 83 2-1 13 SF8 1-2 2-3 1B		C FF 87 F FC 86 X CH 84 0-2 ② F7			C SL 78 B CH 84 X FC 86 1-1 2B		X FF 89 0-0 ③ G4-3		4	0	2	0	0	0	1
13 Tyler White, R (1, 3) (8, 1) OBP: 0.299, SLG: 0.282	C FC 87 X SL 82 0-1 ② SF8 1-2 2-3 3-H		C KC 79 1 SAFE X FC 86 0-1 ③ P5			B FF 89 B FC 86 X FC 87 2-0 ① G6-3			B SI 87 C FC 84 X SL 78 1-1 ① G5-3	3	0	0	1	0	0	2
11 Garrett Stubbs, L (1, 2) OBP: 0.286, SLG: 0.308	S CH 85 X CH 84 0-1 ③ G6-3			F SL 77 X FC 86 0-1 18 F8 6 S 1B		S CH 85 S SL 83 F SL 82 S SL 82 0-3 ② K			B CH 82 B FF 88 B SI 88 B SI 87 4-0 6 G3 BB	3	0	1	0	1	1	3
6 Jake Marisnick, R (1, 8) OBP: 0.324, SLG: 0.500		C SL 77 F FC 84 X SI 89 0-2 ① F9		F FC 86 C CH 85 1 SAFE F CH 85 1 SAFE D SL 81 F SL 80 B SI 91 B CH 85 3-3 ① 1 SAFE 1 SAFE 1 SAFE S FC 88 K 1-2		C CH 85 X CH 85 0-1 ③ G1-3			B FC 86 F FC 86 X FF 87 1-1 ② G3 1-2	4	0	0	0	0	1	3
18 Tony Kemp, L (1, 4) OBP: 0.310, SLG: 0.400		C SI 88 F KC 79 B FC 87 B FC 86 X CH 84 2-2 2B		C SL 80 S SL 81 X FC 88 0-2 ② F8 2-3			X SI 85 0-0 ① G4-3		B SI 88 B FC 86 C FC 86 F CH 84 S SL 81 2-3 ③ K	4	0	1	0	0	1	2
26 Myles Straw, R (1, 6) OBP: 0.353, SLG: 0.313		B SI 89 C FC 87 B FC 87 B SL 79 C FC 86 F SI 89 C FC 87 3-3 ② K		C SI 90 C SL 82 X FC 88 0-2 ③ G3			C FF 86 B FF 87 F FC 85 F SL 79 X FC 87 1-2 ② P3			3	0	0	0	0	1	2
Inning Stats	R: 1 H: 2 E: 0 LOB: 2 K: 0 BB: 1 S: 11 P: 20	R: 0 H: 1 E: 0 LOB: 1 K: 1 BB: 0 S: 12 P: 17	R: 0 H: 1 E: 0 LOB: 1 K: 0 BB: 0 S: 8 P: 10	R: 0 H: 1 E: 0 LOB: 1 K: 1 BB: 0 S: 13 P: 16	R: 0 H: 0 E: 0 LOB: 0 K: 1 BB: 0 S: 8 P: 11	R: 0 H: 1 E: 0 LOB: 1 K: 1 BB: 0 S: 9 P: 12	R: 0 H: 0 E: 0 LOB: 0 K: 0 BB: 0 S: 6 P: 8	R: 0 H: 0 E: 0 LOB: 0 K: 0 BB: 0 S: 7 P: 10	R: 0 H: 0 E: 0 LOB: 1 K: 1 BB: 1 S: 7 P: 15	1B: 4 SF: 1 2B: 2 SAC: 0 3B: 0 DP: 0 HR: 0 HBP: 0						

PITCHER	IP	WLS	BF	H	R	ER	SO	BB	IBB	HBP	BLK	WP	HR	S	P	ERA	WHIP
8 Mike Leake, R (1, 1) ERA: 4.3	9.0	W	35	6	1	1	5	2	0	0	0	0	0	81	119	1.00	0.889

PITCHER	IP	WLS	BF	H	R	ER	SO	BB	IBB	HBP	BLK	WP	HR	S	P	ERA	WHIP

TOP

Houston Astros @ Seattle Mariners

T-Mobile Park, Seattle, WA

Wed Jun 05 2019, 7:11 PM - 9:59 PM PDT

Att. 13,653 - Cloudy - 64 F

livebaseballscorecards.com

AB	32
R	1
H	6
RBI	1
BB	2
SO	5
LOB	14

WP: 0	PA: 35		
PB: 0			
SB: 1			
CS: 0			

BOTTOM

Houston Astros @ Seattle Mariners

T-Mobile Park, Seattle, WA

Wed Jun 05 2019, 7:11 PM - 9:59 PM PDT

Att. 13,653 - Cloudy - 64 F

livebaseballscorecards.com

Batter	1	2	3	4	5	6	7	8	9	AB	R	H	RBI	BB	SO	LOB
0 Mallex Smith, L (1, 7) OBP: 0.283, SLG: 0.321	C FF 91 B FF 92 X FF 92 1-1 ① F7		F FF 93 S CH 83 B FF 92 B CH 78 B CH 84 F ST 82 F FF 92 X FF 92 3-2 ③ G6-3		X ST 82 0-0 17 HBP 1-3 2-H 3-H 1B	B FF 89 X CH 83 1-0 E9 10 HR 1-3 1B		C FF 90 X FF 90 0-1 10 WP 12 HR 1-H 2B		5	2	3	3	0	0	0
17 Mitch Haniger, R (1, 8) OBP: 0.318, SLG: 0.469	C SI 92 S ST 81 B ST 82 B FF 93 C SI 91 2-3 ② K			S ST 78 B SI 89 S SI 90 B ST 79 X SI 91 2-2 ① G1-3	H ST 81 1-0 HBP 1-2 1B	B SL 79 X SL 79 1-0 ② P5		S SL 80 S SL 80 B FF 91 C FF 91 1-3 ① K		4	0	0	0	0	2	3
10 Edwin Encarnación, R (1, 3) OBP: 0.350, SLG: 0.505	B SI 91 C SI 91 F CH 84 X FF 93 1-2 ③ G6-3			S CH 82 S ST 80 B KC 77 B ST 80 C SI 92 2-3 ② K	B SI 92 F SI 91 F SI 92 T ST 81 1-2 ③ K	D CH 84 X FF 89 1-0 HR 2-H 3-H		B SL 81 B CH 85 C SL 79 B FF 90 B FF 90 4-1 12 HR 2-3 BB		4	2	1	3	1	2	3
20 Daniel Vogelbach, L (1, 10) OBP: 0.374, SLG: 0.549 12 Mac Williamson, R (8, PH) OBP: 0.224, SLG: 0.269 (9, 10)		C ST 80 B ST 81 B CH 84 B SI 92 C SI 92 F ST 83 B SI 92 4-2 16 G5-4-3 15 1B BB		B FF 92 B FF 91 B ST 80 C FF 91 F FF 92 C FF 91 3-3 ③ K		16 HR BB G6-3		D FF 90 S SL 80 S FF 91 F FF 90 F CU 77 F SL 79 X FF 90 1-2 1-H 3-H HR		2 1	1 1	0 1	0 3	2 0	1 0	0 0
15 Kyle Seager, L (1, 5) OBP: 0.353, SLG: 0.432		C ST 82 S FF 93 B KC 80 D KC 80 B FF 93 X FF 93 3-2 16 G5-4-3 1-2 1B			C FF 91 B ST 79 B ST 80 C ST 80 B FF 91 B ST 81 4-2 39 1B 16 1B 25 FC5-2 BB	B SL 86 X FF 95 1-0 ① F9	C FF 89 B SL 80 B CH 84 B FF 90 B FF 90 4-1 39 FC4-5 BB	B CU 77 C CU 63 B CU 64 F CH 82 X CU 63 2-2 HR		3	1	2	1	2	0	1
16 Domingo Santana, R (1, 9) OBP: 0.333, SLG: 0.465		X SI 92 0-0 ① ② G5-4-3 1-2f 2-3			C SI 92 F ST 81 X ST 81 0-2 25 FC5-2 39 1B 0 1B 1-2 1B	F FF 97 B SL 87 S SL 85 D FF 97 D SL 87 F SL 86 X FF 96 3-2 HR 1-H	B SL 81 B SL 80 X FF 90 2-0 ① F9	B CU 72 B CU 76 X CU 77 2-0 ② L9		5	2	2	2	0	0	3
39 Shed Long Jr., L (1, 4) OBP: 0.356, SLG: 0.360		C FF 94 B FF 93 B ST 82 C ST 82 X FF 93 2-2 ③ P5			S FF 92 X FF 92 0-1 25 FC5-2 0 1B 1-2 2-3 1B	F FF 97 X FF 97 0-1 2 HR 1B	S CH 83 X FF 90 0-1 ② FC4-5 1-2f	F CH 83 B CH 83 S CU 81 B CU 81 S CU 67 2-3 ③ K		5	2	2	0	0	1	2
2 Tom Murphy, R (1, 2) OBP: 0.329, SLG: 0.529			C SI 91 C SI 91 S ST 79 0-3 ① K		B SI 92 S ST 80 S SI 92 S ST 82 1-3 ① K	1 SAFE X FF 91 0-0 1-H HR	F FF 90 S SL 81 D SL 80 F CU 78 F FF 90 B SL 80 F SL 81 X SL 81 2-2 ③ G5-3			4	1	1	2	0	2	4
25 Dylan Moore, R (1, 6) OBP: 0.305, SLG: 0.324			B SI 92 F SI 91 B SI 92 F SI 91 X FF 93 2-2 ② G5-3		B SI 92 B ST 82 B SI 91 C SI 91 X SI 91 3-1 ② FC5-2 0 1B 1-2 2-3 3-Hf	F FF 90 C SL 80 B CU 77 F SL 79 F FF 90 F FF 92 B FF 90 F SL 79 F CH 84 2-2 0 E 10 HR 1B		B SL 80 C FF 90 B SL 80 F FF 90 F FF 92 B SL 80 B FF 92 4-2 0 2B BB		3	2	1	0	1	0	3
Inning Stats	R: 0 E: 0 K: 1 S: 8 H: 0 LOB: 0 BB: 0 P: 12	R: 0 E: 0 K: 0 S: 10 H: 1 LOB: 1 BB: 1 P: 19	R: 0 E: 0 K: 1 S: 11 H: 0 LOB: 0 BB: 0 P: 16	R: 0 E: 0 K: 2 S: 9 H: 0 LOB: 0 BB: 0 P: 16	R: 2 E: 0 K: 2 S: 16 H: 3 LOB: 3 BB: 1 P: 26	R: 7 E: 1 K: 0 S: 23 H: 6 LOB: 0 BB: 1 P: 37	R: 0 E: 0 K: 0 S: 10 H: 0 LOB: 1 BB: 1 P: 18	R: 5 E: 0 K: 2 S: 22 H: 3 LOB: 0 BB: 2 P: 38		1B: 7 2B: 1 3B: 0 HR: 5 SF: 0 SAC: 0 DP: 1 HBP: 1						

	AB	36
	R	14
	H	13
	RBI	14
	BB	6
	SO	8
	LOB	19

WP: 1 PA: 43
PB: 0
SB: 0
CS: 0

PITCHER		IP	WLS	BF	H	R	ER	SO	BB	IBB	HBP	BLK	WP	HR	S	P	ERA	WHIP
41 Brad Peacock, R ERA: 3.2	(1, 1)	5.0	L	21	4	2	2	6	2	0	1	0	0	0	54	89	3.60	1.200
64 Reymin Guduan, L ERA: 13.5	(6, 1)	0.1		4	2	3	3	0	1	0	0	0	0	1	9	17	81.00	9.000
52 Brady Rodgers, R ERA: 16.2	(6, 1)	2.0		15	6	8	8	1	3	0	0	0	1	3	39	63	36.00	4.500
13 Tyler White, R ERA: 5.4	(8, 1)	0.2		3	1	1	1	1	0	0	0	0	0	1	7	13	13.50	1.500

PITCHER		IP	WLS	BF	H	R	ER	SO	BB	IBB	HBP	BLK	WP	HR	S	P	ERA	WHIP

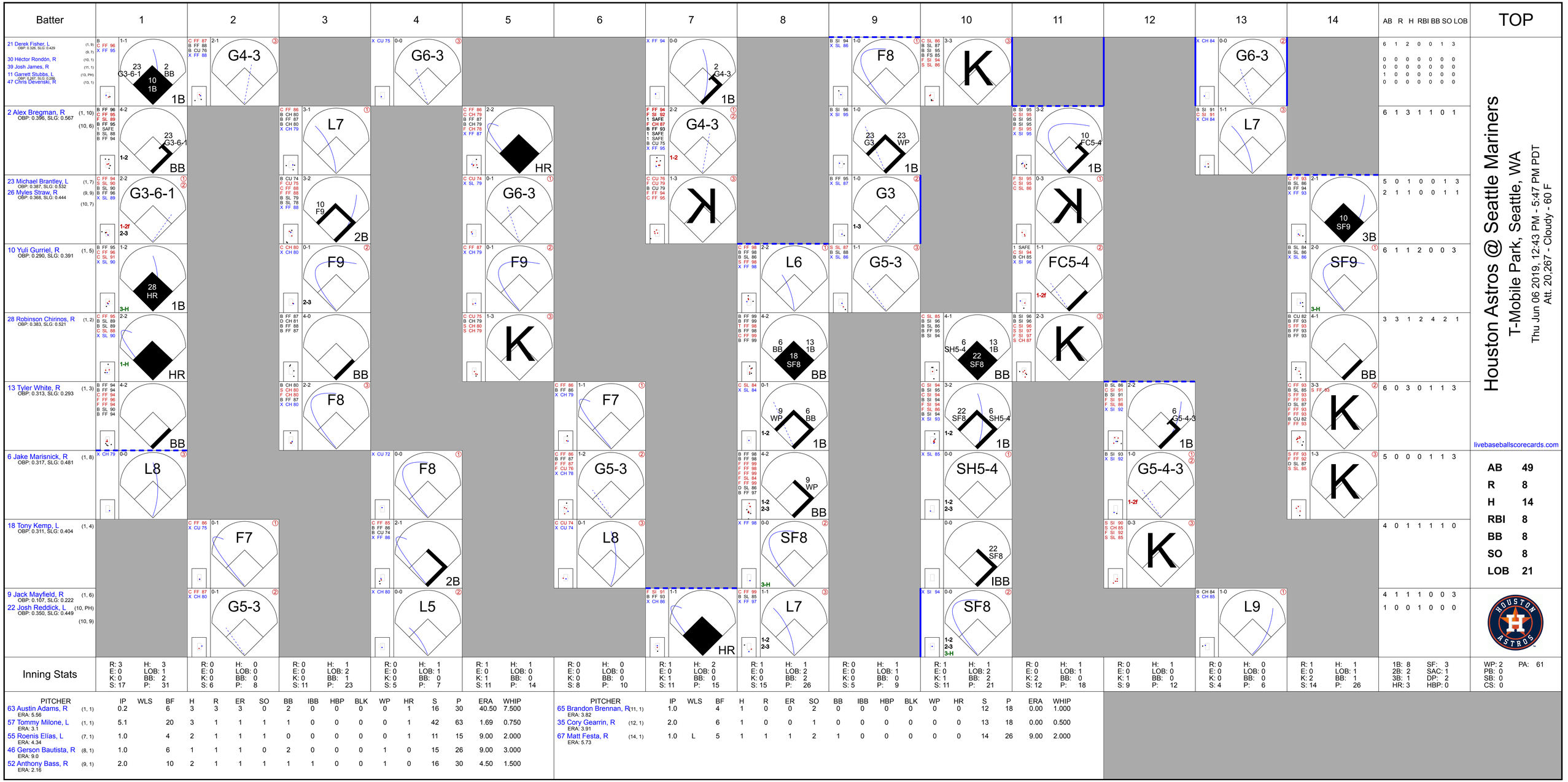
Batter
1
2
3
4
5
6
7
8
9
10
11
12
13
14
AB R H RBI BB SO LOB
TOP
21 Derek Fisher, L (1, 9) (9, 7)
OBP: 0.326, SLG: 0.429
30 Héctor Rondón, R (10, 1)
39 Josh James, R (11, 1)
11 Garrett Stubbs, L (13, PH)
OBP: 0.267, SLG: 0.286
47 Chris Devenski, R (13, 1)
2 Alex Bregman, R (1, 10) (10, 6)
OBP: 0.396, SLG: 0.567
23 Michael Brantley, L (1, 7)
OBP: 0.387, SLG: 0.532
26 Myles Straw, R (9, 9) (10, 7)
OBP: 0.368, SLG: 0.444
10 Yuli Gurriel, R (1, 5)
OBP: 0.290, SLG: 0.391
28 Robinson Chirinos, R (1, 2)
OBP: 0.383, SLG: 0.521
13 Tyler White, R (1, 3)
OBP: 0.313, SLG: 0.293
6 Jake Marisnick, R (1, 8)
OBP: 0.317, SLG: 0.481
18 Tony Kemp, L (1, 4)
OBP: 0.311, SLG: 0.404
9 Jack Mayfield, R (1, 6)
OBP: 0.107, SLG: 0.222
22 Josh Reddick, L (10, PH)
OBP: 0.350, SLG: 0.449
(10, 9)
Houston Astros @ Seattle Mariners
T-Mobile Park, Seattle, WA
Thu Jun 06 2019, 12:43 PM - 5:47 PM PDT
Att. 20,267 - Cloudy - 60 F
livebaseballscorecards.com
AB 49
R 8
H 14
RBI 8
BB 8
SO 8
LOB 21
Inning Stats
PITCHER IP WLS BF H R ER SO BB IBB HBP BLK WP HR S P ERA WHIP
63 Austin Adams, R (1, 1) ERA: 5.56 0.2 6 3 3 3 0 2 0 0 0 0 1 16 30 40.50 7.500
57 Tommy Milone, L (1, 1) ERA: 3.1 5.1 20 3 1 1 1 1 0 0 0 0 1 42 63 1.69 0.750
55 Roenis Elías, L (7, 1) ERA: 4.34 1.0 4 2 1 1 1 0 0 0 0 0 1 11 15 9.00 2.000
46 Gerson Bautista, R (8, 1) ERA: 9.0 1.0 6 1 1 1 0 2 0 0 0 1 0 15 26 9.00 3.000
52 Anthony Bass, R (9, 1) ERA: 2.16 2.0 10 2 1 1 1 1 1 0 0 1 0 16 30 4.50 1.500
65 Brandon Brennan, R (11, 1) ERA: 3.82 1.0 4 1 0 0 2 0 0 0 0 0 0 12 18 0.00 1.000
35 Cory Gearrin, R (12, 1) ERA: 3.91 2.0 6 1 0 0 1 0 0 0 0 0 0 13 18 0.00 0.500
67 Matt Festa, R (14, 1) ERA: 5.73 1.0 L 5 1 1 1 2 1 0 0 0 0 0 14 26 9.00 2.000
1B: 8 SF: 3
2B: 2 SAC: 1
3B: 1 DP: 2
HR: 3 HBP: 0
PA: 61
WP: 2
PB: 0
SB: 0
CS: 0

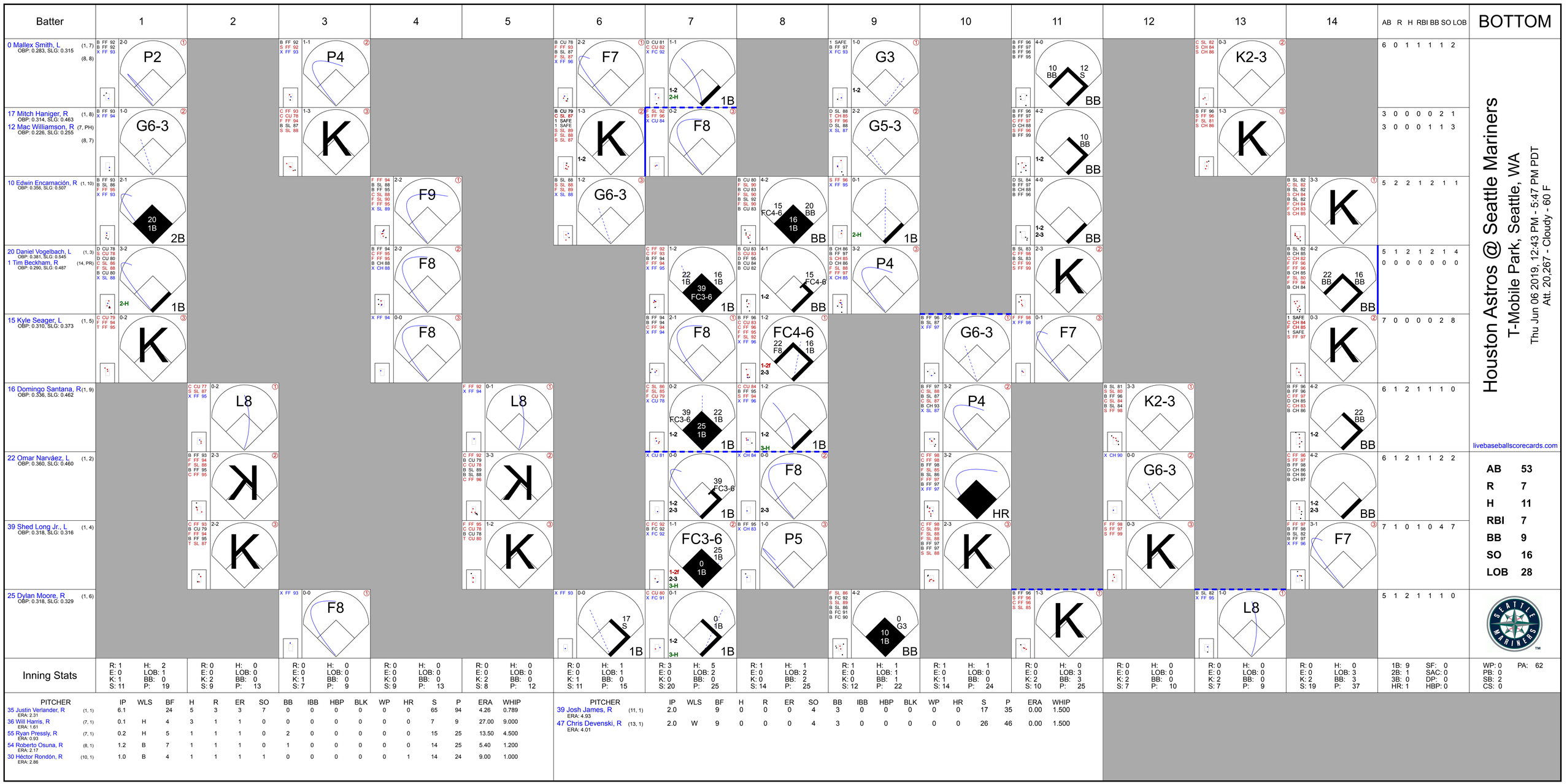
Batter
1
2
3
4
5
6
7
8
9
10
11
12
13
14
AB R H RBI BB SO LOB
BOTTOM
0 Mallex Smith, L (1, 7) (8, 8) OBP: 0.283, SLG: 0.315
6 0 1 1 1 1 2
17 Mitch Haniger, R (1, 8) OBP: 0.314, SLG: 0.463
12 Mac Williamson, R (7, PH) (8, 7) OBP: 0.226, SLG: 0.255
3 0 0 0 0 2 1
3 0 0 0 1 1 3
10 Edwin Encarnación, R (1, 10) OBP: 0.356, SLG: 0.507
5 2 2 1 2 1 1
20 Daniel Vogelbach, L (1, 3) OBP: 0.381, SLG: 0.545
1 Tim Beckham, R (14, PR) OBP: 0.290, SLG: 0.487
5 1 2 1 2 1 4
0 0 0 0 0 0 0
15 Kyle Seager, L (1, 5) OBP: 0.310, SLG: 0.373
7 0 0 0 0 2 8
16 Domingo Santana, R (1, 9) OBP: 0.336, SLG: 0.462
6 1 2 1 1 1 0
22 Omar Narváez, L (1, 2) OBP: 0.360, SLG: 0.460
6 1 2 1 1 2 2
39 Shed Long Jr., L (1, 4) OBP: 0.318, SLG: 0.316
7 1 0 1 0 4 7
25 Dylan Moore, R (1, 6) OBP: 0.318, SLG: 0.329
5 1 2 1 1 1 0
Houston Astros @ Seattle Mariners
T-Mobile Park, Seattle, WA
Thu Jun 06 2019, 12:43 PM - 5:47 PM PDT
Att. 20,267 - Cloudy - 60 F
livebaseballscorecards.com
AB 53
R 7
H 11
RBI 7
BB 9
SO 16
LOB 28
Inning Stats
R: 1 E: 0 K: 1 S: 11 H: 2 LOB: 1 BB: 0 P: 19
R: 0 E: 0 K: 2 S: 9 H: 0 LOB: 0 BB: 0 P: 13
R: 0 E: 0 K: 1 S: 7 H: 0 LOB: 0 BB: 0 P: 9
R: 0 E: 0 K: 0 S: 9 H: 0 LOB: 0 BB: 0 P: 13
R: 0 E: 0 K: 2 S: 8 H: 0 LOB: 0 BB: 0 P: 12
R: 0 E: 0 K: 1 S: 11 H: 1 LOB: 1 BB: 0 P: 15
R: 3 E: 0 K: 0 S: 20 H: 5 LOB: 2 BB: 0 P: 25
R: 1 E: 0 K: 0 S: 14 H: 1 LOB: 2 BB: 2 P: 25
R: 1 E: 0 K: 0 S: 12 H: 1 LOB: 1 BB: 1 P: 22
R: 1 E: 0 K: 1 S: 14 H: 1 LOB: 0 BB: 0 P: 24
R: 0 E: 0 K: 2 S: 10 H: 0 LOB: 3 BB: 3 P: 25
R: 0 E: 0 K: 2 S: 7 H: 0 LOB: 0 BB: 0 P: 10
R: 0 E: 0 K: 2 S: 7 H: 0 LOB: 0 BB: 0 P: 9
R: 0 E: 0 K: 2 S: 19 H: 0 LOB: 3 BB: 3 P: 37
1B: 9 2B: 1 3B: 0 HR: 1 SF: 0 SAC: 0 DP: 0 HBP: 0
WP: 0 PB: 0 SB: 2 CS: 0 PA: 62
PITCHER IP WLS BF H R ER SO BB IBB HBP BLK WP HR S P ERA WHIP
35 Justin Verlander, R (1, 1) ERA: 2.31 6.1 24 5 3 3 7 0 0 0 0 0 0 65 94 4.26 0.789
36 Will Harris, R (7, 1) ERA: 1.61 0.1 H 4 3 1 1 0 0 0 0 0 0 7 9 27.00 9.000
55 Ryan Pressly, R (7, 1) ERA: 0.93 0.2 H 5 1 1 1 0 2 0 0 0 0 0 15 25 13.50 4.500
54 Roberto Osuna, R (8, 1) ERA: 2.17 1.2 B 7 1 1 1 0 1 0 0 0 0 0 14 25 5.40 1.200
30 Héctor Rondón, R (10, 1) ERA: 2.86 1.0 B 4 1 1 1 1 0 0 0 0 0 1 14 24 9.00 1.000
PITCHER IP WLS BF H R ER SO BB IBB HBP BLK WP HR S P ERA WHIP
39 Josh James, R (11, 1) ERA: 4.93 2.0 9 0 0 0 4 3 0 0 0 0 0 17 35 0.00 1.500
47 Chris Devenski, R (13, 1) ERA: 4.01 2.0 W 9 0 0 0 4 3 0 0 0 0 0 26 46 0.00 1.500

Batter	1	2	3	4	5	6	7	8	9	10	11	AB	R	H	RBI	BB	SO	LOB
57 Hanser Alberto, R (1, 4) OBP: 0.315, SLG: 0.379	S FF 96 F FF 96 F FF 98 B KC 81 X SI 96 1-2 G4-3 ①	B CH 88 F FF 96 C KC 80 X SL 89 1-2 G1-3 ③			X SL 87 0-0 F9 ②			C SI 96 F CH 90 F FF 95 B SL 84 X SL 86 1-2 G6-3 ①		B SL 84 X CH 89 1-0 F8 ③		5	0	0	0	0	0	0
25 Anthony Santander, S (1, 9) OBP: 0.556, SLG: 1.000	F FF 96 B KC 80 S FF 96 F FF 97 F FF 96 B KC 82 F KC 83 X FF 98 2-2 12 HBP 14 1B 2B	B CH 87 F CH 89 S FF 97 F SL 91 S SL 90 1-3 K ①			C FF 96 F FF 96 F FF 99 F KC 85 B CH 89 X FF 98 1-2 16 BLK 1B			B SI 97 C SL 85 X CH 90 1-1 P4 ②			C SL 83 B FF 96 S SL 84 B SL 83 X SL 84 2-2 L8 ①	5	1	2	0	0	1	0
16 Trey Mancini, R (1, 10) OBP: 0.356, SLG: 0.549	C KC 80 S SL 87 D SL 90 X SL 89 1-2 E5 12 HBP 14 1B	S FF 97 X FF 96 0-1 G1-3 ②			B SL 91 C SL 90 S FF 97 B KC 82 S FF 98 2-3 K ③ 1-2			B SL 85 X SI 96 1-0 1B			F CH 90 B CH 89 B FF 95 F SL 83 B FF 96 X SL 84 3-2 L7 ②	5	1	1	0	0	1	2
15 Chance Sisco, L (1, 2) OBP: 0.385, SLG: 0.600	B FF 96 S FF 97 B FF 96 C KC 82 S FF 97 2-3 K ②	C KC 78 B FF 97 F FF 96 F KC 81 B FF 98 X KC 81 2-2 HR		B FF 94 F FF 96 B FF 96 C CH 88 S SL 90 2-3 K ①			F FF 94 B FF 95 F SL 86 F SL 82 D SL 84 T FF 95 2-2 K ③			C FF 97 B SL 85 B SL 85 B FF 97 F FF 97 X FF 97 3-2 G6-3 ③	5	1	1	1	0	3	3
12 Stevie Wilkerson, S (1, 7) OBP: 0.281, SLG: 0.397	S FF 97 H FF 98 1-1 14 1B 1-2 2-3 HBP	C FF 95 S FF 94 S FF 98 0-3 K ③		C KC 80 B FF 98 T FF 97 F FF 99 S SL 91 1-3 K ②				B FF 96 F FF 95 B FF 96 B FF 96 C FF 95 F FF 97 X FF 96 3-2 G4-3 ①				3	0	0	0	0	2	0
14 Rio Ruiz, L (1, 5) OBP: 0.308, SLG: 0.331	X KC 81 0-0 1-2 2-H 3-H 1B	B FF 95 F FF 96 F FF 96 B CH 89 S SL 89 2-3 K ①				B SL 88 B CH 89 X FF 96 2-0 P5 ③			X SL 80 0-0 G3 ②			4	0	1	2	0	1	0
9 Keon Broxton, R (1, 8) OBP: 0.227, SLG: 0.297	B FF 96 C SL 88 B SL 90 C FF 97 B SL 90 S FF 98 3-3 K ③	C FF 95 B FF 97 F FF 97 C SL 89 1-3 K ②					S SL 90 S KC 80 B SL 89 B FF 98 S FF 98 2-3 K ①		S FF 95 C FF 97 B FF 96 B SL 84 S SL 85 2-3 K ③			4	0	0	0	0	4	2
19 Chris Davis, L (1, 3) OBP: 0.241, SLG: 0.301 39 Renato Núñez, R (10, PH) OBP: 0.291, SLG: 0.489 (10, 3)		B FF 95 C CH 89 S FF 97 S FF 98 1-3 K ①		F FF 97 B SL 90 B SL 90 S FF 97 X SL 90 2-2 G3-1 ③			B KC 82 S SL 89 S FF 99 S FF 99 1-3 K ②			B FF 96 B SL 83 S FF 97 C FF 97 S FF 97 2-3 K ①		3	0	0	0	0	2	0
1 Richie Martin, R (1, 6) OBP: 0.232, SLG: 0.282 2 Jonathan Villar, S (10, PH) OBP: 0.314, SLG: 0.409 (10, 6)		F SI 96 F SI 95 F SL 89 B FF 98 S FF 98 1-3 K ②		B FF 94 X SL 86 1-0 L8 ①			C FF 99 C KC 83 T SL 90 0-2 K ③			F FF 97 C FF 97 X FF 95 0-2 F9 ②		3	0	0	0	0	2	0
												1	0	0	0	0	0	0
Inning Stats	R: 2 H: 2 E: 1 LOB: 2 K: 2 BB: 0 S: 21 P: 31	R: 0 H: 0 E: 0 LOB: 0 K: 2 BB: 0 S: 10 P: 13	R: 1 H: 1 E: 0 LOB: 0 K: 2 BB: 0 S: 13 P: 16	R: 0 H: 0 E: 0 LOB: 0 K: 2 BB: 0 S: 9 P: 14	R: 0 H: 1 E: 0 LOB: 1 K: 1 BB: 0 S: 10 P: 14	R: 0 H: 0 E: 0 LOB: 0 K: 2 BB: 0 S: 8 P: 13	R: 0 H: 0 E: 0 LOB: 0 K: 3 BB: 0 S: 9 P: 12	R: 0 H: 1 E: 0 LOB: 1 K: 1 BB: 0 S: 11 P: 16	R: 0 H: 0 E: 0 LOB: 0 K: 1 BB: 0 S: 8 P: 13	R: 0 H: 0 E: 0 LOB: 0 K: 1 BB: 0 S: 7 P: 10	R: 0 H: 0 E: 0 LOB: 0 K: 0 BB: 0 S: 9 P: 17	1B: 3 SF: 0 2B: 1 SAC: 0 3B: 0 DP: 0 HR: 1 HBP: 1						

PITCHER		IP	WLS	BF	H	R	ER	SO	BB	IBB	HBP	BLK	WP	HR	S	P	ERA	WHIP
45 Gerrit Cole, R ERA: 3.72	(1, 1)	7.0		27	4	3	1	14	0	0	1	1	0	1	80	113	1.29	0.571
30 Héctor Rondón, R ERA: 2.74	(8, 1)	1.0		4	1	0	0	1	0	0	0	0	0	0	11	16	0.00	1.000
51 Cionel Pérez, L ERA:	(9, 1)	3.0	W	9	0	0	0	2	0	0	0	0	0	0	24	40	0.00	0.000

PITCHER	IP	WLS	BF	H	R	ER	SO	BB	IBB	HBP	BLK	WP	HR	S	P	ERA	WHIP

TOP

Baltimore Orioles @ Houston Astros

Minute Maid Park, Houston, TX

Fri Jun 07 2019, 7:12 PM - 10:21 PM CDT

Att. 35,414 - Roof Closed - 73 F

livebaseballscorecards.com

AB	39
R	3
H	5
RBI	3
BB	0
SO	17
LOB	7

WP: 0	PB: 0	SB: 0	CS: 0
PA: 40			

Baltimore Orioles @ Houston Astros

Minute Maid Park, Houston, TX

Fri Jun 07 2019, 7:12 PM - 10:21 PM CDT

Att. 35,414 - Roof Closed - 73 F

livebaseballscorecards.com

Batter	1	2	3	4	5	6	7	8	9	10	11	AB	R	H	RBI	BB	SO	LOB
21 Derek Fisher, L (1, 7) OBP: 0.333, SLG: 0.400	C FF 91 C FF 92 B CH 86 B CH 86 B FF 93 B SI 92 4-2 2 G4-3 BB		S SL 85 B FF 93 B CH 87 F FF 94 S CH 87 2-3 ③ K		1 SAFE B SI 91 X FF 91 1-0 ② F7			X SI 88 0-0 ① G6-3		B CH 85 B FF 96 F FF 96 S FF 97 F FF 97 B CH 86 F FF 98 B FF 98 4-2 2 S BB		3	0	0	0	2	1	2
2 Alex Bregman, R (1, 6) OBP: 0.389, SLG: 0.555	F FF 93 B SL 84 X SI 93 1-1 ①② G4-3 1-2f			C FF 94 C SI 93 B CU 81 X SL 83 1-2 ① G5-3	1 SAFE 1 SAFE 1 SAFE F SI 91 X SL 84 0-1 ③ G5-3			B SI 89 X SI 89 1-0 ② G5-3		B SL 88 1 SAFE F FF 95 T FF 96 X FF 97 1-2 ③ L8 1-2		5	0	0	0	0	0	3
23 Michael Brantley, L (1, 10) OBP: 0.380, SLG: 0.521	C FF 94 X FF 93 0-1 ③ P5			B SI 94 X FF 92 1-0 ② L8		B FF 91 B CH 82 B FF 91 C FF 90 F FF 91 S FF 92 3-3 ① K		C SI 89 X SI 89 0-1 ③ G5-3			C FF 96 F FF 97 X FF 98 0-2 ① G4-3	5	0	0	0	0	1	0
10 Yuli Gurriel, R (1, 5) OBP: 0.288, SLG: 0.387		S SL 83 B SL 83 F FF 94 F CU 80 X SL 85 1-2 ① G6-3		C SI 94 X SI 93 0-1 ③ G4-3		F SL 84 F SI 93 X FF 93 0-2 ② G5-3			B FC 87 X FC 86 1-0 ① G5-3		B FF 98 B FF 98 B FF 98 C FF 97 F FF 98 F FF 99 F FF 98 F FF 99 F SL 86 3-2 X FF 89 28 2B 1B	5	1	1	0	0	0	0
22 Josh Reddick, L (1, 9) OBP: 0.351, SLG: 0.462		B FF 94 X FF 94 1-0 ② L7			C FF 92 C CH 85 F FF 94 X SL 85 0-2 HR	B CH 84 X FF 92 1-0 ③ L8			C SI 88 B SI 89 X SI 89 1-1 13 E 13 S 1B		F FF 97 X SL 87 0-1 ② F8	5	1	2	1	0	0	1
28 Robinson Chirinos, R (1, 2) OBP: 0.383, SLG: 0.520		C FF 94 X SL 84 0-1 ③ L8			F FF 93 X SL 84 0-1 ① G6-3		B FC 90 C FC 90 B FF 93 B FF 93 H FF 93 4-1 18 FC4-6 HBP		X FF 93 0-0 ② F8		D FF 96 1 SAFE S FF 97 B FF 97 S FF 97 B SL 87 F FF 98 F FF 98 X FF 98 3-2 1-H 2B	4	0	1	1	0	0	1
13 Tyler White, R (1, 3) OBP: 0.318, SLG: 0.294			C FF 93 B SI 92 F SI 93 X SL 85 1-2 E1 18 G4-3 1B		B SI 92 C FF 93 C SL 84 F FF 93 F SL 82 B SI 94 F FF 94 B CH 86 F SI 93 4-2 B SI 94 18 HR BB		C FC 90 S SL 82 D SL 83 B FF 93 F FF 92 S FC 89 2-3 ① K		C FF 95 F SL 89 S FF 98 0-3 ③ K 1-3		3	1	1	0	1	2	2
18 Tony Kemp, L (1, 4) OBP: 0.309, SLG: 0.426			B CU 81 F SI 93 F SI 93 F SL 84 D SI 93 F FF 94 B SI 94 X SI 94 3-2 ① G4-3 2-3		C FF 93 B FF 92 B CH 85 X SI 93 2-1 1-H HR		C FF 93 X FC 88 0-1 ② FC4-6 1-2f			B FF 95 B FF 95 C FF 94 X FF 96 2-1 ① L8		4	1	1	2	0	0	2
26 Myles Straw, R (1, 8) OBP: 0.348, SLG: 0.381			B FF 93 B FF 93 S SL 84 X SL 84 2-1 ② G1-3		B FF 93 B SL 82 B FF 93 B FF 92 4-0 BB		F FF 93 B FF 94 B FC 88 1 SAFE B FF 92 C FC 90 S FF 93 3-3 ③ K			F FF 96 B SL 89 F FF 96 F FF 97 C SL 89 1-3 ② K		3	0	0	0	1	2	2
Inning Stats	R: 0 E: 0 K: 0 S: 6 H: 0 LOB: 0 BB: 1 P: 11	R: 0 E: 0 K: 0 S: 7 H: 0 LOB: 0 BB: 0 P: 9	R: 0 E: 1 K: 1 S: 13 H: 1 LOB: 1 BB: 0 P: 21	R: 0 E: 0 K: 0 S: 6 H: 0 LOB: 0 BB: 0 P: 8	R: 3 E: 0 K: 0 S: 17 H: 2 LOB: 1 BB: 2 P: 28	R: 0 E: 0 K: 1 S: 7 H: 0 LOB: 0 BB: 0 P: 11	R: 0 E: 0 K: 2 S: 10 H: 0 LOB: 1 BB: 0 P: 19	R: 0 E: 0 K: 0 S: 4 H: 0 LOB: 0 BB: 0 P: 5	R: 0 E: 0 K: 1 S: 7 H: 1 LOB: 1 BB: 0 P: 9	R: 0 E: 0 K: 1 S: 13 H: 0 LOB: 1 BB: 1 P: 21	R: 1 E: 0 K: 0 S: 17 H: 2 LOB: 1 BB: 0 P: 23	1B: 3 2B: 1 3B: 0 HR: 2	SF: 0 SAC: 0 DP: 1 HBP: 1	WP: 0 PB: 0 SB: 2 CS: 0	PA: 42					

BOTTOM

AB	37
R	4
H	6
RBI	4
BB	4
SO	6
LOB	13

PITCHER		IP	WLS	BF	H	R	ER	SO	BB	IBB	HBP	BLK	WP	HR	S	P	ERA	WHIP
64 Gabriel Ynoa, R ERA: 4.96	(1, 1)	6.0		23	3	3	3	2	3	0	0	0	0	2	56	88	4.50	1.000
43 Shawn Armstrong, R ERA: 4.58	(7, 1)	1.0		4	0	0	0	2	0	0	1	0	0	0	10	19	0.00	0.000
48 Richard Bleier, L ERA: 7.41	(8, 1)	1.1		5	1	0	0	0	0	0	0	0	0	0	7	10	0.00	0.750
42 Mychal Givens, R ERA: 5.0	(9, 1)	1.2		6	0	0	0	2	1	0	0	0	0	0	17	25	0.00	0.600
52 Branden Kline, R ERA: 5.89	(11, 1)	0.2	L	4	2	1	1	0	0	0	0	0	0	0	17	23	13.50	3.000

PITCHER	IP	WLS	BF	H	R	ER	SO	BB	IBB	HBP	BLK	WP	HR	S	P	ERA	WHIP

Batter	1	2	3	4	5	6	7	8	9	AB	R	H	RBI	BB	SO	LOB
57 Hanser Alberto, R (1, 5) OBP: 0.317, SLG: 0.385	C FF 96 X SI 96 0-1 G6-3		C CU 80 X FF 96 0-1 1B		1 SAFE 1 SAFE F CU 80 X CU 79 0-1 FC4-6 1-2f			B CU 80 X CU 81 1-0 16 1B 39 FC5-2-5 2B	F FF 95 X SL 86 0-1 P4	5	0	2	0	0	0	1
16 Trey Mancini, R (1, 3) OBP: 0.355, SLG: 0.544	B SI 93 B SI 92 X SI 93 2-0 G5-3		F SI 90 S SI 92 S SI 93 0-3 K			C CU 76 B CU 80 B CH 88 X SI 92 2-1 G5-3		B FC 91 C FC 92 B FC 92 B CU 81 X FC 91 3-1 39 FC5-2-5 28 E 2-3 1B		4	1	1	0	0	1	1
39 Renato Núñez, R (1, 10) OBP: 0.295, SLG: 0.500	C SI 93 H CU 81 1-1 HBP		X SI 91 0-0 F9			C CU 78 B SI 92 B SI 92 X SI 91 2-1 HR		X CU 82 0-0 FC5-2-5 28 FC4-6 1-2 3-H		3	1	1	1	0	0	3
28 Pedro Severino, R (1, 2) OBP: 0.363, SLG: 0.550	C SI 93 F SI 94 B CU 80 C CU 80 1-3			B CH 87 X CH 88 1-0 G5-3		X SI 93 0-0 2 G1-3 1B		C FC 91 X FC 93 0-1 FC4-6 1-2f 2-H		4	0	1	0	0	1	2
2 Jonathan Villar, S (1, 4) OBP: 0.310, SLG: 0.402		C SI 93 S CU 80 B CU 82 B CU 82 S CU 79 2-3		F SI 94 B CU 79 F SI 92 B FF 95 S CU 80 2-3		X SI 91 0-0 G1-3 1-2		C CU 82 B FC 93 X FC 93 1-1 G1-3		4	0	0	0	0	2	2
25 Anthony Santander, S (1, 9) OBP: 0.462, SLG: 0.727		C CU 79 B SI 94 F SI 93 X CU 82 1-2 12 FC4-6 1B		B CH 89 B CH 90 C SI 92 S SI 92 C CU 81 2-3		B CU 78 S CU 80 X CU 80 1-1 G5-3			C FF 95 S SL 86 S SL 87 0-3	4	0	1	0	0	2	1
9 Keon Broxton, R (1, 8) OBP: 0.218, SLG: 0.284		1 SAFE 1 SAFE X SI 92 0-0 B2			X FF 95 0-0 G6-3		F CH 89 F SI 90 B SI 92 B CU 79 B CU 80 S CU 79 3-3		F FF 96 T FF 97 S FF 97 0-3	4	0	0	0	0	2	1
12 Stevie Wilkerson, S (1, 7) OBP: 0.281, SLG: 0.388		C FF 96 X SI 95 0-1 FC4-6 1-2f			C SI 92 X SI 92 0-1 G6-3		B CU 78 X SI 92 1-0 G5-3		B FF 98 B SL 85 C FF 96 B FF 98 F FF 96 B FF 96 4-2 1 HR BB	3	1	0	0	1	0	1
1 Richie Martin, R (1, 6) OBP: 0.240, SLG: 0.311			B SI 90 S SI 91 B SI 94 S CU 79 S CU 81 2-3		B SI 95 C SI 90 F SI 92 F CU 81 X FF 96 1-2 57 FC4-6 1B		B SI 92 F SI 91 B SI 92 F SI 93 B CU 81 F CU 81 X CU 81 3-2 G5-3		B FF 96 B FF 94 S SL 86 S SL 86 X SL 86 2-2 1-H HR	4	1	2	2	0	1	0

| Inning Stats | | |

Batter	1	2	3	4	5	6	7	8	9	AB	R	H	RBI	BB	SO	LOB
21 Derek Fisher, L (1, 7) OBP: 0.345, SLG: 0.396	B FF 92 F FF 92 B FF 93 B CH 83 C FF 93 X CH 83 3-2 ① G5-3		B SL 83 S CH 84 T CH 84 C FF 94 1-3 ③ K			X CH 82 0-0 2 1B 10 SF9-3 1B		C SL 85 B FF 92 S SL 86 B SL 85 B SL 85 B SL 84 4-2 2 FC5-4 BB		3	1	1	0	1	1	0
2 Alex Bregman, R (1, 5) (9, 6) OBP: 0.391, SLG: 0.552	C FF 94 B SL 84 B SL 84 B FF 92 C SL 84 X CH 84 3-2 ② P4			C SL 81 F SI 92 F FF 94 B CH 85 B CU 81 F CH 84 B SL 85 B FF 95 4-2 BB		B FF 92 B CH 84 B FF 93 X FF 94 3-0 23 FC1-6 1B 1-3		C SI 99 X SI 98 0-1 ③ FC5-4 1-2f		3	0	1	0	1	0	1
23 Michael Brantley, L (1, 10) OBP: 0.374, SLG: 0.512	C FF 92 S CH 84 B FF 94 B FF 94 X CH 83 2-2 ③ G6-3			X SL 85 0-0 ① F7		F FF 93 B CH 84 F CH 85 B FF 95 F CU 80 F FF 96 X CH 84 2-2 ① FC1-6 10 SF9-3 1-2f			C SI 98 B CH 91 S CH 89 F SI 99 X CH 90 1-2 ① L8	4	0	0	0	0	0	3
10 Yuli Gurriel, R (1, 3) (9, 5) OBP: 0.283, SLG: 0.382		B FF 91 F FF 92 C SL 83 X SL 82 1-2 ① G6-3		X CH 86 0-0 ② L8		F CH 86 1 SAFE X SL 83 0-1 ②③ SF9-3 1-1 3-H			F SI 99 X SI 98 0-1 ② G4-3	3	0	0	1	0	0	1
22 Josh Reddick, L (1, 9) OBP: 0.349, SLG: 0.458		X FF 92 0-0 1B		B FF 93 F CH 83 F CU 80 S CH 84 1-3 ③ K			C SL 83 X FF 90 0-1 ① G6-3		C SI 98 X CH 94 0-1 ③ G1-3	4	0	1	0	0	1	1
6 Jake Marisnick, R (1, 8) OBP: 0.310, SLG: 0.470		B FF 94 F SL 84 F SL 84 F FF 94 S CH 84 1-3 ② K			F CH 83 C SI 91 B SL 86 B CH 84 X CH 83 2-2 ① G5-3		B CH 87 C FF 91 S FF 91 S SL 84 1-3 ② K			3	0	0	0	0	2	1
18 Tony Kemp, L (1, 4) OBP: 0.302, SLG: 0.414		C FF 93 B FF 93 S CH 84 B CH 84 X FF 94 2-2 ③ G4-3			B CH 84 B FF 93 C CH 83 F FF 94 B CH 84 F FF 94 X FF 94 3-2 ② G3-1		C SL 84 S FF 90 X FF 92 0-2 ③ L8			3	0	0	0	0	0	1
11 Garrett Stubbs, L (1, 2) OBP: 0.278, SLG: 0.294			B CU 78 X FF 92 1-0 ① L7		F FF 93 X FF 94 0-1 1B			B SL 84 F SL 82 X SL 83 1-1 ① G6-3		3	0	1	0	0	0	0
9 Jack Mayfield, R (1, 6) OBP: 0.100, SLG: 0.207 13 Tyler White, R (8, PH) OBP: 0.315, SLG: 0.291 (9, 3)			C FF 91 X SL 83 0-1 ② G5-3		C FF 94 1 SAFE D SL 85 D SL 85 B SI 92 X FF 94 3-1 ③ F9			B SL 85 C FF 91 S FF 91 S SL 85 1-3 ② K2-3		2 1	0 0	0 0	0 0	0 0	0 1	1 0
Inning Stats	R: 0 E: 0 K: 0 S: 9 H: 0 LOB: 0 BB: 0 P: 17	R: 0 E: 0 K: 1 S: 11 H: 1 LOB: 1 BB: 0 P: 15	R: 0 E: 0 K: 1 S: 6 H: 0 LOB: 0 BB: 0 P: 8	R: 0 E: 0 K: 1 S: 9 H: 0 LOB: 1 BB: 1 P: 14	R: 0 E: 0 K: 0 S: 11 H: 1 LOB: 1 BB: 0 P: 19	R: 1 E: 0 K: 0 S: 9 H: 2 LOB: 0 BB: 0 P: 14	R: 0 E: 0 K: 1 S: 8 H: 0 LOB: 0 BB: 0 P: 9	R: 0 E: 0 K: 1 S: 9 H: 0 LOB: 1 BB: 1 P: 15	R: 0 E: 0 K: 0 S: 8 H: 0 LOB: 0 BB: 0 P: 9	1B: 4 2B: 1 3B: 0 HR: 0 SF: 1 SAC: 0 DP: 1 HBP: 0						

PITCHER		IP	WLS	BF	H	R	ER	SO	BB	IBB	HBP	BLK	WP	HR	S	P	ERA	WHIP
54 Andrew Cashner, R ERA: 4.73	(1, 1)	6.0		22	4	1	1	3	1	0	0	0	0	0	55	87	1.50	0.833
51 Paul Fry, L ERA: 3.29	(7, 1)	1.2	W	6	0	0	0	2	1	0	0	0	0	0	15	22	0.00	0.600
50 Miguel Castro, R ERA: 5.35	(8, 1)	1.1	S	4	0	0	0	0	0	0	0	0	0	0	10	11	0.00	0.000

PITCHER	IP	WLS	BF	H	R	ER	SO	BB	IBB	HBP	BLK	WP	HR	S	P	ERA	WHIP

BOTTOM

Baltimore Orioles @ Houston Astros

Minute Maid Park, Houston, TX

Sat Jun 08 2019, 3:11 PM - 5:38 PM CDT

Att. 38,425 - Roof Closed - 73 F

livebaseballscorecards.com

AB	29
R	1
H	4
RBI	1
BB	2
SO	5
LOB	9

WP: 0 PA: 32
PB: 0
SB: 0
CS: 0

Batter	1	2	3	4	5	6	7	8	9	AB	R	H	RBI	BB	SO	LOB
57 Hanser Alberto, R (1, 5) (8, 4) OBP: 0.326, SLG: 0.393	B FC 85 S FC 86 F FC 88 F FC 87 X CU 76 1-2 16 CS 1B		1 SAFE X FC 86 0-0 1-2 1B			B FF 87 X FF 89 1-0 16 G6-4-3 1B		F SL 89 B FF 97 T SI 96 F SL 87 B SL 90 F SL 88 F FF 97 X CH 88 2-2 ② L6		4	0	3	0	0	0	0
16 Trey Mancini, R (1, 3) (7, 7) OBP: 0.353, SLG: 0.537	1 SAFE B SI 88 S CH 82 B CH 81 S CH 82 B FC 86 D CH 82 4-2 ① 1-2 BB		F FC 87 C FC 87 B CH 81 X FC 86 1-2 ②③ G5-3 2-3f			B CH 81 X CH 81 1-0 ②③ G6-4-3 1-2f		C SL 88 S SL 89 S FF 97 0-3 ③ K		3	0	0	0	1	1	3
39 Renato Núñez, R (1, 10) OBP: 0.294, SLG: 0.496	C SI 89 D CU 76 F FC 88 D CU 75 B FC 86 C CH 79 3-3 ② K		C CU 74 S CH 80 B FC 85 C CH 79 1-3 ① K				F CU 75 B CH 80 X CH 80 1-1 2 1B 28 BB 25 FC5-2 1B		C FF 97 B SL 85 B SL 85 B FF 98 C FF 97 F FF 98 S FF 98 3-3 ① K	4	0	1	0	0	3	1
28 Pedro Severino, R (1, 2) OBP: 0.359, SLG: 0.536	D CU 75 S CH 80 F FC 86 B FC 88 B CH 80 X CH 82 3-2 ③ G5-3			S CH 80 B CH 80 X CH 80 1-1 ② L7			1 SAFE D FC 86 F FC 87 B FC 88 S FC 89 D FC 87 F FC 87 F FF 92 B CU 76 4-2 25 FC5-2 2 1B 1-2 BB		C FF 98 B CH 91 B CH 90 S FF 98 F FF 99 X FF 100 2-2 ② F9	3	0	0	0	1	0	1
2 Jonathan Villar, S (1, 4) (8, 6) OBP: 0.313, SLG: 0.402		B FC 86 X FC 88 1-0 ① G6-3		S CH 80 B FF 90 T FF 90 S FF 91 1-3 ③ K			C CH 80 D CH 78 F FC 88 X FC 89 1-2 25 FC5-2 1-2 2-3 1B		B CH 90 C FF 98 F FF 98 B SL 84 B FF 99 F FF 98 B FF 98 4-2 25 DI BB	3	0	1	0	1	1	0
25 Anthony Santander, S (1, 9) OBP: 0.412, SLG: 0.571		C CU 76 B SI 89 F FC 85 X CH 80 1-2 ② G5-3			B SI 87 C CU 75 F FF 90 X FF 91 1-2 ① P4		S CU 82 F CU 82 X SL 90 0-2 ① FC5-2 1-2 2-3 3-Hf		F FF 95 D CU 83 D CH 89 S FF 97 B FF 99 F FF 98 B FF 97 4-2 1-2 BB	3	0	0	0	1	0	3
9 Keon Broxton, R (1, 8) OBP: 0.214, SLG: 0.278 14 Rio Ruiz, L (7, PH) (7, 3) (8, 5) OBP: 0.305, SLG: 0.328		C FF 90 B FC 87 S CH 80 C FF 91 1-3 ③ K			B CH 81 B CH 79 X FC 87 2-0 ② G5-3		X FF 95 0-0 ② F7		B FF 96 B CH 85 C FF 96 X FC 92 2-1 ③ G1-3	2 2	0 0	0 0	0 0	0 0	1 0	0 5
12 Stevie Wilkerson, S (1, 7) (7, 8) OBP: 0.275, SLG: 0.379		C FC 85 C FF 90 B CU 77 C FC 87 1-3 ① K			B FC 87 B FF 90 B CH 81 C FC 87 F FC 88 X FC 89 3-2 ③ G5-3		B FF 94 D CU 83 X FF 94 2-0 ③ F9			3	0	0	0	0	1	3
1 Richie Martin, R (1, 6) OBP: 0.243, SLG: 0.314 15 Chance Sisco, L (8, PH) (8, 3) OBP: 0.357, SLG: 0.545		C FC 86 C FC 88 F FF 90 B FC 87 F CH 80 X FF 91 1-2 16 G5-3 57 1B 1B				B FC 85 S CH 80 F FC 87 X CU 75 1-2 ① G2-3		C FF 96 F SL 88 B SL 84 S SL 87 1-3 ① K		2 1	0 0	1 0	0 0	0 0	0 1	0 0
Inning Stats	R: 0 H: 1 E: 0 LOB: 1 K: 1 BB: 1 S: 12 P: 23	R: 0 H: 0 E: 0 LOB: 0 K: 1 BB: 0 S: 7 P: 10	R: 0 H: 2 E: 0 LOB: 1 K: 1 BB: 0 S: 12 P: 15	R: 0 H: 0 E: 0 LOB: 0 K: 2 BB: 0 S: 8 P: 11	R: 0 H: 0 E: 0 LOB: 0 K: 0 BB: 0 S: 7 P: 13	R: 0 H: 1 E: 0 LOB: 0 K: 0 BB: 0 S: 5 P: 8	R: 0 H: 2 E: 0 LOB: 3 K: 0 BB: 1 S: 14 P: 22	R: 0 H: 0 E: 0 LOB: 0 K: 2 BB: 0 S: 12 P: 15	R: 0 H: 0 E: 0 LOB: 2 K: 1 BB: 2 S: 16 P: 31	1B: 6 SF: 0 2B: 0 SAC: 0 3B: 0 DP: 2 HR: 0 HBP: 0						

PITCHER		IP	WLS	BF	H	R	ER	SO	BB	IBB	HBP	BLK	WP	HR	S	P	ERA	WHIP
20 Wade Miley, L ERA: 3.14	(1, 1)	6.0	W	23	6	0	0	5	2	0	0	0	0	0	60	95	0.00	1.333
55 Ryan Pressly, R ERA: 0.9	(7, 1)	1.0	H	3	0	0	0	0	0	0	0	0	0	0	5	7	0.00	0.000
30 Héctor Rondón, R ERA: 2.63	(8, 1)	1.0	H	3	0	0	0	2	0	0	0	0	0	0	12	15	0.00	0.000
39 Josh James, R ERA: 4.84	(9, 1)	0.2		4	0	0	0	1	2	0	0	0	0	0	14	27	0.00	3.000
54 Roberto Osuna, R ERA: 2.15	(9, 1)	0.1	S	1	0	0	0	0	0	0	0	0	0	0	2	4	0.00	0.000

PITCHER	IP	WLS	BF	H	R	ER	SO	BB	IBB	HBP	BLK	WP	HR	S	P	ERA	WHIP

TOP

Baltimore Orioles @ Houston Astros

Minute Maid Park, Houston, TX

Sun Jun 09 2019, 1:11 PM - 3:56 PM CDT

Att. 35,621 - Roof Closed - 73 F

livebaseballscorecards.com

AB	30
R	0
H	6
RBI	0
BB	4
SO	8
LOB	16

WP: 0 PA: 34
PB: 0
SB: 0
CS: 1

Baltimore Orioles @ Houston Astros

Minute Maid Park, Houston, TX

Sun Jun 09 2019, 1:11 PM - 3:56 PM CDT

Att. 35,621 - Roof Closed - 73 F

livebaseballscorecards.com

BOTTOM

Batter	1	2	3	4	5	6	7	8	9	AB	R	H	RBI	BB	SO	LOB
21 Derek Fisher, L (1, 7) OBP: 0.322, SLG: 0.365	C FF 89 F FF 91 X SI 91 0-2 G5-3 ①		S FF 92 1 SAFE F FF 91 S FF 93 0-3 K ③		B FF 93 1 SAFE F FF 92 1 SAFE S FF 93 B FF 93 2-2 1-2 CS ③	B FF 91 B FF 92 B FF 91 X FF 91 3-0 E6 2 E 2 S 22 1B		C FF 93 S FF 93 S CH 86 0-3 K ①		4	1	0	0	0	2	1
2 Alex Bregman, R (1, 5) OBP: 0.389, SLG: 0.545	B SI 91 S SL 82 X FF 93 1-1 L9 ②			B CH 84 C CH 85 C SI 91 S SL 81 1-3 K ①		C SL 81 B CH 84 B FF 92 B CH 84 X SL 83 3-1 1-3 G5-3 ①		C FF 95 H CH 86 1-1 22 1B 10 SF7 HBP		3	1	0	0	0	1	1
22 Josh Reddick, L (1, 9) OBP: 0.351, SLG: 0.459	B FF 91 B CU 75 T CH 84 S FF 90 B SL 81 X CH 83 3-2 P5 ③			C CU 75 B SL 82 F FF 92 C FF 94 1-3 K ②		B FF 92 X CH 84 1-0 3-H 1B		C FF 93 B FF 93 C FF 93 B CH 86 B CH 85 X FF 94 3-2 1-3 44 BB 1B		4	0	2	1	0	1	0
10 Yuli Gurriel, R (1, 3) OBP: 0.283, SLG: 0.382		S FF 91 X CH 83 0-1 L5 ①		B SL 83 X SI 92 1-0 44 HR 1B		X SL 82 0-0 L8 ②		B FF 94 X SL 83 1-0 3-H SF7 ②		3	1	1	1	0	0	1
44 Yordan Alvarez, L (1, 10) OBP: 0.500, SLG: 1.333		B CU 75 X FF 91 1-0 F7 ②		B FF 92 X CH 84 1-0 1-H HR		B FF 92 F FF 92 X FF 93 1-1 F7 ③		B FF 95 B FF 94 C FF 93 B FF 94 B FF 95 4-1 1-2 BB		3	1	1	2	1	0	1
28 Robinson Chirinos, R (1, 2) OBP: 0.375, SLG: 0.506		C FF 91 C SL 83 B SL 81 S FF 92 1-3 K ③		B SL 82 S CH 86 B FF 92 S FF 92 F FF 93 B SL 82 S CH 85 3-3 K ③			B FF 96 X FF 96 1-0 P3 ①	S SL 82 F SL 82 X SL 83 0-2 F9 ③		4	0	0	0	0	2	2
18 Tony Kemp, L (1, 4) OBP: 0.310, SLG: 0.416			C FF 91 B CH 84 F CH 83 F FF 91 S CH 84 1-3 K ①		B CH 82 X FF 91 1-0 21 CS 1B		F FF 95 B SI 96 B SL 85 B FF 96 B FF 95 4-1 9 FC3 BB			2	0	1	0	1	1	0
9 Jack Mayfield, R (1, 6) OBP: 0.091, SLG: 0.188			C FF 93 B SL 82 F SL 82 F FF 92 X SL 82 1-2 F8 ②		1 SAFE S SL 83 1 SAFE B SI 91 T SI 91 B SL 82 B SL 81 X SI 92 3-2 F8 ①		C FF 94 B FF 94 F SL 83 F FF 95 F FF 95 F SL 84 F FF 95 X FF 95 1-2 1-2f FC3 ②			3	0	0	0	0	0	2
26 Myles Straw, R (1, 8) OBP: 0.346, SLG: 0.348			B SL 83 B FF 92 F FF 92 F FF 93 B SL 82 F FF 92 B CH 85 4-2 BB		B FF 92 B FF 91 B CH 84 C FF 90 X FF 92 3-1 L9 ②		F FF 95 S FF 95 1 SAFE B FF 96 C SL 84 1-3 K ③			2	0	0	0	1	1	2

	AB	28
	R	4
	H	5
	RBI	4
	BB	3
	SO	8
	LOB	10

Inning Stats										
	R: 0	H: 0	R: 0	H: 0	R: 0	H: 0	R: 2	H: 2	R: 0	H: 1
	E: 0	LOB: 0	E: 0	LOB: 0	E: 0	LOB: 1	E: 0	LOB: 0	E: 0	LOB: 0
	K: 0	BB: 0	K: 1	BB: 0	K: 2	BB: 1	K: 3	BB: 0	K: 0	BB: 0
	S: 8	P: 12	S: 6	P: 8	S: 14	P: 20	S: 12	P: 19	S: 8	P: 17

	R: 1	H: 1	R: 0	H: 0	R: 1	H: 1	1B: 4	SF: 1	WP: 0	PA: 34
	E: 1	LOB: 1	E: 0	LOB: 1	E: 0	LOB: 2	2B: 0	SAC: 0	PB: 0	
	K: 0	BB: 0	K: 1	BB: 1	K: 1	BB: 1	3B: 0	DP: 0	SB: 1	
	S: 7	P: 15	S: 12	P: 19	S: 12	P: 21	HR: 1	HBP: 1	CS: 1	

PITCHER		IP	WLS	BF	H	R	ER	SO	BB	IBB	HBP	BLK	WP	HR	S	P	ERA	WHIP
37 Dylan Bundy, R ERA: 4.5	(1, 1)	6.0	L	23	4	3	2	6	1	0	0	0	0	1	55	91	3.00	0.833
58 Evan Phillips, R ERA: 6.75	(7, 1)	1.2		9	1	1	1	2	2	0	1	0	0	0	21	37	5.40	1.800
70 Josh Lucas, R ERA: 4.97	(8, 1)	0.1		1	0	0	0	0	0	0	0	0	0	0	3	3	0.00	0.000

PITCHER		IP	WLS	BF	H	R	ER	SO	BB	IBB	HBP	BLK	WP	HR	S	P	ERA	WHIP

Batter	1	2	3	4	5	6	7	8	9	AB	R	H	RBI	BB	SO	LOB
16 Ben Gamel, L (1, 7) OBP: 0.343, SLG: 0.403	B FF 92 F FF 92 B FF 92 F ST 81 F ST 81 C FF 93 2-3 K ①	B KC 79 X FF 93 1-0 G6-3 ③			C FF 92 B FF 92 1 SAFE D KC 80 X FF 94 2-1 22 1B 6 FC5-2 2B 1-H		B CU 81 X FC 92 1-0 L7 ②		F FF 95 F CH 84 F FF 95 B FF 95 S CH 86 1-3 K ①	5	0	1	1	0	2	0
22 Christian Yelich, L (1, 9) OBP: 0.449, SLG: 0.760	C FF 93 B KC 77 X KC 79 1-1 11 BLK 10 1B 2B		C FF 91 B SI 91 B FF 91 B FF 93 X SI 91 3-1 HR		B CH 85 X CH 83 1-0 11 L6 6 FC5-2 1B 2-3		C FC 93 S CU 82 S CU 83 0-3 K ③		S CH 84 S CH 84 B CH 84 B SL 82 S CH 85 2-3 K ②	5	2	3	1	0	2	0
6 Lorenzo Cain, R (1, 8)	X SI 92 0-0 G6-3 ②		B SI 92 C SI 91 F SI 91 X CH 82 1-2 F8 ①		F SI 91 F SI 91 D ST 82 F ST 81 B SI 92 X SI 92 2-2 FC5-2 ① 1-2 3-H			B FF 96 B FF 95 F FF 97 X SI 96 2-1 G5-3 ①	S FF 96 X FF 96 0-1 10 HR 2B	5	1	1	0	0	0	3
11 Mike Moustakas, L (1, 4) OBP: 0.342, SLG: 0.589	B KC 78 B FF 93 B ST 83 B SI 91 4-0 7 HBP 10 1B 2-3 BB		F FF 92 F FF 93 F ST 82 X ST 82 0-2 F9 ②		B KC 80 F FF 92 X FF 92 1-1 L6 ②③ 2-2			C SL 86 F SI 97 X FF 97 0-2 10 2B 21 BB 1B	D SL 82 C CH 83 B FF 96 F CH 83 F CH 85 H FF 97 3-2 10 HR HBP	3	2	1	0	1	0	2
10 Yasmani Grandal, S (1, 2) OBP: 0.381, SLG: 0.544	C ST 81 X FF 93 0-1 7 HBP 1-2 3-H 1B		B FF 92 B ST 80 B CH 84 C FF 92 X FF 92 3-1 F9 ③			C FF 91 X FF 92 0-1 G4-3 ①		X SI 96 0-0 21 BB 1-3 2B	C CH 84 S FF 97 B CH 86 X CH 85 1-2 1-H 2-H HR	5	1	3	4	0	0	0
7 Eric Thames, L (1, 10) OBP: 0.378, SLG: 0.461	C FF 94 H ST 83 1-1 24 FC5-4 1-2 2-3 HBP			C FF 92 C FF 92 C FF 92 0-3 K ①		X FF 92 0-0 L9 ②		D SI 97 B SL 86 B FF 96 C FF 95 F SI 95 F FF 96 F SI 95 D SI 96 4-2 21 BB BB	B FF 96 C CH 84 S CH 84 T CH 85 1-2 K ③	3	0	0	0	1	2	0
24 Jesús Aguilar, R (1, 3) OBP: 0.294, SLG: 0.301	C ST 80 D SI 92 X ST 82 1-1 FC5-4 ③ 1-2f			C SI 92 X SI 91 0-1 F8 ②		C SI 92 B SI 92 F ST 82 F FF 92 X SI 93 1-2 G4-3 ③		X SL 88 0-0 F7 ②		4	0	0	0	0	0	6
21 Travis Shaw, L (1, 5)		B FF 92 X FF 91 1-0 F7 ①		B KC 80 C FF 93 F ST 83 B KC 80 S FF 93 2-3 K ③			X FF 91 0-0 HR	B SL 88 S CH 91 C CH 90 D SL 86 B FF 97 B CH 88 4-2 3 FC4-6 1-2 2-3 3-H BB		3	1	1	2	1	1	0
3 Orlando Arcia, R (1, 6) OBP: 0.324, SLG: 0.416		F SI 91 F SI 90 S ST 80 0-3 K ②			C ST 81 B ST 80 X ST 80 1-1 16 2B 1B		C SI 90 B SI 88 S ST 80 B ST 81 B SI 92 F SI 91 X SI 91 3-2 G5-3 ①	B FF 95 S CU 82 S CU 83 X SL 90 1-2 FC4-6 ③ 1-2f		4	1	1	0	0	1	3
Inning Stats	R: 1 H: 2 E: 0 LOB: 3 K: 1 BB: 1 S: 12 P: 21	R: 0 H: 0 E: 0 LOB: 0 K: 1 BB: 0 S: 5 P: 7	R: 1 H: 1 E: 0 LOB: 0 K: 0 BB: 0 S: 11 P: 18	R: 0 H: 0 E: 0 LOB: 0 K: 2 BB: 0 S: 8 P: 10	R: 1 H: 3 E: 0 LOB: 1 K: 0 BB: 0 S: 11 P: 18	R: 0 H: 0 E: 0 LOB: 0 K: 0 BB: 0 S: 7 P: 8	R: 1 H: 1 E: 0 LOB: 0 K: 1 BB: 0 S: 9 P: 13	R: 1 H: 2 E: 0 LOB: 3 K: 0 BB: 2 S: 16 P: 27	R: 3 H: 2 E: 0 LOB: 0 K: 3 BB: 0 S: 18 P: 26	1B: 4 SF: 0 2B: 5 SAC: 0 3B: 0 DP: 1 HR: 3 HBP: 2						

TOP

Milwaukee Brewers @ Houston Astros

Minute Maid Park, Houston, TX

Tue Jun 11 2019, 7:11 PM - 10:08 PM CDT

Att. 35,928 - Roof Closed - 72 F

livebaseballscorecards.com

AB	37
R	8
H	11
RBI	8
BB	3
SO	8
LOB	14

PITCHER		IP	WLS	BF	H	R	ER	SO	BB	IBB	HBP	BLK	WP	HR	S	P	ERA	WHIP
41 Brad Peacock, R ERA: 3.42	(1, 1)	6.1	W	27	7	4	4	4	1	0	1	1	0	2	59	90	5.68	1.263
36 Will Harris, R ERA: 1.5	(7, 1)	0.2		2	0	0	0	1	0	0	0	0	0	0	4	5	0.00	0.000
30 Héctor Rondón, R ERA: 2.92	(8, 1)	0.2		6	2	1	1	0	2	0	0	0	0	0	13	23	13.50	6.000
55 Ryan Pressly, R ERA: 0.89	(8, 1)	0.1	H	1	0	0	0	0	0	0	0	0	0	0	3	4	0.00	0.000
47 Chris Devenski, R ERA: 4.91	(9, 1)	1.0		6	2	3	3	3	0	0	1	0	0	1	18	26	27.00	2.000

PITCHER	IP	WLS	BF	H	R	ER	SO	BB	IBB	HBP	BLK	WP	HR	S	P	ERA	WHIP

Batter	1	2	3	4	5	6	7	8	9	AB	R	H	RBI	BB	SO	LOB
22 Josh Reddick, L (1, 9) OBP: 0.344, SLG: 0.448	B FF 90 C FF 91 B CH 92 C FF 91 X FF 93 2-2 L7	C FF 93 F CU 76 B FF 92 F FF 93 S FF 93 1-3 K		C FF 93 F FF 93 F FF 93 B CU 77 S FF 94 1-3 K		F FF 93 S FC 90 B FC 89 B FF 94 F FC 89 X FC 88 2-2 F8	D FC 89 F FC 87 X FF 92 1-1 G4-3			5	0	0	0	0	2	2
2 Alex Bregman, R (1, 6) OBP: 0.392, SLG: 0.542	B FF 93 S FF 93 B FF 95 B FF 93 B FF 92 4-1 10 2B BB	C CU 76 X FF 93 0-1 P3 1-3			B CU 77 B CU 78 B FF 93 C FF 92 X FF 92 3-1 23 3B 1B	C FC 87 B FC 88 B FF 94 B FF 93 D FC 89 4-1 23 FC4-6 BB		X FF 94 0-0 P5		3	1	1	0	2	0	1
23 Michael Brantley, L (1, 7) OBP: 0.376, SLG: 0.524 21 Derek Fisher, L (8, 7) OBP: 0.317, SLG: 0.358	B CU 76 C FF 93 X FF 92 1-1 P6		B CH 91 S FF 92 X FF 91 1-1 10 HR 2B		1 SAFE 1 SAFE 1 SAFE C FF 91 F FF 91 X FF 93 0-2 10 1B 3B 1-H	C FF 92 B FF 94 X FC 88 1-1 FC4-6 1-2f		B SI 94 B CU 80 C FF 95 X FF 96 2-1 G1-3		4 1	2 0	2 0	1 0	0 0	0 0	2 0
10 Yuli Gurriel, R (1, 5) OBP: 0.289, SLG: 0.402	1 SAFE X FF 93 0-0 2B 1-3		C FF 92 X FF 92 0-1 HR 2-H		C SL 83 B SI 90 F SI 92 X SI 92 1-2 44 S 44 HR 1B 3-H	C FF 94 C FF 94 D FC 89 S FF 94 1-3 K		B FF 95 S SL 86 S FF 96 X SL 84 1-2 G5-3		5	2	3	3	0	1	1
44 Yordan Alvarez, L (1, 10) OBP: 0.500, SLG: 1.333	C FF 95 B FF 94 F FF 95 S FF 95 1-3 K		B CU 74 C CU 75 F FF 93 S CU 76 1-3 K		S CH 82 B SI 92 S CH 83 B SL 84 X CH 83 2-2 HR 1-H		B FF 92 C FC 88 B FC 89 B FF 93 F FC 87 F FF 94 B FC 86 4-2 28 HR BB			3	2	1	2	1	2	2
28 Robinson Chirinos, R (1, 2) OBP: 0.372, SLG: 0.519		C FF 92 B FF 93 F FF 93 F CU 77 S FF 95 1-3 K	C FF 91 F CU 75 F CU 76 B FF 92 F CU 75 B FF 93 F FF 94 F FF 93 X FF 94 2-2 F8		C SL 83 B SL 84 C SI 93 S SI 92 1-3 K		F FF 94 X FF 92 0-1 1-H HR			4	1	1	2	0	2	0
18 Tony Kemp, L (1, 4) OBP: 0.308, SLG: 0.410	C FF 93 F FF 94 B FF 94 B FF 95 X FF 93 2-2 13 HR 1B		F FF 92 C CU 76 S FF 94 0-3 K		C SL 83 F SI 92 F SI 93 B CH 82 X CH 83 1-2 F8		X FC 87 0-0 F9			4	1	1	0	0	1	0
13 Tyler White, R (1, 3) OBP: 0.320, SLG: 0.315	1 SAFE F FF 93 1 SAFE F FF 94 B FF 95 B FF 94 B CU 78 1 SAFE X FF 94 3-2 1-H HR			C FF 92 S CU 77 B CU 78 F CU 77 C FF 93 1-3 K	B SI 92 B SL 84 F SI 92 C SI 94 B SI 94 B SL 84 4-2 BB		C FF 91 F FC 87 C FF 94 0-3 K			3	1	1	2	1	2	0
6 Jake Marisnick, R (1, 8) OBP: 0.315, SLG: 0.471	B FF 94 B FF 93 X FF 93 2-0 2 E 2 S 1B			X FF 92 0-0 F9	C SI 94 D SL 82 X SI 92 1-1 G5-3		B FC 86 X FC 87 1-0 1B			4	0	2	0	0	0	1
Inning Stats	R: 0 H: 1 E: 0 LOB: 2 K: 1 BB: 1 S: 10 P: 18	R: 2 H: 3 E: 0 LOB: 1 K: 2 BB: 0 S: 17 P: 26	R: 2 H: 2 E: 0 LOB: 0 K: 2 BB: 0 S: 17 P: 21	R: 0 H: 0 E: 0 LOB: 0 K: 2 BB: 0 S: 9 P: 11	R: 4 H: 4 E: 0 LOB: 1 K: 1 BB: 1 S: 22 P: 35	R: 0 H: 0 E: 0 LOB: 1 K: 1 BB: 1 S: 10 P: 18	R: 2 H: 2 E: 0 LOB: 1 K: 1 BB: 1 S: 12 P: 18	R: 0 H: 0 E: 0 LOB: 0 K: 0 BB: 0 S: 6 P: 9		1B: 5 SF: 0 2B: 2 SAC: 0 3B: 1 DP: 0 HR: 4 HBP: 0					WP: 0 PA: 40 PB: 0 SB: 2 CS: 0	

PITCHER		IP	WLS	BF	H	R	ER	SO	BB	IBB	HBP	BLK	WP	HR	S	P	ERA	WHIP
51 Freddy Peralta, R ERA: 5.81	(1, 1)	4.0	L	21	8	6	6	7	1	0	0	0	0	2	58	84	13.50	2.250
43 Matt Albers, R ERA: 4.33	(5, 1)	1.0		6	2	2	2	1	1	0	0	0	0	1	17	27	18.00	3.000
50 Jacob Barnes, R ERA: 6.86	(6, 1)	2.0		10	2	2	2	2	2	0	0	0	0	1	22	36	9.00	2.000
39 Corbin Burnes, R ERA: 9.24	(8, 1)	1.0		3	0	0	0	0	0	0	0	0	0	0	6	9	0.00	0.000

PITCHER	IP	WLS	BF	H	R	ER	SO	BB	IBB	HBP	BLK	WP	HR	S	P	ERA	WHIP

BOTTOM

Milwaukee Brewers @ Houston Astros

Minute Maid Park, Houston, TX

Tue Jun 11 2019, 7:11 PM - 10:08 PM CDT

Att. 35,928 - Roof Closed - 72 F

livebaseballscorecards.com

AB	36
R	10
H	12
RBI	10
BB	4
SO	10
LOB	9

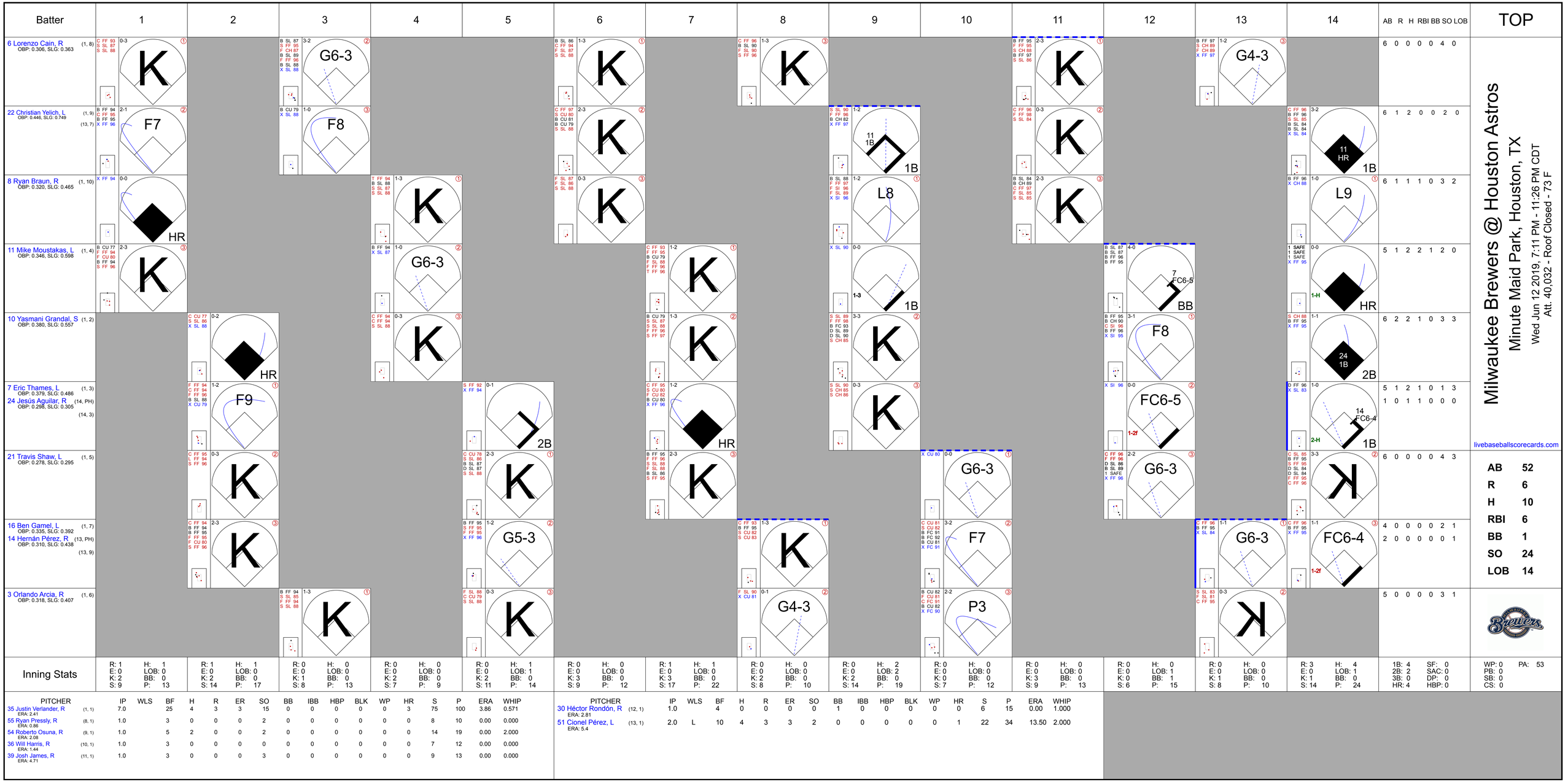
Batter
1
2
3
4
5
6
7
8
9
10
11
12
13
14
AB R H RBI BB SO LOB
TOP
6 Lorenzo Cain, R (1, 8) OBP: 0.306, SLG: 0.363
22 Christian Yelich, L (1, 9) (13, 7) OBP: 0.446, SLG: 0.749
8 Ryan Braun, R (1, 10) OBP: 0.320, SLG: 0.465
11 Mike Moustakas, L (1, 4) OBP: 0.346, SLG: 0.598
10 Yasmani Grandal, S (1, 2) OBP: 0.380, SLG: 0.557
7 Eric Thames, L (1, 3) OBP: 0.379, SLG: 0.486
24 Jesús Aguilar, R (14, PH) OBP: 0.298, SLG: 0.305 (14, 3)
21 Travis Shaw, L (1, 5) OBP: 0.278, SLG: 0.295
16 Ben Gamel, L (1, 7) OBP: 0.335, SLG: 0.392
14 Hernán Pérez, R (13, PH) OBP: 0.310, SLG: 0.438 (13, 9)
3 Orlando Arcia, R (1, 6) OBP: 0.318, SLG: 0.407
Milwaukee Brewers @ Houston Astros
Minute Maid Park, Houston, TX
Wed Jun 12 2019, 7:11 PM - 11:26 PM CDT
Att. 40,032 - Roof Closed - 73 F
livebaseballscorecards.com
AB 52
R 6
H 10
RBI 6
BB 1
SO 24
LOB 14
Inning Stats
PITCHER IP WLS BF H R ER SO BB IBB HBP BLK WP HR S P ERA WHIP
35 Justin Verlander, R (1, 1) ERA: 2.41
55 Ryan Pressly, R (8, 1) ERA: 0.86
54 Roberto Osuna, R (9, 1) ERA: 2.08
36 Will Harris, R (10, 1) ERA: 1.44
39 Josh James, R (11, 1) ERA: 4.71
30 Héctor Rondón, R (12, 1) ERA: 2.81
51 Cionel Pérez, L (13, 1) ERA: 5.4
1B: 4 SF: 0
2B: 2 SAC: 0
3B: 0 DP: 0
HR: 4 HBP: 0
WP: 0 PA: 53
PB: 0
SB: 0
CS: 0

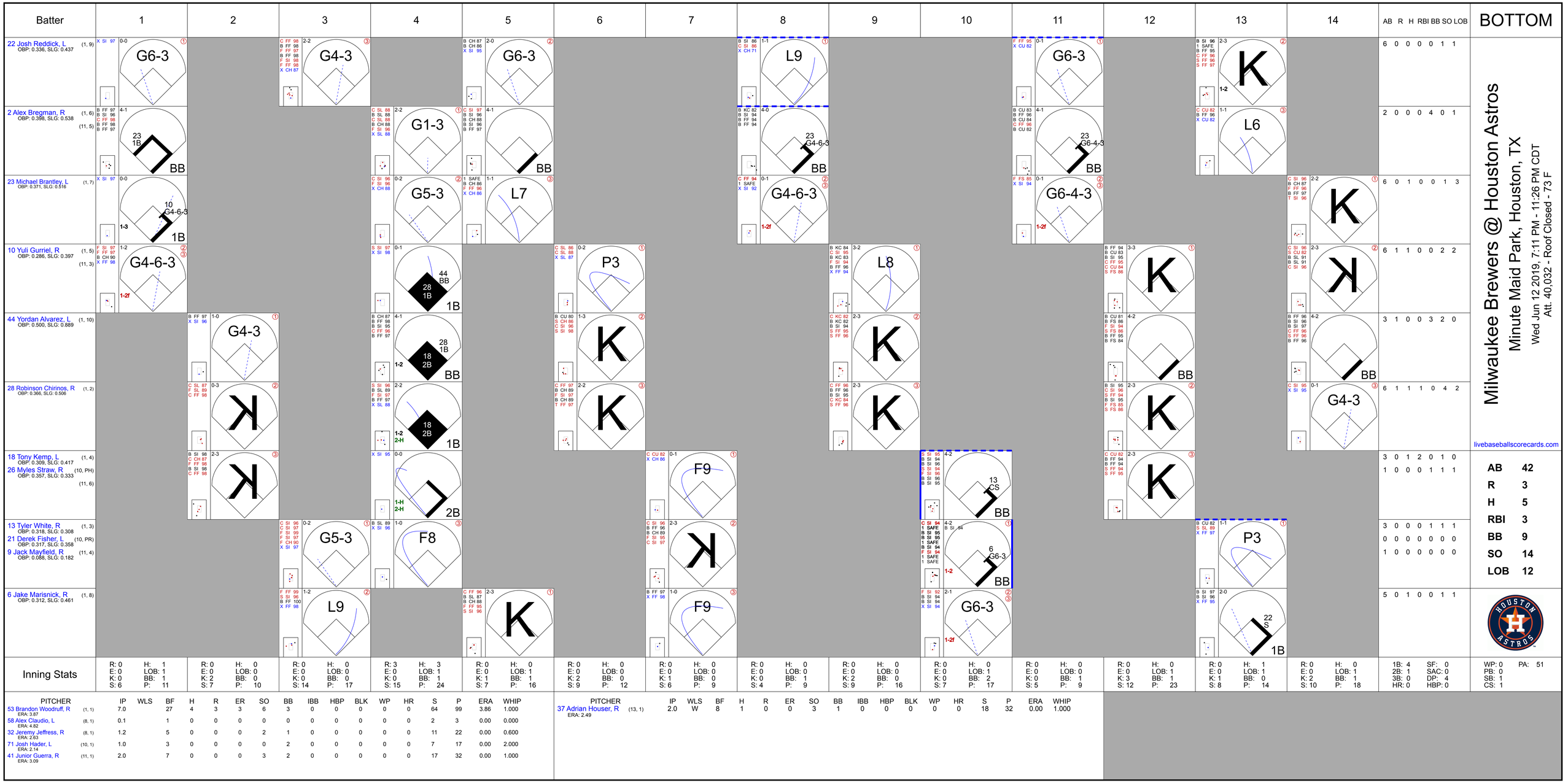
Batter
1
2
3
4
5
6
7
8
9
10
11
12
13
14
AB R H RBI BB SO LOB
BOTTOM
22 Josh Reddick, L (1, 9) OBP: 0.336, SLG: 0.437
G6-3
G4-3
G6-3
L9
G6-3
L6
6 0 0 0 0 1 1
2 Alex Bregman, R (1, 6) OBP: 0.398, SLG: 0.538
23 1B BB
G1-3
23 G4-6-3 BB
23 G6-4-3 BB
2 0 0 0 4 0 1
23 Michael Brantley, L (1, 7) OBP: 0.371, SLG: 0.516
10 G4-6-3 1B
G5-3
L7
G4-6-3
G6-4-3
K
6 0 1 0 0 1 3
10 Yuli Gurriel, R (1, 5) (11, 3) OBP: 0.286, SLG: 0.397
G4-6-3
44 BB 28 1B 1B
P3
L8
K
K
6 1 1 0 0 2 2
44 Yordan Alvarez, L (1, 10) OBP: 0.500, SLG: 0.889
G4-3
28 1B 18 2B BB
K
BB
3 1 0 0 3 2 0
28 Robinson Chirinos, R (1, 2) OBP: 0.366, SLG: 0.506
K
18 2B 1B
K
K
K
G4-3
6 1 1 1 0 4 2
18 Tony Kemp, L (1, 4) OBP: 0.309, SLG: 0.417
26 Myles Straw, R (10, PH) OBP: 0.357, SLG: 0.333
(11, 6)
K
K
F9
13 CS BB
K
3 0 1 2 0 1 0
1 0 0 0 1 1 1
13 Tyler White, R (1, 3) OBP: 0.318, SLG: 0.308
21 Derek Fisher, L (10, PR) OBP: 0.317, SLG: 0.358
9 Jack Mayfield, R (11, 4) OBP: 0.088, SLG: 0.182
G5-3
F8
6 G6-3 BB
P3
3 0 0 0 1 1 1
0 0 0 0 0 0 0
1 0 0 0 0 0 0
6 Jake Marisnick, R (1, 8) OBP: 0.312, SLG: 0.461
L9
K
F9
G6-3
22 S 1B
5 0 1 0 0 1 1
Inning Stats
R: 0 E: 0 K: 0 S: 6 H: 1 LOB: 1 BB: 1 P: 11
R: 0 E: 0 K: 2 S: 7 H: 0 LOB: 0 BB: 0 P: 10
R: 0 E: 0 K: 0 S: 14 H: 0 LOB: 0 BB: 0 P: 17
R: 3 E: 0 K: 0 S: 15 H: 3 LOB: 1 BB: 1 P: 24
R: 0 E: 0 K: 1 S: 7 H: 0 LOB: 1 BB: 1 P: 16
R: 0 E: 0 K: 2 S: 9 H: 0 LOB: 0 BB: 0 P: 12
R: 0 E: 0 K: 1 S: 6 H: 0 LOB: 0 BB: 0 P: 9
R: 0 E: 0 K: 0 S: 4 H: 0 LOB: 0 BB: 1 P: 9
R: 0 E: 0 K: 2 S: 9 H: 0 LOB: 0 BB: 0 P: 9
R: 0 E: 0 K: 0 S: 7 H: 0 LOB: 1 BB: 2 P: 17
R: 0 E: 0 K: 0 S: 5 H: 0 LOB: 0 BB: 1 P: 9
R: 0 E: 0 K: 3 S: 12 H: 0 LOB: 1 BB: 1 P: 23
R: 0 E: 0 K: 1 S: 8 H: 1 LOB: 1 BB: 0 P: 14
R: 0 E: 0 K: 2 S: 10 H: 0 LOB: 1 BB: 1 P: 18
1B: 4 2B: 1 3B: 0 HR: 0 SF: 0 SAC: 0 DP: 4 HBP: 0
WP: 0 PB: 0 SB: 1 CS: 1 PA: 51
PITCHER IP WLS BF H R ER SO BB IBB HBP BLK WP HR S P ERA WHIP
53 Brandon Woodruff, R (1, 1) ERA: 3.87 7.0 27 4 3 3 6 3 0 0 0 0 0 64 99 3.86 1.000
58 Alex Claudio, L (8, 1) ERA: 4.82 0.1 1 0 0 0 0 0 0 0 0 0 0 2 3 0.00 0.000
32 Jeremy Jeffress, R (8, 1) ERA: 2.63 1.2 5 0 0 0 2 1 0 0 0 0 0 11 22 0.00 0.600
71 Josh Hader, L (10, 1) ERA: 2.14 1.0 3 0 0 0 0 2 0 0 0 0 0 7 17 0.00 2.000
41 Junior Guerra, R (11, 1) ERA: 3.09 2.0 7 0 0 0 3 2 0 0 0 0 0 17 32 0.00 1.000
PITCHER IP WLS BF H R ER SO BB IBB HBP BLK WP HR S P ERA WHIP
37 Adrian Houser, R (13, 1) ERA: 2.49 2.0 W 8 1 0 0 3 1 0 0 0 0 0 18 32 0.00 1.000
Milwaukee Brewers @ Houston Astros
Minute Maid Park, Houston, TX
Wed Jun 12 2019, 7:11 PM - 11:26 PM CDT
Att. 40,032 - Roof Closed - 73 F
livebaseballscorecards.com
AB 42
R 3
H 5
RBI 3
BB 9
SO 14
LOB 12

Toronto Blue Jays @ Houston Astros

Minute Maid Park, Houston, TX

Fri Jun 14 2019, 7:11 PM - 10:03 PM CDT

Att. 34,719 - Roof Closed - 72 F

TOP

livebaseballscorecards.com

Batter	1	2	3	4	5	6	7	8	9	AB	R	H	RBI	BB	SO	LOB
8 Cavan Biggio, L (1, 4) OBP: 0.344, SLG: 0.388	C FF 96 F FF 94 F FF 96 T KC 82 0-2 ① **K**		C FF 95 B SL 88 B FF 95 F FF 97 T FF 98 2-2 ① **K**		B CH 89 X FF 97 1-0 1-H 2-H **2B**		B FF 92 C CH 82 C FF 92 D CU 80 S CU 79 2-3 ③ **K**			4	0	1	2	0	3	1
27 Vladimir Guerrero Jr., R (1, 5) OBP: 0.333, SLG: 0.463 5 Eric Sogard, L (2, 5) OBP: 0.343, SLG: 0.461	F SI 95 H FF 96 1-1 14 BB 13 1B **HBP**		X FF 96 0-0 ② **L8**		B FF 98 B FF 96 C FF 96 C CH 89 X SI 98 2-2 ② **F7**			F FF 91 X CU 78 0-1 ① **L8**		0 3	0 0	0 0	0 0	0 0	0 0	0 1
13 Lourdes Gurriel Jr., R (1, 7) OBP: 0.339, SLG: 0.541	B FF 95 X KC 80 1-0 14 BB **1-2** **1B**		C FF 96 F FF 96 B FF 97 B SL 89 S SL 90 2-3 ③ **K**		B FF 97 D SL 89 X FF 97 2-0 ③ **P4**			B FF 92 C FF 93 B CH 84 S CH 84 S FF 95 2-3 ② **K**		4	0	1	0	0	2	1
44 Rowdy Tellez, L (1, 10) OBP: 0.273, SLG: 0.423	C SI 98 F KC 81 X FF 98 0-2 ② **F7**			F FF 96 C KC 80 F SL 87 F SL 89 S FF 98 0-3 ① **K**		S FF 96 B SL 90 S SL 91 B SL 91 S FF 98 2-3 ① **K**		X CU 78 0-0 ③ **P5**		4	0	0	0	0	2	2
14 Justin Smoak, S (1, 3) OBP: 0.364, SLG: 0.423	B FF 98 D SL 89 B FF 97 C FF 98 B FF 99 4-1 **1-2** **2-3** **BB**			C KC 79 S CH 86 F FF 98 B FF 97 F FF 98 B KC 81 X KC 80 2-2 ② **L8**		C SL 90 X SL 89 0-1 ② **P5**			B FF 89 C FF 90 F CU 78 S CU 78 1-3 ① **K**	3	0	0	0	1	1	0
15 Randal Grichuk, R (1, 8) OBP: 0.276, SLG: 0.405	B FF 98 C FF 97 F SL 90 S FF 100 1-3 ③ **K**			F SL 87 C SL 87 F SL 89 F FF 98 F FF 98 F KC 81 B SL 88 S SL 89 1-3 ③ **K**		S SL 89 B FF 98 S FF 99 B FF 98 T SL 89 2-2 ③ **K**			F CU 76 B CH 82 B FF 92 F FF 92 B FF 94 X FF 92 3-2 ② **G6-3**	4	0	0	0	0	3	3
16 Freddy Galvis, S (1, 6) OBP: 0.284, SLG: 0.407		F FF 94 X FF 94 0-1 ① **F8**			B CH 92 B FF 94 C FF 96 B CH 89 S FF 95 B FF 97 4-2 21 1B 8 2B **BB**		B FF 92 S CH 80 B CH 84 F FF 91 X CH 84 2-2 3 G5-3 **1B**		B CH 83 B FF 92 C FF 91 X FF 91 2-1 3 FC5-4 **1B**	3	1	2	0	1	0	0
3 Brandon Drury, R (1, 9) OBP: 0.259, SLG: 0.379		C FF 94 B SL 87 B SL 88 B KC 80 X FF 97 3-1 ② **L8**			B SI 96 F SI 97 D KC 80 F FF 98 C FF 98 2-3 ① **K**		B CU 79 C CU 80 S CH 82 B CH 83 B FF 94 F FF 94 X CH 82 3-2 ① **G5-3** **1-2**		X CH 84 0-0 ③ **FC5-4** **1-2f**	4	0	0	0	0	1	3
21 Luke Maile, R (1, 2) OBP: 0.241, SLG: 0.284		C SL 90 C SL 86 B FF 98 B FF 98 B SL 89 S FF 98 3-3 ③ **K**			B FF 96 S SL 89 X FF 96 1-1 8 2B **1-2** **1B**		C CU 80 D CH 84 B FF 92 B CH 83 X FF 92 3-1 ② **L5**			3	1	1	0	0	1	1
Inning Stats	R: 0 E: 0 K: 2 S: 13 H: 1 LOB: 3 BB: 1 P: 20	R: 0 E: 0 K: 1 S: 7 H: 0 LOB: 0 BB: 0 P: 13	R: 0 E: 0 K: 2 S: 7 H: 0 LOB: 0 BB: 0 P: 11	R: 0 E: 0 K: 2 S: 17 H: 0 LOB: 0 BB: 0 P: 20	R: 2 E: 0 K: 1 S: 12 H: 2 LOB: 1 BB: 1 P: 24	R: 0 E: 0 K: 2 S: 8 H: 0 LOB: 0 BB: 0 P: 12	R: 0 E: 0 K: 1 S: 12 H: 1 LOB: 1 BB: 0 P: 22	R: 0 E: 0 K: 1 S: 6 H: 0 LOB: 0 BB: 0 P: 8	R: 0 E: 0 K: 1 S: 9 H: 1 LOB: 1 BB: 0 P: 15	1B: 4 2B: 1 3B: 0 HR: 0 SF: 0 SAC: 0 DP: 0 HBP: 1						

	AB	32
	R	2
	H	5
	RBI	2
	BB	2
	SO	13
	LOB	12

WP: 0 PA: 35
PB: 0
SB: 0
CS: 0

PITCHER		IP	WLS	BF	H	R	ER	SO	BB	IBB	HBP	BLK	WP	HR	S	P	ERA	WHIP
45 Gerrit Cole, R ERA: 3.67	(1, 1)	6.0	W	24	3	2	2	10	2	0	1	0	0	0	64	100	3.00	0.833
61 Rogelio Armenteros, R ERA:	(7, 1)	3.0	S	11	2	0	0	3	0	0	0	0	0	0	27	45	0.00	0.667

PITCHER		IP	WLS	BF	H	R	ER	SO	BB	IBB	HBP	BLK	WP	HR	S	P	ERA	WHIP

BOTTOM

Toronto Blue Jays @ Houston Astros

Minute Maid Park, Houston, TX

Fri Jun 14 2019, 7:11 PM - 10:03 PM CDT

Att. 34,719 - Roof Closed - 72 F

livebaseballscorecards.com

Batter	1	2	3	4	5	6	7	8	9	AB	R	H	RBI	BB	SO	LOB
2 Alex Bregman, R (1, 6) OBP: 0.399, SLG: 0.547	C FF 94 B FF 94 B CH 91 B FF 96 B FF 95 4-1 44 1B 23 BB 28 1B BB	B CU 78 C CH 88 X FF 93 1-1 1-H 2-H HR		C SI 88 B SL 86 C SI 91 S SL 85 1-3 ① K		C CU 74 X FF 94 0-1 ① L9		F SL 88 T FF 94 S SL 86 0-3 ① K		3	2	1	3	1	1	0
9 Jack Mayfield, R (8, 6) OBP: 0.086, SLG: 0.176										1	0	0	0	0	1	1
23 Michael Brantley, L (1, 7) OBP: 0.372, SLG: 0.510	B FF 95 1 SAFE B FF 95 B FF 95 C FF 95 B FF 94 4-1 44 1B 28 1B 1-2 BB	C FF 94 X CH 88 0-1 ① G3-1		F CU 81 F CH 83 X CU 80 0-2 ② F7		C CU 75 F CU 75 S SL 83 0-3 ② K		B SI 94 S SL 86 C SI 95 B SI 95 B SI 95 B SL 89 4-2 44 BB 10 BB 28 HR 1-2 BB		3	2	0	0	2	1	0
10 Yuli Gurriel, R (1, 5) OBP: 0.292, SLG: 0.396	C CU 78 F CU 79 B CH 90 F FF 96 F FF 95 B CU 78 S CU 77 2-3 ① K	F FF 93 X CH 88 0-1 ② F7		S SL 86 B SI 90 B SL 85 C SI 89 X SL 84 2-2 44 HR 1B		B FF 95 H FF 94 2-0 44 1B HBP		B SI 96 B SI 96 B SI 96 B FF 94 4-0 44 BB 28 HR 1-2 2-3 BB		3	2	1	0	1	1	2
44 Yordan Alvarez, L (1, 10) OBP: 0.579, SLG: 1.077	F CH 90 B SI 96 X FF 95 1-1 28 1B 22 SF7 1-2 2-3 1B	C CH 89 C CU 78 F FF 94 C CU 77 0-3 ③ K		B SI 89 B SI 88 X SL 83 2-0 1-H HR		C FF 93 B FF 95 X FF 94 1-1 1-2 1B		B SI 96 D SI 95 B FF 94 B SI 94 4-0 28 HR 1-2 2-3 3-H BB		4	3	3	3	1	1	0
28 Robinson Chirinos, R (1, 2) OBP: 0.367, SLG: 0.521	X FF 95 0-0 1-3 2-H 3-H 1B	B FF 92 C FF 92 B FF 93 F FF 92 S CU 77 2-3 ① K		X SI 90 0-0 ③ G6-3		D CU 76 F FF 93 C FF 95 F FF 95 D SL 86 S SL 83 2-3 ③ K		X FF 90 0-0 1-H 2-H 3-H HR		5	1	2	6	0	2	2
22 Josh Reddick, L (1, 9) OBP: 0.337, SLG: 0.438	X FF 95 0-0 ② SF7 3-H	B CU 75 X FF 94 1-0 13 S 18 HR 1B		C SI 88 B SL 83 X SI 88 1-1 ① L9		S CU 73 B FF 94 X CH 83 1-1 ① P6		B FF 90 B CU 72 F FF 90 X FF 90 2-1 1B		4	1	2	1	0	0	0
13 Tyler White, R (1, 3) OBP: 0.315, SLG: 0.312	C FF 95 B FF 96 C FF 94 B FF 95 B FF 94 X FF 95 3-2 ③ L8	C CU 77 C SI 93 B FF 92 F CU 76 B FF 94 S FF 93 2-3 ② K 1-2		B SI 90 X SI 89 1-0 18 G4-3 2B		C CU 74 F FF 94 B FF 96 F FF 94 B CU 76 B FF 94 C SL 84 3-3 ② K		C CH 83 F FF 90 C CU 75 0-3 ② K		5	0	1	0	0	3	3
18 Tony Kemp, L (1, 4) OBP: 0.312, SLG: 0.440		C FF 94 S CH 88 X FF 95 0-2 6 S 2 HR 1B	X FF 93 0-0 2-H HR	B SL 84 X SI 88 1-0 ② G4-3 2-3		C CH 85 F CU 77 S SL 83 0-3 ③ K		D CU 74 B CH 83 C FF 90 C FF 90 X FF 90 2-2 ③ G4-3		5	2	2	2	0	1	2
6 Jake Marisnick, R (1, 8) OBP: 0.312, SLG: 0.455		B FF 94 1 SAFE B FF 94 B FF 94 C FF 93 F SI 93 F FF 93 B FF 94 4-2 2 HR 1-2 BB	B FF 93 B CU 79 B FF 94 C FF 93 C FF 94 X FF 93 3-2 ③ P4	X SI 88 0-0 ③ G6-3				B SI 94 C SI 93 B FF 93 F SI 93 B FF 94 B FF 92 4-2 10 BB 23 BB 44 BB BB		2	1	0	0	1	0	1
26 Myles Straw, R (6, 8) OBP: 0.379, SLG: 0.333										0	1	0	0	1	0	0

Inning Stats																																	
	R: 3	H: 2	E: 0	LOB: 1	K: 1	BB: 2	S: 14	P: 28	R: 3	H: 2	E: 0	LOB: 0	K: 1	BB: 1	S: 16	P: 21	R: 2	H: 2	E: 0	LOB: 0	K: 2	BB: 0	S: 12	P: 20	R: 2	H: 2	E: 0	LOB: 0	K: 1	BB: 0	S: 11	P: 16	R: 0	H: 1	E: 0	LOB: 1	K: 0	BB: 0	S: 5	P: 8	R: 0	H: 1	E: 0	LOB: 2	K: 2	BB: 0	S: 11	P: 16	R: 0	H: 0	E: 0	LOB: 0	K: 2	BB: 0	S: 9	P: 13	R: 5	H: 2	E: 0	LOB: 1	K: 2	BB: 4	S: 16	P: 36	1B: 7	SF: 1	2B: 1	SAC: 0	3B: 0	DP: 0	HR: 4	HBP: 1	WP: 0	PA: 44	PB: 0	SB: 2	CS: 0

PITCHER		IP	WLS	BF	H	R	ER	SO	BB	IBB	HBP	BLK	WP	HR	S	P	ERA	WHIP
41 Aaron Sanchez, R ERA: 5.04	(1, 1)	3.0	L	18	6	8	8	4	3	0	0	0	0	2	42	69	24.00	3.000
43 Sam Gaviglio, R ERA: 4.4	(4, 1)	2.0		9	3	2	2	1	0	0	0	0	0	1	16	24	9.00	1.500
64 Derek Law, R ERA: 5.06	(6, 1)	2.0		8	1	0	0	4	0	0	1	0	0	0	20	29	0.00	0.500
58 Tim Mayza, L ERA: 4.56	(8, 1)	0.1		5	0	4	4	1	4	0	0	0	0	0	7	23	108.00	12.000
45 Thomas Pannone, L ERA: 5.91	(8, 1)	0.2		4	2	1	1	1	0	0	0	0	0	1	9	13	13.50	3.000

PITCHER	IP	WLS	BF	H	R	ER	SO	BB	IBB	HBP	BLK	WP	HR	S	P	ERA	WHIP

AB	35
R	15
H	12
RBI	15
BB	7
SO	11
LOB	11

Batter	1	2	3	4	5	6	7	8	9	AB	R	H	RBI	BB	SO	LOB
5 Eric Sogard, L (1, 4) OBP: 0.347, SLG: 0.465	B FF 96 C SI 92 X SI 91 1-1 G6-3		L SI 93 B CU 80 S CU 80 X SI 95 1-2 1B		D CU 80 B SI 91 X FF 95 2-0 SF7 3-H			X FF 92 0-0 15 G6-4-3 1B		3	0	2	1	0	0	0
15 Randal Grichuk, R (1, 9) OBP: 0.272, SLG: 0.398	B FF 95 C CU 77 B CU 78 F CH 90 S CU 81 2-3 K 13 G4-6-3		X CH 90 0-0 G5-3		X CU 78 0-0 G6-3			C SI 80 1 SAFE 1 SAFE F CH 81 B SL 84 1 SAFE X FF 94 1-2 G6-4-3 1-2f		4	0	0	0	0	1	3
13 Lourdes Gurriel Jr., R (1, 7) OBP: 0.328, SLG: 0.522	X CH 88 0-0 G4-6-3 1-2f			B CU 79 X CH 90 1-0 G5-3		C SI 92 B SI 94 S CU 80 S CU 80 1-3 K		X FF 94 0-0 L9		4	0	0	0	0	1	1
37 Teoscar Hernández, R (1, 8) OBP: 0.274, SLG: 0.333		C SI 90 B SI 93 B CH 88 B CH 89 B SI 92 4-1 16 S BB		B SI 91 X SI 93 1-0 G6-3		B CU 77 B FF 95 B SI 92 B FF 95 4-0 44 WP BB			B FF 96 S FF 96 X FF 97 1-1 F8	2	0	0	0	2	0	0
44 Rowdy Tellez, L (1, 10) OBP: 0.268, SLG: 0.414		C SI 90 S SI 93 B CU 79 S CU 78 1-3 K		B CH 89 S CH 88 F CH 87 F FF 96 C CU 80 1-3 K		1 SAFE 1 SAFE S CH 90 B SI 90 C CU 79 S CU 80 1-3 K			B FF 96 F FF 97 F FF 96 B FF 98 B FF 99 X FF 96 3-2 F7	4	0	0	0	0	3	2
16 Freddy Galvis, S (1, 6) OBP: 0.287, SLG: 0.409		C SI 91 F FF 95 1 SAFE 1 SAFE B CU 79 S CU 80 1-3 K 1-2			B CU 77 B CH 90 F SI 91 X CH 89 2-1 9 L9 8 1B 3 1B 1B	C SI 94 S CU 81 S CU 81 0-3 K			B SL 83 B FF 95 C FF 94 F FF 94 X FF 99 2-2 1B	4	1	2	0	0	2	2
8 Cavan Biggio, L (1, 3) OBP: 0.338, SLG: 0.377		C CU 78 D CU 80 C SI 92 F SI 93 B CU 80 F CU 80 B SI 94 F CU 80 S FF 95 3-3 K		C CH 88 B CH 90 X SI 91 1-1 3 1B 5 SF7 1-2 1B			C FF 92 S CH 82 B CH 82 B CH 82 S CH 82 2-3 K	X FF 95 0-0 G3	4	1	1	0	0	2	2
9 Danny Jansen, R (1, 2) OBP: 0.264, SLG: 0.258			B SI 91 C SI 90 F SI 91 B CU 79 F CU 79 X FF 94 2-2 G5-3		X CU 78 0-0 L9 2-3		X FF 94 0-0 F7			3	0	0	0	0	0	2
3 Brandon Drury, R (1, 5) OBP: 0.260, SLG: 0.378			B CU 78 B SI 92 X SI 92 2-0 G5-3		X SI 91 0-0 1-3 3-H 1B		C SL 82 S CH 84 B FF 94 B SL 83 B CH 84 F CH 82 C FF 95 3-3 K			3	0	1	1	0	1	0

Inning Stats																				
	R: 0	H: 0	R: 0	H: 0	R: 0	H: 1	R: 0	H: 0	R: 2	H: 3	R: 0	H: 0	R: 0	H: 0	R: 0	H: 1	R: 0	H: 1	1B: 6	SF: 1	WP: 2	PA: 34
	E: 0	LOB: 0	E: 0	LOB: 1	E: 0	LOB: 1	E: 0	LOB: 0	E: 0	LOB: 1	E: 0	LOB: 1	E: 0	LOB: 0	E: 0	LOB: 0	E: 0	LOB: 1	2B: 0	SAC: 0	PB: 0	
	K: 1	BB: 0	K: 3	BB: 1	K: 0	BB: 0	K: 1	BB: 0	K: 0	BB: 0	K: 3	BB: 1	K: 2	BB: 0	K: 0	BB: 0	K: 0	BB: 0	3B: 0	DP: 2	SB: 1	
	S: 6	P: 9	S: 13	P: 22	S: 9	P: 14	S: 6	P: 9	S: 8	P: 13	S: 9	P: 15	S: 8	P: 13	S: 5	P: 6	S: 9	P: 15	HR: 0	HBP: 0	CS: 0	

PITCHER		IP	WLS	BF	H	R	ER	SO	BB	IBB	HBP	BLK	WP	HR	S	P	ERA	WHIP
59 Framber Valdez, L ERA: 2.77	(1, 1)	6.0	W	24	4	2	2	8	2	0	0	0	2	0	51	82	3.00	1.000
47 Chris Devenski, R ERA: 4.55	(7, 1)	2.0		6	1	0	0	2	0	0	0	0	0	0	13	19	0.00	0.500
39 Josh James, R ERA: 4.58	(9, 1)	1.0		4	1	0	0	0	0	0	0	0	0	0	9	15	0.00	1.000

PITCHER	IP	WLS	BF	H	R	ER	SO	BB	IBB	HBP	BLK	WP	HR	S	P	ERA	WHIP

TOP

Toronto Blue Jays @ Houston Astros

Minute Maid Park, Houston, TX

Sat Jun 15 2019, 3:11 PM - 5:37 PM CDT

Att. 38,012 - Roof Closed - 73 F

livebaseballscorecards.com

AB	31
R	2
H	6
RBI	2
BB	2
SO	10
LOB	12

BOTTOM

Toronto Blue Jays @ Houston Astros

Minute Maid Park, Houston, TX

Sat Jun 15 2019, 3:11 PM - 5:37 PM CDT

Att. 38,012 - Roof Closed - 73 F

livebaseballscorecards.com

Batter	1	2	3	4	5	6	7	8	9	AB	R	H	RBI	BB	SO	LOB
2 Alex Bregman, R (1, 6) OBP: 0.401, SLG: 0.545	B SI 89 B SI 89 C SI 90 B SI 89 F SI 89 B SI 90 4-2 10 FC3-6 23 HBP BB	B SL 71 X SI 90 1-0 ③ G6-3 1-2		C SI 90 C CH 82 F SI 93 B CH 81 B FF 92 X SI 90 2-2 ② 2-H 1B		C SL 82 B FC 92 B FF 92 C SL 82 X SL 83 2-2 ③ L7				3	0	1	1	1	0	1
23 Michael Brantley, L (1, 10) OBP: 0.370, SLG: 0.504	C FF 90 H SL 77 1-1 10 FC3-6 1-2 HBP		C FF 89 B SI 90 F SI 90 B SL 80 B SI 92 X SI 90 3-2 ① G3	F SI 90 C SI 90 F FF 92 B SL 81 B SI 91 X SI 90 2-2 ③ G6-3			B KC 80 B KC 80 X FF 91 2-0 ① G6-3			3	0	0	0	0	0	0
10 Yuli Gurriel, R (1, 5) OBP: 0.288, SLG: 0.390	C SI 91 X SI 90 0-1 ① FC3-6 44 G6-4-3 1-2f 2-3		B SL 75 X SI 92 1-0 ② G6-3		F FF 88 F SL 80 T FF 91 0-2 ① K		B SL 83 F FF 91 F FF 92 X SL 82 1-2 ② G6-3			4	0	0	0	0	1	2
44 Yordan Alvarez, L (1, 7) OBP: 0.609, SLG: 1.176	B FF 90 C SI 90 X SI 90 1-1 ②③ G6-4-3 1-2f		C SI 91 C SI 91 X SL 80 0-2 HR		X SI 90 0-0 13 G6-4-3 1B		X CH 86 0-0 13 1B 1B			4	1	3	1	0	0	2
13 Tyler White, R (1, 3) OBP: 0.325, SLG: 0.326		B SI 90 B FF 90 X SI 91 2-0 9 2B 2B	B SI 92 B FF 90 B CH 81 C SI 90 B CH 81 4-1 BB		B FF 90 X SI 89 1-0 ②③ G6-4-3 1-2f		S SI 89 X SL 80 0-1 1-2 1B			3	1	2	0	1	0	1
22 Josh Reddick, L (1, 9) OBP: 0.336, SLG: 0.447		C SI 89 X SI 90 0-1 ① L1	B SI 90 S SI 91 B SI 91 F SI 90 F SI 91 X SI 90 2-2 ③ G4-3			X FF 93 0-0 HR	B KC 78 S CH 85 B FF 92 X CH 86 2-1 ③ G6-3			4	1	1	1	0	0	4
9 Jack Mayfield, R (1, 4) OBP: 0.154, SLG: 0.316		B SI 91 X SI 90 1-0 11 WP 11 E 2-H 2B		B SI 89 C SI 89 B CH 81 X SI 90 2-1 11 G4-3 26 2B 2B		B KC 78 S FF 92 X SL 82 1-1 11 WP 26 1B 2B		B FF 96 F FF 97 X FF 96 1-1 ① L4		4	3	3	1	0	0	0
11 Garrett Stubbs, L (1, 2) OBP: 0.227, SLG: 0.238		B FF 89 F SI 90 B SL 77 X SI 91 2-1 E3 2 WP 2-H		C SI 89 B SI 90 F SI 89 X SI 91 1-2 ① G4-3 2-3		B FF 94 F FF 93 F CH 86 S KC 80 1-3 ① K 2-3		B FF 96 B SL 86 F FF 96 S FF 94 T FF 97 2-2 ② K		4	0	0	1	0	2	2
26 Myles Straw, R (1, 8) OBP: 0.394, SLG: 0.393		1 SAFE 1 SAFE L SI 88 B SI 90 B SI 90 B SI 89 C SI 90 F SI 90 X SI 89 3-2 ② F7		S SI 90 X SI 90 0-1 2 1B 3-H 2B		C KC 80 B SL 81 X FC 92 1-1 ② 3-H 1B		B FF 97 X FF 96 1-0 ③ G6-3		4	1	2	2	0	0	1
Inning Stats	R: 0 E: 0 K: 0 S: 7 H: 0 LOB: 1 BB: 1 P: 13	R: 2 E: 1 K: 0 S: 11 H: 2 LOB: 1 BB: 0 P: 20	R: 1 E: 0 K: 0 S: 12 H: 1 LOB: 1 BB: 1 P: 22	R: 2 E: 0 K: 0 S: 15 H: 3 LOB: 0 BB: 0 P: 22	R: 0 E: 0 K: 1 S: 5 H: 1 LOB: 0 BB: 0 P: 6	R: 2 E: 0 K: 1 S: 11 H: 3 LOB: 0 BB: 0 P: 16	R: 0 E: 0 K: 0 S: 9 H: 2 LOB: 2 BB: 0 P: 14	R: 0 E: 0 K: 1 S: 6 H: 0 LOB: 0 BB: 0 P: 10		1B: 5 2B: 5 3B: 0 HR: 2	SF: 0 SAC: 0 DP: 2 HBP: 1				WP: 3 PB: 0 SB: 0 CS: 0	PA: 36	

	AB	33
	R	7
	H	12
	RBI	7
	BB	2
	SO	3
	LOB	13

PITCHER		IP	WLS	BF	H	R	ER	SO	BB	IBB	HBP	BLK	WP	HR	S	P	ERA	WHIP
2 Clayton Richard, L ERA: 7.52	(1, 1)	5.0	L	23	7	5	5	1	2	0	1	0	2	1	50	83	9.00	1.800
66 Nick Kingham, R ERA: 9.82	(6, 1)	2.0		10	5	2	2	1	0	0	0	0	1	1	20	30	9.00	2.500
68 Jordan Romano, R ERA:	(8, 1)	1.0		3	0	0	0	1	0	0	0	0	0	0	6	10	0.00	0.000

PITCHER	IP	WLS	BF	H	R	ER	SO	BB	IBB	HBP	BLK	WP	HR	S	P	ERA	WHIP

Toronto Blue Jays @ Houston Astros

Minute Maid Park, Houston, TX

Sun Jun 16 2019, 1:11 PM - 4:12 PM CDT

Att. 42,174 - Roof Closed - 73 F

livebaseballscorecards.com

TOP

Batter	1	2	3	4	5	6	7	8	9	AB	R	H	RBI	BB	SO	LOB
5 Eric Sogard, L (1, 5) OBP: 0.360, SLG: 0.487	C FF 92 C ST 81 X ST 84 0-2 13 SF9 3B		B CH 83 B CH 83 B SI 92 C FF 92 D SI 92 4-1 27 FC6-4 BB		C KC 78 B SI 92 B SI 92 C SI 93 B CH 85 F SI 93 X FF 93 3-2 13 HR 2B	B FF 94 B FF 95 C FF 95 B SL 84 B FF 95 4-1 27 1B 13 1B BB	F FF 95 F FF 95 X FF 95 0-2 ③ F7			3	3	2	0	2	0	1
27 Vladimir Guerrero Jr., R (1, 10) OBP: 0.329, SLG: 0.455	C ST 82 B SI 92 S SI 93 S ST 82 1-3 ① K		B SI 92 C SI 92 F ST 83 X SI 92 1-2 ① FC6-4 1-2f		B SI 92 F SI 92 F ST 81 X SI 93 1-2 ① G5-3	F FF 93 X FF 94 0-1 13 1B 37 HR 1-2 1B		F FF 94 T FF 93 B SL 82 B SL 80 B FF 93 X CH 87 3-2 ① G5-3		5	1	1	0	0	1	3
13 Lourdes Gurriel Jr., R (1, 7) OBP: 0.331, SLG: 0.546	B SI 93 X FF 93 1-0 ② SF9 3-H		B ST 84 B ST 82 X SI 92 2-0 ② L6		B SI 93 F SI 91 B ST 82 C ST 83 X ST 82 2-2 2-H HR	X CH 87 0-0 37 HR 1-2 2-H 1B		C FF 96 C FF 95 B FF 94 B FF 95 X FF 95 2-2 ② G1-3		4	2	2	4	0	0	1
44 Rowdy Tellez, L (1, 3) OBP: 0.266, SLG: 0.424	B FF 93 C ST 83 X FF 94 1-1 HR		B SI 92 S ST 83 B ST 82 F SI 92 X KC 80 2-2 ③ G6-3		X SI 92 0-0 ② F7	X FF 94 0-0 ② F7		C SL 82 B SL 83 S SL 82 B SL 82 X FF 96 2-2 ③ G5-3		5	1	1	1	0	0	3
37 Teoscar Hernández, R (1, 8) OBP: 0.283, SLG: 0.373	C SI 82 B ST 82 B SI 91 S ST 81 S ST 82 2-3 ③ K			F ST 80 C SI 92 B SI 92 B ST 82 B ST 82 B ST 82 4-2 16 1B BB	F SI 81 F SI 92 F SI 92 B ST 82 X SI 92 1-2 ③ G5-3	B FF 95 D CH 87 B FF 94 C FF 94 X FF 94 3-1 1-H 2-H HR			B SL 65 F SL 82 F SL 82 B SL 73 X SL 82 2-2 HR	4	2	2	4	1	1	0
8 Cavan Biggio, L (1, 4) OBP: 0.343, SLG: 0.397		C ST 82 B CH 82 B SI 92 F ST 84 B FF 92 C ST 82 3-3 ① K	C SI 92 1 SAFE 1 SAFE 1 SAFE B SI 93 X ST 83 1-1 ① F7		15 26 16 HR 1B F8				B SL 68 C SL 68 X SL 82 1-1 16 G4-3 2B	5	1	2	0	0	1	1
15 Randal Grichuk, R (1, 9) OBP: 0.274, SLG: 0.400		B SI 92 B SI 91 C SI 93 S ST 81 B SI 92 B SI 93 4-2 BB	1 SAFE S ST 83 S ST 82 S ST 82 0-3 ② K		X SL 80 0-0 16 HR 2B 1-3	B FF 93 B CH 85 B FF 94 C FF 94 T FF 94 F FF 95 X FF 95 3-2 ① L7			B SL 68 X SL 73 1-0 ① P6	4	1	1	0	1	1	2
16 Freddy Galvis, S (1, 6) OBP: 0.293, SLG: 0.425		C ST 82 X SI 92 0-1 ② F7	X SI 93 0-0 1-2 1B		F SL 81 C FF 94 D SL 82 B FF 95 F FF 95 F SL 83 F CU 74 B FF 94 F SL 82 3-2 F FF 95 X FF 94 2-H 3-H HR	B CH 87 X CH 86 1-0 1B		B SL 67 B SL 66 F SL 78 B SL 76 S SL 81 X SL 81 3-2 ② G4-3 2-3	5	1	3	3	0	0	2
9 Danny Jansen, R (1, 2) OBP: 0.257, SLG: 0.250		C SI 92 F ST 81 1 SAFE S ST 81 0-3 ③ K	B SI 92 C SI 92 X ST 83 1-1 ③ F7		C FF 95 B CH 88 B FF 94 X CH 86 2-1 ① F9	B CH 88 S FF 95 B FF 96 S FF 95 T FF 96 2-2 ② K			X SL 82 0-0 ③ G5-3	5	0	0	0	0	2	5

Inning Stats																								
	R: 2	H: 2	R: 0	H: 0	R: 0	H: 0	R: 0	H: 1	R: 2	H: 2	R: 7	H: 6	R: 0	H: 1	R: 0	H: 0	R: 1	H: 2	1B: 5	SF: 1	WP: 0	PA: 45
	E: 0	LOB: 0	E: 0	LOB: 1	E: 0	LOB: 1	E: 0	LOB: 2	E: 0	LOB: 0	E: 0	LOB: 0	E: 0	LOB: 1	E: 0	LOB: 0	E: 0	LOB: 1	2B: 3	SAC: 0	PB: 0	
	K: 2	BB: 0	K: 2	BB: 1	K: 0	BB: 1	K: 1	BB: 1	K: 0	BB: 0	K: 0	BB: 1	K: 1	BB: 0	K: 0	BB: 0	K: 0	BB: 0	3B: 1	DP: 0	SB: 0	
	S: 12	P: 17	S: 10	P: 17	S: 8	P: 17	S: 10	P: 16	S: 15	P: 22	S: 21	P: 35	S: 11	P: 17	S: 9	P: 16	S: 10	P: 17	HR: 5	HBP: 0	CS: 0	

PITCHER		IP	WLS	BF	H	R	ER	SO	BB	IBB	HBP	BLK	WP	HR	S	P	ERA	WHIP
41 Brad Peacock, R ERA: 3.67	(1, 1)	5.0	L	23	5	4	4	5	3	0	0	0	0	2	55	89	7.20	1.600
51 Cionel Pérez, L ERA: 11.25	(6, 1)	3.0		17	7	7	7	1	1	0	0	0	0	2	41	68	21.00	2.667
13 Tyler White, R ERA: 6.75	(9, 1)	1.0		5	2	1	1	0	0	0	0	0	0	1	10	17	9.00	2.000

PITCHER	IP	WLS	BF	H	R	ER	SO	BB	IBB	HBP	BLK	WP	HR	S	P	ERA	WHIP

AB	40
R	12
H	14
RBI	12
BB	4
SO	6
LOB	18

BOTTOM

Toronto Blue Jays @ Houston Astros

Minute Maid Park, Houston, TX

Sun Jun 16 2019, 1:11 PM - 4:12 PM CDT

Att. 42,174 - Roof Closed - 73 F

livebaseballscorecards.com

Batter	1	2	3	4	5	6	7	8	9	AB	R	H	RBI	BB	SO	LOB
2 Alex Bregman, R (1, 5) OBP: 0.401, SLG: 0.538	X FF 94 0-0 ① F9		B SL 80 B FF 94 C FF 94 B SL 85 B FC 88 4-1 23 G1-6-3 BB			C FF 92 X FC 88 0-1 ① F8	C FF 94 C FF 95 D SL 84 B FF 95 B FF 95 B FF 95 4-2 1-2 2-3 BB		C FC 88 B SI 94 C SI 95 S SI 94 1-3 ③ K	3	0	0	0	2	1	1
23 Michael Brantley, L (1, 7) OBP: 0.373, SLG: 0.504 11 Garrett Stubbs, L (7, 7) OBP: 0.217, SLG: 0.227 (9, 9)	C FF 94 B FC 91 B FF 94 B SL 82 F FF 95 F FF 94 B FC 90 4-2 44 G3-6-3-5 BB		C SL 80 1 SAFE B FF 93 C FF 93 X FF 93 1-2 ② ③ G1-6-3 1-2f			C FF 92 B CH 81 B CH 84 F FC 89 X FF 94 2-2 22 1B 1B	S FC 89 B FF 95 C FC 89 S SL 84 1-3 ③ K			2 1	0 0	1 0	0 0	1 0	0 0	1 3
44 Yordan Alvarez, L (1, 10) OBP: 0.519, SLG: 0.952 (9, 7)	B FF 95 X FF 94 1-0 ② ③ G3-6-3-5 1-2f			C SL 78 B FF 93 B FF 93 C SL 79 S SL 80 2-3 ① K		S FF 92 C FF 94 S SL 81 0-3 ② K		X FC 91 0-0 ① L7		4	0	0	0	0	2	2
22 Josh Reddick, L (1, 9) OBP: 0.342, SLG: 0.450 (9, 3)		B FF 92 X SL 80 1-0 ① P6		B FF 93 X SL 79 1-0 13 WP 1B		B FF 93 B FF 93 B FF 93 C FF 93 X FF 93 3-1 1-2 1B		B SI 94 B FF 94 B FF 93 4-0 28 BB BB		3	0	2	0	1	0	0
28 Robinson Chirinos, R (1, 2) OBP: 0.370, SLG: 0.517		B FF 94 X SI 93 1-0 13 BB 1B		C SL 79 1 SAFE F FC 87 S FF 93 0-3 ② K		S SI 92 F SL 81 B FF 93 S FF 94 1-3 ③ K		C FC 90 D SL 85 F FF 94 B FF 95 D FC 90 F FF 93 B FF 94 4-2 13 G5-4-3 1-2 BB		3	0	1	0	1	2	3
13 Tyler White, R (1, 3) OBP: 0.329, SLG: 0.326 (9, 1)		B FC 89 B FC 88 B FF 94 C FF 94 D FC 90 4-1 1-2 BB		B FF 94 B SL 80 B FF 93 C FF 94 F FF 92 C FF 95 3-3 ③ K 1-2			B FF 93 B FF 92 S FF 93 X FF 94 2-1 2 BB 9 1B 1B	S SI 93 X SI 93 0-1 ② ③ G5-4-3 1-2f		3	0	1	0	1	1	3
18 Tony Kemp, L (1, 4) OBP: 0.303, SLG: 0.426		B FF 93 S FC 89 C SL 80 X FF 94 1-2 ② P5			B SL 79 C SL 78 B FC 88 C FF 92 B SL 80 C FF 94 3-3 ① K		C SL 79 B FF 93 F FF 94 X SL 80 1-2 ① F7		B CU 76 X SI 94 1-0 ① G4-3	4	0	0	0	0	1	3
9 Jack Mayfield, R (1, 6) OBP: 0.163, SLG: 0.310		B FF 94 S SL 80 S SL 82 D SL 81 X FF 95 2-2 ③ F9			X SL 80 0-0 ② F8		X FC 89 0-0 2 BB 1-2 1B		C SI 94 B FC 88 B SI 94 F SI 94 X FC 89 2-2 ② G5-3	4	0	1	0	0	0	2
26 Myles Straw, R (1, 8) OBP: 0.378, SLG: 0.375			C SI 92 S FC 88 B SL 82 C SL 84 1-3 ① K		C FF 94 C SL 81 B FF 93 X FF 94 1-2 ③ L3		F FF 94 C FF 94 D SL 81 F FF 94 D SL 81 X FF 93 2-2 ② F9		B SI 94 B SI 94 C SI 94 X SI 94 2-1 1B	4	0	1	0	0	1	2
Inning Stats	R: 0 E: 0 K: 0 S: 5 H: 0 LOB: 0 BB: 1 P: 10	R: 0 E: 0 K: 0 S: 9 H: 1 LOB: 2 BB: 1 P: 18	R: 0 E: 0 K: 1 S: 7 H: 0 LOB: 0 BB: 1 P: 13	R: 0 E: 0 K: 3 S: 10 H: 1 LOB: 1 BB: 0 P: 16	R: 0 E: 0 K: 1 S: 7 H: 0 LOB: 0 BB: 0 P: 11	R: 0 E: 0 K: 2 S: 13 H: 2 LOB: 2 BB: 0 P: 19	R: 0 E: 0 K: 1 S: 15 H: 2 LOB: 3 BB: 1 P: 25	R: 0 E: 0 K: 0 S: 6 H: 0 LOB: 1 BB: 2 P: 14	R: 0 E: 0 K: 1 S: 9 H: 1 LOB: 1 BB: 0 P: 15	1B: 7 2B: 0 3B: 0 HR: 0	SF: 0 SAC: 0 DP: 3 HBP: 0	WP: 1 PB: 0 SB: 0 CS: 0	PA: 37				

	AB	31
	R	0
	H	7
	RBI	0
	BB	6
	SO	9
	LOB	20

PITCHER		IP	WLS	BF	H	R	ER	SO	BB	IBB	HBP	BLK	WP	HR	S	P	ERA	WHIP
57 Trent Thornton, R ERA: 4.36	(1, 1)	6.2	W	27	6	0	0	7	3	0	0	0	1	0	61	102	0.00	1.350
50 Justin Shafer, R ERA: 3.86	(7, 1)	1.1		6	0	0	0	1	3	0	0	0	0	0	11	24	0.00	2.250
31 Joe Biagini, R ERA: 3.6	(9, 1)	1.0		4	1	0	0	1	0	0	0	0	0	0	9	15	0.00	1.000

PITCHER	IP	WLS	BF	H	R	ER	SO	BB	IBB	HBP	BLK	WP	HR	S	P	ERA	WHIP

Houston Astros @ Cincinnati Reds

Great American Ball Park, Cincinnati, OH

Mon Jun 17 2019, 7:12 PM - 10:58 PM EDT

Att. 22,745 - Overcast - 81 F

TOP

livebaseballscorecards.com

Batter	1	2	3	4	5	6	7	8	9	AB	R	H	RBI	BB	SO	LOB
2 Alex Bregman, R (1, 6) (8, 5) OBP: 0.397, SLG: 0.530	C FF 99 C SI 98 B CH 89 B CH 89 F FF 99 S CH 89 2-3 K ①		B SL 86 B SL 85 B SI 97 X SI 97 3-0 G4-3 ②		B CH 88 F FF 97 F SI 96 B FF 96 F FF 97 B SL 86 C FF 97 3-3 K ③		B FF 95 C SI 95 S FF 95 B FF 95 B FC 89 B FF 96 4-2 23 2B BB		1 SAFE X FF 94 0-0 P3 ①	4	0	0	0	1	2	1
23 Michael Brantley, L (1, 9) OBP: 0.370, SLG: 0.502	X SL 86 0-0 L9 ②		C SI 98 B FF 97 F FF 97 B FF 98 S CH 89 2-3 K ③			C SL 86 X CH 88 0-1 F8 ①	X SL 86 0-0 1-3 2-H 2B		X FF 96 0-0 L8 ②	5	0	1	1	0	1	1
44 Yordan Alvarez, L (1, 7) OBP: 0.469, SLG: 0.808	B FF 98 F SI 98 X CH 89 1-1 10 FC6-4 1B			C SI 96 B FF 96 X SL 86 1-1 F8 ①		B FF 96 B SI 96 C SI 96 F CH 87 S CH 87 2-3 K ②	B SI 95 B SI 95 S SL 86 X SL 86 2-1 F9 ③		B FC 95 C SI 98 D CH 87 B FF 98 F FC 96 S FF 99 3-3 K ③	5	0	1	0	0	2	3
10 Yuli Gurriel, R (1, 5) (8, 3) OBP: 0.294, SLG: 0.393	F FF 99 D SL 86 X SL 86 1-1 FC6-4 1-2f ③			X FF 97 0-0 28 WP 22 BB 1B		C SL 85 B FF 95 B CH 87 S CH 87 B CH 87 B CH 86 4-2 BB		F SL 86 B SL 87 B SL 86 F SL 86 F FF 96 X SL 86 2-2 22 FC3-6 1B		3	0	2	0	1	0	1
22 Josh Reddick, L (1, 8) OBP: 0.341, SLG: 0.444		X SI 96 0-0 G1-3 ①		B SI 96 D SI 96 C SI 97 B CH 88 S SI 97 D CH 87 4-2 28 WP 1-2 BB		C CH 86 S CH 87 F CH 87 S FF 95 0-3 K ③		X SI 96 0-0 FC3-6 18 PB 13 BB 1-2f ①		3	0	0	0	1	1	2
28 Robinson Chirinos, R (1, 2) OBP: 0.372, SLG: 0.511		B FF 97 C FF 97 B CH 88 S CH 87 B FF 97 S CH 88 3-3 K ②		F SI 97 B SI 96 B FF 97 B CH 88 S CH 87 B CH 87 4-2 13 G4-3 1-2 2-3 BB			C SL 86 B SL 84 B SI 96 B SI 96 C SI 97 B SI 94 4-2 13 BB 6 E BB	X SL 84 0-0 P6 ②		2	1	0	0	2	1	1
13 Tyler White, R (1, 3) OBP: 0.339, SLG: 0.324 9 Jack Mayfield, R (8, PR) (8, 6) OBP: 0.163, SLG: 0.310		B FF 98 B FF 98 B SL 85 B SI 97 4-0 BB		S CH 87 B SI 97 B SI 96 X SI 97 2-1 G4-3 ② ③ 1-2f			D SI 95 B CH 86 B SI 96 C SI 95 B SI 95 4-1 6 FC1-6 1-2 BB	B SL 84 D FF 92 B CH 87 C FF 93 B FF 94 4-1 1-2 BB		1	0	0	0	3	0	3
										0	0	0	0	0	0	0
18 Tony Kemp, L (1, 4) OBP: 0.295, SLG: 0.414		X SI 97 0-0 G3 ③			B SL 85 C SL 84 S FF 95 B SL 85 X CH 87 2-2 G3 ①		C CU 81 S FC 83 D FC 86 F FF 95 B CU 82 B CU 81 F FF 95 S SI 95 3-3 K ①	T CH 87 B SL 83 B FF 94 B SL 82 S CH 88 F CH 88 X CH 88 3-2 G4-3 ③ 1-2 2-3		4	0	0	0	0	1	5
20 Wade Miley, L (1, 1) 30 Héctor Rondón, R (5, 1) 6 Jake Marisnick, R (7, PH) OBP: 0.310, SLG: 0.451 36 Will Harris, R (7, 1) 55 Ryan Pressly, R (8, 1) 26 Myles Straw, R (9, PH) OBP: 0.395, SLG: 0.375			B SI 95 C SI 96 F SL 83 X FF 95 1-2 G6-3 ①		B SI 95 F SI 96 C FF 97 S CH 87 1-3 K ②		D FC 86 F FF 95 D FC 87 S FC 85 X FC 88 2-2 FC1-6 23 2B 1-2f 2-H ②		B FF 92 C FF 96 B SL 83 S FF 95 B SL 84 F FF 95 B FF 95 4-2 BB	2	0	0	0	0	1	0
										0	0	0	0	0	0	0
										1	1	0	0	0	0	1
										0	0	0	0	0	0	0
										0	0	0	0	0	0	0
										0	0	0	0	1	0	0

	AB	30
	R	2
	H	4
	RBI	1
	BB	9
	SO	9
	LOB	18

Inning Stats										
	R: 0 E: 0 K: 1 S: 9	H: 1 LOB: 1 BB: 0 P: 13	R: 0 E: 0 K: 1 S: 5	H: 0 LOB: 1 BB: 1 P: 12	R: 0 E: 0 K: 1 S: 7	H: 0 LOB: 0 BB: 0 P: 13	R: 0 E: 0 K: 0 S: 9	H: 1 LOB: 2 BB: 2 P: 20	R: 0 E: 0 K: 2 S: 10	H: 0 LOB: 0 BB: 0 P: 16
	R: 0 E: 0 K: 2 S: 11	H: 0 LOB: 1 BB: 1 P: 17	R: 2 E: 1 K: 1 S: 16	H: 1 LOB: 2 BB: 3 P: 35	R: 0 E: 0 K: 0 S: 11	H: 1 LOB: 2 BB: 1 P: 20	R: 0 E: 0 K: 1 S: 8	H: 0 LOB: 1 BB: 1 P: 15	1B: 3 2B: 1 3B: 0 HR: 0	SF: 0 SAC: 0 DP: 1 HBP: 0
	WP: 1 PB: 1 SB: 0 CS: 0	PA: 39								

PITCHER		IP	WLS	BF	H	R	ER	SO	BB	IBB	HBP	BLK	WP	HR	S	P	ERA	WHIP
58 Luis Castillo, R ERA: 2.26	(1, 1)	6.0	W	25	2	2	2	7	6	0	0	0	1	0	54	102	3.00	1.333
37 David Hernandez, R ERA: 4.7	(7, 1)	0.2	H	3	0	0	0	1	1	0	0	0	0	0	10	19	0.00	1.500
50 Amir Garrett, L ERA: 1.47	(7, 1)	0.2	H	4	2	0	0	0	0	0	0	0	0	0	8	12	0.00	3.000
26 Raisel Iglesias, R ERA: 2.97	(8, 1)	1.0	H	5	0	0	0	0	2	0	0	0	0	0	10	21	0.00	2.000
21 Michael Lorenzen, R ERA: 3.13	(9, 1)	0.2	S	2	0	0	0	1	0	0	0	0	0	0	4	7	0.00	0.000

PITCHER		IP	WLS	BF	H	R	ER	SO	BB	IBB	HBP	BLK	WP	HR	S	P	ERA	WHIP

BOTTOM

Houston Astros @ Cincinnati Reds

Great American Ball Park, Cincinnati, OH

Mon Jun 17 2019, 7:12 PM - 10:58 PM EDT

Att. 22,745 - Overcast - 81 F

livebaseballscorecards.com

Batter	1	2	3	4	5	6	7	8	9	AB	R	H	RBI	BB	SO	LOB
15 Nick Senzel, R (1, 8) OBP: 0.324, SLG: 0.475	X FC 84 0-0 ① P4		1 SAFE F CH 81 F FC 88 B FF 91 B FF 92 S FC 88 2-3 ② K		B FC 90 X FC 89 1-0 19 BB 7 1B 2-H 3-H 1B		X CU 81 0-0 ① F9			4	1	1	2	0	1	1
19 Joey Votto, L (1, 3) OBP: 0.350, SLG: 0.388	B FC 85 B FC 87 C CH 82 S FC 89 B FC 86 F FC 87 S FC 88 3-3 ② K		S FC 88 B SI 90 D CH 82 B FC 88 F FC 89 B FC 90 4-2 1-2 BB		B CH 81 B CH 80 F FF 89 C FF 89 B FF 91 1 SAFE B FC 87 4-2 66 BB 7 1B 1-2 BB		C CU 82 B FC 92 F FC 92 B FC 93 X FC 93 2-2 ② G4-3			2	0	0	0	2	1	0
7 Eugenio Suárez, R (1, 5) OBP: 0.334, SLG: 0.480	C FF 91 B FC 85 B FC 86 B CH 82 C CH 83 C FF 92 3-3 ③ K		C CH 82 B CH 81 F FC 88 T FF 92 1-2 ③ K		X FF 88 0-0 66 BB 1-2 2-H 1B		B FC 92 B FC 92 B CU 81 C FC 92 F FC 91 F FC 92 X FC 91 3-2 ③ F8			4	0	1	1	0	2	2
66 Yasiel Puig, R (1, 9) OBP: 0.274, SLG: 0.416		B FF 88 S FC 85 B CH 82 X CH 81 2-1 ① P6		B CH 80 B CH 80 C CH 82 B CH 82 X FF 92 3-1 ① G3	F FF 93 F FC 88 F FC 90 B CU 76 B FC 88 F FC 86 B FC 90 F FF 94 F FF 94 4-2 F FF 94 B FC 89 33 G4-6-3 1-2 2-3 BB			F FF 95 T FF 96 S FF 97 0-3 ① K		3	0	0	0	1	1	0
6 Phillip Ervin, R (1, 7) 33 Jesse Winker, L (5, PH) (6, 7) 21 Michael Lorenzen, R (9, 1) OBP: 0.357, SLG: 0.348 OBP: 0.317, SLG: 0.449 OBP: 0.222, SLG: 0.250		C SI 90 C CU 75 C FC 87 0-3 ② K		S CH 82 B CH 80 F FC 88 C FF 92 1-3 ② K	D SL 86 F FF 95 X FF 96 1-1 ② ③ G4-6-3 1-2f			C CU 84 C SL 91 B CU 84 F CU 84 F SL 90 B FF 96 F CU 83 B SL 89 C CU 81 3-3 ② K		2 2 0	0 0 0	0 0 0	0 0 0	0 0 0	2 1 0	0 3 0
9 José Peraza, R (1, 6) OBP: 0.268, SLG: 0.333		X FC 84 0-0 1B		B FC 88 X CH 82 1-0 ③ G6-3		F FF 96 F FF 96 B FF 97 B SL 86 F SL 86 X SL 87 2-2 ① P4		F SL 92 C FF 96 B CU 83 X FF 95 1-2 1B		4	0	2	0	0	0	0
12 Curt Casali, R (1, 2) OBP: 0.353, SLG: 0.471		1 SAFE C FF 89 B FC 86 D CU 75 F CH 81 X FF 92 2-2 ③ G4-3			B FC 86 C FF 90 X FC 87 1-1 58 SH2-4 52 BB 15 1B	B SL 86 F SL 86 B FF 97 X SI 96 2-1 ② G4-3		C SL 90 F SL 92 C CU 84 0-3 ③ K		4	1	1	0	0	1	2
52 Kyle Farmer, R (1, 4) OBP: 0.284, SLG: 0.437			C FC 84 F FF 90 B CU 74 H FC 86 2-2 58 FC2-6 HBP		B FF 91 B FC 87 B CH 81 C FF 91 D FC 88 4-1 58 SH2-4 15 1B 1-2 BB	F SL 86 S SL 87 B SL 86 X SL 86 1-2 1B				1	1	1	0	1	0	0
58 Luis Castillo, R (1, 1) OBP: 0.071, SLG: 0.071 37 David Hernandez, R (7, 1) 50 Amir Garrett, R (7, 1) 26 Raisel Iglesias, R (8, 1) 17 Josh VanMeter, L (9, 7) OBP: 0.333, SLG: 0.268			X FF 85 0-0 ① FC2-6 19 BB 1-2f		L FC 85 X FC 82 0-1 ① SH2-4 1-2 2-3	B FF 95 X FF 95 1-0 ③ G3				2 0 0 0 0	0 0 0 0 0	0 0 0 0 0	0 0 0 0 0	0 0 0 0 0	0 0 0 0 0	2 0 0 0 0
Inning Stats	R: 0 E: 0 K: 2 S: 8 H: 0 LOB: 0 BB: 0 P: 14	R: 0 E: 0 K: 1 S: 9 H: 1 LOB: 1 BB: 0 P: 13	R: 0 E: 0 K: 2 S: 11 H: 0 LOB: 2 BB: 1 P: 20	R: 0 E: 0 K: 1 S: 6 H: 0 LOB: 0 BB: 0 P: 11	R: 3 E: 0 K: 0 S: 18 H: 3 LOB: 2 BB: 3 P: 33	R: 0 E: 0 K: 0 S: 10 H: 1 LOB: 1 BB: 0 P: 16	R: 0 E: 0 K: 0 S: 8 H: 0 LOB: 0 BB: 0 P: 13	R: 0 E: 0 K: 3 S: 15 H: 1 LOB: 1 BB: 0 P: 19		1B: 6 2B: 0 3B: 0 HR: 0	SF: 0 SAC: 1 DP: 1 HBP: 1		WP: 0 PB: 0 SB: 0 CS: 0	PA: 34		

	AB	28
	R	3
	H	6
	RBI	3
	BB	4
	SO	9
	LOB	10

PITCHER		IP	WLS	BF	H	R	ER	SO	BB	IBB	HBP	BLK	WP	HR	S	P	ERA	WHIP
20 Wade Miley, L ERA: 3.3	(1, 1)	4.1	L	22	4	3	3	6	4	0	1	0	0	0	50	88	6.23	1.846
30 Héctor Rondón, R ERA: 2.63	(5, 1)	1.2		5	1	0	0	0	0	0	0	0	0	0	12	19	0.00	0.600
36 Will Harris, R ERA: 1.38	(7, 1)	1.0		3	0	0	0	0	0	0	0	0	0	0	8	13	0.00	0.000
55 Ryan Pressly, R ERA: 0.84	(8, 1)	1.0		4	1	0	0	3	0	0	0	0	0	0	15	19	0.00	1.000

PITCHER	IP	WLS	BF	H	R	ER	SO	BB	IBB	HBP	BLK	WP	HR	S	P	ERA	WHIP

Batter	1	2	3	4	5	6	7	8	9	AB	R	H	RBI	BB	SO	LOB
2 Alex Bregman, R (1, 6) OBP: 0.396, SLG: 0.537	F FF 95 B SI 95 B FF 95 B SL 92 C SL 89 X SI 95 3-2 ① G5-3		B KC 81 F SL 88 B SL 90 S FF 96 B SI 96 X SL 90 3-2 ② F7			C KC 84 B FF 94 F SI 94 F SI 93 C SI 94 1-3 ① K		1 SAFE B SI 97 C FF 96 1 SAFE B SL 87 B SI 96 X SI 96 3-1 1-H HR		4	1	1	2	0	1	0
23 Michael Brantley, L (1, 9) OBP: 0.375, SLG: 0.509	B KC 82 F FF 95 B FF 94 X SL 90 2-1 10 2B 1B		S CH 89 B SL 92 X FF 96 1-1 ③ L7			C FF 94 B SL 90 X KC 83 1-1 44 2B 2B		X SL 88 0-0 28 WP 1B		4	1	3	0	0	0	0
44 Yordan Alvarez, L (1, 7) OBP: 0.444, SLG: 0.767	X FF 94 0-0 ② F7			B FF 93 C SI 94 B SL 91 F FF 94 F SI 96 B KC 82 X FF 95 3-2 ① L8		C FF 94 X SL 89 0-1 10 L8-5 2-H 2B		C FF 97 C FF 97 X SL 88 0-2 ① L9		4	0	1	1	0	0	2
10 Yuli Gurriel, R (1, 5) OBP: 0.297, SLG: 0.398	C SL 92 X SL 91 0-1 1-3 2B			C SI 94 C KC 82 X SI 95 0-2 28 G5-4-3 1B		X CU 84 0-0 ②③ L8-5 2-3		S SL 83 S SL 84 B SL 84 T FF 97 1-2 ② K		4	0	2	0	0	1	2
28 Robinson Chirinos, R (1, 2) OBP: 0.365, SLG: 0.500	C SL 93 B FF 95 B SL 92 F FF 95 S SI 96 2-3 ③ K			B FF 94 1 SAFE F SL 91 F FF 94 1 SAFE D KC 84 B SI 95 F SL 91 1 SAFE 3-2 ②③ X SI 83 G5-4-3 1-2f			C FC 84 F FC 84 X FC 85 0-2 ① L5	B SL 85 B SL 83 C SL 84 S SL 85 S SL 85 2-3 ③ K 1-2		4	0	0	0	0	2	4
13 Tyler White, R (1, 3) OBP: 0.343, SLG: 0.342		C FF 94 B SL 91 C SI 95 B KC 85 X SI 94 2-2 ① G4-3			B FF 93 B FF 94 X SI 94 2-0 2B		C FC 87 X SI 94 0-1 2B		B FC 94 F FC 94 B SI 97 B SI 97 X FF 98 3-1 ① P3	4	0	2	0	0	0	0
18 Tony Kemp, L (1, 4) OBP: 0.294, SLG: 0.404		C KC 82 B KC 83 B FF 95 F SL 89 X FF 96 2-2 ② F9			C CH 91 F SL 91 B FF 94 D KC 83 F FF 95 F SL 92 B SI 94 B FF 95 4-2 35 G6-4-3 BB		F SI 94 S FF 94 B FC 86 F CU 81 S FC 86 1-3 ② K		B SI 97 B SI 97 C SI 98 S FC 95 X CH 87 2-2 ② G1-3	3	0	0	0	1	1	1
6 Jake Marisnick, R (1, 8) OBP: 0.306, SLG: 0.445 22 Josh Reddick, L (7, PH) OBP: 0.338, SLG: 0.441 (7, 8)		B SL 92 X FF 95 1-0 ③ F8			F SL 90 S FF 94 B SI 93 S KC 82 1-3 ① K		B SL 86 X FF 96 1-0 ③ G3		C SI 97 B FC 95 X SI 97 1-1 ③ G5-3	2 2	0 0	0 0	0 0	0 0	1 0	2 1
35 Justin Verlander, R (1, 1) 26 Myles Straw, R (8, PH) OBP: 0.410, SLG: 0.375 47 Chris Devenski, R (8, 1)			B FF 94 C FF 94 F FF 94 C KC 84 1-3 ① K		X FF 94 0-0 ②③ G6-4-3 1-2f			C SL 86 B SL 87 C FF 96 B SL 87 B SL 86 B SL 88 4-2 2 HR BB		2 0 0	0 1 0	0 0 0	0 0 0	1 1 0	2 0 0	0 0 0
Inning Stats	R: 0 E: 0 K: 1 S: 11 H: 2 LOB: 2 BB: 0 P: 18	R: 0 E: 0 K: 0 S: 7 H: 0 LOB: 0 BB: 0 P: 12	R: 0 E: 0 K: 1 S: 8 H: 0 LOB: 0 BB: 0 P: 13	R: 0 E: 0 K: 0 S: 11 H: 1 LOB: 0 BB: 0 P: 17	R: 0 E: 0 K: 1 S: 9 H: 1 LOB: 1 BB: 1 P: 16	R: 1 E: 0 K: 1 S: 9 H: 2 LOB: 0 BB: 0 P: 11	R: 0 E: 0 K: 1 S: 10 H: 1 LOB: 1 BB: 0 P: 12	R: 2 E: 0 K: 2 S: 14 H: 2 LOB: 1 BB: 1 P: 24	R: 0 E: 0 K: 0 S: 7 H: 0 LOB: 0 BB: 0 P: 13	1B: 3 2B: 6 3B: 0 HR: 1 SF: 0 SAC: 0 DP: 3 HBP: 0						

TOP

Houston Astros @ Cincinnati Reds

Great American Ball Park, Cincinnati, OH

Tue Jun 18 2019, 7:39 PM - 10:33 PM EDT

Att. 25,347 - Partly Cloudy - 79 F

livebaseballscorecards.com

AB	33
R	3
H	9
RBI	3
BB	2
SO	7
LOB	14

WP: 1 PA: 35
PB: 0
SB: 0
CS: 0

PITCHER		IP	WLS	BF	H	R	ER	SO	BB	IBB	HBP	BLK	WP	HR	S	P	ERA	WHIP
28 Anthony DeSclafani, R ERA: 4.22	(1, 1)	5.1	W	21	6	1	1	4	1	0	0	0	0	0	54	86	1.69	1.312
37 David Hernandez, R ERA: 4.5	(6, 1)	1.1	H	4	1	0	0	1	0	0	0	0	0	0	10	11	0.00	0.750
50 Amir Garrett, L ERA: 2.01	(7, 1)	0.2	H	5	2	2	2	0	1	0	0	0	0	1	9	17	27.00	4.500
26 Raisel Iglesias, R ERA: 2.9	(8, 1)	0.2	H	2	0	0	0	2	0	0	0	0	1	0	6	9	0.00	0.000
21 Michael Lorenzen, R ERA: 3.05	(9, 1)	1.0	S	3	0	0	0	0	0	0	0	0	0	0	7	13	0.00	0.000

PITCHER		IP	WLS	BF	H	R	ER	SO	BB	IBB	HBP	BLK	WP	HR	S	P	ERA	WHIP

BOTTOM

Houston Astros @ Cincinnati Reds

Great American Ball Park, Cincinnati, OH

Tue Jun 18 2019, 7:39 PM - 10:33 PM EDT

Att. 25,347 - Partly Cloudy - 79 F

livebaseballscorecards.com

Batter	1	2	3	4	5	6	7	8	9	AB	R	H	RBI	BB	SO	LOB
33 Jesse Winker, L (1, 7) OBP: 0.316, SLG: 0.460 6 Phillip Ervin, R (8, 7) OBP: 0.357, SLG: 0.348	B FF 92 F FF 92 C SL 86 F SL 87 X FF 95 1-2 HR		B FF 93 F FF 94 C CU 79 X CU 81 1-2 ① G3-1		C FF 94 B FF 94 C FF 95 F SL 88 B SL 89 F FF 97 X FF 96 3-2 ② G4-3		C FF 96 F FF 96 B CU 81 X CU 80 1-2 ③ G6-3			4 0	1 0	1 0	1 0	0 0	0 0	0 0
19 Joey Votto, L (1, 3) OBP: 0.353, SLG: 0.398	C FF 93 C FF 94 B SL 87 B SL 88 F SL 87 X CH 88 2-2 22 HR 2B		B CU 79 B FF 95 X FF 94 2-0 2B		S SL 88 C SL 88 B SL 88 F CU 80 B CH 87 C CU 79 2-3 ③ K			C SL 81 C CH 84 B CH 84 B CH 86 X CH 85 2-2 ① F8		4	1	2	0	0	1	0
7 Eugenio Suárez, R (1, 5) OBP: 0.330, SLG: 0.473	S SL 88 C SL 87 B FF 95 S SL 88 1-3 ① K		C CU 78 S SL 88 F SL 88 S SL 88 0-3 ② K			S SL 86 B CU 79 C SL 85 S SL 88 1-3 ① K		B SL 80 S SL 81 X SL 81 1-1 ② F7		4	0	0	0	0	3	2
22 Derek Dietrich, L (1, 4) OBP: 0.346, SLG: 0.605 50 Amir Garrett, R (7, 1) 26 Raisel Iglesias, R (8, 1) 17 Josh VanMeter, L (8, PH) OBP: 0.347, SLG: 0.268 21 Michael Lorenzen, R (9, 1) OBP: 0.222, SLG: 0.250	B FF 94 S CU 80 F CU 80 F SL 89 X SL 87 1-2 2-H HR		C CU 79 S FF 96 X CU 81 0-2 ③ L6			B FF 95 B SL 86 S FF 95 B FF 96 B FF 96 4-1 BB		C FF 95 B CH 86 T CH 86 F FF 96 B CH 86 H CH 87 3-2 15 CS HBP		2 0 0 0 0	1 0 0 0 0	1 0 0 0 0	2 0 0 0 0	1 0 0 0 0	0 0 0 0 0	1 0 0 0 0
15 Nick Senzel, R (1, 8) OBP: 0.318, SLG: 0.466	C FF 95 S FF 95 S SL 88 0-3 ② K		F FF 93 C CU 79 S SL 88 0-3 ① K			X CU 78 0-0 ② P4		1 SAFE 1 SAFE B FF 95 B FF 95 2-0 ③ CS 1-2		3	0	0	0	0	2	1
66 Yasiel Puig, R (1, 9) OBP: 0.271, SLG: 0.411	X FF 95 0-0 ③ P2		X FF 95 0-0 ② F8			C CU 78 S SL 88 S SL 87 0-3 ③ K				3	0	0	0	0	1	1
16 Tucker Barnhart, L (1, 2) OBP: 0.299, SLG: 0.331		C FF 93 B FF 94 C SL 86 X FF 95 1-2 ① P5	B FF 94 B FF 94 S FF 95 L FF 94 F SL 88 X SL 88 2-2 2B				S FF 93 F CU 77 X CU 79 0-2 ① G4-3			3	0	1	0	0	0	0
9 José Peraza, R (1, 6) OBP: 0.264, SLG: 0.328		F FF 94 B SL 88 X SL 88 1-1 ② L7		C SL 87 S SL 87 X SL 88 0-2 ③ F8			B SL 86 F FF 94 C CU 79 X SL 87 1-2 ② L8			3	0	0	0	0	0	1
28 Anthony DeSclafani, R (1, 1) OBP: 0.143, SLG: 0.143 37 David Hernandez, R (6, 1) 52 Kyle Farmer, R (7, 4) OBP: 0.292, SLG: 0.477		C FF 94 C FF 95 S SL 88 0-3 ③ K			C FF 92 S SL 86 X SL 86 0-2 ① G6-3		S SL 87 B SL 87 C CU 79 F SL 88 B CU 80 F SL 88 B FF 96 X SL 88 3-2 HR			2 0 1	0 0 1	0 0 1	0 0 1	0 0 0	1 0 0	0 0 0
Inning Stats	R: 3 E: 0 K: 2 S: 19 H: 3 LOB: 0 BB: 0 P: 24	R: 0 E: 0 K: 1 S: 8 H: 0 LOB: 0 BB: 0 P: 10	R: 0 E: 0 K: 1 S: 11 H: 1 LOB: 1 BB: 0 P: 14	R: 0 E: 0 K: 1 S: 11 H: 1 LOB: 1 BB: 0 P: 13	R: 0 E: 0 K: 1 S: 12 H: 0 LOB: 0 BB: 0 P: 17	R: 0 E: 0 K: 2 S: 8 H: 0 LOB: 1 BB: 1 P: 13	R: 1 E: 0 K: 0 S: 14 H: 1 LOB: 0 BB: 0 P: 19	R: 0 E: 0 K: 0 S: 8 H: 0 LOB: 0 BB: 0 P: 16		1B: 0 2B: 3 3B: 0 HR: 3	SF: 0 SAC: 0 DP: 0 HBP: 1		WP: 0 PB: 0 SB: 0 CS: 1	PA: 32	

	AB	29
	R	4
	H	6
	RBI	4
	BB	1
	SO	8
	LOB	6

PITCHER		IP	WLS	BF	H	R	ER	SO	BB	IBB	HBP	BLK	WP	HR	S	P	ERA	WHIP
35 Justin Verlander, R ERA: 2.59	(1, 1)	7.0	L	28	6	4	4	8	1	0	0	0	0	3	83	110	5.14	1.000
47 Chris Devenski, R ERA: 4.4	(8, 1)	1.0		3	0	0	0	0	0	0	1	0	0	0	8	16	0.00	0.000

PITCHER	IP	WLS	BF	H	R	ER	SO	BB	IBB	HBP	BLK	WP	HR	S	P	ERA	WHIP

Batter	1	2	3	4	5	6	7	8	9	AB	R	H	RBI	BB	SO	LOB
2 Alex Bregman, R (1, 6) OBP: 0.394, SLG: 0.533	C FF 92 F FF 93 B FS 88 X FF 94 1-2 ① P4			C CU 80 F FS 86 F FF 93 C FF 94 0-3 ① K		B FC 92 B FS 89 X FF 95 2-0 23 HR 1B		D FF 93 1 SAFE C FF 92 1 SAFE C CU 78 1 SAFE F SI 91 D FS 81 B FS 81 3-2 ② G5-3 1 SAFE F SL 87 X FF 92 1-2		4	1	1	0	0	1	1
23 Michael Brantley, L (1, 7) OBP: 0.380, SLG: 0.523	B CU 80 C FF 93 F CU 80 B FF 94 X FF 95 2-2 27 G5-4-3 1B			B FF 93 C CU 81 X FC 90 1-1 ② P2		C FF 92 F FF 94 F FF 96 X CU 84 0-2 1-H HR		C FF 94 B SL 88 X SL 89 1-1 ③ 2-H 1B		4	1	3	2	0	0	0
27 Jose Altuve, R (1, 4) OBP: 0.321, SLG: 0.459	B FF 92 B FF 93 X FF 93 2-0 ②③ G5-4-3 1-2f			C CU 80 S CU 80 X FF 94 0-2 ③ G6-3		X FF 94 0-0 ③ G6-3			B FF 92 X FF 92 1-0 ① L7	4	0	0	0	0	0	1
22 Josh Reddick, L (1, 9) OBP: 0.333, SLG: 0.434		C CU 78 S FF 92 B CU 81 B FF 93 S FF 92 2-3 ① K			C FF 92 X FS 86 0-1 ① F8		F CU 79 B FC 90 S FC 92 X FF 96 1-2 ① G5-3		F SL 90 F SI 91 B CU 78 B FS 81 X FS 80 2-2 ② F8	4	0	0	0	0	1	0
10 Yuli Gurriel, R (1, 5) OBP: 0.297, SLG: 0.396		F FC 90 F FC 88 X FF 94 0-2 ② L9			C CU 80 X CU 81 0-1 ② F9		C FF 94 B FS 90 S FS 89 X FF 95 1-2 ② G6-3		F FF 92 F FF 92 B SI 90 B FF 92 F FF 92 X FF 93 2-2 1B	4	0	1	0	0	0	0
13 Tyler White, R (1, 3) OBP: 0.346, SLG: 0.349		F FF 92 B FF 92 B FS 86 B FF 94 C FF 94 S FF 95 3-3 ③ K			C CU 79 C FF 94 B FS 88 B FS 90 B FF 97 F FS 88 F FF 95 F FF 95 B CU 81 4-2 BB		B FF 94 C CU 82 X FF 94 1-1 2B		C CU 79 B FF 93 F FF 92 X SL 86 1-2 ③ F9	3	0	1	0	1	1	1
11 Garrett Stubbs, L (1, 2) OBP: 0.192, SLG: 0.200			X FF 90 0-0 ① F7		F CU 81 B FF 94 X FC 89 1-1 ③ G3		X CU 82 0-0 ③ P5			3	0	0	0	0	0	2
6 Jake Marisnick, R (1, 8) OBP: 0.301, SLG: 0.436			C CU 77 F CU 78 F CU 78 B FF 93 B FF 94 B FF 94 F FF 95 T FF 94 3-2 ② K			C CU 80 F FF 92 S FS 86 0-3 ① K		X SL 89 0-0 ① G5-3		3	0	0	0	0	2	0
45 Gerrit Cole, R (1, 1) 36 Will Harris, R (7, 1) 18 Tony Kemp, L (8, PH) OBP: 0.299, SLG: 0.409 55 Ryan Pressly, R (8, 1) 54 Roberto Osuna, R (9, 1)			C FF 93 B CU 81 C CU 80 B FF 95 B CU 81 F FF 95 F FF 94 C FF 95 3-3 ③ K			S CU 79 C FF 94 C FF 95 0-3 ② K		C FF 93 C CU 80 X FF 95 0-2 2 G5-3 23 1B 1B		2 0 1 0 0	0 0 0 0 0	0 0 1 0 0	0 0 0 0 0	2 0 0 0 0	0 0 0 0 0	0 0 0 0 0
Inning Stats	R: 0 E: 0 K: 0 S: 7 H: 1 LOB: 0 BB: 0 P: 12	R: 0 E: 0 K: 2 S: 9 H: 0 LOB: 0 BB: 0 P: 14	R: 0 E: 0 K: 2 S: 11 H: 0 LOB: 0 BB: 0 P: 17	R: 0 E: 0 K: 1 S: 9 H: 0 LOB: 0 BB: 0 P: 10	R: 0 E: 0 K: 0 S: 11 H: 0 LOB: 1 BB: 1 P: 16	R: 2 E: 0 K: 2 S: 12 H: 2 LOB: 0 BB: 0 P: 14	R: 0 E: 0 K: 0 S: 9 H: 1 LOB: 1 BB: 0 P: 12	R: 0 E: 0 K: 0 S: 11 H: 2 LOB: 2 BB: 0 P: 15	R: 0 E: 0 K: 0 S: 11 H: 1 LOB: 1 BB: 0 P: 17	1B: 5 2B: 1 3B: 0 HR: 1 SF: 0 SAC: 0 DP: 1 HBP: 0						

PITCHER		IP	WLS	BF	H	R	ER	SO	BB	IBB	HBP	BLK	WP	HR	S	P	ERA	WHIP
30 Tyler Mahle, R ERA: 4.17	(1, 1)	7.0		25	4	2	2	7	1	0	0	0	0	1	68	95	2.57	0.714
67 Matt Bowman, R ERA: 0.77	(8, 1)	2.0	W	8	3	0	0	0	0	0	0	0	0	0	22	32	0.00	1.500

PITCHER		IP	WLS	BF	H	R	ER	SO	BB	IBB	HBP	BLK	WP	HR	S	P	ERA	WHIP

TOP

Houston Astros @ Cincinnati Reds

Great American Ball Park, Cincinnati, OH

Wed Jun 19 2019, 1:08 PM - 3:44 PM EDT

Att. 24,777 - Rain - 71 F

livebaseballscorecards.com

AB	32
R	2
H	7
RBI	2
BB	1
SO	7
LOB	5

WP: 0 PB: 0 SB: 0 CS: 0 PA: 33

Batter	1	2	3	4	5	6	7	8	9	AB	R	H	RBI	BB	SO	LOB
15 Nick Senzel, R (1, 8) OBP: 0.320, SLG: 0.461	B FF 95 C FF 95 F SL 88 B SL 89 F SL 89 B FF 97 B FF 98 4-2 7 G6-4-3 33 BB BB		C SL 88 F FF 97 S FF 99 0-3 ② K		B FF 96 C FF 97 C FF 96 B SL 90 X SL 90 2-2 ① F9		C FC 92 X CU 81 0-1 ①② G5-4-3 1-2f		X SL 90 0-0 E7 33 1B 2-H 1B	4	1	1	1	1	1	1
33 Jesse Winker, L (1, 7) OBP: 0.326, SLG: 0.465	C SI 95 B KC 82 C FF 97 B SL 90 B KC 83 B FF 98 4-2 7 G6-4-3 1-2 BB		C SI 95 X KC 83 0-1 7 1B 1B		B CH 90 B FF 97 B KC 82 C FF 97 X SL 92 3-1 22 BB 1B		C FC 91 X CU 82 0-1 ③ G3-1		X FF 98 0-0 2-H 1B	4	0	3	1	1	0	0
7 Eugenio Suárez, R (1, 5) OBP: 0.329, SLG: 0.470	X SL 89 0-0 ①② G6-4-3 1-2f 2-3		B FF 97 F SL 88 S KC 80 D SL 90 X SL 89 2-2 1-2 1B		F KC 81 C FF 98 B FF 98 S FF 98 1-3 ② K			S SL 90 B CU 83 X SL 90 1-1 ① G6-3		4	0	1	0	0	1	3
22 Derek Dietrich, L (1, 3) OBP: 0.344, SLG: 0.594	B KC 83 C KC 82 F FF 98 X SL 89 1-2 ③ L9		C FF 98 F SL 90 S FF 99 0-3 ③ K		S FF 98 B FF 99 S CH 88 B FF 100 B FF 99 F CH 90 F FF 100 B FF 99 4-2 1-2 BB			C FF 95 X FF 95 0-1 ② P5		3	0	0	0	1	1	3
66 Yasiel Puig, R (1, 9) OBP: 0.274, SLG: 0.429		C SL 88 X FF 96 0-1 HR		B FF 96 B SI 96 S FF 97 X CH 90 2-1 ① G3-1	F SL 89 S SL 89 F FF 100 S FF 101 0-3 ③ K			C FF 96 S SL 91 X CU 84 0-2 2B		4	1	2	1	0	1	2
4 Jose Iglesias, R (1, 6) OBP: 0.331, SLG: 0.410		X SI 96 0-0 ① G6-3		F SL 89 B KC 81 F SI 96 F FF 98 X SL 90 1-2 9 1B 1B		X SL 88 0-0 ① G3-1		B FF 96 X SL 91 1-0 ③ F7		4	0	1	0	0	0	1
9 José Peraza, R (1, 4) OBP: 0.269, SLG: 0.337		C FF 95 C FF 96 F FF 98 B FF 98 B KC 82 S SL 89 2-3 ② K		X SL 88 0-0 1-3 1B		B FF 96 F FF 96 X FF 97 1-1 ② P4			B FC 90 X FC 93 1-0 15 E 2B	4	1	2	0	0	1	0
12 Curt Casali, R (1, 2) OBP: 0.345, SLG: 0.458 16 Tucker Barnhart, L (9, PH) OBP: 0.298, SLG: 0.329		X FF 97 0-0 ③ L7		C CH 90 F SI 97 S FF 98 0-3 ② K		S SL 90 C KC 81 B SL 89 B SL 91 C SL 91 2-3 ③ K			C FF 97 S FF 97 S FF 98 0-3 ① K	3 1	0 0	0 0	0 0	0 0	2 1	2 1
30 Tyler Mahle, R (1, 1) OBP: 0.087, SLG: 0.091 52 Kyle Farmer, R (7, PH) OBP: 0.299, SLG: 0.483 67 Matt Bowman, R (8, 1) 19 Joey Votto, L (9, PH) OBP: 0.351, SLG: 0.397			B FF 95 X FF 95 1-0 ① G6-3	C FF 99 F FF 99 S KC 85 0-3 ③ K			B FC 91 B FC 90 F FC 90 S FC 92 X FC 91 2-2 15 G5-4-3 1B		C FF 98 F FF 99 B FF 98 C FF 98 1-3 ② K	2 1 0 1	0 1 0 0	0 0 0 0	0 0 0 0	0 0 0 0	1 0 0 1	2 0 0 1
Inning Stats	R: 0 E: 0 K: 0 S: 9 H: 0 LOB: 1 BB: 2 P: 18	R: 1 E: 0 K: 1 S: 8 H: 1 LOB: 0 BB: 0 P: 10	R: 0 E: 0 K: 2 S: 12 H: 2 LOB: 2 BB: 0 P: 15	R: 0 E: 0 K: 2 S: 13 H: 2 LOB: 2 BB: 0 P: 16	R: 0 E: 0 K: 2 S: 16 H: 1 LOB: 2 BB: 1 P: 26	R: 0 E: 0 K: 1 S: 6 H: 0 LOB: 0 BB: 0 P: 9	R: 0 E: 0 K: 0 S: 7 H: 1 LOB: 0 BB: 0 P: 9	R: 0 E: 0 K: 0 S: 8 H: 1 LOB: 1 BB: 0 P: 10	R: 2 E: 1 K: 2 S: 9 H: 3 LOB: 1 BB: 0 P: 11	1B: 8 2B: 2 3B: 0 HR: 1	SF: 0 SAC: 0 DP: 2 HBP: 0		WP: 0 PB: 0 SB: 0 CS: 0		PA: 38		

PITCHER		IP	WLS	BF	H	R	ER	SO	BB	IBB	HBP	BLK	WP	HR	S	P	ERA	WHIP
45 Gerrit Cole, R ERA: 3.54	(1, 1)	6.0		26	6	1	1	8	3	0	0	0	0	1	64	94	1.50	1.500
36 Will Harris, R ERA: 1.33	(7, 1)	1.0	H	3	1	0	0	0	0	0	0	0	0	0	7	9	0.00	1.000
55 Ryan Pressly, R ERA: 0.81	(8, 1)	1.0	H	4	1	0	0	0	0	0	0	0	0	0	8	10	0.00	1.000
54 Roberto Osuna, R ERA: 2.32	(9, 1)	0.2	L	5	3	2	1	2	0	0	0	0	0	0	9	11	13.50	4.500

PITCHER	IP	WLS	BF	H	R	ER	SO	BB	IBB	HBP	BLK	WP	HR	S	P	ERA	WHIP

BOTTOM

Houston Astros @ Cincinnati Reds

Great American Ball Park, Cincinnati, OH

Wed Jun 19 2019, 1:08 PM - 3:44 PM EDT

Att. 24,777 - Rain - 71 F

livebaseballscorecards.com

AB	35
R	3
H	11
RBI	3
BB	3
SO	10
LOB	16

Batter	1	2	3	4	5	6	7	8	9	AB	R	H	RBI	BB	SO	LOB
2 Alex Bregman, R (1, 6) OBP: 0.397, SLG: 0.542	B FF 96 F FF 97 F SL 88 B FF 98 F FF 97 F FF 98 B SL 88 F FF 97 C SL 89 3-3 ① K		B SL 78 C CH 82 B SL 83 B CH 83 B SL 81 4-1 23 1B BB		C SL 84 B CH 84 X FF 89 1-1 HR		B SI 93 B FF 94 X FF 94 2-0 ② F6		B FF 93 B CH 82 B FF 92 B SI 93 4-0 27 FC5-4 BB	3	1	1	1	2	1	2
23 Michael Brantley, L (1, 7) OBP: 0.377, SLG: 0.518	B FF 97 B FF 98 C FF 97 X FF 97 2-1 ② G4-3		C SL 80 F FF 92 B FF 88 F SI 90 X SL 75 1-2 1-2 1B		F FF 90 F SL 82 F FF 90 F SL 83 X CU 70 0-2 ③ G4-3		D CH 82 S SI 94 F CH 82 B FF 95 X FF 94 2-2 ③ L9		B SI 92 C SI 92 X CH 82 1-1 ① F7	5	0	1	0	0	0	3
27 Jose Altuve, R (1, 4) OBP: 0.318, SLG: 0.451	F FF 98 B FF 97 B SL 90 B SL 88 X FF 98 3-1 ③ L8		B SL 79 B CH 83 C SL 82 X CH 80 2-1 ③ F9			B SL 84 S CH 91 S FF 99 F FF 97 S CH 92 1-3 ① K		X SI 93 0-0 10 WP 22 1B 1B	F FF 93 X CU 84 0-1 ② FC5-4 1-2f 44 2B	5	2	1	0	0	1	3
44 Yordan Alvarez, L (1, 10) OBP: 0.439, SLG: 0.829		C FF 97 S FF 96 S FF 97 0-3 ① K	S FF 89 C SL 83 B FF 90 B FF 92 B SL 79 X SL 82 3-2 ① F7			B CH 92 B FF 98 B FF 97 C FF 98 X FF 97 3-1 HR		S SI 93 B FF 92 S FF 93 D CH 83 F FF 94 S CH 83 2-3 ① K	C CH 82 B FF 93 F FF 92 F FF 93 B SI 94 F CH 82 X FF 93 2-2 1-H 10 1B 2B	5	1	2	2	0	2	1
10 Yuli Gurriel, R (1, 5) OBP: 0.295, SLG: 0.393		F SL 89 B FF 95 F SL 90 S SL 88 1-3 ② K	B FF 90 C CH 82 B FF 90 B FF 92 X SL 85 3-1 ② F7			C CH 90 F FF 98 B SL 85 S FF 98 1-3 ② K		B CU 84 F CU 83 B SI 94 B CU 83 X FF 94 3-1 ② F9 1-2	F CU 83 F SI 94 B FF 92 F CU 84 F FF 94 D CH 84 X CU 84 2-2 2-3 22 DI 1B	5	0	1	0	0	2	1
22 Josh Reddick, L (1, 9) OBP: 0.335, SLG: 0.433		C FF 98 F FF 96 B FF 98 B FF 98 X SL 88 2-2 1B	X SL 85 0-0 ③ F7			X CH 90 0-0 ③ G1-3		B CH 83 F CH 83 X SI 94 1-1 2-H 28 1B 1B	C FF 99 B FF 100 F FF 99 B FF 102 F FF 100 F SL 88 X SL 87 2-2 1-2 ③ F7	5	0	2	1	0	0	2
28 Robinson Chirinos, R (1, 2) OBP: 0.368, SLG: 0.497		C FF 97 1 SAFE F FF 96 X FF 98 0-2 ③ F8			B FF 88 C FF 88 B FF 89 B SL 80 X FF 90 3-1 ① L7		S CU 82 B SI 92 H SI 94 2-1 13 FC4-6 HBP	B SI 93 C FF 94 S FF 94 X SI 94 1-2 1-2 13 FC5-4 1B		3	0	1	0	0	0	1
13 Tyler White, R (1, 3) OBP: 0.339, SLG: 0.340			C FF 90 F FF 90 B CH 82 F SL 83 S SI 91 1-3 ① K		F SL 78 B FF 89 B FF 88 C SL 79 X FF 94 2-2 ② F9		B CU 82 D CH 81 C FF 94 F SI 94 X FF 95 2-2 1-2f ① FC4-6 6 1B	B FF 94 B CU 84 X FF 93 2-0 1-2f ③ FC5-4		4	0	0	0	0	1	3
6 Jake Marisnick, R (1, 8) OBP: 0.311, SLG: 0.484			C SL 82 X FF 90 0-1 ② G5-3		B SL 82 B SL 80 B FF 91 C FF 91 T SL 80 X FF 90 3-2 HR		X SI 94 0-0 1-2 1B		B CU 83 X CU 81 1-0 HR	4	2	3	2	0	0	0
Inning Stats	R: 0 H: 0 E: 0 LOB: 0 K: 1 BB: 0 S: 10 P: 18	R: 0 H: 1 E: 0 LOB: 1 K: 2 BB: 0 S: 12 P: 15	R: 0 H: 1 E: 0 LOB: 2 K: 1 BB: 1 S: 13 P: 21	R: 0 H: 0 E: 0 LOB: 0 K: 0 BB: 0 S: 6 P: 12	R: 2 H: 2 E: 0 LOB: 0 K: 0 BB: 0 S: 15 P: 24	R: 1 H: 1 E: 0 LOB: 0 K: 2 BB: 0 S: 10 P: 15	R: 0 H: 1 E: 0 LOB: 2 K: 0 BB: 0 S: 9 P: 17	R: 1 H: 3 E: 0 LOB: 2 K: 1 BB: 0 S: 14 P: 23	R: 2 H: 3 E: 0 LOB: 2 K: 0 BB: 1 S: 20 P: 32	1B: 7 SF: 0 2B: 1 SAC: 0 3B: 0 DP: 0 HR: 4 HBP: 1						

PITCHER		IP	WLS	BF	H	R	ER	SO	BB	IBB	HBP	BLK	WP	HR	S	P	ERA	WHIP
57 Chad Green, R ERA: 6.93	(1, 1)	2.0		7	1	0	0	3	0	0	0	0	0	0	22	33	0.00	0.500
67 Nestor Cortes, L ERA: 4.09	(3, 1)	3.0	W	13	3	2	2	1	1	0	0	0	0	2	34	57	6.00	1.333
48 Tommy Kahnle, R ERA: 3.14	(6, 1)	1.0		4	1	1	1	2	0	0	0	0	0	1	10	15	9.00	1.000
75 David Hale, R ERA: 3.6	(7, 1)	2.2		17	7	3	3	1	1	0	1	0	1	1	38	65	10.12	3.000
54 Aroldis Chapman, L ERA: 1.29	(9, 1)	0.1	S	1	0	0	0	0	0	0	0	0	0	0	5	7	0.00	0.000

PITCHER	IP	WLS	BF	H	R	ER	SO	BB	IBB	HBP	BLK	WP	HR	S	P	ERA	WHIP

TOP

Houston Astros @ New York Yankees

Yankee Stadium, Bronx, NY

Thu Jun 20 2019, 7:14 PM - 11:18 PM EDT

Att. 41,030 - Cloudy - 73 F

livebaseballscorecards.com

AB	39
R	6
H	12
RBI	6
BB	2
SO	7
LOB	16

Batter	1	2	3	4	5	6	7	8	9	AB	R	H	RBI	BB	SO	LOB
26 DJ LeMahieu, R (1, 5) OBP: 0.360, SLG: 0.466	C FF 96 X SI 93 0-1 G1-3		1 SAFE B SI 91 C SI 92 F CH 89 X SI 92 1-2 FC4-6 1-2f	B SL 81 C SL 81 B FF 96 X FF 95 2-1 2-H HR		C FF 96 F SI 98 F FF 98 F SL 89 S SL 89 0-3 K		B FF 92 B FF 92 C FF 92 C FF 93 B CH 85 F FF 92 F FF 94 F FF 93 B CH 84 4-2 27 1B 1-2 BB		4	1	1	2	1	1	1
45 Luke Voit, R (1, 10) OBP: 0.390, SLG: 0.500	C CU 80 X FF 97 0-1 F9		B CU 81 B CU 82 C SI 93 F FF 95 D CU 82 C CU 81 3-3 K	X FF 94 0-0 1B		B FF 98 S SL 87 F SL 87 B SL 87 B SL 87 S SI 98 3-3 K		C CH 83 B FF 92 C CU 82 D CH 84 S CH 84 2-3 K		5	0	1	0	0	3	3
24 Gary Sánchez, R (1, 2) OBP: 0.338, SLG: 0.625	B SI 96 C CU 80 B CU 82 C CU 81 X SI 95 2-2 1B			a CU 80 2-1 a FF 95 C CU 81 X FF 96 HR C SL 82 X CH 82 0-1 G3		C CH 93 S SL 88 B FF 97 S SL 88 1-3 K		C CU 81 S FF 93 F FF 94 T FF 94 0-2 K		5	1	2	1	0	2	3
27 Giancarlo Stanton, R (1, 9) OBP: 0.500, SLG: 0.353	B FF 96 D FF 96 C SI 93 C FF 96 S CU 82 2-3 K			B FF 96 C SI 92 F CU 81 B CU 80 X CU 79 2-2 25 HR 2B	C FF 98 C FF 99 F SL 86 B CH 91 B SL 85 F FF 98 F FF 100 B SL 87 S FF 99 3-3 K		B FF 92 B CU 80 F CH 81 X CU 80 2-1 30 HR 1B	X CU 81 0-0 1-2 2-3 1B		5	2	3	0	0	2	1
30 Edwin Encarnación, R (1, 3) OBP: 0.355, SLG: 0.535		X FF 97 0-0 P3		B FF 95 B FF 95 B FF 93 C FF 92 S SI 92 B CU 81 4-2 25 HR BB	C CH 91 F FF 98 F SL 86 F SL 85 B SL 85 F FF 100 F FF 99 B CH 92 B FF 100 4-2 B FF 98 18 WP 25 1B 38 2B BB		B CU 78 F CH 81 C FF 92 D CU 81 X FF 93 2-2 1-H HR	F CH 84 B CU 82 X CU 81 1-1 P6		3	3	1	2	2	0	3
25 Gleyber Torres, R (1, 4) OBP: 0.347, SLG: 0.535		C CU 80 B FF 96 B FF 97 B CU 81 F SI 90 F CU 79 X CU 81 3-2 G1-3		X FF 94 0-0 1-H 2-H HR	B SL 86 D FF 99 S FF 97 F FF 99 F FF 99 B SL 85 X FF 98 3-2 18 WP 38 2B 1-2 1B		S FF 94 F FF 94 F CU 81 B CH 85 X CH 84 1-2 F7			4	2	2	3	0	0	0
18 Didi Gregorius, L (1, 6) OBP: 0.256, SLG: 0.342		X SI 95 0-0 G5-3		F SI 93 S FF 93 X SI 94 0-2 G6-3	F CH 90 B FF 98 B SL 86 B CH 90 F FF 99 X FF 99 3-2 P6 1-2 2-3		B FF 93 C FF 93 S FF 93 F CU 81 F CH 85 B CH 83 B CH 84 X FF 94 3-2 L8			4	0	0	0	0	0	2
38 Cameron Maybin, R (1, 7) OBP: 0.386, SLG: 0.496			C CU 80 C CH 88 S CU 82 0-3 K	B CH 86 B CH 90 B SI 91 B CH 90 4-0 11 S 26 HR BB	B CH 91 B CH 90 B FF 99 X FF 99 3-0 2-H 3-H 2B		B CH 84 C CH 82 B CH 84 C FF 95 B FF 95 S CH 84 3-3 K			3	1	1	2	1	2	0
11 Brett Gardner, L (1, 8) OBP: 0.317, SLG: 0.444			B FF 95 C FF 96 B FF 97 B FF 96 B SI 90 4-1 26 FC4-6 BB	1 SAFE 1 SAFE B FF 94 B CH 82 B FF 94 C FF 95 F FF 94 X CH 84 3-2 P4 1-2	B FF 98 B FF 98 C FF 97 C FF 97 F CH 90 F FF 99 X FF 99 2-2 F8			B FF 90 S CH 81 X CH 83 1-1 27 1B 26 BB 1B		3	0	1	0	1	0	2
Inning Stats	R: 0 E: 0 K: 1 S: 10 H: 1 LOB: 1 BB: 0 P: 14	R: 0 E: 0 K: 0 S: 6 H: 0 LOB: 0 BB: 0 P: 9	R: 0 E: 0 K: 2 S: 10 H: 0 LOB: 1 BB: 1 P: 18	R: 6 E: 0 K: 0 S: 19 H: 5 LOB: 1 BB: 2 P: 36	R: 2 E: 0 K: 1 S: 25 H: 2 LOB: 1 BB: 1 P: 43	R: 0 E: 0 K: 3 S: 11 H: 0 LOB: 0 BB: 0 P: 15	R: 2 E: 0 K: 1 S: 17 H: 2 LOB: 0 BB: 0 P: 28	R: 0 E: 0 K: 2 S: 17 H: 2 LOB: 3 BB: 1 P: 25		1B: 6 2B: 2 3B: 0 HR: 4 SF: 0 SAC: 0 DP: 0 HBP: 0		WP: 1 PB: 0 SB: 1 CS: 0 PA: 41		

PITCHER		IP	WLS	BF	H	R	ER	SO	BB	IBB	HBP	BLK	WP	HR	S	P	ERA	WHIP
59 Framber Valdez, L ERA: 3.61	(1, 1)	3.1	L	17	4	5	5	3	3	0	0	0	0	2	37	64	13.50	2.100
47 Chris Devenski, R ERA: 4.6	(4, 1)	0.2		4	2	1	1	0	0	0	0	0	0	1	8	13	13.50	3.000
39 Josh James, R ERA: 4.93	(5, 1)	1.0		6	2	2	2	1	1	0	0	0	1	0	25	43	18.00	3.000
30 Héctor Rondón, R ERA: 2.54	(6, 1)	1.0		3	0	0	0	3	0	0	0	0	0	0	11	15	0.00	0.000
61 Rogelio Armenteros, R ERA: 3.6	(7, 1)	2.0		11	4	2	2	3	1	0	0	0	0	1	34	53	9.00	2.500

PITCHER	IP	WLS	BF	H	R	ER	SO	BB	IBB	HBP	BLK	WP	HR	S	P	ERA	WHIP

BOTTOM

Houston Astros @ New York Yankees

Yankee Stadium, Bronx, NY

Thu Jun 20 2019, 7:14 PM - 11:18 PM EDT

Att. 41,030 - Cloudy - 73 F

livebaseballscorecards.com

AB	36
R	10
H	12
RBI	10
BB	5
SO	10
LOB	15

Batter	1	2	3	4	5	6	7	8	9	AB	R	H	RBI	BB	SO	LOB
2 Alex Bregman, R (1, 6) OBP: 0.391, SLG: 0.532	F FF 95 X FF 95 0-1 P4		C KC 80 S FC 88 F FF 96 B FF 96 D FC 86 F FC 89 D KC 83 S KC 82 3-3 K		B KC 80 B FF 96 B FF 95 X FF 96 3-0 F8		B SI 93 C SI 93 X ST 84 1-1 F7		C SL 85 C SL 86 B SI 100 X SL 86 1-2 F8	5	0	0	0	0	1	2
23 Michael Brantley, L (1, 9) OBP: 0.371, SLG: 0.509 (6, 7)	B FF 96 B FF 95 B FF 94 C FF 96 X FF 96 3-1 G4-3		D FC 87 B FF 96 F FF 97 X FC 88 2-1 G3-1 2-3		C FF 97 F KC 83 C FF 98 0-3 K		C CH 90 B CH 89 F FF 95 B FF 96 F CH 89 X FF 96 2-2 G4-3		C SL 86 B FF 100 S SL 86 F FF 101 B FF 102 F SL 87 F SL 86 S SL 86 2-3 K	5	0	0	0	0	2	2
27 Jose Altuve, R (1, 4) OBP: 0.331, SLG: 0.459	X FC 89 0-0 B1-3		B FC 88 D FC 90 B FC 88 B FF 97 4-0 BB		B KC 81 S FF 96 X FC 88 1-1 1B		S CH 89 F CH 91 X FF 96 0-2 1B		X FF 101 0-0 1-2 44 WP 1B	4	0	3	0	1	0	0
44 Yordan Alvarez, L (1, 10) OBP: 0.413, SLG: 0.744		C FF 94 B FF 94 B FC 88 B FF 94 B FF 96 4-1 10 BB BB	C FF 96 S FF 97 F FF 97 B FC 91 B FC 91 X FC 91 2-2 G3		C FF 96 B FF 97 B FF 98 F FF 98 F FF 98 B KC 83 X FC 89 3-2 G6-3		X FF 96 0-0 F8		B FF 100 F FF 101 B SL 87 S SL 88 B FF 101 F SL 88 C FF 102 3-3 1-2 2-3 K	4	0	0	0	1	1	6
10 Yuli Gurriel, R (1, 5) OBP: 0.298, SLG: 0.396		B FC 87 B FF 95 B FF 96 B FF 96 4-0 1-2 BB	F FF 95 C FF 94 F FF 95 F FF 95 B KC 83 X FC 86 1-2 P3			F FF 96 F FF 97 B FF 98 X KC 81 1-2 2B		B SI 94 C SI 94 X SI 95 1-1 G1-3		3	0	1	0	1	0	0
28 Robinson Chirinos, R (1, 2) OBP: 0.366, SLG: 0.489		C FF 95 T FF 96 B FF 96 S FC 87 1-3 K	B KC 82 B FF 96 C FF 96 S FF 97 S FF 98 2-3 K			C FC 89 F ST 83 D ST 84 C FC 90 1-3 K		B SI 94 B SI 94 B SI 95 C SI 96 C SI 95 B SI 95 4-2 13 BB BB		3	0	0	0	1	3	3
13 Tyler White, R (1, 3) OBP: 0.347, SLG: 0.348		F FF 96 F FF 97 T FF 97 0-2 K	C KC 82 S FF 97 B FF 97 F FF 97 X FC 89 1-2 6 2B 2B			B ST 85 B ST 84 C FC 89 B FC 90 B ST 82 4-1 BB		B SI 96 B SI 96 B SI 96 B SI 96 4-0 1-2 22 G4-6-3 BB		2	1	1	0	2	1	2
6 Jake Marisnick, R (1, 8) OBP: 0.314, SLG: 0.490 22 Josh Reddick, L (6, PH) OBP: 0.332, SLG: 0.430 (6, 9)		T FF 96 S FC 88 B FF 98 D FC 89 S FC 88 2-3 K	S FF 97 S FF 97 X FF 98 0-2 2-H 2B			X SI 95 0-0 L7		D SI 95 C SI 96 D SI 95 F SI 95 B SI 96 F SI 95 F SI 97 F SI 96 F SI 96 3-2 X SI 85 G4-6-3 1-2f		2 2	0 0	1 0	1 0	0 0	1 0	2 4
26 Myles Straw, R (1, 7) OBP: 0.419, SLG: 0.400 (6, 8)			C FF 95 B FF 95 F FF 96 X FC 88 1-2 23 G3-1 2B	B FF 98 B FF 96 C FF 98 S FF 98 S FF 98 2-3 K		C SI 95 C ST 84 B ST 84 D ST 84 B SI 95 C ST 83 3-3 K			B FF 99 B FF 98 B FF 98 B FF 98 4-0 44 WP 27 1B BB	3	0	1	0	1	2	3

Inning Stats																						
	R: 0 E: 0 K: 0 S: 5	H: 0 LOB: 0 BB: 0 P: 8	R: 0 E: 0 K: 3 S: 10	H: 0 LOB: 2 BB: 2 P: 21	R: 0 E: 0 K: 1 S: 14	H: 1 LOB: 2 BB: 1 P: 26	R: 1 E: 0 K: 2 S: 18	H: 2 LOB: 1 BB: 0 P: 24	R: 0 E: 0 K: 1 S: 10	H: 1 LOB: 1 BB: 0 P: 17	R: 0 E: 0 K: 2 S: 11	H: 1 LOB: 2 BB: 1 P: 20	R: 0 E: 0 K: 0 S: 10	H: 1 LOB: 1 BB: 0 P: 13	R: 0 E: 0 K: 0 S: 11	H: 0 LOB: 1 BB: 2 P: 23	R: 0 E: 0 K: 2 S: 14	H: 1 LOB: 2 BB: 1 P: 24	1B: 3 2B: 4 3B: 0 HR: 0	SF: 0 SAC: 0 DP: 1 HBP: 0	WP: 1 PB: 0 SB: 0 CS: 0	PA: 40

PITCHER		IP	WLS	BF	H	R	ER	SO	BB	IBB	HBP	BLK	WP	HR	S	P	ERA	WHIP
65 James Paxton, L ERA: 3.75	(1, 1)	5.0	W	23	5	1	1	7	3	0	0	0	0	0	60	100	1.80	1.600
0 Adam Ottavino, R ERA: 1.62	(6, 1)	1.1	H	5	0	0	0	2	1	0	0	0	0	0	10	19	0.00	0.750
48 Tommy Kahnle, R ERA: 3.07	(7, 1)	0.2	H	3	1	0	0	0	0	0	0	0	0	0	8	10	0.00	1.500
53 Zack Britton, L ERA: 2.59	(8, 1)	1.0	H	4	0	0	0	0	2	0	0	0	0	0	11	23	0.00	2.000
54 Aroldis Chapman, L ERA: 1.24	(9, 1)	1.0	S	5	1	0	0	2	1	0	0	0	1	0	14	24	0.00	2.000

PITCHER	IP	WLS	BF	H	R	ER	SO	BB	IBB	HBP	BLK	WP	HR	S	P	ERA	WHIP

TOP

Houston Astros @ New York Yankees

Yankee Stadium, Bronx, NY

Fri Jun 21 2019, 7:10 PM - 10:15 PM EDT

Att. 41,166 - Clear - 77 F

livebaseballscorecards.com

AB	33
R	1
H	7
RBI	1
BB	7
SO	11
LOB	24

Batter	1	2	3	4	5	6	7	8	9	AB	R	H	RBI	BB	SO	LOB
99 Aaron Judge, R (1, 9) OBP: 0.387, SLG: 0.494	B SI 91 C SI 92 B SI 92 C SI 92 F ST 81 B SI 93 X SI 92 3-2 ① G3		B FF 92 F FF 92 C SI 92 S ST 81 1 SAFE 1-3 ② K		C ST 82 S ST 82 C FF 94 0-3 ③ K		X FF 95 0-0 ③ L9			4	0	0	0	0	2	2
24 Gary Sánchez, R (1, 2) OBP: 0.340, SLG: 0.642	S ST 81 S ST 83 B FF 94 F SI 92 B ST 81 X ST 82 2-2 18 1B 2B		1 SAFE B SI 92 X CH 82 1-0 1-H HR			B ST 80 C SI 91 B SI 90 B SI 92 F SI 89 S FF 92 3-3 ① K		X FF 96 0-0 ① P3		4	1	2	2	0	1	0
18 Didi Gregorius, L (1, 6) OBP: 0.279, SLG: 0.357	B CH 84 X SI 92 1-0 27 G5-4-3 2-3 1B		C ST 83 F FF 92 X KC 75 0-2 1B			F CH 85 B FF 92 X SI 93 1-1 ② P6		C FF 96 S CH 86 X CH 86 0-2 ② G1-3		4	0	2	0	0	0	0
27 Giancarlo Stanton, R (1, 10) OBP: 0.429, SLG: 0.286	C SI 93 B SI 93 1 SAFE B SI 94 S ST 83 X ST 83 2-2 ② ③ G5-4-3 1-2f		C SI 92 B SI 92 C ST 83 F ST 81 C SI 92 1-3 ③ K			S ST 82 B ST 82 F SI 91 B ST 80 F FF 93 F SI 91 C SI 92 2-3 ③ K		B FF 96 S FF 95 S FF 96 F FF 97 B CH 87 C SL 82 2-3 ③ K		4	0	0	0	0	3	3
30 Edwin Encarnación, R (1, 3) OBP: 0.352, SLG: 0.529		C ST 80 C SI 92 B SI 93 B ST 82 B ST 81 S CH 82 3-3 ① K		C ST 79 B ST 80 S ST 79 F ST 81 B SI 93 F SI 92 F SI 92 S SI 93 2-3 ① K			F SL 86 B SL 88 X SL 88 1-1 ① F8			3	0	0	0	0	2	0
11 Brett Gardner, L (1, 8) (4, 7) OBP: 0.318, SLG: 0.446		C ST 81 B FF 94 B FF 93 F CH 84 F FF 94 F KC 80 C KC 77 2-3 ② K		F FF 93 C SI 92 B CH 86 B ST 82 F FF 93 S KC 81 2-3 ② K			B FF 95 X FF 96 1-0 25 HR 2B			3	1	1	0	0	2	0
25 Gleyber Torres, R (1, 4) OBP: 0.347, SLG: 0.544		F ST 82 B ST 75 B SI 93 X KC 75 2-1 ③ P3		C ST 80 C SI 91 X ST 76 0-2 ③ G6-3			S SL 87 D SI 96 X FF 96 1-1 2-H HR			3	1	1	2	0	0	0
29 Gio Urshela, R (1, 5) OBP: 0.360, SLG: 0.455			C FF 90 C SI 91 S ST 80 0-3 ① K		X ST 80 0-0 ① F7		X SI 97 0-0 31 FC3-6 1B			3	0	1	0	0	1	0
38 Cameron Maybin, R (1, 7) OBP: 0.391, SLG: 0.500 31 Aaron Hicks, S (4, 8) OBP: 0.294, SLG: 0.350			C ST 80 B SI 92 C SI 92 B CH 85 X SI 93 2-2 24 HR 1B		B ST 81 C ST 81 B FF 92 B SI 91 C FF 92 C SI 92 3-3 ② K		C SL 87 B SI 96 X SI 96 1-1 ② FC3-6 1-2f			1 2	1 0	1 0	0 0	0 0	0 1	0 1
Inning Stats	R: 0 E: 0 K: 0 S: 12 H: 2 LOB: 1 BB: 0 P: 20	R: 0 E: 0 K: 2 S: 10 H: 0 LOB: 0 BB: 0 P: 17	R: 2 E: 0 K: 3 S: 17 H: 3 LOB: 1 BB: 0 P: 22	R: 0 E: 0 K: 2 S: 13 H: 0 LOB: 0 BB: 0 P: 17	R: 0 E: 0 K: 2 S: 7 H: 0 LOB: 0 BB: 0 P: 10	R: 0 E: 0 K: 2 S: 10 H: 0 LOB: 0 BB: 0 P: 16	R: 2 E: 1 K: 0 S: 9 H: 3 LOB: 1 BB: 0 P: 13	R: 0 E: 0 K: 1 S: 8 H: 0 LOB: 0 BB: 0 P: 10		1B: 4 2B: 2 3B: 0 HR: 2 SF: 0 SAC: 0 DP: 1 HBP: 0				WP: 0 PB: 0 SB: 0 CS: 0 PA: 31		

PITCHER		IP	WLS	BF	H	R	ER	SO	BB	IBB	HBP	BLK	WP	HR	S	P	ERA	WHIP
41 Brad Peacock, R ERA: 3.62	(1, 1)	6.0	L	22	5	2	2	11	0	0	0	0	0	1	69	102	3.00	0.833
30 Héctor Rondón, R ERA: 3.07	(7, 1)	1.0		6	3	2	2	0	0	0	0	0	0	1	9	13	18.00	3.000
47 Chris Devenski, R ERA: 4.45	(8, 1)	1.0		3	0	0	0	1	0	0	0	0	0	0	8	10	0.00	0.000

PITCHER	IP	WLS	BF	H	R	ER	SO	BB	IBB	HBP	BLK	WP	HR	S	P	ERA	WHIP

BOTTOM

Houston Astros @ New York Yankees

Yankee Stadium, Bronx, NY

Fri Jun 21 2019, 7:10 PM - 10:15 PM EDT

Att. 41,166 - Clear - 77 F

livebaseballscorecards.com

AB	31
R	4
H	8
RBI	4
BB	0
SO	12
LOB	6

Batter	1	2	3	4	5	6	7	8	9	AB	R	H	RBI	BB	SO	LOB
27 Jose Altuve, R (1, 4) OBP: 0.328, SLG: 0.457	X SL 81 0-0 ① G6-3		C FF 92 F FS 86 B FF 91 B FS 87 T SL 84 2-2 ① K		C SL 84 B SL 84 B FS 88 S SL 83 F SL 85 B FS 88 X SL 85 3-2 2B		F FF 93 X SL 84 0-1 ② L8	C ST 83 B FC 90 C ST 83 F SI 94 C SI 95 1-3 ③ K		5	0	1	0	0	2	2
2 Alex Bregman, R (1, 6) OBP: 0.391, SLG: 0.529	B FF 91 C SL 81 B FS 88 C SL 84 F SL 86 F FS 88 X FF 92 2-2 ② P2		B FS 87 C FF 92 B FS 88 B SL 84 X SL 84 3-1 10 FC5 23 1B 1B		B FS 88 X FF 92 1-0 ② P5		B SL 83 X FF 92 1-0 23 1B 44 HR 1B		C SI 94 B SI 96 S SI 94 B SI 96 X SI 96 2-2 ① G6-3	5	1	2	0	0	0	1
23 Michael Brantley, L (1, 7) OBP: 0.378, SLG: 0.512	B FF 90 F FF 91 X FS 87 1-1 1B		B CU 77 1 SAFE B SL 82 C FF 91 1 SAFE 1 SAFE C SL 83 X FS 88 2-2 1-2 1B		2 SAFE X SL 83 0-0 ③ L9		B FF 92 X FF 92 1-0 1-2 44 HR 1B		B SI 96 C SI 96 C SL 81 B SL 80 B SI 96 F SI 96 F SI 96 B SI 96 4-2 10 G5-3 44 BB BB	4	1	3	0	1	0	1
44 Yordan Alvarez, L (1, 10) OBP: 0.431, SLG: 0.791 26 Myles Straw, R (9, PR) OBP: 0.419, SLG: 0.400	C SL 82 X FF 91 0-1 ③ G4-3		C FF 93 F FS 88 B FF 93 X FF 92 1-2 ② F7			C FF 92 B FS 87 X FS 86 1-1 22 HR 1B	B SL 83 C FF 92 F SL 82 F FF 93 F CH 87 B SL 84 X CH 86 2-2 1-H 2-H HR		B SI 96 C SI 96 B SI 95 F SI 96 D SI 96 B SI 96 4-2 10 G5-3 1-2 BB	4 0	2 0	2 0	3 0	1 0	0 0	3 0
10 Yuli Gurriel, R (1, 5) OBP: 0.293, SLG: 0.389		B FF 90 F FS 87 X FF 91 1-1 ① P3	B SL 84 B FS 88 X SL 84 2-0 ③ FC5 2-3f			C SL 82 X FF 91 0-1 ① L7	F FF 93 B SL 86 X FF 93 1-1 ③ F9		C SI 96 B SI 96 X SI 96 1-1 ② G5-3 1-2 2-3	5	0	0	0	0	0	5
22 Josh Reddick, L (1, 9) OBP: 0.335, SLG: 0.440 28 Robinson Chirinos, R (9, PH) OBP: 0.368, SLG: 0.489		C FF 90 X FS 87 0-1 ② G4-3		B FF 91 B SL 83 X SL 83 2-0 ① G3-1		F FS 84 B SL 83 X FS 86 1-1 1-H HR		B FC 90 F SI 93 B ST 82 B ST 82 B SI 94 4-1 18 BB BB	B SI 95 1-0 IBB	3 0	1 0	1 0	2 0	1 1	0 0	0 0
13 Tyler White, R (1, 3) OBP: 0.344, SLG: 0.340		B CU 75 B FF 90 C SL 82 F FS 86 F SL 85 B FS 86 B SL 84 4-2 6 FC5 12 1B BB		B FF 91 X SL 82 1-0 ② P3		C FF 92 X SL 85 0-1 ② L6		C SI 94 B SI 94 F ST 83 B SI 96 X ST 83 2-2 ① P4	C SI 95 X SI 96 0-1 ③ L9	4	0	0	0	1	0	4
12 Max Stassi, R (1, 2) OBP: 0.254, SLG: 0.241		C FF 90 D FS 86 X FF 90 1-1 1-2 1B		B CU 77 X FS 87 1-0 ③ G5-3		B SL 82 F SL 82 C FF 92 B SL 83 B FS 88 X FF 94 3-2 ③ 1B		C ST 84 C ST 83 F ST 83 F SI 94 B FC 92 F ST 82 T ST 84 1-2 ② K		4	0	2	0	0	1	1
6 Jake Marisnick, R (1, 8) OBP: 0.308, SLG: 0.481 18 Tony Kemp, L (8, PH) OBP: 0.303, SLG: 0.409 (8, 8)		C SL 83 D FS 87 C FF 92 X SL 84 1-2 ③ FC5 2-3f			X FS 86 0-0 ① B3		B FF 93 S FF 92 F SL 85 B SL 82 X FF 93 2-2 ① P3	B ST 82 C SI 95 B SI 95 F SI 94 B ST 83 D ST 84 4-2 1-2 BB		3 0	0 0	0 0	0 1	0 0	0 0	2 0
Inning Stats	R: 0 E: 0 K: 0 S: 10 H: 1 LOB: 1 BB: 0 P: 13	R: 0 E: 0 K: 0 S: 12 H: 1 LOB: 2 BB: 1 P: 19	R: 0 E: 0 K: 1 S: 12 H: 2 LOB: 2 BB: 0 P: 22	R: 0 E: 0 K: 0 S: 3 H: 0 LOB: 0 BB: 0 P: 7	R: 0 E: 0 K: 0 S: 7 H: 1 LOB: 1 BB: 0 P: 11	R: 2 E: 0 K: 0 S: 11 H: 3 LOB: 1 BB: 0 P: 16	R: 3 E: 0 K: 0 S: 14 H: 3 LOB: 0 BB: 0 P: 21	R: 0 E: 0 K: 2 S: 16 H: 0 LOB: 2 BB: 2 P: 28	R: 0 E: 0 K: 0 S: 13 H: 0 LOB: 3 BB: 3 P: 25	1B: 8 2B: 1 3B: 0 HR: 2 SF: 0 SAC: 0 DP: 0 HBP: 0						WP: 0 PB: 0 SB: 0 CS: 0 PA: 43

TOP

Houston Astros @ New York Yankees

Yankee Stadium, Bronx, NY

Sat Jun 22 2019, 7:16 PM - 10:24 PM EDT

Att. 46,034 - Sunny - 79 F

livebaseballscorecards.com

AB	37
R	5
H	11
RBI	5
BB	6
SO	3
LOB	19

PITCHER		IP	WLS	BF	H	R	ER	SO	BB	IBB	HBP	BLK	WP	HR	S	P	ERA	WHIP
19 Masahiro Tanaka, R ERA: 3.21	(1, 1)	6.0		26	8	2	2	1	1	0	0	0	0	1	55	88	3.00	1.500
56 Jonathan Holder, R ERA: 5.55	(7, 1)	1.0	W	6	3	3	3	0	0	0	0	0	0	1	14	21	27.00	3.000
0 Adam Ottavino, R ERA: 1.57	(8, 1)	1.0	H	5	0	0	0	2	2	0	0	0	0	0	16	28	0.00	2.000
53 Zack Britton, L ERA: 2.51	(9, 1)	1.0	S	6	0	0	0	0	2	1	0	0	0	0	13	25	0.00	2.000

PITCHER	IP	WLS	BF	H	R	ER	SO	BB	IBB	HBP	BLK	WP	HR	S	P	ERA	WHIP

BOTTOM

Houston Astros @ New York Yankees

Yankee Stadium, Bronx, NY

Sat Jun 22 2019, 7:16 PM - 10:24 PM EDT

Att. 46,034 - Sunny - 79 F

livebaseballscorecards.com

Batter	1	2	3	4	5	6	7	8	9	AB	R	H	RBI	BB	SO	LOB
26 DJ LeMahieu, R (1, 4) OBP: 0.365, SLG: 0.467	B SI 87 B FC 87 B FC 86 B FC 87 4-0 99 G5-4-3 BB			C FF 86 C FC 88 S CH 80 0-3 ① K		B FC 86 C CH 80 T FC 87 B FC 86 B FC 86 B CH 82 4-2 45 1B 99 BB 27 1B BB	B SL 92 B CU 86 X FF 97 2-0 45 G3-1 99 WP 27 1B 1B			2	2	1	0	2	1	0
99 Aaron Judge, R (1, 9) OBP: 0.385, SLG: 0.481	B FC 87 B FC 88 X FC 87 2-0 ①② G5-4-3 1-2f			B FC 86 C CH 81 B FC 89 F FC 88 S FC 88 2-3 ② K		B FC 86 B FC 86 F FC 88 B FC 86 B FC 88 4-1 45 1B 27 1B 1-2 BB	B SL 93 C FF 96 F FF 97 1-2 CI 45 G3-1 27 1B 1-2			2	2	0	0	1	1	1
45 Luke Voit, R (1, 3) OBP: 0.388, SLG: 0.496	C FC 87 S CH 83 F FF 92 S CU 77 0-3 ③ K			S CH 82 C CH 79 B CH 79 B FC 90 B FC 86 X FC 89 3-2 E8		S FC 89 B FC 90 F CH 82 F FC 90 X FC 90 1-2 27 1B 1-2 2-3 1B	S CU 85 S CU 87 F SL 92 X CU 86 0-2 ② G3-1 1-2 2-3			4	0	1	0	0	1	2
27 Giancarlo Stanton, R (1, 7) OBP: 0.438, SLG: 0.320 11 Brett Gardner, L (8, 7) OBP: 0.318, SLG: 0.446		C FC 86 B FC 86 S CH 81 S CH 80 1-3 ① K		X FC 88 0-0 ③ L7		B FC 92 C CU 80 B FC 92 B FC 91 X FC 90 3-1 1-2 2-H 3-H 1B	S FF 97 B FF 97 D CU 85 X FF 97 2-1 2-H 3-H 1B			4 0	0 0	2 0	4 0	0 0	1 0	1 0
30 Edwin Encarnación, R (1, 10) OBP: 0.347, SLG: 0.521		B FC 86 X FF 90 1-0 ② G4-3			B CU 76 F CH 80 F CH 78 B FC 88 F FF 92 T FC 89 2-2 ① K	F CU 81 S CU 82 D CU 83 B FC 92 F FC 91 S CU 82 2-3 ① K	C CU 86 F SL 92 F CU 86 D CU 86 B FF 97 S SL 92 2-3 ③ K			4	0	0	0	0	3	3
31 Aaron Hicks, S (1, 8) OBP: 0.301, SLG: 0.349		C SI 90 B CU 76 F FC 87 S CH 82 1-3 ③ K			B CU 76 B CU 78 C FC 88 B FC 87 B FC 88 4-1 29 HR BB	C FC 92 B FC 90 B CU 81 F FC 91 B FC 92 C FC 92 3-3 ② K		B FF 96 S SL 85 S SL 87 B SL 88 X FF 98 2-2 18 FC5-6 1B		3	1	1	0	1	2	2
18 Didi Gregorius, L (1, 6) OBP: 0.255, SLG: 0.326			B SI 87 S FC 85 B FC 86 X CH 81 2-1 ① G4-3		1 SAFE B FC 88 B FC 87 T FC 87 X CH 82 2-1 ② F9	S CU 81 B CU 82 B FC 91 B FC 90 F FC 92 F FC 92 X FC 92 3-2 ③ L8		C SL 86 B SL 87 F FF 96 X SL 86 1-2 ①② FC5-6 1-2f		4	0	0	0	0	0	4
29 Gio Urshela, R (1, 5) OBP: 0.358, SLG: 0.466			C FC 87 B CH 81 F CH 81 F FC 88 F FC 88 S CH 79 1-3 ② K		D CH 82 X SI 91 1-0 1-H HR		S FF 96 C FF 96 S CU 86 0-3 ① K	C SL 87 C SL 87 S SL 87 0-3 ③ K		4	1	1	2	0	3	0
28 Austin Romine, R (1, 2) OBP: 0.233, SLG: 0.307			C FC 86 B FF 91 B CH 81 X FC 88 2-1 ③ G5-3		C FF 87 X FC 88 0-1 ③ F9		X FF 97 0-0 HR			3	1	1	1	0	0	0
Inning Stats	R: 0 E: 0 K: 1 S: 5 H: 0 LOB: 0 BB: 1 P: 11	R: 0 E: 0 K: 2 S: 7 H: 0 LOB: 0 BB: 0 P: 10	R: 0 E: 0 K: 1 S: 9 H: 0 LOB: 0 BB: 0 P: 14	R: 0 E: 1 K: 2 S: 10 H: 0 LOB: 1 BB: 0 P: 15	R: 2 E: 0 K: 1 S: 10 H: 1 LOB: 0 BB: 1 P: 19	R: 2 E: 0 K: 2 S: 20 H: 2 LOB: 2 BB: 2 P: 40	R: 3 E: 1 K: 2 S: 17 H: 3 LOB: 1 BB: 0 P: 24	R: 0 E: 0 K: 1 S: 9 H: 1 LOB: 0 BB: 0 P: 12		1B: 5 2B: 0 3B: 0 HR: 2 SF: 0 SAC: 0 DP: 1 HBP: 0				WP: 1 PB: 0 SB: 0 CS: 0 PA: 35		

	AB	30
	R	7
	H	7
	RBI	7
	BB	4
	SO	12
	LOB	13

PITCHER		IP	WLS	BF	H	R	ER	SO	BB	IBB	HBP	BLK	WP	HR	S	P	ERA	WHIP
20 Wade Miley, L ERA: 3.51	(1, 1)	5.0		21	2	4	4	7	4	0	0	0	0	1	48	85	7.20	1.200
36 Will Harris, R ERA: 1.29	(6, 1)	1.0		4	1	0	0	2	0	0	0	0	0	0	13	24	0.00	1.000
55 Ryan Pressly, R ERA: 1.31	(7, 1)	1.0	L	7	3	3	2	2	0	0	0	0	1	1	17	24	18.00	3.000
64 Reymin Guduan, L ERA: 11.81	(8, 1)	1.0		3	1	0	0	1	0	0	0	0	0	0	9	12	0.00	1.000

PITCHER	IP	WLS	BF	H	R	ER	SO	BB	IBB	HBP	BLK	WP	HR	S	P	ERA	WHIP

Batter	1	2	3	4	5	6	7	8	9	AB	R	H	RBI	BB	SO	LOB
27 Jose Altuve, R (1, 4) OBP: 0.330, SLG: 0.479	F FF 92 B FF 93 X SL 85 1-1 HR		X SI 90 0-0 23 1B 2B	B CH 84 F FF 91 D CH 86 F FF 91 X FF 93 2-2 G6-4-3 1-2f		X SL 85 0-0 G5-4-3 1-2f			S CU 80 B CU 82 C FF 95 S CU 83 1-3 K	5	2	2	1	0	1	2
2 Alex Bregman, R (1, 6) OBP: 0.388, SLG: 0.522	B FF 92 X SI 90 1-0 G5-3		B FF 93 B FF 93 F CH 86 X FF 93 2-1 F8	X CH 85 0-0 G5-3		C SL 85 B FF 96 F SL 83 F SL 86 B FF 95 B SL 86 B FF 95 4-2 BB			B CU 82 C CH 83 F FF 94 F SI 93 X SI 93 1-2 L9	4	0	0	0	1	0	1
23 Michael Brantley, L (1, 7) OBP: 0.382, SLG: 0.512	C FF 92 X SI 91 0-1 G4-3		C SI 92 B SI 92 X SL 87 1-1 44 FC3-6 2-H 1B		X FF 91 0-0 44 HR 1B	B SL 85 B CH 87 D CH 87 C FF 94 S SL 84 S SL 86 3-3 K			B CH 82 B CH 82 B CH 82 C FF 94 B SI 94 4-1 BB	4	1	2	1	1	1	1
44 Yordan Alvarez, L (1, 10) OBP: 0.429, SLG: 0.813	B SI 91 X SI 90 1-0 1B		B SI 92 B SL 86 X SI 91 2-0 FC3-6 1-2f		B FF 91 F SI 90 X FF 92 1-1 1-H HR		C FF 93 B SL 83 B FF 94 S SL 85 S SL 85 2-3 K		X SI 94 0-0 L1-3	5	1	2	2	0	1	2
10 Yuli Gurriel, R (1, 5) OBP: 0.295, SLG: 0.401	B SI 90 F SI 90 X FF 93 1-1 P3			C SI 90 B FF 92 X FF 92 1-1 22 1B 28 1B 13 HR 1B	B FF 94 B SL 84 X FF 93 2-0 HR		C SL 85 X SL 85 0-1 L7			4	2	2	1	0	0	1
28 Robinson Chirinos, R (1, 2) OBP: 0.366, SLG: 0.484		C FF 92 C FF 92 B CH 87 B FF 93 S FF 94 2-3 K		B SI 89 F SI 90 S FF 94 B FF 94 F CH 86 B FF 94 1 SAFE X SI 90 3-2 22 1B 13 HR 1-2 1B	S FF 94 B FF 94 X SL 85 1-1 G3		C SL 85 B FF 95 F SL 84 B FF 94 S SL 84 2-3 K			4	1	1	0	0	2	0
22 Josh Reddick, L (1, 9) OBP: 0.337, SLG: 0.441		C FF 93 X FF 90 0-1 F7		L SI 90 B SI 91 X SI 90 1-1 13 HR 1-2 2-3 1B	C SL 84 X SL 84 0-1 L9			X SL 84 0-0 13 G4-6-3 1B		4	1	2	0	0	0	0
13 Tyler White, R (1, 3) OBP: 0.342, SLG: 0.355		F FF 93 B FF 92 X FF 93 1-1 F7		B FF 93 X SI 91 1-0 1-H 2-H 3-H HR	B SL 83 S SL 85 S SL 85 B SL 86 S FF 95 2-3 K			F FF 93 F FF 94 X SL 86 0-2 G4-6-3 1-2f		4	1	1	4	0	1	1
6 Jake Marisnick, R (1, 8) OBP: 0.313, SLG: 0.481			B FF 92 C FF 92 C FF 94 S FF 93 1-3 K	B SL 84 C CH 86 B FF 92 B SI 90 F FF 91 X CH 86 3-2 27 G6-4-3 1B		C SL 85 B FF 93 X FF 93 1-1 27 G5-4-3 1B			S FF 94 B SL 86 B SL 86 X SL 85 2-1 G5-3	4	0	2	0	0	1	0
Inning Stats	R: 1 E: 0 K: 0 S: 8 H: 2 LOB: 1 BB: 0 P: 12	R: 0 E: 0 K: 1 S: 7 H: 0 LOB: 0 BB: 0 P: 10	R: 1 E: 0 K: 1 S: 9 H: 2 LOB: 0 BB: 0 P: 15	R: 4 E: 0 K: 0 S: 16 H: 5 LOB: 0 BB: 0 P: 27	R: 3 E: 0 K: 1 S: 11 H: 3 LOB: 0 BB: 0 P: 17	R: 0 E: 0 K: 1 S: 9 H: 1 LOB: 1 BB: 1 P: 17	R: 0 E: 0 K: 2 S: 8 H: 0 LOB: 0 BB: 0 P: 12	R: 0 E: 0 K: 0 S: 6 H: 1 LOB: 0 BB: 0 P: 8	R: 0 E: 0 K: 1 S: 9 H: 0 LOB: 1 BB: 1 P: 15	1B: 9 2B: 1 3B: 0 HR: 4 SF: 0 SAC: 0 DP: 3 HBP: 0						

WP: 0 PA: 40
PB: 0
SB: 0
CS: 0

PITCHER		IP	WLS	BF	H	R	ER	SO	BB	IBB	HBP	BLK	WP	HR	S	P	ERA	WHIP
34 J.A. Happ, L ERA: 5.23	(1, 1)	4.0	L	22	11	8	8	2	0	0	0	0	0	3	43	68	18.00	2.750
85 Luis Cessa, R ERA: 5.11	(5, 1)	4.0		14	3	1	1	4	1	0	0	0	0	1	31	50	2.25	1.000
75 David Hale, R ERA: 3.43	(9, 1)	1.0		4	0	0	0	1	1	0	0	0	0	0	9	15	0.00	1.000

PITCHER	IP	WLS	BF	H	R	ER	SO	BB	IBB	HBP	BLK	WP	HR	S	P	ERA	WHIP

TOP

Houston Astros @ New York Yankees

Yankee Stadium, Bronx, NY

Sun Jun 23 2019, 2:09 PM - 4:56 PM EDT

Att. 46,769 - Sunny - 81 F

livebaseballscorecards.com

AB	38
R	9
H	14
RBI	9
BB	2
SO	7
LOB	8

BOTTOM

Houston Astros @ New York Yankees

Yankee Stadium, Bronx, NY

Sun Jun 23 2019, 2:09 PM - 4:56 PM EDT

Att. 46,769 - Sunny - 81 F

Batter	1	2	3	4	5	6	7	8	9	AB	R	H	RBI	BB	SO	LOB
26 DJ LeMahieu, R (1, 5) OBP: 0.370, SLG: 0.488	C FF 94 X CU 78 0-1 45 G6-4-3 1B		C SL 86 1 SAFE B FF 94 X FF 95 1-1 ③ G4-3		B SL 88 S SL 87 X SL 89 1-1 1-H 2-H HR			C FF 98 B SL 83 X CH 86 1-1 99 G5-3 3B		4	2	3	3	0	0	1
99 Aaron Judge, R (1, 9) OBP: 0.370, SLG: 0.458	C FF 94 S SL 87 B SL 87 B SL 88 B SL 89 X FF 96 3-2 ① F9			X FF 94 0-0 ① L4	F FF 96 B SL 89 S CU 82 C CU 81 1-3 ③ K			B FF 96 C SL 82 F FF 98 F FF 97 B FF 97 X CH 86 2-2 ② G5-3 3-H		4	0	0	1	0	1	1
45 Luke Voit, R (1, 3) OBP: 0.387, SLG: 0.491	D CU 79 C FF 95 1 SAFE B FF 94 X CU 79 2-1 ②③ G6-4-3 1-2f			B FF 95 C FF 93 S FF 95 B CU 81 B SL 88 B SL 88 4-2 BB		S FF 94 B CU 79 C FF 96 B CU 81 B CU 81 C FF 97 3-3 ① K		S SL 83 B FF 97 B SL 82 B FF 96 S FF 96 C CH 85 3-3 ③ K		3	0	0	0	1	2	1
24 Gary Sánchez, R (1, 2) OBP: 0.339, SLG: 0.634		C FF 95 T FF 95 S FF 96 0-3 ① K		D FF 95 F FF 95 S SL 87 F FF 96 X FF 96 1-2 ② F9		B CU 82 F FF 97 X SL 90 1-1 ② G3-1			B SL 89 C SL 88 F FF 96 B FF 96 B FC 92 X FF 96 3-2 18 FC4-6 1B	4	0	1	0	0	1	1
30 Edwin Encarnación, R (1, 10) OBP: 0.343, SLG: 0.513		B SL 88 B FF 94 X FF 95 2-0 ② F7		X SL 86 0-0 ③ L7		B SL 88 C SL 89 C CU 82 S SL 89 1-3 ③ K			B SL 89 C FF 95 B FC 92 C CH 85 D FC 93 S FC 92 3-3 ① K	4	0	0	0	0	2	2
18 Didi Gregorius, L (1, 6) OBP: 0.235, SLG: 0.300		C FF 95 F SL 88 F CH 89 B FF 95 S FF 96 1-3 ③ K			C SL 87 F SL 88 F CU 80 S SL 88 0-3 ① K		C FF 94 F FF 94 X FF 95 0-2 ① P5		F CH 86 F FF 96 F FF 98 B FF 99 D CH 85 B FC 95 X FC 94 3-2 ② FC4-6 25 DI 1-2f	4	0	0	0	0	2	1
25 Gleyber Torres, R (1, 4) OBP: 0.342, SLG: 0.536			B SL 87 B SL 86 F FF 95 S FF 95 T FF 96 2-2 ① K		S FF 96 B SL 88 B CU 79 S FF 95 F FF 95 X SL 88 2-2 ② G5-3		C CU 79 B CU 79 C FF 96 S SL 89 1-3 ② K		B FF 98 S FF 97 S FF 97 D SL 90 B FF 96 F FF 97 X FC 91 3-2 ③ F8 1-2	4	0	0	0	0	2	1
31 Aaron Hicks, S (1, 8) OBP: 0.302, SLG: 0.349			B FF 94 B FF 94 F FF 95 X SL 87 2-1 ② G5-3		B CU 79 S SL 87 B SL 88 C SL 88 B CH 88 X FF 96 3-2 11 1B 26 HR 1B		S SL 86 B FF 94 S CU 79 B CU 81 F SL 88 S CU 80 2-3 ③ K			3	1	1	0	0	1	0
11 Brett Gardner, L (1, 7) OBP: 0.321, SLG: 0.447			B FF 95 B SL 87 B FF 95 C FF 95 B FF 95 4-1 BB		F FF 93 C CU 78 B CH 86 X CH 87 1-2 26 HR 1-2 1B			B FF 96 B FF 96 C FF 95 X FF 96 2-1 ① P5		2	1	1	0	1	0	0
Inning Stats	R: 0 E: 0 K: 0 S: 7 H: 1 LOB: 0 BB: 0 P: 12	R: 0 E: 0 K: 2 S: 8 H: 0 LOB: 0 BB: 0 P: 11	R: 0 E: 0 K: 1 S: 8 H: 0 LOB: 1 BB: 1 P: 17	R: 0 E: 0 K: 0 S: 8 H: 0 LOB: 1 BB: 1 P: 13	R: 3 E: 0 K: 2 S: 19 H: 3 LOB: 0 BB: 0 P: 27	R: 0 E: 0 K: 2 S: 8 H: 0 LOB: 0 BB: 0 P: 13	R: 0 E: 0 K: 2 S: 11 H: 0 LOB: 0 BB: 0 P: 14	R: 1 E: 0 K: 1 S: 11 H: 1 LOB: 0 BB: 0 P: 19	R: 0 E: 0 K: 1 S: 14 H: 1 LOB: 1 BB: 0 P: 26	1B: 4 2B: 0 3B: 1 HR: 1 SF: 0 SAC: 0 DP: 1 HBP: 0						

livebaseballscorecards.com

AB	32
R	4
H	6
RBI	4
BB	2
SO	11
LOB	8

WP: 0 PB: 0 SB: 0 CS: 0 PA: 34

PITCHER		IP	WLS	BF	H	R	ER	SO	BB	IBB	HBP	BLK	WP	HR	S	P	ERA	WHIP
35 Justin Verlander, R ERA: 2.67	(1, 1)	7.0	W	26	4	3	3	9	2	0	0	0	0	1	69	107	3.86	0.857
47 Chris Devenski, R ERA: 4.6	(8, 1)	1.0		4	1	1	1	1	0	0	0	0	0	0	11	19	9.00	1.000
54 Roberto Osuna, R ERA: 2.25	(9, 1)	1.0		4	1	0	0	1	0	0	0	0	0	0	14	26	0.00	1.000

PITCHER	IP	WLS	BF	H	R	ER	SO	BB	IBB	HBP	BLK	WP	HR	S	P	ERA	WHIP

Batter	1	2	3	4	5	6	7	8	9	AB	R	H	RBI	BB	SO	LOB
27 Kevin Newman, R (1, 6) OBP: 0.366, SLG: 0.429	C FF 97 X FF 96 0-1 12 CS 1B		X SI 96 0-0 ② SH1-3 1-2		B FF 99 B SL 90 S SL 90 B KC 80 F FF 99 T FF 99 3-2 ③ K		F FF 96 B FF 96 C SL 83 F FF 97 S FF 97 1-3 ② K			3	0	1	0	0	2	2
12 Corey Dickerson, L (1, 7) OBP: 0.327, SLG: 0.468	B FF 96 S CH 89 B FF 97 1 SAFE B KC 80 S FF 97 S FF 98 3-3 ① ② K 1-2		B CH 87 B SI 98 F FF 99 X KC 84 2-1 ③ L5 2-3			F FF 96 B FF 96 S FF 98 X FF 98 1-2 6 G1-3 53 1B 2B	F CH 89 X CH 90 0-1 ③ G6-3			4	1	1	0	0	1	2
6 Starling Marte, R (1, 8) OBP: 0.317, SLG: 0.468	B FF 96 B SL 90 X SI 98 2-0 ③ P4			C SL 90 B FF 98 X SL 91 1-1 ① F9		C SL 89 F SI 96 X SL 88 0-2 ① G1-3 2-3		X CU 80 0-0 ① L7		4	0	0	0	0	0	1
55 Josh Bell, S (1, 10) OBP: 0.381, SLG: 0.631		T FF 97 B CH 88 B FF 98 S SL 91 F CH 91 X CH 90 2-2 ① G4-3		F FF 98 X KC 82 0-1 ② F8		S FF 98 S CH 90 F FF 98 F SL 91 B CH 88 F SL 92 F KC 83 F FF 99 X SL 89 1-2 ② G1-3		C CU 81 B FC 93 X FC 91 1-1 ② L6		4	0	0	0	0	0	1
53 Melky Cabrera, S (1, 9) OBP: 0.347, SLG: 0.434		C KC 81 B FF 96 S FF 98 B FF 99 X SL 91 2-2 ② G5-3		C FF 98 F FF 96 F SL 89 F CH 89 F FF 97 X KC 82 0-2 ③ L8		B FF 98 S SL 91 B SL 89 X SL 90 2-1 36 BB 19 1B 3-H 1B		B CU 81 C FC 92 F FC 91 B FC 92 X FC 92 2-2 ③ G3		4	0	1	1	0	0	0
19 Colin Moran, L (1, 5) OBP: 0.325, SLG: 0.467		X FF 97 0-0 2B			B FF 96 B KC 80 X FF 96 2-0 ① L7	C KC 82 X SL 90 0-1 36 BB 1-2 1B			C FF 91 C ST 79 F FF 92 F ST 80 B ST 79 B CU 75 T FC 87 2-2 ① K	4	0	2	0	0	1	0
36 José Osuna, R (1, 3) OBP: 0.351, SLG: 0.647		C SL 88 C KC 80 B SL 91 F FF 98 B SL 89 X SL 90 2-2 ③ G6-3			C KC 78 S FF 94 X KC 81 0-2 32 BB 1B	B SL 90 C SL 88 B FF 98 S SL 90 B SL 91 D SL 91 4-2 1-2 2-3 BB			X FC 87 0-0 ② G6-3	3	0	1	0	1	0	1
32 Elias Díaz, R (1, 2) OBP: 0.329, SLG: 0.362			C FF 95 C KC 82 X SL 89 0-2 12 PB 27 SH1-3 1B		B KC 81 D SL 89 B SI 96 B FF 96 4-0 1-2 BB	C FF 99 B FF 99 X KC 83 1-1 ③ G3-1			X FC 87 0-0 1B	3	0	2	0	1	0	3
26 Adam Frazier, L (1, 4) OBP: 0.321, SLG: 0.372			C KC 83 S FF 97 S FF 98 0-3 ① K		F FF 97 B FF 97 B CH 89 B FF 98 S FF 98 X FF 98 3-2 ② F7		F FF 96 C FF 96 S SL 84 0-3 ① K		B CU 72 X ST 79 1-0 ③ G4-3	4	0	0	0	0	2	4
Inning Stats	R: 0 E: 0 K: 1 S: 6 H: 1 LOB: 0 BB: 0 P: 11	R: 0 E: 0 K: 0 S: 12 H: 1 LOB: 1 BB: 0 P: 18	R: 0 E: 0 K: 1 S: 9 H: 1 LOB: 1 BB: 0 P: 11	R: 0 E: 0 K: 0 S: 10 H: 0 LOB: 0 BB: 0 P: 11	R: 0 E: 0 K: 1 S: 10 H: 1 LOB: 2 BB: 1 P: 22	R: 1 E: 0 K: 0 S: 22 H: 3 LOB: 3 BB: 1 P: 31	R: 0 E: 0 K: 2 S: 9 H: 0 LOB: 0 BB: 0 P: 10	R: 0 E: 0 K: 0 S: 6 H: 0 LOB: 0 BB: 0 P: 9	R: 0 E: 0 K: 1 S: 8 H: 1 LOB: 1 BB: 0 P: 11	1B: 6 2B: 2 3B: 0 HR: 0 SF: 0 SAC: 1 DP: 0 HBP: 0						

Pittsburgh Pirates @ Houston Astros

Minute Maid Park, Houston, TX

Tue Jun 25 2019, 7:11 PM - 10:07 PM CDT

Att. 37,193 - Roof Closed - 73 F

TOP

livebaseballscorecards.com

AB	33
R	1
H	8
RBI	1
BB	2
SO	6
LOB	14

WP: 0 PB: 1 SB: 0 CS: 1 PA: 36

PITCHER		IP	WLS	BF	H	R	ER	SO	BB	IBB	HBP	BLK	WP	HR	S	P	ERA	WHIP
45 Gerrit Cole, R ERA: 3.42	(1, 1)	6.0	W	26	7	1	1	3	2	0	0	0	0	0	69	104	1.50	1.500
39 Josh James, R ERA: 4.81	(7, 1)	1.0	H	3	0	0	0	2	0	0	0	0	0	0	9	10	0.00	0.000
36 Will Harris, R ERA: 1.24	(8, 1)	1.0	H	3	0	0	0	0	0	0	0	0	0	0	6	9	0.00	0.000
31 Collin McHugh, R ERA: 5.91	(9, 1)	1.0		4	1	0	0	1	0	0	0	0	0	0	8	11	0.00	1.000

PITCHER	IP	WLS	BF	H	R	ER	SO	BB	IBB	HBP	BLK	WP	HR	S	P	ERA	WHIP

Batter	1	2	3	4	5	6	7	8	9	AB	R	H	RBI	BB	SO	LOB
4 George Springer, R (1, 8) OBP: 0.386, SLG: 0.635	C FF 91 F SL 84 T FF 93 0-2 ① K		B SL 84 B SL 83 F FF 91 B FF 91 F FF 91 X FF 92 3-2 ② P4		F SI 87 B SL 82 X FF 91 1-1 ② P3		S SL 82 B FF 90 B SL 82 F SL 81 X FF 91 2-2 1B			4	0	1	0	0	1	0
27 Jose Altuve, R (1, 4) OBP: 0.328, SLG: 0.480	X FF 92 0-0 2B		X FF 92 0-0 ③ F7		B SL 84 F FF 90 C FF 92 F FF 92 B CH 82 B SL 82 S SL 82 3-3 ③ K		S FF 94 B FF 95 X FF 95 1-1 ③ G4-3			4	0	1	0	0	1	1
2 Alex Bregman, R (1, 6) OBP: 0.393, SLG: 0.539	C FF 93 S FF 92 B FF 93 X SL 86 1-2 ② P3			C FF 89 B SL 85 C SL 82 B FF 91 B SL 84 X FF 91 3-2 10 HR 2B		B CH 86 C FF 89 B SI 88 C SL 82 F FF 90 X FF 92 2-2 HR		C FF 94 B CU 80 B SI 95 X SL 83 2-1 44 WP 23 WP 44 2B 1B		4	3	3	1	0	0	1
23 Michael Brantley, L (1, 7) OBP: 0.377, SLG: 0.505	C FF 92 B FF 93 S FF 93 B FF 93 X SL 87 2-2 ③ G3			F CH 84 X FF 91 0-1 ① P6		X SI 87 0-0 ① L9		1 SAFE C SI 93 B SI 91 C CU 79 S CU 80 1-3 ① K 1-2		4	0	0	0	0	1	3
44 Yordan Alvarez, L (1, 10) OBP: 0.417, SLG: 0.788 26 Myles Straw, R (8, PR) OBP: 0.419, SLG: 0.400 (9, 10)		B FF 91 X SI 89 1-0 ① F7		B FF 92 B CH 81 2 SAFE F FF 92 F FF 92 X FF 92 2-2 ② F8		S CH 84 C CH 83 F CH 82 C FF 90 0-3 ② K		B SI 94 C CU 81 D CU 80 X FF 93 2-1 22 CI 2-H 2B		4 0	0 0	1 0	1 0	0 0	1 0	1 0
10 Yuli Gurriel, R (1, 5) OBP: 0.301, SLG: 0.414		X SL 84 0-0 1B		B FF 92 X FF 91 1-0 2-H HR		B SL 83 C SL 82 B SI 88 S SL 82 X SL 83 2-2 ③ G5-3		B SL 84 B SL 85 B SI 93 B SI 93 4-0 22 CI BB		3	1	2	2	1	0	0
22 Josh Reddick, L (1, 9) OBP: 0.340, SLG: 0.447		C FF 92 L SI 90 1 SAFE 1 SAFE F FF 93 X CH 82 0-2 ② L5		C CH 85 F FF 91 X SL 83 0-2 1B			C CH 84 X SI 89 0-1 13 F9 28 SF8 2B	S SI 94 F SL 85 F 0-2 CI 1-2 2-3		3	1	2	0	0	0	1
13 Tyler White, R (1, 3) OBP: 0.335, SLG: 0.347		S SL 84 1 SAFE X SL 83 0-1 ③ F8		B FF 91 B FF 91 S SL 84 C SL 83 B SL 81 X FF 91 3-2 ③ F9			B FF 89 X SL 82 1-0 ① F9 2-3	B SI 93 C CU 80 B SL 86 F SI 94 T CU 81 2-2 ② K		4	0	0	0	0	1	6
28 Robinson Chirinos, R (1, 2) OBP: 0.360, SLG: 0.476			X FF 90 0-0 ① G4-3		B FF 88 F SL 83 B SL 82 S SI 87 F FF 91 S FF 91 2-3 ① K		B FF 90 F SI 89 F SL 83 B FF 91 X FF 90 2-2 ② SF8 3-H	B CU 80 B SI 94 1 SAFE C SI 93 F SI 94 C CU 81 2-3 ③ K		3	0	0	1	0	2	3
Inning Stats	R: 0 E: 0 K: 1 S: 10 H: 1 LOB: 1 BB: 0 P: 13	R: 0 E: 0 K: 0 S: 8 H: 1 LOB: 1 BB: 0 P: 9	R: 0 E: 0 K: 0 S: 5 H: 0 LOB: 0 BB: 0 P: 8	R: 2 E: 0 K: 0 S: 15 H: 3 LOB: 1 BB: 0 P: 24	R: 0 E: 0 K: 2 S: 10 H: 0 LOB: 0 BB: 0 P: 16	R: 1 E: 0 K: 1 S: 12 H: 1 LOB: 0 BB: 0 P: 16	R: 1 E: 0 K: 0 S: 11 H: 2 LOB: 1 BB: 0 P: 17	R: 1 E: 1 K: 3 S: 16 H: 2 LOB: 3 BB: 1 P: 29		1B: 4 2B: 4 3B: 0 HR: 2 SF: 1 SAC: 0 DP: 0 HBP: 0		WP: 2 PB: 0 SB: 0 CS: 0 PA: 36		

PITCHER		IP	WLS	BF	H	R	ER	SO	BB	IBB	HBP	BLK	WP	HR	S	P	ERA	WHIP
34 Trevor Williams, R ERA: 4.25	(1, 1)	6.2	L	28	8	4	4	4	0	0	0	0	0	2	69	100	5.40	1.200
45 Michael Feliz, R ERA: 6.63	(7, 1)	0.1		1	0	0	0	0	0	0	0	0	0	0	2	3	0.00	0.000
52 Clay Holmes, R ERA: 4.98	(8, 1)	1.0		7	2	1	1	3	1	0	0	0	2	0	16	29	9.00	3.000

PITCHER	IP	WLS	BF	H	R	ER	SO	BB	IBB	HBP	BLK	WP	HR	S	P	ERA	WHIP

BOTTOM

Pittsburgh Pirates @ Houston Astros

Minute Maid Park, Houston, TX

Tue Jun 25 2019, 7:11 PM - 10:07 PM CDT

Att. 37,193 - Roof Closed - 73 F

livebaseballscorecards.com

AB	33
R	5
H	10
RBI	5
BB	1
SO	7
LOB	16

Batter	1	2	3	4	5	6	7	8	9	AB	R	H	RBI	BB	SO	LOB
27 Kevin Newman, R (1, 6) OBP: 0.376, SLG: 0.453	B FF 93 B SI 91 X SI 92 2-0 53 FC6-4 1B	X SI 92 0-0 53 S 53 E6 2-H 1B		C FF 94 X SL 82 0-1 ① G3-1		T SL 83 F FF 95 F FF 95 B SL 83 B CH 85 X SL 82 2-2 1B		B FF 92 B FC 88 F FC 87 B ST 80 X FC 86 3-1 ② G6-3	B CU 77 X CU 80 1-0 2-H HR	6	1	4	3	0	0	0
53 Melky Cabrera, S (1, 9) OBP: 0.342, SLG: 0.431	C CH 90 X SI 93 0-1 ① FC6-4 55 HR 1-2f	1 SAFE 1 SAFE B SI 92 F CU 79 X SI 93 1-1 ③ E6 1-H		F CH 84 B CH 86 F FF 95 X CH 86 1-2 ② G6-3		X FF 94 0-0 ② P5		C CU 75 B FC 86 F FC 88 F CU 71 X ST 80 1-2 ③ F9	B CU 59 B CH 84 X CU 60 2-0 2B	6	1	1	0	0	0	3
6 Starling Marte, R (1, 8) OBP: 0.317, SLG: 0.461	F SI 92 X SI 92 0-1 ② L5		C CU 78 F CU 79 B FF 92 B FF 93 S CU 80 2-3 ① K	C FF 96 S CH 86 B SL 82 S SL 83 1-3 ③ K		X FF 95 0-0 ③ P4			55 BB 36 HR BB 4-1 55 FC6 BB	4	1	0	0	2	2	2
55 Josh Bell, S (1, 10) OBP: 0.383, SLG: 0.636	B SI 90 D SI 92 B SI 91 S SI 92 C CH 89 X SI 92 3-2 1-H HR		B FF 94 B CH 89 S CU 80 B CU 79 B SI 91 4-1 32 G5-3 36 1B 12 1B BB		B CH 84 C CH 83 B FF 94 S CH 83 F FF 95 B CH 85 S CH 84 3-3 ① K		C SI 97 C SI 96 B FF 98 X CH 92 1-2 ① G6-3		36 HR 1-2 BB 2-2 FC6	4	3	1	2	2	1	2
36 José Osuna, R (1, 3) OBP: 0.381, SLG: 0.711	B SI 93 B CU 78 X SI 91 2-0 ③ G6-3		C CU 79 S CU 80 D CU 80 X SI 92 1-2 32 G5-3 12 1B 1-2 1B		F SL 83 X FF 96 0-1 ② F9		B SL 87 F SL 87 S FF 98 B FF 97 B SL 89 B FF 98 4-2 12 BB BB		B CU 76 C CU 72 X CU 72 1-1 1-H 2-H HR	4	2	2	3	1	0	0
32 Elias Díaz, R (1, 2) OBP: 0.331, SLG: 0.365		C SI 91 X CH 88 0-1 12 2B 2B	S SI 92 X SI 93 0-1 ② G5-3 1-2 2-3		F FF 96 S SL 83 B CH 86 B SL 82 S SL 82 2-3 ③ K		B FF 96 D SL 85 T FF 96 X FF 95 2-1 ② F9		B CU 80 B CU 79 B CH 80 C CU 78 C CU 79 B CH 83 4-2 12 2B 26 SF8 BB	4	2	1	0	1	1	3
12 Corey Dickerson, L (1, 7) OBP: 0.386, SLG: 0.569		F FF 94 X FF 94 0-1 27 1B 2-H 2B	B CU 79 C CU 77 B FF 94 S CU 79 F FF 92 F FF 93 F CU 80 F CU 79 B FF 94 3-2 X CU 78 16 1B 2-H 3-H 1B			C FF 94 B CH 84 C CH 84 B SL 83 X CH 84 2-2 16 HR 2B	S CH 90 B SI 96 B SL 84 B SI 95 B SI 96 4-1 1-2 BB		B CU 66 X CU 72 1-0 27 HR 1-3 2B	4	3	4	3	1	0	0
16 Jung Ho Kang, R (1, 5) OBP: 0.218, SLG: 0.352		F FF 93 B CU 78 F CU 78 F CU 79 S SI 94 1-3 ① K	B CU 78 B SI 92 B CH 90 X FF 93 3-0 1-2 1B			B SL 82 B SL 81 S CH 83 S FF 95 X CH 84 2-2 2-H HR	F SL 87 C FF 97 S SL 87 0-3 ③ K		B CU 73 F CU 73 X CU 77 1-1 ① F7	5	1	2	2	0	2	5
26 Adam Frazier, L (1, 4) OBP: 0.315, SLG: 0.367		B FF 94 B FF 94 X FF 93 2-0 ② L7	B SI 91 F SI 91 S SI 92 B SI 93 F CU 78 F SI 91 X SI 93 2-2 ③ G6-3			X FF 94 0-0 ① L6		B FF 90 F FC 87 F FF 92 B FC 88 B ST 80 F FC 87 X FF 92 3-2 ① L7	C CU 78 B CU 81 B CU 64 X CU 65 2-1 ② 3-H SF8	4	0	0	1	0	0	3
Inning Stats	R: 2 E: 0 K: 0 S: 9 H: 2 LOB: 0 BB: 0 P: 16	R: 2 E: 1 K: 1 S: 12 H: 3 LOB: 2 BB: 0 P: 16	R: 2 E: 0 K: 1 S: 22 H: 3 LOB: 2 BB: 1 P: 37	R: 0 E: 0 K: 1 S: 8 H: 0 LOB: 0 BB: 0 P: 10	R: 0 E: 0 K: 2 S: 9 H: 0 LOB: 0 BB: 0 P: 14	R: 2 E: 0 K: 0 S: 13 H: 3 LOB: 1 BB: 0 P: 19	R: 0 E: 0 K: 1 S: 11 H: 0 LOB: 2 BB: 2 P: 22	R: 0 E: 0 K: 0 S: 10 H: 0 LOB: 0 BB: 0 P: 17	R: 6 E: 0 K: 0 S: 17 H: 4 LOB: 2 BB: 4 P: 43	1B: 6 2B: 5 3B: 0 HR: 4 SF: 1 SAC: 0 DP: 0 HBP: 0						

PITCHER		IP	WLS	BF	H	R	ER	SO	BB	IBB	HBP	BLK	WP	HR	S	P	ERA	WHIP
59 Framber Valdez, L ERA: 4.57	(1, 1)	3.0	L	18	8	6	6	2	1	0	0	0	0	1	43	69	18.00	3.000
47 Chris Devenski, R ERA: 4.72	(4, 1)	3.0		12	3	2	2	3	0	0	0	0	0	1	30	43	6.00	1.000
30 Héctor Rondón, R ERA: 2.97	(7, 1)	1.0		5	0	0	0	1	2	0	0	0	0	0	11	22	0.00	2.000
31 Collin McHugh, R ERA: 5.79	(8, 1)	1.0		3	0	0	0	0	0	0	0	0	0	0	10	17	0.00	0.000
13 Tyler White, R ERA: 21.6	(9, 1)	0.2		10	4	6	6	0	4	0	0	0	0	2	14	38	81.00	12.000

PITCHER		IP	WLS	BF	H	R	ER	SO	BB	IBB	HBP	BLK	WP	HR	S	P	ERA	WHIP
12 Max Stassi, R ERA:	(9, 1)	0.1		1	0	0	0	0	0	0	0	0	0	0	3	5	0.00	0.000

TOP

Pittsburgh Pirates @ Houston Astros

Minute Maid Park, Houston, TX

Wed Jun 26 2019, 7:11 PM - 10:28 PM CDT

Att. 39,312 - Roof Closed - 73 F

livebaseballscorecards.com

AB	41
R	14
H	15
RBI	14
BB	7
SO	6
LOB	18

WP: 0 PA: 49
PB: 0
SB: 1
CS: 0

BOTTOM

Pittsburgh Pirates @ Houston Astros

Minute Maid Park, Houston, TX

Wed Jun 26 2019, 7:11 PM - 10:28 PM CDT

Att. 39,312 - Roof Closed - 73 F

livebaseballscorecards.com

Batter	1	2	3	4	5	6	7	8	9	AB	R	H	RBI	BB	SO	LOB
4 George Springer, R (1, 8) OBP: 0.393, SLG: 0.653 6 Jake Marisnick, R (9, 8) OBP: 0.311, SLG: 0.479	B FF 91 X FF 90 1-0 HR		C SI 91 B SL 84 S SL 84 1 SAFE X SL 85 1-2 27 FC6-4 1-2 1B		B SI 91 C SL 84 X SI 92 1-1 1B		C FF 94 B FF 93 B FF 94 X FF 94 2-1 G4-3 ③		B FF 92 X FF 92 1-0 G6-3 ③	4 1	1 0	3 0	1 0	0 0	0 0	1 1
27 Jose Altuve, R (1, 4) OBP: 0.327, SLG: 0.474 18 Tony Kemp, L (9, 4) OBP: 0.303, SLG: 0.409	L FF 92 C SL 83 S SL 83 0-3 K ①		S SL 85 X SL 85 0-1 FC6-4 1-2f 2-3 ①		F SL 82 X SL 83 0-1 F9 ③			F FF 93 F FF 94 X SL 87 0-2 2 2B 44 G6-3 1B		4 0	1 0	1 0	0 0	0 0	1 0	3 0
2 Alex Bregman, R (1, 6) OBP: 0.394, SLG: 0.540 (9, 5)	B FF 91 C SL 84 B SI 92 C SL 86 X SL 84 2-2 G4-3 ②		B SI 92 B SL 85 C SL 84 C SI 93 B SL 85 F SL 84 F SI 93 T SL 86 3-2 K ② ③ 3-H			C SI 89 C SL 82 B FF 90 B SL 84 B SL 83 B SI 91 4-2 BB		C FF 93 B SL 87 F FF 94 F FF 93 B FF 93 D SL 85 F FF 94 F FF 94 X SL 86 3-2 44 G6-3 1-3 2B		3	0	1	0	1	1	2
23 Michael Brantley, L (1, 7) OBP: 0.375, SLG: 0.502	B SI 93 X SI 88 1-0 1B			B SI 90 B SI 92 C SI 92 C SI 92 X SI 93 2-2 F8 ①		B SI 89 X SI 90 1-0 L8 ①		B FF 93 F CH 86 F FF 93 T FF 94 1-2 K ①		4	0	1	0	0	1	3
44 Yordan Alvarez, L (1, 10) OBP: 0.391, SLG: 0.732 26 Myles Straw, R (9, 6) OBP: 0.419, SLG: 0.400	C SI 92 F SI 92 B SL 85 D SI 88 C SI 93 2-3 K ③			F CH 86 X CH 87 0-1 F9 ②		B SI 90 B CH 86 F SI 90 X SI 89 2-1 P5 ②		X FF 93 0-0 G6-3 ② 2-3 3-H		4 0	0 0	0 0	1 0	0 0	1 0	3 0
10 Yuli Gurriel, R (1, 5) OBP: 0.301, SLG: 0.415 (9, 3)		C SI 88 X SL 82 0-1 L6 ①		B FF 92 B FF 92 B FF 92 C SI 91 X SI 91 3-1 2B	F SI 90 B SL 83 X SL 82 1-1 L7 ③			S SL 87 B SL 86 S FF 93 B SL 87 F FF 95 B FF 93 F FF 93 F FF 94 X FF 94 3-2 G4-3 ③		4	0	1	0	0	0	2
22 Josh Reddick, L (1, 9) OBP: 0.339, SLG: 0.444		B FF 92 C SI 91 C SI 92 B SI 93 F SI 93 X SI 94 2-2 L4 ②		F SI 90 F SI 91 B SL 85 B SI 92 F CH 87 X SI 92 3-2 L8 ③			C FF 93 B FF 93 X FF 93 1-1 1B		C FF 92 X CH 85 0-1 G1-3 ①	4	0	1	0	0	0	1
13 Tyler White, R (1, 3) OBP: 0.335, SLG: 0.343 (9, 1) 12 Max Stassi, R (9, 1) OBP: 0.250, SLG: 0.237	B FF 94 B SL 86 C SI 93 F SI 93 B SL 86 X SI 94 3-2 G3-1 ③				B FF 90 B SI 90 C FF 91 B SI 92 B SI 91 4-1 28 G5-4-3 BB		B FF 94 S FF 92 S FF 92 B FF 92 S FF 93 2-3 K ①		B FF 92 X FF 92 1-0 F7 ②	2 1	0 0	0 0	0 0	1 0	1 0	1 0
28 Robinson Chirinos, R (1, 2) OBP: 0.363, SLG: 0.474			B FF 90 B SI 92 F FF 92 B SI 92 B SI 92 4-1 27 FC6-4 4 1B 2 CS BB		B FF 90 B SI 90 B FF 91 C FF 90 X SI 91 3-1 ① ② G5-4-3 1-2f		C FF 94 B FF 92 F FF 94 F FF 93 D SL 81 F FF 93 S FF 93 2-3 K ②		F FF 93 C FF 93 X SL 86 0-2 1B	3	0	1	0	1	1	2
Inning Stats	R: 1 E: 0 K: 2 S: 11 H: 2 LOB: 1 BB: 0 P: 17	R: 0 E: 0 K: 0 S: 9 H: 0 LOB: 0 BB: 0 P: 14	R: 0 E: 0 K: 1 S: 11 H: 1 LOB: 2 BB: 1 P: 19	R: 0 E: 0 K: 0 S: 11 H: 1 LOB: 1 BB: 0 P: 19	R: 0 E: 0 K: 0 S: 7 H: 1 LOB: 1 BB: 1 P: 15	R: 0 E: 0 K: 0 S: 7 H: 0 LOB: 1 BB: 0 P: 15	R: 0 E: 0 K: 2 S: 12 H: 1 LOB: 1 BB: 0 P: 19	R: 1 E: 0 K: 1 S: 19 H: 2 LOB: 1 BB: 0 P: 26	R: 0 E: 0 K: 0 S: 7 H: 1 LOB: 1 BB: 0 P: 9	1B: 6 2B: 3 3B: 0 HR: 1 SF: 0 SAC: 0 DP: 2 HBP: 0						

	AB	34
	R	2
	H	9
	RBI	2
	BB	3
	SO	6
	LOB	19

WP: 0 PB: 0 SB: 0 CS: 1 PA: 37

PITCHER		IP	WLS	BF	H	R	ER	SO	BB	IBB	HBP	BLK	WP	HR	S	P	ERA	WHIP
67 Dario Agrazal, R ERA: 2.7	(1, 1)	6.0	W	24	5	1	1	3	3	0	0	0	0	1	56	99	1.50	1.333
48 Richard Rodríguez, R ERA: 4.28	(7, 1)	1.0		4	1	0	0	2	0	0	0	0	0	0	12	19	0.00	1.000
46 Chris Stratton, R ERA: 7.52	(8, 1)	2.0		9	3	1	1	1	0	0	0	0	0	0	26	35	4.50	1.500

PITCHER	IP	WLS	BF	H	R	ER	SO	BB	IBB	HBP	BLK	WP	HR	S	P	ERA	WHIP

Batter	1	2	3	4	5	6	7	8	9	AB	R	H	RBI	BB	SO	LOB
27 Kevin Newman, R (1, 6) OBP: 0.381, SLG: 0.478	X SI 91 0-0 HR	B ST 81 B CH 83 T SI 91 C SI 92 X ST 82 2-2 ② F9		B SL 80 X FF 92 1-0 ② F8		B FF 93 X FF 92 1-0 10 G6-5-3 1B		X CH 79 0-0 1-H 2B		5	1	3	2	0	0	2
10 Bryan Reynolds, S (1, 9) OBP: 0.413, SLG: 0.552	B FF 93 C ST 82 S ST 82 F FF 93 B KC 78 B FF 94 F FF 93 F SI 92 B ST 80 4-2 6 FC6-4 BB	B KC 73 F FF 92 B FF 92 S ST 81 S ST 82 2-3 ③ K		B FF 93 F FF 92 S FF 93 F FF 94 B FF 95 D CU 81 X FF 94 3-2 ③ G4-3		D CU 81 F FF 92 X FF 93 1-1 ②③ G6-5-3 1-2f		C FF 93 X FF 94 0-1 ③ G4-3		4	0	0	0	1	1	4
6 Starling Marte, R (1, 8) OBP: 0.318, SLG: 0.471	B SI 92 C ST 81 F SI 92 B FF 94 X ST 82 2-2 ① FC6-4 55 S 19 2B 1-2f		X ST 81 0-0 E1 55 HR 1B		B FF 92 X SL 78 1-0 HR		S FF 92 C FF 93 B FF 93 F SL 82 B FF 94 X CH 81 2-2 ① G4-3		B FF 91 X CH 79 1-0 ① G1-3	5	3	2	1	0	0	1
55 Josh Bell, S (1, 10) OBP: 0.384, SLG: 0.646	B FF 94 C CH 84 1 SAFE B FF 94 C CH 83 F FF 93 D KC 80 S ST 82 3-3 ② K 1-2		C ST 83 B CH 84 F FF 93 B CH 83 X ST 84 2-2 2-H HR		F FF 91 S CH 79 F CH 80 B FF 94 F CH 79 X FF 94 1-2 2B		X CH 80 0-0 ② G6-3		B CH 79 S FF 91 X CH 78 1-1 ② F7	5	1	2	2	0	1	1
19 Colin Moran, L (1, 4) OBP: 0.322, SLG: 0.466	F ST 93 B ST 83 F FF 92 X FF 93 1-2 12 HR 2-H 2B		X FF 92 0-0 ① F7		X CU 78 0-0 ① L3		C SL 80 B CH 80 C FF 94 S FF 95 1-3 ③ K		X CH 80 0-0 ③ G3	5	1	1	1	0	1	1
12 Corey Dickerson, L (1, 7) OBP: 0.377, SLG: 0.600	B ST 84 B SI 93 C FF 92 F CH 85 F FF 93 B FF 92 F SI 92 X FF 92 3-2 2-H HR		B FF 93 C CH 84 B CH 84 X KC 78 2-1 ② G3-1		D CH 80 C FF 93 F FF 92 B FF 93 S FF 93 2-3 ② K			S SL 81 S FF 92 B FF 94 B FF 92 B CH 80 F FF 91 C FF 93 3-3 ① K		4	1	1	2	0	2	1
36 José Osuna, R (1, 3) OBP: 0.370, SLG: 0.690	B ST 81 C SI 91 B ST 82 B SI 91 C SI 91 X SI 92 3-2 ③ G4-3		C KC 75 B ST 83 B SI 92 C ST 83 X SI 92 2-2 ③ F9		F CH 82 F CH 81 S FF 94 0-3 ③ K			C FF 92 X FF 94 0-1 58 1B 2B		4	1	1	0	0	1	1
16 Jung Ho Kang, R (1, 5) OBP: 0.219, SLG: 0.349		C SI 91 X ST 79 0-1 ① 1B		C FF 92 X SL 81 0-1 ① G6-3		C FF 92 B FF 92 S SL 81 F SL 82 F SL 82 X FF 94 1-2 ① P4		B SL 81 C FF 93 X SL 82 1-1 ② L7		4	0	1	0	0	0	1
58 Jacob Stallings, R (1, 2) OBP: 0.400, SLG: 0.439		B SI 91 X FF 91 1-0 1B		B CU 78 B SL 79 S FF 91 C FF 94 B FF 95 B FF 95 4-2 BB		B FF 93 F CH 80 X FF 94 1-1 HR		X CU 78 0-0 27 2B 2-H 1B		3	2	3	2	1	0	0
Inning Stats	R: 4 H: 3 E: 0 LOB: 0 K: 1 BB: 1 S: 24 P: 40	R: 0 H: 2 E: 0 LOB: 1 K: 1 BB: 0 S: 9 P: 14	R: 2 H: 2 E: 1 LOB: 0 K: 0 BB: 0 S: 10 P: 16	R: 0 H: 0 E: 0 LOB: 1 K: 0 BB: 1 S: 9 P: 17	R: 1 H: 2 E: 0 LOB: 1 K: 2 BB: 0 S: 13 P: 17	R: 1 H: 2 E: 0 LOB: 0 K: 0 BB: 0 S: 10 P: 14	R: 0 H: 0 E: 0 LOB: 0 K: 1 BB: 0 S: 8 P: 11	R: 2 H: 3 E: 0 LOB: 1 K: 1 BB: 0 S: 12 P: 16	R: 0 H: 0 E: 0 LOB: 0 K: 0 BB: 0 S: 4 P: 6	1B: 5 SF: 0 2B: 4 SAC: 0 3B: 0 DP: 1 HR: 5 HBP: 0						

TOP

Pittsburgh Pirates @ Houston Astros

Minute Maid Park, Houston, TX

Thu Jun 27 2019, 1:10 PM - 4:01 PM CDT

Att. 38,943 - Roof Closed - 73 F

livebaseballscorecards.com

AB	39
R	10
H	14
RBI	10
BB	2
SO	6
LOB	12

PITCHER		IP	WLS	BF	H	R	ER	SO	BB	IBB	HBP	BLK	WP	HR	S	P	ERA	WHIP
41 Brad Peacock, R ERA: 4.13	(1, 1)	3.0	L	16	7	6	6	2	1	0	0	0	0	3	43	70	18.00	2.667
67 Cy Sneed, R ERA: 6.0	(4, 1)	6.0		25	7	4	4	4	1	0	0	0	0	2	56	81	6.00	1.333

PITCHER	IP	WLS	BF	H	R	ER	SO	BB	IBB	HBP	BLK	WP	HR	S	P	ERA	WHIP

WP: 0	PB: 0	SB: 1	CS: 0
PA: 41			

BOTTOM

Pittsburgh Pirates @ Houston Astros

Minute Maid Park, Houston, TX

Thu Jun 27 2019, 1:10 PM - 4:01 PM CDT

Att. 38,943 - Roof Closed - 73 F

livebaseballscorecards.com

Batter	1	2	3	4	5	6	7	8	9	AB	R	H	RBI	BB	SO	LOB
4 George Springer, R (1, 8) OBP: 0.390, SLG: 0.645	C FF 94 B SI 94 F FF 94 B FF 95 S SL 85 2-3 ① K		X SL 84 0-0 1B		C FF 94 1 SAFE S FC 90 B FF 94 X CU 84 1-2 ② G5-3 1-2		S SL 83 B FF 98 S FF 96 B SL 82 F FF 96 S SL 82 2-3 ② K			4	0	1	0	0	2	1
13 Tyler White, R (8, 3) OBP: 0.335, SLG: 0.343										0	0	0	0	0	0	0
27 Jose Altuve, R (1, 4) OBP: 0.330, SLG: 0.475	X FF 95 0-0 1B		B CU 83 F FF 94 X FF 94 1-1 ③ G4-3		X SL 84 0-0 2 FC5-4 2-3 1B		C SL 83 S SL 82 B CH 87 S SL 84 1-3 ③ K			4	0	2	0	0	1	1
2 Alex Bregman, R (1, 5) OBP: 0.390, SLG: 0.535	B FF 94 C FF 94 X SL 85 1-1 ② F9			C FF 93 C FF 94 B SL 86 B SL 85 X FF 95 2-2 ① G4-3	C FF 93 B FC 90 1 SAFE X FC 90 1-1 ③ FC5-4 1-2f			B SI 96 F SI 95 F SI 94 B CU 82 X CU 83 2-2 ① G6-3		3	0	0	0	0	0	3
6 Jake Marisnick, R (8, 8) OBP: 0.309, SLG: 0.476										1	0	0	0	0	0	0
23 Michael Brantley, L (1, 10) OBP: 0.374, SLG: 0.498	1 SAFE C SI 93 1 SAFE 1 SAFE F FF 94 1 SAFE B FF 94 S CH 87 1-3 ③ K			B FC 89 F FF 93 X FF 94 1-1 ② F9		C FF 91 X CH 86 0-1 10 FC4-6 1B		B CU 81 C SI 95 B SI 94 B SI 94 C SI 94 X SI 95 3-2 ② G3-1		4	0	1	0	0	1	1
44 Yordan Alvarez, L (1, 7) OBP: 0.385, SLG: 0.719		C SI 92 F FF 94 S SL 87 0-3 ① K		F FC 90 T FF 93 B SL 85 X CH 87 1-2 10 1B 1B		X FF 93 0-0 ① F7		B SI 95 X FF 94 1-0 ③ G4-3		1	0	0	0	0	1	0
18 Tony Kemp, L (4, 7) OBP: 0.304, SLG: 0.407										3	0	1	0	0	0	1
10 Yuli Gurriel, R (1, 3) OBP: 0.303, SLG: 0.416		B CU 83 X FF 94 1-0 22 L3 1B		X SI 92 0-0 1-2 1B		C CU 82 X FC 89 0-1 ② FC4-6 12 FC5 22 1B 1-2f			F SI 93 X SL 84 0-1 ① G6-3	4	0	2	0	0	0	1
(8, 5)																
22 Josh Reddick, L (1, 9) OBP: 0.338, SLG: 0.442		B FF 93 X CH 87 1-0 ② ③ L3 1-1		B CU 84 C SI 92 X FF 94 1-1 ③ G4-3		F CU 83 F FF 93 B FF 92 F SL 85 F SL 85 F CH 86 F FF 93 X FC 90 1-2 1B			B SI 94 F FF 95 B SI 95 X CH 90 2-1 ② L9	4	0	1	0	0	0	3
12 Max Stassi, R (1, 2) OBP: 0.235, SLG: 0.222			C FF 93 X SL 85 0-1 ① G4-3		S SL 85 C FF 93 B FC 89 S FF 94 1-3 ① K	F SL 85 B SL 84 X FF 93 1-1 ③ FC5 2-3f			F FF 98 F SL 86 C FF 98 0-3 ③ K	4	0	0	0	0	2	2
26 Myles Straw, R (1, 6) OBP: 0.413, SLG: 0.395			C FF 93 C SL 85 B SL 84 F FF 93 B SL 85 C FF 94 2-3 ② K		B FF 94 C FC 90 C CU 83 B FF 94 F FC 90 B CU 85 X FF 93 3-2 27 1B 4 WP 1B		C FF 96 B FF 97 B SL 82 F FF 96 B FF 97 X FF 95 3-2 ① L8			3	0	1	0	0	1	0
Inning Stats	R: 0 E: 0 K: 2 S: 9 H: 1 LOB: 1 BB: 0 P: 13	R: 0 E: 0 K: 1 S: 5 H: 1 LOB: 0 BB: 0 P: 7	R: 0 E: 0 K: 1 S: 9 H: 1 LOB: 1 BB: 0 P: 12	R: 0 E: 0 K: 0 S: 11 H: 2 LOB: 2 BB: 0 P: 16	R: 0 E: 0 K: 1 S: 13 H: 2 LOB: 2 BB: 0 P: 19	R: 0 E: 0 K: 0 S: 14 H: 2 LOB: 2 BB: 0 P: 16	R: 0 E: 0 K: 2 S: 10 H: 0 LOB: 0 BB: 0 P: 16	R: 0 E: 0 K: 0 S: 7 H: 0 LOB: 0 BB: 0 P: 13	R: 0 E: 0 K: 1 S: 7 H: 0 LOB: 0 BB: 0 P: 9	1B: 9 2B: 1 3B: 0 HR: 0	SF: 0 SAC: 0 DP: 1 HBP: 0					

	AB	35
	R	0
	H	9
	RBI	0
	BB	0
	SO	8
	LOB	13

PITCHER	IP	WLS	BF	H	R	ER	SO	BB	IBB	HBP	BLK	WP	HR	S	P	ERA	WHIP
59 Joe Musgrove, R (1, 1) ERA: 4.27	6.0	W	26	9	0	0	5	0	0	0	0	1	0	61	83	0.00	1.500
45 Michael Feliz, R (7, 1) ERA: 6.3	1.0		3	0	0	0	2	0	0	0	0	0	0	10	16	0.00	0.000
52 Clay Holmes, R (8, 1) ERA: 4.76	1.0		3	0	0	0	0	0	0	0	0	0	0	7	13	0.00	0.000
72 Geoff Hartlieb, R (9, 1) ERA: 8.1	1.0		3	0	0	0	1	0	0	0	0	0	0	7	9	0.00	0.000

PITCHER	IP	WLS	BF	H	R	ER	SO	BB	IBB	HBP	BLK	WP	HR	S	P	ERA	WHIP

Seattle Mariners @ Houston Astros

Minute Maid Park, Houston, TX

Fri Jun 28 2019, 7:13 PM - 10:38 PM CDT

Att. 32,828 - Roof Closed - 73 F

livebaseballscorecards.com

TOP

Batter	1	2	3	4	5	6	7	8	9	10	AB	R	H	RBI	BB	SO	LOB
0 Mallex Smith, L (1, 8) OBP: 0.303, SLG: 0.363	B FC 87 B FC 89 F FC 89 F FC 89 B CU 75 F FC 90 F FF 93 X FF 93 3-2 G4-3 ①		C CU 77 B CU 74 X FC 89 1-1 G3 ③		C FC 87 X FF 90 0-1 G4-3 ③		B FF 97 S CH 89 S CH 90 H SL 84 2-2 1-2 2-3 HBP			X FC 90 0-0 SH1-4 ① 1-2	3	0	0	0	0	0	1
3 J.P. Crawford, L (1, 6) OBP: 0.383, SLG: 0.496	C FF 91 X FC 88 0-1 G6-3 ②			B CU 75 C FF 89 B FC 86 X FC 89 2-1 20 G3-1 16 WP 1 FC5-2 1B		C FF 89 B SI 89 B CU 77 X FC 87 2-1 1B	B FF 98 F CH 90 X CH 90 1-1 FC1-2 ③ 3-Hf			B FC 90 X CU 81 1-0 L3 ②	5	0	2	0	0	0	4
16 Domingo Santana, R (1, 9) OBP: 0.345, SLG: 0.492	X CU 77 0-0 G4-3 ③			C CU 75 B CU 72 B CU 75 B FF 92 B CH 82 4-1 20 G3-1 1-2 BB		1 SAFE 1 SAFE F FF 90 C FC 87 D CU 74 S FF 92 1-3 K ①		S SL 90 S CU 83 S CU 84 0-3 K ①		C FC 92 C FC 92 D CU 82 F FF 93 S FC 89 1-3 K ③	4	0	0	0	1	3	2
20 Daniel Vogelbach, L (1, 10) OBP: 0.380, SLG: 0.516		C FF 89 B FC 87 C CH 81 B SI 89 F FF 90 B CH 84 F FF 93 X FF 91 3-2 L4 ①		B FF 91 B FC 88 F FC 88 X CH 82 2-1 G3-1 ① 1-2 2-3		C FF 87 S FF 89 F FF 90 B FF 92 C CH 82 1-3 K ②		C FF 96 B CU 81 C FF 96 F SL 90 X CU 82 1-2 G4-3 ②			4	0	0	0	0	1	3
1 Tim Beckham, R (1, 5) OBP: 0.273, SLG: 0.441		F CH 82 S FF 92 B FF 92 X CH 82 1-2 F9 ②		B FC 88 F FC 88 X FC 89 1-1 FC5-2 ② 3-H		B CH 82 1 SAFE X CH 81 1-0 G1-3 ③		B FF 95 S FF 96 S FF 95 X FF 96 1-2 P3 ③			4	0	0	0	0	0	3
2 Tom Murphy, R (1, 2) OBP: 0.304, SLG: 0.541		B FC 88 F FC 89 S CH 82 F CH 82 B FF 92 X FC 87 2-2 F8 ③		C CH 82 B FC 88 B FC 88 X CH 81 2-1 G4-3 ③			C SL 83 B SL 84 X FF 98 1-1 G6-3 ①		C SL 89 B SL 90 S SL 90 B FF 99 B FF 99 S SL 89 3-3 K ①		4	0	0	0	0	1	2
12 Mac Williamson, R (1, 7) 22 Omar Narváez, L (9, PH) 25 Dylan Moore, R (9, 7) OBP: 0.267, SLG: 0.284 OBP: 0.368, SLG: 0.467 OBP: 0.307, SLG: 0.342			F FF 89 B FF 90 F FF 90 B FF 91 B FC 86 F FC 86 X CH 82 3-2 F8 ①		C CH 80 B CH 78 X SI 91 1-1 G6-3 ①		S FF 99 B FF 99 S SL 84 B SL 85 C SL 84 2-3 K ②		S FF 99 B FF 98 B CH 88 B FF 98 F FF 99 F FF 99 X FF 98 3-2 L9 ②		3 1 0	0 0 0	0 0 0	0 0 0	1 0 0	0 0 0	0 0 0
23 Austin Nola, R (1, 3) OBP: 0.467, SLG: 0.615			F FC 87 C FF 92 B FC 88 F FF 92 B FC 85 F FC 86 X FF 92 2-2 HR		B CU 76 F FC 88 B FC 88 S CH 81 B FC 87 B CH 81 4-2 9 FC4-6 BB		C FF 99 C FF 98 B FF 99 X SL 84 1-2 0 HBP 9 BB 3 FC1-2 1B		S FF 98 T FF 98 B FF 98 T FF 99 1-2 K ③		3	1	2	1	1	1	0
9 Dee Strange-Gordon, L (1, 4) OBP: 0.295, SLG: 0.356			B SI 89 L FC 88 X SI 90 1-1 G5-3 ②		1 SAFE B FC 88 S SI 89 F SI 91 X FF 92 1-2 FC4-6 ② 1-2f		B FF 97 F FF 97 B FF 97 B FF 98 B FF 95 4-1 0 HBP 1-2 BB			B FC 91 S CU 80 C FC 91 X CU 81 1-2 0 SH1-4 1B	3	0	1	0	1	0	1

Inning Stats	1	2	3	4	5	6	7	8	9	10
	R: 0 E: 0 K: 0 S: 8 H: 0 LOB: 0 BB: 0 P: 11	R: 0 E: 0 K: 0 S: 12 H: 0 LOB: 0 BB: 0 P: 18	R: 1 E: 0 K: 0 S: 13 H: 1 LOB: 0 BB: 0 P: 20	R: 0 E: 0 K: 0 S: 9 H: 1 LOB: 2 BB: 1 P: 20	R: 0 E: 0 K: 0 S: 9 H: 0 LOB: 1 BB: 1 P: 15	R: 0 E: 0 K: 2 S: 10 H: 1 LOB: 1 BB: 0 P: 15	R: 0 E: 0 K: 1 S: 13 H: 1 LOB: 3 BB: 1 P: 24	R: 0 E: 0 K: 1 S: 10 H: 0 LOB: 0 BB: 0 P: 12	R: 0 E: 0 K: 2 S: 10 H: 0 LOB: 0 BB: 0 P: 17	R: 0 E: 0 K: 1 S: 9 H: 1 LOB: 1 BB: 0 P: 12

1B: 4	SF: 0
2B: 0	SAC: 1
3B: 0	DP: 0
HR: 1	HBP: 1

WP: 1 PA: 39
PB: 0
SB: 0
CS: 0

AB	34
R	1
H	5
RBI	1
BB	3
SO	7
LOB	16

PITCHER		IP	WLS	BF	H	R	ER	SO	BB	IBB	HBP	BLK	WP	HR	S	P	ERA	WHIP
20 Wade Miley, L ERA: 3.39	(1, 1)	6.0		23	3	1	1	2	2	0	0	0	1	1	61	99	1.50	0.833
39 Josh James, R ERA: 4.69	(7, 1)	1.0		6	1	0	0	1	1	0	1	0	0	0	13	24	0.00	2.000
55 Ryan Pressly, R ERA: 1.27	(8, 1)	1.0		3	0	0	0	1	0	0	0	0	0	0	10	12	0.00	0.000
54 Roberto Osuna, R ERA: 2.18	(9, 1)	1.0		3	0	0	0	2	0	0	0	0	0	0	10	17	0.00	0.000
36 Will Harris, R ERA: 1.2	(10, 1)	1.0	W	4	1	0	0	1	0	0	0	0	0	0	9	12	0.00	1.000

PITCHER		IP	WLS	BF	H	R	ER	SO	BB	IBB	HBP	BLK	WP	HR	S	P	ERA	WHIP

Seattle Mariners @ Houston Astros

Minute Maid Park, Houston, TX

Fri Jun 28 2019, 7:13 PM - 10:38 PM CDT

Att. 32,828 - Roof Closed - 73 F

livebaseballscorecards.com

Batter	1	2	3	4	5	6	7	8	9	10	AB	R	H	RBI	BB	SO	LOB
4 George Springer, R (1, 10) OBP: 0.391, SLG: 0.635	B SI 96 S FC 92 S SI 97 B FO 83 B FC 92 F FC 92 S SI 97 3-3 K		B FF 86 X CH 80 1-0 G1-3		C CH 79 B CH 79 B FF 88 X CH 79 2-1 F7		B SL 87 S SL 87 B SL 88 B SL 87 D SL 87 4-1 27 FC5-2 1-2 BB		B SL 87 B SL 88 B SL 87 3-0 IBB		3	0	0	0	2	1	0
27 Jose Altuve, R (1, 4) OBP: 0.322, SLG: 0.462	B FC 92 C SI 97 L FC 92 B FO 83 X FO 82 2-2 G5-3		T CU 75 F CH 78 B FF 87 F SL 77 B FF 87 X CH 78 2-2 G4-3		X CH 80 0-0 F9		B SL 88 B FF 94 B FF 95 X FF 94 3-0 FC5-2 1-2 2-3 3-Hf		D SL 87 C SL 88 C FF 93 X SL 87 1-2 L7		5	0	0	0	0	0	5
2 Alex Bregman, R (1, 6) (8, 5) OBP: 0.393, SLG: 0.536	C SI 96 B SI 97 S FO 82 B SI 97 F FC 91 X FO 83 2-2 23 1B 1B		C FF 88 B FF 88 C FF 88 B SL 78 F CH 79 X CH 78 2-2 1B			C CU 74 X CH 79 0-1 23 FC4-6 1B	F FF 95 S SL 87 S SL 89 0-3 K		B FF 94 F FF 94 F FF 94 S SL 87 1-3 K		5	0	3	0	0	2	5
23 Michael Brantley, L (1, 7) OBP: 0.371, SLG: 0.494	F SI 95 D CH 87 B SI 94 X SI 94 2-1 1-2 1B		C FF 88 S CH 80 B CH 79 B FF 88 1 SAFE S SL 80 2-3 K			B FF 86 B FF 87 B FF 87 C FF 86 X FF 86 3-1 FC4-6 1-2f		C SI 96 F FS 86 B SL 86 B SL 87 X FS 87 2-2 G3-1		B FF 92 F FF 92 C FF 92 B FF 94 X FF 93 2-2 G3	5	0	1	0	0	1	2
10 Yuli Gurriel, R (1, 5) (8, 3) OBP: 0.302, SLG: 0.422	B FC 90 X FC 89 1-0 P3			F CH 77 X CH 78 0-1 P4		C CH 79 C FF 88 B FF 88 B CH 80 X CH 79 2-2 P4		X SL 87 0-0 P3		B SL 85 B SL 88 C FF 94 F FF 94 F SL 86 X FF 94 2-2 HR	5	1	1	1	0	0	3
22 Josh Reddick, L (1, 9) OBP: 0.337, SLG: 0.450		C FF 86 B CH 78 X FF 86 1-1 F7		B CU 74 C SL 78 B FF 87 F CH 79 F SL 79 X SL 80 2-2 G1-3		C FF 87 F FF 87 D SL 79 1 SAFE F SL 79 C SL 79 1-3 K		C FS 88 X SL 87 0-1 HR			4	1	1	1	0	1	1
28 Robinson Chirinos, R (1, 2) OBP: 0.369, SLG: 0.480		B CH 79 S CH 78 F FF 87 B CH 78 B CH 79 F CH 79 X CH 79 3-2 2B		C CU 75 S FF 88 B FF 88 B CH 80 B CH 79 F FF 88 B CH 80 4-2 BB			F SL 85 C SI 92 B SL 86 F SL 85 B FF 93 B SI 92 B SL 88 4-2 13 FC3-6 BB	S SI 96 B SI 96 B SI 95 B SL 87 C SL 84 X SL 86 3-2 F8			2	0	1	0	2	0	0
13 Tyler White, R (1, 3) 26 Myles Straw, R (7, PR) (8, 6) OBP: 0.330, SLG: 0.337 OBP: 0.426, SLG: 0.410		C FF 87 F FF 88 F FF 88 B CH 79 X CH 79 1-2 F9		B CU 76 C CH 79 B FF 88 X FF 88 2-1 F9			C SI 91 B SI 91 X SI 91 1-1 FC3-6 6 1B 6 S 27 FC5-2 1-2f		C FF 93 F SL 85 B SL 86 X CU 84 1-2 6 SH1-4 1B	3 1	0 0	0 1	0 0	0 0	0 0	3 0
6 Jake Marisnick, R (1, 8) OBP: 0.309, SLG: 0.473		S CH 79 B CH 80 B FF 88 D CH 80 X FF 88 3-1 P3			C CH 79 F FF 86 B SL 77 X FF 88 1-2 F8		1 SAFE 1 SAFE 1 SAFE F SI 91 1 SAFE B FF 88 C SI 92 B SL 87 D SL 88 3-2 27 FC5-2 4 BB 1-3 1B		L FF 93 1 SAFE B FF 92 X FF 92 1-1 SH1-4 1-2		3	0	1	0	0	0	1

Inning Stats										
	R: 0 E: 0 K: 1 S: 14	H: 2 LOB: 2 BB: 0 P: 24	R: 0 E: 0 K: 0 S: 12	H: 1 LOB: 1 BB: 0 P: 20	R: 0 E: 0 K: 1 S: 12	H: 1 LOB: 1 BB: 0 P: 19	R: 0 E: 0 K: 0 S: 11	H: 0 LOB: 1 BB: 1 P: 19	R: 0 E: 0 K: 0 S: 6	H: 0 LOB: 0 BB: 0 P: 9
	R: 0 E: 0 K: 1 S: 11	H: 1 LOB: 1 BB: 0 P: 17	R: 0 E: 0 K: 1 S: 15	H: 1 LOB: 3 BB: 2 P: 30	R: 1 E: 0 K: 0 S: 9	H: 1 LOB: 0 BB: 0 P: 14	R: 0 E: 0 K: 1 S: 11	H: 1 LOB: 2 BB: 1 P: 18	R: 1 E: 0 K: 0 S: 7	H: 1 LOB: 0 BB: 0 P: 11

	1B: 6	SF: 0	WP: 0	PA: 41
	2B: 1	SAC: 1	PB: 0	
	3B: 0	DP: 0	SB: 1	
	HR: 2	HBP: 0	CS: 0	

	AB	36
	R	2
	H	9
	RBI	2
	BB	4
	SO	5
	LOB	20

PITCHER		IP	WLS	BF	H	R	ER	SO	BB	IBB	HBP	BLK	WP	HR	S	P	ERA	WHIP
56 Matt Carasiti, R ERA:	(1, 1)	1.0		5	2	0	0	1	0	0	0	0	0	0	14	24	0.00	2.000
57 Tommy Milone, L ERA: 2.95	(2, 1)	5.0		19	3	0	0	2	1	0	0	0	0	0	52	84	0.00	0.800
35 Cory Gearrin, R ERA: 4.6	(7, 1)	0.1	H	3	1	0	0	0	1	0	0	0	0	0	10	18	0.00	6.000
63 Austin Adams, R ERA: 2.82	(7, 1)	0.2	H	3	0	0	0	1	1	0	0	0	0	0	5	12	0.00	1.500
52 Anthony Bass, R ERA: 4.02	(8, 1)	1.0	B	4	1	1	1	0	0	0	0	0	0	1	9	14	9.00	1.000

PITCHER		IP	WLS	BF	H	R	ER	SO	BB	IBB	HBP	BLK	WP	HR	S	P	ERA	WHIP
67 Matt Festa, R ERA: 4.67	(9, 1)	1.1	L	7	2	1	1	1	0	1	0	0	0	1	18	29	6.75	1.500

Batter	1	2	3	4	5	6	7	8	9	10	AB	R	H	RBI	BB	SO	LOB
0 Mallex Smith, L (1, 8) OBP: 0.301, SLG: 0.364	X FF 92 0-0 ① F9		B FF 91 1 SAFE F FF 91 B FF 94 X FF 94 2-1 16 G5-3 1-3 2B		X CH 84 0-0 ① G3	D CU 82 B CU 80 X CU 80 2-0 ③ G3			C CH 85 C CH 85 F FF 98 B FF 96 X CH 85 1-2 ② G3-1		5	0	1	0	0	0	2
3 J.P. Crawford, L (1, 6) OBP: 0.377, SLG: 0.480	C FF 92 B FF 93 B FF 93 B FF 94 B FF 92 4-1 16 CS BB		S FF 94 B FF 95 S FF 95 F FF 96 F FF 96 F FF 96 D SL 89 B SL 89 F SL 88 3-2 ① X FF 86 P5		C FF 93 C CU 77 C CU 81 0-3 ② K		B FF 94 B CU 82 B FF 94 F SL 90 F FF 96 X FF 94 3-2 ① G3		F FF 97 B FF 97 B FC 91 X FF 97 2-1 ③ P4		4	0	0	0	1	1	2
16 Domingo Santana, R (1, 9) OBP: 0.343, SLG: 0.497	1 SAFE 1 SAFE B SL 87 D SL 87 B FF 93 C FF 93 F FF 94 C FF 94 3-3 ②③ K 1-2		C FF 96 F FF 96 X FF 94 0-2 ② G5-3 2-3 3-H		B CU 79 C FF 94 X FF 94 1-1 HR		B CU 84 C SL 90 C CU 83 B SL 92 F FF 95 X CU 82 2-2 ② F9			C FF 94 B FF 94 B SL 81 S SL 80 F FF 95 F SL 82 T SL 81 2-2 ① K	5	1	1	2	0	2	2
20 Daniel Vogelbach, L (1, 3) OBP: 0.383, SLG: 0.528		B CU 78 C FF 94 C CU 79 X SL 89 1-2 ① G4-3	D CU 79 B FF 96 B SL 88 C FF 94 B FF 95 4-1 BB		C CU 79 C CU 80 X SL 88 0-2 1B		C CU 82 B CU 84 B SL 90 C CU 83 X FF 96 2-2 HR			C CH 84 B CH 85 X FF 96 1-1 ② P5	4	1	2	1	1	0	0
22 Omar Narváez, L (1, 2) OBP: 0.365, SLG: 0.461		B FF 93 S FF 94 B FF 94 C FF 94 S FF 96 2-3 ② K	C FF 94 B FF 95 X FF 95 1-1 ③ F8		X FF 94 0-0 ③ G4-3		F FF 96 S SL 90 X SL 91 0-2 ③ G4-3			X FF 95 0-0 1B	5	0	1	0	0	1	3
15 Kyle Seager, L (1, 5) OBP: 0.324, SLG: 0.392		B FF 93 C CU 78 B CU 80 B CU 78 F SL 87 F FF 96 B SL 89 4-2 1 HR BB		S FF 93 C CU 78 S FF 95 0-3 ① K		C FF 97 B FF 97 F FF 97 F FF 98 B SL 88 X FF 98 2-2 ① G6-3		B FF 92 B CU 73 C ST 78 B FF 92 F FF 92 S ST 80 3-3 ① K		F FF 95 F FF 96 B FF 96 B FF 96 X SL 84 2-2 ③ G3	4	1	0	0	1	2	1
1 Tim Beckham, R (1, 10) OBP: 0.277, SLG: 0.453		B CU 78 C FF 94 D CU 78 X SL 88 2-1 1-H HR		F FF 94 B CU 79 C CU 79 F SL 88 B SL 89 F SL 88 F FF 97 F CU 80 B SL 89 3-3 ② S FF 86 K		F SI 98 B SI 98 B SI 98 S SL 89 F FF 97 B SI 98 D SL 90 4-2 12 BB		L FF 93 S ST 80 C ST 81 0-3 ② K		3	1	1	2	1	2	0
25 Dylan Moore, R (1, 7) OBP: 0.305, SLG: 0.333 (4, 4)		B FF 94 B SL 88 S FF 95 X FF 94 2-1 ③ G6-3		B SL 87 B SL 88 B FF 95 C FF 95 F FF 95 B FF 95 4-2 12 S BB		C SL 88 1 SAFE D SL 89 X SL 86 1-1 ② F7		C ST 81 C ST 80 B ST 82 S FF 93 1-3 ③ K		3	0	0	0	1	1	1
9 Dee Strange-Gordon, L (1, 4) OBP: 0.298, SLG: 0.359 12 Mac Williamson, R (4, PH) OBP: 0.269, SLG: 0.280 (4, 7)			C FF 93 X FF 93 0-1 0 2B 16 G5-3 1B	B FF 95 1 SAFE C FF 96 S FF 95 B FF 96 B SL 88 F SL 87 X FF 96 3-2 ③ F8 1-2		B FF 97 B FF 97 C FF 96 1 SAFE B FF 97 B FF 97 4-1 1-2 BB			B FF 97 S FF 97 X FF 97 1-1 ① L9	1 2	1 0	1 0	0 0	0 1	0 0	0 1

Inning Stats																						
	R: 0	H: 0		R: 2	H: 1		R: 1	H: 2		R: 0	H: 0		R: 1	H: 2		R: 0	H: 0		R: 1	H: 1		R: 0	H: 0		R: 0	H: 1		1B: 3	SF: 0		WP: 0	PA: 42
	E: 0	LOB: 1		E: 0	LOB: 0		E: 0	LOB: 2		E: 0	LOB: 1		E: 0	LOB: 1		E: 0	LOB: 2		E: 0	LOB: 0		E: 0	LOB: 0		E: 0	LOB: 1		2B: 2	SAC: 0		PB: 0	
	K: 1	BB: 1		K: 1	BB: 1		K: 0	BB: 2		K: 2	BB: 1		K: 1	BB: 0		K: 0	BB: 2		K: 0	BB: 0		K: 3	BB: 0		K: 0	BB: 0		3B: 0	DP: 1		SB: 1	
	S: 5	P: 12		S: 13	P: 24		S: 17	P: 27		S: 16	P: 26		S: 10	P: 11		S: 11	P: 24		S: 13	P: 20		S: 9	P: 13		S: 8	P: 12		HR: 3	HBP: 0		CS: 1	

PITCHER		IP	WLS	BF	H	R	ER	SO	BB	IBB	HBP	BLK	WP	HR	S	P	ERA	WHIP
35 Justin Verlander, R ERA: 2.86	(1, 1)	5.0		23	5	4	4	5	4	0	0	0	0	2	61	100	7.20	1.800
30 Héctor Rondón, R ERA: 2.9	(6, 1)	0.2	H	4	0	0	0	0	2	0	0	0	0	0	10	21	0.00	3.000
36 Will Harris, R ERA: 1.19	(6, 1)	0.1	H	1	0	0	0	0	0	0	0	0	0	0	1	3	0.00	0.000
55 Ryan Pressly, R ERA: 1.49	(7, 1)	1.0	B	4	1	1	1	0	0	0	0	0	0	1	13	20	9.00	1.000
31 Collin McHugh, R ERA: 5.66	(8, 1)	1.0		3	0	0	0	3	0	0	0	0	0	0	9	13	0.00	0.000

PITCHER		IP	WLS	BF	H	R	ER	SO	BB	IBB	HBP	BLK	WP	HR	S	P	ERA	WHIP
54 Roberto Osuna, R ERA: 2.12	(9, 1)	1.0		3	0	0	0	0	0	0	0	0	0	0	8	12	0.00	0.000
47 Chris Devenski, R ERA: 4.58	(10, 1)	1.0	W	4	1	0	0	1	0	0	0	0	0	0	11	16	0.00	1.000

TOP

Seattle Mariners @ Houston Astros

Minute Maid Park, Houston, TX

Sat Jun 29 2019, 7:17 PM - 10:54 PM CDT

Att. 35,082 - Roof Closed - 73 F

livebaseballscorecards.com

AB	36
R	5
H	7
RBI	5
BB	6
SO	9
LOB	12

Seattle Mariners @ Houston Astros

Minute Maid Park, Houston, TX

Sat Jun 29 2019, 7:17 PM - 10:54 PM CDT

Att. 35,082 - Roof Closed - 73 F

livebaseballscorecards.com

Batter	1	2	3	4	5	6	7	8	9	10	AB	R	H	RBI	BB	SO	LOB
4 George Springer, R (1, 9) OBP: 0.391, SLG: 0.629	C FF 92 F FF 93 S SL 88 0-3 K ①	F CU 75 B FF 92 P FF 88 B SL 89 X FF 92 3-1 1-3 3-H 1B		X CH 82 0-0 2 F8 27 HBP 1B		S FF 99 B FF 99 S SL 89 S SL 90 1-3 K ②			B FF 94 B CH 87 F FF 94 S CH 86 X CH 89 2-2 F8 ①		5	0	2	1	0	2	0
27 Jose Altuve, R (1, 4) OBP: 0.319, SLG: 0.455	F FF 94 X CH 87 0-1 G4-3 ②	B FF 90 C CU 75 B CH 84 B FF 93 F FF 91 F FF 91 F SL 87 X FF 90 3-2 SF8 ② 3-H		F FF 89 F FF 93 H SL 87 1-2 2 F8 1-2 HBP		B SL 89 S FF 99 B FF 100 F FF 98 F FF 99 F SL 89 X FF 98 2-2 G6-3 ③			S CH 88 X CH 88 0-1 G1-3 ②		3	0	0	1	0	0	0
2 Alex Bregman, R (1, 5) OBP: 0.391, SLG: 0.529	C CU 78 B CH 87 X FF 92 1-1 P4 ③	B FF 92 F FF 87 S FF 87 X SL 86 1-2 P6 ③		B CH 86 B CU 73 X FF 91 2-0 F8 ② 1-2 2-3			B SI 95 C SI 96 B SL 84 B SI 94 B SI 94 4-1 23 FC4-6 BB		C FF 94 X SI 94 0-1 L7 ③		4	0	0	0	1	0	3
23 Michael Brantley, L (1, 10) OBP: 0.372, SLG: 0.491		C FF 93 B FF 94 B SL 83 B FF 93 B FF 93 4-1 10 BB 22 E BB	B CU 72 B FF 92 C FF 92 F FF 92 F FF 92 X SL 88 2-2 G4-3 ①	F SL 89 X SL 88 0-1 G4-3 ③			C SI 95 T SI 95 1 SAFE B SI 94 B FS 86 X SI 95 2-2 FC4-6 10 G5-3 ① 1-2f			B FF 93 B FF 93 B FF 92 C FF 93 X FF 93 3-1 10 WP 10 2B 1B	4	2	1	0	1	0	3
10 Yuli Gurriel, R (1, 3) OBP: 0.303, SLG: 0.423		B FF 91 C FF 91 B CH 85 B FF 93 B FF 90 4-1 22 E 6 2B 1-2 BB	F FF 91 X CH 86 0-1 G5-3 ②		B CU 73 X FF 92 1-0 P3 ①		B SI 95 C SI 96 F SL 87 B SI 95 X SI 96 2-2 G5-3 ② 1-2			B FF 95 B CH 88 X CH 86 2-0 1-H 2B	4	1	1	1	1	0	1
28 Robinson Chirinos, R (1, 2) OBP: 0.371, SLG: 0.477		C FF 95 T SL 88 B FF 94 S SL 85 1-3 K ① X FF 93 0-0 22 1B 1B			B CU 78 S FF 91 B FF 92 B SL 90 B FF 93 4-1 6 FC5-4 BB		X SL 86 0-0 G6-3 ③				3	0	1	0	1	1	3
22 Josh Reddick, L (1, 7) OBP: 0.336, SLG: 0.447		D CU 77 F FF 92 X SL 88 1-1 E4 6 2B 1-2 2-H	B FF 91 F SL 89 X FF 92 1-1 1-2 1B		F SL 84 B FF 94 S FF 92 F FF 94 B FF 93 S SL 87 2-3 K ②			B FS 86 X SI 94 1-0 P5 ①			4	1	1	0	0	1	2
6 Jake Marisnick, R (1, 8) OBP: 0.308, SLG: 0.474		X SL 89 0-0 26 1B 4 1B 1-H 2-H 2B	S CU 77 S CH 86 D CH 84 S SL 87 1-3 K ③		C FF 91 B FF 94 S CH 86 X CH 86 1-2 FC5-4 1-2f			C SL 85 B SI 96 C SI 95 B SL 85 B SI 95 X SI 95 3-2 P4 ②			4	1	1	2	0	1	3
26 Myles Straw, R (1, 6) OBP: 0.412, SLG: 0.395		C FF 92 B FF 93 F FF 93 X SL 89 1-2 4 1B 27 SF8 2-3 1B		B FF 92 B FF 91 F FF 91 F FF 90 C FF 92 2-3 K ①		C FF 96 T SL 87 B SL 87 B FF 97 F FF 98 F FF 98 S FF 99 2-3 K ①		B SI 97 C SI 96 C SL 85 B SL 86 F SI 95 B SI 96 F SI 94 X SI 95 3-2 G4-3 ③			4	1	1	0	0	2	0
Inning Stats	R: 0 E: 0 K: 1 S: 7 H: 0 LOB: 0 BB: 0 P: 8	R: 5 E: 1 K: 1 S: 22 H: 3 LOB: 1 BB: 2 P: 39	R: 0 E: 0 K: 1 S: 12 H: 2 LOB: 2 BB: 0 P: 16	R: 0 E: 0 K: 1 S: 9 H: 1 LOB: 2 BB: 0 P: 14	R: 0 E: 0 K: 1 S: 9 H: 0 LOB: 1 BB: 1 P: 17	R: 0 E: 0 K: 2 S: 13 H: 0 LOB: 0 BB: 0 P: 18	R: 0 E: 0 K: 0 S: 8 H: 0 LOB: 1 BB: 1 P: 16	R: 0 E: 0 K: 0 S: 9 H: 0 LOB: 0 BB: 0 P: 16	R: 0 E: 0 K: 0 S: 7 H: 0 LOB: 0 BB: 0 P: 9	R: 1 E: 0 K: 0 S: 3 H: 2 LOB: 1 BB: 0 P: 8	1B: 6 2B: 2 3B: 0 HR: 0 SF: 1 SAC: 0 DP: 0 HBP: 1						

BOTTOM

AB	35
R	6
H	8
RBI	5
BB	4
SO	7
LOB	15

WP: 1 PA: 41
PB: 0
SB: 0
CS: 0

PITCHER		IP	WLS	BF	H	R	ER	SO	BB	IBB	HBP	BLK	WP	HR	S	P	ERA	WHIP
18 Yusei Kikuchi, L ERA: 5.12	(1, 1)	5.0		26	6	5	3	5	3	0	1	0	0	0	59	94	5.40	1.800
53 Dan Altavilla, R ERA: 9.82	(6, 1)	1.0		3	0	0	0	2	0	0	0	0	0	0	13	18	0.00	0.000
52 Anthony Bass, R ERA: 3.57	(7, 1)	2.0		7	0	0	0	0	1	0	0	0	0	0	17	32	0.00	0.500
55 Roenis Elías, L ERA: 3.55	(9, 1)	1.0	L	5	2	1	1	0	0	0	0	0	1	0	10	17	9.00	2.000

PITCHER		IP	WLS	BF	H	R	ER	SO	BB	IBB	HBP	BLK	WP	HR	S	P	ERA	WHIP

Batter	1	2	3	4	5	6	7	8	9	AB	R	H	RBI	BB	SO	LOB
0 Mallex Smith, L (1, 8) OBP: 0.300, SLG: 0.362	C FF 96 S FF 95 B FF 97 X FF 97 1-2 L8		C KC 81 B CH 89 X CH 89 1-1 G1-3		F FF 97 B FF 97 1-1 CS 1-2	B KC 82 B FF 96 T FF 97 C CH 88 B KC 84 F FF 98 F FF 98 F FF 98 F FF 98 3-3 F FF 99 C FF 100 K		B ST 75 C ST 80 B ST 80 C CU 75 B ST 80 F ST 80 X FF 91 3-2 3 BB 1B		4	0	1	0	0	1	0
3 J.P. Crawford, L (1, 6) OBP: 0.380, SLG: 0.500	B FF 96 X FF 96 1-0 HR			C SL 89 T FF 96 B CH 88 S SL 88 1-3 K		C CH 90 B FF 98 X SL 90 1-1 G4-3		B ST 79 B FF 91 B ST 79 B FF 91 4-0 1-2 BB		3	1	1	1	1	1	0
16 Domingo Santana, R (1, 9) OBP: 0.348, SLG: 0.499	B FF 96 C KC 80 B SL 86 B FF 97 B FF 97 4-1 20 G6-5-3 BB			C FF 95 B SL 89 B FF 97 F FF 96 B FF 98 F CH 88 X SI 97 3-2 22 1B		B SL 90 C SL 88 X SL 89 1-1 1B		D CU 83 B CU 83 C FF 95 F SL 90 C SL 91 2-3 K		3	0	2	0	1	1	2
20 Daniel Vogelbach, L (1, 3) OBP: 0.379, SLG: 0.519	C FF 96 B CH 88 C FF 97 F SL 89 X SL 88 1-2 G6-5-3 1-2f			C FF 97 D KC 82 F FF 97 B KC 83 S SL 89 2-3 K		X SL 88 0-0 L9			B FF 98 B FF 96 F FF 96 C CH 91 F FF 99 F FF 99 S SL 85 2-3 K	4	0	0	0	0	2	3
22 Omar Narváez, L (1, 10) OBP: 0.363, SLG: 0.458		C FF 96 C KC 82 B FF 97 C FF 98 1-3 K		C CH 88 S KC 83 X KC 84 0-2 1-2 1B			T FF 96 C FF 96 F FF 98 F SL 91 F FF 98 S FF 98 0-3 K		S SL 85 S SL 84 F CU 82 S FF 98 0-3 K	4	0	1	0	0	3	0
15 Kyle Seager, L (1, 5) OBP: 0.315, SLG: 0.379		C KC 83 B FF 97 S KC 84 X FF 98 1-2 F7		B FF 98 S KC 82 S KC 84 B FF 98 F KC 85 F FF 99 S FF 99 2-3 K			S CH 89 B CH 89 B FF 97 B KC 83 X FF 98 3-1 L8		S FF 98 C FF 98 B CU 83 C FF 99 1-3 K	4	0	0	0	0	2	2
1 Tim Beckham, R (1, 4) OBP: 0.278, SLG: 0.451		B FF 97 S KC 83 C KC 83 B SL 88 T FF 98 2-2 K			F FF 96 B SL 88 X FF 96 1-1 25 FC6-4 1B		C KC 83 C KC 79 B FF 100 B FF 100 S KC 86 2-3 K			3	0	1	0	0	2	0
2 Tom Murphy, R (1, 2) OBP: 0.297, SLG: 0.527			C FF 95 F SL 88 S SL 89 0-3 K		F SI 95 B FF 96 B KC 81 F SI 96 C KC 82 2-3 K			B ST 76 B FF 90 X FF 90 2-0 G4-3		3	0	0	0	0	2	1
25 Dylan Moore, R (1, 7) OBP: 0.299, SLG: 0.325			B FF 97 C SI 96 X KC 82 1-1 G6-3		X SL 89 0-0 FC6-4 0 CS 1-2f			F FC 86 C ST 79 X FF 91 0-2 L8		3	0	0	0	0	0	1
Inning Stats	R: 1 E: 0 K: 0 S: 9 H: 1 LOB: 0 BB: 1 P: 16	R: 0 E: 0 K: 2 S: 9 H: 0 LOB: 0 BB: 0 P: 13	R: 0 E: 0 K: 1 S: 7 H: 0 LOB: 0 BB: 0 P: 9	R: 0 E: 0 K: 3 S: 18 H: 2 LOB: 2 BB: 0 P: 26	R: 0 E: 0 K: 1 S: 7 H: 1 LOB: 0 BB: 0 P: 11	R: 0 E: 0 K: 1 S: 13 H: 1 LOB: 1 BB: 0 P: 18	R: 0 E: 0 K: 2 S: 11 H: 0 LOB: 0 BB: 0 P: 16	R: 0 E: 0 K: 1 S: 11 H: 1 LOB: 2 BB: 1 P: 22	R: 0 E: 0 K: 3 S: 12 H: 0 LOB: 0 BB: 0 P: 15	1B: 5 2B: 0 3B: 0 HR: 1 SF: 0 SAC: 0 DP: 1 HBP: 0						

PITCHER		IP	WLS	BF	H	R	ER	SO	BB	IBB	HBP	BLK	WP	HR	S	P	ERA	WHIP
45 Gerrit Cole, R ERA: 3.28	(1, 1)	7.0	W	25	5	1	1	10	1	0	0	0	0	1	74	109	1.29	0.857
31 Collin McHugh, R ERA: 5.59	(8, 1)	0.2	H	4	1	0	0	0	1	0	0	0	0	0	8	17	0.00	3.000
55 Ryan Pressly, R ERA: 1.47	(8, 1)	0.1	H	1	0	0	0	1	0	0	0	0	0	0	3	5	0.00	0.000
39 Josh James, R ERA: 4.57	(9, 1)	1.0		3	0	0	0	3	0	0	0	0	0	0	12	15	0.00	0.000

PITCHER	IP	WLS	BF	H	R	ER	SO	BB	IBB	HBP	BLK	WP	HR	S	P	ERA	WHIP

TOP

Seattle Mariners @ Houston Astros

Minute Maid Park, Houston, TX

Sun Jun 30 2019, 1:11 PM - 4:02 PM CDT

Att. 32,485 - Roof Closed - 73 F

livebaseballscorecards.com

AB	31
R	1
H	6
RBI	1
BB	2
SO	14
LOB	9

WP: 0 PA: 34
PB: 0
SB: 0
CS: 1

Seattle Mariners @ Houston Astros

Minute Maid Park, Houston, TX

Sun Jun 30 2019, 1:11 PM - 4:02 PM CDT

Att. 32,485 - Roof Closed - 73 F

livebaseballscorecards.com

Batter	1	2	3	4	5	6	7	8	9	AB	R	H	RBI	BB	SO	LOB
4 George Springer, R (1, 8) (8, 9) OBP: 0.387, SLG: 0.617	B FF 89 C FF 89 B CH 81 B FC 85 B FF 89 4-1 27 1B 44 2B BB	C CH 81 F CH 81 F FC 85 B FC 86 X CH 82 1-2 ②③ G6-4-3 1-2f		B FF 89 F CH 82 F FF 89 1 SAFE X CH 81 1-2 ② F9			B FF 94 B SL 88 C FF 93 X SL 87 2-1 ① F8	B FF 95 S SL 90 C SL 88 D CU 84 B FF 95 S SL 90 3-3 ② K		4	1	0	0	1	1	3
27 Jose Altuve, R (1, 4) OBP: 0.326, SLG: 0.458	B CH 81 X CH 81 1-0 2 BB 44 2B 1-3 1B		F CU 75 C CU 76 B FF 88 X FC 85 1-2 ① G5-3	F CH 81 F CU 75 T CU 76 0-2 ③ K			X FF 96 0-0 2 PB 1B	C SL 88 B SI 94 X SL 88 1-1 2-H 1B		5	1	3	1	0	1	1
2 Alex Bregman, R (1, 5) OBP: 0.391, SLG: 0.532	C FF 90 C CU 75 B CH 82 B FF 89 B FF 90 F CH 81 B FF 89 4-2 44 2B 1-2 BB		C CU 75 B CU 76 C CH 83 F CU 75 B FF 90 B FC 84 X FF 90 3-2 44 1B 3B		B FF 88 C CH 81 C CU 75 X CU 76 1-2 ① F7		B SI 94 B SL 88 C FF 94 C SL 88 B SL 89 F SL 89 F FF 94 X CU 84 3-2 ② G5-3 1-2	B FF 94 F FF 96 B SL 88 B SL 89 X SL 88 3-1 ③ G4-3		4	1	1	0	1	0	2
44 Yordan Alvarez, L (1, 10) OBP: 0.406, SLG: 0.733	B FC 85 C FF 89 X CU 74 1-1 1-3 2-H 3-H 2B		X CH 83 0-0 22 1B 3-H 1B		B FF 89 C FC 86 X FF 90 1-1 ② L9		B SI 90 1-0 IBB			3	0	2	3	1	0	0
13 Tyler White, R (1, 3) OBP: 0.324, SLG: 0.330	C FF 89 F FF 89 C FC 85 0-3 ① K		F CH 81 F FF 89 S CU 76 0-3 ② K		F FF 89 C CU 76 B FC 86 F FC 85 S CU 76 1-3 ③ K		S SL 89 X SL 89 0-1 ③ L7			4	0	0	0	0	3	5
22 Josh Reddick, L (1, 9) (8, 7) OBP: 0.334, SLG: 0.444	F FF 88 S CH 81 B CH 81 B FC 85 F FF 89 F CH 81 F FF 89 F CH 82 F CU 74 2-2 ② X CU 76 P6		B FF 89 B CH 82 B FC 86 C FF 89 X FC 86 3-1 12 FC5-4 1-2 1B			B SI 93 B SI 93 F SL 89 B SL 89 X SI 93 3-1 ① L8		C CH 87 F SL 87 B SL 86 B FF 92 X SL 87 2-2 12 2B 6 E E4		4	1	1	0	0	0	2
12 Max Stassi, R (1, 2) OBP: 0.236, SLG: 0.239	S CH 82 C FF 89 B CH 81 S FF 90 1-3 ③ K		B CH 81 B CH 81 F FF 89 B FF 89 X FF 89 3-1 ③ FC5-4 1-2f			F SL 88 B CU 83 X SL 89 1-1 ② F8		C SI 93 X SL 88 0-1 6 E 1-3 2B		4	1	1	0	0	1	4
26 Myles Straw, R (1, 6) OBP: 0.400, SLG: 0.383		F FF 89 B FF 89 F CH 80 X FF 88 1-2 ① P4		B CU 74 B FF 88 C FF 88 X CH 81 2-1 ① G4-3		C FF 94 X FF 94 0-1 1B		X FF 94 0-0 ① L4		4	0	1	0	0	0	2
18 Tony Kemp, L (1, 7) OBP: 0.311, SLG: 0.408 6 Jake Marisnick, R (8, 8) OBP: 0.312, SLG: 0.477		C FF 89 B CU 76 B FC 85 C FF 89 F CH 82 F CH 82 X FC 85 2-2 4 G6-4-3 1B		C FC 85 B CU 76 C CU 76 B CH 81 B FF 90 B FF 90 4-2 BB		X SI 93 0-0 ③ L8		X SL 88 0-0 E9 27 1B 2-H 3-H 1B		2 1	0 1	1 1	0 2	1 0	0 0	1 0
Inning Stats	R: 2 E: 0 K: 2 S: 21 H: 2 LOB: 2 BB: 2 P: 34	R: 0 E: 0 K: 0 S: 12 H: 1 LOB: 0 BB: 0 P: 16	R: 1 E: 0 K: 1 S: 15 H: 3 LOB: 2 BB: 0 P: 25	R: 0 E: 0 K: 1 S: 10 H: 0 LOB: 1 BB: 1 P: 17	R: 0 E: 0 K: 1 S: 9 H: 0 LOB: 0 BB: 0 P: 12	R: 0 E: 0 K: 0 S: 7 H: 1 LOB: 1 BB: 0 P: 11	R: 0 E: 0 K: 0 S: 10 H: 1 LOB: 2 BB: 1 P: 16	R: 3 E: 2 K: 1 S: 14 H: 3 LOB: 1 BB: 0 P: 23		1B: 8 2B: 2 3B: 1 HR: 0	SF: 0 SAC: 0 DP: 1 HBP: 0			WP: 0 PB: 1 SB: 0 CS: 0	PA: 39	

BOTTOM

AB	35
R	6
H	11
RBI	6
BB	4
SO	6
LOB	20

PITCHER		IP	WLS	BF	H	R	ER	SO	BB	IBB	HBP	BLK	WP	HR	S	P	ERA	WHIP
7 Marco Gonzales, L ERA: 4.39	(1, 1)	5.0	L	23	6	3	3	5	3	0	0	0	0	0	67	104	5.40	1.800
41 Mike Wright Jr., R ERA: 7.98	(6, 1)	3.0		16	5	3	1	1	0	1	0	0	0	0	31	50	3.00	1.667

PITCHER	IP	WLS	BF	H	R	ER	SO	BB	IBB	HBP	BLK	WP	HR	S	P	ERA	WHIP

Houston Astros @ Colorado Rockies

Coors Field, Denver, CO

Tue Jul 02 2019, 6:12 PM - 9:38 PM MDT

Att. 47,864 - Partly Cloudy - 80 F

livebaseballscorecards.com

TOP

Batter	1	2	3	4	5	6	7	8	9	AB	R	H	RBI	BB	SO	LOB
4 George Springer, R (1, 8) (9, 9) OBP: 0.391, SLG: 0.621	F FF 96 S FF 97 F KC 87 X FF 98 0-2 2 E 2 SF9 1B		B FF 95 S SL 89 X FF 97 1-1 27 1B 23 2B 1B	B SI 95 C FF 97 F FF 96 B KC 86 B KC 88 C SL 90 3-3 ③ K			C FC 91 B FC 90 X FC 90 1-1 27 2B 2B	C FF 95 B SL 89 C SL 85 X FF 95 1-2 ③ G3		5	3	3	0	0	1	0
27 Jose Altuve, R (1, 4) OBP: 0.336, SLG: 0.472	X FF 97 0-0 ① L9		B SI 94 F SL 89 B SL 88 X FF 95 2-1 23 2B 1-2 1B		S KC 83 C FF 95 X KC 86 0-2 2 G6-3 1B		C SL 82 F FC 92 X SL 83 0-2 2 2B 2-H 2B		S FF 93 B FF 95 X FF 95 1-1 23 S 1B	5	2	4	1	0	0	1
2 Alex Bregman, R (1, 5) OBP: 0.388, SLG: 0.531	C FF 96 1 SAFE C FF 98 1 SAFE D SL 92 B SL 92 X KC 87 2-2 ② SF9 1-H		X FF 96 0-0 ① F7		B SI 94 1 SAFE C SL 88 B FF 95 B SL 87 F SI 93 X FF 96 3-2 ① G6-3 1-2		B FC 91 X FC 92 1-0 23 G4-3 10 HR 2-H 2B		X FF 94 0-0 ① P3	4	1	1	2	0	0	4
23 Michael Brantley, L (1, 7) OBP: 0.372, SLG: 0.491 6 Jake Marisnick, R (9, PR) (9, 8) OBP: 0.312, SLG: 0.477	C FF 97 X FF 97 0-1 ③ G6-3		B SI 96 C FF 96 X SL 88 1-1 10 2B 1-H 2-H 2B		F FF 95 F FF 94 S SL 88 0-3 ② K		C FF 93 B FF 93 X FF 93 1-1 ① G4-3 2-3		B SL 85 B FF 93 B CH 86 B FF 93 4-0 22 FC6 1-2 BB	4 0	1 0	1 0	2 0	1 0	1 0	2 0
10 Yuli Gurriel, R (1, 3) OBP: 0.307, SLG: 0.449		F SL 89 X SL 89 0-1 HR	B FF 97 X FF 97 1-0 2-H 2B		X KC 84 0-0 ③ G6-3		C FF 94 X FF 93 0-1 3-H HR		B FF 93 C SL 86 B SL 86 F FF 93 S SL 84 2-3 ② K	5	2	3	4	0	1	3
22 Josh Reddick, L (1, 9) OBP: 0.329, SLG: 0.436 (9, 7)		C SI 96 F KC 85 B FF 98 B KC 87 C FF 98 2-3 ① K	C FF 96 F KC 85 D KC 86 S KC 88 1-3 ② K			X FF 94 0-0 ① G3	B FF 92 X FF 92 1-0 ② P6		S FF 94 F FF 94 F SL 83 F SL 84 D SL 85 F SI 95 D SL 86 F FF 94 F FF 96 2-2 ③ F SL 86 X FF 95 1-2f FC6	5	0	0	0	0	2	3
28 Robinson Chirinos, R (1, 2) OBP: 0.365, SLG: 0.468	S FF 97 C FF 97 B FF 98 B KC 88 B KC 88 F FF 98 S FF 98 3-3 ② K	C SL 88 B FF 97 F SL 89 F KC 88 T KC 86 1-2 ③ K			B FF 94 X FF 95 1-0 ② F8	F FF 92 C SL 79 B FF 93 S FF 93 1-3 ③ K			4	0	0	0	0	3	1
26 Myles Straw, R (1, 6) OBP: 0.407, SLG: 0.380	C FF 98 X SL 90 0-1 65 PB 1B			X FF 94 0-0 ① G4-3		B FF 95 B SL 87 B FF 95 C FF 94 B FF 96 4-1 13 FC6 BB		C SL 85 C SL 86 C SL 83 0-3 ① K		3	0	1	0	1	1	0
65 José Urquidy, R (1, 1) 39 Josh James, R (4, 1) 13 Tyler White, R (6, PH) OBP: 0.322, SLG: 0.328 36 Will Harris, R (6, 1) 47 Chris Devenski, R (7, 1) 18 Tony Kemp, L (8, PH) OBP: 0.309, SLG: 0.406 55 Ryan Pressly, R (8, 1) 54 Roberto Osuna, R (9, 1)	C FF 95 B FF 95 B FF 96 X FF 95 2-1 ③ G1-3 1-2		C FF 94 B SI 95 B FF 95 F FF 94 C FF 96 2-3 ② K		D SL 90 B SL 88 X SI 96 2-0 ③ FC6 1-2f		F FF 94 F FF 94 B SL 86 B SL 86 X SL 85 2-2 ② P4		2 0 1 0 0 1 0 0	0 0 0 0 0 0 0 0	0 0 0 0 0 0 0 0	0 0 0 0 0 0 0 0	1 0 0 0 0 0 0 0	0 0 1 0 0 0 0 0	1 0 1 0 0 0 0 0
Inning Stats	R: 1 E: 1 K: 0 S: 10 H: 1 LOB: 0 BB: 0 P: 12	R: 1 E: 0 K: 2 S: 13 H: 2 LOB: 1 BB: 0 P: 20	R: 3 E: 0 K: 2 S: 15 H: 4 LOB: 0 BB: 0 P: 22	R: 0 E: 0 K: 2 S: 7 H: 0 LOB: 0 BB: 0 P: 12	R: 0 E: 0 K: 1 S: 10 H: 1 LOB: 1 BB: 0 P: 13	R: 0 E: 0 K: 0 S: 4 H: 0 LOB: 1 BB: 1 P: 11	R: 4 E: 0 K: 1 S: 14 H: 4 LOB: 0 BB: 0 P: 19	R: 0 E: 0 K: 1 S: 9 H: 0 LOB: 0 BB: 0 P: 12	R: 0 E: 0 K: 1 S: 15 H: 1 LOB: 2 BB: 1 P: 24	1B: 6 2B: 5 3B: 0 HR: 2 SF: 1 SAC: 0 DP: 0 HBP: 0						

	AB	39
	R	9
	H	13
	RBI	9
	BB	2
	SO	10
	LOB	16

WP: 0 PB: 1 SB: 1 CS: 0 PA: 42

PITCHER		IP	WLS	BF	H	R	ER	SO	BB	IBB	HBP	BLK	WP	HR	S	P	ERA	WHIP
48 Germán Márquez, R ERA: 4.38	(1, 1)	6.0		27	8	5	4	7	1	0	0	0	0	1	59	90	6.00	1.500
29 Bryan Shaw, R ERA: 4.4	(7, 1)	0.0		3	3	3	3	0	0	0	0	0	0	0	6	8	∞	∞
51 Jake McGee, L ERA: 1.42	(7, 1)	1.0	L	4	1	1	1	1	0	0	0	0	0	1	8	11	9.00	1.000
45 Scott Oberg, R ERA: 1.27	(8, 1)	2.0		8	1	0	0	2	1	0	0	0	0	0	24	36	0.00	1.000

PITCHER	IP	WLS	BF	H	R	ER	SO	BB	IBB	HBP	BLK	WP	HR	S	P	ERA	WHIP

BOTTOM

Houston Astros @ Colorado Rockies

Coors Field, Denver, CO

Tue Jul 02 2019, 6:12 PM - 9:38 PM MDT

Att. 47,864 - Partly Cloudy - 80 F

livebaseballscorecards.com

Batter	1	2	3	4	5	6	7	8	9	AB	R	H	RBI	BB	SO	LOB
19 Charlie Blackmon, L (1, 9) OBP: 0.383, SLG: 0.648	C FF 95 X FF 96 0-1 ① G3	S ST 80 B FF 92 B ST 78 D CH 84 B CH 83 4-1 BB		C FF 96 F FF 98 F FF 99 B SL 83 F SL 84 S CH 90 1-3 ③ K		C FC 91 F CU 81 B FC 91 B FC 93 F CU 81 B FC 91 X FC 91 3-2 26 1B 27 E 28 1B 1B	C FF 96 F SL 84 S CH 86 0-3 ③ K			4	1	1	0	1	2	3
27 Trevor Story, R (1, 6) OBP: 0.357, SLG: 0.542	C FF 96 F ST 82 F ST 81 B FF 96 S CH 87 1-3 ② K	F CU 78 F FF 93 S CU 79 0-3 ③ K			B SL 83 C SL 83 X FF 98 1-1 26 1B 9 BB 1B	D CU 81 B FC 92 C FC 90 B FC 90 X FC 92 3-1 E4 28 1B 26 1B 9 1-2 G1-2-3		C CU 83 B SL 90 F SL 90 X CU 83 1-2 ① F8		5	1	1	0	0	2	3
26 David Dahl, L (1, 7) OBP: 0.366, SLG: 0.556	C CU 80 C ST 79 B FF 97 B SL 88 X CH 86 2-2 28 2B 2B		C FF 93 C FF 93 B CU 80 B CH 84 S FF 94 2-3 ① K		X FF 96 0-0 9 BB 28 BB 20 2B 1-3 1B	C CU 80 X CU 81 0-1 9 G1-2-3 28 1B 1-2 2-3 1B		B CU 83 C CU 83 C FF 96 S SL 90 1-3 ② K		5	2	3	0	0	2	0
28 Nolan Arenado, R (1, 5) OBP: 0.387, SLG: 0.583	B FF 96 B ST 81 B ST 82 C FF 94 C FF 94 X FF 95 3-2 9 WP 2-H 2B		X CH 85 0-0 ② G1-3		B FF 96 B FF 98 D CH 90 B FF 97 4-0 9 BB 20 2B 1-2 BB	X FC 92 0-0 9 G1-2-3 1-2 2-3 3-H 1B		F FF 96 B FF 95 F SL 92 F SL 92 C CU 84 1-3 ③ K		4	1	2	2	1	1	0
9 Daniel Murphy, L (1, 3) OBP: 0.327, SLG: 0.442	B CU 79 B FF 95 S CH 84 B FF 95 C CH 84 X CH 84 3-2 ③ G3 2-3		C FF 95 C FF 95 F FF 95 B FF 95 F FF 96 B CH 84 X FF 96 2-2 ③ G4-3		B SL 83 B CH 87 B FF 96 C FF 97 B FF 97 4-1 20 2B 24 G6-3 1-2 2-3 3-H BB	F FC 92 B FC 92 X FC 92 1-1 ① ② G1-2-3 1-2 2-3 3-Hf			C SL 90 X FF 97 0-1 ① F8	4	1	0	1	1	0	4
20 Ian Desmond, R (1, 8) OBP: 0.338, SLG: 0.518		B FF 95 F ST 83 F ST 80 X CH 86 1-2 24 1B 14 WP 1B		B ST 80 C FF 92 B CU 79 F ST 77 F FF 95 X CU 80 2-2 48 SH5-4 24 1B 1B	C FF 97 B FF 99 X FF 97 1-1 24 G6-3 14 E 1-3 2-H 3-H 2B	B FC 91 B FC 92 S CU 81 D CU 82 C CU 80 F FC 91 X FC 91 3-2 ③ G3			C FF 98 S FF 98 S FF 97 0-3 ② K	5	2	3	2	0	1	2
24 Ryan McMahon, L (1, 4) OBP: 0.336, SLG: 0.398 1 Garrett Hampson, R (9, PR) OBP: 0.241, SLG: 0.294		B FF 95 B FF 94 B CH 84 C FF 94 F FF 93 F CH 84 F FF 95 X FF 94 3-2 48 G4-3 14 WP 1-3 1B		S FF 93 F FF 91 B FF 93 X FF 94 1-2 48 SH5-4 1-2 1B	B FF 97 S FF 97 X FF 98 1-1 ① G6-3 2-3 3-H		B FF 96 B CH 83 B FF 95 B FF 95 4-0 14 S BB		B FF 99 F FF 99 B FF 98 F CH 86 X FF 99 2-2 1B	4 0	0 0	3 0	1 0	1 0	0 0	1 0
14 Tony Wolters, L (1, 2) OBP: 0.356, SLG: 0.382	B CU 80 1 SAFE S CU 79 B ST 78 C FF 93 F CU 79 B CH 84 F CH 82 C FF 94 3-3 ① K 1-2 3-H		S CH 83 B FF 92 X CU 79 1-1 ① F7	S FF 97 X FF 98 0-1 ② FC4 3-H			B CH 84 C CH 84 F FF 95 S CH 84 1-3 ① K 1-2		X FF 97 0-0 ③ G4-3	5	0	0	0	0	2	5
48 Germán Márquez, R (1, 1) OBP: 0.216, SLG: 0.324 29 Bryan Shaw, S (7, 1) 51 Jake McGee, L (7, 1) 15 Raimel Tapia, L (7, PH) OBP: 0.304, SLG: 0.447 45 Scott Oberg, R (8, 1)	X ST 78 0-0 ② G4-3 2-3		B ST 78 X FF 92 1-0 ② SH5-4 1-2 2-3	X FF 98 0-0 ③ F9			B CH 84 B CH 85 S CH 84 F FF 95 X CH 86 2-2 ② L9			2 0 0 0 1 0	0 0 0 0 0 0	0 0 0 0 0 0	0 0 0 0 0 0	0 0 0 0 0 0	0 0 0 0 0 0	1 0 0 1 0
Inning Stats	R: 1 E: 0 K: 1 S: 15 H: 2 LOB: 1 BB: 0 P: 24	R: 1 E: 0 K: 2 S: 18 H: 2 LOB: 2 BB: 1 P: 29	R: 0 E: 0 K: 1 S: 9 H: 0 LOB: 0 BB: 0 P: 13	R: 0 E: 0 K: 1 S: 15 H: 2 LOB: 2 BB: 0 P: 21	R: 5 E: 1 K: 0 S: 11 H: 3 LOB: 0 BB: 2 P: 22	R: 1 E: 1 K: 0 S: 15 H: 3 LOB: 2 BB: 0 P: 25	R: 0 E: 0 K: 2 S: 9 H: 0 LOB: 1 BB: 1 P: 16	R: 0 E: 0 K: 2 S: 10 H: 0 LOB: 0 BB: 0 P: 13	R: 0 E: 0 K: 1 S: 9 H: 1 LOB: 1 BB: 0 P: 11	1B: 10 2B: 3 3B: 0 HR: 0 SF: 0 SAC: 1 DP: 1 HBP: 0						

AB	39
R	8
H	13
RBI	6
BB	4
SO	10
LOB	20

WP: 2 PA: 44
PB: 0
SB: 1
CS: 0

PITCHER		IP	WLS	BF	H	R	ER	SO	BB	IBB	HBP	BLK	WP	HR	S	P	ERA	WHIP
65 José Urquidy, R ERA: 4.91	(1, 1)	3.2		18	6	2	2	4	1	0	0	0	2	0	52	81	4.91	1.909
39 Josh James, R ERA: 5.27	(4, 1)	1.1		9	3	5	4	1	2	0	0	0	0	0	16	28	27.00	3.750
36 Will Harris, R ERA: 1.15	(6, 1)	1.0	W	6	3	1	0	0	0	0	0	0	0	0	15	25	0.00	3.000
47 Chris Devenski, R ERA: 4.46	(7, 1)	1.0	H	4	0	0	0	2	1	0	0	0	0	0	9	16	0.00	1.000
55 Ryan Pressly, R ERA: 1.43	(8, 1)	1.0	H	3	0	0	0	2	0	0	0	0	0	0	10	13	0.00	0.000

PITCHER		IP	WLS	BF	H	R	ER	SO	BB	IBB	HBP	BLK	WP	HR	S	P	ERA	WHIP
54 Roberto Osuna, R ERA: 2.06	(9, 1)	1.0	S	4	1	0	0	1	0	0	0	0	0	0	9	11	0.00	1.000

Houston Astros @ Colorado Rockies

Coors Field, Denver, CO

Wed Jul 03 2019, 6:12 PM - 8:53 PM MDT

Att. 48,308 - Partly Cloudy - 90 F

livebaseballscorecards.com

Batter	1	2	3	4	5	6	7	8	9	AB	R	H	RBI	BB	SO	LOB
4 George Springer, R (1, 8) (8, 9) OBP: 0.385, SLG: 0.610	X FF 94 0-0 ① G6-3		C FF 93 S CH 85 B CH 86 X FF 94 1-2 ① G3		X FF 92 0-0 ① G4-3		S CH 85 X FF 95 0-1 ①② G4-3 1-2f			4	0	0	0	0	0	1
27 Jose Altuve, R (1, 4) OBP: 0.330, SLG: 0.463	C FF 94 B CU 82 C FF 95 B CH 88 X FF 94 2-2 ② G4-3		B SI 93 F FF 93 X CH 86 1-1 ② G5-3		B FF 91 F FF 92 X CU 80 1-1 ② P4		B FF 95 B CH 85 B FF 94 X FF 94 3-0 ③ P4			4	0	0	0	0	0	0
2 Alex Bregman, R (1, 6) OBP: 0.392, SLG: 0.541	B CU 82 B FF 95 C FF 95 C CH 88 X FF 94 2-2 HR		B CH 86 C SI 93 B CH 87 B FF 94 C CH 86 B CH 88 4-2 10 1B 23 S 22 2B BB		B FF 92 B CU 78 B CH 84 B FF 92 4-0 BB			X FF 97 0-0 ① P3		2	2	1	1	2	0	0
23 Michael Brantley, L (1, 7) OBP: 0.371, SLG: 0.486 6 Jake Marisnick, R (8, 8) OBP: 0.312, SLG: 0.477	C FF 94 B FF 94 F CH 87 F CH 86 X FF 94 1-2 ③ L7		B FF 93 C CH 84 1 SAFE F CH 85 B CU 81 F FF 93 1 SAFE F CH 86 B FF 93 4-2 F CH 86 B FF 93 10 1B 22 2B 1-2 BB		1 SAFE B FF 91 X FF 92 1-0 ③ L8			C SL 90 F FF 98 B SI 97 B SL 90 X SL 89 2-2 ② G3-1		3 0	1 0	0 0	0 0	1 0	0 0	1 0
10 Yuli Gurriel, R (1, 5) OBP: 0.310, SLG: 0.459		B FF 91 X CU 78 1-0 HR	C CH 85 B CH 85 F FF 93 X CH 85 1-2 22 2B 1-2 2-3 1B			F FF 95 X FF 94 0-1 ① G5-3		C FF 98 X FF 97 0-1 ③ G3-1		4	1	2	1	0	0	0
22 Josh Reddick, L (1, 9) (8, 7) OBP: 0.328, SLG: 0.437		C FF 93 S FF 92 B FF 93 S CH 87 1-3 ① K	C CH 85 X FF 93 0-1 ③ 1-H 2-H 3-H 2B			F CH 85 B FF 96 X CH 86 1-1 ② G3			B FF 94 X FF 92 1-0 ① F9	4	0	1	2	0	1	0
28 Robinson Chirinos, R (1, 2) OBP: 0.363, SLG: 0.464		C FF 93 B SL 87 F FF 92 C CU 81 1-3 ② K		X SI 91 0-0 ① G6-3		X FF 95 0-0 1B			S FF 92 F FF 94 X FF 94 0-2 ② G3	4	0	1	0	0	1	0
13 Tyler White, R (1, 3) OBP: 0.321, SLG: 0.326		C FF 93 B CH 87 B FF 93 X FF 94 2-1 20 FC6-4 1B		C FF 90 B CH 84 F SI 90 X CU 78 1-2 ② G5-3		X FF 95 0-0 ③ G1-3			C FC 88 C KC 81 S FF 93 0-3 ③ K	4	0	1	0	0	1	1
20 Wade Miley, L (1, 1) 18 Tony Kemp, L (7, PH) OBP: 0.313, SLG: 0.406 47 Chris Devenski, R (7, 1) 31 Collin McHugh, R (7, 1) 30 Héctor Rondón, R (8, 1) 54 Roberto Osuna, R (9, 1)		X FF 93 0-0 ③ FC6-4 1-2f		B FF 91 C FF 92 S CH 83 F FF 93 B FF 92 B FF 91 X FF 92 3-2 ③ F7			C CU 72 F CU 79 H FF 94 1-2 4 G4-3 HBP			2 0 0 0 0 0	0 0 0 0 0 0	0 0 0 0 0 0	0 0 0 0 0 0	0 0 0 0 0 0	0 0 0 0 0 0	1 0 0 0 0 0

TOP

AB	31
R	4
H	6
RBI	4
BB	3
SO	3
LOB	4

Inning Stats	1	2	3	4	5	6	7	8	9
	R: 1 E: 0 K: 0 S: 11 H: 1 LOB: 0 BB: 0 P: 16	R: 1 E: 0 K: 2 S: 10 H: 2 LOB: 1 BB: 0 P: 15	R: 2 E: 0 K: 0 S: 17 H: 2 LOB: 2 BB: 2 P: 28	R: 0 E: 0 K: 0 S: 8 H: 0 LOB: 0 BB: 0 P: 12	R: 0 E: 0 K: 0 S: 4 H: 0 LOB: 1 BB: 1 P: 10	R: 0 E: 0 K: 0 S: 6 H: 1 LOB: 1 BB: 0 P: 7	R: 0 E: 0 K: 0 S: 5 H: 0 LOB: 0 BB: 0 P: 9	R: 0 E: 0 K: 0 S: 6 H: 0 LOB: 0 BB: 0 P: 8	R: 0 E: 0 K: 1 S: 7 H: 0 LOB: 0 BB: 0 P: 8

1B: 3 SF: 0
2B: 1 SAC: 0
3B: 0 DP: 1
HR: 2 HBP: 1

WP: 0 PA: 35
PB: 0
SB: 1
CS: 0

PITCHER		IP	WLS	BF	H	R	ER	SO	BB	IBB	HBP	BLK	WP	HR	S	P	ERA	WHIP
23 Peter Lambert, R ERA: 6.67	(1, 1)	5.0	L	22	5	4	4	2	3	0	0	0	0	2	50	81	7.20	1.600
35 Chad Bettis, R ERA: 5.51	(6, 1)	2.0		7	1	0	0	0	0	0	1	0	0	0	11	16	0.00	0.500
37 Jairo Díaz, R ERA: 4.98	(8, 1)	1.0		3	0	0	0	0	0	0	0	0	0	0	6	8	0.00	0.000
71 Wade Davis, R ERA: 5.54	(9, 1)	1.0		3	0	0	0	1	0	0	0	0	0	0	7	8	0.00	0.000

PITCHER	IP	WLS	BF	H	R	ER	SO	BB	IBB	HBP	BLK	WP	HR	S	P	ERA	WHIP

Houston Astros @ Colorado Rockies

Coors Field, Denver, CO

Wed Jul 03 2019, 6:12 PM - 8:53 PM MDT

Att. 48,308 - Partly Cloudy - 90 F

livebaseballscorecards.com

BOTTOM

Batter	1	2	3	4	5	6	7	8	9	AB	R	H	RBI	BB	SO	LOB
19 Charlie Blackmon, L (1, 9) OBP: 0.388, SLG: 0.648	B FC 85 C FC 88 F SI 89 B FF 90 B FF 90 F FF 91 B FC 86 4-2 27 BB 20 1B BB		C FF 88 B FC 86 F FF 89 B FC 86 X FC 87 2-2 28 1B 1B		F SI 90 X FC 86 0-1 ① F9		F FF 96 X FF 96 0-1 2-H 1B			3	1	2	1	1	0	1
27 Trevor Story, R (1, 6) OBP: 0.356, SLG: 0.536	B FC 86 B FC 90 B CH 82 B FF 90 4-0 20 1B 1-2 BB		S CH 82 S CH 80 B SI 89 F FF 90 1 SAFE X FF 91 1-2 ① F9		1 SAFE B FC 86 B FF 92 S FF 92 B FF 90 X FF 92 3-1 ② L5		B FF 92 C ST 80 1 SAFE S FF 93 D ST 82 X ST 82 2-2 ② F7			3	0	0	0	1	0	3
28 Nolan Arenado, R (1, 5) OBP: 0.385, SLG: 0.579	B CU 76 B FC 86 D FC 88 X FF 91 3-0 ① F3		D FC 85 D CH 80 X CH 81 2-0 1-2 1B		C CU 75 D FC 86 B CU 75 F CU 75 F FF 93 F FF 93 T FC 87 2-2 ③ K		C ST 81 C ST 82 D ST 80 B FF 92 D ST 81 X ST 82 3-2 ③ G6-3			4	0	1	0	0	1	4
26 David Dahl, L (1, 7) OBP: 0.362, SLG: 0.548	X FC 88 0-0 ② F7		B FC 88 D FC 88 C FC 88 S FF 91 B FF 91 F FC 89 S FF 92 3-3 ② K			C FF 89 B FC 87 C CH 82 X FC 88 1-2 ① L7		B SL 87 X SL 87 1-0 ① F9		4	0	0	0	0	1	4
20 Ian Desmond, R (1, 8) OBP: 0.337, SLG: 0.514	D FF 90 F FC 86 X FC 87 1-1 1-3 2-H 1B		C CH 82 B FC 92 X FF 93 1-1 ③ G3			B CH 81 X FC 81 1-0 ② F7		C SI 98 B SI 98 F SL 89 X FF 98 1-2 ② F9		4	0	1	1	0	0	2
9 Daniel Murphy, L (1, 3) OBP: 0.326, SLG: 0.443	1 SAFE B SI 89 B FC 87 C FC 88 F FC 87 1 SAFE F FF 92 B FC 87 X FF 92 3-2 ③ F7		C FF 90 F FF 90 X FC 87 0-2 ① G4-3			X FC 86 0-0 2B		C FF 98 B FF 98 F SL 89 X FF 99 1-2 ③ G6-3		4	0	1	0	0	0	2
22 Chris Iannetta, R (1, 2) OBP: 0.342, SLG: 0.475 14 Tony Wolters, L (6, 2) OBP: 0.353, SLG: 0.378		B CU 74 B FC 88 B FC 88 C FF 91 S FF 91 C SI 92 3-3 ① K	F CH 81 B SI 90 B CU 75 F CH 82 C FC 87 2-3 ② K			C FC 88 B FC 87 S FF 92 B FF 92 D FC 90 S FC 89 3-3 ③ K		B FF 98 S SL 88 B FC 91 F FF 98 B FF 98 X FF 96 3-2 ① L7		2 2	0 0	0 0	0 0	2 1	0 1	0 1
24 Ryan McMahon, L (1, 4) OBP: 0.335, SLG: 0.400		C FF 91 B FC 89 X SI 91 1-1 ② L6	C FF 91 B FC 89 F CH 83 C FF 92 1-3 ③ K				B FF 95 X FF 94 1-0 19 1B 2B		F FF 98 B FF 97 S CH 88 F FF 98 S CH 86 1-3 ② K	4	1	1	0	0	2	0
23 Peter Lambert, R (1, 1) OBP: 0.545, SLG: 0.545 12 Mark Reynolds, R (5, PH) OBP: 0.295, SLG: 0.325 35 Chad Bettis, R (6, 1) 15 Raimel Tapia, L (7, PH) OBP: 0.302, SLG: 0.445 37 Jairo Díaz, R (8, 1) 71 Wade Davis, R (9, 1) 1 Garrett Hampson, R (9, PH) OBP: 0.239, SLG: 0.291		C FF 88 B CH 83 S CH 83 F FF 92 X CH 82 1-2 ③ G4-3			C FF 90 B FC 87 F FF 90 B FF 92 F FC 86 X FF 92 2-2 1B		B CH 84 F CH 84 B FF 96 B CH 84 F FF 96 F FF 96 X FF 96 3-2 ① P5		C FF 98 C FF 97 B CH 86 B FF 98 S FF 98 2-3 ③ K	1 1 0 1 0 0 1	0 0 0 0 0 0 0	0 1 0 0 0 0 0	0 0 0 0 0 0 0	0 0 0 0 0 0 0	0 0 0 0 0 0 1	0 0 0 1 0 0 0
Inning Stats	R: 1 E: 0 K: 0 S: 11 H: 1 LOB: 2 BB: 2 P: 26	R: 0 E: 0 K: 1 S: 9 H: 0 LOB: 0 BB: 0 P: 14	R: 0 E: 0 K: 1 S: 14 H: 2 LOB: 2 BB: 0 P: 23	R: 0 E: 0 K: 2 S: 9 H: 0 LOB: 0 BB: 0 P: 12	R: 0 E: 0 K: 1 S: 13 H: 1 LOB: 1 BB: 0 P: 20	R: 0 E: 0 K: 1 S: 8 H: 1 LOB: 1 BB: 0 P: 13	R: 1 E: 0 K: 0 S: 13 H: 2 LOB: 1 BB: 0 P: 22	R: 0 E: 0 K: 0 S: 7 H: 0 LOB: 0 BB: 0 P: 10	R: 0 E: 0 K: 2 S: 10 H: 0 LOB: 0 BB: 0 P: 16	1B: 5 2B: 2 3B: 0 HR: 0	SF: 0 SAC: 0 DP: 0 HBP: 0		WP: 0 PB: 0 SB: 0 CS: 0		PA: 36		

	AB	34
	R	2
	H	7
	RBI	2
	BB	2
	SO	8
	LOB	18

PITCHER		IP	WLS	BF	H	R	ER	SO	BB	IBB	HBP	BLK	WP	HR	S	P	ERA	WHIP
20 Wade Miley, L ERA: 3.28	(1, 1)	6.0	W	25	5	1	1	6	2	0	0	0	0	0	64	108	1.50	1.167
47 Chris Devenski, R ERA: 4.66	(7, 1)	0.1	H	3	2	1	1	0	0	0	0	0	0	0	7	11	27.00	6.000
31 Collin McHugh, R ERA: 5.51	(7, 1)	0.2	H	2	0	0	0	0	0	0	0	0	0	0	6	11	0.00	0.000
30 Héctor Rondón, R ERA: 2.81	(8, 1)	1.0	H	3	0	0	0	0	0	0	0	0	0	0	7	10	0.00	0.000
54 Roberto Osuna, R ERA: 2.0	(9, 1)	1.0	S	3	0	0	0	2	0	0	0	0	0	0	10	16	0.00	0.000

PITCHER	IP	WLS	BF	H	R	ER	SO	BB	IBB	HBP	BLK	WP	HR	S	P	ERA	WHIP

Los Angeles Angels @ Houston Astros

Minute Maid Park, Houston, TX

Fri Jul 05 2019, 7:11 PM - 10:05 PM CDT

Att. 41,219 - Roof Closed - 73 F

TOP

livebaseballscorecards.com

Batter	1	2	3	4	5	6	7	8	9	AB	R	H	RBI	BB	SO	LOB
56 Kole Calhoun, L (1, 9) OBP: 0.324, SLG: 0.482	X FF 93 0-0 ① G3		1 SAFE X FF 93 0-0 1-H HR		S CU 80 B CU 79 B CU 79 S SL 87 X SL 89 2-2 2B		C FF 93 F CU 79 F FF 95 B SL 88 S CU 81 1-3 ③ K			4	1	2	2	0	1	0
27 Mike Trout, R (1, 8) OBP: 0.454, SLG: 0.633	C FF 94 S FF 94 B FF 94 B FF 95 F FF 95 F FF 96 B FF 96 4-2 17 WP BB		B FF 95 S FF 95 F FF 96 F FF 96 F FF 96 X SL 91 1-2 ② F8		B CU 79 X FF 95 1-0 ② F7			B SL 86 B SL 90 C FF 96 F FF 97 B FF 96 X FF 98 3-2 HR		3	1	1	1	1	0	1
17 Shohei Ohtani, L (1, 10) OBP: 0.361, SLG: 0.569	S FF 94 1 SAFE C CU 78 S CU 80 0-3 ② K 1-2		B CU 79 X FF 95 1-0 HR		F CU 80 F CU 80 X SL 89 0-2 ③ G3-1			B SL 88 X SL 89 1-0 ① G4-3		4	1	1	1	0	1	2
2 Andrelton Simmons, R (1, 6) OBP: 0.314, SLG: 0.403	C SL 87 C FF 93 F SL 88 S SL 88 0-3 ③ K		B FF 94 B SL 89 C FF 94 X FF 95 2-1 ③ P4			F SL 85 B SL 87 X SL 87 1-1 HR		B SI 96 X SI 97 1-0 ② G6-3		4	1	1	1	0	1	1
5 Albert Pujols, R (1, 3) OBP: 0.303, SLG: 0.426		X FF 93 0-0 20 G5-4-3 1B	C FF 93 B CU 79 F SL 87 F CU 80 X SL 89 1-2 ① G4-3			B SL 89 C FF 95 F FF 95 F CU 80 X SL 89 1-2 ① G4-3		C SL 89 B SL 88 F SI 97 X SL 88 1-2 ③ L8		4	0	1	0	0	0	0
16 Jarrett Parker, L (1, 7)		C FF 92 S FF 94 S FF 94 0-3 ① K	S FF 94 B FF 95 S FF 96 S FF 95 1-3 ② K			B FF 96 X FF 95 1-0 ② F8			F FF 97 F FF 98 B FF 99 S FF 99 1-3 ① K	4	0	0	0	0	3	1
20 Jonathan Lucroy, R (1, 2) OBP: 0.304, SLG: 0.349		1 SAFE C FF 93 X SL 88 0-1 ②③ G5-4-3 1-2f	C FF 94 B SL 90 B CU 80 F FF 96 X FF 95 2-2 2B			C FF 93 B FF 94 X FF 95 1-1 ③ L8			C FF 98 S SL 86 B SL 85 S FF 99 1-3 ② K	4	0	1	0	0	1	1
4 Luis Rengifo, S (1, 4) OBP: 0.326, SLG: 0.380			C FF 92 C CU 77 F FF 93 S SL 88 0-3 ① K	B FF 94 S SL 88 X SL 89 1-1 ③ L7			C SL 86 X SL 87 0-1 ① G4-3		F FF 98 B CH 91 F FF 98 B SL 86 X FF 98 2-2 6 CS 1B	4	0	1	0	0	1	1
6 David Fletcher, R (1, 5) OBP: 0.351, SLG: 0.398			B FF 94 C SL 86 B SL 87 C SL 88 F SL 89 B CU 80 X FF 96 3-2 56 HR 1B		C FF 92 B CU 78 F SL 87 X FF 93 1-2 ① P4		B FF 93 B FF 94 C FF 94 C FF 94 X SL 88 2-2 ② G4-3		C FF 98 B FF 98 B FF 98 C FF 97 2-2 ③ CS 1-2	3	1	1	0	0	0	0
Inning Stats	R: 0 E: 0 K: 2 S: 12 H: 0 LOB: 1 BB: 1 P: 16	R: 0 E: 0 K: 1 S: 6 H: 1 LOB: 0 BB: 0 P: 6	R: 3 E: 0 K: 1 S: 17 H: 3 LOB: 0 BB: 0 P: 24	R: 0 E: 0 K: 1 S: 12 H: 1 LOB: 1 BB: 0 P: 17	R: 0 E: 0 K: 0 S: 10 H: 1 LOB: 1 BB: 0 P: 14	R: 1 E: 0 K: 0 S: 9 H: 1 LOB: 0 BB: 0 P: 13	R: 0 E: 0 K: 1 S: 9 H: 0 LOB: 0 BB: 0 P: 12	R: 1 E: 0 K: 0 S: 8 H: 1 LOB: 0 BB: 0 P: 14	R: 0 E: 0 K: 2 S: 11 H: 1 LOB: 0 BB: 0 P: 17	1B: 3 2B: 2 3B: 0 HR: 4 SF: 0 SAC: 0 DP: 1 HBP: 0						

AB	34
R	5
H	9
RBI	5
BB	1
SO	8
LOB	7

WP: 1 PB: 0 SB: 0 CS: 1 PA: 36

PITCHER		IP	WLS	BF	H	R	ER	SO	BB	IBB	HBP	BLK	WP	HR	S	P	ERA	WHIP
35 Justin Verlander, R ERA: 2.98	(1, 1)	7.0	L	28	7	4	4	6	1	0	0	0	1	3	75	102	5.14	1.143
30 Héctor Rondón, R ERA: 3.0	(8, 1)	1.0		4	1	1	1	0	0	0	0	0	0	1	8	14	9.00	1.000
39 Josh James, R ERA: 5.15	(9, 1)	1.0		3	1	0	0	2	0	0	0	0	0	0	11	17	0.00	1.000

PITCHER		IP	WLS	BF	H	R	ER	SO	BB	IBB	HBP	BLK	WP	HR	S	P	ERA	WHIP

Los Angeles Angels @ Houston Astros

Minute Maid Park, Houston, TX

Fri Jul 05 2019, 7:11 PM - 10:05 PM CDT

Att. 41,219 - Roof Closed - 73 F

livebaseballscorecards.com

BOTTOM

Batter	1	2	3	4	5	6	7	8	9	AB	R	H	RBI	BB	SO	LOB
4 George Springer, R (1, 8) OBP: 0.381, SLG: 0.599	B FF 90 X CH 84 1-0 ① G6-3		F SI 92 B SL 86 1 SAFE 1 SAFE B CH 84 S SL 84 X SL 83 2-2 ② G5-3 1-2		B SL 84 B SL 83 B SI 92 B SI 92 4-0 27 FC5-4 BB		C SL 84 X SL 86 0-1 ② P3		B SL 92 C FF 98 X SL 92 1-1 ③ G6-3	4	0	0	0	1	0	1
27 Jose Altuve, R (1, 4) OBP: 0.325, SLG: 0.454	S CH 84 F FF 90 X CU 78 0-2 ② G5-3		L SL 83 X SL 84 0-1 ③ L7		B SI 91 D SL 84 1 SAFE 1 SAFE X SI 91 2-0 ③ FC5-4 1-2f		B FF 100 C FF 98 X FF 100 1-1 ③ G3			4	0	0	0	0	0	2
2 Alex Bregman, R (1, 5) OBP: 0.391, SLG: 0.535	B CH 83 C CU 76 X CH 84 1-1 ③ F7			B SI 93 S SL 83 B SL 84 C SI 92 B SI 93 C SI 93 3-3 ① K		B SL 85 C FF 95 F SL 85 B SL 85 F SI 95 B SL 85 F FF 94 F SL 85 B SL 84 4-2 23 2B BB		B SL 81 C SL 81 B FF 93 F SL 82 B FF 93 X SL 83 3-2 ① P4		3	0	0	0	1	1	0
23 Michael Brantley, L (1, 7) OBP: 0.378, SLG: 0.508		C CH 87 F SI 90 X CH 82 0-2 HR		F SI 93 B SL 85 X SI 93 1-1 44 2B 10 G6-3 2B		C SL 83 X FF 93 0-1 1-3 2B		C FF 92 X SL 84 0-1 10 HR 1B		4	3	4	1	0	0	0
44 Yordan Alvarez, L (1, 10) OBP: 0.397, SLG: 0.719		F SI 90 B SI 91 F SI 91 F SL 83 B SL 82 C SI 91 2-3 ① K		X SI 93 0-0 2-3 2B		F SL 85 F SL 84 F FF 94 D SL 86 B FF 95 D SL 85 S FF 95 3-3 ① K		C FF 92 C FF 93 F FF 94 F SL 85 1 SAFE S SL 84 0-3 ② K		4	0	1	0	0	3	3
10 Yuli Gurriel, R (1, 3) OBP: 0.309, SLG: 0.466		F SI 92 B SL 81 F SL 83 C SI 92 1-3 ② K		F SI 91 F SL 84 X SL 84 0-2 ② G6-3 3-H		F SL 85 X FF 94 0-1 ② P4		C SL 83 F FF 93 X SL 84 0-2 1-H HR		4	1	1	3	0	1	3
22 Josh Reddick, L (1, 9) OBP: 0.327, SLG: 0.433		F SI 92 B SL 84 X CH 83 1-1 ③ F9		D SL 83 F SI 92 F SI 93 D SL 85 B CH 83 S SL 82 3-3 ③ K		D SL 82 B FF 98 D SL 81 C FF 98 B FF 97 4-1 28 FC5-4 BB		B SL 81 X SL 81 1-0 ③ F9		3	0	0	0	1	1	1
28 Robinson Chirinos, R (1, 2) OBP: 0.358, SLG: 0.455			C SI 92 S SL 83 S SL 84 0-3 ① K		F SL 81 X SI 92 0-1 ① P4	X FF 98 0-0 ③ FC5-4 1-2f			B CH 90 C FF 98 F FF 99 B FF 98 B CH 91 X FF 100 3-2 ① G4-3	4	0	0	0	0	1	3
26 Myles Straw, R (1, 6) OBP: 0.403, SLG: 0.365 18 Tony Kemp, L (9, PH) OBP: 0.311, SLG: 0.403			C SI 93 B SL 85 B SL 84 C SI 93 B SL 86 B SI 93 4-2 4 S BB		X SI 91 0-0 ② G6-3		C FF 98 B SL 82 B FF 98 C FF 97 F SL 84 B SL 84 X FF 98 3-2 ① G3		F FF 98 F CH 91 S FF 99 0-3 ② K	2 1	0 0	0 0	0 0	1 0	0 1	0 0
Inning Stats	R: 0 E: 0 K: 0 S: 6 H: 0 LOB: 0 BB: 0 P: 8	R: 1 E: 0 K: 2 S: 12 H: 1 LOB: 0 BB: 0 P: 16	R: 0 E: 0 K: 1 S: 10 H: 0 LOB: 1 BB: 1 P: 16	R: 1 E: 0 K: 2 S: 12 H: 2 LOB: 1 BB: 0 P: 19	R: 0 E: 0 K: 0 S: 4 H: 0 LOB: 1 BB: 1 P: 10	R: 0 E: 0 K: 0 S: 15 H: 1 LOB: 3 BB: 2 P: 26	R: 0 E: 0 K: 0 S: 8 H: 0 LOB: 0 BB: 0 P: 12	R: 2 E: 0 K: 1 S: 14 H: 2 LOB: 0 BB: 0 P: 18	R: 0 E: 0 K: 1 S: 8 H: 0 LOB: 0 BB: 0 P: 12	1B: 1 2B: 3 3B: 0 HR: 2 SF: 0 SAC: 0 DP: 0 HBP: 0						

	AB	33
	R	4
	H	6
	RBI	4
	BB	4
	SO	8
	LOB	13

WP: 0 PB: 0 SB: 1 CS: 0 PA: 37

PITCHER		IP	WLS	BF	H	R	ER	SO	BB	IBB	HBP	BLK	WP	HR	S	P	ERA	WHIP
24 Noé Ramirez, R ERA: 3.09	(1, 1)	1.0		3	0	0	0	0	0	0	0	0	0	0	6	8	0.00	0.000
64 Félix Peña, R ERA: 4.72	(2, 1)	4.0	W	17	3	2	2	5	2	0	0	0	0	1	38	61	4.50	1.250
38 Justin Anderson, R ERA: 3.45	(6, 1)	0.2	H	4	1	0	0	1	1	0	0	0	0	0	13	20	0.00	3.000
31 Ty Buttrey, R ERA: 2.2	(6, 1)	1.1	H	5	0	0	0	0	1	0	0	0	0	0	10	18	0.00	0.750
32 Cam Bedrosian, R ERA: 2.79	(8, 1)	1.0	H	5	2	2	2	1	0	0	0	0	0	1	14	18	18.00	2.000

PITCHER		IP	WLS	BF	H	R	ER	SO	BB	IBB	HBP	BLK	WP	HR	S	P	ERA	WHIP
57 Hansel Robles, R ERA: 2.88	(9, 1)	1.0	S	3	0	0	0	1	0	0	0	0	0	0	8	12	0.00	0.000

Batter	1	2	3	4	5	6	7	8	9	AB	R	H	RBI	BB	SO	LOB
6 David Fletcher, R (1, 5) OBP: 0.353, SLG: 0.399	C FF 95 S SL 89 B FF 98 F FF 97 X SL 89 1-2 ① G5-3		B SL 89 X SI 96 1-0 27 G5-4-3 1B			C FF 96 B FF 96 C FF 97 S SL 91 1-3 ① K		C FF 96 S SL 91 X SL 91 0-2 27 BB 1-2 1B		4	0	2	0	0	1	0
27 Mike Trout, R (1, 8) OBP: 0.455, SLG: 0.630	C KC 83 F FF 98 X SL 90 0-2 ② L4		C FF 97 X FF 98 0-1 ①② G5-4-3 1-2f			S SL 90 B SL 92 B FF 98 B FF 98 C FF 99 X SL 92 3-2 17 G6-3 1B		B CU 84 B SL 91 F FF 96 C CU 85 B FF 96 B CU 84 4-2 1-2 2-3 BB		3	0	1	0	1	0	1
17 Shohei Ohtani, L (1, 10) OBP: 0.358, SLG: 0.568	C FF 97 B FF 98 X KC 84 1-1 2B		B KC 84 S SL 88 S FF 98 B CH 91 F FF 99 F FF 100 S SL 92 2-3 ③ K			B FF 98 C KC 84 B FF 97 F SL 90 B FF 99 F FF 100 F FF 99 X FF 99 3-2 ② G6-3 1-2		B CU 83 X FF 97 1-0 ② P5		4	0	1	0	0	1	4
56 Kole Calhoun, L (1, 9) OBP: 0.323, SLG: 0.477	D KC 82 D KC 82 B KC 82 S FF 98 C FF 98 B SL 90 4-2 BB			B FF 98 F CH 90 X CH 89 1-1 ① F8		B FF 97 B KC 84 F FF 99 S FF 98 S FF 100 2-3 ③ K		B CU 85 C CU 84 S SL 90 S CU 84 1-3 ③ K		3	0	0	0	1	2	4
2 Andrelton Simmons, R (1, 6) OBP: 0.308, SLG: 0.395	C SL 90 C KC 83 B SL 90 X FF 99 1-2 ③ G4-3			B FF 98 C FF 96 X SL 91 1-1 ② L6			C FF 97 X FF 98 0-1 ① P4		C FC 88 B ST 82 B CU 77 F FF 91 S ST 82 2-3 ① K	4	0	0	0	0	1	2
41 Justin Bour, L (1, 3) OBP: 0.261, SLG: 0.394		L FF 97 X FF 97 0-1 ① G5-3		C FF 98 F SL 91 B FF 100 F FF 99 B CH 89 C FF 100 2-3 ③ K			B KC 85 F SL 90 B CH 88 S FF 99 S KC 86 2-3 ② K		C FF 93 S ST 82 S ST 82 0-3 ② K	4	0	0	0	0	3	0
16 Jarrett Parker, L (1, 7)		F FF 97 B FF 98 B FF 98 S FF 98 F FF 100 B KC 83 B FF 99 4-2 BB			S SI 96 F FF 96 B SL 91 B FF 98 S FF 98 2-3 ① K		B KC 82 B KC 84 S FF 98 S FF 100 S FF 101 2-3 ③ K		B FF 93 F FF 92 S FF 92 F FF 93 B FF 92 C ST 81 2-3 ③ K	3	0	0	0	1	3	0
13 Dustin Garneau, R (1, 2) OBP: 0.391, SLG: 0.316		F FF 96 C SL 90 B SL 90 S FF 98 1-3 ② K			B FF 97 C KC 82 B FF 97 X SL 92 2-1 ② P6			B FF 94 B FF 96 F FF 95 B CU 82 D FF 95 4-1 27 BB 6 1B BB		2	0	0	0	1	1	1
4 Luis Rengifo, S (1, 4) OBP: 0.321, SLG: 0.374		B FF 98 D KC 84 C FF 98 B FF 99 X FF 98 3-1 ③ P4			C SL 91 B SL 91 C FF 97 S FF 99 1-3 ③ K			B CU 83 D CU 83 C FF 96 F FF 96 S SL 91 2-3 ① K		3	0	0	0	0	2	2
Inning Stats	R: 0 E: 0 K: 0 S: 14 H: 1 LOB: 2 BB: 1 P: 21	R: 0 E: 0 K: 1 S: 10 H: 0 LOB: 1 BB: 1 P: 18	R: 0 E: 0 K: 1 S: 8 H: 1 LOB: 0 BB: 0 P: 11	R: 0 E: 0 K: 1 S: 8 H: 0 LOB: 0 BB: 0 P: 12	R: 0 E: 0 K: 2 S: 8 H: 0 LOB: 0 BB: 0 P: 13	R: 0 E: 0 K: 2 S: 14 H: 1 LOB: 1 BB: 0 P: 23	R: 0 E: 0 K: 2 S: 8 H: 0 LOB: 0 BB: 0 P: 12	R: 0 E: 0 K: 2 S: 13 H: 1 LOB: 3 BB: 2 P: 25	R: 0 E: 0 K: 3 S: 10 H: 0 LOB: 0 BB: 0 P: 14	1B: 3 2B: 1 3B: 0 HR: 0	SF: 0 SAC: 0 DP: 1 HBP: 0					

PITCHER		IP	WLS	BF	H	R	ER	SO	BB	IBB	HBP	BLK	WP	HR	S	P	ERA	WHIP
45 Gerrit Cole, R ERA: 3.09	(1, 1)	7.0	W	25	3	0	0	9	2	0	0	0	0	0	70	110	0.00	0.714
55 Ryan Pressly, R ERA: 1.4	(8, 1)	1.0		6	1	0	0	2	2	0	0	0	0	0	13	25	0.00	3.000
31 Collin McHugh, R ERA: 5.4	(9, 1)	1.0		3	0	0	0	3	0	0	0	0	0	0	10	14	0.00	0.000

PITCHER	IP	WLS	BF	H	R	ER	SO	BB	IBB	HBP	BLK	WP	HR	S	P	ERA	WHIP

TOP

Los Angeles Angels @ Houston Astros

Minute Maid Park, Houston, TX

Sat Jul 06 2019, 6:17 PM - 8:59 PM CDT

Att. 39,470 - Roof Closed - 73 F

livebaseballscorecards.com

AB	30
R	0
H	4
RBI	0
BB	4
SO	14
LOB	14

1B: 3	SF: 0	WP: 0	PA: 34
2B: 1	SAC: 0	PB: 0	
3B: 0	DP: 1	SB: 0	
HR: 0	HBP: 0	CS: 0	

Batter	1	2	3	4	5	6	7	8	9	AB	R	H	RBI	BB	SO	LOB
4 George Springer, R (1, 9) OBP: 0.383, SLG: 0.594	B B SI 93 F SI 92 B CH 86 X SI 94 3-1 ① F9		F CU 79 B CH 87 B CH 85 B SI 93 S SI 93 B SI 94 4-2 27 FC6-4 BB		B CH 85 B SI 93 B SI 91 C SI 92 B CU 77 4-1 2 2B BB		C KC 78 X CH 84 0-1 ① G5-3			2	1	0	0	2	0	0
27 Jose Altuve, R (1, 4) OBP: 0.328, SLG: 0.452	X CH 84 0-0 1B		X SI 93 0-0 ③ FC6-4 1-2f		S CU 79 S CH 83 S CU 81 0-3 ② K		B CH 84 B KC 78 B FC 87 C SI 91 B SI 92 4-1 2 BB			3	0	1	0	1	1	2
2 Alex Bregman, R (1, 6) OBP: 0.394, SLG: 0.540	1 SAFE C SI 91 D CH 84 1 SAFE B CU 77 X SI 93 2-1 ② F7			C SI 88 B CH 85 B SI 93 B CH 85 X SI 93 3-1 10 FC5-4 44 1B 22 1B	B CH 85 1 SAFE B CU 80 C CH 85 C CU 80 D CU 82 X SI 95 3-2 1-H 2B		D KC 78 1 SAFE C CH 84 B FC 88 B CH 85 C FC 86 B KC 78 4-2 ② 1-2 44 2B BB			3	2	2	1	1	0	1
44 Yordan Alvarez, L (1, 10) OBP: 0.403, SLG: 0.721	B SI 93 C SI 92 S CU 80 B CU 81 B SI 95 S CU 81 3-3 ③ K			D CU 80 X SI 93 1-0 10 FC5-4 1-2 1B	F CU 80 B CU 80 C CU 80 X CU 81 1-2 ③ G1-3		1 SAFE B KC 77 1 SAFE 1 SAFE S CH 83 X CH 83 1-1 1-H 2B			4	0	2	1	0	1	2
10 Yuli Gurriel, R (1, 5) OBP: 0.308, SLG: 0.472		C CU 77 B SI 93 X CH 84 1-1 ① G6-3		S SI 92 F SI 92 F CU 81 B SI 93 D CH 86 B SI 94 X CH 84 3-2 ① FC5-4 22 1B 1-2f 2-3		B FC 84 X SI 93 1-0 HR	C KC 78 X SI 91 0-1 ③ P4			4	1	1	1	0	0	3
28 Robinson Chirinos, R (1, 2) OBP: 0.356, SLG: 0.451		C SI 93 S SI 92 B CH 86 B SI 94 B SI 94 S CH 84 3-3 ② K		S SI 93 B CH 86 1 SAFE F SI 93 F CU 81 S CU 80 1-3 ② K		F SI 93 S CH 84 B CH 86 X SI 92 1-2 13 2B 1B		X FF 97 0-0 ① L8		4	0	1	0	0	2	2
22 Josh Reddick, L (1, 7) OBP: 0.326, SLG: 0.430		X SI 94 0-0 ③ P6		1 SAFE C CU 80 X SI 93 0-1 1-2 3-H 1B		C KC 77 X CH 84 0-1 ① L1		B SL 85 F SL 85 X FS 84 1-1 ② G3-1		4	0	1	1	0	0	1
13 Tyler White, R (1, 3) OBP: 0.324, SLG: 0.335			C SI 92 X CH 84 0-1 ① F8	X SI 93 0-0 ③ F9		C KC 78 S FC 85 F KC 80 B SI 92 D CH 83 X FC 86 2-2 ② 6 FC5 1-2 2B		C SL 84 F FF 96 B SL 86 X SL 86 1-2 1B		4	0	2	0	0	0	2
6 Jake Marisnick, R (1, 8) OBP: 0.305, SLG: 0.466			B SI 92 C SI 92 B CU 79 C SI 93 S SI 94 2-3 ② K		S CH 83 B SI 92 S SI 92 B SI 94 X CU 81 2-2 ① G1-3	S SI 92 D KC 79 F SI 91 B CH 83 F CH 84 X SI 92 2-2 ③ FC5 2-3		C FF 97 F FF 98 S SL 85 0-3 ③ K		4	0	0	0	0	2	2
Inning Stats	R: 0 E: 0 K: 1 S: 8 H: 1 LOB: 1 BB: 0 P: 16	R: 0 E: 0 K: 1 S: 6 H: 0 LOB: 0 BB: 0 P: 10	R: 0 E: 0 K: 1 S: 8 H: 0 LOB: 1 BB: 1 P: 14	R: 1 E: 0 K: 1 S: 14 H: 3 LOB: 2 BB: 0 P: 22	R: 1 E: 0 K: 1 S: 13 H: 1 LOB: 1 BB: 1 P: 23	R: 1 E: 0 K: 0 S: 14 H: 3 LOB: 1 BB: 0 P: 20	R: 1 E: 0 K: 0 S: 9 H: 1 LOB: 1 BB: 2 P: 18	R: 0 E: 0 K: 1 S: 9 H: 1 LOB: 1 BB: 0 P: 11		1B: 6 2B: 3 3B: 0 HR: 1 SF: 0 SAC: 0 DP: 0 HBP: 0		WP: 0 PB: 0 SB: 0 CS: 0 PA: 36		

PITCHER		IP	WLS	BF	H	R	ER	SO	BB	IBB	HBP	BLK	WP	HR	S	P	ERA	WHIP
28 Andrew Heaney, L ERA: 5.18	(1, 1)	5.0	L	22	5	2	2	5	2	0	0	0	0	0	49	85	3.60	1.400
53 Trevor Cahill, R ERA: 6.92	(6, 1)	2.0		10	4	2	2	0	2	0	0	0	0	1	23	38	9.00	3.000
40 Luis García, R ERA: 4.64	(8, 1)	1.0		4	1	0	0	1	0	0	0	0	0	0	9	11	0.00	1.000

PITCHER	IP	WLS	BF	H	R	ER	SO	BB	IBB	HBP	BLK	WP	HR	S	P	ERA	WHIP

BOTTOM

Los Angeles Angels @ Houston Astros

Minute Maid Park, Houston, TX

Sat Jul 06 2019, 6:17 PM - 8:59 PM CDT

Att. 39,470 - Roof Closed - 73 F

livebaseballscorecards.com

AB	32
R	4
H	10
RBI	4
BB	4
SO	6
LOB	15

Batter	1	2	3	4	5	6	7	8	9	10	AB	R	H	RBI	BB	SO	LOB
6 David Fletcher, R (1, 7) (5, 5) OBP: 0.359, SLG: 0.409	C FF 93 C FF 94 F FF 94 B FF 95 F FF 95 B ST 82 X FF 95 2-2 17 G3-1 2B		B SL 85 C CH 83 B FF 91 S ST 82 X ST 82 2-2 E7 27 F8 17 HR 1-H 3-H 1B	C FF 94 C FF 93 1 SAFE D CH 84 F FF 94 1 SAFE B SL 82 X CH 83 2-2 27 SF8 1-3 2B	B FF 98 C FF 98 B SL 85 C FF 96 D CH 90 C FF 98 3-3 ③ K			B FC 91 B CU 81 B FC 91 B FC 91 4-0 27 HR BB	B SL 89 S SL 90 X FF 98 1-1 ③ L7		5	2	3	0	1	1	4
27 Mike Trout, R (1, 8) OBP: 0.453, SLG: 0.646	B FF 93 B ST 82 F FF 93 F FF 94 S ST 82 2-3 ① K		X FF 92 0-0 ① F8 2-3	C SL 81 B FF 95 X SL 81 1-1 ① SF8 2-3 3-H		B ST 78 X FF 90 1-0 HR		C CU 80 X FC 93 0-1 1-H HR		B CU 81 B CU 80 S SL 89 X CU 82 2-1 ① G6-3	5	2	2	4	0	1	2
17 Shohei Ohtani, L (1, 10) OBP: 0.353, SLG: 0.571	B FF 94 B FF 92 B FF 92 C FF 94 F FF 93 F CH 83 X CH 84 3-2 ② G3-1 2-3		X FF 91 0-0 HR 3-H	C SL 81 B FF 95 F CH 83 X CH 84 1-2 ② G4-3		C ST 79 C ST 79 B ST 80 X ST 81 1-2 ① L8		C CU 81 X CU 82 0-1 ① G6-3		S CU 82 C SL 89 B SL 90 F CU 83 S CU 84 1-3 ② K	6	1	1	2	0	1	2
56 Kole Calhoun, L (1, 9) OBP: 0.323, SLG: 0.475	F FF 93 B ST 83 B ST 83 S CH 84 S CH 84 2-3 ③ K		B CU 80 S CU 80 C FF 93 B CU 81 X FF 93 2-2 2 1B 5 2B 1B	C FF 95 B FF 96 F CH 84 F FF 95 X SL 82 1-2 ③ G1		B CH 86 C ST 81 X FF 91 1-1 ② L9		X CU 82 0-0 ② G4-3		X FF 96 0-0 1B	6	1	2	0	0	1	2
2 Andrelton Simmons, R (1, 6) OBP: 0.313, SLG: 0.398		C ST 82 F FF 93 X ST 82 0-2 ① G5-3	C ST 81 S ST 80 X ST 80 0-2 5 2B 1-2 1B		B FF 97 C FF 97 B SL 85 X FF 97 2-1 5 S 20 3B 1B	F FF 92 F ST 80 X ST 79 0-2 1B		C CU 82 S FC 92 B FC 92 F FC 93 X FC 93 1-2 ③ F9		B SL 90 S CU 81 S SL 89 F SL 92 S CU 84 1-3 ③ K	6	1	3	0	0	1	1
5 Albert Pujols, R (1, 3) OBP: 0.302, SLG: 0.425		C ST 83 F FF 93 C ST 82 0-3 ② K	C FF 92 D CH 84 B ST 80 X FF 92 2-1 1-3 2-H 2B		B FF 97 F FF 97 S FF 98 B SL 86 B FF 98 S SL 86 3-3 ① K 1-2	D ST 80 X FC 87 1-0 ③ G5-3			B FF 95 C FF 96 F FF 97 X FF 97 1-2 ① P3		5	0	1	1	0	2	2
23 Matt Thaiss, L (1, 5) OBP: 0.100, SLG: 0.200 16 Jarrett Parker, L (5, 7)		S FF 94 B FF 92 S CU 82 B CH 85 S FF 94 2-3 ③ K	C CH 82 B FF 94 F CH 84 D CH 84 S FF 94 2-3 ② K		B FF 96 B FF 97 B FF 97 C FF 96 S FF 96 S FF 97 3-3 ② K		S FF 90 B FF 91 F FF 91 X FF 91 1-2 ① G5-3		B FF 97 B FF 98 F FF 96 B FF 97 B FF 98 4-1 4 BB		3 1	0 0	0 0	0 0	0 1	3 0	3 0
20 Jonathan Lucroy, R (1, 2) OBP: 0.307, SLG: 0.364 41 Justin Bour, L (9, PH) OBP: 0.260, SLG: 0.391 13 Dustin Garneau, R (9, 2) OBP: 0.391, SLG: 0.316			4 1B 6 WP 2B F9		C FF 99 F FF 97 X FF 98 0-2 2-H 3B	C FF 91 C ST 80 S ST 80 0-3 ② K			F FF 98 F FF 98 S FF 98 0-3 ② K		4 1 0	1 0 0	2 0 0	1 0 0	0 1 0	1 1 0	2 1 0
4 Luis Rengifo, S (1, 4) OBP: 0.333, SLG: 0.379			X FF 91 0-0 6 1B 6 WP 6 E 2-3 1B	C FF 94 X CH 84 0-1 6 2B 27 SF8 1B	B FF 98 C FF 98 C CU 84 F FF 98 B FF 99 F CU 83 B CH 91 B FF 96 4-2 BB		C ST 79 C ST 80 X FF 91 0-2 ③ G5-3		S FF 99 F FF 98 B FF 99 B CH 82 B CH 84 F FF 99 B FF 98 4-2 1-2 BB		3	2	2	0	2	0	0
Inning Stats	R: 0 E: 0 K: 2 S: 15 H: 1 LOB: 1 BB: 0 P: 24	R: 0 E: 0 K: 2 S: 9 H: 0 LOB: 0 BB: 0 P: 11	R: 5 E: 1 K: 1 S: 23 H: 7 LOB: 2 BB: 0 P: 34	R: 1 E: 0 K: 0 S: 15 H: 2 LOB: 1 BB: 0 P: 20	R: 1 E: 0 K: 3 S: 18 H: 2 LOB: 2 BB: 1 P: 33	R: 1 E: 0 K: 0 S: 10 H: 2 LOB: 1 BB: 0 P: 14	R: 0 E: 0 K: 1 S: 9 H: 0 LOB: 0 BB: 0 P: 10	R: 2 E: 0 K: 0 S: 9 H: 1 LOB: 0 BB: 1 P: 14	R: 0 E: 0 K: 2 S: 12 H: 0 LOB: 2 BB: 2 P: 22	R: 0 E: 0 K: 2 S: 11 H: 1 LOB: 1 BB: 0 P: 15	1B: 8 2B: 4 3B: 1 HR: 3 SF: 1 SAC: 0 DP: 0 HBP: 0	WP: 1 PB: 0 SB: 1 CS: 0 PA: 50					

PITCHER		IP	WLS	BF	H	R	ER	SO	BB	IBB	HBP	BLK	WP	HR	S	P	ERA	WHIP
65 José Urquidy, R ERA: 10.5	(1, 1)	2.1		15	8	5	5	4	0	0	0	0	1	1	41	60	19.29	3.429
47 Chris Devenski, R ERA: 4.7	(3, 1)	1.2		7	2	1	1	1	0	0	0	0	0	0	21	29	5.40	1.200
39 Josh James, R ERA: 5.24	(5, 1)	1.0		6	2	1	1	3	1	0	0	0	0	0	18	33	9.00	3.000
31 Collin McHugh, R ERA: 5.37	(6, 1)	2.0		8	2	1	1	1	0	0	0	0	0	1	19	24	4.50	1.000
36 Will Harris, R ERA: 1.67	(8, 1)	1.0		5	1	2	2	0	1	0	0	0	0	1	9	14	18.00	2.000

PITCHER		IP	WLS	BF	H	R	ER	SO	BB	IBB	HBP	BLK	WP	HR	S	P	ERA	WHIP
54 Roberto Osuna, R ERA: 1.95	(9, 1)	1.0		5	0	0	0	1	2	0	0	0	0	0	12	22	0.00	2.000
55 Ryan Pressly, R ERA: 1.36	(10, 1)	1.0	W	4	1	0	0	2	0	0	0	0	0	0	11	15	0.00	1.000

TOP

Los Angeles Angels @ Houston Astros

Minute Maid Park, Houston, TX

Sun Jul 07 2019, 1:11 PM - 5:59 PM CDT
Att. 37,264 - Roof Closed - 73 F

livebaseballscorecards.com

AB	45
R	10
H	16
RBI	8
BB	4
SO	12
LOB	19

Batter	1	2	3	4	5	6	7	8	9	10	AB	R	H	RBI	BB	SO	LOB
4 George Springer, R (1, 9) (6, 8) (9, 9) OBP: 0.384, SLG: 0.589	B FF 92 S FF 91 X CH 82 1-1 27 1B 1B	C CU 77 F CH 84 B CH 82 X CH 82 1-2 27 S 1B		F CU 77 F FF 90 B CU 77 F CH 84 X CH 85 1-2 ② F8 2-3	B SL 85 F FF 95 B FF 95 B SL 86 F FF 94 S FF 95 3-3 ③ K		S SL 82 S FF 99 B FF 98 B FF 98 B SL 84 F SL 84 S FF 99 3-3 ① K	B SI 99 C SL 91 B SI 99 C FF 99 X FF 99 2-2 ②③ F9-2 3-H		C SL 91 2 SAFE X SL 91 0-1 2-H 1B	7	0	3	1	0	2	8
27 Jose Altuve, R (1, 4) OBP: 0.328, SLG: 0.453	B CH 81 B FF 92 C FF 92 X CH 81 2-1 1-2 1B	1 SAFE 1 SAFE B FF 92 S CH 83 X CH 84 1-1 ③ G5-3 1-2		C CU 78 B CU 77 1 SAFE X CH 85 1-1 ③ G5-3		S SL 83 B SL 84 X FF 93 1-1 23 1B 10 HR 2B	C SL 86 F SL 86 B FF 100 F FF 99 F SL 85 B FF 100 X FF 98 2-2 ② G6-3		S CH 88 X CH 90 0-1 ① G6-3		6	1	2	0	0	0	3
2 Alex Bregman, R (1, 6) OBP: 0.393, SLG: 0.533	X FF 92 0-0 ① L7		C CU 75 B FF 92 B CH 82 C CH 82 B FF 91 C CH 81 3-3 ① K		B CH 83 B CU 77 B FF 89 C FF 89 C CU 78 F CU 78 S FF 89 3-3 ① K	C SL 83 F FF 94 B SL 85 F SL 82 F FF 94 B SL 86 B SL 85 D SL 86 4-2 23 1B 10 HR BB	F FF 100 B CH 89 C SL 84 X FF 98 1-2 ③ L8		B FF 99 B CH 91 B FF 98 B CH 90 4-0 6 BB 23 1B BB		4	1	0	0	2	2	2
23 Michael Brantley, L (1, 10) OBP: 0.383, SLG: 0.511	D CU 78 C FF 93 B FF 92 C CU 76 D CH 82 F FF 93 S CU 76 3-3 ② K		C FF 93 X CH 83 0-1 ② G1-3		C CU 77 X CH 86 0-1 10 PB 44 1B 1B	C FF 93 C FF 93 B FF 95 X SL 84 1-2 10 HR 1-2 2-3 1B		B CH 88 F FF 96 X CH 88 1-1 44 WP 10 1B 44 1B 1B	B FF 98 1 SAFE X CH 90 1-0 6 BB 1-2 1B		6	3	4	0	0	1	2
10 Yuli Gurriel, R (1, 5) OBP: 0.314, SLG: 0.482	X FF 92 0-0 ③ P1		B CH 83 C CH 82 F FF 93 F CH 82 B FF 92 F CU 78 B CH 82 D CH 83 4-2 BB		B FF 90 B CU 77 C FF 89 S CH 84 D CH 84 B FF 89 4-2 44 1B 13 2B 1-2 BB	B SL 85 C SL 82 B FF 94 X SL 84 2-1 1-H 2-H 3-H HR		C FF 98 X FF 98 0-1 44 WP 1-2 44 1B 1B	B FF 98 B FF 98 C CH 90 X FF 98 2-1 ② P4		4	3	2	4	2	0	4
44 Yordan Alvarez, L (1, 7) OBP: 0.415, SLG: 0.726 6 Jake Marisnick, R (8, PR) (9, 8) OBP: 0.309, SLG: 0.466		X CU 75 0-0 ① P6	B FF 91 B CU 77 C FF 91 F CU 77 B FF 91 F CU 77 C CH 82 3-3 ③ K		B CH 84 B CH 84 X CH 84 2-0 13 2B 1-2 2-H 1B	B FF 94 X FF 93 1-0 2B		C FF 98 B CH 88 F FF 97 F SL 84 F FF 98 D SL 83 F FF 99 X CH 88 2-2 22 BB 4 F9-2 1-H 2-H 1B	B FF 99 F CH 90 F FF 99 D CH 90 F FF 98 B FF 99 B FF 99 4-2 1-2 2-3 BB		5 0	0 0	3 0	3 0	0 0	1 0	1 0
13 Tyler White, R (1, 3) OBP: 0.329, SLG: 0.345		B FF 92 C CH 82 C FF 93 F FF 92 X CH 81 1-2 18 HR 1B		C CU 72 X FF 92 0-1 ① P4	B CU 77 B CU 78 F FF 90 S CH 84 F CH 83 F CU 77 F FF 89 F CH 83 F CH 84 2-2 X CH 84 1-3 2-H 2B	C FF 94 B SL 86 F SL 84 S FF 94 1-3 ① K		1 SAFE X FF 97 0-0 22 BB 1-2 1B	B FF 98 C CH 91 F CH 91 F CH 90 T FF 98 1-2 ③ K		6	1	3	1	0	2	4
12 Max Stassi, R (1, 2) OBP: 0.243, SLG: 0.235 22 Josh Reddick, L (5, PH) OBP: 0.328, SLG: 0.433		S FF 92 B CU 77 S CH 83 D CH 82 B FF 92 S CH 82 3-3 ② K		B FF 92 S CU 75 C FF 92 B CH 84 B FF 92 B FF 92 4-2 4 F8 18 HBP BB	F FF 94 F SL 84 S SL 84 0-3 ② K	F SL 83 D SL 84 B FF 92 F FF 92 X SL 83 2-2 ② G6-3		B CH 88 B CH 90 B FF 98 B FF 96 4-0 1-2 2-3 BB		B SL 87 X SL 87 1-0 4 1B 2B	1 3	0 1	0 1	0 1	1 1	1 3	1 3
18 Tony Kemp, L (1, 8) OBP: 0.323, SLG: 0.428 28 Robinson Chirinos, R (6, 2) OBP: 0.352, SLG: 0.445		X FF 93 0-0 1-H HR		D CU 77 H CU 76 2-0 1-2 HBP	B SL 85 B FF 94 B SL 86 B FF 93 4-0 BB	F SL 83 X FF 92 0-1 ③ F9		F SL 92 X FF 98 0-1 L1		C SL 89 X FF 93 0-1 ① L4	1 3	1 0	1 0	2 0	1 0	0 0	0 5
Inning Stats	R: 0 H: 2 E: 0 LOB: 2 K: 1 BB: 0 S: 10 P: 16	R: 2 H: 3 E: 0 LOB: 1 K: 1 BB: 0 S: 14 P: 20	R: 0 H: 0 E: 0 LOB: 1 K: 2 BB: 1 S: 13 P: 23	R: 0 H: 0 E: 0 LOB: 2 K: 0 BB: 1 S: 10 P: 18	R: 2 H: 3 E: 0 LOB: 3 K: 3 BB: 2 S: 23 P: 41	R: 4 H: 4 E: 0 LOB: 1 K: 1 BB: 1 S: 20 P: 32	R: 0 H: 0 E: 0 LOB: 0 K: 1 BB: 0 S: 12 P: 18	R: 2 H: 4 E: 0 LOB: 2 K: 0 BB: 1 S: 16 P: 25	R: 0 H: 1 E: 0 LOB: 3 K: 1 BB: 2 S: 12 P: 24	R: 1 H: 2 E: 0 LOB: 1 K: 0 BB: 0 S: 5 P: 6	1B: 13 2B: 5 3B: 0 HR: 2	SF: 0 SAC: 0 DP: 1 HBP: 1	WP: 1 PB: 1 SB: 1 CS: 0	PA: 55				

PITCHER		IP	WLS	BF	H	R	ER	SO	BB	IBB	HBP	BLK	WP	HR	S	P	ERA	WHIP
54 José Suarez, L ERA: 5.4	(1, 1)	3.1		18	5	2	2	4	2	0	1	0	0	1	41	69	5.40	2.100
24 Noé Ramirez, R ERA: 3.43	(4, 1)	1.0		7	3	2	2	1	1	0	0	0	0	0	23	36	18.00	4.000
38 Justin Anderson, R ERA: 3.38	(5, 1)	0.2	H	3	0	0	0	2	1	0	0	0	0	0	6	13	0.00	1.500
32 Cam Bedrosian, R ERA: 3.56	(6, 1)	1.0	B	8	4	4	4	1	1	0	0	0	0	1	20	32	36.00	5.000
31 Ty Buttrey, R ERA: 2.57	(7, 1)	1.0		7	4	2	2	1	0	0	0	0	1	0	23	32	18.00	4.000

PITCHER		IP	WLS	BF	H	R	ER	SO	BB	IBB	HBP	BLK	WP	HR	S	P	ERA	WHIP
57 Hansel Robles, R ERA: 2.74	(8, 1)	2.0		9	1	0	0	1	3	0	0	0	0	0	17	35	0.00	2.000
67 Taylor Cole, R ERA: 4.58	(10, 1)	0.1	L	3	2	1	1	0	0	0	0	0	0	0	5	6	27.00	6.000

BOTTOM

Los Angeles Angels @ Houston Astros

Minute Maid Park, Houston, TX

Sun Jul 07 2019, 1:11 PM - 5:59 PM CDT
Att. 37,264 - Roof Closed - 73 F

livebaseballscorecards.com

AB	46
R	11
H	19
RBI	11
BB	8
SO	10
LOB	33

Houston Astros @ Texas Rangers

Globe Life Park in Arlington, Arlington, TX

Thu Jul 11 2019, 8:08 PM - 11:10 PM EDT

Att. 37,964 - Clear - 95 F

livebaseballscorecards.com

TOP

Batter	1	2	3	4	5	6	7	8	9	AB	R	H	RBI	BB	SO	LOB
4 George Springer, R (1, 8) OBP: 0.386, SLG: 0.591	X FF 94 0-0 ① G5-3		C FC 86 F FC 88 B FF 93 B SI 92 B FF 94 S FF 95 3-3 ① K		C SI 92 X SI 92 0-1 1B		B FF 94 F FF 94 X FF 94 1-1 2B			4	0	2	0	0	1	0
27 Jose Altuve, R (1, 4) OBP: 0.322, SLG: 0.445	C FF 93 C SI 94 B FF 96 F FF 96 B SI 94 X FF 97 2-2 ② G6-3		X FF 95 0-0 ② F8		F FC 88 B FF 94 F FF 95 S FF 96 1-3 ① K		F FF 95 L SI 93 B FC 91 F FC 90 X SI 96 1-2 ③ F8			4	0	0	0	0	1	2
2 Alex Bregman, R (1, 6) OBP: 0.396, SLG: 0.535 26 Myles Straw, R (3, 6) OBP: 0.406, SLG: 0.370	B FF 96 B FF 96 B FF 96 B FF 95 4-0 BB		C FF 94 X SI 93 0-1 23 1B 1B		C FF 94 S FF 96 C FF 96 0-3 ② K			B SI 95 F FF 96 C SL 80 F FF 97 X SL 82 1-2 44 G3-6 1B		1 2	0 0	1 1	0 0	1 0	0 1	0 1
23 Michael Brantley, L (1, 7) OBP: 0.381, SLG: 0.507	B FF 96 D FF 96 C FC 91 F FF 94 S FF 96 2-3 ③ K		F FF 95 X FC 91 0-1 1-3 1B		F FF 94 C FF 94 F FF 96 B FF 95 X SI 97 1-2 ③ P6			C FF 98 B SI 98 B FF 98 X FF 98 2-1 ① F7		4	0	1	0	0	1	3
44 Yordan Alvarez, L (1, 10) OBP: 0.407, SLG: 0.701		C FF 93 X FF 94 0-1 28 PB 22 BB 1B	F FF 96 S FF 96 B FF 95 B FF 96 B FF 96 F FF 96 C FF 96 3-3 ③ K			C CU 79 B FC 89 C FF 93 F FF 95 S CU 81 1-3 ① K		S SL 82 B FF 97 D CH 91 S CH 91 X SI 100 2-2 ②③ G3-6 1-2f		4	0	1	0	0	2	3
10 Yuli Gurriel, R (1, 5) OBP: 0.311, SLG: 0.476		B FF 96 F FF 96 F SI 93 F FF 96 B CU 82 F FC 90 B SI 95 X SI 95 3-2 ① L8	X FF 92 0-0 ① P2			C FC 89 F SI 93 B FC 91 B FC 90 F FF 96 X CU 82 2-2 ② G5-3			B SL 86 F FF 96 B SI 95 X FC 91 2-1 ① P2	4	0	0	0	0	0	1
22 Josh Reddick, L (1, 9) OBP: 0.330, SLG: 0.432		F FF 95 B SI 93 B CH 89 B FC 92 B FC 91 4-1 28 PB 1-2 BB	C FF 94 X CH 89 0-1 1B			C SI 92 X SI 91 0-1 ③ G3-1			F FC 92 F FS 88 F FF 97 S FS 89 0-3 ② K	3	0	1	0	1	1	0
13 Tyler White, R (1, 3) OBP: 0.325, SLG: 0.340 18 Tony Kemp, L (9, PH) OBP: 0.321, SLG: 0.425		B FC 90 B FF 96 C FF 96 F FF 95 B FC 88 S FF 95 3-3 ② K	C CU 81 S FF 94 C FF 96 0-3 ② K				C FF 91 F FC 88 B FF 93 B FF 94 S FF 94 2-3 ① K		F FC 92 B FF 97 B FS 89 C FF 97 B FC 93 F FF 97 X FF 96 3-2 ③ G6-3	3 1	0 0	0 0	0 0	0 0	3 0	3 0
28 Robinson Chirinos, R (1, 2) OBP: 0.348, SLG: 0.439		F FC 90 S FF 96 B FF 97 S FF 98 1-3 ③ K 1-2 2-3	C FF 96 B FF 96 S FF 96 S FF 97 1-3 ③ K				X FC 84 0-0 ② L7			3	0	0	0	0	2	3
Inning Stats	R: 0 E: 0 K: 1 S: 8 H: 0 LOB: 1 BB: 1 P: 16	R: 0 E: 0 K: 2 S: 14 H: 1 LOB: 2 BB: 1 P: 25	R: 0 E: 0 K: 2 S: 12 H: 2 LOB: 2 BB: 0 P: 18	R: 0 E: 0 K: 2 S: 9 H: 1 LOB: 1 BB: 0 P: 10	R: 0 E: 0 K: 2 S: 12 H: 1 LOB: 1 BB: 0 P: 14	R: 0 E: 0 K: 1 S: 10 H: 0 LOB: 0 BB: 0 P: 13	R: 0 E: 0 K: 1 S: 10 H: 1 LOB: 1 BB: 0 P: 14	R: 0 E: 0 K: 0 S: 9 H: 1 LOB: 0 BB: 0 P: 14	R: 0 E: 0 K: 1 S: 10 H: 0 LOB: 0 BB: 0 P: 15	1B: 6 2B: 1 3B: 0 HR: 0 SF: 0 SAC: 0 DP: 1 HBP: 0						

	AB	33
	R	0
	H	7
	RBI	0
	BB	2
	SO	12
	LOB	16

WP: 0 PB: 1 SB: 0 CS: 0 PA: 35

PITCHER	IP	WLS	BF	H	R	ER	SO	BB	IBB	HBP	BLK	WP	HR	S	P	ERA	WHIP
35 Lance Lynn, R (1, 1) ERA: 3.69	7.0	W	29	6	0	0	11	2	0	0	0	0	0	75	110	0.00	1.143
25 José Leclerc, R (8, 1) ERA: 4.54	1.0		3	1	0	0	0	0	0	0	0	0	0	9	14	0.00	1.000
31 Chris Martin, R (9, 1) ERA: 3.06	1.0		3	0	0	0	1	0	0	0	0	0	0	10	15	0.00	0.000

PITCHER	IP	WLS	BF	H	R	ER	SO	BB	IBB	HBP	BLK	WP	HR	S	P	ERA	WHIP

Batter	1	2	3	4	5	6	7	8	9	AB	R	H	RBI	BB	SO	LOB
17 Shin-Soo Choo, L (1, 10) OBP: 0.387, SLG: 0.495	BB G4-3		1-2 2-3 1B			1-1 1B		2-0 ② F7		4	1	2	0	1	0	3
3 Delino DeShields, R (1, 8) OBP: 0.350, SLG: 0.350	0-0 30 1B 13 2B 1-3 2B	1-2 ① G5-3	0-3 ② K			1-2 ① F9		0-0 ③ F9		5	1	1	0	0	1	4
1 Elvis Andrus, R (1, 6) OBP: 0.338, SLG: 0.450	2-0 ① G6-3 3-H	0-1 1B	1-3 ③ K			1-1 ② L8				4	0	1	1	0	1	5
30 Nomar Mazara, L (1, 9) OBP: 0.316, SLG: 0.440	1-2 13 2B 38 FC6-2-5-1 2-3 1B	1-0 ② F7		1-1 ① G6-3		2-3 ③ K				4	0	1	0	0	1	2
13 Joey Gallo, L (1, 7) OBP: 0.414, SLG: 0.640	1-2 38 FC6-2-5-1 12 2B 1-3 3-H 2B	0-2 ③ G1-3		2-3 ② K			2-3 ① K			4	1	1	1	0	2	1
38 Danny Santana, S (1, 3) OBP: 0.332, SLG: 0.509 11 Ronald Guzmán, L (8, 3) OBP: 0.284, SLG: 0.413	0-0 ② FC6-2-5-1 12 2B 2-3 3-H		1-2 ① K	2-1 ③ G5-3			0-1 1B			4 0	1 0	1 0	0 0	0 0	1 0	2 0
12 Rougned Odor, L (1, 4) OBP: 0.264, SLG: 0.407	0-0 2 BB 2-H 3-H 2B		1-0 14 1B 2 1B 2B		4-0 14 L6-3 BB		1-3 ② K			3	1	2	2	1	1	1
14 Asdrúbal Cabrera, S (1, 5) OBP: 0.317, SLG: 0.393	4-1 2 BB BB		0-1 17 1B 2 1B 2-3 1B		1-2 ① ② L6-3 1-1		1-2 ③ G3			3	0	1	0	1	0	2
2 Jeff Mathis, R (1, 2) OBP: 0.215, SLG: 0.219	4-0 1-2 2-3 BB		2-2 17 1B 1-2 3-H 1B		0-2 ③ F8			0-3 ① K		3	0	1	1	1	1	0
Inning Stats	R: 4 H: 4 E: 0 LOB: 3 K: 0 BB: 3 S: 14 P: 31	R: 0 H: 1 E: 0 LOB: 1 K: 0 BB: 0 S: 11 P: 13	R: 1 H: 4 E: 0 LOB: 3 K: 3 BB: 0 S: 18 P: 24	R: 0 H: 0 E: 0 LOB: 0 K: 1 BB: 0 S: 7 P: 12	R: 0 H: 0 E: 0 LOB: 0 K: 0 BB: 1 S: 10 P: 15	R: 0 H: 1 E: 0 LOB: 1 K: 1 BB: 0 S: 10 P: 15	R: 0 H: 1 E: 0 LOB: 1 K: 2 BB: 0 S: 13 P: 17	R: 0 H: 0 E: 0 LOB: 0 K: 1 BB: 0 S: 5 P: 7		1B: 7 SF: 0 2B: 5 SAC: 0 3B: 0 DP: 1 HR: 0 HBP: 0						WP: 0 PA: 38 PB: 0 SB: 0 CS: 0	

PITCHER		IP	WLS	BF	H	R	ER	SO	BB	IBB	HBP	BLK	WP	HR	S	P	ERA	WHIP
59 Framber Valdez, L ERA: 5.28	(1, 1)	0.2	L	9	4	4	4	0	3	0	0	0	0	0	12	28	54.00	10.500
47 Chris Devenski, R ERA: 4.54	(1, 1)	1.1		5	1	0	0	0	0	0	0	0	0	0	13	16	0.00	0.750
67 Cy Sneed, R ERA: 4.09	(3, 1)	5.0		21	6	1	1	7	1	0	0	0	0	0	58	83	1.80	1.400
39 Josh James, R ERA: 5.12	(8, 1)	1.0		3	0	0	0	1	0	0	0	0	0	0	5	7	0.00	0.000

PITCHER	IP	WLS	BF	H	R	ER	SO	BB	IBB	HBP	BLK	WP	HR	S	P	ERA	WHIP

BOTTOM

Houston Astros @ Texas Rangers

Globe Life Park in Arlington, Arlington, TX

Thu Jul 11 2019, 8:08 PM - 11:10 PM EDT

Att. 37,964 - Clear - 95 F

livebaseballscorecards.com

AB	34
R	5
H	11
RBI	5
BB	4
SO	8
LOB	20

TOP

Houston Astros @ Texas Rangers

Globe Life Park in Arlington, Arlington, TX

Fri Jul 12 2019, 8:08 PM - 11:14 PM EDT

Att. 32,322 - Clear - 90 F

livebaseballscorecards.com

Batter	1	2	3	4	5	6	7	8	9	AB	R	H	RBI	BB	SO	LOB
4 George Springer, R (1, 8) OBP: 0.386, SLG: 0.586	C FC 85 B SI 91 S CH 85 S FC 88 1-3 ① **K**		F SI 91 X SI 90 0-1 ① 44 1B, 27 G5-3, 44 E, 1B		B CH 86 C SI 91 F FC 86 X SL 85 1-2 ② **F9**	C SI 94 1 SAFE B SI 93 B SL 85 B SI 94 D SL 86 4-1 ③ 1-H, BB			F SL 82 C FF 92 X FF 92 0-2 ② **G6-3**	4	1	1	0	1	1	0
27 Jose Altuve, R (1, 4) OBP: 0.320, SLG: 0.453	F SI 92 B FF 91 F SL 86 X CH 86 1-2 ② **G5-3**		C SI 90 F SL 86 X FF 90 0-2 ② **G5-3**, 1-2		B SI 92 C FC 87 B SI 91 X FC 89 2-1 HR		C SL 84 F SI 93 X SL 84 0-2 ① **P4**		C FF 92 X FF 92 0-1 ③ **G5-3**	5	1	1	1	0	0	1
23 Michael Brantley, L (1, 7) OBP: 0.380, SLG: 0.503	C SL 86 B SI 92 X CH 86 1-1 ③ **G4-3**		F FC 88 F SL 86 B SI 91 B FC 88 F SL 86 F FC 87 B SI 91 B FC 89 4-2 44 E, BB		X CH 85 0-0 ③ **G3**		C FF 95 B CU 80 B CU 80 B SL 85 X FF 95 3-1 ② **G6-3**			3	0	0	0	1	0	0
44 Yordan Alvarez, L (1, 10) OBP: 0.433, SLG: 0.788		B SI 90 B CH 85 F FC 88 C FC 88 F FF 91 F SI 91 B SI 91 B FC 89 4-2 10 HR, BB	B FC 86 X SI 91 1-0 ① **E6**, 1-3, 2-H, 1B			B SI 89 C FC 88 B FC 87 X SI 90 2-1 HR	B SI 95 C SL 85 X SI 94 1-1 HR			3	3	3	2	1	0	0
10 Yuli Gurriel, R (1, 5) OBP: 0.313, SLG: 0.485		B SI 92 B SL 85 B SI 92 C SI 92 X SL 87 3-1 1-H, HR	C SI 91 X SL 86 0-1 ③ **P4**			X FC 86 0-0 22 1B, 22 WP, 13 1B, 1B	B CU 81 C SI 94 C SL 85 S FF 95 1-3 ③ **K**			4	2	2	2	0	1	2
22 Josh Reddick, L (1, 9) OBP: 0.329, SLG: 0.429		B SL 87 X CH 86 1-0 ① **F8**		C CH 84 X FC 87 0-1 ① **G6-3**		B FC 88 B FC 84 X SI 90 2-0 28 F8, 13 1B, 1-3, 1B		B SL 79 F CH 88 B FF 98 X CH 89 2-1 ① **G6-3**		4	1	1	0	0	0	0
28 Robinson Chirinos, R (1, 2) OBP: 0.343, SLG: 0.431		C SI 92 S SL 88 B SI 92 S FF 92 1-3 ② **K**		B FC 87 X FC 86 1-0 ② **P4**		X SI 90 0-0 ① **F8**, 1-2		B SI 96 B FF 97 B FF 96 C FF 97 C FF 97 C SL 83 3-3 ② **K**		4	0	0	0	0	2	2
13 Tyler White, R (1, 3) OBP: 0.323, SLG: 0.338		B FC 90 X SI 92 1-0 ③ **G6-3**		C FC 86 B FC 86 C SI 91 B SI 90 X FC 87 2-2 ③ **G6-3**		B SI 92 F SI 93 S SL 84 F SL 84 X SI 94 1-2 26 FC4-6, 2-H, 3-H, 1B		F SI 97 B SL 82 F FF 97 X FF 99 1-2 ③ **F8**		4	0	1	2	0	0	0
26 Myles Straw, R (1, 6) OBP: 0.382, SLG: 0.345			B SL 87 B SI 91 F SI 90 F FC 89 X SI 91 2-2 ① **F9**		C SI 89 B CH 84 C FC 89 B FC 87 B SI 91 S FC 89 3-3 ① **K**	C SL 84 B SL 84 F SI 94 D SL 83 X SI 94 2-2 ② **FC4-6**, 4 WP, 4 S, 4 BB, 1-2f			B SL 82 C SL 79 C FF 91 B SL 82 B SL 83 X FF 91 3-2 ① **L8**	4	0	0	0	0	1	1

	AB	35
	R	8
	H	9
	RBI	7
	BB	3
	SO	5
	LOB	6

Inning Stats	1	2	3	4	5	6	7	8	9
	R: 0 E: 0 K: 1 S: 8	H: 0 LOB: 0 BB: 0 P: 11	R: 2 E: 0 K: 1 S: 11	H: 1 LOB: 0 BB: 1 P: 21	R: 1 E: 1 K: 0 S: 15	H: 2 LOB: 2 BB: 1 P: 22	R: 0 E: 0 K: 0 S: 6	H: 0 LOB: 0 BB: 0 P: 9	R: 1 E: 0 K: 1 S: 9	H: 1 LOB: 0 BB: 0 P: 15	R: 3 E: 0 K: 0 S: 13	H: 4 LOB: 1 BB: 1 P: 24	R: 1 E: 0 K: 1 S: 10	H: 1 LOB: 0 BB: 0 P: 15	R: 0 E: 0 K: 1 S: 8	H: 0 LOB: 0 BB: 0 P: 14	R: 0 E: 0 K: 0 S: 8	H: 0 LOB: 0 BB: 0 P: 11

| | | |

Houston Astros @ Texas Rangers

Globe Life Park in Arlington, Arlington, TX

Fri Jul 12 2019, 8:08 PM - 11:14 PM EDT

Att. 32,322 - Clear - 90 F

BOTTOM

Batter	1	2	3	4	5	6	7	8	9	AB	R	H	RBI	BB	SO	LOB
17 Shin-Soo Choo, L (1, 9) OBP: 0.389, SLG: 0.505	C FF 97 S FF 97 X FF 97 0-2 HR		F KC 82 C SL 89 S SL 90 0-3 ① K		B CH 91 B CH 91 B FF 99 B FF 99 4-0 1 1B 1-2 BB		B CU 82 B CU 81 B FC 91 C FC 91 C FC 91 X FC 92 3-2 13 F9 12 E 1 BB 1B	C SL 89 B CH 93 B FF 98 S FF 98 S FF 98 2-3 ③ K		4	2	2	1	1	2	1
5 Willie Calhoun, L (1, 7) OBP: 0.309, SLG: 0.494	X FF 97 0-0 ① G5-3		C SL 90 F FF 98 B FF 99 B CH 89 S SL 91 2-3 ② K		S SL 92 F SL 92 B FF 99 F FF 99 X SL 92 1-2 ② P4		C FC 92 X FC 92 0-1 ① L8		C FF 98 F FF 99 B CH 85 F CH 85 B CH 86 X FF 98 2-2 ① L5	5	0	0	0	0	1	4
1 Elvis Andrus, R (1, 6) OBP: 0.342, SLG: 0.451	C FF 96 F SI 96 X SL 91 0-2 ② L4		C SL 89 B FF 98 B FF 99 F SL 91 F FF 98 F FF 99 S SL 89 2-3 ③ K		X FF 99 0-0 1-3 2-H 1B		D CU 82 B CU 81 B FC 92 B FC 91 4-0 12 E 12 S 1-2 BB		X FF 98 0-0 38 1B 13 S 1B	4	1	2	1	1	1	1
13 Joey Gallo, L (1, 10) OBP: 0.414, SLG: 0.647	C FF 97 F FF 97 S CH 90 0-3 ③ K			C FF 98 S SL 91 X KC 84 0-2 HR	S FF 98 F SL 99 S CH 91 0-3 ③ K		D SL 90 S SL 90 X FF 97 1-1 ② F9 2-3		B FF 98 1 SAFE F FF 98 B FF 99 S FF 99 F FF 98 B CH 85 F FF 98 B CH 85 4-2 38 1B 1-2 BB	4	1	1	1	1	2	4
12 Rougned Odor, L (1, 4) OBP: 0.260, SLG: 0.399		X FF 97 0-0 ① G6-3		F FF 99 B FF 98 B SL 89 S SL 89 S SL 91 2-3 ① K		C KC 83 B SL 90 B SI 97 C SL 90 X SL 92 2-2 ① G4-3	C CU 84 D SL 91 B CU 84 F SL 92 S FF 98 2-3 ③ K 1-3 3-H		S FF 98 B SL 90 C FF 98 F FF 98 F FF 99 S CH 86 1-3 ② K	5	0	0	0	0	3	3
38 Danny Santana, S (1, 8) OBP: 0.342, SLG: 0.528		B KC 81 C KC 81 X FF 97 1-1 HR		C FF 97 S CH 91 B CH 92 S FF 100 1-3 ② K		F CH 89 S SL 88 X CH 92 0-2 11 S 1B		C FF 98 B CH 94 F CH 92 B SL 89 B SL 90 B FF 98 4-2 11 HR BB	F FF 98 F FF 98 X FF 98 0-2 1-2 2-H 1B	4	2	3	2	1	1	0
14 Asdrúbal Cabrera, S (1, 5) OBP: 0.313, SLG: 0.388		S FF 97 F FF 98 S SL 90 0-3 ② K		C SL 90 F SL 92 B FF 100 F FF 99 F SL 89 F FF 99 S FF 99 1-3 ③ K		C KC 82 F SL 89 T FF 98 0-2 ② K		F FF 97 X FF 97 0-1 ① F9		4	0	0	0	0	3	2
11 Ronald Guzmán, L (1, 3) OBP: 0.288, SLG: 0.429		B FF 97 S CH 90 B FF 97 C KC 84 S SL 91 2-3 ③ K			S FF 97 F FF 96 B FF 97 B SI 98 B SL 90 F SL 90 F FF 99 B FF 100 4-2 17 BB 1 1B BB	S CH 91 B SI 98 B SL 88 S SL 90 C SI 100 2-3 ③ K 1-2		X SL 86 0-0 1-H HR	3	2	1	2	1	2	1
50 Tim Federowicz, R (1, 2) OBP: 0.271, SLG: 0.533			C FF 96 B FF 96 X KC 83 1-1 E5		C FF 95 C FF 98 B SL 90 B FF 100 S FF 99 2-3 ① K		F FC 92 C FC 92 B CU 81 B FC 92 B CU 82 F FC 91 X FC 92 3-2 HR	S FF 98 C FF 99 S SL 90 0-3 ② K		4	1	1	1	0	2	1
Inning Stats	R: 1 E: 0 K: 1 S: 10 H: 1 LOB: 0 BB: 0 P: 10	R: 1 E: 0 K: 2 S: 9 H: 1 LOB: 0 BB: 0 P: 12	R: 0 E: 1 K: 3 S: 13 H: 0 LOB: 1 BB: 0 P: 18	R: 1 E: 0 K: 3 S: 15 H: 1 LOB: 0 BB: 0 P: 19	R: 1 E: 0 K: 2 S: 15 H: 1 LOB: 2 BB: 2 P: 26	R: 0 E: 0 K: 2 S: 12 H: 1 LOB: 1 BB: 0 P: 16	R: 2 E: 0 K: 1 S: 15 H: 2 LOB: 1 BB: 1 P: 28	R: 2 E: 0 K: 2 S: 11 H: 1 LOB: 0 BB: 1 P: 17	R: 1 E: 0 K: 1 S: 17 H: 2 LOB: 2 BB: 1 P: 24	1B: 5 2B: 0 3B: 0 HR: 5 SF: 0 SAC: 0 DP: 0 HBP: 0						

livebaseballscorecards.com

AB	37
R	9
H	10
RBI	8
BB	5
SO	17
LOB	17

WP: 0 PA: 42
PB: 0
SB: 3
CS: 0

PITCHER		IP	WLS	BF	H	R	ER	SO	BB	IBB	HBP	BLK	WP	HR	S	P	ERA	WHIP
45 Gerrit Cole, R ERA: 3.23	(1, 1)	6.0		26	5	4	4	13	2	0	0	0	0	3	74	101	6.00	1.167
36 Will Harris, R ERA: 1.93	(7, 1)	0.1		4	2	2	1	0	1	0	0	0	0	1	9	19	27.00	9.000
55 Ryan Pressly, R ERA: 1.34	(7, 1)	0.2	H	2	0	0	0	1	0	0	0	0	0	0	6	9	0.00	0.000
30 Héctor Rondón, R ERA: 3.44	(8, 1)	1.0	B	5	1	2	2	2	1	0	0	0	0	1	11	17	18.00	2.000
54 Roberto Osuna, R ERA: 2.15	(9, 1)	0.2	L	5	2	1	1	1	1	0	0	0	0	0	17	24	13.50	4.500

PITCHER	IP	WLS	BF	H	R	ER	SO	BB	IBB	HBP	BLK	WP	HR	S	P	ERA	WHIP

Houston Astros @ Texas Rangers

Globe Life Park in Arlington, Arlington, TX

Sat Jul 13 2019, 8:09 PM - 12:16 AM EDT

Att. 42,452 - Partly Cloudy - 90 F

TOP

livebaseballscorecards.com

Batter	1	2	3	4	5	6	7	8	9	10	11	AB	R	H	RBI	BB	SO	LOB
4 George Springer, R (1, 9) OBP: 0.385, SLG: 0.576	B FF 95 S CH 87 S CH 88 B FF 95 B CH 88 B CH 88 4-2 2 G5-3 27 1B 23 SF8 BB	B KC 80 C FF 94 X FF 94 1-1 G1-3 ③		F FF 92 F FF 92 B SL 86 B CH 86 S FF 92 2-3 K ③		F SL 84 B SL 83 F SL 83 X SI 93 1-2 FC5 1-2 2-3 3-H		B SI 93 D SL 85 C SI 93 C SI 93 B SI 94 F SI 95 F SI 94 F SI 94 X SI 94 3-2 F9 ③			C SL 86 F FF 96 B FF 95 F SL 85 B FF 94 B FF 95 B SL 86 4-2 27 2B BB	4	2	0	1	2	1	4
27 Jose Altuve, R (1, 4) OBP: 0.328, SLG: 0.467	S SL 89 C FF 96 X FF 96 0-2 23 SF8 2 G5-3 44 2B 1-2 1B	C CH 86 B KC 80 S KC 80 X FF 93 1-2 2 1B 23 1B 2B	X CH 84 0-0 ① 1B	C SL 83 D SL 85 S SL 84 D SL 84 S SI 94 2-3 K ②				F FC 91 F FF 95 S FS 91 0-3 K ①			F CU 80 F SL 86 X CU 81 0-2 26 1B 1-H 2B	6	3	4	1	0	2	3
2 Alex Bregman, R (1, 6) OBP: 0.398, SLG: 0.542	C CH 88 C FF 95 B FF 96 D SL 90 X CH 89 2-2 G5-3 ① 1-2 2-3	B FF 92 C FF 92 F SL 87 B FF 95 F FF 94 X CH 88 2-2 44 A4 D8 23 1B 2-3 1B	C CH 85 B KC 81 X FF 92 1-1 HR	C SI 95 F SI 93 B SL 84 F SI 94 T SI 93 1-2 K ③				B FC 91 C FF 96 T SI 95 B FF 96 S FS 91 2-3 K ②			0-0 26 1B IBB	5	1	2	1	1	2	5
23 Michael Brantley, L (1, 7) OBP: 0.380, SLG: 0.503 26 Myles Straw, R (9, PR) (9, 7) OBP: 0.391, SLG: 0.356	F SL 88 S FF 94 F FF 95 X SL 89 0-2 SF8 ② 2-3 3-H	C KC 81 F FF 93 X FF 92 0-2 44 A4 D8 1-2 3-H 1B	B SL 85 X FF 91 1-0 G3 ②	C SI 92 B SI 93 F CH 87 X SI 94 1-2 F7 ①				C FF 97 S FS 90 B FF 97 B FS 91 F FF 97 X FF 98 2-2 44 PO 1B			F FF 94 D SL 86 X SL 84 1-1 1-2 3-H 1B	4 1	0 0	2 1	2 1	0 0	0 0	0 0
44 Yordan Alvarez, L (1, 10) OBP: 0.417, SLG: 0.756	B FF 94 X SL 88 1-0 3-H 2B	D KC 82 B FF 93 C FF 92 F FF 92 C FF 92 2-3 K ① ② 1-2 2-3	S FF 91 F FF 91 C KC 81 F FF 91 B SL 85 S KC 82 2-3 K ③	B SI 93 C SI 93 C SI 92 X SI 93 1-2 G1-3 ②				1 SAFE F FF 97 1 SAFE 0-1 PO ③ 1-2		C SI 94 X SI 94 0-1 G6-3 ①	B SL 84 X FF 93 1-0 G4-3 ③	6	0	1	1	0	2	4
10 Yuli Gurriel, R (1, 5) OBP: 0.314, SLG: 0.482	B KC 78 B CH 88 C CH 87 X FF 94 2-1 F7 ③	D KC 82 C CH 86 B SL 87 B FF 93 D KC 82 4-1 BB		S SL 84 X SL 82 0-1 P6 ③		B SI 94 C SI 94 X SI 94 1-1 6 BB 12 1B 4 E 1B				X CU 81 0-0 G5-3 ②		4	1	1	0	1	0	1
13 Tyler White, R (1, 3) OBP: 0.317, SLG: 0.330		C FF 92 C FF 93 F FF 92 S KC 81 0-3 K ①	C CH 86 F FF 93 F FF 92 S CH 88 0-3 K ③			C SI 93 F SI 93 C SI 92 0-3 K ①		F SI 92 B SI 91 C SI 91 X SL 82 1-2 G4-3 ①		F FF 94 X CU 81 0-1 G4-3 ③		5	0	0	0	0	3	3
12 Max Stassi, R (1, 2) OBP: 0.256, SLG: 0.239 22 Josh Reddick, L (11, PH) OBP: 0.328, SLG: 0.428 28 Robinson Chirinos, R (11, 2) OBP: 0.343, SLG: 0.431	B FF 93 B FF 93 B CH 87 C FF 92 F FF 92 B FF 94 4-2 BB	C FF 90 S SL 85 S FF 90 1-3 K ①	X SI 92 0-0 4 E 6 BB 1-2 1B	B SL 83 F SL 81 F SI 92 X SL 83 1-2 L8 ②				C SL 82 F FF 94 B FF 93 B SL 86 X FF 95 2-2 L7 ①		3 1 0	0 0 0	1 0 0	0 0 0	1 0 0	1 0 0	0 0 0
6 Jake Marisnick, R (1, 8) OBP: 0.311, SLG: 0.472	C FF 94 B FF 94 T FF 94 S FF 94 1-3 K ②	B FF 91 F CH 85 X CH 85 1-1 P3 ②	B SI 93 C SI 93 F CH 86 F SI 93 B SI 93 F CH 86 F SI 93 B CH 85 F SI 93 4-2 B SI 93 4 E 1-2 2-3 BB					B SI 93 X SI 92 1-0 3B			X FF 95 0-0 L9 ②	4	0	1	0	1	1	1
Inning Stats	R: 2 E: 0 K: 0 S: 15 H: 2 LOB: 1 BB: 1 P: 24	R: 0 E: 0 K: 2 S: 11 H: 0 LOB: 1 BB: 1 P: 17	R: 1 E: 0 K: 2 S: 18 H: 3 LOB: 2 BB: 1 P: 27	R: 0 E: 0 K: 2 S: 8 H: 0 LOB: 0 BB: 0 P: 12	R: 1 E: 0 K: 1 S: 8 H: 2 LOB: 0 BB: 0 P: 12	R: 1 E: 1 K: 3 S: 22 H: 2 LOB: 3 BB: 1 P: 31	R: 0 E: 0 K: 0 S: 8 H: 0 LOB: 0 BB: 0 P: 10	R: 0 E: 0 K: 0 S: 13 H: 1 LOB: 1 BB: 0 P: 19	R: 0 E: 0 K: 2 S: 11 H: 1 LOB: 1 BB: 0 P: 15	R: 0 E: 0 K: 0 S: 5 H: 0 LOB: 0 BB: 0 P: 5	R: 2 E: 0 K: 0 S: 13 H: 2 LOB: 2 BB: 2 P: 21							

AB	43
R	7
H	13
RBI	7
BB	6
SO	12
LOB	21

PITCHER		IP	WLS	BF	H	R	ER	SO	BB	IBB	HBP	BLK	WP	HR	S	P	ERA	WHIP
23 Mike Minor, L ERA: 2.73	(1, 1)	5.0		23	7	4	4	7	3	0	0	0	0	1	60	92	7.20	2.000
67 Phillips Valdez, R ERA: 1.8	(6, 1)	0.1		4	2	1	1	1	1	0	0	0	0	0	12	17	27.00	9.000
52 Adrian Sampson, R ERA: 4.52	(6, 1)	2.2		10	1	0	0	2	0	0	0	0	0	0	31	43	0.00	0.375
31 Chris Martin, R ERA: 2.97	(9, 1)	1.0		3	1	0	0	2	0	0	0	0	0	0	11	15	0.00	1.000
59 Brett Martin, L ERA: 5.34	(10, 1)	1.2	L	9	2	2	2	0	1	1	0	0	0	0	17	24	10.80	1.800

PITCHER		IP	WLS	BF	H	R	ER	SO	BB	IBB	HBP	BLK	WP	HR	S	P	ERA	WHIP
44 Jesse Biddle, L ERA: 7.67	(11, 1)	0.1		1	0	0	0	0	0	0	0	0	0	0	1	2	0.00	0.000

1B: 8	SF: 1	WP: 0	PA: 51
2B: 3	SAC: 0	PB: 0	
3B: 1	DP: 0	SB: 0	
HR: 1	HBP: 0	CS: 0	

Houston Astros @ Texas Rangers

Globe Life Park in Arlington, Arlington, TX

Sat Jul 13 2019, 8:09 PM - 12:16 AM EDT

Att. 42,452 - Partly Cloudy - 90 F

livebaseballscorecards.com

Batter	1	2	3	4	5	6	7	8	9	10	11	AB	R	H	RBI	BB	SO	LOB
17 Shin-Soo Choo, L (1, 10) OBP: 0.392, SLG: 0.512	B FC 86 X FC 87 1-0 HR		C CU 75 B CH 82 X FF 90 1-1 E4 38 E 38 FC6 30 E		B CH 82 B FF 90 X FC 84 2-0 ② G3		C CU 76 S CU 77 H FC 87 1-2 HBP			B SL 86 B FF 99 S FF 99 B FF 99 F FF 99 F FF 100 F FF 99 F FF 100 B FF 100 4-2 38 WP BB		3	2	1	1	1	0	0
38 Danny Santana, S (1, 4) OBP: 0.343, SLG: 0.543	B FC 86 T SI 89 X FF 90 1-1 HR		1 SAFE D FC 87 T FC 86 S CH 81 D CH 80 X CH 81 2-2 FC6 1 S 30 E 1-3		B FF 90 F CH 81 X CH 81 1-1 2B		B FC 90 C FC 91 1 SAFE F CU 81 S CU 82 1-3 ③ K			F FF 98 S SL 86 B SL 88 B FF 99 S SL 87 2-3 ② K 1-2		5	2	2	1	0	2	3
1 Elvis Andrus, R (1, 6) OBP: 0.340, SLG: 0.445	C FC 88 B FC 90 X CH 83 1-1 ① G4-3		B FC 88 B FC 88 B FC 89 F FC 89 B FC 90 4-1 30 E 1-2 BB		B FC 88 C FC 88 B FC 89 C FC 86 X FF 93 2-2 ③ G3			B CU 82 X SL 91 1-0 ① G6-3		B SL 87 C FF 99 B FF 99 X SL 87 2-1 ③ F8		4	0	0	0	1	0	2
30 Nomar Mazara, L (1, 9) OBP: 0.314, SLG: 0.441	B FC 89 F FC 89 B SI 90 X FC 89 2-1 ② G6-3		F SI 91 B FC 89 F SI 91 F FC 90 B FF 94 F FC 87 X FF 91 2-2 ② SF9 1-3 2-H 3-H			B FC 88 C FC 86 B FC 84 B FC 88 X FC 88 3-1 ① F8		B FF 96 B SL 89 S CU 83 S SL 90 B SL 91 S CU 84 3-3 ② K			B FF 96 S FF 98 B FF 96 B FF 98 X FF 97 3-1 13 G4-3 3 1B 2B	4	1	1	1	0	1	0
13 Joey Gallo, L (1, 7) OBP: 0.407, SLG: 0.632	F FC 88 C CH 84 B FF 93 S FC 88 1-3 ③ K		S FF 92 B FC 88 F FF 93 B FF 93 S FF 93 2-3 ③ K			F FC 87 B SI 89 X FC 86 1-1 ② P5		B FF 98 S SL 90 S FF 97 B FF 98 F SL 92 B CU 85 F FF 98 F CU 85 S CU 85 3-3 ③ K		B FF 97 C CH 85 C CH 85 F FF 99 B FF 97 X CH 84 2-2 ① G4-3 2-3		5	0	0	0	0	3	2
41 Logan Forsythe, R (1, 5) OBP: 0.359, SLG: 0.407 5 Willie Calhoun, L (9, PH) OBP: 0.305, SLG: 0.489 14 Asdrúbal Cabrera, S (10, 5) OBP: 0.312, SLG: 0.386		C SI 90 B FC 87 B FC 87 X FC 89 2-1 ① G5-3		C SI 88 X FC 87 0-1 ① G6-3		B SI 91 B FC 85 C SI 90 B SI 91 C FC 89 F FC 88 S FF 93 3-3 ③ K			B FF 98 B FF 99 S FF 98 C FF 99 S SL 88 2-3 ① K	C FC 89 S SL 89 X FF 98 0-2 ② P5	3 1 1	0 0 0	0 0 0	0 0 0	0 0 0	1 1 0	0 0 1
11 Ronald Guzmán, L (1, 3) OBP: 0.286, SLG: 0.419		F FC 88 B FC 88 X FC 87 1-1 ② G6-3		C CU 75 B FC 84 C FC 88 B FC 92 F FF 93 S FC 88 2-3 ② K			C CU 73 F FC 86 F FF 92 B SL 81 B FF 92 B FC 86 F FC 88 F FC 87 X FC 89 3-2 ① L1		S FF 100 B FF 99 F FF 100 B FF 101 S FF 99 2-3 ② K	B FF 99 B FF 97 B FF 97 B FF 99 4-0 3 1B BB	4	0	0	0	1	2	0
3 Delino DeShields, R (1, 8) OBP: 0.351, SLG: 0.368		B SI 88 B CH 82 S CH 83 X FC 89 2-1 ③ G5-3		B FC 87 F CH 83 B CH 80 S FC 90 F FC 91 S FF 93 2-3 ③ K			X FC 86 0-0 HR		F FF 101 F FF 101 B SL 88 B SL 87 X SL 87 2-2 ③ G6-3	F FF 98 B FF 98 B FF 96 B FF 96 S FF 95 F FF 96 X FF 96 3-2 1-2 3-H 1B	5	1	2	2	0	1	0
2 Jeff Mathis, R (1, 2) OBP: 0.211, SLG: 0.214 12 Rougned Odor, L (10, PH) OBP: 0.259, SLG: 0.398 50 Tim Federowicz, R (11, 2) OBP: 0.265, SLG: 0.522			C SI 89 X FC 87 0-1 ① G4-3		F FC 86 X FC 87 0-1 ① P3		C FC 88 X CH 81 0-1 ② G4-3			C FF 99 C SL 86 B SL 87 B SL 86 S FF 99 2-3 ① K	B FF 95 X FF 96 1-0 ③ F8	3 1 1	0 0 0	0 0 0	0 0 0	0 1 0	0 0 0	0 0 2
Inning Stats	R: 2 E: 0 K: 1 S: 10 H: 2 LOB: 0 BB: 0 P: 16	R: 0 E: 0 K: 0 S: 6 H: 0 LOB: 0 BB: 0 P: 11	R: 2 E: 3 K: 1 S: 16 H: 0 LOB: 1 BB: 1 P: 27	R: 0 E: 0 K: 2 S: 10 H: 0 LOB: 0 BB: 0 P: 14	R: 0 E: 0 K: 0 S: 8 H: 1 LOB: 1 BB: 0 P: 13	R: 0 E: 0 K: 1 S: 8 H: 0 LOB: 0 BB: 0 P: 15	R: 1 E: 0 K: 1 S: 14 H: 1 LOB: 1 BB: 0 P: 19	R: 0 E: 0 K: 2 S: 10 H: 0 LOB: 0 BB: 0 P: 17	R: 0 E: 0 K: 2 S: 9 H: 0 LOB: 0 BB: 0 P: 15	R: 0 E: 0 K: 2 S: 13 H: 0 LOB: 1 BB: 1 P: 23	R: 1 E: 0 K: 0 S: 14 H: 2 LOB: 2 BB: 1 P: 27	1B: 1 2B: 2 3B: 0 HR: 3 SF: 1 SAC: 0 DP: 0 HBP: 1	WP: 1 PB: 0 SB: 1 CS: 0 PA: 45					

	AB	40
	R	6
	H	6
	RBI	5
	BB	3
	SO	12
	LOB	10

PITCHER		IP	WLS	BF	H	R	ER	SO	BB	IBB	HBP	BLK	WP	HR	S	P	ERA	WHIP
20 Wade Miley, L ERA: 3.32	(1, 1)	6.2		28	4	5	3	5	1	0	1	0	0	3	69	111	4.05	0.750
36 Will Harris, R ERA: 1.91	(7, 1)	0.1		1	0	0	0	1	0	0	0	0	0	0	3	4	0.00	0.000
55 Ryan Pressly, R ERA: 1.31	(8, 1)	1.0		3	0	0	0	2	0	0	0	0	0	0	10	17	0.00	0.000
39 Josh James, R ERA: 4.91	(9, 1)	2.0	W	7	0	0	0	4	1	0	0	0	1	0	22	38	0.00	0.500
54 Roberto Osuna, R ERA: 2.33	(11, 1)	1.0	S	6	2	1	1	0	1	0	0	0	0	0	14	27	9.00	3.000

PITCHER	IP	WLS	BF	H	R	ER	SO	BB	IBB	HBP	BLK	WP	HR	S	P	ERA	WHIP

Houston Astros @ Texas Rangers

Globe Life Park in Arlington, Arlington, TX

Sun Jul 14 2019, 3:09 PM - 6:48 PM EDT

Att. 27,916 - Overcast - 85 F

TOP

livebaseballscorecards.com

Batter	1	2	3	4	5	6	7	8	9	AB	R	H	RBI	BB	SO	LOB
27 Jose Altuve, R (1, 4) OBP: 0.333, SLG: 0.483	S SI 93 B FF 94 S CH 86 X FF 94 1-2 23 BB 2 BB 44 1B 1B	B FF 92 1 SAFE B SI 91 B SI 92 C SI 91 1 SAFE F CH 85 X SI 91 3-2 2 SF7 23 1B 1-3 1B		B CU 82 F CH 84 X SI 92 1-1 E4 23 2B	B CH 84 S SI 91 B CH 84 F SI 92 F CH 84 B SI 93 F CH 85 2 SAFE S SI 92 3-3 ③ K		F SI 93 C SL 81 D SL 82 B FF 90 X SI 92 2-2 1-H 2-H 3-H HR	B FF 90 B FF 91 C FF 90 B SL 78 S FF 90 X FF 90 3-2 ③ L3		5	3	3	4	0	1	2
18 Tony Kemp, L (7, 4) OBP: 0.320, SLG: 0.422										1	0	0	0	0	0	0
2 Alex Bregman, R (1, 5) OBP: 0.397, SLG: 0.537	B SI 93 B SI 92 B SL 85 C SI 92 B SI 92 4-1 44 1B 23 BB 10 1B 1-2 BB	B SI 92 C CH 85 X SI 91 1-1 ② SF7 1-2 3-H		C SL 83 B SI 90 C SI 90 B SL 83 1 SAFE C CH 85 2-3 ② K		B FF 92 B SL 86 B SL 86 C FF 93 X FF 92 3-1 ① G6-3	B SI 92 B SL 81 B SL 81 B FF 90 4-0 10 HR BB		B SI 95 C SI 95 B SI 95 C SL 81 F FF 96 F FF 97 F SL 82 F SL 82 F CU 78 3-3 B CH 81 S FF 97 K ①	3	2	0	1	2	2	1
23 Michael Brantley, L (1, 7) OBP: 0.382, SLG: 0.504	B FF 93 B CH 86 B CH 86 B FF 94 4-0 10 1B 44 1B 22 SF8 1-2 2-3 BB	C FF 93 S SL 84 X SI 91 0-2 2-H 1B		B CH 86 F SI 90 B FF 91 X CU 79 2-1 1-3 2B		C SL 86 C CU 76 B SL 83 B SL 85 S CU 77 2-3 ② K	F SL 80 S SL 78 B SL 80 B SL 80 X SL 78 3-2 ① F7		B FF 98 B SL 81 C CH 90 F SI 97 X SL 82 2-2 ② L8	5	1	2	1	1	1	1
44 Yordan Alvarez, L (1, 10) OBP: 0.422, SLG: 0.733	B FF 93 B FF 94 F FF 92 F SI 92 F FF 94 F SL 85 B SI 92 F CH 86 F FF 94 3-2 F CU 80 X FF 94 10 1B 1-2 2-3 3-H 1B	C CU 80 B FF 92 X FF 92 1-1 ③ F8		D SL 83 F CC 90 B FF 91 B CH 85 F FF 92 D CU 80 4-2 10 FC6-4 BB		B CU 76 C CU 77 B SL 86 B FF 92 H CU 76 4-1 HBP	C SI 91 F SI 91 S SL 79 0-3 ② K		S SL 82 C FF 98 B CH 92 S SL 83 1-3 ③ K	4	0	1	1	1	2	2
10 Yuli Gurriel, R (1, 3) OBP: 0.318, SLG: 0.493	C SI 93 F CU 81 F SI 92 X SI 92 0-2 28 G6-4-3 1-2 2-3 3-H 1B		C FF 91 B CH 83 F FF 92 X SL 86 1-2 1B	X FF 92 0-0 ③ FC6-4 1-2f		C FF 93 X CU 77 0-1 ③ G5-3	X FF 93 0-0 1-H HR			5	1	3	3	0	0	4
13 Tyler White, R (7, 3) OBP: 0.317, SLG: 0.330										0	0	0	0	0	0	0
22 Josh Reddick, L (1, 9) OBP: 0.329, SLG: 0.429	C CU 80 X CH 86 0-1 ① SF8 3-H		B SI 91 X SI 91 1-0 ① F7		B CH 84 B SI 91 X SI 92 2-0 ① G3-1		B FF 91 X CU 76 1-0 28 2B 1B B SL 80 X SI 90 0-1 28 WP 1B			4	1	2	1	0	0	1
28 Robinson Chirinos, R (1, 2) OBP: 0.344, SLG: 0.432	B SI 92 T SI 91 B SI 92 X SI 92 2-1 ② ③ G6-4-3 1-2f		F SI 91 F SI 90 S FF 92 0-3 ② K		C SI 93 B SI 92 S CH 85 F CH 85 B SL 84 F SI 93 H CH 83 3-2 26 WP HBP		B CU 75 X FF 92 1-0 26 BB 27 HR 1-H 2B F SL 80 F CC 90 B SL 80 B FF 92 F SI 90 S SL 78 3-3 ③ K 1-2			4	1	1	1	0	2	4
6 Jake Marisnick, R (1, 8) OBP: 0.303, SLG: 0.459		C FF 92 B SI 92 F SL 84 F SL 84 T FF 93 1-2 ① K	S SL 84 B SL 85 C SI 91 F FF 92 F SL 85 X FF 92 1-2 ③ F9		F CH 85 C SI 92 F SI 90 F CH 84 F SI 93 S CH 86 0-3 ② K		B FF 92 S SL 84 S SL 83 F CU 77 X FF 92 1-2 E6 26 BB 27 HR	X FF 91 0-0 ① F9		5	1	0	0	0	2	3
26 Myles Straw, R (1, 6) OBP: 0.405, SLG: 0.344		C SI 93 B FF 93 C SL 85 B FF 94 B SI 92 F SI 92 B SI 91 4-2 27 1B 2 SF7 BB		B FF 92 C SI 91 B SL 82 X CH 84 2-1 ① L7	B SI 93 B SI 91 B SI 92 B SI 92 4-0 1-2 BB		C SL 84 L CU 78 F FF 92 D CU 78 B SL 83 B CU 76 B FF 92 4-2 1-2 2-3 27 HR BB	B SI 91 C SL 78 C FF 91 X SL 78 1-2 ② G3		2	2	0	0	3	0	0

Inning Stats																																			
	R: 3	E: 0	K: 0	S: 20	H: 3	LOB: 1	BB: 2	P: 34	R: 2	E: 0	K: 1	S: 17	H: 2	LOB: 1	BB: 1	P: 27	R: 0	E: 0	K: 1	S: 12	H: 1	LOB: 1	BB: 0	P: 15	R: 0	E: 1	K: 1	S: 12	H: 1	LOB: 3	BB: 1	P: 23	R: 0	E: 0	K: 2	S: 16	H: 0	LOB: 2	BB: 1	P: 28
	R: 0	E: 0	K: 1	S: 8	H: 0	LOB: 1	BB: 0	P: 17	R: 7	E: 1	K: 2	S: 25	H: 5	LOB: 1	BB: 2	P: 44	R: 0	E: 0	K: 0	S: 7	H: 0	LOB: 0	BB: 0	P: 11	R: 0	E: 0	K: 2	S: 14	H: 0	LOB: 0	BB: 0	P: 20	1B: 8	2B: 2	3B: 0	HR: 2	SF: 2	SAC: 0	DP: 1	HBP: 2	WP: 2	PB: 0	SB: 0	CS: 0	PA: 49

PITCHER		IP	WLS	BF	H	R	ER	SO	BB	IBB	HBP	BLK	WP	HR	S	P	ERA	WHIP
57 Ariel Jurado, R ERA: 4.63	(1, 1)	4.0	L	23	7	5	5	3	4	0	0	0	0	0	61	99	11.25	2.750
67 Phillips Valdez, R ERA: 1.5	(5, 1)	1.0		5	0	0	0	2	1	0	1	0	1	0	16	28	0.00	1.000
44 Jesse Biddle, L ERA: 8.36	(6, 1)	1.0		8	2	4	4	1	1	0	1	0	0	0	17	33	36.00	3.000
55 Kyle Bird, L ERA: 8.31	(7, 1)	2.0		10	3	3	2	2	1	0	0	0	1	2	23	39	9.00	2.000
25 José Leclerc, R ERA: 4.33	(9, 1)	1.0		3	0	0	0	2	0	0	0	0	0	0	14	20	0.00	0.000

PITCHER	IP	WLS	BF	H	R	ER	SO	BB	IBB	HBP	BLK	WP	HR	S	P	ERA	WHIP

AB	38
R	12
H	12
RBI	12
BB	7
SO	10
LOB	18

Houston Astros @ Texas Rangers

Globe Life Park in Arlington, Arlington, TX

Sun Jul 14 2019, 3:09 PM - 6:48 PM EDT

Att. 27,916 - Overcast - 85 F

BOTTOM

Batter	1	2	3	4	5	6	7	8	9	AB	R	H	RBI	BB	SO	LOB
17 Shin-Soo Choo, L (1, 9) OBP: 0.389, SLG: 0.508 38 Danny Santana, S (7, PH) OBP: 0.346, SLG: 0.543 (8, 9)	C FF 94 L CU 78 X SL 87 0-2 ① F8	C FF 96 S CU 80 F CU 80 S SL 86 0-3 ③ K			S CU 79 B CU 79 X CU 79 1-1 ③ L8		B CH 82 B CH 81 B CH 81 C FF 93 S FF 94 F FF 95 B FF 96 4-2 5 1B 1-2 2-3 3-H BB			3 0 0 0 0 1 1 0 0 0 1 1 0 0						
5 Willie Calhoun, L (1, 7) OBP: 0.313, SLG: 0.489	C FF 94 X FF 94 0-1 1 1B 30 1B 1B		B FF 95 C SL 88 X SL 88 1-1 ① P2			F FF 93 F SL 87 F FF 94 B CH 88 X SL 89 1-2 ① P3	B SL 79 C SL 78 X FF 90 1-1 1-2 2-3 3-H 1B			4 1 2 1 0 0 0						
1 Elvis Andrus, R (1, 6) OBP: 0.339, SLG: 0.443	C FF 94 D CU 81 X CU 80 1-1 30 1B 12 1B 1-2 1B		C SL 88 B SL 88 C FF 95 B FF 97 F FF 97 B SL 91 X SL 90 3-2 ② P4			B SL 88 B FF 95 C FF 95 C FF 95 F SL 88 F SL 89 X CU 82 2-2 ② L8	C SL 78 S SL 80 B SL 81 B FF 90 X SL 79 2-2 ③ F9			4 1 1 0 0 0 3						
30 Nomar Mazara, L (1, 10) OBP: 0.314, SLG: 0.439	S FF 96 B CU 81 X FF 96 1-1 12 S 12 1B 1-3 2-H 1B		C FF 96 C CU 81 S FF 97 0-3 ③ K			B FF 94 S SL 88 S SL 89 F FF 95 B FF 95 X SL 88 2-2 ③ G3-1		S FF 98 B FF 99 F FF 98 X FF 99 1-2 ① L1		4 0 1 1 0 1 0						
13 Joey Gallo, L (1, 8) OBP: 0.406, SLG: 0.626 3 Delino DeShields, R (8, 8) OBP: 0.349, SLG: 0.366	S SL 88 S FF 97 S FF 97 0-3 ② K			C FF 94 B FF 95 B FF 95 F FF 96 F SL 88 X CH 88 2-2 ① F9			C CH 83 F CH 84 B FF 96 B CH 85 F SL 84 B FF 96 B CH 84 4-2 50 BB 11 BB 38 BB BB	B FF 98 B SI 98 F FF 96 F SI 98 S FF 98 2-3 ② K		2 1 0 0 1 1 2 1 0 0 0 0 1 0					
12 Rougned Odor, L (1, 4) OBP: 0.259, SLG: 0.396	B CU 82 C CU 80 S SL 89 F SL 88 F CU 80 B FF 96 F FF 97 X CU 80 2-2 ③ 1-H 3-H 1B			C FF 94 B FF 96 B FF 96 X FF 97 2-1 ② F8			C FF 96 B FF 97 F SL 84 S CH 85 1-3 ① K	B SL 86 B CH 90 X FF 98 2-0 ③ G5-3		4 0 1 1 0 1 1						
14 Asdrúbal Cabrera, S (1, 5) OBP: 0.312, SLG: 0.382		B FF 93 B FF 95 C FF 94 B FF 96 B FF 95 4-1 BB		B FF 96 B FF 95 C FF 95 C SL 88 S SL 89 2-3 ③ K			B FF 97 B CH 84 F FF 97 F FF 97 B FF 97 X FF 97 3-2 ② F8		B ST 79 C FF 90 C ST 80 C ST 80 X ST 79 1-2 ① L7	3 0 0 0 1 1 1						
11 Ronald Guzmán, L (1, 3) OBP: 0.286, SLG: 0.413		B CU 79 1 SAFE L FF 94 B FF 96 S FF 96 B FF 96 S FF 96 3-3 ① K			X FF 93 0-0 ① P5		B FF 98 B FF 97 B FF 97 B FF 97 4-0 38 BB 50 BB 5 1B 1-2 BB		B FF 93 C ST 80 T FF 92 B FF 93 X FF 93 2-2 ② G6-3	3 1 0 0 1 1 1						
50 Tim Federowicz, R (1, 2) OBP: 0.264, SLG: 0.490		C CU 79 S SL 88 C FF 96 0-3 ② K			B FF 92 C FF 94 F FF 94 F CU 79 S SL 87 1-3 ② K		B FF 96 B CH 83 B FF 96 C FF 95 B FF 95 4-1 5 1B 38 BB 1-2 2-3 BB		C ST 81 B FF 93 B ST 81 F FC 86 C ST 82 2-3 ③ K	3 0 0 0 1 3 1						
Inning Stats	R: 2 E: 0 K: 1 S: 18 H: 4 LOB: 3 BB: 0 P: 22	R: 0 E: 0 K: 3 S: 11 H: 0 LOB: 1 BB: 1 P: 18	R: 0 E: 0 K: 1 S: 9 H: 0 LOB: 0 BB: 0 P: 13	R: 0 E: 0 K: 1 S: 9 H: 0 LOB: 0 BB: 0 P: 15	R: 0 E: 0 K: 1 S: 7 H: 0 LOB: 0 BB: 0 P: 9	R: 0 E: 0 K: 0 S: 13 H: 0 LOB: 0 BB: 0 P: 18	R: 2 E: 0 K: 1 S: 18 H: 1 LOB: 3 BB: 4 P: 41	R: 0 E: 0 K: 1 S: 7 H: 0 LOB: 0 BB: 0 P: 12	R: 0 E: 0 K: 1 S: 10 H: 0 LOB: 0 BB: 0 P: 15	1B: 5 2B: 0 3B: 0 HR: 0 SF: 0 SAC: 0 DP: 0 HBP: 0						

livebaseballscorecards.com

AB	31
R	4
H	5
RBI	4
BB	5
SO	10
LOB	10

WP: 0 PB: 0 SB: 1 CS: 0 PA: 36

PITCHER		IP	WLS	BF	H	R	ER	SO	BB	IBB	HBP	BLK	WP	HR	S	P	ERA	WHIP
35 Justin Verlander, R ERA: 2.98	(1, 1)	6.0	W	22	4	2	2	7	1	0	0	0	0	0	67	95	3.00	0.833
47 Chris Devenski, R ERA: 4.91	(7, 1)	0.2		6	0	2	2	1	4	0	0	0	0	0	13	33	27.00	6.000
38 Joe Smith, R ERA:	(7, 1)	0.1		2	1	0	0	0	0	0	0	0	0	0	5	8	0.00	3.000
30 Héctor Rondón, R ERA: 3.34	(8, 1)	1.0		3	0	0	0	1	0	0	0	0	0	0	7	12	0.00	0.000
31 Collin McHugh, R ERA: 5.26	(9, 1)	1.0		3	0	0	0	1	0	0	0	0	0	0	10	15	0.00	0.000

PITCHER	IP	WLS	BF	H	R	ER	SO	BB	IBB	HBP	BLK	WP	HR	S	P	ERA	WHIP

Houston Astros @ Los Angeles Angels

Angel Stadium, Anaheim, CA

Mon Jul 15 2019, 7:08 PM - 10:33 PM PDT

Att. 35,431 - Clear - 79 F

TOP

livebaseballscorecards.com

Batter	1	2	3	4	5	6	7	8	9	AB	R	H	RBI	BB	SO	LOB
4 George Springer, R (1, 8) OBP: 0.389, SLG: 0.601	X FF 94 0-0 ① F9	1 SAFE X SL 90 0-0 27 WP, 2 1B 1-3 1B		C FF 92 B CH 86 B CH 87 S SL 86 B FF 94 X CH 86 3-2 ① L9		S FF 94 1 SAFE F SL 84 X FF 94 0-2 1-H HR		B FF 96 B FF 96 B FF 94 C FF 97 C FF 95 X FF 96 3-2 HR		5	3	3	3	0	0	0
27 Jose Altuve, R (1, 4) (7, 6) OBP: 0.331, SLG: 0.475	X FF 95 0-0 ② G6-3	B CH 90 B FF 94 B FF 94 C FF 94 B SL 90 4-1 2 1B, 2 WP 1-3 3-H BB		B FF 94 S CH 87 B SL 90 B SL 88 S FF 93 S CH 87 3-3 ② K		B SL 85 B SL 85 S SL 86 X SL 84 2-1 ① G6-3		C FF 97 C SL 83 X SL 84 0-2 ① F8	4	0	0	0	1	1	0
2 Alex Bregman, R (1, 5) OBP: 0.397, SLG: 0.533	B FF 94 C FF 94 B SL 91 B CH 90 B FF 95 4-1 10 WP, 44 BB, 22 BB BB	1 SAFE F FF 94 D CU 83 B FF 94 B FF 94 X FF 94 3-1 44 G6-3 1-3 3-H 1B		B CH 88 B FF 94 X FF 94 2-0 ③ F7		C FF 94 B FF 94 X SL 85 1-1 ② L6		B FF 98 C SL 83 B SL 83 X SL 84 2-1 ② G6-3		4	1	1	1	1	0	0
44 Yordan Alvarez, L (1, 10) OBP: 0.421, SLG: 0.713	B SL 91 F FF 95 1 SAFE B FF 94 B FF 94 B SL 90 4-1 22 BB, 10 WP 1-2 BB	B CH 83 B FC 91 C SL 87 1 SAFE B FF 91 F SL 85 F CH 86 1 SAFE X CH 86 3-2 ② ③ G6-3 1-2f			B CH 85 B FF 91 X CH 84 2-0 22 G4-6-3, 10 1B 1B	X SL 81 0-0 ③ F7		C SL 83 X FF 97 0-1 ③ G3-1		4	0	1	0	1	0	2
10 Yuli Gurriel, R (1, 3) OBP: 0.322, SLG: 0.493	B CU 84 B FF 94 B FF 95 C SL 90 B FF 95 4-1 22 BB 1-2 2-3 BB		C FF 92 C FF 90 S CH 87 0-3 ① K		F SL 87 B FF 91 X FF 92 1-1 22 G4-6-3 1-2 1B		C FF 93 S SL 84 X FF 93 0-2 ① F9		S SL 91 S CH 91 F FF 98 B CH 91 F SL 90 F FF 99 X FF 98 1-2 18 DI 1B	4	0	2	0	1	1	0
22 Josh Reddick, L (1, 9) OBP: 0.330, SLG: 0.425	D CU 84 C FF 94 F FF 95 D CU 85 D CH 90 B FF 94 4-2 1-2 2-3 3-H BB		X SL 87 0-0 ② G6-3		C SL 88 M CH 88 B FF 94 X SL 86 1-2 ① ② G4-6-3 1-2f 2-3		B SL 83 S SL 83 B FF 94 B FF 93 4-1 18 1B BB		C CH 91 B CH 90 X CH 91 1-1 ① F8	3	0	0	1	2	0	3
28 Robinson Chirinos, R (1, 2) OBP: 0.345, SLG: 0.427	C SL 90 B FF 95 F FF 95 F SL 90 S SL 90 1-3 ③ K		B FF 92 F FF 94 S CH 86 B CH 88 B SL 89 F CH 84 F CH 87 H FF 94 4-2 18 1B HBP		B SL 84 C FF 94 D CH 86 B SL 86 B SL 83 4-1 18 FC6-4 BB		B SL 83 T FF 92 X FF 94 1-1 ② F8		C FF 97 B FF 98 F CH 92 S FF 98 1-3 ② K	3	0	0	0	1	2	5
18 Tony Kemp, L (1, 7) (7, 4) OBP: 0.322, SLG: 0.421		C FF 94 B SL 90 C SL 90 B FF 94 S CH 90 2-3 ① K	X SL 89 0-0 26 FC6-4 1-2 1B	F FF 94 B FF 94 X FF 94 1-1 ③ FC6-4 1-2f			X FF 94 0-0 23 FC6-4 1-3 1B		B SI 97 F FF 97 B CH 89 S FF 97 F FF 99 S FF 98 2-3 ③ K 1-2	5	0	2	0	0	2	3
26 Myles Straw, R (1, 6) OBP: 0.416, SLG: 0.339 23 Michael Brantley, L (7, PH) OBP: 0.381, SLG: 0.503 (7, 7)		C SL 91 C CH 90 B SL 91 B CU 84 B CU 84 B SL 89 4-2 4 1B, 27 WP BB	D CH 87 X FF 94 1-0 ③ FC6-4 1-2f			C FF 93 B FF 95 B SL 86 B SL 85 B FF 94 4-1 4 HR BB	1 SAFE C SL 82 X FF 93 0-1 ③ FC6-4 1-2f			1 1	2 0	0 0	0 0	2 0	0 0	2 2
Inning Stats	R: 1 H: 0 E: 0 LOB: 3 K: 1 BB: 4 S: 11 P: 28	R: 2 H: 2 E: 0 LOB: 1 K: 1 BB: 2 S: 13 P: 29	R: 0 H: 1 E: 0 LOB: 2 K: 1 BB: 0 S: 10 P: 15	R: 0 H: 0 E: 0 LOB: 0 K: 1 BB: 0 S: 7 P: 15	R: 0 H: 2 E: 0 LOB: 2 K: 0 BB: 1 S: 9 P: 18	R: 2 H: 1 E: 0 LOB: 0 K: 0 BB: 1 S: 9 P: 16	R: 0 H: 1 E: 0 LOB: 2 K: 0 BB: 1 S: 9 P: 14	R: 1 H: 1 E: 0 LOB: 0 K: 0 BB: 0 S: 10 P: 15	R: 0 H: 1 E: 0 LOB: 1 K: 2 BB: 0 S: 15 P: 20	1B: 7 SF: 0 2B: 0 SAC: 0 3B: 0 DP: 2 HR: 2 HBP: 1						WP: 4 PA: 44 PB: 0 SB: 0 CS: 0

	AB	34
	R	6
	H	9
	RBI	5
	BB	9
	SO	6
	LOB	17

PITCHER		IP	WLS	BF	H	R	ER	SO	BB	IBB	HBP	BLK	WP	HR	S	P	ERA	WHIP
47 Griffin Canning, R ERA: 4.75	(1, 1)	1.1		12	2	3	3	2	6	0	0	0	3	0	20	50	20.25	6.000
67 Taylor Cole, R ERA: 3.6	(2, 1)	3.1		12	3	0	0	2	0	0	1	0	0	0	27	47	0.00	0.900
38 Justin Anderson, R ERA: 4.05	(5, 1)	1.0	W	6	1	2	2	0	2	0	0	0	0	1	11	23	18.00	3.000
32 Cam Bedrosian, R ERA: 3.38	(6, 1)	1.1	H	6	1	0	0	0	1	0	0	0	0	0	10	15	0.00	1.500
31 Ty Buttrey, R ERA: 2.6	(8, 1)	1.0		4	1	1	1	0	0	0	0	0	0	1	10	15	9.00	1.000

PITCHER		IP	WLS	BF	H	R	ER	SO	BB	IBB	HBP	BLK	WP	HR	S	P	ERA	WHIP
57 Hansel Robles, R ERA: 2.62	(9, 1)	1.0	S	4	1	0	0	2	0	0	0	0	0	0	15	20	0.00	1.000

Batter	1	2	3	4	5	6	7	8	9	AB	R	H	RBI	BB	SO	LOB
6 David Fletcher, R (1, 5) OBP: 0.363, SLG: 0.426	B FF 96 B FF 96 B FF 96 C FF 96 C FF 96 F FF 97 X FF 97 3-2 F8 ①		C CH 89 X SI 91 0-1 G4-3 ②		C SI 91 1 SAFE 1 SAFE B SI 91 1 SAFE B CH 86 X SI 92 2-1 8 E 5 1B 1-3 2B	C FF 89 C SI 87 B SL 81 B SI 88 B SI 88 X FF 89 3-2 2 G4-3 2B		B FC 84 X FF 88 1-0 P5 ①		5	1	2	0	0	0	0
2 Andrelton Simmons, R (1, 6) OBP: 0.320, SLG: 0.411	B FF 97 C SL 86 B SL 86 B FF 97 X FF 97 3-1 G6-3 ②		B FF 96 B CH 90 X SI 92 2-0 HR		F SI 93 X SI 95 0-1 G6-3 ① 3-H	X SI 88 0-0 G4-3 ② 2-3		B FF 90 X ST 80 1-0 G4-3 ②		5	1	1	2	0	0	2
17 Shohei Ohtani, L (1, 10) OBP: 0.352, SLG: 0.545	F FF 97 F FF 98 B SL 86 B CH 90 F FF 99 T CH 90 2-2 K ③		S CU 79 B FF 95 S CU 80 F CU 81 X CU 81 1-2 L4 ③		D CU 80 S CU 77 B SI 95 B CU 80 D SI 93 4-1 8 E 5 1B BB	C SL 80 X SL 80 0-1 L9 ③		B CU 74 B CH 84 B FC 85 C FF 89 C ST 78 X CH 85 3-2 F8 ③		4	1	0	0	1	1	1
8 Justin Upton, R (1, 7) OBP: 0.347, SLG: 0.478		C SI 93 F SI 94 C CU 80 0-3 K ①	S CH 88 S CH 89 X SI 95 0-2 5 2B 2B	C CU 79 X CU 80 0-1 FC1 5 1B 44 FC6-4 1-2 2-3		C ST 81 X ST 80 0-1 5 1B 44 E 1B			4	3	2	0	0	1	2
5 Albert Pujols, R (1, 3) OBP: 0.306, SLG: 0.440		B SI 94 X SI 94 1-0 G5-3 ②	D CU 80 X SI 92 1-0 56 PB 44 SF9 2-H 2B	X SI 93 0-0 44 FC6-4 56 BB 1-3 2-H 3-H 1B		C ST 80 B FC 86 X ST 80 1-1 44 2B 44 E 1-3 1B			4	2	3	3	0	0	0
56 Kole Calhoun, L (1, 9) OBP: 0.324, SLG: 0.483		B FF 95 B FF 93 C SI 93 X SI 94 2-1 4 WP 44 BB 1B	B SI 94 F SI 93 B SI 94 X FF 94 2-1 G4-3 ① 2-3	S SI 94 F SI 95 B SI 95 D SI 95 D CU 82 B SI 92 4-2 44 FC6-4 1-2 BB		B ST 80 F FF 91 X FF 92 1-1 F9 ①			3	0	1	0	1	0	3
44 Kevan Smith, R (1, 2) OBP: 0.386, SLG: 0.471		B SI 93 B SI 93 D CU 79 C SI 94 B SI 92 4-1 4 WP 1-2 BB	B CU 79 X CH 89 1-0 SF9 ② 3-H	X CU 79 0-0 FC6-4 ② 1-2f 2-3 3-H		C ST 82 F ST 81 X FF 91 0-2 E6 1-H 3-H 2B			2	0	1	3	1	0	2
4 Luis Rengifo, S (1, 4) OBP: 0.333, SLG: 0.381		C CU 79 B CU 81 B SI 93 S CU 79 S CU 80 2-3 K ③ 1-2 2-3	B CU 80 F SI 94 B SI 95 C CU 80 F CU 81 F CU 79 X SI 96 2-2 G4-3 ③	D CU 79 D SI 92 S CH 91 F SI 92 D CU 81 F CU 80 C CU 78 3-3 K ③		D ST 80 C FC 86 B FF 90 F ST 80 C ST 80 2-3 K ②			4	0	0	0	0	3	5
21 Michael Hermosillo, R (1, 8)			C SI 93 B CU 80 S CH 88 B CU 80 C CU 81 2-3 K ①		B CH 88 C FF 93 B SI 91 B SI 91 B FF 94 4-1 6 2B 2 G6-3 BB	X FF 89 0-0 F9 ①	B FF 92 B ST 80 C FC 87 S ST 81 B ST 81 C ST 81 3-3 K ③			3	1	0	0	1	2	1
Inning Stats	R: 0 E: 0 K: 1 S: 10 H: 0 LOB: 0 BB: 0 P: 18	R: 0 E: 0 K: 2 S: 10 H: 1 LOB: 2 BB: 1 P: 19	R: 1 E: 0 K: 1 S: 10 H: 1 LOB: 0 BB: 0 P: 15	R: 2 E: 0 K: 0 S: 12 H: 2 LOB: 0 BB: 0 P: 18	R: 4 E: 1 K: 1 S: 16 H: 2 LOB: 2 BB: 3 P: 33	R: 0 E: 0 K: 0 S: 7 H: 1 LOB: 1 BB: 0 P: 10	R: 2 E: 1 K: 2 S: 15 H: 3 LOB: 1 BB: 0 P: 22	R: 0 E: 0 K: 0 S: 5 H: 0 LOB: 0 BB: 0 P: 10		1B: 4 2B: 5 3B: 0 HR: 1 SF: 1 SAC: 0 DP: 0 HBP: 0					WP: 1 PB: 1 SB: 0 CS: 0 PA: 39	

PITCHER		IP	WLS	BF	H	R	ER	SO	BB	IBB	HBP	BLK	WP	HR	S	P	ERA	WHIP
39 Josh James, R ERA: 4.81	(1, 1)	1.0		3	0	0	0	1	0	0	0	0	0	0	10	18	0.00	0.000
59 Framber Valdez, L ERA: 5.58	(2, 1)	4.0	L	23	6	7	4	4	4	0	0	0	1	1	48	85	9.00	2.500
38 Joe Smith, R ERA:	(6, 1)	1.0		4	1	0	0	0	0	0	0	0	0	0	7	10	0.00	1.000
31 Collin McHugh, R ERA: 5.24	(7, 1)	2.0		9	3	2	1	2	0	0	0	0	0	0	20	32	4.50	1.500

PITCHER	IP	WLS	BF	H	R	ER	SO	BB	IBB	HBP	BLK	WP	HR	S	P	ERA	WHIP

BOTTOM

Houston Astros @ Los Angeles Angels

Angel Stadium, Anaheim, CA

Mon Jul 15 2019, 7:08 PM - 10:33 PM PDT

Att. 35,431 - Clear - 79 F

livebaseballscorecards.com

AB	34
R	9
H	10
RBI	8
BB	4
SO	7
LOB	16

Batter	1	2	3	4	5	6	7	8	9	AB	R	H	RBI	BB	SO	LOB
4 George Springer, R (1, 9) OBP: 0.389, SLG: 0.595	C SI 93 B CU 80 B CH 86 C CH 85 B SI 94 B SI 94 4-2 27 1B BB	X CH 85 0-0 ③ F9		F CU 79 B SI 93 C SI 92 D CU 81 X SI 93 2-2 1-2 1B		1 SAFE B CU 77 B CH 83 F FF 90 B CH 84 S CU 78 C FF 90 3-3 ① K 1-2		X SI 91 0-0 ①② G6-4-3 1-2f		4	0	1	0	1	1	4
27 Jose Altuve, R (1, 4) OBP: 0.332, SLG: 0.473	B CH 85 B SI 92 C SI 90 X SI 92 2-1 1-2 1B		F SI 91 X CU 79 0-1 23 G5-4-3 2 1B 1B	B SI 92 C CH 85 B SI 92 F SI 93 D CU 81 C SI 92 3-3 ③ K		X FF 88 0-0 ② F8 2-3		T KC 81 B SI 91 S KC 80 S FC 87 1-3 ③ K		5	0	2	0	0	2	3
2 Alex Bregman, R (1, 6) OBP: 0.400, SLG: 0.532	B SI 92 T SI 91 B CU 79 D CH 85 F SI 93 F SI 94 S SI 92 3-3 ① K		C CH 84 B SI 92 F CU 78 1 SAFE X SI 92 1-2 23 G5-4-3 1B		F CU 75 B SI 91 B CH 82 B CU 76 B SI 91 4-1 23 1B 13 1B BB	C CH 84 D CH 85 D CU 79 B CH 84 B CH 84 4-1 BB			C SI 90 X FC 88 0-1 ① F8	3	1	1	0	2	1	2
23 Michael Brantley, L (1, 7) OBP: 0.381, SLG: 0.501	D CU 80 B CU 79 B SI 93 C SI 92 X SI 93 3-1 ② F7		C SI 92 S CU 80 B CU 80 F SI 93 X SI 94 1-2 ①② G5-4-3 1-2f 2-3		L CU 79 F SI 92 X SI 92 0-2 13 1B 1-2 1B	F SL 85 B FF 94 1 SAFE X FF 94 1-1 ③ F7			C SI 92 X KC 81 0-1 10 1B 44 WP 1B	5	0	2	0	0	0	6
44 Yordan Alvarez, L (1, 10) OBP: 0.402, SLG: 0.677	B SI 94 S CU 80 B CU 81 B CH 84 F SI 94 X SI 94 3-2 ③ G5-3		F SI 92 B SI 92 D CU 81 S CU 80 C SI 93 2-3 ③ K		T SI 92 F CU 78 S CU 80 0-3 ① K		B SL 83 X FF 93 1-0 ① P6		C FC 84 F SI 92 B CH 79 B SI 92 S FC 85 2-3 ② K 1-2	5	0	0	0	0	3	6
10 Yuli Gurriel, R (1, 5) OBP: 0.325, SLG: 0.497		C SI 91 F CU 78 B CH 85 B CH 85 X CH 84 2-2 6 1B 1B		B SI 91 C SI 92 F SI 92 X CU 80 1-2 13 1B 2B	B CU 78 B CH 84 C FF 89 B CU 78 F CH 83 X CH 84 3-2 ② F8		X FC 85 0-0 ② G6-3		X KC 80 0-0 13 DI 2-3 1B	5	1	3	0	0	0	2
13 Tyler White, R (1, 3) OBP: 0.322, SLG: 0.336		C SI 91 B CH 85 F SI 92 B SI 93 X CH 85 2-2 ① F9		C CH 84 F SI 92 D CH 86 F SI 92 F SI 93 F SI 92 X CH 85 1-2 4 1B 2-H 1B	B CU 78 C CU 77 X FF 89 1-1 1-2 2-H 1B		B SI 93 B CH 84 C FC 87 S SI 92 X KC 81 2-2 1B		B SI 93 C SI 94 D KC 81 B FC 85 C SI 92 X SI 92 3-2 ③ G4-3 1-2	5	0	3	2	0	0	3
12 Max Stassi, R (1, 2) OBP: 0.244, SLG: 0.227		C CU 79 B SI 92 B SI 92 X CH 84 2-1 ② L7		C SI 92 B SI 92 F CU 79 B SI 93 S SI 92 2-3 ① K	C FF 89 X CU 77 0-1 ③ L7		B SI 92 S FC 84 T FF 93 S CH 84 1-3 ③ K			4	0	0	0	0	2	5
6 Jake Marisnick, R (1, 8) OBP: 0.312, SLG: 0.463		S SI 92 X CU 79 0-1 1-2 1B		B CH 85 S SI 91 B SI 93 X SI 92 2-1 ② F9		C CU 78 B CU 79 H FF 90 2-1 27 F8 4 S HBP		B KC 78 F FC 85 F CH 84 X SI 92 1-2 4 G6-4-3 1B		3	0	2	0	0	0	1
Inning Stats	R: 0 E: 0 K: 1 S: 13 H: 1 LOB: 2 BB: 1 P: 28	R: 0 E: 0 K: 0 S: 11 H: 2 LOB: 2 BB: 0 P: 17	R: 0 E: 0 K: 1 S: 12 H: 2 LOB: 1 BB: 0 P: 16	R: 1 E: 0 K: 2 S: 20 H: 3 LOB: 2 BB: 0 P: 31	R: 1 E: 0 K: 1 S: 14 H: 2 LOB: 2 BB: 1 P: 22	R: 0 E: 0 K: 1 S: 8 H: 0 LOB: 2 BB: 1 P: 18	R: 0 E: 0 K: 1 S: 8 H: 1 LOB: 1 BB: 0 P: 12	R: 0 E: 0 K: 1 S: 7 H: 1 LOB: 0 BB: 0 P: 9	R: 0 E: 0 K: 1 S: 11 H: 2 LOB: 2 BB: 0 P: 16	1B: 13 2B: 1 3B: 0 HR: 0 SF: 0 SAC: 0 DP: 2 HBP: 1						

PITCHER		IP	WLS	BF	H	R	ER	SO	BB	IBB	HBP	BLK	WP	HR	S	P	ERA	WHIP
28 Andrew Heaney, L ERA: 5.09	(1, 1)	4.1		23	9	2	2	5	2	0	0	0	0	0	63	103	4.15	2.538
24 Noé Ramirez, R ERA: 3.21	(5, 1)	1.1	W	7	1	0	0	1	1	0	1	0	0	0	13	26	0.00	1.500
38 Justin Anderson, R ERA: 3.97	(6, 1)	0.2	H	2	0	0	0	0	0	0	0	0	0	0	3	5	0.00	0.000
53 Trevor Cahill, R ERA: 6.56	(7, 1)	2.2		11	4	0	0	3	0	0	0	0	1	0	25	35	0.00	1.500

PITCHER	IP	WLS	BF	H	R	ER	SO	BB	IBB	HBP	BLK	WP	HR	S	P	ERA	WHIP

TOP

Houston Astros @ Los Angeles Angels

Angel Stadium, Anaheim, CA

Tue Jul 16 2019, 7:09 PM - 10:41 PM PDT

Att. 42,678 - Clear - 74 F

livebaseballscorecards.com

AB	39
R	2
H	14
RBI	2
BB	3
SO	9
LOB	32

WP: 1 PB: 0 SB: 1 CS: 0 PA: 43

BOTTOM

Houston Astros @ Los Angeles Angels

Angel Stadium, Anaheim, CA

Tue Jul 16 2019, 7:09 PM - 10:41 PM PDT

Att. 42,678 - Clear - 74 F

livebaseballscorecards.com

Batter	1	2	3	4	5	6	7	8	9	AB	R	H	RBI	BB	SO	LOB
6 David Fletcher, R (1, 5) OBP: 0.363, SLG: 0.427	B FF 96 B FF 95 C FF 95 C FF 95 X FF 96 2-2 2 1B 17 1B 2B F FF 97 X SL 80 0-1 F7			B FF 88 F CH 81 F CH 81 B FF 89 X CU 77 2-2 P6 ①		B CH 82 C FF 90 B CU 81 B FF 90 B CH 82 4-1 BB		B FF 97 B FF 96 B FF 97 C FF 95 X FF 96 3-1 F8 ③		4	1	1	0	1	0	2
2 Andrelton Simmons, R (1, 6) OBP: 0.319, SLG: 0.408	X SI 96 0-0 8 BB 17 1B 56 HBP 2-3 1B	B FF 94 C SL 80 S CH 83 B SL 82 B CH 83 F CH 83 X FF 94 3-2 P4 ①		X CU 78 0-0 G6-3 ②		C CU 84 F CH 81 F FF 91 B CU 78 2 SAFE F FF 92 B FF 90 D CU 82 F FF 92 3-3 F CH 84 S CU 77 K ②				4	1	1	0	0	1	2
17 Shohei Ohtani, L (1, 10) OBP: 0.354, SLG: 0.544	F SL 86 B FF 96 S SL 88 D SL 86 X FF 96 2-2 56 HBP 8 BB 5 2B 1-2 3-H 1B	X FF 95 0-0 8 FC6-5 8 S 1B		B CU 80 B CH 81 C CH 81 F FF 91 B CU 81 F CH 82 X FF 91 3-2 G4-3 ③		F FF 90 B CH 81 F FF 90 B CU 78 X FF 90 2-2 F8 ③				4	1	2	1	0	0	2
8 Justin Upton, R (1, 7) OBP: 0.342, SLG: 0.457	B SL 88 F FF 96 B SI 95 D SL 86 B FF 96 4-1 56 HBP 5 2B 1-2 2-3 BB	D SL 81 B FF 94 2 SAFE C CH 81 X FF 94 2-1 FC6-5 56 S 1-3 ②			C CU 76 B FF 87 B CH 81 B FF 88 X FF 90 3-1 G5-3 ①		S CU 81 B CU 82 C FC 91 C FC 92 1-3 K ①			3	1	0	0	1	1	1
56 Kole Calhoun, L (1, 9) OBP: 0.329, SLG: 0.482	H SL 86 1-0 5 2B 1-2 2-3 3-H HBP	C CH 82 B SL 82 S CH 84 B FF 94 B FF 95 D CH 83 4-2 1-2 BB			B CH 81 B FF 88 F CH 80 B FF 90 F CH 82 F CH 82 S FF 90 3-3 K ②		B CU 80 C FC 91 B CU 82 C FC 91 B CU 81 B FC 92 4-2 5 G5-4-3 BB			1	1	0	1	2	1	0
5 Albert Pujols, R (1, 3) OBP: 0.305, SLG: 0.440	C SI 94 B FF 97 X SI 96 1-1 44 G4-3 4 3B 1-H 2-H 3-H 2B	C SL 81 B SL 83 B FF 94 F CH 82 F CH 84 S CH 84 2-3 K ③			B CU 83 X FF 89 1-0 G5-3 ③		B CU 80 X FC 91 1-0 G5-4-3 ② ③ 1-2f			4	1	1	3	0	1	3
18 Brian Goodwin, L (1, 8) OBP: 0.340, SLG: 0.440	F FF 96 B FF 96 F FF 94 F SL 86 F SI 95 C SI 96 1-3 K ①		B FF 91 B CH 81 F FF 90 B CH 82 X FF 91 3-1 44 G4-6-3 1B			F CH 79 B FF 87 C CU 78 S CU 74 1-3 K 44 G6-3 4 2B		X FF 98 0-0 44 G4-3 2B		4	1	2	0	0	2	1
44 Kevan Smith, R (1, 2) OBP: 0.371, SLG: 0.451	C SL 85 B SL 86 C FF 94 X SL 86 1-2 G4-3 ② 2-3		B FF 91 X FF 91 1-0 G4-6-3 ① ② 1-2f			1 SAFE C FF 88 B CU 76 F FF 89 F CU 80 X FF 90 1-2 G6-3 ① 1-2		B FF 97 C FF 97 D SL 86 B FF 96 F FF 97 X FF 97 3-2 G4-3 ① 2-3		4	0	0	0	0	0	4
4 Luis Rengifo, S (1, 4) OBP: 0.336, SLG: 0.399	B FF 94 X FF 95 1-0 3-H 3B			X FF 90 0-0 F7 ③		C CH 81 B FF 89 B CH 81 F FF 89 F CU 76 F FF 91 X CU 76 2-2 2-H 2B		B FF 97 X FF 97 1-0 G4-3 ②		4	0	2	2	0	0	1
Inning Stats	R: 6 E: 0 K: 1 S: 21 H: 5 LOB: 1 BB: 1 P: 34	R: 0 E: 0 K: 1 S: 13 H: 1 LOB: 2 BB: 1 P: 24	R: 0 E: 0 K: 0 S: 4 H: 1 LOB: 0 BB: 0 P: 8	R: 0 E: 0 K: 0 S: 8 H: 0 LOB: 0 BB: 0 P: 13	R: 0 E: 0 K: 1 S: 7 H: 0 LOB: 0 BB: 0 P: 14	R: 1 E: 0 K: 2 S: 23 H: 1 LOB: 2 BB: 1 P: 36	R: 0 E: 0 K: 1 S: 6 H: 0 LOB: 0 BB: 1 P: 12	R: 0 E: 0 K: 0 S: 7 H: 1 LOB: 1 BB: 0 P: 14		1B: 4 2B: 4 3B: 1 HR: 0 SF: 0 SAC: 0 DP: 2 HBP: 1				WP: 0 PB: 1 SB: 2 CS: 0 PA: 37		

	AB	32
	R	7
	H	9
	RBI	7
	BB	4
	SO	6
	LOB	16

PITCHER		IP	WLS	BF	H	R	ER	SO	BB	IBB	HBP	BLK	WP	HR	S	P	ERA	WHIP
30 Héctor Rondón, R ERA: 4.79	(1, 1)	0.2	L	9	5	6	6	1	1	0	1	0	0	0	19	32	81.00	9.000
47 Chris Devenski, R ERA: 4.75	(1, 1)	1.1		6	1	0	0	1	1	0	0	0	0	0	15	26	0.00	1.500
61 Rogelio Armenteros, R ERA: 2.0	(3, 1)	4.0		15	2	1	0	3	1	0	0	0	0	0	42	71	0.00	0.750
36 Will Harris, R ERA: 1.85	(7, 1)	1.0		3	0	0	0	1	1	0	0	0	0	0	6	12	0.00	1.000
39 Josh James, R ERA: 4.71	(8, 1)	1.0		4	1	0	0	0	0	0	0	0	0	0	7	14	0.00	1.000

PITCHER	IP	WLS	BF	H	R	ER	SO	BB	IBB	HBP	BLK	WP	HR	S	P	ERA	WHIP

Batter	1	2	3	4	5	6	7	8	9	AB	R	H	RBI	BB	SO	LOB
4 George Springer, R (1, 9) OBP: 0.393, SLG: 0.604	F SI 90 F SI 91 C SL 82 0-3 ① K	1 SAFE B SL 84 B SI 91 C SL 82 C SI 92 F SL 83 B SI 92 D SL 84 4-2 27 2B 1-2 BB		X SI 90 0-0 ① F9 2-3	F FF 95 F FF 95 D SL 88 D SL 86 D SL 87 X FF 94 3-2 2-H 3-H HR			B SL 85 B FF 93 B SL 85 C FF 94 F FF 94 B SL 86 4-2 2 FC6-4 BB		3	2	1	3	2	1	1
27 Jose Altuve, R (1, 4) OBP: 0.335, SLG: 0.478 18 Tony Kemp, L (6, 4) OBP: 0.320, SLG: 0.418	B SI 92 C CH 83 C SL 81 X SI 93 1-2 2 2B 1B	B SL 82 T SI 91 X CH 82 1-1 2 S 1-H 2-H 2B		B SL 81 F SI 90 C SL 81 F SL 80 B SI 91 C SI 91 2-3 ② K	X SL 90 0-0 ③ G6-3			B SL 82 B FF 97 C FF 97 S SI 98 D FS 86 X SI 97 3-2 ② F7		4 1	1 0	2 0	2 0	0 0	1 0	1 1
2 Alex Bregman, R (1, 6) OBP: 0.397, SLG: 0.530 (7, 5)	D SL 84 1 SAFE X SI 92 1-0 1-H 23 HR 2B	B SL 82 B SL 82 B SI 90 C SI 91 X SL 81 3-1 ② G5-3 2-3		C SI 90 D SL 81 X SL 81 1-1 ③ G5-3		X FF 92 0-0 ① G6-3		B SL 84 B FF 96 B FF 97 C FF 98 X FF 98 3-1 ③ FC6-4 1-2f		5	1	1	1	0	0	3
23 Michael Brantley, L (1, 10) OBP: 0.382, SLG: 0.508 12 Max Stassi, R (9, PH) OBP: 0.241, SLG: 0.224 (9, 10)	X SI 92 0-0 2-H HR	C SL 80 T CH 83 C SI 91 0-3 ③ K			C CH 87 H CH 83 1-1 28 1B 13 1B HBP	B SI 93 F SL 85 B CH 88 X FF 93 2-1 ② L3			B FF 96 F FF 96 S SL 85 B SL 86 F FF 98 C FS 84 2-3 ① K	3 1	2 0	1 0	2 0	0 0	1 1	1 0
10 Yuli Gurriel, R (1, 5) OBP: 0.325, SLG: 0.497 26 Myles Straw, R (7, 6) OBP: 0.410, SLG: 0.333	B SL 82 B CH 83 T SI 92 X SI 91 2-1 ② L6		F SL 79 X SL 81 0-1 22 F9 28 WP 2B		X SI 88 0-0 ① L8	B SL 86 F SL 87 X FF 95 1-1 ③ G4-3			B SL 83 B FF 97 X FF 96 2-0 ② G6-3	4 1	1 0	1 0	0 0	0 0	0 0	1 0
22 Josh Reddick, L (1, 7) OBP: 0.329, SLG: 0.422	B SL 80 C SI 91 F CH 84 B SI 91 F SL 82 X CH 84 2-2 1B		C SI 90 F SI 90 D SL 81 B SL 81 F SI 88 D SL 80 F SI 89 X SI 89 3-2 ① F9 2-3		C SI 88 X SL 79 0-1 ② P2		S FF 92 B CH 87 B SI 93 T SL 86 F SL 85 X FF 95 2-2 ① P6		B SL 84 S SL 84 B FS 86 X SI 97 2-1 ③ G4-3	5	0	1	0	0	0	2
28 Robinson Chirinos, R (1, 2) OBP: 0.344, SLG: 0.424	B SI 91 X SL 83 1-0 ③ G5-3		C SL 81 S SI 90 B SL 81 B SI 91 F SL 82 S SI 90 2-3 ② K 3-H		X SL 79 0-0 13 1B 6 2B 1-2 1B		B FF 95 S FF 94 B FF 94 X SL 86 2-1 ② G4-3			4	1	1	0	0	1	1
13 Tyler White, R (1, 3) OBP: 0.321, SLG: 0.335		C SI 88 B CH 83 S SL 81 C SL 81 1-3 ① K	B SL 80 C SI 91 B CH 83 X SI 90 2-1 ③ F7		B SL 86 C SL 86 B FF 95 S SL 87 X SL 88 2-2 6 2B 4 HR 1-2 2-H 1B		B FF 95 C FF 94 B CH 90 B SL 85 C FF 94 F FF 94 X SI 94 3-2 ③ P4			4	1	1	1	0	1	0
6 Jake Marisnick, R (1, 8) OBP: 0.321, SLG: 0.479		F SI 90 B SI 91 F CH 83 B SL 82 X SI 92 2-2 4 S 27 2B 1B		B SL 80 C SI 89 B SI 88 S SL 80 B SL 81 X SL 80 3-2 4 F9 2B	F FF 95 X SL 87 0-1 4 HR 1-3 2-H 2B			X FF 93 0-0 ① F9		4	2	3	1	0	0	0
Inning Stats	R: 3 E: 0 K: 1 S: 15 H: 4 LOB: 1 BB: 0 P: 22	R: 2 E: 0 K: 2 S: 16 H: 2 LOB: 1 BB: 1 P: 27	R: 1 E: 0 K: 1 S: 13 H: 1 LOB: 0 BB: 0 P: 20	R: 0 E: 0 K: 1 S: 10 H: 1 LOB: 1 BB: 0 P: 16	R: 5 E: 0 K: 0 S: 14 H: 4 LOB: 0 BB: 0 P: 20	R: 0 E: 0 K: 0 S: 5 H: 0 LOB: 0 BB: 0 P: 8	R: 0 E: 0 K: 0 S: 10 H: 0 LOB: 0 BB: 0 P: 17	R: 0 E: 0 K: 0 S: 8 H: 0 LOB: 1 BB: 1 P: 18	R: 0 E: 0 K: 1 S: 7 H: 0 LOB: 0 BB: 0 P: 13	1B: 5 2B: 5 3B: 0 HR: 2	SF: 0 SAC: 0 DP: 0 HBP: 1	WP: 1 PB: 0 SB: 2 CS: 0	PA: 42				

PITCHER		IP	WLS	BF	H	R	ER	SO	BB	IBB	HBP	BLK	WP	HR	S	P	ERA	WHIP
64 Félix Peña, R ERA: 4.92	(1, 1)	4.2	L	25	9	8	8	5	1	0	1	0	1	1	59	91	15.43	2.143
39 Luke Bard, R ERA: 5.9	(5, 1)	2.2		12	3	3	3	0	1	0	0	0	0	1	27	46	10.12	1.500
40 Luis García, R ERA: 4.29	(8, 1)	1.2		5	0	0	0	1	0	0	0	0	0	0	12	24	0.00	0.000

PITCHER	IP	WLS	BF	H	R	ER	SO	BB	IBB	HBP	BLK	WP	HR	S	P	ERA	WHIP

TOP

Houston Astros @ Los Angeles Angels

Angel Stadium, Anaheim, CA

Wed Jul 17 2019, 7:10 PM - 10:06 PM PDT

Att. 35,738 - Clear - 71 F

livebaseballscorecards.com

AB	39
R	11
H	12
RBI	10
BB	2
SO	6
LOB	11

Batter	1	2	3	4	5	6	7	8	9	AB	R	H	RBI	BB	SO	LOB
6 David Fletcher, R (1, 5) OBP: 0.358, SLG: 0.420	C FF 96 X SL 88 0-1 ① G5-3		C FF 98 X FF 97 0-1 ② L9		C FF 96 C KC 83 B SL 90 S SL 90 1-3 ② K		S SL 92 S SL 90 C FF 99 0-3 ③ K		B SL 90 C FF 95 F SL 88 B SL 91 C FF 95 2-3 ③ K	5	0	0	0	0	3	1
2 Andrelton Simmons, R (1, 6) OBP: 0.322, SLG: 0.410	C SL 89 C FF 96 B SL 90 X SL 89 1-2 ② G5-3		C KC 83 X FF 97 0-1 1B		B CH 90 B SL 90 C FF 98 F SL 92 B SL 91 X SL 91 3-2 17 1B 8 1B 1B			B SI 87 B SL 81 X SI 87 2-0 ① G4-3		4	0	2	0	0	0	0
17 Shohei Ohtani, L (1, 10) OBP: 0.361, SLG: 0.546	B FF 96 S FF 97 B FF 98 B KC 84 B FF 98 4-1 BB		C KC 83 X CH 90 0-1 ③ F8		D CH 90 B CH 89 S FF 98 S FF 99 X SL 90 2-2 8 1B 1-2 1B			X SI 87 0-0 56 DI 1B		3	0	2	0	1	0	1
8 Justin Upton, R (1, 7) OBP: 0.349, SLG: 0.459	C KC 82 S FF 98 B FF 98 F FF 98 B FF 97 C SL 90 2-3 ③ K			S FF 96 C SL 92 X SL 92 0-2 1B	S SL 90 X SL 89 0-1 ③ 1-2 2-H 1B			B SL 80 X FF 88 1-0 ② F9		4	0	2	0	0	1	2
56 Kole Calhoun, L (1, 9) OBP: 0.328, SLG: 0.479		X FF 97 0-0 4 FC3-6 1B		C KC 84 S KC 86 B CH 91 B SI 100 F FF 100 S FF 98 2-3 ① K		B CH 90 C SI 98 C SI 98 B CH 91 X FF 99 2-2 ① G3		C FF 88 B FF 89 B FF 89 X SL 80 2-1 ③ G4-3 1-2		4	0	1	0	0	1	2
18 Brian Goodwin, L (1, 8) OBP: 0.335, SLG: 0.432		B FF 96 C KC 82 S KC 83 D SL 90 F FF 98 B FF 98 F FF 99 C FF 98 3-3 ① K		D FF 98 C KC 84 S SL 90 X FF 97 1-2 ② F8		C KC 84 F SL 90 S SL 91 0-3 ② K			C FF 96 S SL 91 S CU 81 0-3 ① K	4	0	0	0	0	3	2
4 Luis Rengifo, S (1, 4) OBP: 0.335, SLG: 0.393		B KC 84 X FF 97 1-0 ② FC3-6 1-2f		S CH 90 F CH 90 X FF 99 0-2 ③ F8		F FF 98 C KC 84 B CH 90 T SL 90 1-2 ③ K			B CU 83 B SL 90 B FF 95 B FF 95 4-0 13 2B BB	3	1	0	0	1	1	2
23 Matt Thaiss, L (1, 3) OBP: 0.217, SLG: 0.333		B FF 97 S FF 98 S FF 97 B FF 98 F KC 84 S FF 99 2-3 ③ K			T FF 97 C FF 97 S FF 98 0-3 ① K		B KC 84 S FF 96 B FF 97 C FF 98 B FF 99 S FF 99 3-3 ① K		B FF 96 C FF 96 C FF 95 S CU 84 1-3 ② K	4	0	0	0	0	4	2
13 Dustin Garneau, R (1, 2) OBP: 0.404, SLG: 0.404			C FF 96 B FF 98 B FF 98 F FF 97 X SL 91 2-2 ① G5-3		X FF 97 0-0 HR		B KC 85 C KC 85 B SI 98 C CH 90 B KC 86 T FF 99 3-2 ② K		C SL 91 B CU 84 C CU 80 X SL 88 1-2 1-H 2B	4	1	2	2	0	1	0
Inning Stats	R: 0 E: 0 K: 1 S: 10 H: 0 LOB: 1 BB: 1 P: 17	R: 0 E: 0 K: 2 S: 11 H: 1 LOB: 1 BB: 0 P: 17	R: 0 E: 0 K: 0 S: 9 H: 1 LOB: 1 BB: 0 P: 11	R: 0 E: 0 K: 1 S: 13 H: 1 LOB: 1 BB: 0 P: 16	R: 1 E: 0 K: 2 S: 15 H: 4 LOB: 2 BB: 0 P: 21	R: 0 E: 0 K: 2 S: 9 H: 0 LOB: 0 BB: 0 P: 12	R: 0 E: 0 K: 3 S: 9 H: 0 LOB: 0 BB: 0 P: 15	R: 0 E: 0 K: 0 S: 5 H: 1 LOB: 1 BB: 0 P: 10	R: 1 E: 0 K: 3 S: 12 H: 1 LOB: 1 BB: 1 P: 20	1B: 7 2B: 1 3B: 0 HR: 1	SF: 0 SAC: 0 DP: 0 HBP: 0				WP: 0 PB: 0 SB: 0 CS: 0	PA: 37	

PITCHER		IP	WLS	BF	H	R	ER	SO	BB	IBB	HBP	BLK	WP	HR	S	P	ERA	WHIP
45 Gerrit Cole, R ERA: 3.12	(1, 1)	7.0	W	28	7	1	1	11	1	0	0	0	0	1	76	109	1.29	1.143
38 Joe Smith, R ERA:	(8, 1)	1.0		4	1	0	0	0	0	0	0	0	0	0	5	10	0.00	1.000
55 Ryan Pressly, R ERA: 1.49	(9, 1)	1.0		5	1	1	1	3	1	0	0	0	0	0	12	20	9.00	2.000

PITCHER	IP	WLS	BF	H	R	ER	SO	BB	IBB	HBP	BLK	WP	HR	S	P	ERA	WHIP

BOTTOM

Houston Astros @ Los Angeles Angels

Angel Stadium, Anaheim, CA

Wed Jul 17 2019, 7:10 PM - 10:06 PM PDT

Att. 35,738 - Clear - 71 F

livebaseballscorecards.com

AB	35
R	2
H	9
RBI	2
BB	2
SO	14
LOB	12

Batter	1	2	3	4	5	6	7	8	9	AB	R	H	RBI	BB	SO	LOB
4 George Springer, R (1, 8) OBP: 0.393, SLG: 0.612	B FF 93 B SL 88 B FF 92 C FF 92 X FF 92 3-1 27 G1-6-3 1B		C SL 86 B FF 92 F FF 92 X FF 92 1-2 HR	B CU 82 F SL 86 X FF 92 1-1 ② G3-1		X SL 87 0-0 ②③ G6-4-3 1-2f			C SL 85 C SL 84 B SI 94 S SI 95 1-3 ② K	5	1	2	1	0	1	2
27 Jose Altuve, R (1, 4) OBP: 0.329, SLG: 0.468	S SL 88 F SL 87 X FF 93 0-2 ①② G1-6-3 1-2f		X FF 93 0-0 ① G6-3	F CU 82 C FF 92 X SL 88 0-2 ③ G5-3			C SL 85 S FF 94 S SL 84 0-3 ① K		F SL 85 B FF 94 S SL 84 X SL 84 1-2 ③ G6-3	5	0	0	0	0	1	1
2 Alex Bregman, R (1, 6) OBP: 0.403, SLG: 0.541	B SL 88 B FF 94 C SL 88 B FF 94 C FF 93 F SL 88 B FF 94 4-2 23 BB 44 2B BB		C SL 87 B FF 93 B FF 94 F SL 84 B CU 82 B FF 93 4-2 44 1B 10 2B BB		B FF 92 B FF 92 X FF 91 2-0 HR		B FF 95 X SL 85 1-0 23 FC4-6 1B			2	3	2	1	2	0	0
23 Michael Brantley, L (1, 7) OBP: 0.381, SLG: 0.504	B CU 82 B FF 92 C FF 93 B SL 86 C FF 92 B SL 87 4-2 44 2B 1-2 BB		1 SAFE B FF 93 X CH 85 1-0 ② P4		B FF 92 C FF 91 X SL 84 1-1 ① L7		C FF 94 B FF 93 S CH 88 X FF 95 1-2 ② FC4-6 1-2f			3	1	0	0	1	0	2
44 Yordan Alvarez, L (1, 10) OBP: 0.405, SLG: 0.680	C SL 86 F FF 92 X SL 86 0-2 1-H 2-H 2B		F SL 87 B FF 90 X FF 92 1-1 10 2B 22 1B 1-2 1B		F CU 83 B SL 86 X CH 85 1-1 ② L6		F FF 95 S CH 89 S CH 89 0-3 ③ K			4	1	2	2	0	1	1
10 Yuli Gurriel, R (1, 5) OBP: 0.324, SLG: 0.497	F FF 92 X SL 87 0-1 ③ F8		B FF 92 X FF 92 1-0 22 1B 1-3 2-H 2B		X SL 88 0-0 ③ G1-3			B SL 85 X SI 94 1-0 ① G5-3		4	0	1	1	0	0	1
22 Josh Reddick, L (1, 9) OBP: 0.328, SLG: 0.419		C FF 92 S CH 86 B FF 92 F SL 86 X FF 94 1-2 ① L8	F FF 93 B CH 85 X SL 86 1-1 13 FC6-4 2-3 3-H 1B			C FF 93 B FF 91 B CH 86 X FF 93 2-1 ① G5-3		B FF 94 X CH 89 1-0 ② F8		4	0	1	1	0	0	0
13 Tyler White, R (1, 3) OBP: 0.320, SLG: 0.330		B FF 94 C FF 93 B SL 86 F FF 92 S SL 87 2-3 ② K	C FF 92 X SL 87 0-1 ③ FC6-4 1-2f			B SL 86 B FF 93 B FF 91 C FF 92 B FF 92 4-1 12 BB BB		C SL 86 B CH 89 F SI 95 F SI 94 X SL 84 1-2 ③ G6-3		3	0	0	0	1	1	2
12 Max Stassi, R (1, 2) OBP: 0.241, SLG: 0.215		B FF 94 X SL 86 1-0 ③ G6-3		X SL 86 0-0 ① G6-3		B FF 92 D SL 87 B FF 92 B CH 88 4-0 4 G6-4-3 1-2 BB			C FF 94 C FF 94 B SL 85 S SL 84 1-3 ① K	3	0	0	0	1	1	0
Inning Stats	R: 2 E: 0 K: 0 S: 15 H: 2 LOB: 1 BB: 2 P: 26	R: 0 E: 0 K: 1 S: 8 H: 0 LOB: 0 BB: 0 P: 12	R: 3 E: 0 K: 0 S: 14 H: 4 LOB: 2 BB: 1 P: 23	R: 0 E: 0 K: 0 S: 6 H: 0 LOB: 0 BB: 0 P: 7	R: 1 E: 0 K: 0 S: 6 H: 1 LOB: 0 BB: 0 P: 10	R: 0 E: 0 K: 0 S: 4 H: 0 LOB: 1 BB: 2 P: 14	R: 0 E: 0 K: 2 S: 10 H: 1 LOB: 1 BB: 0 P: 12	R: 0 E: 0 K: 0 S: 6 H: 0 LOB: 0 BB: 0 P: 9	R: 0 E: 0 K: 2 S: 9 H: 0 LOB: 0 BB: 0 P: 12	1B: 4 2B: 2 3B: 0 HR: 2 SF: 0 SAC: 0 DP: 2 HBP: 0						

PITCHER		IP	WLS	BF	H	R	ER	SO	BB	IBB	HBP	BLK	WP	HR	S	P	ERA	WHIP
33 Matt Harvey, R ERA: 7.09	(1, 1)	6.0	L	28	7	6	6	1	5	0	0	0	0	2	53	92	9.00	2.000
65 Jake Jewell, R ERA: 7.5	(7, 1)	3.0		10	1	0	0	4	0	0	0	0	0	0	25	33	0.00	0.333

PITCHER	IP	WLS	BF	H	R	ER	SO	BB	IBB	HBP	BLK	WP	HR	S	P	ERA	WHIP

TOP

Houston Astros @ Los Angeles Angels

Angel Stadium, Anaheim, CA

Thu Jul 18 2019, 6:09 PM - 8:43 PM PDT

Att. 35,928 - Clear - 77 F

livebaseballscorecards.com

AB	33
R	6
H	8
RBI	6
BB	5
SO	5
LOB	9

WP: 0 PA: 38
PB: 0
SB: 0
CS: 0

Batter	1	2	3	4	5	6	7	8	9	AB	R	H	RBI	BB	SO	LOB
6 David Fletcher, R (1, 5) OBP: 0.357, SLG: 0.418	C FC 86 X FC 86 0-1 ① G5-3		B FC 88 B CH 82 C CH 83 X CH 82 2-1 ② G4-3			B CU 76 C CU 75 X FC 88 1-1 27 E 8 SF9 1B	C FC 88 B ST 81 X ST 80 1-1 ③ P5			4	1	1	0	0	0	1
27 Mike Trout, R (1, 10) OBP: 0.453, SLG: 0.663	B FF 88 C CU 74 B CU 76 F FC 86 X FF 90 2-2 ② G3-1		C FC 88 S CU 77 B CU 73 F FF 92 F CU 76 B FC 89 X FF 92 2-2 ③ L4			B FC 87 F FC 87 F FC 87 D CU 77 B CH 81 X FC 88 3-2 FC5 2 1B 5 1B 1-3		B CU 82 S SL 90 B CU 83 B FF 95 S CU 82 X SL 89 3-2 2 G1-3 2B		4	1	1	0	0	0	1
8 Justin Upton, R (1, 7) OBP: 0.345, SLG: 0.447	B FC 85 B CH 81 B FC 86 C FC 86 C FC 88 B FC 88 4-2 BB			B CU 75 X CH 81 1-0 ① P3		C FC 87 X FC 89 0-1 ① SF9 3-H		C FF 95 C FF 96 C FF 95 0-3 ① K		2	0	0	1	1	1	1
2 Andrelton Simmons, R (1, 6) OBP: 0.320, SLG: 0.407	1 SAFE C FC 88 C CH 82 X FC 86 0-2 ③ G4-3			B CU 76 X CH 82 1-0 ② F9		B FC 88 D CH 81 B CH 82 C FC 88 T FC 89 X FC 90 3-2 5 1B 1-2 1B		B CU 85 C FF 96 B CU 84 X FF 94 2-1 ② G1-3 2-3		4	0	1	0	0	0	2
5 Albert Pujols, R (1, 3) OBP: 0.306, SLG: 0.439 23 Matt Thaiss, L (8, 3) OBP: 0.208, SLG: 0.318		C FC 87 B CH 80 F CH 80 T FC 87 1-2 ① K		C CH 82 X FC 86 0-1 ③ G6-3		C FC 91 C FC 91 X CU 81 0-2 56 G3-6-1 1-2 1B 2-H		B CU 83 C FF 95 S SL 89 D CU 85 C CU 82 2-3 ③ K		3 1	0 0	1 0	1 0	0 0	1 1	0 1
56 Kole Calhoun, L (1, 9) OBP: 0.327, SLG: 0.475		B FC 87 B SI 87 S CH 82 B CH 82 F FC 90 B FC 86 4-2 BB			B FC 88 X CH 82 1-0 ① G4-3	B CU 80 F CU 91 B FC 91 F FC 90 F CU 80 B FC 91 X FC 90 3-2 ② ③ G3-6-1 1-2f			F FF 95 B CH 83 B CH 85 S FC 92 S CH 83 2-3 ① K	3	0	0	0	1	1	2
4 Luis Rengifo, S (1, 4) OBP: 0.329, SLG: 0.385		C FF 91 B FC 88 C CH 82 S FC 87 1-3 ② K			B CU 76 S CH 82 S CH 81 B FC 87 S CH 81 2-3 ② K		C CU 74 B FF 91 F ST 79 B ST 79 C ST 80 2-3 ① K		S FC 91 C FC 93 S CH 82 0-3 ② K	4	0	0	0	0	4	1
18 Brian Goodwin, L (1, 8) OBP: 0.341, SLG: 0.455		B SI 89 B FC 87 S FC 88 B FC 90 F FC 90 X FF 93 3-2 ③ G6-3			C CH 82 F FC 90 B CU 79 F FC 89 B FC 88 X CH 81 2-2 2B		B CU 74 B FF 91 X FF 92 2-0 2B		F FF 98 C FF 98 X FF 98 0-2 3B	4	0	3	0	0	0	1
13 Dustin Garneau, R (1, 2) OBP: 0.383, SLG: 0.380 17 Shohei Ohtani, L (9, PH) OBP: 0.359, SLG: 0.543			B FC 87 T CH 81 C CH 80 F FF 90 B FC 88 B FC 87 F FC 88 X FC 89 3-2 ① G5-3		F FC 88 C CU 77 X CH 80 0-2 ③ F8		C ST 79 C ST 80 X ST 78 0-2 ② F8		S FC 93 B FC 92 C CH 85 S CH 84 1-3 ③ K	3 1	0 0	0 0	0 0	0 1	0 1	2 1
Inning Stats	R: 0 E: 0 K: 0 S: 10 H: 0 LOB: 1 BB: 1 P: 16	R: 0 E: 0 K: 2 S: 11 H: 0 LOB: 1 BB: 1 P: 20	R: 0 E: 0 K: 0 S: 12 H: 0 LOB: 0 BB: 0 P: 19	R: 0 E: 0 K: 0 S: 4 H: 0 LOB: 0 BB: 0 P: 6	R: 0 E: 0 K: 1 S: 11 H: 1 LOB: 1 BB: 0 P: 16	R: 2 E: 1 K: 0 S: 17 H: 3 LOB: 1 BB: 0 P: 27	R: 0 E: 0 K: 1 S: 9 H: 1 LOB: 1 BB: 0 P: 14	R: 0 E: 0 K: 2 S: 11 H: 1 LOB: 1 BB: 0 P: 18	R: 0 E: 0 K: 3 S: 12 H: 1 LOB: 1 BB: 0 P: 15	1B: 3 2B: 3 3B: 1 HR: 0 SF: 1 SAC: 0 DP: 1 HBP: 0						WP: 0 PB: 0 SB: 0 CS: 0 PA: 36	

PITCHER		IP	WLS	BF	H	R	ER	SO	BB	IBB	HBP	BLK	WP	HR	S	P	ERA	WHIP
20 Wade Miley, L ERA: 3.25	(1, 1)	5.1	W	22	3	2	1	3	2	0	0	0	0	0	58	94	1.69	0.938
36 Will Harris, R ERA: 1.82	(6, 1)	0.2		2	1	0	0	0	0	0	0	0	0	0	7	10	0.00	1.500
31 Collin McHugh, R ERA: 5.14	(7, 1)	1.0		4	1	0	0	1	0	0	0	0	0	0	9	14	0.00	1.000
55 Ryan Pressly, R ERA: 1.45	(8, 1)	1.0		4	1	0	0	2	0	0	0	0	0	0	11	18	0.00	1.000
54 Roberto Osuna, R ERA: 2.27	(9, 1)	1.0		4	1	0	0	3	0	0	0	0	0	0	12	15	0.00	1.000

PITCHER	IP	WLS	BF	H	R	ER	SO	BB	IBB	HBP	BLK	WP	HR	S	P	ERA	WHIP

BOTTOM

Houston Astros @ Los Angeles Angels

Angel Stadium, Anaheim, CA

Thu Jul 18 2019, 6:09 PM - 8:43 PM PDT

Att. 35,928 - Clear - 77 F

livebaseballscorecards.com

AB	33
R	2
H	7
RBI	2
BB	2
SO	9
LOB	13

Texas Rangers @ Houston Astros

Minute Maid Park, Houston, TX

Fri Jul 19 2019, 7:12 PM - 10:11 PM CDT

Att. 42,287 - Roof Closed - 73 F

livebaseballscorecards.com

Batter	1	2	3	4	5	6	7	8	9	AB	R	H	RBI	BB	SO	LOB
17 Shin-Soo Choo, L (1, 7) OBP: 0.384, SLG: 0.494	F FF 93 F CU 77 F FF 94 X SL 86 0-2 ① L9		C FF 94 B CH 86 B CH 85 C SL 85 B CU 80 X SL 87 3-2 ① L6		C FF 94 F CU 78 B CU 81 X CU 81 1-2 38 FC6 1B		X CU 80 0-0 E4 1 WP 38 1B 1 G3	B SL 85 S CH 89 S FF 97 B SL 85 B CH 87 B FF 97 4-2 38 FC6 1-2 BB		4	1	1	0	1	0	0
38 Danny Santana, S (1, 3) OBP: 0.356, SLG: 0.576	C FF 94 B SL 85 B CU 78 B SL 86 X FF 94 3-1 2B		S SL 86 X SL 86 0-1 1 S 1B		X CH 86 0-0 ① FC6 1 FC6-4 1-2f		F FC 90 X FC 91 0-1 1 G3 1 WP 1-2 1B	X CH 90 0-0 ③ FC6 1-2f		5	0	3	0	0	0	3
1 Elvis Andrus, R (1, 6) OBP: 0.331, SLG: 0.431	S SL 84 C FF 93 D SL 87 F SL 87 F SL 86 S SL 88 2-3 ② K		D FF 93 1 SAFE B CU 76 S SL 85 B SL 86 C FF 95 F FF 96 T FF 97 3-2 ② K 1-2		X FF 94 0-0 ② FC6-4 1-2f		L CU 81 C FC 90 B CU 82 F FC 92 X FC 92 1-2 ① G3 1-3 2-H		B SL 87 B FC 91 F FC 90 X FC 92 2-1 ① G6-3	5	0	0	1	0	2	4
13 Joey Gallo, L (1, 8) OBP: 0.400, SLG: 0.622	B SL 86 S FF 95 S SL 86 S SL 86 1-3 ③ K		S FF 96 F FF 96 C FF 96 0-3 ③ K		B SL 87 F SL 88 S FF 96 F SL 88 B SL 88 B SL 87 S FF 97 3-3 ③ K		F FC 91 B FC 91 C FC 92 F FC 92 B FC 92 S FC 92 2-3 ② K		S CH 85 B CH 85 B CH 86 B FF 97 S FC 93 X FF 97 3-2 ② F8	5	0	0	0	0	4	4
24 Hunter Pence, R (1, 10) OBP: 0.351, SLG: 0.587		X FF 93 0-0 14 2B 1B		B FF 93 C FF 94 X CU 79 1-1 14 BB 1B		F FF 94 F SL 88 B SL 88 F SL 89 B SL 89 B CH 88 X FF 96 3-2 ① F9	B CU 82 D CU 82 S CU 79 B CU 82 B CU 80 4-1 BB		B FC 92 S SL 88 B CH 85 S FC 92 B SL 89 X FC 91 3-2 ③ G5-3	4	0	2	0	1	0	0
30 Nomar Mazara, L (1, 9) OBP: 0.307, SLG: 0.428		B SL 84 C SL 86 S FF 94 C FF 95 1-3 ① K		S FF 94 C FF 95 F SL 86 F SL 86 D CU 80 S CU 79 1-3 ① K		C FF 95 S CU 80 S CU 81 0-3 ② K	X CU 80 0-0 ③ G1-3			4	0	0	0	0	3	4
12 Rougned Odor, L (1, 4) OBP: 0.255, SLG: 0.400		C CU 78 F FF 95 F CU 79 1 SAFE T SL 87 0-2 ② K		B FF 96 X FF 96 1-0 ② F8		F FF 95 X FF 95 0-1 HR		C CH 88 C SL 83 S FF 97 0-3 ① K		4	1	1	1	0	2	2
14 Asdrúbal Cabrera, S (1, 5) OBP: 0.319, SLG: 0.400		X CU 78 0-0 1-3 2B		B FF 94 C FF 94 D FF 95 B FF 96 B FF 96 4-1 1-2 BB		B SL 87 S FF 95 F FF 95 B SL 88 X SL 88 2-2 HR		X FF 97 0-0 17 S 1B		3	1	3	1	1	0	0
2 Jeff Mathis, R (1, 2) OBP: 0.211, SLG: 0.214 11 Ronald Guzmán, L (8, PH) OBP: 0.283, SLG: 0.408 50 Tim Federowicz, R (8, 2) OBP: 0.250, SLG: 0.462		C FF 95 F FF 95 B SL 87 F SL 89 B SL 87 F FF 96 C FF 97 2-3 ③ K		C FF 96 F FF 97 F CU 81 B SL 88 B SL 88 B FF 97 S FF 97 3-3 ③ K		C CU 80 B FF 95 F FF 96 F FF 95 B CU 81 F CU 80 F SL 88 S FF 96 2-3 ③ K		F FF 96 S FF 96 B FF 97 T FF 98 1-2 ② K		3 1 0	0 0 0	0 0 0	0 0 0	0 0 0	3 1 0	4 1 0
Inning Stats	R: 0 E: 0 K: 2 S: 14 H: 1 LOB: 1 BB: 0 P: 20	R: 0 E: 0 K: 3 S: 14 H: 2 LOB: 2 BB: 0 P: 17	R: 0 E: 0 K: 2 S: 12 H: 1 LOB: 1 BB: 0 P: 18	R: 0 E: 0 K: 2 S: 13 H: 1 LOB: 2 BB: 1 P: 23	R: 0 E: 1 K: 1 S: 9 H: 1 LOB: 1 BB: 0 P: 13	R: 2 E: 0 K: 2 S: 18 H: 2 LOB: 0 BB: 0 P: 25	R: 1 E: 1 K: 1 S: 13 H: 1 LOB: 2 BB: 1 P: 20	R: 0 E: 0 K: 2 S: 10 H: 1 LOB: 2 BB: 1 P: 15	R: 0 E: 0 K: 0 S: 8 H: 0 LOB: 0 BB: 0 P: 16	1B: 6 2B: 2 3B: 0 HR: 2 SF: 0 SAC: 0 DP: 0 HBP: 0						

	AB	38
	R	3
	H	10
	RBI	3
	BB	3
	SO	15
	LOB	22

WP: 1 PA: 41
PB: 0
SB: 2
CS: 0

PITCHER		IP	WLS	BF	H	R	ER	SO	BB	IBB	HBP	BLK	WP	HR	S	P	ERA	WHIP
35 Justin Verlander, R ERA: 2.99	(1, 1)	6.0	W	27	8	2	2	12	1	0	0	0	0	2	80	116	3.00	1.500
36 Will Harris, R ERA: 1.77	(7, 1)	1.0	H	6	1	1	0	1	1	0	0	0	1	0	13	20	0.00	2.000
39 Josh James, R ERA: 4.62	(8, 1)	1.0	H	5	1	0	0	2	1	0	0	0	0	0	10	15	0.00	2.000
54 Roberto Osuna, R ERA: 2.21	(9, 1)	1.0	S	3	0	0	0	0	0	0	0	0	0	0	8	16	0.00	0.000

PITCHER		IP	WLS	BF	H	R	ER	SO	BB	IBB	HBP	BLK	WP	HR	S	P	ERA	WHIP

Texas Rangers @ Houston Astros

Minute Maid Park, Houston, TX

Fri Jul 19 2019, 7:12 PM - 10:11 PM CDT

Att. 42,287 - Roof Closed - 73 F

BOTTOM

Batter	1	2	3	4	5	6	7	8	9	AB	R	H	RBI	BB	SO	LOB
4 George Springer, R (1, 9) OBP: 0.391, SLG: 0.605	C FF 92 B FF 94 F FF 94 F CH 88 H SL 88 2-2 2 FC5-4 27 1B HBP	C FF 93 B CH 88 F CH 88 X CH 88 1-2 ③ FC6-4 1-2f		F SL 86 X FF 92 0-1 ③ G1-3			S CH 85 S FF 91 B FF 92 S FF 92 1-3 ② K			3	0	0	0	0	1	2
27 Jose Altuve, R (1, 4) OBP: 0.331, SLG: 0.480	S KC 82 F KC 82 1 SAFE X SL 88 0-2 2 FC5-4 1-2 1B		C FF 92 B CH 86 B SL 85 B FF 92 X FF 91 3-1 HR		S CH 85 B KC 80 F FF 91 X KC 81 1-2 ① L8		F SL 87 B FF 92 B FF 92 C FF 91 C CH 86 2-3 ③ K			4	1	2	1	0	1	0
2 Alex Bregman, R (1, 5) OBP: 0.404, SLG: 0.548	C SL 87 F SL 87 B FF 94 X FF 94 1-2 ① ② FC5-4 1-2 2-3		F CH 86 X SL 87 0-1 HR		B CH 86 B CH 86 B FF 92 X FF 92 3-0 ② P4			F SL 80 B SL 81 B CH 89 B SI 96 C SI 96 H FF 97 4-2 44 G3-6 HBP		3	1	1	1	0	0	2
44 Yordan Alvarez, L (1, 10) OBP: 0.400, SLG: 0.692	C KC 81 B FF 93 1 SAFE B FF 93 S FF 94 S KC 84 2-3 ③ K		X FF 91 0-0 HR		C KC 81 B SL 86 S KC 82 F FF 92 C KC 82 1-3 ③ K			B SL 80 C F CH 90 1 SAFE B FF 98 X SL 83 2-2 ① ② G3-6 1-2f		4	1	1	1	0	2	2
10 Yuli Gurriel, R (1, 3) OBP: 0.323, SLG: 0.503		C FF 93 F FF 93 F KC 82 B FF 93 X KC 82 1-2 HR	B FF 92 S CH 86 F FF 92 X SL 87 1-2 ① F7			S CH 85 S FF 91 S FF 92 0-3 ① K		B SI 96 C FF 97 F SI 96 B CU 78 B FF 98 S SL 83 3-3 ③ K		4	1	1	1	0	2	0
28 Robinson Chirinos, R (1, 2) OBP: 0.347, SLG: 0.424	F FF 94 B FF 93 B CH 88 B CH 88 F FF 94 B FF 94 4-2 26 1B BB		X KC 80 0-0 ② L7			C CH 86 B FF 91 X FF 92 1-1 18 FC4-6 1B				2	0	1	0	1	0	0
6 Jake Marisnick, R (1, 8) OBP: 0.316, SLG: 0.472		B FF 93 F CH 87 B CH 87 S FF 94 C FF 94 2-3 ① K	B FF 91 B FF 92 B FF 91 C FF 91 F FF 91 S FF 92 3-3 ③ K			B FF 91 F CH 85 T FF 92 T FF 93 1-2 ② K				3	0	0	0	0	3	2
18 Tony Kemp, L (1, 7) OBP: 0.315, SLG: 0.410		B FF 94 F FF 94 B SL 88 F FF 94 B FF 93 X FF 93 3-2 ② P3		X FF 91 0-0 ① G3		X FF 92 0-0 ③ FC4-6 1-2f				3	0	0	0	0	0	2
26 Myles Straw, R (1, 6) OBP: 0.407, SLG: 0.333		B CH 87 B CH 87 C FF 93 X FF 93 2-1 4 FC6-4 1-2 1B		B FF 91 C CH 84 B CH 85 C FF 92 S FF 92 2-3 ② K			C KC 79 F FF 91 B CH 85 B KC 81 B FF 91 S CH 84 3-3 ① K			3	0	1	0	0	2	0
Inning Stats	R: 0 E: 0 K: 1 S: 12 H: 1 LOB: 1 BB: 0 P: 17	R: 1 E: 0 K: 1 S: 17 H: 2 LOB: 2 BB: 1 P: 30	R: 3 E: 0 K: 1 S: 12 H: 3 LOB: 0 BB: 0 P: 19	R: 0 E: 0 K: 1 S: 6 H: 0 LOB: 0 BB: 0 P: 8	R: 0 E: 0 K: 1 S: 8 H: 0 LOB: 0 BB: 0 P: 13	R: 0 E: 0 K: 2 S: 9 H: 1 LOB: 1 BB: 0 P: 11	R: 0 E: 0 K: 3 S: 9 H: 0 LOB: 0 BB: 0 P: 15	R: 0 E: 0 K: 1 S: 8 H: 0 LOB: 0 BB: 0 P: 17		1B: 3 2B: 1 3B: 0 HR: 4 SF: 0 SAC: 0 DP: 2 HBP: 2				WP: 0 PB: 0 SB: 0 CS: 0 PA: 32	

livebaseballscorecards.com

AB	29
R	4
H	7
RBI	4
BB	1
SO	11
LOB	10

PITCHER	IP	WLS	BF	H	R	ER	SO	BB	IBB	HBP	BLK	WP	HR	S	P	ERA	WHIP
23 Mike Minor, L (1, 1) ERA: 2.86	7.0	L	29	7	4	4	10	1	0	1	0	0	4	73	113	5.14	1.143
25 José Leclerc, R (8, 1) ERA: 4.23	1.0		3	0	0	0	1	0	0	1	0	0	0	8	17	0.00	0.000

PITCHER	IP	WLS	BF	H	R	ER	SO	BB	IBB	HBP	BLK	WP	HR	S	P	ERA	WHIP

Batter	1	2	3	4	5	6	7	8	9	AB	R	H	RBI	BB	SO	LOB
17 Shin-Soo Choo, L (1, 7) OBP: 0.383, SLG: 0.500	S FF 92 S FF 93 B FF 95 S CH 85 1-3 ① K			B CU 79 C FF 94 B CH 85 F CH 85 X CH 86 2-2 HR		B CH 85 F FF 92 B FF 94 S CU 80 S CH 86 2-3 ③ K			B FF 97 C FF 97 F CH 92 F FF 98 B SL 86 F FF 96 B FF 98 X SI 96 3-2 ② G1-4-3	4	1	1	1	0	2	0
38 Danny Santana, S (1, 9) OBP: 0.350, SLG: 0.567	C CH 85 X FF 94 0-1 ② F9			B FF 94 S CH 85 B CH 84 S CH 85 F CH 87 S CH 86 2-3 ① K			C CH 84 S CH 83 B CH 85 B CH 85 F CH 85 F FF 94 X CH 86 2-2 ① L4		C FF 97 X CH 91 0-1 ③ G4-3	4	0	0	0	0	1	0
1 Elvis Andrus, R (1, 6) OBP: 0.328, SLG: 0.427	B FF 95 C FF 95 F SL 87 F CH 85 S ST 85 1-3 ③ K2-3			X FF 94 0-0 ② G6-3			C FF 93 B ST 84 F CH 84 S ST 83 1-3 ② K			3	0	0	0	0	2	0
24 Hunter Pence, R (1, 10) OBP: 0.351, SLG: 0.584		X FF 94 0-0 ① G4-3		C CU 78 F CH 84 B CH 85 F FF 93 X ST 82 1-2 ③ F8			C CH 85 B ST 83 B CU 79 X FF 93 2-1 1B			3	0	1	0	0	0	0
13 Joey Gallo, L (1, 8) OBP: 0.396, SLG: 0.614		B FF 95 S SL 88 B FF 94 X CH 84 2-1 ② F9			F FF 92 C FF 94 B SL 83 S CH 82 1-3 ① K		B FF 92 D SL 85 C CH 82 D CH 83 X FF 93 3-1 ③ F8			3	0	0	0	0	1	1
12 Rougned Odor, L (1, 4) OBP: 0.253, SLG: 0.396		B FF 94 C CU 80 X CH 85 1-1 ③ P6			B FF 93 C FF 92 S CH 83 B CH 84 B CH 83 X CH 85 3-2 ② G2-3			B FF 95 B FF 95 F FF 95 C CH 84 T CH 85 2-2 ① K		3	0	0	0	0	1	0
14 Asdrúbal Cabrera, S (1, 5) OBP: 0.316, SLG: 0.396			F FF 94 B CH 84 B FF 94 F CH 85 B CH 85 C CH 86 3-3 ① K		C FF 93 B FF 93 B FF 93 F CH 84 S CH 85 2-3 ③ K			C CH 84 F SL 82 S CH 86 0-3 ② K		3	0	0	0	0	3	0
11 Ronald Guzmán, L (1, 3) OBP: 0.279, SLG: 0.402			B FF 95 S CU 80 T CH 86 B CU 82 X CH 86 2-2 ② G3-1			C FF 91 B CU 79 C FF 92 F CH 84 S FF 93 1-3 ① K		S CH 85 B CH 86 S CH 84 B FF 96 B CH 86 C CH 85 3-3 ③ K		3	0	0	0	0	2	0
50 Tim Federowicz, R (1, 2) OBP: 0.241, SLG: 0.444 41 Logan Forsythe, R (9, PH) OBP: 0.363, SLG: 0.419			C CU 78 B ST 83 B ST 82 B FF 94 X FF 93 3-1 ③ F9			X CH 85 0-0 ② G6-3			C FF 97 C SI 97 B SL 87 B SL 89 S FF 97 2-3 ① K	2 1	0 0	0 0	0 0	0 0	0 1	0 0
Inning Stats	R: 0 E: 0 K: 2 S: 9 H: 0 LOB: 0 BB: 0 P: 11	R: 0 E: 0 K: 0 S: 5 H: 0 LOB: 0 BB: 0 P: 8	R: 0 E: 0 K: 1 S: 8 H: 0 LOB: 0 BB: 0 P: 16	R: 1 E: 0 K: 1 S: 12 H: 1 LOB: 0 BB: 0 P: 17	R: 0 E: 0 K: 2 S: 9 H: 0 LOB: 0 BB: 0 P: 15	R: 0 E: 0 K: 2 S: 8 H: 0 LOB: 0 BB: 0 P: 11	R: 0 E: 0 K: 1 S: 12 H: 1 LOB: 1 BB: 0 P: 20	R: 0 E: 0 K: 3 S: 9 H: 0 LOB: 0 BB: 0 P: 14	R: 0 E: 0 K: 1 S: 10 H: 0 LOB: 0 BB: 0 P: 15	1B: 1 2B: 0 3B: 0 HR: 1	SF: 0 SAC: 0 DP: 0 HBP: 0					

PITCHER		IP	WLS	BF	H	R	ER	SO	BB	IBB	HBP	BLK	WP	HR	S	P	ERA	WHIP
65 José Urquidy, R ERA: 5.54	(1, 1)	7.0	W	23	2	1	1	9	0	0	0	0	0	1	63	98	1.29	0.286
47 Chris Devenski, R ERA: 4.64	(8, 1)	1.0		3	0	0	0	3	0	0	0	0	0	0	9	14	0.00	0.000
30 Héctor Rondón, R ERA: 4.66	(9, 1)	1.0		3	0	0	0	1	0	0	0	0	0	0	10	15	0.00	0.000

PITCHER	IP	WLS	BF	H	R	ER	SO	BB	IBB	HBP	BLK	WP	HR	S	P	ERA	WHIP

TOP

Texas Rangers @ Houston Astros

Minute Maid Park, Houston, TX

Sat Jul 20 2019, 6:11 PM - 8:36 PM CDT
Att. 41,643 - Roof Closed - 73 F

livebaseballscorecards.com

AB	29
R	1
H	2
RBI	1
BB	0
SO	13
LOB	1

WP: 0 PA: 29
PB: 0
SB: 0
CS: 0

Texas Rangers @ Houston Astros

Minute Maid Park, Houston, TX

Sat Jul 20 2019, 6:11 PM - 8:36 PM CDT

Att. 41,643 - Roof Closed - 73 F

BOTTOM

livebaseballscorecards.com

Batter	1	2	3	4	5	6	7	8	9	AB	R	H	RBI	BB	SO	LOB
4 George Springer, R (1, 8) OBP: 0.388, SLG: 0.601	B SI 92 B SI 92 F SI 93 B SI 93 F SI 92 T SI 92 3-2 ① K		X SI 91 0-0 23 2B 2-H 2B		X SL 83 0-0 ① L8	C CH 84 B FF 91 F CH 84 X SI 93 1-2 ② G5-3 1-3		B CU 78 C CU 80 F SI 94 X CU 82 1-2 ③ G6-3		5	1	1	1	0	1	3
2 Alex Bregman, R (1, 5) OBP: 0.400, SLG: 0.542	C SI 92 C F FF 93 F SI 92 B CH 86 B SI 92 B SL 86 X FF 93 3-2 ② P4		B SL 84 B CH 84 C SI 91 F SL 84 X SI 91 2-2 ① G6-3		C SI 91 C CH 84 B SI 90 B SI 91 X SI 91 2-2 ② L5	B CH 86 X SI 92 1-0 ③ L7				4	0	0	0	0	0	2
23 Michael Brantley, L (1, 7) OBP: 0.385, SLG: 0.510	C FF 93 C CH 87 B SL 86 X CH 86 1-2 44 BB 1B		B SL 84 X FF 91 1-0 2-H 2B		C CH 83 X CH 84 0-1 44 1B 10 HR 1B		B CU 79 B FF 95 X SI 94 2-0 ① G6-3			4	1	3	1	0	0	0
44 Yordan Alvarez, L (1, 10) OBP: 0.403, SLG: 0.682	F CU 81 B FF 92 B FF 92 B CU 80 S CH 85 F FF 94 B SI 91 4-2 1-2 BB		F CU 81 S FF 92 B SL 85 F FF 92 S SL 82 1-3 ② K		B FF 92 1 SAFE B SI 90 C CU 80 X FF 91 2-1 1-3 10 HR 1B		F SL 85 X SL 86 0-1 ② G6-3			3	1	1	0	1	1	1
10 Yuli Gurriel, R (1, 3) OBP: 0.322, SLG: 0.508	C SI 91 B SL 85 C SI 92 X SL 87 1-2 ③ G6-3		F SI 90 C SI 90 S SI 91 0-3 ③ K		X SL 84 0-0 1-H 3-H HR		C FF 95 B CU 83 F SL 85 X FF 96 1-2 ③ G6-3			4	1	1	3	0	1	3
22 Josh Reddick, L (1, 9) OBP: 0.327, SLG: 0.417		B SI 91 F SI 90 F FF 92 B FF 92 B SL 86 X CH 86 3-2 ① L6		C CU 78 F FF 92 B SL 83 X SL 84 1-2 ① F9	X FF 93 0-0 ③ P5			C SL 78 X FF 92 0-1 18 F8 28 BB 1B		4	0	1	0	0	0	0
28 Robinson Chirinos, R (1, 2) OBP: 0.349, SLG: 0.427		B FF 93 F SI 92 S FF 92 B FF 93 C SI 91 2-3 ② K		C SI 91 X SL 85 0-1 18 G3 2B		X SI 92 0-0 ① G5-3		B SI 92 D SL 80 S SI 90 S SL 79 D SL 81 B SI 91 4-2 1-2 26 G5-3 BB		3	0	1	0	1	1	0
18 Tony Kemp, L (1, 4) OBP: 0.313, SLG: 0.425		B CU 80 B CU 80 C FF 93 C CU 80 X FF 92 2-2 ③ L9		C CU 80 F FF 92 X CU 80 0-2 2-3 G3	C SI 92 F SI 92 X SI 92 0-2 HR			D SL 79 X SI 90 1-0 ① F8 2-3		4	1	1	1	0	0	3
26 Myles Straw, R (1, 6) OBP: 0.412, SLG: 0.357			B SI 92 B SI 90 X FF 92 2-0 4 2B 2B	D SI 92 C SI 92 B SI 91 B SI 91 C SL 85 X SI 91 3-2 ③ G6-3		B SI 92 C SI 91 B CH 85 B SI 91 C SI 90 F SI 92 X SI 90 3-2 4 G5-3 4 S 1B		X SI 94 0-0 ② G5-3 1-2		4	1	2	0	0	0	3
Inning Stats	R: 0 E: 0 K: 1 S: 17 H: 1 LOB: 2 BB: 1 P: 29	R: 0 E: 0 K: 1 S: 9 H: 0 LOB: 0 BB: 0 P: 16	R: 2 E: 0 K: 2 S: 13 H: 3 LOB: 1 BB: 0 P: 19	R: 0 E: 0 K: 0 S: 11 H: 1 LOB: 1 BB: 0 P: 15	R: 3 E: 0 K: 0 S: 10 H: 3 LOB: 0 BB: 0 P: 14	R: 1 E: 0 K: 0 S: 12 H: 2 LOB: 1 BB: 0 P: 17	R: 0 E: 0 K: 0 S: 6 H: 0 LOB: 0 BB: 0 P: 9	R: 0 E: 0 K: 0 S: 9 H: 1 LOB: 2 BB: 1 P: 15		1B: 5 2B: 4 3B: 0 HR: 2	SF: 0 SAC: 0 DP: 0 HBP: 0		WP: 0 PB: 0 SB: 1 CS: 0	PA: 37		

	AB	35
	R	6
	H	11
	RBI	6
	BB	2
	SO	4
	LOB	15

PITCHER		IP	WLS	BF	H	R	ER	SO	BB	IBB	HBP	BLK	WP	HR	S	P	ERA	WHIP
57 Ariel Jurado, R ERA: 4.92	(1, 1)	5.0	L	24	8	5	5	4	1	0	0	0	0	1	60	93	9.00	1.800
67 Phillips Valdez, R ERA: 3.72	(6, 1)	1.0		5	2	1	1	0	0	0	0	0	0	1	12	17	9.00	2.000
59 Brett Martin, L ERA: 4.89	(7, 1)	1.0		3	0	0	0	0	0	0	0	0	0	0	6	9	0.00	0.000
55 Kyle Bird, L ERA: 9.28	(8, 1)	0.1		3	1	0	0	0	1	0	0	0	0	0	5	10	0.00	6.000
46 Taylor Guerrieri, R ERA: 10.8	(8, 1)	0.2		2	0	0	0	0	0	0	0	0	0	0	4	5	0.00	0.000

PITCHER		IP	WLS	BF	H	R	ER	SO	BB	IBB	HBP	BLK	WP	HR	S	P	ERA	WHIP

Texas Rangers @ Houston Astros

Minute Maid Park, Houston, TX

Sun Jul 21 2019, 1:10 PM - 4:18 PM CDT

Att. 37,655 - Roof Closed - 73 F

livebaseballscorecards.com

Batter	1	2	3	4	5	6	7	8	9	AB	R	H	RBI	BB	SO	LOB
17 Shin-Soo Choo, L (1, 10) OBP: 0.381, SLG: 0.497	C FF 87 X CH 80 0-1 ① B1-3		B CH 81 F FF 90 B CH 81 C FF 89 X CU 79 2-2 38 1B 1-3 1B		C CU 81 B CH 84 C CH 81 B FF 90 S FF 90 2-3 ③ K			C CU 79 B CU 81 B FC 91 S FC 89 S FC 91 2-3 ① K		4	0	1	0	0	2	0
38 Danny Santana, S (1, 8) OBP: 0.352, SLG: 0.566	X FF 88 0-0 ② P6		C CH 82 S FF 90 F CU 78 B FF 90 F CU 77 X CH 82 1-2 1-2 3-H 1B			B FF 93 S CH 88 C CH 88 S FF 96 1-3 ① K		F FC 91 X CU 81 0-1 30 FC4-6 1 1B 1B		4	0	2	1	0	1	0
1 Elvis Andrus, R (1, 6) OBP: 0.327, SLG: 0.425	C FF 90 B FF 90 B CU 77 B FF 91 F FF 89 F FF 90 X CH 81 3-2 ③ L7		F CU 80 B CU 81 C FF 91 B FF 90 F CU 80 S CH 84 2-3 ② K			B SL 82 S FF 92 B SL 82 C FF 95 B CH 89 F FF 95 X FF 95 3-2 ② G4-3		C FC 91 1 SAFE C FC 91 X FC 91 0-2 30 FC4-6 1-2 1B		4	0	1	0	0	1	2
30 Nomar Mazara, L (1, 9) OBP: 0.309, SLG: 0.436		B CU 75 C FF 89 B FF 89 S CU 75 B FF 90 B FF 90 4-2 BB	B FF 91 B CU 78 F FF 90 X FF 90 2-1 ③ P5			B FF 95 B SL 79 C FF 90 X FF 92 2-1 HR		B FF 92 B CU 81 B FC 92 C FF 92 S FC 92 X FF 92 3-2 ② FC4-6 1-2f 2-3		3	1	1	1	1	0	4
13 Joey Gallo, L (1, 7) OBP: 0.390, SLG: 0.603		S FF 89 B FF 89 S CH 81 S CH 81 1-3 ① K		C FF 86 C FF 89 B FF 89 B CH 82 F FF 90 S FF 90 2-3 ① K		C FF 91 C ST 79 B FF 92 S FF 92 1-3 ③ K		S FC 93 1 SAFE S FF 92 B FC 93 S FC 92 1-3 ③ K		4	0	0	0	0	4	3
12 Rougned Odor, L (1, 4) OBP: 0.250, SLG: 0.391		C FF 90 B FF 89 T CH 82 B FF 90 F CU 77 B FF 91 X CH 82 3-2 ② F9		F CU 76 C FF 91 S FF 90 0-3 ② K			X FF 91 0-0 ① B1-3		B FF 95 S FF 96 F FF 96 B FC 91 C FC 92 2-3 ① K	4	0	0	0	0	2	1
41 Logan Forsythe, R (1, 5) OBP: 0.361, SLG: 0.430		C FF 91 B FF 91 D CU 79 B FF 91 X FF 90 3-1 ③ G5-3		B FF 90 B CU 79 C FF 90 F FF 91 B FF 92 X FF 92 3-2 ③ F9			C FF 90 S ST 80 B ST 79 X FF 91 1-2 ② G4-3		C FF 96 X FF 94 0-1 HR	4	1	1	1	0	0	1
11 Ronald Guzmán, L (1, 3) OBP: 0.279, SLG: 0.396			B FF 88 X CU 76 1-0 ① P5		B FF 87 B CU 80 F FF 88 S FF 88 X FF 90 2-2 ① G3-1		S FF 91 C FF 92 B ST 81 B FF 91 B ST 80 D ST 82 4-2 BB		C FF 96 C FF 98 X CH 85 0-2 ② G3-1	3	0	0	0	1	0	0
2 Jeff Mathis, R (1, 2) OBP: 0.213, SLG: 0.211 24 Hunter Pence, R (9, PH) OBP: 0.349, SLG: 0.581			B FF 88 C CU 78 B FF 89 S FF 91 B FF 92 B FF 90 4-2 17 1B 38 1B BB		F FF 89 B CU 81 T FF 90 F FF 91 S CU 82 1-3 ② K		S FF 90 F FF 92 B ST 80 F FF 91 F ST 80 F FF 91 S FF 91 1-3 ③ K		C FF 96 F FF 96 S SL 89 0-3 ③ K2-3	2 1	1 0	0 0	0 0	1 0	2 1	1 0
Inning Stats	R: 0 E: 0 K: 0 S: 7 H: 0 LOB: 0 BB: 0 P: 10	R: 0 E: 0 K: 1 S: 11 H: 0 LOB: 1 BB: 1 P: 22	R: 1 E: 0 K: 1 S: 17 H: 2 LOB: 2 BB: 1 P: 29	R: 0 E: 0 K: 2 S: 10 H: 0 LOB: 0 BB: 0 P: 15	R: 0 E: 0 K: 2 S: 10 H: 0 LOB: 0 BB: 0 P: 15	R: 1 E: 0 K: 2 S: 12 H: 1 LOB: 0 BB: 0 P: 19	R: 0 E: 0 K: 1 S: 12 H: 0 LOB: 1 BB: 1 P: 18	R: 0 E: 0 K: 2 S: 14 H: 2 LOB: 2 BB: 0 P: 20	R: 1 E: 0 K: 2 S: 11 H: 1 LOB: 0 BB: 0 P: 13	1B: 4 2B: 0 3B: 0 HR: 2 SF: 0 SAC: 0 DP: 0 HBP: 0						

TOP	
AB	33
R	3
H	6
RBI	3
BB	3
SO	13
LOB	12

WP: 0 PA: 36
PB: 0
SB: 0
CS: 0

PITCHER		IP	WLS	BF	H	R	ER	SO	BB	IBB	HBP	BLK	WP	HR	S	P	ERA	WHIP
61 Rogelio Armenteros, R ERA: 1.93	(1, 1)	5.0	W	19	2	1	1	6	2	0	0	0	0	0	55	91	1.80	0.800
39 Josh James, R ERA: 4.73	(6, 1)	0.2	H	3	1	1	1	1	0	0	0	0	0	1	9	15	13.50	1.500
31 Collin McHugh, R ERA: 5.02	(6, 1)	1.1	H	5	0	0	0	2	1	0	0	0	0	0	15	22	0.00	0.750
36 Will Harris, R ERA: 1.72	(8, 1)	1.0	H	5	2	0	0	2	0	0	0	0	0	0	14	20	0.00	2.000
54 Roberto Osuna, R ERA: 2.38	(9, 1)	1.0	S	4	1	1	1	2	0	0	0	0	0	1	11	13	9.00	1.000

PITCHER	IP	WLS	BF	H	R	ER	SO	BB	IBB	HBP	BLK	WP	HR	S	P	ERA	WHIP

Texas Rangers @ Houston Astros

Minute Maid Park, Houston, TX

Sun Jul 21 2019, 1:10 PM - 4:18 PM CDT

Att. 37,655 - Roof Closed - 73 F

livebaseballscorecards.com

BOTTOM

Batter	1	2	3	4	5	6	7	8	9	AB	R	H	RBI	BB	SO	LOB
27 Jose Altuve, R (1, 4) OBP: 0.333, SLG: 0.492	C FF 93 X FF 94 0-1 ① G5-3		X FC 85 0-0 ① P4		X FF 94 0-0 HR		C FC 90 X SI 94 0-1 2 G5-4-3 1B			4	1	2	1	0	0	0
2 Alex Bregman, R (1, 5) OBP: 0.401, SLG: 0.540	C FF 94 B FF 94 B FF 95 B FF 94 F FF 94 F FF 95 B SI 94 4-2 23 HR BB		B FF 93 F FF 93 B SI 92 B FF 94 F FF 94 S SI 94 3-3 ② K		C CU 81 B FC 92 B FC 88 X FF 95 2-1 23 BB 44 1B 1B		F SI 94 B SI 94 B SI 95 X SI 94 2-1 ②③ G5-4-3 1-2f			3	2	1	0	1	1	1
23 Michael Brantley, L (1, 7) OBP: 0.391, SLG: 0.530	X FF 93 0-0 1-H HR		B FF 94 B SI 91 B SI 92 C FF 94 C FF 96 X SI 95 3-2 1B		1 SAFE B FF 95 B SI 91 F SI 92 1 SAFE B FF 94 B SI 92 4-1 44 1B 1-2 BB			B FF 94 B FC 92 F FF 96 X FC 92 2-1 HR		3	2	3	3	1	0	0
44 Yordan Alvarez, L (1, 10) OBP: 0.406, SLG: 0.675	F CU 80 X FC 90 0-1 1B		C FF 96 S FF 96 C FF 95 0-3 ③ K		B FF 95 B FF 93 F FF 96 X SI 93 2-1 10 FC6-4 1-3 2-H 1B			C FS 89 S FS 89 B FF 96 F FS 89 S FF 96 1-3 ① K		4	0	2	1	0	2	1
10 Yuli Gurriel, R (1, 3) OBP: 0.322, SLG: 0.508	C FF 94 F SI 93 B SI 92 F FF 96 B FF 95 S FF 95 2-3 ② K			F FF 94 S FC 90 B FC 91 B FF 96 S FF 96 2-3 ① K	X FF 96 0-0 ③ FC6-4 1-2f			C FF 96 F FF 95 B FS 90 F FS 88 F FF 96 X SL 86 1-2 22 G3 2B		4	0	1	0	0	2	3
22 Josh Reddick, L (1, 9) OBP: 0.323, SLG: 0.412	B FF 94 C SI 92 F SI 92 B FF 94 T FF 94 2-2 ③ K			C FF 95 B FF 95 F FC 92 B FF 96 B FF 95 T FF 95 3-2 ② K		B CH 90 B CH 90 S FF 93 B FF 94 F FF 93 F FF 94 F FF 94 X FF 94 3-2 ① F8		X FS 89 0-0 ② G3 2-3		4	0	0	0	0	2	2
6 Jake Marisnick, R (1, 8) OBP: 0.310, SLG: 0.462		B FF 92 F FF 92 S FF 93 F FF 94 F SI 93 S FC 88 1-3 ① K		F FF 95 C FF 95 S FF 95 0-3 ③ K		X FC 87 0-0 ② P6		F FF 96 S FF 96 F FF 96 S FF 97 0-3 ③ K		4	0	0	0	0	3	1
12 Max Stassi, R (1, 2) OBP: 0.233, SLG: 0.207		B CU 80 C FF 94 S FF 95 B FF 95 S FF 94 2-3 ② K			S FF 93 S FF 93 B FF 95 B FF 95 X FC 87 2-2 ① F9		B FF 93 C FF 94 F FF 94 S FF 95 1-3 ③ K			3	0	0	0	0	2	0
26 Myles Straw, R (1, 6) OBP: 0.398, SLG: 0.342		C FF 95 F FF 95 B CU 82 B FC 88 F FF 95 C FF 95 2-3 ③ K			B CU 81 X FF 94 1-0 ② L9		B FF 92 C FF 93 F FF 94 B FC 89 B SI 92 F FF 94 C SI 93 3-3 ① K			3	0	0	0	0	2	0
Inning Stats	R: 2 E: 0 K: 2 S: 15 H: 2 LOB: 1 BB: 1 P: 23	R: 0 E: 0 K: 3 S: 12 H: 0 LOB: 0 BB: 0 P: 17	R: 0 E: 0 K: 2 S: 10 H: 1 LOB: 1 BB: 0 P: 16	R: 0 E: 0 K: 3 S: 9 H: 0 LOB: 0 BB: 0 P: 14	R: 2 E: 0 K: 0 S: 11 H: 3 LOB: 2 BB: 1 P: 22	R: 0 E: 0 K: 1 S: 9 H: 0 LOB: 0 BB: 0 P: 13	R: 0 E: 0 K: 1 S: 8 H: 1 LOB: 0 BB: 0 P: 13	R: 1 E: 0 K: 2 S: 16 H: 2 LOB: 1 BB: 0 P: 20		1B: 5 2B: 1 3B: 0 HR: 3	SF: 0 SAC: 0 DP: 1 HBP: 0					

	AB	R	H	RBI	BB	SO	LOB
AB	32						
R	5						
H	9						
RBI	5						
BB	2						
SO	14						
LOB	8						

WP: 0 PB: 0 SB: 0 CS: 0 PA: 34

PITCHER		IP	WLS	BF	H	R	ER	SO	BB	IBB	HBP	BLK	WP	HR	S	P	ERA	WHIP
35 Lance Lynn, R ERA: 3.93	(1, 1)	7.0	L	29	7	4	4	12	2	0	0	0	0	2	74	118	5.14	1.286
31 Chris Martin, R ERA: 3.16	(8, 1)	0.2		4	2	1	1	1	0	0	0	0	0	1	12	16	13.50	3.000
27 Shawn Kelley, R ERA: 3.0	(8, 1)	0.0		0	0	0	0	0	0	0	0	0	0	0	0	0	∞	∞
25 José Leclerc, R ERA: 4.2	(8, 1)	0.1		1	0	0	0	1	0	0	0	0	0	0	4	4	0.00	0.000

PITCHER	IP	WLS	BF	H	R	ER	SO	BB	IBB	HBP	BLK	WP	HR	S	P	ERA	WHIP

Batter	1	2	3	4	5	6	7	8	9	AB	R	H	RBI	BB	SO	LOB
10 Marcus Semien, R (1, 6) OBP: 0.351, SLG: 0.457 1 Franklin Barreto, R (4, 6) OBP: 0.154, SLG: 0.316	C FF 97 B FF 96 B FF 96 F SL 90 F FF 96 B FF 97 S SL 92 3-3 ① K			B FF 94 B FF 94 T FF 95 X FF 96 2-1 ① L8		C FF 95 B SL 90 B SL 91 B FF 96 C FF 96 S FF 98 3-3 ① K		S SI 96 B SI 97 F FF 96 D SL 88 X SI 96 2-2 ③ FC6 1-2f		2 2	0 0	0 0	0 0	0 0	1 1	0 1
26 Matt Chapman, R (1, 5) OBP: 0.364, SLG: 0.550 18 Chad Pinder, R (5, 5) OBP: 0.289, SLG: 0.431	C KC 82 S SL 90 B SL 90 B FF 98 C FF 98 1-3 ② K			B SL 90 B SL 89 X FF 97 2-0 20 2B 2B		C KC 82 C FF 97 B SL 90 S SL 90 1-3 ② K			X SI 88 0-0 ① G6-3	2 2	1 0	1 0	0 0	0 0	1 1	0 0
28 Matt Olson, L (1, 3) OBP: 0.342, SLG: 0.544 38 Nick Martini, L (4, 7) (8, 1)	C FF 98 S KC 85 B SL 90 T FF 98 1-2 ③ K			C KC 83 B CH 89 F CH 88 S FF 98 1-3 ② K		T FF 97 F FF 98 S KC 84 0-3 ③ K			B FF 88 C FF 88 F SL 80 B FF 89 B FF 89 X SI 88 3-2 ② G4-3	2 2	0 0	0 0	0 0	0 0	2 1	1 0
20 Mark Canha, R (1, 9) OBP: 0.374, SLG: 0.540 (4, 3)		B KC 81 F FF 97 B FF 97 X FF 97 2-1 ① P5		C SL 88 B KC 81 C KC 81 B SL 90 F FF 98 X FF 98 2-2 2-H 2B			B FF 95 C KC 80 B SL 89 C SL 90 F CH 89 B CH 89 C FF 98 3-3 ① K		X SI 88 0-0 ③ G5-3	4	0	1	1	0	1	0
22 Ramón Laureano, R (1, 8) OBP: 0.332, SLG: 0.514		B FF 96 S FF 96 T FF 97 B SL 91 B SL 89 F FF 98 F FF 98 S FF 97 3-3 ② K		S SL 89 S SL 89 B SL 88 C FF 99 1-3 ③ K			X CH 88 0-0 ② F7			3	0	0	0	0	2	1
2 Khris Davis, R (1, 10) OBP: 0.299, SLG: 0.406 5 Chris Herrmann, L (8, 7) OBP: 0.333, SLG: 0.483		C FF 96 F SL 89 F FF 98 B FF 98 B CH 90 X FF 97 2-2 ③ F8			F FF 96 X CH 88 0-1 ① G5-3		B KC 83 B SL 88 X SI 96 2-0 ③ L4			3 0	0 0	0 0	0 0	0 0	0 0	0 0
8 Robbie Grossman, S (1, 7) OBP: 0.355, SLG: 0.388 (4, 9)			C FF 96 B FF 96 B KC 83 S FF 97 F FF 98 F FF 98 X FF 99 2-2 ① G6-3		B FF 98 B CH 88 C FF 98 C FF 98 B KC 86 B FF 98 4-2 BB			B FF 96 B FF 97 X FF 96 2-0 ① F7		2	0	0	0	1	0	0
23 Jurickson Profar, S (1, 4) OBP: 0.274, SLG: 0.395			B FF 96 B CH 90 B FF 97 C FF 96 S FF 98 X SI 99 3-2 ② F8		C KC 82 B SL 88 X FF 97 1-1 ② F8			C SI 97 F SI 98 X FF 98 0-2 ② G4-3		3	0	0	0	0	0	1
19 Josh Phegley, R (1, 2) OBP: 0.284, SLG: 0.433			C FF 97 C CH 88 S SL 89 0-3 ③ K		X SL 88 0-0 ③ F7			B FF 97 F SL 87 C SL 87 X SL 87 1-2 1 FC6 E3		3	0	0	0	0	1	1
Inning Stats	R: 0 E: 0 K: 3 S: 10 H: 0 LOB: 0 BB: 0 P: 15	R: 0 E: 0 K: 1 S: 11 H: 0 LOB: 0 BB: 0 P: 18	R: 0 E: 0 K: 1 S: 11 H: 0 LOB: 0 BB: 0 P: 16	R: 1 E: 0 K: 2 S: 13 H: 2 LOB: 1 BB: 0 P: 21	R: 0 E: 0 K: 0 S: 7 H: 0 LOB: 1 BB: 1 P: 12	R: 0 E: 0 K: 3 S: 9 H: 0 LOB: 0 BB: 0 P: 13	R: 0 E: 0 K: 1 S: 6 H: 0 LOB: 0 BB: 0 P: 11	R: 0 E: 1 K: 0 S: 10 H: 0 LOB: 1 BB: 0 P: 15	R: 0 E: 0 K: 0 S: 5 H: 0 LOB: 0 BB: 0 P: 8	1B: 0 2B: 2 3B: 0 HR: 0	SF: 0 SAC: 0 DP: 0 HBP: 0			WP: 0 PB: 0 SB: 0 CS: 0	PA: 31		

PITCHER		IP	WLS	BF	H	R	ER	SO	BB	IBB	HBP	BLK	WP	HR	S	P	ERA	WHIP
45 Gerrit Cole, R ERA: 3.03	(1, 1)	7.0	W	24	2	1	1	11	1	0	0	0	0	0	67	106	1.29	0.429
30 Héctor Rondón, R ERA: 4.54	(8, 1)	1.0		4	0	0	0	0	0	0	0	0	0	0	10	15	0.00	0.000
38 Joe Smith, R ERA:	(9, 1)	1.0		3	0	0	0	0	0	0	0	0	0	0	5	8	0.00	0.000

PITCHER	IP	WLS	BF	H	R	ER	SO	BB	IBB	HBP	BLK	WP	HR	S	P	ERA	WHIP

TOP

Oakland Athletics @ Houston Astros

Minute Maid Park, Houston, TX

Mon Jul 22 2019, 7:12 PM - 10:06 PM CDT

Att. 41,534 - Roof Closed - 73 F

livebaseballscorecards.com

AB	30
R	1
H	2
RBI	1
BB	1
SO	11
LOB	5

Oakland Athletics @ Houston Astros

Minute Maid Park, Houston, TX

Mon Jul 22 2019, 7:12 PM - 10:06 PM CDT

Att. 41,534 - Roof Closed - 73 F

BOTTOM

Batter	1	2	3	4	5	6	7	8	9	AB	R	H	RBI	BB	SO	LOB
4 George Springer, R (1, 8) (7, 9) OBP: 0.387, SLG: 0.593	C FF 94 B SL 89 F FF 94 F FF 94 B SL 90 F FS 84 F FF 94 S FS 86 2-3 K	B FF 95 S SL 88 F FS 84 F FF 94 X SL 87 1-2 G5-3 2 27 BB 1-2 2-3 3-H 1B	F S SI 92 B FF 92 B FF 92 F SI 94 F SI 94 T SI 94 2-2 K	B SI 93 C SI 93 B SI 92 C FC 86 F SI 93 F FF 93 X SI 92 2-2 G5-3		C SL 86 B FF 92 B CH 84 S FF 92 H FF 94 3-2 HBP		X SL 72 0-0 P6		5	0	1	1	0	2	2
27 Jose Altuve, R (1, 4) OBP: 0.339, SLG: 0.498 18 Tony Kemp, L (5, PR) (6, 4) OBP: 0.310, SLG: 0.420	B KC 79 C FF 96 C FF 95 B FF 96 B FS 87 X FF 95 3-2 F9	B FF 95 D SL 89 S SL 88 B FF 94 B FF 95 4-1 2 G5-3 1-2 2-3 3-H BB	X FF 94 0-0 44 2B 2B		C FC 83 B SI 92 S FC 86 X FC 84 1-2 23 G1-3 1B	F SL 86 F SL 86 F FF 93 B SL 84 B FF 94 B SL 84 X FF 92 3-2 F8		C SL 73 B SL 74 C SL 72 T SL 75 1-2 K		3 2	1 0	2 0	1 0	1 0	0 1	0 5
2 Alex Bregman, R (1, 6) OBP: 0.400, SLG: 0.537 26 Myles Straw, R (5, 6) OBP: 0.389, SLG: 0.333	F FF 95 B SL 91 B FS 88 B SL 91 C FF 96 B FF 95 4-2 BB	X SL 90 0-0 G5-3 1-2 2-3 3-H	C SI 93 B FC 85 B FC 86 X SI 94 2-1 G5-3		C SI 91 F SI 92 1 SAFE F SI 91 F SI 92 C FC 83 0-3 K		B FF 90 B CH 82 F FF 89 B FF 89 C FF 90 F SL 86 F SL 84 X FF 92 3-2 F9			2 2	0 0	0 0	1 0	1 0	0 1	3 1
23 Michael Brantley, L (1, 7) OBP: 0.388, SLG: 0.524 12 Max Stassi, R (9, 3) OBP: 0.233, SLG: 0.207	C FF 95 F FS 86 S FF 94 0-3 K	X FS 85 0-0 G3	D SI 88 B SI 93 D SI 94 B SI 94 4-0 44 2B 10 1B BB		B SI 92 S SI 86 X SI 92 1-1 G1-3 1-3		B FF 92 X SL 84 1-0 F7			4 0	1 0	0 0	0 0	1 0	1 0	4 0
44 Yordan Alvarez, L (1, 10) OBP: 0.421, SLG: 0.709		C FF 94 X FS 85 0-1 HR	D SI 87 X SI 93 1-0 G3				C FF 93 F SL 86 B FF 91 B SL 84 F SL 81 B FF 93 B SL 83 4-2 6 FC4 BB			3 3	2 1	2 3	2 0	2 0	0 1	2 0
10 Yuli Gurriel, R (1, 3) OBP: 0.327, SLG: 0.520 6 Jake Marisnick, R (6, PH) (7, 8) OBP: 0.312, SLG: 0.460		F FF 93 F FF 94 B SL 88 B SL 89 B FF 96 X FF 95 3-2 22 FC4-6 1B				F FF 91 B CH 83 S CH 83 B FF 91 B CH 82 B FF 90 4-2 16 28 G2-3 1B BB	F FF 90 S SL 86 D CH 85 X CH 85 1-2 FC4 1-2f			3 1	1 0	3 0	3 0	0 1	0 0	0 1
22 Josh Reddick, L (1, 9) (7, 3) (9, 7) OBP: 0.324, SLG: 0.413		B FF 95 X FF 93 1-0 FC4-6 16 HBP 28 1B 4 1B 1-2f				F FF 90 F SL 83 B FF 90 F FF 92 X SL 86 1-2 F9		B SL 64 C SL 64 B SL 67 B SL 63 B SL 64 4-1 28 BB BB		4	2	1	0	1	0	4
28 Robinson Chirinos, R (1, 2) OBP: 0.357, SLG: 0.433		X FF 94 0-0 4 16 1B HBP 27 BB 1-2 1B	F FF 93 B SL 89 X FF 93 1-1 16 HR 2-3 1B	C SI 91 B SI 92 B SI 93 S SI 93 S SI 93 2-3 K		T CH 84 B FF 91 X SL 86 1-1 16 G2-3 1-2 1B		B SL 66 C SL 68 B SL 68 B SL 66 B SL 65 4-1 1-2 BB		4	2	3	0	1	1	0
16 Aledmys Díaz, R (1, 5) OBP: 0.325, SLG: 0.529		B SL 89 F FF 93 H FF 94 2-1 27 4 BB 1B 2 G5-3 1-2 2-3 HBP	B SI 92 B SL 88 X FF 93 2-0 1-H 3-H HR	X SI 93 0-0 P4		C FF 91 B FF 92 X SL 86 1-1 G2-3 1-2 2-3		X SL 70 0-0 F8		4	2	1	3	0	0	4
Inning Stats	R: 0 E: 0 K: 2 S: 14 H: 0 LOB: 1 BB: 1 P: 23	R: 4 E: 0 K: 0 S: 15 H: 4 LOB: 2 BB: 1 P: 26	R: 7 E: 0 K: 1 S: 24 H: 7 LOB: 2 BB: 2 P: 42	R: 0 E: 0 K: 1 S: 9 H: 0 LOB: 0 BB: 0 P: 13	R: 0 E: 0 K: 1 S: 11 H: 1 LOB: 2 BB: 0 P: 14	R: 0 E: 0 K: 0 S: 16 H: 1 LOB: 3 BB: 1 P: 29	R: 0 E: 0 K: 0 S: 12 H: 0 LOB: 1 BB: 1 P: 21	R: 0 E: 0 K: 1 S: 7 H: 0 LOB: 2 BB: 2 P: 16		1B: 7 2B: 3 3B: 0 HR: 3	SF: 0 SAC: 0 DP: 0 HBP: 2			WP: 0 PB: 0 SB: 0 CS: 0	PA: 47	

livebaseballscorecards.com

AB	37
R	11
H	13
RBI	11
BB	8
SO	6
LOB	26

PITCHER	IP	WLS	BF	H	R	ER	SO	BB	IBB	HBP	BLK	WP	HR	S	P	ERA	WHIP
15 Homer Bailey, R (1, 1) ERA: 5.42	2.0	L	18	8	9	9	2	3	0	1	0	0	3	37	66	40.50	5.500
54 Brian Schlitter, R (3, 1) ERA: 4.7	3.0		14	4	2	2	3	1	0	0	0	0	0	36	52	6.00	1.667
61 Wei-Chung Wang, L (6, 1) ERA: 1.64	2.0		10	1	0	0	0	2	0	1	0	0	0	28	50	0.00	1.500
38 Nick Martini, L (8, 1) ERA:	1.0		5	0	0	0	1	2	0	0	0	0	0	7	16	0.00	2.000

PITCHER	IP	WLS	BF	H	R	ER	SO	BB	IBB	HBP	BLK	WP	HR	S	P	ERA	WHIP

Batter	1	2	3	4	5	6	7	8	9	10	11	AB	R	H	RBI	BB	SO	LOB
10 Marcus Semien, R (1, 6) OBP: 0.349, SLG: 0.452	C FC 85 B FC 87 B CH 80 F CH 81 S FC 85 2-3 ① **K**			C CU 74 B FC 86 X FC 85 1-1 ① F9		1 SAFE B FC 88 C CH 80 X FF 92 1-1 ③ L9			B FC 88 C FC 87 B FC 88 B FC 87 B FC 88 4-1 26 1B 28 HR BB	C FC 91 D CU 82 X FC 92 1-1 ③ L8		4	1	0	0	1	1	2
26 Matt Chapman, R (1, 5) OBP: 0.364, SLG: 0.547	C CU 74 F FC 85 B FF 91 S FF 93 1-3 ② **K**			B FC 84 B CH 81 C CH 80 S FF 92 X FC 88 2-2 ② G5-3			B CU 75 B F CH 81 S CH 80 B FF 92 B FF 92 4-2 28 G4-6-3 BB		B CH 81 C FC 87 F FC 87 F CH 81 B FF 93 X FC 87 2-2 1-2 28 HR 1B		C ST 78 B ST 78 S FC 88 X FC 88 1-2 ① G6-3	4	1	1	0	1	1	0
28 Matt Olson, L (1, 3) OBP: 0.343, SLG: 0.553	C FC 87 C CH 82 S FF 93 0-3 ③ **K**			B CH 82 B FC 89 F FC 90 X 2-1 ③ G3			X FC 89 0-0 ① ② G4-6-3 1-2f		C FF 97 S FF 96 F FF 97 F CH 83 X FF 95 0-2 1-H 2-H HR		B ST 80 B ST 79 B CH 86 X FC 87 3-0 20 BB 22 2B 1B	5	2	2	3	0	1	1
20 Mark Canha, R (1, 9) OBP: 0.375, SLG: 0.534		B FC 85 F FC 87 B CH 80 X FF 90 2-1 ① G5-3			C CU 74 X CH 80 0-1 ① G6-3		C CU 75 B FC 88 X FC 88 1-1 22 1B 1B		C SL 88 F CH 83 S CH 81 0-3 ① **K**		B ST 79 C ST 80 F FC 89 B FC 88 D ST 80 B ST 78 4-2 22 2B 1-2 BB	4	0	1	0	1	1	0
22 Ramón Laureano, R (1, 8) OBP: 0.333, SLG: 0.515		B SI 90 B CH 82 S CH 81 S FC 86 S CH 80 2-3 ② **K**			B FF 90 B CH 81 X FC 89 2-0 ② G6-3		F CH 81 S CH 79 X CH 78 0-2 1-2 1B		C CH 85 B CH 83 C FF 96 X FC 91 1-2 ② L9		F ST 79 C SI 90 D ST 81 X CH 86 1-2 1-3 2-H 2B	5	0	2	1	0	1	0
2 Khris Davis, R (1, 10) OBP: 0.295, SLG: 0.399		C FC 84 X CH 81 0-1 ③ G2-3			X FC 87 0-0 ③ L9		D CH 81 B FC 89 F FC 88 F FC 90 F FF 85 B FF 92 X CH 80 3-2 ③ G5-3		B FF 97 B CH 84 C FC 91 S CH 84 B FF 97 X FC 91 3-2 ③ F7		D ST 80 S ST 79 B FF 91 F ST 80 B ST 80 X ST 80 3-2 ② P3	5	0	0	0	0	0	4
18 Chad Pinder, R (1, 7) OBP: 0.285, SLG: 0.425			C FC 86 X FC 86 0-1 ① G4-3			B FC 87 C FC 86 B CH 80 S FF 91 F FC 89 B FF 92 X FC 89 3-2 ① G6-3		B CH 80 X FC 88 1-0 ① G5-3		C FC 91 F FC 91 B CU 81 X CU 81 1-2 ① G3-1	C CH 84 B CH 84 B FF 94 C CH 84 F CH 85 X CH 85 2-2 ③ G5-3	3	0	0	0	0	0	0
8 Robbie Grossman, S (10, PH) OBP: 0.353, SLG: 0.385 (10, 7)												2	0	0	0	0	0	2
19 Josh Phegley, R (1, 2) OBP: 0.283, SLG: 0.430			B CU 74 B FC 86 S CH 81 X FC 89 2-1 ② F8			C FC 86 X FC 89 0-1 1 FC4-6 1B		C CU 76 B CU 71 S CH 80 S CH 78 1-3 ② **K**		T CU 81 S CU 83 B CU 82 S CU 82 1-3 ② **K**		4	0	1	0	0	2	0
1 Franklin Barreto, R (1, 4) OBP: 0.143, SLG: 0.293 23 Jurickson Profar, S (10, PH) OBP: 0.276, SLG: 0.397 (10, 4)			C FC 86 S CH 81 B FF 92 S CH 79 1-3 ③ **K**			B FC 88 D FC 88 C CH 82 X FC 88 2-1 ② FC4-6 1-2f		B FC 89 F CH 81 B FC 88 X CH 82 3-1 ③ F7		B FC 91 B CU 81 X FC 92 2-0 1B		3	0	0	0	0	1	1
												1	0	1	0	0	0	0
Inning Stats	R: 0 E: 0 K: 3 S: 9 H: 0 LOB: 0 BB: 0 P: 12	R: 0 E: 0 K: 1 S: 7 H: 0 LOB: 0 BB: 0 P: 11	R: 0 E: 0 K: 1 S: 7 H: 0 LOB: 0 BB: 0 P: 10	R: 0 E: 0 K: 0 S: 7 H: 0 LOB: 0 BB: 0 P: 12	R: 0 E: 0 K: 0 S: 4 H: 0 LOB: 0 BB: 0 P: 6	R: 0 E: 0 K: 0 S: 10 H: 1 LOB: 1 BB: 0 P: 16	R: 0 E: 0 K: 0 S: 12 H: 2 LOB: 2 BB: 1 P: 20	R: 0 E: 0 K: 1 S: 6 H: 0 LOB: 0 BB: 0 P: 11	R: 3 E: 0 K: 1 S: 19 H: 2 LOB: 0 BB: 1 P: 29	R: 0 E: 0 K: 1 S: 9 H: 1 LOB: 1 BB: 0 P: 14	R: 1 E: 0 K: 0 S: 16 H: 2 LOB: 2 BB: 1 P: 30	1B: 6 2B: 1 3B: 0 HR: 1	SF: 0 SAC: 0 DP: 1 HBP: 0					

PITCHER		IP	WLS	BF	H	R	ER	SO	BB	IBB	HBP	BLK	WP	HR	S	P	ERA	WHIP
20 Wade Miley, L ERA: 3.18	(1, 1)	8.0		29	4	2	2	6	2	0	0	0	0	0	67	109	2.25	0.750
54 Roberto Osuna, R ERA: 2.53	(9, 1)	1.0	B	4	1	1	1	1	0	0	0	0	0	1	14	18	9.00	1.000
36 Will Harris, R ERA: 1.67	(10, 1)	1.0		4	1	0	0	1	0	0	0	0	0	0	9	14	0.00	1.000
31 Collin McHugh, R ERA: 5.12	(11, 1)	0.2	L	5	2	1	1	0	1	0	0	0	0	0	12	24	13.50	4.500
47 Chris Devenski, R ERA: 4.6	(11, 1)	0.1		1	0	0	0	0	0	0	0	0	0	0	4	6	0.00	0.000

PITCHER IP WLS BF H R ER SO BB IBB HBP BLK WP HR S P ERA WHIP

TOP

Oakland Athletics @ Houston Astros

Minute Maid Park, Houston, TX

Tue Jul 23 2019, 7:11 PM - 10:24 PM CDT

Att. 39,204 - Roof Closed - 73 F

livebaseballscorecards.com

AB	40
R	4
H	8
RBI	4
BB	3
SO	8
LOB	10

WP: 0 PA: 43
PB: 0
SB: 0
CS: 0

Batter	1	2	3	4	5	6	7	8	9	10	11	AB	R	H	RBI	BB	SO	LOB
4 George Springer, R (1, 8) (9, 9) OBP: 0.384, SLG: 0.585	C FF 91 X SI 92 0-1 L9	B SI 92 B FF 93 B SI 92 B FF 92 4-0 1-2 2-3 BB			B SL 86 B CH 83 F SI 90 F SI 91 X FF 92 2-2 P4			X SL 84 0-0 G5-3		S FC 86 B FF 89 X FC 86 1-1 E6 27 G5-4-3		4	0	0	0	1	0	0
27 Jose Altuve, R (1, 4) OBP: 0.337, SLG: 0.493	F FF 92 F SI 92 B SI 92 B SI 93 F CH 86 F SL 86 S SL 86 2-3 K	B SL 87 D SI 88 C SI 91 F SI 91 X FF 92 2-2 G5-3			C SL 86 S SL 86 B FF 93 X FF 92 1-2 P3			S SL 85 X SL 87 0-1 23 S 2 E 1B		X FF 89 0-0 G5-4-3 1-2f		5	0	1	0	0	1	4
2 Alex Bregman, R (1, 6) OBP: 0.396, SLG: 0.529 (10, 5)	C SI 92 B SL 84 X SL 85 1-1 L8		B SI 89 C SI 91 B FF 91 X SI 91 2-1 P4		F SI 92 C CH 84 B FF 92 B SL 87 S SL 82 2-3 K			1 SAFE X SI 90 0-0 F8 1-2		C FF 89 B CU 77 B FF 89 B CU 76 C FF 89 S FC 86 3-3 K		5	0	0	0	0	2	1
23 Michael Brantley, L (1, 7) OBP: 0.389, SLG: 0.527 6 Jake Marisnick, R (9, 8) OBP: 0.311, SLG: 0.458		C FF 92 T SL 88 B FF 92 F FF 93 X CU 75 1-2 10 WP 44 G5-3 10 IHR 1B	B CH 85 B CH 85 C CH 84 X CH 85 2-1 2B			X CH 85 0-0 L9		F FF 93 B FC 90 C CU 77 F FF 93 B FF 93 F CU 78 S CU 80 2-3 K 2-3			C FF 90 B CU 78 B FF 89 C FF 89 B CU 78 C FC 85 3-3 K	4 1	1 0	2 0	0 0	0 0	1 1	1 0
44 Yordan Alvarez, L (1, 10) OBP: 0.406, SLG: 0.680		B SL 88 B SI 92 1 SAFE X CH 86 2-0 G5-3 1-2	X SL 89 0-0 F8			B CU 75 C CU 73 X SL 88 1-1 F7			B FF 92 C FF 92 C FF 93 S CU 72 1-3 K		S CH 80 X CH 80 0-1 F8	5	0	0	0	0	1	2
10 Yuli Gurriel, R (1, 5) OBP: 0.328, SLG: 0.528 26 Myles Straw, R (9, PR) OBP: 0.385, SLG: 0.329 (10, 6)		C SI 92 T FF 93 B SL 84 X SL 85 1-2 2-H IHR	C SI 92 X CU 75 0-1 P6			F CU 73 X CU 74 0-1 G5-3			B FF 94 C FF 94 B FF 93 S FF 94 X CU 74 2-2 22 1B 16 SF9 1B		C FC 85 F FC 86 B CU 77 X FC 85 1-2 G6-3	4 1	1 1	2 0	2 0	0 0	0 0	1 0
22 Josh Reddick, L (1, 9) OBP: 0.326, SLG: 0.413 (9, 7)		B SI 90 B SI 91 B FF 91 C FF 91 B SI 91 4-1 16 FC6-4 BB		C FF 90 F CU 74 X FF 92 0-2 L7			X CU 73 0-0 G4-3		1 SAFE C FF 91 X FF 92 0-1 1-3 1B			3	0	1	0	1	0	0
16 Aledmys Díaz, R (1, 3) OBP: 0.314, SLG: 0.514		B SL 88 F SI 92 1 SAFE B SI 92 F SI 91 X SI 91 2-2 FC6-4 4 BB 12 1B 1-2f		B FF 90 X CU 75 1-0 G5-3			C CU 75 B SI 91 X SL 83 1-1 F8		S FF 92 X FF 93 0-1 SF9 3-H			3	0	0	1	0	0	1
12 Max Stassi, R (1, 2) OBP: 0.247, SLG: 0.224 18 Tony Kemp, L (9, PH) OBP: 0.308, SLG: 0.417 28 Robinson Chirinos, R (10, 2) OBP: 0.357, SLG: 0.433		C SI 92 X SI 92 0-1 4 BB 1-2 1B		F SL 87 F CU 75 B CH 83 C SI 91 1-3 K			F SL 84 B CH 85 X SL 84 1-1 1B		X FF 92 0-0 F7			3 1 0	0 0 0	2 0 0	0 0 0	0 0 0	1 0 0	0 1 0
Inning Stats	R: 0 H: 0 E: 0 LOB: 0 K: 1 BB: 0 S: 9 P: 12	R: 2 H: 3 E: 0 LOB: 3 K: 0 BB: 2 S: 17 P: 33	R: 0 H: 1 E: 0 LOB: 1 K: 0 BB: 0 S: 7 P: 11	R: 0 H: 0 E: 0 LOB: 0 K: 1 BB: 0 S: 7 P: 9	R: 0 H: 0 E: 0 LOB: 0 K: 1 BB: 0 S: 9 P: 14	R: 0 H: 0 E: 0 LOB: 0 K: 0 BB: 0 S: 5 P: 6	R: 0 H: 1 E: 0 LOB: 1 K: 0 BB: 0 S: 5 P: 7	R: 0 H: 1 E: 1 LOB: 1 K: 1 BB: 0 S: 9 P: 11	R: 1 H: 2 E: 0 LOB: 1 K: 1 BB: 0 S: 11 P: 14	R: 0 H: 0 E: 1 LOB: 0 K: 1 BB: 0 S: 6 P: 10	R: 0 H: 0 E: 0 LOB: 0 K: 1 BB: 0 S: 8 P: 12	1B: 6 2B: 1 3B: 0 HR: 1	SF: 1 SAC: 0 DP: 1 HBP: 0		WP: 1 PB: 0 SB: 1 CS: 0	PA: 42			

PITCHER		IP	WLS	BF	H	R	ER	SO	BB	IBB	HBP	BLK	WP	HR	S	P	ERA	WHIP
50 Mike Fiers, R ERA: 3.57	(1, 1)	7.2		30	6	2	2	3	2	0	0	0	1	0	63	96	2.35	1.043
52 Ryan Buchter, L ERA: 3.0	(8, 1)	0.1		1	0	0	0	1	0	0	0	0	0	0	5	7	0.00	0.000
48 Joakim Soria, R ERA: 4.56	(9, 1)	1.0	B	5	2	1	1	1	0	0	0	0	0	0	11	14	9.00	2.000
36 Yusmeiro Petit, R ERA: 2.59	(10, 1)	2.0	W	6	0	0	0	2	0	0	0	0	0	0	14	22	0.00	0.000

PITCHER	IP	WLS	BF	H	R	ER	SO	BB	IBB	HBP	BLK	WP	HR	S	P	ERA	WHIP

BOTTOM

Oakland Athletics @ Houston Astros

Minute Maid Park, Houston, TX

Tue Jul 23 2019, 7:11 PM - 10:24 PM CDT

Att. 39,204 - Roof Closed - 73 F

livebaseballscorecards.com

AB	39
R	3
H	8
RBI	3
BB	2
SO	7
LOB	11

Batter	1	2	3	4	5	6	7	8	9	AB	R	H	RBI	BB	SO	LOB
10 Marcus Semien, R (1, 6) OBP: 0.349, SLG: 0.450	C FF 95 X SL 86 0-1 E5 28 1B 28 E	B FF 93 F FF 94 B CU 79 B SL 86 F FF 95 S SL 89 3-3 ① K	S SL 87 1 SAFE 1 SAFE F SL 86 B SL 88 S SL 88 1-3 ③ K 1-2					C CU 81 B SL 89 B CU 82 S SL 90 B CU 84 X SL 90 3-2 26 G5-4-3 1B		4	1	1	0	0	2	1
26 Matt Chapman, R (1, 5) OBP: 0.361, SLG: 0.541	X FF 94 0-0 ① P5	C SL 88 C SL 88 X SL 89 0-2 ② G3-1				F FF 94 B CU 80 B FF 95 C FF 94 S FF 96 2-3 ① K		X CU 84 0-0 ①② G5-4-3 1-2f		4	0	0	0	0	1	2
28 Matt Olson, L (1, 3) OBP: 0.341, SLG: 0.548	D CU 78 B CH 84 F FF 94 S FF 94 B SL 86 X SL 86 3-2 E9 1-H 1B	X CU 78 0-0 ③ F7				B FF 94 X FF 95 1-0 ② P5		X SL 90 0-0 ③ G4-3		4	0	1	0	0	0	0
20 Mark Canha, R (1, 9) OBP: 0.373, SLG: 0.529	B SL 86 F SL 88 B SL 87 B SL 87 T FF 96 T FF 96 3-2 ② K			X SL 86 0-0 ① F8		C CU 78 B FF 95 F FF 96 B SL 88 B SL 89 X SL 87 3-2 1B			X SL 86 0-0 ① G4-3	4	0	1	0	0	1	1
22 Ramón Laureano, R (1, 8) OBP: 0.332, SLG: 0.512	F FF 95 D CH 87 F CH 87 S SL 88 1-3 ③ K			B FF 92 B FF 93 C FF 94 F FF 95 S FF 96 2-3 ② K		F FF 94 F FF 94 D SL 88 F FF 96 B SL 88 B SL 88 C SL 88 3-3 ③ K			X SI 93 0-0 2 1B 8 FC1-6 1B	4	1	1	0	0	3	2
2 Khris Davis, R (1, 10) OBP: 0.295, SLG: 0.398		C FF 94 B CH 85 B FF 94 F FF 95 S SL 88 2-3 ① K		S FF 95 B FF 96 F CH 87 B FF 96 S SL 88 2-3 ③ K			S FC 91 C FC 91 C FC 92 0-3 ① K		X FF 96 0-0 8 FC1-6 1-3 1B	4	0	1	0	0	3	0
8 Robbie Grossman, S (1, 7) OBP: 0.352, SLG: 0.383		B CH 84 C CU 78 C CU 79 B FF 95 C FF 96 2-3 ② K			B FF 93 S CH 87 T FF 94 X CU 81 1-2 ① G3		C CU 79 B CU 81 B FC 90 X FC 90 2-1 1B		X CH 85 0-0 ② FC1-6 1-2f 3-H	4	0	1	1	0	1	1
5 Chris Herrmann, L (1, 2) OBP: 0.324, SLG: 0.438		B CU 79 B FF 94 B FF 94 C FF 94 S FF 95 B SL 87 4-2 BB			C FF 94 B CU 78 C CU 78 F SL 87 S SL 88 1-3 ② K		C CU 80 F FC 91 S CU 82 0-3 ② K		S CH 85 F CH 86 S CH 86 0-3 ③ K	3	0	0	0	1	3	2
23 Jurickson Profar, S (1, 4) OBP: 0.277, SLG: 0.394		F FF 93 F CU 79 B SL 87 F SL 88 X CU 79 1-2 ③ G3			C FF 95 B CU 80 B SL 87 B FF 95 F FF 96 F SL 88 B CU 80 4-2 10 S BB		S CU 80 1 SAFE B FC 91 1 SAFE F FC 91 D CU 81 F CU 81 1 SAFE F FC 92 2-2 X FC 90 G1-3			2	0	0	0	1	0	2
Inning Stats	R: 1 E: 2 K: 2 S: 12 H: 1 LOB: 1 BB: 0 P: 19	R: 0 E: 0 K: 2 S: 12 H: 0 LOB: 1 BB: 1 P: 21	R: 0 E: 0 K: 1 S: 7 H: 0 LOB: 0 BB: 0 P: 10	R: 0 E: 0 K: 2 S: 7 H: 0 LOB: 0 BB: 0 P: 11	R: 0 E: 0 K: 2 S: 13 H: 0 LOB: 1 BB: 1 P: 20	R: 0 E: 0 K: 2 S: 11 H: 1 LOB: 1 BB: 0 P: 20	R: 0 E: 0 K: 2 S: 13 H: 1 LOB: 1 BB: 0 P: 17	R: 0 E: 0 K: 0 S: 5 H: 1 LOB: 0 BB: 0 P: 8	R: 1 E: 0 K: 1 S: 7 H: 2 LOB: 1 BB: 0 P: 7	1B: 6 2B: 0 3B: 0 HR: 0 SF: 0 SAC: 0 DP: 1 HBP: 0						

PITCHER		IP	WLS	BF	H	R	ER	SO	BB	IBB	HBP	BLK	WP	HR	S	P	ERA	WHIP
35 Justin Verlander, R ERA: 2.86	(1, 1)	6.0	W	23	2	1	0	11	2	0	0	0	0	0	62	101	0.00	0.667
36 Will Harris, R ERA: 1.63	(7, 1)	1.0	H	4	1	0	0	2	0	0	0	0	0	0	13	17	0.00	1.000
55 Ryan Pressly, R ERA: 1.42	(8, 1)	1.0	H	3	1	0	0	0	0	0	0	0	0	0	5	8	0.00	1.000
54 Roberto Osuna, R ERA: 2.68	(9, 1)	1.0	S	5	2	1	1	1	0	0	0	0	0	0	7	7	9.00	2.000

PITCHER	IP	WLS	BF	H	R	ER	SO	BB	IBB	HBP	BLK	WP	HR	S	P	ERA	WHIP

TOP

Oakland Athletics @ Houston Astros

Minute Maid Park, Houston, TX

Wed Jul 24 2019, 1:11 PM - 3:52 PM CDT

Att. 41,838 - Roof Closed - 73 F

livebaseballscorecards.com

AB	33
R	2
H	6
RBI	1
BB	2
SO	14
LOB	11

PA: 35

WP: 0
PB: 0
SB: 1
CS: 0

Batter	1	2	3	4	5	6	7	8	9	AB	R	H	RBI	BB	SO	LOB
4 George Springer, R (1, 8) (9, 9) OBP: 0.382, SLG: 0.591	B SI 92 S SI 93 B FF 92 B SI 92 C SI 92 T SI 94 3-2 ① K		C FF 95 F CH 86 D CU 73 X FF 95 1-2 HR 3-H		B SI 93 X SI 92 1-0 ② G6-3 2-3			X SI 96 0-0 ① G5-3		4	1	1	2	0	1	1
27 Jose Altuve, R (1, 4) OBP: 0.342, SLG: 0.511	C FF 94 C CU 72 C SI 93 0-3 ② K		C SI 94 C FC 88 X CU 72 0-2 1B		X FC 88 0-0 HR 3-H			X SI 95 0-0 2B 2 L8		4	1	3	2	0	1	0
2 Alex Bregman, R (1, 5) OBP: 0.392, SLG: 0.524	C FF 93 F FF 91 B FF 94 B FF 95 B CU 72 S SI 94 3-3 ③ K		B FC 88 C SI 92 S FC 87 1 SAFE F FC 89 1 SAFE C SI 93 1-3 ③ K		C FF 94 B SI 92 X SI 93 1-1 ③ L7			B SI 96 D SI 96 X SI 96 2-0 ② L8 2-3		4	0	0	0	0	2	2
23 Michael Brantley, L (1, 7) OBP: 0.386, SLG: 0.521 6 Jake Marisnick, R (9, 8) OBP: 0.311, SLG: 0.458		B SI 93 B SI 93 C SI 92 B SI 93 F SI 92 F SI 93 S FF 94 3-3 ① K		B SI 92 B SI 93 C SI 92 F SI 92 B SI 94 X SI 93 3-2 ① G3-1		F FF 92 B CH 84 X CH 82 1-1 ① F7		C FC 94 F FF 96 F FC 92 F SL 87 F FF 97 S SL 88 0-3 ③ K		4 0	0 0	0 0	0 0	0 0	2 0	1 0
44 Yordan Alvarez, L (1, 10) OBP: 0.397, SLG: 0.664		B CU 72 B SI 95 S SI 92 S SI 93 C FF 94 2-3 ② K		C FC 88 X CH 85 0-1 ② P5		F CH 83 B SI 93 S FC 87 B CU 69 F FF 93 C CH 84 2-3 ② K				3	0	0	0	0	2	0
10 Yuli Gurriel, R (1, 3) OBP: 0.328, SLG: 0.526		X FF 94 0-0 ③ L8		B SI 91 B SI 91 B SI 92 C SI 91 X SI 93 3-1 1B		B SI 93 F CH 84 X CH 84 1-1 ③ F7				3	0	1	0	0	0	0
22 Josh Reddick, L (1, 9) (9, 7) OBP: 0.324, SLG: 0.409			C SI 93 X CH 84 0-1 ① F8	B SI 94 1 SAFE B SI 94 X SI 94 2-0 ③ G4-3			F FF 98 X FF 98 0-1 ① G3-1			3	0	0	0	0	0	1
28 Robinson Chirinos, R (1, 2) OBP: 0.360, SLG: 0.437			C FF 93 F SI 93 F FF 93 B CU 72 B CU 71 X SI 94 2-2 26 F8 4 HR 2B		H SI 92 1-0 4 G6-3 26 SH1-4 27 HR HBP		F FF 98 B FC 91 C FC 90 B FF 98 F CU 80 S FF 99 2-3 ② K			2	2	1	0	0	1	0
26 Myles Straw, R (1, 6) OBP: 0.376, SLG: 0.321			C FF 94 F FF 93 B FF 95 D CU 72 F FF 95 F FF 95 F FF 96 B CU 70 F SI 94 3-2 ② F8 2-3		X FC 86 0-0 ① SH1-4 1-2		X FF 99 0-0 ③ G6-3			2	0	0	0	0	0	1
Inning Stats	R: 0 E: 0 K: 3 S: 9 H: 0 LOB: 0 BB: 0 P: 15	R: 0 E: 0 K: 2 S: 8 H: 0 LOB: 0 BB: 0 P: 13	R: 2 E: 0 K: 1 S: 23 H: 3 LOB: 1 BB: 0 P: 30	R: 0 E: 0 K: 0 S: 8 H: 1 LOB: 1 BB: 0 P: 16	R: 2 E: 0 K: 0 S: 5 H: 1 LOB: 0 BB: 0 P: 8	R: 0 E: 0 K: 1 S: 8 H: 0 LOB: 0 BB: 0 P: 12	R: 0 E: 0 K: 1 S: 7 H: 0 LOB: 0 BB: 0 P: 9	R: 0 E: 0 K: 1 S: 9 H: 1 LOB: 1 BB: 0 P: 11		1B: 2 2B: 2 3B: 0 HR: 2	SF: 0 SAC: 1 DP: 0 HBP: 1			WP: 0 PB: 0 SB: 0 CS: 0	PA: 31	

PITCHER		IP	WLS	BF	H	R	ER	SO	BB	IBB	HBP	BLK	WP	HR	S	P	ERA	WHIP
40 Chris Bassitt, R ERA: 4.09	(1, 1)	6.0	L	24	5	4	4	7	0	0	1	0	0	2	61	94	6.00	0.833
62 Lou Trivino, R ERA: 4.34	(7, 1)	1.0		3	0	0	0	1	0	0	0	0	0	0	7	9	0.00	0.000
39 Blake Treinen, R ERA: 4.35	(8, 1)	1.0		4	1	0	0	1	0	0	0	0	0	0	9	11	0.00	1.000

PITCHER	IP	WLS	BF	H	R	ER	SO	BB	IBB	HBP	BLK	WP	HR	S	P	ERA	WHIP

BOTTOM

Oakland Athletics @ Houston Astros

Minute Maid Park, Houston, TX

Wed Jul 24 2019, 1:11 PM - 3:52 PM CDT

Att. 41,838 - Roof Closed - 73 F

livebaseballscorecards.com

AB	29
R	4
H	6
RBI	4
BB	0
SO	9
LOB	6

Batter	1	2	3	4	5	6	7	8	9	AB	R	H	RBI	BB	SO	LOB
4 George Springer, R (1, 8) OBP: 0.378, SLG: 0.582	C SL 84 C FF 95 F FF 97 C FF 96 0-3 ① K		F FF 94 S SI 93 B SL 86 S SL 84 1-3 ③ K		S KC 79 F FF 94 B SI 94 X SL 87 1-2 ③ G6-3			X SI 96 0-0 ② L8		4	0	0	0	0	2	1
27 Jose Altuve, R (1, 4) OBP: 0.341, SLG: 0.505	X FF 96 0-0 ② G1-3			C FF 93 B SL 85 C FF 94 F SL 86 F SL 86 F CH 85 F FF 95 F FF 96 B KC 80 3-3 ① K B SL 86 S SL 85		F KC 77 F SL 84 F SL 85 F FF 96 B SL 84 S SL 85 1-3 ① K		B FC 92 B CU 80 D FC 92 C SI 97 F SI 98 B CH 86 4-2 23 BB 2 BB BB		3	0	0	0	1	2	0
2 Alex Bregman, R (1, 5) OBP: 0.393, SLG: 0.521	B FF 94 X FF 94 1-0 ③ F8			B SL 85 B FF 95 B SL 85 B SL 84 4-0 23 HR BB		B KC 77 F KC 78 S SL 84 X FF 95 1-2 ② G1-3		D FC 91 D CH 86 F FC 89 B FF 97 B SI 97 4-1 23 BB 1-2 2-3 BB		2	1	0	0	2	0	0
23 Michael Brantley, L (1, 7) OBP: 0.387, SLG: 0.527		B FF 93 B KC 79 B FF 94 C FF 93 F FF 92 F FF 95 S KC 80 3-3 ① K		B SI 92 1 SAFE X CH 86 1-0 1-H HR		C FF 94 S FF 95 B SL 85 F SL 86 B FF 96 B KC 81 X SL 85 3-2 ③ G3-1		B FF 93 B FF 91 B SL 83 B FF 94 4-0 1-2 2-3 3-H BB		3	1	1	3	1	1	0
1 Carlos Correa, R (1, 6) OBP: 0.353, SLG: 0.536		C KC 78 B FF 94 B SI 92 S SL 85 X FF 95 2-2 ② P3		B SI 93 B SL 86 F SL 83 F FF 94 C FF 96 2-3 ② K			B FF 91 X FF 91 1-0 ① P4	B SL 83 B SL 84 C FF 92 B SL 83 C FF 92 S SL 85 3-3 ③ K		4	0	0	0	0	2	3
10 Yuli Gurriel, R (1, 3) OBP: 0.330, SLG: 0.528		C FF 95 X FF 94 0-1 2B		C FF 92 B SL 87 X SL 86 1-1 1B			B SL 83 F FF 91 C FF 94 X SL 85 1-2 ② G1-3		B SL 86 X SL 86 1-0 ① F7	4	0	2	0	0	0	0
22 Josh Reddick, L (1, 9) OBP: 0.323, SLG: 0.407		B SL 86 B SL 86 X FF 94 2-0 ③ G4-3		C FF 95 B FF 93 B KC 81 F SL 85 B FF 94 F FF 95 C FF 95 3-3 ③ K			C FF 93 C FF 93 X FF 94 0-2 ③ G4-3		B FF 96 C SI 94 X FC 95 1-1 16 DI 1B	4	0	1	0	0	1	2
28 Robinson Chirinos, R (1, 2) OBP: 0.355, SLG: 0.430			B SL 84 C SL 82 F SL 84 F FF 95 X KC 79 1-2 ① L5		C FF 92 F FF 94 B FF 95 B FF 95 X FF 95 2-2 ① L9			B CH 85 C SI 96 F CU 80 S FF 98 1-3 ① K	B SI 95 C SI 95 S SI 96 S FF 98 1-3 ② K	4	0	0	0	0	2	1
65 José Urquidy, R (1, 1) 36 Will Harris, R (7, 1) 44 Yordan Alvarez, L (8, PH) OBP: 0.401, SLG: 0.675 26 Myles Straw, R (8, PR) OBP: 0.376, SLG: 0.321 55 Ryan Pressly, R (8, 1) 47 Chris Devenski, R (8, 1) 16 Aledmys Díaz, R (9, PH) OBP: 0.311, SLG: 0.509			B FF 92 B FF 93 B FF 93 C FF 93 C FF 94 F FF 95 S SL 83 3-3 ② K		C SL 82 C FF 94 B SL 86 B FF 93 F SL 81 B FF 94 F FF 92 F FF 93 F FF 94 3-3 ② K			F FF 98 X FF 98 0-1 2 BB 23 BB 2B	S SL 87 S SL 87 X SL 87 0-2 ③ G1-3 1-2	2 0 1 0 0 0 1	0 0 0 1 0 0 0	0 0 1 0 0 0 0	0 0 0 0 0 0 0	2 0 0 0 0 0 0	0 0 0 0 0 0 1	0 0 0 0 0 0 0
Inning Stats	R: 0 E: 0 K: 1 S: 6 H: 0 LOB: 0 BB: 0 P: 7	R: 0 E: 0 K: 1 S: 10 H: 1 LOB: 1 BB: 0 P: 17	R: 0 E: 0 K: 2 S: 11 H: 0 LOB: 0 BB: 0 P: 16	R: 2 E: 0 K: 3 S: 18 H: 2 LOB: 1 BB: 1 P: 32	R: 0 E: 0 K: 1 S: 13 H: 0 LOB: 0 BB: 0 P: 19	R: 0 E: 0 K: 1 S: 12 H: 0 LOB: 0 BB: 0 P: 17	R: 0 E: 0 K: 0 S: 7 H: 0 LOB: 0 BB: 0 P: 9	R: 1 E: 0 K: 2 S: 12 H: 1 LOB: 3 BB: 3 P: 28	R: 0 E: 0 K: 1 S: 9 H: 1 LOB: 1 BB: 0 P: 12	1B: 2 2B: 2 3B: 0 HR: 1	SF: 0 SAC: 0 DP: 0 HBP: 0		WP: 0 PB: 0 SB: 0 CS: 0	PA: 36			

PITCHER	IP	WLS	BF	H	R	ER	SO	BB	IBB	HBP	BLK	WP	HR	S	P	ERA	WHIP
22 Jack Flaherty, R (1, 1) ERA: 4.17	6.0		22	3	2	2	9	1	0	0	0	0	1	70	108	3.00	0.667
60 John Brebbia, R (7, 1) ERA: 3.31	1.0		3	0	0	0	0	0	0	0	0	0	0	7	9	0.00	0.000
53 John Gant, R (8, 1) ERA: 2.7	0.2		5	1	1	1	1	2	0	0	0	0	0	9	18	13.50	4.500
21 Andrew Miller, L (8, 1) ERA: 3.57	0.1	W	2	0	0	0	1	1	0	0	0	0	0	3	10	0.00	3.000
18 Carlos Martinez, R (9, 1) ERA: 3.62	1.0	S	4	1	0	0	1	0	0	0	0	0	0	9	12	0.00	1.000

PITCHER	IP	WLS	BF	H	R	ER	SO	BB	IBB	HBP	BLK	WP	HR	S	P	ERA	WHIP

TOP

Houston Astros @ St. Louis Cardinals

Busch Stadium, St. Louis, MO

Fri Jul 26 2019, 7:18 PM - 10:27 PM CDT

Att. 44,724 - Clear - 83 F

livebaseballscorecards.com

AB	32
R	3
H	5
RBI	3
BB	4
SO	12
LOB	8

Batter	1	2	3	4	5	6	7	8	9	AB	R	H	RBI	BB	SO	LOB
34 Yairo Muñoz, R (1, 5) (9, 9) OBP: 0.303, SLG: 0.398	F FF 92 B FF 93 X SL 87 1-1 G6-3 ①		F CH 84 B FF 93 C FF 93 X CU 80 1-2 G5-3 ②		C FF 94 S ST 83 F ST 86 F FF 92 X FF 93 0-2 F8 ②		B CU 81 B CU 81 X FC 91 2-0 P3 ③			4	0	0	0	0	0	0
25 Dexter Fowler, S (1, 8) OBP: 0.344, SLG: 0.412 18 Carlos Martinez, R (9, 1)	B FF 95 T CU 80 X CH 85 1-1 1B		B CU 78 B CH 85 F FF 94 X CH 85 3-1 G6-3 ③		S FF 94 F FF 95 B FF 95 B FF 95 S CH 85 2-3 K ③			B FF 93 C CU 80 B SL 88 F CU 83 F SL 87 B SL 91 F CU 81 F CU 82 B CU 82 4-2 38 2B 46 HR BB		3 0	1 0	1 0	0 0	1 0	1 0	0 0
38 José Martínez, R (1, 9) OBP: 0.347, SLG: 0.425 48 Harrison Bader, R (8, PR) OBP: 0.315, SLG: 0.347 (9, 8)	1 SAFE 1 SAFE B FF 92 C SL 86 D SL 84 X CH 83 2-1 F8 ②			C FF 92 B SL 86 F FF 94 C ST 84 1-3 K ①		X SL 84 0-0 G6-3 ①		B FF 95 C SL 87 X CU 82 1-1 46 HR 1-3 2B		4 0	0 1	1 0	0 0	0 0	1 0	1 0
46 Paul Goldschmidt, R (1, 3) OBP: 0.341, SLG: 0.462	B SL 85 C CH 83 1 SAFE X SL 84 1-1 G6-3 ③			B CH 84 C FF 95 F FF 96 X SL 87 1-2 41 1B 16 1B 1B		C FF 91 F CH 83 S CH 84 0-3 K ②		B CU 84 F SL 90 D SL 89 X CU 84 2-1 2-H 3-H HR		4	2	2	3	0	1	1
12 Paul DeJong, R (1, 6) OBP: 0.337, SLG: 0.465		C FF 93 S FF 94 B CU 81 B FF 94 B ST 84 B CH 85 4-2 41 FC6-4 BB		X SL 86 0-0 P6 ②		C CU 77 B FF 94 B CH 85 B CH 85 F FF 94 B FF 95 4-2 BB		C FF 94 B SL 83 B CH 84 C CH 84 S FF 96 2-3 K ①		2	0	0	0	2	1	2
41 Tyler O'Neill, R (1, 7) OBP: 0.306, SLG: 0.448		C CU 78 1 SAFE B ST 81 B SL 86 B CH 83 X FF 92 3-1 FC6-4 ① 1-2f		B FF 92 C CU 79 S CU 79 X CU 80 1-2 16 1B 1-2 1B		1 SAFE 1 SAFE X SL 84 0-0 L6 ③		C SL 82 B CH 84 B FF 96 S FF 96 B CH 85 F CH 84 B FF 96 4-2 16 1B BB		3	0	1	0	1	0	2
16 Kolten Wong, L (1, 4) OBP: 0.342, SLG: 0.394		F FF 92 1 SAFE B CH 84 F CH 83 X CH 83 1-2 F9 ②		X CU 78 0-0 1-3 2-H 1B			C CU 80 X FC 91 0-1 G1 ①	1 SAFE 1 SAFE 1 SAFE B FF 95 C CH 82 1 SAFE F FF 93 B CH 86 X CH 85 2-2 1-2 1B		4	0	2	1	0	0	1
32 Matt Wieters, S (1, 2) OBP: 0.291, SLG: 0.496		B FF 92 X CH 83 1-0 G3 ③		C CH 84 C FF 93 F CU 81 B FF 90 S CH 84 1-3 K ③			C FC 91 B CU 82 B CU 82 S FC 92 F FC 93 B FC 94 X FC 92 3-2 HR	C FF 96 X CH 84 0-1 F7 ②		4	1	1	1	0	1	5
22 Jack Flaherty, R (1, 1) OBP: 0.219, SLG: 0.267 60 John Brebbia, L (7, 1) OBP: 1.000, SLG: 1.000 47 Rangel Ravelo, R (7, PH) OBP: 0.125, SLG: 0.067 53 John Gant, R (8, 1) 21 Andrew Miller, L (8, 1) 19 Tommy Edman, S (8, PH) OBP: 0.296, SLG: 0.451 (9, 5)			C FF 92 B CU 75 B FF 93 C FF 92 C FF 93 2-3 K ①		C FF 92 B CU 78 S FF 94 S ST 83 1-3 K ①		C CU 81 B CU 82 S CU 81 F FC 93 F CU 81 B FC 90 C FC 91 2-3 K ②	X FF 96 0-0 F9 ③		2 0 0 1 0 0 1	0 0 0 0 0 0 0	0 0 0 0 0 0 0	0 0 0 0 0 0 0	2 0 1 0 0 0 2	0 0 0 0 0 0 0	0 0 0 0 1 0 2
Inning Stats	R: 0 E: 0 K: 0 S: 8 H: 1 LOB: 1 BB: 0 P: 13	R: 0 E: 0 K: 0 S: 8 H: 0 LOB: 1 BB: 1 P: 17	R: 0 E: 0 K: 1 S: 8 H: 0 LOB: 0 BB: 0 P: 14	R: 1 E: 0 K: 2 S: 15 H: 3 LOB: 2 BB: 0 P: 19	R: 0 E: 0 K: 2 S: 11 H: 0 LOB: 0 BB: 0 P: 14	R: 0 E: 0 K: 1 S: 7 H: 0 LOB: 1 BB: 1 P: 11	R: 1 E: 0 K: 1 S: 12 H: 1 LOB: 0 BB: 0 P: 19	R: 3 E: 0 K: 1 S: 21 H: 3 LOB: 2 BB: 2 P: 36		1B: 5 2B: 1 3B: 0 HR: 2 SF: 0 SAC: 0 DP: 0 HBP: 0					WP: 0 PB: 0 SB: 0 CS: 0 PA: 36	

PITCHER		IP	WLS	BF	H	R	ER	SO	BB	IBB	HBP	BLK	WP	HR	S	P	ERA	WHIP
65 José Urquidy, R ERA: 4.26	(1, 1)	6.0		24	4	1	1	6	2	0	0	0	0	0	57	88	1.50	1.000
36 Will Harris, R ERA: 1.82	(7, 1)	1.0	B	4	1	1	1	1	0	0	0	0	0	1	12	19	9.00	1.000
55 Ryan Pressly, R ERA: 2.03	(8, 1)	0.0	L	3	2	3	3	0	1	0	0	0	0	1	9	16	∞	∞
47 Chris Devenski, R ERA: 4.5	(8, 1)	1.0		5	1	0	0	1	1	0	0	0	0	0	12	20	0.00	2.000

PITCHER	IP	WLS	BF	H	R	ER	SO	BB	IBB	HBP	BLK	WP	HR	S	P	ERA	WHIP

BOTTOM

Houston Astros @ St. Louis Cardinals

Busch Stadium, St. Louis, MO

Fri Jul 26 2019, 7:18 PM - 10:27 PM CDT

Att. 44,724 - Clear - 83 F

livebaseballscorecards.com

AB	32
R	5
H	8
RBI	5
BB	4
SO	8
LOB	14

Batter	1	2	3	4	5	6	7	8	9	AB	R	H	RBI	BB	SO	LOB
4 George Springer, R (1, 8) (8, 9) OBP: 0.378, SLG: 0.585	C FF 92 B FF 93 B CU 77 B FF 92 B FF 92 4-1 2 FC5-4 27 1B 23 G4-3 BB		C FF 91 X CU 77 0-1 ① L7	C CU 76 B FF 96 T FF 95 D CH 87 S CH 88 2-3 ② K		B CU 75 X CH 87 1-0 ③ G5-3		B FF 96 B FF 94 X SL 86 2-0 1-H 2-H 3B		4	1	1	2	1	1	1
27 Jose Altuve, R (1, 4) OBP: 0.349, SLG: 0.507	1 SAFE B FF 92 F FF 92 B FF 93 C FF 92 X FC 89 2-2 2 FC5-4 1-2 1B		B FF 92 B FF 92 B FF 91 C FF 89 B FC 87 4-1 23 BB 2 BB 1 HR BB	B FF 94 F FC 92 B CU 76 C CH 87 F FF 96 X CH 88 2-2 1-2 1B			B FC 92 B FF 92 F FC 90 F CH 87 F FF 95 F CH 87 X FF 94 2-2 ① P3	B FF 94 B CU 77 F SL 85 S SL 86 B FF 95 B SL 86 4-2 BB		3	1	2	0	2	0	0
2 Alex Bregman, R (1, 5) OBP: 0.393, SLG: 0.520	F FF 92 X FC 90 0-1 ① FC5-4 23 G4-3 1 1B 1-2f 2-3		B FC 88 B FF 92 B FC 90 B FF 92 4-0 23 BB 1 HR 1-2 BB	B FC 93 C FF 95 F CH 88 B FC 91 F FF 95 B FF 95 F CH 86 F CH 88 X FF 94 3-2 ③ L7			C CU 76 B FC 90 B FF 93 X FC 90 2-1 2B	B FF 94 D CU 78 X FF 93 2-0 ③ F8		4	2	1	0	1	0	6
23 Michael Brantley, L (1, 7) OBP: 0.386, SLG: 0.523 6 Jake Marisnick, R (8, 8) OBP: 0.309, SLG: 0.455	C FF 93 X FC 90 0-1 ② G4-3 1-2 3-H		B FF 91 C FC 90 B FC 89 F FF 92 B CU 78 F FC 90 B FF 93 4-2 1 HR 1-2 2-3 BB		B FF 91 C FC 89 X FF 92 1-1 ① P6		C CU 76 F CU 77 B FF 94 S CH 87 1-3 ② K		B SI 89 B CH 78 C FF 90 F CH 79 F FF 89 S CU 76 2-3 ① K	3 1	1 0	0 0	1 0	1 0	1 1	2 0
1 Carlos Correa, R (1, 6) OBP: 0.356, SLG: 0.551 16 Aledmys Díaz, R (9, PH) (9, 6) OBP: 0.308, SLG: 0.505	C FF 93 T FF 94 D CU 81 F FC 90 X FF 93 1-2 2-H 1B		B FF 94 B FF 95 F FF 94 S CH 86 F CH 86 X FF 95 2-2 1-H 2-H 3-H HR		C FC 90 X FF 93 0-1 ② F8		C CU 76 S CH 87 X FF 94 0-2 ③ G1-3		C SI 91 B SI 89 B CH 79 F CH 79 F FF 90 B CU 76 F CH 79 X FF 90 3-2 ② G4-3	4 1	1 0	2 0	5 0	0 0	0 0	1 0
10 Yuli Gurriel, R (1, 3) OBP: 0.331, SLG: 0.527	1 SAFE B FF 93 B FC 89 F FF 92 S FF 92 F FF 93 X CH 84 2-2 ③ G5-3		B CU 78 X FC 90 1-0 22 G5-4-3 1B		X FF 92 0-0 1B			C CU 76 F FF 93 X SL 86 0-2 ① G4-3	X CU 77 0-0 ③ F7	5	0	2	0	0	0	1
22 Josh Reddick, L (1, 9) OBP: 0.322, SLG: 0.408 (8, 7)		C FF 91 X FC 88 0-1 ① G6-3	C FF 93 S CH 85 X FF 95 0-2 ②③ G5-4-3 1-2f		1 SAFE B FF 94 F FF 93 F CH 86 S CH 87 1-3 ③ K			B CU 76 B FF 95 F SL 85 B FF 95 X FF 92 3-1 4 3B 2B		4	1	1	0	0	1	2
28 Robinson Chirinos, R (1, 2) OBP: 0.360, SLG: 0.433		B FF 92 X FC 87 1-0 45 B3-6-4 1B		F FF 93 X FF 93 0-1 27 1B 1B		F FF 91 B CH 87 X FF 93 1-1 ① G3		S CU 77 B FF 95 F SL 85 B FF 95 F CU 78 B SL 84 B FF 95 4-2 4 3B BB		3	1	2	0	1	0	0
45 Gerrit Cole, R (1, 1) 44 Yordan Alvarez, L (8, PH) OBP: 0.399, SLG: 0.669 38 Joe Smith, R (8, 1) 30 Héctor Rondón, R (9, 1)		X FF 90 0-0 ②③ B3-6-4 1-2f		L FF 93 C FF 95 B FC 92 L FF 96 1-3 ① K		S FF 93 C CU 75 S CU 77 0-3 ② K		B FF 95 S FF 93 D SL 86 B FF 94 S SL 87 S SL 86 3-3 ② K		3 1 0 0	0 0 0 0	0 0 0 0	0 0 0 0	2 0 0 0	2 1 0 0	2 2 0 0
Inning Stats	R: 2 E: 0 K: 0 S: 16 H: 2 LOB: 1 BB: 1 P: 25	R: 0 E: 0 K: 0 S: 4 H: 1 LOB: 0 BB: 0 P: 5	R: 4 E: 0 K: 0 S: 14 H: 2 LOB: 0 BB: 3 P: 29	R: 0 E: 0 K: 2 S: 18 H: 2 LOB: 2 BB: 0 P: 26	R: 0 E: 0 K: 1 S: 8 H: 1 LOB: 1 BB: 0 P: 10	R: 0 E: 0 K: 1 S: 6 H: 0 LOB: 0 BB: 0 P: 8	R: 0 E: 0 K: 1 S: 13 H: 1 LOB: 1 BB: 0 P: 18	R: 2 E: 0 K: 1 S: 15 H: 2 LOB: 2 BB: 2 P: 33	R: 0 E: 0 K: 1 S: 10 H: 0 LOB: 0 BB: 0 P: 15	1B: 7 2B: 2 3B: 1 HR: 1 SF: 0 SAC: 0 DP: 2 HBP: 0						

PITCHER	IP	WLS	BF	H	R	ER	SO	BB	IBB	HBP	BLK	WP	HR	S	P	ERA	WHIP
62 Daniel Ponce de Leon, R (1, 1) ERA: 3.76	2.1	L	13	3	5	5	0	4	0	0	0	0	0	26	48	19.29	3.000
52 Michael Wacha, R (3, 1) ERA: 5.15	4.2		19	6	1	1	5	0	0	0	0	0	1	53	73	1.93	1.286
59 Mike Mayers, R (8, 1) ERA: 7.15	1.0		7	2	2	2	1	2	0	0	0	0	0	15	33	18.00	4.000
30 Tyler Webb, L (9, 1) ERA: 4.05	1.0		3	0	0	0	1	0	0	0	0	0	0	10	15	0.00	0.000

PITCHER	IP	WLS	BF	H	R	ER	SO	BB	IBB	HBP	BLK	WP	HR	S	P	ERA	WHIP

TOP

Houston Astros @ St. Louis Cardinals

Busch Stadium, St. Louis, MO

Sat Jul 27 2019, 6:18 PM - 9:24 PM CDT

Att. 46,518 - Partly Cloudy - 86 F

livebaseballscorecards.com

AB	36
R	8
H	11
RBI	8
BB	6
SO	7
LOB	17

Batter	1	2	3	4	5	6	7	8	9	AB	R	H	RBI	BB	SO	LOB
19 Tommy Edman, S (1, 5) OBP: 0.295, SLG: 0.443	C FF 94 B FF 95 C KC 82 S SL 88 1-3 K ①		S FF 97 X FF 97 0-1 P5 ②		C FF 98 B KC 86 C KC 84 T FF 100 1-2 K ③			C FF 88 C SL 79 X FF 89 0-2 34 E 38 FC4-6 1B		4	1	1	0	0	2	0
34 Yairo Muñoz, R (1, 8) OBP: 0.294, SLG: 0.386	C KC 81 X FF 96 0-1 G5-3 ②		C SL 89 X SL 90 0-1 G4-3 ③			B FF 96 F FF 97 F FF 99 B KC 83 F SL 90 X FF 98 2-2 F8 ①		F SI 87 X SI 88 0-1 E3 38 FC4-6 1-3		4	0	0	0	0	0	1
38 José Martínez, R (1, 9) OBP: 0.346, SLG: 0.427	B FF 96 B FF 97 F FF 98 F FF 96 B FF 98 F SL 89 F FF 98 F SL 89 S SL 89 3-3 K ③			C FF 96 B SL 89 B SL 89 F FF 98 F KC 82 F SL 89 T FF 98 2-2 K ①		B CH 89 F FF 98 B CH 89 X SI 97 2-1 2B		X SI 88 0-0 FC4-6 ① 46 G4-6-3 1-2f 3-H		4	0	1	1	0	2	1
46 Paul Goldschmidt, R (1, 3) OBP: 0.340, SLG: 0.468 30 Tyler Webb, L (9, 1)		B FF 96 X FF 96 1-0 F8 ①		B KC 81 X SL 87 1-0 HR		F FF 97 B FF 98 B SL 91 X FF 98 2-1 P6 ②		C SL 79 C SI 88 X SL 80 0-2 G4-6-3 ②③ 1-2f		4 0	1 0	1 0	1 0	0 0	0 0	2 0
12 Paul DeJong, R (1, 6) OBP: 0.339, SLG: 0.466		B FF 96 S SL 89 T FF 96 S FF 98 1-3 K ②		X SL 89 0-0 41 PB 2B		B FF 98 B FF 98 B FF 98 B FF 98 4-0 BB			B FF 97 F FF 97 F FF 97 B SL 87 X SL 86 2-2 F7 ①	3	0	1	0	1	1	0
16 Kolten Wong, L (1, 4) OBP: 0.341, SLG: 0.391		B KC 80 C KC 82 F FF 98 F SL 88 B CH 89 F FF 98 B SL 90 B KC 84 4-2 41 1B BB		F FF 97 F FF 98 X SL 89 0-2 P5 ②		X CH 88 0-0 G3 ③			B CH 92 B FF 97 F FF 96 F FF 98 S FF 98 2-3 K ②	3	0	0	0	1	1	3
41 Tyler O'Neill, R (1, 7) OBP: 0.320, SLG: 0.454	C FF 97 B FF 98 1 SAFE X FF 98 1-1 7 FC6-4 1-3 1B		B SL 88 X KC 82 1-0 F8 ③ 2-3				B FF 95 B FF 95 B FF 97 C FF 96 B FF 96 4-1 7 G6-4-3 BB		S FF 98 C FF 99 B SL 88 B FF 98 X FF 97 2-2 7 1B 1B	3	0	2	0	1	0	1
7 Andrew Knizner, R (1, 2) OBP: 0.219, SLG: 0.333	C KC 82 X SL 89 0-1 FC6-4 ③ 1-2f				F FF 96 B FF 97 F FF 98 B FF 99 B KC 83 X FF 98 3-2 P5 ①		B FF 97 S KC 82 F FF 97 X SL 89 1-2 G6-4-3 ①② 1-2f		C SL 86 X SL 87 0-1 1-2 1B	4	0	1	0	0	0	3
62 Daniel Ponce de Leon, R (1, 1) 52 Michael Wacha, R (3, 1) OBP: 0.200, SLG: 0.240 48 Harrison Bader, R (7, PH) OBP: 0.314, SLG: 0.346 59 Mike Mayers, R (8, 1) 47 Rangel Ravelo, R (9, 3) OBP: 0.118, SLG: 0.063			C FF 95 X FF 95 0-1 P3 ①		B FF 95 C CH 89 F FF 96 C KC 83 1-3 K ②		C FF 98 B SL 89 C SL 89 S SL 90 1-3 K ③		C SL 86 F FF 97 F FF 96 S SL 86 0-3 K ③	0 2 1 0 1	0 0 0 0 0	0 0 0 0 0	0 0 0 0 0	0 1 1 0 1	0 0 0 0 2	0 0 0 0 0
Inning Stats	R: 0 E: 0 K: 2 S: 11 H: 0 LOB: 0 BB: 0 P: 15	R: 0 E: 0 K: 1 S: 12 H: 1 LOB: 2 BB: 1 P: 19	R: 0 E: 0 K: 0 S: 6 H: 0 LOB: 0 BB: 0 P: 6	R: 1 E: 0 K: 1 S: 11 H: 2 LOB: 1 BB: 0 P: 15	R: 0 E: 0 K: 2 S: 9 H: 0 LOB: 0 BB: 0 P: 14	R: 0 E: 0 K: 0 S: 9 H: 1 LOB: 2 BB: 1 P: 19	R: 0 E: 0 K: 1 S: 7 H: 0 LOB: 0 BB: 1 P: 13	R: 1 E: 1 K: 0 S: 9 H: 1 LOB: 0 BB: 0 P: 9	R: 0 E: 0 K: 2 S: 15 H: 2 LOB: 2 BB: 0 P: 21	1B: 4 2B: 2 3B: 0 HR: 1	SF: 0 SAC: 0 DP: 2 HBP: 0			WP: 0 PB: 1 SB: 0 CS: 0	PA: 36	

PITCHER		IP	WLS	BF	H	R	ER	SO	BB	IBB	HBP	BLK	WP	HR	S	P	ERA	WHIP
45 Gerrit Cole, R ERA: 2.94	(1, 1)	7.0	W	27	4	1	1	7	3	0	0	0	0	1	65	101	1.29	1.000
38 Joe Smith, R ERA:	(8, 1)	1.0		4	1	1	0	0	0	0	0	0	0	0	9	9	0.00	1.000
30 Héctor Rondón, R ERA: 4.42	(9, 1)	1.0		5	2	0	0	2	0	0	0	0	0	0	15	21	0.00	2.000

PITCHER	IP	WLS	BF	H	R	ER	SO	BB	IBB	HBP	BLK	WP	HR	S	P	ERA	WHIP

BOTTOM

Houston Astros @ St. Louis Cardinals

Busch Stadium, St. Louis, MO

Sat Jul 27 2019, 6:18 PM - 9:24 PM CDT

Att. 46,518 - Partly Cloudy - 86 F

livebaseballscorecards.com

AB	33
R	2
H	7
RBI	2
BB	3
SO	9
LOB	13

Batter	1	2	3	4	5	6	7	8	9	AB	R	H	RBI	BB	SO	LOB
4 George Springer, R (1, 8) (7, 9) OBP: 0.381, SLG: 0.602	S SI 93 X SI 93 0-1 HR	B FF 96 B SI 95 C SI 96 S SL 88 F FF 96 F SI 97 B FF 96 S SL 90 3-3 ③ K			X SI 95 0-0 27 HR 1-3 2B	B FF 91 B FF 92 1 SAFE X FF 93 2-0 ② F9		C CH 83 S CH 83 X FF 96 0-2 27 1B 23 2B 2B		5	3	3	1	0	1	3
27 Jose Altuve, R (1, 4) OBP: 0.353, SLG: 0.519	S SI 94 S SL 88 F SL 89 B CU 84 F SL 89 F SI 95 B CU 85 F SI 95 B SI 96 3-2 X SL 88 G6-3 ①		F SL 86 X SI 93 0-1 G4-3 ①		B SL 89 C SL 88 C SI 96 D SL 90 X SL 90 2-2 2-H 3-H HR	B SL 85 C SL 83 D SL 83 F FF 94 F FF 95 X SL 85 2-2 1-2 1B		F FF 95 F FF 95 B FC 91 F CH 84 X FC 88 1-2 2-3 23 2B 1B		5	1	3	3	0	0	0
23 Michael Brantley, L (1, 9) (7, 7) OBP: 0.386, SLG: 0.524	C CU 83 C SI 95 F SL 89 B FF 96 X SI 95 1-2 G2-3 ②		C SI 94 F SI 94 B SI 95 F FF 96 B SI 96 S SL 89 2-3 K ②		X SI 94 0-0 44 BB 1B	S FF 92 B FF 92 X FF 93 1-1 F7 ③		X FF 94 0-0 ① 1-H 3-H 2B		5	0	2	1	0	1	2
44 Yordan Alvarez, L (1, 7) OBP: 0.415, SLG: 0.698 6 Jake Marisnick, R (7, PR) OBP: 0.308, SLG: 0.453 (7, 8)	X FF 96 0-0 1B		B SI 95 S SL 90 F SL 88 F SL 88 B FF 96 B SL 89 X SL 89 3-2 HR		1 SAFE B SI 94 B FF 95 B FF 96 F SI 95 C SI 95 D SL 91 4-2 1-2 BB		B SL 85 B SL 85 B FF 94 B FF 92 4-0 16 FC6 1 E BB	D CU 75 C FC 88 S CH 84 C FF 96 1-3 ② K		2	1	2	1	2	0	0
1 Carlos Correa, R (1, 6) OBP: 0.348, SLG: 0.537	C SI 94 B SL 89 S SL 90 D SL 88 S SL 88 2-3 ③ K		F SL 94 B SI 89 B SI 94 X SI 96 2-1 ③ G4-3		B SL 83 B FF 91 T SL 80 B SL 84 S SL 83 C FF 94 3-3 ① K		C SL 86 1 SAFE F FF 94 B SL 86 X FF 94 1-2 ① P3 1-2	X SI 95 0-0 ③ G6-3		5	0	0	0	0	2	5
10 Yuli Gurriel, R (1, 3) OBP: 0.334, SLG: 0.526		X SL 86 0-0 20 SH3-4 16 HBP 1B		C SI 93 X SI 94 0-1 16 G5-4-3 1B	C FF 93 S FF 93 F FF 93 S FF 94 0-3 ② K		H FF 94 1-0 16 E HBP		F CH 78 S SI 90 S SI 89 0-3 ① K	4	0	2	0	0	2	2
16 Aledmys Díaz, R (1, 5) OBP: 0.304, SLG: 0.486		D SL 86 H SI 93 2-0 20 SH3-4 1-2 HBP		B SI 94 C SL 89 X SL 88 1-1 ① ② G5-4-3 1-2f	S SL 82 S FF 93 X SL 82 0-2 ③ F7		D SL 87 B SL 87 C SL 87 X FF 94 2-1 FC6 1-2 2-3		B SI 90 B CH 79 C CH 78 F CH 78 F SI 91 C SI 91 2-3 ② K	4	0	0	0	0	1	5
12 Max Stassi, R (1, 2) OBP: 0.235, SLG: 0.211		C SI 94 F SI 94 F SL 87 B SI 95 S CU 85 1-3 ① K		B CU 84 S SL 88 C SI 95 B SI 95 B SI 96 F SL 88 F SL 89 S SI 95 3-3 ③ K		C SL 84 X SL 83 0-1 ① P5	B FF 95 X FF 94 1-0 ② F4		B CU 77 S CH 80 F SI 91 B SI 90 B FF 90 S CH 80 3-3 ③ K	5	0	0	0	0	3	5
20 Wade Miley, L (1, 1) 22 Josh Reddick, L (6, PH) OBP: 0.324, SLG: 0.419 31 Collin McHugh, R (6, 1) 26 Myles Straw, R (7, PH) OBP: 0.372, SLG: 0.316 30 Hector Rondon, R (7, 1) 47 Chris Devenski, R (8, 1)		B SI 94 L FF 95 L SI 95 X CU 84 1-2 2-3 ② SH3-4			B CU 82 B SI 93 B SI 94 C SI 93 B SI 94 4-1 4 2B 27 HR BB	B SL 83 F FF 91 X FF 93 1-1 27 1B 1B	B FF 95 C FF 94 F FF 94 S FF 95 1-3 ③ K		0 1 0 1 0 0	1 0 0 0 0 0	0 1 0 0 0 0	0 0 0 1 0 0	1 0 0 0 0 0	0 0 0 3 0 0	0 0 0 3 0 0

Inning Stats	1	2	3	4	5	6	7	8	9	1B: 7	SF: 0	WP: 0	PA: 44
R:	1	0	1	0	3	0	0	1	0	2B: 3	SAC: 1	PB: 0	
E:	0	0	0	0	0	0	2	0	0	3B: 0	DP: 1	SB: 0	
K:	1	2	1	1	2	0	1	1	3	HR: 3	HBP: 2	CS: 0	
S:	17	13	12	9	18	11	9	12	10				
H:	2	1	1	1	3	2	0	3	0				
LOB:	1	2	0	0	2	2	3	1	0				
BB:	0	0	0	0	2	0	1	0	0				
P:	23	20	19	13	31	17	19	14	15				

PITCHER	IP	WLS	BF	H	R	ER	SO	BB	IBB	HBP	BLK	WP	HR	S	P	ERA	WHIP
43 Dakota Hudson, R (1, 1) ERA: 3.88	4.0	L	22	8	5	5	5	2	0	1	0	0	3	59	93	11.25	2.500
60 John Brebbia, R (5, 1) ERA: 3.19	2.0		8	2	0	0	2	0	0	0	0	0	0	21	30	0.00	1.000
65 Giovanny Gallegos, R (7, 1) ERA: 2.19	1.0		6	0	0	0	1	1	0	1	0	0	0	9	19	0.00	1.000
53 John Gant, R (8, 1) ERA: 2.82	1.0		5	3	1	1	1	0	0	0	0	0	0	12	14	9.00	3.000
30 Tyler Webb, L (9, 1) ERA: 3.93	1.0		3	0	0	0	3	0	0	0	0	0	0	10	15	0.00	0.000

PITCHER	IP	WLS	BF	H	R	ER	SO	BB	IBB	HBP	BLK	WP	HR	S	P	ERA	WHIP

TOP

Houston Astros @ St. Louis Cardinals

Busch Stadium, St. Louis, MO

Sun Jul 28 2019, 1:16 PM - 4:39 PM CDT

Att. 46,714 - Partly Cloudy - 87 F

livebaseballscorecards.com

AB	38
R	6
H	13
RBI	6
BB	3
SO	12
LOB	26

Batter	1	2	3	4	5	6	7	8	9	AB	R	H	RBI	BB	SO	LOB
19 Tommy Edman, S (1, 5) OBP: 0.299, SLG: 0.441	B FC 84 X FC 86 1-0 ① G5-3		C FC 86 S CH 81 B FF 90 X FF 91 1-2 41 1B 38 1B 1B	1 SAFE 1 SAFE L CH 81 S FC 86 F CH 81 F FC 87 X CU 76 0-2 1-3 1B		C CU 74 F FF 90 F FF 91 B CU 74 X FF 91 1-2 ③ F8		B SL 84 X FF 95 1-0 ① P6	5	0	2	0	0	0	1
38 José Martínez, R (1, 9) OBP: 0.347, SLG: 0.424	B FC 85 B CH 81 F FC 86 C CH 81 B FC 84 F CH 82 B SI 90 4-2 46 BLK BB		B FC 87 B FC 87 X CH 81 2-0 1-2 41 1B 1B	1 SAFE T FC 87 B FC 87 C CH 81 D FC 87 F FC 88 S FC 89 2-3 ③ K			F FF 96 C SL 88 X SL 87 0-2 ① G6-3		C SL 84 F CH 84 B CH 85 S SL 84 1-3 ② K	4	0	1	0	1	2	2
46 Paul Goldschmidt, R (1, 3) OBP: 0.339, SLG: 0.464	B FC 87 F FC 87 F FC 87 B FC 84 X CH 81 2-2 ② G6-3 1-2		C FC 87 F FC 86 B FC 88 F FC 86 F FF 91 F FC 88 C FC 87 1-3 ① K		C CU 72 C CH 78 B CH 78 B FC 86 S FC 86 2-3 ① K		C SL 87 F FF 98 B FF 97 F SL 88 X CH 90 1-2 E5 41 F8		C FF 96 X SL 85 0-1 41 FC5-4 1B	5	0	1	0	0	2	3
41 Tyler O'Neill, R (1, 7) OBP: 0.323, SLG: 0.447	B FC 86 S FC 88 B CU 75 B FC 88 S FC 88 B CH 81 4-2 BB		B FC 87 F CU 75 B FF 92 X FC 88 2-1 ② F8 1-2 2-3 1B		X CU 72 0-0 ② F9		F SI 96 B FF 94 S SL 86 B SL 86 X SL 87 2-2 ② F8 2-3		X FF 94 0-0 ③ FC5-4 1-2f	4	0	1	0	1	0	2
12 Paul DeJong, R (1, 6) OBP: 0.336, SLG: 0.461	C FC 87 B CH 82 X CU 76 1-1 ③ G6-3		C CH 82 F FC 88 B FF 92 B FC 89 F FC 90 B CH 80 S FC 90 3-3 ② K		C CU 72 B CH 80 B FC 85 F CH 81 F FC 88 X CH 80 2-2 ③ F7		F SI 96 S FF 96 S SL 86 0-3 ③ K			4	0	0	0	0	2	6
32 Matt Wieters, S (1, 2) OBP: 0.290, SLG: 0.487		B CU 70 F FC 86 B CH 80 C CH 81 F FC 86 X FC 84 2-2 43 FC6-4 1B	X FC 87 0-0 ③ G6-3			C CU 74 T FF 91 B ST 81 F FF 92 B ST 82 X FF 92 2-2 ① L8		B FF 95 C CH 83 C FF 96 S CH 85 1-3 ① K		4	0	1	0	0	1	3
48 Harrison Bader, R (1, 8) OBP: 0.309, SLG: 0.339		B FC 84 F FC 86 B CH 80 S CH 81 S CH 81 2-3 ① K		B CU 72 F FC 84 B CH 81 X CH 81 2-1 ① P2		B ST 80 C ST 80 S FF 93 B ST 80 S ST 81 2-3 ② K		S SL 85 C SL 85 B SL 85 B CH 85 X FF 97 2-2 ② G6-3		4	0	0	0	0	2	1
16 Kolten Wong, L (1, 4) OBP: 0.343, SLG: 0.390		B FC 86 D CH 82 X CH 82 2-0 ② F8		B FC 87 H SI 87 2-0 19 1B HBP		C CU 75 B ST 81 F FF 92 F FF 93 X ST 81 1-2 47 2B 1B		B CH 86 B FF 96 B CH 84 C FF 95 X FF 95 3-1 ③ L7		3	1	1	0	0	0	1
43 Dakota Hudson, R (1, 1) OBP: 0.083, SLG: 0.057 60 John Brebbia, L (5, 1) OBP: 1.000, SLG: 1.000 47 Rangel Ravelo, R (6, PH) OBP: 0.167, SLG: 0.176 65 Giovanny Gallegos, R (7, 1) 53 John Gant, R (8, 1) 30 Tyler Webb, L (9, 1) 25 Dexter Fowler, S (9, PH) OBP: 0.346, SLG: 0.425		S FC 86 X FC 85 0-1 ③ FC6-4 1-2f		L FC 86 L FC 86 L FC 86 0-3 ② K		X FF 91 0-0 1-H 2B			X FF 95 0-0 HR	2 0 1 0 0 0 1	0 0 0 0 0 0 1	0 0 1 0 0 0 1	0 0 1 0 0 0 1	0 0 0 0 0 0 0	1 0 0 0 0 0 0	2 0 0 0 0 0 0
Inning Stats	R: 0 E: 0 K: 0 S: 11 H: 0 LOB: 2 BB: 2 P: 23	R: 0 E: 0 K: 1 S: 10 H: 1 LOB: 1 BB: 0 P: 16	R: 0 E: 0 K: 2 S: 17 H: 3 LOB: 3 BB: 0 P: 26	R: 0 E: 0 K: 2 S: 14 H: 1 LOB: 2 BB: 0 P: 20	R: 0 E: 0 K: 1 S: 8 H: 0 LOB: 0 BB: 0 P: 12	R: 1 E: 0 K: 1 S: 16 H: 2 LOB: 1 BB: 0 P: 22	R: 0 E: 1 K: 1 S: 13 H: 0 LOB: 1 BB: 0 P: 16	R: 0 E: 0 K: 1 S: 8 H: 0 LOB: 0 BB: 0 P: 14	R: 1 E: 0 K: 1 S: 8 H: 2 LOB: 1 BB: 0 P: 10	1B: 7 2B: 1 3B: 0 HR: 1	SF: 0 SAC: 0 DP: 0 HBP: 1			WP: 0 PB: 0 SB: 0 CS: 0	PA: 40		

BOTTOM

Houston Astros @ St. Louis Cardinals

Busch Stadium, St. Louis, MO

Sun Jul 28 2019, 1:16 PM - 4:39 PM CDT

Att. 46,714 - Partly Cloudy - 87 F

livebaseballscorecards.com

AB	37
R	2
H	9
RBI	2
BB	2
SO	10
LOB	21

PITCHER		IP	WLS	BF	H	R	ER	SO	BB	IBB	HBP	BLK	WP	HR	S	P	ERA	WHIP
20 Wade Miley, L ERA: 3.06	(1, 1)	5.0	W	23	5	0	0	6	2	0	1	1	0	0	60	97	0.00	1.400
31 Collin McHugh, R ERA: 5.19	(6, 1)	1.0		5	2	1	1	1	0	0	0	0	0	0	16	22	9.00	2.000
30 Héctor Rondón, R ERA: 4.31	(7, 1)	1.0		4	0	0	0	1	0	0	0	0	0	0	13	16	0.00	0.000
47 Chris Devenski, R ERA: 4.5	(8, 1)	2.0		8	2	1	1	2	0	0	0	0	0	1	16	24	4.50	1.000

PITCHER	IP	WLS	BF	H	R	ER	SO	BB	IBB	HBP	BLK	WP	HR	S	P	ERA	WHIP

Batter	1	2	3	4	5	6	7	8	9	AB	R	H	RBI	BB	SO	LOB
4 George Springer, R (1, 8) OBP: 0.377, SLG: 0.594	B C S F X 1-2 L8 ①		B C F B F S 2-3 K ①		C B B S X 2-2 F8 ②		C B B X 2-1 G6-3 ① ② 1-2f			4	0	0	0	0	1	1
27 Jose Altuve, R (1, 4) OBP: 0.358, SLG: 0.526	F X 0-1 2 1B 1B		C X 0-1 2 CS 1B		S S F F F B F B F 2-2 X 23 1B 2B		S B F F F X 1-2 G5-3 ③			4	1	3	0	0	0	0
23 Michael Brantley, L (1, 7) OBP: 0.384, SLG: 0.522	C C B 1 SAFE F S 1-3 K ②		C X 0-1 L7 ②		X 0-0 2-H 1B			X 0-0 L7 ①		4	0	1	1	0	1	2
2 Alex Bregman, R (1, 5) OBP: 0.392, SLG: 0.518	1 SAFE X 0-0 1-2 1B		S 1 SAFE C 0-2 CS ③ 1-2	C B B B C C 3-3 K ①	B C B C 1 SAFE S 2-3 K ③			X 0-0 F7 ②		4	0	1	0	0	2	1
44 Yordan Alvarez, L (1, 10) OBP: 0.417, SLG: 0.689	D F C F C 1-3 K ③			B B X 2-0 1B		C B B B B 4-1 BB		B C B B S S 3-3 K ③		3	0	1	0	1	2	2
1 Carlos Correa, R (1, 6) OBP: 0.342, SLG: 0.527		B B S B X 3-1 L8 ①		C S C 0-3 K ②		B X 1-0 L7 ①			B C C S 1-3 K ①	4	0	0	0	0	2	2
10 Yuli Gurriel, R (1, 3) OBP: 0.333, SLG: 0.524		X 0-0 22 G4-3 1B	C B S B C 2-3 K ③			F X 0-1 F7 ②			B C X 1-1 G4-3 ②	4	0	1	0	0	1	2
22 Josh Reddick, L (1, 9) OBP: 0.321, SLG: 0.406		C F X 0-2 G4-3 ② 1-2			B X 1-0 F8 ①	B X 1-0 G4-3 ③			X 0-0 G4-3 ③	4	0	0	0	0	0	2
28 Robinson Chirinos, R (1, 2) OBP: 0.363, SLG: 0.447		C F B S 1-3 K ③			F B C X 1-2 HR		X 0-0 4 G6-3 1B			3	1	2	1	0	1	1
Inning Stats	R: 0 H: 2 E: 0 LOB: 2 K: 2 BB: 0 S: 15 P: 18	R: 0 H: 1 E: 0 LOB: 1 K: 1 BB: 0 S: 9 P: 13	R: 0 H: 1 E: 0 LOB: 0 K: 1 BB: 0 S: 10 P: 12	R: 0 H: 1 E: 0 LOB: 1 K: 3 BB: 0 S: 10 P: 17	R: 2 H: 3 E: 0 LOB: 1 K: 1 BB: 0 S: 19 P: 27	R: 0 H: 0 E: 0 LOB: 1 K: 0 BB: 1 S: 5 P: 11	R: 0 H: 1 E: 0 LOB: 0 K: 0 BB: 0 S: 7 P: 10	R: 0 H: 0 E: 0 LOB: 0 K: 1 BB: 0 S: 5 P: 8	R: 0 H: 0 E: 0 LOB: 0 K: 1 BB: 0 S: 6 P: 8	1B: 7 SF: 0 2B: 1 SAC: 0 3B: 0 DP: 1 HR: 1 HBP: 0						

TOP

Houston Astros @ Cleveland Indians

Progressive Field, Cleveland, OH

Tue Jul 30 2019, 7:12 PM - 9:54 PM EDT

Att. 21,589 - Clear - 81 F

livebaseballscorecards.com

AB	34
R	2
H	9
RBI	2
BB	1
SO	10
LOB	13

WP: 0 PA: 36
PB: 0
SB: 0
CS: 1

PITCHER		IP	WLS	BF	H	R	ER	SO	BB	IBB	HBP	BLK	WP	HR	S	P	ERA	WHIP
57 Shane Bieber, R ERA: 3.4	(1, 1)	7.0	L	29	9	2	2	8	1	0	0	0	0	1	75	108	2.57	1.429
36 Tyler Clippard, R ERA: 3.19	(8, 1)	1.0		3	0	0	0	1	0	0	0	0	0	0	5	8	0.00	0.000
62 Nick Wittgren, R ERA: 2.93	(9, 1)	1.0		3	0	0	0	1	0	0	0	0	0	0	6	8	0.00	0.000

PITCHER	IP	WLS	BF	H	R	ER	SO	BB	IBB	HBP	BLK	WP	HR	S	P	ERA	WHIP

Houston Astros @ Cleveland Indians

Progressive Field, Cleveland, OH

Tue Jul 30 2019, 7:12 PM - 9:54 PM EDT

Att. 21,589 - Clear - 81 F

livebaseballscorecards.com

BOTTOM

Batter	1	2	3	4	5	6	7	8	9	AB	R	H	RBI	BB	SO	LOB
12 Francisco Lindor, S (1, 6) OBP: 0.349, SLG: 0.518	K		K2-3			FC3-6			F8	4	0	0	0	0	2	2
35 Óscar Mercado, R (1, 8) OBP: 0.337, SLG: 0.465	K			G6-3		K			G6-3	4	0	0	0	0	2	1
41 Carlos Santana, S (1, 3) OBP: 0.400, SLG: 0.519	P5			G3-1			K			3	0	0	0	0	1	0
22 Jason Kipnis, L (1, 4) OBP: 0.310, SLG: 0.371		L8		F7			G4-3			3	0	0	0	0	0	0
11 José Ramírez, S (1, 5) OBP: 0.319, SLG: 0.419		K			K		K			3	0	0	0	0	3	0
10 Jake Bauers, L (1, 10) OBP: 0.309, SLG: 0.382		K			K			K		3	0	0	0	0	3	0
55 Roberto Pérez, R (1, 2) OBP: 0.323, SLG: 0.462			1B		K			L8		3	0	1	0	0	1	0
1 Greg Allen, S (1, 7) OBP: 0.296, SLG: 0.381			F8			12 FC3-6 1B		K		3	0	1	0	0	1	1
30 Tyler Naquin, L (1, 9) OBP: 0.330, SLG: 0.510			K			K			G3-1	3	0	0	0	0	2	2

	AB	29
	R	0
	H	2
	RBI	0
	BB	0
	SO	15
	LOB	6

Inning Stats	1	2	3	4	5	6	7	8	9
	R: 0 E: 0 K: 2 S: 8	R: 0 E: 0 K: 2 S: 8	R: 0 E: 0 K: 2 S: 15	R: 0 E: 0 K: 0 S: 8	R: 0 E: 0 K: 3 S: 11	R: 0 E: 0 K: 2 S: 12	R: 0 E: 0 K: 2 S: 9	R: 0 E: 0 K: 2 S: 11	R: 0 E: 0 K: 0 S: 5
	H: 0 LOB: 0 BB: 0 P: 10	H: 0 LOB: 0 BB: 0 P: 12	H: 1 LOB: 1 BB: 0 P: 25	H: 0 LOB: 0 BB: 0 P: 12	H: 0 LOB: 0 BB: 0 P: 17	H: 1 LOB: 1 BB: 0 P: 17	H: 0 LOB: 0 BB: 0 P: 12	H: 0 LOB: 0 BB: 0 P: 19	H: 0 LOB: 0 BB: 0 P: 6

	1B: 2	SF: 0	WP: 0	PA: 29
	2B: 0	SAC: 0	PB: 0	
	3B: 0	DP: 0	SB: 1	
	HR: 0	HBP: 0	CS: 0	

PITCHER		IP	WLS	BF	H	R	ER	SO	BB	IBB	HBP	BLK	WP	HR	S	P	ERA	WHIP
35 Justin Verlander, R ERA: 2.73	(1, 1)	7.0	W	23	2	0	0	13	0	0	0	0	0	0	71	105	0.00	0.286
36 Will Harris, R ERA: 1.77	(8, 1)	1.0	H	3	0	0	0	2	0	0	0	0	0	0	11	19	0.00	0.000
54 Roberto Osuna, R ERA: 2.62	(9, 1)	1.0	S	3	0	0	0	0	0	0	0	0	0	0	5	6	0.00	0.000

PITCHER	IP	WLS	BF	H	R	ER	SO	BB	IBB	HBP	BLK	WP	HR	S	P	ERA	WHIP

Batter	1	2	3	4	5	6	7	8	9	AB	R	H	RBI	BB	SO	LOB
4 George Springer, R (1, 8) OBP: 0.374, SLG: 0.586	B FF 93 B CH 86 S FF 94 F FF 94 X FF 94 2-2 ① P3	S SL 85 S SL 86 1 SAFE X SL 86 0-2 ③ F8		C CU 78 B CU 81 F CH 83 F SL 86 B CH 85 X CH 85 2-2 ② G5-3		C SL 84 B FF 94 B SL 84 B SL 83 B SL 82 4-1 1-2 BB			F SI 84 F SI 85 B SL 75 X SL 76 1-2 ② L8	4	0	0	0	1	0	1
27 Jose Altuve, R (1, 4) OBP: 0.361, SLG: 0.524	B CU 80 C SL 85 B CU 78 B FF 93 F FF 93 B FF 93 4-2 2 BB BB		C FF 93 B CU 77 F CU 78 X SL 85 1-2 44 BB 2 1B 1 FC5-2 1B	C CH 85 B FF 94 F CH 85 B FF 93 C FF 94 2-3 ③ K		B FF 94 C FF 93 C FF 93 S SL 84 1-3 ③ K			B SI 87 B SL 74 C SL 76 B SI 86 B SI 85 4-1 23 FC6-4 BB	3	0	1	0	2	2	3
23 Michael Brantley, L (1, 7) OBP: 0.382, SLG: 0.516	B FF 93 1 SAFE X CH 85 1-0 ② L7		X FF 93 0-0 ① F7		C FF 92 C CU 78 X CU 80 0-2 ① G3-1		B SI 91 B SI 91 B SI 92 C SI 90 B SI 91 4-1 2 G6-4-3 BB		X FF 91 0-0 ③ FC6-4 1-2f	4	0	0	0	1	0	3
2 Alex Bregman, R (1, 5) OBP: 0.393, SLG: 0.516	C FF 94 B FF 94 B FF 94 B FF 94 1 SAFE B FF 93 4-1 1-2 BB		C SL 84 T CH 86 X FF 94 0-2 1 FC5-2 44 BB 10 2B 1-2 1B		C FF 94 F CU 79 B CH 85 X SL 87 1-2 ② F9		B SL 79 X SI 91 1-0 ① ② G6-4-3 1-2f			3	1	1	0	1	0	1
44 Yordan Alvarez, L (1, 10) OBP: 0.413, SLG: 0.674	F FF 93 X FF 94 0-1 ③ F7		B CH 85 B CH 85 B CH 85 B CH 85 4-0 1 FC5-2 10 2B 1-2 BB 2-3		F CH 86 B FF 93 C CU 80 F FF 93 F CU 80 B FF 94 B CH 86 X CH 85 3-2 ③ G4-3		C SI 91 B SL 80 B SI 93 S FF 90 F FF 92 F SL 78 B FF 93 F FF 93 F SL 80 3-2 X SI 93 G6-3			3	1	0	0	1	0	2
1 Carlos Correa, R (1, 6) OBP: 0.345, SLG: 0.545		C FF 93 B CU 78 F FF 93 X FF 94 1-2 HR	C CH 86 D SL 86 X CH 85 1-1 ② FC5-2 10 2B 1-2 2-3 3-Hf			C FF 93 C SL 84 B CU 80 F SL 85 X CH 84 1-2 28 FC5-4 2B		X SI 84 0-0 ① G1-3		4	2	2	1	0	0	3
10 Yuli Gurriel, R (1, 3) OBP: 0.335, SLG: 0.526		X SL 84 0-0 ① G4-3	S CH 84 X CH 84 0-1 1-H 2-H 3-H 2B			B SL 82 F FF 93 S SL 82 B SL 83 X SL 82 2-2 28 FC5-4 1B		C SI 84 B SL 75 B SL 75 X SI 85 2-1 ② G4-3		4	0	2	3	0	0	0
22 Josh Reddick, L (1, 9) OBP: 0.320, SLG: 0.404		B CH 85 C CH 85 F CH 85 B FF 93 X FF 94 2-2 1B	C CH 85 X FF 94 0-1 ③ F8			X FF 93 0-0 ① P6		X SL 75 0-0 ③ L9		4	0	1	0	0	0	3
28 Robinson Chirinos, R (1, 2) OBP: 0.358, SLG: 0.441		C CH 86 S SL 86 B FF 94 S SL 86 1-3 ② K		B SL 84 S SL 84 F SL 84 B CH 85 B CH 84 S CH 84 3-3 ① K		B SL 83 X SL 83 1-0 ② FC5-4 4 BB 1-2f 2-3			X SI 84 0-0 ① B1	4	0	0	0	0	2	3
Inning Stats	R: 0 H: 0 E: 0 LOB: 2 K: 0 BB: 2 S: 9 P: 20	R: 1 H: 2 E: 0 LOB: 1 K: 1 BB: 0 S: 13 P: 17	R: 3 H: 3 E: 0 LOB: 1 K: 0 BB: 1 S: 13 P: 19	R: 0 H: 0 E: 0 LOB: 0 K: 2 BB: 0 S: 10 P: 17	R: 0 H: 0 E: 0 LOB: 0 K: 0 BB: 0 S: 11 P: 15	R: 0 H: 2 E: 0 LOB: 3 K: 1 BB: 1 S: 13 P: 22	R: 0 H: 0 E: 0 LOB: 0 K: 0 BB: 1 S: 9 P: 17	R: 0 H: 0 E: 0 LOB: 0 K: 0 BB: 0 S: 4 P: 6	R: 0 H: 0 E: 0 LOB: 1 K: 0 BB: 1 S: 6 P: 11	1B: 4 SF: 0 2B: 2 SAC: 0 3B: 0 DP: 1 HR: 1 HBP: 0						

PITCHER		IP	WLS	BF	H	R	ER	SO	BB	IBB	HBP	BLK	WP	HR	S	P	ERA	WHIP
65 Zach Plesac, R ERA: 3.41	(1, 1)	5.0	W	24	6	4	4	3	3	0	0	0	0	1	60	93	7.20	1.800
44 Nick Goody, R ERA: 1.54	(6, 1)	1.0	H	5	1	0	0	1	1	0	0	0	0	0	9	17	0.00	2.000
39 Oliver Pérez, L ERA: 2.89	(7, 1)	1.0		3	0	0	0	0	1	0	0	0	0	0	9	17	0.00	1.000
90 Adam Cimber, R ERA: 2.86	(8, 1)	1.2		6	0	0	0	0	1	0	0	0	0	0	9	16	0.00	0.600
33 Brad Hand, L ERA: 2.45	(9, 1)	0.1		1	0	0	0	0	0	0	0	0	0	0	1	1	0.00	0.000

PITCHER	IP	WLS	BF	H	R	ER	SO	BB	IBB	HBP	BLK	WP	HR	S	P	ERA	WHIP

TOP

Houston Astros @ Cleveland Indians

Progressive Field, Cleveland, OH

Wed Jul 31 2019, 7:11 PM - 10:20 PM EDT

Att. 23,961 - Clear - 76 F

livebaseballscorecards.com

AB	33
R	4
H	7
RBI	4
BB	6
SO	4
LOB	19

BOTTOM

Houston Astros @ Cleveland Indians

Progressive Field, Cleveland, OH

Wed Jul 31 2019, 7:11 PM - 10:20 PM EDT

Att. 23,961 - Clear - 76 F

livebaseballscorecards.com

Batter	1	2	3	4	5	6	7	8	9	AB	R	H	RBI	BB	SO	LOB
12 Francisco Lindor, S (1, 6) OBP: 0.352, SLG: 0.522	X FF 93 0-0 1B	C FF 93 S ST 83 B CH 86 X CH 85 1-2 ③ G4-3			S CU 78 B FF 91 F FF 93 B CU 81 B ST 83 X FF 94 3-2 35 SH 41 HR 2B	C FC 90 B CH 86 F ST 80 F FF 92 B CU 76 F FC 89 F FC 88 X FF 92 2-2 35 BB 22 HR 1B		C SI 96 B CU 84 B CU 84 F FF 96 X CU 85 2-2 ① G1-3		5	2	3	0	0	0	0
35 Óscar Mercado, R (1, 8) OBP: 0.340, SLG: 0.467	F FF 92 1 SAFE X FF 90 0-1 ① F9		C FF 91 X CU 78 0-1 22 G4-3 2B		D CU 77 B FF 91 C FF 90 X CH 83 2-1 SH 41 HR 2-3	B FC 89 B ST 78 F ST 80 B CH 85 1 SAFE B FC 87 4-1 22 HR 1-2 BB		B SI 96 F FF 95 B CU 84 F CU 83 B CU 86 X SL 86 3-2 ② G6-3		3	2	1	0	1	0	1
41 Carlos Santana, S (1, 3) OBP: 0.398, SLG: 0.523	C FF 91 1 SAFE F CU 78 B CH 81 B CH 83 1 SAFE X CH 83 2-2 ② F8		B FF 89 B FF 90 X CH 83 2-0 ① P3		C FF 91 X CH 83 0-1 1-H 3-H HR	S ST 81 C ST 80 F ST 81 B FF 90 S FF 91 1-3 ② K		B CU 84 B CU 83 B FF 95 C FF 94 F FF 95 X CU 85 3-2 ③ G3-1		5	1	1	3	0	1	4
22 Jason Kipnis, L (1, 4) OBP: 0.312, SLG: 0.382	B CH 83 B CH 81 B FF 91 C FF 92 F FF 92 F CH 84 F CH 84 X FF 92 3-2 ③ L9		B FF 91 B FF 90 F FF 90 X FF 92 2-1 ② G4-3 2-3		C FF 93 X ST 83 0-1 11 WP 1B	X FF 92 0-0 1-H 2-H HR				4	1	2	3	0	0	2
11 José Ramírez, S (1, 5) OBP: 0.316, SLG: 0.415		B CU 76 B FF 93 B FF 93 C FF 91 F FF 93 X CH 86 3-2 ① L8	B CH 83 F CH 85 F FF 92 X ST 85 1-2 ③ G3		C FF 94 1 SAFE S CH 84 S CH 84 0-3 ① K 1-2	C ST 80 F CH 87 C ST 79 0-3 ③ K				4	0	0	0	0	2	2
8 Jordan Luplow, R (1, 7) OBP: 0.346, SLG: 0.508		C FF 94 X FF 94 0-1 10 BB 55 HR 1B		B SL 85 C CH 83 B CH 84 X FF 93 2-1 55 G5-3 1B	C SL 82 D CH 86 X CH 84 1-1 ② P3		F FC 91 C FF 92 B FF 95 X FF 94 1-2 ① G6-3			4	1	2	0	0	0	1
10 Jake Bauers, L (1, 10) OBP: 0.308, SLG: 0.379		B FF 92 B CH 82 B CH 82 C FF 90 S FF 93 B FF 91 4-2 55 HR 1-2 BB		B FF 91 F CH 83 B FF 91 C FF 92 B FF 92 F CH 83 X FF 92 3-2 ① P5	S CH 85 S CH 85 S CH 84 0-3 ③ K		B FF 93 F FF 92 F FC 92 S FF 93 1-3 ② K			3	1	0	0	1	2	2
55 Roberto Pérez, R (1, 2) OBP: 0.329, SLG: 0.488		C CU 78 D ST 81 C ST 83 B ST 82 X FF 93 2-2 1-H 2-H HR		C CU 78 X CH 83 0-1 ② G5-3 1-2		C ST 79 X ST 80 0-1 HR	C FF 93 B FF 92 F FF 93 B SL 83 F FF 93 F FC 92 B SL 85 B FF 94 4-2 BB			3	2	2	4	1	0	1
30 Tyler Naquin, L (1, 9) OBP: 0.324, SLG: 0.500		C FF 93 F FF 94 B ST 83 T FF 94 1-2 ② K		S FF 91 C FF 92 X CH 83 0-2 ③ F9		X FF 92 0-0 ① L6	X FF 93 0-0 ③ G3			4	0	0	0	0	1	2
Inning Stats	R: 0 E: 0 K: 0 S: 11 H: 1 LOB: 1 BB: 0 P: 16	R: 3 E: 0 K: 1 S: 16 H: 2 LOB: 0 BB: 1 P: 27	R: 0 E: 0 K: 0 S: 8 H: 1 LOB: 1 BB: 0 P: 13	R: 0 E: 0 K: 0 S: 11 H: 1 LOB: 1 BB: 1 P: 16	R: 3 E: 0 K: 2 S: 17 H: 3 LOB: 1 BB: 0 P: 23	R: 4 E: 0 K: 2 S: 18 H: 3 LOB: 0 BB: 1 P: 25	R: 0 E: 0 K: 1 S: 11 H: 0 LOB: 1 BB: 1 P: 17	R: 0 E: 0 K: 0 S: 9 H: 0 LOB: 0 BB: 0 P: 17		1B: 5 2B: 2 3B: 0 HR: 4 SF: 0 SAC: 1 DP: 0 HBP: 0						

	AB	35
	R	10
	H	11
	RBI	10
	BB	3
	SO	6
	LOB	15

WP: 1 PA: 39
PB: 0
SB: 0
CS: 0

PITCHER		IP	WLS	BF	H	R	ER	SO	BB	IBB	HBP	BLK	WP	HR	S	P	ERA	WHIP
65 José Urquidy, R ERA: 5.87	(1, 1)	4.0	L	22	8	6	6	1	1	0	0	0	0	2	55	86	13.50	2.250
47 Chris Devenski, R ERA: 4.4	(5, 1)	1.0		3	0	0	0	2	0	0	0	0	1	0	8	9	0.00	0.000
31 Collin McHugh, R ERA: 5.7	(6, 1)	1.0		7	3	4	4	2	1	0	0	0	0	2	18	25	36.00	4.000
67 Cy Sneed, R ERA: 3.75	(7, 1)	1.0		4	0	0	0	1	1	0	0	0	0	0	11	17	0.00	1.000
66 Bryan Abreu, R ERA:	(8, 1)	1.0		3	0	0	0	0	0	0	0	0	0	0	9	17	0.00	0.000

PITCHER	IP	WLS	BF	H	R	ER	SO	BB	IBB	HBP	BLK	WP	HR	S	P	ERA	WHIP

Houston Astros @ Cleveland Indians

Progressive Field, Cleveland, OH

Thu Aug 01 2019, 7:11 PM - 10:20 PM EDT

Att. 21,536 - Clear - 78 F

TOP

livebaseballscorecards.com

Batter	1	2	3	4	5	6	7	8	9	AB	R	H	RBI	BB	SO	LOB
4 George Springer, R (1, 8) (6, 9) OBP: 0.380, SLG: 0.595	B FF 86 C CH 77 X FF 84 1-1 HR		B CH 78 X CH 80 1-0 ② F8		B SI 89 B CH 78 C CH 79 B FF 89 B CH 79 4-1 27 WP BB		S SL 86 F FF 96 B FF 95 B FF 96 B SL 85 B SL 86 4-2 27 1B 23 2B BB	B FF 87 B CU 72 C FF 86 B FF 87 B FF 87 4-1 2 BB 27 HBP 44 2B BB		2	3	1	1	3	0	0
27 Jose Altuve, R (1, 4) OBP: 0.365, SLG: 0.524	B FF 85 B SL 78 C SL 78 L CH 79 X FF 87 2-2 2 BB 1B		X CH 79 0-0 ③ G5-3		F SI 89 B FS 83 X CH 78 1-1 ② L5 1-2		X SL 86 0-0 23 2B 2 1B 1-2 1B	C FF 87 B CU 72 H CU 71 2-1 2 BB 44 2B 1-2 2-3 HBP		4	2	2	0	0	0	1
23 Michael Brantley, L (1, 7) OBP: 0.380, SLG: 0.516	B FF 85 C FF 86 X CH 79 1-1 ① L8			C CH 79 B FF 86 X FF 87 1-1 ① G5-3	X FF 89 0-0 ③ F7		B FF 96 X FF 95 1-0 2 1B 44 FC5-2 1-3 2-H 2B	B FF 87 C CU 73 X CU 73 1-1 ② SF9 3-H		4	0	1	2	0	0	2
2 Alex Bregman, R (1, 5) OBP: 0.400, SLG: 0.531	B FF 83 B SL 80 D CH 80 C FF 86 1 SAFE C FF 88 B SL 78 4-2 44 G6-3 1-2 BB			C CU 71 B SL 79 F CH 79 X CH 80 1-2 HR		C CU 73 C SL 82 B FS 81 B SL 83 X CH 78 2-2 1 1B 2B	S SL 84 B FF 94 C FF 94 D SL 84 X SL 84 2-2 1 BB 44 FC5-2 2-3 3-H 1B	C FF 86 B CU 72 B CH 80 C FF 85 B CU 73 D CU 72 4-2 44 2B 1-2 2-3 BB		3	1	3	2	2	0	0
44 Yordan Alvarez, L (1, 10) OBP: 0.413, SLG: 0.679	X FF 86 0-0 ② ③ G6-3 1-2f			B FF 85 C CH 80 B SL 79 B CH 80 F CH 80 X CH 81 3-2 2B		B FF 89 S CH 78 X FF 89 1-1 ① F7	C CU 74 F CU 74 B CU 74 F FF 87 X CU 74 1-2 ② FC5-2 1 BB 1-2 3-H	B FF 86 X CU 74 1-0 1-3 2-H 3-H 2B		5	0	2	2	0	0	5
1 Carlos Correa, R (1, 6) OBP: 0.350, SLG: 0.542		B CH 78 B CH 79 B FF 87 C FF 88 B FF 88 4-1 10 FC5-4 BB		B FF 87 B SL 79 C SL 77 B FF 86 C SL 79 F SL 80 S CH 81 3-3 ② K		B SI 89 S SI 89 X SI 89 1-1 2-3 1B	C CH 80 D CH 81 B CH 80 D FF 86 F CH 80 B CH 82 4-2 1-2 2-3 BB	B FF 94 X FF 93 1-0 ③ F8		3	0	1	0	2	1	3
10 Yuli Gurriel, R (1, 3) OBP: 0.333, SLG: 0.521		B CH 79 X CH 80 1-0 ① FC5-4 22 G4-6-3 1-2f		B SL 79 F CH 80 D SL 76 B CH 78 F SL 80 B CH 80 4-2 BB		B SI 89 C CH 78 S SL 83 S FF 90 1-3 ② K	C FF 86 X FF 87 0-1 ③ F8		X FF 92 0-0 ① P3	4	0	0	0	1	1	6
22 Josh Reddick, L (1, 9) OBP: 0.318, SLG: 0.401 6 Jake Marisnick, R (6, 8) OBP: 0.305, SLG: 0.449		B FF 88 S FF 86 B CH 80 F CH 80 X CH 80 2-2 ② ③ G4-6-3 1-2f		B FF 88 F CH 79 X CH 80 1-1 ③ L7		C SI 90 F SI 90 B CH 79 S SL 82 1-3 ③ K		X CH 81 0-0 ① G5-3	B FF 93 F FF 93 F FF 93 B FF 92 F FF 94 B FF 94 S FF 94 3-3 ② K	3 2	0 0	0 0	0 0	1 1	5 0
12 Martín Maldonado, R (1, 2) OBP: 0.283, SLG: 0.350			B CH 78 C CH 78 F SL 78 S CH 80 1-3 ① K		S FF 89 B CU 75 C CH 80 S FS 81 1-3 ① K		C SL 84 B SL 85 S SL 84 C SL 84 1-3 ① K	B CU 72 C CU 72 B CH 82 B CU 73 C FF 87 X CH 81 3-2 27 HBP 23 SF9 2B	S SL 84 X FF 94 0-1 ③ G5-3	5	1	1	0	0	3	0

| Inning Stats | | |

Houston Astros @ Cleveland Indians

Progressive Field, Cleveland, OH

Thu Aug 01 2019, 7:11 PM - 10:20 PM EDT

Att. 21,536 - Clear - 78 F

livebaseballscorecards.com

BOTTOM

Batter	1	2	3	4	5	6	7	8	9	AB	R	H	RBI	BB	SO	LOB
12 Francisco Lindor, S (1, 6) OBP: 0.354, SLG: 0.524	C FF 95 F FF 95 B FF 97 X SL 90 1-2 1B		F SL 88 S FF 99 C FF 100 0-3 ② K			F FF 96 B CH 88 X SL 90 1-1 ① G3		C FF 97 X SL 87 0-1 35 1B 2B		4	0	2	0	0	1	0
35 Óscar Mercado, R (1, 8) OBP: 0.338, SLG: 0.464	S SL 88 F KC 83 X FF 96 0-2 ① F9		X KC 83 0-0 ③ F8			B FF 98 B FF 97 S SL 89 F FF 98 X SL 89 2-2 ② G6-3		S SL 88 D SL 88 X SI 96 1-1 41 BB 2-3 1B		4	0	1	0	0	0	1
41 Carlos Santana, S (1, 3) OBP: 0.399, SLG: 0.520	C FF 97 F FF 96 X FF 98 0-2 ② F7			B KC 81 B KC 80 B FF 97 C FF 96 B FF 96 4-1 66 2B 11 SF8 BB		B FF 97 X SL 90 1-0 ③ G6-3		D SL 90 B FF 96 B FF 97 C FF 98 B FF 98 4-1 1-2 BB		2	1	0	0	2	0	1
66 Yasiel Puig, R (1, 9) OBP: 0.304, SLG: 0.476	B SL 88 X FF 96 1-0 ③ L8			F CH 86 D KC 82 F SL 87 X CH 87 1-2 11 SF8 32 1-3 F9-2 2B			C FF 94 B FF 96 S SL 90 B SL 90 B SL 91 B KC 82 4-2 22 S BB	C SI 88 X SI 88 0-1 ③ G3		3	0	1	0	1	0	4
11 José Ramírez, S (1, 5) OBP: 0.313, SLG: 0.412		B FF 97 T FF 96 B FF 96 C KC 84 F CH 89 B FF 98 X FF 98 3-2 ① F9		F KC 84 F FF 99 B CH 88 X CH 88 1-2 ① SF8 2-3 3-H			C FF 88 T FF 97 S FF 97 0-3 ① K		X FF 95 0-0 ① F8	3	0	0	1	0	1	1
32 Franmil Reyes, R (1, 10) OBP: 0.313, SLG: 0.532		B SL 88 S SL 90 B FF 97 C FF 99 B SL 91 X FF 99 3-2 22 2B 1B		S SL 90 F FF 98 X KC 85 0-2 ② ③ F9-2 3-H			X KC 85 0-0 ② P3		C SL 85 S CH 85 S CH 84 0-3 ② K	4	0	1	0	0	1	2
22 Jason Kipnis, L (1, 4) OBP: 0.311, SLG: 0.383		X FF 97 0-0 ② 1-H 2B			F FF 96 B KC 84 B KC 83 F FF 98 B SL 89 F FF 98 X FF 99 3-2 ① F9		C KC 83 B FF 97 X CH 87 1-1 ③ L3 1-2		B FF 96 F FF 96 F FF 96 X CH 86 1-2 ③ G5-3	4	0	1	0	0	0	1
55 Roberto Pérez, R (1, 2) OBP: 0.326, SLG: 0.483		C KC 80 B SL 90 F SL 88 S KC 85 1-3 ③ K2-3			C SL 88 C FF 98 B FF 98 F KC 83 F SL 91 X SL 89 1-2 ② G6-3			B SL 86 B SI 95 X SI 95 2-0 ① G6-3		3	0	0	0	0	1	1
30 Tyler Naquin, L (1, 7) OBP: 0.320, SLG: 0.493			C KC 81 F FF 97 S FF 98 0-3 ① K		B FF 97 S FF 97 F FF 98 B FF 99 F CH 89 X FF 99 2-2 ③ F7			B FF 96 B FF 96 X FF 96 2-0 ② G3-1		3	0	0	0	0	1	0
Inning Stats	R: 0 E: 0 K: 0 S: 10 H: 1 LOB: 1 BB: 0 P: 12	R: 0 E: 0 K: 1 S: 11 H: 2 LOB: 1 BB: 0 P: 18	R: 0 E: 0 K: 2 S: 7 H: 0 LOB: 0 BB: 0 P: 7	R: 1 E: 0 K: 0 S: 10 H: 1 LOB: 0 BB: 1 P: 16	R: 0 E: 0 K: 0 S: 13 H: 0 LOB: 0 BB: 0 P: 19	R: 0 E: 0 K: 0 S: 6 H: 0 LOB: 0 BB: 0 P: 10	R: 0 E: 0 K: 1 S: 8 H: 0 LOB: 1 BB: 1 P: 13	R: 0 E: 0 K: 0 S: 9 H: 2 LOB: 3 BB: 1 P: 18	R: 0 E: 0 K: 1 S: 7 H: 0 LOB: 0 BB: 0 P: 8	1B: 3 2B: 4 3B: 0 HR: 0 SF: 1 SAC: 0 DP: 1 HBP: 0						

	AB	30
	R	1
	H	6
	RBI	1
	BB	3
	SO	5
	LOB	11

WP: 0 PB: 0 SB: 1 CS: 0 PA: 34

PITCHER		IP	WLS	BF	H	R	ER	SO	BB	IBB	HBP	BLK	WP	HR	S	P	ERA	WHIP
45 Gerrit Cole, R ERA: 2.87	(1, 1)	7.0	W	25	4	1	1	4	2	0	0	0	0	0	65	95	1.29	0.857
30 Héctor Rondón, R ERA: 4.24	(8, 1)	0.2		5	2	0	0	0	1	0	0	0	0	0	7	16	0.00	4.500
38 Joe Smith, R ERA:	(8, 1)	0.1		1	0	0	0	0	0	0	0	0	0	0	2	2	0.00	0.000
47 Chris Devenski, R ERA: 4.31	(9, 1)	1.0		3	0	0	0	1	0	0	0	0	0	0	7	8	0.00	0.000

PITCHER		IP	WLS	BF	H	R	ER	SO	BB	IBB	HBP	BLK	WP	HR	S	P	ERA	WHIP

Seattle Mariners @ Houston Astros

Minute Maid Park, Houston, TX

Fri Aug 02 2019, 7:11 PM - 10:08 PM CDT

Att. 41,444 - Roof Closed - 73 F

TOP

livebaseballscorecards.com

Batter	1	2	3	4	5	6	7	8	9	AB	R	H	RBI	BB	SO	LOB
0 Mallex Smith, L (1, 9) OBP: 0.302, SLG: 0.349	B FC 86 X FC 87 1-0 G4-3		C CU 74 B FC 86 X FC 88 1-1 G4-3		B FC 87 B FC 88 B FC 89 C FC 87 F FC 90 F FC 90 B FF 93 4-2 BB		B FF 93 C CU 75 C CU 76 C ST 80 1-3 K		C FF 88 B CH 78 F FF 88 X CH 79 1-2 F7	4	0	0	0	1	1	0
3 J.P. Crawford, L (1, 6) OBP: 0.339, SLG: 0.420	B FC 85 B FC 86 C CH 82 B FC 88 B FF 89 4-1 23 FC6-4 BB		B FC 86 C FF 88 F SI 89 F FF 92 F CU 74 C CH 83 1-3 K		B FC 88 C FF 90 X SI 90 1-1 F7		B CU 75 B ST 78 S FF 93 S FF 93 B FF 92 B FF 92 4-2 16 PB 23 BB BB		C SL 79 C FF 89 B FF 89 S SL 80 1-3 K	3	0	0	0	2	2	2
23 Austin Nola, R (1, 4) OBP: 0.398, SLG: 0.605	1 SAFE B CH 79 X CH 80 1-0 FC6-4 1-2f			B FC 84 C FC 83 B CH 80 X CH 80 2-1 F8		B SI 86 X CH 80 1-0 P4	B ST 81 B FF 92 F FF 92 B ST 79 B FF 91 4-1 16 PB 1-2 BB			3	0	0	0	1	0	1
16 Domingo Santana, R (1, 10) OBP: 0.342, SLG: 0.477	1 SAFE B FC 84 F CH 80 S CH 80 B FC 86 C FC 85 2-3 K			B CU 74 B FC 84 B FC 86 B FC 87 4-0 BB		B FF 90 B CH 80 F CH 80 B FC 88 B FC 85 4-1 20 HR BB	C ST 81 S ST 82 B FF 92 X ST 82 1-2 G5-3 1-2 2-3			2	1	0	0	2	1	3
20 Daniel Vogelbach, L (1, 3) OBP: 0.362, SLG: 0.511		C FC 83 B CU 72 B FC 86 C CH 82 X FC 86 2-2 L5		B FC 86 B CH 81 X CH 81 2-0 F8		B CU 74 B FC 86 C FF 91 D CH 82 X FF 91 3-1 1-H HR		B FF 92 B CH 85 C FF 92 C ST 82 B ST 80 F ST 82 F CU 75 X ST 82 3-2 F7		4	1	1	2	0	0	1
1 Tim Beckham, R (1, 7) OBP: 0.296, SLG: 0.467		C CH 81 C CH 78 C SI 89 0-3 K		D FC 86 F FC 87 X CH 80 1-1 F8		B CU 73 F FC 86 F FC 89 S FF 92 1-3 K		C ST 81 S ST 82 B ST 81 X FF 92 1-2 L8		4	0	0	0	0	2	1
15 Kyle Seager, L (1, 5) OBP: 0.296, SLG: 0.404		B FC 86 B CH 80 B CH 82 S FC 87 B CH 82 4-1 BB		F CU 74 B FC 88 B FC 87 B FF 89 X FC 87 3-1 G5-3		X FC 87 0-0 1B		B CU 75 B FF 92 B FF 92 B FF 92 4-0 BB		2	0	1	0	2	0	0
2 Tom Murphy, R (1, 2) OBP: 0.295, SLG: 0.506		B FC 85 F FC 86 S CH 81 B CH 79 D FC 87 S CH 80 3-3 K		B FF 89 C SI 90 B SI 91 B FC 87 F FC 88 X FC 88 3-2 4 B1-3 1B		B CH 80 D FC 89 F FC 89 B FC 89 F FC 88 X FF 92 3-2 F9		S FF 92 S ST 82 S ST 82 0-3 K		4	0	1	0	0	2	3
4 Keon Broxton, R (1, 8) OBP: 0.243, SLG: 0.303			C SI 88 F CH 80 F CH 78 F FF 91 F FC 85 S CH 80 0-3 K		B FC 87 X FC 85 1-0 B1-3 1-2		B FF 92 F FF 92 S ST 82 B ST 82 B FF 92 F ST 80 S FF 93 3-3 K		B SI 87 F SI 88 X SI 87 1-1 G4-3	4	0	0	0	0	2	1

	AB	30
	R	2
	H	3
	RBI	2
	BB	8
	SO	10
	LOB	12

Inning Stats	1	2	3	4	5	6	7	8	9	1B: 2	SF: 0	WP: 0	PA: 38
	R: 0 E: 0 K: 1 S: 6 H: 0 LOB: 1 BB: 1 P: 14	R: 0 E: 0 K: 2 S: 10 H: 0 LOB: 1 BB: 1 P: 19	R: 0 E: 0 K: 2 S: 13 H: 0 LOB: 0 BB: 0 P: 15	R: 0 E: 0 K: 0 S: 5 H: 0 LOB: 1 BB: 1 P: 14	R: 0 E: 0 K: 0 S: 11 H: 1 LOB: 2 BB: 1 P: 23	R: 2 E: 0 K: 1 S: 11 H: 2 LOB: 1 BB: 1 P: 23	R: 0 E: 0 K: 2 S: 14 H: 0 LOB: 2 BB: 2 P: 27	R: 0 E: 0 K: 1 S: 11 H: 0 LOB: 1 BB: 1 P: 19	R: 0 E: 0 K: 1 S: 8 H: 0 LOB: 0 BB: 0 P: 11	2B: 0 3B: 0 HR: 1	SAC: 0 DP: 0 HBP: 0	PB: 1 SB: 0 CS: 0	

PITCHER		IP	WLS	BF	H	R	ER	SO	BB	IBB	HBP	BLK	WP	HR	S	P	ERA	WHIP
20 Wade Miley, L ERA: 3.05	(1, 1)	6.0	W	26	3	2	2	6	5	0	0	0	0	1	56	108	3.00	1.333
31 Collin McHugh, R ERA: 5.52	(7, 1)	2.0		9	0	0	0	3	3	0	0	0	0	0	25	46	0.00	1.500
38 Joe Smith, R ERA:	(9, 1)	1.0		3	0	0	0	1	0	0	0	0	0	0	8	11	0.00	0.000

PITCHER		IP	WLS	BF	H	R	ER	SO	BB	IBB	HBP	BLK	WP	HR	S	P	ERA	WHIP

Batter	1	2	3	4	5	6	7	8	9	AB	R	H	RBI	BB	SO	LOB
4 George Springer, R (1, 9) OBP: 0.386, SLG: 0.605	X FF 92 0-0 23 G1-3 1B	C SL 85 B CH 85 X SL 90 1-1 E5 1B		C CU 76 B FF 92 C CH 85 B FF 92 X SL 86 2-2 27 HR 3B		C SI 91 X CH 85 0-1 ① L8		F SL 87 C FS 80 B FS 80 X FF 92 1-2 27 WP 2-3 1B		5	1	4	0	0	0	0
27 Jose Altuve, R (1, 4) OBP: 0.366, SLG: 0.530	B FF 91 C FF 90 B SL 84 B FF 89 X FF 91 3-1 ① L6	C CH 82 X CH 86 0-1 ③ G1-3		B CU 75 X FF 92 1-0 3-H HR		S SL 85 B SL 87 B CH 87 B SL 86 B SL 86 4-1 23 FC3-6 BB		C SL 88 B FS 82 X SL 88 1-1 ② G6-3 1-2 3-H		4	1	1	3	1	0	3
23 Michael Brantley, L (1, 7) OBP: 0.376, SLG: 0.510	C FF 92 1 SAFE D CU 76 F SL 84 1 SAFE X FF 93 1-2 ② G1-3 1-2		B FF 90 X SL 83 1-0 ① G3-1	C FF 91 X FF 89 0-1 ③ G4-3		C SI 92 F SI 90 X CH 86 0-2 ② FC3-6 2 WP 1-2f		C FF 92 F FF 92 X FS 82 0-2 ③ G3		5	0	0	0	0	0	3
2 Alex Bregman, R (1, 5) OBP: 0.396, SLG: 0.525	B FF 92 C FF 91 B SL 87 B FF 92 2 SAFE C SL 85 F SL 85 X CU 74 3-2 ③ L7		C CU 73 F FF 92 B CH 85 F FF 91 B CU 74 X SL 86 2-2 ② G5-3		B SI 94 C SI 93 C SI 94 B SI 96 X SI 94 2-2 ① F9	C SI 91 C SI 92 F CH 86 B FF 88 S CH 86 1-3 ③ K 1-2				4	0	0	0	0	1	2
44 Yordan Alvarez, L (1, 10) OBP: 0.421, SLG: 0.699		B SL 85 X SL 87 1-0 HR	C FF 93 B CU 77 B FF 93 C SL 85 X FF 92 2-2 1B		B SL 83 B SI 95 B SI 94 B SI 93 4-0 1 HR BB		S SI 90 B FS 81 F SL 88 B FS 81 F FS 82 B FF 92 X FF 93 3-2 ① G4-3			3	2	2	1	1	0	0
1 Carlos Correa, R (1, 6) OBP: 0.352, SLG: 0.553		B FF 93 C FF 91 C CH 87 X SL 87 1-2 ① G3	C CU 73 B FF 91 F SL 85 X FF 91 1-2 ③ P4		D SI 94 C SI 93 B SI 94 F SI 93 B SL 86 X SI 94 3-2 1-H HR		B SL 89 F SI 92 B SI 91 B FF 93 B SL 88 4-1 16 G6-4-3 BB			3	1	1	2	1	0	1
16 Aledmys Díaz, R (1, 3) OBP: 0.310, SLG: 0.513		S CU 75 F FF 92 B SL 86 B SL 85 F SL 84 X SL 86 2-2 6 HR 1B		B SL 83 X SL 82 1-0 ① P6	B SI 95 B SI 93 F SI 93 F SI 94 X SL 85 2-2 HR		B SL 88 B FF 92 C SI 91 X SL 88 2-1 ②③ G6-4-3 1-2f			4	2	2	1	0	0	1
12 Martín Maldonado, R (1, 2) OBP: 0.286, SLG: 0.362		F FF 90 C FF 91 B SL 86 F SL 83 F SL 84 F FF 92 S CU 75 1-3 ② K		B CU 75 X SL 85 1-0 HR	B SI 94 C SI 93 C SI 94 F SL 84 S SL 85 1-3 ② K			B FF 92 B SL 88 B FF 92 B FF 92 4-0 4 1B 6 G1-3 27 G6-3 BB		3	2	1	1	1	2	1
6 Jake Marisnick, R (1, 8) OBP: 0.304, SLG: 0.459		B FF 92 F FF 91 C CH 84 B FF 93 X FF 88 2-2 1-H HR		X FF 89 0-0 ② F8	F SI 97 S SL 84 S SL 85 0-3 ③ K			C SL 88 B SL 89 D FS 83 S SI 90 B FS 82 X SI 92 3-2 ① G1-3 1-2		4	1	1	2	0	1	1
Inning Stats	R: 0 E: 0 K: 0 S: 10 H: 1 LOB: 1 BB: 0 P: 17	R: 3 E: 1 K: 1 S: 21 H: 4 LOB: 1 BB: 0 P: 29	R: 0 E: 0 K: 0 S: 11 H: 1 LOB: 1 BB: 0 P: 17	R: 3 E: 0 K: 0 S: 9 H: 3 LOB: 0 BB: 0 P: 14	R: 3 E: 0 K: 2 S: 16 H: 2 LOB: 0 BB: 1 P: 28	R: 0 E: 0 K: 1 S: 10 H: 0 LOB: 1 BB: 1 P: 15	R: 0 E: 0 K: 0 S: 7 H: 0 LOB: 0 BB: 1 P: 16	R: 1 E: 0 K: 0 S: 11 H: 1 LOB: 1 BB: 1 P: 20		1B: 5 2B: 0 3B: 1 HR: 6 SF: 0 SAC: 0 DP: 1 HBP: 0					WP: 2 PB: 0 SB: 0 CS: 0 PA: 39	

PITCHER		IP	WLS	BF	H	R	ER	SO	BB	IBB	HBP	BLK	WP	HR	S	P	ERA	WHIP
18 Yusei Kikuchi, L ERA: 5.49	(1, 1)	4.0	L	21	9	6	6	1	0	0	0	0	0	4	51	77	13.50	2.250
36 Reggie McClain, R ERA: 27.0	(5, 1)	1.0		6	2	3	3	2	1	0	0	0	0	2	16	28	27.00	3.000
35 Cory Gearrin, R ERA: 4.25	(6, 1)	1.0		4	0	0	0	1	1	0	0	0	1	0	10	15	0.00	1.000
37 Zac Grotz, R ERA: 4.5	(7, 1)	2.0		8	1	1	1	0	2	0	0	0	1	0	18	36	4.50	1.500

PITCHER	IP	WLS	BF	H	R	ER	SO	BB	IBB	HBP	BLK	WP	HR	S	P	ERA	WHIP

BOTTOM

Seattle Mariners @ Houston Astros

Minute Maid Park, Houston, TX

Fri Aug 02 2019, 7:11 PM - 10:08 PM CDT

Att. 41,444 - Roof Closed - 73 F

livebaseballscorecards.com

AB	35
R	10
H	12
RBI	10
BB	4
SO	4
LOB	12

Batter	1	2	3	4	5	6	7	8	9	AB	R	H	RBI	BB	SO	LOB
0 Mallex Smith, L (1, 9) OBP: 0.301, SLG: 0.346	C FF 93 C CU 80 F CU 79 B FF 94 S CU 81 1-3 ① **K**		C CH 87 B CH 87 B FF 93 B FF 92 X FF 92 3-1 ③ **F8**			B CU 76 C CU 75 S CH 87 F FF 92 B CH 87 F CU 76 B CH 86 F FF 92 B FF 92 4-2 15 G4-3 15 S **BB**		B CU 78 C FF 94 B CU 78 D CU 78 F FF 94 X FF 94 3-2 ③ **G3**		3	0	0	0	1	1	1
15 Kyle Seager, L (1, 5) OBP: 0.291, SLG: 0.396	B FF 94 C FF 94 F CH 89 B CU 81 F CU 80 X CH 90 2-2 ② **G3-1**			B CH 86 X CH 86 1-0 ① **F7**		S FF 91 B FF 92 X CH 84 1-1 ② **G4-3** **1-3**			S CH 83 X CH 85 0-1 ① **G3-1**	4	0	0	0	0	0	1
22 Omar Narváez, L (1, 2) OBP: 0.367, SLG: 0.474	F FF 93 B FF 94 B CU 79 H CU 80 3-1 **HBP**			B FF 92 X CH 87 1-0 ② **L7**		C CU 78 B CU 79 B SI 92 C CH 87 X CU 77 2-2 ③ **G4-3**			F FF 95 T FF 96 B FF 96 T CH 85 1-2 ② **K**	3	0	0	0	0	1	1
20 Daniel Vogelbach, L (1, 3) OBP: 0.361, SLG: 0.506	B FF 93 C FF 92 C FF 92 1 SAFE B CH 89 X FF 93 2-2 ③ **F7**			B CU 78 B CH 86 C FF 92 B CU 77 B FF 92 4-1 **BB**			B CU 80 B FC 91 C FC 91 C CU 81 B FC 92 X CU 80 3-2 ① **G6-3**		C CH 86 B CH 86 F FF 96 B FF 97 B CH 87 X CH 86 3-2 ③ **F9**	3	0	0	0	1	0	1
16 Domingo Santana, R (1, 10) OBP: 0.342, SLG: 0.475		C FF 92 B FF 93 S CU 79 S CU 79 1-3 ① **K**		C FF 93 C FF 93 C FF 93 0-3 ③ **K**			F CU 81 B CU 82 B FC 91 B FC 91 B FC 91 4-1 3 G4-6-3 **BB**			2	0	0	0	1	2	1
3 J.P. Crawford, L (1, 6) OBP: 0.335, SLG: 0.414		B FF 93 F FF 93 C FF 93 S CH 88 1-3 ② **K**			B FF 90 B FF 91 F SI 91 F FF 90 S CH 85 2-3 ① **K**		X CU 81 0-0 ② ③ **G4-6-3** **1-2f**			3	0	0	0	0	2	1
23 Austin Nola, R (1, 4) OBP: 0.384, SLG: 0.582		C CU 78 B FF 93 X FF 93 1-1 ③ **G4-3**			B CU 78 B CU 76 X FF 92 2-0 ② **F8**			C FC 86 B FF 94 S FF 93 B CU 78 X FC 88 2-2 ① **G4-3**		3	0	0	0	0	0	0
12 Ryan Court, R (1, 7) OBP: 0.214, SLG: 0.231			C FF 92 B FF 93 S CU 78 X CU 78 1-2 ① **G6-3**		C CU 78 S CU 76 X CU 78 0-2 ③ **G3-1**			B FC 88 B FC 87 B FF 94 C FF 94 S FF 94 F FF 94 B FF 95 4-2 **BB**		2	0	0	0	1	0	0
4 Keon Broxton, R (1, 8) OBP: 0.239, SLG: 0.298			B CU 79 B FF 93 B FF 92 C FF 93 S FF 92 X FF 92 3-2 ② **F8**			B FF 91 B CU 77 S FF 92 S FF 92 F FF 92 C CU 77 2-3 ① **K**		F FF 94 B FC 88 F FF 93 C FF 94 1-3 ② **K**		3	0	0	0	0	2	1
Inning Stats	R: 0 E: 0 K: 1 S: 12 H: 0 LOB: 1 BB: 0 P: 20	R: 0 E: 0 K: 2 S: 8 H: 0 LOB: 0 BB: 0 P: 11	R: 0 E: 0 K: 0 S: 8 H: 0 LOB: 0 BB: 0 P: 15	R: 0 E: 0 K: 1 S: 6 H: 0 LOB: 1 BB: 1 P: 12	R: 0 E: 0 K: 1 S: 7 H: 0 LOB: 0 BB: 0 P: 11	R: 0 E: 0 K: 1 S: 14 H: 0 LOB: 1 BB: 1 P: 23	R: 0 E: 0 K: 0 S: 5 H: 0 LOB: 0 BB: 1 P: 12	R: 0 E: 0 K: 1 S: 12 H: 0 LOB: 1 BB: 1 P: 22	R: 0 E: 0 K: 1 S: 8 H: 0 LOB: 0 BB: 0 P: 12	1B: 0 2B: 0 3B: 0 HR: 0	SF: 0 SAC: 0 DP: 1 HBP: 1	WP: 0 PB: 0 SB: 1 CS: 0	PA: 31			

TOP

Seattle Mariners @ Houston Astros

Minute Maid Park, Houston, TX

Sat Aug 03 2019, 6:11 PM - 9:12 PM CDT

Att. 37,059 - Roof Closed - 73 F

livebaseballscorecards.com

AB	26
R	0
H	0
RBI	0
BB	4
SO	8
LOB	7

PITCHER		IP	WLS	BF	H	R	ER	SO	BB	IBB	HBP	BLK	WP	HR	S	P	ERA	WHIP
18 Aaron Sanchez, R ERA: 5.76	(1, 1)	6.0	W	21	0	0	0	6	2	0	1	0	0	0	55	92	0.00	0.333
36 Will Harris, R ERA: 1.73	(7, 1)	1.0		3	0	0	0	0	1	0	0	0	0	0	5	12	0.00	1.000
29 Joe Biagini, R ERA: 3.71	(8, 1)	1.0		4	0	0	0	1	1	0	0	0	0	0	12	22	0.00	1.000
47 Chris Devenski, R ERA: 4.22	(9, 1)	1.0		3	0	0	0	1	0	0	0	0	0	0	8	12	0.00	0.000

PITCHER	IP	WLS	BF	H	R	ER	SO	BB	IBB	HBP	BLK	WP	HR	S	P	ERA	WHIP

Seattle Mariners @ Houston Astros

Minute Maid Park, Houston, TX

Sat Aug 03 2019, 6:11 PM - 9:12 PM CDT

Att. 37,059 - Roof Closed - 73 F

livebaseballscorecards.com

BOTTOM

Batter	1	2	3	4	5	6	7	8	9	AB	R	H	RBI	BB	SO	LOB
4 George Springer, R (1, 8) OBP: 0.385, SLG: 0.599 6 Jake Marisnick, R (8, 8) OBP: 0.307, SLG: 0.462	B CU 78 B FF 90 B FF 89 C FF 89 B FF 90 4-1 27 2B 23 2B BB	F CU 77 F FC 86 T FF 89 0-2 ① K	C FF 88 B FF 89 S CH 81 S FC 85 1-3 ③ K	B SL 84 C SL 84 C SL 84 S SL 84 1-3 ② K		B FF 98 F SL 89 X SL 87 1-1 23 BLK 23 1B 1B		3 1 0 0 1 3 3 1 1 1 0 0 0 0							
27 Jose Altuve, R (1, 4) OBP: 0.366, SLG: 0.541	F FF 89 L CH 82 D CU 78 D CU 78 X CH 82 2-2 23 2B 2 G6-3 1-3 2B	S CU 76 B FC 85 B FF 88 X CU 78 2-1 ② F3	F CH 81 F FF 88 F CU 76 B CU 77 B FF 89 X FC 84 2-2 HR	F SL 85 D SL 84 X SL 84 1-1 E4 23 2B 1-2		F FF 98 C SL 87 B FF 98 F FF 98 F SL 88 F FF 99 F CH 86 S SL 88 1-3 ① K		5 3 2 1 0 1 4							
23 Michael Brantley, L (1, 7) OBP: 0.379, SLG: 0.516	C FF 90 B FC 86 X FC 86 1-1 44 1B 2-3 3-H 2B	C CU 77 B FF 89 X CU 77 1-1 ③ FC5 2-3f			B FF 89 F FF 88 X CU 76 1-1 ① L7	B CU 77 C SI 93 F SL 82 B SL 84 F SL 84 X SL 85 2-2 1-H 2-H 2B		F FF 98 B FF 97 B SL 86 X FF 98 2-1 2 3B 1-H 1B		5 2 3 4 0 0 2						
2 Alex Bregman, R (1, 5) OBP: 0.396, SLG: 0.528	X CH 82 0-0 ① G6-3 3-H		C FF 89 B FF 88 B CH 82 F CU 77 F FC 85 X FF 89 2-2 ① P2		B CU 76 X FF 89 1-0 44 1B 1B	C FF 93 B FF 93 X SL 83 1-1 ③ P5		C SL 87 D SL 85 X FF 98 1-1 1-H 3B		5 0 2 2 0 0 2						
44 Yordan Alvarez, L (1, 10) OBP: 0.420, SLG: 0.689	C FF 90 X FF 90 0-1 2-H 1B		X FF 89 0-0 ② G6-3		B CU 77 C FF 88 C FF 88 B FF 89 F FF 88 X FF 89 2-2 1-3 1B		B FF 98 F FF 98 B FF 99 X SL 87 2-1 ① F9	B FF 99 F FF 98 B FF 97 S CH 86 B CH 86 F FF 96 F FF 97 S SL 85 3-3 ② K		5 0 2 1 0 1 1						
1 Carlos Correa, R (1, 6) OBP: 0.353, SLG: 0.554	B CH 82 C CH 81 C CU 78 X FF 89 1-2 ② L8		B CU 76 C CU 76 B FF 89 F FC 85 X CU 78 2-2 10 FC6-4 1B		B FC 85 B CH 81 C CU 76 F FC 85 F FF 89 X FF 88 2-2 ② P2		S SL 88 B SL 88 X FF 98 1-1 10 WP 10 2B 2B	F FF 97 C FF 98 X SL 87 0-2 ③ G4-3		5 1 2 0 0 0 4						
10 Yuli Gurriel, R (1, 3) OBP: 0.333, SLG: 0.521	X CH 83 0-0 ③ L9		C FF 89 C FF 88 D CH 82 F CU 77 F FF 89 X CH 81 1-2 ③ FC6-4 1-2f		F CH 82 B FF 88 B CH 82 F CH 81 F FF 89 F FF 89 F FF 89 X CH 82 2-2 ③ G6-3		B SL 86 B SL 86 B FF 99 C FF 98 X FF 99 3-1 2-H 2B			4 0 1 1 0 0 4						
12 Martín Maldonado, R (1, 2) OBP: 0.289, SLG: 0.362		C FC 85 B FF 88 B CH 82 S FC 85 B FF 89 B FC 86 4-2 23 FC5 22 1B BB	B CH 81 S FF 88 S FF 89 B FF 88 B CH 82 X FF 90 3-2 ① P3			S SL 83 C SL 84 B SL 85 B SL 84 X FF 93 2-2 27 E 23 2B 1B	C FF 99 F FF 98 D SL 90 B SL 87 X FF 98 2-2 ② F7			3 1 1 0 1 0 1						
22 Josh Reddick, L (1, 9) OBP: 0.317, SLG: 0.399		C FF 89 F FF 89 X FF 88 0-2 1-2 1B	B CU 77 C FF 89 B CU 77 F FF 89 F FF 89 X CH 81 2-2 ② G6-3			S SL 82 D SL 84 F SI 92 T SL 83 1-2 ① K	F FF 98 B FF 97 X SL 87 1-1 ③ P6			4 0 1 0 0 1 2						
Inning Stats	R: 3 E: 0 K: 0 S: 13 H: 3 LOB: 1 BB: 1 P: 21	R: 0 E: 0 K: 1 S: 12 H: 1 LOB: 2 BB: 1 P: 19	R: 0 E: 0 K: 0 S: 14 H: 1 LOB: 1 BB: 0 P: 19	R: 0 E: 0 K: 1 S: 10 H: 0 LOB: 0 BB: 0 P: 16	R: 1 E: 0 K: 0 S: 21 H: 3 LOB: 2 BB: 0 P: 31	R: 2 E: 1 K: 2 S: 17 H: 2 LOB: 1 BB: 0 P: 25	R: 1 E: 0 K: 0 S: 11 H: 2 LOB: 1 BB: 0 P: 20	R: 2 E: 0 K: 2 S: 21 H: 3 LOB: 1 BB: 0 P: 29		1B: 8 2B: 5 3B: 1 HR: 1 SF: 0 SAC: 0 DP: 0 HBP: 0				WP: 1 PB: 0 SB: 0 CS: 0 PA: 42		

	AB	40
	R	9
	H	15
	RBI	9
	BB	2
	SO	6
	LOB	23

PITCHER		IP	WLS	BF	H	R	ER	SO	BB	IBB	HBP	BLK	WP	HR	S	P	ERA	WHIP
7 Marco Gonzales, L ERA: 4.32	(1, 1)	5.0	L	25	8	4	4	2	2	0	0	0	0	1	70	106	7.20	2.000
44 Matt Wisler, R ERA: 4.95	(6, 1)	1.0		6	2	2	0	2	0	0	0	0	0	0	17	25	0.00	2.000
46 Gerson Bautista, R ERA: 11.0	(7, 1)	2.0		11	5	3	3	2	0	0	0	1	1	0	32	49	13.50	2.500

PITCHER		IP	WLS	BF	H	R	ER	SO	BB	IBB	HBP	BLK	WP	HR	S	P	ERA	WHIP

Batter	1	2	3	4	5	6	7	8	9	AB	R	H	RBI	BB	SO	LOB
0 Mallex Smith, L (1, 8) OBP: 0.298, SLG: 0.342	B FF 93 T FF 93 S FF 94 B FF 95 X FF 94 2-2 ① P6		1 SAFE X FF 94 0-0 ③ L8		C CU 78 B CU 81 C CU 80 X SL 89 1-2 ③ P6			B CU 81 S FC 91 B CU 82 F FC 91 B FC 91 S FC 90 3-3 ① K		4	0	0	0	0	1	2
22 Omar Narváez, L (1, 2) OBP: 0.365, SLG: 0.470	B FF 93 C SL 86 F SL 88 F FF 95 B FF 95 S FF 96 2-3 ② K			B SL 87 B FF 93 B FF 94 B FF 93 4-0 15 1B BB		B FF 94 B FF 95 F FF 94 B FF 95 F FF 93 X FF 96 3-2 ① G4-3		C FC 91 B FC 92 B CU 82 X FC 92 2-1 ② G6-3		3	0	0	0	1	1	0
16 Domingo Santana, R (1, 10) OBP: 0.339, SLG: 0.470	C FF 94 F FF 94 B FF 95 B SL 87 B SL 89 C SL 87 3-3 ③ K			C SL 88 X FF 95 0-1 ① F8		B SL 88 S SL 86 T SL 89 S SL 90 1-3 ② K		S FC 91 B FC 92 S CU 81 B CU 82 B FC 92 C FC 91 3-3 ③ K		4	0	0	0	0	3	1
20 Daniel Vogelbach, L (1, 3) OBP: 0.358, SLG: 0.500		B FF 92 C FF 93 B CU 77 C SL 86 T SL 89 2-2 ① K		S CU 78 F FF 95 F FF 95 C FF 96 0-3 ② K		S CU 79 B SL 89 S CU 80 X SL 87 1-2 ③ F8			B SL 88 S CH 82 C CH 84 B CH 86 X CH 84 2-2 ① F8	4	0	0	0	0	2	1
15 Kyle Seager, L (1, 5) OBP: 0.295, SLG: 0.412		B CH 86 T SL 86 F SL 87 B FF 95 S FF 94 2-3 ② K		X SL 87 0-0 1-2 1B			B FF 92 B FF 93 B FF 92 X FF 92 3-0 HR		S SL 88 F FF 97 B CH 82 F FF 98 S CH 86 1-3 ② K	4	1	2	1	0	2	0
1 Tim Beckham, R (1, 7) OBP: 0.293, SLG: 0.461		B CU 78 X FF 94 1-0 ③ L4		B CU 80 B CU 80 F FF 95 B CU 81 C FF 95 S CU 80 3-3 ③ K			B SI 87 F SL 79 S SI 87 S SI 87 1-3 ① K		B CH 86 F FF 96 B FF 96 X CH 83 2-1 ③ G5-3	4	0	0	0	0	2	2
3 J.P. Crawford, L (1, 6) OBP: 0.335, SLG: 0.413			S FF 92 F FF 93 B SL 87 F FF 94 B CH 86 F SL 87 C CU 78 2-3 ① K		C CH 84 F CU 78 S SL 88 0-3 ① K		C SL 80 C FF 90 B FF 89 B FF 90 F FF 89 B SL 78 X SI 87 3-2 1B			3	0	1	0	0	2	0
23 Austin Nola, R (1, 4) OBP: 0.371, SLG: 0.561			B FF 94 F FF 94 C CU 79 F FF 95 F SL 88 S SL 88 1-3 ② K		F FF 93 C CU 79 X SL 88 0-2 ② G1-4-3		1 SAFE 1 SAFE B SI 87 S SI 87 1 SAFE D SI 87 S SI 87 S SI 87 2-3 ② K			3	0	0	0	0	2	1
25 Dylan Moore, R (1, 9) OBP: 0.318, SLG: 0.374			B FF 95 B SL 87 B FF 94 C FF 93 F FF 94 B FF 95 4-2 BB		B SL 88 B SL 87 F FF 94 X FF 94 2-1 3B		B SL 80 X SI 87 1-0 ③ G1-3			2	0	1	0	1	0	1

Inning Stats	1	2	3	4	5	6	7	8	9
	R: 0 E: 0 K: 2 S: 10	H: 0 LOB: 0 BB: 0 P: 17	R: 0 E: 0 K: 2 S: 7	H: 0 LOB: 0 BB: 0 P: 12	R: 0 E: 0 K: 2 S: 13	H: 0 LOB: 1 BB: 1 P: 20	R: 0 E: 0 K: 2 S: 10	H: 1 LOB: 2 BB: 1 P: 17	R: 0 E: 0 K: 1 S: 11	H: 1 LOB: 1 BB: 0 P: 14	R: 0 E: 0 K: 1 S: 9	H: 0 LOB: 0 BB: 0 P: 14	R: 1 E: 0 K: 2 S: 12	H: 2 LOB: 1 BB: 0 P: 22	R: 0 E: 0 K: 2 S: 8	H: 0 LOB: 0 BB: 0 P: 16	R: 0 E: 0 K: 1 S: 9	H: 0 LOB: 0 BB: 0 P: 14

	1B: 2 2B: 0 3B: 1 HR: 1	SF: 0 SAC: 0 DP: 0 HBP: 0	WP: 0 PB: 0 SB: 0 CS: 0	PA: 33

PITCHER		IP	WLS	BF	H	R	ER	SO	BB	IBB	HBP	BLK	WP	HR	S	P	ERA	WHIP
35 Justin Verlander, R ERA: 2.68	(1, 1)	6.0	W	23	3	1	1	10	2	0	0	0	0	1	61	98	1.50	0.833
38 Joe Smith, R ERA:	(7, 1)	1.0	H	4	1	0	0	2	0	0	0	0	0	0	11	18	0.00	1.000
36 Will Harris, R ERA: 1.69	(8, 1)	1.0	H	3	0	0	0	2	0	0	0	0	0	0	8	16	0.00	0.000
54 Roberto Osuna, R ERA: 2.56	(9, 1)	1.0	S	3	0	0	0	1	0	0	0	0	0	0	9	14	0.00	0.000

PITCHER	IP	WLS	BF	H	R	ER	SO	BB	IBB	HBP	BLK	WP	HR	S	P	ERA	WHIP

TOP

Seattle Mariners @ Houston Astros

Minute Maid Park, Houston, TX

Sun Aug 04 2019, 1:13 PM - 4:07 PM CDT
Att. 39,667 - Roof Closed - 73 F

livebaseballscorecards.com

AB	31
R	1
H	4
RBI	1
BB	2
SO	15
LOB	8

Batter	1	2	3	4	5	6	7	8	9	AB	R	H	RBI	BB	SO	LOB
4 George Springer, R (1, 9) OBP: 0.380, SLG: 0.592	F FF 94 B SL 86 B CU 79 F SI 92 F SI 93 F FF 94 X SL 85 2-2 ① L8		B CU 75 F CH 79 B FF 88 B FF 88 S CH 80 S CH 80 3-3 ② K		C FF 88 C FF 88 B CH 80 F CH 80 B FF 88 S CH 80 2-3 ③ K		X CU 86 0-0 E6			4	0	0	0	0	2	0
27 Jose Altuve, R (1, 4) OBP: 0.362, SLG: 0.534	B CU 79 B FF 94 C FF 94 X SI 94 2-1 ② G6-3		C FF 88 S FF 88 X CH 80 0-2 ③ G5-3			C FF 87 C FF 87 B FF 87 B FF 87 X CH 81 2-2 ① G6-3	X FF 94 0-0 ③ B5			4	0	0	0	0	0	1
2 Alex Bregman, R (1, 5) OBP: 0.397, SLG: 0.531	C FF 93 X SL 86 0-1 ③ F8			C CU 76 X CH 79 0-1 44 2B 1 1B 1B		B CU 77 C CU 76 X FF 88 1-1 44 WP 44 SF8 2B		B SI 96 B SI 95 C SI 95 B SI 95 X SI 95 3-1 ① F9		4	2	2	0	0	0	0
44 Yordan Alvarez, L (1, 10) OBP: 0.422, SLG: 0.693		B SI 92 B SI 92 B SI 93 B FF 92 4-0 1 BB BB		C FF 87 D SL 81 B FF 87 1 SAFE X CH 79 2-1 10 FC7-5 1-3 2B		2 SAFE C FF 87 B FF 87 B SL 81 F FF 88 F CH 81 B CH 79 X SL 80 3-2 ② SF8 2-H		X FF 97 0-0 ② G4-3		2	0	1	1	1	0	0
1 Carlos Correa, R (1, 6) OBP: 0.360, SLG: 0.554		B SI 92 C FF 93 B SL 86 1 SAFE B SI 92 B SI 91 4-1 1-2 BB		B FF 87 C FF 87 D CH 81 F CH 80 F FF 88 F FF 88 X CH 80 2-2 10 FC7-5 3-H 1B		B CU 76 C CH 80 B FF 88 B FF 87 B CH 81 4-1 BB		B SL 91 F SI 97 C SL 88 F SI 97 S SL 89 1-3 ③ K		2	0	1	1	2	1	0
10 Yuli Gurriel, R (1, 3) OBP: 0.330, SLG: 0.517		B FF 86 B FF 86 B CH 79 C FF 86 C CH 79 F CH 79 S FF 88 3-3 ① K		S CH 80 F CH 81 X FF 87 0-2 ① FC7-5 28 G6-4-3 1-2 2-3f		B FF 88 D CH 81 F CH 81 T FF 87 1 SAFE X FF 88 2-2 ③ L4				3	0	0	0	0	1	5
28 Robinson Chirinos, R (1, 2) OBP: 0.355, SLG: 0.436		C FF 87 B FF 87 F FF 88 F CH 80 F CH 78 F FF 87 F SL 79 B CH 80 B CH 80 3-3 ② K		S CH 80 X CH 80 0-1 ② ③ G6-4-3 1-2f			B CU 87 X FF 96 1-0 ① F9			3	0	0	0	0	1	4
6 Jake Marisnick, R (1, 8) OBP: 0.307, SLG: 0.460		B CH 80 F FF 88 B FF 88 S CH 81 S CH 81 2-3 ③ K			L CH 79 S CH 78 X CH 79 0-2 ① G1-3		B FF 97 S CU 87 C CU 86 F FF 96 X SL 88 1-2 22 WP 22 S 22 SF7 1B			3	1	1	0	0	1	2
22 Josh Reddick, L (1, 7) OBP: 0.314, SLG: 0.397			C FF 86 B FF 86 C SL 79 S CH 80 1-3 ① K		B FF 88 F FF 87 F FF 87 S CH 80 1-3 ② K		C FF 94 F CU 85 B FF 93 B CU 86 F CU 85 X FF 95 2-2 ② SF7 1-H			2	0	0	1	0	2	0
Inning Stats	R: 0 E: 0 K: 0 S: 9 H: 0 LOB: 0 BB: 0 P: 13	R: 0 E: 0 K: 3 S: 15 H: 0 LOB: 2 BB: 2 P: 31	R: 0 E: 0 K: 2 S: 9 H: 0 LOB: 0 BB: 0 P: 13	R: 1 E: 0 K: 0 S: 14 H: 3 LOB: 1 BB: 0 P: 18	R: 0 E: 0 K: 2 S: 10 H: 0 LOB: 0 BB: 0 P: 13	R: 1 E: 0 K: 0 S: 13 H: 1 LOB: 1 BB: 1 P: 25	R: 1 E: 1 K: 0 S: 11 H: 1 LOB: 1 BB: 0 P: 15	R: 0 E: 0 K: 1 S: 7 H: 0 LOB: 0 BB: 0 P: 11		1B: 3 2B: 2 3B: 0 HR: 0 SF: 2 SAC: 0 DP: 1 HBP: 0						

PITCHER		IP	WLS	BF	H	R	ER	SO	BB	IBB	HBP	BLK	WP	HR	S	P	ERA	WHIP
26 Sam Tuivailala, R ERA: 3.38	(1, 1)	1.0		5	0	0	0	0	2	0	0	0	0	0	10	22	0.00	2.000
57 Tommy Milone, L ERA: 4.33	(2, 1)	5.0	L	19	4	2	2	7	1	0	0	0	1	0	60	91	3.60	1.000
61 Matt Magill, R ERA: 4.81	(7, 1)	1.0		5	1	1	1	0	0	0	0	0	1	0	11	15	9.00	1.000
52 Anthony Bass, R ERA: 3.38	(8, 1)	1.0		3	0	0	0	1	0	0	0	0	0	0	7	11	0.00	0.000

PITCHER	IP	WLS	BF	H	R	ER	SO	BB	IBB	HBP	BLK	WP	HR	S	P	ERA	WHIP

BOTTOM

Seattle Mariners @ Houston Astros

Minute Maid Park, Houston, TX

Sun Aug 04 2019, 1:13 PM - 4:07 PM CDT

Att. 39,667 - Roof Closed - 73 F

livebaseballscorecards.com

AB	27
R	3
H	5
RBI	3
BB	3
SO	8
LOB	12

WP: 2 PB: 0 SB: 1 CS: 0 PA: 32

Batter	1	2	3	4	5	6	7	8	9	AB	R	H	RBI	BB	SO	LOB
19 Charlie Blackmon, L (1, 9) OBP: 0.370, SLG: 0.600	C FF 88 F CU 70 C FF 90 0-3 ① K		F CH 87 B FF 90 B CH 87 F CU 69 X CH 88 2-2 ③ G1-3		B CH 88 X CU 69 1-0 ① F7		S CH 84 B CH 85 F SL 84 B SL 84 B CH 86 F SL 85 F CH 85 F CH 86 X SL 86 3-2 HR		C FF 92 D CH 86 F FF 92 F ST 82 B FF 92 S ST 83 2-3 ② K	5	1	1	1	0	2	5
27 Trevor Story, R (1, 6) OBP: 0.347, SLG: 0.556	X FF 89 0-0 ② F9			C CU 71 C FF 89 X SL 83 0-2 28 WP 9 BB 28 SF9 1B	B CH 88 C FF 90 D SL 85 X CH 88 2-1 ②③ G6-4-3 1-2f		C FF 95 F SL 85 X CH 86 0-2 ② L7		B ST 81 C ST 82 F ST 84 B FF 91 B FF 91 X ST 83 3-2 ③ G5-3	5	1	1	0	0	0	4
9 Daniel Murphy, L (1, 10) OBP: 0.345, SLG: 0.492	F FF 90 F FF 90 B SL 83 B CU 66 F FF 90 X SL 83 2-2 ③ G4-3			B CH 87 B CH 88 B FF 90 B FF 90 4-0 28 SF9 28 WP 24 2B 1-2 BB		X CU 73 0-0 E5 20 FC5 24 BB	C CH 86 F FF 95 B CH 85 F CH 86 S CH 86 1-3 ③ K			3	1	0	0	1	1	0
28 Nolan Arenado, R (1, 5) OBP: 0.367, SLG: 0.538		B FF 90 F CU 70 X SL 83 1-1 24 G6-3 1B		S SL 84 S SL 84 B CH 88 D CU 68 F CH 89 F FF 91 B SL 83 X SL 84 3-2 ① SF9 1-3 2-H		X FF 90 0-0 ① P5		B FF 97 F FF 96 B FF 97 S SL 87 X SL 88 2-2 ① F8		3	0	1	1	0	0	1
24 Ryan McMahon, L (1, 4) OBP: 0.343, SLG: 0.443		B FF 89 B CH 87 X CH 86 2-0 ①② G6-3 1-2f		B FF 90 S CU 70 X CH 88 1-1 20 G4-3 2B 3-H		B FF 89 B CU 67 D CH 87 B FF 89 4-0 20 FC5 15 HR 1-2 BB		B FF 96 B SI 98 B FF 96 C FF 95 X FF 96 3-1 ② G5-3		3	1	1	1	1	0	1
20 Ian Desmond, R (1, 7) OBP: 0.320, SLG: 0.485		C FF 90 F CH 87 B SL 84 B FF 90 S CH 88 2-3 ③ K		B CH 88 B SI 91 F CH 87 X SI 91 2-1 ② G4-3 2-3		X CH 87 0-0 ② FC5 15 HR 1-2 2-3f		B SI 96 B CH 91 X SI 96 2-0 ③ G5-3		4	1	0	0	0	1	3
15 Raimel Tapia, L (1, 8) OBP: 0.310, SLG: 0.452			B FF 89 C CU 68 C FF 89 X SL 82 1-2 ① F8	B CH 88 C CU 71 B CH 88 X CH 88 2-1 ③ G3-1		X CU 66 0-0 1-H 2-H HR			B FF 92 F FF 92 B CH 86 B ST 80 B FF 91 4-1 13 BB BB	3	1	1	3	1	0	1
13 Yonder Alonso, L (1, 3) OBP: 0.290, SLG: 0.329			B FF 90 B FF 89 S FF 90 B CH 87 C CH 87 X CU 69 3-2 ② G6-3		B SL 82 C CU 73 B CH 87 C FF 89 X SL 83 2-2 14 E 1B	B FF 88 S CH 87 F CH 87 B FF 91 F CU 68 B SL 80 F CH 87 X CH 87 3-2 ③ L5			B ST 79 C ST 81 B CH 86 B FF 92 B FF 92 4-1 1-2 BB	3	0	1	0	1	0	0
14 Tony Wolters, L (1, 2) OBP: 0.343, SLG: 0.359			C FF 90 B FF 89 B CU 74 B CH 87 X FF 89 3-1 1B		C CU 70 D CU 69 B FF 89 D CU 73 X CH 86 3-1 FC4 27 G6-4-3 1-2		C CH 84 B CH 84 B FF 95 C FF 95 X FF 95 2-2 ① F9		C ST 82 F CU 76 B ST 80 X FF 92 1-2 ① F7	4	0	1	0	0	0	3
Inning Stats	R: 0 E: 0 K: 1 S: 8 H: 0 LOB: 0 BB: 0 P: 10	R: 0 E: 0 K: 1 S: 6 H: 1 LOB: 0 BB: 0 P: 11	R: 0 E: 0 K: 0 S: 11 H: 1 LOB: 1 BB: 0 P: 20	R: 2 E: 0 K: 0 S: 14 H: 2 LOB: 1 BB: 1 P: 26	R: 0 E: 1 K: 0 S: 8 H: 1 LOB: 1 BB: 0 P: 16	R: 3 E: 1 K: 0 S: 9 H: 1 LOB: 0 BB: 1 P: 16	R: 1 E: 0 K: 1 S: 16 H: 1 LOB: 0 BB: 0 P: 22	R: 0 E: 0 K: 0 S: 6 H: 0 LOB: 0 BB: 0 P: 13	R: 0 E: 0 K: 1 S: 12 H: 0 LOB: 2 BB: 2 P: 26	1B: 4 2B: 1 3B: 0 HR: 2 SF: 1 SAC: 0 DP: 2 HBP: 0						

Colorado Rockies @ Houston Astros

Minute Maid Park, Houston, TX

Tue Aug 06 2019, 7:11 PM - 10:19 PM CDT

Att. 43,243 - Roof Closed - 73 F

TOP

livebaseballscorecards.com

AB	33
R	6
H	7
RBI	6
BB	4
SO	4
LOB	18

WP: 1 PA: 38
PB: 0
SB: 0
CS: 0

PITCHER		IP	WLS	BF	H	R	ER	SO	BB	IBB	HBP	BLK	WP	HR	S	P	ERA	WHIP
21 Zack Greinke, R ERA: 2.9	(1, 1)	6.0	W	26	6	5	2	2	2	0	0	0	1	1	56	99	3.00	1.333
47 Chris Devenski, R ERA: 4.32	(7, 1)	1.0	H	4	1	1	1	1	0	0	0	0	0	1	16	22	9.00	1.000
30 Héctor Rondón, R ERA: 4.14	(8, 1)	1.0		3	0	0	0	0	0	0	0	0	0	0	6	13	0.00	0.000
31 Collin McHugh, R ERA: 5.43	(9, 1)	1.0		5	0	0	0	1	2	0	0	0	0	0	12	26	0.00	2.000

PITCHER		IP	WLS	BF	H	R	ER	SO	BB	IBB	HBP	BLK	WP	HR	S	P	ERA	WHIP

Colorado Rockies @ Houston Astros

Minute Maid Park, Houston, TX

Tue Aug 06 2019, 7:11 PM - 10:19 PM CDT

Att. 43,243 - Roof Closed - 73 F

livebaseballscorecards.com

BOTTOM

Batter	1	2	3	4	5	6	7	8	9	AB	R	H	RBI	BB	SO	LOB
4 George Springer, R (1, 8) OBP: 0.381, SLG: 0.589	F FF 95 C KC 85 B KC 87 X KC 87 1-2 G5-3 ①		F SI 95 F SI 96 F FF 98 F KC 88 D SL 91 S KC 89 1-3 K ①		B FF 95 X SL 89 1-0 27 1B 23 FC4-6 1B	B SL 82 X FF 93 1-0 1-2 2-H 1B		C FC 89 B CU 81 C FC 90 B CH 89 X CH 89 2-2 G6-3 ①		5	1	2	1	0	1	1
27 Jose Altuve, R (1, 4) OBP: 0.359, SLG: 0.529	B FF 98 C SI 95 X KC 87 1-1 G6-3 ②		S SI 96 S SI 96 X KC 90 0-2 FC1-5 ② 23 WP 23 1B 3-H		B SI 94 B SI 93 F SI 96 1 SAFE F SI 95 X SI 96 2-2 23 FC4-6 1-3 1B	F FF 93 B FF 94 X FF 93 1-1 G5-3 ②③ 2-3f		F FF 95 X FF 95 0-1 G5-3 ②		5	1	1	0	0	0	3
23 Michael Brantley, L (1, 7) OBP: 0.379, SLG: 0.514	C FF 97 X SI 96 0-1 G4-3 ③		C FF 98 C SI 97 B KC 88 F FF 97 B SI 97 X SI 98 2-2 2 WP 2-H 1B		X SI 95 0-0 FC4-6 ② 2 1B 1-2f 3-H		B CU 78 C FC 92 X FC 93 1-1 44 F8 2 BB 1 2B 1B	X FF 94 0-0 F8 ③		5	1	2	2	0	0	1
2 Alex Bregman, R (1, 5) OBP: 0.400, SLG: 0.534		C FF 96 X FF 97 0-1 44 HR 2B	D KC 88 B SL 90 F FF 98 C SI 97 B KC 90 F SL 91 X SL 90 3-2 G6-3 ③ 1-2		C SI 96 B SI 95 D SL 88 B KC 86 X SI 95 3-1 1-2 1B		B CU 80 B FC 93 B FC 91 B FC 92 4-0 1 2B 1-2 BB			3	2	2	0	1	0	1
44 Yordan Alvarez, L (1, 10) OBP: 0.418, SLG: 0.701		B SI 97 B KC 87 F SI 98 B FF 98 X SL 90 3-1 2-H HR		B KC 84 C CH 90 X KC 86 1-1 F7 ① B FF 95 X SI 94 1-0 F7 ③			B FC 91 C FC 92 X CH 83 1-1 F8 ① 2-3			4	1	1	2	0	0	4
1 Carlos Correa, R (1, 6) OBP: 0.362, SLG: 0.570		B FF 98 F FF 98 X KC 88 1-1 G1-3 ①		B FF 95 C KC 84 C SL 90 B KC 87 B SI 94 F SL 90 S SL 90 3-3 K ②		C FC 86 X FC 85 0-1 HR	C FC 92 D FC 93 B FC 93 B FC 93 S CH 82 X CH 82 3-2 10 HR 1-H 3-H 2B			4	2	2	3	0	1	0
10 Yuli Gurriel, R (1, 3) OBP: 0.334, SLG: 0.532		C SI 97 F KC 88 X KC 89 0-2 G5-3 ②		C FF 97 F KC 87 X KC 87 0-2 HR		B FF 93 F SI 92 F FF 92 B CH 87 B CH 89 B FF 94 4-2 28 S 4 1B BB	C FC 93 B FC 92 B FC 93 S CH 82 X CU 81 2-2 2-H HR			3	3	2	3	1	0	0
28 Robinson Chirinos, R (1, 2) OBP: 0.351, SLG: 0.429		B FF 97 S SL 90 S KC 88 B FF 98 B KC 88 S FF 97 3-3 K ③		F SI 96 F SL 89 B FF 97 B KC 85 F KC 86 S KC 87 2-3 K2-3 ③		B CH 87 S FC 88 F FC 87 D CH 88 X SI 93 2-2 E5 27 G5-3 4 1B 1-2	F FC 88 F FF 93 B FF 93 S CH 87 1-3 K2-3 ②			4	0	0	0	0	3	1
22 Josh Reddick, L (1, 9) OBP: 0.314, SLG: 0.401			C FF 96 B CH 87 F CH 87 F KC 85 B KC 87 F KC 87 X SI 91 2-2 27 FC1-5 3B		C SI 94 B KC 82 X KC 83 1-1 L8 ①	F FF 92 F FF 93 B SL 82 C FF 94 1-3 K ①	B CH 88 X FF 94 1-0 G6-3 ③			4	0	1	0	0	1	2
Inning Stats	R: 0 E: 0 K: 0 S: 7 H: 0 LOB: 0 BB: 0 P: 9	R: 2 E: 0 K: 1 S: 12 H: 2 LOB: 0 BB: 0 P: 19	R: 1 E: 0 K: 1 S: 21 H: 2 LOB: 1 BB: 0 P: 29	R: 1 E: 0 K: 2 S: 13 H: 1 LOB: 0 BB: 0 P: 19	R: 1 E: 0 K: 0 S: 10 H: 3 LOB: 2 BB: 0 P: 18	R: 2 E: 1 K: 1 S: 13 H: 2 LOB: 1 BB: 1 P: 22	R: 4 E: 0 K: 1 S: 14 H: 3 LOB: 0 BB: 1 P: 27	R: 0 E: 0 K: 0 S: 6 H: 0 LOB: 0 BB: 0 P: 8		1B: 6 2B: 2 3B: 1 HR: 4 SF: 0 SAC: 0 DP: 1 HBP: 0			WP: 2 PB: 0 SB: 1 CS: 0 PA: 39	

	AB	37
	R	11
	H	13
	RBI	11
	BB	2
	SO	6
	LOB	13

PITCHER		IP	WLS	BF	H	R	ER	SO	BB	IBB	HBP	BLK	WP	HR	S	P	ERA	WHIP
48 Germán Márquez, R ERA: 4.82	(1, 1)	5.0		23	8	5	5	4	0	0	0	0	2	2	63	94	9.00	1.600
50 Chi Chi González, R ERA: 5.95	(6, 1)	0.0	L	3	1	2	2	0	1	0	0	0	0	1	7	13	∞	∞
51 Jake McGee, L ERA: 2.93	(6, 1)	1.0		3	1	0	0	1	0	0	0	0	0	0	6	9	0.00	1.000
29 Bryan Shaw, R ERA: 5.37	(7, 1)	0.1		5	3	4	4	0	1	0	0	0	0	1	10	21	108.00	12.000
35 Chad Bettis, R ERA: 5.93	(7, 1)	1.2		5	0	0	0	1	0	0	0	0	0	0	10	14	0.00	0.000

PITCHER	IP	WLS	BF	H	R	ER	SO	BB	IBB	HBP	BLK	WP	HR	S	P	ERA	WHIP

Batter	1	2	3	4	5	6	7	8	9	AB	R	H	RBI	BB	SO	LOB
19 Charlie Blackmon, L (1, 9) OBP: 0.368, SLG: 0.596	B FF 96 B SL 88 F FF 96 B FF 98 F FF 97 X FF 98 3-2 ① P5		C KC 84 S CH 90 F FF 100 F SL 90 F FF 100 B CH 92 B CH 91 F FF 100 B KC 86 3-2 ③ X FF 100 P5			C KC 84 C KC 85 B KC 85 X CH 90 1-2 ① G3-1		X CU 76 0-0 14 G5-6-3 1B 1-2 2-3		4	0	1	0	0	0	0
27 Trevor Story, R (1, 6) OBP: 0.347, SLG: 0.562 14 Tony Wolters, L (7, 4) OBP: 0.341, SLG: 0.358	B SL 89 F FF 97 F FF 96 X SL 89 1-2 HR			S FF 96 B KC 82 B KC 84 C FF 97 F FF 99 B FF 98 C FF 98 3-3 ① K		C KC 83 B CH 89 C FF 98 B KC 86 F FF 99 S FF 99 2-3 ② K		X SI 93 0-0 ① ② G5-6-3 1-2f 2-3 3-H		3 1	1 0	1 0	1 0	0 0	2 0	0 2
9 Daniel Murphy, L (1, 10) OBP: 0.341, SLG: 0.485	F FF 97 B FF 97 B KC 84 C KC 84 F FF 98 C SL 88 2-3 ② K			X CH 89 0-0 ② P6		B FF 98 B FF 98 S FF 98 F FF 98 S KC 86 2-3 ③ K		C FF 93 F FC 88 X FC 87 0-2 ③ G3		4	0	0	0	0	2	1
28 Nolan Arenado, R (1, 5) OBP: 0.367, SLG: 0.544 31 Yonathan Daza, R (7, PH) OBP: 0.160, SLG: 0.125 (7, 8)	B FF 96 C FF 97 X FF 97 1-1 ③ P2			S FF 98 S KC 86 F FF 100 X FF 98 0-2 HR			B FF 92 F FF 92 X CH 86 1-1 15 1B 1B		C ST 80 X FF 91 0-1 ① F9	2 2	1 0	1 1	1 0	0 0	0 0	0 0
24 Ryan McMahon, L (1, 4) OBP: 0.339, SLG: 0.438 (7, 5)		C FF 96 S FF 96 B FF 98 S KC 85 1-3 ① K		B CH 89 F FF 98 T FF 98 B SL 92 F KC 84 X FF 100 2-2 ③ F7			C CU 77 C FF 93 D FC 88 B CU 79 C FF 94 2-3 ① K		B FF 92 F CU 74 B CH 85 C FF 91 F FF 91 B ST 81 X FC 87 3-2 ② G4-3	4	0	0	0	0	2	1
15 Raimel Tapia, L (1, 7) OBP: 0.309, SLG: 0.449		B FF 97 F FF 96 F FF 98 B SL 92 S FF 99 2-3 ② K			C FF 95 F CH 87 B FF 98 X SL 90 1-2 ① L6		D FC 88 F FF 93 B FF 93 D CH 87 X FF 93 3-1 13 G4-6-3 1B 1-2		B FF 92 B CU 76 S FF 91 F FC 88 S ST 80 2-3 ③ K	4	0	1	0	0	2	0
13 Yonder Alonso, L (1, 3) OBP: 0.287, SLG: 0.325		F FF 98 F FF 99 S KC 85 0-3 ③ K			B FF 97 F CH 88 F CH 88 B KC 85 B KC 83 X FF 98 3-2 ② G3-1		X FF 94 0-0 ② ③ G4-6-3 1-2f			3	0	0	0	0	1	2
22 Chris Iannetta, R (1, 2) OBP: 0.313, SLG: 0.414			C SL 90 S FF 97 B FF 98 B FF 98 C FF 99 2-3 ① K		B FF 97 S CH 88 F FF 98 X KC 84 1-2 1B			B FF 93 X FF 92 1-0 19 1B 1 1B 14 G5-6-3 1B		3	1	2	0	0	1	0
1 Garrett Hampson, R (1, 8) OBP: 0.278, SLG: 0.331 (7, 6)			B FF 99 B SL 91 C FF 97 S FF 98 C KC 84 2-3 ② K		C SL 87 D SL 88 B FF 98 S FF 98 C FF 100 2-3 ③ K			B FC 86 C FC 85 F FF 93 X FC 87 1-2 14 G5-6-3 19 1B 1B 1-2		3	0	1	0	0	2	1
Inning Stats	R: 1 E: 0 K: 1 S: 12 H: 1 LOB: 0 BB: 0 P: 19	R: 0 E: 0 K: 3 S: 9 H: 0 LOB: 0 BB: 0 P: 12	R: 0 E: 0 K: 2 S: 13 H: 0 LOB: 0 BB: 0 P: 20	R: 1 E: 0 K: 1 S: 13 H: 1 LOB: 0 BB: 0 P: 18	R: 0 E: 0 K: 1 S: 12 H: 1 LOB: 1 BB: 0 P: 19	R: 0 E: 0 K: 2 S: 10 H: 0 LOB: 0 BB: 0 P: 15	R: 0 E: 0 K: 1 S: 8 H: 2 LOB: 1 BB: 0 P: 14	R: 1 E: 0 K: 0 S: 9 H: 3 LOB: 1 BB: 0 P: 11	R: 0 E: 0 K: 1 S: 9 H: 0 LOB: 0 BB: 0 P: 14	1B: 6 2B: 0 3B: 0 HR: 2 SF: 0 SAC: 0 DP: 2 HBP: 0						

TOP

Colorado Rockies @ Houston Astros

Minute Maid Park, Houston, TX

Wed Aug 07 2019, 1:13 PM - 4:16 PM CDT

Att. 35,566 - Roof Closed - 73 F

livebaseballscorecards.com

AB	33
R	3
H	8
RBI	2
BB	0
SO	12
LOB	7

WP: 0 PA: 33
PB: 0
SB: 0
CS: 0

PITCHER		IP	WLS	BF	H	R	ER	SO	BB	IBB	HBP	BLK	WP	HR	S	P	ERA	WHIP
45 Gerrit Cole, R ERA: 2.87	(1, 1)	6.0	W	21	3	2	2	10	0	0	0	0	0	2	69	103	3.00	0.500
29 Joe Biagini, R ERA: 3.74	(7, 1)	2.0		9	5	1	1	1	0	0	0	0	0	0	17	25	4.50	2.500
31 Collin McHugh, R ERA: 5.34	(9, 1)	1.0		3	0	0	0	1	0	0	0	0	0	0	9	14	0.00	0.000

PITCHER	IP	WLS	BF	H	R	ER	SO	BB	IBB	HBP	BLK	WP	HR	S	P	ERA	WHIP

Batter	1	2	3	4	5	6	7	8	9	AB	R	H	RBI	BB	SO	LOB
27 Jose Altuve, R (1, 4) OBP: 0.361, SLG: 0.537 11 Garrett Stubbs, L (7, PH) (8, 7) OBP: 0.222, SLG: 0.200	X FF 93 0-0 HR	F FF 93 B FF 92 X SL 90 1-1 ③ G6-3		B SL 88 C SL 87 B CH 83 B SL 87 B FF 91 4-1 2 BB 23 1B 10 2B 1-2 2-3 BB	F SL 88 F SI 94 S CU 84 0-3 ③ K		B FF 93 B FF 91 B FF 91 B FF 91 4-0 23 G3 2 2B 1-2 BB			3 0	2 1	1 0	1 0	1 1	1 0	0 0
23 Michael Brantley, L (1, 9) OBP: 0.381, SLG: 0.514	C FF 92 X CU 78 0-1 44 1B 10 HR 1B		X FF 92 0-0 ① L7	B CH 84 X FF 92 1-0 2 BB 10 2B 1-2 2-3 3-H 1B		B SI 92 B SI 92 C SI 92 B SI 92 F SI 93 B SI 94 4-2 44 1B 10 FC6-4 BB	C SL 83 F FF 91 D SL 86 D SL 84 X SL 84 2-2 ② G3 1-2 2-3			4	3	2	1	1	0	2
2 Alex Bregman, R (1, 5) OBP: 0.402, SLG: 0.537	C CH 84 T CH 84 F FF 93 1 SAFE X CH 85 0-2 ① F7		C FF 92 B CU 79 B FF 92 B CH 86 X SL 89 3-1 1 BB 44 BB 10 SF9 1B	B SI 94 B SI 94 B SI 94 B SI 93 4-0 10 2B 1-2 2-3 3-H BB		S SI 92 C SI 93 X SI 93 0-2 ① L7	C SL 84 C FF 93 X SL 84 0-2 44 1B 1 1B 2-H 3-H 2B			4	3	2	3	1	0	2
44 Yordan Alvarez, L (1, 10) OBP: 0.429, SLG: 0.703	C FF 93 B CH 85 X CH 85 1-1 10 HR 1-2 1B		B FF 92 B CH 87 B FF 92 F FF 92 B CH 86 4-1 10 SF9 1 BB 1-2 BB	B SI 94 C SI 93 F SL 88 S SI 93 1-3 ① K		C SI 93 F SI 93 B CU 84 X CU 83 1-2 10 FC6-4 1 BB 1-3 1B	X SL 85 0-0 1 1B 2-3 1B			4	1	3	0	1	1	3
1 Carlos Correa, R (1, 6) OBP: 0.366, SLG: 0.567	C SL 89 D CH 85 C FF 93 S CH 85 1-3 ② K		B FF 92 B CH 85 B FF 92 B FF 91 4-0 1-2 2-3 BB	C SI 94 F SL 88 S SI 94 0-3 ② K		F SI 93 B SL 89 B SI 94 F SI 94 B SL 89 F SI 94 F SV 94 F SL 89 F SI 94 4-2 B SL 88 10 FC6-4 1-2 BB	X FF 92 0-0 1-2 3-H 1B			3	0	1	1	2	2	5
10 Yuli Gurriel, R (1, 3) OBP: 0.335, SLG: 0.541	D SL 89 B FF 93 B SL 89 F FF 93 S CH 85 X CH 86 3-2 1-H 2-H HR		F FF 92 B FF 93 B FF 92 B FF 93 X FF 93 3-1 ② SF9 2-3 3-H	B SI 94 S SI 94 X SI 94 1-1 1-H 2-H 3-H 2B		B SL 85 F FF 93 X SL 86 1-1 ② FC6-4 1-2f 2-3 3-H	X SL 85 0-0 ③ P4			4	1	2	8	0	0	4
16 Aledmys Díaz, R (1, 7) (8, 4) OBP: 0.299, SLG: 0.492	B FF 92 B FF 93 X FF 92 2-0 G6-3		C FF 92 D CH 85 1 SAFE S FF 92 1 SAFE X CU 77 1-2 L9	B SL 88 S SL 87 S SI 93 B CU 83 F SI 94 S SL 88 2-3 ③ K		C FF 91 B FF 94 T FF 92 B SL 88 B SL 86 X FF 93 3-2 L4		X FF 92 0-0 ① F8		5	0	0	0	0	1	5
12 Martín Maldonado, R (1, 2) OBP: 0.291, SLG: 0.357		B FF 91 C SL 87 B SL 88 C FF 91 X SL 89 2-2 ① G6-3		B CU 77 F SL 88 B SL 88 F FF 92 B SL 89 B FF 92 4-2 27 BB 6 1B 23 1B BB	B SI 92 C SL 86 C SI 92 B SI 94 S SI 93 3-3 ① K		B FF 92 B FF 92 F FF 91 B SL 85 B FF 92 4-1 23 G3 11 BB 2 2B BB	B FF 91 C SL 84 B SL 85 F FF 91 F SL 85 B SL 84 C FF 91 3-3 ② K		3	2	0	0	2	2	0
6 Jake Marisnick, R (1, 8) OBP: 0.305, SLG: 0.454		C FF 92 X CU 78 0-1 ② G5-3		C CU 77 F CH 86 B FF 93 X CU 78 1-2 23 1B 27 BB 2 BB 1-2 1B	C SL 88 B SI 93 F SL 88 T SI 95 1-2 ② K		F FF 92 F FF 92 S FF 92 0-3 ① K	B SL 84 C FF 91 B SL 85 C FF 91 F SL 85 X FF 92 2-2 ③ F9		5	1	1	0	0	2	1
Inning Stats	R: 4 E: 0 K: 1 S: 16 H: 4 LOB: 0 BB: 0 P: 23	R: 0 E: 0 K: 0 S: 7 H: 0 LOB: 0 BB: 0 P: 10	R: 1 E: 0 K: 0 S: 9 H: 1 LOB: 2 BB: 2 P: 24	R: 5 E: 0 K: 3 S: 19 H: 3 LOB: 1 BB: 3 P: 37	R: 0 E: 0 K: 3 S: 9 H: 0 LOB: 0 BB: 0 P: 13	R: 1 E: 0 K: 0 S: 19 H: 1 LOB: 2 BB: 2 P: 32	R: 3 E: 0 K: 1 S: 13 H: 3 LOB: 2 BB: 2 P: 23	R: 0 E: 0 K: 1 S: 9 H: 0 LOB: 0 BB: 0 P: 14			1B: 8 2B: 2 3B: 0 HR: 2 SF: 1 SAC: 0 DP: 0 HBP: 0						

PITCHER		IP	WLS	BF	H	R	ER	SO	BB	IBB	HBP	BLK	WP	HR	S	P	ERA	WHIP
23 Peter Lambert, R ERA: 6.87	(1, 1)	3.0	L	20	7	9	9	1	4	0	0	0	0	2	39	74	27.00	3.667
32 Jesus Tinoco, R ERA: 5.87	(4, 1)	2.1		12	2	2	2	6	3	0	0	0	0	0	35	56	7.71	2.143
61 Sam Howard, L ERA: 7.56	(6, 1)	2.2		13	3	3	3	2	2	0	0	0	0	0	27	46	10.12	1.875

PITCHER	IP	WLS	BF	H	R	ER	SO	BB	IBB	HBP	BLK	WP	HR	S	P	ERA	WHIP

BOTTOM

Colorado Rockies @ Houston Astros

Minute Maid Park, Houston, TX

Wed Aug 07 2019, 1:13 PM - 4:16 PM CDT

Att. 35,566 - Roof Closed - 73 F

livebaseballscorecards.com

AB	35
R	14
H	12
RBI	14
BB	9
SO	9
LOB	22

WP: 0 PA: 45
PB: 0
SB: 0
CS: 0

Batter	1	2	3	4	5	6	7	8	9	AB	R	H	RBI	BB	SO	LOB
4 George Springer, R (1, 8) OBP: 0.381, SLG: 0.588	C FF 91 S FF 92 F SI 92 B SL 81 S SL 81 1-3 ① K	F SL 81 B FF 92 S SI 92 F SL 81 F SI 92 B SI 93 F CH 83 B SI 92 F CH 85 4-2 BB			F CU 75 X FF 91 0-1 23 G4-3 2B		S FF 93 B FC 92 F FF 94 F FF 93 F FC 91 B FC 92 B FF 94 X FC 90 3-2 ② G4-3 1-3		D SL 88 X SI 98 1-0 ② G6-4-3 1-2f ③	4	0	1	0	1	1	3
27 Jose Altuve, R (1, 4) OBP: 0.363, SLG: 0.542	X FF 92 0-0 2 2B 1B	C SL 81 B FF 94 B FF 92 S SL 82 F SL 82 T FF 92 2-2 ③ K			X SL 80 0-0 ① G5-3		C FF 94 B FF 94 B FF 94 C FF 94 X FF 94 2-2 3-H 3B			4	1	2	1	0	1	3
23 Michael Brantley, L (1, 7) OBP: 0.380, SLG: 0.514	B FF 90 D CH 84 X SI 91 2-0 ② F7		C CU 73 X CH 83 0-1 2 L8 2B		C FF 92 X FF 90 0-1 ② G4-3 2-3		B FF 91 F FF 92 F FF 92 B SL 86 S FF 92 2-3 ③ K			4	0	1	0	0	1	3
2 Alex Bregman, R (1, 5) OBP: 0.401, SLG: 0.536	B SL 80 F CH 84 B SI 92 B SL 80 1 SAFE C SI 93 X SI 92 3-2 44 1B 1-H 2B		D SL 83 C FF 91 B FF 92 C CH 84 X SI 93 2-2 ① L8 2-3		F CU 76 B SL 81 X SL 82 1-1 ③ P3			F FF 87 B CH 88 X FF 91 1-1 ① F7		4	1	1	1	0	0	2
44 Yordan Alvarez, L (1, 10) OBP: 0.425, SLG: 0.691	C FF 92 S SI 92 B SI 90 F CU 76 B CU 76 F SI 93 F FF 92 B SL 80 X SL 82 3-2 2-H 1B		B FF 92 S FF 92 S FF 92 T FF 92 1-2 ② K			C FF 90 S FF 92 S FF 92 0-3 ① K		B SL 86 B SL 85 X FF 91 2-0 ② F7		4	0	1	1	0	2	1
1 Carlos Correa, R (1, 6) OBP: 0.361, SLG: 0.557	B FF 93 D SL 81 B CH 88 C FF 91 S CH 85 S SL 82 3-3 ③ K		B FF 93 D CH 83 X FF 93 2-0 ③ G5-3			B SL 82 C SL 82 F FF 92 B SL 81 F FF 91 B SL 84 X FF 92 3-2 ② P6		C SI 98 F SL 86 C SL 86 0-3 ③ K		4	0	0	0	0	2	2
10 Yuli Gurriel, R (1, 3) OBP: 0.332, SLG: 0.536		B FF 92 C SI 92 X SI 91 1-1 ① L7		S SL 81 S SL 83 S SL 82 0-3 ① K		C SL 82 B SI 93 B SL 84 F FF 93 X SL 82 2-2 ③ G5-3			X SL 88 0-0 ① G6-3	4	0	0	0	0	1	0
28 Robinson Chirinos, R (1, 2) OBP: 0.353, SLG: 0.430		F FF 92 X SL 80 0-1 E5		S SL 81 X SL 82 0-1 ② G5-3			X FF 94 0-0 4 G4-3 4 WP 27 3B 1B		B SL 88 F SI 98 B SL 88 B SL 86 C SI 98 X SL 86 3-2 22 BB 1B	4	1	2	0	0	0	0
22 Josh Reddick, L (1, 9) OBP: 0.313, SLG: 0.397		B FF 92 B FF 91 S CH 84 X SI 92 2-1 ② G5-3		C CU 77 F CU 76 B CU 77 B CU 76 X FF 91 2-2 ③ G5-3			B FF 94 F FF 92 M FF 93 F FF 94 S FF 94 1-3 ① K		B SI 98 S CH 90 B CH 88 B CH 91 B SI 98 4-1 4 G6-4-3 1-2 BB	3	0	0	0	1	1	2
Inning Stats	R: 2 E: 0 K: 2 S: 18 H: 3 LOB: 1 BB: 0 P: 30	R: 0 E: 1 K: 1 S: 16 H: 0 LOB: 2 BB: 1 P: 25	R: 0 E: 0 K: 1 S: 9 H: 1 LOB: 1 BB: 0 P: 14	R: 0 E: 0 K: 1 S: 8 H: 0 LOB: 0 BB: 0 P: 10	R: 0 E: 0 K: 0 S: 7 H: 1 LOB: 1 BB: 0 P: 8	R: 0 E: 0 K: 1 S: 10 H: 0 LOB: 0 BB: 0 P: 15	R: 1 E: 0 K: 2 S: 16 H: 2 LOB: 1 BB: 0 P: 24	R: 0 E: 0 K: 1 S: 6 H: 0 LOB: 0 BB: 0 P: 9	R: 0 E: 0 K: 0 S: 6 H: 1 LOB: 1 BB: 1 P: 14	1B: 4 2B: 3 3B: 1 HR: 0 SF: 0 SAC: 0 DP: 1 HBP: 0						

PITCHER		IP	WLS	BF	H	R	ER	SO	BB	IBB	HBP	BLK	WP	HR	S	P	ERA	WHIP
37 Dylan Bundy, R ERA: 5.04	(1, 1)	6.0	L	25	5	2	2	6	1	0	0	0	0	0	68	102	3.00	1.000
43 Shawn Armstrong, R ERA: 5.18	(7, 1)	0.2		4	2	1	1	1	0	0	0	0	1	0	13	19	13.50	3.000
51 Paul Fry, L ERA: 4.3	(7, 1)	1.0		3	0	0	0	1	0	0	0	0	0	0	6	11	0.00	0.000
50 Miguel Castro, R ERA: 4.82	(8, 1)	1.1		5	1	0	0	1	1	0	0	0	0	0	9	17	0.00	1.500

PITCHER	IP	WLS	BF	H	R	ER	SO	BB	IBB	HBP	BLK	WP	HR	S	P	ERA	WHIP

TOP

Houston Astros @ Baltimore Orioles

Oriole Park at Camden Yards, Baltimore, MD

Fri Aug 09 2019, 7:18 PM - 10:15 PM EDT

Att. 19,407 - Clear - 86 F

livebaseballscorecards.com

AB	35
R	3
H	8
RBI	3
BB	2
SO	9
LOB	16

WP: 1	PA: 37																	
PB: 0																		
SB: 0																		
CS: 0																		

Batter	1	2	3	4	5	6	7	8	9	AB	R	H	RBI	BB	SO	LOB
57 Hanser Alberto, R (1, 5) (8, 4) OBP: 0.342, SLG: 0.412	B FC 85 C FC 86 B CH 82 B CH 81 S FC 87 F FC 88 F FC 88 F FC 88 X FF 92 3-2 16 G4-3 2B		F CH 83 S CH 80 X FC 88 0-2 16 BB 1B		X FC 86 0-0 1B			X FF 95 0-0 ① L7		4	0	3	0	0	0	0
16 Trey Mancini, R (1, 3) (8, 9) OBP: 0.339, SLG: 0.535	C CH 82 X CH 82 0-1 ① G4-3 2-3		1 SAFE B CU 74 D CH 82 D CH 82 S CH 83 B FC 89 4-1 1-2 BB		B SI 92 B FC 86 T FC 87 F FC 88 S FC 88 2-3 ③ K			B FF 96 B SL 90 F FF 95 B CU 84 D CU 82 4-1 25 1B BB		2	0	0	0	2	1	2
25 Anthony Santander, S (1, 9) (8, 7) OBP: 0.341, SLG: 0.493	B FC 87 D FC 88 C FC 89 S FC 88 D FC 90 X CH 82 3-2 ② G6-3		C CH 83 S CH 82 D FC 91 S FC 88 1-3 ③ K			X CU 74 0-0 ① G5-3		B CU 83 F CU 83 S SL 88 X FF 96 1-2 1-2 1B		4	0	1	0	0	1	3
39 Renato Núñez, R (1, 10) OBP: 0.309, SLG: 0.478	B CH 83 F FC 88 B FC 88 X FC 87 2-1 ③ L9			C CU 73 B CH 81 S CH 81 X FF 91 1-2 28 G6-4-3 1B		S CU 73 B CU 70 F FC 88 B FC 89 B CH 81 X CH 81 3-2 ② G1-3		S SL 90 C CU 82 B SL 91 S CU 85 S CU 84 2-3 ② K		4	0	1	0	0	1	3
2 Jonathan Villar, S (1, 4) (8, 6) OBP: 0.332, SLG: 0.440		C FC 84 B CH 80 B CH 81 S CH 82 B FF 91 X FC 88 3-2 ① G5-3		C FC 87 F FC 86 S FC 87 0-3 ① K		C CH 80 B SI 91 B SI 91 C CH 83 B CH 79 F FC 88 B FF 94 4-2 28 CS BB		B CU 84 D SL 91 S SL 90 S SL 89 B SL 90 S CU 83 3-3 ③ K		3	0	0	0	1	2	3
28 Pedro Severino, R (1, 2) OBP: 0.341, SLG: 0.443		S CU 74 X CH 81 0-1 ② G1-3		F FC 86 B FC 86 B FC 88 B CU 74 X CH 83 3-1 ②③ G6-4-3 1-2f		C FC 91 **B CU 81** 1 SAFE 1 SAFE F FC 92 D CU 82 B CU 82 3-2 ③ CS 1-2	C SI 87 C SI 88 B SL 81 S SL 79 1-3 ① K		C SL 87 S SL 89 0-3 ① K	4	0	0	0	0	2	1
12 Stevie Wilkerson, S (1, 8) OBP: 0.276, SLG: 0.406		C SI 90 B CU 72 F FC 89 S CU 76 1-3 ③ K2-3			C CU 74 B FC 88 X FC 87 1-1 ① F7		B FF 90 B SL 80 X FF 89 2-0 HR		S CH 85 B CH 86 B FF 98 X FF 98 2-1 ② G6-3	4	1	1	1	0	1	0
23 Jace Peterson, L (1, 7) (8, 5) OBP: 0.245, SLG: 0.333			C FC 87 B FC 85 B SI 88 F FC 87 B FC 87 X FC 87 3-2 ① G4-3		B CU 74 S CH 82 B FC 89 X FC 89 2-1 HR		B SI 88 X SI 88 1-0 ② G3-1		B FF 97 C SL 89 B CH 85 B FF 97 C FF 97 F FF 97 F FC 92 X FF 99 3-2 1B	4	1	2	1	0	0	0
1 Richie Martin, R (1, 6) OBP: 0.252, SLG: 0.298 19 Chris Davis, L (7, PH) OBP: 0.267, SLG: 0.317 (8, 3)			F FC 87 C FC 87 B FC 88 B CH 81 B FF 93 X FC 90 3-2 ② G4-3		B FC 86 F CH 80 B FC 86 X FC 86 2-1 ② L1		S FF 89 B FF 90 C SL 80 S FF 90 1-3 ③ K		B FF 97 B FF 98 X FF 97 2-0 ③ L4	2 2	0 0	0 0	0 0	0 0	0 1	0 1
Inning Stats	R: 0 E: 0 K: 0 S: 13 H: 1 LOB: 1 BB: 0 P: 21	R: 0 E: 0 K: 1 S: 8 H: 0 LOB: 0 BB: 0 P: 12	R: 0 E: 0 K: 1 S: 13 H: 1 LOB: 2 BB: 1 P: 24	R: 0 E: 0 K: 1 S: 8 H: 1 LOB: 0 BB: 0 P: 12	R: 1 E: 0 K: 1 S: 10 H: 2 LOB: 1 BB: 0 P: 17	R: 0 E: 0 K: 0 S: 9 H: 0 LOB: 0 BB: 1 P: 19	R: 1 E: 0 K: 2 S: 8 H: 1 LOB: 0 BB: 0 P: 13	R: 0 E: 0 K: 2 S: 11 H: 1 LOB: 2 BB: 1 P: 21	R: 0 E: 0 K: 1 S: 11 H: 1 LOB: 1 BB: 0 P: 18	1B: 5 2B: 1 3B: 0 HR: 2 SF: 0 SAC: 0 DP: 1 HBP: 0						WP: 0 PB: 0 SB: 0 CS: 1 PA: 37	

PITCHER	IP	WLS	BF	H	R	ER	SO	BB	IBB	HBP	BLK	WP	HR	S	P	ERA	WHIP
20 Wade Miley, L (1, 1) ERA: 2.99	5.2	W	23	5	1	1	4	2	0	0	0	0	1	59	100	1.59	1.235
36 Will Harris, R (6, 1) ERA: 1.67	0.1	H	0	0	0	0	0	0	0	0	0	0	0	2	5	0.00	0.000
38 Joe Smith, R (7, 1) ERA: 1.17	1.0	H	4	1	1	1	2	0	0	0	0	0	1	8	13	9.00	1.000
55 Ryan Pressly, R (8, 1) ERA: 1.99	1.0	H	5	1	0	0	2	1	0	0	0	0	0	11	21	0.00	2.000
54 Roberto Osuna, R (9, 1) ERA: 2.51	1.0	S	4	1	0	0	1	0	0	0	0	0	0	11	18	0.00	1.000

PITCHER	IP	WLS	BF	H	R	ER	SO	BB	IBB	HBP	BLK	WP	HR	S	P	ERA	WHIP

BOTTOM

Houston Astros @ Baltimore Orioles

Oriole Park at Camden Yards, Baltimore, MD

Fri Aug 09 2019, 7:18 PM - 10:15 PM EDT

Att. 19,407 - Clear - 86 F

livebaseballscorecards.com

AB	33
R	2
H	8
RBI	2
BB	3
SO	9
LOB	13

Houston Astros @ Baltimore Orioles

Oriole Park at Camden Yards, Baltimore, MD

Sat Aug 10 2019, 7:08 PM - 10:10 PM EDT

Att. 21,903 - Cloudy - 83 F

TOP

livebaseballscorecards.com

Batter	1	2	3	4	5	6	7	8	9	AB	R	H	RBI	BB	SO	LOB
4 George Springer, R (1, 8) (5, 9) OBP: 0.380, SLG: 0.585	B FF 91 C FF 90 B FF 91 S SL 84 B SL 85 F FF 90 C FF 92 3-3 K ①	F FF 92 X SI 91 0-1 F9 ② 1-2		X FF 96 0-0 E5 27 G6-4-3	B SL 88 X SL 88 1-0 2B 2-H 3-H		B SL 89 F SI 95 B SL 89 B SI 95 S SI 95 F SI 96 F SI 96 B SL 90 4-2 BB 27 1B 6 1B		C CH 51 F B X 1-2 G5-3 ①	5	1	1	2	1	1	1
27 Jose Altuve, R (1, 4) OBP: 0.365, SLG: 0.554	F SL 86 B FF 93 B SL 86 X SI 93 2-1 G5-3 ②	B SL 86 F SL 85 X SI 91 1-1 HR 2-H		B FF 96 B SL 87 S FF 93 X FF 97 2-1 G6-4-3 ①② 1-2f	B CH 87 C SL 88 S CH 87 X CH 87 1-2 G5-3 ③		X SL 90 0-0 1B 16 1B 6 1B 44 HR 1-2 3-H		X 0-0 2B 16 1B	6	3	3	3	0	0	2
23 Michael Brantley, L (1, 7) OBP: 0.382, SLG: 0.515 6 Jake Marisnick, R (5, 8) OBP: 0.310, SLG: 0.462	B SI 92 C SI 91 F CH 85 X FF 92 1-2 1B 2 HR	B SI 93 B CH 84 C SI 92 B CH 85 F FF 91 X SI 93 3-2 1B 2 2B		B FF 97 X FF 96 1-0 G3 ③		X FF 95 0-0 2B 16 1B 44 G3-6-1	B SI 95 C SI 94 D SL 90 X SI 95 2-1 1B 16 1B 44 HR 1-2 2-H		X 0-0 F8 ②	3 3	2 2	2 2	0 1	0 0	0 0	0 1
2 Alex Bregman, R (1, 5) OBP: 0.404, SLG: 0.552 16 Aledmys Díaz, R (5, 5) OBP: 0.314, SLG: 0.504	D SL 83 B SL 86 X FF 91 2-0 HR 1-H	F SL 87 F SI 92 F CH 85 D CH 86 X SL 88 1-2 2B 44 WP 44 BLK 1-H			B SL 85 C SL 86 B FF 98 B FF 96 X FF 97 3-1 1B 2B	B SL 88 F FF 96 X SL 86 1-1 1B 44 G3-6-1 2-3	C SI 95 X SI 95 0-1 1B 44 HR 1-2 2-3		C X 0-1 1B 44 HR 2-H	3 3	3 2	3 3	3 1	0 0	0 0	0 0
44 Yordan Alvarez, L (1, 10) OBP: 0.432, SLG: 0.743	X FF 92 0-0 HR	B SI 91 B CH 82 S CH 85 F SI 91 X CH 87 2-2 G6-3 ③ 2-H			F CH 87 B CH 86 B CH 86 B FF 94 B SL 86 4-1 BB 1 1B 10 2B	B FF 93 F FF 93 X SL 88 1-1 G3-6-1 ①② 1-2f 3-H	F SI 94 X SL 88 0-1 HR 1-H 2-H 3-H		X 0-0 HR 1-H	5	4	3	7	1	0	1
1 Carlos Correa, R (1, 6) OBP: 0.364, SLG: 0.568	C SL 87 F SL 85 B SL 87 F FF 93 B KC 76 B FF 91 C FF 93 3-3 K ③		B SI 89 B SL 82 C FF 90 X FF 90 2-1 HR		B FF 97 X FF 97 1-0 1B 10 2B 4 2B 1-2 2-H	C SL 89 S SL 89 F SL 90 B SL 89 X SI 96 1-2 G6-3 ③	C SI 94 C SL 89 B SI 96 B SL 90 S SL 89 2-3 K ③		C F B SL 52 X 1-2 1B	6	2	3	2	0	2	0
10 Yuli Gurriel, R (1, 3) OBP: 0.336, SLG: 0.543		X SL 83 0-0 1B 12 G4-3 22 1B 1-1 ①	B SL 86 F FF 92 X FF 92 1-1 F8		X SL 87 0-0 2B 4 2B 1-3 2-H		F SI 94 B SI 94 X SL 88 1-1 2B 22 G3 27 1B	C SL 79 S FF 84 X SL 82 0-2 1B 12 G5-4-3	B B X 2-0 F8 ③	6	3	4	1	0	0	1
12 Martín Maldonado, R (1, 2) OBP: 0.286, SLG: 0.351		C SL 84 B FF 90 C SI 89 X SI 91 1-2 G4-3 ① 1-2	C KC 78 S CH 84 B CH 86 F SL 87 F SI 93 F FF 94 B KC 81 S CH 87 2-3 K ②		C FF 96 X SL 87 0-1 P4 ①		C SI 94 B SI 94 B SL 89 X SI 94 2-1 G2-3 ①	C FF 84 S FF 85 F CU 78 X CU 78 0-2 G5-4-3 ①② 1-2f		5	0	0	0	0	1	5
22 Josh Reddick, L (1, 9) OBP: 0.312, SLG: 0.395 (5, 7)		C SI 91 X CH 84 0-1 HR 4 F9 27 HR 2-H 1B	B KC 78 X CH 83 1-0 G4-3 ③		X CH 87 0-0 G5-3 ②		C SI 94 F SL 89 X SL 89 0-2 G3 ② 2-3	C CH 53 X 0-1 P5 ③		5	1	1	1	0	0	3
Inning Stats	R: 3 H: 3 E: 0 LOB: 0 K: 2 BB: 0 S: 15 P: 26	R: 5 H: 5 E: 0 LOB: 0 K: 0 BB: 0 S: 20 P: 28	R: 1 H: 1 E: 0 LOB: 0 K: 1 BB: 0 S: 11 P: 17	R: 0 H: 0 E: 1 LOB: 0 K: 0 BB: 0 S: 4 P: 7	R: 4 H: 4 E: 0 LOB: 1 K: 0 BB: 1 S: 12 P: 22	R: 1 H: 2 E: 0 LOB: 0 K: 0 BB: 0 S: 9 P: 12	R: 6 H: 5 E: 0 LOB: 0 K: 1 BB: 1 S: 21 P: 32	R: 0 H: 1 E: 0 LOB: 0 K: 0 BB: 0 S: 9 P: 9	R: 3 H: 4 E: 0 LOB: 1 K: 0 BB: 0 S: 12 P: 16	1B: 12 SF: 0 2B: 7 SAC: 0 3B: 0 DP: 3 HR: 6 HBP: 0						

	AB	50
	R	23
	H	25
	RBI	21
	BB	2
	SO	4
	LOB	14

WP: 1 PA: 52
PB: 0
SB: 0
CS: 0

PITCHER		IP	WLS	BF	H	R	ER	SO	BB	IBB	HBP	BLK	WP	HR	S	P	ERA	WHIP
38 Aaron Brooks, R ERA: 6.35	(1, 1)	3.0	L	18	9	9	9	3	0	0	0	1	1	4	46	71	27.00	3.000
52 Branden Kline, R ERA: 7.39	(4, 1)	2.0		13	6	5	5	0	1	0	0	0	0	0	19	33	22.50	3.500
63 Tayler Scott, R ERA: 16.2	(6, 1)	2.0		11	5	6	6	1	1	0	0	0	0	1	27	40	27.00	3.000
32 Thomas Eshelman, R ERA: 6.39	(8, 1)	0.2		2	1	0	0	0	0	0	0	0	0	0	7	7	0.00	1.500
12 Stevie Wilkerson, R ERA: 6.75	(8, 1)	1.1		8	4	3	3	0	0	0	0	0	0	1	14	18	20.25	3.000

PITCHER		IP	WLS	BF	H	R	ER	SO	BB	IBB	HBP	BLK	WP	HR	S	P	ERA	WHIP

Houston Astros @ Baltimore Orioles

Oriole Park at Camden Yards, Baltimore, MD

Sat Aug 10 2019, 7:08 PM - 10:10 PM EDT

Att. 21,903 - Cloudy - 83 F

BOTTOM

livebaseballscorecards.com

Batter	1	2	3	4	5	6	7	8	9	AB	R	H	RBI	BB	SO	LOB
2 Jonathan Villar, S (1, 6) (8, 4) OBP: 0.331, SLG: 0.441	B FF 92 F FF 93 B CU 80 C FF 93 B CU 79 F FF 94 F SI 94 X FF 93 3-2 39 BB 23 SF7 2B	C FF 92 F CH 85 F SI 93 B FF 93 F FF 93 X CU 79 1-2 ② FC4-6 16 BB 1-2f 2-3			B FF 90 B FF 90 C FF 91 C CH 86 C CU 76 2-3 ① K		S FF 89 S FF 89 S FF 89 0-3 ② K			4	1	1	0	0	2	2
16 Trey Mancini, R (1, 9) OBP: 0.339, SLG: 0.532 14 Rio Ruiz, L (7, PH) (8, 5) OBP: 0.308, SLG: 0.349	C CU 79 X CU 78 0-1 ① G2-3	B CH 87 D CH 87 B FF 93 B FF 92 4-0 1-2 BB			B FF 91 F CU 77 S CU 76 S CU 76 1-3 ② K		F SI 87 F SI 87 B FF 89 B FF 89 F FF 90 F FF 90 B CH 76 X FF 89 3-2 HR			2 1	0 1	0 1	0 1	1 0	1 0	1 0
25 Anthony Santander, S (1, 7) (8, 8) OBP: 0.343, SLG: 0.498	C CU 78 X CH 88 0-1 39 BB 1B	D CH 87 X CU 79 1-0 ③ G3-1			B FF 91 B FF 90 X CH 86 2-0 2B		C SL 78 X FF 88 0-1 ③ F9			4	0	2	0	0	0	3
39 Renato Núñez, R (1, 10) OBP: 0.309, SLG: 0.475 1 Richie Martin, R (8, 6) OBP: 0.251, SLG: 0.297	D CU 79 B FF 92 B FF 92 B FF 93 4-0 1-2 2-3 BB		C FF 92 B SI 91 F CU 77 X FF 92 1-2 ① F9		B CU 76 F FF 90 B FF 89 B CH 83 F FF 89 S CH 90 3-3 ③ K			F FF 95 S CH 85 X CH 85 0-2 ① G5-3		2 1	0 0	0 0	0 0	1 0	1 0	1 0
23 Jace Peterson, L (1, 5) OBP: 0.246, SLG: 0.333 (8, 9)	C FF 93 B FF 93 X CU 79 1-1 ② SF7 3-H		F FF 91 F FF 92 S CU 80 0-3 ② K			B FF 97 C FF 96 B FF 97 X FF 97 2-1 15 G3-6-1 1B		F FF 96 B FF 95 S CH 85 T CH 85 1-2 ② K		3	0	1	1	0	2	0
15 Chance Sisco, L (1, 2) OBP: 0.309, SLG: 0.417	B CU 78 X FF 94 1-0 ③ G4-3		X FF 92 0-0 ③ F7			B FF 97 B CH 90 F FF 97 S FF 96 F FF 97 B SL 88 X FF 97 3-2 ①② G3-6-1 1-2f		B CH 84 C CH 85 S FF 95 S FF 95 1-3 ③ K		4	0	0	0	0	1	3
19 Chris Davis, L (1, 3) OBP: 0.270, SLG: 0.321		B FF 91 B SI 92 B FF 91 C SI 91 B SI 92 4-1 2 FC4-6 57 E BB	C CU 77 S CH 86 B SI 91 B SI 91 F CU 77 S FF 93 2-3 ① K			B FF 93 F FF 95 B CH 91 X FF 95 2-1 2B			C FF 92 C FC 88 F FC 89 S ST 80 0-3 ① K	3	0	1	0	1	2	0
57 Hanser Alberto, R (1, 4) OBP: 0.339, SLG: 0.407 (8, 7)		C CU 77 F SI 92 X SI 92 0-2 FC5 2 FC4-6 1-2	S SI 91 F SI 91 F CH 86 B SI 91 X CU 79 1-2 ② F8			X SL 87 0-0 ③ L9			X FF 92 0-0 ② G6-3	4	0	0	0	0	0	2
12 Stevie Wilkerson, S (1, 8) (8, 1) OBP: 0.272, SLG: 0.399		B CH 85 S CH 86 S FF 92 S CU 79 1-3 ① K	C CU 78 B CU 76 B CH 86 F FF 91 B SI 91 F CU 79 F FF 92 X SI 91 3-2 ③ G4-3				C SI 87 B SL 78 F SI 86 F SL 79 X FF 89 1-2 ① G3		B FF 92 C CU 75 F FF 92 B ST 80 S ST 82 2-3 ③ K	4	0	0	0	0	2	2

	AB	R	H	RBI	BB	SO	LOB
	32	2	6	2	3	11	14

Inning Stats	1	2	3	4	5	6	7	8	9	1B	SF	WP	PA
	R: 1 E: 0 K: 0 S: 12 H: 2 LOB: 2 BB: 1 P: 21	R: 0 E: 1 K: 1 S: 13 H: 0 LOB: 3 BB: 2 P: 24	R: 0 E: 0 K: 1 S: 7 H: 0 LOB: 0 BB: 0 P: 8	R: 0 E: 0 K: 1 S: 13 H: 0 LOB: 0 BB: 0 P: 19	R: 0 E: 0 K: 3 S: 10 H: 1 LOB: 1 BB: 0 P: 18	R: 0 E: 0 K: 0 S: 9 H: 2 LOB: 1 BB: 0 P: 16	R: 1 E: 0 K: 1 S: 14 H: 1 LOB: 0 BB: 0 P: 18	R: 0 E: 0 K: 2 S: 9 H: 0 LOB: 0 BB: 0 P: 11	R: 0 E: 0 K: 2 S: 8 H: 0 LOB: 0 BB: 0 P: 10	1B: 2 2B: 3 3B: 0 HR: 1	SF: 1 SAC: 0 DP: 1 HBP: 0	WP: 0 PB: 0 SB: 0 CS: 0	PA: 36

PITCHER	IP	WLS	BF	H	R	ER	SO	BB	IBB	HBP	BLK	WP	HR	S	P	ERA	WHIP
18 Aaron Sanchez, R (1, 1) ERA: 5.6	5.0	W	22	3	1	1	6	3	0	0	0	0	0	55	90	1.80	1.200
30 Héctor Rondón, R (6, 1) ERA: 4.04	1.0		4	2	0	0	0	0	0	0	0	0	0	9	16	0.00	2.000
38 Joe Smith, R (7, 1) ERA: 2.08	1.0		4	1	1	1	1	0	0	0	0	0	1	14	18	9.00	1.000
47 Chris Devenski, R (8, 1) ERA: 4.24	1.0		3	0	0	0	2	0	0	0	0	0	0	9	11	0.00	0.000
31 Collin McHugh, R (9, 1) ERA: 5.26	1.0		3	0	0	0	2	0	0	0	0	0	0	8	10	0.00	0.000

PITCHER	IP	WLS	BF	H	R	ER	SO	BB	IBB	HBP	BLK	WP	HR	S	P	ERA	WHIP

Batter	1	2	3	4	5	6	7	8	9	AB	R	H	RBI	BB	SO	LOB
4 George Springer, R (1, 8) (9, 9) OBP: 0.383, SLG: 0.588	S FF 92 X FF 92 0-1 ① P2		C SL 80 X FC 85 0-1 1B		B FF 91 B SL 80 B FF 93 X FF 92 3-0 ② L7		S FF 96 F FF 95 X FF 95 0-2 1-3 2B		X FF 96 0-0 27 1B 23 E 1B	5	1	3	0	0	0	0
27 Jose Altuve, R (1, 4) OBP: 0.365, SLG: 0.550	S FF 92 M SL 81 X SL 83 0-2 ② G6-3		1 SAFE S SL 80 X FF 90 0-1 ① F9		F FC 87 F FF 92 B FC 86 B FF 92 F FF 93 F FF 93 B SL 82 B FF 93 4-2 23 HBP BB		C FF 95 B FC 92 B FC 90 B FF 94 X SL 86 3-1 ① G6-3 3-H		C FF 96 1 SAFE X FF 94 0-1 1-2 23 E 1B	4	1	1	1	1	0	2
23 Michael Brantley, L (1, 7) OBP: 0.382, SLG: 0.517 6 Jake Marisnick, R (9, 8) OBP: 0.310, SLG: 0.462	C FF 91 B FF 91 S FF 92 F FF 92 B FF 92 S SL 81 2-3 ③ K		F FF 90 B FC 84 B FF 91 C SL 80 F SL 80 B FF 91 F SL 81 X FF 91 3-2 ② L8		C FF 91 H FF 90 1-1 1-2 HBP		C SL 84 S SL 85 C SL 86 0-3 ② K		B FF 96 F FF 96 S FF 96 X FF 98 1-2 1-H 2-H E9 3B	4 0	1 0	1 0	2 0	0 0	2 0	2 0
2 Alex Bregman, R (1, 5) OBP: 0.406, SLG: 0.549		C FF 91 B FC 85 B CH 85 C SL 82 B SL 82 F FF 92 B SL 82 4-2 44 1B 1 HR BB	F CH 84 B FC 84 1 SAFE X SL 79 1-1 ③ F7		C FF 91 S FC 85 X FC 86 0-2 ③ F9		B FF 92 B FF 93 B FF 92 B FF 93 4-0 BB		S SL 87 S FF 98 F FF 97 B CH 86 H FF 97 2-2 44 1B HBP	2	1	0	0	2	0	3
44 Yordan Alvarez, L (1, 10) OBP: 0.431, SLG: 0.733		B FF 91 X FF 91 1-0 1-2 1 HR 1B		B FC 86 C FF 91 B FC 87 C SL 82 1-3 ① K		C CH 86 B FC 86 B FC 87 F FF 92 X SL 81 2-2 ① F8	C SL 86 B SL 86 F FF 93 B SL 87 S SL 86 2-3 ③ K		F SI 90 F SI 90 D FC 87 D SL 80 F SI 90 X SI 89 2-2 1-2 16 G6-4-3 1B	5	1	2	0	0	2	2
1 Carlos Correa, R (1, 6) OBP: 0.365, SLG: 0.577		B FF 92 S FF 92 S SL 81 X SL 81 1-2 1-H 2-H HR		B FF 92 C FF 92 S FC 87 X FF 93 1-2 ② G4-3		B FF 92 B FC 87 C CH 86 F FC 87 X FF 92 2-2 ② F9		B SI 98 B SI 97 F SI 98 X SI 98 2-1 28 WP 1B	F FC 90 F FC 90 F FC 89 B FC 89 S FC 89 1-3 ① K	5	1	2	3	0	1	2
16 Aledmys Díaz, R (1, 3) OBP: 0.317, SLG: 0.496		C FF 91 F FF 92 B SL 81 S FF 91 1-3 ① K		B SL 82 B FF 92 B SL 81 F FF 91 B FF 92 4-1 BB		F FF 91 X SL 82 0-1 1B		C SL 84 B SL 86 F SI 97 X SL 87 1-2 ① F8	C FC 90 B FC 90 B FC 91 2 SAFE S FC 90 B SI 92 X FC 89 3-2 ② ③ 1-2f G6-4-3	4	0	1	0	1	1	3
28 Robinson Chirinos, R (1, 2) OBP: 0.348, SLG: 0.424		C FC 86 S FF 92 X SL 81 0-2 ② F9		F SL 82 S FC 86 B FF 92 C FF 92 1-3 ③ K		S SL 80 F FF 92 T FC 86 0-2 ③ K		1 SAFE B SI 97 F SL 85 F SL 86 S SL 87 1-3 ② 1-2 K		4	0	0	0	0	3	3
22 Josh Reddick, L (1, 9) (9, 7) OBP: 0.311, SLG: 0.393		B FF 91 B FF 92 C FC 82 X FC 86 2-1 ③ G6-3			F FC 86 F FF 92 F FF 91 X SL 81 0-2 ① F7		C FF 95 B FC 92 B FF 95 X FF 94 2-1 4 2B 27 G6-3 1B	B CH 85 C FF 96 S FF 96 T FF 96 1-2 ③ K		4	1	1	0	0	1	1
Inning Stats	R: 0 E: 0 K: 1 S: 9 H: 0 LOB: 0 BB: 0 P: 11	R: 3 E: 0 K: 1 S: 15 H: 2 LOB: 0 BB: 1 P: 24	R: 0 E: 0 K: 0 S: 11 H: 1 LOB: 1 BB: 0 P: 15	R: 0 E: 0 K: 2 S: 10 H: 0 LOB: 1 BB: 1 P: 17	R: 0 E: 0 K: 0 S: 13 H: 0 LOB: 2 BB: 1 P: 21	R: 0 E: 0 K: 1 S: 11 H: 1 LOB: 1 BB: 0 P: 15	R: 1 E: 0 K: 2 S: 13 H: 2 LOB: 2 BB: 1 P: 24	R: 0 E: 0 K: 2 S: 11 H: 1 LOB: 1 BB: 0 P: 16	R: 3 E: 1 K: 1 S: 20 H: 4 LOB: 1 BB: 0 P: 29	1B: 8 2B: 1 3B: 1 HR: 1 SF: 0 SAC: 0 DP: 1 HBP: 2						

PITCHER		IP	WLS	BF	H	R	ER	SO	BB	IBB	HBP	BLK	WP	HR	S	P	ERA	WHIP
29 Asher Wojciechowski, R ERA: 4.84	(1, 1)	6.0		26	4	3	3	5	3	0	1	0	0	1	69	103	4.50	1.167
43 Shawn Armstrong, R ERA: 5.36	(7, 1)	0.1	H	3	2	1	1	0	0	0	0	0	0	0	7	12	27.00	6.000
51 Paul Fry, L ERA: 4.23	(7, 1)	0.2	H	3	0	0	0	2	1	0	0	0	0	0	6	12	0.00	1.500
50 Miguel Castro, R ERA: 4.76	(8, 1)	0.2	H	3	1	0	0	1	0	0	0	0	1	0	8	12	0.00	1.500
42 Mychal Givens, R ERA: 4.73	(8, 1)	0.1	B	5	3	3	3	1	0	0	1	0	0	0	12	16	81.00	9.000

PITCHER		IP	WLS	BF	H	R	ER	SO	BB	IBB	HBP	BLK	WP	HR	S	P	ERA	WHIP
48 Richard Bleier, L ERA: 6.0	(9, 1)	1.0	W	3	1	0	0	1	0	0	0	0	0	0	11	17	0.00	1.000

TOP

Houston Astros @ Baltimore Orioles

Oriole Park at Camden Yards, Baltimore, MD

Sun Aug 11 2019, 1:07 PM - 4:58 PM EDT

Att. 17,979 - Sunny - 82 F

livebaseballscorecards.com

AB	37
R	7
H	11
RBI	6
BB	4
SO	10
LOB	18

WP: 1 PA: 43
PB: 0
SB: 0
CS: 0

BOTTOM

Houston Astros @ Baltimore Orioles

Oriole Park at Camden Yards, Baltimore, MD

Sun Aug 11 2019, 1:07 PM - 4:58 PM EDT

Att. 17,979 - Sunny - 82 F

livebaseballscorecards.com

Batter	1	2	3	4	5	6	7	8	9	AB	R	H	RBI	BB	SO	LOB
2 Jonathan Villar, S (1, 6) (8, 4) OBP: 0.336, SLG: 0.443	F FF 93 F FF 93 B FF 94 B SL 88 S FF 96 2-3 K ①	B FF 95 S CU 79 1 SAFE B FF 94 S FF 95 F FF 96 B FF 96 F FF 96 F SL 89 4-2 B SL 87 16 E 1-2 BB		C FF 94 X CU 80 0-1 16 K2 1B		B FF 96 F FF 97 X FF 97 1-1 16 S 16 1B 1B		B FF 94 F FF 94 F CU 79 D FC 88 F FF 94 1 SAFE B FF 94 X CU 79 3-2 28 FC5 16 S 1-3 1B		4	1	3	0	1	1	0
16 Trey Mancini, R (1, 9) OBP: 0.344, SLG: 0.534 12 Stevie Wilkerson, S (9, 8) OBP: 0.272, SLG: 0.399	C SL 88 B CU 80 C CU 80 B FF 94 F FF 95 F CU 81 X FF 95 2-2 25 1B 23 2B 1B	B SL 88 C SL 88 X CU 81 1-1 E7 1-3 2-H 1B		1 SAFE B FF 95 F FF 94 B CU 81 S CU 80 D CU 82 S SL 90 3-3 ② ③ K2 1-1f		C FF 96 1 SAFE 1 SAFE 1 SAFE 1 SAFE 1 SAFE S SL 80 B SL 81 B FF 96 3-2 B SL 82 X SL 80 25 2B 1-H 1B		C SI 95 D CU 80 1 SAFE C CU 77 F FF 95 D CH 88 D CH 88 F CH 88 B FC 89 4-2 1-2 BB		4 0	1 0	3 0	2 0	1 0	1 0	1 0
25 Anthony Santander, S (1, 8) OBP: 0.344, SLG: 0.500 (9, 9)	C FF 95 1 SAFE F FF 93 X SL 87 0-2 23 2B 1-2 1B	C FF 95 T FF 96 S FF 96 0-3 ③ K			C CU 79 S FF 95 C FF 95 0-3 ① K	X FF 95 0-0 1-3 2B		D FC 88 C FC 88 B FF 94 X CH 88 2-1 ② F8		5	0	2	0	0	2	5
28 Pedro Severino, R (1, 2) OBP: 0.339, SLG: 0.442	C CU 80 F FF 94 B SL 89 D SL 88 F SL 88 S SL 88 2-3 ② K		F FF 95 C CU 79 C SL 88 0-3 ① K		B CU 80 B CU 78 C FF 95 X SL 88 2-1 23 3B 2B	B CH 85 F FF 96 S FF 96 B SL 82 C CH 85 2-3 ③ K		D FC 88 B FF 94 F SI 94 D SI 95 X SI 95 3-1 ③ FC5 2-3f		5	1	1	0	0	3	7
23 Jace Peterson, L (1, 7) OBP: 0.274, SLG: 0.424	F CU 79 X SL 88 0-1 1-3 2-H 2B		C FF 94 B CU 79 B CU 79 F FF 95 S FF 95 2-3 ② K		C CU 80 B FF 96 B FF 96 S FF 96 F FF 96 B CU 82 X FF 96 3-2 57 SF7 2-H 3B		C CU 80 B CU 82 S CU 82 S CU 82 1-3 ① K		X FF 96 0-0 1 G6-3 19 SF7 2B	5	2	3	2	0	2	0
57 Hanser Alberto, R (1, 4) OBP: 0.338, SLG: 0.409 1 Richie Martin, R (8, 6) OBP: 0.250, SLG: 0.296	X FF 94 0-0 ③ P3		C FF 95 X CH 88 0-1 2B		B FF 95 X FF 95 1-0 ② SF7 3-H		C FC 91 S FC 92 B CU 82 X CU 82 1-2 ② G6-3		B SL 89 F FF 96 X FF 95 1-1 ① G6-3 2-3	3 1	0 0	1 0	1 0	0 0	0 0	2 1
15 Chance Sisco, L (1, 10) OBP: 0.319, SLG: 0.415		C FF 92 B FF 93 B SL 86 S FF 94 F FF 95 X SL 87 2-2 2 BB 16 E 1B	C FF 94 S FF 96 F FF 96 F FF 95 F SL 88 H SL 90 1-2 HBP		C SL 88 F FF 96 B FF 95 B CU 82 C FF 96 3-3 ③ K		B FC 92 F FC 91 B FC 93 X CU 80 2-1 ③ L7		B FC 93 H FF 96 2-0 14 HR HBP	3	2	1	0	0	1	0
19 Chris Davis, L (1, 3) OBP: 0.266, SLG: 0.316		B CU 78 S FF 94 F FF 94 S SL 88 1-3 ① K	2 SAFE B FF 96 S FF 96 F FF 96 C CU 81 1-3 ③ K			F FF 96 C SL 82 F SL 81 S CH 85 0-3 ① K		C FF 93 F CU 77 B FC 87 B FC 88 S CU 77 2-3 ① K	B FF 97 X FF 96 1-0 ② SF7 3-H	4	0	0	1	0	4	3
14 Rio Ruiz, L (1, 5) OBP: 0.310, SLG: 0.361		S SL 87 S SL 87 1 SAFE B SL 88 X SL 87 1-2 ② F8		B FF 93 C FF 95 F SL 87 B FF 95 F SL 87 S FF 96 2-3 ① K		S CH 85 F SL 82 B CH 85 B FF 96 B CH 86 S CH 84 3-3 ② K		X FC 86 0-0 2 1B 1B	B CH 85 B CH 85 C FC 91 S CH 85 F CH 86 F CH 86 X CH 85 2-2 1-H HR	5	1	2	2	0	2	1
Inning Stats	R: 1 E: 0 K: 2 S: 18 H: 3 LOB: 2 BB: 0 P: 24	R: 1 E: 1 K: 2 S: 20 H: 2 LOB: 2 BB: 1 P: 29	R: 0 E: 0 K: 3 S: 16 H: 1 LOB: 2 BB: 0 P: 20	R: 0 E: 0 K: 2 S: 9 H: 1 LOB: 1 BB: 0 P: 14	R: 2 E: 0 K: 2 S: 13 H: 2 LOB: 0 BB: 0 P: 22	R: 1 E: 0 K: 3 S: 16 H: 3 LOB: 2 BB: 0 P: 25	R: 0 E: 0 K: 1 S: 8 H: 0 LOB: 0 BB: 0 P: 12	R: 0 E: 0 K: 1 S: 16 H: 2 LOB: 3 BB: 1 P: 30	R: 3 E: 0 K: 0 S: 9 H: 2 LOB: 0 BB: 0 P: 15	1B: 9 2B: 6 3B: 1 HR: 1 SF: 2 SAC: 0 DP: 1 HBP: 2						

	AB	39
	R	8
	H	16
	RBI	8
	BB	2
	SO	16
	LOB	20

	WP: 0	PA: 45
	PB: 0	
	SB: 2	
	CS: 0	

PITCHER		IP	WLS	BF	H	R	ER	SO	BB	IBB	HBP	BLK	WP	HR	S	P	ERA	WHIP
35 Justin Verlander, R ERA: 2.82	(1, 1)	5.0		25	9	4	4	11	1	0	1	0	0	0	76	109	7.20	2.000
47 Chris Devenski, R ERA: 4.33	(6, 1)	1.0		6	3	1	1	3	0	0	0	0	0	0	16	25	9.00	3.000
36 Will Harris, R ERA: 1.64	(7, 1)	1.0		3	0	0	0	1	0	0	0	0	0	0	8	12	0.00	0.000
29 Joe Biagini, R ERA: 3.67	(8, 1)	1.0		6	2	0	0	1	1	0	0	0	0	0	16	30	0.00	3.000
54 Roberto Osuna, R ERA: 3.04	(9, 1)	0.2	L	5	2	3	3	0	0	0	1	0	0	1	9	15	40.50	3.000

PITCHER	IP	WLS	BF	H	R	ER	SO	BB	IBB	HBP	BLK	WP	HR	S	P	ERA	WHIP

Houston Astros @ Chicago White Sox

Guaranteed Rate Field, Chicago, IL

Tue Aug 13 2019, 3:40 PM - 6:57 PM CDT

Partly Cloudy - 79 F

TOP

livebaseballscorecards.com

Batter	1	2	3	4	5	6	7	8	9	AB	R	H	RBI	BB	SO	LOB
4 George Springer, R (1, 9) OBP: 0.383, SLG: 0.594	X FF 96 0-0 HR	B SL 84 B CH 82 B CH 82 X FF 96 3-0 ③ FC5-4 1-2f			X CH 81 0-0 ② G1-3		1 SAFE 1 SAFE 1 SAFE B SI 96 B SI 97 S SI 97 F SI 97 F FF 98 F CH 90 2-2 ① X SI 97 F7 1-2	B FC 89 B CH 86 B FC 89 C SI 91 X SI 91 3-1 27 PB 1-2 1B		5	1	2	1	0	0	2
27 Jose Altuve, R (1, 4) OBP: 0.369, SLG: 0.559	B FF 97 F SL 83 B KC 79 F SL 83 X FF 97 2-2 23 2B 1B		S SL 81 B KC 80 X FF 95 1-1 HR		F FF 96 F FF 97 B KC 80 F KC 79 B FF 98 F FF 98 F SL 83 X FF 98 2-2 ③ L8		B CH 89 C FF 99 B SI 96 S SL 82 D SL 84 F FF 98 S SL 80 3-3 ② K	B CH 87 C SI 92 B SI 91 F SI 92 B CH 87 B SI 92 4-2 1-2 2-3 BB		4	1	2	1	1	1	1
23 Michael Brantley, L (1, 7) OBP: 0.382, SLG: 0.517	F FF 95 X FF 95 0-1 1-3 2B		B FF 95 B CH 83 X FF 96 2-0 ① F9			B KC 78 C CH 81 X FF 94 1-1 ① G4-3	0-0 44 PB 1 BB IBB	C FC 90 D FC 92 B SI 95 C FC 90 F FC 91 S FC 90 2-3 ③ K		4	0	1	0	1	1	3
1 Carlos Correa, R (1, 6) OBP: 0.362, SLG: 0.568	X SL 84 0-0 ① P4		C KC 79 B SL 84 X SL 83 1-1 ② G5-3			C FF 96 B KC 79 B SL 84 F KC 80 S FF 97 2-3 ② K	B SI 96 F SL 82 B FF 98 B FF 95 C SL 82 B FF 98 4-2 44 PB 1-2 2-3 BB		B SL 78 X FC 89 1-0 ① G6-3	4	0	0	0	1	1	2
44 Yordan Alvarez, L (1, 10) OBP: 0.431, SLG: 0.720	0-0 10 G5-4-3 IBB		B KC 79 B KC 77 F CH 83 B FF 95 S FF 96 X FF 96 3-2 ③ G3-1			B KC 79 B KC 78 B CH 82 C FF 96 B SI 96 4-1 10 1B 16 PB BB	B FC 89 S FC 89 B FC 88 C FC 90 X FC 90 2-2 ③ G4-3 1-2 2-3 3-H		C SL 78 B FC 91 C FC 91 B FC 92 S FC 90 2-3 ② K	3	1	0	0	2	1	2
10 Yuli Gurriel, R (1, 3) OBP: 0.339, SLG: 0.545	B FF 98 D SL 84 F FF 97 F FF 97 F KC 81 X CH 85 2-2 ②③ G5-4-3 1-2f			X SL 82 0-0 ① G5-3		X FF 97 0-0 16 PB 1-3 1B		C CU 77 B FC 88 B CH 86 F CH 86 F FC 89 X CU 78 2-2 16 F8 28 1B 2B	B SI 94 C SL 80 B FC 90 B FC 89 C FC 90 B FC 87 4-2 16 WP 28 1B BB	4	2	2	0	1	0	3
16 Aledmys Díaz, R (1, 5) OBP: 0.327, SLG: 0.488		B FF 95 B SL 84 B FF 95 B FF 95 4-0 4 FC5-4 BB		B FF 95 X FF 95 1-0 ② G6-3		B FF 97 B SL 83 C KC 78 F SL 82 B FF 99 F FF 96 B KC 79 4-2 1-2 3-H BB		B CH 86 B CU 78 B CH 87 C FF 92 X FF 92 3-1 ① F8 2-3	B FC 90 B SI 94 B SI 95 B FC 90 4-0 28 1B 1-2 BB	2	0	0	0	3	0	1
28 Robinson Chirinos, R (1, 2) OBP: 0.349, SLG: 0.423		C FF 95 S KC 79 F KC 79 S FF 96 0-3 ① K		C FF 96 B SL 82 X KC 79 1-1 ③ G5-3		B FF 96 T SL 83 B FF 96 2 SAFE X KC 77 2-1 ③ F7		B FC 89 B FC 89 X FC 90 2-0 6 FC4-6 3-H 1B	X FC 90 0-0 ③ 1-3 2-H 1B	5	0	2	2	0	1	3
6 Jake Marisnick, R (1, 8) OBP: 0.309, SLG: 0.455		F FF 96 B FF 97 F KC 79 F KC 79 B FF 96 1 SAFE 1 SAFE F FF 96 X SL 84 2-2 ② P5			B SL 82 X SL 82 1-0 ① G6-3		T FF 95 B FF 96 F FF 95 F KC 80 B FF 96 B SL 85 B FF 96 4-2 1 BB 4 S 44 PB BB	X FF 94 0-0 ② FC4-6 27 PB 4 1B 1-2f		3	1	0	0	1	0	2

| Inning Stats | | |

Batter	1	2	3	4	5	6	7	8	9	AB	R	H	RBI	BB	SO	LOB
45 Jon Jay, L (1, 9) OBP: 0.321, SLG: 0.348	B FF 89 F FF 89 B CH 86 X CH 87 2-1 7 G6-4-3 1B		C FF 91 B FF 90 F FF 91 B CH 88 B FF 92 B CH 88 4-2 7 G1-4-3 BB		C FF 90 D CH 88 1 SAFE 1 SAFE B CH 88 X CH 88 2-1 ① G4-3 1-2		B FC 92 C CU 79 S FC 90 F CU 82 S CU 81 1-3 ③ K2-3			3	0	1	0	1	1	1
7 Tim Anderson, R (1, 6) OBP: 0.343, SLG: 0.486	B FF 90 X SI 91 1-0 ① ② G6-4-3 1-2f		C CU 73 1 SAFE X SI 91 0-1 ② ③ G1-4-3 1-2f		B CU 72 C FF 90 X CU 69 1-1 ② G1-3 2-3			X FF 95 0-0 ① G6-3		4	0	0	0	0	0	3
79 José Abreu, R (1, 3) OBP: 0.314, SLG: 0.483	C FF 90 B SL 86 C SL 85 B FF 91 S CU 68 2-3 ③ K			F FF 91 X SL 85 0-1 74 2B 1B	C SL 83 B FF 90 S SL 84 B SL 84 F CU 68 X SL 84 2-2 3-H 2B			C FF 95 B FF 96 S SL 92 F SL 91 X CU 84 1-2 ② G4-3		4	1	2	1	0	1	0
21 Welington Castillo, R (1, 2) OBP: 0.267, SLG: 0.346		F FF 90 C SL 84 B SL 84 B FF 91 F CU 69 X SL 84 2-2 17 1B 32 1B 1B		C SL 84 X FF 91 0-1 ① F8	B SL 84 B CH 88 C SL 84 C FF 90 S CH 89 2-3 ③ K			F CU 83 S FF 96 B FF 97 F FF 96 S CU 85 1-3 ③ K		4	0	1	0	0	2	2
74 Eloy Jiménez, R (1, 7) OBP: 0.293, SLG: 0.454		X FF 90 0-0 ① F9		S SL 85 B CH 88 X SI 91 1-1 5 G1-3 1-H 2B		C SL 82 C FF 90 B CU 65 B SL 81 B CU 67 F CH 88 S SL 84 3-3 ① K			C FF 91 B ST 82 X ST 80 1-1 ① L8	4	0	1	1	0	1	1
17 Ryan Goins, L (1, 5) OBP: 0.394, SLG: 0.450		B FF 89 B CH 87 C FF 90 C CH 88 X CU 67 2-2 32 1B 1-2 1B		B CH 88 B CH 88 B FF 91 C FF 90 C CH 89 B FF 91 4-2 5 G1-3 BB		B FF 91 C FF 91 S CU 75 B FF 91 X CH 88 2-2 ② G1-3			C FF 91 B CH 88 B ST 81 X FF 92 2-1 ② G1-3	3	0	1	0	1	0	0
5 Yolmer Sánchez, S (1, 4) OBP: 0.304, SLG: 0.317		C FF 91 C FF 90 S CH 88 0-3 ② K		F CH 88 B FF 91 F FF 92 B FF 92 X CH 89 2-2 ② G1-3 1-2 2-3		B FF 90 B FF 91 F FF 90 F FF 90 X FF 91 2-2 ③ F7			B FF 93 C FF 92 B FF 92 S FF 92 F FF 92 X ST 82 2-2 ③ P5	4	0	0	0	0	1	4
32 Matt Skole, L (1, 10) OBP: 0.280, SLG: 0.292		S CH 88 F FF 91 B CH 88 X CH 88 1-2 ③ 1-2 2-H 1B		C FF 92 D CU 68 F CH 88 B CH 88 C CU 70 2-3 ③ K			F FC 90 C FC 92 X FC 92 0-2 ① G5-3			3	0	1	0	0	1	2
15 Adam Engel, R (1, 8) OBP: 0.286, SLG: 0.349			C FF 90 C SI 89 B FF 91 S SL 86 1-3 ① K		S CU 73 H SI 88 1-1 7 G1-3 45 G4-3 79 2B HBP		B CU 81 C CU 80 C FC 92 F FC 92 S CU 82 1-3 ② K2-3			2	1	0	0	0	2	0
Inning Stats	R: 0 E: 0 K: 1 S: 6 H: 1 LOB: 0 BB: 0 P: 11	R: 0 E: 0 K: 1 S: 14 H: 3 LOB: 2 BB: 0 P: 19	R: 0 E: 0 K: 1 S: 7 H: 0 LOB: 0 BB: 1 P: 12	R: 1 E: 0 K: 1 S: 14 H: 2 LOB: 2 BB: 1 P: 23	R: 1 E: 0 K: 1 S: 12 H: 1 LOB: 1 BB: 0 P: 20	R: 0 E: 0 K: 1 S: 10 H: 0 LOB: 0 BB: 0 P: 17	R: 0 E: 0 K: 2 S: 11 H: 0 LOB: 0 BB: 0 P: 13	R: 0 E: 0 K: 1 S: 9 H: 0 LOB: 0 BB: 0 P: 11	R: 0 E: 0 K: 0 S: 8 H: 0 LOB: 0 BB: 0 P: 13	1B: 5 2B: 2 3B: 0 HR: 0	SF: 0 SAC: 0 DP: 2 HBP: 1		WP: 0 PB: 0 SB: 0 CS: 0	PA: 34			

PITCHER		IP	WLS	BF	H	R	ER	SO	BB	IBB	HBP	BLK	WP	HR	S	P	ERA	WHIP
21 Zack Greinke, R ERA: 2.91	(1, 1)	6.0	W	25	7	2	2	6	2	0	1	0	0	0	63	102	3.00	1.500
36 Will Harris, R ERA: 1.6	(7, 1)	1.0	H	3	0	0	0	2	0	0	0	0	0	0	11	13	0.00	0.000
55 Ryan Pressly, R ERA: 1.94	(8, 1)	1.0	H	3	0	0	0	1	0	0	0	0	0	0	9	11	0.00	0.000
31 Collin McHugh, R ERA: 5.18	(9, 1)	1.0		3	0	0	0	0	0	0	0	0	0	0	8	13	0.00	0.000

PITCHER	IP	WLS	BF	H	R	ER	SO	BB	IBB	HBP	BLK	WP	HR	S	P	ERA	WHIP

BOTTOM

Houston Astros @ Chicago White Sox

Guaranteed Rate Field, Chicago, IL

Tue Aug 13 2019, 3:40 PM - 6:57 PM CDT

Partly Cloudy - 79 F

livebaseballscorecards.com

AB	31
R	2
H	7
RBI	2
BB	2
SO	9
LOB	13

Batter	1	2	3	4	5	6	7	8	9	AB	R	H	RBI	BB	SO	LOB
4 George Springer, R (1, 9) OBP: 0.384, SLG: 0.593	B FC 86 F FC 86 B SI 91 X SI 91 2-1 27 G5-4-3 1B		C SI 93 B FF 93 X SI 92 1-1 27 FC6-4 3-H 1B			C SI 90 X CH 84 0-1 ① P2			B SI 92 X FC 87 1-0 ① L8	4	0	2	1	0	0	0
27 Jose Altuve, R (1, 4) OBP: 0.365, SLG: 0.552	F SI 92 X SI 92 0-1 ① ② G5-4-3 1-2f		X FC 86 0-0 ③ FC6-4 1-2f			S FC 86 X FC 88 0-1 ② B2			B SI 94 B SI 92 X SI 93 2-0 ② P4	4	0	0	0	0	0	2
44 Yordan Alvarez, L (1, 10) OBP: 0.427, SLG: 0.709	X FF 92 0-0 ③ G4-3			B CU 79 B CH 85 X CH 86 2-0 ① P5		B FF 92 S FF 93 X CU 81 1-1 ③ F7			S CH 88 C FF 94 X SI 94 0-2 1B	4	0	1	0	0	0	0
1 Carlos Correa, R (1, 6) OBP: 0.360, SLG: 0.561		C SI 90 F SI 91 B FC 86 X CH 84 1-2 ① L5		C CU 79 B FC 87 B FC 87 F SI 92 H SI 92 3-2 22 WP HBP			B SI 90 C FC 86 B SI 91 X SI 92 2-1 ① L9		B SI 94 B SI 93 B SI 92 C SI 93 C SI 94 X SI 94 3-2 ③ G4-3	3	0	0	0	0	0	1
10 Yuli Gurriel, R (1, 3) OBP: 0.337, SLG: 0.541		C SI 91 X FC 86 0-1 ② G4-3		B SI 92 C SI 93 F FC 86 B FC 89 F SI 93 1 SAFE X SI 93 2-2 ② F8			F CH 85 X FC 87 0-1 ② F7			3	0	0	0	0	0	1
22 Josh Reddick, L (1, 7) OBP: 0.309, SLG: 0.390		B FF 92 C SI 91 F FF 92 B CH 85 F CH 86 F SI 92 F FF 94 X FF 93 2-2 ③ P5		S CH 87 B CH 87 F FF 94 D CU 84 X FF 94 2-2 ③ P5 1-2			B CH 85 C CH 85 B CU 80 F CH 86 C SI 93 2-3 ③ K			3	0	0	0	0	1	1
16 Aledmys Díaz, R (1, 5) OBP: 0.327, SLG: 0.485			F SI 91 X SI 91 0-1 E6 26 G4-3 4 1B 1B		B CH 84 B SI 91 F SI 93 F CH 86 X SI 92 2-2 ① G5-3			B FC 86 F FF 91 B SI 93 X SI 92 2-1 ① G4-3		3	1	1	0	0	0	0
12 Martín Maldonado, R (1, 2) OBP: 0.283, SLG: 0.347			C SI 92 X SI 92 0-1 ① L8		B FC 87 X FF 93 1-0 ② P6			B SI 93 C FC 86 S FC 86 C SI 93 1-3 ② K		3	0	0	0	0	1	1
26 Myles Straw, R (1, 8) OBP: 0.361, SLG: 0.305			C FF 92 B SI 92 B FC 88 X SI 92 2-1 ② G4-3 2-3		X SI 91 0-0 ③ P4			B FC 86 F SI 92 C FC 88 C SI 93 1-3 ③ K		3	0	0	0	0	1	1
Inning Stats	R: 0 E: 0 K: 0 S: 5 H: 1 LOB: 0 BB: 0 P: 7	R: 0 E: 0 K: 0 S: 11 H: 0 LOB: 0 BB: 0 P: 14	R: 1 E: 1 K: 0 S: 9 H: 2 LOB: 1 BB: 0 P: 12	R: 0 E: 0 K: 0 S: 10 H: 0 LOB: 1 BB: 0 P: 19	R: 0 E: 0 K: 0 S: 5 H: 0 LOB: 0 BB: 0 P: 8	R: 0 E: 0 K: 0 S: 6 H: 0 LOB: 0 BB: 0 P: 7	R: 0 E: 0 K: 1 S: 7 H: 0 LOB: 0 BB: 0 P: 11	R: 0 E: 0 K: 2 S: 8 H: 0 LOB: 0 BB: 0 P: 12	R: 0 E: 0 K: 0 S: 8 H: 1 LOB: 1 BB: 0 P: 14	1B: 4 2B: 0 3B: 0 HR: 0 SF: 0 SAC: 0 DP: 1 HBP: 1						

PITCHER	IP	WLS	BF	H	R	ER	SO	BB	IBB	HBP	BLK	WP	HR	S	P	ERA	WHIP
46 Iván Nova, R (1, 1) ERA: 4.51	9.0	W	31	4	1	0	3	0	0	1	0	1	0	69	104	0.00	0.444

PITCHER	IP	WLS	BF	H	R	ER	SO	BB	IBB	HBP	BLK	WP	HR	S	P	ERA	WHIP

TOP

Houston Astros @ Chicago White Sox

Guaranteed Rate Field, Chicago, IL

Tue Aug 13 2019, 8:04 PM - 10:24 PM CDT

Att. 19,559 - Cloudy - 77 F

livebaseballscorecards.com

AB	30
R	1
H	4
RBI	1
BB	0
SO	3
LOB	7

WP: 1 PA: 31
PB: 0
SB: 0
CS: 0

Batter	1	2	3	4	5	6	7	8	9	AB	R	H	RBI	BB	SO	LOB
17 Ryan Goins, L (1, 5) OBP: 0.398, SLG: 0.452	C FF 93 F FF 95 B CH 84 F CH 85 X FF 95 1-2 7 FC4-6 1B	B CH 84 C FF 94 X FF 95 1-1 1-2 2-H 3-H 1B		C FF 94 B CH 88 C CU 77 F FC 88 F FC 89 C FF 94 1-3 ③ K 2-3			C SL 86 F FF 97 B CH 92 S FF 98 1-3 ① K			4	0	2	2	0	2	1
7 Tim Anderson, R (1, 6) OBP: 0.339, SLG: 0.480	F CH 84 F FF 94 F SL 83 B SL 83 X FF 94 1-2 ① FC4-6 79 P2 1-2f	X SL 82 0-0 ③ P3			B SI 93 B FC 88 B FF 94 C FF 93 S FF 94 T FF 94 3-2 ① K		B SL 89 X FF 98 1-0 ② G6-3			4	0	0	0	0	1	3
79 José Abreu, R (1, 10) OBP: 0.314, SLG: 0.481	1 SAFE 1 SAFE C SL 83 B CH 85 X CH 85 1-1 ②③ P2 1-2		X FF 94 0-0 74 G5-4-3 1B		F FC 88 C FF 94 B FF 94 X FC 89 1-2 ② G4-3		C FF 97 F SI 98 B SL 90 S SL 88 1-3 ③ K			4	0	1	0	0	1	1
33 James McCann, R (1, 2) OBP: 0.341, SLG: 0.455		B FF 96 S SL 82 S SL 82 B SL 84 X FF 94 2-2 32 1B 15 1B 1B	B FC 87 S FC 87 C FF 94 X CU 78 1-2 ① L8		B FF 94 F FC 88 C FC 88 B FC 88 B FF 94 F FC 89 X FC 88 3-2 ③ F8			X SI 86 0-0 32 BB 1B		4	1	2	0	0	0	1
74 Eloy Jiménez, R (1, 7) OBP: 0.293, SLG: 0.451		X SL 82 0-0 ① P2	X FC 88 0-0 ②③ G5-4-3 1-2f			C FF 97 X SL 89 0-1 15 FC6-4 5 1B 1B		C SL 78 F SL 79 S SL 79 0-3 ① K		4	0	1	0	0	1	3
32 Matt Skole, L (1, 3) OBP: 0.310, SLG: 0.296		F FF 95 D CH 84 C CH 84 X CH 84 1-2 49 E 15 1B 17 1B 1-2 1B		C CU 76 B FF 94 B FF 94 F FF 94 B FC 88 X FF 94 3-2 ① L8		X FF 97 0-0 ① P5		B SL 78 B FF 89 B SL 78 B SI 86 4-0 1-2 BB		3	1	1	0	1	0	1
5 Yolmer Sánchez, S (1, 4) OBP: 0.306, SLG: 0.317		F FF 94 D CH 85 X CH 85 1-1 ② L9		B FF 94 B CU 76 F FF 94 F FF 94 B FF 94 B FF 94 4-2 15 F8 49 2B BB		B CH 91 X CH 93 1-0 15 FC6-4 1-2 1B		C SL 79 C FF 89 S FF 89 0-3 ② K		3	1	1	0	1	1	4
15 Adam Engel, R (1, 8) OBP: 0.285, SLG: 0.345		S SL 83 S SL 84 B SL 84 B FF 95 D CH 85 X CH 85 3-2 49 E 17 1B 1-2 2-H 1B		X FC 88 0-0 ② F8 1-2		X FF 97 0-0 ② FC6-4 1-2f 2-3		X SI 87 0-0 ③ G5-6-3		4	1	1	1	0	0	5
49 Ryan Cordell, R (1, 9) OBP: 0.288, SLG: 0.361		F FF 95 C FF 95 2 SAFE X CH 84 0-2 E1 17 1B 1-2 2-3		C CU 77 C SI 95 D FC 88 X SI 94 1-2 17 WP 2-H 2B		X SI 98 0-0 ③ G1-3				3	0	1	1	0	0	4
Inning Stats	R: 0 E: 0 K: 0 S: 10 H: 1 LOB: 0 BB: 0 P: 13	R: 3 E: 1 K: 0 S: 18 H: 4 LOB: 2 BB: 0 P: 26	R: 0 E: 0 K: 0 S: 5 H: 1 LOB: 0 BB: 0 P: 6	R: 1 E: 0 K: 1 S: 14 H: 1 LOB: 1 BB: 1 P: 23	R: 0 E: 0 K: 1 S: 10 H: 0 LOB: 0 BB: 0 P: 17	R: 0 E: 0 K: 0 S: 6 H: 2 LOB: 2 BB: 0 P: 7	R: 0 E: 0 K: 2 S: 7 H: 0 LOB: 0 BB: 0 P: 10	R: 0 E: 0 K: 2 S: 8 H: 1 LOB: 2 BB: 1 P: 12		1B: 9 2B: 1 3B: 0 HR: 0 SF: 0 SAC: 0 DP: 1 HBP: 0				WP: 1 PB: 0 SB: 0 CS: 0 PA: 35		

PITCHER		IP	WLS	BF	H	R	ER	SO	BB	IBB	HBP	BLK	WP	HR	S	P	ERA	WHIP
47 Chris Devenski, R ERA: 4.33	(1, 1)	2.0	L	11	5	3	1	0	0	0	0	0	0	0	28	39	4.50	2.500
29 Joe Biagini, R ERA: 3.63	(3, 1)	3.0		11	2	1	1	2	1	0	0	0	1	0	29	46	3.00	1.000
30 Héctor Rondón, R ERA: 3.86	(6, 1)	2.0		8	2	0	0	2	0	0	0	0	0	0	13	17	0.00	1.000
38 Joe Smith, R ERA: 1.86	(8, 1)	1.0		5	1	0	0	2	1	0	0	0	0	0	8	12	0.00	2.000

PITCHER	IP	WLS	BF	H	R	ER	SO	BB	IBB	HBP	BLK	WP	HR	S	P	ERA	WHIP

BOTTOM

Houston Astros @ Chicago White Sox

Guaranteed Rate Field, Chicago, IL

Tue Aug 13 2019, 8:04 PM - 10:24 PM CDT

Att. 19,559 - Cloudy - 77 F

livebaseballscorecards.com

AB	33
R	4
H	10
RBI	4
BB	2
SO	6
LOB	23

Houston Astros @ Chicago White Sox

Guaranteed Rate Field, Chicago, IL

Wed Aug 14 2019, 1:13 PM - 4:42 PM CDT

Att. 18,899 - Partly Cloudy - 80 F

TOP

livebaseballscorecards.com

Batter	1	2	3	4	5	6	7	8	9	AB	R	H	RBI	BB	SO	LOB
4 George Springer, R (1, 10) OBP: 0.381, SLG: 0.586	B FF 93 F CH 85 B FF 92 F FF 92 S FC 90 2-3 ① K		C CH 84 B CU 79 B FF 91 C CH 86 F FC 90 F FF 93 B CU 79 X CH 85 3-2 23 1B 27 1B 2 G5-3 1B	C CU 78 C FC 88 B CH 84 B CH 85 B FF 93 X FF 93 3-2 ② P4		C SI 97 D SI 98 T SI 96 X SI 98 1-2 ②③ G6-4-3 1-2f		B SI 94 B SI 94 F CH 88 X SI 94 2-1 ① P6	S FC 92 S FC 92 B FC 92 F FC 92 B FF 95 F FC 92 X CH 92 2-2 ③ G6-3	6	1	1	0	0	1	2
27 Jose Altuve, R (1, 4) OBP: 0.368, SLG: 0.561	B FF 93 X SI 92 1-0 ② G4-3		B CH 86 X FF 92 1-0 2 G5-3 23 1B 44 G4-3 1-2 1B	X FF 92 0-0 ③ P5			C SI 97 F SI 97 X SI 99 0-2 23 1B 2 1B 1B	B CH 89 F SI 94 X SI 94 1-1 2-H HR		5	3	3	2	0	0	0
23 Michael Brantley, L (1, 9) OBP: 0.387, SLG: 0.525 (8, 7)	C FF 93 X SI 91 0-1 2 2B 2B		X SI 92 0-0 44 G4-3 2 G5-3 1-2 2-3 1B		C FF 91 F CU 78 X FC 89 0-2 ① G6-3		C ST 84 B SI 97 X SI 96 1-1 1 BB 2 1B 10 1B 1-3 1B	B SL 76 X FC 89 1-0 1 BB 2B		5	2	4	0	0	0	0
2 Alex Bregman, R (1, 5) OBP: 0.406, SLG: 0.550	C FF 93 C FF 94 B FF 94 F FF 94 X CH 86 1-2 2-H 2B		C FF 93 B FC 89 S FC 89 X FF 93 1-2 ① G5-3 1-2 2-3 3-H		F FF 92 B SI 91 B FF 92 X CH 85 2-1 ② F7		B SI 97 F SI 96 B SI 96 F SI 97 X SI 97 2-2 10 1B 1 BB 16 G1-2-3 1-2 3-H 1B	X FC 93 0-0 ② L4		5	0	2	3	0	0	3
44 Yordan Alvarez, L (1, 7) OBP: 0.422, SLG: 0.694 22 Josh Reddick, L (8, PR) OBP: 0.309, SLG: 0.390 (8, 9)	B SI 92 C FC 91 C FC 89 X SI 94 1-2 ③ G6-3		B SI 91 C SI 92 X SI 92 1-1 ② G4-3 2-3 3-H		S CU 78 C SI 91 F FC 88 B CU 80 B FF 93 F SI 92 X SI 92 3-2 E3		C SI 96 C ST 85 D FC 86 F ST 84 S SI 96 1-3 ① K	0-0 1 BB IBB		4 0	0 0	0 0	1 0	1 0	1 0	4 0
1 Carlos Correa, R (1, 6) OBP: 0.364, SLG: 0.557		C CU 76 X FF 91 0-1 ① F8	B FF 94 B FC 91 C CH 86 B FC 91 B FF 93 4-1 10 BB BB		B SI 96 X SI 96 1-0 ③ G5-3		B SI 98 C FC 90 B FF 97 F FF 95 B SI 96 B SI 97 4-2 10 1B BB 1-2 2-3	B FC 92 B FC 92 F FC 92 C CH 92 F CH 92 B FC 92 B CH 93 4-2 1-2 2-3 BB		2	0	0	0	3	0	1
10 Yuli Gurriel, R (1, 3) OBP: 0.342, SLG: 0.556		C FF 91 C FF 91 F FC 90 B FF 93 B CH 86 X FC 90 2-2 HR	B CH 86 B FC 89 B FF 92 B FC 89 4-0 1-2 BB			F SI 96 X FC 91 0-1 HR	C SI 96 B FF 95 X SI 95 1-1 1-2 2-3 3-H 1B	C FC 93 X CH 92 0-1 ③ L8		4	2	3	3	1	0	3
28 Robinson Chirinos, R (1, 2) OBP: 0.349, SLG: 0.423 16 Aledmys Díaz, R (7, PH) OBP: 0.325, SLG: 0.481 12 Martín Maldonado, R (7, 2) OBP: 0.282, SLG: 0.346		C FF 93 B FC 91 S FC 92 S CU 80 1-3 ② K	B CH 86 B FF 92 S FF 92 S FF 92 S FF 93 2-3 ③ K			C SI 96 B SI 97 X SI 97 1-1 4 G6-4-3 1B X SI 96 0-0 ②③ G1-2-3 3-Hf		C FF 95 S FC 91 S FF 95 0-3 ① K	3 1 1	0 0 0	1 0 0	0 0 0	0 0 0	2 0 1	3 3 0
6 Jake Marisnick, R (1, 8) OBP: 0.306, SLG: 0.454		X CH 86 0-0 ③ B1-3		B FF 90 T FF 91 X FF 91 1-1 ① F9		B SI 98 F SI 98 C SI 97 S SI 98 1-3 ① K		F SI 93 F CH 88 B FF 93 X CH 88 1-2 27 HR 2B	B FC 93 C FF 95 F FC 92 F FC 92 F FC 96 S FF 95 1-3 ② K	5	1	1	0	0	2	1
Inning Stats	R: 1 H: 2 E: 0 LOB: 1 K: 1 BB: 0 S: 13 P: 18	R: 1 H: 1 E: 0 LOB: 0 K: 1 BB: 0 S: 10 P: 13	R: 2 H: 3 E: 0 LOB: 3 K: 1 BB: 2 S: 16 P: 32	R: 0 H: 0 E: 0 LOB: 0 K: 0 BB: 0 S: 6 P: 10	R: 0 H: 0 E: 1 LOB: 1 K: 0 BB: 0 S: 11 P: 17	R: 1 H: 2 E: 0 LOB: 0 K: 1 BB: 0 S: 10 P: 13	R: 2 H: 4 E: 0 LOB: 2 K: 1 BB: 1 S: 17 P: 26	R: 2 H: 3 E: 0 LOB: 3 K: 0 BB: 2 S: 14 P: 23	R: 0 H: 0 E: 0 LOB: 0 K: 2 BB: 0 S: 13 P: 16	1B: 8 SF: 0 2B: 4 SAC: 0 3B: 0 DP: 2 HR: 3 HBP: 0						

	AB	41
	R	9
	H	15
	RBI	9
	BB	5
	SO	7
	LOB	20

WP: 0 PA: 46
PB: 0
SB: 0
CS: 0

PITCHER		IP	WLS	BF	H	R	ER	SO	BB	IBB	HBP	BLK	WP	HR	S	P	ERA	WHIP
54 Ross Detwiler, L ERA: 5.63	(1, 1)	4.2		23	6	4	4	3	2	0	0	0	0	1	55	88	7.71	1.714
50 Jimmy Cordero, R ERA: 4.5	(5, 1)	1.1		6	3	2	2	1	0	0	0	0	0	1	14	18	13.50	2.250
39 Aaron Bummer, L ERA: 1.72	(7, 1)	1.0	H	6	3	1	1	1	1	0	0	0	0	0	14	23	9.00	4.000
43 Evan Marshall, R ERA: 2.73	(8, 1)	0.1	B	3	2	2	2	0	0	0	0	0	0	1	7	11	54.00	6.000
64 Josh Osich, L ERA: 5.66	(8, 1)	0.0		1	1	0	0	0	0	0	0	0	0	0	1	2	∞	∞

PITCHER		IP	WLS	BF	H	R	ER	SO	BB	IBB	HBP	BLK	WP	HR	S	P	ERA	WHIP
48 Alex Colomé, R ERA: 2.3	(8, 1)	1.2	W	7	0	0	0	2	1	1	0	0	0	0	19	26	0.00	0.600

Batter	1	2	3	4	5	6	7	8	9	AB	R	H	RBI	BB	SO	LOB
45 Jon Jay, L (1, 9) OBP: 0.317, SLG: 0.343 49 Ryan Cordell, R (9, 9) OBP: 0.288, SLG: 0.361	C FC 85 B SI 87 B CH 81 B SI 88 C FC 88 X FC 86 3-2 ① G4-3	B SI 90 B FC 88 B FC 88 C FC 88 F FC 88 X FC 90 3-2 7 1B 2-3 1B		S FF 91 F SI 89 B FF 92 F FC 89 X FC 87 1-2 ① L9		B ST 81 F FF 92 F FF 91 B FC 88 B ST 82 X FF 92 3-2 ② G3		B FF 96 S CU 84 S SL 90 T FF 96 1-2 ② K		5 0	0 0	1 0	0 0	0 0	1 0	2 0
7 Tim Anderson, R (1, 6) OBP: 0.346, SLG: 0.491	B FC 86 X CH 81 1-0 ② F8	X FC 87 0-0 79 G5-4-3 1-2 3-H 1B		C FF 91 F CU 74 X CU 70 0-2 79 SF9 1-3 2B		B CU 76 F ST 81 C FF 92 F ST 82 X ST 79 1-2 79 1B 2B		X SL 91 0-0 79 BB 33 HR 1-3 1B		5	2	4	1	0	0	0
79 José Abreu, R (1, 3) OBP: 0.316, SLG: 0.484	B FC 89 B SI 89 B FC 87 C FC 86 X FC 88 3-1 2B	C CH 81 B FF 91 B FC 88 X FC 89 2-1 ②③ G5-4-3 1-2f		C FF 91 B FC 89 D ST 82 X ST 84 2-1 ② SF9 2-3 3-H		C SL 79 B SI 88 S SI 88 X SL 80 1-2 ③ 2-H 1B		B FF 97 D FF 98 C CU 84 B FF 96 B FF 96 4-2 33 HR 1-2 BB		3	1	2	2	1	0	2
33 James McCann, R (1, 2) OBP: 0.342, SLG: 0.464	X CH 81 0-0 ③ G5-3		C FF 86 B CH 79 X FC 84 1-1 74 2B 21 1B 1B	S ST 83 F FC 89 D ST 83 T FF 92 1-2 ③ K			C FC 91 B FC 92 X CU 82 1-1 ① L7	C CU 84 S SL 91 X SL 91 0-2 1-H 2-H 3-H HR		5	2	2	4	0	1	2
74 Eloy Jiménez, R (1, 7) OBP: 0.294, SLG: 0.463		C SI 88 B CU 72 X FC 86 1-1 E3 21 2B	B FC 85 B CH 81 C CH 81 F FC 87 X FC 89 2-2 21 1B 17 G5-6-3 1-3 2B		X FF 92 0-0 ① F9		B CU 81 B CU 81 C FC 91 F FC 92 B CU 82 X CU 81 3-2 HR	C FF 96 S SL 92 X CU 85 0-2 ③ G6-3		5	3	2	1	0	0	0
21 Welington Castillo, R (1, 10) OBP: 0.278, SLG: 0.358		B CH 80 B FC 84 B FC 86 F FF 89 X CH 81 3-1 15 1B 5 SH 2-H 2B	B FC 88 X FC 88 1-0 17 G5-6-3 2-3 3-H 1B		C FF 91 C ST 82 B ST 83 B FC 89 B ST 82 D ST 83 4-2 BB		B FC 92 C FC 91 C FC 92 B CU 82 F FC 92 B FC 92 X FC 92 3-2 ② G6-3			3	1	2	2	1	0	0
17 Ryan Goins, L (1, 5) OBP: 0.382, SLG: 0.432	M FC 87 C FC 87 C FF 91 0-3 ① K	X FC 88 0-0 ①② G5-6-3 1-2f 3-H		B FF 91 D ST 82 C FF 91 S FC 87 S FF 92 2-3 ② K			B CU 82 C FC 92 S FC 92 S FC 92 1-3 ③ K			4	0	0	0	0	3	3
15 Adam Engel, R (1, 8) OBP: 0.283, SLG: 0.342	C FF 88 F FC 87 B FF 91 X FC 86 1-2 5 E 2-3 1B	L FF 90 B CH 81 X CH 80 1-1 ③ L8		C ST 82 F FF 91 S FF 92 0-3 ③ K				S SL 89 B FF 95 S FF 95 B SL 91 F FF 96 C CU 84 2-3 ① K		4	1	1	0	0	2	1
5 Yolmer Sánchez, S (1, 4) OBP: 0.309, SLG: 0.318		F FC 85 B FC 88 X FC 87 1-1 SH 45 1B 7 1B 2-H 3-H		B SI 88 B CU 74 F CH 81 F FF 89 B FF 91 D FC 88 4-2 7 2B 79 SF9 BB		C FF 91 X FF 91 0-1 ① G4-3		S SL 91 X CU 84 0-1 7 1B 33 HR 1B		2	3	1	1	1	0	0
Inning Stats	R: 0 E: 0 K: 0 S: 7 H: 1 LOB: 1 BB: 0 P: 14	R: 4 E: 2 K: 1 S: 18 H: 4 LOB: 1 BB: 0 P: 29	R: 2 E: 0 K: 0 S: 9 H: 3 LOB: 0 BB: 0 P: 14	R: 1 E: 0 K: 1 S: 14 H: 1 LOB: 1 BB: 1 P: 22	R: 0 E: 0 K: 2 S: 9 H: 0 LOB: 1 BB: 1 P: 15	R: 1 E: 0 K: 0 S: 12 H: 2 LOB: 2 BB: 0 P: 17	R: 1 E: 0 K: 1 S: 12 H: 1 LOB: 0 BB: 0 P: 20	R: 4 E: 0 K: 2 S: 19 H: 3 LOB: 0 BB: 1 P: 26		1B: 8 2B: 5 3B: 0 HR: 2 SF: 1 SAC: 1 DP: 2 HBP: 0						

PITCHER		IP	WLS	BF	H	R	ER	SO	BB	IBB	HBP	BLK	WP	HR	S	P	ERA	WHIP
20 Wade Miley, L ERA: 3.11	(1, 1)	3.1		20	9	7	3	1	1	0	0	0	0	0	43	71	8.10	3.000
31 Collin McHugh, R ERA: 5.14	(4, 1)	2.1		9	1	1	1	3	1	0	0	0	0	0	23	36	3.86	0.857
38 Joe Smith, R ERA: 1.8	(6, 1)	0.1		1	1	0	0	0	0	0	0	0	0	0	3	4	0.00	3.000
36 Will Harris, R ERA: 1.76	(7, 1)	1.0		4	1	1	1	1	0	0	0	0	0	1	12	20	9.00	1.000
55 Ryan Pressly, R ERA: 2.66	(8, 1)	1.0	L	7	3	4	4	2	1	0	0	0	0	1	19	26	36.00	4.000

PITCHER	IP	WLS	BF	H	R	ER	SO	BB	IBB	HBP	BLK	WP	HR	S	P	ERA	WHIP

BOTTOM

Houston Astros @ Chicago White Sox

Guaranteed Rate Field, Chicago, IL

Wed Aug 14 2019, 1:13 PM - 4:42 PM CDT

Att. 18,899 - Partly Cloudy - 80 F

livebaseballscorecards.com

AB	36
R	13
H	15
RBI	11
BB	3
SO	7
LOB	10

WP: 0 PA: 41
PB: 0
SB: 0
CS: 0

Houston Astros @ Oakland Athletics

Oakland Coliseum, Oakland, CA

Thu Aug 15 2019, 7:09 PM - 9:43 PM PDT

Att. 15,323 - Clear - 82 F

TOP

livebaseballscorecards.com

Batter	1	2	3	4	5	6	7	8	9	AB	R	H	RBI	BB	SO	LOB
4 George Springer, R (1, 8) OBP: 0.380, SLG: 0.581	C SI 90 B SI 90 B SI 90 B SL 84 B SI 90 4-1 27 G6-4-3 BB			F SI 89 C SI 90 B FF 89 B FF 90 F FF 91 X CH 82 2-2 ① G5-3	1 SAFE B SL 85 F SI 89 X SI 91 1-1 ③ F9		B FC 85 X FC 86 1-0 ③ FC6-4 1-2f			3	0	0	0	1	0	2
27 Jose Altuve, R (1, 4) OBP: 0.364, SLG: 0.555	X SL 85 0-0 ①② G6-4-3 1-2f			B SL 86 C SL 87 F SI 91 C SI 91 1-3 ② K		C SI 89 F CU 74 F FF 91 F CU 75 B CU 77 F SI 90 X FF 90 1-2 ① G1-3		X FC 92 0-0 ① F9		4	0	0	0	0	1	1
23 Michael Brantley, L (1, 7) OBP: 0.389, SLG: 0.540	C FF 91 C SI 91 X FF 91 0-2 ③ G4-3			B CU 75 S CH 84 B CH 84 F SL 87 F FF 91 B FF 90 X SL 87 3-2 2 HR 1B		B SI 90 X CH 84 1-0 HR		F SI 95 B FF 96 F FC 93 B SL 88 F FF 96 F SI 96 F SI 97 X SL 88 2-2 HR		4	3	3	2	0	0	0
2 Alex Bregman, R (1, 5) OBP: 0.405, SLG: 0.554		C FF 89 B SL 84 B FF 90 X SL 85 2-1 ① G5-3		F SI 91 1 SAFE B SI 92 B SI 90 X CH 84 2-1 1-H HR		X SL 85 0-0 ② G5-3		C FC 94 S FF 96 X SL 90 0-2 ② P3		4	1	1	2	0	0	0
44 Yordan Alvarez, L (1, 10) OBP: 0.414, SLG: 0.679		B SI 89 F SL 87 X SL 88 1-1 ② P5		X SL 88 0-0 ③ G6-3		C SI 91 B CU 76 C CU 75 S FF 90 1-3 ③ K		S SL 86 X FF 96 0-1 ③ G3		4	0	0	0	0	1	0
1 Carlos Correa, R (1, 6) OBP: 0.366, SLG: 0.579		C SI 91 C SL 84 X SL 80 0-2 ③ L9			B SL 83 C SI 89 F SL 83 X FF 90 1-2 HR		B SI 89 B SI 90 C SI 90 B SI 90 X SI 89 3-1 HR		C FF 98 F FF 98 F FF 98 B FF 99 B SL 91 X SL 89 2-2 ① F9	4	2	2	2	0	0	0
10 Yuli Gurriel, R (1, 3) OBP: 0.343, SLG: 0.555			S SI 88 X SI 90 0-1 ① F8	C SI 90 F SL 85 F CU 75 B CU 75 B SI 91 X SI 90 3-2 1B		F FC 86 B FF 89 S CU 75 B FF 90 B CU 78 B FC 85 4-2 4 FC6-4 BB		F FF 98 B CU 86 X SL 90 1-1 ② L7		3	0	1	0	1	0	0
28 Robinson Chirinos, R (1, 2) OBP: 0.345, SLG: 0.417			C FF 91 F SI 91 X CU 75 0-2 ② L8	C SI 91 1 SAFE B SI 91 S SI 91 1 SAFE S SI 90 1-3 ① K			1 SAFE X FC 84 0-0 ① P6		B FF 98 C FF 98 B FF 99 X FF 98 2-1 ③ G5-3	4	0	0	0	0	1	2
22 Josh Reddick, L (1, 9) OBP: 0.307, SLG: 0.387			C FF 90 X SI 91 0-1 ③ G6-3	B SI 90 X SI 90 1-0 ② L8			F CH 82 F FF 89 1 SAFE F FF 88 B CH 80 X CH 81 1-2 ② P5			3	0	0	0	0	0	2

	AB	33
	R	6
	H	7
	RBI	6
	BB	2
	SO	3
	LOB	7

Inning Stats	1	2	3	4	5	6	7	8	9	1B: 2	SF: 0	WP: 0	PA: 35
R:	0	0	0	2	1	1	1	1	0	2B: 0	SAC: 0	PB: 0	
E:	0	0	0	0	0	0	0	0	0	3B: 0	DP: 1	SB: 0	
K:	0	0	0	1	1	1	0	0	0	HR: 5	HBP: 0	CS: 0	
S:	5	7	7	14	13	11	10	12	8				
H:	0	0	0	2	2	1	1	1	0				
LOB:	0	0	0	0	0	0	1	0	0				
BB:	1	0	0	0	0	0	1	0	0				
P:	9	10	7	22	20	14	19	14	13				

PITCHER		IP	WLS	BF	H	R	ER	SO	BB	IBB	HBP	BLK	WP	HR	S	P	ERA	WHIP
50 Mike Fiers, R ERA: 3.46	(1, 1)	6.0		24	6	5	5	3	1	0	0	0	0	4	59	87	7.50	1.167
36 Yusmeiro Petit, R ERA: 2.6	(7, 1)	1.0	H	4	0	0	0	0	1	0	0	0	0	0	8	14	0.00	1.000
39 Blake Treinen, R ERA: 4.86	(8, 1)	0.2	B	3	1	1	1	0	0	0	0	0	0	1	10	12	13.50	1.500
35 Jake Diekman, L ERA: 4.75	(8, 1)	0.1	W	1	0	0	0	0	0	0	0	0	0	0	2	2	0.00	0.000
16 Liam Hendriks, R ERA: 1.52	(9, 1)	1.0	S	3	0	0	0	0	0	0	0	0	0	0	8	13	0.00	0.000

PITCHER		IP	WLS	BF	H	R	ER	SO	BB	IBB	HBP	BLK	WP	HR	S	P	ERA	WHIP

BOTTOM

Houston Astros @ Oakland Athletics

Oakland Coliseum, Oakland, CA

Thu Aug 15 2019, 7:09 PM - 9:43 PM PDT

Att. 15,323 - Clear - 82 F

Batter	1	2	3	4	5	6	7	8	9	AB	R	H	RBI	BB	SO	LOB
10 Marcus Semien, R (1, 6) OBP: 0.355, SLG: 0.466	B FF 92 B FF 92 F SI 93 X SI 93 2-1 ① F8		C CU 78 B CU 78 X SI 93 1-1 ③ L5		X CH 84 0-0 ①② G5-4-3 1-2f		C SL 86 B SI 97 B SL 88 C SL 87 B SL 89 F SL 88 X SI 98 3-2 ② G6-3			4	0	0	0	0	0	1
8 Robbie Grossman, S (1, 7) OBP: 0.348, SLG: 0.372	C FF 92 B CH 88 X CH 88 1-1 ② L9			B CU 76 B CU 76 X FF 91 2-0 28 HR 2B	F CU 78 B CH 86 B CH 86 F CH 86 C SI 92 2-3 ③ K		B SI 97 B SL 87 F FF 97 X FF 97 2-1 ③ F8			4	1	1	0	0	1	0
26 Matt Chapman, R (1, 5) OBP: 0.345, SLG: 0.534	C FF 93 X FF 93 0-1 1B			B SI 91 X SI 91 1-0 FC1 28 HR		B FF 90 X CU 76 1-0 HR		C SL 81 B CH 86 X CH 85 1-1 HR		4	3	3	2	0	0	1
28 Matt Olson, L (1, 3) OBP: 0.344, SLG: 0.537	C CU 76 B CH 88 B CH 86 B FF 94 X SI 93 3-1 ③ G6-3			S FF 91 B FF 92 B FF 92 F CU 78 B CU 79 X FF 93 3-2 1-H 2-H HR		C CH 87 C SI 92 X CU 78 0-2 HR		F FF 95 B CH 85 S CH 86 S SL 82 1-3 ① K		4	2	2	4	0	1	1
2 Khris Davis, R (1, 10) OBP: 0.299, SLG: 0.388		X FF 91 0-0 ① G6-3		B SI 93 C CH 88 F FF 93 B CU 79 B CU 78 X FF 92 3-2 ① F8		X CH 87 0-0 ① F8		C FF 96 B FF 96 S SL 81 S FF 96 1-3 ② K		4	0	0	0	0	1	0
25 Stephen Piscotty, R (1, 9) OBP: 0.313, SLG: 0.408		B CU 75 X SI 93 1-0 ② L9		C SI 92 B CU 78 B CU 77 S SI 93 X FF 92 2-2 ② G5-3		B CH 87 B SI 92 B CU 80 D SI 91 4-0 18 L4-6 56 1B BB		C SL 82 B SL 82 S FF 95 B SL 81 S CH 86 2-3 ③ K		3	0	0	0	1	1	0
56 Corban Joseph, L (1, 4) OBP: 0.375, SLG: 0.857	C FF 93 X FF 92 0-1 ③ G5-3			X FF 92 0-0 HR		C CH 85 X CH 85 0-1 1-2 1B				3	1	2	1	0	0	0
18 Chad Pinder, R (1, 8) OBP: 0.299, SLG: 0.459		C SI 91 F SI 92 B CU 77 S FF 93 1-3 ① K		C FF 92 B FF 92 S CH 86 B CH 86 X FF 91 2-2 ③ G4-3		B SI 98 B SI 97 C SI 97 C SL 88 X SI 98 2-2 ②③ L4-6 2-2				3	0	0	0	0	1	2
5 Chris Herrmann, L (1, 2) OBP: 0.293, SLG: 0.299 3 Dustin Garneau, R (9, 2) OBP: 0.350, SLG: 0.407		C CU 77 S CH 88 F CH 88 B FF 92 B CU 79 S CU 78 2-3 ② K			B CH 84 T CH 84 F CH 86 B CU 78 B FF 91 F CH 86 F CH 84 B CU 76 4-2 10 G5-4-3 BB		C SL 86 X CH 91 0-1 ① G6-3			2 0	0 0	0 0	0 0	1 0	1 0	0 0
Inning Stats	R: 0 H: 1 E: 0 LOB: 1 K: 0 BB: 0 S: 8 P: 14	R: 0 H: 0 E: 0 LOB: 0 K: 0 BB: 0 S: 4 P: 5	R: 0 H: 0 E: 0 LOB: 0 K: 2 BB: 0 S: 9 P: 13	R: 4 H: 3 E: 0 LOB: 0 K: 0 BB: 0 S: 15 P: 28	R: 0 H: 0 E: 0 LOB: 0 K: 1 BB: 1 S: 8 P: 14	R: 2 H: 3 E: 0 LOB: 1 K: 0 BB: 1 S: 10 P: 17	R: 0 H: 0 E: 0 LOB: 0 K: 0 BB: 0 S: 8 P: 13	R: 1 H: 1 E: 0 LOB: 0 K: 3 BB: 0 S: 11 P: 16		1B: 2 SF: 0 2B: 2 SAC: 0 3B: 0 DP: 2 HR: 5 HBP: 0				WP: 0 PA: 33 PB: 0 SB: 0 CS: 0		

livebaseballscorecards.com

AB	31
R	7
H	8
RBI	7
BB	2
SO	6
LOB	5

PITCHER		IP	WLS	BF	H	R	ER	SO	BB	IBB	HBP	BLK	WP	HR	S	P	ERA	WHIP
18 Aaron Sanchez, R ERA: 5.79	(1, 1)	5.1		25	7	6	6	3	2	0	0	0	0	4	51	86	10.12	1.688
30 Héctor Rondón, R ERA: 3.72	(6, 1)	1.2		4	0	0	0	0	0	0	0	0	0	0	11	18	0.00	0.000
47 Chris Devenski, R ERA: 4.42	(8, 1)	1.0	L	4	1	1	1	3	0	0	0	0	0	1	11	16	9.00	1.000

PITCHER	IP	WLS	BF	H	R	ER	SO	BB	IBB	HBP	BLK	WP	HR	S	P	ERA	WHIP

Batter	1	2	3	4	5	6	7	8	9	10	11	12	13	AB	R	H	RBI	BB	SO	LOB
4 George Springer, R (1, 8) OBP: 0.377, SLG: 0.574	C SI 92 B SL 83 S SI 93 B SL 91 F SI 93 B FF 94 F FF 93 F SI 93 X SI 93 3-2 27 G6-4-3 1B		S SI 92 D SL 86 C SL 87 X SI 92 1-2 G5-3 ② 1-2		X SL 87 0-0 L8 ③		B SI 97 B SI 97 T FC 94 B FF 98 F SI 96 1 SAFE C FC 93 3-3 K ②			C CU 74 S FF 94 B CH 90 F FF 92 B SL 78 S SL 80 2-3 K ①		B FC 90 C FC 91 F FF 98 B SI 98 F FF 96 S FC 90 2-3 K ②		6	0	1	0	0	3	2
27 Jose Altuve, R (1, 4) OBP: 0.361, SLG: 0.548	X FF 90 0-0 G6-4-3 ① ② 1-2f		M SL 86 S SL 87 B SL 88 B FF 94 B FF 93 S SL 88 3-3 K ③			X SL 87 0-0 G5-3 ①	D SI 96 C FF 96 B FC 93 C FF 96 F FC 93 B FF 97 F FC 93 S SI 96 3-3 K ③			B CU 69 B FF 94 F FF 93 B FF 94 C SL 78 X SL 82 3-2 F9 ②		B FC 91 B FF 96 X FF 96 2-0 1B		6	0	1	0	0	2	3
23 Michael Brantley, L (1, 7) OBP: 0.389, SLG: 0.542	B FF 93 C FF 92 B SL 90 X SI 92 2-1 F8 ③			C CU 75 F SL 88 B FF 92 F FF 94 X FF 93 1-2 2B		C SI 91 X SL 89 0-1 44 1B 1 SF9 2B		C SL 84 B FF 95 B SL 84 C FF 96 F SI 96 C FF 96 2-3 K ①		B FF 92 B FF 93 C FF 92 X FF 92 2-1 E4 2 BB		1 SAFE 1 SAFE C FF 96 C FF 97 1 SAFE X FF 96 0-2 G3 ③		6	1	2	0	0	1	1
2 Alex Bregman, R (1, 5) OBP: 0.404, SLG: 0.549		C SL 89 B SL 84 B FF 93 X FF 92 2-1 L8 ①		B SL 88 C FF 91 X FF 92 1-1 G1-3 ①		B FF 90 D SI 91 B SL 87 C SI 91 B SI 91 4-1 44 1B 10 1B BB		X FF 97 0-0 F8 ②		B FF 92 B FF 92 B FF 93 B FF 92 4-0 1-2 BB			C FC 91 F SI 96 F CU 81 S CU 80 0-3 K ①	4	1	0	0	2	1	1
44 Yordan Alvarez, L (1, 10) OBP: 0.425, SLG: 0.688 6 Jake Marisnick, R (8, PR) OBP: 0.306, SLG: 0.454 (8, 10) 16 Aledmys Díaz, R (10, PH) OBP: 0.320, SLG: 0.474 (10, 10)		C SL 90 B CU 76 B FF 92 B SI 92 F SL 90 F SI 94 B SL 90 4-2 BB		B SI 90 B CH 84 B SL 88 B SI 90 4-0 BB		C SI 91 X SI 91 0-1 10 1B 1-2 2-3 1B		B SL 85 B FF 95 C FF 95 S FF 97 X FF 97 2-2 2B		C CU 76 B FF 93 S FF 92 F CU 70 B FF 92 F CH 89 S FF 92 2-3 K ③			C FC 89 B CU 79 F FC 90 F SI 96 F FF 96 B CU 81 S FF 96 2-3 K ②	2 0 2	0 0 0	2 0 2	0 0 0	2 0 2	0 0 2	0 0 2
1 Carlos Correa, R (1, 6) OBP: 0.359, SLG: 0.568	B FF 91 C SL 88 C SI 91 B SL 87 F SL 90 X FF 94 2-2 F9 ②		B SL 86 C SI 91 B SI 91 S SL 87 F SI 92 F SL 86 X SI 92 2-2 F9 ②		X SL 86 0-0 SF9 ② 3-H		C FF 96 C FF 96 B SL 87 B FF 95 X FF 97 2-2 F9 ③		S FF 93 F FF 97 S SI 98 0-3 K ①			B SI 96 B FC 88 B FF 98 C FF 96 F FF 98 X FF 97 3-2 E5	5	0	0	1	0	1	4
10 Yuli Gurriel, R (1, 3) OBP: 0.343, SLG: 0.551	C FF 92 B SL 89 C FF 93 S FF 92 1-3 K ③		C SI 93 B FF 93 X SL 87 1-1 G1-3 ③			B SL 87 X SI 90 1-0 1-3 2-H 1B		S FF 92 F FF 91 F FF 94 B CU 72 F FF 94 X CU 71 1-2 G5-3 ①			C FF 98 X FF 98 0-1 L9 ②		0-0 28 FC6-4 IBB	5	0	1	1	1	1	3
28 Robinson Chirinos, R (1, 2) OBP: 0.342, SLG: 0.412		B SL 88 S FF 92 S SI 92 F FF 92 B SL 83 F FF 94 B SI 92 F FF 93 S SI 92 3-3 K ①			B CU 73 S SL 88 F FF 91 X SL 88 1-2 L7 ①		C SL 88 B FF 97 X FC 92 1-1 1B		B FF 94 B FF 94 C FF 93 F FF 93 B FF 95 X FF 93 3-2 G5-3 ②		S FF 97 B FC 92 X FF 97 1-1 L5 ③		C FF 95 X FC 89 0-1 FC6-4 ③ 1-2f	6	0	1	0	0	1	2
22 Josh Reddick, L (1, 9) OBP: 0.306, SLG: 0.385		F SI 92 B CH 85 X SL 89 1-1 4 G5-3 1B			B CU 74 C SL 87 B FF 92 B SI 91 X SI 91 3-1 F7		B SI 97 1 SAFE B SI 95 B FF 97 C FF 96 X FF 96 3-1 P3 ①		B FF 94 F FF 94 B FF 92 X CH 89 2-1 G3-1 ③			B SI 97 X FF 97 1-0 G4-3 ①		5	0	1	0	0	0	1

Inning Stats														
	R: 0 E: 0 K: 0 S: 9	H: 1 LOB: 0 BB: 0 P: 14	R: 0 E: 0 K: 1 S: 12	H: 0 LOB: 1 BB: 1 P: 21	R: 0 E: 0 K: 2 S: 14	H: 1 LOB: 1 BB: 0 P: 22	R: 0 E: 0 K: 0 S: 13	H: 1 LOB: 2 BB: 1 P: 22	R: 0 E: 0 K: 0 S: 6	H: 0 LOB: 0 BB: 0 P: 10	R: 2 E: 0 K: 0 S: 8	H: 3 LOB: 3 BB: 1 P: 13	R: 0 E: 0 K: 2 S: 12	H: 1 LOB: 1 BB: 0 P: 22
	R: 0 E: 0 K: 1 S: 11	H: 1 LOB: 1 BB: 0 P: 17	R: 0 E: 0 K: 0 S: 10	H: 0 LOB: 0 BB: 0 P: 16	R: 0 E: 1 K: 2 S: 14	H: 0 LOB: 2 BB: 1 P: 27	R: 0 E: 0 K: 1 S: 7	H: 0 LOB: 0 BB: 0 P: 8	R: 0 E: 0 K: 1 S: 9	H: 1 LOB: 1 BB: 0 P: 14	R: 0 E: 1 K: 2 S: 14	H: 0 LOB: 2 BB: 1 P: 19	1B: 6 2B: 3 3B: 0 HR: 0	SF: 1 SAC: 0 DP: 1 HBP: 0
	WP: 0 PB: 0 SB: 0 CS: 0	PA: 53												

PITCHER	IP	WLS	BF	H	R	ER	SO	BB	IBB	HBP	BLK	WP	HR	S	P	ERA	WHIP
60 Tanner Roark, R (1, 1) ERA: 4.01	6.0		25	6	2	2	3	3	0	0	0	0	0	62	102	3.00	1.500
39 Blake Treinen, R (7, 1) ERA: 4.76	1.0		4	1	0	0	2	0	0	0	0	0	0	12	22	0.00	1.000
35 Jake Diekman, L (8, 1) ERA: 4.66	1.0		4	1	0	0	1	0	0	0	0	0	0	11	17	0.00	1.000
48 Joakim Soria, R (9, 1) ERA: 4.79	2.0		8	0	0	0	2	1	0	0	0	0	0	24	43	0.00	0.500
62 Lou Trivino, R (11, 1) ERA: 4.85	3.0	W	12	1	0	0	4	0	1	0	0	0	0	30	41	0.00	0.333

PITCHER	IP	WLS	BF	H	R	ER	SO	BB	IBB	HBP	BLK	WP	HR	S	P	ERA	WHIP

TOP

Houston Astros @ Oakland Athletics

Oakland Coliseum, Oakland, CA

Fri Aug 16 2019, 7:10 PM - 11:20 PM PDT

Att. 22,768 - Clear - 69 F

livebaseballscorecards.com

AB	47
R	2
H	9
RBI	2
BB	5
SO	12
LOB	19

Houston Astros @ Oakland Athletics

Oakland Coliseum, Oakland, CA

Fri Aug 16 2019, 7:10 PM - 11:20 PM PDT

Att. 22,768 - Clear - 69 F

livebaseballscorecards.com

Batter	1	2	3	4	5	6	7	8	9	10	11	12	13	AB	R	H	RBI	BB	SO	LOB
10 Marcus Semien, R (1, 6) OBP: 0.356, SLG: 0.473	B FF 94 F FF 94 C CU 79 F FF 96 X SL 87 1-2 ① F9			F SL 87 S SL 88 F CU 79 B FF 93 B FF 95 B FF 94 F SL 88 X SL 89 3-2 ② 8 G3 2B		B FF 94 B SL 87 X FF 94 2-0 HR		F SL 88 B FF 95 B SL 88 F FF 95 B FF 96 B CU 82 4-2 8 E 8 S BB			B SL 80 B SL 81 C SL 80 F SI 88 S SL 79 2-3 ② K		C FC 90 F FF 92 B FF 94 S CU 79 1-3 ② K	5	1	2	1	1	2	1
8 Robbie Grossman, S (1, 7) OBP: 0.345, SLG: 0.368	C FF 94 F CU 79 B FF 94 S SL 88 1-3 ② K			F FF 95 B CH 86 L SL 89 X SL 89 1-2 ① G3 2-3		B FF 95 F FF 94 B SL 89 C CH 85 B SL 89 X FF 96 3-2 ② L8		D FF 96 C CU 82 S SL 88 X CU 83 1-2 ③ G3 1-3			C SL 78 C SL 80 X SL 80 0-2 ③ F8		B CH 81 B CH 79 X FF 89 2-0 2-H 1B	6	0	1	1	0	1	2
26 Matt Chapman, R (1, 5) OBP: 0.343, SLG: 0.532	C SL 87 B FF 95 S FF 95 S FF 96 1-3 ③ K			B FF 96 B FF 95 X SL 88 2-0 ② P5		S FF 95 F CU 80 F FF 96 C FF 96 0-3 ③ K			S SL 88 B SL 89 B SL 87 B FF 96 F FF 96 F FC 92 S SL 88 3-3 ① K			X SL 88 0-0 28 G5-3 2 FC6-2-5-1 2B		5	0	1	0	0	3	1
28 Matt Olson, L (1, 3) OBP: 0.340, SLG: 0.529		F FF 92 F CU 78 B FF 95 S FF 94 1-3 ① K		C FF 96 B FF 96 S FF 96 F FF 97 B FF 96 B FF 96 X SL 90 3-2 ③ F9			B FF 93 X FF 94 1-0 ① F7		C SL 88 B CH 86 T FC 91 F CH 84 B CH 84 B FF 96 T SL 88 3-2 ② K			B SL 86 X FF 98 1-0 ① G5-3 2-3		5	0	0	0	0	2	2
2 Khris Davis, R (1, 10) OBP: 0.295, SLG: 0.383 23 Jurickson Profar, S (12, PR) (13, 10) OBP: 0.268, SLG: 0.382		X FF 94 0-0 ② F8			S SL 88 C SL 87 C SL 88 0-3 ① K		C SL 87 B FF 95 C FF 94 B SL 89 S SL 89 2-3 ② K		S SL 89 T SL 89 B SL 88 X SL 88 1-2 ③ G6-3			F SI 97 S SI 98 X SI 98 0-2 ② FC6-2-5-1 20 1B 3-H		5 0	0 0	0 0	0 0	0 0	2 0	1 0
20 Mark Canha, R (1, 8) OBP: 0.380, SLG: 0.507		S FF 94 B CU 81 B CU 80 F FF 94 B FF 96 C SL 88 3-3 ③ K			B CU 80 B FF 95 C FF 94 T FF 95 X FF 95 2-2 HR		C CU 80 X CU 80 0-1 1B			C CU 79 C FC 92 B CU 82 X CU 81 1-2 ① L9		X SI 98 0-0 25 DI 2-3 1B		5	1	3	1	0	1	0
25 Stephen Piscotty, R (1, 9) OBP: 0.309, SLG: 0.402		C CU 77 C CU 79 B FF 95 B FF 95 S FF 95 2-3 ① K			C CU 79 F SL 89 S SL 89 0-3 ② K		1 SAFE X CU 78 0-0 ③ F8			B CU 80 C CU 81 S FC 90 S FC 92 1-3 ② K		B SI 97 B SI 98 X SI 96 2-0 ③ G6-3 1-2		5	0	0	0	0	3	4
56 Corban Joseph, L (1, 4) OBP: 0.308, SLG: 0.583		C FF 94 B CU 79 C CU 79 S SL 88 1-3 ② K			C CU 78 X SL 88 0-1 ③ L9			C FF 95 S SL 89 B FF 94 S CU 83 1-3 ① K		C FC 91 S FC 92 B CU 82 B CU 81 B FC 91 X CU 79 3-2 ③ G1-3			F FF 92 X FC 92 0-1 5 SH2-3 8 1B 1B	5	1	1	0	0	2	0
5 Chris Herrmann, L (1, 2) OBP: 0.278, SLG: 0.282		C FF 94 S FF 94 B CH 85 F CH 87 B CU 82 S SL 88 2-3 ③ K				C FF 94 F FF 93 X SL 87 0-2 ① G4-3		F SL 90 F FF 95 C FF 96 0-3 ② K			C SL 79 C SL 79 S FF 89 0-3 ① K		X FF 93 0-0 ① SH2-3 1-2	4	0	0	0	0	3	0
Inning Stats	R: 0 E: 0 K: 2 S: 10 H: 0 LOB: 0 BB: 0 P: 13	R: 0 E: 0 K: 2 S: 7 H: 0 LOB: 0 BB: 0 P: 11	R: 0 E: 0 K: 3 S: 10 H: 0 LOB: 0 BB: 0 P: 15	R: 0 E: 0 K: 0 S: 14 H: 1 LOB: 1 BB: 0 P: 23	R: 1 E: 0 K: 2 S: 11 H: 1 LOB: 0 BB: 0 P: 13	R: 1 E: 0 K: 1 S: 11 H: 1 LOB: 0 BB: 0 P: 16	R: 0 E: 0 K: 1 S: 7 H: 1 LOB: 1 BB: 0 P: 10	R: 0 E: 0 K: 2 S: 11 H: 0 LOB: 1 BB: 1 P: 17	R: 0 E: 0 K: 2 S: 11 H: 0 LOB: 0 BB: 0 P: 18	R: 0 E: 0 K: 1 S: 9 H: 0 LOB: 0 BB: 0 P: 14	R: 0 E: 0 K: 2 S: 9 H: 0 LOB: 0 BB: 0 P: 11	R: 0 E: 0 K: 0 S: 7 H: 2 LOB: 2 BB: 0 P: 10	R: 1 E: 0 K: 1 S: 7 H: 2 LOB: 1 BB: 0 P: 10	1B: 4 2B: 2 3B: 0 HR: 2	SF: 0 SAC: 1 DP: 0 HBP: 0	WP: 0 PB: 0 SB: 1 CS: 0	PA: 47						

PITCHER		IP	WLS	BF	H	R	ER	SO	BB	IBB	HBP	BLK	WP	HR	S	P	ERA	WHIP
35 Justin Verlander, R ERA: 2.81	(1, 1)	7.0		25	4	2	2	11	0	0	0	0	0	2	70	101	2.57	0.571
55 Ryan Pressly, R ERA: 2.61	(8, 1)	1.0		4	0	0	0	2	1	0	0	0	0	0	11	17	0.00	1.000
54 Roberto Osuna, R ERA: 2.98	(9, 1)	1.0		3	0	0	0	2	0	0	0	0	0	0	11	18	0.00	0.000
36 Will Harris, R ERA: 1.72	(10, 1)	1.0		3	0	0	0	1	0	0	0	0	0	0	9	14	0.00	0.000
38 Joe Smith, R ERA: 1.64	(11, 1)	1.0		3	0	0	0	2	0	0	0	0	0	0	9	11	0.00	0.000

PITCHER		IP	WLS	BF	H	R	ER	SO	BB	IBB	HBP	BLK	WP	HR	S	P	ERA	WHIP
30 Héctor Rondón, R ERA: 3.64	(12, 1)	1.0		5	2	0	0	0	0	0	0	0	0	0	7	10	0.00	2.000
67 Cy Sneed, R ERA: 4.26	(13, 1)	0.2	L	4	2	1	1	1	0	0	0	0	0	0	7	10	13.50	3.000

AB	45
R	3
H	8
RBI	3
BB	1
SO	19
LOB	11

Houston Astros @ Oakland Athletics

Oakland Coliseum, Oakland, CA

Sat Aug 17 2019, 1:08 PM - 4:10 PM PDT

Att. 21,428 - Sunny - 75 F

livebaseballscorecards.com

TOP

Batter	1	2	3	4	5	6	7	8	9	AB	R	H	RBI	BB	SO	LOB
4 George Springer, R (1, 9) OBP: 0.377, SLG: 0.571	B SI 93 C SI 93 F SI 94 B FF 93 F SI 95 X FC 90 2-2 23 1B 1B	F SI 93 C CU 70 B SI 94 S CU 70 1-3 ③ K		S CH 84 B FF 94 C SI 94 B CU 70 X SI 94 2-2 ② L9			B SI 94 C FF 95 X SI 95 1-1 23 G3-4-1 1B		B FF 90 X FC 86 1-0 ② F9	5	0	2	0	0	1	1
27 Jose Altuve, R (1, 4) OBP: 0.359, SLG: 0.543	B SI 93 B FC 88 X FF 93 2-0 ① L7		B SI 92 C CH 86 B CH 84 X SI 94 2-1 23 1B 2 2B 1B	B CU 68 B CH 84 B SI 94 C SI 91 C SI 92 X SI 94 3-2 ③ G6-3			X SI 96 0-0 ① F9		X FF 90 0-0 ③ G6-3	5	1	1	0	0	0	2
23 Michael Brantley, L (1, 7) OBP: 0.390, SLG: 0.542	C SI 92 F SI 93 B FF 95 X FC 90 1-2 2 BB 1-3 1B		C SI 93 B CU 69 F SI 92 X SI 96 1-2 2 2B 44 SF7 1-2 1B		C CH 84 C CH 85 B SI 95 B FC 86 X SI 93 3-2 ① F8		B SI 94 C SI 94 B FC 88 X SI 95 2-1 ② G3-4-1 1-2			4	1	2	0	0	0	1
2 Alex Bregman, R (1, 5) OBP: 0.405, SLG: 0.550	F FC 89 B SI 93 C SI 95 B FF 96 D CH 86 F SI 94 1 SAFE B FF 94 4-2 1-2 BB		X SI 93 0-0 1-3 2-H 2B		C FC 88 B FF 93 F SI 93 F FF 95 B CU 70 X CH 84 2-2 ② P3		F FF 96 X FC 91 0-1 ③ F9			3	0	1	1	1	0	1
44 Yordan Alvarez, L (1, 10) OBP: 0.426, SLG: 0.719	B SI 95 F FF 94 F SI 96 S CU 71 1-3 ② K		D CH 86 S CH 86 F FF 95 X FF 95 1-2 ① SF7 3-H		B CU 70 B FC 89 B SI 92 X SI 91 3-0 HR			X FF 91 0-0 HR		3	2	2	3	0	1	3
1 Carlos Correa, R (1, 6) OBP: 0.357, SLG: 0.562	B FC 88 F SI 94 B SI 95 C CH 84 F SI 95 B FF 95 X SI 95 3-2 ③ F8		B FC 89 B SI 95 B CH 86 B SI 95 4-0 BB		C SI 93 C SI 94 X SI 94 0-2 ③ G5-3			X FF 91 0-0 ① P3		3	0	0	0	1	0	3
10 Yuli Gurriel, R (1, 3) OBP: 0.342, SLG: 0.548		L SI 94 B FF 93 S CH 85 F FF 95 X CU 72 1-2 ① P2	F FC 90 F FF 95 S FF 96 0-3 ② K			C SI 92 F FF 92 B FF 94 X CU 70 1-2 12 G6-4-3 1B		F FC 88 S FC 91 X CU 72 0-2 ② P5		4	0	1	0	0	1	2
12 Martín Maldonado, R (1, 2) OBP: 0.282, SLG: 0.344		C FC 88 S SI 94 B FF 94 X SI 94 1-2 6 G1-3 1B	B FF 94 F SI 94 S CU 70 C CU 67 1-3 ③ K			C FC 86 D CH 85 B FC 88 B SI 94 X SI 92 3-1 ①② G6-4-3 1-2f		B FC 86 B FF 91 S FC 85 X FF 91 2-1 ③ F8		4	0	1	0	0	1	3
6 Jake Marisnick, R (1, 8) OBP: 0.302, SLG: 0.446		X SI 93 0-0 ② G1-3 1-2		B FF 92 B SI 91 C SI 91 S SI 92 B CU 67 F SI 92 X SI 92 3-2 ① P6		X FF 94 0-0 ③ P4			B FF 90 S FF 89 B FF 90 C FC 86 S FF 90 2-3 ① K	4	0	0	0	0	1	1
Inning Stats	R: 0 E: 0 K: 1 S: 18 H: 2 LOB: 3 BB: 1 P: 31	R: 0 E: 0 K: 1 S: 11 H: 1 LOB: 1 BB: 0 P: 14	R: 2 E: 0 K: 2 S: 15 H: 3 LOB: 2 BB: 1 P: 24	R: 0 E: 0 K: 0 S: 10 H: 0 LOB: 0 BB: 0 P: 18	R: 1 E: 0 K: 0 S: 11 H: 1 LOB: 0 BB: 0 P: 19	R: 0 E: 0 K: 0 S: 6 H: 1 LOB: 0 BB: 0 P: 10	R: 0 E: 0 K: 0 S: 7 H: 1 LOB: 1 BB: 0 P: 10	R: 1 E: 0 K: 0 S: 7 H: 1 LOB: 0 BB: 0 P: 9	R: 0 E: 0 K: 1 S: 5 H: 0 LOB: 0 BB: 0 P: 8	1B: 7 2B: 1 3B: 0 HR: 2 SF: 1 SAC: 0 DP: 1 HBP: 0						

	AB	35
	R	4
	H	10
	RBI	4
	BB	2
	SO	5
	LOB	17

WP: 0 PA: 38
PB: 0
SB: 0
CS: 0

PITCHER		IP	WLS	BF	H	R	ER	SO	BB	IBB	HBP	BLK	WP	HR	S	P	ERA	WHIP
40 Chris Bassitt, R ERA: 3.61	(1, 1)	6.0	W	27	8	3	3	4	2	0	0	0	0	1	71	116	4.50	1.667
39 Blake Treinen, R ERA: 4.67	(7, 1)	1.0		4	1	0	0	0	0	0	0	0	0	0	7	10	0.00	1.000
52 Ryan Buchter, L ERA: 3.38	(8, 1)	1.0		4	1	1	1	0	0	0	0	0	0	1	7	9	9.00	1.000
36 Yusmeiro Petit, R ERA: 2.56	(9, 1)	1.0		3	0	0	0	1	0	0	0	0	0	0	5	8	0.00	0.000

PITCHER	IP	WLS	BF	H	R	ER	SO	BB	IBB	HBP	BLK	WP	HR	S	P	ERA	WHIP

BOTTOM

Houston Astros @ Oakland Athletics

Oakland Coliseum, Oakland, CA

Sat Aug 17 2019, 1:08 PM - 4:10 PM PDT

Att. 21,428 - Sunny - 75 F

livebaseballscorecards.com

Batter	1	2	3	4	5	6	7	8	9	AB	R	H	RBI	BB	SO	LOB
10 Marcus Semien, R (1, 6) OBP: 0.355, SLG: 0.470	C FF 90 X SL 83 0-1 F8		C SL 84 B FF 91 X CH 84 1-1 26 BB 8 1B 28 1B 1-2 2-3 1B	B CH 83 C SL 84 C SL 85 B CH 83 S FF 94 2-3 K		F FC 89 F FC 89 B FF 91 D ST 82 X FF 92 2-2 L9		F SI 86 X SI 85 0-1 L7		5	1	1	0	0	1	1
8 Robbie Grossman, S (1, 7) OBP: 0.345, SLG: 0.366	B FF 90 B CH 82 C FF 90 X CH 83 2-1 L8		S CH 83 B CH 84 X CH 85 1-1 28 1B 26 BB 20 1B 1-2 2-3 3-H 1B		B FF 94 S CH 83 B CH 84 B SL 79 F FF 94 F FF 96 B FF 95 4-2 26 HBP 28 1B BB	B CU 74 C CU 74 C FC 88 C ST 81 1-3 K		B SL 78 C SL 78 B SL 79 F SL 80 B FF 88 F FF 87 F FF 88 C SL 80 3-3 K		4	2	1	1	1	2	1
26 Matt Chapman, R (1, 5) OBP: 0.350, SLG: 0.540	C FF 91 X FF 92 0-1 2B		B CH 84 B FF 88 B CH 84 C FF 94 B FF 93 4-1 28 1B 20 1B 1-2 2-3 3-H BB		H FF 95 1-0 28 1B 20 1B 1-2 HBP	X FC 88 0-0 1-3 2B		B SI 87 C SI 86 B SI 86 F SL 78 B SL 79 X SI 86 3-2 1B		3	2	3	1	1	0	0
28 Matt Olson, L (1, 3) OBP: 0.343, SLG: 0.528	B FF 91 B CH 80 X CH 83 2-0 G4-3		B CU 78 X FF 92 1-0 20 1B 1-2 2-3 3-H 1B		C SL 80 X CH 84 0-1 20 1B 25 SF9 1-3 2-H 1B	B FF 92 B FF 92 C FF 93 B ST 82 B FF 93 4-1 BB		X SL 80 0-0 F9		4	1	2	2	1	0	2
20 Mark Canha, R (1, 8)		C CU 77 C FF 92 B CH 82 F CH 84 F FF 92 B SL 85 X FF 94 2-2 G6-3	B SL 86 S CH 84 X FF 93 1-1 1-3 2-H 3-H 1B		C FF 95 B FF 94 B SL 80 X CH 83 2-1 2 FC4-6 1-3 3-H 1B	C ST 82 S ST 83 F ST 81 F FF 93 D ST 81 B ST 84 T FF 92 2-2 K				4	0	2	3	0	1	3
25 Stephen Piscotty, R (1, 9) OBP: 0.309, SLG: 0.405 18 Chad Pinder, R (7, PR) OBP: 0.299, SLG: 0.459 (8, 9)		C CU 78 F FF 93 B FF 92 F CH 84 S CU 80 1-3 K	S CH 85 F CH 86 B FF 93 B FF 93 S CH 83 2-3 K		B FF 94 X FF 94 1-0 SF9 3-H		C ST 81 S ST 81 B FF 92 F ST 80 B FF 92 B CU 75 X ST 81 3-2 56 G3 2B			3 0	0 0	1 0	1 0	0 0	2 0	1 0
2 Khris Davis, R (1, 10) OBP: 0.292, SLG: 0.379		S FF 92 F FF 91 F CH 84 B SL 84 F FF 94 X SL 84 1-2 L8	B CH 85 S CH 84 S FF 95 D CH 84 F CH 86 B CU 79 F CH 86 X SL 82 3-2 G6-3		B SL 80 X FF 94 1-0 FC4-6 1-2f	S ST 80 X ST 80 0-1 F9			4	0	0	0	0	0	3
56 Corban Joseph, L (1, 4) OBP: 0.294, SLG: 0.500			X FF 89 0-0 10 1B 19 1B 8 1B 1B C CU 76 B CH 81 X CH 80 1-1 P6		B CH 83 C CH 83 X FF 93 1-1 F8		B CU 75 C CU 75 B FF 90 2 SAFE C ST 81 X FC 89 2-2 G3 2-3			4	1	1	0	0	0	2
19 Josh Phegley, R (1, 2) OBP: 0.286, SLG: 0.428			B SL 85 B FF 91 X FF 91 2-0 8 1B 10 1B 26 BB 1-2 1B C CU 78 B SL 85 X CH 82 1-1 G5-3			B ST 80 F FF 92 X ST 82 1-1 26 2B 1B	B ST 81 X ST 81 1-0 P3			4	1	2	0	0	0	1

Inning Stats																								
	R: 0 E: 0 K: 0 S: 7	H: 1 LOB: 1 BB: 0 P: 11		R: 0 E: 0 K: 1 S: 14	H: 0 LOB: 0 BB: 0 P: 18		R: 5 E: 0 K: 1 S: 18	H: 6 LOB: 1 BB: 1 P: 33		R: 0 E: 0 K: 1 S: 7	H: 0 LOB: 0 BB: 0 P: 11		R: 3 E: 0 K: 0 S: 11	H: 2 LOB: 1 BB: 1 P: 21		R: 0 E: 0 K: 2 S: 15	H: 2 LOB: 3 BB: 1 P: 25		R: 0 E: 0 K: 0 S: 10	H: 1 LOB: 1 BB: 0 P: 16		R: 0 E: 0 K: 1 S: 11	H: 1 LOB: 1 BB: 0 P: 17		1B: 10 2B: 3 3B: 0 HR: 0	SF: 1 SAC: 0 DP: 0 HBP: 1		WP: 0 PB: 0 SB: 0 CS: 0	PA: 40

PITCHER		IP	WLS	BF	H	R	ER	SO	BB	IBB	HBP	BLK	WP	HR	S	P	ERA	WHIP
61 Rogelio Armenteros, R ERA: 4.0	(1, 1)	4.0	L	19	7	5	5	3	1	0	0	0	0	0	46	73	11.25	2.000
47 Chris Devenski, R ERA: 4.82	(5, 1)	1.0		7	2	3	3	0	1	0	1	0	0	0	11	21	27.00	3.000
31 Collin McHugh, R ERA: 4.99	(6, 1)	2.0		10	3	0	0	2	1	0	0	0	0	0	25	41	0.00	2.000
38 Joe Smith, R ERA: 1.5	(8, 1)	1.0		4	1	0	0	1	0	0	0	0	0	0	11	17	0.00	1.000

PITCHER	IP	WLS	BF	H	R	ER	SO	BB	IBB	HBP	BLK	WP	HR	S	P	ERA	WHIP

AB	35
R	8
H	13
RBI	8
BB	3
SO	6
LOB	14

Batter	1	2	3	4	5	6	7	8	9	AB	R	H	RBI	BB	SO	LOB
4 George Springer, R (1, 8) OBP: 0.375, SLG: 0.566	B CH 88 X CH 80 1-0 ① L7		B FF 86 C KC 74 B SL 81 B SL 81 X SI 90 3-1 ① G6-3		D SL 80 C FF 86 D CH 82 X SL 80 2-1 27 FC6-4 1-2 1B	C FF 95 X FC 88 0-1 ③ P3			B FF 91 B FC 88 C FF 92 B FC 88 X FF 92 3-1 ① L6	5	0	1	0	0	0	1
27 Jose Altuve, R (1, 4) OBP: 0.357, SLG: 0.537	L SI 89 L FF 89 X SI 92 0-2 E1 2 1B		C SL 79 B SI 91 B SI 90 B SI 90 B CH 84 4-1 23 G4-6-3 BB		B FF 90 X SI 89 1-0 ① FC6-4 2 S 2 HR 1-2f 2-3		X FF 96 0-0 ① L5		B FF 93 C CU 74 C CU 79 F CU 69 X FF 92 1-2 ② G5-3	4	1	0	0	1	0	2
23 Michael Brantley, L (1, 7) OBP: 0.392, SLG: 0.541	B SI 89 B FF 88 B SI 90 B SI 89 4-0 2 1B BB		B SI 88 C FF 87 X SL 81 1-1 ② ③ G4-6-3 1-2f		B SI 90 X SI 89 1-0 ② P6		B SL 86 C SL 85 F FF 95 B SL 85 X SL 87 2-2 2 BB 1B		X FC 86 0-0 2 1B 1B	4	0	2	0	1	0	3
2 Alex Bregman, R (1, 5) OBP: 0.411, SLG: 0.563	C SI 91 X SI 91 0-1 ② 1-3 2-H 1B			B SL 78 C SL 78 X FF 89 1-1 44 WP 2B	C FF 91 C SL 82 X SL 84 0-2 1-H 3-H HR		F FF 97 F SL 86 B FF 96 B SI 95 1 SAFE B FF 97 F SL 86 F SL 86 F SL 87 4-2 F SL 86 F FF 96 B SL 86 1-2 BB		B FC 88 1 SAFE C FF 91 B CU 75 C FF 92 X CU 77 2-2 1-2 1B	4	1	4	3	1	0	0
44 Yordan Alvarez, L (1, 10) OBP: 0.417, SLG: 0.701	C FF 90 S SL 82 S SL 83 0-3 ③ K			C SL 89 F SL 81 S SL 82 0-3 ① K 2-3	S SL 80 B SI 90 X SI 90 1-1 ③ G6-3		C SL 85 X FF 96 0-1 ② L7		B CU 75 B FF 92 S FF 92 B FF 93 C FF 93 S CU 76 3-3 ③ K	5	0	0	0	0	3	7
1 Carlos Correa, R (1, 6) OBP: 0.359, SLG: 0.558		B SI 89 X FF 88 1-0 ① F9		C SL 81 B FF 87 B FF 86 D SL 82 B SL 82 4-1 BB		S SI 88 B SI 89 B SL 80 B SI 90 B SI 90 4-1 10 2B BB	S FF 96 S SL 88 F SL 86 B FF 96 B SL 87 B SL 87 X FF 96 3-2 ③ P3			2	1	0	0	2	0	2
10 Yuli Gurriel, R (1, 3) OBP: 0.341, SLG: 0.548		C KC 73 X SI 89 0-1 ② G4-3		X FF 86 0-0 ② P6		F CH 81 B SI 89 B SI 89 X SL 81 2-1 1-H 2B		B CU 70 B FF 92 C FC 86 X FF 92 2-1 ① L7		4	0	1	1	0	0	2
28 Robinson Chirinos, R (1, 2) OBP: 0.341, SLG: 0.409		C SI 91 F CH 81 X FF 91 0-2 1B		C FF 87 S SL 82 F SL 83 B SI 93 S SL 82 1-3 ③ K		B SI 88 F FF 87 B FF 85 S SI 88 D SL 80 X FC 91 3-2 ① G5-3		B FF 91 F FF 91 S CU 77 S CU 77 1-3 ② K		4	0	1	0	0	2	3
22 Josh Reddick, L (1, 9) OBP: 0.305, SLG: 0.384		B SI 90 C FF 89 X SI 92 1-1 ③ G3			X SI 88 0-0 27 FC6-4 4 1B 2 HR 1B	C SI 95 F CU 77 B FF 96 X SI 96 1-2 ② F7		F FF 93 F FC 90 B CU 80 B CU 76 B CU 77 F FC 88 F CU 75 X FF 92 3-2 ③ F7		4	1	1	0	0	0	2
Inning Stats	R: 0 E: 1 K: 1 S: 9 H: 1 LOB: 2 BB: 1 P: 14	R: 0 E: 0 K: 0 S: 8 H: 1 LOB: 1 BB: 0 P: 10	R: 0 E: 0 K: 0 S: 5 H: 0 LOB: 0 BB: 1 P: 13	R: 0 E: 0 K: 2 S: 11 H: 1 LOB: 2 BB: 1 P: 17	R: 3 E: 0 K: 0 S: 10 H: 3 LOB: 0 BB: 0 P: 15	R: 1 E: 0 K: 0 S: 11 H: 1 LOB: 1 BB: 1 P: 21	R: 0 E: 0 K: 0 S: 17 H: 1 LOB: 2 BB: 1 P: 26	R: 0 E: 0 K: 1 S: 10 H: 0 LOB: 0 BB: 0 P: 16	R: 0 E: 0 K: 1 S: 13 H: 2 LOB: 2 BB: 0 P: 22	1B: 7 2B: 2 3B: 0 HR: 1 SF: 0 SAC: 0 DP: 1 HBP: 0						

PITCHER		IP	WLS	BF	H	R	ER	SO	BB	IBB	HBP	BLK	WP	HR	S	P	ERA	WHIP
30 Brett Anderson, L ERA: 4.06	(1, 1)	5.0	L	25	7	4	4	3	4	0	0	0	1	1	46	78	7.20	2.200
62 Lou Trivino, R ERA: 4.75	(6, 1)	1.0		3	0	0	0	0	0	0	0	0	0	0	8	12	0.00	0.000
35 Jake Diekman, L ERA: 4.56	(7, 1)	1.0		5	1	0	0	0	1	0	0	0	0	0	17	26	0.00	2.000
52 Ryan Buchter, L ERA: 3.18	(8, 1)	2.0		8	2	0	0	2	0	0	0	0	0	0	23	38	0.00	1.000

PITCHER		IP	WLS	BF	H	R	ER	SO	BB	IBB	HBP	BLK	WP	HR	S	P	ERA	WHIP

TOP

Houston Astros @ Oakland Athletics

Oakland Coliseum, Oakland, CA

Sun Aug 18 2019, 1:07 PM - 3:56 PM PDT

Att. 22,372 - Sunny - 73 F

livebaseballscorecards.com

AB	36
R	4
H	10
RBI	4
BB	5
SO	5
LOB	22

BOTTOM

Houston Astros @ Oakland Athletics

Oakland Coliseum, Oakland, CA

Sun Aug 18 2019, 1:07 PM - 3:56 PM PDT

Att. 22,372 - Sunny - 73 F

Batter	1	2	3	4	5	6	7	8	9	AB	R	H	RBI	BB	SO	LOB
10 Marcus Semien, R (1, 6) OBP: 0.356, SLG: 0.475	X FF 88 0-0 ① F9			C FF 87 S CU 74 B SL 84 B FF 90 B CU 68 F FF 88 X FF 89 3-2 HR	C CU 74 B CU 67 B FF 90 B CH 88 B CH 88 4-1 1-2 BB			X FF 94 0-0 ① G5-3		3	1	1	1	1	0	0
8 Robbie Grossman, S (1, 7) OBP: 0.347, SLG: 0.366	C FF 87 B CH 85 C FF 88 X FF 90 1-2 ② G5-3			B FF 90 F CH 86 B FF 90 B CU 73 B CH 86 4-1 28 1B BB	B FF 91 C CU 73 X CH 88 1-1 ③ G4-3			C FF 96 B SL 89 B CU 83 C SL 89 F FF 96 B FF 96 X SL 88 3-2 1B		3	0	1	0	1	0	2
26 Matt Chapman, R (1, 5) OBP: 0.347, SLG: 0.535	B FF 88 C FF 89 C FF 89 F FF 89 X CH 88 1-2 ③ G5-3			S FF 91 B SI 90 F CH 87 S FF 92 1-3 ① K		B FF 88 C FF 88 B CH 86 C CU 70 F FF 89 B CU 67 X CH 88 3-2 ① G5-3		X FF 96 0-0 ② F9		4	0	0	0	0	1	2
28 Matt Olson, L (1, 3) OBP: 0.345, SLG: 0.531		F FF 88 B FF 89 C FF 89 S FF 89 1-3 ① K		C CH 88 X FF 91 0-1 1-2 1B		F FF 90 X FF 90 0-1 2B		C CU 84 B FF 96 F SL 91 S SL 91 1-3 ③ K		4	0	2	0	0	2	1
20 Mark Canha, R (1, 8) OBP: 0.380, SLG: 0.504		X FF 89 0-0 ② F9		C CU 74 B FF 90 F CU 70 B FF 91 S CH 88 2-3 ② K		C FF 90 F CU 69 S SL 85 0-3 ② K			X SL 87 0-0 56 G5-6-3 1B	4	0	1	0	0	2	3
56 Corban Joseph, L (1, 4) OBP: 0.238, SLG: 0.400		B FF 87 C FF 89 X CU 67 1-1 ③ F9		X CH 88 0-0 ③ G4-3		D CU 68 C FF 88 F CH 87 F CH 88 S CH 88 1-3 ③ K			F FF 97 B FF 97 B FF 96 X FC 92 2-1 ① ② G5-6-3 1-2f	4	0	0	0	0	1	4
18 Chad Pinder, R (1, 9) OBP: 0.298, SLG: 0.456			X FF 88 0-0 ① F8		C CH 86 C FF 90 B SL 84 X CH 87 1-2 ① G5-3		X CU 70 0-0 23 G3-6-1 1B		B CH 85 B FF 96 F FF 96 B FF 96 X FC 92 3-1 ③ G6-3	4	0	1	0	0	0	0
23 Jurickson Profar, S (1, 10) OBP: 0.269, SLG: 0.380			C FF 87 B FF 88 B CU 69 S CH 86 S FF 89 2-3 ② K		B FF 90 B CH 86 B FF 88 B FF 88 4-0 19 FC5-4 BB		F FF 89 X CH 86 0-1 ① ② G3-6-1 1-2f			2	0	0	0	1	1	1
19 Josh Phegley, R (1, 2) OBP: 0.283, SLG: 0.423			X FF 89 0-0 ③ F9		C FF 91 F CH 87 X SL 86 0-2 ② FC5-4 10 BB 1-2f		B CU 72 B FF 89 X FF 89 2-0 ③ P5			3	0	0	0	0	0	1
Inning Stats	R: 0 E: 0 K: 0 S: 8 H: 0 LOB: 0 BB: 0 P: 10	R: 0 E: 0 K: 1 S: 6 H: 0 LOB: 0 BB: 0 P: 8	R: 0 E: 0 K: 1 S: 5 H: 0 LOB: 0 BB: 0 P: 7	R: 1 E: 0 K: 2 S: 14 H: 2 LOB: 2 BB: 1 P: 24	R: 0 E: 0 K: 0 S: 9 H: 0 LOB: 2 BB: 2 P: 19	R: 0 E: 0 K: 2 S: 13 H: 1 LOB: 1 BB: 0 P: 17	R: 0 E: 0 K: 0 S: 4 H: 1 LOB: 0 BB: 0 P: 6	R: 0 E: 0 K: 1 S: 9 H: 1 LOB: 1 BB: 0 P: 13	R: 0 E: 0 K: 0 S: 5 H: 1 LOB: 0 BB: 0 P: 10	1B: 4 2B: 1 3B: 0 HR: 1	SF: 0 SAC: 0 DP: 2 HBP: 0						

livebaseballscorecards.com

AB	31
R	1
H	6
RBI	1
BB	3
SO	7
LOB	14

PITCHER		IP	WLS	BF	H	R	ER	SO	BB	IBB	HBP	BLK	WP	HR	S	P	ERA	WHIP
21 Zack Greinke, R ERA: 2.84	(1, 1)	7.0	W	27	4	1	1	6	3	0	0	0	0	1	59	91	1.29	1.000
55 Ryan Pressly, R ERA: 2.55	(8, 1)	1.0	H	4	1	0	0	1	0	0	0	0	0	0	9	13	0.00	1.000
54 Roberto Osuna, R ERA: 2.92	(9, 1)	1.0	S	3	1	0	0	0	0	0	0	0	0	0	5	10	0.00	1.000

PITCHER	IP	WLS	BF	H	R	ER	SO	BB	IBB	HBP	BLK	WP	HR	S	P	ERA	WHIP

Batter	1	2	3	4	5	6	7	8	9	AB	R	H	RBI	BB	SO	LOB
22 Victor Reyes, S (1, 8) OBP: 0.318, SLG: 0.380	B FC 86 C FC 88 X CH 81 1-1 50 1B 24 1B 1B		B FC 84 F CU 76 B CH 81 F CH 81 S CH 80 2-3 ① K	C FC 85 S FC 88 S FC 88 0-3 ③ K		F FF 97 B SI 96 B CH 87 X FF 96 2-1 ③ F7		B FC 92 C FC 92 D CU 82 X FC 91 2-1 1-3 1B		5	1	2	0	0	2	4
50 Travis Demeritte, R (1, 9) OBP: 0.356, SLG: 0.492	1 SAFE B FC 87 F FC 88 S FF 90 F FF 91 X CH 81 1-2 ① 1-3 1B		C FC 87 B CU 76 F FF 91 B FF 92 F FC 87 F FC 89 B CU 77 X FF 93 3-2 24 1B 12 SF8 1B		B CU 74 C FF 91 T SI 90 S FF 92 1-3 ① K		C SI 96 B SL 84 X SI 96 1-1 HR	C FC 91 B FC 92 D CU 81 C CU 81 S FC 93 2-3 ③ K		5	2	3	1	0	2	2
24 Miguel Cabrera, R (1, 10) OBP: 0.340, SLG: 0.391 30 Harold Castro, L (7, PH) OBP: 0.300, SLG: 0.389 (7, 10)	C FC 86 B FF 91 S FC 89 F FF 92 X FF 93 1-2 12 1B 3-H 1B		1 SAFE C CU 75 X FC 86 0-1 18 FC6 1-3 1B		B CH 80 X CH 79 1-0 ② F9		X SI 97 0-0 1B		C FF 97 S CH 86 B CH 86 F FF 97 B CH 84 S CH 85 2-3 ① K	3 2	0 0	2 1	1 0	0 0	0 1	0 0
12 Brandon Dixon, R (1, 7) OBP: 0.300, SLG: 0.464	S FC 88 B FC 88 B CH 82 S CH 82 B FF 91 F CH 82 X FC 90 3-2 1-2 1B		B CH 82 D CH 82 S CH 82 X FC 91 2-1 ② SF8 3-H		C SI 91 B CH 81 S CH 83 B CH 82 C FF 92 2-3 ③ K		C SL 89 C SL 87 D SL 87 C SL 88 1-3 ① K		F SL 90 S SL 89 B SL 89 X FF 98 1-2 18 G6-3 2B	4	0	2	1	0	2	1
18 Dawel Lugo, R (1, 5) OBP: 0.248, SLG: 0.295	C FC 87 X CH 82 0-1 ② F9		D FC 88 F FC 87 X FC 88 1-1 ③ FC6 1-2f			C SI 88 B FC 84 S CH 80 F CH 80 S CH 79 1-3 ① K	S FF 98 T FF 98 S FF 98 0-3 ② K		S SL 89 X SL 89 0-1 ② G6-3 2-3	5	0	0	0	0	2	5
55 John Hicks, R (1, 3) OBP: 0.235, SLG: 0.337	C FC 86 C FF 91 F FF 91 F FF 92 B FC 89 T CH 82 1-2 ③ K			B SI 89 S FC 86 B CH 80 F FC 85 S FC 88 2-3 ① K		X CH 80 0-0 ② B1-3	C FF 97 F SL 89 B FF 98 B FF 98 D SL 88 X SI 97 3-2 ③ G4-3		D SL 90 S FF 97 S FF 96 S FF 96 1-3 ③ K	5	0	0	0	0	3	4
60 Ronny Rodríguez, R (1, 4) OBP: 0.247, SLG: 0.446		C FC 86 B CH 80 S CH 79 X FC 88 1-2 ① F7		B FC 87 F CU 77 B CH 82 X CH 82 2-1 7 1B 1B		B CH 80 S CH 80 C FC 87 B CH 79 B FF 91 F FC 87 X FC 87 3-2 HR		B FC 91 S FC 92 S CU 81 B CU 83 S CU 81 2-3 ① K		4	1	2	1	0	1	0
34 Jake Rogers, R (1, 2) OBP: 0.274, SLG: 0.377		B CU 75 X CH 80 1-0 ② L9		F FF 90 B FC 89 S FC 87 S FC 88 1-3 ② K		X CH 82 0-0 7 E 1B		C CU 80 B FC 91 C FC 92 F CU 82 B CU 82 F FC 91 F FC 91 B FC 93 X CU 79 3-2 ② G1-3		4	0	1	0	0	1	1
7 Jordy Mercer, R (1, 6) OBP: 0.293, SLG: 0.407		C SI 89 B CH 80 B FC 88 X FC 87 2-1 ③ G4-3		S FC 87 B FC 87 B CU 76 D CH 82 C FC 87 X FC 89 3-2 1-2 1B		C SL 87 B SL 88 X FF 97 1-1 E4 1-2		B CU 80 B FC 91 B FC 90 B FC 90 4-0 22 1B BB		3	0	1	0	1	0	1
Inning Stats	R: 1 E: 0 K: 1 S: 21 H: 4 LOB: 2 BB: 0 P: 28	R: 0 E: 0 K: 0 S: 6 H: 0 LOB: 0 BB: 0 P: 10	R: 1 E: 0 K: 1 S: 14 H: 2 LOB: 1 BB: 0 P: 22	R: 0 E: 0 K: 3 S: 14 H: 2 LOB: 2 BB: 0 P: 22	R: 0 E: 0 K: 2 S: 7 H: 0 LOB: 0 BB: 0 P: 11	R: 1 E: 1 K: 1 S: 14 H: 2 LOB: 2 BB: 0 P: 21	R: 1 E: 0 K: 2 S: 12 H: 2 LOB: 1 BB: 0 P: 17	R: 0 E: 0 K: 2 S: 14 H: 1 LOB: 2 BB: 1 P: 27	R: 0 E: 0 K: 2 S: 12 H: 1 LOB: 1 BB: 0 P: 16	1B: 11 2B: 1 3B: 0 HR: 2 SF: 1 SAC: 0 DP: 0 HBP: 0						

PITCHER		IP	WLS	BF	H	R	ER	SO	BB	IBB	HBP	BLK	WP	HR	S	P	ERA	WHIP
20 Wade Miley, L ERA: 3.18	(1, 1)	5.2	W	26	10	3	3	8	0	0	0	0	0	1	72	107	4.76	1.765
30 Héctor Rondón, R ERA: 3.72	(6, 1)	1.1	H	7	2	1	1	2	0	0	0	0	0	1	16	24	6.75	1.500
36 Will Harris, R ERA: 1.69	(8, 1)	1.0	H	5	1	0	0	2	1	0	0	0	0	0	14	27	0.00	2.000
54 Roberto Osuna, R ERA: 2.86	(9, 1)	1.0	S	4	1	0	0	2	0	0	0	0	0	0	12	16	0.00	1.000

PITCHER	IP	WLS	BF	H	R	ER	SO	BB	IBB	HBP	BLK	WP	HR	S	P	ERA	WHIP

TOP

Detroit Tigers @ Houston Astros

Minute Maid Park, Houston, TX

Mon Aug 19 2019, 7:10 PM - 10:23 PM CDT

Att. 40,499 - Roof Closed - 73 F

livebaseballscorecards.com

AB	40
R	4
H	14
RBI	4
BB	1
SO	14
LOB	18

WP: 0 PA: 42
PB: 0
SB: 0
CS: 0

BOTTOM

Detroit Tigers @ Houston Astros
Minute Maid Park, Houston, TX
Mon Aug 19 2019, 7:10 PM - 10:23 PM CDT
Att. 40,499 - Roof Closed - 73 F

livebaseballscorecards.com

Batter	1	2	3	4	5	6	7	8	9	AB	R	H	RBI	BB	SO	LOB
4 George Springer, R (1, 8) OBP: 0.378, SLG: 0.565	B SL 85 B FF 90 C FF 91 B SI 90 X FF 91 3-1 G5-3 ①	C FC 92 B SL 86 S SL 87 B FF 92 B FF 94 B FC 92 4-2 2 E BB		S SL 87 B FF 93 1 SAFE C SI 93 B SI 93 B FF 94 X SL 89 3-2 23 G3 1B 1-2		B SI 91 F FC 88 S FC 88 B CH 79 B SI 90 B CH 79 4-2 23 1B BB		C CH 89 B CH 88 F FF 96 X SI 96 1-2 G1-3 ③		3	0	1	0	2	0	0
23 Michael Brantley, L (1, 7) OBP: 0.393, SLG: 0.540	B FC 89 B SI 90 B SI 92 C FF 91 C FC 90 B SL 84 4-2 2 1B 44 2B BB	B SL 85 1 SAFE X FF 92 1-0 F8 ②		S SL 85 X SI 95 0-1 G3 ② 1-2 2-3		C FC 87 F FC 85 1 SAFE B FF 88 1 SAFE B FC 84 F FC 87 1 SAFE 1 SAFE 2-2 F FF 90 X FF 90 1-2 1B				3	1	1	0	1	0	3
2 Alex Bregman, R (1, 5) OBP: 0.409, SLG: 0.560	B SI 92 1 SAFE C FF 92 X FC 89 1-1 44 2B 10 2B 1B 1-2	F FF 93 C SI 92 1 SAFE F FC 90 S SL 87 0-3 K ③ 1-2		B CH 88 X FC 91 1-0 G4-3 ③		B CH 79 C FF 88 B FC 88 B FC 85 F FC 87 S FC 88 3-3 K ②				4	1	1	0	0	2	5
44 Yordan Alvarez, L (1, 10) OBP: 0.414, SLG: 0.697	C CU 78 D SI 93 X FC 93 1-1 10 2B 2B 1-3 2-H		C SL 84 B FC 92 F FF 93 B CH 87 S SL 86 2-3 K ① 1B		B SI 93 B FF 94 S FC 91 C FC 90 F FF 95 F FF 92 F FF 94 B CU 79 F FC 93 3-2 X FF 94 G4-3 ①	F FC 87 F SI 88 B FC 84 B FC 88 S CH 80 2-3 K ③				4	1	1	1	0	2	2
1 Carlos Correa, R (1, 6) OBP: 0.358, SLG: 0.556 27 Jose Altuve, R (2, 4) OBP: 0.359, SLG: 0.537	C FF 93 B SI 93 C FF 95 B SL 88 S FC 89 2-3 K ②		X SL 88 0-0 ②		B FF 93 B SI 94 C SL 86 B SL 87 B FC 92 4-1 10 1B 28 SF8 BB		B SI 95 S SI 95 B SV 81 F SI 96 B SV 80 C SI 95 3-3 K ①			1 2	0 1	0 1	0 0	0 1	1 1	2 0
10 Yuli Gurriel, R (1, 3) OBP: 0.343, SLG: 0.550	C SL 88 F SI 93 C FF 95 X SL 87 0-2 28 E 2B 2-H 3-H	F FF 94 1 SAFE 1 SAFE 1 SAFE B FC 91 B FF 93 S SL 86 T FC 94 2-2 K ②		B FC 92 F FF 94 1 SAFE X FC 93 1-1 1-3 1B			B SV 79 B SI 95 C SI 94 F SI 95 F SI 96 C SV 78 2-3 K ②			4	1	2	2	0	2	1
28 Robinson Chirinos, R (1, 2) OBP: 0.340, SLG: 0.409	X FF 93 0-0 E7 9 PB 1B 2-H	S SL 86 S SL 87 1 SAFE D SL 88 B FC 94 S FF 94 2-3 K ③		L SL 88 B FF 92 X SL 87 1-1 SF8 ② 3-H			B SI 95 B SI 93 S SI 95 S SI 94 B SI 95 S SI 95 3-3 K ③			3	0	1	1	0	2	1
9 Jack Mayfield, R (1, 4) (2, 6) OBP: 0.149, SLG: 0.283	B FF 91 C CH 88 F CH 88 F SI 95 B FC 93 F SL 87 S SI 93 2-3 K ③ 2-3			X FC 91 0-0 F8 ① C FC 92 B CH 88 S FC 93 X FC 92 1-2 L9 ③				C SI 95 B CH 88 F SI 95 S SL 87 1-3 K ①		4	0	0	0	0	2	2
22 Josh Reddick, L (1, 9) OBP: 0.305, SLG: 0.381		F SI 92 X FF 92 0-1 G4-3 ①		C SL 84 F SL 84 B FC 92 B CH 87 B FF 95 F SL 86 F FF 93 D SI 93 4-2 23 G3 4 1B BB		B FC 88 X FC 87 1-0 P5 ①		B SL 86 C SI 96 F FF 95 F FF 96 F SL 87 X SL 86 1-2 F9 ②		3	0	0	0	1	0	0
Inning Stats	R: 4 H: 4 E: 1 LOB: 1 K: 2 BB: 1 S: 21 P: 34	R: 0 H: 0 E: 1 LOB: 1 K: 1 BB: 1 S: 9 P: 14	R: 0 H: 1 E: 0 LOB: 1 K: 3 BB: 0 S: 10 P: 16	R: 0 H: 1 E: 0 LOB: 2 K: 0 BB: 1 S: 11 P: 19	R: 1 H: 1 E: 0 LOB: 1 K: 0 BB: 1 S: 15 P: 25	R: 0 H: 1 E: 0 LOB: 2 K: 2 BB: 1 S: 14 P: 26	R: 0 H: 0 E: 0 LOB: 0 K: 3 BB: 0 S: 10 P: 18	R: 0 H: 0 E: 0 LOB: 0 K: 1 BB: 0 S: 11 P: 14		1B: 6 SF: 1 2B: 2 SAC: 0 3B: 0 DP: 0 HR: 0 HBP: 0				WP: 0 PA: 37 PB: 1 SB: 0 CS: 0		

	AB	31
	R	5
	H	8
	RBI	4
	BB	5
	SO	12
	LOB	16

PITCHER		IP	WLS	BF	H	R	ER	SO	BB	IBB	HBP	BLK	WP	HR	S	P	ERA	WHIP
19 Edwin Jackson, R ERA: 8.46	(1, 1)	5.0	L	26	7	5	4	6	4	0	0	0	0	0	66	108	7.20	2.200
63 Nick Ramirez, L ERA: 4.82	(6, 1)	1.0		5	1	0	0	2	1	0	0	0	0	0	14	26	0.00	2.000
62 David McKay, R ERA: 4.85	(7, 1)	1.0		3	0	0	0	3	0	0	0	0	0	0	10	18	0.00	0.000
65 Gregory Soto, L ERA: 6.35	(8, 1)	1.0		3	0	0	0	1	0	0	0	0	0	0	11	14	0.00	0.000

PITCHER	IP	WLS	BF	H	R	ER	SO	BB	IBB	HBP	BLK	WP	HR	S	P	ERA	WHIP

Batter	1	2	3	4	5	6	7	8	9	AB	R	H	RBI	BB	SO	LOB
22 Victor Reyes, S (1, 9) OBP: 0.328, SLG: 0.408	C FF 92 F FF 92 F CU 79 X CU 78 0-2 HR		B FF 90 F FF 90 B FF 90 B CH 84 B FF 89 4-1 24 BB 30 1B 18 FC6-4 BB	C FF 92 F CH 85 S CH 85 0-3 ② K		B FF 93 F FF 92 S FC 89 X ST 82 1-2 1-2 1B			B FF 96 C FF 96 B CH 84 C CH 84 X CH 84 2-2 ① F8	4	2	2	1	1	1	1
30 Harold Castro, L (1, 8) OBP: 0.298, SLG: 0.385	C FF 93 F FF 93 X SI 93 0-2 ① G6-3		X CH 84 0-0 18 FC6-4 24 BB 1-2 2-3 1B	S CH 86 X FF 91 0-1 ③ F8		C ST 80 F FF 92 F FF 92 S CU 75 0-3 ③ K			C FF 96 F CH 83 T FF 96 0-2 ② K	5	0	1	0	0	2	3
24 Miguel Cabrera, R (1, 10) OBP: 0.343, SLG: 0.392	B CU 79 S CU 78 B FF 92 F FF 93 B FF 92 F FF 90 S CU 80 3-3 ② K		B CH 89 B CU 78 B CU 77 C FF 89 B FF 91 4-1 18 FC6-4 1-2 2-3 3-H BB		B FF 91 C FC 88 F ST 81 B FF 92 X FF 92 2-2 1B		B FF 89 C FF 89 X SI 88 1-1 12 G6-4-3 1B		B CH 83 F SL 90 F FF 96 X SL 90 1-2 ③ F9	4	0	2	1	1	1	0
12 Brandon Dixon, R (1, 7) OBP: 0.296, SLG: 0.458	B CU 78 X SI 92 1-0 ③ G1-3		B CU 76 X FF 90 1-0 ① F4		C ST 81 B ST 82 S FF 91 S ST 82 1-3 ① K		C SL 79 T SI 88 F SI 87 X SI 87 0-2 ①② G6-4-3 1-2f			4	0	0	0	0	1	5
18 Dawel Lugo, R (1, 5) OBP: 0.248, SLG: 0.301		C FF 91 S CU 78 X CU 78 0-2 7 FC6-5 2B	B ST 81 S ST 82 B SI 90 S ST 82 F ST 82 B SI 91 F SI 91 X ST 82 3-2 ② FC6-4 60 BB 1-2f 2-3 3-H		C ST 83 F FF 92 S ST 83 0-3 ② K		C SL 78 B SL 80 F SL 80 X SI 87 1-2 ③ G3			4	0	1	1	0	1	3
60 Ronny Rodríguez, R (1, 3) OBP: 0.247, SLG: 0.439		X FF 91 0-0 ① B1	B SI 91 B ST 82 B ST 81 D SI 90 4-0 1-2 BB		B FF 93 X FF 93 1-0 ③ P4			C FF 94 S SL 88 X CU 82 0-2 ① L8		3	0	0	0	1	0	2
7 Jordy Mercer, R (1, 6) OBP: 0.297, SLG: 0.409		B FF 92 C CU 78 B CH 86 X CH 87 2-1 ② FC6-5 2-3	C SI 91 D ST 83 B ST 82 C SI 90 C FF 92 2-3 ③ K			B FC 86 C FC 86 S ST 80 B FF 91 X ST 79 2-2 22 1B 1B		C CU 80 B CU 83 C SL 86 B FF 94 F CU 82 X CU 84 2-2 1B		4	0	2	0	0	1	4
34 Jake Rogers, R (1, 2) OBP: 0.258, SLG: 0.351		B FF 92 B FF 92 B FF 92 C FF 91 S FF 92 X CU 80 3-2 ③ F8		C SI 90 B FF 91 B ST 82 C ST 80 B SI 91 C SI 91 3-3 ① K		C ST 80 S FF 92 C FF 92 0-3 ① K		C SL 88 C CU 82 S SL 90 0-3 ② K		4	0	0	0	0	3	3
29 Gordon Beckham, R (1, 4) OBP: 0.289, SLG: 0.392			C CH 88 B CH 88 X CU 75 1-1 30 1B 24 BB 2B	F ST 82 F ST 82 F FF 91 X SI 91 0-2 1B		B ST 81 C ST 81 B FF 91 X FC 86 2-1 ② F8		S FF 94 F SL 89 F SL 89 F CU 82 F CU 82 C SL 88 0-3 ③ K		4	1	2	0	0	1	2
Inning Stats	R: 1 E: 0 K: 1 S: 12 H: 1 LOB: 0 BB: 0 P: 16	R: 0 E: 0 K: 0 S: 9 H: 1 LOB: 1 BB: 0 P: 14	R: 2 E: 0 K: 1 S: 14 H: 2 LOB: 3 BB: 3 P: 33	R: 0 E: 0 K: 2 S: 12 H: 1 LOB: 0 BB: 0 P: 15	R: 0 E: 0 K: 2 S: 10 H: 1 LOB: 1 BB: 0 P: 14	R: 0 E: 0 K: 2 S: 15 H: 2 LOB: 2 BB: 0 P: 20	R: 0 E: 0 K: 0 S: 9 H: 1 LOB: 0 BB: 0 P: 11	R: 0 E: 0 K: 2 S: 16 H: 1 LOB: 1 BB: 0 P: 18	R: 0 E: 0 K: 1 S: 9 H: 0 LOB: 0 BB: 0 P: 12	1B: 7 2B: 2 3B: 0 HR: 1 SF: 0 SAC: 0 DP: 1 HBP: 0						

TOP

Detroit Tigers @ Houston Astros

Minute Maid Park, Houston, TX

Tue Aug 20 2019, 7:11 PM - 10:13 PM CDT

Att. 30,143 - Roof Closed - 73 F

livebaseballscorecards.com

AB	36
R	3
H	10
RBI	3
BB	3
SO	11
LOB	23

WP: 0 PB: 0 SB: 0 CS: 0 PA: 39

PITCHER		IP	WLS	BF	H	R	ER	SO	BB	IBB	HBP	BLK	WP	HR	S	P	ERA	WHIP
18 Aaron Sanchez, R ERA: 5.89	(1, 1)	2.1		13	4	3	3	1	2	0	0	0	0	1	27	46	11.57	2.571
41 Brad Peacock, R ERA: 4.05	(3, 1)	1.2	W	7	1	0	0	3	1	0	0	0	0	0	20	32	0.00	1.200
31 Collin McHugh, R ERA: 4.85	(5, 1)	2.0	H	9	3	0	0	4	0	0	0	0	0	0	25	34	0.00	1.500
38 Joe Smith, R ERA: 1.38	(7, 1)	1.0	H	3	1	0	0	0	0	0	0	0	0	0	9	11	0.00	1.000
55 Ryan Pressly, R ERA: 2.5	(8, 1)	1.0	H	4	1	0	0	2	0	0	0	0	0	0	16	18	0.00	1.000

PITCHER		IP	WLS	BF	H	R	ER	SO	BB	IBB	HBP	BLK	WP	HR	S	P	ERA	WHIP
54 Roberto Osuna, R ERA: 2.81	(9, 1)	1.0	S	3	0	0	0	1	0	0	0	0	0	0	9	12	0.00	0.000

BOTTOM

Detroit Tigers @ Houston Astros

Minute Maid Park, Houston, TX

Tue Aug 20 2019, 7:11 PM - 10:13 PM CDT

Att. 30,143 - Roof Closed - 73 F

livebaseballscorecards.com

Batter	1	2	3	4	5	6	7	8	9	AB	R	H	RBI	BB	SO	LOB
4 George Springer, R (1, 8) OBP: 0.378, SLG: 0.569	B FF 91 F FF 93 X SL 87 1-1 HR	B SL 87 F FF 93 F SI 94 F FF 94 D CU 83 S CU 82 2-3 ② K		B FF 91 B FF 91 C FF 91 B FC 83 F FF 90 X FF 91 3-2 ① F9	C FF 89 B SL 81 F FF 89 B CU 77 B FF 89 D CU 78 4-2 27 FC6-4 BB		B FF 96 C FF 97 C FF 97 S FF 98 1-3 ③ K			4	1	1	1	1	2	2
27 Jose Altuve, R (1, 4) OBP: 0.362, SLG: 0.546	B FF 92 B SL 86 X SI 92 2-0 HR	B SL 87 C SL 87 X SL 85 1-1 23 2B 2-3 1B 3-H		L FF 90 S FF 91 X CU 78 0-2 44 BB 23 BB 1B	B FF 88 B FF 89 C FF 89 X CH 80 2-1 ③ FC6-4 1-2f			X SI 93 0-0 ① F9		5	2	3	2	0	0	1
23 Michael Brantley, L (1, 7) OBP: 0.393, SLG: 0.540	B SI 94 F FF 92 X FF 94 1-1 ① G4-3	B FF 92 B SI 93 X FF 93 2-0 1-H 3-H 2B		C SL 82 B FF 90 F FF 91 B FF 90 B FF 91 B FC 84 4-2 44 BB 1-2 BB		C FF 95 X CH 90 0-1 ① G6-3		B SI 93 F SI 92 F SI 94 F SI 95 B SV 82 B SI 95 X SI 94 3-2 ② P5		4	0	1	2	1	0	0
2 Alex Bregman, R (1, 5) OBP: 0.407, SLG: 0.555	B SI 94 S FF 94 H SI 94 2-1 44 BB HBP	C SL 85 D CH 85 D SL 86 B FF 94 X SL 85 3-1 ③ G4-3		B FF 90 C FF 90 S CU 76 B FF 90 B FF 91 S CU 77 3-3 ② K		C SL 88 X SL 90 0-1 ② G5-3		B SV 79 B SI 94 S SI 94 B SI 94 F SI 95 T SI 95 3-2 ③ K		4	0	0	0	0	2	3
44 Yordan Alvarez, L (1, 10) OBP: 0.424, SLG: 0.697	B CH 86 S FF 92 C SI 94 B FF 94 B CH 87 F FF 94 F SI 96 B SI 94 4-2 10 G5-4-3 1-2 BB		B SI 92 B SL 85 B FF 92 B SI 92 4-0 10 1B BB	B FF 91 C FF 90 C FF 91 B SL 84 F FF 90 F FF 92 B FF 90 4-2 1-2 2-3 BB		C SL 88 B FF 96 B SI 96 B FF 96 S SL 87 F FF 98 F FF 97 B CH 92 4-2 10 HBP BB				0	0	0	0	4	0	0
10 Yuli Gurriel, R (1, 3) OBP: 0.344, SLG: 0.548	X SL 87 0-0 ② ③ G5-4-3 1-2f		C SI 93 B FF 92 X SI 93 1-1 1-3 1B	B FF 91 C FF 90 S FF 90 X FF 91 1-2 ③ G5-3		S SL 89 F SL 87 F FF 97 H FF 96 1-2 1-2 HBP				3	0	1	0	0	0	5
22 Josh Reddick, L (1, 9) OBP: 0.302, SLG: 0.377		C SI 94 X SI 93 0-1 ① G4-3	B SI 93 C SI 93 F CH 86 S CU 82 1-3 ① K		C FF 89 F FF 89 X FF 88 0-2 ① F7	X SL 86 0-0 ③ G4-3				4	0	0	0	0	1	4
12 Martín Maldonado, R (1, 2) OBP: 0.285, SLG: 0.355		B SL 86 F FF 93 F FF 93 B FF 93 B CU 82 F FF 95 B FF 93 4-2 9 2B 27 1B BB	B SL 87 C FF 93 1 SAFE S SL 86 X CU 82 1-2 ② L5		F FF 90 B SL 80 B FF 90 X FF 90 2-1 HR		C SL 87 F FF 96 X FF 97 0-2 ① G6-3			3	2	1	1	1	0	2
9 Jack Mayfield, R (1, 6) OBP: 0.157, SLG: 0.300		C SL 84 B SL 87 F SI 94 F SI 94 B SL 85 X SI 95 2-2 27 1B 23 2B 1-3 2B	F FF 92 B FF 92 C FF 94 D CH 85 S FF 94 2-3 ③ K		B FF 88 C CH 82 S CU 77 F CU 76 X CU 76 1-2 ② G6-3		C SL 89 B SL 91 S SL 90 S FF 97 1-3 ② K			4	1	1	0	0	2	2
Inning Stats	R: 2 E: 0 K: 0 S: 11 H: 2 LOB: 1 BB: 1 P: 21	R: 3 E: 0 K: 1 S: 18 H: 3 LOB: 1 BB: 1 P: 32	R: 0 E: 0 K: 2 S: 11 H: 1 LOB: 2 BB: 1 P: 20	R: 0 E: 0 K: 1 S: 17 H: 1 LOB: 3 BB: 2 P: 32	R: 1 E: 0 K: 0 S: 13 H: 1 LOB: 1 BB: 1 P: 22	R: 0 E: 0 K: 0 S: 12 H: 0 LOB: 2 BB: 1 P: 17	R: 0 E: 0 K: 2 S: 9 H: 0 LOB: 0 BB: 0 P: 11	R: 0 E: 0 K: 1 S: 8 H: 0 LOB: 0 BB: 0 P: 14		1B: 3 2B: 2 3B: 0 HR: 3	SF: 0 SAC: 0 DP: 1 HBP: 2		WP: 0 PB: 0 SB: 0 CS: 0	PA: 40		

	AB	31
	R	6
	H	8
	RBI	6
	BB	7
	SO	7
	LOB	19

PITCHER		IP	WLS	BF	H	R	ER	SO	BB	IBB	HBP	BLK	WP	HR	S	P	ERA	WHIP
56 Spencer Turnbull, R ERA: 4.05	(1, 1)	3.0	L	18	6	5	5	3	3	0	1	0	0	2	40	73	15.00	3.000
64 Matt Hall, L ERA: 6.0	(4, 1)	2.0		11	2	1	1	1	3	0	0	0	0	1	30	54	4.50	2.500
67 José Cisnero, R ERA: 4.18	(6, 1)	2.0		8	0	0	0	2	1	0	1	0	0	0	21	28	0.00	0.500
62 David McKay, R ERA: 4.5	(8, 1)	1.0		3	0	0	0	1	0	0	0	0	0	0	8	14	0.00	0.000

PITCHER	IP	WLS	BF	H	R	ER	SO	BB	IBB	HBP	BLK	WP	HR	S	P	ERA	WHIP

Batter	1	2	3	4	5	6	7	8	9	AB	R	H	RBI	BB	SO	LOB
22 Victor Reyes, S (1, 7) OBP: 0.319, SLG: 0.395	C FF 93 B FF 94 F FF 95 S FF 95 1-3 ① **K**			F FF 94 T FF 94 F FF 94 B CU 78 S CU 81 1-3 ① **K2-3**		F FF 95 S SL 86 F FF 96 F CU 81 B CU 80 S SL 86 1-3 ③ **K**			C FF 96 F FF 96 F FF 95 X CU 80 0-2 ② **L3**	4	0	0	0	0	3	0
50 Travis Demeritte, R (1, 9) OBP: 0.338, SLG: 0.464	S FF 95 X SL 88 0-1 ② **P6**			S FF 95 F FF 96 S FF 96 0-3 ② **K**			C FF 94 S FF 95 S SL 88 0-3 ① **K**		S FF 98 S FF 96 B FF 97 S FF 97 1-3 ③ **K**	4	0	0	0	0	3	0
24 Miguel Cabrera, R (1, 10) OBP: 0.341, SLG: 0.389	F FF 95 X CU 78 0-1 ③ **F8**			C FF 94 F SL 88 B CU 81 B CU 80 S SL 88 2-3 ③ **K**			B FF 95 F CU 79 F FF 96 B SL 87 F SL 88 X SL 87 2-2 ② **G6-3**			3	0	0	0	0	1	0
30 Harold Castro, L (1, 8) OBP: 0.294, SLG: 0.380		C FF 93 F SL 87 B SL 86 T SL 86 1-2 ① **K**			X FF 94 0-0 ① **F9**		B SL 88 X SL 87 1-0 ③ **G3-1**			3	0	0	0	0	1	0
18 Dawel Lugo, R (1, 5) OBP: 0.244, SLG: 0.295		C SL 86 B FF 94 X SL 87 1-1 ② **G5-3**			C CU 77 B SL 86 S SL 87 X SL 86 1-2 ② **G6-3**			B SL 87 F FF 95 X SL 87 1-1 ① **G6-3**		3	0	0	0	0	0	0
60 Ronny Rodríguez, R (1, 3) OBP: 0.249, SLG: 0.453		S CU 78 B CU 80 C SL 87 S SL 86 1-3 ③ **K**			S SL 87 X FF 95 0-1 **HR**			S SL 87 B SL 89 X SL 88 1-1 ② **L7**		3	1	1	1	0	1	0
7 Jordy Mercer, R (1, 6) OBP: 0.292, SLG: 0.402			B FF 93 S SL 86 X SL 87 1-1 ① **G5-3**		C SL 85 X SL 87 0-1 ③ **P3**			B FF 96 B SL 88 B SL 86 C FF 95 C FF 96 S SL 89 3-3 ③ **K**		3	0	0	0	0	1	0
55 John Hicks, R (1, 2) OBP: 0.236, SLG: 0.348			S FF 94 X SL 87 0-1 ② **G1-3**			C FF 93 S SL 87 S SL 88 0-3 ① **K**			B FF 95 X FF 94 1-0 **HR**	3	1	1	1	0	1	0
29 Gordon Beckham, R (1, 4) OBP: 0.285, SLG: 0.386			C FF 94 B FF 95 S FF 95 F FF 96 B CU 79 X SL 88 2-2 ③ **G6-3**			F FF 93 B CU 80 B SL 88 X SL 87 2-1 ② **L8**			X SL 88 0-0 ① **F9**	3	0	0	0	0	0	0
Inning Stats	R: 0 E: 0 K: 1 S: 7 H: 0 LOB: 0 BB: 0 P: 8	R: 0 E: 0 K: 2 S: 8 H: 0 LOB: 0 BB: 0 P: 11	R: 0 E: 0 K: 0 S: 8 H: 0 LOB: 0 BB: 0 P: 11	R: 0 E: 0 K: 3 S: 10 H: 0 LOB: 0 BB: 0 P: 13	R: 1 E: 0 K: 0 S: 8 H: 1 LOB: 0 BB: 0 P: 9	R: 0 E: 0 K: 2 S: 10 H: 0 LOB: 0 BB: 0 P: 13	R: 0 E: 0 K: 1 S: 8 H: 0 LOB: 0 BB: 0 P: 11	R: 0 E: 0 K: 1 S: 7 H: 0 LOB: 0 BB: 0 P: 12	R: 1 E: 0 K: 1 S: 9 H: 1 LOB: 0 BB: 0 P: 11	1B: 0 2B: 0 3B: 0 HR: 2 SF: 0 SAC: 0 DP: 0 HBP: 0						

PITCHER	IP	WLS	BF	H	R	ER	SO	BB	IBB	HBP	BLK	WP	HR	S	P	ERA	WHIP
35 Justin Verlander, R (1, 1) ERA: 2.77	9.0	L	29	2	2	2	11	0	0	0	0	0	2	75	99	2.00	0.222

PITCHER	IP	WLS	BF	H	R	ER	SO	BB	IBB	HBP	BLK	WP	HR	S	P	ERA	WHIP

TOP

Detroit Tigers @ Houston Astros

Minute Maid Park, Houston, TX

Wed Aug 21 2019, 7:12 PM - 9:22 PM CDT

Att. 29,567 - Roof Closed - 73 F

livebaseballscorecards.com

AB	29
R	2
H	2
RBI	2
BB	0
SO	11
LOB	0

WP: 0 PA: 29
PB: 0
SB: 0
CS: 0

BOTTOM

Detroit Tigers @ Houston Astros

Minute Maid Park, Houston, TX

Wed Aug 21 2019, 7:12 PM - 9:22 PM CDT

Att. 29,567 - Roof Closed - 73 F

livebaseballscorecards.com

Batter	1	2	3	4	5	6	7	8	9	AB	R	H	RBI	BB	SO	LOB
4 George Springer, R (1, 9) OBP: 0.379, SLG: 0.568	F FF 92 B FF 92 X CH 88 1-1 1B		B CH 88 B FF 92 B FF 92 F FF 92 S CH 87 F CH 87 F SL 87 X CH 87 3-2 ② G1-3		B SI 91 B CH 83 C SI 91 F SL 86 B SI 92 F SL 86 X CH 84 3-2 1B			X SL 82 0-0 ① G5-3		4	0	2	0	0	0	0
27 Jose Altuve, R (1, 4) OBP: 0.361, SLG: 0.542	S SL 87 C CH 89 S FF 94 0-3 ① K		F CH 88 F SL 86 S SI 88 0-3 ③ K		B SL 84 B SI 89 C SI 91 B SL 86 S SI 90 F SI 91 X CU 81 3-2 ③ F9			B CH 86 B SL 83 B CH 88 S SL 81 C CH 89 B FF 96 4-2 2 G6-3-5 BB		3	0	0	0	1	2	2
2 Alex Bregman, R (1, 5) OBP: 0.406, SLG: 0.551	C FF 93 B CH 88 1 SAFE B FF 93 F CH 87 D SL 88 X SL 87 3-2 ② F8			B FF 90 F CH 83 B SL 86 B SI 91 F SL 85 B CH 83 4-2 28 1B BB		C SI 90 B SL 85 B SI 90 X SI 90 2-1 ① F9		B SL 86 B FF 96 D CH 89 S FF 96 C CH 90 X CH 90 3-2 ②③ G6-3-5 1-3f		3	0	0	0	1	0	2
44 Yordan Alvarez, L (1, 10) OBP: 0.417, SLG: 0.683	B FF 93 C FF 92 T FF 93 X CU 78 1-2 ③ F7			C FF 90 F CU 80 B SL 84 F CU 82 B FF 90 X SL 86 2-2 ① L8		B SL 86 C FF 90 F FF 90 B CU 82 B FF 89 X FF 90 3-2 ② G4-3			F FF 94 F SL 86 C FF 95 0-3 ① K	4	0	0	0	0	1	2
10 Yuli Gurriel, R (1, 3) OBP: 0.341, SLG: 0.544		C FF 92 B SL 86 S CH 87 B CH 87 B FF 93 X CH 86 3-2 ① G4-3		C SI 90 C SL 86 F SL 85 B FF 90 F SL 87 X CH 84 1-2 ② F8		C SI 90 F CH 84 X SL 84 0-2 ③ P6			B SL 87 C FF 96 B SL 87 F SL 88 S FF 96 2-3 ② K	4	0	0	0	0	1	1
28 Robinson Chirinos, R (1, 2) OBP: 0.347, SLG: 0.433		X SL 87 0-0 2B		C CU 80 X CU 82 0-1 1-2 1B			X SI 90 0-0 HR		F SL 86 B FF 96 B FF 94 X SL 86 2-1 ③ 2B	4	1	4	1	0	0	0
6 Jake Marisnick, R (1, 8) OBP: 0.298, SLG: 0.441	C FF 93 F CH 88 F SL 86 F FF 94 B SL 86 F CH 88 X FF 93 1-2 ② P4			C SI 90 B SI 91 F SL 85 S CU 83 1-3 ③ K			F SI 89 F SL 85 F FF 89 B CU 82 F SI 90 S CU 82 1-3 ① K		3	0	0	0	0	2	3
9 Jack Mayfield, R (1, 6) OBP: 0.148, SLG: 0.283	X FF 94 0-0 ③ P4				B SI 90 F SI 90 F SI 90 T CH 84 1-2 ① K		X SI 90 0-0 ② L9			3	0	0	0	0	1	1
26 Myles Straw, R (1, 7) OBP: 0.350, SLG: 0.294			C FF 90 F FF 91 X CH 86 0-2 ① F9		C SI 92 F SI 91 B SL 86 B SL 86 X SI 91 2-2 ② L3		B SI 90 B CH 83 C SI 90 C SL 85 X SL 84 2-2 ③ F9			3	0	0	0	0	0	0
Inning Stats	R: 0 E: 0 K: 1 S: 11 H: 1 LOB: 1 BB: 0 P: 16	R: 0 E: 0 K: 0 S: 11 H: 1 LOB: 1 BB: 0 P: 15	R: 0 E: 0 K: 1 S: 11 H: 0 LOB: 0 BB: 0 P: 14	R: 0 E: 0 K: 1 S: 16 H: 1 LOB: 2 BB: 1 P: 24	R: 0 E: 0 K: 1 S: 14 H: 1 LOB: 1 BB: 0 P: 23	R: 0 E: 0 K: 0 S: 8 H: 0 LOB: 0 BB: 0 P: 13	R: 1 E: 0 K: 1 S: 10 H: 1 LOB: 0 BB: 0 P: 13	R: 0 E: 0 K: 0 S: 6 H: 0 LOB: 0 BB: 1 P: 13	R: 0 E: 0 K: 2 S: 8 H: 1 LOB: 1 BB: 0 P: 12							

	AB	R	H	RBI	BB	SO	LOB
AB	31						
R	1						
H	6						
RBI	1						
BB	2						
SO	7						
LOB	11						

	1B	SF	PA	WP	HR	S	P	ERA	WHIP
	3	0	33	0	1	0	0	0	0
	2B	SAC		PB					
	3	0		0					
	3B	DP		SB					
	0	1		0					
	HR	HBP		CS					
	1	0		0					

PITCHER	IP	WLS	BF	H	R	ER	SO	BB	IBB	HBP	BLK	WP	HR	S	P	ERA	WHIP
44 Daniel Norris, L (1, 1) ERA: 4.7	3.0		11	2	0	0	2	0	0	0	0	0	0	33	45	0.00	0.667
70 Tyler Alexander, L (4, 1) ERA: 6.03	4.0		16	3	1	1	3	1	0	0	0	0	1	48	73	2.25	1.000
45 Buck Farmer, R (8, 1) ERA: 3.74	1.0	W	3	0	0	0	0	1	0	0	0	0	0	6	13	0.00	1.000
77 Joe Jiménez, R (9, 1) ERA: 4.72	1.0	S	3	1	0	0	2	0	0	0	0	0	0	8	12	0.00	1.000

PITCHER	IP	WLS	BF	H	R	ER	SO	BB	IBB	HBP	BLK	WP	HR	S	P	ERA	WHIP

Batter	1	2	3	4	5	6	7	8	9	AB	R	H	RBI	BB	SO	LOB
22 Victor Reyes, S (1, 7) OBP: 0.317, SLG: 0.391	B FF 97 S FF 97 S FF 96 F FF 98 S FF 99 1-3 ① K	C KC 85 B CH 89 F FF 98 B CH 89 F SL 90 F FF 98 S FF 99 2-3 ② K	F CH 88 X FF 99 0-1 1B	B FF 93 F FF 94 C CU 77 F FF 94 S CH 87 1-3 ① K	4	0	1	0	0	3	0
30 Harold Castro, L (1, 8) OBP: 0.294, SLG: 0.378	C SL 91 B FF 97 S FF 97 S FF 98 1-3 ② K	F FF 98 B KC 86 S KC 85 B KC 88 S FF 99 2-3 ③ K	B SL 89 B FF 96 S FF 97 F FF 98 F KC 85 C SL 88 2-3 ② K	C FF 95 B CH 87 B FF 94 B FF 94 X FF 94 3-1 55 HR 1B	4	1	1	0	0	3	1
24 Miguel Cabrera, R (1, 10) OBP: 0.338, SLG: 0.386 55 John Hicks, R (9, PH) OBP: 0.238, SLG: 0.362	C FF 98 X SL 93 0-1 ③ G1-3	S SL 89 B FF 97 X FF 97 1-1 ① G4-3	F FF 97 B KC 86 X SL 88 1-1 ③ G4-3	X FC 88 0-0 1-H HR	3 1	0 1	0 1	0 2	0 0	0 0	1 0
28 Niko Goodrum, S (1, 6) OBP: 0.321, SLG: 0.422	S FF 97 S FF 96 F FF 98 S KC 85 0-3 ① K	S FF 97 F FF 97 C KC 86 0-3 ② K	B KC 84 B CH 86 S FF 96 C FF 97 X FF 98 2-2 ① F9	C CU 79 C FF 95 B FC 88 X FF 94 1-2 HR	4	1	1	1	0	2	0
12 Brandon Dixon, R (1, 3) OBP: 0.293, SLG: 0.453	B SL 90 B SL 90 X FF 97 2-0 ② F7	X SL 88 0-0 ③ P3	B FF 98 B FF 97 T FF 96 S SL 89 S SL 90 2-3 ② K	F FC 87 S SI 94 F CH 87 F CH 87 B CU 78 X SI 94 1-2 ② G6-3	4	0	0	0	0	1	0
50 Travis Demeritte, R (1, 9) OBP: 0.346, SLG: 0.451	C FF 97 B FF 97 B SL 90 B FF 97 F FF 98 B FF 98 4-2 60 1B BB	C FF 97 C FF 97 X SL 90 0-2 ① G4-3	C FF 97 B KC 79 X FF 97 1-1 ③ F8	B FF 94 B FF 94 B FF 94 B FF 94 4-0 60 DI BB	2	0	0	0	2	0	0
60 Ronny Rodríguez, R (1, 4) OBP: 0.254, SLG: 0.451	B FF 97 F FF 98 B SL 90 X SL 89 2-1 1-2 1B	B KC 86 F FF 98 X FF 98 1-1 ② P1	C SI 86 S SI 86 X SL 80 0-2 ① F7	B FC 92 B FF 96 B FF 97 B FF 95 4-0 1-2 BB	3	0	1	0	1	0	0
18 Dawel Lugo, R (1, 5) OBP: 0.238, SLG: 0.287	C FF 98 S SL 90 C FF 98 0-3 ③ K	B FF 96 B FF 97 S FF 97 F FF 97 B KC 86 T FF 99 3-2 ③ K	C SL 79 X SI 87 0-1 ② G4-3	B SL 88 C FF 96 X FF 97 1-1 ③ F9	4	0	0	0	0	2	4
34 Jake Rogers, R (1, 2) OBP: 0.246, SLG: 0.333	C FF 98 B KC 84 S FF 98 S FF 99 1-3 ① K	B SL 89 S FF 97 F FF 97 S FF 99 1-3 ① K	B SL 78 C SL 79 F FF 88 F SL 79 B SL 80 B SI 88 C SI 87 3-3 ③ K		3	0	0	0	0	3	0
Inning Stats	R: 0 E: 0 K: 2 S: 9 H: 0 LOB: 0 BB: 0 P: 11	R: 0 E: 0 K: 2 S: 12 H: 1 LOB: 2 BB: 1 P: 20	R: 0 E: 0 K: 3 S: 11 H: 0 LOB: 0 BB: 0 P: 16	R: 0 E: 0 K: 1 S: 6 H: 0 LOB: 0 BB: 0 P: 7	R: 0 E: 0 K: 1 S: 8 H: 0 LOB: 0 BB: 0 P: 12	R: 0 E: 0 K: 2 S: 11 H: 1 LOB: 1 BB: 0 P: 15	R: 0 E: 0 K: 1 S: 8 H: 0 LOB: 0 BB: 0 P: 13	R: 0 E: 0 K: 1 S: 9 H: 0 LOB: 0 BB: 0 P: 12	R: 3 E: 0 K: 1 S: 17 H: 3 LOB: 2 BB: 2 P: 32	1B: 3 2B: 0 3B: 0 HR: 2 SF: 0 SAC: 0 DP: 0 HBP: 0						

TOP

Detroit Tigers @ Houston Astros

Minute Maid Park, Houston, TX

Thu Aug 22 2019, 7:11 PM - 10:00 PM CDT

Att. 27,220 - Roof Closed - 73 F

livebaseballscorecards.com

AB	32
R	3
H	5
RBI	3
BB	3
SO	14
LOB	6

PITCHER		IP	WLS	BF	H	R	ER	SO	BB	IBB	HBP	BLK	WP	HR	S	P	ERA	WHIP
45 Gerrit Cole, R ERA: 2.75	(1, 1)	7.0	W	24	2	0	0	12	1	0	0	0	0	0	65	94	0.00	0.429
38 Joe Smith, R ERA: 1.29	(8, 1)	1.0		3	0	0	0	1	0	0	0	0	0	0	9	12	0.00	0.000
29 Joe Biagini, R ERA: 4.06	(9, 1)	0.2		6	3	3	3	1	1	0	0	0	0	2	15	25	40.50	6.000
54 Roberto Osuna, R ERA: 2.79	(9, 1)	0.1	S	2	0	0	0	0	1	0	0	0	0	0	2	7	0.00	3.000

PITCHER	IP	WLS	BF	H	R	ER	SO	BB	IBB	HBP	BLK	WP	HR	S	P	ERA	WHIP

BOTTOM

Batter	1	2	3	4	5	6	7	8	9	AB	R	H	RBI	BB	SO	LOB
4 George Springer, R (1, 8) OBP: 0.380, SLG: 0.569 6 Jake Marisnick, R (8, PH) OBP: 0.297, SLG: 0.439 (9, 8)	B FF 90 C FF 90 B SI 90 X SL 86 2-1 23 G6-3 2B		B SI 90 C CU 80 B SI 90 S SL 86 D CU 82 C FF 90 3-3 ② K		S SL 85 B SL 86 B SI 90 S SL 86 F CU 81 B FF 91 S SL 85 3-3 ③ K		B SV 79 B SI 93 B SI 94 C SI 94 F SI 94 F SI 93 B SI 94 4-2 27 BB 23 1B 1-2 BB	F SI 90 F FC 89 F FF 94 S CH 79 0-3 ② K		3	1	1	0	1	2	1
										1	0	0	0	0	1	0
27 Jose Altuve, R (1, 4) OBP: 0.360, SLG: 0.537 26 Myles Straw, R (8, PH) OBP: 0.347, SLG: 0.291 (9, 4)	B SL 85 C FF 90 F SI 91 F SL 86 F FF 91 B SI 90 S CU 81 2-3 ① K		F SL 87 B SI 89 F SL 86 B SL 85 X FF 91 2-2 ③ FC6-4 1-2f			B SI 95 F SI 95 F SL 85 B FF 97 B SI 96 X FF 95 3-2 ① F8	D SV 78 B SI 94 B SI 94 B SI 94 4-0 2 FC5-4 23 1B 10 1B 1-2 2-3 BB	B FC 88 X FC 84 1-0 ③ G5-3		3	1	0	0	1	1	2
										1	0	0	0	0	0	0
23 Michael Brantley, L (1, 7) OBP: 0.395, SLG: 0.544	B FF 91 C SI 91 F FF 91 X CU 81 1-2 ② G6-3 2-3			C SL 86 X FF 90 0-1 2 HR 2B		B SL 88 B SL 87 C SI 96 C FF 95 B SI 97 X SI 96 3-2 2 1B 44 2B 1B	B FC 86 B FF 89 X FC 87 2-0 2 FC5-4 1-2 2-H 3-H 1B		4	2	3	2	0	0	1
2 Alex Bregman, R (1, 6) OBP: 0.407, SLG: 0.558	B SI 91 C SL 86 D SL 86 X SL 87 2-1 ③ G1-3			B SL 85 B SI 90 F SL 86 B FF 90 X FF 90 3-1 2-H HR		B SI 96 D CH 90 C SI 96 F FF 95 X FF 96 2-2 44 2B 13 FC1-2 1-3 1B	F FC 84 X CH 77 0-1 ① FC5-4 10 1B 44 BB 1-2f 2-3		4	1	2	2	0	0	3
44 Yordan Alvarez, L (1, 10) OBP: 0.418, SLG: 0.683		B SI 91 X SI 90 1-0 ① G6-3		B SL 86 X SI 90 1-0 ① L8		F SL 88 B SL 87 F FF 96 F FF 94 B SL 88 B SI 95 X SL 86 3-2 13 FC1-2 1-3 3-H 2B	B FC 83 B SI 87 C SI 88 B FF 89 1 SAFE F SI 89 B SI 90 4-2 10 1B 1-2 BB		3	0	1	1	1	0	0
10 Yuli Gurriel, R (1, 3) OBP: 0.342, SLG: 0.542		C SL 86 B FF 91 F FF 91 B SI 90 B CU 82 F SL 87 F SL 87 X SI 91 3-2 ② G6-3		B FF 90 C SL 87 X SL 86 1-1 ② G4-3		0-0 13 FC1-2 IBB	C CH 79 B FC 87 B FC 87 X CH 78 2-1 1-2 2-3 3-H 1B		3	0	1	1	1	0	0
13 Abraham Toro, S (1, 5)		C CU 79 B CU 80 B FF 91 F SI 91 F FF 91 B CU 81 X SL 87 3-2 ③ G3-1		X FF 90 0-0 ③ G4-3		X FF 97 0-0 ② FC1-2 1-2 2-3 3-Hf	S CH 78 X FF 90 0-1 ② F9		4	0	0	0	0	0	6
12 Martín Maldonado, R (1, 2) OBP: 0.284, SLG: 0.351			B FF 90 B SI 90 B FF 89 C FF 90 C SL 86 F FF 91 B SL 86 4-2 27 FC6-4 BB		F FF 90 C CU 79 S SL 86 0-3 ① K	X FF 96 0-0 ③ F9	B FC 87 F CH 79 C FF 88 B FC 87 F FC 88 F KC 78 X CH 79 2-2 ③ G6-3		3	0	0	0	1	1	6
22 Josh Reddick, L (1, 9) OBP: 0.302, SLG: 0.376			B SI 89 X SI 90 1-0 ① L7		C CH 87 X SL 86 0-1 ② G4-3		B SI 94 F SI 94 S SI 95 F SV 80 B SV 79 F SI 94 F SI 94 B SI 94 X SI 94 3-2 27 BB 4 BB 23 1B 1B	F FC 86 X FF 92 0-1 ① G6-3		4	1	1	0	0	0	1
Inning Stats	R: 0 E: 0 K: 1 S: 12 H: 1 LOB: 1 BB: 0 P: 19	R: 0 E: 0 K: 0 S: 10 H: 0 LOB: 0 BB: 0 P: 17	R: 0 E: 0 K: 1 S: 10 H: 0 LOB: 1 BB: 1 P: 20	R: 2 E: 0 K: 0 S: 8 H: 2 LOB: 0 BB: 0 P: 13	R: 0 E: 0 K: 2 S: 9 H: 0 LOB: 0 BB: 0 P: 12	R: 1 E: 0 K: 0 S: 15 H: 3 LOB: 3 BB: 1 P: 26	R: 3 E: 0 K: 0 S: 23 H: 3 LOB: 3 BB: 3 P: 44	R: 0 E: 0 K: 1 S: 7 H: 0 LOB: 0 BB: 0 P: 8		1B: 5 2B: 3 3B: 0 HR: 1 SF: 0 SAC: 0 DP: 0 HBP: 0						

PITCHER		IP	WLS	BF	H	R	ER	SO	BB	IBB	HBP	BLK	WP	HR	S	P	ERA	WHIP
27 Jordan Zimmermann, R ERA: 6.48	(1, 1)	5.0	L	19	3	2	2	4	1	0	0	0	0	1	49	81	3.60	0.800
65 Gregory Soto, L ERA: 6.41	(6, 1)	1.0		7	3	1	1	0	0	1	0	0	0	0	15	26	9.00	3.000
62 David McKay, R ERA: 6.43	(7, 1)	0.0		3	1	3	3	0	2	0	0	0	0	0	9	20	∞	∞
63 Nick Ramirez, L ERA: 4.66	(7, 1)	2.0		9	2	0	0	1	1	0	0	0	0	0	21	32	0.00	1.500

PITCHER	IP	WLS	BF	H	R	ER	SO	BB	IBB	HBP	BLK	WP	HR	S	P	ERA	WHIP

Detroit Tigers @ Houston Astros

Minute Maid Park, Houston, TX

Thu Aug 22 2019, 7:11 PM - 10:00 PM CDT

Att. 27,220 - Roof Closed - 73 F

livebaseballscorecards.com

AB	33
R	6
H	9
RBI	6
BB	5
SO	5
LOB	20

WP: 0 PB: 0 SB: 0 CS: 0 PA: 38

Batter	1	2	3	4	5	6	7	8	9	AB	R	H	RBI	BB	SO	LOB
6 David Fletcher, R (1, 4) OBP: 0.346, SLG: 0.397	B FF 87 B FF 89 X FF 88 2-0 ① P3		F FF 87 B CU 74 F FF 89 B SL 85 X SL 83 2-2 17 G4-6-3 1B		C FF 90 B SL 86 X SL 85 1-1 ② G6-3		C FF 90 D SL 84 X CU 72 1-1 1-3 1B		C FC 93 X FC 92 0-1 ③ G3-1	5	0	2	0	0	0	1
27 Mike Trout, R (1, 8) OBP: 0.437, SLG: 0.654	C FF 89 X CU 73 0-1 ② P3		C CU 72 C FF 91 B FF 91 D CH 88 F FF 91 S CH 88 2-3 ① K		C CU 72 X FF 92 0-1 ③ P4		B CU 73 C CH 88 1 SAFE X FF 91 1-1 ② F8			4	0	0	0	0	1	4
17 Shohei Ohtani, L (1, 10) OBP: 0.360, SLG: 0.521	C FF 88 S CH 86 B FF 91 F CU 67 X CH 88 1-2 ③ F8		B CH 88 1 SAFE B FF 90 S CH 88 X CH 88 2-1 ②③ G4-6-3 1-2f			X FF 90 0-0 E4 56 1B 8 FC5-4	D CU 81 F FC 92 F FF 93 S FC 92 1-3 ③ K			4	1	0	0	0	1	3
56 Kole Calhoun, L (1, 9) OBP: 0.330, SLG: 0.484		X CU 73 0-0 8 1B 5 1B 1B		C CH 86 B FF 89 B CU 70 X CH 88 2-1 2B		X CH 87 0-0 8 FC5-4 1-3 1B		X SL 88 0-0 HR		4	2	4	1	0	0	0
8 Justin Upton, R (1, 7) OBP: 0.317, SLG: 0.418		C FF 87 B SL 86 X SL 86 1-1 5 1B 2 FC6-4 1-2 1B		X FF 89 0-0 ① P4		B SL 85 B SL 84 S CU 74 C FF 89 B FF 91 F FF 91 X SL 84 3-2 ① FC5-4 5 1B 1-2f 3-H		C SI 98 X SL 90 0-1 ① F8		4	1	1	1	0	0	2
5 Albert Pujols, R (1, 3) OBP: 0.307, SLG: 0.442		B CU 73 B SI 90 C SL 85 X SL 85 2-1 2 FC6-4 1-3 2-H 1B		C FF 90 X CU 73 0-1 ② G5-3		X SI 90 0-0 2 G1-4-3 1-2 1B		S FF 98 B FF 99 S FF 98 B SL 89 B FF 98 X SL 88 3-2 ② G6-3		4	0	2	1	0	0	1
2 Andrelton Simmons, R (1, 6) OBP: 0.311, SLG: 0.377		C FF 91 F FF 91 B CU 66 F SL 83 D CU 66 X CH 88 2-2 ① FC6-4 23 FC5-6 1-2f 3-H		D SL 84 X FF 90 1-0 ③ F7		F SL 84 F SL 83 D SL 81 D FF 91 X SI 91 2-2 ②③ G1-4-3 1-2f		B FF 98 S SL 88 B SL 88 X FF 98 2-1 ③ G5-3		4	0	0	1	0	0	4
23 Matt Thaiss, L (1, 5) OBP: 0.275, SLG: 0.418		B CH 85 B CH 87 X CH 87 2-0 ② FC5-6 48 FC5-6 1-2f			C FF 88 B FF 89 S CU 72 F FF 90 X CU 69 1-2 48 G6-3 2B		C CH 87 S CU 71 B FF 91 B FF 90 X CH 88 2-2 ① G1-3		B CH 86 F FF 97 S FF 97 F FF 97 X CH 85 1-2 ① G3	4	0	1	0	0	0	1
48 Anthony Bemboom, L (1, 2) OBP: 0.185, SLG: 0.333 18 Brian Goodwin, L (9, PH) OBP: 0.342, SLG: 0.494		C FF 90 B FF 90 1 SAFE B CH 86 X CH 87 2-1 ③ FC5-6 1-2f			F FF 89 C FF 91 D CH 88 X FF 90 1-2 ① G6-3 2-3		X CH 88 0-0 6 1B 1B		B CH 86 C FF 98 C CH 86 S FF 97 1-3 ② K	3 1	0 0	1 0	0 0	0 0	0 1	2 0

Inning Stats	1	2	3	4	5	6	7	8	9
	R: 0 E: 0 K: 0 S: 7	R: 2 E: 0 K: 0 S: 12	R: 0 E: 0 K: 1 S: 9	R: 0 E: 0 K: 0 S: 6	R: 0 E: 0 K: 0 S: 11	R: 1 E: 1 K: 0 S: 10	R: 0 E: 0 K: 1 S: 11	R: 1 E: 0 K: 0 S: 8	R: 0 E: 0 K: 1 S: 9
	H: 0 LOB: 0 BB: 0 P: 10	H: 3 LOB: 1 BB: 0 P: 21	H: 1 LOB: 0 BB: 0 P: 15	H: 1 LOB: 1 BB: 0 P: 9	H: 1 LOB: 1 BB: 0 P: 14	H: 2 LOB: 1 BB: 0 P: 15	H: 2 LOB: 2 BB: 0 P: 16	H: 1 LOB: 0 BB: 0 P: 13	H: 0 LOB: 0 BB: 0 P: 11

1B: 8 SF: 0
2B: 2 SAC: 0
3B: 0 DP: 2
HR: 1 HBP: 0

WP: 0 PA: 37
PB: 0
SB: 0
CS: 0

PITCHER	IP	WLS	BF	H	R	ER	SO	BB	IBB	HBP	BLK	WP	HR	S	P	ERA	WHIP
21 Zack Greinke, R (1, 1) ERA: 2.83	6.2	W	29	10	3	2	1	0	0	0	0	0	0	63	96	2.70	1.500
36 Will Harris, R (7, 1) ERA: 1.68	0.1	H	1	0	0	0	1	0	0	0	0	0	0	3	4	0.00	0.000
30 Héctor Rondón, R (8, 1) ERA: 3.83	1.0	H	4	1	1	1	0	0	0	0	0	0	1	8	13	9.00	1.000
54 Roberto Osuna, R (9, 1) ERA: 2.73	1.0	S	3	0	0	0	1	0	0	0	0	0	0	9	11	0.00	0.000

PITCHER	IP	WLS	BF	H	R	ER	SO	BB	IBB	HBP	BLK	WP	HR	S	P	ERA	WHIP

TOP

Los Angeles Angels @ Houston Astros

Minute Maid Park, Houston, TX

Fri Aug 23 2019, 7:11 PM - 10:18 PM CDT
Att. 35,201 - Roof Closed - 73 F

livebaseballscorecards.com

AB	37
R	4
H	11
RBI	4
BB	0
SO	3
LOB	18

Batter	1	2	3	4	5	6	7	8	9	AB	R	H	RBI	BB	SO	LOB
4 George Springer, R (1, 10) OBP: 0.379, SLG: 0.565	B FF 91 C FF 91 B CH 81 B FF 92 B FF 92 4-1 27 SH1-3 BB		B CH 82 C CH 83 B FF 94 X CH 82 2-1 ①② G6-4-3 1-2f 2-3	1 SAFE B CU 75 C CH 83 B FF 93 X CU 76 2-1 ③ FC5-4 1-2f			B CU 78 X CH 84 1-0 ① G6-3			3	0	0	0	1	0	4
27 Jose Altuve, R (1, 4) OBP: 0.362, SLG: 0.538	X CH 81 0-0 ① SH1-3 1-2		D CH 82 S CU 76 C FF 93 X FF 93 1-2 23 1B 3-H 1B		B CU 74 B CU 75 C FF 92 X FF 92 2-1 ① F8		B CH 84 X CU 77 1-0 23 G4-3 2 1B 1B			3	1	2	1	0	0	0
23 Michael Brantley, L (1, 7) OBP: 0.394, SLG: 0.541	B FF 93 F FF 93 B FF 93 B CU 77 C CH 81 F FF 93 F CU 75 X CH 81 3-2 ② L7		B FF 94 1 SAFE S CU 76 X CH 81 1-1 1-3 1B		C FF 92 B SL 83 F FF 91 S CH 80 2-3 ② K		C FF 90 F CH 84 1 SAFE B CH 84 B FF 89 F CH 84 B CH 83 X CH 86 3-2 ② G4-3 1-2			4	0	1	0	0	1	2
2 Alex Bregman, R (1, 6) OBP: 0.408, SLG: 0.560	D CH 82 B FF 92 F CH 81 F CU 76 S CH 82 2-3 ③ K		**B FF 92** **1 SAFE** **F CH 81** **S CH 82** **F CH 81** 1 SAFE 1 SAFE F FF 91 F CH 80 1-2 F FF 85 X CU 76 P6		C FF 93 C FF 93 B CU 77 B CH 81 X CH 80 2-2 10 HR 2B		C SL 86 D SL 87 F FF 99 X FS 90 1-2 10 1B 2-H 1B			4	1	2	1	0	1	3
10 Yuli Gurriel, R (1, 3) OBP: 0.344, SLG: 0.548		B FF 90 B CH 80 C FF 90 C FF 91 X FF 92 2-2 ① L8		C FF 92 X CH 80 0-1 ① L7	B FF 89 B CU 77 C CH 84 C CU 77 X FF 90 2-2 2-H HR		1 SAFE X SI 98 0-0 1-2 1B			4	1	2	2	0	0	0
28 Robinson Chirinos, R (1, 2) OBP: 0.346, SLG: 0.434		C FF 92 B FF 92 F CH 81 F FF 92 F CH 81 B CU 75 B FF 92 X CH 80 3-2 ② G6-3		B FF 92 X CH 81 1-0 6 1B 2B	C CU 77 S CH 84 B CH 85 B FF 89 F CU 77 B CH 85 S CU 77 3-3 ③ K		C SL 86 B FF 98 S SL 86 D SL 88 T FF 98 2-2 ③ K			4	1	1	0	0	2	2
13 Abraham Toro, S (1, 5) OBP: 0.250, SLG: 0.250		C CU 76 B FF 92 X CH 81 1-1 ③ G6-3		X CH 82 0-0 6 1B 1B		C CU 76 B FF 88 X CH 85 1-1 6 CS 1B		C FF 96 B FF 95 B FF 96 C FF 96 X CU 85 2-2 ① G5-3		4	0	2	0	0	0	0
6 Jake Marisnick, R (1, 8) OBP: 0.304, SLG: 0.442			B FF 91 F FF 90 S CH 80 F FF 92 B FF 94 B CH 79 B CH 82 4-2 4 22 G6-4-3 1B 27 1B BB	B FF 92 X CH 82 1-0 4 FC5-4 1-3 2-H 1B		B CH 84 C CH 84 S CU 76 B CH 85 F FF 88 X CU 78 2-2 ① 22 CS 1-2 1B		C CU 83 S FF 96 S FF 96 0-3 ② K		3	1	2	1	1	1	0
22 Josh Reddick, L (1, 9) OBP: 0.301, SLG: 0.375			1 SAFE C FF 93 X CU 77 0-1 4 G6-4-3 1-2 1B	C CU 78 F FF 93 B CH 82 S CU 76 1-3 ② K		B CU 76 X CH 85 1-0 ②③ G3-1 1-2		T FF 97 S CU 84 F FF 98 F FF 96 F CU 84 C CU 84 0-3 ③ K		4	0	1	0	0	2	3
Inning Stats	R: 0 E: 0 K: 1 S: 10 H: 0 LOB: 1 BB: 1 P: 19	R: 0 E: 0 K: 0 S: 10 H: 0 LOB: 0 BB: 0 P: 16	R: 1 E: 0 K: 0 S: 19 H: 3 LOB: 2 BB: 1 P: 28	R: 1 E: 0 K: 1 S: 10 H: 3 LOB: 2 BB: 0 P: 15	R: 2 E: 0 K: 2 S: 15 H: 2 LOB: 0 BB: 0 P: 26	R: 0 E: 0 K: 0 S: 7 H: 2 LOB: 0 BB: 0 P: 11	R: 1 E: 0 K: 1 S: 13 H: 3 LOB: 2 BB: 0 P: 21	R: 0 E: 0 K: 2 S: 12 H: 0 LOB: 0 BB: 0 P: 14		1B: 10 2B: 2 3B: 0 HR: 1 SF: 0 SAC: 1 DP: 1 HBP: 0						

PITCHER		IP	WLS	BF	H	R	ER	SO	BB	IBB	HBP	BLK	WP	HR	S	P	ERA	WHIP
54 José Suarez, L ERA: 6.67	(1, 1)	4.2	L	22	7	3	3	3	2	0	0	0	0	0	57	92	5.79	1.929
24 Noé Ramirez, R ERA: 3.46	(5, 1)	2.0		8	4	2	2	1	0	0	0	0	0	1	20	34	9.00	2.000
40 Luis García, R ERA: 4.8	(7, 1)	0.1		3	2	0	0	1	0	0	0	0	0	0	7	10	0.00	6.000
58 Miguel Del Pozo, L ERA:	(8, 1)	1.0		3	0	0	0	2	0	0	0	0	0	0	12	14	0.00	0.000

PITCHER	IP	WLS	BF	H	R	ER	SO	BB	IBB	HBP	BLK	WP	HR	S	P	ERA	WHIP

BOTTOM

Los Angeles Angels @ Houston Astros

Minute Maid Park, Houston, TX

Fri Aug 23 2019, 7:11 PM - 10:18 PM CDT

Att. 35,201 - Roof Closed - 73 F

livebaseballscorecards.com

AB	33
R	5
H	13
RBI	5
BB	2
SO	7
LOB	14

Batter	1	2	3	4	5	6	7	8	9	AB	R	H	RBI	BB	SO	LOB
6 David Fletcher, R (1, 6) OBP: 0.349, SLG: 0.400	B FC 87 X CH 80 1-0 ① L5			C SI 87 B FC 85 B SI 88 X CH 80 2-1 17 1B 2B	C SI 91 D CU 77 X CU 76 1-1 1-2 2-3 1B		C SI 87 1 SAFE B SI 87 X SI 86 1-1 ① G5-3 1-2		B FC 91 B FC 91 B FC 90 C FC 90 C FC 90 B FC 91 4-2 BB	4	0	2	0	1	0	1
27 Mike Trout, R (1, 8) OBP: 0.435, SLG: 0.649	B FF 89 B CU 76 B CU 74 C FF 90 F FC 88 F FF 92 X FF 91 3-2 ② G5-3			C FC 86 B FC 87 X FF 89 1-1 ① G6-3	B FC 89 S CU 78 B FC 88 C FC 91 X FF 94 2-2 ③ F8		C SL 80 C SI 87 X SI 87 0-2 2-H 1B		D CU 81 B FC 92 X FC 91 2-0 ② F8	5	0	1	1	0	0	5
17 Shohei Ohtani, L (1, 10) OBP: 0.358, SLG: 0.517	B SI 88 C FC 88 S CH 83 B FC 87 S CH 82 2-3 ③ K			B FC 87 D SI 89 C FC 86 C FC 88 X FC 88 2-2 ② 2-3 1B		C FF 91 B ST 82 B CH 86 B CH 85 C FF 92 F FF 92 S FF 92 3-3 ① K	F SI 87 F SI 86 C SL 80 0-3 ② K		D CU 82 X FC 93 1-0 ③ G4-3	5	0	1	0	0	3	2
8 Justin Upton, R (1, 7) OBP: 0.316, SLG: 0.414		C FF 87 F FC 85 S FC 87 0-3 ① K		C CH 80 S CH 77 D FC 87 B FF 92 X FF 92 2-2 ③ L7		B ST 81 B ST 84 C SI 91 C SI 92 B CH 83 X FF 92 3-2 4 BB 5 BB 1B	C SL 79 F SI 87 F SI 86 X SI 87 0-2 ③ G6-3			4	0	1	0	0	1	2
5 Albert Pujols, R (1, 3) OBP: 0.309, SLG: 0.440		B CU 75 C FF 88 F FC 87 F FC 87 B FC 87 X CU 70 2-2 ② G5-3			C FC 84 B CH 79 B SI 88 S CU 76 B CU 72 S FC 87 3-3 ① K	B SI 91 B SI 91 B SI 92 B SI 91 4-0 4 BB 1-2 BB		B FC 88 B FC 87 B ST 80 B FF 90 4-0 56 34-3-6-4 BB		2	0	0	0	2	1	0
56 Kole Calhoun, L (1, 9) OBP: 0.328, SLG: 0.480		B SI 88 C FC 86 B CH 81 F FF 90 X FF 92 2-2 ③ L5			F CH 82 B CH 82 F CH 82 B FC 88 X FC 88 2-2 ② G3-1	C CH 84 B FF 95 B FF 96 X CH 84 2-1 ② F7		X FC 88 0-0 ① ② G4-3-6-4 1-2f		4	0	0	0	0	0	3
4 Luis Rengifo, S (1, 4) OBP: 0.329, SLG: 0.372			B CU 75 X FC 84 1-0 ① F8		C CH 79 S FF 90 B CU 75 B CU 76 B CH 79 X FF 91 3-2 HR	B FF 96 B CH 85 B FF 96 F FF 94 F FF 96 B CH 85 4-2 1-2 2-3 BB		B FF 92 B FC 88 B FF 91 B FF 92 4-0 BB		2	1	1	1	2	0	0
23 Matt Thaiss, L (1, 5) OBP: 0.274, SLG: 0.412			B FC 87 C FC 86 C FC 88 X FC 89 1-2 ② G5-3		B FC 87 C FC 87 B FC 88 F FC 90 X FC 86 2-2 6 1B 33 BB 1B	S CH 85 B CH 85 S CH 86 D CH 86 S CH 86 2-3 ③ K		C ST 81 B FF 92 C ST 80 F ST 81 B FF 92 X ST 80 2-2 ③ G4-3		4	0	1	0	0	1	4
33 Max Stassi, R (1, 2) OBP: 0.216, SLG: 0.175 18 Brian Goodwin, L (7, PH) OBP: 0.344, SLG: 0.494 44 Kevan Smith, R (7, 2) OBP: 0.329, SLG: 0.366			C FF 88 S CU 74 B CH 79 B FF 90 B CH 80 C FF 92 3-3 ③ K		1 SAFE C CU 76 F FC 87 B FC 89 B CH 81 F FC 88 F FC 89 F CH 81 B CH 80 4-2 B FC 89 6 1B 1-2 BB		B SL 79 F SL 80 B SL 80 B SL 78 B SI 86 4-1 6 G5-3 27 1B BB		B FC 91 C FC 91 F CU 82 B CU 82 S FC 91 2-3 ① K	1 0 1	0 1 0	0 0 0	0 0 0	1 1 0	1 0 1	0 0 0
Inning Stats	R: 0 E: 0 K: 1 S: 8 H: 0 LOB: 0 BB: 0 P: 14	R: 0 E: 0 K: 1 S: 10 H: 0 LOB: 0 BB: 0 P: 14	R: 0 E: 0 K: 1 S: 7 H: 0 LOB: 0 BB: 0 P: 12	R: 0 E: 0 K: 0 S: 10 H: 2 LOB: 1 BB: 0 P: 17	R: 1 E: 0 K: 1 S: 22 H: 3 LOB: 3 BB: 1 P: 39	R: 0 E: 0 K: 2 S: 14 H: 1 LOB: 3 BB: 2 P: 32	R: 1 E: 0 K: 1 S: 13 H: 1 LOB: 1 BB: 1 P: 18	R: 0 E: 0 K: 0 S: 5 H: 0 LOB: 1 BB: 2 P: 15	R: 0 E: 0 K: 1 S: 7 H: 0 LOB: 1 BB: 1 P: 16	1B: 5 2B: 1 3B: 0 HR: 1 SF: 0 SAC: 0 DP: 1 HBP: 0						

WP: 0 PA: 39
PB: 0
SB: 0
CS: 0

PITCHER		IP	WLS	BF	H	R	ER	SO	BB	IBB	HBP	BLK	WP	HR	S	P	ERA	WHIP
20 Wade Miley, L ERA: 3.13	(1, 1)	5.0	W	20	5	1	1	4	1	0	0	0	0	1	57	96	1.80	1.200
41 Brad Peacock, R ERA: 4.03	(6, 1)	0.1		3	1	0	0	1	1	0	0	0	0	0	7	17	0.00	6.000
47 Chris Devenski, R ERA: 4.76	(6, 1)	0.2	H	3	0	0	0	1	1	0	0	0	0	0	7	15	0.00	1.500
38 Joe Smith, R ERA: 1.8	(7, 1)	1.0		5	1	1	1	1	1	0	0	0	0	0	13	18	9.00	2.000
31 Collin McHugh, R ERA: 4.79	(8, 1)	1.0	H	4	0	0	0	0	2	0	0	0	0	0	5	15	0.00	2.000

PITCHER		IP	WLS	BF	H	R	ER	SO	BB	IBB	HBP	BLK	WP	HR	S	P	ERA	WHIP
36 Will Harris, R ERA: 1.64	(9, 1)	1.0	S	4	0	0	0	1	1	0	0	0	0	0	7	16	0.00	1.000

Los Angeles Angels @ Houston Astros

Minute Maid Park, Houston, TX

Sat Aug 24 2019, 6:10 PM - 9:13 PM CDT

Att. 37,862 - Roof Closed - 73 F

TOP

livebaseballscorecards.com

AB	32
R	2
H	7
RBI	2
BB	7
SO	8
LOB	17

Batter	1	2	3	4	5	6	7	8	9	AB	R	H	RBI	BB	SO	LOB
4 George Springer, R (1, 8) OBP: 0.377, SLG: 0.560	B FF 92 B FF 90 X FF 90 2-0 ① F8	X CH 86 0-0 ③ L8		C FF 92 C FF 91 B FF 91 C CH 85 1-3 ③ K		S FC 87 B FC 86 B CH 83 C SI 93 X SI 93 2-2 1B		B SL 85 B SL 84 C FF 94 B SL 86 C FF 94 S FF 95 3-3 ③ K		5	0	1	0	0	2	0
27 Jose Altuve, R (1, 4) OBP: 0.366, SLG: 0.547	C CU 77 F FF 91 B CH 85 B CU 78 X FF 92 2-2 23 HR 3B		B CH 84 B CU 78 C CH 84 B FF 91 C CU 77 F CU 78 X CU 78 3-2 2 HR 2B		B FF 90 C FF 90 B CH 83 B FF 91 C FF 90 F FF 92 F FF 91 B FF 91 4-2 23 FC6-4 BB	C FC 86 B SI 92 S FC 86 1 SAFE S FC 87 1-3 ③ K				3	2	2	0	1	1	1
23 Michael Brantley, L (1, 7) OBP: 0.395, SLG: 0.546	C CU 78 C SI 91 D CU 79 X SI 92 1-2 3-H HR		B FF 92 H FF 91 2-0 2 HR HBP		1 SAFE C FF 91 D CU 77 F CU 76 B FF 91 D CU 77 1 SAFE X FF 91 3-2 ① FC6-4 44 2B 1-2f		X SI 90 0-0 ① G4-3			3	2	1	2	0	0	1
2 Alex Bregman, R (1, 6) OBP: 0.410, SLG: 0.567	B FF 92 B FF 91 B CH 84 F FF 91 D CH 85 4-1 44 FC4-6 BB		B CH 84 X FF 91 1-0 1-H 2-H HR		C CU 76 B FF 91 B FF 90 1 SAFE F CU 77 F FF 91 X CU 78 2-2 ② L7		C FC 85 F KC 79 B FC 86 B CH 83 B KC 81 X SI 92 3-2 10 BB 1B			3	1	2	3	1	0	1
44 Yordan Alvarez, L (1, 10) OBP: 0.415, SLG: 0.679	C FF 92 X CU 78 0-1 ② FC4-6 10 2B 1-2f		C CU 78 X CH 85 0-1 ① G3-1		S FF 90 B FF 91 C FF 90 X FF 92 1-2 1-3 2B		B SI 91 B FC 86 C CH 84 1 SAFE S FC 87 C KC 79 2-3 ② K			4	0	1	0	0	1	2
10 Yuli Gurriel, R (1, 3) OBP: 0.347, SLG: 0.550	B FF 92 B FF 92 X FF 91 2-0 1-3 2B		B CU 78 C FF 91 X CH 85 1-1 ② G6-3		B CH 84 B FF 92 D CH 83 C SI 93 B CH 84 4-1 BB		B FC 87 1 SAFE 1 SAFE B SI 92 B SI 91 C SI 91 D FC 87 4-1 1-2 BB			2	0	1	0	2	0	0
28 Robinson Chirinos, R (1, 2) OBP: 0.342, SLG: 0.428	B FF 91 F CH 85 S FF 92 S FF 92 1-3 ③ K		C CU 78 B CH 85 X CH 85 1-1 ③ G6-3		C FC 87 X FC 85 0-1 ③ G4-3		X FC 86 0-0 ③ L9			4	0	0	0	0	1	7
13 Abraham Toro, S (1, 5) OBP: 0.167, SLG: 0.167		C CU 77 F FF 91 X FF 91 0-2 ① F9		F FF 90 B FF 92 B CU 76 X FF 90 2-1 ① F8		B KC 78 C SI 91 S KC 81 B KC 81 S CH 85 2-3 ① K		X SL 81 0-0 ① G4-3		4	0	0	0	0	1	0
22 Josh Reddick, L (1, 9) OBP: 0.298, SLG: 0.371		C FF 92 S CU 79 B FF 92 X CU 78 1-2 ② G4-3		F FF 91 X FF 91 0-1 ② F7		B CH 83 B KC 79 F SI 92 X SI 92 2-1 ② G1-3		C FF 92 B FF 94 S SL 84 B FF 93 F SI 84 B SL 86 F FF 94 X FF 94 3-2 ② F7		4	0	0	0	0	0	0
Inning Stats	R: 2 E: 0 K: 1 S: 14 H: 3 LOB: 2 BB: 1 P: 26	R: 0 E: 0 K: 0 S: 7 H: 0 LOB: 0 BB: 0 P: 8	R: 3 E: 0 K: 0 S: 11 H: 2 LOB: 0 BB: 0 P: 19	R: 0 E: 0 K: 1 S: 7 H: 0 LOB: 0 BB: 0 P: 10	R: 0 E: 0 K: 0 S: 17 H: 1 LOB: 3 BB: 2 P: 31	R: 0 E: 0 K: 2 S: 11 H: 1 LOB: 1 BB: 0 P: 18	R: 0 E: 0 K: 1 S: 9 H: 1 LOB: 2 BB: 1 P: 18	R: 0 E: 0 K: 1 S: 9 H: 0 LOB: 0 BB: 0 P: 15		1B: 2 2B: 3 3B: 1 HR: 2 SF: 0 SAC: 0 DP: 0 HBP: 1						

PITCHER	IP	WLS	BF	H	R	ER	SO	BB	IBB	HBP	BLK	WP	HR	S	P	ERA	WHIP
52 Dillon Peters, L (1, 1) ERA: 4.11	4.2	L	23	6	5	5	2	2	0	1	0	0	2	53	87	9.64	1.714
53 Trevor Cahill, R (5, 1) ERA: 6.45	2.1		11	2	0	0	3	2	0	0	0	0	0	23	43	0.00	1.714
32 Cam Bedrosian, R (8, 1) ERA: 2.85	1.0		3	0	0	0	1	0	0	0	0	0	0	9	15	0.00	0.000

PITCHER	IP	WLS	BF	H	R	ER	SO	BB	IBB	HBP	BLK	WP	HR	S	P	ERA	WHIP

BOTTOM

Los Angeles Angels @ Houston Astros

Minute Maid Park, Houston, TX

Sat Aug 24 2019, 6:10 PM - 9:13 PM CDT

Att. 37,862 - Roof Closed - 73 F

livebaseballscorecards.com

AB	32
R	5
H	8
RBI	5
BB	4
SO	6
LOB	12

Batter	1	2	3	4	5	6	7	8	9	AB	R	H	RBI	BB	SO	LOB
6 David Fletcher, R (1, 5) OBP: 0.350, SLG: 0.400	C SI 92 B SI 95 B SI 92 B CU 79 B FF 93 4-1 27 FC6-4 BB		1 SAFE D CU 78 C CH 89 C SI 91 F CU 79 X FF 94 1-2 27 HBP 1-2 1B		C SI 91 B CH 89 F CH 88 F CU 81 B SI 96 S CU 80 2-3 ② K2-3		B FF 98 C FF 97 C SI 98 X SI 97 1-2 ③ G5-3			3	0	1	0	1	1	0
27 Mike Trout, R (1, 8) OBP: 0.437, SLG: 0.648	X SI 92 0-0 ① FC6-4 17 BB 1-2f		C SI 94 H CU 81 1-1 1-2 2-3 HBP		B SI 95 B CU 80 C CU 79 C SI 95 B CU 81 B CU 81 4-2 BB			X SI 87 0-0 17 FC4-6 1B		2	0	1	0	1	0	1
17 Shohei Ohtani, L (1, 10) OBP: 0.357, SLG: 0.512	D CU 80 B SI 93 B SI 93 B FF 93 4-0 8 G5-4-3 1-2 BB		D CU 79 B SI 92 F SI 92 F SI 93 C CU 80 2-3 ① K		B CU 79 S SI 92 X SI 94 1-1 ③ G4-3			F SL 79 B SI 86 B SI 86 X SI 86 2-1 ① FC4-6 8 G5-4-3 1-2f		3	0	0	0	1	1	5
8 Justin Upton, R (1, 7) OBP: 0.310, SLG: 0.404	X SI 92 0-0 ② ③ G5-4-3 1-2f		C SI 93 F SI 95 S CU 80 0-3 ② K			F SI 93 B FF 95 C CU 80 S CU 80 1-3 ① K		1 SAFE X SI 86 0-0 ② ③ G5-4-3 1-2f		4	0	0	0	0	2	6
5 Albert Pujols, R (1, 3) OBP: 0.306, SLG: 0.436		B SI 92 C SI 92 B CU 79 C SI 92 B SI 95 S CU 78 3-3 ① K	T SI 95 D CU 81 X SI 95 1-1 ③ G1-3			B CU 79 C CU 78 X SI 94 1-1 ② G5-3			B FF 93 F FF 94 B FF 95 B FF 94 F FF 94 X FF 94 3-2 ① F7	4	0	0	0	0	1	3
2 Andrelton Simmons, R (1, 6) OBP: 0.313, SLG: 0.386		X CU 79 0-0 HR		B SI 92 C SI 92 B SI 94 B SI 92 C FF 93 F CU 80 F SI 94 F SI 94 X CU 81 3-2 ① G5-3		C SI 92 B SI 95 B SI 93 B SI 94 B SI 93 4-1 BB			F FF 96 B SL 82 F SL 82 B FF 96 X CH 85 2-2 ② P5	3	1	1	1	1	0	0
18 Brian Goodwin, L (1, 9) OBP: 0.346, SLG: 0.502		H SI 93 1-0 44 G6-4-3 HBP		C SI 94 C SI 95 B CU 82 T CU 82 1-2 ② K		C CU 79 B CU 80 F SI 93 S CU 81 1-3 ③ K			F FF 96 B CH 86 B CH 85 X FF 96 2-1 HR	3	1	1	1	0	2	1
44 Kevan Smith, R (1, 2) OBP: 0.319, SLG: 0.354		F SI 92 B SI 92 X CU 79 1-1 ② ③ G6-4-3 1-2f		B SI 95 B SI 94 X SI 94 2-0 ③ G4-3			C FF 98 B SL 88 X FF 97 1-1 ① L9		X FF 95 0-0 ③ F8	4	0	0	0	0	0	1
4 Luis Rengifo, S (1, 4) OBP: 0.329, SLG: 0.370			B SI 91 B SI 92 B FF 93 B FF 93 4-0 27 HBP 6 1B BB		C SI 92 S CU 79 S CU 81 0-3 ① K		C FF 98 S FF 98 B FF 97 X FF 98 1-2 ② G6-3			2	0	0	0	1	1	0
Inning Stats	R: 0 E: 0 K: 0 S: 3 H: 0 LOB: 1 BB: 2 P: 11	R: 1 E: 0 K: 1 S: 6 H: 1 LOB: 0 BB: 0 P: 11	R: 0 E: 0 K: 2 S: 13 H: 1 LOB: 3 BB: 1 P: 22	R: 0 E: 0 K: 1 S: 10 H: 0 LOB: 0 BB: 0 P: 16	R: 0 E: 0 K: 2 S: 11 H: 0 LOB: 1 BB: 1 P: 18	R: 0 E: 0 K: 2 S: 9 H: 0 LOB: 1 BB: 1 P: 16	R: 0 E: 0 K: 0 S: 8 H: 0 LOB: 0 BB: 0 P: 11	R: 0 E: 0 K: 0 S: 4 H: 1 LOB: 0 BB: 0 P: 6	R: 1 E: 0 K: 0 S: 9 H: 1 LOB: 0 BB: 0 P: 16	1B: 2 2B: 0 3B: 0 HR: 2 SF: 0 SAC: 0 DP: 3 HBP: 2						

PITCHER		IP	WLS	BF	H	R	ER	SO	BB	IBB	HBP	BLK	WP	HR	S	P	ERA	WHIP
59 Framber Valdez, L ERA: 5.14	(1, 1)	6.0	W	25	2	1	1	8	5	0	2	0	0	1	52	94	1.50	1.167
30 Héctor Rondón, R ERA: 3.75	(7, 1)	1.0	H	3	0	0	0	0	0	0	0	0	0	0	8	11	0.00	0.000
38 Joe Smith, R ERA: 1.69	(8, 1)	1.0	H	3	1	0	0	0	0	0	0	0	0	0	4	6	0.00	1.000
47 Chris Devenski, R ERA: 4.84	(9, 1)	1.0		4	1	1	1	0	0	0	0	0	0	1	9	16	9.00	1.000

PITCHER	IP	WLS	BF	H	R	ER	SO	BB	IBB	HBP	BLK	WP	HR	S	P	ERA	WHIP

TOP

Los Angeles Angels @ Houston Astros

Minute Maid Park, Houston, TX

Sun Aug 25 2019, 1:12 PM - 4:10 PM CDT

Att. 38,989 - Roof Closed - 73 F

livebaseballscorecards.com

AB	28
R	2
H	4
RBI	2
BB	5
SO	8
LOB	17

BOTTOM

Batter	1	2	3	4	5	6	7	8	9	AB	R	H	RBI	BB	SO	LOB
27 Jose Altuve, R (1, 4) OBP: 0.366, SLG: 0.556	C FF 90 B SL 84 C SL 82 X SL 85 1-2 2 F8 44 G5-3 2B	C FF 91 B FF 90 S CH 82 B FF 92 B SL 85 S SL 85 3-3 ② K	C CH 80 B SL 85 X FF 92 1-1 ② F9	B SL 84 B CH 88 X FF 96 2-0 ③ L4	S CH 86 B CU 81 C CU 82 B FF 92 F CU 82 B FF 93 X CH 86 3-2 2-H HR	5	2	2	2	0	1	0
23 Michael Brantley, L (1, 7) OBP: 0.398, SLG: 0.546 26 Myles Straw, R (8, PR) OBP: 0.353, SLG: 0.291 (9, 7)	F FF 91 D SL 85 B FF 92 B SL 85 B FF 93 4-1 2 F8 BB	B FF 92 B SL 86 B CH 82 B SL 84 4-0 BB	C CH 81 B SL 85 B FF 93 F SL 84 X CH 85 2-2 ③ G6-3		1-2 2 2B 1B B FF 91 B CH 84 B FF 92 B FF 91 4-0 BB	2	0	1	0	2	0	0
2 Alex Bregman, R (1, 6) OBP: 0.408, SLG: 0.565	B SL 84 F SL 86 X FF 92 1-1 ① F8 1-2 2-3	B SL 85 C SL 84 1 SAFE F SL 85 1 SAFE B FF 92 D CH 85 F SL 86 X SL 85 3-2 ③ P5	B FF 89 B SL 85 B SL 85 C SL 84 F SL 85 S SL 84 3-3 ① K	1 SAFE C FF 92 B FF 93 B FF 93 X CH 88 1-1 10 1B 1-H 13 1B 2B B FF 93 B CU 81 B FF 92 C FF 93 X FF 92 3-1 ① F9	5	1	1	1	0	1	4
44 Yordan Alvarez, L (1, 10) OBP: 0.417, SLG: 0.673	B SL 85 B FF 93 X SL 85 2-0 ② G5-3 3-H	F SL 82 B FF 92 B CH 82 B SL 83 B SL 84 4-1 10 1B 22 1B BB	F FF 96 X CU 84 0-1 ② G2-3	2 SAFE B FF 92 B SL 87 B CH 86 3-0 13 1B 10 1B 22 WP IBB	2	2	0	1	2	0	1
10 Yuli Gurriel, R (1, 3) OBP: 0.348, SLG: 0.550	B FF 93 F FF 92 B FF 92 F SL 85 X SL 87 2-2 ③ P5	X FF 92 0-0 ① 1-3 1B	C FF 96 B FF 95 X FF 95 1-1 ③ L8	X CU 83 0-0 22 WP 13 1B 22 2B 1-2 2-3 1B	4	1	2	0	0	0	1
13 Abraham Toro, S (1, 5) OBP: 0.250, SLG: 0.200	B FF 91 F FF 91 B CH 81 F SL 83 S CH 83 2-3 ① K	C FF 92 C SL 85 D CH 86 B FF 93 X SL 86 2-2 ② G4-3	B CU 83 C CU 81 B FF 94 B FF 94 C FF 96 D CU 84 4-2 22 SH5-3 12 HR BB	X SL 87 0-0 22 WP 22 2B 1-2 2-3 3-H 1B	3	2	1	1	1	1	1
22 Josh Reddick, L (1, 9) OBP: 0.301, SLG: 0.376	C FF 92 F FF 92 B SL 81 X SL 84 1-2 ② P5	B SL 85 F SL 85 F FF 94 B SL 84 F SL 86 X SL 88 2-2 3-H 1B	1 SAFE B FF 94 1 SAFE L FF 94 X FF 95 1-1 ① SH5-3 1-2	D CH 86 B FF 92 X SL 86 2-0 27 HR 1-H 2-H 3-H 2B	3	1	2	3	0	0	0
12 Martín Maldonado, R (1, 2) OBP: 0.284, SLG: 0.360	C SI 92 B CH 82 S CH 84 B FF 91 X CH 82 2-2 ③ L5	1 SAFE S SL 84 F FF 93 S FF 93 0-3 ③ K	C FF 97 X FF 96 0-1 2-H HR	X CU 81 0-0 ① G5-3	4	1	1	2	0	1	3
6 Jake Marisnick, R (1, 8) OBP: 0.299, SLG: 0.434	B SL 80 X CH 79 1-0 ① P6	C FF 90 B SL 82 X CH 81 1-1 ① G3-1	L SL 84 C FF 98 F SL 83 B FF 97 S SL 84 1-3 ② K2-3	B FF 92 S CU 81 F CU 82 F CH 87 F CH 87 S CU 84 1-3 ② K	4	0	0	0	0	2	2
Inning Stats	R: 1 H: 1 E: 0 LOB: 1 K: 0 BB: 1 S: 10 P: 20	R: 0 H: 0 E: 0 LOB: 0 K: 1 BB: 0 S: 9 P: 14	R: 0 H: 0 E: 0 LOB: 1 K: 1 BB: 1 S: 8 P: 19	R: 1 H: 2 E: 0 LOB: 1 K: 1 BB: 1 S: 12 P: 20	R: 0 H: 0 E: 0 LOB: 0 K: 0 BB: 0 S: 7 P: 11	R: 0 H: 0 E: 0 LOB: 0 K: 1 BB: 0 S: 7 P: 11	R: 2 H: 1 E: 0 LOB: 0 K: 1 BB: 1 S: 11 P: 19	R: 7 H: 6 E: 0 LOB: 1 K: 1 BB: 2 S: 20 P: 37		1B: 5 SF: 0 2B: 3 SAC: 1 3B: 0 DP: 0 HR: 2 HBP: 0				WP: 1 PA: 39 PB: 0 SB: 0 CS: 0	

PITCHER		IP	WLS	BF	H	R	ER	SO	BB	IBB	HBP	BLK	WP	HR	S	P	ERA	WHIP
51 Jaime Barria, R ERA: 6.1	(1, 1)	5.1	L	21	3	2	2	4	3	0	0	0	0	0	49	90	3.38	1.125
58 Miguel Del Pozo, L ERA: 2.7	(6, 1)	1.0		4	0	1	1	0	1	0	0	0	0	0	8	14	9.00	1.000
31 Ty Buttrey, R ERA: 3.77	(7, 1)	0.2		3	1	1	1	1	0	0	0	0	0	1	7	10	13.50	1.500
67 Taylor Cole, R ERA: 6.8	(8, 1)	1.0		11	6	7	7	1	1	1	0	0	1	1	20	37	63.00	7.000

PITCHER	IP	WLS	BF	H	R	ER	SO	BB	IBB	HBP	BLK	WP	HR	S	P	ERA	WHIP

Los Angeles Angels @ Houston Astros

Minute Maid Park, Houston, TX

Sun Aug 25 2019, 1:12 PM - 4:10 PM CDT

Att. 38,989 - Roof Closed - 73 F

livebaseballscorecards.com

AB	32
R	11
H	10
RBI	10
BB	6
SO	6
LOB	12

Batter	1	2	3	4	5	6	7	8	9	AB	R	H	RBI	BB	SO	LOB
9 Eric Sogard, L (1, 10) OBP: 0.366, SLG: 0.486	C FF 94 X CH 87 0-1 G3-1		B FF 92 F SL 86 1 SAFE 1 SAFE F FF 93 1 SAFE X CU 80 1-2 F9		C FF 93 B SL 82 1 SAFE F SL 88 F SL 88 X SL 86 1-2 L8		C FF 93 D CH 85 X CH 85 1-1 F3		X FF 94 0-0 1-2 1B	5	0	1	0	0	0	4
17 Austin Meadows, L (1, 9) OBP: 0.347, SLG: 0.526	C FF 93 B CU 78 S FF 95 B FF 94 B FF 94 H CU 81 4-2 29 G5-3 HBP		C CU 78 B CH 86 F CU 79 1 SAFE X FF 94 1-2 F8			C FF 93 B CH 86 X CH 87 1-1 P5	F CH 85 D CH 87 B FF 92 D CH 84 X SI 93 3-1 L8		D CU 77 D CH 86 F FF 94 T FF 94 X FF 95 2-2 G4-3	4	0	0	0	0	0	5
29 Tommy Pham, R (1, 7) OBP: 0.374, SLG: 0.460	S SL 86 C SL 88 1 SAFE X SL 88 0-2 G5-3 1-2			C FF 94 X CU 79 0-1 26 F8 2B		B FF 93 B FF 94 C FF 94 C CH 86 B FF 94 X FF 95 3-2 2B		B FC 88 B FF 91 B FF 90 B FF 92 4-0 BB		3	0	2	0	1	0	1
26 Ji Man Choi, L (1, 3) OBP: 0.351, SLG: 0.401	B FF 94 B FF 96 X SL 89 2-0 F9			F FF 94 X FF 94 0-1 F8 2-3		C ST 80 F FF 92 B CH 85 S CH 84 1-3 K		S FC 89 C ST 81 F FC 89 X ST 82 0-2 P5		4	0	0	0	0	1	4
24 Avisaíl García, R (1, 8) OBP: 0.328, SLG: 0.448		C CU 78 S SL 88 B FF 95 S FF 96 1-3 K		B FF 94 B FF 96 S FF 96 S FF 96 D SL 90 S SL 89 3-3 K		X SI 91 0-0 G3		S FF 91 B ST 81 B FF 91 B ST 81 F FF 91 X FF 92 3-2 F8		4	0	0	0	0	2	3
18 Joey Wendle, L (1, 4) OBP: 0.273, SLG: 0.295		F FF 93 B CH 86 S SL 86 F SL 87 B FF 95 B FF 95 S SL 88 3-3 K		C FF 95 S CU 80 F CU 82 B SL 88 F FF 97 D CU 81 X CU 80 2-2 G6-3			B FF 91 X FF 92 1-0 HR	C ST 80 F FF 92 B FF 92 F ST 81 B ST 82 X ST 82 2-2 F9		4	1	1	1	0	1	2
37 Travis d'Arnaud, R (1, 2) OBP: 0.316, SLG: 0.433		S SL 88 B FF 95 C FF 95 S FF 96 1-3 K			S SL 85 F SL 87 B SL 87 F SL 88 F FF 95 B CU 81 X SL 88 2-2 5 FC4-6 1B		C SI 90 X ST 80 0-1 G6-3		B FF 94 B CU 76 B SI 93 C FF 93 B SI 93 4-1 5 G4-6-3 BB	3	0	1	0	1	1	0
5 Matt Duffy, R (1, 5) OBP: 0.306, SLG: 0.278			C FF 93 F FF 93 B CU 80 X FF 94 1-2 G6-3		C FF 93 F FF 94 B SL 87 X CU 81 1-2 FC4-6 1-2f		B ST 78 B ST 80 C SI 90 B SI 91 F SI 91 B FF 92 4-2 1 BB		C FF 93 B CH 88 X FF 93 1-1 G4-6-3 1-2f	3	0	0	0	1	0	2
1 Willy Adames, R (1, 6) OBP: 0.315, SLG: 0.407			X SL 87 0-0 1B		B SL 86 C SL 85 X FF 95 1-1 F9		B SI 92 C SI 91 B ST 81 B SI 92 B SI 91 4-1 1-2 BB		B FC 86 T SI 93 X SI 94 1-1 9 1B	3	0	2	0	1	0	1
Inning Stats	R: 0 E: 0 K: 0 S: 8 H: 0 LOB: 1 BB: 0 P: 14	R: 0 E: 0 K: 3 S: 10 H: 0 LOB: 0 BB: 0 P: 15	R: 0 E: 0 K: 0 S: 10 H: 1 LOB: 1 BB: 0 P: 13	R: 0 E: 0 K: 1 S: 12 H: 1 LOB: 1 BB: 0 P: 17	R: 0 E: 0 K: 0 S: 14 H: 1 LOB: 1 BB: 0 P: 19	R: 0 E: 0 K: 1 S: 9 H: 1 LOB: 1 BB: 0 P: 14	R: 1 E: 0 K: 0 S: 10 H: 1 LOB: 2 BB: 2 P: 23	R: 0 E: 0 K: 0 S: 11 H: 0 LOB: 1 BB: 1 P: 20	R: 0 E: 0 K: 0 S: 9 H: 2 LOB: 2 BB: 1 P: 17	1B: 4 2B: 2 3B: 0 HR: 1 SF: 0 SAC: 0 DP: 1 HBP: 1						

PITCHER		IP	WLS	BF	H	R	ER	SO	BB	IBB	HBP	BLK	WP	HR	S	P	ERA	WHIP
35 Justin Verlander, R ERA: 2.69	(1, 1)	5.1	W	21	4	0	0	4	0	0	1	0	0	0	59	87	0.00	0.750
41 Brad Peacock, R ERA: 4.06	(6, 1)	1.2		8	1	1	1	1	2	0	0	0	0	1	14	28	5.40	1.800
31 Collin McHugh, R ERA: 4.72	(8, 1)	1.0		4	0	0	0	0	1	0	0	0	0	0	11	20	0.00	1.000
29 Joe Biagini, R ERA: 3.99	(9, 1)	1.0		5	2	0	0	0	1	0	0	0	0	0	9	17	0.00	3.000

PITCHER	IP	WLS	BF	H	R	ER	SO	BB	IBB	HBP	BLK	WP	HR	S	P	ERA	WHIP

TOP

Tampa Bay Rays @ Houston Astros

Minute Maid Park, Houston, TX

Tue Aug 27 2019, 7:11 PM - 10:21 PM CDT

Att. 28,454 - Roof Closed - 73 F

livebaseballscorecards.com

AB	33
R	1
H	7
RBI	1
BB	4
SO	5
LOB	22

Tampa Bay Rays @ Houston Astros

Minute Maid Park, Houston, TX

Tue Aug 27 2019, 7:11 PM - 10:21 PM CDT

Att. 28,454 - Roof Closed - 73 F

livebaseballscorecards.com

BOTTOM

Batter	1	2	3	4	5	6	7	8	9	AB	R	H	RBI	BB	SO	LOB
4 George Springer, R (1, 8) (6, 9) OBP: 0.383, SLG: 0.561	C SI 95 B FF 97 X CU 78 1-1 27 CS 1B		T SI 95 B SI 96 C CU 80 B FF 97 F SI 97 F CU 80 B FF 97 F FF 97 H CU 80 4-2 27 SF8-3-5 HBP	F SI 95 F CU 80 B SI 96 S CU 80 1-3 K ②				B FA 80 B FA 62 C FA 79 B FA 83 H FA 78 4-1 1-2 HBP		3	1	2	1	1	1	1
27 Jose Altuve, R (1, 4) OBP: 0.363, SLG: 0.554	F FF 96 C FF 96 F CU 78 D CU 79 B CU 79 B FF 97 C FF 96 3-3 K ① ② 1-2		F FC 85 X CU 80 0-1 SF8-3-5 ① ② 1-2 2-3 3-H	C SI 95 X FC 83 0-1 G6-3 ③		X ST 83 0-0 6 1B 2B 1-3	B ST 82 C ST 83 F ST 84 4-2 1-2 2-3 3-H BB B ST 82 B FC 85 C FC 86 F FC 87 X FC 88 B SI 93 B FC 88 0-2 G5-3 ③	B FA 80 X FA 74 1-0 FC6-5 ③ 2-3f		5	1	1	1	0	1	7
23 Michael Brantley, L (1, 7) OBP: 0.397, SLG: 0.545 6 Jake Marisnick, R (6, 8) OBP: 0.301, SLG: 0.435	F FF 98 C FC 83 X FF 97 0-2 L8 ③		C CU 80 F FF 96 C CU 80 0-3 K ③		B SI 95 F SI 95 B SL 88 F SI 95 B FF 96 X SI 95 3-2 2 1B 44 HR 1B	B ST 82 C ST 83 X SI 93 1-1 2 1B 16 1B 1B 2-H 3-H	C FA 74 B FA 61 B FA 76 F FA 70 X FA 78 2-2 P4 ①			3 2	1 1	1 1	0 2	0 0	1 0	1 0
2 Alex Bregman, R (1, 6) OBP: 0.410, SLG: 0.566		C FC 85 C CU 79 B CU 79 B SI 97 B CU 80 X CU 80 3-2 F7 ①		C FC 85 B CU 79 B SI 94 C CU 80 X FF 96 2-2 44 2B 10 2B 1B	B SI 95 X SI 95 1-0 1-2 44 HR 1B	C ST 83 B ST 83 F ST 82 B SI 92 X ST 84 2-2 16 1B 28 E 1B 1-3	B FA 61 X FA 77 1-0 G6-3 ②			5	3	3	0	0	0	0
44 Yordan Alvarez, L (1, 10) OBP: 0.420, SLG: 0.703		C CU 79 F FF 97 F CU 79 C FF 97 0-3 K ②		B CU 80 B CU 79 X FC 85 2-0 10 2B 2B 1-3	B FF 94 B CH 85 C SI 96 X SI 95 2-1 1-H 2-H HR	C ST 82 F FC 87 C ST 82 0-3 K ①	X FA 58 0-0 HR			5	3	3	4	0	2	2
10 Yuli Gurriel, R (1, 3) OBP: 0.348, SLG: 0.550 16 Aledmys Díaz, R (6, PH) (7, 5) OBP: 0.323, SLG: 0.474	B SI 95 B SI 95 X CU 79 2-0 P3 ③			C SI 95 F SI 95 F FF 96 X CU 80 0-2 13 G6-3 28 HR 2B 2-H 3-H	B SI 94 F FF 94 S SL 89 S SL 87 1-3 K ①	B ST 80 C ST 82 X ST 83 1-1 22 CI 28 E 4 BB 1B 1-3 3-H	B FA 76 C FA 78 F FA 78 X FA 80 1-2 G5-3 ③			3 2	1 1	1 1	2 1	0 0	1 0	0 0
13 Abraham Toro, S (1, 5) (7, 3) OBP: 0.286, SLG: 0.211			B CU 78 B FF 96 B FF 95 C FF 95 B FF 95 4-1 28 BB 22 2B BB	X FF 96 0-0 G6-3 ① 2-3	B SI 95 X SL 87 1-0 28 G5-3 1B	C FC 88 F ST 82 B FF 92 S ST 83 1-3 K ②		B FA 77 C FA 71 A FA 56 C FA 79 X FA 82 2-2 G4-3 ①		4	1	1	0	1	1	3
28 Robinson Chirinos, R (1, 2) OBP: 0.343, SLG: 0.435			B FC 87 B FC 84 B SI 95 B SI 94 4-0 22 2B 27 SF8-3-5 BB 1-2	X CU 80 0-0 HR 3-H	S SL 88 X SI 95 0-1 G5-3 ② 1-2	X ST 83 0-0 E1 4 BB 22 CI 1-2 3-H		C FA 69 X FA 80 0-1 G6-3 ②		4	2	1	2	1	0	2
22 Josh Reddick, L (1, 9) (6, 7) OBP: 0.305, SLG: 0.386			C CU 79 L CU 80 X CU 79 0-2 27 SF8-3-5 2B 1-3 2-H	C FF 96 F FC 88 B SI 96 B CU 81 X FF 96 2-2 3B	X SI 95 0-0 G5-3 ③	B FC 87 X FC 86 1-0 CI 4 BB 1-2 2-3		C FA 78 X FA 57 0-1 27 FC6-5 4 HBP 1B		4	0	3	1	0	0	1
Inning Stats	R: 0 E: 0 K: 1 S: 9 H: 1 LOB: 0 BB: 0 P: 13	R: 0 E: 0 K: 1 S: 8 H: 0 LOB: 0 BB: 0 P: 13	R: 2 E: 0 K: 1 S: 14 H: 1 LOB: 1 BB: 2 P: 26	R: 4 E: 0 K: 1 S: 18 H: 5 LOB: 1 BB: 0 P: 25	R: 3 E: 0 K: 1 S: 13 H: 4 LOB: 1 BB: 0 P: 21	R: 5 E: 2 K: 2 S: 25 H: 5 LOB: 3 BB: 1 P: 36	R: 1 E: 0 K: 0 S: 8 H: 1 LOB: 0 BB: 0 P: 12	R: 0 E: 0 K: 0 S: 9 H: 1 LOB: 2 BB: 0 P: 16		1B: 10 2B: 6 3B: 1 HR: 3 SF: 1 SAC: 0 DP: 2 HBP: 2					WP: 0 PB: 0 SB: 0 CS: 1 PA: 47	

	AB	40
	R	15
	H	18
	RBI	14
	BB	3
	SO	7
	LOB	17

PITCHER		IP	WLS	BF	H	R	ER	SO	BB	IBB	HBP	BLK	WP	HR	S	P	ERA	WHIP
50 Charlie Morton, R ERA: 3.11	(1, 1)	4.0	L	20	7	6	6	4	2	0	1	0	0	1	49	77	13.50	2.250
36 Andrew Kittredge, R ERA: 4.37	(5, 1)	1.0		7	4	3	3	1	0	0	0	0	0	1	13	21	27.00	4.000
52 Chaz Roe, R ERA: 4.23	(6, 1)	1.0		11	5	5	3	2	1	0	0	0	0	0	25	36	27.00	6.000
43 Mike Brosseau, R ERA: 4.5	(7, 1)	2.0		9	2	1	1	0	0	0	1	0	0	1	17	28	4.50	1.000

PITCHER	IP	WLS	BF	H	R	ER	SO	BB	IBB	HBP	BLK	WP	HR	S	P	ERA	WHIP

Batter	1	2	3	4	5	6	7	8	9	AB	R	H	RBI	BB	SO	LOB
9 Eric Sogard, L (1, 4) OBP: 0.362, SLG: 0.481	C FF 96 T FF 96 F SL 90 S CH 89 0-3 ① **K**		C FF 96 B KC 82 C KC 82 S SL 91 1-3 ③ **K**		B CH 90 S CH 90 B FF 99 S FF 98 S CH 89 2-3 ③ **K**		D CU 81 C FC 91 F FC 92 C FC 93 1-3 ③ **K**			4	0	0	0	0	4	2
17 Austin Meadows, L (1, 9) OBP: 0.344, SLG: 0.521	C FF 98 B FF 96 S KC 85 F FF 98 B FF 99 B KC 85 S FF 99 3-3 ② **K**			B KC 85 F FF 98 B FF 98 F CH 90 B FF 99 S FF 99 3-3 ① **K**		B CH 89 C KC 84 S FF 98 B SL 88 F CH 90 F CH 90 F FF 100 S FF 99 2-3 ① **K**		C FC 91 F FC 92 B CU 82 B CU 82 F FC 92 F FC 93 F FC 93 F FC 93 F CU 82 2-3 ① **K** S CU 83		4	0	0	0	0	4	0
29 Tommy Pham, R (1, 7) OBP: 0.373, SLG: 0.458	C SL 90 B FF 98 F FF 97 B KC 83 B SL 89 C SL 89 3-3 ③ **K**			X FF 96 0-0 ② **26 HR 1B**		F CH 88 B CH 89 C SL 90 B FF 98 S SL 90 2-3 ② **K**		X CU 79 0-0 ② **L7**		4	1	1	0	0	2	0
26 Ji Man Choi, L (1, 3) OBP: 0.355, SLG: 0.416		B FF 96 F FF 95 C FF 96 B FF 99 F FF 98 B FF 99 F FF 99 B FF 99 4-2 **18 WP 24 BLK 18 SF9 BB**		1 SAFE M FF 96 S CH 89 B FF 99 B FF 99 F KC 85 X SL 90 2-2 **1-H HR**		S KC 82 B CH 90 S CH 89 X FF 99 1-2 **2B**		B FC 92 C CU 80 S CU 82 B FC 92 B CU 83 C FC 92 3-3 ③ **K**		3	2	2	2	1	1	0
24 Avisaíl García, R (1, 8) OBP: 0.327, SLG: 0.444		C FF 98 S SL 88 C KC 84 0-3 ① **K** **1-2**		F KC 83 X FF 99 0-1 ② **G6-3**		F CH 89 F KC 83 S FF 100 0-3 ③ **K**			S FF 96 B FC 91 B FF 97 S FF 96 B CH 86 B FF 97 4-2 **1 HR BB**	3	1	0	0	1	2	2
18 Joey Wendle, L (1, 5) OBP: 0.272, SLG: 0.309		B FF 98 F FF 98 B KC 85 X CH 90 2-1 ② **SF9** **2-H**		B FF 98 X CH 89 1-0 ③ **P5**			C KC 82 F FF 98 X SL 91 0-2 **21 1B 3B**		F FF 97 F FC 93 S CH 84 0-3 ① **K**	3	1	1	1	0	1	1
1 Willy Adames, R (1, 6) OBP: 0.314, SLG: 0.412		F SL 90 C SL 89 S SL 90 0-3 ③ **K**	B FF 96 C FF 97 F FF 97 S FF 98 1-3 ① **K**				C SL 91 F FF 98 B FF 99 S FF 99 1-3 ① **K**		F FC 92 B FF 96 X CH 85 1-1 **1-H HR**	4	1	1	2	0	3	1
21 Jesús Aguilar, R (1, 10) OBP: 0.331, SLG: 0.378			C FF 97 X FF 97 0-1 ① **G3-1**		C SL 89 F FF 98 X FF 98 0-2 ② **L9**		B FF 98 X KC 84 1-0 **3-H 1B**		B SL 87 F SL 89 X FC 96 1-1 ② **L9**	4	0	1	1	0	0	0
10 Mike Zunino, R (1, 2) OBP: 0.243, SLG: 0.321			C FF 97 X KC 82 0-1 ② **G1-3**		C FF 98 B FF 98 B SL 91 S FF 99 B SL 92 X FF 99 3-2 **1B**		B KC 83 S SL 91 B FF 99 C FF 99 S SL 92 2-3 ② **K**		B FF 97 B FF 96 C FF 96 S FF 96 S FF 96 2-3 ③ **K**	4	0	1	0	0	2	1
Inning Stats	R: 0 E: 0 K: 3 S: 11 H: 0 LOB: 0 BB: 0 P: 17	R: 1 E: 0 K: 2 S: 12 H: 0 LOB: 0 BB: 1 P: 18	R: 0 E: 0 K: 1 S: 7 H: 0 LOB: 0 BB: 0 P: 8	R: 2 E: 0 K: 1 S: 11 H: 2 LOB: 0 BB: 0 P: 17	R: 0 E: 0 K: 2 S: 12 H: 1 LOB: 1 BB: 0 P: 18	R: 0 E: 0 K: 3 S: 15 H: 1 LOB: 1 BB: 0 P: 20	R: 1 E: 0 K: 3 S: 13 H: 2 LOB: 1 BB: 0 P: 18	R: 0 E: 0 K: 2 S: 12 H: 0 LOB: 0 BB: 0 P: 17	R: 2 E: 0 K: 2 S: 12 H: 1 LOB: 0 BB: 1 P: 20	1B: 3 2B: 1 3B: 1 HR: 2 SF: 1 SAC: 0 DP: 0 HBP: 0						

PITCHER		IP	WLS	BF	H	R	ER	SO	BB	IBB	HBP	BLK	WP	HR	S	P	ERA	WHIP
45 Gerrit Cole, R ERA: 2.85	(1, 1)	6.2		27	6	4	4	14	1	0	0	1	1	1	78	112	5.40	1.050
36 Will Harris, R ERA: 1.6	(7, 1)	1.1	W	4	0	0	0	3	0	0	0	0	0	0	15	21	0.00	0.000
54 Roberto Osuna, R ERA: 3.02	(9, 1)	1.0		5	1	2	2	2	1	0	0	0	0	1	12	20	18.00	2.000

PITCHER	IP	WLS	BF	H	R	ER	SO	BB	IBB	HBP	BLK	WP	HR	S	P	ERA	WHIP

TOP

Tampa Bay Rays @ Houston Astros

Minute Maid Park, Houston, TX

Wed Aug 28 2019, 7:11 PM - 10:19 PM CDT

Att. 25,539 - Roof Closed - 73 F

livebaseballscorecards.com

AB	33
R	6
H	7
RBI	6
BB	2
SO	19
LOB	7

WP: 1 PA: 36
PB: 0
SB: 0
CS: 0

BOTTOM

Tampa Bay Rays @ Houston Astros

Minute Maid Park, Houston, TX

Wed Aug 28 2019, 7:11 PM - 10:19 PM CDT

Att. 25,539 - Roof Closed - 73 F

livebaseballscorecards.com

Batter	1	2	3	4	5	6	7	8	9	AB	R	H	RBI	BB	SO	LOB
4 George Springer, R (1, 9) OBP: 0.383, SLG: 0.558	S FF 88 S CH 79 B CH 79 S FC 84 1-3 K ①		B FC 84 C FC 84 B CH 81 F CH 80 B FF 91 C FC 85 3-3 K ③		B CH 80 S CH 80 B FC 86 S FC 84 X FC 85 2-2 F9 ③		B SL 89 C SL 87 B SI 98 B SL 87 F SI 97 X SL 86 3-2 27 E 1B 1-2 2-H	S FF 93 B FF 93 B FS 83 F FF 93 B FS 85 B FF 94 4-2 27 FC6-4 BB 1-2 2-3 3-H		4	0	1	2	1	2	0
27 Jose Altuve, R (1, 4) OBP: 0.362, SLG: 0.552	B FC 84 C FC 84 X FC 84 1-1 P4 ②			X CH 79 0-0 23 G3-1 2 1B 2B		C FC 83 X FC 82 0-1 P4 ①	B SI 96 C SI 96 2 SAFE F SL 88 B SI 98 X FF 98 2-2 FC6-4 1-2 2-H	F FF 93 B FS 85 C FF 93 F FS 86 X FF 92 1-2 FC6-4 ③ 1-2f		5	1	1	0	0	0	4
23 Michael Brantley, L (1, 7) OBP: 0.394, SLG: 0.540	C FF 89 B FF 89 F FF 89 B CU 74 S CU 74 2-3 K ③			C CU 73 F CU 72 F FF 90 D CU 72 X FF 90 1-2 G3-1 ① 2-3		B FF 88 C FC 82 B CH 80 X FC 84 2-1 F7 ②	C SI 98 B SL 88 X SI 97 1-1 P3 ③			4	0	0	0	0	1	2
2 Alex Bregman, R (1, 6) OBP: 0.412, SLG: 0.571		C FF 86 F CH 79 F CH 80 B FC 85 X FC 85 1-2 P5 ①		C CU 73 X FC 88 0-1 10 HR 1B 3-H		B FC 83 C FC 82 C FC 83 X FC 82 1-2 2B		B FF 93 C FF 94 S FS 84 B FS 85 F FS 83 X FS 84 2-2 44 1B 12 1B 2B		4	2	3	1	0	0	0
44 Yordan Alvarez, L (1, 10) OBP: 0.421, SLG: 0.698		B FF 89 B FF 88 C FC 84 B FF 90 F FC 84 B CU 75 4-2 BB		F CU 75 C CH 81 S CH 80 0-3 K ②		C FC 84 B FC 83 B CU 71 B CU 72 X CU 74 3-1 G3-1 ③		C FS 84 X FS 84 0-1 12 1B 10 G6-3 4 BB 2-3 1B		3	1	1	0	1	1	2
10 Yuli Gurriel, R (1, 3) OBP: 0.349, SLG: 0.555		C FC 84 X FC 84 0-1 L5 ②		B CH 79 B CH 80 X FF 88 2-0 1-H HR			B SI 98 B SI 98 B SI 98 C SI 98 B SI 99 4-1 16 2B BB	B FF 94 S FS 83 F FS 84 X FF 94 1-2 G6-3 ① 1-2		3	2	1	2	1	0	3
16 Aledmys Díaz, R (1, 5) OBP: 0.327, SLG: 0.479		F FC 84 X CH 80 0-1 F9 ③		X FC 82 0-0 P4 ③			S SL 87 D SL 89 1 SAFE X SL 87 1-1 12 FC1-5 1-H 2B	B FF 93 B FS 84 2-0 4 BB 12 1B IBB		3	0	1	1	1	0	1
12 Martín Maldonado, R (1, 2) OBP: 0.283, SLG: 0.359			B CH 79 X FC 83 1-0 F8 ①		B FC 83 C FC 85 B FC 84 X CH 80 2-1 G5-3 ①		X SI 95 0-0 FC1-5 6 1B 4 1B ① 2-3	S FS 84 C FS 83 D FS 84 B FS 85 B FF 94 X FF 94 3-2 4 BB 1-2 2-3 3-H 1B		4	1	1	1	0	0	1
6 Jake Marisnick, R (1, 8) OBP: 0.300, SLG: 0.432			B CH 81 S CH 79 B FF 89 F FC 85 F FC 86 S CH 81 2-3 K ②		C FC 84 S FC 85 B CH 81 B FC 84 X FC 83 2-2 P6 ②		M SI 97 T SI 98 X SI 98 0-2 4 1B 27 E 1B 1-2	B FS 83 C FF 94 C FF 94 F FS 84 F FF 94 F FS 84 S FS 84 1-3 K ②		4	1	1	0	0	2	3
Inning Stats	R: 0 H: 0 E: 0 LOB: 0 K: 2 BB: 0 S: 8 P: 12	R: 0 H: 0 E: 0 LOB: 1 K: 0 BB: 1 S: 10 P: 15	R: 0 H: 0 E: 0 LOB: 0 K: 2 BB: 0 S: 8 P: 14	R: 3 H: 3 E: 0 LOB: 0 K: 1 BB: 0 S: 12 P: 15	R: 0 H: 0 E: 0 LOB: 0 K: 0 BB: 0 S: 8 P: 14	R: 0 H: 1 E: 0 LOB: 1 K: 0 BB: 0 S: 9 P: 15	R: 3 H: 3 E: 1 LOB: 1 K: 0 BB: 1 S: 15 P: 26	R: 2 H: 3 E: 0 LOB: 3 K: 1 BB: 2 S: 24 P: 38		1B: 5 SF: 0 2B: 4 SAC: 0 3B: 0 DP: 0 HR: 1 HBP: 0					WP: 0 PA: 38 PB: 0 SB: 0 CS: 0	

	AB	34
	R	8
	H	10
	RBI	7
	BB	4
	SO	6
	LOB	16

PITCHER	IP	WLS	BF	H	R	ER	SO	BB	IBB	HBP	BLK	WP	HR	S	P	ERA	WHIP
Ryan Yarbrough, L (1, 1) ERA: 3.36	6.0		23	4	3	3	5	1	0	0	0	0	1	55	85	4.50	0.833
63 Diego Castillo, R (7, 1) ERA: 3.76	1.0	L	7	3	3	2	0	1	0	0	0	0	0	15	26	18.00	4.000
47 Oliver Drake, R (8, 1) ERA: 3.93	1.0		8	3	2	2	1	1	1	0	0	0	0	24	38	18.00	4.000

PITCHER	IP	WLS	BF	H	R	ER	SO	BB	IBB	HBP	BLK	WP	HR	S	P	ERA	WHIP

Batter	1	2	3	4	5	6	7	8	9	AB	R	H	RBI	BB	SO	LOB
9 Eric Sogard, L (1, 4) OBP: 0.363, SLG: 0.480	X FF 87 0-0 ① F9		F FF 90 C SL 86 B CH 89 F CH 89 X CU 71 2-2 ② F8		C FF 89 B SI 90 B SL 86 X CH 87 2-1 17 G6-3 1B		1 SAFE 1 SAFE B FF 93 1 SAFE B FF 94 1 SAFE X FF 93 2-0 ① P5	C FF 91 B FC 91 X CH 78 1-1 17 FC4-6 1-3 1B		5	0	2	0	0	0	1
17 Austin Meadows, L (1, 9) OBP: 0.345, SLG: 0.529	C FF 88 C FF 89 B CU 71 B FF 91 B SL 87 S CH 88 3-3 ② K		X FF 91 0-0 HR		C FF 89 X CH 87 0-1 ② G6-3 1-2		1 SAFE C FF 94 D CH 83 S CH 83 B CH 83 1 SAFE X CH 84 2-2 29 1B 26 2B 1-3 2B	S CU 78 1 SAFE X CH 80 0-1 ② FC4-6 29 1B 1-2f 3-H		5	2	2	2	0	1	2
29 Tommy Pham, R (1, 7) OBP: 0.373, SLG: 0.457	C FF 90 S SI 91 C SI 91 0-3 ③ K		X SL 86 0-0 ③ L8		B CH 88 C SI 92 C SI 92 D SL 87 C SL 86 2-3 ③ K		X SL 82 0-0 26 2B 2-3 3-H 1B	B FF 90 X FF 92 1-0 1-2 1B		5	1	2	1	0	2	1
26 Ji Man Choi, L (1, 3) OBP: 0.359, SLG: 0.420		C FF 89 X FF 89 0-1 1 BLK 37 1B 1B		C FF 89 S CH 87 F CH 88 B SL 86 F CH 88 C FF 92 1-3 ① K		C FF 89 B CH 87 C SL 85 B CH 88 F CH 88 F SL 86 B CH 83 F CH 88 B CH 87 4-2 24 G5-3 37 1B BB	F FF 94 S CH 85 B CH 85 X FF 94 1-2 2-H 3-H 2B	B CH 79 C CH 79 C FF 92 X CH 80 1-2 ③ L8		4	2	2	2	1	1	2
24 Avisaíl García, R (1, 8) OBP: 0.328, SLG: 0.444		S CH 87 F FF 90 D CH 88 S SL 87 1-3 ① K		S CU 74 B FF 91 B FF 90 X CU 71 2-1 1 S 37 HR 1B		B SL 86 S CH 89 S CH 89 D CH 89 S CH 88 1-2 ① G5-3 1-2	X SI 97 0-0 1B		B FF 92 F FF 91 S FF 91 X FF 93 1-2 ① G6-3	5	1	2	0	0	1	2
1 Willy Adames, R (1, 6) OBP: 0.311, SLG: 0.407		T SL 87 C SI 92 D SL 87 B SL 88 F FF 93 C FF 92 2-3 ② K 1-2		S CH 89 1 SAFE B FF 91 C SL 87 B SL 88 S CH 89 2-3 ② K 1-2		B SL 86 S CH 89 S CH 89 D SL 86 S CH 88 2-3 ② K	F FF 98 B FF 97 X SL 86 1-1 ② F8		B FF 92 F SL 79 X FF 90 1-1 ② L7	5	0	0	0	0	3	5
37 Travis d'Arnaud, R (1, 2) OBP: 0.320, SLG: 0.447		C FF 91 X SL 86 0-1 2-H 1B		F CH 89 B FF 92 B SI 92 F FF 91 B FF 93 X CU 71 3-2 2-H HR		C SI 87 B SI 87 X SI 87 1-1 2-H 1B	B SL 85 F SL 86 B FF 97 C SI 96 S FF 97 2-3 ③ K		C FF 90 C FF 90 S FF 95 0-3 ③ K	5	1	3	4	0	2	2
21 Jesús Aguilar, R (1, 10) OBP: 0.327, SLG: 0.373		C FF 91 X FF 91 0-1 ③ G4-3		S SL 85 C FF 91 X CU 70 0-2 ③ L9		C SL 80 X SL 81 0-1 ③ F8		C SL 78 B FF 91 F SL 80 B SL 83 B FF 94 F FF 90 F FF 91 S SL 79 3-3 ① K		4	0	0	0	0	1	2
5 Matt Duffy, R (1, 5) OBP: 0.313, SLG: 0.280			B FF 89 C FF 89 F FF 91 X SL 86 1-2 ① G5-3		C FF 89 X SI 90 0-1 ① G6-3		X FF 94 0-0 17 2B 29 1B 1B	B FF 90 C FF 90 B FF 92 B FF 91 B FF 91 4-1 9 1B 17 FC4-6 BB		3	2	1	0	1	0	0

Inning Stats	1	2	3	4	5	6	7	8	9
	R: 0 E: 0 K: 2 S: 7 H: 0 LOB: 0 BB: 0 P: 10	R: 1 E: 0 K: 2 S: 13 H: 2 LOB: 1 BB: 0 P: 16	R: 1 E: 0 K: 0 S: 9 H: 1 LOB: 0 BB: 0 P: 12	R: 2 E: 0 K: 2 S: 16 H: 2 LOB: 0 BB: 0 P: 24	R: 0 E: 0 K: 1 S: 9 H: 1 LOB: 1 BB: 0 P: 13	R: 1 E: 0 K: 1 S: 15 H: 1 LOB: 1 BB: 1 P: 23	R: 3 E: 0 K: 1 S: 15 H: 5 LOB: 2 BB: 0 P: 23	R: 1 E: 0 K: 1 S: 14 H: 2 LOB: 2 BB: 1 P: 24	R: 0 E: 0 K: 1 S: 8 H: 0 LOB: 0 BB: 0 P: 10

1B: 10 SF: 0
2B: 2 SAC: 0
3B: 0 DP: 0
HR: 2 HBP: 0

WP: 0 PA: 43
PB: 0
SB: 1
CS: 0

PITCHER		IP	WLS	BF	H	R	ER	SO	BB	IBB	HBP	BLK	WP	HR	S	P	ERA	WHIP
21 Zack Greinke, R ERA: 2.99	(1, 1)	5.2		24	6	5	5	8	1	0	0	1	0	2	65	93	7.94	1.235
38 Joe Smith, R ERA: 1.65	(6, 1)	0.1	B	2	1	0	0	0	0	0	0	0	0	0	4	5	0.00	3.000
47 Chris Devenski, R ERA: 5.28	(7, 1)	0.1	L	5	4	3	3	0	0	0	0	0	0	0	9	14	81.00	12.000
30 Héctor Rondón, R ERA: 3.71	(7, 1)	0.2		3	1	0	0	1	0	0	0	0	0	0	6	9	0.00	1.500
67 Cy Sneed, R ERA: 4.3	(8, 1)	2.0		9	2	1	1	2	1	0	0	0	0	0	22	34	4.50	1.500

PITCHER	IP	WLS	BF	H	R	ER	SO	BB	IBB	HBP	BLK	WP	HR	S	P	ERA	WHIP

TOP

Tampa Bay Rays @ Houston Astros

Minute Maid Park, Houston, TX

Thu Aug 29 2019, 1:10 PM - 5:16 PM CDT
Att. 33,051 - Roof Closed - 73 F

livebaseballscorecards.com

AB	41
R	9
H	14
RBI	9
BB	2
SO	11
LOB	17

BOTTOM

Tampa Bay Rays @ Houston Astros

Minute Maid Park, Houston, TX

Thu Aug 29 2019, 1:10 PM - 5:16 PM CDT

Att. 33,051 - Roof Closed - 73 F

livebaseballscorecards.com

Batter	1	2	3	4	5	6	7	8	9	AB	R	H	RBI	BB	SO	LOB
4 George Springer, R (1, 8) OBP: 0.382, SLG: 0.561	B FF 94 C SL 88 X SI 95 1-1 G4-3 ①		B FF 91 C FF 90 B CH 84 X CH 84 2-1 HR	D ST 82 B ST 82 C ST 82 B ST 84 C ST 83 B ST 85 4-2 1-2 2-3 3-H BB	B FF 96 S FF 96 S FF 97 B FF 98 S FF 97 2-3 K ③		C FF 92 B FF 93 S FF 95 T FF 94 1-2 K ②		B FC 88 C FF 96 X FF 96 1-1 L7 ③	5	1	1	2	1	2	5
27 Jose Altuve, R (1, 4) OBP: 0.362, SLG: 0.558	B SI 96 X SI 95 1-0 23 CS 1B		C FF 91 B FC 83 B CH 84 S FF 91 B FF 91 S FF 91 3-3 K ①	C ST 83 C ST 83 X CU 76 0-2 G6-3 ③		X FF 97 0-0 HR	S FC 87 B FF 95 B FF 96 F FC 90 X FC 89 2-2 P3 ③			5	1	2	1	0	1	5
23 Michael Brantley, L (1, 10) OBP: 0.393, SLG: 0.536	B SL 87 B SI 96 C SI 96 B SI 94 S SI 95 S SI 95 3-3 K ② ③ 1-2		X CU 79 0-0 L7 ②		C SL 85 F FF 95 B FF 95 B FF 94 F FF 94 B SL 86 B FF 95 4-2 13 BB 44 BB 28 BB BB	B FF 96 X FF 96 1-0 P5 ①		B FF 93 X FF 94 1-0 P6 ①		4	1	0	0	1	1	1
2 Alex Bregman, R (1, 6) OBP: 0.410, SLG: 0.567		C SL 87 B SL 87 F SL 87 X SI 95 1-2 G4-3 ①	B CU 79 C FF 92 B FF 91 X FC 81 2-1 F8 ③		C FF 94 B FF 95 X FF 95 1-1 F9 ①	B CU 85 C FF 96 C CU 85 F FF 97 B CU 82 F CU 85 F FF 96 B FF 96 S FF 97 3-3 K ②		C FC 87 X FC 86 0-1 1B		5	0	1	0	0	1	1
44 Yordan Alvarez, L (1, 7) OBP: 0.421, SLG: 0.689		B SL 88 F CH 85 S FF 95 B SL 88 F SI 95 B FF 95 F SI 95 D SL 90 4-2 10 1B 28 2B BB	B FF 89 C CH 84 B FF 90 C FF 91 S FF 91 2-3 K ①		C FF 95 B FF 94 B FF 94 B FF 93 B FF 95 4-1 28 BB 13 BB 22 BB 1-2 BB	B CH 80 S CH 80 X CH 81 1-1 G4-3 ③		C FF 96 S FF 96 S FF 96 0-3 K ②		3	2	0	0	2	2	1
10 Yuli Gurriel, R (1, 3) OBP: 0.350, SLG: 0.553		C SI 95 B SI 95 B SI 94 X SI 94 2-1 28 2B 1-2 1B	B FF 90 C FF 91 F FF 90 F CH 85 F FF 92 B FF 90 B CH 86 B FF 90 4-2 22 E 13 BB 4 BB BB	C FF 94 S FF 95 F FF 95 C FF 94 0-3 K ②		B CH 80 X CH 80 1-0 F8 ①	F FF 96 F FF 96 X FF 96 0-2 L9 ③			4	1	1	0	1	1	3
13 Abraham Toro, S (1, 5) OBP: 0.385, SLG: 0.381		B FF 91 B CH 83 X FF 90 2-0 F4 ②	C FF 91 F CH 83 B FF 91 B FF 91 1 SAFE F CH 84 B FF 91 B CH 82 4-2 4 BB 22 E 1-2 BB	F FF 94 B FF 94 B FF 93 B FF 92 F FF 93 B FF 94 4-2 22 BB 28 BB 1-2 2-3 BB		B CH 81 F CH 79 B FF 91 B CH 81 S FF 91 B CH 82 4-2 28 E 22 1B BB		F FF 93 X FF 96 0-1 HR	2	2	1	1	3	0	2
28 Robinson Chirinos, R (1, 2) OBP: 0.344, SLG: 0.436		C FF 92 B FF 91 S FC 82 B FF 92 B FF 91 X FC 84 3-2 1-3 2-H 2B	C FF 91 F FF 90 B FF 90 F CH 83 S FF 90 1-3 K ②	B FF 91 C FF 92 B FF 93 F FF 91 F FF 95 B FF 94 B FF 94 4-2 22 BB 1-2 2-3 3-H BB		B CH 80 B FF 90 X FF 92 2-0 FC5 22 1B 1-2		B FC 88 F FF 95 B FF 96 F FF 96 S FF 96 2-3 K ①	4	0	1	2	1	2	3
22 Josh Reddick, L (1, 9) OBP: 0.306, SLG: 0.385		B CH 84 S CH 84 S CH 85 F CH 82 B FF 91 B CH 84 F CH 84 F CH 84 S CH 83 3-3 K ③		S CH 83 S CH 82 F CH 84 B FF 91 X CH 82 1-2 E1 4 BB 1-2 2-3	B SL 85 B FF 93 C FF 92 S FF 93 B FF 93 B FF 93 4-2 1-2 2-3 3-H BB		B CH 82 S CH 82 X CH 83 1-1 1-2 2-H 1B		C FF 95 B FF 96 B FF 96 S FF 96 B FF 96 C FF 96 3-3 K ②	4	0	1	2	1	2	4
Inning Stats	R: 0 E: 0 K: 1 S: 6 H: 1 LOB: 1 BB: 0 P: 11	R: 1 E: 0 K: 1 S: 19 H: 2 LOB: 2 BB: 1 P: 34	R: 1 E: 0 K: 1 S: 8 H: 1 LOB: 0 BB: 0 P: 15	R: 1 E: 1 K: 2 S: 23 H: 0 LOB: 3 BB: 3 P: 39	R: 2 E: 0 K: 2 S: 20 H: 0 LOB: 3 BB: 5 P: 43	R: 1 E: 0 K: 1 S: 10 H: 1 LOB: 0 BB: 0 P: 15	R: 1 E: 1 K: 1 S: 12 H: 1 LOB: 2 BB: 1 P: 23	R: 0 E: 0 K: 1 S: 9 H: 1 LOB: 1 BB: 0 P: 10	R: 1 E: 0 K: 2 S: 10 H: 1 LOB: 0 BB: 0 P: 16	1B: 4 2B: 2 3B: 0 HR: 3 SF: 0 SAC: 0 DP: 1 HBP: 0						

	AB	36
	R	8
	H	8
	RBI	8
	BB	10
	SO	12
	LOB	25

WP: 0 PA: 46
PB: 0
SB: 0
CS: 1

PITCHER		IP	WLS	BF	H	R	ER	SO	BB	IBB	HBP	BLK	WP	HR	S	P	ERA	WHIP
36 Andrew Kittredge, R ERA: 4.46	(1, 1)	1.1		6	2	1	1	1	1	0	0	0	0	0	15	27	6.75	2.250
34 Trevor Richards, R ERA: 4.29	(2, 1)	2.1		12	2	2	1	4	2	0	0	0	0	1	36	63	3.86	1.714
52 Chaz Roe, R ERA: 4.2	(4, 1)	0.1	H	2	0	0	0	0	1	0	0	0	0	0	5	9	0.00	3.000
38 Colin Poche, L ERA: 5.12	(5, 1)	0.2	B	7	0	2	2	1	5	0	0	0	0	0	17	38	27.00	7.500
70 Nick Anderson, R ERA: 3.31	(5, 1)	1.0		4	1	1	1	2	0	0	0	0	0	1	11	17	9.00	1.000

PITCHER		IP	WLS	BF	H	R	ER	SO	BB	IBB	HBP	BLK	WP	HR	S	P	ERA	WHIP
87 José De León, R ERA: 3.0	(6, 1)	1.0	W	6	1	1	0	1	1	0	0	0	0	0	11	21	0.00	2.000
15 Emilio Pagán, R ERA: 2.37	(7, 1)	2.1	S	9	2	1	1	3	0	0	0	0	0	1	22	31	3.86	0.857

Batter	1	2	3	4	5	6	7	8	9	AB	R	H	RBI	BB	SO	LOB
4 George Springer, R (1, 8) OBP: 0.385, SLG: 0.570	X FF 94 0-0 ① L9		B FF 91 C FF 92 F FF 93 B CH 82 F SL 80 S SI 90 2-3 ③ K		F SL 82 X SI 90 0-1 1-H 3-H HR	C CU 78 B CU 79 S FF 94 X FF 96 1-2 1-3 3-H 2B		B SL 86 F SI 94 B FF 95 B SL 86 B SI 95 4-1 23 FC3-6 27 1B 2 1B BB		4	2	2	4	1	1	0
27 Jose Altuve, R (1, 4) OBP: 0.362, SLG: 0.556	F FF 94 F SI 93 S SL 83 0-3 ② K			F FF 93 S SI 90 B FF 90 F SI 92 B SL 80 F SL 80 B FC 89 S FC 88 3-3 ① K	F FC 88 X SL 80 0-1 1B	B CU 79 C CU 78 X FF 93 1-1 ③ F9		B FF 94 X FF 95 1-0 23 FC3-6 1-2 1B		5	0	2	0	0	2	2
23 Michael Brantley, L (1, 7) OBP: 0.393, SLG: 0.534	C FF 93 F FC 90 X SL 82 0-2 ③ G3			C SL 80 X SI 90 0-1 1B	S FC 86 F FF 91 F FC 89 B FF 93 X FF 92 1-2 ② F7		B CU 75 S SL 85 X FF 93 1-1 16 BB 44 BB 1B	B SL 88 T SI 94 X SI 95 1-1 ② FC3-6 2 1B 1-2f 2-3		5	0	2	0	0	0	3
2 Alex Bregman, R (1, 6) OBP: 0.410, SLG: 0.566		B FF 92 X FF 93 1-0 16 FC5-4 1B		C FC 88 B FF 91 B FC 90 F FF 93 B SI 92 F FF 92 X SL 82 3-2 ② F9	X SL 80 0-0 ③ F7		C FF 93 D SL 83 F FF 92 B FF 93 S SL 85 2-3 ① K	D SI 96 X FF 95 1-0 1-2 3-H 1B		5	0	2	1	0	1	3
44 Yordan Alvarez, L (1, 10) OBP: 0.421, SLG: 0.681		C FC 87 F FF 92 F FF 92 D SL 83 B FF 92 F FC 88 S FC 89 2-3 ① K		B FC 89 X FF 92 1-0 ③ F8		C CU 76 B FF 94 C FF 93 B CU 76 B CU 77 X FF 95 3-2 10 2B 16 SF9 1B	C CU 76 B FF 92 D SL 83 B FF 92 S FF 93 F FF 93 F SL 84 F FF 93 B FF 94 4-2 1-2 16 BB BB	F SL 88 D SL 89 B FF 95 F FF 95 B SL 88 F FF 94 S SL 88 3-3 ③ K		4	1	1	0	1	2	4
10 Yuli Gurriel, R (1, 3) OBP: 0.348, SLG: 0.551		B FC 88 S FF 92 F SL 82 F SL 81 1 SAFE S SI 91 1-3 ② K			F FF 92 B SL 82 F FC 89 X CH 81 1-2 E5 28 2B 22 1B	B CU 76 X FF 94 1-0 16 SF9 4 2B 1-3 2B	X SL 85 0-0 ② P3		B CU 79 X CU 80 1-0 ① F9	5	2	1	0	0	1	3
16 Aledmys Díaz, R (1, 5) OBP: 0.329, SLG: 0.476		B FC 88 X FC 88 1-0 ③ FC5-4 1-2f			C FC 89 B SI 90 B SL 79 S FC 88 S FC 89 2-3 ① K	S FF 96 2 SAFE D CU 78 X FF 96 1-1 ① SF9 2-3 3-H	B SL 85 C FF 92 D CU 80 B FF 93 B FF 94 4-1 1-2 2-3 BB		C CU 80 F CU 81 B SI 91 B SI 91 X CU 81 2-2 28 G5-4-3 1B	3	0	1	1	1	1	2
28 Robinson Chirinos, R (1, 2) OBP: 0.342, SLG: 0.436			B FF 91 C FF 91 F SL 80 B SL 81 X FC 88 2-2 ① G6-3		B SL 80 X FF 92 1-0 22 1B 4 HR 1-3 2B	S CU 78 X FF 94 0-1 ② P2	S CU 79 S SL 83 B SL 82 X FF 93 1-2 ③ F7		F SI 91 C CU 81 D CU 80 B CU 80 F CU 80 D CU 82 X CU 80 3-2 ② ③ G5-4-3 1-2f	5	1	1	0	0	0	5
22 Josh Reddick, L (1, 9) OBP: 0.307, SLG: 0.384			C FF 92 B CH 81 F CH 82 B SL 82 B FF 92 X FF 92 3-2 ② G5-3		B CH 80 X FC 87 1-0 4 HR 2-3 3-H 1B	B FF 94 C FF 93 B FF 95 F FF 95 B CU 78 D CU 77 4-2 4 2B BB		B SI 93 S SL 87 C SI 95 B SI 96 X SL 88 2-2 ① G3-1		3	1	1	1	1	0	0
Inning Stats	R: 0 E: 0 K: 1 S: 7 H: 0 LOB: 0 BB: 0 P: 7	R: 0 E: 0 K: 2 S: 11 H: 1 LOB: 1 BB: 0 P: 16	R: 0 E: 0 K: 1 S: 10 H: 0 LOB: 0 BB: 0 P: 17	R: 0 E: 0 K: 1 S: 12 H: 1 LOB: 1 BB: 0 P: 19	R: 4 E: 1 K: 1 S: 17 H: 4 LOB: 1 BB: 0 P: 23	R: 2 E: 0 K: 0 S: 15 H: 3 LOB: 2 BB: 1 P: 26	R: 0 E: 0 K: 1 S: 15 H: 1 LOB: 3 BB: 2 P: 27	R: 1 E: 0 K: 1 S: 12 H: 2 LOB: 2 BB: 1 P: 24	R: 0 E: 0 K: 0 S: 8 H: 1 LOB: 0 BB: 0 P: 14	1B: 9 2B: 3 3B: 0 HR: 1 SF: 1 SAC: 0 DP: 1 HBP: 0	WP: 0 PB: 0 SB: 0 CS: 0 PA: 44					

PITCHER		IP	WLS	BF	H	R	ER	SO	BB	IBB	HBP	BLK	WP	HR	S	P	ERA	WHIP
57 Trent Thornton, R ERA: 5.34	(1, 1)	5.0	L	22	6	4	3	6	0	0	0	0	0	1	57	82	5.40	1.200
48 Jason Adam, R ERA: 4.76	(6, 1)	1.0		7	3	2	2	0	1	0	0	0	0	0	15	26	18.00	4.000
33 Neil Ramírez, R ERA: 5.4	(7, 1)	1.0		6	1	0	0	1	2	0	0	0	0	0	15	27	0.00	3.000
58 Tim Mayza, L ERA: 4.32	(8, 1)	1.0		6	2	1	1	1	1	0	0	0	0	0	12	24	9.00	3.000
67 Buddy Boshers, L ERA: 5.25	(9, 1)	1.0		3	1	0	0	0	0	0	0	0	0	0	8	14	0.00	1.000

PITCHER	IP	WLS	BF	H	R	ER	SO	BB	IBB	HBP	BLK	WP	HR	S	P	ERA	WHIP

TOP

Houston Astros @ Toronto Blue Jays

Rogers Centre, Toronto, ON

Fri Aug 30 2019, 7:09 PM - 10:31 PM EDT

Att. 25,289 - Partly Cloudy - 72 F

livebaseballscorecards.com

AB	39
R	7
H	13
RBI	7
BB	4
SO	8
LOB	22

Batter	1	2	3	4	5	6	7	8	9	AB	R	H	RBI	BB	SO	LOB
11 Bo Bichette, R (1, 6) OBP: 0.370, SLG: 0.641	F B FC 86 F FC 86 B CH 80 B FF 90 F CH 82 F FF 90 X FC 86 3-2 ① F8	C CH 82 B FC 88 F FC 88 F FC 90 F FF 92 S FF 92 1-3 ② K		B FC 85 C ST 79 F FF 90 X FF 92 1-2 1-3 2B			C SL 85 B SI 97 C SI 96 B SL 86 X SI 96 2-2 ① G6-3	C FF 95 1 SAFE C SL 82 F SL 83 F CH 84 S SL 82 0-3 ③ K		5	0	1	0	0	2	4
8 Cavan Biggio, L (1, 4) OBP: 0.340, SLG: 0.373	C SI 88 B CH 81 B CH 83 F SI 89 B FF 90 B CH 83 4-2 27 BB	F FC 91 C SI 91 B FC 90 B FC 89 C FC 88 2-3 ③ K		C FC 88 C ST 79 D ST 79 F FC 88 F FF 92 F ST 79 F ST 80 F ST 79 B FF 90 2-3 S ST 81 ③ K			C SL 86 B FF 97 B FF 96 C FF 96 B FF 97 B FF 95 4-2 15 BB		B FC 90 X FC 89 1-0 HR	3	1	1	1	2	2	5
27 Vladimir Guerrero Jr., R (1, 5) OBP: 0.352, SLG: 0.464 28 Billy McKinney, L (8, 3) OBP: 0.270, SLG: 0.419	1 SAFE B FC 86 C FF 89 F FC 87 B FC 84 B FF 89 B FC 85 4-2 ② 1-2 BB		C FF 88 C FF 88 B FC 85 X CH 81 1-2 ① G5-3		C FC 87 B FC 88 B SI 93 C SI 94 X CU 78 2-2 ① G6-3		F SI 95 B SI 95 C SL 86 S SL 87 1-3 ② K		X FC 90 0-0 ① G6-3	3 1	0 0	0 0	0 0	1 0	1 0	1 0
15 Randal Grichuk, R (1, 9) OBP: 0.289, SLG: 0.436	F FC 87 B FC 87 B CH 80 S CH 81 S CH 80 2-3 ③ K		C CH 80 B CH 80 B FC 87 B FF 90 X FF 90 3-1 ② P3		B FF 95 C FF 95 S CH 86 F FF 94 B FF 94 X CU 77 2-2 ② L8		B SL 86 B SL 86 F SI 94 B SI 95 B SI 95 4-1 1-2 BB		B CU 81 B CU 80 X FC 90 2-0 ② F9	4	0	0	0	1	1	1
37 Teoscar Hernández, R (1, 8) OBP: 0.300, SLG: 0.446		C CH 81 B SI 88 S CH 81 B CH 78 F FC 85 B SI 90 B CH 82 4-2 20 BB 14 BB 10 CI BB	F CU 76 B CH 81 B CH 82 C CH 82 F SI 91 B FC 85 X FC 88 3-2 1B		F FC 88 B CH 90 B FC 86 B FF 94 S FF 95 F FF 94 C FF 95 3-3 ③ K		C SL 85 B FF 95 B SL 84 B SL 85 X FF 95 3-1 ③ F9		F CU 81 B FC 91 F FC 91 S FC 90 1-3 ③ K	4	1	1	0	1	2	2
14 Justin Smoak, S (1, 10) OBP: 0.355, SLG: 0.416		C FC 87 B FC 88 B CH 82 B FC 88 F FC 88 1 SAFE F FC 87 B FC 87 4-2 10 CI 20 BB 1-2 BB	1 SAFE S CH 81 X FC 88 0-1 ③ F7			B FF 93 B FF 92 X FF 94 2-0 3 G6-4-3 1B		B CH 83 X FF 93 1-0 ① F9		3	0	1	0	1	0	1
3 Brandon Drury, R (1, 3) OBP: 0.258, SLG: 0.390 (8, 5)		C FC 89 F FC 88 B FF 92 T CH 81 1-2 ① K		B CH 79 B FF 90 X FC 88 2-0 ① L6		S FF 93 T FF 93 B FF 93 X CU 78 1-2 ① ② G6-4-3 1-2f		C FF 95 B SL 82 X FF 94 1-1 ② P3		4	0	0	0	0	1	3
20 Derek Fisher, L (1, 7) OBP: 0.296, SLG: 0.409		B SI 90 B FF 89 S FC 87 C FC 87 D FC 88 B FC 88 4-2 10 CI 1-2 2-3 BB		F SI 87 C SI 89 B FC 87 C FC 86 1-3 ② K		B CH 86 B CH 85 S FF 93 B FF 93 F FF 94 F FF 93 X FF 94 3-2 ③ P5		B CH 84 B CH 84 C CH 84 X FF 94 2-1 HR		3	1	1	1	1	1	0
10 Reese McGuire, L (1, 2) OBP: 0.314, SLG: 0.580		C FF 92 C FC 89 B FC 89 B FC 89 F FF 92 F FF 92 2-2 CI 1-2 2-3 3-H		S FF 90 B FC 87 B FF 91 X FC 87 2-1 11 2B 1B			X FF 95 0-0 HR	F CH 84 X CH 84 0-1 1B		3	1	3	2	0	0	0
Inning Stats	R: 0 E: 0 K: 1 S: 12 H: 0 LOB: 1 BB: 2 P: 25	R: 1 E: 1 K: 3 S: 23 H: 0 LOB: 3 BB: 3 P: 41	R: 0 E: 0 K: 0 S: 11 H: 1 LOB: 1 BB: 0 P: 18	R: 0 E: 0 K: 2 S: 17 H: 2 LOB: 2 BB: 0 P: 25	R: 0 E: 0 K: 1 S: 11 H: 0 LOB: 0 BB: 0 P: 18	R: 0 E: 0 K: 0 S: 8 H: 1 LOB: 0 BB: 0 P: 14	R: 1 E: 0 K: 1 S: 12 H: 1 LOB: 2 BB: 2 P: 26	R: 1 E: 0 K: 1 S: 12 H: 2 LOB: 1 BB: 0 P: 16	R: 1 E: 0 K: 1 S: 6 H: 1 LOB: 0 BB: 0 P: 10	1B: 4 2B: 1 3B: 0 HR: 3	SF: 0 SAC: 0 DP: 1 HBP: 0			WP: 0 PB: 0 SB: 0 CS: 0	PA: 41		

PITCHER		IP	WLS	BF	H	R	ER	SO	BB	IBB	HBP	BLK	WP	HR	S	P	ERA	WHIP
20 Wade Miley, L ERA: 3.06	(1, 1)	3.2		18	2	1	0	5	5	0	0	0	0	0	52	95	0.00	1.909
31 Collin McHugh, R ERA: 4.7	(4, 1)	0.1	W	2	1	0	0	1	0	0	0	0	0	0	11	14	0.00	3.000
29 Joe Biagini, R ERA: 3.86	(5, 1)	2.0	H	6	1	0	0	1	0	0	0	0	0	0	19	32	0.00	0.500
30 Héctor Rondón, R ERA: 3.81	(7, 1)	1.0		6	1	1	1	1	2	0	0	0	0	1	12	26	9.00	3.000
47 Chris Devenski, R ERA: 5.34	(8, 1)	1.0		5	2	1	1	1	0	0	0	0	0	1	12	16	9.00	2.000

PITCHER		IP	WLS	BF	H	R	ER	SO	BB	IBB	HBP	BLK	WP	HR	S	P	ERA	WHIP
36 Will Harris, R ERA: 1.74	(9, 1)	1.0		4	1	1	1	1	0	0	0	0	0	1	6	10	9.00	1.000

BOTTOM

Houston Astros @ Toronto Blue Jays

Rogers Centre, Toronto, ON

Fri Aug 30 2019, 7:09 PM - 10:31 PM EDT
Att. 25,289 - Partly Cloudy - 72 F

livebaseballscorecards.com

AB	33
R	4
H	8
RBI	4
BB	7
SO	10
LOB	17

Batter	1	2	3	4	5	6	7	8	9	AB	R	H	RBI	BB	SO	LOB
4 George Springer, R (1, 9) (8, 8) OBP: 0.387, SLG: 0.568	B FC 85 C FF 90 B CH 79 B SI 91 C FC 86 B CU 76 4-2 27 1B 2 SF7 BB		C SI 92 F CH 78 X SI 91 0-2 27 G1-4-3 1B			B FC 84 X CU 76 1-0 ① P3	C SL 87 B CH 85 B FF 94 S SL 86 B CH 85 D SL 87 4-2 2 BB 27 FC1-2 1-2 2-3 BB		S SL 86 F FF 98 S SL 87 0-3 ① K	3	1	1	0	2	1	0
27 Jose Altuve, R (1, 4) OBP: 0.361, SLG: 0.551	C CU 76 B CH 78 1 SAFE B FC 86 1 SAFE X FC 86 2-1 44 F7-6-3 1-3 1B		X CH 78 0-0 ②③ G1-4-3 1-2f			B CU 75 C FF 89 B FF 90 F CH 78 X SI 90 2-2 ② G4-3	X SL 85 0-0 ② FC1-2 2 BB 1-2 2-3 3-Hf		B SL 87 B FF 98 B FF 97 C FF 97 F FF 98 S SL 87 3-3 ② K	5	0	1	0	0	1	4
2 Alex Bregman, R (1, 6) OBP: 0.412, SLG: 0.564	X CU 76 0-0 ① SF7 3-H			B CU 77 C CH 77 C CH 78 C FC 87 B FF 92 F SI 91 B CH 77 4-2 10 1B BB		B FF 91 C FC 85 B CH 80 C FF 91 B FF 91 B CH 77 4-2 44 BB 10 2B BB	B FF 94 C FF 94 B FF 95 B SL 85 F FF 95 B FF 96 4-2 1-2 2-3 3-H BB		C FF 97 F SL 88 C SL 87 0-3 ③ K	1	1	0	2	3	1	0
44 Yordan Alvarez, L (1, 10) OBP: 0.418, SLG: 0.672	B SI 91 1 SAFE C FC 86 B FC 87 S CH 78 F SI 91 F FF 92 F CH 78 X CU 78 2-2 ②③ F7-6-3 1-1			C FC 84 1 SAFE B FF 91 C FC 86 X CH 78 1-2 ① P6		B FF 93 C SI 94 B SL 88 B FF 94 B FF 94 4-1 10 2B 1-2 BB	C CU 80 D CU 80 F CU 79 B SI 93 C SI 92 2-3 ③ K			3	1	0	0	1	1	5
10 Yuli Gurriel, R (1, 3) OBP: 0.353, SLG: 0.555		B CU 78 B FC 87 C FC 86 B CH 80 C FC 88 F FF 93 B FF 92 4-2 13 FC1-6 BB		X FC 85 0-0 13 G1-6-3 1-2 1B		X CU 76 0-0 1-H 2-H 2B		H FF 94 1-0 22 BB HBP		2	0	2	2	1	0	0
13 Abraham Toro, S (1, 5) OBP: 0.333, SLG: 0.320		B CU 75 C FC 86 F CH 79 F FF 91 X FC 87 1-2 ① FC1-6 1-2f		X CH 77 0-0 ②③ G1-6-3 1-2f		C CU 75 B CH 85 B FF 94 F CU 76 X SL 85 2-2 ③ G6-3		B FF 94 C SL 82 F FF 95 F FF 96 S SL 84 1-3 ① K		4	0	0	0	0	1	5
22 Josh Reddick, L (1, 7) (8, 9) OBP: 0.311, SLG: 0.385		X SI 91 0-0 ② F7			C SI 88 B CH 79 B CH 80 B FF 90 F FC 84 B CH 77 4-2 6 G5-4-3 BB		C FF 93 B FF 94 X CH 85 1-1 4 BB 12 1B 27 FC1-2 1B	C FF 94 B FF 95 F FF 95 B FF 97 B FF 95 B SL 83 4-2 1-2 BB		2	0	1	0	2	0	1
12 Martín Maldonado, R (1, 2) OBP: 0.284, SLG: 0.358 23 Michael Brantley, L (8, PH) (8, 7) OBP: 0.392, SLG: 0.533		B CU 79 C FF 92 B CH 77 B FC 86 S FC 85 S CH 78 3-3 ③ K			C FC 85 C FF 91 S CH 79 0-3 ① K		X SL 86 0-0 27 FC1-2 4 BB 2 BB 1-2 1B	B SL 81 B FF 93 B FF 93 C FF 93 X FF 92 3-1 ② F5		3 1	1 0	1 0	0 0	0 0	2 0	2 2
6 Jake Marisnick, R (1, 8) OBP: 0.297, SLG: 0.427 16 Aledmys Díaz, R (8, PH) OBP: 0.327, SLG: 0.472 28 Robinson Chirinos, R (8, 2) OBP: 0.342, SLG: 0.436			C FF 90 F SI 90 S FF 92 0-3 ① K		1 SAFE F FC 85 B SI 90 X CU 77 1-1 ②③ G5-4-3 1-2f		C FF 95 F FF 94 X FF 94 0-2 ① F9	B FF 92 C FF 94 B SL 83 B FF 92 C FF 93 T FF 94 3-2 ③ K		3 1 0	0 0 0	0 0 0	0 0 0	0 0 0	1 1 0	3 2 0

Houston Astros @ Toronto Blue Jays

Rogers Centre, Toronto, ON

Sat Aug 31 2019, 3:10 PM - 6:12 PM EDT

Att. 26,414 - Partly Cloudy - 68 F

TOP

livebaseballscorecards.com

AB	28
R	4
H	6
RBI	4
BB	9
SO	9
LOB	24

Inning Stats	1	2	3	4	5	6	7	8	9
	R: 1 E: 0 K: 0 S: 11	R: 0 E: 0 K: 1 S: 11	R: 0 E: 0 K: 1 S: 7	R: 0 E: 0 K: 0 S: 8	R: 0 E: 0 K: 1 S: 7	R: 2 E: 0 K: 0 S: 11	R: 1 E: 0 K: 1 S: 14	R: 0 E: 0 K: 2 S: 11	R: 0 E: 0 K: 3 S: 9
	H: 1 LOB: 0 BB: 1 P: 19	H: 0 LOB: 1 BB: 1 P: 19	H: 1 LOB: 0 BB: 0 P: 7	H: 1 LOB: 1 BB: 1 P: 13	H: 0 LOB: 0 BB: 1 P: 12	H: 1 LOB: 1 BB: 2 P: 24	H: 2 LOB: 3 BB: 2 P: 25	H: 0 LOB: 2 BB: 1 P: 23	H: 0 LOB: 0 BB: 0 P: 12

1B: 5	SF: 1	WP: 0
2B: 2	SAC: 0	PB: 0
3B: 0	DP: 4	SB: 0
HR: 0	HBP: 1	CS: 0

PA: 39

PITCHER		IP	WLS	BF	H	R	ER	SO	BB	IBB	HBP	BLK	WP	HR	S	P	ERA	WHIP
36 Clay Buchholz, R ERA: 5.45	(1, 1)	5.2	W	21	3	2	2	3	5	0	0	0	0	0	50	83	3.18	1.412
58 Tim Mayza, L ERA: 4.5	(6, 1)	0.0		1	0	0	0	0	1	0	0	0	0	0	1	5	∞	∞
64 Derek Law, R ERA: 4.91	(6, 1)	1.0	H	8	3	2	2	0	2	0	0	0	0	0	15	26	18.00	5.000
67 Buddy Boshers, L ERA: 5.11	(7, 1)	0.1	H	1	0	0	0	1	0	0	0	0	0	0	3	5	0.00	0.000
68 Jordan Romano, R ERA: 4.5	(8, 1)	1.0	H	5	0	0	0	2	1	0	1	0	0	0	11	23	0.00	1.000

PITCHER		IP	WLS	BF	H	R	ER	SO	BB	IBB	HBP	BLK	WP	HR	S	P	ERA	WHIP
51 Ken Giles, R ERA: 1.67	(9, 1)	1.0	S	3	0	0	0	3	0	0	0	0	0	0	9	12	0.00	0.000

BOTTOM

Houston Astros @ Toronto Blue Jays

Rogers Centre, Toronto, ON

Sat Aug 31 2019, 3:10 PM - 6:12 PM EDT

Att. 26,414 - Partly Cloudy - 68 F

Batter	1	2	3	4	5	6	7	8	9	AB	R	H	RBI	BB	SO	LOB
11 Bo Bichette, R (1, 6) OBP: 0.371, SLG: 0.632	X SI 90 0-0 ① G1-4-3		F SI 91 X CH 88 0-1 ① G6-3	C SI 93 B SI 94 X SI 94 1-1 8 HR 1B		C CU 77 B CH 89 B SI 94 X SI 93 2-1 8 S 8 2B 1B		F SL 79 S FC 91 S FF 94 0-3 ③ K		5	2	2	0	0	1	0
8 Cavan Biggio, L (1, 4) OBP: 0.345, SLG: 0.391	B SI 92 B SI 92 C SI 91 X SI 92 2-1 ② L9		F SI 92 B SI 93 C CU 78 B CU 79 B SI 94 D CU 79 4-2 27 BB 15 1B BB	D SI 93 X CH 89 1-0 1-H HR		1 SAFE B SL 79 B SL 79 C SL 80 F SL 79 F FF 89 B FF 89 X SL 80 3-2 1-H 2B				3	2	2	3	1	0	0
27 Vladimir Guerrero Jr., R (1, 10) OBP: 0.354, SLG: 0.463	F CU 78 X FF 94 0-1 1B		B FF 94 B SI 93 B CU 78 C SI 93 B SI 92 4-1 15 1B 1-2 BB	F CU 80 S CH 90 B FF 93 F FF 94 X FF 95 1-2 ③ G5-3		C SL 79 B SI 88 X SI 88 1-1 ③ G4-3				3	0	1	0	1	0	1
15 Randal Grichuk, R (1, 9) OBP: 0.288, SLG: 0.434	C SI 91 B CH 89 X SI 92 1-1 ③ G4-3		D SI 94 X CU 77 1-0 ② 37 HR 1-3 2-H 1B		S CU 76 S CH 87 X SI 93 0-2 ① G4-3		B SL 77 S SL 78 X SL 78 1-1 ① P5			4	1	1	1	0	0	1
37 Teoscar Hernández, R (1, 8) OBP: 0.300, SLG: 0.452		B SI 91 S CU 76 X SI 91 1-1 ① F9	S CH 89 B SI 93 B SI 93 X CU 78 2-1 2-H HR		X SI 93 0-0 ② G5-3		S SL 79 B SL 79 C SL 80 S SL 80 1-3 ② K			4	1	1	2	0	1	0
3 Brandon Drury, R (1, 5) OBP: 0.263, SLG: 0.392		B CU 78 C CU 77 F SI 92 F CU 79 B FF 94 F CU 80 X CU 78 2-2 ② G2	C SI 93 B SI 93 X SI 93 1-1 1B		B CH 86 S CH 88 B FF 93 X CH 88 2-1 44 FC6-5 1B		C SI 86 B SI 87 B SL 80 B SI 87 S SI 87 B SI 86 4-2 BB			3	0	2	0	1	0	0
44 Rowdy Tellez, L (1, 3) OBP: 0.280, SLG: 0.417		B CU 77 C CU 78 S CU 77 B CU 80 B FF 94 D CU 77 4-2 9 1B BB	B SI 93 C SI 92 C SI 94 B CU 79 S CU 81 2-3 ③ K2-3		C CU 78 B CU 80 X FF 93 1-1 ③ FC6-5 1-2f		C FF 89 1 SAFE B FF 88 X SL 79 1-1 ③ F8			3	0	0	0	1	1	3
9 Danny Jansen, R (1, 2) OBP: 0.282, SLG: 0.369		X SI 92 0-0 1-2 1B		C SI 92 B CH 90 C SI 93 F FF 94 B CU 80 B CU 79 S SI 93 3-3 ① K		B CU 77 B SI 91 C SI 91 X CH 90 2-1 ① G6-3		B FF 92 B FC 89 B FF 90 C FF 90 C FF 92 X FF 93 3-2 ① P3		4	0	1	0	0	1	0
20 Derek Fisher, L (1, 7) OBP: 0.287, SLG: 0.395		C CU 79 C SI 93 S CU 80 0-3 ③ K		S SI 92 F SI 92 B CU 78 C SI 94 1-3 ② K		S SI 92 C CU 78 B CU 78 F CU 78 F SI 93 S CU 79 1-3 ② K		X CU 80 0-0 ② B2-3		4	0	0	0	0	3	2
Inning Stats	R: 0 E: 0 K: 0 S: 7 H: 1 LOB: 1 BB: 0 P: 10	R: 0 E: 0 K: 1 S: 13 H: 1 LOB: 2 BB: 1 P: 20	R: 3 E: 0 K: 1 S: 13 H: 3 LOB: 1 BB: 2 P: 27	R: 2 E: 0 K: 2 S: 14 H: 2 LOB: 0 BB: 0 P: 21	R: 0 E: 0 K: 0 S: 8 H: 1 LOB: 1 BB: 0 P: 11	R: 1 E: 0 K: 1 S: 15 H: 2 LOB: 1 BB: 0 P: 24	R: 0 E: 0 K: 1 S: 9 H: 0 LOB: 1 BB: 1 P: 16	R: 0 E: 0 K: 1 S: 7 H: 0 LOB: 0 BB: 0 P: 10		1B: 7 2B: 1 3B: 0 HR: 2	SF: 0 SAC: 0 DP: 0 HBP: 0		WP: 0 PB: 0 SB: 1 CS: 0	PA: 37		

livebaseballscorecards.com

	AB	33
	R	6
	H	10
	RBI	6
	BB	4
	SO	7
	LOB	7

PITCHER		IP	WLS	BF	H	R	ER	SO	BB	IBB	HBP	BLK	WP	HR	S	P	ERA	WHIP
59 Framber Valdez, L ERA: 5.55	(1, 1)	5.2	L	28	9	6	6	5	3	0	0	0	0	2	64	103	9.53	2.118
38 Joe Smith, R ERA: 1.53	(6, 1)	1.1		6	1	0	0	1	1	0	0	0	0	0	15	26	0.00	1.500
67 Cy Sneed, R ERA: 4.02	(8, 1)	1.0		3	0	0	0	1	0	0	0	0	0	0	7	10	0.00	0.000

PITCHER	IP	WLS	BF	H	R	ER	SO	BB	IBB	HBP	BLK	WP	HR	S	P	ERA	WHIP

Batter	1	2	3	4	5	6	7	8	9	AB	R	H	RBI	BB	SO	LOB
27 Jose Altuve, R (1, 4) OBP: 0.360, SLG: 0.548	B FF 94 B SI 93 F FF 94 S SL 84 F SL 83 B FF 95 F SL 82 X FF 94 3-2 ① G6-3		B SI 88 B SI 90 X SL 83 2-0 ② G5-3			C KC 83 B FC 89 B SI 91 S FC 89 S FC 88 2-3 ② K		S KC 82 B SI 90 X FC 88 1-1 1B		4	0	1	0	0	1	0
23 Michael Brantley, L (1, 7) OBP: 0.389, SLG: 0.529	B CU 76 C CU 73 T SI 94 S FS 83 1-3 ② K		C SI 89 C SL 84 X CH 82 0-2 ③ G6-3			S KC 83 B SI 91 B FC 88 F FC 89 X SI 91 2-2 ③ G5-3		B SI 89 X CH 83 1-0 ③ G6-3		4	0	0	0	0	1	1
2 Alex Bregman, R (1, 6) OBP: 0.413, SLG: 0.565	B FF 95 B SL 83 F FF 94 F FF 95 B FS 85 F FF 95 D CU 76 4-2 BB			C SI 87 X CH 81 0-1 ① F9			C FC 88 X SI 92 0-1 ① G6-3		B SL 88 C SL 87 X SL 87 1-1 16 F8 13 HR 2B	3	1	1	0	1	0	0
44 Yordan Alvarez, L (1, 10) OBP: 0.416, SLG: 0.665	F SI 93 C FF 94 B SI 95 S SI 94 1-3 ③ K			B CH 83 T SL 83 X SI 90 1-1 ② G6-3			X SI 90 0-0 13 F8 16 HBP 1B		F FF 97 F FF 97 S SL 87 0-3 ① K	4	0	1	0	0	2	2
16 Aledmys Díaz, R (1, 3) OBP: 0.331, SLG: 0.476		C FF 95 X CU 76 0-1 22 G1-3 2B		B SI 90 B SL 84 S SL 86 B SI 90 F SI 89 S SI 90 3-3 ③ K			C FC 89 H SI 91 2-1 1-2 HBP		B FF 97 D SL 87 X FF 97 2-0 ② F8 2-3	3	0	1	0	0	1	1
13 Abraham Toro, S (1, 5) OBP: 0.324, SLG: 0.414		C FF 94 B SI 94 F FS 83 S SI 95 1-3 ① K			C SL 82 C CH 81 S SL 84 0-3 ① K		X SI 90 0-0 ② F8 2-3		F SL 86 B SL 86 X FF 97 1-1 3-H HR	4	1	1	2	0	2	3
22 Josh Reddick, L (1, 9) OBP: 0.308, SLG: 0.381		F SI 93 B FS 84 F FF 95 F SL 85 F SI 95 F FF 96 X FS 85 1-2 ② G1-3 2-3			C SI 90 X CH 83 0-1 ② P5		B FC 88 S FC 87 C FC 87 F SI 90 F KC 83 B FC 89 D KC 83 F FC 88 X FC 90 3-2 ③ G6-3		F SL 87 X SL 86 0-1 ③ G5-3	4	0	0	0	0	0	3
28 Robinson Chirinos, R (1, 2) OBP: 0.339, SLG: 0.432		C FF 95 S FF 96 X FF 97 0-2 ③ F7			C SI 91 B SL 85 S SL 86 B SL 86 F CH 82 S SL 85 2-3 ③ K			S FC 88 B SI 90 C KC 82 B CH 83 X FC 89 2-2 ① F7		3	0	0	0	0	1	1
6 Jake Marisnick, R (1, 8) OBP: 0.295, SLG: 0.424 4 George Springer, R (8, PH) OBP: 0.386, SLG: 0.567 (8, 8)			X SI 88 0-0 ① G6-3			C SI 91 B SI 91 F FC 88 S FC 89 1-3 ① K		C SI 90 B KC 83 S FC 88 B KC 81 B FC 88 X FC 89 3-2 ② G5-3		2 1	0 0	0 0	0 0	0 0	1 0	0 0
Inning Stats	R: 0 E: 0 K: 2 S: 14 H: 0 LOB: 1 BB: 1 P: 23	R: 0 E: 0 K: 1 S: 14 H: 1 LOB: 1 BB: 0 P: 16	R: 0 E: 0 K: 0 S: 5 H: 0 LOB: 0 BB: 0 P: 7	R: 0 E: 0 K: 1 S: 7 H: 0 LOB: 0 BB: 0 P: 11	R: 0 E: 0 K: 2 S: 9 H: 0 LOB: 0 BB: 0 P: 11	R: 0 E: 0 K: 2 S: 9 H: 0 LOB: 0 BB: 0 P: 14	R: 0 E: 0 K: 0 S: 11 H: 1 LOB: 2 BB: 0 P: 16	R: 0 E: 0 K: 0 S: 9 H: 1 LOB: 1 BB: 0 P: 16	R: 2 E: 0 K: 1 S: 10 H: 2 LOB: 0 BB: 0 P: 14	1B: 2 2B: 2 3B: 0 HR: 1 SF: 0 SAC: 0 DP: 0 HBP: 1						

PITCHER		IP	WLS	BF	H	R	ER	SO	BB	IBB	HBP	BLK	WP	HR	S	P	ERA	WHIP
63 Wilmer Font, R ERA: 4.22	(1, 1)	2.0		8	1	0	0	3	1	0	0	0	0	0	28	39	0.00	1.000
43 Sam Gaviglio, R ERA: 4.5	(3, 1)	3.0		9	0	0	0	3	0	0	0	0	0	0	21	29	0.00	0.000
46 Zack Godley, R ERA: 5.97	(6, 1)	3.0		12	2	0	0	2	0	0	1	0	0	0	29	46	0.00	0.667
51 Ken Giles, R ERA: 2.05	(9, 1)	1.0	L	5	2	2	2	1	0	0	0	0	0	1	10	14	18.00	2.000

PITCHER	IP	WLS	BF	H	R	ER	SO	BB	IBB	HBP	BLK	WP	HR	S	P	ERA	WHIP

TOP

Houston Astros @ Toronto Blue Jays

Rogers Centre, Toronto, ON

Sun Sep 01 2019, 1:11 PM - 3:37 PM EDT

Att. 24,104 - Roof Closed - 68 F

livebaseballscorecards.com

AB	32
R	2
H	5
RBI	2
BB	1
SO	9
LOB	11

WP: 0 PB: 0 SB: 0 CS: 0 PA: 34

Houston Astros @ Toronto Blue Jays

Rogers Centre, Toronto, ON

Sun Sep 01 2019, 1:11 PM - 3:37 PM EDT

Att. 24,104 - Roof Closed - 68 F

livebaseballscorecards.com

BOTTOM

Batter	1	2	3	4	5	6	7	8	9	AB	R	H	RBI	BB	SO	LOB
11 Bo Bichette, R (1, 6) OBP: 0.361, SLG: 0.613	B FF 94 S FF 93 S FF 94 F SL 87 S SL 88 1-3 K ①		C FF 95 F FF 95 F SL 87 B FF 94 S FF 94 1-3 K ③			B FF 96 S FF 95 B SL 88 S FF 96 X SL 90 2-2 G4-3 ③			F FF 96 B FF 95 B FF 97 S FF 96 B SL 90 F FF 97 X FF 97 3-2 G5-3 ③	4	0	0	0	0	2	0
8 Cavan Biggio, L (1, 4) OBP: 0.345, SLG: 0.388	B FF 94 B FF 94 B FF 94 C FF 94 B FF 94 4-1 27 G5-3 BB			B CU 77 C FF 94 F FF 94 C FF 95 1-3 K ①			B CU 78 S FF 93 B FF 95 B FF 95 F FF 94 F FF 95 C FF 95 3-3 K ①			2	0	0	0	1	2	0
27 Vladimir Guerrero Jr., R (1, 5) OBP: 0.351, SLG: 0.460	1 SAFE B FF 93 B FF 93 S FF 93 F FF 94 X SL 86 2-2 G5-3 ② 1-2			B FF 94 F FF 95 F SL 87 B SL 89 B CU 81 X CU 80 3-2 G5-3 ②			X FF 95 0-0 P3 ②			3	0	0	0	0	0	1
14 Justin Smoak, S (1, 3) OBP: 0.353, SLG: 0.413	B FF 93 B FF 95 F FF 94 S FF 94 D SL 87 C SL 87 3-3 K ③			B FF 94 C SL 85 S SL 87 B SL 87 S SL 88 2-3 K ③			X FF 93 0-0 F8 ③			3	0	0	0	0	2	1
44 Rowdy Tellez, L (1, 10) OBP: 0.278, SLG: 0.413		B CH 86 S CH 86 F SL 86 B FF 94 S FF 94 2-3 K ①			C SL 85 S FF 94 S FF 94 0-3 K ①			C FF 93 S FF 93 C FF 95 0-3 K ①		3	0	0	0	0	3	0
15 Randal Grichuk, R (1, 8) OBP: 0.287, SLG: 0.432		C FF 94 C CU 79 B FF 94 S SL 87 1-3 K ②			X FF 94 0-0 P3 ②			C FF 95 F FF 96 B FF 96 S FF 96 1-3 K ②		3	0	0	0	0	2	0
28 Billy McKinney, L (1, 9) OBP: 0.266, SLG: 0.413		C FF 94 F FF 94 B CU 80 F CU 79 X CH 88 1-2 L9 ③			B FF 94 B CH 86 X FF 94 2-0 G3-1 ③			B FF 94 F FF 94 B FF 95 F FF 94 F SL 89 C CU 80 2-3 K ③		3	0	0	0	0	1	0
3 Brandon Drury, R (1, 7) OBP: 0.261, SLG: 0.389			F CU 78 S SL 87 B FF 95 B SL 88 F FF 95 X SL 89 2-2 P3 ①			B CU 78 C FF 94 S FF 95 B SL 88 T CU 80 2-2 K ①			C FF 95 F FF 95 X SL 89 0-2 G6-3 ①	3	0	0	0	0	1	0
10 Reese McGuire, L (1, 2) OBP: 0.296, SLG: 0.547			B FF 94 B FF 94 C FF 94 F FF 94 X SL 87 2-2 P5 ②			X FF 94 0-0 F9 ②			F FF 95 B FF 95 C CU 80 S SL 89 1-3 K ②	3	0	0	0	0	1	0
Inning Stats	R: 0 E: 0 K: 2 S: 11 H: 0 LOB: 1 BB: 1 P: 21	R: 0 E: 0 K: 2 S: 10 H: 0 LOB: 0 BB: 0 P: 14	R: 0 E: 0 K: 1 S: 11 H: 0 LOB: 0 BB: 0 P: 16	R: 0 E: 0 K: 2 S: 9 H: 0 LOB: 0 BB: 0 P: 15	R: 0 E: 0 K: 1 S: 5 H: 0 LOB: 0 BB: 0 P: 7	R: 0 E: 0 K: 1 S: 7 H: 0 LOB: 0 BB: 0 P: 11	R: 0 E: 0 K: 1 S: 6 H: 0 LOB: 0 BB: 0 P: 9	R: 0 E: 0 K: 3 S: 10 H: 0 LOB: 0 BB: 0 P: 13	R: 0 E: 0 K: 1 S: 10 H: 0 LOB: 0 BB: 0 P: 14	1B: 0 2B: 0 3B: 0 HR: 0	SF: 0 SAC: 0 DP: 0 HBP: 0						

	AB	27
	R	0
	H	0
	RBI	0
	BB	1
	SO	14
	LOB	2

WP: 0 PA: 28
PB: 0
SB: 0
CS: 0

PITCHER	IP	WLS	BF	H	R	ER	SO	BB	IBB	HBP	BLK	WP	HR	S	P	ERA	WHIP
35 Justin Verlander, R (1, 1) ERA: 2.56	9.0	W	28	0	0	0	14	1	0	0	0	0	0	79	120	0.00	0.111

PITCHER	IP	WLS	BF	H	R	ER	SO	BB	IBB	HBP	BLK	WP	HR	S	P	ERA	WHIP

Batter	1	2	3	4	5	6	7	8	9	10	AB	R	H	RBI	BB	SO	LOB
4 George Springer, R (1, 8) (8, 9) OBP: 0.388, SLG: 0.573	C SI 95 F FF 95 B SI 95 B SL 89 B SI 95 F SI 94 X CU 82 3-2 ① F9		S SL 86 B CH 86 S CH 86 B SI 96 B FF 96 B SI 95 4-2 23 FC6 27 1B 2 1B BB		C SL 84 C SL 84 B SL 85 X FF 94 1-2 23 G6-3 1B		F CH 80 B FF 87 C FF 87 S FF 88 1-3 ② K			B FF 94 C CU 82 B FS 86 X SI 94 2-1 HR	4	2	2	1	1	1	1
27 Jose Altuve, R (1, 4) OBP: 0.358, SLG: 0.544	C CU 80 F SL 84 B SI 95 B SI 96 B SL 84 S SI 95 3-3 ② K		C SI 94 1 SAFE X SI 93 0-1 23 FC6 1-2 1B		D CU 80 1 SAFE T SL 85 F SI 92 1 SAFE D SI 93 X SL 84 2-2 ① L8		S FF 87 X FF 88 0-1 ③ B3			B FF 95 C FF 95 B SI 94 C FF 95 B FS 85 X FS 84 3-2 ① G5-3	5	0	1	0	0	1	2
23 Michael Brantley, L (1, 9) (8, 7) OBP: 0.388, SLG: 0.525	C SI 95 B CH 86 C SI 96 B FF 96 F SI 95 B FF 96 B CU 82 4-2 2 1B BB		B SI 94 D CU 81 C FF 94 B FF 94 X SI 94 3-1 ① FC6 2 1B 1-2f 2-3		1 SAFE C SL 78 X SI 86 0-1 ②③ G6-3 1-2f			C CU 72 B CU 74 F CH 79 F FF 87 X SI 87 1-2 ① G4-3		B FF 94 F SI 94 F FS 85 S FF 94 1-3 ② K	4	0	0	0	1	1	3
2 Alex Bregman, R (1, 6) OBP: 0.416, SLG: 0.570	B FF 94 B SI 94 X SI 94 2-0 1-2 1B		B SI 94 C SI 94 D SI 95 B FF 95 X SI 95 3-1 10 FC6-4 1-2 3-H 1B			C FF 87 S CH 82 F CH 80 T FF 88 0-2 ① K		B SI 88 B FF 86 F CH 80 B CH 81 X FF 87 3-1 2B		C CU 82 B FS 85 C FS 85 X FS 86 1-2 1B	5	0	4	1	0	1	0
44 Yordan Alvarez, L (1, 7) OBP: 0.413, SLG: 0.671 6 Jake Marisnick, R (8, 8) OBP: 0.293, SLG: 0.422	F CU 81 C SI 95 S FF 94 0-3 ③ K		B FF 92 S CH 85 B FF 93 F SI 93 S CH 86 2-3 ② K			C FF 88 B CU 74 B FF 89 F FF 87 F FF 90 F CH 82 X FF 89 2-2 HR		C FF 94 S CU 78 S FF 95 0-3 ② K		S FF 94 B SI 95 F FF 94 S FS 85 1-3 ③ K	4 1	1 0	1 0	1 0	0 0	3 1	5 1
10 Yuli Gurriel, R (1, 3) OBP: 0.350, SLG: 0.550		C SI 94 F CU 81 B FF 95 B CU 82 F FF 95 S FF 95 2-3 ① K	F CU 79 X SI 95 0-1 ③ FC6-4 1-2f			C FU 76 B CH 81 X FF 88 1-1 ② G1-3		B CU 78 C CU 78 S FF 97 B FF 97 X FF 97 2-2 ③ G6-3			4	0	0	0	0	1	3
13 Abraham Toro, S (1, 5) OBP: 0.316, SLG: 0.394		B CU 80 C CU 81 B CU 79 F SI 95 F CU 79 X FF 96 2-2 12 S 1B	B CU 78 B SL 84 F SI 94 F SL 84 X SI 93 2-2 ① F7			C FF 87 F FF 88 B CH 81 F CH 82 X FF 88 1-2 ③ G6-3			C FF 97 C SL 87 B FF 98 B FF 98 X FF 97 2-2 ① F8		4	0	1	0	0	0	0
12 Martín Maldonado, R (1, 2) OBP: 0.284, SLG: 0.360		C SI 95 B SL 87 B SL 86 B SI 94 S SI 95 X SI 95 3-2 ② L5 1-2	B FF 95 B SI 94 F SI 94 F SI 94 F FF 95 B SI 94 C SI 94 3-3 ② K				F FF 86 B FF 87 B FF 87 X CH 81 2-1 3 F9 2B		X FF 98 0-0 ② F8		4	0	1	0	0	1	1
45 Gerrit Cole, R (1, 1) 3 Kyle Tucker, L (7, PH) 30 Héctor Rondón, R (7, 1) 36 Will Harris, R (8, 1) 22 Josh Reddick, L (9, PH) OBP: 0.308, SLG: 0.381 54 Roberto Osuna, R (9, 1) 39 Josh James, R (10, 1)		C SI 95 C SI 94 C SI 95 0-3 ③ K	C SI 92 C SI 94 F FF 95 F SI 92 X SI 94 0-2 ③ G4-3				B FF 86 X CH 80 1-0 ① F9 2-3		C SL 83 S FF 99 B FF 98 B SL 85 B FF 98 F FF 99 X FF 98 3-2 ③ G3-1		2 1 0 0 1 0 0	0 0 0 0 0 0 0	0 0 0 0 0 0 0	0 0 0 0 0 0 0	1 0 0 0 0 0 0	1 1 0 0 0 0 0
Inning Stats	R: 0 H: 1 E: 0 LOB: 2 K: 2 BB: 1 S: 14 P: 26	R: 0 H: 1 E: 0 LOB: 1 K: 2 BB: 0 S: 14 P: 21	R: 1 H: 2 E: 0 LOB: 2 K: 1 BB: 1 S: 13 P: 25	R: 0 H: 0 E: 0 LOB: 0 K: 1 BB: 0 S: 12 P: 17	R: 0 H: 1 E: 0 LOB: 0 K: 0 BB: 0 S: 8 P: 11	R: 1 H: 1 E: 0 LOB: 0 K: 1 BB: 0 S: 15 P: 19	R: 0 H: 1 E: 0 LOB: 1 K: 1 BB: 0 S: 8 P: 12	R: 0 H: 1 E: 0 LOB: 1 K: 1 BB: 0 S: 12 P: 18	R: 0 H: 0 E: 0 LOB: 0 K: 0 BB: 0 S: 8 P: 13	R: 1 H: 2 E: 0 LOB: 1 K: 2 BB: 0 S: 14 P: 22	1B: 6 2B: 2 3B: 0 HR: 2	SF: 0 SAC: 0 DP: 1 HBP: 0					

PITCHER		IP	WLS	BF	H	R	ER	SO	BB	IBB	HBP	BLK	WP	HR	S	P	ERA	WHIP
37 Adrian Houser, R ERA: 3.45	(1, 1)	4.1		20	5	1	1	6	2	0	0	0	0	0	59	98	2.08	1.615
58 Alex Claudio, L ERA: 3.81	(5, 1)	0.2		1	0	0	0	0	0	0	0	0	0	0	2	2	0.00	0.000
35 Brent Suter, L ERA: 3.86	(6, 1)	2.1		10	3	1	1	2	0	0	0	0	0	1	29	41	3.86	1.286
51 Freddy Peralta, R ERA: 5.68	(8, 1)	0.2		2	0	0	0	1	0	0	0	0	0	0	6	8	0.00	0.000
50 Ray Black, R ERA: 3.12	(9, 1)	1.0		3	0	0	0	0	0	0	0	0	0	0	8	13	0.00	0.000

PITCHER		IP	WLS	BF	H	R	ER	SO	BB	IBB	HBP	BLK	WP	HR	S	P	ERA	WHIP
41 Junior Guerra, R ERA: 3.63	(10, 1)	1.0	L	5	2	1	1	2	0	0	0	0	0	1	14	22	9.00	2.000

TOP

Houston Astros @ Milwaukee Brewers

Miller Park, Milwaukee, WI

Mon Sep 02 2019, 3:12 PM - 6:46 PM CDT

Att. 39,046 - Roof Closed - 74 F

livebaseballscorecards.com

AB	39
R	3
H	10
RBI	3
BB	2
SO	11
LOB	18

WP: 0 PA: 41
PB: 0
SB: 1
CS: 0

Batter	1	2	3	4	5	6	7	8	9	10	AB	R	H	RBI	BB	SO	LOB
2 Trent Grisham, L (1, 8) OBP: 0.300, SLG: 0.418	C FF 96 B FF 96 B FF 97 S FF 97 F FF 98 B KC 84 T FF 98 3-2 ① K		C KC 83 B FF 97 S FF 98 B FF 99 C KC 84 2-3 ③ K		B FF 97 S FF 98 B SL 88 B FF 98 S FF 99 B FF 99 4-2 1-2 BB			B FC 91 X FC 92 1-0 10 G1-6-3 1B		C FC 96 B FF 98 S FF 96 S FF 98 1-3 ① K	4	0	1	0	1	3	1
10 Yasmani Grandal, S (1, 2) OBP: 0.377, SLG: 0.458	X FF 97 0-0 HR			B KC 83 B CH 86 B FF 97 B FF 97 4-0 22 WP BB	C SL 91 B FF 100 F SL 91 S SL 89 1-3 ③ K			C FC 92 S CU 82 1 SAFE D CU 83 B FC 92 X FC 92 2-2 ② ③ G1-6-3 1-2f		D CH 91 C SL 86 B SL 86 F FF 98 F CH 90 F SL 84 D CH 90 D CH 91 4-2 1-2 BB	3	1	1	1	2	1	4
22 Christian Yelich, L (1, 9) OBP: 0.421, SLG: 0.672	B SL 88 F FF 97 S FF 97 X SL 89 1-2 ② G4-3			S FF 97 F FF 98 F SL 90 B FF 99 S FF 100 1-3 ① K 1-2		B SL 91 C SL 89 S FF 97 B CH 90 F FF 99 B SL 90 C SL 90 3-3 ① K			S FC 94 F FC 95 X FF 96 0-2 HR	S SL 84 B SL 85 S SL 85 C SL 85 1-3 ② K	5	1	1	1	0	3	3
11 Mike Moustakas, L (1, 5) OBP: 0.331, SLG: 0.522 14 Hernán Pérez, R (10, 6) OBP: 0.279, SLG: 0.371	C FF 96 S FF 98 B FF 98 S KC 85 1-3 ③ K			C SL 90 B FF 98 B FF 99 B KC 84 F FF 96 C FF 98 3-3 ② K		S CH 88 S FF 97 B FF 99 X KC 85 1-2 ② G5-3			S FF 98 X CH 86 0-1 ① P3	S FF 97 S FF 98 S FF 99 0-3 ③ K	4 1	0 0	0 0	0 0	0 0	2 1	1 2
8 Ryan Braun, R (1, 7) OBP: 0.339, SLG: 0.493		B SL 89 C FF 97 F FF 97 B SL 90 F SL 90 C FF 99 2-3 ① K		B SL 87 X SL 89 1-0 ③ P4		F FF 96 B FF 98 B SL 89 B CH 88 F FF 99 F FF 100 S SL 89 3-3 ③ K			C FF 96 F SL 90 B CH 88 X FF 98 1-2 ② G6-3		4	0	0	0	0	2	1
7 Eric Thames, L (1, 3) OBP: 0.354, SLG: 0.503		B KC 82 S FF 98 B FF 99 F FF 98 F SL 90 S CH 89 2-3 ② K			C FF 95 S FF 95 F FF 96 B CH 88 S CH 88 1-3 ① K		F SI 96 S FF 97 B FF 97 B CH 91 B FF 97 S FF 97 3-3 ① K		B FF 97 B CH 84 C SL 90 F FF 96 X CH 84 2-2 5 E 1B	4	0	1	0	0	3	0
5 Cory Spangenberg, L (1, 4) OBP: 0.259, SLG: 0.333		S FF 98 B FF 99 S FF 99 S FF 100 1-3 ③ K			B FF 96 X FF 94 1-0 3 1B 3 BLK 1B		C SL 86 S FF 97 F FF 96 S FF 97 0-3 ② K		C FC 92 X FC 92 0-1 E1 1-2	4	0	1	0	0	2	1
3 Orlando Arcia, R (1, 6) OBP: 0.288, SLG: 0.354 21 Travis Shaw, L (9, PH) OBP: 0.278, SLG: 0.275 (10, 5)			B FF 98 S FF 98 X SL 90 1-1 ① F9		S SL 88 F FF 99 B SL 89 X SL 90 1-2 2 BB 1-3 1B		B SL 86 F FF 97 X SL 86 1-1 ③ F9		S FF 95 S FF 96 S FF 97 0-3 ③ K	3 1	0 0	1 0	0 0	0 1	0 2	0 2
			C FF 97 S FF 96 B KC 83 S FF 98 1-3 ② K		B FF 96 B FF 97 S FF F FF 98 S SL 90 2-3 ② K			C FC 91 F FC 93 F CU 82 X CU 81 0-2 ① L9		B FF 98 B FF 98 B FF 98 B FF 97 4-0 10 BB BB	1 0 1 0 0 0 1 0 0 0 0 0 0 0	0 0 0 0 0 0 0 0 0 0 0 0 0 0	0 0 0 0 0 0 0 0 0 0 0 0 0 0	0 0 0 0 1 0 0 0 0 0 0 0 0 0	0 0 1 0 0 1 0 0 0 0 0 0 0 0	1 0 0 0 0 0 0 0 0 0 0 0 0 0	0 0 2 0 0 0 0 0 0 0 0 0 0 0

37 Adrian Houser, R (1, ?)
58 Alex Claudio, L (8, ?)
16 Ben Gamel, L (8, PR)
35 Brent Suter, L (8, ?)
51 Freddy Peralta, R (8, ?)
6 Lorenzo Cain, R (9, PR)
50 Ray Black, R (9, ?)
41 Junior Guerra, R (10, ?)
20 David Freitas, R (10, PR)
57 Chase Anderson, R (10, PR)
54 Taylor Williams, S (10, PR)

Inning Stats	1	2	3	4	5	6	7	8	9	10
	R: 1 E: 0 K: 2 S: 11	R: 0 E: 0 K: 3 S: 11	R: 0 E: 0 K: 2 S: 8	R: 0 E: 0 K: 2 S: 8	R: 0 E: 0 K: 3 S: 16	R: 0 E: 0 K: 2 S: 11	R: 0 E: 0 K: 2 S: 9	R: 0 E: 0 K: 0 S: 8	R: 1 E: 1 K: 1 S: 16	R: 0 E: 0 K: 3 S: 13
	H: 1 LOB: 0 BB: 0 P: 16	H: 0 LOB: 0 BB: 0 P: 16	H: 0 LOB: 0 BB: 0 P: 12	H: 0 LOB: 1 BB: 1 P: 17	H: 2 LOB: 3 BB: 1 P: 26	H: 0 LOB: 0 BB: 0 P: 18	H: 0 LOB: 0 BB: 0 P: 13	H: 1 LOB: 0 BB: 0 P: 11	H: 2 LOB: 2 BB: 0 P: 19	H: 0 LOB: 2 BB: 2 P: 23

PITCHER	IP	WLS	BF	H	R	ER	SO	BB	IBB	HBP	BLK	WP	HR	S	P	ERA	WHIP
45 Gerrit Cole, R (1, 1) ERA: 2.81	6.0		23	3	1	1	14	2	0	0	1	1	1	65	105	1.50	0.833
30 Héctor Rondón, R (7, 1) ERA: 3.74	1.0	H	3	0	0	0	2	0	0	0	0	0	0	9	13	0.00	0.000
36 Will Harris, R (8, 1) ERA: 1.71	1.0	H	3	1	0	0	0	0	0	0	0	0	0	8	11	0.00	1.000
54 Roberto Osuna, R (9, 1) ERA: 3.13	1.0	W	6	2	1	1	1	0	0	0	0	0	1	16	19	9.00	2.000
39 Josh James, R (10, 1) ERA: 4.64	1.0	S	5	0	0	0	3	2	0	0	0	0	0	13	23	0.00	2.000

PITCHER	IP	WLS	BF	H	R	ER	SO	BB	IBB	HBP	BLK	WP	HR	S	P	ERA	WHIP

BOTTOM

Houston Astros @ Milwaukee Brewers

Miller Park, Milwaukee, WI

Mon Sep 02 2019, 3:12 PM - 6:46 PM CDT

Att. 39,046 - Roof Closed - 74 F

livebaseballscorecards.com

AB	36
R	2
H	6
RBI	2
BB	4
SO	20
LOB	17

1B: 4	SF: 0	WP: 1	PA: 40
2B: 0	SAC: 0	PB: 0	
3B: 0	DP: 1	SB: 0	
HR: 2	HBP: 0	CS: 0	

Houston Astros @ Milwaukee Brewers

Miller Park, Milwaukee, WI

Tue Sep 03 2019, 6:41 PM - 9:21 PM CDT

Att. 29,335 - Roof Closed - 78 F

TOP

livebaseballscorecards.com

Batter	1	2	3	4	5	6	7	8	9	AB	R	H	RBI	BB	SO	LOB
4 George Springer, R (1, 8) OBP: 0.389, SLG: 0.573	B FF 93 F FF 93 B FF 92 S CU 80 S FF 92 2-3 ① K		B FF 91 C FF 91 X SL 89 1-1 ① 2 G5-4-3 1B		D CU 81 1 SAFE 1-0 ③ CS 1-2	S FF 92 B SL 88 X CU 80 1-1 ① G4-3		F SI 95 C FF 95 B FF 96 S FF 95 1-3 ③ K		2	0	1	0	0	1	0
3 Kyle Tucker, L (6, PH) (6, 9)										2	0	0	0	0	1	0
11 Garrett Stubbs, L (8, 2) OBP: 0.222, SLG: 0.200										0	0	0	0	0	0	0
23 Michael Brantley, L (1, 7) OBP: 0.385, SLG: 0.521	C FF 93 X SL 87 0-1 ② G4-3		B FF 93 C CU 80 1 SAFE X FF 93 1-1 ① F8			B FF 92 F CU 78 B CU 80 F CU 79 X FF 93 2-2 ② L7			B SI 96 B SI 96 C SL 81 B SI 97 C SI 96 S SI 96 3-3 ① K	4	0	0	0	0	1	1
(8, 9)																
2 Alex Bregman, R (1, 6) OBP: 0.416, SLG: 0.575	X FF 93 0-0 1B		C SL 88 1 SAFE X SL 87 0-1 ② ③ G5-4-3 1-2f			F SL 87 X CU 81 0-1 HR			B SI 96 C SL 82 B SI 98 X SI 95 2-1 ② F8	4	1	2	1	0	0	1
10 Yuli Gurriel, R (1, 3) OBP: 0.348, SLG: 0.546	F CU 80 D CU 81 B CU 79 F FF 93 F FF 92 X FF 93 2-2 ③ P4			C FF 92 X FF 91 0-1 ① L9		X FF 93 0-0 ③ P3			F SI 97 F SI 96 F SL 81 B SI 97 B SL 81 F SI 97 F SI 97 C SL 81 2-3 ③ K	4	0	0	0	0	1	1
16 Aledmys Díaz, R (1, 4) OBP: 0.326, SLG: 0.467		C CU 78 B SL 86 F CU 79 B FF 93 F SL 87 F FF 93 X FF 94 2-2 ① F8		B CU 77 B CU 78 B FF 92 C FF 91 F SL 86 X CU 81 3-2 ② G5-3			B FF 92 C FF 92 X FF 92 1-1 ① F8			3	0	0	0	0	0	0
(8, 7)																
13 Abraham Toro, S (1, 5) OBP: 0.317, SLG: 0.444		B CU 79 C FF 93 X CH 87 1-1 22 1B 3B		C CU 80 T FF 93 B CU 81 B FF 93 B FF 93 X FF 93 3-2 ③ G4-3			C SI 96 S SI 96 F SI 96 S FF 96 0-3 ② K			3	1	1	0	0	1	0
22 Josh Reddick, L (1, 9) OBP: 0.308, SLG: 0.380		X FF 93 0-0 3-H 1B			B FF 91 X FF 90 1-0 ① F7		C FF 96 S FF 95 B FF 97 F KC 85 F FF 96 B KC 86 B FF 96 S FF 96 3-3 ③ K			3	0	1	1	0	1	0
(6, 8)																
12 Martín Maldonado, R (1, 2) OBP: 0.282, SLG: 0.358		B FF 94 C FF 92 X FF 93 1-1 ② P6			B SL 85 B CU 77 B FF 92 C FF 92 X FF 92 3-1 ② G4-3			B FF 93 F FF 94 C KC 83 B FF 94 F FF 95 F KC 85 X FF 95 2-2 ① F9		2	0	0	0	0	0	1
27 Jose Altuve, R (8, PH) OBP: 0.357, SLG: 0.543										1	0	0	0	0	0	0
(8, 4)																
21 Zack Greinke, R (1, 1) OBP: 0.308, SLG: 0.580		F FF 93 S FF 92 S CU 82 0-3 ③ K			F FF 93 B CU 81 X FF 93 1-1 4 CS 1B			C FF 95 B FF 94 C FF 95 X FF 96 1-2 ② G4-3		2	0	1	0	0	1	1
47 Chris Devenski, R (7, 1)										0	0	0	0	0	0	0
6 Jake Marisnick, R (8, PH) OBP: 0.292, SLG: 0.420										1	0	0	0	0	0	0
51 Cionel Pérez, R (8, 1)										0	0	0	0	0	0	0
29 Joe Biagini, R (8, 1)										0	0	0	0	0	0	0

Inning Stats	1	2	3	4	5	6	7	8	9
	R: 0 E: 0 K: 1 S: 10	H: 1 LOB: 1 BB: 0 P: 14	R: 1 E: 0 K: 1 S: 13	H: 2 LOB: 1 BB: 0 P: 17	R: 0 E: 0 K: 0 S: 6	H: 1 LOB: 0 BB: 0 P: 8	R: 0 E: 0 K: 0 S: 8	H: 0 LOB: 0 BB: 0 P: 14	R: 0 E: 0 K: 0 S: 5	H: 1 LOB: 0 BB: 0 P: 11	R: 1 E: 0 K: 0 S: 8	H: 1 LOB: 0 BB: 0 P: 11	R: 0 E: 0 K: 2 S: 11	H: 0 LOB: 0 BB: 0 P: 15	R: 0 E: 0 K: 1 S: 11	H: 0 LOB: 0 BB: 0 P: 15	R: 0 E: 0 K: 2 S: 11	H: 0 LOB: 0 BB: 0 P: 18

| | | | | | | | | | | | | | | | |

BOTTOM

Houston Astros @ Milwaukee Brewers

Miller Park, Milwaukee, WI

Tue Sep 03 2019, 6:41 PM - 9:21 PM CDT

Att. 29,335 - Roof Closed - 78 F

livebaseballscorecards.com

Batter	1	2	3	4	5	6	7	8	9	AB	R	H	RBI	BB	SO	LOB
2 Trent Grisham, L (1, 8) OBP: 0.298, SLG: 0.410	C FF 90 X FF 89 0-1 ① L8		X CU 74 0-0 22 L9, 10 1B, 8 1B, 1B	S CH 88 S CH 88 D CH 88 X CH 88 1-2 ③ G6-3			C FF 96 F FF 96 B FF 96 B CH 87 S CH 87 2-3 ② K			4	1	1	0	0	1	1
10 Yasmani Grandal, S (1, 2) OBP: 0.378, SLG: 0.461	B FF 89 C CH 86 C FF 87 B SL 86 B FF 91 C FF 91 3-3 ② K		B CH 87 B CH 88 C SI 91 C SI 91 F CH 88 F SL 86 X FF 93 2-2 7 HR, 8 1B, 1B 1-2		C SL 84 B CH 87 X FF 90 1-1 ① L8		B SL 83 C CH 86 S SL 82 F FF 97 B CH 87 X SL 83 2-2 2B			4	1	2	0	0	1	0
22 Christian Yelich, L (1, 9) OBP: 0.422, SLG: 0.672	B SI 92 F SL 87 S FF 90 B SL 86 X SI 92 2-2 2B		B SL 87 D CH 89 B CH 89 S CH 89 X FF 93 3-1 ② L9 2-3		X FF 91 0-0 ② L6		C FF 96 S FF 96 B FF 96 F SL 83 F FF 96 B FF 97 B FF 97 B CH 86 4-2 BB			3	0	1	0	1	0	2
8 Ryan Braun, R (1, 7) OBP: 0.338, SLG: 0.490 16 Ben Gamel, L (8, 7) OBP: 0.336, SLG: 0.389	F SL 83 B FF 91 F FF 91 B SL 84 B SI 92 X SL 86 3-2 ③ G6-3		B CH 88 X FF 92 1-0 7 HR, 1B 1-2 3-H		X FF 91 0-0 ③ F8		S SL 82 X FF 96 0-1 ③ G6-3			4 0	1 0	1 0	1 0	0 0	0 0	3 0
7 Eric Thames, L (1, 3) OBP: 0.357, SLG: 0.517 29 Tyler Austin, R (8, PH) OBP: 0.292, SLG: 0.403 (9, 3)	C FF 90 C FF 90 B SI 90 B FF 91 X SL 85 2-2 ① F7		B FF 91 X CH 88 1-0 HR 1-H 2-H			B CU 70 X SI 89 1-0 2B		B FF 95 F FF 95 B SL 79 C SL 79 F SL 80 B FF 96 B FF 95 4-2 20 G5-4-3, BB		3 0	1 0	2 0	3 0	0 1	0 0	0 0
21 Travis Shaw, L (1, 5) OBP: 0.275, SLG: 0.271 15 Drew Pomeranz, R (7, 1) 20 David Freitas, R (8, PH) 71 Josh Hader, L (9, 1)	B FF 92 C FF 90 S FF 91 B FF 92 X CH 88 2-2 ② L9		F FF 92 B FF 91 B FF 90 F FF 89 B CU 70 X FF 91 3-2 ③ P4			C FF 89 F FF 90 B FF 90 S FF 90 1-3 ① K		X FC 89 0-0 ① ② G5-4-3 1-2f		3 0 1 0	0 0 0 0	0 0 0 0	0 0 0 0	1 0 0 0	1 0 1 0	1 0 1 0
5 Cory Spangenberg, L (1, 4) OBP: 0.258, SLG: 0.323	X FF 90 0-0 1B			S CH 85 X CH 86 0-1 ① G4-3		C CH 88 F CH 87 F FF 91 D CU 67 F CH 88 F FF 91 X FF 90 1-2 ② F8		B FF 95 B FF 94 C FF 95 S FF 94 B FF 95 F FF 94 F FF 95 F FF 95 X FF 96 3-2 ③ G3		4	0	1	0	0	0	1
3 Orlando Arcia, R (1, 6) OBP: 0.288, SLG: 0.354	X SL 84 0-0 ③ G5-3			B FF 89 C FF 90 X SL 84 1-1 23 SH1, 1B		S SL 84 D SL 82 F FF 91 D SL 83 D SL 84 S FF 92 3-3 ③ K				3	0	1	0	0	1	2
23 Jordan Lyles, R (1, 1) OBP: 0.132, SLG: 0.083 14 Hernán Pérez, R (7, 5) OBP: 0.278, SLG: 0.369			C FF 89 B FF 90 T SL 85 C FF 91 1-3 ① K	L FS 80 X SL 85 0-1 ② SH1 1-2			C FF 96 X SL 81 0-1 ① G6-3			1 1	0 0	0 0	0 0	0 0	1 0	0 0
Inning Stats	R: 0 E: 0 K: 1 S: 11 H: 1 LOB: 1 BB: 0 P: 19	R: 0 E: 0 K: 0 S: 8 H: 1 LOB: 1 BB: 0 P: 12	R: 4 E: 0 K: 1 S: 16 H: 4 LOB: 0 BB: 0 P: 27	R: 0 E: 0 K: 0 S: 9 H: 1 LOB: 1 BB: 0 P: 11	R: 0 E: 0 K: 0 S: 4 H: 0 LOB: 0 BB: 0 P: 5	R: 0 E: 0 K: 2 S: 13 H: 1 LOB: 1 BB: 0 P: 19	R: 0 E: 0 K: 1 S: 15 H: 1 LOB: 2 BB: 1 P: 23	R: 0 E: 0 K: 0 S: 10 H: 0 LOB: 0 BB: 1 P: 17		1B: 5 2B: 3 3B: 0 HR: 1 SF: 0 SAC: 1 DP: 1 HBP: 0						

AB	31
R	4
H	9
RBI	4
BB	2
SO	5
LOB	11

PITCHER		IP	WLS	BF	H	R	ER	SO	BB	IBB	HBP	BLK	WP	HR	S	P	ERA	WHIP
21 Zack Greinke, R ERA: 3.09	(1, 1)	6.0	L	26	8	4	4	4	0	0	0	0	0	1	61	93	6.00	1.333
47 Chris Devenski, R ERA: 5.25	(7, 1)	1.0		5	1	0	0	1	1	0	0	0	0	0	15	23	0.00	2.000
51 Cionel Pérez, L ERA: 11.25	(8, 1)	0.0		1	0	0	0	0	1	0	0	0	0	0	3	7	∞	∞
29 Joe Biagini, R ERA: 3.79	(8, 1)	1.0		2	0	0	0	0	0	0	0	0	0	0	7	10	0.00	0.000

PITCHER	IP	WLS	BF	H	R	ER	SO	BB	IBB	HBP	BLK	WP	HR	S	P	ERA	WHIP

Batter	1	2	3	4	5	6	7	8	9	10	11	12	13	AB	R	H	RBI	BB	SO	LOB
25 Dylan Moore, R (1, 6) OBP: 0.325, SLG: 0.404	1-2 2B	K		BB		F9			23 G3 23 S 1B		G4-3			5	1	2	0	1	1	2
9 Dee Strange-Gordon, L (1, 4) OBP: 0.305, SLG: 0.366	0-0 23 S 23 2B 2-3 1B	0-1 23 HR 1B		0-0 F9			2-0 F9 HR		0-3 S K		0-0 G1-3			6	2	2	0	0	1	2
23 Austin Nola, R (1, 3) OBP: 0.337, SLG: 0.497 (10, 2)	2-1 15 HR 2B 1-H 3-H	1-2 HR 1-H		1-2 F8			2-1 HR		2-2 G3 1-3			3-3 K		6	3	3	5	0	1	2
15 Kyle Seager, L (1, 5) OBP: 0.331, SLG: 0.511	3-2 HR 2-H	1-3 K		0-2 F8			3-2 L7		1-3 K			1-2 HR		6	2	2	3	0	2	2
2 Tom Murphy, R (1, 2) OBP: 0.315, SLG: 0.572 0 Mallex Smith, L (10, PH) OBP: 0.309, SLG: 0.356 (10, 7)	0-1 20 BB 8 1B 1B	2-0 F9			2-0 F8		0-2 1B			1-3 K		0-0 F8		4 2	1 0	2 0	0 0	0 0	0 1	0 0
20 Daniel Vogelbach, L (1, 10) OBP: 0.350, SLG: 0.465 39 Shed Long, Jr., L (10, PR) OBP: 0.321, SLG: 0.366 (10, 10)	4-2 8 1B 1-2 BB	3-1 G6-3			2-1 G3-1		3-2 P4			4-2 BB		0-3 K		3 1	0 0	0 0	0 0	2 0	0 1	1 0
10 Tim Lopes, R (1, 7) OBP: 0.352, SLG: 0.346 4 Keon Broxton, R (8, 7) OBP: 0.246, SLG: 0.279 22 Omar Narváez, L (10, PH) OBP: 0.387, SLG: 0.460 12 Ryan Court, R (10, 3) OBP: 0.250, SLG: 0.391	2-2 F9	0-1 G6-3			2-2 F7			2-3 K		1-3 K			2-3 K	4 0 1 1	0 0 0 0	0 0 0 0	0 0 0 0	0 0 1 1	1 0 1 0	2 0 1 0
8 Jake Fraley, L (1, 9) OBP: 0.179, SLG: 0.211	1-1 1-2 2-H 1B	0-0 P2				1-2 P4				1-0 P3				6	0	1	1	0	2	1
5 Braden Bishop, R (1, 8) OBP: 0.119, SLG: 0.098	2-3 K	3-3 K				2-2 F8		0-0 F9			2-2 F9		0-3 K	6	0	0	0	0	3	2
Inning Stats	R: 5 E: 0 K: 2 S: 32 H: 6 LOB: 2 BB: 1 P: 48	R: 2 E: 0 K: 1 S: 16 H: 2 LOB: 0 BB: 0 P: 23	R: 0 E: 0 K: 1 S: 6 H: 0 LOB: 0 BB: 0 P: 9	R: 0 E: 0 K: 0 S: 9 H: 0 LOB: 1 BB: 1 P: 14	R: 0 E: 0 K: 0 S: 6 H: 0 LOB: 0 BB: 0 P: 12	R: 0 E: 0 K: 0 S: 8 H: 0 LOB: 0 BB: 0 P: 12	R: 1 E: 0 K: 0 S: 13 H: 2 LOB: 1 BB: 0 P: 23	R: 0 E: 0 K: 2 S: 7 H: 0 LOB: 0 BB: 0 P: 12	R: 0 E: 0 K: 2 S: 16 H: 1 LOB: 1 BB: 0 P: 19	R: 0 E: 0 K: 2 S: 10 H: 0 LOB: 1 BB: 1 P: 17	R: 0 E: 0 K: 0 S: 11 H: 0 LOB: 0 BB: 0 P: 13	R: 1 E: 0 K: 2 S: 10 H: 1 LOB: 0 BB: 0 P: 14	R: 0 E: 0 K: 3 S: 10 H: 0 LOB: 0 BB: 0 P: 14	1B: 6 2B: 2 3B: 0 HR: 4	SF: 0 SAC: 0 DP: 0 HBP: 0	WP: 0 PB: 0 SB: 2 CS: 0	PA: 54

PITCHER		IP	WLS	BF	H	R	ER	SO	BB	IBB	HBP	BLK	WP	HR	S	P	ERA	WHIP
20 Wade Miley, L ERA: 3.35	(1, 1)	0.0		6	5	5	5	0	1	0	0	0	0	1	20	31	∞	∞
67 Cy Sneed, R ERA: 4.34	(1, 1)	3.0		12	3	2	2	4	0	0	0	0	0	1	34	49	6.00	1.000
65 José Urquidy, R ERA: 5.33	(4, 1)	4.0		15	2	1	1	0	1	0	0	0	0	1	36	61	2.25	0.750
29 Joe Biagini, R ERA: 3.73	(8, 1)	1.0		3	0	0	0	2	0	0	0	0	0	0	7	12	0.00	0.000
38 Joe Smith, R ERA: 1.47	(9, 1)	0.2		3	1	0	0	1	0	0	0	0	0	0	11	13	0.00	1.500

PITCHER		IP	WLS	BF	H	R	ER	SO	BB	IBB	HBP	BLK	WP	HR	S	P	ERA	WHIP
54 Roberto Osuna, R ERA: 3.05	(9, 1)	1.1		5	0	0	0	3	1	0	0	0	0	0	15	23	0.00	0.750
30 Héctor Rondón, R ERA: 3.67	(11, 1)	1.0		3	0	0	0	0	0	0	0	0	0	0	11	13	0.00	0.000
39 Josh James, R ERA: 4.64	(12, 1)	2.0	W	7	1	1	1	5	0	0	0	0	0	1	20	28	4.50	0.500

TOP

Seattle Mariners @ Houston Astros

Minute Maid Park, Houston, TX

Thu Sep 05 2019, 7:12 PM - 11:50 PM CDT

Att. 27,822 - Roof Closed - 73 F

livebaseballscorecards.com

AB	51
R	9
H	12
RBI	9
BB	3
SO	15
LOB	15

SEATTLE MARINERS™

Batter	1	2	3	4	5	6	7	8	9	10	11	12	13	AB	R	H	RBI	BB	SO	LOB
27 Jose Altuve, R (1, 4) OBP: 0.358, SLG: 0.545	B FF 88 B FF 89 S CH 82 B CH 82 F FC 86 B CH 82 4-2 23 G3-6-3 BB		F CU 77 C CH 82 B FF 90 F CU 77 X FF 90 1-2 23 G6-3 2 2B 1-2 1B	B FF 89 B CH 81 B CH 83 X FF 89 3-0 ② L7		C SL 90 X SL 89 0-1 ② G6-3		B SL 87 X SL 87 1-0 1-H 2-H 23 SF7 3B		B FS 84 B FS 84 F SI 91 B FS 84 C SI 92 C FF 93 3-3 ① K		C SL 83 B SL 83 B SI 92 F SL 83 1 SAFE T SL 84 2-2 ① K	6	2	2	2	1	2	3
23 Michael Brantley, L (1, 7) OBP: 0.384, SLG: 0.524	C FF 90 C FF 89 F FC 86 B FC 87 X CH 84 1-2 ① ② G3-6-3 1-2f		C FC 86 X CU 77 0-1 ① G6-3 1-2 2-3	X CH 82 0-0 ③ G3		C FF 97 F SL 90 X FF 96 0-2 1B		C FF 94 X FF 95 0-1 ② SF7 3-H			B FS 85 F FS 84 B FF 93 F FS 84 S FS 85 2-3 ② K		X SI 93 0-0 1-H HR	6	1	2	3	0	1	5
2 Alex Bregman, R (1, 6) OBP: 0.414, SLG: 0.572	C FF 89 B FC 86 C CU 78 X FF 90 1-2 ③ P6		B CU 77 X CU 78 1-0 10 FC1-4 2-H 3-H 2B		C FF 89 C FC 87 X FC 86 0-2 ① F9	C FF 96 B SL 87 B FF 95 C SL 89 X SL 90 2-2 ③ F9		B CU 80 X FF 94 1-0 ③ F8			C FF 92 B FS 83 B FS 84 C FS 83 T FF 93 2-2 ③ K			6	0	1	2	0	1	1
44 Yordan Alvarez, L (1, 10) OBP: 0.408, SLG: 0.657		C FF 88 B FF 89 B CU 78 X FC 86 2-1 E6 10 2B 16 WP	B FC 86 D CH 83 B CU 78 B FC 85 4-0 10 FC1-4 BB		F FC 87 X FF 90 0-1 ② G6-3		C SI 95 B SL 88 X SI 95 1-1 ① P5		B FF 96 C FF 96 F SL 89 B SL 89 F FF 97 F SL 88 S FF 98 2-3 ① K			F FF 92 C FS 84 S FS 85 0-3 ① K		5	1	0	0	1	2	0
10 Yuli Gurriel, R (1, 3) OBP: 0.349, SLG: 0.546 26 Myles Straw, R (12, PR) OBP: 0.353, SLG: 0.291 12 Martín Maldonado, R (13, 2) OBP: 0.282, SLG: 0.358		F FF 90 F FF 90 B FC 87 B CH 82 X CU 78 2-2 16 WP 1-3 2B	B FF 90 B FC 85 F FF 89 T CU 78 X FF 90 2-2 ② FC1-4 1-2f 2-3		C FF 89 S FF 89 B FF 89 B CU 78 B FF 90 B CH 82 4-2 BB		C SL 86 B SI 94 X SL 86 1-1 ② L4		B FF 98 C FF 95 B SL 88 F FF 97 C SL 88 2-3 ② K			B FF 93 S FS 84 B SI 92 F FS 84 F FS 93 B FF 93 4-2 16 G3 3 1B BB		4 0 0	0 1 0	1 0 0	0 0 0	2 0 0	1 0 0	2 0 0
16 Aledmys Díaz, R (1, 5) OBP: 0.320, SLG: 0.452 (13, 3)		B CH 82 B FF 90 B FF 90 C FF 90 B CH 82 4-1 28 G5-4-3 2-3 3-H BB	B CH 82 C CH 82 B CU 78 T FC 85 B FC 86 F CH 82 X CH 82 3-2 ③ G6-3		C CH 82 X FC 87 0-1 ③ F7		F SL 87 S FS 87 S FS 86 0-3 ③ K		S SL 89 S SL 89 B SL 89 S SL 88 1-3 ③ K			D FS 84 C FF 91 1 SAFE X SI 92 1-1 ② G3 1-2		5	0	0	0	1	2	4
3 Kyle Tucker, L (1, 9) OBP: 0.222, SLG: 0.556	F FF 91 D FC 87 F CH 83 B FF 90 X FC 86 2-2 ① F8		S CH 81 B CU 78 B CH 81 B FC 86 S FF 89 X FC 85 3-2 ① L8			X CU 76 0-0 HR		F SL 87 B FS 85 X FS 86 1-1 ① G4-3			C CU 86 S FF 95 B CU 86 B FF 94 T CU 88 2-2 ① K		C FF 83 S FS 84 B FS 84 X FS 83 1-2 2-H 1B	6	1	2	2	0	1	2
28 Robinson Chirinos, R (1, 2) OBP: 0.340, SLG: 0.428 13 Abraham Toro, S (12, PH) OBP: 0.310, SLG: 0.432 (13, 5)	B CU 79 X CU 78 1-0 ② ③ G5-4-3 1-2f		B FF 89 B CH 83 B FC 84 C FF 89 B FF 89 4-1 22 1B BB			X FC 85 0-0 ① P5		C SL 87 H SI 95 1-1 22 BB 27 3B HBP			B FF 95 C FF 94 B FF 96 B FF 96 X FF 95 3-1 ② F9		B FF 92 X FS 82 1-0 ③ G3	3 1	1 0	0 0	0 0	1 0	0 0	2 1
22 Josh Reddick, L (1, 8) OBP: 0.314, SLG: 0.391 6 Jake Marisnick, R (9, 8) OBP: 0.294, SLG: 0.419			B FF 89 X FC 85 1-0 23 G6-3 27 1B 2 2B 1B	X FF 89 0-0 1-2 1B		C FF 88 B FC 85 X FF 88 1-1 HR		B SI 95 F FS 87 B SI 94 F FS 86 B SI 95 F FS 85 B SI 94 4-2 1-2 27 3B BB			C CU 87 S SL 88 F FF 94 B CU 84 B CU 86 B FF 94 S CU 86 3-3 ③ K		B SL 84 B SL 82 F SL 82 B SL 83 C SI 93 F SL 85 B SL 83 4-2 23 HR BB	3 1	3 1	3 0	1 0	1 1	0 1	0 0
Inning Stats	R: 0 E: 0 K: 0 S: 9 H: 0 LOB: 0 BB: 1 P: 15	R: 1 E: 1 K: 0 S: 10 H: 1 LOB: 1 BB: 1 P: 21	R: 2 E: 0 K: 0 S: 15 H: 3 LOB: 2 BB: 1 P: 27	R: 0 E: 0 K: 0 S: 7 H: 1 LOB: 2 BB: 1 P: 17	R: 0 E: 0 K: 0 S: 9 H: 0 LOB: 1 BB: 1 P: 13	R: 2 E: 0 K: 0 S: 12 H: 3 LOB: 1 BB: 0 P: 15	R: 0 E: 0 K: 1 S: 7 H: 0 LOB: 0 BB: 0 P: 9	R: 3 E: 0 K: 0 S: 10 H: 1 LOB: 0 BB: 1 P: 18	R: 0 E: 0 K: 3 S: 11 H: 0 LOB: 0 BB: 0 P: 16	R: 0 E: 0 K: 2 S: 9 H: 0 LOB: 0 BB: 0 P: 17	R: 0 E: 0 K: 3 S: 10 H: 0 LOB: 0 BB: 0 P: 17	R: 1 E: 0 K: 1 S: 12 H: 1 LOB: 1 BB: 1 P: 19	R: 2 E: 0 K: 1 S: 7 H: 1 LOB: 0 BB: 1 P: 13	1B: 5 2B: 2 3B: 1 HR: 3	SF: 1 SAC: 0 DP: 2 HBP: 1	PA: 56	WP: 1 PB: 0 SB: 0 CS: 0				

PITCHER		IP	WLS	BF	H	R	ER	SO	BB	IBB	HBP	BLK	WP	HR	S	P	ERA	WHIP
7 Marco Gonzales, L ERA: 4.37	(1, 1)	5.1		27	7	5	4	0	5	0	0	0	1	2	54	98	6.75	2.250
63 Austin Adams, R ERA: 3.46	(6, 1)	0.2	H	3	1	0	0	0	0	0	0	0	0	0	8	10	0.00	1.500
45 Taylor Guilbeau, L ERA: 4.91	(7, 1)	0.1	H	1	0	0	0	0	0	0	0	0	0	0	2	3	0.00	0.000
52 Anthony Bass, R ERA: 3.76	(7, 1)	1.0	H	5	0	2	2	1	1	0	1	0	0	0	11	18	18.00	1.000
26 Sam Tuivailala, R ERA: 1.69	(8, 1)	0.2	B	3	1	1	1	0	0	0	0	0	0	0	4	6	13.50	1.500

PITCHER		IP	WLS	BF	H	R	ER	SO	BB	IBB	HBP	BLK	WP	HR	S	P	ERA	WHIP
53 Dan Altavilla, R ERA: 7.04	(9, 1)	1.0		3	0	0	0	3	0	0	0	0	0	0	11	16	0.00	0.000
61 Matt Magill, R ERA: 4.4	(10, 1)	1.0		3	0	0	0	2	0	0	0	0	0	0	9	17	0.00	0.000
37 Zac Grotz, R ERA: 3.38	(11, 1)	2.0		8	1	1	1	4	1	0	0	0	0	0	22	36	4.50	1.000
44 Matt Wisler, R ERA: 5.18	(13, 1)	0.1	L	3	1	2	2	1	1	0	0	0	0	1	7	13	54.00	6.000

BOTTOM

Seattle Mariners @ Houston Astros

Minute Maid Park, Houston, TX

Thu Sep 05 2019, 7:12 PM - 11:50 PM CDT

Att. 27,822 - Roof Closed - 73 F

livebaseballscorecards.com

AB	46
R	11
H	11
RBI	10
BB	8
SO	11
LOB	20

Batter	1	2	3	4	5	6	7	8	9	AB	R	H	RBI	BB	SO	LOB
25 Dylan Moore, R (1, 6) OBP: 0.318, SLG: 0.394	B SI 93 F SI 93 X SI 95 1-1 G4-3	B SI 93 S CH 88 F SI 94 B CU 80 S CU 80 2-3 K		B CH 88 T CH 88 T SI 92 1 SAFE 1 SAFE X SI 94 1-2 FC6-4 0 S 1-2f 3-H		C SL 80 F SL 81 X FF 90 0-2 P3			S FF 96 B FF 97 X FC 90 1-1 F9	5	0	0	1	0	1	2
0 Mallex Smith, L (1, 9) OBP: 0.308, SLG: 0.353	B FF 96 B SI 94 S FF 96 B FF 95 D FF 94 4-1 15 S 23 BB 2 1B BB	B CU 78 C SI 94 F SI 95 T CU 80 1-2 K		1 SAFE 1 SAFE C CU 78 B CU 79 S CU 79 S CU 81 1-3 K 1-2			B FF 94 L FF 96 T FF 97 B SL 85 X FF 97 2-2 G1-3		X FF 96 0-0 L6	4	1	0	0	1	2	1
23 Austin Nola, R (1, 2) OBP: 0.338, SLG: 0.489	B CU 79 1 SAFE B SI 93 B CU 80 1 SAFE B SI 92 4-0 15 BB 2 1B 1-2 BB	B SI 91 F SI 93 B CU 78 B CH 88 B SI 92 4-1 BB	C FC 87 X FF 94 0-1 L9				B SL 86 F FF 98 B SL 88 S SL 87 F SI 96 X SL 87 2-2 L9		C FF 97 C SL 87 S SL 90 0-3 K	3	1	0	0	2	1	0
15 Kyle Seager, L (1, 5) OBP: 0.332, SLG: 0.508	C CU 78 C CU 79 D CU 81 D CU 80 B FF 95 D CU 81 4-2 2 1B 1-2 2-3 BB	T FF 93 B SI 93 B CU 79 C SI 92 F SI 93 B CU 80 S CU 78 3-3 K	C CU 76 B CH 87 X FF 94 1-1 G6-3				B SL 87 F FF 98 F FF 98 B CH 89 H SL 86 3-2 HBP			2	0	0	0	1	1	1
2 Tom Murphy, R (1, 10) OBP: 0.315, SLG: 0.569 22 Omar Narváez, L (7, PH) OBP: 0.356, SLG: 0.459 (7, 10)	C SI 93 X SI 95 0-1 20 BB 1-3 2-H 3-H 1B	B CU 79 S CH 88 C CH 90 D CU 81 S SI 94 1 SAFE 2-3 K	B FC 88 B FC 88 F FF 94 S SI 94 B SI 94 X FC 89 3-2 G6-3				F FF 97 S FF 97 B FF 95 F FF 98 D SL 87 B FF 97 F FF 97 F FF 98 X FF 98 3-2 L7			3 1	0 0	1 0	2 0	0 0	1 0	1 1
20 Daniel Vogelbach, L (1, 3) OBP: 0.351, SLG: 0.471	B CU 80 B FF 95 C CU 79 B CU 79 B FF 94 4-1 1-2 BB	B FF 95 C CU 79 F CU 80 F FF 95 X CU 80 1-2 G3				X FF 92 0-0 HR		C FC 91 B CU 82 C CU 82 S FC 93 1-3 K		3	1	1	1	1	1	1
10 Tim Lopes, R (1, 7) OBP: 0.358, SLG: 0.346	C SI 94 F CU 78 S CU 80 0-3 K			X SI 92 0-0 39 E 39 S 25 FC6-4 1B		B FC 85 T FC 87 B FF 93 T FC 86 B FC 88 B FF 93 4-2 BB		C FC 91 S FC 93 S CU 83 0-3 K2-3		3	1	1	0	1	2	3
39 Shed Long Jr., L (1, 4) OBP: 0.318, SLG: 0.360	B CU 78 B CU 79 F SI 94 X SI 94 2-1 P5			B SI 91 C SI 93 D CU 80 X SI 94 2-1 G4-3 1-3		1 SAFE F SL 80 B FF 89 X FF 89 1-1 F7		X FC 92 0-0 1B		4	0	1	0	0	0	5
5 Braden Bishop, R (1, 8) OBP: 0.136, SLG: 0.095 8 Jake Fraley, L (6, PH) OBP: 0.171, SLG: 0.200 (6, 8)		C SI 92 X SI 94 0-1 L9		B CU 79 B CU 81 B SI 93 C SI 93 S SI 92 F SI 94 B SI 92 4-2 25 FC6-4 BB		C SL 80 1 SAFE 1 SAFE C FF 90 B FF 90 B FF 90 1 SAFE S SL 82 2-3 K		F CU 81 F FC 91 F CU 81 D CU 82 S CU 82 1-3 K2-3		1 2	0 0	0 0	0 0	1 0	0 2	0 2
Inning Stats	R: 2 E: 0 K: 1 S: 13 H: 1 LOB: 3 BB: 4 P: 32	R: 0 E: 0 K: 2 S: 8 H: 0 LOB: 0 BB: 0 P: 11	R: 0 E: 0 K: 2 S: 12 H: 0 LOB: 1 BB: 1 P: 22	R: 1 E: 0 K: 1 S: 12 H: 1 LOB: 1 BB: 1 P: 20	R: 0 E: 0 K: 0 S: 7 H: 0 LOB: 0 BB: 0 P: 11	R: 1 E: 0 K: 1 S: 11 H: 1 LOB: 1 BB: 1 P: 18	R: 0 E: 0 K: 0 S: 15 H: 0 LOB: 0 BB: 0 P: 25	R: 0 E: 0 K: 3 S: 11 H: 1 LOB: 1 BB: 0 P: 13	R: 0 E: 0 K: 1 S: 6 H: 0 LOB: 0 BB: 0 P: 7	1B: 3 2B: 0 3B: 0 HR: 1	SF: 0 SAC: 0 DP: 0 HBP: 1			WP: 0 PB: 0 SB: 3 CS: 0	PA: 39		

TOP

Seattle Mariners @ Houston Astros

Minute Maid Park, Houston, TX

Fri Sep 06 2019, 7:12 PM - 10:42 PM CDT

Att. 33,149 - Roof Closed - 73 F

livebaseballscorecards.com

AB	31
R	4
H	4
RBI	4
BB	7
SO	11
LOB	17

PITCHER		IP	WLS	BF	H	R	ER	SO	BB	IBB	HBP	BLK	WP	HR	S	P	ERA	WHIP
59 Framber Valdez, L ERA: 5.62	(1, 1)	4.0		20	2	3	3	6	6	0	0	0	0	0	45	85	6.75	2.000
29 Joe Biagini, R ERA: 3.82	(5, 1)	1.0		5	1	1	1	0	1	0	0	0	0	1	10	18	9.00	2.000
38 Joe Smith, R ERA: 1.4	(6, 1)	1.0	W	3	0	0	0	1	0	0	0	0	0	0	8	11	0.00	0.000
30 Héctor Rondón, R ERA: 3.6	(7, 1)	1.0	H	4	0	0	0	0	0	0	1	0	0	0	15	25	0.00	0.000
36 Will Harris, R ERA: 1.68	(8, 1)	1.0	H	4	1	0	0	3	0	0	0	0	0	0	11	13	0.00	1.000

PITCHER		IP	WLS	BF	H	R	ER	SO	BB	IBB	HBP	BLK	WP	HR	S	P	ERA	WHIP
54 Roberto Osuna, R ERA: 3.0	(9, 1)	1.0	S	3	0	0	0	1	0	0	0	0	0	0	6	7	0.00	0.000

Batter	1	2	3	4	5	6	7	8	9	AB	R	H	RBI	BB	SO	LOB
27 Jose Altuve, R (1, 4) OBP: 0.361, SLG: 0.544	C SI 94 C SI 95 F SL 85 B SI 97 X SL 84 1-2 E1 2 2B 1B	C FF 88 B FF 88 B FF 88 F CH 81 B CH 80 B FF 88 4-2 2 FC5-4 BB		F CH 80 F FF 87 B FF 88 S CH 80 1-3 ③ K		X SL 88 0-0 ② FC5-2 23 1B 2 PB 2-3 3-H		B SI 94 X CH 85 1-0 1B		4	2	2	0	1	1	2
23 Michael Brantley, L (1, 7) OBP: 0.384, SLG: 0.522	C SI 95 B SI 96 F CH 89 B SI 91 F SI 94 B SI 96 B SI 94 4-2 2 2B 44 G4-3 BB	X SL 81 0-0 ② L9			B FF 86 B CU 75 C FF 87 F SL 81 F CH 80 X SL 80 2-2 ① L8	S SL 87 B FF 97 X FF 97 1-1 2 PB 1-3 3-H 1B		B SI 94 B SI 94 X SI 94 2-0 ② F7		4	1	1	1	1	0	2
2 Alex Bregman, R (1, 6) OBP: 0.415, SLG: 0.574	F SI 94 B SI 94 B SI 90 X SI 93 2-1 44 G4-3 10 2B 1-3 2-H 2B	D SL 78 S CH 80 B FF 88 B CH 81 X CH 80 3-1 ③ FC5-4 1-2f			C FF 88 X SL 78 0-1 10 FC6-4 44 HBP 3 S 1B	C SL 89 C SL 89 1 SAFE F SL 88 F FF 97 B FF 97 F SL 88 F SL 89 F SL 90 4-2 F SL 88 F FF 96 F SL 88 B SL 88 B SL 85 B SL 88 1-2 3-H BB		X SI 93 0-0 ③ F9		4	2	2	1	1	0	2
44 Yordan Alvarez, L (1, 10) OBP: 0.406, SLG: 0.649	C SL 85 X SI 93 0-1 ① G4-3 2-3 3-H	X SL 81 0-0 ① G2-3			C SL 81 C FF 87 B CH 80 F CH 80 H FF 87 2-2 10 FC6-4 1-2 HBP	F SI 95 B SI 95 B SI 94 X SI 96 2-1 ③ G4-3				3	0	0	1	0	0	3
10 Yuli Gurriel, R (1, 3) OBP: 0.349, SLG: 0.547 16 Aledmys Díaz, R (5, PR) OBP: 0.318, SLG: 0.449 (6, 3)	X SI 95 0-0 3 G4-3 3-H 2B	B CH 80 X FF 87 1-0 ② F9			B CH 80 B CH 79 C CH 79 X FF 88 2-1 ② FC6-4 3 S 1-2f 2-3		B SI 94 C SI 94 B SI 94 X SI 94 2-1 ① G5-3			3 1	0 0	1 0	1 0	0 0	0 0	2 0
3 Kyle Tucker, L (1, 9) OBP: 0.231, SLG: 0.462 6 Jake Marisnick, R (8, 8) OBP: 0.294, SLG: 0.419	X SL 84 0-0 ② G4-3 2-3	C FF 87 F SL 81 B CH 80 S CH 80 1-3 ③ K			F SL 81 B FF 87 D SL 81 F CH 81 F CH 80 1 SAFE B SL 80 F CH 80 C FF 88 3-3 ③ K 1-2 3-H		X SI 95 0-0 13 S 1B			4 0	0 0	1 0	0 0	0 0	2 0	2 0
13 Abraham Toro, S (1, 5) OBP: 0.326, SLG: 0.410	C SI 93 B SI 94 B SI 94 B SI 94 B SI 93 4-1 12 FC6 BB			C FF 86 B FF 87 X CH 79 1-1 ① P5		F CH 79 B FF 87 H FF 87 2-1 12 2B 27 FC5-2 HBP	F SI 95 B CH 85 F SI 94 D CH 86 B SI 94 S SI 95 3-3 ② K 1-2			2	0	0	0	1	1	1
12 Martín Maldonado, R (1, 2) OBP: 0.281, SLG: 0.360	C SI 94 B SI 94 F SL 84 F SI 94 1 SAFE B SL 86 F SI 96 X SI 94 2-2 ③ FC6 1-2f			B FF 86 C FF 86 B CH 80 S CH 79 S CH 79 2-3 ② K		1 SAFE 1 SAFE B CH 78 L CH 79 B FF 86 X CH 79 2-1 27 FC5-2 23 1B 1-3 2B	X SI 93 0-0 ③ G6-3			4	1	1	0	0	1	3
22 Josh Reddick, L (1, 8) OBP: 0.313, SLG: 0.396 (8, 9)		F FF 87 F CH 80 B CH 79 F FF 88 B SL 80 B CH 80 F CH 80 T CH 80 3-2 ① K		F FF 87 B FF 87 B SL 80 T SL 80 F CH 80 B FF 88 X SL 79 3-2 HR		F SL 85 B FF 95 F FF 96 D SL 86 F FF 96 F FF 97 F SL 86 F SL 88 S FF 98 2-3 ① K		F CH 84 X FF 93 0-1 ① F8		4	1	1	1	0	2	2
Inning Stats	R: 3 E: 1 K: 0 S: 19 H: 3 LOB: 2 BB: 2 P: 32	R: 0 E: 0 K: 1 S: 10 H: 0 LOB: 1 BB: 1 P: 20	R: 0 E: 0 K: 1 S: 5 H: 0 LOB: 0 BB: 0 P: 7	R: 1 E: 0 K: 2 S: 12 H: 1 LOB: 0 BB: 0 P: 19	R: 1 E: 0 K: 1 S: 16 H: 1 LOB: 2 BB: 0 P: 25	R: 2 E: 0 K: 1 S: 25 H: 2 LOB: 2 BB: 1 P: 38	R: 0 E: 0 K: 1 S: 7 H: 1 LOB: 1 BB: 0 P: 12	R: 0 E: 0 K: 0 S: 5 H: 1 LOB: 1 BB: 0 P: 8			1B: 5 2B: 3 3B: 0 HR: 1 SF: 0 SAC: 0 DP: 0 HBP: 2						

PITCHER		IP	WLS	BF	H	R	ER	SO	BB	IBB	HBP	BLK	WP	HR	S	P	ERA	WHIP
36 Reggie McClain, R ERA: 5.4	(1, 1)	1.0		8	3	3	3	0	2	0	0	0	0	0	19	32	27.00	5.000
57 Tommy Milone, L ERA: 4.98	(2, 1)	4.0	L	18	3	4	3	5	1	0	2	0	0	1	46	78	6.75	1.000
53 Dan Altavilla, R ERA: 6.48	(6, 1)	0.2		4	1	0	0	1	1	0	0	0	0	0	20	27	0.00	3.000
45 Taylor Guilbeau, L ERA: 4.7	(6, 1)	0.1		1	0	0	0	0	0	0	0	0	0	0	2	4	0.00	0.000
65 Brandon Brennan, R ERA: 4.95	(7, 1)	2.0		8	2	0	0	1	0	0	0	0	0	0	12	20	0.00	1.000

PITCHER	IP	WLS	BF	H	R	ER	SO	BB	IBB	HBP	BLK	WP	HR	S	P	ERA	WHIP

BOTTOM

Seattle Mariners @ Houston Astros

Minute Maid Park, Houston, TX

Fri Sep 06 2019, 7:12 PM - 10:42 PM CDT

Att. 33,149 - Roof Closed - 73 F

livebaseballscorecards.com

AB	33
R	7
H	9
RBI	5
BB	4
SO	7
LOB	19

1B: 5 SF: 0
2B: 3 SAC: 0
3B: 0 DP: 0
HR: 1 HBP: 2

WP: 0 PA: 39
PB: 1
SB: 3
CS: 0

Batter	1	2	3	4	5	6	7	8	9	AB	R	H	RBI	BB	SO	LOB
25 Dylan Moore, R (1, 6) OBP: 0.313, SLG: 0.387	B FF 93 F FF 95 C SL 86 F FF 96 F SL 87 X SL 88 1-2 G1-3 ①		S FF 95 X FF 94 0-1 P6 ②			1 SAFE C SL 86 1 SAFE C CU 79 F CU 80 D CU 81 F SL 88 F SL 89 B SL 89 2-2 X FF 88 P3 ①		B FF 97 C SL 85 B FF 98 S SL 87 S SL 86 2-3 K ② 1-2		4	0	0	0	0	1	4
0 Mallex Smith, L (1, 9) (3, 8) OBP: 0.305, SLG: 0.350	S FF 94 C CU 78 B FF 95 S FF 95 1-3 K ②		C CU 80 B SL 88 F SL 89 S SL 87 1-3 K2-3 ③			S CH 87 S CU 80 F FF 98 X CU 80 0-2 G3 ②③ 1-2		B CH 88 D SL 86 F FF 97 F FF 97 S SL 87 2-3 K ③		4	0	0	0	0	3	4
15 Kyle Seager, L (1, 5) OBP: 0.329, SLG: 0.502	C CU 78 F FF 95 X CU 80 0-2 G5-3 ③			X CH 87 0-0 G5-3 ①			C FF 94 B SL 88 B SL 88 S SL 87 X SL 88 2-2 L8 ①		C CU 81 B CU 82 C FC 91 B CU 82 X CU 81 2-2 F8 ①	4	0	0	0	0	0	0
22 Omar Narváez, L (1, 10) OBP: 0.357, SLG: 0.460		F SL 86 B FF 94 B FF 95 C SL 87 B FF 95 F FF 95 S FF 96 3-3 K ①		B CH 86 B FF 94 S FF 94 F FF 94 B FF 96 B SL 89 4-2 20 G6-3 BB			C FF 95 T FF 95 B SL 89 X FF 97 1-2 20 G6-3 2B		C FC 91 S FC 91 X CU 82 0-2 G4-3 ②	3	0	1	0	1	1	0
20 Daniel Vogelbach, L (1, 3) OBP: 0.348, SLG: 0.467		B CU 78 C FF 94 B FF 93 S SL 87 S SL 88 2-3 K ②		S SL 88 F FF 95 D SL 88 F SL 88 F SL 88 B CU 82 X CU 80 2-2 G6-3 ②③ 1-2f			C CU 79 B CU 78 X CU 80 1-1 G6-3 ② 2-3		B CU 80 C CU 80 F FC 92 B CU 82 S CU 82 2-3 K ③	4	0	0	0	0	2	2
2 Tom Murphy, R (1, 2) OBP: 0.311, SLG: 0.561		C FF 94 F CU 79 B CU 81 X SL 87 1-2 F7 ③			F FF 93 F SL 88 F SL 88 F FF 94 F SL 89 B SL 87 S CH 87 1-3 K ①		C FF 94 B FF 95 X SL 89 1-1 G5-3 ③			3	0	0	0	0	1	1
39 Shed Long Jr., L (1, 7) OBP: 0.318, SLG: 0.359			C FF 92 X CU 79 0-1 9 3B 1B		B FF 94 C SL 87 F SL 88 S FF 96 1-3 K ②			X FF 97 0-0 G6-3 ①		3	1	1	0	0	1	0
8 Jake Fraley, L (1, 8) OBP: 0.171, SLG: 0.200 10 Tim Lopes, R (3, PH) OBP: 0.357, SLG: 0.357 (3, 9)			1 SAFE 1 SAFE 1 SAFE C FF 93 X SL 87 0-1 F9 ①		B FF 96 C FF 96 C FF 95 F FF 96 B CU 80 S SL 89 2-3 K ③			B FF 96 C FF 96 S SL 85 B SL 86 X FF 98 2-2 9 E 2B		0	0	0	0	0	0	0
9 Dee Strange-Gordon, L (1, 4) OBP: 0.311, SLG: 0.377			D CU 78 B FF 94 X FF 93 2-0 1-H 3B			F FF 94 X FF 94 0-1 0 CS 1B		B FF 96 X CH 89 1-0 E5 25 S 2-3 1B		3	0	3	1	0	0	0
Inning Stats	R: 0 E: 0 K: 1 S: 11 H: 0 LOB: 0 BB: 0 P: 13	R: 0 E: 0 K: 2 S: 10 H: 0 LOB: 0 BB: 0 P: 16	R: 1 E: 0 K: 1 S: 10 H: 2 LOB: 0 BB: 0 P: 13	R: 0 E: 0 K: 0 S: 8 H: 0 LOB: 0 BB: 1 P: 14	R: 0 E: 0 K: 3 S: 13 H: 0 LOB: 0 BB: 0 P: 17	R: 0 E: 0 K: 0 S: 12 H: 1 LOB: 0 BB: 0 P: 14	R: 0 E: 0 K: 0 S: 10 H: 1 LOB: 1 BB: 0 P: 15	R: 0 E: 1 K: 2 S: 11 H: 2 LOB: 2 BB: 0 P: 18	R: 0 E: 0 K: 1 S: 9 H: 0 LOB: 0 BB: 0 P: 13	1B: 3 2B: 2 3B: 1 HR: 0 SF: 0 SAC: 0 DP: 1 HBP: 0						

PITCHER		IP	WLS	BF	H	R	ER	SO	BB	IBB	HBP	BLK	WP	HR	S	P	ERA	WHIP
35 Justin Verlander, R ERA: 2.52	(1, 1)	7.0	W	24	4	1	1	7	1	0	0	0	0	0	74	102	1.29	0.714
39 Josh James, R ERA: 4.55	(8, 1)	1.0	H	5	2	0	0	2	0	0	0	0	0	0	11	18	0.00	2.000
36 Will Harris, R ERA: 1.65	(9, 1)	1.0	S	3	0	0	0	1	0	0	0	0	0	0	9	13	0.00	0.000

PITCHER	IP	WLS	BF	H	R	ER	SO	BB	IBB	HBP	BLK	WP	HR	S	P	ERA	WHIP

TOP

Seattle Mariners @ Houston Astros

Minute Maid Park, Houston, TX

Sat Sep 07 2019, 6:13 PM - 9:07 PM CDT

Att. 41,958 - Roof Closed - 73 F

livebaseballscorecards.com

AB	31
R	1
H	6
RBI	1
BB	1
SO	10
LOB	12

WP: 0	PA: 32		
PB: 0			
SB: 1			
CS: 1			

BOTTOM

Seattle Mariners @ Houston Astros
Minute Maid Park, Houston, TX
Sat Sep 07 2019, 6:13 PM - 9:07 PM CDT
Att. 41,958 - Roof Closed - 73 F

livebaseballscorecards.com

Batter	1	2	3	4	5	6	7	8	9	AB	R	H	RBI	BB	SO	LOB
27 Jose Altuve, R (1, 4) OBP: 0.360, SLG: 0.544	C SL 87 B FF 93 B CH 80 F SL 88 X FF 94 2-2 ① P3		C CU 75 L FF 93 B FF 93 X FF 93 1-2 ① G4-3		B CH 85 F FF 93 B FF 93 B SL 86 S SL 84 X FF 91 3-2 2B		B SL 90 X SL 90 1-0 ② F8			4	0	1	0	0	0	0
23 Michael Brantley, L (1, 7) OBP: 0.381, SLG: 0.518	B FF 93 F FF 90 X FF 92 1-1 ② G6-3		B SL 87 X FF 94 1-0 ② G5-3		C SL 88 X FF 92 0-1 ③ L7		B FF 96 B SL 89 F SL 90 C SL 89 S SL 92 2-3 ③ K			4	0	0	0	0	1	1
2 Alex Bregman, R (1, 6) OBP: 0.416, SLG: 0.578	B FF 93 B FF 92 F SL 86 B SL 89 B FF 89 4-1 BB		C FF 93 B FF 92 B FF 91 F SL 84 X FF 93 2-2 ③ G6-3			B SL 83 X SL 87 1-0 HR		B SI 93 C SI 94 B SI 95 B SI 94 F FF 94 F CU 80 X SI 94 3-2 ① F7		3	1	1	1	1	0	0
44 Yordan Alvarez, L (1, 10) OBP: 0.404, SLG: 0.643	C FF 94 F FF 92 F SL 86 D SL 85 F FF 93 F SL 85 1 SAFE X SL 86 1-2 ③ F9		B CU 74 F SL 84 C FF 91 C FF 93 1-3 ① K			C FF 91 X SL 86 0-1 28 G4-6-3 16 BB 1B		B FF 92 B SL 88 F SI 94 X FF 94 2-1 ② L8		4	0	1	0	0	1	1
16 Aledmys Díaz, R (1, 3) OBP: 0.328, SLG: 0.449		C FF 91 B CH 83 X SL 85 1-1 13 1B 1B	C CU 76 B CH 83 F SL 87 B FF 94 B SL 86 F SL 84 B SL 86 4-2 BB			B SL 89 S SL 89 B SL 90 F FF 97 B SL 91 B SL 91 4-2 28 G4-6-3 1-2 BB		C SL 89 B SL 89 F SI 95 S CU 80 1-3 ③ K		2	0	1	0	2	1	0
28 Robinson Chirinos, R (1, 2) OBP: 0.338, SLG: 0.424		C FF 93 S CH 82 D CH 85 B SL 86 S FF 94 2-3 ① K	B FF 94 C SL 82 B FF 93 F FF 90 B FF 94 C FF 92 3-3 ② K			B FF 96 X FF 96 1-0 ① ② G4-6-3 1-2f 2-3				3	0	0	0	0	2	4
13 Abraham Toro, S (1, 5) OBP: 0.327, SLG: 0.405		C FF 92 X SL 86 0-1 1-2 1B	C FF 94 F FF 91 D CU 78 F FF 93 F SL 85 T CH 83 1-2 ③ K			S SL 90 S SL 91 C SL 91 0-3 ③ K				3	0	1	0	0	2	2
6 Jake Marisnick, R (1, 8) OBP: 0.292, SLG: 0.415 3 Kyle Tucker, L (7, PH) OBP: 0.286, SLG: 0.571 (8, 9) 26 Myles Straw, R (9, 8) OBP: 0.353, SLG: 0.291		B SL 85 C FF 92 F CH 84 S SL 87 1-3 ② K			B CU 75 X SL 86 1-0 ① G5-3		X FF 95 0-0 22 WP 22 SF8 2B			2 1 0	0 1 0	0 1 0	0 1 0	0 0 0	1 0 0	2 0 0
22 Josh Reddick, L (1, 9) OBP: 0.311, SLG: 0.395 (8, 8) (9, 9)		C SL 86 S SL 86 F SL 84 B FF 95 X SL 87 1-2 ③ L9			C FF 92 F FF 92 F FF 91 B SL 85 X FF 93 1-2 ② P5		F FF 95 B SL 91 F SL 89 F SL 91 F FF 96 F SL 91 X FF 96 1-2 ① SF8 2-H			2	0	0	1	0	0	2
Inning Stats	R: 0 E: 0 K: 0 S: 12 H: 0 LOB: 1 BB: 1 P: 20	R: 0 E: 0 K: 2 S: 14 H: 2 LOB: 2 BB: 0 P: 19	R: 0 E: 0 K: 0 S: 7 H: 0 LOB: 0 BB: 0 P: 11	R: 0 E: 0 K: 3 S: 14 H: 0 LOB: 1 BB: 1 P: 23	R: 0 E: 0 K: 0 S: 10 H: 1 LOB: 1 BB: 0 P: 15	R: 1 E: 0 K: 1 S: 9 H: 2 LOB: 1 BB: 1 P: 15	R: 1 E: 0 K: 1 S: 11 H: 1 LOB: 0 BB: 0 P: 15	R: 0 E: 0 K: 1 S: 9 H: 0 LOB: 0 BB: 0 P: 15		1B: 3 2B: 2 3B: 0 HR: 1 SF: 1 SAC: 0 DP: 1 HBP: 0						

	AB	28
	R	2
	H	6
	RBI	2
	BB	3
	SO	8
	LOB	12

PITCHER		IP	WLS	BF	H	R	ER	SO	BB	IBB	HBP	BLK	WP	HR	S	P	ERA	WHIP
18 Yusei Kikuchi, L ERA: 5.24	(1, 1)	5.0		22	5	1	1	5	2	0	0	0	0	1	60	92	1.80	1.400
63 Austin Adams, R ERA: 3.54	(6, 1)	2.0	L	7	1	1	1	2	1	0	0	0	1	0	17	26	4.50	1.000
26 Sam Tuivailala, R ERA: 1.59	(8, 1)	1.0		3	0	0	0	1	0	0	0	0	0	0	9	15	0.00	0.000

PITCHER	IP	WLS	BF	H	R	ER	SO	BB	IBB	HBP	BLK	WP	HR	S	P	ERA	WHIP

Batter	1	2	3	4	5	6	7	8	9	AB	R	H	RBI	BB	SO	LOB
9 Dee Strange-Gordon, L (1, 6) OBP: 0.309, SLG: 0.374 25 Dylan Moore, R (7, 6) OBP: 0.312, SLG: 0.385	S FF 96 B SL 90 C SL 90 S KC 85 1-3 ① K			C FF 96 X KC 84 0-1 ① G6-3		B SL 89 X KC 84 1-0 ③ G5-3			C FF 95 B SL 82 B FF 94 C FF 95 C SL 83 2-3 ③ K	3 1	0 0	0 0	0 0	0 0	1 1	0 0
39 Shed Long Jr., L (1, 4) OBP: 0.319, SLG: 0.395	X FF 96 0-0 ② F7			B FF 96 X FF 95 1-0 HR			C KC 83 B CH 86 C FF 97 B KC 84 F FF 99 B KC 85 X FF 98 3-2 ① G4-3			3	1	1	1	0	0	0
23 Austin Nola, R (1, 3) OBP: 0.333, SLG: 0.480 (4, 5)	C FF 96 S SL 90 B FF 97 S FF 98 1-3 ③ K			X SL 88 0-0 ② G4-3			C FF 98 F FF 98 S SL 89 0-3 ② K			3	0	0	0	0	2	0
15 Kyle Seager, L (1, 5) OBP: 0.327, SLG: 0.498 12 Ryan Court, R (4, 3) OBP: 0.240, SLG: 0.375		C KC 84 X CH 87 0-1 ① G6-3		S CH 88 S CH 89 B FF 98 B CH 87 S SL 89 2-3 ③ K			S SL 89 B SL 89 C FF 98 C FF 99 1-3 ③ K			2 1	0 0	0 0	0 0	0 0	1 1	0 0
22 Omar Narváez, L (1, 2) OBP: 0.355, SLG: 0.457		B FF 96 S FF 96 C FF 97 S FF 99 1-3 ② K			C SL 90 S CH 88 T FF 98 0-2 ① K			C FF 96 S FF 97 B SL 90 X SL 90 1-2 ① G6-3		3	0	0	0	0	2	0
20 Daniel Vogelbach, L (1, 10) OBP: 0.346, SLG: 0.464		B FF 96 S FF 96 B SL 89 X SL 89 2-1 ③ G4-3			B FF 96 C KC 83 B KC 85 S FF 99 C FF 99 2-3 ② K			C KC 83 C FF 96 B CH 89 B CH 89 S FF 99 2-3 ② K		3	0	0	0	0	2	0
10 Tim Lopes, R (1, 7) OBP: 0.347, SLG: 0.345			C FF 96 S SL 87 B SL 87 B SL 88 C FF 98 2-3 ① K		B SL 90 B FF 98 X FF 98 2-0 ③ F9			B FF 97 S SL 91 C SL 88 F KC 82 C SL 88 1-3 ③ K		3	0	0	0	0	2	0
5 Braden Bishop, R (1, 8) OBP: 0.128, SLG: 0.089			C KC 85 S SL 88 F FF 98 B KC 84 S SL 89 1-3 ② K			S SL 88 B FF 97 B FF 97 C KC 82 F SL 89 F KC 84 F FF 98 C FF 99 2-3 ① K			X FF 94 0-0 ① G5-3	3	0	0	0	0	2	0
4 Keon Broxton, R (1, 9) OBP: 0.242, SLG: 0.275			C FF 97 C FF 98 C FF 98 0-3 ③ K			C FF 98 S SL 89 B FF 97 B SL 90 S FF 98 2-3 ② K			B FF 95 F FF 94 B FF 95 C FF 94 S FF 95 2-3 ② K	3	0	0	0	0	3	0
Inning Stats	R: 0 E: 0 K: 2 S: 7 H: 0 LOB: 0 BB: 0 P: 9	R: 0 E: 0 K: 1 S: 7 H: 0 LOB: 0 BB: 0 P: 10	R: 0 E: 0 K: 3 S: 10 H: 0 LOB: 0 BB: 0 P: 13	R: 1 E: 0 K: 1 S: 7 H: 1 LOB: 0 BB: 0 P: 10	R: 0 E: 0 K: 2 S: 7 H: 0 LOB: 0 BB: 0 P: 11	R: 0 E: 0 K: 2 S: 10 H: 0 LOB: 0 BB: 0 P: 15	R: 0 E: 0 K: 2 S: 10 H: 0 LOB: 0 BB: 0 P: 14	R: 0 E: 0 K: 2 S: 10 H: 0 LOB: 0 BB: 0 P: 14	R: 0 E: 0 K: 2 S: 7 H: 0 LOB: 0 BB: 0 P: 11	1B: 0 2B: 0 3B: 0 HR: 1	SF: 0 SAC: 0 DP: 0 HBP: 0					

PITCHER		IP	WLS	BF	H	R	ER	SO	BB	IBB	HBP	BLK	WP	HR	S	P	ERA	WHIP
45 Gerrit Cole, R ERA: 2.73	(1, 1)	8.0	W	25	1	1	1	15	0	0	0	0	0	1	68	96	1.12	0.125
47 Chris Devenski, R ERA: 5.16	(9, 1)	1.0		3	0	0	0	2	0	0	0	0	0	0	7	11	0.00	0.000

PITCHER	IP	WLS	BF	H	R	ER	SO	BB	IBB	HBP	BLK	WP	HR	S	P	ERA	WHIP

TOP

Seattle Mariners @ Houston Astros

Minute Maid Park, Houston, TX

Sun Sep 08 2019, 1:11 PM - 4:00 PM CDT

Att. 35,569 - Roof Closed - 73 F

livebaseballscorecards.com

AB	28
R	1
H	1
RBI	1
BB	0
SO	17
LOB	0

1B: 0	SF: 0	WP: 0	PA: 28
2B: 0	SAC: 0	PB: 0	
3B: 0	DP: 0	SB: 0	
HR: 1	HBP: 0	CS: 0	

Batter	1	2	3	4	5	6	7	8	9	AB	R	H	RBI	BB	SO	LOB
4 George Springer, R (1, 9) OBP: 0.385, SLG: 0.573	B CU 78 B SI 89 X SI 89 2-0 ① G5-3	X CU 78 0-0 ③ F8	C FF 93 B FF 93 B CH 88 B FF 92 X FF 94 3-1 2-H 3-H HR	S CH 79 S CH 80 B CH 79 S FC 85 1-3 ③ K		C CH 80 X CH 80 0-1 ② G3-1	X SI 92 0-0 ② FC5-4 26 1B 11 BB 44 1B 1-2f 2-3 3-H	C FF 90 F CU 82 B FS 80 D FS 82 F CU 81 C FF 92 2-3 ③ K		7	2	1	4	0	2	4
27 Jose Altuve, R (1, 4) OBP: 0.361, SLG: 0.545 11 Garrett Stubbs, L (5, PR) OBP: 0.276, SLG: 0.269 (6, 7)	B FF 88 B CU 78 C FF 89 C FF 88 X SL 83 2-2 ② G6-3	X SL 83 0-0 44 2B 2B B FF 93 C CH 86 B CH 87 F FF 90 X FF 92 2-2 F9			B CU 72 F CH 79 B FF 87 B FC 84 B FC 84 4-1 16 BB 26 1B 3 2B BB	F FF 86 F CU 76 F CU 75 X CH 80 0-2 26 1B 44 2B 2B	B SI 91 B SI 92 C SI 92 B SI 92 B SI 91 4-1 26 1B 44 1B 1-2 BB			3 1	1 3	1 1	0 0	1 1	0 0	0 0
2 Alex Bregman, R (1, 6) OBP: 0.417, SLG: 0.578 26 Myles Straw, R (3, PR) OBP: 0.371, SLG: 0.315 (4, 6)	C FF 89 S SL 83 B CH 86 B SL 84 X SI 89 2-2 ③ P2	D CU 81 C SL 82 H CH 82 2-1 44 2B HBP C FF 93 B SL 82 C FF 91 B CH 86 X FF 90 2-2 44 2B 1B			X SI 87 0-0 16 BB 3 2B 1-2 1B	B CH 79 X CH 79 1-0 44 2B 2-3 1B	X SI 92 0-0 44 1B 16 1B 1-2 2-3 3-H 1B			2 3	1 3	1 3	0 1	0 0	0 0	0 0
44 Yordan Alvarez, L (1, 10) OBP: 0.409, SLG: 0.655		C CU 77 C CH 83 S CH 84 0-3 ① K	D CU 81 X CH 83 0-1 16 2B 1-H 2-H 2B D FF 92 F FF 92 B FF 92 B FF 91 X FF 89 3-1 1-H 2B		C CU 77 S CU 77 C SI 88 0-3 ① K	X SI 86 0-0 1-3 3-H 2B	C CH 87 S SL 84 F SL 85 B SI 94 F CH 89 X SI 94 1-2 16 1B 1-3 2-H 3-H 1B			6 1	1 4	4 6	6 0	0 2	2 2
16 Aledmys Díaz, R (1, 3) OBP: 0.339, SLG: 0.457 (6, 4)		B CU 77 C FF 88 B SL 82 C CU 78 F CU 80 X CU 79 2-2 ② G5-3	D SL 84 S CU 78 B FF 90 X CU 79 2-1 3 2B 2-H 2B B SL 84 B SL 87 C FF 91 B FF 92 B FF 91 4-1 BB		B CH 81 B CH 79 B FC 86 C SI 86 B FC 85 4-1 3 2B 1-2 2-3 BB	X CH 80 0-0 ③ P6	S SI 94 X SI 94 0-1 1-2 3-H 1B			4 1	1 2	2 2	2 2	0 0	2 2
3 Kyle Tucker, L (1, 7) OBP: 0.350, SLG: 0.632 (6, 3)		B CU 78 B CU 79 C SI 90 B CU 79 B SI 90 4-1 13 2B 12 E BB	X SI 90 0-0 12 2B 2-H 2B B CH 86 C FF 90 C CH 85 F FF 92 1-3 ③ K		X CU 78 0-0 1-3 2-H 3-H 2B		S SI 91 X SI 91 F8 S SL 82 F SL 83 X SI 94 0-2 ③ G6-3		5 2	2 2	3 3	1 1	1 1	1 4
13 Abraham Toro, S (1, 5) OBP: 0.345, SLG: 0.447	C SI 89 X CU 80 0-1 12 E 1-3 2B	B SI 88 D CU 80 C CU 79 B SI 89 C CU 79 B SI 89 4-2 12 2B 4 HR BB	B FF 87 F CH 80 F FC 84 B FC 84 C CH 79 2-3 ① K	B CH 81 C FC 84 X CH 80 1-1 ② L6			B SI 93 B CH 88 F SI 93 X SI 93 2-1 6 1B 4 FC5-4 2B	B CU 80 C FF 90 F FS 82 X FS 81 1-2 ① G3		5 3	2 0	0 1	1 1	1 1	1 3
12 Martín Maldonado, R (1, 2) OBP: 0.285, SLG: 0.364	B CU 80 C CU 79 D SL 84 B CU 78 S CU 78 X CU 79 3-2 E6 6 HR 2-H 3-H	S SI 89 B CU 80 C FF 90 B SI 89 F CH 83 B SI 90 F CU 81 F SI 89 X SL 84 3-2 1-3 2-H 4 HR 2B	B SI 87 B CH 78 C SI 87 B CH 80 X SI 88 3-1 6 FC6-4 1B	C SI 87 S CH 80 S FC 85 0-3 ③ K			B SI 92 B SI 92 B SI 91 C SI 92 B SI 91 4-1 4 FC5-4 6 1B 26 1B BB	F FF 90 F FF 91 B FS 83 B FS 81 X FF 91 2-2 ② G6-3		5 3	3 2	2 1	1 1	1 1	1 3
6 Jake Marisnick, R (1, 8) OBP: 0.296, SLG: 0.429	X SI 90 0-0 1-H HR	B FF 92 F CH 87 T FF 92 B FF 93 F FF 93 X CH 87 2-2 ① P6	D CH 80 S CH 80 B FC 85 F CH 79 X FC 85 2-2 ② FC6-4 1-2f			B CH 79 B CH 79 B FC 84 C SI 85 F FC 83 C SI 86 3-3 ① K	B SL 82 B SI 92 X SI 91 2-0 4 FC5-4 1-2 2-3 1B	C SL 84 S FS 81 B FS 82 B FS 82 X FF 91 2-2 1B		6 1	1 3	3 2	2 0	0 1	1 3
Inning Stats	R: 0 E: 0 K: 0 S: 7 H: 0 LOB: 0 BB: 0 P: 13	R: 4 E: 1 K: 1 S: 15 H: 2 LOB: 0 BB: 1 P: 24	R: 9 E: 0 K: 1 S: 33 H: 8 LOB: 2 BB: 2 P: 61	R: 0 E: 0 K: 2 S: 11 H: 1 LOB: 1 BB: 0 P: 19	R: 2 E: 0 K: 2 S: 12 H: 2 LOB: 3 BB: 2 P: 21	R: 1 E: 0 K: 1 S: 12 H: 3 LOB: 2 BB: 0 P: 16	R: 5 E: 0 K: 0 S: 18 H: 5 LOB: 2 BB: 2 P: 32	R: 0 E: 0 K: 1 S: 13 H: 1 LOB: 1 BB: 0 P: 20		1B: 9 2B: 11 3B: 0 HR: 2 SF: 0 SAC: 0 DP: 0 HBP: 1				

PITCHER		IP	WLS	BF	H	R	ER	SO	BB	IBB	HBP	BLK	WP	HR	S	P	ERA	WHIP
34 Félix Hernández, R ERA: 6.96	(1, 1)	2.0	L	17	7	11	7	1	2	0	1	0	0	1	37	63	31.50	4.500
50 Erik Swanson, R ERA: 6.53	(3, 1)	1.0		7	3	2	2	1	1	0	0	0	0	1	18	35	18.00	4.000
49 Wade LeBlanc, L ERA: 5.58	(4, 1)	3.0		17	6	3	3	5	2	0	0	0	0	0	35	56	9.00	2.667
36 Reggie McClain, R ERA: 7.88	(7, 1)	1.0		10	5	5	5	0	2	0	0	0	0	0	18	32	45.00	7.000
37 Zac Grotz, R ERA: 3.09	(8, 1)	1.0		4	1	0	0	1	0	0	0	0	0	0	13	20	0.00	1.000

PITCHER	IP	WLS	BF	H	R	ER	SO	BB	IBB	HBP	BLK	WP	HR	S	P	ERA	WHIP

BOTTOM

Seattle Mariners @ Houston Astros

Minute Maid Park, Houston, TX

Sun Sep 08 2019, 1:11 PM - 4:00 PM CDT

Att. 35,569 - Roof Closed - 73 F

livebaseballscorecards.com

AB	47
R	21
H	22
RBI	19
BB	7
SO	8
LOB	21

WP: 0 PA: 55
PB: 0
SB: 0
CS: 0

Oakland Athletics @ Houston Astros

Minute Maid Park, Houston, TX

Mon Sep 09 2019, 7:11 PM - 9:52 PM CDT

Att. 38,289 - Roof Closed - 73 F

TOP

livebaseballscorecards.com

Batter	1	2	3	4	5	6	7	8	9	AB	R	H	RBI	BB	SO	LOB
10 Marcus Semien, R (1, 6) OBP: 0.359, SLG: 0.496 1 Franklin Barreto, R (4, 6) OBP: 0.120, SLG: 0.245	B FF 90 S SL 86 F FF 91 B CH 89 X FF 92 2-2 ① G4-3			B FF 90 S CU 74 C FF 91 B CU 70 X SL 85 2-2 ① G6-3		B FF 91 B SL 86 S FF 91 S FF 91 F FF 91 S CU 70 2-3 ② K			B FF 95 B CH 89 B FF 95 C FF 95 F FF 96 S FF 96 3-3 ① K	2 2	0 0	0 0	0 0	0 0	0 2	0 0
8 Robbie Grossman, S (1, 9) OBP: 0.340, SLG: 0.355	C FF 91 C CU 74 B SL 87 S CU 69 1-3 ② K2-3			C SL 84 B FF 91 X SL 87 1-1 ② L7		X CU 74 0-0 ③ G3			C SL 84 B FF 95 B SL 83 X FF 96 2-1 ② F8	4	0	0	0	0	1	0
26 Matt Chapman, R (1, 5) OBP: 0.346, SLG: 0.518 64 Sheldon Neuse, R (4, 5) OBP: 0.231, SLG: 0.174	C CU 72 B FF 92 F FF 92 B SL 87 S FF 93 2-3 ③ K			B FF 90 S CH 89 C CU 71 B SL 84 C SL 86 2-3 ③ K			B SI 95 S SL 86 C SL 87 B CU 86 F FF 96 S CU 86 2-3 ① K2-3		F FF 96 F SL 84 B FF 96 S SL 84 1-3 ③ K	2 2	0 0	0 0	0 0	0 0	2 2	0 0
28 Matt Olson, L (1, 3) OBP: 0.357, SLG: 0.539 5 Chris Herrmann, L (4, 7) OBP: 0.280, SLG: 0.274		C FF 88 B SL 86 B CU 69 F FF 89 X SL 87 2-2 ① G6-3			X FF 89 0-0 2 F9 18 E 1B		B CH 89 C FF 94 S SL 88 S CU 87 1-3 ② K2-3			1 2	0 0	0 1	0 0	0 0	0 1	0 0
20 Mark Canha, R (1, 8) OBP: 0.393, SLG: 0.520 18 Chad Pinder, R (5, PH) OBP: 0.285, SLG: 0.419 (5, 8)		F FF 91 C CU 73 X CH 89 0-2 ② G6-3			S CH 88 F FF 90 X SL 86 0-2 FC4 1-2		B SI 96 B CH 90 X SI 95 2-0 2B			1 2	0 0	0 1	0 0	0 0	0 0	0 1
65 Seth Brown, L (1, 7) OBP: 0.429, SLG: 0.564 (4, 3)		X FF 90 0-0 ③ P4			B FF 90 C CU 72 F SL 87 F CU 67 S CH 89 1-3 ① K		X FF 96 0-0 ③ F7			3	0	0	0	0	1	3
2 Khris Davis, R (1, 10) OBP: 0.285, SLG: 0.375 12 Sean Murphy, R (8, PH) OBP: 0.300, SLG: 0.556 (8, 10)			B FF 90 F FF 91 X SL 85 1-1 19 G5-4-3 1B		S FF 92 B SL 85 S CH 90 B SL 86 B FF 93 X FF 92 3-2 ② F9 2-3			B SI 94 C SL 86 B SI 96 F SI 94 B FF 95 F SI 95 F SI 95 B FF 95 4-2 19 G6-4-3 BB	2 0	0 0	1 0	0 0	0 1	0 0	2 0
23 Jurickson Profar, S (1, 4) OBP: 0.298, SLG: 0.416			X SL 85 0-0 ① L4		F CU 72 B CH 88 F FF 92 D SL 86 X SL 85 2-2 ③ L6			C SL 86 S CU 88 F CU 86 B FF 95 F SL 87 S SL 87 1-3 ① K		3	0	0	0	0	1	4
19 Josh Phegley, R (1, 2) OBP: 0.289, SLG: 0.420			X SL 86 0-0 ② ③ G5-4-3 1-2f			C FF 89 F CH 87 B CH 88 B FF 91 X SL 86 2-2 ① L7		B SL 87 C SL 87 C SL 86 X SI 96 1-2 ② ③ G6-4-3 1-2f		3	0	0	0	0	0	2
Inning Stats	R: 0 E: 0 K: 2 S: 9 H: 0 LOB: 0 BB: 0 P: 14	R: 0 E: 0 K: 0 S: 7 H: 0 LOB: 0 BB: 0 P: 9	R: 0 E: 0 K: 0 S: 4 H: 1 LOB: 0 BB: 0 P: 5	R: 0 E: 0 K: 1 S: 8 H: 0 LOB: 0 BB: 0 P: 13	R: 0 E: 1 K: 1 S: 14 H: 1 LOB: 2 BB: 0 P: 20	R: 0 E: 0 K: 1 S: 8 H: 0 LOB: 0 BB: 0 P: 12	R: 0 E: 0 K: 2 S: 9 H: 1 LOB: 1 BB: 0 P: 14	R: 0 E: 0 K: 1 S: 12 H: 0 LOB: 0 BB: 1 P: 18	R: 0 E: 0 K: 2 S: 8 H: 0 LOB: 0 BB: 0 P: 14	1B: 2 2B: 1 3B: 0 HR: 0	SF: 0 SAC: 0 DP: 2 HBP: 0					

	AB	29
	R	0
	H	3
	RBI	0
	BB	1
	SO	10
	LOB	12

WP: 0 PB: 0 SB: 0 CS: 0 PA: 30

PITCHER	IP	WLS	BF	H	R	ER	SO	BB	IBB	HBP	BLK	WP	HR	S	P	ERA	WHIP
21 Zack Greinke, R (1, 1) ERA: 2.99	6.0	W	20	2	0	0	5	0	0	0	0	0	0	50	73	0.00	0.333
66 Bryan Abreu, R (7, 1) ERA:	2.0		7	1	0	0	3	1	0	0	0	0	0	21	32	0.00	1.000
51 Cionel Pérez, L (9, 1) ERA: 10.0	1.0		3	0	0	0	2	0	0	0	0	0	0	8	14	0.00	0.000

PITCHER	IP	WLS	BF	H	R	ER	SO	BB	IBB	HBP	BLK	WP	HR	S	P	ERA	WHIP

Oakland Athletics @ Houston Astros

Minute Maid Park, Houston, TX

Mon Sep 09 2019, 7:11 PM - 9:52 PM CDT

Att. 38,289 - Roof Closed - 73 F

livebaseballscorecards.com

BOTTOM

Batter	1	2	3	4	5	6	7	8	9	AB	R	H	RBI	BB	SO	LOB
4 George Springer, R (1, 8) OBP: 0.385, SLG: 0.571 3 Kyle Tucker, L (5, 9) OBP: 0.318, SLG: 0.571 (6, 3)	B FF 90 B FF 89 X FF 90 2-0 P5 ①	S SL 83 B FF 90 B SI 90 B SI 91 X FF 90 3-1 27 HR 1B	B SI 90 X FC 89 1-0 G1-3 ①		X SI 91 0-0 G5-3 ③		B SI 96 F FC 89 C CU 77 T FF 97 1-2 K ①			3 2	1 0	1 0	0 0	0 0	0 1	0 1
27 Jose Altuve, R (1, 4) OBP: 0.365, SLG: 0.555 11 Garrett Stubbs, L (6, 7) OBP: 0.290, SLG: 0.286	F FF 90 B SI 91 C SI 88 B CU 75 B CU 73 X SI 89 3-2 23 1B 2 HR 1B	C SI 90 B CU 74 B SL 85 B FF 91 X SI 88 3-1 1-H HR	B SI 91 F SI 92 B FC 88 B SI 91 C SI 92 X SI 92 3-2 23 G6-5-3 1B			X SI 90 0-0 26 G1-3 6 G5-3 44 WP 1B	C FC 88 X SI 96 0-1 G4-6-3 ② ③ 1-2f			3 2	2 1	3 1	2 0	0 0	0 0	0 1
23 Michael Brantley, L (1, 7) OBP: 0.383, SLG: 0.525 6 Jake Marisnick, R (6, 8) OBP: 0.298, SLG: 0.427	F SI 92 F SI 91 F FF 91 B SL 88 1 SAFE F FF 92 F SL 87 X SL 86 1-2 2 HR 1-3 1B	C SL 86 C SI 89 X FF 90 0-2 HR	X SI 91 0-0 G6-5-3 ② ③ 1-2f			C SI 89 X FC 89 0-1 G5-3 ① 1-2		B FF 92 B FF 91 F FF 92 B FF 92 B FF 92 4-1 44 G4-5-3 BB		3 1	2 0	2 0	1 0	0 1	0 0	1 1
2 Alex Bregman, R (1, 6) OBP: 0.418, SLG: 0.584 26 Myles Straw, R (4, PR) OBP: 0.364, SLG: 0.308 (5, 6)	C SI 90 F SL 89 F FF 92 B SI 91 X SL 81 1-2 1-H 3-H HR	B SI 90 F SI 91 B FC 89 B FC 88 C SI 92 F SI 92 X SI 92 3-2 G6-3 ①	B SI 90 B FC 89 B SI 92 C SI 90 B SI 91 4-1 16 G5-3 BB			B SI 91 X FC 88 1-0 G1-3 ② 2-3		B FF 91 C FF 91 B CU 74 F FF 92 F CU 75 F FF 92 X FF 92 2-2 F8 ①		2 2	1 0	1 0	3 0	1 0	0 0	0 2
44 Yordan Alvarez, L (1, 10) OBP: 0.409, SLG: 0.673	X FF 91 0-0 HR	B CU 80 B CH 86 X FF 92 2-0 HR	C SI 91 D CU 79 B CH 85 X CH 84 2-1 F8 ①			B CU 79 C SI 91 B SI 92 S CH 85 B CU 80 X CH 86 3-2 G3-1 ③ 3-H		B CU 78 B CU 77 C FF 92 X FC 88 2-1 G4-5-3 ② ③ 1-2f		5	2	2	2	0	0	2
16 Aledmys Díaz, R (1, 3) OBP: 0.337, SLG: 0.452 (6, 4)	B FF 91 B SI 89 C SL 86 F SI 90 X SI 91 2-2 13 G4-3 28 HR 1B	C FC 88 C SI 91 X CU 81 0-2 G5-3 ②	F SL 86 B SI 91 C SI 91 X CU 80 1-2 G5-3 ② 1-2				B SI 89 X CU 78 1-0 E6 13 1B 28 HR			4	2	1	0	0	0	1
13 Abraham Toro, S (1, 5) OBP: 0.356, SLG: 0.490	S FF 90 X CH 85 0-1 G4-3 ② 1-2	C SI 92 X CU 80 0-1 28 1B 3B	X SI 91 0-0 G4-3 ③				C SI 90 F SI 90 D CU 80 X CU 80 1-2 28 HR 1-2 1B			4	2	2	0	0	0	3
28 Robinson Chirinos, R (1, 2) OBP: 0.342, SLG: 0.445	X FF 91 0-0 2-H HR	B FC 88 S SI 91 B CU 81 B SI 92 X SI 92 3-1 22 FC6 3-H 1B			B SI 90 S FC 88 F FC 88 B FF 90 X SI 90 2-2 G5-3 ①		B FC 87 B SI 90 X SI 90 2-0 1-H 2-H HR			4	2	3	6	0	0	0
22 Josh Reddick, L (1, 9) OBP: 0.311, SLG: 0.393 (5, 8) (6, 9)	B SL 87 F SI 90 S CU 75 B CU 74 F SL 87 B CU 74 C FF 91 3-3 K ③	X CH 86 0-0 FC6 ③ 1-2f			C CU 80 X SI 92 0-1 G5-3 ②		B SI 92 F FC 87 F CU 79 X SI 91 1-2 11 G4-6-3 1B			4	0	1	0	0	1	1
Inning Stats	R: 6 E: 0 K: 1 S: 25 H: 6 LOB: 0 BB: 0 P: 37	R: 5 E: 0 K: 0 S: 20 H: 6 LOB: 1 BB: 0 P: 34	R: 0 E: 0 K: 0 S: 5 H: 1 LOB: 0 BB: 0 P: 9	R: 0 E: 0 K: 0 S: 7 H: 0 LOB: 2 BB: 1 P: 14	R: 0 E: 0 K: 0 S: 6 H: 0 LOB: 0 BB: 0 P: 8	R: 1 E: 0 K: 0 S: 7 H: 1 LOB: 0 BB: 0 P: 11	R: 3 E: 1 K: 1 S: 13 H: 3 LOB: 0 BB: 0 P: 19	R: 0 E: 0 K: 0 S: 8 H: 0 LOB: 0 BB: 1 P: 16		1B: 9 2B: 0 3B: 1 HR: 7	SF: 0 SAC: 0 DP: 3 HBP: 0			WP: 1 PB: 0 SB: 0 CS: 0	PA: 41	

	AB	39
	R	15
	H	17
	RBI	14
	BB	2
	SO	2
	LOB	13

PITCHER		IP	WLS	BF	H	R	ER	SO	BB	IBB	HBP	BLK	WP	HR	S	P	ERA	WHIP
50 Mike Fiers, R ERA: 3.97	(1, 1)	1.0	L	12	9	9	9	1	0	0	0	0	0	5	32	50	81.00	9.000
58 Paul Blackburn, R ERA: 11.0	(2, 1)	5.0		24	8	6	5	0	1	0	0	0	1	2	46	76	9.00	1.800
62 Lou Trivino, R ERA: 5.34	(7, 1)	1.0		2	0	0	0	1	0	0	0	0	0	0	5	6	0.00	0.000
52 Ryan Buchter, L ERA: 2.9	(8, 1)	1.0		3	0	0	0	0	1	0	0	0	0	0	8	16	0.00	1.000

PITCHER	IP	WLS	BF	H	R	ER	SO	BB	IBB	HBP	BLK	WP	HR	S	P	ERA	WHIP

Batter	1	2	3	4	5	6	7	8	9	AB	R	H	RBI	BB	SO	LOB
10 Marcus Semien, R (1, 6) OBP: 0.361, SLG: 0.503 1 Franklin Barreto, R (6, 6) OBP: 0.135, SLG: 0.255	1B F8		L9 HR	HR 2B	2B		F8		1B	5 2	2 0	3 1	3 1	0 0	0 0	2 0
26 Matt Chapman, R (1, 5) OBP: 0.348, SLG: 0.518 64 Sheldon Neuse, R (6, 5) OBP: 0.214, SLG: 0.160	L8 1B		BB 1B	1B	K		K		G6-3	4 2	2 0	2 0	1 0	1 0	1 1	2 1
28 Matt Olson, L (1, 3) OBP: 0.359, SLG: 0.553 65 Seth Brown, L (7, 3) OBP: 0.419, SLG: 0.550	BB K		HR HR	HR	F7			G6-3		4 1	3 0	2 0	4 0	1 0	1 0	3 0
20 Mark Canha, R (1, 8) OBP: 0.394, SLG: 0.520	1B	1B	P3	F7		1B		K		6	3	3	1	0	1	0
18 Chad Pinder, R (1, 9) OBP: 0.289, SLG: 0.420	1B	K 1B	G6-3			K		FC6-4 1B		6	1	3	1	0	2	2
2 Khris Davis, R (1, 10) OBP: 0.288, SLG: 0.384	1B	HR	K	F9		FC6-4 1B		FC6-4		6	2	3	3	0	1	2
23 Jurickson Profar, S (1, 4) OBP: 0.302, SLG: 0.420	1B	2B		HR BB	P4	SF8			BB	3	3	2	1	2	0	0
12 Sean Murphy, R (1, 2) OBP: 0.400, SLG: 1.000 46 Beau Taylor, L (8, 2) OBP: 0.300, SLG: 0.400	1B	G5-3		HR HR	HR	FC6-4			G6-3	5 1	3 0	3 0	4 0	0 0	0 0	2 1
8 Robbie Grossman, S (1, 7) OBP: 0.342, SLG: 0.360	1B	G4-3		2B	1B		G1-3		G6-3	6	2	3	2	0	0	2
Inning Stats	R: 7 E: 0 K: 1 S: 25 H: 8 LOB: 2 BB: 1 P: 37	R: 2 E: 0 K: 1 S: 18 H: 3 LOB: 1 BB: 0 P: 24	R: 2 E: 0 K: 1 S: 16 H: 2 LOB: 1 BB: 1 P: 27	R: 6 E: 0 K: 0 S: 22 H: 5 LOB: 0 BB: 1 P: 35	R: 2 E: 0 K: 1 S: 17 H: 3 LOB: 1 BB: 0 P: 24	R: 1 E: 0 K: 1 S: 11 H: 2 LOB: 1 BB: 0 P: 15	R: 0 E: 0 K: 1 S: 7 H: 0 LOB: 0 BB: 0 P: 11	R: 0 E: 0 K: 1 S: 10 H: 1 LOB: 1 BB: 0 P: 13	R: 1 E: 0 K: 0 S: 8 H: 1 LOB: 1 BB: 1 P: 14	1B: 16 2B: 3 3B: 0 HR: 6 SF: 1 SAC: 0 DP: 0 HBP: 0						

PITCHER		IP	WLS	BF	H	R	ER	SO	BB	IBB	HBP	BLK	WP	HR	S	P	ERA	WHIP
20 Wade Miley, L ERA: 3.74	(1, 1)	0.1	L	9	7	7	7	0	1	0	0	0	0	0	20	28	189.00	24.000
67 Cy Sneed, R ERA: 5.48	(1, 1)	2.2		15	6	4	4	3	1	0	0	0	0	2	39	60	13.50	2.625
29 Joe Biagini, R ERA: 4.66	(4, 1)	0.0		6	5	6	6	0	1	0	0	0	0	3	16	27	∞	∞
47 Chris Devenski, R ERA: 5.29	(4, 1)	2.0		9	3	2	2	1	0	0	0	0	0	1	23	32	9.00	1.500
59 Framber Valdez, L ERA: 5.56	(6, 1)	4.0		17	4	2	2	3	1	0	0	0	0	0	36	53	4.50	1.250

Oakland Athletics @ Houston Astros

Minute Maid Park, Houston, TX

Tue Sep 10 2019, 7:11 PM - 10:31 PM CDT

Att. 32,100 - Roof Closed - 73 F

TOP

livebaseballscorecards.com

AB	51
R	21
H	25
RBI	21
BB	4
SO	7
LOB	17

WP: 0	PA: 56
PB: 0	
SB: 0	
CS: 0	

Oakland Athletics @ Houston Astros

Minute Maid Park, Houston, TX

Tue Sep 10 2019, 7:11 PM - 10:31 PM CDT

Att. 32,100 - Roof Closed - 73 F

livebaseballscorecards.com

BOTTOM

Batter	1	2	3	4	5	6	7	8	9	AB	R	H	RBI	BB	SO	LOB
4 George Springer, R (1, 8) OBP: 0.388, SLG: 0.587 3 Kyle Tucker, L (5, 3) OBP: 0.320, SLG: 0.542 (6, 7)	B FF 91 B FF 91 B FF 90 C FF 89 F FF 91 X FF 92 3-2 HR		F SI 92 B SI 92 C SI 91 X FF 94 1-2 HR		D FF 91 X CH 82 1-0 ①② G3-5-3 1-2f		X CU 73 0-0 1B		B SI 91 B FC 89 C FC 88 B CH 82 C SI 91 C SI 91 3-3 ① K	2 3	2 0	2 1	2 0	0 0	0 1	0 2
27 Jose Altuve, R (1, 4) OBP: 0.363, SLG: 0.552 6 Jake Marisnick, R (5, 8) OBP: 0.298, SLG: 0.426	F FF 92 B SI 92 X SL 85 1-1 ① G5-3		X SL 86 0-0 ② G6-3		B SL 85 F SL 84 C FF 92 B CU 76 B FF 93 F FF 92 F SI 92 F FF 93 F FF 92 3-2 ③ X SL 86 F8		X FC 88 0-0 ② F8		S FF 91 B CU 73 X SL 85 1-1 ② 2-H 1B	2 3	0 0	0 1	0 1	0 0	0 0	0 1
23 Michael Brantley, L (1, 7) OBP: 0.383, SLG: 0.525 11 Garrett Stubbs, L (5, 7) OBP: 0.294, SLG: 0.323 (6, 2)	B SI 92 B CH 85 C SI 92 X FF 92 2-1 ② P6		B SI 92 B FF 92 B FF 92 C FF 91 F FF 91 X SI 92 3-2 2 FC6-4 1B			F SI 88 C CU 74 B CU 75 X SI 90 1-2 26 1B 2B	X SI 91 0-0 ③ G3		B SI 91 B SI 92 X SI 91 2-0 ③ P5	2 3	0 1	1 1	0 0	0 0	0 0	0 1
2 Alex Bregman, R (1, 6) OBP: 0.417, SLG: 0.581 26 Myles Straw, R (5, 6) OBP: 0.376, SLG: 0.315	B SL 86 B SI 93 C FF 93 B FF 93 X SI 92 3-1 ③ L7		S SL 85 X FF 92 0-1 ③ FC6-4 1-2f			B SL 84 C SI 90 B SI 90 F FF 91 F CU 74 X SL 85 2-2 16 G4-3 13 1B 2-H 1B		B FC 87 C FF 91 B CU 73 B SI 91 B SI 91 4-1 16 G6-4-3 44 BB BB		2 1	0 1	0 1	0 1	0 1	0 0	1 0
44 Yordan Alvarez, L (1, 10) OBP: 0.410, SLG: 0.668		C FF 91 B SI 92 B FF 90 C FF 92 F CH 86 B SI 92 B SI 92 4-2 13 PB BB	B SI 89 B SI 90 F FF 89 X SI 90 2-1 ① L8		B CH 84 S CH 83 F FF 90 T SL 86 1-2 ① K		C FF 91 B FF 92 B FF 92 B CH 82 B FC 87 4-1 16 G6-4-3 1-2 BB		2	0	0	0	2	1	1
16 Aledmys Díaz, R (1, 3) OBP: 0.330, SLG: 0.441 (5, 4)		B SI 92 C SI 92 B FF 91 B SL 84 F FF 92 X SI 91 3-2 ① P4	X FF 91 0-0 ② L7		B SI 90 C SL 85 X SL 85 1-1 ② G4-3 1-2		C FF 92 F CH 82 F FF 92 B SL 83 F FC 86 X SI 92 1-2 ①② G6-4-3 1-2f 2-3		4	0	0	0	0	0	4
13 Abraham Toro, S (1, 5) OBP: 0.349, SLG: 0.473		B SI 91 C FF 91 F FF 92 B CH 85 D CU 76 F FF 92 C SI 92 3-3 ② K 1-2	C CU 74 X FF 90 0-1 ③ G6-3		F CH 83 B CH 82 X FF 90 1-1 2-H 1B		B SI 90 C SI 91 C FC 86 F CU 72 B FF 91 F SL 84 X SL 81 2-2 ③ G4-3		4	0	1	1	0	1	2
28 Robinson Chirinos, R (1, 2) OBP: 0.341, SLG: 0.444 12 Martín Maldonado, R (5, PH) OBP: 0.289, SLG: 0.386 (6, 3)		F SL 86 B SI 92 C SL 85 S FF 93 1-3 ③ K			C SL 83 B FF 90 B FF 91 X SI 89 2-1 HR	C CU 72 S FC 91 S FC 91 0-3 ③ K			C FF 90 X FF 90 0-1 HR	1 3	0 2	0 2	0 2	0 0	1 1	1 1
22 Josh Reddick, L (1, 9) OBP: 0.312, SLG: 0.397			C SI 91 B FF 90 C SI 90 B FF 92 F CH 83 X CU 75 2-2 ① L9		X SI 91 0-0 3 G3-5-3 1B		B FF 92 B SI 91 S SI 92 X SI 90 2-1 ① F9		S SI 91 X FC 87 0-1 6 1B 2B	4	1	2	0	0	0	0
Inning Stats	R: 1 E: 0 K: 0 S: 9 H: 1 LOB: 0 BB: 0 P: 18	R: 0 E: 0 K: 2 S: 13 H: 0 LOB: 1 BB: 1 P: 24	R: 1 E: 0 K: 0 S: 13 H: 2 LOB: 1 BB: 0 P: 19	R: 0 E: 0 K: 0 S: 5 H: 0 LOB: 0 BB: 0 P: 7	R: 1 E: 0 K: 0 S: 11 H: 2 LOB: 0 BB: 0 P: 17	R: 2 E: 0 K: 2 S: 17 H: 3 LOB: 1 BB: 0 P: 23	R: 0 E: 0 K: 0 S: 5 H: 1 LOB: 1 BB: 0 P: 7	R: 0 E: 0 K: 0 S: 12 H: 0 LOB: 1 BB: 2 P: 23	R: 2 E: 0 K: 1 S: 10 H: 3 LOB: 0 BB: 0 P: 16	1B: 6 2B: 2 3B: 0 HR: 4 SF: 0 SAC: 0 DP: 2 HBP: 0						

PITCHER		IP	WLS	BF	H	R	ER	SO	BB	IBB	HBP	BLK	WP	HR	S	P	ERA	WHIP
60 Tanner Roark, R ERA: 4.01	(1, 1)	5.2	W	25	8	5	5	3	1	0	0	0	0	3	65	105	7.94	1.588
52 Ryan Buchter, L ERA: 2.88	(6, 1)	0.1		1	0	0	0	1	0	0	0	0	0	0	3	3	0.00	0.000
33 Daniel Mengden, R ERA: 4.91	(7, 1)	3.0	S	13	4	2	2	1	2	0	0	0	0	1	27	46	6.00	2.000

PITCHER	IP	WLS	BF	H	R	ER	SO	BB	IBB	HBP	BLK	WP	HR	S	P	ERA	WHIP

AB	36
R	7
H	12
RBI	7
BB	3
SO	5
LOB	14

Oakland Athletics @ Houston Astros

Minute Maid Park, Houston, TX

Wed Sep 11 2019, 7:11 PM - 10:06 PM CDT

Att. 32,938 - Roof Closed - 73 F

livebaseballscorecards.com

Batter	1	2	3	4	5	6	7	8	9	AB	R	H	RBI	BB	SO	LOB
10 Marcus Semien, R (1, 6) OBP: 0.363, SLG: 0.509	C FF 94 B ST 85 F FF 94 B FF 94 X CH 86 2-2 ① L8			C SL 83 C CH 83 F FF 94 F ST 81 F FF 94 X FF 93 0-2 HR		B FF 97 B CH 89 F FF 97 X SL 85 2-1 28 WP 26 HBP 28 2B 1B	X SL 88 0-0 26 S 1B		C SL 88 S SL 89 C SL 88 0-3 ② K	5	2	3	1	0	1	0
26 Matt Chapman, R (1, 5) OBP: 0.347, SLG: 0.514	C FF 95 F FF 95 C CU 81 0-3 ② K			B CH 85 C FF 93 B CU 79 F CU 79 S ST 82 2-3 ① K		B CH 88 F CH 89 H FF 96 2-1 28 WP 28 2B HBP 1-2	C SI 98 C SI 98 B FF 97 D SI 97 B SL 88 S SI 97 3-3 ② K 1-2		B SI 97 S SL 88 B SL 88 C SL 89 B CU 88 X SL 88 3-2 ③ G5-3	4	1	0	0	0	3	1
28 Matt Olson, L (1, 3) OBP: 0.358, SLG: 0.552	C CU 80 C CH 85 F FF 96 B FF 97 F CH 87 B FF 96 F CU 82 B CU 81 S CH 87 3-3 ③ K			S SL 83 C FF 95 B FF 95 S ST 83 1-3 ② K		B SL 85 X SL 85 1-0 20 G5-3 2 1B 1-H 2-H 2B	D SL 88 B FF 98 C FF 98 F SL 88 B FF 98 C FF 98 3-3 ③ K			4	1	1	2	0	3	1
20 Mark Canha, R (1, 8)		C FF 93 C FF 94 F CH 86 B CU 81 B FF 94 C FF 96 2-3 ① K		B CU 77 S ST 82 S ST 84 S ST 84 1-3 ③ K		B SL 78 F SL 79 B SI 88 X SI 87 2-1 ① G5-3 2-3		X CU 81 0-0 ① G5-3		4	0	0	0	0	2	1
65 Seth Brown, L (1, 7) OBP: 0.426, SLG: 0.558		B FF 94 B FF 93 C FF 94 C CH 85 B FF 95 F FF 94 T FF 95 3-2 ② K			C CH 83 F FF 92 B FF 93 S CU 79 1-3 K 2 G5-4-3	C FF 90 B FF 90 B FF 89 S SL 80 B FF 90 F SL 80 F SL 81 B FF 90 4-2 2 1B BB		B FF 93 B FC 91 X FC 92 2-0 2B		3	0	1	0	1	2	0
2 Khris Davis, R (1, 10) OBP: 0.289, SLG: 0.383		S ST 84 B FF 95 F FF 94 B ST 84 S CH 86 2-3 ③ K			X SL 82 0-0 ① ② G5-4-3 1-2f	B SL 79 X SI 88 1-0 1-2 3-H 1B		F FC 91 S CU 83 D CU 82 D CU 82 B FC 93 D FC 93 4-2 BB		3	0	1	1	1	1	1
79 Ramón Laureano, R (1, 9) OBP: 0.334, SLG: 0.513			C ST 81 C FF 92 B SL 84 X SL 84 1-2 ① P4	S ST 82 S ST 82 B ST 83 B ST 82 B FF 94 B ST 84 4-2 BB		F SI 88 F SI 88 F SI 88 F FF 90 B SL 81 S SI 88 1-3 ② K		D CU 81 B FC 91 C FC 92 F FC 91 X FC 92 2-2 ② F7		3	0	0	0	1	1	4
23 Jurickson Profar, S (1, 4) OBP: 0.300, SLG: 0.416 64 Sheldon Neuse, R (9, 4) OBP: 0.214, SLG: 0.160			X CU 78 0-0 ② L8	B FF 94 C CH 84 F CH 84 B FF 92 B ST 84 X CH 84 3-2 ③ L9		C FF 89 C FF 90 B SL 80 S SL 80 1-3 ③ K		B FC 91 B FC 92 F FC 92 F FC 92 D CU 82 X FC 91 3-2 ③ G3		4 0	0 0	0 0	0 0	0 0	1 0	5 0
12 Sean Murphy, R (1, 2) OBP: 0.368, SLG: 1.000			C FF 94 B ST 83 S ST 83 B ST 84 F FF 95 S ST 84 2-3 ③ K			B SL 85 C SL 85 F FF 96 F FF 97 X SL 85 1-2 HR	C FF 97 B FF 98 B SI 98 X SI 97 2-1 ① L9		B FF 96 S SI 96 B SI 94 C CU 85 B CU 86 C SL 86 3-3 ① K	4	1	1	1	0	2	0

Inning Stats																															
	R: 0	H: 0		R: 0	H: 0		R: 0	H: 0		R: 1	H: 1		R: 0	H: 0		R: 4	H: 4		R: 0	H: 1		R: 0	H: 1		R: 0	H: 0		1B: 3	SF: 0		WP: 2	PA: 38
	E: 0	LOB: 0		E: 0	LOB: 0		E: 0	LOB: 0		E: 0	LOB: 0		E: 0	LOB: 1		E: 0	LOB: 2		E: 0	LOB: 2		E: 0	LOB: 1		E: 0	LOB: 0		2B: 2	SAC: 0		PB: 0	
	K: 2	BB: 0		K: 3	BB: 0		K: 1	BB: 0		K: 3	BB: 0		K: 1	BB: 1		K: 2	BB: 1		K: 2	BB: 1		K: 0	BB: 1		K: 2	BB: 0		3B: 0	DP: 1		SB: 1	
	S: 12	P: 17		S: 11	P: 18		S: 8	P: 11		S: 15	P: 19		S: 9	P: 17		S: 23	P: 38		S: 9	P: 17		S: 10	P: 21		S: 9	P: 15		HR: 2	HBP: 1		CS: 0	

PITCHER		IP	WLS	BF	H	R	ER	SO	BB	IBB	HBP	BLK	WP	HR	S	P	ERA	WHIP
65 José Urquidy, R ERA: 4.78	(1, 1)	5.0		17	1	1	1	10	1	0	0	0	1	1	55	82	1.80	0.400
39 Josh James, R ERA: 5.2	(6, 1)	0.0	L	4	3	4	4	0	0	0	1	0	1	1	8	14	∞	∞
38 Joe Smith, R ERA: 1.33	(6, 1)	1.0		5	1	0	0	2	1	0	0	0	0	0	15	24	0.00	2.000
30 Héctor Rondón, R ERA: 3.54	(7, 1)	1.0		4	1	0	0	2	0	0	0	0	0	0	9	17	0.00	1.000
36 Will Harris, R ERA: 1.62	(8, 1)	1.0		5	1	0	0	0	1	0	0	0	0	0	10	21	0.00	2.000

PITCHER		IP	WLS	BF	H	R	ER	SO	BB	IBB	HBP	BLK	WP	HR	S	P	ERA	WHIP
66 Bryan Abreu, R ERA:	(9, 1)	1.0		3	0	0	0	2	0	0	0	0	0	0	9	15	0.00	0.000

TOP

AB	34
R	5
H	7
RBI	5
BB	3
SO	16
LOB	13

Batter	1	2	3	4	5	6	7	8	9	AB	R	H	RBI	BB	SO	LOB
4 George Springer, R (1, 8) OBP: 0.388, SLG: 0.594	F SI 90 B FF 89 B CH 82 F CH 82 X FF 94 2-2 ① G6-3		C CH 81 S SL 81 B SL 82 B SI 93 X SL 82 2-2 HR		B SI 88 B FF 86 F SI 89 X SI 89 2-1 27 FC6-4 1B		B SI 94 F FF 93 B SI 98 C CH 86 B SL 85 X CH 88 3-2 ① G6-3			4	1	2	1	0	0	0
27 Jose Altuve, R (1, 4) OBP: 0.360, SLG: 0.547	C KC 75 B SI 93 C SL 83 F SI 95 S CH 84 1-3 ② K		F SI 92 X SI 92 0-1 ② F9		1 SAFE C SI 89 B SI 90 X SI 91 1-1 ① FC6-4 23 1B 1-2f 23 1B		X CH 87 0-0 ② P5			4	0	0	0	0	1	1
23 Michael Brantley, L (1, 7) OBP: 0.382, SLG: 0.523	B FF 95 B FF 94 B SI 92 C SI 91 X SI 92 3-2 ③ L8		B FF 87 S KC 76 B SI 92 S SL 84 F SI 94 C SI 95 2-3 ③ K		F SL 81 X SI 90 0-1 ② 1-H 1B		B SI 97 C SL 82 X SI 96 1-1 ③ F8			4	0	1	0	0	1	0
2 Alex Bregman, R (1, 5) OBP: 0.416, SLG: 0.578		C FF 91 C SI 91 X SI 94 0-2 ① F9	C FF 86 B SI 90 C KC 77 C SI 93 1-3 ① K		0-0 IBB			C SL 80 X SI 95 0-1 ① G6-3		3	0	0	0	1	1	0
44 Yordan Alvarez, L (1, 10) OBP: 0.411, SLG: 0.665		C SL 81 B SI 94 F SI 93 X SI 94 1-2 22 FC4-6 16 BB 1B	S FF 87 S SL 81 X SL 82 0-2 16 2B 1B		F SI 90 B SI 92 D SL 83 F SI 92 D SI 93 X SI 95 3-2 ③ G4-3			C SI 97 B SI 97 X SI 96 1-1 ② G6-3		4	1	2	0	0	0	2
16 Aledmys Díaz, R (1, 3) OBP: 0.333, SLG: 0.445		B SI 90 B SI 91 B CH 82 F FF 90 C SI 91 B SL 83 4-2 22 FC4-6 1-2 BB	B CH 82 B SI 91 X CH 82 2-0 12 1B 1-H 2B			C FF 96 S SL 83 B SI 98 B FF 98 F SL 83 C SI 97 2-3 ① K		F SI 96 X SI 96 0-1 ③ G4-3		3	0	1	1	1	1	0
22 Josh Reddick, L (1, 9) OBP: 0.312, SLG: 0.394		B FF 93 X FF 88 1-0 ② FC4-6 1-2f 2-3	D SI 90 B SL 82 C FF 93 B FF 94 B FF 94 4-1 12 1B BB			B SI 96 X SI 96 1-0 ② G4-3			B FF 97 F FF 98 B FF 98 B FF 98 X FF 97 3-1 ① F8	3	0	0	0	1	0	2
12 Martín Maldonado, R (1, 2) OBP: 0.292, SLG: 0.398 3 Kyle Tucker, L (9, PH) OBP: 0.308, SLG: 0.520		C KC 77 F FF 94 T CH 84 0-2 ③ K	C SI 91 B SI 92 D SL 78 X SI 91 2-1 26 G4-6-3 1-2 2-3 1B			B SL 83 B SI 96 B SI 95 C SI 96 X SI 96 3-1 HR			C FF 98 B SL 92 F FF 98 S SL 91 1-3 ② K	3 1	1 0	2 0	1 0	0 0	1 1	2 0
26 Myles Straw, R (1, 6) OBP: 0.366, SLG: 0.305 13 Abraham Toro, S (9, PH) OBP: 0.344, SLG: 0.464			B SI 90 C SI 90 X SI 92 1-1 ① G1-3	C SL 83 X SI 93 0-1 ② ③ G4-6-3 1-2f		B SI 96 C CH 88 C SL 84 B SL 84 B FF 97 C SI 98 3-3 ③ K			C FF 98 B FF 98 S FF 97 F FF 98 B SL 90 F SL 90 B CU 87 F FF 97 S SL 89 3-3 ③ K	3 1	0 0	0 0	0 0	0 0	1 1	3 0
Inning Stats	R: 0 E: 0 K: 1 S: 10 H: 0 LOB: 0 BB: 0 P: 16	R: 0 E: 0 K: 1 S: 12 H: 1 LOB: 2 BB: 1 P: 18	R: 1 E: 0 K: 1 S: 11 H: 1 LOB: 0 BB: 0 P: 16	R: 1 E: 0 K: 1 S: 12 H: 3 LOB: 2 BB: 1 P: 21	R: 0 E: 0 K: 0 S: 9 H: 2 LOB: 2 BB: 1 P: 15	R: 1 E: 0 K: 2 S: 10 H: 1 LOB: 0 BB: 0 P: 19	R: 0 E: 0 K: 0 S: 6 H: 0 LOB: 0 BB: 0 P: 10	R: 0 E: 0 K: 0 S: 6 H: 0 LOB: 0 BB: 0 P: 7	R: 0 E: 0 K: 2 S: 11 H: 0 LOB: 0 BB: 0 P: 18	1B: 5 2B: 1 3B: 0 HR: 2 SF: 0 SAC: 0 DP: 1 HBP: 0						

PITCHER		IP	WLS	BF	H	R	ER	SO	BB	IBB	HBP	BLK	WP	HR	S	P	ERA	WHIP
30 Brett Anderson, L ERA: 4.07	(1, 1)	5.0	W	23	7	2	2	4	2	1	0	0	0	1	54	86	3.60	1.800
44 Jesús Luzardo, L ERA: 3.0	(6, 1)	3.0	H	10	1	1	1	2	0	0	0	0	0	1	22	36	3.00	0.333
16 Liam Hendriks, R ERA: 1.63	(9, 1)	1.0	S	3	0	0	0	2	0	0	0	0	0	0	11	18	0.00	0.000

PITCHER	IP	WLS	BF	H	R	ER	SO	BB	IBB	HBP	BLK	WP	HR	S	P	ERA	WHIP

BOTTOM

Oakland Athletics @ Houston Astros

Minute Maid Park, Houston, TX

Wed Sep 11 2019, 7:11 PM - 10:06 PM CDT

Att. 32,938 - Roof Closed - 73 F

livebaseballscorecards.com

AB	33
R	3
H	8
RBI	3
BB	3
SO	8
LOB	10

Batter	1	2	3	4	5	6	7	8	9	AB	R	H	RBI	BB	SO	LOB
10 Marcus Semien, R (1, 6) OBP: 0.363, SLG: 0.509	X FF 94 0-0 20 BB 65 2B 1B		X FF 93 0-0 28 HR 1B	B SL 88 B FF 95 X FF 94 2-0 ③ P3			C SL 79 B SL 82 S SL 82 C FF 90 1-3 ③ K			4	2	2	0	0	1	0
26 Matt Chapman, R (1, 5) OBP: 0.345, SLG: 0.510	1 SAFE B FF 94 C FF 94 B FF 94 S FF 94 S SL 87 2-3 ① K		B FF 94 S FF 94 S FF 94 S FF 94 1-3 ① K		F FF 93 F SL 87 S SL 88 0-3 ① K			F FF 98 B FF 97 F CH 88 F FF 97 B CH 90 C FF 97 2-3 ① K		4	0	0	0	0	4	2
28 Matt Olson, L (1, 3) OBP: 0.358, SLG: 0.557	B CH 86 C FF 94 C FF 94 F FF 94 B FF 95 S FF 95 2-3 ② K		S CH 86 X FF 95 0-1 1-H HR		C FF 93 S SL 88 B SL 88 S FF 95 1-3 ② K			S SL 84 S CH 89 F FF 97 C SL 85 0-3 ② K		4	1	1	2	0	3	1
20 Mark Canha, R (1, 8) OBP: 0.394, SLG: 0.515	D CU 79 1 SAFE B CU 78 F SL 87 B FF 95 B FF 94 4-1 65 2B 1-2 BB		F FF 95 F FF 95 B CU 81 B FF 96 F FF 95 F SL 89 X SL 89 2-2 65 BB 1B		B CU 80 X FF 95 1-0 ③ F9			C SL 84 B FF 97 C SL 86 X FF 96 1-2 1B		3	0	2	0	1	0	0
65 Seth Brown, L (1, 7) OBP: 0.431, SLG: 0.565	C CU 79 B FF 95 X SL 88 1-1 1-3 2-H 2B		B FF 94 D SL 88 S FF 95 B FF 95 F FF 95 B SL 89 4-2 1-2 BB			C CU 78 F SL 87 F SL 88 X CU 80 0-2 ① F8		1 SAFE C FF 96 D SL 85 S CH 89 S CH 89 1-3 ③ K		3	0	1	1	1	1	1
2 Khris Davis, R (1, 10) OBP: 0.287, SLG: 0.380	B SL 88 S SL 88 S SL 89 D SL 88 S FF 98 2-3 ③ K		B SL 89 B FF 97 S SL 88 C FF 97 S SL 90 2-3 ② K			F SL 86 S SL 87 B SL 88 B SL 88 S SL 88 2-3 ② K			B FC 92 F SL 87 F SL 88 C FC 92 1-3 ① K	4	0	0	0	0	4	4
23 Jurickson Profar, S (1, 4) OBP: 0.297, SLG: 0.412 64 Sheldon Neuse, R (9, 4) OBP: 0.214, SLG: 0.160		F SL 86 B FF 94 S FF 94 B FF 95 B SL 88 F SL 87 F FF 96 S FF 96 3-3 ① K	D SL 88 B SL 87 C SL 87 S FF 95 F CU 80 F FF 97 X SL 88 2-2 ③ G3			F CU 78 F FF 94 X CH 87 0-2 ③ G3			X SL 88 0-0 ② G5-3	4 0	0 0	0 0	0 0	0 0	1 0	2 0
8 Robbie Grossman, S (1, 9) OBP: 0.339, SLG: 0.357 79 Ramón Laureano, R (9, 9) OBP: 0.334, SLG: 0.513		B CH 87 B FF 94 C FF 93 C FF 94 B SL 88 T FF 94 3-2 ② K		B FF 93 B FF 92 X FF 93 2-0 ① P3			B FF 89 X FF 89 1-0 ① L7		C FF 98 B SL 89 C SL 88 F FF 97 X CH 84 1-2 ③ G4-3	4 0	0 0	0 0	0 0	0 0	1 0	0 0
19 Josh Phegley, R (1, 2) OBP: 0.287, SLG: 0.416		C FF 94 X CU 78 0-1 ③ L6		F SL 85 F SL 87 B FF 94 F CH 88 B SL 88 S SL 89 2-3 ② K			C SL 80 C SI 88 F SL 81 S SL 80 0-3 ② K			3	0	0	0	0	2	0

Inning Stats	1	2	3	4	5	6	7	8	9
	R: 1 H: 2 E: 0 LOB: 2 K: 3 BB: 1 S: 14 P: 25	R: 0 H: 0 E: 0 LOB: 0 K: 2 BB: 0 S: 10 P: 16	R: 2 H: 3 E: 0 LOB: 2 K: 2 BB: 1 S: 21 P: 32	R: 0 H: 0 E: 0 LOB: 0 K: 1 BB: 0 S: 6 P: 12	R: 0 H: 0 E: 0 LOB: 0 K: 2 BB: 0 S: 7 P: 9	R: 0 H: 0 E: 0 LOB: 0 K: 1 BB: 0 S: 10 P: 12	R: 0 H: 0 E: 0 LOB: 0 K: 2 BB: 0 S: 8 P: 10	R: 0 H: 1 E: 0 LOB: 1 K: 3 BB: 0 S: 14 P: 18	R: 0 H: 0 E: 0 LOB: 0 K: 1 BB: 0 S: 8 P: 10

PITCHER		IP	WLS	BF	H	R	ER	SO	BB	IBB	HBP	BLK	WP	HR	S	P	ERA	WHIP
35 Justin Verlander, R ERA: 2.58	(1, 1)	6.0	L	25	5	3	3	11	2	0	0	0	0	1	68	106	4.50	1.167
38 Joe Smith, R ERA: 1.27	(7, 1)	1.0		3	0	0	0	2	0	0	0	0	0	0	8	10	0.00	0.000
39 Josh James, R ERA: 5.11	(8, 1)	1.0		4	1	0	0	3	0	0	0	0	0	0	14	18	0.00	1.000
54 Roberto Osuna, R ERA: 2.95	(9, 1)	1.0		3	0	0	0	1	0	0	0	0	0	0	8	10	0.00	0.000

PITCHER	IP	WLS	BF	H	R	ER	SO	BB	IBB	HBP	BLK	WP	HR	S	P	ERA	WHIP

TOP

Oakland Athletics @ Houston Astros

Minute Maid Park, Houston, TX

Thu Sep 12 2019, 7:11 PM - 10:49 PM CDT

Att. 34,024 - Roof Closed - 73 F

livebaseballscorecards.com

AB	33
R	3
H	6
RBI	3
BB	2
SO	17
LOB	10

1B: 4	SF: 0	WP: 0	PA: 35
2B: 1	SAC: 0	PB: 0	
3B: 0	DP: 0	SB: 0	
HR: 1	HBP: 0	CS: 0	

BOTTOM

Batter	1	2	3	4	5	6	7	8	9	AB	R	H	RBI	BB	SO	LOB
4 George Springer, R (1, 8) OBP: 0.387, SLG: 0.588	B FF 93 B FF 93 C FF 93 B SL 85 F FF 93 B FF 93 4-2 23 G4-6-3 27 1B BB		B SL 86 B FF 95 B SL 89 F FF 94 X FS 84 3-1 ① G4-3 2-3 3-H		X SL 87 0-0 ③ FC6-4 1-2f			C FC 85 B FF 90 B CU 78 F FF 90 S CU 78 2-3 ① K	B FF 98 C FF 99 D SL 91 S FF 98 S FF 98 2-3 ① K	4	0	0	1	1	2	4
27 Jose Altuve, R (1, 4) OBP: 0.363, SLG: 0.553	C FF 93 B SL 86 X SL 88 1-1 23 G4-6-3 1-2 1B		D FS 84 B SL 86 F FF 93 F FS 82 S KC 80 2-3 ② K			B SL 84 B FF 94 B FS 82 C FF 93 B FF 93 4-1 44 CS 23 S BB		B FF 89 X FF 90 1-0 HR	S SL 89 B FF 100 S FF 98 X FF 100 1-2 ② F9 2-3	4	1	2	1	1	1	3
23 Michael Brantley, L (1, 7) OBP: 0.380, SLG: 0.519	C FF 92 X FS 84 0-1 ① ② G4-6-3 1-2f 2-3		B FF 95 C KC 79 B FF 94 D FS 86 C SL 88 F FF 94 X FF 95 3-2 ③ G3			C KC 77 S FS 83 B FF 93 B FS 84 F SL 88 B FF 94 F FS 82 B FF 93 4-2 1-2 BB		C CH 80 B FF 89 B FF 90 C FF 89 F FF 90 B CH 81 X CH 81 3-2 ② G5-3	F FF 98 F FF 97 F FF 98 C FF 99 0-3 ③ K	4	0	0	0	1	1	5
2 Alex Bregman, R (1, 6) OBP: 0.415, SLG: 0.575	D FF 93 C FF 93 X FF 93 1-1 ③ F8			B FF 94 C FF 92 B FF 95 S SL 88 B FS 85 X FF 94 3-2 ① P3		C SL 87 D FS 84 D FF 86 B FF 93 S FS 83 S FS 84 3-3 ① K		C FC 86 B FF 90 C FF 90 F CU 77 B FC 85 B FC 85 B FC 86 4-2 16 BB 44 1B BB		3	0	0	0	1	1	3
44 Yordan Alvarez, L (1, 10) OBP: 0.409, SLG: 0.659 6 Jake Marisnick, R (8, PR) OBP: 0.298, SLG: 0.426 (9, 10)		B FF 93 B FF 93 F FF 94 S FS 85 X FF 95 2-2 ① F7	B KC 80 X FF 94 1-0 ② G4-3			C SL 83 S SL 84 C SL 84 0-3 ② ③ K 2-3		B SL 90 B FF 98 C FF 98 X SL 90 2-1 16 BB 1-2 1B		4	0	1	0	0	1	2
16 Aledmys Díaz, R (1, 3) OBP: 0.332, SLG: 0.438 (8, 5)		C SL 88 F FF 95 F FF 93 B FS 86 S FS 87 1-3 ② K2-3	B FS 84 C FF 95 X FS 84 1-1 ③ G6-3				F FF 97 B SL 85 B SL 86 B FF 97 X SI 97 3-1 ① P3	F SI 96 B SI 95 S FC 89 F SL 89 D SL 89 D SI 95 B SL 88 4-2 1-2 2-3 BB		3	0	0	0	1	1	0
13 Abraham Toro, S (1, 5) OBP: 0.328, SLG: 0.441 3 Kyle Tucker, L (8, 9) OBP: 0.296, SLG: 0.500		C FF 95 X KC 78 0-1 ③ G4-3		B FF 93 C SL 86 F FS 84 B FS 86 X FS 84 2-2 E6 4 FC6-4			B SL 83 B SI 97 C SL 85 S SL 87 X SL 88 2-2 ② P4	B SI 97 F FF 96 B SI 96 S SL 87 S SL 89 2-3 ③ K		3 1	0 0	0 0	0 0	0 1	0 1	0 3
28 Robinson Chirinos, R (1, 2) OBP: 0.345, SLG: 0.444 26 Myles Straw, R (9, PR) OBP: 0.366, SLG: 0.305			C FS 84 S FS 85 X FF 93 0-2 22 2B 4 G4-3 1B		C FF 94 S FS 82 B FF 92 X FS 83 1-2 ① L7		B FF 96 C FF 96 B FF 96 B SI 96 B FF 97 4-1 BB		B FF 97 B FF 97 S FF 97 B FF 97 B FF 97 4-1 27 F9 10 1B BB	2 0	1 0	1 0	0 0	2 0	0 0	1 0
22 Josh Reddick, L (1, 9) OBP: 0.313, SLG: 0.397 10 Yuli Gurriel, R (7, PH) OBP: 0.350, SLG: 0.546 (8, 3) 11 Garrett Stubbs, L (9, PR) OBP: 0.294, SLG: 0.323			D FF 93 B FF 92 B FF 93 C FF 92 F FF 94 1 SAFE X FF 94 3-2 4 G4-3 1-3 2B		C KC 78 S FS 84 B FF 95 S FS 85 1-3 ② K		B FF 89 F FF 90 S FF 91 D CU 80 F CU 78 C FF 90 2-3 ③ K		1 SAFE X FF 97 0-0 1-2 1B	2 2 0	0 0 0	1 1 0	0 0 0	0 1 0	1 1 0	1 1 0
Inning Stats	R: 0 E: 0 K: 0 S: 8 H: 1 LOB: 1 BB: 1 P: 14	R: 0 E: 0 K: 1 S: 9 H: 0 LOB: 0 BB: 0 P: 12	R: 1 E: 0 K: 1 S: 15 H: 2 LOB: 1 BB: 0 P: 26	R: 0 E: 0 K: 0 S: 6 H: 0 LOB: 0 BB: 0 P: 11	R: 0 E: 1 K: 1 S: 10 H: 0 LOB: 1 BB: 0 P: 14	R: 0 E: 0 K: 2 S: 11 H: 0 LOB: 1 BB: 2 P: 22	R: 0 E: 0 K: 1 S: 10 H: 0 LOB: 1 BB: 1 P: 21	R: 1 E: 0 K: 2 S: 19 H: 2 LOB: 3 BB: 2 P: 37	R: 0 E: 0 K: 2 S: 12 H: 1 LOB: 2 BB: 1 P: 19	1B: 4 2B: 1 3B: 0 HR: 1	SF: 0 SAC: 0 DP: 1 HBP: 0		WP: 0 PB: 0 SB: 1 CS: 1	PA: 39			

PITCHER		IP	WLS	BF	H	R	ER	SO	BB	IBB	HBP	BLK	WP	HR	S	P	ERA	WHIP
15 Homer Bailey, R ERA: 4.76	(1, 1)	5.1	W	22	3	1	1	4	3	0	0	0	0	0	56	96	1.69	1.125
35 Jake Diekman, L ERA: 4.87	(6, 1)	1.1	H	4	0	0	0	1	1	0	0	0	0	0	9	18	0.00	0.750
36 Yusmeiro Petit, R ERA: 2.87	(7, 1)	1.0	H	5	1	1	1	2	1	0	0	0	0	1	15	27	9.00	2.000
31 A.J. Puk, L ERA: 3.38	(8, 1)	0.0		1	1	0	0	0	0	0	0	0	0	0	2	4	∞	∞
39 Blake Treinen, R ERA: 4.68	(8, 1)	0.1	H	2	0	0	0	1	1	0	0	0	0	0	6	12	0.00	3.000

PITCHER		IP	WLS	BF	H	R	ER	SO	BB	IBB	HBP	BLK	WP	HR	S	P	ERA	WHIP
16 Liam Hendriks, R ERA: 1.61	(9, 1)	1.0	S	5	1	0	0	2	1	0	0	0	0	0	12	19	0.00	2.000

Oakland Athletics @ Houston Astros

Minute Maid Park, Houston, TX

Thu Sep 12 2019, 7:11 PM - 10:49 PM CDT

Att. 34,024 - Roof Closed - 73 F

livebaseballscorecards.com

AB	32
R	2
H	6
RBI	2
BB	7
SO	10
LOB	23

Houston Astros @ Kansas City Royals

Kauffman Stadium, Kansas City, MO

Fri Sep 13 2019, 7:19 PM - 10:14 PM CDT

Att. 20,593 - Clear - 75 F

TOP

livebaseballscorecards.com

Batter	1	2	3	4	5	6	7	8	9	AB	R	H	RBI	BB	SO	LOB
4 George Springer, R (1, 9) (9, 8) OBP: 0.385, SLG: 0.590	F8	K			K			K	HR	5	1	1	3	0	3	2
27 Jose Altuve, R (1, 4) OBP: 0.363, SLG: 0.558	HR		F8					G6-3	1B	5	1	2	1	0	1	0
2 Alex Bregman, R (1, 6) OBP: 0.416, SLG: 0.573	F9		L4			G5-4-3		BB	BB	3	0	1	0	2	0	0
44 Yordan Alvarez, L (1, 10) OBP: 0.415, SLG: 0.662	BB		2B			F8		BB	BB	2	0	1	0	3	0	1
10 Yuli Gurriel, R (1, 3) OBP: 0.347, SLG: 0.541	P2		G4-3			G5-4-3		G4-3	L8	5	0	0	0	0	0	8
16 Aledmys Díaz, R (1, 5) OBP: 0.330, SLG: 0.430		BB		G4-3			K		F8	3	0	0	0	1	1	0
3 Kyle Tucker, L (1, 7) OBP: 0.290, SLG: 0.467		L7		L8			L7		1B	4	1	1	0	0	0	1
12 Martín Maldonado, R (1, 2)		K		K			G5-3		BB	2	0	0	0	1	2	1
23 Michael Brantley, L (9, PH) OBP: 0.382, SLG: 0.519										0	0	0	0	1	0	0
11 Garrett Stubbs, L (9, PR) (9, 2) OBP: 0.294, SLG: 0.323										0	1	0	0	0	0	0
6 Jake Marisnick, R (1, 8) OBP: 0.298, SLG: 0.425		1B			K				K	3	0	1	0	0	1	1
22 Josh Reddick, L (9, PH) (9, 9) OBP: 0.312, SLG: 0.396										1	0	0	0	0	1	2
Inning Stats	R: 1 E: 0 K: 0 S: 12 H: 1 LOB: 1 BB: 1 P: 25	R: 0 E: 0 K: 2 S: 14 H: 1 LOB: 2 BB: 1 P: 29	R: 0 E: 0 K: 0 S: 9 H: 1 LOB: 1 BB: 0 P: 11	R: 0 E: 0 K: 1 S: 11 H: 0 LOB: 0 BB: 0 P: 17	R: 0 E: 0 K: 3 S: 9 H: 0 LOB: 0 BB: 0 P: 13	R: 0 E: 0 K: 0 S: 9 H: 1 LOB: 0 BB: 0 P: 13	R: 0 E: 0 K: 1 S: 11 H: 0 LOB: 1 BB: 1 P: 17	R: 0 E: 0 K: 1 S: 10 H: 0 LOB: 2 BB: 2 P: 19	R: 3 E: 0 K: 1 S: 17 H: 3 LOB: 3 BB: 3 P: 36	1B: 4 2B: 1 3B: 0 HR: 2	SF: 0 SAC: 0 DP: 1 HBP: 0						

	AB	33
	R	4
	H	7
	RBI	4
	BB	8
	SO	9
	LOB	16

WP: 0 PB: 0 SB: 0 CS: 0 PA: 41

PITCHER		IP	WLS	BF	H	R	ER	SO	BB	IBB	HBP	BLK	WP	HR	S	P	ERA	WHIP
41 Danny Duffy, L ERA: 4.55	(1, 1)	6.0		23	4	1	1	6	2	0	0	0	0	1	64	108	1.50	1.000
61 Kevin McCarthy, R ERA: 5.19	(7, 1)	1.0		4	0	0	0	1	1	0	0	0	0	0	11	17	0.00	1.000
50 Jacob Barnes, R ERA: 6.99	(8, 1)	1.0		5	0	0	0	1	2	0	0	0	0	0	10	19	0.00	2.000
49 Heath Fillmyer, R ERA: 8.68	(9, 1)	0.2	L	7	3	3	3	1	2	0	0	0	0	1	14	28	40.50	7.500
63 Josh Staumont, R ERA: 4.32	(9, 1)	0.1		2	0	0	0	0	1	0	0	0	0	0	3	8	0.00	3.000

PITCHER	IP	WLS	BF	H	R	ER	SO	BB	IBB	HBP	BLK	WP	HR	S	P	ERA	WHIP

BOTTOM

Houston Astros @ Kansas City Royals

Kauffman Stadium, Kansas City, MO

Fri Sep 13 2019, 7:19 PM - 10:14 PM CDT

Att. 20,593 - Clear - 75 F

livebaseballscorecards.com

Batter	1	2	3	4	5	6	7	8	9	AB	R	H	RBI	BB	SO	LOB
15 Whit Merrifield, R (1, 4) OBP: 0.352, SLG: 0.470	B FF 95 F FF 95 C SL 87 X SL 87 1-2 27 F7 2B		C SL 88 C FF 98 F FF 99 S SL 89 0-3 ② K			C FF 96 B FF 97 X FF 98 1-1 ① L9		F SL 90 B SL 89 C FF 99 F SL 90 B SL 91 X FF 99 2-2 ② P3		4	0	1	0	0	1	1
27 Adalberto Mondesi, S (1, 6) OBP: 0.294, SLG: 0.433	B FF 95 C SL 87 X FF 96 1-1 ① F7 2-3		B KC 83 F SL 89 C CH 88 S SL 89 1-3 ③ K			B CH 88 S SL 90 S SL 90 S FF 98 1-3 ② K		S CH 89 S CH 89 S KC 86 0-3 ③ K		4	0	0	0	0	3	2
12 Jorge Soler, R (1, 10) OBP: 0.346, SLG: 0.553	S SL 86 S SL 90 B FF 98 C FF 98 1-3 ② K			B SL 89 C SL 87 F FF 97 B SL 91 S SL 91 2-3 ① K		S SL 90 B FF 97 X KC 84 1-1 ③ L7			X FF 96 0-0 ① F9	4	0	0	0	0	2	1
17 Hunter Dozier, R (1, 5) OBP: 0.362, SLG: 0.550	B KC 82 S SL 89 X FF 98 1-1 ③ F8			B SL 87 S SL 88 B SL 90 B FF 98 C FF 98 B FF 99 4-2 4 L9-6-3 BB			B KC 85 C KC 86 C SL 88 B FF 98 S SL 91 2-3 ① K		C SL 87 F FF 95 B SL 87 X CH 86 1-2 ② G3-1	3	0	0	0	1	1	1
4 Alex Gordon, L (1, 7) OBP: 0.338, SLG: 0.400 14 Brett Phillips, L (8, 7) OBP: 0.276, SLG: 0.265		C FF 96 F FF 96 C SL 88 0-3 ① K		F FF 97 X FF 98 0-1 ②③ L9-6-3 1-1			B KC 86 C FF 98 T FF 98 B FF 99 C FF 100 2-3 ② K		C FF 97 X FF 97 0-1 1B	3 1	0 0	0 1	0 0	0 0	2 0	1 0
9 Ryan McBroom, R (1, 9) OBP: 0.333, SLG: 0.333		X FF 96 0-0 ② L9			C KC 82 B SL 91 B FF 99 B FF 97 S FF 98 B FF 100 4-2 66 FC6-5 BB		C SL 91 C CH 88 X SI 98 0-2 66 FC5-6 1B		S FF 96 F FF 96 F FF 97 D SL 87 B CH 84 C SL 91 2-3 ③ K	3	0	1	0	1	1	1
66 Ryan O'Hearn, L (1, 3) OBP: 0.282, SLG: 0.359		C FF 97 B FF 96 C KC 84 B FF 97 S FF 97 2-3 ③ K			X FF 97 0-0 ① FC6-5 1-2f		S FF 99 C FF 98 X KC 85 0-2 ③ FC5-6 1-2f			3	0	0	0	0	1	2
11 Bubba Starling, R (1, 8) OBP: 0.257, SLG: 0.321			X FF 96 0-0 2B		C KC 82 X SL 89 0-1 ② F8			X SL 89 0-0 72 E 72 S 72 SF8 1B		3	1	2	0	0	0	1
72 Meibrys Viloria, L (1, 2) OBP: 0.277, SLG: 0.312			B FF 97 B CH 88 X FF 98 2-0 ① F7		B CH 86 B FF 97 C FF 98 D KC 85 F FF 99 C FF 98 3-3 ③ K			S FF 97 X FF 98 0-1 ① SF8 1-H		2	0	0	1	0	1	2
Inning Stats	R: 0 E: 0 K: 1 S: 10 H: 1 LOB: 1 BB: 0 P: 14	R: 0 E: 0 K: 2 S: 7 H: 0 LOB: 0 BB: 0 P: 9	R: 0 E: 0 K: 2 S: 9 H: 1 LOB: 1 BB: 0 P: 12	R: 0 E: 0 K: 1 S: 7 H: 0 LOB: 0 BB: 1 P: 13	R: 0 E: 0 K: 1 S: 8 H: 0 LOB: 1 BB: 1 P: 15	R: 0 E: 0 K: 1 S: 7 H: 0 LOB: 0 BB: 0 P: 10	R: 0 E: 0 K: 2 S: 12 H: 1 LOB: 1 BB: 0 P: 16	R: 1 E: 0 K: 1 S: 10 H: 1 LOB: 0 BB: 0 P: 12	R: 0 E: 0 K: 1 S: 10 H: 1 LOB: 1 BB: 0 P: 13	1B: 3 2B: 3 3B: 0 HR: 0 SF: 1 SAC: 0 DP: 1 HBP: 0						WP: 0 PB: 0 SB: 1 CS: 0 PA: 33	

	AB	30
	R	1
	H	5
	RBI	1
	BB	2
	SO	12
	LOB	12

PITCHER		IP	WLS	BF	H	R	ER	SO	BB	IBB	HBP	BLK	WP	HR	S	P	ERA	WHIP
45 Gerrit Cole, R ERA: 2.62	(1, 1)	8.0	W	29	4	1	0	11	2	0	0	0	0	0	70	101	0.00	0.750
54 Roberto Osuna, R ERA: 2.9	(9, 1)	1.0	S	4	1	0	0	1	0	0	0	0	0	0	10	13	0.00	1.000

PITCHER	IP	WLS	BF	H	R	ER	SO	BB	IBB	HBP	BLK	WP	HR	S	P	ERA	WHIP

Batter	1	2	3	4	5	6	7	8	9	AB	R	H	RBI	BB	SO	LOB
4 George Springer, R (1, 8) (6, 9) OBP: 0.383, SLG: 0.585	X SI 92 0-0 ① G6-3		B FF 90 B CH 83 B FC 87 B FF 91 4-0 BB		C CU 75 B FC 86 B CU 77 F FF 91 X CH 83 2-2 ① G6-3	B SI 89 C SL 80 B FF 90 X SL 80 2-1 ③ F8		B SL 82 C FF 94 B FF 93 F FF 93 C FF 94 2-3 ② K		4	0	0	0	1	1	3
27 Jose Altuve, R (1, 4) OBP: 0.360, SLG: 0.552	X FF 92 0-0 ② G5-3		1 SAFE C CH 82 B CU 76 X FC 88 1-1 ② F8		C CU 78 X CH 85 0-1 ② G5-3		X SI 91 0-0 ① G1-3	C FF 92 C FF 94 B FF 94 S SL 83 1-3 ③ K		5	0	0	0	0	1	1
23 Michael Brantley, L (1, 10) OBP: 0.382, SLG: 0.518 26 Myles Straw, R (9, PR) (9, 10) OBP: 0.366, SLG: 0.305	C FF 92 C CU 76 X CH 85 0-2 ③ L6		1 SAFE C FF 92 X CH 83 0-1 ③ G3		B CU 75 F CH 84 X CU 76 1-1 ③ L7		B SI 91 B CH 83 X SI 91 2-0 1B		C FF 93 X FF 94 0-1 10 G1-3 2 BB 28 1B 1B	5 0	0 1	2 0	0 0	0 0	0 0	1 0
2 Alex Bregman, R (1, 6) (8, 5) OBP: 0.419, SLG: 0.579		B FF 92 B SI 92 B SI 92 C FF 91 B SI 92 4-1 10 G4-6-3 BB	B CU 74 B CH 83 C SI 91 B SI 91 X FF 91 3-1 HR		B SI 91 B CH 84 B FC 88 B SI 91 4-0 10 1B 3 1B BB	C SL 88 B SL 89 F SL 88 1 SAFE B SI 92 1 SAFE F SI 92 F SL 90 X SI 91 2-2 ② L9		B FF 93 C SL 84 1 SAFE B FF 93 C FF 94 D SL 84 B FF 94 4-2 28 1B 10 G1-3 1-2 BB	2	2	1	1	3	0	1
10 Yuli Gurriel, R (1, 3) OBP: 0.346, SLG: 0.538		D FC 89 X SI 92 1-0 ① ② G4-6-3 1-2f	C CH 84 X FC 88 0-1 ① G4-3		1 SAFE 1 SAFE C CH 82 1 SAFE X FC 87 0-1 28 E 3 1B 1-3 1B	C SI 92 B SI 92 X SL 89 1-1 ③ F7			B SL 83 B FF 93 X FF 93 2-0 ① G1-3 1-2 2-3	5	0	1	0	0	0	4
3 Kyle Tucker, L (1, 7) OBP: 0.389, SLG: 0.529		X FF 92 0-0 28 BB 1B	B FC 87 F FF 91 C FC 87 B CH 86 B CU 76 F FF 92 F SI 91 X SI 91 3-2 13 S 28 S 1B		B SI 92 X FC 88 1-0 28 E 1-2 3-H 1B			B SL 80 F SL 84 F SL 84 F FF 96 X SL 82 1-2 28 BB 44 HR 1B	0-0 28 1B IBB	4	1	4	1	1	0	0
28 Robinson Chirinos, R (1, 2) OBP: 0.350, SLG: 0.445		1 SAFE B CU 76 S CH 83 F FC 87 B FC 85 B CH 83 F FC 87 F FC 87 B SI 92 4-2 1-2 BB	B CH 83 B FC 88 F CH 83 B FC 86 B FF 92 4-1 13 S 1-2 BB		D SI 92 B FC 88 F SI 92 X CH 83 2-1 FC6 1-2 2-3			1 SAFE B FF 95 C SL 79 B FF 95 B FF 93 C SL 82 1 SAFE B SL 84 4-2 44 HR 1-2 BB	F FF 94 B FF 94 X SL 82 1-1 1-2 2-3 3-H 1B	2	1	1	1	3	0	2
13 Abraham Toro, S (1, 5) OBP: 0.314, SLG: 0.419 44 Yordan Alvarez, L (8, PH) OBP: 0.417, SLG: 0.674 9 Jack Mayfield, R (8, 6) OBP: 0.145, SLG: 0.278		B FC 87 S FC 88 F SI 92 X FC 88 1-2 ③ L8	D CH 83 F FC 87 C FF 91 S CH 84 1-3 ② K 1-2 2-3		F FF 89 F SL 77 S FF 90 0-3 ① K			B FF 95 F SL 83 B FF 94 S FF 94 X SL 83 2-2 1-H 2-H HR	B FF 93 F SL 84 F FF 93 S SL 84 1-3 ② K	3 1 1	0 1 0	0 1 0	0 3 0	0 0 0	2 0 1	7 0 3
22 Josh Reddick, L (1, 9) OBP: 0.311, SLG: 0.394 16 Aledmys Díaz, R (6, PH) OBP: 0.329, SLG: 0.428 6 Jake Marisnick, R (6, 8) OBP: 0.296, SLG: 0.422			C CU 74 X SI 92 0-1 ① G3	C FC 88 B CH 83 B FC 88 X CH 84 2-1 ③ F8	S SL 76 B FF 90 F FF 89 B SL 78 B SL 79 X FF 91 3-2 ② F3			B FF 94 B FF 94 C FF 93 F FF 94 F FF 94 B FF 94 C SL 82 3-3 ① K	C SL 83 S FF 92 X SL 85 0-2 ③ P5	2 1 2	0 0 0	0 0 0	0 0 0	0 0 1	0 0 3	2 3 3
Inning Stats	R: 0 H: 0 E: 0 LOB: 0 K: 0 BB: 0 S: 5 P: 5	R: 0 H: 1 E: 0 LOB: 2 K: 0 BB: 2 S: 10 P: 20	R: 0 H: 0 E: 0 LOB: 1 K: 0 BB: 1 S: 6 P: 11	R: 1 H: 2 E: 0 LOB: 2 K: 1 BB: 1 S: 15 P: 28	R: 0 H: 0 E: 0 LOB: 0 K: 0 BB: 0 S: 7 P: 10	R: 1 H: 2 E: 1 LOB: 3 K: 1 BB: 1 S: 13 P: 25	R: 0 H: 1 E: 0 LOB: 1 K: 0 BB: 0 S: 9 P: 14	R: 3 H: 2 E: 0 LOB: 0 K: 3 BB: 1 S: 19 P: 32	R: 1 H: 2 E: 0 LOB: 3 K: 1 BB: 2 S: 13 P: 21	1B: 8 SF: 0 2B: 0 SAC: 0 3B: 0 DP: 1 HR: 2 HBP: 0						

PITCHER	IP	WLS	BF	H	R	ER	SO	BB	IBB	HBP	BLK	WP	HR	S	P	ERA	WHIP
21 Mike Montgomery, L (1, 1) ERA: 4.7	5.0	L	25	5	2	2	1	5	0	0	0	0	1	48	86	3.60	2.000
54 Tim Hill, L (6, 1) ERA: 3.55	1.0		3	0	0	0	1	0	0	0	0	0	0	8	13	0.00	0.000
61 Kevin McCarthy, R (7, 1) ERA: 5.09	1.0		4	1	0	0	0	0	0	0	0	0	0	9	14	0.00	1.000
67 Gabe Speier, L (8, 1) ERA: 6.23	1.0		6	2	3	3	3	1	0	0	0	0	1	19	32	27.00	3.000
68 Jake Newberry, R (9, 1) ERA: 3.41	1.0		7	2	1	1	1	1	1	0	0	0	0	13	21	9.00	3.000

PITCHER	IP	WLS	BF	H	R	ER	SO	BB	IBB	HBP	BLK	WP	HR	S	P	ERA	WHIP

TOP

Houston Astros @ Kansas City Royals

Kauffman Stadium, Kansas City, MO

Sat Sep 14 2019, 6:15 PM - 9:32 PM CDT

Att. 20,716 - Partly Cloudy - 87 F

livebaseballscorecards.com

AB	37
R	6
H	10
RBI	6
BB	8
SO	6
LOB	30

Batter	1	2	3	4	5	6	7	8	9	AB	R	H	RBI	BB	SO	LOB
15 Whit Merrifield, R (1, 8) OBP: 0.353, SLG: 0.474	B FF 90 C FF 90 B SL 87 F SL 84 B SL 85 S CU 69 3-3 ① K		1 SAFE S SL 86 M SL 86 B SL 86 X CH 88 1-2 1-H 2B		B SI 94 B FF 89 F FF 91 X FF 91 2-1 2B			C SL 79 B SL 80 B SL 80 F FF 89 B FF 88 X SI 87 3-2 ② G6-3		4	0	2	1	0	1	0
27 Adalberto Mondesi, S (1, 6) OBP: 0.291, SLG: 0.428	C CH 87 S CU 89 S CU 66 0-3 ② K		B CH 87 B CH 88 C FF 89 S CU 70 X CU 65 2-2 ① G4-3		B CH 89 C FF 90 S CU 67 B EP 58 B CH 89 S CH 89 3-3 ③ K			S FF 89 C FF 89 X SL 80 0-2 ③ F9		4	0	0	0	0	2	2
12 Jorge Soler, R (1, 10) OBP: 0.345, SLG: 0.551	C FF 89 X CU 73 0-1 ③ G6-3		B SL 87 B FF 91 B SL 86 S SL 88 C FF 91 S CU 69 3-3 ② K			S SL 86 X SL 86 0-1 17 G6-4-3 1B			S SL 86 C CU 84 X SI 96 0-2 ① L8	4	0	1	0	0	1	1
17 Hunter Dozier, R (1, 5) OBP: 0.362, SLG: 0.548		C CU 73 S SL 86 B SL 86 C FF 89 1-3 ① K	B CU 71 X CH 89 1-0 ③ F8			C FF 90 D CU 70 F CH 88 X SL 86 1-2 ① ② G6-4-3 1-2f			B CU 84 C SL 86 S SL 88 B SI 96 F CU 86 X SL 87 2-2 4 1B	4	0	1	0	0	1	2
4 Alex Gordon, L (1, 7) OBP: 0.339, SLG: 0.401		B SL 86 X SL 87 1-0 9 1B 1B		F FF 89 B FF 90 S CH 87 X SI 94 1-2 ① G4-3		B FF 91 B SL 88 B CU 72 C FF 90 C FF 90 X CH 87 3-2 ③ G4-3			B FF 94 D CU 85 S SI 95 X SI 94 2-1 1-2 1B	4	0	2	0	0	0	0
9 Ryan McBroom, R (1, 9) OBP: 0.324, SLG: 0.324		C FF 89 B SL 86 D CU 73 F SL 85 F SL 86 X FF 94 2-2 1-2 1B		B FF 91 C CU 75 S SL 86 B SL 83 X SL 88 2-2 ② G6-3			B SI 97 S SI 97 S SL 87 X SL 88 1-2 ① G6-3		C SL 88 S CU 87 B CU 87 B CU 87 S SL 87 2-3 ② K	4	0	1	0	0	1	2
66 Ryan O'Hearn, L (1, 3) OBP: 0.278, SLG: 0.354		B FF 91 S CH 89 S CH 90 S CH 89 1-3 ② K		B CU 74 X FF 90 1-0 ③ G4-3			C SL 86 F CH 90 B FF 95 F FF 97 F FF 97 S SL 86 1-3 ② K		B CU 80 C CU 81 B FC 92 C FC 91 S CU 82 2-3 ③ K	4	0	0	0	0	3	4
72 Meibrys Viloria, L (1, 2) OBP: 0.270, SLG: 0.304		B FF 91 C FF 91 B CH 89 C CH 89 X FF 91 2-2 ③ G4-3			B FF 89 F CH 87 B CH 85 C FF 90 C FF 90 2-3 ① K		F FF 97 B CH 90 F FF 96 X CH 91 1-2 ③ G4-3			3	0	0	0	0	1	2
1 Nicky Lopez, L (1, 4) OBP: 0.258, SLG: 0.295			B FF 87 B CH 85 C FF 89 C FF 89 B CH 89 F CH 87 X FF 89 3-2 15 2B 1B		X FF 90 0-0 ② P6			C SL 78 F FF 89 F FF 88 B SI 87 B SL 78 X SI 88 2-2 ① G4-3		3	1	1	0	0	0	0
Inning Stats	R: 0 E: 0 K: 2 S: 8 H: 0 LOB: 0 BB: 0 P: 11	R: 0 E: 0 K: 2 S: 14 H: 2 LOB: 2 BB: 0 P: 21	R: 1 E: 0 K: 1 S: 14 H: 2 LOB: 1 BB: 0 P: 24	R: 0 E: 0 K: 0 S: 7 H: 0 LOB: 0 BB: 0 P: 11	R: 0 E: 0 K: 2 S: 9 H: 1 LOB: 1 BB: 0 P: 16	R: 0 E: 0 K: 0 S: 8 H: 1 LOB: 0 BB: 0 P: 12	R: 0 E: 0 K: 1 S: 11 H: 0 LOB: 0 BB: 0 P: 14	R: 0 E: 0 K: 0 S: 10 H: 0 LOB: 0 BB: 0 P: 15	R: 0 E: 0 K: 2 S: 15 H: 2 LOB: 2 BB: 0 P: 23	1B: 6 2B: 2 3B: 0 HR: 0 SF: 0 SAC: 0 DP: 1 HBP: 0						WP: 0 PB: 0 SB: 0 CS: 0 PA: 34

PITCHER		IP	WLS	BF	H	R	ER	SO	BB	IBB	HBP	BLK	WP	HR	S	P	ERA	WHIP
21 Zack Greinke, R ERA: 2.95	(1, 1)	6.0	W	23	6	1	1	7	0	0	0	0	0	0	60	95	1.50	1.000
30 Héctor Rondón, R ERA: 3.47	(7, 1)	1.0	H	3	0	0	0	1	0	0	0	0	0	0	11	14	0.00	0.000
38 Joe Smith, R ERA: 1.21	(8, 1)	1.0		3	0	0	0	0	0	0	0	0	0	0	10	15	0.00	0.000
66 Bryan Abreu, R ERA:	(9, 1)	0.2		4	2	0	0	1	0	0	0	0	0	0	12	18	0.00	3.000
36 Will Harris, R ERA: 1.61	(9, 1)	0.1		1	0	0	0	1	0	0	0	0	0	0	3	5	0.00	0.000

PITCHER	IP	WLS	BF	H	R	ER	SO	BB	IBB	HBP	BLK	WP	HR	S	P	ERA	WHIP

BOTTOM

Houston Astros @ Kansas City Royals

Kauffman Stadium, Kansas City, MO

Sat Sep 14 2019, 6:15 PM - 9:32 PM CDT

Att. 20,716 - Partly Cloudy - 87 F

livebaseballscorecards.com

AB	34
R	1
H	8
RBI	1
BB	0
SO	10
LOB	13

Batter	1	2	3	4	5	6	7	8	9	AB	R	H	RBI	BB	SO	LOB
3 Kyle Tucker, L (1, 9) (7, 7) (9, 9) OBP: 0.357, SLG: 0.550	C SI 91 B CU 79 F SI 92 C SL 81 1-3 K ①	B FF 92 F CU 80 S CH 85 F FF 93 D SL 85 X CH 86 2-2 FC4-5 23 1B 23 S ② 1-2f 2-3		F FF 89 F FF 91 B CU 77 F FF 90 B FF 90 F CU 78 C FF 90 2-3 K ①		X FF 89 0-0 L9 ②		T FF 96 B CH 90 S FF 96 F FF 98 X SL 87 1-2 1-H HR	B SI 94 F SI 93 B SL 86 X SL 86 2-1 FC3-6 6 WP ① 1-2f	6	1	1	2	0	2	3
23 Michael Brantley, L (1, 7) OBP: 0.381, SLG: 0.516 6 Jake Marisnick, R (7, 8) OBP: 0.298, SLG: 0.420	C FF 91 X CH 84 0-1 G3 ②	B FF 93 B SI 92 X FF 92 2-0 1-3 3-H 1B		C CU 76 F FF 90 B FF 90 X FF 90 1-2 L8 ②		F FF 90 X FF 90 0-1 F8 ③		B FF 97 S SL 85 B SL 85 B FF 96 B FF 95 4-1 26 3B BB	B SI 94 B SI 93 C SI 95 F SL 87 T SL 89 2-2 1-2 K ②	4 1	0 1	1 1	1 0	0 1	0 1	0 1
2 Alex Bregman, R (1, 6) OBP: 0.420, SLG: 0.579 9 Jack Mayfield, R (8, PH) (8, 6) OBP: 0.140, SLG: 0.268	B FF 91 B CU 80 B FF 92 B FF 90 4-0 BB	D FF 92 1 SAFE B SL 84 C FF 92 X CH 83 2-1 F8 ③		C FF 91 F FF 91 B FF 90 X CU 78 1-2 P4 ③			X CU 83 0-0 22 1B 16 FC4-6 2B	S SL 85 S SL 86 S FF 98 0-3 K ①	C SI 94 F SL 87 T FF 95 0-2 K ③	3 2	1 0	1 0	0 0	1 0	0 2	2 2
44 Yordan Alvarez, L (1, 10) OBP: 0.417, SLG: 0.667	C FF 90 1 SAFE B FF 92 C CH 85 F SL 84 D SL 85 S CH 86 2-3 K ③		B CU 79 S FF 92 B SI 91 B CH 84 B FF 91 4-1 22 1B 13 2B BB		C FF 90 B CU 83 B FF 90 C CU 76 X FF 89 2-2 L6 ①		B CU 83 B FF 88 B FF 89 B FF 90 4-0 16 FC4-6 22 1B BB	B FF 97 F CH 88 B FF 97 B CH 88 F FF 97 F FF 96 S FF 97 3-3 K ②		3	1	0	0	2	2	2
10 Yuli Gurriel, R (1, 3) OBP: 0.347, SLG: 0.543 26 Myles Straw, R (8, PH) (8, 4) OBP: 0.372, SLG: 0.333		C FF 90 B SI 90 B SI 89 C FF 91 F SI 90 F SL 81 F SL 82 X SI 92 2-2 HR	B FF 92 C FF 92 B FF 92 X FF 92 2-1 F8 ①		C SI 90 C FF 92 C SI 90 B CU 86 F CH 83 X CH 83 2-2 22 HR 1B		F SI 89 X SI 88 1-1 F7 ①	B FF 97 C SL 86 C SL 85 B FF 98 X SL 86 2-2 1-H 22 1B 3B		4 1	2 1	2 1	1 1	0 0	0 0	3 0
22 Josh Reddick, L (1, 8) (7, 9) OBP: 0.317, SLG: 0.407 11 Garrett Stubbs, L (9, 7) OBP: 0.294, SLG: 0.323		B FF 89 C FF 91 F CU 78 X FF 92 1-2 16 1B 13 1B 1B	C SI 92 X FF 92 0-1 1-2 13 2B 1B		B FF 88 X CU 75 1-0 1-H HR		X CU 84 0-0 16 FC4-6 1-2 2-3 1B	F FF 97 F FF 97 B FF 98 X CH 89 1-2 3-H 16 1B 1B		5 0	3 0	5 0	3 0	0 0	0 0	0 0
16 Aledmys Díaz, R (1, 4) (8, 3) OBP: 0.330, SLG: 0.427		D CU 80 X FF 91 1-0 3 FC4-5 13 1B 23 1B 1-3 1B	B SL 80 B CU 79 X FF 92 2-0 F4 ②		C SI 90 B CU 84 F CU 78 X CU 83 1-2 G5-3 ②		F CU 83 D CH 88 D CH 82 X SI 88 2-1 FC4-6 13 FC6-4 ② 1-2f 2-3 3-H	X FF 96 0-0 1-2 1B		5	1	2	1	0	0	4
13 Abraham Toro, S (1, 5) OBP: 0.320, SLG: 0.433		1 SAFE C CU 80 X CH 84 0-1 3 FC4-5 1-2 3-H 1B	B FF 93 F FF 92 C SL 83 D SL 85 X FF 93 2-2 12 WP 1-H 2-H 2B		C FF 89 B CH 84 B FF 89 F SI 90 B FF 90 X CU 76 3-2 L8 ③		B FF 88 F CU 83 B CH 85 X SI 90 2-1 FC6-4 ③ 1-2f	C SL 89 F FF 97 S SL 87 0-3 K2-3 ③		5	0	2	3	0	1	4
12 Martín Maldonado, R (1, 2) OBP: 0.294, SLG: 0.394		D CH 83 F FF 92 X CH 81 1-1 F7 ①	S FC 89 B FC 89 X FF 94 1-1 P4 ③ 2-3			B CH 88 X CH 87 1-0 L8 ①		B FF 95 B FF 95 B FF 95 B FF 95 4-0 3 HR BB	C SI 94 B FF 95 B SI 94 X SI 94 2-1 3 FC3-6 1B	4	1	1	0	1	0	3
Inning Stats	R: 0 E: 0 K: 2 S: 10 H: 0 LOB: 1 BB: 1 P: 17	R: 3 E: 0 K: 0 S: 21 H: 5 LOB: 2 BB: 0 P: 32	R: 2 E: 0 K: 0 S: 11 H: 2 LOB: 1 BB: 1 P: 22	R: 0 E: 0 K: 1 S: 11 H: 0 LOB: 0 BB: 0 P: 15	R: 2 E: 0 K: 0 S: 14 H: 2 LOB: 0 BB: 0 P: 23	R: 0 E: 0 K: 0 S: 4 H: 0 LOB: 0 BB: 0 P: 5	R: 1 E: 0 K: 0 S: 8 H: 2 LOB: 2 BB: 1 P: 17	R: 4 E: 0 K: 3 S: 22 H: 4 LOB: 2 BB: 2 P: 37	R: 0 E: 0 K: 2 S: 10 H: 1 LOB: 1 BB: 0 P: 16	1B: 10 2B: 2 3B: 1 HR: 3 SF: 0 SAC: 0 DP: 0 HBP: 0						

PITCHER		IP	WLS	BF	H	R	ER	SO	BB	IBB	HBP	BLK	WP	HR	S	P	ERA	WHIP
65 Jakob Junis, R ERA: 5.24	(1, 1)	2.2	L	17	7	5	5	2	2	0	0	0	0	1	40	68	16.88	3.375
50 Jacob Barnes, R ERA: 6.91	(3, 1)	0.1		1	0	0	0	0	0	0	0	0	1	0	2	3	0.00	0.000
53 Eric Skoglund, L ERA: 8.36	(4, 1)	4.0		17	4	3	3	1	1	0	0	0	0	1	37	60	6.75	1.250
45 Kyle Zimmer, R ERA: 12.6	(8, 1)	1.0		9	4	4	4	3	2	0	0	0	0	1	22	37	36.00	6.000
43 Randy Rosario, L ERA: 5.4	(9, 1)	1.0		4	1	0	0	2	0	0	0	0	1	0	10	16	0.00	1.000

PITCHER	IP	WLS	BF	H	R	ER	SO	BB	IBB	HBP	BLK	WP	HR	S	P	ERA	WHIP

TOP

Houston Astros @ Kansas City Royals

Kauffman Stadium, Kansas City, MO

Sun Sep 15 2019, 1:17 PM - 4:33 PM CDT

Att. 17,205 - Sunny - 91 F

livebaseballscorecards.com

AB	43
R	12
H	16
RBI	12
BB	5
SO	8
LOB	24

WP: 2	PA: 48		
PB: 0			
SB: 1			
CS: 0			

Batter	1	2	3	4	5	6	7	8	9	AB	R	H	RBI	BB	SO	LOB
15 Whit Merrifield, R (1, 10) OBP: 0.353, SLG: 0.473	B FC 83 S FC 89 X FF 89 1-1 ① F8		B CU 74 X CH 81 1-0 ② G6-3		F FF 91 X FC 87 0-1 12 1B 3-H 1B		C SL 85 S FF 97 B FF 98 B SL 87 S FF 98 2-3 ① K		X SI 92 0-0 14 BB, 2 1B, 26 1B 1B	5	1	2	1	0	1	1
27 Adalberto Mondesi, S (1, 6) OBP: 0.293, SLG: 0.429 2 Humberto Arteaga, R (9, 5) OBP: 0.252, SLG: 0.225	B FF 89 B FF 90 X FC 86 2-0 12 3B 1B		C SI 88 X CH 81 0-1 ② 12 CS 1B		1 SAFE 1 SAFE B FC 85 S FC 85 X FC 91 1-1 ② P3		B FF 98 S CH 89 C FF 98 1-3 ② K		X SI 91 0-0 26 1B, 14 BB 1-2 1B	4 1	1 0	2 1	0 0	0 0	1 0	2 0
12 Jorge Soler, R (1, 9) OBP: 0.346, SLG: 0.554 14 Brett Phillips, L (9, 9) OBP: 0.288, SLG: 0.265	1 SAFE C CH 81 F FC 86 D CH 81 X FC 85 1-2 1-H 3B		1 SAFE 0-0 ③ CS 1-2	C FC 84 X CU 70 0-1 ① G6-3	B CH 82 X CH 81 1-0 1-2 1B		X FF 98 0-0 ③ L8		B CU 79 B CU 79 B SI 93 B FF 93 4-0 26 1B 1-2 2-3 BB	4 0	0 0	2 0	1 0	0 1	0 0	1 0
17 Hunter Dozier, R (1, 5) OBP: 0.360, SLG: 0.544 26 Erick Mejia, S (8, PH) OBP: 0.300, SLG: 0.143 (9, 6)	B CU 75 B FC 86 B FC 86 C FF 91 C FF 91 F FF 92 F FC 89 F FF 92 F CH 83 3-3 ② K			B CU 75 B FC 84 F CH 82 X FF 91 2-1 ② L9	T FC 88 F FC 87 B FC 88 X FC 86 1-2 ③ L7			X FF 93 0-0 ① F7	X SI 94 0-0 1-2 2-3 3-H 1B	3 2	0 0	0 1	0 1	0 0	1 0	3 0
9 Ryan McBroom, R (1, 7) OBP: 0.333, SLG: 0.316	B CU 74 F CH 82 B CH 83 B CH 83 F FC 87 S FC 89 3-3 ③ K			C CH 82 B CH 82 X CH 81 1-1 19 BB 1B	B FC 85 B FC 86 F FC 86 B FC 91 F FF 90 B FF 90 4-2 BB			C FF 94 C CH 83 B CH 83 B SL 82 F CH 85 B FF 94 X FF 94 3-2 ② G5-3	B CU 79 C SI 93 S SI 94 F CU 78 B FF 95 F CU 80 C CU 79 2-3 ③ K	4	0	1	0	1	2	4
19 Cheslor Cuthbert, R (1, 3) OBP: 0.292, SLG: 0.375		C FF 87 F FF 89 F CU 74 F CH 82 T FF 92 0-2 ① K		1 SAFE B FF 90 B SI 89 S CH 82 D FF 91 F FC 88 B CH 82 4-2 1-2 BB	F FC 88 F FF 92 B FF 92 S CU 76 1-3 ① K			C FF 94 B FF 94 B FF 95 S FF 94 F FF 95 B CH 85 F FF 95 X CH 85 3-2 2B		3	0	1	0	1	2	1
11 Bubba Starling, R (1, 8) OBP: 0.251, SLG: 0.313		C CU 76 B FF 90 X FF 89 1-1 ② L6		X FC 87 0-0 ③ G6-3	B FF 92 B FC 86 F FC 88 B FC 87 F FC 88 X FC 92 3-2 ② L6			X FF 95 0-0 ③ F7		4	0	0	0	0	0	4
33 Nick Dini, R (1, 2) OBP: 0.283, SLG: 0.341		B FF 90 B FF 90 X FF 90 2-0 ③ P6			X FF 88 0-0 1 G4-3 15 1B 2B	F CH 83 X FC 87 0-1 ③ P4			B SI 91 C SI 92 X SI 93 1-1 ① F9	4	1	1	0	0	0	1
1 Nicky Lopez, L (1, 4) OBP: 0.258, SLG: 0.295			B FC 85 C FF 89 X FC 86 1-1 ① G3		F FC 85 D FC 85 F CU 74 X FC 84 1-2 ① G4-3 2-3		C FF 96 F FF 96 X FF 97 0-2 1B		C CU 77 B CU 78 S SI 92 B CU 80 X CU 80 2-2 ② G4-3	4	0	1	0	0	0	1
Inning Stats	R: 1 H: 2 E: 0 LOB: 1 K: 2 BB: 0 S: 17 P: 27	R: 0 H: 0 E: 0 LOB: 0 K: 1 BB: 0 S: 8 P: 11	R: 0 H: 1 E: 0 LOB: 0 K: 0 BB: 0 S: 5 P: 7	R: 0 H: 1 E: 0 LOB: 2 K: 0 BB: 1 S: 9 P: 16	R: 1 H: 3 E: 0 LOB: 2 K: 0 BB: 0 S: 12 P: 16	R: 0 H: 0 E: 0 LOB: 1 K: 1 BB: 1 S: 10 P: 18	R: 0 H: 1 E: 0 LOB: 1 K: 2 BB: 0 S: 10 P: 13	R: 0 H: 1 E: 0 LOB: 1 K: 0 BB: 0 S: 11 P: 17	R: 1 H: 3 E: 0 LOB: 3 K: 1 BB: 1 S: 13 P: 22	1B: 9 SF: 0 2B: 2 SAC: 0 3B: 1 DP: 0 HR: 0 HBP: 0						WP: 0 PA: 42 PB: 0 SB: 0 CS: 1	

PITCHER	IP	WLS	BF	H	R	ER	SO	BB	IBB	HBP	BLK	WP	HR	S	P	ERA	WHIP
20 Wade Miley, L (1, 1) ERA: 3.71	6.0	W	26	7	2	2	4	2	0	0	0	0	0	61	95	3.00	1.500
39 Josh James, R (7, 1) ERA: 5.02	1.0		4	1	0	0	2	0	0	0	0	0	0	10	13	0.00	1.000
47 Chris Devenski, R (8, 1) ERA: 5.2	1.0		4	1	0	0	0	0	0	0	0	0	0	11	17	0.00	1.000
59 Framber Valdez, L (9, 1) ERA: 5.6	1.0		7	3	1	1	1	1	0	0	0	0	0	13	22	9.00	4.000

PITCHER	IP	WLS	BF	H	R	ER	SO	BB	IBB	HBP	BLK	WP	HR	S	P	ERA	WHIP

BOTTOM

Houston Astros @ Kansas City Royals

Kauffman Stadium, Kansas City, MO

Sun Sep 15 2019, 1:17 PM - 4:33 PM CDT

Att. 17,205 - Sunny - 91 F

livebaseballscorecards.com

AB	38
R	3
H	12
RBI	3
BB	3
SO	7
LOB	18

Texas Rangers @ Houston Astros

Minute Maid Park, Houston, TX

Tue Sep 17 2019, 7:12 PM - 9:56 PM CDT

Att. 39,650 - Roof Closed - 73 F

TOP

livebaseballscorecards.com

Batter	1	2	3	4	5	6	7	8	9	AB	R	H	RBI	BB	SO	LOB
17 Shin-Soo Choo, L (1, 10) OBP: 0.367, SLG: 0.451	F FF 94 C CU 78 B FF 94 S FF 95 1-3 ① K		C CU 79 S CU 80 B CH 88 S SL 88 1-3 ③ K			B SL 85 B SL 86 C FF 93 C FF 93 X FF 94 2-2 ① G4-3		B CU 80 B CU 81 C FC 91 C FC 91 X FC 92 2-2 ② G5-3		4	0	0	0	0	2	0
1 Elvis Andrus, R (1, 6) OBP: 0.311, SLG: 0.386	X FF 94 0-0 5 CS 1B			C FF 93 C FF 93 S CH 88 0-3 ① K		C CU 78 B SL 87 F SL 86 B SL 88 X SL 88 2-2 ② G6-3		C FC 91 B FC 92 B FC 91 X FC 91 3-1 ③ G6-3		4	0	1	0	0	1	0
5 Willie Calhoun, L (1, 7) OBP: 0.318, SLG: 0.518	D CU 78 D CU 76 C SL 85 S SL 86 B FF 94 B SL 86 4-2 ② 1-2 BB			B CU 79 B SL 87 X FF 95 2-0 30 1B 1B		F CU 78 C CU 80 B FF 95 B FF 95 B SL 88 B FF 95 4-2 30 2-6 BB			B SL 89 S FC 92 F CH 85 S CH 85 1-3 ① K	2	0	1	0	2	1	0
30 Nomar Mazara, L (1, 9) OBP: 0.318, SLG: 0.466	D CU 79 B SL 85 X SL 86 2-0 ③ G3			B FF 93 F CU 78 S FF 95 X FF 95 1-2 1B		1 SAFE C FF 93 C FF 93 D CU 80 1-2 ③ 2-6 1-2	C FF 95 B CH 91 X CH 89 1-1 HR		B FF 98 B FC 92 C FF 96 S FF 97 B SL 87 X FF 96 3-2 ② G4-3	4	1	2	1	0	0	1
38 Danny Santana, S (1, 3) OBP: 0.318, SLG: 0.533		C FF 92 C CU 78 S SL 86 0-3 ① K		F CU 78 B CH 86 D CU 82 C CU 78 S SL 87 2-3 ② K			B FF 98 B SL 88 X FF 97 2-0 2B		C CH 86 S CH 84 B CH 86 S CH 82 1-3 ③ K	4	0	1	0	0	3	2
15 Nick Solak, R (1, 5) OBP: 0.421, SLG: 0.511		B FF 94 C SL 86 B FF 93 S SL 86 S SL 88 2-3 ② K		S SL 87 F FF 94 F SL 88 B SL 88 T SL 89 1-2 ③ K			B SI 96 C SI 96 F SI 95 C SL 87 1-3 ① K			3	0	0	0	0	3	3
12 Rougned Odor, L (1, 4) OBP: 0.280, SLG: 0.432		B FF 92 F FF 94 X CU 78 1-1 ③ G3-1			F CU 79 C CU 80 B SL 87 B FF 96 C FF 95 2-3 ① K		C SL 85 F FF 96 S SL 85 0-3 ② K			3	0	0	0	0	2	1
3 Delino DeShields, R (1, 8) OBP: 0.326, SLG: 0.341			C FF 93 X CU 78 0-1 ① G4-3		S SL 86 B SL 87 S SL 88 B SL 87 X SL 87 2-2 56 G4-6-3 1B		X SL 87 0-0 ③ F9			3	0	1	0	0	0	1
56 Jose Trevino, R (1, 2) OBP: 0.290, SLG: 0.420			C FF 94 F FF 94 B SL 86 X SL 88 1-2 ② G6-3		F CU 78 1 SAFE F FF 94 X SL 88 0-2 ② ③ G4-6-3 1-2f			C FC 91 F CU 82 B CU 82 B CU 82 X CU 82 2-2 ① G5-3		3	0	0	0	0	0	1

	AB	30
	R	1
	H	6
	RBI	1
	BB	2
	SO	12
	LOB	9

Inning Stats																								
	R: 0	H: 1	R: 0	H: 0	R: 0	H: 0	R: 0	H: 2	R: 0	H: 1	R: 0	H: 0	R: 1	H: 2	R: 0	H: 0	R: 0	H: 0	1B: 4	SF: 0	WP: 0	PA: 32
	E: 0	LOB: 1	E: 0	LOB: 0	E: 0	LOB: 0	E: 0	LOB: 2	E: 0	LOB: 0	E: 0	LOB: 1	E: 0	LOB: 1	E: 0	LOB: 0	E: 0	LOB: 0	2B: 1	SAC: 0	PB: 0	
	K: 1	BB: 1	K: 2	BB: 0	K: 1	BB: 0	K: 3	BB: 0	K: 1	BB: 0	K: 0	BB: 1	K: 2	BB: 0	K: 0	BB: 0	K: 2	BB: 0	3B: 0	DP: 1	SB: 0	
	S: 7	P: 14	S: 8	P: 11	S: 8	P: 10	S: 14	P: 20	S: 9	P: 13	S: 10	P: 19	S: 10	P: 14	S: 8	P: 15	S: 9	P: 14	HR: 1	HBP: 0	CS: 1	

PITCHER		IP	WLS	BF	H	R	ER	SO	BB	IBB	HBP	BLK	WP	HR	S	P	ERA	WHIP
35 Justin Verlander, R ERA: 2.5	(1, 1)	6.0	W	22	4	0	0	8	2	0	0	0	0	0	56	87	0.00	1.000
30 Héctor Rondón, R ERA: 3.57	(7, 1)	1.0	H	5	2	1	1	2	0	0	0	0	0	1	10	14	9.00	2.000
36 Will Harris, R ERA: 1.58	(8, 1)	1.0	H	3	0	0	0	0	0	0	0	0	0	0	8	15	0.00	0.000
54 Roberto Osuna, R ERA: 2.85	(9, 1)	1.0	S	3	0	0	0	2	0	0	0	0	0	0	9	14	0.00	0.000

PITCHER		IP	WLS	BF	H	R	ER	SO	BB	IBB	HBP	BLK	WP	HR	S	P	ERA	WHIP

Batter	1	2	3	4	5	6	7	8	9	AB	R	H	RBI	BB	SO	LOB
4 George Springer, R (1, 8) OBP: 0.382, SLG: 0.582	X FF 93 0-0 ① F9		C FF 95 C FF 95 F FF 96 S FC 89 0-3 ③ K		B FF 96 D SI 93 C FF 96 F FC 87 X SI 94 2-2 ③ F8		D FC 91 C SI 94 X FF 96 1-1 27 FC4 1B 3-H			4	0	1	1	0	1	2
27 Jose Altuve, R (1, 4) OBP: 0.359, SLG: 0.550	C FF 94 S FF 95 B FF 97 B FC 90 X FC 90 2-2 1B			C FF 93 B FC 88 B FC 87 X FF 95 2-1 ① P4		F SI 92 B FC 88 B CU 80 F FF 94 B FF 96 C FF 96 3-3 ① K	X FF 96 0-0 ③ FC4 1-2f			4	0	1	0	0	1	1
23 Michael Brantley, L (1, 7) OBP: 0.378, SLG: 0.512	F FF 95 B FF 94 F FF 96 F FF 96 F FC 90 S FF 96 1-3 ② K			B FC 89 X FF 94 1-0 ② F8		X FF 95 0-0 ② F9		C SL 79 X SI 96 0-1 ① F9		4	0	0	0	0	1	1
2 Alex Bregman, R (1, 5) OBP: 0.420, SLG: 0.583	C FC 91 B FF 96 B FC 87 C FF 97 S FF 96 2-3 ③ K			X FF 95 0-0 ③ G5-3		C SI 94 X FF 96 0-1 HR		B FF 98 B SL 82 B FF 96 B SI 96 4-0 10 F9 44 BB BB		3	1	1	1	1	1	1
44 Yordan Alvarez, L (1, 10) OBP: 0.418, SLG: 0.674		C FF 94 X FF 94 0-1 ① F7			B FF 94 C FF 94 F FC 90 B FF 95 F FF 96 C FF 96 2-3 ① K	B CH 88 B FF 94 B FC 91 F FF 95 C FF 95 F FF 95 X FF 95 3-2 HR		B CH 89 D SL 81 C SL 80 B FF 98 B CH 89 4-1 1-2 BB		3	1	1	1	1	1	0
10 Yuli Gurriel, R (1, 3) OBP: 0.346, SLG: 0.547		B FF 94 X SI 92 1-0 ② G5-3			C FC 86 B FC 89 F SI 93 B FF 96 X FF 96 2-2 HR	F SI 93 X SI 93 0-1 ③ G5-3		C FF 97 X FF 97 0-1 ② F9 2-3		4	1	1	1	0	0	2
1 Carlos Correa, R (1, 6) OBP: 0.354, SLG: 0.547		F FF 96 C FF 96 S FF 96 0-3 ③ K			F FF 96 F FF 96 B CU 83 S FC 86 1-3 ② K		S FF 93 B SI 91 X SI 92 1-1 ① L6	B FF 98 B SL 81 C FF 97 C FF 98 F FF 98 S FF 97 2-3 ③ K		4	0	0	0	0	3	2
28 Robinson Chirinos, R (1, 2) OBP: 0.353, SLG: 0.452			B FF 92 C FF 93 F SI 93 B FF 95 C FF 96 2-3 ① K		S FF 94 B FF 94 F FF 95 F FF 95 B FC 87 X FC 86 2-2 22 BB 1B		F FC 88 X SI 92 0-1 4 1B 3B			3	1	2	0	0	1	0
22 Josh Reddick, L (1, 9) OBP: 0.317, SLG: 0.405			X FF 95 0-0 ② P6		B FC 90 C FF 94 B FC 90 F FF 95 F FF 96 F SI 94 B CH 87 B FF 95 4-2 1-2 BB		X FC 91 0-0 ② F9			2	0	0	0	1	0	1
Inning Stats	R: 0 H: 1 E: 0 LOB: 1 K: 2 BB: 0 S: 12 P: 17	R: 0 H: 0 E: 0 LOB: 0 K: 1 BB: 0 S: 6 P: 7	R: 0 H: 0 E: 0 LOB: 0 K: 2 BB: 0 S: 8 P: 10	R: 0 H: 0 E: 0 LOB: 0 K: 0 BB: 0 S: 4 P: 7	R: 1 H: 2 E: 0 LOB: 2 K: 2 BB: 1 S: 21 P: 34	R: 2 H: 2 E: 0 LOB: 0 K: 1 BB: 0 S: 12 P: 18	R: 1 H: 2 E: 0 LOB: 1 K: 0 BB: 0 S: 8 P: 10	R: 0 H: 0 E: 0 LOB: 2 K: 1 BB: 2 S: 9 P: 19		1B: 3 SF: 0 2B: 0 SAC: 0 3B: 1 DP: 0 HR: 3 HBP: 0						WP: 0 PA: 34 PB: 0 SB: 0 CS: 0	

BOTTOM

Texas Rangers @ Houston Astros

Minute Maid Park, Houston, TX

Tue Sep 17 2019, 7:12 PM - 9:56 PM CDT

Att. 39,650 - Roof Closed - 73 F

livebaseballscorecards.com

AB	31
R	4
H	7
RBI	4
BB	3
SO	9
LOB	10

PITCHER		IP	WLS	BF	H	R	ER	SO	BB	IBB	HBP	BLK	WP	HR	S	P	ERA	WHIP
35 Lance Lynn, R ERA: 3.77	(1, 1)	7.0	L	29	7	4	4	8	1	0	0	0	0	3	71	103	5.14	1.143
25 José Leclerc, R ERA: 4.04	(8, 1)	1.0		5	0	0	0	1	2	0	0	0	0	0	9	19	0.00	2.000

PITCHER	IP	WLS	BF	H	R	ER	SO	BB	IBB	HBP	BLK	WP	HR	S	P	ERA	WHIP

Batter	1	2	3	4	5	6	7	8	9	AB	R	H	RBI	BB	SO	LOB
17 Shin-Soo Choo, L (1, 10) OBP: 0.366, SLG: 0.449	F FF 95 X SL 89 0-1 ① F7		B KC 83 C CH 87 S SL 90 B KC 84 F FF 99 S SL 90 2-3 ③ K			C CH 87 B FF 97 S FF 98 S CH 90 1-3 ③ K		B SL 89 B CH 88 B FF 98 F FF 98 B FF 98 4-1 1-2 BB		3	0	0	0	1	2	0
1 Elvis Andrus, R (1, 6) OBP: 0.310, SLG: 0.385	F KC 83 X SL 89 0-1 5 G4-3 5 WP 1B			S SL 90 C FF 96 F CH 89 S SL 89 0-3 ① K			C FF 96 B FF 98 C FF 98 S FF 98 1-3 ① K	C CH 89 F FF 99 F CH 89 S KC 86 0-3 ② K		4	0	1	0	0	3	2
5 Willie Calhoun, L (1, 7) OBP: 0.320, SLG: 0.518	C KC 82 F FF 96 B KC 83 B SL 88 X SL 89 2-2 ② G4-3 1-3			B KC 83 X KC 83 1-0 ② 1B			C CH 87 X FF 97 0-1 38 1B 15 E 1B	X SL 89 0-0 ③ L9		4	1	2	0	0	0	3
38 Danny Santana, S (1, 9) OBP: 0.320, SLG: 0.532	S FF 98 F FF 96 D SL 90 T FF 97 1-2 ③ K			F FF 95 B CH 87 B SL 90 X FF 97 2-1 ③ F8			C KC 83 S CH 88 F FF 98 F SL 90 X CH 89 0-2 15 G6-3 15 S 1-3 1B		C FF 96 B CH 83 B CH 84 F FF 96 B CH 82 D FC 93 4-2 15 1B BB	3	0	1	0	1	1	1
15 Nick Solak, R (1, 5) OBP: 0.414, SLG: 0.500		C SL 89 F FF 97 B SL 91 X SL 88 1-2 ① G6-3			X SL 88 0-0 ① F8		B FF 98 B SL 89 F SL 88 X SL 88 2-1 ② G6-3 1-3 3-H		B FC 91 X FF 94 1-0 11 G6-3 1-2 1B	4	0	1	0	0	0	1
12 Rougned Odor, L (1, 4) OBP: 0.278, SLG: 0.429		B FF 96 B FF 96 F FF 96 F SL 90 S FF 98 2-3 ② K			B FF 96 C SL 88 X SL 91 1-1 ② F7		B FF 97 C KC 84 B FF 97 S FF 98 X FF 99 2-2 ③ F9		S FC 91 F FC 92 D SL 88 B CH 82 F FF 96 S SL 88 2-3 ① K	4	0	0	0	0	2	3
11 Ronald Guzmán, L (1, 3) OBP: 0.304, SLG: 0.423		S KC 83 B FF 97 B CH 88 C FF 97 S FF 99 2-3 ③ K			S FF 97 C FF 98 S FF 98 0-3 ③ K			X SL 89 0-0 HR	X FF 97 0-0 ② ③ G6-3 1-2f	4	1	1	1	0	2	2
16 Scott Heineman, R (1, 8) OBP: 0.254, SLG: 0.316			C FF 95 X FF 96 0-1 ① F9			C KC 83 F SL 89 S SL 90 0-3 ① K		X SL 88 0-0 ① G4-3		3	0	0	0	0	1	0
56 Jose Trevino, R (1, 2) OBP: 0.292, SLG: 0.418			B FF 96 X FF 95 1-0 ② F8			B FF 96 C KC 83 X SL 89 1-1 ② G5-3		C FF 97 C FF 98 B FF 99 B SL 90 X SL 91 2-2 17 BB 1B		3	0	1	0	0	0	0
Inning Stats	R: 0 E: 0 K: 1 S: 10 H: 1 LOB: 1 BB: 0 P: 13	R: 0 E: 0 K: 2 S: 9 H: 0 LOB: 0 BB: 0 P: 14	R: 0 E: 0 K: 1 S: 7 H: 0 LOB: 0 BB: 0 P: 10	R: 0 E: 0 K: 1 S: 7 H: 1 LOB: 0 BB: 0 P: 10	R: 0 E: 0 K: 1 S: 6 H: 0 LOB: 0 BB: 0 P: 7	R: 0 E: 0 K: 2 S: 8 H: 0 LOB: 0 BB: 0 P: 10	R: 1 E: 0 K: 1 S: 15 H: 2 LOB: 1 BB: 0 P: 20	R: 1 E: 0 K: 1 S: 11 H: 2 LOB: 2 BB: 1 P: 17	R: 0 E: 0 K: 1 S: 8 H: 1 LOB: 1 BB: 1 P: 15	1B: 6 2B: 0 3B: 0 HR: 1	SF: 0 SAC: 0 DP: 1 HBP: 0						

TOP

Texas Rangers @ Houston Astros

Minute Maid Park, Houston, TX

Wed Sep 18 2019, 7:10 PM - 9:45 PM CDT

Att. 38,417 - Roof Closed - 73 F

livebaseballscorecards.com

AB	32
R	2
H	7
RBI	1
BB	2
SO	11
LOB	12

WP: 1 PB: 0 SB: 1 CS: 0 PA: 34

PITCHER		IP	WLS	BF	H	R	ER	SO	BB	IBB	HBP	BLK	WP	HR	S	P	ERA	WHIP
45 Gerrit Cole, R ERA: 2.61	(1, 1)	8.0	W	30	6	2	2	10	1	0	0	0	1	1	73	101	2.25	0.875
54 Roberto Osuna, R ERA: 2.8	(9, 1)	1.0	S	4	1	0	0	1	1	0	0	0	0	0	8	15	0.00	2.000

Batter	1	2	3	4	5	6	7	8	9	AB	R	H	RBI	BB	SO	LOB
4 George Springer, R (1, 8) OBP: 0.379, SLG: 0.577	B FC 88 B FC 88 B FF 92 C FF 92 X FC 89 3-1 ① G6-3	C FC 88 T FF 92 X FC 87 0-2 ③ G5-3		C FF 92 B FF 92 C CH 82 F FF 92 S FC 87 1-3 ② K		B SI 96 F CH 85 B CH 87 B SI 95 X CH 85 3-1 ③ G3				4	0	0	0	0	1	4
27 Jose Altuve, R (1, 4) OBP: 0.358, SLG: 0.553	F CH 82 B FF 92 X FF 92 1-1 ② F9		X FC 88 0-0 ① P4	C FF 91 D CH 83 C CH 83 X FC 85 1-2 ③ FC6-4 1-2f			B SL 91 B FC 99 F FC 99 X FC 100 2-1 HR			4	1	1	1	0	0	1
23 Michael Brantley, L (1, 7) OBP: 0.379, SLG: 0.510	B CU 80 B FF 93 C FF 92 F FF 91 B FF 93 D FC 89 4-2 BB		C FF 92 H CU 79 1-1 10 1B 2 1B HBP		X CU 77 0-0 ① G4-3		B FC 100 C FC 100 C SL 90 X FC 98 1-2 ① G4-3			2	0	0	0	1	0	0
2 Alex Bregman, R (1, 6) OBP: 0.419, SLG: 0.581	C FC 88 X CH 82 0-1 ③ G5-3		C FC 87 B FF 93 B FC 86 C FF 92 X FC 87 2-2 10 1B 1-2 1B		B CU 78 C FC 87 B FC 88 C FC 86 B FF 91 F FF 90 X FF 90 3-2 ② F8		C SL 90 C FC 99 S FC 99 0-3 ② K			4	0	1	0	0	1	1
44 Yordan Alvarez, L (1, 10) OBP: 0.419, SLG: 0.671		B CU 78 F FC 87 C CU 78 B FC 86 C FC 87 2-3 ① K	X FC 89 0-0 ② L8		B FF 92 C FC 85 B CH 83 S FC 85 B CH 83 X FF 92 3-2 10 HR 1B		C FC 100 B SL 90 C FC 100 X FC 99 1-2 1B			4	1	2	0	0	1	2
10 Yuli Gurriel, R (1, 3) OBP: 0.349, SLG: 0.553		B CH 84 B FF 93 C CH 83 B FC 88 B FF 93 4-1 16 E BB	D CH 84 B FF 93 X CH 84 2-0 1-2 2-3 1B		B FF 91 X FC 85 1-0 1-H HR		C FC 99 C SL 89 S FC 100 0-3 ③ K			3	1	2	2	1	1	1
3 Kyle Tucker, L (1, 9) OBP: 0.326, SLG: 0.500		B FC 87 X FF 92 1-0 ② F7	C FC 86 B FC 87 S CH 84 B CH 83 X FC 87 2-2 ③ P5		B CU 78 X FC 86 1-0 ③ L8			B FF 96 B CH 90 B CH 91 C FF 96 F CH 91 F CH 91 S CH 90 3-3 ① K		4	0	0	0	0	1	4
16 Aledmys Díaz, R (1, 5) OBP: 0.324, SLG: 0.418		B FF 92 B CH 82 C FF 92 S FC 88 X FC 87 2-2 1-3 FC5		X FC 86 0-0 ① P3		B SI 95 B SI 97 C SI 96 F SI 96 X CH 84 2-2 ① G6-3		F FF 97 T CH 91 B FF 97 B FF 97 S SL 85 2-3 ② K		4	0	0	0	0	1	1
12 Martín Maldonado, R (1, 2) OBP: 0.296, SLG: 0.391		B CH 83 D CH 83 B FF 92 C FC 87 B FF 91 4-1 BB		B FF 92 B FF 91 B FC 88 C FF 91 B FF 90 4-1 27 FC6-4 BB		C SI 96 X SI 96 0-1 ② F9		X FF 97 0-0 ③ F8		2	0	0	0	2	0	0
Inning Stats	R: 0 E: 0 K: 0 S: 8 H: 0 LOB: 1 BB: 1 P: 16	R: 0 E: 1 K: 1 S: 12 H: 0 LOB: 3 BB: 2 P: 25	R: 0 E: 0 K: 0 S: 10 H: 2 LOB: 3 BB: 0 P: 17	R: 0 E: 0 K: 1 S: 9 H: 0 LOB: 1 BB: 1 P: 15	R: 2 E: 0 K: 0 S: 10 H: 2 LOB: 0 BB: 0 P: 18	R: 0 E: 0 K: 0 S: 7 H: 0 LOB: 0 BB: 0 P: 12	R: 1 E: 0 K: 2 S: 14 H: 2 LOB: 1 BB: 0 P: 18	R: 0 E: 0 K: 2 S: 8 H: 0 LOB: 0 BB: 0 P: 13		1B: 4 2B: 0 3B: 0 HR: 2	SF: 0 SAC: 0 DP: 0 HBP: 1			WP: 0 PB: 0 SB: 0 CS: 0	PA: 36	

PITCHER	IP	WLS	BF	H	R	ER	SO	BB	IBB	HBP	BLK	WP	HR	S	P	ERA	WHIP
39 Kolby Allard, L (1, 1) ERA: 4.25	5.0	L	25	4	2	2	2	4	0	1	0	0	1	49	91	3.60	1.600
36 Edinson Volquez, R (6, 1) ERA: 5.27	1.0		3	0	0	0	0	0	0	0	0	0	0	7	12	0.00	0.000
43 Emmanuel Clase, R (7, 1) ERA: 2.79	1.0		5	2	1	1	2	0	0	0	0	0	1	14	18	9.00	2.000
48 Rafael Montero, R (8, 1) ERA: 2.77	1.0		3	0	0	0	2	0	0	0	0	0	0	8	13	0.00	0.000

PITCHER	IP	WLS	BF	H	R	ER	SO	BB	IBB	HBP	BLK	WP	HR	S	P	ERA	WHIP

BOTTOM

Texas Rangers @ Houston Astros

Minute Maid Park, Houston, TX

Wed Sep 18 2019, 7:10 PM - 9:45 PM CDT

Att. 38,417 - Roof Closed - 73 F

livebaseballscorecards.com

AB	31
R	3
H	6
RBI	3
BB	4
SO	6
LOB	14

Batter	1	2	3	4	5	6	7	8	9	AB	R	H	RBI	BB	SO	LOB
6 David Fletcher, R (1, 4) OBP: 0.348, SLG: 0.383	B FF 88 F FF 89 B FF 90 B SL 85 X FF 89 3-1 ① F7		C FF 91 F CH 88 C SI 92 0-3 ② K		B FF 90 X SL 85 1-0 ① P4		C CU 83 B FF 95 F SL 88 S FF 95 1-3 ③ K			4	0	0	0	0	2	1
18 Brian Goodwin, L (1, 8) OBP: 0.323, SLG: 0.468	C FF 90 B CU 73 X CH 88 1-1 ② F7		B CU 70 S CH 89 T CU 73 1 SAFE D SL 87 S CH 88 2-3 ③ K		B FF 90 B FF 91 F CH 87 C CH 87 X SL 85 2-2 ② G4-3			C CU 80 S FC 91 B FC 91 F FC 91 B CU 82 T CU 82 2-2 ① K		4	0	0	0	0	2	1
5 Albert Pujols, R (1, 10) OBP: 0.308, SLG: 0.443	F FF 90 B CH 88 B SL 84 B CU 71 X FF 91 3-1 ③ G6-3			C FF 90 B SL 85 X FF 90 1-1 56 1B; 2 2B; 1B	C SI 91 C FF 90 B EP 63 F SL 84 X CU 74 1-2 ③ P6			B CU 81 C CU 80 X FC 91 1-1 ② G6-3		4	1	1	0	0	0	0
56 Kole Calhoun, L (1, 9) OBP: 0.328, SLG: 0.476		C FF 89 B SL 86 F SL 87 F CH 88 F FF 93 B CU 67 X FF 92 2-2 ① G4-3		S CH 88 F FF 90 X SL 87 0-2; 1-2 2 2B; 1B		C SL 83 X CH 90 0-1 ① F9		B FC 91 C FC 90 X FC 90 1-1 ③ P4		4	1	1	0	0	0	0
2 Andrelton Simmons, R (1, 6) OBP: 0.302, SLG: 0.353		C FF 90 X SL 86 0-1 ② P5		X FF 91 0-0; 1-H; 2-H 25 1B; 44 1B; 2B		F FF 96 F FF 96 C SL 83 0-3 ② K			X FC 91 0-0 ① G5-3	4	1	1	2	0	1	0
25 Jared Walsh, L (1, 3) OBP: 0.278, SLG: 0.318		C CU 74 F FF 90 B CH 87 B FF 94 X CU 68 2-2 ③ P5		C FF 91 F CU 74 B CH 88 B CH 88 F SL 88 X CU 68 2-2; G4-6-3; 2-3 23; 44 1B; 1B		B FF 95 B SL 85 C FF 95 S FF 96 B FF 96 B FF 96 4-2 BB			C CU 83 B FC 93 S FF 96 F FF 97 B CH 83 B CH 85 S FF 98 3-3 ② K	3	0	1	0	1	1	0
44 Kevan Smith, R (1, 2) OBP: 0.330, SLG: 0.404			X FF 89 0-0 HR	B CH 88 C CH 89 X SL 87 1-1; 1-2; 3-H 23; G4-6-3; 1B		C SL 85 D CH 88 F FF 97 D SL 86 S CH 88 2-3 ③ K			F FC 93 X FF 97 0-1 1B	4	1	3	2	0	1	1
23 Matt Thaiss, L (1, 5) OBP: 0.289, SLG: 0.379			B FF 88 F CU 73 F CH 87 B SL 87 F FF 93 X CU 66 2-2 1B	X CH 89 0-0 ① ② G4-6-3; 1-2f; 2-3			F CU 82 S SL 90 C CU 82 0-3 ① K		D CH 84 F CH 86 F FF 98 B FF 98 T FF 98 2-2 ③ K	4	0	1	0	0	2	3
21 Michael Hermosillo, R (1, 7) OBP: 0.357, SLG: 0.227			F SL 85 S SL 84 B SL 83 D SI 92 F CH 88 S CU 71 2-3 ① K	C SL 85 B CH 89 F SL 85 F FF 93 F CU 65 D SL 83 B CH 88 F CU 70 S CH 89 3-3 ③ K			B FF 94 S SL 88 X SL 91 1-1 ② F8			3	0	0	0	0	2	2
Inning Stats	R: 0 E: 0 K: 0 S: 6 H: 0 LOB: 0 BB: 0 P: 13	R: 0 E: 0 K: 0 S: 10 H: 0 LOB: 0 BB: 0 P: 14	R: 1 E: 0 K: 3 S: 15 H: 2 LOB: 0 BB: 0 P: 21	R: 3 E: 0 K: 1 S: 19 H: 5 LOB: 1 BB: 0 P: 26	R: 0 E: 0 K: 0 S: 8 H: 0 LOB: 0 BB: 0 P: 12	R: 0 E: 0 K: 2 S: 10 H: 0 LOB: 1 BB: 1 P: 16	R: 0 E: 0 K: 2 S: 8 H: 0 LOB: 0 BB: 0 P: 10	R: 0 E: 0 K: 1 S: 8 H: 0 LOB: 0 BB: 0 P: 12	R: 0 E: 0 K: 2 S: 10 H: 1 LOB: 1 BB: 0 P: 15	1B: 6 2B: 1 3B: 0 HR: 1 SF: 0 SAC: 0 DP: 1 HBP: 0						

TOP

Los Angeles Angels @ Houston Astros

Minute Maid Park, Houston, TX

Fri Sep 20 2019, 7:12 PM - 9:59 PM CDT

Att. 40,106 - Roof Closed - 73 F

livebaseballscorecards.com

AB	34
R	4
H	8
RBI	4
BB	1
SO	11
LOB	8

PITCHER		IP	WLS	BF	H	R	ER	SO	BB	IBB	HBP	BLK	WP	HR	S	P	ERA	WHIP
21 Zack Greinke, R ERA: 3.05	(1, 1)	5.0	W	21	7	4	4	4	0	0	0	0	0	1	58	86	7.20	1.400
39 Josh James, R ERA: 4.94	(6, 1)	1.0	H	4	0	0	0	2	1	0	0	0	0	0	10	16	0.00	1.000
55 Ryan Pressly, R ERA: 2.45	(7, 1)	1.0	H	3	0	0	0	2	0	0	0	0	0	0	8	10	0.00	0.000
36 Will Harris, R ERA: 1.55	(8, 1)	1.0	H	3	0	0	0	1	0	0	0	0	0	0	8	12	0.00	0.000
54 Roberto Osuna, R ERA: 2.76	(9, 1)	1.0	S	4	1	0	0	2	0	0	0	0	0	0	10	15	0.00	1.000

PITCHER	IP	WLS	BF	H	R	ER	SO	BB	IBB	HBP	BLK	WP	HR	S	P	ERA	WHIP

Batter	1	2	3	4	5	6	7	8	9	AB	R	H	RBI	BB	SO	LOB
27 Jose Altuve, R (1, 4) OBP: 0.357, SLG: 0.557	F FF 90 B SL 84 F SL 84 B FF 90 X SL 84 2-2 HR	C FF 90 B FF 91 X FF 91 1-1 ① F7		B CU 81 C CU 84 B FF 93 F CH 86 B CU 77 X CU 84 3-2 ① G4-3		C FF 90 B FF 89 C FF 90 S CH 86 1-3 ② K				4	1	1	1	0	1	1
23 Michael Brantley, L (1, 7) OBP: 0.377, SLG: 0.506	B SL 82 F FF 91 B FF 92 F CH 81 B SL 83 X SL 83 3-2 ① F9	B FF 92 C SL 85 X FF 91 1-1 ② G4-3		X CU 78 0-0 ② G1-3		B CH 86 F CH 86 X CU 79 1-1 ③ G4-3				4	0	0	0	0	0	1
2 Alex Bregman, R (1, 5) OBP: 0.420, SLG: 0.585	C FF 92 B FF 91 B SL 85 X SL 85 2-1 HR	B SL 84 S FF 92 S CH 85 B FF 92 F SL 87 X CH 86 2-2 ③ F7		B SL 85 B CU 84 C FF 94 B CH 88 C FF 94 X CU 84 3-2 ③ F8			B FF 94 B SL 81 C SL 81 C FF 93 B CH 85 F FF 94 B FF 94 4-2 BB			3	1	1	1	1	0	0
44 Yordan Alvarez, L (1, 10) OBP: 0.417, SLG: 0.666	B CH 81 X CH 81 1-0 1 HR 1B		B CH 82 C SL 83 X FF 90 1-1 ① G1-3		C SL 85 S FC 92 B CH 87 B FF 92 X FC 93 2-2 ① G4-3		B FF 93 F FF 93 B FF 93 F FF 94 F CH 85 C CH 85 2-3 ① K			4	1	1	0	0	1	1
1 Carlos Correa, R (1, 6) OBP: 0.355, SLG: 0.568	F FF 92 B CH 84 C SL 81 X CH 84 1-2 1-H HR		C SL 85 B FF 91 B SL 85 X SL 85 2-1 HR		C CU 80 B CU 84 F CH 88 B FF 94 C FF 94 2-3 ② K		1 SAFE C FF 94 B FF 93 X FF 94 1-1 ② F9			4	2	2	3	0	1	1
16 Aledmys Díaz, R (1, 3) OBP: 0.332, SLG: 0.430	C FF 91 B FF 92 B FF 92 B SL 84 X FF 91 3-1 22 1B 2B		F FF 92 X SL 86 0-1 28 HBP 1B		X FF 94 0-0 1B		X SL 82 0-0 ③ G5-3			4	1	3	0	0	0	1
22 Josh Reddick, L (1, 9) OBP: 0.317, SLG: 0.404	B FF 92 B CH 84 X FF 91 2-0 2-H 1B		1 SAFE C FF 90 B FF 92 F SL 84 X CH 83 1-2 ② P6		C FC 92 D CH 87 X FF 94 1-1 ③ G6-3			C FF 92 B SL 84 C SL 84 X SI 92 1-2 ① G3		4	0	1	1	0	0	2
28 Robinson Chirinos, R (1, 2) OBP: 0.354, SLG: 0.454	F FF 92 T FF 92 F SL 86 T FF 92 0-2 ② K		C FF 92 T FF 90 H FF 91 1-2 1-2 HBP			S CU 76 F FF 90 X CU 77 0-2 6 G4-3 2B		C SI 91 F CH 81 F FF 93 B FF 94 B FF 93 B CH 80 S SL 82 3-3 ② K		3	0	1	0	0	2	1
6 Jake Marisnick, R (1, 8) OBP: 0.294, SLG: 0.414	C SL 84 F FF 91 B FF 91 X SL 85 1-2 ③ F7		C CU 83 F FF 93 B FC 92 B SL 85 X FF 93 2-2 ③ P4			B CH 86 X CU 78 1-0 ① G4-3 2-3		X SI 92 0-0 ③ B1-3		4	0	0	0	0	0	4
Inning Stats	R: 5 E: 0 K: 1 S: 22 H: 6 LOB: 1 BB: 0 P: 37	R: 0 E: 0 K: 0 S: 8 H: 0 LOB: 0 BB: 0 P: 12	R: 1 E: 0 K: 0 S: 14 H: 2 LOB: 2 BB: 0 P: 21	R: 0 E: 0 K: 0 S: 7 H: 0 LOB: 0 BB: 0 P: 13	R: 0 E: 0 K: 1 S: 9 H: 1 LOB: 1 BB: 0 P: 14	R: 0 E: 0 K: 1 S: 9 H: 1 LOB: 1 BB: 1 P: 12	R: 0 E: 0 K: 1 S: 10 H: 0 LOB: 1 BB: 1 P: 17	R: 0 E: 0 K: 1 S: 8 H: 0 LOB: 0 BB: 0 P: 12		1B: 4 2B: 2 3B: 0 HR: 4 SF: 0 SAC: 0 DP: 0 HBP: 1		WP: 0 PB: 0 SB: 0 CS: 0 PA: 36		

PITCHER		IP	WLS	BF	H	R	ER	SO	BB	IBB	HBP	BLK	WP	HR	S	P	ERA	WHIP
51 Jaime Barria, R ERA: 6.43	(1, 1)	2.2	L	17	8	6	6	1	0	0	1	0	0	4	41	65	20.25	3.000
67 Taylor Cole, R ERA: 6.24	(3, 1)	2.1		8	1	0	0	1	0	0	0	0	0	0	19	32	0.00	0.429
24 Noé Ramirez, R ERA: 4.2	(6, 1)	1.0		4	1	0	0	1	0	0	0	0	0	0	9	12	0.00	1.000
99 Keynan Middleton, R ERA:	(7, 1)	1.0		4	0	0	0	1	1	0	0	0	0	0	10	17	0.00	1.000
49 Adalberto Mejía, L ERA: 6.9	(8, 1)	1.0		3	0	0	0	1	0	0	0	0	0	0	8	12	0.00	0.000

PITCHER	IP	WLS	BF	H	R	ER	SO	BB	IBB	HBP	BLK	WP	HR	S	P	ERA	WHIP

BOTTOM

Los Angeles Angels @ Houston Astros

Minute Maid Park, Houston, TX

Fri Sep 20 2019, 7:12 PM - 9:59 PM CDT

Att. 40,106 - Roof Closed - 73 F

livebaseballscorecards.com

AB	34
R	6
H	10
RBI	6
BB	1
SO	5
LOB	12

Los Angeles Angels @ Houston Astros

Minute Maid Park, Houston, TX

Sat Sep 21 2019, 6:11 PM - 9:33 PM CDT

Att. 43,264 - Roof Closed - 73 F

TOP

livebaseballscorecards.com

Batter	1	2	3	4	5	6	7	8	9	AB	R	H	RBI	BB	SO	LOB
6 David Fletcher, R (1, 4) OBP: 0.350, SLG: 0.390	C FF 89 C SI 89 X FC 87 0-2 HR	F FF 92 D ST 82 F CH 83 X CH 83 1-2 1-2 3-H 1B		C FF 93 X CU 80 0-1 2 1B 5 2B 1B		S SL 86 D SL 87 F SL 87 F CU 86 X FF 96 1-2 F9 ②		C SI 87 B SI 87 X SI 87 1-1 F8 ③		5	2	3	2	0	0	1
2 Andrelton Simmons, R (1, 6) OBP: 0.306, SLG: 0.355	B FC 86 B CH 82 B FF 89 B FF 90 4-0 56 1B 5 F8 44 G4-3 BB	S ST 83 B ST 83 X FF 93 1-1 F3 ①		B ST 81 B CH 83 B ST 82 C FF 90 C FF 92 X FF 93 3-2 5 2B 1-3 1B		C SL 84 X SL 86 0-1 2-H 1B			C FF 97 C FF 98 B SL 87 B SL 89 X FF 98 2-2 F8 ①	4	1	2	1	1	0	2
5 Albert Pujols, R (1, 3) OBP: 0.311, SLG: 0.445	C FC 87 D FC 88 D CH 81 X FF 92 2-1 F8 ① 1-2	C ST 84 S ST 83 B ST 84 X FF 94 1-2 F4 ②		D ST 84 B CH 85 C FF 92 X FF 93 2-1 1-3 3-H 2B		B SL 86 B SL 88 C CU 84 S CU 83 D CU 87 B CU 84 4-2 BB			B SL 88 S SL 88 B FF 98 F FF 97 F FF 98 B FF 98 F SL 88 X FF 98 3-2 56 HR 1B	4	1	2	1	1	0	3
56 Kole Calhoun, L (1, 9) OBP: 0.328, SLG: 0.481	X FC 87 0-0 44 G4-3 3 1B 2-3 1B	T CH 83 S FF 94 F FF 94 F CH 84 B CH 83 S CU 78 1-3 K ③		C CH 84 X CH 84 0-1 F8 ③		S SL 87 X SL 87 0-1 G3-1 ③			F FF 98 B FF 99 B FF 98 B SL 88 X SI 97 3-1 1-H HR	5	2	2	2	0	1	6
44 Kevan Smith, R (1, 2) OBP: 0.321, SLG: 0.392	C FF 90 C FF 92 X FF 92 0-2 G4-3 ② 1-2 3-H	C FF 90 B ST 82 F ST 82 B FF 93 F CH 84 C FF 93 2-3 K ①			C SL 86 T SI 96 B CU 86 S SL 87 1-3 K ①		C FF 94 T SL 82 X SL 81 1-1 L4 ①		B SI 98 B SI 98 X FF 98 2-0 L9 ②	5	0	0	1	0	2	1
3 Taylor Ward, R (1, 7) OBP: 0.214, SLG: 0.200 18 Brian Goodwin, L (7, 8) OBP: 0.325, SLG: 0.470	B FC 86 X FF 90 1-0 2-H 1B	B FF 93 S ST 83 B ST 82 F CH 85 B FF 94 X FF 93 3-2 P4 ②			C SI 97 B SL 87 S SL 86 C CU 86 1-3 K ②		S SL 82 C SL 81 B FF 95 B CH 85 S FF 95 2-3 K ②		C SL 86 F SL 88 B FF 98 B FF 97 X FF 98 2-2 41 E 41 S 1B	4 1	0 0	1 1	1 0	0 0	2 0	0 0
41 Justin Bour, L (1, 10) OBP: 0.260, SLG: 0.367	B FC 87 B FC 88 X FC 86 2-0 G3-1 ③	S CU 77 S CH 84 S CH 86 0-3 K ③			B SL 87 S SL 87 F CU 85 S SL 87 1-3 K ③		B CH 85 C CH 84 F FF 94 X CH 85 1-2 F8 ③		B FC 87 B CH 85 B FF 93 B FF 94 4-0 1-3 BB	4	0	0	0	1	2	1
21 Michael Hermosillo, R (1, 8) OBP: 0.364, SLG: 0.200 (7, 7)		B SI 90 C CH 82 B CH 81 H FC 87 3-1 22 1B 6 1B HBP		B ST 82 B ST 82 C FF 93 C CH 85 B CH 85 S FF 93 3-3 K ①		S SL 86 B FF 95 B SL 87 B SL 87 B FF 95 4-1 22 S 2 1B BB		C SL 79 C SL 79 S SL 80 0-3 K ①	C FF 94 S FC 88 D FC 89 F FF 94 F FC 89 F CH 86 B FF 94 X FF 94 2-2 L8 ③	3	2	0	0	1	2	2
22 Kaleb Cowart, S (1, 5) OBP: 0.250, SLG: 0.250		1 SAFE B FF 90 B CH 82 X FF 91 2-0 6 1B 1-3 1B		F FF 95 B FF 95 B CH 86 F CH 84 B FF 94 X FF 94 3-2 P5 ②		B FF 94 C SL 86 1 SAFE B FF 94 S SL 87 S SL 88 2-3 K ① 1-2		X FF 89 0-0 F8 ②		4	0	1	0	0	1	1
Inning Stats	R: 3 E: 0 K: 0 S: 11 H: 3 LOB: 1 BB: 1 P: 20	R: 1 E: 0 K: 1 S: 15 H: 2 LOB: 2 BB: 0 P: 24	R: 0 E: 0 K: 2 S: 10 H: 0 LOB: 0 BB: 0 P: 15	R: 1 E: 0 K: 1 S: 15 H: 3 LOB: 2 BB: 0 P: 26	R: 0 E: 0 K: 3 S: 9 H: 0 LOB: 0 BB: 0 P: 12	R: 1 E: 0 K: 1 S: 14 H: 1 LOB: 2 BB: 2 P: 25	R: 0 E: 0 K: 1 S: 8 H: 0 LOB: 0 BB: 0 P: 12	R: 0 E: 0 K: 1 S: 6 H: 0 LOB: 0 BB: 0 P: 7	R: 2 E: 0 K: 0 S: 20 H: 3 LOB: 2 BB: 1 P: 38	1B: 9 2B: 1 3B: 0 HR: 2 SF: 0 SAC: 0 DP: 0 HBP: 1						

PITCHER		IP	WLS	BF	H	R	ER	SO	BB	IBB	HBP	BLK	WP	HR	S	P	ERA	WHIP
20 Wade Miley, L ERA: 3.91	(1, 1)	1.0	L	9	4	4	4	0	1	0	1	0	0	1	13	27	36.00	5.000
65 José Urquidy, R ERA: 4.63	(2, 1)	3.0		13	4	1	1	4	0	0	0	0	0	0	38	58	3.00	1.333
66 Bryan Abreu, R ERA: 1.35	(5, 1)	2.0		9	1	1	1	4	2	0	0	0	0	0	23	37	4.50	1.500
47 Chris Devenski, R ERA: 5.12	(7, 1)	1.0		3	0	0	0	1	0	0	0	0	0	0	8	12	0.00	0.000
38 Joe Smith, R ERA: 1.16	(8, 1)	1.0		3	0	0	0	1	0	0	0	0	0	0	6	7	0.00	0.000

PITCHER		IP	WLS	BF	H	R	ER	SO	BB	IBB	HBP	BLK	WP	HR	S	P	ERA	WHIP
30 Héctor Rondón, R ERA: 3.84	(9, 1)	0.2		5	3	2	2	0	0	0	0	0	0	1	14	26	27.00	4.500
29 Joe Biagini, R ERA: 4.64	(9, 1)	0.1		2	0	0	0	0	1	0	0	0	0	0	6	12	0.00	3.000

AB	39
R	8
H	12
RBI	8
BB	4
SO	10
LOB	17

WP: 0	PA: 44		
PB: 0			
SB: 2			
CS: 0			

Los Angeles Angels @ Houston Astros

Minute Maid Park, Houston, TX

Sat Sep 21 2019, 6:11 PM - 9:33 PM CDT

Att. 43,264 - Roof Closed - 73 F

livebaseballscorecards.com

BOTTOM

Batter	1	2	3	4	5	6	7	8	9	AB	R	H	RBI	BB	SO	LOB
4 George Springer, R (1, 9) (8, 8) OBP: 0.376, SLG: 0.572	C FF 93 B FF 94 S CH 84 B CH 84 X CU 81 2-2 ① F8	C CU 78 B FF 94 F CH 84 B FF 94 F FF 94 S CU 78 2-3 ③ K			S SL 88 B SL 86 X CH 86 1-1 ① F7		1 SAFE B SL 85 F FF 99 C SL 88 D FS 91 D SL 87 S FS 90 3-3 ② K			4	0	0	0	0	2	2
27 Jose Altuve, R (1, 4) OBP: 0.356, SLG: 0.555	S CU 80 C CU 80 B CH 86 X CH 85 1-2 ② G6-3		F FF 92 B CH 82 X CH 82 1-1 ① F7		C SI 95 B SL 88 F SL 86 F SI 95 F SL 87 B FF 95 C SL 88 2-3 ② K		S CH 88 F FF 98 X FF 98 0-2 ③ 1-3 1B			4	0	1	0	0	1	0
2 Alex Bregman, R (1, 5) (8, 6) OBP: 0.419, SLG: 0.582	B FF 94 C CU 79 B CU 80 C FF 94 B CH 84 X CH 85 3-2 ③ F9		B CU 78 B CH 85 C CU 77 C CU 79 B FF 94 B FF 94 4-2 44 G4-6-3 BB		S SL 87 B SL 88 B SL 86 X FF 94 2-1 ③ L8			B SL 84 C FF 97 C CH 88 X FF 97 1-2 ① G6-3		3	0	0	0	1	0	0
44 Yordan Alvarez, L (1, 10) OBP: 0.415, SLG: 0.670		B CU 79 S CH 82 B FF 91 B CU 78 C FF 93 X SL 88 3-2 HR	1 SAFE 1 SAFE F FF 93 F FF 93 F CU 80 F CH 86 X SL 86 0-2 ② ③ G4-6-3 1-2f			C FF 94 B FF 94 B FF 95 F SL 87 B FF 96 S SL 87 3-3 ① K		B FF 97 X CH 88 1-0 ② G3		4	1	1	1	0	1	1
10 Yuli Gurriel, R (1, 3) OBP: 0.350, SLG: 0.552		C CU 80 B FF 94 H FF 91 2-1 1 BB 3 2B HBP		C SI 95 X SL 85 0-1 3 G3 1 1B 1B		B SL 86 C SL 87 B FF 95 C SL 87 X SL 87 2-2 ② G6-3		B FF 98 F FF 97 X FF 98 1-1 ③ G5-3		3	1	1	0	0	0	0
1 Carlos Correa, R (1, 6) OBP: 0.358, SLG: 0.568 9 Jack Mayfield, R (7, 6) OBP: 0.140, SLG: 0.268 22 Josh Reddick, L (8, 9) OBP: 0.316, SLG: 0.403		D FF 92 B CH 83 C FF 94 B FF 92 B CH 83 4-1 3 2B 12 G4-3 1-2 BB		C SI 94 X SI 95 0-1 3 G3 1-2 1B		C FF 95 B FF 96 B FF 95 C FF 94 B SL 87 F SL 87 S SL 87 3-3 ③ K			B CH 88 X SI 96 1-0 ① F7	2 0 1	1 0 0	1 0 0	0 0 0	1 0 0	1 0 0	0 0 0
3 Kyle Tucker, L (1, 7) OBP: 0.340, SLG: 0.542		B FF 93 B CU 78 X FF 94 2-0 12 G4-3 1-3 2-H 2B		S SL 86 X CH 89 0-1 ① G3 1-2 2-3			B FS 88 F SL 86 S FS 86 B FF 98 B FS 90 X SI 98 3-2 11 WP 13 SF9 2B		X CH 86 0-0 ② G3-1	4	1	2	1	0	0	2
12 Martín Maldonado, R (1, 2) OBP: 0.294, SLG: 0.389 11 Garrett Stubbs, L (7, PH) (8, 2) OBP: 0.306, SLG: 0.313		B CH 84 X FF 93 1-0 ① G4-3 2-3 3-H		C SI 94 X SL 86 0-1 ② G5-3			C SL 85 B SI 99 B FS 89 S SI 99 B FS 89 B FS 91 4-2 27 1B 2-3 BB		C FF 96 F SL 90 F FF 96 B SL 87 F CH 87 S FF 97 1-3 ③ K	2 1	0 0	0 0	1 0	0 1	0 1	3 0
26 Myles Straw, R (1, 8) OBP: 0.365, SLG: 0.327 13 Abraham Toro, S (7, PH) (8, 5) OBP: 0.316, SLG: 0.433		C CU 77 X FF 92 0-1 ② B1-4		C SL 86 C FF 96 D SL 87 D CH 90 X SL 85 2-2 ③ F8			B SL 84 B SI 98 X SL 85 2-0 ① SF9 3-H			2 0	0 0	0 0	0 1	0 0	0 0	3 0

	AB	R	H	RBI	BB	SO	LOB
	30	4	6	4	3	6	11

Inning Stats	1	2	3	4	5	6	7	8	9
	R: 0 E: 0 K: 0 S: 9 H: 0 LOB: 0 BB: 0 P: 15	R: 3 E: 0 K: 1 S: 13 H: 2 LOB: 1 BB: 1 P: 27	R: 0 E: 0 K: 0 S: 9 H: 0 LOB: 0 BB: 1 P: 14	R: 0 E: 0 K: 0 S: 11 H: 2 LOB: 2 BB: 0 P: 13	R: 0 E: 0 K: 1 S: 9 H: 0 LOB: 0 BB: 0 P: 14	R: 0 E: 0 K: 2 S: 10 H: 0 LOB: 0 BB: 0 P: 18	R: 1 E: 0 K: 1 S: 12 H: 2 LOB: 2 BB: 1 P: 24	R: 0 E: 0 K: 0 S: 6 H: 0 LOB: 0 BB: 0 P: 9	R: 0 E: 0 K: 1 S: 7 H: 0 LOB: 0 BB: 0 P: 9

1B: 3	SF: 1	WP: 1	PA: 35
2B: 2	SAC: 0	PB: 0	
3B: 0	DP: 1	SB: 0	
HR: 1	HBP: 1	CS: 0	

PITCHER		IP	WLS	BF	H	R	ER	SO	BB	IBB	HBP	BLK	WP	HR	S	P	ERA	WHIP
43 Patrick Sandoval, L ERA: 5.25	(1, 1)	3.0		13	2	3	3	1	2	0	1	0	0	1	31	56	9.00	1.333
65 Jake Jewell, R ERA: 6.55	(4, 1)	1.0		5	2	0	0	0	0	0	0	0	0	0	11	13	0.00	2.000
39 Luke Bard, R ERA: 4.5	(5, 1)	2.0	W	6	0	0	0	3	0	0	0	0	0	0	19	32	0.00	0.000
40 Luis García, R ERA: 4.12	(7, 1)	0.2	H	4	1	1	0	1	1	0	0	0	1	0	9	21	0.00	3.000
31 Ty Buttrey, R ERA: 4.15	(7, 1)	1.1	H	4	1	0	0	0	0	0	0	0	0	0	9	12	0.00	0.750

PITCHER		IP	WLS	BF	H	R	ER	SO	BB	IBB	HBP	BLK	WP	HR	S	P	ERA	WHIP
57 Hansel Robles, R ERA: 2.29	(9, 1)	1.0		3	0	0	0	1	0	0	0	0	0	0	7	9	0.00	0.000

Batter	1	2	3	4	5	6	7	8	9	AB	R	H	RBI	BB	SO	LOB
6 David Fletcher, R (1, 4) (7, 6) OBP: 0.349, SLG: 0.388	X FF 93 0-0 ① F8		F FF 95 X SL 85 0-1 ① G2-3 1-2		C FF 94 X SL 88 0-1 ② L7		B SI 93 C SI 92 F SI 93 X SI 96 1-2 5 E 18 BB 2 1B 1B	B FF 94 C FF 94 S SL 81 F FF 96 B FF 95 X CH 84 2-2 ② P4		5	1	1	0	0	0	1
18 Brian Goodwin, L (1, 8) OBP: 0.328, SLG: 0.469	B CU 78 B CH 86 S FF 93 B CH 86 S FF 94 F FF 95 B CU 81 4-2 5 G5-4-3 BB		B CU 78 B SL 88 S SL 87 B FF 95 F FF 95 F SL 87 F SL 87 S CU 79 3-3 ② K		B CH 86 C CU 78 S CU 80 B SL 88 F CU 81 F FF 97 X CU 81 2-2 5 BB 1B		B CU 78 B SI 93 B FF 94 C FF 93 B FF 94 4-1 2 1B 5 E 21 BB 1-2 2-3 BB	B FF 95 C CH 83 B CH 85 B SL 80 F FF 94 F CH 83 F CH 84 S CH 84 3-3 ③ K		3	1	1	0	2	2	1
5 Albert Pujols, R (1, 10) OBP: 0.310, SLG: 0.442	B SL 84 C FF 94 1 SAFE S SL 86 B CU 80 1 SAFE X CU 79 2-2 ②③ G5-4-3 1-2f		C CU 80 X CU 80 0-1 ③ G6-3		C CU 79 1 SAFE C CU 81 D SL 87 D CU 81 B CU 82 B CU 79 4-2 1-2 BB		C FF 96 S FF 96 X SL 85 0-2 FC5 21 BB 2 1B 1-2 2-3 3-H		F FC 91 S FF 97 F FC 92 S SL 88 0-3 ① K	4	0	0	1	1	1	4
56 Kole Calhoun, L (1, 9) OBP: 0.328, SLG: 0.479 3 Taylor Ward, R (7, 7) OBP: 0.207, SLG: 0.192		S CH 85 X CU 78 0-1 ① G4-3		F CU 78 X FF 94 0-1 2 2B 25 G6-3 1B	F CU 78 S CU 80 F CU 80 B FF 96 S FF 95 1-3 ③ K		X CH 88 0-0 ① P5		S SL 88 C FC 91 S SL 88 0-3 ② K	4 1	1 0	1 0	0 0	0 0	1 1	5 0
2 Andrelton Simmons, R (1, 6) OBP: 0.308, SLG: 0.359 22 Kaleb Cowart, S (7, 4) OBP: 0.200, SLG: 0.200		B FF 93 F FF 94 F FF 94 X SL 87 1-2 ② G5-3		F CU 77 B SL 86 X FF 95 1-1 25 G6-3 1-3 2B		C SI 93 X ST 83 0-1 ① F8	B SL 84 C FF 97 F FF 96 X SL 85 1-2 21 BB 1-2 2-3 3-H 1B		S SL 88 X FF 97 0-1 ③ P5	4 1	0 0	2 0	1 0	0 0	0 0	0 0
25 Jared Walsh, L (1, 3) OBP: 0.289, SLG: 0.348		C FF 94 S SL 87 F SL 88 X FF 96 0-2 21 3B 3B		F SL 88 D SL 88 X FF 95 1-1 ① G6-3 2-3 3-H		B ST 84 S FF 94 S FF 93 B FF 94 B FF 94 B FF 94 4-2 BB	C FF 96 B SL 84 F FF 97 S CH 89 1-3 ② K			3	1	1	1	1	1	4
21 Michael Hermosillo, R (1, 7) OBP: 0.378, SLG: 0.286 (7, 9)		C SL 86 X SL 88 0-1 3-H 3B		F FF 94 B FF 95 C CU 80 B SL 89 C CU 82 2-3 ② K		S ST 83 C SI 94 S FF 94 0-3 ② K	B FF 97 F SL 84 B FF 97 B FF 97 F FF 96 B FF 97 4-2 1-2 2-3 3-H BB			3	0	1	2	1	2	2
23 Matt Thaiss, L (1, 5) OBP: 0.281, SLG: 0.368		B FF 95 F FF 95 B CH 86 X CH 86 2-1 ③ G1-3		F FF 96 D CU 81 F CU 80 B FF 96 B FF 96 S FF 97 3-3 ③ K		B CH 87 X FF 93 1-0 ③ F9	B CH 88 B CH 88 X FF 96 2-0 ③ F9			4	0	0	0	0	1	6
48 Anthony Bemboom, L (1, 2) OBP: 0.170, SLG: 0.239			F FF 94 F FF 95 B SL 87 F FF 96 B SL 88 X SL 87 2-2 6 G2-3 1B		B FF 94 S FF 94 F FF 95 B SL 88 B SL 88 S FF 96 3-3 ① K		C FF 95 F SI 95 B CU 80 B CU 80 B CU 79 F SI 94 B SI 93 4-2 18 BB 6 1B 5 E BB	B CH 83 B FF 93 B FF 93 C FF 92 X FF 93 3-1 ① F8		3	1	1	0	1	1	0

Inning Stats	1	2	3	4	5	6	7	8	9	1B: 5	SF: 0	WP: 0	PA: 41
	R: 0 E: 0 K: 0 S: 7 H: 0 LOB: 0 BB: 1 P: 13	R: 1 E: 0 K: 0 S: 13 H: 2 LOB: 1 BB: 0 P: 16	R: 0 E: 0 K: 1 S: 13 H: 1 LOB: 0 BB: 1 P: 18	R: 1 E: 0 K: 2 S: 12 H: 2 LOB: 1 BB: 0 P: 19	R: 0 E: 0 K: 2 S: 16 H: 1 LOB: 2 BB: 1 P: 26	R: 0 E: 0 K: 1 S: 8 H: 0 LOB: 1 BB: 1 P: 13	R: 3 E: 1 K: 1 S: 20 H: 2 LOB: 3 BB: 3 P: 37	R: 0 E: 0 K: 1 S: 11 H: 0 LOB: 0 BB: 0 P: 19	R: 0 E: 0 K: 2 S: 9 H: 0 LOB: 0 BB: 0 P: 9	2B: 1 3B: 2 HR: 0	SAC: 0 DP: 1 HBP: 0	PB: 0 SB: 0 CS: 0	

PITCHER		IP	WLS	BF	H	R	ER	SO	BB	IBB	HBP	BLK	WP	HR	S	P	ERA	WHIP
35 Justin Verlander, R ERA: 2.53	(1, 1)	5.0	W	22	6	2	2	5	2	0	0	0	0	0	61	92	3.60	1.600
41 Brad Peacock, R ERA: 4.01	(6, 1)	1.0		4	0	0	0	1	1	0	0	0	0	0	8	13	0.00	1.000
59 Framber Valdez, L ERA: 5.86	(7, 1)	0.0		3	1	3	2	0	2	0	0	0	0	0	7	16	∞	∞
39 Josh James, R ERA: 4.85	(7, 1)	1.0		6	1	0	0	1	1	0	0	0	0	0	13	21	0.00	2.000
47 Chris Devenski, R ERA: 5.05	(8, 1)	1.0		3	0	0	0	1	0	0	0	0	0	0	11	19	0.00	0.000

PITCHER		IP	WLS	BF	H	R	ER	SO	BB	IBB	HBP	BLK	WP	HR	S	P	ERA	WHIP
54 Roberto Osuna, R ERA: 2.71	(9, 1)	1.0		3	0	0	0	2	0	0	0	0	0	0	9	9	0.00	0.000

TOP

Los Angeles Angels @ Houston Astros

Minute Maid Park, Houston, TX

Sun Sep 22 2019, 1:11 PM - 4:43 PM CDT

Att. 43,169 - Roof Closed - 73 F

livebaseballscorecards.com

AB	35
R	5
H	8
RBI	5
BB	6
SO	10
LOB	23

Batter	1	2	3	4	5	6	7	8	9	AB	R	H	RBI	BB	SO	LOB
4 George Springer, R (1, 8) OBP: 0.378, SLG: 0.592	X FF 92 0-0 HR	B CU 79 F SL 86 F SL 85 B FF 94 B SL 87 X SL 84 3-2 1-H HR		B CH 82 B FF 93 B FF 91 X FF 92 3-0 HR	C SL 87 F SL 84 B FF 94 X SL 84 1-2 P4 ①		C KC 78 X FC 87 0-1 G1-3 ①			5	3	3	4	0	0	3
27 Jose Altuve, R (1, 4) OBP: 0.357, SLG: 0.552	C CU 78 C CH 85 B FF 94 B SL 86 X FF 93 2-2 F9 ①	C FF 94 X CH 86 0-1 G5-3 ③		B CU 75 B FF 89 S CH 83 X FF 92 2-1 F7 ③	C SL 84 S SL 83 B FF 94 X SL 84 1-2 23 G6-5-3 1-3 2-H 3-H 1B		F FC 87 B CH 84 C FF 93 F CH 82 B SI 93 B FC 86 B KC 79 4-2 23 G3-1 BB			4	0	1	1	1	0	0
23 Michael Brantley, L (1, 7) OBP: 0.377, SLG: 0.504	B FF 92 B CH 85 F FF 92 C FF 91 B FF 93 B CH 85 4-2 44 1B BB		B CU 75 F FF 92 C FF 91 C FF 92 1-3 K ①		B CU 81 X FF 93 2 HR 1B G6-5-3 1-3		C SI 92 X CH 85 0-1 G3-1 ② 1-2			4	1	1	0	1	1	3
2 Alex Bregman, R (1, 6) OBP: 0.419, SLG: 0.585	C SL 83 B FF 93 B FF 93 B SL 83 X FF 93 3-1 F9 ②		C FF 92 H CU 78 1-1 44 2B HBP		X FF 94 0-0 1-H HR	B SL 85 C SL 84 C FF 94 B SL 85 X CH 88 2-2 G6-3 ①	S CH 83 S FC 87 D CH 82 C SI 93 1-3 K ③			4	1	1	2	0	1	2
44 Yordan Alvarez, L (1, 10) OBP: 0.422, SLG: 0.681 3 Kyle Tucker, L (6, PR) OBP: 0.333, SLG: 0.531 (7, 10)	C SI 93 F SI 93 F CH 87 F FF 95 B CH 86 F SL 86 X CU 80 1-2 10 FC6-4 1B		S SL 81 D FF 92 B FF 92 1 SAFE B FF 92 X SL 80 3-1 1-3 2B		B CU 81 S CU 85 B CU 83 B FF 95 X FF 95 3-1 10 1B 28 1B 2B	C FF 94 S CH 88 X FF 95 0-2 13 BB 16 HR 1B		B FC 86 B CH 84 X CH 83 2-0 F9 ①		4 1	1 1	4 0	0 0	0 0	0 0	0 0
10 Yuli Gurriel, R (1, 3) OBP: 0.350, SLG: 0.550 13 Abraham Toro, S (6, 5) OBP: 0.321, SLG: 0.426	B SL 85 C CU 78 B FF 93 X SL 84 2-1 FC6-4 ③ 1-2f		F CU 77 B FF 91 X FF 92 1-1 F9 ②		B SL 84 X FF 94 1-0 16 BB 28 1B 2-3 1B	D FF 96 B SI 94 C FF 95 B CH 88 B FF 94 4-1 16 HR 1-2 BB		C SI 93 F CH 84 X KC 81 0-2 G6-3 ②		3 1	1 1	1 0	0 0	0 1	0 0	4 0
16 Aledmys Díaz, R (1, 5) OBP: 0.342, SLG: 0.452 (6, 3)		B FF 93 C FF 92 X SL 84 1-1 4 WP 4 HR 1B	C CU 76 F CH 81 B FF 93 X CH 81 1-2 F9 ③		F FF 94 1 SAFE B FF 94 D SL 86 B SL 83 B FF 92 4-1 22 BB 28 1B 27 PB 1-2 BB	F SL 85 D CH 89 B SI 95 X SL 86 2-1 1-H 2-H HR		C FC 85 B CH 85 X CH 84 1-1 1B		4	3	3	3	1	0	2
28 Robinson Chirinos, R (1, 2) OBP: 0.352, SLG: 0.451		C CU 77 B FF 93 B FF 93 B SL 84 F SI 92 F SL 83 S SL 84 3-3 K ①		C CU 72 B FF 91 F CH 80 B CH 81 X CH 81 2-2 P3 ①	X SL 87 0-0 27 PB 22 BB 27 1B 1-2 2-H 3-H 1B	F FF 93 X FF 95 0-1 F7 ②		S SI 92 B SI 92 X FC 85 1-1 G5-3 ③		5	1	1	2	0	1	3
22 Josh Reddick, L (1, 9) OBP: 0.316, SLG: 0.400		C SI 93 1 SAFE X CH 86 0-1 P5 ②		F FF 92 F FF 93 S CH 82 0-3 K ②	B SL 84 F SL 86 B FF 94 B FF 94 B SL 84 4-1 27 1B 27 PB 1-2 2-3 BB	S SL 86 X CH 88 0-1 G1-3 ③				3	0	0	0	1	1	2
Inning Stats	R: 1 E: 0 K: 0 S: 16 H: 2 LOB: 2 BB: 1 P: 28	R: 2 E: 0 K: 1 S: 13 H: 2 LOB: 0 BB: 0 P: 20	R: 0 E: 0 K: 1 S: 11 H: 1 LOB: 2 BB: 0 P: 18	R: 1 E: 0 K: 1 S: 9 H: 1 LOB: 0 BB: 0 P: 16	R: 6 E: 0 K: 0 S: 15 H: 6 LOB: 1 BB: 2 P: 30	R: 3 E: 0 K: 0 S: 13 H: 2 LOB: 1 BB: 1 P: 21	R: 0 E: 0 K: 1 S: 10 H: 0 LOB: 1 BB: 1 P: 15	R: 0 E: 0 K: 0 S: 8 H: 1 LOB: 1 BB: 0 P: 12							

PITCHER		IP	WLS	BF	H	R	ER	SO	BB	IBB	HBP	BLK	WP	HR	S	P	ERA	WHIP
63 José Rodríguez, R ERA: 3.24	(1, 1)	2.0	L	11	4	3	3	1	1	0	0	0	1	2	29	48	13.50	2.500
54 José Suarez, L ERA: 7.34	(3, 1)	2.0		9	2	1	1	2	0	0	1	0	0	1	20	34	4.50	1.000
58 Miguel Del Pozo, L ERA: 11.88	(5, 1)	0.0		3	3	3	3	0	0	0	0	0	0	1	4	8	∞	∞
38 Justin Anderson, R ERA: 5.93	(5, 1)	0.1		6	3	3	2	0	2	0	0	0	0	0	10	21	54.00	15.000
65 Jake Jewell, R ERA: 7.23	(5, 1)	1.2		7	2	3	3	0	1	0	0	0	0	1	14	22	16.20	1.800

PITCHER		IP	WLS	BF	H	R	ER	SO	BB	IBB	HBP	BLK	WP	HR	S	P	ERA	WHIP
53 Trevor Cahill, R ERA: 6.1	(7, 1)	2.0		8	1	0	0	1	1	0	0	0	0	0	18	27	0.00	1.000

BOTTOM

Los Angeles Angels @ Houston Astros

Minute Maid Park, Houston, TX

Sun Sep 22 2019, 1:11 PM - 4:43 PM CDT

Att. 43,169 - Roof Closed - 73 F

livebaseballscorecards.com

AB	38
R	13
H	15
RBI	12
BB	5
SO	4
LOB	19

1B: 8 SF: 0 WP: 1 PA: 44
2B: 2 SAC: 0 PB: 1
3B: 0 DP: 1 SB: 0
HR: 5 HBP: 1 CS: 0

Batter	1	2	3	4	5	6	7	8	9	AB	R	H	RBI	BB	SO	LOB
4 George Springer, R (1, 8) OBP: 0.379, SLG: 0.589	B SL 80 C SL 80 S FF 93 X SL 84 1-2 G5-3		B CH 81 B CH 80 B CH 80 B CH 80 4-0 1-2 BB		F FF 88 B FF 87 F CH 80 B FF 88 S CH 81 2-3 K		B SI 94 B CH 86 B SI 94 C SI 95 C CH 86 B CH 86 4-2 27 G5-4-3 1-2 BB			2	0	0	0	2	1	0
27 Jose Altuve, R (1, 4) OBP: 0.356, SLG: 0.550	X FF 93 0-0 23 FC4-6 1B		D CU 78 X CH 80 1-0 L7		F FF 88 B FF 88 X FF 88 1-1 F7		D SI 95 F SI 94 S SI 95 X SI 95 1-2 G5-4-3 1-2f			4	0	1	0	0	0	4
23 Michael Brantley, L (1, 10) OBP: 0.374, SLG: 0.501	C FF 93 1 SAFE 1 SAFE B FF 92 F CH 86 X CH 88 1-2 FC4-6 2 FC6-4 1-2f		C FF 87 F CU 77 B FF 87 F CH 80 F SL 80 F FF 88 F CH 80 B SL 81 X CH 80 2-2 G6-3			C CU 77 B FF 87 B SL 80 X FF 88 2-1 F8		B FF 93 X CH 86 1-0 G3		4	0	0	0	0	0	3
2 Alex Bregman, R (1, 6) OBP: 0.419, SLG: 0.590	C FF 94 B SL 83 B FF 93 C SL 81 X FF 94 2-2 FC6-4 1-2f			C CU 76 F FF 87 B CH 79 B FF 87 X CH 80 2-2 HR		X FF 88 0-0 F8		B SL 86 X FF 94 1-0 10 G4-6-3 1B		4	1	2	1	0	0	1
10 Yuli Gurriel, R (1, 3) OBP: 0.347, SLG: 0.546		B FF 92 C SL 78 B SL 82 S FF 92 B SL 84 X FF 92 3-2 P5		B CH 80 C FF 88 B FF 88 C FF 88 S CH 81 2-3 K		C CH 79 B FF 87 X FF 87 1-1 G6-3		T FF 93 F FF 94 X FF 94 0-2 G4-6-3 1-2f		4	0	0	0	0	1	1
3 Kyle Tucker, L (1, 7) OBP: 0.327, SLG: 0.528		C SL 82 B CH 88 B CH 88 C FF 93 S SL 84 2-3 K		X CU 79 0-0 P5			B SL 80 X FF 87 1-0 16 2B 2B		C CH 88 X CH 88 0-1 G5-3	4	1	1	0	0	1	0
16 Aledmys Díaz, R (1, 5) OBP: 0.349, SLG: 0.457		C SL 84 X SL 83 0-1 P3		B CH 80 B CH 80 B CH 80 C FF 87 C FF 87 F CH 80 B FF 88 4-2 BB			B CH 80 D CH 80 B FF 87 X FF 88 3-0 12 L8 22 FC3 2-H 2B		B SL 86 C SL 82 B SL 83 C SI 95 F SI 96 B SL 85 F SI 95 B SL 84 4-2 12 S BB	2	1	1	1	2	0	0
12 Martín Maldonado, R (1, 2) OBP: 0.294, SLG: 0.385			B CH 79 F FF 86 B CH 80 B CH 80 C FF 86 F FF 87 F CH 80 F CH 80 F FF 88 4-2 F FF 88 B CH 79 4 BB BB	X FF 86 0-0 P5			F CH 79 X FF 87 0-1 L8 2-3		C SI 95 B SI 94 B SI 95 F SI 95 B SL 86 S SI 94 3-3 K 1-2	3	0	0	0	1	1	3
22 Josh Reddick, L (1, 9) OBP: 0.313, SLG: 0.397			B FF 88 B SL 78 X FF 88 2-0 P6		C FF 86 F FF 86 S CH 79 0-3 K		F CH 85 B CH 85 D CH 84 X CH 86 2-1 FC3 4 BB 3-H		X SI 93 0-0 G6-3	4	0	0	1	0	1	2
Inning Stats	R: 0 E: 0 K: 0 S: 10 H: 1 LOB: 1 BB: 0 P: 14	R: 0 E: 0 K: 1 S: 8 H: 0 LOB: 0 BB: 0 P: 13	R: 0 E: 0 K: 0 S: 16 H: 0 LOB: 2 BB: 2 P: 29	R: 1 E: 0 K: 1 S: 11 H: 1 LOB: 1 BB: 1 P: 19	R: 0 E: 0 K: 2 S: 8 H: 0 LOB: 0 BB: 0 P: 11	R: 0 E: 0 K: 0 S: 5 H: 0 LOB: 0 BB: 0 P: 8	R: 2 E: 0 K: 0 S: 11 H: 2 LOB: 1 BB: 1 P: 22	R: 0 E: 0 K: 0 S: 5 H: 1 LOB: 0 BB: 0 P: 7	R: 0 E: 0 K: 1 S: 10 H: 0 LOB: 1 BB: 1 P: 17	1B: 2 2B: 2 3B: 0 HR: 1 SF: 0 SAC: 0 DP: 2 HBP: 0						

TOP

Houston Astros @ Seattle Mariners

T-Mobile Park, Seattle, WA

Tue Sep 24 2019, 7:11 PM - 10:01 PM PDT

Att. 11,262 - Partly Cloudy - 66 F

livebaseballscorecards.com

AB	31
R	3
H	5
RBI	3
BB	5
SO	5
LOB	14

WP: 0 PA: 36
PB: 0
SB: 1
CS: 0

PITCHER	IP	WLS	BF	H	R	ER	SO	BB	IBB	HBP	BLK	WP	HR	S	P	ERA	WHIP
35 Justin Dunn, R (1, 1) ERA: 3.86	2.0		7	1	0	0	1	0	0	0	0	0	0	18	27	0.00	0.500
57 Tommy Milone, L (3, 1) ERA: 4.76	4.1	L	19	3	3	3	3	3	0	0	0	0	1	44	75	6.23	1.385
65 Brandon Brennan, R (7, 1) ERA: 4.73	0.2		3	0	0	0	0	1	0	0	0	0	0	7	14	0.00	1.500
50 Erik Swanson, R (8, 1) ERA: 5.95	1.0		3	1	0	0	0	0	0	0	0	0	0	5	7	0.00	1.000
36 Reggie McClain, R (9, 1) ERA: 6.63	1.0		4	0	0	0	1	1	0	0	0	0	0	10	17	0.00	1.000

PITCHER	IP	WLS	BF	H	R	ER	SO	BB	IBB	HBP	BLK	WP	HR	S	P	ERA	WHIP

Batter	1	2	3	4	5	6	7	8	9	AB	R	H	RBI	BB	SO	LOB
39 Shed Long Jr., L (1, 7) OBP: 0.354, SLG: 0.496	X FF 95 0-0 ① F8		B FF 97 C KC 84 B CH 89 C CH 88 D SL 90 S SL 91 3-3 ③ K			C KC 83 B SL 89 C FF 98 B CH 89 C FF 98 2-3 ② K		S SL 90 S SL 88 D CU 85 B SL 89 C FF 95 2-3 ③ K		4	0	0	0	0	3	3
3 J.P. Crawford, L (1, 6) OBP: 0.323, SLG: 0.387	C FF 95 C CH 87 B FF 97 B SL 89 S SL 91 2-3 ② K			B FF 97 S CH 88 B CH 89 F FF 97 B FF 98 X CH 88 3-2 1B		C CH 89 C FF 98 B FF 97 B SL 91 C KC 86 2-3 ③ K			S SL 89 B FC 94 X FF 96 1-1 15 FC4-6 1B	4	0	2	0	0	2	0
30 Kyle Lewis, R (1, 9) OBP: 0.333, SLG: 0.698	B SL 91 X FF 98 1-0 ③ G6-3			F SL 89 B SL 89 B FF 98 F FF 98 B SL 90 1 SAFE S SL 92 3-3 ① K			B KC 83 C FF 98 F FF 98 C CH 88 1-3 ① K		C FC 92 B FC 92 S SL 88 F SL 88 F FF 96 D SL 89 S FC 92 2-3 ① K	4	0	0	0	0	3	2
15 Kyle Seager, L (1, 5) OBP: 0.325, SLG: 0.472		C FF 96 C CH 89 B CH 88 S FF 98 1-3 ① K		S CH 91 B FF 99 F FF 99 B SL 92 F CH 87 X SL 90 2-2 ② F7			B KC 84 C KC 83 F SL 90 F KC 85 B FF 98 S FF 98 2-3 ② K		L FF 96 D CH 86 B CH 83 T FF 97 X FF 97 2-2 ② FC4-6 1-2f	4	0	0	0	0	2	2
22 Omar Narváez, L (1, 2) OBP: 0.355, SLG: 0.468		F SL 89 T FF 98 F CH 88 B FF 97 B FF 98 X KC 85 2-2 ② L3		B CH 88 S CH 89 1 SAFE S FF 98 B FF 98 S FF 99 2-3 ③ K			S FF 96 C FF 98 B FF 97 C SL 91 1-3 ③ K		F SL 87 B FF 97 X FF 97 1-1 ③ L6	4	0	0	0	0	2	2
23 Austin Nola, R (1, 3) OBP: 0.332, SLG: 0.446		B SL 89 F FF 97 B FF 98 S SL 90 B SL 90 C FF 99 3-3 ③ K			B KC 85 B SL 86 B FF 96 C FF 98 X FF 98 3-1 ① F9			B CU 81 B SL 88 F FF 94 F FF 93 S FF 95 2-3 ① K		3	0	0	0	0	2	0
20 Daniel Vogelbach, L (1, 10) OBP: 0.344, SLG: 0.446			C KC 81 B KC 81 S CH 86 B FF 98 C FF 98 2-3 ① K		X FF 97 0-0 ② P5			B FF 95 B CU 83 S SL 90 B FF 95 S CU 82 D SL 89 4-2 0 WP 9 1B BB		2	0	0	0	1	1	0
9 Dee Strange-Gordon, L (1, 4) OBP: 0.302, SLG: 0.359			B SL 89 B KC 81 X FF 96 2-0 2B		B FF 96 F FF 97 C KC 85 S FF 98 1-3 ③ K			B CU 83 F SL 87 B SL 89 D CU 82 X FF 95 3-1 0 WP 1-2 1B		3	0	2	0	0	1	0
0 Mallex Smith, L (1, 8) OBP: 0.301, SLG: 0.337			S KC 84 F KC 83 S FF 98 0-3 ② K			C FF 96 X SL 90 0-1 ① G4-3		B CU 83 F FF 96 F FF 95 B FF 95 S SL 89 2-3 ② K 1-2 2-3		3	0	0	0	0	2	3
Inning Stats	R: 0 E: 0 K: 1 S: 5 H: 0 LOB: 0 BB: 0 P: 8	R: 0 E: 0 K: 2 S: 10 H: 0 LOB: 0 BB: 0 P: 16	R: 0 E: 0 K: 3 S: 10 H: 1 LOB: 1 BB: 0 P: 17	R: 0 E: 0 K: 2 S: 13 H: 1 LOB: 1 BB: 0 P: 23	R: 0 E: 0 K: 1 S: 6 H: 0 LOB: 0 BB: 0 P: 10	R: 0 E: 0 K: 2 S: 9 H: 0 LOB: 0 BB: 0 P: 13	R: 0 E: 0 K: 3 S: 10 H: 0 LOB: 0 BB: 0 P: 14	R: 0 E: 0 K: 3 S: 13 H: 1 LOB: 2 BB: 1 P: 26	R: 0 E: 0 K: 1 S: 12 H: 1 LOB: 1 BB: 0 P: 18	1B: 3 2B: 1 3B: 0 HR: 0	SF: 0 SAC: 0 DP: 0 HBP: 0			WP: 1 PB: 0 SB: 0 CS: 0	PA: 32		

PITCHER		IP	WLS	BF	H	R	ER	SO	BB	IBB	HBP	BLK	WP	HR	S	P	ERA	WHIP
45 Gerrit Cole, R ERA: 2.52	(1, 1)	7.0	W	23	2	0	0	14	0	0	0	0	0	0	63	101	0.00	0.286
55 Ryan Pressly, R ERA: 2.41	(8, 1)	1.0	H	5	1	0	0	3	1	0	0	0	1	0	13	26	0.00	2.000
54 Roberto Osuna, R ERA: 2.67	(9, 1)	1.0	S	4	1	0	0	1	0	0	0	0	0	0	12	18	0.00	1.000

PITCHER	IP	WLS	BF	H	R	ER	SO	BB	IBB	HBP	BLK	WP	HR	S	P	ERA	WHIP

BOTTOM

Houston Astros @ Seattle Mariners

T-Mobile Park, Seattle, WA

Tue Sep 24 2019, 7:11 PM - 10:01 PM PDT

Att. 11,262 - Partly Cloudy - 66 F

livebaseballscorecards.com

AB	31
R	0
H	4
RBI	0
BB	1
SO	18
LOB	12

Houston Astros @ Seattle Mariners

T-Mobile Park, Seattle, WA

Wed Sep 25 2019, 7:11 PM - 9:43 PM PDT

Att. 10,921 - Cloudy - 67 F

TOP

livebaseballscorecards.com

Batter	1	2	3	4	5	6	7	8	9	AB	R	H	RBI	BB	SO	LOB
4 George Springer, R (1, 9) OBP: 0.378, SLG: 0.586	C FF 91 B CH 85 B FF 92 B SL 85 X FF 91 3-1 2 2B 1B		C CH 82 B CU 75 S SL 85 B FF 91 B CH 81 X SL 86 3-2 ① P5		C CU 74 X CH 83 0-1 ① G5-3		X FF 94 0-0 ② G6-3			4	1	1	0	0	0	0
27 Jose Altuve, R (1, 4) OBP: 0.353, SLG: 0.545	X CH 84 0-0 ① F7		B CU 74 S FF 92 B SL 84 F CH 85 X FF 92 2-2 ② F8		S FF 92 B SL 87 F CH 82 X CH 87 1-2 ② L7		B SL 86 C FF 95 X SL 86 1-1 ③ G6-3			4	0	0	0	0	0	1
2 Alex Bregman, R (1, 6) OBP: 0.421, SLG: 0.595	C FF 92 B FF 91 C FF 93 D CH 84 1 SAFE X CH 84 2-2 1-H 44 2B 2B		C CU 74 B FF 93 B FF 91 B SL 84 F SL 88 X FF 93 3-2 44 WP 1B		C CU 75 B CH 87 F FF 89 F FF 94 B SL 89 F CU 76 F FF 95 F CH 81 F CU 77 3-2 F SL 85 F CF 95 F FF 94 B FF 94 X CH 86 2B			B SI 96 X SI 94 1-0 ① L8		4	1	3	1	0	0	0
44 Yordan Alvarez, L (1, 10) OBP: 0.420, SLG: 0.679	B FF 92 B SL 85 X SL 86 2-0 2-H 2B		C FF 94 D CU 76 C FF 93 S SL 84 1-3 1-2 K		B FF 94 D SL 88 S SL 87 X FF 94 2-1 ③ F7			B SL 86 C SI 95 C SL 86 S SL 87 1-3 ② K		4	0	1	1	0	2	2
10 Yuli Gurriel, R (1, 3) OBP: 0.345, SLG: 0.542	X FF 92 0-0 ② G5-3		C FF 94 F CH 88 S SL 84 0-3 ③ K			C CU 74 S CH 85 X FF 92 0-2 ① G5-3		F CH 89 X CH 89 0-1 ③ G6-3		4	0	0	0	0	1	3
3 Kyle Tucker, L (1, 7) OBP: 0.339, SLG: 0.571	C SL 86 C SL 82 B FF 90 S SL 85 1-3 ③ K			H CU 67 1-0 6 S HBP		B SL 87 X FF 92 1-0 ② F7			B CU 86 B FF 96 C FF 95 B CU 88 F CU 88 X FF 96 3-2 HR	3	1	1	1	0	1	1
28 Robinson Chirinos, R (1, 2) OBP: 0.351, SLG: 0.451		F FF 88 F CU 73 X FF 92 0-2 ① G6-3		C FF 90 1 SAFE D CH 83 X CH 84 1-1 ① F8		S FF 94 F FF 94 B FF 95 B SL 86 X FF 94 2-2 2B			X FF 95 0-0 ① G3	4	0	1	0	0	0	1
13 Abraham Toro, S (1, 5) OBP: 0.305, SLG: 0.403		C CU 74 F SL 84 F FF 93 S SL 84 0-3 ② K		X SL 84 0-0 ② F7		C CU 75 S SL 86 B CH 86 X FF 93 1-2 ③ F9			B CU 85 B CU 85 B CU 86 C FF 94 X FF 95 3-1 ② F8	4	0	0	0	0	1	2
6 Jake Marisnick, R (1, 8) OBP: 0.290, SLG: 0.408		B CU 73 S SL 86 B FF 93 B SL 86 X FF 89 3-1 ③ F7		B FF 92 S SL 85 C FF 92 D SL 84 X FF 94 2-2 ③ 1-2 P4			C SL 84 S SL 87 S SL 84 0-3 ① K		B CU 87 B FF 96 S CU 87 B CU 87 C FF 95 X SL 87 3-2 ③ G5-3	4	0	0	0	0	1	1

Inning Stats									
	R: 2 E: 0 K: 1 S: 11	H: 3 LOB: 1 BB: 0 P: 19	R: 0 E: 0 K: 1 S: 9	H: 0 LOB: 0 BB: 0 P: 12	R: 0 E: 0 K: 2 S: 15	H: 1 LOB: 2 BB: 0 P: 24	R: 0 E: 0 K: 0 S: 6	H: 0 LOB: 1 BB: 0 P: 10	R: 0 E: 0 K: 0 S: 18	H: 1 LOB: 1 BB: 0 P: 24
	R: 0 E: 0 K: 0 S: 10	H: 1 LOB: 1 BB: 0 P: 14	R: 0 E: 0 K: 1 S: 6	H: 0 LOB: 0 BB: 0 P: 7	R: 0 E: 0 K: 1 S: 6	H: 0 LOB: 0 BB: 0 P: 8	R: 1 E: 0 K: 0 S: 9	H: 1 LOB: 0 BB: 0 P: 18	1B: 2 2B: 4 3B: 0 HR: 1	SF: 0 SAC: 0 DP: 0 HBP: 1	WP: 1 PB: 0 SB: 1 CS: 0	PA: 36

	AB	35
	R	3
	H	7
	RBI	3
	BB	0
	SO	6
	LOB	11

PITCHER		IP	WLS	BF	H	R	ER	SO	BB	IBB	HBP	BLK	WP	HR	S	P	ERA	WHIP
18 Yusei Kikuchi, L ERA: 5.46	(1, 1)	6.0	L	26	6	2	2	4	0	0	1	0	1	0	69	103	3.00	1.000
43 Art Warren, R ERA:	(7, 1)	1.0		3	0	0	0	1	0	0	0	0	0	0	6	7	0.00	0.000
45 Taylor Guilbeau, L ERA: 3.0	(8, 1)	1.0		3	0	0	0	1	0	0	0	0	0	0	6	8	0.00	0.000
61 Matt Magill, R ERA: 4.14	(9, 1)	1.0		4	1	1	1	0	0	0	0	0	0	1	9	18	9.00	1.000

PITCHER		IP	WLS	BF	H	R	ER	SO	BB	IBB	HBP	BLK	WP	HR	S	P	ERA	WHIP

Batter	1	2	3	4	5	6	7	8	9	AB	R	H	RBI	BB	SO	LOB
39 Shed Long Jr., L (1, 7) OBP: 0.344, SLG: 0.482	C FF 88 B CH 86 C FF 90 B SL 86 S CH 87 2-3 ① K			C CU 72 B FF 90 F SL 86 X FF 92 1-2 ① G6-3			S CU 69 B FF 89 X CH 87 1-1 ① G1-3		D CU 81 D CU 81 C FC 91 D CU 82 C FC 92 F FC 91 F FC 92 C FC 93 3-3 ② K	4	0	0	0	0	2	2
3 J.P. Crawford, L (1, 6) OBP: 0.319, SLG: 0.382	B FF 89 C FF 90 B SL 87 F FF 90 S FF 90 2-3 ② K			F CH 86 B FF 91 X CH 87 1-1 ② G4-3			C FF 89 B FF 91 B CH 87 F CH 88 B FS 80 X CH 89 3-2 ② G4-3		C CU 81 X CU 83 0-1 ③ L3	4	0	0	0	0	1	2
15 Kyle Seager, L (1, 5) OBP: 0.322, SLG: 0.468	X FF 91 0-0 ③ G3-1			B FF 91 C CU 74 B CH 88 S FF 91 F FF 91 T FF 92 2-2 ③ K			C CH 88 B FF 91 F SL 88 S EP 64 1-3 ③ K			3	0	0	0	0	2	0
30 Kyle Lewis, R (1, 8) OBP: 0.317, SLG: 0.661		X FF 90 0-0 ① F8			C FF 88 B SL 85 B SL 86 B FF 90 C FF 89 S CU 71 3-3 ① K			S FF 90 S CU 68 B SL 86 B SI 91 X SL 88 2-2 ① G6-3		3	0	0	0	0	1	0
22 Omar Narváez, L (1, 10) OBP: 0.352, SLG: 0.464		B FF 91 B CU 71 C FF 89 X CH 87 2-1 ② F7			C FF 72 F SL 86 B FF 90 S FF 92 1-3 ② K			C FF 90 B CH 88 B FF 91 X CU 71 2-1 ② L1		3	0	0	0	0	1	0
20 Daniel Vogelbach, L (1, 3) OBP: 0.342, SLG: 0.443		C FF 90 B FF 90 C CU 72 B SL 86 S SL 87 2-3 ③ K			S CU 72 B SL 86 B FF 90 C CU 69 S SL 86 2-3 ③ K			X CH 88 0-0 ③ G6-3		3	0	0	0	0	2	0
2 Tom Murphy, R (1, 2) OBP: 0.322, SLG: 0.542			X FF 89 0-0 ① G3-1			C FF 88 C CH 87 S CH 88 0-3 ① K			B CU 71 B CH 87 T CH 86 F FF 90 X CH 88 2-2 ① G4-3	3	0	0	0	0	1	0
9 Dee Strange-Gordon, L (1, 4) OBP: 0.303, SLG: 0.358 23 Austin Nola, R (8, 4) OBP: 0.335, SLG: 0.449			B FF 89 F FF 90 B CH 86 X CH 86 2-1 ② G4-3			B CH 87 F FF 90 B CU 71 B CH 87 F CH 87 B FF 89 4-2 10 L1-3 BB			S CU 70 B FF 90 S FF 90 B CU 69 B CH 89 X CU 72 3-2 10 1B 1B	1 1	0 0	0 1	0 0	1 0	0 0	0 0
10 Tim Lopes, R (1, 9) OBP: 0.361, SLG: 0.362			C FF 90 S SL 87 F SL 87 X CU 72 0-2 ③ G6-3			F FF 90 X CU 66 0-1 ②③ L1-3 1-2			B FF 90 S SL 86 S FF 90 B SL 86 X SL 85 2-2 1-2 1B	3	0	1	0	0	0	1
Inning Stats	R: 0 H: 0 E: 0 LOB: 0 K: 2 BB: 0 S: 7 P: 11	R: 0 H: 0 E: 0 LOB: 0 K: 1 BB: 0 S: 6 P: 10	R: 0 H: 0 E: 0 LOB: 0 K: 0 BB: 0 S: 7 P: 9	R: 0 H: 0 E: 0 LOB: 0 K: 1 BB: 0 S: 9 P: 13	R: 0 H: 0 E: 0 LOB: 0 K: 3 BB: 0 S: 9 P: 15	R: 0 H: 0 E: 0 LOB: 0 K: 1 BB: 1 S: 7 P: 11	R: 0 H: 0 E: 0 LOB: 0 K: 1 BB: 0 S: 8 P: 13	R: 0 H: 0 E: 0 LOB: 0 K: 0 BB: 0 S: 6 P: 10	R: 0 H: 2 E: 0 LOB: 2 K: 1 BB: 0 S: 16 P: 26	1B: 2 SF: 0 2B: 1 SAC: 0 3B: 0 DP: 1 HR: 0 HBP: 0						

PITCHER	IP	WLS	BF	H	R	ER	SO	BB	IBB	HBP	BLK	WP	HR	S	P	ERA	WHIP
21 Zack Greinke, R (1, 1) ERA: 2.93	8.1	W	27	2	0	0	9	1	0	0	0	0	0	68	108	0.00	0.360
36 Will Harris, R (9, 1) ERA: 1.53	0.2	S	2	0	0	0	1	0	0	0	0	0	0	7	10	0.00	0.000

PITCHER	IP	WLS	BF	H	R	ER	SO	BB	IBB	HBP	BLK	WP	HR	S	P	ERA	WHIP

BOTTOM

Houston Astros @ Seattle Mariners

T-Mobile Park, Seattle, WA

Wed Sep 25 2019, 7:11 PM - 9:43 PM PDT

Att. 10,921 - Cloudy - 67 F

livebaseballscorecards.com

AB	28
R	0
H	2
RBI	0
BB	1
SO	10
LOB	5

WP: 0 PA: 29
PB: 0
SB: 0
CS: 0

Batter	1	2	3	4	5	6	7	8	9	10	11	12	AB	R	H	RBI	BB	SO	LOB
26 Myles Straw, R (1, 4) (8, 6) OBP: 0.377, SLG: 0.337	X FF 91 0-0 P4 ①		B SL 85 C SL 84 B FF 93 F SL 86 B FF 94 X SL 86 3-2 1B		F FF 91 B CH 84 C SL 85 F FF 92 B CH 83 X SL 84 2-2 F9 ①		C SL 84 C SL 85 B FF 96 F SL 84 B SL 87 F CH 90 X SI 96 2-2 23 1B 1B		S SL 85 C SL 84 B SL 85 X SL 86 1-2 G6-3 ①		C CU 81 B SL 87 X SL 85 1-1 2 BB 6 1B 1B	B FC 87 D FC 85 C SI 93 C KC 79 B KC 80 F SI 93 D CH 84 4-2 1-2 2-3 BB	6	0	3	0	1	0	0
23 Michael Brantley, L (1, 9) (8, 7) OBP: 0.373, SLG: 0.498 6 Jake Marisnick, R (9, 8) OBP: 0.291, SLG: 0.409	B FF 91 X SL 85 1-0 G4-3 ②		C SL 84 1 SAFE B FF 92 X CH 84 1-1 G4-3 ③		C CH 89 X CH 84 0-1 G4-3 ②		X FF 94 0-0 1-2 1B		C SL 86 B FF 94 B SI 93 B SL 86 C SL 85 F FF 94 X FF 94 3-2 F8 ②		F FF 93 X FF 93 0-1 2 BB 1-2 1B	S FC 86 D KC 79 F CH 83 S CH 85 1-3 K ③	5	0	1	0	0	0	1
													2	0	1	0	0	1	3
2 Alex Bregman, R (1, 10) OBP: 0.420, SLG: 0.590	B SL 87 C SL 87 B FF 92 F CH 81 X CH 84 2-2 G4-3 ③			B FF 90 B CH 84 X SL 87 2-0 L6 ①	B CU 82 B FF 93 B FF 92 C FF 92 B SL 82 4-1 BB		C FF 88 B SL 87 B FS 85 F SL 83 S SL 86 2-3 K ②		B FF 94 B SL 83 C SL 86 X SL 87 2-1 L8 ③		B FF 93 B CU 79 B FF 92 B SL 85 4-0 16 FC6-4 1-2 2-3 BB		4	0	0	0	2	1	2
3 Kyle Tucker, L (1, 7) OBP: 0.323, SLG: 0.581		S SL 82 F SL 82 B FF 92 B CH 82 S SL 84 2-3 K ①		X CH 82 0-0 HR	B CU 78 F FC 92 B CH 87 C FC 92 1 SAFE F FC 92 T SL 84 2-2 K ③		D SL 85 S FS 89 D SL 87 S FS 88 D FS 90 S FS 87 3-3 K ③			X CU 80 0-0 L7 ①	F CH 86 F CH 86 F SI 93 B SI 93 S CH 87 1-3 K ②		6	1	1	1	0	4	6
16 Aledmys Díaz, R (1, 3) (8, 4) OBP: 0.353, SLG: 0.450		B SL 83 B CH 82 C FF 92 B CH 84 C SL 85 B SL 86 4-2 BB		F SL 85 B FF 92 X SL 85 1-1 G5-3 ②		B SL 85 C FF 95 S SL 85 B SL 85 B FF 95 B FF 94 4-2 13 G3-6-3 22 1B BB	B FF 97 C FF 98 C SL 85 B FS 89 F SL 86 H FS 86 3-2 13 FC4-6 22 1B HBP		B SI 94 C FF 95 X CU 81 1-1 P6 ②	B CU 81 C SL 85 B FF 94 B SL 85 X FF 93 3-1 FC6-4 ③ 1-2f		3	0	0	0	2	0	3
22 Josh Reddick, L (1, 8) OBP: 0.319, SLG: 0.404		C FF 92 D SL 84 F CH 83 B FF 92 T SL 84 2-2 K ②		B SL 85 B CH 81 X SL 84 2-0 1B		B SL 88 X SL 85 1-0 13 G3-6-3 1-2 1B	C SI 98 X FS 89 0-1 13 FC4-6 1-2 1B		B CH 87 B FF 93 F CU 80 X FF 94 2-1 13 BB 1B		B SI 93 F FC 86 X CH 83 1-1 26 S 2B	6	0	5	0	0	1	1
13 Abraham Toro, S (1, 5) OBP: 0.295, SLG: 0.377	B FF 91 X SL 86 1-0 F7 ③		C SL 84 F FF 92 B FF 92 F SL 84 S SL 83 1-3 K ③		D FF 95 F FF 94 X SL 85 1-1 G3-6-3 1-2f 2-3		C SI 98 F FF 98 X FS 89 0-2 FC4-6 44 BB 1-2f 2-3		B SI 94 B FF 94 B CU 80 C FF 94 F CH 87 F CH 87 B CH 87 4-2 1-2 BB		C SI 92 D CH 85 F KC 79 B SI 92 S FC 85 2-3 K ①	5	0	0	0	1	2	7
12 Martín Maldonado, R (1, 2) OBP: 0.294, SLG: 0.383 44 Yordan Alvarez, L (8, PH) OBP: 0.421, SLG: 0.679 11 Garrett Stubbs, L (8, PR) OBP: 0.289, SLG: 0.294 (8, 2)		C CH 78 B FF 90 F FF 91 B FF 92 F SL 86 S CH 83 2-3 K ①		B FF 91 B SL 84 B FF 92 B FF 91 4-0 9 WP 9 HR BB	C FF 95 X FF 95 0-1 P2			B SL 82 B SI 90 B FF 91 B FF 89 4-0 4 G6-4-3 1-2 BB	C CU 80 F FF 95 S CH 88 0-3 K ③		C KC 78 C SI 92 X CH 86 0-2 P5 ②	2	1	0	0	1	1	1
													0	0	0	0	1	0	0
													2	0	0	0	0	1	3
9 Jack Mayfield, R (1, 6) OBP: 0.150, SLG: 0.322 4 George Springer, R (8, PH) OBP: 0.378, SLG: 0.584 (8, 8) (9, 9)		C FF 93 B CH 82 S CH 83 B FF 94 X SL 86 2-2 L8 ②		C FF 91 B FF 92 B CH 82 B SL 86 X FF 92 3-1 1-H HR			X SI 94 0-0 F9 ①	C SL 87 F FF 94 O SL 86 X SI 96 1-2 G6-4-3 ②③ 1-2f		B SL 87 F SL 85 C FF 94 B SL 87 B SL 88 F SL 84 F FF 94 F FF 94 X SL 84 3-2 F7 ①	D FC 86 C CH 83 B SI 92 S CH 84 B SI 92 B CH 84 4-2 26 S BB	3	1	1	2	0	0	0
													2	0	0	0	1	0	3
Inning Stats	R: 0 H: 0 E: 0 LOB: 0 K: 0 BB: 0 S: 5 P: 8	R: 0 H: 0 E: 0 LOB: 1 K: 2 BB: 1 S: 9 P: 18	R: 0 H: 1 E: 0 LOB: 1 K: 1 BB: 0 S: 12 P: 20	R: 1 H: 2 E: 0 LOB: 1 K: 1 BB: 0 S: 9 P: 15	R: 2 H: 1 E: 0 LOB: 1 K: 1 BB: 2 S: 13 P: 28	R: 0 H: 1 E: 0 LOB: 1 K: 0 BB: 1 S: 7 P: 13	R: 0 H: 2 E: 0 LOB: 2 K: 2 BB: 0 S: 13 P: 20	R: 0 H: 1 E: 0 LOB: 3 K: 0 BB: 1 S: 11 P: 19	R: 0 H: 0 E: 0 LOB: 0 K: 0 BB: 0 S: 9 P: 15	R: 0 H: 1 E: 0 LOB: 2 K: 1 BB: 1 S: 11 P: 18	R: 0 H: 2 E: 0 LOB: 3 K: 1 BB: 1 S: 16 P: 28	R: 0 H: 1 E: 0 LOB: 3 K: 2 BB: 2 S: 16 P: 28	1B: 9 SF: 0 2B: 1 SAC: 0 3B: 0 DP: 2 HR: 2 HBP: 1				WP: 1 PA: 56 PB: 0 SB: 2 CS: 0		

TOP

Houston Astros @ Los Angeles Angels

Angel Stadium, Anaheim, CA

Thu Sep 26 2019, 7:08 PM - 11:39 PM PDT

Att. 39,658 - Cloudy - 72 F

livebaseballscorecards.com

AB	46
R	3
H	12
RBI	3
BB	9
SO	11
LOB	30

PITCHER		IP	WLS	BF	H	R	ER	SO	BB	IBB	HBP	BLK	WP	HR	S	P	ERA	WHIP
51 Jaime Barria, R ERA: 6.42	(1, 1)	4.1		19	4	3	3	4	2	0	0	0	1	2	41	76	6.23	1.385
67 Taylor Cole, R ERA: 6.16	(5, 1)	0.2		3	0	0	0	1	1	0	0	0	0	0	7	13	0.00	1.500
38 Justin Anderson, R ERA: 5.8	(6, 1)	1.0		4	1	0	0	0	1	0	0	0	0	0	7	13	0.00	2.000
65 Jake Jewell, R ERA: 7.13	(7, 1)	0.1		2	1	0	0	0	0	0	0	0	0	0	6	8	0.00	3.000
58 Miguel Del Pozo, L ERA: 11.88	(7, 1)	0.0		1	1	0	0	0	0	0	0	0	0	0	1	1	∞	∞

PITCHER		IP	WLS	BF	H	R	ER	SO	BB	IBB	HBP	BLK	WP	HR	S	P	ERA	WHIP
40 Luis García, R ERA: 4.05	(7, 1)	1.0		5	1	0	0	2	0	0	1	0	0	0	14	22	0.00	1.000
49 Adalberto Mejía, L ERA: 6.75	(8, 1)	0.0		1	0	0	0	0	1	0	0	0	0	0	0	4	∞	∞
39 Luke Bard, R ERA: 4.31	(8, 1)	1.2		4	0	0	0	0	0	0	0	0	0	0	12	19	0.00	0.000
63 José Rodríguez, R ERA: 2.89	(10, 1)	2.0		11	3	0	0	2	2	0	0	0	0	0	27	46	0.00	2.500
53 Trevor Cahill, R ERA: 6.04	(12, 1)	1.0	W	6	1	0	0	2	2	0	0	0	0	0	16	28	0.00	3.000

Houston Astros @ Los Angeles Angels

Angel Stadium, Anaheim, CA

Thu Sep 26 2019, 7:08 PM - 11:39 PM PDT

Att. 39,658 - Cloudy - 72 F

livebaseballscorecards.com

Batter	1	2	3	4	5	6	7	8	9	10	11	12	AB	R	H	RBI	BB	SO	LOB
6 David Fletcher, R (1, 4) (3, 7) OBP: 0.354, SLG: 0.389	C SI 91 C CH 83 X CH 82 0-2 G6-3	C FC 88 B CU 78 S FC 89 X FF 92 1-2 FC5 5 2 BLK 1B		C FC 86 B CH 82 B CH 82 F FC 89 X CH 82 2-2 P6			B SL 80 B FF 88 B FF 88 C FF 88 C FF 88 F SL 81 X FF 88 3-2 P2			C FF 92 B FF 93 B FF 93 B FF 93 B FF 94 4-1 2 G1-3 BB		X FF 94 0-0 G4-3 2-3	5	0	1	0	1	0	1
2 Andrelton Simmons, R (1, 6) OBP: 0.305, SLG: 0.353	B CU 77 C CH 83 B FF 91 X FF 91 2-1 56 G3 5 44 2B 1B	B CH 82 D CH 82 D CH 82 C FF 92 B FC 90 4-1 1-2 BB			F FF 92 F SI 92 B FF 93 B ST 81 X ST 81 2-2 G5-3		F SI 86 B SL 80 X SI 87 1-1 P3			B FF 93 X FF 93 1-0 G1-3 1-2		X FF 94 0-0 E3 3-H	5	1	1	0	1	0	1
5 Albert Pujols, R (1, 3) OBP: 0.308, SLG: 0.436	B FC 86 S FC 87 C CH 83 D FC 87 D CH 83 D FC 89 4-2 56 G3 44 2B 1-2 BB	C FC 89 X FC 90 0-1 FC5 2-3f			X SI 92 0-0 G6-3			C FF 96 B FF 96 B FF 96 S FF 96 F FF 98 X FF 97 2-2 F7		X FF 94 0-0 G5-3			4	1	0	0	1	0	3
56 Kole Calhoun, L (1, 9) OBP: 0.324, SLG: 0.470	X SI 91 0-0 G3 1-2 2-3		B CH 81 B CH 84 C FF 92 F FC 89 F CH 83 F FF 94 B FC 89 X FF 92 3-2 G4-3		C FF 93 X CH 84 0-1 G4-3			C FF 96 B CH 89 B CH 88 B CH 88 S FF 96 S FF 98 3-3 K		S FF 94 F CH 84 X FF 95 0-2 F7			5	0	0	0	0	1	3
44 Kevan Smith, R (1, 2) OBP: 0.319, SLG: 0.396	C FC 89 F CH 83 F CH 84 F FF 92 D CH 82 B CH 82 F FC 89 X FF 93 2-2 K 2-H 3-H 2B		C CU 77 B CU 79 B FC 88 F FC 89 F CH 83 X CH 82 2-2 F8			X ST 80 0-0 F7		S CH 90 S CH 90 B SL 87 B SL 84 B CH 90 X FF 97 3-2 1B			C SL 79 F CH 82 B CH 83 B CH 84 T FF 93 2-2 K		5	0	2	2	0	1	0
3 Taylor Ward, R (1, 10) OBP: 0.268, SLG: 0.368	C FC 88 B FC 88 B CH 83 F SI 92 S CU 78 2-3 K		B CH 81 C CH 82 C FC 89 B CH 82 B FC 89 X FC 88 3-2 1B			C SI 91 C ST 82 B FF 92 B SI 92 X SI 92 2-2 2B		F FF 96 C SL 84 F FF 97 S SL 86 0-3 K			B FF 95 F FF 95 F SL 81 B CH 85 F SL 80 X FF 95 2-2 G5-3		5	0	2	0	0	2	2
18 Brian Goodwin, L (1, 8) OBP: 0.328, SLG: 0.469 20 Kean Wong, L (2, PR) OBP: 0.167, SLG: 0.167 (3, 4)		B FC 87 B FC 87 B FF 92 C FF 92 X FC 89 3-1 22 G3 21 SF8 2B	B FC 90 C FC 89 B FC 90 F FC 90 F FF 92 F CU 80 B FC 90 X FC 91 3-2 G4-3			B SL 84 B SI 93 C SL 85 B SL 85 X SL 86 3-1 F7			B FF 96 T FF 97 F SL 87 B SL 88 F FF 98 F SL 88 T FF 97 2-2 K			C CH 84 S CH 83 B CH 83 X CH 84 1-2 G3-1		1 4	0 1	1 0	0 0	0 1	0 2	0 2
22 Kaleb Cowart, S (1, 5) OBP: 0.294, SLG: 0.438		B SI 91 C CU 77 X CH 82 1-1 G3 2-3	B CH 81 B CH 82 X FC 88 2-0 G6-3			X SL 85 0-0 G4-3			B SL 86 C SL 86 S CH 91 B CH 92 X FF 97 2-2 F7			B FF 93 B FF 94 B FF 94 C FF 94 F FF 95 B FF 94 4-2 6 G4-3 21 S 2 E BB	4	1	0	0	1	0	2
21 Michael Hermosillo, R (1, 7) (3, 8) OBP: 0.326, SLG: 0.242		B FC 89 B FC 90 C FC 89 S CH 83 X FC 90 2-2 SF8 3-H	B CU 76 S FC 87 B CH 82 S CH 83 B FF 94 S FC 90 3-3 K				C SL 80 X SL 80 0-1 F7		B SL 86 C SL 86 S SL 86 F SL 86 B SL 87 X FF 97 2-2 F9			B FC 88 C FF 94 B FF 94 C FF 95 S FC 88 2-3 K 1-2	4	0	0	1	0	2	1
Inning Stats	R: 2 H: 2 E: 0 LOB: 1 K: 1 BB: 1 S: 17 P: 27	R: 1 H: 2 E: 0 LOB: 2 K: 0 BB: 1 S: 13 P: 24	R: 0 H: 1 E: 0 LOB: 1 K: 0 BB: 0 S: 17 P: 28	R: 0 H: 0 E: 0 LOB: 1 K: 1 BB: 0 S: 7 P: 14	R: 0 H: 0 E: 0 LOB: 0 K: 0 BB: 0 S: 6 P: 8	R: 0 H: 1 E: 0 LOB: 1 K: 0 BB: 0 S: 7 P: 12	R: 0 H: 0 E: 0 LOB: 0 K: 0 BB: 0 S: 8 P: 12	R: 0 H: 1 E: 0 LOB: 1 K: 2 BB: 0 S: 14 P: 22	R: 0 H: 0 E: 0 LOB: 0 K: 1 BB: 0 S: 11 P: 17	R: 0 H: 0 E: 0 LOB: 1 K: 0 BB: 1 S: 6 P: 11	R: 0 H: 0 E: 0 LOB: 0 K: 1 BB: 0 S: 10 P: 15	R: 1 H: 0 E: 1 LOB: 1 K: 1 BB: 1 S: 7 P: 13	1B: 4 2B: 3 3B: 0 HR: 0	SF: 1 SAC: 0 DP: 0 HBP: 0	WP: 0 PB: 0 SB: 1 CS: 0	PA: 47			

	AB	R	H	RBI	BB	SO	LOB
BOTTOM							
	5	0	1	0	1	0	1
	5	1	1	0	1	0	1
	4	1	0	0	1	0	3
	5	0	0	0	0	1	3
	5	0	2	2	0	1	0
	5	0	2	0	0	2	2
	1	0	1	0	0	0	0
	4	1	0	0	0	1	2
	4	1	0	0	1	0	2
	4	0	0	1	0	2	1

AB	42
R	4
H	7
RBI	3
BB	4
SO	7
LOB	15

PITCHER		IP	WLS	BF	H	R	ER	SO	BB	IBB	HBP	BLK	WP	HR	S	P	ERA	WHIP
20 Wade Miley, L ERA: 3.98	(1, 1)	4.0		19	5	3	3	2	2	0	0	1	0	0	54	93	6.75	1.750
41 Brad Peacock, R ERA: 3.96	(5, 1)	1.1		5	1	0	0	0	0	0	0	0	0	0	10	14	0.00	0.750
66 Bryan Abreu, R ERA: 1.23	(6, 1)	0.2		2	0	0	0	0	0	0	0	0	0	0	3	6	0.00	0.000
38 Joe Smith, R ERA: 1.11	(7, 1)	1.0		3	0	0	0	0	0	0	0	0	0	0	8	12	0.00	0.000
39 Josh James, R ERA: 4.77	(8, 1)	1.0		4	1	0	0	2	0	0	0	0	0	0	14	22	0.00	1.000

PITCHER		IP	WLS	BF	H	R	ER	SO	BB	IBB	HBP	BLK	WP	HR	S	P	ERA	WHIP
30 Héctor Rondón, R ERA: 3.77	(9, 1)	1.0		3	0	0	0	1	0	0	0	0	0	0	11	17	0.00	0.000
47 Chris Devenski, R	(10, 1)	2.0		7	0	0	0	1	1	0	0	0	0	0	16	26	0.00	0.500
29 Joe Biagini, R ERA: 4.59	(12, 1)	0.2	L	4	0	1	0	1	1	0	0	0	0	0	7	13	0.00	1.500

Batter	1	2	3	4	5	6	7	8	9	AB	R	H	RBI	BB	SO	LOB
4 George Springer, R (1, 8) (8, 9) OBP: 0.379, SLG: 0.581	B FF 93 C CH 84 B FF 93 B FF 93 B FF 93 4-1 27 G4-6-3 BB		X CH 82 0-0 ① P4			C CH 84 F CH 85 B CH 86 B CH 85 S CU 78 2-3 ① K		C SL 85 B SL 84 B SI 98 D SL 85 B FF 100 4-1 1-2 23 HR BB		2	1	0	0	2	1	1
27 Jose Altuve, R (1, 4) OBP: 0.351, SLG: 0.541	C CU 78 B CH 85 B FF 94 D CH 85 C CU 80 X FF 94 3-2 ① ② G4-6-3 1-2f		X CH 82 0-0 ② F7			B CU 78 B CH 85 C CU 78 F CH 84 S CH 85 2-3 ② K		D SL 87 B FF 99 C SL 84 B FS 87 F FF 99 C SL 86 3-3 ② K		4	0	0	0	0	2	4
23 Michael Brantley, L (1, 7) OBP: 0.372, SLG: 0.502 6 Jake Marisnick, R (8, 8) OBP: 0.291, SLG: 0.409	C FF 94 F FF 95 B FF 95 F SL 89 B CU 80 X CH 86 2-2 ③ L4		D SL 85 B FF 92 1 SAFE F FF 91 D CH 84 C SL 88 F SL 88 S SL 90 3-3 ③ K			B FF 90 F CH 85 F FF 89 B CH 85 X CH 84 2-2 ③ G3-1		B SI 99 X FS 87 1-0 1-H 2-H HR		4 0	1 0	1 0	3 0	0 0	1 0	1 0
2 Alex Bregman, R (1, 5) OBP: 0.421, SLG: 0.595		C FF 92 B FF 92 X CU 78 1-1 HR	S CH 83 B FF 92 B FF 92 B FF 92 D CH 84 4-1 10 G5-4-3 BB			B FF 97 X FF 96 1-0 ① G6-3	F FF 99 B SI 98 S SL 86 B FF 97 X SL 85 2-2 ③ F9		3	1	1	1	1	0	0
44 Yordan Alvarez, L (1, 10) OBP: 0.419, SLG: 0.672		C FF 92 S SL 87 X SL 88 0-2 ① G2-3	F SL 87 S SL 86 C SL 87 0-3 ① K			B CH 88 B CH 88 B SL 84 C FF 96 B FF 96 4-1 BB		C FC 84 B CH 80 F CH 83 C KC 81 1-3 ① K	3	0	0	0	1	2	1
10 Yuli Gurriel, R (1, 3) OBP: 0.344, SLG: 0.540		B FF 93 B FF 92 B CH 84 B FF 93 4-0 BB	C FF 95 X SI 95 0-1 ② ③ G5-4-3 1-2f			S CH 89 F FF 97 S SL 84 0-3 ② K		C FC 86 B SI 92 S CH 84 B SI 92 X CH 84 2-2 ② G6-3	3	0	0	0	1	1	2
28 Robinson Chirinos, R (1, 2) OBP: 0.348, SLG: 0.446		C FF 92 B CH 81 B FF 92 F CH 83 F FF 94 S CH 85 2-3 ② K			S SL 84 B FF 96 X SL 87 1-1 ① G6-3		B FF 98 C FF 96 S SL 84 F FF 97 B FF 98 S FF 98 2-3 ③ K		C SI 93 X CH 83 0-1 ③ L6	4	0	0	0	0	2	2
3 Kyle Tucker, L (1, 9) (8, 7) OBP: 0.324, SLG: 0.563		T SL 87 S SL 86 X FF 92 0-2 ③ G6-3			B FF 95 B CH 91 B FF 95 C FF 94 B FF 95 4-1 9 L7 BB			B SI 96 F SI 95 B FS 88 X SI 97 2-1 ① L1-6-3		2	0	0	0	1	0	1
9 Jack Mayfield, R (1, 6) OBP: 0.175, SLG: 0.339			C CU 76 B FF 92 S CH 83 F CH 83 B CU 79 B FF 92 F FF 93 X CH 84 3-2 1B		C SL 87 1 SAFE 1 SAFE S SL 87 F SL 86 X FF 96 0-2 ② ③ L7 1-2			C SL 84 B FS 88 X FF 99 1-1 4 BB 23 HR 1B		3	1	2	0	0	0	1
Inning Stats	R: 0 E: 0 K: 0 S: 8 H: 0 LOB: 0 BB: 1 P: 17	R: 1 E: 0 K: 1 S: 12 H: 1 LOB: 1 BB: 1 P: 19	R: 0 E: 0 K: 1 S: 11 H: 1 LOB: 1 BB: 0 P: 17	R: 0 E: 0 K: 1 S: 6 H: 0 LOB: 0 BB: 1 P: 10	R: 0 E: 0 K: 0 S: 7 H: 0 LOB: 0 BB: 1 P: 12	R: 0 E: 0 K: 2 S: 9 H: 0 LOB: 0 BB: 0 P: 15	R: 0 E: 0 K: 2 S: 9 H: 0 LOB: 1 BB: 1 P: 16	R: 3 E: 0 K: 1 S: 12 H: 2 LOB: 0 BB: 1 P: 25	R: 0 E: 0 K: 1 S: 8 H: 0 LOB: 0 BB: 0 P: 11	1B: 2 2B: 0 3B: 0 HR: 2 SF: 0 SAC: 0 DP: 2 HBP: 0						WP: 0 PB: 0 SB: 0 CS: 0 PA: 34

TOP

Houston Astros @ Los Angeles Angels

Angel Stadium, Anaheim, CA

Fri Sep 27 2019, 7:09 PM - 9:45 PM PDT

Att. 41,763 - Cloudy - 70 F

livebaseballscorecards.com

AB	28
R	4
H	4
RBI	4
BB	6
SO	9
LOB	13

PITCHER		IP	WLS	BF	H	R	ER	SO	BB	IBB	HBP	BLK	WP	HR	S	P	ERA	WHIP
43 Patrick Sandoval, L ERA: 5.03	(1, 1)	3.1	L	14	2	1	1	3	3	0	0	0	0	1	35	61	2.70	1.500
65 Jake Jewell, R ERA: 6.66	(4, 1)	1.2		4	0	0	0	0	1	0	0	0	0	0	9	14	0.00	0.600
24 Noé Ramirez, R ERA: 3.99	(6, 1)	1.0		3	0	0	0	2	0	0	0	0	0	0	9	15	0.00	0.000
31 Ty Buttrey, R ERA: 3.98	(7, 1)	1.0		4	0	0	0	2	1	0	0	0	0	0	9	16	0.00	1.000
40 Luis García, R ERA: 4.43	(8, 1)	1.0		6	2	3	3	1	1	0	0	0	0	1	12	25	27.00	3.000

PITCHER		IP	WLS	BF	H	R	ER	SO	BB	IBB	HBP	BLK	WP	HR	S	P	ERA	WHIP
53 Trevor Cahill, R ERA: 5.98	(9, 1)	1.0		3	0	0	0	1	0	0	0	0	0	0	8	11	0.00	0.000

Batter	1	2	3	4	5	6	7	8	9	AB	R	H	RBI	BB	SO	LOB
6 David Fletcher, R (1, 7) OBP: 0.353, SLG: 0.388	C FF 94 F FF 93 X ST 85 0-2 1B		C FF 95 B FF 94 B CH 87 X FF 94 2-1 ③ L6			B FF 95 B FF 94 C FF 94 X FF 93 2-1 ② P6			C FF 95 B SL 84 X FF 94 1-1 ② L7	4	0	1	0	0	0	0
9 Tommy La Stella, L (1, 10) OBP: 0.348, SLG: 0.488	B FF 92 B FF 91 F FF 92 B CH 84 X FF 92 3-1 ① L8			C FF 92 F CH 85 X CH 86 0-2 ① G6-3		B FF 94 C FF 93 B FF 95 F FF 92 X FF 92 2-2 ③ L8			C FF 94 B CH 88 X CH 88 1-1 ③ L8	4	0	0	0	0	0	1
5 Albert Pujols, R (1, 3) OBP: 0.306, SLG: 0.433	B FF 93 B CU 76 F FF 92 S FF 93 X FF 92 2-2 ② P5			C CU 78 B ST 79 B ST 80 S FF 94 X CU 78 2-2 ② G4-3			C FF 93 F FF 93 C FF 94 0-3 ① K			3	0	0	0	0	1	1
56 Kole Calhoun, L (1, 9) OBP: 0.324, SLG: 0.468	B CU 76 B CH 84 S CH 84 X FF 93 2-1 ③ F9			B CH 86 B CH 85 S FF 93 B CH 86 B FF 94 4-1 BB			S CU 82 B SL 88 S CU 82 B FF 94 B CU 82 X CU 81 3-2 ② G3			2	0	0	0	1	0	1
2 Andrelton Simmons, R (1, 6) OBP: 0.305, SLG: 0.353		C CH 86 B ST 85 F FF 93 B FF 94 F ST 85 X CU 80 2-2 22 G1-5-3 1B		B FF 93 X FF 92 1-0 ③ L8			S SL 89 F FF 93 S SL 89 0-3 ③ K			3	0	1	0	0	1	1
22 Kaleb Cowart, S (1, 4) OBP: 0.250, SLG: 0.368		C FF 93 B FF 92 D CU 80 F FF 93 1 SAFE F SL 88 X CU 79 2-2 ①② G1-5-3 1-2f			B CH 85 X CH 85 1-0 ① F9			C FC 90 S FC 92 S CU 82 0-3 ① K2-3		3	0	0	0	0	1	1
23 Matt Thaiss, L (1, 5) OBP: 0.281, SLG: 0.364		S FF 94 T FF 94 B FF 95 F CH 87 S FF 95 1-3 ③ K			X CH 85 0-0 21 G6-4-3 1B			C FC 91 S FC 91 S FC 91 0-3 ② K		3	0	1	0	0	2	0
21 Michael Hermosillo, R (1, 8) OBP: 0.304, SLG: 0.222			C FF 93 B ST 85 S CH 85 B FF 94 B ST 84 X FF 94 3-2 ① F7		B CH 84 X CH 83 1-0 ②③ G6-4-3 1-2f			S CU 80 C CU 80 S FC 91 0-3 ③ K		3	0	0	0	0	1	1
48 Anthony Bemboom, L (1, 2) OBP: 0.154, SLG: 0.216			B CH 86 T FF 94 S CH 86 B FF 95 S FF 95 2-3 ② K			X FF 94 0-0 ① B1-3			B FF 94 C FF 93 F FF 94 B SL 85 X FF 95 2-2 ① P2	3	0	0	0	0	1	0
Inning Stats	R: 0 E: 0 K: 0 S: 10 H: 1 LOB: 1 BB: 0 P: 17	R: 0 E: 0 K: 1 S: 12 H: 1 LOB: 0 BB: 0 P: 17	R: 0 E: 0 K: 1 S: 8 H: 0 LOB: 0 BB: 0 P: 15	R: 0 E: 0 K: 0 S: 8 H: 0 LOB: 1 BB: 1 P: 15	R: 0 E: 0 K: 0 S: 3 H: 1 LOB: 0 BB: 0 P: 5	R: 0 E: 0 K: 0 S: 6 H: 0 LOB: 0 BB: 0 P: 10	R: 0 E: 0 K: 2 S: 9 H: 0 LOB: 0 BB: 0 P: 12	R: 0 E: 0 K: 3 S: 9 H: 0 LOB: 0 BB: 0 P: 9	R: 0 E: 0 K: 0 S: 7 H: 0 LOB: 0 BB: 0 P: 11	1B: 3 2B: 0 3B: 0 HR: 0	SF: 0 SAC: 0 DP: 2 HBP: 0			WP: 0 PB: 0 SB: 0 CS: 0	PA: 29		

PITCHER		IP	WLS	BF	H	R	ER	SO	BB	IBB	HBP	BLK	WP	HR	S	P	ERA	WHIP
65 José Urquidy, R ERA: 3.95	(1, 1)	6.0	W	20	3	0	0	2	1	0	0	0	0	0	47	79	0.00	0.667
55 Ryan Pressly, R ERA: 2.36	(7, 1)	1.0	H	3	0	0	0	2	0	0	0	0	0	0	9	12	0.00	0.000
36 Will Harris, R ERA: 1.51	(8, 1)	1.0		3	0	0	0	3	0	0	0	0	0	0	9	9	0.00	0.000
39 Josh James, R ERA: 4.7	(9, 1)	1.0		3	0	0	0	0	0	0	0	0	0	0	7	11	0.00	0.000

PITCHER	IP	WLS	BF	H	R	ER	SO	BB	IBB	HBP	BLK	WP	HR	S	P	ERA	WHIP

BOTTOM

Houston Astros @ Los Angeles Angels

Angel Stadium, Anaheim, CA

Fri Sep 27 2019, 7:09 PM - 9:45 PM PDT

Att. 41,763 - Cloudy - 70 F

livebaseballscorecards.com

AB	28
R	0
H	3
RBI	0
BB	1
SO	7
LOB	6

Houston Astros @ Los Angeles Angels

Angel Stadium, Anaheim, CA

Sat Sep 28 2019, 6:10 PM - 9:03 PM PDT

Att. 35,814 - Overcast - 68 F

livebaseballscorecards.com

Batter	1	2	3	4	5	6	7	8	9	AB	R	H	RBI	BB	SO	LOB
4 George Springer, R (1, 9) OBP: 0.379, SLG: 0.579 3 Kyle Tucker, L (6, PR) OBP: 0.329, SLG: 0.554 (6, 9)	B FF 90 B CH 82 C CH 82 S FF 91 X CH 82 2-2 G5-3 ①			X CU 75 0-0 F7 ①		B CH 81 C FF 92 B FF 92 F CU 76 B CH 82 B CU 75 4-2 27 HR BB	F FF 94 B CH 87 B SL 84 B SL 84 F FF 94 B FF 94 4-2 27 2B BB		B CU 84 B FC 93 S SL 85 D CH 87 S CU 82 X CU 85 3-2 G3 ①	2 1	0 2	0 0	0 0	1 1	0 0	0 1
27 Jose Altuve, R (1, 4) OBP: 0.353, SLG: 0.549	C FF 91 X FF 92 0-1 F7 ②			B FF 91 B CU 72 B FF 90 F FF 91 F FF 92 X FF 92 3-2 1B		C CU 74 1 SAFE F CU 75 X FF 91 0-2 1-H HR	1 SAFE X SL 83 0-0 1-H 2B		S CH 87 B FF 96 B FF 93 X FF 93 2-1 F9 ②	5	1	3	3	0	0	1
2 Alex Bregman, R (1, 6) OBP: 0.421, SLG: 0.591 9 Jack Mayfield, R (9, 6) OBP: 0.175, SLG: 0.339	C FF 91 B CH 83 F CH 82 S FF 91 1-3 K ③			X CH 81 0-0 P4 ②		B FF 94 B SL 86 B SL 87 B FF 94 4-0 10 G5-3 22 HR BB	B FF 93 B FF 93 B FF 93 B FF 92 4-0 BB		B FF 94 B CH 89 C FF 94 X CH 88 2-1 F9 ③	3 0	1 0	0 0	0 0	2 0	1 0	2 0
44 Yordan Alvarez, L (1, 10) OBP: 0.415, SLG: 0.663		C CU 74 F FF 92 B SL 79 B CH 81 B FF 93 S CU 74 3-3 K ①		B FF 92 1 SAFE B CH 81 X CU 76 2-0 G4-3 ③		S SL 86 C FF 96 B FF 96 S SL 87 1-3 K ①	C FF 91 B SL 83 F SI 91 T SL 83 1-2 K ②			4	0	0	0	0	3	4
10 Yuli Gurriel, R (1, 3) OBP: 0.344, SLG: 0.538		B FF 92 B CH 83 C CU 75 X CU 75 2-1 P6 ②			B FF 91 C CU 75 C FF 91 F CH 81 B CH 80 F FF 92 B CU 74 X CH 82 3-2 28 S 1B	C FF 96 B FF 95 1 SAFE 1 SAFE C SL 86 X SL 87 1-2 G5-3 ②	C FF 93 X FF 93 0-1 L8 ③			4	0	1	0	0	0	3
16 Aledmys Díaz, R (1, 5) OBP: 0.351, SLG: 0.444		C FF 92 X CH 82 0-1 F7 ③			B FF 92 B CU 74 B CH 82 C FF 91 F CU 75 X CU 76 3-2 F7 ①	C SL 86 H FF 95 1-1 22 HR HBP		B FF 94 B FF 93 F FF 93 X FF 93 2-1 F8 ①		3	1	0	0	0	0	1
22 Josh Reddick, L (1, 7) OBP: 0.319, SLG: 0.409 26 Myles Straw, R (8, 7) OBP: 0.377, SLG: 0.337			C FF 90 B CU 76 S FF 91 S SL 79 1-3 K ①		D SL 82 1 SAFE S FF 92 S CH 81 S FF 91 1-3 K ②	B FF 95 S SL 86 B FF 94 X SL 86 2-1 1-H 2-H HR		B FF 94 S SL 84 B FF 93 B FF 94 C SL 85 X SL 85 3-2 F8 ②		4 0	1 0	1 0	3 0	0 0	2 0	1 0
28 Robinson Chirinos, R (1, 2) OBP: 0.347, SLG: 0.443			B FF 90 F CH 81 S FF 91 X CH 82 1-2 L5 ②		S CU 77 B FF 91 1 SAFE C FF 92 D CH 82 F FF 90 D CU 76 B FF 91 4-2 1-2 BB	B SL 85 C SL 85 B FF 95 C FF 94 F FF 95 F SL 87 S SL 85 2-3 K ③		X FF 93 0-0 P5 ③		3	0	0	0	1	1	1
6 Jake Marisnick, R (1, 8) OBP: 0.291, SLG: 0.414			C CU 73 S FF 92 B CH 82 S FF 92 1-3 K ③		B CH 83 F CU 77 S FF 90 S FF 92 1-3 K ③		F FF 93 X SL 84 0-1 G5-3 ①		F FF 91 F CU 83 B CH 86 B FC 91 B SL 84 X CH 85 3-2 3B	4	0	1	0	0	2	2
Inning Stats	R: 0 E: 0 K: 1 S: 8 H: 0 LOB: 0 BB: 0 P: 11	R: 0 E: 0 K: 1 S: 7 H: 0 LOB: 0 BB: 0 P: 12	R: 0 E: 0 K: 2 S: 9 H: 0 LOB: 0 BB: 0 P: 12	R: 0 E: 0 K: 0 S: 6 H: 1 LOB: 1 BB: 0 P: 11	R: 0 E: 0 K: 2 S: 17 H: 1 LOB: 2 BB: 1 P: 29	R: 5 E: 0 K: 2 S: 19 H: 2 LOB: 1 BB: 2 P: 34	R: 1 E: 0 K: 1 S: 10 H: 1 LOB: 2 BB: 2 P: 19	R: 0 E: 0 K: 0 S: 6 H: 0 LOB: 0 BB: 0 P: 11	R: 0 E: 0 K: 0 S: 10 H: 1 LOB: 1 BB: 0 P: 20	1B: 2 2B: 1 3B: 1 HR: 2 SF: 0 SAC: 0 DP: 0 HBP: 1						

TOP

AB	33
R	6
H	6
RBI	6
BB	5
SO	9
LOB	16

WP: 0 PB: 0 SB: 1 CS: 0 PA: 39

PITCHER		IP	WLS	BF	H	R	ER	SO	BB	IBB	HBP	BLK	WP	HR	S	P	ERA	WHIP
54 José Suarez, L ERA: 7.11	(1, 1)	5.0		20	3	3	3	6	2	0	0	0	0	1	52	84	5.40	1.000
39 Luke Bard, R ERA: 4.78	(6, 1)	1.0	L	6	1	2	2	2	1	0	1	0	0	1	14	25	18.00	2.000
99 Keynan Middleton, R ERA: 1.17	(7, 1)	0.1		4	1	1	1	0	2	0	0	0	0	0	5	13	27.00	9.000
49 Adalberto Mejía, L ERA: 6.61	(7, 1)	0.2		2	0	0	0	1	0	0	0	0	0	0	5	6	0.00	0.000
38 Justin Anderson, R ERA: 5.67	(8, 1)	1.0		3	0	0	0	0	0	0	0	0	0	0	6	11	0.00	0.000

PITCHER		IP	WLS	BF	H	R	ER	SO	BB	IBB	HBP	BLK	WP	HR	S	P	ERA	WHIP
67 Taylor Cole, R ERA: 6.04	(9, 1)	1.0		4	1	0	0	0	0	0	0	0	0	0	10	20	0.00	1.000

Batter	1	2	3	4	5	6	7	8	9	AB	R	H	RBI	BB	SO	LOB
6 David Fletcher, R (1, 4) OBP: 0.351, SLG: 0.386	C FF 93 B SL 89 X FF 95 1-1 ① P6		C SL 87 C FF 95 F FF 95 X FF 95 0-2 ② F7		C SL 88 C CU 79 F CU 80 S SL 87 0-3 ② K			C FF 93 X SL 89 0-1 ① L7		4	0	0	0	0	1	0
18 Brian Goodwin, L (1, 8) OBP: 0.327, SLG: 0.474	B FF 94 S FF 95 X CU 80 1-1 HR		F FF 94 S CH 87 S CH 88 0-3 ③ K		B FF 95 B FF 95 F FF 94 S SL 86 F SL 88 S CU 82 2-3 ③ K			C FF 94 B FF 93 B SL 90 B CU 80 X FF 94 3-1 ② G4-3		4	1	1	1	0	2	0
5 Albert Pujols, R (1, 10) OBP: 0.304, SLG: 0.429	X FF 95 0-0 ② L7			X FF 94 0-0 ① F8		B SL 86 C SL 87 X SL 90 1-1 ① L9		C SL 86 X CU 84 0-1 ③ G4-3		4	0	0	0	0	0	0
56 Kole Calhoun, L (1, 9) OBP: 0.324, SLG: 0.466	X FF 95 0-0 1B			B CU 80 B CH 87 S FF 95 C CH 86 S SL 88 2-3 K 2 HR		C CH 86 S FF 95 B CU 80 T FF 95 1-2 ② K			S FF 96 B FF 97 S FC 92 S SL 88 1-3 ① K	4	1	1	0	0	3	0
2 Andrelton Simmons, R (1, 6) OBP: 0.307, SLG: 0.362	B SL 88 1 SAFE B FF 94 X FF 94 2-0 ③ P2			1 SAFE X FF 94 0-0 1-H HR		C FF 94 X SL 87 0-1 ③ G5-3			B SL 89 X FC 92 1-0 44 FC5-4 1B	4	1	2	2	0	0	1
44 Kevan Smith, R (1, 2) OBP: 0.318, SLG: 0.393		C FF 95 F FF 94 F FF 95 C CH 87 0-3 ① K		C CU 80 X SL 88 0-1 1B			B SL 85 X SI 97 1-0 ① G6-3		C FF 97 X CH 84 0-1 ② FC5-4 1-2f	4	0	1	0	0	1	1
25 Jared Walsh, L (1, 3) OBP: 0.276, SLG: 0.329		F FF 95 F FF 95 F SL 88 B CU 83 F CU 82 S SL 90 1-3 ② K		C CU 80 C SL 88 B SL 87 D SL 88 S CU 80 2-3 ② K			C SL 86 S FF 98 H SL 84 1-2 3 BB HBP		S SL 90 X FF 96 0-1 ③ F9	3	0	0	0	0	2	2
3 Taylor Ward, R (1, 7) OBP: 0.273, SLG: 0.350		B FF 96 C FF 95 B CU 80 B FF 95 S FF 94 F FF 95 C FF 95 3-3 ③ K		C CU 79 F FF 95 S SL 88 0-3 ③ K			C SI 97 F SI 97 B SL 88 B SL 87 B SL 87 B SI 97 4-2 22 G3-6-1 1-2 BB			2	0	0	0	1	2	1
22 Kaleb Cowart, S (1, 5) OBP: 0.217, SLG: 0.318			C CU 79 F SL 88 S SL 87 0-3 ① K		F SL 85 F FF 93 B CU 80 F SL 87 B CU 81 S SL 87 2-3 ① K		C SL 85 X FF 98 0-1 ②③ G3-6-1 1-2f			3	0	0	0	0	2	2
Inning Stats	R: 1 E: 0 K: 0 S: 7 H: 2 LOB: 1 BB: 0 P: 11	R: 0 E: 0 K: 3 S: 13 H: 0 LOB: 0 BB: 0 P: 17	R: 0 E: 0 K: 2 S: 10 H: 0 LOB: 0 BB: 0 P: 10	R: 2 E: 0 K: 3 S: 13 H: 2 LOB: 1 BB: 0 P: 17	R: 0 E: 0 K: 3 S: 12 H: 0 LOB: 0 BB: 0 P: 16	R: 0 E: 0 K: 1 S: 7 H: 0 LOB: 0 BB: 0 P: 9	R: 0 E: 0 K: 0 S: 7 H: 0 LOB: 1 BB: 1 P: 13	R: 0 E: 0 K: 0 S: 6 H: 0 LOB: 0 BB: 0 P: 9	R: 0 E: 0 K: 1 S: 8 H: 1 LOB: 1 BB: 0 P: 10	1B: 3 2B: 0 3B: 0 HR: 2 SF: 0 SAC: 0 DP: 1 HBP: 1						

PITCHER		IP	WLS	BF	H	R	ER	SO	BB	IBB	HBP	BLK	WP	HR	S	P	ERA	WHIP
35 Justin Verlander, R ERA: 2.58	(1, 1)	6.0	W	23	4	3	3	12	0	0	0	0	1	2	62	80	4.50	0.667
30 Héctor Rondón, R ERA: 3.71	(7, 1)	1.0	H	4	0	0	0	0	1	0	1	0	0	0	7	13	0.00	1.000
55 Ryan Pressly, R ERA: 2.32	(8, 1)	1.0	H	3	0	0	0	0	0	0	0	0	0	0	6	9	0.00	0.000
54 Roberto Osuna, R ERA: 2.63	(9, 1)	1.0	S	4	1	0	0	1	0	0	0	0	0	0	8	10	0.00	1.000

PITCHER	IP	WLS	BF	H	R	ER	SO	BB	IBB	HBP	BLK	WP	HR	S	P	ERA	WHIP

BOTTOM

Houston Astros @ Los Angeles Angels

Angel Stadium, Anaheim, CA

Sat Sep 28 2019, 6:10 PM - 9:03 PM PDT

Att. 35,814 - Overcast - 68 F

livebaseballscorecards.com

AB	32
R	3
H	5
RBI	3
BB	1
SO	13
LOB	7



WP: 1	PB: 0	SB: 0	CS: 0
PA: 34			

Batter	1	2	3	4	5	6	7	8	9	AB	R	H	RBI	BB	SO	LOB
4 George Springer, R (1, 9) OBP: 0.383, SLG: 0.591	B FF 90 C FF 89 F FF 90 B CH 84 F CH 84 F FF 91 X FF 92 2-2 27 2B 1B	X CH 83 0-0 HR		C CU 74 B FF 89 C FF 89 B CU 74 X CU 75 2-2 2-H 23 2B 2B	F SI 93 B FF 92 X SL 86 1-1 1-2 2-3 1B			B CU 84 C CH 85 X FF 94 1-1 9 FC6-4 1B		4	3	4	2	0	0	0
13 Abraham Toro, S (5, PR) OBP: 0.303, SLG: 0.385 (5, 5)										1	0	1	0	0	0	0
27 Jose Altuve, R (1, 4) OBP: 0.353, SLG: 0.550	B CH 83 F FF 90 D CU 77 X CH 82 2-1 23 L8 1-H 2B	C FF 90 X CU 76 0-1 G6-3		X SL 82 0-0 G6-3 2B	D CH 86 X SL 83 1-0 G1-3			C SL 84 F FF 93 B SL 86 X FF 95 1-2 P4		3	0	1	1	0	0	1
6 Jake Marisnick, R (4, 8) OBP: 0.289, SLG: 0.411										2	0	0	0	0	0	4
23 Michael Brantley, L (1, 7) OBP: 0.372, SLG: 0.503	X FF 90 0-0 L8 2-3	B CU 76 X FF 90 1-0 F9	B SL 85 B CH 88 F FF 94 X FF 94 2-1 2 1B 2-H 2B		B CU 80 C FF 93 B FF 93 F CU 82 F CU 82 C FF 94 2-3 K		S FC 94 S CH 89 S CH 89 0-3 K		3	0	1	1	0	0	1
3 Kyle Tucker, L (4, PR) OBP: 0.319, SLG: 0.537 (4, 7) (5, 9)										2	1	0	0	0	2	1
2 Alex Bregman, R (1, 6) OBP: 0.423, SLG: 0.592	B FF 90 B CH 83 B CH 82 F FF 90 B FF 91 4-1 10 FC6-4 BB	C FF 91 C CU 77 B FF 90 B FF 91 F CU 77 B FF 92 F FF 91 B CU 77 4-2 10 HR BB	C FF 95 B SL 86 B CH 88 B SL 85 F FF 96 X FF 96 3-2 2-H 1B		C CU 81 B CH 87 F FF 93 F CU 82 F CU 83 X FF 94 1-2 P3		C FF 95 X SL 86 0-1 FC6-4 1-2f		1	1	1	1	2	0	0
9 Jack Mayfield, R (4, PR) OBP: 0.169, SLG: 0.328 (4, 6)										2	0	0	0	0	0	1
44 Yordan Alvarez, L (1, 10) OBP: 0.412, SLG: 0.655	1 SAFE S CU 76 F CU 75 F FF 90 D CU 76 1 SAFE S SL 82 1-3 K	F SL 82 C CH 82 B SL 82 X CU 74 1-2 L8	C FF 95 F CH 89 D SL 86 B FF 95 S CH 89 2-3 K		B CU 82 B CU 81 B FF 94 B FF 93 4-0 BB			B SI 96 B SL 82 X SI 96 2-0 G5-3		4	0	0	0	1	2	5
10 Yuli Gurriel, R (1, 3) OBP: 0.343, SLG: 0.541	B FF 90 B FF 90 F CH 82 B FF 91 X FF 90 3-1 FC6-4 1-2f	1 SAFE X CU 76 0-0 1-H HR	B FF 93 B CH 85 F FF 92 C SI 91 X FF 92 2-2 G6-3		B FF 94 F FF 94 D FF 94 F FF 92 X CU 84 2-2 F7			X SI 96 0-0 G3-1		4	1	1	2	0	0	3
11 Garrett Stubbs, L (6, 7) OBP: 0.282, SLG: 0.286										1	0	0	0	0	0	0
16 Aledmys Díaz, R (1, 5) OBP: 0.356, SLG: 0.467 (5, 4) (6, 3)		C FF 90 C FF 89 X FF 91 0-2 HR	F FF 91 X CH 82 0-1 L8		X CU 80 0-0 4 1B 26 BB 1B		X FF 94 0-0 L7		X FF 97 0-0 2B	5	1	3	1	0	0	0
12 Martín Maldonado, R (1, 2) OBP: 0.293, SLG: 0.378		C CU 76 X FF 91 0-1 G6-3	C FF 89 S FF 89 S CU 77 0-3 K	F CU 79 C SL 85 X SL 85 0-2 L8		F FF 95 B SL 84 S SL 84 S SL 84 1-3 K		C SL 84 B FF 97 H SI 94 2-1 HBP		4	0	0	0	0	2	1
26 Myles Straw, R (1, 8) OBP: 0.378, SLG: 0.343 (4, 4) (5, 7) (6, 4)		B FF 90 F FF 90 X CH 83 1-1 G5-3	B CU 75 X FF 89 1-0 4 S 4 2B 2B	B FF 93 B SL 82 F FF 91 C SL 83 F SL 86 B SI 94 B SL 86 4-2 4 1B 1-2 BB		B FF 94 B SL 84 X FF 95 2-0 G3		B FF 96 C SL 80 F FF 97 S SL 85 1-3 K		4	1	1	0	1	1	2
Inning Stats	R: 1 H: 2 E: 0 LOB: 2 K: 1 BB: 1 S: 15 P: 27	R: 2 H: 2 E: 0 LOB: 0 K: 0 BB: 0 S: 10 P: 11	R: 2 H: 1 E: 0 LOB: 0 K: 0 BB: 1 S: 11 P: 17	R: 3 H: 4 E: 0 LOB: 2 K: 2 BB: 0 S: 16 P: 26	R: 0 H: 2 E: 0 LOB: 3 K: 0 BB: 1 S: 13 P: 21	R: 0 H: 0 E: 0 LOB: 1 K: 1 BB: 1 S: 12 P: 21	R: 0 H: 0 E: 0 LOB: 1 K: 1 BB: 0 S: 5 P: 8	R: 0 H: 1 E: 0 LOB: 1 K: 1 BB: 0 S: 10 P: 12	R: 0 H: 1 E: 0 LOB: 2 K: 1 BB: 0 S: 7 P: 12	1B: 5 SF: 0 2B: 5 SAC: 0 3B: 0 DP: 0 HR: 3 HBP: 1						WP: 0 PA: 45 PB: 0 SB: 1 CS: 0

TOP

Houston Astros @ Los Angeles Angels

Angel Stadium, Anaheim, CA

Sun Sep 29 2019, 12:11 PM - 3:39 PM PDT

Att. 34,693 - Cloudy - 71 F

livebaseballscorecards.com

AB	40
R	8
H	13
RBI	8
BB	4
SO	7
LOB	19

PITCHER		IP	WLS	BF	H	R	ER	SO	BB	IBB	HBP	BLK	WP	HR	S	P	ERA	WHIP
52 Dillon Peters, L ERA: 5.38	(1, 1)	3.1	L	19	7	7	7	2	2	0	0	0	0	3	43	65	18.90	2.700
65 Jake Jewell, R ERA: 6.84	(4, 1)	0.2		4	2	1	1	1	0	0	0	0	0	0	9	16	13.50	3.000
63 José Rodríguez, R ERA: 2.75	(5, 1)	1.0		6	2	0	0	0	1	0	0	0	0	0	13	21	0.00	3.000
58 Miguel Del Pozo, L ERA: 10.61	(6, 1)	1.0		4	0	0	0	1	1	0	0	0	0	0	12	21	0.00	1.000
38 Justin Anderson, R ERA: 5.55	(7, 1)	1.0		3	0	0	0	1	0	0	0	0	0	0	5	8	0.00	0.000

PITCHER		IP	WLS	BF	H	R	ER	SO	BB	IBB	HBP	BLK	WP	HR	S	P	ERA	WHIP
67 Taylor Cole, R ERA: 5.92	(8, 1)	1.0		4	1	0	0	1	0	0	0	0	0	0	10	12	0.00	1.000
40 Luis García, R ERA: 4.35	(9, 1)	1.0		5	1	0	0	1	0	0	1	0	0	0	7	12	0.00	1.000

Houston Astros @ Los Angeles Angels

Angel Stadium, Anaheim, CA

Sun Sep 29 2019, 12:11 PM - 3:39 PM PDT

Att. 34,693 - Cloudy - 71 F

livebaseballscorecards.com

BOTTOM

Batter	1	2	3	4	5	6	7	8	9	AB	R	H	RBI	BB	SO	LOB
9 Tommy La Stella, L (1, 10) OBP: 0.346, SLG: 0.486	B FF 94 F FF 94 C FF 95 B CH 88 X FF 95 2-2 ① G3-1		B KC 82 X KC 83 1-0 6 G6-3 2B		S FF 97 F FF 97 B FF 98 S FF 98 1-3 ① K		C FF 93 C FF 95 X CU 85 0-2 ① G1-3		C FF 91 X FF 92 0-1 ① F8	5	0	1	0	0	1	0
6 David Fletcher, R (1, 4) OBP: 0.350, SLG: 0.384	C FF 95 C FF 95 S SL 90 0-3 ② K		D SL 88 C FF 98 D SL 90 X SL 89 2-1 ② G6-3 2-3		F FF 97 C SL 91 B FF 98 X KC 86 1-2 ② G5-3		B SL 86 B SL 84 B SI 95 C FF 94 F FF 94 F FF 96 S SL 86 3-3 ② K		C FF 93 B CH 83 X CH 82 1-1 18 FC4-5 1B	5	0	1	0	0	2	1
18 Brian Goodwin, L (1, 8) OBP: 0.326, SLG: 0.470	B FF 96 F CH 88 B FF 96 F FF 96 B SL 91 F FF 97 C CH 90 3-3 ③ K		B SL 89 B SL 88 S CH 88 F FF 99 B FF 99 S FF 98 3-3 ③ K		B SL 90 C CH 90 B FF 99 S FF 98 B FF 100 F FF 100 B FF 99 4-2 BB		F FF 95 B CH 88 B SL 87 C SL 86 S CU 88 2-3 ③ K		B CH 82 C CH 80 1 SAFE 1 SAFE X FF 94 1-1 ② FC4-5 1-2f	4	0	0	0	1	3	2
5 Albert Pujols, R (1, 3) OBP: 0.305, SLG: 0.430 22 Kaleb Cowart, S (4, PR) OBP: 0.192, SLG: 0.280 (5, 5)		C FF 95 B KC 82 S SL 89 X FF 97 1-2 ① F9		S SL 89 F FF 99 B FF 98 X FF 99 1-2 3 BB 2 HBP 1B	S FF 98 F FF 99 F KC 86 B FF 99 S FF 98 1-3 ③ K			B SL 79 B SL 78 C FF 88 X FF 89 2-1 ① P6	F FC 90 X CU 81 0-1 ③ L8	2 3	0 0	1 0	0 0	0 0	0 1	0 2
56 Kole Calhoun, L (1, 9) OBP: 0.325, SLG: 0.467		B KC 85 C FF 96 X CH 88 1-1 2B		S FF 97 S FF 99 F FF 100 S SL 91 0-3 ① K		F FF 92 B CH 86 B CH 83 S FF 92 S FF 93 2-3 ① K		C SL 80 B CH 78 B SL 80 B SI 88 B SI 86 4-1 2 2B BB		3	1	1	0	1	2	1
2 Andrelton Simmons, R (1, 6) OBP: 0.309, SLG: 0.364		B SL 88 F SL 86 C FF 97 S SL 88 1-3 ② K		B KC 82 B SL 88 H CH 88 3-0 3 BB HBP 1-2		C SI 92 X FF 92 0-1 ② G1-3		X SI 88 0-0 23 2B 2B 1-H		3	1	1	1	0	1	1
3 Taylor Ward, R (1, 7) OBP: 0.292, SLG: 0.333		S SL 89 D SL 89 F SL 90 C FF 98 1-3 ③ K		B SL 89 C SL 88 B FF 98 C FF 98 D SL 90 B FF 99 4-2 1-2 2-3 BB		C ST 82 B ST 82 B SI 92 B ST 82 C SI 92 F SI 92 B FF 93 4-2 23 HR BB		C SL 80 B SL 80 S SL 81 C FF 89 1-3 ② K		2	1	0	0	2	2	2
23 Matt Thaiss, L (1, 5) OBP: 0.293, SLG: 0.422 (5, 3)			X FF 96 0-0 HR	C FF 98 F FF 97 D SL 90 B FF 100 S FF 100 2-3 ② K		F FF 94 S CH 85 B CH 81 B FF 93 F FF 92 B ST 84 F FF 92 F FF 93 F FF 92 3-2 X FF 83 1-H HR		B SL 80 C SL 80 F FF 90 F FF 89 F SL 81 F SL 81 F CH 78 B SL 80 X FF 88 2-2 2-H 2B		4	2	3	4	0	1	3
48 Anthony Bemboom, L (1, 2) OBP: 0.145, SLG: 0.204 41 Justin Bour, L (8, PH) OBP: 0.259, SLG: 0.364 44 Kevan Smith, R (9, 2) OBP: 0.318, SLG: 0.393			F FF 95 T FF 96 X KC 86 0-2 ① G3-1	B KC 85 S FF 99 S FF 98 S FF 100 1-3 ③ K		B FF 94 S SL 85 C SL 86 B CU 85 B SL 87 S SL 86 3-3 ③ K		C CH 82 X CH 82 0-1 ③ F8		3 1 0	0 0 0	0 0 0	0 0 0	0 0 0	2 0 0	3 1 0
Inning Stats	R: 0 E: 0 K: 2 S: 10 H: 0 LOB: 0 BB: 0 P: 15	R: 0 E: 0 K: 2 S: 11 H: 1 LOB: 1 BB: 0 P: 15	R: 1 E: 0 K: 1 S: 10 H: 2 LOB: 1 BB: 0 P: 16	R: 0 E: 0 K: 3 S: 15 H: 1 LOB: 3 BB: 1 P: 26	R: 0 E: 0 K: 2 S: 13 H: 0 LOB: 1 BB: 1 P: 20	R: 2 E: 0 K: 2 S: 18 H: 1 LOB: 0 BB: 1 P: 30	R: 0 E: 0 K: 2 S: 10 H: 0 LOB: 0 BB: 0 P: 15	R: 2 E: 0 K: 1 S: 16 H: 2 LOB: 1 BB: 1 P: 25	R: 0 E: 0 K: 0 S: 8 H: 1 LOB: 1 BB: 0 P: 10	1B: 2 2B: 4 3B: 0 HR: 2	SF: 0 SAC: 0 DP: 0 HBP: 1		WP: 0 PB: 0 SB: 0 CS: 0	PA: 40			

	AB	35
	R	5
	H	8
	RBI	5
	BB	4
	SO	15
	LOB	16

PITCHER		IP	WLS	BF	H	R	ER	SO	BB	IBB	HBP	BLK	WP	HR	S	P	ERA	WHIP
45 Gerrit Cole, R ERA: 2.5	(1, 1)	5.0	W	22	4	1	1	10	2	0	1	0	0	1	59	92	1.80	1.200
41 Brad Peacock, R ERA: 4.12	(6, 1)	0.2		4	1	2	2	1	1	0	0	0	0	1	15	24	27.00	3.000
66 Bryan Abreu, R ERA: 1.04	(6, 1)	1.1		4	0	0	0	3	0	0	0	0	0	0	13	21	0.00	0.000
38 Joe Smith, R ERA: 1.8	(8, 1)	0.2		5	2	2	2	1	1	0	0	0	0	0	14	23	27.00	4.500
47 Chris Devenski, R ERA: 4.83	(8, 1)	1.0	H	4	1	0	0	0	0	0	0	0	0	0	8	10	0.00	1.000

PITCHER		IP	WLS	BF	H	R	ER	SO	BB	IBB	HBP	BLK	WP	HR	S	P	ERA	WHIP
36 Will Harris, R ERA: 1.5	(9, 1)	0.1	S	1	0	0	0	0	0	0	0	0	0	0	2	2	0.00	0.000

Batter	1	2	3	4	5	6	7	8	9	AB	R	H	RBI	BB	SO	LOB
17 Austin Meadows, L (1, 9) OBP: 0.500, SLG: 0.400	B FF 94 B FF 94 B FF 94 C FF 94 B FF 95 4-1 29 G5-4-3 BB			B FF 93 B CU 78 C FF 93 X FF 95 2-1 ① P5		C CH 85 B CU 78 B CU 79 F FF 95 F CU 81 B FF 96 F FF 96 B SL 86 4-2 29 G5-4-3 BB		C CU 82 X SL 89 0-1 29 1B 1-H 2B		2	0	1	1	2	0	0
29 Tommy Pham, R (1, 7) OBP: 0.375, SLG: 0.750	B FF 94 X SL 87 1-0 ① ② G5-4-3 1-2f			T SL 86 C FF 94 X FF 94 0-2 ② F9		B FF 93 B FF 93 X FF 93 2-0 ② ③ G5-4-3 1-2f		D SL 90 X FF 95 1-0 2-3 1B		4	0	1	0	0	0	2
26 Ji Man Choi, L (1, 3)	F FF 95 B CH 87 F CH 86 C FF 95 1-3 ③ K			B FF 94 B CU 79 B FF 95 C FF 95 S SL 88 B FF 97 4-2 2 FC6-4 BB			C FF 93 F SL 86 F SL 87 B CH 87 T FF 94 1-2 ① K	C FC 92 F FC 92 D CU 82 D CU 82 X FC 92 2-2 ③ G5-3		3	0	0	0	1	2	2
2 Yandy Díaz, R (1, 10) OBP: 0.375, SLG: 1.125		F FF 95 B SL 87 X FF 94 1-1 ① F9		C FF 94 X FF 94 0-1 ③ FC6-4 1-2f			C FF 94 C FF 94 S CU 80 0-3 ② K		X FC 92 0-0 ① G1-3	4	0	0	0	0	1	1
8 Brandon Lowe, L (1, 4) OBP: 0.143, SLG: 0.143		C CU 78 S SL 87 B FF 96 B FF 95 X SL 87 2-2 ② F8			F SL 87 B FF 94 F FF 94 X CU 81 1-2 1B		F FF 93 S CU 80 B FF 95 B FF 96 T CU 81 2-2 ③ K		B SL 89 C FF 98 F FF 98 B CH 87 S SL 89 2-3 ② K	4	0	1	0	0	2	0
37 Travis d'Arnaud, R (1, 2)		C FF 94 S FF 96 B SL 88 F FF 97 F SL 87 F FF 97 X CU 80 1-2 ③ G5-3			1 SAFE S FF 94 1 SAFE F FF 94 F FF 94 X FF 94 0-2 ① P6			T FF 94 X FF 95 0-1 ① L9	B SL 90 S FC 92 C FF 97 F FF 98 F SL 90 C FC 92 1-3 ③ K	4	0	0	0	0	1	1
18 Joey Wendle, L (1, 5) OBP: 0.333, SLG: 0.333 (8, 6)			F FF 92 B FF 94 F SL 87 B FF 94 F FF 95 B CU 80 C SL 86 3-3 ① K		1 SAFE C CU 79 1 SAFE B FF 94 C CU 78 S CU 81 1-3 ② K			C CU 81 S SL 89 B CU 82 F SL 88 B CU 81 X CU 82 2-2 39 G6-3 9 1B 1B		3	1	1	0	0	2	1
39 Kevin Kiermaier, L (1, 8)			C SL 86 X CU 79 0-1 ② G5-3		D SL 87 T SL 88 S SL 87 F SL 87 F CU 80 F SL 87 F FF 96 S FF 95 1-3 ③ K			F SL 89 B CU 82 F CU 83 F FF 94 X FF 96 1-2 ② G6-3 1-2		3	0	0	0	0	1	2
1 Willy Adames, R (1, 6) 9 Eric Sogard, L (8, PH) OBP: 1.000, SLG: 1.000 (8, 5)			B FF 94 X SL 85 1-0 ③ F8			C FF 94 F FF 94 B SL 88 S SL 88 1-3 ① K		X FF 93 0-0 17 2B 2-H 1B		2 1	0 1	0 1	0 1	0 0	1 0	0 0
Inning Stats	R: 0 E: 0 K: 1 S: 5 H: 0 LOB: 0 BB: 1 P: 11	R: 0 E: 0 K: 0 S: 11 H: 0 LOB: 0 BB: 0 P: 15	R: 0 E: 0 K: 1 S: 7 H: 0 LOB: 0 BB: 0 P: 11	R: 0 E: 0 K: 0 S: 9 H: 0 LOB: 1 BB: 1 P: 15	R: 0 E: 0 K: 2 S: 17 H: 1 LOB: 1 BB: 0 P: 20	R: 0 E: 0 K: 1 S: 8 H: 0 LOB: 0 BB: 1 P: 15	R: 0 E: 0 K: 3 S: 10 H: 0 LOB: 0 BB: 0 P: 13	R: 2 E: 0 K: 0 S: 17 H: 4 LOB: 2 BB: 0 P: 23	R: 0 E: 0 K: 2 S: 9 H: 0 LOB: 0 BB: 0 P: 12	1B: 4 2B: 1 3B: 0 HR: 0	SF: 0 SAC: 0 DP: 2 HBP: 0			WP: 0 PB: 0 SB: 0 CS: 0	PA: 33		

PITCHER		IP	WLS	BF	H	R	ER	SO	BB	IBB	HBP	BLK	WP	HR	S	P	ERA	WHIP
35 Justin Verlander, R ERA:	(1, 1)	7.0	W	23	1	0	0	8	3	0	0	0	0	0	67	100	0.00	0.571
55 Ryan Pressly, R ERA: 27.0	(8, 1)	0.2		6	4	2	2	0	0	0	0	0	0	0	14	18	27.00	6.000
36 Will Harris, R ERA:	(8, 1)	0.1	H	1	0	0	0	0	0	0	0	0	0	0	3	5	0.00	0.000
54 Roberto Osuna, R ERA:	(9, 1)	1.0		3	0	0	0	2	0	0	0	0	0	0	9	12	0.00	0.000

PITCHER	IP	WLS	BF	H	R	ER	SO	BB	IBB	HBP	BLK	WP	HR	S	P	ERA	WHIP

TOP

Tampa Bay Rays @ Houston Astros

Minute Maid Park, Houston, TX

Fri Oct 04 2019, 1:08 PM - 4:30 PM CDT

Att. 43,360 - Roof Closed - 73 F

livebaseballscorecards.com

AB	30
R	2
H	5
RBI	2
BB	3
SO	10
LOB	9

BOTTOM

Tampa Bay Rays @ Houston Astros

Minute Maid Park, Houston, TX

Fri Oct 04 2019, 1:08 PM - 4:30 PM CDT

Att. 43,360 - Roof Closed - 73 F

livebaseballscorecards.com

Batter	1	2	3	4	5	6	7	8	9	AB	R	H	RBI	BB	SO	LOB
4 George Springer, R (1, 8) (8, 9)	X FF 96 0-0 ① F7		B CU 84 B CU 85 S FF 97 T FF 98 B CU 85 B FF 98 4-2 23 1B 23 S BB		C FF 96 T FF 97 C FF 97 0-3 ① K	B ST 82 C FC 86 B FF 93 F ST 83 F ST 82 X SI 93 2-2 ③ G6-3		X FF 94 0-0 ② L7		4	0	0	0	1	1	2
27 Jose Altuve, R (1, 4) OBP: 0.200, SLG: 0.800	F FF 97 B FF 100 S FF 98 X FF 100 1-2 ② F9		X FF 97 0-0 ② P6		F FF 98 B FF 97 X FF 98 1-1 1-H HR		X FS 86 0-0 ① L7	F FF 94 B FF 94 F FF 93 X FF 95 1-2 ③ L8		5	1	1	2	0	0	2
23 Michael Brantley, L (1, 7) OBP: 0.500, SLG: 0.500 6 Jake Marisnick, R (8, 8)	C FF 99 B CU 86 X FF 100 1-1 ③ L8		B CU 85 F FF 98 C CU 85 X CU 86 1-2 2 BB 1-3 1B		X CU 81 0-0 2 2B 10 E 1B		C FS 85 S FS 86 B FS 86 C FS 87 1-3 ② K			4 0	1 0	2 0	0 0	0 0	1 0	0 0
2 Alex Bregman, R (1, 5) OBP: 0.750, SLG: 1.000		B FF 98 B FF 98 B FF 97 C FF 98 C FF 97 X FF 97 3-2 ① P5	B FF 98 F FF 98 B FF 98 B FF 98 B FF 97 4-1 1-2 BB		B FF 96 B FF 95 F FF 96 F FF 96 X FF 96 2-2 10 E 1-3 2B		C FS 86 F FF 94 F FF 94 B FF 94 B FS 87 B FF 93 B FF 94 4-2 44 S 44 2B BB			2	2	1	0	2	0	0
44 Yordan Alvarez, L (1, 10) OBP: 0.250, SLG: 0.500		B CU 85 C FF 98 S CU 86 F FF 99 X CU 85 1-2 ② G6-3	C FF 97 F FF 98 B FF 98 C FF 99 1-3 ③ K		C FF 95 S FF 96 S FF 96 0-3 ② K		S FS 85 F FS 85 B FS 86 1 SAFE F FF 94 B FS 87 X FS 86 2-2 10 2B 1-H 2B			4	1	1	1	0	2	5
10 Yuli Gurriel, R (1, 3) OBP: 0.500, SLG: 0.750	C FF 99 B CU 86 F CU 84 X CU 85 1-2 1 1B 1B		B FF 96 X FF 96 1-0 ① F8		C ST 85 B ST 84 F ST 84 X ST 84 1-2 E4 1 S 2-H 3-H		B FF 94 T FF 94 X FF 94 1-1 2-H 2B			4	0	2	1	0	0	0
1 Carlos Correa, R (1, 6) OBP: 0.250, SLG: 0.250	C FF 97 C FF 99 X FF 98 0-2 1-2 1B		B CU 84 B FF 97 C FF 96 C FF 98 B FF 97 S CU 85 3-3 ② K2-3		S ST 82 1 SAFE B FF 95 S ST 83 F SI 94 C ST 82 1-3 ③ K 1-2		C FF 93 B FF 94 C FF 93 C FF 94 1-3 ③ K			4	0	1	0	0	3	2
28 Robinson Chirinos, R (1, 2) OBP: 0.500, SLG: 0.333	B FF 96 S FF 97 B FF 99 X FF 97 2-1 ③ L7		C FF 98 F CU 85 B FF 98 S CU 85 1-3 ③ K			B FC 88 C FC 87 B ST 84 B ST 84 B FC 87 4-1 22 G1-6-3 BB		F FF 94 B FF 95 X FF 92 1-1 1B		3	0	1	0	1	1	2
22 Josh Reddick, L (1, 9) (8, 7)			C CU 84 F CU 85 B CU 87 T FF 99 1-2 ① K		B FF 96 B FF 95 B FF 96 B FF 96 4-0 27 HR BB	B ST 81 X SI 93 1-0 ① ② G1-6-3 1-2f		B FF 92 S FF 93 B FF 92 F FF 93 S FF 93 2-3 ① K		3	1	0	0	1	2	2
Inning Stats	R: 0 E: 0 K: 0 S: 6 H: 0 LOB: 0 BB: 0 P: 8	R: 0 E: 0 K: 0 S: 15 H: 2 LOB: 2 BB: 0 P: 22	R: 0 E: 0 K: 2 S: 13 H: 1 LOB: 3 BB: 2 P: 24	R: 0 E: 0 K: 2 S: 7 H: 0 LOB: 0 BB: 0 P: 12	R: 4 E: 1 K: 3 S: 19 H: 3 LOB: 1 BB: 1 P: 28	R: 0 E: 0 K: 0 S: 6 H: 0 LOB: 0 BB: 1 P: 13	R: 2 E: 0 K: 2 S: 16 H: 2 LOB: 1 BB: 1 P: 25	R: 0 E: 0 K: 1 S: 9 H: 1 LOB: 1 BB: 0 P: 13		1B: 5 2B: 3 3B: 0 HR: 1	SF: 0 SAC: 0 DP: 1 HBP: 0		WP: 0 PB: 0 SB: 3 CS: 0	PA: 38		

	AB	R	H	RBI	BB	SO	LOB
AB	**33**						
R	**6**						
H	**9**						
RBI	**4**						
BB	**5**						
SO	**10**						
LOB	**15**						

PITCHER		IP	WLS	BF	H	R	ER	SO	BB	IBB	HBP	BLK	WP	HR	S	P	ERA	WHIP
20 Tyler Glasnow, R ERA: 4.15	(1, 1)	4.1	L	20	4	2	2	5	3	0	0	0	0	1	46	76	4.15	1.615
49 Brendan McKay, L ERA:	(5, 1)	0.1		3	2	0	0	1	0	0	0	0	0	0	7	9	0.00	6.000
52 Chaz Roe, R ERA:	(5, 1)	1.1		5	0	2	0	1	1	0	0	0	0	0	13	22	0.00	0.750
47 Oliver Drake, R ERA: 18.0	(7, 1)	1.0		6	2	2	2	2	1	0	0	0	0	0	16	25	18.00	3.000
38 Colin Poche, L ERA:	(8, 1)	1.0		4	1	0	0	1	0	0	0	0	0	0	9	13	0.00	1.000

PITCHER	IP	WLS	BF	H	R	ER	SO	BB	IBB	HBP	BLK	WP	HR	S	P	ERA	WHIP

Tampa Bay Rays @ Houston Astros

Minute Maid Park, Houston, TX

Sat Oct 05 2019, 8:08 PM - 11:54 PM CDT

Att. 43,378 - Roof Closed - 73 F

TOP

livebaseballscorecards.com

Batter	1	2	3	4	5	6	7	8	9	AB	R	H	RBI	BB	SO	LOB
2 Yandy Díaz, R (1, 5) OBP: 0.250, SLG: 0.750	B FF 96 C FF 96 X FF 96 1-1 ① G6-3		B SL 88 B SL 90 X FF 98 2-0 ③ G6-3			B SL 87 S FF 96 B FF 98 F FF 97 B FF 99 S FF 98 3-3 ①② K 1-2		C FC 93 S SL 88 S SL 89 0-3 ③ K		4	0	0	0	0	2	3
17 Austin Meadows, L (1, 7) OBP: 0.417, SLG: 0.333	S FF 96 C CH 87 F FF 98 B KC 86 F KC 85 F FF 99 B FF 99 S KC 87 2-3 ② K			B KC 84 B KC 84 F FF 97 F FF 98 B FF 98 X FF 99 3-2 ① F9		C CH 89 S CH 90 F KC 86 F FF 99 B CH 89 X FF 98 1-2 ③ F7			C FC 97 X CH 85 0-1 26 WP, 29 1B, 24 FC5-4 1B	4	1	1	0	0	1	0
29 Tommy Pham, R (1, 10) OBP: 0.417, SLG: 0.667	B FF 98 C FF 98 C FF 98 B SL 90 B FF 100 X FF 100 3-2 1B			C KC 85 X FF 98 0-1 ② G5-3			B SL 89 B SL 88 C FF 98 F SL 89 C SL 91 2-3 ① K		X FC 92 0-0 24 FC5-4, 26 BB 1-2 1B	4	0	2	0	0	1	0
26 Ji Man Choi, L (1, 3) 18 Joey Wendle, L (9, PR) OBP: 0.333, SLG: 0.333	1 SAFE F FF 96 C FF 97 D CH 89 T FF 98 1-2 ③ K			C CH 90 B FF 99 S FF 99 B CH 90 S FF 99 2-3 ③ K			B FF 97 F SL 90 B FF 98 B FF 99 C SL 89 S FF 100 3-3 ② K		B FF 98 C FF 98 S FF 98 F FF 97 B SL 89 D FC 91 F FF 96 B FF 98 4-2 24 FC5-4 1-2 2-3 BB	3 0	0 0	0 0	0 0	1 0	3 0	1 0
24 Avisaíl García, R (1, 9) OBP: 0.125, SLG: 0.500		S FF 96 F FF 97 S SL 90 0-3 ① K			T KC 84 S SL 88 S SL 89 0-3 ① K		F SL 88 X FF 97 0-1 ③ G6-3		S SL 90 D SL 88 S SL 87 D SL 89 B FC 91 X FF 94 3-2 ① FC5-4, 8 BB 1-2f 2-3 3-H	4	0	0	1	0	2	2
8 Brandon Lowe, L (1, 4) OBP: 0.182, SLG: 0.100		S KC 83 F FF 97 S KC 84 0-3 ② K			B CH 89 S KC 84 S KC 86 S FF 99 1-3 ② K			B FF 97 C FF 97 F FF 99 S KC 86 1-3 ① K	S SL 88 B SL 90 S SL 88 D SL 88 B FF 97 F SL 89 D SL 89 4-2 1-2 BB	3	0	0	0	1	3	0
37 Travis d'Arnaud, R (1, 2) OBP: 0.083, SLG: 0.083		B FF 96 S FF 97 F FF 98 T SL 89 1-2 ③ K			X FF 98 0-0 1B			S SL 88 B SL 89 C SL 87 B FF 98 B FF 99 F SL 90 F FF 99 F FF 100 F KC 85 3-3 ② K	B FC 90 S FC 91 S FC 93 D CU 83 B FC 92 S FC 90 3-3 ② K	4	0	1	0	0	3	3
39 Kevin Kiermaier, L (1, 8) OBP: 0.091, SLG: 0.182			S FF 96 S SL 89 F FF 97 X SL 89 0-2 ① F8		C FF 98 B KC 84 S KC 84 S KC 85 1-3 ③ K			X FF 96 0-0 2B	C CU 81 D CU 82 X CU 82 1-1 ③ G3-1	4	0	1	0	0	1	4
1 Willy Adames, R (1, 6) OBP: 0.222, SLG: 0.125			F SL 89 B FF 97 S FF 97 F FF 98 S KC 85 1-3 ② K			S FF 96 F KC 83 X SL 88 0-2 2 CS 1B		B SL 89 S SL 89 B SL 90 T FF 99 B FF 100 F SL 93 B SL 91 4-2 BB		2	0	1	0	1	1	0
Inning Stats	R: 0 E: 0 K: 2 S: 14 H: 1 LOB: 1 BB: 0 P: 21	R: 0 E: 0 K: 3 S: 9 H: 0 LOB: 0 BB: 0 P: 10	R: 0 E: 0 K: 1 S: 9 H: 0 LOB: 0 BB: 0 P: 12	R: 0 E: 0 K: 1 S: 8 H: 0 LOB: 0 BB: 0 P: 13	R: 0 E: 0 K: 3 S: 10 H: 1 LOB: 1 BB: 0 P: 12	R: 0 E: 0 K: 1 S: 11 H: 1 LOB: 0 BB: 0 P: 15	R: 0 E: 0 K: 2 S: 8 H: 0 LOB: 0 BB: 0 P: 13	R: 0 E: 0 K: 3 S: 17 H: 1 LOB: 2 BB: 1 P: 25	R: 1 E: 0 K: 1 S: 18 H: 2 LOB: 3 BB: 2 P: 33	1B: 5 2B: 2 3B: 0 HR: 0 SF: 0 SAC: 0 DP: 1 HBP: 0						

AB	32
R	1
H	6
RBI	1
BB	3
SO	17
LOB	13

WP: 1 PB: 0 SB: 0 CS: 1 PA: 35

PITCHER		IP	WLS	BF	H	R	ER	SO	BB	IBB	HBP	BLK	WP	HR	S	P	ERA	WHIP
45 Gerrit Cole, R ERA:	(1, 1)	7.2	W	27	4	0	0	15	1	0	0	0	0	0	83	118	0.00	0.652
54 Roberto Osuna, R ERA: 5.4	(8, 1)	0.2	H	6	2	1	1	1	2	0	0	0	1	0	16	27	13.50	6.000
36 Will Harris, R ERA:	(9, 1)	0.2	S	2	0	0	0	1	0	0	0	0	0	0	5	9	0.00	0.000

PITCHER		IP	WLS	BF	H	R	ER	SO	BB	IBB	HBP	BLK	WP	HR	S	P	ERA	WHIP

Batter	1	2	3	4	5	6	7	8	9	AB	R	H	RBI	BB	SO	LOB
4 George Springer, R (1, 8) (9, 9)	C FF 96 S FF 97 B FF 97 X FF 97 1-2 ① P3		F CH 89 B CH 89 X FF 94 1-1 ② F8		S SL 88 F SL 89 S SL 88 0-3 ① K		C FC 88 X FC 88 0-1 ② P4			4	0	0	0	0	1	4
27 Jose Altuve, R (1, 4) OBP: 0.222, SLG: 0.667	B CU 83 B CH 90 X FF 96 2-0 ② P3		B CU 82 B CH 90 B FF 96 F FF 96 F FF 94 X FF 95 3-2 2B		C SL 87 X SL 89 0-1 ②③ G6-3 1-2f		B FC 89 C FF 98 B FC 88 C FF 97 F FF 98 X FF 98 2-2 ③ F9			4	0	1	0	0	0	4
23 Michael Brantley, L (1, 7) OBP: 0.250, SLG: 0.250	B CU 81 B FF 97 X FF 96 2-0 ③ G6-3		C FF 96 S SL 90 D SL 88 B FF 95 S CU 82 2-3 ③ K2-3			B CU 73 B FF 89 F FF 89 X FF 90 2-1 ① P4		C CU 84 C CU 84 X FF 97 0-2 ① P5		4	0	0	0	0	1	1
2 Alex Bregman, R (1, 5) OBP: 0.625, SLG: 1.167		F FF 96 S CH 89 F FF 96 F FF 96 B CH 89 B CH 88 S CH 89 2-3 ① K		C CH 88 F FF 94 B FF 94 B FF 95 B CH 88 F FF 96 X FF 96 3-2 HR		C CH 81 C FC 85 B CH 81 F FC 87 B FC 84 F FC 84 B CH 81 F CH 80 C FC 86 3-3 ② K		F CU 85 C FF 97 F FF 97 F FF 96 X CU 86 0-2 10 F9 44 1B 1 1B 1B		4	2	2	1	0	2	0
44 Yordan Alvarez, L (1, 10) OBP: 0.375, SLG: 0.500		S FF 97 B FF 97 X SL 89 1-1 10 1B 1B		F FF 96 C FF 96 B FF 95 S CU 80 1-3 ① K2-3		F CU 72 B CU 70 X CU 71 1-1 ③ F9		X FF 97 0-0 1 1B 1-2 1B		4	0	2	0	0	1	0
10 Yuli Gurriel, R (1, 3) OBP: 0.375, SLG: 0.500		X FF 95 0-0 1-2 1B		C SL 88 C SI 99 X SI 100 0-2 ② G3-1			B FF 97 X FF 97 1-0 E6 1 2B 12 1B	D CU 85 F FF 97 T FF 98 B FF 97 F FF 96 F CU 87 F CU 86 X FF 97 2-2 ② F9 2-3		4	1	1	0	0	0	2
1 Carlos Correa, R (1, 6) OBP: 0.375, SLG: 0.500		F FF 96 B FF 96 C FF 96 S CU 82 1-3 ② K		C SI 99 C SL 90 F SI 100 X SI 100 0-2 ③ G1-3			X FF 97 0-0 12 1B 1-3 2B	C FF 96 X FF 95 0-1 1-2 1B		4	0	2	1	0	1	2
3 Kyle Tucker, L (1, 9) 6 Jake Marisnick, R (9, 8)		B FF 95 X FF 95 1-0 ③ F8			B SL 88 C SI 98 B FF 99 B SI 98 C SL 88 B SL 90 4-2 12 1B BB		S FF 97 B FF 97 X FF 96 1-1 ① G1-3	C FF 92 S FF 93 C FF 93 0-3 ③ K 3-H		3 0	0 0	0 0	0 0	1 0	1 0	6 0
12 Martín Maldonado, R (1, 2) OBP: 0.667, SLG: 0.667			B FF 95 B FF 95 F FF 95 F FF 96 B CH 88 C FF 96 3-3 ① K		1 SAFE 1 SAFE 1 SAFE C SI 96 D SL 88 X SI 96 1-1 27 G6-3 1-3 1B		B FF 97 S FF 97 L FF 97 F FF 98 X FC 89 1-2 2-3 3-H 1B			3	0	2	1	0	1	0
Inning Stats	R: 0 E: 0 K: 0 S: 5 H: 0 LOB: 0 BB: 0 P: 10	R: 0 E: 0 K: 2 S: 12 H: 2 LOB: 2 BB: 0 P: 17	R: 0 E: 0 K: 2 S: 11 H: 1 LOB: 1 BB: 0 P: 20	R: 1 E: 0 K: 1 S: 14 H: 1 LOB: 0 BB: 0 P: 18	R: 0 E: 0 K: 1 S: 9 H: 1 LOB: 1 BB: 1 P: 14	R: 0 E: 0 K: 1 S: 10 H: 0 LOB: 0 BB: 0 P: 16	R: 1 E: 1 K: 0 S: 14 H: 2 LOB: 2 BB: 0 P: 19	R: 1 E: 0 K: 1 S: 20 H: 3 LOB: 2 BB: 0 P: 22		1B: 7 2B: 2 3B: 0 HR: 1	SF: 0 SAC: 0 DP: 1 HBP: 0			WP: 0 PB: 0 SB: 0 CS: 0	PA: 35	

PITCHER		IP	WLS	BF	H	R	ER	SO	BB	IBB	HBP	BLK	WP	HR	S	P	ERA	WHIP
4 Blake Snell, L	(1, 1)	3.1	L	14	4	1	1	5	0	0	0	0	0	1	35	58	2.70	1.200
ERA: 2.7																		
63 Diego Castillo, R	(4, 1)	1.2		6	1	0	0	1	1	0	0	0	0	0	16	21	0.00	1.200
ERA:																		
Ryan Yarbrough, L	(6, 1)	1.0		3	0	0	0	1	0	0	0	0	0	0	10	16	0.00	0.000
ERA:																		
15 Emilio Pagán, R	(7, 1)	1.0		6	2	1	0	0	0	0	0	0	0	0	14	19	0.00	2.000
ERA:																		
70 Nick Anderson, R	(8, 1)	0.2		5	3	1	1	0	0	0	0	0	0	0	17	19	13.50	4.500
ERA: 4.5																		

PITCHER		IP	WLS	BF	H	R	ER	SO	BB	IBB	HBP	BLK	WP	HR	S	P	ERA	WHIP
38 Colin Poche, L	(8, 1)	0.1		1	0	0	0	1	0	0	0	0	0	0	3	3	0.00	0.000
ERA:																		

BOTTOM

Tampa Bay Rays @ Houston Astros

Minute Maid Park, Houston, TX

Sat Oct 05 2019, 8:08 PM - 11:54 PM CDT

Att. 43,378 - Roof Closed - 73 F

livebaseballscorecards.com

AB	34
R	3
H	10
RBI	3
BB	1
SO	8
LOB	19

Batter	1	2	3	4	5	6	7	8	9	AB	R	H	RBI	BB	SO	LOB
4 George Springer, R (1, 8)	X FF 94 0-0 ① G6-3	B SI 94 B SI 93 C FC 86 X SI 94 2-1 ③ G4-3			B CU 77 C SI 94 X SI 94 1-1 ① G6-3		S FS 85 S FS 86 S FS 86 0-3 ① K		S CU 83 X FF 94 0-1 ③ F9	5	0	0	0	0	1	1
27 Jose Altuve, R (1, 4) OBP: 0.308, SLG: 0.923	B FF 95 B SI 94 F FF 95 F SI 95 B FF 96 F SI 95 X SI 95 3-2 HR		C FC 84 B SI 94 B CU 79 X FC 84 2-1 2B		F FF 94 F SI 95 C CU 78 0-3 ② K		X FS 86 0-0 ② L6			4	1	2	1	0	1	0
23 Michael Brantley, L (1, 7) OBP: 0.167, SLG: 0.167 (6, 9)	B CU 78 B CU 79 F FF 95 S FC 86 S CU 80 2-3 ② K2-3		B FF 94 C FF 93 S CU 80 B FF 94 F CU 79 X SI 94 2-2 ① G6-3		C FC 86 S CU 80 B FF 95 B CU 80 S CU 79 2-3 ③ K		B FS 86 S FS 85 B FS 86 C FS 85 X FS 86 2-2 ③ G5-3			4	0	0	0	0	2	1
2 Alex Bregman, R (1, 5) OBP: 0.583, SLG: 0.889	C SI 94 B SI 94 S CU 79 B CU 80 B CU 79 B SI 95 4-2 44 E BB		F CU 79 C SI 94 S CU 78 0-3 ② K			C FC 88 B ST 85 X ST 84 1-1 44 2B 10 1B 1B		F FF 93 B FS 86 B FF 94 F FF 94 S FS 86 2-3 ① K		3	1	1	0	1	2	1
44 Yordan Alvarez, L (1, 10) OBP: 0.417, SLG: 0.583	F FF 96 F FF 95 F CU 80 B CU 80 F FF 96 X FF 96 1-2 E5 1-3		F FF 95 C FF 95 D CU 77 F CU 78 C FF 94 1-3 ③ K			B FF 94 D FC 88 F FC 88 F FC 86 X ST 82 2-2 10 1B 1-3 2B		F FS 87 C FS 87 F FF 95 X FS 87 0-2 10 G6-3 1B		4	1	2	0	0	1	2
10 Yuli Gurriel, R (1, 3) OBP: 0.417, SLG: 0.500	C SI 95 B SI 94 B CU 80 S CU 80 B FC 82 X CU 80 3-2 ③ P4			F SI 94 F FF 95 X CU 79 0-2 1B		C ST 84 B SI 95 F ST 84 X SI 93 1-2 2-H 3-H 1B		C FF 93 X FS 87 0-1 ② G6-3 1-2		4	0	2	2	0	0	3
1 Carlos Correa, R (1, 6) OBP: 0.250, SLG: 0.333		B SI 94 B FC 86 F SI 94 C CU 79 C CU 78 2-3 ① K	C SI 94 F SI 94 F CU 77 S CU 79 0-3 ① K			B FF 94 C FC 86 S SI 94 B ST 83 X SI 92 2-2 ① P4		B FF 94 S FS 86 B FS 86 F FS 86 X FS 86 2-2 ③ F9		4	0	0	0	0	2	3
28 Robinson Chirinos, R (1, 2) OBP: 0.375, SLG: 0.167		C FF 95 F FF 94 F FF 95 B CU 79 B CU 78 F CU 80 B FF 95 D SI 94 4-2 BB	1 SAFE C SI 94 B CU 78 1 SAFE F SI 94 S FF 94 1-3 ② K			C ST 83 B SI 94 F ST 83 S FF 93 1-3 ② K			C FF 91 F FF 92 B FF 94 X FF 92 1-2 ① P4	3	0	0	0	1	2	2
22 Josh Reddick, L (1, 9) 16 Aledmys Díaz, R (6, PH) (6, 7)		C CU 78 1 SAFE F CU 79 D CU 79 C FF 94 1-3 ② K	X FF 95 0-0 ③ F8			C FF 96 S CU 83 D CU 83 X FF 96 1-2 ③ F9			C FF 93 B FF 93 B FF 91 F FF 92 S FF 93 2-3 ② K	2 2	0 0	0 0	0 0	0 0	1 1	2 1
Inning Stats	R: 1 E: 1 K: 1 S: 18 H: 1 LOB: 2 BB: 1 P: 31	R: 0 E: 0 K: 2 S: 12 H: 0 LOB: 1 BB: 1 P: 21	R: 0 E: 0 K: 2 S: 13 H: 1 LOB: 1 BB: 0 P: 18	R: 0 E: 0 K: 2 S: 11 H: 1 LOB: 1 BB: 0 P: 12	R: 0 E: 0 K: 2 S: 8 H: 0 LOB: 0 BB: 0 P: 11	R: 2 E: 0 K: 1 S: 17 H: 3 LOB: 1 BB: 0 P: 25	R: 0 E: 0 K: 1 S: 7 H: 0 LOB: 0 BB: 0 P: 9	R: 0 E: 0 K: 1 S: 12 H: 1 LOB: 1 BB: 0 P: 16	R: 0 E: 0 K: 1 S: 8 H: 0 LOB: 0 BB: 0 P: 11	1B: 4 2B: 2 3B: 0 HR: 1 SF: 0 SAC: 0 DP: 0 HBP: 0						

TOP

Houston Astros @ Tampa Bay Rays

Tropicana Field, St. Petersburg, FL

Mon Oct 07 2019, 1:07 PM - 4:44 PM EDT

Att. 32,251 - Dome - 72 F

livebaseballscorecards.com

AB	35
R	3
H	7
RBI	3
BB	2
SO	13
LOB	16

WP: 0 PB: 0 SB: 0 CS: 0 PA: 37

PITCHER		IP	WLS	BF	H	R	ER	SO	BB	IBB	HBP	BLK	WP	HR	S	P	ERA	WHIP
50 Charlie Morton, R ERA: 0.9	(1, 1)	5.0	W	21	3	1	1	9	2	0	0	0	0	1	62	93	1.80	1.000
52 Chaz Roe, R ERA: 9.0	(6, 1)	0.2		5	3	2	2	1	0	0	0	0	0	0	14	21	27.00	4.500
49 Brendan McKay, L ERA:	(6, 1)	0.1		1	0	0	0	0	0	0	0	0	0	0	3	4	0.00	0.000
47 Oliver Drake, R ERA: 6.0	(7, 1)	2.0		7	1	0	0	2	0	0	0	0	0	0	19	25	0.00	0.500
38 Colin Poche, L ERA:	(9, 1)	1.0		3	0	0	0	1	0	0	0	0	0	0	8	11	0.00	0.000

PITCHER	IP	WLS	BF	H	R	ER	SO	BB	IBB	HBP	BLK	WP	HR	S	P	ERA	WHIP

Batter	1	2	3	4	5	6	7	8	9	AB	R	H	RBI	BB	SO	LOB
2 Yandy Díaz, R (1, 5) OBP: 0.231, SLG: 0.692	C FF 88 C FF 89 C SL 84 0-3 ① K	B FF 88 C SL 84 X SL 84 1-1 ③ G1-3		F FF 97 F SI 96 1 SAFE F FF 97 D SL 86 X SL 86 1-2 1-2 17 2B 1B		B SI 91 B FC 88 S FC 88 F FF 92 B FC 88 X FC 89 3-2 ① L7		B FF 98 C SL 85 C FF 98 X FF 98 1-2 1-2 17 G4-6-3 1B		1	0	0	0	0	1	0
5 Matt Duffy, R (2, PH) OBP: 0.600, SLG: 0.600 (3, 5)										4	1	2	0	0	0	1
17 Austin Meadows, L (1, 7) OBP: 0.353, SLG: 0.357	B FF 87 S CH 86 C FF 89 T FF 89 1-2 ② K		C CU 72 F CH 85 B CH 86 S FF 91 1-3 ① K	B FC 89 C FF 92 B FC 87 X FC 88 2-1 1-H 2-H 29 1B 2B		C CU 79 B SI 91 B FC 87 X CU 79 2-1 ② G4-3		C SL 87 S FF 98 X SL 87 0-2 ①② G4-6-3 1-2f 2-3		5	1	1	2	0	2	2
29 Tommy Pham, R (1, 10) OBP: 0.412, SLG: 0.563	C FF 89 X SL 85 0-1 ③ G5-3		F CH 87 B FF 88 F SI 90 S SL 85 1-3 ② K	X CU 76 0-0 2-H 26 BB 1B		X FC 86 0-0 ③ G5-3		D CH 90 B FF 98 B FF 97 F FF 97 F FF 98 B SL 86 4-2 BB		4	0	1	1	1	1	0
26 Ji Man Choi, L (1, 3) OBP: 0.286, SLG: 0.364		C FF 89 X CH 86 0-1 ① G4-3	S CH 87 B FF 89 C FF 89 B CH 87 X CH 88 2-2 HR	B SI 91 S FC 86 C SI 91 B FC 87 B FC 89 F FC 86 B FF 91 4-2 1-2 24 FC6-4 BB			B FF 91 B FF 92 F FF 92 C FC 88 S CU 78 2-3 ① K	B FF 98 C FF 97 F FF 96 B FF 98 F CH 90 B CH 90 C FF 98 3-3 ③ K		4	1	1	1	1	2	2
24 Avisaíl García, R (1, 9) OBP: 0.167, SLG: 0.417		X CH 86 0-0 8 G4-3 39 HR 1B	X SL 85 0-0 ③ G5-3	C FC 87 S FF 92 X FF 93 0-2 ③ FC6-4 1-2f			C FC 88 S FC 88 B CU 78 B CU 79 F FF 93 B FF 92 X FC 90 3-2 8 E5 1B 37 SF9			4	2	1	0	0	0	2
8 Brandon Lowe, L (1, 4) OBP: 0.267, SLG: 0.429		S CU 71 X SL 85 0-1 ② G4-3 1-2		X CU 70 0-0 HR	F FC 86 B FF 90 F FF 91 B CU 77 F CH 84 X FC 89 2-2 ① G6-3		C FC 89 X CU 78 0-1 1-3 1B			4	1	2	1	0	0	1
37 Travis d'Arnaud, R (1, 2) OBP: 0.125, SLG: 0.071		F FF 90 B CH 87 H FF 90 2-1 39 HR HBP		F FF 88 B FF 88 B CH 87 X SL 84 2-1 ① L8	F FF 91 F FC 88 F FF 91 F FC 89 F FF 91 B CU 78 F CH 83 X CH 80 1-2 ② G5-3		C SL 80 B SL 81 1 SAFE X SI 88 1-1 ② SF9 3-H			2	1	0	1	0	0	0
39 Kevin Kiermaier, L (1, 8) OBP: 0.133, SLG: 0.400		D CU 69 B CU 70 S CH 87 X CH 88 2-1 1-H 2-H HR		S CU 70 F FF 90 B FF 91 F CU 68 B EP 65 S SL 86 2-3 ② K	C FF 91 B SI 91 X FF 91 1-1 ③ G1-3		C SL 80 B FF 90 X SL 80 1-1 ③ P6			4	1	1	3	0	1	1
1 Willy Adames, R (1, 6) OBP: 0.462, SLG: 0.727		B SL 86 T FF 91 B FF 90 S CH 87 X FF 93 2-2 2B		B CH 87 C FF 89 B SL 85 F SL 85 F CH 89 B CH 88 B CH 88 4-2 5 1B 17 2B BB		B FC 85 C FC 87 B CH 81 C FF 90 F FF 91 X CH 82 2-2 HR		X FF 98 0-0 17 5 G4-6-3 1B		3	2	3	1	1	0	0
Inning Stats	R: 0 E: 0 K: 2 S: 8 H: 0 LOB: 0 BB: 0 P: 9	R: 3 E: 0 K: 0 S: 13 H: 3 LOB: 1 BB: 0 P: 20	R: 1 E: 0 K: 2 S: 10 H: 1 LOB: 0 BB: 0 P: 14	R: 4 E: 0 K: 1 S: 23 H: 4 LOB: 2 BB: 2 P: 38	R: 0 E: 0 K: 0 S: 13 H: 0 LOB: 0 BB: 0 P: 17	R: 1 E: 0 K: 0 S: 10 H: 1 LOB: 0 BB: 0 P: 17	R: 1 E: 1 K: 1 S: 13 H: 1 LOB: 1 BB: 0 P: 20	R: 0 E: 0 K: 1 S: 13 H: 2 LOB: 2 BB: 1 P: 21		1B: 6 2B: 2 3B: 0 HR: 4 SF: 1 SAC: 0 DP: 1 HBP: 1		WP: 0 PB: 0 SB: 0 CS: 0 PA: 40		

PITCHER		IP	WLS	BF	H	R	ER	SO	BB	IBB	HBP	BLK	WP	HR	S	P	ERA	WHIP
21 Zack Greinke, R ERA: 14.73	(1, 1)	3.2	L	18	5	6	6	5	1	0	1	0	0	3	41	61	14.73	1.636
30 Héctor Rondón, R ERA:	(4, 1)	0.0		1	1	0	0	0	0	0	0	0	0	0	4	5	∞	∞
20 Wade Miley, L ERA: 6.75	(4, 1)	2.2		14	4	4	3	1	1	0	0	0	0	1	41	63	10.12	1.875
38 Joe Smith, R ERA:	(7, 1)	0.2		2	0	0	0	0	0	0	0	0	0	0	4	6	0.00	0.000
39 Josh James, R ERA:	(8, 1)	1.0		5	2	0	0	1	1	0	0	0	0	0	13	21	0.00	3.000

PITCHER	IP	WLS	BF	H	R	ER	SO	BB	IBB	HBP	BLK	WP	HR	S	P	ERA	WHIP

BOTTOM

Houston Astros @ Tampa Bay Rays

Tropicana Field, St. Petersburg, FL

Mon Oct 07 2019, 1:07 PM - 4:44 PM EDT

Att. 32,251 - Dome - 72 F

livebaseballscorecards.com

AB	35
R	10
H	12
RBI	10
BB	3
SO	7
LOB	9

Houston Astros @ Tampa Bay Rays

Tropicana Field, St. Petersburg, FL

Tue Oct 08 2019, 7:09 PM - 10:57 PM EDT

Att. 32,178 - Dome - 72 F

TOP

livebaseballscorecards.com

Batter	1	2	3	4	5	6	7	8	9	AB	R	H	RBI	BB	SO	LOB
4 George Springer, R (1, 8) (8, 9) OBP: 0.167, SLG: 0.118	C SI 97 C SL 89 B SL 90 X SI 100 1-2 1B		X CH 80 0-0 ② G1-3			B CU 83 B FF 97 X FF 95 2-0 23 L3 1B		B FF 96 F FF 96 S FC 87 F FF 97 X FF 97 1-2 ③ F8		4	0	2	0	0	0	0
23 Michael Brantley, L (1, 7) OBP: 0.125, SLG: 0.125	F SI 98 B SI 98 S SL 88 C SL 90 1-3 ① K		C FF 88 B CH 79 X FF 88 1-1 ③ G1-3			B FF 96 X CU 84 1-0 ①② L3 1-1			C FF 94 F FF 96 X FF 95 0-2 ① F7	4	0	0	0	0	1	2
27 Jose Altuve, R (1, 4) OBP: 0.353, SLG: 0.813	C SL 88 C SL 89 F SI 99 1 SAFE F SL 90 1 SAFE F SL 90 F SI 99 S SI 99 0-3 ② K			C FC 81 B FC 85 X CH 80 1-1 44 2B 1B		F CU 84 B CU 85 F CU 85 C FF 98 1-3 ③ K			B FF 96 B FC 86 F FF 96 F FF 95 B FC 87 F FF 97 B FF 96 4-2 2 1B BB	3	0	1	0	1	2	1
2 Alex Bregman, R (1, 5) OBP: 0.500, SLG: 0.692	F SL 88 B SL 88 C SL 88 B SI 99 S SL 88 2-3 ③ K			B FF 88 B FF 88 X FC 83 2-0 ① F8			C FF 92 B CU 84 X FF 91 1-1 ① F9		D FC 88 C FF 96 B FC 86 C FF 96 X FF 96 2-2 10 DI 1-3 1B	4	0	1	0	0	1	2
44 Yordan Alvarez, L (1, 10) OBP: 0.375, SLG: 0.563		C SI 97 F SI 98 B SI 99 X SL 89 1-2 ① P5		S CU 72 B CU 69 F CU 70 B CH 78 X CU 71 2-2 ② 10 WP 1-H 2B			B FF 92 B FF 90 S FF 92 S FF 91 C FF 92 2-3 ② K		B FF 96 F FF 96 F FF 97 S CU 82 1-3 ② K	4	0	1	0	0	2	2
10 Yuli Gurriel, R (1, 3) OBP: 0.375, SLG: 0.400		B SI 97 B SI 98 B SL 89 B SL 88 4-0 BB		S CU 85 S CU 85 X CU 86 0-2 ③ G1-3 2-3			S CU 83 B FF 93 F FF 93 X FF 94 1-2 ③ L9		C FF 96 F FF 96 D CU 81 X FF 96 1-2 ③ G4-3 1-2	3	0	0	0	1	0	3
1 Carlos Correa, R (1, 6) OBP: 0.200, SLG: 0.267		X SI 96 0-0 ② P5			B CU 83 X FF 96 1-0 ① F9			S FF 89 X FF 92 0-1 ① G4-3		3	0	0	0	0	0	1
22 Josh Reddick, L (1, 9) 16 Aledmys Díaz, R (8, PH) 6 Jake Marisnick, R (8, 8)		C CU 70 B CU 71 X FF 88 1-1 ③ L3			C FF 96 X FF 97 0-1 ② F7			C FF 91 B CU 83 F FF 91 B FF 94 T FF 92 2-2 ② K		2 1 0	0 0 0	0 0 0	0 0 0	0 1 0	0 0 0	1 0 0
28 Robinson Chirinos, R (1, 2) OBP: 0.364, SLG: 0.556		C FC 81 B CH 78 B CH 79 X FC 84 2-1 ① L9			B FF 97 S CU 84 B CU 84 B CU 83 S FF 97 C FF 97 3-3 ③ K			F FF 92 X FF 92 0-1 HR		3	1	1	1	0	1	0
Inning Stats	R: 0 H: 1 E: 0 LOB: 1 K: 3 BB: 0 S: 16 P: 20	R: 0 H: 0 E: 0 LOB: 1 K: 0 BB: 1 S: 6 P: 12	R: 0 H: 0 E: 0 LOB: 0 K: 0 BB: 0 S: 5 P: 8	R: 0 H: 2 E: 0 LOB: 1 K: 0 BB: 0 S: 9 P: 14	R: 0 H: 0 E: 0 LOB: 0 K: 1 BB: 0 S: 6 P: 10	R: 0 H: 1 E: 0 LOB: 0 K: 1 BB: 0 S: 5 P: 9	R: 0 H: 0 E: 0 LOB: 0 K: 1 BB: 0 S: 8 P: 12	R: 1 H: 1 E: 0 LOB: 0 K: 1 BB: 0 S: 11 P: 14	R: 0 H: 1 E: 0 LOB: 2 K: 1 BB: 1 S: 15 P: 23	1B: 4 SF: 0 2B: 2 SAC: 0 3B: 0 DP: 1 HR: 1 HBP: 0						WP: 1 PA: 33 PB: 0 SB: 0 CS: 0

	AB	31
	R	1
	H	6
	RBI	1
	BB	2
	SO	8
	LOB	12

PITCHER		IP	WLS	BF	H	R	ER	SO	BB	IBB	HBP	BLK	WP	HR	S	P	ERA	WHIP
63 Diego Castillo, R ERA:	(1, 1)	1.2		7	1	0	0	3	1	0	0	0	0	0	20	29	0.00	1.200
Ryan Yarbrough, L ERA:	(2, 1)	2.0	W	7	2	0	0	0	0	0	0	0	0	0	13	22	0.00	1.000
70 Nick Anderson, R ERA: 2.08	(4, 1)	2.1	H	7	1	0	0	2	0	0	0	0	1	0	14	22	0.00	0.429
38 Colin Poche, L ERA: 2.25	(7, 1)	1.2		6	1	1	1	2	0	0	0	0	0	1	15	21	5.40	0.600
15 Emilio Pagán, R ERA:	(8, 1)	0.2	H	4	1	0	0	0	1	0	0	0	0	0	13	20	0.00	3.000

PITCHER		IP	WLS	BF	H	R	ER	SO	BB	IBB	HBP	BLK	WP	HR	S	P	ERA	WHIP
4 Blake Snell, L ERA: 2.25	(9, 1)	0.2	S	2	0	0	0	1	0	0	0	0	0	0	6	8	0.00	0.000

Batter	1	2	3	4	5	6	7	8	9	AB	R	H	RBI	BB	SO	LOB
17 Austin Meadows, L (1, 7) OBP: 0.273, SLG: 0.263	F FF 94 F FF 94 S SL 87 0-3 ① K	C FF 95 B FF 95 B FF 96 F FF 94 X FF 97 3-2 ② F8		C CU 79 C CU 80 B FF 96 F FF 96 S FF 96 1-3 ① K	F FF 93 B FF 93 F CU 78 F CU 79 S CH 85 1-3 ③ K			F CU 81 B CU 82 B FC 93 F FC 91 F FC 92 F FC 92 F FC 92 S CU 82 2-3 ① K		5	0	0	0	0	4	2
29 Tommy Pham, R (1, 10) OBP: 0.455, SLG: 0.714	C CU 78 B SL 87 S SL 86 B SL 86 X CH 88 2-2 HR	B FF 96 B FF 96 B SL 87 C FF 96 F FF 96 F FF 96 F FF 96 X SL 86 3-2 26 BB 1B		X FF 94 0-0 ② L7		B ST 80 C FF 94 S ST 79 X FF 94 1-2 24 1B 1B		B FC 92 X FC 91 1-0 ② L8		5	1	3	1	0	0	0
26 Ji Man Choi, L (1, 3) OBP: 0.421, SLG: 0.385	B FF 95 B FF 95 S FF 95 B FF 95 S FF 95 B FF 95 4-2 24 1B 37 1B BB	B FF 94 1 SAFE 1 SAFE B FF 93 C SL 85 S FF 94 F FF 95 B FF 95 B FF 96 4-2 **1-2** BB		C CU 79 S FF 96 B SL 86 B FF 95 B FF 96 B CU 81 4-2 24 1B BB		C FF 93 B CH 85 F CH 85 B CH 85 F CH 84 F FF 92 S CH 85 2-3 ① K		S FC 93 X FC 92 0-1 24 1B 1B		2	1	1	0	3	1	1
24 Avisaíl García, R (1, 9) OBP: 0.353, SLG: 0.529	D CU 79 X FF 95 1-0 37 1B 18 2B **1-2** 1B	C FF 96 T FF 95 S SL 88 0-3 ③ K		S FF 97 X FF 98 0-1 **1-2** 1B		F ST 78 B FF 93 F ST 78 X ST 81 1-2 **1-2** 1B		F FC 92 D CU 82 D CU 83 X FC 92 2-1 **1-2** 1B		5	1	4	0	0	1	2
8 Brandon Lowe, L (1, 4) OBP: 0.250, SLG: 0.421 5 Matt Duffy, R (9, 5) OBP: 0.600, SLG: 0.600	F SL 85 X FF 94 0-1 ② F7		F FF 93 B FF 95 X SL 86 1-1 37 G4-3 2B	S SL 87 C FF 98 B FF 98 S FF 98 1-3 ③ K		C ST 78 F FF 93 B ST 79 D CH 84 F FF 92 B CH 84 S CU 78 2-3 ② K		S CU 80 F FC 91 D CU 83 S CU 83 1-3 ③ K		5 0	0 0	1 0	0 0	0 0	3 0	8 0
37 Travis d'Arnaud, R (1, 2) OBP: 0.200, SLG: 0.118	C CU 80 B SL 87 B FF 96 X CU 78 2-1 18 2B **1-2** **2-H** 1B		S SL 86 F SL 86 B SL 90 X SL 89 1-2 ① G4-3 **2-3**		C FF 94 F FF 94 H FF 94 1-2 18 G5-3 HBP	F SL 90 F FF 95 F FF 96 F FF 95 F SL 90 B SL 90 X CU 83 1-2 ③ G5-3				3	0	1	1	0	0	3
18 Joey Wendle, L (1, 5) OBP: 0.286, SLG: 0.429 (9, 4)	B FF 95 S FF 94 B SL 88 X SL 86 2-1 **1-3** **2-H** 2B		F FF 94 F FF 96 D CU 82 C CU 81 1-3 ② K		B FF 93 B ST 79 C FF 92 C CH 84 F FF 93 X CH 85 2-2 ① ② G5-3 **1-2f**		F FF 89 X SL 79 0-1 ① L8			4	0	1	1	0	1	2
39 Kevin Kiermaier, L (1, 8) OBP: 0.158, SLG: 0.368	C CU 79 B FF 96 B FF 95 F FF 95 F FF 96 S FF 97 2-3 ③ K		X CU 80 0-0 ③ G4-3		C FF 94 B FF 95 B CU 79 X FF 95 2-1 1 BB 1B		X SL 80 0-0 ② F7			4	0	1	0	0	1	3
1 Willy Adames, R (1, 6) OBP: 0.471, SLG: 0.857		X SL 84 0-0 ① L7		B SL 86 F FF 95 X SL 86 1-1 HR	B CH 86 F FF 93 S FF 94 F ST 81 B ST 79 B CH 85 B FF 93 4-2 **1-2** BB		C SI 88 X SI 88 0-1 ③ L9			3	1	1	1	1	0	0
Inning Stats	R: 3 E: 0 K: 2 S: 19 H: 4 LOB: 2 BB: 1 P: 32	R: 0 E: 0 K: 1 S: 15 H: 1 LOB: 2 BB: 1 P: 25	R: 0 E: 0 K: 1 S: 9 H: 1 LOB: 1 BB: 0 P: 12	R: 1 E: 0 K: 2 S: 14 H: 2 LOB: 2 BB: 1 P: 21	R: 0 E: 0 K: 1 S: 15 H: 1 LOB: 2 BB: 1 P: 25	R: 0 E: 0 K: 2 S: 22 H: 2 LOB: 2 BB: 0 P: 29	R: 0 E: 0 K: 0 S: 5 H: 0 LOB: 0 BB: 0 P: 5	R: 0 E: 0 K: 2 S: 14 H: 2 LOB: 2 BB: 0 P: 20		1B: 9 2B: 2 3B: 0 HR: 2 SF: 0 SAC: 0 DP: 1 HBP: 1				WP: 0 PB: 0 SB: 0 CS: 0 PA: 41		

PITCHER		IP	WLS	BF	H	R	ER	SO	BB	IBB	HBP	BLK	WP	HR	S	P	ERA	WHIP
35 Justin Verlander, R ERA: 3.38	(1, 1)	3.2	L	21	7	4	4	5	3	0	0	0	0	2	52	84	9.82	2.727
39 Josh James, R ERA:	(4, 1)	0.1		2	1	0	0	1	0	0	0	0	0	0	5	6	0.00	3.000
65 José Urquidy, R ERA:	(5, 1)	1.2		9	3	0	0	3	1	0	1	0	0	0	31	47	0.00	2.400
55 Ryan Pressly, R ERA: 18.0	(6, 1)	0.1		1	0	0	0	0	0	0	0	0	0	0	6	7	0.00	0.000
38 Joe Smith, R ERA:	(7, 1)	1.0		3	0	0	0	0	0	0	0	0	0	0	5	5	0.00	0.000

PITCHER		IP	WLS	BF	H	R	ER	SO	BB	IBB	HBP	BLK	WP	HR	S	P	ERA	WHIP
36 Will Harris, R ERA:	(8, 1)	1.0		5	2	0	0	2	0	0	0	0	0	0	14	20	0.00	2.000

BOTTOM

Houston Astros @ Tampa Bay Rays

Tropicana Field, St. Petersburg, FL

Tue Oct 08 2019, 7:09 PM - 10:57 PM EDT

Att. 32,178 - Dome - 72 F

livebaseballscorecards.com

AB	36
R	4
H	13
RBI	4
BB	4
SO	11
LOB	21

Batter	1	2	3	4	5	6	7	8	9	AB	R	H	RBI	BB	SO	LOB
17 Austin Meadows, L (1, 7) OBP: 0.231, SLG: 0.217	C FF 97 F FF 98 B FF 99 F KC 85 C KC 86 1-3 ① K		C CH 88 B FF 97 X FF 97 1-1 ② F9			S KC 86 X FF 98 0-1 ① L8			C FF 97 X FF 97 0-1 ① F8	4	0	0	0	0	1	0
29 Tommy Pham, R (1, 10) OBP: 0.385, SLG: 0.600	C FF 97 B FF 97 C SL 89 F FF 98 S FF 98 1-3 ② K		C KC 84 X FF 97 0-1 ③ F9			C SL 89 T FF 97 B KC 85 B FF 99 X SL 91 2-2 ② G6-3			F FF 97 S SL 90 B FC 92 X FF 98 1-2 ② F9	4	0	0	0	0	1	0
26 Ji Man Choi, L (1, 3) OBP: 0.435, SLG: 0.375	C FF 97 B FF 98 B FF 97 F FF 98 B KC 86 B FF 99 4-2 BB			C SL 87 B FF 97 B FF 96 B FF 97 X FF 97 3-1 1B		F FF 98 B CH 88 C SL 90 B CH 89 S FF 99 2-3 ③ K			B FC 92 F FF 98 F FF 98 S FC 92 1-3 ③ K	3	0	1	0	1	2	0
37 Travis d'Arnaud, R (1, 2) OBP: 0.217, SLG: 0.105	S FF 97 S FF 97 X FF 99 0-2 ③ L8			S SL 89 B SL 90 C FF 98 F KC 84 F FF 98 S FF 97 1-3 ① K			B FF 95 C FF 96 S SL 89 B SL 92 B SL 91 B FF 99 4-2 24 G5-4-3 BB			2	0	0	0	1	1	2
9 Eric Sogard, L (1, 4) OBP: 0.500, SLG: 1.250		X FF 95 0-0 HR		B CH 87 F FF 98 S SL 90 S SL 90 1-3 ② K			C KC 84 F CH 87 X FF 98 0-2 ① F7			3	1	1	1	0	1	2
24 Avisaíl García, R (1, 9) OBP: 0.300, SLG: 0.450		B FF 96 X FF 96 1-0 ① G6-3		D KC 83 F FF 97 B SL 89 X SL 90 2-1 ③ G1-3			C FF 98 S SL 89 F SL 89 X FF 98 0-2 ②③ G5-4-3 1-2f			3	0	0	0	0	0	2
18 Joey Wendle, L (1, 5) OBP: 0.200, SLG: 0.300		B KC 82 F FF 97 B FF 98 F FF 97 F FF 98 F FF 98 S KC 87 2-3 ② K			F KC 83 B FF 96 X FF 96 1-1 ① G6-3			B FF 95 B FF 96 C FF 96 F FF 97 S FF 99 2-3 ① K		3	0	0	0	0	2	0
39 Kevin Kiermaier, L (1, 8) OBP: 0.136, SLG: 0.318		C KC 84 B FF 97 F FF 97 S CH 88 1-3 ③ K			C FF 97 B FF 96 X KC 84 1-1 ② G4-3			C KC 85 T FF 96 F FF 100 B SL 91 F KC 85 S KC 86 1-3 ② K		3	0	0	0	0	2	0
1 Willy Adames, R (1, 6) OBP: 0.400, SLG: 0.706			B FF 97 T FF 96 X FF 96 1-1 ① G5-3		C FF 98 B FF 97 S FF 97 C FF 98 1-3 ③ K			X FF 96 0-0 ③ G4-3		3	0	0	0	0	1	0
Inning Stats	R: 0 E: 0 K: 2 S: 13 H: 0 LOB: 1 BB: 1 P: 19	R: 1 E: 0 K: 2 S: 10 H: 1 LOB: 0 BB: 0 P: 14	R: 0 E: 0 K: 0 S: 6 H: 0 LOB: 0 BB: 0 P: 8	R: 0 E: 0 K: 2 S: 12 H: 1 LOB: 1 BB: 0 P: 19	R: 0 E: 0 K: 1 S: 7 H: 0 LOB: 0 BB: 0 P: 10	R: 0 E: 0 K: 1 S: 8 H: 0 LOB: 0 BB: 0 P: 12	R: 0 E: 0 K: 0 S: 9 H: 0 LOB: 0 BB: 1 P: 13	R: 0 E: 0 K: 2 S: 9 H: 0 LOB: 0 BB: 0 P: 12	R: 0 E: 0 K: 1 S: 8 H: 0 LOB: 0 BB: 0 P: 10	1B: 1 2B: 0 3B: 0 HR: 1	SF: 0 SAC: 0 DP: 1 HBP: 0		WP: 0 PB: 0 SB: 0 CS: 0	PA: 30		

PITCHER		IP	WLS	BF	H	R	ER	SO	BB	IBB	HBP	BLK	WP	HR	S	P	ERA	WHIP
45 Gerrit Cole, R ERA: 0.57	(1, 1)	8.0	W	27	2	1	1	10	2	0	0	0	0	1	74	107	1.12	0.500
54 Roberto Osuna, R ERA: 3.38	(9, 1)	1.0		3	0	0	0	1	0	0	0	0	0	0	8	10	0.00	0.000

PITCHER	IP	WLS	BF	H	R	ER	SO	BB	IBB	HBP	BLK	WP	HR	S	P	ERA	WHIP

Tampa Bay Rays @ Houston Astros

Minute Maid Park, Houston, TX

Thu Oct 10 2019, 6:09 PM - 9:20 PM CDT

Att. 43,418 - Roof Closed - 73 F

TOP

livebaseballscorecards.com

AB	28
R	1
H	2
RBI	1
BB	2
SO	11
LOB	6

BOTTOM

Tampa Bay Rays @ Houston Astros

Minute Maid Park, Houston, TX

Thu Oct 10 2019, 6:09 PM - 9:20 PM CDT

Att. 43,418 - Roof Closed - 73 F

livebaseballscorecards.com

Batter	1	2	3	4	5	6	7	8	9	AB	R	H	RBI	BB	SO	LOB
4 George Springer, R (1, 8) (9, 9) OBP: 0.182, SLG: 0.143	F FF 97 X FF 99 0-1 23 1B 27 1B 1B	C CU 83 C CU 84 S FF 98 0-3 ② K			B ST 83 C ST 83 T ST 82 F ST 77 X SI 94 1-2 ② G6-3		C FC 89 D FC 89 S FC 88 S FC 88 1-3 ③ K			4	1	1	0	0	2	1
23 Michael Brantley, L (1, 7) OBP: 0.250, SLG: 0.368 6 Jake Marisnick, R (9, 8)	D CU 85 C FF 98 X FF 98 1-1 27 1B 2 2B 1-3 1B	B CU 85 C FF 98 B CU 85 B FF 97 F FF 97 F CU 83 F FF 98 X FF 98 3-2 ③ P6			S CU 72 B CU 74 C FF 90 B CH 80 B FF 90 B CU 74 4-2 BB			B FF 96 X FF 96 1-0 HR		3 0	2 0	2 0	1 0	1 0	0 0	0 0
27 Jose Altuve, R (1, 4) OBP: 0.381, SLG: 0.900	C CU 85 X FF 98 0-1 2 2B 1-3 3-H 1B		B FF 98 X FF 98 1-0 ① P4		X CU 85 0-0 ③ F9			S FC 88 B FC 88 B FC 88 B FF 97 X FF 97 3-1 HR		4	2	2	2	0	0	1
2 Alex Bregman, R (1, 5) OBP: 0.450, SLG: 0.647	D CU 86 F FF 98 X CU 86 1-1 44 G6-3 10 1B 1-H 3-H 2B		X FF 98 0-0 ② G6-3			C FF 95 C FF 96 S CU 85 0-3 ① K		B FF 89 B FF 97 F FC 88 F FC 88 X FF 97 2-2 ① F9		4	1	1	2	0	1	0
44 Yordan Alvarez, L (1, 10) OBP: 0.350, SLG: 0.474	C FF 100 B FF 100 D CU 86 C FF 98 X FF 99 2-2 ① G6-3 2-3		B CU 81 B FF 95 S FF 94 B FF 95 S FF 95 F FF 95 F FF 96 F FF 96 X FF 96 3-2 ③ F7			S CU 83 S CU 84 S FF 96 0-3 ② K		B FF 96 B FF 96 B FC 88 B FF 96 4-0 BB		3	0	0	0	1	1	1
10 Yuli Gurriel, R (1, 3) OBP: 0.350, SLG: 0.368	C FF 98 X CU 84 0-1 3-H 1B			B FF 94 C CH 86 B FF 94 B FF 94 C CH 88 F FF 95 F FF 95 F FF 94 F FF 96 3-2 ① X FF 85 F8		X CU 84 0-0 ③ L7		C FF 94 B FF 95 X CU 83 1-1 ② F7		4	0	1	1	0	0	1
1 Carlos Correa, R (1, 6) OBP: 0.158, SLG: 0.211	C FF 99 C FF 98 D CU 87 F FF 99 S CU 86 1-3 ② K			X FF 95 0-0 ② F8			F SI 97 C SI 98 B SL 91 B SI 98 S SL 90 2-3 ① K	C FF 95 B FF 95 S FF 94 S CU 84 1-3 ③ K		4	0	0	0	0	3	2
22 Josh Reddick, L (1, 9) (9, 7) OBP: 0.182, SLG: 0.100	S FF 99 S FF 99 S FF 99 0-3 ③ K			C FF 95 F FF 95 B FF 95 B CU 80 S SL 88 2-3 ③ K			B SI 98 X SI 98 1-0 1B			3	0	1	0	0	2	1
12 Martín Maldonado, R (1, 2) OBP: 0.400, SLG: 0.400 3 Kyle Tucker, L (7, PH) 28 Robinson Chirinos, R (8, 2) OBP: 0.364, SLG: 0.556		X FF 97 0-0 ① P6			X ST 84 0-0 ① P3		C FF 91 F FF 92 S FF 93 0-3 ② K			2 1 0	0 0 0	0 0 0	0 0 0	0 0 0	0 1 0	0 1 0
Inning Stats	R: 4 E: 0 K: 2 S: 20 H: 5 LOB: 1 BB: 0 P: 25	R: 0 E: 0 K: 1 S: 9 H: 0 LOB: 0 BB: 0 P: 12	R: 0 E: 0 K: 0 S: 8 H: 0 LOB: 0 BB: 0 P: 12	R: 0 E: 0 K: 1 S: 11 H: 0 LOB: 0 BB: 0 P: 16	R: 0 E: 0 K: 0 S: 8 H: 0 LOB: 1 BB: 1 P: 13	R: 0 E: 0 K: 2 S: 7 H: 0 LOB: 0 BB: 0 P: 7	R: 0 E: 0 K: 3 S: 10 H: 1 LOB: 1 BB: 0 P: 14	R: 2 E: 0 K: 1 S: 11 H: 2 LOB: 1 BB: 1 P: 23		1B: 5 2B: 1 3B: 0 HR: 2 SF: 0 SAC: 0 DP: 0 HBP: 0						

AB	32
R	6
H	8
RBI	6
BB	2
SO	10
LOB	8

WP: 0 PB: 0 SB: 0 CS: 0 PA: 34

PITCHER		IP	WLS	BF	H	R	ER	SO	BB	IBB	HBP	BLK	WP	HR	S	P	ERA	WHIP
20 Tyler Glasnow, R ERA: 7.71	(1, 1)	2.2	L	13	5	4	4	3	0	0	0	0	0	0	31	40	13.50	1.875
4 Blake Snell, L ERA: 1.69	(3, 1)	1.1		4	0	0	0	1	0	0	0	0	0	0	17	25	0.00	0.000
52 Chaz Roe, R ERA: 6.75	(5, 1)	0.2		2	0	0	0	0	0	0	0	0	0	0	5	6	0.00	0.000
Ryan Yarbrough, L ERA:	(5, 1)	0.0		1	0	0	0	0	1	0	0	0	0	0	2	6	∞	∞
70 Nick Anderson, R ERA: 1.59	(5, 1)	1.1		4	0	0	0	2	0	0	0	0	0	0	8	8	0.00	0.000

PITCHER		IP	WLS	BF	H	R	ER	SO	BB	IBB	HBP	BLK	WP	HR	S	P	ERA	WHIP
63 Diego Castillo, R ERA:	(7, 1)	0.1		2	1	0	0	1	0	0	0	0	0	0	4	7	0.00	3.000
38 Colin Poche, L ERA: 2.08	(7, 1)	0.1		1	0	0	0	1	0	0	0	0	0	0	3	3	0.00	0.000
15 Emilio Pagán, R ERA: 6.0	(7, 1)	0.2		5	2	2	2	1	1	0	0	0	0	2	9	20	27.00	4.500
49 Brendan McKay, L ERA:	(8, 1)	0.2		2	0	0	0	1	0	0	0	0	0	0	5	7	0.00	0.000

New York Yankees @ Houston Astros

Minute Maid Park, Houston, TX

Sat Oct 12 2019, 7:11 PM - 10:20 PM CDT

Att. 43,311 - Roof Closed - 68 F

livebaseballscorecards.com

TOP

Batter	1	2	3	4	5	6	7	8	9	AB	R	H	RBI	BB	SO	LOB
26 DJ LeMahieu, R (1, 3) OBP: 0.400, SLG: 0.611	C FF 89 B FF 90 B SL 85 B SL 86 X FF 90 3-1 ① F8			X SL 85 0-0 99 WP 25 2B 1B	B FF 91 X CU 74 1-0 ③ F8		D FF 94 X FF 94 1-0 99 1B 25 E 1-2 1B		B CU 85 B SL 88 B FF 95 C FF 96 B FF 95 4-1 99 1B 25 G6-3 BB	4	3	2	0	1	0	2
99 Aaron Judge, R (1, 9) OBP: 0.500, SLG: 0.357	X FF 91 0-0 ② F8			C FF 91 S SL 85 D SL 85 B FF 91 S SL 86 2-3 ① K 1-2		S CH 88 B SL 86 B CH 88 X FF 91 2-1 ① F8	D SL 90 X FF 94 1-0 25 E 1-2 2-3 1B		B SL 86 B SL 87 B SL 86 X FF 95 3-0 25 G6-3 25 S 1-3 1B	5	0	2	0	0	1	1
25 Gleyber Torres, R (1, 4) OBP: 0.500, SLG: 1.059	B CU 74 S FF 90 C SL 84 F FF 91 F FF 89 S SL 83 1-3 ③ K			X SL 86 0-0 2-H 2B		X FF 91 0-0 HR	B SL 91 C CU 83 S FF 95 B FF 96 B SL 93 X CU 83 3-2 E8 1-3 2-H 3-H 1B		D SL 86 S CU 84 B CU 85 X CU 85 2-1 ② G6-3 1-3 3-H	5	1	3	5	0	1	1
30 Edwin Encarnación, R (1, 10) OBP: 0.316, SLG: 0.353		B FF 89 X SL 84 1-0 ① L9		F SL 85 B FF 91 B CH 88 C FF 91 D SL 86 S SL 86 3-3 ② K		B FF 90 F CU 72 B SL 87 B SL 86 S FF 89 3-3 ② K	B FF 97 S FF 97 S SL 85 S SL 88 1-3 ③ K		S SL 84 B CU 86 B CU 85 F SL 86 D CU 86 F CU 86 B CU 86 4-2 BB	4	0	0	0	1	3	3
27 Giancarlo Stanton, R (1, 7) OBP: 0.467, SLG: 0.600 38 Cameron Maybin, R (8, 7) OBP: 0.250, SLG: 1.000		B FF 91 S FF 91 X FF 91 1-1 11 L3 1B		X FF 92 0-0 ③ F8		C FF 92 S SL 85 B SL 85 F EP 61 B SL 85 F FF 91 B FF 92 X FF 92 3-2 HR		C FF 98 C FF 97 B FF 98 C FF 98 1-3 ① K	B FF 97 C FF 96 D SL 88 S SL 86 F FF 96 F FF 97 F SL 87 S FF 96 2-3 ③ K	4 1	1 0	2 0	1 0	0 0	1 1	1 2
11 Brett Gardner, L (1, 8) OBP: 0.278, SLG: 0.375		B FF 90 C CU 74 B CU 71 C FF 90 B CH 89 X CH 89 3-2 ② ③ L3 1-1			C CU 74 C FF 90 C SL 85 0-3 ① K	F FF 90 B FF 90 S CU 75 C FF 90 1-3 ③ K		B SL 87 B FF 98 X FF 97 2-0 ② G4-3		4	0	0	0	0	2	1
24 Gary Sánchez, R (1, 2) OBP: 0.375, SLG: 0.167			C FF 89 X FF 90 0-1 ① P2		B FF 90 C CU 72 B FF 91 F FF 91 X FF 92 2-2 18 F9 29 1B 1B		B FF 94 B SL 92 S SL 90 C FF 94 F FF 95 X SL 91 2-2 ① G5-3	B SL 85 B FF 97 C FF 96 C FF 98 S FF 99 2-3 ③ K		4	0	1	0	0	1	0
29 Gio Urshela, R (1, 5) OBP: 0.313, SLG: 0.563			X SL 86 0-0 ② L5		B CU 70 F SL 84 S SL 85 D SL 84 X FF 90 2-2 1-2 1B		B FF 95 F SL 89 S CU 82 S FF 96 1-3 ② K		X SL 87 0-0 HR	4	1	2	1	0	1	0
18 Didi Gregorius, L (1, 6) OBP: 0.438, SLG: 0.571			C FF 90 X CU 73 0-1 ③ G3-1		S CH 88 B CH 88 X CU 71 1-1 ② F9 2-3		X CU 83 0-0 99 1B 26 1B 25 E 1B		B FF 95 C SL 87 X FF 97 1-1 ① F7	4	1	1	0	0	0	2

Inning Stats									
	R: 0 E: 0 K: 1 S: 8	H: 0 LOB: 0 BB: 0 P: 12	R: 0 E: 0 K: 0 S: 6	H: 1 LOB: 0 BB: 0 P: 11	R: 0 E: 0 K: 0 S: 5	H: 0 LOB: 0 BB: 0 P: 5	R: 1 E: 0 K: 2 S: 9	H: 2 LOB: 1 BB: 0 P: 14	R: 0 E: 0 K: 1 S: 12	H: 2 LOB: 2 BB: 0 P: 18	R: 2 E: 0 K: 2 S: 14	H: 2 LOB: 0 BB: 0 P: 23	R: 2 E: 1 K: 2 S: 16	H: 4 LOB: 2 BB: 0 P: 25	R: 0 E: 0 K: 2 S: 7	H: 0 LOB: 0 BB: 0 P: 12	R: 2 E: 0 K: 1 S: 16	H: 2 LOB: 2 BB: 2 P: 32	1B: 9 2B: 2 3B: 0 HR: 3	SF: 0 SAC: 0 DP: 1 HBP: 0	WP: 1 PB: 0 SB: 1 CS: 0	PA: 41

PITCHER	IP	WLS	BF	H	R	ER	SO	BB	IBB	HBP	BLK	WP	HR	S	P	ERA	WHIP
21 Zack Greinke, R (1, 1) ERA: 8.38	6.0	L	24	7	3	3	6	0	0	0	0	1	2	54	83	4.50	1.167
55 Ryan Pressly, R (7, 1) ERA: 21.6	0.2		6	4	2	2	1	0	0	0	0	0	0	13	21	27.00	6.000
39 Josh James, R (7, 1) ERA:	1.1		4	0	0	0	3	0	0	0	0	0	0	10	16	0.00	0.000
66 Bryan Abreu, R (9, 1) ERA: 27.0	0.2		6	2	2	2	0	2	0	0	0	0	1	10	24	27.00	6.000
30 Héctor Rondón, R (9, 1) ERA: 27.0	0.1		1	0	0	0	1	0	0	0	0	0	0	6	8	0.00	0.000

PITCHER	IP	WLS	BF	H	R	ER	SO	BB	IBB	HBP	BLK	WP	HR	S	P	ERA	WHIP

AB	39
R	7
H	13
RBI	7
BB	2
SO	11
LOB	13

BOTTOM

Batter	1	2	3	4	5	6	7	8	9	AB	R	H	RBI	BB	SO	LOB
4 George Springer, R (1, 8) OBP: 0.154, SLG: 0.120	C FF 91 B SL 82 B FS 86 C FS 86 X FF 92 2-2 G4-3 ①			C FS 85 B SI 90 C SI 90 B SL 85 B FS 87 S SL 85 3-3 K ①			C FC 89 X ST 81 0-1 F8 ①		C FF 99 S SI 98 B CU 87 B CU 86 X SI 98 2-2 G5-3 ②	4	0	0	0	0	1	0
23 Michael Brantley, L (1, 7) OBP: 0.250, SLG: 0.348 (9, 9)	C FF 90 B SL 84 X FS 84 1-1 G4-3 ②			C SL 82 F SL 84 B FF 91 F FS 87 X FF 92 1-2 L7 ②			B SI 93 C SI 94 C SI 94 X SI 96 1-2 27 1B 1B		B FF 98 B FF 98 F SI 97 F SI 98 X FF 98 2-2 F7 ③	4	0	1	0	0	0	0
27 Jose Altuve, R (1, 4) OBP: 0.375, SLG: 0.826	S SL 81 X SL 82 0-1 P3 ③			S SL 82 B SL 83 B FS 86 B SL 84 F FS 86 F SL 85 S SL 84 3-3 K ③			S ST 82 B SI 95 X ST 82 1-1 2 G6-4-3 1-3 1B			3	0	1	0	0	1	0
2 Alex Bregman, R (1, 5) OBP: 0.435, SLG: 0.579		C SL 81 C FF 90 X FF 91 0-2 G6-3 ①			B FS 84 F SL 82 F FS 86 F FF 91 B FF 91 B FS 87 B FF 93 4-2 44 L9-3 BB		X ST 82 0-0 G6-4-3 ②③ 1-2f			2	0	0	0	1	0	2
44 Yordan Alvarez, L (1, 10) OBP: 0.304, SLG: 0.409		C CU 76 B FF 90 F FS 85 B FS 86 S SL 84 2-3 K ②			C SL 82 X FF 90 0-1 L9-3 ①② 1-1			C SI 94 F SL 78 B SL 82 S SI 95 1-3 K ①		3	0	0	0	0	2	1
10 Yuli Gurriel, R (1, 3) OBP: 0.348, SLG: 0.333		X FS 84 0-0 G6-3 ③			C FS 87 X FF 91 0-1 F9 ③			B SI 95 B SI 95 B SI 95 C SI 93 B SI 94 4-1 16 FC6 BB		2	0	0	0	1	0	0
1 Carlos Correa, R (1, 6) OBP: 0.136, SLG: 0.182			B SL 82 C SL 81 X FS 89 1-1 G5-3 ①			B SL 81 C SL 83 X FS 85 1-1 G1-3 ①		B SI 95 F SI 95 F SL 80 D SL 80 F SI 95 F SL 79 S SI 95 2-3 K ②		3	0	0	0	0	1	1
3 Kyle Tucker, L (1, 9) OBP: 0.286, SLG: 0.167 16 Aledmys Díaz, R (8, PH) (9, 7)			X FS 85 0-0 28 G5-4-3 1B			S SL 82 B FF 91 B FS 85 X SL 83 2-1 P5 ②		X SI 93 0-0 FC6 ③ 1-2f		2 1	0 0	1 0	0 0	0 0	0 0	0 1
28 Robinson Chirinos, R (1, 2) OBP: 0.286, SLG: 0.417			S SL 81 F FS 88 B FF 90 1 SAFE D FS 85 X SL 84 2-2 G5-4-3 ②③ 1-2f			C FS 85 C FF 91 B SL 84 S SL 85 1-3 K ③			S FF 97 X SI 97 0-1 G5-3 ①	3	0	0	0	0	1	1
Inning Stats	R: 0 E: 0 K: 0 S: 7 H: 0 LOB: 0 BB: 0 P: 10	R: 0 E: 0 K: 1 S: 7 H: 0 LOB: 0 BB: 0 P: 9	R: 0 E: 0 K: 0 S: 6 H: 1 LOB: 0 BB: 0 P: 9	R: 0 E: 0 K: 2 S: 11 H: 0 LOB: 0 BB: 0 P: 18	R: 0 E: 0 K: 0 S: 7 H: 0 LOB: 0 BB: 0 P: 11	R: 0 E: 0 K: 1 S: 7 H: 0 LOB: 0 BB: 0 P: 11	R: 0 E: 0 K: 0 S: 8 H: 2 LOB: 1 BB: 0 P: 10	R: 0 E: 0 K: 2 S: 10 H: 0 LOB: 1 BB: 1 P: 17	R: 0 E: 0 K: 0 S: 8 H: 0 LOB: 0 BB: 0 P: 12	1B: 3 2B: 1 3B: 0 HR: 0 SF: 0 SAC: 0 DP: 3 HBP: 0						

PITCHER		IP	WLS	BF	H	R	ER	SO	BB	IBB	HBP	BLK	WP	HR	S	P	ERA	WHIP
19 Masahiro Tanaka, R ERA: 0.82	(1, 1)	6.0	W	18	1	0	0	4	1	0	0	0	0	0	45	68	0.00	0.333
0 Adam Ottavino, R ERA:	(7, 1)	1.0		4	2	0	0	0	0	0	0	0	0	0	8	10	0.00	2.000
53 Zack Britton, L ERA: 2.7	(8, 1)	1.0		4	0	0	0	2	1	0	0	0	0	0	10	17	0.00	1.000
43 Jonathan Loáisiga, R ERA: 4.5	(9, 1)	1.0		3	0	0	0	0	0	0	0	0	0	0	8	12	0.00	0.000

PITCHER	IP	WLS	BF	H	R	ER	SO	BB	IBB	HBP	BLK	WP	HR	S	P	ERA	WHIP

New York Yankees @ Houston Astros
Minute Maid Park, Houston, TX
Sat Oct 12 2019, 7:11 PM - 10:20 PM CDT
Att. 43,311 - Roof Closed - 68 F

livebaseballscorecards.com

AB	27
R	0
H	3
RBI	0
BB	2
SO	6
LOB	6

Batter	1	2	3	4	5	6	7	8	9	10	11	AB	R	H	RBI	BB	SO	LOB
26 DJ LeMahieu, R (1, 3) OBP: 0.400, SLG: 0.545	B FF 94 X FF 94 1-0 ① L6			C CU 78 F CU 79 B SL 86 B SL 89 B CU 81 B FF 95 4-2 ① 99 HR BB		C FF 93 X CU 79 0-1 ① 25 1B 11 1B 1B		B FC 92 F FC 92 C FC 91 F FC 92 S CU 82 1-3 ① K		X SI 88 0-0 ③ G1-3		4	1	1	0	1	1	0
99 Aaron Judge, R (1, 9) OBP: 0.478, SLG: 0.500	S SL 87 F SL 88 S SL 89 0-3 ② K			F FF 95 X SL 87 0-1 ① 1-H HR		D SL 86 1 SAFE X FF 94 1-0 ① L9		C CU 81 B CU 82 B CU 83 B CU 82 B FC 91 4-1 ② BB			C SL 79 B SL 80 C SL 79 X FF 90 1-2 ① G1-3	4	1	1	2	1	1	1
25 Gleyber Torres, R (1, 4) OBP: 0.435, SLG: 0.864	B FF 95 B FF 96 C SL 88 X SL 89 2-1 ③ L8			C FF 95 F FF 96 F SL 87 F SL 87 B CU 81 B FF 97 X FF 96 2-2 ① F9		F CU 78 F FF 95 X SL 86 0-2 11 1B 1-2 1B		B FC 93 X FF 97 1-0 ② L9			S SL 80 X SL 79 0-1 ② F7	5	0	1	0	0	0	1
30 Edwin Encarnación, R (1, 10) OBP: 0.292, SLG: 0.286		B FF 93 C FF 95 S FF 95 F FF 96 F FF 96 F SL 88 B SL 89 B SL 88 S SL 88 3-3 ① K		C FF 96 S FF 96 S SL 88 0-3 ② K		B FF 94 S FF 96 F FF 96 X FF 96 1-2 ② F8		B FC 94 B FF 97 C FC 93 S SL 89 S FF 97 2-3 ③ K			B SI 89 B SL 80 T SL 79 B FF 90 B FF 90 4-1 11 1B BB	4	0	0	0	1	3	3
11 Brett Gardner, L (1, 8) OBP: 0.304, SLG: 0.381 (10, 7)		C FF 94 B FF 95 S FF 94 F FF 95 B CU 79 C SL 87 2-3 ② K		B CH 87 S SL 87 B CU 79 C SL 85 S SL 86 2-3 ③ K		D FF 96 B CU 78 F SL 86 F FF 95 F SL 89 B CU 80 X SL 85 3-2 ③ 1-2 2-H 1B			C FF 97 X SL 90 0-1 ① G3-1		C CU 81 S CU 82 X SL 89 0-2 ② 1-2 1B	5	0	2	0	0	2	0
24 Gary Sánchez, R (1, 2) OBP: 0.286, SLG: 0.118		S FF 95 F SL 87 B SL 88 X FF 97 1-2 ③ F8			F FF 95 B CU 80 F FF 96 F FF 96 X SL 89 1-2 ① F9		B SL 86 S SL 88 C SL 86 S SL 88 1-3 ① K		B FF 98 S SL 96 C FF 98 B SL 90 F FF 97 S FF 98 3-3 ② K		F FF 98 F FF 98 F FF 99 B FF 99 F FF 99 F SL 86 F SL 85 F FF 99 F SL 87 1-3 ③ C FF 89 K	5	0	0	0	0	3	2
29 Gio Urshela, R (1, 5) OBP: 0.250, SLG: 0.450			C FF 95 S FF 95 F CU 81 B SL 88 X SL 89 1-2 ① F9		F FF 96 X FF 96 0-1 ② F9		X SL 86 0-0 ② F8		B FC 93 S SL 90 B FF 98 B FF 97 S FC 92 X FF 98 3-2 ③ F8			4	0	0	0	0	0	0
38 Cameron Maybin, R (1, 7) OBP: 0.429, SLG: 0.833 31 Aaron Hicks, S (10, PH) (10, 8)			S SL 87 F SL 88 S CU 82 0-3 ② K		C FF 95 C CU 80 X SL 88 0-2 1B		B FF 96 F FF 96 B CU 80 B CU 80 D FF 96 4-1 BB			B SI 88 C SL 80 B SI 88 X SI 88 2-1 ① G3		2 1	0 0	1 0	0 0	1 0	1 0	0 0
18 Didi Gregorius, L (1, 6) OBP: 0.350, SLG: 0.444			F FF 96 B CH 87 X FF 95 1-1 ③ F9		1 SAFE 1 SAFE 1 SAFE F SL 86 S SL 85 1 SAFE F SL 86 D SL 86 F SL 86 2-2 ③ F SL 86 B CU 78 F FF 96 X FF 96 L7		C FC 92 S FC 91 B FC 91 1 SAFE S CU 82 1-3 ③ K2-3			C SL 79 X SL 81 0-1 ② P5	4	0	0	0	0	1	2
Inning Stats	R: 0 E: 0 K: 1 S: 6 H: 0 LOB: 0 BB: 0 P: 9	R: 0 E: 0 K: 2 S: 13 H: 0 LOB: 0 BB: 0 P: 19	R: 0 E: 0 K: 1 S: 9 H: 0 LOB: 0 BB: 0 P: 11	R: 2 E: 0 K: 2 S: 15 H: 1 LOB: 0 BB: 1 P: 23	R: 0 E: 0 K: 0 S: 16 H: 1 LOB: 1 BB: 0 P: 19	R: 0 E: 0 K: 0 S: 13 H: 3 LOB: 2 BB: 0 P: 18	R: 0 E: 0 K: 2 S: 8 H: 0 LOB: 1 BB: 1 P: 14	R: 0 E: 0 K: 2 S: 9 H: 0 LOB: 1 BB: 1 P: 17	R: 0 E: 0 K: 1 S: 8 H: 0 LOB: 0 BB: 0 P: 14	R: 0 E: 0 K: 0 S: 5 H: 0 LOB: 0 BB: 0 P: 7	R: 0 E: 0 K: 1 S: 18 H: 1 LOB: 2 BB: 1 P: 24	1B: 5 2B: 0 3B: 0 HR: 1	SF: 0 SAC: 0 DP: 0 HBP: 0			WP: 0 PB: 0 SB: 0 CS: 0	PA: 42	

PITCHER		IP	WLS	BF	H	R	ER	SO	BB	IBB	HBP	BLK	WP	HR	S	P	ERA	WHIP
35 Justin Verlander, R ERA: 3.12	(1, 1)	6.2		26	5	2	2	7	2	0	0	0	0	1	77	109	2.70	1.050
36 Will Harris, R ERA:	(7, 1)	0.2		3	0	0	0	2	1	0	0	0	0	0	8	14	0.00	1.500
54 Roberto Osuna, R ERA: 2.08	(8, 1)	1.2		5	0	0	0	2	0	0	0	0	0	0	12	21	0.00	0.000
38 Joe Smith, R ERA:	(10, 1)	1.2		6	0	0	0	0	1	0	0	0	0	0	11	18	0.00	0.600
55 Ryan Pressly, R ERA: 21.6	(11, 1)	0.0		1	1	0	0	0	0	0	0	0	0	0	3	3	∞	∞

PITCHER		IP	WLS	BF	H	R	ER	SO	BB	IBB	HBP	BLK	WP	HR	S	P	ERA	WHIP
39 Josh James, R ERA:	(11, 1)	0.1	W	1	0	0	0	1	0	0	0	0	0	0	9	10	0.00	0.000

New York Yankees @ Houston Astros

Minute Maid Park, Houston, TX

Sun Oct 13 2019, 7:09 PM - 11:58 PM CDT

Att. 43,359 - Roof Closed - 73 F

TOP

livebaseballscorecards.com

AB	38
R	2
H	6
RBI	2
BB	4
SO	12
LOB	9

New York Yankees @ Houston Astros

Minute Maid Park, Houston, TX

Sun Oct 13 2019, 7:09 PM - 11:58 PM CDT

Att. 43,359 - Roof Closed - 73 F

livebaseballscorecards.com

BOTTOM

Batter	1	2	3	4	5	6	7	8	9	10	11	AB	R	H	RBI	BB	SO	LOB
4 George Springer, R (1, 9) (6, 8) OBP: 0.194, SLG: 0.241	C FF 95 B FF 95 C KC 83 B FF 97 B KC 84 B KC 84 4-2 23 G4-6-3 BB		B FC 89 C FC 88 S FF 97 F FF 98 F FF 97 S FC 89 1-3 ① K		X ST 82 0-0 ② HR		B FF 98 S CH 90 X FF 97 1-1 ② P3		C FF 99 S SL 89 F FF 101 B SI 101 B SL 87 F SL 87 F FF 99 S FF 100 2-3 ③ K			4	1	1	1	1	2	1
23 Michael Brantley, L (1, 7) OBP: 0.241, SLG: 0.321	B FF 96 C FC 87 X FF 95 1-1 ① ② G4-6-3 1-2f		B KC 84 B FF 97 F FF 96 C FF 97 X FF 97 2-2 27 1B 1B		B ST 81 C SI 93 F ST 81 F SI 93 F ST 81 S ST 82 1-3 K 27 1B		F FF 98 X CH 90 0-1 ③ G4-3			B SL 81 B SL 82 B SI 91 C FC 92 X SI 92 3-1 ① G6-3		5	0	1	0	0	1	1
27 Jose Altuve, R (1, 4) OBP: 0.414, SLG: 0.778	B KC 84 S KC 83 F KC 84 B KC 84 B KC 84 X FC 89 3-2 ③ L6		D FC 89 C KC 83 C FF 97 X FF 97 1-2 1-2 1B		X FC 88 0-0 1-2 1B			X SI 94 0-0 ① G4-3		B CU 87 B CU 85 B CU 85 B FF 98 4-0 2 BB BB		4	0	2	0	1	0	0
2 Alex Bregman, R (1, 5) OBP: 0.464, SLG: 0.545		C KC 81 X FF 95 0-1 10 L9 44 BB 1 2B 1B	C SL 85 C SL 84 X FF 96 0-2 ② L7		C SI 94 B SI 94 C SI 93 B ST 82 F SI 94 C SI 94 2-3 ② K			B SI 93 B SI 93 C SI 94 B SI 93 B SI 94 4-1 BB		D SI 99 1 SAFE B CU 87 B SI 98 S FF 98 C SI 98 B SI 99 4-2 1-2 BB		3	1	1	0	2	1	4
44 Yordan Alvarez, L (1, 10) OBP: 0.286, SLG: 0.346		D FF 95 D FC 89 B FF 96 C FF 96 B FF 97 4-1 1 2B 1-2 BB	C FF 96 X FF 96 0-1 ③ P6		F CH 90 F FF 98 F CH 91 S CH 93 0-3 ③ K			C SI 95 B SI 95 F SI 95 S SL 80 1-3 ② K		C SI 92 D SI 93 B SI 93 C SI 92 S SI 92 2-3 ② K		4	0	0	0	1	3	7
10 Yuli Gurriel, R (1, 3) OBP: 0.286, SLG: 0.269		D KC 82 X FF 96 1-0 ① L9 2-3		C FF 96 F FF 96 B FF 95 X FF 96 1-2 ① L8		C CH 89 X CH 90 0-1 ① L5		1 SAFE C SI 94 X SI 94 0-1 ③ L8		B FF 94 B FF 94 B FF 94 C FF 94 F FF 95 X FF 94 3-2 ③ F7		5	0	0	0	0	0	5
1 Carlos Correa, R (1, 6) OBP: 0.185, SLG: 0.370	B KC 82 B FF 96 X KC 82 2-0 1-3 3-H 2B		C FF 97 F SL 88 F SL 86 F FF 97 F FF 97 B SL 86 S FF 96 1-3 ② K			F FF 98 F CH 92 X FF 98 0-2 ② F8			F FF 99 S FF 99 F SI 101 B SL 89 S SL 87 1-3 ① K		X FF 94 0-0 HR	5	1	2	2	0	2	0
28 Robinson Chirinos, R (1, 2) OBP: 0.222, SLG: 0.313		S FF 96 B FF 97 F FF 95 T FF 95 1-2 ② K		C SL 87 B SL 86 F FF 95 B FF 97 X SL 87 2-2 ③ L7		B CH 92 S CH 90 S CH 91 B CH 91 B CH 90 X CH 91 3-2 ③ F9			C FF 99 F FF 99 B SL 88 F FF 99 B SI 100 S SL 88 2-3 ② K			4	0	0	0	0	2	2
6 Jake Marisnick, R (1, 8)		B FF 95 F KC 82 F FF 96 F KC 82 S KC 82 1-3 ③ K			S FF 95 T FF 95 B FF 96 F FF 96 S FF 96 1-3 ① K		B CH 90 C CH 90 F FF 98 B CH 90 S CH 91 2-3 ① K		B SL 87 C SL 87 C SL 87 B SI 100 B SL 89 B FF 100 4-2 BB			1	0	0	0	0	1	2
3 Kyle Tucker, L (5, PH) (6, 9) OBP: 0.222, SLG: 0.125												2	0	0	0	0	2	0
16 Aledmys Díaz, R (9, PH)												0	0	0	0	1	0	0
22 Josh Reddick, L (10, 9) OBP: 0.182, SLG: 0.100												0	0	0	0	0	0	0
Inning Stats	R: 0 E: 0 K: 0 S: 7 H: 0 LOB: 0 BB: 1 P: 15	R: 1 E: 0 K: 2 S: 12 H: 2 LOB: 2 BB: 1 P: 21	R: 0 E: 0 K: 1 S: 16 H: 2 LOB: 2 BB: 0 P: 20	R: 0 E: 0 K: 1 S: 12 H: 0 LOB: 0 BB: 0 P: 16	R: 1 E: 0 K: 4 S: 19 H: 2 LOB: 2 BB: 0 P: 23	R: 0 E: 0 K: 0 S: 8 H: 0 LOB: 0 BB: 0 P: 11	R: 0 E: 0 K: 1 S: 7 H: 0 LOB: 0 BB: 0 P: 10	R: 0 E: 0 K: 1 S: 7 H: 0 LOB: 1 BB: 1 P: 12	R: 0 E: 0 K: 3 S: 16 H: 0 LOB: 1 BB: 1 P: 25	R: 0 E: 0 K: 1 S: 10 H: 0 LOB: 2 BB: 2 P: 26	R: 1 E: 0 K: 0 S: 1 H: 1 LOB: 0 BB: 0 P: 1							

AB	37
R	3
H	7
RBI	3
BB	6
SO	14
LOB	22

1B: 4	SF: 0	WP: 1	PA: 43
2B: 1	SAC: 0	PB: 0	
3B: 0	DP: 1	SB: 0	
HR: 2	HBP: 0	CS: 0	

PITCHER		IP	WLS	BF	H	R	ER	SO	BB	IBB	HBP	BLK	WP	HR	S	P	ERA	WHIP
65 James Paxton, L ERA: 5.14	(1, 1)	2.1		12	4	1	1	3	2	0	0	0	0	0	30	51	3.86	2.571
57 Chad Green, R ERA:	(3, 1)	2.0		6	0	0	0	2	0	0	0	0	0	0	21	26	0.00	0.000
0 Adam Ottavino, R ERA: 3.86	(5, 1)	0.1	B	4	2	1	1	2	0	0	0	0	1	1	11	14	27.00	6.000
48 Tommy Kahnle, R ERA: 1.93	(5, 1)	2.1		7	0	0	0	2	0	0	0	0	0	0	19	25	0.00	0.000
53 Zack Britton, L ERA: 2.08	(8, 1)	1.0		4	0	0	0	1	1	0	0	0	0	0	7	12	0.00	1.000

PITCHER		IP	WLS	BF	H	R	ER	SO	BB	IBB	HBP	BLK	WP	HR	S	P	ERA	WHIP
54 Aroldis Chapman, L ERA:	(9, 1)	1.0		4	0	0	0	3	1	0	0	0	0	0	16	25	0.00	1.000
52 CC Sabathia, L ERA:	(10, 1)	0.1		1	0	0	0	0	0	0	0	0	0	0	2	5	0.00	0.000
43 Jonathan Loáisiga, R ERA: 4.5	(10, 1)	0.0		2	0	0	0	0	2	0	0	0	0	0	2	10	∞	∞
34 J.A. Happ, L ERA: 5.4	(10, 1)	0.2	L	3	1	1	1	1	0	0	0	0	0	1	7	12	13.50	1.500

Houston Astros @ New York Yankees

Yankee Stadium, Bronx, NY

Tue Oct 15 2019, 4:09 PM - 7:52 PM EDT

Att. 48,998 - Sunny - 64 F

livebaseballscorecards.com

Batter	1	2	3	4	5	6	7	8	9	AB	R	H	RBI	BB	SO	LOB
4 George Springer, R (1, 8) (9, 9) OBP: 0.194, SLG: 0.212	G5-3	K		K			27 1B 23 FC3-5-2 BB		G5-3	4	0	0	0	1	2	1
27 Jose Altuve, R (1, 4) OBP: 0.412, SLG: 0.813	HR	E1 23 S			G6-3		23 FC3-5-2 10 WP 1B 1-3		G4-3	5	2	2	1	0	0	0
23 Michael Brantley, L (1, 7) OBP: 0.294, SLG: 0.344 6 Jake Marisnick, R (9, PR) (9, 8)	44 BB 10 1B BB	K 1-2			2 BB 1B		FC3-5-2 10 WP 10 SF7 1-3 3-H		2 HBP 1B	4 0	1 0	2 0	0 0	1 0	1 0	3 0
2 Alex Bregman, R (1, 5) OBP: 0.485, SLG: 0.500	K		G6-3		BB 1-2		10 WP IBB		HBP 1-2	2	0	0	0	2	1	1
10 Yuli Gurriel, R (1, 3) OBP: 0.273, SLG: 0.267	44 BB 1B 1-2		G6-3		L8		SF7 1-2 2-H 3-H		P3	4	0	1	1	0	0	4
44 Yordan Alvarez, L (1, 10) OBP: 0.281, SLG: 0.310	BB 1-2 2-3		F7		K		F8			3	0	0	0	1	1	3
1 Carlos Correa, R (1, 6) OBP: 0.161, SLG: 0.323	P4			K		F9		K		4	0	0	0	0	2	3
22 Josh Reddick, L (1, 9) (9, 7) OBP: 0.200, SLG: 0.357		HR		P5		L9		K		4	1	1	1	0	1	0
12 Martín Maldonado, R (1, 2) OBP: 0.333, SLG: 0.444		K		2B		F7		K		4	0	1	0	0	2	0
Inning Stats	R: 1 H: 2 E: 0 LOB: 3 K: 1 BB: 2 S: 22 P: 36	R: 1 H: 1 E: 1 LOB: 1 K: 3 BB: 0 S: 18 P: 26	R: 0 H: 0 E: 0 LOB: 0 K: 0 BB: 0 S: 6 P: 6	R: 0 H: 1 E: 0 LOB: 1 K: 2 BB: 0 S: 14 P: 22	R: 0 H: 1 E: 0 LOB: 2 K: 1 BB: 1 S: 8 P: 15	R: 0 H: 0 E: 0 LOB: 0 K: 0 BB: 0 S: 5 P: 7	R: 2 H: 1 E: 0 LOB: 1 K: 0 BB: 2 S: 10 P: 18	R: 0 H: 0 E: 0 LOB: 0 K: 3 BB: 0 S: 10 P: 18	R: 0 H: 1 E: 0 LOB: 2 K: 0 BB: 0 S: 11 P: 17	1B: 4 SF: 1 2B: 1 SAC: 0 3B: 0 DP: 0 HR: 2 HBP: 1						

TOP

AB	34
R	4
H	7
RBI	3
BB	5
SO	10
LOB	15

PITCHER		IP	WLS	BF	H	R	ER	SO	BB	IBB	HBP	BLK	WP	HR	S	P	ERA	WHIP
40 Luis Severino, R ERA: 2.16	(1, 1)	4.1	L	22	5	2	2	6	3	0	0	0	0	2	63	97	4.15	1.846
57 Chad Green, R ERA:	(5, 1)	0.2		2	0	0	0	1	0	0	0	0	0	0	5	8	0.00	0.000
48 Tommy Kahnle, R ERA: 1.59	(6, 1)	1.0		3	0	0	0	0	0	0	0	0	0	0	5	7	0.00	0.000
0 Adam Ottavino, R ERA: 11.57	(7, 1)	0.0		2	1	2	2	0	1	0	0	0	0	0	3	7	∞	∞
53 Zack Britton, L ERA: 1.69	(7, 1)	1.0		4	0	0	0	0	0	1	0	0	1	0	7	11	0.00	0.000

PITCHER		IP	WLS	BF	H	R	ER	SO	BB	IBB	HBP	BLK	WP	HR	S	P	ERA	WHIP
85 Luis Cessa, R ERA:	(8, 1)	2.0		8	1	0	0	3	0	0	1	0	0	0	21	35	0.00	0.500

WP: 1 PA: 41
PB: 0
SB: 1
CS: 0

Batter	1	2	3	4	5	6	7	8	9	AB	R	H	RBI	BB	SO	LOB
26 DJ LeMahieu, R (1, 3) OBP: 0.400, SLG: 0.519	C FF 96 B FF 96 S SL 89 B FF 96 X FF 97 2-2 25 BB 99 1B 1B	X KC 83 0-0 1-2 1B		C FF 98 S SL 91 X SL 90 0-2 ③ F8			C FF 98 B FF 98 X FF 97 1-1 ① F9		B FF 99 F FF 98 F FF 97 X FC 93 1-2 ③ G5-3	5	0	2	0	0	0	2
99 Aaron Judge, R (1, 9) OBP: 0.444, SLG: 0.455	X FF 96 0-0 25 BB 1-2 1B	B SL 90 C SL 88 S KC 83 S SL 90 1-3 ③ K			B KC 84 X FF 97 1-0 ① P4		F FF 98 B FF 100 C KC 86 S SL 91 1-3 ② K			4	0	1	0	0	2	2
11 Brett Gardner, L (1, 7) OBP: 0.259, SLG: 0.320	B FF 97 X FF 96 1-0 ① F8		C KC 85 C KC 85 B FF 98 S FF 99 1-3 ① K		B FF 97 C FF 97 X KC 84 1-1 ② G3		B FF 99 S FF 99 X FF 99 1-1 ③ L8			4	0	0	0	0	1	2
30 Edwin Encarnación, R (1, 10) OBP: 0.286, SLG: 0.320	X FF 97 0-0 ② F4		X FF 98 0-0 ② G4-3		C SL 89 B SL 88 B CH 88 C FF 99 X SL 90 2-2 2B			B SL 79 B SI 88 C SI 88 C SI 87 F SI 88 B SI 88 F SI 88 X SI 88 3-2 ① G5-3		4	0	1	0	0	0	2
25 Gleyber Torres, R (1, 4) OBP: 0.481, SLG: 0.958	B FF 97 D SL 90 S FF 95 B FF 96 4-0 1-2 2-3 BB		B FF 98 C FF 98 S SL 90 F FF 99 B KC 86 B FF 98 F FF 99 F FF 99 S SL 91 3-3 ③ K		B SL 89 B FF 98 2 SAFE F FF 96 F FF 98 F FF 99 D SL 92 F SL 91 B KC 85 4-2 BB			B FF 89 X SI 88 1-0 HR		2	1	1	1	2	1	0
18 Didi Gregorius, L (1, 6) OBP: 0.292, SLG: 0.364	X KC 83 0-0 ③ G4-3			C FF 98 B CH 88 X CH 88 1-1 ① P2	X FF 99 0-0 ③ F9			X FC 91 0-0 ② P5		4	0	0	0	0	0	5
24 Gary Sánchez, R (1, 2) OBP: 0.240, SLG: 0.095		B FF 95 C FF 96 B FF 96 F FF 97 X FF 99 2-2 ① P6		S SL 90 B FF 98 F FF 98 S SL 90 1-3 ② K		C FF 98 F FF 98 B FF 100 F FF 99 B SL 91 S KC 87 2-3 ① K		C FC 91 X CU 82 0-1 ③ G6-3		4	0	0	0	0	2	0
29 Gio Urshela, R (1, 5) OBP: 0.250, SLG: 0.391		C SL 89 B SL 91 X SI 98 1-1 ② F8		B FF 98 B KC 84 B FF 98 B FF 98 4-0 31 BB BB		F FF 98 X FF 98 0-1 ② P5			C FF 97 B FC 93 X FF 97 1-1 ① F8	3	0	0	0	1	0	0
31 Aaron Hicks, S (1, 8)		F FF 98 C SI 99 B SL 91 B KC 85 B FF 100 F FF 100 F FF 100 F FF 99 F KC 84 4-2 B FF 100 26 1B BB		B KC 84 B SL 89 B FF 99 C FF 97 B FF 98 4-1 1-2 BB		B FF 98 B CH 90 T FF 98 F FF 98 C KC 87 2-3 ③ K			X FF 97 0-0 ② L8	2	0	0	0	2	1	0
Inning Stats	R: 0 E: 0 K: 0 S: 7 H: 2 LOB: 3 BB: 1 P: 14	R: 0 E: 0 K: 1 S: 15 H: 1 LOB: 2 BB: 1 P: 23	R: 0 E: 0 K: 2 S: 10 H: 0 LOB: 0 BB: 0 P: 14	R: 0 E: 0 K: 1 S: 9 H: 0 LOB: 2 BB: 2 P: 19	R: 0 E: 0 K: 0 S: 11 H: 1 LOB: 2 BB: 1 P: 19	R: 0 E: 0 K: 2 S: 9 H: 0 LOB: 0 BB: 0 P: 13	R: 0 E: 0 K: 1 S: 7 H: 0 LOB: 0 BB: 0 P: 10	R: 1 E: 0 K: 0 S: 9 H: 1 LOB: 0 BB: 0 P: 13	R: 0 E: 0 K: 0 S: 6 H: 0 LOB: 0 BB: 0 P: 8	1B: 3 2B: 1 3B: 0 HR: 1 SF: 0 SAC: 0 DP: 0 HBP: 0						

PITCHER	IP	WLS	BF	H	R	ER	SO	BB	IBB	HBP	BLK	WP	HR	S	P	ERA	WHIP
45 Gerrit Cole, R (1, 1) ERA: 0.4	7.0	W	30	4	0	0	7	5	0	0	0	0	0	68	112	0.00	1.286
38 Joe Smith, R (8, 1) ERA: 2.45	0.1		2	1	1	1	0	0	0	0	0	0	1	6	10	27.00	3.000
36 Will Harris, R (8, 1) ERA:	0.2	H	2	0	0	0	0	0	0	0	0	0	0	3	3	0.00	0.000
54 Roberto Osuna, R (9, 1) ERA: 1.69	1.0	S	3	0	0	0	0	0	0	0	0	0	0	6	8	0.00	0.000

PITCHER	IP	WLS	BF	H	R	ER	SO	BB	IBB	HBP	BLK	WP	HR	S	P	ERA	WHIP

BOTTOM

Houston Astros @ New York Yankees

Yankee Stadium, Bronx, NY

Tue Oct 15 2019, 4:09 PM - 7:52 PM EDT

Att. 48,998 - Sunny - 64 F

livebaseballscorecards.com

AB	32
R	1
H	5
RBI	1
BB	5
SO	7
LOB	13

WP: 0	PA: 37		
PB: 0			
SB: 0			
CS: 0			

Batter	1	2	3	4	5	6	7	8	9	AB	R	H	RBI	BB	SO	LOB
4 George Springer, R (1, 8) (8, 9) OBP: 0.195, SLG: 0.289	F FF 92 B FS 89 X SL 83 1-1 ① L6		B FS 85 X FS 87 1-0 1-H 2-H HR		B SL 82 F SI 89 X SI 90 1-1 ① G6-3		C SL 84 B FF 98 F CH 92 C FF 98 1-3 ① K	C FC 91 B SL 80 B FC 89 F SI 98 T FF 99 2-2 ③ K		5	1	1	3	0	2	3
27 Jose Altuve, R (1, 4) OBP: 0.385, SLG: 0.730	C SL 83 B FF 91 B SL 84 F FS 86 X FS 87 2-2 ② L9		F SL 84 S SI 90 F SL 85 F SL 84 F FF 91 X SL 84 0-2 23 1B 2 FC1-2-5 1B		F SL 84 B SL 84 X FF 90 1-1 ② F8		C SL 82 B FF 98 C CH 91 F CH 93 B CH 92 X FF 98 2-2 ② L9		B CU 86 X SI 98 1-0 E4 23 WP 23 1B	5	1	1	0	0	0	0
23 Michael Brantley, L (1, 7) OBP: 0.333, SLG: 0.361	C SL 81 B FS 86 C SL 82 B FF 91 B FS 86 F FS 86 F SL 84 B SL 84 4-2 BB		1 SAFE 1 SAFE C SL 82 S FS 86 X FF 91 0-2 2 FC1-2-5 1-3 1B		T FF 92 C FS 87 B FS 88 B FC 86 B FS 88 F SL 84 X FF 93 3-2 ③ L9		C FF 97 C CH 93 B CH 92 X CH 91 1-2 ③ L3		B FF 98 B CH 91 C SI 98 F SI 98 F CU 86 B CU 86 X FF 98 3-2 2 WP 2-H 1B	4	0	2	1	1	0	0
2 Alex Bregman, R (1, 5) OBP: 0.474, SLG: 0.500	C SL 81 X FF 90 0-1 ③ P6		X SL 84 0-0 ① FC1-2-5 1-3 3-H			B FF 89 B FF 91 X SL 84 2-0 E3 44 1B 1 HR		C SI 92 B FC 86 F ST 80 B SI 94 X ST 81 2-2 10 E 44 E 2B	C SI 98 T SI 98 F SI 98 B FF 99 B FF 99 F SI 98 F SI 98 1 SAFE B SI 98 4-2 B FF 88 1-2 BB	4	2	1	0	1	0	3
10 Yuli Gurriel, R (1, 3) OBP: 0.237, SLG: 0.229		C FS 84 B FF 90 B FS 86 X FS 85 2-1 ① L8	B FS 89 F SL 86 B FF 94 F SL 87 D SI 90 X SL 87 3-2 ② F9			1 SAFE F SL 86 X FF 96 0-1 ① P6		F ST 80 B SI 94 B SI 93 F SI 92 X SI 94 2-2 E3 28 HBP 44 E 2-3	S SI 96 F SI 97 B FF 98 X CU 84 1-2 ① F6	5	0	0	0	0	0	6
44 Yordan Alvarez, L (1, 10) OBP: 0.270, SLG: 0.294		F SL 83 F FS 86 B FF 91 B FF 90 F FS 87 B SL 85 X FF 92 3-2 ② G4-3	X SL 85 0-0 ③ F7			1 SAFE B FF 96 C FF 96 X FF 96 1-1 1-3 1 HR 1B		C SI 91 B SI 92 F SL 84 X SI 93 1-2 E4 28 HBP 1-2 3-H	B SL 80 B SL 79 F SI 88 B SI 89 C SI 89 S SL 80 3-3 ② K	5	1	1	0	0	1	5
1 Carlos Correa, R (1, 6) OBP: 0.167, SLG: 0.389		B FF 90 F SL 84 B SI 89 B FS 87 S SL 84 S SL 85 3-3 ③ K	X SL 83 0-0 ① L7			F SL 87 X FF 96 0-1 1-H 3-H HR		D SL 83 F SL 81 F SL 82 B SI 87 X SI 86 2-2 ① L9	C SL 81 F SI 90 C FF 90 0-3 ③ K	5	1	1	3	0	2	4
28 Robinson Chirinos, R (1, 2) OBP: 0.273, SLG: 0.278			B FF 90 B FS 85 B SL 82 B FF 90 4-0 22 1B 4 HR BB	C FF 91 C FS 89 B FF 92 X SL 84 1-2 ② G6-3		B FF 97 S FF 96 S FF 96 F FF 98 F FF 97 B SL 87 B SL 87 X FF 98 3-2 ② P3		F SL 83 B FC 91 H FC 91 2-1 1-2 2-3 HBP		2	1	0	0	1	0	0
22 Josh Reddick, L (1, 9) OBP: 0.222, SLG: 0.353 16 Aledmys Díaz, R (8, PH) 6 Jake Marisnick, R (8, 8)			C SL 82 D FS 84 X SL 82 1-1 1-2 4 HR 1B	C FF 91 B FF 90 X FF 91 1-1 ③ F7		S FF 96 B FF 97 S FF 97 S FF 97 1-3 ③ K		B SL 82 B SL 82 C FC 91 S FC 91 X FC 92 2-2 ② F9		3 1 0	1 0 0	1 0 0	0 0 0	0 0 0	1 0 0	0 3 0
Inning Stats	R: 0 E: 0 K: 0 S: 11 H: 0 LOB: 1 BB: 1 P: 18	R: 0 E: 0 K: 1 S: 9 H: 0 LOB: 0 BB: 0 P: 17	R: 3 E: 0 K: 0 S: 17 H: 4 LOB: 2 BB: 1 P: 26	R: 0 E: 0 K: 0 S: 6 H: 0 LOB: 0 BB: 0 P: 8	R: 0 E: 0 K: 0 S: 8 H: 0 LOB: 0 BB: 0 P: 13	R: 3 E: 1 K: 1 S: 15 H: 2 LOB: 0 BB: 0 P: 22	R: 0 E: 0 K: 1 S: 10 H: 0 LOB: 0 BB: 0 P: 14	R: 1 E: 2 K: 1 S: 19 H: 1 LOB: 3 BB: 0 P: 32	R: 1 E: 1 K: 2 S: 19 H: 1 LOB: 2 BB: 1 P: 31	1B: 5 2B: 1 3B: 0 HR: 2 SF: 0 SAC: 0 DP: 0 HBP: 1						WP: 2 PB: 0 SB: 0 CS: 0 PA: 43	

TOP

Houston Astros @ New York Yankees

Yankee Stadium, Bronx, NY

Thu Oct 17 2019, 8:10 PM - 12:28 AM EDT

Att. 49,067 - Cloudy - 56 F

livebaseballscorecards.com

AB	39
R	8
H	8
RBI	7
BB	3
SO	6
LOB	24

PITCHER		IP	WLS	BF	H	R	ER	SO	BB	IBB	HBP	BLK	WP	HR	S	P	ERA	WHIP
19 Masahiro Tanaka, R ERA: 2.25	(1, 1)	5.0	L	22	4	4	4	1	2	0	0	0	0	1	52	85	7.20	1.200
57 Chad Green, R ERA: 3.18	(6, 1)	1.0		5	2	2	1	1	0	0	0	0	0	1	14	19	9.00	2.000
48 Tommy Kahnle, R ERA: 1.35	(7, 1)	1.0		3	0	0	0	1	0	0	0	0	0	0	10	14	0.00	0.000
0 Adam Ottavino, R ERA: 11.57	(8, 1)	0.0		2	1	1	0	0	0	0	0	0	0	0	6	10	∞	∞
52 CC Sabathia, L ERA:	(8, 1)	0.2		4	0	0	0	0	0	0	1	0	0	0	10	17	0.00	0.000

PITCHER		IP	WLS	BF	H	R	ER	SO	BB	IBB	HBP	BLK	WP	HR	S	P	ERA	WHIP
43 Jonathan Loáisiga, R ERA: 3.38	(8, 1)	0.2		5	1	1	0	1	1	0	0	0	2	0	16	27	0.00	3.000
70 Tyler Lyons, L ERA:	(9, 1)	0.2		2	0	0	0	2	0	0	0	0	0	0	6	9	0.00	0.000

BOTTOM

Houston Astros @ New York Yankees

Yankee Stadium, Bronx, NY

Thu Oct 17 2019, 8:10 PM - 12:28 AM EDT

Att. 49,067 - Cloudy - 56 F

livebaseballscorecards.com

Batter	1	2	3	4	5	6	7	8	9	AB	R	H	RBI	BB	SO	LOB
26 DJ LeMahieu, R (1, 3) OBP: 0.429, SLG: 0.548	B FF 89 B FF 89 B FF 88 B FF 88 4-0 99 FC6-4 BB	B CH 87 C SI 90 X SL 85 1-1 ② G3-1 1-2			B CH 88 F FF 89 B FF 89 X CH 88 2-1 31 BB 99 BB 1B	B FF 98 X FF 98 1-0 2B			C FF 97 X FF 96 0-1 ① F9	4	0	2	0	1	0	1
99 Aaron Judge, R (1, 9) OBP: 0.406, SLG: 0.385	B FF 90 C CU 72 B CH 87 F CH 88 X SL 85 2-2 ① FC6-4 30 S 31 1B 11 BB 1-2f	C SL 83 D CH 88 S SL 86 B SL 86 B CU 67 F CH 88 S FF 91 3-3 ③ K			B CH 88 B CH 87 B SL 86 C SL 84 S CH 87 F CH 88 F SL 85 D SL 85 4-2 31 BB 1-2 BB	B FF 99 C FF 98 S SL 87 F SL 88 B FF 98 S CH 90 2-3 ③ K			X FF 98 0-0 ② G6-3	4	1	0	0	1	2	3
31 Aaron Hicks, S (1, 8) OBP: 0.500, SLG: 0.167	C CH 88 B CH 87 C CU 74 X CU 74 1-2 11 BB 30 S 1-2 1B		C FF 88 F CU 73 B SL 83 B CU 67 S SL 85 2-3 ① K		B FF 94 D CU 81 C CU 81 F CU 82 B CU 83 B SL 87 4-2 1-2 2-3 BB		C CU 81 B CU 83 B FC 91 F FC 90 C FC 92 2-3 ① K		C FF 97 B SL 90 F FF 97 B CH 86 F FF 98 F FF 97 B SL 90 B FF 97 4-2 BB	3	0	1	0	2	2	0
25 Gleyber Torres, R (1, 4) OBP: 0.406, SLG: 0.793	X CU 72 0-0 ② P3		C CU 70 B SL 84 C FF 89 B CH 88 F CH 88 F SL 84 X FF 89 2-2 ② F9		F SL 88 B CU 82 S FF 95 F CU 81 F CU 82 S SL 89 1-3 ② K		F FC 92 S FC 92 B FC 91 C FC 92 1-3 ② K		X SI 97 0-0 ③ F9	5	0	0	0	0	2	6
30 Edwin Encarnación, R (1, 10) OBP: 0.281, SLG: 0.286	B SL 84 C SL 84 C SI 91 B FF 90 B FF 92 B FF 91 4-2 11 BB 1-2 2-3 BB		C SL 84 B FF 88 B SL 84 C SL 86 2-3 ③ K		S SL 90 S SL 88 F FF 96 B CU 82 F SL 88 S FF 95 1-3 ③ K		B CU 82 F CU 82 B CU 82 F FC 89 X FC 92 2-2 ③ G5-3			3	0	0	0	1	2	3
11 Brett Gardner, L (1, 7) OBP: 0.290, SLG: 0.296	B CH 88 D CH 88 B FF 91 B FF 91 4-0 1-2 2-3 3-H BB			C FF 89 S CU 74 S CH 88 0-3 ① K2-3		B FF 98 B FF 98 B FF 98 B FF 98 4-0 24 HR BB		B SI 87 C SL 80 C SL 80 B FF 90 F SL 81 F SL 81 S SL 81 2-3 ① K		2	1	0	1	2	2	0
24 Gary Sánchez, R (1, 2) OBP: 0.241, SLG: 0.240	C CU 75 S FF 91 S SL 84 0-3 ③ K			B FF 90 C CU 72 X FF 88 1-1 ② G6-3		D CU 85 C FF 99 C FF 98 X FF 98 2-1 1-H HR		B FF 90 B FF 90 C SL 81 F FF 89 B FF 88 C SL 80 3-3 ② K		4	1	1	2	0	2	3
29 Gio Urshela, R (1, 5) OBP: 0.214, SLG: 0.333		X CU 70 0-0 ① P6		C FF 89 X SL 85 0-1 ③ G4-3		C FF 98 B SL 86 C FF 98 F FF 98 S SL 87 1-3 ① K		B SL 79 X SL 79 1-0 E5		4	0	0	0	0	1	0
18 Didi Gregorius, L (1, 6) OBP: 0.286, SLG: 0.346		C FF 88 S CH 86 X FF 89 0-2 26 G3-1 1B			B CH 86 F FF 89 B CU 74 X CH 87 2-1 ① G3-1	C CH 89 C FF 98 X SL 86 0-2 ② P5		B FF 98 C FF 97 F FF 98 X CH 86 1-2 ③ P5		4	0	1	0	0	0	1

	AB	33
	R	3
	H	5
	RBI	3
	BB	7
	SO	13
	LOB	17

Inning Stats	1	2	3	4	5	6	7	8	9
	R: 1 E: 0 K: 1 S: 13	R: 0 E: 0 K: 1 S: 10	R: 0 E: 0 K: 2 S: 11	R: 0 E: 0 K: 1 S: 7	R: 0 E: 0 K: 2 S: 20	R: 2 E: 0 K: 2 S: 14	R: 0 E: 0 K: 2 S: 9	R: 0 E: 1 K: 2 S: 12	R: 0 E: 0 K: 0 S: 8
	H: 1 LOB: 3 BB: 3 P: 28	H: 1 LOB: 1 BB: 0 P: 14	H: 0 LOB: 0 BB: 0 P: 17	H: 0 LOB: 0 BB: 0 P: 8	H: 1 LOB: 3 BB: 2 P: 34	H: 2 LOB: 1 BB: 1 P: 24	H: 0 LOB: 0 BB: 0 P: 14	H: 0 LOB: 1 BB: 0 P: 19	H: 0 LOB: 1 BB: 1 P: 12

	1B: 3	SF: 0	WP: 0	PA: 40
	2B: 1	SAC: 0	PB: 0	
	3B: 0	DP: 0	SB: 2	
	HR: 1	HBP: 0	CS: 0	

PITCHER		IP	WLS	BF	H	R	ER	SO	BB	IBB	HBP	BLK	WP	HR	S	P	ERA	WHIP
21 Zack Greinke, R ERA: 6.43	(1, 1)	4.1		20	3	1	1	5	4	0	0	0	0	0	49	83	2.08	1.615
55 Ryan Pressly, R ERA: 15.43	(5, 1)	0.2	W	3	0	0	0	2	1	0	0	0	0	0	12	18	0.00	1.500
39 Josh James, R ERA: 4.5	(6, 1)	1.0		6	2	2	2	2	1	0	0	0	0	1	14	24	18.00	3.000
36 Will Harris, R ERA:	(7, 1)	1.0	H	3	0	0	0	2	0	0	0	0	0	0	9	14	0.00	0.000
38 Joe Smith, R ERA: 2.08	(8, 1)	0.2		3	0	0	0	2	0	0	0	0	0	0	9	15	0.00	0.000

PITCHER		IP	WLS	BF	H	R	ER	SO	BB	IBB	HBP	BLK	WP	HR	S	P	ERA	WHIP
54 Roberto Osuna, R ERA: 1.35	(8, 1)	1.1		5	0	0	0	0	1	0	0	0	0	0	11	16	0.00	0.750

Houston Astros @ New York Yankees

Yankee Stadium, Bronx, NY

Fri Oct 18 2019, 7:09 PM - 10:08 PM EDT

Att. 48,483 - Partly Cloudy - 52 F

livebaseballscorecards.com

Batter	1	2	3	4	5	6	7	8	9	AB	R	H	RBI	BB	SO	LOB
4 George Springer, R (1, 9) (7, 8) OBP: 0.217, SLG: 0.302	B FF 96 C FF 94 X FF 95 1-1 27 G6-3 27 PB 2 WP 1B	B FF 95 C FC 89 B FF 95 S FF 96 S FF 96 2-3 ③ K			B FC 88 S FC 87 F CH 86 F KC 82 F FC 86 C FC 89 1-3 ① K		B FF 98 X FF 98 1-0 23 FC3-6 27 BB 1B		X FF 99 0-0 ③ G5-3	5	1	2	0	0	2	2
27 Jose Altuve, R (1, 4) OBP: 0.395, SLG: 0.692	B KC 82 B FF 96 1 SAFE B FF 95 C FF 95 X FF 96 3-1 ① G6-3 1-3		S FC 87 X FF 96 0-1 ① F9		B CH 87 C FC 88 S CH 87 B FC 89 F FF 97 B KC 82 B CH 86 4-2 2 FC6-4 BB		B SL 85 B CH 91 D CH 91 B FF 98 4-0 23 FC3-6 BB 1-2			2	0	0	0	2	0	1
23 Michael Brantley, L (1, 7) OBP: 0.326, SLG: 0.333	B FF 95 B FC 90 C FF 96 B FF 96 B FF 96 4-1 2 WP BB		C FF 95 S FF 95 S FC 90 0-3 ② K		B FF 97 B FF 95 C FF 95 F FF 96 F FF 96 S FC 89 2-3 ② K		F SI 92 D SI 94 D SI 91 X SI 93 2-1 ② FC3-6 1-2f 2-3			3	0	0	0	1	2	3
2 Alex Bregman, R (1, 5) OBP: 0.452, SLG: 0.469	B KC 82 C FF 95 B FF 96 T FF 95 B FC 95 X KC 82 3-2 ② L7 1-2 3-H		B FC 88 C FC 88 B KC 83 F FF 95 B FC 89 X FF 96 3-2 1B		B FF 97 X FF 97 1-0 ③ FC6-4 1-2f		B SI 94 X SI 93 1-0 ③ L8			4	0	1	0	0	0	4
10 Yuli Gurriel, R (1, 3) OBP: 0.214, SLG: 0.205	B FF 95 C FF 94 F FF 96 X FF 96 1-2 ③ L8		B KC 80 X FF 94 1-0 ③ P3			C FF 96 F CH 87 B FF 95 X FF 95 1-2 ① L9		C SI 92 B SL 78 B SI 92 X SI 92 2-1 ① G5-3		4	0	0	0	0	0	2
1 Carlos Correa, R (1, 6) OBP: 0.225, SLG: 0.395		B KC 81 C KC 80 B FF 94 S FF 94 F FF 95 B FF 96 F FF 95 B FF 95 4-2 6 1B BB	X FF 94 0-0 1B			B FF 96 C CH 88 B FC 89 C FF 95 B KC 83 B FF 96 4-2 BB		B SI 94 F SI 93 C SL 78 B SL 80 S SL 79 2-3 ② K		2	0	1	0	2	1	0
44 Yordan Alvarez, L (1, 10) OBP: 0.244, SLG: 0.263		C FF 95 F FF 96 F FF 96 B FF 97 D FC 89 F FC 88 F FF 96 S KC 82 2-3 ① K	B FF 96 C FF 96 B FF 95 X FF 95 2-1 ① F7			C FF 96 B FC 90 F FF 97 S KC 81 1-3 ② K		S SI 94 S SL 81 S SL 80 0-3 ③ K		4	0	0	0	0	3	3
28 Robinson Chirinos, R (1, 2) OBP: 0.231, SLG: 0.227		F FF 95 S FF 96 S FF 96 0-3 ② K	C FF 96 1 SAFE T FF 95 S FF 95 0-3 ② K			X FF 96 0-0 ③ F7			F FF 96 S FF 97 F FF 99 S SI 100 0-3 ① K	4	0	0	0	0	3	3
6 Jake Marisnick, R (1, 8) OBP: 0.333, SLG: 0.333 22 Josh Reddick, L (7, PH) (7, 9) OBP: 0.211, SLG: 0.333 16 Aledmys Díaz, R (9, PH)		F FF 95 F FF 96 F FF 96 F FF 96 X KC 82 0-2 1-2 1B	C FF 95 F FF 96 T FF 97 0-2 ③ K				C FF 98 X FF 97 0-1 ① F7		B FF 98 B FF 97 S FF 97 X FF 97 2-1 ② F7	2 1 1	0 0 0	1 0 0	0 0 0	0 0 0	1 0 0	1 0 0
Inning Stats	R: 1 H: 1 E: 0 LOB: 1 K: 0 BB: 1 S: 11 P: 23	R: 0 H: 1 E: 0 LOB: 2 K: 3 BB: 1 S: 21 P: 29	R: 0 H: 1 E: 0 LOB: 1 K: 1 BB: 0 S: 9 P: 13	R: 0 H: 1 E: 0 LOB: 1 K: 2 BB: 0 S: 9 P: 11	R: 0 H: 0 E: 0 LOB: 1 K: 2 BB: 1 S: 13 P: 21	R: 0 H: 0 E: 0 LOB: 1 K: 1 BB: 1 S: 9 P: 15	R: 0 H: 1 E: 0 LOB: 2 K: 0 BB: 1 S: 6 P: 14	R: 0 H: 0 E: 0 LOB: 0 K: 2 BB: 0 S: 8 P: 12	R: 0 H: 0 E: 0 LOB: 0 K: 1 BB: 0 S: 7 P: 9	1B: 5 SF: 0 2B: 0 SAC: 0 3B: 0 DP: 0 HR: 0 HBP: 0						

AB	32
R	1
H	5
RBI	0
BB	5
SO	12
LOB	19

WP: 1 PA: 37
PB: 1
SB: 0
CS: 0

PITCHER		IP	WLS	BF	H	R	ER	SO	BB	IBB	HBP	BLK	WP	HR	S	P	ERA	WHIP
65 James Paxton, L ERA: 3.46	(1, 1)	6.0	W	26	4	1	1	9	4	0	0	0	1	0	72	112	1.50	1.333
48 Tommy Kahnle, R ERA: 1.29	(7, 1)	0.1	H	3	1	0	0	0	1	0	0	0	0	0	3	8	0.00	6.000
53 Zack Britton, L ERA: 1.29	(7, 1)	1.2	H	5	0	0	0	2	0	0	0	0	0	0	11	18	0.00	0.000
54 Aroldis Chapman, L ERA:	(9, 1)	1.0	S	3	0	0	0	1	0	0	0	0	0	0	7	9	0.00	0.000

PITCHER	IP	WLS	BF	H	R	ER	SO	BB	IBB	HBP	BLK	WP	HR	S	P	ERA	WHIP

Batter	1	2	3	4	5	6	7	8	9	AB	R	H	RBI	BB	SO	LOB
26 DJ LeMahieu, R (1, 3) OBP: 0.410, SLG: 0.600	F FF 94 X FF 94 0-1 HR	C FF 94 X FF 94 0-1 ③ G4-3			B SL 86 F FF 94 S SL 87 X SL 87 1-2 ② F9			B SI 91 C SI 92 X ST 80 1-1 ② F8		4	1	1	1	0	0	0
99 Aaron Judge, R (1, 9) OBP: 0.389, SLG: 0.367	B FF 95 C FF 95 X FF 95 1-1 25 2B 31 HR 1B		C CU 79 B SL 87 S SL 88 X SL 88 1-2 ① G5-3		C FF 95 S CU 81 B CH 87 S CH 88 1-3 ③ K			C ST 82 F CH 84 C FF 93 0-3 ③ K		4	1	1	0	0	2	0
25 Gleyber Torres, R (1, 4) OBP: 0.400, SLG: 0.781	B CU 80 S SL 87 X CU 79 1-1 31 HR 1-3 2B		F FF 94 B FF 94 B FF 94 F SL 86 X SL 89 2-2 ② L8			F FF 93 F FF 94 B FF 94 B CH 87 F FF 96 X SL 89 2-2 ① P3				3	1	1	0	0	0	0
27 Giancarlo Stanton, R (1, 10) OBP: 0.389, SLG: 0.462	B FF 95 S FF 96 S FF 96 B FF 97 F FF 95 B FF 97 S SL 89 3-3 ① K		S FF 95 B SL 88 S FF 95 X SL 89 1-2 ③ G6-3			F FF 95 S FF 96 S FF 95 0-3 ② K				3	0	0	0	0	2	2
31 Aaron Hicks, S (1, 8) OBP: 0.462, SLG: 0.556	C CU 81 S SL 87 B FF 97 B FF 97 B CU 82 X SL 88 3-2 2-H 3-H HR			C FF 94 F FF 94 X CU 82 0-2 ① G3-1		S CH 86 S CH 87 S CH 88 0-3 ③ K				3	1	1	3	0	1	0
24 Gary Sánchez, R (1, 2) OBP: 0.219, SLG: 0.214	C SL 86 B FF 96 S FF 96 F FF 95 B SL 88 S SL 88 2-3 ② K			C CU 80 C SL 87 S SL 88 0-3 ② K			F FF 94 F FF 94 B SL 86 F SL 87 S SL 87 1-3 ① K			3	0	0	0	0	3	0
18 Didi Gregorius, L (1, 6) OBP: 0.290, SLG: 0.345	S CH 87 X FF 96 0-1 ③ P5			F FF 94 X CH 87 0-1 1B			B FF 94 F FF 95 S SL 86 F FF 95 F CH 88 F CH 87 F SL 87 S SL 86 1-3 ② K			3	0	1	0	0	1	0
29 Gio Urshela, R (1, 5) OBP: 0.194, SLG: 0.300		C FF 94 X CU 78 0-1 ① F8		D CU 79 X SL 87 1-0 ③ F8			B CU 80 C CU 79 C CU 80 X SL 87 1-2 ③ F9			3	0	0	0	0	0	1
11 Brett Gardner, L (1, 7) OBP: 0.265, SLG: 0.267		B FF 94 C CH 86 F FF 95 B CU 80 X CU 80 2-2 ② G5-3			B CH 86 S FF 94 C CH 86 F SL 88 F CU 80 B CH 87 T FF 96 2-2 ① K			C FF 92 X ST 80 0-1 ① G3		3	0	0	0	0	1	0
Inning Stats	R: 4 E: 0 K: 2 S: 19 H: 4 LOB: 0 BB: 0 P: 29	R: 0 E: 0 K: 0 S: 7 H: 0 LOB: 0 BB: 0 P: 9	R: 0 E: 0 K: 0 S: 9 H: 0 LOB: 0 BB: 0 P: 13	R: 0 E: 0 K: 1 S: 9 H: 1 LOB: 1 BB: 0 P: 10	R: 0 E: 0 K: 2 S: 11 H: 0 LOB: 0 BB: 0 P: 15	R: 0 E: 0 K: 2 S: 10 H: 0 LOB: 0 BB: 0 P: 12	R: 0 E: 0 K: 2 S: 14 H: 0 LOB: 0 BB: 0 P: 17	R: 0 E: 0 K: 1 S: 7 H: 0 LOB: 0 BB: 0 P: 8		1B: 2 2B: 1 3B: 0 HR: 2 SF: 0 SAC: 0 DP: 0 HBP: 0						

PITCHER		IP	WLS	BF	H	R	ER	SO	BB	IBB	HBP	BLK	WP	HR	S	P	ERA	WHIP
35 Justin Verlander, R ERA: 3.7	(1, 1)	7.0	L	26	5	4	4	9	0	0	0	0	0	2	79	105	5.14	0.714
41 Brad Peacock, R ERA:	(8, 1)	1.0		3	0	0	0	1	0	0	0	0	0	0	7	8	0.00	0.000

PITCHER	IP	WLS	BF	H	R	ER	SO	BB	IBB	HBP	BLK	WP	HR	S	P	ERA	WHIP

BOTTOM

Houston Astros @ New York Yankees

Yankee Stadium, Bronx, NY

Fri Oct 18 2019, 7:09 PM - 10:08 PM EDT

Att. 48,483 - Partly Cloudy - 52 F

livebaseballscorecards.com

AB	29
R	4
H	5
RBI	4
BB	0
SO	10
LOB	3

WP: 0 PA: 29
PB: 0
SB: 0
CS: 0

New York Yankees @ Houston Astros

Minute Maid Park, Houston, TX

Sat Oct 19 2019, 7:09 PM - 11:18 PM CDT

Att. 43,357 - Roof Closed - 73 F

livebaseballscorecards.com

TOP

Batter	1	2	3	4	5	6	7	8	9	AB	R	H	RBI	BB	SO	LOB
26 DJ LeMahieu, R (1, 3) OBP: 0.386, SLG: 0.625	C SI 92 F SI 92 T SI 92 0-2 K		B FF 98 B FF 96 F FF 96 F FF 98 X FF 98 2-2 G4-3	S ST 80 C ST 81 B ST 82 X FF 93 1-2 L8		X CU 82 0-0 G6-3			B FC 94 S FF 98 F FF 98 B SL 90 F SI 97 F FF 98 F CH 85 F FF 99 B FF 98 3-2 X FC 84 1-H HR	5	1	1	2	0	1	3
99 Aaron Judge, R (1, 9) OBP: 0.390, SLG: 0.353	X SI 92 0-0 G6-3		B SL 88 B FF 99 B FF 98 F FF 97 C FF 98 B FF 100 4-2 30 BB 25 1B BB	S ST 80 F ST 81 S CH 84 0-3 K			F FC 91 C CU 82 X CU 82 0-2 31 F7-3 1B		B FF 98 S FC 91 C FC 90 B FC 91 S FF 98 2-3 K	4	0	1	0	1	2	1
25 Gleyber Torres, R (1, 4) OBP: 0.375, SLG: 0.703	F ST 82 C ST 82 X ST 84 0-2 G5-3		B SL 88 B CH 91 C FF 98 S FF 99 F FF 99 B FF 98 F FF 97 X CH 90 3-2 30 BB 1-2 1B		B ST 83 B ST 81 X CH 85 2-0 G5-3		F FC 92 F FC 92 X FC 92 0-2 P3		C SL 89 X SI 98 0-1 F7	5	0	1	0	0	0	1
31 Aaron Hicks, S (1, 8) OBP: 0.353, SLG: 0.385		B FF 92 X SI 90 1-0 G3	B CH 89 X FF 98 1-0 F9		C CH 86 B CH 87 F FF 95 F FF 95 S CH 87 1-3 K		F CU 82 D CU 82 S CU 82 B CU 82 B FC 91 X FC 91 3-2 F7-3 1-1			4	0	0	0	0	1	3
30 Edwin Encarnación, R (1, 10) OBP: 0.278, SLG: 0.258		B SI 92 C SI 91 C SI 92 S FF 92 1-3 K	B SL 88 F FF 98 C FF 99 B SL 87 B FF 98 B FF 98 4-2 1-2 2-3 BB		F FF 96 F FF 94 B ST 82 B CH 87 S FF 95 2-3 K			C SI 87 F SI 88 S SL 81 0-3 K		3	0	0	0	1	3	0
18 Didi Gregorius, L (1, 6) OBP: 0.314, SLG: 0.394		B SI 92 B SI 91 B SI 91 C FF 91 X FF 91 3-1 24 1B 2B	X CU 82 0-0 G1			C CU 76 S CH 86 S CH 88 0-3 K		B SI 87 X SI 87 1-0 24 G4-6-3 1B		4	1	2	0	0	1	3
24 Gary Sánchez, R (1, 2) OBP: 0.250, SLG: 0.226		X SI 92 0-0 29 BB 2-H 1B		B FF 94 C FF 94 B ST 82 C FF 95 S FF 96 2-3 K		B ST 81 C FF 94 B FF 95 B ST 82 B FF 94 4-1 29 1B BB		B SL 81 C SI 88 C SL 80 B FF 90 B FF 88 X FF 89 3-2 G4-6-3 1-2f		3	0	1	1	1	1	1
29 Gio Urshela, R (1, 5) OBP: 0.286, SLG: 0.455		B ST 83 C ST 84 F SI 91 D ST 83 F FF 92 F SI 93 D ST 83 B ST 81 4-2 1-2 BB		X FF 95 0-0 HR		C CH 83 X ST 80 0-1 1-2 1B			B FF 98 S FF 97 X FF 97 1-1 26 HR 1B	3	2	3	1	1	0	0
11 Brett Gardner, L (1, 7) OBP: 0.263, SLG: 0.265		C FF 98 B FF 98 C FF 98 F FF 98 C CH 89 1-3 K		B CU 79 B CH 88 B FF 95 C FF 96 F FF 94 F FF 96 X FF 96 3-2 1B		C CH 84 X CH 84 0-1 L9			C FF 98 B FC 94 S FF 98 F FF 99 S CH 86 1-3 K	4	0	1	0	0	2	5
Inning Stats	R: 0 E: 0 K: 1 S: 7 H: 0 LOB: 0 BB: 0 P: 7	R: 1 E: 0 K: 2 S: 15 H: 2 LOB: 2 BB: 1 P: 25	R: 0 E: 0 K: 0 S: 14 H: 1 LOB: 3 BB: 2 P: 28	R: 1 E: 0 K: 2 S: 14 H: 2 LOB: 1 BB: 0 P: 20	R: 0 E: 0 K: 2 S: 8 H: 0 LOB: 0 BB: 0 P: 13	R: 0 E: 0 K: 1 S: 9 H: 1 LOB: 2 BB: 1 P: 13	R: 0 E: 0 K: 0 S: 9 H: 1 LOB: 0 BB: 0 P: 12	R: 0 E: 0 K: 1 S: 7 H: 1 LOB: 0 BB: 0 P: 11	R: 2 E: 0 K: 2 S: 18 H: 2 LOB: 0 BB: 0 P: 25	1B: 7 2B: 2 3B: 0 HR: 2 SF: 0 SAC: 0 DP: 2 HBP: 0						

	AB	35
	R	4
	H	10
	RBI	4
	BB	4
	SO	11
	LOB	17

PITCHER		IP	WLS	BF	H	R	ER	SO	BB	IBB	HBP	BLK	WP	HR	S	P	ERA	WHIP
41 Brad Peacock, R ERA: 3.38	(1, 1)	1.2		8	2	1	1	2	1	0	0	0	0	0	18	27	5.40	1.800
39 Josh James, R ERA: 3.6	(2, 1)	1.0		6	1	0	0	1	2	0	0	0	0	0	17	32	0.00	3.000
55 Ryan Pressly, R ERA: 13.5	(3, 1)	0.1	H	1	0	0	0	0	0	0	0	0	0	0	1	1	0.00	0.000
65 José Urquidy, R ERA: 2.08	(4, 1)	2.2	H	12	3	1	1	5	1	0	0	0	0	1	30	45	3.38	1.500
36 Will Harris, R ERA:	(6, 1)	1.1	H	4	1	0	0	0	0	0	0	0	0	0	10	13	0.00	0.750

PITCHER		IP	WLS	BF	H	R	ER	SO	BB	IBB	HBP	BLK	WP	HR	S	P	ERA	WHIP
38 Joe Smith, R ERA: 1.69	(8, 1)	1.0	H	3	1	0	0	1	0	0	0	0	0	0	7	11	0.00	1.000
54 Roberto Osuna, R ERA: 3.52	(9, 1)	1.0	W	5	2	2	2	2	0	0	0	0	0	1	18	25	18.00	2.000

WP: 0 PA: 39
PB: 0
SB: 0
CS: 0

BOTTOM

New York Yankees @ Houston Astros

Minute Maid Park, Houston, TX

Sat Oct 19 2019, 7:09 PM - 11:18 PM CDT

Att. 43,357 - Roof Closed - 73 F

livebaseballscorecards.com

Batter	1	2	3	4	5	6	7	8	9	AB	R	H	RBI	BB	SO	LOB
4 George Springer, R (1, 8) (9, 9) OBP: 0.235, SLG: 0.283	F FF 97 C SL 86 B SL 87 S SL 87 1-3 K ①		B CH 87 B FF 93 B FF 93 F FF 93 B FF 92 4-1 23 G4-3 BB		C SL 86 B FF 95 B SI 95 B SL 86 F SL 87 X SI 95 3-2 G5-4-3 ②③ 1-2f		B FC 90 X SI 92 1-0 G6-3 ③		C SL 87 B SL 88 B SL 86 B FF 98 B FF 97 4-1 27 HR BB	3	1	0	0	2	1	1
27 Jose Altuve, R (1, 4) OBP: 0.417, SLG: 0.767	F FF 96 B SL 87 F SL 86 B FF 98 X SL 86 2-2 10 HR 2B		B CH 88 C CH 88 B SL 86 X FF 93 2-1 P4 ①			B SL 82 B CH 89 C CH 89 B FF 96 B CH 90 4-1 23 1B 2 FC6-4 BB		F SI 94 F SI 93 B SI 94 X SL 81 1-2 G5-3 ①	B FF 98 B FF 97 C SL 85 X SL 84 2-1 1-H HR	4	3	2	2	1	0	1
23 Michael Brantley, L (1, 7) OBP: 0.340, SLG: 0.333 6 Jake Marisnick, R (8, PR) OBP: 0.333, SLG: 0.333 (9, 8)	B FF 97 C FF 96 F FF 96 F FF 98 D FF 98 X FF 97 2-2 F8 ②		F FF 93 C SI 92 B FF 94 1 SAFE X FF 89 1-2 G4-3 ② 1-2			B CH 87 X FF 96 1-0 2 FC6-4 1-3 1B		B SI 94 F SI 94 B SL 80 B SI 93 B SI 94 4-1 10 1B BB		3 0	0 0	1 0	0 0	1 0	0 0	2 0
2 Alex Bregman, R (1, 5) OBP: 0.435, SLG: 0.429	B FF 97 D SL 89 B SL 87 C FF 96 B FF 95 4-1 10 HR BB		B FF 93 B CH 87 C FF 94 F FF 94 B FF 94 X CH 86 3-2 G4-3 ③			C CH 88 X FF 95 0-1 FC6-4 ① 1 K 10 G1-3 1-2f 3-H		1 SAFE 1 SAFE B SI 94 X SI 94 1-0 L9 ②		3	1	0	1	1	0	3
10 Yuli Gurriel, R (1, 3) OBP: 0.239, SLG: 0.302	X FF 96 0-0 1-H 2-H HR			C SL 85 B FF 96 B FF 95 B SL 86 F SL 86 X SL 86 3-2 G5-3 ①		1 SAFE 1 SAFE C CH 90 B CH 89 F CH 87 X FF 95 1-2 G1-3 ② 1-2		X SI 94 0-0 1 BB 1B 1-3		4	1	2	3	0	0	1
1 Carlos Correa, R (1, 6) OBP: 0.227, SLG: 0.366	S FF 97 X SL 87 0-1 G5-3 ③			F SL 87 S SL 87 B SI 96 B SL 87 B SI 95 X SL 86 3-2 G6-3 ②		C CH 89 B CH 90 C CH 89 F CH 90 F CH 91 S CH 89 1-3 K 44 S 2-3		D SI 94 D SL 81 S SI 94 B SI 94 B SI 94 4-1 16 FC6-4 1-2 BB		3	0	0	0	1	1	1
44 Yordan Alvarez, L (1, 10) OBP: 0.227, SLG: 0.244 16 Aledmys Díaz, R (8, PH) (9, 10)		C FF 93 B SI 91 F SI 92 B SL 88 X SI 92 2-2 G4-3 ①		S SL 87 F SL 86 B SL 86 B FF 97 F FF 96 B CH 88 F SL 86 S SL 86 3-3 K ③		B CH 90 B CH 88 C CH 88 S CH 89 S CH 90 2-3 K ③ 1-2		B SI 94 B SI 94 S SI 94 F SI 93 X SI 94 2-2 FC6-4 ③ 1-2f		3 1	0 0	0 0	0 0	0 0	2 0	2 3
12 Martín Maldonado, R (1, 2) OBP: 0.308, SLG: 0.385		C FF 93 S SI 89 B FF 94 F CH 88 B SI 89 B FF 94 X FF 94 3-2 L5 ②			B SL 84 C FF 95 X SL 85 1-1 4 G5-4-3 1B		S ST 81 B FC 90 F ST 81 C ST 81 1-3 K ①		S FF 97 C FF 98 F SI 99 F SI 101 S SL 86 0-3 K ①	4	0	1	0	0	2	0
22 Josh Reddick, L (1, 9) OBP: 0.174, SLG: 0.273 (9, 7)		F FF 94 S SL 88 B SL 89 F FF 93 F SI 93 F SI 92 X SL 88 1-2 G4-3 ③			F SL 86 X SI 95 0-1 F8 ①		B SI 94 F SI 94 C SI 94 F ST 82 B SI 94 F FC 90 X SI 93 2-2 G3 ②		S SL 86 F FF 98 F SL 86 F SL 87 X FF 100 0-2 P5 ②	4	0	0	0	0	0	1
Inning Stats	R: 3 H: 2 E: 0 LOB: 0 K: 1 BB: 1 S: 14 P: 23	R: 0 H: 0 E: 0 LOB: 0 K: 0 BB: 0 S: 13 P: 19	R: 0 H: 0 E: 0 LOB: 1 K: 0 BB: 1 S: 9 P: 19	R: 0 H: 0 E: 0 LOB: 0 K: 1 BB: 0 S: 11 P: 20	R: 0 H: 1 E: 0 LOB: 0 K: 0 BB: 1 S: 7 P: 11	R: 1 H: 1 E: 0 LOB: 2 K: 2 BB: 1 S: 15 P: 24	R: 0 H: 0 E: 0 LOB: 0 K: 1 BB: 0 S: 9 P: 13	R: 0 H: 1 E: 0 LOB: 3 K: 0 BB: 2 S: 10 P: 22	R: 2 H: 1 E: 0 LOB: 0 K: 1 BB: 1 S: 13 P: 19	1B: 3 SF: 0 2B: 1 SAC: 0 3B: 0 DP: 1 HR: 2 HBP: 0						WP: 0 PA: 38 PB: 1 SB: 1 CS: 0	

	AB	32
	R	6
	H	6
	RBI	6
	BB	6
	SO	6
	LOB	15

PITCHER	IP	WLS	BF	H	R	ER	SO	BB	IBB	HBP	BLK	WP	HR	S	P	ERA	WHIP
57 Chad Green, R (1, 1) ERA: 6.75	1.0		6	2	3	3	1	1	0	0	0	0	1	14	23	27.00	3.000
34 J.A. Happ, L (2, 1) ERA: 2.45	2.0		7	0	0	0	0	1	0	0	0	0	0	22	38	0.00	0.500
85 Luis Cessa, R (4, 1) ERA:	2.0		6	1	0	0	1	0	0	0	0	0	0	18	31	0.00	0.500
48 Tommy Kahnle, R (6, 1) ERA: 2.25	1.0		6	1	1	1	2	1	0	0	0	0	0	15	24	9.00	2.000
0 Adam Ottavino, R (7, 1) ERA: 8.1	1.0		3	0	0	0	1	0	0	0	0	0	0	9	13	0.00	0.000

PITCHER	IP	WLS	BF	H	R	ER	SO	BB	IBB	HBP	BLK	WP	HR	S	P	ERA	WHIP
53 Zack Britton, L (8, 1) ERA: 1.13	1.0		6	1	0	0	0	2	0	0	0	0	0	10	22	0.00	3.000
54 Aroldis Chapman, L (9, 1) ERA: 3.38	0.2	L	4	1	2	2	1	1	0	0	0	0	1	13	19	27.00	3.000

Washington Nationals @ Houston Astros

Minute Maid Park, Houston, TX

Tue Oct 22 2019, 7:11 PM - 10:53 PM CDT

Att. 43,339 - Roof Closed - 73 F

livebaseballscorecards.com

TOP

Batter	1	2	3	4	5	6	7	8	9	AB	R	H	RBI	BB	SO	LOB
7 Trea Turner, R (1, 6) OBP: 0.327, SLG: 0.413	B FF 96 X FF 96 1-0 2 S 1B		B FF 97 X KC 82 1-0 ② G5-3		D KC 85 F SL 88 B FF 98 D KC 86 X FF 98 3-1 ① L9 2-3		B FF 96 B KC 87 B FF 98 C FF 98 F FF 98 F SL 91 F FF 99 T FF 98 3-2 ② K			4	0	1	0	0	1	2
2 Adam Eaton, L (1, 9) OBP: 0.326, SLG: 0.325	B KC 84 X FF 96 1-0 ① B5 1-2		C FF 96 F FF 97 B FF 99 X FF 98 1-2 1B		C FF 99 X SL 90 0-1 6 FC5-4 1-2 3-H 1B		C FF 97 X CH 89 0-1 ③ F9			4	0	2	1	0	0	1
6 Anthony Rendon, R (1, 5) OBP: 0.426, SLG: 0.528	F SL 88 F FF 97 T FF 98 0-2 ② K		S FF 96 C KC 84 1 SAFE B SL 87 B FF 98 1 SAFE F FF 98 F FF 98 X SL 89 2-2 ③ F8		X FF 98 0-0 ② FC5-4 22 2B 1-2f 2-3			B FC 91 B FC 90 S FC 90 B FC 90 X FC 91 3-1 ① P4		4	1	0	0	0	1	4
22 Juan Soto, L (1, 7) OBP: 0.362, SLG: 0.548	S FF 97 C FF 98 S FF 99 0-3 ③ K			B SL 88 X FF 96 1-0 HR	B SL 90 B KC 86 B KC 85 C SL 90 S CH 90 X SL 90 3-2 1-H 3-H 2B			C CU 81 F FC 92 X CU 81 0-2 13 S 1B		4	1	3	3	0	1	1
47 Howie Kendrick, R (1, 10) OBP: 0.311, SLG: 0.429		C FF 96 B FF 96 X SL 88 1-1 ① G6-3		B SL 89 F FF 98 S FF 98 B SL 91 F SL 90 X FF 99 2-2 ① F9	F FF 98 D KC 83 X SL 89 1-1 ③ L6			C CU 82 B FC 91 1 SAFE F FC 91 X FC 91 1-2 ② F9		4	0	0	0	0	0	2
13 Asdrúbal Cabrera, S (1, 4) OBP: 0.143, SLG: 0.154		B KC 82 T FF 96 S FF 95 F FF 96 X CH 88 1-2 ② P6		C KC 85 F SL 90 S SL 90 0-3 ② K		B FF 97 C FF 97 K KC 86 B FF 98 X KC 86 2-2 11 G4-6-3 1B		1 SAFE C CU 81 F CU 82 F CU 82 D CU 82 D CU 82 S CU 82 2-3 ③ K 1-2		4	0	1	0	0	2	1
11 Ryan Zimmerman, R (1, 3) OBP: 0.306, SLG: 0.543		B SL 87 X FF 96 1-0 HR		C KC 86 B SL 90 C SL 90 S KC 85 1-3 ③ K		X FF 97 0-0 ①② G4-6-3 1-2f			X SI 88 0-0 ① G6-3	4	1	1	1	0	1	1
28 Kurt Suzuki, R (1, 2) OBP: 0.214, SLG: 0.043		B FF 97 B FF 97 C FF 98 S SL 90 B SL 91 F FF 99 X FF 99 3-2 ③ G6-3			B KC 84 B SL 89 C FF 98 B KC 85 B FF 97 4-1 7 L9 16 1B 2 1B BB	C FF 98 X FF 98 0-1 ③ P4			C SI 88 B FF 88 F SL 78 C SL 80 1-3 ② K	3	1	0	0	1	1	0
16 Victor Robles, R (1, 8) OBP: 0.333, SLG: 0.500			B KC 82 X FF 96 1-0 ① P3		C SL 87 L SL 87 X FF 98 0-2 6 FC5-4 2 1B 22 2B 1-2 1B		C FF 97 C FF 97 B SL 89 S SL 89 1-3 ① K		X SL 78 0-0 ③ P6	4	1	1	0	0	1	0

Inning Stats	1	2	3	4	5	6	7	8	9
	R: 0 E: 0 K: 2 S: 8 H: 1 LOB: 1 BB: 0 P: 10	R: 1 E: 0 K: 0 S: 11 H: 1 LOB: 0 BB: 0 P: 17	R: 0 E: 0 K: 0 S: 10 H: 1 LOB: 1 BB: 0 P: 15	R: 1 E: 0 K: 2 S: 11 H: 1 LOB: 0 BB: 0 P: 15	R: 3 E: 0 K: 0 S: 14 H: 3 LOB: 1 BB: 1 P: 25	R: 0 E: 0 K: 0 S: 6 H: 1 LOB: 0 BB: 0 P: 8	R: 0 E: 0 K: 2 S: 10 H: 0 LOB: 0 BB: 0 P: 14	R: 0 E: 0 K: 1 S: 12 H: 1 LOB: 1 BB: 0 P: 18	R: 0 E: 0 K: 1 S: 5 H: 0 LOB: 0 BB: 0 P: 6

AB	35
R	5
H	9
RBI	5
BB	1
SO	8
LOB	12

1B: 6 SF: 0
2B: 1 SAC: 0
3B: 0 DP: 1
HR: 2 HBP: 0

WP: 0 PA: 36
PB: 0
SB: 2
CS: 0

PITCHER		IP	WLS	BF	H	R	ER	SO	BB	IBB	HBP	BLK	WP	HR	S	P	ERA	WHIP
45 Gerrit Cole, R ERA: 1.82	(1, 1)	7.0	L	29	8	5	5	6	1	0	0	0	0	2	70	104	6.43	1.286
36 Will Harris, R ERA:	(8, 1)	1.0		4	1	0	0	1	0	0	0	0	0	0	12	18	0.00	1.000
38 Joe Smith, R ERA: 1.42	(9, 1)	1.0		3	0	0	0	1	0	0	0	0	0	0	5	6	0.00	0.000

PITCHER	IP	WLS	BF	H	R	ER	SO	BB	IBB	HBP	BLK	WP	HR	S	P	ERA	WHIP

BOTTOM

Washington Nationals @ Houston Astros

Minute Maid Park, Houston, TX

Tue Oct 22 2019, 7:11 PM - 10:53 PM CDT

Att. 43,339 - Roof Closed - 73 F

livebaseballscorecards.com

Batter	1	2	3	4	5	6	7	8	9	AB	R	H	RBI	BB	SO	LOB
4 George Springer, R (1, 8) OBP: 0.286, SLG: 0.388	C SL 86 B FF 97 B FF 96 F FF 97 F SL 87 B SL 87 4-2 2 WP 27 1B 10 2B BB	S SL 85 C FF 96 B FF 96 B CH 84 B FF 95 C CH 85 3-3 ③ K		B CU 78 B FF 95 C FF 95 1 SAFE B FF 95 S SL 86 B SL 86 4-2 1-2 BB			S FF 100 B SL 91 B FF 99 X FF 99 2-1 HR	B SL 88 F SL 87 B FF 96 X SL 86 2-1 2-H 2B		3	2	2	2	2	1	1
27 Jose Altuve, R (1, 4) OBP: 0.396, SLG: 0.708	X FF 95 0-0 2 S 10 2B 1-2 1B		C FF 94 B CU 77 B SL 86 F FF 94 X FF 95 2-2 ① F9	F CU 77 B SL 86 T FF 95 D CH 85 F FF 95 B FF 95 F CU 79 X SL 86 3-2 ③ G3-1			C FF 100 C FF 98 B SL 91 S SL 90 1-3 ① K	F FF 96 B FF 96 S SL 87 F FF 97 X FF 96 1-2 ② L9		5	1	1	0	0	1	3
23 Michael Brantley, L (1, 7) (7, 9) OBP: 0.346, SLG: 0.326	S FF 97 C CH 87 S FC 90 0-3 ① K		F FF 94 T FC 89 F FF 96 B CH 86 X FC 90 1-2 10 1B 1B		B FF 92 F FF 94 X FF 92 1-1 ① L8		B SL 89 B FF 98 B FF 98 B FF 99 4-0 1 1B 2 BB BB	C FF 94 C FF 94 F FF 94 X FF 95 0-2 ③ L7		4	0	1	0	1	1	3
2 Alex Bregman, R (1, 5) OBP: 0.412, SLG: 0.385	S SL 86 C FF 97 B 1 SAFE D SL 85 S SL 86 2-3 ② K 1-2 2-3		C FF 94 1 SAFE C FF 94 T FF 95 0-2 ② K		C FF 95 B CH 84 B FF 95 C SL 85 B SL 85 X CU 78 3-2 ② G6-3		B SL 90 B SL 89 B SL 90 C FF 98 C FF 98 F FF 99 B FF 100 4-2 1 1B 1-2 BB		B FF 93 C FF 92 B FS 84 C FF 92 S FF 94 2-3 ① K	4	0	0	0	1	3	3
10 Yuli Gurriel, R (1, 3) OBP: 0.255, SLG: 0.333	S SL 87 S FF 96 D SL 87 X FF 96 1-2 2-H 3-H 2B		D FF 94 B FF 95 X SL 86 2-0 1-3 1B		F SL 84 B SL 84 B FF 94 F FF 95 F CH 84 F SL 85 S SL 84 2-3 ③ K		F SL 88 B FF 96 F FF 97 X SL 85 1-2 ② F4		B FF 94 B FF 93 X FF 93 2-0 ② F8	5	0	2	2	0	1	2
1 Carlos Correa, R (1, 6) OBP: 0.224, SLG: 0.348	B FF 95 C SL 85 B SL 86 S FF 95 B SL 86 T FF 98 3-2 ③ K		C CU 78 F FF 94 D CH 84 D CH 86 S SL 87 2-3 ③ K			B FF 93 B FF 92 F FF 93 F SL 81 B SL 84 S SL 84 3-3 ① K	X SL 86 0-0 1-2 2-3 1B		X FF 93 0-0 ③ L8	5	0	1	0	0	3	3
44 Yordan Alvarez, L (1, 10) OBP: 0.271, SLG: 0.273		B CU 79 B FF 95 C CU 80 B FF 95 C FF 96 B FC 91 4-2 BB	B CU 79 F FF 94 X CH 86 1-1 4 BB 1B			B SL 83 B FF 93 S SL 79 X FF 93 2-1 1B	C FF 97 F FF 97 S FF 96 0-3 ③ K			3	0	2	0	1	1	3
12 Martín Maldonado, R (1, 2) OBP: 0.250, SLG: 0.313 3 Kyle Tucker, L (8, PH) OBP: 0.300, SLG: 0.222 28 Robinson Chirinos, R (9, 2) OBP: 0.231, SLG: 0.227		C SL 84 S SL 86 D SL 86 X FF 95 1-2 ① F9	L SL 84 L SL 82 D SL 84 B FF 95 D CH 84 X FF 95 3-2 ① F7			B SL 81 F SI 94 B FF 94 S SL 80 F FF 94 F SL 84 B FF 94 S SL 83 3-3 ② K		S FF 95 X FF 95 0-1 16 F8 4 2B 1B		3 1 0	0 1 0	0 1 0	0 1 0	0 0 0	1 0 0	3 0 0
22 Josh Reddick, L (1, 9) OBP: 0.160, SLG: 0.250 16 Aledmys Díaz, R (6, PH) (7, 7)		B CU 79 B FF 94 F FF 95 B FF 95 1 SAFE F CU 79 X FF 96 3-2 ② P6	F FF 94 B CH 84 B FF 94 X FF 94 2-1 ② F7			T FF 94 F SL 83 X SL 83 0-2 ③ G4-3		C FF 96 X FF 96 0-1 ① F8 1-2		2 2	0 0	0 0	0 0	0 0	0 0	2 2
Inning Stats	R: 2 E: 0 K: 3 S: 16 H: 2 LOB: 1 BB: 1 P: 26	R: 0 E: 0 K: 1 S: 11 H: 0 LOB: 1 BB: 1 P: 22	R: 0 E: 0 K: 2 S: 14 H: 2 LOB: 2 BB: 0 P: 21	R: 0 E: 0 K: 0 S: 14 H: 1 LOB: 2 BB: 1 P: 27	R: 0 E: 0 K: 1 S: 10 H: 0 LOB: 0 BB: 0 P: 16	R: 0 E: 0 K: 2 S: 13 H: 1 LOB: 1 BB: 0 P: 21	R: 1 E: 0 K: 2 S: 15 H: 2 LOB: 3 BB: 2 P: 27	R: 1 E: 0 K: 0 S: 14 H: 2 LOB: 1 BB: 0 P: 17	R: 0 E: 0 K: 1 S: 5 H: 0 LOB: 0 BB: 0 P: 9	1B: 7 2B: 2 3B: 0 HR: 1 SF: 0 SAC: 0 DP: 0 HBP: 0						

	AB	37
	R	4
	H	10
	RBI	4
	BB	5
	SO	12
	LOB	25

WP: 1 PA: 42
PB: 0
SB: 1
CS: 0

PITCHER		IP	WLS	BF	H	R	ER	SO	BB	IBB	HBP	BLK	WP	HR	S	P	ERA	WHIP
31 Max Scherzer, R ERA: 2.16	(1, 1)	5.0	W	23	5	2	2	7	3	0	0	0	1	0	65	112	3.60	1.600
46 Patrick Corbin, L ERA: 6.91	(6, 1)	1.0	H	4	1	0	0	2	0	0	0	0	0	0	13	21	0.00	1.000
21 Tanner Rainey, R ERA: 6.23	(7, 1)	0.1	H	4	1	1	1	1	2	0	0	0	0	1	8	19	27.00	9.000
44 Daniel Hudson, R ERA: 1.29	(7, 1)	1.1	H	7	3	1	1	1	0	0	0	0	0	0	17	21	6.75	2.250
63 Sean Doolittle, L ERA: 2.08	(8, 1)	1.1	S	4	0	0	0	1	0	0	0	0	0	0	9	13	0.00	0.000

PITCHER		IP	WLS	BF	H	R	ER	SO	BB	IBB	HBP	BLK	WP	HR	S	P	ERA	WHIP

Batter	1	2	3	4	5	6	7	8	9	AB	R	H	RBI	BB	SO	LOB
7 Trea Turner, R (1, 6) OBP: 0.345, SLG: 0.400	B FF 94 B SL 86 B FF 94 B FF 94 4-0 2 1B 6 2B BB	S CU 78 S SL 86 D SL 86 X SL 87 1-2 ③ F9			S SL 85 C CU 79 X SL 86 0-2 2 G6-3 1B		B CU 78 B SL 88 B FF 94 C FF 93 F FF 94 B CU 80 4-2 47 1B 2 SH1-4 13 1B 1-2 BB	C FF 97 C FF 97 S SL 85 0-3 ① K	C CH 85 B CH 85 F FF 96 S SL 82 1-3 ② K	4	2	1	0	2	2	2
2 Adam Eaton, L (1, 9) OBP: 0.340, SLG: 0.409 88 Gerardo Parra, L (9, PH) OBP: 0.250, SLG: 0.250 (9, 9)	1 SAFE 1 SAFE C FF 93 1 SAFE X FF 94 0-1 6 2B 1-2 1B	B FF 93 C FF 94 C FF 94 X SL 87 1-2 ① F8			1 SAFE B CH 83 F FF 94 B SL 85 F FF 94 X FF 94 2-2 ①② G6-3 1-2f		X FF 93 0-0 ① SH1-4 1-2 2-3	X FF 97 0-0 1-H HR	F CH 85 B CH 86 F CH 84 B CH 86 F CH 85 F FF 96 X CH 86 2-2 ③ F8	4 1	2 0	2 0	2 0	0 0	0 0	1 0
6 Anthony Rendon, R (1, 5) OBP: 0.423, SLG: 0.525	S FF 95 C SL 87 X CH 86 0-2 1-H 2-H 2B	B FF 95 C FF 95 S SL 90 X SL 92 1-2 ② G4-3			C FF 94 B SL 89 B FF 94 F FF 94 B SL 90 B FF 96 4-2 BB		S SL 89 D SL 91 X SL 88 1-1 ② F8	B SL 87 C FF 97 C FF 97 B FF 98 S SL 87 2-3 ② K		4	0	1	2	1	1	2
22 Juan Soto, L (1, 7) OBP: 0.385, SLG: 0.556	F FF 95 F SL 86 B FF 96 S FF 96 1-3 ① K	S FF 95 B CU 80 X SL 87 1-1 2B			B FF 94 B FF 94 C CU 78 F FF 95 B FF 94 X CU 80 3-2 ③ G3		0-0 47 1B 13 1B IBB	B CH 90 S CH 90 B CH 90 B FF 96 C FF 97 B FF 98 4-2 47 1B 13 1B BB		3	2	1	0	2	1	2
47 Howie Kendrick, R (1, 10) OBP: 0.320, SLG: 0.426	S SL 87 X SL 87 0-1 ② F9	C SL 87 S SL 88 B FF 96 X FF 95 1-2 ③ F9				C FF 94 B FF 93 C CU 80 B SL 88 X SL 87 2-2 ① L8	C SL 90 X SL 90 0-1 11 WP 13 1B 11 E 1-2 2-3 3-H 1B	C FF 97 D SL 86 C SL 86 B FF 98 X SL 87 2-2 13 1B 1-2 1B		5	1	2	1	0	0	2
13 Asdrúbal Cabrera, S (1, 4) OBP: 0.211, SLG: 0.222	F FF 95 S CU 80 F CU 81 B FF 96 S FF 96 1-3 ③ K			B FF 92 S FF 93 S FF 94 S CH 87 1-3 ① K		C FF 94 B FF 94 B CU 77 C CU 78 B CU 80 S FF 95 3-3 ② K	B FF 94 S CU 81 F CU 81 X SL 90 1-2 11 WP 11 E 1-2 2-H 3-H 1B	B FF 98 B FF 98 T FF 98 F FF 97 X FF 98 2-2 1-3 2-H 1B		5	1	2	3	0	3	1
11 Ryan Zimmerman, R (1, 3) OBP: 0.317, SLG: 0.525		C FF 94 C CU 79 B SL 87 B CU 81 F CU 80 S SL 87 2-3 ① K		B CU 79 C CU 78 C CU 80 X SL 85 1-2 1B		S CU 80 B CU 81 S CU 80 X CU 82 1-2 ③ G6-3	S CU 82 B CU 82 C CU 82 D CU 83 B FF 94 X CU 81 3-2 E5 1-H 2-H 1B	C SL 87 B SL 87 X SI 97 1-1 ③ G4-3		5	0	2	1	0	1	2
28 Kurt Suzuki, R (1, 2) OBP: 0.242, SLG: 0.214		B SL 86 B SL 86 X FF 95 2-0 1B		B FF 95 X SL 86 1-0 ② L7			HR G6-3		C SL 80 B FF 95 X FF 95 1-1 ① G5-3	5	1	2	1	0	0	2
16 Victor Robles, R (1, 8) OBP: 0.320, SLG: 0.435 3 Michael Taylor, R (8, 8) OBP: 0.391, SLG: 0.619		C SL 85 S FF 95 T SL 86 0-2 ② K		X FF 95 0-0 ③ P4			C SL 84 B FF 93 B FF 93 F FF 94 B FF 94 F FF 94 B SL 85 4-2 2 SH1-4 7 BB 47 1B BB	S FF 95 F FF 96 B SL 86 F SL 85 S FF 96 1-3 K 2 HR	X FF 96 0-0 HR	3 1	2 1	0 1	0 1	1 0	2 0	2 0
Inning Stats	R: 2 E: 0 K: 2 S: 14 H: 2 LOB: 1 BB: 1 P: 20	R: 0 E: 0 K: 2 S: 11 H: 1 LOB: 1 BB: 0 P: 16	R: 0 E: 0 K: 0 S: 11 H: 1 LOB: 1 BB: 0 P: 15	R: 0 E: 0 K: 1 S: 8 H: 1 LOB: 1 BB: 0 P: 11	R: 0 E: 0 K: 0 S: 12 H: 1 LOB: 1 BB: 1 P: 21	R: 0 E: 0 K: 1 S: 9 H: 0 LOB: 0 BB: 0 P: 15	R: 6 E: 1 K: 0 S: 19 H: 4 LOB: 1 BB: 3 P: 33	R: 3 E: 0 K: 3 S: 21 H: 3 LOB: 2 BB: 1 P: 33	R: 1 E: 0 K: 1 S: 11 H: 1 LOB: 0 BB: 0 P: 15	1B: 9 2B: 2 3B: 0 HR: 3 SF: 0 SAC: 1 DP: 1 HBP: 0	WP: 1 PB: 1 SB: 0 CS: 0 PA: 47					

PITCHER		IP	WLS	BF	H	R	ER	SO	BB	IBB	HBP	BLK	WP	HR	S	P	ERA	WHIP
35 Justin Verlander, R ERA: 4.15	(1, 1)	6.0	L	27	7	4	4	6	3	0	0	0	0	1	69	107	6.00	1.667
55 Ryan Pressly, R ERA: 18.9	(7, 1)	0.2		7	3	4	3	0	1	1	0	0	1	0	13	22	40.50	6.000
39 Josh James, R ERA: 4.5	(7, 1)	1.0		7	2	3	1	3	1	0	0	0	0	1	18	27	9.00	3.000
30 Héctor Rondón, R ERA: 13.5	(8, 1)	0.1		2	1	0	0	0	0	0	0	0	0	0	5	8	0.00	3.000
47 Chris Devenski, R ERA: 9.0	(9, 1)	1.0		4	1	1	1	1	0	0	0	0	0	1	11	15	9.00	1.000

PITCHER	IP	WLS	BF	H	R	ER	SO	BB	IBB	HBP	BLK	WP	HR	S	P	ERA	WHIP

TOP

Washington Nationals @ Houston Astros

Minute Maid Park, Houston, TX

Wed Oct 23 2019, 7:09 PM - 11:09 PM CDT

Att. 43,357 - Roof Closed - 73 F

livebaseballscorecards.com

AB	40
R	12
H	14
RBI	11
BB	6
SO	10
LOB	16

Washington Nationals @ Houston Astros

Minute Maid Park, Houston, TX

Wed Oct 23 2019, 7:09 PM - 11:09 PM CDT

Att. 43,357 - Roof Closed - 73 F

livebaseballscorecards.com

BOTTOM

Batter	1	2	3	4	5	6	7	8	9	AB	R	H	RBI	BB	SO	LOB
4 George Springer, R (1, 8) (9, 9) OBP: 0.262, SLG: 0.352	C FF 94 F FF 94 S CU 84 0-3 ① **K**		B SI 94 B SI 94 S CU 83 B SI 94 X SI 96 3-1 ② **P4**		B SI 95 X SI 94 1-0 ② **G6-3**		B FF 93 C SI 92 B SI 93 F FF 94 X CH 83 2-2 ① **FC5-4** 1-2f		B FF 94 B SL 87 X FF 93 2-0 **E5** 27 1B	5	0	0	0	0	1	1
27 Jose Altuve, R (1, 4) OBP: 0.414, SLG: 0.717	B FF 95 B FF 95 C CU 83 C SI 95 X CU 84 2-2 23 CS **2B**		C CU 82 B SI 95 B SI 95 F SI 95 B SI 95 X CU 83 3-2 **E6** 23 1B		C CU 81 X SI 95 0-1 **1B**		C SI 94 F CH 83 1 SAFE F FF 93 X SI 94 0-2 ② **P6**		X SL 87 0-0 1-2 **1B**	5	0	3	0	0	0	1
23 Michael Brantley, L (1, 7) OBP: 0.357, SLG: 0.340 6 Jake Marisnick, R (9, 8) OBP: 0.250, SLG: 0.250	C SI 94 S CH 88 B CH 90 B CH 88 B FF 96 X SI 96 3-2 ② 2 HR **1B** 2-3		1 SAFE B SI 93 1 SAFE 1 SAFE C CU 82 F CH 87 F FF 94 1 SAFE F CH 87 1-2 X CH 88 2 FC6-4 **1B** 1-3		B SI 93 1 SAFE C SI 93 F SI 94 F CH 87 1 SAFE F CH 87 1 SAFE D CH 88 2-2 ③ **F8**		C SI 95 B SI 95 F FF 92 B SI 96 X CH 84 2-2 ③ **G3**		F FF 95 B SL 86 F FF 95 B FF 96 F FF 96 X SL 85 2-2 ③ **G5-3**	4 1	1 0	2 0	0 0	0 0	0 0	2 2
2 Alex Bregman, R (1, 5) OBP: 0.400, SLG: 0.442	B CU 81 C CU 82 S SI 95 D CH 87 X CH 87 2-2 1-H **HR**		X FF 94 0-0 ③ **FC6-4** 1-2f			F FF 94 B FF 93 C SI 94 B CH 88 X FF 95 2-2 ① **G6-3**		X FF 99 0-0 ① **F9**		4	1	1	2	0	0	2
10 Yuli Gurriel, R (1, 3) OBP: 0.255, SLG: 0.346	B SI 94 C SI 95 X SI 95 1-1 ③ **G5-3**			C FF 93 F CH 86 S FF 94 0-3 ① **K**		F CU 83 F CH 86 B CU 83 B CH 86 F SI 94 B CU 82 X CU 82 3-2 **2B**		F FF 99 F FF 99 B SL 89 B SL 88 F FF 99 F FF 99 X FF 100 2-2 ② **L8**		4	0	1	0	0	1	0
44 Yordan Alvarez, L (1, 10) OBP: 0.288, SLG: 0.277		C CU 82 B SI 94 B FF 94 X CU 82 2-1 ① **L4**		B FF 94 B CH 88 X CH 87 2-0 1 G5-3 **1B**		B FF 92 B FF 94 2-0 **IBB**		S FF 99 B SL 89 S FF 98 S FF 99 1-3 ③ **K**		3	0	1	0	1	1	0
1 Carlos Correa, R (1, 6) OBP: 0.208, SLG: 0.320		B SI 94 B SI 94 C CU 81 S SI 94 C CU 83 3-3 ② **K**		F SI 93 B CH 86 X CH 88 1-1 ② **G5-3** 1-2		F SI 92 B SI 92 F CU 82 B CH 86 B SI 95 X CH 86 3-2 ② **F4**			B FF 92 X FF 92 1-0 ① **F8**	4	0	0	0	0	1	3
28 Robinson Chirinos, R (1, 2) OBP: 0.214, SLG: 0.208 3 Kyle Tucker, L (6, PH) OBP: 0.273, SLG: 0.200 12 Martín Maldonado, R (7, 2) OBP: 0.294, SLG: 0.529		B CU 82 B SI 95 F SI 96 C SI 95 S CH 87 2-3 ③ **K**		F CU 82 S FF 94 F FF 94 B CH 86 S CH 87 1-3 ③ **K**		B CU 82 B SI 94 C CU 82 S CH 87 F SI 94 F CH 87 B FF 93 C CU 82 3-3 ③ **K**			B FF 94 X FF 93 1-0 **HR**	2 1 1	0 0 1	0 0 1	0 0 1	0 1 0	2 0 0	1 2 0
22 Josh Reddick, L (1, 9) (9, 7) OBP: 0.172, SLG: 0.222			C CU 82 F SI 94 S CH 87 0-3 ① **K**		B CH 86 F FF 94 X CU 81 1-1 ① **G3**		B SI 89 B SI 90 F SI 90 F SI 92 F FF 95 B SI 93 B SI 92 4-2 4 FC5-4 **BB**		X FF 93 0-0 ② **G4-3**	3	0	0	0	1	1	0

	AB	37
	R	3
	H	9
	RBI	3
	BB	2
	SO	8
	LOB	14

Inning Stats	1	2	3	4	5	6	7	8	9	1B: 5	SF: 0	WP: 0	PA: 39
	R: 2 E: 0 K: 1 S: 14 H: 3 LOB: 0 BB: 0 P: 22	R: 0 E: 0 K: 2 S: 8 H: 0 LOB: 0 BB: 0 P: 15	R: 0 E: 1 K: 1 S: 14 H: 1 LOB: 2 BB: 0 P: 21	R: 0 E: 0 K: 2 S: 10 H: 1 LOB: 1 BB: 0 P: 14	R: 0 E: 0 K: 0 S: 10 H: 1 LOB: 1 BB: 0 P: 14	R: 0 E: 0 K: 1 S: 15 H: 1 LOB: 2 BB: 1 P: 28	R: 0 E: 0 K: 0 S: 13 H: 0 LOB: 1 BB: 1 P: 21	R: 0 E: 0 K: 1 S: 9 H: 0 LOB: 0 BB: 0 P: 12	R: 1 E: 1 K: 0 S: 9 H: 2 LOB: 2 BB: 0 P: 15	2B: 2 3B: 0 HR: 2	SAC: 0 DP: 0 HBP: 0	PB: 0 SB: 0 CS: 1	

PITCHER		IP	WLS	BF	H	R	ER	SO	BB	IBB	HBP	BLK	WP	HR	S	P	ERA	WHIP
37 Stephen Strasburg, R ERA: 1.93	(1, 1)	6.0	W	26	7	2	2	7	0	1	0	0	0	1	71	114	3.00	1.167
56 Fernando Rodney, R ERA:	(7, 1)	1.0		4	0	0	0	0	1	0	0	0	0	0	13	21	0.00	1.000
21 Tanner Rainey, R ERA: 5.06	(8, 1)	1.0		3	0	0	0	1	0	0	0	0	0	0	9	12	0.00	0.000
48 Javy Guerra, R ERA: 9.0	(9, 1)	1.0		6	2	1	1	0	0	0	0	0	0	1	9	15	9.00	2.000

PITCHER	IP	WLS	BF	H	R	ER	SO	BB	IBB	HBP	BLK	WP	HR	S	P	ERA	WHIP

Batter	1	2	3	4	5	6	7	8	9	AB	R	H	RBI	BB	SO	LOB
4 George Springer, R (1, 8) (9, 9) OBP: 0.288, SLG: 0.362	C FF 90 B FF 92 X FF 91 1-1 2 S 1B	S FF 90 F CH 75 B FS 87 D FS 87 B FC 90 X FS 87 3-2 ③ G6-3			X SI 89 0-0 ① G6-3	1 SAFE B SI 93 F CH 82 S SI 92 F FF 95 D CH 82 F SI 93 B SI 94 D CH 83 4-2 27 27 S FC5-2-6 1-3 BB		X SI 95 0-0 1B		4	0	2	0	1	0	2
27 Jose Altuve, R (1, 4) OBP: 0.413, SLG: 0.724	1 SAFE 1 SAFE 1 SAFE B SI 90 1 SAFE F SI 89 X FF 92 1-1 ① L8		X CU 79 0-0 E7 23 1B 2B		B FF 91 F FC 88 X CH 76 1-1 23 1B 2B	C SI 94 F FF 92 B CH 82 X SI 95 1-2 ② FC5-2-6 1-3 3-H		X SL 89 0-0 ③ G4-3		5	2	2	0	0	0	4
23 Michael Brantley, L (1, 7) OBP: 0.377, SLG: 0.352 54 Roberto Osuna, R (9, 1)	F SI 91 1 SAFE B FS 82 1 SAFE S FF 89 X FF 90 1-2 ② F8		C FF 89 F CH 75 X FF 90 0-2 1 S 3-H 1B		F FF 88 B FF 88 B FF 91 B CH 76 X FS 86 3-1 10 1B 2-H 1B	0-0 2 FC6-4 IBB			B FC 91 S FC 91 F FC 93 X CH 88 1-2 ① L7	4 0	0 0	2 0	2 0	1 0	0 0	1 0
2 Alex Bregman, R (1, 5) OBP: 0.367, SLG: 0.396	C FF 90 1 SAFE F FF 93 B FF 93 B SI 94 S CH 75 2-3 ③ K 1-2		B FF 90 C FS 86 1 SAFE F FC 87 X CH 73 1-2 ① L8		1 SAFE X FF 88 0-0 ② L7	F FF 95 B SI 94 X SI 95 1-1 ③ FC6-4 1-2f			C FC 92 X FC 92 0-1 ② L6	5	0	0	0	0	1	6
10 Yuli Gurriel, R (1, 3) OBP: 0.250, SLG: 0.333		X SI 90 0-0 ① L9	1 SAFE B FS 85 1 SAFE X FS 84 1-0 ② F8		C SI 90 B CH 73 1 SAFE X CH 75 1-1 1-2 1B		F SI 94 X SI 95 0-1 ① G1-3		C CU 79 F FC 92 C FC 95 0-3 ③ K	5	0	1	0	0	1	1
1 Carlos Correa, R (1, 6) OBP: 0.211, SLG: 0.333		C FF 90 X SI 90 0-1 22 1B 2B	1 SAFE B FF 90 B FS 86 F FS 85 B FF 91 C FF 91 S CH 77 3-3 ③ K 1-2		C FC 89 B FS 87 F FS 87 B FF 89 X CH 74 2-2 ③ G6-3		B SL 89 X SI 95 1-0 ② P6			4	1	1	0	0	1	3
22 Josh Reddick, L (1, 9) (9, 7) OBP: 0.182, SLG: 0.226		B FF 89 B CU 79 C FF 91 2 SAFE X FS 84 2-1 28 1B 2-H 1B		B CU 76 B FF 88 B FS 82 C FF 88 X FS 83 3-1 ① P5		X CU 77 0-0 ① L9	C SI 96 B SI 96 B FF 96 F SI 95 F CU 83 F FF 95 B SL 88 X FF 96 3-2 ③ F7			4	0	1	1	0	0	0
28 Robinson Chirinos, R (1, 2) OBP: 0.250, SLG: 0.357		F FC 88 B FF 90 B FF 90 B FS 86 X FF 91 3-1 21 SH5-4 2-3 1B		B SI 90 F FS 83 F FF 90 B FF 91 S CH 75 2-3 ② K		X SI 89 0-0 HR		C SL 88 X FF 93 0-1 ① G3-1		4	1	2	1	0	1	0
21 Zack Greinke, R (1, 1) 39 Josh James, R (5, 1) 3 Kyle Tucker, L (6, PH) OBP: 0.333, SLG: 0.200 41 Brad Peacock, R (6, 1) 36 Will Harris, R (6, 1) 44 Yordan Alvarez, L (8, PH) OBP: 0.283, SLG: 0.271 38 Joe Smith, R (8, 1) 6 Jake Marisnick, R (9, 8) OBP: 0.250, SLG: 0.250		1 SAFE 1 SAFE X SI 89 0-0 ② SH5-4 1-2		B SI 92 F FF 88 F FF 90 B FS 87 S FS 86 2-3 ③ K		F CU 77 S FF 88 F FF 90 F CH 74 B FS 85 B FF 88 B FS 85 4-2 4 4 E S 27 FC5-2-6 BB		B FF 94 S CH 90 X FF 95 1-1 ② P6	1 0 0 0 0 1 0 0	0 0 0 0 0 0 0 0	0 0 0 0 0 0 0 0	0 0 0 1 0 0 0 0	0 0 0 0 0 0 0 0	1 0 0 0 0 0 0 0	0 0 0 0 0 0 0 0
Inning Stats	R: 0 E: 0 K: 1 S: 10 H: 1 LOB: 1 BB: 0 P: 15	R: 1 E: 0 K: 0 S: 11 H: 3 LOB: 2 BB: 0 P: 19	R: 1 E: 1 K: 1 S: 11 H: 2 LOB: 1 BB: 0 P: 16	R: 0 E: 0 K: 2 S: 8 H: 0 LOB: 0 BB: 0 P: 15	R: 1 E: 0 K: 0 S: 11 H: 3 LOB: 2 BB: 0 P: 18	R: 1 E: 0 K: 0 S: 15 H: 1 LOB: 3 BB: 3 P: 25	R: 0 E: 0 K: 0 S: 8 H: 0 LOB: 0 BB: 0 P: 12	R: 0 E: 0 K: 0 S: 6 H: 1 LOB: 1 BB: 0 P: 7	R: 0 E: 0 K: 1 S: 8 H: 0 LOB: 0 BB: 0 P: 9	1B: 7 2B: 3 3B: 0 HR: 1		SF: 0 SAC: 1 DP: 0 HBP: 0		WP: 0 PB: 0 SB: 4 CS: 0	PA: 41	

PITCHER		IP	WLS	BF	H	R	ER	SO	BB	IBB	HBP	BLK	WP	HR	S	P	ERA	WHIP
19 Aníbal Sánchez, R ERA: 2.5	(1, 1)	5.1	L	27	10	4	4	4	1	0	0	0	0	1	57	93	6.75	2.062
56 Fernando Rodney, R ERA:	(6, 1)	0.2		4	0	0	0	0	1	1	0	0	0	0	9	15	0.00	1.500
41 Joe Ross, R ERA:	(7, 1)	2.0		7	1	0	0	0	0	0	0	0	0	0	14	19	0.00	0.500
51 Wander Suero, R ERA: 6.75	(9, 1)	1.0		3	0	0	0	1	0	0	0	0	0	0	8	9	0.00	0.000

PITCHER	IP	WLS	BF	H	R	ER	SO	BB	IBB	HBP	BLK	WP	HR	S	P	ERA	WHIP

TOP

Houston Astros @ Washington Nationals

Nationals Park, Washington, DC

Fri Oct 25 2019, 8:08 PM - 12:10 AM EDT

Att. 43,867 - Partly Cloudy - 64 F

livebaseballscorecards.com

AB	37
R	4
H	11
RBI	4
BB	3
SO	5
LOB	17

Batter	1	2	3	4	5	6	7	8	9	AB	R	H	RBI	BB	SO	LOB
7 Trea Turner, R (1, 6) OBP: 0.333, SLG: 0.382	B FF 87 B SL 82 B SL 85 C SL 85 X FF 87 3-1 ① L7		C FF 90 F FF 91 F CH 88 B SL 85 B CH 89 B FF 91 F CU 72 X SL 85 3-2 ① 22 BB, 2 BB, 1B	X CU 72 0-0 ③ G1-3		B FC 90 C CU 80 C FC 91 B FC 92 F CU 81 S CU 81 2-3 ② K			B FC 94 B SL 90 C FF 97 B FF 97 C FF 97 F FF 98 X FF 97 3-2 ① F8	5	0	1	0	0	1	3
2 Adam Eaton, L (1, 9) OBP: 0.364, SLG: 0.417	C FF 88 X CU 67 0-1 ② G3		B CH 87 1 SAFE B CH 88 F FF 89 B FF 89 1 SAFE B CH 87 4-1 22 BB, 1-2 BB		C CU 70 C FF 88 X CH 87 0-2 13 2B, 1B	C CU 80 F FC 91 B FC 92 F FC 92 X CU 81 1-2 ③ G3			B FF 98 B FF 98 X FF 98 2-0 1B	4	0	2	0	1	0	2
6 Anthony Rendon, R (1, 5) OBP: 0.404, SLG: 0.511	B FF 88 F FF 89 C FF 91 B SI 91 B SL 85 F SL 84 X FF 90 3-2 2B		X SI 91 0-0 ② F8		X CH 87 0-0 ① F7		C FC 89 B FC 90 F FC 90 B FC 90 F FC 90 B FC 89 F FC 90 X FC 89 3-2 ① F8		X FC 93 0-0 ② P2	5	0	1	0	0	0	4
22 Juan Soto, L (1, 7) OBP: 0.368, SLG: 0.510	X CU 72 0-0 ③ G3-1		B CH 88 B CH 89 C FF 92 B FF 92 C FF 92 B FF 92 4-2 1-2, 2-3 BB		B CH 88 F FF 88 F FF 89 1 SAFE D CU 70 D SL 85 S CU 71 3-3 ② K		S CU 80 C FC 91 S FC 90 0-3 ② K		B FF 98 C FF 98 F FC 93 B FF 98 C FF 98 2-3 ③ K	4	0	0	0	1	3	3
13 Asdrúbal Cabrera, S (1, 4) OBP: 0.261, SLG: 0.318		C FF 89 X CU 70 0-1 11 1B, 1B	B CU 77 C FF 90 C FF 90 F SL 84 T CU 68 1-2 ③ K		S CH 87 B FF 88 B FF 89 D CU 76 X FF 90 3-1 1-3 2B		C FC 90 C FC 91 X FC 91 0-2 ③ P5			4	0	2	0	0	1	3
11 Ryan Zimmerman, R (1, 3) OBP: 0.333, SLG: 0.512		C FF 90 F CU 69 B SL 84 B SI 90 F CU 70 X CU 67 2-2 1-2 16 G5-4-3, 1B		C SL 85 C FF 90 B FF 91 F CU 72 B CH 89 B CH 88 B FF 89 4-2 16 3B, BB	C SL 84 C FF 97 B FF 98 B FF 97 F SL 86 F FF 96 B CH 89 S CH 89 3-3 ③ K			B SI 88 C SL 79 C SI 88 S SL 80 1-3 ① K		3	1	1	0	1	2	2
28 Kurt Suzuki, R (1, 2) OBP: 0.229, SLG: 0.200 88 Gerardo Parra, L (6, PH) OBP: 0.200, SLG: 0.200 41 Joe Ross, R (7, 1) 47 Howie Kendrick, R (8, PH) OBP: 0.333, SLG: 0.438 51 Wander Suero, R (9, 1)		C SL 84 B SL 85 S CH 88 B CH 88 F CH 89 F CU 69 F SI 91 C SI 91 2-3 ① K		S CH 88 S CU 70 S CH 88 0-3 ① K		B FF 93 B CH 84 S FF 92 F FF 94 B FF 93 S SI 93 3-3 ① K		B FF 90 B FF 90 C FF 89 B SL 80 X FF 89 3-1 1B	2 1 0 1 0	0 0 0 0 0	0 0 0 1 0	0 0 0 0 0	0 0 0 0 0	2 1 0 0 0	3 0 0 0 0
16 Victor Robles, R (1, 8) OBP: 0.345, SLG: 0.500		S SL 86 D SI 91 X FF 90 1-1 ② ③ G5-4-3, 1-2f		X FF 88 0-0 1-H 3B		C ST 82 B ST 83 C ST 83 F SI 93 B ST 82 B SI 94 B SI 93 4-2 15 S, BB		C SI 88 1 SAFE 1 SAFE C SL 80 B SL 80 C FF 89 1-3 ② K		3	0	1	1	1	1	3
19 Aníbal Sánchez, R (1, 1) 56 Fernando Rodney, R (6, 1) 15 Matt Adams, L (6, PH) OBP: 0.500, SLG: 0.333 10 Yan Gomes, R (7, 2) OBP: 0.375, SLG: 0.357			B FF 88 B FF 88 C FF 88 C FF 88 F FF 90 T CU 71 2-2 ① K	L FF 88 S FF 90 L FF 88 0-3 ② K		S FF 94 S ST 83 B FF 94 D CH 86 F FF 94 F FF 94 B ST 84 B FF 93 4-2 1-2 BB		C SL 80 F SL 80 F SL 79 B SL 79 X FF 90 1-2 ③ G5-3	2 0 0 1	0 0 0 0	0 0 0 0	0 0 0 0	0 0 1 0	2 0 0 0	1 0 0 1
Inning Stats	R: 0 E: 0 K: 0 S: 9 H: 1 LOB: 1 BB: 0 P: 15	R: 0 E: 0 K: 1 S: 14 H: 2 LOB: 1 BB: 0 P: 19	R: 0 E: 0 K: 2 S: 17 H: 1 LOB: 3 BB: 2 P: 31	R: 1 E: 0 K: 2 S: 11 H: 1 LOB: 1 BB: 1 P: 15	R: 0 E: 0 K: 2 S: 14 H: 2 LOB: 2 BB: 0 P: 23	R: 0 E: 0 K: 2 S: 18 H: 0 LOB: 2 BB: 2 P: 32	R: 0 E: 0 K: 1 S: 11 H: 0 LOB: 0 BB: 0 P: 14	R: 0 E: 0 K: 2 S: 12 H: 1 LOB: 1 BB: 0 P: 18	R: 0 E: 0 K: 1 S: 9 H: 1 LOB: 1 BB: 0 P: 16	1B: 6 2B: 2 3B: 1 HR: 0	SF: 0 SAC: 0 DP: 1 HBP: 0					PA: 40 WP: 0 PB: 0 SB: 1 CS: 0

PITCHER		IP	WLS	BF	H	R	ER	SO	BB	IBB	HBP	BLK	WP	HR	S	P	ERA	WHIP
21 Zack Greinke, R ERA: 5.3	(1, 1)	4.2		23	7	1	1	6	3	0	0	0	0	0	60	95	1.93	2.143
39 Josh James, R ERA: 4.26	(5, 1)	0.1	W	1	0	0	0	1	0	0	0	0	0	0	5	8	0.00	0.000
41 Brad Peacock, R ERA: 3.0	(6, 1)	0.1	H	3	0	0	0	1	2	0	0	0	0	0	10	21	0.00	6.000
36 Will Harris, R ERA:	(6, 1)	1.2	H	5	0	0	0	2	0	0	0	0	0	0	19	25	0.00	0.000
38 Joe Smith, R ERA: 1.23	(8, 1)	1.0	H	4	1	0	0	2	0	0	0	0	0	0	12	18	0.00	1.000

PITCHER		IP	WLS	BF	H	R	ER	SO	BB	IBB	HBP	BLK	WP	HR	S	P	ERA	WHIP
54 Roberto Osuna, R ERA: 3.12	(9, 1)	1.0	S	4	1	0	0	1	0	0	0	0	0	0	9	16	0.00	1.000

BOTTOM

Houston Astros @ Washington Nationals

Nationals Park, Washington, DC

Fri Oct 25 2019, 8:08 PM - 12:10 AM EDT

Att. 43,867 - Partly Cloudy - 64 F

livebaseballscorecards.com

AB	35
R	1
H	9
RBI	1
BB	5
SO	13
LOB	25

Houston Astros @ Washington Nationals

Nationals Park, Washington, DC

Sat Oct 26 2019, 8:11 PM - 11:57 PM EDT

Att. 43,889 - Overcast - 63 F

livebaseballscorecards.com

Batter	1	2	3	4	5	6	7	8	9	AB	R	H	RBI	BB	SO	LOB
4 George Springer, R (1, 9) OBP: 0.282, SLG: 0.339	B SI 92 C FF 94 B FF 94 S SL 84 B SL 85 F FF 95 F FF 94 C SL 83 3-3 ① K	X CH 79 0-0 ③ G6-3		1 SAFE 1 SAFE 1 SAFE C SL 82 D SL 82 X SI 92 1-1 ② G6-3 1-3			B FF 100 F FF 99 B FF 100 1 SAFE B FF 100 F FF 100 1 SAFE B FF 99 4-2 23 1B 2 HR 1-2 BB	C SL 85 F FF 92 B CH 84 S FF 95 1-3 ① K		4	1	0	0	1	2	1
27 Jose Altuve, R (1, 4) OBP: 0.412, SLG: 0.698	X SI 94 0-0 23 1B 2 1B 1B		B CU 68 F SI 91 X FF 93 1-1 ① G5-3	S SL 82 X SL 80 0-1 ③ B1-3			D SL 88 X FF 100 1-0 ① F9	B CU 78 B SL 88 F FF 92 X SL 83 2-1 2 1B 1B		5	1	2	0	0	0	3
23 Michael Brantley, L (1, 7) OBP: 0.394, SLG: 0.373	B SI 94 X SL 81 1-0 2 1B 10 1B 1-2 1B		C SL 81 B FF 92 B SI 93 B SL 83 X FF 93 3-1 1B		B FF 90 X SI 90 1-0 ① L8		B SI 90 F CH 80 X SI 92 1-1 2 HR 1-2 2-3 1B	B SL 89 X FF 92 1-0 ② L8		5	2	3	0	0	0	1
2 Alex Bregman, R (1, 5) OBP: 0.385, SLG: 0.472	X SI 94 0-0 1 BB 10 1B 1-3 2-H 1B		B SL 82 B CH 81 C SI 94 X CH 82 2-1 ② P4		B CU 66 B FF 91 X FF 91 2-0 ② G6-3		C CH 82 X SI 93 0-1 HR 1-H 2-H 3-H	D SL 89 X SL 89 1-0 1-2 1B		5	1	3	5	0	0	1
10 Yuli Gurriel, R (1, 3) OBP: 0.262, SLG: 0.328	C FF 94 D SL 82 X SL 82 1-1 28 G5-3 1 BB 1-2 3-H 1B		S SL 84 F CH 77 S SL 82 0-3 ③ K		B SI 93 B CU 67 C SI 92 B SI 92 F SL 79 S SL 84 3-3 ③ K		F SI 93 B CH 81 B CH 80 B CH 82 C SI 92 B CH 82 4-2 28 FC5 1 BB BB	F FF 94 X FF 93 0-1 ③ L8		4	0	1	1	1	2	3
1 Carlos Correa, R (1, 6) OBP: 0.242, SLG: 0.321	C FF 93 D SL 83 B SL 83 B FF 93 C SI 93 F SL 84 B SI 94 4-2 1-2 2-3 BB			B SL 79 B CH 78 B FF 92 S SI 92 S SI 92 B SI 92 4-2 28 HR BB	B CU 68 C SL 80 B FF 92 C FF 91 B FF 92 F SI 93 F SI 92 X SL 82 3-2 ① L4		C SI 93 D CH 82 B SI 92 B CH 80 S SI 92 B SI 93 4-2 6 BB 28 FC5 1-2 BB		F FF 89 C SL 83 X FF 93 0-2 ① P3	2	1	0	0	3	0	0
28 Robinson Chirinos, R (1, 2) OBP: 0.270, SLG: 0.485	S CH 81 D SL 82 B CH 80 X SI 93 2-1 ② ③ G5-3 2-3f			B SL 81 X CH 82 1-0 1-H HR	B CU 71 B FF 92 C SI 91 X SL 81 2-1 ② L8	D CH 81 D CH 82 X CH 82 2-0 ② FC5 6 BB 1-2 2-3f			B FF 92 B FF 91 B FF 90 C FF 89 X FF 90 3-1 6 1B 2B	5	1	2	2	0	0	5
6 Jake Marisnick, R (1, 8) OBP: 0.444, SLG: 0.375		F SI 91 C CH 82 X FF 93 0-2 ① G1-3		X SI 91 0-0 4 G6-3 4 S 1B	B FF 91 S SL 84 S CH 83 B SL 83 F SI 92 T SL 83 2-2 ③ K	C CH 82 B SI 93 D CH 82 B SI 94 B SI 93 4-1 1-2 2-3 BB			D SL 85 C FF 92 X FF 91 1-1 ② 2-H 1B	4	0	2	0	1	1	0
65 José Urquidy, R (1, 1) 39 Josh James, R (6, 1) 36 Will Harris, R (6, 1) 3 Kyle Tucker, L (7, PH) OBP: 0.357, SLG: 0.182 30 Hector Rondon, R (7, 1) 41 Brad Peacock, R (7, 1) 44 Yordan Alvarez, L (9, PH) OBP: 0.278, SLG: 0.265 47 Chris Devenski, R (9, 1)		C SI 93 B SI 94 F SI 93 F SI 94 X SL 81 1-2 ② G5-3		1 SAFE M SI 89 M SI 90 1 SAFE L SI 92 0-3 ① K			F FF 100 F FF 100 F FF 99 F FF 100 F FF 100 23 1B 4 BB 2 HR BB B FC 92 B FC 91 S FC 84 S FC 84 2-3 K		D CH 85 X FF 93 1-0 ③ F7	2 0 0 1 0 0 0 1 0	0 0 0 1 0 0 0 0 0	0 0 0 0 0 0 0 0 0	0 0 0 1 0 0 0 1 0	1 0 0 3 0 0 0 1 0	1 0 0 3 0 0 0 1 0
Inning Stats	R: 2 E: 0 K: 1 S: 15 H: 4 LOB: 2 BB: 1 P: 26	R: 0 E: 0 K: 0 S: 8 H: 0 LOB: 0 BB: 0 P: 9	R: 0 E: 0 K: 1 S: 9 H: 1 LOB: 1 BB: 0 P: 15	R: 2 E: 0 K: 1 S: 11 H: 2 LOB: 1 BB: 1 P: 17	R: 0 E: 0 K: 1 S: 5 H: 0 LOB: 0 BB: 0 P: 11	R: 0 E: 0 K: 1 S: 11 H: 0 LOB: 0 BB: 0 P: 18	R: 4 E: 0 K: 1 S: 17 H: 2 LOB: 3 BB: 5 P: 43	R: 0 E: 0 K: 1 S: 9 H: 2 LOB: 2 BB: 0 P: 14	R: 0 E: 0 K: 0 S: 8 H: 2 LOB: 1 BB: 0 P: 13	1B: 10 2B: 1 3B: 0 HR: 2 SF: 0 SAC: 0 DP: 1 HBP: 0						

AB	38
R	8
H	13
RBI	8
BB	7
SO	7
LOB	19

WP: 0 PA: 45
PB: 0
SB: 1
CS: 0

PITCHER		IP	WLS	BF	H	R	ER	SO	BB	IBB	HBP	BLK	WP	HR	S	P	ERA	WHIP
46 Patrick Corbin, L ERA: 6.64	(1, 1)	6.0	L	26	7	4	4	5	2	0	0	0	0	1	59	96	6.00	1.500
21 Tanner Rainey, R ERA: 7.94	(7, 1)	0.1		3	0	2	2	0	2	0	0	0	0	0	4	13	54.00	6.000
56 Fernando Rodney, R ERA: 3.86	(7, 1)	0.1		6	2	2	2	0	3	0	0	0	0	1	10	25	54.00	15.000
51 Wander Suero, R ERA: 5.4	(7, 1)	0.1		1	0	0	0	1	0	0	0	0	0	0	3	5	0.00	0.000
48 Javy Guerra, R ERA: 3.0	(8, 1)	2.0		9	4	0	0	1	0	0	0	0	0	0	17	27	0.00	2.000

PITCHER	IP	WLS	BF	H	R	ER	SO	BB	IBB	HBP	BLK	WP	HR	S	P	ERA	WHIP

Batter	1	2	3	4	5	6	7	8	9	AB	R	H	RBI	BB	SO	LOB
7 Trea Turner, R (1, 6) OBP: 0.308, SLG: 0.350	C FF 94 B ST 82 S FF 95 X FF 95 1-2 ① P3		B ST 80 C CH 86 S ST 81 F ST 82 B FF 95 X CH 86 2-2 ② G3 2-3			C FF 97 S FF 97 B SL 87 C SL 86 1-3 ① K	B SI 92 F ST 80 B ST 81 B SI 92 F SI 92 F SI 92 X SI 93 3-2 ③ G3		X FF 95 0-0 ③ FC6-4 1-2f	5	0	0	0	0	1	5
2 Adam Eaton, L (1, 9) OBP: 0.356, SLG: 0.392	C FF 95 B ST 82 C ST 82 X ST 81 1-2 ② P2		C CU 80 X CH 86 0-1 ③ P6			B FF 97 C FF 97 F CH 90 B FF 98 B CH 89 B FF 98 4-2 22 G3 6 1B 1-2 BB		B CH 83 C FF 92 S ST 81 X ST 82 1-2 ① G5-3		3	0	0	0	1	0	1
6 Anthony Rendon, R (1, 5) OBP: 0.410, SLG: 0.510	C ST 82 X FF 96 0-1 1B			B FF 94 B CH 86 F FF 96 F FF 96 X FF 95 2-2 ① L7		X FC 91 0-0 22 G3 1-2 2-3 1B		C SI 92 B ST 82 T ST 82 B ST 82 X SI 91 2-2 E4 22 BB		4	0	2	0	0	0	0
22 Juan Soto, L (1, 7) OBP: 0.361, SLG: 0.481	X CU 80 0-0 ③ L5			B FF 95 F CH 86 B FF 95 F FF 96 B CH 87 S FF 96 3-3 ② K		X CU 80 0-0 ② G3 1-2 2-3 3-H		C FF 93 B ST 82 B CH 85 B FF 92 C SI 92 F FF 92 F SI 92 B FF 92 4-2 1-2 BB		3	0	0	1	1	1	3
47 Howie Kendrick, R (1, 4) OBP: 0.309, SLG: 0.404		B ST 82 C FF 94 B ST 82 T FF 94 F FF 94 B FF 96 S FF 95 3-3 ① K		B CU 79 B FF 94 X FF 94 2-0 ③ F8		B FC 90 C FC 89 B FC 90 S FC 90 S FC 90 2-3 ③ K		F SI 92 B SI 92 S ST 81 B ST 82 S ST 81 2-3 ② K		4	0	0	0	0	3	4
11 Ryan Zimmerman, R (1, 3) OBP: 0.306, SLG: 0.468		B ST 82 S CH 86 X CH 87 1-1 ② G5-3			S CU 77 F FF 94 F ST 81 B FF 95 B CU 81 B FF 95 F FF 95 S FF 95 3-3 ① K		C FF 98 X FF 98 0-1 ① L9	B CH 85 B SI 92 X SI 92 2-0 ③ F9		4	0	0	0	0	1	2
16 Victor Robles, R (1, 8) OBP: 0.333, SLG: 0.467		C CH 85 F ST 81 S ST 82 0-3 ③ K			B ST 81 B FF 94 B FF 94 C FF 94 X FF 94 3-1 ② F9		C FF 98 X SL 87 0-1 13 BB 1B		C FF 95 B CH 86 S CH 85 B FF 96 X FF 96 2-2 ① L7	4	0	1	0	0	1	0
10 Yan Gomes, R (1, 2) OBP: 0.350, SLG: 0.389			C FF 93 F FF 95 F ST 82 X FF 93 0-2 7 G3 2B		B FF 94 X FF 93 1-0 ③ F9	B SL 86 C SL 85 D SL 86 F FF 97 F FF 96 F FF 96 F SI 95 X FF 96 2-2 ② L7			C FF 96 F FF 96 B SL 83 B SL 83 B CH 85 T FF 95 3-2 ② K	4	0	1	0	0	1	1
46 Patrick Corbin, L (1, 1) 88 Gerardo Parra, L (6, PH) OBP: 0.333, SLG: 0.200 21 Tanner Rainey, R (7, 1) 56 Fernando Rodney, R (7, 1) 51 Wander Suero, R (7, 1) 13 Asdrúbal Cabrera, S (7, PH) OBP: 0.292, SLG: 0.318 48 Javy Guerra, R (8, 1) 9 Brian Dozier, R (9, PH)			L FF 93 X FF 92 0-1 ① B1-4			B FF 96 B FF 96 B FF 94 C FF 96 B FF 97 4-1 6 1B 2 BB 22 G3 BB		B SL 85 C FF 97 S SL 87 B FF 95 F SL 86 F SL 86 B FF 98 B FF 95 4-2 1-2 BB	C CH 86 B SL 82 B SL 82 F FF 95 B FF 96 B FF 95 4-2 7 FC6-4 BB	1 0 0 0 0 0 0 0 0	0 1 0 0 0 0 0 0 0	0 0 0 0 0 0 1 0 1	0 0 0 0 0 0 0 0 0	0 1 0 0 0 0 0 0 0	0 0 0 0 0 0 0 0 1	1 0 0 0 0 0 0 0 0
Inning Stats	R: 0 E: 0 K: 0 S: 9 H: 1 LOB: 1 BB: 0 P: 11	R: 0 E: 0 K: 2 S: 9 H: 0 LOB: 0 BB: 0 P: 13	R: 0 E: 0 K: 0 S: 12 H: 1 LOB: 1 BB: 0 P: 14	R: 0 E: 0 K: 1 S: 7 H: 0 LOB: 0 BB: 0 P: 14	R: 0 E: 0 K: 1 S: 8 H: 0 LOB: 0 BB: 0 P: 15	R: 1 E: 0 K: 2 S: 11 H: 1 LOB: 2 BB: 2 P: 22	R: 0 E: 0 K: 0 S: 18 H: 1 LOB: 2 BB: 1 P: 27	R: 0 E: 1 K: 1 S: 14 H: 0 LOB: 2 BB: 1 P: 25	R: 0 E: 0 K: 1 S: 9 H: 0 LOB: 1 BB: 1 P: 18	1B: 3 2B: 1 3B: 0 HR: 0 SF: 0 SAC: 0 DP: 0 HBP: 0						

PITCHER		IP	WLS	BF	H	R	ER	SO	BB	IBB	HBP	BLK	WP	HR	S	P	ERA	WHIP
65 José Urquidy, R ERA: 0.96	(1, 1)	5.0	W	17	2	0	0	4	0	0	0	0	0	0	45	67	0.00	0.400
39 Josh James, R ERA: 5.4	(6, 1)	0.1		3	0	1	1	1	2	0	0	0	0	0	6	15	27.00	6.000
36 Will Harris, R ERA:	(6, 1)	0.2	H	3	1	0	0	1	0	0	0	0	0	0	5	7	0.00	1.500
30 Héctor Rondón, R ERA: 6.75	(7, 1)	0.2		4	1	0	0	0	1	0	0	0	0	0	14	20	0.00	3.000
41 Brad Peacock, R ERA: 2.08	(7, 1)	1.1		6	0	0	0	1	1	0	0	0	0	0	18	32	0.00	0.750

PITCHER		IP	WLS	BF	H	R	ER	SO	BB	IBB	HBP	BLK	WP	HR	S	P	ERA	WHIP
47 Chris Devenski, R ERA: 4.5	(9, 1)	1.0		4	0	0	0	1	1	0	0	0	0	0	9	18	0.00	1.000

BOTTOM

Houston Astros @ Washington Nationals

Nationals Park, Washington, DC

Sat Oct 26 2019, 8:11 PM - 11:57 PM EDT

Att. 43,889 - Overcast - 63 F

livebaseballscorecards.com

AB	32
R	1
H	4
RBI	1
BB	5
SO	8
LOB	17

Houston Astros @ Washington Nationals

Nationals Park, Washington, DC

Sun Oct 27 2019, 8:11 PM - 11:27 PM EDT

Att. 43,910 - Clear - 72 F

TOP

livebaseballscorecards.com

Batter	1	2	3	4	5	6	7	8	9	AB	R	H	RBI	BB	SO	LOB
4 George Springer, R (1, 8) (7, 9) OBP: 0.316, SLG: 0.415	C SI 95 F CH 88 B FF 96 B SL 90 F SI 96 B FF 95 F SI 96 B SI 95 4-2 27 G6-4-3 BB		B SL 88 X SI 95 1-0 G5-3 ②		B SL 89 C SI 93 S CU 82 B FF 96 B FF 93 B SL 89 4-2 27 G4-6-3 BB			C FF 97 T FF 96 X FF 97 0-2 27 G6-3 10 1B 2B	S SL 88 D SL 88 B FF 95 B SL 88 X FF 96 3-1 1-H HR	3	2	2	2	2	0	0
27 Jose Altuve, R (1, 4) OBP: 0.397, SLG: 0.662	X SI 94 0-0 ① ② G6-4-3 1-2f		C SI 94 B SI 95 X SI 95 1-1 1B		1 SAFE C SL 85 C SI 92 X CU 82 0-2 ② ③ G4-6-3 1-2f			X SL 88 0-0 ① G6-3 2-3	S CU 77 X FC 93 0-1 ③ L8	5	0	1	0	0	0	3
23 Michael Brantley, L (1, 9) (7, 7) OBP: 0.386, SLG: 0.355	C FF 95 B SL 89 F FF 96 B FF 96 X FF 95 2-2 ③ G4-3		1 SAFE D SL 88 1 SAFE X FF 94 1-0 ③ F8			B SL 86 C SL 87 F FF 98 B FF 99 B FF 99 X FF 99 3-2 ① F7		0-0 10 1B IBB		3	0	0	0	1	0	1
2 Alex Bregman, R (1, 5) OBP: 0.362, SLG: 0.439		B SL 87 B SI 95 X SI 95 2-0 ① L7	B SI 95 S SL 88 B CU 81 C SI 95 B FF 95 F SI 95 F SL 87 X SI 96 3-2 ① G6-3			X FF 100 0-0 ② F7		X FF 97 0-0 ② F9		4	0	0	0	0	0	2
10 Yuli Gurriel, R (1, 3) OBP: 0.275, SLG: 0.338		B SI 95 B SL 90 X SI 95 2-0 44 HR 1B	B SL 88 F SL 87 X SI 95 1-1 ② G4-3			B FF 99 X FF 99 1-0 ③ P4		B FF 97 F FF 96 F FF 96 D SL 85 X FF 97 2-2 1-3 3-H 1B		4	1	2	1	0	0	0
44 Yordan Alvarez, L (1, 7) OBP: 0.316, SLG: 0.365 6 Jake Marisnick, R (7, PR) (7, 8) OBP: 0.400, SLG: 0.333		C CU 82 B FF 95 B FF 94 X SI 95 2-1 1-H HR	B SL 88 B FF 94 F SL 87 B FF 94 S SL 87 F SL 87 X SL 87 3-2 1 WP 1 HR 1B				C FF 94 B FF 93 X SL 81 1-1 1 G5-4-3 1B	C SL 89 S FF 96 B SL 85 D SL 86 B FF 96 S SL 88 3-3 ③ K		3	2	3	2	0	0	0
										1	0	0	0	0	1	2
1 Carlos Correa, R (1, 6) OBP: 0.242, SLG: 0.367		F SI 95 B SL 88 S SL 88 S FF 95 1-3 ② K	F SI 94 C SI 94 B SL 88 F SL 88 F FF 95 B CU 83 X SL 86 2-2 1-H HR				X FF 94 0-0 ① ② G5-4-3 1-2f		C FF 96 B SL 84 C FF 95 B SL 88 B FF 98 X FF 96 3-2 ① F8	4	1	1	2	0	1	1
12 Martín Maldonado, R (1, 2) OBP: 0.333, SLG: 0.500		C SL 90 F SI 95 B CU 82 X SL 88 1-2 ③ G1-3	X SI 94 0-0 ③ L5				B FF 93 B FF 94 F FF 94 B FF 94 B FF 94 4-1 BB		B SL 89 F FF 95 X FF 96 1-1 4 HR 1B	3	1	1	0	1	0	0
45 Gerrit Cole, R (1, 1)			X SI 93 0-0 ① G5-3		F SI 94 S SL 87 X SI 95 0-2 ① G4-3		S FF 93 B FF 95 F FF 93 F FF 95 S FF 95 1-3 ③ K		B FF 96 B FF 96 C FF 96 F FF 96 B FF 96 S FF 96 3-3 ② K	3	0	0	0	0	1	1
38 Joe Smith, R (8, 1)										0	0	0	0	0	0	0
3 Kyle Tucker, L (9, PH) OBP: 0.333, SLG: 0.167										1	0	0	0	0	1	1
55 Ryan Pressly, R (9, 1)										0	0	0	0	0	0	0

Inning Stats																																	
	R: 0	H: 0	E: 0	LOB: 0	K: 0	BB: 1	S: 8	P: 14	R: 2	H: 2	E: 0	LOB: 0	K: 1	BB: 0	S: 10	P: 18	R: 0	H: 1	E: 0	LOB: 1	K: 0	BB: 0	S: 5	P: 8	R: 2	H: 2	E: 0	LOB: 0	K: 0	BB: 0	S: 17	P: 26
	R: 0	H: 0	E: 0	LOB: 0	K: 0	BB: 1	S: 8	P: 12	R: 0	H: 0	E: 0	LOB: 0	K: 0	BB: 0	S: 5	P: 9	R: 0	H: 1	E: 0	LOB: 1	K: 1	BB: 1	S: 8	P: 14	R: 1	H: 2	E: 0	LOB: 2	K: 1	BB: 1	S: 11	P: 16
	R: 2	H: 2	E: 0	LOB: 0	K: 1	BB: 0	S: 12	P: 22	1B: 6	SF: 0	2B: 1	SAC: 0	3B: 0	DP: 3	HR: 3	HBP: 0	WP: 1	PA: 38	PB: 0	SB: 0	CS: 0											

PITCHER		IP	WLS	BF	H	R	ER	SO	BB	IBB	HBP	BLK	WP	HR	S	P	ERA	WHIP
41 Joe Ross, R	(1, 1)	5.0	L	20	5	4	4	1	2	0	0	0	1	2	48	78	7.20	1.400
ERA: 5.14																		
21 Tanner Rainey, R	(6, 1)	1.0		3	0	0	0	0	0	0	0	0	0	0	5	9	0.00	0.000
ERA: 6.75																		
63 Sean Doolittle, L	(7, 1)	1.0		4	1	0	0	1	1	0	0	0	0	0	8	14	0.00	2.000
ERA: 1.86																		
44 Daniel Hudson, R	(8, 1)	1.2		10	4	3	3	2	0	1	0	0	0	1	21	36	16.20	2.400
ERA: 4.15																		
51 Wander Suero, R	(9, 1)	0.1		1	0	0	0	0	0	0	0	0	0	0	2	2	0.00	0.000
ERA: 4.5																		

PITCHER	IP	WLS	BF	H	R	ER	SO	BB	IBB	HBP	BLK	WP	HR	S	P	ERA	WHIP

BOTTOM

Batter	1	2	3	4	5	6	7	8	9	AB	R	H	RBI	BB	SO	LOB
7 Trea Turner, R (1, 6) OBP: 0.290, SLG: 0.328	C FF 95 B FF 96 C FF 97 B KC 86 B FF 98 F FF 97 F FF 97 F FF 99 S SL 92 3-3 ① **K**		F KC 83 S SL 88 B FF 97 X KC 83 1-2 ③ **L7**			C FF 97 B FF 97 B SL 90 F FF 98 F FF 98 X SL 92 2-2 ② **G3**		C SL 78 S SL 79 X SL 79 0-2 ② **L9**		4	0	0	0	0	1	1
2 Adam Eaton, L (1, 9) OBP: 0.333, SLG: 0.364	C KC 83 F FF 97 F FF 98 B KC 86 F FF 97 X FF 97 1-2 ② **L8**			C FF 96 S KC 85 F KC 87 B FF 97 B FF 98 C KC 86 2-3 ① **K**		C SL 90 B SL 89 F FF 98 B CH 88 B FF 98 C SL 90 3-3 ③ **K**		C SL 78 F SL 80 F SL 79 B FF 89 F FF 89 X SL 79 1-2 ③ **P3**		4	0	0	0	0	2	1
6 Anthony Rendon, R (1, 5) OBP: 0.400, SLG: 0.481	C FF 96 X SL 90 0-1 ③ **F8**			B FF 96 B FF 97 F FF 97 B FF 99 B FF 98 4-1 47 FC6-4 BB			F SL 90 F FF 96 X FF 98 0-2 ① **F7**		C FF 94 X FF 94 0-1 ① **L9**	3	0	0	0	1	0	0
22 Juan Soto, L (1, 7) OBP: 0.369, SLG: 0.536		B CH 87 C FF 97 B FF 98 X CH 88 2-1 47 1B 1B		B KC 85 C KC 84 B FF 99 S FF 98 X KC 85 2-2 ② **L8**			C SL 91 B CH 88 S FF 97 B SL 91 X FF 99 2-2 HR		C FF 94 S CU 81 B CU 82 S FF 92 1-3 ② **K**	4	1	2	1	0	1	1
47 Howie Kendrick, R (1, 4) OBP: 0.305, SLG: 0.393 (8, 3)		X FF 96 0-0 1-3 16 G6-4-3 1B		B SL 86 F SL 89 B FF 98 B FF 97 X FF 96 3-1 ③ **FC6-4** 1-2f			B KC 83 B SL 89 C KC 82 F FF 97 F FF 99 S SL 91 2-3 ② **K**		C FF 95 S SL 88 F SL 88 F CU 81 F FF 95 B FF 94 X SL 91 1-2 ③ **G5-3**	4	0	1	0	0	1	1
11 Ryan Zimmerman, R (1, 3) OBP: 0.308, SLG: 0.449 44 Daniel Hudson, R (8, 1) 51 Wander Suero, R (9, 1)		C SL 89 D SL 90 S FF 98 S KC 87 1-3 ① **K**			X FF 97 0-0 ① **P3**		C SL 87 B SL 91 C FF 100 B KC 86 B KC 87 B SL 92 4-2 BB			2 0 0	0 0 0	0 0 0	0 0 0	1 0 0	1 0 0	2 0 0
16 Victor Robles, R (1, 8) OBP: 0.306, SLG: 0.424		C FF 98 S SL 90 X SL 90 0-2 ② ③ G6-4-3 1-2f			C FF 96 C FF 95 S SL 90 0-3 ② **K**		B SL 91 S FF 98 B FF 98 C FF 98 B FF 100 C FF 98 3-3 ③ **K**			3	0	0	0	0	2	3
10 Yan Gomes, R (1, 2) OBP: 0.348, SLG: 0.381			B FF 97 F SL 90 F FF 98 B FF 98 X SL 90 2-2 ① **P3**		B FF 96 X FF 96 1-0 ③ **F9**			C SI 88 F SL 80 F FF 90 X FF 89 0-2 1B		3	0	1	0	0	0	0
41 Joe Ross, R (1, 1) 21 Tanner Rainey, R (6, 1) 88 Gerardo Parra, L (6, PH) OBP: 0.286, SLG: 0.167 63 Sean Doolittle, L (7, 1) 13 Asdrúbal Cabrera, S (8, 4) OBP: 0.280, SLG: 0.304			C FF 96 F FF 97 B SL 89 C SL 88 1-3 ② **K**			F FF 96 S KC 85 S SL 91 0-3 ① **K**		F SL 78 F SL 79 S FF 90 0-3 ① **K**		1 0 1 0 1	0 0 0 0 0	0 0 0 0 1	0 0 0 0 1	0 0 0 0 1	1 0 1 0 1	0 0 0 0 1
Inning Stats	R: 0 E: 0 K: 1 S: 13 H: 0 LOB: 0 BB: 0 P: 17	R: 0 E: 0 K: 1 S: 9 H: 2 LOB: 1 BB: 0 P: 12	R: 0 E: 0 K: 1 S: 9 H: 0 LOB: 0 BB: 0 P: 13	R: 0 E: 0 K: 1 S: 10 H: 0 LOB: 1 BB: 1 P: 21	R: 0 E: 0 K: 1 S: 5 H: 0 LOB: 0 BB: 0 P: 6	R: 0 E: 0 K: 2 S: 10 H: 0 LOB: 0 BB: 0 P: 15	R: 1 E: 0 K: 2 S: 15 H: 1 LOB: 1 BB: 1 P: 26	R: 0 E: 0 K: 1 S: 15 H: 1 LOB: 1 BB: 0 P: 16	R: 0 E: 0 K: 1 S: 11 H: 0 LOB: 0 BB: 0 P: 13	1B: 3 2B: 0 3B: 0 HR: 1	SF: 0 SAC: 0 DP: 1 HBP: 0		WP: 0 PB: 0 SB: 0 CS: 0	PA: 32			

PITCHER		IP	WLS	BF	H	R	ER	SO	BB	IBB	HBP	BLK	WP	HR	S	P	ERA	WHIP
45 Gerrit Cole, R ERA: 1.72	(1, 1)	7.0	W	25	3	1	1	9	2	0	0	0	0	1	71	110	1.29	0.714
38 Joe Smith, R ERA: 1.08	(8, 1)	1.0		4	1	0	0	1	0	0	0	0	0	0	15	16	0.00	1.000
55 Ryan Pressly, R ERA: 14.54	(9, 1)	1.0		3	0	0	0	1	0	0	0	0	0	0	11	13	0.00	0.000

PITCHER	IP	WLS	BF	H	R	ER	SO	BB	IBB	HBP	BLK	WP	HR	S	P	ERA	WHIP

Houston Astros @ Washington Nationals

Nationals Park, Washington, DC

Sun Oct 27 2019, 8:11 PM - 11:27 PM EDT

Att. 43,910 - Clear - 72 F

livebaseballscorecards.com

AB	30
R	1
H	4
RBI	1
BB	2
SO	11
LOB	10

Batter	1	2	3	4	5	6	7	8	9	AB	R	H	RBI	BB	SO	LOB
7 Trea Turner, R (1, 6) OBP: 0.297, SLG: 0.348	B FF 95 F FF 95 T FF 95 B SL 87 X SL 86 2-2 6 1B 2 SH2-3 1B		B FF 95 X SL 85 1-0 ② F8		C FF 94 X FF 94 0-1 ① P3		1 SAFE 1 SAFE X SI 92 0-0 ① G1-3		C SL 82 B SL 83 B SL 82 F CH 85 F FF 96 X FF 96 2-2 6 2B 2B	5	2	2	0	0	0	1
2 Adam Eaton, L (1, 9) OBP: 0.358, SLG: 0.421	C FF 94 X CH 86 0-1 ① SH2-3 1-2		C SL 86 B SL 86 F SL 86 F SL 86 B CU 80 B FF 96 B FF 95 4-2 6 BB BB		C SL 86 X SL 85 0-1 HR		X FC 91 0-0 ② P5		C CH 85 H SL 83 1-1 6 2B HBP	2	2	1	1	1	0	1
6 Anthony Rendon, R (1, 5) OBP: 0.429, SLG: 0.571	B SL 87 F SL 86 C SL 87 D CU 81 F SL 86 D SL 86 X SL 86 3-2 2-H 1B		1 SAFE B C FF 94 1 SAFE F FF 95 B SL 88 1 SAFE F FF 96 F FF 95 4-2 B FF 96 F FF 96 F FF 94 B SL 86 1-2 BB		F FF 95 F FF 94 X SL 90 1-2 ② F9		B FC 91 X FC 91 1-0 1-H HR		B FF 96 X FF 95 1-0 1-H 2-H 2B	4	1	3	5	1	0	0
22 Juan Soto, L (1, 7) OBP: 0.357, SLG: 0.557	B FF 93 X FF 94 1-0 ② F7		F FF 95 B CU 79 C CU 78 X FF 95 1-2 ③ G4-3		B FF 95 B FF 94 F FF 95 B FF 96 X FF 96 3-1 HR		C FC 92 X FC 91 0-1 ③ L3		C FF 95 X CH 85 0-1 ③ L7	5	1	1	1	0	0	4
47 Howie Kendrick, R (1, 10) OBP: 0.302, SLG: 0.383	C SL 86 B SL 86 X FF 94 1-1 ③ P4			F FF 94 F CU 78 B SL 86 X SL 87 1-2 11 BB 1B	B SL 89 F SL 89 B SL 90 S SL 89 X SL 90 2-2 ③ F9			B FF 92 B CU 80 C FF 93 B FF 93 X FF 93 3-1 ① G5-3		4	0	1	0	0	0	1
13 Asdrúbal Cabrera, S (1, 4) OBP: 0.241, SLG: 0.259		F FF 94 F FF 94 B SL 86 T FF 96 1-2 ① K		B FF 95 B FF 95 F SL 86 X FF 94 2-1 ① P2		B ST 80 B CH 84 C FF 92 X ST 81 2-1 ① G3		B CU 81 S CU 81 B FF 93 B SL 88 C CU 81 S CU 81 3-3 ② K		4	0	0	0	0	2	1
11 Ryan Zimmerman, R (1, 3) OBP: 0.304, SLG: 0.423		C SL 87 B SL 86 X CU 79 1-1 ② F7		T FF 95 T FF 95 D CU 81 D SL 86 B FF 96 F FF 95 B FF 96 4-2 1-2 BB		B ST 81 C ST 81 F SI 92 C SI 93 1-3 ② K		S SL 87 C FF 94 C FF 95 0-3 ③ K		3	0	0	0	1	2	0
16 Victor Robles, R (1, 8) OBP: 0.275, SLG: 0.378		B FF 95 B FF 95 S FF 95 S FF 94 S FF 96 2-3 ③ K		C SL 86 S SL 86 S SL 87 0-3 ② K		L SI 91 C ST 82 B ST 80 B ST 82 F SI 93 C SI 92 2-3 ③ K			C CH 85 B SL 83 X FF 95 1-1 ① F7	4	0	0	0	0	3	2
10 Yan Gomes, R (1, 2) OBP: 0.333, SLG: 0.360			C SL 86 X FF 96 0-1 ① G4-3	X SL 86 0-0 ③ F7			C ST 79 B ST 80 B SI 91 B SI 92 F SI 91 X SI 91 3-2 6 HR 1B		F FF 96 C SL 83 F FF 96 B CH 85 B SL 82 B CH 87 S SL 81 3-3 ② K	4	1	1	0	0	1	2
Inning Stats	R: 1 E: 0 K: 0 S: 12 H: 2 LOB: 1 BB: 0 P: 19	R: 0 E: 0 K: 2 S: 8 H: 0 LOB: 0 BB: 0 P: 12	R: 0 E: 0 K: 0 S: 15 H: 0 LOB: 2 BB: 2 P: 25	R: 0 E: 0 K: 1 S: 12 H: 1 LOB: 2 BB: 1 P: 19	R: 2 E: 0 K: 0 S: 12 H: 2 LOB: 0 BB: 0 P: 18	R: 0 E: 0 K: 2 S: 9 H: 0 LOB: 0 BB: 0 P: 14	R: 2 E: 0 K: 0 S: 8 H: 2 LOB: 0 BB: 0 P: 12	R: 0 E: 0 K: 2 S: 8 H: 0 LOB: 0 BB: 0 P: 14	R: 2 E: 0 K: 1 S: 14 H: 2 LOB: 1 BB: 0 P: 22	1B: 4 2B: 2 3B: 0 HR: 3 SF: 0 SAC: 1 DP: 0 HBP: 1						

PITCHER		IP	WLS	BF	H	R	ER	SO	BB	IBB	HBP	BLK	WP	HR	S	P	ERA	WHIP
35 Justin Verlander, R ERA: 4.33	(1, 1)	5.0	L	23	5	3	3	3	3	0	0	0	0	2	59	93	5.40	1.600
41 Brad Peacock, R ERA: 3.18	(6, 1)	1.1		5	1	1	1	2	0	0	0	0	0	0	13	21	6.75	0.750
36 Will Harris, R ERA: 0.93	(7, 1)	0.2		3	1	1	1	0	0	0	0	0	0	1	4	5	13.50	1.500
55 Ryan Pressly, R ERA: 11.81	(8, 1)	1.0		3	0	0	0	2	0	0	0	0	0	0	8	14	0.00	0.000
47 Chris Devenski, R ERA: 9.0	(9, 1)	1.0		6	2	2	2	1	0	0	1	0	0	0	14	22	18.00	2.000

PITCHER	IP	WLS	BF	H	R	ER	SO	BB	IBB	HBP	BLK	WP	HR	S	P	ERA	WHIP

Washington Nationals @ Houston Astros

Minute Maid Park, Houston, TX

Tue Oct 29 2019, 7:10 PM - 10:45 PM CDT

Att. 43,384 - Roof Closed - 73 F

TOP

livebaseballscorecards.com

AB	35
R	7
H	9
RBI	7
BB	3
SO	8
LOB	12

WP: 0	PA: 40					
PB: 0						
SB: 0						
CS: 0						

BOTTOM

Washington Nationals @ Houston Astros

Minute Maid Park, Houston, TX

Tue Oct 29 2019, 7:10 PM - 10:45 PM CDT

Att. 43,384 - Roof Closed - 73 F

livebaseballscorecards.com

Batter	1	2	3	4	5	6	7	8	9	AB	R	H	RBI	BB	SO	LOB
4 George Springer, R (1, 8) OBP: 0.325, SLG: 0.449	X FF 94 0-0 27 WP 27 SF7 2B		C SI 94 B CU 84 C CH 88 B CU 84 B CU 84 X FF 95 3-2 ② G5-3		C SI 92 B CU 83 C SI 93 F CH 85 D CU 83 X CU 83 2-2 1-3 2B		B CU 81 B CH 86 C SI 94 B CU 83 X FF 95 3-1 ③ F9			4	1	2	0	0	0	0
27 Jose Altuve, R (1, 4) OBP: 0.377, SLG: 0.634	B CU 83 D SI 94 X CU 83 2-0 ① SF7 2-H		F SI 94 B SI 93 X CU 82 1-1 ③ P4		S CH 87 F CU 82 S CU 81 0-3 ② K			C CU 82 B CH 86 X FF 94 1-1 ① G5-3		3	0	0	1	0	1	2
23 Michael Brantley, L (1, 7) OBP: 0.365, SLG: 0.333	F FF 94 B CU 82 C SI 94 B CU 84 C CH 88 2-3 ② K			F SI 93 C CU 81 X CU 82 0-2 ① G3	B CU 82 F CH 88 X FF 94 1-1 ③ G6-3			X FF 94 0-0 ② G4-3		4	0	0	0	0	1	2
2 Alex Bregman, R (1, 5) OBP: 0.370, SLG: 0.492	B SI 95 B CU 84 X SI 94 2-0 HR			B CU 81 C CU 83 X FF 95 1-1 ② P3		B FF 93 B FF 93 X CU 83 2-0 10 FC6-4 1B		X CU 80 0-0 ③ P5		4	1	2	1	0	0	0
10 Yuli Gurriel, R (1, 3) OBP: 0.274, SLG: 0.324	X SI 95 0-0 ③ F7			B CU 84 B CH 87 C SI 94 B CU 84 B FF 95 4-1 44 BB BB	X SI 94 0-0 ① FC6-4 44 FC1-5-6 1-2f				C CU 81 X FF 94 0-1 ① L1-4-3	3	0	0	0	1	0	1
44 Yordan Alvarez, L (1, 10) OBP: 0.311, SLG: 0.345		C CU 82 X FF 94 0-1 ① G4-3		B SI 94 B CU 82 D CU 82 B FF 94 4-0 1-2 BB	X CU 83 0-0 ② FC1-5-6 1-2f				C FF 92 B FF 93 X FF 93 1-1 ② L7	3	0	0	0	1	0	1
1 Carlos Correa, R (1, 6) OBP: 0.243, SLG: 0.375		B SI 94 C CU 82 X SI 94 1-1 ② G5-3		B FF 92 B CU 82 S FF 93 C SI 93 S CU 82 2-3 ③ K	C CU 82 C FF 94 B CU 81 S CH 87 1-3 ③ K				B FF 92 X FF 93 1-0 2B	4	0	1	0	0	2	3
28 Robinson Chirinos, R (1, 2) OBP: 0.244, SLG: 0.432		B CU 83 X SI 94 1-0 ③ G6-3			C CU 81 B CH 87 F CU 82 B CH 86 F FF 94 S CU 83 2-3 ① K		C FF 93 S CH 86 B CU 83 C SI 95 1-3 ① K		B FF 93 C FF 92 B FF 92 B FF 91 C FF 93 X FF 94 3-2 ③ P4	4	0	0	0	0	2	1
22 Josh Reddick, L (1, 9) OBP: 0.194, SLG: 0.235			C SI 93 B SI 94 F SI 94 B CH 86 F FF 94 S CH 88 2-3 ① K		F CU 81 B CH 87 S CH 88 X CH 88 1-2 4 2B 1B		C SI 94 X SI 94 0-1 ② L8			3	0	1	0	0	1	0

Inning Stats	1	2	3	4	5	6	7	8	9
	R: 2 E: 0 K: 1 S: 7 H: 2 LOB: 0 BB: 0 P: 13	R: 0 E: 0 K: 0 S: 5 H: 0 LOB: 0 BB: 0 P: 7	R: 0 E: 0 K: 1 S: 9 H: 0 LOB: 0 BB: 0 P: 15	R: 0 E: 0 K: 1 S: 9 H: 0 LOB: 2 BB: 2 P: 20	R: 0 E: 0 K: 2 S: 16 H: 2 LOB: 2 BB: 0 P: 22	R: 0 E: 0 K: 1 S: 6 H: 1 LOB: 1 BB: 0 P: 9	R: 0 E: 0 K: 1 S: 7 H: 0 LOB: 0 BB: 0 P: 11	R: 0 E: 0 K: 0 S: 4 H: 0 LOB: 0 BB: 0 P: 5	R: 0 E: 0 K: 0 S: 8 H: 1 LOB: 1 BB: 0 P: 13

1B: 2 SF: 1
2B: 3 SAC: 0
3B: 0 DP: 0
HR: 1 HBP: 0

WP: 1 PA: 35
PB: 0
SB: 0
CS: 0

	AB	32
	R	2
	H	6
	RBI	2
	BB	2
	SO	7
	LOB	10

PITCHER	IP	WLS	BF	H	R	ER	SO	BB	IBB	HBP	BLK	WP	HR	S	P	ERA	WHIP
37 Stephen Strasburg, R (1, 1) ERA: 1.98	8.1	W	32	5	2	2	7	2	0	0	0	1	1	65	104	2.16	0.840
63 Sean Doolittle, L (9, 1) ERA: 1.74	0.2		3	1	0	0	0	0	0	0	0	0	0	6	11	0.00	1.500

PITCHER	IP	WLS	BF	H	R	ER	SO	BB	IBB	HBP	BLK	WP	HR	S	P	ERA	WHIP

Batter	1	2	3	4	5	6	7	8	9	AB	R	H	RBI	BB	SO	LOB
7 Trea Turner, R (1, 6) OBP: 0.291, SLG: 0.329	C FF 89 X SL 85 0-1 L5			C SL 82 S CH 87 B SL 85 F FF 92 X CU 70 1-2 G1-3		C FF 90 F CH 88 C FF 88 0-3 K		C FF 97 F FC 90 B SL 88 B FC 92 B CH 86 X FF 95 3-2 G6-3	C SI 88 B SI 88 F SL 80 F SL 80 F SL 80 B SI 88 B SI 88 B SI 88 4-2 2 E 2 1B 1-2 2-3 BB	4	0	0	0	1	1	0
2 Adam Eaton, L (1, 9) OBP: 0.361, SLG: 0.410	C FF 89 S CU 68 B FF 91 B CU 67 X CH 88 2-2 G2-3			B CU 72 X FF 88 1-0 G1-3			C FF 89 C FF 89 F CU 66 B FF 91 B CH 87 X CH 88 2-2 G6-3	C FF 97 B CH 84 S FC 92 B FF 97 B CH 83 B FC 91 4-2 6 S 22 1B BB	B CU 80 X FF 93 1-0 E8 1-3 2-H 3-H 1B	4	1	1	2	1	0	0
6 Anthony Rendon, R (1, 5) OBP: 0.413, SLG: 0.590	X SL 85 0-0 G5-3			B FF 91 B CH 88 B FF 91 C FF 90 F SL 85 S FF 89 3-3 K			B FF 92 X CH 88 1-0 HR	F FF 96 B FC 90 B FC 92 C SL 86 X FF 96 2-2 F8 1-2	B FF 91 F ST 80 B ST 81 B FF 93 F FF 93 X FF 93 3-2 P6	5	1	1	1	0	1	3
22 Juan Soto, L (1, 7) OBP: 0.373, SLG: 0.554		B FF 88 B CH 86 B CU 72 C FF 89 X FF 89 3-1 47 G1-4-3 1B			C FF 89 F CU 66 B FF 89 S CH 88 1-3 K		B FF 89 S CU 71 B CH 88 B CH 88 B CU 73 4-1 47 HR BB	B CH 84 X FF 97 1-0 47 1B 2-H 1B	B CU 82 X CH 85 1-0 F8	4	1	2	1	1	1	2
47 Howie Kendrick, R (1, 10) OBP: 0.328, SLG: 0.444		B FF 89 X CH 86 1-0 G1-4-3 1-2f			B FF 90 B CU 72 C SL 84 S FF 90 B SL 85 B FF 89 4-2 13 SH1-3 BB		S CU 80 X FC 91 0-1 1-H HR	F FF 96 B FC 91 1 SAFE F SL 86 1 SAFE F FF 96 X FC 91 1-2 1-3 1B		3	1	2	2	1	0	1
13 Asdrúbal Cabrera, S (1, 4) OBP: 0.250, SLG: 0.267		B FF 90 B FF 90 F CU 72 C CH 87 X SL 83 2-2 G3			B CH 88 S CH 87 B FF 91 X CU 73 2-1 SH1-3 1-2		B FC 90 B CU 80 X CU 79 2-0 11 BB 1B	B CU 80 X CU 81 1-0 L7		3	0	1	0	0	0	2
11 Ryan Zimmerman, R (1, 3) OBP: 0.317, SLG: 0.418			C FF 90 B SL 87 B FF 90 X CU 74 2-1 G1-3		C SL 86 C CU 71 D EP 64 X FF 89 1-2 P3		B SL 88 B FF 97 B FF 97 C FF 96 B FF 97 4-1 1-2 BB		C SI 87 X SI 86 0-1 10 FC1-4 1B	3	0	1	0	1	0	1
10 Yan Gomes, R (1, 2) OBP: 0.290, SLG: 0.310			C SL 85 C FF 91 X SL 83 0-2 L8			X FF 89 0-0 F8	F FF 96 B FF 97 F FF 97 D SL 87 F FF 98 X FF 96 2-2 F4		C SI 88 B FF 89 X FF 89 1-1 FC1-4 7 BB 16 1B 2 E 1-2f	4	1	0	0	0	0	3
16 Victor Robles, R (1, 8) OBP: 0.273, SLG: 0.366			X FF 90 0-0 F8			C FF 90 B SL 86 C FF 89 X SL 84 1-2 G3	X SL 88 0-0 F9		S SL 79 X SL 79 0-1 7 BB 2 1B 1-2 1B	4	1	1	0	0	0	2
Inning Stats	R: 0 H: 0 E: 0 LOB: 0 K: 0 BB: 0 S: 6 P: 8	R: 0 H: 1 E: 0 LOB: 0 K: 0 BB: 0 S: 6 P: 12	R: 0 H: 0 E: 0 LOB: 0 K: 0 BB: 0 S: 6 P: 8	R: 0 H: 0 E: 0 LOB: 0 K: 1 BB: 0 S: 8 P: 13	R: 0 H: 0 E: 0 LOB: 1 K: 1 BB: 1 S: 10 P: 18	R: 0 H: 0 E: 0 LOB: 0 K: 1 BB: 0 S: 7 P: 8	R: 3 H: 3 E: 0 LOB: 2 K: 0 BB: 2 S: 15 P: 30	R: 1 H: 2 E: 0 LOB: 2 K: 0 BB: 1 S: 14 P: 26	R: 2 H: 3 E: 1 LOB: 2 K: 0 BB: 1 S: 15 P: 25	1B: 7 SF: 0 2B: 0 SAC: 1 3B: 0 DP: 1 HR: 2 HBP: 0						

PITCHER		IP	WLS	BF	H	R	ER	SO	BB	IBB	HBP	BLK	WP	HR	S	P	ERA	WHIP
21 Zack Greinke, R ERA: 4.68	(1, 1)	6.1		22	2	2	2	3	2	0	0	0	0	1	49	80	2.84	0.632
36 Will Harris, R ERA: 1.86	(7, 1)	0.0	L	2	2	1	1	0	0	0	0	0	0	1	3	5	∞	∞
54 Roberto Osuna, R ERA: 3.6	(7, 1)	1.1		8	2	1	1	0	2	0	0	0	0	0	19	36	6.75	3.000
55 Ryan Pressly, R ERA: 11.12	(8, 1)	0.1		1	0	0	0	0	0	0	0	0	0	0	1	2	0.00	0.000
38 Joe Smith, R ERA: 3.12	(9, 1)	0.1		4	2	2	2	0	1	0	0	0	0	0	10	15	54.00	9.000

PITCHER		IP	WLS	BF	H	R	ER	SO	BB	IBB	HBP	BLK	WP	HR	S	P	ERA	WHIP
65 José Urquidy, R ERA: 0.9	(9, 1)	0.2		3	1	0	0	0	0	0	0	0	0	0	5	10	0.00	1.500

TOP

Washington Nationals @ Houston Astros

Minute Maid Park, Houston, TX

Wed Oct 30 2019, 7:09 PM - 10:50 PM CDT

Att. 43,326 - Roof Closed - 65 F

livebaseballscorecards.com

AB	34
R	6
H	9
RBI	6
BB	5
SO	3
LOB	14

PA: 40

WP: 0
PB: 0
SB: 1
CS: 0

Batter	1	2	3	4	5	6	7	8	9	AB	R	H	RBI	BB	SO	LOB
4 George Springer, R (1, 8) (7, 9) OBP: 0.318, SLG: 0.425	B FF 97 B FF 96 C SL 87 C FF 96 B SL 87 X FF 97 3-2 ① F8	B SL 87 D FF 97 B SL 88 X FF 97 3-0 ③ L7		B FF 95 B FF 96 B FF 96 B FF 95 4-0 1-2 BB		S SL 81 F FF 95 B SL 83 S SL 84 1-3 ① K			C FF 96 X FF 95 0-1 ① P4	4	0	0	0	1	1	3
27 Jose Altuve, R (1, 4) OBP: 0.366, SLG: 0.605	S FC 88 X FF 97 0-1 ② G6-3		C FF 96 B FF 96 C CU 80 F SL 88 X SL 86 1-2 2 BB 1B	B CH 84 C FF 96 D CH 85 X SL 86 2-1 ③ L8		X SI 94 0-0 ②③ G4-3 1-2f			C FF 96 C FF 96 S FF 96 0-3 ② K	5	0	1	0	0	1	3
23 Michael Brantley, L (1, 7) OBP: 0.367, SLG: 0.329	B CU 81 B CH 88 B FF 97 C FF 97 B FF 98 4-1 BB		F FF 96 1 SAFE X CH 86 0-1 ① L7		B CH 84 B CH 86 X FF 93 2-0 10 FC6-4 1B		B SI 92 B SL 80 C FF 92 B SL 83 X FF 92 3-1 ① L8		B FF 96 C FF 96 B SL 87 F FF 96 B FF 96 F FF 96 S SL 88 3-3 ③ K	4	0	1	0	1	1	1
2 Alex Bregman, R (1, 5) OBP: 0.364, SLG: 0.469	C SL 86 X FF 96 0-1 ③ F9		D CU 81 B FF 95 B SL 85 C FF 95 1 SAFE 1 SAFE C FF 96 D SL 87 4-2 1-2 BB		C FF 94 F FF 93 F CH 84 B SL 85 S FF 95 1-3 ① K		S SL 82 F SI 94 F SL 85 B SI 96 X SI 95 1-2 ② G4-3			3	0	0	0	1	1	2
10 Yuli Gurriel, R (1, 3) OBP: 0.286, SLG: 0.375		B SL 86 B FF 97 C FF 96 X SL 87 2-1 HR	B FF 97 F FF 95 D CU 80 X FF 95 2-1 ② F9		B FF 92 S FF 94 S SL 83 X CH 85 1-2 ② FC6-4 44 BB 1 1B 1-2f		B SI 94 C FF 93 B SL 84 F FF 95 X FF 93 2-2 1B			4	2	2	1	0	0	3
44 Yordan Alvarez, L (1, 10) OBP: 0.323, SLG: 0.345		F FF 98 X FF 98 0-1 22 G3 1 1B 1B	F FC 91 F FF 96 B FF 96 B CU 79 X FF 96 2-2 ③ F8		B FC 90 B FC 90 B FF 92 S CH 85 B FF 94 4-1 1 1B 1-2 BB		S SL 83 C SL 83 X SL 83 0-2 ③ G1-3			3	0	1	0	1	0	3
1 Carlos Correa, R (1, 6) OBP: 0.257, SLG: 0.382		S CU 78 B FF 96 C FF 96 F CH 85 X FF 97 1-2 22 G3 1-2 1B	F FF 94 F FF 94 B CH 86 B FF 96 F SL 86 X FF 96 2-2 ① G4-3	C CH 85 S SL 84 B SL 83 B FF 94 X SL 85 2-2 1-3 2-H 1B			C SL 83 B SL 83 S SI 94 B SL 84 F SI 95 C FF 96 2-3 ① K		4	0	2	1	0	1	0
28 Robinson Chirinos, R (1, 2) OBP: 0.222, SLG: 0.390		X FF 95 0-0 ① B2	C SL 86 S SL 85 S SL 86 0-3 ② K2-3	B FF 95 S SL 83 C FF 94 B FF 95 S CH 85 2-3 ③ K2-3			B SI 95 X SL 81 1-0 ② G6-3		4	0	0	0	0	2	4
22 Josh Reddick, L (1, 9) OBP: 0.211, SLG: 0.250 6 Jake Marisnick, R (6, PH) (7, 8) OBP: 0.417, SLG: 0.364		B CH 88 X FF 97 1-0 ② G3 1-2 2-3	B CH 86 B FF 95 C FF 95 X CH 84 2-1 4 BB 1B		B FF 93 B CU 65 F SI 93 B FF 94 X SI 93 3-1 27 G4-3 1B		B SI 95 B SI 95 C SI 93 C SI 94 F SL 84 B SI 94 F SI 95 S SL 83 3-3 ③ K		2	0	1	0	0	0	2
										2	0	1	0	0	1	0
Inning Stats	R: 0 E: 0 K: 0 S: 8 H: 0 LOB: 1 BB: 1 P: 15	R: 1 E: 0 K: 0 S: 11 H: 3 LOB: 2 BB: 0 P: 18	R: 0 E: 0 K: 0 S: 13 H: 1 LOB: 2 BB: 1 P: 22	R: 0 E: 0 K: 1 S: 11 H: 1 LOB: 2 BB: 1 P: 21	R: 1 E: 0 K: 2 S: 15 H: 2 LOB: 2 BB: 1 P: 27	R: 0 E: 0 K: 1 S: 6 H: 1 LOB: 0 BB: 0 P: 10	R: 0 E: 0 K: 0 S: 12 H: 1 LOB: 1 BB: 0 P: 18	R: 0 E: 0 K: 2 S: 10 H: 0 LOB: 0 BB: 0 P: 16	R: 0 E: 0 K: 2 S: 9 H: 0 LOB: 0 BB: 0 P: 12	1B: 8 2B: 0 3B: 0 HR: 1 SF: 0 SAC: 0 DP: 1 HBP: 0	WP: 0 PB: 0 SB: 0 CS: 0 PA: 39					

PITCHER	IP	WLS	BF	H	R	ER	SO	BB	IBB	HBP	BLK	WP	HR	S	P	ERA	WHIP
31 Max Scherzer, R (1, 1) ERA: 2.4	5.0		26	7	2	2	3	4	0	0	0	0	1	58	103	3.60	2.200
46 Patrick Corbin, L (6, 1) ERA: 5.79	3.0	W	10	2	0	0	3	0	0	0	0	0	0	28	44	0.00	0.667
44 Daniel Hudson, R (9, 1) ERA: 3.72	1.0		3	0	0	0	2	0	0	0	0	0	0	9	12	0.00	0.000

PITCHER	IP	WLS	BF	H	R	ER	SO	BB	IBB	HBP	BLK	WP	HR	S	P	ERA	WHIP

BOTTOM

Washington Nationals @ Houston Astros

Minute Maid Park, Houston, TX

Wed Oct 30 2019, 7:09 PM - 10:50 PM CDT

Att. 43,326 - Roof Closed - 65 F

livebaseballscorecards.com

AB	35
R	2
H	9
RBI	2
BB	4
SO	8
LOB	21