

Houston Astros - 2023

| Batter | 1 | 2 | 3 | 4 | 5 | 6 | 7 | 8 | 9 | AB | R | H | RBI | BB | SO | LOB | TOP | | | | | |
|---|---|--|------------------------------|----------------------------------|------------------------------|---------------------------------|------------------------------|---------------------------------|------------------------------|---------------------------------|------------------------------|---------------------------------|------------------------------|---------------------------------|------------------------------|---------------------------------|---|--|----------------------------------|------------------------------------|----------------------------------|--------|
| 5 Jon Berti, R (1,6) 86 Nasim Nufez, S (6,6) | | | | | | | | | | 3 | 0 | 0 | 0 | 0 | 2 | 2 | Miami Marlins @ Houston Astros The Ballpark of the Palm Beaches, West Palm Beach, FL Mon Feb 27 2023, 1:09 PM - 3:26 PM EST Att: 2,497 - Sunny - 83 F livebaseballscorecards.com | | | | | |
| 1 Garrett Hampson, R (1,8) 70 Brian Miller, L (6,8) | | | | | | | | | | 3 | 0 | 0 | 0 | 0 | 1 | 1 | | | | | | |
| 14 Bryan De La Cruz, R (1,9) 88 Paul McIntosh, R (6,2) | | | | | | | | | | 3 | 1 | 2 | 0 | 0 | 0 | 0 | | | | | | |
| 7 Jesús Sánchez, L (1,10) 81 Jan Mercado, R (8,PH) (8,10) | | | | | | | | | | 3 | 0 | 0 | 1 | 0 | 0 | 1 | | | | | | |
| 4 Nick Fortes, R (1,2) 45 Victor Mesa Jr., L (6,PR) (6,9) | | | | | | | | | | 2 | 0 | 1 | 0 | 1 | 0 | 0 | | | | | | |
| 10 Jordan Groshans, R (1,3) 46 Troy Johnston, L (6,PR) (6,3) | | | | | | | | | | 3 | 1 | 2 | 0 | 0 | 0 | 1 | | | | | | |
| 6 Peyton Burdick, R (1,7) 20 Jacob Berry, S (6,5) | | | | | | | | | | 2 | 1 | 1 | 3 | 0 | 0 | 0 | | | | | | |
| 59 Alex De Goti, R (1,5) 21 Jake Mangum, S (6,7) | | | | | | | | | | 3 | 0 | 0 | 0 | 0 | 0 | 1 | | | | | | |
| 71 C.J. Hinojosa, R (1,4) 63 Xavier Edwards, S (7,4) | | | | | | | | | | 1 | 0 | 0 | 0 | 0 | 0 | 0 | | | | | | |
| | | | | | | | | | | 1 | 0 | 0 | 0 | 0 | 0 | 0 | | | | | | |
| | | | | | | | | | | 1 | 0 | 0 | 0 | 0 | 0 | 0 | | | | | | |
| | | | | | | | | | | 1 | 0 | 0 | 0 | 0 | 0 | 0 | | | | | | |
| Inning Stats | R: 0 E: 0 K: 1 S: 6 | H: 1 LOB: 1 P: 6 | R: 2 E: 0 K: 1 S: 9 | H: 3 LOB: 1 BB: 0 P: 10 | R: 0 E: 0 K: 0 S: 3 | H: 0 LOB: 0 BB: 0 P: 3 | R: 0 E: 0 K: 0 S: 3 | H: 1 LOB: 0 BB: 0 P: 3 | R: 0 E: 0 K: 1 S: 6 | H: 1 LOB: 1 BB: 0 P: 6 | R: 2 E: 0 K: 0 S: 5 | H: 2 LOB: 1 BB: 1 P: 9 | R: 0 E: 0 K: 0 S: 3 | H: 1 LOB: 0 BB: 0 P: 4 | R: 0 E: 0 K: 0 S: 3 | H: 1 LOB: 1 BB: 0 P: 7 | R: 0 E: 0 K: 1 S: 5 | H: 0 LOB: 0 BB: 0 P: 5 | 1B: 7 2B: 1 3B: 1 HR: 1 | SF: 1 SAC: 0 DP: 2 HBP: 0 | WP: 0 PB: 0 SB: 1 CS: 1 | PA: 37 |
| PITCHER | IP WLS BF H R ER SO BB IBB HBP BLK WP HR S P ERA WHIP | 60 Forrest Whitley, R (1,1) ERA: 9.0 51 Ty Buttrey, R (3,1) ERA: 1.0 61 Seth Martinez, R (4,1) ERA: 1.0 75 Shawn Dubin, R (5,1) ERA: 10.8 35 Bryan Garcia, R (6,1) ERA: 1.1 | | | | | | | | | | | | | | | | 99 Derek West, R (8,1) ERA: 1.0 84 Brett Conine, R (9,1) ERA: 1.0 | | | | |

| Batter | 1 | 2 | 3 | 4 | 5 | 6 | 7 | 8 | 9 | AB | R | H | RBI | BB | SO | LOB | BOTTOM | | | | | |
|--|---|---|------------------------------|---------------------------------|------------------------------|----------------------------------|------------------------------|---------------------------------|------------------------------|---------------------------------|------------------------------|---------------------------------|------------------------------|---------------------------------|------------------------------|---------------------------------|---|---|---------------------------------|----------------------------------|------------------------------------|----------------------------------|
| 27 Jose Altuve, R (1,4) 95 Leodany Molina, R (6,4) | | | | | | | | | | 3 | 0 | 0 | 0 | 0 | 3 | 0 | Miami Marlins @ Houston Astros The Ballpark of the Palm Beaches, West Palm Beach, FL Mon Feb 27 2023, 1:09 PM - 3:26 PM EST Att: 2,497 - Sunny - 83 F livebaseballscorecards.com | | | | | |
| 3 Jeremy Peña, R (1,6) 28 Dixon Machado, R (7,6) | | | | | | | | | | 3 | 0 | 0 | 0 | 0 | 0 | 0 | | | | | | |
| 13 J.J. Matijevic, L (1,3) 78 Luke Berryhill, R (6,3) | | | | | | | | | | 2 | 1 | 1 | 1 | 0 | 0 | 0 | | | | | | |
| 87 Corey Julks, R (1,9) 91 Ross Adolph, L (6,9) | | | | | | | | | | 2 | 1 | 1 | 0 | 0 | 0 | 0 | | | | | | |
| 15 Martín Maldonado, R (1,2) 21 Yainer Diaz, R (6,2) | | | | | | | | | | 1 | 0 | 0 | 1 | 1 | 0 | 0 | | | | | | |
| 83 Marty Costes, R (1,7) 96 Quincy Hamilton, L (6,7) | | | | | | | | | | 2 | 0 | 1 | 0 | 0 | 0 | 1 | | | | | | |
| 14 Mauricio Dubón, R (1,8) 97 Jacob Melton, L (6,8) | | | | | | | | | | 2 | 0 | 1 | 0 | 0 | 0 | 0 | | | | | | |
| 81 Grae Kessinger, R (1,5) 94 Tyler Whitaker, R (6,5) | | | | | | | | | | 2 | 0 | 0 | 0 | 0 | 0 | 2 | | | | | | |
| 66 Bligh Madris, L (1,10) 84 Justin Dirden, L (8,PH) (9,10) | | | | | | | | | | 2 | 0 | 0 | 0 | 0 | 0 | 2 | | | | | | |
| | | | | | | | | | | 1 | 1 | 1 | 1 | 0 | 0 | 0 | | | | | | |
| | | | | | | | | | | 1 | 1 | 1 | 1 | 0 | 0 | 0 | | | | | | |
| Inning Stats | R: 0 E: 0 K: 1 S: 5 | H: 0 LOB: 0 P: 5 | R: 1 E: 0 K: 0 S: 6 | H: 3 LOB: 2 BB: 0 P: 6 | R: 1 E: 0 K: 1 S: 8 | H: 1 LOB: 0 BB: 0 P: 11 | R: 0 E: 0 K: 0 S: 2 | H: 0 LOB: 0 BB: 1 P: 6 | R: 0 E: 0 K: 2 S: 7 | H: 0 LOB: 0 BB: 0 P: 7 | R: 0 E: 0 K: 1 S: 5 | H: 0 LOB: 1 BB: 1 P: 9 | R: 0 E: 0 K: 1 S: 5 | H: 0 LOB: 0 BB: 0 P: 5 | R: 1 E: 0 K: 1 S: 7 | H: 2 LOB: 1 BB: 0 P: 9 | | R: 0 E: 0 K: 2 S: 7 | H: 0 LOB: 0 BB: 0 P: 7 | 1B: 3 2B: 0 3B: 1 HR: 2 | SF: 0 SAC: 0 DP: 1 HBP: 0 | WP: 0 PB: 0 SB: 0 CS: 0 |
| PITCHER | IP WLS BF H R ER SO BB IBB HBP BLK WP HR S P ERA WHIP | 44 Jesús Luzardo, L (1,1) ERA: 4.5 32 Matt Barnes, R (3,1) ERA: 9.0 38 Devin Smeltzer, L (4,1) ERA: 2.0 48 Steven Okert, L (6,1) ERA: 1.0 92 Robert Garcia, L (7,1) ERA: 1.0 | | | | | | | | | | | | | | | | 68 Eilí Villalobos, R (8,1) ERA: 9.0 52 Enrique Burgos, R (9,1) ERA: 1.0 | | | | |

| Batter | 1 | 2 | 3 | 4 | 5 | 6 | 7 | 8 | 9 | AB | R | H | RBI | BB | SO | LOB | TOP | | | | | | | | | | | | | | | | | | |
|--|---------------------------------------|----------------------------------|--------------------------------------|----------------------------------|---------------------------------------|--------------------------|---------------------------------------|----------------------------------|---------------------------------------|----------------------------------|---------------------------------------|----------------------------------|---------------------------------------|----------------------------------|---------------------------------------|----------------------------------|---------------------------------------|---|----------------------------------|------------------------------------|----------------------------------|--------|---|----|----|----|-----|-----|-----|----|----|------|-------|-------|------|
| 30 Kyle Tucker, L (1,9) OBP: 0.500, SLG: 0.500 98 Jordan Brewer, R (6,PH) OBP: 0.333, SLG: 1.333 | F8 | 1B | | 6 WP 6 S | | K | | HR | | 3 | 0 | 2 | 0 | 0 | 0 | 0 | 2 1 1 1 0 1 1 | | | | | | | | | | | | | | | | | | |
| 6 Jake Meyers, R (1,7) OBP: 0.600, SLG: 0.750 84 Justin Dirden, L (6,PH) OBP: 0.600, SLG: 1.800 | 79 2B | F8 | | 20 BB | | FC4-6 | | K | | 2 | 1 | 1 | 0 | 1 | 0 | 1 | 2 0 0 0 0 1 1 | | | | | | | | | | | | | | | | | | |
| 20 Chas McCormick, R (1,8) OBP: 0.300, SLG: 1.000 95 Alex McKenna, R (6,PH) OBP: 0.600, SLG: 0.200 | 79 2B 11 2B | F9 | | | | L8 | | G4-3 | | 1 | 1 | 0 | 0 | 2 | 0 | 1 | 2 0 0 0 0 0 1 | | | | | | | | | | | | | | | | | | |
| 79 José Abreu, R (1,3) OBP: 0.400, SLG: 0.400 82 Scott Schreiber, R (6,3) | 11 2B | | G1-3 | G6-3 | | | | K | 89 HR | 3 | 1 | 1 | 1 | 0 | 0 | 3 | 2 1 1 0 0 1 0 | | | | | | | | | | | | | | | | | | |
| 11 Korey Lee, R (1,2) OBP: 0.200, SLG: 0.400 89 César Salazar, L (6,2) | 38 G5-3 17 HR | | K | | | G5-3 | | | 81 BB 94 1B | 3 | 1 | 1 | 2 | 0 | 1 | 0 | 1 1 1 2 0 1 0 | | | | | | | | | | | | | | | | | | |
| 38 Rylan Bannon, R (1,5) OBP: 0.500, SLG: 1.333 90 Will Wagner, L (6,5) | G5-3 | | | 17 S | | G5-3 | | | 1-H | 2 | 0 | 0 | 0 | 1 | 0 | 1 | 2 0 0 0 0 1 1 | | | | | | | | | | | | | | | | | | |
| 17 David Hensley, R (1,6) OBP: 0.250, SLG: 0.667 94 Cristian Gonzalez, R (6,6) | HR | | K | | | | | | | 3 | 2 | 1 | 1 | 2 | 1 | 1 | 2 0 1 0 0 0 0 | | | | | | | | | | | | | | | | | | |
| 95 Shay Whitcomb, R (1,4) OBP: 0.250, SLG: 0.250 81 Grae Kessinger, R (6,4) | P6 | | | | | | | | | 3 | 0 | 0 | 0 | 0 | 2 | 1 | 3 0 0 0 0 2 1 | | | | | | | | | | | | | | | | | | |
| 21 Yainer Diaz, R (1,10) OBP: 0.273, SLG: 0.364 94 Zach Daniels, R (6,PH) | | | | | | G6-3 | | | | 3 | 0 | 0 | 0 | 1 | 0 | 0 | 1 0 0 0 1 0 0 | | | | | | | | | | | | | | | | | | |
| Inning Stats | R: 5 H: 4 E: 0 K: 0 S: 22 | H: 4 LOB: 0 BB: 1 P: 33 | R: 0 H: 1 E: 0 K: 1 S: 8 | H: 1 LOB: 1 BB: 0 P: 12 | R: 0 H: 0 E: 0 K: 2 S: 10 | LOB: 0 BB: 1 P: 17 | R: 0 H: 1 E: 0 K: 1 S: 17 | H: 1 LOB: 3 BB: 2 P: 29 | R: 0 H: 0 E: 0 K: 1 S: 13 | H: 0 LOB: 1 BB: 1 P: 18 | R: 0 H: 1 E: 0 K: 1 S: 15 | H: 3 LOB: 2 BB: 2 P: 28 | R: 3 H: 3 E: 0 K: 2 S: 17 | H: 3 LOB: 0 BB: 0 P: 28 | R: 0 H: 0 E: 0 K: 0 S: 8 | H: 0 LOB: 0 BB: 0 P: 16 | 1B: 4 2B: 3 3B: 0 HR: 3 | SF: 0 SAC: 0 DP: 0 HBP: 0 | WP: 1 PB: 0 SB: 2 CS: 0 | PA: 45 | | | | | | | | | | | | | | | |
| PITCHER | IP | WLS | BF | H | R | ER | SO | BB | IBB | HBP | BLK | WP | HR | S | P | ERA | WHIP | PITCHER | IP | WLS | BF | H | R | ER | SO | BB | IBB | HBP | BLK | WP | HR | S | P | ERA | WHIP |
| 62 Jose Quintana, L (1,1) ERA: 67.5 | 0.2 | L | 7 | 4 | 5 | 5 | 0 | 1 | 0 | 0 | 0 | 0 | 1 | 19 | 30 | 67.50 | 7.500 | 65 Zach Greene, R (6,1) ERA: | 1.0 | | 4 | 0 | 0 | 0 | 1 | 1 | 0 | 0 | 0 | 0 | 13 | 18 | 0.00 | 1.000 | |
| 29 Troy Miller, R (1,1) | 1.1 | | 5 | 1 | 0 | 0 | 1 | 0 | 0 | 0 | 0 | 0 | 0 | 11 | 15 | 0.00 | 0.750 | 92 Eric Orze, R (7,1) ERA: | 1.0 | | 6 | 1 | 0 | 0 | 1 | 2 | 0 | 0 | 0 | 0 | 15 | 28 | 0.00 | 3.000 | |
| 39 Edwin Diaz, R (3,1) ERA: | 1.0 | | 4 | 0 | 0 | 0 | 2 | 1 | 0 | 0 | 0 | 0 | 0 | 10 | 17 | 0.00 | 1.000 | 44 T.J. McFarland, L (8,1) ERA: 13.5 | 1.0 | | 6 | 3 | 3 | 3 | 2 | 0 | 0 | 0 | 0 | 2 | 17 | 28 | 27.00 | 3.000 | |
| 0 Adam Ottavino, R (4,1) ERA: | 1.0 | | 6 | 1 | 0 | 0 | 1 | 2 | 0 | 0 | 0 | 1 | 0 | 17 | 29 | 0.00 | 3.000 | 74 William Woods, R (9,1) ERA: | 1.0 | | 3 | 0 | 0 | 0 | 0 | 0 | 0 | 0 | 0 | 8 | 16 | 0.00 | 0.000 | | |
| 43 Jeff Brigham, R (5,1) ERA: 4.5 | 1.0 | | 4 | 0 | 0 | 0 | 1 | 1 | 0 | 0 | 0 | 0 | 0 | 8 | 19 | 0.00 | 1.000 | | | | | | | | | | | | | | | | | | |
| Batter | 1 | 2 | 3 | 4 | 5 | 6 | 7 | 8 | 9 | AB | R | H | RBI | BB | SO | LOB | BOTTOM | | | | | | | | | | | | | | | | | | |
| 28 Tommy Pham, R (1,7) OBP: 0.273, SLG: 0.364 27 Mark Vientos, R (6,3) | K | | G6-3 | | | K | | | K | 3 | 0 | 0 | 0 | 0 | 2 | 4 | 3 0 0 0 0 2 4 | | | | | | | | | | | | | | | | | | |
| 1 Jeff McNeil, L (1,4) OBP: 0.200, SLG: 0.111 87 Jonathan Araúz, S (8,4) OBP: 0.200, SLG: 0.200 | P5 | | L6 | | | G5-3 | | | L7 | 4 | 0 | 0 | 1 | 0 | 0 | 4 | 4 0 0 1 0 0 4 | | | | | | | | | | | | | | | | | | |
| 12 Francisco Lindor, S (1,6) OBP: 0.667, SLG: 0.500 60 Ronny Mauricio, S (6,6) OBP: 0.429, SLG: 1.333 | 1B | | 20 S | 20 BB | 2-H | 1B | | 83 HBP 22 1B | F9 | 2 | 0 | 2 | 1 | 1 | 0 | 0 | 2 0 2 1 1 0 0 | | | | | | | | | | | | | | | | | | |
| 20 Pete Alonso, R (1,3) OBP: 0.600, SLG: 0.857 83 Tim Lincecum, R (6,7) OBP: 0.444, SLG: 0.286 | K | | | | | | | 22 1B | | 0 | 0 | 0 | 0 | 1 | 2 | 2 | 0 0 0 0 0 1 2 2 | | | | | | | | | | | | | | | | | | |
| 32 Daniel Vogelbach, L (1,10) OBP: 0.333, SLG: 0.444 96 Kevin Parada, R (8,PH) OBP: 0.600, SLG: 0.857 | K | | | | | | | | | 3 | 0 | 0 | 0 | 0 | 3 | 3 | 1 0 0 0 0 0 3 3 | | | | | | | | | | | | | | | | | | |
| 19 Mark Canha, R (1,8) OBP: 0.111, SLG: 0.222 22 Brett Baty, L (7,5) OBP: 0.625, SLG: 1.000 | K | | G6-3 | | | G4-3 | | | | 3 | 0 | 0 | 0 | 0 | 1 | 1 | 3 0 0 0 0 1 1 | | | | | | | | | | | | | | | | | | |
| 10 Eduardo Escobar, S (1,5) OBP: 0.222, SLG: 0.125 96 Alex Ramirez, R (7,8) OBP: 0.286, SLG: 0.286 | G3 | | | | | F7 | | | F8 | 2 | 1 | 0 | 0 | 1 | 0 | 0 | 2 1 0 0 1 0 0 | | | | | | | | | | | | | | | | | | |
| 2 Omar Narváez, L (1,2) OBP: 0.571, SLG: 0.600 90 Nick Meyer, R (5,PR) OBP: 0.222, SLG: 0.222 | | | | | | | | | | 0 | 0 | 0 | 0 | 2 | 0 | 0 | 0 0 0 0 2 0 0 | | | | | | | | | | | | | | | | | | |
| 86 DJ Stewart, L (1,9) OBP: 0.571, SLG: 0.600 97 Lorenzo Cedroia, R (7,PR) OBP: 0.222, SLG: 0.222 | F7 | | | | | | | | | 2 | 1 | 1 | 1 | 1 | 0 | 1 | 2 1 1 1 1 0 1 | | | | | | | | | | | | | | | | | | |
| Inning Stats | R: 0 H: 1 E: 0 K: 2 S: 12 | H: 0 LOB: 0 BB: 0 P: 19 | R: 0 H: 0 E: 0 K: 2 S: 9 | H: 0 LOB: 0 BB: 0 P: 11 | R: 0 H: 0 E: 0 K: 0 S: 8 | LOB: 1 BB: 1 P: 18 | R: 0 H: 0 E: 0 K: 2 S: 8 | H: 0 LOB: 1 BB: 1 P: 15 | R: 3 H: 2 E: 0 K: 2 S: 17 | H: 2 LOB: 3 BB: 3 P: 32 | R: 0 H: 0 E: 0 K: 1 S: 10 | H: 0 LOB: 0 BB: 0 P: 17 | R: 0 H: 0 E: 0 K: 1 S: 5 | H: 0 LOB: 1 BB: 1 P: 10 | R: 1 H: 1 E: 0 K: 2 S: 19 | H: 1 LOB: 2 BB: 1 P: 34 | R: 0 H: 1 E: 0 K: 1 S: 14 | H: 1 LOB: 1 BB: 0 P: 19 | 1B: 4 2B: 1 3B: 0 HR: 0 | SF: 0 SAC: 0 DP: 0 HBP: 1 | WP: 0 PB: 0 SB: 1 CS: 1 | PA: 39 | | | | | | | | | | | | | |
| PITCHER | IP | WLS | BF | H | R | ER | SO | BB | IBB | HBP | BLK | WP | HR | S | P | ERA | WHIP | PITCHER | IP | WLS | BF | H | R | ER | SO | BB | IBB | HBP | BLK | WP | HR | S | P | ERA | WHIP |
| 77 Luis Garcia, R (1,1) ERA: | 2.0 | W | 7 | 7 | 0 | 0 | 0 | 0 | 0 | 0 | 0 | 0 | 0 | 21 | 30 | 0.00 | 0.500 | 73 Jaime Melendez, R (7,1) ERA: | 1.0 | | 3 | 0 | 0 | 0 | 1 | 1 | 0 | 0 | 0 | 5 | 10 | 0.00 | 1.000 | | |
| 39 Austin Davis, L (3,1) ERA: | 1.0 | | 4 | 0 | 0 | 0 | 0 | 1 | 0 | 0 | 0 | 0 | 0 | 8 | 18 | 0.00 | 1.000 | 93 Tyler Brown, R (8,1) ERA: | 0.1 | | 4 | 1 | 1 | 1 | 1 | 1 | 0 | 1 | 0 | 0 | 11 | 24 | 27.00 | 6.000 | |
| 48 Enoli Paredes, R (4,1) ERA: | 1.0 | | 4 | 0 | 0 | 0 | 2 | 1 | 0 | 0 | 0 | 0 | 0 | 8 | 15 | 0.00 | 1.000 | 95 Jose Betances, R (8,1) ERA: | 0.2 | H | 2 | 0 | 0 | 0 | 1 | 0 | 0 | 0 | 0 | 8 | 10 | 0.00 | 0.000 | | |
| 63 Misael Tamez, R (5,1) ERA: 40.5 | 0.2 | | 7 | 2 | 3 | 3 | 1 | 3 | 0 | 0 | 0 | 0 | 0 | 14 | 27 | 40.50 | 7.500 | 99 Bryan Sammons, L (9,1) ERA: | 1.0 | | 4 | 1 | 0 | 0 | 1 | 0 | 0 | 0 | 0 | 14 | 19 | 0.00 | 1.000 | | |
| 76 Devin Conn, R (5,1) ERA: | 1.1 | H | 4 | 0 | 0 | 0 | 2 | 0 | 0 | 0 | 0 | 0 | 0 | 13 | 22 | 0.00 | 0.000 | | | | | | | | | | | | | | | | | | |

Houston Astros @ New York Mets
Clover Park, Port St. Lucie, FL
Tue Feb 28 2023, 1:11 PM - 4:19 PM EST
Att.: 4,605 - Sunny - 82 F

AB 37
R 8
H 10
RBI 8
BB 8
SO 9
LOB 15



Houston Astros @ New York Mets
Clover Park, Port St. Lucie, FL
Tue Feb 28 2023, 1:11 PM - 4:19 PM EST
Att.: 4,605 - Sunny - 82 F

AB 31
R 4
H 5
RBI 4
SO 13
LOB 23



livebaseballscorecards.com

| Batter | 1 | 2 | 3 | 4 | 5 | 6 | 7 | 8 | 9 | AB | R | H | RBI | BB | SO | LOB | TOP | | | | | | | |
|---|---|---|---|---|---|---|---|---|---|---|---|---|---|---|---|---|---|---|---|---|---|---|---|---|
| 30 Kyle Tucker, L OBP: 0.500, SLG: 0.600 | 0-0 2B | 1-2 F7 | | | 2-3 K | | 1-0 91 1B | 1-3 K | | 4 | 0 | 2 | 1 | 0 | 1 | 2 | Houston Astros @ St. Louis Cardinals Roger Dean Chevrolet Stadium, Jupiter, FL Thu Mar 02 2023, 1:07 PM - 3:32 PM EST Att: 5,033 - Partly Cloudy - 82 F | | | | | | | |
| 94 Zach Daniels, R OBP: 0.333, SLG: 0.571 | | | | | | | | | | 2 | 0 | 0 | 0 | 1 | 2 | | | | | | | | | |
| 20 Chas McCormick, R OBP: 0.625, SLG: 0.800 | 3-3 K | 3-3 K | | | 4-0 BB | | 3-3 K | 4-2 BB | | 2 | 0 | 0 | 0 | 1 | 2 | 3 | | | | | | | | |
| 17 David Hensley, R OBP: 0.333, SLG: 0.571 | | | | | | | | | | 1 | 0 | 0 | 0 | 1 | 1 | 1 | | | | | | | | |
| 6 Jake Meyers, R OBP: 0.429, SLG: 0.429 | 0-1 L5 | | | | 1-0 F8 | | 2-1 11 HBP | 0-2 P6 | | 3 | 0 | 0 | 0 | 0 | 1 | 2 | | | | | | | | |
| 91 Ross Adolph, L OBP: 0.333, SLG: 0.333 | | | | | | | | | | 2 | 0 | 1 | 0 | 0 | 0 | 3 | | | | | | | | |
| 79 José Abreu, R OBP: 0.250, SLG: 0.750 | 1-2 F8 | | | | 1-1 HR | | 1-3 K | | | 3 | 1 | 1 | 1 | 0 | 1 | 2 | | | | | | | | |
| 82 Scott Schreiber, R OBP: 0.143, SLG: 0.143 | | | | | | | | | | 2 | 0 | 0 | 0 | 0 | 1 | 2 | | | | | | | | |
| 21 Yainer Díaz, R OBP: 0.125, SLG: 0.250 | | 3-1 90 2B | | | 0-0 P4 | | 1-1 HR | | | 2 | 1 | 1 | 0 | 0 | 0 | 0 | | | | | | | | |
| 11 Korey Lee, R OBP: 0.375, SLG: 0.857 | | | | | | | | | | 2 | 1 | 1 | 1 | 0 | 0 | 0 | | | | | | | | |
| 90 Will Wagner, L OBP: 0.429, SLG: 0.714 | | 2-2 28 E | | | 1-1 G4-3 | | 2-3 K | | | 2 | 1 | 1 | 1 | 0 | 0 | 0 | | | | | | | | |
| 38 Rylan Bannon, R OBP: 0.200, SLG: 0.444 | | 2-H 95 FC6-4 | | | | | | | | 3 | 1 | 1 | 1 | 0 | 1 | 3 | | | | | | | | |
| 28 Dixon Machado, R OBP: 0.250, SLG: 0.143 | | | | | | | | | | 2 | 0 | 0 | 0 | 0 | 0 | 1 | | | | | | | | |
| 95 Leodary Molina, R OBP: 0.444, SLG: 0.429 | | | | | | | | | | 3 | 0 | 0 | 0 | 0 | 3 | 0 | | | | | | | | |
| 95 Shay Whitcomb, R OBP: 0.444, SLG: 0.429 | | | | | | | | | | 2 | 0 | 0 | 1 | 0 | 0 | 1 | | | | | | | | |
| 81 Grae Kessinger, R OBP: 0.444, SLG: 0.429 | | | | | | | | | | 2 | 0 | 1 | 0 | 0 | 0 | 0 | | | | | | | | |
| 89 César Salazar, L OBP: 0.500, SLG: 1.200 | | | | | | | | | | 2 | 0 | 1 | 0 | 0 | 0 | 0 | | | | | | | | |
| 80 C.J. Stubbs, R OBP: 0.800, SLG: 0.750 | | | | | | | | | | 1 | 1 | 1 | 0 | 1 | 0 | 0 | | | | | | | | |
| Inning Stats | R: 0 E: 0 K: 1 S: 10 | H: 1 LOB: 1 BB: 0 P: 14 | R: 2 E: 1 K: 1 S: 16 | H: 3 LOB: 2 BB: 0 P: 25 | R: 1 E: 0 K: 0 S: 6 | H: 1 LOB: 0 BB: 0 P: 9 | R: 0 E: 0 K: 0 S: 5 | H: 0 LOB: 0 BB: 0 P: 8 | R: 0 E: 0 K: 3 S: 14 | H: 0 LOB: 1 BB: 1 P: 21 | R: 1 E: 0 K: 2 S: 12 | H: 1 LOB: 0 BB: 0 P: 16 | R: 1 E: 0 K: 2 S: 13 | H: 3 LOB: 3 BB: 0 P: 25 | R: 0 E: 0 K: 2 S: 14 | H: 1 LOB: 3 BB: 2 P: 23 | R: 1 E: 0 K: 1 S: 13 | H: 1 LOB: 0 BB: 0 P: 18 | 1B: 4 2B: 4 3B: 0 HR: 3 | SF: 0 SAC: 0 DP: 0 HBP: 1 | WP: 1 PB: 0 SB: 0 CS: 0 | PA: 43 | | |
| PITCHER | IP WLS BF H R ER SO BB IBB HBP BLK WP HR S P ERA WHIP | IP WLS BF H R ER SO BB IBB HBP BLK WP HR S P ERA WHIP | IP WLS BF H R ER SO BB IBB HBP BLK WP HR S P ERA WHIP | IP WLS BF H R ER SO BB IBB HBP BLK WP HR S P ERA WHIP | IP WLS BF H R ER SO BB IBB HBP BLK WP HR S P ERA WHIP | IP WLS BF H R ER SO BB IBB HBP BLK WP HR S P ERA WHIP | IP WLS BF H R ER SO BB IBB HBP BLK WP HR S P ERA WHIP | IP WLS BF H R ER SO BB IBB HBP BLK WP HR S P ERA WHIP | IP WLS BF H R ER SO BB IBB HBP BLK WP HR S P ERA WHIP | IP WLS BF H R ER SO BB IBB HBP BLK WP HR S P ERA WHIP | IP WLS BF H R ER SO BB IBB HBP BLK WP HR S P ERA WHIP | IP WLS BF H R ER SO BB IBB HBP BLK WP HR S P ERA WHIP | IP WLS BF H R ER SO BB IBB HBP BLK WP HR S P ERA WHIP | IP WLS BF H R ER SO BB IBB HBP BLK WP HR S P ERA WHIP | IP WLS BF H R ER SO BB IBB HBP BLK WP HR S P ERA WHIP | IP WLS BF H R ER SO BB IBB HBP BLK WP HR S P ERA WHIP | IP WLS BF H R ER SO BB IBB HBP BLK WP HR S P ERA WHIP | IP WLS BF H R ER SO BB IBB HBP BLK WP HR S P ERA WHIP | IP WLS BF H R ER SO BB IBB HBP BLK WP HR S P ERA WHIP | IP WLS BF H R ER SO BB IBB HBP BLK WP HR S P ERA WHIP | IP WLS BF H R ER SO BB IBB HBP BLK WP HR S P ERA WHIP | IP WLS BF H R ER SO BB IBB HBP BLK WP HR S P ERA WHIP | IP WLS BF H R ER SO BB IBB HBP BLK WP HR S P ERA WHIP | IP WLS BF H R ER SO BB IBB HBP BLK WP HR S P ERA WHIP |

| | |
|-----|----|
| AB | 39 |
| R | 6 |
| H | 11 |
| RBI | 6 |
| BB | 3 |
| SO | 12 |
| LOB | 22 |



| Batter | 1 | 2 | 3 | 4 | 5 | 6 | 7 | 8 | 9 | AB | R | H | RBI | BB | SO | LOB | BOTTOM | | | | | | | |
|--|---|---|---|---|---|---|---|---|---|---|---|---|---|---|---|---|---|---|---|---|---|---|---|---|
| 33 Brendan Donovan, L OBP: 0.250, SLG: 0.750 | 2-3 K2-3 | | | | | | | | | 3 | 0 | 0 | 0 | 0 | 1 | 1 | Houston Astros @ St. Louis Cardinals Roger Dean Chevrolet Stadium, Jupiter, FL Thu Mar 02 2023, 1:07 PM - 3:32 PM EST Att: 5,033 - Partly Cloudy - 82 F | | | | | | | |
| 55 Taylor Motter, R OBP: 0.375, SLG: 0.286 | | | | | | | | | | 1 | 0 | 0 | 0 | 0 | 1 | 0 | | | | | | | | |
| 27 Tyler O'Neill, R OBP: 0.200, SLG: 0.300 | 1-3 K2-3 | | | | | | | | | 2 | 0 | 0 | 0 | 0 | 2 | 0 | | | | | | | | |
| 54 Óscar Mercado, R OBP: 0.125, SLG: 0.125 | | | | | | | | | | 2 | 0 | 0 | 0 | 0 | 0 | 1 | | | | | | | | |
| 46 Paul Goldschmidt, R OBP: 0.556, SLG: 1.000 | | | | | | | | | | 2 | 0 | 1 | 0 | 0 | 0 | 0 | | | | | | | | |
| 78 Luken Baker, R OBP: 0.222, SLG: 0.500 | | | | | | | | | | 1 | 0 | 0 | 0 | 1 | 0 | 1 | | | | | | | | |
| 28 Nolan Arenado, R OBP: 0.500, SLG: 0.900 | | | | | | | | | | 3 | 0 | 1 | 0 | 0 | 1 | 1 | | | | | | | | |
| 18 Jordan Walker, R OBP: 0.300, SLG: 0.700 | | | | | | | | | | 1 | 0 | 0 | 0 | 0 | 1 | 1 | | | | | | | | |
| 40 Wilson Contreras, R OBP: 0.222, SLG: 0.500 | | | | | | | | | | 2 | 0 | 0 | 0 | 0 | 1 | 1 | | | | | | | | |
| 63 Tres Barrera, R OBP: 0.222, SLG: 0.500 | | | | | | | | | | 1 | 0 | 0 | 0 | 0 | 0 | 0 | | | | | | | | |
| 16 Nolan Gorman, L OBP: 0.400, SLG: 0.250 | | | | | | | | | | 2 | 0 | 0 | 0 | 1 | 1 | 0 | | | | | | | | |
| 35 José Fermín, R OBP: 0.143, SLG: 0.286 | | | | | | | | | | 0 | 0 | 0 | 0 | 0 | 0 | 0 | | | | | | | | |
| 13 Juan Yépez, R OBP: 0.444, SLG: 0.444 | | | | | | | | | | 3 | 0 | 0 | 0 | 0 | 1 | 1 | | | | | | | | |
| 36 Moisés Gómez, R OBP: 0.500, SLG: 0.625 | | | | | | | | | | 0 | 0 | 0 | 0 | 0 | 0 | 0 | | | | | | | | |
| 3 Dylan Carlson, S OBP: 0.200, SLG: 0.300 | | | | | | | | | | 2 | 0 | 0 | 0 | 0 | 1 | 1 | | | | | | | | |
| 41 Alec Burleson, L OBP: 0.500, SLG: 0.200 | | | | | | | | | | 1 | 0 | 0 | 0 | 0 | 0 | 0 | | | | | | | | |
| 0 Masyn Winn, R OBP: 0.571, SLG: 0.571 | | | | | | | | | | 2 | 0 | 1 | 0 | 0 | 1 | 0 | | | | | | | | |
| 71 Kramer Robertson, R OBP: 0.200, SLG: 0.200 | | | | | | | | | | 1 | 0 | 0 | 0 | 0 | 0 | 0 | | | | | | | | |
| Inning Stats | R: 0 E: 0 K: 2 S: 10 | H: 0 LOB: 0 BB: 0 P: 14 | R: 0 E: 0 K: 0 S: 8 | H: 1 LOB: 0 BB: 0 P: 11 | R: 0 E: 0 K: 1 S: 9 | H: 0 LOB: 0 BB: 0 P: 13 | R: 0 E: 0 K: 2 S: 12 | H: 1 LOB: 1 BB: 0 P: 17 | R: 0 E: 0 K: 3 S: 10 | H: 0 LOB: 1 BB: 1 P: 18 | R: 0 E: 0 K: 0 S: 13 | H: 1 LOB: 0 BB: 0 P: 21 | R: 0 E: 0 K: 1 S: 7 | H: 0 LOB: 0 BB: 0 P: 9 | R: 0 E: 0 K: 0 S: 8 | H: 0 LOB: 0 BB: 0 P: 11 | R: 0 E: 0 K: 2 S: 9 | H: 0 LOB: 1 BB: 1 P: 18 | 1B: 3 2B: 0 3B: 0 HR: 0 | SF: 0 SAC: 0 DP: 1 HBP: 0 | WP: 1 PB: 0 SB: 1 CS: 0 | PA: 31 | | |
| PITCHER | IP WLS BF H R ER SO BB IBB HBP BLK WP HR S P ERA WHIP | IP WLS BF H R ER SO BB IBB HBP BLK WP HR S P ERA WHIP | IP WLS BF H R ER SO BB IBB HBP BLK WP HR S P ERA WHIP | IP WLS BF H R ER SO BB IBB HBP BLK WP HR S P ERA WHIP | IP WLS BF H R ER SO BB IBB HBP BLK WP HR S P ERA WHIP | IP WLS BF H R ER SO BB IBB HBP BLK WP HR S P ERA WHIP | IP WLS BF H R ER SO BB IBB HBP BLK WP HR S P ERA WHIP | IP WLS BF H R ER SO BB IBB HBP BLK WP HR S P ERA WHIP | IP WLS BF H R ER SO BB IBB HBP BLK WP HR S P ERA WHIP | IP WLS BF H R ER SO BB IBB HBP BLK WP HR S P ERA WHIP | IP WLS BF H R ER SO BB IBB HBP BLK WP HR S P ERA WHIP | IP WLS BF H R ER SO BB IBB HBP BLK WP HR S P ERA WHIP | IP WLS BF H R ER SO BB IBB HBP BLK WP HR S P ERA WHIP | IP WLS BF H R ER SO BB IBB HBP BLK WP HR S P ERA WHIP | IP WLS BF H R ER SO BB IBB HBP BLK WP HR S P ERA WHIP | IP WLS BF H R ER SO BB IBB HBP BLK WP HR S P ERA WHIP | IP WLS BF H R ER SO BB IBB HBP BLK WP HR S P ERA WHIP | IP WLS BF H R ER SO BB IBB HBP BLK WP HR S P ERA WHIP | IP WLS BF H R ER SO BB IBB HBP BLK WP HR S P ERA WHIP | IP WLS BF H R ER SO BB IBB HBP BLK WP HR S P ERA WHIP | IP WLS BF H R ER SO BB IBB HBP BLK WP HR S P ERA WHIP | IP WLS BF H R ER SO BB IBB HBP BLK WP HR S P ERA WHIP | IP WLS BF H R ER SO BB IBB HBP BLK WP HR S P ERA WHIP | IP WLS BF H R ER SO BB IBB HBP BLK WP HR S P ERA WHIP |

| | |
|-----|----|
| AB | 29 |
| R | 0 |
| H | 3 |
| RBI | 0 |
| BB | 2 |
| SO | 11 |
| LOB | 8 |



| Batter | 1 | 2 | 3 | 4 | 5 | 6 | 7 | 8 | 9 | AB | R | H | RBI | BB | SO | LOB | TOP | | | | | |
|--|---|----------------------------------|------------------------------|---------------------------------|------------------------------|---------------------------------|-------------------------------|----------------------------------|------------------------------|---------------------------------|------------------------------|----------------------------------|-------------------------------|----------------------------------|------------------------------|---------------------------------|--|----------------------------------|------------------------------------|----------------------------------|------------------------------------|----------------------------------|
| 88 Forrest Wall, L (1.7) 39 Kevin Kilpatrick Jr., R (6.7) | | | | | | | | | | 4 | 2 | 1 | 1 | 0 | 1 | 1 | Atlanta Braves @ Houston Astros The Ballpark of the Palm Beaches, West Palm Beach, FL Fri Mar 03 2023, 1:06 PM - 3:33 PM EST Att: 3,224 - Partly Cloudy - 85 F | | | | | |
| 9 Ehire Adrianza, S (1.5) 64 Hoy Park, L (6.5) | | | | | | | | | | 3 | 2 | 3 | 3 | 1 | 0 | 0 | | | | | | |
| 20 Marcell Ozuna, R (1.10) 68 Landon Stephens, R (6.9) | | | | | | | | | | 4 | 1 | 3 | 0 | 0 | 0 | 1 | | | | | | |
| 14 Sam Hilliard, L (1.9) 77 Greyson Jenista, L (6.9) | | | | | | | | | | 4 | 0 | 1 | 2 | 0 | 1 | 3 | | | | | | |
| 89 Ryan Casteel, R (1.2) 93 Javier Valdes, R (6.2) | | | | | | | | | | 4 | 0 | 0 | 0 | 0 | 2 | 5 | | | | | | |
| 65 Braden Shewmake, L (1.6) 78 Cal Conley, L (6.6) | | | | | | | | | | 3 | 0 | 1 | 0 | 0 | 1 | 2 | | | | | | |
| 56 Adeiny Hechavarria, R (1.4) 75 Luke Waddell, L (6.4) | | | | | | | | | | 3 | 0 | 0 | 0 | 0 | 0 | 1 | | | | | | |
| 36 Joshua Fuentes, R (1.3) 82 Drew Lugbauer, L (6.3) | | | | | | | | | | 3 | 1 | 1 | 1 | 0 | 0 | 0 | | | | | | |
| 46 Magneuris Sierra, L (1.8) 76 Cody Milligan, L (6.8) | | | | | | | | | | 3 | 2 | 2 | 0 | 0 | 1 | 0 | | | | | | |
| Inning Stats | R: 1 E: 1 K: 3 S: 13 | H: 2 LOB: 2 BB: 0 P: 14 | R: 2 E: 0 K: 0 S: 6 | H: 3 LOB: 1 BB: 0 P: 6 | R: 0 E: 0 K: 1 S: 6 | H: 1 LOB: 1 BB: 0 P: 6 | R: 3 E: 0 K: 2 S: 12 | H: 3 LOB: 1 BB: 1 P: 18 | R: 0 E: 0 K: 0 S: 3 | H: 0 LOB: 0 BB: 0 P: 3 | R: 2 E: 1 K: 0 S: 6 | H: 3 LOB: 1 BB: 0 P: 8 | R: 0 E: 0 K: 1 S: 4 | H: 0 LOB: 1 BB: 1 P: 8 | R: 0 E: 0 K: 2 S: 7 | H: 0 LOB: 0 BB: 1 P: 7 | | R: 0 E: 0 K: 0 S: 2 | H: 0 LOB: 0 BB: 1 P: 6 | 1B: 7 2B: 5 3B: 0 HR: 1 | SF: 0 SAC: 0 DP: 3 HBP: 0 | WP: 0 PB: 0 SB: 2 CS: 1 |
| PITCHER | IP WLS BF H R ER SO BB IBB HBP BLK WP HR S P ERA WHIP | | | | | | | | | | | | | | | | ERA WHIP | | | | | |
| 65 José Urquidy, R (1.1) ERA: 6.75 | 2.0 | 12 | 5 | 3 | 2 | 3 | 0 | 0 | 0 | 0 | 0 | 0 | 0 | 0 | 0 | 19 | 20 | 9.00 | 2.500 | 0.00 | 1.000 | |
| 47 Rafael Montero, R (3.1) ERA: | 1.0 | 4 | 1 | 0 | 0 | 1 | 0 | 0 | 0 | 0 | 0 | 0 | 0 | 0 | 0 | 6 | 6 | 0.00 | 1.000 | | | |
| 45 Ryne Stanek, R (4.1) ERA: 27.0 | 1.0 | 7 | 3 | 3 | 3 | 2 | 1 | 0 | 0 | 0 | 0 | 1 | 12 | 18 | 27.00 | 4.000 | | | | | | |
| 64 Brandon Bielak, R (5.1) ERA: 5.4 | 3.0 | W 12 | 3 | 2 | 1 | 1 | 1 | 0 | 0 | 0 | 0 | 0 | 13 | 19 | 3.00 | 1.333 | | | | | | |
| 61 Seth Martinez, R (8.1) ERA: | 1.0 | H 3 | 0 | 0 | 0 | 2 | 0 | 0 | 0 | 0 | 0 | 0 | 7 | 7 | 0.00 | 0.000 | | | | | | |
| PITCHER | IP WLS BF H R ER SO BB IBB HBP BLK WP HR S P ERA WHIP | | | | | | | | | | | | | | | | ERA WHIP | | | | | |
| 92 Matt Gage, L (9.1) ERA: | 1.0 | S 3 | 0 | 0 | 0 | 0 | 1 | 0 | 0 | 0 | 0 | 0 | 2 | 6 | 0.00 | 1.000 | | | | | | |
| Batter | 1 | 2 | 3 | 4 | 5 | 6 | 7 | 8 | 9 | AB | R | H | RBI | BB | SO | LOB | BOTTOM | | | | | |
| 27 Jose Altuve, R (1.4) 28 Dixon Machado, R (8.4) | | | | | | | | | | 3 | 1 | 0 | 0 | 1 | 1 | 1 | Atlanta Braves @ Houston Astros The Ballpark of the Palm Beaches, West Palm Beach, FL Fri Mar 03 2023, 1:06 PM - 3:33 PM EST Att: 3,224 - Partly Cloudy - 85 F | | | | | |
| 3 Jeremy Peña, R (1.6) 95 Leodany Molina, R (8.6) | | | | | | | | | | 4 | 1 | 2 | 0 | 0 | 0 | 0 | | | | | | |
| 30 Kyle Tucker, L (1.9) 66 Bigh Madris, L (7.9) | | | | | | | | | | 3 | 1 | 1 | 1 | 0 | 1 | 0 | | | | | | |
| 2 Alex Bregman, R (1.5) 90 Will Wagner, L (6.5) | | | | | | | | | | 2 | 0 | 0 | 0 | 0 | 0 | 0 | | 0 | | | | |
| 15 Martin Maldonado, R (1.2) 80 C.J. Stubbs, R (7.9) | | | | | | | | | | 2 | 0 | 0 | 0 | 1 | 2 | 2 | | 0 | | | | |
| 31 Joe Perez, R (1.3) 13 J.J. Matijevic, L (6.3) | | | | | | | | | | 2 | 0 | 0 | 0 | 0 | 1 | 1 | | 0 | | | | |
| 97 Kenedy Corona, R (1.7) 97 Jacob Melton, L (6.7) | | | | | | | | | | 2 | 0 | 2 | 0 | 0 | 0 | 0 | | 0 | | | | |
| 14 Mauricio Dubón, R (1.8) 84 Justin Dirden, L (6.8) | | | | | | | | | | 2 | 0 | 1 | 1 | 0 | 0 | 1 | | 0 | | | | |
| 92 Colin Barber, L (1.10) 94 Tyler Whitaker, R (7.9) | | | | | | | | | | 2 | 1 | 1 | 0 | 0 | 0 | 1 | | 0 | | | | |
| Inning Stats | R: 0 E: 0 K: 1 S: 5 | H: 0 LOB: 0 BB: 0 P: 5 | R: 0 E: 0 K: 2 S: 7 | H: 0 LOB: 0 BB: 0 P: 7 | R: 0 E: 0 K: 1 S: 3 | H: 1 LOB: 0 BB: 0 P: 3 | R: 0 E: 0 K: 1 S: 5 | H: 0 LOB: 0 BB: 0 P: 5 | R: 0 E: 0 K: 0 S: 4 | H: 1 LOB: 2 BB: 1 P: 8 | R: 4 E: 0 K: 1 S: 9 | H: 4 LOB: 1 BB: 1 P: 13 | R: 6 E: 1 K: 0 S: 10 | H: 6 LOB: 2 BB: 1 P: 14 | R: 1 E: 0 K: 0 S: 4 | H: 1 LOB: 0 BB: 0 P: 4 | | 1B: 9 2B: 3 3B: 0 HR: 1 | SF: 0 SAC: 0 DP: 1 HBP: 0 | WP: 0 PB: 0 SB: 0 CS: 0 | PA: 40 | |
| PITCHER | IP WLS BF H R ER SO BB IBB HBP BLK WP HR S P ERA WHIP | | | | | | | | | | | | | | | | ERA WHIP | | | | | |
| 55 Bryce Elder, R (1.1) 80 Danny Young, L (4.1) 81 Victor Vodnik, R (6.1) 79 Coleman Huntley III, R (7.1) 65 Grant Holmes, R (7.1) | 3.0 | 8 | 1 | 0 | 0 | 1 | 1 | 0 | 0 | 0 | 0 | 0 | 9 | 13 | 0.00 | 1.000 | | | | | | |
| 81 Victor Vodnik, R (6.1) ERA: 21.0 | 1.0 | 8 | 4 | 4 | 4 | 1 | 1 | 0 | 0 | 0 | 0 | 0 | 9 | 13 | 36.00 | 5.000 | | | | | | |
| 79 Coleman Huntley III, R (7.1) ERA: 54.0 | 0.1 | 5 | 3 | 4 | 4 | 0 | 0 | 0 | 0 | 0 | 0 | 0 | 5 | 5 | 108.00 | 9.000 | | | | | | |
| 65 Grant Holmes, R (7.1) ERA: 10.8 | 0.2 | L 6 | 3 | 2 | 0 | 0 | 1 | 0 | 0 | 0 | 0 | 0 | 5 | 9 | 0.00 | 6.000 | | | | | | |

| Batter | 1 | 2 | 3 | 4 | 5 | 6 | 7 | 8 | 9 | AB | R | H | RBI | BB | SO | LOB | TOP | | | | | |
|---|------------------------------|---------------------------------|-------------------------------|----------------------------------|------------------------------|---------------------------------|------------------------------|----------------------------------|-------------------------------|----------------------------------|------------------------------|---------------------------------|-------------------------------|----------------------------------|------------------------------|---------------------------------|--|------------------------------------|----------------------------------|------------------------------------|----------------------------------|--------|
| 84 Justin Dirden, L (1, 9) OBP: 0.583, SLG: 1.222 | | | | | | | | | | 2 | 0 | 0 | 0 | 1 | 2 | 3 | Houston Astros @ Boston Red Sox JetBlue Park, Ft. Myers, FL Sat Mar 04 2023, 1:07 PM - 3:41 PM EST Att: 8,544 - Sunny - 83 F | | | | | |
| 94 Zach Daniels, R (6, PH) OBP: 0.286, SLG: 0.167 | | | | | | | | | | 2 | 0 | 1 | 1 | 0 | 1 | 2 | | | | | | |
| 20 Chas McCormick, R (1, 8) OBP: 0.545, SLG: 0.429 | | | | | | | | | | 2 | 0 | 0 | 0 | 1 | 0 | 2 | | | | | | |
| 95 Alex McKenna, R (6, 8) | | | | | | | | | | 2 | 0 | 0 | 0 | 0 | 0 | 2 | | | | | | |
| 6 Jake Meyers, R (1, 7) ERA: 3.50 | | | | | | | | | | | | | | | | | | | | | | |
| 81 Grae Kessinger, R (7, PH) ERA: 3.50 | | | | | | | | | | | | | | | | | | | | | | |
| 76 Devin Conn, R (7, 1) | | | | | | | | | | | | | | | | | | | | | | |
| 81 Grae Kessinger, L (6, PH) OBP: 0.452, SLG: 0.375 | | | | | | | | | | | | | | | | | | | | | | |
| 99 Cesar Gomez, L (6, 1) | | | | | | | | | | | | | | | | | | | | | | |
| 87 Corey Julks, R (1, 10) OBP: 0.273, SLG: 0.727 | | | | | | | | | | 3 | 1 | 1 | 0 | 0 | 1 | 3 | | | | | | |
| 11 Korey Lee, R (1, 2) OBP: 0.273, SLG: 0.600 | | | | | | | | | | 0 | 0 | 0 | 0 | 0 | 0 | 0 | | | | | | |
| 21 Yainer Diaz, R (6, 2) OBP: 0.100, SLG: 0.200 | | | | | | | | | | 5 | 1 | 2 | 2 | 0 | 1 | 0 | | | | | | |
| 80 C.J. Stubbs, R (1, 3) OBP: 0.625, SLG: 0.571 | | | | | | | | | | | | | | | | | | | | | | |
| 66 Bligh Madris, L (6, PH) OBP: 0.300, SLG: 0.333 | | | | | | | | | | 2 | 1 | 1 | 0 | 0 | 0 | 0 | | | | | | |
| 38 Rylan Bannon, R (1, 5) ERA: 3.33 | | | | | | | | | | | | | | | | | | | | | | |
| 94 Tyler Whitaker, R (6, PH) OBP: 0.143, SLG: 0.143 | | | | | | | | | | 1 | 0 | 1 | 0 | 1 | 0 | 0 | | | | | | |
| 95 Shay Whitcomb, R (1, 4) OBP: 0.111, SLG: 0.111 | | | | | | | | | | | | | | | | | | | | | | |
| 95 Leodary Molina, R (6, PH) OBP: 0.125, SLG: 0.500 | | | | | | | | | | 2 | 0 | 1 | 0 | 0 | 0 | 1 | | | | | | |
| 94 Cristian Gonzalez, R (1, 6) OBP: 0.250, SLG: 0.143 | | | | | | | | | | | | | | | | | | | | | | |
| 28 Dixon Machado, R (6, PH) OBP: 0.354, SLG: 0.222 | | | | | | | | | | 2 | 0 | 0 | 0 | 0 | 2 | 4 | | | | | | |
| Inning Stats | R: 2 E: 0 K: 2 S: 9 | H: 2 LOB: 0 BB: 0 P: 9 | R: 1 E: 0 K: 2 S: 10 | H: 3 LOB: 3 BB: 1 P: 14 | R: 0 E: 0 K: 0 S: 3 | H: 0 LOB: 0 BB: 0 P: 3 | R: 0 E: 0 K: 1 S: 5 | H: 0 LOB: 2 BB: 2 P: 14 | R: 0 E: 0 K: 3 S: 10 | H: 1 LOB: 2 BB: 1 P: 14 | R: 0 E: 0 K: 0 S: 3 | H: 1 LOB: 1 BB: 1 P: 7 | R: 1 E: 0 K: 2 S: 10 | H: 3 LOB: 2 BB: 0 P: 10 | R: 0 E: 0 K: 1 S: 5 | H: 0 LOB: 0 BB: 0 P: 5 | 1B: 8 2B: 1 3B: 0 HR: 1 | SF: 0 SAC: 0 DP: 1 HBP: 0 | WP: 0 PB: 0 SB: 1 CS: 0 | PA: 41 | | |
| PITCHER | IP ERA WHIP | WLS BF | H R ER SO | BB IBB HBP BLK | WP HR S P | ERA WHIP | PITCHER | IP ERA WHIP | WLS BF | H R ER SO | BB IBB HBP BLK | WP HR S P | ERA WHIP | | | | | | | | | |
| 37 Nick Pivetta, R (1, 1) ERA: 16.2 | 1.2 | 11 | 5 | 3 | 3 | 4 | 1 | 0 | 0 | 0 | 0 | 0 | 0 | 0 | 0 | 0 | 16.20 | 3.600 | | | | |
| 32 Jake Faria, R (2, 1) ERA: 7.71 | 0.1 | 1 | 0 | 0 | 0 | 0 | 0 | 0 | 0 | 0 | 0 | 0 | 0 | 0 | 1 | 1 | 0.00 | 0.000 | | | | |
| 74 Kenley Jansen, R (3, 1) ERA: 7.71 | 1.0 | 3 | 0 | 0 | 0 | 0 | 0 | 0 | 0 | 0 | 0 | 0 | 0 | 3 | 3 | 0.00 | 0.000 | | | | | |
| 55 Chris Martin, R (4, 1) ERA: 7.71 | 1.0 | 5 | 0 | 0 | 0 | 1 | 2 | 0 | 0 | 0 | 0 | 0 | 0 | 5 | 14 | 0.00 | 2.000 | | | | | |
| 25 Josh Winckowski, R (5, 1) ERA: 7.71 | 3.0 | 12 | 2 | 0 | 0 | 4 | 2 | 0 | 0 | 0 | 0 | 0 | 0 | 18 | 26 | 0.00 | 1.333 | | | | | |
| 95 Oddanier Mosqueda, L (8, 1) ERA: 4.5 | 1.0 | 6 | 3 | 1 | 1 | 2 | 0 | 0 | 0 | 0 | 0 | 0 | 0 | 0 | 5 | 5 | 0.00 | 0.000 | | | | |
| 85 Cam Booser, L (9, 1) ERA: 4.5 | 1.0 | 3 | 0 | 0 | 0 | 1 | 0 | 0 | 0 | 0 | 0 | 0 | 0 | 0 | 0 | 0.00 | 0.000 | | | | | |
| Batter | 1 | 2 | 3 | 4 | 5 | 6 | 7 | 8 | 9 | AB | R | H | RBI | BB | SO | LOB | BOTTOM | | | | | |
| 5 Enrique Hernández, R (1, 6) OBP: 0.222, SLG: 0.125 | | | | | | | | | | 3 | 0 | 0 | 0 | 0 | 0 | 1 | Houston Astros @ Boston Red Sox JetBlue Park, Ft. Myers, FL Sat Mar 04 2023, 1:07 PM - 3:41 PM EST Att: 8,544 - Sunny - 83 F | | | | | |
| 11 Rafael Devers, L (1, 5) OBP: 0.333, SLG: 0.364 | | | | | | | | | | 3 | 0 | 0 | 0 | 0 | 2 | 0 | | | | | | |
| 23 Niko Goodrum, S (8, 5) OBP: 0.200, SLG: 0.111 | | | | | | | | | | 1 | 1 | 1 | 0 | 0 | 0 | 0 | | | | | | |
| 39 Christian Arroyo, R (1, 4) OBP: 0.231, SLG: 0.692 | | | | | | | | | | 2 | 0 | 0 | 0 | 0 | 1 | 0 | | | | | | |
| 83 Emmanuel Valdez, L (6, 4) OBP: 0.471, SLG: 0.500 | | | | | | | | | | 2 | 0 | 1 | 0 | 0 | 0 | 0 | | | | | | |
| 36 Triston Casas, L (1, 3) OBP: 0.429, SLG: 0.846 | | | | | | | | | | 2 | 1 | 1 | 0 | 0 | 0 | 0 | | | | | | |
| 19 Daniel Palka, L (6, 3) OBP: 0.250, SLG: 0.167 | | | | | | | | | | 1 | 0 | 0 | 1 | 0 | 1 | 0 | | | | | | |
| 38 Jorge Alfaro, R (1, 2) OBP: 0.625, SLG: 0.857 | | | | | | | | | | 1 | 1 | 1 | 0 | 0 | 0 | 0 | | | | | | |
| 69 Stephen Scott, L (6, 2) | | | | | | | | | | 1 | 0 | 0 | 0 | 0 | 1 | 0 | | | | | | |
| 16 Jaren Duran, L (1, 7) OBP: 0.875, SLG: 2.000 | | | | | | | | | | 1 | 1 | 0 | 0 | 2 | 0 | 1 | | | | | | |
| 73 Ryan Fitzgerald, L (7, FR) OBP: 0.429, SLG: 0.692 | | | | | | | | | | 1 | 0 | 0 | 0 | 0 | 1 | 2 | | | | | | |
| 30 Rob Refsnyder, R (1, 9) OBP: 0.167, SLG: 0.182 | | | | | | | | | | | | | | | | | | | | | | |
| 82 Narciso Crook, R (6, 9) OBP: 0.167, SLG: 0.182 | | | | | | | | | | 2 | 0 | 0 | 0 | 0 | 2 | 1 | | | | | | |
| 17 Raimel Tapia, L (1, 10) OBP: 0.357, SLG: 0.643 | | | | | | | | | | | | | | | | | | | | | | |
| 59 Ronaldo Hernández, R (7, PH) OBP: 0.143, SLG: 0.143 | | | | | | | | | | 2 | 0 | 1 | 2 | 0 | 0 | 1 | | | | | | |
| 31 Greg Allen, S (1, 8) OBP: 0.286, SLG: 0.417 | | | | | | | | | | 2 | 0 | 0 | 0 | 0 | 0 | 1 | | | | | | |
| 78 Cedanne Rafaela, R (6, 8) OBP: 0.200, SLG: 0.154 | | | | | | | | | | 2 | 0 | 0 | 0 | 0 | 1 | 1 | | | | | | |
| Inning Stats | R: 0 E: 0 K: 2 S: 7 | H: 0 LOB: 0 BB: 0 P: 7 | R: 3 E: 0 K: 0 S: 6 | H: 3 LOB: 1 BB: 1 P: 10 | R: 0 E: 0 K: 0 S: 3 | H: 0 LOB: 0 BB: 0 P: 3 | R: 0 E: 0 K: 0 S: 3 | H: 0 LOB: 1 BB: 0 P: 4 | R: 0 E: 0 K: 1 S: 5 | H: 0 LOB: 0 BB: 0 P: 5 | R: 0 E: 0 K: 2 S: 7 | H: 0 LOB: 0 BB: 0 P: 7 | R: 0 E: 0 K: 1 S: 5 | H: 0 LOB: 2 BB: 0 P: 9 | R: 1 E: 0 K: 1 S: 7 | H: 2 LOB: 2 BB: 0 P: 8 | R: 0 E: 0 K: 2 S: 7 | H: 0 LOB: 0 BB: 0 P: 7 | 1B: 3 2B: 2 3B: 0 HR: 0 | SF: 1 SAC: 0 DP: 0 HBP: 2 | WP: 0 PB: 0 SB: 0 CS: 0 | PA: 36 |
| PITCHER | IP ERA WHIP | WLS BF | H R ER SO | BB IBB HBP BLK | WP HR S P | ERA WHIP | PITCHER | IP ERA WHIP | WLS BF | H R ER SO | BB IBB HBP BLK | WP HR S P | ERA WHIP | | | | | | | | | |
| 75 Shawn Dubin, R (1, 1) ERA: 12.27 | 2.0 | 10 | 3 | 3 | 3 | 2 | 1 | 0 | 0 | 0 | 0 | 0 | 0 | 0 | 0 | 0 | 9.00 | 2.000 | | | | |
| 35 Bryan Garcia, R (3, 1) ERA: 2.45 | 2.0 | 7 | 0 | 0 | 0 | 0 | 0 | 0 | 1 | 0 | 0 | 0 | 0 | 6 | 7 | 0.00 | 0.000 | | | | | |
| 86 Jimmy Endersby, R (5, 1) ERA: 2.45 | 2.0 | 6 | 0 | 0 | 0 | 3 | 0 | 0 | 0 | 0 | 0 | 0 | 0 | 12 | 12 | 0.00 | 0.000 | | | | | |
| 86 Jimmy Endersby, R (6, 1) ERA: 2.45 | 2.0 | 6 | 0 | 0 | 0 | 3 | 0 | 0 | 0 | 0 | 0 | 0 | 0 | 12 | 12 | 0.00 | 0.000 | | | | | |
| 76 Devin Conn, R (7, 1) ERA: 2.45 | 1.0 | 4 | 0 | 0 | 0 | 1 | 1 | 0 | 0 | 0 | 0 | 0 | 0 | 5 | 9 | 0.00 | 1.000 | | | | | |
| 95 Colton Gordon, L (8, 1) ERA: 9.0 | 1.0 | 6 | 2 | 1 | 1 | 1 | 0 | 0 | 0 | 0 | 0 | 0 | 0 | 7 | 8 | 0.00 | 2.000 | | | | | |
| 99 Cesar Gomez, R (9, 1) ERA: 9.0 | 1.0 | 3 | 0 | 0 | 0 | 2 | 0 | 0 | 0 | 0 | 0 | 0 | 0 | 7 | 7 | 0.00 | 0.000 | | | | | |

AB 36
R 4
H 10
RBI 3
BB 5
SO 12
LOB 23




AB 31
R 4
H 5
RBI 4
BB 2
SO 9
LOB 12



AB 31
R 4
H 5
RBI 4
BB 2
SO 9
LOB 12



AB 31
R 4
H 5
RBI 4
BB 2
SO 9
LOB 12



| Batter | 1 | 2 | 3 | 4 | 5 | 6 | 7 | 8 | 9 | AB | R | H | RBI | BB | SO | LOB | TOP | | | | | |
|--|---|----------------------------------|-------------------------------|----------------------------------|-------------------------------|----------------------------------|------------------------------|----------------------------------|-------------------------------|----------------------------------|------------------------------|----------------------------------|------------------------------|----------------------------------|-------------------------------|----------------------------------|--|----------------------------------|----------------------------------|------------------------------------|----------------------------------|--------|
| 27 Jose Altuve, R OBP: 0.250, SLG: 0.143 | | | | | | | | | | 1 | 0 | 0 | 0 | 1 | 1 | 0 | <p>Houston Astros @ St. Louis Cardinals Roger Dean Chevrolet Stadium, Jupiter, FL Mon Mar 06 2023, 1:07 PM - 3:24 PM EST Att: 5,108 - Cloudy - 84 F</p> <p>livebaseballscorecards.com</p> <p>AB 29 R 1 H 3 RBI 1 BB 3 SO 14 LOB 7</p> | | | | | |
| 38 Rylan Bannon, R OBP: 0.357, SLG: 0.500 | | | | | | | | | | 2 | 0 | 1 | 0 | 0 | 0 | 0 | | | | | | |
| 3 Jeremy Peña, R OBP: 0.188, SLG: 0.313 | | | | | | | | | | 2 | 0 | 0 | 0 | 0 | 0 | 1 | | | | | | |
| 14 Mauricio Dubón, R OBP: 0.300, SLG: 0.400 | | | | | | | | | | 2 | 0 | 0 | 0 | 0 | 0 | 1 | | | | | | |
| 15 Martín Maldonado, R OBP: 0.231, SLG: 0.091 | | | | | | | | | | 2 | 0 | 0 | 0 | 0 | 2 | 0 | | | | | | |
| 80 C.J. Stubbs, R OBP: 0.500, SLG: 0.444 | | | | | | | | | | 2 | 0 | 0 | 0 | 0 | 2 | 1 | | | | | | |
| 17 David Hensley, R OBP: 0.429, SLG: 0.818 | | | | | | | | | | 2 | 1 | 1 | 1 | 0 | 0 | 0 | | | | | | |
| 95 Alex McKenna, R OBP: 0.250, SLG: 0.143 | | | | | | | | | | 1 | 0 | 1 | 0 | 1 | 0 | 0 | | | | | | |
| 84 Justin Dirden, L OBP: 0.500, SLG: 1.000 | | | | | | | | | | 2 | 0 | 0 | 0 | 0 | 2 | 0 | | | | | | |
| 97 Kenedy Corona, R OBP: 0.375, SLG: 0.286 | | | | | | | | | | 2 | 0 | 0 | 0 | 0 | 1 | 3 | | | | | | |
| 20 Chas McCormick, R OBP: 0.482, SLG: 0.333 | | | | | | | | | | 2 | 0 | 0 | 0 | 0 | 1 | 0 | | | | | | |
| 91 Ross Adolph, L OBP: 0.286, SLG: 0.286 | | | | | | | | | | 1 | 0 | 0 | 0 | 0 | 1 | 0 | | | | | | |
| 6 Jake Meyers, R OBP: 0.250, SLG: 1.000 | | | | | | | | | | 2 | 0 | 0 | 0 | 0 | 1 | 0 | | | | | | |
| 98 Jordan Brewer, R OBP: 0.250, SLG: 1.000 | | | | | | | | | | 1 | 0 | 0 | 0 | 0 | 1 | 0 | | | | | | |
| 21 Yainer Diaz, R OBP: 0.083, SLG: 0.167 | | | | | | | | | | 2 | 0 | 0 | 0 | 0 | 2 | 0 | | | | | | |
| 11 Korey Lee, R OBP: 0.333, SLG: 0.600 | | | | | | | | | | 0 | 0 | 0 | 0 | 1 | 0 | 0 | | | | | | |
| 97 J.C. Correa, R OBP: 0.200, SLG: 0.400 | | | | | | | | | | 2 | 0 | 0 | 0 | 0 | 0 | 0 | | | | | | |
| 81 Grae Kessinger, R OBP: 0.417, SLG: 0.333 | | | | | | | | | | 1 | 0 | 0 | 0 | 0 | 0 | 1 | | | | | | |
| Inning Stats | R: 0 E: 0 K: 1 S: 6 | H: 0 LOB: 0 BB: 1 P: 14 | R: 1 E: 0 K: 2 S: 11 | H: 1 LOB: 0 BB: 0 P: 15 | R: 0 E: 0 K: 2 S: 11 | H: 0 LOB: 0 BB: 0 P: 18 | R: 0 E: 0 K: 1 S: 8 | H: 0 LOB: 0 BB: 0 P: 10 | R: 0 E: 0 K: 2 S: 10 | H: 0 LOB: 0 BB: 0 P: 14 | R: 0 E: 0 K: 1 S: 9 | H: 0 LOB: 1 BB: 0 P: 15 | R: 0 E: 0 K: 2 S: 9 | H: 0 LOB: 1 BB: 1 P: 16 | R: 0 E: 0 K: 2 S: 11 | H: 0 LOB: 1 BB: 1 P: 18 | R: 0 E: 0 K: 1 S: 11 | H: 2 LOB: 2 BB: 0 P: 17 | 1B: 2 2B: 0 3B: 0 HR: 1 | SF: 0 SAC: 0 DP: 1 HBP: 0 | WP: 1 PB: 0 SB: 0 CS: 0 | PA: 32 |
| PITCHER | IP WLS BF H R ER SO BB IBB HBP BLK WP HR S P ERA WHIP | | | | | | | | | | | | | | | | | | | | | |
| 22 Jack Flaherty, R ERA: 3.0 | 3.0 W 10 1 1 1 5 1 0 0 0 0 0 1 28 47 3.00 0.667 | | | | | | | | | | | | | | | | | | | | | |
| 32 Steven Matz, L ERA: | 3.0 H 9 0 0 0 4 0 0 0 0 0 0 0 27 39 0.00 0.000 | | | | | | | | | | | | | | | | | | | | | |
| 34 Drew VerHagen, R ERA: | 1.0 4 0 0 0 2 1 0 0 0 0 1 0 9 16 0.00 1.000 | | | | | | | | | | | | | | | | | | | | | |
| 95 Tink Hence, R ERA: 3.38 | 1.0 4 0 0 0 2 1 0 0 0 0 0 0 11 18 0.00 1.000 | | | | | | | | | | | | | | | | | | | | | |
| 30 Chris Stratton, R ERA: 6.0 | 1.0 5 2 0 0 1 0 0 0 0 0 0 0 11 17 0.00 2.000 | | | | | | | | | | | | | | | | | | | | | |

| Batter | 1 | 2 | 3 | 4 | 5 | 6 | 7 | 8 | 9 | AB | R | H | RBI | BB | SO | LOB | BOTTOM | | | |
|--|---|----------------------------------|-------------------------------|----------------------------------|------------------------------|----------------------------------|-------------------------------|----------------------------------|------------------------------|----------------------------------|------------------------------|----------------------------------|-------------------------------|----------------------------------|-------------------------------|----------------------------------|--|------------------------------------|----------------------------------|--------|
| 0 Masyn Winn, R OBP: 0.471, SLG: 0.600 | | | | | | | | | | 2 | 1 | 0 | 0 | 2 | 1 | 1 | <p>Houston Astros @ St. Louis Cardinals Roger Dean Chevrolet Stadium, Jupiter, FL Mon Mar 06 2023, 1:07 PM - 3:24 PM EST Att: 5,108 - Cloudy - 84 F</p> <p>livebaseballscorecards.com</p> <p>AB 31 R 7 H 8 RBI 6 BB 8 SO 8 LOB 18</p> | | | |
| 97 Jeremy Rivas, R OBP: 0.250, SLG: 0.500 | | | | | | | | | | 1 | 0 | 0 | 0 | 0 | 1 | 2 | | | | |
| 3 Dylan Carlson, S OBP: 0.308, SLG: 0.583 | | | | | | | | | | 2 | 2 | 1 | 2 | 1 | 0 | 0 | | | | |
| 7 Andrew Knizner, R OBP: 0.100, SLG: 0.100 | | | | | | | | | | 2 | 0 | 0 | 0 | 0 | 0 | 3 | | | | |
| 13 Juan Yezzer, R OBP: 0.400, SLG: 0.389 | | | | | | | | | | 3 | 0 | 2 | 2 | 0 | 0 | 0 | | | | |
| 78 Luken Baker, R OBP: 0.267, SLG: 0.500 | | | | | | | | | | 2 | 0 | 0 | 0 | 0 | 1 | 2 | | | | |
| 40 Wilson Contreras, R OBP: 0.154, SLG: 0.231 | | | | | | | | | | 3 | 0 | 1 | 1 | 0 | 1 | 1 | | | | |
| 89 Pedro Fagniez, R OBP: 0.286, SLG: 0.167 | | | | | | | | | | 1 | 0 | 0 | 0 | 0 | 0 | 1 | | | | |
| 41 Alec Burleson, L OBP: 0.400, SLG: 0.313 | | | | | | | | | | 3 | 1 | 0 | 0 | 1 | 1 | 2 | | | | |
| 36 Scott Hurst, L OBP: 0.400, SLG: 0.438 | | | | | | | | | | 0 | 0 | 0 | 0 | 0 | 0 | 0 | | | | |
| 55 Taylor Motter, R OBP: 0.400, SLG: 0.438 | | | | | | | | | | 3 | 1 | 0 | 0 | 1 | 1 | 2 | | | | |
| 36 Moisés Gómez, R OBP: 0.389, SLG: 0.412 | | | | | | | | | | 3 | 0 | 1 | 0 | 1 | 1 | 0 | | | | |
| 29 Nathan Church, L OBP: 0.267, SLG: 0.267 | | | | | | | | | | 0 | 0 | 0 | 0 | 0 | 0 | 0 | | | | |
| 62 Juniel Quequero, S OBP: 0.267, SLG: 0.267 | | | | | | | | | | 4 | 1 | 2 | 1 | 0 | 0 | 3 | | | | |
| 32 Victor Scott II, L OBP: 0.667, SLG: 0.333 | | | | | | | | | | 2 | 1 | 1 | 0 | 2 | 1 | 1 | | | | |
| Inning Stats | R: 0 E: 0 K: 2 S: 10 | H: 1 LOB: 1 BB: 0 P: 17 | R: 6 E: 0 K: 0 S: 24 | H: 2 LOB: 2 BB: 6 P: 51 | R: 0 E: 0 K: 0 S: 7 | H: 2 LOB: 1 BB: 0 P: 10 | R: 0 E: 0 K: 1 S: 11 | H: 1 LOB: 0 BB: 0 P: 16 | R: 0 E: 0 K: 1 S: 9 | H: 1 LOB: 1 BB: 0 P: 13 | R: 0 E: 1 K: 0 S: 8 | H: 0 LOB: 1 BB: 1 P: 18 | R: 0 E: 0 K: 2 S: 11 | H: 0 LOB: 0 BB: 0 P: 15 | R: 0 E: 0 K: 2 S: 14 | H: 1 LOB: 2 BB: 1 P: 20 | 1B: 7 2B: 0 3B: 0 HR: 1 | SF: 0 SAC: 0 DP: 2 HBP: 0 | WP: 1 PB: 0 SB: 0 CS: 0 | PA: 39 |
| PITCHER | IP WLS BF H R ER SO BB IBB HBP BLK WP HR S P ERA WHIP | | | | | | | | | | | | | | | | | | | |
| 58 Hunter Brown, R ERA: 18.0 | 1.0 L 7 1 3 3 2 3 0 0 0 0 1 0 13 28 27.00 4.000 | | | | | | | | | | | | | | | | | | | |
| 51 Ty Burrey, R ERA: 9.0 | 1.0 B 8 2 3 3 0 3 0 0 0 0 1 0 13 28 27.00 5.000 | | | | | | | | | | | | | | | | | | | |
| 56 Ronel Blanco, R ERA: 1.8 | 2.0 8 3 1 1 1 0 0 0 0 0 0 1 18 26 4.50 1.500 | | | | | | | | | | | | | | | | | | | |
| 92 Matt Gage, L ERA: | 1.0 4 1 0 0 1 0 0 0 0 0 0 0 9 13 0.00 1.000 | | | | | | | | | | | | | | | | | | | |
| 73 Jaime Melendez, R ERA: | 2.0 7 0 0 0 2 1 0 0 0 0 0 0 19 33 0.00 0.500 | | | | | | | | | | | | | | | | | | | |
| PITCHER | IP WLS BF H R ER SO BB IBB HBP BLK WP HR S P ERA WHIP | | | | | | | | | | | | | | | | | | | |
| 63 Misael Tamarez, R ERA: 16.2 | 1.0 5 1 0 0 0 1 0 0 0 0 0 0 14 20 0.00 2.000 | | | | | | | | | | | | | | | | | | | |

| Batter | 1 | 2 | 3 | 4 | 5 | 6 | 7 | 8 | 9 | AB | R | H | RBI | BB | SO | LOB | TOP | | | | | |
|---|---|---|--|---|--|--|---|--|--|--|--|--|--|--|--|--|--|--|--|--|--|--|
| 14 Mauricio Dubón, R (1.9) OBP: 0.250, SLG: 0.267 87 Corey Julks, R (5.9) OBP: 0.267, SLG: 0.571 | | | | | | | | | | 3 | 0 | 0 | 0 | 0 | 1 | 1 | | | | | | |
| 6 Jake Meyers, R (1.8) OBP: 0.313, SLG: 0.333 84 Justin Dirden, L (7.8) OBP: 0.467, SLG: 0.917 | | | | | | | | | | 3 | 0 | 1 | 1 | 0 | 1 | 0 | | | | | | |
| 20 Chas McCormick, R (1.7) OBP: 0.375, SLG: 0.333 91 Ross Adolph, L (7.7) OBP: 0.375, SLG: 0.286 | | | | | | | | | | 3 | 0 | 1 | 0 | 0 | 1 | 1 | | | | | | |
| 2 Alex Bregman, R (1.5) OBP: 0.273, SLG: 0.455 31 Joe Perez, R (7.5) OBP: 0.273, SLG: 0.455 | | | | | | | | | | 3 | 0 | 0 | 0 | 0 | 2 | 1 | | | | | | |
| 79 José Abreu, R (1.3) OBP: 0.235, SLG: 0.400 13 J.J. Matijevic, L (7.3) OBP: 0.462, SLG: 0.750 | | | | | | | | | | 3 | 0 | 0 | 0 | 0 | 2 | 1 | | | | | | |
| 21 Yainer Diaz, R (1.2) OBP: 0.235, SLG: 0.429 11 Korey Lee, R (6.2) OBP: 0.357, SLG: 0.545 | | | | | | | | | | 2 | 0 | 2 | 0 | 0 | 0 | 0 | | | | | | |
| 17 David Hensley, R (1.4) OBP: 0.235, SLG: 0.364 38 Rylan Bannon, R (6.4) OBP: 0.313, SLG: 0.429 | | | | | | | | | | 2 | 0 | 0 | 0 | 0 | 1 | 2 | | | | | | |
| 28 Dixon Machado, R (1.6) OBP: 0.385, SLG: 0.364 95 Shay Whitcomb, R (5.6) OBP: 0.154, SLG: 0.154 | | | | | | | | | | 2 | 1 | 1 | 0 | 0 | 0 | 0 | | | | | | |
| 66 Bligh Madris, L (1.10) OBP: 0.235, SLG: 0.250 83 Marty Costes, R (7, PH) OBP: 0.625, SLG: 0.625 | | | | | | | | | | 2 | 0 | 0 | 0 | 0 | 1 | 1 | | | | | | |
| Inning Stats | R: 0 E: 0 K: 1 S: 6 | H: 0 LOB: 0 BB: 0 P: 8 | R: 0 E: 0 K: 2 S: 12 | H: 1 LOB: 1 BB: 0 P: 16 | R: 1 E: 0 K: 2 S: 13 | H: 2 LOB: 1 BB: 0 P: 23 | R: 0 E: 0 K: 1 S: 7 | H: 1 LOB: 0 BB: 0 P: 10 | R: 0 E: 0 K: 2 S: 8 | H: 1 LOB: 1 BB: 0 P: 8 | R: 0 E: 0 K: 1 S: 14 | H: 1 LOB: 1 BB: 0 P: 25 | R: 0 E: 0 K: 0 S: 11 | H: 0 LOB: 1 BB: 0 P: 18 | R: 0 E: 0 K: 1 S: 6 | H: 0 LOB: 0 BB: 0 P: 8 | 1B: 3 2B: 3 3B: 0 HR: 0 | SF: 0 SAC: 0 DP: 0 HBP: 2 | WP: 0 PB: 0 SB: 1 CS: 0 | PA: 35 | | |
| PITCHER | IP WLS BF H R ER SO BB IBB HBP BLK WP HR S P ERA WHIP | 3.1 W 13 3 1 1 5 0 0 0 0 0 0 0 6 9 2.70 0.900 | 0.2 3 1 0 0 1 0 0 0 0 0 0 6 9 0.00 1.500 | 1.0 3 0 0 0 1 0 0 0 0 0 0 8 10 0.00 0.000 | 1.0 4 1 0 0 2 0 0 0 0 0 0 8 8 0.00 1.000 | 1.0 5 1 1 1 1 0 0 1 0 0 0 14 25 9.00 1.000 | 91 Josh Walker, L (8.1) ERA: 3.0 30 Justin Courtney, R (9.1) ERA: 3.95 | 1.0 4 0 0 0 0 0 0 0 0 0 0 0 0 6 8 0.00 0.000 | 1.0 3 0 0 0 1 0 0 0 0 0 0 0 0 6 8 0.00 0.000 | 1.0 3 0 0 0 1 0 0 0 0 0 0 0 0 6 8 0.00 0.000 | 1.0 5 1 1 1 1 0 0 1 0 0 0 14 25 9.00 1.000 | 1.0 3 0 0 0 1 0 0 0 0 0 0 0 0 6 8 0.00 0.000 | 1.0 3 0 0 0 1 0 0 0 0 0 0 0 0 6 8 0.00 0.000 | 1.0 4 0 0 0 0 0 0 0 0 0 0 0 0 6 8 0.00 0.000 | 1.0 5 1 1 1 1 0 0 1 0 0 0 14 25 9.00 1.000 | 1.0 3 0 0 0 1 0 0 0 0 0 0 0 0 6 8 0.00 0.000 | 1.0 3 0 0 0 1 0 0 0 0 0 0 0 0 6 8 0.00 0.000 | 1.0 3 0 0 0 1 0 0 0 0 0 0 0 0 6 8 0.00 0.000 | 1.0 3 0 0 0 1 0 0 0 0 0 0 0 0 6 8 0.00 0.000 | 1.0 3 0 0 0 1 0 0 0 0 0 0 0 0 6 8 0.00 0.000 | 1.0 3 0 0 0 1 0 0 0 0 0 0 0 0 6 8 0.00 0.000 | 1.0 3 0 0 0 1 0 0 0 0 0 0 0 0 6 8 0.00 0.000 |

Houston Astros @ New York Mets
Clover Park, Port St. Lucie, FL
Fri Mar 10 2023, 1:10 PM - 3:34 PM EST
Att: 5,394 - Partly Cloudy - 82 F

| | |
|-----|----|
| AB | 33 |
| R | 2 |
| H | 6 |
| RBI | 2 |
| BB | 0 |
| SO | 11 |
| LOB | 12 |



| Batter | 1 | 2 | 3 | 4 | 5 | 6 | 7 | 8 | 9 | AB | R | H | RBI | BB | SO | LOB | BOTTOM | | | | | | |
|---|---|--|--|--|--|--|--|--|--|--|--|--|--|--|--|--|--|--|--|--|--|--|--|
| 15 Danny Mendick, R (1.4) OBP: 0.333, SLG: 0.333 26 Willy Fanas, S (6.8) OBP: 0.333, SLG: 0.333 | | | | | | | | | | 3 | 0 | 1 | 1 | 0 | 0 | 1 | | | | | | | |
| 13 Luis Guillorme, L (1.6) OBP: 0.381, SLG: 0.294 2 Simon Juan, R (6, FR) OBP: 0.381, SLG: 0.294 | | | | | | | | | | 4 | 1 | 1 | 0 | 0 | 2 | 3 | | | | | | | |
| 6 Starling Marte, R (1.9) OBP: 0.500, SLG: 3.000 28 Brandon McIlwain, R (4, PH) OBP: 0.500, SLG: 3.000 | | | | | | | | | | 2 | 1 | 2 | 2 | 0 | 0 | 0 | | | | | | | |
| 32 Daniel Vogelbach, L (1.10) OBP: 0.250, SLG: 0.333 90 Nick Meyer, R (7, PH) OBP: 0.250, SLG: 0.333 | | | | | | | | | | 3 | 0 | 1 | 0 | 0 | 1 | 1 | | | | | | | |
| 19 Mark Canha, R (1.3) OBP: 0.333, SLG: 0.348 11 Brad Malm, R (6.3) OBP: 0.333, SLG: 0.348 | | | | | | | | | | 3 | 1 | 1 | 0 | 0 | 1 | 1 | | | | | | | |
| 22 Brett Baty, L (1.5) OBP: 0.480, SLG: 0.591 30 William Lugo, R (8.5) OBP: 1.000, SLG: 2.500 | | | | | | | | | | 3 | 1 | 0 | 0 | 1 | 2 | 1 | | | | | | | |
| 28 Tommy Pham, R (1.8) OBP: 0.240, SLG: 0.182 2 Wyatt Young, L (6.4) OBP: 0.333, SLG: 0.333 | | | | | | | | | | 3 | 1 | 1 | 1 | 0 | 0 | 1 | | | | | | | |
| 86 DJ Stewart, L (1.7) OBP: 0.500, SLG: 0.455 35 Diego Mosquera, R (6, PR) OBP: 0.500, SLG: 0.455 | | | | | | | | | | 2 | 1 | 2 | 2 | 1 | 0 | 0 | | | | | | | |
| 3 Tomás Nido, R (1.2) OBP: 0.333, SLG: 0.556 84 Michael Pérez, L (7.2) OBP: 0.125, SLG: 0.250 | | | | | | | | | | 3 | 0 | 1 | 0 | 0 | 0 | 2 | | | | | | | |
| Inning Stats | R: 0 E: 0 K: 2 S: 10 | H: 1 LOB: 1 BB: 0 P: 14 | R: 3 E: 0 K: 0 S: 20 | H: 3 LOB: 0 BB: 1 P: 27 | R: 2 E: 0 K: 1 S: 13 | H: 2 LOB: 0 BB: 0 P: 22 | R: 1 E: 0 K: 1 S: 13 | H: 2 LOB: 2 BB: 1 P: 22 | R: 0 E: 0 K: 2 S: 12 | H: 1 LOB: 1 BB: 0 P: 17 | R: 0 E: 1 K: 1 S: 11 | H: 1 LOB: 2 BB: 0 P: 13 | R: 0 E: 0 K: 1 S: 9 | H: 0 LOB: 0 BB: 0 P: 15 | R: 1 E: 0 K: 1 S: 10 | H: 1 LOB: 0 BB: 0 P: 19 | 1B: 8 2B: 2 3B: 0 HR: 1 | SF: 0 SAC: 0 DP: 1 HBP: 0 | WP: 1 PB: 0 SB: 0 CS: 0 | PA: 37 | | | |
| PITCHER | IP WLS BF H R ER SO BB IBB HBP BLK WP HR S P ERA WHIP | 2.1 L 13 2 0 0 1 0 0 0 0 0 0 8 12 0.00 0.000 | 0.2 2 0 0 0 1 0 0 0 0 0 0 0 0 0.00 0.000 | 1.0 6 2 1 1 1 1 0 0 0 0 0 0 0 12 22 9.00 3.000 | 1.0 4 1 0 0 2 0 0 0 0 0 0 0 0 12 17 0.00 1.000 | 1.0 5 1 0 0 1 0 0 0 0 0 0 0 0 11 13 0.00 1.000 | 75 Shawn Dubin, R (1.1) ERA: 15.0 70 Matt Ruppenthal, R (3.1) ERA: 15.0 | 1.0 3 0 0 0 1 0 0 0 0 0 0 0 0 6 8 0.00 0.000 | 1.0 6 2 1 1 1 1 0 0 0 0 0 0 0 12 22 9.00 3.000 | 1.0 4 1 0 0 2 0 0 0 0 0 0 0 0 12 17 0.00 1.000 | 1.0 5 1 0 0 1 0 0 0 0 0 0 0 0 11 13 0.00 1.000 | 1.0 3 0 0 0 1 0 0 0 0 0 0 0 0 6 8 0.00 0.000 | 1.0 6 2 1 1 1 1 0 0 0 0 0 0 0 12 22 9.00 3.000 | 1.0 4 1 0 0 2 0 0 0 0 0 0 0 0 12 17 0.00 1.000 | 1.0 5 1 0 0 1 0 0 0 0 0 0 0 0 11 13 0.00 1.000 | 1.0 3 0 0 0 1 0 0 0 0 0 0 0 0 6 8 0.00 0.000 | 1.0 6 2 1 1 1 1 0 0 0 0 0 0 0 12 22 9.00 3.000 | 1.0 4 1 0 0 2 0 0 0 0 0 0 0 0 12 17 0.00 1.000 | 1.0 5 1 0 0 1 0 0 0 0 0 0 0 0 11 13 0.00 1.000 | 1.0 3 0 0 0 1 0 0 0 0 0 0 0 0 6 8 0.00 0.000 | 1.0 6 2 1 1 1 1 0 0 0 0 0 0 0 12 22 9.00 3.000 | 1.0 4 1 0 0 2 0 0 0 0 0 0 0 0 12 17 0.00 1.000 | 1.0 5 1 0 0 1 0 0 0 0 0 0 0 0 11 13 0.00 1.000 |

Houston Astros @ New York Mets
Clover Park, Port St. Lucie, FL
Fri Mar 10 2023, 1:10 PM - 3:34 PM EST
Att: 5,394 - Partly Cloudy - 82 F

| | |
|-----|----|
| AB | 35 |
| R | 7 |
| H | 11 |
| RBI | 6 |
| BB | 2 |
| SO | 9 |
| LOB | 17 |



| Batter | 1 | 2 | 3 | 4 | 5 | 6 | 7 | 8 | 9 | AB | R | H | RBI | BB | SO | LOB | TOP | | | | | | | | | | | | | | | | | | | |
|---|------------------------------|---------------------------------|-------------------------------------|---------------------------------|------------------------------|----------------------------------|------------------------------|---------------------------------|-------------------------------|----------------------------------|------------------------------|---------------------------------|------------------------------|---------------------------------|------------------------------|----------------------------------|------------------------------|---------------------------------|----------------------------------|------------------------------------|----------------------------------|--------|---|----|----|----|-----|-----|-----|----|----|----|----|------|-------|--|
| 33 Brendan Donovan, L OBP: 0.355, SLG: 0.724 62 Juniel Querecuto, S OBP: 0.279, SLG: 0.333 | G3 | | 12 WP 12 2B 3 WP 1-3 1B | F7 | | | F9 | | L8 | 3 | 1 | 1 | 0 | 0 | 0 | 0 | | | | | | | | | | | | | | | | | | | | |
| 3 Dylan Carlson, S OBP: 0.289, SLG: 0.500 3 Won-Bin Cho, L 43 Chris Rotondo, R | G4-3 | | L4 | | K | | P4 | | | 3 | 0 | 0 | 0 | 0 | 1 | 1 | | | | | | | | | | | | | | | | | | | | |
| 40 Wilson Contreras, R OBP: 0.250, SLG: 0.373 63 Tres Barrera, R OBP: 0.444, SLG: 0.667 | 18 L 1B | | K | | K | | | 86 BB BB | | 3 | 0 | 2 | 0 | 0 | 1 | 1 | | | | | | | | | | | | | | | | | | | | |
| 18 Jordan Walker, R OBP: 0.424, SLG: 0.788 12 Chase Pinder, R OBP: 0.333, SLG: 0.500 | E4 | | 11 WP 2H 2B | | K | | | K | | 1 | 0 | 0 | 0 | 0 | 0 | 1 | | | | | | | | | | | | | | | | | | | | |
| 16 Nolan Gorman, L OBP: 0.367, SLG: 0.480 86 José Alvarez, R (8, PH) (8, 10) | F8 | | 11 WP BB | | K | | | BB | | 2 | 0 | 0 | 0 | 1 | 1 | 3 | | | | | | | | | | | | | | | | | | | | |
| 11 Paul DeJong, R OBP: 0.421, SLG: 0.462 97 Jeremy Rivas, R OBP: 0.333, SLG: 0.500 | | G5-3 | | | G4-3 | | | L6 | | 3 | 0 | 0 | 0 | 1 | 0 | 2 | | | | | | | | | | | | | | | | | | | | |
| 13 Juan Yépez, R OBP: 0.303, SLG: 0.419 78 Luken Baker, R OBP: 0.222, SLG: 0.412 | | K | G1-3 | | K | | | F9 | | 3 | 0 | 0 | 0 | 0 | 2 | 3 | | | | | | | | | | | | | | | | | | | | |
| 41 Alec Burleson, L OBP: 0.333, SLG: 0.250 | | G5-3 | | | G3-1 | | | G6-3 | | 4 | 0 | 0 | 0 | 0 | 1 | 0 | | | | | | | | | | | | | | | | | | | | |
| 55 Taylor Motter, R OBP: 0.357, SLG: 0.348 | | | 33 WP 1B 3 WP 1B | | F9 | | | G4-3 | | 4 | 1 | 1 | 0 | 0 | 1 | 0 | | | | | | | | | | | | | | | | | | | | |
| Inning Stats | R: 0 E: 1 K: 0 S: 5 | H: 1 LOB: 2 BB: 0 P: 5 | R: 0 E: 0 K: 1 S: 5 | H: 0 LOB: 0 BB: 0 P: 5 | R: 2 E: 0 K: 1 S: 8 | H: 3 LOB: 3 BB: 2 P: 18 | R: 0 E: 0 K: 1 S: 5 | H: 0 LOB: 0 BB: 0 P: 5 | R: 0 E: 0 K: 3 S: 10 | H: 1 LOB: 1 BB: 0 P: 11 | R: 0 E: 0 K: 1 S: 5 | H: 0 LOB: 0 BB: 0 P: 5 | R: 0 E: 0 K: 0 S: 3 | H: 0 LOB: 0 BB: 0 P: 3 | R: 0 E: 0 K: 1 S: 5 | H: 0 LOB: 2 BB: 0 P: 13 | R: 0 E: 0 K: 1 S: 5 | H: 0 LOB: 0 BB: 0 P: 5 | 1B: 4 2B: 1 3B: 0 HR: 0 | SF: 0 SAC: 0 DP: 0 HBP: 0 | WP: 3 PB: 0 SB: 1 CS: 0 | PA: 37 | | | | | | | | | | | | | | |
| PITCHER | IP | WLS | BF | H | R | ER | SO | BB | IBB | HBP | BLK | WP | HR | S | P | ERA | WHIP | PITCHER | IP | WLS | BF | H | R | ER | SO | BB | IBB | HBP | BLK | WP | HR | S | P | ERA | WHIP | |
| 60 Forrest Whitley, R ERA: 5.4 | 2.2 | | 13 | 4 | 2 | 2 | 2 | 0 | 0 | 0 | 0 | 2 | 0 | 17 | 19 | 6.75 | 1.500 | 56 Ronel Blanco, R ERA: 1.17 | 7.1 | 2.2 | 10 | 0 | 0 | 0 | 2 | 2 | 0 | 0 | 0 | 0 | 0 | 12 | 20 | 0.00 | 0.750 | |
| 76 Devin Conn, R ERA: | 3.1 | 0.1 | 3 | 0 | 0 | 0 | 0 | 2 | 0 | 0 | 0 | 1 | 0 | 1 | 9 | 0.00 | 6.000 | 95 Jose Belances, R ERA: | 9.1 | 0.1 | W | 1 | 0 | 0 | 0 | 0 | 0 | 0 | 0 | 0 | 0 | 1 | 1 | 0.00 | 0.000 | |
| 88 Phil Maton, R ERA: | 4.1 | 1.0 | 3 | 0 | 0 | 0 | 1 | 0 | 0 | 0 | 0 | 0 | 0 | 5 | 5 | 0.00 | 0.000 | | | | | | | | | | | | | | | | | | | |
| 45 Ryne Stanek, R ERA: 9.0 | 5.1 | 1.0 | 4 | 1 | 0 | 0 | 3 | 0 | 0 | 0 | 0 | 0 | 0 | 10 | 11 | 0.00 | 1.000 | | | | | | | | | | | | | | | | | | | |
| 61 Seth Martinez, R ERA: | 6.1 | 1.0 | 3 | 0 | 0 | 0 | 1 | 0 | 0 | 0 | 0 | 0 | 0 | 5 | 5 | 0.00 | 0.000 | | | | | | | | | | | | | | | | | | | |

St. Louis Cardinals @ Houston Astros
The Ballpark of the Palm Beaches, West Palm Beach, FL

AB 33
R 2
H 5
RBI 1
BB 4
SO 9
LOB 15



WP: 3 PA: 37
PB: 0
SB: 1
CS: 0

| Batter | 1 | 2 | 3 | 4 | 5 | 6 | 7 | 8 | 9 | AB | R | H | RBI | BB | SO | LOB | BOTTOM | | | | | | | | | | | | | | | | | | | |
|---|------------------------------|---------------------------------|------------------------------|---------------------------------|------------------------------|---------------------------------|------------------------------|---------------------------------|------------------------------|---------------------------------|------------------------------|---------------------------------|------------------------------|---------------------------------|------------------------------|---------------------------------|------------------------------|---------------------------------|----------------------------------|------------------------------------|----------------------------------|--------|---|----|----|----|-----|-----|-----|----|----|---|---|-------|-------|--|
| 91 Ross Adolph, L OBP: 0.300, SLG: 0.222 91 Logan Cerny, R OBP: 0.600, SLG: 0.333 | G1-3 | | K | | L6-4 | | | 83 S BB | | 2 | 0 | 0 | 0 | 0 | 1 | 0 | | | | | | | | | | | | | | | | | | | | |
| 2 Alex Bregman, R OBP: 0.286, SLG: 0.429 81 Grae Kessinger, R OBP: 0.400, SLG: 0.583 | G1 | | 79 WP 1B | | F7 | | | F9 | | 3 | 0 | 1 | 0 | 0 | 0 | 0 | | | | | | | | | | | | | | | | | | | | |
| 79 José Abreu, R OBP: 0.300, SLG: 0.444 Joe Perez, R (6, PR) (7, 3) | G5-3 | | 80 WP CS-4 1B | | 83 WP 1B | | | L8 | | 3 | 0 | 2 | 0 | 0 | 0 | 0 | | | | | | | | | | | | | | | | | | | | |
| 13 J.J. Matijevic, L OBP: 0.400, SLG: 0.643 83 Marty Costes, R OBP: 0.600, SLG: 0.600 | | L7 | K | | 95 WP CS-4-3 1B | | | L6 | | 2 | 0 | 0 | 0 | 0 | 1 | 2 | | | | | | | | | | | | | | | | | | | | |
| 80 C.J. Stubbs, R OBP: 0.571, SLG: 0.750 89 César Salazar, L OBP: 0.364, SLG: 0.667 | | | 84 WP 3B 1B | | FC5-4 | | | F5 | | 2 | 1 | 1 | 0 | 0 | 0 | 2 | | | | | | | | | | | | | | | | | | | | |
| 87 Corey Julks, R OBP: 0.235, SLG: 0.500 95 Alex McKenna, R OBP: 0.300, SLG: 0.125 | | F9 | | | G3-1 | | | G5-4-3 | | 2 | 0 | 0 | 0 | 0 | 1 | 0 | | | | | | | | | | | | | | | | | | | | |
| 84 Chad Stevens, R OBP: 0.500, SLG: 1.500 97 J.C. Correa, R OBP: 0.286, SLG: 0.429 | | | 95 WP 2B 3B | | G6-3 | | | G6-3 | | 2 | 1 | 1 | 1 | 0 | 0 | 0 | | | | | | | | | | | | | | | | | | | | |
| 95 Leodany Molina, R OBP: 0.200, SLG: 0.600 95 Shay Whitcomb, R OBP: 0.133, SLG: 0.143 | | | | | F9 | | | K | | 2 | 0 | 1 | 1 | 0 | 0 | 0 | | | | | | | | | | | | | | | | | | | | |
| 98 Jordan Brewer, R OBP: 0.333, SLG: 0.800 94 Zach Daniels, R OBP: 0.200, SLG: 0.111 | | F7 | | | 91 WP L6-4 91 S BB | | | K | | 1 | 0 | 0 | 0 | 0 | 1 | 0 | | | | | | | | | | | | | | | | | | | | |
| Inning Stats | R: 0 E: 0 K: 0 S: 3 | H: 0 LOB: 0 BB: 0 P: 3 | R: 2 E: 0 K: 0 S: 6 | H: 3 LOB: 1 BB: 0 P: 6 | R: 0 E: 0 K: 2 S: 9 | H: 2 LOB: 2 BB: 0 P: 9 | R: 0 E: 0 K: 0 S: 3 | H: 0 LOB: 0 BB: 0 P: 3 | R: 0 E: 0 K: 0 S: 2 | H: 0 LOB: 0 BB: 1 P: 7 | R: 0 E: 0 K: 0 S: 4 | H: 2 LOB: 2 BB: 0 P: 4 | R: 0 E: 0 K: 2 S: 7 | H: 0 LOB: 0 BB: 0 P: 7 | R: 0 E: 0 K: 0 S: 3 | H: 0 LOB: 1 BB: 1 P: 8 | R: 1 E: 0 K: 0 S: 3 | H: 1 LOB: 1 BB: 1 P: 7 | 1B: 6 2B: 2 3B: 1 HR: 0 | SF: 1 SAC: 0 DP: 2 HBP: 0 | WP: 0 PB: 0 SB: 2 CS: 0 | PA: 35 | | | | | | | | | | | | | | |
| PITCHER | IP | WLS | BF | H | R | ER | SO | BB | IBB | HBP | BLK | WP | HR | S | P | ERA | WHIP | PITCHER | IP | WLS | BF | H | R | ER | SO | BB | IBB | HBP | BLK | WP | HR | S | P | ERA | WHIP | |
| 22 Jack Flaherty, R ERA: 3.86 | 4.0 | | 17 | 5 | 2 | 2 | 2 | 0 | 0 | 0 | 0 | 0 | 0 | 21 | 21 | 4.50 | 1.250 | 68 James Naile, R ERA: 9.0 | 9.1 | 0.2 | L | 4 | 1 | 1 | 0 | 0 | 0 | 0 | 0 | 0 | 0 | 7 | 7 | 13.50 | 3.000 | |
| 58 Wilking Rodriguez, R ERA: 1.8 | 5.1 | 1.0 | 3 | 0 | 0 | 0 | 0 | 1 | 0 | 0 | 0 | 0 | 0 | 2 | 7 | 0.00 | 1.000 | | | | | | | | | | | | | | | | | | | |
| 57 Zack Thompson, L ERA: | 6.1 | 1.0 | 4 | 2 | 0 | 0 | 0 | 0 | 0 | 0 | 0 | 0 | 0 | 4 | 4 | 0.00 | 2.000 | | | | | | | | | | | | | | | | | | | |
| 70 Packy Naughton, L ERA: 5.79 | 7.1 | 1.0 | 3 | 0 | 0 | 0 | 2 | 0 | 0 | 0 | 0 | 0 | 0 | 7 | 7 | 0.00 | 0.000 | | | | | | | | | | | | | | | | | | | |
| 38 Kodi Whitley, R ERA: 3.0 | 8.1 | 1.0 | 4 | 0 | 0 | 0 | 0 | 1 | 0 | 0 | 0 | 0 | 0 | 3 | 8 | 0.00 | 1.000 | | | | | | | | | | | | | | | | | | | |

St. Louis Cardinals @ Houston Astros
The Ballpark of the Palm Beaches, West Palm Beach, FL

AB 31
R 3
H 8
RBI 3
BB 3
SO 4
LOB 14



WP: 0 PA: 35
PB: 0
SB: 2
CS: 0

| Batter | 1 | 2 | 3 | 4 | 5 | 6 | 7 | 8 | 9 | AB | R | H | RBI | BB | SO | LOB | TOP | | | | | | | | | | |
|---|------------------------------|---------------------------------|------------------------------|---------------------------------|------------------------------|---------------------------------|------------------------------|---------------------------------|------------------------------|----------------------------------|------------------------------|---------------------------------|------------------------------|---------------------------------|------------------------------|---------------------------------|---|---------------------------------|----------------------------------|------------------------------------|-------------------------|--------|--|--|--|--|--|
| 5 Jon Berti, R OBP: 0.375, SLG: 0.211 (1, 5) | | | | | | | | | | 3 | 0 | 0 | 0 | 1 | 1 | 1 | Miami Marlins @ Houston Astros The Ballpark of the Palm Beaches, West Palm Beach, FL Sun Mar 12 2023, 1:07 PM - 3:27 PM EDT Att: 3,666 - Partly Cloudy - 84 F | | | | | | | | | | |
| 97 Angeudis Santos, S (7, 8) | | | | | | | | | | 0 | 0 | 0 | 0 | 0 | 0 | | | | | | | | | | | | |
| 18 Joey Wendle, L OBP: 0.095, SLG: 0.143 59 Alex De Goti, R OBP: 0.077, SLG: 0.077 (1, 6) | | | | | | | | | | 3 | 1 | 1 | 0 | 0 | 1 | 2 | | | | | | | | | | | |
| 14 Bryan De La Cruz, R OBP: 0.259, SLG: 0.593 17 Chase Luttrell, L (6, PR) | | | | | | | | | | 1 | 0 | 0 | 0 | 0 | 0 | 0 | | | | | | | | | | | |
| 4 Nick Fortes, R OBP: 0.450, SLG: 0.286 34 Austin Allen, L OBP: 0.077, SLG: 0.308 (1, 2) | | | | | | | | | | 1 | 0 | 0 | 1 | 1 | 0 | 0 | | | | | | | | | | | |
| 58 Jacob Stallings, R OBP: 0.188, SLG: 0.071 88 Paul McIntosh, R OBP: 0.111, SLG: 0.111 (1, 10) | | | | | | | | | | 1 | 0 | 0 | 0 | 0 | 0 | 0 | | | | | | | | | | | |
| 7 Jesús Sánchez, L OBP: 0.357, SLG: 0.481 60 Davis Bradshaw, L (6, 9) | | | | | | | | | | 3 | 0 | 1 | 0 | 0 | 0 | 2 | | | | | | | | | | | |
| 1 Garrett Hampson, R OBP: 0.231, SLG: 0.320 (1, 8) | | | | | | | | | | 1 | 0 | 0 | 0 | 0 | 0 | 0 | | | | | | | | | | | |
| 19 José Devers, L OBP: 0.333, SLG: 0.667 (7, 4) | | | | | | | | | | 3 | 0 | 0 | 0 | 0 | 1 | 1 | | | | | | | | | | | |
| 64 Jerar Encarnación, R OBP: 0.375, SLG: 0.278 52 Bubba Hollins, R (7, 3) | | | | | | | | | | 3 | 0 | 0 | 0 | 0 | 2 | 0 | | | | | | | | | | | |
| 86 Nasim Nuñez, S OBP: 0.500, SLG: 0.429 (7, 6) | | | | | | | | | | 3 | 0 | 2 | 0 | 0 | 0 | 0 | | | | | | | | | | | |
| Inning Stats | R: 0 E: 0 K: 2 S: 7 | H: 0 LOB: 0 BB: 0 P: 7 | R: 0 E: 1 K: 1 S: 6 | H: 0 LOB: 1 BB: 0 P: 6 | R: 0 E: 0 K: 0 S: 3 | H: 0 LOB: 0 BB: 0 P: 3 | R: 1 E: 0 K: 1 S: 7 | H: 2 LOB: 1 BB: 0 P: 7 | R: 0 E: 0 K: 0 S: 6 | H: 1 LOB: 2 BB: 1 P: 10 | R: 0 E: 0 K: 0 S: 3 | H: 1 LOB: 2 BB: 1 P: 7 | R: 0 E: 0 K: 1 S: 6 | H: 1 LOB: 1 BB: 0 P: 6 | R: 0 E: 0 K: 0 S: 3 | H: 0 LOB: 0 BB: 0 P: 3 | R: 0 E: 0 K: 0 S: 4 | H: 1 LOB: 1 BB: 0 P: 4 | 1B: 4 2B: 2 3B: 0 HR: 0 | SF: 1 SAC: 0 DP: 1 HBP: 0 | WP: 0 PB: 0 CS: 0 | PA: 35 | | | | | |
| PITCHER | IP | WLS | BF | H | R | ER | SO | BB | IBB | HBP | BLK | WP | HR | S | P | ERA | WHIP | | | | | | | | | | |
| 58 Hunter Brown, R ERA: 7.2 (1, 1) | 3.0 | W | 10 | 0 | 0 | 0 | 3 | 0 | 0 | 0 | 0 | 0 | 0 | 16 | 16 | 0.00 | 0.000 | | | | | | | | | | |
| 48 Enoli Paredes, R ERA: 3.0 (4, 1) | 1.0 | H | 5 | 2 | 1 | 1 | 1 | 0 | 0 | 0 | 0 | 0 | 0 | 7 | 7 | 9.00 | 2.000 | | | | | | | | | | |
| 74 Austin Hansen, R ERA: 4.76 (5, 1) | 2.2 | H | 11 | 2 | 0 | 0 | 2 | 2 | 0 | 0 | 0 | 0 | 0 | 13 | 21 | 0.00 | 1.500 | | | | | | | | | | |
| 99 Cesar Gomez, R ERA (7, 1) | 1.1 | H | 5 | 1 | 0 | 0 | 0 | 0 | 0 | 0 | 0 | 0 | 0 | 5 | 5 | 0.00 | 0.750 | | | | | | | | | | |
| 98 Jacob DeLabio, R ERA (9, 1) | 1.0 | | 4 | 1 | 0 | 0 | 0 | 0 | 0 | 0 | 0 | 0 | 0 | 4 | 4 | 0.00 | 1.000 | | | | | | | | | | |

| Batter | 1 | 2 | 3 | 4 | 5 | 6 | 7 | 8 | 9 | AB | R | H | RBI | BB | SO | LOB | BOTTOM | | | | | | | | | | |
|---|------------------------------|---------------------------------|------------------------------|---------------------------------|------------------------------|---------------------------------|------------------------------|---------------------------------|------------------------------|---------------------------------|------------------------------|---------------------------------|------------------------------|----------------------------------|------------------------------|---------------------------------|---|----------------------------------|------------------------------------|-------------------------|--------|--|--|--|--|--|--|
| 38 Rylan Bannon, R OBP: 0.368, SLG: 0.529 94 Tyler Whitaker, R OBP: 0.182, SLG: 0.182 (1, 5) | | | | | | | | | | 3 | 0 | 2 | 1 | 0 | 1 | 0 | Miami Marlins @ Houston Astros The Ballpark of the Palm Beaches, West Palm Beach, FL Sun Mar 12 2023, 1:07 PM - 3:27 PM EDT Att: 3,666 - Partly Cloudy - 84 F | | | | | | | | | | |
| 17 David Hensley, R OBP: 0.421, SLG: 0.688 66 Bligh Madris, L OBP: 0.263, SLG: 0.333 (1, 3) | | | | | | | | | | 3 | 0 | 2 | 0 | 0 | 1 | 0 | | | | | | | | | | | |
| 20 Chas McCormick, R OBP: 0.474, SLG: 0.357 95 Alex McKenna, R OBP: 0.250, SLG: 0.100 (1, 8) | | | | | | | | | | 2 | 0 | 1 | 0 | 0 | 2 | 2 | | | | | | | | | | | |
| 84 Justin Dirden, L OBP: 0.444, SLG: 0.800 97 Kennedy Corona, R OBP: 0.275, SLG: 0.200 (1, 9) | | | | | | | | | | 2 | 0 | 0 | 0 | 0 | 1 | 2 | | | | | | | | | | | |
| 21 Yainer Diaz, R OBP: 0.333, SLG: 0.611 (1, 10) | | | | | | | | | | 4 | 1 | 3 | 1 | 0 | 0 | 3 | | | | | | | | | | | |
| 11 Corey Lee, R OBP: 0.412, SLG: 0.786 97 Collin Price, R OBP: 1.000, SLG: 1.000 (1, 2) | | | | | | | | | | 3 | 1 | 2 | 2 | 0 | 0 | 2 | | | | | | | | | | | |
| 14 Mauricio Dubón, R OBP: 0.211, SLG: 0.222 97 J.C. Correa, R OBP: 0.250, SLG: 0.375 (1, 4) | | | | | | | | | | 0 | 0 | 0 | 0 | 1 | 0 | 0 | | | | | | | | | | | |
| 83 Marty Costes, R OBP: 0.462, SLG: 0.462 94 Zach Daniels, R OBP: 0.182, SLG: 0.100 (1, 7) | | | | | | | | | | 3 | 0 | 0 | 0 | 0 | 0 | 2 | | | | | | | | | | | |
| 28 Dixon Machado, R OBP: 0.375, SLG: 0.429 84 Chad Stevens, R OBP: 0.667, SLG: 1.333 (1, 6) | | | | | | | | | | 1 | 0 | 1 | 0 | 0 | 0 | 0 | | | | | | | | | | | |
| Inning Stats | R: 0 E: 0 K: 0 S: 4 | H: 2 LOB: 2 BB: 0 P: 5 | R: 2 E: 0 K: 0 S: 7 | H: 4 LOB: 2 BB: 0 P: 7 | R: 1 E: 0 K: 1 S: 7 | H: 3 LOB: 1 BB: 0 P: 7 | R: 0 E: 0 K: 2 S: 7 | H: 0 LOB: 0 BB: 0 P: 7 | R: 0 E: 0 K: 1 S: 7 | H: 2 LOB: 2 BB: 0 P: 7 | R: 0 E: 0 K: 0 S: 3 | H: 0 LOB: 0 BB: 0 P: 3 | R: 2 E: 1 K: 1 S: 8 | H: 2 LOB: 2 BB: 1 P: 12 | R: 0 E: 0 K: 2 S: 8 | H: 1 LOB: 1 BB: 0 P: 9 | | 1B: 8 2B: 6 3B: 0 HR: 1 | SF: 0 SAC: 0 DP: 2 HBP: 1 | WP: 1 PB: 0 CS: 0 | PA: 39 | | | | | | |
| PITCHER | IP | WLS | BF | H | R | ER | SO | BB | IBB | HBP | BLK | WP | HR | S | P | ERA | WHIP | | | | | | | | | | |
| 38 Devin Smeltzer, L ERA: 8.22 (1, 1) | 3.0 | L | 17 | 9 | 3 | 3 | 1 | 0 | 0 | 1 | 0 | 0 | 0 | 18 | 19 | 9.00 | 3.000 | | | | | | | | | | |
| 31 Huascar Brazoban, R ERA (4, 1) | 1.0 | | 3 | 0 | 0 | 0 | 2 | 0 | 0 | 0 | 0 | 0 | 0 | 7 | 7 | 0.00 | 0.000 | | | | | | | | | | |
| 43 Andrew Nardi, L ERA: 3.0 (5, 1) | 1.0 | | 5 | 2 | 0 | 0 | 1 | 0 | 0 | 0 | 0 | 0 | 0 | 7 | 7 | 0.00 | 2.000 | | | | | | | | | | |
| 68 Eli Villalobos, R ERA: 4.91 (6, 1) | 1.0 | | 3 | 0 | 0 | 0 | 0 | 0 | 0 | 0 | 0 | 0 | 0 | 3 | 3 | 0.00 | 0.000 | | | | | | | | | | |
| 17 Chi Chi González, R ERA: 9.0 (7, 1) | 2.0 | | 11 | 3 | 2 | 1 | 3 | 1 | 0 | 0 | 0 | 1 | 0 | 16 | 21 | 4.50 | 2.000 | | | | | | | | | | |

| | |
|-----|----|
| AB | 32 |
| R | 1 |
| H | 6 |
| RBI | 1 |
| BB | 2 |
| SO | 6 |
| LOB | 12 |



| | |
|-----|----|
| AB | 37 |
| R | 5 |
| H | 14 |
| RBI | 4 |
| BB | 1 |
| SO | 7 |
| LOB | 25 |



| Batter | 1 | 2 | 3 | 4 | 5 | 6 | 7 | 8 | 9 | AB R H RBI BB SO LOB | TOP | | | | | | | | | | | |
|--|---|----------------------------------|------------------------------|----------------------------------|------------------------------|----------------------------------|-------------------------------|----------------------------------|-------------------------------|----------------------------------|------------------------------|----------------------------------|------------------------------|----------------------------------|------------------------------|---------------------------------|------------------------------|---------------------------------|----------------------------------|------------------------------------|----------------------------------|--------|
| 6 Jake Meyers, R OBP: 0.304, SLG: 0.286 84 Justin Dirden, L OBP: 0.476, SLG: 0.750 | 0-0 2B 20 HBP 1B | | 4-0 20 CS BB | | 0-0 F8 | 1-0 FC6-4 | | | 1-0 G1-3 | 3 1 1 0 1 0 2 1 0 0 0 0 0 0 | | | | | | | | | | | | |
| 20 Chas McCormick, R OBP: 0.520, SLG: 0.412 90 Pedro Leon, R | 2-0 79 FC5-4 2E HBP | | 3-3 K | | 2-2 79 2B | | | 2-2 P5 | 2-1 G5-3 | 2 1 1 0 0 1 1 2 0 0 0 0 0 0 | | | | | | | | | | | | |
| 2 Alex Bregman, R OBP: 0.304, SLG: 0.381 90 Will Wagner, L OBP: 0.428, SLG: 0.538 | 2-0 79 FC5-4 1B | | | 3-1 G6-3 | 2-1 G5-3 | | | 0-0 G1 | | 3 0 1 1 0 0 1 1 0 0 0 0 0 0 | | | | | | | | | | | | |
| 79 José Abreu, R OBP: 0.333, SLG: 0.607 | 0-1 FC5-4 13 G4-6-3 | | | 1-1 HR | 0-1 2B | | | 2-1 1B | | 4 1 3 2 0 0 2 | | | | | | | | | | | | |
| 13 J.J. Matijevic, L Joe Perez, R | 2-0 G4-6-3 | | | 0-1 17 21 1B | 3-3 K | | | 0-2 P4 | | 3 0 1 0 0 1 3 1 0 0 0 0 0 1 | | | | | | | | | | | | |
| 21 Yainer Diaz, R OBP: 0.308, SLG: 0.500 11 Korey Lee, R OBP: 0.409, SLG: 0.684 | 2-2 G6-3 | | | 2-2 17 BB 1B | | | | 0-2 14 FC6-4 17 1B | | 3 0 2 0 0 0 0 1 0 0 0 0 1 0 | | | | | | | | | | | | |
| 91 Ross Adolph, L 93 Michael Sandle, R | 0-0 G3 | | | 3-2 K | | | | 0-1 F9 | | 2 0 0 0 0 1 2 2 0 0 0 0 1 1 | | | | | | | | | | | | |
| 17 David Hensley, R OBP: 0.407, SLG: 0.565 28 Dixon Machado, R OBP: 0.333, SLG: 0.533 | 3-3 K | | | 4-1 BB 1B | | | | 1-0 14 FC6-4 1B | | 2 0 1 0 1 1 0 1 0 0 0 0 0 0 | | | | | | | | | | | | |
| 14 Mauricio Dubón, R OBP: 0.222, SLG: 0.231 97 J.C. Correa, R OBP: 0.182, SLG: 0.273 | | | | 2-1 G6-3 | 2-3 K | | | 1-0 FC6-4 | 0-0 G4-3 | 3 0 0 0 0 1 5 1 0 0 0 0 0 0 | | | | | | | | | | | | |
| Inning Stats | R: 1 E: 0 K: 0 S: 5 | H: 2 LOB: 1 BB: 0 P: 11 | R: 0 E: 0 K: 1 S: 8 | H: 0 LOB: 0 BB: 0 P: 15 | R: 0 E: 0 K: 1 S: 6 | H: 0 LOB: 1 BB: 1 P: 15 | R: 1 E: 0 K: 2 S: 16 | H: 3 LOB: 3 BB: 1 P: 31 | R: 1 E: 0 K: 1 S: 12 | H: 2 LOB: 2 BB: 0 P: 19 | R: 0 E: 0 K: 0 S: 8 | H: 1 LOB: 1 BB: 0 P: 13 | R: 0 E: 0 K: 2 S: 8 | H: 0 LOB: 0 BB: 0 P: 13 | R: 0 E: 0 K: 0 S: 4 | H: 0 LOB: 0 BB: 0 P: 7 | R: 0 E: 0 K: 0 S: 4 | H: 0 LOB: 0 BB: 0 P: 7 | 1B: 7 2B: 3 3B: 0 HR: 1 | SF: 0 SAC: 0 DP: 2 HBP: 1 | WP: 0 PB: 0 SB: 0 CS: 1 | PA: 38 |
| PITCHER | IP WLS BF H R ER SO BB IBB HBP BLK WP HR S P ERA WHIP | | | | | | | | | | | | | | | | | | | | | |
| 22 Jack Flaherty, R ERA: 4.76 | 4.1 L 21 7 3 3 3 2 0 0 1 0 0 1 41 80 6.23 2.077 | | | | | | | | | | | | | | | | | | | | | |
| 66 Connor Lunn, R ERA: | 0.1 1 0 0 0 1 0 0 0 0 0 0 3 5 0.00 0.000 | | | | | | | | | | | | | | | | | | | | | |
| 22 Jack Flaherty, R ERA: 4.76 | 4.1 L 21 7 3 3 3 2 0 0 1 0 0 1 41 80 6.23 2.077 | | | | | | | | | | | | | | | | | | | | | |
| 50 Andre Granillo, R ERA: | 0.1 1 0 0 0 1 0 0 0 0 0 0 3 6 0.00 0.000 | | | | | | | | | | | | | | | | | | | | | |
| 31 Andrew Suárez, L ERA: | 1.0 5 2 0 0 0 0 0 0 0 0 0 8 11 0.00 2.000 | | | | | | | | | | | | | | | | | | | | | |
| 70 Packy Naughton, L ERA: 4.08 | 1.0 4 1 0 0 0 0 0 0 0 0 0 9 13 0.00 1.000 | | | | | | | | | | | | | | | | | | | | | |
| 57 Zack Thompson, L ERA: | 1.0 3 0 0 0 2 0 0 0 0 0 0 8 13 0.00 0.000 | | | | | | | | | | | | | | | | | | | | | |
| 72 Anthony Misiewicz, L ERA: 4.5 | 1.0 3 0 0 0 0 0 0 0 0 0 0 4 7 0.00 0.000 | | | | | | | | | | | | | | | | | | | | | |

Houston Astros @ St. Louis Cardinals
Roger Dean Chevrolet Stadium, Jupiter, FL
Thu Mar 16 2023, 1:08 PM - 3:26 PM EDT
Att: 6,643 - Sunny - 75 F

AB 35
R 3
H 10
RBI 3
BB 2
SO 7
LOB 18



| Batter | 1 | 2 | 3 | 4 | 5 | 6 | 7 | 8 | 9 | AB R H RBI BB SO LOB | BOTTOM | | | | | | | | | | | |
|---|---|----------------------------------|------------------------------|--------------------------------------|-------------------------------|----------------------------------|------------------------------|--------------------------------------|------------------------------|----------------------------------|------------------------------|----------------------------------|------------------------------|----------------------------------|------------------------------|----------------------------------|------------------------------|----------------------------------|----------------------------------|------------------------------------|----------------------------------|--------|
| 33 Brendan Donovan, L OBP: 0.378, SLG: 0.706 97 Jeremy Rivas, R OBP: 0.333, SLG: 0.375 | 0-0 G4-3 | | 2-2 18 F9 2B | | 2-0 18 G4-3 1B | | | 4-1 18 FC5-4 BB | | 3 0 2 0 0 0 0 0 0 0 0 1 0 0 | | | | | | | | | | | | |
| 18 Jordan Walker, R OBP: 0.390, SLG: 0.683 7 Justin Toerner, L OBP: 0.200, SLG: 0.400 | 0-0 40 1B | | 3-1 F9 | | 1-0 G4-3 | | | 1-2 FC5-4 62 K | | 4 0 1 0 0 0 6 0 0 0 0 0 0 0 | | | | | | | | | | | | |
| 16 Nolan Gorman, L OBP: 0.289, SLG: 0.454 62 Juniel Querecuto, S OBP: 0.280, SLG: 0.360 | 1-3 K | | 1-3 K | | | | | 2-3 41 G3-6-3 1B | | 3 0 1 0 0 2 2 1 0 0 0 0 1 2 | | | | | | | | | | | | |
| 40 Wilson Contreras, R OBP: 0.333, SLG: 0.316 63 Tres Barreira, R OBP: 0.333, SLG: 0.444 | 1-2 K | | | 1-3 K | | | | 3-3 K | | 2 0 1 0 0 1 0 2 0 0 0 0 1 1 | | | | | | | | | | | | |
| 41 Alec Burleson, L OBP: 0.250, SLG: 0.250 | 1-2 P5 | | | 1-0 L8 | | | | 1-2 G3-6-3 | | 4 0 0 0 0 0 3 | | | | | | | | | | | | |
| 55 Taylor Motter, R OBP: 0.325, SLG: 0.294 78 Luken Baker, R OBP: 0.263, SLG: 0.500 | | | 2-2 F9 | | 2-3 K | | | 4-1 71 FC6-4 BB | | 2 0 0 0 1 1 0 1 0 1 0 0 0 0 | | | | | | | | | | | | |
| 71 Kramer Robertson, R OBP: 0.381, SLG: 0.579 | 0-3 K | | | 4-2 29 FC1-6 BB | | | | 1-2 FC6-4 | | 3 0 0 0 1 1 2 | | | | | | | | | | | | |
| 29 Nathan Church, L OBP: 0.143, SLG: 0.143 | 0-1 G6-3 | | | 1-0 FC1-6 33 1B 12 1B | | | | 3-3 K | | 3 0 0 0 0 1 2 | | | | | | | | | | | | |
| 12 Chase Pinder, R OBP: 0.444, SLG: 0.556 | | | | 3-3 K | | | | 0-0 18 FC5-4 97 BB 1B | | 3 0 2 0 0 1 0 | | | | | | | | | | | | |
| Inning Stats | R: 0 E: 0 K: 1 S: 12 | H: 2 LOB: 2 BB: 0 P: 15 | R: 0 E: 0 K: 1 S: 8 | H: 0 LOB: 0 BB: 0 P: 10 | R: 0 E: 0 K: 2 S: 11 | H: 1 LOB: 1 BB: 0 P: 20 | R: 0 E: 0 K: 2 S: 8 | H: 0 LOB: 0 BB: 0 P: 12 | R: 0 E: 0 K: 1 S: 9 | H: 1 LOB: 2 BB: 1 P: 17 | R: 0 E: 0 K: 1 S: 7 | H: 0 LOB: 1 BB: 1 P: 15 | R: 0 E: 0 K: 1 S: 9 | H: 1 LOB: 2 BB: 1 P: 16 | R: 0 E: 0 K: 0 S: 9 | H: 1 LOB: 1 BB: 0 P: 16 | R: 0 E: 0 K: 0 S: 9 | H: 1 LOB: 1 BB: 0 P: 16 | 1B: 6 2B: 3 3B: 0 HR: 0 | SF: 0 SAC: 0 DP: 3 HBP: 0 | WP: 0 PB: 0 SB: 0 CS: 1 | PA: 34 |
| PITCHER | IP WLS BF H R ER SO BB IBB HBP BLK WP HR S P ERA WHIP | | | | | | | | | | | | | | | | | | | | | |
| 56 Ronel Blanco, R ERA: 0.65 | 3.1 W 13 3 0 0 0 0 0 0 0 0 0 4 7 0.00 0.900 | | | | | | | | | | | | | | | | | | | | | |
| 39 Austin Davis, L ERA: 1.59 | 0.2 H 2 0 0 0 1 0 0 0 0 0 0 4 7 0.00 0.000 | | | | | | | | | | | | | | | | | | | | | |
| 51 Ty Buttrey, R ERA: 0.35 | 1.0 H 5 2 0 0 0 1 0 0 0 0 0 9 17 0.00 3.000 | | | | | | | | | | | | | | | | | | | | | |
| 95 Spencer Arrighetti, R ERA: | 3.0 H 10 2 0 0 3 2 0 0 0 0 0 24 43 1.333 | | | | | | | | | | | | | | | | | | | | | |
| 70 Matt Ruppenthal, R ERA: | 1.0 S 4 1 0 0 0 0 0 0 0 0 0 9 16 0.00 1.000 | | | | | | | | | | | | | | | | | | | | | |

Houston Astros @ St. Louis Cardinals
Roger Dean Chevrolet Stadium, Jupiter, FL
Thu Mar 16 2023, 1:08 PM - 3:26 PM EDT
Att: 6,643 - Sunny - 75 F

AB 31
R 0
H 8
RBI 0
BB 3
SO 9
LOB 18



| Batter | 1 | 2 | 3 | 4 | 5 | 6 | 7 | 8 | 9 | AB | R | H | RBI | BB | SO | LOB | TOP | | | | | |
|--|---|--------------------------------------|---|------------------------------------|---|-----------------------------------|---|-------------------------------------|--|---------------------------------------|---|----------------------------------|---|-------------------------------------|---|---|---|----------------------------------|-----------------------------------|------------------------------------|----------------------------------|--------|
| 17 Alex Call, R (1,8) OBP: 0.439, SLG: 0.486 3 Jeter Downs, R (6,8) OBP: 0.294, SLG: 0.241 | F7 | | K | | G2-3 | | K | | | | | | | | | | 3 0 0 0 0 1 0 3 1 1 0 0 2 4 | | | | | |
| 2 Luis Garcia Jr., L (1,4) OBP: 0.350, SLG: 0.514 2 Darren Baker, L (7,4) OBP: 0.800, SLG: 1.500 | F8 | | HR | | | G3-1 | | | | | | | | | | | 3 1 1 1 0 0 0 2 2 2 4 0 0 0 | | | | | |
| 20 Kelbert Ruiz, S (1,2) OBP: 0.266, SLG: 0.242 15 Riley Adams, R (6,PH) OBP: 0.280, SLG: 0.652 | K | | F9 | | | HR | | | | | | | | | | | 2 0 0 0 0 1 0 3 1 1 1 0 0 2 | | | | | |
| 23 Corey Dickerson, L (1,7) OBP: 0.308, SLG: 0.333 13 Daylen Lile, L (6,7) OBP: 0.625, SLG: 0.625 | | | | | G6-3 | | | | | | | | | | | | 3 0 0 0 0 0 0 2 0 1 1 0 1 1 | | | | | |
| 9 Jeimer Candelario, S (1,5) OBP: 0.227, SLG: 0.318 6 Michael Chavis, R (6,5) OBP: 0.276, SLG: 0.333 | | | K | | | | | | | | | | | | | | 3 0 1 0 0 2 0 1 1 0 0 1 0 1 | | | | | |
| 18 Matt Adams, L (1,3) OBP: 0.300, SLG: 0.567 7 Trey Lipscomb, R (7,5) OBP: 0.750, SLG: 1.200 | | | | | | | | | | | | | | | | | 3 0 2 0 0 0 1 0 1 0 0 2 0 0 | | | | | |
| 36 Stone Garrett, R (1,9) OBP: 0.500, SLG: 0.750 34 Blake Rutherford, L (7,9) OBP: 0.500, SLG: 0.750 | | | CI | | | | | | | | | | | | | | 2 0 0 0 0 0 2 2 1 1 1 0 1 2 | | | | | |
| 16 Victor Robles, R (1,10) OBP: 0.320, SLG: 0.520 76 Francisco Arcia, L (9,PH) OBP: 1.000, SLG: 1.000 84 Cody Wilson, R (9,FR) OBP: 1.000, SLG: 2.000 | | | K | | | | | | | | | | | | | | 3 0 1 0 0 1 2 1 0 1 0 0 0 0 1 2 1 2 0 0 0 | | | | | |
| 33 Leonel Valera, R (1,6) OBP: 0.208, SLG: 0.182 14 Ildemaro Vargas, S (6,6) OBP: 0.368, SLG: 0.333 | | | | | G4-3 | | | | | | | | | | | | 2 0 0 0 0 1 0 3 1 2 1 0 0 2 | | | | | |
| Inning Stats | R: 0 E: 0 K: 1 S: 5 | H: 0 LOB: 0 BB: 0 P: 6 | R: 0 E: 1 K: 2 S: 9 | H: 1 LOB: 2 BB: 0 P: 9 | R: 1 E: 0 K: 1 S: 8 | H: 1 LOB: 0 BB: 0 P: 9 | R: 0 E: 0 K: 0 S: 4 | H: 1 LOB: 1 BB: 0 P: 4 | R: 0 E: 0 K: 1 S: 5 | H: 0 LOB: 0 BB: 0 P: 5 | R: 1 E: 0 K: 1 S: 7 | H: 1 LOB: 0 BB: 0 P: 10 | R: 0 E: 0 K: 1 S: 7 | H: 2 LOB: 2 BB: 0 P: 7 | R: 1 E: 0 K: 1 S: 7 | H: 2 LOB: 2 BB: 2 P: 11 | R: 8 E: 0 K: 2 S: 15 | H: 7 LOB: 2 BB: 2 P: 24 | 1B: 11 2B: 1 3B: 0 HR: 3 | SF: 0 SAC: 0 DP: 0 HBP: 0 | WP: 0 PB: 0 SB: 0 CS: 0 | PA: 46 |
| PITCHER | IP WLS BF H R ER SO BB IBB HBP BLK WP HR S P ERA WHIP | 58 Hunter Brown, R (1,1) ERA: 5.0 | 4.0 16 3 0 1 1 4 0 0 0 0 0 1 26 28 2.25 0.750 | 88 Phil Maton, R (5,1) ERA: 1.5 | 1.0 3 0 0 0 0 1 0 0 0 0 0 0 5 10 0.00 0.000 | 92 Matt Gage, L (6,1) ERA: 1.5 | 1.0 4 1 1 1 1 1 0 0 0 0 0 1 7 10 9.00 1.000 | 45 Ryne Stanek, R (7,1) ERA: 5.4 | 1.0 H 5 2 0 0 1 0 0 0 0 0 0 7 7 0.00 2.000 | 61 Seth Martinez, R (8,1) ERA: 1.5 | 1.0 6 2 1 1 1 1 1 0 0 0 0 0 7 11 9.00 3.000 | PITCHER | IP WLS BF H R ER SO BB IBB HBP BLK WP HR S P ERA WHIP | 76 Devin Conn, R (9,1) ERA: 9.64 | 0.2 L 7 4 5 5 1 1 0 0 0 0 0 1 9 14 67.50 7.500 | 95 Jose Betances, R (9,1) ERA: 11.57 | 0.1 5 3 3 3 1 1 0 0 1 0 0 0 6 10 81.00 12.000 | | | | | |

Washington Nationals @ Houston Astros
The Ballpark of the Palm Beaches, West Palm Beach, FL
Fri Mar 17 2023, 1:07 PM - 3:59 PM EDT
Att: 3,731 - Partly Cloudy - 78 F

livebaseballscores.com

AB 42
R 11
H 15
RBI 11
BB 3
SO 10
LOB 17



| Batter | 1 | 2 | 3 | 4 | 5 | 6 | 7 | 8 | 9 | AB | R | H | RBI | BB | SO | LOB | BOTTOM | | | | | |
|--|---|--|---|--|--|-------------------------------------|---|--|--|---------------------------------------|--|----------------------------------|---|--------------------------------------|---|-----------------------------------|--|---------------------------------|-----------------------------------|------------------------------------|----------------------------------|--------|
| 6 Jake Meyers, R (1,8) OBP: 0.346, SLG: 0.333 84 Justin Dirden, L (6,PH) OBP: 0.478, SLG: 0.722 | | | | | F8 | | | | | | | | | | | | 3 1 2 0 0 0 0 2 1 1 0 0 0 1 | | | | | |
| 3 Jeremy Peña, R (1,6) OBP: 0.316, SLG: 0.737 93 Hector Nieves, L (6,6) OBP: 0.250, SLG: 0.462 | | | | | | | | | | | | | | | | | 3 2 3 3 0 0 0 1 0 0 0 1 1 1 | | | | | |
| 20 Chas McCormick, R (1,9) OBP: 0.560, SLG: 0.368 87 Corey Julks, R (6,PH) OBP: 0.250, SLG: 0.462 | | | | | | | | | | | | | | | | | 2 1 0 0 1 1 2 2 0 1 0 0 0 2 | | | | | |
| 79 José Abreu, R (1,3) OBP: 0.303, SLG: 0.548 21 Yainer Diaz, R (7,3) OBP: 0.321, SLG: 0.519 | | | | | | | | | | | | | | | | | 3 0 0 0 0 1 3 1 1 1 1 0 0 0 | | | | | |
| 2 Alex Bregman, R (1,10) OBP: 0.321, SLG: 0.360 | | | | | | | | | | | | | | | | | 4 1 1 0 1 0 3 | | | | | |
| 66 Bligh Madris, L (1,7) OBP: 0.321, SLG: 0.370 13 J.J. Matijevic, L (5,PH) OBP: 0.296, SLG: 0.440 | | | | | | | | | | | | | | | | | 2 0 1 0 0 1 0 3 0 0 0 0 2 2 | | | | | |
| 17 David Hensley, R (1,5) OBP: 0.448, SLG: 0.583 38 Rylan Bannon, R (5,PH) OBP: 0.346, SLG: 0.478 | | | | | | | | | | | | | | | | | 1 0 1 1 1 0 0 3 0 0 0 0 2 2 | | | | | |
| 80 C.J. Stubbs, R (1,2) OBP: 0.563, SLG: 0.769 89 César Salazar, L (6,2) OBP: 0.429, SLG: 0.625 | | | | | | | | | | | | | | | | | 1 0 1 1 0 0 0 3 0 1 1 0 0 0 | | | | | |
| 28 Dixon Machado, R (1,4) OBP: 0.304, SLG: 0.300 94 Jackson Loftin, R (6,PH) OBP: 0.304, SLG: 0.300 | | | | | | | | | | | | | | | | | 2 0 0 0 0 0 4 1 0 0 0 1 0 2 | | | | | |
| Inning Stats | R: 0 E: 0 K: 2 S: 9 | H: 2 LOB: 2 BB: 0 P: 9 | R: 0 E: 0 K: 1 S: 5 | H: 1 LOB: 1 BB: 1 P: 9 | R: 4 E: 0 K: 0 S: 10 | H: 5 LOB: 2 BB: 1 P: 16 | R: 1 E: 0 K: 0 S: 4 | H: 1 LOB: 0 BB: 0 P: 6 | R: 0 E: 0 K: 1 S: 5 | H: 0 LOB: 0 BB: 0 P: 5 | R: 0 E: 0 K: 0 S: 3 | H: 0 LOB: 2 BB: 2 P: 11 | R: 1 E: 0 K: 2 S: 9 | H: 2 LOB: 2 BB: 1 P: 13 | R: 1 E: 0 K: 1 S: 7 | H: 2 LOB: 1 BB: 0 P: 7 | R: 0 E: 0 K: 1 S: 5 | H: 0 LOB: 0 BB: 0 P: 5 | 1B: 10 2B: 1 3B: 0 HR: 2 | SF: 2 SAC: 0 DP: 1 HBP: 0 | WP: 1 PB: 0 SB: 1 CS: 0 | PA: 44 |
| PITCHER | IP WLS BF H R ER SO BB IBB HBP BLK WP HR S P ERA WHIP | 1 MacKenzie Gore, L (1,1) ERA: 7.07 | 4.0 22 3 0 0 0 1 0 0 0 0 0 2 5 5 0.00 0.000 | 58 Carl Edwards Jr., R (5,1) ERA: 7.2 | 1.0 3 0 0 0 0 1 0 0 0 0 0 0 5 5 0.00 0.000 | 49 Alex Colomé, R (6,1) ERA: 7.0 | 1.0 5 0 0 0 0 0 2 0 0 0 0 0 3 11 0.00 2.000 | 67 Kyle Finnegan, R (7,1) ERA: 1.93 | 0.2 5 2 1 1 2 1 0 0 0 0 1 0 8 12 13.50 4.500 | 68 Thaddeus Ward, R (7,1) ERA: 4.7 | 0.1 1 0 0 0 0 0 0 0 0 0 0 0 1 1 0.00 0.000 | PITCHER | IP WLS BF H R ER SO BB IBB HBP BLK WP HR S P ERA WHIP | 47 Jose Ferrer, L (8,1) ERA: 1.93 | 1.0 W 5 2 1 1 1 0 0 0 0 0 0 1 7 7 9.00 2.000 | 91 Jesus Liranzo, R (9,1) ERA: | 1.0 3 0 0 0 0 1 0 0 0 0 0 0 5 5 0.00 0.000 | | | | | |

Washington Nationals @ Houston Astros
The Ballpark of the Palm Beaches, West Palm Beach, FL
Fri Mar 17 2023, 1:07 PM - 3:59 PM EDT
Att: 3,731 - Partly Cloudy - 78 F

livebaseballscores.com

AB 37
R 7
H 13
RBI 7
BB 5
SO 8
LOB 22



| Batter | 1 | 2 | 3 | 4 | 5 | 6 | 7 | 8 | 9 | AB | R | H | RBI | BB | SO | LOB | TOP | | | |
|--|---|----------------------------------|------------------------------|----------------------------------|------------------------------|----------------------------------|-------------------------------|----------------------------------|-------------------------------|----------------------------------|------------------------------|----------------------------------|------------------------------|----------------------------------|-------------------------------|----------------------------------|---|------------------------------------|----------------------------------|--------|
| 83 Tim Locastro, R (1, 10) OBP: 0.444, SLG: 0.605 | | | G1-3 | | | | | | | 3 | 1 | 1 | 1 | 0 | 1 | 1 | New York Mets @ Houston Astros The Ballpark of the Palm Beaches, West Palm Beach, FL Sat Mar 18 2023, 7:10 PM - 9:24 PM EDT Att: 5,183 - Clear - 82 F | | | |
| 87 Jonathan Araúz, S (1, 6) OBP: 0.250, SLG: 0.200 35 Diego Mosquera, R (7, 6) | | | | | | | L7 | | | 4 | 0 | 0 | 0 | 0 | 3 | 3 | | | | |
| 28 Tommy Pham, R (1, 7) OBP: 0.282, SLG: 0.182 86 DJ Stewart, L (5, 7) (8, 9) | | | | | | 3 WP 27 SF8 33 1B 1B | | | | 2 | 1 | 1 | 0 | 1 | 1 | 0 | | | | |
| 33 Darin Ruf, R (1, 3) OBP: 0.227, SLG: 0.200 28 Matt Winaker, R (8, 3) | | | | | | | | | | 4 | 0 | 1 | 0 | 0 | 0 | 3 | | | | |
| 3 Tomás Nido, R (1, 2) OBP: 0.364, SLG: 0.688 98 Hayden Senger, R (8, 2) OBP: 0.286, SLG: 0.167 | | | | | | | | | | 4 | 0 | 0 | 0 | 0 | 0 | 0 | | | | |
| 27 Mark Vientos, R (1, 5) OBP: 0.300, SLG: 0.489 22 Brett Baty, L (6, 5) OBP: 0.500, SLG: 0.500 | | | | | | | | | | 4 | 0 | 0 | 0 | 0 | 2 | 2 | | | | |
| 97 Lorenzo Cordero, R (1, 9) OBP: 0.275, SLG: 0.368 26 Willy Fanas, S (8, 8) | | | | | | | | | | 2 | 0 | 1 | 1 | 0 | 1 | 0 | | | | |
| 81 José Peraza, R (1, 4) OBP: 0.316, SLG: 0.324 15 Agustín Ruiz, L (8, 7) | | | | | | | | | | 2 | 0 | 1 | 0 | 1 | 0 | 0 | | | | |
| 96 Alex Ramírez, R (1, 8) OBP: 0.238, SLG: 0.200 1 Junior Tilden, R (8, 4) | | | | | | | | | | 3 | 0 | 0 | 0 | 0 | 0 | 2 | | | | |
| | | | | | | | | | | 0 | 0 | 0 | 0 | 0 | 0 | 0 | | | | |
| Inning Stats | R: 0 E: 0 K: 3 S: 9 | H: 0 LOB: 0 BB: 0 P: 15 | R: 0 E: 0 K: 0 S: 6 | H: 1 LOB: 1 BB: 0 P: 10 | R: 0 E: 0 K: 1 S: 8 | H: 1 LOB: 1 BB: 0 P: 11 | R: 1 E: 0 K: 1 S: 14 | H: 2 LOB: 1 BB: 0 P: 23 | R: 0 E: 0 K: 0 S: 11 | H: 0 LOB: 3 BB: 2 P: 24 | R: 1 E: 0 K: 1 S: 8 | H: 1 LOB: 0 BB: 0 P: 15 | R: 0 E: 0 K: 1 S: 9 | H: 0 LOB: 0 BB: 0 P: 15 | R: 0 E: 0 K: 2 S: 10 | H: 0 LOB: 0 BB: 0 P: 14 | 1B: 3 2B: 1 3B: 0 HR: 1 | SF: 1 SAC: 0 DP: 0 HBP: 1 | WP: 1 PB: 0 SB: 0 CS: 0 | PA: 35 |
| PITCHER | IP WLS BF H R ER SO BB IBB HBP BLK WP HR S P ERA WHIP | | | | | | | | | | | | | | | | | | | |
| Framber Valdez, L (1, 1) ERA: 1.98 | 4.2 L 21 4 1 1 5 2 0 0 0 0 1 0 46 81 1.93 1.286 | | | | | | | | | | | | | | | | | | | |
| 52 Bryan Abreu, R (5, 1) ERA: 3.0 | 1.1 4 0 0 0 1 0 0 0 0 0 0 7 8 0.00 0.000 | | | | | | | | | | | | | | | | | | | |
| 47 Rafael Montero, R (7, 1) ERA: 3.0 | 1.0 4 1 1 1 1 0 0 0 0 0 0 1 8 15 9.00 1.000 | | | | | | | | | | | | | | | | | | | |
| 39 Austin Davis, L (8, 1) ERA: 1.35 | 1.0 3 0 0 0 1 0 0 0 0 0 0 9 15 0.00 0.000 | | | | | | | | | | | | | | | | | | | |
| 51 Ty Buttrey, R (9, 1) ERA: 5.4 | 1.0 3 0 0 0 2 0 0 0 0 0 0 10 14 0.00 0.000 | | | | | | | | | | | | | | | | | | | |

| Batter | 1 | 2 | 3 | 4 | 5 | 6 | 7 | 8 | 9 | AB | R | H | RBI | BB | SO | LOB | BOTTOM | | | | | |
|--|---|---------------------------------|-------------------------------|----------------------------------|------------------------------|----------------------------------|------------------------------|---------------------------------|------------------------------|----------------------------------|------------------------------|---------------------------------|-------------------------------|----------------------------------|-------------------------------|----------------------------------|---|----------------------------------|----------------------------------|------------------------------------|----------------------------------|--------|
| 14 Mauricio Dubón, R (1, 6) OBP: 0.200, SLG: 0.207 96 Tommy Sacco Jr., S (7, 6) | G6-3 | | | | | | | | | 3 | 0 | 0 | 0 | 0 | 1 | 0 | New York Mets @ Houston Astros The Ballpark of the Palm Beaches, West Palm Beach, FL Sat Mar 18 2023, 7:10 PM - 9:24 PM EDT Att: 5,183 - Clear - 82 F | | | | | |
| 2 Alex Bregman, R (1, 5) OBP: 0.323, SLG: 0.357 81 Grae Kessinger, R (6, FR) OBP: 0.391, SLG: 0.632 | G5-3 | | | | | | | | | 3 | 0 | 1 | 0 | 0 | 0 | 0 | | | | | | |
| 79 José Abreu, R (1, 3) OBP: 0.278, SLG: 0.500 13 J.J. Matijevic, L (7, 3) OBP: 0.286, SLG: 0.423 | G5-3 | | | | | | | | | 3 | 0 | 0 | 0 | 0 | 1 | 1 | | | | | | |
| 11 Korey Lee, R (1, 2) OBP: 0.375, SLG: 0.619 21 Yainer Díaz, R (6, 2) OBP: 0.333, SLG: 0.552 | | | | | | | | | | 2 | 0 | 0 | 0 | 0 | 1 | 0 | | | | | | |
| 20 Chas McCormick, R (1, 8) OBP: 0.500, SLG: 0.429 94 Zach Cole, L (7, 8) | | | | | | | | | | 2 | 0 | 1 | 0 | 0 | 0 | 0 | | | | | | |
| 6 Jake Meyers, R (1, 7) OBP: 0.321, SLG: 0.308 94 Zach Daniels, R (7, 7) OBP: 0.235, SLG: 0.250 | | | | | | | | | | 2 | 0 | 0 | 0 | 0 | 1 | 1 | | | | | | |
| 87 Corey Julks, R (1, 9) OBP: 0.287, SLG: 0.444 17 David Hensley, R (6, 9) OBP: 0.419, SLG: 0.538 | | | | | | | | | | 1 | 0 | 0 | 0 | 1 | 0 | 1 | | | | | | |
| 38 Rylan Bannon, R (1, 4) OBP: 0.357, SLG: 0.480 95 Narbe Cruz, R (7, 4) | | | | | | | | | | 2 | 0 | 1 | 0 | 0 | 1 | 0 | | | | | | |
| 83 Marty Costes, R (1, 10) OBP: 0.429, SLG: 0.400 66 Bligh Madris, L (8, PH) OBP: 0.345, SLG: 0.370 | | | | | | | | | | 2 | 0 | 0 | 0 | 0 | 2 | 0 | | | | | | |
| | | | | | | | | | | 0 | 0 | 0 | 0 | 1 | 0 | 0 | | | | | | |
| Inning Stats | R: 0 E: 0 K: 0 S: 6 | H: 0 LOB: 0 BB: 0 P: 8 | R: 0 E: 0 K: 1 S: 10 | H: 1 LOB: 1 BB: 0 P: 14 | R: 0 E: 0 K: 2 S: 9 | H: 0 LOB: 0 BB: 0 P: 12 | R: 0 E: 0 K: 1 S: 5 | H: 0 LOB: 0 BB: 0 P: 5 | R: 0 E: 0 K: 1 S: 6 | H: 1 LOB: 2 BB: 1 P: 11 | R: 0 E: 0 K: 0 S: 6 | H: 1 LOB: 1 BB: 0 P: 9 | R: 0 E: 0 K: 3 S: 10 | H: 1 LOB: 1 BB: 0 P: 12 | R: 0 E: 0 K: 3 S: 13 | H: 1 LOB: 2 BB: 1 P: 18 | R: 0 E: 0 K: 2 S: 11 | H: 1 LOB: 1 BB: 0 P: 16 | 1B: 4 2B: 2 3B: 0 HR: 0 | SF: 0 SAC: 0 DP: 1 HBP: 0 | WP: 0 PB: 0 SB: 0 CS: 0 | PA: 34 |
| PITCHER | IP WLS BF H R ER SO BB IBB HBP BLK WP HR S P ERA WHIP | | | | | | | | | | | | | | | | | | | | | |
| 21 Max Scherzer, R (1, 1) ERA: 0.77 | 7.0 W 25 4 0 0 8 1 0 0 0 0 0 0 52 71 0.00 0.714 | | | | | | | | | | | | | | | | | | | | | |
| 40 Drew Smith, R (8, 1) ERA: 1.5 | 1.0 H 5 1 0 0 3 1 0 0 0 0 0 0 13 18 0.00 2.000 | | | | | | | | | | | | | | | | | | | | | |
| 29 Tommy Hunter, R (9, 1) ERA: | 1.0 S 4 1 0 0 2 0 0 0 0 0 0 0 11 16 0.00 1.000 | | | | | | | | | | | | | | | | | | | | | |

| | |
|-----|----|
| AB | 31 |
| R | 2 |
| H | 5 |
| RBI | 2 |
| BB | 2 |
| SO | 10 |
| LOB | 13 |



| | |
|-----|----|
| AB | 32 |
| R | 0 |
| H | 6 |
| RBI | 0 |
| BB | 2 |
| SO | 13 |
| LOB | 12 |



| Batter | 1 | 2 | 3 | 4 | 5 | 6 | 7 | 8 | 9 | AB | R | H | RBI | BB | SO | LOB | TOP | | | |
|---|--|----------------------------------|--------------------------------|----------------------------------|--------------------------------|----------------------------------|-------------------------------------|-------------------------------------|-------------------------------------|-------------------------------------|-------------------------------------|-------------------------------------|-------------------------------------|-------------------------------------|-------------------------------------|-------------------------------------|----------------------------------|------------------------------------|----------------------------------|--------|
| 3 Jeremy Peña, R (1,6) OBP: 0.318, SLG: 0.667 14 Mauricio Dubón, R (7,6) OBP: 0.250, SLG: 0.207 | | | | | | | | | | 2 | 1 | 0 | 0 | 1 | 0 | 1 | | | | |
| 2 Alex Bregman, R (1,5) OBP: 0.303, SLG: 0.333 38 Ryan Bannon, R (5,5) OBP: 0.323, SLG: 0.429 | | | | | | | | | | 2 | 0 | 0 | 0 | 0 | 0 | 1 | | | | |
| 79 Jose Abreu, R (1,3) OBP: 0.289, SLG: 0.528 13 J.J. Matievic, L (5,3) OBP: 0.323, SLG: 0.429 | | | | | | | | | | 2 | 0 | 1 | 1 | 0 | 0 | 0 | | | | |
| 17 David Hensley, R (1,4) OBP: 0.412, SLG: 0.500 28 Dixon Machado, R (7,4) OBP: 0.320, SLG: 0.286 | | | | | | | | | | 2 | 0 | 0 | 0 | 1 | 2 | 1 | | | | |
| 66 Bligh Madris, L (1,9) OBP: 0.355, SLG: 0.357 87 Corey Julks, R (6,PH) OBP: 0.313, SLG: 0.517 | | | | | | | | | | 1 | 0 | 0 | 0 | 1 | 0 | 0 | | | | |
| 20 Chas McCormick, R (1,10) OBP: 0.489, SLG: 0.391 6 Jake Meyers, R (7,10) OBP: 0.333, SLG: 0.357 | | | | | | | | | | 2 | 0 | 0 | 0 | 0 | 0 | 2 | | | | |
| 11 Korey Lee, R (1,2) OBP: 0.289, SLG: 0.542 89 César Salazar, L (8,PH) OBP: 0.409, SLG: 0.588 | | | | | | | | | | 3 | 0 | 0 | 0 | 0 | 1 | 2 | | | | |
| 84 Justin Dirden, L (1,8) OBP: 0.480, SLG: 0.750 97 Kenedy Corona, R (7,PH) OBP: 0.353, SLG: 0.313 | | | | | | | | | | 2 | 0 | 1 | 0 | 0 | 1 | 0 | | | | |
| 21 Yainer Diaz, R (1,7) OBP: 0.313, SLG: 0.516 83 Marty Costes, R (6,7) OBP: 0.391, SLG: 0.364 | | | | | | | | | | 2 | 0 | 0 | 0 | 0 | 0 | 1 | | | | |
| Inning Stats | R: 0 E: 0 K: 0 S: 7 | H: 0 LOB: 0 BB: 0 P: 11 | R: 0 E: 0 K: 1 S: 8 | H: 0 LOB: 0 BB: 0 P: 11 | R: 0 E: 0 K: 1 S: 8 | H: 0 LOB: 0 BB: 0 P: 12 | R: 1 E: 0 K: 1 S: 15 | H: 1 LOB: 2 BB: 2 P: 28 | R: 0 E: 0 K: 2 S: 12 | H: 0 LOB: 0 BB: 0 P: 23 | R: 0 E: 0 K: 2 S: 14 | H: 2 LOB: 0 BB: 0 P: 24 | R: 3 E: 0 K: 2 S: 17 | H: 2 LOB: 1 BB: 2 P: 35 | R: 0 E: 0 K: 1 S: 17 | H: 1 LOB: 3 BB: 2 P: 29 | 1B: 3 2B: 4 3B: 0 HR: 0 | SF: 0 SAC: 0 DP: 0 HBP: 0 | WP: 0 PB: 0 SB: 1 CS: 0 | PA: 41 |
| PITCHER | IP: 4.2 WLS: 1 BF: 18 ERA: 1.86 | WLS: 1 BF: 1 ERA: 3.35 | H: 2 R: 1 ER: 1 SO: 3 | H: 2 R: 1 ER: 1 SO: 3 | H: 2 R: 1 ER: 1 SO: 3 | H: 2 R: 1 ER: 1 SO: 3 | BB: 2 IBB: 0 HBP: 0 BLK: 0 | BB: 2 IBB: 0 HBP: 0 BLK: 0 | BB: 2 IBB: 0 HBP: 0 BLK: 0 | BB: 2 IBB: 0 HBP: 0 BLK: 0 | BB: 2 IBB: 0 HBP: 0 BLK: 0 | BB: 2 IBB: 0 HBP: 0 BLK: 0 | BB: 2 IBB: 0 HBP: 0 BLK: 0 | BB: 2 IBB: 0 HBP: 0 BLK: 0 | BB: 2 IBB: 0 HBP: 0 BLK: 0 | BB: 2 IBB: 0 HBP: 0 BLK: 0 | WP: 0 HR: 0 S: 10 P: 21 | ERA: 0.00 WHIP: 3.000 | | |

Houston Astros @ Miami Marlins
Roger Dean Chevrolet Stadium, Jupiter, FL
Sun Mar 19 2023, 1:11 PM - 3:50 PM EDT
Att. 2,917 - Overcast - 72 F

| | |
|-----|----|
| AB | 33 |
| R | 4 |
| H | 7 |
| RBI | 4 |
| BB | 7 |
| SO | 10 |
| LOB | 21 |



| Batter | 1 | 2 | 3 | 4 | 5 | 6 | 7 | 8 | 9 | AB | R | H | RBI | BB | SO | LOB | BOTTOM | | | |
|---|---|----------------------------------|--------------------------------|----------------------------------|--------------------------------|----------------------------------|-------------------------------------|-------------------------------------|-------------------------------------|-------------------------------------|-------------------------------------|-------------------------------------|-------------------------------------|-------------------------------------|-------------------------------------|-------------------------------------|----------------------------------|------------------------------------|----------------------------------|--------|
| 9 Jean Segura, R (1,5) OBP: 0.381, SLG: 0.421 59 Alex De Goti, R (5,FR) OBP: 0.167, SLG: 0.174 | | | | | | | | | | 2 | 1 | 1 | 0 | 1 | 1 | 0 | | | | |
| 18 Joey Wendle, L (1,6) OBP: 0.133, SLG: 0.200 71 C.J. Hinojosa, R (8,6) OBP: 0.333, SLG: 0.462 | | | | | | | | | | 4 | 0 | 0 | 0 | 0 | 2 | 3 | | | | |
| 26 Garrett Cooper, R (1,3) OBP: 0.343, SLG: 0.412 28 Brady Allen, R (7,PR) OBP: 0.333, SLG: 0.462 | | | | | | | | | | 4 | 0 | 1 | 2 | 0 | 1 | 1 | | | | |
| 12 Jorge Soler, R (1,10) OBP: 0.303, SLG: 0.400 | | | | | | | | | | 3 | 0 | 1 | 0 | 1 | 0 | 2 | | | | |
| 24 Avisail García, R (1,7) OBP: 0.235, SLG: 0.455 14 Griffin Conine, L (8,9) OBP: 0.500, SLG: 0.500 | | | | | | | | | | 4 | 1 | 1 | 0 | 0 | 2 | 4 | | | | |
| 1 Garrett Hampson, R (1,4) OBP: 0.257, SLG: 0.281 3 Kahlil Watson, L (7,4) OBP: 0.500, SLG: 0.500 | | | | | | | | | | 3 | 0 | 0 | 0 | 0 | 0 | 2 | | | | |
| 91 Santiago Chávez, R (1,2) OBP: 0.273, SLG: 0.300 34 Austin Allen, L (7,2) OBP: 0.200, SLG: 0.400 | | | | | | | | | | 3 | 0 | 0 | 0 | 0 | 0 | 2 | | | | |
| 70 Brian Miller, L (1,9) OBP: 0.389, SLG: 0.333 64 Joraj Encarnación, R (8,3) OBP: 0.375, SLG: 0.320 | | | | | | | | | | 2 | 1 | 2 | 1 | 1 | 0 | 0 | | | | |
| 45 Victor Mesa Jr., L (1,8) OBP: 0.300, SLG: 0.667 | | | | | | | | | | 3 | 1 | 1 | 2 | 0 | 1 | 2 | | | | |
| Inning Stats | R: 0 E: 0 K: 2 S: 12 | H: 0 LOB: 0 BB: 0 P: 13 | R: 0 E: 0 K: 1 S: 14 | H: 1 LOB: 1 BB: 0 P: 24 | R: 2 E: 0 K: 1 S: 13 | H: 2 LOB: 1 BB: 1 P: 23 | R: 1 E: 0 K: 1 S: 12 | H: 2 LOB: 1 BB: 0 P: 16 | R: 0 E: 0 K: 0 S: 10 | H: 0 LOB: 1 BB: 1 P: 16 | R: 1 E: 0 K: 1 S: 11 | H: 1 LOB: 0 BB: 0 P: 16 | R: 0 E: 0 K: 0 S: 7 | H: 1 LOB: 0 BB: 0 P: 9 | R: 1 E: 0 K: 0 S: 1 | H: 1 LOB: 0 BB: 0 P: 1 | 1B: 4 2B: 4 3B: 0 HR: 1 | SF: 1 SAC: 0 DP: 1 HBP: 0 | WP: 1 PB: 0 SB: 3 CS: 0 | PA: 36 |
| PITCHER | IP: 4.0 WLS: 5 BF: 18 ERA: 4.5 | WLS: 1 BF: 5 ERA: 1.29 | H: 3 R: 3 ER: 3 SO: 5 | H: 3 R: 3 ER: 3 SO: 5 | H: 3 R: 3 ER: 3 SO: 5 | H: 3 R: 3 ER: 3 SO: 5 | BB: 1 IBB: 0 HBP: 0 BLK: 0 | BB: 1 IBB: 0 HBP: 0 BLK: 0 | BB: 1 IBB: 0 HBP: 0 BLK: 0 | BB: 1 IBB: 0 HBP: 0 BLK: 0 | BB: 1 IBB: 0 HBP: 0 BLK: 0 | BB: 1 IBB: 0 HBP: 0 BLK: 0 | BB: 1 IBB: 0 HBP: 0 BLK: 0 | BB: 1 IBB: 0 HBP: 0 BLK: 0 | BB: 1 IBB: 0 HBP: 0 BLK: 0 | BB: 1 IBB: 0 HBP: 0 BLK: 0 | WP: 1 HR: 1 S: 13 P: 20 | ERA: 6.75 WHIP: 1.500 | | |

Houston Astros @ Miami Marlins
Roger Dean Chevrolet Stadium, Jupiter, FL
Sun Mar 19 2023, 1:11 PM - 3:50 PM EDT
Att. 2,917 - Overcast - 72 F

| | |
|-----|----|
| AB | 32 |
| R | 5 |
| H | 9 |
| RBI | 5 |
| BB | 3 |
| SO | 7 |
| LOB | 17 |



| Batter | 1 | 2 | 3 | 4 | 5 | 6 | 7 | 8 | 9 | AB | R | H | RBI | BB | SO | LOB | TOP | | | | | |
|---|---|--|---|--|--|---------------------------------|------------------------------|---------------------------------|------------------------------|---------------------------------|------------------------------|----------------------------------|-------------------------------|----------------------------------|------------------------------|---------------------------------|--|------------------------------|---------------------------------|----------------------------------|------------------------------------|----------------------------------|
| 3 Jeremy Peña, R (1, 6) <small>OBP: 0.364, SLG: 0.750</small> 95 Leodany Molina, R (8, PH) <small>OBP: 0.188, SLG: 0.438</small> | | | | | | | | | | 4 | 1 | 2 | 1 | 0 | 1 | 1 | Houston Astros @ Washington Nationals The Ballpark of the Palm Beaches, West Palm Beach, FL Sat Mar 25 2023, 6:06 PM - 8:18 PM EDT Att. 3,149 - Clear - 83 F | | | | | |
| 44 Yordan Alvarez, L (1, 7) <small>OBP: 0.286, SLG: 0.429</small> 13 J.J. Matijevic, L (8, PH) <small>OBP: 0.263, SLG: 0.343</small> | | | | | | | | | | 4 | 1 | 2 | 1 | 0 | 1 | 3 | | | | | | |
| 2 Alex Bregman, R (1, 5) <small>OBP: 0.442, SLG: 0.690</small> 38 Rylan Bannon, R (8, PH) <small>OBP: 0.293, SLG: 0.351</small> | | | | | | | | | | 4 | 1 | 2 | 0 | 0 | 1 | 1 | | | | | | |
| 79 José Abreu, R (1, 3) <small>OBP: 0.306, SLG: 0.565</small> 17 David Hensley, R (8, 3) <small>OBP: 0.354, SLG: 0.359</small> | | | | | | | | | | 3 | 0 | 0 | 1 | 0 | 0 | 2 | | | | | | |
| 84 Justin Dirden, L (1, 10) <small>OBP: 0.417, SLG: 0.600</small> 95 Alex McKenna, R (7, PH) <small>OBP: 0.368, SLG: 0.375</small> | | | | | | | | | | 3 | 0 | 0 | 0 | 0 | 2 | 0 | | | | | | |
| 6 Jake Meyers, R (1, 8) <small>OBP: 0.293, SLG: 0.308</small> 90 Pedro León, R (8, 8) | | | | | | | | | | 4 | 1 | 1 | 1 | 0 | 1 | 1 | | | | | | |
| 20 Chas McCormick, R (1, 9) <small>OBP: 0.275, SLG: 0.412</small> 87 Corey Julks, R (8, 9) <small>OBP: 0.275, SLG: 0.459</small> | | | | | | | | | | 4 | 0 | 3 | 0 | 0 | 0 | 0 | | | | | | |
| 14 Mauricio Dubón, R (1, 4) <small>OBP: 0.298, SLG: 0.244</small> 95 Shay Whitcomb, R (8, 4) <small>OBP: 0.200, SLG: 0.250</small> | | | | | | | | | | 2 | 1 | 1 | 1 | 1 | 0 | 1 | | | | | | |
| 15 Martín Maldonado, R (1, 2) <small>OBP: 0.300, SLG: 0.067</small> 21 Yainer Díaz, R (7, PH) <small>OBP: 0.263, SLG: 0.432</small> | | | | | | | | | | 2 | 0 | 0 | 0 | 1 | 1 | 2 | | | | | | |
| Inning Stats | R: 2 E: 1 K: 1 S: 8 | H: 2 LOB: 1 BB: 0 P: 9 | R: 2 E: 0 K: 0 S: 6 | H: 3 LOB: 2 BB: 0 P: 7 | R: 0 E: 0 K: 1 S: 6 | H: 1 LOB: 1 BB: 0 P: 6 | R: 0 E: 0 K: 0 S: 3 | H: 0 LOB: 1 BB: 1 P: 7 | R: 0 E: 0 K: 2 S: 7 | H: 0 LOB: 0 BB: 0 P: 7 | R: 0 E: 0 K: 2 S: 9 | H: 2 LOB: 2 BB: 1 P: 13 | R: 2 E: 0 K: 2 S: 11 | H: 4 LOB: 2 BB: 0 P: 11 | R: 0 E: 0 K: 3 S: 9 | H: 0 LOB: 0 BB: 1 P: 9 | | R: 0 E: 0 K: 1 S: 5 | H: 0 LOB: 1 BB: 1 P: 9 | 1B: 9 2B: 2 3B: 1 HR: 0 | SF: 1 SAC: 0 DP: 0 HBP: 1 | WP: 0 PB: 0 SB: 0 CS: 1 |
| PITCHER | IP WLS BF H R ER SO BB IBB HBP BLK WP HR S P ERA WHIP | | | | | | | | | | | | | | | | | | | | | |
| 46 Patrick Corbin, L (1, 1) <small>ERA: 4.5</small> 68 Thaddeus Ward, R (5, 1) <small>ERA: 3.19</small> 61 Erasmo Ramírez, R (6, 1) <small>ERA: 3.6</small> 73 Hunter Harvey, R (8, 1) <small>ERA: 3.38</small> 75 Hobie Harris, R (9, 1) <small>ERA: 0.9</small> | 4.0 L 21 6 4 3 2 1 0 0 0 0 0 0 23 29 6.75 1.750 | 1.2 6 1 0 0 3 1 0 0 0 0 0 0 12 16 0.00 1.200 | 1.1 9 5 2 2 3 0 0 0 0 0 0 0 15 15 13.50 3.750 | 1.0 3 0 0 0 3 0 0 0 0 0 0 0 9 9 0.00 0.000 | 1.0 4 0 0 0 1 1 0 0 0 0 0 0 5 9 0.00 1.000 | | | | | | | | | | | | | | | | | |
| Batter | 1 | 2 | 3 | 4 | 5 | 6 | 7 | 8 | 9 | AB | R | H | RBI | BB | SO | LOB | BOTTOM | | | | | |
| 28 Lane Thomas, R (1, 9) <small>OBP: 0.333, SLG: 0.273</small> 17 Alex Call, R (7, 9) <small>OBP: 0.400, SLG: 0.412</small> | | | | | | | | | | 3 | 0 | 0 | 0 | 0 | 1 | 1 | Houston Astros @ Washington Nationals The Ballpark of the Palm Beaches, West Palm Beach, FL Sat Mar 25 2023, 6:06 PM - 8:18 PM EDT Att. 3,149 - Clear - 83 F | | | | | |
| 22 Dominic Smith, L (1, 3) <small>OBP: 0.357, SLG: 0.480</small> | | | | | | | | | | 4 | 0 | 0 | 0 | 0 | 2 | 0 | | | | | | |
| 45 Joey Meneses, R (1, 7) <small>OBP: 0.200, SLG: 0.176</small> 14 Ildemaro Vargas, S (8, 7) <small>OBP: 0.327, SLG: 0.267</small> | | | | | | | | | | 3 | 0 | 1 | 0 | 0 | 0 | 0 | | | | | | |
| 9 Jeimer Candelario, S (1, 5) <small>OBP: 0.310, SLG: 0.341</small> 7 Trey Lipscomb, R (7, PR) <small>OBP: 0.636, SLG: 1.000</small> | | | | | | | | | | 3 | 0 | 1 | 0 | 0 | 0 | 1 | | | | | | |
| 23 Corey Dickerson, L (1, 10) <small>OBP: 0.259, SLG: 0.260</small> | | | | | | | | | | 3 | 0 | 0 | 0 | 0 | 0 | 2 | | | | | | |
| 2 Luis García Jr., L (1, 4) <small>OBP: 0.317, SLG: 0.411</small> 6 Michael Chavis, R (8, 4) <small>OBP: 0.268, SLG: 0.316</small> | | | | | | | | | | 3 | 0 | 2 | 1 | 0 | 0 | 0 | | | | | | |
| 20 Keibert Ruiz, S (1, 2) <small>OBP: 0.286, SLG: 0.370</small> 15 Riley Adams, R (6, 2) <small>OBP: 0.289, SLG: 0.543</small> | | | | | | | | | | 2 | 0 | 1 | 0 | 0 | 0 | 1 | | | | | | |
| 5 CJ Abrams, L (1, 6) <small>OBP: 0.306, SLG: 0.311</small> 30 Brenner Cox, L (9, 7) <small>OBP: 0.250, SLG: 0.250</small> | | | | | | | | | | 3 | 0 | 0 | 0 | 0 | 0 | 1 | | | | | | |
| 16 Victor Robles, R (1, 8) <small>OBP: 0.386, SLG: 0.561</small> 49 Terone Harris III, R (9, 8) | | | | | | | | | | 3 | 0 | 1 | 0 | 0 | 0 | 0 | | | | | | |
| Inning Stats | R: 0 E: 0 K: 1 S: 5 | H: 0 LOB: 0 BB: 0 P: 5 | R: 0 E: 0 K: 0 S: 3 | H: 0 LOB: 0 BB: 0 P: 3 | R: 0 E: 0 K: 1 S: 7 | H: 2 LOB: 1 BB: 0 P: 7 | R: 0 E: 0 K: 0 S: 4 | H: 1 LOB: 1 BB: 0 P: 4 | R: 0 E: 0 K: 0 S: 3 | H: 1 LOB: 0 BB: 0 P: 3 | R: 0 E: 0 K: 1 S: 5 | H: 0 LOB: 0 BB: 0 P: 5 | R: 1 E: 0 K: 1 S: 7 | H: 2 LOB: 1 BB: 0 P: 8 | R: 0 E: 0 K: 0 S: 3 | H: 0 LOB: 0 BB: 0 P: 3 | | R: 0 E: 0 K: 0 S: 3 | H: 0 LOB: 0 BB: 0 P: 3 | 1B: 5 2B: 1 3B: 0 HR: 0 | SF: 0 SAC: 0 DP: 1 HBP: 0 | WP: 0 PB: 0 SB: 0 CS: 1 |
| PITCHER | IP WLS BF H R ER SO BB IBB HBP BLK WP HR S P ERA WHIP | | | | | | | | | | | | | | | | | | | | | |
| 53 Cristian Javier, R (1, 1) <small>ERA: 2.31</small> 86 Phil Maton, R (6, 1) <small>ERA: 4.8</small> 64 Brandon Bielak, R (7, 1) <small>ERA: 4.8</small> | 5.2 W 19 4 0 0 2 0 0 0 0 0 0 0 3 3 0.00 0.000 | 0.1 1 0 0 0 1 0 0 0 0 0 0 0 3 3 0.00 0.000 | 3.0 S 11 2 1 1 1 0 0 0 0 0 0 0 13 14 3.00 0.667 | | | | | | | | | | | | | | | | | | | |

| Batter | 1 | 2 | 3 | 4 | 5 | 6 | 7 | 8 | 9 | AB | R | H | RBI | BB | SO | LOB | TOP | | | | | | | | | | |
|---|-------------------------------|----------------------------------|-------------------------------|----------------------------------|-------------------------------|----------------------------------|-------------------------------|----------------------------------|-------------------------------|----------------------------------|-------------------------------|----------------------------------|-------------------------------|----------------------------------|------------------------------|----------------------------------|---|----------------------------------|----------------------------------|------------------------------------|------------------------------------|----------------------------------|--------|--|--|--|--|
| 7 Tim Anderson, R OBP: 0.600, SLG: 0.750 | G4-3 | | 2B | | FC5-2-5 25 HBP | | 1B | | BB | 4 | 1 | 2 | 0 | 1 | 0 | 2 | Chicago White Sox @ Houston Astros Minute Maid Park, Houston, TX Thu Mar 30 2023, 6:14 PM - 8:52 PM CDT Att. 43,032 - Roof Closed - 73 F | | | | | | | | | | |
| 88 Luis Robert Jr., R OBP: 0.500, SLG: 0.500 | 1B | | G5-3 | | K | | CI | | BB | 4 | 1 | 2 | 0 | 0 | 1 | 3 | | | | | | | | | | | |
| 25 Andrew Vaughn, R OBP: 0.400, SLG: 0.500 | P6 | | | K2-3 | FC4-6 HBP | | K | | 2B | 4 | 0 | 1 | 2 | 0 | 2 | 4 | | | | | | | | | | | |
| Eloy Jiménez, R | FC6-4 | | | K | FC4-6 | | K | | F9 | 5 | 0 | 0 | 0 | 0 | 2 | 8 | | | | | | | | | | | |
| 10 Yoán Moncada, S OBP: 0.200, SLG: 0.200 | K | | | | | | | | K | 5 | 0 | 1 | 0 | 0 | 3 | 1 | | | | | | | | | | | |
| 23 Andrew Benintendi, L OBP: 0.250, SLG: 0.250 | L3 | | | | | | | | K | 4 | 0 | 1 | 0 | 0 | 1 | 0 | | | | | | | | | | | |
| 24 Yasmani Grandal, S OBP: 0.250, SLG: 1.000 | G5-3 | | | G6-3 | | | G1-3 | | HR | 4 | 1 | 1 | 1 | 0 | 0 | 2 | | | | | | | | | | | |
| 1 Elvis Andrus, R OBP: 0.250, SLG: 0.250 | G6-3 | | | | | | G5-3 | | G5-3 | 4 | 0 | 1 | 0 | 0 | 0 | 0 | | | | | | | | | | | |
| 12 Romy Gonzalez, R OBP: 0.500, SLG: 0.500 | G3 | | | | | | | | F9 | 2 | 0 | 1 | 0 | 0 | 0 | 0 | | | | | | | | | | | |
| 22 Oscar Colás, L OBP: 0.500, SLG: 0.500 | | | | | | | | | | 2 | 0 | 1 | 0 | 0 | 0 | 0 | | | | | | | | | | | |
| Inning Stats | R: 0 E: 0 K: 0 S: 8 | H: 1 LOB: 1 BB: 0 P: 12 | R: 0 E: 0 K: 1 S: 7 | H: 0 LOB: 0 BB: 0 P: 11 | R: 0 E: 0 K: 1 S: 13 | H: 1 LOB: 1 BB: 0 P: 22 | R: 0 E: 0 K: 2 S: 14 | H: 2 LOB: 2 BB: 0 P: 19 | R: 0 E: 0 K: 1 S: 14 | H: 2 LOB: 3 BB: 0 P: 21 | R: 0 E: 0 K: 1 S: 9 | H: 0 LOB: 0 BB: 0 P: 12 | R: 0 E: 1 K: 2 S: 12 | H: 2 LOB: 3 BB: 0 P: 17 | R: 1 E: 1 K: 1 S: 7 | H: 1 LOB: 0 BB: 0 P: 10 | R: 2 E: 0 K: 1 S: 13 | H: 2 LOB: 1 BB: 1 P: 21 | 1B: 8 2B: 2 3B: 0 HR: 1 | SF: 0 SAC: 0 DP: 0 HBP: 1 | WP: 0 PB: 0 SB: 0 CS: 0 | PA: 41 | | | | | |
| PITCHER | IP | WLS | BF | H | R | ER | SO | BB | IBB | HBP | BLK | WP | HR | S | P | ERA | WHIP | | | | | | | | | | |
| Framber Valdez, L ERA: 1.42 | 5.0 | | 22 | 6 | 0 | 0 | 4 | 0 | 0 | 1 | 0 | 0 | 0 | 56 | 85 | 0.00 | 1.200 | | | | | | | | | | |
| 52 Bryan Abreu, R ERA: 1.42 | 1.0 | | 3 | 0 | 0 | 0 | 1 | 0 | 0 | 0 | 0 | 0 | 0 | 9 | 12 | 0.00 | 0.000 | | | | | | | | | | |
| 50 Héctor Neris, R ERA: 1.42 | 1.0 | | 6 | 2 | 0 | 0 | 2 | 0 | 0 | 0 | 0 | 0 | 0 | 12 | 17 | 0.00 | 2.000 | | | | | | | | | | |
| 47 Rafael Montero, R ERA: 9.0 | 1.0 | B | 4 | 1 | 1 | 1 | 1 | 0 | 0 | 0 | 0 | 0 | 1 | 7 | 10 | 9.00 | 1.000 | | | | | | | | | | |
| 55 Ryan Pressly, R ERA: 18.0 | 1.0 | L | 6 | 2 | 2 | 2 | 1 | 1 | 0 | 0 | 0 | 0 | 0 | 13 | 21 | 18.00 | 3.000 | | | | | | | | | | |
| Batter | 1 | 2 | 3 | 4 | 5 | 6 | 7 | 8 | 9 | AB | R | H | RBI | BB | SO | LOB | BOTTOM | | | | | | | | | | |
| 3 Jeremy Peña, R OBP: 0.250, SLG: 0.250 | 44 S 1B | | K | | | | | | G5-3 | 4 | 0 | 1 | 0 | 0 | 2 | 0 | Chicago White Sox @ Houston Astros Minute Maid Park, Houston, TX Thu Mar 30 2023, 6:14 PM - 8:52 PM CDT Att. 43,032 - Roof Closed - 73 F | | | | | | | | | | |
| 2 Alex Bregman, R | K | | | F9 | | | K | | G4-3 | 4 | 0 | 0 | 0 | 0 | 2 | 1 | | | | | | | | | | | |
| 44 Yordan Alvarez, L OBP: 0.500, SLG: 1.333 | K | | | K | | | 30 BB 79 1B 6 WP HBP | | HR | 3 | 2 | 1 | 1 | 0 | 2 | 1 | | | | | | | | | | | |
| 79 José Abreu, R OBP: 0.250, SLG: 0.250 | K | | | G1-3 | | | 6 WP 30 BB 1B | | G5-3 | 4 | 0 | 1 | 0 | 0 | 1 | 1 | | | | | | | | | | | |
| 30 Kyle Tucker, L | K | | | | L9 | | 6 WP BB | | BB | 2 | 0 | 0 | 0 | 2 | 1 | 0 | | | | | | | | | | | |
| 21 Yainer Diaz, R | F8 | | | | L3 | | K | | K | 4 | 0 | 0 | 0 | 0 | 2 | 4 | | | | | | | | | | | |
| 6 Jake Meyers, R | K | | | | F8 | | K | | | 3 | 0 | 0 | 0 | 0 | 2 | 2 | | | | | | | | | | | |
| 15 Martín Maldonado, R OBP: 0.333, SLG: 0.333 | K | | | | | | F8 | | 14 G5-4-3 1B | 3 | 0 | 1 | 0 | 0 | 1 | 0 | | | | | | | | | | | |
| 14 Mauricio Dubón, R | G4-3 | | | | | | G6-3 | | G5-4-3 | 3 | 0 | 0 | 0 | 0 | 1 | 0 | | | | | | | | | | | |
| Inning Stats | R: 0 E: 0 K: 3 S: 11 | H: 1 LOB: 1 BB: 0 P: 16 | R: 0 E: 0 K: 2 S: 11 | H: 0 LOB: 0 BB: 0 P: 14 | R: 0 E: 0 K: 2 S: 10 | H: 0 LOB: 0 BB: 0 P: 14 | R: 0 E: 0 K: 1 S: 9 | H: 0 LOB: 0 BB: 0 P: 13 | R: 0 E: 0 K: 0 S: 5 | H: 0 LOB: 0 BB: 0 P: 6 | R: 0 E: 0 K: 1 S: 10 | H: 0 LOB: 0 BB: 0 P: 15 | R: 1 E: 0 K: 3 S: 15 | H: 1 LOB: 2 BB: 1 P: 25 | R: 0 E: 0 K: 0 S: 8 | H: 1 LOB: 0 BB: 0 P: 11 | | R: 1 E: 0 K: 1 S: 19 | H: 1 LOB: 1 BB: 1 P: 27 | 1B: 3 2B: 0 3B: 0 HR: 1 | SF: 0 SAC: 0 DP: 1 HBP: 1 | WP: 1 PB: 0 SB: 1 CS: 0 | PA: 33 | | | | |
| PITCHER | IP | WLS | BF | H | R | ER | SO | BB | IBB | HBP | BLK | WP | HR | S | P | ERA | WHIP | | | | | | | | | | |
| 84 Dylan Cease, R ERA: 1.42 | 6.1 | | 22 | 2 | 1 | 1 | 10 | 0 | 0 | 1 | 0 | 0 | 0 | 62 | 86 | 1.42 | 0.316 | | | | | | | | | | |
| 39 Aaron Bummer, L ERA: 1.42 | 0.2 | | 3 | 0 | 0 | 0 | 2 | 1 | 0 | 0 | 0 | 1 | 0 | 9 | 17 | 0.00 | 1.500 | | | | | | | | | | |
| 49 Kendall Graveman, R ERA: 9.0 | 1.0 | W | 3 | 1 | 0 | 0 | 0 | 0 | 0 | 0 | 0 | 0 | 0 | 8 | 11 | 0.00 | 1.000 | | | | | | | | | | |
| 40 Reynaldo López, R ERA: 9.0 | 1.0 | S | 5 | 1 | 1 | 1 | 1 | 1 | 0 | 0 | 0 | 0 | 1 | 19 | 27 | 9.00 | 2.000 | | | | | | | | | | |

| Batter | 1 | 2 | 3 | 4 | 5 | 6 | 7 | 8 | 9 | AB | R | H | RBI | BB | SO | LOB | TOP | | | | | | | | | | | | | | |
|---|---|----------------------------------|-------------------------------|----------------------------------|-------------------------------|----------------------------------|-------------------------------|----------------------------------|------------------------------|----------------------------------|------------------------------|----------------------------------|-------------------------------|----------------------------------|-------------------------------|----------------------------------|--|---|----------------------------------|--------|--|--|--|--|--|--|--|--|--|--|--|
| 7 Tim Anderson, R OBP: 0.533, SLG: 0.538 | | | | | | | | | | 5 | 1 | 2 | 0 | 0 | 2 | 2 | <p>Chicago White Sox @ Houston Astros Minute Maid Park, Houston, TX Sat Apr 01 2023, 1:10 PM - 4:21 PM CDT Att: 37,519 - Roof Closed - 73 F</p> <p>livebaseballscorecards.com</p> <p>AB 37 R 4 H 10 RBI 4 BB 4 SO 12 LOB 21</p> | | | | | | | | | | | | | | |
| 88 Luis Robert Jr., R OBP: 0.214, SLG: 0.214 | | | | | | | | | | 5 | 0 | 0 | 0 | 0 | 1 | 4 | | | | | | | | | | | | | | | |
| 23 Andrew Benintendi, L OBP: 0.286, SLG: 0.357 | | | | | | | | | | 5 | 0 | 2 | 0 | 0 | 2 | 1 | | | | | | | | | | | | | | | |
| Eloy Jiménez, R OBP: 0.357, SLG: 0.417 | | | | | | | | | | 3 | 0 | 1 | 1 | 2 | 0 | 1 | | | | | | | | | | | | | | | |
| 12 Romy González, R OBP: 0.500, SLG: 0.500 | | | | | | | | | | 0 | 0 | 0 | 0 | 0 | 0 | 0 | | | | | | | | | | | | | | | |
| 10 Yoán Moncada, S OBP: 0.357, SLG: 0.643 | | | | | | | | | | 5 | 1 | 1 | 1 | 1 | 0 | 3 | | | | | | | | | | | | | | | |
| 25 Andrew Vaughn, R OBP: 0.333, SLG: 0.286 | | | | | | | | | | 3 | 0 | 0 | 0 | 1 | 1 | 1 | | | | | | | | | | | | | | | |
| 22 Oscar Colás, L OBP: 0.400, SLG: 0.333 | | | | | | | | | | 4 | 1 | 2 | 0 | 0 | 1 | 1 | | | | | | | | | | | | | | | |
| 1 Elvis Andrus, R OBP: 0.167, SLG: 0.167 | | | | | | | | | | 4 | 0 | 0 | 0 | 0 | 1 | 4 | | | | | | | | | | | | | | | |
| 44 Seby Zavala, R OBP: 0.667, SLG: 1.667 | | | | | | | | | | 3 | 1 | 2 | 2 | 0 | 1 | 1 | | | | | | | | | | | | | | | |
| 24 Yasmani Grandal, S OBP: 0.333, SLG: 0.625 | | | | | | | | | | 0 | 0 | 0 | 0 | 1 | 0 | 0 | | | | | | | | | | | | | | | |
| Inning Stats | R: 0 E: 0 K: 1 S: 10 | H: 1 LOB: 1 BB: 0 P: 15 | R: 1 E: 0 K: 0 S: 10 | H: 1 LOB: 0 BB: 0 P: 13 | R: 0 E: 0 K: 2 S: 18 | H: 2 LOB: 3 BB: 1 P: 33 | R: 2 E: 0 K: 2 S: 15 | H: 3 LOB: 1 BB: 0 P: 21 | R: 0 E: 0 K: 2 S: 9 | H: 0 LOB: 0 BB: 0 P: 16 | R: 0 E: 0 K: 1 S: 9 | H: 0 LOB: 0 BB: 0 P: 13 | R: 0 E: 0 K: 1 S: 10 | H: 1 LOB: 2 BB: 1 P: 20 | R: 1 E: 0 K: 1 S: 14 | H: 2 LOB: 2 BB: 1 P: 24 | 1B: 8 2B: 0 3B: 0 HR: 2 | SF: 0 SAC: 0 DP: 0 HBP: 0 | WP: 1 PB: 0 SB: 2 CS: 0 | PA: 41 | | | | | | | | | | | |
| PITCHER | IP WLS BF H R ER SO BB IBB HBP BLK WP HR S P ERA WHIP | | | | | | | | | | | | | | | | PITCHER | IP WLS BF H R ER SO BB IBB HBP BLK WP HR S P ERA WHIP | | | | | | | | | | | | | |
| 65 José Urquidy, R ERA: 6.75 | 4.0 | 2.0 | 7 | 0 | 0 | 4 | 1 | 0 | 0 | 0 | 1 | 0 | 19 | 34 | 0.00 | 0.500 | | | | | | | | | | | | | | | |
| 56 Ronel Blanco, R ERA: | 1.2 | W | 7 | 1 | 0 | 0 | 1 | 0 | 0 | 0 | 0 | 0 | 16 | 27 | 0.00 | 1.200 | | | | | | | | | | | | | | | |
| 45 Ryne Stanek, R ERA: | 1.1 | S | 7 | 2 | 1 | 1 | 2 | 1 | 0 | 0 | 0 | 0 | 17 | 30 | 6.75 | 2.250 | | | | | | | | | | | | | | | |
| 50 Héctor Neris, R ERA: 3.86 | | | | | | | | | | | | | | | | | | | | | | | | | | | | | | | |

| Batter | 1 | 2 | 3 | 4 | 5 | 6 | 7 | 8 | 9 | AB | R | H | RBI | BB | SO | LOB | BOTTOM | | | | | | | | | | | | | |
|--|---|----------------------------------|-------------------------------|----------------------------------|------------------------------|----------------------------------|-------------------------------|----------------------------------|-------------------------------|----------------------------------|-------------------------------|----------------------------------|-------------------------------|----------------------------------|-------------------------------|----------------------------------|---|---|----------------------------------|--------|--|--|--|--|--|--|--|--|--|--|
| 3 Jeremy Peña, R OBP: 0.462, SLG: 0.455 | | | | | | | | | | 4 | 1 | 2 | 1 | 0 | 0 | 2 | <p>Chicago White Sox @ Houston Astros Minute Maid Park, Houston, TX Sat Apr 01 2023, 1:10 PM - 4:21 PM CDT Att: 37,519 - Roof Closed - 73 F</p> <p>livebaseballscorecards.com</p> <p>AB 36 R 6 H 11 RBI 6 BB 3 SO 8 LOB 25</p> | | | | | | | | | | | | | |
| 2 Alex Bregman, R | | | | | | | | | | 5 | 0 | 0 | 0 | 0 | 2 | 6 | | | | | | | | | | | | | | |
| 44 Yordan Alvarez, L OBP: 0.538, SLG: 0.818 | | | | | | | | | | 5 | 2 | 3 | 1 | 0 | 1 | 2 | | | | | | | | | | | | | | |
| 79 José Abreu, R OBP: 0.385, SLG: 0.333 | | | | | | | | | | 5 | 0 | 2 | 1 | 0 | 3 | 2 | | | | | | | | | | | | | | |
| 30 Kyle Tucker, L OBP: 0.462, SLG: 0.600 | | | | | | | | | | 5 | 0 | 2 | 2 | 0 | 0 | 2 | | | | | | | | | | | | | | |
| 20 Chas McCormick, R OBP: 0.250, SLG: 0.500 | | | | | | | | | | 2 | 0 | 1 | 1 | 2 | 0 | 0 | | | | | | | | | | | | | | |
| 17 David Hensley, R OBP: 0.375, SLG: 0.286 | | | | | | | | | | 4 | 1 | 0 | 0 | 0 | 1 | 6 | | | | | | | | | | | | | | |
| 21 Yainer Díaz, R | | | | | | | | | | 2 | 1 | 0 | 0 | 1 | 0 | 2 | | | | | | | | | | | | | | |
| 9 Corey Julks, R OBP: 0.250, SLG: 0.250 | | | | | | | | | | 4 | 1 | 1 | 0 | 0 | 1 | 3 | | | | | | | | | | | | | | |
| Inning Stats | R: 2 E: 0 K: 2 S: 17 | H: 4 LOB: 2 BB: 0 P: 25 | R: 0 E: 0 K: 1 S: 14 | H: 0 LOB: 2 BB: 1 P: 24 | R: 0 E: 0 K: 1 S: 8 | H: 0 LOB: 0 BB: 0 P: 12 | R: 1 E: 1 K: 0 S: 14 | H: 1 LOB: 1 BB: 0 P: 21 | R: 0 E: 0 K: 2 S: 10 | H: 0 LOB: 0 BB: 0 P: 15 | R: 0 E: 0 K: 2 S: 14 | H: 0 LOB: 1 BB: 1 P: 23 | R: 1 E: 0 K: 0 S: 20 | H: 3 LOB: 3 BB: 1 P: 29 | R: 2 E: 0 K: 0 S: 16 | H: 3 LOB: 2 BB: 0 P: 25 | 1B: 10 2B: 1 3B: 0 HR: 0 | SF: 0 SAC: 0 DP: 0 HBP: 2 | WP: 0 PB: 1 SB: 1 CS: 0 | PA: 41 | | | | | | | | | | |
| PITCHER | IP WLS BF H R ER SO BB IBB HBP BLK WP HR S P ERA WHIP | | | | | | | | | | | | | | | | PITCHER | IP WLS BF H R ER SO BB IBB HBP BLK WP HR S P ERA WHIP | | | | | | | | | | | | |
| 27 Lucas Giolito, R ERA: 3.6 | 5.0 | 3 | 0 | 0 | 0 | 1 | 1 | 0 | 0 | 0 | 0 | 11 | 18 | 0.00 | 1.500 | | | | | | | | | | | | | | | |
| 58 Jimmy Lambert, R ERA: | 1.0 | L | 5 | 2 | 1 | 1 | 1 | 0 | 0 | 0 | 0 | 14 | 17 | 9.00 | 2.000 | | | | | | | | | | | | | | | |
| 17 Joe Kelly, R ERA: 9.0 | 0.2 | | 6 | 2 | 2 | 2 | 0 | 1 | 0 | 1 | 0 | 16 | 30 | 27.00 | 4.500 | | | | | | | | | | | | | | | |
| 66 José Ruiz, R ERA: 10.8 | 0.2 | | 4 | 2 | 0 | 0 | 0 | 0 | 0 | 0 | 0 | 9 | 12 | 0.00 | 3.000 | | | | | | | | | | | | | | | |
| 60 Gregory Santos, R ERA: | | | | | | | | | | | | | | | | | | | | | | | | | | | | | | |

| Batter | 1 | 2 | 3 | 4 | 5 | 6 | 7 | 8 | 9 | AB | R | H | RBI | BB | SO | LOB | TOP | | | |
|---|---|---|---|---|--------------------------------------|----------------------------------|---------------------------------------|----------------------------------|---------------------------------------|----------------------------------|--------------------------------------|---------------------------------|---------------------------------------|----------------------------------|---|----------------------------------|---|----------------------------------|------------------------------------|----------------------------------|
| 7 Tim Anderson, R OBP: 0.450, SLG: 0.500 | G1-3 | G4-3 | | | F9 | K | | 2H 2B | | 5 | 0 | 1 | 1 | 0 | 1 | 6 | Chicago White Sox @ Houston Astros Minute Maid Park, Houston, TX Sun Apr 02 2023, 1:12 PM - 4:17 PM CDT Att.: 42,835 - Roof Closed - 73 F | | | |
| 88 Luis Robert Jr., R OBP: 0.293, SLG: 0.474 | 23 G3 2B | | G5-3 | | HR | F9 | | P3 | | 5 | 1 | 2 | 1 | 0 | 0 | 4 | | | | |
| 23 Andrew Benintendi, L OBP: 0.263, SLG: 0.276 | G3 | | G3-1 | | F8 | G4-3 | | | 10 HR BB | 4 | 1 | 0 | 0 | 1 | 0 | 4 | | | | |
| Eloy Jiménez, R OBP: 0.263, SLG: 0.294 | K | | K | | G6-3 | | F7 | | K | 5 | 0 | 0 | 0 | 0 | 3 | 2 | | | | |
| 10 Yoán Moncada, S OBP: 0.474, SLG: 0.944 Hanser Alberto, R (9, 5) | | 24 1B 2B | | | 24 2B BB | | K | | 1-H HR | 4 | 2 | 3 | 2 | 1 | 1 | 0 | | | | |
| 25 Andrew Vaughn, R OBP: 0.429, SLG: 0.455 | | 24 1B HBP | | | F7 | 22 2B 1B | G3-4-1 | | 24 1B 2B | 4 | 1 | 2 | 1 | 0 | 0 | 1 | | | | |
| 24 Yasmani Grandal, S OBP: 0.500, SLG: 0.750 | | | | | | 22 2B BB | | F6 | | 4 | 0 | 3 | 0 | 1 | 0 | 0 | | | | |
| 22 Oscar Colás, L OBP: 0.400, SLG: 0.429 | | | | | P5 | | | 1 S 2B 1B | F7 | 5 | 1 | 2 | 1 | 0 | 1 | 7 | | | | |
| 1 Elvis Andrus, R OBP: 0.176, SLG: 0.125 | | | | | F8 | | | G5-3 | G5-3 | 4 | 0 | 0 | 0 | 0 | 1 | 8 | | | | |
| Inning Stats | R: 0 H: 1 E: 0 K: 1 S: 14 | L: 1 LOB: 1 BB: 0 P: 21 | R: 0 H: 2 E: 0 K: 2 S: 10 | L: 3 LOB: 3 BB: 0 P: 14 | R: 0 H: 0 E: 0 K: 1 S: 8 | L: 0 LOB: 0 BB: 0 P: 15 | R: 0 H: 1 E: 0 K: 0 S: 12 | L: 1 LOB: 2 BB: 1 P: 21 | R: 1 H: 1 E: 0 K: 1 S: 13 | L: 3 LOB: 3 BB: 0 P: 12 | R: 0 H: 0 E: 0 K: 1 S: 5 | L: 0 LOB: 0 BB: 0 P: 8 | R: 1 H: 2 E: 0 K: 0 S: 11 | L: 1 LOB: 1 BB: 0 P: 19 | R: 2 H: 3 E: 0 K: 1 S: 12 | L: 3 LOB: 2 BB: 1 P: 17 | | 1B: 4 2B: 7 3B: 0 HR: 2 | SF: 0 SAC: 0 DP: 0 HBP: 2 | WP: 0 PB: 0 SB: 1 CS: 0 |
| PITCHER | IP WLS BF H R ER SO BB IBB HBP BLK WP HR S P ERA WHIP | 5.0 L 25 7 3 3 4 2 0 1 0 0 1 55 91 5.40 1.800 | 2.0 8 1 0 0 2 0 0 1 0 0 0 15 24 0.00 0.500 | 2.0 12 5 3 3 1 1 0 0 0 0 1 23 36 13.50 3.000 | PITCHER | | | | | | | | | | IP WLS BF H R ER SO BB IBB HBP BLK WP HR S P ERA WHIP | | | | | |

AB 40
R 6
H 13
RBI 6
BB 3
SO 7
LOB 32



| Batter | 1 | 2 | 3 | 4 | 5 | 6 | 7 | 8 | 9 | AB | R | H | RBI | BB | SO | LOB | BOTTOM | | | |
|--|---|---|--|--|--|--|---------------------------------------|----------------------------------|---------------------------------------|----------------------------------|--------------------------------------|---------------------------------|---------------------------------------|----------------------------------|---------------------------------------|----------------------------------|---|----------------------------------|------------------------------------|----------------------------------|
| 3 Jeremy Peña, R OBP: 0.389, SLG: 0.333 | F9 | G5-3 | | | K | K | | | 79 1B 17 1B BB | 4 | 1 | 0 | 0 | 1 | 2 | 3 | Chicago White Sox @ Houston Astros Minute Maid Park, Houston, TX Sun Apr 02 2023, 1:12 PM - 4:17 PM CDT Att.: 42,835 - Roof Closed - 73 F | | | |
| 2 Alex Bregman, R | K | | K | | 79 1B BB | | G4-3 | | K | 4 | 0 | 0 | 0 | 1 | 3 | 2 | | | | |
| 30 Kyle Tucker, L OBP: 0.444, SLG: 0.500 | 79 WP BB | | | | P5 | | L7 | | L8 | 4 | 0 | 1 | 0 | 1 | 0 | 3 | | | | |
| 79 José Abreu, R OBP: 0.444, SLG: 0.375 | 1 SAFE B SL 81 S SL 81 H FF 95 | | F8 | | | | G3-1 | | 20 P3 17 1B | 4 | 0 | 2 | 1 | 0 | 0 | 1 | | | | |
| 17 David Hensley, R OBP: 0.308, SLG: 0.250 | | | K | | L9 | | | | 20 P3 1B | 5 | 0 | 1 | 1 | 0 | 3 | 5 | | | | |
| 20 Chas McCormick, R OBP: 0.697, SLG: 0.400 | 14 B5-3 9 S HBP | | K | | 15 1B 9 S 3 WP BB | | | | P3 | 3 | 1 | 1 | 0 | 1 | 1 | 2 | | | | |
| 9 Corey Julks, R OBP: 0.167, SLG: 0.167 | 1 SAFE B SL 79 S SL 79 H FF 95 | | K | | G6-3 | | | | K | 4 | 0 | 0 | 0 | 0 | 3 | 3 | | | | |
| 14 Mauricio Dubón, R OBP: 0.143, SLG: 0.143 | | B5-3 | | | G6-3 | | G6-3 | | G4-3 | 4 | 0 | 1 | 0 | 0 | 0 | 3 | | | | |
| 15 Martín Maldonado, R OBP: 0.400, SLG: 0.250 18 César Salazar, L (9, PH) | | | | | F9 | | | | 3 WP 79 1B BB | 2 | 0 | 1 | 0 | 1 | 0 | 1 | | | | |
| Inning Stats | R: 0 H: 0 E: 0 K: 2 S: 12 | L: 0 LOB: 2 BB: 1 P: 22 | R: 0 H: 0 E: 0 K: 1 S: 13 | L: 0 LOB: 1 BB: 1 P: 23 | R: 0 H: 1 E: 0 K: 2 S: 11 | L: 1 LOB: 1 BB: 0 P: 17 | R: 0 H: 1 E: 0 K: 2 S: 10 | L: 1 LOB: 1 BB: 0 P: 12 | R: 1 H: 1 E: 0 K: 1 S: 14 | L: 1 LOB: 2 BB: 1 P: 24 | R: 0 H: 0 E: 0 K: 0 S: 6 | L: 0 LOB: 0 BB: 0 P: 7 | R: 0 H: 1 E: 0 K: 2 S: 12 | L: 1 LOB: 1 BB: 0 P: 16 | R: 2 H: 2 E: 0 K: 1 S: 20 | L: 2 LOB: 2 BB: 2 P: 37 | | 1B: 7 2B: 0 3B: 0 HR: 0 | SF: 0 SAC: 0 DP: 0 HBP: 2 | WP: 3 PB: 0 SB: 2 CS: 0 |
| PITCHER | IP WLS BF H R ER SO BB IBB HBP BLK WP HR S P ERA WHIP | 5.0 W 23 3 0 0 8 3 0 2 0 0 1 60 98 0.00 1.200 | 1.0 H 5 1 1 1 1 1 0 0 0 0 0 12 21 9.00 2.000 | 1.0 H 3 0 0 0 0 0 0 0 0 0 0 6 7 0.00 0.000 | 1.0 H 4 1 0 0 2 0 0 0 0 0 0 12 16 0.00 1.000 | 1.0 7 2 2 2 1 2 0 0 0 0 1 20 37 18.00 4.000 | PITCHER | | | | | | | | | | IP WLS BF H R ER SO BB IBB HBP BLK WP HR S P ERA WHIP | | | |

AB 34
R 3
H 7
RBI 2
BB 6
SO 12
LOB 23



| Batter | 1 | 2 | 3 | 4 | 5 | 6 | 7 | 8 | 9 | 10 | 11 | AB | R | H | RBI | BB | SO | LOB | TOP | | | | | |
|--|--|--|-----------------------------------|-------------------------------------|--|---|---|---|------------------------------|----------------------------------|-------------------------------|----------------------------------|-------------------------------|----------------------------------|------------------------------|----------------------------------|------------------------------|---------------------------------|-------------------------------|----------------------------------|----------------------------------|------------------------------------|----------------------------------|--------|
| 9 Nick Maton, L (1.5) | | | | | | | | | | | | 4 | 1 | 0 | 0 | 1 | 2 | 2 | | | | | | |
| 31 Riley Greene, L OBP: 0.294, SLG: 0.400 (1.8) | | | | | | | | | | | | 4 | 2 | 1 | 1 | 1 | 1 | 0 | | | | | | |
| 28 Javier Báez, R OBP: 0.188, SLG: 0.133 (1.6) | | | | | | | | | | | | 5 | 0 | 1 | 1 | 0 | 0 | 0 | | | | | | |
| 30 Kerry Carpenter, L OBP: 0.333, SLG: 0.500 (1.10) | | | | | | | | | | | | 4 | 0 | 0 | 0 | 1 | 0 | 0 | | | | | | |
| 20 Spencer Torkelson, R OBP: 0.188, SLG: 0.133 (1.3) | | | | | | | | | | | | | 4 | 2 | 1 | 1 | 1 | 1 | 0 | | | | | |
| 17 Austin Meadows, L OBP: 0.267, SLG: 0.333 (1.7) | | | | | | | | | | | | 5 | 0 | 0 | 0 | 0 | 1 | 4 | | | | | | |
| 8 Matt Vierling, R OBP: 0.333, SLG: 0.583 (1.9) | | | | | | | | | | | | 5 | 2 | 4 | 2 | 0 | 1 | 0 | | | | | | |
| 39 Zach McKinstry, L OBP: 0.200, SLG: 0.200 32 Ryan Kreidler, R (8.4) | | | | | | | | | | | | 4 | 0 | 1 | 0 | 0 | 2 | 1 | | | | | | |
| 13 Eric Haase, R OBP: 0.077, SLG: 0.077 (1.2) | | | | | | | | | | | | 5 | 0 | 1 | 2 | 0 | 2 | 0 | | | | | | |
| Inning Stats | R: 0 E: 0 K: 2 S: 9 | H: 0 LOB: 0 BB: 0 P: 14 | R: 2 E: 0 K: 1 S: 19 | H: 4 LOB: 2 BB: 0 P: 26 | R: 0 E: 0 K: 0 S: 8 | H: 1 LOB: 0 BB: 0 P: 11 | R: 0 E: 0 K: 0 S: 8 | H: 1 LOB: 3 BB: 4 P: 39 | R: 0 E: 0 K: 2 S: 8 | H: 1 LOB: 0 BB: 0 P: 12 | R: 1 E: 0 K: 1 S: 11 | H: 1 LOB: 0 BB: 0 P: 16 | R: 0 E: 0 K: 2 S: 13 | H: 1 LOB: 1 BB: 0 P: 17 | R: 0 E: 0 K: 0 S: 6 | H: 0 LOB: 0 BB: 0 P: 12 | R: 0 E: 0 K: 0 S: 4 | H: 0 LOB: 0 BB: 0 P: 5 | R: 2 E: 0 K: 1 S: 11 | H: 1 LOB: 0 BB: 0 P: 15 | 1B: 7 2B: 0 3B: 0 HR: 2 | SF: 0 SAC: 0 DP: 0 HBP: 0 | WP: 0 PB: 0 SB: 0 CS: 1 | PA: 46 |
| PITCHER | IP ERA WLS BF H R ER SO BB IBB HBP BLK WP HR S P ERA WHIP | 58 Hunter Brown, R ERA: 7.71 (1.1) | 88 Phil Maton, R ERA: (5.1) | 56 Ronel Blanco, R ERA: (6.1) | 52 Bryan Abreu, R ERA: 3.0 (7.1) | 47 Rafael Montero, R ERA: 3.0 (8.1) | 55 Ryan Pressly, R ERA: 9.0 (9.1) | 50 Héctor Neris, R ERA: 4.15 (10.1) | | | | | | | | | | | | | | | | |

Detroit Tigers @ Houston Astros
Minute Maid Park, Houston, TX
Mon Apr 03 2023, 7:12 PM - 10:32 PM CDT
Att. 29,272 - Clear - 73 F

livebaseballscores.com

AB 41
R 7
H 9
RBI 7
BB 4
SO 11
LOB 7



| Batter | 1 | 2 | 3 | 4 | 5 | 6 | 7 | 8 | 9 | 10 | 11 | AB | R | H | RBI | BB | SO | LOB | BOTTOM | | | | | | | |
|--|--|--|--|---|---------------------------------------|---|--|----------------------------------|-------------------------------|----------------------------------|------------------------------|----------------------------------|------------------------------|---------------------------------|------------------------------|----------------------------------|-------------------------------|----------------------------------|------------------------------|----------------------------------|------------------------------|----------------------------------|----------------------------------|------------------------------------|----------------------------------|--------|
| 3 Jeremy Peña, R OBP: 0.333, SLG: 0.250 (1.6) | | | | | | | | | | | | 5 | 1 | 0 | 1 | 1 | 0 | 1 | | | | | | | | |
| 2 Alex Bregman, R OBP: 0.290, SLG: 0.143 (1.5) | | | | | | | | | | | | 5 | 2 | 3 | 0 | 0 | 0 | 1 | | | | | | | | |
| 44 Yordan Alvarez, L OBP: 0.421, SLG: 0.765 6 Jake Meyers, R (11, PR) | | | | | | | | | | | | 6 | 1 | 1 | 4 | 0 | 1 | 4 | | | | | | | | |
| 79 José Abreu, R OBP: 0.458, SLG: 0.429 (1.3) | | | | | | | | | | | | 5 | 0 | 2 | 1 | 1 | 0 | 2 | | | | | | | | |
| 30 Kyle Tucker, L OBP: 0.409, SLG: 0.412 (1.9) | | | | | | | | | | | | 3 | 0 | 0 | 0 | 1 | 1 | 2 | | | | | | | | |
| 20 Chas McCormick, R OBP: 0.429, SLG: 0.200 (1.8) | | | | | | | | | | | | 5 | 0 | 0 | 0 | 0 | 4 | | | | | | | | | |
| 17 David Hensley, R OBP: 0.333, SLG: 0.250 (1.10) | | | | | | | | | | | | 4 | 0 | 1 | 0 | 1 | 1 | 0 | | | | | | | | |
| 14 Mauricio Dubón, R OBP: 0.250, SLG: 0.182 (1.4) | | | | | | | | | | | | 4 | 1 | 1 | 0 | 1 | 0 | 4 | | | | | | | | |
| 15 Martín Maldonado, R ERA: 2.25 21 Yainer Díaz, R (10, PH) | | | | | | | | | | | | 4 | 0 | 1 | 0 | 0 | 2 | | | | | | | | | |
| Inning Stats | R: 0 E: 0 K: 2 S: 10 | H: 0 LOB: 2 BB: 2 P: 24 | R: 0 E: 0 K: 0 S: 12 | H: 1 LOB: 1 BB: 0 P: 18 | R: 0 E: 0 K: 0 S: 8 | H: 0 LOB: 0 BB: 0 P: 11 | R: 0 E: 0 K: 1 S: 6 | H: 0 LOB: 0 BB: 0 P: 10 | R: 4 E: 1 K: 0 S: 22 | H: 3 LOB: 3 BB: 2 P: 36 | R: 0 E: 0 K: 0 S: 8 | H: 1 LOB: 1 BB: 0 P: 12 | R: 0 E: 0 K: 0 S: 5 | H: 0 LOB: 0 BB: 0 P: 7 | R: 0 E: 0 K: 0 S: 7 | H: 1 LOB: 0 BB: 0 P: 10 | R: 1 E: 0 K: 0 S: 12 | H: 2 LOB: 2 BB: 1 P: 16 | R: 0 E: 0 K: 1 S: 9 | H: 0 LOB: 1 BB: 0 P: 10 | R: 1 E: 0 K: 0 S: 7 | H: 1 LOB: 1 BB: 0 P: 12 | 1B: 7 2B: 1 3B: 0 HR: 1 | SF: 0 SAC: 0 DP: 1 HBP: 1 | WP: 0 PB: 0 SB: 0 CS: 0 | PA: 49 |
| PITCHER | IP ERA WLS BF H R ER SO BB IBB HBP BLK WP HR S P ERA WHIP | 48 Matthew Boyd, L ERA: 4.15 (1.1) | 67 José Cisnero, R ERA: 10.6 (5.1) | 53 Mason Englert, R ERA: 2.25 (6.1) | 55 Alex Lange, R ERA: 4.5 (9.1) | 62 Trey Wingenter, R ERA: 6.75 (10.1) | 50 Garrett Hill, R ERA: 9.0 (11.1) | | | | | | | | | | | | | | | | | | | |

Detroit Tigers @ Houston Astros
Minute Maid Park, Houston, TX
Mon Apr 03 2023, 7:12 PM - 10:32 PM CDT
Att. 29,272 - Clear - 73 F

livebaseballscores.com

AB 42
R 6
H 9
RBI 6
BB 5
SO 4
LOB 21



| Batter | 1 | 2 | 3 | 4 | 5 | 6 | 7 | 8 | 9 | AB R H RBI BB SO LOB | TOP | | | | | | | | | | |
|---|---|----------------------------------|--------------------------------------|---------------------------------|---------------------------------------|----------------------------------|--------------------------------------|---------------------------------|--------------------------------------|----------------------------------|---|----------------------------------|---------------------------------------|----------------------------------|---------------------------------------|----------------------------------|---------------------------------------|----------------------------------|-------------------------|------------------------------------|--|
| 8 Matt Vierling, R OBP: 0.412, SLG: 0.625 | | | | | | | | | | 4 0 2 1 1 1 2 | <p>Detroit Tigers @ Houston Astros Minute Maid Park, Houston, TX Tue Apr 04 2023, 7:12 PM - 9:43 PM CDT Att: 30,613 - Roof Closed - 73 F</p> <p>livebaseballscorecards.com</p> | | | | | | | | | | |
| 28 Javier Báez, R OBP: 0.143, SLG: 0.100 | | | | | | | | | | 5 1 0 0 0 2 3 | | | | | | | | | | | |
| 31 Riley Greene, L OBP: 0.361, SLG: 0.474 | | | | | | | | | | 4 2 3 0 0 1 1 | | | | | | | | | | | |
| 20 Spencer Torkelson, R OBP: 0.300, SLG: 0.474 | | | | | | | | | | 4 1 3 3 0 0 0 | | | | | | | | | | | |
| 13 Eric Haase, R OBP: 0.059, SLG: 0.059 | | | | | | | | | | 4 0 0 1 0 2 2 | | | | | | | | | | | |
| 24 Miguel Cabrera, R OBP: 0.200, SLG: 0.214 | | | | | | | | | | 4 0 0 0 0 1 1 | | | | | | | | | | | |
| 7 Jonathan Schoop, R OBP: 0.222, SLG: 0.125 | | | | | | | | | | 4 1 1 0 0 2 0 | | | | | | | | | | | |
| 34 Jake Rogers, R OBP: 0.250, SLG: 0.625 | | | | | | | | | | 4 0 1 1 0 1 0 | | | | | | | | | | | |
| 32 Ryan Kreidler, R OBP: 0.222, SLG: 0.222 | | | | | | | | | | 4 1 2 0 0 1 1 | | | | | | | | | | | |
| Inning Stats | R: 1 H: 2 E: 0 K: 1 S: 13 | H: 2 LOB: 1 BB: 0 P: 20 | R: 0 H: 0 E: 0 K: 0 S: 4 | H: 0 LOB: 0 BB: 0 P: 6 | R: 0 H: 1 E: 0 K: 2 S: 10 | H: 1 LOB: 2 BB: 1 P: 20 | R: 0 H: 0 E: 0 K: 1 S: 6 | H: 0 LOB: 0 BB: 0 P: 7 | R: 1 H: 2 E: 0 K: 0 S: 8 | H: 2 LOB: 0 BB: 0 P: 16 | R: 1 H: 2 E: 0 K: 2 S: 15 | H: 2 LOB: 1 BB: 0 P: 21 | R: 0 H: 1 E: 0 K: 3 S: 10 | H: 1 LOB: 1 BB: 0 P: 13 | R: 2 H: 2 E: 0 K: 1 S: 15 | H: 2 LOB: 0 BB: 0 P: 22 | R: 1 H: 2 E: 0 K: 1 S: 15 | H: 2 LOB: 1 BB: 0 P: 20 | 1B: 9 2B: 2 HR: 1 | SF: 0 SAC: 0 DP: 0 HBP: 0 | WP: 2 PA: 38 PB: 1 SB: 0 CS: 1 |
| PITCHER | IP WLS BF H R ER SO BB IBB HBP BLK WP HR S P ERA WHIP | | | | | | | | | | | | | | | | | | | | |
| Framber Valdez, L ERA: 1.5 | (1, 1) 7.0 L 28 8 3 2 9 1 0 0 0 0 2 0 66 103 2.57 1.286 | | | | | | | | | | | | | | | | | | | | |
| 45 Ryne Stanek, R ERA: 6.75 | (8, 1) 1.0 5 2 2 2 1 0 0 0 0 0 1 15 22 18.00 2.000 | | | | | | | | | | | | | | | | | | | | |
| 61 Seth Martinez, R ERA: 9.0 | (9, 1) 1.0 5 2 1 1 1 0 0 0 0 0 0 15 20 9.00 2.000 | | | | | | | | | | | | | | | | | | | | |

| Batter | 1 | 2 | 3 | 4 | 5 | 6 | 7 | 8 | 9 | AB R H RBI BB SO LOB | BOTTOM | | | | | | | | | | |
|--|--|----------------------------------|--------------------------------------|----------------------------------|--------------------------------------|---------------------------------|---------------------------------------|----------------------------------|--------------------------------------|----------------------------------|---|----------------------------------|---------------------------------------|----------------------------------|---------------------------------------|----------------------------------|---------------------------------------|----------------------------------|----------------------------------|------------------------------------|--|
| 3 Jeremy Peña, R OBP: 0.276, SLG: 0.200 | | | | | | | | | | 5 0 0 0 0 1 3 | <p>Detroit Tigers @ Houston Astros Minute Maid Park, Houston, TX Tue Apr 04 2023, 7:12 PM - 9:43 PM CDT Att: 30,613 - Roof Closed - 73 F</p> <p>livebaseballscorecards.com</p> | | | | | | | | | | |
| 2 Alex Bregman, R OBP: 0.286, SLG: 0.167 | | | | | | | | | | 3 1 1 0 1 0 0 | | | | | | | | | | | |
| 44 Yordan Alvarez, L OBP: 0.391, SLG: 0.667 | | | | | | | | | | 4 0 1 0 0 1 1 | | | | | | | | | | | |
| 79 José Abreu, R OBP: 0.429, SLG: 0.400 | | | | | | | | | | 4 0 1 0 0 1 1 | | | | | | | | | | | |
| 30 Kyle Tucker, L OBP: 0.462, SLG: 0.600 | | | | | | | | | | 3 1 2 2 1 1 1 | | | | | | | | | | | |
| 9 Corey Julks, R OBP: 0.250, SLG: 0.250 | | | | | | | | | | 4 1 2 0 0 1 3 | | | | | | | | | | | |
| 6 Jake Meyers, R OBP: 0.273, SLG: 0.200 | | | | | | | | | | 4 0 2 0 0 1 2 | | | | | | | | | | | |
| 14 Mauricio Dubón, R OBP: 0.250, SLG: 0.200 | | | | | | | | | | 4 0 1 0 0 0 2 | | | | | | | | | | | |
| 15 Martín Maldonado, R OBP: 0.333, SLG: 0.200 | | | | | | | | | | 3 0 0 1 1 0 2 | | | | | | | | | | | |
| Inning Stats | R: 1 H: 2 E: 0 K: 2 S: 14 | H: 2 LOB: 2 BB: 1 P: 23 | R: 0 H: 1 E: 0 K: 0 S: 7 | H: 1 LOB: 0 BB: 0 P: 10 | R: 0 H: 0 E: 0 K: 0 S: 5 | H: 0 LOB: 0 BB: 0 P: 8 | R: 1 H: 2 E: 0 K: 0 S: 10 | H: 2 LOB: 0 BB: 0 P: 19 | R: 0 H: 1 E: 0 K: 1 S: 8 | H: 1 LOB: 1 BB: 0 P: 12 | R: 0 H: 0 E: 0 K: 1 S: 13 | H: 0 LOB: 1 BB: 1 P: 22 | R: 0 H: 1 E: 0 K: 0 S: 11 | H: 1 LOB: 1 BB: 1 P: 18 | R: 0 H: 1 E: 0 K: 1 S: 13 | H: 1 LOB: 0 BB: 0 P: 14 | R: 1 H: 2 E: 0 K: 1 S: 10 | H: 2 LOB: 1 BB: 0 P: 15 | 1B: 9 2B: 0 3B: 0 HR: 1 | SF: 0 SAC: 0 DP: 1 HBP: 0 | WP: 0 PA: 37 PB: 0 SB: 0 CS: 0 |
| PITCHER | IP WLS BF H R ER SO BB IBB HBP BLK WP HR S P ERA WHIP | | | | | | | | | | | | | | | | | | | | |
| 25 Matt Manning, R ERA: 3.18 | (1, 1) 5.2 W 23 6 2 2 4 2 0 0 0 0 0 0 14 23 3.18 1.412 | | | | | | | | | | | | | | | | | | | | |
| 68 Jason Foley, R ERA: 3.39 | (6, 1) 1.1 H 5 1 0 0 0 1 0 0 0 0 0 0 14 23 0.00 1.500 | | | | | | | | | | | | | | | | | | | | |
| 36 Chasen Shreve, L ERA: 3.0 | (8, 1) 1.0 H 4 1 0 0 1 0 0 0 0 0 0 0 13 14 0.00 1.000 | | | | | | | | | | | | | | | | | | | | |
| 62 Trey Wingenter, R ERA: 7.71 | (9, 1) 1.0 5 2 1 1 1 0 0 0 0 0 0 10 15 9.00 2.000 | | | | | | | | | | | | | | | | | | | | |

AB 37
R 6
H 12
RBI 6
BB 1
SO 11
LOB 10



AB 34
R 3
H 10
RBI 3
BB 3
SO 6
LOB 15



| Batter | 1 | 2 | 3 | 4 | 5 | 6 | 7 | 8 | 9 | AB | R | H | RBI | BB | SO | LOB | TOP | | | | | | | | | | |
|---|------------------------------|---------------------------------|------------------------------|---------------------------------|-------------------------------|----------------------------------|------------------------------|----------------------------------|-------------------------------|----------------------------------|-------------------------------|----------------------------------|------------------------------|----------------------------------|-------------------------------|----------------------------------|---|----------------------------------|----------------------------------|------------------------------------|----------------------------------|--------|--|--|--|--|--|
| 9 Nick Maton, L (1, 5) OBP: 0.235, SLG: 0.071 | F8 | | 31 1B | | F7 | | | K | | 4 | 0 | 1 | 1 | 0 | 1 | 1 | DETROIT TIGERS @ HOUSTON ASTROS Minute Maid Park, Houston, TX Wed Apr 05 2023, 1:10 PM - 3:45 PM CDT Att: 37,932 - Roof Closed - 73 F | | | | | | | | | | |
| 31 Riley Greene, L (1, 8) OBP: 0.400, SLG: 0.565 | K | | 3-H 1B | | | K | | 17 1B 3B | | 4 | 1 | 2 | 0 | 0 | 2 | 0 | | | | | | | | | | | |
| 8 Matt Vierling, R (1, 9) OBP: 0.381, SLG: 0.550 | G5-3 | | F9 | | | 17 1B | | K | | 4 | 0 | 1 | 0 | 0 | 1 | 3 | | | | | | | | | | | |
| 17 Austin Meadows, L (1, 7) OBP: 0.263, SLG: 0.316 | | G6-3 | | P5 | | F7 | | 1B | | 4 | 0 | 1 | 1 | 0 | 0 | 1 | | | | | | | | | | | |
| 20 Spencer Torkelson, R (1, 3) OBP: 0.250, SLG: 0.391 | F8 | | | L9 | | F7 | | 1B | | 4 | 0 | 0 | 0 | 0 | 0 | 2 | | | | | | | | | | | |
| 30 Kerry Carpenter, L (1, 10) OBP: 0.308, SLG: 0.364 | K | | | G5-3 | | | | | | 3 | 0 | 0 | 0 | 1 | 1 | 0 | | | | | | | | | | | |
| 13 Eric Haase, R (1, 2) OBP: 0.143, SLG: 0.100 | | | K | | 9 1B | | | | | 3 | 0 | 1 | 0 | 1 | 2 | 0 | | | | | | | | | | | |
| 39 Zach McKinstry, L (1, 4) OBP: 0.214, SLG: 0.214 | | | 32 G3-1 9 1B | | F4 | | | G3-1 | | 4 | 1 | 1 | 0 | 0 | 1 | 3 | | | | | | | | | | | |
| 32 Ryan Kreidler, R (1, 6) OBP: 0.182, SLG: 0.182 28 Javier Báez, R (7, PH) OBP: 0.136, SLG: 0.095 | | | G3-1 | | K | | | G6-3 | | 2 | 0 | 0 | 0 | 0 | 1 | 2 | | | | | | | | | | | |
| | | | | | | | | | | 1 | 0 | 0 | 0 | 0 | 0 | 2 | | | | | | | | | | | |
| Inning Stats | R: 0 E: 0 K: 1 S: 7 | H: 0 LOB: 0 BB: 0 P: 9 | R: 0 E: 0 K: 1 S: 6 | H: 0 LOB: 0 BB: 0 P: 8 | R: 1 E: 0 K: 1 S: 18 | H: 3 LOB: 2 BB: 0 P: 24 | R: 0 E: 0 K: 0 S: 8 | H: 0 LOB: 0 BB: 0 P: 13 | R: 0 E: 0 K: 1 S: 13 | H: 1 LOB: 1 BB: 0 P: 20 | R: 0 E: 0 K: 1 S: 18 | H: 1 LOB: 1 BB: 0 P: 25 | R: 0 E: 0 K: 1 S: 6 | H: 0 LOB: 0 BB: 2 P: 16 | R: 1 E: 0 K: 2 S: 12 | H: 2 LOB: 1 BB: 0 P: 18 | R: 0 E: 0 K: 1 S: 7 | H: 0 LOB: 0 BB: 0 P: 11 | 1B: 6 2B: 0 3B: 1 HR: 0 | SF: 0 SAC: 0 DP: 1 HBP: 0 | WP: 0 PB: 0 SB: 4 CS: 0 | PA: 35 | | | | | |
| PITCHER | IP | WLS | BF | H | R | ER | SO | BB | IBB | HBP | BLK | WP | HR | S | P | ERA | WHIP | | | | | | | | | | |
| 53 Cristian Javier, R (1, 1) ERA: 3.27 | 6.0 | W | 23 | 5 | 1 | 1 | 5 | 0 | 0 | 0 | 0 | 0 | 0 | 70 | 99 | 1.50 | 0.833 | | | | | | | | | | |
| 52 Bryan Abreu, R (7, 1) ERA: 2.25 | 1.0 | H | 4 | 0 | 0 | 0 | 1 | 2 | 0 | 0 | 0 | 0 | 0 | 6 | 16 | 0.00 | 2.000 | | | | | | | | | | |
| 47 Rafael Montero, R (8, 1) ERA: 4.5 | 1.0 | | 5 | 2 | 1 | 1 | 2 | 0 | 0 | 0 | 0 | 0 | 0 | 12 | 18 | 9.00 | 2.000 | | | | | | | | | | |
| 55 Ryan Pressly, R (9, 1) ERA: 6.0 | 1.0 | | 3 | 0 | 0 | 0 | 1 | 0 | 0 | 0 | 0 | 0 | 0 | 7 | 11 | 0.00 | 0.000 | | | | | | | | | | |

| Batter | 1 | 2 | 3 | 4 | 5 | 6 | 7 | 8 | 9 | AB | R | H | RBI | BB | SO | LOB | BOTTOM | | | | | | | | | | | |
|--|------------------------------|----------------------------------|-------------------------------|----------------------------------|-------------------------------|----------------------------------|------------------------------|----------------------------------|-------------------------------|----------------------------------|-------------------------------|----------------------------------|-------------------------------|----------------------------------|-------------------------------|----------------------------------|---|------------------------------------|----------------------------------|--------|--|--|--|--|--|--|--|--|
| 3 Jeremy Peña, R (1, 6) OBP: 0.294, SLG: 0.367 | G5-3 | | L9 | | G3-1 | | 44 SF9 2B | HR | | 5 | 2 | 2 | 2 | 0 | 0 | 0 | DETROIT TIGERS @ HOUSTON ASTROS Minute Maid Park, Houston, TX Wed Apr 05 2023, 1:10 PM - 3:45 PM CDT Att: 37,932 - Roof Closed - 73 F | | | | | | | | | | | |
| 2 Alex Bregman, R (1, 5) OBP: 0.242, SLG: 0.138 | F8 | | L7 | | F7 | | E6 30 2B | F8 | | 5 | 1 | 0 | 0 | 0 | 1 | 0 | | | | | | | | | | | | |
| 44 Yordan Alvarez, L (1, 10) OBP: 0.407, SLG: 0.652 | 1B | | F7 | | 30 FC5 79 1B | | SF9 | | | 2 | 0 | 1 | 1 | 1 | 0 | 0 | | | | | | | | | | | | |
| 79 José Abreu, R (1, 3) OBP: 0.406, SLG: 0.379 | G5-3 | | | F8 | | F8 | | F8 | | 4 | 0 | 1 | 0 | 0 | 0 | 2 | | | | | | | | | | | | |
| 30 Kyle Tucker, L (1, 9) OBP: 0.467, SLG: 0.750 | | | HR | | FC5 | | 2B | | | 4 | 1 | 2 | 2 | 0 | 1 | 2 | | | | | | | | | | | | |
| 17 David Hensley, R (1, 4) OBP: 0.364, SLG: 0.263 | | 20 HR 1B | | 20 2B 9 SF7 BB | | K | | G4-3 | | 3 | 2 | 1 | 0 | 1 | 1 | 1 | | | | | | | | | | | | |
| 20 Chas McCormick, R (1, 8) OBP: 0.444, SLG: 0.571 | | 1-H HR | | | | K | | K | | 4 | 1 | 2 | 2 | 0 | 2 | 0 | | | | | | | | | | | | |
| 9 Corey Julks, R (1, 7) OBP: 0.300, SLG: 0.368 | | | P2 | | SF7 | | | 3 HR 2B | | 3 | 1 | 2 | 1 | 0 | 0 | 0 | | | | | | | | | | | | |
| 18 César Salazar, L (1, 2) OBP: 0.214, SLG: 0.214 | G3 | | | G3 | | F7 | | F7 | | 4 | 0 | 0 | 0 | 0 | 0 | 3 | | | | | | | | | | | | |
| Inning Stats | R: 0 E: 0 K: 0 S: 8 | H: 1 LOB: 1 BB: 0 P: 12 | R: 2 E: 0 K: 1 S: 17 | H: 2 LOB: 0 BB: 0 P: 27 | R: 0 E: 0 K: 0 S: 11 | H: 0 LOB: 0 BB: 0 P: 18 | R: 2 E: 0 K: 0 S: 9 | H: 2 LOB: 1 BB: 1 P: 15 | R: 0 E: 0 K: 0 S: 15 | H: 1 LOB: 2 BB: 1 P: 26 | R: 0 E: 0 K: 2 S: 11 | H: 1 LOB: 1 BB: 0 P: 20 | R: 2 E: 0 K: 0 S: 16 | H: 2 LOB: 1 BB: 0 P: 24 | R: 2 E: 0 K: 1 S: 19 | H: 2 LOB: 0 BB: 0 P: 27 | 1B: 4 2B: 4 3B: 0 HR: 3 | SF: 2 SAC: 0 DP: 0 HBP: 0 | WP: 0 PB: 0 SB: 0 CS: 0 | PA: 38 | | | | | | | | |
| PITCHER | IP | WLS | BF | H | R | ER | SO | BB | IBB | HBP | BLK | WP | HR | S | P | ERA | WHIP | | | | | | | | | | | |
| 57 Eduardo Rodríguez, L (1, 1) ERA: 6.3 | 4.2 | L | 22 | 6 | 4 | 4 | 1 | 2 | 0 | 0 | 0 | 0 | 0 | 2 | 58 | 95 | 7.71 | 1.714 | | | | | | | | | | |
| 50 Garrett Hill, R (5, 1) ERA: 8.1 | 1.1 | | 7 | 2 | 2 | 1 | 2 | 0 | 0 | 0 | 0 | 0 | 0 | 16 | 29 | 6.75 | 1.500 | | | | | | | | | | | |
| 70 Tyler Alexander, L (7, 1) ERA: 6.75 | 2.0 | | 9 | 3 | 2 | 2 | 1 | 0 | 0 | 0 | 0 | 0 | 1 | 32 | 45 | 9.00 | 1.500 | | | | | | | | | | | |

AB 33
R 2
H 7
RBI 2
BB 2
SO 9
LOB 14



AB 34
R 8
H 11
RBI 8
BB 2
SO 4
LOB 9



| Batter | 1 | 2 | 3 | 4 | 5 | 6 | 7 | 8 | 9 | 10 | AB | R | H | RBI | BB | SO | LOB | TOP |
|--|--|--|---|--|--|----------------------------------|-------------------------------|--|---|-------------------------------------|-------------------------------|----------------------------------|------------------------------|---------------------------------|----------------------------------|------------------------------------|--|-----|
| 3 Jeremy Peña, R OBP: 0.256, SLG: 0.314 | (1,6) F CU 79 B ST 82 S ST 83 | | (2,3) S CU 79 B CU 79 F ST 82 B CU 81 S ST 82 | | (2,3) F CS 74 B ST 84 C SI 93 F CU 80 B ST 84 S ST 83 | | | (1,3) C ST 85 F ST 97 C FF 96 S ST 86 | | (1,2) C SI 99 B SL 98 X SL 89 | 5 | 0 | 0 | 0 | 0 | 4 | 2 | |
| 2 Alex Bregman, R OBP: 0.243, SLG: 0.152 | (1,5) B FF 92 C FF 92 X FF 92 | (2,1) F9 | (0,0) X FF 93 | | | (1,0) B SI 92 X FC 96 | | (3,2) B ST 86 C ST 85 B ST 86 F ST 95 F FF 96 F ST 95 B ST 86 X ST 86 | | | 4 | 0 | 1 | 1 | 0 | 0 | 0 | |
| 44 Yordan Alvarez, L OBP: 0.419, SLG: 0.600 | (1,7) B CU 79 B CU 79 F FF 92 | (4,0) BB | (2,0) B FF 91 B CU 77 X CU 77 | (3,1) F8 | | | | | (4,2) B CU 97 B FF 101 S CU 97 B FF 103 B CU 97 | | 2 | 0 | 0 | 0 | 2 | 1 | 1 | |
| 79 José Abreu, R OBP: 0.389, SLG: 0.364 | (1,10) C CU 80 B SI 92 S CU 86 | | (1,3) S SI 91 B CU 78 B CU 79 X CU 80 | | | | | | (0,3) C CU 98 S FF 100 F FF 100 C CU 97 | | 4 | 0 | 1 | 0 | 0 | 3 | 2 | |
| 30 Kyle Tucker, L OBP: 0.441, SLG: 0.714 | | (1,0) B CU 77 X CU 78 | (2,2) C CH 86 FF 92 B SI 91 X CU 79 | | | | | | (0,1) C CU 80 X CU 80 | | 4 | 0 | 1 | 0 | 0 | 1 | 2 | |
| 17 David Hensley, R OBP: 0.308, SLG: 0.217 | (1,3) C CU 78 B SI 91 S SI 81 C ST 81 | | (0,3) C CU 79 S ST 82 S ST 83 | | | | | | (3,1) B FC 87 B CU 79 S SI 92 B CU 79 X SI 92 | | 4 | 1 | 0 | 0 | 0 | 2 | 2 | |
| 20 Chas McCormick, R OBP: 0.364, SLG: 0.444 | | (2,3) B CU 80 C FF 93 B CU 79 C FC 87 F ST 81 C ST 82 | (3,3) C SI 92 D ST 83 S ST 83 C FC 87 S CU 78 | | | | | | | | 4 | 0 | 0 | 0 | 0 | 3 | 1 | |
| 14 Mauricio Dubón, R OBP: 0.300, SLG: 0.316 | | | (2,0) B FC 87 B ST 92 X FF 92 | (2,2) B SI 91 L CU 79 B ST 84 T ST 92 | | | | | | | 4 | 1 | 2 | 1 | 0 | 1 | 0 | |
| 15 Martín Maldonado, R OBP: 0.286, SLG: 0.167 | | | (0,0) X FC 87 | (1,3) C CU 78 B SI 92 S SI 82 C CU 79 | | | | | | | 3 | 0 | 0 | 0 | 0 | 1 | 1 | |
| Inning Stats | R: 0 E: 0 K: 2 S: 8 | H: 0 LOB: 1 BB: 1 P: 16 | R: 0 E: 0 K: 2 S: 8 | H: 0 LOB: 0 BB: 0 P: 12 | R: 1 E: 0 K: 1 S: 7 | H: 2 LOB: 1 BB: 0 P: 13 | R: 0 E: 0 K: 3 S: 12 | H: 1 LOB: 1 BB: 0 P: 18 | R: 0 E: 0 K: 1 S: 8 | H: 0 LOB: 0 BB: 0 P: 11 | R: 0 E: 0 K: 2 S: 12 | H: 0 LOB: 1 BB: 1 P: 19 | R: 1 E: 0 K: 0 S: 7 | H: 1 LOB: 1 BB: 0 P: 8 | 1B: 3 2B: 2 3B: 0 HR: 0 | SF: 0 SAC: 1 DP: 0 HBP: 0 | WP: 0 PA: 37 PB: 0 SB: 0 CS: 0 | |
| PITCHER | IP 7.0 | WLS 26 | H 4 | R 1 | ER 1 | SO 13 | BB 1 | IBB 0 | HBP 0 | BLK 0 | WP 0 | HR 0 | S 61 | P 98 | ERA 1.29 | WHIP 0.714 | | |
| 54 Sonny Gray, R ERA: 0.75 | (1,1) | | | | | | | | | | | | | | | | | |
| 22 Griffin Jax, R ERA: 5.4 | (8,1) | 1.0 | 3 | 0 | 0 | 0 | 1 | 0 | 0 | 0 | 0 | 0 | 9 | 13 | 0.00 | 0.000 | | |
| 59 Jhoan Duran, R ERA: | (9,1) | 1.0 | 4 | 0 | 0 | 2 | 1 | 0 | 0 | 0 | 0 | 0 | 12 | 19 | 0.00 | 1.000 | | |
| 48 Jorge López, R ERA: | (10,1) | 1.0 | W | 4 | 1 | 0 | 0 | 0 | 0 | 0 | 0 | 0 | 7 | 8 | 0.00 | 1.000 | | |

Houston Astros @ Minnesota Twins
Target Field, Minneapolis, MN
Fri Apr 07 2023, 3:18 PM - 6:04 PM CDT
Att. 38,465 - Sunny - 47 F

AB 34
R 2
H 5
RBI 2
BB 2
SO 16
LOB 11

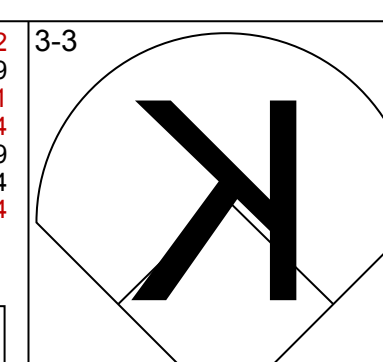
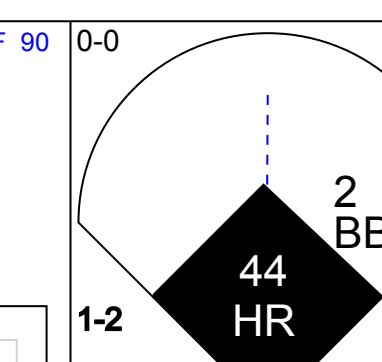
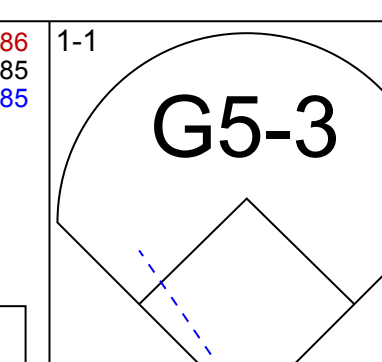
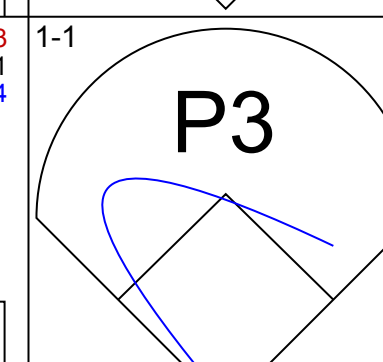
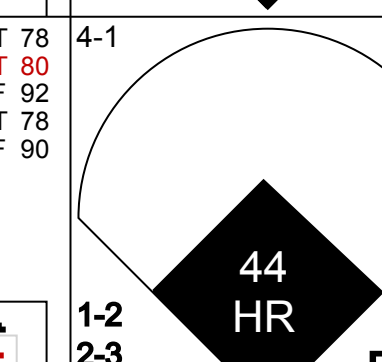
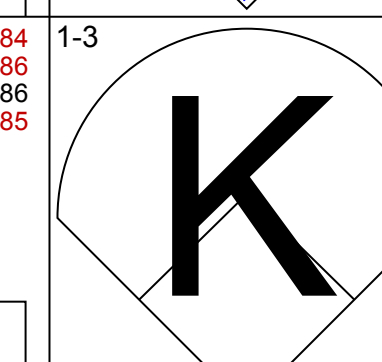
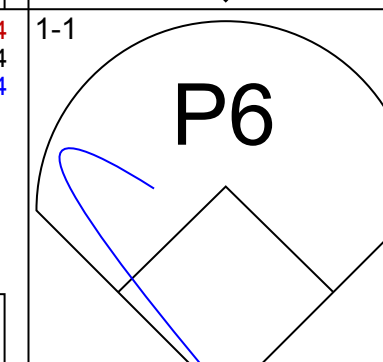
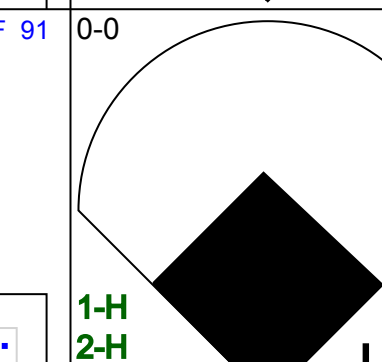

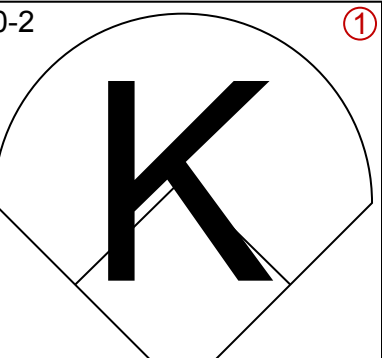
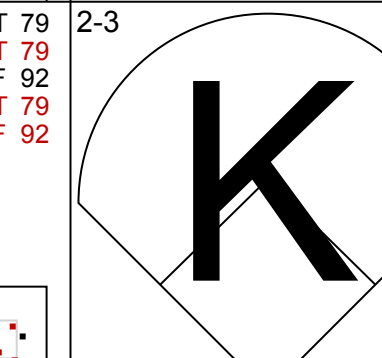


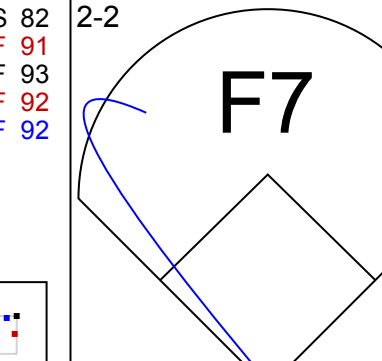





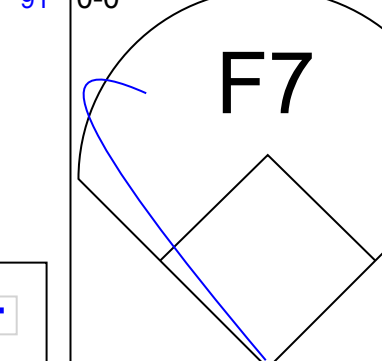
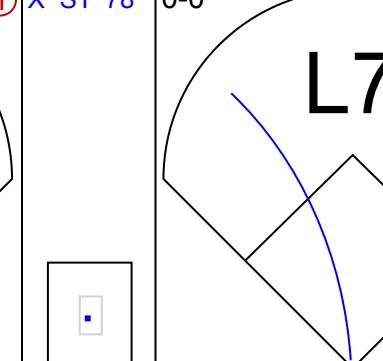

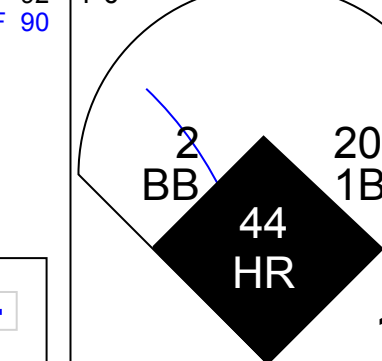
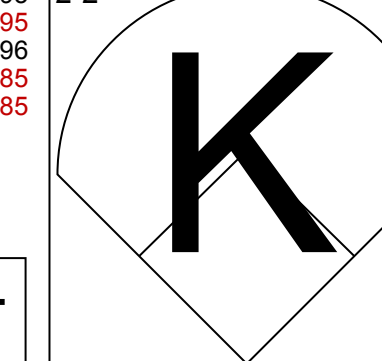
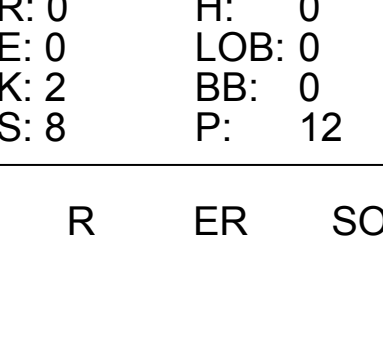


| Batter | 1 | 2 | 3 | 4 | 5 | 6 | 7 | 8 | 9 | 10 | AB | R | H | RBI | BB | SO | LOB | BOTTOM | | | |
|--|---|--|---|----------------------------------|---|--|-------------------------------|----------------------------------|-------------------------------|----------------------------------|-------------------------------|----------------------------------|------------------------------|----------------------------------|-------------------------------|----------------------------------|-------------------------------|----------------------------------|-----------------------------------|------------------------------------|--|
| 25 Byron Buxton, R OBP: 0.407, SLG: 0.480 | (1,10) F SI 91 B CH 85 F CH 96 B SI 93 F CH 87 X CU 78 | | (0,0) X CH 86 | | (0,0) X SI 93 | | | | | | 5 | 1 | 2 | 0 | 0 | 1 | 1 | | | | |
| 4 Carlos Correa, R OBP: 0.226, SLG: 0.207 | (1,6) C ST 80 B ST 81 X FF 92 | (0,2) P3 | (1,3) C CU 80 B ST 81 S ST 80 | | (2,3) B FF 92 F FF 93 F ST 83 D CH 87 S CH 87 | | | | | | 5 | 0 | 0 | 0 | 0 | 3 | 4 | | | | |
| 9 Trevor Larnach, L OBP: 0.438, SLG: 0.519 | (1,7) B CU 78 B CU 79 S FF 91 S CH 85 S CH 87 | (7,9) K | | | (2,1) B FF 91 B CH 85 S CH 85 | (2,1) B CU 80 B CU 81 C CH 87 X CH 90 | | | | | 4 | 1 | 0 | 0 | 1 | 1 | 1 | | | | |
| 64 José Miranda, R OBP: 0.333, SLG: 0.231 | | (1,1) B ST 81 B ST 80 X FF 92 | | | (1,1) C CU 79 B ST 80 X SI 92 | | | | | | 5 | 0 | 3 | 1 | 0 | 1 | 0 | | | | |
| 39 Donovan Solano, R OBP: 0.337, SLG: 0.308 | | (1,0) B FF 92 X FF 92 | | | (2,2) B FF 93 F FF 92 B ST 80 F FF 92 X FF 92 | | | | | | 4 | 1 | 2 | 0 | 1 | 1 | 1 | | | | |
| 12 Kyle Farmer, R OBP: 0.278, SLG: 0.250 | | (3,2) S SI 93 B ST 82 B ST 81 T FF 92 | | | (0,0) X ST 81 | | | | | | 5 | 0 | 2 | 1 | 0 | 1 | 3 | | | | |
| 13 Joey Gallo, L OBP: 0.350, SLG: 0.833 | (1,9) | | (3,2) B CU 78 S FF 90 F FF 92 B CH 84 B FF 93 F FF 92 X FF 93 | | (4,2) B FF 92 F FF 92 B ST 80 F FF 92 B CH 86 | | | | | | 1 | 0 | 0 | 0 | 1 | 0 | 0 | | | | |
| 1 Nick Gordon, L OBP: 0.063, SLG: 0.063 | (6,PH) (7,7) | | | | (1,2) B FF 93 F FF 92 B ST 80 F FF 92 X FF 92 | | | | | | 2 | 0 | 0 | 0 | 0 | 0 | 3 | | | | |
| 8 Christian Vázquez, R OBP: 0.389, SLG: 0.267 | (1,2) | | (0,3) C CU 77 S FF 91 | | (0,2) C ST 82 S FF 92 | | | | | | 3 | 0 | 0 | 0 | 1 | 2 | 3 | | | | |
| 2 Michael Taylor, R OBP: 0.280, SLG: 0.333 | (1,8) | | (1,0) B SI 92 | | (1,2) C ST 81 S ST 82 X ST 80 | | | | | | 4 | 0 | 2 | 0 | 0 | 2 | 2 | | | | |
| Inning Stats | R: 0 E: 0 K: 1 S: 11 | H: 0 LOB: 0 BB: 0 P: 16 | R: 0 E: 0 K: 1 S: 6 | H: 0 LOB: 0 BB: 0 P: 11 | R: 0 E: 0 K: 2 S: 12 | H: 2 LOB: 2 BB: 0 P: 17 | R: 0 E: 0 K: 0 S: 17 | H: 2 LOB: 3 BB: 1 P: 26 | R: 0 E: 0 K: 1 S: 10 | H: 1 LOB: 1 BB: 0 P: 15 | R: 1 E: 0 K: 2 S: 14 | H: 2 LOB: 2 BB: 1 P: 24 | R: 0 E: 0 K: 0 S: 6 | H: 1 LOB: 0 BB: 0 P: 10 | R: 0 E: 0 K: 3 S: 10 | H: 0 LOB: 0 BB: 0 P: 13 | R: 2 E: 0 K: 1 S: 11 | H: 2 LOB: 3 BB: 2 P: 23 | 1B: 10 2B: 1 3B: 0 HR: 0 | SF: 0 SAC: 0 DP: 1 HBP: 0 | WP: 3 PA: 42 PB: 0 SB: 0 CS: 0 |
| PITCHER | IP 5.1 | WLS 24 | H 7 | R 1 | ER 1 | SO 6 | BB 1 | IBB 0 | HBP 0 | BLK 0 | WP 0 | HR 0 | S 63 | P 95 | ERA 1.69 | WHIP 1.500 | | | | | |
| 65 José Urquidy, R ERA: 3.88 | (1,1) | | | | | | | | | | | | | | | | | | | | |
| 52 Bryan Abreu, R ERA: 1.93 | (6,1) | 0.2 | B | 3 | 0 | 0 | 0 | 1 | 0 | 0 | 0 | 0 | 7 | 14 | 0.00 | 1.500 | | | | | |
| 47 Rafael Montero, R ERA: 3.6 | (7,1) | 1.0 | 3 | 1 | 0 | 0 | 0 | 0 | 0 | 0 | 0 | 0 | 6 | 10 | 0.00 | 1.000 | | | | | |
| 50 Héctor Neris, R ERA: 3.38 | (8,1) | 1.0 | 4 | 1 | 0 | 0 | 1 | 0 | 0 | 0 | 0 | 0 | 10 | 17 | 0.00 | 1.000 | | | | | |
| 55 Ryan Pressly, R ERA: 4.5 | (9,1) | 1.0 | 3 | 0 | 0 | 0 | 3 | 0 | 0 | 0 | 0 | 0 | 10 | 13 | 0.00 | 0.000 | | | | | |
| PITCHER | IP 10.1 | WLS 5 | H 2 | R 2 | ER 1 | SO 1 | BB 1 | IBB 1 | HBP 0 | BLK 0 | WP 2 | HR 0 | S 11 | P 23 | ERA 27.00 | WHIP 9.000 | | | | | |
| 45 Ryne Stanek, R ERA: 9.0 | (10,1) | 0.1 | L | 5 | 2 | 2 | 1 | 1 | 0 | 0 | 0 | 0 | 2 | 11 | 27.00 | 9.000 | | | | | |

Houston Astros @ Minnesota Twins
Target Field, Minneapolis, MN
Fri Apr 07 2023, 3:18 PM - 6:04 PM CDT
Att. 38,465 - Sunny - 47 F

AB 38
R 3
H 11
RBI 2
BB 4
SO 12
LOB 18

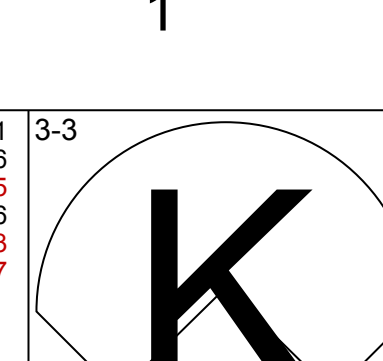
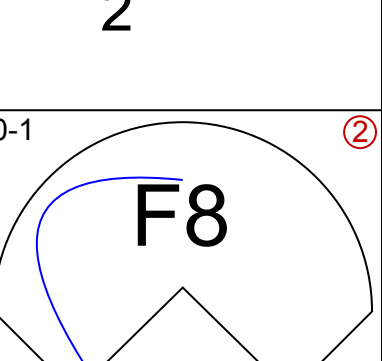
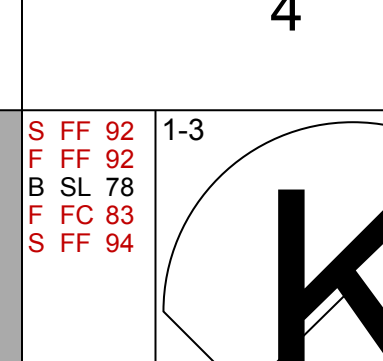
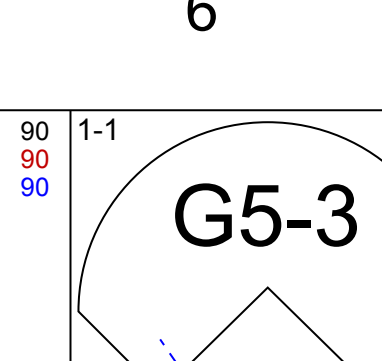
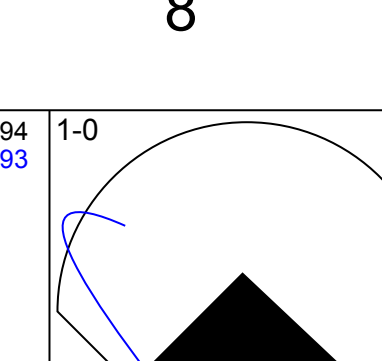
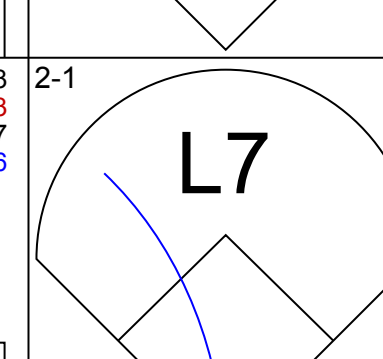
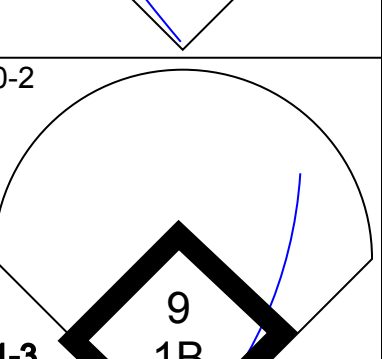
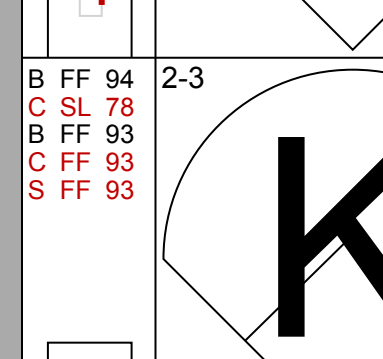
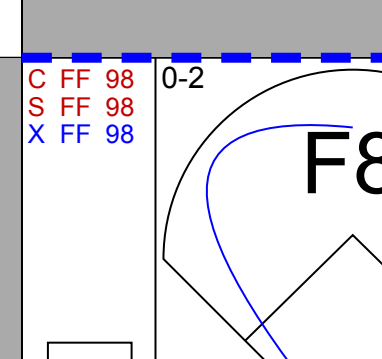
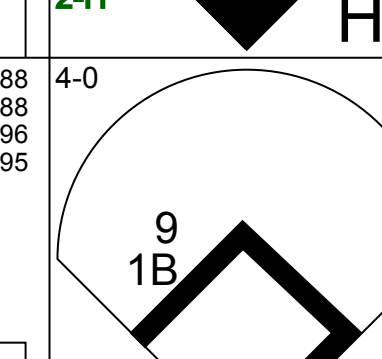
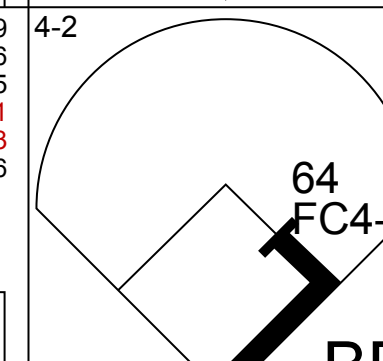
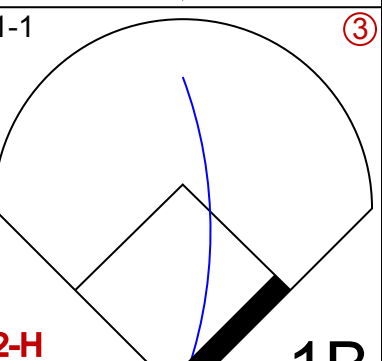
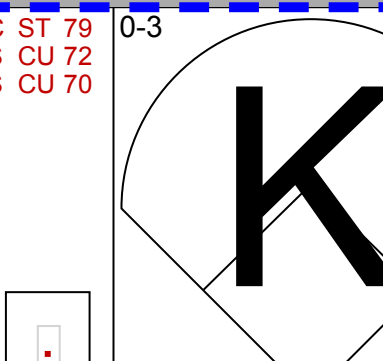
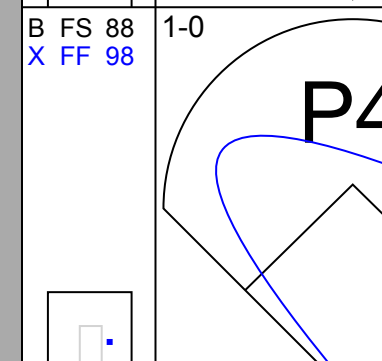
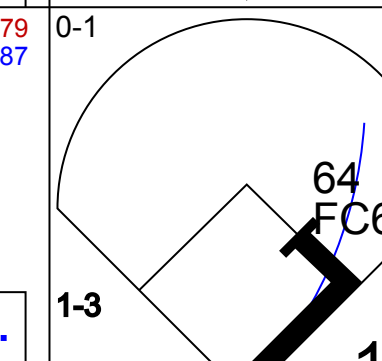
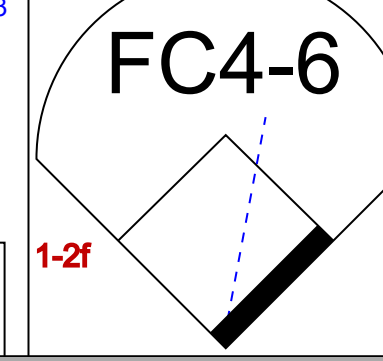
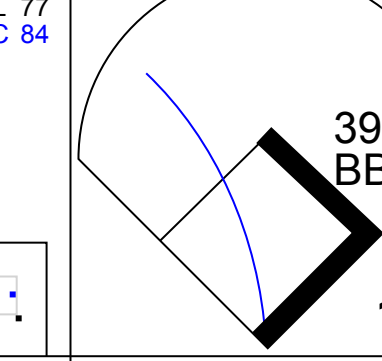
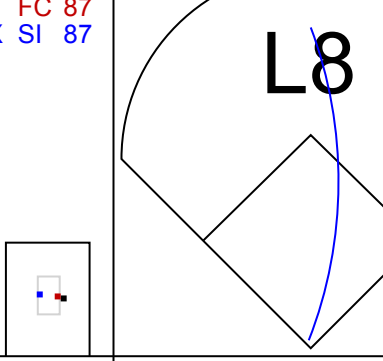
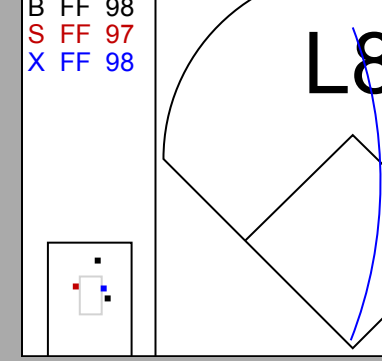
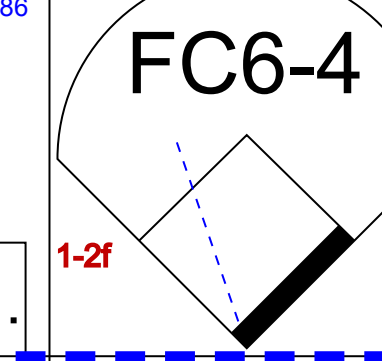
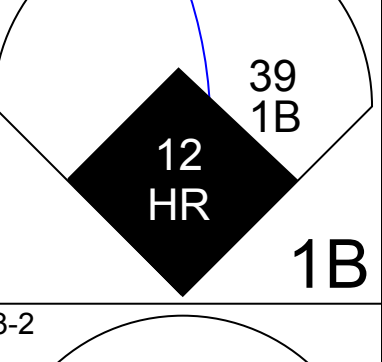
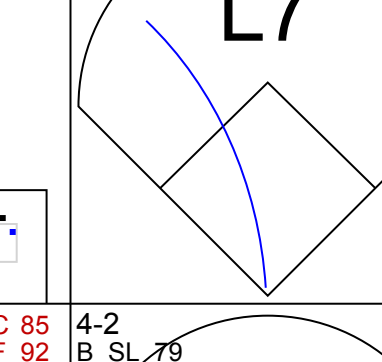
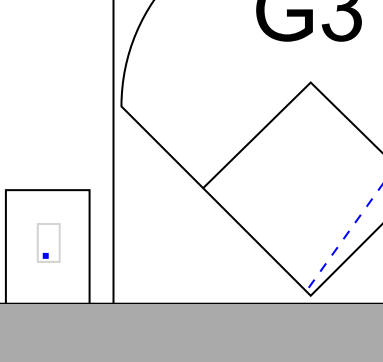
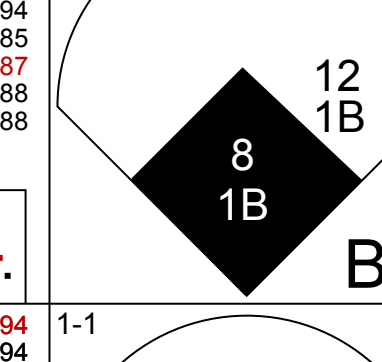
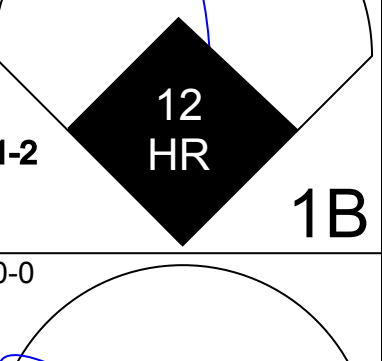
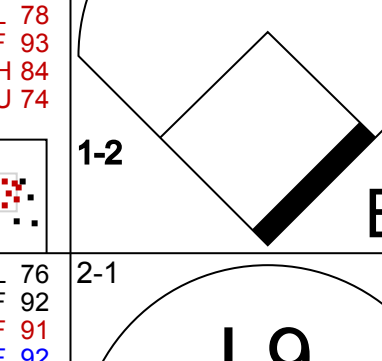
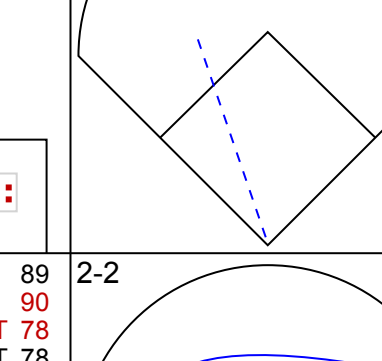
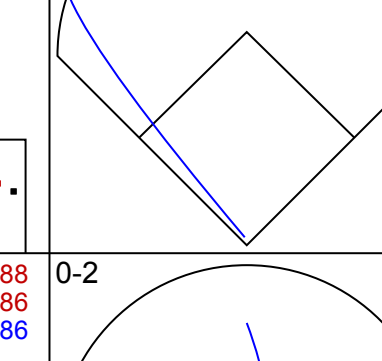
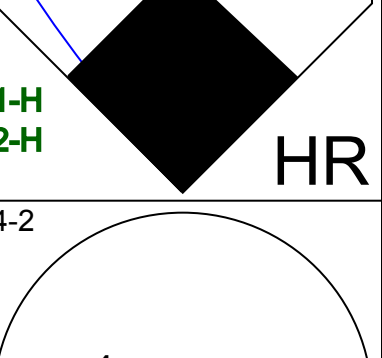
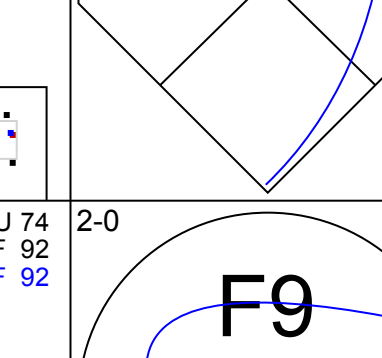
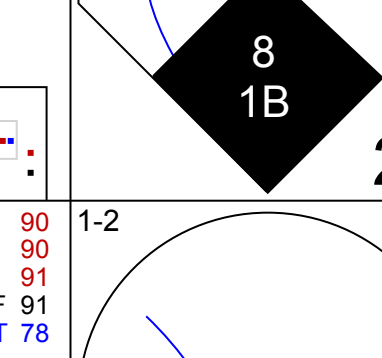
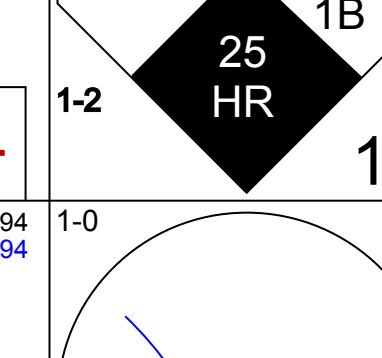
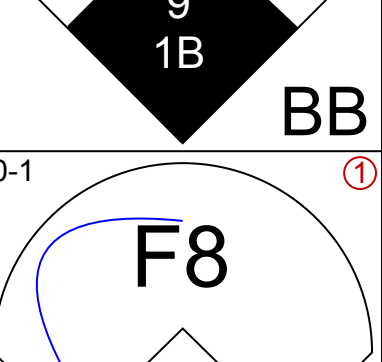
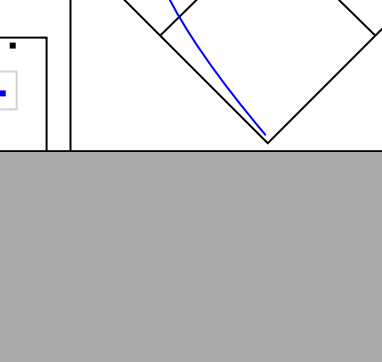
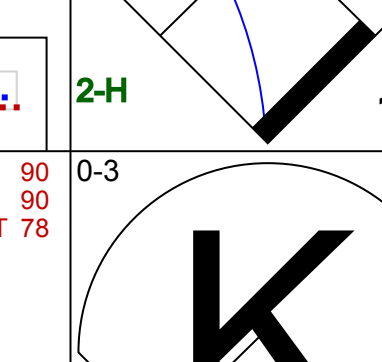
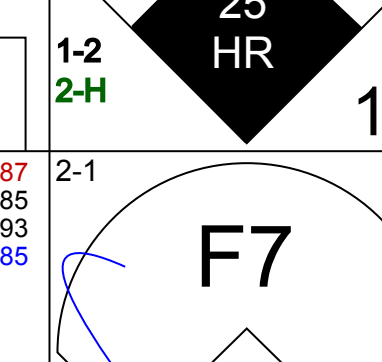
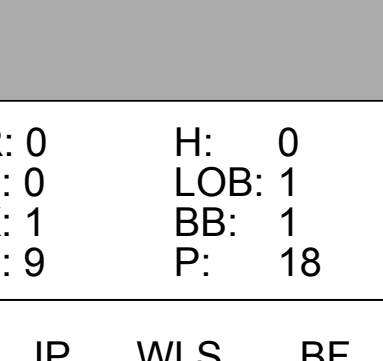
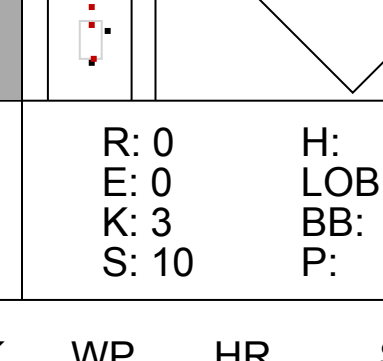
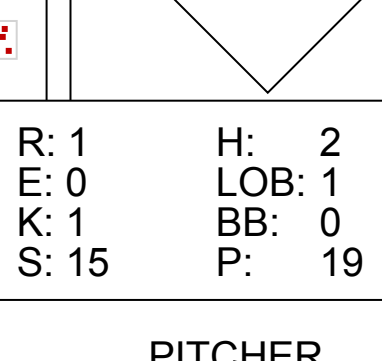
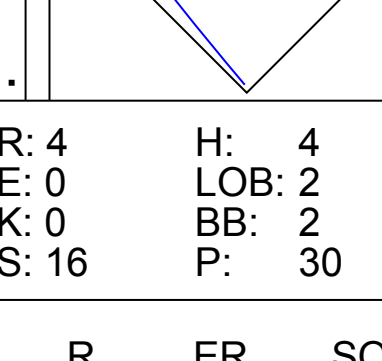


| Batter | 1 | 2 | 3 | 4 | 5 | 6 | 7 | 8 | 9 | AB | R | H | RBI | BB | SO | LOB | TOP | | | | | |
|---|---|---|---|----------------------------------|--|----------------------------------|------------------------------|---|------------------------------|----------------------------------|-------------------------------|----------------------------------|-------------------------------|----------------------------------|------------------------------|----------------------------------|-------------------------------|----------------------------------|----------------------------------|------------------------------------|----------------------------------|--------|
| 20 Chas McCormick, R (1, 7) OBP: 0.346, SLG: 0.409 |  | |  | | | | |  | | 4 | 1 | 1 | 0 | 0 | 1 | 0 | | | | | | |
| 2 Alex Bregman, R (1, 5) OBP: 0.244, SLG: 0.139 |  | |  | | | | |  | | 3 | 1 | 0 | 0 | 1 | 1 | 0 | | | | | | |
| 44 Yordan Alvarez, L (1, 10) OBP: 0.400, SLG: 0.655 |  | |  | | | | |  | | 4 | 1 | 1 | 4 | 0 | 0 | 0 | | | | | | |
| 79 José Abreu, R (1, 3) OBP: 0.375, SLG: 0.351 | |  |  | | | | |  | | 4 | 1 | 1 | 0 | 0 | 3 | 0 | | | | | | |
| 30 Kyle Tucker, L (1, 9) OBP: 0.395, SLG: 0.625 |  | |  | | | | |  | | 4 | 0 | 0 | 0 | 0 | 2 | 1 | | | | | | |
| 3 Jeremy Peña, R (1, 6) OBP: 0.256, SLG: 0.385 |  | | | | | | |  | | 4 | 1 | 1 | 2 | 0 | 3 | 1 | | | | | | |
| 17 David Hensley, R (1, 4) OBP: 0.300, SLG: 0.222 |  | | | | | | |  | | 4 | 0 | 1 | 0 | 0 | 3 | 1 | | | | | | |
| 6 Jake Meyers, R (1, 8) OBP: 0.267, SLG: 0.214 | | |  | |  | | |  | | 4 | 0 | 1 | 0 | 0 | 1 | 0 | | | | | | |
| 15 Martín Maldonado, R (1, 2) OBP: 0.292, SLG: 0.190 | | |  | | | | |  | | 3 | 1 | 1 | 0 | 0 | 2 | 0 | | | | | | |
| 21 Yainer Díaz, R (9, PH) | | | | | | | |  | | 1 | 0 | 0 | 0 | 0 | 1 | 2 | | | | | | |
| Inning Stats | R: 0 E: 0 K: 1 S: 8 | H: 0 LOB: 0 BB: 0 P: 13 | R: 0 E: 1 K: 3 S: 9 | H: 0 LOB: 1 BB: 0 P: 10 | R: 4 E: 0 K: 1 S: 11 | H: 3 LOB: 0 BB: 1 P: 20 | R: 0 E: 0 K: 2 S: 7 | H: 0 LOB: 0 BB: 0 P: 12 | R: 0 E: 0 K: 1 S: 8 | H: 0 LOB: 0 BB: 0 P: 12 | R: 0 E: 0 K: 2 S: 10 | H: 0 LOB: 0 BB: 0 P: 14 | R: 0 E: 0 K: 3 S: 10 | H: 0 LOB: 0 BB: 0 P: 14 | R: 0 E: 0 K: 2 S: 8 | H: 0 LOB: 0 BB: 0 P: 12 | R: 2 E: 0 K: 2 S: 17 | H: 4 LOB: 2 BB: 0 P: 23 | 1B: 5 2B: 0 3B: 0 HR: 2 | SF: 0 SAC: 0 DP: 0 HBP: 0 | WP: 0 PB: 0 SB: 0 CS: 0 | PA: 36 |
| PITCHER | IP | WLS | BF | H | R | ER | SO | BB | IBB | HBP | BLK | WP | HR | S | P | ERA | WHIP | | | | | |
| 41 Joe Ryan, R (1, 1) ERA: 3.75 | 6.0 | W | 23 | 3 | 4 | 4 | 10 | 1 | 0 | 0 | 0 | 0 | 1 | 53 | 81 | 6.00 | 0.667 | | | | | |
| 48 Jorge López, R (7, 1) ERA | 1.0 | H | 3 | 0 | 0 | 0 | 3 | 0 | 0 | 0 | 0 | 0 | 0 | 10 | 14 | 0.00 | 0.000 | | | | | |
| 22 Griffin Jax, R (8, 1) ERA: 4.15 | 1.0 | H | 3 | 0 | 0 | 0 | 2 | 0 | 0 | 0 | 0 | 0 | 0 | 8 | 12 | 0.00 | 0.000 | | | | | |
| 71 Jovani Moran, L (9, 1) ERA: 13.5 | 0.2 | S | 6 | 4 | 2 | 2 | 1 | 0 | 0 | 0 | 0 | 0 | 1 | 14 | 20 | 27.00 | 6.000 | | | | | |
| 59 Jhoan Duran, R (9, 1) ERA | 0.1 | S | 1 | 0 | 0 | 0 | 1 | 0 | 0 | 0 | 0 | 0 | 0 | 3 | 3 | 0.00 | 0.000 | | | | | |

Houston Astros @ Minnesota Twins
Target Field, Minneapolis, MN
Sat Apr 08 2023, 1:13 PM - 3:39 PM CDT
Att: 26,330 - Sunny - 56 F

| | |
|-----|----|
| AB | 35 |
| R | 6 |
| H | 7 |
| RBI | 6 |
| BB | 1 |
| SO | 17 |
| LOB | 5 |

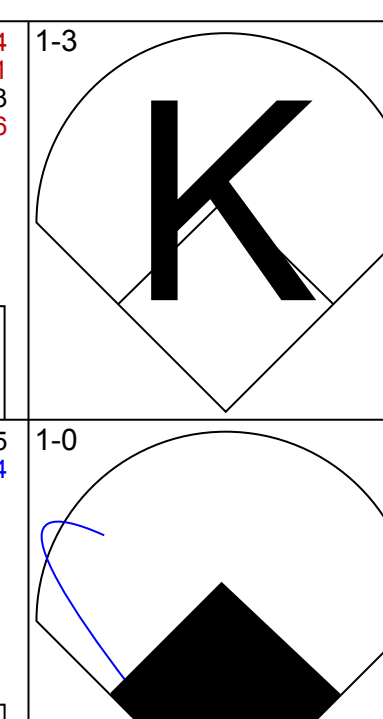
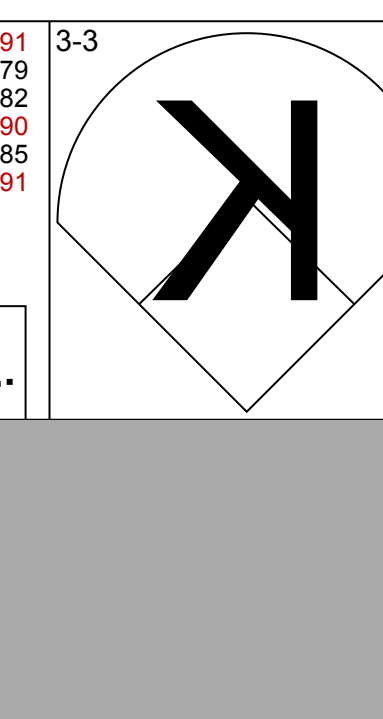
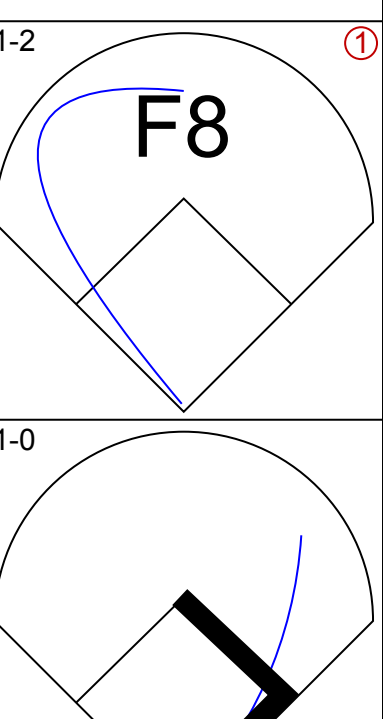
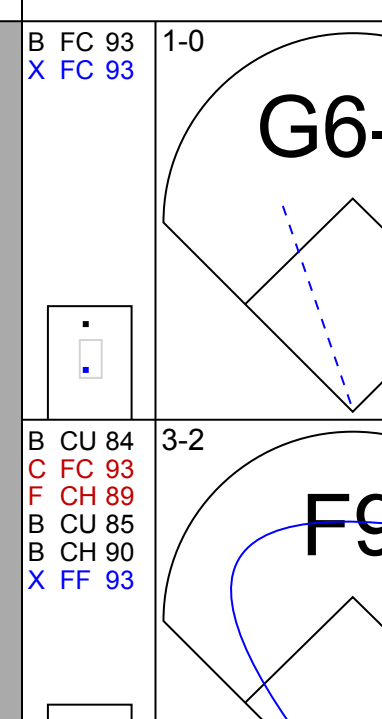
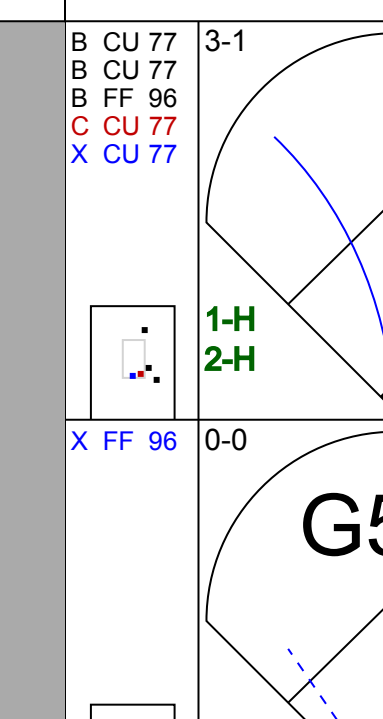
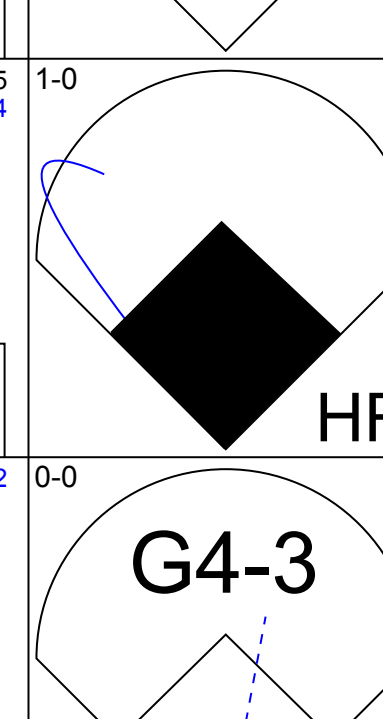
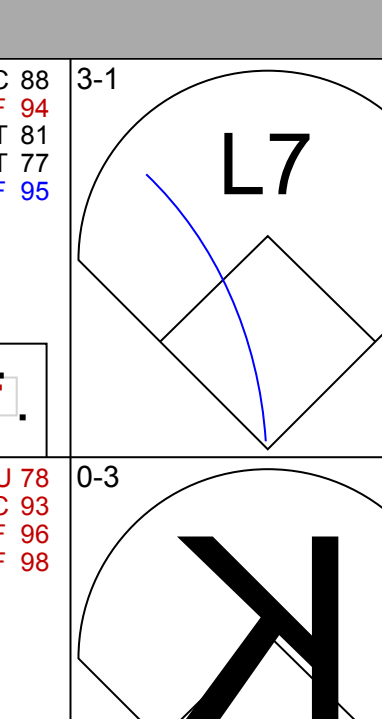
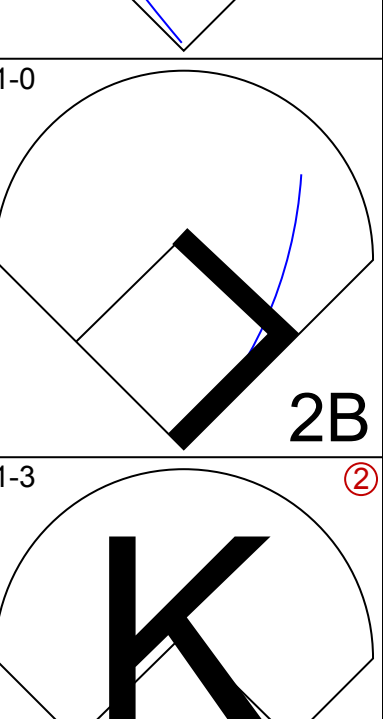
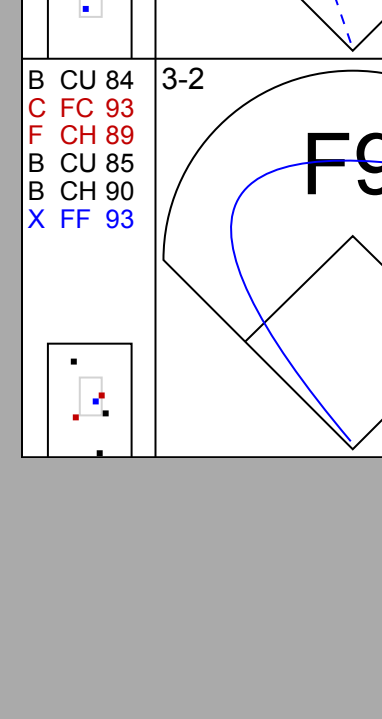
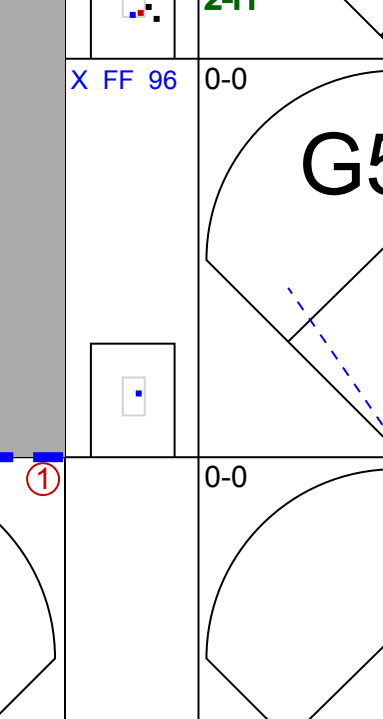
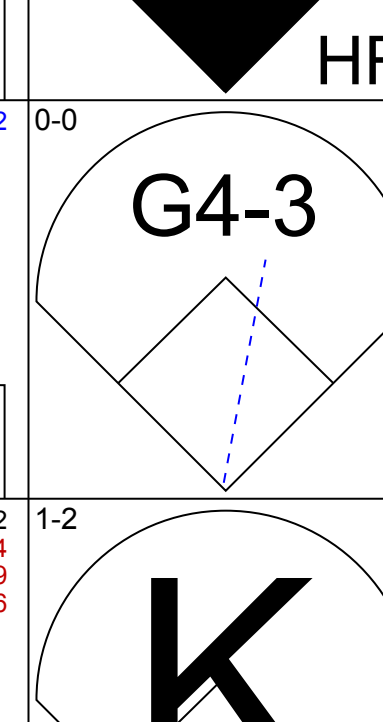
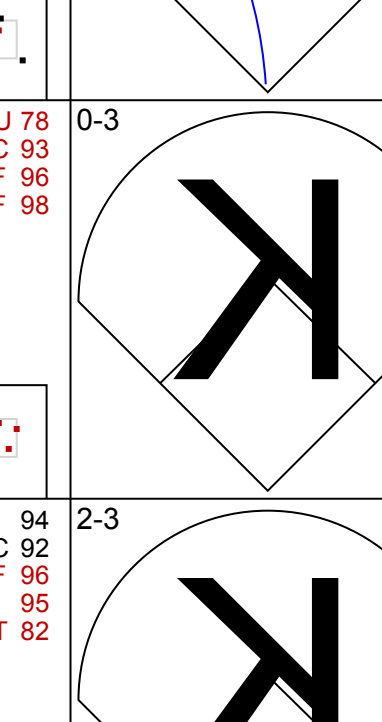
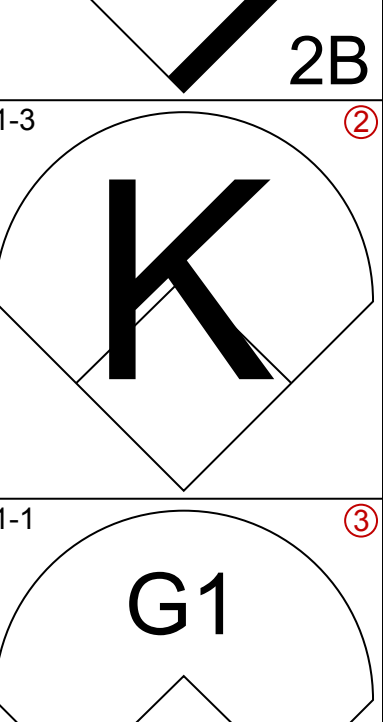
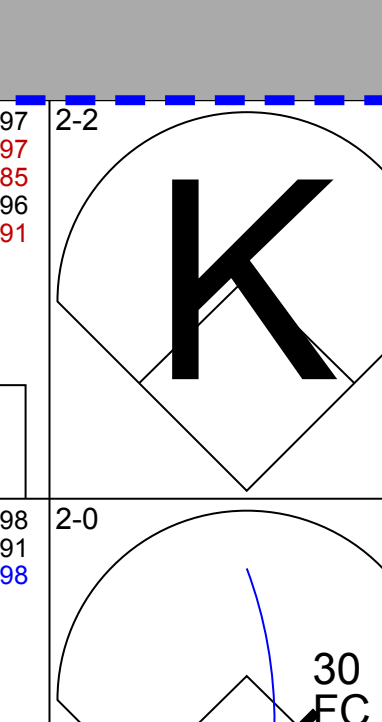
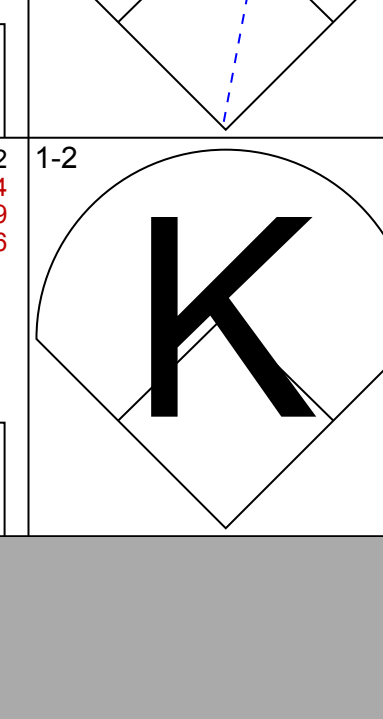
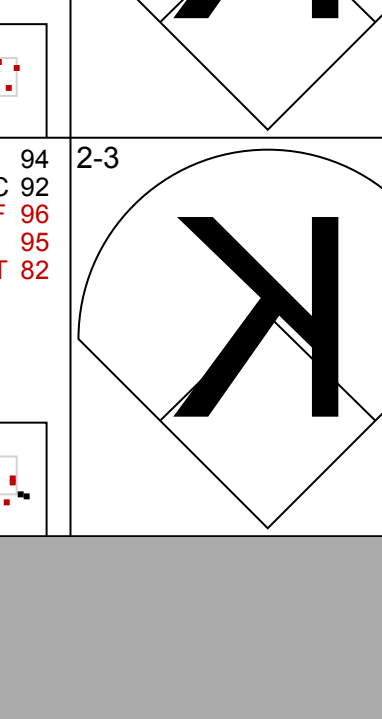
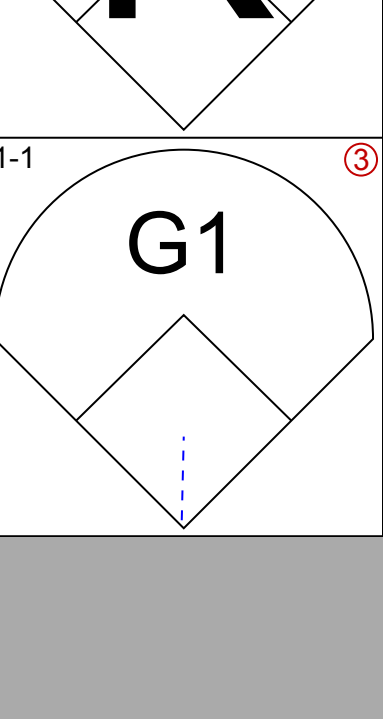
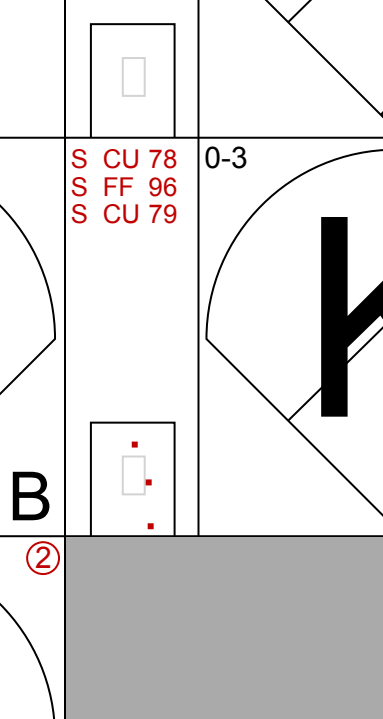
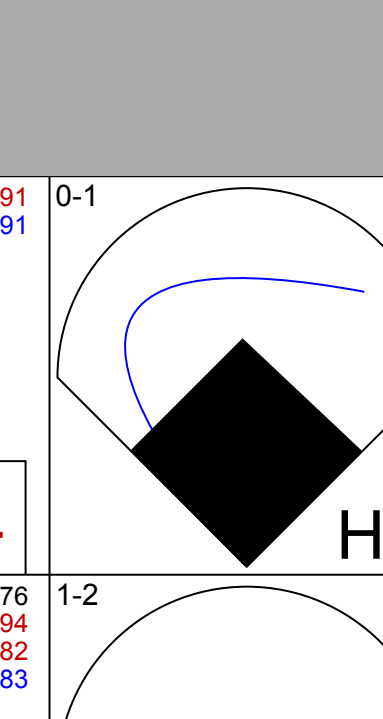
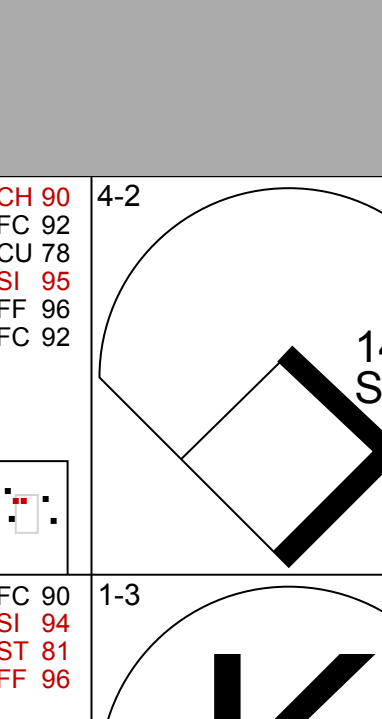
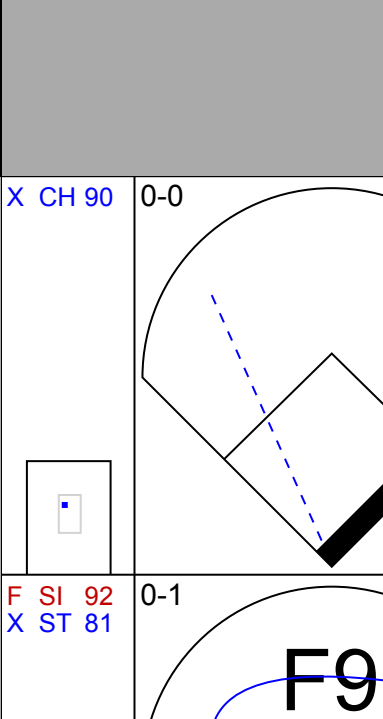
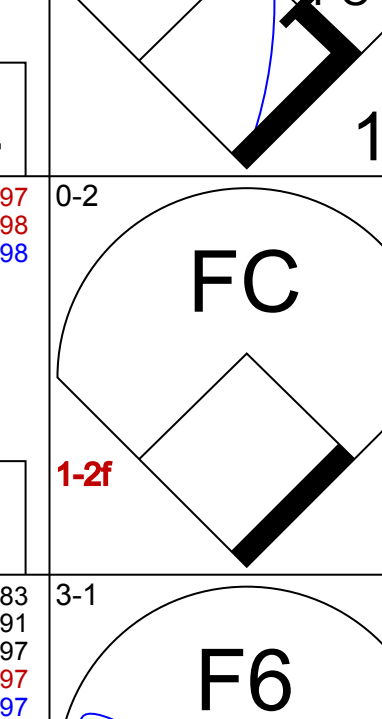
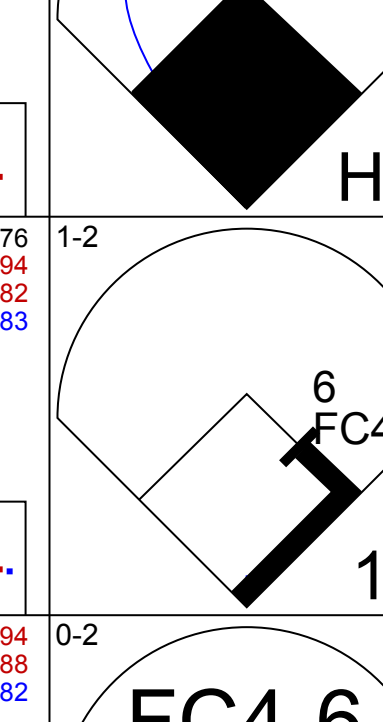
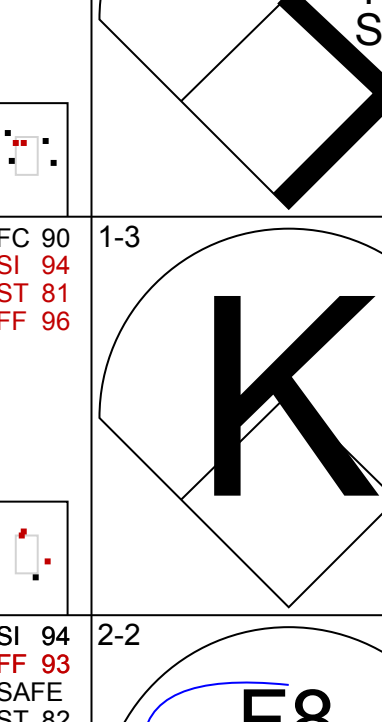
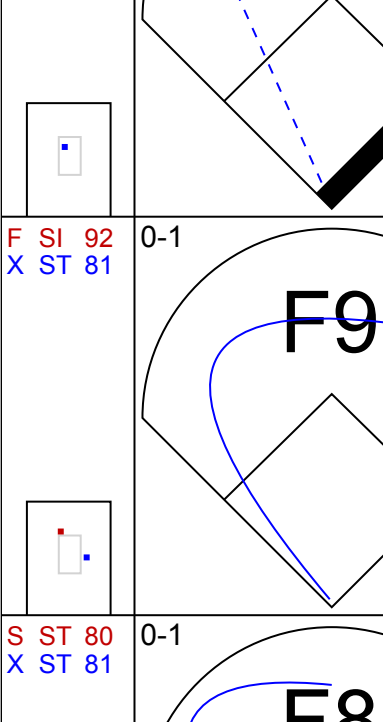
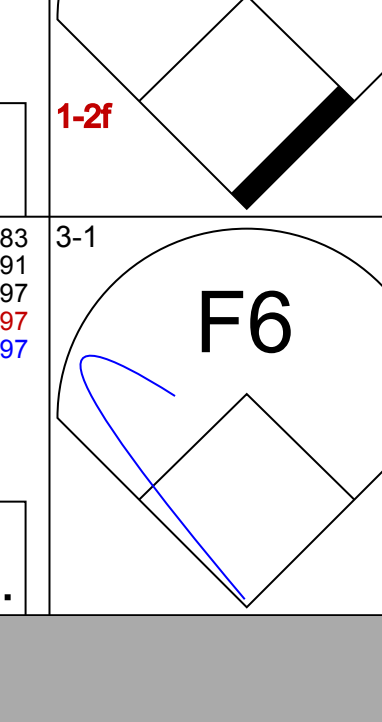
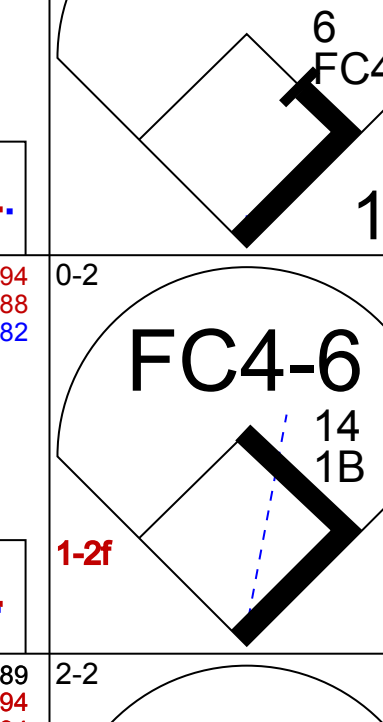
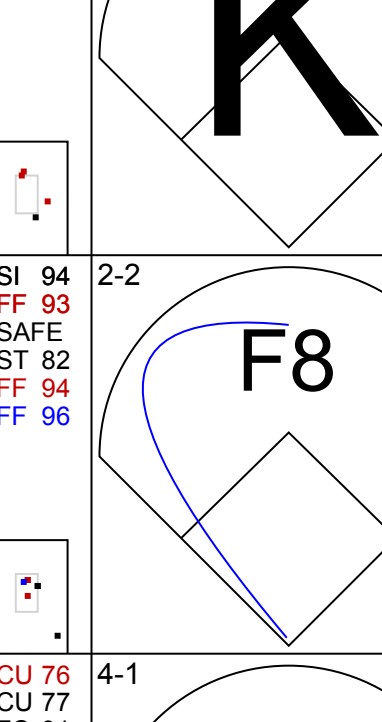
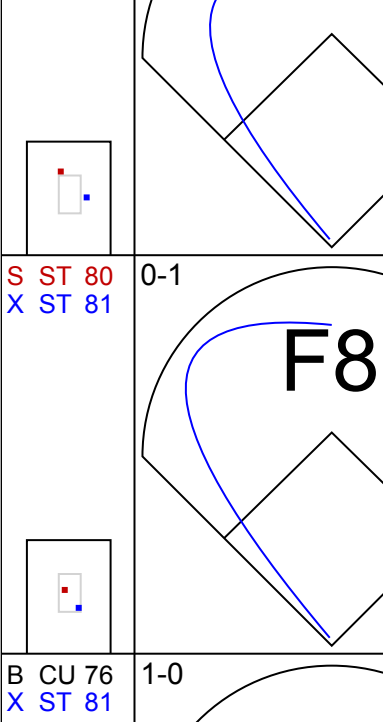
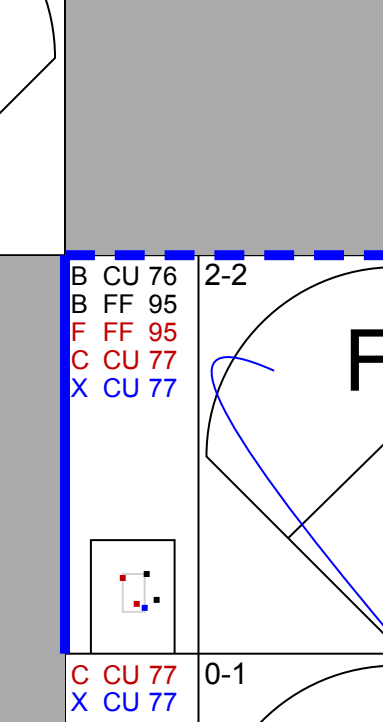
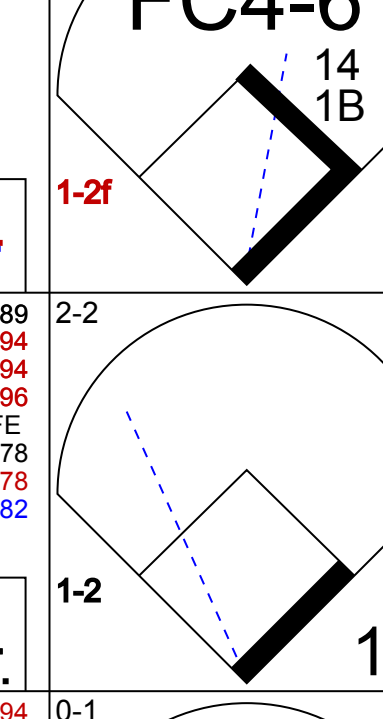
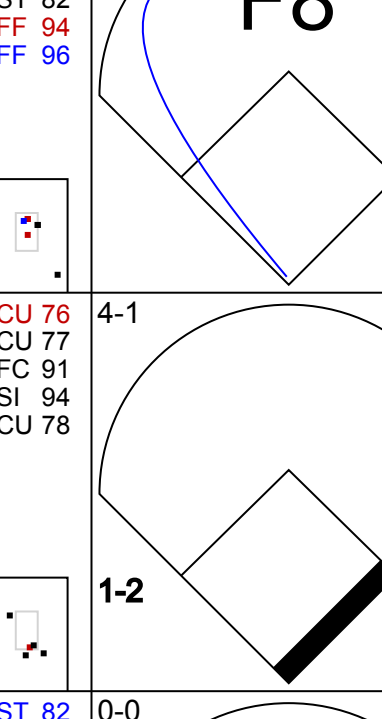
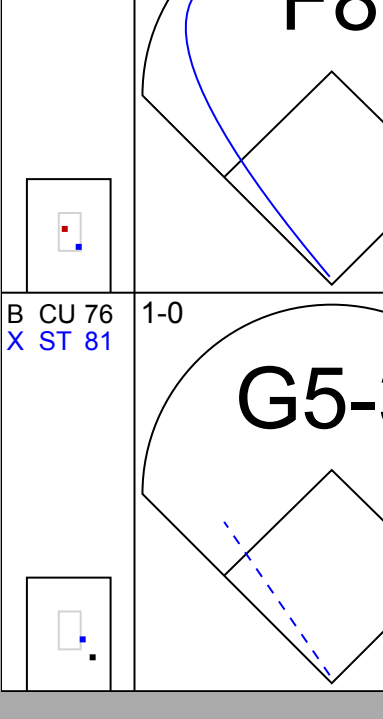
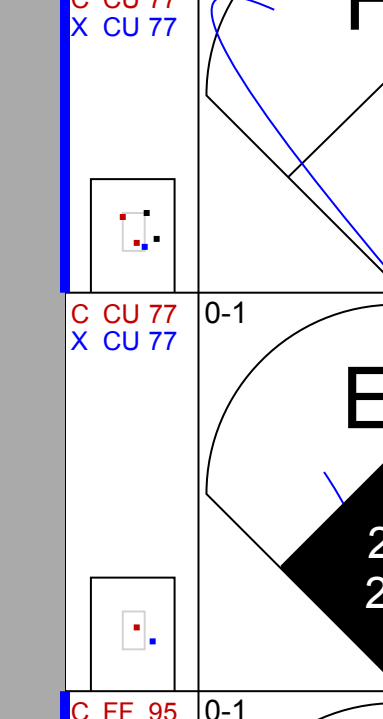
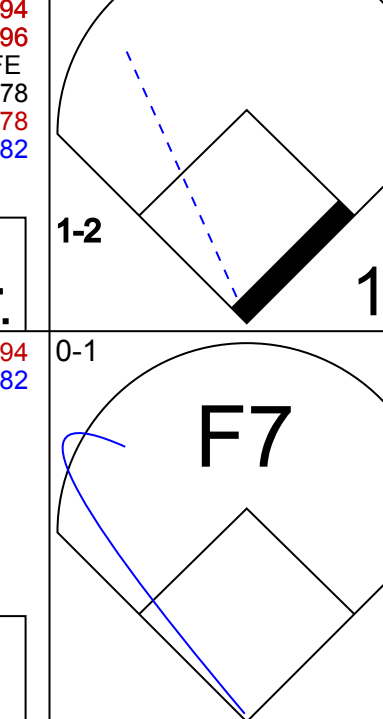
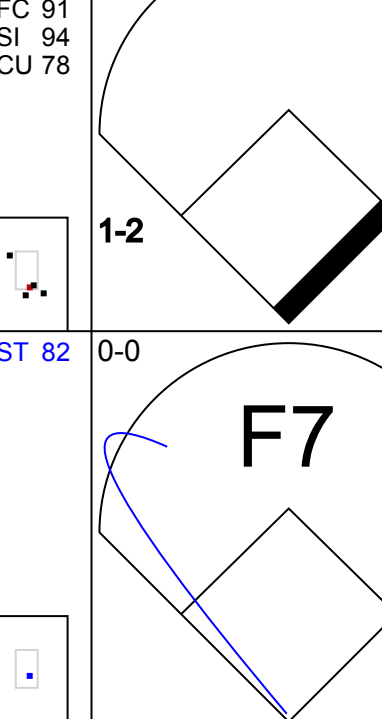
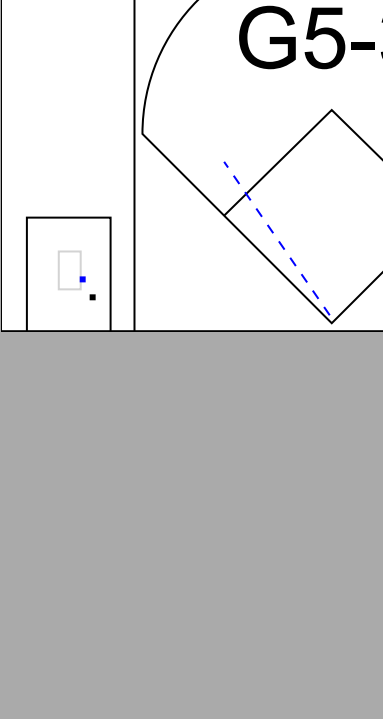
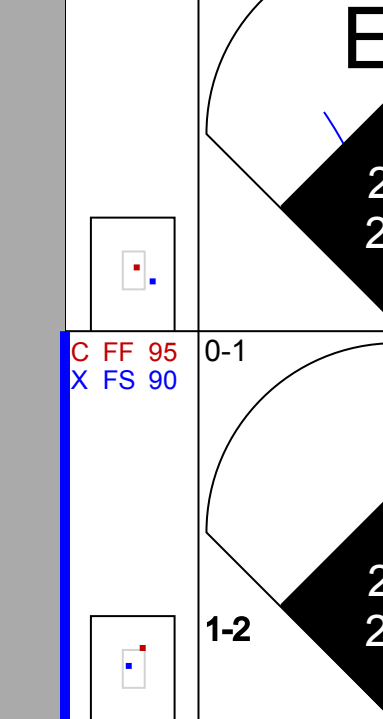
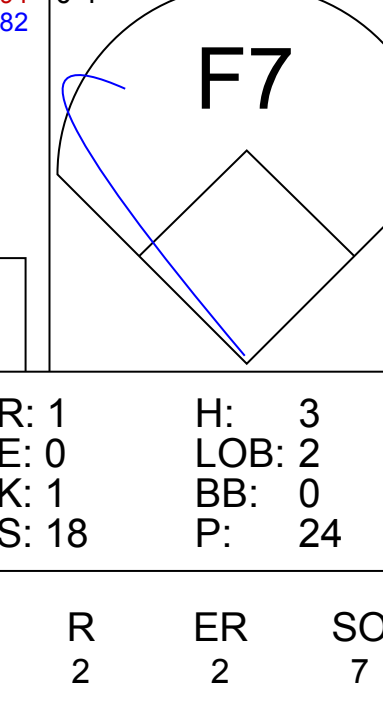
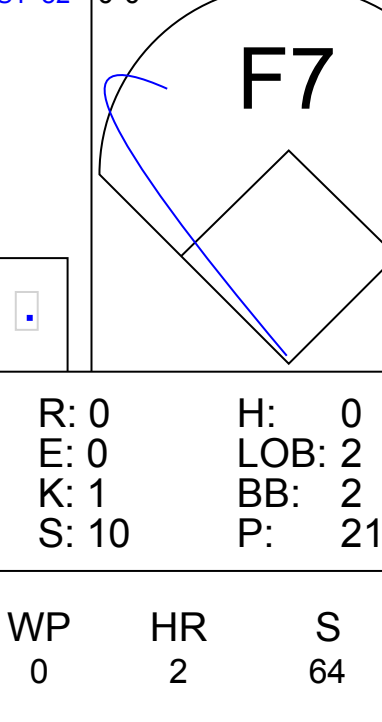
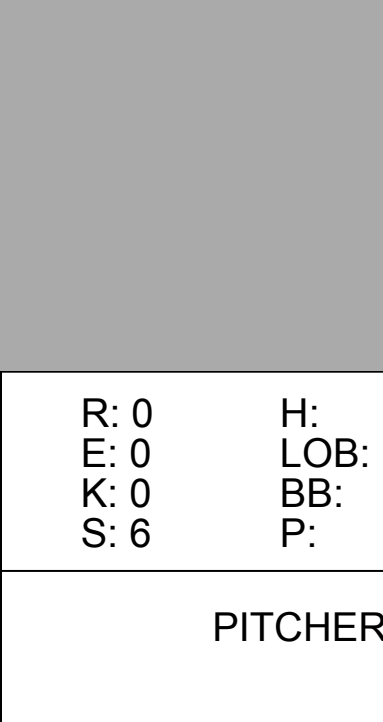
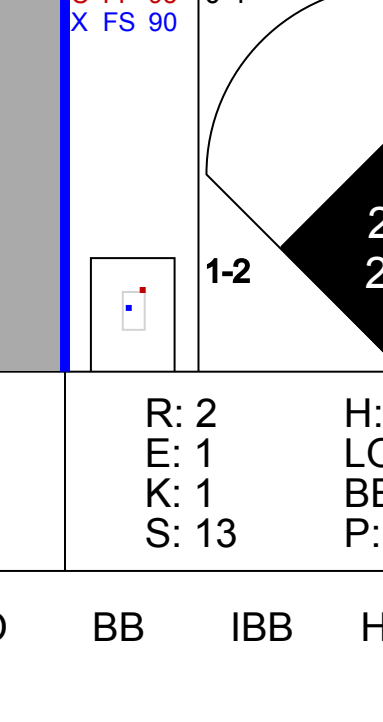
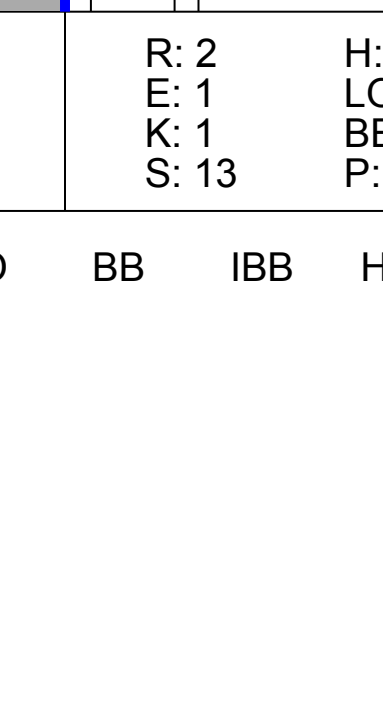
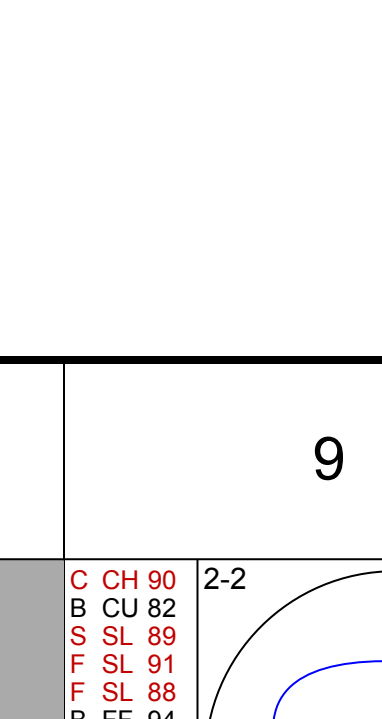


| Batter | 1 | 2 | 3 | 4 | 5 | 6 | 7 | 8 | 9 | AB | R | H | RBI | BB | SO | LOB | BOTTOM | | | | | |
|---|---|---|---|---|--|---|---|---|------------------------------|---------------------------------|-------------------------------|----------------------------------|------------------------------|---------------------------------|-------------------------------|----------------------------------|----------------------------------|------------------------------------|----------------------------------|--------|--|--|
| 25 Byron Buxton, R (1, 10) OBP: 0.375, SLG: 0.533 |  |  | |  | |  | |  | | 5 | 1 | 1 | 3 | 0 | 2 | 2 | | | | | | |
| 4 Carlos Correa, R (1, 6) OBP: 0.250, SLG: 0.242 |  |  | |  | | |  |  | | 4 | 0 | 1 | 0 | 1 | 1 | 0 | | | | | | |
| 9 Trevor Larnach, L (1, 9) OBP: 0.459, SLG: 0.516 |  |  | | |  | |  |  | | 4 | 0 | 2 | 1 | 1 | 1 | 0 | | | | | | |
| 64 Jose Miranda, R (1, 5) OBP: 0.314, SLG: 0.226 |  | |  | |  | |  |  | | 5 | 0 | 1 | 0 | 0 | 0 | 3 | | | | | | |
| 1 Nick Gordon, L (1, 7) OBP: 0.150, SLG: 0.105 | |  |  | |  | | |  | | 3 | 2 | 1 | 0 | 1 | 0 | 1 | | | | | | |
| 39 Donovan Solano, R (1, 3) OBP: 0.289, SLG: 0.313 | |  |  | | |  | |  | | 3 | 1 | 1 | 0 | 1 | 0 | 1 | | | | | | |
| 12 Kyle Farmer, R (1, 4) OBP: 0.364, SLG: 0.550 | |  |  | | |  | |  | | 4 | 3 | 3 | 3 | 0 | 0 | 2 | | | | | | |
| 8 Christian Vázquez, R (1, 2) OBP: 0.455, SLG: 0.333 | |  |  | | |  | |  | | 3 | 2 | 2 | 2 | 1 | 0 | 2 | | | | | | |
| 2 Michael Taylor, R (1, 8) OBP: 0.241, SLG: 0.286 |  | | |  | | |  |  | | 4 | 0 | 0 | 0 | 0 | 2 | 4 | | | | | | |
| Inning Stats | R: 0 E: 0 K: 1 S: 9 | H: 0 LOB: 1 BB: 1 P: 18 | R: 4 E: 0 K: 0 S: 18 | H: 5 LOB: 3 BB: 1 P: 28 | R: 0 E: 0 K: 0 S: 13 | H: 1 LOB: 1 BB: 1 P: 24 | R: 0 E: 0 K: 3 S: 10 | H: 0 LOB: 0 BB: 0 P: 16 | R: 0 E: 0 K: 1 S: 6 | H: 0 LOB: 0 BB: 0 P: 7 | R: 1 E: 0 K: 0 S: 15 | H: 2 LOB: 1 BB: 0 P: 19 | R: 0 E: 0 K: 0 S: 6 | H: 0 LOB: 0 BB: 0 P: 9 | R: 4 E: 0 K: 0 S: 16 | H: 4 LOB: 2 BB: 2 P: 30 | 1B: 8 2B: 2 3B: 0 HR: 2 | SF: 0 SAC: 0 DP: 0 HBP: 0 | WP: 0 PB: 0 SB: 0 CS: 0 | PA: 40 | | |
| PITCHER | IP | WLS | BF | H | R | ER | SO | BB | IBB | HBP | BLK | WP | HR | S | P | ERA | WHIP | | | | | |
| 77 Luis García, R (1, 1) ERA: 7.0 | 4.0 | | 20 | 6 | 4 | 4 | 4 | 3 | 0 | 0 | 0 | 0 | 0 | 6 | 7 | 9.00 | 2.250 | | | | | |
| 88 Phil Maton, R (5, 1) ERA | 1.0 | | 3 | 0 | 0 | 0 | 1 | 0 | 0 | 0 | 0 | 0 | 0 | 6 | 7 | 0.00 | 0.000 | | | | | |
| 61 Seth Martínez, R (6, 1) ERA: 9.0 | 1.0 | L | 5 | 2 | 1 | 1 | 1 | 0 | 0 | 0 | 0 | 0 | 0 | 15 | 19 | 9.00 | 2.000 | | | | | |
| 45 Ryne Stanek, R (7, 1) ERA: 6.75 | 1.0 | | 3 | 0 | 0 | 0 | 0 | 0 | 0 | 0 | 0 | 0 | 0 | 6 | 9 | 0.00 | 0.000 | | | | | |
| 56 Ronel Blanco, R (8, 1) ERA: 9.0 | 1.0 | | 9 | 4 | 4 | 4 | 0 | 2 | 0 | 0 | 0 | 0 | 1 | 16 | 30 | 36.00 | 6.000 | | | | | |

Houston Astros @ Minnesota Twins
Target Field, Minneapolis, MN
Sat Apr 08 2023, 1:13 PM - 3:39 PM CDT
Att: 26,330 - Sunny - 56 F

| | |
|-----|----|
| AB | 35 |
| R | 9 |
| H | 12 |
| RBI | 9 |
| BB | 5 |
| SO | 6 |
| LOB | 15 |

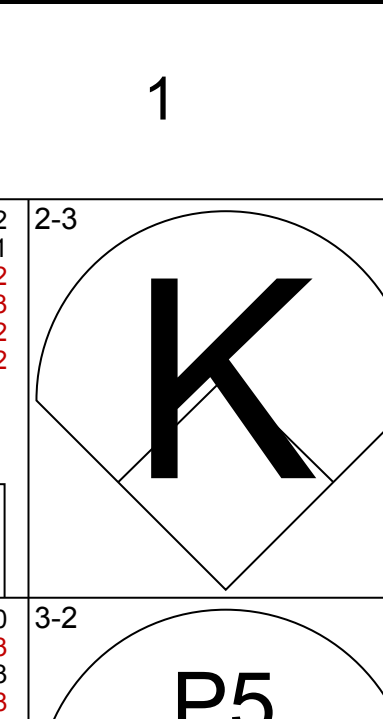
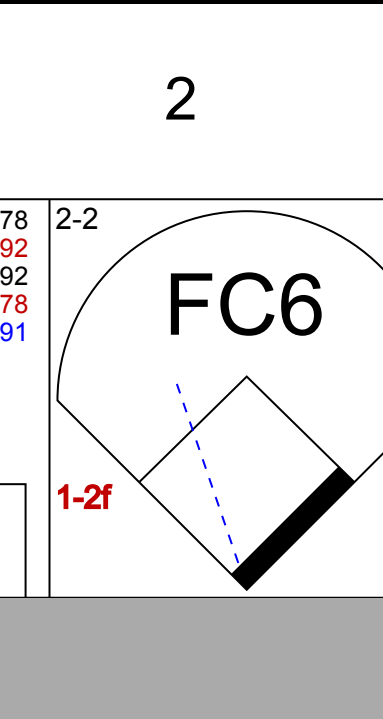
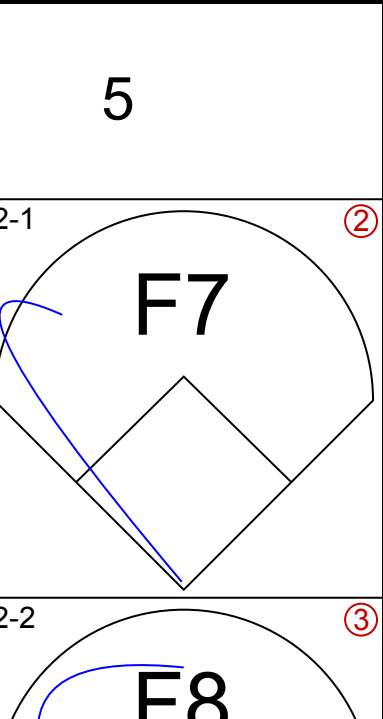
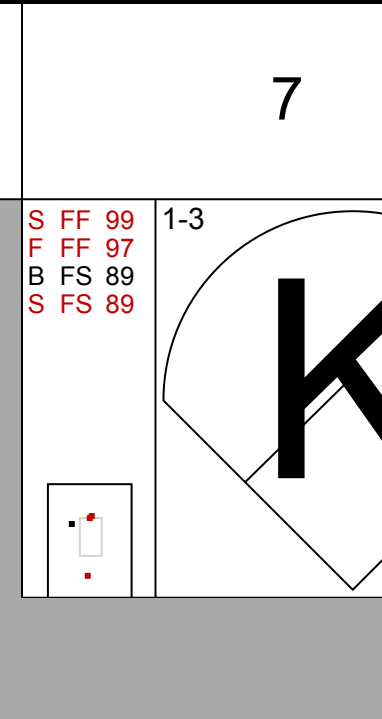
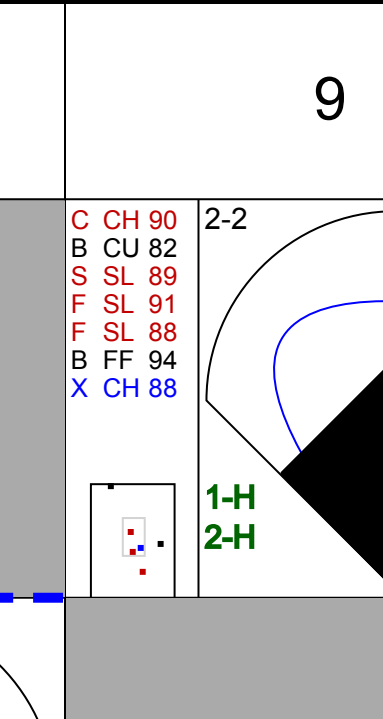
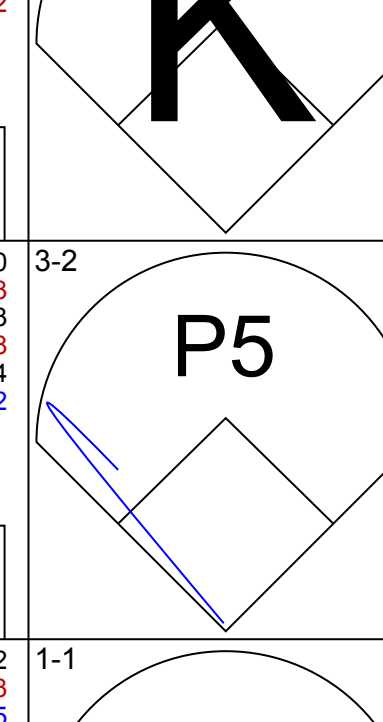
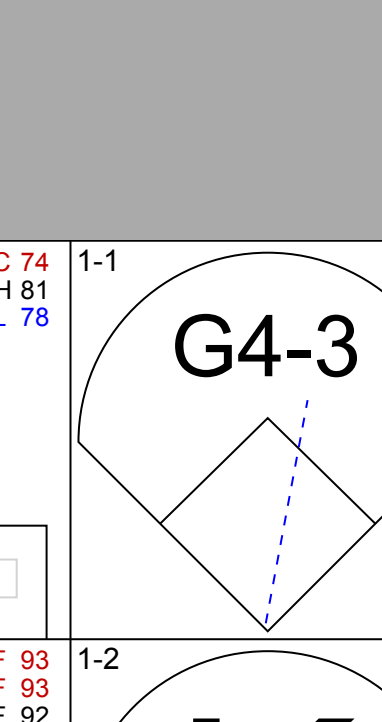
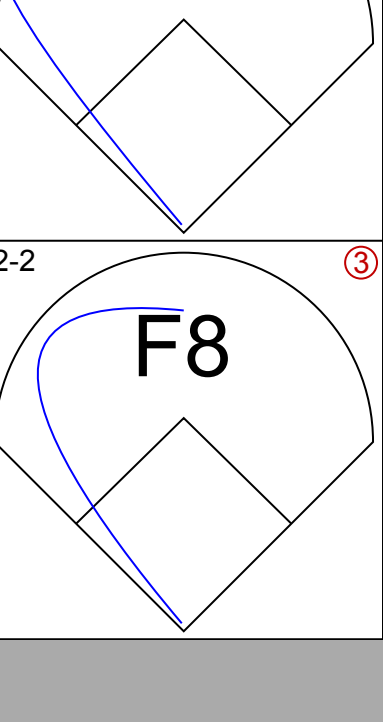
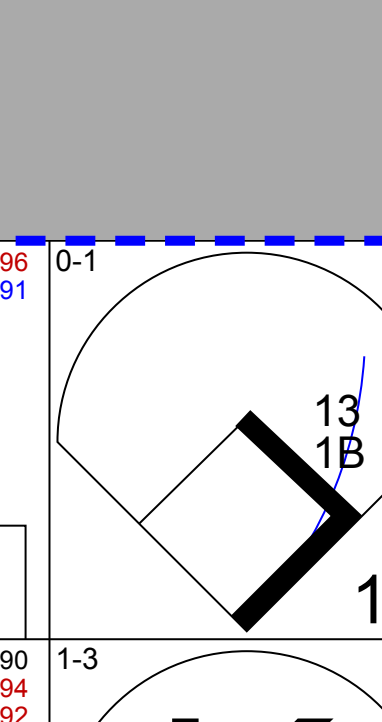
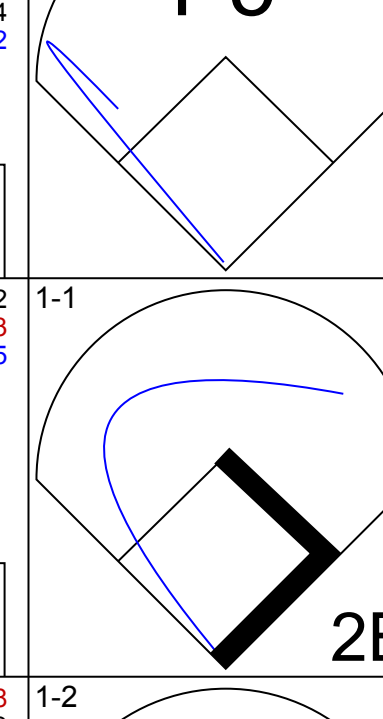
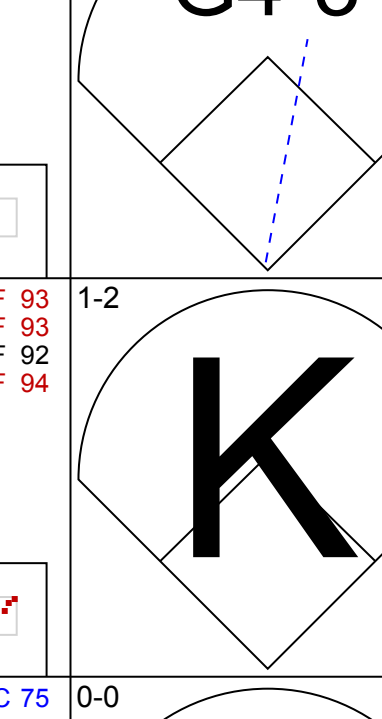
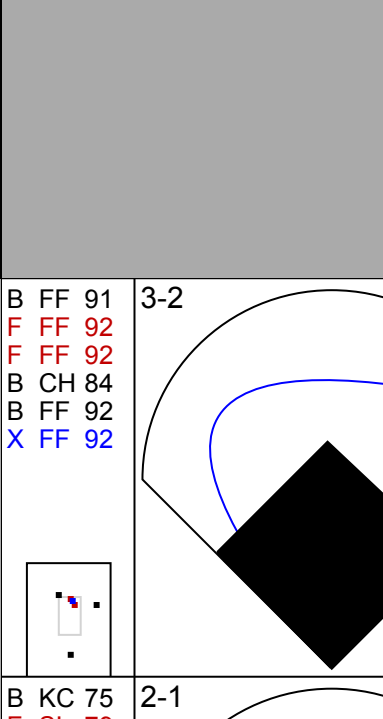
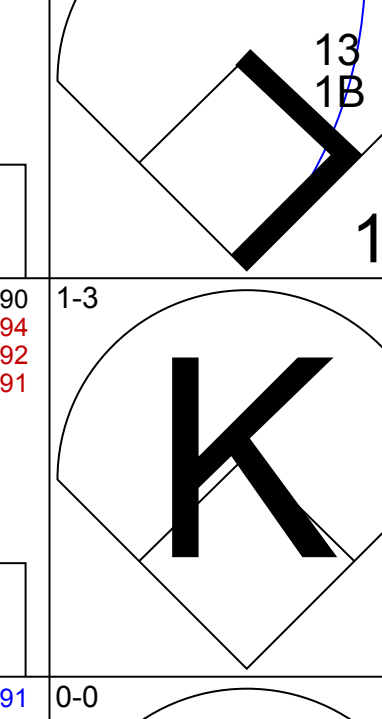
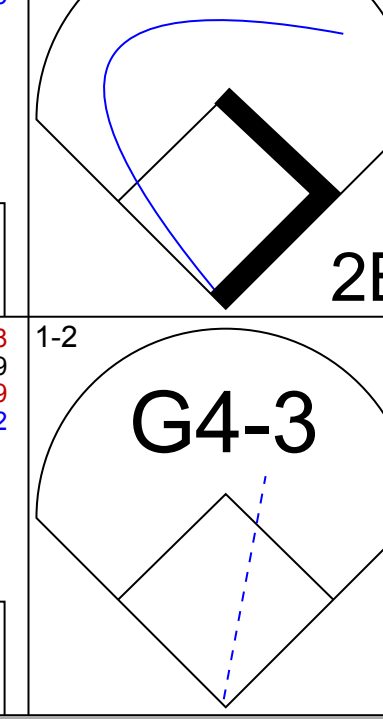
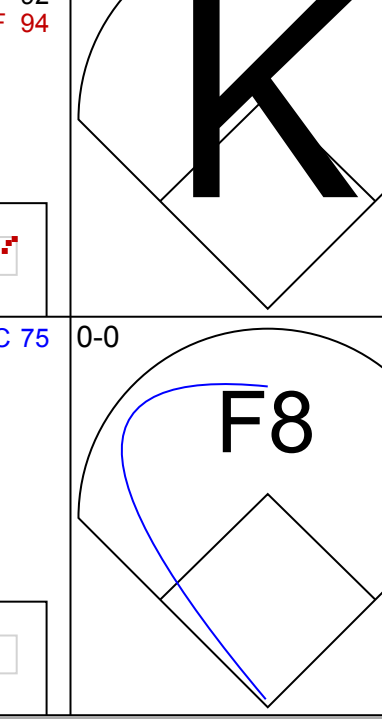
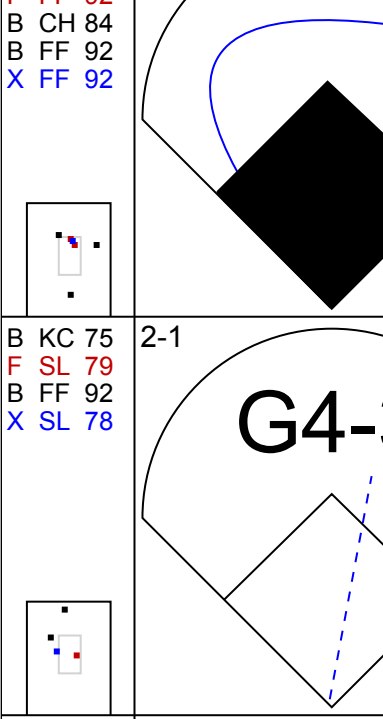
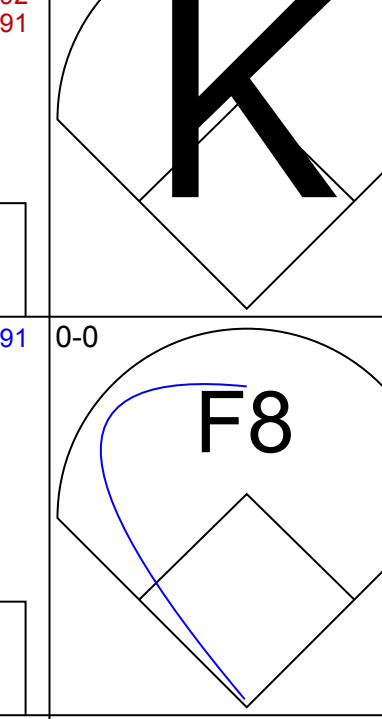
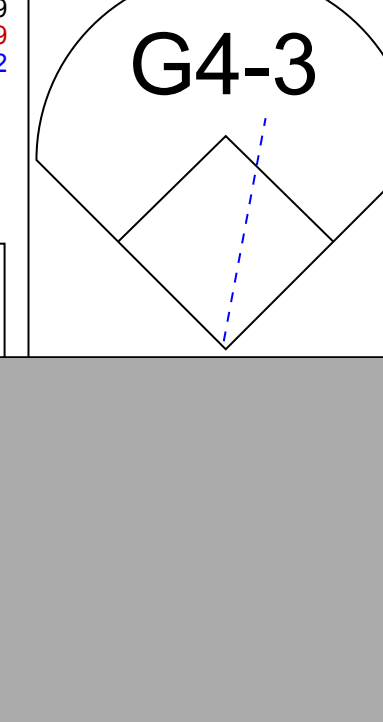
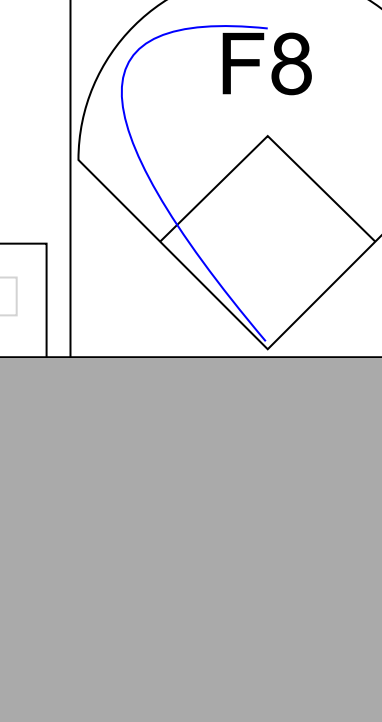
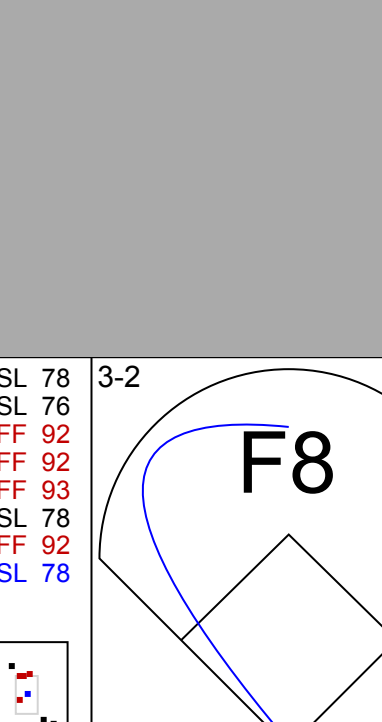
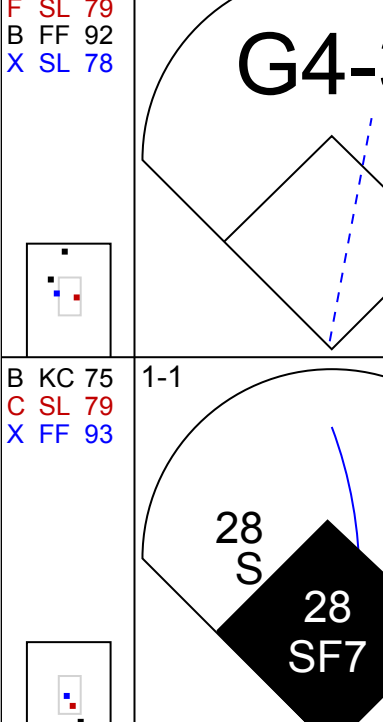
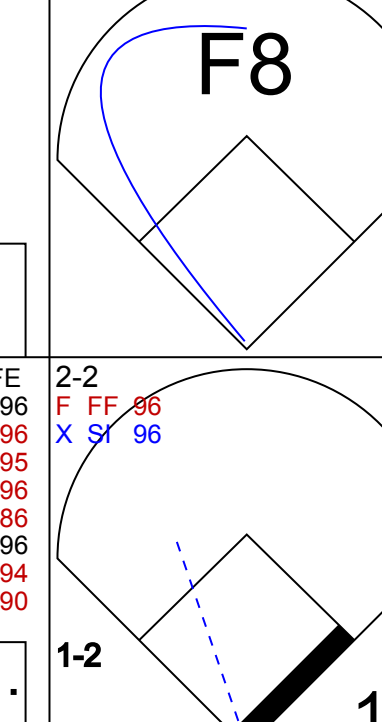


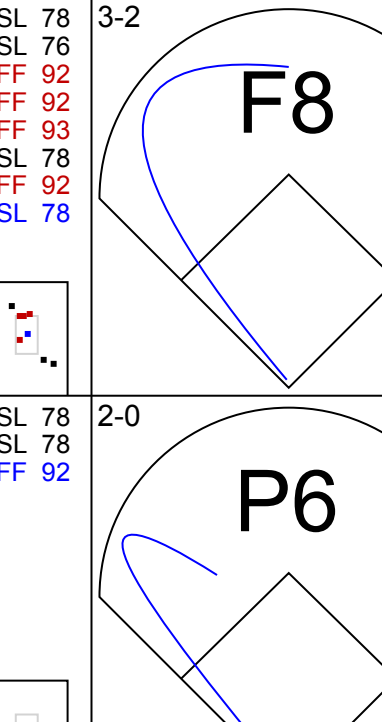
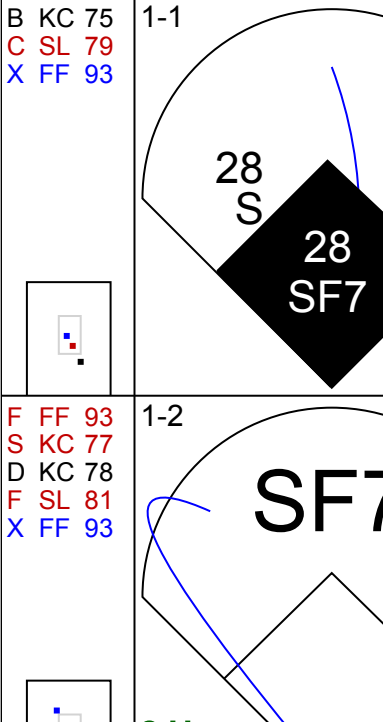
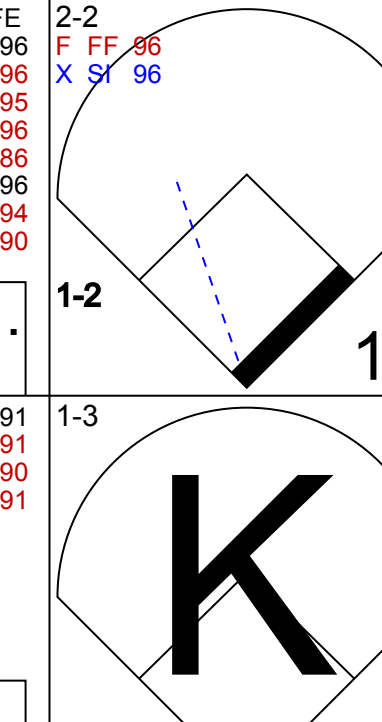
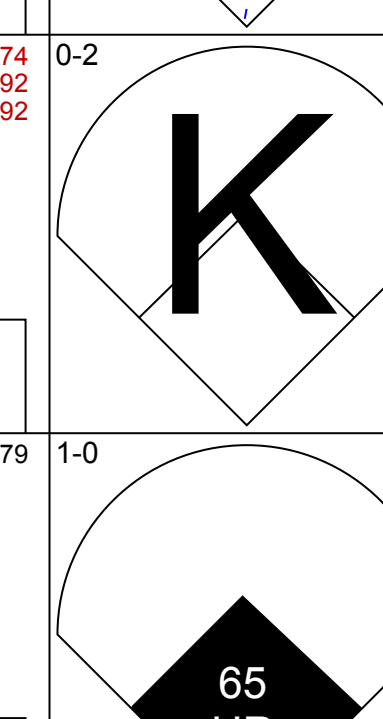
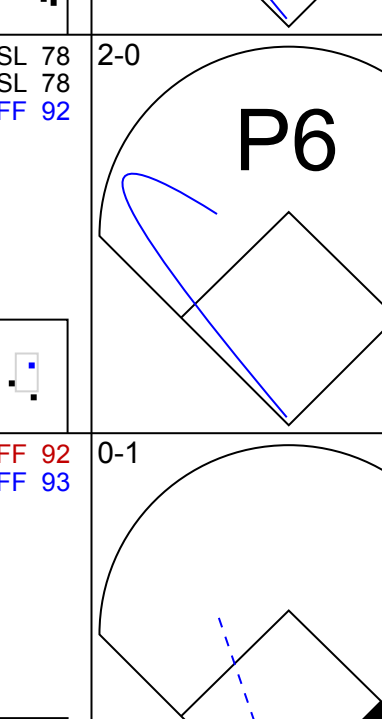
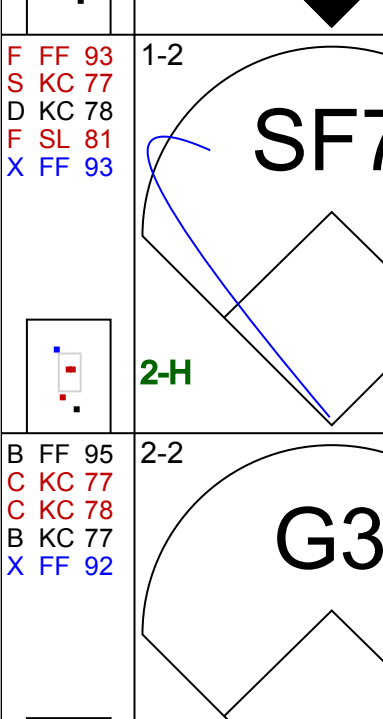
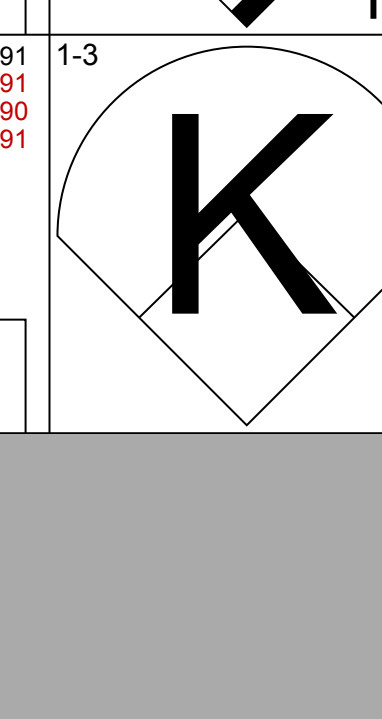
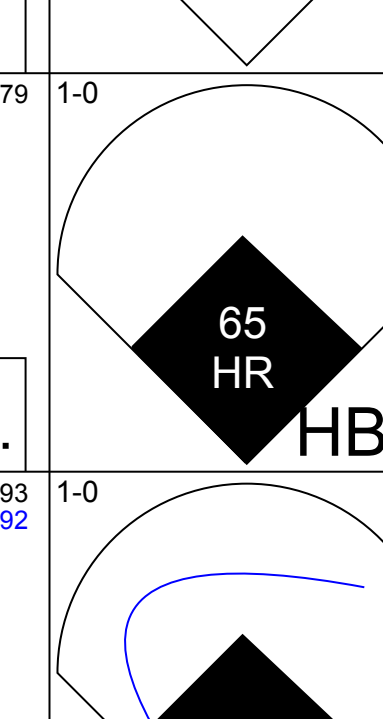
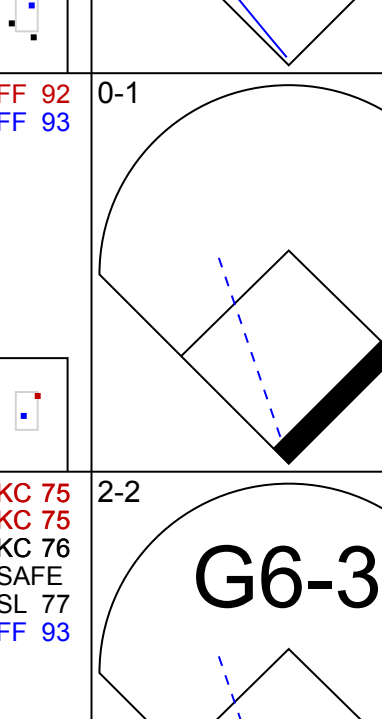


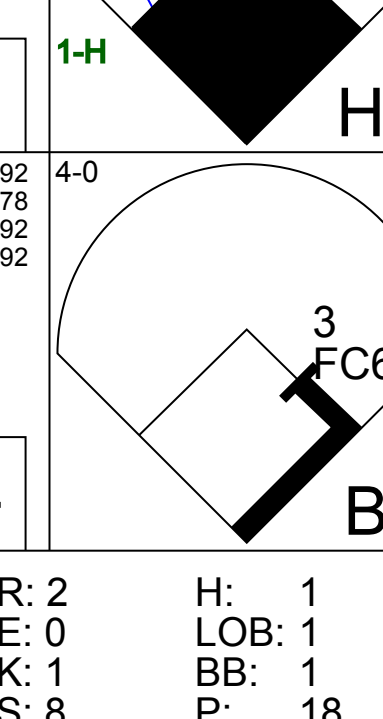
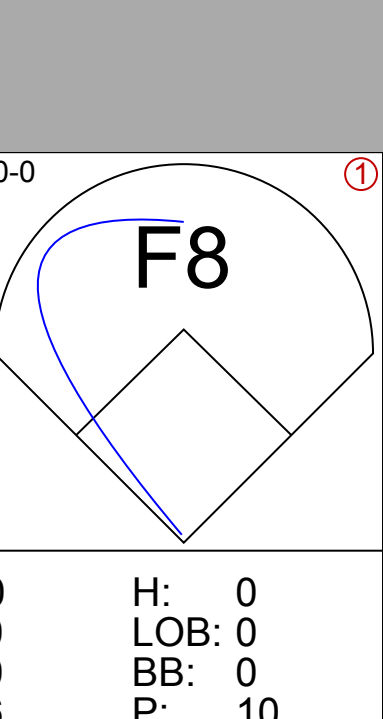
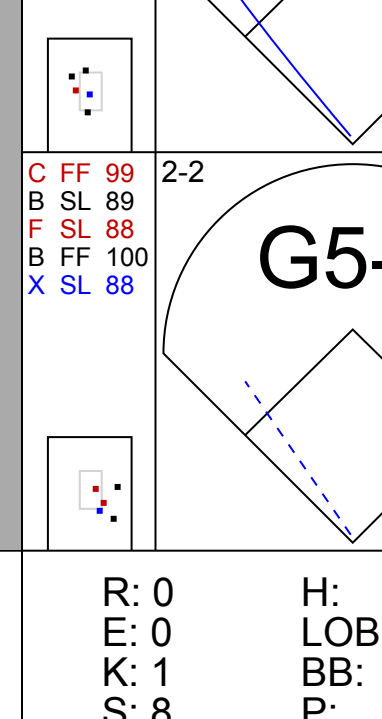


| Batter | 1 | 2 | 3 | 4 | 5 | 6 | 7 | 8 | 9 | AB | R | H | RBI | BB | SO | LOB | TOP | | | |
|---|---|---|---|---|---|---|---|---|---|---|---|---|---|---|---|---|--|------------------------------------|----------------------------------|--------|
| 20 Chas McCormick, R (1, 7) OBP: 0.341, SLG: 0.500 |  |  | | |  | |  | |  | 5 | 0 | 1 | 2 | 0 | 2 | 2 | Houston Astros @ Pittsburgh Pirates PNC Park, Pittsburgh, PA Tue Apr 11 2023, 6:37 PM - 9:06 PM EDT Att: 9,996 - Clear - 72 F | | | |
| 2 Alex Bregman, R (1, 5) OBP: 0.316, SLG: 0.271 |  | |  | |  | |  | |  | 5 | 1 | 2 | 1 | 0 | 0 | 1 | | | | |
| 44 Yordan Alvarez, L (1, 10) |  | |  | |  | | | |  | 4 | 0 | 0 | 0 | 1 | 3 | 1 | | | | |
| 79 José Abreu, R (1, 3) |  | |  | |  | | | |  | 5 | 0 | 1 | 0 | 0 | 3 | 3 | | | | |
| 30 Kyle Tucker, L (1, 9) OBP: 0.431, SLG: 0.643 | |  | |  | |  | | |  | 3 | 1 | 2 | 1 | 1 | 0 | 1 | | | | |
| 3 Jeremy Peña, R (1, 6) OBP: 0.288, SLG: 0.404 | |  | |  | |  | | |  | 4 | 0 | 1 | 0 | 0 | 1 | 3 | | | | |
| 6 Jake Meyers, R (1, 8) OBP: 0.222, SLG: 0.176 | |  | |  | |  | | |  | 3 | 0 | 0 | 0 | 0 | 0 | 3 | | | | |
| 9 Corey Julks, R (9, PH) OBP: 0.267, SLG: 0.310 | |  | |  | |  | | |  | 1 | 0 | 0 | 0 | 0 | 0 | 0 | | | | |
| 14 Mauricio Dubón, R (1, 4) OBP: 0.394, SLG: 0.419 | |  | |  | |  | | |  | 3 | 1 | 1 | 0 | 1 | 0 | 1 | | | | |
| 15 Martín Maldonado, R (1, 2) OBP: 0.281, SLG: 0.179 | |  | |  | |  | | |  | 3 | 0 | 0 | 0 | 0 | 0 | 4 | | | | |
| 17 David Hensley, R (9, PH) OBP: 0.323, SLG: 0.250 | | | | | | | | |  | 1 | 1 | 1 | 0 | 0 | 0 | 0 | | | | |
| 18 César Salazar, L (9, 2) | | | | | | | | |  | 0 | 0 | 0 | 0 | 0 | 0 | 0 | | | | |
| Inning Stats | R: 1 K: 2 S: 8 | H: 1 BB: 0 P: 11 | R: 1 K: 1 S: 18 | H: 3 LOB: 2 BB: 24 | R: 0 K: 2 S: 9 | H: 0 LOB: 0 BB: 14 | R: 0 K: 1 S: 10 | H: 0 LOB: 2 BB: 21 | R: 0 K: 1 S: 13 | H: 1 LOB: 1 BB: 7 | R: 0 K: 0 S: 6 | H: 0 LOB: 0 BB: 11 | R: 0 K: 1 S: 9 | H: 1 LOB: 1 BB: 16 | R: 2 K: 1 S: 13 | H: 2 LOB: 2 BB: 18 | 1B: 5 2B: 2 3B: 0 HR: 2 | SF: 0 SAC: 0 DP: 0 HBP: 0 | WP: 0 PB: 0 SB: 1 CS: 0 | PA: 40 |
| PITCHER | IP WLS BF H R ER SO BB IBB HBP BLK WP HR S P ERA WHIP | IP WLS BF H R ER SO BB IBB HBP BLK WP HR S P ERA WHIP | IP WLS BF H R ER SO BB IBB HBP BLK WP HR S P ERA WHIP | IP WLS BF H R ER SO BB IBB HBP BLK WP HR S P ERA WHIP | IP WLS BF H R ER SO BB IBB HBP BLK WP HR S P ERA WHIP | IP WLS BF H R ER SO BB IBB HBP BLK WP HR S P ERA WHIP | IP WLS BF H R ER SO BB IBB HBP BLK WP HR S P ERA WHIP | IP WLS BF H R ER SO BB IBB HBP BLK WP HR S P ERA WHIP | IP WLS BF H R ER SO BB IBB HBP BLK WP HR S P ERA WHIP | IP WLS BF H R ER SO BB IBB HBP BLK WP HR S P ERA WHIP | IP WLS BF H R ER SO BB IBB HBP BLK WP HR S P ERA WHIP | IP WLS BF H R ER SO BB IBB HBP BLK WP HR S P ERA WHIP | IP WLS BF H R ER SO BB IBB HBP BLK WP HR S P ERA WHIP | IP WLS BF H R ER SO BB IBB HBP BLK WP HR S P ERA WHIP | IP WLS BF H R ER SO BB IBB HBP BLK WP HR S P ERA WHIP | IP WLS BF H R ER SO BB IBB HBP BLK WP HR S P ERA WHIP | IP WLS BF H R ER SO BB IBB HBP BLK WP HR S P ERA WHIP | | | |

Houston Astros @ Pittsburgh Pirates
PNC Park, Pittsburgh, PA
Tue Apr 11 2023, 6:37 PM - 9:06 PM EDT
Att: 9,996 - Clear - 72 F

AB 37
R 4
H 9
RBI 4
BB 3
SO 9
LOB 19




| Batter | 1 | 2 | 3 | 4 | 5 | 6 | 7 | 8 | 9 | AB | R | H | RBI | BB | SO | LOB | BOTTOM | | | | | |
|---|---|---|---|---|---|---|---|---|---|---|---|---|---|---|---|---|--|--------------------------|----------------------------------|------------------------------------|----------------------------------|--------|
| 3 Ji Hwan Bae, L (1, 4) OBP: 0.265, SLG: 0.485 |  |  | | |  | |  | |  | 5 | 1 | 1 | 3 | 0 | 2 | 1 | Houston Astros @ Pittsburgh Pirates PNC Park, Pittsburgh, PA Tue Apr 11 2023, 6:37 PM - 9:06 PM EDT Att: 9,996 - Clear - 72 F | | | | | |
| 10 Bryan Reynolds, S (1, 7) OBP: 0.397, SLG: 0.778 |  | |  | |  | | | |  | 4 | 0 | 1 | 0 | 0 | 0 | 0 | | | | | | |
| 42 Ji Man Choi, L (1, 10) |  | |  | | | |  | |  | 4 | 1 | 2 | 1 | 0 | 2 | 1 | | | | | | |
| 41 Carlos Santana, S (1, 3) OBP: 0.298, SLG: 0.405 |  | |  | | |  | | |  | 4 | 0 | 0 | 0 | 0 | 0 | 2 | | | | | | |
| 13 Ke'Bryan Hayes, R (1, 5) OBP: 0.178, SLG: 0.227 |  | |  | |  |  | | |  | 4 | 1 | 2 | 0 | 0 | 0 | 0 | | | | | | |
| 28 Cavanaugh Smith-Njigba, L (1, 9) OBP: 0.200, SLG: 0.333 |  | |  | |  |  | | |  | 3 | 0 | 0 | 1 | 0 | 2 | 2 | | | | | | |
| 14 Rodolfo Castro, S (1, 6) OBP: 0.423, SLG: 0.333 | |  | |  | |  | | |  | 3 | 2 | 2 | 0 | 0 | 0 | 0 | | | | | | |
| 65 Jack Suwinski, L (1, 8) OBP: 0.250, SLG: 0.263 | |  | |  | | | | |  | 4 | 1 | 1 | 2 | 0 | 1 | 2 | | | | | | |
| 55 Jason Delay, R (1, 2) OBP: 0.304, SLG: 0.429 | | | | | | | | |  | 2 | 0 | 0 | 0 | 1 | 0 | 0 | | | | | | |
| 22 Andrew McCutchen, R (9, PH) OBP: 0.500, SLG: 0.500 | |  | | |  | |  | | | 1 | 1 | 1 | 0 | 0 | 0 | 0 | | | | | | |
| Inning Stats | R: 0 K: 1 S: 12 | H: 1 LOB: 1 BB: 0 P: 19 | R: 2 K: 1 S: 8 | H: 1 LOB: 1 BB: 1 P: 18 | R: 0 K: 1 S: 6 | H: 0 LOB: 0 BB: 8 | R: 0 K: 0 S: 11 | H: 1 LOB: 1 BB: 0 P: 18 | R: 0 K: 0 S: 6 | H: 0 LOB: 0 BB: 10 | R: 2 K: 0 S: 14 | H: 2 LOB: 0 BB: 23 | R: 0 K: 1 S: 8 | H: 0 LOB: 0 BB: 14 | R: 0 K: 2 S: 17 | H: 2 LOB: 2 BB: 21 | R: 3 K: 1 S: 15 | H: 3 LOB: 0 BB: 21 | 1B: 5 2B: 2 3B: 0 HR: 3 | SF: 1 SAC: 0 DP: 0 HBP: 1 | WP: 0 PB: 0 SB: 1 CS: 0 | PA: 37 |
| PITCHER | IP WLS BF H R ER SO BB IBB HBP BLK WP HR S P ERA WHIP | IP WLS BF H R ER SO BB IBB HBP BLK WP HR S P ERA WHIP | IP WLS BF H R ER SO BB IBB HBP BLK WP HR S P ERA WHIP | IP WLS BF H R ER SO BB IBB HBP BLK WP HR S P ERA WHIP | IP WLS BF H R ER SO BB IBB HBP BLK WP HR S P ERA WHIP | IP WLS BF H R ER SO BB IBB HBP BLK WP HR S P ERA WHIP | IP WLS BF H R ER SO BB IBB HBP BLK WP HR S P ERA WHIP | IP WLS BF H R ER SO BB IBB HBP BLK WP HR S P ERA WHIP | IP WLS BF H R ER SO BB IBB HBP BLK WP HR S P ERA WHIP | IP WLS BF H R ER SO BB IBB HBP BLK WP HR S P ERA WHIP | IP WLS BF H R ER SO BB IBB HBP BLK WP HR S P ERA WHIP | IP WLS BF H R ER SO BB IBB HBP BLK WP HR S P ERA WHIP | IP WLS BF H R ER SO BB IBB HBP BLK WP HR S P ERA WHIP | IP WLS BF H R ER SO BB IBB HBP BLK WP HR S P ERA WHIP | IP WLS BF H R ER SO BB IBB HBP BLK WP HR S P ERA WHIP | IP WLS BF H R ER SO BB IBB HBP BLK WP HR S P ERA WHIP | | | | | | |

Houston Astros @ Pittsburgh Pirates
PNC Park, Pittsburgh, PA
Tue Apr 11 2023, 6:37 PM - 9:06 PM EDT
Att: 9,996 - Clear - 72 F

AB 34
R 7
H 10
RBI 7
BB 1
SO 7
LOB 8



| Batter | 1 | 2 | 3 | 4 | 5 | 6 | 7 | 8 | 9 | AB | R | H | RBI | BB | SO | LOB | TOP | |
|---|---|---------------------------------|------------------------------|----------------------------------|-------------------------------|----------------------------------|-------------------------------|----------------------------------|------------------------------|----------------------------------|------------------------------|----------------------------------|-------------------------------|----------------------------------|----------------------------------|------------------------------------|---|--------|
| 2 Marcus Semien, R (1.4) OBP: 0.270, SLG: 0.356 | F8 | | 53 1B 47 HBP | | G5-3 | | | G5-3 | | 4 | 0 | 1 | 1 | 0 | 0 | 0 | Texas Rangers @ Houston Astros Minute Maid Park, Houston, TX Sat Apr 15 2023, 6:10 PM - 8:44 PM CDT Att: 39,257 - Roof Closed - 73 F | |
| 47 Josh Smith, L (1.6) OBP: 0.371, SLG: 0.154 | G4-6-3 | | 53 1B HBP | | F8 | | | K | | 3 | 0 | 1 | 0 | 0 | 1 | 0 | | |
| 30 Nathaniel Lowe, L (1.3) OBP: 0.233, SLG: 0.483 | G4-6-3 | | K | | F7 | | | 1B | | 4 | 0 | 1 | 0 | 0 | 1 | 4 | | |
| 53 Adolis Garcia, R (1.9) OBP: 0.267, SLG: 0.400 | | L4 | | | | | | | K | 4 | 0 | 1 | 1 | 0 | 1 | 0 | livebaseballscorecards.com | |
| 6 Josh Jung, R (1.5) OBP: 0.327, SLG: 0.431 | | K | | | | | | G4-3 | | 4 | 0 | 1 | 0 | 0 | 2 | 3 | | |
| 28 Jonah Heim, S (1.2) OBP: 0.303, SLG: 0.459 | | | | | | | | 1B | | 3 | 0 | 0 | 0 | 1 | 0 | 0 | | |
| 4 Robbie Grossman, S (1.10) OBP: 0.214, SLG: 0.243 | | | | | | | | | | | | | | | | | AB 32 R 2 H 7 RBI 2 BB 3 SO 8 LOB 17 | |
| 8 Bubba Thompson, R (7.7, PR) OBP: 0.250, SLG: 0.563 | | | | | | | | | | | | | | | | | | |
| Travis Jankowski, L (1.7) OBP: 0.476, SLG: 0.611 | | | | | | | | | | | | | | | | | | |
| 3 Leody Taveras, S (1.8) OBP: 0.091, SLG: 0.091 | | | | | | | | | | | | | | | | |  | |
| | | | | | | | | | | | | | | | | | | |
| | | | | | | | | | | | | | | | | | | |
| Inning Stats | R: 0 E: 0 K: 0 S: 6 | H: 1 LOB: 0 BB: 0 P: 8 | R: 0 E: 0 K: 1 S: 8 | H: 0 LOB: 0 BB: 0 P: 12 | R: 2 E: 1 K: 2 S: 16 | H: 3 LOB: 3 BB: 0 P: 23 | R: 0 E: 0 K: 2 S: 17 | H: 1 LOB: 1 BB: 0 P: 24 | R: 0 E: 0 K: 0 S: 9 | H: 0 LOB: 0 BB: 0 P: 11 | R: 0 E: 0 K: 1 S: 6 | H: 1 LOB: 1 BB: 0 P: 10 | R: 0 E: 0 K: 2 S: 12 | H: 1 LOB: 3 BB: 2 P: 23 | 1B: 7 2B: 0 3B: 0 HR: 0 | SF: 0 SAC: 0 DP: 2 HBP: 1 | WP: 0 PB: 0 SB: 0 CS: 0 | PA: 36 |
| PITCHER | IP WLS BF H R ER SO BB IBB HBP BLK WP HR S P ERA WHIP | | | | | | | | | | | | | | | | | |
| 58 Hunter Brown, R (1.1) ERA: 1.93 | 7.0 W 27 5 2 0 5 1 0 1 0 0 0 66 99 0.00 0.857 | | | | | | | | | | | | | | | | | |
| 52 Bryan Abreu, R (8.1) ERA: 1.17 | 1.0 3 1 0 0 1 0 0 0 0 0 0 6 10 0.00 1.000 | | | | | | | | | | | | | | | | | |
| 47 Rafael Montero, R (9.1) ERA: 2.57 | 1.0 6 1 0 0 2 2 0 0 0 0 0 12 23 0.00 3.000 | | | | | | | | | | | | | | | | | |

| Batter | 1 | 2 | 3 | 4 | 5 | 6 | 7 | 8 | 9 | AB | R | H | RBI | BB | SO | LOB | BOTTOM | |
|---|---|----------------------------------|-------------------------------|----------------------------------|-------------------------------|----------------------------------|-------------------------------|----------------------------------|------------------------------|----------------------------------|-------------------------------|----------------------------------|------------------------------|----------------------------------|----------------------------------|------------------------------------|---|--------|
| 14 Mauricio Dubón, R (1.4) OBP: 0.383, SLG: 0.422 | G5-3 | | 44 2B | | L8 | | | G5-3 | | 5 | 2 | 2 | 0 | 0 | 0 | 0 | Texas Rangers @ Houston Astros Minute Maid Park, Houston, TX Sat Apr 15 2023, 6:10 PM - 8:44 PM CDT Att: 39,257 - Roof Closed - 73 F | |
| 2 Alex Bregman, R (1.5) OBP: 0.336, SLG: 0.322 | F4 | | F9 | | L8 | | | 1B | | 4 | 1 | 1 | 0 | 1 | 0 | 2 | | |
| 44 Yordan Alvarez, L (1.10) OBP: 0.407, SLG: 0.604 | G4-3 | | 2B | | G3 | | | 1B | | 4 | 1 | 1 | 3 | 1 | 0 | 1 | | |
| 79 José Abreu, R (1.3) OBP: 0.299, SLG: 0.286 | | F6 | | | | | | | | 4 | 1 | 0 | 1 | 0 | 1 | 2 | livebaseballscorecards.com | |
| 30 Kyle Tucker, L (1.9) OBP: 0.438, SLG: 0.588 | | | | | | | | | | 2 | 0 | 1 | 0 | 2 | 0 | 0 | | |
| 3 Jeremy Peña, R (1.6) OBP: 0.290, SLG: 0.397 | | | | | | | | | | 4 | 1 | 2 | 2 | 0 | 1 | 2 | | |
| 9 Corey Julks, R (1.7) OBP: 0.282, SLG: 0.421 | | | | | | | | | | 4 | 0 | 1 | 0 | 0 | 2 | 4 | AB 34 R 8 H 10 RBI 7 BB 4 SO 5 LOB 15 | |
| 21 Yainer Diaz, R (1.2) OBP: 0.273, SLG: 0.278 | | | | | | | | | | 3 | 1 | 1 | 1 | 0 | 0 | 2 | | |
| 6 Jake Meyers, R (1.8) OBP: 0.240, SLG: 0.174 | | | | | | | | | | 4 | 1 | 1 | 0 | 0 | 1 | 2 | | |
| Inning Stats | R: 0 E: 0 K: 0 S: 7 | H: 0 LOB: 0 BB: 0 P: 10 | R: 0 E: 0 K: 2 S: 11 | H: 0 LOB: 1 BB: 1 P: 18 | R: 2 E: 0 K: 2 S: 15 | H: 3 LOB: 1 BB: 0 P: 21 | R: 1 E: 0 K: 0 S: 12 | H: 2 LOB: 1 BB: 0 P: 17 | R: 0 E: 0 K: 1 S: 9 | H: 1 LOB: 1 BB: 0 P: 12 | R: 5 E: 1 K: 0 S: 18 | H: 3 LOB: 2 BB: 3 P: 34 | R: 0 E: 0 K: 0 S: 7 | H: 1 LOB: 1 BB: 0 P: 13 | 1B: 8 2B: 2 3B: 0 HR: 0 | SF: 1 SAC: 0 DP: 0 HBP: 0 | WP: 0 PB: 0 SB: 1 CS: 0 | PA: 39 |
| PITCHER | IP WLS BF H R ER SO BB IBB HBP BLK WP HR S P ERA WHIP | | | | | | | | | | | | | | | | | |
| 22 Jon Gray, R (1.1) ERA: 3.21 | 2.0 L 17 5 2 2 3 0 0 0 0 0 0 40 55 4.50 1.250 | | | | | | | | | | | | | | | | | |
| 50 Cole Ragans, L (3.1) ERA: 2.0 | 4.0 6 2 5 4 0 2 0 0 0 0 0 11 21 108.00 12.000 | | | | | | | | | | | | | | | | | |
| 21 Ian Kennedy, R (7.1) ERA: 12.27 | 0.1 8 2 0 0 0 1 0 0 0 0 0 14 26 0.00 1.800 | | | | | | | | | | | | | | | | | |
| 66 Josh Sborz, R (7.1) ERA: | | | | | | | | | | | | | | | | | | |



| Batter | 1 | 2 | 3 | 4 | 5 | 6 | 7 | 8 | 9 | AB | R | H | RBI | BB | SO | LOB | TOP | | | | | | | | |
|---|------------------------------|----------------------------------|-------------------------------|----------------------------------|------------------------------|----------------------------------|------------------------------|---------------------------------|------------------------------|----------------------------------|------------------------------|---------------------------------|-------------------------------|----------------------------------|-------------------------------|----------------------------------|-------------------------------|----------------------------------|-------------------------|------------------------------------|----------------------------------|--------|--|--|--|
| 2 Marcus Semien, R (1.4) OBP: 0.279, SLG: 0.406 | L9 | | F8 | | | G5-3 | HR | | 1B | 5 | 1 | 2 | 4 | 0 | 0 | 0 | | | | | | | | | |
| 20 Ezequiel Duran, R (1.6) OBP: 0.150, SLG: 0.150 | K2-3 | | | K | | G4-3 | G1-4-3 | | F9 | 4 | 0 | 0 | 0 | 0 | 2 | 0 | | | | | | | | | |
| 47 Josh Smith, L (7.6) OBP: 0.361, SLG: 0.148 | | | | | | | | | | 1 | 0 | 0 | 0 | 0 | 0 | 1 | | | | | | | | | |
| 30 Nathaniel Lowe, L (1.3) OBP: 0.313, SLG: 0.476 | K | | | F9 | | | | E3 | L8 | 5 | 2 | 1 | 0 | 0 | 1 | 1 | | | | | | | | | |
| 53 Adolis Garcia, R (1.9) OBP: 0.246, SLG: 0.367 | | | G5-3 | | G2-3 | | | E6 | K | 5 | 1 | 0 | 0 | 0 | 2 | 3 | | | | | | | | | |
| 6 Josh Jung, R (1.5) OBP: 0.338, SLG: 0.455 | | K | | | | K | | | | 4 | 2 | 2 | 0 | 0 | 2 | 0 | | | | | | | | | |
| 28 Jonah Heim, S (1.2) OBP: 0.349, SLG: 0.500 | | | | | | | | | | 1 | 1 | 1 | 2 | 2 | 0 | 0 | | | | | | | | | |
| 4 Robbie Grossman, S (1.10) OBP: 0.239, SLG: 0.250 | | | | | | | | | | 3 | 2 | 1 | 1 | 0 | 1 | 2 | | | | | | | | | |
| 3 Leody Taveras, S (1.8) OBP: 0.133, SLG: 0.200 | | | | | | | | | | 4 | 0 | 1 | 2 | 0 | 0 | 4 | | | | | | | | | |
| 8 Bubba Thompson, R (1.7) OBP: 0.222, SLG: 0.500 | | | | | | | | | | 2 | 0 | 0 | 0 | 0 | 1 | 0 | | | | | | | | | |
| Travis Jankowski, L (7.7) OBP: 0.455, SLG: 0.950 | | | | | | | | | | 2 | 0 | 0 | 0 | 0 | 2 | 4 | | | | | | | | | |
| Inning Stats | R: 0 E: 0 K: 2 S: 7 | H: 0 LOB: 0 BB: 0 P: 10 | R: 0 E: 0 K: 2 S: 10 | H: 1 LOB: 1 BB: 0 P: 17 | R: 0 E: 0 K: 1 S: 8 | H: 0 LOB: 0 BB: 0 P: 13 | R: 0 E: 0 K: 1 S: 6 | H: 0 LOB: 0 BB: 0 P: 7 | R: 0 E: 0 K: 1 S: 9 | H: 0 LOB: 0 BB: 0 P: 17 | R: 0 E: 0 K: 0 S: 4 | H: 0 LOB: 0 BB: 0 P: 7 | R: 6 E: 1 K: 1 S: 21 | H: 4 LOB: 0 BB: 1 P: 35 | R: 3 E: 1 K: 2 S: 14 | H: 2 LOB: 1 BB: 0 P: 19 | R: 0 E: 0 K: 1 S: 10 | H: 1 LOB: 1 BB: 0 P: 18 | 1B: 3 2B: 4 HR: 1 | SF: 1 SAC: 0 DP: 0 HBP: 1 | WP: 0 PB: 0 SB: 0 CS: 0 | PA: 40 | | | |
| PITCHER | IP | WLS | BF | H | R | ER | SO | BB | IBB | HBP | BLK | WP | HR | S | P | ERA | WHIP | | | | | | | | |
| Framber Valdez, L (1.1) ERA: 1.8 | 6.0 | L | 25 | 4 | 5 | 2 | 7 | 2 | 0 | 0 | 0 | 0 | 0 | 55 | 95 | 3.00 | 1.000 | | | | | | | | |
| 50 Héctor Neris, R (7.1) ERA: 3.88 | 1.0 | | 4 | 1 | 1 | 0 | 1 | 0 | 0 | 0 | 0 | 0 | 1 | 10 | 11 | 0.00 | 1.000 | | | | | | | | |
| 56 Ronel Blanco, R (8.1) ERA: 5.63 | 2.0 | | 11 | 3 | 3 | 0 | 3 | 0 | 0 | 1 | 0 | 0 | 0 | 24 | 37 | 0.00 | 1.500 | | | | | | | | |

Texas Rangers @ Houston Astros
Minute Maid Park, Houston, TX
Sun Apr 16 2023, 6:11 PM - 9:10 PM CDT
Att: 39,122 - Roof Closed - 73 F

AB 36
R 9
H 8
RBI 9
BB 2
SO 11
LOB 15



| Batter | 1 | 2 | 3 | 4 | 5 | 6 | 7 | 8 | 9 | AB | R | H | RBI | BB | SO | LOB | BOTTOM | | | | | | | | |
|--|-------------------------------|----------------------------------|-------------------------------|----------------------------------|------------------------------|----------------------------------|-------------------------------|----------------------------------|------------------------------|----------------------------------|------------------------------|----------------------------------|-------------------------------|----------------------------------|-------------------------------|----------------------------------|------------------------------|---------------------------------|----------------------------------|------------------------------------|----------------------------------|--------|--|--|--|
| 14 Mauricio Dubón, R (1.4) OBP: 0.365, SLG: 0.400 | F9 | | FC5-4 | | | | | | G5-4-3 | 5 | 0 | 1 | 0 | 0 | 1 | 5 | | | | | | | | | |
| 2 Alex Bregman, R (1.5) OBP: 0.333, SLG: 0.306 | G5-3 | | F8 | | | | | | | 3 | 0 | 0 | 1 | 1 | 0 | 2 | | | | | | | | | |
| 44 Yordan Alvarez, L (1.7) OBP: 0.397, SLG: 0.577 | | | | | | | | | | 4 | 0 | 1 | 0 | 0 | 2 | 4 | | | | | | | | | |
| 79 José Abreu, R (1.3) OBP: 0.282, SLG: 0.269 | G6-3 | | | | | | | | | 4 | 0 | 0 | 0 | 0 | 0 | 1 | | | | | | | | | |
| 30 Kyle Tucker, L (1.9) OBP: 0.441, SLG: 0.566 | | | | | | | | | | 2 | 0 | 0 | 0 | 2 | 0 | 0 | | | | | | | | | |
| 3 Jeremy Peña, R (1.6) OBP: 0.301, SLG: 0.409 | | | | | | | | | | 3 | 1 | 1 | 0 | 0 | 1 | 2 | | | | | | | | | |
| 17 David Hensley, R (1.10) OBP: 0.273, SLG: 0.179 | | | | | | | | | | 3 | 0 | 0 | 0 | 1 | 2 | 3 | | | | | | | | | |
| 6 Jake Meyers, R (1.8) OBP: 0.276, SLG: 0.160 | | | | | | | | | | 2 | 0 | 0 | 0 | 2 | 0 | 1 | | | | | | | | | |
| 15 Martín Maldonado, R (1.2) OBP: 0.308, SLG: 0.324 | | | | | | | | | | 2 | 0 | 0 | 0 | 1 | 2 | 4 | | | | | | | | | |
| 18 César Salazar, L (8.7) OBP: 0.333, SLG: 0.200 | | | | | | | | | | 1 | 0 | 1 | 0 | 0 | 0 | 0 | | | | | | | | | |
| Inning Stats | R: 0 E: 0 K: 0 S: 12 | H: 1 LOB: 1 BB: 0 P: 20 | R: 0 E: 0 K: 1 S: 10 | H: 0 LOB: 1 BB: 1 P: 20 | R: 0 E: 0 K: 1 S: 8 | H: 0 LOB: 1 BB: 1 P: 16 | R: 0 E: 0 K: 1 S: 13 | H: 0 LOB: 0 BB: 0 P: 19 | R: 0 E: 0 K: 1 S: 7 | H: 1 LOB: 1 BB: 1 P: 13 | R: 0 E: 0 K: 1 S: 7 | H: 0 LOB: 0 BB: 0 P: 11 | R: 1 E: 0 K: 2 S: 21 | H: 1 LOB: 3 BB: 3 P: 38 | R: 0 E: 0 K: 1 S: 12 | H: 0 LOB: 1 BB: 1 P: 22 | R: 0 E: 0 K: 0 S: 5 | H: 1 LOB: 0 BB: 0 P: 7 | 1B: 3 2B: 1 3B: 0 HR: 0 | SF: 0 SAC: 0 DP: 1 HBP: 1 | WP: 0 PB: 0 SB: 3 CS: 0 | PA: 37 | | | |
| PITCHER | IP | WLS | BF | H | R | ER | SO | BB | IBB | HBP | BLK | WP | HR | S | P | ERA | WHIP | | | | | | | | |
| 44 Andrew Heaney, L (1.1) ERA: 4.97 | 5.0 | | 20 | 2 | 0 | 0 | 4 | 3 | 0 | 1 | 0 | 0 | 0 | 50 | 88 | 0.00 | 1.000 | | | | | | | | |
| 46 Brock Burke, L (6.1) ERA: 4.26 | 1.0 | W | 6 | 1 | 1 | 1 | 1 | 2 | 0 | 0 | 0 | 0 | 0 | 16 | 28 | 9.00 | 3.000 | | | | | | | | |
| 72 Jonathan Hernández, R (7.1) ERA: 3.0 | 0.2 | | 3 | 0 | 0 | 0 | 2 | 1 | 0 | 0 | 0 | 0 | 0 | 8 | 15 | 0.00 | 1.500 | | | | | | | | |
| 51 Will Smith, L (7.1) ERA: 1.35 | 0.2 | H | 3 | 0 | 0 | 0 | 0 | 1 | 0 | 0 | 0 | 0 | 0 | 11 | 20 | 0.00 | 1.500 | | | | | | | | |
| 66 Josh Sborz, R (8.1) ERA: | 1.2 | | 5 | 1 | 0 | 0 | 1 | 0 | 0 | 0 | 0 | 0 | 0 | 10 | 15 | 0.00 | 0.600 | | | | | | | | |

Texas Rangers @ Houston Astros
Minute Maid Park, Houston, TX
Sun Apr 16 2023, 6:11 PM - 9:10 PM CDT
Att: 39,122 - Roof Closed - 73 F

AB 29
R 1
H 4
RBI 1
BB 7
SO 8
LOB 22



| Batter | 1 | 2 | 3 | 4 | 5 | 6 | 7 | 8 | 9 | AB | R | H | RBI | BB | SO | LOB | TOP | | | | | | | | | | |
|--|--------------------------------------|----------------------------------|---------------------------------------|----------------------------------|---------------------------------------|----------------------------------|--------------------------------------|----------------------------------|---------------------------------------|----------------------------------|--------------------------------------|----------------------------------|---------------------------------------|----------------------------------|---------------------------------------|----------------------------------|----------------------------------|------------------------------------|----------------------------------|--------|--|--|--|--|--|--|--|
| 4 George Springer, R OBP: 0.303, SLG: 0.362 38 Nathan Lukes, L (7, 9) | | | | | | | | | | 3 | 0 | 0 | 0 | 0 | 0 | 1 | | | | | | | | | | | |
| 11 Bo Bichette, R OBP: 0.397, SLG: 0.587 5 Santiago Espinal, R OBP: 0.147, SLG: 0.188 (1, 6) (7, 6) | | | | | | | | | | 3 | 0 | 1 | 0 | 0 | 2 | 0 | | | | | | | | | | | |
| 27 Vladimir Guerrero Jr., R OBP: 0.449, SLG: 0.470 (1, 10) | | | | | | | | | | 4 | 0 | 0 | 0 | 0 | 3 | 2 | | | | | | | | | | | |
| 25 Daulton Varsho, L OBP: 0.358, SLG: 0.357 (1, 7) | | | | | | | | | | 3 | 0 | 0 | 0 | 1 | 0 | 0 | | | | | | | | | | | |
| 26 Matt Chapman, R OBP: 0.471, SLG: 0.738 (1, 5) | | | | | | | | | | 4 | 1 | 1 | 1 | 0 | 3 | 3 | | | | | | | | | | | |
| 13 Brandon Belt, L OBP: 0.231, SLG: 0.250 (1, 3) | | | | | | | | | | 3 | 0 | 1 | 0 | 1 | 2 | 0 | | | | | | | | | | | |
| 9 Danny Jansen, R OBP: 0.200, SLG: 0.097 (1, 2) | | | | | | | | | | 3 | 0 | 0 | 0 | 1 | 1 | 1 | | | | | | | | | | | |
| 8 Cavan Biggio, L OBP: 0.242, SLG: 0.241 (1, 4) | | | | | | | | | | 4 | 0 | 0 | 0 | 0 | 3 | | | | | | | | | | | | |
| 39 Kevin Kiermaier, L OBP: 0.327, SLG: 0.481 (1, 8) | | | | | | | | | | 3 | 0 | 1 | 0 | 0 | 0 | 0 | | | | | | | | | | | |
| Inning Stats | R: 0 H: 0 E: 0 K: 2 S: 7 | H: 0 LOB: 0 BB: 0 P: 14 | R: 1 H: 1 E: 0 K: 0 S: 14 | H: 1 LOB: 1 BB: 1 P: 25 | R: 0 H: 2 E: 0 K: 1 S: 18 | H: 2 LOB: 3 BB: 1 P: 32 | R: 0 H: 0 E: 0 K: 1 S: 7 | H: 0 LOB: 0 BB: 0 P: 10 | R: 0 H: 0 E: 0 K: 2 S: 11 | H: 0 LOB: 0 BB: 0 P: 16 | R: 0 H: 0 E: 0 K: 2 S: 7 | H: 0 LOB: 0 BB: 0 P: 14 | R: 1 H: 1 E: 0 K: 1 S: 11 | H: 1 LOB: 2 BB: 1 P: 16 | R: 0 H: 1 E: 0 K: 1 S: 15 | H: 1 LOB: 2 BB: 1 P: 24 | 1B: 3 2B: 0 3B: 0 HR: 2 | SF: 0 SAC: 0 DP: 0 HBP: 0 | WP: 0 PB: 0 SB: 0 CS: 0 | PA: 35 | | | | | | | |
| PITCHER | IP | WLS | BF | H | R | ER | SO | BB | IBB | HBP | BLK | WP | HR | S | P | ERA | WHIP | | | | | | | | | | |
| 53 Cristian Javier, R ERA: 3.88 (1, 1) | 5.0 | W | 20 | 3 | 1 | 1 | 5 | 2 | 0 | 0 | 0 | 0 | 1 | 57 | 97 | 1.80 | 1.000 | | | | | | | | | | |
| 88 Phil Maton, R ERA: (6, 1) | 2.0 | | 6 | 0 | 0 | 0 | 4 | 0 | 0 | 0 | 0 | 0 | 0 | 14 | 24 | 0.00 | 0.000 | | | | | | | | | | |
| 61 Seth Martinez, R ERA: 6.75 (8, 1) | 1.0 | | 4 | 1 | 1 | 1 | 1 | 0 | 0 | 0 | 0 | 0 | 1 | 11 | 16 | 9.00 | 1.000 | | | | | | | | | | |
| 45 Ryne Stanek, R ERA: 3.86 (9, 1) | 1.0 | | 5 | 1 | 0 | 0 | 1 | 1 | 0 | 0 | 0 | 0 | 0 | 15 | 24 | 0.00 | 2.000 | | | | | | | | | | |

Toronto Blue Jays @ Houston Astros
Minute Maid Park, Houston, TX
Mon Apr 17 2023, 7:11 PM - 9:55 PM CDT
Att: 30,873 - Roof Closed - 73 F

| | |
|-----|----|
| AB | 32 |
| R | 2 |
| H | 5 |
| RBI | 2 |
| BB | 3 |
| SO | 11 |
| LOB | 10 |



| Batter | 1 | 2 | 3 | 4 | 5 | 6 | 7 | 8 | 9 | AB | R | H | RBI | BB | SO | LOB | BOTTOM | | | | | | | | | | |
|--|---------------------------------------|----------------------------------|---------------------------------------|----------------------------------|--------------------------------------|----------------------------------|--------------------------------------|---------------------------------|---------------------------------------|----------------------------------|---------------------------------------|----------------------------------|--------------------------------------|----------------------------------|---------------------------------------|----------------------------------|----------------------------------|------------------------------------|----------------------------------|--------|--|--|--|--|--|--|--|
| 14 Mauricio Dubón, R OBP: 0.357, SLG: 0.396 17 David Hensley, R OBP: 0.267, SLG: 0.175 (1, 4) (8, PH) (9, 4) | | | | | | | | | | 3 | 1 | 1 | 1 | 0 | 0 | 0 | | | | | | | | | | | |
| 2 Alex Bregman, R OBP: 0.336, SLG: 0.303 (1, 5) | | | | | | | | | | 4 | 0 | 1 | 0 | 1 | 1 | 2 | | | | | | | | | | | |
| 44 Yordan Alvarez, L OBP: 0.388, SLG: 0.545 (1, 10) | | | | | | | | | | 3 | 1 | 0 | 0 | 1 | 3 | 3 | | | | | | | | | | | |
| 79 José Abreu, R OBP: 0.280, SLG: 0.282 (1, 3) | | | | | | | | | | 4 | 1 | 1 | 2 | 0 | 1 | 3 | | | | | | | | | | | |
| 30 Kyle Tucker, L OBP: 0.444, SLG: 0.571 (1, 9) | | | | | | | | | | 3 | 1 | 1 | 0 | 1 | 1 | 1 | | | | | | | | | | | |
| 3 Jeremy Peña, R OBP: 0.289, SLG: 0.391 (1, 6) | | | | | | | | | | 3 | 1 | 0 | 0 | 0 | 0 | 1 | | | | | | | | | | | |
| 9 Corey Julks, R OBP: 0.302, SLG: 0.524 (1, 7) | | | | | | | | | | 4 | 2 | 2 | 3 | 0 | 2 | 1 | | | | | | | | | | | |
| 6 Jake Meyers, R OBP: 0.303, SLG: 0.310 (1, 8) | | | | | | | | | | 4 | 2 | 2 | 3 | 0 | 2 | 0 | | | | | | | | | | | |
| 15 Martín Maldonado, R OBP: 0.310, SLG: 0.324 18 César Salazar, L OBP: 0.429, SLG: 0.333 (1, 2) (8, PH) (9, 2) | | | | | | | | | | 3 | 0 | 1 | 0 | 0 | 1 | 0 | | | | | | | | | | | |
| Inning Stats | R: 7 H: 4 E: 1 K: 1 S: 19 | H: 4 LOB: 2 BB: 2 P: 37 | R: 0 H: 1 E: 0 K: 2 S: 12 | H: 1 LOB: 0 BB: 0 P: 18 | R: 1 H: 1 E: 0 K: 1 S: 9 | H: 1 LOB: 0 BB: 0 P: 14 | R: 0 H: 0 E: 0 K: 1 S: 6 | H: 0 LOB: 0 BB: 0 P: 9 | R: 0 H: 1 E: 0 K: 1 S: 12 | H: 1 LOB: 1 BB: 0 P: 19 | R: 1 H: 2 E: 0 K: 1 S: 19 | H: 2 LOB: 2 BB: 1 P: 29 | R: 0 H: 0 E: 0 K: 2 S: 8 | H: 0 LOB: 0 BB: 0 P: 11 | R: 0 H: 1 E: 0 K: 3 S: 14 | H: 1 LOB: 1 BB: 0 P: 15 | 1B: 5 2B: 3 3B: 0 HR: 2 | SF: 1 SAC: 0 DP: 0 HBP: 0 | WP: 0 PB: 0 SB: 0 CS: 0 | PA: 38 | | | | | | | |
| PITCHER | IP | WLS | BF | H | R | ER | SO | BB | IBB | HBP | BLK | WP | HR | S | P | ERA | WHIP | | | | | | | | | | |
| 34 Kevin Gausman, R ERA: 3.65 (1, 1) | 4.2 | L | 24 | 7 | 8 | 7 | 5 | 2 | 0 | 0 | 0 | 0 | 2 | 55 | 93 | 13.50 | 1.929 | | | | | | | | | | |
| 52 Anthony Bass, R ERA: 7.35 (5, 1) | 1.0 | | 6 | 2 | 1 | 1 | 2 | 1 | 0 | 0 | 0 | 0 | 0 | 20 | 31 | 9.00 | 3.000 | | | | | | | | | | |
| 90 Adam Cimber, R ERA: 2.08 (6, 1) | 1.1 | | 4 | 0 | 0 | 0 | 2 | 0 | 0 | 0 | 0 | 0 | 0 | 10 | 13 | 0.00 | 0.000 | | | | | | | | | | |
| 56 Zach Pop, R ERA: 1.08 (8, 1) | 1.0 | | 4 | 1 | 0 | 0 | 3 | 0 | 0 | 0 | 0 | 0 | 0 | 14 | 15 | 0.00 | 1.000 | | | | | | | | | | |

Toronto Blue Jays @ Houston Astros
Minute Maid Park, Houston, TX
Mon Apr 17 2023, 7:11 PM - 9:55 PM CDT
Att: 30,873 - Roof Closed - 73 F

| | |
|-----|----|
| AB | 33 |
| R | 9 |
| H | 10 |
| RBI | 9 |
| BB | 3 |
| SO | 12 |
| LOB | 12 |



| Batter | 1 | 2 | 3 | 4 | 5 | 6 | 7 | 8 | 9 | AB | R | H | RBI | BB | SO | LOB | TOP | | | | | | | | | | | |
|---|------------------------------|----------------------------------|-------------------------------|----------------------------------|------------------------------|---------------------------------|-------------------------------|----------------------------------|-------------------------------|----------------------------------|-------------------------------|----------------------------------|------------------------------|----------------------------------|------------------------------|---------------------------------|---|----------------------------------|----------------------------------|------------------------------------|----------------------------------|--------|--|--|--|--|--|--|
| 4 George Springer, R (1,9) OBP: 0.288, SLG: 0.342 | G1-3 | | G4-3 | | K | | L7 | | | 4 | 0 | 0 | 0 | 0 | 1 | 3 | Toronto Blue Jays @ Houston Astros Minute Maid Park, Houston, TX Tue Apr 18 2023, 7:11 PM - 9:57 PM CDT Att: 32,602 - Roof Closed - 73 F | | | | | | | | | | | |
| 11 Bo Bichette, R (1,6) OBP: 0.402, SLG: 0.577 | BB | | | K | | 1B | G4-3 | | | 3 | 0 | 1 | 1 | 1 | 1 | 0 | | | | | | | | | | | | |
| 27 Vladimir Guerrero Jr., R (1,3) OBP: 0.439, SLG: 0.590 | F8 | | | HR | | F8 | | G4-3 | | 4 | 1 | 1 | 1 | 0 | 0 | 3 | | | | | | | | | | | | |
| 25 Daulton Varsho, L (1,8) OBP: 0.338, SLG: 0.333 | CS | | K | | K | | F8 | | | 4 | 0 | 0 | 0 | 0 | 2 | 2 | | | | | | | | | | | | |
| 26 Matt Chapman, R (1,5) OBP: 0.472, SLG: 0.785 | G2-3 | | | HR | | 2B | G6-3 | | | 4 | 1 | 2 | 1 | 0 | 0 | 0 | | | | | | | | | | | | |
| 30 Alejandro Kirk, R (1,2) OBP: 0.373, SLG: 0.317 | 1B | | G1-3 | | L9 | | F9 | | | 4 | 0 | 1 | 0 | 0 | 0 | 1 | | | | | | | | | | | | |
| 13 Brandon Belt, L (1,10) OBP: 0.233, SLG: 0.231 | F7 | | | | | | G3 | | | 3 | 1 | 0 | 0 | 1 | 1 | 2 | | | | | | | | | | | | |
| 15 Whit Merrifield, R (1,7) OBP: 0.333, SLG: 0.354 | | | | | | | | | | 4 | 1 | 2 | 0 | 0 | 2 | 1 | | | | | | | | | | | | |
| 39 Kevin Kiermaier, L (9,8) OBP: 0.327, SLG: 0.481 | | | | | | | | | | 0 | 0 | 0 | 0 | 0 | 0 | 0 | | | | | | | | | | | | |
| 5 Santiago Espinal, R (1,4) OBP: 0.162, SLG: 0.200 | F7 | | | | | | | | | 3 | 0 | 1 | 1 | 0 | 1 | 1 | | | | | | | | | | | | |
| Inning Stats | R: 0 E: 0 K: 0 S: 6 | H: 0 LOB: 0 BB: 1 P: 13 | R: 0 E: 0 K: 1 S: 11 | H: 1 LOB: 1 BB: 0 P: 14 | R: 0 E: 0 K: 0 S: 8 | H: 1 LOB: 0 BB: 0 P: 9 | R: 2 E: 0 K: 2 S: 14 | H: 2 LOB: 0 BB: 0 P: 22 | R: 2 E: 0 K: 1 S: 17 | H: 3 LOB: 2 BB: 1 P: 26 | R: 0 E: 0 K: 2 S: 14 | H: 1 LOB: 1 BB: 0 P: 20 | R: 0 E: 0 K: 1 S: 9 | H: 0 LOB: 0 BB: 0 P: 14 | R: 0 E: 0 K: 0 S: 5 | H: 0 LOB: 0 BB: 0 P: 7 | R: 0 E: 0 K: 1 S: 8 | H: 0 LOB: 0 BB: 0 P: 10 | 1B: 5 2B: 1 3B: 0 HR: 2 | SF: 0 SAC: 0 DP: 1 HBP: 0 | WP: 0 PB: 0 SB: 0 CS: 1 | PA: 36 | | | | | | |
| PITCHER | IP | WLS | BF | H | R | ER | SO | BB | IBB | HBP | BLK | WP | HR | S | P | ERA | WHIP | | | | | | | | | | | |
| 65 José Uquidy, R (1,1) ERA: 3.66 | 4.1 | L | 20 | 7 | 4 | 4 | 4 | 2 | 0 | 0 | 0 | 0 | 0 | 2 | 53 | 81 | 8.31 | 2.077 | | | | | | | | | | |
| 52 Bryan Abreu, R (5,1) ERA: 0.96 | 1.2 | | 6 | 1 | 0 | 0 | 2 | 0 | 0 | 0 | 0 | 0 | 0 | 17 | 23 | 0.00 | 0.600 | | | | | | | | | | | |
| 50 Héctor Neris, R (7,1) ERA: 3.24 | 1.0 | | 3 | 0 | 0 | 0 | 1 | 0 | 0 | 0 | 0 | 0 | 0 | 9 | 14 | 0.00 | 0.000 | | | | | | | | | | | |
| 47 Rafael Montero, R (8,1) ERA: 2.25 | 1.0 | | 3 | 0 | 0 | 0 | 0 | 0 | 0 | 0 | 0 | 0 | 0 | 5 | 7 | 0.00 | 0.000 | | | | | | | | | | | |
| 55 Ryan Pressly, R (9,1) ERA: 7.11 | 1.0 | | 3 | 0 | 0 | 0 | 1 | 0 | 0 | 0 | 0 | 0 | 0 | 8 | 10 | 0.00 | 0.000 | | | | | | | | | | | |

| | |
|-----|----|
| AB | 33 |
| R | 4 |
| H | 8 |
| RBI | 4 |
| BB | 2 |
| SO | 8 |
| LOB | 13 |



| Batter | 1 | 2 | 3 | 4 | 5 | 6 | 7 | 8 | 9 | AB | R | H | RBI | BB | SO | LOB | BOTTOM | | | | | | | | | | |
|--|------------------------------|----------------------------------|------------------------------|---------------------------------|------------------------------|---------------------------------|-------------------------------|----------------------------------|------------------------------|---------------------------------|-------------------------------|----------------------------------|-------------------------------|----------------------------------|-------------------------------|----------------------------------|---|----------------------------------|----------------------------------|------------------------------------|----------------------------------|--------|--|--|--|--|--|
| 14 Mauricio Dubón, R (1,4) OBP: 0.344, SLG: 0.379 | G6-3 | | | K | | G5-3 | | 2B | G1-3 | 5 | 1 | 1 | 0 | 0 | 1 | 1 | Toronto Blue Jays @ Houston Astros Minute Maid Park, Houston, TX Tue Apr 18 2023, 7:11 PM - 9:57 PM CDT Att: 32,602 - Roof Closed - 73 F | | | | | | | | | | |
| 2 Alex Bregman, R (1,5) OBP: 0.345, SLG: 0.329 | G1-3 | | | F9 | | 2B | 1B | | | 4 | 1 | 2 | 0 | 0 | 0 | 0 | | | | | | | | | | | |
| 44 Yordan Alvarez, L (1,7) OBP: 0.394, SLG: 0.534 | G3 | | | BB | | L7 | | 1B | | 3 | 0 | 1 | 1 | 1 | 0 | 1 | | | | | | | | | | | |
| 17 David Hensley, R (6,PR) OBP: 0.267, SLG: 0.175 | | | | | | | | 1B | | 0 | 0 | 0 | 0 | 0 | 0 | 0 | | | | | | | | | | | |
| 79 José Abreu, R (1,3) OBP: 0.291, SLG: 0.293 | F7 | | | 1B | | | | F8 | | 4 | 0 | 2 | 0 | 0 | 0 | 2 | | | | | | | | | | | |
| 30 Kyle Tucker, L (1,9) OBP: 0.434, SLG: 0.550 | K | | | G6-3 | | FC6-4 | | 1B | | 4 | 0 | 1 | 1 | 0 | 1 | 3 | | | | | | | | | | | |
| 3 Jeremy Peña, R (1,6) OBP: 0.275, SLG: 0.370 | G6-3 | | | | | G5-3 | | F9 | | 4 | 0 | 0 | 0 | 0 | 0 | 3 | | | | | | | | | | | |
| 9 Corey Julks, R (1,10) OBP: 0.277, SLG: 0.478 | L9 | | | | | K | | K | | 4 | 0 | 0 | 0 | 0 | 3 | 2 | | | | | | | | | | | |
| 6 Jake Meyers, R (1,8) OBP: 0.297, SLG: 0.303 | K | | | | | L5 | | G5-3 | | 4 | 0 | 1 | 0 | 0 | 1 | 2 | | | | | | | | | | | |
| 15 Martín Maldonado, R (1,2) OBP: 0.289, SLG: 0.300 | G5-3 | | | | | | | | | 3 | 0 | 0 | 0 | 0 | 2 | 0 | | | | | | | | | | | |
| 18 César Salazar, L (9,PH) OBP: 0.375, SLG: 0.286 | | | | | | K | | K | | 1 | 0 | 0 | 0 | 0 | 1 | 1 | | | | | | | | | | | |
| Inning Stats | R: 0 E: 0 K: 0 S: 9 | H: 0 LOB: 0 BB: 0 P: 16 | R: 0 E: 0 K: 1 S: 5 | H: 0 LOB: 0 BB: 0 P: 7 | R: 0 E: 0 K: 1 S: 6 | H: 0 LOB: 0 BB: 0 P: 9 | R: 0 E: 0 K: 1 S: 19 | H: 1 LOB: 2 BB: 1 P: 27 | R: 0 E: 0 K: 1 S: 6 | H: 0 LOB: 0 BB: 0 P: 9 | R: 0 E: 0 K: 1 S: 11 | H: 1 LOB: 1 BB: 0 P: 16 | R: 0 E: 0 K: 1 S: 14 | H: 1 LOB: 2 BB: 0 P: 20 | R: 2 E: 0 K: 1 S: 20 | H: 4 LOB: 2 BB: 0 P: 29 | R: 0 E: 0 K: 2 S: 12 | H: 1 LOB: 1 BB: 0 P: 13 | 1B: 7 2B: 1 3B: 0 HR: 0 | SF: 0 SAC: 0 DP: 0 HBP: 0 | WP: 0 PB: 0 SB: 0 CS: 0 | PA: 37 | | | | | |
| PITCHER | IP | WLS | BF | H | R | ER | SO | BB | IBB | HBP | BLK | WP | HR | S | P | ERA | WHIP | | | | | | | | | | |
| 40 Chris Bassitt, R (1,1) ERA: 5.4 | 6.1 | W | 24 | 3 | 0 | 0 | 0 | 1 | 0 | 0 | 0 | 0 | 0 | 66 | 97 | 0.00 | 0.632 | | | | | | | | | | |
| 93 Yimi García, R (7,1) ERA: 6.75 | 1.0 | H | 5 | 2 | 2 | 2 | 2 | 0 | 0 | 0 | 0 | 0 | 0 | 15 | 22 | 18.00 | 2.000 | | | | | | | | | | |
| 58 Tim Mayza, L (8,1) ERA: 1.5 | 0.1 | H | 3 | 2 | 0 | 0 | 0 | 0 | 0 | 0 | 0 | 0 | 0 | 7 | 12 | 0.00 | 6.000 | | | | | | | | | | |
| 68 Jordan Romano, R (8,1) ERA: 2.89 | 1.1 | S | 5 | 1 | 0 | 0 | 2 | 0 | 0 | 0 | 0 | 0 | 0 | 14 | 15 | 0.00 | 0.750 | | | | | | | | | | |

| | |
|-----|----|
| AB | 36 |
| R | 2 |
| H | 8 |
| RBI | 2 |
| BB | 1 |
| SO | 9 |
| LOB | 15 |



| Batter | 1 | 2 | 3 | 4 | 5 | 6 | 7 | 8 | 9 | AB | R | H | RBI | BB | SO | LOB | TOP | | | |
|---|---|----------------------------------|-------------------------------|----------------------------------|-------------------------------|----------------------------------|-------------------------------|----------------------------------|------------------------------|----------------------------------|------------------------------|---------------------------------|-------------------------------|----------------------------------|-------------------------------|----------------------------------|---|------------------------------------|----------------------------------|--------|
| 4 George Springer, R (1.10) OBP: 0.274, SLG: 0.325 | | | | | | | | | | 4 | 0 | 0 | 0 | 0 | 2 | 3 | <p>Toronto Blue Jays @ Houston Astros Minute Maid Park, Houston, TX Wed Apr 19 2023, 7:12 PM - 9:35 PM CDT Att. 40,545 - Roof Closed - 73 F</p> | | | |
| 11 Bo Bichette, R (1.6) OBP: 0.384, SLG: 0.549 | | | | | | | | | | 4 | 0 | 0 | 0 | 0 | 2 | 3 | | | | |
| 27 Vladimir Guerrero Jr., R (1.3) OBP: 0.419, SLG: 0.473 | | | | | | | | | | 4 | 0 | 0 | 0 | 0 | 1 | 3 | | | | |
| 25 Daulton Varsho, L (1.7) OBP: 0.333, SLG: 0.344 | | | | | | | | | | 4 | 0 | 1 | 0 | 0 | 1 | 0 | | | | |
| 26 Matt Chapman, R (1.5) OBP: 0.461, SLG: 0.750 | | | | | | | | | | 3 | 0 | 0 | 0 | 1 | 1 | 1 | | | | |
| 30 Alejandro Kirk, R (1.2) OBP: 0.370, SLG: 0.318 | | | | | | | | | | 3 | 0 | 1 | 0 | 0 | 1 | 1 | | | | |
| 5 Santiago Espinal, R (8.PR) OBP: 0.162, SLG: 0.200 | | | | | | | | | | 0 | 1 | 0 | 0 | 0 | 0 | 0 | | | | |
| 9 Danny Jansen, R (8.2) OBP: 0.194, SLG: 0.094 | | | | | | | | | | 1 | 0 | 0 | 0 | 0 | 0 | 0 | | | | |
| 15 Whit Merrifield, R (1.4) OBP: 0.351, SLG: 0.392 | | | | | | | | | | 3 | 0 | 2 | 1 | 0 | 1 | 1 | | | | |
| 39 Kevin Kiermaier, L (1.8) OBP: 0.327, SLG: 0.463 | | | | | | | | | | 2 | 0 | 0 | 0 | 1 | 1 | 1 | | | | |
| 38 Nathan Lukes, L (1.9) OBP: 0.387, SLG: 0.508 | | | | | | | | | | 2 | 0 | 0 | 0 | 1 | 0 | 0 | | | | |
| Inning Stats | R: 0 E: 0 K: 3 S: 8 | H: 0 LOB: 0 BB: 0 P: 11 | R: 0 E: 0 K: 3 S: 11 | H: 0 LOB: 1 BB: 1 P: 16 | R: 0 E: 0 K: 1 S: 10 | H: 0 LOB: 0 BB: 0 P: 15 | R: 0 E: 0 K: 0 S: 12 | H: 1 LOB: 1 BB: 0 P: 15 | R: 0 E: 0 K: 0 S: 9 | H: 0 LOB: 0 BB: 0 P: 13 | R: 0 E: 0 K: 1 S: 7 | H: 0 LOB: 0 BB: 0 P: 9 | R: 1 E: 0 K: 1 S: 22 | H: 2 LOB: 2 BB: 3 P: 37 | R: 0 E: 0 K: 0 S: 14 | H: 0 LOB: 0 BB: 0 P: 20 | 1B: 2 2B: 2 3B: 0 HR: 0 | SF: 0 SAC: 0 DP: 0 HBP: 0 | WP: 0 PB: 1 SB: 0 CS: 1 | PA: 33 |
| PITCHER | IP WLS BF H R ER SO BB IBB HBP BLK WP HR S P ERA WHIP | | | | | | | | | | | | | | | | | | | |
| 77 Luis Garcia, R (1.1) ERA: 5.14 | 7.0 W 23 2 0 0 9 1 0 0 0 0 0 0 65 92 0.00 0.429 | | | | | | | | | | | | | | | | | | | |
| 47 Rafael Montero, R (8.1) ERA: 3.39 | 0.0 4 2 1 1 0 2 0 0 0 0 0 0 9 18 ∞ ∞ | | | | | | | | | | | | | | | | | | | |
| 52 Bryan Abreu, R (8.1) ERA: 0.87 | 1.0 H 3 0 0 0 1 0 0 0 0 0 0 0 13 19 0.00 0.000 | | | | | | | | | | | | | | | | | | | |
| 55 Ryan Pressly, R (9.1) ERA: 6.14 | 1.0 3 0 0 0 0 0 0 0 0 0 0 0 14 20 0.00 0.000 | | | | | | | | | | | | | | | | | | | |

| Batter | 1 | 2 | 3 | 4 | 5 | 6 | 7 | 8 | 9 | AB | R | H | RBI | BB | SO | LOB | BOTTOM | | | |
|--|---|----------------------------------|-------------------------------|----------------------------------|-------------------------------|----------------------------------|------------------------------|---------------------------------|------------------------------|----------------------------------|------------------------------|---------------------------------|------------------------------|----------------------------------|-------------------------------|----------------------------------|---|------------------------------------|----------------------------------|--------|
| 14 Mauricio Dubón, R (1.4) OBP: 0.338, SLG: 0.371 | | | | | | | | | | 4 | 1 | 1 | 0 | 0 | 0 | 0 | <p>Toronto Blue Jays @ Houston Astros Minute Maid Park, Houston, TX Wed Apr 19 2023, 7:12 PM - 9:35 PM CDT Att. 40,545 - Roof Closed - 73 F</p> | | | |
| 2 Alex Bregman, R (1.5) OBP: 0.341, SLG: 0.324 | | | | | | | | | | 4 | 1 | 1 | 0 | 0 | 0 | 1 | | | | |
| 44 Yordan Alvarez, L (1.10) OBP: 0.387, SLG: 0.508 | | | | | | | | | | 3 | 1 | 0 | 0 | 1 | 1 | 0 | | | | |
| 79 José Abreu, R (1.3) OBP: 0.301, SLG: 0.304 | | | | | | | | | | 4 | 1 | 2 | 2 | 0 | 0 | 0 | | | | |
| 30 Kyle Tucker, L (1.9) OBP: 0.438, SLG: 0.547 | | | | | | | | | | 4 | 1 | 2 | 1 | 0 | 0 | 1 | | | | |
| 3 Jeremy Peña, R (1.6) OBP: 0.286, SLG: 0.408 | | | | | | | | | | 3 | 2 | 1 | 3 | 0 | 1 | 1 | | | | |
| 17 David Hensley, R (1.7) OBP: 0.271, SLG: 0.167 | | | | | | | | | | 2 | 1 | 0 | 0 | 1 | 0 | 1 | | | | |
| 9 Corey Julks, R (8.7) OBP: 0.271, SLG: 0.468 | | | | | | | | | | 1 | 0 | 0 | 0 | 0 | 1 | 0 | | | | |
| 6 Jake Meyers, R (1.8) OBP: 0.300, SLG: 0.333 | | | | | | | | | | 3 | 0 | 1 | 2 | 0 | 0 | 0 | | | | |
| 15 Martín Maldonado, R (1.2) OBP: 0.271, SLG: 0.279 | | | | | | | | | | 3 | 0 | 0 | 0 | 0 | 1 | 1 | | | | |
| Inning Stats | R: 0 E: 0 K: 0 S: 7 | H: 0 LOB: 0 BB: 0 P: 11 | R: 2 E: 0 K: 1 S: 10 | H: 1 LOB: 1 BB: 1 P: 18 | R: 0 E: 0 K: 1 S: 10 | H: 0 LOB: 0 BB: 0 P: 13 | R: 0 E: 0 K: 0 S: 4 | H: 1 LOB: 0 BB: 0 P: 5 | R: 0 E: 0 K: 0 S: 7 | H: 0 LOB: 0 BB: 0 P: 11 | R: 0 E: 1 K: 0 S: 6 | H: 0 LOB: 0 BB: 0 P: 8 | R: 0 E: 0 K: 1 S: 8 | H: 1 LOB: 1 BB: 0 P: 11 | R: 6 E: 0 K: 1 S: 19 | H: 5 LOB: 0 BB: 1 P: 26 | 1B: 6 2B: 1 3B: 0 HR: 1 | SF: 0 SAC: 0 DP: 2 HBP: 1 | WP: 0 PB: 0 SB: 1 CS: 0 | PA: 34 |
| PITCHER | IP WLS BF H R ER SO BB IBB HBP BLK WP HR S P ERA WHIP | | | | | | | | | | | | | | | | | | | |
| 17 José Berrios, R (1.1) ERA: 6.23 | 7.0 L 25 3 2 2 3 1 0 0 0 0 0 0 14 19 2.57 0.571 | | | | | | | | | | | | | | | | | | | |
| 56 Zach Pop, R (8.1) ERA: 5.0 | 0.2 6 3 4 4 0 1 0 0 0 0 0 0 14 19 54.00 6.000 | | | | | | | | | | | | | | | | | | | |
| 90 Adam Cimber, R (8.1) ERA: 4.0 | 0.1 3 2 2 2 1 0 0 0 0 0 0 1 5 7 54.00 6.000 | | | | | | | | | | | | | | | | | | | |

| | |
|-----|----|
| AB | 30 |
| R | 1 |
| H | 4 |
| RBI | 1 |
| BB | 3 |
| SO | 10 |
| LOB | 13 |

| | |
|-----|----|
| AB | 31 |
| R | 8 |
| H | 8 |
| RBI | 8 |
| BB | 2 |
| SO | 4 |
| LOB | 5 |

| | |
|-----|---|
| 1B: | 6 |
| 2B: | 1 |
| 3B: | 0 |
| HR: | 1 |

| Batter | 1 | 2 | 3 | 4 | 5 | 6 | 7 | 8 | 9 | AB | R | H | RBI | BB | SO | LOB | TOP | | | | | | | | | | |
|--|---------------------------------------|----------------------------------|--------------------------------------|----------------------------------|--------------------------------------|----------------------------------|---------------------------------------|----------------------------------|--------------------------------------|----------------------------------|---------------------------------------|----------------------------------|---------------------------------------|----------------------------------|---------------------------------------|----------------------------------|---|------------------------------------|----------------------------------|--------|--|--|--|--|--|--|--|
| 14 Mauricio Dubón, R OBP: 0.357, SLG: 0.403 | E5 2B | G6-4-3 | | | 1B | | 2B | | 1B | 5 | 2 | 3 | 1 | 0 | 0 | 2 | Houston Astros @ Atlanta Braves Truist Park, Atlanta, GA Fri Apr 21 2023, 7:21 PM - 10:10 PM EDT Att: 41,397 - Overcast - 75 F | | | | | | | | | | |
| 2 Alex Bregman, R OBP: 0.355, SLG: 0.346 | 2B | | 1B | | K | | BB | | L7 | 4 | 0 | 2 | 1 | 1 | 1 | 2 | | | | | | | | | | | |
| 44 Yordan Alvarez, L OBP: 0.388, SLG: 0.538 | HBP | | K | | F7 | | P6 | | HR | 4 | 1 | 1 | 2 | 0 | 1 | 3 | | | | | | | | | | | |
| 79 José Abreu, R OBP: 0.295, SLG: 0.289 | K | | G5-4-3 | | BB | | F9 | | L7 | 4 | 0 | 0 | 0 | 1 | 1 | 5 | | | | | | | | | | | |
| 30 Kyle Tucker, L OBP: 0.417, SLG: 0.515 | L8 | | | | G4-3 | | P3 | | K | 4 | 0 | 0 | 0 | 0 | 1 | 5 | | | | | | | | | | | |
| 3 Jeremy Peña, R OBP: 0.273, SLG: 0.388 | K | | | | G6-3 | | K | | K | 4 | 0 | 0 | 0 | 0 | 3 | 3 | | | | | | | | | | | |
| 9 Corey Julks, R OBP: 0.308, SLG: 0.480 | | | | | K | | BB | | 1B | 3 | 1 | 2 | 0 | 1 | 1 | 0 | | | | | | | | | | | |
| 21 Yainer Diaz, R OBP: 0.269, SLG: 0.318 | G6-3 | | | | G5-3 | | E9 | | F9 | 4 | 1 | 1 | 0 | 0 | 0 | 2 | | | | | | | | | | | |
| 6 Jake Meyers, R OBP: 0.318, SLG: 0.350 | | | | | G6-3 | | 1B | | P6 | 4 | 1 | 2 | 1 | 0 | 0 | 0 | | | | | | | | | | | |
| Inning Stats | R: 1 H: 1 E: 1 K: 2 S: 14 | H: 1 LOB: 2 BB: 0 P: 24 | R: 0 H: 2 E: 0 K: 0 S: 8 | H: 1 LOB: 1 BB: 0 P: 14 | R: 0 H: 1 E: 0 K: 1 S: 8 | H: 0 LOB: 0 BB: 0 P: 13 | R: 0 H: 0 E: 0 K: 1 S: 10 | H: 1 LOB: 1 BB: 0 P: 14 | R: 0 H: 0 E: 0 K: 1 S: 9 | H: 0 LOB: 1 BB: 1 P: 19 | R: 3 H: 3 E: 1 K: 1 S: 16 | H: 3 LOB: 2 BB: 2 P: 28 | R: 0 H: 1 E: 0 K: 1 S: 10 | H: 1 LOB: 0 BB: 0 P: 14 | R: 2 H: 2 E: 0 K: 0 S: 15 | H: 2 LOB: 0 BB: 0 P: 22 | 1B: 7 2B: 3 3B: 0 HR: 1 | SF: 0 SAC: 0 DP: 2 HBP: 1 | WP: 1 PB: 0 SB: 1 CS: 1 | PA: 41 | | | | | | | |
| PITCHER | IP | WLS | BF | H | R | ER | SO | BB | IBB | HBP | BLK | WP | HR | S | P | ERA | WHIP | | | | | | | | | | |
| 55 Bryce Elder, R ERA: 1.14 | 6.0 | | 24 | 5 | 1 | 0 | 6 | 1 | 0 | 1 | 0 | 1 | 0 | 59 | 98 | 0.00 | 1.000 | | | | | | | | | | |
| 60 Jesse Chavez, R ERA: 3.0 | 0.0 | B | 4 | 3 | 3 | 3 | 0 | 1 | 0 | 0 | 0 | 0 | 0 | 7 | 11 | ∞ | ∞ | | | | | | | | | | |
| 52 Dylan Lee, L ERA: | 1.0 | | 4 | 0 | 0 | 0 | 1 | 1 | 0 | 0 | 0 | 0 | 0 | 9 | 17 | 0.00 | 1.000 | | | | | | | | | | |
| 61 Nick Anderson, R ERA: 2.79 | 1.0 | | 3 | 1 | 0 | 0 | 1 | 0 | 0 | 0 | 0 | 0 | 0 | 10 | 14 | 0.00 | 1.000 | | | | | | | | | | |
| 33 A.J. Minter, L ERA: 3.6 | 1.0 | L | 5 | 2 | 2 | 2 | 0 | 0 | 0 | 0 | 1 | 0 | 1 | 15 | 22 | 18.00 | 2.000 | | | | | | | | | | |

| | |
|-----|----|
| AB | 36 |
| R | 6 |
| H | 11 |
| RBI | 5 |
| BB | 3 |
| SO | 8 |
| LOB | 22 |



| Batter | 1 | 2 | 3 | 4 | 5 | 6 | 7 | 8 | 9 | AB | R | H | RBI | BB | SO | LOB | BOTTOM | | | | | | | | | | |
|--|---------------------------------------|----------------------------------|--------------------------------------|----------------------------------|---------------------------------------|----------------------------------|---------------------------------------|----------------------------------|--------------------------------------|---------------------------------|--------------------------------------|----------------------------------|--------------------------------------|----------------------------------|---------------------------------------|----------------------------------|---|------------------------------------|----------------------------------|--------|--|--|--|--|--|--|--|
| 13 Ronald Acuña Jr., R OBP: 0.449, SLG: 0.560 | 2B | G5-3 | | | 2B | | G6-3 | | K | 5 | 1 | 2 | 0 | 0 | 1 | 1 | Houston Astros @ Atlanta Braves Truist Park, Atlanta, GA Fri Apr 21 2023, 7:21 PM - 10:10 PM EDT Att: 41,397 - Overcast - 75 F | | | | | | | | | | |
| 28 Matt Olson, L OBP: 0.376, SLG: 0.582 | K | | P5 | | F9 | | BB | | F8 | 4 | 0 | 0 | 0 | 1 | 1 | 3 | | | | | | | | | | | |
| 27 Austin Riley, R OBP: 0.382, SLG: 0.493 | 2B | | L8 | | 1B | | G4-6-3 | | BB | 4 | 1 | 2 | 1 | 0 | 0 | 1 | | | | | | | | | | | |
| 12 Sean Murphy, R OBP: 0.425, SLG: 0.589 | BB | | HBP | | K | | K | | K | 2 | 1 | 0 | 0 | 1 | 2 | 1 | | | | | | | | | | | |
| 8 Eddie Rosario, L OBP: 0.222, SLG: 0.308 | K | | 1B | | K | | K | | G5-3 | 4 | 0 | 1 | 0 | 0 | 2 | 3 | | | | | | | | | | | |
| 1 Ozzie Albies, S OBP: 0.274, SLG: 0.418 | 2B | | 1B | | BB | | K | | K | 3 | 1 | 1 | 2 | 1 | 1 | 2 | | | | | | | | | | | |
| 18 Vaughn Grissom, R OBP: 0.321, SLG: 0.308 | 1B | | K2-3 | | FC4 | | BB | | K | 4 | 0 | 1 | 1 | 0 | 2 | 4 | | | | | | | | | | | |
| 14 Sam Hilliard, L OBP: 0.429, SLG: 0.500 | P6 | | | | K | | K | | G1-3 | 4 | 0 | 0 | 0 | 0 | 2 | 1 | | | | | | | | | | | |
| 17 Kevin Pillar, R OBP: 0.265, SLG: 0.250 | G5-3 | | | | K | | L7 | | BB | 3 | 0 | 0 | 0 | 1 | 1 | 0 | | | | | | | | | | | |
| Inning Stats | R: 4 H: 4 E: 0 K: 2 S: 19 | H: 4 LOB: 1 BB: 1 P: 29 | R: 0 H: 0 E: 0 K: 0 S: 7 | H: 0 LOB: 0 BB: 0 P: 10 | R: 0 H: 1 E: 0 K: 1 S: 14 | H: 1 LOB: 2 BB: 0 P: 20 | R: 0 H: 1 E: 0 K: 2 S: 13 | H: 1 LOB: 1 BB: 0 P: 20 | R: 0 H: 0 E: 0 K: 1 S: 5 | H: 0 LOB: 0 BB: 0 P: 8 | R: 0 H: 0 E: 0 K: 1 S: 9 | H: 0 LOB: 0 BB: 1 P: 14 | R: 0 H: 0 E: 0 K: 2 S: 8 | H: 0 LOB: 0 BB: 0 P: 12 | R: 0 H: 0 E: 0 K: 1 S: 11 | H: 0 LOB: 1 BB: 1 P: 22 | 1B: 3 2B: 4 3B: 0 HR: 0 | SF: 0 SAC: 0 DP: 1 HBP: 1 | WP: 1 PB: 0 SB: 0 CS: 0 | PA: 38 | | | | | | | |
| PITCHER | IP | WLS | BF | H | R | ER | SO | BB | IBB | HBP | BLK | WP | HR | S | P | ERA | WHIP | | | | | | | | | | |
| 58 Hunter Brown, R ERA: 3.09 | 4.2 | | 24 | 7 | 4 | 4 | 7 | 2 | 0 | 1 | 0 | 1 | 0 | 61 | 93 | 7.71 | 1.929 | | | | | | | | | | |
| 88 Phil Maton, R ERA: | 1.1 | | 4 | 0 | 0 | 0 | 1 | 0 | 0 | 0 | 0 | 0 | 0 | 6 | 9 | 0.00 | 0.000 | | | | | | | | | | |
| 45 Ryne Stanek, R ERA: 3.38 | 1.0 | | 3 | 0 | 0 | 0 | 1 | 1 | 0 | 0 | 0 | 0 | 0 | 9 | 14 | 0.00 | 1.000 | | | | | | | | | | |
| 50 Héctor Neris, R ERA: 2.89 | 1.0 | W | 3 | 0 | 0 | 0 | 2 | 0 | 0 | 0 | 0 | 0 | 0 | 8 | 12 | 0.00 | 0.000 | | | | | | | | | | |
| 55 Ryan Pressly, R ERA: 5.4 | 1.0 | S | 4 | 0 | 0 | 0 | 1 | 1 | 0 | 0 | 0 | 0 | 0 | 11 | 22 | 0.00 | 1.000 | | | | | | | | | | |



| Batter | 1 | 2 | 3 | 4 | 5 | 6 | 7 | 8 | 9 | AB | R | H | RBI | BB | SO | LOB | TOP | | | | | | | | | | |
|--|-------------------------------|----------------------------------|-------------------------------|----------------------------------|------------------------------|----------------------------------|-------------------------------|----------------------------------|------------------------------|----------------------------------|-------------------------------|----------------------------------|------------------------------|----------------------------------|-------------------------------|----------------------------------|-------------------------------|----------------------------------|----------------------------------|------------------------------------|----------------------------------|--------|--|--|--|--|--|
| 14 Mauricio Dubón, R OBP: 0.347, SLG: 0.389 | G6-3 | | E6 79 PB | | L9 | | K | | 79 1B | 5 | 1 | 1 | 0 | 0 | 1 | 0 | | | | | | | | | | | |
| 2 Alex Bregman, R OBP: 0.357, SLG: 0.341 | BB | | L8 | | | 44 HR | F7 | | F7 | 4 | 1 | 1 | 0 | 1 | 0 | 2 | | | | | | | | | | | |
| 44 Yordan Alvarez, L OBP: 0.376, SLG: 0.557 | F7 | | L8 | | | 1-H | K | | E4 79 1B | 5 | 1 | 1 | 2 | 0 | 1 | 3 | | | | | | | | | | | |
| 79 José Abreu, R OBP: 0.290, SLG: 0.284 | G4-3 | | F9 | | | E6 30 HR | | K | 79 1B | 5 | 1 | 1 | 1 | 0 | 1 | 2 | | | | | | | | | | | |
| 30 Kyle Tucker, L OBP: 0.404, SLG: 0.534 | K | | | K | | 1-H | | F8 | L9 | 5 | 1 | 1 | 2 | 0 | 2 | 2 | | | | | | | | | | | |
| 3 Jeremy Peña, R OBP: 0.293, SLG: 0.405 | 6 1B | | G5-3 | | | 6 FC6-4 | 9 S | | | 4 | 1 | 3 | 0 | 0 | 0 | 0 | | | | | | | | | | | |
| 9 Corey Julks, R OBP: 0.321, SLG: 0.481 | 6 1B | | L7 | | | L9 | | 1-H | 1B | 4 | 0 | 2 | 1 | 0 | 0 | 1 | | | | | | | | | | | |
| 6 Jake Meyers, R OBP: 0.313, SLG: 0.341 | 15 S6-4-3 | | | G5-3 | | 1-H | FC6-4 | | K | 4 | 0 | 1 | 0 | 0 | 1 | 2 | | | | | | | | | | | |
| 15 Martín Maldonado, R OBP: 0.250, SLG: 0.255 | G6-4-3 | | | G5-3 | | G6-3 | | | K | 4 | 0 | 0 | 0 | 0 | 1 | 4 | | | | | | | | | | | |
| Inning Stats | R: 0 H: 0 K: 0 S: 10 | H: 0 LOB: 1 BB: 1 P: 22 | R: 0 H: 3 K: 1 S: 11 | H: 3 LOB: 2 BB: 0 P: 17 | R: 0 H: 0 K: 0 S: 8 | H: 0 LOB: 1 BB: 0 P: 13 | R: 0 H: 0 K: 1 S: 11 | H: 0 LOB: 0 BB: 0 P: 16 | R: 0 H: 0 K: 0 S: 9 | H: 0 LOB: 0 BB: 0 P: 15 | R: 4 H: 4 K: 0 S: 13 | H: 4 LOB: 1 BB: 0 P: 16 | R: 0 H: 0 K: 2 S: 8 | H: 0 LOB: 0 BB: 0 P: 13 | R: 1 H: 2 K: 2 S: 11 | H: 2 LOB: 1 BB: 0 P: 12 | R: 1 H: 2 K: 1 S: 13 | H: 2 LOB: 2 BB: 0 P: 20 | 1B: 9 2B: 0 3B: 0 HR: 2 | SF: 0 SAC: 0 DP: 1 HBP: 0 | WP: 0 PB: 1 SB: 1 CS: 0 | PA: 41 | | | | | |
| PITCHER | IP | WLS | BF | H | R | ER | SO | BB | IBB | HBP | BLK | WP | HR | S | P | ERA | WHIP | | | | | | | | | | |
| 30 Kyle Wright, R ERA: 5.93 | 5.0 | L | 24 | 7 | 4 | 3 | 2 | 1 | 0 | 0 | 0 | 0 | 2 | 58 | 95 | 5.40 | 1.600 | | | | | | | | | | |
| 51 Michael Tonkin, R ERA: 3.09 | 2.0 | | 6 | 0 | 0 | 0 | 2 | 0 | 0 | 0 | 0 | 0 | 0 | 12 | 17 | 0.00 | 0.000 | | | | | | | | | | |
| 22 Kirby Yates, R ERA: 4.7 | 1.0 | | 5 | 2 | 1 | 1 | 2 | 0 | 0 | 0 | 0 | 0 | 0 | 11 | 12 | 9.00 | 2.000 | | | | | | | | | | |
| 77 Joe Jiménez, R ERA: 2.57 | 1.0 | | 6 | 2 | 1 | 0 | 1 | 0 | 0 | 0 | 0 | 0 | 0 | 13 | 20 | 0.00 | 2.000 | | | | | | | | | | |

Houston Astros @ Atlanta Braves
Truist Park, Atlanta, GA
Sat Apr 22 2023, 7:21 PM - 9:41 PM EDT
Att. 42,399 - Clear - 68 F

| | |
|-----|----|
| AB | 40 |
| R | 6 |
| H | 11 |
| RBI | 6 |
| BB | 1 |
| SO | 7 |
| LOB | 16 |



| Batter | 1 | 2 | 3 | 4 | 5 | 6 | 7 | 8 | 9 | AB | R | H | RBI | BB | SO | LOB | BOTTOM | | | | | | | | | | |
|--|-------------------------------|----------------------------------|------------------------------|---------------------------------|------------------------------|----------------------------------|------------------------------|----------------------------------|------------------------------|---------------------------------|-------------------------------|----------------------------------|-------------------------------|----------------------------------|------------------------------|---------------------------------|-------------------------------|----------------------------------|----------------------------------|------------------------------------|----------------------------------|--------|--|--|--|--|--|
| 13 Ronald Acuña Jr., R OBP: 0.450, SLG: 0.557 | 12 S | | G6-3 | | F9 | | | | 28 S | 4 | 0 | 2 | 0 | 0 | 0 | 0 | | | | | | | | | | | |
| 28 Matt Olson, L OBP: 0.371, SLG: 0.566 | K | | | K | | 1 HR | | | K | 4 | 1 | 1 | 0 | 0 | 3 | 2 | | | | | | | | | | | |
| 27 Austin Riley, R OBP: 0.366, SLG: 0.468 | G4-3 | | | F8 | | L9 | | | F8 | 4 | 0 | 0 | 0 | 0 | 0 | 2 | | | | | | | | | | | |
| 12 Sean Murphy, R OBP: 0.416, SLG: 0.617 | K | | | HR | | K | | | L5 | 4 | 1 | 1 | 1 | 0 | 2 | 2 | | | | | | | | | | | |
| 1 Ozzie Albies, S OBP: 0.284, SLG: 0.458 | | L6 | | | | 18 1B | | | K | 4 | 1 | 2 | 2 | 0 | 1 | 0 | | | | | | | | | | | |
| 18 Vaughn Grissom, R OBP: 0.344, SLG: 0.333 | G6-3 | | | | | 1B | | | F4 | 4 | 0 | 2 | 0 | 0 | 0 | 0 | | | | | | | | | | | |
| 17 Kevin Pillar, R OBP: 0.190, SLG: 0.229 | | | | | | | | | K | 3 | 0 | 0 | 0 | 0 | 2 | 3 | | | | | | | | | | | |
| 8 Eddie Rosario, L OBP: 0.218, SLG: 0.302 | | | | G4-3 | | K | | | K | 1 | 0 | 0 | 0 | 0 | 1 | 0 | | | | | | | | | | | |
| 20 Marcell Ozuna, R OBP: 0.190, SLG: 0.216 | | | G6-3 | | G6-3 | | | | G4-3 | 3 | 0 | 0 | 0 | 0 | 0 | 0 | | | | | | | | | | | |
| 14 Sam Hilliard, L OBP: 0.419, SLG: 0.486 | | | | | | | | | K | 1 | 0 | 0 | 0 | 0 | 1 | 0 | | | | | | | | | | | |
| 38 Eli White, R OBP: 0.235, SLG: 0.071 | | | K | | L6 | | | | K | 3 | 0 | 0 | 0 | 0 | 2 | 0 | | | | | | | | | | | |
| Inning Stats | R: 0 H: 1 K: 2 S: 11 | H: 0 LOB: 0 BB: 0 P: 15 | R: 0 H: 0 K: 1 S: 7 | H: 0 LOB: 0 BB: 0 P: 9 | R: 0 H: 0 K: 1 S: 7 | H: 0 LOB: 0 BB: 0 P: 10 | R: 1 H: 3 K: 1 S: 9 | H: 3 LOB: 2 BB: 0 P: 11 | R: 0 H: 0 K: 0 S: 4 | H: 0 LOB: 0 BB: 0 P: 6 | R: 2 H: 3 K: 2 S: 16 | H: 3 LOB: 1 BB: 0 P: 23 | R: 0 H: 1 K: 2 S: 11 | H: 1 LOB: 1 BB: 0 P: 16 | R: 0 H: 0 K: 1 S: 6 | H: 0 LOB: 0 BB: 0 P: 9 | R: 0 H: 0 K: 2 S: 10 | H: 0 LOB: 0 BB: 0 P: 15 | 1B: 6 2B: 0 3B: 0 HR: 2 | SF: 0 SAC: 0 DP: 0 HBP: 0 | WP: 0 PB: 0 SB: 3 CS: 0 | PA: 35 | | | | | |
| PITCHER | IP | WLS | BF | H | R | ER | SO | BB | IBB | HBP | BLK | WP | HR | S | P | ERA | WHIP | | | | | | | | | | |
| Framber Valdez, L ERA: 2.25 | 7.0 | W | 29 | 8 | 3 | 3 | 9 | 0 | 0 | 0 | 0 | 0 | 2 | 65 | 90 | 3.86 | 1.143 | | | | | | | | | | |
| 47 Rafael Montero, R ERA: 3.0 | 1.0 | H | 3 | 0 | 0 | 0 | 1 | 0 | 0 | 0 | 0 | 0 | 0 | 6 | 9 | 0.00 | 0.000 | | | | | | | | | | |
| 52 Bryan Abreu, R ERA: 0.79 | 1.0 | S | 3 | 0 | 0 | 0 | 2 | 0 | 0 | 0 | 0 | 0 | 0 | 10 | 15 | 0.00 | 0.000 | | | | | | | | | | |

Houston Astros @ Atlanta Braves
Truist Park, Atlanta, GA
Sat Apr 22 2023, 7:21 PM - 9:41 PM EDT
Att. 42,399 - Clear - 68 F

| | |
|-----|----|
| AB | 35 |
| R | 3 |
| H | 8 |
| RBI | 3 |
| BB | 0 |
| SO | 12 |
| LOB | 9 |



| Batter | 1 | 2 | 3 | 4 | 5 | 6 | 7 | 8 | 9 | AB | R | H | RBI | BB | SO | LOB | TOP | | | | |
|--|---|---|---|---|---|---|---|---|---|---|---|---|---|---|---|---|---|---|---|---|---|
| 14 Mauricio Dubón, R (1.4) OBP: 0.350, SLG: 0.382 | | | | | | | | | | 4 | 1 | 1 | 0 | 0 | 0 | 2 | | | | | |
| 2 Alex Bregman, R (1.5) OBP: 0.369, SLG: 0.341 | | | | | | | | | | 3 | 0 | 1 | 2 | 2 | 0 | 0 | | | | | |
| 44 Yordan Alvarez, L (1.7) OBP: 0.367, SLG: 0.533 | | | | | | | | | | 5 | 0 | 1 | 2 | 0 | 3 | 3 | | | | | |
| 79 José Abreu, R (1.10) OBP: 0.289, SLG: 0.283 | | | | | | | | | | 4 | 0 | 1 | 0 | 0 | 2 | 3 | | | | | |
| 30 Kyle Tucker, L (1.9) OBP: 0.419, SLG: 0.539 | | | | | | | | | | 3 | 1 | 2 | 0 | 1 | 0 | 0 | | | | | |
| 3 Jeremy Peña, R (1.6) OBP: 0.281, SLG: 0.386 | | | | | | | | | | 4 | 0 | 0 | 0 | 0 | 2 | 5 | | | | | |
| 17 David Hensley, R (1.3) OBP: 0.269, SLG: 0.156 | | | | | | | | | | 3 | 1 | 0 | 0 | 1 | 1 | 1 | | | | | |
| 6 Jake Meyers, R (1.8) OBP: 0.346, SLG: 0.383 | | | | | | | | | | 3 | 1 | 2 | 0 | 1 | 1 | 2 | | | | | |
| 15 Martín Maldonado, R (1.2) OBP: 0.236, SLG: 0.240 | | | | | | | | | | 3 | 0 | 0 | 0 | 0 | 2 | 3 | | | | | |
| 9 Corey Juiks, R (9. PH) OBP: 0.333, SLG: 0.491 | | | | | | | | | | 0 | 1 | 1 | 1 | 0 | 0 | 0 | | | | | |
| 18 César Salazar, L (9.2) OBP: 0.375, SLG: 0.286 | | | | | | | | | | 0 | 0 | 0 | 0 | 0 | 0 | 0 | | | | | |
| Inning Stats | R: 0 E: 0 K: 1 S: 7 | H: 0 LOB: 0 BB: 0 P: 9 | R: 0 E: 0 K: 1 S: 12 | H: 2 LOB: 1 BB: 0 P: 18 | R: 0 E: 0 K: 1 S: 14 | H: 0 LOB: 0 BB: 1 P: 23 | R: 0 E: 0 K: 0 S: 9 | H: 0 LOB: 0 BB: 0 P: 15 | R: 0 E: 0 K: 0 S: 6 | H: 1 LOB: 0 BB: 0 P: 9 | R: 0 E: 0 K: 3 S: 19 | H: 0 LOB: 2 BB: 2 P: 30 | R: 2 E: 0 K: 2 S: 18 | H: 3 LOB: 2 BB: 1 P: 30 | R: 3 E: 0 K: 3 S: 19 | H: 3 LOB: 2 BB: 1 P: 29 | 1B: 8 2B: 1 3B: 0 HR: 0 | SF: 0 SAC: 0 DP: 2 HBP: 1 | WP: 0 PB: 0 SB: 1 CS: 1 | PA: 39 | |
| PITCHER | IP WLS BF H R ER SO BB IBB HBP BLK WP HR S P ERA WHIP | IP WLS BF H R ER SO BB IBB HBP BLK WP HR S P ERA WHIP | IP WLS BF H R ER SO BB IBB HBP BLK WP HR S P ERA WHIP | IP WLS BF H R ER SO BB IBB HBP BLK WP HR S P ERA WHIP | IP WLS BF H R ER SO BB IBB HBP BLK WP HR S P ERA WHIP | IP WLS BF H R ER SO BB IBB HBP BLK WP HR S P ERA WHIP | IP WLS BF H R ER SO BB IBB HBP BLK WP HR S P ERA WHIP | IP WLS BF H R ER SO BB IBB HBP BLK WP HR S P ERA WHIP | IP WLS BF H R ER SO BB IBB HBP BLK WP HR S P ERA WHIP | IP WLS BF H R ER SO BB IBB HBP BLK WP HR S P ERA WHIP | IP WLS BF H R ER SO BB IBB HBP BLK WP HR S P ERA WHIP | IP WLS BF H R ER SO BB IBB HBP BLK WP HR S P ERA WHIP | IP WLS BF H R ER SO BB IBB HBP BLK WP HR S P ERA WHIP | IP WLS BF H R ER SO BB IBB HBP BLK WP HR S P ERA WHIP | IP WLS BF H R ER SO BB IBB HBP BLK WP HR S P ERA WHIP | IP WLS BF H R ER SO BB IBB HBP BLK WP HR S P ERA WHIP | IP WLS BF H R ER SO BB IBB HBP BLK WP HR S P ERA WHIP | IP WLS BF H R ER SO BB IBB HBP BLK WP HR S P ERA WHIP | IP WLS BF H R ER SO BB IBB HBP BLK WP HR S P ERA WHIP | IP WLS BF H R ER SO BB IBB HBP BLK WP HR S P ERA WHIP | IP WLS BF H R ER SO BB IBB HBP BLK WP HR S P ERA WHIP |

Houston Astros @ Atlanta Braves
Truist Park, Atlanta, GA
Sun Apr 23 2023, 1:36 PM - 4:27 PM EDT
Att: 41,530 - Sunny - 64 F

| | |
|-----|----|
| AB | 33 |
| R | 5 |
| H | 9 |
| RBI | 5 |
| BB | 5 |
| SO | 11 |
| LOB | 19 |



| Batter | 1 | 2 | 3 | 4 | 5 | 6 | 7 | 8 | 9 | AB | R | H | RBI | BB | SO | LOB | BOTTOM | | | | | |
|--|---|---|---|---|---|---|---|---|---|---|---|---|---|---|---|---|---|---|---|---|---|---|
| 13 Ronald Acuña Jr., R (1.9) OBP: 0.452, SLG: 0.560 | | | | | | | | | | 3 | 1 | 1 | 0 | 1 | 1 | 0 | | | | | | |
| 28 Matt Olson, L (1.3) OBP: 0.396, SLG: 0.547 | | | | | | | | | | 3 | 0 | 0 | 0 | 1 | 2 | 1 | | | | | | |
| 27 Austin Riley, R (1.5) OBP: 0.361, SLG: 0.451 | | | | | | | | | | 3 | 0 | 0 | 0 | 1 | 1 | 2 | | | | | | |
| 1 Ozzie Albies, S (1.4) OBP: 0.283, SLG: 0.442 | | | | | | | | | | 3 | 0 | 0 | 0 | 0 | 1 | 2 | | | | | | |
| 8 Eddie Rosario, L (1.10) OBP: 0.203, SLG: 0.281 | | | | | | | | | | 4 | 0 | 0 | 0 | 0 | 1 | 3 | | | | | | |
| 14 Sam Hilliard, L (1.8) OBP: 0.404, SLG: 0.488 | | | | | | | | | | 4 | 0 | 1 | 0 | 0 | 2 | 1 | | | | | | |
| 18 Vaughn Grissom, R (1.6) OBP: 0.314, SLG: 0.303 | | | | | | | | | | 3 | 0 | 0 | 0 | 0 | 1 | 1 | | | | | | |
| 17 Kevin Pillar, R (1.7) OBP: 0.250, SLG: 0.316 | | | | | | | | | | 3 | 1 | 1 | 1 | 0 | 2 | 1 | | | | | | |
| 48 Chadwick Tromp, R (1.2) OBP: 0.250, SLG: 0.316 | | | | | | | | | | 3 | 0 | 0 | 0 | 0 | 2 | 0 | | | | | | |
| Inning Stats | R: 0 E: 0 K: 1 S: 8 | H: 1 LOB: 1 BB: 1 P: 15 | R: 0 E: 0 K: 3 S: 10 | H: 1 LOB: 0 BB: 0 P: 12 | R: 0 E: 0 K: 3 S: 11 | H: 0 LOB: 0 BB: 0 P: 19 | R: 0 E: 0 K: 2 S: 11 | H: 0 LOB: 0 BB: 0 P: 13 | R: 1 E: 0 K: 1 S: 14 | H: 1 LOB: 0 BB: 0 P: 21 | R: 1 E: 1 K: 0 S: 11 | H: 1 LOB: 1 BB: 1 P: 18 | R: 0 E: 0 K: 2 S: 11 | H: 0 LOB: 0 BB: 0 P: 15 | R: 0 E: 0 K: 0 S: 8 | H: 0 LOB: 0 BB: 0 P: 12 | R: 0 E: 0 K: 1 S: 8 | H: 0 LOB: 1 BB: 1 P: 18 | 1B: 0 2B: 2 3B: 0 HR: 1 | SF: 0 SAC: 0 DP: 1 HBP: 1 | WP: 0 PB: 0 SB: 1 CS: 0 | PA: 33 |
| PITCHER | IP WLS BF H R ER SO BB IBB HBP BLK WP HR S P ERA WHIP | IP WLS BF H R ER SO BB IBB HBP BLK WP HR S P ERA WHIP | IP WLS BF H R ER SO BB IBB HBP BLK WP HR S P ERA WHIP | IP WLS BF H R ER SO BB IBB HBP BLK WP HR S P ERA WHIP | IP WLS BF H R ER SO BB IBB HBP BLK WP HR S P ERA WHIP | IP WLS BF H R ER SO BB IBB HBP BLK WP HR S P ERA WHIP | IP WLS BF H R ER SO BB IBB HBP BLK WP HR S P ERA WHIP | IP WLS BF H R ER SO BB IBB HBP BLK WP HR S P ERA WHIP | IP WLS BF H R ER SO BB IBB HBP BLK WP HR S P ERA WHIP | IP WLS BF H R ER SO BB IBB HBP BLK WP HR S P ERA WHIP | IP WLS BF H R ER SO BB IBB HBP BLK WP HR S P ERA WHIP | IP WLS BF H R ER SO BB IBB HBP BLK WP HR S P ERA WHIP | IP WLS BF H R ER SO BB IBB HBP BLK WP HR S P ERA WHIP | IP WLS BF H R ER SO BB IBB HBP BLK WP HR S P ERA WHIP | IP WLS BF H R ER SO BB IBB HBP BLK WP HR S P ERA WHIP | IP WLS BF H R ER SO BB IBB HBP BLK WP HR S P ERA WHIP | IP WLS BF H R ER SO BB IBB HBP BLK WP HR S P ERA WHIP | IP WLS BF H R ER SO BB IBB HBP BLK WP HR S P ERA WHIP | IP WLS BF H R ER SO BB IBB HBP BLK WP HR S P ERA WHIP | IP WLS BF H R ER SO BB IBB HBP BLK WP HR S P ERA WHIP | IP WLS BF H R ER SO BB IBB HBP BLK WP HR S P ERA WHIP | IP WLS BF H R ER SO BB IBB HBP BLK WP HR S P ERA WHIP |

Houston Astros @ Atlanta Braves
Truist Park, Atlanta, GA
Sun Apr 23 2023, 1:36 PM - 4:27 PM EDT
Att: 41,530 - Sunny - 64 F

| | |
|-----|----|
| AB | 29 |
| R | 2 |
| H | 3 |
| RBI | 1 |
| BB | 3 |
| SO | 13 |
| LOB | 11 |



| Batter | 1 | 2 | 3 | 4 | 5 | 6 | 7 | 8 | 9 | AB | R | H | RBI | BB | SO | LOB | TOP | |
|--|---|---|---|---|---|---|---|---|---|---|---|---|---|---|---|---|--|------------------------------------|
| 14 Mauricio Dubón, R OBP: 0.345, SLG: 0.400 | | | | | | | | | | 4 | 1 | 1 | 0 | 0 | 2 | 2 | Houston Astros @ Tampa Bay Rays Tropicana Field, St. Petersburg, FL Mon Apr 24 2023, 6:40 PM - 9:26 PM EDT Att: 10,611 - Dome - 72 F | |
| 3 Jeremy Peña, R OBP: 0.280, SLG: 0.413 | | | | | | | | | | 4 | 1 | 1 | 1 | 0 | 1 | 1 | | |
| 30 Kyle Tucker, L OBP: 0.412, SLG: 0.526 | | | | | | | | | | 2 | 0 | 0 | 1 | 1 | 2 | 0 | | |
| 2 Alex Bregman, R OBP: 0.374, SLG: 0.393 | | | | | | | | | | 4 | 1 | 2 | 1 | 0 | 0 | 1 | | |
| 79 José Abreu, R OBP: 0.287, SLG: 0.281 | | | | | | | | | | 4 | 0 | 1 | 0 | 0 | 1 | 1 | | |
| 9 Corey Julks, R OBP: 0.311, SLG: 0.458 | | | | | | | | | | 4 | 0 | 0 | 0 | 0 | 1 | 2 | | |
| 21 Yainer Díaz, R OBP: 0.233, SLG: 0.269 | | | | | | | | | | 4 | 0 | 0 | 0 | 0 | 2 | 0 | | |
| 6 Jake Meyers, R OBP: 0.364, SLG: 0.408 | | | | | | | | | | 2 | 0 | 1 | 0 | 0 | 0 | 0 | | |
| 15 Martín Maldonado, R OBP: 0.224, SLG: 0.226 | | | | | | | | | | 3 | 0 | 0 | 0 | 0 | 0 | 2 | | |
| Inning Stats | R: 2 H: 3 E: 0 K: 1 S: 13 | WLS: 3 BF: 20 LOB: 1 BB: 0 P: 22 | R: 0 H: 0 E: 0 K: 1 S: 13 | R: 0 H: 0 E: 0 K: 1 S: 13 | R: 1 H: 1 E: 0 K: 2 S: 13 | LOB: 1 BB: 0 P: 20 | R: 0 H: 0 E: 0 K: 1 S: 7 | R: 0 H: 0 E: 0 K: 1 S: 7 | R: 0 H: 1 E: 0 K: 2 S: 15 | R: 0 H: 1 E: 0 K: 1 S: 9 | R: 0 H: 0 E: 0 K: 0 S: 3 | R: 0 H: 0 E: 0 K: 0 S: 9 | R: 0 H: 0 E: 0 K: 0 S: 9 | R: 0 H: 0 E: 0 K: 0 S: 9 | R: 0 H: 0 E: 0 K: 0 S: 13 | 1B: 1 2B: 2 3B: 1 HR: 2 | | SF: 1 SAC: 0 DP: 1 HBP: 1 |
| PITCHER | IP WLS BF H R ER SO BB IBB HBP BLK WP HR S P ERA WHIP | IP WLS BF H R ER SO BB IBB HBP BLK WP HR S P ERA WHIP | IP WLS BF H R ER SO BB IBB HBP BLK WP HR S P ERA WHIP | IP WLS BF H R ER SO BB IBB HBP BLK WP HR S P ERA WHIP | IP WLS BF H R ER SO BB IBB HBP BLK WP HR S P ERA WHIP | IP WLS BF H R ER SO BB IBB HBP BLK WP HR S P ERA WHIP | IP WLS BF H R ER SO BB IBB HBP BLK WP HR S P ERA WHIP | IP WLS BF H R ER SO BB IBB HBP BLK WP HR S P ERA WHIP | IP WLS BF H R ER SO BB IBB HBP BLK WP HR S P ERA WHIP | IP WLS BF H R ER SO BB IBB HBP BLK WP HR S P ERA WHIP | IP WLS BF H R ER SO BB IBB HBP BLK WP HR S P ERA WHIP | IP WLS BF H R ER SO BB IBB HBP BLK WP HR S P ERA WHIP | IP WLS BF H R ER SO BB IBB HBP BLK WP HR S P ERA WHIP | IP WLS BF H R ER SO BB IBB HBP BLK WP HR S P ERA WHIP | IP WLS BF H R ER SO BB IBB HBP BLK WP HR S P ERA WHIP | IP WLS BF H R ER SO BB IBB HBP BLK WP HR S P ERA WHIP | IP WLS BF H R ER SO BB IBB HBP BLK WP HR S P ERA WHIP | |
| 45 Taj Bradley, R ERA: 3.92 | 5.0 | W | 20 | 4 | 3 | 3 | 6 | 0 | 0 | 1 | 0 | 0 | 0 | 2 | 53 | 82 | 5.40 | 0.800 |
| 49 Kevin Kelly, R ERA: 3.95 | 2.0 | H | 8 | 2 | 0 | 0 | 3 | 0 | 0 | 0 | 0 | 0 | 0 | 24 | 39 | 0.00 | 1.000 | |
| 60 Garrett Cleavinger, L ERA: 0.93 | 1.0 | | 3 | 0 | 0 | 0 | 0 | 1 | 0 | 0 | 0 | 0 | 0 | 3 | 10 | 0.00 | 1.000 | |
| 68 Jalen Beeks, L ERA: 5.06 | 1.0 | | 3 | 0 | 0 | 0 | 0 | 0 | 0 | 0 | 0 | 0 | 0 | 9 | 13 | 0.00 | 0.000 | |

| Batter | 1 | 2 | 3 | 4 | 5 | 6 | 7 | 8 | 9 | AB | R | H | RBI | BB | SO | LOB | BOTTOM | |
|---|---|---|---|---|---|---|---|---|---|---|---|---|---|---|---|---|--|------------------------------------|
| 2 Yandy Díaz, R OBP: 0.404, SLG: 0.575 | | | | | | | | | | 5 | 1 | 2 | 0 | 0 | 0 | 2 | Houston Astros @ Tampa Bay Rays Tropicana Field, St. Petersburg, FL Mon Apr 24 2023, 6:40 PM - 9:26 PM EDT Att: 10,611 - Dome - 72 F | |
| 5 Wander Franco, S OBP: 0.388, SLG: 0.580 | | | | | | | | | | 5 | 2 | 4 | 1 | 0 | 0 | 0 | | |
| 56 Randy Arozarena, R OBP: 0.418, SLG: 0.600 | | | | | | | | | | 3 | 2 | 2 | 2 | 0 | 1 | 2 | | |
| 8 Brandon Lowe, L OBP: 0.342, SLG: 0.515 | | | | | | | | | | 5 | 0 | 0 | 0 | 0 | 5 | 7 | | |
| 87 Harold Ramírez, R OBP: 0.435, SLG: 0.710 | | | | | | | | | | 3 | 1 | 1 | 1 | 2 | 1 | 2 | | |
| 17 Isaac Paredes, R OBP: 0.316, SLG: 0.371 | | | | | | | | | | 3 | 1 | 2 | 1 | 2 | 0 | 1 | | |
| 15 Josh Lowe, L OBP: 0.375, SLG: 0.650 | | | | | | | | | | 5 | 0 | 1 | 1 | 0 | 2 | 4 | | |
| 14 Christian Bethancourt, R OBP: 0.352, SLG: 0.612 | | | | | | | | | | 5 | 1 | 2 | 2 | 0 | 1 | 2 | | |
| 13 Manuel Margot, R OBP: 0.235, SLG: 0.311 | | | | | | | | | | 3 | 0 | 0 | 0 | 1 | 1 | 3 | | |
| Inning Stats | R: 2 H: 3 E: 0 K: 1 S: 15 | WLS: 3 BF: 17 LOB: 0 BB: 0 P: 26 | R: 0 H: 0 E: 0 K: 1 S: 8 | R: 4 H: 4 E: 0 K: 2 S: 24 | R: 0 H: 1 E: 0 K: 1 S: 13 | LOB: 2 BB: 0 P: 22 | R: 0 H: 0 E: 0 K: 2 S: 11 | R: 0 H: 2 E: 0 K: 1 S: 11 | R: 1 H: 3 E: 0 K: 2 S: 16 | R: 1 H: 3 E: 0 K: 2 S: 16 | R: 0 H: 1 E: 0 K: 1 S: 10 | R: 0 H: 1 E: 0 K: 1 S: 10 | R: 0 H: 1 E: 0 K: 1 S: 10 | R: 0 H: 1 E: 0 K: 1 S: 10 | R: 0 H: 1 E: 0 K: 1 S: 16 | 1B: 9 2B: 4 3B: 1 HR: 0 | | SF: 1 SAC: 0 DP: 0 HBP: 1 |
| PITCHER | IP WLS BF H R ER SO BB IBB HBP BLK WP HR S P ERA WHIP | IP WLS BF H R ER SO BB IBB HBP BLK WP HR S P ERA WHIP | IP WLS BF H R ER SO BB IBB HBP BLK WP HR S P ERA WHIP | IP WLS BF H R ER SO BB IBB HBP BLK WP HR S P ERA WHIP | IP WLS BF H R ER SO BB IBB HBP BLK WP HR S P ERA WHIP | IP WLS BF H R ER SO BB IBB HBP BLK WP HR S P ERA WHIP | IP WLS BF H R ER SO BB IBB HBP BLK WP HR S P ERA WHIP | IP WLS BF H R ER SO BB IBB HBP BLK WP HR S P ERA WHIP | IP WLS BF H R ER SO BB IBB HBP BLK WP HR S P ERA WHIP | IP WLS BF H R ER SO BB IBB HBP BLK WP HR S P ERA WHIP | IP WLS BF H R ER SO BB IBB HBP BLK WP HR S P ERA WHIP | IP WLS BF H R ER SO BB IBB HBP BLK WP HR S P ERA WHIP | IP WLS BF H R ER SO BB IBB HBP BLK WP HR S P ERA WHIP | IP WLS BF H R ER SO BB IBB HBP BLK WP HR S P ERA WHIP | IP WLS BF H R ER SO BB IBB HBP BLK WP HR S P ERA WHIP | IP WLS BF H R ER SO BB IBB HBP BLK WP HR S P ERA WHIP | IP WLS BF H R ER SO BB IBB HBP BLK WP HR S P ERA WHIP | |
| 65 José Urquidy, R ERA: 5.64 | 2.2 | L | 17 | 7 | 6 | 6 | 3 | 2 | 0 | 0 | 0 | 0 | 0 | 43 | 73 | 20.25 | 3.375 | |
| 61 Seth Martinez, R ERA: 5.23 | 2.1 | | 11 | 1 | 0 | 0 | 4 | 2 | 0 | 1 | 0 | 0 | 0 | 28 | 48 | 0.00 | 1.286 | |
| 45 Ryne Stanek, R ERA: 4.0 | 1.0 | | 6 | 2 | 1 | 1 | 1 | 1 | 0 | 0 | 0 | 0 | 0 | 11 | 19 | 9.00 | 3.000 | |
| 56 Ronel Blanco, R ERA: 5.4 | 2.0 | | 10 | 4 | 1 | 1 | 3 | 0 | 0 | 0 | 0 | 0 | 0 | 26 | 43 | 4.50 | 2.000 | |

| | |
|-----|----|
| AB | 31 |
| R | 3 |
| H | 6 |
| RBI | 3 |
| BB | 1 |
| SO | 9 |
| LOB | 9 |



| | |
|-----|----|
| AB | 37 |
| R | 8 |
| H | 14 |
| RBI | 8 |
| BB | 5 |
| SO | 11 |
| LOB | 23 |



| Batter | 1 | 2 | 3 | 4 | 5 | 6 | 7 | 8 | 9 | AB R H RBI BB SO LOB | TOP | | | | | | | | | | | |
|--|---|----------------------------------|-------------------------------|----------------------------------|------------------------------|----------------------------------|------------------------------|----------------------------------|-------------------------------|----------------------------------|---|---|----------------------------------|------------------------------|----------------------------------|-------------------------------|----------------------------------|-------------------------------|----------------------------------|----------------------------------|------------------------------------|----------------------------------|
| 14 Mauricio Dubón, R OBP: 0.348, SLG: 0.424 | | | | | | | | | | 5 1 2 0 0 1 1 | Houston Astros @ Tampa Bay Rays Tropicana Field, St. Petersburg, FL Tue Apr 25 2023, 6:40 PM - 9:24 PM EDT Att: 9,916 - Dome - 72 F | | | | | | | | | | | |
| 3 Jeremy Peña, R OBP: 0.295, SLG: 0.427 | | | | | | | | | | 4 1 2 1 1 1 1 | | | | | | | | | | | | |
| 30 Kyle Tucker, L OBP: 0.412, SLG: 0.518 | | | | | | | | | | 5 1 2 1 0 0 2 | | | | | | | | | | | | |
| 2 Alex Bregman, R OBP: 0.366, SLG: 0.376 | | | | | | | | | | 4 0 0 0 1 0 3 | | | | | | | | | | | | |
| 79 José Abreu, R OBP: 0.286, SLG: 0.290 | | | | | | | | | | 4 1 1 1 0 1 3 | | | | | | | | | | | | |
| 9 Corey Julks, R OBP: 0.323, SLG: 0.476 | | | | | | | | | | 4 1 2 1 0 0 3 | | | | | | | | | | | | |
| 6 Jake Meyers, R OBP: 0.373, SLG: 0.415 | | | | | | | | | | 4 0 2 1 0 1 1 | | | | | | | | | | | | |
| 17 David Hensley, R OBP: 0.250, SLG: 0.143 | | | | | | | | | | 4 0 0 0 0 2 3 | | | | | | | | | | | | |
| 15 Martín Maldonado, R OBP: 0.226, SLG: 0.214 | | | | | | | | | | 3 0 0 0 1 1 1 | | | | | | | | | | | | |
| Inning Stats | R: 0 E: 0 K: 1 S: 18 | H: 1 LOB: 3 BB: 2 P: 27 | R: 0 E: 0 K: 2 S: 10 | H: 0 LOB: 0 BB: 0 P: 15 | R: 0 E: 0 K: 1 S: 7 | H: 1 LOB: 1 BB: 0 P: 7 | R: 0 E: 0 K: 1 S: 9 | H: 1 LOB: 1 BB: 0 P: 15 | R: 5 E: 0 K: 2 S: 26 | H: 6 LOB: 1 BB: 0 P: 33 | | R: 0 E: 0 K: 1 S: 9 | H: 0 LOB: 0 BB: 1 P: 15 | R: 0 E: 0 K: 0 S: 7 | H: 0 LOB: 0 BB: 0 P: 12 | R: 0 E: 0 K: 0 S: 11 | H: 1 LOB: 1 BB: 0 P: 20 | R: 0 E: 0 K: 0 S: 10 | H: 1 LOB: 1 BB: 0 P: 19 | 1B: 6 2B: 5 3B: 0 HR: 0 | SF: 0 SAC: 0 DP: 1 HBP: 0 | WP: 0 PB: 0 SB: 2 CS: 0 |
| PITCHER | IP WLS BF H R ER SO BB IBB HBP BLK WP HR S P ERA WHIP | | | | | | | | | | | IP WLS BF H R ER SO BB IBB HBP BLK WP HR S P ERA WHIP | | | | | | | | | | |
| 57 Drew Rasmussen, R (1, 1) | 4.2 L 25 9 5 5 5 2 0 0 0 0 0 0 67 94 9.64 2.357 | | | | | | | | | | | | | | | | | | | | | |
| 53 Heath Hembree, R (5, 1) | 1.1 4 0 0 0 2 1 0 0 0 0 0 0 12 18 0.00 0.750 | | | | | | | | | | | | | | | | | | | | | |
| 38 Colin Poche, L (7, 1) | 1.0 3 0 0 0 0 0 0 0 0 0 0 0 7 12 0.00 0.000 | | | | | | | | | | | | | | | | | | | | | |
| 68 Jalen Beeks, L (8, 1) | 1.0 4 1 0 0 0 0 0 0 0 0 0 0 11 20 0.00 1.000 | | | | | | | | | | | | | | | | | | | | | |
| 47 Jason Adam, R (9, 1) | 1.0 4 1 0 0 0 0 0 0 0 0 0 0 10 19 0.00 1.000 | | | | | | | | | | | | | | | | | | | | | |
| Batter | 1 | 2 | 3 | 4 | 5 | 6 | 7 | 8 | 9 | AB R H RBI BB SO LOB | BOTTOM | | | | | | | | | | | |
| 2 Yandy Díaz, R OBP: 0.408, SLG: 0.566 | | | | | | | | | | 3 0 1 0 1 1 1 | Houston Astros @ Tampa Bay Rays Tropicana Field, St. Petersburg, FL Tue Apr 25 2023, 6:40 PM - 9:24 PM EDT Att: 9,916 - Dome - 72 F | | | | | | | | | | | |
| 5 Wander Franco, S OBP: 0.382, SLG: 0.576 | | | | | | | | | | 4 0 1 0 0 1 2 | | | | | | | | | | | | |
| 56 Randy Arozarena, R OBP: 0.412, SLG: 0.584 | | | | | | | | | | 4 0 1 0 0 1 2 | | | | | | | | | | | | |
| 15 Josh Lowe, L OBP: 0.368, SLG: 0.625 | | | | | | | | | | 4 0 1 0 0 2 2 | | | | | | | | | | | | |
| 17 Isaac Paredes, R OBP: 0.301, SLG: 0.351 | | | | | | | | | | 4 0 0 0 0 0 2 | | | | | | | | | | | | |
| 55 Luke Raley, L OBP: 0.259, SLG: 0.451 | | | | | | | | | | 3 0 0 0 0 1 0 | | | | | | | | | | | | |
| 6 Taylor Walls, S OBP: 0.434, SLG: 0.644 | | | | | | | | | | 3 0 1 0 0 0 0 | | | | | | | | | | | | |
| 21 Francisco Mejía, S OBP: 0.293, SLG: 0.278 | | | | | | | | | | 3 0 0 0 0 1 1 | | | | | | | | | | | | |
| 22 Jose Siri, R OBP: 0.333, SLG: 0.625 | | | | | | | | | | 2 0 0 0 1 1 0 | | | | | | | | | | | | |
| Inning Stats | R: 0 E: 0 K: 2 S: 10 | H: 1 LOB: 1 BB: 0 P: 14 | R: 0 E: 0 K: 2 S: 13 | H: 1 LOB: 0 BB: 0 P: 18 | R: 0 E: 0 K: 1 S: 8 | H: 0 LOB: 1 BB: 1 P: 16 | R: 0 E: 0 K: 1 S: 9 | H: 0 LOB: 0 BB: 0 P: 15 | R: 0 E: 0 K: 1 S: 13 | H: 0 LOB: 1 BB: 1 P: 18 | | R: 0 E: 0 K: 1 S: 12 | H: 1 LOB: 1 BB: 0 P: 16 | R: 0 E: 0 K: 0 S: 9 | H: 0 LOB: 0 BB: 0 P: 10 | R: 0 E: 0 K: 1 S: 10 | H: 1 LOB: 0 BB: 0 P: 14 | R: 0 E: 0 K: 0 S: 7 | H: 1 LOB: 0 BB: 0 P: 11 | 1B: 4 2B: 1 3B: 0 HR: 0 | SF: 0 SAC: 0 DP: 2 HBP: 0 | WP: 0 PB: 0 SB: 0 CS: 0 |
| PITCHER | IP WLS BF H R ER SO BB IBB HBP BLK WP HR S P ERA WHIP | | | | | | | | | | | IP WLS BF H R ER SO BB IBB HBP BLK WP HR S P ERA WHIP | | | | | | | | | | |
| 77 Luis García, R (1, 1) | 6.0 W 23 6 0 0 0 7 2 0 0 0 0 0 65 97 0.00 0.833 | | | | | | | | | | | | | | | | | | | | | |
| 88 Phil Maton, R (7, 1) | 1.0 3 0 0 0 0 0 0 0 0 0 0 0 9 10 0.00 0.000 | | | | | | | | | | | | | | | | | | | | | |
| 47 Rafael Montero, R (8, 1) | 1.0 3 1 0 0 1 0 0 0 0 0 0 0 10 14 0.00 1.000 | | | | | | | | | | | | | | | | | | | | | |
| 55 Ryan Pressly, R (9, 1) | 1.0 3 1 0 0 0 0 0 0 0 0 0 0 7 11 0.00 1.000 | | | | | | | | | | | | | | | | | | | | | |

| Batter | 1 | 2 | 3 | 4 | 5 | 6 | 7 | 8 | 9 | AB | R | H | RBI | BB | SO | LOB | TOP | | | | | | | | | | |
|--|---------------------------------------|----------------------------------|---------------------------------------|----------------------------------|--------------------------------------|----------------------------------|--------------------------------------|----------------------------------|--------------------------------------|----------------------------------|--------------------------------------|---------------------------------|--------------------------------------|----------------------------------|--------------------------------------|----------------------------------|---------------------------------------|----------------------------------|----------------------------------|------------------------------------|----------------------------------|--------|--|--|--|--|--|
| 14 Mauricio Dubón, R OBP: 0.355, SLG: 0.420 | G6-3 | | G6-4-3 | | | | | | | | | | | | | | 3 0 1 0 1 0 1 | | | | | | | | | | |
| 3 Jeremy Peña, R OBP: 0.303, SLG: 0.430 | 1B | | 1B | | | | | | | | | | | | | | 4 1 2 0 0 0 3 | | | | | | | | | | |
| 30 Kyle Tucker, L OBP: 0.415, SLG: 0.512 | 1B | | 1B | | | | | | | | | | | | | | 3 0 1 0 1 0 3 | | | | | | | | | | |
| 2 Alex Bregman, R OBP: 0.362, SLG: 0.365 | E6 | | F9 | | | | | | | | | | | | | | 3 0 0 1 1 0 3 | | | | | | | | | | |
| 79 José Abreu, R OBP: 0.275, SLG: 0.279 | G6-4-3 | | G4-3 | | | | | | | | | | | | | | 4 0 0 0 0 1 3 | | | | | | | | | | |
| 9 Corey Julks, R OBP: 0.304, SLG: 0.448 | | G4-3 | G3 | | | | | | | | | | | | | | 4 0 0 0 0 1 1 | | | | | | | | | | |
| 6 Jake Meyers, R OBP: 0.349, SLG: 0.386 | | G6-3 | G6-3 | | | | | | | | | | | | | | 4 0 0 0 0 1 1 | | | | | | | | | | |
| 17 David Hensley, R OBP: 0.237, SLG: 0.135 | | | K | | | | | | | | | | | | | | 3 0 0 0 0 2 0 | | | | | | | | | | |
| 21 Yainer Diaz, R OBP: 0.273, SLG: 0.286 | | | | | | | | | | | | | | | | | 2 0 1 0 1 0 0 | | | | | | | | | | |
| Inning Stats | R: 1 H: 1 E: 1 K: 0 S: 11 | H: 1 LOB: 1 BB: 1 P: 19 | R: 0 H: 0 E: 0 K: 1 S: 11 | H: 0 LOB: 0 BB: 0 P: 19 | R: 0 H: 2 E: 0 K: 0 S: 9 | H: 2 LOB: 2 BB: 1 P: 21 | R: 0 H: 0 E: 0 K: 0 S: 7 | H: 0 LOB: 0 BB: 0 P: 11 | R: 0 H: 2 E: 0 K: 1 S: 8 | H: 2 LOB: 2 BB: 0 P: 10 | R: 0 H: 0 E: 0 K: 1 S: 5 | H: 0 LOB: 0 BB: 0 P: 9 | R: 0 H: 0 E: 0 K: 1 S: 9 | H: 0 LOB: 0 BB: 0 P: 11 | R: 0 H: 0 E: 0 K: 2 S: 6 | H: 0 LOB: 0 BB: 1 P: 12 | R: 0 H: 0 E: 0 K: 2 S: 10 | H: 0 LOB: 1 BB: 1 P: 16 | 1B: 5 2B: 0 3B: 0 HR: 0 | SF: 0 SAC: 0 DP: 3 HBP: 0 | WP: 2 PB: 0 SB: 0 CS: 0 | PA: 34 | | | | | |
| PITCHER | IP | WLS | BF | H | R | ER | SO | BB | IBB | HBP | BLK | WP | HR | S | P | ERA | WHIP | | | | | | | | | | |
| 58 Calvin Faucher, R ERA: 5.68 | 2.0 | L | 9 | 1 | 1 | 1 | 1 | 2 | 0 | 0 | 0 | 1 | 0 | 23 | 43 | 4.50 | 1.500 | | | | | | | | | | |
| 19 Josh Fleming, L ERA: 3.25 | 6.0 | | 21 | 4 | 0 | 0 | 2 | 1 | 0 | 0 | 0 | 0 | 0 | 43 | 69 | 0.00 | 0.833 | | | | | | | | | | |
| 70 Zack Burdi, R ERA: | 1.0 | | 4 | 0 | 0 | 0 | 2 | 1 | 0 | 0 | 0 | 0 | 0 | 10 | 16 | 0.00 | 1.000 | | | | | | | | | | |

Houston Astros @ Tampa Bay Rays
Tropicana Field, St. Petersburg, FL
Wed Apr 26 2023, 6:41 PM - 8:49 PM EDT
Att: 14,168 - Dome - 72 F

| | |
|-----|----|
| AB | 30 |
| R | 1 |
| H | 5 |
| RBI | 1 |
| SO | 5 |
| LOB | 15 |



| Batter | 1 | 2 | 3 | 4 | 5 | 6 | 7 | 8 | 9 | AB | R | H | RBI | BB | SO | LOB | BOTTOM | | | | | | | | | | |
|---|---------------------------------------|----------------------------------|--------------------------------------|---------------------------------|--------------------------------------|----------------------------------|---------------------------------------|----------------------------------|--------------------------------------|----------------------------------|--------------------------------------|---------------------------------|--------------------------------------|----------------------------------|--------------------------------------|---------------------------------|--------------------------------------|----------------------------------|----------------------------------|------------------------------------|----------------------------------|--------|--|--|--|--|--|
| 2 Yandy Diaz, R OBP: 0.392, SLG: 0.540 | K | | K | | | | | | | | | | | | | | 4 0 0 0 0 2 2 | | | | | | | | | | |
| 5 Wander Franco, S OBP: 0.368, SLG: 0.552 | G3 | | | | | | | | | | | | | | | | 4 0 0 0 0 0 0 | | | | | | | | | | |
| 56 Randy Arozarena, R OBP: 0.410, SLG: 0.571 | BB | | | | | | | | | | | | | | | | 2 0 0 0 1 2 0 | | | | | | | | | | |
| 8 Brandon Lowe, L OBP: 0.341, SLG: 0.500 | K | | | | | | | | | | | | | | | | 2 0 0 0 1 1 1 | | | | | | | | | | |
| 87 Harold Ramirez, R OBP: 0.417, SLG: 0.677 | | | | | | | | | | | | | | | | | 3 0 0 0 0 2 1 | | | | | | | | | | |
| 14 Christian Bethancourt, R OBP: 0.333, SLG: 0.577 | | | | | | | | | | | | | | | | | 3 0 0 0 0 1 0 | | | | | | | | | | |
| 6 Taylor Walls, S OBP: 0.411, SLG: 0.604 | | | | | | | | | | | | | | | | | 3 0 0 0 0 0 0 | | | | | | | | | | |
| 22 Jose Siri, R OBP: 0.300, SLG: 0.556 | | | | | | | | | | | | | | | | | 3 0 0 0 0 1 0 | | | | | | | | | | |
| 13 Manuel Margot, R OBP: 0.254, SLG: 0.328 | | | | | | | | | | | | | | | | | 3 0 2 0 0 0 0 | | | | | | | | | | |
| Inning Stats | R: 0 H: 0 E: 0 K: 2 S: 15 | H: 0 LOB: 1 BB: 1 P: 20 | R: 0 H: 0 E: 0 K: 0 S: 5 | H: 0 LOB: 0 BB: 0 P: 9 | R: 0 H: 1 E: 0 K: 2 S: 7 | H: 0 LOB: 0 BB: 0 P: 11 | R: 0 H: 0 E: 0 K: 2 S: 13 | H: 0 LOB: 1 BB: 1 P: 19 | R: 0 H: 0 E: 0 K: 0 S: 9 | H: 0 LOB: 0 BB: 0 P: 14 | R: 0 H: 1 E: 0 K: 0 S: 4 | H: 0 LOB: 0 BB: 0 P: 8 | R: 0 H: 0 E: 0 K: 2 S: 9 | H: 0 LOB: 0 BB: 0 P: 14 | R: 0 H: 0 E: 0 K: 1 S: 6 | H: 0 LOB: 0 BB: 0 P: 6 | R: 0 H: 0 E: 0 K: 0 S: 8 | H: 0 LOB: 0 BB: 0 P: 10 | 1B: 2 2B: 0 3B: 0 HR: 0 | SF: 0 SAC: 0 DP: 1 HBP: 0 | WP: 0 PB: 0 SB: 0 CS: 1 | PA: 29 | | | | | |
| PITCHER | IP | WLS | BF | H | R | ER | SO | BB | IBB | HBP | BLK | WP | HR | S | P | ERA | WHIP | | | | | | | | | | |
| 58 Hunter Brown, R ERA: 2.37 | 7.0 | W | 23 | 2 | 0 | 0 | 8 | 2 | 0 | 0 | 0 | 0 | 0 | 62 | 95 | 0.00 | 0.571 | | | | | | | | | | |
| 50 Héctor Neris, R ERA: 2.38 | 1.0 | H | 3 | 0 | 0 | 0 | 1 | 0 | 0 | 0 | 0 | 0 | 0 | 6 | 6 | 0.00 | 0.000 | | | | | | | | | | |
| 55 Ryan Pressly, R ERA: 4.35 | 1.0 | S | 3 | 0 | 0 | 0 | 0 | 0 | 0 | 0 | 0 | 0 | 0 | 8 | 10 | 0.00 | 0.000 | | | | | | | | | | |

Houston Astros @ Tampa Bay Rays
Tropicana Field, St. Petersburg, FL
Wed Apr 26 2023, 6:41 PM - 8:49 PM EDT
Att: 14,168 - Dome - 72 F

| | |
|-----|----|
| AB | 27 |
| R | 0 |
| H | 2 |
| RBI | 0 |
| SO | 9 |
| LOB | 4 |



| Batter | 1 | 2 | 3 | 4 | 5 | 6 | 7 | 8 | 9 | AB | R | H | RBI | BB | SO | LOB | TOP | | | | | | | | | | |
|---|--------------------------------------|----------------------------------|--------------------------------------|----------------------------------|---------------------------------------|----------------------------------|---------------------------------------|----------------------------------|---------------------------------------|----------------------------------|--------------------------------------|----------------------------------|--------------------------------------|----------------------------------|--------------------------------------|----------------------------------|---|----------------------------------|----------------------------------|------------------------------------|----------------------------------|--------|--|--|--|--|--|
| 5 Bryson Stott, L (1,4) OBP: 0.364, SLG: 0.451 | G6-3 | | 1B | | G3 | | G6-3 | | | 4 | 0 | 1 | 0 | 0 | 0 | 2 | Philadelphia Phillies @ Houston Astros Minute Maid Park, Houston, TX Fri Apr 28 2023, 7:11 PM - 9:37 PM CDT Att. 40,719 - Roof Closed - 73 F | | | | | | | | | | |
| 7 Trea Turner, R (1,6) OBP: 0.306, SLG: 0.386 | G6-3 | | G6-3 | | G1-3 | | | F9 | | 4 | 0 | 0 | 0 | 0 | 0 | 3 | | | | | | | | | | | |
| 12 Kyle Schwarber, L (1,10) OBP: 0.325, SLG: 0.439 | HR | | | | P5 | | | K | | 4 | 1 | 1 | 1 | 0 | 2 | 0 | | | | | | | | | | | |
| 8 Nick Castellanos, R (1,9) OBP: 0.381, SLG: 0.505 | G4-3 | | | | E5 | | | L8 | | 4 | 0 | 0 | 0 | 0 | 1 | 0 | | | | | | | | | | | |
| 10 J.T. Realmuto, R (1,2) OBP: 0.298, SLG: 0.427 | | | | | F8 | | | | F4 | 4 | 0 | 2 | 0 | 0 | 0 | 1 | | | | | | | | | | | |
| 28 Alec Bohm, R (1,3) OBP: 0.342, SLG: 0.416 | G4-6-3 | | | | G6-3 | | | G6-3 | | 4 | 0 | 0 | 0 | 0 | 1 | 3 | | | | | | | | | | | |
| 2 Josh Harrison, R (1,7) OBP: 0.261, SLG: 0.302 | G4-3 | | | | | | | | | 4 | 0 | 0 | 0 | 0 | 2 | 0 | | | | | | | | | | | |
| 33 Edmundo Sosa, R (1,5) OBP: 0.328, SLG: 0.564 | | | | | K | | | | | 3 | 2 | 2 | 0 | 0 | 1 | 0 | | | | | | | | | | | |
| 19 Cristian Pache, R (1,8) OBP: 0.360, SLG: 0.600 | | | | | G5-3 | | | | | 2 | 0 | 1 | 1 | 0 | 0 | 0 | | | | | | | | | | | |
| 16 Brandon Marsh, L (5, PR) OBP: 0.427, SLG: 0.679 | | | | | G3 | | | | | 1 | 0 | 1 | 1 | 0 | 0 | 0 | | | | | | | | | | | |
| Inning Stats | R: 1 H: 1 E: 0 K: 0 S: 7 | H: 1 LOB: 0 BB: 0 P: 14 | R: 0 H: 0 E: 0 K: 0 S: 6 | H: 1 LOB: 0 BB: 0 P: 10 | R: 0 H: 1 E: 0 K: 1 S: 12 | H: 1 LOB: 1 BB: 0 P: 16 | R: 0 H: 0 E: 1 K: 0 S: 14 | H: 0 LOB: 0 BB: 0 P: 20 | R: 1 H: 2 E: 0 K: 1 S: 15 | H: 2 LOB: 2 BB: 0 P: 19 | R: 0 H: 1 E: 0 K: 1 S: 8 | H: 1 LOB: 1 BB: 0 P: 13 | R: 1 H: 2 E: 0 K: 0 S: 9 | H: 2 LOB: 0 BB: 0 P: 17 | R: 0 H: 0 E: 0 K: 2 S: 7 | H: 0 LOB: 0 BB: 0 P: 11 | R: 0 H: 0 E: 0 K: 2 S: 7 | H: 0 LOB: 0 BB: 0 P: 10 | 1B: 4 2B: 3 3B: 0 HR: 1 | SF: 0 SAC: 0 DP: 2 HBP: 0 | WP: 0 PB: 0 SB: 0 CS: 0 | PA: 34 | | | | | |
| PITCHER | IP | WLS | BF | H | R | ER | SO | BB | IBB | HBP | BLK | WP | HR | S | P | ERA | WHIP | | | | | | | | | | |
| Framber Valdez, L (1,1) ERA: 2.54 | 7.0 | L | 28 | 8 | 3 | 3 | 3 | 0 | 0 | 0 | 0 | 0 | 1 | 71 | 109 | 3.86 | 1.143 | | | | | | | | | | |
| 52 Bryan Abreu, R (8,1) ERA: 0.98 | 1.0 | | 3 | 0 | 0 | 0 | 2 | 0 | 0 | 0 | 0 | 0 | 0 | 7 | 11 | 0.00 | 0.000 | | | | | | | | | | |
| 47 Rafael Montero, R (9,1) ERA: 2.45 | 1.0 | | 3 | 0 | 0 | 0 | 2 | 0 | 0 | 0 | 0 | 0 | 0 | 7 | 10 | 0.00 | 0.000 | | | | | | | | | | |

| Batter | 1 | 2 | 3 | 4 | 5 | 6 | 7 | 8 | 9 | AB | R | H | RBI | BB | SO | LOB | BOTTOM | | | | | | | | | | |
|--|--------------------------------------|----------------------------------|---------------------------------------|----------------------------------|--------------------------------------|----------------------------------|--------------------------------------|---------------------------------|---------------------------------------|----------------------------------|---------------------------------------|----------------------------------|--------------------------------------|----------------------------------|--------------------------------------|----------------------------------|---|--------------------------------------|----------------------------------|----------------------------------|------------------------------------|----------------------------------|--------|--|--|--|--|
| 14 Mauricio Dubón, R (1,4) OBP: 0.340, SLG: 0.402 | F9 | | G6-3 | | | F8 | | | K | 4 | 0 | 0 | 0 | 0 | 1 | 0 | Philadelphia Phillies @ Houston Astros Minute Maid Park, Houston, TX Fri Apr 28 2023, 7:11 PM - 9:37 PM CDT Att. 40,719 - Roof Closed - 73 F | | | | | | | | | | |
| 3 Jeremy Peña, R (1,6) OBP: 0.301, SLG: 0.452 | HR | | | | G6-3 | | | | K | 4 | 1 | 1 | 1 | 0 | 2 | 0 | | | | | | | | | | | |
| 30 Kyle Tucker, L (1,9) OBP: 0.400, SLG: 0.489 | G4-3 | | | | G1-3 | | | | K | 4 | 0 | 0 | 0 | 0 | 1 | 0 | | | | | | | | | | | |
| 2 Alex Bregman, R (1,5) OBP: 0.353, SLG: 0.354 | F9 | | | | F7 | | | | G6-3 | 3 | 0 | 0 | 0 | 0 | 0 | 0 | | | | | | | | | | | |
| 79 José Abreu, R (1,3) OBP: 0.277, SLG: 0.280 | | | F8 | | | F9 | | | | 3 | 0 | 1 | 0 | 0 | 0 | 0 | | | | | | | | | | | |
| 9 Corey Julks, R (1,7) OBP: 0.306, SLG: 0.443 | | | F8 | | E6 | | | L8 | | 3 | 0 | 1 | 0 | 0 | 0 | 0 | | | | | | | | | | | |
| 6 Jake Meyers, R (1,8) OBP: 0.333, SLG: 0.367 | | | K | | FC3-2 | | | G6-3 | | 3 | 0 | 0 | 0 | 0 | 1 | 2 | | | | | | | | | | | |
| 38 Rylan Bannon, R (1,10) | | | K | | F8 | | | F8 | | 3 | 0 | 0 | 0 | 0 | 1 | 2 | | | | | | | | | | | |
| 15 Martín Maldonado, R (1,2) OBP: 0.215, SLG: 0.203 | | | K | | K | | | L8 | | 3 | 0 | 0 | 0 | 0 | 2 | 2 | | | | | | | | | | | |
| Inning Stats | R: 1 H: 1 E: 0 K: 0 S: 8 | H: 0 LOB: 0 BB: 0 P: 11 | R: 0 H: 0 E: 0 K: 1 S: 13 | H: 0 LOB: 0 BB: 0 P: 19 | R: 0 H: 0 E: 0 K: 2 S: 8 | H: 0 LOB: 0 BB: 0 P: 13 | R: 0 H: 0 E: 0 K: 0 S: 6 | H: 0 LOB: 0 BB: 0 P: 8 | R: 0 H: 2 E: 1 K: 1 S: 13 | H: 2 LOB: 2 BB: 0 P: 19 | R: 0 H: 0 E: 0 K: 2 S: 10 | H: 0 LOB: 0 BB: 0 P: 15 | R: 0 H: 0 E: 0 K: 0 S: 7 | H: 0 LOB: 0 BB: 0 P: 10 | R: 0 H: 0 E: 0 K: 0 S: 7 | H: 0 LOB: 0 BB: 0 P: 12 | | R: 0 H: 0 E: 0 K: 2 S: 9 | H: 0 LOB: 0 BB: 0 P: 14 | 1B: 2 2B: 0 3B: 0 HR: 1 | SF: 0 SAC: 0 DP: 0 HBP: 0 | WP: 0 PB: 0 SB: 0 CS: 0 | PA: 30 | | | | |
| PITCHER | IP | WLS | BF | H | R | ER | SO | BB | IBB | HBP | BLK | WP | HR | S | P | ERA | WHIP | | | | | | | | | | |
| 27 Aaron Nola, R (1,1) ERA: 4.46 | 8.0 | W | 27 | 3 | 1 | 1 | 6 | 0 | 0 | 0 | 0 | 0 | 0 | 9 | 107 | 1.12 | 0.375 | | | | | | | | | | |
| 46 José Alvarado, L (9,1) ERA: 0.73 | 1.0 | S | 3 | 0 | 0 | 0 | 2 | 0 | 0 | 0 | 0 | 0 | 0 | 9 | 14 | 0.00 | 0.000 | | | | | | | | | | |

| | |
|-----|----|
| AB | 34 |
| R | 3 |
| H | 8 |
| RBI | 3 |
| BB | 0 |
| SO | 7 |
| LOB | 9 |

| | |
|-----|----|
| AB | 30 |
| R | 1 |
| H | 3 |
| RBI | 1 |
| BB | 0 |
| SO | 8 |
| LOB | 6 |

| Batter | 1 | 2 | 3 | 4 | 5 | 6 | 7 | 8 | 9 | AB | R | H | RBI | BB | SO | LOB | TOP | | | | | | | | | | |
|---|-------------------------------|----------------------------------|-------------------------------|----------------------------------|------------------------------|----------------------------------|-------------------------------|----------------------------------|-------------------------------|----------------------------------|-------------------------------|----------------------------------|------------------------------|----------------------------------|-------------------------------|----------------------------------|--|----------------------------------|----------------------------------|------------------------------------|----------------------------------|--------|--|--|--|--|--|
| 5 Bryson Stott, L (1,4) OBP: 0.350, SLG: 0.432 | L7 | | F7 | | G1-3 | | L4 | F7 | | 5 | 0 | 0 | 0 | 0 | 0 | 4 | Philadelphia Phillies @ Houston Astros Minute Maid Park, Houston, TX Sat Apr 29 2023, 4:11 PM - 7:01 PM CDT Att.: 41,240 - Roof Closed - 73 F | | | | | | | | | | |
| 7 Trea Turner, R (1,6) OBP: 0.302, SLG: 0.378 | K | | F9 | | K | | K | | 5 | 0 | 1 | 0 | 0 | 3 | 2 | | | | | | | | | | | | |
| 12 Kyle Schwarber, L (1,10) OBP: 0.319, SLG: 0.422 | L8 | | | K | | | K | | 4 | 0 | 0 | 0 | 1 | 3 | 1 | | | | | | | | | | | | |
| 8 Nick Castellanos, R (1,9) OBP: 0.381, SLG: 0.528 | | G3 | | HR | | | G5-3 | | 5 | 1 | 2 | 1 | 0 | 1 | 2 | | | | | | | | | | | | |
| 16 Brandon Marsh, L (1,8) OBP: 0.262, SLG: 0.671 | K | | | 10 WP 10 SF9 2B | | | 28 BB | | 4 | 2 | 1 | 0 | 1 | 2 | 2 | | | | | | | | | | | | |
| 10 J.T. Realmuto, R (1,2) OBP: 0.306, SLG: 0.446 | 28 S 1B | | | SF9 2H | | | 23 HR 2B | | 3 | 1 | 2 | 1 | 0 | 1 | 1 | | | | | | | | | | | | |
| 28 Alec Bohm, R (1,5) OBP: 0.348, SLG: 0.438 | G5-3 | | | 2B | | | P4 | | 4 | 1 | 2 | 1 | 0 | 0 | 2 | | | | | | | | | | | | |
| 23 Kody Clemens, L (1,3) OBP: 0.222, SLG: 0.400 | | | L9 | | F8 | | 44 HR 1B | | 3 | 1 | 1 | 2 | 1 | 0 | 1 | | | | | | | | | | | | |
| 44 Jake Cave, L (1,7) OBP: 0.286, SLG: 0.333 | | | | | G1-3 2B | | K | | 4 | 0 | 3 | 1 | 0 | 1 | 0 | | | | | | | | | | | | |
| Inning Stats | R: 0 E: 0 K: 1 S: 10 | H: 0 LOB: 0 BB: 0 P: 14 | R: 0 E: 0 K: 1 S: 11 | H: 1 LOB: 1 BB: 0 P: 13 | R: 0 E: 0 K: 0 S: 9 | H: 1 LOB: 0 BB: 0 P: 11 | R: 2 E: 0 K: 1 S: 10 | H: 3 LOB: 1 BB: 0 P: 18 | R: 0 E: 0 K: 2 S: 12 | H: 1 LOB: 2 BB: 1 P: 20 | R: 2 E: 0 K: 2 S: 19 | H: 2 LOB: 0 BB: 0 P: 30 | R: 0 E: 0 K: 2 S: 7 | H: 0 LOB: 0 BB: 0 P: 13 | R: 2 E: 0 K: 1 S: 20 | H: 2 LOB: 2 BB: 2 P: 37 | R: 0 E: 0 K: 1 S: 9 | H: 2 LOB: 1 BB: 0 P: 12 | 1B: 4 2B: 6 3B: 0 HR: 2 | SF: 1 SAC: 0 DP: 1 HBP: 0 | WP: 1 PB: 0 SB: 1 CS: 0 | PA: 41 | | | | | |
| PITCHER | IP | WLS | BF | H | R | ER | SO | BB | IBB | HBP | BLK | WP | HR | S | P | ERA | WHIP | | | | | | | | | | |
| 53 Cristian Javier, R (1,1) ERA: 3.48 | 5.2 | L | 25 | 7 | 3 | 3 | 6 | 1 | 0 | 0 | 0 | 1 | 1 | 66 | 97 | 4.76 | 1.412 | | | | | | | | | | |
| 88 Phil Maton, R (6,1) ERA: 0.69 | 1.1 | | 5 | 1 | 1 | 1 | 3 | 0 | 0 | 0 | 0 | 0 | 1 | 12 | 22 | 6.75 | 0.750 | | | | | | | | | | |
| 61 Seth Martinez, R (8,1) ERA: 6.35 | 1.0 | | 7 | 2 | 2 | 2 | 1 | 2 | 0 | 0 | 0 | 0 | 0 | 20 | 37 | 18.00 | 4.000 | | | | | | | | | | |
| 56 Ronel Blanco, R (9,1) ERA: 4.91 | 1.0 | | 4 | 2 | 0 | 0 | 1 | 0 | 0 | 0 | 0 | 0 | 0 | 9 | 12 | 0.00 | 2.000 | | | | | | | | | | |

| Batter | 1 | 2 | 3 | 4 | 5 | 6 | 7 | 8 | 9 | AB | R | H | RBI | BB | SO | LOB | BOTTOM | | | | | | | | | | |
|--|-------------------------------|----------------------------------|-------------------------------|----------------------------------|-------------------------------|----------------------------------|-------------------------------|----------------------------------|------------------------------|----------------------------------|-------------------------------|----------------------------------|-------------------------------|----------------------------------|-------------------------------|----------------------------------|--|----------------------------------|----------------------------------|------------------------------------|----------------------------------|--------|--|--|--|--|--|
| 14 Mauricio Dubón, R (1,4) OBP: 0.327, SLG: 0.385 | G4-3 | | G5-3 | | G4-3 | | K | | | 4 | 0 | 0 | 0 | 0 | 1 | 3 | Philadelphia Phillies @ Houston Astros Minute Maid Park, Houston, TX Sat Apr 29 2023, 4:11 PM - 7:01 PM CDT Att.: 41,240 - Roof Closed - 73 F | | | | | | | | | | |
| 3 Jeremy Peña, R (1,6) OBP: 0.295, SLG: 0.472 | K | | F9 | | L6 | | HR | | 4 | 1 | 1 | 1 | 0 | 1 | 0 | | | | | | | | | | | | |
| 44 Yordan Alvarez, L (1,10) OBP: 0.383, SLG: 0.551 | 1B | | | 2B | | | F7 | | 3 | 0 | 2 | 0 | 1 | 0 | 0 | | | | | | | | | | | | |
| 2 Alex Bregman, R (1,5) OBP: 0.341, SLG: 0.340 | K | | | G6-3 | | | BB | | 4 | 0 | 0 | 0 | 0 | 3 | 3 | | | | | | | | | | | | |
| 30 Kyle Tucker, L (1,9) OBP: 0.386, SLG: 0.468 | | G5-3 | | L4 | | | K | | 4 | 0 | 0 | 0 | 0 | 1 | 2 | | | | | | | | | | | | |
| 79 José Abreu, R (1,3) OBP: 0.276, SLG: 0.279 | K | | | P6 | | | 9 FC4-6 15 HBP 1B | | 4 | 0 | 1 | 0 | 0 | 1 | 1 | | | | | | | | | | | | |
| 9 Corey Julks, R (1,7) OBP: 0.303, SLG: 0.432 | | | | | P2 | | FC4-6 15 HBP 1-2 1B | | 4 | 0 | 1 | 0 | 0 | 1 | 1 | | | | | | | | | | | | |
| 6 Jake Meyers, R (1,8) OBP: 0.329, SLG: 0.359 | K | | | | K | | K | | 4 | 0 | 1 | 0 | 0 | 3 | 2 | | | | | | | | | | | | |
| 15 Martín Maldonado, R (1,2) OBP: 0.232, SLG: 0.197 | | | G3-4-1 | | | | 15 DI 1B | | 2 | 0 | 0 | 0 | 0 | 0 | 1 | | | | | | | | | | | | |
| Inning Stats | R: 0 E: 0 K: 2 S: 10 | H: 1 LOB: 1 BB: 0 P: 14 | R: 0 E: 0 K: 2 S: 14 | H: 1 LOB: 0 BB: 0 P: 22 | R: 0 E: 0 K: 0 S: 10 | H: 0 LOB: 0 BB: 0 P: 16 | R: 0 E: 0 K: 0 S: 14 | H: 1 LOB: 1 BB: 0 P: 17 | R: 0 E: 0 K: 1 S: 9 | H: 0 LOB: 0 BB: 0 P: 14 | R: 0 E: 0 K: 2 S: 12 | H: 0 LOB: 1 BB: 1 P: 21 | R: 0 E: 0 K: 2 S: 13 | H: 1 LOB: 2 BB: 0 P: 21 | R: 1 E: 0 K: 1 S: 14 | H: 1 LOB: 0 BB: 0 P: 17 | R: 0 E: 0 K: 1 S: 9 | H: 1 LOB: 1 BB: 0 P: 12 | 1B: 4 2B: 1 3B: 0 HR: 1 | SF: 0 SAC: 0 DP: 0 HBP: 2 | WP: 0 PB: 0 SB: 1 CS: 0 | PA: 36 | | | | | |
| PITCHER | IP | WLS | BF | H | R | ER | SO | BB | IBB | HBP | BLK | WP | HR | S | P | ERA | WHIP | | | | | | | | | | |
| 45 Zack Wheeler, R (1,1) ERA: 3.88 | 6.0 | W | 23 | 3 | 0 | 0 | 7 | 1 | 0 | 1 | 0 | 0 | 0 | 69 | 104 | 0.00 | 0.667 | | | | | | | | | | |
| 58 Seranthony Dominguez, R (1,1) ERA: 6.35 | 1.0 | | 5 | 1 | 0 | 0 | 2 | 0 | 0 | 1 | 0 | 0 | 0 | 13 | 21 | 0.00 | 1.000 | | | | | | | | | | |
| 37 Andrew Vasquez, L (8,1) ERA: 1.46 | 1.0 | | 4 | 1 | 1 | 1 | 1 | 0 | 0 | 0 | 0 | 0 | 1 | 14 | 17 | 9.00 | 1.000 | | | | | | | | | | |
| 43 Yunior Marte, R (9,1) ERA: 18.0 | 1.0 | | 4 | 1 | 0 | 0 | 1 | 0 | 0 | 0 | 0 | 0 | 0 | 9 | 12 | 0.00 | 1.000 | | | | | | | | | | |

| Batter | 1 | 2 | 3 | 4 | 5 | 6 | 7 | 8 | 9 | AB | R | H | RBI | BB | SO | LOB | TOP | | | | | | | | | | |
|--|-------------------------------|----------------------------------|-------------------------------|----------------------------------|-------------------------------|----------------------------------|-------------------------------|----------------------------------|-------------------------------|----------------------------------|------------------------------|----------------------------------|-------------------------------|----------------------------------|-------------------------------|----------------------------------|--|----------------------------------|------------------------------------|-----------------------------------|------------------------------------|-----------------------------------|--|--|--|--|--|
| 5 Bryson Stott, L OBP: 0.344, SLG: 0.423 | | | | | | | | | | 5 | 0 | 1 | 0 | 0 | 1 | 0 | Philadelphia Phillies @ Houston Astros Minute Maid Park, Houston, TX Sun Apr 30 2023, 6:12 PM - 8:56 PM CDT Att: 41,669 - Roof Closed - 73 F | | | | | | | | | | |
| 7 Trea Turner, R OBP: 0.300, SLG: 0.374 | | | | | | | | | | 4 | 0 | 1 | 0 | 0 | 1 | 2 | | | | | | | | | | | |
| 12 Kyle Schwarber, L OBP: 0.333, SLG: 0.417 | | | | | | | | | | 1 | 1 | 0 | 0 | 2 | 0 | 0 | | | | | | | | | | | |
| 8 Nick Castellanos, R OBP: 0.369, SLG: 0.509 | | | | | | | | | | 4 | 0 | 0 | 0 | 0 | 1 | 4 | | | | | | | | | | | |
| 16 Brandon Marsh, L OBP: 0.418, SLG: 0.647 | | | | | | | | | | 3 | 0 | 0 | 0 | 1 | 1 | 3 | | | | | | | | | | | |
| 10 J.T. Realmuto, R OBP: 0.304, SLG: 0.469 | | | | | | | | | | 4 | 1 | 1 | 1 | 0 | 0 | 4 | | | | | | | | | | | |
| 28 Alec Bohm, R OBP: 0.336, SLG: 0.422 | | | | | | | | | | 4 | 0 | 0 | 0 | 0 | 1 | 1 | | | | | | | | | | | |
| 23 Kody Clemens, L OBP: 0.226, SLG: 0.483 | | | | | | | | | | 4 | 1 | 1 | 1 | 0 | 2 | 0 | | | | | | | | | | | |
| 33 Edmundo Sosa, R OBP: 0.323, SLG: 0.542 | | | | | | | | | | 4 | 0 | 1 | 0 | 0 | 1 | 0 | | | | | | | | | | | |
| Inning Stats | R: 0 E: 0 K: 0 S: 11 | H: 0 LOB: 0 BB: 0 P: 15 | R: 1 E: 0 K: 1 S: 10 | H: 1 LOB: 0 BB: 0 P: 15 | R: 0 E: 0 K: 2 S: 10 | H: 0 LOB: 0 BB: 0 P: 11 | R: 0 E: 0 K: 0 S: 14 | H: 1 LOB: 2 BB: 1 P: 25 | R: 1 E: 0 K: 0 S: 9 | H: 1 LOB: 0 BB: 0 P: 10 | R: 0 E: 0 K: 1 S: 9 | H: 0 LOB: 2 BB: 1 P: 21 | R: 0 E: 0 K: 2 S: 14 | H: 2 LOB: 0 BB: 0 P: 19 | R: 1 E: 1 K: 1 S: 11 | H: 0 LOB: 1 BB: 1 P: 22 | | R: 0 E: 0 K: 1 S: 9 | H: 0 LOB: 0 BB: 0 P: 13 | 1B: 3 2B: 0 3B: 0 HR: 2 | SF: 0 SAC: 0 DP: 0 HBP: 1 | WP: 1 PA: 37 PB: 0 CS: 0 | | | | | |
| PITCHER | IP | WLS | BF | H | R | ER | SO | BB | IBB | HBP | BLK | WP | HR | S | P | ERA | WHIP | | | | | | | | | | |
| 65 José Urquidy, R ERA: 5.2 | 5.1 | W | 21 | 3 | 2 | 2 | 3 | 1 | 0 | 1 | 0 | 0 | 2 | 57 | 82 | 3.38 | 0.750 | | | | | | | | | | |
| 50 Héctor Neris, R ERA: 2.25 | 0.2 | H | 3 | 0 | 0 | 0 | 1 | 1 | 0 | 0 | 0 | 1 | 0 | 6 | 15 | 0.00 | 1.500 | | | | | | | | | | |
| 47 Rafael Montero, R ERA: 2.25 | 1.0 | H | 5 | 2 | 0 | 0 | 2 | 0 | 0 | 0 | 0 | 0 | 0 | 14 | 19 | 0.00 | 2.000 | | | | | | | | | | |
| 52 Bryan Abreu, R ERA: 0.63 | 1.0 | H | 5 | 0 | 1 | 0 | 1 | 1 | 0 | 0 | 0 | 0 | 0 | 11 | 22 | 0.00 | 1.000 | | | | | | | | | | |
| 55 Ryan Pressly, R ERA: 3.97 | 1.0 | S | 3 | 0 | 0 | 0 | 1 | 0 | 0 | 0 | 0 | 0 | 0 | 9 | 13 | 0.00 | 0.000 | | | | | | | | | | |
| Batter | 1 | 2 | 3 | 4 | 5 | 6 | 7 | 8 | 9 | AB | R | H | RBI | BB | SO | LOB | BOTTOM | | | | | | | | | | |
| 3 Jeremy Peña, R OBP: 0.298, SLG: 0.464 | | | | | | | | | | 4 | 1 | 1 | 0 | 0 | 0 | 2 | Philadelphia Phillies @ Houston Astros Minute Maid Park, Houston, TX Sun Apr 30 2023, 6:12 PM - 8:56 PM CDT Att: 41,669 - Roof Closed - 73 F | | | | | | | | | | |
| 2 Alex Bregman, R OBP: 0.354, SLG: 0.343 | | | | | | | | | | 2 | 1 | 1 | 0 | 2 | 0 | 0 | | | | | | | | | | | |
| 44 Yordan Alvarez, L OBP: 0.388, SLG: 0.543 | | | | | | | | | | 3 | 0 | 1 | 0 | 1 | 1 | 1 | | | | | | | | | | | |
| 79 José Abreu, R OBP: 0.267, SLG: 0.270 | | | | | | | | | | 4 | 0 | 0 | 0 | 0 | 0 | 5 | | | | | | | | | | | |
| 30 Kyle Tucker, L OBP: 0.390, SLG: 0.469 | | | | | | | | | | 4 | 0 | 2 | 1 | 0 | 0 | 2 | | | | | | | | | | | |
| 17 David Hensley, R OBP: 0.238, SLG: 0.161 | | | | | | | | | | 4 | 1 | 1 | 0 | 0 | 2 | 3 | | | | | | | | | | | |
| 6 Jake Meyers, R OBP: 0.324, SLG: 0.397 | | | | | | | | | | 4 | 1 | 1 | 1 | 0 | 2 | 4 | | | | | | | | | | | |
| 38 Rylan Bannon, R | | | | | | | | | | 3 | 0 | 0 | 0 | 0 | 2 | 1 | | | | | | | | | | | |
| 15 Martín Maldonado, R OBP: 0.250, SLG: 0.234 | | | | | | | | | | 3 | 0 | 2 | 1 | 0 | 0 | 0 | | | | | | | | | | | |
| Inning Stats | R: 1 E: 0 K: 0 S: 14 | H: 1 LOB: 1 BB: 2 P: 26 | R: 1 E: 0 K: 2 S: 14 | H: 2 LOB: 0 BB: 0 P: 20 | R: 0 E: 0 K: 0 S: 8 | H: 1 LOB: 1 BB: 0 P: 10 | R: 1 E: 0 K: 1 S: 7 | H: 2 LOB: 1 BB: 0 P: 10 | R: 1 E: 0 K: 1 S: 15 | H: 2 LOB: 2 BB: 1 P: 25 | R: 0 E: 0 K: 0 S: 9 | H: 0 LOB: 0 BB: 0 P: 11 | R: 0 E: 0 K: 1 S: 12 | H: 0 LOB: 0 BB: 0 P: 16 | R: 0 E: 0 K: 2 S: 13 | H: 1 LOB: 1 BB: 0 P: 18 | | 1B: 6 2B: 3 3B: 0 HR: 1 | SF: 0 SAC: 0 DP: 2 HBP: 0 | WP: 0 PA: 34 PB: 0 CS: 0 | | | | | | | |
| PITCHER | IP | WLS | BF | H | R | ER | SO | BB | IBB | HBP | BLK | WP | HR | S | P | ERA | WHIP | | | | | | | | | | |
| 70 Bailey Falter, L ERA: 5.01 | 4.1 | L | 23 | 8 | 4 | 4 | 3 | 3 | 0 | 0 | 0 | 0 | 0 | 17 | 25 | 0.00 | 0.000 | | | | | | | | | | |
| 75 Connor Brogdon, R ERA: 2.51 | 1.2 | | 5 | 0 | 0 | 0 | 1 | 0 | 0 | 0 | 0 | 0 | 0 | 12 | 16 | 0.00 | 0.000 | | | | | | | | | | |
| 30 Gregory Soto, L ERA: 2.84 | 1.0 | | 3 | 0 | 0 | 0 | 1 | 0 | 0 | 0 | 0 | 0 | 0 | 13 | 18 | 0.00 | 1.000 | | | | | | | | | | |
| 56 Luis Ortiz, R ERA: 1.13 | 1.0 | | 3 | 1 | 0 | 0 | 2 | 0 | 0 | 0 | 0 | 0 | 0 | 13 | 18 | 0.00 | 1.000 | | | | | | | | | | |

| Batter | 1 | 2 | 3 | 4 | 5 | 6 | 7 | 8 | 9 | AB R H RBI BB SO LOB | TOP | | | | | | | | | |
|--|---|---|---------------------------------------|---|--------------------------------------|---|---------------------------------------|---|---------------------------------------|---|--|---|---|--------------------------------------|---|---------------------------------------|---|----------------------------------|------------------------------------|----------------------------------|
| 31 LaMonte Wade Jr., L OBP: 0.441, SLG: 0.558 | | | | | | | | | | 4 0 1 0 1 2 1 | San Francisco Giants @ Houston Astros Minute Maid Park, Houston, TX Tue May 02 2023, 7:11 PM - 9:49 PM CDT Att: 31,701 - Cloudy - 76 F | | | | | | | | | |
| 39 Thairo Estrada, R OBP: 0.397, SLG: 0.514 | | | | | | | | | | 3 1 2 0 2 0 1 | | | | | | | | | | |
| 23 Joc Pederson, L OBP: 0.357, SLG: 0.492 | | | | | | | | | | 4 1 1 1 1 1 6 | | | | | | | | | | |
| 8 Michael Conforto, L OBP: 0.313, SLG: 0.353 | | | | | | | | | | 3 0 1 0 1 0 2 | | | | | | | | | | |
| 41 Wilmer Flores, R OBP: 0.306, SLG: 0.443 13 Austin Slater, R OBP: 0.556, SLG: 0.625 | | | | | | | | | | 3 0 0 0 1 1 5 | | | | | | | | | | |
| 2 Blake Sabol, L OBP: 0.288, SLG: 0.471 7 J.D. Davis, R OBP: 0.361, SLG: 0.523 | | | | | | | | | | 0 0 0 0 0 0 0 | | | | | | | | | | |
| 21 Joey Bart, R OBP: 0.356, SLG: 0.325 | | | | | | | | | | 4 0 1 1 0 2 1 | | | | | | | | | | |
| 70 Brett Wisely, L OBP: 0.043, SLG: 0.043 | | | | | | | | | | 0 0 0 0 0 0 0 | | | | | | | | | | |
| 37 Cal Stevenson, L | | | | | | | | | | 3 0 1 0 1 1 1 | | | | | | | | | | |
| Inning Stats | R: 1 H: 2 E: 0 K: 1 S: 11 | H: 0 R: 0 ER: 0 LOB: 0 BB: 0 P: 19 | R: 0 H: 0 E: 0 K: 1 S: 11 | H: 0 R: 0 ER: 0 LOB: 0 BB: 0 P: 17 | R: 0 H: 0 E: 0 K: 1 S: 7 | H: 0 R: 0 ER: 0 LOB: 0 BB: 0 P: 13 | R: 1 H: 2 E: 0 K: 1 S: 16 | H: 2 R: 0 ER: 0 LOB: 3 BB: 2 P: 31 | R: 0 H: 1 E: 0 K: 1 S: 15 | H: 1 R: 0 ER: 0 LOB: 1 BB: 0 P: 30 | | R: 0 H: 0 E: 0 K: 1 S: 12 | H: 0 R: 0 ER: 0 LOB: 1 BB: 1 P: 19 | R: 0 H: 0 E: 0 K: 1 S: 5 | H: 0 R: 0 ER: 0 LOB: 1 BB: 1 P: 10 | R: 0 H: 1 E: 0 K: 0 S: 14 | H: 2 R: 0 ER: 0 LOB: 2 BB: 2 P: 29 | 1B: 6 2B: 1 3B: 0 HR: 0 | SF: 0 SAC: 1 DP: 2 HBP: 0 | WP: 0 PB: 0 SB: 1 CS: 2 |
| PITCHER | IP WLS BF H R ER SO BB IBB HBP BLK WP HR S P ERA WHIP | | | | | | | | | | | IP WLS BF H R ER SO BB IBB HBP BLK WP HR S P ERA WHIP | | | | | | | | |
| 58 Hunter Brown, R ERA: 2.6 | 4.1 L 20 4 2 2 4 5 0 0 0 0 0 0 52 96 4.15 2.077 | | | | | | | | | | | | | | | | | | | |
| 91 Matt Gage, L ERA: | 1.2 7 2 0 0 1 0 0 0 0 0 0 17 31 0.00 1.200 | | | | | | | | | | | | | | | | | | | |
| 45 Ryne Stanek, R ERA: 3.27 | 1.0 4 0 0 0 1 1 0 0 0 0 0 12 19 0.00 1.000 | | | | | | | | | | | | | | | | | | | |
| 50 Héctor Neris, R ERA: 2.08 | 1.0 3 0 0 0 1 1 0 0 0 0 0 5 10 0.00 1.000 | | | | | | | | | | | | | | | | | | | |
| 56 Ronel Blanco, R ERA: 4.5 | 1.0 5 1 0 0 0 2 0 0 0 0 0 14 29 0.00 3.000 | | | | | | | | | | | | | | | | | | | |

| Batter | 1 | 2 | 3 | 4 | 5 | 6 | 7 | 8 | 9 | AB R H RBI BB SO LOB | BOTTOM | | | | | | | | | | | |
|--|---|---|--------------------------------------|---|---------------------------------------|---|--------------------------------------|---|--------------------------------------|---|--|---|---|--------------------------------------|---|---------------------------------------|---|--------------------------------------|---|----------------------------------|------------------------------------|----------------------------------|
| 14 Mauricio Dubón, R OBP: 0.327, SLG: 0.390 | | | | | | | | | | 4 0 0 0 0 1 1 | San Francisco Giants @ Houston Astros Minute Maid Park, Houston, TX Tue May 02 2023, 7:11 PM - 9:49 PM CDT Att: 31,701 - Cloudy - 76 F | | | | | | | | | | | |
| 2 Alex Bregman, R OBP: 0.336, SLG: 0.325 | | | | | | | | | | 4 0 0 0 0 1 0 | | | | | | | | | | | | |
| 44 Yordan Alvarez, L OBP: 0.387, SLG: 0.529 | | | | | | | | | | 4 0 1 0 0 1 0 | | | | | | | | | | | | |
| 79 José Abreu, R OBP: 0.260, SLG: 0.262 | | | | | | | | | | 3 0 0 0 0 0 1 | | | | | | | | | | | | |
| 30 Kyle Tucker, L OBP: 0.376, SLG: 0.442 | | | | | | | | | | 3 0 0 0 0 0 1 | | | | | | | | | | | | |
| 3 Jeremy Peña, R OBP: 0.297, SLG: 0.454 | | | | | | | | | | 3 0 0 0 0 1 0 | | | | | | | | | | | | |
| 9 Corey Julks, R OBP: 0.289, SLG: 0.407 | | | | | | | | | | 3 0 0 0 0 0 0 | | | | | | | | | | | | |
| 21 Yainer Diaz, R OBP: 0.306, SLG: 0.355 | | | | | | | | | | 3 0 2 0 0 0 0 | | | | | | | | | | | | |
| 6 Jake Meyers, R OBP: 0.321, SLG: 0.378 | | | | | | | | | | 3 0 0 0 0 0 2 | | | | | | | | | | | | |
| Inning Stats | R: 0 H: 0 E: 0 K: 0 S: 7 | H: 0 R: 0 ER: 0 LOB: 0 BB: 0 P: 14 | R: 0 H: 0 E: 0 K: 0 S: 9 | H: 0 R: 0 ER: 0 LOB: 0 BB: 0 P: 14 | R: 0 H: 1 E: 0 K: 0 S: 12 | H: 1 R: 0 ER: 0 LOB: 1 BB: 0 P: 18 | R: 0 H: 0 E: 0 K: 1 S: 6 | H: 0 R: 0 ER: 0 LOB: 0 BB: 0 P: 11 | R: 0 H: 0 E: 0 K: 1 S: 8 | H: 0 R: 0 ER: 0 LOB: 0 BB: 0 P: 13 | | R: 0 H: 0 E: 0 K: 1 S: 8 | H: 0 R: 0 ER: 0 LOB: 0 BB: 0 P: 10 | R: 0 H: 1 E: 0 K: 0 S: 9 | H: 1 R: 0 ER: 0 LOB: 1 BB: 0 P: 11 | R: 0 H: 1 E: 0 K: 0 S: 11 | H: 1 R: 0 ER: 0 LOB: 1 BB: 0 P: 18 | R: 0 H: 0 E: 0 K: 1 S: 9 | H: 0 R: 0 ER: 0 LOB: 0 BB: 0 P: 15 | 1B: 1 2B: 2 3B: 0 HR: 0 | SF: 0 SAC: 0 DP: 0 HBP: 0 | WP: 0 PB: 0 SB: 0 CS: 0 |
| PITCHER | IP WLS BF H R ER SO BB IBB HBP BLK WP HR S P ERA WHIP | | | | | | | | | | | IP WLS BF H R ER SO BB IBB HBP BLK WP HR S P ERA WHIP | | | | | | | | | | |
| 26 Anthony DeSclafani, R ERA: 2.15 | 8.0 W 27 3 0 0 3 0 0 0 0 0 0 109 109 0.00 0.375 | | | | | | | | | | | | | | | | | | | | | |
| 75 Camilo Doval, R ERA: 3.0 | 1.0 S 3 0 0 0 1 0 0 0 0 0 0 9 15 0.00 0.000 | | | | | | | | | | | | | | | | | | | | | |

| | |
|-----|----|
| AB | 29 |
| R | 2 |
| H | 7 |
| RBI | 2 |
| BB | 9 |
| SO | 7 |
| LOB | 21 |



| | |
|-----|----|
| AB | 30 |
| R | 0 |
| H | 3 |
| RBI | 0 |
| BB | 0 |
| SO | 4 |
| LOB | 5 |



| Batter | 1 | 2 | 3 | 4 | 5 | 6 | 7 | 8 | 9 | AB | R | H | RBI | BB | SO | LOB | TOP | | | | | | | | | | | |
|--|------------------------------|----------------------------------|------------------------------|----------------------------------|------------------------------|----------------------------------|------------------------------|----------------------------------|------------------------------|----------------------------------|-------------------------------|----------------------------------|------------------------------|----------------------------------|------------------------------|----------------------------------|---|----------------------------------|----------------------------------|--------------------------|----------------------------------|--------|--|--|--|--|--|--|
| 13 Austin Slater, R OBP: 0.538, SLG: 0.583 | | | | | | | | | | 4 | 1 | 2 | 1 | 0 | 1 | 1 | San Francisco Giants @ Houston Astros Minute Maid Park, Houston, TX Wed May 03 2023, 1:11 PM - 3:25 PM CDT Att. 40,405 - Roof Closed - 73 F | | | | | | | | | | | |
| 39 Thairo Estrada, R OBP: 0.400, SLG: 0.509 | | | | | | | | | | 3 | 0 | 1 | 0 | 1 | 1 | | | | | | | | | | | | | |
| 17 Mitch Haniger, R OBP: 0.286, SLG: 0.542 | | | | | | | | | | 4 | 0 | 1 | 1 | 0 | 2 | 1 | | | | | | | | | | | | |
| 37 Cal Stevenson, L | | | | | | | | | | 0 | 0 | 0 | 0 | 0 | 0 | 0 | | | | | | | | | | | | |
| 7 J.D. Davis, R OBP: 0.347, SLG: 0.500 | | | | | | | | | | 4 | 0 | 0 | 0 | 0 | 1 | 3 | | | | | | | | | | | | |
| 41 Wilmer Flores, R OBP: 0.303, SLG: 0.470 | | | | | | | | | | 4 | 1 | 1 | 1 | 0 | 1 | 0 | | | | | | | | | | | | |
| 8 Michael Conforto, L OBP: 0.511, SLG: 0.341 | | | | | | | | | 3 | 1 | 0 | 0 | 0 | 3 | 0 | | | | | | | | | | | | | |
| 32 David Villar, R | | | | | | | | | 2 | 0 | 0 | 0 | 0 | 2 | 0 | | | | | | | | | | | | | |
| 23 Joc Pederson, L OBP: 0.352, SLG: 0.483 | | | | | | | | | 1 | 0 | 0 | 0 | 0 | 0 | 1 | | | | | | | | | | | | | |
| 70 Brett Wisely, L OBP: 0.042, SLG: 0.042 | | | | | | | | | 1 | 0 | 0 | 0 | 0 | 1 | 0 | | | | | | | | | | | | | |
| 21 Joey Bart, R OBP: 0.375, SLG: 0.372 | | | | | | | | | 3 | 1 | 2 | 1 | 0 | 0 | 0 | | | | | | | | | | | | | |
| 31 LaMonte Wade Jr., L OBP: 0.442, SLG: 0.551 | | | | | | | | | 1 | 0 | 0 | 0 | 1 | 0 | 1 | | | | | | | | | | | | | |
| Inning Stats | R: 0 E: 0 K: 1 S: 8 | H: 1 LOB: 0 BB: 0 P: 12 | R: 0 E: 0 K: 2 S: 8 | H: 0 LOB: 0 BB: 1 P: 13 | R: 0 E: 0 K: 2 S: 8 | H: 0 LOB: 1 BB: 1 P: 15 | R: 0 E: 0 K: 1 S: 8 | H: 1 LOB: 0 BB: 0 P: 12 | R: 0 E: 0 K: 2 S: 9 | H: 0 LOB: 0 BB: 0 P: 16 | R: 2 E: 0 K: 0 S: 12 | H: 3 LOB: 1 BB: 1 P: 22 | R: 1 E: 0 K: 1 S: 8 | H: 1 LOB: 1 BB: 0 P: 12 | R: 0 E: 0 K: 1 S: 9 | H: 0 LOB: 0 BB: 0 P: 13 | R: 1 E: 0 K: 2 S: 11 | H: 1 LOB: 0 BB: 0 P: 16 | 1B: 5 2B: 1 3B: 0 HR: 1 | SF: 0 DP: 3 HBP: 1 | WP: 0 PB: 0 SB: 1 CS: 1 | PA: 34 | | | | | | |
| PITCHER | IP | WLS | BF | H | R | ER | SO | BB | IBB | HBP | BLK | WP | HR | S | P | ERA | WHIP | | | | | | | | | | | |
| Framber Valdez, L ERA: 2.6 | (1, 1) | 6.0 | L | 22 | 5 | 2 | 2 | 8 | 2 | 0 | 0 | 0 | 0 | 0 | 53 | 90 | 3.00 | 1.167 | | | | | | | | | | |
| 88 Phil Maton, R ERA: 1.13 | (7, 1) | 1.0 | | 5 | 1 | 1 | 1 | 1 | 0 | 0 | 1 | 0 | 0 | 0 | 8 | 12 | 9.00 | 1.000 | | | | | | | | | | |
| 61 Seth Martinez, R ERA: 5.84 | (8, 1) | 1.0 | | 3 | 0 | 0 | 0 | 1 | 0 | 0 | 0 | 0 | 0 | 9 | 13 | 0.00 | 0.000 | | | | | | | | | | | |
| 52 Bryan Abreu, R ERA: 1.17 | (9, 1) | 1.0 | | 4 | 1 | 1 | 1 | 2 | 0 | 0 | 0 | 0 | 0 | 11 | 16 | 9.00 | 1.000 | | | | | | | | | | | |

| Batter | 1 | 2 | 3 | 4 | 5 | 6 | 7 | 8 | 9 | AB | R | H | RBI | BB | SO | LOB | BOTTOM | | | | | | | | | | |
|--|-------------------------------|----------------------------------|-------------------------------|----------------------------------|------------------------------|----------------------------------|------------------------------|---------------------------------|------------------------------|---------------------------------|------------------------------|---------------------------------|------------------------------|---------------------------------|------------------------------|----------------------------------|---|------------------------------|----------------------------------|----------------------------------|--------------------------|----------------------------------|--------|--|--|--|--|
| 14 Mauricio Dubón, R OBP: 0.325, SLG: 0.385 | | | | | | | | | | 4 | 0 | 1 | 0 | 0 | 1 | 5 | San Francisco Giants @ Houston Astros Minute Maid Park, Houston, TX Wed May 03 2023, 1:11 PM - 3:25 PM CDT Att. 40,405 - Roof Closed - 73 F | | | | | | | | | | |
| 2 Alex Bregman, R OBP: 0.336, SLG: 0.347 | | | | | | | | | | 4 | 1 | 1 | 2 | 0 | 1 | | | | | | | | | | | | |
| 44 Yordan Alvarez, L OBP: 0.382, SLG: 0.516 | | | | | | | | | | 4 | 0 | 1 | 0 | 0 | 1 | | | | | | | | | | | | |
| 79 José Abreu, R OBP: 0.267, SLG: 0.264 | | | | | | | | | | 3 | 0 | 1 | 0 | 1 | 0 | | | | | | | | | | | | |
| 30 Kyle Tucker, L OBP: 0.364, SLG: 0.426 | | | | | | | | | | 4 | 0 | 0 | 0 | 0 | 1 | 3 | | | | | | | | | | | |
| 3 Jeremy Peña, R OBP: 0.288, SLG: 0.439 | | | | | | | | | | 4 | 0 | 0 | 0 | 0 | 3 | 1 | | | | | | | | | | | |
| 6 Jake Meyers, R OBP: 0.306, SLG: 0.359 | | | | | | | | | | 4 | 0 | 0 | 0 | 0 | 0 | 1 | | | | | | | | | | | |
| 17 David Hensley, R OBP: 0.242, SLG: 0.155 | | | | | | | | | | 2 | 1 | 0 | 0 | 1 | 0 | 1 | | | | | | | | | | | |
| 15 Martín Maldonado, R OBP: 0.296, SLG: 0.243 | | | | | | | | | | 2 | 0 | 1 | 0 | 1 | 1 | 1 | | | | | | | | | | | |
| Inning Stats | R: 0 E: 0 K: 0 S: 11 | H: 3 LOB: 2 BB: 0 P: 16 | R: 0 E: 1 K: 2 S: 17 | H: 0 LOB: 2 BB: 1 P: 30 | R: 0 E: 0 K: 0 S: 7 | H: 0 LOB: 0 BB: 0 P: 11 | R: 0 E: 0 K: 1 S: 5 | H: 0 LOB: 0 BB: 0 P: 9 | R: 0 E: 0 K: 1 S: 7 | H: 0 LOB: 0 BB: 0 P: 9 | R: 0 E: 0 K: 0 S: 5 | H: 0 LOB: 0 BB: 0 P: 9 | R: 0 E: 0 K: 1 S: 6 | H: 0 LOB: 0 BB: 0 P: 8 | R: 2 E: 0 K: 1 S: 8 | H: 2 LOB: 0 BB: 1 P: 13 | | R: 0 E: 0 K: 1 S: 9 | H: 0 LOB: 1 BB: 1 P: 16 | 1B: 4 2B: 1 3B: 0 HR: 1 | SF: 0 DP: 3 HBP: 0 | WP: 1 PB: 0 SB: 0 CS: 0 | PA: 34 | | | | |
| PITCHER | IP | WLS | BF | H | R | ER | SO | BB | IBB | HBP | BLK | WP | HR | S | P | ERA | WHIP | | | | | | | | | | |
| 62 Logan Webb, R ERA: 3.8 | (1, 1) | 7.2 | W | 29 | 5 | 2 | 2 | 5 | 2 | 0 | 0 | 0 | 0 | 63 | 102 | 2.35 | 0.913 | | | | | | | | | | |
| 54 Scott Alexander, L ERA: 6.35 | (8, 1) | 0.1 | H | 1 | 0 | 0 | 0 | 1 | 0 | 0 | 0 | 0 | 0 | 3 | 3 | 0.00 | 0.000 | | | | | | | | | | |
| 75 Camilo Doval, R ERA: 2.77 | (9, 1) | 1.0 | S | 4 | 0 | 0 | 0 | 1 | 1 | 0 | 0 | 0 | 0 | 9 | 16 | 0.00 | 1.000 | | | | | | | | | | |

| | |
|-----|----|
| AB | 30 |
| R | 4 |
| H | 7 |
| RBI | 4 |
| BB | 2 |
| SO | 12 |
| LOB | 8 |



| | |
|-----|----|
| AB | 31 |
| R | 2 |
| H | 5 |
| RBI | 2 |
| BB | 3 |
| SO | 7 |
| LOB | 13 |



| Batter | 1 | 2 | 3 | 4 | 5 | 6 | 7 | 8 | 9 | AB | R | H | RBI | BB | SO | LOB | TOP | | | | | | | | | | |
|--|------------------------------|---------------------------------|-------------------------------|----------------------------------|-------------------------------|----------------------------------|-------------------------------|----------------------------------|------------------------------|----------------------------------|------------------------------|----------------------------------|-------------------------------|----------------------------------|-------------------------------|----------------------------------|--|----------------------------------|------------------------------------|----------------------------------|--------|--|--|--|--|--|--|
| 14 Mauricio Dubón, R OBP: 0.314, SLG: 0.372 | G6-3 | | K | | | | | G5-3 | | 4 | 0 | 0 | 0 | 0 | 1 | 1 | Houston Astros @ Seattle Mariners T-Mobile Park, Seattle, WA Fri May 05 2023, 7:11 PM - 9:34 PM PDT Att: 32,944 - Roof Closed - 51 F | | | | | | | | | | |
| 2 Alex Bregman, R OBP: 0.340, SLG: 0.342 | G3 | | 44 HR | | | | | G6-3 | | 2 | 1 | 0 | 0 | 2 | 0 | 0 | | | | | | | | | | | |
| 44 Yordan Alvarez, L OBP: 0.377, SLG: 0.537 | F8 | | 1-H | | | | | P6 | | 4 | 1 | 1 | 3 | 0 | 1 | 1 | | | | | | | | | | | |
| 79 José Abreu, R OBP: 0.267, SLG: 0.258 | K | | G5-3 | | | | | G5-3 | | 3 | 1 | 0 | 0 | 1 | 1 | 0 | | | | | | | | | | | |
| 30 Kyle Tucker, L OBP: 0.376, SLG: 0.473 | G6-3 | | 3B | | | | | F9 | | 4 | 2 | 3 | 2 | 0 | 0 | 0 | | | | | | | | | | | |
| 3 Jeremy Peña, R OBP: 0.287, SLG: 0.433 | G6-3 | | 6 CS | | | | | G5-3 | | 4 | 0 | 1 | 0 | 0 | 1 | 1 | | | | | | | | | | | |
| 9 Corey Julks, R OBP: 0.276, SLG: 0.388 | G4-3 | | L5 | | | | | K | | 4 | 0 | 0 | 0 | 0 | 2 | 3 | | | | | | | | | | | |
| 6 Jake Meyers, R OBP: 0.315, SLG: 0.378 | | | 15 SH3 | | | | | P2 | | 4 | 1 | 2 | 0 | 0 | 1 | 1 | | | | | | | | | | | |
| 15 Martín Maldonado, R OBP: 0.256, SLG: 0.233 | | | SH3 | | | | | K | | 3 | 0 | 0 | 0 | 0 | 3 | 1 | | | | | | | | | | | |
| Inning Stats | R: 0 E: 0 K: 0 S: 7 | H: 0 LOB: 0 BB: 0 P: 8 | R: 0 E: 0 K: 1 S: 12 | H: 1 LOB: 1 BB: 0 P: 15 | R: 3 E: 0 K: 1 S: 14 | H: 2 LOB: 0 BB: 1 P: 20 | R: 1 E: 0 K: 1 S: 10 | H: 2 LOB: 0 BB: 0 P: 17 | R: 0 E: 0 K: 1 S: 9 | H: 0 LOB: 0 BB: 0 P: 12 | R: 0 E: 0 K: 1 S: 9 | H: 0 LOB: 0 BB: 0 P: 12 | R: 0 E: 0 K: 1 S: 12 | H: 0 LOB: 1 BB: 1 P: 21 | R: 2 E: 0 K: 3 S: 18 | H: 2 LOB: 1 BB: 1 P: 29 | | 1B: 3 2B: 2 3B: 0 HR: 2 | SF: 0 SAC: 1 DP: 0 HBP: 0 | WP: 0 PB: 0 SB: 0 CS: 2 | PA: 36 | | | | | | |
| PITCHER | IP | WLS | BF | H | R | ER | SO | BB | IBB | HBP | BLK | WP | HR | S | P | ERA | WHIP | | | | | | | | | | |
| 58 Luis Castillo, R ERA: 2.38 | 7.0 | | 26 | 5 | 4 | 4 | 5 | 1 | 0 | 0 | 0 | 0 | 1 | 70 | 96 | 5.14 | 0.857 | | | | | | | | | | |
| 30 Trevor Gott, L ERA: 2.2 | 0.2 | | 3 | 0 | 0 | 0 | 1 | 1 | 0 | 0 | 0 | 0 | 0 | 9 | 16 | 0.00 | 1.500 | | | | | | | | | | |
| 55 Gabe Speier, L ERA: | 0.1 | | 1 | 0 | 0 | 0 | 1 | 0 | 0 | 0 | 0 | 0 | 0 | 3 | 6 | 0.00 | 0.000 | | | | | | | | | | |
| 47 Matt Brash, R ERA: 5.28 | 0.2 | L | 5 | 2 | 2 | 2 | 2 | 1 | 0 | 0 | 0 | 0 | 1 | 14 | 22 | 27.00 | 4.500 | | | | | | | | | | |
| 60 Tayler Saucedo, L ERA: | 0.1 | | 1 | 0 | 0 | 0 | 1 | 0 | 0 | 0 | 0 | 0 | 0 | 4 | 7 | 0.00 | 0.000 | | | | | | | | | | |

| Batter | 1 | 2 | 3 | 4 | 5 | 6 | 7 | 8 | 9 | AB | R | H | RBI | BB | SO | LOB | BOTTOM | | | | | | | | | | |
|---|------------------------------|----------------------------------|------------------------------|----------------------------------|------------------------------|----------------------------------|------------------------------|---------------------------------|-------------------------------|----------------------------------|------------------------------|----------------------------------|------------------------------|----------------------------------|-------------------------------|----------------------------------|--|------------------------------|---------------------------------|----------------------------------|------------------------------------|----------------------------------|--------|--|--|--|--|
| 44 Julio Rodríguez, R OBP: 0.285, SLG: 0.400 | F8 | | G4-3 | | | | | G4-3 | | 4 | 0 | 0 | 0 | 0 | 0 | 1 | Houston Astros @ Seattle Mariners T-Mobile Park, Seattle, WA Fri May 05 2023, 7:11 PM - 9:34 PM PDT Att: 32,944 - Roof Closed - 51 F | | | | | | | | | | |
| 23 Ty France, R OBP: 0.331, SLG: 0.339 | | | | | | | | F9 | | 3 | 1 | 1 | 0 | 1 | 0 | 1 | | | | | | | | | | | |
| 10 Jarrod Kelenic, L OBP: 0.359, SLG: 0.585 | | | | | | | | L8 | | 4 | 0 | 1 | 0 | 0 | 1 | 1 | | | | | | | | | | | |
| 28 Eugenio Suárez, R OBP: 0.324, SLG: 0.344 | | | | | | | | F9 | | 4 | 0 | 1 | 1 | 0 | 2 | 1 | | | | | | | | | | | |
| 29 Cal Raleigh, S OBP: 0.315, SLG: 0.443 | | | | | | | | P6 | | 4 | 1 | 1 | 0 | 0 | 2 | 2 | | | | | | | | | | | |
| 35 Teoscar Hernández, R OBP: 0.281, SLG: 0.429 | | | | | | | | K | | 4 | 1 | 2 | 0 | 0 | 1 | 0 | | | | | | | | | | | |
| 3 J.P. Crawford, L OBP: 0.370, SLG: 0.330 | | | | | | | | F6 | | 4 | 0 | 1 | 0 | 0 | 2 | 2 | | | | | | | | | | | |
| 5 Taylor Trammell, L OBP: 0.357, SLG: 0.727 | | | | | | | | F9 | | 3 | 1 | 0 | 0 | 1 | 1 | 1 | | | | | | | | | | | |
| 16 Koltan Wong, L OBP: 0.276, SLG: 0.221 | | | | | | | | K | | 3 | 0 | 1 | 3 | 0 | 1 | 0 | | | | | | | | | | | |
| Inning Stats | R: 0 E: 0 K: 2 S: 7 | H: 0 LOB: 1 BB: 1 P: 15 | R: 0 E: 0 K: 2 S: 8 | H: 0 LOB: 0 BB: 0 P: 15 | R: 0 E: 0 K: 1 S: 8 | H: 0 LOB: 0 BB: 0 P: 13 | R: 0 E: 0 K: 1 S: 5 | H: 0 LOB: 0 BB: 0 P: 7 | R: 3 E: 0 K: 1 S: 15 | H: 3 LOB: 1 BB: 1 P: 22 | R: 0 E: 0 K: 0 S: 8 | H: 0 LOB: 0 BB: 0 P: 11 | R: 0 E: 0 K: 1 S: 8 | H: 0 LOB: 0 BB: 0 P: 11 | R: 1 E: 0 K: 2 S: 15 | H: 3 LOB: 2 BB: 0 P: 24 | | R: 0 E: 0 K: 0 S: 5 | H: 2 LOB: 0 BB: 0 P: 5 | 1B: 7 2B: 1 3B: 0 HR: 0 | SF: 0 SAC: 0 DP: 1 HBP: 0 | WP: 1 PB: 0 SB: 0 CS: 0 | PA: 35 | | | | |
| PITCHER | IP | WLS | BF | H | R | ER | SO | BB | IBB | HBP | BLK | WP | HR | S | P | ERA | WHIP | | | | | | | | | | |
| 53 Cristian Javier, R ERA: 3.54 | 7.0 | | 26 | 3 | 3 | 3 | 8 | 2 | 0 | 0 | 0 | 0 | 0 | 59 | 94 | 3.86 | 0.714 | | | | | | | | | | |
| 52 Bryan Abreu, R ERA: 1.65 | 1.0 | W | 6 | 3 | 1 | 1 | 2 | 0 | 0 | 0 | 0 | 0 | 0 | 15 | 24 | 9.00 | 3.000 | | | | | | | | | | |
| 55 Ryan Pressly, R ERA: 3.38 | 1.0 | S | 3 | 2 | 0 | 0 | 0 | 0 | 0 | 0 | 0 | 0 | 0 | 5 | 5 | 0.00 | 2.000 | | | | | | | | | | |

| | |
|-----|----|
| AB | 32 |
| R | 6 |
| H | 7 |
| RBI | 5 |
| BB | 3 |
| SO | 10 |
| LOB | 8 |

| | |
|-----|----|
| AB | 33 |
| R | 4 |
| H | 8 |
| RBI | 4 |
| BB | 2 |
| SO | 10 |
| LOB | 9 |



| Batter | 1 | 2 | 3 | 4 | 5 | 6 | 7 | 8 | 9 | AB | R | H | RBI | BB | SO | LOB | TOP | | | | | |
|--|---------------------------------------|---------------------------------------|---------------------------------------|---------------------------------------|---------------------------------------|---------------------------------------|---------------------------------------|---------------------------------------|---------------------------------------|---------------------------------------|---------------------------------------|---------------------------------------|---------------------------------------|---------------------------------------|---------------------------------------|---------------------------------------|--|----------------------------------|----------------------------------|------------------------------------|----------------------------------|--------|
| 14 Mauricio Dubón, R (1,4) OBP: 0.317, SLG: 0.373 | G6-3 | | | 79 BB 30 SF9 44 BB 1B | 44 2B 1B | | G4-3 | | K | 5 | 1 | 2 | 0 | 0 | 1 | 1 | Houston Astros @ Seattle Mariners T-Mobile Park, Seattle, WA Sat May 06 2023, 6:41 PM - 9:15 PM PDT Att: 40,328 - Cloudy - 58 F | | | | | |
| 2 Alex Bregman, R (1,5) OBP: 0.331, SLG: 0.331 | F9 | | | F7 | P4 | | | G6-3 | 4 | 0 | 0 | 0 | 0 | 0 | 3 | | | | | | | |
| 44 Yordan Alvarez, L (1,7) OBP: 0.381, SLG: 0.541 | G4-3 | | | 79 BB 3 BB 1B | 79 BB 3 BB 1B | | | K | 3 | 1 | 1 | 1 | 1 | 1 | 0 | | | | | | | |
| 79 José Abreu, R (1,10) OBP: 0.273, SLG: 0.254 | | | | 3 BB 1B | 3 BB 1B | | | K | 2 | 0 | 0 | 0 | 2 | 2 | 0 | | | | | | | |
| 30 Kyle Tucker, L (1,9) OBP: 0.372, SLG: 0.470 | G1-6-3 | | | SF9 | L4 | | | K | 3 | 1 | 1 | 1 | 0 | 0 | 1 | | | | | | | |
| 3 Jeremy Peña, R (1,6) OBP: 0.300, SLG: 0.458 | K | | | 3-H 1B | E7 | | | K | 4 | 1 | 3 | 1 | 0 | 1 | 0 | | | | | | | |
| 21 Yainer Díaz, R (1,2) OBP: 0.275, SLG: 0.314 | | | | G6-3 | G5-3 | | | F8 | 4 | 0 | 0 | 0 | 0 | 0 | 5 | | | | | | | |
| 17 David Hensley, R (1,3) OBP: 0.229, SLG: 0.145 | | | | K | G6-3 | | | G1-3 | 4 | 0 | 0 | 0 | 0 | 2 | 2 | | | | | | | |
| 6 Jake Meyers, R (1,8) OBP: 0.323, SLG: 0.407 | | | | K | 14 BB 44 2B 2B | | | L6 | 4 | 1 | 2 | 2 | 0 | 1 | 0 | | | | | | | |
| Inning Stats | R: 0 E: 0 K: 0 S: 7 | H: 0 LOB: 0 BB: 0 P: 9 | R: 0 E: 0 K: 1 S: 5 | H: 0 LOB: 0 BB: 1 P: 9 | R: 0 E: 0 K: 2 S: 8 | H: 0 LOB: 0 BB: 0 P: 14 | R: 2 E: 0 K: 0 S: 9 | H: 2 LOB: 2 BB: 2 P: 20 | R: 1 E: 0 K: 0 S: 13 | H: 3 LOB: 2 BB: 0 P: 20 | R: 0 E: 1 K: 1 S: 9 | H: 1 LOB: 1 BB: 0 P: 12 | R: 0 E: 0 K: 0 S: 7 | H: 0 LOB: 0 BB: 0 P: 10 | R: 0 E: 0 K: 2 S: 8 | H: 0 LOB: 0 BB: 0 P: 9 | R: 2 E: 0 K: 2 S: 13 | H: 3 LOB: 1 BB: 0 P: 20 | 1B: 4 2B: 5 3B: 0 HR: 0 | SF: 1 SAC: 0 DP: 1 HBP: 0 | WP: 0 PB: 0 SB: 0 CS: 0 | PA: 37 |
| PITCHER | IP WLS BF H R ER SO | IP WLS BF H R ER SO | IP WLS BF H R ER SO | IP WLS BF H R ER SO | IP WLS BF H R ER SO | IP WLS BF H R ER SO | IP WLS BF H R ER SO | IP WLS BF H R ER SO | IP WLS BF H R ER SO | IP WLS BF H R ER SO | IP WLS BF H R ER SO | IP WLS BF H R ER SO | IP WLS BF H R ER SO | IP WLS BF H R ER SO | IP WLS BF H R ER SO | IP WLS BF H R ER SO | ERA WHIP | ERA WHIP | | | | |
| 7 Marco Gonzales, L (1,1) ERA: 4.7 | 6.0 | 25 | 6 | 3 | 3 | 4 | 3 | 0 | 0 | 0 | 0 | 0 | 0 | 0 | 0 | 0 | 0 | 4.50 | 1.500 | | | |
| 43 Juan Then, R (7,1) ERA: | 1.0 | 3 | 0 | 0 | 0 | 0 | 0 | 0 | 0 | 0 | 0 | 0 | 0 | 0 | 0 | 0 | 0 | 0.00 | 0.000 | | | |
| 60 Tayler Saucedo, L (8,1) ERA: | 1.0 | W | 3 | 0 | 0 | 2 | 0 | 0 | 0 | 0 | 0 | 0 | 0 | 0 | 0 | 0 | 0 | 0.00 | 0.000 | | | |
| 37 Paul Sewald, R (9,1) ERA: 3.5 | 1.0 | | 6 | 3 | 2 | 2 | 0 | 0 | 0 | 0 | 0 | 0 | 0 | 0 | 0 | 0 | 0 | 18.00 | 3.000 | | | |

| Batter | 1 | 2 | 3 | 4 | 5 | 6 | 7 | 8 | 9 | AB | R | H | RBI | BB | SO | LOB | BOTTOM | | | |
|---|---------------------------------------|---------------------------------------|---------------------------------------|---------------------------------------|---------------------------------------|---------------------------------------|---------------------------------------|---------------------------------------|---------------------------------------|---------------------------------------|---------------------------------------|---------------------------------------|---------------------------------------|---------------------------------------|---------------------------------------|---------------------------------------|--|------------------------------------|----------------------------------|--------|
| 44 Julio Rodríguez, R (1,8) OBP: 0.282, SLG: 0.392 | K | | G6-3 | | L6 | | G5-4-3 | 23 BB 10 HBP 1B | | 5 | 1 | 1 | 1 | 0 | 1 | 3 | Houston Astros @ Seattle Mariners T-Mobile Park, Seattle, WA Sat May 06 2023, 6:41 PM - 9:15 PM PDT Att: 40,328 - Cloudy - 58 F | | | |
| 23 Ty France, R (1,3) OBP: 0.340, SLG: 0.350 | 28 BB 10 HBP 1B | | | | F7 | | | G6-3 | 5 | 0 | 3 | 0 | 0 | 0 | 1 | | | | | |
| 10 Jarrod Kelenic, L (1,7) OBP: 0.361, SLG: 0.573 | 28 BB HBP | | L5 | | K | | | K | 4 | 0 | 1 | 1 | 0 | 2 | 1 | | | | | |
| 28 Eugenio Suárez, R (1,5) OBP: 0.326, SLG: 0.336 | F9 | | F9 | | K | | | K | 3 | 1 | 0 | 0 | 2 | 1 | 3 | | | | | |
| 29 Cal Raleigh, S (1,10) (9,2) | K | | G3-1 | | 1B | | | 35 BB 3 BB 1B | 4 | 1 | 2 | 0 | 0 | 1 | 3 | | | | | |
| 35 Teoscar Hernández, R (1,9) OBP: 0.281, SLG: 0.423 | K | | F7 | | G5-3 | | | 3 BB 2B 1B | 4 | 1 | 1 | 0 | 0 | 1 | 4 | | | | | |
| 3 J.P. Crawford, L (1,6) OBP: 0.374, SLG: 0.340 | G3 | | G3 | | 2 BB BB | | | 76 BB 2B 2B | 3 | 1 | 1 | 3 | 1 | 0 | 0 | | | | | |
| 2 Tom Murphy, R (1,2) OBP: 0.211, SLG: 0.289 | K | | | | 44 BB 2B | | | 76 BB 2B BB | 3 | 0 | 2 | 0 | 0 | 1 | 0 | | | | | |
| 5 Taylor Trammell, L (8,PH) 37 Paul Sewald, R (9,1) | K | | | | | | | 44 BB 2B BB | 0 | 1 | 0 | 0 | 1 | 0 | 0 | | | | | |
| 16 Kolten Wong, L (1,4) OBP: 0.270, SLG: 0.215 | G3 | | | | K | | | 44 BB 1B 2B | 2 | 0 | 0 | 0 | 0 | 1 | 1 | | | | | |
| 76 José Caballero, R (6,4) OBP: 0.303, SLG: 0.367 | | | | | K | | | 44 BB 1B 2B | 2 | 1 | 1 | 2 | 0 | 1 | 2 | | | | | |
| Inning Stats | R: 0 E: 0 K: 3 S: 17 | H: 1 LOB: 3 BB: 1 P: 29 | R: 0 E: 0 K: 1 S: 9 | H: 0 LOB: 0 BB: 0 P: 15 | R: 0 E: 0 K: 0 S: 10 | H: 1 LOB: 1 BB: 0 P: 17 | R: 0 E: 0 K: 0 S: 7 | H: 0 LOB: 0 BB: 0 P: 14 | R: 0 E: 1 K: 1 S: 8 | H: 1 LOB: 1 BB: 0 P: 9 | R: 0 E: 0 K: 2 S: 10 | H: 1 LOB: 1 BB: 0 P: 13 | R: 0 E: 0 K: 1 S: 10 | H: 1 LOB: 1 BB: 1 P: 16 | R: 7 E: 0 K: 1 S: 27 | H: 7 LOB: 2 BB: 2 P: 47 | 1B: 9 2B: 3 3B: 0 HR: 0 | SF: 0 SAC: 0 DP: 1 HBP: 1 | WP: 0 PB: 0 SB: 0 CS: 0 | PA: 40 |
| PITCHER | IP WLS BF H R ER SO | IP WLS BF H R ER SO | IP WLS BF H R ER SO | IP WLS BF H R ER SO | IP WLS BF H R ER SO | IP WLS BF H R ER SO | IP WLS BF H R ER SO | IP WLS BF H R ER SO | IP WLS BF H R ER SO | IP WLS BF H R ER SO | IP WLS BF H R ER SO | IP WLS BF H R ER SO | IP WLS BF H R ER SO | IP WLS BF H R ER SO | IP WLS BF H R ER SO | IP WLS BF H R ER SO | ERA WHIP | ERA WHIP | | |
| 68 J.P. France, R (1,1) ERA: | 5.0 | | 20 | 3 | 0 | 5 | 1 | 0 | 0 | 0 | 0 | 0 | 0 | 0 | 0 | 0 | 0.00 | 0.800 | | |
| 88 Phil Maton, R (6,1) ERA: 1.09 | 1.0 | H | 4 | 1 | 0 | 2 | 0 | 0 | 0 | 0 | 0 | 10 | 13 | 0.00 | 1.000 | | | | | |
| 50 Héctor Neris, R (7,1) ERA: 1.93 | 1.0 | H | 4 | 1 | 0 | 1 | 1 | 0 | 0 | 0 | 0 | 10 | 16 | 0.00 | 2.000 | | | | | |
| 47 Rafael Montero, R (8,1) ERA: 5.27 | 0.2 | L | 6 | 3 | 4 | 4 | 1 | 0 | 0 | 0 | 0 | 17 | 28 | 54.00 | 6.000 | | | | | |
| 45 Ryne Stanek, R (8,1) ERA: 5.56 | 0.1 | | 6 | 4 | 3 | 3 | 0 | 1 | 0 | 0 | 0 | 10 | 19 | 81.00 | 15.000 | | | | | |

| Batter | 1 | 2 | 3 | 4 | 5 | 6 | 7 | 8 | 9 | AB | R | H | RBI | BB | SO | LOB | TOP | | |
|--|-------------------------------|----------------------------------|------------------------------|----------------------------------|------------------------------|----------------------------------|-------------------------------|----------------------------------|------------------------------|----------------------------------|-------------------------------|----------------------------------|------------------------------|---------------------------------|----------------------------------|------------------------------------|----------------------------------|--------|--|
| 14 Mauricio Dubón, R OBP: 0.307, SLG: 0.361 | | | | | | | | | | 4 | 0 | 0 | 0 | 0 | 1 | 1 | | | |
| 2 Alex Bregman, R OBP: 0.322, SLG: 0.320 | | | | | | | | | | 4 | 0 | 0 | 0 | 0 | 1 | 1 | | | |
| 44 Yordan Alvarez, L OBP: 0.385, SLG: 0.539 | | | | | | | | | | 4 | 0 | 2 | 0 | 0 | 1 | 0 | | | |
| 79 José Abreu, R OBP: 0.273, SLG: 0.261 | | | | | | | | | | 4 | 1 | 1 | 0 | 0 | 2 | 2 | | | |
| 30 Kyle Tucker, L OBP: 0.376, SLG: 0.466 | | | | | | | | | | 3 | 0 | 1 | 1 | 1 | 1 | 0 | | | |
| 3 Jeremy Peña, R OBP: 0.294, SLG: 0.448 | | | | | | | | | | 3 | 0 | 0 | 0 | 0 | 1 | 2 | | | |
| 9 Corey Julks, R OBP: 0.278, SLG: 0.386 | | | | | | | | | | 3 | 0 | 1 | 0 | 0 | 1 | 1 | | | |
| 6 Jake Meyers, R OBP: 0.313, SLG: 0.393 | | | | | | | | | | 3 | 0 | 0 | 0 | 0 | 1 | 2 | | | |
| 15 Martín Maldonado, R OBP: 0.259, SLG: 0.237 | | | | | | | | | | 3 | 0 | 1 | 0 | 0 | 1 | 0 | | | |
| Inning Stats | R: 0 E: 0 K: 2 S: 12 | H: 1 LOB: 1 BB: 0 P: 15 | R: 0 E: 0 K: 1 S: 9 | H: 0 LOB: 0 BB: 1 P: 15 | R: 0 E: 0 K: 0 S: 8 | H: 1 LOB: 1 BB: 0 P: 10 | R: 0 E: 0 K: 2 S: 16 | H: 0 LOB: 0 BB: 0 P: 19 | R: 0 E: 0 K: 0 S: 7 | H: 0 LOB: 0 BB: 0 P: 10 | R: 1 E: 0 K: 2 S: 19 | H: 3 LOB: 2 BB: 0 P: 27 | R: 0 E: 0 K: 1 S: 6 | H: 0 LOB: 0 BB: 0 P: 8 | 1B: 5 2B: 1 3B: 0 HR: 0 | SF: 0 SAC: 0 DP: 1 HBP: 0 | WP: 0 PB: 0 SB: 0 CS: 1 | PA: 32 | |
| PITCHER | IP | WLS | BF | H | R | ER | SO | BB | IBB | HBP | BLK | WP | HR | S | P | ERA | WHIP | | |
| 50 Bryce Miller, R ERA: 0.75 | 6.0 | W | 20 | 2 | 0 | 0 | 5 | 1 | 0 | 0 | 0 | 0 | 0 | 64 | 85 | 0.00 | 0.500 | | |
| 55 Gabe Speier, L ERA: 0.69 | 0.1 | H | 3 | 2 | 1 | 1 | 0 | 0 | 0 | 0 | 0 | 0 | 0 | 8 | 11 | 27.00 | 6.000 | | |
| 47 Matt Brash, R ERA: 5.06 | 0.2 | H | 3 | 1 | 0 | 0 | 2 | 0 | 0 | 0 | 0 | 0 | 0 | 11 | 16 | 0.00 | 1.500 | | |
| 30 Trevor Gott, R ERA: 2.08 | 1.0 | H | 3 | 0 | 0 | 0 | 2 | 0 | 0 | 0 | 0 | 0 | 0 | 8 | 12 | 0.00 | 0.000 | | |
| 48 Justin Topa, R ERA: 1.29 | 1.0 | S | 3 | 1 | 0 | 0 | 1 | 0 | 0 | 0 | 0 | 0 | 0 | 6 | 8 | 0.00 | 1.000 | | |

Houston Astros @ Seattle Mariners
T-Mobile Park, Seattle, WA
Sun May 07 2023, 1:11 PM - 3:53 PM PDT
Att: 42,277 - Partly Cloudy - 51 F


| | |
|-----|----|
| AB | 31 |
| R | 1 |
| H | 6 |
| RBI | 1 |
| BB | 1 |
| SO | 10 |
| LOB | 9 |



| Batter | 1 | 2 | 3 | 4 | 5 | 6 | 7 | 8 | 9 | AB | R | H | RBI | BB | SO | LOB | BOTTOM | | | |
|---|------------------------------|----------------------------------|-------------------------------|----------------------------------|-------------------------------|----------------------------------|-------------------------------|----------------------------------|------------------------------|----------------------------------|-------------------------------|----------------------------------|------------------------------|----------------------------------|-------------------------------|----------------------------------|----------------------------------|------------------------------------|----------------------------------|--------|
| 44 Julio Rodríguez, R OBP: 0.286, SLG: 0.410 | | | | | | | | | | 4 | 1 | 1 | 1 | 1 | 2 | 4 | | | | |
| 23 Ty France, R OBP: 0.352, SLG: 0.365 | | | | | | | | | | 3 | 0 | 2 | 0 | 0 | 0 | 0 | | | | |
| 10 Jarrod Kelenic, L OBP: 0.357, SLG: 0.570 | | | | | | | | | | 4 | 1 | 1 | 0 | 0 | 1 | 6 | | | | |
| 28 Eugenio Suárez, R OBP: 0.331, SLG: 0.349 | | | | | | | | | | 4 | 1 | 2 | 0 | 0 | 0 | 4 | | | | |
| 29 Cal Raleigh, S OBP: 0.311, SLG: 0.429 | | | | | | | | | | 4 | 0 | 0 | 0 | 0 | 0 | 2 | | | | |
| 35 Teóscar Hernández, R OBP: 0.268, SLG: 0.421 | | | | | | | | | | 3 | 0 | 1 | 0 | 1 | 0 | 1 | | | | |
| 3 J.P. Crawford, L OBP: 0.378, SLG: 0.346 | | | | | | | | | | 4 | 0 | 2 | 0 | 0 | 1 | 3 | | | | |
| 76 José Caballero, R OBP: 0.324, SLG: 0.364 | | | | | | | | | | 3 | 0 | 1 | 0 | 1 | 1 | 1 | | | | |
| 5 Taylor Trammell, L OBP: 0.421, SLG: 0.643 | | | | | | | | | | 3 | 0 | 1 | 0 | 1 | 1 | 2 | | | | |
| Inning Stats | R: 0 E: 0 K: 0 S: 8 | H: 1 LOB: 1 BB: 1 P: 15 | R: 0 E: 0 K: 0 S: 11 | H: 2 LOB: 2 BB: 0 P: 19 | R: 2 E: 1 K: 0 S: 13 | H: 3 LOB: 1 BB: 0 P: 19 | R: 0 E: 0 K: 0 S: 10 | H: 2 LOB: 1 BB: 0 P: 16 | R: 1 E: 0 K: 1 S: 9 | H: 2 LOB: 2 BB: 1 P: 22 | R: 0 E: 0 K: 2 S: 14 | H: 0 LOB: 3 BB: 2 P: 24 | R: 0 E: 0 K: 0 S: 7 | H: 1 LOB: 0 BB: 0 P: 12 | R: 0 E: 0 K: 3 S: 10 | H: 0 LOB: 0 BB: 0 P: 15 | 1B: 7 2B: 5 3B: 0 HR: 1 | SF: 0 SAC: 0 DP: 4 HBP: 1 | WP: 1 PB: 0 SB: 0 CS: 0 | PA: 37 |
| PITCHER | IP | WLS | BF | H | R | ER | SO | BB | IBB | HBP | BLK | WP | HR | S | P | ERA | WHIP | | | |
| 64 Brandon Bielak, R ERA: 4.15 | 4.2 | L | 24 | 10 | 3 | 2 | 0 | 2 | 0 | 0 | 0 | 0 | 0 | 1 | 48 | 3.86 | 2.571 | | | |
| 91 Matt Gage, L ERA | 0.1 | | 3 | 0 | 0 | 0 | 1 | 2 | 0 | 0 | 1 | 0 | 0 | 8 | 17 | 0.00 | 6.000 | | | |
| 61 Seth Martinez, R ERA: 5.4 | 1.0 | | 4 | 0 | 0 | 0 | 2 | 0 | 0 | 1 | 0 | 0 | 0 | 9 | 11 | 0.00 | 0.000 | | | |
| 88 Phil Maton, R ERA: 1.0 | 1.0 | | 3 | 1 | 0 | 0 | 0 | 0 | 0 | 0 | 0 | 0 | 0 | 7 | 12 | 0.00 | 1.000 | | | |
| 52 Bryan Abreu, R ERA: 1.56 | 1.0 | | 3 | 0 | 0 | 0 | 3 | 0 | 0 | 0 | 0 | 0 | 0 | 10 | 15 | 0.00 | 0.000 | | | |

Houston Astros @ Seattle Mariners
T-Mobile Park, Seattle, WA
Sun May 07 2023, 1:11 PM - 3:53 PM PDT
Att: 42,277 - Partly Cloudy - 51 F

| | |
|-----|----|
| AB | 32 |
| R | 3 |
| H | 11 |
| RBI | 1 |
| BB | 4 |
| SO | 6 |
| LOB | 23 |



| Batter | 1 | 2 | 3 | 4 | 5 | 6 | 7 | 8 | 9 | AB | R | H | RBI | BB | SO | LOB | TOP | | | | | | | | | | |
|--|---------------------------------------|---------------------------|---|--------------------------|---------------------------------------|--------------------------|--------------------------------------|--------------------------|--------------------------------------|--------------------------|--------------------------------------|--------------------------|--------------------------------------|-------------------------|--------------------------------------|-------------------------|---------------------------------------|--------------------------|----------------------------------|------------------------------------|----------------------------------|--------|--|--|--|--|--|
| 14 Mauricio Dubón, R OBP: 0.305, SLG: 0.357 | L7 | | 2 3B | | G1-3 | | L8 | | | 4 | 1 | 1 | 0 | 0 | 0 | 1 | | | | | | | | | | | |
| 2 Alex Bregman, R OBP: 0.327, SLG: 0.341 | 1B | | 44 2B | | F7 | | F8 | | | 4 | 1 | 2 | 1 | 0 | 0 | 0 | | | | | | | | | | | |
| 44 Yordan Alvarez, L OBP: 0.389, SLG: 0.547 | F7 | | 79 E | | | | G6-3 | | | 4 | 1 | 2 | 1 | 0 | 0 | 1 | | | | | | | | | | | |
| 79 José Abreu, R OBP: 0.287, SLG: 0.268 | G6-3 | | E9 | | | | L8 | | | 4 | 0 | 1 | 1 | 0 | 0 | 1 | | | | | | | | | | | |
| 30 Kyle Tucker, L OBP: 0.366, SLG: 0.451 | G4-3 | | P5 | | | | L9 | | | 4 | 0 | 0 | 0 | 0 | 0 | 1 | | | | | | | | | | | |
| 3 Jeremy Peña, R OBP: 0.272, SLG: 0.435 | F8 | | | | G5-3 | | G3 | | | 4 | 0 | 0 | 0 | 0 | 0 | 0 | | | | | | | | | | | |
| 20 Chas McCormick, R OBP: 0.353, SLG: 0.455 | F9 | | | | G1-3 | | F9 | | | 4 | 0 | 0 | 0 | 0 | 0 | 0 | | | | | | | | | | | |
| 21 Yainer Diaz, R OBP: 0.256, SLG: 0.289 | | | K | | K | | F8 | | | 3 | 0 | 0 | 0 | 0 | 2 | 1 | | | | | | | | | | | |
| 17 David Hensley, R OBP: 0.233, SLG: 0.200 | G6-3 | | | | | | K | | | 3 | 1 | 1 | 1 | 0 | 1 | 1 | | | | | | | | | | | |
| Inning Stats | R: 0 H: 1 E: 0 K: 0 S: 11 | WLS: 1 BF: 16 P: 16 | H: 0 R: 0 ER: 0 SO: 0 S: 10 | LOB: 0 BB: 0 P: 17 | R: 3 H: 4 E: 1 K: 1 S: 19 | LOB: 1 BB: 0 P: 25 | R: 0 H: 0 E: 0 K: 1 S: 7 | LOB: 0 BB: 0 P: 10 | R: 1 H: 2 E: 0 K: 0 S: 9 | LOB: 1 BB: 0 P: 11 | R: 0 H: 0 E: 0 K: 0 S: 6 | LOB: 0 BB: 0 P: 10 | R: 0 H: 0 E: 0 K: 1 S: 8 | LOB: 0 BB: 0 P: 9 | R: 0 H: 0 E: 0 K: 0 S: 7 | LOB: 0 BB: 0 P: 9 | R: 0 H: 0 E: 0 K: 1 S: 10 | LOB: 0 BB: 0 P: 14 | 1B: 3 2B: 2 3B: 1 HR: 1 | SF: 0 SAC: 0 DP: 0 HBP: 0 | WP: 0 PB: 0 SB: 0 CS: 0 | PA: 34 | | | | | |
| PITCHER | IP | WLS | BF | H | R | ER | SO | BB | IBB | HBP | BLK | WP | HR | S | P | ERA | WHIP | | | | | | | | | | |
| 43 Patrick Sandoval, L ERA: 3.41 | 6.1 | | 26 | 7 | 4 | 4 | 2 | 0 | 0 | 0 | 0 | 0 | 1 | 65 | 92 | 5.68 | 1.105 | | | | | | | | | | |
| 55 Matt Moore, L ERA: 1.0 | 1.2 | W | 5 | 0 | 0 | 0 | 1 | 0 | 0 | 0 | 0 | 0 | 0 | 12 | 15 | 0.00 | 0.000 | | | | | | | | | | |
| 53 Carlos Estévez, R ERA: 1.02 | 1.0 | S | 3 | 0 | 0 | 0 | 1 | 0 | 0 | 0 | 0 | 0 | 0 | 10 | 14 | 0.00 | 0.000 | | | | | | | | | | |

Houston Astros @ Los Angeles Angels
Angel Stadium, Anaheim, CA
Mon May 08 2023, 6:40 PM - 9:08 PM PDT
Att: 26,064 - Clear - 69 F

| | |
|-----|----|
| AB | 34 |
| R | 4 |
| H | 7 |
| RBI | 4 |
| BB | 0 |
| SO | 4 |
| LOB | 6 |



| Batter | 1 | 2 | 3 | 4 | 5 | 6 | 7 | 8 | 9 | AB | R | H | RBI | BB | SO | LOB | BOTTOM | | | | | | | | | | |
|--|--------------------------------------|---------------------------|---|--------------------------|---------------------------------------|--------------------------|--------------------------------------|--------------------------|--------------------------------------|--------------------------|---------------------------------------|--------------------------|---------------------------------------|--------------------------|---------------------------------------|--------------------------|----------------------------------|------------------------------------|----------------------------------|--------|--|--|--|--|--|--|--|
| 3 Taylor Ward, R OBP: 0.342, SLG: 0.368 | 6 CS | | 17 2B | | 27 2B | | F8 | | | 4 | 2 | 3 | 0 | 0 | 0 | 0 | | | | | | | | | | | |
| 27 Mike Trout, R OBP: 0.377, SLG: 0.542 | L8 | | P2 | | G4-3 | | K | | | 4 | 0 | 0 | 0 | 0 | 1 | 4 | | | | | | | | | | | |
| 17 Shohei Ohtani, L OBP: 0.389, SLG: 0.526 | F7 | | 6 2B | | | | F7 | | | 4 | 0 | 2 | 2 | 0 | 0 | 1 | | | | | | | | | | | |
| 6 Anthony Rendon, R OBP: 0.430, SLG: 0.364 | CS | | G5-3 | | 12 G6-4-3 | | | | | 2 | 1 | 1 | 1 | 1 | 0 | 0 | | | | | | | | | | | |
| 12 Hunter Renfroe, R OBP: 0.306, SLG: 0.507 | HR | | K | | G6-4-3 | | | | | 4 | 1 | 1 | 1 | 0 | 1 | 5 | | | | | | | | | | | |
| 23 Brandon Drury, R OBP: 0.276, SLG: 0.500 | K | | G1-3 | | | | F7 | | | 4 | 1 | 1 | 1 | 0 | 1 | 2 | | | | | | | | | | | |
| 21 Matt Thaiss, L OBP: 0.400, SLG: 0.429 | 1B | | 10 G4-3 | | | | F9 | | | 2 | 0 | 1 | 1 | 1 | 0 | 0 | | | | | | | | | | | |
| 10 Gio Urshela, R OBP: 0.325, SLG: 0.345 | K | | G4-3 | | | | | | | 4 | 0 | 1 | 0 | 0 | 2 | 2 | | | | | | | | | | | |
| 9 Zach Neto, R OBP: 0.329, SLG: 0.293 | | | 3 1B | | G6-3 | | K | | | 3 | 1 | 1 | 0 | 0 | 1 | 1 | | | | | | | | | | | |
| Inning Stats | R: 0 H: 1 E: 0 K: 0 S: 9 | WLS: 2 BF: 22 P: 18 | H: 2 R: 1 ER: 0 SO: 0 S: 13 | LOB: 1 BB: 0 P: 20 | R: 2 H: 4 E: 0 K: 1 S: 22 | LOB: 2 BB: 0 P: 30 | R: 0 H: 0 E: 0 K: 0 S: 7 | LOB: 0 BB: 1 P: 15 | R: 1 H: 2 E: 0 K: 0 S: 8 | LOB: 1 BB: 0 P: 13 | R: 0 H: 1 E: 0 K: 1 S: 13 | LOB: 0 BB: 0 P: 15 | R: 0 H: 0 E: 0 K: 1 S: 10 | LOB: 0 BB: 0 P: 15 | R: 2 H: 1 E: 0 K: 1 S: 11 | LOB: 1 BB: 1 P: 16 | 1B: 6 2B: 3 3B: 1 HR: 1 | SF: 1 SAC: 0 DP: 2 HBP: 1 | WP: 0 PB: 0 SB: 0 CS: 1 | PA: 36 | | | | | | | |
| PITCHER | IP | WLS | BF | H | R | ER | SO | BB | IBB | HBP | BLK | WP | HR | S | P | ERA | WHIP | | | | | | | | | | |
| 58 Hunter Brown, R ERA: 3.23 | 4.1 | | 22 | 9 | 4 | 4 | 3 | 1 | 0 | 1 | 0 | 0 | 0 | 14 | 16 | 0.00 | 0.600 | | | | | | | | | | |
| 61 Seth Martinez, R ERA: 4.5 | 1.2 | | 5 | 1 | 0 | 0 | 1 | 0 | 0 | 0 | 0 | 0 | 0 | 10 | 15 | 0.00 | 0.000 | | | | | | | | | | |
| 50 Héctor Neris, R ERA: 1.8 | 1.0 | | 3 | 0 | 0 | 0 | 1 | 0 | 0 | 0 | 0 | 0 | 0 | 10 | 15 | 0.00 | 0.000 | | | | | | | | | | |
| 47 Rafael Montero, R ERA: 6.14 | 1.0 | L | 5 | 1 | 2 | 2 | 1 | 1 | 0 | 0 | 0 | 0 | 0 | 11 | 16 | 18.00 | 2.000 | | | | | | | | | | |

Houston Astros @ Los Angeles Angels
Angel Stadium, Anaheim, CA
Mon May 08 2023, 6:40 PM - 9:08 PM PDT
Att: 26,064 - Clear - 69 F

| | |
|-----|----|
| AB | 31 |
| R | 6 |
| H | 11 |
| RBI | 6 |
| BB | 2 |
| SO | 6 |
| LOB | 15 |



| Batter | 1 | 2 | 3 | 4 | 5 | 6 | 7 | 8 | 9 | AB | R | H | RBI | BB | SO | LOB | TOP | | | | | | | | | | |
|--|------------------------------|----------------------------------|-------------------------------|----------------------------------|------------------------------|----------------------------------|-------------------------------|----------------------------------|-------------------------------|----------------------------------|-------------------------------|----------------------------------|------------------------------|----------------------------------|-------------------------------|----------------------------------|--|-------------------------------|----------------------------------|----------------------------------|------------------------------------|----------------------------------|--------|--|--|--|--|
| 3 Jeremy Peña, R OBP: 0.295, SLG: 0.432 | G4-3 | | P3 | 1B | | 1B | | | BB | 4 | 0 | 2 | 2 | 1 | 0 | 1 | Houston Astros @ Los Angeles Angels Angel Stadium, Anaheim, CA Wed May 10 2023, 1:08 PM - 3:46 PM PDT Att: 20,420 - Partly Cloudy - 69 F | | | | | | | | | | |
| 2 Alex Bregman, R OBP: 0.327, SLG: 0.336 | P6 | | L7 | BB | | G4-3 | | | G5-4-3 | 4 | 0 | 0 | 0 | 1 | 0 | 3 | | | | | | | | | | | |
| 44 Yordan Alvarez, L OBP: 0.388, SLG: 0.558 | HR | | | | | | | | | 4 | 1 | 1 | 1 | 0 | 0 | 3 | | | | | | | | | | | |
| 30 Kyle Tucker, L OBP: 0.355, SLG: 0.434 | G3 | | | | | | | | | 4 | 1 | 1 | 0 | 0 | 1 | 0 | | | | | | | | | | | |
| 9 Corey Julks, R OBP: 0.265, SLG: 0.365 | F9 | | | | | | | | | 4 | 1 | 1 | 0 | 0 | 1 | 0 | | | | | | | | | | | |
| 21 Yainer Diaz, R OBP: 0.255, SLG: 0.293 | K | | | | | | | | | 3 | 0 | 1 | 1 | 0 | 2 | 0 | | | | | | | | | | | |
| 17 David Hensley, R OBP: 0.244, SLG: 0.203 | K | | | | | | | | | 3 | 1 | 0 | 0 | 1 | 2 | 1 | | | | | | | | | | | |
| 6 Jake Meyers, R OBP: 0.308, SLG: 0.375 | K | | | | | | | | | 4 | 1 | 1 | 1 | 0 | 2 | 0 | | | | | | | | | | | |
| 15 Martín Maldonado, R OBP: 0.269, SLG: 0.277 | 1B | | | | | | | | | 3 | 0 | 1 | 0 | 0 | 2 | 0 | | | | | | | | | | | |
| Inning Stats | R: 1 E: 0 K: 0 S: 8 | H: 1 LOB: 0 BB: 0 P: 11 | R: 0 E: 0 K: 2 S: 9 | H: 0 LOB: 0 BB: 0 P: 14 | R: 0 E: 0 K: 1 S: 9 | H: 1 LOB: 1 BB: 0 P: 14 | R: 4 E: 1 K: 0 S: 22 | H: 4 LOB: 3 BB: 2 P: 37 | R: 0 E: 0 K: 2 S: 12 | H: 1 LOB: 1 BB: 0 P: 16 | R: 0 E: 0 K: 2 S: 13 | H: 1 LOB: 0 BB: 0 P: 21 | R: 0 E: 0 K: 1 S: 7 | H: 0 LOB: 0 BB: 0 P: 10 | R: 0 E: 0 K: 1 S: 6 | H: 0 LOB: 0 BB: 1 P: 8 | | R: 0 E: 0 K: 1 S: 6 | H: 0 LOB: 0 BB: 1 P: 11 | 1B: 7 2B: 0 3B: 0 HR: 1 | SF: 1 SAC: 0 DP: 1 HBP: 1 | WP: 0 PB: 0 SB: 0 CS: 0 | PA: 38 | | | | |
| PITCHER | IP | WLS | BF | H | R | ER | SO | BB | IBB | HBP | BLK | WP | HR | S | P | ERA | WHIP | | | | | | | | | | |
| 47 Griffin Canning, R ERA: 6.38 | 3.2 | L | 18 | 5 | 5 | 5 | 3 | 1 | 0 | 1 | 0 | 0 | 1 | 41 | 64 | 12.27 | 1.636 | | | | | | | | | | |
| 46 Jimmy Herget, R ERA: 5.4 | 1.1 | | 7 | 2 | 0 | 0 | 2 | 1 | 0 | 0 | 0 | 0 | 0 | 19 | 28 | 0.00 | 2.250 | | | | | | | | | | |
| 52 Ryan Tepera, R ERA: 5.63 | 1.0 | | 4 | 1 | 0 | 0 | 2 | 0 | 0 | 0 | 0 | 0 | 0 | 13 | 21 | 0.00 | 1.000 | | | | | | | | | | |
| 49 Chris Devenski, R ERA: 3.24 | 2.0 | | 6 | 0 | 0 | 0 | 2 | 0 | 0 | 0 | 0 | 0 | 0 | 13 | 18 | 0.00 | 0.000 | | | | | | | | | | |
| 32 Tucker Davidson, L ERA: 5.6 | 1.0 | | 3 | 0 | 0 | 0 | 1 | 1 | 0 | 0 | 0 | 0 | 0 | 6 | 11 | 0.00 | 1.000 | | | | | | | | | | |
| Batter | 1 | 2 | 3 | 4 | 5 | 6 | 7 | 8 | 9 | AB | R | H | RBI | BB | SO | LOB | BOTTOM | | | | | | | | | | |
| 3 Taylor Ward, R OBP: 0.325, SLG: 0.348 | K | | F8 | | | K | | | | 4 | 0 | 0 | 0 | 0 | 3 | 1 | Houston Astros @ Los Angeles Angels Angel Stadium, Anaheim, CA Wed May 10 2023, 1:08 PM - 3:46 PM PDT Att: 20,420 - Partly Cloudy - 69 F | | | | | | | | | | |
| 27 Mike Trout, R OBP: 0.371, SLG: 0.525 | K | | K | | | K | | | | 4 | 1 | 1 | 0 | 0 | 3 | 0 | | | | | | | | | | | |
| 17 Shohei Ohtani, L OBP: 0.359, SLG: 0.529 | K | | | | | | | | | 4 | 1 | 1 | 2 | 0 | 2 | 0 | | | | | | | | | | | |
| 6 Anthony Rendon, R OBP: 0.418, SLG: 0.354 | 12 HR | | | | | | | | | 4 | 1 | 2 | 0 | 0 | 1 | 0 | | | | | | | | | | | |
| 12 Hunter Renfroe, R OBP: 0.316, SLG: 0.521 | HR | | | | | | | | | 2 | 1 | 2 | 2 | 2 | 0 | 0 | | | | | | | | | | | |
| 23 Brandon Drury, R OBP: 0.261, SLG: 0.472 | F8 | | | | | | | | | 4 | 0 | 0 | 0 | 0 | 2 | 4 | | | | | | | | | | | |
| 21 Matt Thaiss, L OBP: 0.389, SLG: 0.413 | G5-4-3 | | | | | | | | | 4 | 0 | 1 | 0 | 0 | 2 | 2 | | | | | | | | | | | |
| 10 Gio Urshela, R OBP: 0.323, SLG: 0.341 | G5-4-3 | | | | | | | | | 4 | 0 | 1 | 0 | 0 | 0 | 3 | | | | | | | | | | | |
| 9 Zach Neto, R OBP: 0.319, SLG: 0.321 | K | | | | | | | | | 3 | 0 | 0 | 0 | 0 | 1 | 1 | | | | | | | | | | | |
| Inning Stats | R: 0 E: 0 K: 3 S: 9 | H: 3 LOB: 0 BB: 0 P: 16 | R: 2 E: 0 K: 0 S: 14 | H: 3 LOB: 0 BB: 0 P: 20 | R: 0 E: 0 K: 2 S: 8 | H: 0 LOB: 0 BB: 0 P: 14 | R: 0 E: 0 K: 2 S: 10 | H: 0 LOB: 1 BB: 1 P: 18 | R: 0 E: 0 K: 1 S: 8 | H: 0 LOB: 0 BB: 0 P: 12 | R: 0 E: 0 K: 3 S: 10 | H: 0 LOB: 0 BB: 0 P: 13 | R: 0 E: 0 K: 0 S: 5 | H: 0 LOB: 0 BB: 1 P: 9 | R: 0 E: 0 K: 2 S: 14 | H: 1 LOB: 1 BB: 0 P: 20 | | R: 2 E: 0 K: 1 S: 15 | H: 4 LOB: 2 BB: 0 P: 21 | 1B: 6 2B: 0 3B: 0 HR: 2 | SF: 0 SAC: 0 DP: 2 HBP: 0 | WP: 0 PB: 0 SB: 0 CS: 0 | PA: 35 | | | | |
| PITCHER | IP | WLS | BF | H | R | ER | SO | BB | IBB | HBP | BLK | WP | HR | S | P | ERA | WHIP | | | | | | | | | | |
| 53 Cristian Javier, R ERA: 3.47 | 6.0 | W | 21 | 3 | 2 | 2 | 10 | 1 | 0 | 0 | 0 | 0 | 0 | 5 | 9 | 0.00 | 1.000 | | | | | | | | | | |
| 50 Héctor Neris, R ERA: 1.69 | 1.0 | H | 3 | 0 | 0 | 0 | 0 | 1 | 0 | 0 | 0 | 0 | 0 | 5 | 9 | 0.00 | 1.000 | | | | | | | | | | |
| 52 Bryan Abreu, R ERA: 1.47 | 1.0 | H | 4 | 1 | 0 | 0 | 2 | 0 | 0 | 0 | 0 | 0 | 0 | 14 | 20 | 0.00 | 1.000 | | | | | | | | | | |
| 55 Ryan Pressly, R ERA: 4.11 | 1.0 | S | 7 | 4 | 2 | 2 | 1 | 0 | 0 | 0 | 0 | 0 | 1 | 15 | 21 | 18.00 | 4.000 | | | | | | | | | | |


| Batter | 1 | 2 | 3 | 4 | 5 | 6 | 7 | 8 | 9 | AB | R | H | RBI | BB | SO | LOB | TOP | | | |
|--|---|---|---|---|--|--|-------------------------------|----------------------------------|-------------------------------|----------------------------------|-------------------------------|----------------------------------|-------------------------------|----------------------------------|-------------------------------|----------------------------------|---|------------------------------------|----------------------------------|--------|
| 14 Mauricio Dubón, R (1,4) OBP: 0.317, SLG: 0.368 | | | | | | | | | | 4 | 0 | 2 | 1 | 1 | 1 | 1 | Houston Astros @ Chicago White Sox Guaranteed Rate Field, Chicago, IL Fri May 12 2023, 9:21 PM - 12:00 AM CDT Att: 18,673 - Overcast - 58 F | | | |
| 2 Alex Bregman, R (1,5) OBP: 0.324, SLG: 0.326 | | | | | | | | | | 4 | 0 | 0 | 0 | 1 | 0 | 5 | | | | |
| 44 Yordan Alvarez, L (1,10) OBP: 0.388, SLG: 0.573 | | | | | | | | | | 4 | 1 | 1 | 1 | 1 | 0 | 4 | | | | |
| 30 Kyle Tucker, L (1,9) OBP: 0.357, SLG: 0.436 | | | | | | | | | | 4 | 1 | 1 | 1 | 1 | 1 | 1 | | | | |
| 79 José Abreu, R (1,3) OBP: 0.263, SLG: 0.259 | | | | | | | | | 5 | 0 | 1 | 0 | 0 | 0 | 3 | | | | | |
| 3 Jeremy Peña, R (1,6) OBP: 0.292, SLG: 0.423 | | | | | | | | | 3 | 0 | 0 | 1 | 1 | 0 | 1 | | | | | |
| 9 Corey Julks, R (1,7) OBP: 0.291, SLG: 0.374 | | | | | | | | | 3 | 1 | 2 | 0 | 2 | 1 | 0 | | | | | |
| 6 Jake Meyers, R (1,8) OBP: 0.303, SLG: 0.360 | | | | | | | | | 4 | 0 | 0 | 0 | 0 | 2 | 5 | | | | | |
| 15 Martín Maldonado, R (1,2) OBP: 0.278, SLG: 0.291 | | | | | | | | | 3 | 2 | 1 | 1 | 1 | 1 | 2 | | | | | |
| Inning Stats | R: 0 E: 0 K: 1 S: 9 | H: 0 LOB: 1 BB: 1 P: 18 | R: 0 E: 0 K: 1 S: 8 | H: 0 LOB: 0 BB: 0 P: 9 | R: 0 E: 0 K: 1 S: 8 | H: 0 LOB: 2 BB: 1 P: 19 | R: 0 E: 0 K: 1 S: 13 | H: 0 LOB: 1 BB: 2 P: 27 | R: 1 E: 0 K: 1 S: 14 | H: 1 LOB: 2 BB: 0 P: 25 | R: 2 E: 0 K: 1 S: 12 | H: 3 LOB: 1 BB: 0 P: 16 | R: 0 E: 0 K: 0 S: 10 | H: 1 LOB: 2 BB: 1 P: 19 | R: 1 E: 0 K: 0 S: 12 | H: 2 LOB: 1 BB: 1 P: 20 | 1B: 4 2B: 3 HR: 1 | SF: 1 SAC: 0 DP: 0 HBP: 1 | WP: 0 PB: 0 SB: 3 CS: 0 | PA: 44 |
| PITCHER | IP WLS BF H R ER SO BB IBB HBP BLK WP HR S P ERA WHIP | 4.2 L 22 1 2 2 5 6 0 1 0 0 0 48 94 3.86 1.500 | 5.1 1.1 7 3 2 2 1 0 0 0 0 0 0 16 20 13.50 2.250 | 7.1 1.0 4 1 0 0 0 0 0 0 0 0 9 10 0.00 1.000 | 8.1 1.0 5 1 0 0 0 1 0 0 0 0 0 10 19 0.00 2.000 | 9.1 1.0 6 2 1 1 0 1 0 0 0 0 1 12 20 9.00 3.000 | | | | | | | | | | | | | | |

| Batter | 1 | 2 | 3 | 4 | 5 | 6 | 7 | 8 | 9 | AB | R | H | RBI | BB | SO | LOB | BOTTOM | | | | | |
|---|---|---|--|---|---|----------------------------------|------------------------------|----------------------------------|-------------------------------|----------------------------------|------------------------------|---------------------------------|-------------------------------|----------------------------------|------------------------------|----------------------------------|---|----------------------------------|----------------------------------|------------------------------------|----------------------------------|--------|
| 7 Tim Anderson, R (1,6) OBP: 0.299, SLG: 0.299 | | | | | | | | | | 4 | 0 | 0 | 0 | 0 | 0 | 0 | Houston Astros @ Chicago White Sox Guaranteed Rate Field, Chicago, IL Fri May 12 2023, 9:21 PM - 12:00 AM CDT Att: 18,673 - Overcast - 58 F | | | | | |
| 23 Andrew Benintendi, L (1,7) OBP: 0.309, SLG: 0.312 | | | | | | | | | | 4 | 0 | 0 | 0 | 1 | 0 | | | | | | | |
| 25 Andrew Vaughn, R (1,3) OBP: 0.339, SLG: 0.423 | | | | | | | | | | 4 | 0 | 0 | 0 | 0 | 0 | | | | | | | |
| 10 Yoán Moncada, S (1,5) OBP: 0.295, SLG: 0.512 | | | | | | | | | | 4 | 0 | 0 | 0 | 1 | 0 | | | | | | | |
| 88 Luis Robert Jr., R (1,8) OBP: 0.327, SLG: 0.517 | | | | | | | | | | 3 | 1 | 2 | 1 | 0 | 0 | | | | | | | |
| 32 Gavin Sheets, L (1,10) OBP: 0.333, SLG: 0.418 | | | | | | | | | | 2 | 0 | 0 | 0 | 1 | 1 | | | | | | | |
| 44 Seby Zavala, R (1,2) OBP: 0.203, SLG: 0.286 | | | | | | | | | | 3 | 0 | 1 | 0 | 0 | 2 | | | | | | | |
| 1 Elvis Andrus, R (1,4) OBP: 0.280, SLG: 0.254 | | | | | | | | | | 3 | 0 | 0 | 0 | 0 | 2 | | | | | | | |
| 41 Jake Marisnick, R (9,9) | | | | | | | | | | 0 | 0 | 0 | 0 | 0 | 0 | | | | | | | |
| 51 Adam Haseley, L (1,9) OBP: 0.355, SLG: 0.357 | | | | | | | | | | 2 | 0 | 0 | 0 | 1 | 2 | | | | | | | |
| 26 Hanser Alberto, R (8,PH) OBP: 0.304, SLG: 0.510 | | | | | | | | | | 1 | 0 | 0 | 0 | 1 | 0 | | | | | | | |
| Inning Stats | R: 0 E: 0 K: 0 S: 7 | H: 0 LOB: 0 BB: 0 P: 12 | R: 1 E: 0 K: 1 S: 10 | H: 1 LOB: 0 BB: 0 P: 17 | R: 0 E: 0 K: 1 S: 10 | H: 0 LOB: 0 BB: 0 P: 10 | R: 0 E: 0 K: 0 S: 8 | H: 0 LOB: 0 BB: 0 P: 13 | R: 0 E: 0 K: 1 S: 16 | H: 2 LOB: 0 BB: 0 P: 24 | R: 0 E: 0 K: 0 S: 6 | H: 0 LOB: 0 BB: 0 P: 6 | R: 0 E: 0 K: 1 S: 10 | H: 0 LOB: 1 BB: 1 P: 18 | R: 0 E: 0 K: 1 S: 9 | H: 0 LOB: 0 BB: 0 P: 11 | R: 0 E: 0 K: 2 S: 8 | H: 0 LOB: 0 BB: 0 P: 10 | 1B: 2 2B: 0 3B: 0 HR: 1 | SF: 0 SAC: 0 DP: 0 HBP: 0 | WP: 0 PB: 0 SB: 0 CS: 0 | PA: 31 |
| PITCHER | IP WLS BF H R ER SO BB IBB HBP BLK WP HR S P ERA WHIP | 6.2 W 24 3 1 1 3 1 0 0 0 0 0 4 6 0.00 0.000 | 0.1 H 1 0 0 0 1 0 0 0 0 0 0 0 4 6 0.00 0.000 | 1.0 H 3 0 0 0 1 0 0 0 0 0 0 9 11 0.00 0.000 | 1.0 3 0 0 0 2 0 0 0 0 0 0 8 10 0.00 0.000 | | | | | | | | | | | | | | | | | |

| | |
|-----|----|
| AB | 34 |
| R | 5 |
| H | 8 |
| RBI | 5 |
| BB | 8 |
| SO | 6 |
| LOB | 22 |



| | |
|-----|----|
| AB | 30 |
| R | 1 |
| H | 3 |
| RBI | 1 |
| BB | 1 |
| SO | 7 |
| LOB | 6 |



| Batter | 1 | 2 | 3 | 4 | 5 | 6 | 7 | 8 | 9 | AB | R | H | RBI | BB | SO | LOB | TOP | | | | | | | | | | | |
|--|-------------------------------|----------------------------------|------------------------------|----------------------------------|-------------------------------|----------------------------------|-------------------------------|----------------------------------|------------------------------|----------------------------------|------------------------------|----------------------------------|-------------------------------|----------------------------------|------------------------------|----------------------------------|--|----------------------------------|----------------------------------|------------------------------------|----------------------------------|--------|--|--|--|--|--|--|
| 14 Mauricio Dubón, R OBP: 0.315, SLG: 0.365 | | | | | | | | | | 4 | 0 | 1 | 1 | 0 | 1 | 1 | Houston Astros @ Chicago White Sox Guaranteed Rate Field, Chicago, IL Sat May 13 2023, 6:17 PM - 8:53 PM CDT Att: 23,242 - Cloudy - 59 F | | | | | | | | | | | |
| 2 Alex Bregman, R OBP: 0.322, SLG: 0.324 | | | | | | | | | | 4 | 0 | 1 | 0 | 0 | 0 | 3 | | | | | | | | | | | | |
| 44 Yordan Alvarez, L OBP: 0.385, SLG: 0.562 | | | | | | | | | | 4 | 0 | 1 | 0 | 0 | 1 | 1 | | | | | | | | | | | | |
| 30 Kyle Tucker, L OBP: 0.354, SLG: 0.431 | | | | | | | | | | 4 | 0 | 1 | 0 | 0 | 1 | 1 | | | | | | | | | | | | |
| 79 José Abreu, R OBP: 0.263, SLG: 0.253 | | | | | | | | | | 3 | 0 | 0 | 0 | 1 | 2 | 0 | | | | | | | | | | | | |
| 3 Jeremy Peña, R OBP: 0.303, SLG: 0.431 | | | | | | | | | | 4 | 0 | 3 | 0 | 0 | 0 | 3 | | | | | | | | | | | | |
| 9 Corey Julks, R OBP: 0.280, SLG: 0.359 | | | | | | | | | | 4 | 1 | 0 | 0 | 0 | 3 | 3 | | | | | | | | | | | | |
| 18 César Salazar, L OBP: 0.273, SLG: 0.200 | | | | | | | | | | 3 | 0 | 0 | 0 | 0 | 1 | 1 | | | | | | | | | | | | |
| 21 Yainer Díaz, R OBP: 0.250, SLG: 0.286 | | | | | | | | | | 1 | 0 | 0 | 0 | 0 | 0 | 1 | | | | | | | | | | | | |
| 6 Jake Meyers, R OBP: 0.310, SLG: 0.359 | | | | | | | | | | 3 | 0 | 1 | 0 | 1 | 0 | 1 | | | | | | | | | | | | |
| Inning Stats | R: 0 E: 0 K: 1 S: 15 | H: 2 LOB: 3 BB: 1 P: 26 | R: 0 E: 0 K: 1 S: 8 | H: 0 LOB: 0 BB: 0 P: 12 | R: 0 E: 0 K: 0 S: 10 | H: 1 LOB: 1 BB: 0 P: 15 | R: 0 E: 0 K: 2 S: 12 | H: 1 LOB: 0 BB: 0 P: 19 | R: 0 E: 0 K: 0 S: 7 | H: 0 LOB: 1 BB: 1 P: 13 | R: 0 E: 0 K: 1 S: 6 | H: 0 LOB: 0 BB: 0 P: 12 | R: 1 E: 0 K: 1 S: 19 | H: 3 LOB: 2 BB: 0 P: 26 | R: 0 E: 0 K: 2 S: 9 | H: 0 LOB: 0 BB: 0 P: 12 | R: 0 E: 0 K: 1 S: 7 | H: 1 LOB: 1 BB: 0 P: 14 | 1B: 8 2B: 0 3B: 0 HR: 0 | SF: 0 SAC: 0 DP: 0 HBP: 0 | WP: 1 PB: 0 SB: 0 CS: 1 | PA: 36 | | | | | | |
| PITCHER | IP | WLS | BF | H | R | ER | SO | BB | IBB | HBP | BLK | WP | HR | S | P | ERA | WHIP | | | | | | | | | | | |
| 84 Dylan Cease, R ERA: 4.86 | (1, 1) | 6.0 | 23 | 4 | 0 | 0 | 5 | 2 | 0 | 0 | 0 | 0 | 0 | 58 | 97 | 0.00 | 1.000 | | | | | | | | | | | |
| 40 Reynaldo López, R ERA: 8.27 | (7, 1) | 0.2 | H | 4 | 2 | 1 | 1 | 1 | 0 | 0 | 0 | 0 | 0 | 11 | 17 | 13.50 | 3.000 | | | | | | | | | | | |
| 17 Joe Kelly, R ERA: 3.86 | (7, 1) | 1.1 | W | 5 | 1 | 0 | 0 | 2 | 0 | 0 | 0 | 0 | 0 | 17 | 21 | 0.00 | 0.750 | | | | | | | | | | | |
| 49 Kendall Graveman, R ERA: 3.86 | (9, 1) | 1.0 | S | 4 | 1 | 0 | 0 | 1 | 0 | 0 | 0 | 0 | 1 | 0 | 7 | 14 | 0.00 | 1.000 | | | | | | | | | | |

| Batter | 1 | 2 | 3 | 4 | 5 | 6 | 7 | 8 | 9 | AB | R | H | RBI | BB | SO | LOB | BOTTOM | | | | | | | | | | |
|---|------------------------------|----------------------------------|-------------------------------|----------------------------------|-------------------------------|----------------------------------|-------------------------------|----------------------------------|------------------------------|----------------------------------|-------------------------------|----------------------------------|------------------------------|----------------------------------|------------------------------|----------------------------------|--|------------------------------------|----------------------------------|--------|--|--|--|--|--|--|--|
| 7 Tim Anderson, R OBP: 0.309, SLG: 0.319 | | | | | | | | | | 4 | 0 | 3 | 0 | 0 | 0 | 0 | Houston Astros @ Chicago White Sox Guaranteed Rate Field, Chicago, IL Sat May 13 2023, 6:17 PM - 8:53 PM CDT Att: 23,242 - Cloudy - 59 F | | | | | | | | | | |
| 23 Andrew Benintendi, L OBP: 0.321, SLG: 0.309 | | | | | | | | | | 3 | 0 | 2 | 0 | 1 | 0 | 0 | | | | | | | | | | | |
| 25 Andrew Vaughn, R OBP: 0.331, SLG: 0.412 | | | | | | | | | | 4 | 0 | 0 | 0 | 0 | 2 | 5 | | | | | | | | | | | |
| 10 Yoán Moncada, S OBP: 0.333, SLG: 0.574 | | | | | | | | | | 4 | 1 | 3 | 0 | 0 | 0 | 0 | | | | | | | | | | | |
| 88 Luis Robert Jr., R OBP: 0.331, SLG: 0.537 | | | | | | | | | | 4 | 2 | 2 | 2 | 0 | 0 | 2 | | | | | | | | | | | |
| 32 Gavin Sheets, L OBP: 0.330, SLG: 0.410 | | | | | | | | | | 4 | 0 | 1 | 0 | 0 | 0 | 2 | | | | | | | | | | | |
| 41 Jake Marisnick, R | | | | | | | | | | 0 | 0 | 0 | 0 | 0 | 0 | 0 | | | | | | | | | | | |
| 26 Hanser Alberto, R OBP: 0.300, SLG: 0.491 | | | | | | | | | | 4 | 0 | 1 | 0 | 0 | 2 | 3 | | | | | | | | | | | |
| 44 Seby Zavala, R OBP: 0.206, SLG: 0.283 | | | | | | | | | | 4 | 0 | 1 | 1 | 0 | 0 | 4 | | | | | | | | | | | |
| 36 Carlos Pérez, R OBP: 0.250, SLG: 0.250 | | | | | | | | | | 2 | 0 | 0 | 0 | 0 | 1 | 0 | | | | | | | | | | | |
| 51 Adam Haseley, L OBP: 0.333, SLG: 0.333 | | | | | | | | | | 2 | 0 | 0 | 0 | 0 | 0 | 1 | | | | | | | | | | | |
| Inning Stats | R: 0 E: 0 K: 1 S: 8 | H: 1 LOB: 0 BB: 0 P: 14 | R: 0 E: 0 K: 1 S: 13 | H: 2 LOB: 2 BB: 0 P: 22 | R: 0 E: 0 K: 1 S: 10 | H: 2 LOB: 1 BB: 0 P: 17 | R: 1 E: 0 K: 1 S: 11 | H: 1 LOB: 0 BB: 0 P: 15 | R: 0 E: 0 K: 0 S: 7 | H: 2 LOB: 2 BB: 0 P: 12 | R: 0 E: 0 K: 0 S: 16 | H: 2 LOB: 0 BB: 0 P: 20 | R: 0 E: 0 K: 1 S: 8 | H: 0 LOB: 1 BB: 1 P: 16 | R: 2 E: 0 K: 0 S: 9 | H: 3 LOB: 1 BB: 0 P: 14 | 1B: 9 2B: 3 3B: 0 HR: 1 | SF: 0 SAC: 0 DP: 1 HBP: 0 | WP: 0 PB: 0 SB: 0 CS: 0 | PA: 36 | | | | | | | |
| PITCHER | IP | WLS | BF | H | R | ER | SO | BB | IBB | HBP | BLK | WP | HR | S | P | ERA | WHIP | | | | | | | | | | |
| 64 Brandon Bielak, R ERA: 3.29 | (1, 1) | 5.0 | 21 | 8 | 1 | 1 | 4 | 0 | 0 | 0 | 0 | 0 | 0 | 49 | 80 | 0.00 | 1.600 | | | | | | | | | | |
| 86 Phil Maton, R ERA: 0.95 | (6, 1) | 1.0 | 5 | 2 | 0 | 0 | 0 | 0 | 0 | 0 | 0 | 0 | 0 | 16 | 20 | 0.00 | 2.000 | | | | | | | | | | |
| 45 Ryne Stanek, R ERA: 5.11 | (7, 1) | 1.0 | 4 | 0 | 0 | 0 | 1 | 1 | 0 | 0 | 0 | 0 | 0 | 8 | 16 | 0.00 | 1.000 | | | | | | | | | | |
| 47 Rafael Montero, R ERA: 6.89 | (8, 1) | 1.0 | L | 6 | 3 | 2 | 2 | 0 | 0 | 0 | 0 | 0 | 0 | 9 | 14 | 18.00 | 3.000 | | | | | | | | | | |

| | |
|-----|----|
| AB | 34 |
| R | 1 |
| H | 8 |
| RBI | 1 |
| BB | 2 |
| SO | 9 |
| LOB | 15 |



| | |
|-----|----|
| AB | 35 |
| R | 3 |
| H | 13 |
| RBI | 3 |
| BB | 1 |
| SO | 5 |
| LOB | 17 |



| Batter | 1 | 2 | 3 | 4 | 5 | 6 | 7 | 8 | 9 | AB | R | H | RBI | BB | SO | LOB | TOP | | | | |
|--|---|---|---|---|---|---|---|---|---|---|---|---|---|---|---|---|---|---|---|---|---|
| 14 Mauricio Dubón, R OBP: 0.313, SLG: 0.362 | | | | | | | | | | 4 | 1 | 1 | 0 | 0 | 1 | 1 | | | | | |
| 2 Alex Bregman, R OBP: 0.320, SLG: 0.322 | | | | | | | | | | 4 | 1 | 1 | 0 | 0 | 0 | 0 | | | | | |
| 44 Yordan Alvarez, L OBP: 0.388, SLG: 0.568 | | | | | | | | | | 4 | 1 | 2 | 2 | 0 | 1 | 0 | | | | | |
| 30 Kyle Tucker, L OBP: 0.358, SLG: 0.443 | | | | | | | | | | 3 | 0 | 2 | 1 | 0 | 0 | 0 | | | | | |
| 79 José Abreu, R OBP: 0.262, SLG: 0.253 | | | | | | | | | | 4 | 0 | 1 | 0 | 0 | 2 | 3 | | | | | |
| 21 Yainer Díaz, R OBP: 0.250, SLG: 0.348 | | | | | | | | | | 4 | 1 | 1 | 1 | 0 | 0 | 1 | | | | | |
| 20 Chas McCormick, R OBP: 0.327, SLG: 0.417 | | | | | | | | | | 4 | 0 | 0 | 0 | 0 | 1 | 0 | | | | | |
| 17 David Hensley, R OBP: 0.232, SLG: 0.192 | | | | | | | | | | 4 | 0 | 0 | 0 | 0 | 2 | 0 | | | | | |
| 3 Jeremy Peña, R OBP: 0.303, SLG: 0.431 | | | | | | | | | | 0 | 0 | 0 | 0 | 0 | 0 | 0 | | | | | |
| 15 Martín Maldonado, R OBP: 0.280, SLG: 0.292 | | | | | | | | | | 3 | 0 | 1 | 0 | 0 | 1 | 0 | | | | | |
| Inning Stats | R: 3 H: 4 K: 0 S: 15 | H: 4 LOB: 0 BB: 0 P: 25 | R: 0 H: 0 K: 1 S: 10 | H: 0 LOB: 0 BB: 0 P: 13 | R: 0 H: 2 K: 0 S: 8 | H: 2 LOB: 0 BB: 0 P: 9 | R: 1 H: 1 K: 2 S: 14 | H: 1 LOB: 0 BB: 0 P: 22 | R: 0 H: 0 K: 1 S: 6 | H: 0 LOB: 0 BB: 0 P: 8 | R: 0 H: 1 K: 1 S: 10 | H: 1 LOB: 1 BB: 0 P: 15 | R: 0 H: 1 K: 1 S: 9 | H: 1 LOB: 1 BB: 0 P: 14 | R: 0 H: 0 K: 0 S: 13 | H: 0 LOB: 0 BB: 0 P: 17 | 1B: 6 2B: 2 HR: 1 | SF: 1 SAC: 0 HBP: 0 | WP: 0 PB: 0 SB: 0 CS: 0 | PA: 35 | |
| PITCHER | IP WLS BF H R ER SO BB IBB HBP BLK WP HR S P ERA WHIP | IP WLS BF H R ER SO BB IBB HBP BLK WP HR S P ERA WHIP | IP WLS BF H R ER SO BB IBB HBP BLK WP HR S P ERA WHIP | IP WLS BF H R ER SO BB IBB HBP BLK WP HR S P ERA WHIP | IP WLS BF H R ER SO BB IBB HBP BLK WP HR S P ERA WHIP | IP WLS BF H R ER SO BB IBB HBP BLK WP HR S P ERA WHIP | IP WLS BF H R ER SO BB IBB HBP BLK WP HR S P ERA WHIP | IP WLS BF H R ER SO BB IBB HBP BLK WP HR S P ERA WHIP | IP WLS BF H R ER SO BB IBB HBP BLK WP HR S P ERA WHIP | IP WLS BF H R ER SO BB IBB HBP BLK WP HR S P ERA WHIP | IP WLS BF H R ER SO BB IBB HBP BLK WP HR S P ERA WHIP | IP WLS BF H R ER SO BB IBB HBP BLK WP HR S P ERA WHIP | IP WLS BF H R ER SO BB IBB HBP BLK WP HR S P ERA WHIP | IP WLS BF H R ER SO BB IBB HBP BLK WP HR S P ERA WHIP | IP WLS BF H R ER SO BB IBB HBP BLK WP HR S P ERA WHIP | IP WLS BF H R ER SO BB IBB HBP BLK WP HR S P ERA WHIP | IP WLS BF H R ER SO BB IBB HBP BLK WP HR S P ERA WHIP | IP WLS BF H R ER SO BB IBB HBP BLK WP HR S P ERA WHIP | IP WLS BF H R ER SO BB IBB HBP BLK WP HR S P ERA WHIP | IP WLS BF H R ER SO BB IBB HBP BLK WP HR S P ERA WHIP | IP WLS BF H R ER SO BB IBB HBP BLK WP HR S P ERA WHIP |

Houston Astros @ Chicago White Sox
Guaranteed Rate Field, Chicago, IL
Sun May 14, 2023, 1:11 PM - 3:44 PM CDT
Att: 18,347 - Overcast - 58 F

| | |
|-----|----|
| AB | 34 |
| R | 4 |
| H | 9 |
| RBI | 4 |
| BB | 0 |
| SO | 8 |
| LOB | 5 |



| Batter | 1 | 2 | 3 | 4 | 5 | 6 | 7 | 8 | 9 | AB | R | H | RBI | BB | SO | LOB | BOTTOM | | | |
|---|---|---|---|---|---|---|---|---|---|---|---|---|---|---|---|---|---|---|---|---|
| 7 Tim Anderson, R OBP: 0.304, SLG: 0.313 | | | | | | | | | | 5 | 0 | 1 | 0 | 0 | 1 | 0 | | | | |
| 23 Andrew Benintendi, L OBP: 0.331, SLG: 0.359 | | | | | | | | | | 2 | 0 | 1 | 0 | 2 | 1 | 1 | | | | |
| 25 Andrew Vaughn, R OBP: 0.324, SLG: 0.401 | | | | | | | | | | 4 | 0 | 0 | 0 | 0 | 1 | 4 | | | | |
| 10 Yoán Moncada, S OBP: 0.327, SLG: 0.540 | | | | | | | | | | 3 | 0 | 0 | 0 | 0 | 2 | 1 | | | | |
| 88 Luis Robert Jr., R OBP: 0.335, SLG: 0.562 | | | | | | | | | | 4 | 2 | 2 | 1 | 0 | 2 | 1 | | | | |
| 32 Gavin Sheets, L OBP: 0.327, SLG: 0.402 | | | | | | | | | | 4 | 0 | 1 | 0 | 0 | 0 | 2 | | | | |
| 41 Jake Marisnick, R OBP: 0.321, SLG: 0.648 | | | | | | | | | | 4 | 1 | 2 | 2 | 0 | 2 | 2 | | | | |
| 26 Hanser Alberto, R OBP: 0.281, SLG: 0.458 | | | | | | | | | | 4 | 0 | 0 | 0 | 0 | 2 | 2 | | | | |
| 44 Seby Zavala, R OBP: 0.197, SLG: 0.270 | | | | | | | | | | 3 | 0 | 0 | 0 | 0 | 2 | 0 | | | | |
| 51 Adam Haseley, L OBP: 0.324, SLG: 0.323 | | | | | | | | | | 1 | 0 | 0 | 0 | 0 | 0 | 0 | | | | |
| Inning Stats | R: 0 H: 0 K: 2 S: 12 | H: 1 LOB: 1 BB: 0 P: 21 | R: 0 H: 1 K: 1 S: 9 | H: 1 LOB: 0 BB: 0 P: 13 | R: 0 H: 1 K: 0 S: 11 | H: 1 LOB: 1 BB: 0 P: 16 | R: 1 H: 2 K: 3 S: 13 | H: 2 LOB: 1 BB: 0 P: 18 | R: 0 H: 1 K: 2 S: 11 | H: 1 LOB: 1 BB: 0 P: 19 | R: 2 H: 2 K: 0 S: 10 | H: 2 LOB: 0 BB: 0 P: 13 | R: 0 H: 0 K: 2 S: 10 | H: 0 LOB: 1 BB: 0 P: 16 | R: 0 H: 0 K: 1 S: 10 | H: 0 LOB: 0 BB: 0 P: 18 | 1B: 3 2B: 2 HR: 2 | SF: 0 SAC: 0 HBP: 1 | WP: 0 PB: 0 SB: 0 CS: 0 | PA: 37 |
| PITCHER | IP WLS BF H R ER SO BB IBB HBP BLK WP HR S P ERA WHIP | IP WLS BF H R ER SO BB IBB HBP BLK WP HR S P ERA WHIP | IP WLS BF H R ER SO BB IBB HBP BLK WP HR S P ERA WHIP | IP WLS BF H R ER SO BB IBB HBP BLK WP HR S P ERA WHIP | IP WLS BF H R ER SO BB IBB HBP BLK WP HR S P ERA WHIP | IP WLS BF H R ER SO BB IBB HBP BLK WP HR S P ERA WHIP | IP WLS BF H R ER SO BB IBB HBP BLK WP HR S P ERA WHIP | IP WLS BF H R ER SO BB IBB HBP BLK WP HR S P ERA WHIP | IP WLS BF H R ER SO BB IBB HBP BLK WP HR S P ERA WHIP | IP WLS BF H R ER SO BB IBB HBP BLK WP HR S P ERA WHIP | IP WLS BF H R ER SO BB IBB HBP BLK WP HR S P ERA WHIP | IP WLS BF H R ER SO BB IBB HBP BLK WP HR S P ERA WHIP | IP WLS BF H R ER SO BB IBB HBP BLK WP HR S P ERA WHIP | IP WLS BF H R ER SO BB IBB HBP BLK WP HR S P ERA WHIP | IP WLS BF H R ER SO BB IBB HBP BLK WP HR S P ERA WHIP | IP WLS BF H R ER SO BB IBB HBP BLK WP HR S P ERA WHIP | IP WLS BF H R ER SO BB IBB HBP BLK WP HR S P ERA WHIP | IP WLS BF H R ER SO BB IBB HBP BLK WP HR S P ERA WHIP | IP WLS BF H R ER SO BB IBB HBP BLK WP HR S P ERA WHIP | IP WLS BF H R ER SO BB IBB HBP BLK WP HR S P ERA WHIP |

Houston Astros @ Chicago White Sox
Guaranteed Rate Field, Chicago, IL
Sun May 14, 2023, 1:11 PM - 3:44 PM CDT
Att: 18,347 - Overcast - 58 F

| | |
|-----|----|
| AB | 34 |
| R | 3 |
| H | 7 |
| RBI | 3 |
| BB | 2 |
| SO | 13 |
| LOB | 13 |



| Batter | 1 | 2 | 3 | 4 | 5 | 6 | 7 | 8 | 9 | AB | R | H | RBI | BB | SO | LOB | TOP | | | | | | | | | | |
|---|--------------------------------------|-------------------------|--------------------------------------|--------------------------|--------------------------------------|--------------------------|--------------------------------------|-------------------------|---------------------------------------|--------------------------|--------------------------------------|--------------------------|---------------------------------------|----------------------------------|---------------------------------------|--------------------------|---------------------------------------|--------------------------|-------------------------|------------------------------------|--|--|--|--|--|--|--|
| 1 Nick Madrigal, R OBP: 0.275, SLG: 0.299 | P5 | | F9 | | | FC5-4 | | G4-3 | | 4 | 0 | 0 | 0 | 0 | 0 | 2 | | | | | | | | | | | |
| 7 Dansby Swanson, R OBP: 0.374, SLG: 0.399 | P6 | | G6-3 | | | F8 | | K | | 4 | 0 | 0 | 0 | 0 | 1 | 2 | | | | | | | | | | | |
| 5 Christopher Morel, R OBP: 0.333, SLG: 0.800 | K | | | | | K | | | | 4 | 1 | 1 | 0 | 0 | 3 | 1 | | | | | | | | | | | |
| 8 Ian Happ, S OBP: 0.418, SLG: 0.450 | | G1-4-3 | | | | F9 | | | | 4 | 0 | 0 | 0 | 0 | 1 | 1 | | | | | | | | | | | |
| 27 Seiya Suzuki, R OBP: 0.347, SLG: 0.422 | | K | | | | F8 | | | | 4 | 1 | 2 | 2 | 0 | 1 | 0 | | | | | | | | | | | |
| 22 Matt Mervis, L OBP: 0.289, SLG: 0.361 | | | | | | | | | | 4 | 1 | 2 | 1 | 0 | 1 | 1 | | | | | | | | | | | |
| 20 Miles Mastrobuoni, L 16 Patrick Wisdom, R OBP: 0.340, SLG: 0.584 | | P6 | | | | | | | | 3 | 0 | 1 | 0 | 0 | 1 | 1 | | | | | | | | | | | |
| 51 Eric Hosmer, L 36 Trey Mancini, R OBP: 0.280, SLG: 0.330 OBP: 0.360, SLG: 0.360 | | | | | | | | | | 2 | 0 | 0 | 0 | 0 | 0 | 1 | | | | | | | | | | | |
| 18 Tucker Barnhart, L OBP: 0.304, SLG: 0.229 | | | | | | | | | | 1 | 0 | 0 | 0 | 2 | 1 | 0 | | | | | | | | | | | |
| Inning Stats | R: 0 H: 0 E: 0 K: 1 S: 5 | H: 0 LOB: 0 BB: 7 | R: 1 H: 1 E: 0 K: 1 S: 9 | H: 1 LOB: 0 BB: 16 | R: 0 H: 0 E: 0 K: 0 S: 9 | H: 0 LOB: 1 BB: 21 | R: 0 H: 0 E: 0 K: 1 S: 7 | H: 0 LOB: 0 BB: 9 | R: 0 H: 1 E: 0 K: 1 S: 11 | H: 1 LOB: 1 BB: 17 | R: 0 H: 0 E: 0 K: 1 S: 9 | H: 0 LOB: 1 BB: 18 | R: 0 H: 1 E: 0 K: 2 S: 14 | H: 1 LOB: 1 BB: 0 P: 18 | R: 0 H: 0 E: 0 K: 1 S: 10 | H: 0 LOB: 0 BB: 16 | R: 2 H: 3 E: 0 K: 2 S: 13 | H: 3 LOB: 1 BB: 23 | 1B: 3 2B: 1 HR: 2 | SF: 0 SAC: 0 DP: 1 HBP: 0 | WP: 0 PA: 34 PB: 0 SB: 0 CS: 0 | | | | | | |
| PITCHER | IP | WLS | BF | H | R | ER | SO | BB | IBB | HBP | BLK | WP | HR | S | P | ERA | WHIP | | | | | | | | | | |
| 53 Cristian Javier, R ERA: 3.25 | 6.0 | W | 21 | 2 | 1 | 1 | 5 | 2 | 0 | 0 | 0 | 0 | 1 | 50 | 88 | 1.50 | 0.667 | | | | | | | | | | |
| 88 Phil Maton, R ERA: 0.99 | 1.0 | | 4 | 1 | 0 | 0 | 2 | 0 | 0 | 0 | 0 | 0 | 0 | 14 | 18 | 0.00 | 1.000 | | | | | | | | | | |
| 91 Matt Gage, L ERA: 4.5 | 2.0 | | 9 | 3 | 2 | 2 | 3 | 0 | 0 | 0 | 0 | 0 | 1 | 23 | 39 | 9.00 | 1.500 | | | | | | | | | | |

Chicago Cubs @ Houston Astros
Minute Maid Park, Houston, TX
Tue May 16 2023, 7:11 PM - 9:30 PM CDT
Att: 34,280 - Roof Closed - 73 F

livebaseballscores.com

AB 32
R 3
H 6
RBI 3
BB 2
SO 10
LOB 10




| Batter | 1 | 2 | 3 | 4 | 5 | 6 | 7 | 8 | 9 | AB | R | H | RBI | BB | SO | LOB | BOTTOM | | | | | | | | | | |
|---|---------------------------------------|----------------------------------|--------------------------------------|--------------------------|--------------------------------------|-------------------------|---------------------------------------|----------------------------------|--------------------------------------|----------------------------------|--------------------------------------|-------------------------|---------------------------------------|----------------------------------|---------------------------------------|----------------------------------|-------------------------|------------------------------------|--|--|--|--|--|--|--|--|--|
| 14 Mauricio Dubón, R OBP: 0.329, SLG: 0.389 | | | G6-3 | | | | | | | 4 | 2 | 2 | 0 | 0 | 1 | 0 | | | | | | | | | | | |
| 2 Alex Bregman, R OBP: 0.326, SLG: 0.344 | F7 | | | | | | | | | 1 | 1 | 0 | 1 | 1 | 0 | 1 | | | | | | | | | | | |
| 44 Yordan Alvarez, L OBP: 0.400, SLG: 0.573 | | | | | | | | | | 4 | 1 | 2 | 2 | 0 | 2 | 1 | | | | | | | | | | | |
| 30 Kyle Tucker, L OBP: 0.347, SLG: 0.432 | F8 | | | | | | | | | 4 | 1 | 1 | 1 | 0 | 1 | 2 | | | | | | | | | | | |
| 79 José Abreu, R 17 David Hensley, R OBP: 0.269, SLG: 0.263 OBP: 0.229, SLG: 0.189 | | | | | | | | | | 3 | 0 | 0 | 0 | 0 | 2 | 1 | | | | | | | | | | | |
| 3 Jeremy Peña, R OBP: 0.301, SLG: 0.422 | | | | | | | | | | 4 | 0 | 1 | 0 | 0 | 1 | 1 | | | | | | | | | | | |
| 9 Corey Julks, R OBP: 0.279, SLG: 0.364 | | | | | | | | | | 4 | 1 | 1 | 1 | 0 | 1 | 1 | | | | | | | | | | | |
| 20 Chas McCormick, R OBP: 0.349, SLG: 0.464 | | | | | | | | | | 4 | 0 | 2 | 1 | 0 | 0 | 0 | | | | | | | | | | | |
| 15 Martín Maldonado, R OBP: 0.269, SLG: 0.271 | | | | | | | | | | 3 | 1 | 0 | 0 | 1 | 2 | 3 | | | | | | | | | | | |
| Inning Stats | R: 1 H: 1 E: 0 K: 1 S: 11 | H: 1 LOB: 0 BB: 0 P: 17 | R: 0 H: 0 E: 0 K: 1 S: 8 | H: 0 LOB: 0 BB: 13 | R: 0 H: 0 E: 0 K: 1 S: 5 | H: 0 LOB: 0 BB: 7 | R: 4 H: 4 E: 0 K: 2 S: 16 | H: 4 LOB: 1 BB: 0 P: 22 | R: 0 H: 0 E: 0 K: 2 S: 9 | H: 0 LOB: 1 BB: 1 P: 15 | R: 0 H: 0 E: 0 K: 1 S: 7 | H: 0 LOB: 0 BB: 8 | R: 2 H: 2 E: 0 K: 1 S: 14 | H: 2 LOB: 1 BB: 1 P: 21 | R: 0 H: 2 E: 0 K: 1 S: 10 | H: 2 LOB: 2 BB: 0 P: 15 | 1B: 3 2B: 6 HR: 0 | SF: 1 SAC: 0 DP: 0 HBP: 1 | WP: 1 PA: 36 PB: 0 SB: 0 CS: 0 | | | | | | | | |
| PITCHER | IP | WLS | BF | H | R | ER | SO | BB | IBB | HBP | BLK | WP | HR | S | P | ERA | WHIP | | | | | | | | | | |
| Justin Steele, L ERA: 2.44 | 6.0 | L | 25 | 5 | 5 | 5 | 8 | 1 | 0 | 1 | 0 | 0 | 0 | 56 | 82 | 7.50 | 1.000 | | | | | | | | | | |
| 49 Nick Burdi, R ERA: 18.0 | 1.0 | | 6 | 2 | 2 | 2 | 1 | 1 | 0 | 0 | 0 | 0 | 0 | 14 | 21 | 18.00 | 3.000 | | | | | | | | | | |
| 66 Julian Merryweather, R ERA: 5.74 | 1.0 | | 5 | 2 | 0 | 0 | 1 | 0 | 0 | 0 | 0 | 0 | 0 | 10 | 15 | 0.00 | 2.000 | | | | | | | | | | |

Chicago Cubs @ Houston Astros
Minute Maid Park, Houston, TX
Tue May 16 2023, 7:11 PM - 9:30 PM CDT
Att: 34,280 - Roof Closed - 73 F

livebaseballscores.com


AB 32
R 7
H 9
RBI 6
BB 2
SO 10
LOB 10



| Batter | 1 | 2 | 3 | 4 | 5 | 6 | 7 | 8 | 9 | AB | R | H | RBI | BB | SO | LOB | TOP |
|--|---|---|---|---|---|---|---|---|---|---|---|---|---|---|---|---|---|
| 5 Christopher Morel, R (1, 8) OBP: 0.389, SLG: 0.857 | | | | | | | | | | 5 | 2 | 3 | 1 | 1 | 1 | 3 | |
| 7 Dansby Swanson, R (1, 6) OBP: 0.388, SLG: 0.401 | | | | | | | | | | 6 | 1 | 1 | 1 | 0 | 1 | 4 | |
| 8 Ian Happ, S (1, 7) OBP: 0.422, SLG: 0.467 | | | | | | | | | | 3 | 1 | 2 | 1 | 1 | 1 | 0 | |
| 27 Seiya Suzuki, R (1, 9) OBP: 0.372, SLG: 0.491 | | | | | | | | | | 3 | 2 | 3 | 3 | 2 | 0 | 0 | |
| 16 Patrick Wisdom, R (1, 5) OBP: 0.326, SLG: 0.577 | | | | | | | | | | 5 | 0 | 1 | 0 | 0 | 3 | 4 | |
| 22 Matt Mervis, L (1, 3) OBP: 0.256, SLG: 0.317 | | | | | | | | | | 5 | 0 | 0 | 0 | 0 | 1 | 4 | |
| 36 Trey Mancini, R (1, 10) OBP: 0.326, SLG: 0.362 | | | | | | | | | | 5 | 0 | 2 | 0 | 0 | 1 | 0 | |
| 15 Yan Gomes, R (1, 2) OBP: 0.308, SLG: 0.506 | | | | | | | | | | 5 | 0 | 0 | 0 | 0 | 1 | 2 | |
| 20 Miles Mastrobuoni, L (1, 4) OBP: 0.290, SLG: 0.286 | | | | | | | | | | 2 | 0 | 1 | 0 | 3 | 0 | 0 | |
| Inning Stats | R: 3 H: 2 E: 0 K: 1 S: 15 | H: 2 R: 0 ER: 0 LOB: 0 BB: 1 P: 25 | R: 0 H: 2 E: 0 K: 0 S: 13 | H: 2 R: 0 ER: 0 LOB: 2 BB: 0 P: 17 | R: 2 H: 3 E: 0 K: 1 S: 12 | LOB: 3 BB: 0 P: 18 | R: 1 H: 2 E: 0 K: 1 S: 10 | H: 2 R: 0 ER: 0 LOB: 2 BB: 1 P: 18 | R: 0 H: 1 E: 0 K: 2 S: 14 | H: 1 R: 0 ER: 0 LOB: 2 BB: 1 P: 24 | R: 0 H: 0 E: 0 K: 1 S: 12 | H: 0 R: 0 ER: 0 LOB: 1 BB: 1 P: 20 | R: 0 H: 1 E: 0 K: 1 S: 10 | H: 2 R: 0 ER: 0 LOB: 2 BB: 1 P: 22 | 1B: 5 2B: 4 3B: 1 HR: 3 | SF: 1 SAC: 0 DP: 0 HBP: 0 | WP: 0 PA: 47 PB: 0 SB: 1 CS: 0 |
| PITCHER | IP WLS BF H R ER SO BB IBB HBP BLK WP HR S P ERA WHIP | IP WLS BF H R ER SO BB IBB HBP BLK WP HR S P ERA WHIP | IP WLS BF H R ER SO BB IBB HBP BLK WP HR S P ERA WHIP | IP WLS BF H R ER SO BB IBB HBP BLK WP HR S P ERA WHIP | IP WLS BF H R ER SO BB IBB HBP BLK WP HR S P ERA WHIP | IP WLS BF H R ER SO BB IBB HBP BLK WP HR S P ERA WHIP | IP WLS BF H R ER SO BB IBB HBP BLK WP HR S P ERA WHIP | IP WLS BF H R ER SO BB IBB HBP BLK WP HR S P ERA WHIP | IP WLS BF H R ER SO BB IBB HBP BLK WP HR S P ERA WHIP | IP WLS BF H R ER SO BB IBB HBP BLK WP HR S P ERA WHIP | IP WLS BF H R ER SO BB IBB HBP BLK WP HR S P ERA WHIP | IP WLS BF H R ER SO BB IBB HBP BLK WP HR S P ERA WHIP | IP WLS BF H R ER SO BB IBB HBP BLK WP HR S P ERA WHIP | IP WLS BF H R ER SO BB IBB HBP BLK WP HR S P ERA WHIP | IP WLS BF H R ER SO BB IBB HBP BLK WP HR S P ERA WHIP | IP WLS BF H R ER SO BB IBB HBP BLK WP HR S P ERA WHIP | IP WLS BF H R ER SO BB IBB HBP BLK WP HR S P ERA WHIP |
| 68 J.P. France, R (1, 1) ERA: 4.11 | 61 Seth Martinez, R (4, 1) ERA: 4.08 | 45 Ryne Stanek, R (6, 1) ERA: 4.4 | 47 Rafael Montero, R (7, 1) ERA: 6.11 | 50 Héctor Neris, R (8, 1) ERA: 1.4 | 52 Bryan Abreu, R (9, 1) ERA: 1.27 | | | | | | | | | | | | |
| Batter | 1 | 2 | 3 | 4 | 5 | 6 | 7 | 8 | 9 | AB | R | H | RBI | BB | SO | LOB | BOTTOM |
| 3 Jeremy Peña, R (1, 6) OBP: 0.303, SLG: 0.440 | | | | | | | | | | 5 | 2 | 2 | 0 | 0 | 0 | 0 | |
| 2 Alex Bregman, R (1, 5) OBP: 0.340, SLG: 0.379 | | | | | | | | | | 4 | 3 | 3 | 2 | 1 | 1 | 0 | |
| 44 Yordan Alvarez, L (1, 7) OBP: 0.388, SLG: 0.551 | | | | | | | | | | 5 | 0 | 0 | 0 | 0 | 3 | 5 | |
| 30 Kyle Tucker, L (1, 10) OBP: 0.354, SLG: 0.444 | | | | | | | | | | 5 | 0 | 3 | 2 | 0 | 1 | 1 | |
| 79 José Abreu, R (1, 3) OBP: 0.269, SLG: 0.262 | | | | | | | | | | 4 | 0 | 1 | 1 | 0 | 2 | 1 | |
| 20 Chas McCormick, R (1, 9) OBP: 0.328, SLG: 0.433 | | | | | | | | | | 4 | 0 | 0 | 0 | 0 | 2 | 1 | |
| 21 Yainer Díaz, R (1, 2) OBP: 0.268, SLG: 0.360 | | | | | | | | | | 4 | 1 | 2 | 0 | 0 | 0 | 0 | |
| 6 Jake Meyers, R (1, 8) OBP: 0.314, SLG: 0.382 | | | | | | | | | | 4 | 1 | 2 | 2 | 0 | 1 | 0 | |
| 17 David Hensley, R (1, 4) OBP: 0.221, SLG: 0.182 | | | | | | | | | | 3 | 0 | 0 | 0 | 0 | 2 | 3 | |
| 14 Mauricio Dubón, R (9, PH) OBP: 0.333, SLG: 0.389 | | | | | | | | | | 0 | 0 | 0 | 0 | 1 | 0 | 0 | |
| Inning Stats | R: 1 H: 2 E: 0 K: 2 S: 13 | H: 0 R: 0 ER: 0 LOB: 0 BB: 0 P: 13 | R: 0 H: 0 E: 0 K: 2 S: 10 | H: 0 R: 0 ER: 0 LOB: 0 BB: 0 P: 10 | R: 0 H: 0 E: 0 K: 2 S: 10 | LOB: 0 BB: 0 P: 13 | R: 0 H: 2 E: 0 K: 0 S: 7 | H: 2 R: 0 ER: 0 LOB: 2 BB: 0 P: 10 | R: 0 H: 3 E: 0 K: 3 S: 14 | H: 3 R: 4 ER: 0 LOB: 1 BB: 2 P: 22 | R: 2 H: 4 E: 0 K: 0 S: 9 | H: 4 R: 0 ER: 0 LOB: 2 BB: 2 P: 17 | 1B: 7 2B: 3 3B: 1 HR: 2 | SF: 0 SAC: 0 DP: 0 HBP: 0 | WP: 0 PA: 40 PB: 0 SB: 0 CS: 0 | | |
| PITCHER | IP WLS BF H R ER SO BB IBB HBP BLK WP HR S P ERA WHIP | IP WLS BF H R ER SO BB IBB HBP BLK WP HR S P ERA WHIP | IP WLS BF H R ER SO BB IBB HBP BLK WP HR S P ERA WHIP | IP WLS BF H R ER SO BB IBB HBP BLK WP HR S P ERA WHIP | IP WLS BF H R ER SO BB IBB HBP BLK WP HR S P ERA WHIP | IP WLS BF H R ER SO BB IBB HBP BLK WP HR S P ERA WHIP | IP WLS BF H R ER SO BB IBB HBP BLK WP HR S P ERA WHIP | IP WLS BF H R ER SO BB IBB HBP BLK WP HR S P ERA WHIP | IP WLS BF H R ER SO BB IBB HBP BLK WP HR S P ERA WHIP | IP WLS BF H R ER SO BB IBB HBP BLK WP HR S P ERA WHIP | IP WLS BF H R ER SO BB IBB HBP BLK WP HR S P ERA WHIP | IP WLS BF H R ER SO BB IBB HBP BLK WP HR S P ERA WHIP | IP WLS BF H R ER SO BB IBB HBP BLK WP HR S P ERA WHIP | IP WLS BF H R ER SO BB IBB HBP BLK WP HR S P ERA WHIP | IP WLS BF H R ER SO BB IBB HBP BLK WP HR S P ERA WHIP | IP WLS BF H R ER SO BB IBB HBP BLK WP HR S P ERA WHIP | IP WLS BF H R ER SO BB IBB HBP BLK WP HR S P ERA WHIP |
| 11 Drew Smyly, L (1, 1) ERA: 2.5 | 73 Adolfo Alzolar, R (7, 1) ERA: 1.99 | 38 Mark Leiter Jr., R (8, 1) ERA: 2.0 | 71 Keegan Thompson, R (9, 1) ERA: 4.22 | 47 Brandon Hughes, L (9, 1) ERA: 4.7 | | | | | | | | | | | | | |


Chicago Cubs @ Houston Astros
Minute Maid Park, Houston, TX
Wed May 17 2023, 7:12 PM - 9:58 PM CDT
Att: 35,749 - Roof Closed - 73 F

AB 39
R 6
H 13
RBI 6
BB 7
SO 9
LOB 17



Chicago Cubs @ Houston Astros
Minute Maid Park, Houston, TX
Wed May 17 2023, 7:12 PM - 9:58 PM CDT
Att: 35,749 - Roof Closed - 73 F

AB 38
R 7
H 13
RBI 7
SO 12
LOB 11



livebaseballscorecards.com

| Batter | 1 | 2 | 3 | 4 | 5 | 6 | 7 | 8 | 9 | AB | R | H | RBI | BB | SO | LOB | TOP | | | | | |
|---|---|----------------------------------|------------------------------|---------------------------------|-------------------------------|----------------------------------|------------------------------|----------------------------------|-------------------------------|----------------------------------|------------------------------|----------------------------------|-------------------------------|----------------------------------|------------------------------|----------------------------------|------------------------------|----------------------------------|----------------------------------|------------------------------------|----------------------------------|--------|
| 1 Esteyru Ruiz, R OBP: 0.347, SLG: 0.376 | | | | | | | | | | | | | | | | | | | | | | |
| 49 Ryan Noda, L OBP: 0.403, SLG: 0.418 | | | | | | | | | | | | | | | | | | | | | | |
| 25 Brent Rooker, R OBP: 0.398, SLG: 0.586 | | | | | | | | | | | | | | | | | | | | | | |
| 23 Shea Langeliers, R OBP: 0.307, SLG: 0.426 | | | | | | | | | | | | | | | | | | | | | | |
| 33 JJ Bleday, L OBP: 0.300, SLG: 0.511 | | | | | | | | | | | | | | | | | | | | | | |
| 22 Ramón Laureano, R OBP: 0.282, SLG: 0.437 | | | | | | | | | | | | | | | | | | | | | | |
| 6 Jace Peterson, L OBP: 0.319, SLG: 0.322 | | | | | | | | | | | | | | | | | | | | | | |
| 12 Aledmys Diaz, R OBP: 0.239, SLG: 0.228 | | | | | | | | | | | | | | | | | | | | | | |
| 13 Jordan Diaz, R OBP: 0.261, SLG: 0.424 | | | | | | | | | | | | | | | | | | | | | | |
| 5 Tony Kemp, L OBP: 0.255, SLG: 0.232 | | | | | | | | | | | | | | | | | | | | | | |
| Inning Stats | R: 0 E: 0 K: 3 S: 13 | H: 2 LOB: 3 BB: 1 P: 25 | R: 0 E: 0 K: 0 S: 4 | H: 1 LOB: 0 BB: 0 P: 6 | R: 1 E: 0 K: 2 S: 17 | H: 2 LOB: 1 BB: 0 P: 25 | R: 0 E: 0 K: 2 S: 8 | H: 0 LOB: 0 BB: 0 P: 11 | R: 0 E: 0 K: 2 S: 12 | H: 0 LOB: 2 BB: 2 P: 21 | R: 0 E: 0 K: 1 S: 9 | H: 1 LOB: 1 BB: 1 P: 16 | R: 0 E: 0 K: 1 S: 11 | H: 1 LOB: 1 BB: 1 P: 19 | R: 0 E: 0 K: 0 S: 8 | H: 0 LOB: 0 BB: 0 P: 11 | R: 0 E: 0 K: 0 S: 7 | H: 1 LOB: 1 BB: 0 P: 10 | 1B: 7 2B: 3 3B: 0 HR: 0 | SF: 0 SAC: 0 DP: 1 HBP: 0 | WP: 0 PB: 0 SB: 2 CS: 1 | PA: 37 |
| PITCHER | IP WLS BF H R ER SO BB IBB HBP BLK WP HR S P ERA WHIP | | | | | | | | | | | | | | | | | | | | | |
| 64 Brandon Bielek, R ERA: 2.89 | 5.0 W 22 5 1 1 9 3 0 0 0 0 0 0 54 88 1.80 1.600 | | | | | | | | | | | | | | | | | | | | | |
| 86 Phil Maton, R ERA: 0.92 | 1.0 H 4 1 0 0 0 0 0 0 0 0 0 0 9 16 0.00 1.000 | | | | | | | | | | | | | | | | | | | | | |
| 47 Rafael Montero, R ERA: 5.79 | 1.0 H 4 1 0 0 1 1 0 0 0 0 0 0 11 19 0.00 2.000 | | | | | | | | | | | | | | | | | | | | | |
| 52 Bryan Abreu, R ERA: 1.21 | 1.0 H 3 0 0 0 0 0 0 0 0 0 0 0 8 11 0.00 0.000 | | | | | | | | | | | | | | | | | | | | | |
| 55 Ryan Pressly, R ERA: 3.44 | 1.0 4 1 0 0 0 0 0 0 0 0 0 0 7 10 0.00 1.000 | | | | | | | | | | | | | | | | | | | | | |

Oakland Athletics @ Houston Astros
Minute Maid Park, Houston, TX
Fri May 19 2023, 7:10 PM - 9:58 PM CDT
Att: 34,931 - Roof Closed - 73 F

| | |
|-----|----|
| AB | 33 |
| R | 1 |
| H | 8 |
| RBI | 1 |
| BB | 4 |
| SO | 10 |
| LOB | 23 |



| Batter | 1 | 2 | 3 | 4 | 5 | 6 | 7 | 8 | 9 | AB | R | H | RBI | BB | SO | LOB | BOTTOM | | | |
|--|---|---------------------------------|------------------------------|----------------------------------|-------------------------------|----------------------------------|-------------------------------|----------------------------------|------------------------------|---------------------------------|-------------------------------|----------------------------------|-------------------------------|----------------------------------|-------------------------------|----------------------------------|----------------------------------|------------------------------------|----------------------------------|--------|
| 27 Jose Altuve, R OBP: 0.388, SLG: 0.553 | | | | | | | | | | | | | | | | | | | | |
| 2 Alex Bregman, R OBP: 0.337, SLG: 0.373 | | | | | | | | | | | | | | | | | | | | |
| 44 Yordan Alvarez, L OBP: 0.388, SLG: 0.553 | | | | | | | | | | | | | | | | | | | | |
| 79 José Abreu, R OBP: 0.279, SLG: 0.265 | | | | | | | | | | | | | | | | | | | | |
| 30 Kyle Tucker, L OBP: 0.363, SLG: 0.474 | | | | | | | | | | | | | | | | | | | | |
| 3 Jeremy Peña, R OBP: 0.297, SLG: 0.429 | | | | | | | | | | | | | | | | | | | | |
| 9 Corey Julks, R OBP: 0.276, SLG: 0.360 | | | | | | | | | | | | | | | | | | | | |
| 6 Jake Meyers, R OBP: 0.336, SLG: 0.402 | | | | | | | | | | | | | | | | | | | | |
| 15 Martín Maldonado, R OBP: 0.277, SLG: 0.273 | | | | | | | | | | | | | | | | | | | | |
| Inning Stats | R: 0 E: 0 K: 0 S: 4 | H: 0 LOB: 0 BB: 0 P: 4 | R: 1 E: 1 K: 0 S: 6 | H: 1 LOB: 1 BB: 1 P: 16 | R: 0 E: 0 K: 1 S: 15 | H: 1 LOB: 1 BB: 1 P: 23 | R: 1 E: 0 K: 2 S: 19 | H: 2 LOB: 3 BB: 2 P: 32 | R: 0 E: 0 K: 0 S: 3 | H: 0 LOB: 0 BB: 0 P: 8 | R: 2 E: 0 K: 1 S: 19 | H: 3 LOB: 3 BB: 2 P: 36 | R: 0 E: 0 K: 0 S: 12 | H: 1 LOB: 1 BB: 0 P: 15 | R: 1 E: 0 K: 1 S: 16 | H: 2 LOB: 2 BB: 1 P: 27 | 1B: 6 2B: 3 3B: 0 HR: 1 | SF: 0 SAC: 0 DP: 1 HBP: 0 | WP: 1 PB: 0 SB: 0 CS: 1 | PA: 39 |
| PITCHER | IP WLS BF H R ER SO BB IBB HBP BLK WP HR S P ERA WHIP | | | | | | | | | | | | | | | | | | | |
| Ken Waldichuk, L ERA: 6.85 | 5.0 L 23 5 4 3 3 5 0 0 0 0 0 0 18 31 5.40 2.000 | | | | | | | | | | | | | | | | | | | |
| 29 Austin Pruitt, R ERA: 3.6 | 1.0 6 2 0 0 1 1 0 0 0 0 0 0 18 31 0.00 3.000 | | | | | | | | | | | | | | | | | | | |
| 66 Sam Long, L ERA: 3.65 | 1.0 4 1 0 0 0 0 0 0 0 0 0 0 12 15 0.00 1.000 | | | | | | | | | | | | | | | | | | | |
| 70 Lucas Erceg, R ERA: 9.0 | 1.0 6 2 1 1 1 1 0 0 0 1 0 16 27 9.00 3.000 | | | | | | | | | | | | | | | | | | | |

Oakland Athletics @ Houston Astros
Minute Maid Park, Houston, TX
Fri May 19 2023, 7:10 PM - 9:58 PM CDT
Att: 34,931 - Roof Closed - 73 F

| | |
|-----|----|
| AB | 32 |
| R | 5 |
| H | 10 |
| RBI | 4 |
| BB | 7 |
| SO | 5 |
| LOB | 24 |



| Batter | 1 | 2 | 3 | 4 | 5 | 6 | 7 | 8 | 9 | AB R H RBI BB SO LOB | TOP | | | | | | | | | | | | | | | | | | | | | | | | |
|---|---|----------------------------------|---------------------------------------|----------------------------------|--------------------------------------|----------------------------------|---------------------------------------|----------------------------------|--------------------------------------|---------------------------------|--|----------------------------------|---------------------------------------|----------------------------------|--------------------------------------|----------------------------------|----------------------------------|------------------------------------|----------------------------------|--------|--|--|--|--|--|--|--|--|--|--|--|--|--|--|--|
| 1 Esteyru Ruiz, R OBP: 0.350, SLG: 0.378 | | | | | | | | | | 4 1 2 0 0 2 0 | Oakland Athletics @ Houston Astros Minute Maid Park, Houston, TX Sat May 20 2023, 3:11 PM - 5:45 PM CDT Att: 35,475 - Roof Closed - 73 F | | | | | | | | | | | | | | | | | | | | | | | | |
| 49 Ryan Noda, L OBP: 0.299, SLG: 0.425 | | | | | | | | | | 3 1 1 1 0 2 1 | | | | | | | | | | | | | | | | | | | | | | | | | |
| 25 Brent Rooker, R OBP: 0.400, SLG: 0.584 | | | | | | | | | | 4 0 2 1 0 0 1 | | | | | | | | | | | | | | | | | | | | | | | | | |
| 23 Shea Langeliers, R OBP: 0.299, SLG: 0.414 | | | | | | | | | | 4 0 0 0 0 2 2 | | | | | | | | | | | | | | | | | | | | | | | | | |
| 6 Jace Peterson, L OBP: 0.317, SLG: 0.320 | | | | | | | | | | 4 0 1 0 0 2 1 | | | | | | | | | | | | | | | | | | | | | | | | | |
| 22 Ramón Laureano, R OBP: 0.254, SLG: 0.423 | | | | | | | | | | 4 0 0 0 0 0 2 | | | | | | | | | | | | | | | | | | | | | | | | | |
| 33 JJ Bleday, L OBP: 0.296, SLG: 0.480 | | | | | | | | | | 3 0 0 0 1 2 1 | | | | | | | | | | | | | | | | | | | | | | | | | |
| 5 Tony Kemp, L OBP: 0.257, SLG: 0.234 | | | | | | | | | | 3 0 1 0 0 1 1 | | | | | | | | | | | | | | | | | | | | | | | | | |
| 2 Nick Allen, R OBP: 0.246, SLG: 0.262 | | | | | | | | | | 3 0 0 0 0 0 1 | | | | | | | | | | | | | | | | | | | | | | | | | |
| Inning Stats | R: 0 H: 1 E: 0 K: 3 S: 10 | H: 1 LOB: 1 BB: 0 P: 14 | R: 0 H: 0 E: 0 K: 1 S: 10 | H: 0 LOB: 0 BB: 0 P: 15 | R: 0 H: 0 E: 0 K: 2 S: 9 | H: 0 LOB: 0 BB: 0 P: 15 | R: 1 H: 2 E: 0 K: 2 S: 12 | H: 1 LOB: 1 BB: 0 P: 20 | R: 0 H: 1 E: 0 K: 1 S: 7 | H: 1 LOB: 0 BB: 0 P: 9 | R: 1 H: 1 E: 0 K: 0 S: 14 | H: 0 LOB: 0 BB: 1 P: 24 | R: 0 H: 1 E: 0 K: 1 S: 14 | H: 1 LOB: 1 BB: 0 P: 20 | R: 0 H: 1 E: 0 K: 1 S: 9 | H: 1 LOB: 1 BB: 0 P: 10 | 1B: 6 2B: 2 3B: 0 HR: 0 | SF: 1 SAC: 0 DP: 1 HBP: 0 | WP: 0 PB: 0 SB: 2 CS: 0 | PA: 34 | | | | | | | | | | | | | | | |
| PITCHER | IP WLS BF H R ER SO BB IBB HBP BLK WP HR S P ERA WHIP | | | | | | | | | | | | | | | | | | | | | | | | | | | | | | | | | | |
| 58 Hunter Brown, R ERA: 3.2 | 6.0 | 22 | 5 | 2 | 1 | 9 | 0 | 0 | 0 | 0 | 0 | 0 | 62 | 97 | 1.50 | 0.833 | | | | | | | | | | | | | | | | | | | |
| 45 Ryne Stanek, R ERA: 4.11 | 1.0 | 4 | 0 | 0 | 0 | 0 | 1 | 0 | 0 | 0 | 0 | 0 | 5 | 12 | 0.00 | 1.000 | | | | | | | | | | | | | | | | | | | |
| 50 Héctor Neris, R ERA: 1.33 | 1.0 | W | 4 | 1 | 0 | 1 | 0 | 0 | 0 | 0 | 0 | 0 | 14 | 20 | 0.00 | 1.000 | | | | | | | | | | | | | | | | | | | |
| 55 Ryan Pressly, R ERA: 3.26 | 1.0 | S | 4 | 1 | 0 | 1 | 0 | 0 | 0 | 0 | 0 | 0 | 9 | 10 | 0.00 | 1.000 | | | | | | | | | | | | | | | | | | | |

AB 32
R 2
H 7
RBI 2
BB 1
SO 11
LOB 10



| Batter | 1 | 2 | 3 | 4 | 5 | 6 | 7 | 8 | 9 | AB R H RBI BB SO LOB | BOTTOM | | | | | | | | | | | | | | | | | | | | | | | | |
|--|---|----------------------------------|--------------------------------------|----------------------------------|--------------------------------------|----------------------------------|--------------------------------------|----------------------------------|--------------------------------------|----------------------------------|--|---------------------------------|---------------------------------------|----------------------------------|--------------------------------------|----------------------------------|----------------------------------|------------------------------------|----------------------------------|--------|--|--|--|--|--|--|--|--|--|--|--|--|--|--|--|
| 27 Jose Altuve, R OBP: 0.333, SLG: 0.286 | | | | | | | | | | 3 1 1 0 1 2 0 | Oakland Athletics @ Houston Astros Minute Maid Park, Houston, TX Sat May 20 2023, 3:11 PM - 5:45 PM CDT Att: 35,475 - Roof Closed - 73 F | | | | | | | | | | | | | | | | | | | | | | | | |
| 2 Alex Bregman, R OBP: 0.335, SLG: 0.371 | | | | | | | | | | 4 1 1 0 0 0 2 | | | | | | | | | | | | | | | | | | | | | | | | | |
| 44 Yordan Alvarez, L OBP: 0.385, SLG: 0.569 | | | | | | | | | | 3 1 1 2 0 0 0 | | | | | | | | | | | | | | | | | | | | | | | | | |
| 79 José Abreu, R OBP: 0.273, SLG: 0.259 | | | | | | | | | | 4 0 0 0 0 2 1 | | | | | | | | | | | | | | | | | | | | | | | | | |
| 30 Kyle Tucker, L OBP: 0.360, SLG: 0.469 | | | | | | | | | | 4 0 1 1 0 1 0 | | | | | | | | | | | | | | | | | | | | | | | | | |
| 3 Jeremy Peña, R OBP: 0.296, SLG: 0.425 | | | | | | | | | | 4 0 1 0 0 0 0 | | | | | | | | | | | | | | | | | | | | | | | | | |
| 20 Chas McCormick, R OBP: 0.343, SLG: 0.452 | | | | | | | | | | 2 0 1 0 1 0 0 | | | | | | | | | | | | | | | | | | | | | | | | | |
| 9 Corey Julks, R OBP: 0.271, SLG: 0.351 | | | | | | | | | | 3 0 0 0 0 1 4 | | | | | | | | | | | | | | | | | | | | | | | | | |
| 15 Martín Maldonado, R OBP: 0.278, SLG: 0.275 | | | | | | | | | | 3 0 1 0 0 2 1 | | | | | | | | | | | | | | | | | | | | | | | | | |
| Inning Stats | R: 2 H: 4 E: 0 K: 2 S: 22 | H: 4 LOB: 3 BB: 1 P: 37 | R: 0 H: 0 E: 0 K: 2 S: 8 | H: 0 LOB: 0 BB: 0 P: 12 | R: 0 H: 0 E: 0 K: 1 S: 9 | H: 0 LOB: 0 BB: 0 P: 11 | R: 0 H: 1 E: 0 K: 1 S: 9 | H: 1 LOB: 1 BB: 0 P: 13 | R: 0 H: 0 E: 0 K: 1 S: 9 | H: 0 LOB: 0 BB: 0 P: 12 | R: 0 H: 0 E: 0 K: 0 S: 6 | H: 0 LOB: 0 BB: 0 P: 7 | R: 0 H: 1 E: 0 K: 0 S: 14 | H: 1 LOB: 2 BB: 1 P: 24 | R: 1 H: 1 E: 0 K: 1 S: 9 | H: 1 LOB: 0 BB: 0 P: 14 | 1B: 4 2B: 2 3B: 0 HR: 1 | SF: 1 SAC: 0 DP: 0 HBP: 0 | WP: 0 PB: 0 SB: 1 CS: 0 | PA: 33 | | | | | | | | | | | | | | | |
| PITCHER | IP WLS BF H R ER SO BB IBB HBP BLK WP HR S P ERA WHIP | | | | | | | | | | | | | | | | | | | | | | | | | | | | | | | | | | |
| 38 JP Sears, L ERA: 4.95 | 6.0 | 24 | 5 | 2 | 2 | 7 | 1 | 0 | 0 | 0 | 0 | 0 | 14 | 24 | 0.00 | 2.000 | | | | | | | | | | | | | | | | | | | |
| 55 Adrián Martínez, R ERA: 5.57 | 1.0 | 5 | 1 | 0 | 0 | 0 | 1 | 0 | 0 | 0 | 0 | 0 | 14 | 24 | 0.00 | 2.000 | | | | | | | | | | | | | | | | | | | |
| 45 Richard Lovelady, L ERA: 2.15 | 1.0 | L | 4 | 1 | 1 | 1 | 0 | 0 | 0 | 0 | 0 | 1 | 9 | 14 | 9.00 | 1.000 | | | | | | | | | | | | | | | | | | | |

AB 30
R 3
H 7
RBI 3
BB 2
SO 8
LOB 8



| Batter | 1 | 2 | 3 | 4 | 5 | 6 | 7 | 8 | 9 | AB | R | H | RBI | BB | SO | LOB | TOP | | | | | |
|--|---|---------------------------------|--------------------------------------|----------------------------------|--------------------------------------|---------------------------------|--------------------------------------|----------------------------------|--------------------------------------|----------------------------------|--------------------------------------|----------------------------------|--------------------------------------|---------------------------------|---------------------------------------|----------------------------------|--------------------------------------|----------------------------------|----------------------------------|------------------------------------|----------------------------------|--------|
| 1 Esteyru Ruiz, R OBP: 0.348, SLG: 0.381 | G5-3 | | G6-3 | | | G6-3 25 S | | | B1-3 | 4 | 0 | 1 | 0 | 0 | 0 | 1 | | | | | | |
| 25 Brent Rooker, R OBP: 0.391, SLG: 0.567 | L8 | | | G5-3 | | K | | | G6-3 | 4 | 0 | 0 | 0 | 0 | 1 | 2 | | | | | | |
| 22 Ramón Laureano, R OBP: 0.246, SLG: 0.409 | K | | | K | | | | | K | 4 | 0 | 0 | 0 | 0 | 3 | 1 | | | | | | |
| 99 Jesús Aguilar, R OBP: 0.296, SLG: 0.408 | | | | | | | | | | 3 | 0 | 1 | 0 | 0 | 1 | 0 | | | | | | |
| 12 Aledmys Díaz, R OBP: 0.241, SLG: 0.231 | | | | | | | | | | 3 | 0 | 1 | 0 | 0 | 1 | 1 | | | | | | |
| 44 Carlos Pérez, R OBP: 0.358, SLG: 0.437 | | | | | | | | | | 3 | 0 | 0 | 0 | 0 | 1 | 2 | | | | | | |
| 23 Shea Langeliers, R OBP: 0.294, SLG: 0.406 | | | | | | | | | | 3 | 0 | 0 | 0 | 0 | 0 | 2 | | | | | | |
| 13 Jordan Diaz, R OBP: 0.250, SLG: 0.406 | | | | | | | | | | 3 | 0 | 0 | 0 | 0 | 0 | 0 | | | | | | |
| 2 Nick Allen, R OBP: 0.250, SLG: 0.265 | | | | | | | | | | 3 | 0 | 1 | 0 | 0 | 0 | 0 | | | | | | |
| Inning Stats | R: 0 H: 0 E: 0 K: 1 S: 5 | H: 0 LOB: 0 BB: 0 P: 7 | R: 0 H: 1 E: 0 K: 1 S: 8 | H: 1 LOB: 1 BB: 0 P: 15 | R: 0 H: 0 E: 0 K: 0 S: 5 | H: 0 LOB: 0 BB: 0 P: 9 | R: 0 H: 0 E: 0 K: 2 S: 8 | H: 0 LOB: 0 BB: 0 P: 12 | R: 0 H: 1 E: 0 K: 0 S: 6 | H: 1 LOB: 1 BB: 0 P: 11 | R: 0 H: 1 E: 0 K: 1 S: 7 | H: 1 LOB: 1 BB: 0 P: 13 | R: 0 H: 0 E: 0 K: 0 S: 5 | H: 0 LOB: 0 BB: 0 P: 8 | R: 0 H: 0 E: 0 K: 1 S: 11 | H: 0 LOB: 0 BB: 0 P: 14 | R: 0 H: 1 E: 0 K: 1 S: 9 | H: 1 LOB: 1 BB: 0 P: 15 | 1B: 3 2B: 1 3B: 0 HR: 0 | SF: 0 SAC: 0 DP: 1 HBP: 0 | WP: 0 PB: 0 SB: 1 CS: 0 | PA: 30 |
| PITCHER Framber Valdez, L ERA: 2.45 | IP: 9.0 WLS: W BF: 30 H: 4 R: 0 ER: 0 SO: 7 BB: 0 IBB: 0 HBP: 0 BLK: 0 WP: 0 HR: 0 S: 64 P: 104 ERA: 0.00 WHIP: 0.444 | | | | | | | | | | | | | | | PITCHER | | | | | | |

Oakland Athletics @ Houston Astros
Minute Maid Park, Houston, TX
Sun May 21 2023, 1:12 PM - 3:39 PM CDT
Att: 39,820 - Roof Closed - 73 F

| | |
|-----|----|
| AB | 30 |
| R | 0 |
| H | 4 |
| RBI | 0 |
| BB | 0 |
| SO | 7 |
| LOB | 9 |



| Batter | 1 | 2 | 3 | 4 | 5 | 6 | 7 | 8 | 9 | AB | R | H | RBI | BB | SO | LOB | BOTTOM | | | |
|--|--|----------------------------------|---------------------------------------|----------------------------------|--------------------------------------|----------------------------------|--------------------------------------|----------------------------------|---------------------------------------|----------------------------------|---------------------------------------|----------------------------------|--------------------------------------|----------------------------------|--------------------------------------|---------------------------------|----------------------------------|------------------------------------|----------------------------------|--------|
| 27 Jose Altuve, R OBP: 0.462, SLG: 0.333 | G5-4-3 BB | | K | | | | | | | 2 | 0 | 1 | 1 | 2 | 1 | 0 | | | | |
| 2 Alex Bregman, R OBP: 0.326, SLG: 0.362 | G5-4-3 1-2 | | G6-3 | | | | | | | 4 | 0 | 0 | 0 | 0 | 1 | 4 | | | | |
| 44 Yordan Alvarez, L OBP: 0.387, SLG: 0.571 | K | | | | | | | | | 3 | 1 | 1 | 0 | 1 | 1 | 0 | | | | |
| 79 José Abreu, R OBP: 0.278, SLG: 0.256 | | | | | | | | | | 2 | 0 | 0 | 0 | 2 | 1 | 3 | | | | |
| 30 Kyle Tucker, L OBP: 0.358, SLG: 0.460 | | | | | | | | | | 3 | 0 | 0 | 0 | 1 | 0 | 3 | | | | |
| 3 Jeremy Peña, R OBP: 0.289, SLG: 0.416 | | | | | | | | | | 4 | 0 | 0 | 0 | 0 | 1 | 4 | | | | |
| 6 Jake Meyers, R OBP: 0.349, SLG: 0.404 | | | | | | | | | | 2 | 1 | 1 | 0 | 2 | 0 | 0 | | | | |
| 20 Chas McCormick, R OBP: 0.329, SLG: 0.431 | | | | | | | | | | 3 | 0 | 0 | 0 | 0 | 2 | 5 | | | | |
| 15 Martín Maldonado, R OBP: 0.288, SLG: 0.295 | | | | | | | | | | 3 | 0 | 2 | 0 | 0 | 0 | 0 | | | | |
| Inning Stats | R: 0 H: 0 E: 0 K: 1 S: 7 | H: 0 LOB: 0 BB: 1 P: 14 | R: 0 H: 0 E: 0 K: 1 S: 13 | H: 0 LOB: 2 BB: 2 P: 24 | R: 0 H: 0 E: 0 K: 1 S: 9 | H: 0 LOB: 0 BB: 0 P: 13 | R: 0 H: 0 E: 0 K: 2 S: 8 | H: 0 LOB: 1 BB: 1 P: 15 | R: 1 H: 3 E: 0 K: 0 S: 11 | H: 3 LOB: 1 BB: 0 P: 16 | R: 1 H: 1 E: 0 K: 1 S: 16 | H: 1 LOB: 2 BB: 2 P: 28 | R: 0 H: 1 E: 0 K: 1 S: 9 | H: 1 LOB: 2 BB: 2 P: 22 | R: 0 H: 0 E: 0 K: 0 S: 6 | H: 0 LOB: 0 BB: 0 P: 8 | 1B: 3 2B: 3 3B: 0 HR: 0 | SF: 0 SAC: 0 DP: 2 HBP: 0 | WP: 2 PB: 0 SB: 1 CS: 0 | PA: 34 |
| PITCHER 32 James Kaprielian, R ERA: 8.68 60 Sam Moll, L ERA: 5.51 70 Lucas Erceg, R ERA: 5.4 66 Sam Long, L ERA: 3.38 67 Garrett Acton, R ERA: 2.08 | IP: 5.0 WLS: L BF: 20 H: 3 R: 1 ER: 1 SO: 5 BB: 4 IBB: 0 HBP: 0 BLK: 0 WP: 1 HR: 0 S: 48 P: 82 ERA: 1.80 WHIP: 1.400 | | | | | | | | | | | | | | | PITCHER | | | | |

Oakland Athletics @ Houston Astros
Minute Maid Park, Houston, TX
Sun May 21 2023, 1:12 PM - 3:39 PM CDT
Att: 39,820 - Roof Closed - 73 F

| | |
|-----|----|
| AB | 26 |
| R | 2 |
| H | 5 |
| RBI | 1 |
| BB | 8 |
| SO | 7 |
| LOB | 19 |



| Batter | 1 | 2 | 3 | 4 | 5 | 6 | 7 | 8 | 9 | AB | R | H | RBI | BB | SO | LOB | TOP | | | | | | | | | | |
|---|-------------------------------|----------------------------------|------------------------------|---------------------------------|-------------------------------|----------------------------------|------------------------------|----------------------------------|------------------------------|----------------------------------|-------------------------------|----------------------------------|-------------------------------|----------------------------------|-------------------------------|----------------------------------|---|----------------------------------|------------------------------------|----------------------------------|--------|--|--|--|--|--|--|
| 14 Mauricio Dubón, R OBP: 0.329, SLG: 0.392 | | | | | | | | | | 4 | 0 | 0 | 0 | 0 | 1 | 1 | Houston Astros @ Milwaukee Brewers American Family Field, Milwaukee, WI Wed May 24 2023, 12:11 PM - 2:19 PM CDT Att: 28,262 - Roof Closed - 65 F | | | | | | | | | | |
| 2 Alex Bregman, R OBP: 0.326, SLG: 0.358 | | | | | | | | | | 4 | 0 | 1 | 0 | 0 | 0 | 1 | | | | | | | | | | | |
| 44 Yordan Alvarez, L OBP: 0.403, SLG: 0.600 | | | | | | | | | | 3 | 0 | 0 | 0 | 1 | 1 | 2 | | | | | | | | | | | |
| 30 Kyle Tucker, L OBP: 0.356, SLG: 0.448 | | | | | | | | | | 4 | 0 | 1 | 0 | 0 | 0 | 2 | | | | | | | | | | | |
| 79 José Abreu, R OBP: 0.286, SLG: 0.259 | | | | | | | | | | 4 | 0 | 1 | 0 | 0 | 0 | 2 | | | | | | | | | | | |
| 3 Jeremy Peña, R OBP: 0.286, SLG: 0.405 | | | | | | | | | | 4 | 0 | 0 | 0 | 0 | 1 | 1 | | | | | | | | | | | |
| 20 Chas McCormick, R OBP: 0.296, SLG: 0.384 | | | | | | | | | | 3 | 0 | 0 | 0 | 0 | 1 | 0 | | | | | | | | | | | |
| 6 Jake Meyers, R OBP: 0.343, SLG: 0.405 | | | | | | | | | | 3 | 0 | 0 | 0 | 0 | 2 | 0 | | | | | | | | | | | |
| 15 Martín Maldonado, R OBP: 0.304, SLG: 0.333 | | | | | | | | | | 3 | 0 | 1 | 0 | 0 | 0 | 0 | | | | | | | | | | | |
| Inning Stats | R: 0 E: 0 K: 1 S: 9 | H: 1 LOB: 2 BB: 1 P: 19 | R: 0 E: 0 K: 0 S: 7 | H: 0 LOB: 0 BB: 0 P: 7 | R: 0 E: 0 K: 0 S: 11 | H: 0 LOB: 0 BB: 0 P: 18 | R: 0 E: 0 K: 0 S: 7 | H: 0 LOB: 0 BB: 0 P: 11 | R: 0 E: 0 K: 2 S: 8 | H: 1 LOB: 2 BB: 0 P: 12 | R: 0 E: 0 K: 0 S: 10 | H: 0 LOB: 0 BB: 0 P: 14 | R: 0 E: 0 K: 1 S: 13 | H: 1 LOB: 1 BB: 0 P: 19 | R: 0 E: 0 K: 1 S: 11 | H: 1 LOB: 1 BB: 0 P: 18 | | 1B: 3 2B: 1 3B: 0 HR: 0 | SF: 0 SAC: 0 DP: 0 HBP: 0 | WP: 1 PB: 0 SB: 0 CS: 0 | PA: 33 | | | | | | |
| PITCHER | IP | WLS | BF | H | R | ER | SO | BB | IBB | HBP | BLK | WP | HR | S | P | ERA | WHIP | | | | | | | | | | |
| 37 Adrian Houser, R ERA: 2.25 | 5.1 | W | 20 | 2 | 0 | 0 | 3 | 1 | 0 | 0 | 0 | 0 | 0 | 47 | 73 | 0.00 | 0.562 | | | | | | | | | | |
| 31 Joel Payamps, R ERA: 2.22 | 0.2 | H | 2 | 0 | 0 | 0 | 1 | 0 | 0 | 0 | 0 | 0 | 0 | 5 | 8 | 0.00 | 0.000 | | | | | | | | | | |
| 46 Bryse Wilson, R ERA: 2.7 | 1.0 | H | 3 | 0 | 0 | 0 | 0 | 0 | 0 | 0 | 0 | 0 | 0 | 9 | 12 | 0.00 | 0.000 | | | | | | | | | | |
| 54 Jake Cousins, R ERA: 3.24 | 1.0 | | 4 | 1 | 0 | 0 | 1 | 0 | 0 | 0 | 0 | 1 | 0 | 13 | 19 | 0.00 | 1.000 | | | | | | | | | | |
| 55 Hoby Milner, L ERA: 4.29 | 1.0 | | 4 | 1 | 0 | 0 | 1 | 0 | 0 | 0 | 0 | 0 | 0 | 11 | 18 | 0.00 | 1.000 | | | | | | | | | | |
| Batter | 1 | 2 | 3 | 4 | 5 | 6 | 7 | 8 | 9 | AB | R | H | RBI | BB | SO | LOB | BOTTOM | | | | | | | | | | |
| 22 Christian Yelich, L OBP: 0.338, SLG: 0.414 | | | | | | | | | | 4 | 1 | 1 | 0 | 0 | 0 | 0 | Houston Astros @ Milwaukee Brewers American Family Field, Milwaukee, WI Wed May 24 2023, 12:11 PM - 2:19 PM CDT Att: 28,262 - Roof Closed - 65 F | | | | | | | | | | |
| 27 Willy Adames, R OBP: 0.290, SLG: 0.381 | | | | | | | | | | 4 | 1 | 1 | 2 | 0 | 1 | 0 | | | | | | | | | | | |
| 11 Rowdy Tellez, L OBP: 0.347, SLG: 0.535 | | | | | | | | | | 3 | 0 | 1 | 0 | 0 | 1 | 0 | | | | | | | | | | | |
| 6 Owen Miller, R OBP: 0.367, SLG: 0.548 | | | | | | | | | | 3 | 1 | 1 | 1 | 0 | 0 | 1 | | | | | | | | | | | |
| 24 William Contreras, R OBP: 0.340, SLG: 0.394 | | | | | | | | | | 2 | 0 | 0 | 0 | 1 | 1 | 0 | | | | | | | | | | | |
| 33 Jesse Winker, L OBP: 0.336, SLG: 0.253 | | | | | | | | | | 3 | 0 | 0 | 0 | 0 | 0 | 1 | | | | | | | | | | | |
| 9 Brian Anderson, R OBP: 0.333, SLG: 0.441 | | | | | | | | | | 3 | 1 | 1 | 1 | 0 | 1 | 0 | | | | | | | | | | | |
| 2 Brice Turang, L OBP: 0.283, SLG: 0.326 | | | | | | | | | | 3 | 0 | 0 | 0 | 0 | 1 | 0 | | | | | | | | | | | |
| 2B Joey Wiemer, R OBP: 0.261, SLG: 0.357 | | | | | | | | | | 3 | 0 | 0 | 0 | 0 | 0 | 0 | | | | | | | | | | | |
| Inning Stats | R: 2 E: 0 K: 2 S: 15 | H: 2 LOB: 0 BB: 0 P: 25 | R: 0 E: 0 K: 0 S: 4 | H: 0 LOB: 0 BB: 0 P: 6 | R: 0 E: 0 K: 0 S: 8 | H: 0 LOB: 0 BB: 0 P: 11 | R: 0 E: 0 K: 0 S: 6 | H: 1 LOB: 1 BB: 1 P: 12 | R: 0 E: 0 K: 1 S: 7 | H: 0 LOB: 0 BB: 0 P: 11 | R: 0 E: 0 K: 0 S: 6 | H: 0 LOB: 0 BB: 0 P: 10 | R: 2 E: 0 K: 1 S: 16 | H: 2 LOB: 0 BB: 0 P: 23 | R: 0 E: 0 K: 1 S: 10 | H: 0 LOB: 0 BB: 0 P: 13 | | 1B: 1 2B: 1 3B: 0 HR: 3 | SF: 0 SAC: 0 DP: 1 HBP: 0 | WP: 0 PB: 0 SB: 0 CS: 0 | PA: 29 | | | | | | |
| PITCHER | IP | WLS | BF | H | R | ER | SO | BB | IBB | HBP | BLK | WP | HR | S | P | ERA | WHIP | | | | | | | | | | |
| 64 Brandon Bielak, R ERA: 3.55 | 6.2 | L | 25 | 5 | 4 | 4 | 3 | 1 | 0 | 0 | 0 | 0 | 3 | 56 | 90 | 5.40 | 0.900 | | | | | | | | | | |
| 52 Bryan Abreu, R ERA: 1.14 | 1.1 | | 4 | 0 | 0 | 0 | 2 | 0 | 0 | 0 | 0 | 0 | 0 | 16 | 21 | 0.00 | 0.000 | | | | | | | | | | |

| Batter | 1 | 2 | 3 | 4 | 5 | 6 | 7 | 8 | 9 | AB | R | H | RBI | BB | SO | LOB | TOP | | | | | | | |
|--|---|---|---|---|---|---|---|---|---|---|---|---|---|---|---|---|---|---|---|---|---|---|---|---|
| 27 Jose Altuve, R OBP: 0.428, SLG: 0.412 | | | | | | | | | | 5 | 1 | 2 | 0 | 0 | 2 | 0 | | | | | | | | |
| 14 Mauricio Dubón, R OBP: 0.322, SLG: 0.383 | | | | | | | | | | 4 | 0 | 0 | 0 | 0 | 2 | 2 | | | | | | | | |
| 44 Yordan Alvarez, L OBP: 0.405, SLG: 0.592 | | | | | | | | | | 2 | 1 | 0 | 0 | 2 | 1 | 1 | | | | | | | | |
| 2 Alex Bregman, R OBP: 0.329, SLG: 0.361 | | | | | | | | | | 4 | 2 | 2 | 1 | 0 | 0 | 1 | | | | | | | | |
| 30 Kyle Tucker, L OBP: 0.361, SLG: 0.452 | | | | | | | | | | 3 | 1 | 2 | 0 | 0 | 0 | 0 | | | | | | | | |
| 79 José Abreu, R OBP: 0.275, SLG: 0.254 | | | | | | | | | | 4 | 0 | 0 | 0 | 0 | 0 | 7 | | | | | | | | |
| 9 Corey Julks, R OBP: 0.285, SLG: 0.389 | | | | | | | | | | 4 | 0 | 2 | 3 | 0 | 0 | 2 | | | | | | | | |
| 6 Jake Meyers, R OBP: 0.341, SLG: 0.400 | | | | | | | | | | 4 | 0 | 1 | 0 | 0 | 1 | 3 | | | | | | | | |
| 15 Martín Maldonado, R OBP: 0.295, SLG: 0.322 | | | | | | | | | | 4 | 0 | 0 | 0 | 0 | 2 | 3 | | | | | | | | |
| Inning Stats | R: 0 E: 0 K: 1 S: 6 | H: 1 LOB: 0 BB: 0 P: 10 | R: 1 E: 0 K: 1 S: 18 | H: 3 LOB: 2 BB: 0 P: 23 | R: 4 E: 0 K: 1 S: 16 | H: 4 LOB: 1 BB: 1 P: 27 | R: 0 E: 0 K: 1 S: 8 | H: 0 LOB: 0 BB: 0 P: 10 | R: 0 E: 1 K: 0 S: 12 | H: 0 LOB: 2 BB: 1 P: 23 | R: 0 E: 0 K: 1 S: 10 | H: 1 LOB: 0 BB: 0 P: 16 | R: 0 E: 0 K: 1 S: 5 | H: 0 LOB: 0 BB: 0 P: 7 | R: 0 E: 0 K: 0 S: 6 | H: 0 LOB: 0 BB: 0 P: 7 | R: 0 E: 0 K: 2 S: 8 | H: 0 LOB: 0 BB: 0 P: 12 | 1B: 8 2B: 1 3B: 0 HR: 0 | SF: 0 SAC: 0 DP: 2 HBP: 0 | WP: 1 PB: 1 SB: 1 CS: 0 | PA: 37 | | |
| PITCHER | IP WLS BF H R ER SO BB IBB HBP BLK WP HR S P ERA WHIP | IP WLS BF H R ER SO BB IBB HBP BLK WP HR S P ERA WHIP | IP WLS BF H R ER SO BB IBB HBP BLK WP HR S P ERA WHIP | IP WLS BF H R ER SO BB IBB HBP BLK WP HR S P ERA WHIP | IP WLS BF H R ER SO BB IBB HBP BLK WP HR S P ERA WHIP | IP WLS BF H R ER SO BB IBB HBP BLK WP HR S P ERA WHIP | IP WLS BF H R ER SO BB IBB HBP BLK WP HR S P ERA WHIP | IP WLS BF H R ER SO BB IBB HBP BLK WP HR S P ERA WHIP | IP WLS BF H R ER SO BB IBB HBP BLK WP HR S P ERA WHIP | IP WLS BF H R ER SO BB IBB HBP BLK WP HR S P ERA WHIP | IP WLS BF H R ER SO BB IBB HBP BLK WP HR S P ERA WHIP | IP WLS BF H R ER SO BB IBB HBP BLK WP HR S P ERA WHIP | IP WLS BF H R ER SO BB IBB HBP BLK WP HR S P ERA WHIP | IP WLS BF H R ER SO BB IBB HBP BLK WP HR S P ERA WHIP | IP WLS BF H R ER SO BB IBB HBP BLK WP HR S P ERA WHIP | IP WLS BF H R ER SO BB IBB HBP BLK WP HR S P ERA WHIP | IP WLS BF H R ER SO BB IBB HBP BLK WP HR S P ERA WHIP | IP WLS BF H R ER SO BB IBB HBP BLK WP HR S P ERA WHIP | IP WLS BF H R ER SO BB IBB HBP BLK WP HR S P ERA WHIP | IP WLS BF H R ER SO BB IBB HBP BLK WP HR S P ERA WHIP | IP WLS BF H R ER SO BB IBB HBP BLK WP HR S P ERA WHIP | IP WLS BF H R ER SO BB IBB HBP BLK WP HR S P ERA WHIP | IP WLS BF H R ER SO BB IBB HBP BLK WP HR S P ERA WHIP | IP WLS BF H R ER SO BB IBB HBP BLK WP HR S P ERA WHIP |

Houston Astros @ Oakland Athletics
Oakland Coliseum, Oakland, CA
Fri May 26 2023, 6:42 PM - 9:05 PM PDT
Att: 13,345 - Partly Cloudy - 60 F

| | |
|-----|----|
| AB | 34 |
| R | 5 |
| H | 9 |
| RBI | 4 |
| BB | 2 |
| SO | 8 |
| LOB | 19 |



| Batter | 1 | 2 | 3 | 4 | 5 | 6 | 7 | 8 | 9 | AB | R | H | RBI | BB | SO | LOB | BOTTOM | | | | | | | |
|--|---|---|---|---|---|---|---|---|---|---|---|---|---|---|---|---|---|---|---|---|---|---|---|---|
| 1 Esteyru Ruiz, R OBP: 0.335, SLG: 0.361 | | | | | | | | | | 4 | 0 | 1 | 0 | 0 | 1 | 1 | | | | | | | | |
| 49 Ryan Noda, L OBP: 0.394, SLG: 0.419 | | | | | | | | | | 4 | 0 | 1 | 0 | 0 | 2 | 2 | | | | | | | | |
| 25 Brent Rooker, R OBP: 0.371, SLG: 0.522 | | | | | | | | | | 4 | 1 | 1 | 0 | 0 | 2 | 2 | | | | | | | | |
| 15 Seth Brown, L OBP: 0.250, SLG: 0.457 | | | | | | | | | | 4 | 1 | 1 | 2 | 0 | 3 | 1 | | | | | | | | |
| 44 Carlos Pérez, R OBP: 0.348, SLG: 0.418 | | | | | | | | | | 4 | 0 | 0 | 0 | 0 | 3 | 0 | | | | | | | | |
| 22 Ramón Laureano, R OBP: 0.238, SLG: 0.386 | | | | | | | | | | 4 | 0 | 0 | 0 | 0 | 1 | 0 | | | | | | | | |
| 12 Aledmys Díaz, R OBP: 0.246, SLG: 0.246 | | | | | | | | | | 3 | 0 | 1 | 0 | 0 | 1 | 0 | | | | | | | | |
| 6 Jace Peterson, L OBP: 0.292, SLG: 0.291 | | | | | | | | | | 3 | 0 | 0 | 0 | 0 | 1 | 1 | | | | | | | | |
| 2 Nick Allen, R OBP: 0.241, SLG: 0.244 | | | | | | | | | | 2 | 0 | 0 | 0 | 1 | 1 | 0 | | | | | | | | |
| Inning Stats | R: 0 E: 0 K: 1 S: 8 | H: 1 LOB: 1 BB: 0 P: 11 | R: 0 E: 0 K: 2 S: 8 | H: 0 LOB: 0 BB: 0 P: 11 | R: 0 E: 0 K: 2 S: 9 | H: 0 LOB: 0 BB: 0 P: 11 | R: 0 E: 0 K: 3 S: 12 | H: 0 LOB: 0 BB: 0 P: 16 | R: 0 E: 0 K: 0 S: 5 | H: 0 LOB: 0 BB: 0 P: 8 | R: 0 E: 0 K: 1 S: 6 | H: 0 LOB: 1 BB: 1 P: 15 | R: 2 E: 0 K: 1 S: 13 | H: 3 LOB: 1 BB: 0 P: 16 | R: 0 E: 0 K: 2 S: 12 | H: 1 LOB: 1 BB: 0 P: 17 | R: 0 E: 0 K: 3 S: 10 | H: 0 LOB: 0 BB: 0 P: 13 | 1B: 4 2B: 0 3B: 0 HR: 1 | SF: 0 SAC: 0 DP: 0 HBP: 0 | WP: 0 PB: 0 SB: 1 CS: 0 | PA: 33 | | |
| PITCHER | IP WLS BF H R ER SO BB IBB HBP BLK WP HR S P ERA WHIP | IP WLS BF H R ER SO BB IBB HBP BLK WP HR S P ERA WHIP | IP WLS BF H R ER SO BB IBB HBP BLK WP HR S P ERA WHIP | IP WLS BF H R ER SO BB IBB HBP BLK WP HR S P ERA WHIP | IP WLS BF H R ER SO BB IBB HBP BLK WP HR S P ERA WHIP | IP WLS BF H R ER SO BB IBB HBP BLK WP HR S P ERA WHIP | IP WLS BF H R ER SO BB IBB HBP BLK WP HR S P ERA WHIP | IP WLS BF H R ER SO BB IBB HBP BLK WP HR S P ERA WHIP | IP WLS BF H R ER SO BB IBB HBP BLK WP HR S P ERA WHIP | IP WLS BF H R ER SO BB IBB HBP BLK WP HR S P ERA WHIP | IP WLS BF H R ER SO BB IBB HBP BLK WP HR S P ERA WHIP | IP WLS BF H R ER SO BB IBB HBP BLK WP HR S P ERA WHIP | IP WLS BF H R ER SO BB IBB HBP BLK WP HR S P ERA WHIP | IP WLS BF H R ER SO BB IBB HBP BLK WP HR S P ERA WHIP | IP WLS BF H R ER SO BB IBB HBP BLK WP HR S P ERA WHIP | IP WLS BF H R ER SO BB IBB HBP BLK WP HR S P ERA WHIP | IP WLS BF H R ER SO BB IBB HBP BLK WP HR S P ERA WHIP | IP WLS BF H R ER SO BB IBB HBP BLK WP HR S P ERA WHIP | IP WLS BF H R ER SO BB IBB HBP BLK WP HR S P ERA WHIP | IP WLS BF H R ER SO BB IBB HBP BLK WP HR S P ERA WHIP | IP WLS BF H R ER SO BB IBB HBP BLK WP HR S P ERA WHIP | IP WLS BF H R ER SO BB IBB HBP BLK WP HR S P ERA WHIP | IP WLS BF H R ER SO BB IBB HBP BLK WP HR S P ERA WHIP | IP WLS BF H R ER SO BB IBB HBP BLK WP HR S P ERA WHIP |

Houston Astros @ Oakland Athletics
Oakland Coliseum, Oakland, CA
Fri May 26 2023, 6:42 PM - 9:05 PM PDT
Att: 13,345 - Partly Cloudy - 60 F

| | |
|-----|----|
| AB | 32 |
| R | 2 |
| H | 5 |
| RBI | 2 |
| BB | 1 |
| SO | 15 |
| LOB | 7 |



| Batter | 1 | 2 | 3 | 4 | 5 | 6 | 7 | 8 | 9 | AB | R | H | RBI | BB | SO | LOB | TOP | | | |
|--|--|--|---|---|---|--|---------------------------------------|----------------------------------|---------------------------------------|----------------------------------|--------------------------------------|----------------------------------|---------------------------------------|----------------------------------|--------------------------------------|----------------------------------|----------------------------------|------------------------------------|----------------------------------|--------|
| 27 Jose Altuve, R OBP: 0.423, SLG: 0.455 | | | | | | | | | | 5 | 2 | 2 | 0 | 0 | 1 | 1 | | | | |
| 3 Jeremy Peña, R OBP: 0.290, SLG: 0.428 | | | | | | | | | | 4 | 2 | 2 | 2 | 0 | 0 | 0 | | | | |
| 44 Yordan Alvarez, L OBP: 0.402, SLG: 0.581 | | | | | | | | | | 3 | 1 | 0 | 0 | 1 | 1 | 0 | | | | |
| 2 Alex Bregman, R OBP: 0.336, SLG: 0.374 | | | | | | | | | | 4 | 1 | 3 | 3 | 0 | 0 | 0 | | | | |
| 30 Kyle Tucker, L OBP: 0.354, SLG: 0.442 | | | | | | | | | | 4 | 0 | 0 | 0 | 0 | 1 | 3 | | | | |
| 79 José Abreu, R OBP: 0.289, SLG: 0.250 | | | | | | | | | | 3 | 0 | 0 | 1 | 0 | 1 | 1 | | | | |
| 20 Chas McCormick, R OBP: 0.294, SLG: 0.368 | | | | | | | | | | 3 | 0 | 0 | 0 | 1 | 3 | 2 | | | | |
| 9 Corey Julks, R OBP: 0.284, SLG: 0.385 | | | | | | | | | | 4 | 0 | 1 | 0 | 0 | 1 | 0 | | | | |
| 15 Martín Maldonado, R OBP: 0.293, SLG: 0.314 | | | | | | | | | | 3 | 0 | 0 | 0 | 1 | 0 | 2 | | | | |
| Inning Stats | R: 2 H: 3 E: 1 K: 1 S: 16 | H: 3 LOB: 2 BB: 0 P: 29 | R: 0 H: 0 E: 0 K: 0 S: 13 | H: 0 LOB: 0 BB: 1 P: 18 | R: 0 H: 0 E: 0 K: 0 S: 9 | H: 0 LOB: 0 BB: 0 P: 13 | R: 0 H: 0 E: 0 K: 3 S: 10 | H: 0 LOB: 0 BB: 0 P: 13 | R: 0 H: 1 E: 0 K: 1 S: 15 | H: 1 LOB: 1 BB: 0 P: 22 | R: 0 H: 1 E: 0 K: 0 S: 6 | H: 1 LOB: 1 BB: 1 P: 16 | R: 4 H: 3 E: 0 K: 1 S: 14 | H: 3 LOB: 0 BB: 1 P: 22 | R: 0 H: 0 E: 0 K: 1 S: 6 | H: 0 LOB: 0 BB: 0 P: 11 | 1B: 4 2B: 3 3B: 0 HR: 1 | SF: 1 SAC: 0 DP: 2 HBP: 0 | WP: 0 PB: 0 SB: 0 CS: 0 | PA: 37 |
| PITCHER | IP: 1.0 WLS: L BF: 7 H: 3 R: 2 ER: 2 SO: 1 BB: 0 IBB: 0 HBP: 0 BLK: 0 WP: 0 HR: 1 S: 16 P: 29 ERA: 18.00 WHIP: 3.000 | IP: 5.0 WLS: L BF: 16 H: 1 R: 0 ER: 0 SO: 5 BB: 1 IBB: 0 HBP: 0 BLK: 0 WP: 0 HR: 0 S: 54 P: 77 ERA: 0.00 WHIP: 0.400 | IP: 7.1 WLS: L BF: 4 H: 1 R: 0 ER: 0 SO: 0 BB: 0 IBB: 0 HBP: 0 BLK: 0 WP: 0 HR: 0 S: 6 P: 16 ERA: 2.000 WHIP: 0.000 | IP: 8.1 WLS: L BF: 4 H: 3 R: 4 ER: 4 SO: 0 BB: 1 IBB: 0 HBP: 0 BLK: 0 WP: 0 HR: 0 S: 8 P: 14 ERA: = WHIP: = | IP: 8.1 WLS: L BF: 3 H: 0 R: 0 ER: 0 SO: 1 BB: 0 IBB: 0 HBP: 0 BLK: 0 WP: 0 HR: 0 S: 6 P: 8 ERA: 0.00 WHIP: 0.000 | IP: 9.1 WLS: L BF: 3 H: 0 R: 0 ER: 0 SO: 1 BB: 0 IBB: 0 HBP: 0 BLK: 0 WP: 0 HR: 0 S: 6 P: 11 ERA: 0.00 WHIP: 0.000 | | | | | | | | | | | | | | |

Houston Astros @ Oakland Athletics
Oakland Coliseum, Oakland, CA
Sat May 27 2023, 1:07 PM - 3:48 PM PDT
Att: 9,293 - Partly Cloudy - 62 F

| | |
|-----|----|
| AB | 33 |
| R | 6 |
| H | 8 |
| RBI | 6 |
| BB | 3 |
| SO | 8 |
| LOB | 9 |



| Batter | 1 | 2 | 3 | 4 | 5 | 6 | 7 | 8 | 9 | AB | R | H | RBI | BB | SO | LOB | BOTTOM | | | |
|---|--|---|---|---|---|--|--------------------------------------|----------------------------------|---------------------------------------|----------------------------------|--------------------------------------|----------------------------------|---------------------------------------|----------------------------------|--------------------------------------|----------------------------------|----------------------------------|------------------------------------|----------------------------------|--------|
| 1 Esteury Ruiz, R OBP: 0.328, SLG: 0.352 | | | | | | | | | | 5 | 0 | 0 | 0 | 0 | 3 | 4 | | | | |
| 25 Brent Rooker, R OBP: 0.372, SLG: 0.522 | | | | | | | | | | 4 | 1 | 1 | 0 | 1 | 2 | 2 | | | | |
| 15 Seth Brown, L OBP: 0.250, SLG: 0.429 | | | | | | | | | | 3 | 1 | 0 | 0 | 1 | 0 | 5 | | | | |
| 22 Ramón Laureano, R OBP: 0.238, SLG: 0.389 | | | | | | | | | | 4 | 1 | 1 | 0 | 0 | 1 | 2 | | | | |
| 99 Jesús Aguilar, R OBP: 0.281, SLG: 0.385 | | | | | | | | | | 3 | 0 | 0 | 0 | 0 | 0 | 1 | | | | |
| 49 Ryan Noda, L OBP: 0.392, SLG: 0.415 | | | | | | | | | | 1 | 0 | 0 | 0 | 0 | 0 | 2 | | | | |
| 12 Aledmys Díaz, R OBP: 0.254, SLG: 0.259 | | | | | | | | | | 2 | 0 | 1 | 1 | 0 | 0 | 0 | | | | |
| 23 Shea Langeliers, R OBP: 0.281, SLG: 0.391 | | | | | | | | | | 4 | 0 | 2 | 2 | 0 | 1 | 1 | | | | |
| 5 Tony Kemp, L OBP: 0.248, SLG: 0.216 | | | | | | | | | | 2 | 0 | 0 | 0 | 1 | 0 | 2 | | | | |
| 2 Nick Allen, R OBP: 0.253, SLG: 0.247 | | | | | | | | | | 3 | 0 | 1 | 0 | 1 | 1 | 0 | | | | |
| Inning Stats | R: 0 H: 0 E: 0 K: 2 S: 9 | H: 0 LOB: 0 BB: 0 P: 15 | R: 1 H: 1 E: 0 K: 0 S: 8 | H: 1 LOB: 0 BB: 0 P: 13 | R: 0 H: 1 E: 0 K: 1 S: 10 | H: 1 LOB: 2 BB: 1 P: 20 | R: 0 H: 0 E: 0 K: 0 S: 8 | H: 0 LOB: 0 BB: 0 P: 11 | R: 0 H: 1 E: 0 K: 1 S: 10 | H: 1 LOB: 1 BB: 0 P: 16 | R: 0 H: 0 E: 0 K: 0 S: 8 | H: 0 LOB: 0 BB: 0 P: 10 | R: 2 H: 2 E: 0 K: 1 S: 14 | H: 2 LOB: 2 BB: 1 P: 29 | R: 0 H: 0 E: 0 K: 2 S: 7 | H: 0 LOB: 0 BB: 0 P: 10 | 1B: 2 2B: 4 3B: 0 HR: 0 | SF: 1 SAC: 1 DP: 0 HBP: 1 | WP: 0 PB: 0 SB: 1 CS: 0 | PA: 38 |
| PITCHER | IP: 6.0 WLS: W BF: 25 H: 4 R: 1 ER: 1 SO: 5 BB: 3 IBB: 0 HBP: 0 BLK: 0 WP: 0 HR: 0 S: 55 P: 95 ERA: 1.50 WHIP: 1.167 | IP: 1.0 WLS: H BF: 3 H: 0 R: 0 ER: 0 SO: 0 BB: 0 IBB: 0 HBP: 0 BLK: 0 WP: 0 HR: 8 S: 10 P: 10 ERA: 0.00 WHIP: 0.000 | IP: 0.2 WLS: H BF: 5 H: 1 R: 2 ER: 2 SO: 1 BB: 1 IBB: 0 HBP: 1 BLK: 0 WP: 0 HR: 12 S: 27 P: 27 ERA: 27.00 WHIP: 3.000 | IP: 0.1 WLS: H BF: 2 H: 1 R: 0 ER: 0 SO: 0 BB: 0 IBB: 0 HBP: 0 BLK: 0 WP: 0 HR: 2 S: 2 P: 2 ERA: 0.00 WHIP: 3.000 | IP: 1.0 WLS: S BF: 3 H: 0 R: 0 ER: 0 SO: 2 BB: 0 IBB: 0 HBP: 0 BLK: 0 WP: 0 HR: 7 S: 10 P: 10 ERA: 0.00 WHIP: 0.000 | IP: 1.1 WLS: L BF: 3 H: 0 R: 0 ER: 0 SO: 1 BB: 0 IBB: 0 HBP: 0 BLK: 0 WP: 0 HR: 10 S: 10 P: 11 ERA: 1.50 WHIP: 1.167 | | | | | | | | | | | | | | |

Houston Astros @ Oakland Athletics
Oakland Coliseum, Oakland, CA
Sat May 27 2023, 1:07 PM - 3:48 PM PDT
Att: 9,293 - Partly Cloudy - 62 F

| | |
|-----|----|
| AB | 31 |
| R | 3 |
| H | 6 |
| RBI | 3 |
| BB | 4 |
| SO | 8 |
| LOB | 19 |



| Batter | 1 | 2 | 3 | 4 | 5 | 6 | 7 | 8 | 9 | AB R H RBI BB SO LOB | TOP | | | | | | | | | |
|--|--|----------------------------------|------------------------------|----------------------------------|------------------------------|----------------------------------|-------------------------------|----------------------------------|-------------------------------|----------------------------------|-------------------------------|---|-------------------------------|----------------------------------|-------------------------------|----------------------------------|----------------------------------|------------------------------------|----------------------------------|--------|
| 27 Jose Altuve, R OBP: 0.452, SLG: 0.593 | | | | | | | | | | | 5 2 3 1 0 1 0 | <p>Houston Astros @ Oakland Athletics Oakland Coliseum, Oakland, CA Sun May 28, 2023, 1:08 PM - 3:45 PM PDT Att. 8,809 - Overcast - 59 F</p> <p>livebaseballscores.com</p> <p>AB 38 R 10 H 13 RBI 10 BB 3 SO 8 LOB 10</p> | | | | | | | | |
| 3 Jeremy Peña, R OBP: 0.292, SLG: 0.439 | | | | | | | | | | 4 1 1 2 1 1 0 | | | | | | | | | | |
| 44 Yordan Alvarez, L OBP: 0.402, SLG: 0.612 | | | | | | | | | | 5 2 2 2 0 1 3 | | | | | | | | | | |
| 2 Alex Bregman, R OBP: 0.333, SLG: 0.370 | | | | | | | | | | 5 0 1 0 0 1 0 | | | | | | | | | | |
| 79 José Abreu, R OBP: 0.272, SLG: 0.265 | | | | | | | | | | 4 1 1 1 0 1 1 | | | | | | | | | | |
| 9 Corey Julks, R OBP: 0.295, SLG: 0.396 | | | | | | | | | | 4 1 2 0 1 0 2 | | | | | | | | | | |
| 21 Yainer Diaz, R OBP: 0.246, SLG: 0.322 | | | | | | | | | | 4 1 1 0 0 1 3 | | | | | | | | | | |
| 6 Jake Meyers, R OBP: 0.338, SLG: 0.419 | | | | | | | | | | 4 1 1 3 0 1 1 | | | | | | | | | | |
| 20 Chas McCormick, R OBP: 0.303, SLG: 0.405 | | | | | | | | | | 3 1 1 1 1 1 0 | | | | | | | | | | |
| Inning Stats | R: 1 E: 0 K: 2 S: 11 | H: 1 LOB: 0 BB: 0 P: 16 | R: 0 E: 0 K: 1 S: 6 | H: 0 LOB: 0 BB: 1 P: 13 | R: 0 E: 0 K: 1 S: 8 | H: 1 LOB: 2 BB: 2 P: 17 | R: 3 E: 0 K: 1 S: 11 | H: 3 LOB: 0 BB: 0 P: 19 | R: 0 E: 0 K: 1 S: 10 | H: 1 LOB: 1 BB: 0 P: 15 | R: 2 E: 0 K: 2 S: 15 | H: 2 LOB: 0 BB: 0 P: 21 | R: 1 E: 0 K: 0 S: 12 | H: 2 LOB: 1 BB: 0 P: 17 | R: 3 E: 0 K: 0 S: 13 | H: 3 LOB: 1 BB: 0 P: 21 | 1B: 5 2B: 1 3B: 0 HR: 7 | SF: 0 SAC: 0 DP: 2 HBP: 1 | WP: 0 PB: 0 SB: 0 CS: 0 | PA: 42 |
| PITCHER | IP WLS BF H R ER SO BB IBB HBP BLK WP HR S P ERA WHIP | | | | | | | | | | | IP WLS BF H R ER SO BB IBB HBP BLK WP HR S P ERA WHIP | | | | | | | | |
| Ken Waldichuk, L ERA: 7.43 | (1, 1) 1.0 4 1 1 1 2 0 0 0 0 0 0 1 11 16 9.00 1.000 | | | | | | | | | | | (1, 1) 1.0 4 1 1 1 2 0 0 0 0 0 0 1 11 16 9.00 1.000 | | | | | | | | |
| 46 Luis Medina, R ERA: 6.53 | (2, 1) 5.1 L 24 7 5 5 5 3 0 0 0 0 0 3 51 86 8.44 1.875 | | | | | | | | | | | (2, 1) 5.1 L 24 7 5 5 5 3 0 0 0 0 0 3 51 86 8.44 1.875 | | | | | | | | |
| 66 Sam Long, L ERA: 3.71 | (7, 1) 1.2 2 2 1 1 1 0 0 0 0 0 0 1 18 26 5.40 1.200 | | | | | | | | | | | (7, 1) 1.2 2 2 1 1 1 0 0 0 0 0 0 1 18 26 5.40 1.200 | | | | | | | | |
| 67 Garrett Acton, R ERA: 12.71 | (9, 1) 1.0 7 3 3 3 0 0 0 0 1 0 0 2 13 21 27.00 3.000 | | | | | | | | | | | (9, 1) 1.0 7 3 3 3 0 0 0 0 1 0 0 2 13 21 27.00 3.000 | | | | | | | | |

| Batter | 1 | 2 | 3 | 4 | 5 | 6 | 7 | 8 | 9 | AB R H RBI BB SO LOB | BOTTOM | | | | | | | | | | | |
|---|--|----------------------------------|-------------------------------|----------------------------------|-------------------------------|----------------------------------|------------------------------|----------------------------------|------------------------------|----------------------------------|-------------------------------|--|------------------------------|----------------------------------|------------------------------|---------------------------------|-------------------------------|----------------------------------|----------------------------------|------------------------------------|----------------------------------|--------|
| 49 Ryan Noda, L OBP: 0.400, SLG: 0.451 | | | | | | | | | | | 3 1 2 1 1 1 1 | <p>Houston Astros @ Oakland Athletics Oakland Coliseum, Oakland, CA Sun May 28, 2023, 1:08 PM - 3:45 PM PDT Att. 8,809 - Overcast - 59 F</p> <p>livebaseballscores.com</p> <p>AB 30 R 1 H 6 RBI 1 BB 5 SO 7 LOB 17</p> | | | | | | | | | | |
| 25 Brent Rooker, R OBP: 0.294, SLG: 0.509 | | | | | | | | | | | 4 0 0 0 0 1 3 | | | | | | | | | | | |
| 15 Seth Brown, L OBP: 0.250, SLG: 0.415 | | | | | | | | | | | 4 0 1 0 0 2 1 | | | | | | | | | | | |
| 23 Shea Langeliers, R OBP: 0.280, SLG: 0.384 | | | | | | | | | | | 3 0 0 0 1 0 2 | | | | | | | | | | | |
| 33 JJ Bleday, L OBP: 0.299, SLG: 0.417 | | | | | | | | | | | 3 0 0 0 1 0 2 | | | | | | | | | | | |
| 22 Ramón Laureano, R OBP: 0.252, SLG: 0.390 | | | | | | | | | | | 2 0 1 0 1 1 0 | | | | | | | | | | | |
| 5 Tony Kemp, L ERA: 2.97 | | | | | | | | | | | 2 0 0 0 0 0 1 | | | | | | | | | | | |
| 12 Aledmys Diaz, R OBP: 0.258, SLG: 0.263 | | | | | | | | | | | 2 0 1 0 0 0 1 | | | | | | | | | | | |
| 6 Jace Peterson, L OBP: 0.291, SLG: 0.285 | | | | | | | | | | | 3 0 0 0 1 1 4 | | | | | | | | | | | |
| 2 Nick Allen, R OBP: 0.253, SLG: 0.247 | | | | | | | | | | | 4 0 1 0 0 1 2 | | | | | | | | | | | |
| Inning Stats | R: 1 E: 0 K: 0 S: 12 | H: 2 LOB: 1 BB: 0 P: 20 | R: 0 E: 0 K: 2 S: 10 | H: 0 LOB: 1 BB: 1 P: 19 | R: 0 E: 0 K: 1 S: 10 | H: 1 LOB: 0 BB: 0 P: 18 | R: 0 E: 0 K: 0 S: 5 | H: 1 LOB: 0 BB: 1 P: 12 | R: 0 E: 0 K: 0 S: 9 | H: 0 LOB: 1 BB: 1 P: 19 | R: 0 E: 0 K: 1 S: 12 | H: 1 LOB: 3 BB: 1 P: 22 | R: 0 E: 0 K: 1 S: 9 | H: 1 LOB: 0 BB: 0 P: 14 | R: 0 E: 0 K: 1 S: 6 | H: 0 LOB: 0 BB: 0 P: 9 | R: 0 E: 0 K: 1 S: 11 | H: 0 LOB: 1 BB: 1 P: 17 | 1B: 4 2B: 1 3B: 0 HR: 1 | SF: 0 SAC: 0 DP: 2 HBP: 1 | WP: 0 PB: 0 SB: 2 CS: 1 | PA: 36 |
| PITCHER | IP WLS BF H R ER SO BB IBB HBP BLK WP HR S P ERA WHIP | | | | | | | | | | | IP WLS BF H R ER SO BB IBB HBP BLK WP HR S P ERA WHIP | | | | | | | | | | |
| 53 Cristian Javier, R ERA: 2.97 | (1, 1) 5.0 W 20 4 1 0 1 3 3 0 0 0 0 0 46 88 1.80 1.400 | | | | | | | | | | | (1, 1) 5.0 W 20 4 1 0 1 3 3 0 0 0 0 0 46 88 1.80 1.400 | | | | | | | | | | |
| 67 Parker Mushinski, L ERA: | (6, 1) 1.0 H 6 1 0 0 1 1 0 1 0 0 0 0 12 22 0.00 2.000 | | | | | | | | | | | (6, 1) 1.0 H 6 1 0 0 1 1 0 1 0 0 0 0 12 22 0.00 2.000 | | | | | | | | | | |
| 88 Phil Maton, R ERA: 0.71 | (7, 1) 1.0 3 1 0 0 1 0 0 0 0 0 0 0 9 14 0.00 1.000 | | | | | | | | | | | (7, 1) 1.0 3 1 0 0 1 0 0 0 0 0 0 0 9 14 0.00 1.000 | | | | | | | | | | |
| 45 Ryne Stanek, R ERA: 3.63 | (8, 1) 1.0 3 0 0 0 1 0 0 0 0 0 0 0 6 9 0.00 0.000 | | | | | | | | | | | (8, 1) 1.0 3 0 0 0 1 0 0 0 0 0 0 0 6 9 0.00 0.000 | | | | | | | | | | |
| 47 Rafael Montero, R ERA: 6.97 | (9, 1) 1.0 4 0 0 0 0 1 1 0 0 0 0 0 0 11 17 0.00 1.000 | | | | | | | | | | | (9, 1) 1.0 4 0 0 0 0 1 1 0 0 0 0 0 0 11 17 0.00 1.000 | | | | | | | | | | |

| Batter | 1 | 2 | 3 | 4 | 5 | 6 | 7 | 8 | 9 | AB | R | H | RBI | BB | SO | LOB | TOP | | | | | | | |
|--|---|---|---|---|---|---|---|---|---|---|---|---|---|---|---|---|---|---|---|---|---|---|---|---|
| 13 Joey Gallo, L (1,7) OBP: 0.333, SLG: 0.508 | L6 | | BB | | F9 | | K | | K | 4 | 0 | 0 | 0 | 1 | 2 | 3 | | | | | | | | |
| 47 Edouard Julien, L (1,4) OBP: 0.323, SLG: 0.491 | G6-3 | | G3 | | | 1B | | 1B | | 4 | 0 | 2 | 0 | 0 | 0 | 1 | | | | | | | | |
| 4 Carlos Correa, R (1,6) OBP: 0.303, SLG: 0.378 | K | | | K | | 1B | | G6-4-3 | | 4 | 0 | 1 | 0 | 0 | 2 | 1 | | | | | | | | |
| 25 Byron Buxton, R (1,10) OBP: 0.324, SLG: 0.448 | | K | | L8 | | G6-4-3 | | 1B | | 3 | 0 | 0 | 0 | 1 | 1 | 2 | | | | | | | | |
| 19 Alex Kirilloff, L (1,3) OBP: 0.439, SLG: 0.485 | | BB | | G6-3 | | BB | | BB | | 2 | 0 | 1 | 0 | 2 | 0 | 0 | | | | | | | | |
| 23 Royce Lewis, R (1,5) OBP: 0.333, SLG: 0.778 | K | | | | | K | | K | | 4 | 1 | 1 | 0 | 0 | 3 | 5 | | | | | | | | |
| 26 Max Kepler, L (1,9) OBP: 0.276, SLG: 0.407 | G4-3 | | | | | K | | | | 4 | 0 | 0 | 0 | 0 | 2 | 2 | | | | | | | | |
| 2 Michael Taylor, R (1,8) OBP: 0.260, SLG: 0.372 | | | | | | | | | | | | | | | | | | | | | | | | |
| 39 Donovan Solano, R (9,PH) OBP: 0.336, SLG: 0.336 | | | | | | | | | | | | | | | | | | | | | | | | |
| 8 Christian Vázquez, R (1,2) OBP: 0.302, SLG: 0.259 | | | | | | | | | | | | | | | | | | | | | | | | |
| Inning Stats | R: 0 H: 0 E: 0 K: 1 S: 8 | H: 0 LOB: 0 BB: 0 P: 12 | R: 0 H: 0 E: 0 K: 2 S: 7 | H: 0 LOB: 1 BB: 1 P: 14 | R: 0 H: 0 E: 0 K: 1 S: 11 | H: 0 LOB: 1 BB: 1 P: 21 | R: 0 H: 0 E: 0 K: 1 S: 7 | H: 0 LOB: 0 BB: 0 P: 12 | R: 1 H: 2 E: 0 K: 1 S: 13 | H: 2 LOB: 1 BB: 0 P: 21 | R: 0 H: 2 E: 0 K: 1 S: 9 | H: 2 LOB: 2 BB: 1 P: 17 | R: 0 H: 0 E: 0 K: 3 S: 13 | H: 0 LOB: 1 BB: 1 P: 24 | R: 0 H: 2 E: 0 K: 1 S: 9 | H: 2 LOB: 2 BB: 1 P: 17 | R: 0 H: 1 E: 0 K: 1 S: 10 | H: 1 LOB: 1 BB: 0 P: 15 | 1B: 6 2B: 1 3B: 0 HR: 0 | SF: 0 SAC: 0 DP: 2 HBP: 0 | WP: 0 PB: 0 SB: 0 CS: 0 | PA: 37 | | |
| PITCHER | IP WLS BF H R ER SO BB IBB HBP BLK WP HR S P ERA WHIP | IP WLS BF H R ER SO BB IBB HBP BLK WP HR S P ERA WHIP | IP WLS BF H R ER SO BB IBB HBP BLK WP HR S P ERA WHIP | IP WLS BF H R ER SO BB IBB HBP BLK WP HR S P ERA WHIP | IP WLS BF H R ER SO BB IBB HBP BLK WP HR S P ERA WHIP | IP WLS BF H R ER SO BB IBB HBP BLK WP HR S P ERA WHIP | IP WLS BF H R ER SO BB IBB HBP BLK WP HR S P ERA WHIP | IP WLS BF H R ER SO BB IBB HBP BLK WP HR S P ERA WHIP | IP WLS BF H R ER SO BB IBB HBP BLK WP HR S P ERA WHIP | IP WLS BF H R ER SO BB IBB HBP BLK WP HR S P ERA WHIP | IP WLS BF H R ER SO BB IBB HBP BLK WP HR S P ERA WHIP | IP WLS BF H R ER SO BB IBB HBP BLK WP HR S P ERA WHIP | IP WLS BF H R ER SO BB IBB HBP BLK WP HR S P ERA WHIP | IP WLS BF H R ER SO BB IBB HBP BLK WP HR S P ERA WHIP | IP WLS BF H R ER SO BB IBB HBP BLK WP HR S P ERA WHIP | IP WLS BF H R ER SO BB IBB HBP BLK WP HR S P ERA WHIP | IP WLS BF H R ER SO BB IBB HBP BLK WP HR S P ERA WHIP | IP WLS BF H R ER SO BB IBB HBP BLK WP HR S P ERA WHIP | IP WLS BF H R ER SO BB IBB HBP BLK WP HR S P ERA WHIP | IP WLS BF H R ER SO BB IBB HBP BLK WP HR S P ERA WHIP | IP WLS BF H R ER SO BB IBB HBP BLK WP HR S P ERA WHIP | IP WLS BF H R ER SO BB IBB HBP BLK WP HR S P ERA WHIP | IP WLS BF H R ER SO BB IBB HBP BLK WP HR S P ERA WHIP | IP WLS BF H R ER SO BB IBB HBP BLK WP HR S P ERA WHIP |

Minnesota Twins @ Houston Astros
Minute Maid Park, Houston, TX
Tue May 30 2023, 7:11 PM - 9:41 PM CDT
Att: 34,604 - Roof Closed - 73 F

AB 32
R 1
H 7
RBI 1
BB 5
SO 12
LOB 16



| Batter | 1 | 2 | 3 | 4 | 5 | 6 | 7 | 8 | 9 | AB | R | H | RBI | BB | SO | LOB | BOTTOM | | | | | | | | |
|---|---|---|---|---|---|---|---|---|---|---|---|---|---|---|---|---|---|---|---|---|---|---|---|---|---|
| 27 Jose Altuve, R (1,4) OBP: 0.425, SLG: 0.588 | P3 | | K | P4 | | | BB | | | 3 | 0 | 0 | 0 | 1 | 1 | 0 | | | | | | | | | |
| 3 Jeremy Peña, R (1,6) OBP: 0.296, SLG: 0.436 | K | | BB | | 2B | | BB | | | 2 | 1 | 1 | 0 | 2 | 1 | 0 | | | | | | | | | |
| 44 Yordan Alvarez, L (1,10) OBP: 0.399, SLG: 0.601 | K | | BB | | K | | BB | | | 4 | 1 | 1 | 0 | 0 | 2 | 3 | | | | | | | | | |
| 2 Alex Bregman, R (1,5) OBP: 0.335, SLG: 0.385 | | HR | 1B | | K | | | | | 4 | 1 | 2 | 2 | 0 | 1 | 1 | | | | | | | | | |
| 30 Kyle Tucker, L (1,9) OBP: 0.350, SLG: 0.436 | F8 | | BB | | F7 | | | | | 3 | 0 | 0 | 0 | 1 | 0 | 1 | | | | | | | | | |
| 79 José Abreu, R (1,3) OBP: 0.276, SLG: 0.264 | | BB | SF9 | | | | | | | 2 | 0 | 0 | 1 | 1 | 1 | 0 | | | | | | | | | |
| 9 Corey Julks, R (1,7) OBP: 0.289, SLG: 0.387 | FC6-4 | | P3 | | | | | | | 3 | 1 | 0 | 0 | 0 | 0 | 3 | | | | | | | | | |
| 20 Chas McCormick, R (1,8) OBP: 0.304, SLG: 0.439 | HR | | | | K | | | | | 3 | 1 | 1 | 2 | 0 | 2 | 0 | | | | | | | | | |
| 18 César Salazar, L (1,2) OBP: 0.200, SLG: 0.143 | K | | | | K | | P4 | | | 3 | 0 | 0 | 0 | 0 | 2 | 0 | | | | | | | | | |
| Inning Stats | R: 0 H: 0 E: 0 K: 2 S: 12 | H: 2 LOB: 0 BB: 1 P: 19 | R: 3 H: 2 E: 0 K: 1 S: 18 | H: 2 LOB: 1 BB: 1 P: 27 | R: 2 H: 2 E: 0 K: 1 S: 14 | H: 2 LOB: 2 BB: 2 P: 27 | R: 0 H: 0 E: 0 K: 2 S: 12 | H: 0 LOB: 0 BB: 0 P: 15 | R: 0 H: 1 E: 0 K: 2 S: 15 | H: 1 LOB: 1 BB: 0 P: 21 | R: 0 H: 0 E: 0 K: 2 S: 8 | H: 0 LOB: 0 BB: 2 P: 11 | R: 0 H: 0 E: 0 K: 0 S: 9 | H: 0 LOB: 1 BB: 2 P: 17 | R: 0 H: 0 E: 0 K: 0 S: 6 | H: 0 LOB: 0 BB: 0 P: 8 | R: 0 H: 0 E: 0 K: 0 S: 6 | H: 0 LOB: 0 BB: 0 P: 8 | 1B: 2 2B: 1 3B: 0 HR: 2 | SF: 1 SAC: 0 DP: 1 HBP: 0 | WP: 1 PB: 0 SB: 0 CS: 0 | PA: 33 | | | |
| PITCHER | IP WLS BF H R ER SO BB IBB HBP BLK WP HR S P ERA WHIP | IP WLS BF H R ER SO BB IBB HBP BLK WP HR S P ERA WHIP | IP WLS BF H R ER SO BB IBB HBP BLK WP HR S P ERA WHIP | IP WLS BF H R ER SO BB IBB HBP BLK WP HR S P ERA WHIP | IP WLS BF H R ER SO BB IBB HBP BLK WP HR S P ERA WHIP | IP WLS BF H R ER SO BB IBB HBP BLK WP HR S P ERA WHIP | IP WLS BF H R ER SO BB IBB HBP BLK WP HR S P ERA WHIP | IP WLS BF H R ER SO BB IBB HBP BLK WP HR S P ERA WHIP | IP WLS BF H R ER SO BB IBB HBP BLK WP HR S P ERA WHIP | IP WLS BF H R ER SO BB IBB HBP BLK WP HR S P ERA WHIP | IP WLS BF H R ER SO BB IBB HBP BLK WP HR S P ERA WHIP | IP WLS BF H R ER SO BB IBB HBP BLK WP HR S P ERA WHIP | IP WLS BF H R ER SO BB IBB HBP BLK WP HR S P ERA WHIP | IP WLS BF H R ER SO BB IBB HBP BLK WP HR S P ERA WHIP | IP WLS BF H R ER SO BB IBB HBP BLK WP HR S P ERA WHIP | IP WLS BF H R ER SO BB IBB HBP BLK WP HR S P ERA WHIP | IP WLS BF H R ER SO BB IBB HBP BLK WP HR S P ERA WHIP | IP WLS BF H R ER SO BB IBB HBP BLK WP HR S P ERA WHIP | IP WLS BF H R ER SO BB IBB HBP BLK WP HR S P ERA WHIP | IP WLS BF H R ER SO BB IBB HBP BLK WP HR S P ERA WHIP | IP WLS BF H R ER SO BB IBB HBP BLK WP HR S P ERA WHIP | IP WLS BF H R ER SO BB IBB HBP BLK WP HR S P ERA WHIP | IP WLS BF H R ER SO BB IBB HBP BLK WP HR S P ERA WHIP | IP WLS BF H R ER SO BB IBB HBP BLK WP HR S P ERA WHIP | IP WLS BF H R ER SO BB IBB HBP BLK WP HR S P ERA WHIP |

Minnesota Twins @ Houston Astros
Minute Maid Park, Houston, TX
Tue May 30 2023, 7:11 PM - 9:41 PM CDT
Att: 34,604 - Roof Closed - 73 F

AB 27
R 5
H 5
RBI 5
BB 5
SO 10
LOB 8



| Batter | 1 | 2 | 3 | 4 | 5 | 6 | 7 | 8 | 9 | AB | R | H | RBI | BB | SO | LOB | TOP | | | | | | | | | | | |
|--|---|---|---|--|---|--|------------------------------|----------------------------------|-------------------------------|----------------------------------|-------------------------------|----------------------------------|-------------------------------|----------------------------------|-------------------------------|---|---|------------------------------------|----------------------------------|--------|---|---|----|----|------|-------|-------|-------|
| 3 Taylor Ward, R OBP: 0.304, SLG: 0.352 | F9 | 27 BB 1B | | G6-3 | | K | | K | | 5 | 0 | 1 | 1 | 0 | 2 | 4 | Los Angeles Angels @ Houston Astros Minute Maid Park, Houston, TX Thu Jun 01 2023, 7:10 PM - 9:46 PM CDT Att: 34,037 - Roof Closed - 73 F | | | | | | | | | | | |
| 27 Mike Trout, R OBP: 0.369, SLG: 0.514 | 17 BB | BB | | | P4 | L6 | | F8 | | 3 | 0 | 0 | 0 | 2 | 0 | 4 | | | | | | | | | | | | |
| 17 Shohel Ohtani, L OBP: 0.342, SLG: 0.530 | 1B | K | | | P2 | | G4-3 | K | | 5 | 0 | 1 | 0 | 0 | 2 | 3 | | | | | | | | | | | | |
| 23 Brandon Drury, R OBP: 0.296, SLG: 0.503 | K | | | F7 | HR | | G6-3 | 21 G3 2B | | 5 | 1 | 2 | 1 | 0 | 1 | 2 | | | | | | | | | | | | |
| 21 Matt Thaiss, L OBP: 0.374, SLG: 0.414 | K | | | L9 | L4 | | | G3 | | 4 | 0 | 0 | 0 | 1 | 1 | 3 | | | | | | | | | | | | |
| 12 Hunter Renfroe, R OBP: 0.308, SLG: 0.447 | | G5-3 | | 1B | | 9 1B 10 1B | | 1B | | 5 | 0 | 3 | 0 | 0 | 0 | 1 | | | | | | | | | | | | |
| 10 Gio Urshela, R OBP: 0.340, SLG: 0.394 | | 20 BB 3 1B 1B | | K | | 9 1B 1B | | F9 | | 4 | 1 | 2 | 0 | 0 | 1 | 3 | | | | | | | | | | | | |
| 20 Jared Walsh, L OBP: 0.342, SLG: 0.233 | 27 BB 3 1B BB | | | G3 | | F9 | | K | | 3 | 0 | 0 | 0 | 1 | 1 | 2 | | | | | | | | | | | | |
| 9 Zach Neto, R OBP: 0.319, SLG: 0.374 | K | | | F9 | | 1B | | 1B | | 4 | 0 | 2 | 0 | 0 | 1 | 2 | | | | | | | | | | | | |
| Inning Stats | R: 0 E: 0 K: 2 S: 11 | H: 1 LOB: 2 BB: 1 P: 21 | R: 1 E: 0 K: 2 S: 15 | H: 2 LOB: 3 BB: 2 P: 25 | R: 0 E: 0 K: 1 S: 7 | H: 1 LOB: 1 BB: 0 P: 10 | R: 0 E: 0 K: 0 S: 6 | H: 0 LOB: 0 BB: 0 P: 8 | R: 1 E: 0 K: 0 S: 12 | H: 3 LOB: 3 BB: 0 P: 19 | R: 0 E: 0 K: 1 S: 17 | H: 1 LOB: 2 BB: 1 P: 15 | R: 0 E: 0 K: 2 S: 13 | H: 1 LOB: 1 BB: 0 P: 18 | R: 0 E: 0 K: 1 S: 9 | H: 1 LOB: 1 BB: 0 P: 13 | 1B: 9 2B: 1 3B: 0 HR: 1 | SF: 0 SAC: 0 DP: 0 HBP: 0 | WP: 0 PB: 0 SB: 0 CS: 0 | PA: 42 | | | | | | | | |
| PITCHER | IP WLS BF H R ER SO BB IBB HBP BLK WP HR S P ERA WHIP | 5.1 W 26 7 2 2 5 3 0 0 0 0 1 59 94 3.38 1.875 | 6.1 H 3 1 0 0 1 0 0 0 0 0 9 15 0.00 1.500 | 7.1 H 5 1 0 0 0 1 0 0 0 0 0 15 0.00 2.000 | 8.1 H 4 1 0 0 2 0 0 0 0 0 13 18 0.00 1.000 | 9.1 S 4 1 0 0 1 0 0 0 0 0 9 13 0.00 1.000 | PITCHER | | | | | | | | | | IP WLS BF H R ER SO BB IBB HBP BLK WP HR S P ERA WHIP | | | | | | | | | | | |
| 56 Ronel Blanco, R ERA: 4.15 | | | | | | | | | | | 5.1 | W | 26 | 7 | 2 | 2 | 5 | 3 | 0 | 0 | 0 | 0 | 0 | 1 | 59 | 94 | 3.38 | 1.875 |
| 50 Héctor Neris, R ERA: 1.15 | | | | | | | | | | | 6.1 | H | 3 | 1 | 0 | 0 | 1 | 0 | 0 | 0 | 0 | 0 | 0 | 9 | 15 | 0.00 | 1.500 | |
| 52 Bryan Abreu, R ERA: 2.05 | | | | | | | | | | | 7.1 | H | 5 | 1 | 0 | 0 | 0 | 1 | 0 | 0 | 0 | 0 | 0 | 15 | 0.00 | 2.000 | | |
| 47 Rafael Montero, R ERA: 6.35 | | | | | | | | | | | 8.1 | H | 4 | 1 | 0 | 0 | 2 | 0 | 0 | 0 | 0 | 0 | 13 | 18 | 0.00 | 1.000 | | |
| 55 Ryan Pressly, R ERA: 3.09 | | | | | | | | | | | 9.1 | S | 4 | 1 | 0 | 0 | 1 | 0 | 0 | 0 | 0 | 0 | 9 | 13 | 0.00 | 1.000 | | |
| Batter | 1 | 2 | 3 | 4 | 5 | 6 | 7 | 8 | 9 | AB | R | H | RBI | BB | SO | LOB | BOTTOM | | | | | | | | | | | |
| 27 Jose Altuve, R OBP: 0.409, SLG: 0.553 | G6-3 | | G5-3 | | 44 BB 2 1B 1B | | K | | | 4 | 1 | 1 | 0 | 0 | 1 | 0 | Los Angeles Angels @ Houston Astros Minute Maid Park, Houston, TX Thu Jun 01 2023, 7:10 PM - 9:46 PM CDT Att: 34,037 - Roof Closed - 73 F | | | | | | | | | | | |
| 3 Jeremy Peña, R OBP: 0.306, SLG: 0.436 | K | | | G6-3 | L4 | | 1B | | 4 | 0 | 1 | 0 | 0 | 1 | 2 | | | | | | | | | | | | | |
| 44 Yordan Alvarez, L OBP: 0.394, SLG: 0.581 | P6 | | | G4-3 | 2 1B BB | | K | | 3 | 0 | 0 | 0 | 1 | 1 | 1 | | | | | | | | | | | | | |
| 2 Alex Bregman, R OBP: 0.340, SLG: 0.386 | | F9 | | 30 1B BB | 1B | | L8 | | 3 | 0 | 1 | 2 | 1 | 0 | 0 | | | | | | | | | | | | | |
| 30 Kyle Tucker, L OBP: 0.353, SLG: 0.446 | | 79 S SF9 2B | | G4-3 | G4-3 | | 79 2B 2B | | 4 | 2 | 3 | 0 | 0 | 0 | 2 | | | | | | | | | | | | | |
| 79 José Abreu, R OBP: 0.275, SLG: 0.266 | | SF9 | | P3 | | | F8 | | 3 | 0 | 1 | 2 | 0 | 0 | 2 | | | | | | | | | | | | | |
| 9 Corey Julks, R OBP: 0.286, SLG: 0.387 | | F9 | | | 6 WP 21 1B 2B | | K | | 4 | 1 | 1 | 0 | 0 | 2 | 1 | | | | | | | | | | | | | |
| 6 Jake Meyers, R OBP: 0.318, SLG: 0.411 | | | K | | P3 | | G5-3 | | 4 | 0 | 0 | 0 | 0 | 1 | 2 | | | | | | | | | | | | | |
| 21 Yainer Diaz, R OBP: 0.254, SLG: 0.369 | | | G4-3 | | 44 BB 27 1B 2 1B 1B | | F8 | | 3 | 1 | 1 | 1 | 0 | 0 | 0 | | | | | | | | | | | | | |
| Inning Stats | R: 0 E: 0 K: 1 S: 7 | H: 0 LOB: 0 BB: 0 P: 9 | R: 1 E: 0 K: 0 S: 9 | H: 1 LOB: 0 BB: 0 P: 18 | R: 0 E: 0 K: 1 S: 8 | H: 0 LOB: 0 BB: 0 P: 12 | R: 0 E: 0 K: 0 S: 8 | H: 1 LOB: 2 BB: 1 P: 14 | R: 3 E: 0 K: 0 S: 18 | H: 4 LOB: 2 BB: 1 P: 29 | R: 0 E: 0 K: 1 S: 10 | H: 0 LOB: 0 BB: 0 P: 14 | R: 0 E: 0 K: 2 S: 9 | H: 1 LOB: 1 BB: 0 P: 10 | R: 1 E: 0 K: 1 S: 15 | H: 2 LOB: 1 BB: 0 P: 22 | 1B: 5 2B: 4 3B: 0 HR: 0 | SF: 1 SAC: 0 DP: 0 HBP: 0 | WP: 1 PB: 0 SB: 1 CS: 0 | PA: 35 | | | | | | | | |
| PITCHER | IP WLS BF H R ER SO BB IBB HBP BLK WP HR S P ERA WHIP | 5.0 L 23 4 4 4 4 2 0 0 0 0 1 10 14 0.00 0.000 | 6.1 H 3 0 0 0 1 0 0 0 0 0 10 14 0.00 0.000 | 7.1 H 4 1 0 0 2 0 0 0 0 0 9 10 0.00 1.000 | 8.1 S 5 2 1 1 1 0 0 0 0 0 15 22 9.00 2.000 | PITCHER | | | | | | | | | | IP WLS BF H R ER SO BB IBB HBP BLK WP HR S P ERA WHIP | | | | | | | | | | | | |
| 48 Reid Detmers, L ERA: 5.15 | | | | | | | | | | | 5.0 | L | 23 | 4 | 4 | 4 | 4 | 2 | 0 | 0 | 0 | 0 | 1 | 10 | 14 | 0.00 | 0.000 | |
| 71 Jacob Webb, R ERA: 2.57 | | | | | | | | | | | 6.1 | H | 3 | 0 | 0 | 0 | 1 | 0 | 0 | 0 | 0 | 0 | 10 | 14 | 0.00 | 0.000 | | |
| 44 Ben Joyce, R ERA: | | | | | | | | | | | 7.1 | H | 4 | 1 | 0 | 0 | 2 | 0 | 0 | 0 | 0 | 0 | 9 | 10 | 0.00 | 1.000 | | |
| 28 Aaron Loup, L ERA: 6.75 | | | | | | | | | | | 8.1 | S | 5 | 2 | 1 | 1 | 1 | 0 | 0 | 0 | 0 | 0 | 15 | 22 | 9.00 | 2.000 | | |

| Batter | 1 | 2 | 3 | 4 | 5 | 6 | 7 | 8 | 9 | AB | R | H | RBI | BB | SO | LOB | TOP | | | | | | | | | | |
|--|------------------------------|----------------------------------|-------------------------------|----------------------------------|-------------------------------|----------------------------------|-------------------------------|----------------------------------|------------------------------|----------------------------------|-------------------------------|----------------------------------|-------------------------------|----------------------------------|-------------------------------|----------------------------------|-------------------------------|----------------------------------|----------------------------------|------------------------------------|----------------------------------|--------|--|--|--|--|--|
| 17 Shohei Ohtani, L OBP: 0.348, SLG: 0.540 | | | | | | | | | | 5 | 2 | 4 | 2 | 0 | 0 | 1 | | | | | | | | | | | |
| 27 Mike Trout, R OBP: 0.360, SLG: 0.498 | | | | | | | | | | 5 | 0 | 1 | 1 | 0 | 2 | 3 | | | | | | | | | | | |
| 23 Brandon Drury, R OBP: 0.302, SLG: 0.497 | | | | | | | | | | 4 | 0 | 1 | 0 | 1 | 1 | 2 | | | | | | | | | | | |
| 3 Taylor Ward, R OBP: 0.309, SLG: 0.356 | | | | | | | | | | 5 | 0 | 1 | 0 | 0 | 1 | 5 | | | | | | | | | | | |
| 21 Matt Thaiss, L OBP: 0.380, SLG: 0.417 | | | | | | | | | | 4 | 0 | 1 | 0 | 1 | 1 | 2 | | | | | | | | | | | |
| 12 Hunter Renfroe, R OBP: 0.306, SLG: 0.457 | | | | | | | | | | 4 | 1 | 1 | 1 | 0 | 1 | 4 | | | | | | | | | | | |
| 20 Jared Walsh, L OBP: 0.326, SLG: 0.243 | | | | | | | | | | 4 | 0 | 0 | 0 | 0 | 1 | 1 | | | | | | | | | | | |
| 2 Luis Rengifo, S OBP: 0.312, SLG: 0.292 | | | | | | | | | | 4 | 2 | 3 | 0 | 0 | 0 | 0 | | | | | | | | | | | |
| 13 Livan Soto, L OBP: 0.417, SLG: 0.222 | | | | | | | | | | 3 | 1 | 0 | 0 | 1 | 1 | 2 | | | | | | | | | | | |
| Inning Stats | R: 0 E: 0 K: 0 S: 8 | H: 1 LOB: 1 BB: 0 P: 16 | R: 0 E: 0 K: 0 S: 12 | H: 0 LOB: 0 BB: 0 P: 17 | R: 1 E: 0 K: 2 S: 15 | H: 2 LOB: 1 BB: 0 P: 22 | R: 0 E: 0 K: 2 S: 13 | H: 1 LOB: 1 BB: 0 P: 21 | R: 0 E: 0 K: 1 S: 7 | H: 1 LOB: 0 BB: 0 P: 11 | R: 0 E: 0 K: 0 S: 10 | H: 1 LOB: 1 BB: 0 P: 15 | R: 4 E: 0 K: 1 S: 29 | H: 4 LOB: 3 BB: 3 P: 49 | R: 0 E: 0 K: 0 S: 10 | H: 0 LOB: 0 BB: 0 P: 13 | R: 1 E: 0 K: 2 S: 13 | H: 2 LOB: 1 BB: 0 P: 19 | 1B: 7 2B: 3 3B: 1 HR: 1 | SF: 0 SAC: 0 DP: 1 HBP: 0 | WP: 2 PB: 0 SB: 0 CS: 0 | PA: 41 | | | | | |
| PITCHER | IP | WLS | BF | H | R | ER | SO | BB | IBB | HBP | BLK | WP | HR | S | P | ERA | WHIP | | | | | | | | | | |
| 53 Cristian Javier, R ERA: 2.84 | 6.0 | W | 23 | 6 | 1 | 1 | 5 | 0 | 0 | 0 | 0 | 0 | 0 | 65 | 102 | 1.50 | 1.000 | | | | | | | | | | |
| 45 Ryne Stanek, R ERA: 5.03 | 0.1 | | 5 | 3 | 4 | 4 | 0 | 1 | 0 | 0 | 0 | 0 | 1 | 18 | 27 | 108.00 | 12.000 | | | | | | | | | | |
| 50 Héctor Neris, R ERA: 1.13 | 0.2 | H | 5 | 1 | 0 | 0 | 1 | 2 | 0 | 0 | 0 | 1 | 0 | 11 | 22 | 0.00 | 4.500 | | | | | | | | | | |
| 47 Rafael Montero, R ERA: 6.08 | 1.0 | | 3 | 0 | 0 | 0 | 0 | 0 | 0 | 0 | 0 | 0 | 0 | 10 | 13 | 0.00 | 0.000 | | | | | | | | | | |
| 55 Ryan Pressly, R ERA: 3.33 | 1.0 | | 5 | 2 | 1 | 1 | 2 | 0 | 0 | 0 | 0 | 1 | 0 | 13 | 19 | 9.00 | 2.000 | | | | | | | | | | |

Los Angeles Angels @ Houston Astros
Minute Maid Park, Houston, TX
Sat Jun 03 2023, 3:12 PM - 6:35 PM CDT
Att: 39,222 - Roof Closed - 73 F

| | |
|-----|----|
| AB | 38 |
| R | 6 |
| H | 12 |
| RBI | 4 |
| BB | 3 |
| SO | 8 |
| LOB | 20 |



| Batter | 1 | 2 | 3 | 4 | 5 | 6 | 7 | 8 | 9 | AB | R | H | RBI | BB | SO | LOB | BOTTOM | | | | | | | | | | |
|--|-------------------------------|----------------------------------|------------------------------|----------------------------------|-------------------------------|----------------------------------|-------------------------------|----------------------------------|------------------------------|----------------------------------|------------------------------|----------------------------------|-------------------------------|----------------------------------|------------------------------|----------------------------------|-------------------------------------|------------------------------------|----------------------------------|--------|--|--|--|--|--|--|--|
| 14 Mauricio Dubón, R OBP: 0.326, SLG: 0.382 | | | | | | | | | | 4 | 1 | 2 | 1 | 0 | 0 | 1 | | | | | | | | | | | |
| 3 Jeremy Peña, R OBP: 0.307, SLG: 0.431 | | | | | | | | | | 4 | 3 | 1 | 0 | 1 | 0 | 4 | | | | | | | | | | | |
| 44 Yordan Alvarez, L OBP: 0.396, SLG: 0.588 | | | | | | | | | | 4 | 1 | 1 | 1 | 1 | 1 | 2 | | | | | | | | | | | |
| 2 Alex Bregman, R OBP: 0.355, SLG: 0.402 | | | | | | | | | | 1 | 1 | 1 | 4 | 4 | 0 | 0 | | | | | | | | | | | |
| 79 José Abreu, R OBP: 0.273, SLG: 0.264 | | | | | | | | | | 5 | 0 | 1 | 1 | 0 | 1 | 6 | | | | | | | | | | | |
| 20 Chas McCormick, R OBP: 0.314, SLG: 0.474 | | | | | | | | | | 5 | 1 | 2 | 2 | 0 | 1 | 3 | | | | | | | | | | | |
| 9 Corey Julks, R OBP: 0.277, SLG: 0.393 | | | | | | | | | | 4 | 0 | 0 | 0 | 0 | 1 | 2 | | | | | | | | | | | |
| 6 Jake Meyers, R OBP: 0.323, SLG: 0.417 | | | | | | | | | | 3 | 1 | 1 | 0 | 1 | 2 | 0 | | | | | | | | | | | |
| 15 Martín Maldonado, R OBP: 0.295, SLG: 0.308 | | | | | | | | | | 3 | 1 | 2 | 0 | 1 | 0 | 1 | | | | | | | | | | | |
| Inning Stats | R: 1 E: 0 K: 0 S: 15 | H: 2 LOB: 2 BB: 1 P: 22 | R: 0 E: 0 K: 1 S: 7 | H: 0 LOB: 1 BB: 1 P: 13 | R: 1 E: 0 K: 2 S: 11 | H: 2 LOB: 1 BB: 1 P: 21 | R: 5 E: 1 K: 1 S: 19 | H: 4 LOB: 0 BB: 0 P: 28 | R: 0 E: 0 K: 0 S: 8 | H: 0 LOB: 0 BB: 1 P: 15 | R: 0 E: 0 K: 0 S: 8 | H: 0 LOB: 2 BB: 3 P: 23 | R: 2 E: 0 K: 1 S: 23 | H: 3 LOB: 1 BB: 0 P: 31 | R: 0 E: 0 K: 1 S: 8 | H: 0 LOB: 1 BB: 1 P: 12 | R: 1B: 6 2B: 3 3B: 0 HR: 2 | SF: 1 SAC: 0 DP: 2 HBP: 0 | WP: 0 PB: 0 SB: 0 CS: 0 | PA: 42 | | | | | | | |
| PITCHER | IP | WLS | BF | H | R | ER | SO | BB | IBB | HBP | BLK | WP | HR | S | P | ERA | WHIP | | | | | | | | | | |
| 43 Patrick Sandoval, L ERA: 3.38 | 3.1 | L | 21 | 7 | 6 | 6 | 4 | 3 | 0 | 0 | 0 | 0 | 0 | 44 | 72 | 16.20 | 3.000 | | | | | | | | | | |
| 71 Jacob Webb, R ERA: 3.52 | 0.2 | | 3 | 1 | 1 | 0 | 0 | 0 | 0 | 0 | 0 | 0 | 1 | 8 | 12 | 0.00 | 1.500 | | | | | | | | | | |
| 40 Sam Bachman, R ERA: 1.8 | 2.0 | | 8 | 0 | 0 | 0 | 4 | 0 | 0 | 0 | 0 | 0 | 0 | 16 | 38 | 0.00 | 2.000 | | | | | | | | | | |
| 44 Ben Joyce, R ERA: 6.0 | 1.0 | | 6 | 3 | 2 | 2 | 1 | 0 | 0 | 0 | 0 | 0 | 1 | 23 | 31 | 18.00 | 3.000 | | | | | | | | | | |
| 59 José Soriano, R ERA: | 1.0 | | 4 | 0 | 0 | 0 | 1 | 1 | 0 | 0 | 0 | 0 | 0 | 8 | 12 | 0.00 | 1.000 | | | | | | | | | | |

Los Angeles Angels @ Houston Astros
Minute Maid Park, Houston, TX
Sat Jun 03 2023, 3:12 PM - 6:35 PM CDT
Att: 39,222 - Roof Closed - 73 F


| | |
|-----|----|
| AB | 33 |
| R | 9 |
| H | 11 |
| RBI | 9 |
| BB | 8 |
| SO | 6 |
| LOB | 19 |



| Batter | 1 | 2 | 3 | 4 | 5 | 6 | 7 | 8 | 9 | AB | R | H | RBI | BB | SO | LOB | TOP | | | | | | | | |
|-----------------------------|------------------------------|----------------------------------|------------------------------|---------------------------------|------------------------------|---------------------------------|------------------------------|----------------------------------|------------------------------|----------------------------------|------------------------------|---------------------------------|-------------------------------|----------------------------------|-------------------------------|----------------------------------|---|----------------------------------|----------------------------------|------------------------------------|----------------------------------|--------|--|--|--|
| 17 Shohei Ohtani, L (1, 10) | F7 | | | G3-1 | | G4-3 | | 2B | | 4 | 0 | 1 | 1 | 0 | 0 | 0 | Los Angeles Angels @ Houston Astros Minute Maid Park, Houston, TX Sun Jun 04 2023, 1:11 PM - 3:31 PM CDT Att. 40,831 - Roof Closed - 73 F | | | | | | | | |
| 27 Mike Trout, R (1, 8) | F9 | | | BB | | | K | K | | 3 | 0 | 0 | 0 | 1 | 2 | 1 | | | | | | | | | |
| 23 Brandon Drury, R (1, 3) | K | | | G6-4-3 | | | F9 | | | 4 | 0 | 1 | 0 | 0 | 1 | 1 | | | | | | | | | |
| 3 Taylor Ward, R (1, 7) | | F9 | | | | G4-3 | | 1B | | 4 | 0 | 1 | 0 | 0 | 0 | 1 | | | | | | | | | |
| 21 Matt Thaiss, L (1, 2) | | G1-3 | | | | G3 | | | | 4 | 0 | 1 | 0 | 0 | 1 | 0 | | | | | | | | | |
| 12 Hunter Renfroe, R (1, 9) | | L9 | | | | P6 | | | | 3 | 0 | 0 | 0 | 0 | 0 | 2 | | | | | | | | | |
| 10 Gio Urshela, R (1, 5) | | | | F9 | | L5 | | 1B | | 3 | 0 | 1 | 0 | 0 | 0 | 0 | | | | | | | | | |
| 2 Luis Rengifo, S (1, 4) | | | | K | | | | F9 | | 3 | 1 | 1 | 1 | 0 | 1 | 1 | | | | | | | | | |
| 20 Jared Walsh, L (9, 3) | | | | | | HR | | | | 0 | 0 | 0 | 0 | 0 | 0 | 0 | | | | | | | | | |
| 9 Zach Neto, R (1, 6) | | | | F9 | | | | FC6-4 | | 3 | 1 | 0 | 0 | 0 | 0 | 1 | | | | | | | | | |
| Inning Stats | R: 0 E: 0 K: 1 S: 8 | H: 0 LOB: 0 BB: 0 P: 15 | R: 0 E: 0 K: 0 S: 4 | H: 0 LOB: 0 BB: 0 P: 7 | R: 0 E: 0 K: 1 S: 6 | H: 0 LOB: 0 BB: 0 P: 9 | R: 0 E: 0 K: 0 S: 7 | H: 0 LOB: 0 BB: 1 P: 15 | R: 0 E: 0 K: 0 S: 8 | H: 0 LOB: 0 BB: 0 P: 13 | R: 1 E: 0 K: 0 S: 7 | H: 1 LOB: 0 BB: 0 P: 9 | R: 0 E: 0 K: 1 S: 12 | H: 2 LOB: 2 BB: 0 P: 22 | R: 1 E: 0 K: 1 S: 13 | H: 2 LOB: 1 BB: 0 P: 17 | R: 0 E: 0 K: 1 S: 8 | H: 1 LOB: 0 BB: 0 P: 14 | 1B: 4 2B: 1 3B: 0 HR: 1 | SF: 0 SAC: 0 DP: 2 HBP: 0 | WP: 0 PB: 0 SB: 0 CS: 0 | PA: 32 | | | |
| PITCHER | IP | WLS | BF | H | R | ER | SO | BB | IBB | HBP | BLK | WP | HR | S | P | ERA | WHIP | | | | | | | | |
| 68 J.P. France, R (1, 1) | 7.0 | | 24 | 3 | 1 | 1 | 3 | 1 | 0 | 0 | 0 | 0 | 1 | 52 | 90 | 1.29 | 0.571 | | | | | | | | |
| 88 Phil Maton, R (8, 1) | 1.0 | L | 5 | 2 | 1 | 1 | 1 | 0 | 0 | 0 | 0 | 0 | 0 | 13 | 17 | 9.00 | 2.000 | | | | | | | | |
| 52 Bryan Abreu, R (9, 1) | 1.0 | | 3 | 1 | 0 | 0 | 1 | 0 | 0 | 0 | 0 | 0 | 0 | 8 | 14 | 0.00 | 1.000 | | | | | | | | |

| Batter | 1 | 2 | 3 | 4 | 5 | 6 | 7 | 8 | 9 | AB | R | H | RBI | BB | SO | LOB | BOTTOM | | | | | | | | |
|-------------------------------|-------------------------------|----------------------------------|-------------------------------|----------------------------------|------------------------------|---------------------------------|------------------------------|----------------------------------|------------------------------|----------------------------------|-------------------------------|----------------------------------|-------------------------------|----------------------------------|-------------------------------|----------------------------------|---|------------------------------|---------------------------------|----------------------------------|------------------------------------|----------------------------------|--------|--|--|
| 14 Mauricio Dubón, R (1, 4) | F8 | | | G5-3 | | | | | | 4 | 0 | 1 | 0 | 0 | 1 | 1 | Los Angeles Angels @ Houston Astros Minute Maid Park, Houston, TX Sun Jun 04 2023, 1:11 PM - 3:31 PM CDT Att. 40,831 - Roof Closed - 73 F | | | | | | | | |
| 3 Jeremy Peña, R (1, 6) | K | | | G6-3 | | | | G6-3 | | 4 | 0 | 0 | 0 | 0 | 1 | 1 | | | | | | | | | |
| 44 Yordan Alvarez, L (1, 10) | P6 | | | F9 | | | | K | | 3 | 0 | 0 | 0 | 1 | 1 | 0 | | | | | | | | | |
| 2 Alex Bregman, R (1, 5) | | 20 HBP | | FC6-4 | | | | F9 | | 4 | 0 | 2 | 0 | 0 | 1 | 1 | | | | | | | | | |
| 30 Kyle Tucker, L (1, 9) | L8 | | | F9 | | | | L8 | | 4 | 0 | 0 | 0 | 0 | 0 | 3 | | | | | | | | | |
| 20 Chas McCormick, R (1, 7) | | | | FC6-4 | | | | G4-3 | | 2 | 0 | 0 | 0 | 1 | 0 | 2 | | | | | | | | | |
| 21 Yainer Diaz, R (1, 3) | | HBP | | | | | | BB | | 4 | 1 | 2 | 1 | 0 | 0 | 3 | | | | | | | | | |
| 6 Jake Meyers, R (1, 8) | | | | HR | | | | G6-4-3 | | 3 | 0 | 0 | 0 | 0 | 0 | 3 | | | | | | | | | |
| 15 Martín Maldonado, R (1, 2) | | | | G6-3 | | | | G6-3 | | 3 | 0 | 0 | 0 | 0 | 0 | 3 | | | | | | | | | |
| Inning Stats | R: 0 E: 0 K: 1 S: 11 | H: 0 LOB: 0 BB: 0 P: 16 | R: 0 E: 0 K: 0 S: 12 | H: 1 LOB: 2 BB: 0 P: 19 | R: 0 E: 0 K: 1 S: 7 | H: 0 LOB: 0 BB: 0 P: 9 | R: 0 E: 0 K: 0 S: 8 | H: 1 LOB: 1 BB: 0 P: 12 | R: 1 E: 0 K: 1 S: 8 | H: 2 LOB: 1 BB: 0 P: 12 | R: 0 E: 0 K: 1 S: 11 | H: 0 LOB: 1 BB: 1 P: 19 | R: 0 E: 0 K: 1 S: 11 | H: 1 LOB: 0 BB: 0 P: 16 | R: 0 E: 0 K: 1 S: 12 | H: 0 LOB: 0 BB: 0 P: 17 | | R: 0 E: 0 K: 0 S: 2 | H: 0 LOB: 0 BB: 1 P: 6 | 1B: 3 2B: 1 3B: 0 HR: 1 | SF: 0 SAC: 0 DP: 1 HBP: 1 | WP: 0 PB: 0 SB: 0 CS: 0 | PA: 34 | | |
| PITCHER | IP | WLS | BF | H | R | ER | SO | BB | IBB | HBP | BLK | WP | HR | S | P | ERA | WHIP | | | | | | | | |
| 47 Griffin Canning, R (1, 1) | 6.0 | | 24 | 4 | 1 | 1 | 4 | 1 | 0 | 1 | 0 | 0 | 0 | 18 | 28 | 0.00 | 0.600 | | | | | | | | |
| 49 Chris Devenski, R (7, 1) | 1.2 | W | 6 | 1 | 0 | 0 | 2 | 0 | 0 | 0 | 0 | 0 | 0 | 18 | 28 | 0.00 | 0.600 | | | | | | | | |
| 53 Carlos Estévez, R (8, 1) | 1.1 | S | 4 | 0 | 0 | 0 | 0 | 1 | 0 | 0 | 0 | 0 | 0 | 7 | 11 | 0.00 | 0.750 | | | | | | | | |

| | |
|-----|----|
| AB | 31 |
| R | 2 |
| H | 6 |
| RBI | 2 |
| BB | 1 |
| SO | 5 |
| LOB | 7 |



| | |
|-----|----|
| AB | 31 |
| R | 1 |
| H | 5 |
| RBI | 1 |
| BB | 2 |
| SO | 6 |
| LOB | 15 |



| Batter | 1 | 2 | 3 | 4 | 5 | 6 | 7 | 8 | 9 | AB | R | H | RBI | BB | SO | LOB | TOP | | | | | |
|---|--|---|---|---|--|----------------------------------|--|--|---------------------------------------|----------------------------------|---------------------------------------|----------------------------------|---------------------------------------|----------------------------------|---------------------------------------|----------------------------------|---|----------------------------------|-----------------------------------|------------------------------------|----------------------------------|--------|
| 14 Mauricio Dubón, R OBP: 0.320, SLG: 0.372 | | | | | | | | | | 6 | 1 | 1 | 0 | 0 | 1 | 6 | Houston Astros @ Toronto Blue Jays Rogers Centre, Toronto, ON Mon Jun 05 2023, 7:09 PM - 10:09 PM EDT Att: 23,982 - Overcast - 68 F | | | | | |
| 3 Jeremy Peña, R OBP: 0.302, SLG: 0.421 | | | | | | | | | | 6 | 1 | 2 | 0 | 0 | 3 | 4 | | | | | | |
| 44 Yordan Alvarez, L OBP: 0.395, SLG: 0.593 | | | | | | | | | | 4 | 2 | 2 | 2 | 0 | 1 | 1 | | | | | | |
| 20 Chas McCormick, R OBP: 0.324, SLG: 0.459 | | | | | | | | | | 1 | 1 | 0 | 0 | 0 | 0 | 2 | | | | | | |
| 2 Alex Bregman, R OBP: 0.355, SLG: 0.399 | | | | | | | | | | 5 | 0 | 1 | 0 | 0 | 1 | 2 | | | | | | |
| 30 Kyle Tucker, L OBP: 0.354, SLG: 0.462 | | | | | | | | | | 5 | 2 | 3 | 2 | 0 | 0 | 0 | | | | | | |
| 79 José Abreu, R OBP: 0.276, SLG: 0.264 | | | | | | | | | | 4 | 1 | 1 | 0 | 1 | 1 | 0 | | | | | | |
| 9 Corey Julks, R OBP: 0.275, SLG: 0.406 | | | | | | | | | | 5 | 1 | 1 | 4 | 0 | 2 | 3 | | | | | | |
| 21 Yainer Diaz, R OBP: 0.300, SLG: 0.486 | | | | | | | | | | 5 | 1 | 4 | 0 | 0 | 1 | 0 | | | | | | |
| 6 Jake Meyers, R OBP: 0.331, SLG: 0.441 | | | | | | | | | | 5 | 1 | 4 | 2 | 0 | 0 | 0 | | | | | | |
| Inning Stats | R: 6 H: 7 E: 0 K: 1 S: 28 | H: 7 LOB: 2 BB: 1 P: 46 | R: 0 H: 0 E: 0 K: 2 S: 10 | H: 0 LOB: 0 BB: 0 P: 11 | R: 0 H: 2 E: 1 K: 1 S: 15 | H: 2 LOB: 2 BB: 0 P: 20 | R: 2 H: 2 E: 0 K: 2 S: 19 | H: 2 LOB: 0 BB: 0 P: 25 | R: 2 H: 3 E: 0 K: 0 S: 19 | H: 3 LOB: 1 BB: 0 P: 28 | R: 0 H: 0 E: 0 K: 0 S: 10 | H: 0 LOB: 0 BB: 0 P: 16 | R: 0 H: 0 E: 0 K: 2 S: 9 | H: 0 LOB: 0 BB: 0 P: 13 | R: 1 H: 3 E: 1 K: 0 S: 10 | H: 3 LOB: 3 BB: 0 P: 14 | R: 0 H: 2 E: 0 K: 2 S: 15 | H: 2 LOB: 2 BB: 0 P: 22 | 1B: 13 2B: 2 3B: 0 HR: 4 | SF: 0 SAC: 0 DP: 1 HBP: 1 | WP: 0 PB: 0 SB: 0 CS: 0 | PA: 48 |
| PITCHER | IP: 0.1 WLS: L BF: 9 H: 7 R: 6 ER: 6 SO: 0 BB: 1 IBB: 0 HBP: 0 BLK: 0 WP: 0 HR: 1 S: 22 P: 38 ERA: 162.00 WHIP: 24.000 | IP: 2.2 WLS: 10 BF: 2 H: 2 R: 0 ER: 0 SO: 4 BB: 0 IBB: 0 HBP: 0 BLK: 0 WP: 0 HR: 31 S: 39 P: 25 ERA: 0.00 WHIP: 0.750 | IP: 1.0 WLS: 5 BF: 2 H: 2 R: 2 ER: 2 SO: 0 BB: 0 IBB: 0 HBP: 0 BLK: 0 WP: 2 HR: 19 S: 25 P: 35 ERA: 18.00 WHIP: 2.000 | IP: 5.1 WLS: 6 BF: 3 H: 3 R: 2 ER: 2 SO: 0 BB: 0 IBB: 0 HBP: 0 BLK: 0 WP: 1 HR: 19 S: 28 P: 28 ERA: 18.00 WHIP: 3.000 | IP: 6.1 WLS: 3 BF: 0 H: 0 R: 0 ER: 0 SO: 0 BB: 0 IBB: 0 HBP: 0 BLK: 0 WP: 0 HR: 10 S: 16 P: 16 ERA: 0.00 WHIP: 0.000 | PITCHER | IP: 1.2 WLS: 7 BF: 1 H: 1 R: 1 ER: 1 SO: 2 BB: 0 IBB: 0 HBP: 1 BLK: 0 WP: 0 HR: 0 S: 15 P: 22 ERA: 5.40 WHIP: 0.600 | IP: 8.1 WLS: 8 BF: 4 H: 0 R: 0 ER: 0 SO: 2 BB: 0 IBB: 0 HBP: 0 BLK: 0 WP: 0 HR: 19 S: 27 P: 27 ERA: 0.00 WHIP: 3.000 | | | | | | | | | | | | | | |
| 4 George Springer, R OBP: 0.319, SLG: 0.385 | | | | | | | | | | 4 | 0 | 0 | 0 | 0 | 2 | 3 | Houston Astros @ Toronto Blue Jays Rogers Centre, Toronto, ON Mon Jun 05 2023, 7:09 PM - 10:09 PM EDT Att: 23,982 - Overcast - 68 F | | | | | |
| 11 Bo Bichette, R OBP: 0.367, SLG: 0.521 | | | | | | | | | | 3 | 0 | 2 | 1 | 0 | 0 | 0 | | | | | | |
| 28 Ernie Clement, R OBP: 0.333, SLG: 0.400 | | | | | | | | | | 2 | 0 | 1 | 0 | 0 | 0 | 2 | | | | | | |
| 27 Vladimir Guerrero Jr., R OBP: 0.394, SLG: 0.467 | | | | | | | | | | 4 | 0 | 1 | 1 | 0 | 0 | 2 | | | | | | |
| 55 Tyler Heineman, S OBP: 0.263, SLG: 0.188 | | | | | | | | | | 1 | 0 | 0 | 0 | 0 | 1 | 1 | | | | | | |
| 26 Matt Chapman, R OBP: 0.362, SLG: 0.487 | | | | | | | | | | 3 | 0 | 1 | 0 | 0 | 0 | 1 | | | | | | |
| 38 Nathan Lukes, L OBP: 0.276, SLG: 0.313 | | | | | | | | | | 2 | 0 | 0 | 0 | 0 | 1 | 3 | | | | | | |
| 25 Daulton Varsho, L OBP: 0.286, SLG: 0.396 | | | | | | | | | | 4 | 1 | 2 | 1 | 0 | 0 | 1 | | | | | | |
| 15 Whit Merrifield, R OBP: 0.352, SLG: 0.391 | | | | | | | | | | 3 | 0 | 1 | 0 | 0 | 0 | 1 | | | | | | |
| 30 Alejandro Kirk, R OBP: 0.355, SLG: 0.349 | | | | | | | | | | 4 | 1 | 1 | 1 | 0 | 0 | 4 | | | | | | |
| 8 Cavan Biggio, L OBP: 0.257, SLG: 0.330 | | | | | | | | | | 4 | 0 | 1 | 0 | 0 | 1 | 1 | | | | | | |
| 39 Kevin Kiermaier, L OBP: 0.349, SLG: 0.491 | | | | | | | | | | 3 | 2 | 2 | 0 | 1 | 0 | 1 | | | | | | |
| Inning Stats | R: 0 H: 1 E: 0 K: 1 S: 11 | H: 3 LOB: 2 BB: 0 P: 17 | R: 1 H: 3 E: 0 K: 0 S: 12 | H: 3 LOB: 0 BB: 0 P: 19 | R: 0 H: 0 E: 0 K: 0 S: 5 | H: 0 LOB: 0 BB: 0 P: 10 | R: 0 H: 1 E: 0 K: 0 S: 6 | H: 1 LOB: 0 BB: 0 P: 8 | R: 1 H: 2 E: 0 K: 0 S: 10 | H: 2 LOB: 1 BB: 0 P: 15 | R: 0 H: 2 E: 0 K: 0 S: 11 | H: 2 LOB: 1 BB: 0 P: 16 | R: 1 H: 1 E: 0 K: 2 S: 15 | H: 1 LOB: 2 BB: 1 P: 24 | R: 1 H: 1 E: 0 K: 0 S: 11 | H: 1 LOB: 1 BB: 0 P: 18 | R: 0 H: 1 E: 0 K: 2 S: 11 | H: 1 LOB: 1 BB: 0 P: 20 | 1B: 8 2B: 2 3B: 0 HR: 2 | SF: 0 SAC: 0 DP: 2 HBP: 2 | WP: 0 PB: 0 SB: 1 CS: 0 | PA: 40 |
| PITCHER | IP: 6.2 WLS: W BF: 30 H: 10 R: 3 ER: 3 SO: 2 BB: 1 IBB: 0 HBP: 1 BLK: 0 WP: 0 HR: 1 S: 67 P: 106 ERA: 4.05 WHIP: 1.650 | IP: 1.1 WLS: 6 BF: 1 H: 1 R: 1 ER: 1 SO: 1 BB: 0 IBB: 0 HBP: 0 BLK: 0 WP: 1 HR: 14 S: 21 P: 21 ERA: 6.75 WHIP: 0.750 | IP: 1.0 WLS: 4 BF: 1 H: 0 R: 0 ER: 0 SO: 2 BB: 0 IBB: 0 HBP: 0 BLK: 0 WP: 0 HR: 11 S: 20 P: 20 ERA: 0.00 WHIP: 1.000 | IP: 7.1 WLS: 1 BF: 6 H: 1 R: 1 ER: 1 SO: 1 BB: 0 IBB: 0 HBP: 0 BLK: 0 WP: 1 HR: 14 S: 21 P: 21 ERA: 6.75 WHIP: 0.750 | IP: 9.1 WLS: 4 BF: 1 H: 0 R: 0 ER: 0 SO: 2 BB: 0 IBB: 0 HBP: 0 BLK: 0 WP: 0 HR: 11 S: 20 P: 20 ERA: 0.00 WHIP: 1.000 | PITCHER | IP: 1.1 WLS: 6 BF: 1 H: 1 R: 1 ER: 1 SO: 1 BB: 0 IBB: 0 HBP: 0 BLK: 0 WP: 1 HR: 14 S: 21 P: 21 ERA: 6.75 WHIP: 0.750 | IP: 8.1 WLS: 4 BF: 1 H: 0 R: 0 ER: 0 SO: 2 BB: 0 IBB: 0 HBP: 0 BLK: 0 WP: 0 HR: 11 S: 20 P: 20 ERA: 0.00 WHIP: 1.000 | | | | | | | | | | | | | | |

| Batter | 1 | 2 | 3 | 4 | 5 | 6 | 7 | 8 | 9 | AB | R | H | RBI | BB | SO | LOB | TOP | | | | |
|--|---|---|--|---|--------------------------------------|----------------------------------|--------------------------------------|----------------------------------|---------------------------------------|----------------------------------|--------------------------------------|----------------------------------|---------------------------------------|----------------------------------|--------------------------------------|----------------------------------|----------------------------------|------------------------------------|----------------------------------|--------|--|
| 14 Mauricio Dubón, R (1.4) OBP: 0.323, SLG: 0.390 | | | | | | | | | | 4 | 1 | 2 | 1 | 0 | 0 | 1 | | | | | |
| 3 Jeremy Peña, R (1.6) OBP: 0.296, SLG: 0.414 | | | | | | | | | | 4 | 0 | 0 | 0 | 0 | 4 | 1 | | | | | |
| 44 Yordan Alvarez, L (1.10) OBP: 0.392, SLG: 0.584 | | | | | | | | | | 3 | 0 | 0 | 0 | 1 | 2 | 1 | | | | | |
| 2 Alex Bregman, R (1.5) OBP: 0.349, SLG: 0.392 | | | | | | | | | | 4 | 0 | 0 | 0 | 0 | 3 | 1 | | | | | |
| 30 Kyle Tucker, L (1.9) OBP: 0.350, SLG: 0.455 | | | | | | | | | | 3 | 0 | 0 | 0 | 0 | 1 | 0 | | | | | |
| 79 José Abreu, R (1.3) OBP: 0.272, SLG: 0.260 | | | | | | | | | | 3 | 0 | 0 | 0 | 0 | 2 | 0 | | | | | |
| 9 Corey Julks, R (1.7) OBP: 0.282, SLG: 0.411 | | | | | | | | | | 3 | 0 | 2 | 0 | 0 | 0 | 0 | | | | | |
| 6 Jake Meyers, R (1.8) OBP: 0.326, SLG: 0.432 | | | | | | | | | | 3 | 0 | 0 | 0 | 0 | 3 | 2 | | | | | |
| 15 Martín Maldonado, R (1.2) OBP: 0.283, SLG: 0.294 | | | | | | | | | | 3 | 0 | 0 | 0 | 0 | 1 | 1 | | | | | |
| Inning Stats | R: 1 H: 1 E: 0 K: 3 S: 11 | H: 1 LOB: 0 BB: 0 P: 17 | R: 0 H: 1 E: 0 K: 2 S: 13 | H: 1 LOB: 1 BB: 0 P: 22 | R: 0 H: 1 E: 0 K: 1 S: 9 | H: 1 LOB: 0 BB: 0 P: 11 | R: 0 H: 0 E: 0 K: 1 S: 7 | H: 0 LOB: 0 BB: 0 P: 10 | R: 0 H: 1 E: 0 K: 1 S: 10 | H: 0 LOB: 0 BB: 0 P: 15 | R: 0 H: 0 E: 0 K: 2 S: 9 | H: 0 LOB: 0 BB: 0 P: 10 | R: 0 H: 0 E: 0 K: 2 S: 11 | H: 0 LOB: 0 BB: 1 P: 15 | R: 0 H: 0 E: 0 K: 1 S: 6 | H: 0 LOB: 0 BB: 1 P: 13 | 1B: 3 2B: 0 3B: 0 HR: 1 | SF: 0 SAC: 0 DP: 1 HBP: 0 | WP: 0 PB: 0 SB: 2 CS: 0 | PA: 31 | |
| PITCHER | IP WLS BF H R ER SO BB IBB HBP BLK WP HR S P ERA WHIP | 7.0 W 25 4 1 1 13 0 0 0 0 0 1 66 101 1.29 0.571 | 8.1 H 3 0 0 0 2 0 0 0 0 0 0 11 15 0.00 0.000 | 9.1 H 3 0 0 0 1 1 0 0 0 0 0 6 13 0.00 1.000 | | | | | | | | | | | | | | | | | |

Houston Astros @ Toronto Blue Jays
Rogers Centre, Toronto, ON
Tue Jun 06 2023, 7:09 PM - 9:31 PM EDT
Att: 30,079 - Overcast - 72 F

| | |
|-----|----|
| AB | 30 |
| R | 1 |
| H | 4 |
| RBI | 1 |
| BB | 1 |
| SO | 16 |
| LOB | 7 |



| Batter | 1 | 2 | 3 | 4 | 5 | 6 | 7 | 8 | 9 | AB | R | H | RBI | BB | SO | LOB | BOTTOM | |
|--|---|---|---|--|---------------------------------------|----------------------------------|--------------------------------------|----------------------------------|--------------------------------------|----------------------------------|---------------------------------------|----------------------------------|----------------------------------|------------------------------------|----------------------------------|--------|--------|--|
| 4 George Springer, R (1.9) OBP: 0.318, SLG: 0.395 | | | | | | | | | | 4 | 1 | 1 | 2 | 0 | 1 | 1 | | |
| 11 Bo Bichette, R (1.6) OBP: 0.366, SLG: 0.528 | | | | | | | | | | 4 | 1 | 1 | 1 | 0 | 1 | 0 | | |
| 27 Vladimir Guerrero Jr., R (1.10) OBP: 0.392, SLG: 0.461 | | | | | | | | | | 3 | 1 | 0 | 0 | 1 | 1 | 0 | | |
| 13 Brandon Belt, L (1.3) OBP: 0.382, SLG: 0.420 | | | | | | | | | | 3 | 0 | 1 | 0 | 1 | 2 | 1 | | |
| 15 Whit Merrifield, R (1.4) OBP: 0.355, SLG: 0.395 | | | | | | | | | | 3 | 0 | 1 | 1 | 1 | 0 | 1 | | |
| 25 Daulton Varsho, L (1.7) OBP: 0.286, SLG: 0.406 | | | | | | | | | | 4 | 1 | 1 | 1 | 0 | 1 | 4 | | |
| 30 Alejandro Kirk, R (1.2) OBP: 0.349, SLG: 0.342 | | | | | | | | | | 3 | 0 | 0 | 0 | 0 | 0 | 1 | | |
| 39 Kevin Kiermaier, L (1.8) OBP: 0.354, SLG: 0.488 | | | | | | | | | | 1 | 1 | 0 | 0 | 2 | 0 | 0 | | |
| 5 Santiago Espinal, R (1.5) OBP: 0.256, SLG: 0.263 | | | | | | | | | | 3 | 0 | 0 | 0 | 0 | 2 | | | |
| Inning Stats | R: 0 H: 0 E: 0 K: 1 S: 6 | H: 1 LOB: 1 BB: 0 P: 12 | R: 2 H: 1 E: 0 K: 0 S: 9 | H: 1 LOB: 0 BB: 1 P: 17 | R: 1 H: 1 E: 0 K: 1 S: 11 | H: 1 LOB: 0 BB: 0 P: 18 | R: 0 H: 0 E: 0 K: 1 S: 6 | H: 0 LOB: 2 BB: 2 P: 26 | R: 0 H: 0 E: 0 K: 0 S: 9 | H: 0 LOB: 1 BB: 1 P: 15 | R: 2 H: 2 E: 1 K: 1 S: 12 | H: 2 LOB: 0 BB: 1 P: 20 | 1B: 0 2B: 2 3B: 0 HR: 3 | SF: 0 SAC: 0 DP: 0 HBP: 0 | WP: 0 PB: 0 SB: 0 CS: 1 | PA: 33 | | |
| PITCHER | IP WLS BF H R ER SO BB IBB HBP BLK WP HR S P ERA WHIP | 6.0 L 24 3 3 3 5 3 0 0 0 0 2 57 96 4.50 1.000 | 7.1 L 4 0 0 0 0 1 0 0 0 0 0 9 15 0.00 1.000 | 8.1 L 5 2 2 1 1 1 0 0 0 0 1 12 20 9.00 3.000 | | | | | | | | | | | | | | |

Houston Astros @ Toronto Blue Jays
Rogers Centre, Toronto, ON
Tue Jun 06 2023, 7:09 PM - 9:31 PM EDT
Att: 30,079 - Overcast - 72 F

| | |
|-----|----|
| AB | 28 |
| R | 5 |
| H | 5 |
| RBI | 5 |
| BB | 5 |
| SO | 6 |
| LOB | 10 |



| Batter | 1 | 2 | 3 | 4 | 5 | 6 | 7 | 8 | 9 | AB | R | H | RBI | BB | SO | LOB | TOP | | | | | | | | | | |
|--|------------------------------|---------------------------------|------------------------------|----------------------------------|------------------------------|----------------------------------|------------------------------|----------------------------------|------------------------------|---------------------------------|------------------------------|---------------------------------|-------------------------------|----------------------------------|------------------------------|---------------------------------|--|----------------------------------|-------------------------|---------------------------|----------------------------------|--------|--|--|--|--|--|
| 14 Mauricio Dubón, R (1, 6) OBP: 0.332, SLG: 0.403 | | | | | | | | | | 4 | 0 | 3 | 0 | 0 | 0 | 0 | Houston Astros @ Toronto Blue Jays Rogers Centre, Toronto, ON Wed Jun 07 2023, 7:08 PM - 9:11 PM EDT Att: 26,724 - Roof Closed - 68 F | | | | | | | | | | |
| 27 Jose Altuve, R (1, 4) OBP: 0.358, SLG: 0.457 | | | | | | | | | | 4 | 1 | 0 | 0 | 0 | 0 | 3 | | | | | | | | | | | |
| 44 Yordan Alvarez, L (1, 10) OBP: 0.390, SLG: 0.592 | | | | | | | | | | 4 | 1 | 1 | 2 | 0 | 1 | 1 | | | | | | | | | | | |
| 30 Kyle Tucker, L (1, 9) OBP: 0.344, SLG: 0.447 | | | | | | | | | | 4 | 0 | 0 | 0 | 0 | 1 | 1 | | | | | | | | | | | |
| 79 José Abreu, R (1, 3) OBP: 0.273, SLG: 0.261 | | | | | | | | | | 3 | 0 | 1 | 0 | 0 | 1 | 0 | | | | | | | | | | | |
| 21 Yainer Diaz, R (1, 2) OBP: 0.289, SLG: 0.468 | | | | | | | | | | 3 | 0 | 0 | 0 | 0 | 0 | 1 | | | | | | | | | | | |
| 9 Corey Julks, R (1, 7) OBP: 0.277, SLG: 0.404 | | | | | | | | | | 3 | 0 | 0 | 0 | 0 | 1 | 0 | | | | | | | | | | | |
| 20 Chas McCormick, R (1, 8) OBP: 0.316, SLG: 0.446 | | | | | | | | | | 3 | 0 | 0 | 0 | 0 | 1 | 0 | | | | | | | | | | | |
| 16 Grae Kessinger, R (1, 5) OBP: 0.289, SLG: 0.468 | | | | | | | | | | 3 | 0 | 0 | 0 | 0 | 1 | 0 | | | | | | | | | | | |
| Inning Stats | R: 0 E: 0 K: 0 S: 5 | H: 1 LOB: 0 BB: 0 P: 6 | R: 0 E: 0 K: 1 S: 6 | H: 0 LOB: 0 BB: 0 P: 10 | R: 0 E: 0 K: 2 S: 9 | H: 0 LOB: 0 BB: 0 P: 11 | R: 2 E: 0 K: 0 S: 7 | H: 2 LOB: 0 BB: 0 P: 10 | R: 0 E: 0 K: 1 S: 4 | H: 0 LOB: 0 BB: 0 P: 6 | R: 0 E: 0 K: 1 S: 7 | H: 0 LOB: 0 BB: 0 P: 7 | R: 0 E: 0 K: 1 S: 14 | H: 1 LOB: 1 BB: 0 P: 23 | R: 0 E: 0 K: 0 S: 5 | H: 0 LOB: 0 BB: 0 P: 8 | R: 0 E: 0 K: 1 S: 6 | H: 1 LOB: 1 BB: 0 P: 12 | 1B: 3 2B: 2 HR: 1 | SF: 0 SAC: 0 HBP: 0 | WP: 0 PB: 0 SB: 0 CS: 0 | PA: 31 | | | | | |
| PITCHER | IP | WLS | BF | H | R | ER | SO | BB | IBB | HBP | BLK | WP | HR | S | P | ERA | WHIP | | | | | | | | | | |
| 40 Chris Bassitt, R (1, 1) ERA: 3.29 | 8.0 | W | 27 | 4 | 2 | 2 | 5 | 0 | 0 | 0 | 0 | 0 | 1 | 57 | 81 | 2.25 | 0.500 | | | | | | | | | | |
| 68 Jordan Romano, R (9, 1) ERA: 2.95 | 1.0 | S | 4 | 1 | 0 | 0 | 1 | 0 | 0 | 0 | 0 | 0 | 0 | 6 | 12 | 0.00 | 1.000 | | | | | | | | | | |

| Batter | 1 | 2 | 3 | 4 | 5 | 6 | 7 | 8 | 9 | AB | R | H | RBI | BB | SO | LOB | BOTTOM | | | | | | | | | | |
|--|------------------------------|----------------------------------|-------------------------------|----------------------------------|------------------------------|---------------------------------|-------------------------------|----------------------------------|------------------------------|----------------------------------|-------------------------------|----------------------------------|-------------------------------|----------------------------------|------------------------------|----------------------------------|--|------------------------------------|----------------------------------|--------|--|--|--|--|--|--|--|
| 4 George Springer, R (1, 9) OBP: 0.317, SLG: 0.390 | | | | | | | | | | 3 | 0 | 0 | 0 | 1 | 0 | 3 | Houston Astros @ Toronto Blue Jays Rogers Centre, Toronto, ON Wed Jun 07 2023, 7:08 PM - 9:11 PM EDT Att: 26,724 - Roof Closed - 68 F | | | | | | | | | | |
| 11 Bo Bichette, R (1, 6) OBP: 0.364, SLG: 0.535 | | | | | | | | | | 4 | 1 | 1 | 1 | 0 | 2 | 3 | | | | | | | | | | | |
| 27 Vladimir Guerrero Jr., R (1, 3) OBP: 0.391, SLG: 0.495 | | | | | | | | | | 4 | 0 | 1 | 0 | 0 | 0 | 1 | | | | | | | | | | | |
| 13 Brandon Belt, L (1, 10) OBP: 0.385, SLG: 0.444 | | | | | | | | | | 4 | 1 | 2 | 1 | 0 | 1 | 1 | | | | | | | | | | | |
| 8 Cavan Biggio, L (8, PR) OBP: 0.297, SLG: 0.330 | | | | | | | | | | 0 | 0 | 0 | 0 | 0 | 0 | 0 | | | | | | | | | | | |
| 26 Matt Chapman, R (1, 5) OBP: 0.360, SLG: 0.480 | | | | | | | | | | 3 | 0 | 0 | 0 | 1 | 2 | 1 | | | | | | | | | | | |
| 25 Daulton Varsho, L (1, 7) OBP: 0.290, SLG: 0.404 | | | | | | | | | | 1 | 1 | 0 | 0 | 2 | 0 | 2 | | | | | | | | | | | |
| 15 Whit Merrifield, R (1, 4) OBP: 0.350, SLG: 0.389 | | | | | | | | | | 3 | 0 | 0 | 0 | 0 | 0 | 4 | | | | | | | | | | | |
| 39 Kevin Kiermaier, L (1, 8) OBP: 0.354, SLG: 0.481 | | | | | | | | | | 2 | 0 | 0 | 0 | 1 | 1 | 0 | | | | | | | | | | | |
| 55 Tyler Heineman, S (1, 2) OBP: 0.286, SLG: 0.176 | | | | | | | | | | 1 | 0 | 0 | 0 | 1 | 0 | 0 | | | | | | | | | | | |
| 30 Alejandro Kirk, R (7, PH) OBP: 0.353, SLG: 0.347 | | | | | | | | | | 1 | 0 | 1 | 1 | 0 | 0 | 0 | | | | | | | | | | | |
| Inning Stats | R: 0 E: 0 K: 1 S: 9 | H: 0 LOB: 0 BB: 1 P: 17 | R: 0 E: 0 K: 2 S: 10 | H: 0 LOB: 1 BB: 1 P: 20 | R: 0 E: 0 K: 0 S: 6 | H: 0 LOB: 0 BB: 0 P: 9 | R: 1 E: 0 K: 0 S: 12 | H: 2 LOB: 2 BB: 1 P: 19 | R: 0 E: 0 K: 1 S: 8 | H: 0 LOB: 0 BB: 1 P: 16 | R: 1 E: 0 K: 0 S: 10 | H: 1 LOB: 0 BB: 0 P: 13 | R: 1 E: 0 K: 0 S: 13 | H: 1 LOB: 2 BB: 2 P: 22 | R: 0 E: 0 K: 1 S: 7 | H: 1 LOB: 1 BB: 0 P: 11 | 1B: 3 2B: 0 3B: 0 HR: 2 | SF: 0 SAC: 0 DP: 2 HBP: 0 | WP: 0 PB: 0 SB: 1 CS: 1 | PA: 33 | | | | | | | |
| PITCHER | IP | WLS | BF | H | R | ER | SO | BB | IBB | HBP | BLK | WP | HR | S | P | ERA | WHIP | | | | | | | | | | |
| 56 Ronel Blanco, R (1, 1) ERA: 3.86 | 6.0 | L | 23 | 3 | 2 | 2 | 5 | 4 | 0 | 0 | 0 | 0 | 0 | 55 | 94 | 3.00 | 1.167 | | | | | | | | | | |
| 50 Héctor Neris, R (7, 1) ERA: 1.44 | 1.0 | L | 6 | 1 | 1 | 1 | 0 | 2 | 0 | 0 | 0 | 0 | 0 | 13 | 22 | 9.00 | 3.000 | | | | | | | | | | |
| 52 Bryan Abreu, R (8, 1) ERA: 1.84 | 1.0 | S | 3 | 1 | 0 | 0 | 1 | 0 | 0 | 0 | 0 | 0 | 0 | 7 | 11 | 0.00 | 1.000 | | | | | | | | | | |

| | |
|-----|----|
| AB | 31 |
| R | 2 |
| H | 5 |
| RBI | 2 |
| BB | 0 |
| SO | 6 |
| LOB | 6 |



| | |
|-----|----|
| AB | 26 |
| R | 3 |
| H | 5 |
| RBI | 3 |
| BB | 6 |
| SO | 6 |
| LOB | 15 |



| Batter | 1 | 2 | 3 | 4 | 5 | 6 | 7 | 8 | 9 | AB | R | H | RBI | BB | SO | LOB | TOP | | | | | | | | | | |
|--|------------------------------|----------------------------------|-------------------------------|----------------------------------|------------------------------|----------------------------------|------------------------------|----------------------------------|------------------------------|---------------------------------|-------------------------------|----------------------------------|-------------------------------|----------------------------------|-------------------------------|----------------------------------|--|---------------------------------|----------------------------------|------------------------------------|----------------------------------|--------|--|--|--|--|--|
| 3 Jeremy Peña, R OBP: 0.293, SLG: 0.407 | G5-3 | | K | | G5-3 | | | G1-3 | | 4 | 0 | 0 | 0 | 0 | 1 | 1 | Houston Astros @ Toronto Blue Jays Rogers Centre, Toronto, ON Thu Jun 08 2023, 7:08 PM - 9:42 PM EDT Att: 28,284 - Roof Closed - 68 F | | | | | | | | | | |
| 27 Jose Altuve, R OBP: 0.333, SLG: 0.420 | F8 | | E6 | | L8 | | | G6-3 | | 4 | 0 | 0 | 0 | 0 | 0 | 1 | | | | | | | | | | | |
| 44 Yordan Alvarez, L OBP: 0.386, SLG: 0.589 | G3 | | | | | | | | | 1 | 0 | 0 | 0 | 0 | 0 | 0 | | | | | | | | | | | |
| 9 Corey Julks, R OBP: 0.278, SLG: 0.399 | | | | | | | | | | 2 | 0 | 0 | 0 | 1 | 1 | 0 | | | | | | | | | | | |
| 2 Alex Bregman, R OBP: 0.348, SLG: 0.403 | | | | | | | | | | 4 | 1 | 1 | 1 | 0 | 0 | 2 | | | | | | | | | | | |
| 30 Kyle Tucker, L OBP: 0.343, SLG: 0.440 | | | | | | | | | | 3 | 1 | 0 | 0 | 1 | 0 | 0 | | | | | | | | | | | |
| 79 José Abreu, R OBP: 0.277, SLG: 0.265 | | | | | | | | | | 4 | 0 | 2 | 0 | 0 | 2 | 0 | | | | | | | | | | | |
| 20 Chas McCormick, R OBP: 0.325, SLG: 0.452 | | | | | | | | | | 3 | 0 | 2 | 0 | 0 | 0 | 0 | | | | | | | | | | | |
| 6 Jake Meyers, R OBP: 0.326, SLG: 0.430 | | | | | | | | | | 3 | 0 | 1 | 0 | 0 | 0 | 4 | | | | | | | | | | | |
| 15 Martín Maldonado, R OBP: 0.277, SLG: 0.288 | | | | | | | | | | 3 | 0 | 0 | 0 | 0 | 1 | 3 | | | | | | | | | | | |
| Inning Stats | R: 0 E: 0 K: 0 S: 9 | H: 0 LOB: 0 BB: 0 P: 12 | R: 2 E: 0 K: 0 S: 13 | H: 3 LOB: 1 BB: 1 P: 21 | R: 0 E: 1 K: 1 S: 9 | H: 0 LOB: 1 BB: 1 P: 17 | R: 0 E: 0 K: 1 S: 8 | H: 0 LOB: 0 BB: 0 P: 14 | R: 0 E: 0 K: 0 S: 9 | H: 1 LOB: 1 BB: 0 P: 9 | R: 0 E: 0 K: 0 S: 11 | H: 0 LOB: 0 BB: 0 P: 16 | R: 0 E: 0 K: 1 S: 12 | H: 2 LOB: 1 BB: 0 P: 15 | R: 0 E: 0 K: 1 S: 10 | H: 0 LOB: 0 BB: 0 P: 15 | R: 0 E: 0 K: 1 S: 6 | H: 0 LOB: 0 BB: 0 P: 7 | 1B: 5 2B: 0 3B: 0 HR: 1 | SF: 0 SAC: 0 DP: 2 HBP: 0 | WP: 0 PB: 0 SB: 0 CS: 1 | PA: 33 | | | | | |
| PITCHER | IP | WLS | BF | H | R | ER | SO | BB | IBB | HBP | BLK | WP | HR | S | P | ERA | WHIP | | | | | | | | | | |
| 17 José Berrios, R ERA: 3.61 | 6.0 | W | 23 | 4 | 2 | 2 | 2 | 2 | 0 | 0 | 0 | 0 | 1 | 59 | 89 | 3.00 | 1.000 | | | | | | | | | | |
| 93 Yimi García, R ERA: 5.74 | 1.0 | H | 4 | 2 | 0 | 0 | 1 | 0 | 0 | 0 | 0 | 0 | 0 | 12 | 15 | 0.00 | 2.000 | | | | | | | | | | |
| 50 Erik Swanson, R ERA: 2.64 | 1.0 | H | 3 | 0 | 0 | 0 | 1 | 0 | 0 | 0 | 0 | 0 | 0 | 10 | 15 | 0.00 | 0.000 | | | | | | | | | | |
| 68 Jordan Romano, R ERA: 2.77 | 1.0 | S | 3 | 0 | 0 | 0 | 1 | 0 | 0 | 0 | 0 | 0 | 0 | 6 | 7 | 0.00 | 0.000 | | | | | | | | | | |

| Batter | 1 | 2 | 3 | 4 | 5 | 6 | 7 | 8 | 9 | AB | R | H | RBI | BB | SO | LOB | BOTTOM | | | | | | | | | | |
|---|-------------------------------|----------------------------------|------------------------------|----------------------------------|------------------------------|----------------------------------|-------------------------------|----------------------------------|-------------------------------|----------------------------------|-------------------------------|----------------------------------|------------------------------|----------------------------------|------------------------------|----------------------------------|--|------------------------------------|----------------------------------|--------|--|--|--|--|--|--|--|
| 4 George Springer, R OBP: 0.316, SLG: 0.385 | K | FC6-4 | | | | | | | | 3 | 0 | 0 | 0 | 1 | 2 | 5 | Houston Astros @ Toronto Blue Jays Rogers Centre, Toronto, ON Thu Jun 08 2023, 7:08 PM - 9:42 PM EDT Att: 28,284 - Roof Closed - 68 F | | | | | | | | | | |
| 11 Bo Bichette, R OBP: 0.355, SLG: 0.527 | K | | F8 | | FC3-6 | | | G5-3 | | 4 | 1 | 0 | 0 | 0 | 1 | 4 | | | | | | | | | | | |
| 27 Vladimir Guerrero Jr., R OBP: 0.353, SLG: 0.456 | | | | | | | | | | 3 | 0 | 1 | 0 | 1 | 1 | 0 | | | | | | | | | | | |
| 26 Matt Chapman, R OBP: 0.355, SLG: 0.472 | | | | | | | | | | 4 | 1 | 0 | 1 | 0 | 2 | 3 | | | | | | | | | | | |
| 30 Alejandro Kirk, R OBP: 0.350, SLG: 0.351 | | | | | | | | | | 4 | 0 | 1 | 1 | 0 | 1 | 0 | | | | | | | | | | | |
| 13 Brandon Belt, L OBP: 0.387, SLG: 0.441 | | | | | | | | | | 3 | 0 | 1 | 1 | 1 | 2 | 1 | | | | | | | | | | | |
| 15 Whit Merrifield, R OBP: 0.352, SLG: 0.388 | | | | | | | | | | 3 | 0 | 1 | 0 | 1 | 0 | 1 | | | | | | | | | | | |
| 5 Santiago Espinal, R OBP: 0.256, SLG: 0.275 | | | | | | | | | | 4 | 0 | 1 | 0 | 0 | 0 | 3 | | | | | | | | | | | |
| 39 Kevin Kiermaier, L OBP: 0.358, SLG: 0.481 | | | | | | | | | | 0 | 0 | 0 | 0 | 0 | 0 | 0 | | | | | | | | | | | |
| 25 Daulton Varsho, L OBP: 0.292, SLG: 0.403 | | | | | | | | | | 1 | 1 | 0 | 0 | 1 | 1 | 2 | | | | | | | | | | | |
| Inning Stats | R: 0 E: 0 K: 3 S: 11 | H: 1 LOB: 1 BB: 0 P: 18 | R: 0 E: 0 K: 0 S: 8 | H: 1 LOB: 3 BB: 1 P: 17 | R: 0 E: 0 K: 1 S: 9 | H: 0 LOB: 0 BB: 0 P: 15 | R: 0 E: 1 K: 1 S: 11 | H: 0 LOB: 1 BB: 0 P: 16 | R: 3 E: 0 K: 0 S: 14 | H: 2 LOB: 3 BB: 3 P: 32 | R: 0 E: 0 K: 2 S: 15 | H: 1 LOB: 2 BB: 1 P: 27 | R: 0 E: 0 K: 2 S: 9 | H: 0 LOB: 0 BB: 0 P: 14 | R: 0 E: 0 K: 1 S: 9 | H: 0 LOB: 0 BB: 0 P: 15 | 1B: 3 2B: 2 3B: 0 HR: 0 | SF: 0 SAC: 0 DP: 0 HBP: 1 | WP: 0 PB: 1 SB: 0 CS: 0 | PA: 35 | | | | | | | |
| PITCHER | IP | WLS | BF | H | R | ER | SO | BB | IBB | HBP | BLK | WP | HR | S | P | ERA | WHIP | | | | | | | | | | |
| Framber Valdez, L ERA: 2.36 | 5.0 | L | 24 | 4 | 3 | 3 | 5 | 4 | 0 | 1 | 0 | 0 | 0 | 15 | 27 | 0.00 | 2.000 | | | | | | | | | | |
| 86 Phil Maton, R ERA: 1.17 | 1.0 | | 5 | 1 | 0 | 0 | 2 | 1 | 0 | 0 | 0 | 0 | 0 | 9 | 14 | 0.00 | 0.000 | | | | | | | | | | |
| 52 Bryan Abreu, R ERA: 1.78 | 1.0 | | 3 | 0 | 0 | 0 | 2 | 0 | 0 | 0 | 0 | 0 | 0 | 9 | 15 | 0.00 | 0.000 | | | | | | | | | | |
| 47 Rafael Montero, R ERA: 5.96 | 1.0 | | 3 | 0 | 0 | 0 | 1 | 0 | 0 | 0 | 0 | 0 | 0 | 9 | 15 | 0.00 | 0.000 | | | | | | | | | | |

| | |
|-----|----|
| AB | 31 |
| R | 2 |
| H | 6 |
| RBI | 1 |
| BB | 2 |
| SO | 5 |
| LOB | 11 |



| | |
|-----|----|
| AB | 29 |
| R | 3 |
| H | 5 |
| RBI | 3 |
| BB | 5 |
| SO | 10 |
| LOB | 19 |



| Batter | 1 | 2 | 3 | 4 | 5 | 6 | 7 | 8 | 9 | AB | R | H | RBI | BB | SO | LOB | TOP | | | | | |
|--|------------------------------|-------------------------|------------------------------|--------------------------|-------------------------------|-------------------------|------------------------------|----------------------------------|-------------------------------|----------------------------------|------------------------------|----------------------------------|-------------------------------|----------------------------------|-------------------------------|----------------------------------|------------------------------|--------------------------|----------------------------------|------------------------------------|----------------------------------|--------|
| 14 Mauricio Dubón, R OBP: 0.326, SLG: 0.401 | F7 | | P2 | | FC4 | | | G4-3 | | 4 | 0 | 0 | 0 | 0 | 0 | 3 | | | | | | |
| 9 Corey Julks, R OBP: 0.285, SLG: 0.395 | K | | | E5 | | K | | 1B | | 4 | 0 | 1 | 0 | 0 | 2 | 0 | | | | | | |
| 2 Alex Bregman, R OBP: 0.339, SLG: 0.390 | P3 | | | K | | K | | K | | 4 | 0 | 0 | 0 | 0 | 3 | 2 | | | | | | |
| 30 Kyle Tucker, L OBP: 0.345, SLG: 0.429 | | G4-3 | | 1B | | G3 | | | K | 4 | 0 | 1 | 0 | 0 | 1 | 0 | | | | | | |
| 79 José Abreu, R OBP: 0.275, SLG: 0.289 | K | | | G4-3 | | | K | | G5-3 | 4 | 0 | 0 | 0 | 0 | 2 | 1 | | | | | | |
| 21 Yainer Diaz, R OBP: 0.293, SLG: 0.464 | F9 | | | | 16B | | E5 | | K | 4 | 0 | 1 | 0 | 0 | 1 | 0 | | | | | | |
| 6 Jake Meyers, R OBP: 0.322, SLG: 0.424 | | | K | | | | F8 | | | 3 | 0 | 0 | 0 | 0 | 2 | 2 | | | | | | |
| 16 Grae Kessinger, R OBP: 0.333, SLG: 0.200 | | | 18G4-3 | | | | FC6-4 | | | 2 | 0 | 1 | 0 | 1 | 0 | 1 | | | | | | |
| 18 César Salazar, L OBP: 0.167, SLG: 0.118 | | | G4-3 | | | | | | K | 3 | 0 | 0 | 0 | 0 | 2 | 3 | | | | | | |
| Inning Stats | R: 0 E: 0 K: 1 S: 5 | H: 0 LOB: 0 BB: 7 | R: 0 E: 0 K: 1 S: 9 | H: 0 LOB: 0 BB: 15 | R: 0 E: 0 K: 1 S: 12 | H: 0 LOB: 1 BB: 1 | R: 0 E: 1 K: 1 S: 9 | H: 1 LOB: 1 BB: 0 P: 15 | R: 0 E: 0 K: 2 S: 12 | H: 2 LOB: 2 BB: 0 P: 16 | R: 0 E: 0 K: 2 S: 9 | H: 0 LOB: 0 BB: 0 P: 15 | R: 0 E: 1 K: 1 S: 10 | H: 0 LOB: 1 BB: 0 P: 16 | R: 0 E: 0 K: 2 S: 16 | H: 1 LOB: 1 BB: 0 P: 21 | R: 0 E: 0 K: 2 S: 9 | H: 0 LOB: 0 BB: 10 | 1B: 3 2B: 1 3B: 0 HR: 0 | SF: 0 SAC: 0 DP: 0 HBP: 0 | WP: 0 PB: 0 SB: 0 CS: 1 | PA: 33 |
| PITCHER | IP | WLS | BF | H | R | ER | SO | BB | IBB | HBP | BLK | WP | HR | S | P | ERA | WHIP | | | | | |
| 57 Shane Bieber, R ERA: 3.29 | 7.0 | W | 26 | 3 | 0 | 0 | 9 | 1 | 0 | 0 | 0 | 0 | 0 | 66 | 104 | 0.00 | 0.571 | | | | | |
| 37 Trevor Stephan, R ERA: 2.54 | 1.0 | | 4 | 1 | 0 | 0 | 2 | 0 | 0 | 0 | 0 | 0 | 0 | 16 | 21 | 0.00 | 1.000 | | | | | |
| 48 Emmanuel Clase, R ERA: 2.81 | 1.0 | | 3 | 0 | 0 | 0 | 2 | 0 | 0 | 0 | 0 | 0 | 0 | 9 | 10 | 0.00 | 0.000 | | | | | |

Houston Astros @ Cleveland Guardians
Progressive Field, Cleveland, OH
Sun Jun 11 2023, 12:41 PM - 2:59 PM EDT
Att: 26,318 - Partly Cloudy - 78 F



AB 32
R 0
H 4
RBI 0
BB 1
SO 13
LOB 12

| Batter | 1 | 2 | 3 | 4 | 5 | 6 | 7 | 8 | 9 | AB | R | H | RBI | BB | SO | LOB | BOTTOM | | | | | |
|---|------------------------------|----------------------------------|------------------------------|----------------------------------|-------------------------------|----------------------------------|------------------------------|----------------------------------|-------------------------------|----------------------------------|------------------------------|----------------------------------|------------------------------|----------------------------------|-------------------------------|----------------------------------|----------------------------------|------------------------------------|----------------------------------|--------|--|--|
| 38 Steven Kwan, L OBP: 0.343, SLG: 0.351 | F8 | | K | | G3 | | 1B | | | 3 | 0 | 1 | 0 | 1 | 1 | 0 | | | | | | |
| 1 Amed Rosario, R OBP: 0.286, SLG: 0.330 | K | | G6-3 | | G3 | | BB | | | 4 | 0 | 1 | 1 | 0 | 1 | 1 | | | | | | |
| 22 Josh Naylor, L OBP: 0.330, SLG: 0.460 | K2-3 | | 55CS | | L6 | | G6-4-3 | | | 4 | 0 | 1 | 0 | 0 | 1 | 3 | | | | | | |
| 55 Josh Bell, S OBP: 0.332, SLG: 0.375 | | 0HR | CS | | 2HR | | G3 | | | 4 | 3 | 3 | 1 | 0 | 0 | 0 | | | | | | |
| 0 Andrés Giménez, L OBP: 0.304, SLG: 0.365 | | 1HR | | | F8 | | | | | 2 | 1 | 1 | 2 | 0 | 0 | 0 | | | | | | |
| 2 Tyler Freeman, R OBP: 0.333, SLG: 0.400 | | 1HR | | | | | 2B | | | 2 | 0 | 2 | 1 | 0 | 0 | 0 | | | | | | |
| 13 Gabriel Arias, R OBP: 0.315, SLG: 0.363 | | | 17FC4 | | 7CS | | G6-4-3 | | | 2 | 0 | 1 | 0 | 2 | 1 | 1 | | | | | | |
| 17 Will Brennan, L OBP: 0.304, SLG: 0.404 | FC4 | | | | G3 | | | | | 4 | 0 | 0 | 0 | 0 | 2 | 5 | | | | | | |
| 7 Myles Straw, R OBP: 0.312, SLG: 0.305 | F9 | | | | 382B | | G6-4-3 | | | 3 | 1 | 1 | 0 | 0 | 0 | 3 | | | | | | |
| 35 Cam Gallagher, R OBP: 0.169, SLG: 0.164 | G5-3 | | | | 1SAFE | | G4-3 | | | 3 | 0 | 0 | 0 | 0 | 1 | 2 | | | | | | |
| Inning Stats | R: 0 E: 0 K: 2 S: 9 | H: 0 LOB: 0 BB: 0 P: 11 | R: 2 E: 0 K: 0 S: 8 | H: 3 LOB: 1 BB: 0 P: 18 | R: 0 E: 0 K: 1 S: 12 | H: 1 LOB: 0 BB: 0 P: 18 | R: 1 E: 0 K: 0 S: 6 | H: 1 LOB: 0 BB: 1 P: 14 | R: 1 E: 0 K: 1 S: 11 | H: 2 LOB: 1 BB: 0 P: 16 | R: 1 E: 0 K: 1 S: 8 | H: 2 LOB: 1 BB: 1 P: 15 | R: 0 E: 0 K: 0 S: 8 | H: 1 LOB: 1 BB: 1 P: 17 | R: 0 E: 0 K: 2 S: 15 | H: 1 LOB: 0 BB: 0 P: 22 | 1B: 6 2B: 3 3B: 0 HR: 2 | SF: 0 SAC: 0 DP: 2 HBP: 0 | WP: 0 PB: 0 SB: 1 CS: 2 | PA: 35 | | |
| PITCHER | IP | WLS | BF | H | R | ER | SO | BB | IBB | HBP | BLK | WP | HR | S | P | ERA | WHIP | | | | | |
| 64 Brandon Bielak, R ERA: 4.01 | 5.0 | L | 24 | 9 | 5 | 5 | 4 | 2 | 0 | 0 | 0 | 0 | 0 | 50 | 87 | 9.00 | 2.200 | | | | | |
| 91 Matt Gage, L ERA: 3.0 | 2.0 | | 6 | 1 | 0 | 0 | 1 | 1 | 0 | 0 | 0 | 0 | 0 | 12 | 22 | 0.00 | 1.000 | | | | | |
| 47 Rafael Montero, R ERA: 5.86 | 1.0 | | 4 | 1 | 0 | 0 | 2 | 0 | 0 | 0 | 0 | 0 | 0 | 15 | 22 | 0.00 | 1.000 | | | | | |

Houston Astros @ Cleveland Guardians
Progressive Field, Cleveland, OH
Sun Jun 11 2023, 12:41 PM - 2:59 PM EDT
Att: 26,318 - Partly Cloudy - 78 F



AB 31
R 5
H 11
RBI 5
BB 3
SO 7
LOB 15

| Batter | 1 | 2 | 3 | 4 | 5 | 6 | 7 | 8 | 9 | AB | R | H | RBI | BB | SO | LOB | TOP | | | | | | | | | | |
|--|---------------------------------------|----------------------------------|---------------------------------------|----------------------------------|---------------------------------------|----------------------------------|--------------------------------------|----------------------------------|--------------------------------------|---------------------------------|---------------------------------------|----------------------------------|--------------------------------------|----------------------------------|---------------------------------------|----------------------------------|--|---------------------------------|----------------------------------|------------------------------------|----------------------------------|--------|--|--|--|--|--|
| 28 Lane Thomas, R OBP: 0.338, SLG: 0.464 | | | | | | | | | | 3 | 1 | 2 | 0 | 1 | 1 | 2 | <p>Washington Nationals @ Houston Astros Minute Maid Park, Houston, TX Tue Jun 13 2023, 7:12 PM - 9:40 PM CDT Att: 39,546 - Roof Closed - 73 F</p> | | | | | | | | | | |
| 2 Luis Garcia Jr., L OBP: 0.313, SLG: 0.390 | | | | | | | | | | 3 | 0 | 1 | 1 | 1 | 0 | 3 | | | | | | | | | | | |
| 45 Joey Meneses, R OBP: 0.346, SLG: 0.392 | | | | | | | | | | 4 | 0 | 0 | 0 | 0 | 2 | 3 | | | | | | | | | | | |
| 9 Jeimer Candelario, S OBP: 0.328, SLG: 0.440 | | | | | | | | | | 3 | 0 | 0 | 0 | 1 | 3 | 0 | | | | | | | | | | | |
| 23 Corey Dickerson, L OBP: 0.302, SLG: 0.414 | | | | | | | | | | 4 | 0 | 1 | 0 | 0 | 0 | 2 | | | | | | | | | | | |
| 20 Keibert Ruiz, S OBP: 0.299, SLG: 0.375 | | | | | | | | | | 4 | 0 | 0 | 0 | 0 | 0 | 1 | | | | | | | | | | | |
| 22 Dominic Smith, L OBP: 0.342, SLG: 0.311 | | | | | | | | | | 3 | 0 | 1 | 0 | 0 | 0 | 1 | | | | | | | | | | | |
| 5 CJ Abrams, L OBP: 0.272, SLG: 0.382 | | | | | | | | | | 3 | 0 | 1 | 0 | 0 | 0 | 0 | | | | | | | | | | | |
| 17 Alex Call, R OBP: 0.306, SLG: 0.299 | | | | | | | | | | 3 | 0 | 0 | 0 | 0 | 0 | 2 | | | | | | | | | | | |
| Inning Stats | R: 0 H: 0 E: 0 K: 1 S: 11 | H: 0 LOB: 0 BB: 1 P: 20 | R: 0 H: 0 E: 0 K: 1 S: 10 | H: 0 LOB: 0 BB: 0 P: 11 | R: 0 H: 2 E: 0 K: 1 S: 15 | H: 2 LOB: 2 BB: 0 P: 17 | R: 0 H: 0 E: 0 K: 0 S: 5 | H: 0 LOB: 0 BB: 1 P: 12 | R: 0 H: 0 E: 0 K: 0 S: 6 | H: 0 LOB: 0 BB: 0 P: 7 | R: 0 H: 1 E: 0 K: 0 S: 13 | H: 1 LOB: 1 BB: 1 P: 19 | R: 0 H: 1 E: 0 K: 1 S: 9 | H: 1 LOB: 0 BB: 0 P: 13 | R: 1 H: 2 E: 0 K: 1 S: 12 | H: 2 LOB: 1 BB: 0 P: 17 | R: 0 H: 0 E: 0 K: 1 S: 7 | H: 0 LOB: 0 BB: 0 P: 8 | 1B: 4 2B: 2 3B: 0 HR: 0 | SF: 0 SAC: 0 DP: 3 HBP: 0 | WP: 1 PB: 0 SB: 0 CS: 1 | PA: 33 | | | | | |
| PITCHER | IP | WLS | BF | H | R | ER | SO | BB | IBB | HBP | BLK | WP | HR | S | P | ERA | WHIP | | | | | | | | | | |
| 58 Hunter Brown, R ERA: 3.35 | 7.0 | W | 25 | 4 | 0 | 0 | 4 | 3 | 0 | 0 | 0 | 1 | 0 | 69 | 99 | 0.00 | 1.000 | | | | | | | | | | |
| 52 Bryan Abreu, R ERA: 1.53 | 1.0 | | 5 | 2 | 1 | 1 | 1 | 0 | 0 | 0 | 0 | 0 | 0 | 12 | 17 | 9.00 | 2.000 | | | | | | | | | | |
| 88 Phil Maton, R ERA: 1.1 | 1.0 | | 3 | 0 | 0 | 0 | 1 | 0 | 0 | 0 | 0 | 0 | 0 | 7 | 8 | 0.00 | 0.000 | | | | | | | | | | |

| Batter | 1 | 2 | 3 | 4 | 5 | 6 | 7 | 8 | 9 | AB | R | H | RBI | BB | SO | LOB | BOTTOM | | | | | | | | | | |
|--|--------------------------------------|----------------------------------|---------------------------------------|----------------------------------|---------------------------------------|----------------------------------|--------------------------------------|----------------------------------|--------------------------------------|----------------------------------|---------------------------------------|----------------------------------|---------------------------------------|----------------------------------|---------------------------------------|----------------------------------|--|----------------------------------|----------------------------------|------------------------------------|----------------------------------|--------|--|--|--|--|--|
| 14 Mauricio Dubón, R OBP: 0.323, SLG: 0.410 | | | | | | | | | | 5 | 1 | 1 | 1 | 0 | 0 | 1 | <p>Washington Nationals @ Houston Astros Minute Maid Park, Houston, TX Tue Jun 13 2023, 7:12 PM - 9:40 PM CDT Att: 39,546 - Roof Closed - 73 F</p> | | | | | | | | | | |
| 27 Jose Altuve, R OBP: 0.385, SLG: 0.438 | | | | | | | | | | 3 | 1 | 1 | 1 | 2 | 1 | 0 | | | | | | | | | | | |
| 2 Alex Bregman, R OBP: 0.344, SLG: 0.392 | | | | | | | | | | 4 | 0 | 2 | 0 | 1 | 0 | 2 | | | | | | | | | | | |
| 30 Kyle Tucker, L OBP: 0.347, SLG: 0.440 | | | | | | | | | | 3 | 1 | 1 | 1 | 1 | 1 | 3 | | | | | | | | | | | |
| 79 José Abreu, R OBP: 0.282, SLG: 0.297 | | | | | | | | | | 3 | 0 | 2 | 1 | 1 | 0 | 0 | | | | | | | | | | | |
| 21 Yainer Diaz, R OBP: 0.281, SLG: 0.443 | | | | | | | | | | 4 | 0 | 0 | 0 | 0 | 1 | 6 | | | | | | | | | | | |
| 20 Chas McCormick, R OBP: 0.313, SLG: 0.447 | | | | | | | | | | 4 | 1 | 1 | 1 | 0 | 2 | 1 | | | | | | | | | | | |
| 6 Jake Meyers, R OBP: 0.326, SLG: 0.419 | | | | | | | | | | 2 | 1 | 0 | 0 | 2 | 2 | 0 | | | | | | | | | | | |
| 15 Martín Maldonado, R OBP: 0.271, SLG: 0.295 | | | | | | | | | | 4 | 1 | 1 | 1 | 0 | 1 | 3 | | | | | | | | | | | |
| Inning Stats | R: 0 H: 0 E: 0 K: 1 S: 7 | H: 1 LOB: 1 BB: 1 P: 14 | R: 0 H: 1 E: 0 K: 2 S: 15 | H: 1 LOB: 2 BB: 1 P: 26 | R: 0 H: 1 E: 0 K: 0 S: 10 | H: 1 LOB: 3 BB: 2 P: 22 | R: 0 H: 0 E: 0 K: 2 S: 9 | H: 0 LOB: 0 BB: 0 P: 13 | R: 2 H: 2 E: 0 K: 0 S: 8 | H: 2 LOB: 0 BB: 1 P: 16 | R: 0 H: 0 E: 0 K: 2 S: 11 | H: 0 LOB: 0 BB: 0 P: 14 | R: 2 H: 3 E: 0 K: 1 S: 14 | H: 3 LOB: 2 BB: 1 P: 24 | R: 2 H: 2 E: 0 K: 0 S: 21 | H: 2 LOB: 1 BB: 1 P: 31 | R: 2 H: 0 E: 0 K: 0 S: 21 | H: 0 LOB: 1 BB: 1 P: 31 | 1B: 4 2B: 1 3B: 0 HR: 4 | SF: 0 SAC: 0 DP: 0 HBP: 0 | WP: 0 PB: 0 SB: 1 CS: 1 | PA: 39 | | | | | |
| PITCHER | IP | WLS | BF | H | R | ER | SO | BB | IBB | HBP | BLK | WP | HR | S | P | ERA | WHIP | | | | | | | | | | |
| 46 Patrick Corbin, L ERA: 4.81 | 5.0 | L | 23 | 4 | 2 | 2 | 5 | 5 | 0 | 0 | 0 | 0 | 2 | 49 | 91 | 3.60 | 1.800 | | | | | | | | | | |
| 71 Mason Thompson, R ERA: 4.09 | 1.0 | | 3 | 0 | 0 | 0 | 2 | 0 | 0 | 0 | 0 | 0 | 0 | 11 | 14 | 0.00 | 0.000 | | | | | | | | | | |
| 26 Chad Kuhl, R ERA: 7.86 | 1.0 | | 7 | 3 | 2 | 2 | 1 | 1 | 0 | 0 | 0 | 0 | 1 | 14 | 24 | 18.00 | 4.000 | | | | | | | | | | |
| 68 Thaddeus Ward, R ERA: 5.32 | 1.0 | | 6 | 2 | 2 | 2 | 0 | 1 | 0 | 0 | 0 | 0 | 1 | 21 | 31 | 18.00 | 3.000 | | | | | | | | | | |

| | |
|-----|----|
| AB | 30 |
| R | 1 |
| H | 6 |
| RBI | 1 |
| BB | 3 |
| SO | 6 |
| LOB | 14 |



| | |
|-----|----|
| AB | 32 |
| R | 6 |
| H | 9 |
| RBI | 6 |
| BB | 7 |
| SO | 8 |
| LOB | 16 |



| Batter | 1 | 2 | 3 | 4 | 5 | 6 | 7 | 8 | 9 | AB | R | H | RBI | BB | SO | LOB | TOP | | | |
|--|---|----------------------------------|--------------------------------------|----------------------------------|--------------------------------------|----------------------------------|---------------------------------------|----------------------------------|--------------------------------------|----------------------------------|--------------------------------------|----------------------------------|--------------------------------------|----------------------------------|---------------------------------------|----------------------------------|----------------------------------|------------------------------------|----------------------------------|--------|
| 28 Lane Thomas, R OBP: 0.337, SLG: 0.461 | | | | | | | | | | 4 | 0 | 1 | 0 | 0 | 1 | 0 | | | | |
| 9 Jaimer Candelario, S OBP: 0.323, SLG: 0.433 | | | | | | | | | | 4 | 0 | 0 | 0 | 0 | 2 | 1 | | | | |
| 45 Joey Meneses, R OBP: 0.341, SLG: 0.386 | | | | | | | | | | 4 | 1 | 0 | 0 | 0 | 1 | 1 | | | | |
| 36 Stone Garrett, R OBP: 0.322, SLG: 0.404 | | | | | | | | | | 3 | 0 | 2 | 0 | 0 | 0 | 0 | | | | |
| 23 Corey Dickerson, L OBP: 0.313, SLG: 0.441 | | | | | | | | | | 1 | 1 | 1 | 1 | 0 | 0 | 0 | | | | |
| 20 Keibert Ruiz, S OBP: 0.298, SLG: 0.373 | | | | | | | | | | 4 | 0 | 1 | 0 | 0 | 0 | 4 | | | | |
| 14 Ildemaro Vargas, S OBP: 0.345, SLG: 0.475 | | | | | | | | | | 4 | 1 | 0 | 0 | 0 | 0 | 2 | | | | |
| 22 Dominic Smith, L OBP: 0.345, SLG: 0.328 | | | | | | | | | | 4 | 1 | 2 | 1 | 0 | 2 | 1 | | | | |
| 6 Michael Chavis, R OBP: 0.361, SLG: 0.303 | | | | | | | | | | 0 | 0 | 0 | 0 | 0 | 0 | 0 | | | | |
| 17 Alex Call, R OBP: 0.302, SLG: 0.295 | | | | | | | | | | 3 | 0 | 0 | 0 | 0 | 0 | 2 | | | | |
| 2 Luis Garcia Jr., L OBP: 0.312, SLG: 0.389 | | | | | | | | | | 1 | 0 | 0 | 0 | 0 | 0 | 1 | | | | |
| 5 CJ Abrams, L OBP: 0.267, SLG: 0.375 | | | | | | | | | | 4 | 0 | 0 | 1 | 0 | 2 | 1 | | | | |
| Inning Stats | R: 0 H: 2 E: 0 K: 0 S: 13 | H: 2 LOB: 2 BB: 0 P: 24 | R: 0 H: 0 E: 0 K: 1 S: 9 | H: 0 LOB: 0 BB: 0 P: 13 | R: 0 H: 0 E: 0 K: 2 S: 8 | H: 0 LOB: 0 BB: 0 P: 10 | R: 0 H: 1 E: 0 K: 1 S: 11 | H: 1 LOB: 1 BB: 0 P: 15 | R: 0 H: 0 E: 0 K: 0 S: 4 | H: 0 LOB: 0 BB: 0 P: 10 | R: 0 H: 1 E: 0 K: 1 S: 8 | H: 1 LOB: 1 BB: 0 P: 10 | R: 0 H: 0 E: 0 K: 2 S: 8 | H: 0 LOB: 0 BB: 0 P: 11 | R: 3 H: 2 E: 2 K: 0 S: 14 | H: 2 LOB: 1 BB: 0 P: 17 | 1B: 4 2B: 2 3B: 1 HR: 0 | SF: 0 SAC: 0 DP: 0 HBP: 0 | WP: 0 PB: 0 SB: 0 CS: 0 | PA: 36 |
| PITCHER | IP WLS BF H R ER SO BB IBB HBP BLK WP HR S P ERA WHIP | | | | | | | | | | | | | | | | | | | |
| Framber Valdez, L ERA: 2.27 | (1, 1) 7.0 2 26 5 1 1 6 0 0 0 0 0 0 0 61 95 1.29 0.714 | | | | | | | | | | | | | | | | | | | |
| 50 Héctor Neris, R ERA: 1.33 | (8, 1) 1.0 H 3 0 0 0 2 0 0 0 0 0 0 0 8 11 0.00 0.000 | | | | | | | | | | | | | | | | | | | |
| 55 Ryan Pressly, R ERA: 3.29 | (9, 1) 1.0 W 7 2 3 0 0 0 0 0 0 0 0 0 0 14 17 0.00 2.000 | | | | | | | | | | | | | | | | | | | |

Washington Nationals @ Houston Astros
Minute Maid Park, Houston, TX
Wed Jun 14 2023, 7:12 PM - 9:35 PM CDT
Att: 39,796 - Roof Closed - 73 F

AB 36
R 4
H 7
RBI 3
BB 0
SO 8
LOB 13



| Batter | 1 | 2 | 3 | 4 | 5 | 6 | 7 | 8 | 9 | AB | R | H | RBI | BB | SO | LOB | BOTTOM | | | |
|--|---|----------------------------------|---------------------------------------|----------------------------------|--------------------------------------|----------------------------------|---------------------------------------|----------------------------------|---------------------------------------|----------------------------------|--------------------------------------|---------------------------------|--------------------------------------|----------------------------------|---------------------------------------|----------------------------------|----------------------------------|------------------------------------|----------------------------------|--------|
| 14 Mauricio Dubón, R OBP: 0.322, SLG: 0.412 | | | | | | | | | | 4 | 0 | 1 | 0 | 0 | 1 | 0 | | | | |
| 27 Jose Altuve, R OBP: 0.372, SLG: 0.433 | | | | | | | | | | 3 | 1 | 1 | 0 | 0 | 0 | 0 | | | | |
| 2 Alex Bregman, R OBP: 0.339, SLG: 0.386 | | | | | | | | | | 4 | 0 | 0 | 0 | 0 | 1 | 3 | | | | |
| 30 Kyle Tucker, L OBP: 0.349, SLG: 0.441 | | | | | | | | | | 4 | 1 | 2 | 0 | 0 | 1 | 0 | | | | |
| 79 José Abreu, R OBP: 0.289, SLG: 0.320 | | | | | | | | | | 4 | 2 | 3 | 3 | 0 | 0 | 0 | | | | |
| 21 Yainer Diaz, R OBP: 0.280, SLG: 0.467 | | | | | | | | | | 4 | 1 | 1 | 1 | 0 | 1 | 3 | | | | |
| 9 Corey Julks, R OBP: 0.284, SLG: 0.389 | | | | | | | | | | 3 | 0 | 0 | 0 | 1 | 0 | 0 | | | | |
| 6 Jake Meyers, R OBP: 0.319, SLG: 0.409 | | | | | | | | | | 4 | 0 | 0 | 0 | 0 | 1 | 2 | | | | |
| 15 Martín Maldonado, R OBP: 0.266, SLG: 0.289 | | | | | | | | | | 3 | 0 | 0 | 0 | 0 | 2 | 0 | | | | |
| Inning Stats | R: 2 H: 2 E: 0 K: 0 S: 14 | H: 2 LOB: 1 BB: 0 P: 21 | R: 0 H: 0 E: 0 K: 2 S: 10 | H: 0 LOB: 0 BB: 0 P: 13 | R: 0 H: 0 E: 0 K: 1 S: 7 | H: 0 LOB: 0 BB: 0 P: 10 | R: 2 H: 2 E: 0 K: 0 S: 12 | H: 2 LOB: 0 BB: 0 P: 17 | R: 0 H: 2 E: 0 K: 0 S: 11 | H: 2 LOB: 1 BB: 0 P: 13 | R: 0 H: 0 E: 0 K: 1 S: 6 | H: 0 LOB: 0 BB: 0 P: 9 | R: 0 H: 0 E: 0 K: 1 S: 9 | H: 0 LOB: 0 BB: 0 P: 13 | R: 1 H: 2 E: 1 K: 1 S: 13 | H: 2 LOB: 3 BB: 1 P: 22 | 1B: 4 2B: 2 3B: 0 HR: 2 | SF: 0 SAC: 0 DP: 1 HBP: 1 | WP: 0 PB: 0 SB: 0 CS: 0 | PA: 35 |
| PITCHER | IP WLS BF H R ER SO BB IBB HBP BLK WP HR S P ERA WHIP | | | | | | | | | | | | | | | | | | | |
| 40 Josiah Gray, R ERA: 3.19 | (1, 1) 7.0 4 27 6 4 4 4 0 0 0 0 0 0 2 66 95 5.14 0.857 | | | | | | | | | | | | | | | | | | | |
| 51 Jordan Weems, R ERA: 3.19 | (8, 1) 1.0 3 0 0 0 1 0 0 0 0 0 0 0 9 13 0.00 0.000 | | | | | | | | | | | | | | | | | | | |
| 73 Hunter Harvey, R ERA: 3.14 | (9, 1) 0.2 L 5 2 1 0 1 1 0 0 0 0 0 0 0 13 22 0.00 4.500 | | | | | | | | | | | | | | | | | | | |

Washington Nationals @ Houston Astros
Minute Maid Park, Houston, TX
Wed Jun 14 2023, 7:12 PM - 9:35 PM CDT
Att: 39,796 - Roof Closed - 73 F

AB 33
R 5
H 8
RBI 4
BB 1
SO 7
LOB 8



| Batter | 1 | 2 | 3 | 4 | 5 | 6 | 7 | 8 | 9 | AB | R | H | RBI | BB | SO | LOB | TOP | | | | | | | |
|--|---|---|---|---|---|---|---|---|---|---|---|---|---|---|---|---|---|---|---|---|---|---|---|---|
| 29 TJ Friedl, L OBP: 0.362, SLG: 0.479 (1, 8) | F8 | | | L4 | | G3 | | L9 | | 4 | 0 | 0 | 0 | 0 | 0 | 0 | | | | | | | | |
| 9 Matt McLain, R OBP: 0.375, SLG: 0.508 (1, 6) | G1-3 | | | 1B | | K | | K | | 4 | 0 | 1 | 0 | 0 | 2 | 0 | | | | | | | | |
| 6 Jonathan India, R OBP: 0.356, SLG: 0.427 (1, 4) | F8 | | | F9 | | L9 | | F7 | | 4 | 0 | 0 | 0 | 0 | 0 | 1 | | | | | | | | |
| 7 Spencer Steer, R OBP: 0.356, SLG: 0.468 (7, 3) | | F9 | | F9 | | | G6-3 | | | 3 | 0 | 0 | 0 | 0 | 0 | 1 | | | | | | | | |
| 37 Tyler Stephenson, R OBP: 0.327, SLG: 0.363 (1, 10) | | G6-3 | | | | K | | | | 4 | 1 | 2 | 1 | 0 | 1 | 0 | | | | | | | | |
| 30 Will Benson, L OBP: 0.312, SLG: 0.319 (1, 9) | | | | | | | | | | 3 | 1 | 1 | 0 | 1 | 1 | 2 | | | | | | | | |
| 15 Nick Senzel, R OBP: 0.324, SLG: 0.371 (1, 5) | | | | | | | | | | 4 | 0 | 0 | 0 | 0 | 1 | 4 | | | | | | | | |
| 28 Kevin Newman, R OBP: 0.326, SLG: 0.373 (1, 3) | | | | | | | | | | 3 | 0 | 1 | 1 | 0 | 0 | 1 | | | | | | | | |
| 26 TJ Hopkins, R OBP: 0.200, SLG: 0.167 (7, PR) | | | | | | | | | | 1 | 0 | 0 | 0 | 0 | 0 | 2 | | | | | | | | |
| 22 Luke Maile, R OBP: 0.299, SLG: 0.451 (1, 2) | | | | | | | | | | 3 | 0 | 0 | 0 | 0 | 0 | 3 | | | | | | | | |
| Inning Stats | R: 0 E: 0 K: 0 S: 6 | H: 0 LOB: 0 BB: 0 P: 6 | R: 0 E: 0 K: 1 S: 7 | H: 0 LOB: 0 BB: 0 P: 12 | R: 0 E: 0 K: 0 S: 4 | H: 0 LOB: 0 BB: 0 P: 7 | R: 0 E: 0 K: 0 S: 9 | H: 1 LOB: 1 BB: 0 P: 16 | R: 0 E: 1 K: 1 S: 10 | H: 1 LOB: 2 BB: 0 P: 16 | R: 0 E: 0 K: 1 S: 7 | H: 0 LOB: 0 BB: 0 P: 12 | R: 2 E: 0 K: 0 S: 14 | H: 2 LOB: 1 BB: 1 P: 25 | R: 0 E: 0 K: 1 S: 6 | H: 0 LOB: 0 BB: 0 P: 8 | R: 0 E: 0 K: 1 S: 14 | H: 1 LOB: 2 BB: 0 P: 21 | 1B: 3 2B: 1 3B: 0 HR: 1 | SF: 0 SAC: 0 DP: 0 HBP: 1 | WP: 0 PB: 0 SB: 2 CS: 0 | PA: 35 | | |
| PITCHER | IP WLS BF H R ER SO BB IBB HBP BLK WP HR S P ERA WHIP | IP WLS BF H R ER SO BB IBB HBP BLK WP HR S P ERA WHIP | IP WLS BF H R ER SO BB IBB HBP BLK WP HR S P ERA WHIP | IP WLS BF H R ER SO BB IBB HBP BLK WP HR S P ERA WHIP | IP WLS BF H R ER SO BB IBB HBP BLK WP HR S P ERA WHIP | IP WLS BF H R ER SO BB IBB HBP BLK WP HR S P ERA WHIP | IP WLS BF H R ER SO BB IBB HBP BLK WP HR S P ERA WHIP | IP WLS BF H R ER SO BB IBB HBP BLK WP HR S P ERA WHIP | IP WLS BF H R ER SO BB IBB HBP BLK WP HR S P ERA WHIP | IP WLS BF H R ER SO BB IBB HBP BLK WP HR S P ERA WHIP | IP WLS BF H R ER SO BB IBB HBP BLK WP HR S P ERA WHIP | IP WLS BF H R ER SO BB IBB HBP BLK WP HR S P ERA WHIP | IP WLS BF H R ER SO BB IBB HBP BLK WP HR S P ERA WHIP | IP WLS BF H R ER SO BB IBB HBP BLK WP HR S P ERA WHIP | IP WLS BF H R ER SO BB IBB HBP BLK WP HR S P ERA WHIP | IP WLS BF H R ER SO BB IBB HBP BLK WP HR S P ERA WHIP | IP WLS BF H R ER SO BB IBB HBP BLK WP HR S P ERA WHIP | IP WLS BF H R ER SO BB IBB HBP BLK WP HR S P ERA WHIP | IP WLS BF H R ER SO BB IBB HBP BLK WP HR S P ERA WHIP | IP WLS BF H R ER SO BB IBB HBP BLK WP HR S P ERA WHIP | IP WLS BF H R ER SO BB IBB HBP BLK WP HR S P ERA WHIP | IP WLS BF H R ER SO BB IBB HBP BLK WP HR S P ERA WHIP | IP WLS BF H R ER SO BB IBB HBP BLK WP HR S P ERA WHIP | IP WLS BF H R ER SO BB IBB HBP BLK WP HR S P ERA WHIP |

Cincinnati Reds @ Houston Astros
Minute Maid Park, Houston, TX
Fri Jun 16 2023, 7:12 PM - 9:33 PM CDT
Att: 38,621 - Roof Closed - 73 F

AB 33
R 2
H 5
RBI 2
BB 1
SO 5
LOB 14



| Batter | 1 | 2 | 3 | 4 | 5 | 6 | 7 | 8 | 9 | AB | R | H | RBI | BB | SO | LOB | BOTTOM | | | | | | | | |
|---|---|---|---|---|---|---|---|---|---|---|---|---|---|---|---|---|---|---|---|---|---|---|---|---|---|
| 14 Mauricio Dubón, R OBP: 0.315, SLG: 0.403 (1, 7) | K | | B1-3 | | P3 | | K | | | 4 | 0 | 0 | 0 | 0 | 2 | 4 | | | | | | | | | |
| 27 Jose Altuve, R OBP: 0.345, SLG: 0.387 (1, 4) | G6-3 | | | F8 | F8 | | | G6-3 | | 4 | 0 | 0 | 0 | 0 | 0 | 2 | | | | | | | | | |
| 2 Alex Bregman, R OBP: 0.333, SLG: 0.376 (1, 5) | G6-3 | | | G6-3 | | G6-3 | | L7 | | 4 | 0 | 0 | 0 | 0 | 0 | 0 | | | | | | | | | |
| 30 Kyle Tucker, L OBP: 0.357, SLG: 0.451 (1, 9) | | G5-3 | | 1B | | | | G4-3 | | 4 | 0 | 2 | 0 | 0 | 0 | 0 | | | | | | | | | |
| 79 José Abreu, R OBP: 0.288, SLG: 0.319 (1, 3) | | L9 | | | | F8 | | | | 3 | 1 | 1 | 0 | 1 | 0 | 1 | | | | | | | | | |
| 21 Yainer Diaz, R OBP: 0.276, SLG: 0.454 (1, 10) | K | | | BB | FC5 | | F8 | | | 4 | 0 | 0 | 0 | 0 | 1 | 4 | | | | | | | | | |
| 3 Jeremy Peña, R OBP: 0.302, SLG: 0.413 (1, 6) | | | | | | | F8 | | | 4 | 0 | 1 | 1 | 0 | 0 | 0 | | | | | | | | | |
| 20 Chas McCormick, R OBP: 0.328, SLG: 0.459 (1, 8) | | | | | | | | | | 3 | 0 | 2 | 0 | 1 | 0 | 1 | | | | | | | | | |
| 15 Martín Maldonado, R OBP: 0.267, SLG: 0.280 (1, 2) | | | | | | | | | | 2 | 0 | 0 | 0 | 1 | 1 | 2 | | | | | | | | | |
| 9 Corey Julks, R OBP: 0.278, SLG: 0.380 (9, PH) | | | | | | | | | | 1 | 0 | 0 | 0 | 0 | 0 | 1 | | | | | | | | | |
| Inning Stats | R: 0 E: 0 K: 1 S: 11 | H: 0 LOB: 0 BB: 0 P: 14 | R: 0 E: 0 K: 1 S: 9 | H: 0 LOB: 0 BB: 0 P: 11 | R: 0 E: 0 K: 0 S: 6 | H: 1 LOB: 1 BB: 0 P: 7 | R: 0 E: 0 K: 0 S: 13 | H: 1 LOB: 2 BB: 1 P: 20 | R: 0 E: 0 K: 0 S: 13 | H: 1 LOB: 2 BB: 1 P: 22 | R: 0 E: 0 K: 0 S: 8 | H: 1 LOB: 1 BB: 0 P: 9 | R: 0 E: 0 K: 2 S: 11 | H: 1 LOB: 1 BB: 0 P: 16 | R: 0 E: 0 K: 0 S: 5 | H: 0 LOB: 0 BB: 0 P: 8 | R: 1 E: 0 K: 0 S: 8 | H: 1 LOB: 1 BB: 1 P: 16 | 1B: 4 2B: 2 3B: 0 HR: 0 | SF: 0 SAC: 0 DP: 0 HBP: 0 | WP: 0 PB: 0 SB: 2 CS: 0 | PA: 36 | | | |
| PITCHER | IP WLS BF H R ER SO BB IBB HBP BLK WP HR S P ERA WHIP | IP WLS BF H R ER SO BB IBB HBP BLK WP HR S P ERA WHIP | IP WLS BF H R ER SO BB IBB HBP BLK WP HR S P ERA WHIP | IP WLS BF H R ER SO BB IBB HBP BLK WP HR S P ERA WHIP | IP WLS BF H R ER SO BB IBB HBP BLK WP HR S P ERA WHIP | IP WLS BF H R ER SO BB IBB HBP BLK WP HR S P ERA WHIP | IP WLS BF H R ER SO BB IBB HBP BLK WP HR S P ERA WHIP | IP WLS BF H R ER SO BB IBB HBP BLK WP HR S P ERA WHIP | IP WLS BF H R ER SO BB IBB HBP BLK WP HR S P ERA WHIP | IP WLS BF H R ER SO BB IBB HBP BLK WP HR S P ERA WHIP | IP WLS BF H R ER SO BB IBB HBP BLK WP HR S P ERA WHIP | IP WLS BF H R ER SO BB IBB HBP BLK WP HR S P ERA WHIP | IP WLS BF H R ER SO BB IBB HBP BLK WP HR S P ERA WHIP | IP WLS BF H R ER SO BB IBB HBP BLK WP HR S P ERA WHIP | IP WLS BF H R ER SO BB IBB HBP BLK WP HR S P ERA WHIP | IP WLS BF H R ER SO BB IBB HBP BLK WP HR S P ERA WHIP | IP WLS BF H R ER SO BB IBB HBP BLK WP HR S P ERA WHIP | IP WLS BF H R ER SO BB IBB HBP BLK WP HR S P ERA WHIP | IP WLS BF H R ER SO BB IBB HBP BLK WP HR S P ERA WHIP | IP WLS BF H R ER SO BB IBB HBP BLK WP HR S P ERA WHIP | IP WLS BF H R ER SO BB IBB HBP BLK WP HR S P ERA WHIP | IP WLS BF H R ER SO BB IBB HBP BLK WP HR S P ERA WHIP | IP WLS BF H R ER SO BB IBB HBP BLK WP HR S P ERA WHIP | IP WLS BF H R ER SO BB IBB HBP BLK WP HR S P ERA WHIP | IP WLS BF H R ER SO BB IBB HBP BLK WP HR S P ERA WHIP |

Cincinnati Reds @ Houston Astros
Minute Maid Park, Houston, TX
Fri Jun 16 2023, 7:12 PM - 9:33 PM CDT
Att: 38,621 - Roof Closed - 73 F

AB 33
R 1
H 6
RBI 1
BB 3
SO 4
LOB 15



| Batter | 1 | 2 | 3 | 4 | 5 | 6 | 7 | 8 | 9 | AB | R | H | RBI | BB | SO | LOB | TOP | | | | | | | | | | |
|--|---------------------------------------|------------------------------------|--------------------------------------|----------------------------------|---------------------------------------|----------------------------------|---------------------------------------|----------------------------------|---------------------------------------|----------------------------------|---------------------------------------|----------------------------------|---------------------------------------|----------------------------------|--------------------------------------|----------------------------------|---------------------------------------|----------------------------------|----------------------------------|------------------------------------|----------------------------------|--------|--|--|--|--|--|
| 29 TJ Friedl, L OBP: 0.366, SLG: 0.470 | G3 | G4-3 | G1-3 | | | | | | | 3 | 1 | 0 | 0 | 3 | 0 | 0 | | | | | | | | | | | |
| 9 Matt McLain, R OBP: 0.380, SLG: 0.519 | E6 | P4 | | | | | | | | 5 | 2 | 2 | 2 | 1 | 1 | 1 | | | | | | | | | | | |
| 6 Jonathan India, R OBP: 0.356, SLG: 0.434 22 Luke Maile, R OBP: 0.299, SLG: 0.451 | HR | | F9 | | | | | | | 5 | 1 | 1 | 2 | 0 | 0 | 4 | | | | | | | | | | | |
| 44 Ely De La Cruz, S OBP: 0.356, SLG: 0.436 | 1B | | G3 | | | | | | | 5 | 1 | 2 | 0 | 0 | 0 | 3 | | | | | | | | | | | |
| 7 Spencer Steer, R OBP: 0.360, SLG: 0.468 | FC6 | | | | | | | | | 4 | 2 | 2 | 0 | 1 | 1 | 2 | | | | | | | | | | | |
| 37 Tyler Stephenson, R OBP: 0.337, SLG: 0.369 26 TJ Hopkins, R OBP: 0.200, SLG: 0.167 | K | | | | | | | | | 4 | 0 | 2 | 1 | 1 | 2 | 3 | | | | | | | | | | | |
| 30 Will Benson, L OBP: 0.354, SLG: 0.375 | | | | | | | | | | 3 | 1 | 3 | 2 | 2 | 0 | 0 | | | | | | | | | | | |
| 15 Nick Senzel, R OBP: 0.316, SLG: 0.360 | G6-3 | | | | | | | | | 5 | 0 | 0 | 0 | 0 | 3 | 11 | | | | | | | | | | | |
| 12 Curt Casali, R OBP: 0.282, SLG: 0.194 28 Kevin Newman, R OBP: 0.330, SLG: 0.376 | G5-3 | | | | | | | | | 3 | 0 | 0 | 1 | 0 | 1 | 2 | | | | | | | | | | | |
| Inning Stats | R: 2 H: 2 E: 0 K: 1 S: 17 | WLS: 2 BF: 3 LOB: 1 P: 28 | R: 0 H: 0 E: 0 K: 0 S: 6 | H: 0 LOB: 0 BB: 0 P: 12 | R: 0 H: 1 E: 0 K: 1 S: 12 | H: 1 LOB: 0 BB: 0 P: 19 | R: 1 H: 1 E: 0 K: 1 S: 10 | H: 1 LOB: 0 BB: 0 P: 15 | R: 2 H: 2 E: 0 K: 1 S: 18 | H: 2 LOB: 2 BB: 2 P: 33 | R: 0 H: 0 E: 0 K: 2 S: 11 | H: 0 LOB: 1 BB: 1 P: 20 | R: 1 H: 3 E: 0 K: 1 S: 15 | H: 3 LOB: 2 BB: 0 P: 20 | R: 0 H: 0 E: 0 K: 0 S: 6 | H: 0 LOB: 1 BB: 2 P: 15 | R: 4 H: 4 E: 0 K: 1 S: 18 | H: 4 LOB: 2 BB: 2 P: 32 | 1B: 8 2B: 2 3B: 2 HR: 1 | SF: 0 SAC: 1 DP: 1 HBP: 1 | WP: 0 PB: 0 SB: 3 CS: 1 | PA: 48 | | | | | |
| PITCHER | IP | WLS | BF | H | R | ER | SO | BB | IBB | HBP | BLK | WP | HR | S | P | ERA | WHIP | | | | | | | | | | |
| 64 Brandon Bielak, R ERA: 4.37 | 4.2 | L | 24 | 5 | 5 | 4 | 3 | 3 | 0 | 0 | 0 | 0 | 1 | 57 | 99 | 7.71 | 1.714 | | | | | | | | | | |
| 88 Phil Maton, R ERA: 1.57 | 1.1 | | 6 | 1 | 0 | 0 | 3 | 1 | 0 | 0 | 0 | 0 | 0 | 17 | 28 | 0.00 | 1.500 | | | | | | | | | | |
| 45 Ryne Stanek, R ERA: 4.76 | 1.0 | | 6 | 3 | 1 | 1 | 1 | 0 | 0 | 0 | 0 | 0 | 0 | 15 | 20 | 9.00 | 3.000 | | | | | | | | | | |
| 50 Héctor Neris, R ERA: 1.24 | 1.0 | | 4 | 0 | 0 | 0 | 0 | 2 | 0 | 1 | 0 | 0 | 0 | 6 | 15 | 0.00 | 2.000 | | | | | | | | | | |
| 47 Rafael Montero, R ERA: 6.67 | 1.0 | | 8 | 4 | 4 | 4 | 1 | 2 | 0 | 0 | 0 | 0 | 0 | 18 | 32 | 36.00 | 6.000 | | | | | | | | | | |

Cincinnati Reds @ Houston Astros
Minute Maid Park, Houston, TX
Sat Jun 17 2023, 3:10 PM - 6:02 PM CDT
Att. 40,136 - Roof Closed - 73 F

| | |
|-----|----|
| AB | 38 |
| R | 10 |
| H | 13 |
| RBI | 10 |
| BB | 8 |
| SO | 8 |
| LOB | 26 |



| Batter | 1 | 2 | 3 | 4 | 5 | 6 | 7 | 8 | 9 | AB | R | H | RBI | BB | SO | LOB | BOTTOM | | | | | | | | | | |
|--|--------------------------------------|-------------------------------------|--------------------------------------|----------------------------------|---------------------------------------|----------------------------------|--------------------------------------|----------------------------------|---------------------------------------|----------------------------------|---------------------------------------|----------------------------------|---------------------------------------|----------------------------------|--------------------------------------|----------------------------------|--------------------------------------|---------------------------------|----------------------------------|------------------------------------|----------------------------------|--------|--|--|--|--|--|
| 9 Corey Julks, R OBP: 0.283, SLG: 0.376 | P3 | | | | | | | | | 2 | 1 | 0 | 0 | 2 | 0 | 0 | | | | | | | | | | | |
| 27 Jose Altuve, R OBP: 0.374, SLG: 0.481 | 1B | | | | | | | | | 4 | 1 | 4 | 1 | 0 | 0 | 0 | | | | | | | | | | | |
| 30 Kyle Tucker, L OBP: 0.352, SLG: 0.446 | F7 | | | | | | | | | 3 | 0 | 0 | 1 | 0 | 0 | 3 | | | | | | | | | | | |
| 2 Alex Bregman, R OBP: 0.332, SLG: 0.372 | F9 | | | | | | | | | 3 | 0 | 0 | 0 | 1 | 0 | 3 | | | | | | | | | | | |
| 79 José Abreu, R OBP: 0.287, SLG: 0.318 | G6-3 | | | | | | | | | 4 | 0 | 1 | 0 | 0 | 1 | 2 | | | | | | | | | | | |
| 21 Yainer Diaz, R OBP: 0.275, SLG: 0.475 | G5-3 | | | | | | | | | 4 | 1 | 1 | 1 | 0 | 0 | 1 | | | | | | | | | | | |
| 3 Jeremy Peña, R OBP: 0.301, SLG: 0.411 | 1B | | | | | | | | | 4 | 0 | 1 | 0 | 0 | 1 | 0 | | | | | | | | | | | |
| 6 Jake Meyers, R OBP: 0.308, SLG: 0.393 | F9 | | | | | | | | | 4 | 0 | 0 | 0 | 0 | 2 | 1 | | | | | | | | | | | |
| 16 Grae Kessinger, R OBP: 0.300, SLG: 0.125 | G6-3 | | | | | | | | | 3 | 0 | 0 | 0 | 1 | 0 | 0 | | | | | | | | | | | |
| Inning Stats | R: 0 H: 1 E: 0 K: 0 S: 9 | WLS: 1 BF: 26 LOB: 0 P: 12 | R: 0 H: 1 E: 0 K: 0 S: 7 | H: 1 LOB: 0 BB: 0 P: 12 | R: 1 H: 1 E: 0 K: 0 S: 13 | H: 1 LOB: 2 BB: 2 P: 24 | R: 0 H: 0 E: 0 K: 1 S: 6 | H: 0 LOB: 0 BB: 0 P: 10 | R: 0 H: 1 E: 0 K: 0 S: 13 | H: 1 LOB: 2 BB: 2 P: 27 | R: 1 H: 1 E: 0 K: 2 S: 12 | H: 1 LOB: 0 BB: 0 P: 16 | R: 1 H: 1 E: 0 K: 0 S: 11 | H: 1 LOB: 0 BB: 0 P: 16 | R: 0 H: 1 E: 0 K: 0 S: 7 | H: 1 LOB: 0 BB: 0 P: 11 | R: 0 H: 0 E: 0 K: 1 S: 6 | H: 0 LOB: 0 BB: 0 P: 9 | 1B: 3 2B: 2 3B: 0 HR: 2 | SF: 1 SAC: 0 DP: 1 HBP: 0 | WP: 0 PB: 0 SB: 3 CS: 1 | PA: 36 | | | | | |
| PITCHER | IP | WLS | BF | H | R | ER | SO | BB | IBB | HBP | BLK | WP | HR | S | P | ERA | WHIP | | | | | | | | | | |
| 21 Hunter Greene, R ERA: 3.93 | 6.0 | W | 26 | 5 | 2 | 2 | 3 | 4 | 0 | 0 | 0 | 0 | 1 | 60 | 101 | 3.00 | 1.500 | | | | | | | | | | |
| 79 Ian Gibaut, R ERA: 3.24 | 1.0 | | 4 | 1 | 1 | 1 | 0 | 0 | 0 | 0 | 0 | 0 | 1 | 11 | 16 | 9.00 | 1.000 | | | | | | | | | | |
| 46 Buck Farmer, R ERA: 2.34 | 1.0 | H | 3 | 1 | 0 | 0 | 0 | 0 | 0 | 0 | 0 | 0 | 0 | 7 | 11 | 0.00 | 1.000 | | | | | | | | | | |
| 63 Fernando Cruz, R ERA: 6.38 | 1.0 | | 3 | 0 | 0 | 0 | 1 | 0 | 0 | 0 | 0 | 0 | 0 | 6 | 9 | 0.00 | 0.000 | | | | | | | | | | |

Cincinnati Reds @ Houston Astros
Minute Maid Park, Houston, TX
Sat Jun 17 2023, 3:10 PM - 6:02 PM CDT
Att. 40,136 - Roof Closed - 73 F

| | |
|-----|----|
| AB | 31 |
| R | 3 |
| H | 7 |
| RBI | 3 |
| BB | 4 |
| SO | 4 |
| LOB | 10 |



| Batter | 1 | 2 | 3 | 4 | 5 | 6 | 7 | 8 | 9 | AB | R | H | RBI | BB | SO | LOB | TOP | | | | | | | |
|---|---|---|---|----------------------------------|------------------------------|----------------------------------|------------------------------|---------------------------------|------------------------------|---------------------------------|------------------------------|---------------------------------|-------------------------------|----------------------------------|-------------------------------|----------------------------------|--|----------------------------------|----------------------------------|------------------------------------|----------------------------------|--------|--|--|
| 9 Brandon Nimmo, L (1, 8) OBP: 0.370, SLG: 0.426 | G4-3 | | | K | | | K | P6 | | 4 | 0 | 0 | 0 | 0 | 2 | 1 | <p>New York Mets @ Houston Astros</p> <p>Minute Maid Park, Houston, TX</p> <p>Tue Jun 20 2023, 7:13 PM - 9:23 PM CDT</p> <p>Att: 34,606 - Roof Closed - 73 F</p> | | | | | | | |
| 6 Starling Marte, R (1, 9) OBP: 0.308, SLG: 0.324 | G6-3 | | | K | | | G5-3 | | G6-3 | 4 | 0 | 0 | 0 | 0 | 1 | 0 | | | | | | | | |
| 12 Francisco Lindor, S (1, 6) OBP: 0.295, SLG: 0.431 | F9 | | | L8 | | | | | F9 | 3 | 0 | 0 | 0 | 1 | 0 | 0 | | | | | | | | |
| 20 Pete Alonso, R (1, 3) | | K | | | | K | | | | 3 | 0 | 0 | 0 | 1 | 2 | 1 | | | | | | | | |
| 28 Tommy Pham, R (1, 7) OBP: 0.327, SLG: 0.490 | | G6-3 | | | | G5-3 | | | | 4 | 1 | 1 | 0 | 0 | 1 | 1 | | | | | | | | |
| 4 Francisco Alvarez, R (1, 2) OBP: 0.297, SLG: 0.500 | | | K | | | K2-3 | | | | 3 | 1 | 1 | 0 | 0 | 2 | 0 | | | | | | | | |
| 1 Jeff McNeil, L (1, 4) OBP: 0.350, SLG: 0.344 | | | | K | | | | | | 3 | 0 | 0 | 0 | 0 | 1 | 2 | | | | | | | | |
| 19 Mark Canha, R (1, 10) OBP: 0.338, SLG: 0.395 | | | G6-3 | | | | | | | 2 | 0 | 1 | 1 | 0 | 0 | 0 | | | | | | | | |
| 10 Eduardo Escobar, S (1, 5) OBP: 0.286, SLG: 0.409 | | | | K | | | | | | 3 | 0 | 1 | 1 | 0 | 1 | 1 | | | | | | | | |
| Inning Stats | R: 0 E: 0 K: 0 S: 6 | H: 0 LOB: 0 BB: 0 P: 12 | R: 0 E: 0 K: 2 S: 7 | H: 0 LOB: 0 BB: 0 P: 10 | R: 0 E: 0 K: 2 S: 9 | H: 0 LOB: 0 BB: 0 P: 12 | R: 0 E: 0 K: 2 S: 7 | H: 0 LOB: 0 BB: 0 P: 7 | R: 0 E: 0 K: 2 S: 7 | H: 0 LOB: 0 BB: 0 P: 8 | R: 0 E: 0 K: 1 S: 4 | H: 1 LOB: 0 BB: 0 P: 8 | R: 0 E: 0 K: 1 S: 10 | H: 0 LOB: 1 BB: 1 P: 16 | R: 2 E: 0 K: 0 S: 12 | H: 3 LOB: 1 BB: 0 P: 21 | R: 0 E: 0 K: 1 S: 9 | H: 0 LOB: 1 BB: 1 P: 18 | 1B: 3 2B: 1 3B: 0 HR: 0 | SF: 1 SAC: 0 DP: 1 HBP: 0 | WP: 0 PB: 0 SB: 0 CS: 0 | PA: 32 | | |
| PITCHER | IP WLS BF H R ER SO BB IBB HBP BLK WP HR S P ERA WHIP | 8.0 W 28 4 2 2 9 1 0 0 0 0 0 62 94 2.25 0.625 | 1.0 S 4 0 0 0 1 1 0 0 0 0 0 9 18 0.00 1.000 | | | | | | | | | | | | | | | | | | | | | |

| | |
|-----|----|
| AB | 29 |
| R | 2 |
| H | 4 |
| RBI | 2 |
| BB | 2 |
| SO | 10 |
| LOB | 6 |



| Batter | 1 | 2 | 3 | 4 | 5 | 6 | 7 | 8 | 9 | AB | R | H | RBI | BB | SO | LOB | BOTTOM | | | | | | |
|---|---|---|---|----------------------------------|-------------------------------|----------------------------------|-------------------------------|----------------------------------|------------------------------|---------------------------------|------------------------------|----------------------------------|------------------------------|----------------------------------|-------------------------------|----------------------------------|--|------------------------------------|----------------------------------|--------|--|--|--|
| 27 Jose Altuve, R (1, 4) OBP: 0.350, SLG: 0.448 | G6-3 | | SF8 | | | | | | | 3 | 0 | 1 | 2 | 0 | 0 | 0 | <p>New York Mets @ Houston Astros</p> <p>Minute Maid Park, Houston, TX</p> <p>Tue Jun 20 2023, 7:13 PM - 9:23 PM CDT</p> <p>Att: 34,606 - Roof Closed - 73 F</p> | | | | | | |
| 2 Alex Bregman, R (1, 5) OBP: 0.337, SLG: 0.395 | G6-3 | | | | | | | | | 4 | 1 | 1 | 2 | 0 | 1 | 1 | | | | | | | |
| 30 Kyle Tucker, L (1, 9) OBP: 0.350, SLG: 0.438 | L8 | | G6-3 | | | | | | | 4 | 0 | 0 | 0 | 0 | 0 | 0 | | | | | | | |
| 21 Yainer Diaz, R (1, 10) OBP: 0.295, SLG: 0.509 | | F8 | | | | | | | | 4 | 0 | 2 | 0 | 0 | 1 | 0 | | | | | | | |
| 79 José Abreu, R (1, 3) OBP: 0.279, SLG: 0.308 | | | K | | | | | | | 4 | 0 | 1 | 0 | 0 | 3 | 2 | | | | | | | |
| 3 Jeremy Peña, R (1, 6) OBP: 0.302, SLG: 0.403 | | | G6-3 | | | | | | | 3 | 0 | 1 | 0 | 1 | 0 | 1 | | | | | | | |
| 9 Corey Julks, R (1, 7) OBP: 0.295, SLG: 0.399 | | | | | | | | | | 3 | 2 | 2 | 0 | 1 | 0 | 2 | | | | | | | |
| 6 Jake Meyers, R (1, 8) OBP: 0.302, SLG: 0.380 | | | P3 | | | | | | | 4 | 0 | 0 | 0 | 0 | 1 | 7 | | | | | | | |
| 15 Martín Maldonado, R (1, 2) OBP: 0.270, SLG: 0.289 | | | | | | | | | | 3 | 1 | 1 | 0 | 0 | 0 | 1 | | | | | | | |
| Inning Stats | R: 0 E: 0 K: 0 S: 6 | H: 0 LOB: 0 BB: 0 P: 8 | R: 0 E: 0 K: 1 S: 9 | H: 0 LOB: 0 BB: 0 P: 14 | R: 3 E: 0 K: 0 S: 10 | H: 3 LOB: 0 BB: 0 P: 20 | R: 0 E: 0 K: 1 S: 11 | H: 2 LOB: 2 BB: 0 P: 13 | R: 0 E: 0 K: 1 S: 7 | H: 0 LOB: 0 BB: 0 P: 9 | R: 0 E: 0 K: 1 S: 9 | H: 1 LOB: 1 BB: 0 P: 11 | R: 1 E: 0 K: 1 S: 9 | H: 2 LOB: 1 BB: 0 P: 19 | R: 0 E: 0 K: 1 S: 10 | H: 1 LOB: 3 BB: 2 P: 23 | 1B: 7 2B: 1 3B: 0 HR: 1 | SF: 1 SAC: 0 DP: 0 HBP: 0 | WP: 0 PB: 0 SB: 0 CS: 0 | PA: 35 | | | |
| PITCHER | IP WLS BF H R ER SO BB IBB HBP BLK WP HR S P ERA WHIP | 7.0 L 29 8 4 4 5 0 0 0 0 0 1 59 94 5.14 1.143 | 1.0 6 1 0 0 1 2 0 0 0 0 0 10 23 0.00 3.000 | | | | | | | | | | | | | | | | | | | | |

| | |
|-----|----|
| AB | 32 |
| R | 4 |
| H | 9 |
| RBI | 4 |
| BB | 2 |
| SO | 6 |
| LOB | 14 |



| Batter | 1 | 2 | 3 | 4 | 5 | 6 | 7 | 8 | 9 | AB | R | H | RBI | BB | SO | LOB | TOP | | | | | |
|--|---------------------------------------|----------------------------------|--------------------------------------|----------------------------------|---------------------------------------|----------------------------------|---------------------------------------|----------------------------------|---------------------------------------|----------------------------------|--------------------------------------|---------------------------------|--------------------------------------|----------------------------------|--------------------------------------|---------------------------------|--------------------------------------|---------------------------------|----------------------------------|------------------------------------|----------------------------------|--------|
| 27 Jose Altuve, R OBP: 0.339, SLG: 0.415 | | | | | | | | | | 4 | 0 | 0 | 0 | 0 | 0 | 2 | | | | | | |
| 14 Mauricio Dubón, R OBP: 0.315, SLG: 0.418 | | | | | | | | | | 4 | 1 | 1 | 1 | 0 | 0 | 0 | | | | | | |
| 30 Kyle Tucker, L OBP: 0.348, SLG: 0.442 | | | | | | | | | | 4 | 1 | 1 | 1 | 0 | 0 | 0 | | | | | | |
| 2 Alex Bregman, R OBP: 0.343, SLG: 0.396 | | | | | | | | | | 2 | 0 | 0 | 0 | 2 | 0 | 0 | | | | | | |
| 21 Yainer Diaz, R OBP: 0.285, SLG: 0.508 | | | | | | | | | | 3 | 0 | 0 | 0 | 0 | 0 | 2 | | | | | | |
| 9 Corey Julks, R OBP: 0.295, SLG: 0.392 | | | | | | | | | | 3 | 0 | 0 | 0 | 0 | 1 | 1 | | | | | | |
| 3 Jeremy Peña, R OBP: 0.305, SLG: 0.399 | | | | | | | | | | 3 | 0 | 0 | 0 | 0 | 3 | 1 | | | | | | |
| 20 Chas McCormick, R OBP: 0.329, SLG: 0.463 | | | | | | | | | | 3 | 0 | 1 | 0 | 0 | 0 | 0 | | | | | | |
| 15 Martín Maldonado, R OBP: 0.272, SLG: 0.282 | | | | | | | | | | 2 | 0 | 0 | 0 | 1 | 1 | 1 | | | | | | |
| Inning Stats | R: 0 H: 0 E: 0 K: 0 S: 10 | H: 0 LOB: 0 BB: 0 P: 13 | R: 0 H: 0 E: 0 K: 0 S: 7 | H: 0 LOB: 0 BB: 1 P: 15 | R: 0 H: 1 E: 0 K: 1 S: 10 | H: 1 LOB: 1 BB: 0 P: 15 | R: 2 H: 2 E: 0 K: 2 S: 14 | H: 2 LOB: 1 BB: 1 P: 23 | R: 0 H: 0 E: 0 K: 1 S: 10 | H: 0 LOB: 0 BB: 0 P: 12 | R: 0 H: 0 E: 0 K: 0 S: 7 | H: 0 LOB: 0 BB: 0 P: 9 | R: 0 H: 0 E: 0 K: 1 S: 9 | H: 0 LOB: 0 BB: 0 P: 10 | R: 0 H: 0 E: 0 K: 0 S: 5 | H: 0 LOB: 0 BB: 1 P: 9 | R: 0 H: 0 E: 0 K: 0 S: 5 | H: 0 LOB: 0 BB: 0 P: 7 | 1B: 1 2B: 0 3B: 0 HR: 2 | SF: 0 SAC: 0 DP: 2 HBP: 0 | WP: 0 PB: 0 SB: 0 CS: 0 | PA: 31 |
| PITCHER | IP | WLS | BF | H | R | ER | SO | BB | IBB | HBP | BLK | WP | HR | S | P | ERA | WHIP | | | | | |
| 80 Emmet Sheehan, R ERA: 1.5 | 6.0 | W | 22 | 3 | 2 | 2 | 4 | 2 | 0 | 0 | 0 | 0 | 2 | 58 | 87 | 3.00 | 0.833 | | | | | |
| 78 Michael Grove, R ERA: 7.59 | 2.0 | H | 6 | 0 | 0 | 0 | 1 | 1 | 0 | 0 | 0 | 0 | 0 | 14 | 19 | 0.00 | 0.500 | | | | | |
| 48 Brusdar Graterol, R ERA: 2.18 | 1.0 | S | 3 | 0 | 0 | 0 | 0 | 0 | 0 | 0 | 0 | 0 | 0 | 5 | 7 | 0.00 | 0.000 | | | | | |

Houston Astros @ Los Angeles Dodgers
Dodger Stadium, Los Angeles, CA
Fri Jun 23 2023, 7:12 PM - 9:18 PM PDT
Att. 49,795 - Clear - 68 F

| | |
|-----|----|
| AB | 28 |
| R | 2 |
| H | 3 |
| RBI | 2 |
| BB | 3 |
| SO | 5 |
| LOB | 7 |



| Batter | 1 | 2 | 3 | 4 | 5 | 6 | 7 | 8 | 9 | AB | R | H | RBI | BB | SO | LOB | BOTTOM | | | | | |
|--|--------------------------------------|----------------------------------|---------------------------------------|----------------------------------|--------------------------------------|----------------------------------|---------------------------------------|----------------------------------|--------------------------------------|---------------------------------|---------------------------------------|----------------------------------|---------------------------------------|----------------------------------|--------------------------------------|----------------------------------|----------------------------------|------------------------------------|----------------------------------|--------|--|--|
| 50 Mookie Betts, R OBP: 0.358, SLG: 0.511 | | | | | | | | | | 3 | 1 | 1 | 2 | 0 | 1 | 1 | | | | | | |
| 5 Freddie Freeman, L OBP: 0.398, SLG: 0.550 | | | | | | | | | | 4 | 0 | 0 | 0 | 0 | 2 | 2 | | | | | | |
| 16 Will Smith, R OBP: 0.405, SLG: 0.495 | | | | | | | | | | 4 | 0 | 1 | 0 | 0 | 0 | 0 | | | | | | |
| 28 J.D. Martinez, R OBP: 0.299, SLG: 0.565 | | | | | | | | | | 4 | 0 | 1 | 0 | 0 | 3 | 1 | | | | | | |
| 6 David Peralta, L OBP: 0.306, SLG: 0.388 | | | | | | | | | | 4 | 0 | 0 | 0 | 0 | 0 | 1 | | | | | | |
| 17 Miguel Vargas, R OBP: 0.305, SLG: 0.381 | | | | | | | | | | 4 | 0 | 0 | 0 | 0 | 0 | 0 | | | | | | |
| 33 James Outman, L OBP: 0.327, SLG: 0.433 | | | | | | | | | | 4 | 2 | 3 | 0 | 0 | 1 | 0 | | | | | | |
| 11 Miguel Rojas, R OBP: 0.275, SLG: 0.282 | | | | | | | | | | 2 | 0 | 2 | 0 | 1 | 0 | 0 | | | | | | |
| 83 Michael Busch, L OBP: 0.302, SLG: 0.263 | | | | | | | | | | 2 | 0 | 1 | 1 | 1 | 1 | 2 | | | | | | |
| Inning Stats | R: 1 H: 2 E: 0 K: 1 S: 9 | H: 2 LOB: 1 BB: 0 P: 16 | R: 1 H: 2 E: 0 K: 0 S: 11 | H: 2 LOB: 2 BB: 1 P: 19 | R: 0 H: 0 E: 0 K: 1 S: 6 | H: 0 LOB: 0 BB: 0 P: 11 | R: 1 H: 2 E: 0 K: 0 S: 10 | H: 2 LOB: 1 BB: 1 P: 18 | R: 0 H: 0 E: 0 K: 1 S: 8 | H: 0 LOB: 0 BB: 0 P: 9 | R: 0 H: 2 E: 0 K: 1 S: 13 | H: 2 LOB: 2 BB: 0 P: 20 | R: 0 H: 1 E: 0 K: 3 S: 16 | H: 1 LOB: 0 BB: 0 P: 26 | R: 0 H: 0 E: 0 K: 1 S: 7 | H: 0 LOB: 0 BB: 0 P: 10 | 1B: 7 2B: 1 3B: 0 HR: 1 | SF: 1 SAC: 0 DP: 0 HBP: 0 | WP: 0 PB: 0 SB: 1 CS: 0 | PA: 34 | | |
| PITCHER | IP | WLS | BF | H | R | ER | SO | BB | IBB | HBP | BLK | WP | HR | S | P | ERA | WHIP | | | | | |
| 68 J.P. France, R ERA: 3.54 | 6.0 | L | 27 | 8 | 3 | 3 | 4 | 2 | 0 | 0 | 0 | 0 | 1 | 57 | 93 | 4.50 | 1.667 | | | | | |
| 45 Ryne Stanek, R ERA: 4.5 | 1.0 | | 4 | 1 | 0 | 0 | 3 | 0 | 0 | 0 | 0 | 0 | 0 | 16 | 26 | 0.00 | 1.000 | | | | | |
| 50 Héctor Neris, R ERA: 1.16 | 1.0 | | 3 | 0 | 0 | 0 | 1 | 0 | 0 | 0 | 0 | 0 | 0 | 7 | 10 | 0.00 | 0.000 | | | | | |

Houston Astros @ Los Angeles Dodgers
Dodger Stadium, Los Angeles, CA
Fri Jun 23 2023, 7:12 PM - 9:18 PM PDT
Att. 49,795 - Clear - 68 F

| | |
|-----|----|
| AB | 31 |
| R | 3 |
| H | 9 |
| RBI | 3 |
| BB | 2 |
| SO | 8 |
| LOB | 7 |



| Batter | 1 | 2 | 3 | 4 | 5 | 6 | 7 | 8 | 9 | AB | R | H | RBI | BB | SO | LOB | TOP | | | | | | | | |
|---|------------------------------|----------------------------------|------------------------------|----------------------------------|-------------------------------|----------------------------------|------------------------------|----------------------------------|-------------------------------|----------------------------------|-------------------------------|----------------------------------|------------------------------|----------------------------------|------------------------------|----------------------------------|------------------------------|---------------------------------|----------------------------------|------------------------------------|----------------------------------|--------|--|--|--|
| 27 Jose Altuve, R OBP: 0.391, SLG: 0.424 | F9 | | G4-3 2H 1B | | 2 HR 1B | 2B 79 SF8 1B | | K | | 5 | 2 | 3 | 1 | 0 | 1 | 0 | | | | | | | | | |
| 2 Alex Bregman, R OBP: 0.344, SLG: 0.410 | P3 | | G4-3 | | HR | 2B | | G1-3 | | 5 | 1 | 2 | 4 | 0 | 0 | 1 | | | | | | | | | |
| 30 Kyle Tucker, L OBP: 0.355, SLG: 0.442 | F7 | | 79 FC6-4 BB | | 79 2B 21 1B BB | | | 79 G1-4-3 1B | | 2 | 1 | 1 | 0 | 3 | 0 | 0 | | | | | | | | | |
| 79 José Abreu, R OBP: 0.281, SLG: 0.314 | | 21 G5-4-3 1B | FC6-4 | | 21 1B 2B | | SF8 | G1-4-3 | | 4 | 0 | 2 | 1 | 0 | 0 | 3 | | | | | | | | | |
| 21 Yainer Diaz, R OBP: 0.289, SLG: 0.512 | G5-4-3 | | | 9 2-5 2B | 26 BB 1B | | K2-3 | F9 | | 5 | 0 | 2 | 1 | 0 | 1 | 3 | | | | | | | | | |
| 3 Jeremy Peña, R OBP: 0.305, SLG: 0.397 | 1B | | K | | K | | | K | | 4 | 0 | 1 | 0 | 0 | 3 | 3 | | | | | | | | | |
| 26 Bligh Madris, L (1, 10) | K | | K | | 9 G4-3 BB | | F7 | | | 3 | 0 | 0 | 0 | 1 | 2 | 2 | | | | | | | | | |
| 9 Corey Julks, R OBP: 0.294, SLG: 0.389 | | | L6 | | 2-5 | | | K | | 4 | 1 | 1 | 0 | 0 | 1 | 3 | | | | | | | | | |
| 6 Jake Meyers, R OBP: 0.306, SLG: 0.385 | | | 27 1B 2B | | 27 1B 2 HR BB | | G4-3 | K | | 3 | 2 | 1 | 0 | 1 | 1 | 0 | | | | | | | | | |
| Inning Stats | R: 0 E: 0 K: 0 S: 7 | H: 0 LOB: 0 BB: 0 P: 12 | R: 0 E: 0 K: 1 S: 8 | H: 2 LOB: 1 BB: 0 P: 13 | R: 1 E: 0 K: 0 S: 11 | H: 2 LOB: 2 BB: 1 P: 18 | R: 0 E: 0 K: 2 S: 9 | H: 1 LOB: 1 BB: 0 P: 13 | R: 5 E: 0 K: 1 S: 18 | H: 5 LOB: 2 BB: 3 P: 36 | R: 1 E: 0 K: 1 S: 11 | H: 2 LOB: 0 BB: 1 P: 14 | R: 0 E: 0 K: 2 S: 8 | H: 0 LOB: 0 BB: 0 P: 12 | R: 0 E: 0 K: 2 S: 9 | H: 0 LOB: 0 BB: 0 P: 13 | R: 0 E: 0 K: 0 S: 7 | H: 1 LOB: 0 BB: 0 P: 8 | 1B: 8 2B: 4 3B: 0 HR: 1 | SF: 1 SAC: 0 DP: 3 HBP: 0 | WP: 0 PB: 0 SB: 1 CS: 0 | PA: 41 | | | |
| PITCHER | IP | WLS | BF | H | R | ER | SO | BB | IBB | HBP | BLK | WP | HR | S | P | ERA | WHIP | PITCHER | | | | | | | |
| 28 Bobby Miller, R ERA: 4.13 | 4.0 | | 24 | 10 | 6 | 6 | 3 | 3 | 0 | 0 | 0 | 0 | 1 | 48 | 80 | 13.50 | 3.250 | | | | | | | | |
| 38 Yency Almonte, R ERA: 5.85 | 1.0 | | 3 | 0 | 0 | 0 | 1 | 1 | 0 | 0 | 0 | 0 | 0 | 5 | 12 | 0.00 | 1.000 | | | | | | | | |
| 57 Ryan Brasier, R ERA: 6.94 | 1.0 | | 6 | 2 | 1 | 1 | 1 | 0 | 1 | 0 | 0 | 0 | 0 | 11 | 14 | 9.00 | 2.000 | | | | | | | | |
| 52 Phil Bickford, R ERA: 6.83 | 2.0 | W | 6 | 0 | 0 | 0 | 4 | 0 | 0 | 0 | 0 | 0 | 0 | 17 | 25 | 0.00 | 0.000 | | | | | | | | |
| 59 Evan Phillips, R ERA: 2.05 | 1.0 | S | 3 | 1 | 0 | 0 | 0 | 0 | 0 | 0 | 0 | 0 | 0 | 7 | 8 | 0.00 | 1.000 | | | | | | | | |

Houston Astros @ Los Angeles Dodgers
Dodger Stadium, Los Angeles, CA
Sat Jun 24 2023, 4:16 PM - 7:06 PM PDT
Att: 49,218 - Sunny - 76 F

| | |
|-----|----|
| AB | 35 |
| R | 7 |
| H | 13 |
| RBI | 7 |
| BB | 5 |
| SO | 9 |
| LOB | 15 |



| Batter | 1 | 2 | 3 | 4 | 5 | 6 | 7 | 8 | 9 | AB | R | H | RBI | BB | SO | LOB | BOTTOM | | | | | | | | |
|--|-------------------------------|----------------------------------|-------------------------------|----------------------------------|-------------------------------|----------------------------------|------------------------------|----------------------------------|-------------------------------|----------------------------------|-------------------------------|----------------------------------|------------------------------|----------------------------------|-------------------------------|----------------------------------|------------------------------|---------------------------------|----------------------------------|------------------------------------|----------------------------------|--------|--|--|--|
| 50 Mookie Betts, R OBP: 0.353, SLG: 0.503 | F7 | | K | | G1-3 | | | F8 | | 4 | 0 | 0 | 0 | 0 | 1 | 2 | | | | | | | | | |
| 5 Freddie Freeman, L OBP: 0.397, SLG: 0.545 | G3-1 | | F6 | | | K | | 28 BB 23 SF9 16 BB BB | | 3 | 1 | 0 | 0 | 1 | 1 | 0 | | | | | | | | | |
| 16 Will Smith, R OBP: 0.407, SLG: 0.508 | HR | | G6-3 | | | K | | 23 SF9 33 2B BB | | 3 | 2 | 1 | 1 | 1 | 1 | 0 | | | | | | | | | |
| 28 J.D. Martinez, R OBP: 0.302, SLG: 0.560 | | | | | F8 | | | 33 2B 11 BLK BB | | 2 | 1 | 0 | 0 | 2 | 0 | 0 | | | | | | | | | |
| 89 Jonny DeLuca, R OBP: 0.227, SLG: 0.238 | 23 HR BB | | | | | G5-3 | | 1-2 2-3 BB | | 0 | 1 | 0 | 0 | 0 | 0 | 0 | | | | | | | | | |
| 23 Jason Heyward, L OBP: 0.339, SLG: 0.468 | 1-H HR | | G4-3 | | | | | SF9 | | 2 | 2 | 1 | 3 | 0 | 0 | 0 | | | | | | | | | |
| 33 James Outman, L OBP: 0.325, SLG: 0.434 | K | | | | | | | 11 BLK 2B | | 4 | 0 | 1 | 1 | 0 | 2 | 1 | | | | | | | | | |
| 17 Miguel Vargas, R OBP: 0.303, SLG: 0.378 | | P3 | | | G5-3 | | | K | | 2 | 0 | 0 | 0 | 0 | 0 | 0 | | | | | | | | | |
| 6 David Peralta, L OBP: 0.308, SLG: 0.407 | | | | | | | | | | 2 | 1 | 1 | 2 | 0 | 1 | 3 | | | | | | | | | |
| 11 Miguel Rojas, R OBP: 0.275, SLG: 0.277 | | | K | | | | | | | 3 | 0 | 0 | 0 | 1 | 1 | 0 | | | | | | | | | |
| 83 Michael Busch, L OBP: 0.319, SLG: 0.293 | | F6 | | | | | | | | 3 | 0 | 1 | 0 | 1 | 1 | 2 | | | | | | | | | |
| Inning Stats | R: 3 E: 0 K: 1 S: 11 | H: 2 LOB: 0 BB: 1 P: 21 | R: 0 E: 0 K: 1 S: 11 | H: 0 LOB: 0 BB: 0 P: 12 | R: 0 E: 0 K: 1 S: 10 | H: 0 LOB: 0 BB: 0 P: 15 | R: 0 E: 0 K: 1 S: 9 | H: 0 LOB: 0 BB: 0 P: 15 | R: 0 E: 0 K: 0 S: 14 | H: 0 LOB: 1 BB: 1 P: 19 | R: 0 E: 0 K: 2 S: 11 | H: 0 LOB: 0 BB: 0 P: 17 | R: 2 E: 0 K: 0 S: 9 | H: 2 LOB: 1 BB: 0 P: 14 | R: 3 E: 0 K: 2 S: 23 | H: 1 LOB: 2 BB: 4 P: 49 | R: 0 E: 0 K: 0 S: 7 | H: 0 LOB: 0 BB: 0 P: 8 | 1B: 0 2B: 2 3B: 0 HR: 3 | SF: 1 SAC: 0 DP: 0 HBP: 1 | WP: 0 PB: 0 SB: 0 CS: 0 | PA: 36 | | | |
| PITCHER | IP | WLS | BF | H | R | ER | SO | BB | IBB | HBP | BLK | WP | HR | S | P | ERA | WHIP | PITCHER | | | | | | | |
| 56 Ronel Blanco, R ERA: 4.63 | 6.0 | | 22 | 2 | 3 | 3 | 6 | 2 | 0 | 0 | 0 | 0 | 1 | 8 | 12 | 27.00 | 3.000 | | | | | | | | |
| 86 Phil Maton, R ERA: 1.91 | 0.2 | | 5 | 2 | 2 | 2 | 0 | 0 | 0 | 1 | 0 | 0 | 0 | 1 | 8 | 27.00 | 3.000 | | | | | | | | |
| 50 Héctor Neris, R ERA: 1.15 | 0.1 | H | 1 | 0 | 0 | 0 | 0 | 0 | 0 | 0 | 0 | 0 | 0 | 1 | 2 | 0.00 | 0.000 | | | | | | | | |
| 52 Bryan Abreu, R ERA: 2.75 | 0.1 | L | 5 | 1 | 3 | 3 | 0 | 3 | 0 | 0 | 0 | 0 | 0 | 13 | 30 | 81.00 | 12.000 | | | | | | | | |
| 45 Ryne Stanek, R ERA: 4.38 | 0.2 | | 3 | 0 | 0 | 0 | 2 | 1 | 0 | 0 | 1 | 0 | 0 | 10 | 19 | 0.00 | 1.500 | | | | | | | | |

Houston Astros @ Los Angeles Dodgers
Dodger Stadium, Los Angeles, CA
Sat Jun 24 2023, 4:16 PM - 7:06 PM PDT
Att: 49,218 - Sunny - 76 F

| | |
|-----|----|
| AB | 28 |
| R | 8 |
| H | 5 |
| RBI | 7 |
| BB | 6 |
| SO | 8 |
| LOB | 8 |



| Batter | 1 | 2 | 3 | 4 | 5 | 6 | 7 | 8 | 9 | AB | R | H | RBI | BB | SO | LOB | TOP | | | | | |
|--|---|---|------------------------------|----------------------------------|-------------------------------|----------------------------------|------------------------------|----------------------------------|-------------------------------|----------------------------------|-------------------------------|----------------------------------|-------------------------------|----------------------------------|------------------------------|---------------------------------|--|------------------------------|----------------------------------|----------------------------------|------------------------------------|----------------------------------|
| 27 Jose Altuve, R OBP: 0.380, SLG: 0.486 | | | | | | | | | | 5 | 1 | 2 | 0 | 1 | 1 | | Houston Astros @ Texas Rangers Globe Life Field, Arlington, TX Fri Jun 30 2023, 7:09 PM - 9:34 PM CDT Att: 39,174 - Roof Closed - 74 F | | | | | |
| 2 Alex Bregman, R OBP: 0.346, SLG: 0.409 | | | | | | | | | | 2 | 0 | 0 | 0 | 2 | 1 | 0 | | | | | | |
| 30 Kyle Tucker, L OBP: 0.358, SLG: 0.459 | | | | | | | | | | 4 | 0 | 1 | 0 | 0 | 0 | 3 | | | | | | |
| 79 José Abreu, R OBP: 0.287, SLG: 0.340 | | | | | | | | | | 4 | 1 | 1 | 0 | 0 | 0 | 1 | | | | | | |
| 21 Yainer Diaz, R OBP: 0.286, SLG: 0.493 | | | | | | | | | | 4 | 1 | 1 | 0 | 0 | 1 | 0 | | | | | | |
| 14 Mauricio Dubón, R OBP: 0.308, SLG: 0.409 | | | | | | | | | | 4 | 1 | 1 | 2 | 0 | 0 | 0 | | | | | | |
| 20 Chas McCormick, R OBP: 0.335, SLG: 0.444 | | | | | | | | | | 4 | 1 | 2 | 0 | 0 | 1 | 1 | | | | | | |
| 6 Jake Meyers, R OBP: 0.317, SLG: 0.386 | | | | | | | | | | 3 | 0 | 1 | 1 | 0 | 0 | 1 | | | | | | |
| 15 Martín Maldonado, R OBP: 0.265, SLG: 0.295 | | | | | | | | | | 3 | 0 | 0 | 0 | 0 | 0 | 0 | | | | | | |
| Inning Stats | R: 1 E: 0 K: 1 S: 8 | H: 1 LOB: 0 BB: 0 P: 12 | R: 0 E: 0 K: 0 S: 9 | H: 1 LOB: 1 BB: 0 P: 13 | R: 0 E: 0 K: 1 S: 14 | H: 0 LOB: 1 BB: 1 P: 24 | R: 0 E: 0 K: 1 S: 8 | H: 0 LOB: 0 BB: 0 P: 10 | R: 1 E: 0 K: 0 S: 10 | H: 2 LOB: 2 BB: 1 P: 17 | R: 3 E: 0 K: 1 S: 15 | H: 3 LOB: 0 BB: 0 P: 21 | R: 0 E: 0 K: 0 S: 11 | H: 1 LOB: 1 BB: 0 P: 18 | R: 0 E: 0 K: 0 S: 6 | H: 0 LOB: 0 BB: 0 P: 9 | | R: 0 E: 0 K: 0 S: 7 | H: 0 LOB: 0 BB: 0 P: 10 | 1B: 6 2B: 1 3B: 0 HR: 1 | SF: 1 SAC: 1 DP: 0 HBP: 0 | WP: 0 PB: 0 SB: 1 CS: 0 |
| PITCHER | IP WLS BF H R ER SO BB IBB HBP BLK WP HR S P ERA WHIP | IP WLS BF H R ER SO BB IBB HBP BLK WP HR S P ERA WHIP | | | | | | | | | | | | | | | IP WLS BF H R ER SO BB IBB HBP BLK WP HR S P ERA WHIP | | | | | |
| 22 Jon Gray, R ERA: 3.21 | 6.0 | L | 27 | 7 | 5 | 5 | 4 | 2 | 0 | 0 | 0 | 0 | 0 | 0 | 0 | 0 | 7.50 | 1.500 | | | | |
| 46 Brock Burke, L ERA: 3.09 | 2.0 | | 7 | 1 | 0 | 0 | 0 | 0 | 0 | 0 | 0 | 0 | 0 | 0 | 0 | 0 | 0.00 | 0.500 | | | | |
| 49 Glenn Otto, R ERA: | 1.0 | | 3 | 0 | 0 | 0 | 0 | 0 | 0 | 0 | 0 | 0 | 0 | 0 | 0 | 0 | 0.00 | 0.000 | | | | |

| Batter | 1 | 2 | 3 | 4 | 5 | 6 | 7 | 8 | 9 | AB | R | H | RBI | BB | SO | LOB | BOTTOM | | | | | |
|--|---|---|------------------------------|----------------------------------|------------------------------|---------------------------------|-------------------------------|----------------------------------|-------------------------------|----------------------------------|-------------------------------|----------------------------------|-------------------------------|----------------------------------|-------------------------------|----------------------------------|--|------------------------------|----------------------------------|----------------------------------|------------------------------------|----------------------------------|
| 2 Marcus Semien, R OBP: 0.344, SLG: 0.457 | | | | | | | | | | 3 | 1 | 0 | 0 | 1 | 0 | 0 | Houston Astros @ Texas Rangers Globe Life Field, Arlington, TX Fri Jun 30 2023, 7:09 PM - 9:34 PM CDT Att: 39,174 - Roof Closed - 74 F | | | | | |
| 5 Corey Seager, L OBP: 0.412, SLG: 0.605 | | | | | | | | | | 3 | 0 | 1 | 0 | 1 | 0 | 0 | | | | | | |
| 30 Nathaniel Lowe, L OBP: 0.368, SLG: 0.421 | | | | | | | | | | 4 | 0 | 0 | 0 | 0 | 1 | 2 | | | | | | |
| 53 Adolis García, R OBP: 0.332, SLG: 0.510 | | | | | | | | | | 4 | 0 | 1 | 0 | 0 | 1 | 1 | | | | | | |
| 6 Josh Jung, R OBP: 0.327, SLG: 0.494 | | | | | | | | | | 3 | 1 | 1 | 1 | 1 | 1 | 1 | | | | | | |
| 28 Jonah Heim, S OBP: 0.330, SLG: 0.477 | | | | | | | | | | 4 | 1 | 1 | 1 | 0 | 1 | 1 | | | | | | |
| 20 Ezequiel Duran, R OBP: 0.361, SLG: 0.557 | | | | | | | | | | 4 | 0 | 0 | 0 | 0 | 2 | 1 | | | | | | |
| 16 Travis Jankowski, L OBP: 0.417, SLG: 0.396 | | | | | | | | | | 3 | 0 | 1 | 0 | 1 | 0 | 0 | | | | | | |
| 3 Leody Taveras, S OBP: 0.342, SLG: 0.473 | | | | | | | | | | 3 | 0 | 0 | 0 | 0 | 1 | 3 | | | | | | |
| Inning Stats | R: 1 E: 0 K: 1 S: 10 | H: 1 LOB: 0 BB: 1 P: 19 | R: 0 E: 1 K: 0 S: 9 | H: 0 LOB: 2 BB: 2 P: 21 | R: 0 E: 0 K: 0 S: 7 | H: 0 LOB: 0 BB: 0 P: 8 | R: 2 E: 0 K: 1 S: 14 | H: 3 LOB: 1 BB: 0 P: 20 | R: 0 E: 0 K: 0 S: 15 | H: 0 LOB: 0 BB: 1 P: 20 | R: 0 E: 0 K: 2 S: 10 | H: 0 LOB: 0 BB: 0 P: 13 | R: 0 E: 0 K: 1 S: 12 | H: 0 LOB: 0 BB: 0 P: 17 | R: 0 E: 0 K: 1 S: 11 | H: 1 LOB: 1 BB: 0 P: 13 | | R: 0 E: 0 K: 1 S: 8 | H: 0 LOB: 0 BB: 0 P: 13 | 1B: 2 2B: 1 3B: 0 HR: 2 | SF: 0 SAC: 0 DP: 1 HBP: 0 | WP: 0 PB: 0 SB: 0 CS: 0 |
| PITCHER | IP WLS BF H R ER SO BB IBB HBP BLK WP HR S P ERA WHIP | IP WLS BF H R ER SO BB IBB HBP BLK WP HR S P ERA WHIP | | | | | | | | | | | | | | | IP WLS BF H R ER SO BB IBB HBP BLK WP HR S P ERA WHIP | | | | | |
| 56 Ronel Blanco, R ERA: 4.73 | 5.0 | W | 22 | 4 | 3 | 3 | 2 | 4 | 0 | 0 | 0 | 0 | 0 | 0 | 0 | 0 | 5.40 | 1.600 | | | | |
| 88 Phil Maton, R ERA: 1.77 | 1.0 | H | 3 | 0 | 0 | 0 | 2 | 0 | 0 | 0 | 0 | 0 | 0 | 0 | 0 | 0 | 0.00 | 0.000 | | | | |
| 50 Héctor Neris, R ERA: 1.1 | 1.0 | H | 3 | 0 | 0 | 0 | 1 | 0 | 0 | 0 | 0 | 0 | 0 | 0 | 0 | 0 | 0.00 | 0.000 | | | | |
| 52 Bryan Abreu, R ERA: 2.61 | 1.0 | H | 4 | 1 | 0 | 0 | 1 | 0 | 0 | 0 | 0 | 0 | 0 | 0 | 0 | 0 | 0.00 | 1.000 | | | | |
| 55 Ryan Pressly, R ERA: 2.6 | 1.0 | S | 3 | 0 | 0 | 0 | 1 | 0 | 0 | 0 | 0 | 0 | 0 | 0 | 0 | 0 | 0.00 | 0.000 | | | | |

| | |
|-----|----|
| AB | 33 |
| R | 5 |
| H | 8 |
| RBI | 5 |
| BB | 2 |
| SO | 4 |
| LOB | 7 |



| | |
|-----|----|
| AB | 31 |
| R | 3 |
| H | 5 |
| RBI | 2 |
| BB | 4 |
| SO | 7 |
| LOB | 9 |



| Batter | 1 | 2 | 3 | 4 | 5 | 6 | 7 | 8 | 9 | AB R H RBI BB SO LOB | TOP | | | | | | | | | |
|--|---|---|---|--|--|----------------------------------|------------------------------|----------------------------------|------------------------------|----------------------------------|--|------------------------------|----------------------------------|------------------------------|----------------------------------|-------------------------------|----------------------------------|----------------------------------|------------------------------------|----------------------------------|
| 27 Jose Altuve, R OBP: 0.368, SLG: 0.469 | | | | | | | | | | 4 0 0 0 0 1 0 | Houston Astros @ Texas Rangers Globe Life Field, Arlington, TX Sat Jul 01 2023, 3:08 PM - 5:49 PM CDT Att. 40,380 - Roof Closed - 74 F | | | | | | | | | |
| 2 Alex Bregman, R OBP: 0.350, SLG: 0.411 | | | | | | | | | | 3 1 1 0 1 1 0 | | | | | | | | | | |
| 30 Kyle Tucker, L OBP: 0.360, SLG: 0.469 | | | | | | | | | | 4 1 2 2 0 0 1 | | | | | | | | | | |
| 79 José Abreu, R OBP: 0.286, SLG: 0.337 | | | | | | | | | | 3 0 0 0 1 1 0 | | | | | | | | | | |
| 21 Yainer Díaz, R OBP: 0.287, SLG: 0.490 | | | | | | | | | | 3 0 1 0 0 0 1 | | | | | | | | | | |
| 14 Mauricio Dubón, R OBP: 0.328, SLG: 0.406 | | | | | | | | | | 2 0 0 0 1 0 0 | | | | | | | | | | |
| 9 Corey Julks, R OBP: 0.307, SLG: 0.394 | | | | | | | | | | 2 0 0 0 1 1 2 | | | | | | | | | | |
| 6 Jake Meyers, R OBP: 0.313, SLG: 0.380 | | | | | | | | | | 3 0 0 0 0 1 1 | | | | | | | | | | |
| 15 Martín Maldonado, R OBP: 0.261, SLG: 0.290 | | | | | | | | | | 3 0 0 0 0 1 0 | | | | | | | | | | |
| Inning Stats | R: 0 E: 0 K: 0 S: 6 | H: 1 LOB: 0 BB: 0 P: 8 | R: 0 E: 0 K: 0 S: 10 | H: 1 LOB: 1 BB: 1 P: 17 | R: 0 E: 0 K: 2 S: 9 | H: 0 LOB: 0 BB: 0 P: 13 | R: 0 E: 0 K: 1 S: 9 | H: 0 LOB: 1 BB: 1 P: 17 | R: 0 E: 0 K: 2 S: 9 | H: 0 LOB: 0 BB: 0 P: 14 | | R: 0 E: 0 K: 0 S: 7 | H: 0 LOB: 0 BB: 1 P: 13 | R: 0 E: 0 K: 1 S: 9 | H: 0 LOB: 0 BB: 0 P: 13 | R: 2 E: 0 K: 0 S: 10 | H: 2 LOB: 0 BB: 0 P: 15 | 1B: 2 2B: 1 3B: 0 HR: 1 | SF: 0 SAC: 0 DP: 3 HBP: 0 | WP: 0 PB: 0 SB: 0 CS: 1 |
| PITCHER | IP WLS BF H R ER SO BB IBB HBP BLK WP HR S P ERA WHIP | 7.0 W 23 2 0 0 5 4 0 0 0 0 0 0 58 97 0.00 0.857 | 1.0 3 0 0 0 1 0 0 0 0 0 0 9 13 0.00 0.000 | 0.2 4 2 2 2 0 0 0 0 0 0 1 7 12 27.00 3.000 | 0.1 1 0 0 0 0 0 0 0 0 0 0 3 3 0.00 0.000 | | | | | | | | | | | | | | | |

| Batter | 1 | 2 | 3 | 4 | 5 | 6 | 7 | 8 | 9 | AB R H RBI BB SO LOB | BOTTOM | | | | | | | | | |
|--|---|--|--|--|-------------------------------|----------------------------------|-------------------------------|----------------------------------|-------------------------------|----------------------------------|--|-------------------------------|----------------------------------|-------------------------------|----------------------------------|-------------------------------|----------------------------------|-----------------------------------|------------------------------------|----------------------------------|
| 2 Marcus Semien, R OBP: 0.349, SLG: 0.460 | | | | | | | | | | 4 0 3 1 1 0 1 | Houston Astros @ Texas Rangers Globe Life Field, Arlington, TX Sat Jul 01 2023, 3:08 PM - 5:49 PM CDT Att. 40,380 - Roof Closed - 74 F | | | | | | | | | |
| 5 Corey Seager, L OBP: 0.416, SLG: 0.603 | | | | | | | | | | 4 0 2 1 1 2 3 | | | | | | | | | | |
| 30 Nathaniel Lowe, L OBP: 0.365, SLG: 0.418 | | | | | | | | | | 5 0 1 0 0 0 6 | | | | | | | | | | |
| 53 Adolis García, R OBP: 0.331, SLG: 0.508 | | | | | | | | | | 5 1 1 0 0 2 4 | | | | | | | | | | |
| 6 Josh Jung, R OBP: 0.326, SLG: 0.494 | | | | | | | | | | 4 0 1 1 0 3 2 | | | | | | | | | | |
| 28 Jonah Heim, S OBP: 0.336, SLG: 0.489 | | | | | | | | | | 4 1 3 0 0 0 1 | | | | | | | | | | |
| 20 Ezequiel Duran, R OBP: 0.354, SLG: 0.547 | | | | | | | | | | 4 0 0 0 0 2 4 | | | | | | | | | | |
| 16 Travis Jankowski, L OBP: 0.419, SLG: 0.400 | | | | | | | | | | 4 1 2 1 0 1 2 | | | | | | | | | | |
| 3 Leody Taveras, S OBP: 0.345, SLG: 0.474 | | | | | | | | | | 4 2 2 0 0 1 2 | | | | | | | | | | |
| Inning Stats | R: 0 E: 0 K: 2 S: 10 | H: 1 LOB: 1 BB: 0 P: 17 | R: 0 E: 0 K: 2 S: 15 | H: 1 LOB: 0 BB: 0 P: 27 | R: 1 E: 0 K: 1 S: 15 | H: 4 LOB: 2 BB: 0 P: 19 | R: 2 E: 0 K: 1 S: 16 | H: 4 LOB: 2 BB: 0 P: 28 | R: 0 E: 0 K: 3 S: 12 | H: 1 LOB: 1 BB: 0 P: 17 | | R: 0 E: 0 K: 1 S: 13 | H: 1 LOB: 2 BB: 1 P: 23 | R: 1 E: 0 K: 0 S: 17 | H: 2 LOB: 1 BB: 0 P: 25 | R: 1 E: 1 K: 1 S: 17 | H: 1 LOB: 1 BB: 1 P: 26 | 1B: 11 2B: 4 3B: 0 HR: 0 | SF: 0 SAC: 0 DP: 0 HBP: 0 | WP: 0 PB: 0 SB: 4 CS: 0 |
| PITCHER | IP WLS BF H R ER SO BB IBB HBP BLK WP HR S P ERA WHIP | 4.0 L 21 10 3 3 6 1 0 0 0 0 0 0 25 40 0.00 1.500 | 2.0 9 2 0 0 4 1 0 0 0 0 0 0 17 25 9.00 2.000 | 1.0 5 2 1 1 0 0 0 0 0 0 0 17 26 0.00 2.000 | | | | | | | | | | | | | | | | |

| Batter | 1 | 2 | 3 | 4 | 5 | 6 | 7 | 8 | 9 | AB | R | H | RBI | BB | SO | LOB | TOP | | | | | | | | | | |
|--|-------------------------------|----------------------------------|-------------------------------|----------------------------------|------------------------------|----------------------------------|-------------------------------|----------------------------------|-------------------------------|----------------------------------|-------------------------------|----------------------------------|-------------------------------|----------------------------------|-------------------------------|----------------------------------|-------------------------------|----------------------------------|----------------------------------|------------------------------------|----------------------------------|--------|--|--|--|--|--|
| 27 Jose Altuve, R OBP: 0.370, SLG: 0.492 | | | | | | | | | | 5 | 1 | 2 | 1 | 0 | 2 | 1 | | | | | | | | | | | |
| 2 Alex Bregman, R OBP: 0.345, SLG: 0.405 | | | | | | | | | | 5 | 0 | 0 | 0 | 0 | 1 | 1 | | | | | | | | | | | |
| 30 Kyle Tucker, L OBP: 0.361, SLG: 0.466 | | | | | | | | | | 4 | 1 | 1 | 0 | 1 | 0 | 0 | | | | | | | | | | | |
| 79 José Abreu, R OBP: 0.291, SLG: 0.344 | | | | | | | | | | 5 | 1 | 3 | 0 | 0 | 0 | 1 | | | | | | | | | | | |
| 14 Mauricio Dubón, R OBP: 0.315, SLG: 0.412 | | | | | | | | | | 3 | 1 | 2 | 1 | 1 | 0 | 1 | | | | | | | | | | | |
| 21 Yainer Diaz, R OBP: 0.280, SLG: 0.477 | | | | | | | | | | 4 | 0 | 0 | 0 | 0 | 3 | 7 | | | | | | | | | | | |
| 9 Corey Julks, R OBP: 0.306, SLG: 0.389 | | | | | | | | | | 3 | 1 | 0 | 0 | 1 | 2 | 3 | | | | | | | | | | | |
| 20 Chas McCormick, R OBP: 0.339, SLG: 0.458 | | | | | | | | | | 4 | 0 | 2 | 3 | 0 | 1 | 0 | | | | | | | | | | | |
| 15 Martín Maldonado, R OBP: 0.296, SLG: 0.284 | | | | | | | | | | 4 | 0 | 0 | 0 | 0 | 3 | 2 | | | | | | | | | | | |
| Inning Stats | R: 0 E: 0 K: 2 S: 16 | H: 0 LOB: 0 BB: 0 P: 20 | R: 0 E: 0 K: 2 S: 11 | H: 1 LOB: 1 BB: 0 P: 15 | R: 0 E: 0 K: 1 S: 9 | H: 0 LOB: 0 BB: 1 P: 12 | R: 0 E: 0 K: 1 S: 15 | H: 1 LOB: 2 BB: 1 P: 22 | R: 0 E: 0 K: 2 S: 11 | H: 1 LOB: 1 BB: 0 P: 16 | R: 1 E: 0 K: 1 S: 11 | H: 3 LOB: 2 BB: 0 P: 19 | R: 0 E: 0 K: 2 S: 11 | H: 1 LOB: 1 BB: 0 P: 16 | R: 3 E: 0 K: 1 S: 12 | H: 2 LOB: 2 BB: 2 P: 23 | R: 1 E: 0 K: 0 S: 10 | H: 1 LOB: 0 BB: 0 P: 17 | 1B: 6 2B: 2 3B: 1 HR: 1 | SF: 0 SAC: 0 DP: 0 HBP: 0 | WP: 0 PB: 0 SB: 0 CS: 0 | PA: 40 | | | | | |
| PITCHER | IP | WLS | BF | H | R | ER | SO | BB | IBB | HBP | BLK | WP | HR | S | P | ERA | WHIP | | | | | | | | | | |
| 44 Andrew Heaney, L ERA: 4.12 | 5.0 | | 19 | 3 | 0 | 0 | 8 | 1 | 0 | 0 | 0 | 0 | 0 | 62 | 85 | 0.00 | 0.800 | | | | | | | | | | |
| 65 Grant Anderson, R ERA: 3.39 | 1.0 | B | 6 | 3 | 1 | 1 | 1 | 0 | 0 | 0 | 0 | 0 | 0 | 11 | 19 | 9.00 | 3.000 | | | | | | | | | | |
| 45 Aroldis Chapman, L ERA: 2.37 | 1.0 | | 4 | 1 | 0 | 0 | 2 | 0 | 0 | 0 | 0 | 0 | 0 | 11 | 16 | 0.00 | 1.000 | | | | | | | | | | |
| 66 Josh Sborz, R ERA: 3.34 | 0.2 | L | 6 | 2 | 3 | 3 | 0 | 2 | 0 | 0 | 0 | 0 | 0 | 9 | 20 | 40.50 | 6.000 | | | | | | | | | | |
| 46 Brook Burke, L ERA: 3.24 | 1.1 | | 5 | 1 | 1 | 1 | 1 | 0 | 0 | 0 | 0 | 0 | 1 | 13 | 20 | 6.75 | 0.750 | | | | | | | | | | |

Houston Astros @ Texas Rangers
Globe Life Field, Arlington, TX
Sun Jul 02 2023, 1:41 PM - 4:19 PM CDT
Att: 39,580 - Roof Closed - 74 F

| | |
|-----|----|
| AB | 37 |
| R | 5 |
| H | 10 |
| RBI | 5 |
| BB | 3 |
| SO | 12 |
| LOB | 16 |



| Batter | 1 | 2 | 3 | 4 | 5 | 6 | 7 | 8 | 9 | AB | R | H | RBI | BB | SO | LOB | BOTTOM | | | | | | | | | | |
|--|------------------------------|---------------------------------|------------------------------|----------------------------------|-------------------------------|----------------------------------|-------------------------------|----------------------------------|-------------------------------|----------------------------------|------------------------------|---------------------------------|-------------------------------|----------------------------------|-------------------------------|----------------------------------|------------------------------|---------------------------------|----------------------------------|------------------------------------|----------------------------------|--------|--|--|--|--|--|
| 2 Marcus Semien, R OBP: 0.351, SLG: 0.462 | | | | | | | | | | 3 | 0 | 1 | 0 | 1 | 0 | 1 | | | | | | | | | | | |
| 5 Corey Seager, L OBP: 0.418, SLG: 0.606 | | | | | | | | | | 4 | 2 | 2 | 0 | 0 | 2 | | | | | | | | | | | | |
| 30 Nathaniel Lowe, L OBP: 0.369, SLG: 0.433 | | | | | | | | | | 3 | 1 | 2 | 2 | 0 | 1 | 1 | | | | | | | | | | | |
| 53 Adolis García, R OBP: 0.327, SLG: 0.503 | | | | | | | | | | 3 | 0 | 0 | 1 | 0 | 1 | 2 | | | | | | | | | | | |
| 6 Josh Jung, R OBP: 0.323, SLG: 0.487 | | | | | | | | | | 4 | 0 | 0 | 0 | 0 | 1 | 1 | | | | | | | | | | | |
| 28 Jonah Heim, S OBP: 0.334, SLG: 0.484 | | | | | | | | | | 3 | 0 | 0 | 0 | 1 | 1 | 0 | | | | | | | | | | | |
| 20 Ezequiel Duran, R OBP: 0.349, SLG: 0.537 | | | | | | | | | | 4 | 0 | 0 | 0 | 0 | 4 | 1 | | | | | | | | | | | |
| 3 Leody Taveras, S OBP: 0.347, SLG: 0.478 | | | | | | | | | | 4 | 0 | 2 | 0 | 0 | 1 | 1 | | | | | | | | | | | |
| 47 Josh Smith, L OBP: 0.352, SLG: 0.340 | | | | | | | | | | 1 | 0 | 0 | 0 | 0 | 0 | 1 | | | | | | | | | | | |
| 18 Mitch Garver, R OBP: 0.315, SLG: 0.400 | | | | | | | | | | 2 | 0 | 0 | 0 | 2 | 1 | | | | | | | | | | | | |
| 16 Travis Jankowski, L OBP: 0.416, SLG: 0.397 | | | | | | | | | | 1 | 0 | 0 | 0 | 0 | 0 | 0 | | | | | | | | | | | |
| Inning Stats | R: 1 E: 0 K: 0 S: 6 | H: 2 LOB: 1 BB: 0 P: 8 | R: 0 E: 0 K: 1 S: 8 | H: 1 LOB: 1 BB: 0 P: 15 | R: 0 E: 0 K: 0 S: 12 | H: 0 LOB: 1 BB: 1 P: 23 | R: 0 E: 0 K: 2 S: 13 | H: 0 LOB: 1 BB: 1 P: 22 | R: 0 E: 0 K: 2 S: 12 | H: 1 LOB: 1 BB: 0 P: 15 | R: 0 E: 0 K: 1 S: 5 | H: 0 LOB: 0 BB: 0 P: 7 | R: 0 E: 0 K: 2 S: 14 | H: 1 LOB: 1 BB: 0 P: 16 | R: 2 E: 0 K: 2 S: 16 | H: 2 LOB: 0 BB: 0 P: 27 | R: 0 E: 0 K: 1 S: 7 | H: 0 LOB: 0 BB: 0 P: 9 | 1B: 2 2B: 4 3B: 0 HR: 1 | SF: 1 SAC: 0 DP: 1 HBP: 1 | WP: 0 PB: 0 SB: 0 CS: 0 | PA: 36 | | | | | |
| PITCHER | IP | WLS | BF | H | R | ER | SO | BB | IBB | HBP | BLK | WP | HR | S | P | ERA | WHIP | | | | | | | | | | |
| 66 Shawn Dubin, R ERA: 7.0 | 4.0 | | 17 | 3 | 1 | 1 | 3 | 2 | 0 | 1 | 0 | 0 | 0 | 39 | 68 | 2.25 | 1.250 | | | | | | | | | | |
| 67 Parker Mushinski, L ERA: 4.15 | 1.0 | | 4 | 1 | 0 | 0 | 2 | 0 | 0 | 0 | 0 | 0 | 0 | 12 | 15 | 0.00 | 1.000 | | | | | | | | | | |
| 88 Phil Maton, R ERA: 1.73 | 1.0 | | 3 | 0 | 0 | 0 | 1 | 0 | 0 | 0 | 0 | 0 | 0 | 5 | 7 | 0.00 | 0.000 | | | | | | | | | | |
| 50 Héctor Neris, R ERA: 1.07 | 1.0 | W | 4 | 1 | 0 | 0 | 2 | 0 | 0 | 0 | 0 | 0 | 0 | 14 | 16 | 0.00 | 1.000 | | | | | | | | | | |
| 52 Bryan Abreu, R ERA: 3.0 | 1.0 | H | 5 | 2 | 2 | 2 | 2 | 0 | 0 | 0 | 0 | 0 | 1 | 16 | 27 | 18.00 | 2.000 | | | | | | | | | | |
| PITCHER | IP | WLS | BF | H | R | ER | SO | BB | IBB | HBP | BLK | WP | HR | S | P | ERA | WHIP | | | | | | | | | | |
| 55 Ryan Pressly, R ERA: 2.72 | 1.0 | | 3 | 0 | 0 | 0 | 1 | 0 | 0 | 0 | 0 | 0 | 0 | 7 | 9 | 0.00 | 0.000 | | | | | | | | | | |

Houston Astros @ Texas Rangers
Globe Life Field, Arlington, TX
Sun Jul 02 2023, 1:41 PM - 4:19 PM CDT
Att: 39,580 - Roof Closed - 74 F

| | |
|-----|----|
| AB | 32 |
| R | 3 |
| H | 7 |
| RBI | 3 |
| BB | 2 |
| SO | 11 |
| LOB | 11 |



| Batter | 1 | 2 | 3 | 4 | 5 | 6 | 7 | 8 | 9 | AB R H RBI BB SO LOB | TOP | | | | | | | | | | | | |
|--|---|----------------------------------|------------------------------|----------------------------------|------------------------------|----------------------------------|-------------------------------|----------------------------------|------------------------------|----------------------------------|---|---------------------------------|---|----------------------------------|------------------------------|----------------------------------|------------------------------|----------------------------------|----------------------------------|------------------------------------|--|--|--|
| 29 Jurickson Profar, S OBP: 0.328, SLG: 0.380 | | | | | | | | | | 3 0 0 0 1 0 0 | Colorado Rockies @ Houston Astros Minute Maid Park, Houston, TX Tue Jul 04 2023, 3:12 PM - 5:36 PM CDT Att: 39,533 - Roof Closed - 73 F | | | | | | | | | | | | |
| 23 Kris Bryant, R OBP: 0.341, SLG: 0.380 | | | | | | | | | | 4 1 2 1 0 0 0 | | | | | | | | | | | | | |
| 24 Ryan McMahon, L OBP: 0.345, SLG: 0.472 | | | | | | | | | | 3 0 0 0 1 0 2 | | | | | | | | | | | | | |
| 35 Elias Diaz, R OBP: 0.332, SLG: 0.445 | | | | | | | | | | 4 0 0 0 0 2 2 | | | | | | | | | | | | | |
| 25 C.J. Cron, R OBP: 0.288, SLG: 0.420 | | | | | | | | | | 3 0 1 0 0 0 0 | | | | | | | | | | | | | |
| 22 Nolan Jones, L OBP: 0.397, SLG: 0.518 | | | | | | | | | | 2 0 0 0 1 1 2 | | | | | | | | | | | | | |
| 15 Randal Grichuk, R OBP: 0.355, SLG: 0.432 | | | | | | | | | | 2 0 0 0 1 2 1 | | | | | | | | | | | | | |
| 14 Ezequiel Tovar, R OBP: 0.304, SLG: 0.433 | | | | | | | | | | 3 0 0 0 0 1 1 | | | | | | | | | | | | | |
| 30 Harold Castro, L OBP: 0.293, SLG: 0.339 | | | | | | | | | | 3 0 0 0 0 1 0 | | | | | | | | | | | | | |
| Inning Stats | R: 0 E: 0 K: 0 S: 8 | H: 1 LOB: 1 BB: 1 P: 15 | R: 0 E: 0 K: 1 S: 6 | H: 0 LOB: 0 BB: 1 P: 13 | R: 0 E: 0 K: 0 S: 8 | H: 0 LOB: 0 BB: 0 P: 11 | R: 0 E: 0 K: 1 S: 11 | H: 1 LOB: 2 BB: 1 P: 18 | R: 0 E: 0 K: 1 S: 9 | H: 0 LOB: 0 BB: 1 P: 16 | R: 0 E: 0 K: 0 S: 5 | H: 0 LOB: 0 BB: 0 P: 8 | R: 0 E: 0 K: 1 S: 10 | H: 0 LOB: 0 BB: 0 P: 15 | R: 0 E: 0 K: 2 S: 9 | H: 0 LOB: 0 BB: 0 P: 13 | R: 1 E: 0 K: 1 S: 9 | H: 1 LOB: 0 BB: 0 P: 14 | 1B: 2 2B: 0 3B: 0 HR: 1 | SF: 0 SAC: 0 DP: 2 HBP: 0 | WP: 0 PA: 31 PB: 0 SB: 0 CS: 1 | | |
| PITCHER | IP WLS BF H R ER SO BB IBB HBP BLK WP HR S P ERA WHIP | | | | | | | | | | | PITCHER | IP WLS BF H R ER SO BB IBB HBP BLK WP HR S P ERA WHIP | | | | | | | | | | |
| 64 Brandon Bielak, R ERA: 3.81 | 7.0 W 24 2 0 0 4 4 0 0 0 0 0 0 57 96 0.00 0.857 | | | | | | | | | | | | | | | | | | | | | | |
| 61 Seth Martinez, R ERA: 4.11 | 1.0 3 0 0 0 2 0 0 0 0 0 0 0 9 13 0.00 0.000 | | | | | | | | | | | | | | | | | | | | | | |
| 45 Ryne Stanek, R ERA: 4.4 | 1.0 4 1 1 1 1 0 0 0 0 0 0 1 9 14 9.00 1.000 | | | | | | | | | | | | | | | | | | | | | | |

| Batter | 1 | 2 | 3 | 4 | 5 | 6 | 7 | 8 | 9 | AB R H RBI BB SO LOB | BOTTOM | | | | | | | | | | | | |
|--|---|----------------------------------|------------------------------|----------------------------------|------------------------------|----------------------------------|------------------------------|----------------------------------|-------------------------------|----------------------------------|---|---------------------------------|---|----------------------------------|-------------------------------|----------------------------------|-----------------------------------|------------------------------------|--|--|--|--|--|
| 14 Mauricio Dubón, R OBP: 0.314, SLG: 0.416 | | | | | | | | | | 5 1 2 1 0 0 1 | Colorado Rockies @ Houston Astros Minute Maid Park, Houston, TX Tue Jul 04 2023, 3:12 PM - 5:36 PM CDT Att: 39,533 - Roof Closed - 73 F | | | | | | | | | | | | |
| 9 Corey Julks, R OBP: 0.318, SLG: 0.403 | | | | | | | | | | 5 0 4 1 0 0 0 | | | | | | | | | | | | | |
| 30 Kyle Tucker, L OBP: 0.368, SLG: 0.482 | | | | | | | | | | 5 0 1 0 0 1 5 | | | | | | | | | | | | | |
| 2 Alex Bregman, R OBP: 0.341, SLG: 0.397 | | | | | | | | | | 4 1 0 0 1 0 5 | | | | | | | | | | | | | |
| 79 José Abreu, R OBP: 0.294, SLG: 0.356 | | | | | | | | | | 4 0 1 0 1 1 5 | | | | | | | | | | | | | |
| 20 Chas McCormick, R OBP: 0.344, SLG: 0.479 | | | | | | | | | | 3 0 1 1 1 1 4 | | | | | | | | | | | | | |
| 21 Yainer Diaz, R OBP: 0.276, SLG: 0.478 | | | | | | | | | | 3 0 0 0 1 1 2 | | | | | | | | | | | | | |
| 6 Jake Meyers, R OBP: 0.316, SLG: 0.382 | | | | | | | | | | 4 1 2 0 0 1 3 | | | | | | | | | | | | | |
| 16 Grae Kessinger, R OBP: 0.389, SLG: 0.429 | | | | | | | | | | 4 1 2 1 0 0 2 | | | | | | | | | | | | | |
| Inning Stats | R: 0 E: 0 K: 1 S: 6 | H: 0 LOB: 0 BB: 0 P: 10 | R: 0 E: 0 K: 1 S: 9 | H: 1 LOB: 1 BB: 0 P: 12 | R: 1 E: 0 K: 0 S: 8 | H: 2 LOB: 1 BB: 0 P: 16 | R: 0 E: 0 K: 0 S: 6 | H: 0 LOB: 1 BB: 1 P: 14 | R: 2 E: 0 K: 0 S: 15 | H: 4 LOB: 3 BB: 1 P: 23 | R: 0 E: 0 K: 1 S: 7 | H: 1 LOB: 0 BB: 0 P: 8 | R: 1 E: 1 K: 1 S: 16 | H: 2 LOB: 3 BB: 2 P: 29 | R: 0 E: 0 K: 1 S: 19 | H: 3 LOB: 3 BB: 0 P: 27 | 1B: 10 2B: 1 3B: 1 HR: 1 | SF: 0 SAC: 0 DP: 0 HBP: 0 | WP: 0 PA: 41 PB: 0 SB: 2 CS: 0 | | | | |
| PITCHER | IP WLS BF H R ER SO BB IBB HBP BLK WP HR S P ERA WHIP | | | | | | | | | | | PITCHER | IP WLS BF H R ER SO BB IBB HBP BLK WP HR S P ERA WHIP | | | | | | | | | | |
| 21 Kyle Freeland, L ERA: 4.93 | 6.1 L 30 9 4 4 3 2 0 0 0 0 0 0 11 21 0.00 4.500 | | | | | | | | | | | | | | | | | | | | | | |
| 64 Gavin Hollowell, R ERA: 7.11 | 0.2 5 1 0 0 1 2 0 0 0 0 0 0 11 21 0.00 4.500 | | | | | | | | | | | | | | | | | | | | | | |
| 60 Fernando Abad, L ERA: 7.36 | 1.0 6 3 0 0 1 0 0 0 0 0 0 0 19 27 0.00 3.000 | | | | | | | | | | | | | | | | | | | | | | |

| | |
|-----|----|
| AB | 27 |
| R | 1 |
| H | 3 |
| RBI | 1 |
| BB | 4 |
| SO | 7 |
| LOB | 8 |



| Batter | 1 | 2 | 3 | 4 | 5 | 6 | 7 | 8 | 9 | AB | R | H | RBI | BB | SO | LOB | TOP | | | | | | | | | | |
|--|-------------------------------|----------------------------------|-------------------------------|----------------------------------|------------------------------|---------------------------------|------------------------------|----------------------------------|-------------------------------|----------------------------------|-------------------------------|----------------------------------|-------------------------------|----------------------------------|-------------------------------|----------------------------------|---|------------------------------|---------------------------------|----------------------------------|------------------------------------|----------------------------------|--------|--|--|--|--|
| 29 Jurickson Profar, S OBP: 0.328, SLG: 0.582 | | | | | | | | | | 4 | 0 | 2 | 1 | 0 | 0 | 0 | Colorado Rockies @ Houston Astros Minute Maid Park, Houston, TX Wed Jul 05 2023, 1:12 PM - 3:38 PM CDT Att: 36,535 - Roof Closed - 72 F | | | | | | | | | | |
| 23 Kris Bryant, R OBP: 0.335, SLG: 0.373 | | | | | | | | | | 4 | 0 | 0 | 0 | 0 | 1 | 3 | | | | | | | | | | | |
| 24 Ryan McMahon, L OBP: 0.341, SLG: 0.466 | | | | | | | | | | 4 | 0 | 0 | 0 | 0 | 3 | 1 | | | | | | | | | | | |
| 35 Elias Diaz, R OBP: 0.331, SLG: 0.442 | | | | | | | | | | 4 | 0 | 1 | 0 | 0 | 1 | 1 | | | | | | | | | | | |
| 25 C.J. Cron, R OBP: 0.293, SLG: 0.441 | | | | | | | | | | 4 | 1 | 2 | 1 | 0 | 0 | 1 | | | | | | | | | | | |
| 22 Nolan Jones, L OBP: 0.392, SLG: 0.504 | | | | | | | | | | | 3 | 1 | 0 | 0 | 1 | 2 | | | | | | | | | | | |
| 15 Randal Grichuk, R OBP: 0.353, SLG: 0.443 | | | | | | | | | | | 4 | 1 | 1 | 1 | 0 | 2 | | | | | | | | | | | |
| 14 Ezequiel Tovar, R OBP: 0.303, SLG: 0.430 | | | | | | | | | | | 4 | 1 | 1 | 0 | 0 | 2 | | | | | | | | | | | |
| 30 Harold Castro, L OBP: 0.293, SLG: 0.339 | | | | | | | | | | 3 | 0 | 1 | 1 | 0 | 0 | 0 | | | | | | | | | | | |
| Inning Stats | R: 0 E: 0 K: 2 S: 13 | H: 1 LOB: 1 BB: 0 P: 18 | R: 0 E: 0 K: 0 S: 11 | H: 1 LOB: 1 BB: 0 P: 15 | R: 0 E: 0 K: 0 S: 8 | H: 0 LOB: 0 BB: 0 P: 9 | R: 0 E: 0 K: 0 S: 9 | H: 0 LOB: 0 BB: 0 P: 17 | R: 2 E: 0 K: 0 S: 15 | H: 3 LOB: 1 BB: 1 P: 23 | R: 1 E: 0 K: 2 S: 12 | H: 1 LOB: 0 BB: 0 P: 20 | R: 1 E: 0 K: 1 S: 11 | H: 1 LOB: 0 BB: 0 P: 18 | R: 0 E: 0 K: 2 S: 14 | H: 1 LOB: 1 BB: 0 P: 19 | | R: 0 E: 0 K: 2 S: 8 | H: 0 LOB: 0 BB: 0 P: 9 | 1B: 6 2B: 0 3B: 0 HR: 2 | SF: 0 SAC: 0 DP: 1 HBP: 0 | WP: 1 PB: 0 SB: 0 CS: 0 | PA: 35 | | | | |
| PITCHER | IP | WLS | BF | H | R | ER | SO | BB | IBB | HBP | BLK | WP | HR | S | P | ERA | WHIP | | | | | | | | | | |
| 68 J.P. France, R ERA: 3.26 | 6.0 | W | 24 | 6 | 3 | 3 | 4 | 1 | 0 | 0 | 0 | 1 | 1 | 68 | 102 | 4.50 | 1.167 | | | | | | | | | | |
| 50 Héctor Neris, R ERA: 1.51 | 1.0 | H | 4 | 1 | 1 | 1 | 1 | 0 | 0 | 0 | 0 | 0 | 1 | 11 | 18 | 9.00 | 1.000 | | | | | | | | | | |
| 52 Bryan Abreu, R ERA: 2.85 | 1.0 | H | 4 | 1 | 0 | 0 | 2 | 0 | 0 | 0 | 0 | 0 | 0 | 14 | 19 | 0.00 | 1.000 | | | | | | | | | | |
| 55 Ryan Pressly, R ERA: 2.58 | 1.0 | S | 3 | 0 | 0 | 0 | 2 | 0 | 0 | 0 | 0 | 0 | 0 | 8 | 9 | 0.00 | 0.000 | | | | | | | | | | |

| | |
|-----|----|
| AB | 34 |
| R | 4 |
| H | 8 |
| RBI | 4 |
| BB | 1 |
| SO | 9 |
| LOB | 10 |



| Batter | 1 | 2 | 3 | 4 | 5 | 6 | 7 | 8 | 9 | AB | R | H | RBI | BB | SO | LOB | BOTTOM | | | | | | | | | | |
|--|------------------------------|---------------------------------|------------------------------|----------------------------------|------------------------------|----------------------------------|-------------------------------|----------------------------------|------------------------------|----------------------------------|------------------------------|----------------------------------|-------------------------------|----------------------------------|------------------------------|---------------------------------|---|----------------------------------|------------------------------------|----------------------------------|--------|--|--|--|--|--|--|
| 14 Mauricio Dubón, R OBP: 0.317, SLG: 0.417 | | | | | | | | | | 4 | 0 | 2 | 1 | 0 | 0 | 0 | Colorado Rockies @ Houston Astros Minute Maid Park, Houston, TX Wed Jul 05 2023, 1:12 PM - 3:38 PM CDT Att: 36,535 - Roof Closed - 72 F | | | | | | | | | | |
| 2 Alex Bregman, R OBP: 0.343, SLG: 0.395 | | | | | | | | | | 2 | 0 | 0 | 0 | 2 | 0 | 1 | | | | | | | | | | | |
| 30 Kyle Tucker, L OBP: 0.366, SLG: 0.479 | | | | | | | | | | 4 | 0 | 1 | 0 | 0 | 2 | 4 | | | | | | | | | | | |
| 79 José Abreu, R OBP: 0.293, SLG: 0.355 | | | | | | | | | | 4 | 1 | 1 | 0 | 0 | 1 | 3 | | | | | | | | | | | |
| 21 Yainer Diaz, R OBP: 0.282, SLG: 0.515 | | | | | | | | | 4 | 2 | 2 | 3 | 0 | 1 | 0 | | | | | | | | | | | | |
| 26 Bigh Madris, L OBP: 0.211, SLG: 0.176 | | | | | | | | | 4 | 0 | 0 | 0 | 0 | 1 | 0 | | | | | | | | | | | | |
| 9 Corey Julks, R OBP: 0.325, SLG: 0.406 | | | | | | | | | 3 | 2 | 2 | 0 | 1 | 0 | 0 | | | | | | | | | | | | |
| 3 Jeremy Peña, R OBP: 0.306, SLG: 0.411 | | | | | | | | | 3 | 1 | 2 | 2 | 0 | 0 | 1 | | | | | | | | | | | | |
| 6 Jake Meyers, R OBP: 0.312, SLG: 0.377 | | | | | | | | | 3 | 0 | 0 | 0 | 0 | 1 | 2 | | | | | | | | | | | | |
| Inning Stats | R: 0 E: 0 K: 1 S: 6 | H: 1 LOB: 0 BB: 0 P: 8 | R: 1 E: 0 K: 1 S: 9 | H: 1 LOB: 1 BB: 1 P: 17 | R: 0 E: 0 K: 0 S: 7 | H: 0 LOB: 0 BB: 0 P: 10 | R: 4 E: 0 K: 1 S: 17 | H: 5 LOB: 0 BB: 0 P: 21 | R: 0 E: 0 K: 0 S: 3 | H: 0 LOB: 0 BB: 1 P: 10 | R: 0 E: 0 K: 1 S: 6 | H: 0 LOB: 0 BB: 0 P: 11 | R: 1 E: 0 K: 2 S: 23 | H: 3 LOB: 3 BB: 1 P: 41 | R: 0 E: 0 K: 0 S: 5 | H: 0 LOB: 0 BB: 0 P: 6 | | 1B: 7 2B: 0 3B: 0 HR: 3 | SF: 0 SAC: 0 DP: 2 HBP: 0 | WP: 0 PB: 0 SB: 0 CS: 1 | PA: 34 | | | | | | |
| PITCHER | IP | WLS | BF | H | R | ER | SO | BB | IBB | HBP | BLK | WP | HR | S | P | ERA | WHIP | | | | | | | | | | |
| 45 Chase Anderson, R ERA: 6.89 | 4.0 | L | 18 | 7 | 5 | 5 | 3 | 1 | 0 | 0 | 0 | 0 | 0 | 3 | 39 | 11.25 | 2.000 | | | | | | | | | | |
| 59 Jake Bird, R ERA: 3.45 | 1.0 | | 3 | 0 | 0 | 0 | 0 | 1 | 0 | 0 | 0 | 0 | 0 | 3 | 10 | 0.00 | 1.000 | | | | | | | | | | |
| 54 Matt Koch, R ERA: | 1.0 | | 3 | 0 | 0 | 0 | 1 | 0 | 0 | 0 | 0 | 0 | 0 | 6 | 11 | 0.00 | 0.000 | | | | | | | | | | |
| 36 Pierce Johnson, R ERA: 6.49 | 0.2 | | 6 | 3 | 1 | 1 | 2 | 1 | 0 | 0 | 0 | 0 | 0 | 19 | 35 | 13.50 | 6.000 | | | | | | | | | | |
| 52 Daniel Bard, R ERA: 1.82 | 1.1 | | 4 | 0 | 0 | 0 | 0 | 0 | 0 | 0 | 0 | 0 | 0 | 9 | 12 | 0.00 | 0.000 | | | | | | | | | | |

| | |
|-----|----|
| AB | 31 |
| R | 6 |
| H | 10 |
| RBI | 6 |
| BB | 3 |
| SO | 6 |
| LOB | 11 |



| Batter | 1 | 2 | 3 | 4 | 5 | 6 | 7 | 8 | 9 | AB R H RBI BB SO LOB | TOP | | | | | | | | | | | |
|---|---|---|---|---|---|---|---|---|---|---|---|---|---|---|---|---|---|---|---|---|---|--|
| 3 J.P. Crawford, L OBP: 0.363, SLG: 0.399 76 José Caballero, R OBP: 0.358, SLG: 0.338 | | | | | | | | | | 5 1 1 0 0 2 2 1 0 0 0 0 0 1 | Seattle Mariners @ Houston Astros Minute Maid Park, Houston, TX Fri Jul 07 2023, 7:12 PM - 9:50 PM CDT Att: 34,737 - Roof Closed - 73 F | | | | | | | | | | | |
| 44 Julio Rodríguez, R OBP: 0.312, SLG: 0.417 | | | | | | | | | | 6 1 2 2 0 1 1 | | | | | | | | | | | | |
| 23 Ty France, R OBP: 0.334, SLG: 0.397 | | | | | | | | | | 5 0 2 0 0 2 2 | | | | | | | | | | | | |
| 35 Teoscar Hernández, R OBP: 0.302, SLG: 0.434 25 Dylan Moore, R OBP: 0.143, SLG: 0.160 | | | | | | | | | | 2 0 0 0 2 1 3 1 0 0 0 0 1 0 | | | | | | | | | | | | |
| 29 Cal Raleigh, S OBP: 0.301, SLG: 0.404 | | | | | | | | | | 4 1 0 1 1 2 5 | | | | | | | | | | | | |
| 28 Eugenio Suárez, R OBP: 0.312, SLG: 0.382 | | | | | | | | | | 4 1 1 0 0 2 3 | | | | | | | | | | | | |
| 10 Jarred Kelenic, L OBP: 0.319, SLG: 0.440 | | | | | | | | | | 4 2 2 1 1 1 1 | | | | | | | | | | | | |
| 20 Mike Ford, L OBP: 0.337, SLG: 0.628 | | | | | | | | | | 3 3 3 4 2 0 0 | | | | | | | | | | | | |
| 16 Koltan Wong, L OBP: 0.253, SLG: 0.217 | | | | | | | | | | 3 1 2 2 2 1 3 | | | | | | | | | | | | |
| Inning Stats | R: 0 E: 0 K: 3 S: 15 | H: 2 LOB: 0 BB: 0 P: 24 | R: 0 E: 0 K: 3 S: 12 | H: 1 LOB: 2 BB: 1 P: 21 | R: 0 E: 0 K: 2 S: 11 | H: 1 LOB: 2 BB: 1 P: 21 | R: 9 E: 0 K: 1 S: 29 | H: 6 LOB: 1 BB: 3 P: 55 | R: 0 E: 0 K: 1 S: 11 | H: 0 LOB: 0 BB: 2 P: 20 | | R: 0 E: 0 K: 0 S: 10 | H: 0 LOB: 0 BB: 0 P: 15 | R: 0 E: 0 K: 2 S: 10 | H: 1 LOB: 0 BB: 0 P: 14 | R: 1 E: 0 K: 0 S: 4 | H: 1 LOB: 0 BB: 1 P: 11 | 1B: 8 2B: 4 3B: 0 HR: 1 | SF: 0 SAC: 0 DP: 1 HBP: 1 | WP: 0 PB: 0 SB: 0 CS: 0 | PA: 47 | |
| PITCHER | IP WLS BF H R ER SO BB IBB HBP BLK WP HR S P ERA WHIP | IP WLS BF H R ER SO BB IBB HBP BLK WP HR S P ERA WHIP | IP WLS BF H R ER SO BB IBB HBP BLK WP HR S P ERA WHIP | IP WLS BF H R ER SO BB IBB HBP BLK WP HR S P ERA WHIP | IP WLS BF H R ER SO BB IBB HBP BLK WP HR S P ERA WHIP | IP WLS BF H R ER SO BB IBB HBP BLK WP HR S P ERA WHIP | IP WLS BF H R ER SO BB IBB HBP BLK WP HR S P ERA WHIP | IP WLS BF H R ER SO BB IBB HBP BLK WP HR S P ERA WHIP | IP WLS BF H R ER SO BB IBB HBP BLK WP HR S P ERA WHIP | IP WLS BF H R ER SO BB IBB HBP BLK WP HR S P ERA WHIP | IP WLS BF H R ER SO BB IBB HBP BLK WP HR S P ERA WHIP | IP WLS BF H R ER SO BB IBB HBP BLK WP HR S P ERA WHIP | IP WLS BF H R ER SO BB IBB HBP BLK WP HR S P ERA WHIP | IP WLS BF H R ER SO BB IBB HBP BLK WP HR S P ERA WHIP | IP WLS BF H R ER SO BB IBB HBP BLK WP HR S P ERA WHIP | IP WLS BF H R ER SO BB IBB HBP BLK WP HR S P ERA WHIP | IP WLS BF H R ER SO BB IBB HBP BLK WP HR S P ERA WHIP | IP WLS BF H R ER SO BB IBB HBP BLK WP HR S P ERA WHIP | IP WLS BF H R ER SO BB IBB HBP BLK WP HR S P ERA WHIP | IP WLS BF H R ER SO BB IBB HBP BLK WP HR S P ERA WHIP | IP WLS BF H R ER SO BB IBB HBP BLK WP HR S P ERA WHIP | |
| 58 Hunter Brown, R ERA: 4.12 88 Phil Maton, R ERA: 2.49 45 Ryne Stanek, R ERA: 4.11 61 Seth Martinez, R ERA: 4.14 50 Héctor Neris, R ERA: 1.47 | 3.0 L 20 8 5 5 8 3 0 0 0 0 0 49 88 15.00 3.667 | 1.0 7 2 4 4 1 2 0 1 0 0 0 18 33 36.00 4.000 | 2.0 9 1 0 0 2 2 0 0 0 0 0 19 32 0.00 1.500 | 1.0 3 0 0 0 0 0 0 0 0 0 0 10 15 0.00 0.000 | 1.0 4 1 0 0 2 0 0 0 0 0 0 10 14 0.00 1.000 | | | | | | | | | | | | | | | | | |

| | |
|-----|----|
| AB | 38 |
| R | 10 |
| H | 13 |
| RBI | 10 |
| BB | 8 |
| SO | 13 |
| LOB | 21 |



| Batter | 1 | 2 | 3 | 4 | 5 | 6 | 7 | 8 | 9 | AB R H RBI BB SO LOB | BOTTOM | | | | | | | | | | | | |
|---|---|---|---|---|---|---|---|---|---|---|---|---|---|---|---|---|---|---|---|---|---|----------------------------------|--------|
| 14 Mauricio Dubón, R OBP: 0.312, SLG: 0.409 | | | | | | | | | | 4 0 1 0 0 0 1 | Seattle Mariners @ Houston Astros Minute Maid Park, Houston, TX Fri Jul 07 2023, 7:12 PM - 9:50 PM CDT Att: 34,737 - Roof Closed - 73 F | | | | | | | | | | | | |
| 2 Alex Bregman, R OBP: 0.342, SLG: 0.392 16 Grae Kessinger, R OBP: 0.368, SLG: 0.400 | | | | | | | | | | 3 0 1 1 0 0 1 1 0 0 0 0 0 0 | | | | | | | | | | | | | |
| 30 Kyle Tucker, L OBP: 0.365, SLG: 0.473 6 Jake Meyers, R OBP: 0.311, SLG: 0.375 | | | | | | | | | | 3 0 0 0 0 1 2 1 0 0 0 0 1 0 | | | | | | | | | | | | | |
| 79 José Abreu, R OBP: 0.289, SLG: 0.349 17 David Hensley, R OBP: 0.216, SLG: 0.177 | | | | | | | | | | 2 0 0 0 0 0 0 2 0 0 0 0 0 0 | | | | | | | | | | | | | |
| 3 Jeremy Peña, R OBP: 0.301, SLG: 0.404 | | | | | | | | | | 4 0 1 0 0 0 0 | | | | | | | | | | | | | |
| 21 Yainer Díaz, R OBP: 0.286, SLG: 0.509 | | | | | | | | | | 4 0 1 0 0 0 1 | | | | | | | | | | | | | |
| 9 Corey Julks, R OBP: 0.329, SLG: 0.413 | | | | | | | | | | 3 0 0 0 0 0 1 | | | | | | | | | | | | | |
| 20 Chas McCormick, R OBP: 0.337, SLG: 0.471 | | | | | | | | | | 3 1 1 0 0 1 0 | | | | | | | | | | | | | |
| 15 Martín Maldonado, R OBP: 0.250, SLG: 0.273 50 Héctor Neris, R ERA: 2.74 26 Bligh Madris, L OBP: 0.200, SLG: 0.167 | | | | | | | | | | 3 0 0 0 0 1 1 0 0 0 0 0 0 0 0 0 0 0 0 0 0 | | | | | | | | | | | | | |
| Inning Stats | R: 0 E: 0 K: 0 S: 7 | H: 0 LOB: 0 BB: 0 P: 8 | R: 0 E: 0 K: 0 S: 8 | H: 0 LOB: 0 BB: 0 P: 13 | R: 1 E: 1 K: 0 S: 12 | H: 2 LOB: 2 BB: 0 P: 20 | R: 0 E: 0 K: 0 S: 9 | H: 1 LOB: 1 BB: 0 P: 11 | R: 0 E: 0 K: 1 S: 10 | H: 1 LOB: 1 BB: 0 P: 12 | | R: 0 E: 0 K: 1 S: 9 | H: 1 LOB: 1 BB: 0 P: 13 | R: 0 E: 0 K: 1 S: 10 | H: 0 LOB: 0 BB: 0 P: 12 | R: 0 E: 0 K: 1 S: 7 | H: 0 LOB: 0 BB: 0 P: 13 | R: 0 E: 0 K: 0 S: 10 | H: 0 LOB: 0 BB: 0 P: 14 | 1B: 4 2B: 1 3B: 0 HR: 0 | SF: 0 SAC: 0 DP: 0 HBP: 0 | WP: 0 PB: 0 SB: 0 CS: 0 | PA: 33 |
| PITCHER | IP WLS BF H R ER SO BB IBB HBP BLK WP HR S P ERA WHIP | IP WLS BF H R ER SO BB IBB HBP BLK WP HR S P ERA WHIP | IP WLS BF H R ER SO BB IBB HBP BLK WP HR S P ERA WHIP | IP WLS BF H R ER SO BB IBB HBP BLK WP HR S P ERA WHIP | IP WLS BF H R ER SO BB IBB HBP BLK WP HR S P ERA WHIP | IP WLS BF H R ER SO BB IBB HBP BLK WP HR S P ERA WHIP | IP WLS BF H R ER SO BB IBB HBP BLK WP HR S P ERA WHIP | IP WLS BF H R ER SO BB IBB HBP BLK WP HR S P ERA WHIP | IP WLS BF H R ER SO BB IBB HBP BLK WP HR S P ERA WHIP | IP WLS BF H R ER SO BB IBB HBP BLK WP HR S P ERA WHIP | IP WLS BF H R ER SO BB IBB HBP BLK WP HR S P ERA WHIP | IP WLS BF H R ER SO BB IBB HBP BLK WP HR S P ERA WHIP | IP WLS BF H R ER SO BB IBB HBP BLK WP HR S P ERA WHIP | IP WLS BF H R ER SO BB IBB HBP BLK WP HR S P ERA WHIP | IP WLS BF H R ER SO BB IBB HBP BLK WP HR S P ERA WHIP | IP WLS BF H R ER SO BB IBB HBP BLK WP HR S P ERA WHIP | IP WLS BF H R ER SO BB IBB HBP BLK WP HR S P ERA WHIP | IP WLS BF H R ER SO BB IBB HBP BLK WP HR S P ERA WHIP | IP WLS BF H R ER SO BB IBB HBP BLK WP HR S P ERA WHIP | IP WLS BF H R ER SO BB IBB HBP BLK WP HR S P ERA WHIP | IP WLS BF H R ER SO BB IBB HBP BLK WP HR S P ERA WHIP | | |
| 58 Luis Castillo, R ERA: 2.85 49 Isaiah Campbell, R ERA: 2.74 60 Tayler Saucedo, L ERA: 2.74 | 7.0 W 27 5 1 0 3 0 0 0 0 0 0 7 13 0.00 0.714 | 1.0 3 0 0 0 1 0 0 0 0 0 0 7 13 0.00 0.000 | 1.0 3 0 0 0 0 0 0 0 0 0 0 10 14 0.00 0.000 | | | | | | | | | | | | | | | | | | | | |

| | |
|-----|----|
| AB | 33 |
| R | 1 |
| H | 5 |
| RBI | 1 |
| BB | 0 |
| SO | 4 |
| LOB | 7 |



| Batter | 1 | 2 | 3 | 4 | 5 | 6 | 7 | 8 | 9 | AB R H RBI BB SO LOB | TOP | | | | | | | | | | | | | | | | | | | | | | | | | |
|---|------|-----|---|--|---|--|---|---|---|---|---|--|---|----|-----|------|-------|---------|----|-----|----|---|---|----|----|----|-----|-----|-----|----|----|---|---|-----|------|--|
| 3 J.P. Crawford, L OBP: 0.363, SLG: 0.397 | G4-3 | | 1 SAFE C SI 97 C SI 97 D CU 82 F SL 85 B SI 98 D CU 81 X CH 98 | 3-2 1-H 1B | | C SI 94 B SI 95 F SL 97 B SI 98 F SL 96 S SL 86 | 2-3 K | B SL 88 B CH 91 F SL 97 B SI 98 B SL 88 | 4-1 BB | B CH 91 C CH 90 C SL 91 X SL 91 | 2-2 P5 | 4 0 1 1 1 1 0 | | | | | | | | | | | | | | | | | | | | | | | | |
| 44 Julio Rodríguez, R OBP: 0.310, SLG: 0.413 | K | | X SI 97 | 0-0 L9 | | B CH 90 F CH 91 C CH 91 F SL 87 | 2-3 K | B FF 98 S SL 89 B SI 100 F FF 98 X SL 89 | 2-2 F9 | F FF 97 B FF 96 F SL 91 F CU 84 B FF 98 | 4-2 BB | 4 0 0 0 1 2 2 | | | | | | | | | | | | | | | | | | | | | | | | |
| 23 Ty France, R OBP: 0.332, SLG: 0.392 | K | | C CU 79 F SI 97 T CU 80 | 1-2 K | | F SI 97 X SL 88 | 0-2 P4 | | B SL 86 B FF 92 | C SL 90 X SL 91 | 0-1 F9 | 4 0 0 0 0 1 2 | | | | | | | | | | | | | | | | | | | | | | | | |
| 35 Teoscar Hernández, R OBP: 0.304, SLG: 0.436 | G4-3 | | C SI 96 X CH 90 | 0-1 G4-3 | | B SI 95 X SI 96 | 1-2 76 S 76 1B | 2B | | B CH 89 B CU 79 B SI 96 B SI 97 | 4-0 76 1B | BB | 3 1 1 0 1 1 0 | | | | | | | | | | | | | | | | | | | | | | | |
| 28 Eugenio Suárez, R OBP: 0.324, SLG: 0.381 | | | B SI 96 T SI 97 B CU 79 B SI 96 | 4-1 BB | | B CH 89 B SI 96 X SI 94 | 3-0 76 1B | BB | | C FF 94 D FF 95 F SI 94 B SI 93 B SI 93 | 4-2 BB | 1 0 0 0 3 0 0 | | | | | | | | | | | | | | | | | | | | | | | | |
| 2 Tom Murphy, R OBP: 0.330, SLG: 0.526 | | | B SI 97 X CH 90 | 1-1 L8 | | D CU 81 B SI 96 X SI 94 | 3-0 F8 | 1 | | F FF 94 S FF 93 F SI 94 | 0-3 BB | 3 0 1 0 0 0 3 | | | | | | | | | | | | | | | | | | | | | | | | |
| 29 Cal Raleigh, S OBP: 0.300, SLG: 0.402 | | | S CU 79 X CU 81 | 0-1 G5-3 | | C CH 90 B CH 92 B SI 98 F CU 82 S CH 94 | 2-3 K | | | S SI 95 B SI 94 C SL 87 F SL 87 X CH 92 | 1-2 P5 | 1 0 0 0 0 1 3 | | | | | | | | | | | | | | | | | | | | | | | | |
| 8 AJ Pollock, R OBP: 0.219, SLG: 0.316 | | | F CH 90 F CU 81 X SL 85 | 0-2 3 1B | | S SI 98 D CU 80 B SI 98 B CU 80 X CU 80 | 3-2 1B | | | B SL 86 B SI 87 S SL 86 S SL 87 | 0-3 K | 3 0 0 0 0 1 4 | | | | | | | | | | | | | | | | | | | | | | | | |
| 20 Mike Ford, L OBP: 0.333, SLG: 0.620 | | | F SI 96 X SI 96 | 0-1 F9 | | S SI 95 X SI 96 | 0-1 F9 | | | B SL 86 B SI 90 | 1-3 K | 1 0 0 0 0 0 3 | | | | | | | | | | | | | | | | | | | | | | | | |
| 75 Andrés Muñoz, R OBP: 0.361, SLG: 0.342 | | | F SI 96 X SI 96 | 0-1 F9 | | C SI 95 X SI 96 | 0-1 F9 | | | B CH 80 F CU 82 R CH 90 X SL 82 | 2-2 G4-3 | 2 0 0 0 0 1 0 | | | | | | | | | | | | | | | | | | | | | | | | |
| 76 José Caballero, R OBP: 0.361, SLG: 0.342 | | | R: 0 H: 0 E: 0 LOB: 0 K: 2 BB: 0 S: 7 P: 10 | R: 0 H: 0 E: 0 LOB: 1 K: 0 BB: 1 S: 7 P: 12 | R: 1 H: 2 E: 0 LOB: 1 K: 0 BB: 0 S: 17 P: 22 | R: 1 H: 2 E: 0 LOB: 2 K: 1 BB: 1 S: 13 P: 26 | R: 0 H: 0 E: 0 LOB: 0 K: 2 BB: 0 S: 10 P: 14 | R: 0 H: 1 E: 0 LOB: 1 K: 1 BB: 0 S: 12 P: 21 | R: 0 H: 0 E: 0 LOB: 1 K: 2 BB: 1 S: 10 P: 20 | R: 0 H: 0 E: 0 LOB: 2 K: 2 BB: 2 S: 20 P: 32 | R: 0 H: 0 E: 0 LOB: 1 K: 0 BB: 1 S: 10 P: 18 | 1B: 4 SF: 0 2B: 1 SAC: 0 3B: 0 DP: 0 HR: 0 HBP: 1 | WP: 1 PA: 39 PB: 0 SB: 3 CS: 0 | | | | | | | | | | | | | | | | | | | | | | | |
| PITCHER | IP | WLS | BF | H | R | ER | SO | BB | IBB | HBP | BLK | WP | HR | S | P | ERA | WHIP | PITCHER | IP | WLS | BF | H | R | ER | SO | BB | IBB | HBP | BLK | WP | HR | S | P | ERA | WHIP | |
| Framber Valdez, L ERA: 2.51 | 6.0 | | 25 | 5 | 2 | 2 | 6 | 2 | 0 | 0 | 0 | 0 | 0 | 66 | 105 | 3.00 | 1.167 | | | | | | | | | | | | | | | | | | | |
| 52 Bryan Abreu, R ERA: 2.79 | 1.0 | | 4 | 0 | 0 | 0 | 2 | 1 | 0 | 0 | 0 | 0 | 0 | 10 | 20 | 0.00 | 1.000 | | | | | | | | | | | | | | | | | | | |
| 50 Héctor Neris, R ERA: 1.43 | 1.0 | W | 6 | 0 | 0 | 0 | 2 | 2 | 0 | 1 | 0 | 1 | 0 | 20 | 32 | 0.00 | 2.000 | | | | | | | | | | | | | | | | | | | |
| 55 Ryan Pressly, R ERA: 2.52 | 1.0 | S | 4 | 0 | 0 | 0 | 0 | 1 | 0 | 0 | 0 | 0 | 0 | 10 | 18 | 0.00 | 1.000 | | | | | | | | | | | | | | | | | | | |

Seattle Mariners @ Houston Astros
Minute Maid Park, Houston, TX
Sat Jul 08 2023, 6:17 PM - 9:03 PM CDT
Att: 37,112 - Roof Closed - 73 F

AB 32
R 2
H 5
RBI 2
BB 6
SO 10
LOB 23



| Batter | 1 | 2 | 3 | 4 | 5 | 6 | 7 | 8 | 9 | AB R H RBI BB SO LOB | BOTTOM | | | | | | | | | | | | | | | | | | | | | | | | | |
|--|---|--|--|---|--|--|--|---|--|---|---------------|----|----|----|----|------|-------|---------|----|-----|----|---|---|----|----|----|-----|-----|-----|----|----|---|---|-----|------|--|
| 14 Mauricio Dubón, R OBP: 0.307, SLG: 0.403 | G6-3 | | B SL 87 C SI 94 B SI 95 B SI 96 X SI 96 | 3-2 G5-3 | | F SI 94 X SI 95 | 0-1 G4-3 | | C SI 91 C SI 90 S SL 90 | 0-3 K | 4 0 0 0 0 1 0 | | | | | | | | | | | | | | | | | | | | | | | | | |
| 3 Jeremy Peña, R OBP: 0.344, SLG: 0.403 | | | X SL 90 | 0-0 G5-3 | | C SI 96 C SI 95 S SL 95 | 0-3 K | | B SL 92 S SL 90 B SI 99 B SI 99 B SI 92 | 4-2 BB | 3 1 1 0 1 1 0 | | | | | | | | | | | | | | | | | | | | | | | | | |
| 30 Kyle Tucker, L OBP: 0.366, SLG: 0.475 | | | F FF 95 B FF 97 B FF 96 X FF 96 | 3-1 E9 2 1B | | T FF 96 B CH 91 B SI 96 B SI 96 X SI 96 | 3-2 G5-3 | | C FF 101 F SL 91 X SL 90 | 1-2 G4-3 | 3 1 1 1 1 0 1 | | | | | | | | | | | | | | | | | | | | | | | | | |
| 2 Alex Bregman, R OBP: 0.342, SLG: 0.392 | | | F SI 95 X SI 96 | 0-1 G6-3 | | B FF 95 X SI 94 | 1-0 G6-3 | | B SI 94 C SL 87 X SI 95 | 2-1 P3 | 3 0 1 1 0 0 1 | | | | | | | | | | | | | | | | | | | | | | | | | |
| 79 José Abreu, R OBP: 0.286, SLG: 0.345 | | | C FF 96 B SI 95 X SI 95 | 1-1 L4 | | B FF 95 X SI 95 | 1-0 L9 | | B SI 95 S SI 95 X SI 95 | 1-2 L7 | 3 0 0 0 0 0 1 | | | | | | | | | | | | | | | | | | | | | | | | | |
| 21 Yainer Díaz, R OBP: 0.281, SLG: 0.500 | | | C SI 96 B SI 96 X SI 95 | 3-1 G4-3 | | C SL 86 X SL 87 | 0-1 G6-3 | | F SI 83 C SL 82 X SL 82 | 0-2 G6-3 | 3 0 0 0 0 0 1 | | | | | | | | | | | | | | | | | | | | | | | | | |
| 9 Corey Julks, R OBP: 0.325, SLG: 0.408 | | | C FF 96 F SI 95 S SL 89 | 0-3 K | | F SI 94 X SI 95 | 1-1 L8 | | S SI 96 B SI 89 X SI 94 | 2-1 L1 | 3 0 0 0 0 1 0 | | | | | | | | | | | | | | | | | | | | | | | | | |
| 20 Chas McCormick, R OBP: 0.332, SLG: 0.462 | | | B FF 96 B SI 95 S SI 96 | 2-3 K | | F SI 88 B SI 89 B SI 95 S SI 96 | 2-3 K | | S SL 89 C SL 88 B SI 88 S SL 87 | 2-3 K | 3 0 0 0 0 3 0 | | | | | | | | | | | | | | | | | | | | | | | | | |
| 15 Martín Maldonado, R OBP: 0.251, SLG: 0.289 | | | C FF 96 X FF 96 | 0-2 F8 | | C SI 94 X SI 95 | 1-2 G5-3 | | B SI 90 X SI 98 | 1-1 HR | 3 1 1 1 0 0 0 | | | | | | | | | | | | | | | | | | | | | | | | | |
| | R: 2 H: 3 E: 1 LOB: 1 K: 0 BB: 0 S: 12 P: 20 | R: 0 H: 0 E: 0 LOB: 0 K: 2 BB: 0 S: 9 P: 11 | R: 0 H: 0 E: 0 LOB: 0 K: 0 BB: 0 S: 7 P: 13 | R: 0 H: 0 E: 0 LOB: 0 K: 0 BB: 0 S: 4 P: 6 | R: 0 H: 0 E: 0 LOB: 0 K: 1 BB: 0 S: 9 P: 13 | R: 0 H: 0 E: 0 LOB: 1 K: 1 BB: 1 S: 9 P: 15 | R: 0 H: 0 E: 0 LOB: 0 K: 0 BB: 0 S: 9 P: 12 | R: 1 H: 1 E: 0 LOB: 1 K: 2 BB: 1 S: 13 P: 21 | 1B: 2 SF: 0 2B: 1 SAC: 0 3B: 0 DP: 0 HR: 1 HBP: 0 | WP: 0 PA: 30 PB: 0 SB: 1 CS: 0 | | | | | | | | | | | | | | | | | | | | | | | | | | |
| PITCHER | IP | WLS | BF | H | R | ER | SO | BB | IBB | HBP | BLK | WP | HR | S | P | ERA | WHIP | PITCHER | IP | WLS | BF | H | R | ER | SO | BB | IBB | HBP | BLK | WP | HR | S | P | ERA | WHIP | |
| 33 Bryan Woo, R ERA: 3.63 | 6.0 | | 22 | 3 | 2 | 1 | 4 | 1 | 0 | 0 | 0 | 0 | 0 | 50 | 78 | 1.50 | 0.667 | | | | | | | | | | | | | | | | | | | |
| 48 Justin Topa, R ERA: 2.94 | 1.0 | | 3 | 0 | 0 | 0 | 0 | 0 | 0 | 0 | 0 | 0 | 0 | 9 | 12 | 0.00 | 0.000 | | | | | | | | | | | | | | | | | | | |
| 75 Andrés Muñoz, R ERA: 2.81 | 1.0 | L | 5 | 1 | 1 | 1 | 2 | 1 | 0 | 0 | 0 | 0 | 1 | 13 | 21 | 9.00 | 2.000 | | | | | | | | | | | | | | | | | | | |

Seattle Mariners @ Houston Astros
Minute Maid Park, Houston, TX
Sat Jul 08 2023, 6:17 PM - 9:03 PM CDT
Att: 37,112 - Roof Closed - 73 F

AB 28
R 3
H 4
RBI 3
BB 2
SO 6
LOB 4



| Batter | 1 | 2 | 3 | 4 | 5 | 6 | 7 | 8 | 9 | 10 | AB | R | H | RBI | BB | SO | LOB | TOP | | | | | | | | | | | | | | | | | | |
|--|---|----------------------------------|---|----------------------------------|---|----------------------------------|---|--|------------------------------|---|------------------------------|----------------------------------|-------------------------------|----------------------------------|-------------------------------|----------------------------------|-------------------------------|-----------------------------------|------------------------------|---------------------------------|-----------------------------------|------------------------------------|----------------------------------|---------|---------|---------|----------|----------|----------|---------|---------|--------|--------|-------------|---------------|--|
| 14 Mauricio Dubón, R OBP: 0.305, SLG: 0.396 | (1,4) F FF 94 F FF 90 B FF 95 X SL 86 1-2 30 CS 1B | | F FF 95 B FF 95 X SL 86 1-1 3 G1-3 1B | X SL 89 0-0 F7 | | | X FF 94 0-0 2 79 HR 1B | C CH 83 F FF 94 F FF 94 C CH 85 C CH 84 F FF 94 F FF 94 X SL 83 | | X FF 96 0-0 F9 | 6 | 2 | 3 | 1 | 0 | 0 | 1 | | | | | | | | | | | | | | | | | | | |
| 3 Jeremy Peña, R OBP: 0.297, SLG: 0.390 | (1,6) B FF 95 1 SAFE C CU 73 F FF 93 D CU 75 B SL 89 X FF 96 | | X CU 73 0-0 G1-3 | | B FF 91 F FF 92 B SL 87 X SL 88 2-2 G6-3 | | 1 SAFE F CH 81 F FF 93 1 SAFE S FF 94 | | | S FF 97 F FF 97 S FF 96 0-3 K | 6 | 0 | 1 | 0 | 0 | 2 | 6 | | | | | | | | | | | | | | | | | | | |
| 16 Grae Kessinger, R OBP: 0.368, SLG: 0.400 | (10,6) F FF 95 B SL 87 B SL 87 X SL 87 2-2 G4-3 | | C FF 95 X SL 86 0-1 2+H 3+H 1B | | X SL 88 0-0 F8 | | 1 SAFE B CH 83 F FF 93 B CH 83 | | | 0-0 K | 4 | 0 | 1 | 3 | 1 | 1 | 2 | | | | | | | | | | | | | | | | | | | |
| 30 Kyle Tucker, L OBP: 0.370, SLG: 0.473 | (1,9) F FF 95 B SL 87 B SL 87 X SL 87 1-2 G4-3 | | C FF 95 X SL 86 0-1 2+H 3+H 1B | | X SL 88 0-0 F8 | | 1 SAFE B CH 83 F FF 93 B CH 83 | | | 0-0 K | 4 | 0 | 1 | 3 | 1 | 1 | 2 | | | | | | | | | | | | | | | | | | | |
| 2 Alex Bregman, R OBP: 0.354, SLG: 0.384 | (1,5) F FF 93 C CU 74 X FF 94 0-2 F9 | | 1 SAFE X FF 94 0-0 P3 | | C SL 85 X FF 92 0-1 G6-3 | | X FF 95 0-0 79 HR 1B | | | B SL 83 B FF 91 S SL 81 X SL 84 2-1 G3 | 6 | 1 | 1 | 0 | 0 | 0 | 3 | | | | | | | | | | | | | | | | | | | |
| 79 José Abreu, R OBP: 0.204, SLG: 0.359 | (1,3) F FF 95 B FF 95 C CU 75 S SL 88 1-3 K | | C CU 72 F FF 93 B SL 84 S SL 90 1-3 K | | B FF 92 S FF 94 S CU 73 X SL 86 2-2 L6 | | 1 SAFE C CH 83 F FF 94 X CH 83 1-2 HR | | | B SL 83 B FF 92 S SL 81 B SL 84 X SL 82 3-1 E5 21 1B | 5 | 2 | 2 | 3 | 0 | 2 | 0 | | | | | | | | | | | | | | | | | | | |
| 9 Corey Julks, R OBP: 0.328, SLG: 0.407 | (1,7) B CU 76 F FF 95 X CU 75 1-1 K | | C CU 74 F FF 94 S SL 88 S FF 95 1-3 K | | F FF 94 X FF 94 0-1 F9 | | 2 B FF 94 B SL 85 S SL 86 S SL 86 X SL 85 3-2 G5-3 | | | B FF 91 X FF 90 1-0 L8 | 5 | 0 | 1 | 0 | 0 | 1 | 1 | | | | | | | | | | | | | | | | | | | |
| 21 Yainer Diaz, R OBP: 0.285, SLG: 0.492 | (1,10) C CU 72 B FF 95 B SL 89 S SL 89 S FF 95 3-3 K | | B SL 86 B CU 73 S SL 90 C FF 94 F FF 95 S FF 95 4-2 20 BB 15 2B BB | | S FF 94 T CU 74 B FF 94 C FF 94 1-3 K | | C FF 94 B CH 86 F FF 94 F FF 95 X CH 85 1-2 20 HR 1B | | | S SL 82 S SL 85 X SL 85 0-2 20 1B | 4 | 2 | 2 | 1 | 1 | 2 | 1 | | | | | | | | | | | | | | | | | | | |
| 20 Chas McCormick, R OBP: 0.354, SLG: 0.484 | (1,8) B FF 93 C CU 74 B FF 94 B FF 94 4-1 3 G1-3 14 1B BB | | B SL 87 B FF 94 F FF 94 C CU 74 4-2 30 1B 14 1B 15 2B BB | | L ST 76 X FF 94 0-1 15 1B 14 1B 1B | | X FF 95 0-0 14 HR 1B | | | B FF 92 C SL 85 S SL 84 X SL 82 1-2 1B | 3 | 4 | 3 | 2 | 2 | 0 | 0 | | | | | | | | | | | | | | | | | | | |
| 15 Martín Maldonado, R OBP: 0.252, SLG: 0.307 | (1,2) 1 SAFE C SL 88 D B C FF 95 2-3 K | | 1 SAFE C SL 88 D B C FF 95 2-3 K | | S FF 94 T CU 74 B FF 94 C FF 94 1-3 K | | 1 SAFE X FF 94 0-0 14 1B 30 SF8 1B | | | B SL 84 B FF 94 F FF 94 X FF 91 2-0 P6 | 5 | 1 | 2 | 2 | 0 | 1 | 3 | | | | | | | | | | | | | | | | | | | |
| 6 Jake Meyers, R OBP: 0.307, SLG: 0.370 | (10, PR) F FF 95 B SL 87 B SL 87 X SL 87 1-2 G4-3 | | C FF 95 X SL 86 0-1 2+H 3+H 1B | | X SL 88 0-0 F8 | | 1 SAFE B CH 83 F FF 93 B CH 83 | | | 0-0 K | 0 | 0 | 0 | 0 | 0 | 0 | 0 | | | | | | | | | | | | | | | | | | | |
| 88 Phil Maton, R OBP: 0.370, SLG: 0.473 | (10, 1) F FF 95 B SL 87 B SL 87 X SL 87 1-2 G4-3 | | C FF 95 X SL 86 0-1 2+H 3+H 1B | | X SL 88 0-0 F8 | | 1 SAFE B CH 83 F FF 93 B CH 83 | | | 0-0 K | 0 | 0 | 0 | 0 | 0 | 0 | 0 | | | | | | | | | | | | | | | | | | | |
| Inning Stats | R: 0 E: 0 K: 0 S: 10 | H: 1 LOB: 0 BB: 0 P: 16 | R: 0 E: 0 K: 2 S: 11 | H: 1 LOB: 1 BB: 0 P: 16 | R: 2 E: 0 K: 1 S: 10 | H: 2 LOB: 1 BB: 1 P: 17 | R: 2 E: 0 K: 2 S: 15 | H: 1 LOB: 1 BB: 2 P: 26 | R: 0 E: 0 K: 0 S: 6 | H: 0 LOB: 0 BB: 0 P: 8 | R: 0 E: 0 K: 1 S: 8 | H: 0 LOB: 0 BB: 0 P: 11 | R: 5 E: 0 K: 1 S: 17 | H: 5 LOB: 0 BB: 0 P: 23 | R: 2 E: 0 K: 1 S: 20 | H: 3 LOB: 1 BB: 0 P: 28 | R: 1 E: 1 K: 0 S: 12 | H: 3 LOB: 2 BB: 0 P: 21 | R: 0 E: 0 K: 1 S: 5 | H: 0 LOB: 1 BB: 1 P: 5 | 1B: 12 2B: 2 3B: 0 HR: 2 | SF: 1 SAC: 0 DP: 0 HBP: 0 | WP: 0 PB: 0 SB: 0 CS: 1 | PA: 49 | | | | | | | | | | | | |
| PITCHER | IP 6.0 | WLS 25 | BF 25 | H 5 | R 4 | ER 4 | SO 6 | BB 3 | IBB 0 | HBP 0 | BLK 0 | WP 0 | HR 0 | S 60 | P 94 | ERA 6.00 | WHIP 1.333 | PITCHER | IP 1.0 | WLS 4 | BF 4 | H 0 | R 0 | ER 0 | SO 1 | BB 0 | IBB 1 | HBP 0 | BLK 0 | WP 0 | HR 0 | S 5 | P 5 | ERA 0.00 | WHIP 0.000 | |
| 48 Reid Detmers, L ERA: 4.42 | (1,1) | | | | | | | | | | | | | | | | | 53 Carlos Estévez, R ERA: 1.75 | (10, 1) | | | | | | | | | | | | | | | | | |
| 49 Chris Devenski, R ERA: 5.08 | (7, 1) | | | | | | | | | | | | | | | | | | | | | | | | | | | | | | | | | | | |
| 57 Zack Weiss, R ERA: 6.0 | (7, 1) | | | | | | | | | | | | | | | | | | | | | | | | | | | | | | | | | | | |
| 55 Matt Moore, L ERA: 2.1 | (8, 1) | | | | | | | | | | | | | | | | | | | | | | | | | | | | | | | | | | | |
| 32 Tucker Davidson, L ERA: 6.54 | (8, 1) | | | | | | | | | | | | | | | | | | | | | | | | | | | | | | | | | | | |

Houston Astros @ Los Angeles Angels
Angel Stadium, Anaheim, CA
Sat Jul 15 2023, 6:10 PM - 9:39 PM PDT
Att: 37,523 - Clear - 77 F

| | |
|-----|----|
| AB | 44 |
| R | 12 |
| H | 16 |
| RBI | 12 |
| BB | 4 |
| SO | 9 |
| LOB | 17 |



| Batter | 1 | 2 | 3 | 4 | 5 | 6 | 7 | 8 | 9 | 10 | AB | R | H | RBI | BB | SO | LOB | BOTTOM | | | | | | | | | | | | | | | | | | |
|---|--|----------------------------------|--|----------------------------------|---|----------------------------------|---|----------------------------------|--|----------------------------------|--|----------------------------------|-------------------------------|----------------------------------|------------------------------|----------------------------------|-------------------------------|----------------------------------|------------------------------|---------------------------------|----------------------------------|------------------------------------|----------------------------------|---------|---------|---------|----------|----------|----------|---------|---------|--------|--------|-------------|---------------|--|
| 9 Zach Neto, R OBP: 0.325, SLG: 0.427 | (1,6) C SI 83 S CH 90 0-3 K | | C SI 81 S CU 81 0-3 K | | B CU 82 B CH 90 C CH 96 S CH 80 S CU 82 2-3 K | | B SI 96 B SI 95 X SI 95 1-1 HR | | F FF 94 X SL 87 0-1 F8 | | S FC 88 X FC 88 0-1 F9 | 6 | 1 | 1 | 2 | 0 | 3 | 0 | | | | | | | | | | | | | | | | | | |
| 17 Shohei Ohtani, L OBP: 0.386, SLG: 0.661 | (1,10) F SI 94 B SI 90 S CU 82 B CH 90 2-3 K | | C SI 94 X SI 95 0-1 G4-3 | | S CH 90 F SI 95 S CU 82 0-3 K | | F CU 82 B CH 90 S FS 90 S FS 90 1-3 K | | C CH 89 B CH 90 X SL 89 1-1 HR | | 0-0 K | 5 | 1 | 1 | 1 | 1 | 3 | 0 | | | | | | | | | | | | | | | | | | |
| 3 Taylor Ward, R OBP: 0.325, SLG: 0.394 | (1,7) T SI 83 C CH 89 B CH 91 F CH 91 X SI 96 2-2 K | | C SI 85 B CH 80 S CU 80 1-3 K | | C CH 88 C CH 91 0-1 16 1B 1B | | B SL 90 B FF 98 B FF 98 B FF 98 4-2 5 1B BB | | C CU 82 B CH 90 X CU 82 1-2 8 1B 1B | | S ST 79 F FF 89 F FF 89 ST 80 X FF 91 2-2 FC4-6 | 5 | 2 | 3 | 0 | 1 | 1 | 0 | | | | | | | | | | | | | | | | | | |
| 16 Mickey Moniak, L OBP: 0.306, SLG: 0.463 | (1,8) S SI 83 X SI 95 0-1 L3 | | B CU 81 B CH 80 F CH 91 S CH 91 2-3 K | | B SI 96 S CU 83 1-2 12 FC6-4 1B | | S FF 97 X FS 88 0-1 5 1B HR | | B SL 90 B FF 98 B FF 98 X SL 87 3-1 8 HR 1B | | B SL 83 B SL 90 B FF 95 X CU 82 2-2 8 1B 1B | 5 | 1 | 3 | 0 | 0 | 1 | 1 | | | | | | | | | | | | | | | | | | |
| 4 Andrew Velazquez, S OBP: 0.318, SLG: 0.237 | (9, PR) S SI 83 X SI 95 0-1 L3 | | B CU 81 B CH 80 F CH 91 S CH 91 2-3 K | | B SI 96 S CU 83 1-2 12 FC6-4 1B | | S FF 97 X FS 88 0-1 5 1B HR | | B SL 90 B FF 98 B FF 98 X SL 87 3-1 8 HR 1B | | B SL 83 B SL 90 B FF 95 X CU 82 2-2 8 1B 1B | 0 | 1 | 0 | 0 | 0 | 0 | 0 | | | | | | | | | | | | | | | | | | |
| 5 Eduardo Escobar, S OBP: 0.288, SLG: 0.354 | (1,5) C CU 80 B CU 82 B CH 91 B SI 95 S CU 83 2-3 K | | C CU 78 X CH 88 0-1 E5 12 2B 1B | | C CH 88 C CH 91 0-3 K | | B FF 98 F FF 97 B FF 97 X FF 97 1-2 8 HR 1B | | M CU 83 B CU 82 B SL 90 B FF 95 C FF 95 X CU 83 3-2 12 1B 8 PB 1B | | 1-2 2-3 1B | 5 | 1 | 2 | 1 | 0 | 2 | 2 | | | | | | | | | | | | | | | | | | |
| 8 Mike Moustakas, L OBP: 0.341, SLG: 0.435 | (1,3) F SI 94 B CU 81 C SI 96 1-3 K | | S SI 94 B CU 81 C SI 96 1-3 K | | C CU 81 C CU 82 F CH 91 F CH 91 1-3 K | | F SI 95 X SL 87 0-1 2+H HR | | C CU 81 C CU 82 F CH 91 F CH 91 1-3 K | | B CU 83 C CH 91 B FC 95 B CU 82 X CH 91 3-2 G4-3 | 5 | 1 | 1 | 3 | 0 | 3 | 5 | | | | | | | | | | | | | | | | | | |
| 12 Hunter Renfroe, R OBP: 0.300, SLG: 0.455 | (1,9) B CH 89 B CH 91 F CU 81 B CU 80 4-2 21 1B 2 HR BB | | F SI 95 X SI 95 0-1 FC6-4 2B | | F CU 81 X CH 91 0-1 FC6-4 1B | | C SL 88 B FF 98 T FF 98 1-2 2B | | F SI 95 B FF 98 B FF 98 X SL 87 2-2 K | | X SL 90 0-0 25 DI 1B | 4 | 1 | 2 | 1 | 1 | 1 | 2 | | | | | | | | | | | | | | | | | | |
| 21 Matt Thaiss, L OBP: 0.371, SLG: 0.378 | (1,2) C SI 96 X SI 95 0-1 2 HR 1B | | B SI 96 B CH 90 F CH 91 C CU 82 1-3 K | | F SI 95 B CH 92 B CH 92 C CU 82 D CU 83 3-2 FC4 BB | | B FF 91 F FF 92 X FF 92 2-0 G1-3 | | M FF 96 F FF 96 F FF 96 S CU 83 3-2 K | | 1-2 2-3 3+H 1B | 4 | 1 | 1 | 0 | 1 | 2 | 3 | | | | | | | | | | | | | | | | | | |
| 2 Luis Rengifo, S OBP: 0.308, SLG: 0.335 | (1,4) X CH 90 0-0 HR | | B CU 81 X SI 95 1-0 G6-3 | | C SI 94 S SI 95 F CH 91 X CH 90 0-2 FC4 HR | | F FF 93 F FF 93 C FF 84 S FF 93 2-3 K | | 2 B FF 96 C CU 84 X CU 83 0-2 F8 | | 0-0 K | 4 | 2 | 1 | 3 | 0 | 1 | 1 | | | | | | | | | | | | | | | | | | |
| 25 Trey Cabbage, L ERA: 2.83 | (10, 8) 1+H 2+H HR | | | | | | | | | | | | | | | | | | | | | | | | | | | | | | | | | | | |
| Inning Stats | R: 0 E: 0 K: 2 S: 12 | H: 1 LOB: 1 BB: 0 P: 16 | R: 3 E: 0 K: 3 S: 14 | H: 2 LOB: 0 BB: 1 P: 21 | R: 0 E: 0 K: 2 S: 8 | H: 0 LOB: 0 BB: 0 P: 11 | R: 0 E: 1 K: 2 S: 12 | H: 1 LOB: 1 BB: 0 P: 14 | R: 0 E: 0 K: 2 S: 8 | H: 0 LOB: 0 BB: 0 P: 11 | R: 0 E: 0 K: 2 S: 14 | H: 2 LOB: 2 BB: 0 P: 16 | R: 6 E: 0 K: 2 S: 23 | H: 4 LOB: 0 BB: 2 P: 37 | R: 0 E: 0 K: 1 S: 7 | H: 0 LOB: 0 BB: 0 P: 11 | R: 3 E: 0 K: 1 S: 22 | H: 5 LOB: 3 BB: 0 P: 32 | R: 1 E: 1 K: 0 S: 7 | H: 0 LOB: 0 BB: 1 P: 9 | 1B: 9 2B: 2 3B: 0 HR: 4 | SF: 0 SAC: 0 DP: 0 HBP: 0 | WP: 0 PB: 1 SB: 0 CS: 0 | PA: 48 | | | | | | | | | | | | |
| PITCHER | IP 6.1 | WLS 28 | BF 28 | H 7 | R 5 | ER 5 | SO 13 | BB 2 | IBB 0 | HBP 0 | BLK 0 | WP 0 | HR 2 | S 76 | P 101 | ERA 7.11 | WHIP 1.421 | PITCHER | IP 0.2 | WLS L | BF 3 | H 0 | R 0 | ER 0 | SO 0 | BB 0 | IBB 1 | HBP 0 | BLK 0 | WP 0 | HR 0 | S 7 | P 9 | ERA 0.00 | WHIP 0.000 | |
| Framber Valdez, L ERA: 2.76 | (1,1) | | | | | | | | | | | | | | | | | 88 Phil Maton, R ERA: 2.36 | (10, 1) | | | | | | | | | | | | | | | | | |
| 45 Ryne Stanek, R ERA: 4.94 | (7, 1) | | | | | | | | | | | | | | | | | | | | | | | | | | | | | | | | | | | |
| 52 Bryan Abreu, R ERA: 2.84 | (7, 1) | | | | | | | | | | | | | | | | | | | | | | | | | | | | | | | | | | | |
| 50 Héctor Neris, R ERA: 1.59 | (8, 1) | | | | | | | | | | | | | | | | | | | | | | | | | | | | | | | | | | | |
| 55 Ryan Pressly, R ERA: 2.83 | (9, 1) | | | | | | | | | | | | | | | | | | | | | | | | | | | | | | | | | | | |

Houston Astros @ Los Angeles Angels
Angel Stadium, Anaheim, CA
Sat Jul 15 2023, 6:10 PM - 9:39 PM PDT
Att: 37,523 - Clear - 77 F

| | |
|-----|----|
| AB | 44 |
| R | 13 |
| H | 15 |
| RBI | 11 |
| BB | 4 |
| SO | 17 |
| LOB | 16 |



| Batter | 1 | 2 | 3 | 4 | 5 | 6 | 7 | 8 | 9 | AB | R | H | RBI | BB | SO | LOB | TOP | | |
|--|---|---|---|---|---|---|---|---|---|---|---|---|---|---|---|---|--|---|-------|
| 14 Mauricio Dubón, R OBP: 0.301, SLG: 0.386 | | | | | | | | | | 4 | 1 | 0 | 0 | 0 | 1 | 1 | Houston Astros @ Colorado Rockies Coors Field, Denver, CO Tue Jul 18 2023, 6:42 PM - 9:19 PM MDT Att: 43,871 - Partly Cloudy - 88 F | | |
| 2 Alex Bregman, R OBP: 0.345, SLG: 0.403 | | | | | | | | | | 3 | 1 | 2 | 1 | 1 | 0 | 1 | | | |
| 30 Kyle Tucker, L OBP: 0.376, SLG: 0.487 | | | | | | | | | | 4 | 0 | 1 | 0 | 0 | 1 | 3 | | | |
| 79 José Abreu, R OBP: 0.289, SLG: 0.354 | | | | | | | | | | 4 | 0 | 1 | 0 | 0 | 2 | 3 | | | |
| 20 Chas McCormick, R OBP: 0.367, SLG: 0.519 | | | | | | | | | | 3 | 1 | 1 | 1 | 1 | 1 | 1 | | | |
| 21 Yainer Díaz, R OBP: 0.287, SLG: 0.487 | | | | | | | | | | 4 | 0 | 1 | 1 | 0 | 1 | 2 | | | |
| 9 Corey Julks, R OBP: 0.326, SLG: 0.402 | | | | | | | | | | 4 | 0 | 1 | 0 | 0 | 0 | 3 | | | |
| 3 Jeremy Peña, R OBP: 0.294, SLG: 0.385 | | | | | | | | | | 4 | 0 | 0 | 0 | 0 | 1 | 4 | | | |
| 6 Jake Meyers, R OBP: 0.306, SLG: 0.381 | | | | | | | | | | 3 | 0 | 1 | 0 | 0 | 0 | 0 | | | |
| 26 Bligh Madris, L OBP: 0.231, SLG: 0.174 | | | | | | | | | | 1 | 0 | 0 | 0 | 0 | 0 | 0 | | | |
| Inning Stats | R: 3 H: 3 E: 0 K: 2 S: 16 | H: 3 LOB: 1 BB: 0 P: 24 | R: 0 H: 0 E: 0 K: 0 S: 5 | H: 0 LOB: 0 BB: 0 P: 7 | R: 0 H: 0 E: 0 K: 0 S: 3 | H: 0 LOB: 0 BB: 1 P: 9 | R: 0 H: 1 E: 1 K: 0 S: 13 | H: 1 LOB: 1 BB: 1 P: 22 | R: 0 H: 2 E: 0 K: 1 S: 10 | H: 2 LOB: 2 BB: 0 P: 16 | R: 0 H: 2 E: 0 K: 1 S: 7 | H: 0 LOB: 0 BB: 0 P: 9 | R: 0 H: 0 E: 0 K: 1 S: 9 | H: 0 LOB: 0 BB: 0 P: 13 | 1B: 5 2B: 3 3B: 0 HR: 0 | SF: 0 SAC: 0 DP: 2 HBP: 1 | WP: 0 PB: 0 SB: 0 CS: 0 | PA: 37 | |
| PITCHER | IP WLS BF H R ER SO BB IBB HBP BLK WP HR S P ERA WHIP | IP WLS BF H R ER SO BB IBB HBP BLK WP HR S P ERA WHIP | IP WLS BF H R ER SO BB IBB HBP BLK WP HR S P ERA WHIP | IP WLS BF H R ER SO BB IBB HBP BLK WP HR S P ERA WHIP | IP WLS BF H R ER SO BB IBB HBP BLK WP HR S P ERA WHIP | IP WLS BF H R ER SO BB IBB HBP BLK WP HR S P ERA WHIP | IP WLS BF H R ER SO BB IBB HBP BLK WP HR S P ERA WHIP | IP WLS BF H R ER SO BB IBB HBP BLK WP HR S P ERA WHIP | IP WLS BF H R ER SO BB IBB HBP BLK WP HR S P ERA WHIP | IP WLS BF H R ER SO BB IBB HBP BLK WP HR S P ERA WHIP | IP WLS BF H R ER SO BB IBB HBP BLK WP HR S P ERA WHIP | IP WLS BF H R ER SO BB IBB HBP BLK WP HR S P ERA WHIP | IP WLS BF H R ER SO BB IBB HBP BLK WP HR S P ERA WHIP | IP WLS BF H R ER SO BB IBB HBP BLK WP HR S P ERA WHIP | IP WLS BF H R ER SO BB IBB HBP BLK WP HR S P ERA WHIP | IP WLS BF H R ER SO BB IBB HBP BLK WP HR S P ERA WHIP | IP WLS BF H R ER SO BB IBB HBP BLK WP HR S P ERA WHIP | IP WLS BF H R ER SO BB IBB HBP BLK WP HR S P ERA WHIP | |
| 59 Jake Bird, R ERA: 4.11 | 1.0 | 7 | 3 | 3 | 3 | 2 | 0 | 0 | 0 | 0 | 0 | 0 | 0 | 0 | 0 | 0 | 27.00 | 3.000 | |
| 57 Tommy Doyle, R ERA: 4.11 | 2.0 | 6 | 0 | 0 | 0 | 0 | 1 | 0 | 0 | 0 | 0 | 0 | 0 | 0 | 0 | 8 | 16 | 0.00 | 0.500 |
| 60 Fernando Abad, L ERA: 4.26 | 1.1 | 6 | 1 | 0 | 0 | 0 | 1 | 0 | 0 | 0 | 0 | 0 | 0 | 0 | 0 | 16 | 27 | 0.00 | 1.500 |
| 64 Gavin Hollowell, R ERA: 4.63 | 1.2 | 7 | 2 | 0 | 0 | 1 | 0 | 0 | 0 | 0 | 0 | 0 | 0 | 0 | 0 | 17 | 26 | 0.00 | 1.200 |
| 36 Pierce Johnson, R ERA: 5.97 | 1.0 | 5 | 2 | 0 | 0 | 2 | 0 | 0 | 0 | 0 | 0 | 0 | 0 | 0 | 0 | 13 | 19 | 0.00 | 2.000 |

| Batter | 1 | 2 | 3 | 4 | 5 | 6 | 7 | 8 | 9 | AB | R | H | RBI | BB | SO | LOB | BOTTOM | | |
|--|---|---|---|---|---|---|---|---|---|---|---|---|---|---|---|---|--|---|-------|
| 29 Jurickson Profar, S OBP: 0.325, SLG: 0.374 | | | | | | | | | | 4 | 1 | 1 | 0 | 0 | 1 | 1 | Houston Astros @ Colorado Rockies Coors Field, Denver, CO Tue Jul 18 2023, 6:42 PM - 9:19 PM MDT Att: 43,871 - Partly Cloudy - 88 F | | |
| 23 Kris Bryant, R OBP: 0.332, SLG: 0.387 | | | | | | | | | | 4 | 1 | 1 | 2 | 0 | 2 | 1 | | | |
| 24 Ryan McMahon, L OBP: 0.336, SLG: 0.466 | | | | | | | | | | 4 | 1 | 2 | 1 | 0 | 1 | 0 | | | |
| 25 C.J. Cron, R OBP: 0.297, SLG: 0.455 | | | | | | | | | | 3 | 1 | 1 | 0 | 0 | 0 | 0 | | | |
| 35 Elias Díaz, R OBP: 0.323, SLG: 0.421 | | | | | | | | | | 4 | 0 | 1 | 0 | 0 | 1 | 3 | | | |
| 22 Nolan Jones, L OBP: 0.359, SLG: 0.493 | | | | | | | | | | 4 | 0 | 0 | 0 | 0 | 2 | 4 | | | |
| 14 Ezequiel Tovar, R OBP: 0.297, SLG: 0.431 | | | | | | | | | | 3 | 0 | 1 | 1 | 0 | 2 | 2 | | | |
| 30 Harold Castro, L OBP: 0.292, SLG: 0.340 | | | | | | | | | | 2 | 0 | 0 | 0 | 1 | 0 | 1 | | | |
| 9 Brenton Doyle, R OBP: 0.266, SLG: 0.348 | | | | | | | | | | 3 | 0 | 0 | 0 | 0 | 2 | 1 | | | |
| Inning Stats | R: 3 H: 3 E: 0 K: 1 S: 15 | H: 3 LOB: 0 BB: 0 P: 25 | R: 0 H: 0 E: 0 K: 2 S: 10 | H: 0 LOB: 0 BB: 0 P: 17 | R: 0 H: 0 E: 0 K: 0 S: 8 | H: 0 LOB: 0 BB: 0 P: 13 | R: 1 H: 1 E: 0 K: 1 S: 9 | H: 1 LOB: 1 BB: 0 P: 18 | R: 0 H: 0 E: 0 K: 3 S: 11 | H: 2 LOB: 2 BB: 0 P: 18 | R: 0 H: 2 E: 0 K: 2 S: 14 | H: 0 LOB: 1 BB: 1 P: 19 | R: 0 H: 1 E: 0 K: 1 S: 10 | H: 1 LOB: 1 BB: 0 P: 16 | 1B: 3 2B: 1 3B: 1 HR: 2 | SF: 0 SAC: 0 DP: 0 HBP: 1 | WP: 0 PB: 0 SB: 1 CS: 0 | PA: 33 | |
| PITCHER | IP WLS BF H R ER SO BB IBB HBP BLK WP HR S P ERA WHIP | IP WLS BF H R ER SO BB IBB HBP BLK WP HR S P ERA WHIP | IP WLS BF H R ER SO BB IBB HBP BLK WP HR S P ERA WHIP | IP WLS BF H R ER SO BB IBB HBP BLK WP HR S P ERA WHIP | IP WLS BF H R ER SO BB IBB HBP BLK WP HR S P ERA WHIP | IP WLS BF H R ER SO BB IBB HBP BLK WP HR S P ERA WHIP | IP WLS BF H R ER SO BB IBB HBP BLK WP HR S P ERA WHIP | IP WLS BF H R ER SO BB IBB HBP BLK WP HR S P ERA WHIP | IP WLS BF H R ER SO BB IBB HBP BLK WP HR S P ERA WHIP | IP WLS BF H R ER SO BB IBB HBP BLK WP HR S P ERA WHIP | IP WLS BF H R ER SO BB IBB HBP BLK WP HR S P ERA WHIP | IP WLS BF H R ER SO BB IBB HBP BLK WP HR S P ERA WHIP | IP WLS BF H R ER SO BB IBB HBP BLK WP HR S P ERA WHIP | IP WLS BF H R ER SO BB IBB HBP BLK WP HR S P ERA WHIP | IP WLS BF H R ER SO BB IBB HBP BLK WP HR S P ERA WHIP | IP WLS BF H R ER SO BB IBB HBP BLK WP HR S P ERA WHIP | IP WLS BF H R ER SO BB IBB HBP BLK WP HR S P ERA WHIP | IP WLS BF H R ER SO BB IBB HBP BLK WP HR S P ERA WHIP | |
| 58 Hunter Brown, R ERA: 4.26 | 5.1 | 23 | 6 | 4 | 4 | 7 | 0 | 0 | 0 | 0 | 0 | 0 | 0 | 0 | 0 | 0 | 6.75 | 1.125 | |
| 45 Ryne Stanek, R ERA: 4.53 | 0.2 | 2 | 0 | 0 | 0 | 2 | 0 | 0 | 0 | 0 | 0 | 0 | 0 | 0 | 0 | 9 | 14 | 0.00 | 0.000 |
| 50 Héctor Neris, R ERA: 1.55 | 1.0 | 4 | 0 | 0 | 0 | 1 | 1 | 0 | 0 | 0 | 0 | 0 | 0 | 0 | 0 | 10 | 19 | 0.00 | 1.000 |
| 52 Bryan Abreu, R ERA: 2.78 | 1.0 | 4 | 1 | 0 | 0 | 1 | 0 | 0 | 0 | 0 | 0 | 0 | 0 | 0 | 0 | 10 | 16 | 0.00 | 1.000 |

Houston Astros @ Colorado Rockies
Coors Field, Denver, CO
Tue Jul 18 2023, 6:42 PM - 9:19 PM MDT
Att: 43,871 - Partly Cloudy - 88 F

| | |
|-----|----|
| AB | 34 |
| R | 3 |
| H | 8 |
| RBI | 3 |
| BB | 2 |
| SO | 7 |
| LOB | 18 |



Houston Astros @ Colorado Rockies
Coors Field, Denver, CO
Tue Jul 18 2023, 6:42 PM - 9:19 PM MDT
Att: 43,871 - Partly Cloudy - 88 F

| | |
|-----|----|
| AB | 31 |
| R | 4 |
| H | 7 |
| RBI | 4 |
| BB | 1 |
| SO | 11 |
| LOB | 13 |



| Batter | 1 | 2 | 3 | 4 | 5 | 6 | 7 | 8 | 9 | AB | R | H | RBI | BB | SO | LOB | TOP | | | | | | | | | | | |
|--|------------------------------|----------------------------------|-------------------------------|----------------------------------|-------------------------------|----------------------------------|------------------------------|---------------------------------|------------------------------|----------------------------------|-------------------------------|----------------------------------|------------------------------|----------------------------------|-------------------------------|----------------------------------|--|----------------------------------|----------------------------------|------------------------------------|----------------------------------|--------|--|--|--|--|--|--|
| 14 Mauricio Dubón, R OBP: 0.301, SLG: 0.385 | | | | | | | | | | 4 | 0 | 1 | 1 | 0 | 1 | 1 | Houston Astros @ Colorado Rockies Coors Field, Denver, CO Wed Jul 19 2023, 1:10 PM - 3:48 PM MDT Att: 36,937 - Cloudy - 90 F | | | | | | | | | | | |
| 3 Jeremy Peña, R OBP: 0.291, SLG: 0.381 | | | | | | | | | | 4 | 0 | 0 | 0 | 0 | 1 | 2 | | | | | | | | | | | | |
| 30 Kyle Tucker, L OBP: 0.377, SLG: 0.488 | | | | | | | | | | 3 | 1 | 1 | 0 | 1 | 1 | 1 | | | | | | | | | | | | |
| 2 Alex Bregman, R OBP: 0.342, SLG: 0.398 | | | | | | | | | | 4 | 0 | 0 | 0 | 0 | 0 | 2 | | | | | | | | | | | | |
| 79 José Abreu, R OBP: 0.291, SLG: 0.356 | | | | | | | | | | 4 | 1 | 2 | 1 | 0 | 1 | 1 | | | | | | | | | | | | |
| 20 Chas McCormick, R OBP: 0.277, SLG: 0.534 | | | | | | | | | | 4 | 1 | 2 | 2 | 0 | 1 | 2 | | | | | | | | | | | | |
| 9 Corey Julks, R OBP: 0.321, SLG: 0.396 | | | | | | | | | | 4 | 0 | 0 | 0 | 0 | 2 | 2 | | | | | | | | | | | | |
| 6 Jake Meyers, R OBP: 0.309, SLG: 0.387 | | | | | | | | | | 4 | 1 | 2 | 0 | 0 | 1 | 0 | | | | | | | | | | | | |
| 15 Martín Maldonado, R OBP: 0.244, SLG: 0.295 | | | | | | | | | | 4 | 0 | 0 | 0 | 0 | 0 | 2 | | | | | | | | | | | | |
| Inning Stats | R: 0 E: 0 K: 2 S: 7 | H: 0 LOB: 0 BB: 0 P: 11 | R: 0 E: 0 K: 1 S: 17 | H: 1 LOB: 1 BB: 0 P: 24 | R: 1 E: 0 K: 0 S: 14 | H: 2 LOB: 1 BB: 0 P: 19 | R: 0 E: 0 K: 0 S: 7 | H: 1 LOB: 1 BB: 0 P: 8 | R: 0 E: 0 K: 1 S: 7 | H: 1 LOB: 1 BB: 0 P: 11 | R: 3 E: 0 K: 1 S: 13 | H: 3 LOB: 0 BB: 0 P: 21 | R: 0 E: 0 K: 0 S: 8 | H: 0 LOB: 0 BB: 0 P: 11 | R: 0 E: 0 K: 1 S: 12 | H: 0 LOB: 0 BB: 0 P: 22 | R: 0 E: 0 K: 2 S: 8 | H: 0 LOB: 0 BB: 0 P: 11 | 1B: 5 2B: 2 3B: 0 HR: 1 | SF: 0 SAC: 0 DP: 0 HBP: 0 | WP: 1 PB: 0 SB: 2 CS: 0 | PA: 36 | | | | | | |
| PITCHER | IP | WLS | BF | H | R | ER | SO | BB | IBB | HBP | BLK | WP | HR | S | P | ERA | WHIP | | | | | | | | | | | |
| 26 Austin Gombler, L ERA: 6.18 | (1, 1) | 6.0 | L | 26 | 8 | 4 | 4 | 5 | 0 | 0 | 0 | 0 | 1 | 1 | 65 | 94 | 6.00 | 1.333 | | | | | | | | | | |
| 54 Matt Koch, R ERA: | (7, 1) | 1.0 | | 3 | 0 | 0 | 0 | 0 | 0 | 0 | 0 | 0 | 0 | 0 | 8 | 11 | 0.00 | 0.000 | | | | | | | | | | |
| 55 Brad Hand, L ERA: 4.83 | (8, 1) | 1.0 | | 4 | 0 | 0 | 0 | 1 | 1 | 0 | 0 | 0 | 0 | 0 | 12 | 22 | 0.00 | 1.000 | | | | | | | | | | |
| 39 Brent Suter, L ERA: 2.74 | (9, 1) | 1.0 | | 3 | 0 | 0 | 0 | 2 | 0 | 0 | 0 | 0 | 0 | 0 | 8 | 11 | 0.00 | 0.000 | | | | | | | | | | |

| Batter | 1 | 2 | 3 | 4 | 5 | 6 | 7 | 8 | 9 | AB | R | H | RBI | BB | SO | LOB | BOTTOM | | | | | | | | | | |
|--|------------------------------|----------------------------------|-------------------------------|----------------------------------|------------------------------|----------------------------------|-------------------------------|----------------------------------|------------------------------|----------------------------------|-------------------------------|----------------------------------|-------------------------------|----------------------------------|-------------------------------|----------------------------------|--|----------------------------------|----------------------------------|------------------------------------|----------------------------------|--------|--|--|--|--|--|
| 29 Jurickson Profar, S OBP: 0.322, SLG: 0.369 | | | | | | | | | | 4 | 0 | 0 | 0 | 0 | 0 | 1 | Houston Astros @ Colorado Rockies Coors Field, Denver, CO Wed Jul 19 2023, 1:10 PM - 3:48 PM MDT Att: 36,937 - Cloudy - 90 F | | | | | | | | | | |
| 23 Kris Bryant, R OBP: 0.332, SLG: 0.383 | | | | | | | | | | 2 | 0 | 0 | 0 | 0 | 0 | 1 | | | | | | | | | | | |
| 22 Nolan Jones, L OBP: 0.357, SLG: 0.489 | | | | | | | | | | 1 | 0 | 0 | 0 | 0 | 1 | 0 | | | | | | | | | | | |
| 24 Ryan McMahon, L OBP: 0.335, SLG: 0.462 | | | | | | | | | | 3 | 0 | 0 | 0 | 1 | 2 | 1 | | | | | | | | | | | |
| 25 C.J. Cron, R OBP: 0.296, SLG: 0.466 | | | | | | | | | | 4 | 1 | 1 | 1 | 0 | 1 | 3 | | | | | | | | | | | |
| 35 Elias Díaz, R OBP: 0.319, SLG: 0.415 | | | | | | | | | | 4 | 0 | 0 | 0 | 0 | 1 | 1 | | | | | | | | | | | |
| 4 Michael Toglia, S OBP: 0.286, SLG: 0.323 | | | | | | | | | | 2 | 0 | 1 | 0 | 2 | 0 | 0 | | | | | | | | | | | |
| 14 Ezequiel Tovar, R OBP: 0.294, SLG: 0.427 | | | | | | | | | | 3 | 0 | 0 | 0 | 0 | 1 | 3 | | | | | | | | | | | |
| 30 Harold Castro, L OBP: 0.288, SLG: 0.335 | | | | | | | | | | 3 | 0 | 0 | 0 | 0 | 2 | 2 | | | | | | | | | | | |
| 9 Brenton Doyle, R OBP: 0.267, SLG: 0.344 | | | | | | | | | | 2 | 0 | 0 | 0 | 1 | 0 | 0 | | | | | | | | | | | |
| Inning Stats | R: 0 E: 0 K: 1 S: 8 | H: 0 LOB: 0 BB: 0 P: 12 | R: 0 E: 0 K: 1 S: 11 | H: 1 LOB: 0 BB: 0 P: 17 | R: 0 E: 0 K: 1 S: 8 | H: 0 LOB: 0 BB: 0 P: 10 | R: 0 E: 0 K: 0 S: 12 | H: 0 LOB: 1 BB: 0 P: 22 | R: 0 E: 0 K: 1 S: 6 | H: 0 LOB: 0 BB: 1 P: 14 | R: 0 E: 0 K: 1 S: 10 | H: 0 LOB: 2 BB: 2 P: 21 | R: 0 E: 0 K: 1 S: 15 | H: 0 LOB: 1 BB: 1 P: 24 | R: 0 E: 0 K: 1 S: 11 | H: 0 LOB: 0 BB: 0 P: 17 | R: 1 E: 0 K: 1 S: 11 | H: 1 LOB: 0 BB: 0 P: 17 | 1B: 1 2B: 0 3B: 0 HR: 1 | SF: 0 SAC: 0 DP: 0 HBP: 1 | WP: 0 PB: 0 SB: 0 CS: 1 | PA: 33 | | | | | |
| PITCHER | IP | WLS | BF | H | R | ER | SO | BB | IBB | HBP | BLK | WP | HR | S | P | ERA | WHIP | | | | | | | | | | |
| 64 Brandon Bielak, R ERA: 3.46 | (1, 1) | 5.2 | W | 21 | 1 | 0 | 0 | 1 | 0 | 0 | 0 | 0 | 0 | 3 | 4 | 0.00 | 0.706 | | | | | | | | | | |
| 88 Phil Maton, R ERA: 2.49 | (6, 1) | 0.1 | H | 1 | 0 | 0 | 0 | 1 | 0 | 0 | 0 | 0 | 0 | 3 | 4 | 0.00 | 0.000 | | | | | | | | | | |
| 47 Rafael Montero, R ERA: 6.42 | (7, 1) | 1.0 | | 4 | 0 | 0 | 0 | 1 | 1 | 0 | 0 | 0 | 0 | 15 | 24 | 0.00 | 1.000 | | | | | | | | | | |
| 45 Ryne Stanek, R ERA: 4.88 | (8, 1) | 1.0 | | 3 | 0 | 0 | 0 | 1 | 0 | 0 | 0 | 0 | 0 | 11 | 17 | 0.00 | 0.000 | | | | | | | | | | |
| 55 Ryan Pressly, R ERA: 2.88 | (9, 1) | 1.0 | | 4 | 1 | 1 | 1 | 1 | 0 | 0 | 0 | 0 | 1 | 11 | 17 | 9.00 | 1.000 | | | | | | | | | | |

| Batter | 1 | 2 | 3 | 4 | 5 | 6 | 7 | 8 | 9 | AB | R | H | RBI | BB | SO | LOB | TOP | | | | | | | | |
|--|---|---|--|--------------------------|------------------------------|--------------------------|------------------------------|-------------------------|------------------------------|--------------------------|-------------------------------|--------------------------|-------------------------------|--------------------------|------------------------------|--------------------------|--|--------------------------|----------------------------------|------------------------------------|----------------------------------|--------|--|--|--|
| 14 Mauricio Dubón, R OBP: 0.300, SLG: 0.383 | | | | | | | | | | 4 | 1 | 1 | 0 | 0 | 2 | 0 | Houston Astros @ Oakland Athletics Oakland Coliseum, Oakland, CA Thu Jul 20 2023, 6:40 PM - 8:52 PM PDT Att. 4,757 - Clear - 71 F | | | | | | | | |
| 3 Jeremy Peña, R OBP: 0.290, SLG: 0.379 | | | | | | | | | | 4 | 1 | 1 | 0 | 0 | 0 | 0 | | | | | | | | | |
| 30 Kyle Tucker, L OBP: 0.376, SLG: 0.488 | | | | | | | | | | 4 | 0 | 1 | 2 | 0 | 1 | 0 | | | | | | | | | |
| 2 Alex Bregman, R OBP: 0.341, SLG: 0.405 | | | | | | | | | | 4 | 1 | 1 | 1 | 0 | 0 | 1 | | | | | | | | | |
| 79 José Abreu, R OBP: 0.291, SLG: 0.353 | | | | | | | | | | 3 | 0 | 0 | 0 | 1 | 2 | 0 | | | | | | | | | |
| 20 Chas McCormick, R OBP: 0.372, SLG: 0.531 | | | | | | | | | | 3 | 0 | 1 | 0 | 1 | 1 | 1 | | | | | | | | | |
| 9 Corey Julks, R OBP: 0.317, SLG: 0.390 | | | | | | | | | | 4 | 0 | 0 | 0 | 0 | 0 | 3 | | | | | | | | | |
| 21 Yainer Díaz, R OBP: 0.283, SLG: 0.479 | | | | | | | | | | 3 | 0 | 0 | 0 | 0 | 0 | 1 | | | | | | | | | |
| 6 Jake Meyers, R OBP: 0.306, SLG: 0.382 | | | | | | | | | | 3 | 0 | 0 | 0 | 0 | 1 | 0 | | | | | | | | | |
| Inning Stats | R: 0 H: 0 K: 2 S: 8 | H: 0 LOB: 0 BB: 0 P: 9 | R: 0 H: 1 K: 1 S: 8 | LOB: 1 BB: 0 P: 13 | R: 0 H: 0 K: 1 S: 8 | LOB: 0 BB: 0 P: 10 | R: 0 H: 0 K: 0 S: 8 | LOB: 0 BB: 0 P: 9 | R: 0 H: 0 K: 2 S: 9 | LOB: 0 BB: 0 P: 12 | R: 2 H: 3 K: 0 S: 17 | LOB: 1 BB: 0 P: 21 | R: 0 H: 0 K: 0 S: 10 | LOB: 1 BB: 1 P: 17 | R: 0 H: 0 K: 1 S: 6 | LOB: 0 BB: 0 P: 10 | R: 1 H: 1 K: 0 S: 12 | LOB: 1 BB: 1 P: 24 | 1B: 3 2B: 1 3B: 0 HR: 1 | SF: 0 SAC: 0 DP: 0 HBP: 0 | WP: 1 PB: 0 SB: 1 CS: 0 | PA: 34 | | | |
| PITCHER | IP WLS BF H R ER SO BB IBB HBP BLK WP HR S P ERA WHIP | 6.0 L 22 4 2 2 6 0 0 0 0 0 0 58 74 3.00 0.667 | 3.0 12 1 1 1 1 2 0 0 0 1 1 28 51 3.00 1.000 | | | | | | | | | | | | | | | | | | | | | | |

| | |
|-----|----|
| AB | 32 |
| R | 3 |
| H | 5 |
| RBI | 3 |
| BB | 2 |
| SO | 7 |
| LOB | 6 |



| Batter | 1 | 2 | 3 | 4 | 5 | 6 | 7 | 8 | 9 | AB | R | H | RBI | BB | SO | LOB | BOTTOM | | | | | | |
|--|---|--|---|---|------------------------------|--------------------------|------------------------------|-------------------------|------------------------------|--------------------------|------------------------------|--------------------------|-------------------------------|--------------------------|------------------------------|--------------------------|--|------------------------------------|----------------------------------|--------|--|--|--|
| 5 Tony Kemp, L OBP: 0.300, SLG: 0.300 | | | | | | | | | | 2 | 1 | 0 | 0 | 2 | 0 | 1 | Houston Astros @ Oakland Athletics Oakland Coliseum, Oakland, CA Thu Jul 20 2023, 6:40 PM - 8:52 PM PDT Att. 4,757 - Clear - 71 F | | | | | | |
| 33 JJ Bleday, L OBP: 0.322, SLG: 0.388 | | | | | | | | | | 4 | 0 | 0 | 0 | 0 | 2 | 3 | | | | | | | |
| 13 Jordan Diaz, R OBP: 0.277, SLG: 0.420 | | | | | | | | | | 4 | 0 | 0 | 0 | 0 | 2 | 3 | | | | | | | |
| 15 Seth Brown, L OBP: 0.278, SLG: 0.389 | | | | | | | | | | 4 | 0 | 2 | 1 | 0 | 0 | 0 | | | | | | | |
| 37 Tyler Soderstrom, L OBP: 0.217, SLG: 0.143 | | | | | | | | | | 4 | 0 | 0 | 0 | 0 | 2 | 2 | | | | | | | |
| 20 Zack Gelof, R OBP: 0.250, SLG: 0.435 | | | | | | | | | | 4 | 0 | 1 | 0 | 0 | 1 | 0 | | | | | | | |
| 6 Jace Peterson, L OBP: 0.306, SLG: 0.324 | | | | | | | | | | 3 | 0 | 1 | 0 | 0 | 0 | 1 | | | | | | | |
| 48 Cody Thomas, L OBP: 0.368, SLG: 0.529 | | | | | | | | | | 3 | 0 | 1 | 0 | 0 | 1 | 1 | | | | | | | |
| 12 Aledmys Díaz, R OBP: 0.264, SLG: 0.290 | | | | | | | | | | 2 | 0 | 1 | 0 | 0 | 0 | 1 | | | | | | | |
| Inning Stats | R: 1 H: 1 K: 2 S: 13 | H: 1 LOB: 1 BB: 1 P: 22 | R: 0 H: 0 K: 1 S: 9 | LOB: 0 BB: 0 P: 11 | R: 0 H: 1 K: 1 S: 6 | LOB: 0 BB: 0 P: 10 | R: 0 H: 0 K: 1 S: 7 | LOB: 0 BB: 0 P: 9 | R: 0 H: 0 K: 1 S: 7 | LOB: 0 BB: 0 P: 11 | R: 0 H: 2 K: 0 S: 6 | LOB: 1 BB: 0 P: 10 | R: 0 H: 1 K: 2 S: 16 | LOB: 2 BB: 1 P: 27 | R: 0 H: 0 K: 1 S: 7 | LOB: 0 BB: 0 P: 11 | 1B: 4 2B: 2 3B: 0 HR: 0 | SF: 0 SAC: 1 DP: 2 HBP: 0 | WP: 1 PB: 0 SB: 0 CS: 0 | PA: 33 | | | |
| PITCHER | IP WLS BF H R ER SO BB IBB HBP BLK WP HR S P ERA WHIP | 7.0 W 26 6 1 1 5 1 0 0 0 0 0 8 93 1.29 1.000 | 1.0 H 4 0 0 0 2 1 0 0 0 0 0 8 16 0.00 1.000 | 1.0 S 3 0 0 0 1 0 0 0 0 0 0 7 11 0.00 0.000 | | | | | | | | | | | | | | | | | | | |

| | |
|-----|----|
| AB | 30 |
| R | 1 |
| H | 6 |
| RBI | 1 |
| BB | 2 |
| SO | 8 |
| LOB | 12 |



| Batter | 1 | 2 | 3 | 4 | 5 | 6 | 7 | 8 | 9 | AB | R | H | RBI | BB | SO | LOB | TOP | | | | | | | | | | | | | | | | | | | | | |
|--|--------------------------------------|------------------|---------------------------------------|--|---------------------------------------|--|--------------------------------------|---|---------------------------------------|--|--------------------------------------|--|--------------------------------------|--|--------------------------------------|--|--------------------------------------|---|----------------------------------|------------------------------------|--|----|-----|----|---|---|----|----|----|-----|-----|-----|----|----|---|---|-----|------|
| 14 Mauricio Dubón, R OBP: 0.296, SLG: 0.377 | | | | | | | | | | 5 | 0 | 0 | 0 | 0 | 0 | 0 | | | | | | | | | | | | | | | | | | | | | | |
| 3 Jeremy Peña, R OBP: 0.292, SLG: 0.381 | | | | | | | | | | 4 | 2 | 2 | 0 | 0 | 1 | 0 | | | | | | | | | | | | | | | | | | | | | | |
| 30 Kyle Tucker, L OBP: 0.380, SLG: 0.517 | | | | | | | | | | 4 | 3 | 3 | 4 | 0 | 0 | 1 | | | | | | | | | | | | | | | | | | | | | | |
| 2 Alex Bregman, R OBP: 0.343, SLG: 0.414 | | | | | | | | | | 4 | 1 | 2 | 2 | 0 | 0 | 0 | | | | | | | | | | | | | | | | | | | | | | |
| 79 José Abreu, R OBP: 0.290, SLG: 0.352 | | | | | | | | | | 4 | 0 | 1 | 0 | 0 | 1 | 1 | | | | | | | | | | | | | | | | | | | | | | |
| 20 Chas McCormick, R OBP: 0.370, SLG: 0.525 | | | | | | | | | | 4 | 0 | 1 | 0 | 0 | 1 | 1 | | | | | | | | | | | | | | | | | | | | | | |
| 9 Corey Julks, R OBP: 0.312, SLG: 0.384 | | | | | | | | | | 4 | 0 | 0 | 0 | 0 | 0 | 1 | | | | | | | | | | | | | | | | | | | | | | |
| 17 David Hensley, R OBP: 0.215, SLG: 0.169 | | | | | | | | | | 3 | 0 | 0 | 0 | 1 | 1 | 1 | | | | | | | | | | | | | | | | | | | | | | |
| 15 Martín Maldonado, R OBP: 0.240, SLG: 0.290 | | | | | | | | | | 4 | 0 | 0 | 0 | 0 | 2 | 2 | | | | | | | | | | | | | | | | | | | | | | |
| Inning Stats | R: 1 H: 2 E: 0 K: 0 S: 9 | WLS: 1 BF: 11 | H: 0 R: 0 ER: 0 K: 1 S: 7 | H: 1 R: 0 LOB: 1 BB: 0 P: 10 | R: 2 H: 3 E: 0 K: 0 S: 18 | H: 3 R: 0 LOB: 0 BB: 0 P: 27 | R: 0 H: 0 E: 0 K: 0 S: 7 | H: 0 R: 0 LOB: 0 BB: 0 P: 9 | R: 2 H: 2 E: 0 K: 0 S: 15 | H: 2 R: 0 LOB: 1 BB: 1 P: 23 | R: 0 H: 0 E: 0 K: 1 S: 9 | H: 0 R: 0 LOB: 1 BB: 1 P: 17 | R: 1 H: 1 E: 0 K: 1 S: 9 | H: 1 R: 0 LOB: 0 BB: 0 P: 14 | R: 0 H: 0 E: 0 K: 2 S: 8 | H: 0 R: 0 LOB: 0 BB: 0 P: 14 | R: 0 H: 0 E: 0 K: 1 S: 7 | H: 0 R: 0 LOB: 0 BB: 0 P: 9 | 1B: 5 2B: 0 3B: 0 HR: 4 | SF: 0 SAC: 0 DP: 0 HBP: 0 | WP: 0 PA: 37 PB: 0 SB: 1 CS: 0 | | | | | | | | | | | | | | | | | |
| PITCHER | IP | WLS | BF | H | R | ER | SO | BB | IBB | HBP | BLK | WP | HR | S | P | ERA | WHIP | PITCHER | | | | IP | WLS | BF | H | R | ER | SO | BB | IBB | HBP | BLK | WP | HR | S | P | ERA | WHIP |
| 38 JP Sears, L ERA: 4.19 | 5.2 | L | 26 | 8 | 5 | 5 | 1 | 1 | 0 | 0 | 0 | 0 | 3 | 62 | 95 | 7.94 | 1.588 | | | | | | | | | | | | | | | | | | | | | |
| 50 Taylor Scott, R ERA: 7.35 | 1.1 | | 5 | 1 | 1 | 1 | 2 | 0 | 0 | 0 | 0 | 0 | 1 | 12 | 19 | 6.75 | 0.750 | | | | | | | | | | | | | | | | | | | | | |
| 29 Austin Pruitt, R ERA: 4.04 | 2.0 | | 6 | 0 | 0 | 0 | 3 | 0 | 0 | 0 | 0 | 0 | 0 | 15 | 23 | 0.00 | 0.000 | | | | | | | | | | | | | | | | | | | | | |

Houston Astros @ Oakland Athletics
Oakland Coliseum, Oakland, CA
Fri Jul 21 2023, 6:41 PM - 9:21 PM PDT
Att: 6,810 - Clear - 71 F

livebaseballscorecards.com

AB 36
R 6
H 9
RBI 6
BB 1
SO 6
LOB 7

| Batter | 1 | 2 | 3 | 4 | 5 | 6 | 7 | 8 | 9 | AB | R | H | RBI | BB | SO | LOB | BOTTOM | | | | | | | | | | | | | | | | | | | | | |
|--|---------------------------------------|------------------|--|--|---------------------------------------|--|--------------------------------------|--|---------------------------------------|--|--------------------------------------|--|--------------------------------------|--|--------------------------------------|--|---------------------------------------|--|----------------------------------|------------------------------------|--|----|-----|----|---|---|----|----|----|-----|-----|-----|----|----|---|---|-----|------|
| 5 Tony Kemp, L OBP: 0.306, SLG: 0.307 | | | | | | | | | | 4 | 2 | 2 | 0 | 0 | 0 | 1 | | | | | | | | | | | | | | | | | | | | | | |
| 20 Zack Gelof, R OBP: 0.310, SLG: 0.423 | | | | | | | | | | 3 | 1 | 1 | 0 | 2 | 1 | 1 | | | | | | | | | | | | | | | | | | | | | | |
| 13 Jordan Diaz, R OBP: 0.285, SLG: 0.417 | | | | | | | | | | 3 | 0 | 1 | 2 | 1 | 0 | 1 | | | | | | | | | | | | | | | | | | | | | | |
| 37 Tyler Soderstrom, L OBP: 0.208, SLG: 0.136 | | | | | | | | | | 1 | 0 | 0 | 0 | 0 | 0 | 1 | | | | | | | | | | | | | | | | | | | | | | |
| 12 Aledmys Diaz, R OBP: 0.261, SLG: 0.288 | | | | | | | | | | 2 | 0 | 0 | 1 | 0 | 1 | 3 | | | | | | | | | | | | | | | | | | | | | | |
| 6 Jace Peterson, L OBP: 0.305, SLG: 0.323 | | | | | | | | | | 1 | 0 | 0 | 0 | 0 | 0 | 0 | | | | | | | | | | | | | | | | | | | | | | |
| 33 JJ Bleday, L OBP: 0.321, SLG: 0.381 | | | | | | | | | | 3 | 0 | 0 | 1 | 1 | 0 | 1 | | | | | | | | | | | | | | | | | | | | | | |
| 23 Shea Langeliers, R OBP: 0.288, SLG: 0.368 | | | | | | | | | | 3 | 0 | 1 | 0 | 1 | 1 | 1 | | | | | | | | | | | | | | | | | | | | | | |
| 26 Jonah Bride, R OBP: 0.313, SLG: 0.208 | | | | | | | | | | 2 | 0 | 0 | 0 | 0 | 0 | 1 | | | | | | | | | | | | | | | | | | | | | | |
| 48 Cody Thomas, L OBP: 0.381, SLG: 0.579 | | | | | | | | | | 2 | 0 | 1 | 0 | 0 | 0 | 2 | | | | | | | | | | | | | | | | | | | | | | |
| 15 Seth Brown, L OBP: 0.273, SLG: 0.380 | | | | | | | | | | 4 | 0 | 0 | 0 | 0 | 2 | 4 | | | | | | | | | | | | | | | | | | | | | | |
| 10 Nick Allen, R OBP: 0.236, SLG: 0.222 | | | | | | | | | | 4 | 1 | 1 | 0 | 0 | 1 | 1 | | | | | | | | | | | | | | | | | | | | | | |
| Inning Stats | R: 0 H: 1 E: 0 K: 1 S: 15 | WLS: 4 BF: 19 | H: 0 R: 0 LOB: 0 BB: 0 P: 10 | H: 0 R: 0 LOB: 0 BB: 0 P: 10 | R: 1 H: 1 E: 0 K: 1 S: 12 | H: 1 R: 0 LOB: 2 BB: 1 P: 22 | R: 0 H: 1 E: 0 K: 1 S: 8 | H: 1 R: 0 LOB: 1 BB: 1 P: 10 | R: 3 H: 3 E: 0 K: 0 S: 16 | H: 3 R: 0 LOB: 1 BB: 1 P: 35 | R: 0 H: 1 E: 0 K: 0 S: 9 | H: 1 R: 0 LOB: 1 BB: 0 P: 12 | R: 0 H: 0 E: 0 K: 1 S: 8 | H: 0 R: 0 LOB: 0 BB: 0 P: 12 | R: 0 H: 0 E: 0 K: 0 S: 7 | H: 0 R: 0 LOB: 2 BB: 2 P: 16 | R: 0 H: 0 E: 0 K: 1 S: 10 | H: 0 R: 0 LOB: 1 BB: 1 P: 16 | 1B: 5 2B: 2 3B: 0 HR: 0 | SF: 1 SAC: 0 DP: 1 HBP: 1 | WP: 1 PA: 39 PB: 0 SB: 1 CS: 0 | | | | | | | | | | | | | | | | | |
| PITCHER | IP | WLS | BF | H | R | ER | SO | BB | IBB | HBP | BLK | WP | HR | S | P | ERA | WHIP | PITCHER | | | | IP | WLS | BF | H | R | ER | SO | BB | IBB | HBP | BLK | WP | HR | S | P | ERA | WHIP |
| Framber Valdez, L ERA: 2.94 | 5.0 | W | 24 | 4 | 4 | 4 | 4 | 2 | 0 | 0 | 0 | 0 | 1 | 0 | 9 | 12 | 0.00 | 1.000 | | | | | | | | | | | | | | | | | | | | |
| 86 Phil Maton, R ERA: 2.44 | 1.0 | H | 4 | 1 | 0 | 0 | 0 | 0 | 0 | 0 | 0 | 0 | 0 | 8 | 12 | 0.00 | 0.000 | | | | | | | | | | | | | | | | | | | | | |
| 47 Rafael Montero, R ERA: 6.26 | 1.0 | H | 3 | 0 | 0 | 0 | 1 | 0 | 0 | 0 | 0 | 0 | 0 | 7 | 16 | 0.00 | 2.000 | | | | | | | | | | | | | | | | | | | | | |
| 50 Héctor Neris, R ERA: 1.51 | 1.0 | H | 4 | 0 | 0 | 0 | 0 | 2 | 0 | 0 | 0 | 0 | 0 | 10 | 16 | 0.00 | 1.000 | | | | | | | | | | | | | | | | | | | | | |
| 55 Ryan Pressly, R ERA: 2.84 | 1.0 | S | 4 | 0 | 0 | 0 | 1 | 1 | 0 | 0 | 0 | 0 | 0 | 10 | 16 | 0.00 | 1.000 | | | | | | | | | | | | | | | | | | | | | |

Houston Astros @ Oakland Athletics
Oakland Coliseum, Oakland, CA
Fri Jul 21 2023, 6:41 PM - 9:21 PM PDT
Att: 6,810 - Clear - 71 F

livebaseballscorecards.com

AB 32
R 4
H 7
RBI 4
BB 5
SO 6
LOB 17

| Batter | 1 | 2 | 3 | 4 | 5 | 6 | 7 | 8 | 9 | AB | R | H | RBI | BB | SO | LOB | TOP | | | | | | | | | | |
|---|------------------------------|----------------------------------|------------------------------|----------------------------------|-------------------------------|----------------------------------|-------------------------------|----------------------------------|------------------------------|----------------------------------|-------------------------------|----------------------------------|-------------------------------|----------------------------------|-------------------------------|----------------------------------|-------------------------------|----------------------------------|----------------------------------|------------------------------------|----------------------------------|--------|--|--|--|--|--|
| 16 Grae Kessinger, R (1,4) OBP: 0.393, SLG: 0.435 14 Mauricio Dubón, R (9,PH) OBP: 0.295, SLG: 0.376 | | | | | | | | | | 4 | 0 | 1 | 0 | 0 | 2 | 0 | | | | | | | | | | | |
| 3 Jeremy Peña, R (1,6) OBP: 0.285, SLG: 0.376 | | | | | | | | | | 4 | 0 | 0 | 0 | 0 | 1 | 1 | | | | | | | | | | | |
| 30 Kyle Tucker, L (1,9) OBP: 0.378, SLG: 0.517 | | | | | | | | | | 4 | 0 | 1 | 0 | 0 | 2 | 1 | | | | | | | | | | | |
| 2 Alex Bregman, R (1,5) OBP: 0.344, SLG: 0.423 | | | | | | | | | | 4 | 1 | 2 | 1 | 0 | 0 | 2 | | | | | | | | | | | |
| 79 José Abreu, R (1,3) OBP: 0.293, SLG: 0.353 | | | | | | | | | | 4 | 0 | 2 | 0 | 0 | 0 | 1 | | | | | | | | | | | |
| 20 Chas McCormick, R (1,7) OBP: 0.372, SLG: 0.520 | | | | | | | | | | 2 | 0 | 0 | 0 | 2 | 1 | 1 | | | | | | | | | | | |
| 9 Corey Julks, R (1,10) OBP: 0.311, SLG: 0.380 | | | | | | | | | | 3 | 0 | 0 | 0 | 1 | 1 | 4 | | | | | | | | | | | |
| 6 Jake Meyers, R (1,8) OBP: 0.306, SLG: 0.379 26 Bligh Madris, L (9,PH) OBP: 0.292, SLG: 0.174 | | | | | | | | | | 2 | 0 | 0 | 0 | 1 | 1 | 1 | | | | | | | | | | | |
| 15 Martín Maldonado, R (1,2) OBP: 0.237, SLG: 0.286 21 Yainer Díaz, R (9,PH) OBP: 0.282, SLG: 0.477 | | | | | | | | | | 3 | 0 | 0 | 0 | 0 | 2 | 2 | | | | | | | | | | | |
| Inning Stats | R: 0 E: 0 K: 0 S: 7 | H: 2 LOB: 1 BB: 0 P: 11 | R: 0 E: 0 K: 1 S: 8 | H: 0 LOB: 2 BB: 2 P: 21 | R: 0 E: 1 K: 1 S: 10 | H: 0 LOB: 1 BB: 0 P: 17 | R: 0 E: 1 K: 1 S: 11 | H: 1 LOB: 1 BB: 0 P: 20 | R: 0 E: 0 K: 1 S: 8 | H: 0 LOB: 0 BB: 0 P: 12 | R: 1 E: 0 K: 1 S: 14 | H: 2 LOB: 1 BB: 1 P: 22 | R: 0 E: 0 K: 2 S: 11 | H: 0 LOB: 0 BB: 0 P: 16 | R: 0 E: 0 K: 2 S: 13 | H: 1 LOB: 1 BB: 0 P: 20 | R: 0 E: 0 K: 2 S: 10 | H: 0 LOB: 2 BB: 2 P: 23 | 1B: 4 2B: 1 3B: 0 HR: 1 | SF: 0 SAC: 0 DP: 2 HBP: 0 | WP: 0 PB: 0 SB: 1 CS: 0 | PA: 37 | | | | | |
| PITCHER | IP | WLS | BF | H | R | ER | SO | BB | IBB | HBP | BLK | WP | HR | S | P | ERA | WHIP | | | | | | | | | | |
| 58 Paul Blackburn, R (1,1) ERA: 5.06 | 5.1 | | 24 | 5 | 1 | 1 | 5 | 3 | 0 | 0 | 0 | 0 | 1 | 55 | 99 | 1.69 | 1.500 | | | | | | | | | | |
| 29 Austin Pruitt, R (6,1) ERA: 3.95 | 0.2 | W | 1 | 0 | 0 | 0 | 0 | 0 | 0 | 0 | 0 | 0 | 0 | 3 | 4 | 0.00 | 0.000 | | | | | | | | | | |
| 70 Lucas Erceg, R (7,1) ERA: 5.28 | 2.0 | H | 7 | 1 | 0 | 0 | 4 | 0 | 0 | 0 | 0 | 0 | 0 | 24 | 36 | 0.00 | 0.500 | | | | | | | | | | |
| 65 Trevor May, R (9,1) ERA: 4.73 | 1.0 | S | 5 | 0 | 0 | 0 | 2 | 2 | 0 | 0 | 0 | 0 | 0 | 10 | 23 | 0.00 | 2.000 | | | | | | | | | | |

Houston Astros @ Oakland Athletics
Oakland Coliseum, Oakland, CA
Sat Jul 22 2023, 6:08 PM - 9:05 PM PDT
Att: 14,507 - Partly Cloudy - 75 F

AB 32
R 1
H 6
RBI 1
BB 5
SO 11
LOB 17



| Batter | 1 | 2 | 3 | 4 | 5 | 6 | 7 | 8 | 9 | AB | R | H | RBI | BB | SO | LOB | BOTTOM | | | | | | | | | | |
|---|------------------------------|----------------------------------|-------------------------------|----------------------------------|------------------------------|----------------------------------|------------------------------|----------------------------------|------------------------------|----------------------------------|-------------------------------|----------------------------------|-------------------------------|----------------------------------|-------------------------------|----------------------------------|----------------------------------|------------------------------------|----------------------------------|--------|--|--|--|--|--|--|--|
| 5 Tony Kemp, L (1,7) OBP: 0.301, SLG: 0.302 | | | | | | | | | | 4 | 0 | 0 | 0 | 0 | 0 | 0 | | | | | | | | | | | |
| 20 Zack Gelof, R (1,4) OBP: 0.364, SLG: 0.552 | | | | | | | | | | 3 | 2 | 2 | 1 | 1 | 0 | 0 | | | | | | | | | | | |
| 33 JJ Bleday, L (1,8) OBP: 0.324, SLG: 0.377 | | | | | | | | | | 2 | 0 | 0 | 0 | 2 | 0 | 1 | | | | | | | | | | | |
| 15 Seth Brown, L (1,3) OBP: 0.277, SLG: 0.396 | | | | | | | | | | 3 | 2 | 1 | 1 | 1 | 1 | 2 | | | | | | | | | | | |
| 48 Cody Thomas, L (1,9) OBP: 0.400, SLG: 0.545 | | | | | | | | | | 3 | 0 | 1 | 0 | 1 | 1 | 1 | | | | | | | | | | | |
| 6 Jace Peterson, L (1,5) OBP: 0.310, SLG: 0.327 | | | | | | | | | | 3 | 0 | 2 | 2 | 1 | 0 | 0 | | | | | | | | | | | |
| 37 Tyler Soderstrom, L (1,10) OBP: 0.214, SLG: 0.120 | | | | | | | | | | 3 | 0 | 0 | 0 | 1 | 3 | 3 | | | | | | | | | | | |
| 23 Shea Langeliers, R (1,2) OBP: 0.267, SLG: 0.364 | | | | | | | | | | 3 | 0 | 0 | 0 | 1 | 1 | 5 | | | | | | | | | | | |
| 10 Nick Allen, R (1,6) OBP: 0.230, SLG: 0.216 | | | | | | | | | | 4 | 0 | 0 | 0 | 0 | 0 | 3 | | | | | | | | | | | |
| Inning Stats | R: 0 E: 0 K: 0 S: 5 | H: 0 LOB: 1 BB: 1 P: 12 | R: 0 E: 0 K: 2 S: 11 | H: 0 LOB: 1 BB: 1 P: 17 | R: 0 E: 0 K: 1 S: 9 | H: 0 LOB: 0 BB: 0 P: 15 | R: 0 E: 0 K: 1 S: 8 | H: 0 LOB: 1 BB: 2 P: 18 | R: 0 E: 0 K: 1 S: 9 | H: 0 LOB: 1 BB: 1 P: 18 | R: 2 E: 0 K: 0 S: 12 | H: 2 LOB: 3 BB: 3 P: 32 | R: 1 E: 0 K: 0 S: 12 | H: 1 LOB: 0 BB: 0 P: 20 | R: 1 E: 0 K: 1 S: 14 | H: 3 LOB: 2 BB: 0 P: 20 | 1B: 4 2B: 0 3B: 0 HR: 2 | SF: 0 SAC: 0 DP: 0 HBP: 0 | WP: 0 PB: 0 SB: 1 CS: 1 | PA: 36 | | | | | | | |
| PITCHER | IP | WLS | BF | H | R | ER | SO | BB | IBB | HBP | BLK | WP | HR | S | P | ERA | WHIP | | | | | | | | | | |
| 53 Cristian Javier, R (1,1) ERA: 4.32 | 5.2 | L | 22 | 1 | 2 | 2 | 5 | 6 | 0 | 0 | 0 | 0 | 0 | 5 | 14 | 3.18 | 1.235 | | | | | | | | | | |
| 88 Phil Maton, R (6,1) ERA: 2.44 | 0.0 | B | 3 | 1 | 0 | 0 | 0 | 2 | 0 | 0 | 0 | 0 | 0 | 5 | 14 | ∞ | ∞ | | | | | | | | | | |
| 45 Ryne Stanek, R (6,1) ERA: 4.76 | 1.1 | | 5 | 1 | 1 | 1 | 0 | 0 | 0 | 0 | 0 | 0 | 1 | 13 | 21 | 6.75 | 0.750 | | | | | | | | | | |
| 60 Joel Kuhnel, R (8,1) ERA: 11.81 | 0.1 | | 4 | 3 | 1 | 1 | 1 | 0 | 0 | 0 | 0 | 0 | 1 | 11 | 14 | 27.00 | 9.000 | | | | | | | | | | |
| 61 Seth Martinez, R (8,1) ERA: 3.99 | 0.2 | | 2 | 0 | 0 | 0 | 0 | 0 | 0 | 0 | 0 | 0 | 0 | 3 | 6 | 0.00 | 0.000 | | | | | | | | | | |

Houston Astros @ Oakland Athletics
Oakland Coliseum, Oakland, CA
Sat Jul 22 2023, 6:08 PM - 9:05 PM PDT
Att: 14,507 - Partly Cloudy - 75 F

AB 28
R 4
H 6
RBI 4
BB 8
SO 6
LOB 15



| Batter | 1 | 2 | 3 | 4 | 5 | 6 | 7 | 8 | 9 | AB | R | H | RBI | BB | SO | LOB | TOP | | | | | | | | | | | |
|--|-------------------------------|----------------------------------|------------------------------|----------------------------------|-------------------------------|----------------------------------|-------------------------------|----------------------------------|-------------------------------|----------------------------------|-------------------------------|----------------------------------|-------------------------------|----------------------------------|------------------------------|----------------------------------|--|----------------------------------|----------------------------------|------------------------------------|------------------------------------|----------------------------------|--------|--|--|--|--|--|
| 14 Mauricio Dubón, R OBP: 0.293, SLG: 0.382 | G5-3 | | K | | G6-3 | | K | | HR | 5 | 1 | 1 | 1 | 0 | 2 | 3 | Houston Astros @ Oakland Athletics Oakland Coliseum, Oakland, CA Sun Jul 23 2023, 1:08 PM - 3:44 PM PDT Att: 11,231 - Partly Cloudy - 72 F | | | | | | | | | | | |
| 9 Corey Julks, R OBP: 0.316, SLG: 0.377 | BB | | K | | K | | BB | | HBP | 2 | 0 | 0 | 1 | 2 | 2 | 0 | | | | | | | | | | | | |
| 30 Kyle Tucker, L OBP: 0.379, SLG: 0.514 | 1B | | | | F8 | | G5-3 | | G4-3 | 4 | 0 | 1 | 0 | 1 | 0 | 4 | | | | | | | | | | | | |
| 2 Alex Bregman, R OBP: 0.343, SLG: 0.419 | K | | | | BB | | F9 | | F8 | 3 | 0 | 0 | 0 | 1 | 1 | 2 | | | | | | | | | | | | |
| 79 José Abreu, R OBP: 0.292, SLG: 0.350 | L9 | | | | BB | | G4-3 | | BB | 3 | 0 | 0 | 0 | 1 | 0 | 4 | | | | | | | | | | | | |
| 26 Bigh Madris, L OBP: 0.287, SLG: 0.192 | K | | L9 | | | | | | F7 | 3 | 1 | 1 | 0 | 0 | 1 | 2 | | | | | | | | | | | | |
| 16 Grae Kessinger, R (8, PH) OBP: 0.379, SLG: 0.417 | | | | | | | | | BB | 1 | 0 | 0 | 0 | 0 | 0 | 1 | | | | | | | | | | | | |
| 20 Chas McCormick, R OBP: 0.366, SLG: 0.510 | F9 | | | | K | | F8 | | G5-3 | 4 | 0 | 0 | 0 | 0 | 1 | 4 | | | | | | | | | | | | |
| 21 Yainer Diaz, R OBP: 0.286, SLG: 0.492 | L8 | | | | HR | | BB | | G6-3 | 4 | 1 | 2 | 1 | 0 | 0 | 0 | | | | | | | | | | | | |
| 3 Jeremy Peña, R OBP: 0.291, SLG: 0.374 | P6 | | | | F9 | | HBP | | BB | 2 | 0 | 0 | 0 | 1 | 0 | 0 | | | | | | | | | | | | |
| Inning Stats | R: 0 E: 0 K: 1 S: 17 | H: 1 LOB: 2 BB: 1 P: 28 | R: 0 E: 0 K: 1 S: 9 | H: 0 LOB: 0 BB: 0 P: 16 | R: 0 E: 0 K: 2 S: 11 | H: 0 LOB: 0 BB: 0 P: 14 | R: 0 E: 0 K: 1 S: 10 | H: 0 LOB: 2 BB: 2 P: 19 | R: 1 E: 0 K: 1 S: 12 | H: 1 LOB: 0 BB: 0 P: 16 | R: 0 E: 0 K: 0 S: 6 | H: 0 LOB: 0 BB: 0 P: 11 | R: 1 E: 0 K: 1 S: 15 | H: 2 LOB: 3 BB: 1 P: 25 | R: 0 E: 0 K: 0 S: 8 | H: 0 LOB: 1 BB: 1 P: 13 | R: 1 E: 0 K: 0 S: 11 | H: 1 LOB: 1 BB: 1 P: 21 | 1B: 3 2B: 0 3B: 0 HR: 2 | SF: 0 SAC: 0 DP: 0 HBP: 2 | WP: 0 PB: 0 SB: 1 CS: 1 | PA: 39 | | | | | | |
| PITCHER | IP | WLS | BF | H | R | ER | SO | BB | IBB | HBP | BLK | WP | HR | S | P | ERA | WHIP | | | | | | | | | | | |
| 46 Luis Medina, R ERA: 5.5 | (1, 1) | 5.0 | | 20 | 2 | 1 | 1 | 6 | 3 | 0 | 0 | 0 | 0 | 1 | 59 | 93 | 1.80 | 1.000 | | | | | | | | | | |
| 66 Sam Long, L ERA: 4.14 | (6, 1) | 1.0 | | 4 | 1 | 1 | 1 | 0 | 0 | 0 | 0 | 0 | 0 | 7 | 12 | 9.00 | 1.000 | | | | | | | | | | | |
| 50 Tayler Scott, R ERA: 6.94 | (7, 1) | 0.2 | B | 5 | 1 | 0 | 0 | 1 | 1 | 0 | 0 | 0 | 0 | 13 | 23 | 0.00 | 3.000 | | | | | | | | | | | |
| 60 Sam Moll, L ERA: 4.5 | (7, 1) | 0.2 | | 3 | 0 | 0 | 0 | 0 | 1 | 0 | 0 | 0 | 0 | 6 | 10 | 0.00 | 1.500 | | | | | | | | | | | |
| 30 Chad Smith, R ERA: 6.59 | (8, 1) | 1.2 | L | 7 | 1 | 1 | 1 | 0 | 1 | 0 | 1 | 0 | 0 | 1 | 14 | 25 | 5.40 | 1.200 | | | | | | | | | | |
| Batter | 1 | 2 | 3 | 4 | 5 | 6 | 7 | 8 | 9 | AB | R | H | RBI | BB | SO | LOB | BOTTOM | | | | | | | | | | | |
| 5 Tony Kemp, L OBP: 0.297, SLG: 0.298 | G3 | | FC3 | | F8 | | B4-3 | | | 4 | 0 | 0 | 0 | 0 | 0 | 3 | Houston Astros @ Oakland Athletics Oakland Coliseum, Oakland, CA Sun Jul 23 2023, 1:08 PM - 3:44 PM PDT Att: 11,231 - Partly Cloudy - 72 F | | | | | | | | | | | |
| 20 Zack Gelof, R OBP: 0.351, SLG: 0.545 | K | | G5-2-3 | | K | | | | SH2-3 | 4 | 0 | 1 | 0 | 0 | 2 | 4 | | | | | | | | | | | | |
| 33 JJ Bleday, L OBP: 0.332, SLG: 0.398 | HR | | F7 | | | | 1B | | BB | 3 | 2 | 2 | 1 | 1 | 0 | 2 | | | | | | | | | | | | |
| 15 Seth Brown, L OBP: 0.278, SLG: 0.391 | G6-3 | | | | BB | | K | | SH2-3 | 2 | 0 | 0 | 0 | 1 | 1 | 1 | | | | | | | | | | | | |
| 48 Cody Thomas, L OBP: 0.379, SLG: 0.500 | 1B | | G4-6-3 | | G4-6-3 | | K | | G1-3 | 4 | 0 | 1 | 0 | 0 | 1 | 4 | | | | | | | | | | | | |
| 37 Tyler Soderstrom, L OBP: 0.250, SLG: 0.143 | G4-3 | | | | BB | | | | F9 | 3 | 0 | 1 | 1 | 1 | 0 | 3 | | | | | | | | | | | | |
| 6 Jace Peterson, L OBP: 0.306, SLG: 0.322 | G3 | | F7 | | | | 1B | | F8 | 4 | 0 | 0 | 0 | 0 | 1 | 2 | | | | | | | | | | | | |
| 13 Jordan Diaz, R OBP: 0.291, SLG: 0.429 | | | HBP | | 2B | | P6 | | P3 | 4 | 0 | 2 | 0 | 0 | 0 | 0 | | | | | | | | | | | | |
| 12 Aledmys Díaz, R OBP: 0.260, SLG: 0.284 | | | HBP | | FC6-4 | | G4-3 | | K | 3 | 0 | 0 | 0 | 0 | 1 | 1 | | | | | | | | | | | | |
| Inning Stats | R: 1 E: 0 K: 1 S: 10 | H: 1 LOB: 0 BB: 0 P: 16 | R: 0 E: 0 K: 0 S: 7 | H: 1 LOB: 0 BB: 0 P: 9 | R: 0 E: 1 K: 0 S: 11 | H: 1 LOB: 2 BB: 0 P: 16 | R: 0 E: 0 K: 0 S: 9 | H: 0 LOB: 1 BB: 2 P: 20 | R: 0 E: 0 K: 1 S: 6 | H: 1 LOB: 1 BB: 0 P: 9 | R: 1 E: 1 K: 2 S: 14 | H: 2 LOB: 1 BB: 0 P: 18 | R: 0 E: 0 K: 0 S: 6 | H: 0 LOB: 0 BB: 0 P: 7 | R: 0 E: 0 K: 0 S: 6 | H: 1 LOB: 2 BB: 1 P: 12 | | R: 0 E: 0 K: 2 S: 7 | H: 0 LOB: 0 BB: 0 P: 9 | 1B: 4 2B: 2 3B: 0 HR: 1 | SF: 0 SAC: 1 DP: 3 HBP: 1 | WP: 0 PB: 0 SB: 1 CS: 0 | PA: 36 | | | | | |
| PITCHER | IP | WLS | BF | H | R | ER | SO | BB | IBB | HBP | BLK | WP | HR | S | P | ERA | WHIP | | | | | | | | | | | |
| 58 Hunter Brown, R ERA: 4.19 | (1, 1) | 6.0 | | 25 | 6 | 2 | 2 | 4 | 2 | 0 | 1 | 0 | 0 | 1 | 57 | 88 | 3.00 | 1.333 | | | | | | | | | | |
| 61 Seth Martínez, R ERA: 3.96 | (7, 1) | 1.0 | | 3 | 0 | 0 | 0 | 0 | 0 | 0 | 0 | 0 | 0 | 6 | 7 | 0.00 | 0.000 | | | | | | | | | | | |
| 50 Héctor Neris, R ERA: 1.48 | (8, 1) | 1.0 | W | 5 | 1 | 0 | 0 | 0 | 1 | 0 | 0 | 0 | 0 | 6 | 12 | 0.00 | 2.000 | | | | | | | | | | | |
| 52 Bryan Abreu, R ERA: 2.66 | (9, 1) | 1.0 | S | 3 | 0 | 0 | 0 | 2 | 0 | 0 | 0 | 0 | 0 | 7 | 9 | 0.00 | 0.000 | | | | | | | | | | | |

| Batter | 1 | 2 | 3 | 4 | 5 | 6 | 7 | 8 | 9 | AB | R | H | RBI | BB | SO | LOB | TOP | | | | | |
|---|---|--|--|---|-------------------------------|--|------------------------------|----------------------------------|-------------------------------|----------------------------------|------------------------------|----------------------------------|-------------------------------|----------------------------------|-------------------------------|---------------------------------|------------------------------|---------------------------------|----------------------------------|------------------------------------|----------------------------------|--------|
| 2 Marcus Semien, R (1, 4) OBP: 0.339, SLG: 0.445 | G5-3 | F8 | | 16 CS 1B | | K | | 1B | | 5 | 0 | 2 | 0 | 0 | 1 | 2 | | | | | | |
| 16 Travis Jankowski, L (1, 9) OBP: 0.407, SLG: 0.465 | F9 | 30 1B 1B | | 1 SAFE T CH 86 B FF 92 S CH 87 C FC 93 X FF 93 | | K | | E8 6 1B 28 BB 1B | L8 | 5 | 1 | 2 | 1 | 0 | 1 | 2 | | | | | | |
| 30 Nathaniel Lowe, L (1, 3) OBP: 0.375, SLG: 0.448 | 6 HR BB | | | F7 | | | | 28 BB 6 1B 1B | K | 3 | 2 | 1 | 1 | 2 | 1 | 1 | | | | | | |
| 6 Josh Jung, R (1, 5) OBP: 0.326, SLG: 0.490 | 1-H HR | | | K2-3 | | K | | 18 BB 3 SF8 28 BB 1B | K | 5 | 2 | 2 | 2 | 0 | 3 | 3 | | | | | | |
| 28 Jonah Heim, S (1, 2) OBP: 0.334, SLG: 0.480 | G4-3 | | | G4-3 | | P5 | | 3 SF8 18 BB BB | K | 4 | 0 | 0 | 1 | 1 | 1 | 0 | | | | | | |
| 20 Ezequiel Duran, R (1, 6) OBP: 0.332, SLG: 0.509 | | G6-3 | | 3 WP 13 S 1B | | | | F7 | L9 | 4 | 0 | 1 | 0 | 1 | 0 | 3 | | | | | | |
| 13 Brad Miller, L (1, 10) OBP: 0.344, SLG: 0.358 | | | | | | F9 | | | | 1 | 1 | 0 | 0 | 1 | 1 | 1 | | | | | | |
| 18 Mitch Garver, R (5, PH) OBP: 0.322, SLG: 0.408 | | 47 E BB | | K | | | | | | 2 | 0 | 1 | 1 | 1 | 0 | 1 | | | | | | |
| 4 Robbie Grossman, S (9, PR) OBP: 0.297, SLG: 0.360 | | | | 1-2 | | | | | | 0 | 0 | 0 | 0 | 0 | 0 | 0 | | | | | | |
| 3 Leody Taveras, S (1, 8) OBP: 0.326, SLG: 0.455 | | | | 47 E 16 1B BB | | K | | SF8 | F4 | 3 | 1 | 0 | 1 | 1 | 2 | 2 | | | | | | |
| 47 Josh Smith, L (1, 7) OBP: 0.338, SLG: 0.345 | | E3 16 1B 30 1B | | | | | | F8 | | 4 | 2 | 1 | 1 | 0 | 1 | 3 | | | | | | |
| Inning Stats | R: 2 E: 0 K: 0 S: 17 | H: 1 LOB: 0 BB: 1 P: 25 | R: 3 E: 1 K: 1 S: 13 | H: 2 LOB: 2 BB: 2 P: 28 | R: 0 E: 0 K: 2 S: 11 | H: 1 LOB: 1 BB: 0 P: 18 | R: 1 E: 0 K: 1 S: 8 | H: 2 LOB: 0 BB: 0 P: 13 | R: 0 E: 0 K: 1 S: 14 | H: 0 LOB: 1 BB: 1 P: 25 | R: 0 E: 0 K: 3 S: 9 | H: 0 LOB: 0 BB: 0 P: 14 | R: 3 E: 1 K: 0 S: 17 | H: 2 LOB: 2 BB: 3 P: 35 | R: 0 E: 0 K: 2 S: 13 | H: 1 LOB: 1 BB: 0 P: 9 | R: 0 E: 0 K: 1 S: 7 | H: 1 LOB: 1 BB: 0 P: 9 | 1B: 8 2B: 0 3B: 0 HR: 2 | SF: 1 SAC: 0 DP: 0 HBP: 0 | WP: 1 PB: 0 SB: 1 CS: 1 | PA: 44 |
| PITCHER | IP: 4.2 WLS: 1.1 BF: 24 H: 6 R: 0 ER: 0 SO: 3 BB: 4 IBB: 0 HBP: 0 BLK: 0 WP: 1 HR: 2 S: 59 P: 102 ERA: 5.79 WHIP: 2.143 | IP: 1.1 WLS: 0.0 BF: 4 H: 2 R: 3 ER: 3 SO: 3 BB: 2 IBB: 0 HBP: 0 BLK: 0 WP: 0 HR: 6 S: 18 P: 18 ERA: ∞ WHIP: ∞ | IP: 1.0 WLS: 1.0 BF: 4 H: 1 R: 0 ER: 0 SO: 2 BB: 0 IBB: 0 HBP: 0 BLK: 0 WP: 0 HR: 13 S: 19 P: 19 ERA: 0.00 WHIP: 1.000 | IP: 1.0 WLS: 1.0 BF: 4 H: 1 R: 0 ER: 0 SO: 1 BB: 0 IBB: 0 HBP: 0 BLK: 0 WP: 0 HR: 7 S: 9 P: 9 ERA: 0.00 WHIP: 1.000 | PITCHER | IP: 9.1 WLS: 1.0 BF: 41 H: 1 R: 0 ER: 0 SO: 1 BB: 0 IBB: 0 HBP: 0 BLK: 0 WP: 0 HR: 0 S: 7 P: 9 ERA: 0.00 WHIP: 1.000 | | | | | | | | | | | | | | | | |

Texas Rangers @ Houston Astros
Minute Maid Park, Houston, TX
Mon Jul 24 2023, 7:11 PM - 10:25 PM CDT
Att: 37,973 - Roof Closed - 73 F

| | |
|-----|----|
| AB | 36 |
| R | 9 |
| H | 10 |
| RBI | 8 |
| BB | 7 |
| SO | 11 |
| LOB | 18 |





| Batter | 1 | 2 | 3 | 4 | 5 | 6 | 7 | 8 | 9 | AB | R | H | RBI | BB | SO | LOB | BOTTOM | | | | | |
|---|---|---|---|---|---|---------------------------------|---|----------------------------------|------------------------------|----------------------------------|-------------------------------|----------------------------------|-------------------------------|----------------------------------|------------------------------|---------------------------------|-------------------------------|----------------------------------|----------------------------------|------------------------------------|----------------------------------|--------|
| 14 Mauricio Dubón, R (1, 4) OBP: 0.292, SLG: 0.380 | 30 BB 2 1B 79 BB 1B | F9 | | F9 | | F7 | | K | | 5 | 1 | 1 | 0 | 0 | 1 | 1 | | | | | | |
| 2 Alex Bregman, R (1, 5) OBP: 0.346, SLG: 0.424 | 79 BB 20 2B 1B | | | | | 79 BB 20 SF9 30 1B 1B | | P4 | | 5 | 2 | 3 | 0 | 0 | 1 | 0 | | | | | | |
| 30 Kyle Tucker, L (1, 9) OBP: 0.384, SLG: 0.514 | 79 BB 20 2B BB | G4-3 | | | | 20 SF9 21 SF8 79 BB 1B | | 20 HR BB | | 2 | 4 | 1 | 0 | 3 | 0 | 1 | | | | | | |
| 79 José Abreu, R (1, 3) OBP: 0.296, SLG: 0.349 | 20 2B 3 G6-3 BB | | | K | | 3 FC6-4 BB | | 20 HR BB | K | 2 | 2 | 0 | 1 | 3 | 2 | 1 | | | | | | |
| 20 Chas McCormick, R (1, 7) OBP: 0.371, SLG: 0.531 | | | | K | | SF9 | | | | 3 | 1 | 2 | 6 | 1 | 1 | 0 | | | | | | |
| 21 Yainer Diaz, R (1, 10) OBP: 0.284, SLG: 0.488 | K | | | G6-3 | | SF8 | | E6 | | 4 | 0 | 1 | 2 | 0 | 1 | 2 | | | | | | |
| 3 Jeremy Peña, R (1, 6) OBP: 0.288, SLG: 0.370 | G6-3 | | | F9 | | FC6-4 | | F8 | | 4 | 0 | 0 | 1 | 0 | 0 | 3 | | | | | | |
| 6 Jake Meyers, R (1, 8) OBP: 0.302, SLG: 0.374 | K | | | K | | K | | K | | 3 | 0 | 0 | 0 | 0 | 3 | 1 | | | | | | |
| 9 Corey Julks, R (7, PH) OBP: 0.315, SLG: 0.375 | | | | K | | K | | K | | 1 | 0 | 0 | 0 | 0 | 1 | 1 | | | | | | |
| 15 Martín Maldonado, R (1, 2) OBP: 0.237, SLG: 0.296 | K | | | | | | | G5-3 | | 4 | 0 | 1 | 0 | 0 | 2 | 0 | | | | | | |
| Inning Stats | R: 4 E: 0 K: 2 S: 19 | H: 3 LOB: 1 BB: 2 P: 33 | R: 0 E: 0 K: 1 S: 8 | H: 1 LOB: 1 BB: 0 P: 12 | R: 0 E: 0 K: 2 S: 8 | H: 0 LOB: 0 BB: 0 P: 9 | R: 0 E: 0 K: 1 S: 7 | H: 1 LOB: 1 BB: 0 P: 10 | R: 2 E: 0 K: 0 S: 9 | H: 2 LOB: 1 BB: 1 P: 18 | R: 0 E: 0 K: 2 S: 12 | H: 0 LOB: 0 BB: 0 P: 18 | R: 3 E: 1 K: 2 S: 13 | H: 1 LOB: 1 BB: 2 P: 24 | R: 0 E: 0 K: 1 S: 6 | H: 0 LOB: 0 BB: 0 P: 9 | R: 1 E: 0 K: 1 S: 12 | H: 1 LOB: 2 BB: 2 P: 23 | 1B: 6 2B: 2 3B: 0 HR: 1 | SF: 2 SAC: 0 DP: 0 HBP: 0 | WP: 0 PB: 0 SB: 0 CS: 0 | PA: 42 |
| PITCHER | IP: 5.0 WLS: 1.0 BF: 25 H: 7 R: 0 ER: 0 SO: 6 BB: 3 IBB: 0 HBP: 0 BLK: 0 WP: 0 HR: 12 S: 51 P: 82 ERA: 0.00 WHIP: 0.000 | IP: 1.0 WLS: 0.0 BF: 3 H: 0 R: 0 ER: 0 SO: 2 BB: 0 IBB: 0 HBP: 0 BLK: 0 WP: 0 HR: 6 S: 9 P: 9 ERA: 0.00 WHIP: 0.000 | IP: 1.0 WLS: 1.0 BF: 7 H: 1 R: 3 ER: 3 SO: 2 BB: 0 IBB: 0 HBP: 0 BLK: 0 WP: 1 HR: 13 S: 24 P: 24 ERA: 27.00 WHIP: 3.000 | IP: 1.0 WLS: 1.0 BF: 3 H: 0 R: 0 ER: 0 SO: 1 BB: 0 IBB: 0 HBP: 0 BLK: 0 WP: 0 HR: 6 S: 9 P: 9 ERA: 0.00 WHIP: 0.000 | IP: 0.1 WLS: 0.0 BF: 4 H: 1 R: 1 ER: 1 SO: 1 BB: 2 IBB: 0 HBP: 0 BLK: 0 WP: 0 HR: 12 S: 23 P: 23 ERA: 27.00 WHIP: 9.000 | PITCHER | IP: 1.0 WLS: 1.0 BF: 4 H: 1 R: 0 ER: 0 SO: 1 BB: 0 IBB: 0 HBP: 0 BLK: 0 WP: 0 HR: 7 S: 9 P: 9 ERA: 0.00 WHIP: 1.000 | | | | | | | | | | | | | | | |

Texas Rangers @ Houston Astros
Minute Maid Park, Houston, TX
Mon Jul 24 2023, 7:11 PM - 10:25 PM CDT
Att: 37,973 - Roof Closed - 73 F

| | |
|-----|----|
| AB | 33 |
| R | 10 |
| H | 9 |
| RBI | 10 |
| BB | 7 |
| SO | 12 |
| LOB | 10 |



| Batter | 1 | 2 | 3 | 4 | 5 | 6 | 7 | 8 | 9 | AB | R | H | RBI | BB | SO | LOB | TOP | | | | | | | | |
|--|--------------------------------------|---------------------------------|--------------------------------------|----------------------------------|--------------------------------------|----------------------------------|--------------------------------------|----------------------------------|---------------------------------------|----------------------------------|--------------------------------------|---------------------------------|---------------------------------------|----------------------------------|---------------------------------------|----------------------------------|--|----------------------------------|------------------------------------|----------------------------------|--------|--|--|--|--|
| 2 Marcus Semien, R OBP: 0.340, SLG: 0.446 | F9 | | F8 | | | FC4-6 1B | | 16 2B | | 4 | 1 | 2 | 0 | 0 | 0 | 1 | <p>Texas Rangers @ Houston Astros Minute Maid Park, Houston, TX Tue Jul 25 2023, 7:10 PM - 9:30 PM CDT Att. 40,520 - Roof Closed - 73 F</p> <p>livebaseballscorecards.com</p> | | | | | | | | |
| 16 Travis Jankowski, L OBP: 0.409, SLG: 0.415 | F7 | | | F7 | | FC4-6 1B | | 2B | | 4 | 0 | 2 | 0 | 0 | 0 | 0 | | | | | | | | | |
| 30 Nathaniel Lowe, L OBP: 0.376, SLG: 0.447 | G1-3 | | | 1B | | FC4-6 1B | | BB | | 3 | 0 | 1 | 0 | 1 | 0 | 2 | | | | | | | | | |
| 53 Adolis Garcia, R OBP: 0.334, SLG: 0.509 | | 2B | | F9 | | FC6 | | K | | 4 | 0 | 1 | 0 | 0 | 1 | 4 | | | | | | | | | |
| 6 Josh Jung, R OBP: 0.323, SLG: 0.485 | K | | | F8 | | K | | | | 4 | 0 | 0 | 0 | 0 | 2 | 4 | | | | | | | | | |
| 28 Jonah Heim, S OBP: 0.339, SLG: 0.482 | G3-6-3 | | | | | 18 G6-4-3 1B | | 18 HR | | 3 | 1 | 2 | 0 | 1 | 0 | 1 | | | | | | | | | |
| 20 Ezequiel Duran, R OBP: 0.334, SLG: 0.502 | | | | L5 | | L7 | | F9 | | 4 | 0 | 0 | 0 | 0 | 0 | 3 | | | | | | | | | |
| 18 Mitch Garver, R OBP: 0.328, SLG: 0.434 | | | | | | G6-4-3 | | G6-4-3 | | 3 | 1 | 1 | 2 | 1 | 0 | 2 | | | | | | | | | |
| 3 Leody Taveras, S OBP: 0.322, SLG: 0.449 | | | | L7 | | | | F9 | | 4 | 0 | 0 | 0 | 0 | 1 | 1 |  | | | | | | | | |
| Inning Stats | R: 0 H: 0 E: 0 K: 0 S: 5 | H: 0 LOB: 0 BB: 0 P: 5 | R: 0 H: 1 E: 0 K: 1 S: 9 | H: 1 LOB: 0 BB: 0 P: 15 | R: 0 H: 0 E: 0 K: 0 S: 7 | H: 0 LOB: 1 BB: 1 P: 13 | R: 0 H: 1 E: 0 K: 0 S: 9 | H: 1 LOB: 1 BB: 0 P: 14 | R: 0 H: 2 E: 1 K: 2 S: 12 | H: 2 LOB: 2 BB: 0 P: 17 | R: 0 H: 0 E: 0 K: 0 S: 2 | H: 0 LOB: 0 BB: 1 P: 7 | R: 0 H: 2 E: 0 K: 1 S: 14 | H: 2 LOB: 2 BB: 1 P: 19 | R: 2 H: 2 E: 0 K: 0 S: 11 | H: 2 LOB: 0 BB: 0 P: 17 | | 1B: 7 2B: 1 3B: 0 HR: 1 | SF: 0 SAC: 0 DP: 3 HBP: 0 | WP: 0 PB: 0 SB: 0 CS: 0 | PA: 36 | | | | |
| PITCHER | IP | WLS | BF | H | R | ER | SO | BB | IBB | HBP | BLK | WP | HR | S | P | ERA | WHIP | | | | | | | | |
| 68 J.P. France, R ERA: 2.87 | 7.0 | W | 26 | 5 | 1 | 0 | 3 | 2 | 0 | 0 | 0 | 0 | 0 | 52 | 84 | 0.00 | 1.000 | | | | | | | | |
| 50 Héctor Neris, R ERA: 1.44 | 1.0 | H | 5 | 2 | 0 | 0 | 1 | 1 | 0 | 0 | 0 | 0 | 0 | 14 | 19 | 0.00 | 3.000 | | | | | | | | |
| 55 Ryan Pressly, R ERA: 3.11 | 1.0 | S | 5 | 2 | 2 | 2 | 0 | 0 | 0 | 0 | 0 | 0 | 1 | 11 | 17 | 18.00 | 2.000 | | | | | | | | |

| Batter | 1 | 2 | 3 | 4 | 5 | 6 | 7 | 8 | 9 | AB | R | H | RBI | BB | SO | LOB | BOTTOM | | | | | | | | |
|--|---------------------------------------|----------------------------------|---------------------------------------|----------------------------------|--------------------------------------|----------------------------------|--------------------------------------|---------------------------------|---------------------------------------|----------------------------------|---------------------------------------|----------------------------------|---------------------------------------|----------------------------------|--------------------------------------|----------------------------------|--|----------------------------------|------------------------------------|----------------------------------|--------|--|--|--|--|
| 14 Mauricio Dubón, R OBP: 0.289, SLG: 0.375 | F9 | | P3 | | G6-3 | | F8 | | | 4 | 0 | 0 | 0 | 0 | 0 | 1 | <p>Texas Rangers @ Houston Astros Minute Maid Park, Houston, TX Tue Jul 25 2023, 7:10 PM - 9:30 PM CDT Att. 40,520 - Roof Closed - 73 F</p> <p>livebaseballscorecards.com</p> | | | | | | | | |
| 3 Jeremy Peña, R OBP: 0.288, SLG: 0.368 | K | | | | K | | L8 | | | 4 | 0 | 1 | 0 | 0 | 2 | 1 | | | | | | | | | |
| 30 Kyle Tucker, L OBP: 0.385, SLG: 0.522 | F7 | | FC3-6 1B | | | HR | | 1B | | 4 | 1 | 2 | 1 | 0 | 0 | 1 | | | | | | | | | |
| 2 Alex Bregman, R OBP: 0.345, SLG: 0.421 | | 2B | F7 | | | G5-3 | | P3 | | 3 | 1 | 0 | 0 | 1 | 0 | 2 | | | | | | | | | |
| 79 José Abreu, R OBP: 0.298, SLG: 0.350 | | | | | G6-3 | | | F9 | | 4 | 1 | 2 | 0 | 0 | 0 | 1 | | | | | | | | | |
| 20 Chas McCormick, R OBP: 0.369, SLG: 0.531 | | | | | F8 | | K | | | 4 | 0 | 1 | 1 | 0 | 1 | 2 | | | | | | | | | |
| 21 Yainer Diaz, R OBP: 0.280, SLG: 0.481 | | | | | F9 | | FC6-4 | | | 3 | 0 | 0 | 0 | 0 | 1 | 3 | | | | | | | | | |
| 9 Corey Julks, R OBP: 0.312, SLG: 0.373 | SF7 | | | | F8 | | K | | | 2 | 0 | 0 | 1 | 0 | 1 | 0 | | | | | | | | | |
| 15 Martín Maldonado, R OBP: 0.242, SLG: 0.308 | | | | | G6-3 2B | | HR | | | 3 | 1 | 2 | 1 | 0 | 1 | 1 |  | | | | | | | | |
| Inning Stats | R: 0 H: 0 E: 0 K: 1 S: 10 | H: 2 LOB: 0 BB: 0 P: 15 | R: 2 H: 2 E: 0 K: 2 S: 15 | H: 2 LOB: 1 BB: 1 P: 29 | R: 0 H: 1 E: 0 K: 0 S: 8 | H: 1 LOB: 0 BB: 0 P: 12 | R: 0 H: 0 E: 0 K: 0 S: 5 | H: 0 LOB: 0 BB: 0 P: 7 | R: 0 H: 1 E: 0 K: 1 S: 12 | H: 1 LOB: 1 BB: 0 P: 15 | R: 1 H: 2 E: 0 K: 0 S: 18 | H: 2 LOB: 1 BB: 0 P: 25 | R: 1 H: 1 E: 0 K: 0 S: 10 | H: 1 LOB: 0 BB: 0 P: 14 | R: 0 H: 1 E: 0 K: 0 S: 9 | H: 1 LOB: 1 BB: 0 P: 15 | | 1B: 4 2B: 2 3B: 0 HR: 2 | SF: 1 SAC: 0 DP: 0 HBP: 0 | WP: 1 PB: 0 SB: 1 CS: 0 | PA: 33 | | | | |
| PITCHER | IP | WLS | BF | H | R | ER | SO | BB | IBB | HBP | BLK | WP | HR | S | P | ERA | WHIP | | | | | | | | |
| 57 Yerry Rodríguez, R ERA: 5.68 | 2.0 | L | 9 | 2 | 2 | 2 | 3 | 1 | 0 | 0 | 0 | 0 | 0 | 25 | 44 | 9.00 | 1.500 | | | | | | | | |
| 61 Cody Bradford, L ERA: 4.62 | 5.0 | | 21 | 6 | 2 | 2 | 3 | 0 | 0 | 0 | 0 | 0 | 2 | 56 | 78 | 3.60 | 1.200 | | | | | | | | |
| 36 Spencer Howard, R ERA: 27.0 | 1.0 | | 3 | 0 | 0 | 0 | 0 | 0 | 0 | 0 | 0 | 0 | 0 | 6 | 10 | 0.00 | 0.000 | | | | | | | | |

| Batter | 1 | 2 | 3 | 4 | 5 | 6 | 7 | 8 | 9 | AB | R | H | RBI | BB | SO | LOB | TOP | | | | | | | |
|--|---|---|---|---|---|---|---|---|---|---|---|---|---|---|---|---|---|---|---|---|---|---|---|---|
| 2 Marcus Semien, R (1,4) OBP: 0.346, SLG: 0.457 47 Josh Smith, L (5,4) OBP: 0.340, SLG: 0.347 | | | | | | | | | | 3 | 3 | 3 | 2 | 0 | 0 | 0 | | | | | | | | |
| 20 Ezequiel Duran, R (1,6) OBP: 0.334, SLG: 0.496 | | | | | | | | | | 5 | 1 | 1 | 0 | 1 | 2 | 3 | | | | | | | | |
| 30 Nathaniel Lowe, L (1,3) OBP: 0.380, SLG: 0.455 | | | | | | | | | | 4 | 2 | 2 | 3 | 2 | 0 | 1 | | | | | | | | |
| 53 Adolis Garcia, R (1,9) OBP: 0.333, SLG: 0.513 | | | | | | | | | | 5 | 1 | 1 | 4 | 0 | 1 | 4 | | | | | | | | |
| 6 Josh Jung, R (1,5) OBP: 0.324, SLG: 0.484 | | | | | | | | | | 5 | 0 | 2 | 0 | 0 | 1 | 0 | | | | | | | | |
| 28 Jonah Heim, S (1,2) OBP: 0.337, SLG: 0.479 55 Sam Huff, R (4,PH) OBP: 0.294, SLG: 0.400 | | | | | | | | | | 1 | 0 | 0 | 0 | 0 | 0 | 1 | | | | | | | | |
| 18 Mitch Garver, R (1,10) OBP: 0.339, SLG: 0.436 | | | | | | | | | | 4 | 1 | 2 | 0 | 1 | 0 | 1 | | | | | | | | |
| 4 Robbie Grossman, S (1,7) OBP: 0.299, SLG: 0.373 | | | | | | | | | | 5 | 2 | 2 | 0 | 0 | 0 | 4 | | | | | | | | |
| 3 Leody Taveras, S (1,8) OBP: 0.324, SLG: 0.448 | | | | | | | | | | 5 | 2 | 2 | 3 | 0 | 0 | 3 | | | | | | | | |
| Inning Stats | R: 0 H: 2 E: 0 K: 0 S: 11 | H: 2 LOB: 1 BB: 0 P: 14 | R: 0 H: 1 E: 0 K: 0 S: 13 | H: 1 LOB: 1 BB: 0 P: 18 | R: 2 H: 1 E: 0 K: 0 S: 8 | H: 1 LOB: 0 BB: 0 P: 18 | R: 4 H: 4 E: 0 K: 2 S: 16 | H: 4 LOB: 2 BB: 2 P: 36 | R: 7 H: 6 E: 0 K: 1 S: 19 | H: 6 LOB: 1 BB: 1 P: 27 | R: 0 H: 0 E: 0 K: 0 S: 6 | H: 0 LOB: 1 BB: 0 P: 11 | R: 0 H: 1 E: 0 K: 1 S: 11 | H: 1 LOB: 0 BB: 0 P: 13 | R: 0 H: 2 E: 0 K: 1 S: 10 | H: 2 LOB: 2 BB: 0 P: 16 | R: 0 H: 0 E: 0 K: 1 S: 9 | H: 0 LOB: 0 BB: 0 P: 14 | 1B: 11 2B: 1 3B: 1 HR: 4 | SF: 0 SAC: 0 DP: 1 HBP: 1 | WP: 1 PB: 1 SB: 0 CS: 0 | PA: 48 | | |
| PITCHER | IP WLS BF H R ER SO BB IBB HBP BLK WP HR S P ERA WHIP | IP WLS BF H R ER SO BB IBB HBP BLK WP HR S P ERA WHIP | IP WLS BF H R ER SO BB IBB HBP BLK WP HR S P ERA WHIP | IP WLS BF H R ER SO BB IBB HBP BLK WP HR S P ERA WHIP | IP WLS BF H R ER SO BB IBB HBP BLK WP HR S P ERA WHIP | IP WLS BF H R ER SO BB IBB HBP BLK WP HR S P ERA WHIP | IP WLS BF H R ER SO BB IBB HBP BLK WP HR S P ERA WHIP | IP WLS BF H R ER SO BB IBB HBP BLK WP HR S P ERA WHIP | IP WLS BF H R ER SO BB IBB HBP BLK WP HR S P ERA WHIP | IP WLS BF H R ER SO BB IBB HBP BLK WP HR S P ERA WHIP | IP WLS BF H R ER SO BB IBB HBP BLK WP HR S P ERA WHIP | IP WLS BF H R ER SO BB IBB HBP BLK WP HR S P ERA WHIP | IP WLS BF H R ER SO BB IBB HBP BLK WP HR S P ERA WHIP | IP WLS BF H R ER SO BB IBB HBP BLK WP HR S P ERA WHIP | IP WLS BF H R ER SO BB IBB HBP BLK WP HR S P ERA WHIP | IP WLS BF H R ER SO BB IBB HBP BLK WP HR S P ERA WHIP | IP WLS BF H R ER SO BB IBB HBP BLK WP HR S P ERA WHIP | IP WLS BF H R ER SO BB IBB HBP BLK WP HR S P ERA WHIP | IP WLS BF H R ER SO BB IBB HBP BLK WP HR S P ERA WHIP | IP WLS BF H R ER SO BB IBB HBP BLK WP HR S P ERA WHIP | IP WLS BF H R ER SO BB IBB HBP BLK WP HR S P ERA WHIP | IP WLS BF H R ER SO BB IBB HBP BLK WP HR S P ERA WHIP | IP WLS BF H R ER SO BB IBB HBP BLK WP HR S P ERA WHIP | IP WLS BF H R ER SO BB IBB HBP BLK WP HR S P ERA WHIP |

Texas Rangers @ Houston Astros
Minute Maid Park, Houston, TX
Wed Jul 26 2023, 7:13 PM - 10:10 PM CDT
Att: 40,398 - Roof Closed - 73 F

AB 43
R 13
H 17
RBI 13
BB 4
SO 6
LOB 18



| Batter | 1 | 2 | 3 | 4 | 5 | 6 | 7 | 8 | 9 | AB | R | H | RBI | BB | SO | LOB | BOTTOM | | | | | | | |
|---|---|---|---|---|---|---|---|---|---|---|---|---|---|---|---|---|---|---|---|---|---|---|---|---|
| 27 Jose Altuve, R (1,4) OBP: 0.363, SLG: 0.468 16 Grae Kessinger, R (6,4) OBP: 0.355, SLG: 0.385 | | | | | | | | | | 3 | 0 | 0 | 0 | 0 | 0 | 0 | | | | | | | | |
| 3 Jeremy Peña, R (1,6) OBP: 0.290, SLG: 0.373 | | | | | | | | | | 4 | 1 | 2 | 0 | 0 | 1 | 0 | | | | | | | | |
| 30 Kyle Tucker, L (1,9) OBP: 0.387, SLG: 0.521 6 Jake Meyers, R (8,8) OBP: 0.301, SLG: 0.372 | | | | | | | | | | 1 | 1 | 0 | 0 | 2 | 0 | 0 | | | | | | | | |
| 2 Alex Bregman, R (1,5) OBP: 0.347, SLG: 0.430 14 Mauricio Dubón, R (8,4) OBP: 0.298, SLG: 0.374 | | | | | | | | | | 3 | 1 | 2 | 3 | 0 | 0 | 2 | | | | | | | | |
| 44 Jordan Alvarez, L (1,10) OBP: 0.394, SLG: 0.593 | | | | | | | | | | 2 | 0 | 1 | 0 | 1 | 0 | 0 | | | | | | | | |
| 79 José Abreu, R (1,3) OBP: 0.295, SLG: 0.346 | | | | | | | | | | 4 | 0 | 0 | 0 | 0 | 0 | 4 | | | | | | | | |
| 20 Chas McCormick, R (1,8) OBP: 0.367, SLG: 0.523 | | | | | | | | | | 3 | 1 | 0 | 0 | 1 | 2 | 3 | | | | | | | | |
| 9 Corey Julks, R (1,7) OBP: 0.308, SLG: 0.367 | | | | | | | | | | 4 | 0 | 0 | 0 | 0 | 1 | 4 | | | | | | | | |
| 15 Martín Maldonado, R (1,2) OBP: 0.241, SLG: 0.306 21 Yainer Díaz, R (5,2) OBP: 0.281, SLG: 0.493 | | | | | | | | | | 1 | 0 | 0 | 0 | 0 | 1 | 0 | | | | | | | | |
| Inning Stats | R: 3 H: 2 E: 0 K: 0 S: 19 | H: 0 LOB: 0 BB: 0 P: 30 | R: 0 H: 0 E: 0 K: 2 S: 10 | H: 0 LOB: 0 BB: 0 P: 14 | R: 0 H: 0 E: 0 K: 0 S: 7 | H: 0 LOB: 0 BB: 0 P: 9 | R: 0 H: 1 E: 0 K: 1 S: 8 | H: 1 LOB: 2 BB: 1 P: 16 | R: 0 H: 1 E: 0 K: 0 S: 12 | H: 1 LOB: 1 BB: 1 P: 21 | R: 0 H: 1 E: 0 K: 0 S: 6 | H: 1 LOB: 1 BB: 0 P: 9 | R: 0 H: 0 E: 0 K: 2 S: 10 | H: 0 LOB: 0 BB: 0 P: 15 | R: 0 H: 0 E: 0 K: 1 S: 7 | H: 0 LOB: 0 BB: 0 P: 11 | R: 2 H: 1 E: 0 K: 1 S: 14 | H: 1 LOB: 0 BB: 1 P: 21 | 1B: 2 2B: 2 3B: 0 HR: 2 | SF: 0 SAC: 0 DP: 1 HBP: 1 | WP: 0 PB: 0 SB: 0 CS: 0 | PA: 37 | | |
| PITCHER | IP WLS BF H R ER SO BB IBB HBP BLK WP HR S P ERA WHIP | IP WLS BF H R ER SO BB IBB HBP BLK WP HR S P ERA WHIP | IP WLS BF H R ER SO BB IBB HBP BLK WP HR S P ERA WHIP | IP WLS BF H R ER SO BB IBB HBP BLK WP HR S P ERA WHIP | IP WLS BF H R ER SO BB IBB HBP BLK WP HR S P ERA WHIP | IP WLS BF H R ER SO BB IBB HBP BLK WP HR S P ERA WHIP | IP WLS BF H R ER SO BB IBB HBP BLK WP HR S P ERA WHIP | IP WLS BF H R ER SO BB IBB HBP BLK WP HR S P ERA WHIP | IP WLS BF H R ER SO BB IBB HBP BLK WP HR S P ERA WHIP | IP WLS BF H R ER SO BB IBB HBP BLK WP HR S P ERA WHIP | IP WLS BF H R ER SO BB IBB HBP BLK WP HR S P ERA WHIP | IP WLS BF H R ER SO BB IBB HBP BLK WP HR S P ERA WHIP | IP WLS BF H R ER SO BB IBB HBP BLK WP HR S P ERA WHIP | IP WLS BF H R ER SO BB IBB HBP BLK WP HR S P ERA WHIP | IP WLS BF H R ER SO BB IBB HBP BLK WP HR S P ERA WHIP | IP WLS BF H R ER SO BB IBB HBP BLK WP HR S P ERA WHIP | IP WLS BF H R ER SO BB IBB HBP BLK WP HR S P ERA WHIP | IP WLS BF H R ER SO BB IBB HBP BLK WP HR S P ERA WHIP | IP WLS BF H R ER SO BB IBB HBP BLK WP HR S P ERA WHIP | IP WLS BF H R ER SO BB IBB HBP BLK WP HR S P ERA WHIP | IP WLS BF H R ER SO BB IBB HBP BLK WP HR S P ERA WHIP | IP WLS BF H R ER SO BB IBB HBP BLK WP HR S P ERA WHIP | IP WLS BF H R ER SO BB IBB HBP BLK WP HR S P ERA WHIP | IP WLS BF H R ER SO BB IBB HBP BLK WP HR S P ERA WHIP |

Texas Rangers @ Houston Astros
Minute Maid Park, Houston, TX
Wed Jul 26 2023, 7:13 PM - 10:10 PM CDT
Att: 40,398 - Roof Closed - 73 F

AB 32
R 5
H 6
RBI 5
BB 4
SO 7
LOB 13




| Batter | 1 | 2 | 3 | 4 | 5 | 6 | 7 | 8 | 9 | AB | R | H | RBI | BB | SO | LOB | TOP | | |
|--|---|---|---|---|---|---|---|---|---|---|---|---|---|---|---|---|---|------------------------------------|--|
| 2 Yandy Diaz, R (1, 10) OBP: 0.398, SLG: 0.503 | | | | | | | | | | 3 | 0 | 0 | 1 | 0 | 1 | 0 | Tampa Bay Rays @ Houston Astros Minute Maid Park, Houston, TX Fri Jul 28 2023, 7:12 PM - 9:56 PM CDT Att: 38,592 - Roof Closed - 73 F | | |
| 5 Wander Franco, S (1, 6) OBP: 0.328, SLG: 0.433 | | | | | | | | | | 4 | 1 | 2 | 0 | 1 | 0 | 2 | | | |
| 55 Luke Raley, L (1, 3) OBP: 0.358, SLG: 0.538 | | | | | | | | | | 4 | 0 | 0 | 0 | 0 | 2 | 4 | | | |
| 56 Randy Arozarena, R (1, 7) OBP: 0.367, SLG: 0.441 | | | | | | | | | | 2 | 1 | 0 | 0 | 2 | 0 | 2 | | | |
| 8 Brandon Lowe, L (1, 4) OBP: 0.317, SLG: 0.429 | | | | | | | | | | 3 | 1 | 2 | 3 | 0 | 0 | 1 | | | |
| 17 Isaac Paredes, R (1, 5) OBP: 0.357, SLG: 0.486 | | | | | | | | | | 3 | 0 | 0 | 0 | 0 | 2 | 2 | | | |
| 15 Josh Lowe, L (1, 9) OBP: 0.311, SLG: 0.474 | | | | | | | | | | 4 | 0 | 0 | 0 | 0 | 3 | 5 | | | |
| 22 Jose Siri, R (1, 8) OBP: 0.273, SLG: 0.537 | | | | | | | | | | 4 | 1 | 1 | 0 | 0 | 2 | 3 | | | |
| 50 René Pinto, R (1, 2) OBP: 0.200, SLG: 0.200 | | | | | | | | | | 3 | 0 | 1 | 0 | 0 | 1 | 3 | | | |
| 7 Vidal Bruján, S (7, PR) OBP: 0.246, SLG: 0.241 | | | | | | | | | | 0 | 0 | 0 | 0 | 0 | 0 | 0 | | | |
| 14 Christian Bethancourt, R (7, 2) OBP: 0.249, SLG: 0.372 | | | | | | | | | | 1 | 0 | 0 | 0 | 0 | 0 | 1 | | | |
| Inning Stats | R: 3 H: 2 E: 0 K: 2 S: 16 | H: 2 LOB: 0 BB: 0 P: 22 | R: 0 H: 0 E: 0 K: 3 S: 10 | H: 0 LOB: 0 BB: 0 P: 14 | R: 0 H: 0 E: 0 K: 0 S: 7 | H: 1 LOB: 3 BB: 1 P: 24 | R: 0 H: 0 E: 0 K: 1 S: 11 | H: 0 LOB: 0 BB: 0 P: 19 | R: 0 H: 0 E: 0 K: 2 S: 13 | H: 1 LOB: 2 BB: 0 P: 19 | R: 0 H: 0 E: 0 K: 2 S: 12 | H: 0 LOB: 1 BB: 1 P: 21 | R: 1 H: 2 E: 0 K: 0 S: 14 | H: 2 LOB: 2 BB: 0 P: 22 | 1B: 3 2B: 1 3B: 1 HR: 1 | SF: 1 SAC: 0 DP: 0 HBP: 5 | WP: 0 PA: 40 PB: 0 SB: 2 CS: 0 | | |
| PITCHER | IP WLS BF H R ER SO BB IBB HBP BLK WP HR S P ERA WHIP | IP WLS BF H R ER SO BB IBB HBP BLK WP HR S P ERA WHIP | IP WLS BF H R ER SO BB IBB HBP BLK WP HR S P ERA WHIP | IP WLS BF H R ER SO BB IBB HBP BLK WP HR S P ERA WHIP | IP WLS BF H R ER SO BB IBB HBP BLK WP HR S P ERA WHIP | IP WLS BF H R ER SO BB IBB HBP BLK WP HR S P ERA WHIP | IP WLS BF H R ER SO BB IBB HBP BLK WP HR S P ERA WHIP | IP WLS BF H R ER SO BB IBB HBP BLK WP HR S P ERA WHIP | IP WLS BF H R ER SO BB IBB HBP BLK WP HR S P ERA WHIP | IP WLS BF H R ER SO BB IBB HBP BLK WP HR S P ERA WHIP | IP WLS BF H R ER SO BB IBB HBP BLK WP HR S P ERA WHIP | IP WLS BF H R ER SO BB IBB HBP BLK WP HR S P ERA WHIP | IP WLS BF H R ER SO BB IBB HBP BLK WP HR S P ERA WHIP | IP WLS BF H R ER SO BB IBB HBP BLK WP HR S P ERA WHIP | IP WLS BF H R ER SO BB IBB HBP BLK WP HR S P ERA WHIP | IP WLS BF H R ER SO BB IBB HBP BLK WP HR S P ERA WHIP | | | |
| 53 Cristian Javier, R (1, 1) ERA: 4.33 | 6.0 | 25 | 3 | 3 | 3 | 9 | 2 | 0 | 3 | 0 | 0 | 0 | 0 | 0 | 13 | 19 | 4.50 | 0.833 | |
| 50 Héctor Neris, R (7, 1) ERA: 1.41 | 1.0 | 5 | 1 | 0 | 0 | 0 | 0 | 0 | 1 | 0 | 0 | 0 | 0 | 0 | 13 | 19 | 0.00 | 1.000 | |
| 52 Bryan Abreu, R (8, 1) ERA: 2.55 | 1.0 | 4 | 0 | 0 | 0 | 2 | 1 | 0 | 0 | 0 | 0 | 0 | 0 | 12 | 21 | 0.00 | 1.000 | | |
| 55 Ryan Pressly, R (9, 1) ERA: 3.23 | 1.0 | L | 6 | 2 | 1 | 1 | 0 | 0 | 0 | 1 | 0 | 0 | 0 | 14 | 22 | 9.00 | 2.000 | | |
| Batter | 1 | 2 | 3 | 4 | 5 | 6 | 7 | 8 | 9 | AB | R | H | RBI | BB | SO | LOB | BOTTOM | | |
| 27 Jose Altuve, R (1, 4) OBP: 0.367, SLG: 0.484 | | | | | | | | | | 4 | 1 | 2 | 0 | 0 | 1 | 0 | Tampa Bay Rays @ Houston Astros Minute Maid Park, Houston, TX Fri Jul 28 2023, 7:12 PM - 9:56 PM CDT Att: 38,592 - Roof Closed - 73 F | | |
| 3 Jeremy Peña, R (1, 6) OBP: 0.295, SLG: 0.371 | | | | | | | | | | 4 | 0 | 1 | 1 | 0 | 1 | 2 | | | |
| 30 Kyle Tucker, L (1, 9) OBP: 0.386, SLG: 0.518 | | | | | | | | | | 4 | 0 | 1 | 0 | 0 | 0 | 0 | | | |
| 2 Alex Bregman, R (1, 5) OBP: 0.344, SLG: 0.426 | | | | | | | | | | 4 | 0 | 0 | 0 | 0 | 1 | 2 | | | |
| 44 Jordan Alvarez, L (1, 10) OBP: 0.392, SLG: 0.587 | | | | | | | | | | 4 | 1 | 1 | 0 | 0 | 2 | 0 | | | |
| 79 José Abreu, R (1, 3) OBP: 0.295, SLG: 0.353 | | | | | | | | | | 4 | 1 | 1 | 2 | 0 | 0 | 0 | | | |
| 20 Chas McCormick, R (1, 8) OBP: 0.369, SLG: 0.521 | | | | | | | | | | 3 | 0 | 1 | 0 | 1 | 2 | 0 | | | |
| 9 Corey Julks, R (1, 7) OBP: 0.305, SLG: 0.363 | | | | | | | | | | 3 | 0 | 0 | 0 | 0 | 1 | 1 | | | |
| 21 Yainer Diaz, R (9, PH) OBP: 0.279, SLG: 0.490 | | | | | | | | | | 1 | 0 | 0 | 0 | 0 | 0 | 1 | | | |
| 15 Martín Maldonado, R (1, 2) OBP: 0.242, SLG: 0.307 | | | | | | | | | | 3 | 0 | 1 | 0 | 0 | 1 | 0 | | | |
| 14 Mauricio Dubón, R (9, PH) OBP: 0.267, SLG: 0.373 | | | | | | | | | | 1 | 0 | 0 | 0 | 0 | 1 | 1 | | | |
| Inning Stats | R: 1 H: 1 E: 0 K: 0 S: 9 | H: 1 LOB: 1 BB: 0 P: 15 | R: 0 H: 1 E: 0 K: 2 S: 10 | H: 1 LOB: 0 BB: 0 P: 13 | R: 0 H: 2 E: 0 K: 3 S: 18 | H: 2 LOB: 2 BB: 0 P: 29 | R: 2 H: 4 E: 0 K: 1 S: 16 | H: 4 LOB: 0 BB: 0 P: 21 | R: 0 H: 0 E: 0 K: 0 S: 4 | H: 0 LOB: 0 BB: 0 P: 8 | R: 0 H: 0 E: 0 K: 1 S: 9 | H: 0 LOB: 0 BB: 0 P: 11 | R: 0 H: 0 E: 0 K: 1 S: 9 | H: 0 LOB: 0 BB: 0 P: 15 | R: 0 H: 0 E: 0 K: 1 S: 10 | H: 0 LOB: 1 BB: 1 P: 19 | 1B: 6 2B: 0 3B: 1 HR: 1 | SF: 0 SAC: 0 DP: 0 HBP: 0 | WP: 0 PA: 36 PB: 0 SB: 1 CS: 0 |
| PITCHER | IP WLS BF H R ER SO BB IBB HBP BLK WP HR S P ERA WHIP | IP WLS BF H R ER SO BB IBB HBP BLK WP HR S P ERA WHIP | IP WLS BF H R ER SO BB IBB HBP BLK WP HR S P ERA WHIP | IP WLS BF H R ER SO BB IBB HBP BLK WP HR S P ERA WHIP | IP WLS BF H R ER SO BB IBB HBP BLK WP HR S P ERA WHIP | IP WLS BF H R ER SO BB IBB HBP BLK WP HR S P ERA WHIP | IP WLS BF H R ER SO BB IBB HBP BLK WP HR S P ERA WHIP | IP WLS BF H R ER SO BB IBB HBP BLK WP HR S P ERA WHIP | IP WLS BF H R ER SO BB IBB HBP BLK WP HR S P ERA WHIP | IP WLS BF H R ER SO BB IBB HBP BLK WP HR S P ERA WHIP | IP WLS BF H R ER SO BB IBB HBP BLK WP HR S P ERA WHIP | IP WLS BF H R ER SO BB IBB HBP BLK WP HR S P ERA WHIP | IP WLS BF H R ER SO BB IBB HBP BLK WP HR S P ERA WHIP | IP WLS BF H R ER SO BB IBB HBP BLK WP HR S P ERA WHIP | IP WLS BF H R ER SO BB IBB HBP BLK WP HR S P ERA WHIP | IP WLS BF H R ER SO BB IBB HBP BLK WP HR S P ERA WHIP | | | |
| 18 Shane Bieber, L (1, 1) ERA: 3.0 | 5.0 | 23 | 8 | 3 | 3 | 6 | 0 | 0 | 0 | 0 | 0 | 0 | 0 | 9 | 11 | 0.00 | 0.000 | | |
| 26 Robert Stephenson, R (6, 1) ERA: 3.9 | 1.0 | 3 | 0 | 0 | 0 | 1 | 0 | 0 | 0 | 0 | 0 | 0 | 0 | 9 | 11 | 0.00 | 0.000 | | |
| 49 Kevin Kelly, R (7, 1) ERA: 2.96 | 1.0 | 3 | 0 | 0 | 0 | 1 | 0 | 0 | 0 | 0 | 0 | 0 | 0 | 9 | 11 | 0.00 | 0.000 | | |
| 38 Colin Poche, L (8, 1) ERA: 2.13 | 1.0 | W | 3 | 0 | 0 | 0 | 1 | 0 | 0 | 0 | 0 | 0 | 0 | 10 | 15 | 0.00 | 0.000 | | |
| 29 Pate Fairbanks, R (9, 1) ERA: 1.8 | 1.0 | S | 4 | 0 | 0 | 0 | 1 | 1 | 0 | 0 | 0 | 0 | 0 | 10 | 19 | 0.00 | 1.000 | | |

| Batter | 1 | 2 | 3 | 4 | 5 | 6 | 7 | 8 | 9 | AB | R | H | RBI | BB | SO | LOB | TOP | | | | |
|--|------------------------------|----------------------------------|-------------------------------|----------------------------------|------------------------------|----------------------------------|------------------------------|----------------------------------|-------------------------------|----------------------------------|-------------------------------|----------------------------------|------------------------------|----------------------------------|-------------------------------|----------------------------------|----------------------------------|------------------------------------|----------------------------------|--------|--|
| 2 Yandy Diaz, R OBP: 0.395, SLG: 0.498 | F9 | | | P3 | | K | | G5-3 | K | 3 | 0 | 0 | 0 | 0 | 1 | 1 | | | | | |
| 7 Vidal Bruján, S OBP: 0.237, SLG: 0.232 | | | | | | | | | | 2 | 0 | 0 | 0 | 0 | 1 | 2 | | | | | |
| 5 Wander Franco, S OBP: 0.332, SLG: 0.443 | 1B | | | L9 | | | | HR | | 3 | 1 | 2 | 1 | 1 | 0 | 0 | | | | | |
| 8 Brandon Lowe, L OBP: 0.316, SLG: 0.423 | P | | | G3 | | BB | | BB | | 3 | 0 | 0 | 0 | 1 | 0 | 3 | | | | | |
| 56 Randy Arozarena, R (1, 7) OBP: 0.366, SLG: 0.437 | | G6-3 | | | G6-3 | | | 17 HR | G6-4-3 | 3 | 1 | 0 | 0 | 0 | 0 | 1 | | | | | |
| 17 Isaac Paredes, R OBP: 0.361, SLG: 0.508 | | F8 | | | 87 L1-3 | | | HR | | 3 | 2 | 2 | 3 | 1 | 0 | 0 | | | | | |
| 87 Harold Ramirez, R OBP: 0.322, SLG: 0.438 | | G6-3 | | | L1-3 | | | HR | | 3 | 0 | 1 | 0 | 1 | 0 | 1 | | | | | |
| 22 Jose Siri, R OBP: 0.269, SLG: 0.528 | | | | K | | K | | K | | 4 | 0 | 0 | 0 | 0 | 4 | 3 | | | | | |
| 13 Manuel Margot, R OBP: 0.306, SLG: 0.364 | | | | G5-3 | | | G6-3 | F8 | | 4 | 0 | 1 | 0 | 0 | 0 | 1 | | | | | |
| 14 Christian Bethancourt, R (1, 2) OBP: 0.248, SLG: 0.374 | | | | K | | | 2B | K | | 4 | 0 | 1 | 0 | 0 | 3 | 3 | | | | | |
| Inning Stats | R: 0 E: 0 K: 0 S: 7 | H: 1 LOB: 0 BB: 0 P: 10 | R: 0 E: 0 K: 0 S: 10 | H: 0 LOB: 0 BB: 0 P: 15 | R: 0 E: 0 K: 2 S: 8 | H: 0 LOB: 0 BB: 0 P: 10 | R: 0 E: 0 K: 1 S: 5 | H: 0 LOB: 1 BB: 1 P: 15 | R: 0 E: 0 K: 1 S: 16 | H: 2 LOB: 1 BB: 1 P: 25 | R: 2 E: 0 K: 2 S: 12 | H: 2 LOB: 0 BB: 0 P: 18 | R: 1 E: 0 K: 0 S: 6 | H: 1 LOB: 0 BB: 1 P: 13 | R: 1 E: 0 K: 3 S: 16 | H: 2 LOB: 2 BB: 1 P: 28 | 1B: 2 2B: 3 3B: 0 HR: 3 | SF: 0 SAC: 0 DP: 2 HBP: 1 | WP: 0 PB: 0 SB: 1 CS: 0 | PA: 37 | |
| PITCHER | IP | WLS | BF | H | R | ER | SO | BB | IBB | HBP | BLK | WP | HR | S | P | ERA | WHIP | | | | |
| 58 Hunter Brown, R ERA: 4.12 | 6.0 | W | 24 | 4 | 2 | 2 | 4 | 2 | 0 | 1 | 0 | 0 | 1 | 58 | 95 | 3.00 | 1.000 | | | | |
| 45 Ryne Stanek, R ERA: 4.38 | 1.0 | | 3 | 0 | 0 | 0 | 2 | 0 | 0 | 0 | 0 | 0 | 0 | 7 | 7 | 0.00 | 0.000 | | | | |
| 67 Parker Mushinski, L ERA: 3.12 | 1.0 | | 4 | 1 | 1 | 1 | 0 | 1 | 0 | 0 | 0 | 0 | 1 | 6 | 13 | 9.00 | 2.000 | | | | |
| 47 Rafael Montero, R ERA: 6.14 | 1.0 | | 6 | 2 | 1 | 1 | 3 | 1 | 0 | 0 | 0 | 0 | 1 | 16 | 28 | 9.00 | 3.000 | | | | |

Tampa Bay Rays @ Houston Astros
Minute Maid Park, Houston, TX
Sat Jul 29 2023, 6:16 PM - 9:16 PM CDT
Att: 40,004 - Roof Closed - 73 F


AB 32
R 4
H 7
RBI 4
BB 4
SO 9
LOB 15



| Batter | 1 | 2 | 3 | 4 | 5 | 6 | 7 | 8 | 9 | AB | R | H | RBI | BB | SO | LOB | BOTTOM | | | | |
|--|-------------------------------|----------------------------------|-------------------------------|----------------------------------|------------------------------|----------------------------------|-------------------------------|----------------------------------|-------------------------------|----------------------------------|-------------------------------|----------------------------------|-------------------------------|----------------------------------|------------------------------|----------------------------------|----------------------------------|------------------------------------|----------------------------------|--------|--|
| 27 Jose Altuve, R OBP: 0.361, SLG: 0.496 | K | K | | K | FC4 | | HR | FC5-4 | | 5 | 1 | 1 | 2 | 0 | 3 | 5 | | | | | |
| 14 Mauricio Dubón, R OBP: 0.289, SLG: 0.373 | | | | | | | | BB | | 0 | 0 | 0 | 0 | 1 | 0 | 0 | | | | | |
| 3 Jeremy Peña, R OBP: 0.290, SLG: 0.373 | E5 | K | | 2B | | K | 2 HR | 1B | FC5-4 | 6 | 1 | 2 | 4 | 0 | 2 | 3 | | | | | |
| 30 Kyle Tucker, L OBP: 0.380, SLG: 0.509 | K | | G5-3 | F7 | | G3 | P2 | F7 | | 6 | 0 | 0 | 0 | 0 | 1 | 5 | | | | | |
| 2 Alex Bregman, R OBP: 0.347, SLG: 0.433 | BB | | F8 | | F9 | | 44 1B | HR | | 3 | 2 | 1 | 2 | 2 | 0 | 0 | | | | | |
| 44 Yordan Alvarez, L OBP: 0.396, SLG: 0.601 | F7 | | P5 | | 20 3B | 79 1B | 79 HR | HR | | 5 | 3 | 3 | 1 | 0 | 0 | 2 | | | | | |
| 9 Corey Julks, R OBP: 0.305, SLG: 0.363 | | | | | | | | | | 0 | 0 | 0 | 0 | 0 | 0 | 0 | | | | | |
| 79 José Abreu, R OBP: 0.301, SLG: 0.366 | | 21 HR | | 21 FC6-5 | 20 1B | 20 3B | HR | F7 | | 3 | 3 | 3 | 3 | 1 | 0 | 0 | | | | | |
| 16 Grae Kessinger, R (7, PH) OBP: 0.344, SLG: 0.370 | | 1B | | BB | 21 FC6-5 | 20 3B | HR | | | 1 | 0 | 0 | 0 | 0 | 0 | 0 | | | | | |
| 20 Chas McCormick, R (1, 10) OBP: 0.374, SLG: 0.531 | P3 | | | BB | 21 FC6-5 | 21 2B | HR | 14 BB | 6 1B | 5 | 3 | 3 | 2 | 0 | 1 | 1 | | | | | |
| 21 Yainer Diaz, R OBP: 0.282, SLG: 0.507 | HR | | | FC6-5 | 6 BB | 6 1B | | F9 | F8 | 5 | 2 | 2 | 3 | 0 | 0 | 3 | | | | | |
| 6 Jake Meyers, R OBP: 0.314, SLG: 0.385 | BB | | | FC6-5 | 3 2B | 27 FC4 | | 27 HR | FC5-4 | 3 | 2 | 3 | 0 | 2 | 0 | 0 | | | | | |
| Inning Stats | R: 0 E: 1 K: 2 S: 14 | H: 0 LOB: 2 BB: 1 P: 24 | R: 2 E: 0 K: 2 S: 16 | H: 2 LOB: 1 BB: 1 P: 26 | R: 0 E: 0 K: 0 S: 7 | H: 0 LOB: 0 BB: 0 P: 10 | R: 3 E: 0 K: 1 S: 22 | H: 2 LOB: 1 BB: 2 P: 35 | R: 3 E: 0 K: 0 S: 17 | H: 5 LOB: 1 BB: 0 P: 21 | R: 3 E: 0 K: 2 S: 20 | H: 2 LOB: 0 BB: 1 P: 32 | R: 5 E: 0 K: 0 S: 15 | H: 5 LOB: 0 BB: 0 P: 26 | R: 1 E: 0 K: 0 S: 8 | H: 2 LOB: 2 BB: 1 P: 14 | 1B: 9 2B: 3 3B: 1 HR: 5 | SF: 0 SAC: 0 DP: 0 HBP: 0 | WP: 0 PB: 0 SB: 0 CS: 0 | PA: 48 | |
| PITCHER | IP | WLS | BF | H | R | ER | SO | BB | IBB | HBP | BLK | WP | HR | S | P | ERA | WHIP | | | | |
| 45 Taj Bradley, R ERA: 5.67 | 3.1 | L | 18 | 3 | 5 | 5 | 4 | 4 | 0 | 0 | 0 | 0 | 0 | 7 | 9 | 0.00 | 1.500 | | | | |
| 49 Kevin Kelly, R ERA: 2.91 | 0.2 | | 3 | 1 | 0 | 0 | 1 | 0 | 0 | 0 | 0 | 0 | 0 | 7 | 9 | 0.00 | 1.500 | | | | |
| 58 Calvin Faucher, R ERA: 7.01 | 2.0 | | 13 | 7 | 6 | 6 | 2 | 1 | 0 | 0 | 0 | 0 | 1 | 37 | 53 | 27.00 | 4.000 | | | | |
| 50 René Pinto, R ERA: 45.0 | 1.0 | | 8 | 5 | 5 | 5 | 0 | 0 | 0 | 0 | 0 | 0 | 3 | 15 | 26 | 45.00 | 5.000 | | | | |
| 30 Jake Diekman, L ERA: 4.32 | 1.0 | | 6 | 2 | 1 | 1 | 0 | 1 | 0 | 0 | 0 | 0 | 0 | 8 | 14 | 9.00 | 3.000 | | | | |

Tampa Bay Rays @ Houston Astros
Minute Maid Park, Houston, TX
Sat Jul 29 2023, 6:16 PM - 9:16 PM CDT
Att: 40,004 - Roof Closed - 73 F

AB 42
R 17
H 18
RBI 17
BB 6
SO 7
LOB 19



| Batter | 1 | 2 | 3 | 4 | 5 | 6 | 7 | 8 | 9 | AB | R | H | RBI | BB | SO | LOB | TOP | | | | |
|--|---|---|---|---|---|---|---|---|---|---|---|---|---|---|---|---|---|---|---|---|---|
| 2 Yandy Diaz, R OBP: 0.401, SLG: 0.503 | | | | | | | | | | 3 | 1 | 2 | 1 | 2 | 0 | 0 | Tampa Bay Rays @ Houston Astros Minute Maid Park, Houston, TX Sun Jul 30 2023, 1:11 PM - 3:49 PM CDT Att. 40,357 - Roof Closed - 73 F | | | | |
| 5 Wander Franco, S OBP: 0.333, SLG: 0.441 | | | | | | | | | | 4 | 2 | 1 | 0 | 1 | 0 | 3 | | | | | |
| 8 Brandon Lowe, L OBP: 0.321, SLG: 0.439 | | | | | | | | | | 5 | 2 | 3 | 3 | 0 | 2 | 2 | | | | | |
| 17 Isaac Paredes, R OBP: 0.359, SLG: 0.502 | | | | | | | | | | 4 | 0 | 0 | 0 | 1 | 2 | 5 | | | | | |
| 55 Luke Raley, L OBP: 0.355, SLG: 0.531 | | | | | | | | | | 5 | 1 | 1 | 1 | 0 | 1 | 5 | | | | | |
| 87 Harold Ramirez, R OBP: 0.333, SLG: 0.437 | | | | | | | | | | 5 | 0 | 2 | 0 | 0 | 1 | 4 | | | | | |
| 15 Josh Lowe, L OBP: 0.315, SLG: 0.478 | | | | | | | | | | 4 | 0 | 2 | 3 | 1 | 0 | 1 | | | | | |
| 22 Jose Siri, R OBP: 0.269, SLG: 0.523 | | | | | | | | | | 4 | 1 | 1 | 0 | 0 | 1 | 4 | | | | | |
| 50 René Pinto, R OBP: 0.111, SLG: 0.111 | | | | | | | | | | 4 | 1 | 0 | 0 | 0 | 1 | 4 | | | | | |
| Inning Stats | R: 4 H: 2 E: 0 K: 0 S: 12 | LOB: 1 BB: 2 P: 23 | R: 0 H: 0 E: 0 K: 0 S: 7 | H: 0 LOB: 0 BB: 10 P: 10 | R: 0 H: 1 E: 0 K: 2 S: 13 | H: 1 LOB: 1 BB: 0 P: 19 | R: 2 H: 4 E: 0 K: 1 S: 14 | H: 4 LOB: 3 BB: 1 P: 25 | R: 0 H: 1 E: 0 K: 1 S: 9 | H: 1 LOB: 0 BB: 0 P: 16 | R: 2 H: 2 E: 0 K: 2 S: 11 | H: 2 LOB: 0 BB: 1 P: 18 | R: 0 H: 1 E: 0 K: 1 S: 5 | H: 1 LOB: 1 BB: 1 P: 11 | R: 0 H: 0 E: 0 K: 1 S: 5 | H: 0 LOB: 0 BB: 8 P: 8 | | 1B: 9 2B: 3 HR: 1 | SF: 0 SAC: 0 DP: 2 HBP: 0 | WP: 0 PB: 0 SB: 0 CS: 1 | PA: 43 |
| PITCHER | IP WLS BF H R ER SO BB IBB HBP BLK WP HR S P ERA WHIP | IP WLS BF H R ER SO BB IBB HBP BLK WP HR S P ERA WHIP | IP WLS BF H R ER SO BB IBB HBP BLK WP HR S P ERA WHIP | IP WLS BF H R ER SO BB IBB HBP BLK WP HR S P ERA WHIP | IP WLS BF H R ER SO BB IBB HBP BLK WP HR S P ERA WHIP | IP WLS BF H R ER SO BB IBB HBP BLK WP HR S P ERA WHIP | IP WLS BF H R ER SO BB IBB HBP BLK WP HR S P ERA WHIP | IP WLS BF H R ER SO BB IBB HBP BLK WP HR S P ERA WHIP | IP WLS BF H R ER SO BB IBB HBP BLK WP HR S P ERA WHIP | IP WLS BF H R ER SO BB IBB HBP BLK WP HR S P ERA WHIP | IP WLS BF H R ER SO BB IBB HBP BLK WP HR S P ERA WHIP | IP WLS BF H R ER SO BB IBB HBP BLK WP HR S P ERA WHIP | IP WLS BF H R ER SO BB IBB HBP BLK WP HR S P ERA WHIP | IP WLS BF H R ER SO BB IBB HBP BLK WP HR S P ERA WHIP | IP WLS BF H R ER SO BB IBB HBP BLK WP HR S P ERA WHIP | IP WLS BF H R ER SO BB IBB HBP BLK WP HR S P ERA WHIP | IP WLS BF H R ER SO BB IBB HBP BLK WP HR S P ERA WHIP | IP WLS BF H R ER SO BB IBB HBP BLK WP HR S P ERA WHIP | IP WLS BF H R ER SO BB IBB HBP BLK WP HR S P ERA WHIP | IP WLS BF H R ER SO BB IBB HBP BLK WP HR S P ERA WHIP | IP WLS BF H R ER SO BB IBB HBP BLK WP HR S P ERA WHIP |
| 64 Brandon Bielak, R ERA: 3.74 | 5.0 | L | 26 | 8 | 6 | 3 | 4 | 3 | 0 | 0 | 0 | 0 | 0 | 0 | 0 | 0 | 55 | 93 | 5.40 | 2.200 | |
| 88 Phil Maton, R ERA: 3.24 | 2.0 | | 10 | 3 | 2 | 2 | 2 | 1 | 0 | 0 | 0 | 0 | 0 | 1 | 21 | 37 | 9.00 | 2.000 | | 2.000 | |
| 31 Kendall Graveman, R ERA: 3.4 | 1.0 | | 4 | 1 | 0 | 0 | 1 | 1 | 0 | 0 | 0 | 0 | 0 | 0 | 5 | 11 | 0.00 | 2.000 | | 0.000 | |
| 47 Rafael Montero, R ERA: 6.0 | 1.0 | | 3 | 0 | 0 | 0 | 1 | 0 | 0 | 0 | 0 | 0 | 0 | 0 | 5 | 8 | 0.00 | 0.000 | | 0.000 | |

| | |
|-----|----|
| AB | 38 |
| R | 8 |
| H | 12 |
| RBI | 8 |
| BB | 5 |
| SO | 8 |
| LOB | 28 |



| Batter | 1 | 2 | 3 | 4 | 5 | 6 | 7 | 8 | 9 | AB | R | H | RBI | BB | SO | LOB | BOTTOM | | | | | |
|--|---|---|---|---|---|---|---|---|---|---|---|---|---|---|---|---|---|---|---|---|---|---|
| 27 Jose Altuve, R OBP: 0.371, SLG: 0.504 | | | | | | | | | | 4 | 1 | 3 | 0 | 0 | 1 | 0 | Tampa Bay Rays @ Houston Astros Minute Maid Park, Houston, TX Sun Jul 30 2023, 1:11 PM - 3:49 PM CDT Att. 40,357 - Roof Closed - 73 F | | | | | |
| 16 Grae Kessinger, R OBP: 0.333, SLG: 0.357 | | | | | | | | | | 4 | 1 | 2 | 0 | 0 | 0 | 1 | | | | | | |
| 3 Jeremy Peña, R OBP: 0.323, SLG: 0.375 | | | | | | | | | | 3 | 0 | 1 | 1 | 0 | 0 | 2 | | | | | | |
| 30 Kyle Tucker, L OBP: 0.360, SLG: 0.511 | | | | | | | | | | 1 | 0 | 0 | 0 | 0 | 0 | 0 | | | | | | |
| 9 Corey Julks, R OBP: 0.304, SLG: 0.362 | | | | | | | | | | 4 | 0 | 1 | 1 | 0 | 1 | 3 | | | | | | |
| 2 Alex Bregman, R OBP: 0.346, SLG: 0.431 | | | | | | | | | | 4 | 0 | 1 | 1 | 0 | 1 | 3 | | | | | | |
| 44 Yordan Alvarez, L OBP: 0.394, SLG: 0.594 | | | | | | | | | | 4 | 0 | 1 | 0 | 0 | 1 | 1 | | | | | | |
| 79 José Abreu, R OBP: 0.298, SLG: 0.362 | | | | | | | | | | 4 | 0 | 0 | 0 | 0 | 1 | 2 | | | | | | |
| 20 Chas McCormick, R OBP: 0.372, SLG: 0.526 | | | | | | | | | | 4 | 0 | 1 | 0 | 0 | 1 | 3 | | | | | | |
| 14 Mauricio Dubón, R OBP: 0.289, SLG: 0.371 | | | | | | | | | | 4 | 0 | 1 | 0 | 0 | 0 | 1 | | | | | | |
| 15 Martín Maldonado, R OBP: 0.299, SLG: 0.302 | | | | | | | | | | 4 | 0 | 0 | 0 | 0 | 2 | 2 | | | | | | |
| Inning Stats | R: 0 H: 1 E: 0 K: 1 S: 9 | H: 1 LOB: 0 BB: 0 P: 15 | R: 0 H: 1 E: 1 K: 3 S: 18 | H: 1 LOB: 2 BB: 0 P: 25 | R: 0 H: 2 E: 0 K: 0 S: 9 | H: 2 LOB: 0 BB: 0 P: 11 | R: 0 H: 1 E: 0 K: 0 S: 12 | H: 1 LOB: 1 BB: 0 P: 16 | R: 2 H: 3 E: 0 K: 0 S: 10 | H: 3 LOB: 1 BB: 0 P: 15 | R: 0 H: 0 E: 0 K: 1 S: 10 | H: 0 LOB: 0 BB: 0 P: 12 | R: 0 H: 0 E: 0 K: 1 S: 5 | H: 0 LOB: 0 BB: 0 P: 9 | R: 0 H: 2 E: 0 K: 0 S: 19 | H: 2 LOB: 0 BB: 0 P: 27 | R: 0 H: 0 E: 0 K: 1 S: 7 | H: 0 LOB: 0 BB: 0 P: 10 | 1B: 9 2B: 1 HR: 0 | SF: 0 SAC: 0 DP: 0 HBP: 0 | WP: 0 PB: 0 SB: 0 CS: 0 | PA: 37 |
| PITCHER | IP WLS BF H R ER SO BB IBB HBP BLK WP HR S P ERA WHIP | IP WLS BF H R ER SO BB IBB HBP BLK WP HR S P ERA WHIP | IP WLS BF H R ER SO BB IBB HBP BLK WP HR S P ERA WHIP | IP WLS BF H R ER SO BB IBB HBP BLK WP HR S P ERA WHIP | IP WLS BF H R ER SO BB IBB HBP BLK WP HR S P ERA WHIP | IP WLS BF H R ER SO BB IBB HBP BLK WP HR S P ERA WHIP | IP WLS BF H R ER SO BB IBB HBP BLK WP HR S P ERA WHIP | IP WLS BF H R ER SO BB IBB HBP BLK WP HR S P ERA WHIP | IP WLS BF H R ER SO BB IBB HBP BLK WP HR S P ERA WHIP | IP WLS BF H R ER SO BB IBB HBP BLK WP HR S P ERA WHIP | IP WLS BF H R ER SO BB IBB HBP BLK WP HR S P ERA WHIP | IP WLS BF H R ER SO BB IBB HBP BLK WP HR S P ERA WHIP | IP WLS BF H R ER SO BB IBB HBP BLK WP HR S P ERA WHIP | IP WLS BF H R ER SO BB IBB HBP BLK WP HR S P ERA WHIP | IP WLS BF H R ER SO BB IBB HBP BLK WP HR S P ERA WHIP | IP WLS BF H R ER SO BB IBB HBP BLK WP HR S P ERA WHIP | IP WLS BF H R ER SO BB IBB HBP BLK WP HR S P ERA WHIP | IP WLS BF H R ER SO BB IBB HBP BLK WP HR S P ERA WHIP | IP WLS BF H R ER SO BB IBB HBP BLK WP HR S P ERA WHIP | IP WLS BF H R ER SO BB IBB HBP BLK WP HR S P ERA WHIP | IP WLS BF H R ER SO BB IBB HBP BLK WP HR S P ERA WHIP | IP WLS BF H R ER SO BB IBB HBP BLK WP HR S P ERA WHIP |
| 52 Zack Littell, R ERA: 4.85 | 5.0 | W | 23 | 8 | 2 | 2 | 4 | 0 | 0 | 0 | 0 | 0 | 0 | 0 | 0 | 0 | 58 | 82 | 3.60 | 1.600 | | |
| 61 Erasmo Ramírez, R ERA: 5.7 | 3.0 | H | 11 | 2 | 0 | 0 | 2 | 0 | 0 | 0 | 0 | 0 | 0 | 34 | 48 | 0.00 | 0.667 | | | | | |
| 47 Jason Adam, R ERA: 2.51 | 1.0 | | 3 | 0 | 0 | 0 | 1 | 0 | 0 | 0 | 0 | 0 | 0 | 7 | 10 | 0.00 | 0.000 | | | | | |

||
||
||

| Batter | 1 | 2 | 3 | 4 | 5 | 6 | 7 | 8 | 9 | AB | R | H | RBI | BB | SO | LOB | TOP | | | | | | | | | | |
|---|------------------------------|---------------------------------|-------------------------------|----------------------------------|-------------------------------|----------------------------------|------------------------------|----------------------------------|-------------------------------|----------------------------------|------------------------------|----------------------------------|-------------------------------|----------------------------------|------------------------------|----------------------------------|--|----------------------------------|----------------------------------|------------------------------------|----------------------------------|--------|--|--|--|--|--|
| 38 Steven Kwan, L OBP: 0.391, SLG: 0.388 | L9 | G4-3 | | | | | 1B | | SF9 | 3 | 0 | 1 | 1 | 1 | 0 | 1 | Cleveland Guardians @ Houston Astros Minute Maid Park, Houston, TX Mon Jul 31 2023, 7:10 PM - 9:55 PM CDT Att: 30,165 - Roof Closed - 73 F | | | | | | | | | | |
| 0 Andrés Giménez, L OBP: 0.306, SLG: 0.372 | G4-3 | | K | | | K | | K | G4-3 | 5 | 0 | 0 | 0 | 0 | 3 | 4 | | | | | | | | | | | |
| 11 José Ramírez, S OBP: 0.362, SLG: 0.509 | | | K | | | L6 | | | | 3 | 0 | 1 | 0 | 1 | 1 | 2 | | | | | | | | | | | |
| 22 Josh Naylor, L OBP: 0.346, SLG: 0.500 | G4-3 | | | | | G5-3 | | | G3 | 3 | 0 | 0 | 0 | 1 | 0 | 2 | | | | | | | | | | | |
| Josh Bell, S OBP: 0.318, SLG: 0.383 | | | | | L9 | G5-6-3 | | | K | 4 | 1 | 1 | 0 | 0 | 1 | 2 | | | | | | | | | | | |
| 17 Will Brennan, L OBP: 0.278, SLG: 0.371 | | | | | G3 | G3-1 | | | | 4 | 1 | 1 | 0 | 0 | 1 | 1 | | | | | | | | | | | |
| 13 Gabriel Arias, R OBP: 0.309, SLG: 0.323 | | | | | K | | | | | 4 | 1 | 3 | 0 | 0 | 1 | 0 | | | | | | | | | | | |
| 23 Bo Naylor, L OBP: 0.278, SLG: 0.410 | | | | | | G4-3 | | | | 3 | 0 | 1 | 1 | 1 | 1 | 1 | | | | | | | | | | | |
| 7 Myles Straw, R OBP: 0.302, SLG: 0.297 | | | | | | | F8 | | | 3 | 0 | 1 | 1 | 0 | 1 | 4 | | | | | | | | | | | |
| | | | | | | | | | | | | | | | | | | | | | | | | | | | |
| Inning Stats | R: 0 E: 0 K: 0 S: 6 | H: 1 LOB: 1 BB: 0 P: 8 | R: 2 E: 0 K: 1 S: 13 | H: 3 LOB: 1 BB: 0 P: 20 | R: 0 E: 0 K: 2 S: 10 | H: 0 LOB: 0 BB: 0 P: 18 | R: 0 E: 0 K: 1 S: 6 | H: 0 LOB: 0 BB: 0 P: 10 | R: 0 E: 0 K: 1 S: 12 | H: 1 LOB: 2 BB: 1 P: 19 | R: 0 E: 0 K: 0 S: 5 | H: 0 LOB: 0 BB: 0 P: 10 | R: 0 E: 0 K: 1 S: 10 | H: 2 LOB: 0 BB: 0 P: 12 | R: 0 E: 0 K: 2 S: 9 | H: 0 LOB: 1 BB: 1 P: 19 | R: 1 E: 0 K: 1 S: 18 | H: 2 LOB: 2 BB: 1 P: 28 | 1B: 8 2B: 1 3B: 0 HR: 0 | SF: 2 SAC: 0 DP: 1 HBP: 0 | WP: 0 PB: 0 SB: 1 CS: 0 | PA: 38 | | | | | |
| PITCHER | IP | WLS | BF | H | R | ER | SO | BB | IBB | HBP | BLK | WP | HR | S | P | ERA | WHIP | | | | | | | | | | |
| 68 J.P. France, R ERA: 2.85 | 7.0 | W | 28 | 7 | 2 | 2 | 6 | 2 | 0 | 0 | 0 | 0 | 0 | 62 | 97 | 2.57 | 1.286 | | | | | | | | | | |
| 52 Bryan Abreu, R ERA: 2.5 | 1.0 | H | 4 | 0 | 0 | 0 | 2 | 1 | 0 | 0 | 0 | 0 | 0 | 9 | 19 | 0.00 | 1.000 | | | | | | | | | | |
| 45 Ryne Stanek, R ERA: 4.62 | 0.0 | | 3 | 2 | 1 | 1 | 0 | 1 | 0 | 0 | 0 | 0 | 0 | 9 | 15 | ∞ | ∞ | | | | | | | | | | |
| 55 Ryan Pressly, R ERA: 3.17 | 1.0 | S | 3 | 0 | 0 | 0 | 1 | 0 | 0 | 0 | 0 | 0 | 0 | 9 | 13 | 0.00 | 0.000 | | | | | | | | | | |

| Batter | 1 | 2 | 3 | 4 | 5 | 6 | 7 | 8 | 9 | AB | R | H | RBI | BB | SO | LOB | BOTTOM | | | | | | | | | | |
|--|-------------------------------|----------------------------------|------------------------------|---------------------------------|------------------------------|----------------------------------|------------------------------|----------------------------------|------------------------------|----------------------------------|-------------------------------|----------------------------------|-------------------------------|----------------------------------|-------------------------------|----------------------------------|--|------------------------------------|----------------------------------|--------|--|--|--|--|--|--|--|
| 27 Jose Altuve, R OBP: 0.384, SLG: 0.504 | | | L8 | | | | | | | 2 | 2 | 1 | 0 | 3 | 0 | 0 | Cleveland Guardians @ Houston Astros Minute Maid Park, Houston, TX Mon Jul 31 2023, 7:10 PM - 9:55 PM CDT Att: 30,165 - Roof Closed - 73 F | | | | | | | | | | |
| 3 Jeremy Peña, R OBP: 0.294, SLG: 0.372 | F9 | | F9 | | | | | | | 3 | 0 | 0 | 0 | 2 | 0 | 2 | | | | | | | | | | | |
| 30 Kyle Tucker, L OBP: 0.380, SLG: 0.510 | | | | | L4 | | | | | 4 | 1 | 2 | 2 | 0 | 1 | 2 | | | | | | | | | | | |
| 2 Alex Bregman, R OBP: 0.347, SLG: 0.428 | G5-3 | | | | P4 | | | | | 3 | 1 | 0 | 0 | 2 | 0 | 4 | | | | | | | | | | | |
| 44 Yordan Alvarez, L OBP: 0.395, SLG: 0.605 | F8 | | | | F8 | | | | | 3 | 1 | 1 | 3 | 1 | 0 | 2 | | | | | | | | | | | |
| 79 José Abreu, R OBP: 0.298, SLG: 0.359 | | | | | | | | | | 3 | 0 | 0 | 0 | 1 | 0 | 3 | | | | | | | | | | | |
| 21 Yainer Diaz, R OBP: 0.290, SLG: 0.514 | | | L3 | | | | | | | 3 | 1 | 2 | 0 | 0 | 0 | 1 | | | | | | | | | | | |
| 9 Corey Julks, R OBP: 0.300, SLG: 0.357 | | | | | | | | | | 4 | 0 | 0 | 0 | 0 | 1 | 3 | | | | | | | | | | | |
| 6 Jake Meyers, R OBP: 0.313, SLG: 0.382 | | | | | | | | | | 4 | 1 | 1 | 1 | 0 | 0 | 1 | | | | | | | | | | | |
| | | | | | | | | | | | | | | | | | | | | | | | | | | | |
| Inning Stats | R: 0 E: 0 K: 0 S: 10 | H: 2 LOB: 2 BB: 0 P: 15 | R: 0 E: 0 K: 0 S: 4 | H: 0 LOB: 0 BB: 1 P: 9 | R: 0 E: 0 K: 0 S: 8 | H: 0 LOB: 0 BB: 0 P: 11 | R: 0 E: 0 K: 0 S: 9 | H: 0 LOB: 0 BB: 0 P: 12 | R: 0 E: 0 K: 0 S: 8 | H: 0 LOB: 1 BB: 0 P: 12 | R: 4 E: 0 K: 1 S: 15 | H: 3 LOB: 1 BB: 2 P: 29 | R: 1 E: 0 K: 1 S: 13 | H: 0 LOB: 3 BB: 4 P: 34 | R: 2 E: 0 K: 0 S: 10 | H: 2 LOB: 2 BB: 2 P: 25 | 1B: 5 2B: 2 3B: 0 HR: 1 | SF: 1 SAC: 0 DP: 1 HBP: 1 | WP: 2 PB: 0 SB: 3 CS: 0 | PA: 40 | | | | | | | |
| PITCHER | IP | WLS | BF | H | R | ER | SO | BB | IBB | HBP | BLK | WP | HR | S | P | ERA | WHIP | | | | | | | | | | |
| 34 Noah Syndergaard, R ERA: 6.68 | 5.1 | | 20 | 2 | 1 | 1 | 0 | 2 | 0 | 1 | 0 | 0 | 43 | 68 | 1.69 | 0.750 | | | | | | | | | | | |
| 49 Eli Morgan, R ERA: 3.32 | 0.1 | L | 5 | 3 | 3 | 3 | 0 | 1 | 0 | 0 | 0 | 0 | 1 | 6 | 12 | 81.00 | 12.000 | | | | | | | | | | |
| 52 Nick Sandlin, R ERA: 3.27 | 0.1 | | 1 | 0 | 0 | 0 | 1 | 0 | 0 | 0 | 0 | 0 | 0 | 5 | 8 | 0.00 | 0.000 | | | | | | | | | | |
| 58 Michael Kelly, R ERA: 3.68 | 0.2 | | 6 | 0 | 1 | 1 | 1 | 4 | 0 | 0 | 0 | 1 | 0 | 10 | 29 | 13.50 | 6.000 | | | | | | | | | | |
| 53 Daniel Norris, L ERA: 3.38 | 1.1 | | 8 | 2 | 2 | 2 | 0 | 2 | 0 | 0 | 0 | 0 | 13 | 30 | 13.50 | 3.000 | | | | | | | | | | | |

| | |
|-----|----|
| AB | 32 |
| R | 3 |
| H | 9 |
| RBI | 3 |
| BB | 4 |
| SO | 9 |
| LOB | 17 |

| | |
|-----|----|
| AB | 29 |
| R | 7 |
| H | 7 |
| RBI | 6 |
| BB | 9 |
| SO | 2 |
| LOB | 18 |



| Batter | 1 | 2 | 3 | 4 | 5 | 6 | 7 | 8 | 9 | AB | R | H | RBI | BB | SO | LOB | TOP | | | |
|--|--|----------------------------------|------------------------------|----------------------------------|-------------------------------|----------------------------------|------------------------------|----------------------------------|------------------------------|---------------------------------|------------------------------|---------------------------------|------------------------------|----------------------------------|------------------------------|----------------------------------|---|------------------------------------|----------------------------------|--------|
| 38 Steven Kwan, L (1,7) OBP: 0.348, SLG: 0.385 | | | | | | | | | | 3 | 0 | 0 | 0 | 0 | 1 | 0 | Cleveland Guardians @ Houston Astros Minute Maid Park, Houston, TX Tue Aug 01 2023, 7:13 PM - 9:18 PM CDT Att: 33,703 - Roof Closed - 73 F | | | |
| 2 Tyler Freeman, R (1,4) OBP: 0.344, SLG: 0.357 | | | | | | | | | | 2 | 0 | 0 | 0 | 0 | 1 | 0 | | | | |
| 0 Andrés Giménez, L (5,4) OBP: 0.305, SLG: 0.371 | | | | | | | | | | 1 | 0 | 0 | 0 | 0 | 0 | 0 | | | | |
| 11 José Ramírez, S (1,5) OBP: 0.360, SLG: 0.505 | | | | | | | | | | 3 | 0 | 0 | 0 | 0 | 1 | 0 | | | | |
| 39 Oscar Gonzalez, R (1,10) OBP: 0.233, SLG: 0.280 | | | | | | | | | | 2 | 0 | 0 | 0 | 1 | 2 | 0 | | | | |
| 12 David Fry, R (1,3) OBP: 0.325, SLG: 0.468 | | | | | | | | | | 3 | 0 | 0 | 0 | 0 | 1 | 1 | | | | |
| 17 Will Brennan, L (1,9) OBP: 0.294, SLG: 0.367 | | | | | | | | | | 3 | 0 | 0 | 0 | 0 | 0 | 1 | | | | |
| 13 Gabriel Arias, R (1,6) OBP: 0.304, SLG: 0.317 | | | | | | | | | | 3 | 0 | 0 | 0 | 0 | 1 | 0 | | | | |
| 7 Myles Straw, R (1,8) OBP: 0.299, SLG: 0.294 | | | | | | | | | | 3 | 0 | 0 | 0 | 0 | 0 | 0 | | | | |
| 35 Cam Gallagher, R (1,2) OBP: 0.171, SLG: 0.180 | | | | | | | | | | 3 | 0 | 0 | 0 | 0 | 0 | 0 | | | | |
| Inning Stats | R: 0 E: 0 K: 2 S: 7 | H: 0 LOB: 0 BB: 0 P: 10 | R: 0 E: 0 K: 2 S: 9 | H: 0 LOB: 0 BB: 0 P: 12 | R: 0 E: 0 K: 1 S: 10 | H: 0 LOB: 0 BB: 0 P: 14 | R: 0 E: 0 K: 1 S: 7 | H: 0 LOB: 0 BB: 0 P: 11 | R: 0 E: 0 K: 0 S: 4 | H: 0 LOB: 0 BB: 0 P: 6 | R: 0 E: 0 K: 0 S: 5 | H: 0 LOB: 0 BB: 0 P: 5 | R: 0 E: 0 K: 1 S: 9 | H: 0 LOB: 0 BB: 0 P: 10 | R: 0 E: 0 K: 0 S: 7 | H: 0 LOB: 0 BB: 0 P: 12 | 1B: 0 2B: 0 3B: 0 HR: 0 | SF: 0 SAC: 0 DP: 1 HBP: 0 | WP: 0 PB: 0 SB: 0 CS: 0 | PA: 27 |
| PITCHER Framber Valdez, L (1,1) ERA: 3.07 | IP: 9.0 WLS: W BF: 27 H: 0 R: 0 ER: 0 SO: 7 BB: 1 IBB: 0 HBP: 0 BLK: 0 WP: 0 HR: 0 S: 65 P: 93 ERA: 0.00 WHIP: 0.111 | | | | | | | | | | | | | | | PITCHER | | | | |


| Batter | 1 | 2 | 3 | 4 | 5 | 6 | 7 | 8 | 9 | AB | R | H | RBI | BB | SO | LOB | BOTTOM | | | |
|---|--|----------------------------------|------------------------------|----------------------------------|-------------------------------|----------------------------------|------------------------------|----------------------------------|-------------------------------|----------------------------------|------------------------------|----------------------------------|------------------------------|----------------------------------|------------------------------|----------------------------------|---|------------------------------------|----------------------------------|--------|
| 27 Jose Altuve, R (1,4) OBP: 0.381, SLG: 0.497 | | | | | | | | | | 4 | 1 | 1 | 0 | 0 | 0 | 0 | Cleveland Guardians @ Houston Astros Minute Maid Park, Houston, TX Tue Aug 01 2023, 7:13 PM - 9:18 PM CDT Att: 33,703 - Roof Closed - 73 F | | | |
| 3 Jeremy Peña, R (1,6) OBP: 0.301, SLG: 0.378 | | | | | | | | | | 2 | 1 | 2 | 0 | 2 | 0 | 0 | | | | |
| 30 Kyle Tucker, L (1,9) OBP: 0.379, SLG: 0.508 | | | | | | | | | | 4 | 0 | 1 | 2 | 0 | 0 | 3 | | | | |
| 2 Alex Bregman, R (1,5) OBP: 0.344, SLG: 0.424 | | | | | | | | | | 4 | 0 | 0 | 0 | 0 | 1 | 3 | | | | |
| 79 José Abreu, R (1,3) OBP: 0.297, SLG: 0.357 | | | | | | | | | | 3 | 0 | 0 | 0 | 1 | 1 | 0 | | | | |
| 20 Chas McCormick, R (1,7) OBP: 0.370, SLG: 0.519 | | | | | | | | | | 3 | 0 | 0 | 0 | 1 | 3 | 0 | | | | |
| 21 Yainer Diaz, R (1,10) OBP: 0.291, SLG: 0.511 | | | | | | | | | | 3 | 0 | 1 | 0 | 0 | 1 | 2 | | | | |
| 6 Jake Meyers, R (1,8) OBP: 0.314, SLG: 0.382 | | | | | | | | | | 3 | 0 | 1 | 0 | 0 | 1 | 3 | | | | |
| 15 Martín Maldonado, R (1,2) OBP: 0.236, SLG: 0.298 | | | | | | | | | | 3 | 0 | 0 | 0 | 0 | 3 | 3 | | | | |
| Inning Stats | R: 0 E: 0 K: 0 S: 8 | H: 1 LOB: 1 BB: 0 P: 11 | R: 0 E: 0 K: 3 S: 9 | H: 0 LOB: 0 BB: 0 P: 12 | R: 2 E: 0 K: 2 S: 16 | H: 3 LOB: 1 BB: 1 P: 30 | R: 0 E: 0 K: 1 S: 9 | H: 0 LOB: 2 BB: 2 P: 20 | R: 0 E: 0 K: 2 S: 10 | H: 1 LOB: 1 BB: 1 P: 14 | R: 0 E: 0 K: 1 S: 7 | H: 1 LOB: 0 BB: 0 P: 10 | R: 0 E: 0 K: 1 S: 9 | H: 0 LOB: 0 BB: 0 P: 10 | R: 0 E: 0 K: 1 S: 9 | H: 0 LOB: 0 BB: 0 P: 10 | 1B: 5 2B: 2 3B: 0 HR: 0 | SF: 0 SAC: 0 DP: 1 HBP: 0 | WP: 1 PB: 0 SB: 0 CS: 1 | PA: 33 |
| PITCHER 63 Gavin Williams, R (1,1) ERA: 3.38 | IP: 5.0 WLS: L BF: 22 H: 4 R: 2 ER: 2 SO: 6 BB: 4 IBB: 0 HBP: 0 BLK: 0 WP: 1 HR: 0 S: 53 P: 93 ERA: 0.00 WHIP: 1.600 | | | | | | | | | | | | | | | PITCHER | | | | |
| 44 Xzavion Curry, R (6,1) ERA: 2.9 | IP: 1.2 WLS: 0 BF: 7 H: 2 R: 0 ER: 0 SO: 3 BB: 0 IBB: 0 HBP: 0 BLK: 0 WP: 0 HR: 0 S: 16 P: 23 ERA: 0.00 WHIP: 1.200 | | | | | | | | | | | | | | | PITCHER | | | | |
| 31 Sam Hentges, L (7,1) ERA: 6.35 | IP: 0.1 WLS: 0 BF: 1 H: 0 R: 0 ER: 0 SO: 0 BB: 0 IBB: 0 HBP: 0 BLK: 0 WP: 0 HR: 0 S: 1 P: 1 ERA: 0.00 WHIP: 0.000 | | | | | | | | | | | | | | | PITCHER | | | | |
| 62 Enyel De Los Santos, R (8,1) ERA: 2.4 | IP: 1.0 WLS: 0 BF: 3 H: 0 R: 0 ER: 0 SO: 1 BB: 0 IBB: 0 HBP: 0 BLK: 0 WP: 0 HR: 0 S: 9 P: 10 ERA: 0.00 WHIP: 0.000 | | | | | | | | | | | | | | | PITCHER | | | | |

| Batter | 1 | 2 | 3 | 4 | 5 | 6 | 7 | 8 | 9 | AB | R | H | RBI | BB | SO | LOB | TOP | | | |
|--|------------------------------|----------------------------------|-------------------------------|----------------------------------|------------------------------|----------------------------------|-------------------------------|----------------------------------|------------------------------|---------------------------------|-------------------------------|----------------------------------|-------------------------------|----------------------------------|-------------------------------|----------------------------------|----------------------------------|------------------------------------|----------------------------------|--------|
| 38 Steven Kwan, L (1,7) OBP: 0.347, SLG: 0.382 | G3 | | | L1-3 | | | K | | K | 4 | 0 | 0 | 0 | 1 | 2 | 4 | | | | |
| 0 Andrés Giménez, L (1,4) OBP: 0.304, SLG: 0.370 | | | | | | F8 | | | | 4 | 0 | 1 | 0 | 0 | 0 | 1 | 3 | | | |
| 11 José Ramírez, S (1,10) OBP: 0.293, SLG: 0.501 | G3 | | | | | | | | G3-1 | 3 | 0 | 0 | 0 | 1 | 0 | 1 | | | | |
| 17 Will Brennan, L (1,8) OBP: 0.293, SLG: 0.369 | | | | | | | | | | 4 | 0 | 1 | 0 | 0 | 0 | 1 | | | | |
| 12 David Fry, R (1,3) OBP: 0.322, SLG: 0.450 | | | | | | | | | | 3 | 0 | 0 | 0 | 1 | 0 | 1 | | | | |
| 6 Brayan Rocchio, S (1,5) OBP: 0.276, SLG: 0.235 | | | | | | | | | | 3 | 1 | 1 | 0 | 1 | 1 | 2 | | | | |
| 39 Oscar Gonzalez, R (1,9) OBP: 0.256, SLG: 0.302 | | | | | | | | | | 4 | 1 | 3 | 0 | 0 | 0 | 0 | | | | |
| 7 Myles Straw, R (0, PR) OBP: 0.299, SLG: 0.294 | | | | | | | | | | 0 | 0 | 0 | 0 | 0 | 0 | 0 | | | | |
| 23 Bo Naylor, L (1,2) OBP: 0.277, SLG: 0.395 | | | | | | | | | | 3 | 0 | 0 | 0 | 1 | 1 | 4 | | | | |
| 13 Gabriel Arias, R (1,6) OBP: 0.303, SLG: 0.321 | | | | | | | | | | 4 | 0 | 1 | 2 | 0 | 2 | 3 | | | | |
| Inning Stats | R: 0 E: 0 K: 0 S: 8 | H: 1 LOB: 0 BB: 0 P: 13 | R: 2 E: 0 K: 2 S: 19 | H: 3 LOB: 3 BB: 2 P: 30 | R: 0 E: 0 K: 0 S: 8 | H: 0 LOB: 0 BB: 0 P: 16 | R: 0 E: 0 K: 1 S: 13 | H: 1 LOB: 2 BB: 1 P: 18 | R: 0 E: 0 K: 0 S: 4 | H: 0 LOB: 0 BB: 0 P: 7 | R: 0 E: 0 K: 1 S: 12 | H: 1 LOB: 1 BB: 0 P: 16 | R: 0 E: 0 K: 2 S: 10 | H: 0 LOB: 0 BB: 0 P: 15 | R: 0 E: 1 K: 2 S: 11 | H: 0 LOB: 2 BB: 0 P: 16 | 1B: 5 2B: 2 3B: 0 HR: 0 | SF: 0 SAC: 0 DP: 3 HBP: 0 | WP: 0 PB: 0 SB: 1 CS: 0 | PA: 37 |
| PITCHER | IP | WLS | BF | H | R | ER | SO | BB | IBB | HBP | BLK | WP | HR | S | P | ERA | WHIP | | | |
| Ronel Blanco, R (1,1) ERA: 4.68 | 4.0 | | 19 | 5 | 2 | 2 | 3 | 4 | 0 | 0 | 0 | 0 | 0 | 48 | 7 | 4.50 | 2.250 | | | |
| 67 Parker Mushinski, L (5,1) ERA: 2.79 | 1.0 | | 3 | 0 | 0 | 0 | 0 | 0 | 0 | 0 | 0 | 0 | 0 | 4 | 7 | 0.00 | 0.000 | | | |
| 88 Phil Maton, R (6,1) ERA: 3.18 | 1.0 | W | 4 | 1 | 0 | 0 | 1 | 0 | 0 | 0 | 0 | 0 | 0 | 12 | 16 | 0.00 | 1.000 | | | |
| 50 Héctor Neris, R (7,1) ERA: 1.38 | 1.0 | H | 3 | 0 | 0 | 0 | 2 | 0 | 0 | 0 | 0 | 0 | 0 | 10 | 15 | 0.00 | 0.000 | | | |
| 52 Bryan Abreu, R (8,1) ERA: 2.45 | 1.0 | H | 4 | 1 | 0 | 0 | 0 | 1 | 0 | 0 | 0 | 0 | 0 | 8 | 17 | 0.00 | 2.000 | | | |

Cleveland Guardians @ Houston Astros
Minute Maid Park, Houston, TX
Wed Aug 02 2023, 1:11 PM - 3:53 PM CDT
Att: 37,522 - Roof Closed - 73 F

livebaseballscorecards.com

AB 32
R 2
H 7
RBI 2
BB 5
SO 8
LOB 19




| Batter | 1 | 2 | 3 | 4 | 5 | 6 | 7 | 8 | 9 | AB | R | H | RBI | BB | SO | LOB | BOTTOM | | | |
|--|-------------------------------|----------------------------------|------------------------------|----------------------------------|------------------------------|---------------------------------|------------------------------|----------------------------------|-------------------------------|----------------------------------|-------------------------------|----------------------------------|-------------------------------|----------------------------------|------------------------------|----------------------------------|----------------------------------|------------------------------------|----------------------------------|--------|
| 14 Mauricio Dubón, R (1,4) OBP: 0.287, SLG: 0.367 | | | | FC6-4 | | | | | | 4 | 0 | 0 | 0 | 1 | 0 | 3 | | | | |
| 3 Jeremy Peña, R (1,6) OBP: 0.297, SLG: 0.373 | | | | | | | | | | 5 | 0 | 0 | 0 | 0 | 2 | 2 | | | | |
| 30 Kyle Tucker, L (1,9) OBP: 0.378, SLG: 0.508 | | | | | | | | | | 4 | 0 | 1 | 0 | 0 | 1 | 2 | | | | |
| 2 Alex Bregman, R (1,5) OBP: 0.349, SLG: 0.427 | | | | | | | | | | 2 | 0 | 2 | 0 | 2 | 0 | 0 | | | | |
| 44 Jordan Alvarez, L (1,7) OBP: 0.397, SLG: 0.607 | | | | | | | | | | 4 | 0 | 2 | 0 | 0 | 0 | 3 | | | | |
| 79 José Abreu, R (1,3) OBP: 0.297, SLG: 0.356 | | | | | | | | | | 4 | 1 | 1 | 0 | 0 | 3 | 4 | | | | |
| 20 Chas McCormick, R (1,8) OBP: 0.375, SLG: 0.547 | | | | | | | | | | 3 | 2 | 2 | 3 | 1 | 1 | 2 | | | | |
| 21 Yainer Diaz, R (1,2) OBP: 0.294, SLG: 0.511 | | | | | | | | | | 4 | 0 | 2 | 0 | 0 | 0 | 2 | | | | |
| 9 Corey Julks, R (1,10) OBP: 0.299, SLG: 0.353 | | | | | | | | | | 3 | 0 | 0 | 0 | 1 | 0 | 3 | | | | |
| Inning Stats | R: 0 E: 0 K: 1 S: 14 | H: 1 LOB: 2 BB: 2 P: 28 | R: 2 E: 0 K: 0 S: 9 | H: 3 LOB: 0 BB: 0 P: 17 | R: 0 E: 0 K: 0 S: 7 | H: 1 LOB: 1 BB: 0 P: 9 | R: 0 E: 0 K: 1 S: 9 | H: 1 LOB: 2 BB: 1 P: 16 | R: 0 E: 0 K: 2 S: 11 | H: 1 LOB: 2 BB: 1 P: 20 | R: 1 E: 1 K: 0 S: 14 | H: 1 LOB: 2 BB: 1 P: 26 | R: 0 E: 0 K: 2 S: 13 | H: 2 LOB: 2 BB: 0 P: 16 | R: 0 E: 0 K: 1 S: 9 | H: 0 LOB: 0 BB: 0 P: 14 | 1B: 6 2B: 2 3B: 0 HR: 2 | SF: 0 SAC: 0 DP: 1 HBP: 0 | WP: 0 PB: 0 SB: 1 CS: 0 | PA: 38 |
| PITCHER | IP | WLS | BF | H | R | ER | SO | BB | IBB | HBP | BLK | WP | HR | S | P | ERA | WHIP | | | |
| 61 Tanner Bibee, R (1,1) ERA: 3.14 | 5.0 | | 24 | 7 | 2 | 2 | 4 | 4 | 0 | 0 | 0 | 0 | 1 | 50 | 9 | 3.60 | 2.200 | | | |
| 52 Nick Sandlin, R (6,1) ERA: 3.43 | 0.2 | L | 5 | 1 | 1 | 1 | 0 | 1 | 0 | 0 | 0 | 0 | 1 | 11 | 20 | 13.50 | 3.000 | | | |
| 31 Sam Hentges, L (6,1) ERA: 0.28 | 0.1 | | 3 | 2 | 0 | 0 | 0 | 0 | 0 | 0 | 0 | 0 | 0 | 9 | 12 | 0.00 | 6.000 | | | |
| 37 Trevor Stephan, R (7,1) ERA: 3.11 | 1.0 | | 3 | 0 | 0 | 0 | 2 | 0 | 0 | 0 | 0 | 0 | 0 | 7 | 10 | 0.00 | 0.000 | | | |
| 62 Enyel De Los Santos, R (8,1) ERA: 2.35 | 1.0 | | 3 | 0 | 0 | 0 | 1 | 0 | 0 | 0 | 0 | 0 | 0 | 9 | 14 | 0.00 | 0.000 | | | |

Cleveland Guardians @ Houston Astros
Minute Maid Park, Houston, TX
Wed Aug 02 2023, 1:11 PM - 3:53 PM CDT
Att: 37,522 - Roof Closed - 73 F

livebaseballscorecards.com

AB 33
R 3
H 10
RBI 3
BB 5
SO 7
LOB 21




| Batter | 1 | 2 | 3 | 4 | 5 | 6 | 7 | 8 | 9 | AB | R | H | RBI | BB | SO | LOB | TOP | | | | | | | | | | |
|--|-------------------------------|----------------------------------|-------------------------------|----------------------------------|------------------------------|---------------------------------|------------------------------|---------------------------------|-------------------------------|----------------------------------|-------------------------------|----------------------------------|-------------------------------|----------------------------------|------------------------------|----------------------------------|--|----------------------------------|----------------------------------|------------------------------------|----------------------------------|--------|--|--|--|--|--|
| 27 Jose Altuve, R OBP: 0.376, SLG: 0.486 | | | | | | | | | | 5 | 0 | 1 | 0 | 0 | 0 | 5 | <p>Houston Astros @ New York Yankees Yankee Stadium, Bronx, NY Thu Aug 03 2023, 7:17 PM - 10:11 PM EDT Att. 44,019 - Clear - 74 F</p> | | | | | | | | | | |
| 3 Jeremy Peña, R OBP: 0.294, SLG: 0.369 | | | | | | | | | | 4 | 0 | 0 | 0 | 0 | 1 | 4 | | | | | | | | | | | |
| 30 Kyle Tucker, L OBP: 0.377, SLG: 0.513 | | | | | | | | | | 4 | 1 | 1 | 1 | 0 | 0 | 1 | | | | | | | | | | | |
| 2 Alex Bregman, R OBP: 0.346, SLG: 0.422 | | | | | | | | | | 4 | 0 | 0 | 0 | 0 | 1 | 1 | | | | | | | | | | | |
| 44 Jordan Alvarez, L OBP: 0.399, SLG: 0.604 | | | | | | | | | | | 3 | 1 | 1 | 0 | 1 | 0 | | 0 | | | | | | | | | |
| 79 José Abreu, R OBP: 0.299, SLG: 0.356 | | | | | | | | | | | 3 | 1 | 1 | 0 | 0 | 1 | | 1 | | | | | | | | | |
| 20 Chas McCormick, R OBP: 0.374, SLG: 0.542 | | | | | | | | | | | 4 | 0 | 1 | 0 | 0 | 1 | | 4 | | | | | | | | | |
| 6 Jake Meyers, R OBP: 0.310, SLG: 0.377 | | | | | | | | | | | 3 | 0 | 0 | 1 | 0 | 2 | | 1 | | | | | | | | | |
| 21 Yainer Diaz, R OBP: 0.293, SLG: 0.509 | | | | | | | | | | | 1 | 0 | 0 | 0 | 0 | 0 | | 1 | | | | | | | | | |
| 15 Martín Maldonado, R OBP: 0.244, SLG: 0.306 | | | | | | | | | | | 3 | 0 | 3 | 1 | 0 | 0 | | 0 | | | | | | | | | |
| 14 Mauricio Dubón, R OBP: 0.289, SLG: 0.369 | | | | | | | | | | | 1 | 0 | 1 | 0 | 0 | 0 | 0 | | | | | | | | | | |
| Inning Stats | R: 0 E: 0 K: 2 S: 12 | H: 1 LOB: 1 BB: 0 P: 18 | R: 2 E: 0 K: 1 S: 14 | H: 2 LOB: 1 BB: 1 P: 22 | R: 0 E: 0 K: 0 S: 6 | H: 0 LOB: 0 BB: 0 P: 9 | R: 0 E: 0 K: 0 S: 5 | H: 0 LOB: 0 BB: 0 P: 8 | R: 0 E: 0 K: 1 S: 14 | H: 1 LOB: 1 BB: 0 P: 25 | R: 1 E: 0 K: 1 S: 10 | H: 2 LOB: 1 BB: 0 P: 14 | R: 0 E: 0 K: 1 S: 11 | H: 1 LOB: 0 BB: 0 P: 18 | R: 0 E: 0 K: 0 S: 7 | H: 0 LOB: 0 BB: 0 P: 10 | R: 0 E: 0 K: 0 S: 13 | H: 2 LOB: 2 BB: 0 P: 18 | 1B: 8 2B: 0 3B: 0 HR: 1 | SF: 0 SAC: 0 DP: 2 HBP: 1 | WP: 2 PB: 1 SB: 1 CS: 0 | PA: 37 | | | | | |
| PITCHER | IP | WLS | BF | H | R | ER | SO | BB | IBB | HBP | BLK | WP | HR | S | P | ERA | WHIP | | | | | | | | | | |
| 36 Clarke Schmidt, R ERA: 4.35 | 5.0 | | 20 | 4 | 2 | 2 | 4 | 1 | 0 | 1 | 0 | 2 | 0 | 51 | 82 | 3.60 | 1.000 | | | | | | | | | | |
| 58 Wandy Peralta, L ERA: 2.5 | 0.1 | B | 3 | 2 | 1 | 1 | 0 | 0 | 0 | 0 | 0 | 0 | 1 | 6 | 9 | 27.00 | 6.000 | | | | | | | | | | |
| 34 Michael King, R ERA: 3.07 | 1.2 | W | 6 | 1 | 0 | 0 | 2 | 0 | 0 | 0 | 0 | 0 | 0 | 15 | 23 | 0.00 | 0.600 | | | | | | | | | | |
| 41 Tommy Kahnle, R ERA: 2.31 | 1.0 | H | 3 | 0 | 0 | 0 | 0 | 0 | 0 | 0 | 0 | 0 | 0 | 7 | 10 | 0.00 | 0.000 | | | | | | | | | | |
| 35 Clay Holmes, R ERA: 2.11 | 1.0 | S | 5 | 2 | 0 | 0 | 0 | 0 | 0 | 0 | 0 | 0 | 0 | 13 | 18 | 0.00 | 2.000 | | | | | | | | | | |

| Batter | 1 | 2 | 3 | 4 | 5 | 6 | 7 | 8 | 9 | AB | R | H | RBI | BB | SO | LOB | BOTTOM | | | | | | | | | | |
|--|-------------------------------|----------------------------------|------------------------------|----------------------------------|-------------------------------|----------------------------------|------------------------------|----------------------------------|-------------------------------|----------------------------------|-------------------------------|----------------------------------|-------------------------------|----------------------------------|-------------------------------|----------------------------------|--|----------------------------------|----------------------------------|------------------------------------|----------------------------------|--------|--|--|--|--|--|
| 61 Jake Bauers, L OBP: 0.301, SLG: 0.475 | | | | | | | | | | 4 | 0 | 0 | 0 | 0 | 0 | 2 | <p>Houston Astros @ New York Yankees Yankee Stadium, Bronx, NY Thu Aug 03 2023, 7:17 PM - 10:11 PM EDT Att. 44,019 - Clear - 74 F</p> | | | | | | | | | | |
| 99 Aaron Judge, R OBP: 0.412, SLG: 0.653 | | | | | | | | | | 3 | 1 | 0 | 0 | 1 | 2 | 1 | | | | | | | | | | | |
| 25 Gleyber Torres, R OBP: 0.326, SLG: 0.430 | | | | | | | | | | 3 | 0 | 2 | 0 | 1 | 0 | 1 | | | | | | | | | | | |
| 27 Giancarlo Stanton, R OBP: 0.276, SLG: 0.458 | | | | | | | | | | | 4 | 1 | 1 | 2 | 0 | 2 | | 4 | | | | | | | | | |
| 30 Greg Allen, S OBP: 0.286, SLG: 0.444 | | | | | | | | | | 0 | 0 | 0 | 0 | 0 | 0 | 0 | | | | | | | | | | | |
| 57 Billy McKinney, L OBP: 0.315, SLG: 0.474 | | | | | | | | | | | 4 | 1 | 1 | 1 | 0 | 2 | | 1 | | | | | | | | | |
| 12 Isiah Kiner-Falefa, R OBP: 0.320, SLG: 0.366 | | | | | | | | | | | 4 | 0 | 0 | 0 | 0 | 1 | | 0 | | | | | | | | | |
| 22 Harrison Bader, R OBP: 0.285, SLG: 0.420 | | | | | | | | | | | 3 | 1 | 0 | 0 | 1 | 1 | | 0 | | | | | | | | | |
| 11 Anthony Volpe, R OBP: 0.291, SLG: 0.384 | | | | | | | | | | | 2 | 0 | 1 | 1 | 1 | 0 | | 0 | | | | | | | | | |
| 38 Ben Rortvedt, L OBP: 0.280, SLG: 0.190 | | | | | | | | | | | 1 | 0 | 0 | 0 | 2 | 0 | | 1 | | | | | | | | | |
| Inning Stats | R: 3 E: 0 K: 1 S: 20 | H: 2 LOB: 0 BB: 1 P: 35 | R: 0 E: 0 K: 0 S: 9 | H: 0 LOB: 1 BB: 1 P: 17 | R: 0 E: 0 K: 2 S: 12 | H: 1 LOB: 1 BB: 0 P: 19 | R: 0 E: 0 K: 0 S: 7 | H: 0 LOB: 1 BB: 1 P: 14 | R: 0 E: 0 K: 2 S: 15 | H: 1 LOB: 1 BB: 0 P: 21 | R: 1 E: 0 K: 1 S: 10 | H: 1 LOB: 1 BB: 1 P: 21 | R: 0 E: 0 K: 1 S: 10 | H: 0 LOB: 2 BB: 2 P: 19 | R: 0 E: 0 K: 1 S: 10 | H: 0 LOB: 0 BB: 0 P: 15 | R: 0 E: 0 K: 1 S: 10 | H: 0 LOB: 0 BB: 0 P: 15 | 1B: 3 2B: 0 3B: 0 HR: 2 | SF: 0 SAC: 0 DP: 0 HBP: 0 | WP: 0 PB: 0 SB: 1 CS: 0 | PA: 34 | | | | | |
| PITCHER | IP | WLS | BF | H | R | ER | SO | BB | IBB | HBP | BLK | WP | HR | S | P | ERA | WHIP | | | | | | | | | | |
| 53 Cristian Javier, R ERA: 4.39 | 4.2 | | 21 | 4 | 3 | 3 | 4 | 3 | 0 | 0 | 0 | 0 | 0 | 13 | 25 | 6.75 | 1.500 | | | | | | | | | | |
| 31 Kendall Graveman, R ERA: 3.5 | 1.1 | L | 6 | 1 | 1 | 1 | 2 | 1 | 0 | 0 | 0 | 0 | 0 | 10 | 19 | 0.00 | 2.000 | | | | | | | | | | |
| 47 Rafael Montero, R ERA: 5.91 | 1.0 | | 5 | 0 | 0 | 0 | 1 | 2 | 0 | 0 | 0 | 0 | 0 | 10 | 19 | 0.00 | 2.000 | | | | | | | | | | |
| 88 Phil Maton, R ERA: 3.12 | 1.0 | | 3 | 0 | 0 | 0 | 1 | 0 | 0 | 0 | 0 | 0 | 0 | 10 | 15 | 0.00 | 0.000 | | | | | | | | | | |


Houston Astros @ New York Yankees
Yankee Stadium, Bronx, NY
 Thu Aug 03 2023, 7:17 PM - 10:11 PM EDT
 Att. 44,019 - Clear - 74 F

livebaseballscorecards.com



Houston Astros @ New York Yankees
Yankee Stadium, Bronx, NY
 Thu Aug 03 2023, 7:17 PM - 10:11 PM EDT
 Att. 44,019 - Clear - 74 F

livebaseballscorecards.com



| | |
|-----|----|
| AB | 35 |
| R | 3 |
| H | 9 |
| RBI | 3 |
| BB | 1 |
| SO | 6 |
| LOB | 18 |

| | |
|-----|----|
| AB | 28 |
| R | 4 |
| H | 5 |
| RBI | 4 |
| BB | 6 |
| SO | 8 |
| LOB | 10 |

| Batter | 1 | 2 | 3 | 4 | 5 | 6 | 7 | 8 | 9 | AB | R | H | RBI | BB | SO | LOB | TOP | | | | |
|--|---|---|---|---|---|---|---|---|---|---|---|---|---|---|---|---|---|---|---|---|---|
| 27 Jose Altuve, R OBP: 0.376, SLG: 0.490 | | | | | | | | | | 5 | 1 | 2 | 0 | 0 | 1 | 2 | | | | | |
| 2 Alex Bregman, R OBP: 0.347, SLG: 0.419 | | | | | | | | | | 3 | 1 | 0 | 1 | 1 | 1 | 2 | | | | | |
| 44 Yordan Alvarez, L OBP: 0.402, SLG: 0.615 | | | | | | | | | | 4 | 1 | 2 | 1 | 1 | 1 | 4 | | | | | |
| 30 Kyle Tucker, L OBP: 0.379, SLG: 0.514 | | | | | | | | | | 3 | 1 | 1 | 2 | 2 | 0 | 4 | | | | | |
| 21 Yainer Diaz, R OBP: 0.291, SLG: 0.515 | | | | | | | | | | 5 | 1 | 1 | 3 | 0 | 0 | 3 | | | | | |
| 79 José Abreu, R OBP: 0.296, SLG: 0.351 | | | | | | | | | | 5 | 0 | 0 | 0 | 0 | 2 | 1 | | | | | |
| 20 Chas McCormick, R OBP: 0.371, SLG: 0.533 | | | | | | | | | | 4 | 1 | 0 | 0 | 1 | 1 | 1 | | | | | |
| 3 Jeremy Peña, R OBP: 0.299, SLG: 0.371 | | | | | | | | | | 3 | 0 | 2 | 0 | 1 | 0 | 0 | | | | | |
| 6 Jake Meyers, R OBP: 0.309, SLG: 0.379 | | | | | | | | | | 4 | 1 | 1 | 0 | 0 | 2 | 4 | | | | | |
| Inning Stats | R: 3 H: 2 E: 0 K: 1 S: 12 | H: 2 LOB: 0 BB: 1 P: 21 | R: 1 H: 1 E: 0 K: 2 S: 20 | H: 1 LOB: 3 BB: 2 P: 35 | R: 0 H: 0 E: 0 K: 0 S: 8 | H: 0 LOB: 0 BB: 0 P: 9 | R: 0 H: 1 E: 0 K: 1 S: 13 | H: 1 LOB: 1 BB: 0 P: 17 | R: 1 H: 1 E: 0 K: 0 S: 14 | H: 1 LOB: 1 BB: 1 P: 22 | R: 2 H: 2 E: 0 K: 1 S: 21 | H: 2 LOB: 2 BB: 2 P: 36 | R: 0 H: 1 E: 0 K: 1 S: 12 | H: 1 LOB: 1 BB: 0 P: 14 | R: 0 H: 1 E: 0 K: 0 S: 8 | H: 0 LOB: 0 BB: 0 P: 10 | 1B: 4 SF: 0 2B: 3 3B: 0 HR: 2 | SF: 0 SAC: 0 DP: 0 HBP: 1 | WP: 1 PB: 0 SB: 2 CS: 0 | PA: 43 | |
| PITCHER | IP WLS BF H R ER SO BB IBB HBP BLK WP HR S P ERA WHIP | IP WLS BF H R ER SO BB IBB HBP BLK WP HR S P ERA WHIP | IP WLS BF H R ER SO BB IBB HBP BLK WP HR S P ERA WHIP | IP WLS BF H R ER SO BB IBB HBP BLK WP HR S P ERA WHIP | IP WLS BF H R ER SO BB IBB HBP BLK WP HR S P ERA WHIP | IP WLS BF H R ER SO BB IBB HBP BLK WP HR S P ERA WHIP | IP WLS BF H R ER SO BB IBB HBP BLK WP HR S P ERA WHIP | IP WLS BF H R ER SO BB IBB HBP BLK WP HR S P ERA WHIP | IP WLS BF H R ER SO BB IBB HBP BLK WP HR S P ERA WHIP | IP WLS BF H R ER SO BB IBB HBP BLK WP HR S P ERA WHIP | IP WLS BF H R ER SO BB IBB HBP BLK WP HR S P ERA WHIP | IP WLS BF H R ER SO BB IBB HBP BLK WP HR S P ERA WHIP | IP WLS BF H R ER SO BB IBB HBP BLK WP HR S P ERA WHIP | IP WLS BF H R ER SO BB IBB HBP BLK WP HR S P ERA WHIP | IP WLS BF H R ER SO BB IBB HBP BLK WP HR S P ERA WHIP | IP WLS BF H R ER SO BB IBB HBP BLK WP HR S P ERA WHIP | IP WLS BF H R ER SO BB IBB HBP BLK WP HR S P ERA WHIP | IP WLS BF H R ER SO BB IBB HBP BLK WP HR S P ERA WHIP | IP WLS BF H R ER SO BB IBB HBP BLK WP HR S P ERA WHIP | IP WLS BF H R ER SO BB IBB HBP BLK WP HR S P ERA WHIP | IP WLS BF H R ER SO BB IBB HBP BLK WP HR S P ERA WHIP |

Houston Astros @ New York Yankees
Yankee Stadium, Bronx, NY
Fri Aug 04 2023, 7:08 PM - 10:12 PM EDT
Att: 42,105 - Cloudy - 74 F

AB 36
R 7
H 9
RBI 7
BB 6
SO 8
LOB 21



| Batter | 1 | 2 | 3 | 4 | 5 | 6 | 7 | 8 | 9 | AB | R | H | RBI | BB | SO | LOB | BOTTOM | | | | |
|--|---|---|---|---|---|---|---|---|---|---|---|---|---|---|---|---|---|---|---|---|---|
| 12 Isiah Kiner-Falefa, R OBP: 0.318, SLG: 0.376 | | | | | | | | | | 5 | 1 | 1 | 1 | 0 | 0 | 5 | | | | | |
| 61 Jake Bauers, L OBP: 0.305, SLG: 0.494 | | | | | | | | | | 4 | 1 | 2 | 1 | 0 | 2 | 0 | | | | | |
| 25 Gleyber Torres, R OBP: 0.325, SLG: 0.428 | | | | | | | | | | 4 | 0 | 1 | 0 | 0 | 1 | 0 | | | | | |
| 27 Giancarlo Stanton, R OBP: 0.280, SLG: 0.470 | | | | | | | | | | 3 | 1 | 1 | 1 | 1 | 1 | 2 | | | | | |
| 57 Billy McKinney, L OBP: 0.304, SLG: 0.455 | | | | | | | | | | 4 | 0 | 0 | 0 | 0 | 1 | 3 | | | | | |
| 26 DJ LeMahieu, R OBP: 0.307, SLG: 0.369 | | | | | | | | | | 4 | 0 | 2 | 0 | 0 | 0 | 1 | | | | | |
| 22 Harrison Bader, R OBP: 0.284, SLG: 0.414 | | | | | | | | | | 3 | 0 | 0 | 0 | 1 | 1 | 2 | | | | | |
| 11 Anthony Volpe, R OBP: 0.288, SLG: 0.380 | | | | | | | | | | 4 | 0 | 0 | 0 | 0 | 1 | 3 | | | | | |
| 66 Kyle Higashioka, R OBP: 0.262, SLG: 0.377 | | | | | | | | | | 2 | 0 | 1 | 0 | 0 | 0 | 0 | | | | | |
| 99 Aaron Judge, R OBP: 0.410, SLG: 0.649 | | | | | | | | | | 1 | 0 | 0 | 0 | 0 | 1 | 2 | | | | | |
| 38 Ben Rortvedt, L OBP: 0.308, SLG: 0.190 | | | | | | | | | | 0 | 0 | 0 | 0 | 1 | 0 | 0 | | | | | |
| Inning Stats | R: 0 H: 2 E: 0 K: 1 S: 12 | H: 0 LOB: 0 BB: 0 P: 10 | R: 1 H: 2 E: 0 K: 0 S: 6 | H: 2 LOB: 0 BB: 0 P: 9 | R: 0 H: 0 E: 0 K: 0 S: 7 | H: 0 LOB: 1 BB: 1 P: 13 | R: 1 H: 1 E: 0 K: 1 S: 20 | H: 1 LOB: 0 BB: 0 P: 29 | R: 0 H: 0 E: 0 K: 1 S: 8 | H: 0 LOB: 0 BB: 0 P: 15 | R: 0 H: 1 E: 0 K: 2 S: 12 | H: 1 LOB: 2 BB: 1 P: 19 | R: 1 H: 1 E: 0 K: 2 S: 13 | H: 1 LOB: 0 BB: 0 P: 20 | R: 0 H: 1 E: 0 K: 0 S: 13 | H: 1 LOB: 2 BB: 1 P: 22 | 1B: 4 SF: 0 2B: 1 3B: 0 HR: 3 | SF: 0 SAC: 0 DP: 1 HBP: 0 | WP: 0 PB: 0 SB: 0 CS: 0 | PA: 37 | |
| PITCHER | IP WLS BF H R ER SO BB IBB HBP BLK WP HR S P ERA WHIP | IP WLS BF H R ER SO BB IBB HBP BLK WP HR S P ERA WHIP | IP WLS BF H R ER SO BB IBB HBP BLK WP HR S P ERA WHIP | IP WLS BF H R ER SO BB IBB HBP BLK WP HR S P ERA WHIP | IP WLS BF H R ER SO BB IBB HBP BLK WP HR S P ERA WHIP | IP WLS BF H R ER SO BB IBB HBP BLK WP HR S P ERA WHIP | IP WLS BF H R ER SO BB IBB HBP BLK WP HR S P ERA WHIP | IP WLS BF H R ER SO BB IBB HBP BLK WP HR S P ERA WHIP | IP WLS BF H R ER SO BB IBB HBP BLK WP HR S P ERA WHIP | IP WLS BF H R ER SO BB IBB HBP BLK WP HR S P ERA WHIP | IP WLS BF H R ER SO BB IBB HBP BLK WP HR S P ERA WHIP | IP WLS BF H R ER SO BB IBB HBP BLK WP HR S P ERA WHIP | IP WLS BF H R ER SO BB IBB HBP BLK WP HR S P ERA WHIP | IP WLS BF H R ER SO BB IBB HBP BLK WP HR S P ERA WHIP | IP WLS BF H R ER SO BB IBB HBP BLK WP HR S P ERA WHIP | IP WLS BF H R ER SO BB IBB HBP BLK WP HR S P ERA WHIP | IP WLS BF H R ER SO BB IBB HBP BLK WP HR S P ERA WHIP | IP WLS BF H R ER SO BB IBB HBP BLK WP HR S P ERA WHIP | IP WLS BF H R ER SO BB IBB HBP BLK WP HR S P ERA WHIP | IP WLS BF H R ER SO BB IBB HBP BLK WP HR S P ERA WHIP | IP WLS BF H R ER SO BB IBB HBP BLK WP HR S P ERA WHIP |

Houston Astros @ New York Yankees
Yankee Stadium, Bronx, NY
Fri Aug 04 2023, 7:08 PM - 10:12 PM EDT
Att: 42,105 - Cloudy - 74 F

AB 34
R 3
H 8
RBI 3
BB 3
SO 8
LOB 18



| Batter | 1 | 2 | 3 | 4 | 5 | 6 | 7 | 8 | 9 | AB R H RBI BB SO LOB | TOP | | | | | | | | | |
|--|---|----------------------------------|------------------------------|----------------------------------|-------------------------------|----------------------------------|-------------------------------|----------------------------------|------------------------------|----------------------------------|---|---|-------------------------------|----------------------------------|-------------------------------|----------------------------------|----------------------------------|------------------------------------|----------------------------------|--------|
| 27 Jose Altuve, R OBP: 0.379, SLG: 0.506 | | | | | | | | | | 3 1 1 1 1 2 1 | Houston Astros @ New York Yankees Yankee Stadium, Bronx, NY Sat Aug 05 2023, 1:08 PM - 3:30 PM EDT Att: 41,411 - Sunny - 80 F | | | | | | | | | |
| 3 Jeremy Peña, R OBP: 0.296, SLG: 0.368 | | | | | | | | | | 3 0 0 0 1 2 1 | | | | | | | | | | |
| 30 Kyle Tucker, L OBP: 0.376, SLG: 0.509 | | | | | | | | | | 4 0 0 0 0 2 2 | | | | | | | | | | |
| 2 Alex Bregman, R OBP: 0.346, SLG: 0.416 | | | | | | | | | | 3 0 0 0 1 2 1 | | | | | | | | | | |
| 44 Yordan Alvarez, L OBP: 0.398, SLG: 0.607 | | | | | | | | | | 3 0 0 0 0 2 1 | | | | | | | | | | |
| 20 Chas McCormick, R OBP: 0.370, SLG: 0.529 | | | | | | | | | | 2 0 0 0 1 1 0 | | | | | | | | | | |
| 14 Mauricio Dubón, R OBP: 0.287, SLG: 0.366 | | | | | | | | | | 3 0 0 0 0 1 1 | | | | | | | | | | |
| 16 Grae Kessinger, R OBP: 0.314, SLG: 0.333 | | | | | | | | | | 2 0 0 0 0 1 1 | | | | | | | | | | |
| 21 Yainer Diaz, R OBP: 0.370, SLG: 0.517 | | | | | | | | | | 1 0 1 0 0 0 0 | | | | | | | | | | |
| 15 Martín Maldonado, R OBP: 0.242, SLG: 0.303 | | | | | | | | | | 3 0 0 0 0 3 1 | | | | | | | | | | |
| Inning Stats | R: 0 E: 0 K: 3 S: 11 | H: 0 LOB: 1 BB: 1 P: 18 | R: 0 E: 0 K: 1 S: 8 | H: 0 LOB: 0 BB: 0 P: 11 | R: 1 E: 0 K: 1 S: 10 | H: 1 LOB: 0 BB: 0 P: 14 | R: 0 E: 0 K: 3 S: 14 | H: 0 LOB: 0 BB: 0 P: 21 | R: 0 E: 0 K: 2 S: 6 | H: 0 LOB: 1 BB: 1 P: 13 | R: 0 E: 0 K: 1 S: 10 | H: 0 LOB: 0 BB: 1 P: 15 | R: 0 E: 0 K: 2 S: 11 | H: 1 LOB: 1 BB: 0 P: 16 | R: 0 E: 0 K: 1 S: 10 | H: 0 LOB: 0 BB: 0 P: 17 | 1B: 1 2B: 0 3B: 0 HR: 1 | SF: 0 SAC: 0 DP: 1 HBP: 0 | WP: 0 PB: 0 SB: 1 CS: 1 | PA: 31 |
| PITCHER | IP WLS BF H R ER SO BB IBB HBP BLK WP HR S P ERA WHIP | | | | | | | | | | | IP WLS BF H R ER SO BB IBB HBP BLK WP HR S P ERA WHIP | | | | | | | | |
| 65 Nestor Cortes, L ERA: 4.97 | 4.0 W 7 0 0 0 4 2 0 0 0 0 1 43 64 2.25 0.500 | | | | | | | | | | | 4.0 W 7 0 0 0 4 2 0 0 0 0 1 43 64 2.25 0.500 | | | | | | | | |
| 71 Ian Hamilton, R ERA: 1.87 | 2.0 H 3 0 0 0 1 1 0 0 0 0 0 19 34 0.00 1.000 | | | | | | | | | | | 2.0 H 3 0 0 0 1 1 0 0 0 0 0 19 34 0.00 1.000 | | | | | | | | |
| 41 Tommy Kahnle, R ERA: 2.22 | 1.0 H 3 0 0 0 1 1 0 0 0 0 0 10 15 0.00 1.000 | | | | | | | | | | | 1.0 H 3 0 0 0 1 1 0 0 0 0 0 10 15 0.00 1.000 | | | | | | | | |
| 34 Michael King, R ERA: 3.02 | 1.0 H 4 1 0 0 2 0 0 0 0 0 0 11 16 0.00 1.000 | | | | | | | | | | | 1.0 H 4 1 0 0 2 0 0 0 0 0 0 11 16 0.00 1.000 | | | | | | | | |
| 35 Clay Holmes, R ERA: 2.66 | 1.0 S 3 0 0 0 1 0 0 0 0 0 0 10 17 0.00 0.000 | | | | | | | | | | | 1.0 S 3 0 0 0 1 0 0 0 0 0 0 10 17 0.00 0.000 | | | | | | | | |

| Batter | 1 | 2 | 3 | 4 | 5 | 6 | 7 | 8 | 9 | AB R H RBI BB SO LOB | BOTTOM | | | | | | | | | |
|--|---|----------------------------------|-------------------------------|----------------------------------|------------------------------|---------------------------------|------------------------------|---------------------------------|-------------------------------|----------------------------------|---|---|------------------------------|---------------------------------|-------------------------------|----------------------------------|----------------------------------|------------------------------------|----------------------------------|--------|
| 61 Jake Bauers, L OBP: 0.309, SLG: 0.512 | | | | | | | | | | 4 1 2 1 0 1 1 | Houston Astros @ New York Yankees Yankee Stadium, Bronx, NY Sat Aug 05 2023, 1:08 PM - 3:30 PM EDT Att: 41,411 - Sunny - 80 F | | | | | | | | | |
| 99 Aaron Judge, R OBP: 0.403, SLG: 0.636 | | | | | | | | | | 4 0 0 0 0 0 1 | | | | | | | | | | |
| 25 Gleyber Torres, R OBP: 0.329, SLG: 0.437 | | | | | | | | | | 3 1 2 1 1 0 0 | | | | | | | | | | |
| 27 Giancarlo Stanton, R OBP: 0.287, SLG: 0.477 | | | | | | | | | | 3 0 2 0 1 0 1 | | | | | | | | | | |
| 30 Greg Allen, S OBP: 0.286, SLG: 0.444 | | | | | | | | | | 0 0 0 0 0 0 0 | | | | | | | | | | |
| 26 DJ LeMahieu, R OBP: 0.310, SLG: 0.369 | | | | | | | | | | 3 0 1 0 1 1 2 | | | | | | | | | | |
| 12 Isiah Kiner-Falefa, R OBP: 0.317, SLG: 0.373 | | | | | | | | | | 4 1 1 0 0 0 2 | | | | | | | | | | |
| 22 Harrison Bader, R OBP: 0.284, SLG: 0.416 | | | | | | | | | | 4 0 1 0 0 1 2 | | | | | | | | | | |
| 11 Anthony Volpe, R OBP: 0.286, SLG: 0.378 | | | | | | | | | | 2 0 0 1 0 0 0 | | | | | | | | | | |
| 38 Ben Rortved, L OBP: 0.276, SLG: 0.167 | | | | | | | | | | 3 0 0 0 0 1 1 | | | | | | | | | | |
| Inning Stats | R: 0 E: 0 K: 2 S: 10 | H: 2 LOB: 2 BB: 2 P: 22 | R: 1 E: 0 K: 1 S: 11 | H: 2 LOB: 1 BB: 0 P: 19 | R: 0 E: 0 K: 0 S: 6 | H: 2 LOB: 2 BB: 0 P: 8 | R: 0 E: 0 K: 0 S: 6 | H: 0 LOB: 0 BB: 0 P: 8 | R: 1 E: 1 K: 0 S: 12 | H: 2 LOB: 1 BB: 0 P: 20 | R: 0 E: 0 K: 1 S: 8 | H: 0 LOB: 0 BB: 0 P: 11 | R: 0 E: 0 K: 0 S: 6 | H: 1 LOB: 1 BB: 0 P: 9 | R: 1 E: 0 K: 0 S: 12 | H: 2 LOB: 2 BB: 1 P: 24 | 1B: 5 2B: 2 3B: 0 HR: 2 | SF: 1 SAC: 0 DP: 1 HBP: 0 | WP: 0 PB: 0 SB: 1 CS: 0 | PA: 34 |
| PITCHER | IP WLS BF H R ER SO BB IBB HBP BLK WP HR S P ERA WHIP | | | | | | | | | | | IP WLS BF H R ER SO BB IBB HBP BLK WP HR S P ERA WHIP | | | | | | | | |
| 35 Justin Verlander, R ERA: 3.11 | 7.0 L 29 7 2 2 4 2 0 0 0 0 0 1 59 97 2.57 1.286 | | | | | | | | | | | 7.0 L 29 7 2 2 4 2 0 0 0 0 0 1 59 97 2.57 1.286 | | | | | | | | |
| 31 Kendall Graveman, R ERA: 3.61 | 1.0 5 2 1 1 0 1 0 0 0 0 0 1 12 24 9.00 3.000 | | | | | | | | | | | 1.0 5 2 1 1 0 1 0 0 0 0 0 1 12 24 9.00 3.000 | | | | | | | | |

| Batter | 1 | 2 | 3 | 4 | 5 | 6 | 7 | 8 | 9 | AB | R | H | RBI | BB | SO | LOB | TOP | | | | | | | | |
|--|------------------------------|---------------------------------|-------------------------------|----------------------------------|-------------------------------|----------------------------------|------------------------------|---------------------------------|-------------------------------|----------------------------------|-------------------------------|----------------------------------|------------------------------|----------------------------------|------------------------------|----------------------------------|---|----------------------------------|----------------------------------|------------------------------------|----------------------------------|--------|--|--|--|
| 27 Jose Altuve, R OBP: 0.380, SLG: 0.500 | | | | | | | | | | 4 | 1 | 1 | 0 | 1 | 0 | 0 | Houston Astros @ New York Yankees Yankee Stadium, Bronx, NY Sun Aug 06 2023, 1:38 PM - 5:06 PM EDT Att: 46,345 - Partly Cloudy - 81 F | | | | | | | | |
| 2 Alex Bregman, R OBP: 0.343, SLG: 0.412 | | | | | | | | | | 5 | 0 | 0 | 0 | 0 | 3 | 3 | | | | | | | | | |
| 44 Yordan Alvarez, L OBP: 0.396, SLG: 0.613 | | | | | | | | | | 4 | 1 | 1 | 2 | 0 | 1 | 2 | | | | | | | | | |
| 30 Kyle Tucker, L OBP: 0.375, SLG: 0.505 | | | | | | | | | | 3 | 1 | 0 | 0 | 1 | 1 | 2 | | | | | | | | | |
| 20 Chas McCormick, R OBP: 0.368, SLG: 0.522 | | | | | | | | | | 3 | 1 | 0 | 0 | 1 | 3 | 1 | | | | | | | | | |
| 79 José Abreu, R OBP: 0.300, SLG: 0.348 | | | | | | | | | | 4 | 0 | 0 | 0 | 0 | 3 | 2 | | | | | | | | | |
| 3 Jeremy Peña, R OBP: 0.368, SLG: 0.368 | | | | | | | | | | 3 | 2 | 1 | 0 | 1 | 1 | 0 | | | | | | | | | |
| 6 Jake Meyers, R OBP: 0.312, SLG: 0.405 | | | | | | | | | | 4 | 2 | 2 | 6 | 0 | 1 | 0 | | | | | | | | | |
| 15 Martín Maldonado, R OBP: 0.245, SLG: 0.315 | | | | | | | | | | 3 | 1 | 1 | 1 | 1 | 1 | 0 | | | | | | | | | |
| Inning Stats | R: 0 E: 0 K: 1 S: 5 | H: 0 LOB: 0 BB: 0 P: 8 | R: 3 E: 0 K: 3 S: 18 | H: 1 LOB: 0 BB: 2 P: 30 | R: 2 E: 0 K: 2 S: 16 | H: 2 LOB: 0 BB: 0 P: 21 | R: 0 E: 0 K: 1 S: 6 | H: 0 LOB: 0 BB: 0 P: 9 | R: 0 E: 0 K: 1 S: 11 | H: 0 LOB: 2 BB: 2 P: 22 | R: 4 E: 0 K: 2 S: 15 | H: 3 LOB: 0 BB: 1 P: 24 | R: 0 E: 0 K: 1 S: 7 | H: 0 LOB: 0 BB: 0 P: 10 | R: 0 E: 0 K: 2 S: 9 | H: 0 LOB: 0 BB: 0 P: 12 | R: 0 E: 0 K: 1 S: 7 | H: 0 LOB: 0 BB: 0 P: 10 | 1B: 2 2B: 0 3B: 0 HR: 4 | SF: 0 SAC: 0 DP: 0 HBP: 0 | WP: 0 PB: 0 SB: 2 CS: 0 | PA: 38 | | | |
| PITCHER | IP | WLS | BF | H | R | ER | SO | BB | IBB | HBP | BLK | WP | HR | S | P | ERA | WHIP | | | | | | | | |
| 55 Carlos Rodón, L ERA: 7.33 | (1, 1) | 2.2 | 13 | 3 | 5 | 5 | 5 | 2 | 0 | 0 | 0 | 0 | 2 | 36 | 54 | 16.88 | 1.875 | | | | | | | | |
| 76 Jhonny Brito, R ERA: 5.02 | (3, 1) | 1.2 | 7 | 0 | 0 | 0 | 2 | 2 | 0 | 0 | 0 | 0 | 0 | 15 | 29 | 0.00 | 1.200 | | | | | | | | |
| 58 Wandy Peralta, L ERA: 3.27 | (5, 1) | 1.2 | L 9 | 3 | 4 | 4 | 3 | 1 | 0 | 0 | 1 | 0 | 2 | 20 | 31 | 21.60 | 2.400 | | | | | | | | |
| 93 Keynan Middleton, R ERA: 3.66 | (7, 1) | 2.0 | 6 | 0 | 0 | 0 | 3 | 0 | 0 | 0 | 0 | 0 | 0 | 16 | 22 | 0.00 | 0.000 | | | | | | | | |
| 84 Albert Abreu, R ERA: 3.97 | (9, 1) | 1.0 | 3 | 0 | 0 | 0 | 1 | 0 | 0 | 0 | 0 | 0 | 0 | 7 | 10 | 0.00 | 0.000 | | | | | | | | |

| Batter | 1 | 2 | 3 | 4 | 5 | 6 | 7 | 8 | 9 | AB | R | H | RBI | BB | SO | LOB | BOTTOM | | | | | | | | |
|--|-------------------------------|----------------------------------|------------------------------|----------------------------------|------------------------------|----------------------------------|-------------------------------|----------------------------------|-------------------------------|----------------------------------|-------------------------------|----------------------------------|-------------------------------|----------------------------------|-------------------------------|----------------------------------|---|----------------------------------|----------------------------------|------------------------------------|----------------------------------|--------|--|--|--|
| 61 Jake Bauers, L OBP: 0.310, SLG: 0.500 | | | | | | | | | | 4 | 1 | 0 | 1 | 2 | 2 | 3 | Houston Astros @ New York Yankees Yankee Stadium, Bronx, NY Sun Aug 06 2023, 1:38 PM - 5:06 PM EDT Att: 46,345 - Partly Cloudy - 81 F | | | | | | | | |
| 99 Aaron Judge, R OBP: 0.402, SLG: 0.624 | | | | | | | | | | 4 | 0 | 0 | 1 | 2 | 3 | 2 | | | | | | | | | |
| 25 Gleyber Torres, R OBP: 0.335, SLG: 0.450 | | | | | | | | | | 4 | 3 | 3 | 2 | 2 | 0 | 3 | | | | | | | | | |
| 27 Giancarlo Stanton, R OBP: 0.281, SLG: 0.465 | | | | | | | | | | 6 | 0 | 0 | 0 | 0 | 0 | 6 | | | | | | | | | |
| 26 DJ LeMahieu, R OBP: 0.313, SLG: 0.373 | | | | | | | | | | 4 | 1 | 2 | 0 | 1 | 1 | 2 | | | | | | | | | |
| 12 Isiah Kiner-Falefa, R OBP: 0.322, SLG: 0.370 | | | | | | | | | | 2 | 1 | 0 | 0 | 3 | 1 | 0 | | | | | | | | | |
| 22 Harrison Bader, R OBP: 0.291, SLG: 0.420 | | | | | | | | | | 5 | 1 | 3 | 2 | 0 | 2 | | | | | | | | | | |
| 11 Anthony Volpe, R OBP: 0.285, SLG: 0.374 | | | | | | | | | | 4 | 0 | 0 | 1 | 0 | 1 | 6 | | | | | | | | | |
| 66 Kyle Higashioka, R OBP: 0.262, SLG: 0.371 | | | | | | | | | | 3 | 0 | 0 | 0 | 1 | 1 | 3 | | | | | | | | | |
| 57 Billy McKinney, L OBP: 0.310, SLG: 0.455 | | | | | | | | | | 0 | 0 | 0 | 0 | 1 | 0 | 0 | | | | | | | | | |
| Inning Stats | R: 1 E: 0 K: 1 S: 11 | H: 1 LOB: 0 BB: 0 P: 15 | R: 0 E: 0 K: 0 S: 9 | H: 0 LOB: 0 BB: 0 P: 11 | R: 0 E: 0 K: 0 S: 7 | H: 0 LOB: 1 BB: 1 P: 17 | R: 4 E: 0 K: 1 S: 24 | H: 2 LOB: 3 BB: 4 P: 51 | R: 0 E: 0 K: 1 S: 11 | H: 1 LOB: 2 BB: 1 P: 19 | R: 1 E: 0 K: 1 S: 12 | H: 1 LOB: 2 BB: 1 P: 26 | R: 0 E: 0 K: 2 S: 10 | H: 1 LOB: 2 BB: 1 P: 17 | R: 1 E: 0 K: 1 S: 17 | H: 2 LOB: 3 BB: 2 P: 33 | R: 0 E: 0 K: 2 S: 16 | H: 0 LOB: 2 BB: 2 P: 26 | 1B: 5 2B: 2 3B: 0 HR: 1 | SF: 0 SAC: 0 DP: 0 HBP: 1 | WP: 1 PB: 0 SB: 0 CS: 0 | PA: 49 | | | |
| PITCHER | IP | WLS | BF | H | R | ER | SO | BB | IBB | HBP | BLK | WP | HR | S | P | ERA | WHIP | | | | | | | | |
| 65 José Urquidy, R ERA: 6.1 | (1, 1) | 3.1 | 16 | 3 | 5 | 5 | 1 | 3 | 0 | 1 | 0 | 0 | 0 | 11 | 24 | 0.00 | 6.000 | | | | | | | | |
| 88 Phil Maton, R ERA: 3.1 | (4, 1) | 0.1 | 4 | 0 | 0 | 0 | 1 | 2 | 0 | 0 | 0 | 0 | 0 | 1 | 1 | 0.00 | 1.800 | | | | | | | | |
| 68 J.P. France, R ERA: 2.75 | (4, 1) | 3.1 | W 17 | 3 | 1 | 0 | 4 | 3 | 0 | 0 | 0 | 1 | 0 | 38 | 70 | 0.00 | 1.800 | | | | | | | | |
| 50 Héctor Neris, R ERA: 1.52 | (8, 1) | 0.2 | H 5 | 1 | 1 | 1 | 1 | 2 | 0 | 0 | 0 | 0 | 0 | 13 | 27 | 13.50 | 4.500 | | | | | | | | |
| 52 Bryan Abreu, R ERA: 2.39 | (8, 1) | 1.1 | S 7 | 1 | 0 | 0 | 2 | 2 | 0 | 0 | 0 | 0 | 0 | 20 | 32 | 0.00 | 2.250 | | | | | | | | |

| | |
|-----|----|
| AB | 33 |
| R | 9 |
| H | 6 |
| RBI | 9 |
| BB | 5 |
| SO | 14 |
| LOB | 10 |



| Batter | 1 | 2 | 3 | 4 | 5 | 6 | 7 | 8 | 9 | AB | R | H | RBI | BB | SO | LOB | TOP | |
|--|--|------------------------------|---|---|---|---|---|---|---|---|---|---|---|---|---|---|--|---|
| 27 Jose Altuve, R OBP: 0.380, SLG: 0.494 | G4-3 | | 2 1B BB | G6-3 | | | F9 | | 30 HR 1B | 4 | 2 | 1 | 0 | 1 | 0 | 1 | | |
| 2 Alex Bregman, R OBP: 0.343, SLG: 0.411 | 1B | | 30 1B 44 BB 21 SF8 | 1B | K | | F9 | | K | 5 | 1 | 2 | 0 | 0 | 2 | 2 | | |
| 44 Yordan Alvarez, L OBP: 0.396, SLG: 0.607 | L9 | | 30 1B BB | 1B | F8 | | K | | 30 HR 1B | 4 | 1 | 1 | 0 | 1 | 1 | 1 | | |
| 30 Kyle Tucker, L OBP: 0.377, SLG: 0.512 | F8 | | 1-2 2-3 3-H | 1B | G1-3 | | | | 79 G4-3 3 1B 21 S | 4 | 2 | 2 | 5 | 1 | 0 | 1 | | |
| 21 Yainer Diaz, R OBP: 0.292, SLG: 0.511 | HBP | | 6 FC6-4 | SF8 | | | G5-3 | | K | 3 | 0 | 0 | 1 | 0 | 2 | 1 | | |
| 79 Jose Abreu, R OBP: 0.290, SLG: 0.344 | F9 | | 3-H | G4-3 | | | G1-3 | | P4 | 5 | 0 | 0 | 0 | 0 | 0 | 4 | | |
| 3 Jeremy Peña, R OBP: 0.304, SLG: 0.372 | K | | 1B | 1B | | | G4-3 | | | 4 | 0 | 3 | 1 | 0 | 1 | 1 | | |
| 6 Jake Meyers, R OBP: 0.311, SLG: 0.402 | FC6-4 | | F9 | | | | F7 | | | 4 | 0 | 1 | 0 | 0 | 0 | 3 | | |
| 15 Martin Maldonado, R OBP: 0.243, SLG: 0.311 | | | K | | | | K | | 44 1B 30 HR 27 1B | 3 | 0 | 0 | 0 | 0 | 2 | 3 | | |
| 28 Jon Singleton, L OBP: 0.272, SLG: 0.338 | | | | F8 | | | K | | | 0 | 1 | 0 | 0 | 1 | 0 | 0 | | |
| 55 Ryan Pressly, R | | | | | | | | | | 0 | 0 | 0 | 0 | 0 | 0 | 0 | | |
| Inning Stats | R: 0 H: 1 E: 0 K: 0 S: 8 | WLS: 1 BF: 0 LOB: 14 | R: 0 H: 0 E: 0 K: 1 S: 10 | WLS: 0 BF: 1 LOB: 13 | R: 2 H: 2 E: 0 K: 1 S: 16 | WLS: 2 BF: 2 LOB: 29 | R: 0 H: 1 E: 0 K: 0 S: 10 | WLS: 1 BF: 10 | R: 0 H: 0 E: 0 K: 1 S: 8 | WLS: 0 BF: 9 | R: 1 H: 1 E: 0 K: 1 S: 13 | WLS: 1 BF: 23 | R: 4 H: 3 E: 0 K: 2 S: 22 | WLS: 3 BF: 31 | 1B: 9 2B: 0 3B: 0 HR: 1 | SF: 1 SAC: 0 DP: 0 HBP: 1 | WP: 0 PA: 42 PB: 0 SB: 1 CS: 0 | |
| PITCHER | IP: 6.0 WLS: 1 BF: 27 ERA: 5.84 | WLS: 0 BF: 4 ERA: 3.42 | IP: 6.0 WLS: 1 BF: 4 ERA: 1.52 | IP: 6.0 WLS: 0 BF: 3 ERA: 1.52 | IP: 6.0 WLS: 0 BF: 1 ERA: 0.00 | IP: 6.0 WLS: 0 BF: 0 ERA: 0.00 | IP: 6.0 WLS: 0 BF: 1 ERA: 0.00 | IP: 6.0 WLS: 0 BF: 1 ERA: 0.00 | IP: 6.0 WLS: 0 BF: 0 ERA: 0.00 | IP: 6.0 WLS: 0 BF: 0 ERA: 0.00 | IP: 6.0 WLS: 0 BF: 0 ERA: 0.00 | IP: 6.0 WLS: 0 BF: 0 ERA: 0.00 | IP: 6.0 WLS: 0 BF: 0 ERA: 0.00 | IP: 6.0 WLS: 0 BF: 0 ERA: 0.00 | IP: 6.0 WLS: 0 BF: 0 ERA: 0.00 | IP: 6.0 WLS: 0 BF: 0 ERA: 0.00 | IP: 6.0 WLS: 0 BF: 0 ERA: 0.00 | IP: 6.0 WLS: 0 BF: 0 ERA: 0.00 |

Houston Astros @ Baltimore Orioles
 Oriole Park at Camden Yards, Baltimore, MD
 Tue Aug 08 2023, 7:08 PM - 9:53 PM EDT
 Att: 24,761 - Clear - 81 F

| | |
|-----|----|
| AB | 36 |
| R | 7 |
| H | 10 |
| RBI | 7 |
| BB | 4 |
| SO | 8 |
| LOB | 17 |



| Batter | 1 | 2 | 3 | 4 | 5 | 6 | 7 | 8 | 9 | AB | R | H | RBI | BB | SO | LOB | BOTTOM | |
|---|---|--|---|---|---|---|---|---|---|---|---|---|---|---|---|---|--|---|
| 35 Adley Rutschman, S OBP: 0.372, SLG: 0.428 | 6 HR BB | 2-H HR | | | G5-3 | | F8 | | | 3 | 2 | 1 | 2 | 1 | 0 | 2 | | |
| 6 Ryan Mountcastle, R OBP: 0.307, SLG: 0.471 | 1-H HR | K2-3 | | | K | | L3-6 | | | 4 | 1 | 1 | 2 | 0 | 2 | 2 | | |
| 25 Anthony Santander, S OBP: 0.330, SLG: 0.475 | F9 | | | | L5 | | | | G3 | 3 | 0 | 0 | 0 | 1 | 0 | 0 | | |
| 26 Ryan McKenna, R OBP: 0.304, SLG: 0.366 | | | 21 G6-4-3 BB | | | | | | | 0 | 0 | 0 | 0 | 0 | 0 | 0 | | |
| 21 Austin Hays, R OBP: 0.326, SLG: 0.438 | G4-3 | | G6-4-3 | | G1-3 | | K | | | 4 | 0 | 0 | 0 | 0 | 1 | 1 | | |
| 2 Gunnar Henderson, L OBP: 0.330, SLG: 0.475 | G4-3 | | G4-3 | | 11 1B | | G4-3 | | | 4 | 0 | 1 | 0 | 0 | 0 | 0 | | |
| 11 Jordan Westburg, R OBP: 0.336, SLG: 0.455 | G6-3 | | 29 G4-3 27 SF8 | 2B | | | G5-3 | | | 4 | 1 | 2 | 0 | 0 | 0 | 0 | | |
| 29 Ramón Urias, R OBP: 0.323, SLG: 0.387 | | | | | G4-3 | | G5-4-3 | | G3 | 3 | 1 | 1 | 0 | 0 | 0 | 3 | | |
| 12 Adam Frazier, L OBP: 0.303, SLG: 0.423 | | 27 FC1 | 3B | | | | | | | 1 | 0 | 0 | 0 | 0 | 0 | 0 | | |
| 27 James McCann, R OBP: 0.257, SLG: 0.370 | | 35 HR | G6-3 | | SF8 | | | | | 2 | 1 | 1 | 2 | 0 | 0 | 0 | | |
| 32 Ryan O'Hearn, L OBP: 0.344, SLG: 0.508 | | 3 G6-3 | | | 6 L3-6 3 1B | | | | K | 1 | 0 | 0 | 0 | 1 | 0 | 0 | | |
| 3 Jorge Mateo, R OBP: 0.259, SLG: 0.341 | | G6-3 | | | K | | | | | 3 | 0 | 1 | 0 | 0 | 1 | 1 | | |
| Inning Stats | R: 2 H: 1 E: 0 K: 0 S: 14 | WLS: 1 BF: 29 LOB: 20 | R: 3 H: 2 E: 0 K: 1 S: 14 | WLS: 2 BF: 17 | R: 0 H: 0 E: 0 K: 0 S: 4 | WLS: 0 BF: 9 | R: 1 H: 1 E: 0 K: 1 S: 7 | WLS: 1 BF: 11 | R: 0 H: 0 E: 0 K: 0 S: 8 | WLS: 0 BF: 14 | R: 0 H: 2 E: 0 K: 0 S: 7 | WLS: 2 BF: 11 | R: 0 H: 0 E: 0 K: 1 S: 7 | WLS: 0 BF: 9 | 1B: 4 2B: 2 3B: 1 HR: 2 | SF: 1 SAC: 0 DP: 3 HBP: 0 | WP: 0 PA: 35 PB: 0 SB: 0 CS: 0 | |
| PITCHER | IP: 7.0 WLS: 1 BF: 29 ERA: 3.3 | IP: 1.0 WLS: 0 BF: 3 ERA: 4.5 | IP: 1.0 WLS: 0 BF: 3 ERA: 2.98 | IP: 1.0 WLS: 0 BF: 3 ERA: 2.98 | IP: 1.0 WLS: 0 BF: 0 ERA: 0.00 | IP: 1.0 WLS: 0 BF: 0 ERA: 0.00 | IP: 1.0 WLS: 0 BF: 0 ERA: 0.00 | IP: 1.0 WLS: 0 BF: 0 ERA: 0.00 | IP: 1.0 WLS: 0 BF: 0 ERA: 0.00 | IP: 1.0 WLS: 0 BF: 0 ERA: 0.00 | IP: 1.0 WLS: 0 BF: 0 ERA: 0.00 | IP: 1.0 WLS: 0 BF: 0 ERA: 0.00 | IP: 1.0 WLS: 0 BF: 0 ERA: 0.00 | IP: 1.0 WLS: 0 BF: 0 ERA: 0.00 | IP: 1.0 WLS: 0 BF: 0 ERA: 0.00 | IP: 1.0 WLS: 0 BF: 0 ERA: 0.00 | IP: 1.0 WLS: 0 BF: 0 ERA: 0.00 | IP: 1.0 WLS: 0 BF: 0 ERA: 0.00 |

Houston Astros @ Baltimore Orioles
 Oriole Park at Camden Yards, Baltimore, MD
 Tue Aug 08 2023, 7:08 PM - 9:53 PM EDT
 Att: 24,761 - Clear - 81 F

| | |
|-----|----|
| AB | 32 |
| R | 6 |
| H | 8 |
| RBI | 6 |
| BB | 2 |
| SO | 5 |
| LOB | 9 |



| Batter | 1 | 2 | 3 | 4 | 5 | 6 | 7 | 8 | 9 | AB | R | H | RBI | BB | SO | LOB | TOP | | | | | | | | | | | | | | | | | | | | | | | | | | | | | | | | | | | | | | | | | | | | | | | | | | | | | | | | | | | | | | | | | | | | | | | | | | | | | | | | | | | | | | | | | | | | | | | | | | | | | | | | | | | | | |
|--|---|--|---------------------------------------|----------------------------------|--------------------------------------|---------------------------------|---------------------------------------|----------------------------------|--------------------------------------|----------------------------------|--------------------------------------|----------------------------------|---------------------------------------|----------------------------------|---------------------------------------|--------------------------|---|--|--|-----|----|---|---|----|----|----|-----|-----|-----|----|----|---|---|-----|------|---------------------|--------|-----|---|----|---|---|---|---|---|---|---|---|---|---|----|----|------|-------|------------------|--------|-----|--|---|---|---|---|---|---|---|---|---|---|---|----|------|-------|--------------------|--------|-----|--|---|---|---|---|---|---|---|---|---|---|---|----|------|-------|-------------------------|--------|-----|--|---|---|---|---|---|---|---|---|---|---|----|----|-------|-------|--------------------|--------|-----|--|---|---|---|---|---|---|---|---|---|---|----|----|-------|-------|
| 27 Jose Altuve, R OBP: 0.386, SLG: 0.497 | | | | | | | | | | 5 | 2 | 3 | 3 | 0 | 2 | 1 | <p>Houston Astros @ Baltimore Orioles Oriole Park at Camden Yards, Baltimore, MD Wed Aug 09 2023, 7:07 PM - 10:25 PM EDT Att: 25,479 - Clear - 85 F</p> | | | | | | | | | | | | | | | | | | | | | | | | | | | | | | | | | | | | | | | | | | | | | | | | | | | | | | | | | | | | | | | | | | | | | | | | | | | | | | | | | | | | | | | | | | | | | | | | | | | | | | | | | | | | | |
| 2 Alex Bregman, R OBP: 0.346, SLG: 0.417 | | | | | | | | | | 4 | 0 | 3 | 2 | 1 | 0 | 1 | | | | | | | | | | | | | | | | | | | | | | | | | | | | | | | | | | | | | | | | | | | | | | | | | | | | | | | | | | | | | | | | | | | | | | | | | | | | | | | | | | | | | | | | | | | | | | | | | | | | | | | | | | | | | | |
| 44 Yordan Alvarez, L OBP: 0.389, SLG: 0.595 | | | | | | | | | | 5 | 0 | 0 | 0 | 0 | 2 | 7 | | | | | | | | | | | | | | | | | | | | | | | | | | | | | | | | | | | | | | | | | | | | | | | | | | | | | | | | | | | | | | | | | | | | | | | | | | | | | | | | | | | | | | | | | | | | | | | | | | | | | | | | | | | | | | |
| 30 Kyle Tucker, L OBP: 0.377, SLG: 0.517 | | | | | | | | | | 4 | 1 | 1 | 2 | 1 | 0 | 1 | | | | | | | | | | | | | | | | | | | | | | | | | | | | | | | | | | | | | | | | | | | | | | | | | | | | | | | | | | | | | | | | | | | | | | | | | | | | | | | | | | | | | | | | | | | | | | | | | | | | | | | | | | | | | | |
| 20 Chas McCormick, R OBP: 0.366, SLG: 0.520 | | | | | | | | | | 5 | 1 | 1 | 0 | 0 | 3 | 2 | | | | | | | | | | | | | | | | | | | | | | | | | | | | | | | | | | | | | | | | | | | | | | | | | | | | | | | | | | | | | | | | | | | | | | | | | | | | | | | | | | | | | | | | | | | | | | | | | | | | | | | | | | | | | | |
| 79 José Abreu, R OBP: 0.291, SLG: 0.343 | | | | | | | | | | 4 | 1 | 1 | 0 | 0 | 0 | 1 | | | | | | | | | | | | | | | | | | | | | | | | | | | | | | | | | | | | | | | | | | | | | | | | | | | | | | | | | | | | | | | | | | | | | | | | | | | | | | | | | | | | | | | | | | | | | | | | | | | | | | | | | | | | | | |
| 3 Jeremy Peña, R OBP: 0.305, SLG: 0.371 | | | | | | | | | | 4 | 1 | 1 | 1 | 1 | 2 | 4 | <p>AB 37 R 8 H 11 RBI 8 BB 5 SO 12 LOB 21</p> | | | | | | | | | | | | | | | | | | | | | | | | | | | | | | | | | | | | | | | | | | | | | | | | | | | | | | | | | | | | | | | | | | | | | | | | | | | | | | | | | | | | | | | | | | | | | | | | | | | | | | | | | | | | | |
| 14 Mauricio Dubón, R OBP: 0.291, SLG: 0.365 | | | | | | | | | | 3 | 1 | 1 | 0 | 1 | 1 | 1 | | | | | | | | | | | | | | | | | | | | | | | | | | | | | | | | | | | | | | | | | | | | | | | | | | | | | | | | | | | | | | | | | | | | | | | | | | | | | | | | | | | | | | | | | | | | | | | | | | | | | | | | | | | | | | |
| 15 Martín Maldonado, R OBP: 0.243, SLG: 0.308 | | | | | | | | | | 3 | 1 | 0 | 0 | 1 | 2 | 3 | | | | | | | | | | | | | | | | | | | | | | | | | | | | | | | | | | | | | | | | | | | | | | | | | | | | | | | | | | | | | | | | | | | | | | | | | | | | | | | | | | | | | | | | | | | | | | | | | | | | | | | | | | | | | | |
| Inning Stats | R: 2 H: 2 E: 0 K: 2 S: 11 | WLS: 2 BF: 0 BB: 0 P: 18 | R: 1 H: 2 E: 0 K: 1 S: 19 | H: 2 LOB: 3 BB: 1 P: 34 | R: 0 H: 0 E: 0 K: 1 S: 6 | H: 0 LOB: 0 BB: 0 P: 9 | R: 0 H: 1 E: 0 K: 2 S: 11 | H: 1 LOB: 1 BB: 0 P: 13 | R: 0 H: 1 E: 0 K: 3 S: 9 | H: 0 LOB: 0 BB: 0 P: 15 | R: 0 H: 1 E: 0 K: 1 S: 6 | H: 1 LOB: 0 BB: 0 P: 10 | R: 4 H: 2 E: 0 K: 0 S: 20 | H: 2 LOB: 1 BB: 3 P: 39 | R: 1 H: 2 E: 0 K: 0 S: 14 | LOB: 2 BB: 0 P: 18 | 1B: 8 HR: 1 | SF: 0 2B: 2 3B: 0 DP: 1 HBP: 2 | WP: 0 PA: 44 PB: 0 SB: 1 CS: 0 | | | | | | | | | | | | | | | | | | | | | | | | | | | | | | | | | | | | | | | | | | | | | | | | | | | | | | | | | | | | | | | | | | | | | | | | | | | | | | | | | | | | | | | | | | | | | | | | | | | | | | | | | | | |
| PITCHER | IP WLS BF H R ER SO BB IBB HBP BLK WP HR S P ERA WHIP | <table border="1"> <thead> <tr> <th>PITCHER</th> <th>IP</th> <th>WLS</th> <th>BF</th> <th>H</th> <th>R</th> <th>ER</th> <th>SO</th> <th>BB</th> <th>IBB</th> <th>HBP</th> <th>BLK</th> <th>WP</th> <th>HR</th> <th>S</th> <th>P</th> <th>ERA</th> <th>WHIP</th> </tr> </thead> <tbody> <tr> <td>15 Jack Flaherty, R</td> <td>(1, 1)</td> <td>5.0</td> <td>L</td> <td>25</td> <td>6</td> <td>3</td> <td>3</td> <td>8</td> <td>1</td> <td>1</td> <td>2</td> <td>0</td> <td>0</td> <td>1</td> <td>62</td> <td>98</td> <td>5.40</td> <td>1.400</td> </tr> <tr> <td>66 Jacob Webb, R</td> <td>(6, 1)</td> <td>1.0</td> <td></td> <td>3</td> <td>0</td> <td>0</td> <td>0</td> <td>3</td> <td>0</td> <td>0</td> <td>0</td> <td>0</td> <td>0</td> <td>9</td> <td>15</td> <td>0.00</td> <td>0.000</td> </tr> <tr> <td>58 Cionel Pérez, L</td> <td>(7, 1)</td> <td>1.0</td> <td></td> <td>3</td> <td>1</td> <td>0</td> <td>0</td> <td>1</td> <td>0</td> <td>0</td> <td>0</td> <td>0</td> <td>0</td> <td>6</td> <td>10</td> <td>0.00</td> <td>1.000</td> </tr> <tr> <td>14 Shintaro Fujinami, R</td> <td>(8, 1)</td> <td>0.2</td> <td></td> <td>5</td> <td>0</td> <td>3</td> <td>3</td> <td>0</td> <td>3</td> <td>0</td> <td>0</td> <td>0</td> <td>0</td> <td>14</td> <td>28</td> <td>40.50</td> <td>4.500</td> </tr> <tr> <td>53 Mike Baumann, R</td> <td>(8, 1)</td> <td>1.1</td> <td></td> <td>8</td> <td>4</td> <td>2</td> <td>2</td> <td>0</td> <td>0</td> <td>0</td> <td>0</td> <td>0</td> <td>0</td> <td>20</td> <td>29</td> <td>13.50</td> <td>3.000</td> </tr> </tbody> </table> | | | | | | | | | | | | | | | | PITCHER | IP | WLS | BF | H | R | ER | SO | BB | IBB | HBP | BLK | WP | HR | S | P | ERA | WHIP | 15 Jack Flaherty, R | (1, 1) | 5.0 | L | 25 | 6 | 3 | 3 | 8 | 1 | 1 | 2 | 0 | 0 | 1 | 62 | 98 | 5.40 | 1.400 | 66 Jacob Webb, R | (6, 1) | 1.0 | | 3 | 0 | 0 | 0 | 3 | 0 | 0 | 0 | 0 | 0 | 9 | 15 | 0.00 | 0.000 | 58 Cionel Pérez, L | (7, 1) | 1.0 | | 3 | 1 | 0 | 0 | 1 | 0 | 0 | 0 | 0 | 0 | 6 | 10 | 0.00 | 1.000 | 14 Shintaro Fujinami, R | (8, 1) | 0.2 | | 5 | 0 | 3 | 3 | 0 | 3 | 0 | 0 | 0 | 0 | 14 | 28 | 40.50 | 4.500 | 53 Mike Baumann, R | (8, 1) | 1.1 | | 8 | 4 | 2 | 2 | 0 | 0 | 0 | 0 | 0 | 0 | 20 | 29 | 13.50 | 3.000 |
| PITCHER | IP | WLS | BF | H | R | ER | SO | BB | IBB | HBP | BLK | WP | HR | S | P | ERA | WHIP | | | | | | | | | | | | | | | | | | | | | | | | | | | | | | | | | | | | | | | | | | | | | | | | | | | | | | | | | | | | | | | | | | | | | | | | | | | | | | | | | | | | | | | | | | | | | | | | | | | | | | | | | | | | | |
| 15 Jack Flaherty, R | (1, 1) | 5.0 | L | 25 | 6 | 3 | 3 | 8 | 1 | 1 | 2 | 0 | 0 | 1 | 62 | 98 | 5.40 | 1.400 | | | | | | | | | | | | | | | | | | | | | | | | | | | | | | | | | | | | | | | | | | | | | | | | | | | | | | | | | | | | | | | | | | | | | | | | | | | | | | | | | | | | | | | | | | | | | | | | | | | | | | | | | | | | |
| 66 Jacob Webb, R | (6, 1) | 1.0 | | 3 | 0 | 0 | 0 | 3 | 0 | 0 | 0 | 0 | 0 | 9 | 15 | 0.00 | 0.000 | | | | | | | | | | | | | | | | | | | | | | | | | | | | | | | | | | | | | | | | | | | | | | | | | | | | | | | | | | | | | | | | | | | | | | | | | | | | | | | | | | | | | | | | | | | | | | | | | | | | | | | | | | | | | |
| 58 Cionel Pérez, L | (7, 1) | 1.0 | | 3 | 1 | 0 | 0 | 1 | 0 | 0 | 0 | 0 | 0 | 6 | 10 | 0.00 | 1.000 | | | | | | | | | | | | | | | | | | | | | | | | | | | | | | | | | | | | | | | | | | | | | | | | | | | | | | | | | | | | | | | | | | | | | | | | | | | | | | | | | | | | | | | | | | | | | | | | | | | | | | | | | | | | | |
| 14 Shintaro Fujinami, R | (8, 1) | 0.2 | | 5 | 0 | 3 | 3 | 0 | 3 | 0 | 0 | 0 | 0 | 14 | 28 | 40.50 | 4.500 | | | | | | | | | | | | | | | | | | | | | | | | | | | | | | | | | | | | | | | | | | | | | | | | | | | | | | | | | | | | | | | | | | | | | | | | | | | | | | | | | | | | | | | | | | | | | | | | | | | | | | | | | | | | | |
| 53 Mike Baumann, R | (8, 1) | 1.1 | | 8 | 4 | 2 | 2 | 0 | 0 | 0 | 0 | 0 | 0 | 20 | 29 | 13.50 | 3.000 | | | | | | | | | | | | | | | | | | | | | | | | | | | | | | | | | | | | | | | | | | | | | | | | | | | | | | | | | | | | | | | | | | | | | | | | | | | | | | | | | | | | | | | | | | | | | | | | | | | | | | | | | | | | | |

| Batter | 1 | 2 | 3 | 4 | 5 | 6 | 7 | 8 | 9 | AB | R | H | RBI | BB | SO | LOB | BOTTOM | | | | | | | | | | | | | | | | | | | | | | | | | | | | | | | | | | | | | | | | | | | | | | | | | | | | | | | | | | | | | | | | | | | | | | | | | | | | | | | | | | | | | | | | | | | | | | | | | | | | | | | | | | | | |
|---|---|--|---------------------------------------|----------------------------------|---------------------------------------|----------------------------------|---------------------------------------|----------------------------------|--------------------------------------|----------------------------------|---------------------------------------|----------------------------------|---------------------------------------|----------------------------------|---------------------------------------|--------------------------|---|--------------------------------------|--------------------------|-------------------------|-----------------------------------|--|---|----|----|----|-----|-----|-----|----|----|---|---|-----|------|-----------------------|--------|-----|---|----|---|---|---|---|---|---|---|---|---|----|----|------|-------|----------------------|--------|-----|---|---|---|---|---|---|---|---|---|---|---|----|----|------|-------|--------------------|--------|-----|---|---|---|---|---|---|---|---|---|---|---|----|----|------|-------|-------------------|--------|-----|--|---|---|---|---|---|---|---|---|---|---|----|----|------|-------|------------------------|--------|-----|--|---|---|---|---|---|---|---|---|---|---|---|----|------|-------|
| 35 Adley Rutschman, S OBP: 0.372, SLG: 0.433 | | | | | | | | | | 5 | 0 | 2 | 0 | 0 | 0 | 0 | <p>Houston Astros @ Baltimore Orioles Oriole Park at Camden Yards, Baltimore, MD Wed Aug 09 2023, 7:07 PM - 10:25 PM EDT Att: 25,479 - Clear - 85 F</p> | | | | | | | | | | | | | | | | | | | | | | | | | | | | | | | | | | | | | | | | | | | | | | | | | | | | | | | | | | | | | | | | | | | | | | | | | | | | | | | | | | | | | | | | | | | | | | | | | | | | | | | | | | | | |
| 2 Gunnar Henderson, L OBP: 0.329, SLG: 0.471 | | | | | | | | | | 5 | 0 | 1 | 0 | 0 | 2 | 2 | | | | | | | | | | | | | | | | | | | | | | | | | | | | | | | | | | | | | | | | | | | | | | | | | | | | | | | | | | | | | | | | | | | | | | | | | | | | | | | | | | | | | | | | | | | | | | | | | | | | | | | | | | | | | |
| 25 Anthony Santander, S OBP: 0.333, SLG: 0.474 | | | | | | | | | | 3 | 0 | 1 | 0 | 2 | 2 | 2 | | | | | | | | | | | | | | | | | | | | | | | | | | | | | | | | | | | | | | | | | | | | | | | | | | | | | | | | | | | | | | | | | | | | | | | | | | | | | | | | | | | | | | | | | | | | | | | | | | | | | | | | | | | | | |
| 32 Ryan O'Hearn, L OBP: 0.338, SLG: 0.498 | | | | | | | | | | 4 | 0 | 0 | 0 | 0 | 1 | 5 | | | | | | | | | | | | | | | | | | | | | | | | | | | | | | | | | | | | | | | | | | | | | | | | | | | | | | | | | | | | | | | | | | | | | | | | | | | | | | | | | | | | | | | | | | | | | | | | | | | | | | | | | | | | | |
| 6 Ryan Mountcastle, R OBP: 0.312, SLG: 0.471 | | | | | | | | | | 2 | 1 | 1 | 0 | 2 | 1 | 0 | | | | | | | | | | | | | | | | | | | | | | | | | | | | | | | | | | | | | | | | | | | | | | | | | | | | | | | | | | | | | | | | | | | | | | | | | | | | | | | | | | | | | | | | | | | | | | | | | | | | | | | | | | | | | |
| 12 Adam Frazier, L OBP: 0.305, SLG: 0.422 | | | | | | | | | | 3 | 0 | 1 | 0 | 1 | 0 | 2 | | | | | | | | | | | | | | | | | | | | | | | | | | | | | | | | | | | | | | | | | | | | | | | | | | | | | | | | | | | | | | | | | | | | | | | | | | | | | | | | | | | | | | | | | | | | | | | | | | | | | | | | | | | | | |
| 21 Austin Hays, R OBP: 0.325, SLG: 0.444 | | | | | | | | | | 4 | 1 | 1 | 2 | 0 | 1 | 5 | <p>AB 34 R 2 H 7 RBI 2 BB 5 SO 9 LOB 21</p> | | | | | | | | | | | | | | | | | | | | | | | | | | | | | | | | | | | | | | | | | | | | | | | | | | | | | | | | | | | | | | | | | | | | | | | | | | | | | | | | | | | | | | | | | | | | | | | | | | | | | | | | | | | | |
| 11 Jordan Westburg, R OBP: 0.324, SLG: 0.437 | | | | | | | | | | 4 | 0 | 0 | 0 | 0 | 0 | 5 | | | | | | | | | | | | | | | | | | | | | | | | | | | | | | | | | | | | | | | | | | | | | | | | | | | | | | | | | | | | | | | | | | | | | | | | | | | | | | | | | | | | | | | | | | | | | | | | | | | | | | | | | | | | | |
| 17 Colton Cowser, L OBP: 0.270, SLG: 0.150 | | | | | | | | | | 4 | 0 | 0 | 0 | 0 | 2 | 0 | | | | | | | | | | | | | | | | | | | | | | | | | | | | | | | | | | | | | | | | | | | | | | | | | | | | | | | | | | | | | | | | | | | | | | | | | | | | | | | | | | | | | | | | | | | | | | | | | | | | | | | | | | | | | |
| Inning Stats | R: 0 H: 1 E: 0 K: 2 S: 19 | WLS: 1 BF: 0 BB: 0 P: 27 | R: 0 H: 0 E: 0 K: 0 S: 11 | H: 0 LOB: 1 BB: 1 P: 20 | R: 0 H: 1 E: 0 K: 1 S: 13 | H: 1 LOB: 2 BB: 1 P: 25 | R: 2 H: 2 E: 0 K: 0 S: 12 | H: 2 LOB: 0 BB: 0 P: 17 | R: 0 H: 0 E: 0 K: 0 S: 7 | H: 0 LOB: 0 BB: 1 P: 16 | R: 0 H: 1 E: 0 K: 2 S: 10 | H: 1 LOB: 1 BB: 0 P: 16 | R: 0 H: 0 E: 0 K: 2 S: 10 | H: 0 LOB: 0 BB: 0 P: 13 | R: 0 H: 1 E: 0 K: 1 S: 17 | LOB: 3 BB: 2 P: 30 | | R: 0 H: 1 E: 0 K: 1 S: 9 | LOB: 1 BB: 0 P: 12 | 1B: 5 3B: 1 HR: 1 | SF: 0 2B: 0 DP: 0 HBP: 0 | WP: 0 PA: 39 PB: 0 SB: 1 CS: 0 | | | | | | | | | | | | | | | | | | | | | | | | | | | | | | | | | | | | | | | | | | | | | | | | | | | | | | | | | | | | | | | | | | | | | | | | | | | | | | | | | | | | | | | | | | | | | | | | | | | | | | | |
| PITCHER | IP WLS BF H R ER SO BB IBB HBP BLK WP HR S P ERA WHIP | <table border="1"> <thead> <tr> <th>PITCHER</th> <th>IP</th> <th>WLS</th> <th>BF</th> <th>H</th> <th>R</th> <th>ER</th> <th>SO</th> <th>BB</th> <th>IBB</th> <th>HBP</th> <th>BLK</th> <th>WP</th> <th>HR</th> <th>S</th> <th>P</th> <th>ERA</th> <th>WHIP</th> </tr> </thead> <tbody> <tr> <td>53 Cristian Javier, R</td> <td>(1, 1)</td> <td>5.0</td> <td>W</td> <td>22</td> <td>4</td> <td>2</td> <td>2</td> <td>3</td> <td>0</td> <td>0</td> <td>0</td> <td>0</td> <td>0</td> <td>10</td> <td>16</td> <td>0.00</td> <td>1.000</td> </tr> <tr> <td>47 Rafael Montero, R</td> <td>(6, 1)</td> <td>1.0</td> <td>H</td> <td>4</td> <td>1</td> <td>0</td> <td>0</td> <td>2</td> <td>0</td> <td>0</td> <td>0</td> <td>0</td> <td>0</td> <td>10</td> <td>13</td> <td>0.00</td> <td>1.000</td> </tr> <tr> <td>50 Hector Neris, R</td> <td>(7, 1)</td> <td>1.0</td> <td>H</td> <td>3</td> <td>0</td> <td>0</td> <td>0</td> <td>2</td> <td>0</td> <td>0</td> <td>0</td> <td>0</td> <td>0</td> <td>10</td> <td>10</td> <td>0.00</td> <td>0.000</td> </tr> <tr> <td>52 Bryan Abreu, R</td> <td>(8, 1)</td> <td>1.0</td> <td></td> <td>6</td> <td>1</td> <td>0</td> <td>0</td> <td>1</td> <td>2</td> <td>0</td> <td>0</td> <td>0</td> <td>0</td> <td>17</td> <td>30</td> <td>0.00</td> <td>3.000</td> </tr> <tr> <td>31 Kendall Graveman, R</td> <td>(9, 1)</td> <td>1.0</td> <td></td> <td>4</td> <td>1</td> <td>0</td> <td>0</td> <td>1</td> <td>0</td> <td>0</td> <td>0</td> <td>0</td> <td>0</td> <td>9</td> <td>12</td> <td>0.00</td> <td>1.000</td> </tr> </tbody> </table> | | | | | | | | | | | | | | | | PITCHER | IP | WLS | BF | H | R | ER | SO | BB | IBB | HBP | BLK | WP | HR | S | P | ERA | WHIP | 53 Cristian Javier, R | (1, 1) | 5.0 | W | 22 | 4 | 2 | 2 | 3 | 0 | 0 | 0 | 0 | 0 | 10 | 16 | 0.00 | 1.000 | 47 Rafael Montero, R | (6, 1) | 1.0 | H | 4 | 1 | 0 | 0 | 2 | 0 | 0 | 0 | 0 | 0 | 10 | 13 | 0.00 | 1.000 | 50 Hector Neris, R | (7, 1) | 1.0 | H | 3 | 0 | 0 | 0 | 2 | 0 | 0 | 0 | 0 | 0 | 10 | 10 | 0.00 | 0.000 | 52 Bryan Abreu, R | (8, 1) | 1.0 | | 6 | 1 | 0 | 0 | 1 | 2 | 0 | 0 | 0 | 0 | 17 | 30 | 0.00 | 3.000 | 31 Kendall Graveman, R | (9, 1) | 1.0 | | 4 | 1 | 0 | 0 | 1 | 0 | 0 | 0 | 0 | 0 | 9 | 12 | 0.00 | 1.000 |
| PITCHER | IP | WLS | BF | H | R | ER | SO | BB | IBB | HBP | BLK | WP | HR | S | P | ERA | WHIP | | | | | | | | | | | | | | | | | | | | | | | | | | | | | | | | | | | | | | | | | | | | | | | | | | | | | | | | | | | | | | | | | | | | | | | | | | | | | | | | | | | | | | | | | | | | | | | | | | | | | | | | | | | | |
| 53 Cristian Javier, R | (1, 1) | 5.0 | W | 22 | 4 | 2 | 2 | 3 | 0 | 0 | 0 | 0 | 0 | 10 | 16 | 0.00 | 1.000 | | | | | | | | | | | | | | | | | | | | | | | | | | | | | | | | | | | | | | | | | | | | | | | | | | | | | | | | | | | | | | | | | | | | | | | | | | | | | | | | | | | | | | | | | | | | | | | | | | | | | | | | | | | | |
| 47 Rafael Montero, R | (6, 1) | 1.0 | H | 4 | 1 | 0 | 0 | 2 | 0 | 0 | 0 | 0 | 0 | 10 | 13 | 0.00 | 1.000 | | | | | | | | | | | | | | | | | | | | | | | | | | | | | | | | | | | | | | | | | | | | | | | | | | | | | | | | | | | | | | | | | | | | | | | | | | | | | | | | | | | | | | | | | | | | | | | | | | | | | | | | | | | | |
| 50 Hector Neris, R | (7, 1) | 1.0 | H | 3 | 0 | 0 | 0 | 2 | 0 | 0 | 0 | 0 | 0 | 10 | 10 | 0.00 | 0.000 | | | | | | | | | | | | | | | | | | | | | | | | | | | | | | | | | | | | | | | | | | | | | | | | | | | | | | | | | | | | | | | | | | | | | | | | | | | | | | | | | | | | | | | | | | | | | | | | | | | | | | | | | | | | |
| 52 Bryan Abreu, R | (8, 1) | 1.0 | | 6 | 1 | 0 | 0 | 1 | 2 | 0 | 0 | 0 | 0 | 17 | 30 | 0.00 | 3.000 | | | | | | | | | | | | | | | | | | | | | | | | | | | | | | | | | | | | | | | | | | | | | | | | | | | | | | | | | | | | | | | | | | | | | | | | | | | | | | | | | | | | | | | | | | | | | | | | | | | | | | | | | | | | |
| 31 Kendall Graveman, R | (9, 1) | 1.0 | | 4 | 1 | 0 | 0 | 1 | 0 | 0 | 0 | 0 | 0 | 9 | 12 | 0.00 | 1.000 | | | | | | | | | | | | | | | | | | | | | | | | | | | | | | | | | | | | | | | | | | | | | | | | | | | | | | | | | | | | | | | | | | | | | | | | | | | | | | | | | | | | | | | | | | | | | | | | | | | | | | | | | | | | |

| Batter | 1 | 2 | 3 | 4 | 5 | 6 | 7 | 8 | 9 | AB | R | H | RBI | BB | SO | LOB | TOP | | | | | |
|--|------------------------------|---------------------------------|-------------------------------|----------------------------------|------------------------------|----------------------------------|------------------------------|----------------------------------|------------------------------|----------------------------------|-------------------------------|----------------------------------|-------------------------------|----------------------------------|-------------------------------|----------------------------------|---|----------------------------------|----------------------------------|------------------------------------|----------------------------------|--------|
| 27 Jose Altuve, R OBP: 0.422, SLG: 0.545 | | | | | | | | | | 4 | 0 | 3 | 1 | 1 | 0 | 0 | Houston Astros @ Miami Marlins loanDepot park, Miami, FL Mon Aug 14 2023, 6:41 PM - 9:17 PM EDT Att: 13,263 - Roof Closed - 72 F | | | | | |
| 30 Kyle Tucker, L OBP: 0.376, SLG: 0.514 | | | | | | | | | | 4 | 0 | 0 | 0 | 1 | 0 | 4 | | | | | | |
| 2 Alex Bregman, R OBP: 0.352, SLG: 0.414 | | | | | | | | | | 3 | 0 | 0 | 0 | 1 | 1 | 3 | | | | | | |
| 44 Yordan Alvarez, L OBP: 0.381, SLG: 0.564 | | | | | | | | | | 3 | 0 | 1 | 0 | 1 | 0 | 1 | | | | | | |
| 20 Chas McCormick, R OBP: 0.370, SLG: 0.517 | | | | | | | | | | 4 | 0 | 2 | 0 | 0 | 0 | 1 | | | | | | |
| 28 Jon Singleton, L OBP: 0.255, SLG: 0.277 | | | | | | | | | | 4 | 0 | 0 | 0 | 0 | 0 | 5 | | | | | | |
| 3 Jeremy Peña, R OBP: 0.311, SLG: 0.374 | | | | | | | | | | 4 | 1 | 2 | 0 | 0 | 0 | 2 | | | | | | |
| 6 Jake Meyers, R OBP: 0.301, SLG: 0.387 | | | | | | | | | | 4 | 0 | 0 | 0 | 0 | 1 | 4 | | | | | | |
| 15 Martín Maldonado, R OBP: 0.247, SLG: 0.311 | | | | | | | | | | 2 | 0 | 0 | 0 | 1 | 0 | 4 | | | | | | |
| 21 Yainer Díaz, R OBP: 0.252, SLG: 0.512 | | | | | | | | | | 1 | 0 | 0 | 0 | 0 | 0 | 0 | | | | | | |
| Inning Stats | R: 0 E: 0 K: 0 S: 5 | H: 1 LOB: 0 BB: 0 P: 9 | R: 0 E: 0 K: 1 S: 17 | H: 2 LOB: 3 BB: 1 P: 29 | R: 0 E: 0 K: 0 S: 7 | H: 0 LOB: 0 BB: 0 P: 10 | R: 0 E: 0 K: 0 S: 8 | H: 0 LOB: 0 BB: 0 P: 12 | R: 0 E: 0 K: 0 S: 8 | H: 1 LOB: 2 BB: 1 P: 15 | R: 0 E: 0 K: 0 S: 11 | H: 0 LOB: 1 BB: 0 P: 23 | R: 1 E: 0 K: 1 S: 16 | H: 2 LOB: 2 BB: 1 P: 29 | R: 0 E: 0 K: 0 S: 12 | H: 2 LOB: 1 BB: 0 P: 17 | R: 0 E: 0 K: 0 S: 7 | H: 0 LOB: 1 BB: 1 P: 14 | 1B: 7 2B: 2 3B: 0 HR: 0 | SF: 0 SAC: 0 DP: 2 HBP: 0 | WP: 3 PB: 0 SB: 1 CS: 0 | PA: 38 |
| PITCHER | IP ERA WHIP | WLS BF | H R ER SO | BB IBB HBP BLK | WP HR S P | ERA WHIP | PITCHER | | | | | | | | | | | | | | IP ERA WHIP | |
| 29 Braxton Garrett, L ERA: 3.91 | 5.0 0.00 1.200 | W 20 | 4 0 0 1 | 2 0 0 0 | 1 0 45 75 | 0.00 1.200 | | | | | | | | | | | | | | | | |
| 43 Andrew Nardi, L ERA: 2.99 | 1.0 0.00 1.000 | H 4 | 0 0 0 0 | 1 0 0 0 | 0 0 6 11 | 0.00 1.000 | | | | | | | | | | | | | | | | |
| 52 Jorge López, R ERA: 5.02 | 0.2 1.500 | H 3 | 1 1 0 0 | 0 0 0 0 | 1 0 11 35 | 1.500 3.000 | | | | | | | | | | | | | | | | |
| 66 Tanner Scott, L ERA: 2.73 | 1.1 0.00 3.000 | H 7 | 3 0 0 1 | 1 0 0 0 | 1 0 22 14 | 0.00 1.000 | | | | | | | | | | | | | | | | |
| 19 David Robertson, R ERA: 2.52 | 1.0 0.00 1.000 | H 4 | 0 0 0 0 | 1 0 0 0 | 0 0 7 14 | 0.00 1.000 | | | | | | | | | | | | | | | | |

| | |
|-----|----|
| AB | 33 |
| R | 1 |
| H | 8 |
| RBI | 1 |
| BB | 5 |
| SO | 2 |
| LOB | 24 |



| Batter | 1 | 2 | 3 | 4 | 5 | 6 | 7 | 8 | 9 | AB | R | H | RBI | BB | SO | LOB | BOTTOM | | | | | |
|--|------------------------------|----------------------------------|------------------------------|----------------------------------|-------------------------------|----------------------------------|------------------------------|----------------------------------|------------------------------|---------------------------------|------------------------------|---------------------------------|-------------------------------|----------------------------------|-------------------------------|----------------------------------|---|----------------------------------|----------------------------------|------------------------------------|----------------------------------|--------|
| 14 Bryan De La Cruz, R OBP: 0.308, SLG: 0.428 | | | | | | | | | | 4 | 0 | 0 | 0 | 0 | 1 | 1 | Houston Astros @ Miami Marlins loanDepot park, Miami, FL Mon Aug 14 2023, 6:41 PM - 9:17 PM EDT Att: 13,263 - Roof Closed - 72 F | | | | | |
| 12 Jorge Soler, R OBP: 0.333, SLG: 0.500 | | | | | | | | | | 4 | 1 | 1 | 1 | 0 | 0 | 0 | | | | | | |
| 7 Jesús Sánchez, L OBP: 0.321, SLG: 0.464 | | | | | | | | | | 0 | 0 | 0 | 0 | 0 | 0 | 0 | | | | | | |
| 3 Luis Arraez, L OBP: 0.410, SLG: 0.472 | | | | | | | | | | 4 | 1 | 1 | 1 | 0 | 1 | 0 | | | | | | |
| 9 Josh Bell, S OBP: 0.328, SLG: 0.420 | | | | | | | | | | 4 | 1 | 2 | 1 | 0 | 1 | 0 | | | | | | |
| 36 Jake Burger, R OBP: 0.292, SLG: 0.519 | | | | | | | | | | 4 | 0 | 1 | 0 | 0 | 2 | 1 | | | | | | |
| 10 Yuli Gurriel, R OBP: 0.320, SLG: 0.378 | | | | | | | | | | 3 | 0 | 0 | 0 | 0 | 0 | 2 | | | | | | |
| 24 Avisail García, R OBP: 0.243, SLG: 0.313 | | | | | | | | | | 2 | 0 | 0 | 0 | 1 | 0 | 0 | | | | | | |
| 2 Jazz Chisholm Jr., L OBP: 0.303, SLG: 0.448 | | | | | | | | | | 0 | 0 | 0 | 0 | 0 | 0 | 0 | | | | | | |
| 4 Nick Fortes, R OBP: 0.270, SLG: 0.312 | | | | | | | | | | 3 | 1 | 1 | 0 | 0 | 0 | 2 | | | | | | |
| 5 Jon Berti, R OBP: 0.324, SLG: 0.376 | | | | | | | | | | 3 | 1 | 1 | 1 | 0 | 0 | 0 | | | | | | |
| 18 Joey Wendle, L OBP: 0.269, SLG: 0.326 | | | | | | | | | | 0 | 0 | 0 | 0 | 0 | 0 | 0 | | | | | | |
| Inning Stats | R: 0 E: 0 K: 1 S: 7 | H: 0 LOB: 0 BB: 0 P: 10 | R: 0 E: 0 K: 2 S: 9 | H: 0 LOB: 0 BB: 0 P: 11 | R: 2 E: 0 K: 1 S: 13 | H: 2 LOB: 0 BB: 0 P: 20 | R: 0 E: 0 K: 0 S: 8 | H: 1 LOB: 1 BB: 0 P: 11 | R: 0 E: 0 K: 0 S: 8 | H: 0 LOB: 0 BB: 0 P: 5 | R: 0 E: 0 K: 0 S: 5 | H: 0 LOB: 0 BB: 0 P: 5 | R: 0 E: 0 K: 0 S: 14 | H: 1 LOB: 2 BB: 1 P: 22 | R: 3 E: 0 K: 1 S: 12 | H: 3 LOB: 0 BB: 0 P: 19 | R: 0 E: 0 K: 1 S: 7 | H: 0 LOB: 0 BB: 0 P: 14 | 1B: 2 2B: 2 3B: 0 HR: 3 | SF: 0 SAC: 0 DP: 0 HBP: 0 | WP: 0 PB: 1 SB: 1 CS: 0 | PA: 32 |
| PITCHER | IP ERA WHIP | WLS BF | H R ER SO | BB IBB HBP BLK | WP HR S P | ERA WHIP | PITCHER | | | | | | | | | | | | | | IP ERA WHIP | |
| Framber Valdez, L ERA: 3.31 | 7.2 3.52 0.913 | L 30 | 6 4 3 1 | 0 0 0 0 | 0 2 66 95 | 3.52 0.913 | | | | | | | | | | | | | | | | |
| 50 Héctor Neris, R ERA: 1.81 | 0.1 27.00 3.000 | L 2 | 1 1 1 1 | 0 0 0 0 | 0 1 6 8 | 27.00 3.000 | | | | | | | | | | | | | | | | |

| | |
|-----|----|
| AB | 31 |
| R | 5 |
| H | 7 |
| RBI | 4 |
| BB | 1 |
| SO | 5 |
| LOB | 6 |



| Batter | 1 | 2 | 3 | 4 | 5 | 6 | 7 | 8 | 9 | AB | R | H | RBI | BB | SO | LOB | TOP | | | | | | |
|---|---|---|---|---|---|---|---|---|---|---|---|---|---|---|---|---|---|---|---|---|---|---|---|
| 27 Jose Altuve, R OBP: 0.424, SLG: 0.547 14 Mauricio Dubón, R OBP: 0.294, SLG: 0.361 | | | | | | | | | | 1 | 0 | 1 | 0 | 0 | 0 | 0 | | | | | | | |
| 2 Alex Bregman, R OBP: 0.346, SLG: 0.410 | | | | | | | | | | 5 | 0 | 0 | 1 | 0 | 1 | 2 | | | | | | | |
| 30 Kyle Tucker, L OBP: 0.377, SLG: 0.521 | | | | | | | | | | 4 | 1 | 2 | 1 | 0 | 0 | 0 | | | | | | | |
| 44 Yordan Alvarez, L OBP: 0.386, SLG: 0.567 | | | | | | | | | | 2 | 1 | 1 | 0 | 2 | 0 | 0 | | | | | | | |
| 21 Yainer Diaz, R OBP: 0.292, SLG: 0.520 | | | | | | | | | | 4 | 1 | 1 | 2 | 0 | 1 | 4 | | | | | | | |
| 28 Jon Singleton, L OBP: 0.237, SLG: 0.255 | | | | | | | | | | 4 | 0 | 0 | 0 | 0 | 1 | 0 | | | | | | | |
| 20 Chas McCormick, R OBP: 0.371, SLG: 0.526 | | | | | | | | | | 3 | 1 | 1 | 1 | 0 | 1 | 0 | | | | | | | |
| 3 Jeremy Peña, R OBP: 0.309, SLG: 0.371 | | | | | | | | | | 4 | 0 | 0 | 0 | 0 | 2 | 0 | | | | | | | |
| 6 Jake Meyers, R OBP: 0.304, SLG: 0.386 | | | | | | | | | | 3 | 1 | 1 | 0 | 1 | 0 | 0 | | | | | | | |
| Inning Stats | R: 0 H: 2 E: 0 K: 1 S: 12 | H: 2 LOB: 2 BB: 1 P: 22 | R: 0 H: 0 E: 0 K: 2 S: 10 | H: 0 LOB: 0 BB: 0 P: 17 | R: 0 H: 0 E: 0 K: 0 S: 7 | H: 0 LOB: 0 BB: 0 P: 9 | R: 2 H: 2 E: 0 K: 0 S: 11 | H: 2 LOB: 0 BB: 0 P: 16 | R: 2 H: 2 E: 1 K: 0 S: 14 | H: 2 LOB: 2 BB: 1 P: 27 | R: 1 H: 1 E: 0 K: 1 S: 10 | H: 1 LOB: 1 BB: 1 P: 19 | R: 1 H: 1 E: 0 K: 1 S: 8 | H: 1 LOB: 0 BB: 0 P: 14 | R: 0 H: 0 E: 0 K: 1 S: 8 | H: 0 LOB: 0 BB: 0 P: 10 | R: 0 H: 0 E: 0 K: 0 S: 7 | H: 0 LOB: 0 BB: 0 P: 10 | 1B: 4 2B: 1 3B: 0 HR: 3 | SF: 0 SAC: 0 DP: 1 HBP: 1 | WP: 0 PB: 0 SB: 0 CS: 0 | PA: 39 | |
| PITCHER | IP WLS BF H R ER SO BB IBB HBP BLK WP HR S P ERA WHIP | IP WLS BF H R ER SO BB IBB HBP BLK WP HR S P ERA WHIP | IP WLS BF H R ER SO BB IBB HBP BLK WP HR S P ERA WHIP | IP WLS BF H R ER SO BB IBB HBP BLK WP HR S P ERA WHIP | IP WLS BF H R ER SO BB IBB HBP BLK WP HR S P ERA WHIP | IP WLS BF H R ER SO BB IBB HBP BLK WP HR S P ERA WHIP | IP WLS BF H R ER SO BB IBB HBP BLK WP HR S P ERA WHIP | IP WLS BF H R ER SO BB IBB HBP BLK WP HR S P ERA WHIP | IP WLS BF H R ER SO BB IBB HBP BLK WP HR S P ERA WHIP | IP WLS BF H R ER SO BB IBB HBP BLK WP HR S P ERA WHIP | IP WLS BF H R ER SO BB IBB HBP BLK WP HR S P ERA WHIP | IP WLS BF H R ER SO BB IBB HBP BLK WP HR S P ERA WHIP | IP WLS BF H R ER SO BB IBB HBP BLK WP HR S P ERA WHIP | IP WLS BF H R ER SO BB IBB HBP BLK WP HR S P ERA WHIP | IP WLS BF H R ER SO BB IBB HBP BLK WP HR S P ERA WHIP | IP WLS BF H R ER SO BB IBB HBP BLK WP HR S P ERA WHIP | IP WLS BF H R ER SO BB IBB HBP BLK WP HR S P ERA WHIP | IP WLS BF H R ER SO BB IBB HBP BLK WP HR S P ERA WHIP | IP WLS BF H R ER SO BB IBB HBP BLK WP HR S P ERA WHIP | IP WLS BF H R ER SO BB IBB HBP BLK WP HR S P ERA WHIP | IP WLS BF H R ER SO BB IBB HBP BLK WP HR S P ERA WHIP | IP WLS BF H R ER SO BB IBB HBP BLK WP HR S P ERA WHIP | IP WLS BF H R ER SO BB IBB HBP BLK WP HR S P ERA WHIP |
| 47 Johnny Cueto, R ERA: 5.57 | 5.1 | 25 | 7 | 5 | 4 | 3 | 2 | 0 | 1 | 0 | 0 | 0 | 0 | 0 | 6 | 14 | 6.75 | 1.688 | | | | | |
| 62 George Soriano, R ERA: 2.34 | 0.2 | 3 | 0 | 0 | 0 | 1 | 1 | 0 | 0 | 0 | 0 | 0 | 0 | 1 | 8 | 14 | 0.00 | 1.500 | | | | | |
| 35 A.J. Puk, L ERA: 4.58 | 1.0 | L | 4 | 1 | 1 | 1 | 0 | 0 | 0 | 0 | 0 | 0 | 0 | 1 | 8 | 14 | 9.00 | 1.000 | | | | | |
| 48 Steven Okert, L ERA: 3.0 | 2.0 | 6 | 0 | 0 | 0 | 1 | 0 | 0 | 0 | 0 | 0 | 0 | 0 | 15 | 20 | 0.00 | 0.000 | | | | | | |

Houston Astros @ Miami Marlins
loanDepot park, Miami, FL
Tue Aug 15 2023, 6:44 PM - 9:28 PM EDT
Att: 12,981 - Roof Closed - 72 F

AB 34
R 6
H 8
RBI 5
BB 3
SO 6
LOB 7



| Batter | 1 | 2 | 3 | 4 | 5 | 6 | 7 | 8 | 9 | AB | R | H | RBI | BB | SO | LOB | BOTTOM | | | | | | |
|--|---|---|---|---|---|---|---|---|---|---|---|---|---|---|---|---|---|---|---|---|---|---|---|
| 12 Jorge Soler, R OBP: 0.332, SLG: 0.505 | | | | | | | | | | 4 | 1 | 1 | 2 | 0 | 1 | 1 | | | | | | | |
| 3 Luis Arraez, L OBP: 0.407, SLG: 0.468 | | | | | | | | | | 4 | 0 | 0 | 0 | 0 | 0 | 1 | | | | | | | |
| 9 Josh Bell, S OBP: 0.325, SLG: 0.416 | | | | | | | | | | 4 | 0 | 0 | 0 | 0 | 0 | 0 | | | | | | | |
| 2 Jazz Chisholm Jr., L OBP: 0.307, SLG: 0.459 | | | | | | | | | | 4 | 2 | 2 | 0 | 0 | 2 | 1 | | | | | | | |
| 36 Jake Burger, R OBP: 0.292, SLG: 0.516 | | | | | | | | | | 4 | 0 | 1 | 0 | 0 | 1 | 2 | | | | | | | |
| 14 Bryan De La Cruz, R OBP: 0.308, SLG: 0.427 | | | | | | | | | | 4 | 0 | 1 | 1 | 0 | 0 | 2 | | | | | | | |
| 7 Jesús Sánchez, L OBP: 0.327, SLG: 0.470 | | | | | | | | | | 3 | 0 | 2 | 1 | 1 | 0 | 1 | | | | | | | |
| 58 Jacob Stallings, R OBP: 0.286, SLG: 0.245 | | | | | | | | | | 3 | 0 | 0 | 0 | 0 | 0 | 2 | | | | | | | |
| 24 Avisaíl García, R OBP: 0.241, SLG: 0.310 | | | | | | | | | | 1 | 0 | 0 | 0 | 0 | 1 | 1 | | | | | | | |
| 18 Joey Wendle, L OBP: 0.273, SLG: 0.326 | | | | | | | | | | 3 | 2 | 1 | 0 | 1 | 2 | 1 | | | | | | | |
| Inning Stats | R: 0 H: 0 E: 0 K: 0 S: 10 | H: 2 LOB: 0 BB: 0 P: 14 | R: 1 H: 2 E: 0 K: 0 S: 7 | H: 2 LOB: 0 BB: 0 P: 15 | R: 2 H: 2 E: 0 K: 0 S: 14 | H: 2 LOB: 0 BB: 0 P: 24 | R: 1 H: 2 E: 0 K: 1 S: 14 | H: 2 LOB: 1 BB: 1 P: 21 | R: 1 H: 0 E: 1 K: 2 S: 16 | H: 0 LOB: 1 BB: 1 P: 26 | R: 0 H: 1 E: 0 K: 0 S: 7 | H: 1 LOB: 0 BB: 1 P: 17 | R: 0 H: 0 E: 0 K: 1 S: 8 | H: 0 LOB: 0 BB: 0 P: 12 | R: 0 H: 0 E: 0 K: 1 S: 6 | H: 0 LOB: 0 BB: 0 P: 11 | R: 0 H: 1 E: 0 K: 2 S: 10 | H: 1 LOB: 1 BB: 0 P: 13 | 1B: 5 2B: 1 3B: 1 HR: 1 | SF: 0 SAC: 0 DP: 2 HBP: 0 | WP: 0 PB: 0 SB: 1 CS: 0 | PA: 36 | |
| PITCHER | IP WLS BF H R ER SO BB IBB HBP BLK WP HR S P ERA WHIP | IP WLS BF H R ER SO BB IBB HBP BLK WP HR S P ERA WHIP | IP WLS BF H R ER SO BB IBB HBP BLK WP HR S P ERA WHIP | IP WLS BF H R ER SO BB IBB HBP BLK WP HR S P ERA WHIP | IP WLS BF H R ER SO BB IBB HBP BLK WP HR S P ERA WHIP | IP WLS BF H R ER SO BB IBB HBP BLK WP HR S P ERA WHIP | IP WLS BF H R ER SO BB IBB HBP BLK WP HR S P ERA WHIP | IP WLS BF H R ER SO BB IBB HBP BLK WP HR S P ERA WHIP | IP WLS BF H R ER SO BB IBB HBP BLK WP HR S P ERA WHIP | IP WLS BF H R ER SO BB IBB HBP BLK WP HR S P ERA WHIP | IP WLS BF H R ER SO BB IBB HBP BLK WP HR S P ERA WHIP | IP WLS BF H R ER SO BB IBB HBP BLK WP HR S P ERA WHIP | IP WLS BF H R ER SO BB IBB HBP BLK WP HR S P ERA WHIP | IP WLS BF H R ER SO BB IBB HBP BLK WP HR S P ERA WHIP | IP WLS BF H R ER SO BB IBB HBP BLK WP HR S P ERA WHIP | IP WLS BF H R ER SO BB IBB HBP BLK WP HR S P ERA WHIP | IP WLS BF H R ER SO BB IBB HBP BLK WP HR S P ERA WHIP | IP WLS BF H R ER SO BB IBB HBP BLK WP HR S P ERA WHIP | IP WLS BF H R ER SO BB IBB HBP BLK WP HR S P ERA WHIP | IP WLS BF H R ER SO BB IBB HBP BLK WP HR S P ERA WHIP | IP WLS BF H R ER SO BB IBB HBP BLK WP HR S P ERA WHIP | IP WLS BF H R ER SO BB IBB HBP BLK WP HR S P ERA WHIP | IP WLS BF H R ER SO BB IBB HBP BLK WP HR S P ERA WHIP |
| 53 Cristian Javier, R ERA: 4.49 | 4.2 | 21 | 6 | 5 | 4 | 2 | 1 | 0 | 0 | 0 | 0 | 0 | 0 | 0 | 3 | 5 | 0.00 | 0.000 | | | | | |
| 47 Rafael Montero, R ERA: 5.59 | 0.1 | 1 | 0 | 0 | 0 | 1 | 0 | 0 | 0 | 0 | 0 | 0 | 0 | 0 | 3 | 5 | 0.00 | 0.000 | | | | | |
| 58 Hunter Brown, R ERA: 4.16 | 2.0 | W | 7 | 1 | 0 | 0 | 1 | 1 | 0 | 0 | 0 | 0 | 0 | 0 | 15 | 29 | 0.00 | 1.000 | | | | | |
| 52 Bryan Abreu, R ERA: 2.25 | 1.0 | H | 3 | 0 | 0 | 0 | 1 | 0 | 0 | 0 | 0 | 0 | 0 | 6 | 11 | 0.00 | 0.000 | | | | | | |
| 55 Ryan Pressly, R ERA: 2.92 | 1.0 | S | 4 | 1 | 0 | 0 | 2 | 0 | 0 | 0 | 0 | 0 | 0 | 10 | 13 | 0.00 | 1.000 | | | | | | |

Houston Astros @ Miami Marlins
loanDepot park, Miami, FL
Tue Aug 15 2023, 6:44 PM - 9:28 PM EDT
Att: 12,981 - Roof Closed - 72 F

AB 34
R 5
H 8
RBI 4
BB 2
SO 7
LOB 12



| Batter | 1 | 2 | 3 | 4 | 5 | 6 | 7 | 8 | 9 | AB R H RBI BB SO LOB | TOP | | | | | | | | | | | |
|---|---|----------------------------------|-------------------------------|----------------------------------|-------------------------------|----------------------------------|------------------------------|---------------------------------|-------------------------------|----------------------------------|--|---|-------------------------------|----------------------------------|-------------------------------|----------------------------------|-----------------------------------|------------------------------------|----------------------------------|--------|--|--|
| 44 Julio Rodríguez, R (1, 8) OBP: 0.337, SLG: 0.463 | | | K2-3 | | | | | | | 6 2 4 0 0 2 0 | <p>Seattle Mariners @ Houston Astros Minute Maid Park, Houston, TX Sat Aug 19 2023, 6:12 PM - 9:05 PM CDT Att: 38,280 - Roof Closed - 73 F</p> <p>livebaseballscorecards.com</p> <p>AB 42 R 10 H 17 RBI 9 BB 2 SO 11 LOB 18</p> | | | | | | | | | | | |
| 28 Eugenio Suárez, R (1, 5) OBP: 0.323, SLG: 0.382 | | | | | | | | | | 5 0 1 1 0 3 4 | | | | | | | | | | | | |
| 23 Ty France, R (1, 3) OBP: 0.337, SLG: 0.383 | | | | | | | | | | 4 2 2 0 0 0 3 | | | | | | | | | | | | |
| 35 Teoscar Hernández, R (1, 10) OBP: 0.301, SLG: 0.431 | | | | | | | | | | 5 1 3 2 0 1 1 | | | | | | | | | | | | |
| 29 Cal Raleigh, S (1, 2) OBP: 0.299, SLG: 0.449 | | | | | | | | | | 5 0 1 1 0 1 5 | | | | | | | | | | | | |
| 25 Dylan Moore, R (1, 4) OBP: 0.319, SLG: 0.561 | | | | | | | | | | 4 2 2 3 1 1 0 | | | | | | | | | | | | |
| 76 José Caballero, R (1, 6) OBP: 0.363, SLG: 0.337 | | | | | | | | | | 3 1 1 0 1 1 0 | | | | | | | | | | | | |
| 18 Cade Marlowe, L (1, 7) OBP: 0.364, SLG: 0.463 | | | | | | | | | | 5 0 1 1 0 2 4 | | | | | | | | | | | | |
| 0 Sam Haggerty, S (1, 9) OBP: 0.311, SLG: 0.302 | | | | | | | | | | 5 2 2 1 0 0 1 | | | | | | | | | | | | |
| Inning Stats | R: 1 E: 0 K: 0 S: 8 | H: 2 LOB: 0 BB: 0 P: 12 | R: 1 E: 0 K: 1 S: 11 | H: 2 LOB: 1 BB: 0 P: 17 | R: 2 E: 0 K: 3 S: 20 | H: 3 LOB: 3 BB: 2 P: 35 | R: 0 E: 0 K: 0 S: 7 | H: 1 LOB: 0 BB: 0 P: 9 | R: 2 E: 0 K: 1 S: 12 | H: 2 LOB: 3 BB: 0 P: 15 | R: 0 E: 0 K: 1 S: 13 | H: 0 LOB: 0 BB: 0 P: 13 | R: 2 E: 0 K: 1 S: 16 | H: 3 LOB: 1 BB: 0 P: 22 | R: 2 E: 0 K: 2 S: 18 | H: 2 LOB: 0 BB: 0 P: 23 | 1B: 11 2B: 2 3B: 1 HR: 3 | SF: 0 SAC: 0 DP: 2 HBP: 2 | WP: 0 PB: 0 SB: 2 CS: 0 | PA: 46 | | |
| PITCHER | IP WLS BF H R ER SO BB IBB HBP BLK WP HR S P ERA WHIP | | | | | | | | | | | IP WLS BF H R ER SO BB IBB HBP BLK WP HR S P ERA WHIP | | | | | | | | | | |
| Framber Valdez, L (1, 1) ERA: 3.95 | 5.0 L 26 10 6 6 5 2 0 1 0 0 1 58 88 10.80 2.400 | | | | | | | | | | | | | | | | | | | | | |
| 45 Ryne Stanek, R (6, 1) ERA: 4.04 | 1.0 0 6 2 0 0 1 0 0 0 1 0 0 0 13 18 0.00 2.000 | | | | | | | | | | | | | | | | | | | | | |
| 47 Rafael Montero, R (7, 1) ERA: 5.37 | 1.0 0 3 0 0 0 2 0 0 0 0 0 0 0 9 13 0.00 2.000 | | | | | | | | | | | | | | | | | | | | | |
| 50 Héctor Neris, R (8, 1) ERA: 2.13 | 1.0 0 6 3 2 2 1 0 0 0 0 0 0 0 16 22 18.00 3.000 | | | | | | | | | | | | | | | | | | | | | |
| 67 Parker Mushinski, L (9, 1) ERA: 4.15 | 1.0 0 5 2 2 2 2 0 0 0 0 0 0 2 18 23 18.00 2.000 | | | | | | | | | | | | | | | | | | | | | |

| Batter | 1 | 2 | 3 | 4 | 5 | 6 | 7 | 8 | 9 | AB R H RBI BB SO LOB | BOTTOM | | | | | | | | | | | |
|---|---|----------------------------------|-------------------------------|----------------------------------|-------------------------------|----------------------------------|------------------------------|---------------------------------|------------------------------|----------------------------------|--|---|------------------------------|----------------------------------|------------------------------|----------------------------------|-------------------------------|----------------------------------|----------------------------------|------------------------------------|----------------------------------|--------|
| 27 Jose Altuve, R (1, 4) OBP: 0.420, SLG: 0.532 | | | | | | | | | | 5 0 3 0 0 2 1 | <p>Seattle Mariners @ Houston Astros Minute Maid Park, Houston, TX Sat Aug 19 2023, 6:12 PM - 9:05 PM CDT Att: 38,280 - Roof Closed - 73 F</p> <p>livebaseballscorecards.com</p> <p>AB 36 R 3 H 11 RBI 3 BB 1 SO 7 LOB 16</p> | | | | | | | | | | | |
| 2 Alex Bregman, R (1, 5) OBP: 0.346, SLG: 0.421 | | | | | | | | | | 3 1 1 1 1 0 1 | | | | | | | | | | | | |
| 44 Yordan Alvarez, L (1, 10) OBP: 0.383, SLG: 0.561 | | | | | | | | | | 4 0 0 0 0 1 2 | | | | | | | | | | | | |
| 20 Chas McCormick, R (1, 9) OBP: 0.370, SLG: 0.525 | | | | | | | | | | 4 0 0 0 0 1 2 | | | | | | | | | | | | |
| 21 Yainer Diaz, R (1, 3) OBP: 0.297, SLG: 0.538 | | | | | | | | | | 4 1 2 1 0 1 0 | | | | | | | | | | | | |
| 14 Mauricio Dubón, R (1, 7) OBP: 0.298, SLG: 0.375 | | | | | | | | | | 4 1 3 1 0 0 1 | | | | | | | | | | | | |
| 3 Jeremy Peña, R (1, 6) OBP: 0.306, SLG: 0.364 | | | | | | | | | | 3 0 0 0 0 0 3 | | | | | | | | | | | | |
| 17 David Hensley, R (9, PH) OBP: 0.213, SLG: 0.167 | | | | | | | | | | 1 0 0 0 0 1 0 | | | | | | | | | | | | |
| 6 Jake Meyers, R (1, 8) OBP: 0.303, SLG: 0.388 | | | | | | | | | | 3 0 1 0 0 1 2 | | | | | | | | | | | | |
| 9 Corey Julks, R (9, PH) OBP: 0.301, SLG: 0.359 | | | | | | | | | | 1 0 1 0 0 0 0 | | | | | | | | | | | | |
| 15 Martín Maldonado, R (1, 2) OBP: 0.245, SLG: 0.301 | | | | | | | | | | 3 0 0 0 0 0 3 | | | | | | | | | | | | |
| 28 Jon Singleton, L (9, PH) OBP: 0.250, SLG: 0.241 | | | | | | | | | | 1 0 0 0 0 0 1 | | | | | | | | | | | | |
| Inning Stats | R: 0 E: 0 K: 1 S: 10 | H: 1 LOB: 1 BB: 1 P: 17 | R: 0 E: 0 K: 1 S: 13 | H: 1 LOB: 2 BB: 0 P: 19 | R: 1 E: 0 K: 1 S: 12 | H: 1 LOB: 0 BB: 0 P: 17 | R: 1 E: 0 K: 0 S: 6 | H: 3 LOB: 1 BB: 0 P: 9 | R: 0 E: 0 K: 0 S: 8 | H: 1 LOB: 0 BB: 0 P: 14 | R: 0 E: 0 K: 0 S: 9 | H: 1 LOB: 1 BB: 0 P: 16 | R: 0 E: 0 K: 0 S: 7 | H: 1 LOB: 1 BB: 0 P: 10 | R: 0 E: 0 K: 2 S: 8 | H: 0 LOB: 0 BB: 0 P: 11 | R: 1 E: 0 K: 2 S: 14 | H: 2 LOB: 1 BB: 0 P: 18 | 1B: 5 2B: 4 3B: 0 HR: 3 | SF: 0 SAC: 0 DP: 2 HBP: 0 | WP: 0 PB: 0 SB: 0 CS: 0 | PA: 37 |
| PITCHER | IP WLS BF H R ER SO BB IBB HBP BLK WP HR S P ERA WHIP | | | | | | | | | | | IP WLS BF H R ER SO BB IBB HBP BLK WP HR S P ERA WHIP | | | | | | | | | | |
| 36 Logan Gilbert, R (1, 1) ERA: 3.77 | 6.0 W 25 8 2 2 3 1 0 0 0 0 0 0 7 10 3.00 1.500 | | | | | | | | | | | | | | | | | | | | | |
| 46 Trent Thornton, R (7, 1) ERA: 2.63 | 1.0 0 4 1 0 0 0 0 0 0 0 0 0 7 10 0.00 1.000 | | | | | | | | | | | | | | | | | | | | | |
| 55 Gabe Speier, L (8, 1) ERA: 3.24 | 1.0 0 3 0 0 0 2 0 0 0 0 0 0 8 11 0.00 0.000 | | | | | | | | | | | | | | | | | | | | | |
| 41 Eduard Bazarzo, R (9, 1) ERA: 13.5 | 1.0 0 5 2 1 1 2 0 0 0 0 0 0 1 14 9.00 2.000 | | | | | | | | | | | | | | | | | | | | | |

| Batter | 1 | 2 | 3 | 4 | 5 | 6 | 7 | 8 | 9 | AB | R | H | RBI | BB | SO | LOB | TOP | |
|--|---|--|--|--|--|--|--|--|--|--|---------------------------------------|--|--|----------------------------------|------------------------------------|----------------------------------|--------|--|
| 44 Julio Rodríguez, R (1, 8) OBP: 0.336, SLG: 0.462 | | | | | | | | | | 5 | 1 | 1 | 0 | 0 | 2 | 7 | | |
| 28 Eugenio Suárez, R (1, 5) OBP: 0.321, SLG: 0.387 | | | | | | | | | | 5 | 1 | 1 | 2 | 0 | 2 | 4 | | |
| 23 Ty France, R (1, 3) OBP: 0.335, SLG: 0.383 | | | | | | | | | | 5 | 0 | 1 | 0 | 0 | 3 | 1 | | |
| 35 Teoscar Hernández, R (1, 9) OBP: 0.300, SLG: 0.428 | | | | | | | | | | 4 | 1 | 0 | 0 | 1 | 3 | 1 | | |
| 20 Mike Ford, L (1, 10) OBP: 0.293, SLG: 0.500 | | | | | | | | | | 4 | 1 | 1 | 0 | 1 | 0 | 0 | | |
| 8 Dominic Canzone, L (1, 7) OBP: 0.307, SLG: 0.388 | | | | | | | | | | 5 | 1 | 4 | 1 | 0 | 0 | 0 | | |
| 0 Sam Haggerty, S (9, 7) OBP: 0.311, SLG: 0.302 | | | | | | | | | | 5 | 0 | 4 | 1 | 0 | 0 | 2 | | |
| 25 Dylan Moore, R (1, 6) OBP: 0.343, SLG: 0.575 | | | | | | | | | | 5 | 2 | 2 | 0 | 0 | 1 | 6 | | |
| 4 Josh Rojas, L (1, 4) OBP: 0.286, SLG: 0.300 | | | | | | | | | | 5 | 2 | 2 | 0 | 0 | 1 | 6 | | |
| 64 Brian O'Keefe, R (1, 2) OBP: 0.286, SLG: 0.333 | | | | | | | | | | 2 | 0 | 1 | 2 | 1 | 1 | 1 | | |
| 29 Cal Raleigh, S (7, PH) OBP: 0.299, SLG: 0.447 | | | | | | | | | | 2 | 0 | 0 | 0 | 0 | 2 | 4 | | |
| Inning Stats | R: 2 H: 2 E: 0 K: 2 S: 19 | WLS: 2 BF: 2 LOB: 2 P: 33 | H: 2 R: 0 ER: 0 K: 3 S: 18 | R: 3 ER: 1 LOB: 1 BB: 0 P: 26 | H: 3 R: 0 ER: 0 K: 0 S: 18 | H: 3 R: 0 ER: 0 K: 1 S: 17 | H: 0 R: 0 ER: 0 K: 1 S: 7 | H: 0 R: 0 ER: 0 K: 0 S: 8 | H: 3 R: 0 ER: 0 K: 0 S: 17 | H: 3 R: 0 ER: 0 K: 3 S: 16 | H: 2 R: 0 ER: 0 K: 2 S: 7 | H: 0 R: 0 ER: 0 K: 1 S: 12 | H: 2 R: 0 ER: 0 K: 1 S: 15 | 1B: 9 2B: 5 3B: 0 HR: 1 | SF: 0 SAC: 0 DP: 0 HBP: 0 | WP: 2 PB: 0 SB: 2 CS: 0 | PA: 45 | |
| PITCHER | IP: 2.2 WLS: L BF: 18 H: 8 R: 0 ER: 6 SO: 5 | IP: 1.1 WLS: L BF: 4 H: 0 R: 0 ER: 0 SO: 1 | IP: 0.1 WLS: L BF: 4 H: 3 R: 1 ER: 1 SO: 0 | IP: 1.2 WLS: L BF: 0 H: 0 R: 0 ER: 0 SO: 0 | IP: 2.0 WLS: L BF: 0 H: 0 R: 0 ER: 0 SO: 0 | IP: 1.0 WLS: L BF: 0 H: 0 R: 0 ER: 0 SO: 0 | IP: 1.0 WLS: L BF: 5 H: 2 R: 0 ER: 0 SO: 1 | IP: 1.0 WLS: L BF: 3 H: 0 R: 0 ER: 0 SO: 2 | IP: 1.0 WLS: L BF: 2 H: 0 R: 0 ER: 0 SO: 1 | IP: 1.0 WLS: L BF: 5 H: 2 R: 0 ER: 0 SO: 1 | ERA: 20.25 WHIP: 3.750 | ERA: 0.00 WHIP: 0.000 | ERA: 27.00 WHIP: 9.000 | ERA: 0.00 WHIP: 0.600 | ERA: 0.00 WHIP: 2.000 | | | |

Seattle Mariners @ Houston Astros
Minute Maid Park, Houston, TX
Sun Aug 20 2023, 12:05 PM - 3:23 PM CDT
Att: 36,642 - Roof Closed - 73 F

| | |
|-----|----|
| AB | 42 |
| R | 7 |
| H | 15 |
| RBI | 6 |
| BB | 3 |
| SO | 14 |
| LOB | 26 |



| Batter | 1 | 2 | 3 | 4 | 5 | 6 | 7 | 8 | 9 | AB | R | H | RBI | BB | SO | LOB | BOTTOM | |
|--|--|--|--|--|--|--|--|--|--|--|---------------------------------------|--|--|----------------------------------|------------------------------------|----------------------------------|--------|--|
| 27 Jose Altuve, R (1, 4) OBP: 0.420, SLG: 0.529 | | | | | | | | | | 5 | 1 | 2 | 0 | 0 | 1 | 1 | | |
| 2 Alex Bregman, R (1, 5) OBP: 0.350, SLG: 0.428 | | | | | | | | | | 4 | 1 | 2 | 1 | 0 | 2 | 1 | | |
| 44 Yordan Alvarez, L (1, 10) OBP: 0.386, SLG: 0.560 | | | | | | | | | | 4 | 1 | 2 | 2 | 1 | 2 | 1 | | |
| 21 Yainer Diaz, R (1, 2) OBP: 0.296, SLG: 0.535 | | | | | | | | | | 5 | 1 | 1 | 1 | 0 | 1 | 5 | | |
| 20 Chas McCormick, R (1, 9) OBP: 0.373, SLG: 0.525 | | | | | | | | | | 4 | 0 | 2 | 0 | 1 | 0 | 2 | | |
| 28 Jon Singleton, L (1, 3) OBP: 0.247, SLG: 0.226 | | | | | | | | | | 4 | 0 | 0 | 0 | 1 | 2 | 4 | | |
| 14 Mauricio Dubón, R (1, 8) OBP: 0.297, SLG: 0.376 | | | | | | | | | | 4 | 0 | 1 | 2 | 0 | 2 | 2 | | |
| 9 Corey Julks, R (1, 7) OBP: 0.298, SLG: 0.355 | | | | | | | | | | 3 | 0 | 0 | 0 | 0 | 0 | 2 | | |
| 30 Kyle Tucker, L (7, PH) OBP: 0.376, SLG: 0.525 | | | | | | | | | | 1 | 0 | 0 | 0 | 0 | 0 | 1 | | |
| 3 Jeremy Peña, R (1, 6) OBP: 0.307, SLG: 0.368 | | | | | | | | | | 4 | 2 | 2 | 0 | 0 | 0 | 0 | | |
| Inning Stats | R: 0 H: 1 E: 0 K: 2 S: 13 | WLS: 1 BF: 0 LOB: 0 P: 22 | H: 1 R: 0 ER: 0 K: 0 S: 7 | H: 1 R: 0 ER: 0 K: 0 S: 9 | H: 5 R: 5 ER: 1 K: 1 S: 20 | H: 5 R: 0 ER: 0 K: 0 S: 9 | H: 2 R: 0 ER: 0 K: 0 S: 13 | H: 0 R: 0 ER: 0 K: 2 S: 10 | H: 2 R: 0 ER: 0 K: 1 S: 12 | H: 0 R: 0 ER: 0 K: 1 S: 11 | H: 0 R: 0 ER: 0 K: 1 S: 8 | H: 0 R: 0 ER: 0 K: 1 S: 12 | H: 1 R: 0 ER: 0 K: 2 S: 16 | 1B: 7 2B: 4 3B: 1 HR: 0 | SF: 0 SAC: 0 DP: 0 HBP: 1 | WP: 0 PB: 0 SB: 1 CS: 1 | PA: 42 | |
| PITCHER | IP: 2.0 WLS: L BF: 8 H: 4 R: 5 ER: 0 SO: 0 | IP: 0.0 WLS: L BF: 5 H: 4 R: 5 ER: 0 SO: 0 | IP: 1.2 WLS: L BF: 7 H: 2 R: 0 ER: 0 SO: 1 | IP: 0.0 WLS: L BF: 0 H: 0 R: 0 ER: 0 SO: 0 | IP: 2.0 WLS: L BF: 0 H: 0 R: 0 ER: 0 SO: 0 | IP: 1.0 WLS: L BF: 0 H: 0 R: 0 ER: 0 SO: 0 | IP: 1.0 WLS: L BF: 4 H: 1 R: 0 ER: 0 SO: 2 | IP: 1.0 WLS: L BF: 3 H: 0 R: 0 ER: 0 SO: 1 | IP: 1.0 WLS: L BF: 2 H: 0 R: 0 ER: 0 SO: 1 | IP: 1.0 WLS: L BF: 4 H: 1 R: 0 ER: 0 SO: 2 | ERA: 0.00 WHIP: 1.000 | ERA: 0.00 WHIP: 0.000 | ERA: 0.00 WHIP: 1.200 | ERA: 0.00 WHIP: 0.750 | ERA: 9.00 WHIP: 2.000 | | | |

Seattle Mariners @ Houston Astros
Minute Maid Park, Houston, TX
Sun Aug 20 2023, 12:05 PM - 3:23 PM CDT
Att: 36,642 - Roof Closed - 73 F

| | |
|-----|----|
| AB | 38 |
| R | 6 |
| H | 12 |
| RBI | 6 |
| BB | 3 |
| SO | 10 |
| LOB | 19 |



| Batter | 1 | 2 | 3 | 4 | 5 | 6 | 7 | 8 | 9 | AB | R | H | RBI | BB | SO | LOB | TOP | | | |
|--|---|----------------------------------|-------------------------------|----------------------------------|------------------------------|----------------------------------|-------------------------------|----------------------------------|-------------------------------|----------------------------------|-------------------------------|----------------------------------|------------------------------|----------------------------------|----------------------------------|------------------------------------|--|-----------------------------------|------------------------------------|----------------------------------|
| 99 Alex Verdugo, L OBP: 0.342, SLG: 0.429 | | | | | | | | | | 5 | 1 | 3 | 0 | 0 | 0 | 4 | Boston Red Sox @ Houston Astros Minute Maid Park, Houston, TX Mon Aug 21 2023, 7:13 PM - 10:23 PM CDT Att: 31,590 - Roof Closed - 73 F | | | |
| 11 Rafael Devers, L OBP: 0.345, SLG: 0.527 | | | | | | | | | | 5 | 0 | 1 | 0 | 0 | 1 | 6 | | | | |
| 7 Masataka Yoshida, L OBP: 0.350, SLG: 0.462 | | | | | | | | | | 5 | 1 | 1 | 1 | 0 | 0 | 4 | | | | |
| 36 Triston Casas, L OBP: 0.354, SLG: 0.480 | | | | | | | | | | 4 | 0 | 1 | 0 | 1 | 1 | 4 | | | | |
| 18 Adam Duvall, R OBP: 0.314, SLG: 0.509 | | | | | | | | | | 5 | 1 | 3 | 3 | 0 | 1 | 3 | | | | |
| 10 Trevor Story, R OBP: 0.239, SLG: 0.279 | | | | | | | | | | 4 | 0 | 0 | 0 | 1 | 3 | 3 | | | | |
| 19 Pablo Reyes, R OBP: 0.358, SLG: 0.432 | | | | | | | | | | 4 | 0 | 0 | 0 | 0 | 0 | 4 | | | | |
| 3 Reese McGuire, L OBP: 0.313, SLG: 0.377 | | | | | | | | | | 4 | 0 | 2 | 0 | 0 | 1 | 2 | | | | |
| 17 Luis Urias, R OBP: 0.330, SLG: 0.322 | | | | | | | | | | 1 | 1 | 0 | 0 | 2 | 0 | 0 | | | | |
| Inning Stats | R: 3 E: 0 K: 1 S: 18 | H: 3 LOB: 0 BB: 0 P: 32 | R: 0 E: 0 K: 0 S: 8 | H: 1 LOB: 2 BB: 1 P: 15 | R: 0 E: 0 K: 0 S: 9 | H: 1 LOB: 2 BB: 1 P: 17 | R: 0 E: 0 K: 1 S: 10 | H: 1 LOB: 2 BB: 1 P: 20 | R: 0 E: 0 K: 1 S: 12 | H: 0 LOB: 0 BB: 0 P: 22 | R: 0 E: 0 K: 0 S: 6 | H: 1 LOB: 0 BB: 0 P: 12 | R: 0 E: 0 K: 1 S: 9 | H: 1 LOB: 1 BB: 0 P: 13 | 1B: 8 2B: 2 3B: 0 HR: 1 | SF: 0 SAC: 0 DP: 1 HBP: 1 | | WP: 0 PB: 0 SB: 0 CS: 0 | PA: 42 | |
| PITCHER | IP WLS BF H R ER SO BB IBB HBP BLK WP HR S P ERA WHIP | PITCHER | | | | | | | | | | | | | | | | | | |
| 53 Cristian Javier, R ERA: 4.52 | 5.0 W 26 7 3 3 3 3 0 1 0 0 1 57 105 5.40 2.000 | | | | | | | | | | | | | | | | | | | |
| 61 Seth Martinez, R ERA: 5.4 | 1.0 6 2 1 1 1 1 0 0 0 0 0 14 26 9.00 3.000 | | | | | | | | | | | | | | | | | | | |
| 50 Héctor Neris, R ERA: 2.09 | 1.0 H 3 0 0 0 2 0 0 0 0 0 0 14 22 0.00 0.000 | | | | | | | | | | | | | | | | | | | |
| 52 Bryan Abreu, R ERA: 2.17 | 1.0 H 3 1 0 0 0 0 0 0 0 0 0 6 12 0.00 1.000 | | | | | | | | | | | | | | | | | | | |
| 55 Ryan Pressly, R ERA: 2.82 | 1.0 4 1 0 0 1 0 0 0 0 0 0 9 13 0.00 1.000 | | | | | | | | | | | | | | | | | | | |
| Batter | 1 | 2 | 3 | 4 | 5 | 6 | 7 | 8 | 9 | AB | R | H | RBI | BB | SO | LOB | BOTTOM | | | |
| 27 Jose Altuve, R OBP: 0.414, SLG: 0.519 | | | | | | | | | | 6 | 1 | 1 | 0 | 0 | 1 | 3 | Boston Red Sox @ Houston Astros Minute Maid Park, Houston, TX Mon Aug 21 2023, 7:13 PM - 10:23 PM CDT Att: 31,590 - Roof Closed - 73 F | | | |
| 2 Alex Bregman, R OBP: 0.356, SLG: 0.433 | | | | | | | | | | 3 | 2 | 3 | 1 | 2 | 0 | 0 | | | | |
| 30 Kyle Tucker, L OBP: 0.377, SLG: 0.524 | | | | | | | | | | 3 | 0 | 1 | 0 | 1 | 0 | 2 | | | | |
| 44 Yordan Alvarez, L OBP: 0.383, SLG: 0.556 | | | | | | | | | | 4 | 1 | 1 | 2 | 0 | 0 | 2 | | | | |
| 20 Chas McCormick, R OBP: 0.374, SLG: 0.544 | | | | | | | | | | 5 | 2 | 2 | 4 | 0 | 2 | 4 | | | | |
| 21 Yainer Diaz, R OBP: 0.298, SLG: 0.544 | | | | | | | | | | 5 | 1 | 2 | 1 | 0 | 1 | 5 | | | | |
| 3 Jeremy Peña, R OBP: 0.308, SLG: 0.370 | | | | | | | | | | 5 | 0 | 2 | 0 | 0 | 0 | 3 | | | | |
| 6 Jake Meyers, R OBP: 0.304, SLG: 0.388 | | | | | | | | | | 5 | 1 | 2 | 0 | 0 | 1 | 4 | | | | |
| 15 Martín Maldonado, R OBP: 0.248, SLG: 0.306 | | | | | | | | | | 5 | 1 | 2 | 1 | 0 | 3 | 0 | | | | |
| Inning Stats | R: 1 E: 1 K: 1 S: 17 | H: 1 LOB: 3 BB: 1 P: 27 | R: 3 E: 0 K: 1 S: 19 | H: 5 LOB: 2 BB: 0 P: 29 | R: 0 E: 0 K: 2 S: 8 | H: 0 LOB: 0 BB: 0 P: 10 | R: 3 E: 0 K: 0 S: 21 | H: 3 LOB: 2 BB: 2 P: 35 | R: 0 E: 0 K: 1 S: 11 | H: 1 LOB: 1 BB: 0 P: 19 | R: 0 E: 1 K: 1 S: 12 | H: 1 LOB: 2 BB: 0 P: 20 | R: 0 E: 0 K: 1 S: 9 | H: 1 LOB: 1 BB: 0 P: 11 | R: 2 E: 0 K: 1 S: 20 | H: 4 LOB: 2 BB: 0 P: 30 | | 1B: 10 2B: 3 3B: 0 HR: 3 | SF: 1 SAC: 0 DP: 0 HBP: 0 | WP: 1 PB: 0 SB: 0 CS: 0 |
| PITCHER | IP WLS BF H R ER SO BB IBB HBP BLK WP HR S P ERA WHIP | PITCHER | | | | | | | | | | | | | | | | | | |
| 65 James Paxton, L ERA: 3.79 | 4.0 L 26 7 2 2 4 0 0 0 0 0 0 2 52 80 4.50 1.750 | | | | | | | | | | | | | | | | | | | |
| 72 Chris Murphy, L ERA: 3.72 | 1.0 20 7 2 2 4 0 0 0 0 0 0 2 52 80 4.50 1.750 | | | | | | | | | | | | | | | | | | | |

| Batter | 1 | 2 | 3 | 4 | 5 | 6 | 7 | 8 | 9 | 10 | AB | R | H | RBI | BB | SO | LOB | TOP | | | | |
|---|------------------------------|----------------------------------|-------------------------------|----------------------------------|-------------------------------|----------------------------------|-------------------------------|----------------------------------|-------------------------------|----------------------------------|------------------------------|----------------------------------|------------------------------|----------------------------------|-------------------------------|----------------------------------|-------------------------------|----------------------------------|----------------------------------|------------------------------------|----------------------------------|--------|
| 99 Alex Verdugo, L OBP: 0.342, SLG: 0.429 | G4-3 | | 36 1B | | | F8 | | | G4-3 | | 5 | 1 | 2 | 1 | 0 | 0 | 0 | | | | | |
| 11 Rafael Devers, L OBP: 0.342, SLG: 0.521 | L3 | | P6 | | P5 | G3-1 | | | K | | 5 | 1 | 0 | 0 | 0 | 1 | 3 | | | | | |
| 2 Justin Turner, R OBP: 0.357, SLG: 0.484 | F9 | | 36 1B | | | 18 1B | | | K | | 3 | 1 | 0 | 0 | 2 | 1 | 0 | | | | | |
| 36 Triston Casas, L OBP: 0.353, SLG: 0.474 | F7 | | 18 BB | | F7 | | | F8 | | | 4 | 1 | 1 | 1 | 1 | 0 | 1 | | | | | |
| 18 Adam Duval, R OBP: 0.322, SLG: 0.541 | P5 | | | | | 10 1B | | F7 | | | 4 | 2 | 2 | 3 | 1 | 0 | 0 | | | | | |
| 10 Trevor Story, R OBP: 0.255, SLG: 0.308 | | | | | | 52 G3 | | | K | | 5 | 0 | 2 | 1 | 0 | 3 | 3 | | | | | |
| 52 Wilner Abreu, L OBP: 0.375, SLG: 0.429 | F7 | | | | F8 | | | P5 | | | 4 | 0 | 0 | 1 | 1 | 0 | 2 | | | | | |
| 19 Pablo Reyes, R OBP: 0.355, SLG: 0.426 | | | 99 BLK | | G6-3 | | | K | | | 4 | 1 | 1 | 0 | 0 | 1 | 1 | | | | | |
| 12 Connor Wong, R OBP: 0.292, SLG: 0.384 | | | | | | G5-3 | | | K | | 3 | 0 | 1 | 0 | 0 | 0 | 1 | | | | | |
| 7 Masataka Yoshida, L OBP: 0.348, SLG: 0.451 | F8 | | | | | | | | | | 1 | 0 | 0 | 0 | 0 | 1 | 0 | | | | | |
| 3 Reese McGuire, L OBP: 0.313, SLG: 0.377 | | | | | | | | | | | 0 | 0 | 0 | 0 | 0 | 0 | 0 | | | | | |
| Inning Stats | R: 0 E: 0 K: 0 S: 6 | H: 0 LOB: 0 BB: 0 P: 10 | R: 0 E: 0 K: 0 S: 12 | H: 1 LOB: 1 BB: 0 P: 19 | R: 2 E: 0 K: 1 S: 19 | H: 3 LOB: 3 BB: 2 P: 33 | R: 0 E: 0 K: 0 S: 11 | H: 2 LOB: 2 BB: 0 P: 16 | R: 2 E: 0 K: 0 S: 16 | H: 2 LOB: 1 BB: 0 P: 28 | R: 0 E: 0 K: 1 S: 8 | H: 0 LOB: 0 BB: 0 P: 12 | R: 0 E: 0 K: 2 S: 7 | H: 0 LOB: 0 BB: 0 P: 16 | R: 0 E: 0 K: 2 S: 10 | H: 0 LOB: 0 BB: 0 P: 10 | R: 3 E: 0 K: 1 S: 12 | H: 1 LOB: 0 BB: 2 P: 27 | 1B: 6 2B: 2 3B: 0 HR: 1 | SF: 0 SAC: 0 DP: 0 HBP: 0 | WP: 0 PB: 0 SB: 1 CS: 1 | PA: 44 |
| PITCHER | IP | WLS | BF | H | R | ER | SO | BB | IBB | HBP | BLK | WP | HR | S | P | ERA | WHIP | | | | | |
| 65 José Urquidy, R ERA: 5.48 | 4.2 | | 25 | 8 | 4 | 4 | 1 | 3 | 0 | 0 | 0 | 0 | 0 | 61 | 100 | 7.71 | 2.357 | | | | | |
| 61 Seth Martinez, R ERA: 5.23 | 1.1 | | 4 | 0 | 0 | 0 | 0 | 0 | 0 | 0 | 0 | 0 | 0 | 11 | 17 | 0.00 | 0.000 | | | | | |
| 50 Héctor Neris, R ERA: 2.05 | 1.0 | | 3 | 0 | 0 | 0 | 1 | 0 | 0 | 0 | 0 | 0 | 0 | 8 | 12 | 0.00 | 0.000 | | | | | |
| 52 Bryan Abreu, R ERA: 2.14 | 1.0 | | 3 | 0 | 0 | 0 | 2 | 0 | 0 | 0 | 0 | 0 | 0 | 10 | 16 | 0.00 | 0.000 | | | | | |
| 55 Ryan Pressly, R ERA: 2.77 | 1.0 | | 3 | 0 | 0 | 0 | 2 | 0 | 0 | 0 | 0 | 0 | 0 | 7 | 10 | 0.00 | 0.000 | | | | | |

Boston Red Sox @ Houston Astros
Minute Maid Park, Houston, TX
Wed Aug 23 2023, 7:11 PM - 10:47 PM CDT
Att. 37,144 - Roof Closed - 73 F

livebaseballscorecards.com

AB 38
R 7
H 9
RBI 7
BB 5
SO 7
LOB 11



| Batter | 1 | 2 | 3 | 4 | 5 | 6 | 7 | 8 | 9 | 10 | AB | R | H | RBI | BB | SO | LOB | BOTTOM | | | | |
|--|------------------------------|----------------------------------|-------------------------------|----------------------------------|-------------------------------|----------------------------------|------------------------------|----------------------------------|------------------------------|----------------------------------|-------------------------------|----------------------------------|------------------------------|----------------------------------|-------------------------------|----------------------------------|-------------------------------|----------------------------------|----------------------------------|------------------------------------|----------------------------------|--------|
| 27 Jose Altuve, R OBP: 0.411, SLG: 0.511 | 2B | | | | | | | | | | 3 | 1 | 1 | 0 | 2 | 2 | 0 | | | | | |
| 2 Alex Bregman, R OBP: 0.357, SLG: 0.430 | 1B | | 21 1B | | G5-3 | | | | K | | 4 | 1 | 1 | 0 | 1 | 1 | 3 | | | | | |
| 30 Kyle Tucker, L OBP: 0.372, SLG: 0.522 | SF8 | | | | | | | | K | | 4 | 1 | 0 | 1 | 0 | 3 | 4 | | | | | |
| 20 Chas McCormick, R OBP: 0.370, SLG: 0.534 | K | | | | | | | | | | 5 | 0 | 2 | 0 | 0 | 3 | 2 | | | | | |
| 21 Yainer Diaz, R OBP: 0.302, SLG: 0.541 | G2-3 | | | | | | | | | | 5 | 0 | 3 | 1 | 0 | 0 | 2 | | | | | |
| 79 José Abreu, R OBP: 0.290, SLG: 0.343 | F7 | | | | | | | | | | 5 | 0 | 1 | 1 | 0 | 1 | 4 | | | | | |
| 3 Jeremy Peña, R OBP: 0.313, SLG: 0.370 | | | | | | | | | | | 4 | 1 | 2 | 0 | 1 | 1 | 3 | | | | | |
| 6 Jake Meyers, R OBP: 0.306, SLG: 0.392 | | | | | | | | | | | 4 | 0 | 1 | 0 | 0 | 1 | 3 | | | | | |
| 14 Mauricio Dubón, R OBP: 0.298, SLG: 0.375 | K | | | | | | | | | | 1 | 0 | 0 | 0 | 0 | 1 | 3 | | | | | |
| 15 Martín Maldonado, R OBP: 0.250, SLG: 0.318 | | | | | | | | | | | 2 | 1 | 1 | 2 | 0 | 1 | 0 | | | | | |
| 28 Jon Singleton, L OBP: 0.268, SLG: 0.273 | | | | | | | | | | | 1 | 0 | 0 | 0 | 0 | 0 | 0 | | | | | |
| 31 Kendall Graveman, R OBP: 0.297, SLG: 0.354 | | | | | | | | | | | 1 | 0 | 0 | 0 | 0 | 0 | 3 | | | | | |
| 9 Corey Julks, R OBP: 0.297, SLG: 0.354 | HR | | | | | | | | | | 1 | 0 | 0 | 0 | 0 | 0 | 0 | | | | | |
| Inning Stats | R: 1 E: 0 K: 1 S: 9 | H: 2 LOB: 1 BB: 0 P: 13 | R: 2 E: 0 K: 2 S: 11 | H: 2 LOB: 0 BB: 0 P: 13 | R: 1 E: 0 K: 2 S: 18 | H: 2 LOB: 2 BB: 1 P: 28 | R: 0 E: 0 K: 2 S: 8 | H: 0 LOB: 0 BB: 0 P: 16 | R: 0 E: 0 K: 2 S: 7 | H: 0 LOB: 0 BB: 0 P: 10 | R: 0 E: 0 K: 1 S: 11 | H: 1 LOB: 2 BB: 1 P: 20 | R: 0 E: 0 K: 2 S: 9 | H: 1 LOB: 2 BB: 0 P: 29 | R: 0 E: 0 K: 2 S: 18 | H: 0 LOB: 1 BB: 0 P: 18 | R: 1 E: 0 K: 2 S: 20 | H: 3 LOB: 3 BB: 0 P: 25 | 1B: 9 2B: 2 3B: 0 HR: 1 | SF: 1 SAC: 1 DP: 1 HBP: 0 | WP: 0 PB: 0 SB: 0 CS: 0 | PA: 45 |
| PITCHER | IP | WLS | BF | H | R | ER | SO | BB | IBB | HBP | BLK | WP | HR | S | P | ERA | WHIP | | | | | |
| 41 Chris Sale, L ERA: 4.68 | 5.0 | | 22 | 6 | 4 | 4 | 9 | 1 | 0 | 0 | 0 | 0 | 0 | 19 | 29 | 0.00 | 1.500 | | | | | |
| 22 Garrett Whitlock, R ERA: 5.52 | 2.0 | | 8 | 2 | 0 | 0 | 1 | 1 | 0 | 0 | 0 | 0 | 0 | 18 | 29 | 0.00 | 2.000 | | | | | |
| 55 Chris Martin, R ERA: 1.26 | 1.0 | | 5 | 1 | 0 | 0 | 0 | 1 | 0 | 0 | 0 | 0 | 0 | 1 | 3 | 0.00 | 0.000 | | | | | |
| 74 Kenley Jansen, R ERA: 2.81 | 0.1 | | 1 | 0 | 0 | 0 | 0 | 0 | 0 | 0 | 0 | 0 | 0 | 8 | 15 | 0.00 | 1.500 | | | | | |
| 37 Nick Pivetta, R ERA: 4.26 | 0.2 | | 3 | 0 | 0 | 0 | 2 | 1 | 0 | 0 | 0 | 0 | 0 | 8 | 15 | 0.00 | 1.500 | | | | | |

Boston Red Sox @ Houston Astros
Minute Maid Park, Houston, TX
Wed Aug 23 2023, 7:11 PM - 10:47 PM CDT
Att. 37,144 - Roof Closed - 73 F

livebaseballscorecards.com

AB 39
R 5
H 12
RBI 5
BB 4
SO 14
LOB 27



| Batter | 1 | 2 | 3 | 4 | 5 | 6 | 7 | 8 | 9 | AB | R | H | RBI | BB | SO | LOB | TOP | | | | | | |
|---|---|---|---|---|---|---|---|---|---|---|---|---|---|---|---|---|---|---|---|---|---|---|---|
| 99 Alex Verdugo, L OBP: 0.347, SLG: 0.440 | | | | | | | | | | 7 | 2 | 5 | 2 | 0 | 1 | 2 | Boston Red Sox @ Houston Astros Minute Maid Park, Houston, TX Thu Aug 24 2023, 1:11 PM - 4:21 PM CDT Att: 35,323 - Roof Closed - 73 F | | | | | | |
| 11 Rafael Devers, L OBP: 0.345, SLG: 0.519 | | | | | | | | | | 5 | 1 | 2 | 3 | 1 | 0 | 2 | | | | | | | |
| 2 Justin Turner, R OBP: 0.359, SLG: 0.484 | | | | | | | | | | 2 | 1 | 1 | 1 | 0 | 0 | 0 | | | | | | | |
| 36 Triston Casas, L OBP: 0.352, SLG: 0.471 | | | | | | | | | | 4 | 0 | 1 | 0 | 0 | 2 | 2 | | | | | | | |
| 18 Adam Duvall, R OBP: 0.329, SLG: 0.547 | | | | | | | | | | 3 | 0 | 2 | 1 | 1 | 0 | 2 | | | | | | | |
| 30 Rob Refsnyder, R OBP: 0.377, SLG: 0.316 | | | | | | | | | | 1 | 1 | 0 | 0 | 2 | 0 | 3 | | | | | | | |
| 7 Masataka Yoshida, L OBP: 0.349, SLG: 0.458 | | | | | | | | | | 6 | 1 | 2 | 1 | 0 | 1 | 5 | | | | | | | |
| 19 Pablo Reyes, R OBP: 0.381, SLG: 0.436 | | | | | | | | | | 4 | 3 | 2 | 2 | 1 | 0 | 3 | | | | | | | |
| 52 Willyer Abreu, L OBP: 0.571, SLG: 0.917 | | | | | | | | | | 5 | 2 | 4 | 4 | 1 | 1 | 1 | | | | | | | |
| 17 Luis Urias, R OBP: 0.323, SLG: 0.323 | | | | | | | | | | 6 | 2 | 2 | 1 | 0 | 1 | 6 | | | | | | | |
| 12 Connor Wong, R OBP: 0.299, SLG: 0.413 | | | | | | | | | | 6 | 4 | 4 | 2 | 0 | 1 | 1 | | | | | | | |
| Inning Stats | R: 1 H: 2 E: 0 K: 0 S: 8 | H: 2 LOB: 1 BB: 0 P: 14 | R: 4 H: 6 E: 0 K: 2 S: 25 | H: 6 LOB: 2 BB: 0 P: 40 | R: 6 H: 4 E: 0 K: 1 S: 23 | H: 4 LOB: 3 BB: 4 P: 49 | R: 0 H: 0 E: 0 K: 1 S: 11 | H: 0 LOB: 0 BB: 0 P: 13 | R: 0 H: 1 E: 0 K: 1 S: 14 | H: 1 LOB: 1 BB: 0 P: 24 | R: 0 H: 2 E: 0 K: 1 S: 11 | H: 2 LOB: 2 BB: 0 P: 16 | R: 0 H: 0 E: 0 K: 0 S: 12 | H: 0 LOB: 0 BB: 1 P: 21 | R: 2 H: 5 E: 0 K: 1 S: 18 | H: 5 LOB: 2 BB: 1 P: 29 | R: 4 H: 5 E: 0 K: 0 S: 14 | H: 5 LOB: 3 BB: 1 P: 30 | 1B: 16 2B: 6 3B: 0 HR: 3 | SF: 1 2B: 6 DP: 2 HBP: 2 | WP: 0 PB: 0 SB: 1 CS: 0 | PA: 58 | |
| PITCHER | IP WLS BF H R ER SO BB IBB HBP BLK WP HR S P ERA WHIP | IP WLS BF H R ER SO BB IBB HBP BLK WP HR S P ERA WHIP | IP WLS BF H R ER SO BB IBB HBP BLK WP HR S P ERA WHIP | IP WLS BF H R ER SO BB IBB HBP BLK WP HR S P ERA WHIP | IP WLS BF H R ER SO BB IBB HBP BLK WP HR S P ERA WHIP | IP WLS BF H R ER SO BB IBB HBP BLK WP HR S P ERA WHIP | IP WLS BF H R ER SO BB IBB HBP BLK WP HR S P ERA WHIP | IP WLS BF H R ER SO BB IBB HBP BLK WP HR S P ERA WHIP | IP WLS BF H R ER SO BB IBB HBP BLK WP HR S P ERA WHIP | IP WLS BF H R ER SO BB IBB HBP BLK WP HR S P ERA WHIP | IP WLS BF H R ER SO BB IBB HBP BLK WP HR S P ERA WHIP | IP WLS BF H R ER SO BB IBB HBP BLK WP HR S P ERA WHIP | IP WLS BF H R ER SO BB IBB HBP BLK WP HR S P ERA WHIP | IP WLS BF H R ER SO BB IBB HBP BLK WP HR S P ERA WHIP | IP WLS BF H R ER SO BB IBB HBP BLK WP HR S P ERA WHIP | IP WLS BF H R ER SO BB IBB HBP BLK WP HR S P ERA WHIP | IP WLS BF H R ER SO BB IBB HBP BLK WP HR S P ERA WHIP | IP WLS BF H R ER SO BB IBB HBP BLK WP HR S P ERA WHIP | IP WLS BF H R ER SO BB IBB HBP BLK WP HR S P ERA WHIP | IP WLS BF H R ER SO BB IBB HBP BLK WP HR S P ERA WHIP | IP WLS BF H R ER SO BB IBB HBP BLK WP HR S P ERA WHIP | IP WLS BF H R ER SO BB IBB HBP BLK WP HR S P ERA WHIP | IP WLS BF H R ER SO BB IBB HBP BLK WP HR S P ERA WHIP |

| Batter | 1 | 2 | 3 | 4 | 5 | 6 | 7 | 8 | 9 | AB | R | H | RBI | BB | SO | LOB | BOTTOM | | | | | | |
|--|---|---|---|---|---|---|---|---|---|---|---|---|---|---|---|---|---|---|---|---|---|---|---|
| 27 Jose Altuve, R OBP: 0.408, SLG: 0.507 | | | | | | | | | | 2 | 0 | 0 | 0 | 0 | 1 | 1 | Boston Red Sox @ Houston Astros Minute Maid Park, Houston, TX Thu Aug 24 2023, 1:11 PM - 4:21 PM CDT Att: 35,323 - Roof Closed - 73 F | | | | | | |
| 14 Mauricio Dubón, R OBP: 0.301, SLG: 0.382 | | | | | | | | | | 3 | 1 | 2 | 0 | 0 | 1 | 0 | | | | | | | |
| 2 Alex Bregman, R OBP: 0.397, SLG: 0.430 | | | | | | | | | | 5 | 0 | 2 | 1 | 0 | 1 | 2 | | | | | | | |
| 30 Kyle Tucker, L OBP: 0.372, SLG: 0.520 | | | | | | | | | | 4 | 0 | 1 | 0 | 1 | 0 | 3 | | | | | | | |
| 44 Yordan Alvarez, L OBP: 0.384, SLG: 0.553 | | | | | | | | | | 3 | 0 | 1 | 0 | 1 | 0 | 3 | | | | | | | |
| 21 Yainer Diaz, R OBP: 0.305, SLG: 0.538 | | | | | | | | | | 3 | 0 | 1 | 0 | 1 | 0 | 4 | | | | | | | |
| 20 Chas McCormick, R OBP: 0.388, SLG: 0.530 | | | | | | | | | | 4 | 0 | 1 | 0 | 0 | 2 | 3 | | | | | | | |
| 28 Jon Singleton, L OBP: 0.268, SLG: 0.271 | | | | | | | | | | 4 | 0 | 1 | 0 | 0 | 1 | 3 | | | | | | | |
| 9 Corey Julks, R OBP: 0.294, SLG: 0.349 | | | | | | | | | | 4 | 0 | 0 | 0 | 0 | 1 | 4 | | | | | | | |
| 3 Jeremy Peña, R OBP: 0.312, SLG: 0.371 | | | | | | | | | | 4 | 0 | 1 | 0 | 0 | 0 | 3 | | | | | | | |
| Inning Stats | R: 0 H: 1 E: 0 K: 2 S: 9 | H: 1 LOB: 1 BB: 0 P: 16 | R: 0 H: 0 E: 0 K: 1 S: 10 | H: 0 LOB: 1 BB: 1 P: 17 | R: 0 H: 1 E: 0 K: 0 S: 10 | H: 1 LOB: 2 BB: 1 P: 17 | R: 0 H: 2 E: 0 K: 0 S: 11 | H: 2 LOB: 2 BB: 0 P: 15 | R: 1 H: 3 E: 0 K: 1 S: 12 | H: 3 LOB: 2 BB: 0 P: 18 | R: 0 H: 1 E: 0 K: 0 S: 5 | H: 1 LOB: 2 BB: 0 P: 6 | R: 0 H: 1 E: 0 K: 0 S: 7 | H: 1 LOB: 2 BB: 1 P: 14 | R: 0 H: 0 E: 0 K: 2 S: 9 | H: 0 LOB: 0 BB: 0 P: 14 | R: 0 H: 1 E: 0 K: 1 S: 7 | H: 1 LOB: 1 BB: 0 P: 7 | 1B: 7 2B: 3 3B: 0 HR: 0 | SF: 0 2B: 3 DP: 1 HBP: 0 | WP: 0 PB: 0 SB: 0 CS: 0 | PA: 39 | |
| PITCHER | IP WLS BF H R ER SO BB IBB HBP BLK WP HR S P ERA WHIP | IP WLS BF H R ER SO BB IBB HBP BLK WP HR S P ERA WHIP | IP WLS BF H R ER SO BB IBB HBP BLK WP HR S P ERA WHIP | IP WLS BF H R ER SO BB IBB HBP BLK WP HR S P ERA WHIP | IP WLS BF H R ER SO BB IBB HBP BLK WP HR S P ERA WHIP | IP WLS BF H R ER SO BB IBB HBP BLK WP HR S P ERA WHIP | IP WLS BF H R ER SO BB IBB HBP BLK WP HR S P ERA WHIP | IP WLS BF H R ER SO BB IBB HBP BLK WP HR S P ERA WHIP | IP WLS BF H R ER SO BB IBB HBP BLK WP HR S P ERA WHIP | IP WLS BF H R ER SO BB IBB HBP BLK WP HR S P ERA WHIP | IP WLS BF H R ER SO BB IBB HBP BLK WP HR S P ERA WHIP | IP WLS BF H R ER SO BB IBB HBP BLK WP HR S P ERA WHIP | IP WLS BF H R ER SO BB IBB HBP BLK WP HR S P ERA WHIP | IP WLS BF H R ER SO BB IBB HBP BLK WP HR S P ERA WHIP | IP WLS BF H R ER SO BB IBB HBP BLK WP HR S P ERA WHIP | IP WLS BF H R ER SO BB IBB HBP BLK WP HR S P ERA WHIP | IP WLS BF H R ER SO BB IBB HBP BLK WP HR S P ERA WHIP | IP WLS BF H R ER SO BB IBB HBP BLK WP HR S P ERA WHIP | IP WLS BF H R ER SO BB IBB HBP BLK WP HR S P ERA WHIP | IP WLS BF H R ER SO BB IBB HBP BLK WP HR S P ERA WHIP | IP WLS BF H R ER SO BB IBB HBP BLK WP HR S P ERA WHIP | IP WLS BF H R ER SO BB IBB HBP BLK WP HR S P ERA WHIP | IP WLS BF H R ER SO BB IBB HBP BLK WP HR S P ERA WHIP |



| Batter | 1 | 2 | 3 | 4 | 5 | 6 | 7 | 8 | 9 | AB | R | H | RBI | BB | SO | LOB | TOP | | | | | | | |
|--|---|---|---|---|---|---|---|---|---|---|---|---|---|---|---|---|---|---|---|---|---|---|---|---|
| 27 Jose Altuve, R OBP: 0.405, SLG: 0.502 | | | | | | | | | | 4 | 0 | 1 | 1 | 0 | 1 | 1 | | | | | | | | |
| 2 Alex Bregman, R OBP: 0.355, SLG: 0.427 | | | | | | | | | | 4 | 0 | 0 | 0 | 0 | 0 | 2 | | | | | | | | |
| 30 Kyle Tucker, L OBP: 0.370, SLG: 0.516 | | | | | | | | | | 3 | 0 | 0 | 0 | 0 | 1 | 0 | | | | | | | | |
| 44 Yordan Alvarez, L OBP: 0.383, SLG: 0.548 | | | | | | | | | | 3 | 0 | 0 | 0 | 1 | 0 | 0 | | | | | | | | |
| 14 Mauricio Dubón, R OBP: 0.301, SLG: 0.352 | | | | | | | | | | 4 | 0 | 0 | 0 | 0 | 0 | 2 | | | | | | | | |
| 21 Yainer Diaz, R OBP: 0.301, SLG: 0.531 | | | | | | | | | | | 4 | 0 | 0 | 0 | 1 | 2 | | | | | | | | |
| 20 Chas McCormick, R OBP: 0.384, SLG: 0.523 | | | | | | | | | | 3 | 1 | 0 | 0 | 0 | 1 | 0 | | | | | | | | |
| 79 José Abreu, R OBP: 0.288, SLG: 0.341 | | | | | | | | | | 1 | 0 | 0 | 0 | 1 | 0 | 0 | | | | | | | | |
| 3 Jeremy Peña, R OBP: 0.313, SLG: 0.370 | | | | | | | | | | 2 | 0 | 0 | 0 | 0 | 2 | 2 | | | | | | | | |
| 15 Martín Maldonado, R OBP: 0.248, SLG: 0.316 | | | | | | | | | | | | | | | | | | | | | | | | |
| Inning Stats | R: 0 E: 0 K: 0 S: 7 | H: 0 LOB: 0 BB: 0 P: 11 | R: 0 E: 0 K: 0 S: 9 | H: 0 LOB: 0 BB: 0 P: 14 | R: 1 E: 2 K: 0 S: 12 | H: 1 LOB: 1 BB: 0 P: 15 | R: 0 E: 0 K: 0 S: 5 | H: 0 LOB: 0 BB: 0 P: 7 | R: 0 E: 0 K: 2 S: 10 | H: 0 LOB: 1 BB: 0 P: 13 | R: 0 E: 0 K: 1 S: 8 | H: 0 LOB: 0 BB: 0 P: 14 | R: 0 E: 0 K: 0 S: 5 | H: 0 LOB: 0 BB: 0 P: 8 | R: 0 E: 0 K: 3 S: 13 | H: 0 LOB: 1 BB: 1 P: 19 | R: 0 E: 1 K: 0 S: 13 | H: 0 LOB: 2 BB: 1 P: 20 | 1B: 1 2B: 0 3B: 0 HR: 0 | SF: 0 SAC: 1 DP: 1 HBP: 0 | WP: 0 PB: 0 SB: 2 CS: 0 | PA: 33 | | |
| PITCHER | IP WLS BF H R ER SO BB IBB HBP BLK WP HR S P ERA WHIP | IP WLS BF H R ER SO BB IBB HBP BLK WP HR S P ERA WHIP | IP WLS BF H R ER SO BB IBB HBP BLK WP HR S P ERA WHIP | IP WLS BF H R ER SO BB IBB HBP BLK WP HR S P ERA WHIP | IP WLS BF H R ER SO BB IBB HBP BLK WP HR S P ERA WHIP | IP WLS BF H R ER SO BB IBB HBP BLK WP HR S P ERA WHIP | IP WLS BF H R ER SO BB IBB HBP BLK WP HR S P ERA WHIP | IP WLS BF H R ER SO BB IBB HBP BLK WP HR S P ERA WHIP | IP WLS BF H R ER SO BB IBB HBP BLK WP HR S P ERA WHIP | IP WLS BF H R ER SO BB IBB HBP BLK WP HR S P ERA WHIP | IP WLS BF H R ER SO BB IBB HBP BLK WP HR S P ERA WHIP | IP WLS BF H R ER SO BB IBB HBP BLK WP HR S P ERA WHIP | IP WLS BF H R ER SO BB IBB HBP BLK WP HR S P ERA WHIP | IP WLS BF H R ER SO BB IBB HBP BLK WP HR S P ERA WHIP | IP WLS BF H R ER SO BB IBB HBP BLK WP HR S P ERA WHIP | IP WLS BF H R ER SO BB IBB HBP BLK WP HR S P ERA WHIP | IP WLS BF H R ER SO BB IBB HBP BLK WP HR S P ERA WHIP | IP WLS BF H R ER SO BB IBB HBP BLK WP HR S P ERA WHIP | IP WLS BF H R ER SO BB IBB HBP BLK WP HR S P ERA WHIP | IP WLS BF H R ER SO BB IBB HBP BLK WP HR S P ERA WHIP | IP WLS BF H R ER SO BB IBB HBP BLK WP HR S P ERA WHIP | IP WLS BF H R ER SO BB IBB HBP BLK WP HR S P ERA WHIP | IP WLS BF H R ER SO BB IBB HBP BLK WP HR S P ERA WHIP | IP WLS BF H R ER SO BB IBB HBP BLK WP HR S P ERA WHIP |

Houston Astros @ Detroit Tigers
Comerica Park, Detroit, MI
Fri Aug 25 2023, 6:40 PM - 9:21 PM EDT
Att: 23,832 - Cloudy - 76 F

| | |
|-----|----|
| AB | 28 |
| R | 1 |
| H | 1 |
| RBI | 1 |
| BB | 2 |
| SO | 6 |
| LOB | 9 |



| Batter | 1 | 2 | 3 | 4 | 5 | 6 | 7 | 8 | 9 | AB | R | H | RBI | BB | SO | LOB | BOTTOM | | | | | | | |
|---|---|---|---|---|---|---|---|---|---|---|---|---|---|---|---|---|---|---|---|---|---|---|---|---|
| 8 Matt Vierling, R OBP: 0.320, SLG: 0.369 | | | | | | | | | | 3 | 0 | 0 | 0 | 0 | 0 | 1 | | | | | | | | |
| 77 Andy Ibañez, R OBP: 0.278, SLG: 0.420 | | | | | | | | | | 3 | 0 | 0 | 0 | 0 | 1 | 2 | | | | | | | | |
| 30 Kerry Carpenter, L OBP: 0.354, SLG: 0.549 | | | | | | | | | | 1 | 0 | 1 | 0 | 0 | 0 | 0 | | | | | | | | |
| 20 Spencer Torkelson, R OBP: 0.314, SLG: 0.439 | | | | | | | | | | 4 | 0 | 0 | 0 | 0 | 1 | 2 | | | | | | | | |
| 34 Jake Rogers, R OBP: 0.279, SLG: 0.422 | | | | | | | | | | 2 | 0 | 0 | 0 | 0 | 1 | 0 | | | | | | | | |
| 60 Akil Badjoo, L OBP: 0.312, SLG: 0.366 | | | | | | | | | | 1 | 0 | 0 | 0 | 0 | 1 | 0 | | | | | | | | |
| 31 Riley Greene, L OBP: 0.354, SLG: 0.460 | | | | | | | | | | 3 | 0 | 0 | 0 | 1 | 1 | 0 | | | | | | | | |
| 24 Miguel Cabrera, R OBP: 0.319, SLG: 0.332 | | | | | | | | | | 3 | 0 | 1 | 0 | 1 | 1 | 2 | | | | | | | | |
| 15 Carson Kelly, R OBP: 0.271, SLG: 0.284 | | | | | | | | | | 0 | 1 | 0 | 0 | 0 | 0 | 0 | | | | | | | | |
| 59 Zack Short, R OBP: 0.296, SLG: 0.351 | | | | | | | | | | 2 | 0 | 0 | 0 | 1 | 0 | 3 | | | | | | | | |
| 39 Zach McKinstry, L OBP: 0.311, SLG: 0.355 | | | | | | | | | | 1 | 1 | 1 | 0 | 0 | 0 | 0 | | | | | | | | |
| 28 Javier Báez, R OBP: 0.266, SLG: 0.327 | | | | | | | | | | 4 | 1 | 1 | 1 | 0 | 1 | 3 | | | | | | | | |
| 22 Parker Meadows, L OBP: 0.471, SLG: 0.692 | | | | | | | | | | 2 | 1 | 1 | 3 | 2 | 1 | 1 | | | | | | | | |
| Inning Stats | R: 0 E: 0 K: 0 S: 7 | H: 0 LOB: 0 BB: 0 P: 11 | R: 0 E: 0 K: 0 S: 15 | H: 0 LOB: 1 BB: 1 P: 28 | R: 0 E: 0 K: 1 S: 8 | H: 0 LOB: 1 BB: 1 P: 13 | R: 0 E: 0 K: 0 S: 7 | H: 0 LOB: 0 BB: 1 P: 13 | R: 0 E: 0 K: 1 S: 10 | H: 0 LOB: 1 BB: 1 P: 19 | R: 0 E: 0 K: 1 S: 5 | H: 0 LOB: 0 BB: 0 P: 7 | R: 0 E: 0 K: 3 S: 12 | H: 0 LOB: 1 BB: 1 P: 23 | R: 0 E: 0 K: 0 S: 8 | H: 1 LOB: 0 BB: 0 P: 12 | R: 4 E: 0 K: 2 S: 19 | H: 4 LOB: 1 BB: 0 P: 25 | 1B: 4 2B: 0 3B: 0 HR: 1 | SF: 0 SAC: 1 DP: 1 HBP: 1 | WP: 0 PB: 0 SB: 1 CS: 0 | PA: 36 | | |
| PITCHER | IP WLS BF H R ER SO BB IBB HBP BLK WP HR S P ERA WHIP | IP WLS BF H R ER SO BB IBB HBP BLK WP HR S P ERA WHIP | IP WLS BF H R ER SO BB IBB HBP BLK WP HR S P ERA WHIP | IP WLS BF H R ER SO BB IBB HBP BLK WP HR S P ERA WHIP | IP WLS BF H R ER SO BB IBB HBP BLK WP HR S P ERA WHIP | IP WLS BF H R ER SO BB IBB HBP BLK WP HR S P ERA WHIP | IP WLS BF H R ER SO BB IBB HBP BLK WP HR S P ERA WHIP | IP WLS BF H R ER SO BB IBB HBP BLK WP HR S P ERA WHIP | IP WLS BF H R ER SO BB IBB HBP BLK WP HR S P ERA WHIP | IP WLS BF H R ER SO BB IBB HBP BLK WP HR S P ERA WHIP | IP WLS BF H R ER SO BB IBB HBP BLK WP HR S P ERA WHIP | IP WLS BF H R ER SO BB IBB HBP BLK WP HR S P ERA WHIP | IP WLS BF H R ER SO BB IBB HBP BLK WP HR S P ERA WHIP | IP WLS BF H R ER SO BB IBB HBP BLK WP HR S P ERA WHIP | IP WLS BF H R ER SO BB IBB HBP BLK WP HR S P ERA WHIP | IP WLS BF H R ER SO BB IBB HBP BLK WP HR S P ERA WHIP | IP WLS BF H R ER SO BB IBB HBP BLK WP HR S P ERA WHIP | IP WLS BF H R ER SO BB IBB HBP BLK WP HR S P ERA WHIP | IP WLS BF H R ER SO BB IBB HBP BLK WP HR S P ERA WHIP | IP WLS BF H R ER SO BB IBB HBP BLK WP HR S P ERA WHIP | IP WLS BF H R ER SO BB IBB HBP BLK WP HR S P ERA WHIP | IP WLS BF H R ER SO BB IBB HBP BLK WP HR S P ERA WHIP | IP WLS BF H R ER SO BB IBB HBP BLK WP HR S P ERA WHIP | IP WLS BF H R ER SO BB IBB HBP BLK WP HR S P ERA WHIP |

Houston Astros @ Detroit Tigers
Comerica Park, Detroit, MI
Fri Aug 25 2023, 6:40 PM - 9:21 PM EDT
Att: 23,832 - Cloudy - 76 F

| | |
|-----|----|
| AB | 29 |
| R | 4 |
| H | 5 |
| RBI | 4 |
| BB | 5 |
| SO | 8 |
| LOB | 14 |



| Batter | 1 | 2 | 3 | 4 | 5 | 6 | 7 | 8 | 9 | AB | R | H | RBI | BB | SO | LOB | TOP | | | | | |
|---|---|----------------------------------|-------------------------------|----------------------------------|-------------------------------|----------------------------------|--------------------------------|----------------------------------|-------------------------------|----------------------------------|-------------------------------|----------------------------------|-------------------------------|----------------------------------|------------------------------|----------------------------------|------------------------------|----------------------------------|--------------------------|---------------------------|----------------------------------|--------|
| 27 Jose Altuve, R OBP: 0.415, SLG: 0.529 14 Mauricio Dubón, R OBP: 0.305, SLG: 0.393 | K2-3 | | 44 1B 2B | | 44 1B 79 WP 1B | 44 HR 3B | P3 | HR | | 6 | 4 | 4 | 4 | 0 | 1 | 0 | | | | | | |
| 2 Alex Bregman, R OBP: 0.415, SLG: 0.440 | K | | K | | K | 44 HR HBP | 30 1B 44 1B 79 1B HBP | 44 BB 1B | | 4 | 2 | 1 | 0 | 0 | 0 | 3 | 2 | | | | | |
| 44 Yordan Alvarez, L OBP: 0.374, SLG: 0.560 6 Jake Meyers, R OBP: 0.302, SLG: 0.384 | | | 30 FC3-6 1B | | 79 PB 79 WP 1B | HR | 79 1B 20 SF9 30 1B 1B | 30 1B 1B | | 4 | 2 | 4 | 4 | 2 | 0 | 0 | | | | | | |
| 30 Kyle Tucker, L OBP: 0.374, SLG: 0.521 9 Corey Julks, R OBP: 0.297, SLG: 0.352 | P3 | | FC3-6 | | K | 20 HBP 21 S 1B | 20 SF9 79 1B 1B | 79 FC6-4 1B | | 5 | 1 | 2 | 0 | 1 | 1 | 4 | | | | | | |
| 79 José Abreu, R OBP: 0.294, SLG: 0.350 | | | F7 | | | 21 1B 20 HBP BB | 21 FC6-4 1B | FC6-4 | | 4 | 1 | 2 | 2 | 2 | 0 | 3 | | | | | | |
| 20 Chas McCormick, R OBP: 0.365, SLG: 0.517 | F9 | | | | 21 G6-3 1B | G4-3 | 21 1B HBP | SF9 | | 4 | 0 | 1 | 1 | 0 | 0 | 2 | | | | | | |
| 21 Yainer Diaz, R OBP: 0.304, SLG: 0.532 | L9 | | | | G6-3 | | | FC6-4 | | 5 | 1 | 1 | 1 | 1 | 0 | 3 | | | | | | |
| 3 Jeremy Peña, R OBP: 0.322, SLG: 0.384 | | | 2B | | E1 | | | G6-3 | | 5 | 1 | 2 | 0 | 1 | 0 | 3 | | | | | | |
| 15 Martín Maldonado, R OBP: 0.250, SLG: 0.326 | P3 | | | | K | | | F9 | | 6 | 1 | 1 | 0 | 0 | 2 | 8 | | | | | | |
| Inning Stats | R: 0 E: 0 K: 2 S: 11 | H: 0 LOB: 1 BB: 1 P: 19 | R: 1 E: 0 K: 0 S: 13 | H: 2 LOB: 1 BB: 0 P: 17 | R: 1 E: 0 K: 1 S: 11 | H: 2 LOB: 1 BB: 0 P: 18 | R: 0 E: 0 K: 1 S: 7 | H: 1 LOB: 2 BB: 1 P: 10 | R: 1 E: 0 K: 1 S: 18 | H: 2 LOB: 2 BB: 1 P: 32 | R: 6 E: 0 K: 1 S: 16 | H: 3 LOB: 3 BB: 4 P: 36 | R: 2 E: 0 K: 0 S: 15 | H: 3 LOB: 2 BB: 0 P: 25 | R: 2 E: 0 K: 0 S: 9 | H: 4 LOB: 2 BB: 1 P: 17 | R: 0 E: 0 K: 0 S: 7 | H: 1 LOB: 1 BB: 0 P: 10 | 1B: 12 2B: 2 HR: 3 | SF: 1 SAC: 0 HBP: 3 | WP: 1 PB: 1 SB: 1 CS: 0 | PA: 54 |
| PITCHER | IP WLS BF H R ER SO BB IBB HBP BLK WP HR S P ERA WHIP | | | | | | | | | | | | | | | | | | | | | |
| 41 Chris Sale, L ERA: 4.75 Kyle Barraclough, R ERA: 12.91 | (1, 1) 4.2 23 7 3 3 6 2 0 0 0 0 1 1 56 92 5.79 1.929 | | | | | | | | | | | | | | | | | | | | | |

Houston Astros @ Boston Red Sox
Fenway Park, Boston, MA
Mon Aug 28 2023, 7:13 PM - 10:32 PM EDT
Att: 33,771 - Cloudy - 70 F

AB 43
R 13
H 18
RBI 12
BB 7
SO 7
LOB 25



| Batter | 1 | 2 | 3 | 4 | 5 | 6 | 7 | 8 | 9 | AB | R | H | RBI | BB | SO | LOB | BOTTOM | | | | | |
|--|---|--|--|----------------------------------|-------------------------------|----------------------------------|-------------------------------|----------------------------------|-------------------------------|----------------------------------|-------------------------------|----------------------------------|------------------------------|---------------------------------|------------------------------|----------------------------------|------------------------------|----------------------------------|----------------------------------|------------------------------------|----------------------------------|--------|
| 99 Alex Verdugo, L OBP: 0.343, SLG: 0.444 | G4-3 | | | | G4-3 | | F7 | | G1-3 | 4 | 0 | 0 | 0 | 1 | 0 | 3 | | | | | | |
| 11 Rafael Devers, L OBP: 0.345, SLG: 0.512 43 Ceddanne Rafaela, R OBP: 1.000, SLG: 1.000 | K | | P3 | | K | | P3 | | 30 P3-1 1B | 4 | 0 | 0 | 0 | 0 | 2 | 2 | | | | | | |
| 2 Justin Turner, R OBP: 0.361, SLG: 0.495 30 Rob Refsnyder, R OBP: 0.377, SLG: 0.324 | 18 BB 7 1B 36 2B 1B | | F7 | | L9 | | F9 | | P3-1 | 4 | 1 | 1 | 0 | 0 | 0 | 2 | | | | | | |
| 7 Masataka Yoshida, L OBP: 0.352, SLG: 0.460 | 18 BB 36 2B 1B | | 10 FB 2B | | 18 HR BB | | 18 HR 1B | | 10 1B 12 1B BB | 3 | 3 | 3 | 0 | 2 | 0 | 0 | | | | | | |
| 18 Adam Duvall, R OBP: 0.335, SLG: 0.582 70 David Hamilton, L OBP: 0.257, SLG: 0.200 | 36 2B 1B | | K | | K | | HR | | P2 | 3 | 1 | 1 | 2 | 1 | 1 | 2 | | | | | | |
| 36 Triston Casas, L OBP: 0.359, SLG: 0.484 | 1B | | 12 BB BB | | 17 BB BB | | G4-3 | | F8 | 3 | 0 | 1 | 2 | 2 | 0 | 1 | | | | | | |
| 10 Trevor Story, R OBP: 0.250, SLG: 0.324 | K | | F8 | | K | | G4-3 | | 12 1B 1B | 5 | 0 | 1 | 0 | 0 | 2 | 5 | | | | | | |
| 12 Connor Wong, R OBP: 0.303, SLG: 0.409 | | | G5-3 | | P2 | | K | | 1B | 4 | 0 | 1 | 1 | 1 | 1 | 1 | | | | | | |
| 17 Luis Urias, R OBP: 0.328, SLG: 0.305 | | | F7 | | | | | | G5-3 | 3 | 0 | 1 | 0 | 2 | 0 | 5 | | | | | | |
| Inning Stats | R: 2 E: 0 K: 2 S: 13 | H: 3 LOB: 2 BB: 1 P: 26 | R: 0 E: 0 K: 0 S: 8 | H: 1 LOB: 2 BB: 1 P: 16 | R: 0 E: 0 K: 1 S: 14 | H: 1 LOB: 3 BB: 2 P: 23 | R: 0 E: 0 K: 1 S: 11 | H: 0 LOB: 0 BB: 0 P: 15 | R: 2 E: 0 K: 1 S: 20 | H: 1 LOB: 2 BB: 3 P: 39 | R: 0 E: 0 K: 0 S: 15 | H: 1 LOB: 1 BB: 0 P: 21 | R: 0 E: 0 K: 1 S: 6 | H: 0 LOB: 0 BB: 0 P: 8 | R: 0 E: 0 K: 0 S: 6 | H: 1 LOB: 1 BB: 1 P: 11 | R: 1 E: 0 K: 0 S: 9 | H: 2 LOB: 2 BB: 1 P: 17 | 1B: 7 2B: 3 3B: 0 HR: 1 | SF: 0 SAC: 0 DP: 1 HBP: 0 | WP: 0 PB: 0 SB: 0 CS: 0 | PA: 45 |
| PITCHER | IP WLS BF H R ER SO BB IBB HBP BLK WP HR S P ERA WHIP | | | | | | | | | | | | | | | | | | | | | |
| 53 Cristian Javier, R ERA: 4.66 31 Kendall Graveman, R ERA: 3.24 65 José Urquidy, R ERA: 5.21 | (1, 1) 4.0 24 6 4 4 4 6 0 0 0 0 0 0 9 19 0.00 1.000 | (5, 1) 1.0 W 4 0 0 0 1 1 0 0 0 0 0 0 9 19 0.00 1.000 | (6, 1) 4.0 S 17 4 1 1 1 1 0 0 0 0 0 0 36 57 2.25 1.500 | | | | | | | | | | | | | | | | | | | |

Houston Astros @ Boston Red Sox
Fenway Park, Boston, MA
Mon Aug 28 2023, 7:13 PM - 10:32 PM EDT
Att: 33,771 - Cloudy - 70 F

AB 36
R 5
H 10
RBI 5
BB 9
SO 6
LOB 24



| Batter | 1 | 2 | 3 | 4 | 5 | 6 | 7 | 8 | 9 | AB | R | H | RBI | BB | SO | LOB | TOP | | | | | | | |
|--|---|---|---|---|---|---|---|---|---|---|---|---|---|---|---|---|---|---|---|---|---|---|---|---|
| 26 DJ LeMahieu, R OBP: 0.323, SLG: 0.400 | | | | | | | | | | 4 | 1 | 1 | 1 | 0 | 1 | 2 | | | | | | | | |
| 99 Aaron Judge, R OBP: 0.392, SLG: 0.622 | | | | | | | | | | 4 | 2 | 2 | 1 | 0 | 0 | 0 | | | | | | | | |
| 11 Anthony Volpe, R OBP: 0.293, SLG: 0.407 | | | | | | | | | | 4 | 0 | 0 | 0 | 0 | 0 | 1 | | | | | | | | |
| 27 Giancarlo Stanton, R OBP: 0.283, SLG: 0.445 | | | | | | | | | | 3 | 2 | 1 | 2 | 1 | 1 | 0 | | | | | | | | |
| 89 Jasson Dominguez, S OBP: 0.250, SLG: 1.000 | | | | | | | | | | 4 | 1 | 1 | 2 | 0 | 0 | 0 | | | | | | | | |
| 12 Isiah Kiner-Falefa, R OBP: 0.312, SLG: 0.353 | | | | | | | | | | 3 | 0 | 1 | 0 | 0 | 1 | 0 | | | | | | | | |
| 28 Austin Wells, L OBP: 0.250, SLG: 0.250 | | | | | | | | | | 4 | 0 | 1 | 0 | 0 | 0 | 2 | | | | | | | | |
| 80 Everson Pereira, R OBP: 0.209, SLG: 0.179 | | | | | | | | | | 4 | 0 | 1 | 0 | 0 | 0 | 2 | | | | | | | | |
| 91 Oswald Peraza, R OBP: 0.253, SLG: 0.141 | | | | | | | | | | 4 | 0 | 0 | 0 | 0 | 0 | 3 | | | | | | | | |
| Inning Stats | R: 3 E: 0 K: 0 S: 14 | H: 2 LOB: 0 BB: 1 P: 19 | R: 0 E: 0 K: 0 S: 11 | H: 1 LOB: 1 BB: 0 P: 16 | R: 2 E: 0 K: 1 S: 13 | H: 2 LOB: 0 BB: 0 P: 17 | R: 0 E: 0 K: 1 S: 11 | H: 1 LOB: 1 BB: 0 P: 15 | R: 1 E: 0 K: 1 S: 8 | H: 1 LOB: 0 BB: 0 P: 9 | R: 0 E: 0 K: 0 S: 8 | H: 1 LOB: 0 BB: 0 P: 12 | R: 0 E: 0 K: 0 S: 7 | H: 0 LOB: 0 BB: 0 P: 7 | R: 0 E: 0 K: 0 S: 4 | H: 0 LOB: 0 BB: 0 P: 6 | R: 0 E: 0 K: 0 S: 4 | H: 0 LOB: 0 BB: 0 P: 11 | 1B: 3 2B: 1 3B: 0 HR: 4 | SF: 0 SAC: 0 DP: 1 HBP: 1 | WP: 0 PB: 0 SB: 1 CS: 0 | PA: 36 | | |
| PITCHER | IP WLS BF H R ER SO BB IBB HBP BLK WP HR S P ERA WHIP | IP WLS BF H R ER SO BB IBB HBP BLK WP HR S P ERA WHIP | IP WLS BF H R ER SO BB IBB HBP BLK WP HR S P ERA WHIP | IP WLS BF H R ER SO BB IBB HBP BLK WP HR S P ERA WHIP | IP WLS BF H R ER SO BB IBB HBP BLK WP HR S P ERA WHIP | IP WLS BF H R ER SO BB IBB HBP BLK WP HR S P ERA WHIP | IP WLS BF H R ER SO BB IBB HBP BLK WP HR S P ERA WHIP | IP WLS BF H R ER SO BB IBB HBP BLK WP HR S P ERA WHIP | IP WLS BF H R ER SO BB IBB HBP BLK WP HR S P ERA WHIP | IP WLS BF H R ER SO BB IBB HBP BLK WP HR S P ERA WHIP | IP WLS BF H R ER SO BB IBB HBP BLK WP HR S P ERA WHIP | IP WLS BF H R ER SO BB IBB HBP BLK WP HR S P ERA WHIP | IP WLS BF H R ER SO BB IBB HBP BLK WP HR S P ERA WHIP | IP WLS BF H R ER SO BB IBB HBP BLK WP HR S P ERA WHIP | IP WLS BF H R ER SO BB IBB HBP BLK WP HR S P ERA WHIP | IP WLS BF H R ER SO BB IBB HBP BLK WP HR S P ERA WHIP | IP WLS BF H R ER SO BB IBB HBP BLK WP HR S P ERA WHIP | IP WLS BF H R ER SO BB IBB HBP BLK WP HR S P ERA WHIP | IP WLS BF H R ER SO BB IBB HBP BLK WP HR S P ERA WHIP | IP WLS BF H R ER SO BB IBB HBP BLK WP HR S P ERA WHIP | IP WLS BF H R ER SO BB IBB HBP BLK WP HR S P ERA WHIP | IP WLS BF H R ER SO BB IBB HBP BLK WP HR S P ERA WHIP | IP WLS BF H R ER SO BB IBB HBP BLK WP HR S P ERA WHIP | IP WLS BF H R ER SO BB IBB HBP BLK WP HR S P ERA WHIP |

New York Yankees @ Houston Astros
Minute Maid Park, Houston, TX
Fri Sep 01 2023, 7:12 PM - 9:42 PM CDT
Att: 41,066 - Roof Closed - 73 F

AB 34
R 6
H 8
RBI 6
BB 1
SO 3
LOB 10



| Batter | 1 | 2 | 3 | 4 | 5 | 6 | 7 | 8 | 9 | AB | R | H | RBI | BB | SO | LOB | BOTTOM | | | | | | | |
|--|---|---|---|---|---|---|---|---|---|---|---|---|---|---|---|---|---|---|---|---|---|---|---|---|
| 27 Jose Altuve, R OBP: 0.403, SLG: 0.510 | | | | | | | | | | 1 | 0 | 0 | 0 | 0 | 0 | 0 | | | | | | | | |
| 14 Mauricio Dubón, R OBP: 0.303, SLG: 0.391 | | | | | | | | | | 3 | 1 | 0 | 0 | 1 | 0 | 0 | | | | | | | | |
| 2 Alex Bregman, R OBP: 0.365, SLG: 0.446 | | | | | | | | | | 3 | 1 | 0 | 0 | 1 | 0 | 0 | | | | | | | | |
| 44 Yordan Alvarez, L OBP: 0.401, SLG: 0.571 | | | | | | | | | | 1 | 0 | 0 | 0 | 1 | 1 | 1 | | | | | | | | |
| 30 Kyle Tucker, L OBP: 0.374, SLG: 0.517 | | | | | | | | | | 4 | 0 | 1 | 1 | 0 | 2 | 3 | | | | | | | | |
| 79 José Abreu, R OBP: 0.295, SLG: 0.356 | | | | | | | | | | 4 | 1 | 1 | 1 | 0 | 0 | 3 | | | | | | | | |
| 21 Yainer Díaz, R OBP: 0.303, SLG: 0.523 | | | | | | | | | | 4 | 0 | 1 | 0 | 0 | 2 | 0 | | | | | | | | |
| 3 Jeremy Peña, R OBP: 0.323, SLG: 0.390 | | | | | | | | | | 4 | 0 | 1 | 0 | 0 | 0 | 2 | | | | | | | | |
| 6 Jake Meyers, R OBP: 0.360, SLG: 0.380 | | | | | | | | | | 3 | 0 | 0 | 0 | 0 | 0 | 1 | | | | | | | | |
| 23 Michael Brantley, L OBP: 0.222, SLG: 0.333 | | | | | | | | | | 1 | 0 | 0 | 0 | 0 | 0 | 0 | | | | | | | | |
| 15 Martín Maldonado, R OBP: 0.254, SLG: 0.326 | | | | | | | | | | 3 | 0 | 0 | 0 | 0 | 1 | 1 | | | | | | | | |
| Inning Stats | R: 0 E: 0 K: 1 S: 12 | H: 0 LOB: 1 BB: 0 P: 20 | R: 1 E: 0 K: 1 S: 19 | H: 2 LOB: 1 BB: 0 P: 29 | R: 1 E: 0 K: 1 S: 17 | H: 1 LOB: 1 BB: 1 P: 23 | R: 0 E: 0 K: 1 S: 9 | H: 0 LOB: 0 BB: 0 P: 14 | R: 0 E: 0 K: 0 S: 4 | H: 0 LOB: 0 BB: 0 P: 6 | R: 0 E: 0 K: 0 S: 16 | H: 1 LOB: 2 BB: 0 P: 23 | R: 0 E: 0 K: 2 S: 9 | H: 0 LOB: 0 BB: 0 P: 13 | R: 0 E: 0 K: 1 S: 9 | H: 0 LOB: 1 BB: 1 P: 16 | R: 0 E: 0 K: 0 S: 5 | H: 0 LOB: 0 BB: 0 P: 7 | 1B: 1 2B: 2 3B: 0 HR: 1 | SF: 0 SAC: 0 DP: 0 HBP: 2 | WP: 0 PB: 0 SB: 0 CS: 0 | PA: 35 | | |
| PITCHER | IP WLS BF H R ER SO BB IBB HBP BLK WP HR S P ERA WHIP | IP WLS BF H R ER SO BB IBB HBP BLK WP HR S P ERA WHIP | IP WLS BF H R ER SO BB IBB HBP BLK WP HR S P ERA WHIP | IP WLS BF H R ER SO BB IBB HBP BLK WP HR S P ERA WHIP | IP WLS BF H R ER SO BB IBB HBP BLK WP HR S P ERA WHIP | IP WLS BF H R ER SO BB IBB HBP BLK WP HR S P ERA WHIP | IP WLS BF H R ER SO BB IBB HBP BLK WP HR S P ERA WHIP | IP WLS BF H R ER SO BB IBB HBP BLK WP HR S P ERA WHIP | IP WLS BF H R ER SO BB IBB HBP BLK WP HR S P ERA WHIP | IP WLS BF H R ER SO BB IBB HBP BLK WP HR S P ERA WHIP | IP WLS BF H R ER SO BB IBB HBP BLK WP HR S P ERA WHIP | IP WLS BF H R ER SO BB IBB HBP BLK WP HR S P ERA WHIP | IP WLS BF H R ER SO BB IBB HBP BLK WP HR S P ERA WHIP | IP WLS BF H R ER SO BB IBB HBP BLK WP HR S P ERA WHIP | IP WLS BF H R ER SO BB IBB HBP BLK WP HR S P ERA WHIP | IP WLS BF H R ER SO BB IBB HBP BLK WP HR S P ERA WHIP | IP WLS BF H R ER SO BB IBB HBP BLK WP HR S P ERA WHIP | IP WLS BF H R ER SO BB IBB HBP BLK WP HR S P ERA WHIP | IP WLS BF H R ER SO BB IBB HBP BLK WP HR S P ERA WHIP | IP WLS BF H R ER SO BB IBB HBP BLK WP HR S P ERA WHIP | IP WLS BF H R ER SO BB IBB HBP BLK WP HR S P ERA WHIP | IP WLS BF H R ER SO BB IBB HBP BLK WP HR S P ERA WHIP | IP WLS BF H R ER SO BB IBB HBP BLK WP HR S P ERA WHIP | IP WLS BF H R ER SO BB IBB HBP BLK WP HR S P ERA WHIP |

New York Yankees @ Houston Astros
Minute Maid Park, Houston, TX
Fri Sep 01 2023, 7:12 PM - 9:42 PM CDT
Att: 41,066 - Roof Closed - 73 F

AB 31
R 2
H 4
RBI 2
BB 2
SO 7
LOB 11



| Batter | 1 | 2 | 3 | 4 | 5 | 6 | 7 | 8 | 9 | AB R H RBI BB SO LOB | TOP | | | | | | | | | | | |
|--|---|----------------------------------|---------------------------------------|----------------------------------|---------------------------------------|----------------------------------|--------------------------------------|----------------------------------|--------------------------------------|----------------------------------|---|---|---------------------------------------|----------------------------------|--------------------------------------|----------------------------------|---------------------------------------|----------------------------------|-------------------------|------------------------------------|----------------------------------|--------|
| 26 DJ LeMahieu, R OBP: 0.321, SLG: 0.398 | F7 | | F9 | | | 89 HR 2B | | G4-3 | | 4 1 1 1 0 0 0 | New York Yankees @ Houston Astros Minute Maid Park, Houston, TX Sun Sep 03 2023, 6:12 PM - 8:55 PM CDT Att. 41,514 - Roof Closed - 73 F | | | | | | | | | | | |
| 99 Aaron Judge, R OBP: 0.388, SLG: 0.619 | K | | | F8 | | K | | P3 | 4 0 0 0 0 2 1 | | | | | | | | | | | | | |
| 89 Jasson Dominguez, S OBP: 0.231, SLG: 0.692 | K | | | F8 | | HR | | F4 | 4 1 1 2 0 1 0 | | | | | | | | | | | | | |
| 25 Gleyber Torres, R OBP: 0.340, SLG: 0.465 | | 1B | | F8 | | K | | HR | 4 1 2 1 0 1 0 | | | | | | | | | | | | | |
| 11 Anthony Volpe, R OBP: 0.296, SLG: 0.407 | F7 | | | | L8 | | | 28 2B 1B | 4 1 1 0 0 1 1 | | | | | | | | | | | | | |
| 28 Austin Wells, L OBP: 0.262, SLG: 0.300 | K | | | G3-1 | | 91 BLK BB | | 91 2B 2B | 3 1 1 1 1 1 1 | | | | | | | | | | | | | |
| 80 Everson Pereira, R OBP: 0.216, SLG: 0.174 | K | | | K | | K | | K | 4 0 0 0 0 4 3 | | | | | | | | | | | | | |
| 91 Oswald Peraza, R OBP: 0.271, SLG: 0.194 | | | P6 | | | F9 | G5-3 | | 4 0 1 1 0 0 1 | | | | | | | | | | | | | |
| 95 Oswaldo Cabrera, S OBP: 0.279, SLG: 0.303 | | | K | | | 26 2B 1B | | G4-3 | 4 1 1 0 0 2 1 | | | | | | | | | | | | | |
| Inning Stats | R: 0 H: 0 E: 0 K: 2 S: 10 | H: 0 LOB: 0 BB: 0 P: 11 | R: 0 H: 1 E: 0 K: 2 S: 10 | H: 1 LOB: 1 BB: 0 P: 15 | R: 0 H: 0 E: 0 K: 1 S: 14 | H: 0 LOB: 0 BB: 0 P: 19 | R: 0 H: 0 E: 0 K: 0 S: 8 | H: 0 LOB: 0 BB: 0 P: 10 | R: 0 H: 0 E: 0 K: 1 S: 9 | H: 0 LOB: 0 BB: 0 P: 13 | R: 3 H: 3 E: 0 K: 2 S: 17 | H: 3 LOB: 0 BB: 0 P: 28 | R: 0 H: 0 E: 0 K: 2 S: 10 | H: 0 LOB: 1 BB: 1 P: 18 | R: 0 H: 0 E: 0 K: 1 S: 9 | H: 0 LOB: 0 BB: 0 P: 11 | R: 3 H: 4 E: 0 K: 1 S: 19 | H: 4 LOB: 1 BB: 0 P: 28 | 1B: 3 2B: 3 HR: 2 | SF: 0 SAC: 0 DP: 0 HBP: 0 | WP: 0 PB: 0 SB: 0 CS: 0 | PA: 36 |
| PITCHER | IP WLS BF H R ER SO BB IBB HBP BLK WP HR S P ERA WHIP | | | | | | | | | | | IP WLS BF H R ER SO BB IBB HBP BLK WP HR S P ERA WHIP | | | | | | | | | | |
| 53 Cristian Javier, R ERA: 4.85 | 6.0 L 22 4 3 3 8 0 0 0 0 0 1 68 96 4.50 0.667 | | | | | | | | | | | | | | | | | | | | | |
| 31 Kendall Graveman, R ERA: 3.15 | 1.0 4 0 0 0 2 1 0 0 0 1 0 0 10 18 0.00 1.000 | | | | | | | | | | | | | | | | | | | | | |
| 65 José Urquidy, R ERA: 5.55 | 2.0 10 4 3 3 2 0 0 0 0 0 0 1 28 39 13.50 2.000 | | | | | | | | | | | | | | | | | | | | | |

| Batter | 1 | 2 | 3 | 4 | 5 | 6 | 7 | 8 | 9 | AB R H RBI BB SO LOB | BOTTOM | | | | | | | | | |
|---|---|----------------------------------|---------------------------------------|----------------------------------|--------------------------------------|----------------------------------|--------------------------------------|----------------------------------|---------------------------------------|----------------------------------|---|---|---------------------------------------|----------------------------------|--------------------------------------|---------------------------------|----------------------------------|------------------------------------|----------------------------------|--------|
| 27 Jose Altuve, R OBP: 0.397, SLG: 0.502 | K | | K | | | K | | G1-4-3 | | 4 0 0 0 0 3 2 | New York Yankees @ Houston Astros Minute Maid Park, Houston, TX Sun Sep 03 2023, 6:12 PM - 8:55 PM CDT Att. 41,514 - Roof Closed - 73 F | | | | | | | | | |
| 2 Alex Bregman, R OBP: 0.385, SLG: 0.445 | 44 1B 30 SF7 | | | | | G6-3 | | G6-3 | 4 1 2 0 0 0 0 | | | | | | | | | | | |
| 44 Yordan Alvarez, L OBP: 0.400, SLG: 0.564 | 1B | | | | | F | | G4-3 | 4 0 1 0 0 0 1 | | | | | | | | | | | |
| 30 Kyle Tucker, L OBP: 0.371, SLG: 0.511 | SF7 | | | | F9 | | L9 | L8 | 3 0 0 1 0 0 0 | | | | | | | | | | | |
| 79 José Abreu, R OBP: 0.293, SLG: 0.351 | L7 | | | | K | | G6-3 | | 3 0 0 0 0 1 1 | | | | | | | | | | | |
| 23 Michael Brantley, L OBP: 0.250, SLG: 0.500 | F7 | | | | L8 | | G3-1 | | 3 0 0 0 0 0 0 | | | | | | | | | | | |
| 3 Jeremy Peña, R OBP: 0.323, SLG: 0.389 | G6-4-3 1B | | | | F9 | | | 21 1B 1B | 3 0 2 0 0 0 0 | | | | | | | | | | | |
| 14 Mauricio Dubón, R OBP: 0.303, SLG: 0.389 | G6-4-3 | | | | | 15 CS 1B | | F9 | 3 0 1 0 0 0 2 | | | | | | | | | | | |
| 15 Martín Maldonado, R OBP: 0.252, SLG: 0.324 21 Yainer Diaz, R OBP: 0.307, SLG: 0.534 | F9 | | | | K | | | 27 G1-4-3 1B | 2 0 0 0 0 1 1 1 0 1 0 0 0 0 | | | | | | | | | | | |
| Inning Stats | R: 1 H: 2 E: 0 K: 1 S: 12 | H: 1 LOB: 0 BB: 0 P: 10 | R: 0 H: 1 E: 0 K: 1 S: 11 | H: 1 LOB: 0 BB: 0 P: 20 | R: 0 H: 0 E: 0 K: 1 S: 7 | H: 0 LOB: 0 BB: 0 P: 10 | R: 0 H: 0 E: 0 K: 1 S: 8 | H: 0 LOB: 0 BB: 0 P: 10 | R: 0 H: 0 E: 0 K: 1 S: 10 | H: 0 LOB: 0 BB: 0 P: 14 | R: 0 H: 0 E: 0 K: 0 S: 6 | H: 0 LOB: 0 BB: 0 P: 9 | R: 0 H: 2 E: 0 K: 0 S: 15 | H: 2 LOB: 1 BB: 0 P: 19 | R: 0 H: 0 E: 0 K: 0 S: 6 | H: 0 LOB: 0 BB: 0 P: 9 | 1B: 7 2B: 0 3B: 0 HR: 0 | SF: 1 SAC: 0 DP: 2 HBP: 0 | WP: 0 PB: 0 SB: 0 CS: 1 | PA: 31 |
| PITCHER | IP WLS BF H R ER SO BB IBB HBP BLK WP HR S P ERA WHIP | | | | | | | | | | | IP WLS BF H R ER SO BB IBB HBP BLK WP HR S P ERA WHIP | | | | | | | | |
| 34 Michael King, R ERA: 2.88 | 5.0 W 18 5 1 1 4 0 0 0 0 0 0 44 69 1.80 1.000 | | | | | | | | | | | | | | | | | | | |
| 41 Tommy Kahnle, R ERA: 2.65 | 2.0 H 6 0 0 0 1 0 0 0 0 0 0 0 16 23 0.00 0.000 | | | | | | | | | | | | | | | | | | | |
| 43 Jonathan Loáisiga, R ERA: 0.6 | 1.0 H 4 2 0 0 0 0 0 0 0 0 0 0 15 19 0.00 2.000 | | | | | | | | | | | | | | | | | | | |
| 35 Clay Holmes, R ERA: 3.23 | 1.0 3 0 0 0 0 0 0 0 0 0 0 0 6 9 0.00 0.000 | | | | | | | | | | | | | | | | | | | |

| Batter | 1 | 2 | 3 | 4 | 5 | 6 | 7 | 8 | 9 | AB | R | H | RBI | BB | SO | LOB | TOP | | | | | | | |
|--|---|---|---|---|---|---|---|---|---|---|---|---|---|---|---|---|--|---|---|---|---|---|---|---|
| 7 Ha-Seong Kim, R (1.5) OBP: 0.364, SLG: 0.422 | L7 | 1B | | | 23 S 22 2B BB | | 13 S 13 2B 1B | G3-1 | | 4 | 2 | 2 | 2 | 1 | 0 | 0 | San Diego Padres @ Houston Astros Minute Maid Park, Houston, TX Fri Sep 08 2023, 7:13 PM - 10:10 PM CDT Att: 39,516 - Roof Closed - 73 F | | | | | | | |
| 23 Fernando Tatis Jr., R (1.9) OBP: 0.354, SLG: 0.450 | P4 | K | | | K | | K | P5 | | 5 | 0 | 0 | 0 | 0 | 3 | 3 | | | | | | | | |
| 22 Juan Soto, L (1.7) 28 José Azocar, R (8.7) OBP: 0.281, SLG: 0.323 | K | | | | P6 | | | F7 | | 4 | 1 | 1 | 1 | 1 | 1 | 0 | | | | | | | | |
| 13 Manny Machado, R (1.10) OBP: 0.317, SLG: 0.453 | | | | | | | | | | 0 | 0 | 0 | 0 | 0 | 0 | 0 | | | | | | | | |
| 2 Xander Bogaerts, R (1.6) OBP: 0.340, SLG: 0.417 | | | | | | | | | | 5 | 1 | 2 | 2 | 0 | 1 | 1 | | | | | | | | |
| 12 Luis Campusano, R (1.2) OBP: 0.335, SLG: 0.474 | | | | | | | | | | 4 | 1 | 1 | 1 | 0 | 1 | 0 | | | | | | | | |
| 14 Matt Carpenter, L (1.3) OBP: 0.315, SLG: 0.301 | | | | | | | | | | 5 | 1 | 2 | 2 | 0 | 1 | 1 | | | | | | | | |
| 17 Matthew Batten, R (1.4) OBP: 0.355, SLG: 0.436 | | | | | | | | | | 5 | 1 | 1 | 1 | 0 | 0 | 3 | | | | | | | | |
| 1 Trent Grisham, L (1.8) OBP: 0.315, SLG: 0.364 | | | | | | | | | | 5 | 1 | 1 | 1 | 0 | 1 | 1 | | | | | | | | |
| Inning Stats | R: 0 E: 0 K: 1 S: 9 | H: 0 LOB: 0 BB: 0 P: 11 | R: 4 E: 0 K: 1 S: 22 | H: 4 LOB: 1 BB: 1 P: 35 | R: 1 E: 0 K: 0 S: 7 | H: 1 LOB: 0 BB: 0 P: 11 | R: 0 E: 0 K: 2 S: 11 | H: 0 LOB: 0 BB: 0 P: 14 | R: 1 E: 0 K: 2 S: 11 | H: 1 LOB: 1 BB: 1 P: 20 | R: 0 E: 0 K: 2 S: 13 | H: 0 LOB: 1 BB: 1 P: 18 | R: 2 E: 0 K: 1 S: 14 | H: 2 LOB: 1 BB: 1 P: 21 | R: 3 E: 0 K: 0 S: 12 | H: 2 LOB: 0 BB: 0 P: 20 | R: 0 E: 0 K: 0 S: 10 | H: 0 LOB: 0 BB: 0 P: 14 | 1B: 6 2B: 2 3B: 0 HR: 2 | SF: 0 SAC: 0 DP: 0 HBP: 1 | WP: 0 PB: 0 SB: 5 CS: 0 | PA: 42 | | |
| PITCHER | IP WLS BF H R ER SO BB IBB HBP BLK WP HR S P ERA WHIP | IP WLS BF H R ER SO BB IBB HBP BLK WP HR S P ERA WHIP | IP WLS BF H R ER SO BB IBB HBP BLK WP HR S P ERA WHIP | IP WLS BF H R ER SO BB IBB HBP BLK WP HR S P ERA WHIP | IP WLS BF H R ER SO BB IBB HBP BLK WP HR S P ERA WHIP | IP WLS BF H R ER SO BB IBB HBP BLK WP HR S P ERA WHIP | IP WLS BF H R ER SO BB IBB HBP BLK WP HR S P ERA WHIP | IP WLS BF H R ER SO BB IBB HBP BLK WP HR S P ERA WHIP | IP WLS BF H R ER SO BB IBB HBP BLK WP HR S P ERA WHIP | IP WLS BF H R ER SO BB IBB HBP BLK WP HR S P ERA WHIP | IP WLS BF H R ER SO BB IBB HBP BLK WP HR S P ERA WHIP | IP WLS BF H R ER SO BB IBB HBP BLK WP HR S P ERA WHIP | IP WLS BF H R ER SO BB IBB HBP BLK WP HR S P ERA WHIP | IP WLS BF H R ER SO BB IBB HBP BLK WP HR S P ERA WHIP | IP WLS BF H R ER SO BB IBB HBP BLK WP HR S P ERA WHIP | IP WLS BF H R ER SO BB IBB HBP BLK WP HR S P ERA WHIP | IP WLS BF H R ER SO BB IBB HBP BLK WP HR S P ERA WHIP | IP WLS BF H R ER SO BB IBB HBP BLK WP HR S P ERA WHIP | IP WLS BF H R ER SO BB IBB HBP BLK WP HR S P ERA WHIP | IP WLS BF H R ER SO BB IBB HBP BLK WP HR S P ERA WHIP | IP WLS BF H R ER SO BB IBB HBP BLK WP HR S P ERA WHIP | IP WLS BF H R ER SO BB IBB HBP BLK WP HR S P ERA WHIP | IP WLS BF H R ER SO BB IBB HBP BLK WP HR S P ERA WHIP | IP WLS BF H R ER SO BB IBB HBP BLK WP HR S P ERA WHIP |

AB 37
R 11
H 10
RBI 11
BB 4
SO 9
LOB 11



| Batter | 1 | 2 | 3 | 4 | 5 | 6 | 7 | 8 | 9 | AB | R | H | RBI | BB | SO | LOB | BOTTOM | | | | | | | |
|--|---|---|---|---|---|---|---|---|---|---|---|---|---|---|---|---|--|---|---|---|---|---|---|---|
| 27 Jose Altuve, R (1.4) OBP: 0.401, SLG: 0.551 | F8 | | | | | | | | | 4 | 0 | 1 | 0 | 0 | 1 | 0 | San Diego Padres @ Houston Astros Minute Maid Park, Houston, TX Fri Sep 08 2023, 7:13 PM - 10:10 PM CDT Att: 39,516 - Roof Closed - 73 F | | | | | | | |
| 3 Jeremy Peña, R (1.6) OBP: 0.324, SLG: 0.392 | | | | | | | | | | 4 | 1 | 1 | 0 | 0 | 2 | 1 | | | | | | | | |
| 44 Yordan Alvarez, L (1.7) 6 Jake Meyers, R (8. PR) OBP: 0.299, SLG: 0.378 | | | | | | | | | | 1 | 1 | 1 | 1 | 3 | 0 | 0 | | | | | | | | |
| 2 Alex Bregman, R (1.5) 16 Grae Kessinger, R (9.5) OBP: 0.369, SLG: 0.449 | | | | | | | | | | 0 | 0 | 0 | 0 | 0 | 0 | 0 | | | | | | | | |
| 30 Kyle Tucker, L (1.9) 14 Mauricio Dubón, R (9.9) OBP: 0.304, SLG: 0.404 | | | | | | | | | | 4 | 0 | 0 | 0 | 0 | 1 | 5 | | | | | | | | |
| 79 José Abreu, R (1.3) OBP: 0.297, SLG: 0.367 | | | | | | | | | | 4 | 0 | 0 | 0 | 0 | 0 | 0 | | | | | | | | |
| 20 Chas McCormick, R (1.8) OBP: 0.367, SLG: 0.521 | | | | | | | | | | 4 | 0 | 0 | 0 | 0 | 2 | 4 | | | | | | | | |
| 21 Yainer Diaz, R (1.10) OBP: 0.305, SLG: 0.537 | | | | | | | | | | 4 | 0 | 1 | 0 | 0 | 2 | 2 | | | | | | | | |
| 15 Martín Maldonado, R (1.2) OBP: 0.254, SLG: 0.339 | | | | | | | | | | 4 | 0 | 0 | 0 | 0 | 1 | 1 | | | | | | | | |
| Inning Stats | R: 1 E: 0 K: 1 S: 11 | H: 2 LOB: 1 BB: 0 P: 17 | R: 0 E: 0 K: 2 S: 9 | H: 0 LOB: 0 BB: 0 P: 13 | R: 0 E: 0 K: 3 S: 10 | H: 0 LOB: 0 BB: 0 P: 14 | R: 0 E: 0 K: 0 S: 8 | H: 0 LOB: 2 BB: 2 P: 21 | R: 0 E: 0 K: 1 S: 7 | H: 1 LOB: 1 BB: 0 P: 10 | R: 1 E: 0 K: 1 S: 14 | H: 2 LOB: 2 BB: 1 P: 28 | R: 0 E: 0 K: 1 S: 9 | H: 0 LOB: 0 BB: 0 P: 15 | R: 0 E: 0 K: 0 S: 7 | H: 0 LOB: 1 BB: 1 P: 12 | R: 0 E: 0 K: 0 S: 8 | H: 1 LOB: 1 BB: 0 P: 14 | 1B: 3 2B: 3 3B: 0 HR: 0 | SF: 0 SAC: 0 DP: 1 HBP: 0 | WP: 0 PB: 0 SB: 0 CS: 0 | PA: 36 | | |
| PITCHER | IP WLS BF H R ER SO BB IBB HBP BLK WP HR S P ERA WHIP | IP WLS BF H R ER SO BB IBB HBP BLK WP HR S P ERA WHIP | IP WLS BF H R ER SO BB IBB HBP BLK WP HR S P ERA WHIP | IP WLS BF H R ER SO BB IBB HBP BLK WP HR S P ERA WHIP | IP WLS BF H R ER SO BB IBB HBP BLK WP HR S P ERA WHIP | IP WLS BF H R ER SO BB IBB HBP BLK WP HR S P ERA WHIP | IP WLS BF H R ER SO BB IBB HBP BLK WP HR S P ERA WHIP | IP WLS BF H R ER SO BB IBB HBP BLK WP HR S P ERA WHIP | IP WLS BF H R ER SO BB IBB HBP BLK WP HR S P ERA WHIP | IP WLS BF H R ER SO BB IBB HBP BLK WP HR S P ERA WHIP | IP WLS BF H R ER SO BB IBB HBP BLK WP HR S P ERA WHIP | IP WLS BF H R ER SO BB IBB HBP BLK WP HR S P ERA WHIP | IP WLS BF H R ER SO BB IBB HBP BLK WP HR S P ERA WHIP | IP WLS BF H R ER SO BB IBB HBP BLK WP HR S P ERA WHIP | IP WLS BF H R ER SO BB IBB HBP BLK WP HR S P ERA WHIP | IP WLS BF H R ER SO BB IBB HBP BLK WP HR S P ERA WHIP | IP WLS BF H R ER SO BB IBB HBP BLK WP HR S P ERA WHIP | IP WLS BF H R ER SO BB IBB HBP BLK WP HR S P ERA WHIP | IP WLS BF H R ER SO BB IBB HBP BLK WP HR S P ERA WHIP | IP WLS BF H R ER SO BB IBB HBP BLK WP HR S P ERA WHIP | IP WLS BF H R ER SO BB IBB HBP BLK WP HR S P ERA WHIP | IP WLS BF H R ER SO BB IBB HBP BLK WP HR S P ERA WHIP | IP WLS BF H R ER SO BB IBB HBP BLK WP HR S P ERA WHIP | IP WLS BF H R ER SO BB IBB HBP BLK WP HR S P ERA WHIP |

AB 32
R 2
H 6
RBI 2
BB 4
SO 9
LOB 16



| Batter | 1 | 2 | 3 | 4 | 5 | 6 | 7 | 8 | 9 | AB R H RBI BB SO LOB | TOP | | | | | | | | | | | |
|--|---|---------------------------------|------------------------------|----------------------------------|------------------------------|----------------------------------|-------------------------------|----------------------------------|------------------------------------|----------------------------------|--|----------------------------------|---|----------------------------------|------------------------------|----------------------------------|-------------------------------|----------------------------------|----------------------------------|------------------------------------|----------------------------------|--------|
| 20 Zack Gelof, R OBP: 0.332, SLG: 0.520 | L4 | | G5-3 | | | K | | K | | 4 0 0 0 0 2 0 | Oakland Athletics @ Houston Astros Minute Maid Park, Houston, TX Mon Sep 11 2023, 7:12 PM - 9:37 PM CDT Att: 29,807 - Roof Closed - 73 F | | | | | | | | | | | |
| 49 Ryan Noda, L OBP: 0.376, SLG: 0.432 | K | | | K | K | | | HR | 4 1 1 1 0 3 0 | | | | | | | | | | | | | |
| 12 Aledmys Diaz, R OBP: 0.285, SLG: 0.340 | G1-3 | | G3 | | L5 | | | L8 | 3 0 0 0 0 0 0 1 0 0 0 0 0 0 | | | | | | | | | | | | | |
| 5 Tony Kemp, L OBP: 0.308, SLG: 0.307 | | | | | | | | | | | | | | | | | | | | | | |
| 25 Brent Rooker, R OBP: 0.327, SLG: 0.466 | | HR | | BB | | K | | 1B | 2 1 1 1 1 1 0 1 0 1 0 0 0 0 | | | | | | | | | | | | | |
| 15 Seth Brown, L OBP: 0.298, SLG: 0.411 | | | | | | | | | | | | | | | | | | | | | | |
| 13 Jordan Diaz, R OBP: 0.291, SLG: 0.400 | | K2-3 | | K | | G3 | | K | 3 0 0 0 0 0 2 1 1 0 0 0 0 0 1 1 | | | | | | | | | | | | | |
| 21 Tyler Soderstrom, L OBP: 0.229, SLG: 0.250 | | | | | | | | | | | | | | | | | | | | | | |
| 23 Shea Langeliers, R OBP: 0.271, SLG: 0.398 | F8 | | | | | | HR | 1B | 4 1 2 1 0 1 0 | | | | | | | | | | | | | |
| 4 Kevin Smith, R OBP: 0.239, SLG: 0.366 | F9 | | | | | | | L8 | 4 1 1 0 0 1 2 | | | | | | | | | | | | | |
| 10 Nick Allen, R OBP: 0.255, SLG: 0.273 | | | G4-3 | | | | | K | 3 0 1 1 0 1 0 | | | | | | | | | | | | | |
| 1 Esteyru Ruiz, R OBP: 0.303, SLG: 0.339 | | | K | | | | | G6-3 | 3 0 0 0 0 1 1 | | | | | | | | | | | | | |
| Inning Stats | R: 0 E: 0 K: 1 S: 5 | H: 0 LOB: 0 BB: 0 P: 8 | R: 1 E: 0 K: 1 S: 9 | H: 1 LOB: 0 BB: 0 P: 15 | R: 0 E: 0 K: 1 S: 8 | H: 0 LOB: 0 BB: 0 P: 11 | R: 0 E: 0 K: 2 S: 10 | H: 0 LOB: 1 BB: 1 P: 17 | R: 1 E: 0 K: 1 S: 12 | H: 2 LOB: 0 BB: 0 P: 15 | R: 0 E: 0 K: 2 S: 12 | H: 0 LOB: 0 BB: 0 P: 18 | R: 1 E: 0 K: 2 S: 8 | H: 1 LOB: 0 BB: 0 P: 12 | R: 0 E: 0 K: 2 S: 9 | H: 0 LOB: 0 BB: 0 P: 11 | R: 1 E: 0 K: 1 S: 19 | H: 3 LOB: 2 BB: 0 P: 23 | 1B: 3 2B: 1 3B: 0 HR: 3 | SF: 0 SAC: 0 DP: 1 HBP: 0 | WP: 0 PB: 0 SB: 1 CS: 0 | PA: 34 |
| PITCHER | IP WLS BF H R ER SO BB IBB HBP BLK WP HR S P ERA WHIP | | | | | | | | | | | PITCHER | IP WLS BF H R ER SO BB IBB HBP BLK WP HR S P ERA WHIP | | | | | | | | | |
| Framber Valdez, L ERA: 3.32 | 7.0 L 25 4 3 3 10 1 0 0 0 0 2 64 96 3.86 0.714 | | | | | | | | | | | | | | | | | | | | | |
| 88 Phil Maton, R ERA: 3.15 | 1.0 3 0 0 0 2 0 0 0 0 0 0 9 11 0.00 0.000 | | | | | | | | | | | | | | | | | | | | | |
| 47 Rafael Montero, R ERA: 5.04 | 1.0 6 3 1 1 1 0 0 0 0 0 0 1 19 23 9.00 3.000 | | | | | | | | | | | | | | | | | | | | | |

| | |
|-----|----|
| AB | 33 |
| R | 4 |
| H | 7 |
| RBI | 4 |
| BB | 1 |
| SO | 13 |
| LOB | 5 |



| Batter | 1 | 2 | 3 | 4 | 5 | 6 | 7 | 8 | 9 | AB R H RBI BB SO LOB | BOTTOM | | | | | | | | | | | |
|--|---|----------------------------------|-------------------------------|----------------------------------|------------------------------|---------------------------------|------------------------------|----------------------------------|------------------------------|---------------------------------|--|------------------------------|---|------------------------------|----------------------------------|------------------------------|----------------------------------|-------------------------------|----------------------------------|----------------------------------|------------------------------------|----------------------------------|
| 27 Jose Altuve, R OBP: 0.399, SLG: 0.549 | L9 | | P3 | | | | | | BB | 3 0 1 0 1 0 0 | Oakland Athletics @ Houston Astros Minute Maid Park, Houston, TX Mon Sep 11 2023, 7:12 PM - 9:37 PM CDT Att: 29,807 - Roof Closed - 73 F | | | | | | | | | | | |
| 3 Jeremy Peña, R OBP: 0.323, SLG: 0.389 | BB | | G3 | | | | | | 1B | 4 0 2 0 0 1 1 | | | | | | | | | | | | |
| 44 Yordan Alvarez, L OBP: 0.414, SLG: 0.583 | | | | | | | | | | | | | | | | | | | | | | |
| 2 Alex Bregman, R OBP: 0.365, SLG: 0.446 | | | | | | | | | | | | | | | | | | | | | | |
| 30 Kyle Tucker, L OBP: 0.374, SLG: 0.510 | | | | | | | | | | | | | | | | | | | | | | |
| 79 José Abreu, R OBP: 0.297, SLG: 0.364 | | | | | | | | | | | | | | | | | | | | | | |
| 23 Michael Brantley, L OBP: 0.323, SLG: 0.552 | | | | | | | | | | | | | | | | | | | | | | |
| 20 Chas McCormick, R OBP: 0.365, SLG: 0.516 | | | | | | | | | | | | | | | | | | | | | | |
| 15 Martín Maldonado, R OBP: 0.251, SLG: 0.334 | | | | | | | | | | | | | | | | | | | | | | |
| Inning Stats | R: 0 E: 0 K: 1 S: 18 | H: 1 LOB: 2 BB: 1 P: 30 | R: 0 E: 0 K: 2 S: 10 | H: 0 LOB: 0 BB: 0 P: 15 | R: 0 E: 0 K: 1 S: 7 | H: 0 LOB: 0 BB: 0 P: 8 | R: 0 E: 0 K: 0 S: 7 | H: 0 LOB: 0 BB: 0 P: 12 | R: 0 E: 0 K: 0 S: 6 | H: 0 LOB: 0 BB: 0 P: 9 | | R: 0 E: 0 K: 1 S: 9 | H: 0 LOB: 1 BB: 1 P: 18 | R: 0 E: 0 K: 0 S: 7 | H: 0 LOB: 0 BB: 0 P: 10 | R: 0 E: 0 K: 1 S: 8 | H: 0 LOB: 0 BB: 0 P: 10 | R: 0 E: 0 K: 0 S: 12 | H: 2 LOB: 2 BB: 0 P: 17 | 1B: 3 2B: 0 3B: 0 HR: 0 | SF: 0 SAC: 0 DP: 0 HBP: 1 | WP: 0 PB: 0 SB: 0 CS: 1 |
| PITCHER | IP WLS BF H R ER SO BB IBB HBP BLK WP HR S P ERA WHIP | | | | | | | | | | | PITCHER | IP WLS BF H R ER SO BB IBB HBP BLK WP HR S P ERA WHIP | | | | | | | | | |
| 57 Mason Miller, R ERA: 2.84 | 2.0 W 19 0 0 0 3 1 0 1 0 0 0 44 67 0.00 0.167 | | | | | | | | | | | | | | | | | | | | | |
| Ken Waldichuk, L ERA: 5.14 | 6.0 19 0 0 0 3 1 0 1 0 0 0 44 67 0.00 0.167 | | | | | | | | | | | | | | | | | | | | | |
| 65 Trevor May, R ERA: 3.7 | 1.0 5 2 0 0 0 0 0 0 0 0 0 12 17 0.00 2.000 | | | | | | | | | | | | | | | | | | | | | |

| | |
|-----|----|
| AB | 29 |
| R | 0 |
| H | 3 |
| RBI | 0 |
| BB | 2 |
| SO | 6 |
| LOB | 12 |



| Batter | 1 | 2 | 3 | 4 | 5 | 6 | 7 | 8 | 9 | AB | R | H | RBI | BB | SO | LOB | TOP | | | | | | |
|--|---|---|---|---|---|---|---|---|---|---|---|---|---|---|---|---|---|---|---|---|---|---|---|
| 5 Tony Kemp, L OBP: 0.307, SLG: 0.315 | | | | | | | | | | 5 | 1 | 1 | 1 | 0 | 0 | 3 | | | | | | | |
| 20 Zack Celof, R OBP: 0.333, SLG: 0.527 | | | | | | | | | | 5 | 2 | 2 | 0 | 0 | 0 | 2 | | | | | | | |
| 49 Ryan Noda, L OBP: 0.377, SLG: 0.431 | | | | | | | | | | 3 | 2 | 1 | 1 | 0 | 2 | 1 | | | | | | | |
| 15 Seth Brown, L OBP: 0.290, SLG: 0.419 | | | | | | | | | | 4 | 0 | 2 | 2 | 0 | 2 | 1 | | | | | | | |
| 23 Shea Langeliers, R OBP: 0.271, SLG: 0.404 | | | | | | | | | | 4 | 1 | 1 | 2 | 0 | 1 | 2 | | | | | | | |
| 2 Lawrence Butler, L OBP: 0.247, SLG: 0.397 | | | | | | | | | | 3 | 0 | 0 | 0 | 0 | 0 | 1 | | | | | | | |
| 12 Aledmys Diaz, R OBP: 0.284, SLG: 0.339 | | | | | | | | | | 4 | 0 | 0 | 0 | 0 | 0 | 1 | | | | | | | |
| 1 Esteyru Ruiz, R OBP: 0.303, SLG: 0.339 | | | | | | | | | | 4 | 0 | 1 | 0 | 0 | 2 | 0 | | | | | | | |
| 13 Jordan Diaz, R OBP: 0.287, SLG: 0.393 | | | | | | | | | | 4 | 0 | 2 | 0 | 0 | 0 | 1 | | | | | | | |
| 4 Kevin Smith, R OBP: 0.239, SLG: 0.366 | | | | | | | | | | 0 | 0 | 0 | 0 | 0 | 0 | 0 | | | | | | | |
| 21 Tyler Soderstrom, L OBP: 0.229, SLG: 0.260 | | | | | | | | | | 4 | 0 | 1 | 0 | 0 | 2 | 0 | | | | | | | |
| 10 Nick Allen, R OBP: 0.258, SLG: 0.276 | | | | | | | | | | 4 | 0 | 2 | 0 | 0 | 0 | 1 | | | | | | | |
| Inning Stats | R: 3 H: 3 E: 0 K: 1 S: 15 | H: 3 LOB: 0 BB: 0 P: 20 | R: 0 H: 1 E: 0 K: 1 S: 12 | H: 1 LOB: 1 BB: 0 P: 17 | R: 1 H: 2 E: 0 K: 2 S: 15 | H: 2 LOB: 0 BB: 0 P: 20 | R: 0 H: 0 E: 0 K: 1 S: 8 | H: 0 LOB: 0 BB: 0 P: 9 | R: 1 H: 1 E: 0 K: 2 S: 9 | H: 1 LOB: 0 BB: 0 P: 10 | R: 0 H: 0 E: 0 K: 0 S: 4 | H: 0 LOB: 0 BB: 0 P: 4 | R: 0 H: 1 E: 0 K: 0 S: 9 | H: 1 LOB: 1 BB: 0 P: 14 | R: 1 H: 1 E: 0 K: 0 S: 10 | H: 1 LOB: 1 BB: 0 P: 15 | R: 0 H: 1 E: 0 K: 0 S: 6 | H: 1 LOB: 1 BB: 0 P: 10 | 1B: 4 2B: 4 3B: 0 HR: 2 | SF: 0 SAC: 0 DP: 0 HBP: 1 | WP: 0 PB: 0 CS: 0 | PA: 38 | |
| PITCHER | IP WLS BF H R ER SO BB IBB HBP BLK WP HR S P ERA WHIP | IP WLS BF H R ER SO BB IBB HBP BLK WP HR S P ERA WHIP | IP WLS BF H R ER SO BB IBB HBP BLK WP HR S P ERA WHIP | IP WLS BF H R ER SO BB IBB HBP BLK WP HR S P ERA WHIP | IP WLS BF H R ER SO BB IBB HBP BLK WP HR S P ERA WHIP | IP WLS BF H R ER SO BB IBB HBP BLK WP HR S P ERA WHIP | IP WLS BF H R ER SO BB IBB HBP BLK WP HR S P ERA WHIP | IP WLS BF H R ER SO BB IBB HBP BLK WP HR S P ERA WHIP | IP WLS BF H R ER SO BB IBB HBP BLK WP HR S P ERA WHIP | IP WLS BF H R ER SO BB IBB HBP BLK WP HR S P ERA WHIP | IP WLS BF H R ER SO BB IBB HBP BLK WP HR S P ERA WHIP | IP WLS BF H R ER SO BB IBB HBP BLK WP HR S P ERA WHIP | IP WLS BF H R ER SO BB IBB HBP BLK WP HR S P ERA WHIP | IP WLS BF H R ER SO BB IBB HBP BLK WP HR S P ERA WHIP | IP WLS BF H R ER SO BB IBB HBP BLK WP HR S P ERA WHIP | IP WLS BF H R ER SO BB IBB HBP BLK WP HR S P ERA WHIP | IP WLS BF H R ER SO BB IBB HBP BLK WP HR S P ERA WHIP | IP WLS BF H R ER SO BB IBB HBP BLK WP HR S P ERA WHIP | IP WLS BF H R ER SO BB IBB HBP BLK WP HR S P ERA WHIP | IP WLS BF H R ER SO BB IBB HBP BLK WP HR S P ERA WHIP | IP WLS BF H R ER SO BB IBB HBP BLK WP HR S P ERA WHIP | IP WLS BF H R ER SO BB IBB HBP BLK WP HR S P ERA WHIP | IP WLS BF H R ER SO BB IBB HBP BLK WP HR S P ERA WHIP |

Oakland Athletics @ Houston Astros
Minute Maid Park, Houston, TX
Tue Sep 12 2023, 7:11 PM - 9:37 PM CDT
Att: 36,504 - Roof Closed - 73 F

livebaseballscorecards.com

| | |
|-----|----|
| AB | 37 |
| R | 6 |
| H | 10 |
| RBI | 6 |
| BB | 0 |
| SO | 7 |
| LOB | 13 |

| Batter | 1 | 2 | 3 | 4 | 5 | 6 | 7 | 8 | 9 | AB | R | H | RBI | BB | SO | LOB | BOTTOM | | | | | | |
|--|---|---|---|---|---|---|---|---|---|---|---|---|---|---|---|---|---|---|---|---|---|---|---|
| 27 Jose Altuve, R OBP: 0.397, SLG: 0.545 | | | | | | | | | | 4 | 1 | 1 | 0 | 0 | 1 | 4 | | | | | | | |
| 3 Jeremy Peña, R OBP: 0.322, SLG: 0.390 | | | | | | | | | | 4 | 0 | 1 | 1 | 0 | 0 | 1 | | | | | | | |
| 44 Yordan Alvarez, L OBP: 0.412, SLG: 0.580 | | | | | | | | | | 4 | 0 | 1 | 0 | 0 | 3 | 1 | | | | | | | |
| 2 Alex Bregman, R OBP: 0.364, SLG: 0.444 | | | | | | | | | | 3 | 0 | 0 | 0 | 1 | 1 | 0 | | | | | | | |
| 30 Kyle Tucker, L OBP: 0.371, SLG: 0.506 | | | | | | | | | | 4 | 0 | 0 | 1 | 0 | 0 | 2 | | | | | | | |
| 79 José Abreu, R OBP: 0.294, SLG: 0.361 | | | | | | | | | | 4 | 0 | 0 | 0 | 0 | 2 | 2 | | | | | | | |
| 20 Chas McCormick, R OBP: 0.362, SLG: 0.510 | | | | | | | | | | 4 | 0 | 0 | 0 | 0 | 1 | 0 | | | | | | | |
| 14 Mauricio Dubón, R OBP: 0.309, SLG: 0.407 | | | | | | | | | | 3 | 1 | 2 | 0 | 0 | 0 | 0 | | | | | | | |
| 15 Martín Maldonado, R OBP: 0.255, SLG: 0.335 | | | | | | | | | | 2 | 0 | 1 | 0 | 1 | 0 | 1 | | | | | | | |
| Inning Stats | R: 1 H: 2 E: 0 K: 1 S: 13 | H: 2 LOB: 2 BB: 1 P: 21 | R: 0 H: 0 E: 0 K: 0 S: 15 | H: 0 LOB: 1 BB: 1 P: 23 | R: 0 H: 0 E: 0 K: 1 S: 5 | H: 0 LOB: 0 BB: 0 P: 6 | R: 0 H: 0 E: 0 K: 0 S: 7 | H: 0 LOB: 0 BB: 0 P: 10 | R: 1 H: 3 E: 0 K: 1 S: 12 | H: 3 LOB: 1 BB: 0 P: 18 | R: 0 H: 0 E: 0 K: 0 S: 4 | H: 0 LOB: 0 BB: 0 P: 5 | R: 0 H: 1 E: 0 K: 2 S: 11 | H: 1 LOB: 1 BB: 0 P: 18 | R: 0 H: 0 E: 0 K: 2 S: 7 | H: 0 LOB: 0 BB: 0 P: 13 | R: 0 H: 0 E: 0 K: 1 S: 7 | H: 0 LOB: 0 BB: 0 P: 11 | 1B: 4 2B: 3 3B: 0 HR: 0 | SF: 0 SAC: 0 DP: 1 HBP: 0 | WP: 0 PB: 0 CS: 0 | PA: 34 | |
| PITCHER | IP WLS BF H R ER SO BB IBB HBP BLK WP HR S P ERA WHIP | IP WLS BF H R ER SO BB IBB HBP BLK WP HR S P ERA WHIP | IP WLS BF H R ER SO BB IBB HBP BLK WP HR S P ERA WHIP | IP WLS BF H R ER SO BB IBB HBP BLK WP HR S P ERA WHIP | IP WLS BF H R ER SO BB IBB HBP BLK WP HR S P ERA WHIP | IP WLS BF H R ER SO BB IBB HBP BLK WP HR S P ERA WHIP | IP WLS BF H R ER SO BB IBB HBP BLK WP HR S P ERA WHIP | IP WLS BF H R ER SO BB IBB HBP BLK WP HR S P ERA WHIP | IP WLS BF H R ER SO BB IBB HBP BLK WP HR S P ERA WHIP | IP WLS BF H R ER SO BB IBB HBP BLK WP HR S P ERA WHIP | IP WLS BF H R ER SO BB IBB HBP BLK WP HR S P ERA WHIP | IP WLS BF H R ER SO BB IBB HBP BLK WP HR S P ERA WHIP | IP WLS BF H R ER SO BB IBB HBP BLK WP HR S P ERA WHIP | IP WLS BF H R ER SO BB IBB HBP BLK WP HR S P ERA WHIP | IP WLS BF H R ER SO BB IBB HBP BLK WP HR S P ERA WHIP | IP WLS BF H R ER SO BB IBB HBP BLK WP HR S P ERA WHIP | IP WLS BF H R ER SO BB IBB HBP BLK WP HR S P ERA WHIP | IP WLS BF H R ER SO BB IBB HBP BLK WP HR S P ERA WHIP | IP WLS BF H R ER SO BB IBB HBP BLK WP HR S P ERA WHIP | IP WLS BF H R ER SO BB IBB HBP BLK WP HR S P ERA WHIP | IP WLS BF H R ER SO BB IBB HBP BLK WP HR S P ERA WHIP | IP WLS BF H R ER SO BB IBB HBP BLK WP HR S P ERA WHIP | IP WLS BF H R ER SO BB IBB HBP BLK WP HR S P ERA WHIP |

Oakland Athletics @ Houston Astros
Minute Maid Park, Houston, TX
Tue Sep 12 2023, 7:11 PM - 9:37 PM CDT
Att: 36,504 - Roof Closed - 73 F

livebaseballscorecards.com

| | |
|-----|----|
| AB | 32 |
| R | 2 |
| H | 6 |
| RBI | 2 |
| BB | 2 |
| SO | 8 |
| LOB | 11 |

| Batter | 1 | 2 | 3 | 4 | 5 | 6 | 7 | 8 | 9 | AB | R | H | RBI | BB | SO | LOB | TOP | | | | | | | | | | |
|---|-------------------------------|----------------------------------|-------------------------------|----------------------------------|------------------------------|----------------------------------|-------------------------------|----------------------------------|------------------------------|----------------------------------|------------------------------|----------------------------------|------------------------------|----------------------------------|------------------------------|---------------------------------|-------------------------------|----------------------------------|----------------------------------|------------------------------------|----------------------------------|--------|--|--|--|--|--|
| 5 Tony Kemp, L OBP: 0.304, SLG: 0.311 | | | | | | | | | | 4 | 0 | 0 | 0 | 0 | 1 | 0 | | | | | | | | | | | |
| 20 Zack Celof, R OBP: 0.332, SLG: 0.519 | | | | | | | | | | 3 | 1 | 0 | 0 | 1 | 2 | 0 | | | | | | | | | | | |
| 49 Ryan Noda, L OBP: 0.378, SLG: 0.430 | | | | | | | | | | 3 | 1 | 1 | 0 | 1 | 1 | 0 | | | | | | | | | | | |
| 15 Seth Brown, L OBP: 0.293, SLG: 0.418 | | | | | | | | | | 3 | 0 | 1 | 1 | 1 | 2 | 0 | | | | | | | | | | | |
| 23 Shea Langeliers, R OBP: 0.268, SLG: 0.401 | | | | | | | | | | 3 | 0 | 0 | 1 | 0 | 1 | 2 | | | | | | | | | | | |
| 25 Brent Rooker, R OBP: 0.324, SLG: 0.461 | | | | | | | | | | 4 | 0 | 0 | 0 | 0 | 2 | 1 | | | | | | | | | | | |
| 2 Lawrence Butler, L OBP: 0.238, SLG: 0.383 | | | | | | | | | | 3 | 0 | 0 | 0 | 0 | 2 | 0 | | | | | | | | | | | |
| 13 Jordan Diaz, R OBP: 0.287, SLG: 0.390 | | | | | | | | | | 2 | 0 | 0 | 0 | 0 | 0 | 0 | | | | | | | | | | | |
| 4 Kevin Smith, R OBP: 0.233, SLG: 0.357 | | | | | | | | | | 3 | 0 | 0 | 0 | 0 | 0 | 1 | | | | | | | | | | | |
| Inning Stats | R: 0 E: 0 K: 2 S: 10 | H: 0 LOB: 0 BB: 0 P: 12 | R: 0 E: 0 K: 2 S: 13 | H: 0 LOB: 0 BB: 0 P: 17 | R: 0 E: 0 K: 1 S: 9 | H: 0 LOB: 0 BB: 0 P: 11 | R: 0 E: 0 K: 2 S: 16 | H: 0 LOB: 2 BB: 2 P: 28 | R: 0 E: 0 K: 0 S: 5 | H: 0 LOB: 1 BB: 0 P: 10 | R: 0 E: 0 K: 1 S: 7 | H: 0 LOB: 0 BB: 0 P: 13 | R: 0 E: 0 K: 1 S: 8 | H: 0 LOB: 0 BB: 0 P: 13 | R: 0 E: 0 K: 1 S: 5 | H: 0 LOB: 0 BB: 0 P: 6 | R: 2 E: 0 K: 1 S: 11 | H: 2 LOB: 1 BB: 1 P: 20 | 1B: 2 2B: 0 3B: 0 HR: 0 | SF: 1 SAC: 0 DP: 0 HBP: 1 | WP: 0 PB: 0 SB: 0 CS: 0 | PA: 33 | | | | | |
| PITCHER | IP | WLS | BF | H | R | ER | SO | BB | IBB | HBP | BLK | WP | HR | S | P | ERA | WHIP | | | | | | | | | | |
| 58 Hunter Brown, R ERA: 4.61 | 5.0 | W | 18 | 0 | 0 | 0 | 7 | 2 | 0 | 1 | 0 | 0 | 0 | 53 | 78 | 0.00 | 0.400 | | | | | | | | | | |
| 47 Rafael Montero, R ERA: 4.95 | 1.0 | | 3 | 0 | 0 | 0 | 1 | 0 | 0 | 0 | 0 | 0 | 0 | 7 | 13 | 0.00 | 0.000 | | | | | | | | | | |
| 50 Héctor Neris, R ERA: 1.81 | 1.0 | | 3 | 0 | 0 | 0 | 1 | 0 | 0 | 0 | 0 | 0 | 0 | 8 | 13 | 0.00 | 0.000 | | | | | | | | | | |
| 52 Bryan Abreu, R ERA: 1.94 | 1.0 | | 3 | 0 | 0 | 0 | 1 | 0 | 0 | 0 | 0 | 0 | 0 | 5 | 6 | 0.00 | 0.000 | | | | | | | | | | |
| 55 Ryan Pressly, R ERA: 3.45 | 1.0 | | 6 | 2 | 2 | 2 | 1 | 1 | 0 | 0 | 0 | 0 | 0 | 11 | 20 | 18.00 | 3.000 | | | | | | | | | | |

Oakland Athletics @ Houston Astros
Minute Maid Park, Houston, TX
Wed Sep 13 2023, 6:13 PM - 8:49 PM CDT
Att: 37,864 - Roof Closed - 73 F

| | |
|-----|----|
| AB | 28 |
| R | 2 |
| H | 2 |
| RBI | 2 |
| BB | 3 |
| SO | 11 |
| LOB | 4 |

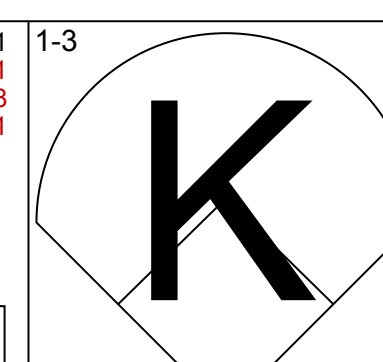
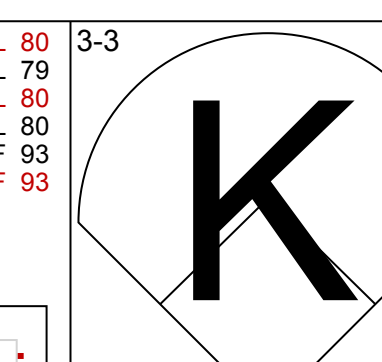
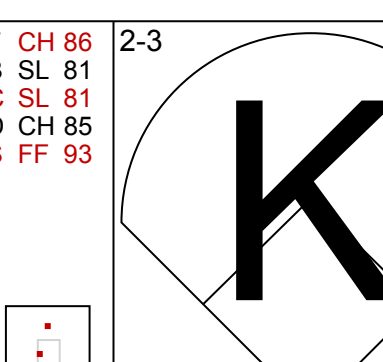
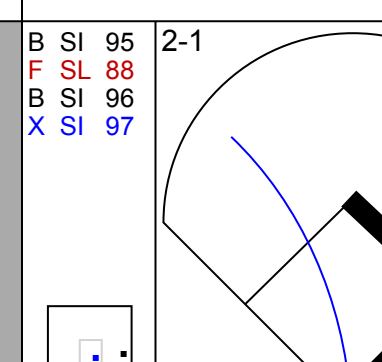
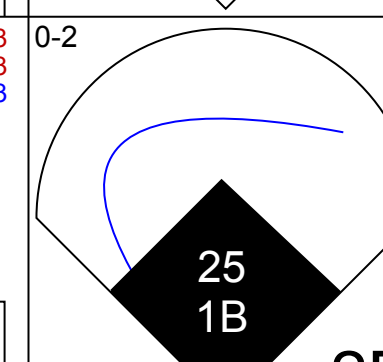
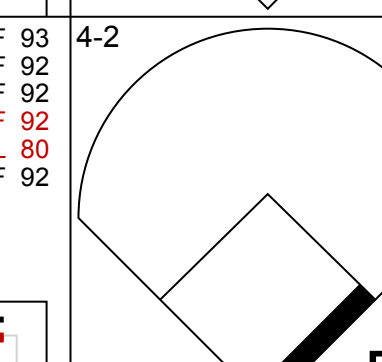
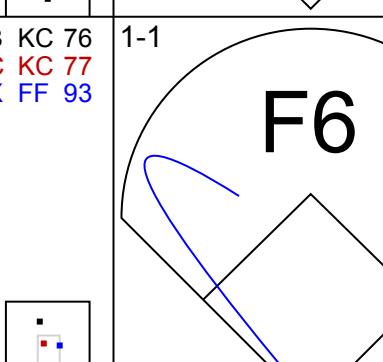
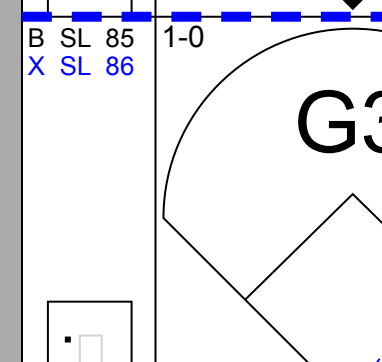
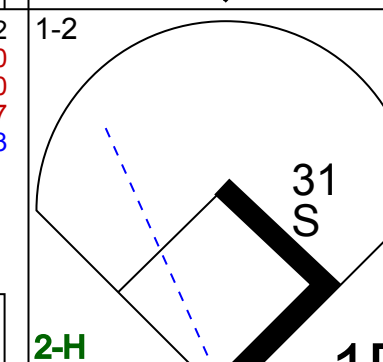
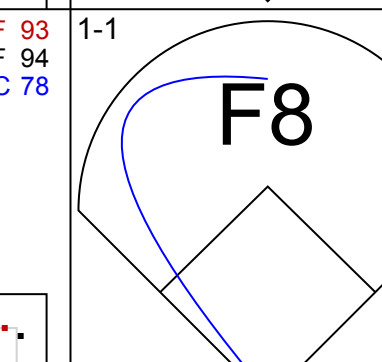
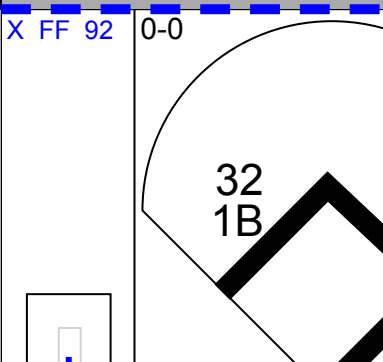
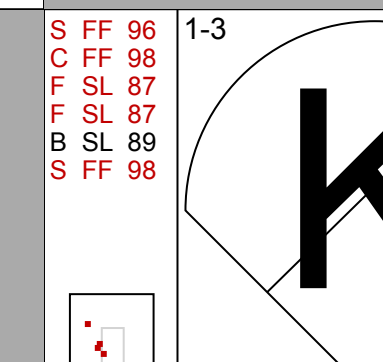
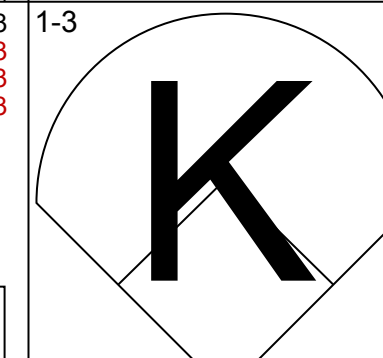
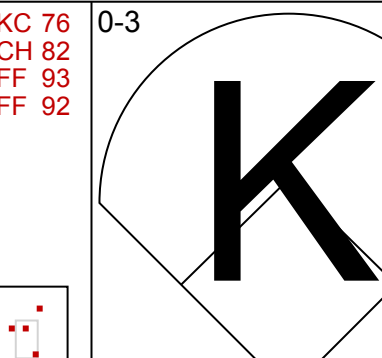
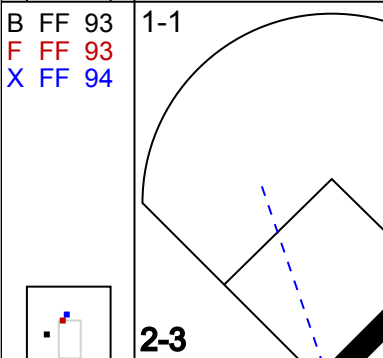
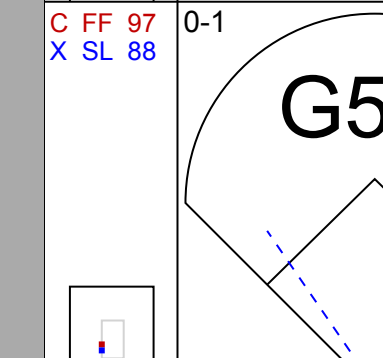
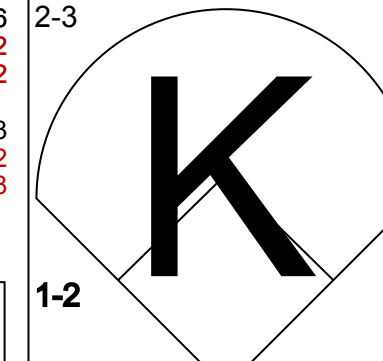
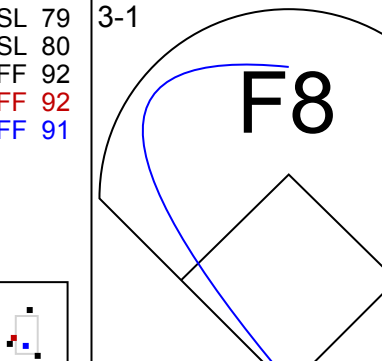
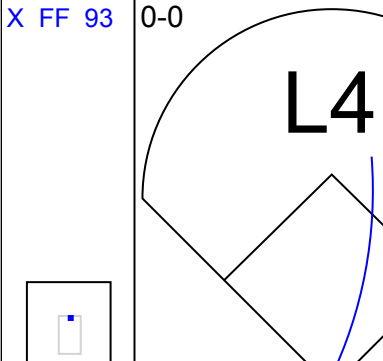
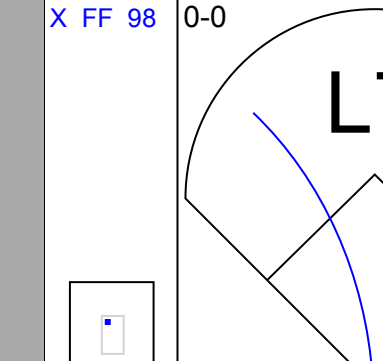

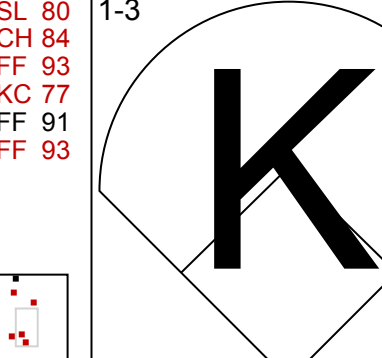
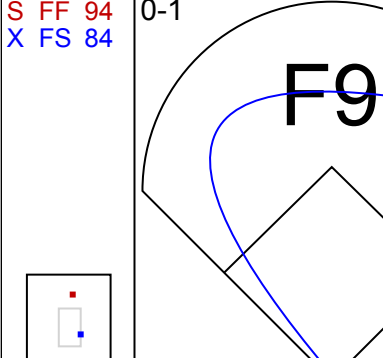
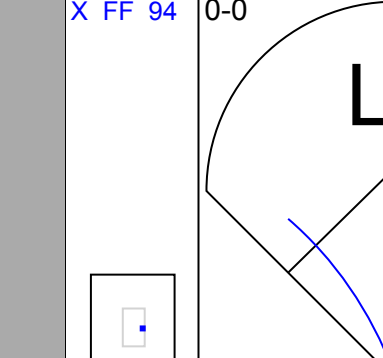

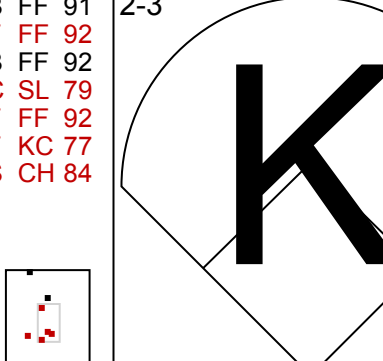
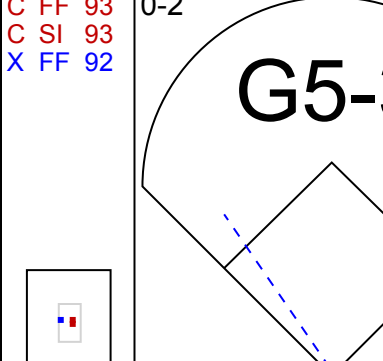
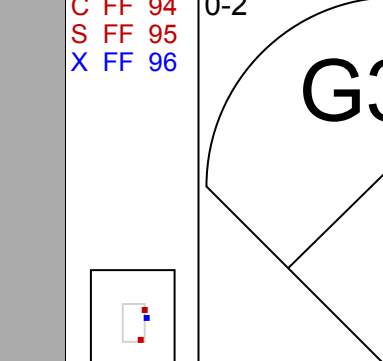

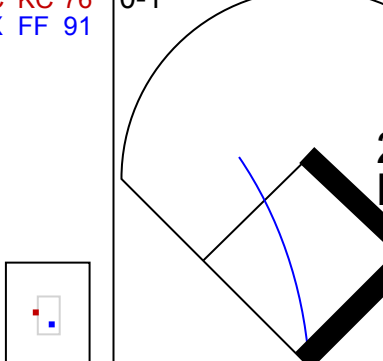
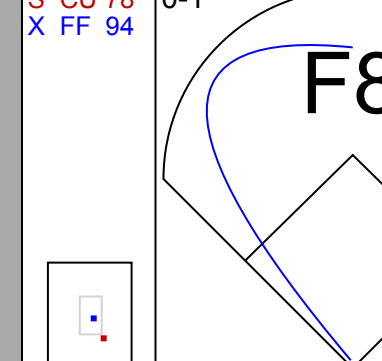
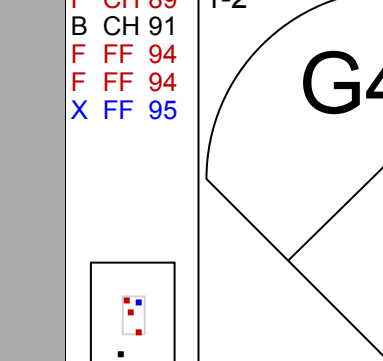
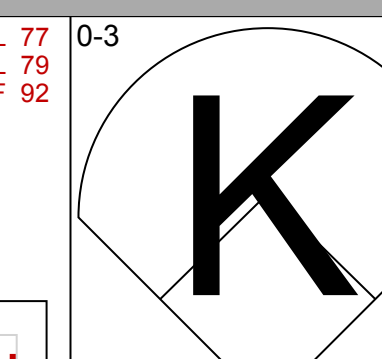
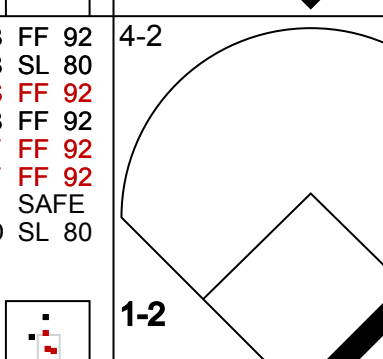
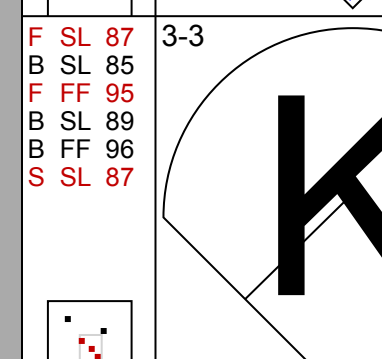
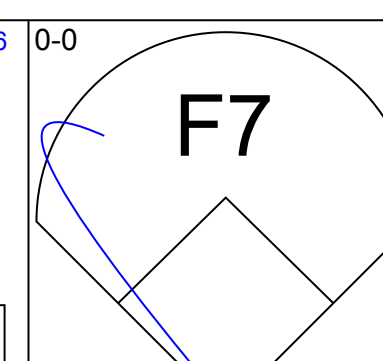
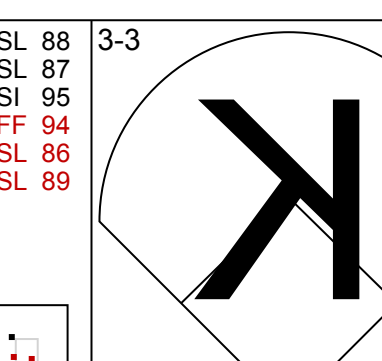
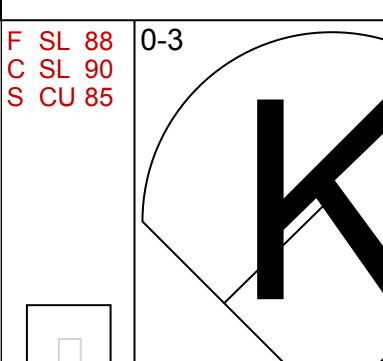
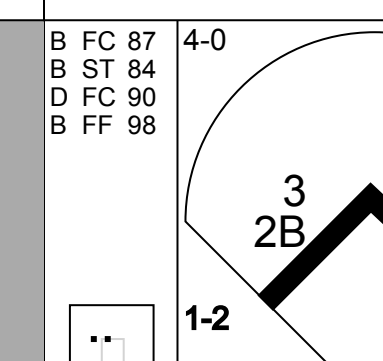
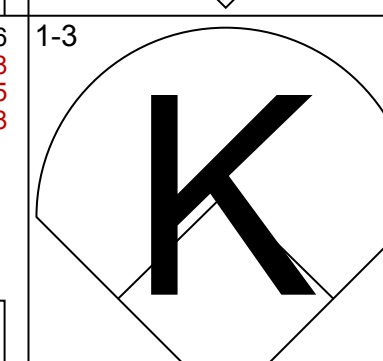
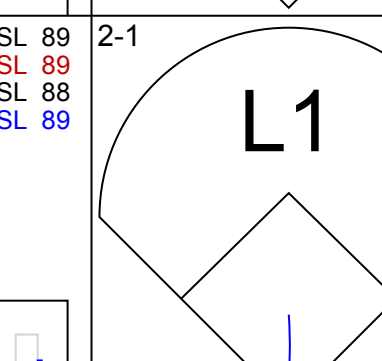
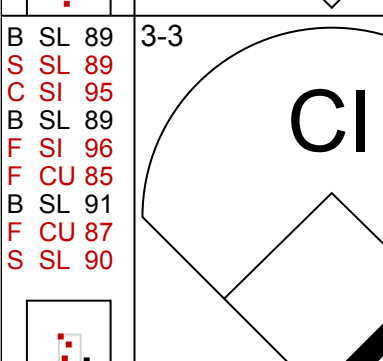
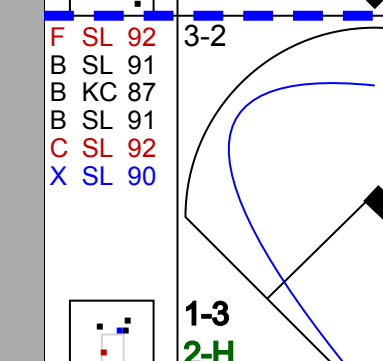
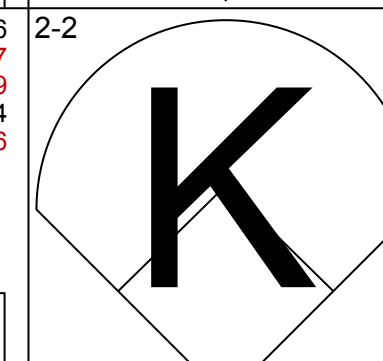
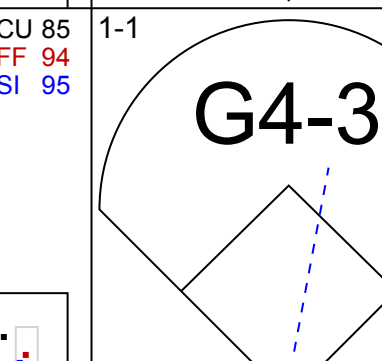
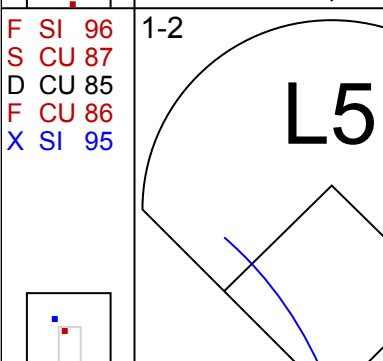
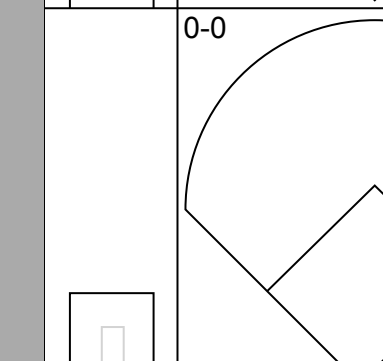
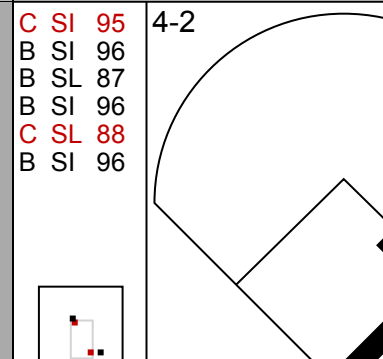
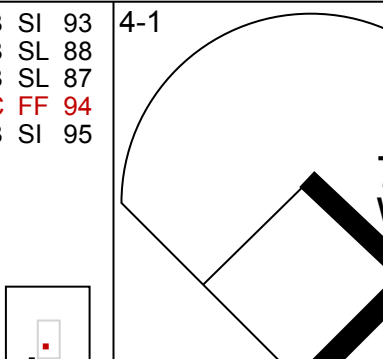
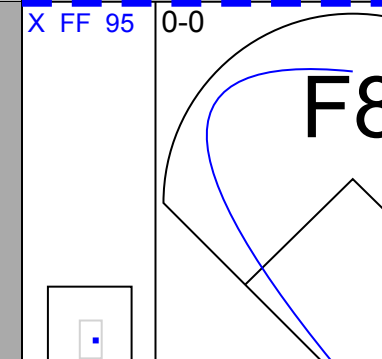
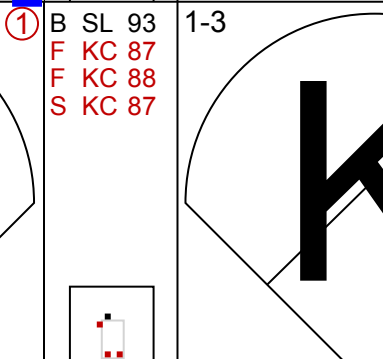
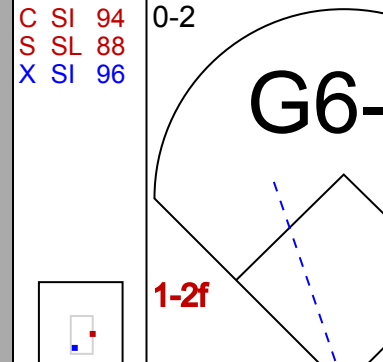
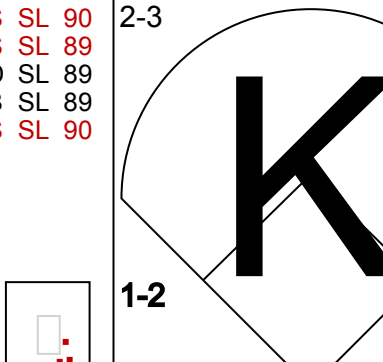
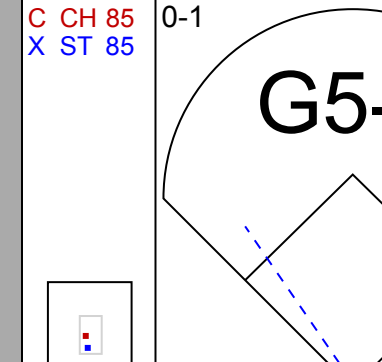
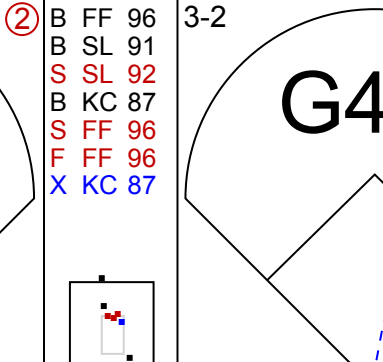
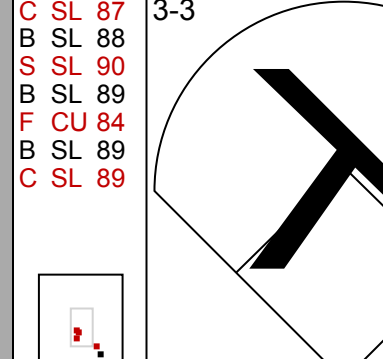
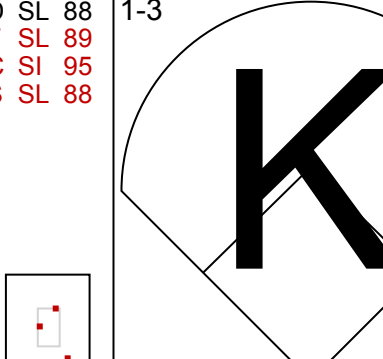
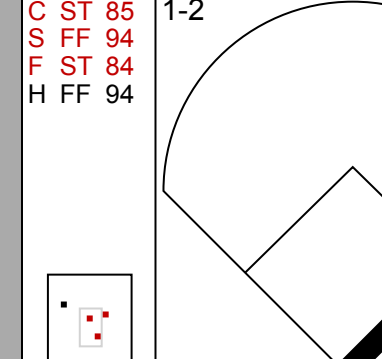


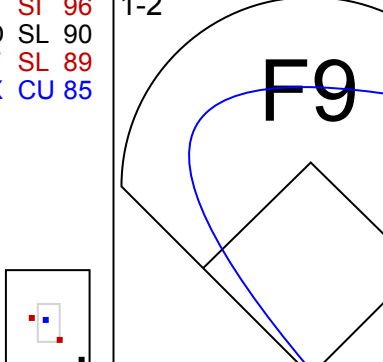
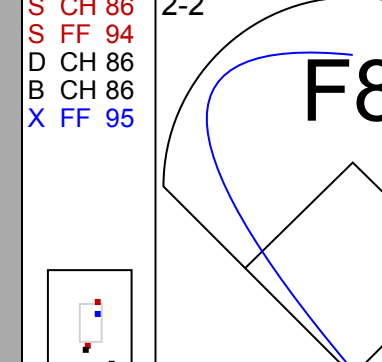



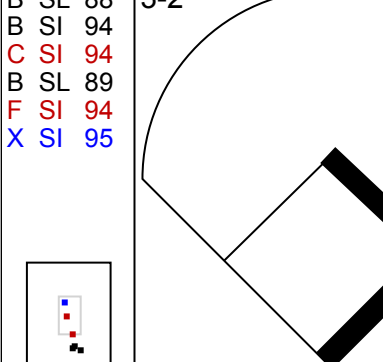
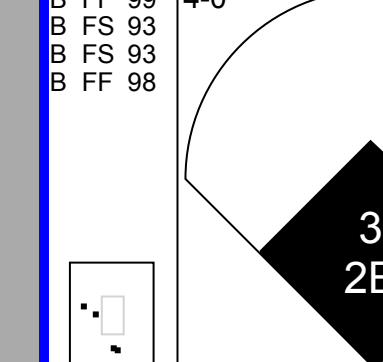
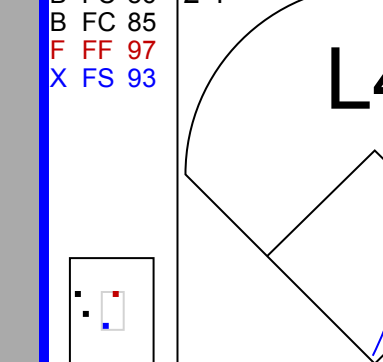
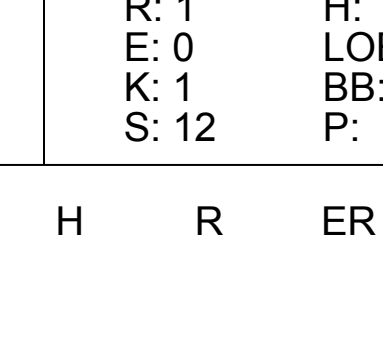



| Batter | 1 | 2 | 3 | 4 | 5 | 6 | 7 | 8 | 9 | AB | R | H | RBI | BB | SO | LOB | BOTTOM | | | | | | | | | | |
|--|------------------------------|----------------------------------|-------------------------------|----------------------------------|------------------------------|----------------------------------|-------------------------------|----------------------------------|-------------------------------|----------------------------------|-------------------------------|----------------------------------|------------------------------|----------------------------------|------------------------------|----------------------------------|----------------------------------|------------------------------------|----------------------------------|--------|--|--|--|--|--|--|--|
| 27 Jose Altuve, R OBP: 0.397, SLG: 0.539 | | | | | | | | | | 3 | 1 | 0 | 0 | 2 | 0 | 1 | | | | | | | | | | | |
| 3 Jeremy Peña, R OBP: 0.323, SLG: 0.388 | | | | | | | | | | 2 | 1 | 0 | 0 | 2 | 1 | 2 | | | | | | | | | | | |
| 44 Yordan Alvarez, L OBP: 0.411, SLG: 0.584 | | | | | | | | | | 4 | 1 | 1 | 3 | 0 | 2 | 2 | | | | | | | | | | | |
| 20 Chas McCormick, R OBP: 0.362, SLG: 0.510 | | | | | | | | | | 3 | 1 | 1 | 1 | 1 | 0 | 0 | | | | | | | | | | | |
| 30 Kyle Tucker, L OBP: 0.371, SLG: 0.510 | | | | | | | | | | 4 | 1 | 1 | 1 | 0 | 1 | 1 | | | | | | | | | | | |
| 23 Michael Brantley, L OBP: 0.343, SLG: 0.545 | | | | | | | | | | 4 | 1 | 2 | 0 | 0 | 0 | 1 | | | | | | | | | | | |
| 21 Yainer Diaz, R OBP: 0.309, SLG: 0.538 | | | | | | | | | | 4 | 0 | 2 | 1 | 0 | 0 | 1 | | | | | | | | | | | |
| 28 Jon Singleton, L OBP: 0.277, SLG: 0.273 | | | | | | | | | | 4 | 0 | 1 | 0 | 0 | 0 | 3 | | | | | | | | | | | |
| 6 Jake Meyers, R OBP: 0.297, SLG: 0.375 | | | | | | | | | | 4 | 0 | 1 | 0 | 0 | 0 | 1 | | | | | | | | | | | |
| Inning Stats | R: 0 E: 0 K: 1 S: 8 | H: 1 LOB: 2 BB: 1 P: 14 | R: 4 E: 0 K: 0 S: 16 | H: 3 LOB: 1 BB: 2 P: 33 | R: 0 E: 0 K: 1 S: 7 | H: 1 LOB: 2 BB: 1 P: 11 | R: 1 E: 0 K: 0 S: 10 | H: 2 LOB: 1 BB: 0 P: 17 | R: 0 E: 0 K: 0 S: 13 | H: 0 LOB: 0 BB: 1 P: 20 | R: 1 E: 0 K: 1 S: 17 | H: 1 LOB: 0 BB: 0 P: 23 | R: 0 E: 0 K: 0 S: 9 | H: 1 LOB: 1 BB: 0 P: 14 | R: 0 E: 0 K: 0 S: 9 | H: 1 LOB: 0 BB: 0 P: 14 | 1B: 5 2B: 1 3B: 0 HR: 3 | SF: 0 SAC: 0 DP: 0 HBP: 0 | WP: 0 PB: 0 SB: 0 CS: 1 | PA: 38 | | | | | | | |
| PITCHER | IP | WLS | BF | H | R | ER | SO | BB | IBB | HBP | BLK | WP | HR | S | P | ERA | WHIP | | | | | | | | | | |
| 58 Paul Blackburn, R ERA: 4.14 | 3.0 | L | 16 | 4 | 4 | 4 | 2 | 3 | 0 | 0 | 0 | 0 | 0 | 7 | 11 | 0.00 | 2.000 | | | | | | | | | | |
| 17 Devin Sweet, R ERA: 3.6 | 1.0 | | 5 | 1 | 0 | 0 | 1 | 1 | 0 | 0 | 0 | 0 | 0 | 7 | 11 | 0.00 | 2.000 | | | | | | | | | | |
| 39 Kyle Muller, L ERA: 7.57 | 2.0 | | 8 | 2 | 1 | 1 | 0 | 1 | 0 | 0 | 0 | 0 | 0 | 23 | 37 | 4.50 | 1.500 | | | | | | | | | | |
| 67 Easton Lucas, L ERA: 6.0 | 1.0 | | 4 | 1 | 1 | 1 | 1 | 0 | 0 | 0 | 0 | 0 | 1 | 17 | 23 | 9.00 | 1.000 | | | | | | | | | | |
| 60 Francisco Pérez, L ERA: 5.54 | 1.0 | | 4 | 1 | 0 | 0 | 0 | 0 | 0 | 0 | 0 | 0 | 0 | 9 | 14 | 0.00 | 1.000 | | | | | | | | | | |

Oakland Athletics @ Houston Astros
Minute Maid Park, Houston, TX
Wed Sep 13 2023, 6:13 PM - 8:49 PM CDT
Att: 37,864 - Roof Closed - 73 F

| | |
|-----|----|
| AB | 32 |
| R | 6 |
| H | 9 |
| RBI | 6 |
| BB | 5 |
| SO | 4 |
| LOB | 12 |



| Batter | 1 | 2 | 3 | 4 | 5 | 6 | 7 | 8 | 9 | AB | R | H | RBI | BB | SO | LOB | TOP | | | |
|--|---|---|---|---|---|---|---|---|---|---|---|---|---|---|---|---|--|------------------------------------|------------------------------------|----------------------------------|
| 2 Gunnar Henderson, L (1, 6) OBP: 0.329, SLG: 0.500 |  | |  | |  | |  | | | 4 | 0 | 1 | 0 | 0 | 3 | 2 | <p>Baltimore Orioles @ Houston Astros Minute Maid Park, Houston, TX Wed Sep 20 2023, 1:13 PM - 4:08 PM CDT Att: 36,427 - Roof Closed - 73 F</p> | | | |
| 35 Adley Rutschman, S (1, 2) OBP: 0.366, SLG: 0.424 |  | |  | |  | |  | | | 3 | 1 | 1 | 0 | 1 | 0 | 3 | | | | |
| 25 Anthony Santander, S (1, 9) OBP: 0.325, SLG: 0.476 |  | |  | | |  | |  | | 4 | 0 | 2 | 1 | 0 | 1 | 1 | | | | |
| 32 Ryan O'Hearn, L (1, 3) OBP: 0.338, SLG: 0.516 |  | | |  | |  | |  | | 4 | 0 | 1 | 0 | 0 | 2 | 1 | | | | |
| 31 Cedric Mullins, L (1, 8) OBP: 0.318, SLG: 0.440 |  | |  | |  | |  | | | 4 | 0 | 0 | 0 | 0 | 1 | 3 | | | | |
| 13 Heston Kjerstad, L (1, 10) OBP: 0.325, SLG: 0.588 |  | |  | |  | | |  | | 4 | 0 | 0 | 0 | 0 | 2 | 2 | | | | |
| 21 Austin Hays, R (1, 7) OBP: 0.328, SLG: 0.458 |  | | |  | |  | |  | | 4 | 0 | 0 | 0 | 0 | 1 | 2 | | | | |
| 12 Adam Frazier, L (1, 4) OBP: 0.305, SLG: 0.406 |  | | |  | |  | |  | | 4 | 0 | 1 | 0 | 0 | 1 | 0 | | | | |
| 29 Ramón Uriás, R (1, 5) OBP: 0.332, SLG: 0.375 | | |  | |  | |  | | | 2 | 0 | 0 | 0 | 1 | 2 | 0 | | | | |
| Inning Stats | R: 1 E: 0 K: 3 S: 17 | H: 2 LOB: 1 BB: 0 P: 22 | R: 0 E: 0 K: 2 S: 9 | H: 0 LOB: 0 BB: 0 P: 12 | R: 0 E: 0 K: 2 S: 10 | H: 0 LOB: 1 BB: 1 P: 18 | R: 0 E: 0 K: 2 S: 11 | H: 0 LOB: 0 BB: 0 P: 15 | R: 0 E: 0 K: 0 S: 9 | H: 2 LOB: 2 BB: 0 P: 10 | R: 0 E: 0 K: 1 S: 8 | H: 1 LOB: 1 BB: 0 P: 14 | R: 0 E: 0 K: 1 S: 8 | H: 0 LOB: 0 BB: 0 P: 9 | R: 0 E: 0 K: 0 S: 8 | H: 0 LOB: 0 BB: 0 P: 9 | | 1B: 3 2B: 3 3B: 0 HR: 0 | SF: 0 SAC: 0 DP: 0 HBP: 0 | WP: 0 PB: 0 SB: 1 CS: 0 |
| PITCHER | IP WLS BF H R ER SO BB IBB HBP BLK WP HR S P ERA WHIP | IP WLS BF H R ER SO BB IBB HBP BLK WP HR S P ERA WHIP | IP WLS BF H R ER SO BB IBB HBP BLK WP HR S P ERA WHIP | IP WLS BF H R ER SO BB IBB HBP BLK WP HR S P ERA WHIP | IP WLS BF H R ER SO BB IBB HBP BLK WP HR S P ERA WHIP | IP WLS BF H R ER SO BB IBB HBP BLK WP HR S P ERA WHIP | IP WLS BF H R ER SO BB IBB HBP BLK WP HR S P ERA WHIP | IP WLS BF H R ER SO BB IBB HBP BLK WP HR S P ERA WHIP | IP WLS BF H R ER SO BB IBB HBP BLK WP HR S P ERA WHIP | IP WLS BF H R ER SO BB IBB HBP BLK WP HR S P ERA WHIP | IP WLS BF H R ER SO BB IBB HBP BLK WP HR S P ERA WHIP | IP WLS BF H R ER SO BB IBB HBP BLK WP HR S P ERA WHIP | IP WLS BF H R ER SO BB IBB HBP BLK WP HR S P ERA WHIP | IP WLS BF H R ER SO BB IBB HBP BLK WP HR S P ERA WHIP | IP WLS BF H R ER SO BB IBB HBP BLK WP HR S P ERA WHIP | IP WLS BF H R ER SO BB IBB HBP BLK WP HR S P ERA WHIP | IP WLS BF H R ER SO BB IBB HBP BLK WP HR S P ERA WHIP | | | |
| 53 Cristian Javier, R (1, 1) ERA: 4.7 | 5.0 | 20 | 3 | 1 | 1 | 11 | 2 | 0 | 0 | 0 | 0 | 0 | 0 | 0 | 62 | 91 | 1.80 | 1.000 | | |
| 50 Héctor Neris, R (6, 1) ERA: 1.87 | 1.0 | 5 | 2 | 0 | 0 | 0 | 0 | 0 | 0 | 0 | 0 | 0 | 0 | 0 | 9 | 10 | 0.00 | 2.000 | | |
| 31 Kendall Graveman, R (7, 1) ERA: 3.23 | 0.2 | 3 | 1 | 0 | 0 | 1 | 0 | 0 | 0 | 0 | 0 | 0 | 0 | 0 | 7 | 12 | 0.00 | 1.500 | | |
| 52 Bryan Abreu, R (7, 1) ERA: 1.87 | 1.1 | 4 | 0 | 0 | 0 | 1 | 0 | 0 | 0 | 0 | 0 | 0 | 0 | 9 | 11 | 0.00 | 0.000 | | | |
| 55 Ryan Pressly, R (9, 1) ERA: 3.77 | 1.0 | W | 3 | 0 | 0 | 0 | 0 | 0 | 0 | 0 | 0 | 0 | 0 | 8 | 9 | 0.00 | 0.000 | | | |
| Batter | 1 | 2 | 3 | 4 | 5 | 6 | 7 | 8 | 9 | AB | R | H | RBI | BB | SO | LOB | BOTTOM | | | |
| 27 Jose Altuve, R (1, 4) OBP: 0.397, SLG: 0.545 |  | |  | |  | |  | | | 3 | 0 | 0 | 0 | 1 | 2 | 1 | <p>Baltimore Orioles @ Houston Astros Minute Maid Park, Houston, TX Wed Sep 20 2023, 1:13 PM - 4:08 PM CDT Att: 36,427 - Roof Closed - 73 F</p> | | | |
| 3 Jeremy Peña, R (1, 6) OBP: 0.323, SLG: 0.385 |  | |  | |  | |  | | | 3 | 0 | 1 | 1 | 0 | 1 | 0 | | | | |
| 30 Kyle Tucker, L (1, 9) OBP: 0.367, SLG: 0.509 |  | |  | |  | |  | | | 3 | 0 | 0 | 0 | 1 | 1 | 2 | | | | |
| 2 Alex Bregman, R (1, 5) OBP: 0.367, SLG: 0.445 | |  | |  | |  | |  | | 2 | 0 | 0 | 0 | 2 | 1 | 3 | | | | |
| 79 José Abreu, R (1, 3) OBP: 0.293, SLG: 0.368 | |  | |  | |  | |  | | 4 | 0 | 0 | 0 | 0 | 1 | 5 | | | | |
| 21 Yainer Díaz, R (1, 10) OBP: 0.311, SLG: 0.553 | |  | |  | |  | |  | | 3 | 1 | 1 | 0 | 0 | 2 | 1 | | | | |
| 20 Chas McCormick, R (1, 7) OBP: 0.361, SLG: 0.495 | |  | |  | |  | |  | | 4 | 0 | 1 | 0 | 0 | 0 | 3 | | | | |
| 6 Jake Meyers, R (1, 8) OBP: 0.298, SLG: 0.384 | |  | |  | |  | |  | | 2 | 0 | 1 | 0 | 0 | 1 | 1 | | | | |
| 44 Yordan Alvarez, L (8, PH) OBP: 0.410, SLG: 0.579 | | | | | | | |  | | 0 | 0 | 0 | 0 | 1 | 0 | 0 | | | | |
| 14 Mauricio Dubón, R (8, PR) OBP: 0.313, SLG: 0.412 | | | | | | | |  | | 1 | 1 | 1 | 1 | 0 | 0 | 0 | | | | |
| 15 Martín Maldonado, R (1, 2) OBP: 0.260, SLG: 0.346 | | | | | | | |  | | 1 | 0 | 0 | 0 | 0 | 1 | 1 | | | | |
| 28 Jon Singleton, L (8, PH) OBP: 0.275, SLG: 0.270 | | | | | | | | | | 1 | 0 | 0 | 0 | 0 | 0 | 1 | | | | |
| 55 Ryan Pressly, R (9, 1) ERA: 3.77 | | | | | | | | | | 0 | 0 | 0 | 0 | 0 | 0 | 0 | | | | |
| Inning Stats | R: 0 E: 0 K: 2 S: 7 | H: 0 LOB: 0 BB: 0 P: 10 | R: 0 E: 0 K: 1 S: 9 | H: 0 LOB: 0 BB: 1 P: 16 | R: 0 E: 0 K: 2 S: 12 | H: 1 LOB: 0 BB: 0 P: 16 | R: 0 E: 0 K: 1 S: 7 | H: 0 LOB: 0 BB: 0 P: 13 | R: 0 E: 0 K: 1 S: 10 | H: 0 LOB: 2 BB: 0 P: 18 | R: 0 E: 0 K: 0 S: 9 | H: 1 LOB: 1 BB: 0 P: 12 | R: 1 E: 0 K: 1 S: 12 | H: 1 LOB: 3 BB: 3 P: 29 | R: 1 E: 0 K: 0 S: 5 | H: 2 LOB: 1 BB: 0 P: 6 | 1B: 3 2B: 2 3B: 0 HR: 0 | SF: 0 SAC: 1 DP: 1 HBP: 1 | WP: 1 PB: 0 SB: 0 CS: 1 | PA: 35 |
| PITCHER | IP WLS BF H R ER SO BB IBB HBP BLK WP HR S P ERA WHIP | IP WLS BF H R ER SO BB IBB HBP BLK WP HR S P ERA WHIP | IP WLS BF H R ER SO BB IBB HBP BLK WP HR S P ERA WHIP | IP WLS BF H R ER SO BB IBB HBP BLK WP HR S P ERA WHIP | IP WLS BF H R ER SO BB IBB HBP BLK WP HR S P ERA WHIP | IP WLS BF H R ER SO BB IBB HBP BLK WP HR S P ERA WHIP | IP WLS BF H R ER SO BB IBB HBP BLK WP HR S P ERA WHIP | IP WLS BF H R ER SO BB IBB HBP BLK WP HR S P ERA WHIP | IP WLS BF H R ER SO BB IBB HBP BLK WP HR S P ERA WHIP | IP WLS BF H R ER SO BB IBB HBP BLK WP HR S P ERA WHIP | IP WLS BF H R ER SO BB IBB HBP BLK WP HR S P ERA WHIP | IP WLS BF H R ER SO BB IBB HBP BLK WP HR S P ERA WHIP | IP WLS BF H R ER SO BB IBB HBP BLK WP HR S P ERA WHIP | IP WLS BF H R ER SO BB IBB HBP BLK WP HR S P ERA WHIP | IP WLS BF H R ER SO BB IBB HBP BLK WP HR S P ERA WHIP | IP WLS BF H R ER SO BB IBB HBP BLK WP HR S P ERA WHIP | | | | |
| Kyle Bradish, R (1, 1) ERA: 3.01 | 6.0 | 21 | 4 | 0 | 0 | 0 | 2 | 0 | 0 | 0 | 0 | 0 | 0 | 0 | 63 | 100 | 0.00 | 0.667 | | |
| 66 Jacob Webb, R (7, 1) ERA: 3.71 | 1.0 | H | 4 | 0 | 0 | 0 | 0 | 0 | 1 | 0 | 0 | 0 | 0 | 9 | 12 | 0.00 | 0.000 | | | |
| 14 Shintaro Fujinami, R (8, 1) ERA: 7.31 | 0.1 | H | 3 | 0 | 1 | 1 | 0 | 0 | 0 | 0 | 0 | 0 | 0 | 2 | 12 | 27.00 | 6.000 | | | |
| 53 Mike Baumann, R (8, 1) ERA: 3.78 | 0.2 | B | 4 | 1 | 0 | 0 | 0 | 1 | 0 | 0 | 0 | 0 | 0 | 10 | 17 | 0.00 | 1.500 | | | |
| 54 Danny Coulombe, L (9, 1) ERA: 2.64 | 0.1 | L | 3 | 2 | 1 | 1 | 0 | 0 | 0 | 0 | 0 | 0 | 0 | 5 | 6 | 27.00 | 6.000 | | | |

AB 33
R 1
H 6
RBI 1
BB 2
SO 13
LOB 14



AB 27
R 2
H 5
RBI 2
BB 5
SO 10
LOB 18



WP: 1
PB: 0
SB: 0
CS: 1

| Batter | 1 | 2 | 3 | 4 | 5 | 6 | 7 | 8 | 9 | AB | R | H | RBI | BB | SO | LOB | TOP | | | | | |
|--|--|---|---|---|---|----------------------------------|--------------------------------------|----------------------------------|--------------------------------------|----------------------------------|---------------------------------------|----------------------------------|--------------------------------------|----------------------------------|---------------------------------------|----------------------------------|---|---------------------------------------|---|--|------------------------------------|----------------------------------|
| 11 Maikel Garcia, R OBP: 0.324, SLG: 0.364 | | | | | | | | | | 4 | 1 | 0 | 0 | 1 | 2 | 3 | Kansas City Royals @ Houston Astros Minute Maid Park, Houston, TX Fri Sep 22 2023, 7:13 PM - 9:50 PM CDT Att: 41,033 - Roof Closed - 73 F | | | | | |
| 7 Bobby Witt Jr., R OBP: 0.319, SLG: 0.495 | | | | | | | | | | 5 | 1 | 1 | 1 | 0 | 2 | 2 | | | | | | |
| 17 Nelson Velázquez, R OBP: 0.313, SLG: 0.694 6 Drew Waters, S OBP: 0.309, SLG: 0.392 | | | | | | | | | | 4 | 1 | 0 | 0 | 1 | 2 | 0 | | | | | | |
| 1 MJ Melendez, L OBP: 0.314, SLG: 0.395 44 Dairon Blanco, R OBP: 0.299, SLG: 0.490 | | | | | | | | | | 5 | 1 | 1 | 1 | 0 | 2 | 0 | | | | | | |
| 14 Edward Olivares, R OBP: 0.323, SLG: 0.447 | | | | | | | | | | 2 | 1 | 1 | 1 | 1 | 0 | 0 | | | | | | |
| 12 Nick Loftin, R OBP: 0.420, SLG: 0.523 19 Michael Massey, L OBP: 0.271, SLG: 0.375 | | | | | | | | | | 1 | 1 | 0 | 1 | 0 | 1 | 1 | | | | | | |
| 88 Logan Porter, R OBP: 0.333, SLG: 0.444 | | | | | | | | | | 2 | 1 | 0 | 0 | 1 | 2 | 1 | | | | | | |
| 32 Nick Pratto, L OBP: 0.308, SLG: 0.356 | | | | | | | | | | 4 | 0 | 1 | 1 | 0 | 2 | 4 | | | | | | |
| 28 Kyle Isbel, L OBP: 0.272, SLG: 0.375 | | | | | | | | | | 4 | 0 | 1 | 2 | 0 | 1 | 2 | | | | | | |
| Inning Stats | R: 4 H: 3 E: 0 K: 3 S: 17 | L: 3 LOB: 1 BB: 1 P: 26 | R: 0 H: 0 E: 0 K: 2 S: 7 | H: 0 LOB: 0 BB: 0 P: 10 | R: 0 H: 0 E: 0 K: 2 S: 10 | H: 0 LOB: 1 BB: 1 P: 16 | R: 0 H: 0 E: 0 K: 1 S: 6 | H: 0 LOB: 1 BB: 1 P: 13 | R: 0 H: 0 E: 0 K: 2 S: 7 | H: 0 LOB: 0 BB: 0 P: 10 | R: 3 H: 1 E: 0 K: 0 S: 15 | H: 1 LOB: 1 BB: 1 P: 25 | R: 0 H: 0 E: 0 K: 1 S: 7 | H: 0 LOB: 0 BB: 0 P: 10 | R: 0 H: 1 E: 1 K: 2 S: 15 | L: 2 LOB: 2 BB: 0 P: 26 | | R: 0 H: 0 E: 0 K: 1 S: 10 | L: 0 LOB: 0 BB: 0 P: 11 | 1B: 3 2B: 1 3B: 1 HR: 0 | SF: 1 SAC: 1 DP: 1 HBP: 2 | WP: 0 PB: 1 SB: 1 CS: 0 |
| PITCHER | IP WLS BF H R ER SO BB IBB HBP BLK WP HR S P ERA WHIP | IP WLS BF H R ER SO BB IBB HBP BLK WP HR S P ERA WHIP | | | | | | | | | | | | | | | IP WLS BF H R ER SO BB IBB HBP BLK WP HR S P ERA WHIP | | | | | |
| Framber Valdez, L ERA: 3.39 | (1, 1) 5.1 L 27 4 7 6 10 3 0 2 0 0 0 0 58 92 10.12 1.312 | (6, 1) 0.2 2 0 0 0 0 1 0 0 0 0 0 4 8 0.00 1.500 | (7, 1) 1.0 3 0 0 0 1 0 0 0 0 0 0 7 10 0.00 0.000 | (8, 1) 1.0 5 1 0 0 2 0 0 0 0 0 0 15 26 0.00 1.000 | (9, 1) 1.0 3 0 0 0 1 0 0 0 0 0 0 10 11 0.00 0.000 | | | | | | | | | | | | | | | (1, 1) 6.0 W 25 3 2 2 5 4 0 0 0 0 0 0 62 93 3.00 1.167 | | |
| 88 Phil Maton, R ERA: 3.14 | (6, 1) 0.2 2 0 0 0 0 1 0 0 0 0 0 4 8 0.00 1.500 | (7, 1) 1.0 3 0 0 0 1 0 0 0 0 0 0 7 10 0.00 0.000 | (8, 1) 1.0 5 1 0 0 2 0 0 0 0 0 0 15 26 0.00 1.000 | (9, 1) 1.0 3 0 0 0 1 0 0 0 0 0 0 10 11 0.00 0.000 | | | | | | | | | | | | | | | (7, 1) 1.0 5 1 0 0 1 1 0 0 0 0 13 21 0.00 2.000 | | | |
| 45 Ryne Stanek, R ERA: 3.99 | (6, 1) 0.2 2 0 0 0 0 1 0 0 0 0 0 4 8 0.00 1.500 | (7, 1) 1.0 3 0 0 0 1 0 0 0 0 0 0 7 10 0.00 0.000 | (8, 1) 1.0 5 1 0 0 2 0 0 0 0 0 0 15 26 0.00 1.000 | (9, 1) 1.0 3 0 0 0 1 0 0 0 0 0 0 10 11 0.00 0.000 | | | | | | | | | | | | | | | (8, 1) 0.1 5 3 3 3 0 1 0 0 0 0 1 10 18 81.00 12.000 | | | |
| 47 Rafael Montero, R ERA: 4.96 | (6, 1) 0.2 2 0 0 0 0 1 0 0 0 0 0 4 8 0.00 1.500 | (7, 1) 1.0 3 0 0 0 1 0 0 0 0 0 0 7 10 0.00 0.000 | (8, 1) 1.0 5 1 0 0 2 0 0 0 0 0 0 15 26 0.00 1.000 | (9, 1) 1.0 3 0 0 0 1 0 0 0 0 0 0 10 11 0.00 0.000 | | | | | | | | | | | | | | | (8, 1) 1.2 S 6 1 0 0 2 0 0 0 0 0 16 19 0.00 0.600 | | | |
| 50 Héctor Neris, R ERA: 1.84 | (6, 1) 0.2 2 0 0 0 0 1 0 0 0 0 0 4 8 0.00 1.500 | (7, 1) 1.0 3 0 0 0 1 0 0 0 0 0 0 7 10 0.00 0.000 | (8, 1) 1.0 5 1 0 0 2 0 0 0 0 0 0 15 26 0.00 1.000 | (9, 1) 1.0 3 0 0 0 1 0 0 0 0 0 0 10 11 0.00 0.000 | | | | | | | | | | | | | | | (8, 1) 0.1 5 3 3 3 0 1 0 0 0 0 1 10 18 81.00 12.000 | | | |

| Batter | 1 | 2 | 3 | 4 | 5 | 6 | 7 | 8 | 9 | AB | R | H | RBI | BB | SO | LOB | BOTTOM | | | | | |
|---|--|---|---|---|--------------------------------------|----------------------------------|---------------------------------------|----------------------------------|--------------------------------------|---------------------------------|---------------------------------------|----------------------------------|---------------------------------------|----------------------------------|---------------------------------------|----------------------------------|---|---------------------------------------|--|----------------------------------|------------------------------------|----------------------------------|
| 27 Jose Altuve, R OBP: 0.399, SLG: 0.545 | | | | | | | | | | 4 | 0 | 2 | 0 | 1 | 0 | 1 | Kansas City Royals @ Houston Astros Minute Maid Park, Houston, TX Fri Sep 22 2023, 7:13 PM - 9:50 PM CDT Att: 41,033 - Roof Closed - 73 F | | | | | |
| 3 Jeremy Peña, R OBP: 0.322, SLG: 0.383 | | | | | | | | | | 4 | 1 | 0 | 0 | 1 | 1 | 3 | | | | | | |
| 44 Yordan Alvarez, L OBP: 0.410, SLG: 0.578 | | | | | | | | | | 4 | 0 | 1 | 1 | 1 | 2 | | | | | | | |
| 2 Alex Bregman, R OBP: 0.368, SLG: 0.443 | | | | | | | | | | 3 | 1 | 0 | 0 | 2 | 0 | 1 | | | | | | |
| 30 Kyle Tucker, L OBP: 0.366, SLG: 0.510 | | | | | | | | | | 5 | 0 | 1 | 0 | 0 | 1 | 4 | | | | | | |
| 79 José Abreu, R OBP: 0.294, SLG: 0.375 | | | | | | | | | | 4 | 2 | 2 | 1 | 0 | 1 | 3 | | | | | | |
| 20 Chas McCormick, R OBP: 0.362, SLG: 0.501 | | | | | | | | | | 3 | 1 | 1 | 3 | 1 | 1 | 3 | | | | | | |
| 14 Mauricio Dubón, R OBP: 0.313, SLG: 0.413 | | | | | | | | | | 4 | 0 | 1 | 0 | 0 | 1 | 2 | | | | | | |
| 15 Martín Maldonado, R OBP: 0.258, SLG: 0.343 21 Yainer Diaz, R OBP: 0.310, SLG: 0.551 | | | | | | | | | | 3 | 0 | 0 | 0 | 0 | 2 | 1 | | | | | | |
| Inning Stats | R: 1 H: 1 E: 0 K: 0 S: 12 | H: 1 LOB: 1 BB: 1 P: 21 | R: 1 H: 1 E: 0 K: 1 S: 16 | H: 1 LOB: 1 BB: 1 P: 23 | R: 0 H: 0 E: 0 K: 0 S: 7 | H: 0 LOB: 0 BB: 0 P: 10 | R: 0 H: 1 E: 0 K: 1 S: 10 | H: 1 LOB: 1 BB: 0 P: 10 | R: 0 H: 0 E: 0 K: 2 S: 7 | H: 0 LOB: 0 BB: 0 P: 8 | R: 0 H: 0 E: 0 K: 1 S: 10 | H: 0 LOB: 2 BB: 2 P: 21 | R: 0 H: 1 E: 0 K: 1 S: 13 | H: 1 LOB: 2 BB: 1 P: 21 | R: 3 H: 4 E: 0 K: 0 S: 16 | L: 4 LOB: 2 BB: 1 P: 24 | | R: 0 H: 0 E: 0 K: 2 S: 10 | L: 0 LOB: 0 BB: 0 P: 13 | 1B: 3 2B: 2 3B: 1 HR: 2 | SF: 0 SAC: 0 DP: 0 HBP: 0 | WP: 0 PB: 0 SB: 0 CS: 0 |
| PITCHER | IP WLS BF H R ER SO BB IBB HBP BLK WP HR S P ERA WHIP | IP WLS BF H R ER SO BB IBB HBP BLK WP HR S P ERA WHIP | | | | | | | | | | | | | | | IP WLS BF H R ER SO BB IBB HBP BLK WP HR S P ERA WHIP | | | | | |
| 55 Cole Ragans, L ERA: 3.31 | (1, 1) 6.0 W 25 3 2 2 5 4 0 0 0 0 0 0 62 93 3.00 1.167 | (7, 1) 1.0 5 1 0 0 1 1 0 0 0 0 0 13 21 0.00 2.000 | (8, 1) 0.1 5 3 3 3 0 1 0 0 0 0 1 10 18 81.00 12.000 | (8, 1) 1.2 S 6 1 0 0 2 0 0 0 0 0 16 19 0.00 0.600 | | | | | | | | | | | | | | | (1, 1) 6.0 W 25 3 2 2 5 4 0 0 0 0 0 0 62 93 3.00 1.167 | | | |
| 40 Collin Snider, R ERA: 4.0 | (1, 1) 6.0 W 25 3 2 2 5 4 0 0 0 0 0 0 62 93 3.00 1.167 | (7, 1) 1.0 5 1 0 0 1 1 0 0 0 0 0 13 21 0.00 2.000 | (8, 1) 0.1 5 3 3 3 0 1 0 0 0 0 1 10 18 81.00 12.000 | (8, 1) 1.2 S 6 1 0 0 2 0 0 0 0 0 16 19 0.00 0.600 | | | | | | | | | | | | | | | (7, 1) 1.0 5 1 0 0 1 1 0 0 0 0 0 13 21 0.00 2.000 | | | |
| 37 Jackson Kowar, R ERA: 5.88 | (1, 1) 6.0 W 25 3 2 2 5 4 0 0 0 0 0 0 62 93 3.00 1.167 | (7, 1) 1.0 5 1 0 0 1 1 0 0 0 0 0 13 21 0.00 2.000 | (8, 1) 0.1 5 3 3 3 0 1 0 0 0 0 1 10 18 81.00 12.000 | (8, 1) 1.2 S 6 1 0 0 2 0 0 0 0 0 16 19 0.00 0.600 | | | | | | | | | | | | | | | (8, 1) 0.1 5 3 3 3 0 1 0 0 0 0 1 10 18 81.00 12.000 | | | |
| 66 James McArthur, R ERA: 5.59 | (1, 1) 6.0 W 25 3 2 2 5 4 0 0 0 0 0 0 62 93 3.00 1.167 | (7, 1) 1.0 5 1 0 0 1 1 0 0 0 0 0 13 21 0.00 2.000 | (8, 1) 0.1 5 3 3 3 0 1 0 0 0 0 1 10 18 81.00 12.000 | (8, 1) 1.2 S 6 1 0 0 2 0 0 0 0 0 16 19 0.00 0.600 | | | | | | | | | | | | | | | (8, 1) 0.1 5 3 3 3 0 1 0 0 0 0 1 10 18 81.00 12.000 | | | |

AB 32
R 7
H 5
RBI 7
BB 4
SO 14
LOB 13



AB 35
R 5
H 8
RBI 5
BB 6
SO 8
LOB 21



| Batter | 1 | 2 | 3 | 4 | 5 | 6 | 7 | 8 | 9 | AB | R | H | RBI | BB | SO | LOB | TOP | | | | | |
|--|---|----------------------------------|-------------------------------|----------------------------------|------------------------------|----------------------------------|-------------------------------|----------------------------------|-------------------------------|----------------------------------|-------------------------------|----------------------------------|-------------------------------|----------------------------------|-------------------------------|----------------------------------|---|--|----------------------------------|--|----------------------------------|--------|
| 11 Maikel Garcia, R OBP: 0.325, SLG: 0.365 | | | | | | | | | | 4 | 1 | 2 | 0 | 0 | 1 | 1 | Kansas City Royals @ Houston Astros Minute Maid Park, Houston, TX Sat Sep 23 2023, 6:11 PM - 8:56 PM CDT Att: 41,692 - Roof Closed - 73 F | | | | | |
| 7 Bobby Witt Jr., R OBP: 0.317, SLG: 0.492 | | | | | | | | | | 4 | 0 | 0 | 1 | 0 | 2 | 4 | | | | | | |
| 1 MJ Meléndez, L OBP: 0.312, SLG: 0.392 | | | | | | | | | | 3 | 0 | 0 | 1 | 0 | 2 | 2 | | | | | | |
| 44 Dairon Blanco, R OBP: 0.299, SLG: 0.400 | | | | | | | | | | 0 | 0 | 0 | 0 | 0 | 0 | 0 | | | | | | |
| 17 Nelson Velázquez, R OBP: 0.302, SLG: 0.587 | | | | | | | | | | 4 | 0 | 0 | 0 | 0 | 1 | 0 | | | | | | |
| 19 Michael Massey, L OBP: 0.273, SLG: 0.379 | | | | | | | | | | 4 | 0 | 2 | 0 | 0 | 0 | 0 | | | | | | |
| 6 Drew Waters, S OBP: 0.308, SLG: 0.390 | | | | | | | | | | 4 | 0 | 1 | 0 | 0 | 2 | 1 | | | | | | |
| 79 Tyler Cropley, R OBP: 0.143, SLG: 0.167 | | | | | | | | | | 3 | 0 | 0 | 0 | 0 | 1 | 3 | | | | | | |
| 32 Nick Pratto, L OBP: 0.308, SLG: 0.356 | | | | | | | | | | 3 | 1 | 1 | 0 | 0 | 2 | 1 | | | | | | |
| 28 Kyle Isbel, L OBP: 0.276, SLG: 0.376 | | | | | | | | | | 2 | 1 | 1 | 0 | 1 | 0 | 0 | | | | | | |
| Inning Stats | R: 1 E: 0 K: 1 S: 11 | H: 1 LOB: 0 BB: 0 P: 17 | R: 0 E: 0 K: 2 S: 12 | H: 2 LOB: 1 BB: 0 P: 16 | R: 0 E: 0 K: 0 S: 8 | H: 1 LOB: 1 BB: 0 P: 13 | R: 0 E: 0 K: 1 S: 12 | H: 1 LOB: 1 BB: 0 P: 21 | R: 2 E: 0 K: 1 S: 15 | H: 2 LOB: 0 BB: 1 P: 24 | R: 0 E: 0 K: 0 S: 8 | H: 0 LOB: 0 BB: 0 P: 12 | R: 0 E: 0 K: 3 S: 9 | H: 0 LOB: 0 BB: 0 P: 15 | R: 0 E: 0 K: 2 S: 8 | H: 0 LOB: 0 BB: 0 P: 13 | 1B: 6 HR: 0 | SF: 1 2B: 1 3B: 0 DP: 0 HBP: 0 | WP: 1 PB: 0 SB: 1 CS: 2 | PA: 33 | | |
| PITCHER | IP WLS BF H R ER SO BB IBB HBP BLK WP HR S P ERA WHIP | | | | | | | | | | | | | | | | | | | | | |
| 68 J.P. France, R ERA: 3.83 | 5.0 L 21 7 3 2 5 1 0 0 0 0 1 0 58 91 3.60 1.600 | | | | | | | | | | | | | | | | | | | | | |
| 62 Bennett Sousa, L ERA: 5.4 | 2.0 6 0 0 0 1 0 0 0 0 0 0 0 19 28 0.00 0.000 | | | | | | | | | | | | | | | | | | | | | |
| 52 Bryan Abreu, R ERA: 1.84 | 1.0 3 0 0 0 3 0 0 0 0 0 0 0 9 15 0.00 0.000 | | | | | | | | | | | | | | | | | | | | | |
| 47 Rafael Montero, R ERA: 4.88 | 1.0 3 0 0 0 2 0 0 0 0 0 0 0 8 13 0.00 0.000 | | | | | | | | | | | | | | | | | | | | | |
| Batter | 1 | 2 | 3 | 4 | 5 | 6 | 7 | 8 | 9 | AB | R | H | RBI | BB | SO | LOB | BOTTOM | | | | | |
| 27 Jose Altuve, R OBP: 0.397, SLG: 0.538 | | | | | | | | | | 4 | 0 | 0 | 0 | 1 | 2 | 2 | Kansas City Royals @ Houston Astros Minute Maid Park, Houston, TX Sat Sep 23 2023, 6:11 PM - 8:56 PM CDT Att: 41,692 - Roof Closed - 73 F | | | | | |
| 2 Alex Bregman, R OBP: 0.387, SLG: 0.441 | | | | | | | | | | 3 | 0 | 0 | 0 | 1 | 0 | 1 | | | | | | |
| 44 Yordan Alvarez, L OBP: 0.409, SLG: 0.577 | | | | | | | | | | 4 | 1 | 1 | 0 | 0 | 0 | 2 | | | | | | |
| 30 Kyle Tucker, L OBP: 0.367, SLG: 0.511 | | | | | | | | | | 3 | 0 | 1 | 1 | 1 | 1 | 1 | | | | | | |
| 79 José Abreu, R OBP: 0.294, SLG: 0.372 | | | | | | | | | | 3 | 0 | 0 | 0 | 0 | 2 | 1 | | | | | | |
| 20 Chas McCormick, R OBP: 0.361, SLG: 0.507 | | | | | | | | | | 4 | 1 | 1 | 1 | 0 | 0 | 2 | | | | | | |
| 21 Yainer Diaz, R OBP: 0.310, SLG: 0.548 | | | | | | | | | | 4 | 0 | 1 | 0 | 0 | 1 | 2 | | | | | | |
| 3 Jeremy Peña, R OBP: 0.323, SLG: 0.383 | | | | | | | | | | 4 | 0 | 2 | 0 | 0 | 0 | 1 | | | | | | |
| 6 Jake Meyers, R OBP: 0.296, SLG: 0.382 | | | | | | | | | | 2 | 0 | 0 | 0 | 0 | 0 | 1 | | | | | | |
| 28 Jon Singleton, L OBP: 0.272, SLG: 0.287 | | | | | | | | | | 1 | 0 | 0 | 0 | 0 | 1 | 1 | | | | | | |
| 14 Mauricio Dubón, R OBP: 0.312, SLG: 0.412 | | | | | | | | | | 1 | 0 | 0 | 0 | 0 | 0 | 0 | | | | | | |
| Inning Stats | R: 0 E: 0 K: 1 S: 9 | H: 0 LOB: 1 BB: 1 P: 19 | R: 0 E: 0 K: 0 S: 12 | H: 1 LOB: 1 BB: 0 P: 21 | R: 0 E: 0 K: 0 S: 7 | H: 0 LOB: 1 BB: 1 P: 17 | R: 0 E: 0 K: 2 S: 7 | H: 0 LOB: 0 BB: 0 P: 13 | R: 0 E: 0 K: 0 S: 7 | H: 1 LOB: 1 BB: 0 P: 12 | R: 0 E: 0 K: 1 S: 11 | H: 0 LOB: 1 BB: 1 P: 20 | R: 1 E: 0 K: 2 S: 15 | H: 2 LOB: 0 BB: 0 P: 22 | R: 1 E: 0 K: 1 S: 15 | H: 2 LOB: 2 BB: 0 P: 26 | R: 0 E: 0 K: 0 S: 10 | H: 0 LOB: 0 BB: 0 P: 16 | 1B: 3 HR: 1 | SF: 0 2B: 2 3B: 0 DP: 0 HBP: 1 | WP: 0 PB: 0 SB: 3 CS: 0 | PA: 37 |
| PITCHER | IP WLS BF H R ER SO BB IBB HBP BLK WP HR S P ERA WHIP | | | | | | | | | | | | | | | | | | | | | |
| 24 Jordan Lyles, R ERA: 6.24 | 5.0 W 19 4 0 0 3 2 0 0 0 0 0 0 42 82 0.00 0.800 | | | | | | | | | | | | | | | | | | | | | |
| 43 Carlos Hernández, R ERA: 5.05 | 1.0 H 4 0 0 0 1 1 0 0 0 0 0 0 11 20 0.00 1.000 | | | | | | | | | | | | | | | | | | | | | |
| 40 Collin Snider, R ERA: 4.26 | 1.0 H 5 2 1 1 2 0 0 0 0 0 0 1 15 22 9.00 2.000 | | | | | | | | | | | | | | | | | | | | | |
| 41 Tucker Davidson, L ERA: 6.2 | 0.1 H 3 2 1 1 0 0 0 0 0 0 0 0 9 14 27.00 6.000 | | | | | | | | | | | | | | | | | | | | | |
| 45 Taylor Clarke, R ERA: 5.49 | 1.2 S 6 0 0 0 1 0 0 0 1 0 0 0 16 28 0.00 0.000 | | | | | | | | | | | | | | | | | | | | | |

| Batter | 1 | 2 | 3 | 4 | 5 | 6 | 7 | 8 | 9 | AB | R | H | RBI | BB | SO | LOB | TOP | | | | | | | | | | |
|--|--------------------------------------|----------------------------------|---------------------------------------|----------------------------------|---------------------------------------|----------------------------------|--------------------------------------|----------------------------------|---------------------------------------|----------------------------------|--------------------------------------|----------------------------------|--------------------------------------|---------------------------------|---------------------------------------|----------------------------------|----------------------------------|------------------------------------|----------------------------------|--------|--|--|--|--|--|--|--|
| 14 Edward Olivares, R OBP: 0.319, SLG: 0.440 44 Dairon Blanco, R OBP: 0.299, SLG: 0.400 | | | | | | | | | | 5 | 0 | 0 | 0 | 0 | 0 | 4 | | | | | | | | | | | |
| 7 Bobby Witt Jr., R OBP: 0.407, SLG: 0.489 | | | | | | | | | | 3 | 1 | 0 | 0 | 1 | 2 | 0 | | | | | | | | | | | |
| 13 Salvador Perez, R OBP: 0.291, SLG: 0.419 | | | | | | | | | | 4 | 1 | 1 | 2 | 0 | 3 | 0 | | | | | | | | | | | |
| 17 Nelson Velázquez, R OBP: 0.313, SLG: 0.630 28 Kyle Isbel, L OBP: 0.276, SLG: 0.376 | | | | | | | | | | 3 | 2 | 2 | 2 | 1 | 0 | 0 | | | | | | | | | | | |
| 12 Nick Loftin, R OBP: 0.407, SLG: 0.500 32 Nick Pratto, L OBP: 0.308, SLG: 0.356 | | | | | | | | | | 4 | 1 | 1 | 0 | 0 | 0 | 1 | | | | | | | | | | | |
| 19 Michael Massey, L OBP: 0.299, SLG: 0.375 | | | | | | | | | | 4 | 0 | 0 | 0 | 0 | 2 | 1 | | | | | | | | | | | |
| 15 Matt Duffy, R OBP: 0.299, SLG: 0.324 | | | | | | | | | | 4 | 1 | 1 | 2 | 0 | 1 | 0 | | | | | | | | | | | |
| 6 Drew Waters, S OBP: 0.308, SLG: 0.386 | | | | | | | | | | 3 | 0 | 0 | 0 | 1 | 1 | 0 | | | | | | | | | | | |
| 88 Logan Porter, R OBP: 0.400, SLG: 0.450 | | | | | | | | | | 2 | 0 | 1 | 0 | 2 | 0 | 0 | | | | | | | | | | | |
| Inning Stats | R: 0 H: 0 E: 0 K: 1 S: 8 | H: 0 LOB: 0 BB: 0 P: 11 | R: 3 H: 4 E: 0 K: 2 S: 23 | H: 4 LOB: 1 BB: 0 P: 33 | R: 3 H: 2 E: 0 K: 1 S: 11 | H: 2 LOB: 0 BB: 1 P: 21 | R: 0 H: 0 E: 0 K: 0 S: 9 | H: 0 LOB: 1 BB: 1 P: 15 | R: 0 H: 0 E: 0 K: 2 S: 11 | H: 0 LOB: 0 BB: 0 P: 20 | R: 0 H: 0 E: 0 K: 1 S: 7 | H: 0 LOB: 0 BB: 1 P: 15 | R: 0 H: 0 E: 0 K: 1 S: 6 | H: 0 LOB: 0 BB: 0 P: 7 | R: 0 H: 0 E: 0 K: 1 S: 12 | H: 0 LOB: 2 BB: 2 P: 23 | 1B: 2 2B: 0 3B: 0 HR: 4 | SF: 0 SAC: 0 DP: 1 HBP: 0 | WP: 0 PB: 0 SB: 1 CS: 0 | PA: 37 | | | | | | | |
| PITCHER | IP | WLS | BF | H | R | ER | SO | BB | IBB | HBP | BLK | WP | HR | S | P | ERA | WHIP | | | | | | | | | | |
| 58 Hunter Brown, R ERA: 5.12 | 3.0 | L | 16 | 6 | 6 | 6 | 4 | 1 | 0 | 0 | 0 | 0 | 4 | 42 | 65 | 18.00 | 2.333 | | | | | | | | | | |
| 65 José Uruquidy, R ERA: 5.84 | 3.0 | | 10 | 0 | 0 | 0 | 2 | 1 | 0 | 0 | 0 | 0 | 0 | 29 | 44 | 0.00 | 0.333 | | | | | | | | | | |
| 31 Kendall Graveman, R ERA: 3.15 | 1.0 | | 3 | 0 | 0 | 0 | 1 | 1 | 0 | 0 | 0 | 0 | 0 | 7 | 15 | 0.00 | 1.000 | | | | | | | | | | |
| 50 Héctor Neris, R ERA: 1.81 | 1.0 | | 3 | 0 | 0 | 0 | 1 | 0 | 0 | 0 | 0 | 0 | 0 | 6 | 7 | 0.00 | 0.000 | | | | | | | | | | |
| 55 Ryan Pressly, R ERA: 3.74 | 1.0 | | 5 | 0 | 0 | 0 | 1 | 2 | 0 | 0 | 0 | 0 | 0 | 12 | 23 | 0.00 | 2.000 | | | | | | | | | | |

Kansas City Royals @ Houston Astros
Minute Maid Park, Houston, TX
Sun Sep 24 2023, 1:12 PM - 3:48 PM CDT
Att: 41,438 - Roof Closed - 73 F

AB 32
R 6
H 6
RBI 6
BB 5
SO 9
LOB 6



| Batter | 1 | 2 | 3 | 4 | 5 | 6 | 7 | 8 | 9 | AB | R | H | RBI | BB | SO | LOB | BOTTOM | | | | | | | | | | |
|--|---------------------------------------|----------------------------------|--------------------------------------|----------------------------------|--------------------------------------|----------------------------------|--------------------------------------|----------------------------------|---------------------------------------|----------------------------------|---------------------------------------|----------------------------------|--------------------------------------|----------------------------------|--------------------------------------|----------------------------------|--------------------------------------|----------------------------------|----------------------------------|------------------------------------|----------------------------------|--------|--|--|--|--|--|
| 27 Jose Altuve, R OBP: 0.397, SLG: 0.536 | | | | | | | | | | 5 | 1 | 2 | 1 | 0 | 0 | 1 | | | | | | | | | | | |
| 2 Alex Bregman, R OBP: 0.364, SLG: 0.437 | | | | | | | | | | 5 | 0 | 0 | 0 | 0 | 1 | 3 | | | | | | | | | | | |
| 44 Yordan Alvarez, L OBP: 0.411, SLG: 0.584 | | | | | | | | | | 4 | 2 | 2 | 1 | 0 | 1 | 1 | | | | | | | | | | | |
| 30 Kyle Tucker, L OBP: 0.367, SLG: 0.509 | | | | | | | | | | 2 | 1 | 0 | 0 | 1 | 0 | 2 | | | | | | | | | | | |
| 79 José Abreu, R OBP: 0.295, SLG: 0.374 | | | | | | | | | | 3 | 0 | 1 | 1 | 1 | 1 | 1 | | | | | | | | | | | |
| 20 Chas McCormick, R OBP: 0.360, SLG: 0.506 | | | | | | | | | | 4 | 0 | 1 | 1 | 0 | 1 | 5 | | | | | | | | | | | |
| 21 Yainer Diaz, R OBP: 0.309, SLG: 0.544 | | | | | | | | | | 4 | 1 | 1 | 1 | 0 | 1 | 3 | | | | | | | | | | | |
| 14 Mauricio Dubón, R OBP: 0.312, SLG: 0.411 | | | | | | | | | | 4 | 0 | 1 | 0 | 0 | 0 | 2 | | | | | | | | | | | |
| 3 Jeremy Peña, R OBP: 0.321, SLG: 0.381 | | | | | | | | | | 3 | 0 | 0 | 0 | 0 | 2 | 0 | | | | | | | | | | | |
| Inning Stats | R: 1 H: 3 E: 0 K: 0 S: 13 | H: 2 LOB: 2 BB: 0 P: 24 | R: 1 H: 2 E: 0 K: 0 S: 9 | H: 2 LOB: 1 BB: 0 P: 10 | R: 2 H: 0 E: 1 K: 0 S: 8 | H: 0 LOB: 1 BB: 1 P: 18 | R: 0 H: 0 E: 0 K: 1 S: 7 | H: 0 LOB: 0 BB: 0 P: 11 | R: 1 H: 1 E: 0 K: 3 S: 14 | H: 1 LOB: 1 BB: 1 P: 22 | R: 0 H: 0 E: 0 K: 1 S: 10 | H: 0 LOB: 0 BB: 0 P: 12 | R: 0 H: 0 E: 0 K: 1 S: 7 | H: 0 LOB: 0 BB: 0 P: 11 | R: 0 H: 1 E: 0 K: 0 S: 8 | H: 1 LOB: 1 BB: 0 P: 10 | R: 0 H: 1 E: 0 K: 1 S: 8 | H: 1 LOB: 1 BB: 0 P: 12 | 1B: 5 2B: 2 3B: 0 HR: 1 | SF: 0 SAC: 1 DP: 0 HBP: 1 | WP: 0 PB: 0 SB: 0 CS: 0 | PA: 39 | | | | | |
| PITCHER | IP | WLS | BF | H | R | ER | SO | BB | IBB | HBP | BLK | WP | HR | S | P | ERA | WHIP | | | | | | | | | | |
| 64 Steven Cruz, R ERA: 4.68 | 1.0 | | 6 | 3 | 1 | 1 | 0 | 0 | 0 | 0 | 0 | 0 | 0 | 13 | 24 | 9.00 | 3.000 | | | | | | | | | | |
| 67 Alec Marsh, R ERA: 5.66 | 5.1 | W | 23 | 3 | 4 | 3 | 6 | 2 | 0 | 1 | 0 | 0 | 1 | 51 | 77 | 5.06 | 0.938 | | | | | | | | | | |
| 41 Tucker Davidson, L ERA: 0.12 | 0.2 | H | 2 | 0 | 0 | 0 | 0 | 0 | 0 | 0 | 0 | 0 | 0 | 4 | 7 | 0.00 | 0.000 | | | | | | | | | | |
| 43 Carlos Hernández, R ERA: 4.98 | 1.0 | H | 4 | 1 | 0 | 0 | 0 | 0 | 0 | 0 | 0 | 0 | 0 | 8 | 10 | 0.00 | 1.000 | | | | | | | | | | |
| 66 James McArthur, R ERA: 5.31 | 1.0 | S | 4 | 1 | 0 | 0 | 1 | 0 | 0 | 0 | 0 | 0 | 0 | 8 | 12 | 0.00 | 1.000 | | | | | | | | | | |

Kansas City Royals @ Houston Astros
Minute Maid Park, Houston, TX
Sun Sep 24 2023, 1:12 PM - 3:48 PM CDT
Att: 41,438 - Roof Closed - 73 F

AB 34
R 5
H 8
RBI 5
BB 2
SO 7
LOB 18



| Batter | 1 | 2 | 3 | 4 | 5 | 6 | 7 | 8 | 9 | AB | R | H | RBI | BB | SO | LOB | TOP | | | | | | |
|--|---|---|---|---|---|---|---|---|---|---|---|---|---|---|---|---|---|----------------------------------|------------------------------------|----------------------------------|--------|------|-------|
| 27 Jose Altuve, R OBP: 0.397, SLG: 0.533 | | | | | | | | | | 4 | 0 | 1 | 1 | 0 | 2 | 1 | Houston Astros @ Seattle Mariners T-Mobile Park, Seattle, WA Mon Sep 25 2023, 6:42 PM - 9:01 PM PDT Att: 39,920 - Roof Closed - 58 F | | | | | | |
| 2 Alex Bregman, R OBP: 0.362, SLG: 0.434 | | | | | | | | | | 5 | 0 | 0 | 0 | 0 | 1 | 4 | | | | | | | |
| 44 Yordan Alvarez, L OBP: 0.411, SLG: 0.593 | | | | | | | | | | 4 | 1 | 2 | 1 | 0 | 1 | 0 | | | | | | | |
| 30 Kyle Tucker, L OBP: 0.367, SLG: 0.514 | | | | | | | | | | 3 | 1 | 1 | 1 | 1 | 0 | 1 | | | | | | | |
| 79 José Abreu, R OBP: 0.295, SLG: 0.377 | | | | | | | | | | 4 | 1 | 1 | 0 | 0 | 1 | 1 | | | | | | | |
| 20 Chas McCormick, R OBP: 0.359, SLG: 0.503 | | | | | | | | | | 3 | 0 | 0 | 0 | 1 | 0 | 2 | | | | | | | |
| 3 Jeremy Peña, R OBP: 0.321, SLG: 0.380 | | | | | | | | | | 4 | 0 | 1 | 0 | 0 | 2 | 1 | | | | | | | |
| 14 Mauricio Dubón, R OBP: 0.311, SLG: 0.409 | | | | | | | | | | 4 | 1 | 1 | 1 | 0 | 2 | 1 | | | | | | | |
| 15 Martín Maldonado, R OBP: 0.263, SLG: 0.349 | | | | | | | | | | 3 | 1 | 2 | 1 | 1 | 1 | 0 | | | | | | | |
| Inning Stats | R: 0 E: 0 K: 1 S: 10 | H: 1 LOB: 1 BB: 0 P: 16 | R: 3 E: 0 K: 1 S: 16 | H: 4 LOB: 1 BB: 0 P: 22 | R: 1 E: 0 K: 0 S: 8 | H: 1 LOB: 0 BB: 1 P: 15 | R: 0 E: 0 K: 2 S: 8 | H: 0 LOB: 0 BB: 0 P: 8 | R: 0 E: 0 K: 2 S: 18 | H: 2 LOB: 1 BB: 0 P: 22 | R: 0 E: 0 K: 0 S: 7 | H: 1 LOB: 0 BB: 0 P: 9 | R: 0 E: 0 K: 0 S: 13 | H: 0 LOB: 1 BB: 1 P: 21 | R: 0 E: 0 K: 2 S: 14 | H: 0 LOB: 2 BB: 1 P: 29 | | 1B: 4 2B: 2 3B: 1 HR: 2 | SF: 0 SAC: 0 DP: 1 HBP: 1 | WP: 0 PB: 0 SB: 0 CS: 1 | PA: 39 | | |
| PITCHER | IP WLS BF H R ER SO BB IBB HBP BLK WP HR S P ERA WHIP | IP WLS BF H R ER SO BB IBB HBP BLK WP HR S P ERA WHIP | IP WLS BF H R ER SO BB IBB HBP BLK WP HR S P ERA WHIP | IP WLS BF H R ER SO BB IBB HBP BLK WP HR S P ERA WHIP | IP WLS BF H R ER SO BB IBB HBP BLK WP HR S P ERA WHIP | IP WLS BF H R ER SO BB IBB HBP BLK WP HR S P ERA WHIP | IP WLS BF H R ER SO BB IBB HBP BLK WP HR S P ERA WHIP | IP WLS BF H R ER SO BB IBB HBP BLK WP HR S P ERA WHIP | IP WLS BF H R ER SO BB IBB HBP BLK WP HR S P ERA WHIP | IP WLS BF H R ER SO BB IBB HBP BLK WP HR S P ERA WHIP | IP WLS BF H R ER SO BB IBB HBP BLK WP HR S P ERA WHIP | IP WLS BF H R ER SO BB IBB HBP BLK WP HR S P ERA WHIP | IP WLS BF H R ER SO BB IBB HBP BLK WP HR S P ERA WHIP | IP WLS BF H R ER SO BB IBB HBP BLK WP HR S P ERA WHIP | IP WLS BF H R ER SO BB IBB HBP BLK WP HR S P ERA WHIP | IP WLS BF H R ER SO BB IBB HBP BLK WP HR S P ERA WHIP | IP WLS BF H R ER SO BB IBB HBP BLK WP HR S P ERA WHIP | | | | | | |
| 58 Luis Castillo, R ERA: 3.2 | 6.0 | L | 26 | 8 | 5 | 5 | 8 | 1 | 0 | 0 | 0 | 0 | 0 | 0 | 0 | 0 | 0 | 0 | 0 | 7 | 9 | 0.00 | 1.000 |
| 46 Trent Thornton, R ERA: 1.95 | 1.0 | | 3 | 1 | 0 | 0 | 0 | 0 | 0 | 0 | 0 | 0 | 0 | 0 | 0 | 0 | 0 | 0 | 0 | 11 | 17 | 0.00 | 1.500 |
| 60 Tayler Saucedo, L ERA: 3.69 | 0.2 | | 3 | 0 | 0 | 0 | 0 | 1 | 0 | 0 | 0 | 0 | 0 | 0 | 0 | 0 | 0 | 0 | 0 | 16 | 33 | 0.00 | 0.750 |
| 54 Dominic Leone, R ERA: 4.85 | 1.1 | | 6 | 0 | 0 | 0 | 2 | 1 | 0 | 1 | 0 | 0 | 0 | 0 | 0 | 0 | 0 | 0 | 0 | 0 | 0 | 0 | 0 |

| Batter | 1 | 2 | 3 | 4 | 5 | 6 | 7 | 8 | 9 | AB | R | H | RBI | BB | SO | LOB | BOTTOM | | | | | | |
|---|---|---|---|---|---|---|---|---|---|---|---|---|---|---|---|---|---|----------------------------------|------------------------------------|----------------------------------|--------|------|-------|
| 3 J.P. Crawford, L OBP: 0.377, SLG: 0.430 | | | | | | | | | | 3 | 0 | 0 | 0 | 1 | 0 | 1 | Houston Astros @ Seattle Mariners T-Mobile Park, Seattle, WA Mon Sep 25 2023, 6:42 PM - 9:01 PM PDT Att: 39,920 - Roof Closed - 58 F | | | | | | |
| 44 Julio Rodríguez, R OBP: 0.341, SLG: 0.494 | | | | | | | | | | 3 | 0 | 0 | 1 | 0 | 0 | 3 | | | | | | | |
| 29 Cal Raleigh, S OBP: 0.308, SLG: 0.467 | | | | | | | | | | 4 | 0 | 0 | 0 | 0 | 2 | 0 | | | | | | | |
| 35 Teoscar Hernández, R OBP: 0.312, SLG: 0.446 | | | | | | | | | | 3 | 0 | 0 | 0 | 0 | 3 | 0 | | | | | | | |
| 10 Jarrod Kelenic, L OBP: 0.329, SLG: 0.426 | | | | | | | | | | 3 | 0 | 0 | 0 | 0 | 3 | 0 | | | | | | | |
| 28 Eugenio Suárez, R OBP: 0.321, SLG: 0.388 | | | | | | | | | | 3 | 0 | 0 | 0 | 0 | 1 | 0 | | | | | | | |
| 23 Ty France, R OBP: 0.335, SLG: 0.359 | | | | | | | | | | 3 | 0 | 0 | 0 | 0 | 0 | 0 | | | | | | | |
| 8 Dominic Canzone, L OBP: 0.264, SLG: 0.408 | | | | | | | | | | 3 | 0 | 1 | 0 | 0 | 0 | 0 | | | | | | | |
| 4 Josh Rojas, L OBP: 0.304, SLG: 0.330 | | | | | | | | | | 3 | 1 | 2 | 0 | 0 | 0 | 0 | | | | | | | |
| Inning Stats | R: 0 E: 0 K: 0 S: 5 | H: 0 LOB: 0 BB: 0 P: 10 | R: 0 E: 0 K: 3 S: 9 | H: 0 LOB: 0 BB: 0 P: 14 | R: 0 E: 0 K: 0 S: 8 | H: 2 LOB: 2 BB: 1 P: 15 | R: 0 E: 0 K: 3 S: 10 | H: 0 LOB: 0 BB: 0 P: 12 | R: 0 E: 0 K: 0 S: 7 | H: 0 LOB: 0 BB: 0 P: 8 | R: 0 E: 0 K: 2 S: 9 | H: 0 LOB: 0 BB: 0 P: 14 | R: 0 E: 0 K: 0 S: 6 | H: 0 LOB: 0 BB: 0 P: 8 | R: 1 E: 0 K: 1 S: 11 | H: 1 LOB: 0 BB: 0 P: 16 | | 1B: 2 2B: 1 3B: 0 HR: 0 | SF: 1 SAC: 0 DP: 1 HBP: 0 | WP: 0 PB: 0 SB: 0 CS: 0 | PA: 30 | | |
| PITCHER | IP WLS BF H R ER SO BB IBB HBP BLK WP HR S P ERA WHIP | IP WLS BF H R ER SO BB IBB HBP BLK WP HR S P ERA WHIP | IP WLS BF H R ER SO BB IBB HBP BLK WP HR S P ERA WHIP | IP WLS BF H R ER SO BB IBB HBP BLK WP HR S P ERA WHIP | IP WLS BF H R ER SO BB IBB HBP BLK WP HR S P ERA WHIP | IP WLS BF H R ER SO BB IBB HBP BLK WP HR S P ERA WHIP | IP WLS BF H R ER SO BB IBB HBP BLK WP HR S P ERA WHIP | IP WLS BF H R ER SO BB IBB HBP BLK WP HR S P ERA WHIP | IP WLS BF H R ER SO BB IBB HBP BLK WP HR S P ERA WHIP | IP WLS BF H R ER SO BB IBB HBP BLK WP HR S P ERA WHIP | IP WLS BF H R ER SO BB IBB HBP BLK WP HR S P ERA WHIP | IP WLS BF H R ER SO BB IBB HBP BLK WP HR S P ERA WHIP | IP WLS BF H R ER SO BB IBB HBP BLK WP HR S P ERA WHIP | IP WLS BF H R ER SO BB IBB HBP BLK WP HR S P ERA WHIP | IP WLS BF H R ER SO BB IBB HBP BLK WP HR S P ERA WHIP | IP WLS BF H R ER SO BB IBB HBP BLK WP HR S P ERA WHIP | | | | | | | |
| 35 Justin Verlander, R ERA: 3.32 | 8.0 | W | 27 | 3 | 1 | 1 | 8 | 1 | 0 | 0 | 0 | 0 | 0 | 0 | 0 | 0 | 0 | 0 | 0 | 8 | 11 | 0.00 | 0.000 |
| 52 Bryan Abreu, R ERA: 1.82 | 1.0 | | 3 | 0 | 0 | 0 | 1 | 0 | 0 | 0 | 0 | 0 | 0 | 0 | 0 | 0 | 0 | 0 | 0 | 0 | 0 | 0 | 0 |

| | |
|-----|----|
| AB | 34 |
| R | 5 |
| H | 9 |
| RBI | 5 |
| BB | 3 |
| SO | 10 |
| LOB | 11 |



| | |
|----|---|
| WP | 0 |
| PB | 0 |
| SB | 0 |
| CS | 1 |

| | |
|-----|----|
| AB | 28 |
| R | 1 |
| H | 3 |
| RBI | 1 |
| BB | 1 |
| SO | 9 |
| LOB | 4 |



| | |
|----|---|
| WP | 0 |
| PB | 0 |
| SB | 0 |
| CS | 0 |

| Batter | 1 | 2 | 3 | 4 | 5 | 6 | 7 | 8 | 9 | AB | R | H | RBI | BB | SO | LOB | TOP | | |
|---|---|---|--|--|--|----------------------------------|--------------------------------------|----------------------------------|---------------------------------------|----------------------------------|---------------------------------------|----------------------------------|---------------------------------------|----------------------------------|--------------------------------------|----------------------------------|---|--------------------------|--|
| 27 Jose Altuve, R OBP: 0.399, SLG: 0.534 | | | | | | | | | | 5 | 0 | 3 | 1 | 0 | 1 | 2 | Houston Astros @ Seattle Mariners T-Mobile Park, Seattle, WA Tue Sep 26 2023, 7:09 PM - 10:13 PM PDT Att: 40,035 - Roof Closed - 57 F | | |
| 2 Alex Bregman, R OBP: 0.361, SLG: 0.432 | | | | | | | | | | 5 | 0 | 1 | 0 | 0 | 0 | 5 | | | |
| 44 Yordan Alvarez, L OBP: 0.407, SLG: 0.586 | | | | | | | | | | 5 | 0 | 0 | 0 | 0 | 1 | 5 | | | |
| 30 Kyle Tucker, L OBP: 0.370, SLG: 0.516 | | | | | | | | | | 3 | 0 | 2 | 0 | 1 | 0 | 0 | | | |
| 79 José Abreu, R OBP: 0.293, SLG: 0.374 | | | | | | | | | | 4 | 0 | 0 | 0 | 0 | 0 | 6 | | | |
| 21 Yainer Diaz, R OBP: 0.309, SLG: 0.540 | | | | | | | | | | 3 | 1 | 0 | 0 | 0 | 2 | 4 | | | |
| 20 Chas McCormick, R OBP: 0.360, SLG: 0.501 | | | | | | | | | | 3 | 0 | 1 | 0 | 0 | 0 | 0 | | | |
| 16 Grae Kessinger, R OBP: 0.295, SLG: 0.333 | | | | | | | | | | 0 | 1 | 0 | 0 | 0 | 0 | 0 | | | |
| 3 Jeremy Peña, R OBP: 0.324, SLG: 0.383 | | | | | | | | | | 4 | 0 | 3 | 0 | 0 | 1 | 0 | | | |
| 15 Martín Maldonado, R OBP: 0.262, SLG: 0.347 | | | | | | | | | | 2 | 0 | 0 | 0 | 0 | 1 | 1 | | | |
| 28 Jon Singleton, L OBP: 0.259, SLG: 0.267 | | | | | | | | | | 0 | 0 | 0 | 1 | 0 | 0 | 0 | | | |
| 88 Phil Maton, R OBP: 0.295, SLG: 0.428 | | | | | | | | | | 0 | 0 | 0 | 0 | 0 | 0 | 0 | | | |
| 45 Ryne Stanek, R OBP: 0.311, SLG: 0.408 | | | | | | | | | | 1 | 0 | 0 | 0 | 0 | 0 | 2 | | | |
| Inning Stats | R: 0 H: 2 E: 0 K: 0 S: 18 | H: 2 LOB: 3 BB: 1 P: 26 | R: 0 H: 0 E: 0 K: 1 S: 8 | H: 0 LOB: 0 BB: 0 P: 11 | R: 0 H: 0 E: 0 K: 0 S: 4 | H: 0 LOB: 0 BB: 0 P: 7 | R: 0 H: 0 E: 0 K: 1 S: 9 | H: 0 LOB: 0 BB: 0 P: 11 | R: 0 H: 1 E: 0 K: 1 S: 11 | H: 1 LOB: 0 BB: 0 P: 14 | R: 0 H: 2 E: 0 K: 1 S: 13 | H: 2 LOB: 2 BB: 0 P: 15 | R: 1 H: 2 E: 0 K: 0 S: 10 | H: 2 LOB: 2 BB: 0 P: 15 | 1B: 9 2B: 1 3B: 0 HR: 0 | SF: 1 DP: 0 HBP: 2 | WP: 0 PA: 39 PB: 0 SB: 0 CS: 1 | | |
| PITCHER | IP WLS BF H R ER SO BB IBB HBP BLK WP HR S P ERA WHIP | 6.0 W 23 5 0 0 4 0 1 0 0 0 0 63 84 0.00 0.833 | 0.0 3 2 1 1 0 0 0 0 1 0 0 4 8 ∞ ∞ | 2.0 H 7 1 0 0 2 0 0 0 0 0 0 19 25 0.00 0.500 | 1.0 6 2 1 1 0 0 0 0 1 0 0 10 15 9.00 2.000 | | | | | | | | | | | | | | |
| 68 George Kirby, R ERA: 3.46 | | | | | | | | | | | | | | | | | | | |
| 48 Justin Topa, R ERA: 2.44 | | | | | | | | | | | | | | | | | | | |
| 47 Matt Brash, R ERA: 2.87 | | | | | | | | | | | | | | | | | | | |
| 75 Andrés Muñoz, R ERA: 2.83 | | | | | | | | | | | | | | | | | | | |
| Batter | 1 | 2 | 3 | 4 | 5 | 6 | 7 | 8 | 9 | AB | R | H | RBI | BB | SO | LOB | BOTTOM | | |
| 3 J.P. Crawford, L OBP: 0.376, SLG: 0.427 | | | | | | | | | | 3 | 0 | 0 | 0 | 1 | 3 | 1 | Houston Astros @ Seattle Mariners T-Mobile Park, Seattle, WA Tue Sep 26 2023, 7:09 PM - 10:13 PM PDT Att: 40,035 - Roof Closed - 57 F | | |
| 44 Julio Rodríguez, R OBP: 0.340, SLG: 0.493 | | | | | | | | | | 2 | 1 | 0 | 1 | 1 | 1 | 0 | | | |
| 29 Cal Raleigh, S OBP: 0.311, SLG: 0.469 | | | | | | | | | | 3 | 1 | 2 | 1 | 1 | 0 | 0 | | | |
| 35 Teoscar Hernández, R OBP: 0.311, SLG: 0.445 | | | | | | | | | | 4 | 0 | 1 | 1 | 0 | 2 | 3 | | | |
| 10 Jarrod Kelenic, L OBP: 0.328, SLG: 0.424 | | | | | | | | | | 4 | 0 | 1 | 0 | 0 | 1 | 1 | | | |
| 28 Eugenio Suárez, R OBP: 0.320, SLG: 0.386 | | | | | | | | | | 3 | 0 | 0 | 0 | 1 | 1 | 1 | | | |
| 20 Mike Ford, L OBP: 0.318, SLG: 0.484 | | | | | | | | | | 2 | 1 | 1 | 0 | 0 | 0 | 1 | | | |
| 25 Dylan Moore, R OBP: 0.295, SLG: 0.428 | | | | | | | | | | 1 | 0 | 0 | 0 | 0 | 1 | 3 | | | |
| 8 Dominic Canzone, L OBP: 0.263, SLG: 0.406 | | | | | | | | | | 1 | 0 | 0 | 0 | 0 | 1 | 0 | | | |
| 23 Ty France, R OBP: 0.336, SLG: 0.365 | | | | | | | | | | 4 | 2 | 2 | 1 | 0 | 1 | 0 | | | |
| 4 Josh Rojas, L OBP: 0.303, SLG: 0.329 | | | | | | | | | | 4 | 1 | 1 | 0 | 0 | 0 | 1 | | | |
| Inning Stats | R: 0 H: 0 E: 0 K: 2 S: 11 | H: 0 LOB: 0 BB: 0 P: 15 | R: 0 H: 0 E: 0 K: 1 S: 9 | H: 0 LOB: 0 BB: 0 P: 12 | R: 2 H: 2 E: 1 K: 1 S: 19 | H: 2 LOB: 2 BB: 2 P: 34 | R: 0 H: 0 E: 1 K: 0 S: 5 | H: 0 LOB: 0 BB: 0 P: 8 | R: 3 H: 4 E: 1 K: 3 S: 20 | H: 4 LOB: 3 BB: 2 P: 42 | R: 0 H: 0 E: 0 K: 1 S: 9 | H: 0 LOB: 0 BB: 0 P: 14 | R: 0 H: 1 E: 0 K: 2 S: 13 | H: 1 LOB: 1 BB: 0 P: 19 | R: 1 H: 1 E: 0 K: 1 S: 8 | H: 1 LOB: 0 BB: 0 P: 11 | 1B: 7 2B: 1 3B: 0 HR: 1 | SF: 1 DP: 1 HBP: 0 | WP: 0 PA: 36 PB: 0 SB: 1 CS: 0 |
| PITCHER | IP WLS BF H R ER SO BB IBB HBP BLK WP HR S P ERA WHIP | 4.2 L 20 3 4 3 0 1 0 0 0 0 0 6 16 ∞ ∞ | 1.1 4 0 0 0 2 0 0 0 0 0 0 12 18 0.00 0.000 | 1.0 4 1 0 0 2 0 0 0 0 0 0 13 19 0.00 1.000 | 1.0 4 1 1 1 1 0 0 0 0 0 1 8 11 9.00 1.000 | | | | | | | | | | | | | | |
| 53 Cristian Javier, R ERA: 4.73 | | | | | | | | | | | | | | | | | | | |
| 47 Rafael Montero, R ERA: 5.02 | | | | | | | | | | | | | | | | | | | |
| 62 Bennett Sousa, L ERA: 4.5 | | | | | | | | | | | | | | | | | | | |
| 88 Phil Maton, R ERA: 3.09 | | | | | | | | | | | | | | | | | | | |
| 45 Ryne Stanek, R ERA: 4.09 | | | | | | | | | | | | | | | | | | | |

| Batter | 1 | 2 | 3 | 4 | 5 | 6 | 7 | 8 | 9 | AB | R | H | RBI | BB | SO | LOB | TOP | | | | | | | | | | |
|--|------------------------------|---------------------------------|------------------------------|----------------------------------|-------------------------------|----------------------------------|-------------------------------|----------------------------------|------------------------------|---------------------------------|-------------------------------|----------------------------------|------------------------------|---------------------------------|------------------------------|----------------------------------|---|------------------------------|----------------------------------|----------------------------------|------------------------------------|----------------------------------|--------|--|--|--|--|
| 27 Jose Altuve, R OBP: 0.394, SLG: 0.525 | L7 | | K | | G5-4-3 | | | L7 | | 4 | 0 | 0 | 0 | 0 | 1 | 3 | Houston Astros @ Arizona Diamondbacks Chase Field, Phoenix, AZ Sat Sep 30 2023, 5:10 PM - 8:01 PM MST Att: 36,789 - Roof Closed - 78 F | | | | | | | | | | |
| 2 Alex Bregman, R OBP: 0.365, SLG: 0.432 | G6-3 | | K | | | G5-3 | | | | 4 | 0 | 1 | 0 | 0 | 1 | 2 | | | | | | | | | | | |
| 44 Yordan Alvarez, L OBP: 0.407, SLG: 0.585 | F7 | | | | P5 | | | F9 | | 4 | 0 | 1 | 0 | 0 | 0 | 1 | | | | | | | | | | | |
| 30 Kyle Tucker, L OBP: 0.369, SLG: 0.512 | | K | | | 79 2B | | | | | 3 | 1 | 1 | 0 | 1 | 2 | 0 | | | | | | | | | | | |
| 79 José Abreu, R OBP: 0.295, SLG: 0.377 | F9 | | | | 20 F9 | | | | | 4 | 0 | 1 | 1 | 0 | 1 | 2 | | | | | | | | | | | |
| 20 Chas McCormick, R OBP: 0.356, SLG: 0.494 | P6 | | | | F9 | | | | | 4 | 0 | 0 | 0 | 0 | 1 | 1 | | | | | | | | | | | |
| 14 Mauricio Dubón, R OBP: 0.310, SLG: 0.412 | | | | | | | | | | 3 | 0 | 1 | 0 | 0 | 1 | 1 | | | | | | | | | | | |
| 3 Jeremy Peña, R OBP: 0.323, SLG: 0.382 | | | | | F9 | | | | | 2 | 0 | 0 | 0 | 1 | 0 | 0 | | | | | | | | | | | |
| 15 Martín Maldonado, R OBP: 0.260, SLG: 0.351 | | | | | B2 | | | | | 3 | 0 | 1 | 0 | 0 | 1 | 2 | | | | | | | | | | | |
| Inning Stats | R: 0 E: 0 K: 0 S: 4 | H: 0 LOB: 0 BB: 0 P: 7 | R: 0 E: 0 K: 1 S: 8 | H: 0 LOB: 0 BB: 0 P: 13 | R: 0 E: 0 K: 2 S: 12 | H: 1 LOB: 2 BB: 1 P: 19 | R: 1 E: 0 K: 1 S: 10 | H: 1 LOB: 1 BB: 0 P: 16 | R: 0 E: 0 K: 0 S: 7 | H: 1 LOB: 0 BB: 0 P: 8 | R: 0 E: 0 K: 0 S: 16 | H: 2 LOB: 1 BB: 0 P: 22 | R: 0 E: 0 K: 1 S: 8 | H: 0 LOB: 0 BB: 0 P: 8 | R: 0 E: 0 K: 1 S: 9 | H: 1 LOB: 1 BB: 0 P: 14 | | R: 0 E: 0 K: 2 S: 9 | H: 0 LOB: 0 BB: 0 P: 15 | 1B: 4 2B: 2 3B: 0 HR: 0 | SF: 0 SAC: 0 DP: 2 HBP: 0 | WP: 0 PB: 0 SB: 1 CS: 0 | PA: 33 | | | | |
| PITCHER | IP | WLS | BF | H | R | ER | SO | BB | IBB | HBP | BLK | WP | HR | S | P | ERA | WHIP | | | | | | | | | | |
| 29 Merrill Kelly, R ERA: 3.29 | 7.0 | L | 26 | 5 | 1 | 1 | 5 | 2 | 0 | 0 | 0 | 0 | 0 | 65 | 93 | 1.29 | 1.000 | | | | | | | | | | |
| 50 Miguel Castro, R ERA: 4.39 | 0.2 | | 3 | 1 | 0 | 0 | 1 | 0 | 0 | 0 | 0 | 0 | 0 | 7 | 11 | 0.00 | 1.500 | | | | | | | | | | |
| 35 Joe Mantiply, L ERA: 4.62 | 1.0 | | 3 | 0 | 0 | 0 | 2 | 0 | 0 | 0 | 0 | 0 | 0 | 9 | 14 | 0.00 | 0.000 | | | | | | | | | | |
| 65 Luis Frias, R ERA: 3.72 | 0.1 | | 1 | 0 | 0 | 0 | 0 | 0 | 0 | 0 | 0 | 0 | 0 | 2 | 4 | 0.00 | 0.000 | | | | | | | | | | |

| Batter | 1 | 2 | 3 | 4 | 5 | 6 | 7 | 8 | 9 | AB | R | H | RBI | BB | SO | LOB | BOTTOM | | | | | | | | | | |
|---|-------------------------------|----------------------------------|-------------------------------|----------------------------------|-------------------------------|----------------------------------|-------------------------------|----------------------------------|------------------------------|----------------------------------|-------------------------------|----------------------------------|-------------------------------|----------------------------------|------------------------------|----------------------------------|---|----------------------------------|----------------------------------|------------------------------------|----------------------------------|--------|--|--|--|--|--|
| 7 Corbin Carroll, L OBP: 0.362, SLG: 0.506 | L8 | | P5 | | | | | | | 4 | 0 | 0 | 0 | 1 | 2 | 1 | Houston Astros @ Arizona Diamondbacks Chase Field, Phoenix, AZ Sat Sep 30 2023, 5:10 PM - 8:01 PM MST Att: 36,789 - Roof Closed - 78 F | | | | | | | | | | |
| 4 Ketel Marte, S OBP: 0.358, SLG: 0.485 | G3-1 | | F8 | | F8 | | | | | 4 | 0 | 0 | 0 | 0 | 1 | 3 | | | | | | | | | | | |
| 28 Tommy Pham, R OBP: 0.328, SLG: 0.446 | | | | | | | | | | 3 | 0 | 1 | 0 | 1 | 0 | 3 | | | | | | | | | | | |
| 53 Christian Walker, R OBP: 0.333, SLG: 0.497 | | | | | | | | | | 3 | 0 | 0 | 0 | 1 | 1 | 2 | | | | | | | | | | | |
| 5 Alek Thomas, L OBP: 0.273, SLG: 0.376 | | | | | | | | | | 3 | 0 | 0 | 0 | 0 | 2 | 1 | | | | | | | | | | | |
| 12 Lourdes Gurriel Jr., R OBP: 0.308, SLG: 0.451 | | | | | | | | | | 4 | 0 | 1 | 0 | 0 | 1 | 2 | | | | | | | | | | | |
| 3 Evan Longoria, R OBP: 0.296, SLG: 0.428 | | | | | | | | | | 2 | 0 | 1 | 0 | 1 | 0 | 1 | | | | | | | | | | | |
| 10 Jordan Lawlar, R OBP: 0.233, SLG: 0.148 | | | | | | | | | | 0 | 0 | 0 | 0 | 0 | 0 | 0 | | | | | | | | | | | |
| 31 Jake McCarthy, L OBP: 0.319, SLG: 0.327 | | | | | | | | | | 1 | 0 | 1 | 0 | 0 | 0 | 0 | | | | | | | | | | | |
| 14 Gabriel Moreno, R OBP: 0.339, SLG: 0.408 | | | | | | | | | | 3 | 0 | 1 | 0 | 1 | 0 | 2 | | | | | | | | | | | |
| 2 Geraldo Perdomo, S OBP: 0.356, SLG: 0.361 | | | | | | | | | | 2 | 0 | 0 | 0 | 1 | 1 | 2 | | | | | | | | | | | |
| Inning Stats | R: 0 E: 0 K: 1 S: 13 | H: 0 LOB: 1 BB: 1 P: 20 | R: 0 E: 0 K: 1 S: 11 | H: 0 LOB: 2 BB: 2 P: 25 | R: 0 E: 0 K: 0 S: 14 | H: 1 LOB: 1 BB: 0 P: 23 | R: 0 E: 0 K: 1 S: 12 | H: 1 LOB: 1 BB: 0 P: 16 | R: 0 E: 0 K: 2 S: 7 | H: 0 LOB: 0 BB: 0 P: 10 | R: 0 E: 0 K: 1 S: 12 | H: 0 LOB: 1 BB: 0 P: 20 | R: 0 E: 0 K: 1 S: 11 | H: 2 LOB: 3 BB: 1 P: 18 | R: 0 E: 0 K: 0 S: 7 | H: 0 LOB: 0 BB: 1 P: 12 | R: 0 E: 0 K: 1 S: 10 | H: 1 LOB: 1 BB: 1 P: 20 | 1B: 5 2B: 0 3B: 0 HR: 0 | SF: 0 SAC: 1 DP: 1 HBP: 1 | WP: 0 PB: 1 SB: 1 CS: 1 | PA: 37 | | | | | |
| PITCHER | IP | WLS | BF | H | R | ER | SO | BB | IBB | HBP | BLK | WP | HR | S | P | ERA | WHIP | | | | | | | | | | |
| 35 Justin Verlander, R ERA: 3.22 | 5.0 | W | 20 | 2 | 0 | 0 | 5 | 3 | 0 | 0 | 0 | 0 | 0 | 57 | 94 | 0.00 | 1.000 | | | | | | | | | | |
| 88 Phil Maton, R ERA: 3.0 | 1.0 | H | 4 | 0 | 0 | 0 | 1 | 0 | 0 | 1 | 0 | 0 | 0 | 12 | 20 | 0.00 | 0.000 | | | | | | | | | | |
| 31 Kendall Graveman, R ERA: 3.12 | 0.1 | H | 4 | 2 | 0 | 0 | 0 | 1 | 0 | 0 | 0 | 0 | 0 | 7 | 14 | 0.00 | 9.000 | | | | | | | | | | |
| 50 Héctor Neris, R ERA: 1.71 | 1.2 | H | 5 | 0 | 0 | 0 | 1 | 1 | 0 | 0 | 0 | 0 | 0 | 11 | 16 | 0.00 | 0.600 | | | | | | | | | | |
| 52 Bryan Abreu, R ERA: 1.75 | 1.0 | S | 4 | 1 | 0 | 0 | 1 | 1 | 0 | 0 | 0 | 0 | 0 | 10 | 20 | 0.00 | 2.000 | | | | | | | | | | |

| | |
|-----|----|
| AB | 31 |
| R | 1 |
| H | 6 |
| RBI | 1 |
| BB | 2 |
| SO | 8 |
| LOB | 12 |



| | |
|-----|----|
| AB | 29 |
| R | 0 |
| H | 5 |
| RBI | 0 |
| BB | 6 |
| SO | 8 |
| LOB | 17 |



| Batter | 1 | 2 | 3 | 4 | 5 | 6 | 7 | 8 | 9 | AB | R | H | RBI | BB | SO | LOB | TOP | | | | | | | | | | |
|---|-------------------------------|----------------------------------|-------------------------------|----------------------------------|-------------------------------|----------------------------------|------------------------------|----------------------------------|-------------------------------|----------------------------------|------------------------------|----------------------------------|-------------------------------|----------------------------------|------------------------------|----------------------------------|------------------------------|----------------------------------|----------------------------------|------------------------------------|----------------------------------|--------|--|--|--|--|--|
| 39 Donovan Solano, R OBP: 0.500, SLG: 0.200 19 Alex Kirilloff, L (6, FH) (6, 3) | G5-3 | G5-4-3 | | | | G4-3 | | K | | 3 | 1 | 1 | 0 | 0 | 0 | 1 | | | | | | | | | | | |
| 11 Jorge Polanco, S OBP: 0.353, SLG: 0.467 | 4 2B | | G6-3 | | SH1-3 | | P6 | | L3 | 3 | 1 | 0 | 0 | 1 | 0 | 0 | | | | | | | | | | | |
| 23 Royce Lewis, R OBP: 0.389, SLG: 0.867 | K | | K | | 4 1B 27 FC1-5 | | 4 2B 47 1B | | K | 4 | 1 | 1 | 0 | 1 | 3 | 1 | | | | | | | | | | | |
| 4 Carlos Correa, R OBP: 0.588, SLG: 0.733 | 1-H 2B | | | | 27 FC1-5 | | 47 1B | | K | 4 | 0 | 3 | 3 | 1 | 1 | 0 | | | | | | | | | | | |
| 27 Ryan Jeffers, R OBP: 0.313, SLG: 0.154 | K | | | | FC1-5 | | 47 1B | | | 3 | 0 | 0 | 0 | 0 | 2 | 4 | | | | | | | | | | | |
| 50 Willi Castro, S OBP: 0.300, SLG: 0.222 | | | G5-3 | | | | K | | | 3 | 1 | 1 | 0 | 1 | 1 | 3 | | | | | | | | | | | |
| 12 Kyle Farmer, R OBP: 0.250, SLG: 1.000 47 Edouard Julien, L OBP: 0.385, SLG: 0.364 45 Andrew Stevenson, L (7, 7) | 1-H HR | | G5-3 | | | | K | | | 3 | 1 | 1 | 2 | 0 | 1 | 3 | | | | | | | | | | | |
| 26 Max Kepler, L OBP: 0.313, SLG: 0.333 | | | | | | | G4-3 | | K | 4 | 0 | 1 | 0 | 0 | 2 | 0 | | | | | | | | | | | |
| 2 Michael Taylor, R OBP: 0.250, SLG: 0.182 | | | FC5-4 | | | | F7 | | G5-3 | 4 | 1 | 1 | 0 | 0 | 0 | 1 | | | | | | | | | | | |
| Inning Stats | R: 1 E: 0 K: 2 S: 13 | H: 1 LOB: 1 BB: 1 P: 22 | R: 2 E: 0 K: 0 S: 16 | H: 3 LOB: 0 BB: 0 P: 22 | R: 0 E: 0 K: 2 S: 11 | H: 0 LOB: 1 BB: 1 P: 18 | R: 0 E: 0 K: 1 S: 8 | H: 0 LOB: 0 BB: 0 P: 12 | R: 2 E: 0 K: 1 S: 13 | H: 3 LOB: 3 BB: 2 P: 27 | R: 0 E: 0 K: 0 S: 6 | H: 0 LOB: 0 BB: 0 P: 11 | R: 1 E: 0 K: 1 S: 13 | H: 3 LOB: 2 BB: 0 P: 24 | R: 0 E: 0 K: 2 S: 7 | H: 0 LOB: 0 BB: 0 P: 14 | R: 0 E: 0 K: 2 S: 9 | H: 0 LOB: 0 BB: 0 P: 15 | 1B: 7 2B: 2 3B: 0 HR: 1 | SF: 0 SAC: 1 DP: 1 HBP: 1 | WP: 0 PB: 0 SB: 0 CS: 0 | PA: 40 | | | | | |
| PITCHER | IP | WLS | BF | H | R | ER | SO | BB | IBB | HBP | BLK | WP | HR | S | P | ERA | WHIP | | | | | | | | | | |
| Framber Valdez, L ERA: 10.38 | 4.1 | L | 22 | 7 | 5 | 5 | 5 | 3 | 0 | 0 | 0 | 0 | 1 | 57 | 90 | 10.38 | 2.308 | | | | | | | | | | |
| 88 Phil Maton, R ERA: | 0.2 | | 3 | 0 | 0 | 0 | 1 | 1 | 0 | 0 | 0 | 0 | 0 | 4 | 11 | 0.00 | 1.500 | | | | | | | | | | |
| 45 Ryne Stanek, R ERA: 6.75 | 1.1 | | 6 | 2 | 1 | 1 | 0 | 0 | 0 | 0 | 0 | 0 | 0 | 13 | 24 | 6.75 | 1.500 | | | | | | | | | | |
| 47 Rafael Montero, R ERA: | 1.2 | | 6 | 1 | 0 | 0 | 3 | 0 | 0 | 1 | 0 | 0 | 0 | 13 | 25 | 0.00 | 0.600 | | | | | | | | | | |
| 58 Hunter Brown, R ERA: | 1.0 | | 3 | 0 | 0 | 0 | 2 | 0 | 0 | 0 | 0 | 0 | 0 | 9 | 15 | 0.00 | 0.000 | | | | | | | | | | |

Minnesota Twins @ Houston Astros
Minute Maid Park, Houston, TX
Sun Oct 08 2023, 7:05 PM - 10:14 PM CDT
Att: 43,017 - Partly Cloudy - 73 F

AB 34
R 6
H 10
RBI 6
BB 4
SO 11
LOB 13



| Batter | 1 | 2 | 3 | 4 | 5 | 6 | 7 | 8 | 9 | AB | R | H | RBI | BB | SO | LOB | BOTTOM | | | | | | | | | | |
|--|------------------------------|----------------------------------|------------------------------|----------------------------------|------------------------------|----------------------------------|-------------------------------|----------------------------------|-------------------------------|----------------------------------|------------------------------|----------------------------------|-------------------------------|----------------------------------|-------------------------------|----------------------------------|------------------------------|---------------------------------|----------------------------------|------------------------------------|----------------------------------|--------|--|--|--|--|--|
| 27 Jose Altuve, R OBP: 0.375, SLG: 0.750 | 1B | | | | P4 | | | L9 | | 4 | 0 | 2 | 0 | 0 | 0 | 1 | | | | | | | | | | | |
| 2 Alex Bregman, R OBP: 0.375, SLG: 0.167 | K | | F8 | | K | | | 44 HR BB | | 3 | 1 | 0 | 0 | 1 | 2 | 3 | | | | | | | | | | | |
| 44 Yordan Alvarez, L OBP: 0.500, SLG: 1.714 | F9 | | | | K | | | 1-H HR | | 4 | 1 | 1 | 2 | 0 | 2 | 1 | | | | | | | | | | | |
| 30 Kyle Tucker, L OBP: 0.250, SLG: 0.286 | F8 | | | | 23 1B 79 G5-3 | | F7 | | K | 3 | 0 | 0 | 0 | 1 | 1 | 1 | | | | | | | | | | | |
| 79 José Abreu, R OBP: 0.250, SLG: 0.143 | | F8 | | | G5-3 | | P6 | | G4-3 | 4 | 0 | 0 | 0 | 0 | 0 | 1 | | | | | | | | | | | |
| 23 Michael Brantley, L OBP: 0.375, SLG: 0.286 | | G4-3 | | | 1B | | | | G4-3 | 4 | 0 | 1 | 0 | 0 | 1 | 0 | | | | | | | | | | | |
| 20 Chas McCormick, R OBP: 0.250, SLG: 0.250 | | K | | | K | | | | G6-3 | 4 | 0 | 1 | 0 | 0 | 2 | 2 | | | | | | | | | | | |
| 3 Jeremy Peña, R OBP: 0.375, SLG: 0.500 | | | | | 15 G5-4-3 | | G4-3 | | G6-3 | 4 | 0 | 2 | 0 | 0 | 0 | 1 | | | | | | | | | | | |
| 15 Martín Maldonado, R 21 Yainer Díaz, R (7, PH) (8, 2) | | G5-4-3 | | | G1-3 | | F8 | | | 2 | 0 | 0 | 0 | 0 | 0 | 2 | | | | | | | | | | | |
| Inning Stats | R: 0 E: 0 K: 1 S: 9 | H: 1 LOB: 1 BB: 0 P: 12 | R: 0 E: 0 K: 1 S: 9 | H: 0 LOB: 0 BB: 0 P: 14 | R: 0 E: 0 K: 0 S: 9 | H: 2 LOB: 1 BB: 0 P: 15 | R: 0 E: 0 K: 2 S: 13 | H: 1 LOB: 2 BB: 1 P: 22 | R: 0 E: 0 K: 1 S: 10 | H: 1 LOB: 1 BB: 0 P: 13 | R: 0 E: 0 K: 1 S: 8 | H: 0 LOB: 0 BB: 0 P: 12 | R: 0 E: 0 K: 1 S: 11 | H: 1 LOB: 1 BB: 0 P: 17 | R: 2 E: 0 K: 1 S: 12 | H: 1 LOB: 0 BB: 1 P: 22 | R: 0 E: 0 K: 0 S: 5 | H: 0 LOB: 0 BB: 0 P: 7 | 1B: 5 2B: 1 3B: 0 HR: 1 | SF: 0 SAC: 0 DP: 1 HBP: 0 | WP: 1 PB: 0 SB: 0 CS: 0 | PA: 35 | | | | | |
| PITCHER | IP | WLS | BF | H | R | ER | SO | BB | IBB | HBP | BLK | WP | HR | S | P | ERA | WHIP | | | | | | | | | | |
| 49 Pablo López, R ERA: 0.71 | 7.0 | W | 27 | 6 | 0 | 0 | 7 | 1 | 0 | 0 | 0 | 0 | 1 | 69 | 105 | 0.00 | 1.000 | | | | | | | | | | |
| 61 Brock Stewart, R ERA: 9.0 | 1.0 | | 5 | 1 | 2 | 2 | 1 | 1 | 0 | 0 | 0 | 0 | 1 | 12 | 22 | 18.00 | 2.000 | | | | | | | | | | |
| 59 Jhoan Duran, R ERA: | 1.0 | | 3 | 0 | 0 | 0 | 0 | 0 | 0 | 0 | 0 | 0 | 0 | 5 | 7 | 0.00 | 0.000 | | | | | | | | | | |

Minnesota Twins @ Houston Astros
Minute Maid Park, Houston, TX
Sun Oct 08 2023, 7:05 PM - 10:14 PM CDT
Att: 43,017 - Partly Cloudy - 73 F

AB 33
R 2
H 7
RBI 2
BB 2
SO 8
LOB 13



| Batter | 1 | 2 | 3 | 4 | 5 | 6 | 7 | 8 | 9 | AB | R | H | RBI | BB | SO | LOB | TOP | | | |
|--|---|---|--|--|---|--|-------------------------------|----------------------------------|-------------------------------|----------------------------------|------------------------------|---------------------------------|-------------------------------|----------------------------------|-------------------------------|----------------------------------|--|------------------------------------|----------------------------------|--------|
| 27 Jose Altuve, R OBP: 0.308, SLG: 0.538 | | | | | | | | | | 5 | 1 | 1 | 0 | 0 | 2 | 5 | Houston Astros @ Minnesota Twins Target Field, Minneapolis, MN Tue Oct 10 2023, 3:10 PM - 6:19 PM CDT Att: 41,017 - Sunny - 54 F | | | |
| 2 Alex Bregman, R OBP: 0.365, SLG: 0.645 | | | | | | | | | | 5 | 1 | 2 | 2 | 0 | 2 | 3 | | | | |
| 44 Yordan Alvarez, L OBP: 0.538, SLG: 1.667 | | | | | | | | | | 5 | 2 | 3 | 1 | 0 | 0 | 3 | | | | |
| 20 Chas McCormick, R OBP: 0.250, SLG: 0.250 | | | | | | | | | | 0 | 0 | 0 | 0 | 0 | 0 | 0 | | | | |
| 30 Kyle Tucker, L OBP: 0.385, SLG: 0.300 | | | | | | | | | | 3 | 2 | 1 | 1 | 2 | 0 | 3 | | | | |
| 79 José Abreu, R OBP: 0.308, SLG: 0.750 | | | | | | | | | | 5 | 2 | 2 | 5 | 0 | 2 | 3 | | | | |
| 21 Yainer Diaz, R OBP: 0.308, SLG: 0.750 | | | | | | | | | | 5 | 0 | 0 | 0 | 0 | 4 | 3 | | | | |
| 14 Mauricio Dubón, R OBP: 0.400, SLG: 0.400 | | | | | | | | | | 5 | 0 | 2 | 0 | 0 | 1 | 2 | | | | |
| 3 Jeremy Peña, R OBP: 0.385, SLG: 0.417 | | | | | | | | | | 4 | 1 | 1 | 0 | 1 | 0 | 2 | | | | |
| 15 Martín Maldonado, R OBP: 0.300, SLG: 0.222 | | | | | | | | | | 4 | 0 | 2 | 0 | 0 | 1 | 2 | | | | |
| Inning Stats | R: 4 E: 1 K: 2 S: 18 | H: 3 LOB: 0 BB: 0 P: 24 | R: 0 E: 0 K: 1 S: 9 | H: 1 LOB: 1 BB: 0 P: 11 | R: 0 E: 0 K: 2 S: 13 | H: 1 LOB: 1 BB: 0 P: 19 | R: 0 E: 0 K: 1 S: 11 | H: 1 LOB: 1 BB: 0 P: 18 | R: 1 E: 0 K: 1 S: 19 | H: 2 LOB: 2 BB: 1 P: 25 | R: 0 E: 0 K: 2 S: 7 | H: 0 LOB: 0 BB: 0 P: 8 | R: 0 E: 0 K: 1 S: 12 | H: 1 LOB: 1 BB: 0 P: 16 | R: 3 E: 0 K: 2 S: 21 | H: 3 LOB: 1 BB: 1 P: 31 | 1B: 8 2B: 2 3B: 0 HR: 4 | SF: 0 SAC: 1 DP: 0 HBP: 0 | WP: 0 PB: 0 SB: 0 CS: 0 | PA: 45 |
| PITCHER | IP WLS BF H R ER SO BB IBB HBP BLK WP HR S P ERA WHIP | 4.0 L 22 8 5 4 6 1 0 0 0 0 2 57 83 9.00 2.250 | 1.0 3 0 0 0 1 0 0 0 0 0 0 13 14 0.00 0.000 | 2.0 9 2 1 1 2 1 0 0 0 0 0 19 25 4.50 1.500 | 1.1 9 4 3 3 2 1 0 0 0 0 2 27 38 20.25 3.750 | 0.2 2 0 0 0 1 0 0 0 0 0 0 6 9 0.00 0.000 | | | | | | | | | | | | | | |

| Batter | 1 | 2 | 3 | 4 | 5 | 6 | 7 | 8 | 9 | AB | R | H | RBI | BB | SO | LOB | BOTTOM | | | | | |
|--|---|---|--|---|---|--|------------------------------|---------------------------------|-------------------------------|----------------------------------|-------------------------------|----------------------------------|-------------------------------|----------------------------------|------------------------------|----------------------------------|--|----------------------------------|----------------------------------|------------------------------------|----------------------------------|--------|
| 47 Edouard Julien, L OBP: 0.389, SLG: 0.286 | | | | | | | | | | 3 | 0 | 0 | 0 | 2 | 3 | 1 | Houston Astros @ Minnesota Twins Target Field, Minneapolis, MN Tue Oct 10 2023, 3:10 PM - 6:19 PM CDT Att: 41,017 - Sunny - 54 F | | | | | |
| 11 Jorge Polanco, S OBP: 0.381, SLG: 0.412 | | | | | | | | | | 2 | 0 | 0 | 0 | 2 | 1 | 2 | | | | | | |
| 26 Max Kepler, L OBP: 0.300, SLG: 0.368 | | | | | | | | | | 4 | 0 | 1 | 0 | 0 | 2 | 5 | | | | | | |
| 23 Royce Lewis, R OBP: 0.318, SLG: 0.684 | | | | | | | | | | 4 | 0 | 0 | 0 | 0 | 2 | 7 | | | | | | |
| 4 Carlos Correa, R OBP: 0.524, SLG: 0.632 | | | | | | | | | | 4 | 1 | 1 | 0 | 0 | 1 | 2 | | | | | | |
| 19 Alex Kirilloff, L OBP: 0.400, SLG: 0.143 | | | | | | | | | | 2 | 0 | 0 | 0 | 0 | 1 | 0 | | | | | | |
| 39 Donovan Solano, R (6, PH) OBP: 0.400, SLG: 0.143 | | | | | | | | | | 2 | 0 | 0 | 0 | 0 | 1 | 1 | | | | | | |
| 38 Matt Wallner, L OBP: 0.300, SLG: 0.250 | | | | | | | | | | 2 | 0 | 0 | 0 | 2 | 2 | 0 | | | | | | |
| 50 Willi Castro, S OBP: 0.357, SLG: 0.250 | | | | | | | | | | 3 | 0 | 1 | 1 | 1 | 0 | 1 | | | | | | |
| 27 Ryan Jeffers, R OBP: 0.300, SLG: 0.125 | | | | | | | | | | 3 | 0 | 0 | 0 | 0 | 1 | 4 | | | | | | |
| Inning Stats | R: 0 E: 0 K: 3 S: 14 | H: 1 LOB: 2 BB: 1 P: 21 | R: 0 E: 0 K: 2 S: 9 | H: 0 LOB: 0 BB: 0 P: 10 | R: 0 E: 0 K: 1 S: 10 | H: 0 LOB: 2 BB: 1 P: 19 | R: 0 E: 0 K: 1 S: 5 | H: 0 LOB: 0 BB: 0 P: 8 | R: 0 E: 0 K: 2 S: 15 | H: 0 LOB: 3 BB: 3 P: 29 | R: 1 E: 0 K: 0 S: 13 | H: 2 LOB: 1 BB: 1 P: 22 | R: 0 E: 0 K: 2 S: 10 | H: 0 LOB: 0 BB: 0 P: 12 | R: 0 E: 0 K: 1 S: 7 | H: 0 LOB: 0 BB: 0 P: 10 | R: 0 E: 0 K: 2 S: 10 | H: 0 LOB: 1 BB: 1 P: 15 | 1B: 2 2B: 1 3B: 0 HR: 0 | SF: 0 SAC: 0 DP: 1 HBP: 1 | WP: 0 PB: 0 SB: 0 CS: 0 | PA: 37 |
| PITCHER | IP WLS BF H R ER SO BB IBB HBP BLK WP HR S P ERA WHIP | 5.0 W 22 8 5 1 0 1 0 0 0 0 0 13 22 9.00 3.000 | 1.0 5 2 1 1 0 1 0 0 0 0 0 10 12 0.00 0.000 | 1.0 3 0 0 0 2 0 0 0 0 0 0 7 10 0.00 0.000 | 1.0 3 0 0 0 1 0 0 0 0 0 0 7 10 0.00 0.000 | 1.0 4 0 0 0 2 1 0 0 0 0 0 10 15 0.00 1.000 | | | | | | | | | | | | | | | | |

| Batter | 1 | 2 | 3 | 4 | 5 | 6 | 7 | 8 | 9 | AB | R | H | RBI | BB | SO | LOB | TOP | | | | | |
|--|------------------------------|----------------------------------|-------------------------------|----------------------------------|------------------------------|----------------------------------|-------------------------------|----------------------------------|------------------------------|----------------------------------|------------------------------|----------------------------------|-------------------------------|----------------------------------|-------------------------------|----------------------------------|--|---------------------------------|----------------------------------|------------------------------------|----------------------------------|--------|
| 27 Jose Altuve, R OBP: 0.235, SLG: 0.412 | G6-3 | | G6-3 | | G6-3 | | | F9 | | 4 | 0 | 0 | 0 | 0 | 0 | 0 | Houston Astros @ Minnesota Twins Target Field, Minneapolis, MN Wed Oct 11 2023, 6:09 PM - 8:47 PM CDT Att: 40,977 - Clear - 57 F | | | | | |
| 2 Alex Bregman, R OBP: 0.294, SLG: 0.400 | F8 | | L8 | | K | | | F8 | | 4 | 0 | 0 | 0 | 0 | 1 | 0 | | | | | | |
| 44 Yordan Alvarez, L OBP: 0.471, SLG: 1.313 | F7 | | | | 79 HR 1B | | | K | | 4 | 1 | 1 | 0 | 0 | 2 | 0 | | | | | | |
| 30 Kyle Tucker, L OBP: 0.294, SLG: 0.214 | | K | | | K | | | K | | 4 | 0 | 0 | 0 | 0 | 3 | 1 | | | | | | |
| 79 José Abreu, R OBP: 0.353, SLG: 0.875 | P3 | | | | HR | | | P3 | | 4 | 1 | 2 | 2 | 0 | 0 | 0 | | | | | | |
| 23 Michael Brantley, L OBP: 0.333, SLG: 0.545 | | | | | F9 | | | K | | 4 | 1 | 1 | 1 | 0 | 1 | 1 | | | | | | |
| 14 Mauricio Dubón, R OBP: 0.400, SLG: 0.400 | | | | | | | | | | 0 | 0 | 0 | 0 | 0 | 0 | 0 | | | | | | |
| 20 Chas McCormick, R OBP: 0.364, SLG: 0.364 | | | | | | | | K | | 3 | 0 | 2 | 0 | 0 | 1 | 0 | | | | | | |
| 3 Jeremy Peña, R OBP: 0.313, SLG: 0.333 | | | | | F9 | | | G5-3 | | 3 | 0 | 0 | 0 | 0 | 0 | 2 | | | | | | |
| 15 Martín Maldonado, R OBP: 0.231, SLG: 0.167 | | | | | | | | G4-3 | | 3 | 0 | 0 | 0 | 0 | 2 | 0 | | | | | | |
| Inning Stats | R: 0 E: 0 K: 0 S: 5 | H: 0 LOB: 0 BB: 0 P: 10 | R: 1 E: 0 K: 1 S: 13 | H: 2 LOB: 1 BB: 0 P: 16 | R: 0 E: 0 K: 1 S: 9 | H: 0 LOB: 0 BB: 0 P: 12 | R: 2 E: 0 K: 1 S: 14 | H: 3 LOB: 1 BB: 0 P: 21 | R: 0 E: 0 K: 2 S: 9 | H: 0 LOB: 0 BB: 0 P: 13 | R: 0 E: 0 K: 2 S: 9 | H: 0 LOB: 0 BB: 0 P: 12 | R: 0 E: 0 K: 2 S: 15 | H: 0 LOB: 0 BB: 0 P: 18 | R: 0 E: 0 K: 0 S: 10 | H: 0 LOB: 0 BB: 0 P: 15 | R: 0 E: 0 K: 1 S: 8 | H: 1 LOB: 1 BB: 0 P: 8 | 1B: 4 2B: 0 3B: 0 HR: 2 | SF: 0 SAC: 0 DP: 0 HBP: 0 | WP: 0 PB: 0 SB: 0 CS: 0 | PA: 33 |
| PITCHER | IP | WLS | BF | H | R | ER | SO | BB | IBB | HBP | BLK | WP | HR | S | P | ERA | WHIP | | | | | |
| 41 Joe Ryan, R ERA: 4.5 | 2.0 | | 8 | 2 | 1 | 1 | 1 | 0 | 0 | 0 | 0 | 0 | 1 | 18 | 26 | 4.50 | 1.000 | | | | | |
| 61 Brock Stewart, R ERA: 9.0 | 1.0 | | 3 | 0 | 0 | 0 | 1 | 0 | 0 | 0 | 0 | 0 | 0 | 9 | 12 | 0.00 | 0.000 | | | | | |
| 56 Caleb Thielbar, L ERA: 9.0 | 0.2 | L | 4 | 2 | 2 | 2 | 1 | 0 | 0 | 0 | 0 | 0 | 1 | 10 | 17 | 27.00 | 3.000 | | | | | |
| 20 Chris Paddack, R ERA | 2.1 | | 8 | 1 | 0 | 0 | 4 | 0 | 0 | 0 | 0 | 0 | 0 | 23 | 29 | 0.00 | 0.429 | | | | | |
| 22 Griffin Jax, R ERA | 1.0 | | 3 | 0 | 0 | 0 | 2 | 0 | 0 | 0 | 0 | 0 | 0 | 15 | 18 | 0.00 | 0.000 | | | | | |
| 59 Jhoan Duran, R ERA: | 2.0 | | 7 | 1 | 0 | 0 | 1 | 0 | 0 | 0 | 0 | 0 | 0 | 18 | 23 | 0.00 | 0.500 | | | | | |

| | |
|-----|----|
| AB | 33 |
| R | 3 |
| H | 6 |
| RBI | 3 |
| BB | 0 |
| SO | 10 |
| LOB | 4 |



| Batter | 1 | 2 | 3 | 4 | 5 | 6 | 7 | 8 | 9 | AB | R | H | RBI | BB | SO | LOB | BOTTOM | | | | | |
|--|-------------------------------|----------------------------------|-------------------------------|----------------------------------|------------------------------|----------------------------------|------------------------------|----------------------------------|-------------------------------|----------------------------------|-------------------------------|----------------------------------|------------------------------|----------------------------------|------------------------------|----------------------------------|--|----------------------------------|----------------------------------|------------------------------------|----------------------------------|--------|
| 47 Edouard Julien, L OBP: 0.455, SLG: 0.588 | L6 | | | | | | | K | | 3 | 1 | 2 | 1 | 1 | 1 | 0 | Houston Astros @ Minnesota Twins Target Field, Minneapolis, MN Wed Oct 11 2023, 6:09 PM - 8:47 PM CDT Att: 40,977 - Clear - 57 F | | | | | |
| 11 Jorge Polanco, S OBP: 0.320, SLG: 0.333 | L6 | | G4-3 | | | F8 | | K | | 4 | 0 | 0 | 0 | 0 | 1 | 2 | | | | | | |
| 23 Royce Lewis, R OBP: 0.346, SLG: 0.773 | | | | | G5-3 | | | K | | 3 | 1 | 1 | 1 | 1 | 1 | 0 | | | | | | |
| 26 Max Kepler, L OBP: 0.250, SLG: 0.304 | P5 | | | | F9 | | | K | | 4 | 0 | 0 | 0 | 0 | 2 | 1 | | | | | | |
| 4 Carlos Correa, R OBP: 0.458, SLG: 0.545 | | | | | F8 | | | L6 | | 3 | 0 | 0 | 0 | 0 | 1 | 0 | | | | | | |
| 27 Ryan Jeffers, R OBP: 0.261, SLG: 0.105 | | | | | L8 | | | K | | 3 | 0 | 0 | 0 | 0 | 2 | 0 | | | | | | |
| 50 Willi Castro, S OBP: 0.294, SLG: 0.200 | | | | | F4 | | | K | | 3 | 0 | 0 | 0 | 0 | 2 | 0 | | | | | | |
| 39 Donovan Solano, R OBP: 0.308, SLG: 0.100 | | | | | K | | | K | | 3 | 0 | 0 | 0 | 0 | 3 | 0 | | | | | | |
| 2 Michael Taylor, R OBP: 0.214, SLG: 0.154 | | | | | | | | | | 2 | 0 | 0 | 0 | 0 | 1 | 0 | | | | | | |
| 25 Byron Buxton, R (8, PH) | | | | | | | | P3 | | 1 | 0 | 0 | 0 | 0 | 0 | 0 | | | | | | |
| 38 Matt Wallner, L (9, 7) | | | | | | | | | | 0 | 0 | 0 | 0 | 0 | 0 | 0 | | | | | | |
| Inning Stats | R: 1 E: 0 K: 0 S: 10 | H: 2 LOB: 0 BB: 0 P: 14 | R: 0 E: 0 K: 3 S: 10 | H: 0 LOB: 0 BB: 0 P: 14 | R: 0 E: 0 K: 2 S: 9 | H: 0 LOB: 1 BB: 1 P: 16 | R: 0 E: 0 K: 0 S: 7 | H: 0 LOB: 0 BB: 0 P: 12 | R: 0 E: 0 K: 1 S: 10 | H: 0 LOB: 0 BB: 0 P: 14 | R: 1 E: 0 K: 1 S: 12 | H: 1 LOB: 1 BB: 1 P: 23 | R: 0 E: 0 K: 2 S: 8 | H: 0 LOB: 0 BB: 0 P: 12 | R: 0 E: 0 K: 2 S: 9 | H: 0 LOB: 0 BB: 0 P: 18 | R: 0 E: 0 K: 3 S: 9 | H: 0 LOB: 0 BB: 0 P: 18 | 1B: 0 2B: 2 3B: 0 HR: 2 | SF: 0 SAC: 0 DP: 1 HBP: 0 | WP: 0 PB: 0 SB: 0 CS: 0 | PA: 31 |
| PITCHER | IP | WLS | BF | H | R | ER | SO | BB | IBB | HBP | BLK | WP | HR | S | P | ERA | WHIP | | | | | |
| 65 José Urquidy, R ERA: 3.18 | 1.1 | | 5 | 0 | 0 | 0 | 3 | 1 | 0 | 0 | 0 | 0 | 0 | 13 | 23 | 0.00 | 0.750 | | | | | |
| 50 Héctor Neris, R ERA: 18.0 | 1.0 | H | 3 | 0 | 0 | 0 | 2 | 0 | 0 | 0 | 0 | 0 | 0 | 9 | 12 | 0.00 | 0.000 | | | | | |
| 52 Bryan Abreu, R ERA | 1.0 | S | 3 | 0 | 0 | 0 | 3 | 0 | 0 | 0 | 0 | 0 | 0 | 9 | 18 | 0.00 | 0.000 | | | | | |
| 55 Ryan Pressly, R ERA | 1.0 | | 3 | 0 | 0 | 0 | 3 | 0 | 0 | 0 | 0 | 0 | 0 | 9 | 18 | 0.00 | 0.000 | | | | | |

| | |
|-----|----|
| AB | 29 |
| R | 2 |
| H | 3 |
| RBI | 2 |
| BB | 2 |
| SO | 14 |
| LOB | 3 |



| Batter | 1 | 2 | 3 | 4 | 5 | 6 | 7 | 8 | 9 | AB | R | H | RBI | BB | SO | LOB | TOP | | | | | | | | | | |
|--|------------------------------|---------------------------------|-------------------------------|----------------------------------|------------------------------|----------------------------------|------------------------------|----------------------------------|-------------------------------|----------------------------------|------------------------------|----------------------------------|-------------------------------|----------------------------------|------------------------------|----------------------------------|------------------------------|---------------------------------|----------------------------------|------------------------------------|----------------------------------|--------|--|--|--|--|--|
| 2 Marcus Semien, R (1.4) OBP: 0.207, SLG: 0.222 | | | | | | | | | | 4 | 0 | 0 | 0 | 0 | 0 | 5 | | | | | | | | | | | |
| 5 Corey Seager, L (1.6) OBP: 0.655, SLG: 0.778 | | | | | | | | | | 4 | 0 | 1 | 0 | 0 | 2 | 0 | | | | | | | | | | | |
| 18 Mitch Garver, R (1.10) OBP: 0.286, SLG: 0.571 | | | | | | | | | | 4 | 0 | 0 | 0 | 0 | 1 | 1 | | | | | | | | | | | |
| 53 Adolis Garcia, R (1.9) OBP: 0.250, SLG: 0.500 | | | | | | | | | | 4 | 0 | 0 | 0 | 0 | 0 | 0 | | | | | | | | | | | |
| 32 Evan Carter, L (1.7) OBP: 0.560, SLG: 0.778 | | | | | | | | | | 4 | 1 | 1 | 0 | 0 | 1 | 0 | | | | | | | | | | | |
| 28 Jonah Heim, S (1.2) OBP: 0.308, SLG: 0.250 | | | | | | | | | | 3 | 0 | 1 | 1 | 1 | 0 | 0 | | | | | | | | | | | |
| 30 Nathaniel Lowe, L (1.3) OBP: 0.185, SLG: 0.269 | | | | | | | | | | 4 | 0 | 0 | 0 | 0 | 2 | 2 | | | | | | | | | | | |
| 6 Josh Jung, R (1.5) OBP: 0.400, SLG: 0.739 | | | | | | | | | | 3 | 0 | 1 | 0 | 0 | 2 | 1 | | | | | | | | | | | |
| 3 Leody Taveras, S (1.8) OBP: 0.440, SLG: 0.524 | | | | | | | | | | 2 | 1 | 2 | 1 | 1 | 0 | 0 | | | | | | | | | | | |
| Inning Stats | R: 0 E: 0 K: 0 S: 5 | H: 1 LOB: 0 BB: 0 P: 7 | R: 1 E: 0 K: 0 S: 11 | H: 3 LOB: 3 BB: 1 P: 20 | R: 0 E: 0 K: 0 S: 7 | H: 0 LOB: 0 BB: 0 P: 11 | R: 0 E: 0 K: 0 S: 8 | H: 0 LOB: 0 BB: 0 P: 11 | R: 1 E: 0 K: 2 S: 16 | H: 1 LOB: 0 BB: 0 P: 22 | R: 0 E: 0 K: 1 S: 7 | H: 0 LOB: 0 BB: 0 P: 10 | R: 0 E: 0 K: 2 S: 13 | H: 1 LOB: 2 BB: 1 P: 24 | R: 0 E: 0 K: 1 S: 8 | H: 0 LOB: 0 BB: 0 P: 13 | R: 0 E: 0 K: 2 S: 7 | H: 0 LOB: 0 BB: 0 P: 9 | 1B: 4 2B: 1 3B: 0 HR: 1 | SF: 0 SAC: 0 DP: 1 HBP: 0 | WP: 0 PB: 0 SB: 0 CS: 0 | PA: 34 | | | | | |
| PITCHER | IP | WLS | BF | H | R | ER | SO | BB | IBB | HBP | BLK | WP | HR | S | P | ERA | WHIP | | | | | | | | | | |
| 35 Justin Verlander, R (1.1) ERA: 1.42 | 6.2 | L | 27 | 6 | 2 | 2 | 5 | 2 | 0 | 0 | 0 | 0 | 1 | 64 | 101 | 2.70 | 1.200 | | | | | | | | | | |
| 50 Héctor Neris, R (7.1) ERA: 10.8 | 1.1 | | 4 | 0 | 0 | 0 | 1 | 0 | 0 | 0 | 0 | 0 | 0 | 11 | 17 | 0.00 | 0.000 | | | | | | | | | | |
| 52 Bryan Abreu, R (9.1) ERA: | 1.0 | | 3 | 0 | 0 | 0 | 2 | 0 | 0 | 0 | 0 | 0 | 0 | 7 | 9 | 0.00 | 0.000 | | | | | | | | | | |

Texas Rangers @ Houston Astros
Minute Maid Park, Houston, TX
Sun Oct 15, 2023, 7:17 PM - 10:05 PM CDT
Att. 42,872 - Roof Closed - 73 F

AB 32
R 2
H 6
RBI 2
BB 2
SO 8
LOB 9



| Batter | 1 | 2 | 3 | 4 | 5 | 6 | 7 | 8 | 9 | AB | R | H | RBI | BB | SO | LOB | BOTTOM | | | | | | | | | | |
|--|------------------------------|----------------------------------|-------------------------------|----------------------------------|-------------------------------|----------------------------------|-------------------------------|----------------------------------|------------------------------|----------------------------------|------------------------------|---------------------------------|------------------------------|----------------------------------|------------------------------|----------------------------------|------------------------------|----------------------------------|----------------------------------|------------------------------------|----------------------------------|--------|--|--|--|--|--|
| 27 Jose Altuve, R (1.4) OBP: 0.238, SLG: 0.350 | | | | | | | | | | 3 | 0 | 0 | 0 | 1 | 0 | 1 | | | | | | | | | | | |
| 2 Alex Bregman, R (1.5) OBP: 0.286, SLG: 0.368 | | | | | | | | | | 4 | 0 | 1 | 0 | 0 | 0 | 1 | | | | | | | | | | | |
| 44 Yordan Alvarez, L (1.10) OBP: 0.381, SLG: 1.050 | | | | | | | | | | 4 | 0 | 0 | 0 | 0 | 3 | 2 | | | | | | | | | | | |
| 79 José Abreu, R (1.3) OBP: 0.333, SLG: 0.750 | | | | | | | | | | 4 | 0 | 1 | 0 | 0 | 2 | 0 | | | | | | | | | | | |
| 30 Kyle Tucker, L (1.9) OBP: 0.238, SLG: 0.167 | | | | | | | | | | 4 | 0 | 0 | 0 | 0 | 0 | 1 | | | | | | | | | | | |
| 20 Chas McCormick, R (1.7) OBP: 0.333, SLG: 0.333 | | | | | | | | | | 4 | 0 | 1 | 0 | 0 | 1 | 1 | | | | | | | | | | | |
| 14 Mauricio Dubón, R (1.8) OBP: 0.375, SLG: 0.375 | | | | | | | | | | 3 | 0 | 1 | 0 | 0 | 0 | 1 | | | | | | | | | | | |
| 3 Jeremy Peña, R (1.6) OBP: 0.316, SLG: 0.333 | | | | | | | | | | 3 | 0 | 1 | 0 | 0 | 0 | 0 | | | | | | | | | | | |
| 15 Martín Maldonado, R (1.2) OBP: 0.267, SLG: 0.154 | | | | | | | | | | 1 | 0 | 0 | 0 | 1 | 1 | 3 | | | | | | | | | | | |
| 21 Yainer Díaz, R (7.2) OBP: 0.316, SLG: 0.333 | | | | | | | | | | 1 | 0 | 0 | 0 | 0 | 0 | 0 | | | | | | | | | | | |
| Inning Stats | R: 0 E: 0 K: 1 S: 8 | H: 0 LOB: 0 BB: 0 P: 10 | R: 0 E: 0 K: 0 S: 10 | H: 1 LOB: 1 BB: 0 P: 13 | R: 0 E: 0 K: 1 S: 15 | H: 1 LOB: 2 BB: 1 P: 28 | R: 0 E: 0 K: 2 S: 12 | H: 3 LOB: 3 BB: 0 P: 17 | R: 0 E: 0 K: 1 S: 7 | H: 0 LOB: 0 BB: 0 P: 11 | R: 0 E: 0 K: 1 S: 6 | H: 0 LOB: 0 BB: 0 P: 7 | R: 0 E: 0 K: 0 S: 7 | H: 0 LOB: 0 BB: 0 P: 11 | R: 0 E: 0 K: 0 S: 5 | H: 0 LOB: 0 BB: 1 P: 13 | R: 0 E: 0 K: 1 S: 8 | H: 0 LOB: 0 BB: 0 P: 16 | 1B: 5 2B: 1 3B: 0 HR: 0 | SF: 0 SAC: 0 DP: 1 HBP: 0 | WP: 0 PB: 0 SB: 0 CS: 0 | PA: 33 | | | | | |
| PITCHER | IP | WLS | BF | H | R | ER | SO | BB | IBB | HBP | BLK | WP | HR | S | P | ERA | WHIP | | | | | | | | | | |
| 52 Jordan Montgomery, L (1.1) ERA: 2.08 | 6.1 | W | 25 | 6 | 1 | 0 | 0 | 1 | 0 | 0 | 0 | 0 | 0 | 60 | 90 | 0.00 | 0.947 | | | | | | | | | | |
| 66 Josh Sborz, R (7.1) ERA: | 0.2 | H | 3 | 0 | 0 | 0 | 0 | 1 | 0 | 0 | 0 | 0 | 0 | 6 | 12 | 0.00 | 1.500 | | | | | | | | | | |
| 45 Aroldis Chapman, L (8.1) ERA: | 1.0 | H | 2 | 0 | 0 | 0 | 0 | 0 | 0 | 0 | 0 | 0 | 0 | 4 | 8 | 0.00 | 0.000 | | | | | | | | | | |
| 25 José Leclerc, R (9.1) ERA: 1.5 | 1.0 | S | 3 | 0 | 0 | 0 | 1 | 0 | 0 | 0 | 0 | 0 | 0 | 8 | 16 | 0.00 | 0.000 | | | | | | | | | | |

Texas Rangers @ Houston Astros
Minute Maid Park, Houston, TX
Sun Oct 15, 2023, 7:17 PM - 10:05 PM CDT
Att. 42,872 - Roof Closed - 73 F

AB 31
R 0
H 5
RBI 0
BB 2
SO 7
LOB 10



| Batter | 1 | 2 | 3 | 4 | 5 | 6 | 7 | 8 | 9 | AB | R | H | RBI | BB | SO | LOB | TOP | | | | | | | | |
|--|---|---|---|---|---|---|---|---|---|---|---|---|---|---|---|---|---|---|---|---|---|---|---|---|---|
| 27 Jose Altuve, R OBP: 0.226, SLG: 0.400 | F8 | | HR | | F8 | | 2 BB 1B | FC6-5 | | 5 | 2 | 2 | 1 | 0 | 0 | 2 | | | | | | | | | |
| 23 Michael Brantley, L OBP: 0.333, SLG: 0.474 | K | | F7 | | P5 | | L8 | G4-3 | | 5 | 0 | 0 | 0 | 0 | 1 | 4 | | | | | | | | | |
| 20 Chas McCormick, R OBP: 0.316, SLG: 0.316 | K | | F7 | | P5 | | L8 | G4-3 | | 0 | 0 | 0 | 0 | 0 | 0 | 0 | | | | | | | | | |
| 2 Alex Bregman, R OBP: 0.287, SLG: 0.407 | F8 | | P4 | | L9 | | L9 | | | 4 | 0 | 0 | 0 | 1 | 0 | 0 | | | | | | | | | |
| 44 Yordan Alvarez, L OBP: 0.467, SLG: 1.148 | | 14 1B 15 WP 30 BB HBP | P6 | | | | F8 | | | 4 | 1 | 2 | 2 | 0 | 0 | 0 | | | | | | | | | |
| 79 José Abreu, R OBP: 0.300, SLG: 0.607 | K | | | | G4-3 | | L9 | F8 | | 5 | 1 | 1 | 0 | 0 | 1 | 4 | | | | | | | | | |
| 30 Kyle Tucker, L OBP: 0.300, SLG: 0.208 | | 15 WP 14 1B 15 BB | G4-3 | | | | | | | 2 | 2 | 1 | 0 | 3 | 0 | 1 | | | | | | | | | |
| 14 Mauricio Dubón, R OBP: 0.500, SLG: 0.500 | | 15 WP 15 1B | | | | | | | | 4 | 1 | 3 | 1 | 0 | 0 | 1 | | | | | | | | | |
| 3 Jeremy Peña, R OBP: 0.259, SLG: 0.269 | F4 | | K | | K | | G6-3 | | | 4 | 0 | 1 | 1 | 0 | 1 | 4 | | | | | | | | | |
| 15 Martín Maldonado, R OBP: 0.300, SLG: 0.222 | | 1-H 2-H 1B | K | | K | | | | | 4 | 1 | 2 | 2 | 0 | 2 | 3 | | | | | | | | | |
| Inning Stats | R: 0 E: 0 K: 1 S: 6 | H: 0 LOB: 0 BB: 0 P: 8 | R: 3 E: 0 K: 1 S: 12 | H: 2 LOB: 2 BB: 1 P: 20 | R: 1 E: 0 K: 0 S: 10 | H: 1 LOB: 0 BB: 0 P: 15 | R: 1 E: 0 K: 2 S: 14 | H: 2 LOB: 1 BB: 0 P: 20 | R: 0 E: 0 K: 0 S: 6 | H: 0 LOB: 0 BB: 0 P: 8 | R: 0 E: 0 K: 0 S: 6 | H: 0 LOB: 1 BB: 1 P: 13 | R: 2 E: 0 K: 0 S: 11 | H: 3 LOB: 2 BB: 1 P: 22 | R: 1 E: 0 K: 1 S: 10 | H: 2 LOB: 2 BB: 0 P: 16 | R: 0 E: 0 K: 0 S: 12 | H: 2 LOB: 2 BB: 0 P: 16 | 1B: 9 2B: 2 3B: 0 HR: 1 | SF: 0 SAC: 0 DP: 0 HBP: 1 | WP: 1 PB: 0 CS: 0 | PA: 42 | | | |
| PITCHER | IP WLS BF H R ER SO BB IBB HBP BLK WP HR S P ERA WHIP | IP WLS BF H R ER SO BB IBB HBP BLK WP HR S P ERA WHIP | IP WLS BF H R ER SO BB IBB HBP BLK WP HR S P ERA WHIP | IP WLS BF H R ER SO BB IBB HBP BLK WP HR S P ERA WHIP | IP WLS BF H R ER SO BB IBB HBP BLK WP HR S P ERA WHIP | IP WLS BF H R ER SO BB IBB HBP BLK WP HR S P ERA WHIP | IP WLS BF H R ER SO BB IBB HBP BLK WP HR S P ERA WHIP | IP WLS BF H R ER SO BB IBB HBP BLK WP HR S P ERA WHIP | IP WLS BF H R ER SO BB IBB HBP BLK WP HR S P ERA WHIP | IP WLS BF H R ER SO BB IBB HBP BLK WP HR S P ERA WHIP | IP WLS BF H R ER SO BB IBB HBP BLK WP HR S P ERA WHIP | IP WLS BF H R ER SO BB IBB HBP BLK WP HR S P ERA WHIP | IP WLS BF H R ER SO BB IBB HBP BLK WP HR S P ERA WHIP | IP WLS BF H R ER SO BB IBB HBP BLK WP HR S P ERA WHIP | IP WLS BF H R ER SO BB IBB HBP BLK WP HR S P ERA WHIP | IP WLS BF H R ER SO BB IBB HBP BLK WP HR S P ERA WHIP | IP WLS BF H R ER SO BB IBB HBP BLK WP HR S P ERA WHIP | IP WLS BF H R ER SO BB IBB HBP BLK WP HR S P ERA WHIP | IP WLS BF H R ER SO BB IBB HBP BLK WP HR S P ERA WHIP | IP WLS BF H R ER SO BB IBB HBP BLK WP HR S P ERA WHIP | IP WLS BF H R ER SO BB IBB HBP BLK WP HR S P ERA WHIP | IP WLS BF H R ER SO BB IBB HBP BLK WP HR S P ERA WHIP | IP WLS BF H R ER SO BB IBB HBP BLK WP HR S P ERA WHIP | IP WLS BF H R ER SO BB IBB HBP BLK WP HR S P ERA WHIP | |
| 31 Max Scherzer, R ERA: 11.25 | 4.0 L | 18 5 | 5 5 | 5 4 | 1 0 | 0 1 | 0 0 | 1 0 | 1 0 | 42 63 | 11.25 1.500 | | | | | | | | | | | | | | |
| 61 Cody Bradford, L ERA: | 1.1 | 4 | 0 | 0 | 0 | 0 | 0 | 0 | 0 | 7 | 11 | 0.00 0.000 | | | | | | | | | | | | | |
| 35 Chris Stratton, R ERA: 18.0 | 1.0 | 6 | 2 | 2 | 0 | 0 | 1 | 0 | 0 | 10 | 19 | 18.00 3.000 | | | | | | | | | | | | | |
| 51 Will Smith, L ERA: | 0.1 | 3 | 1 | 0 | 0 | 0 | 1 | 0 | 0 | 5 | 12 | 0.00 6.000 | | | | | | | | | | | | | |
| 22 Jon Gray, R ERA: 9.0 | 1.0 | 6 | 2 | 1 | 1 | 1 | 1 | 0 | 0 | 9 | 15 | 9.00 3.000 | | | | | | | | | | | | | |
| 2 Marcus Semien, R OBP: 0.237, SLG: 0.229 | P4 | | G6-3 | | | | F7 | | | 3 | 1 | 0 | 0 | 1 | 0 | 1 | | | | | | | | | |
| 5 Corey Seager, L OBP: 0.526, SLG: 0.556 | F8 | | | | F8 | | F8 | | | 4 | 0 | 0 | 0 | 0 | 1 | | | | | | | | | | |
| 32 Evan Carter, L OBP: 0.500, SLG: 0.667 | K | | | | K | | | | | 4 | 0 | 1 | 0 | 0 | 2 | 1 | | | | | | | | | |
| 53 Adolis García, R OBP: 0.278, SLG: 0.457 | | G5-3 | | | F8 | | F7 | | | 4 | 0 | 1 | 1 | 0 | 0 | 1 | | | | | | | | | |
| 28 Jonah Heim, S OBP: 0.265, SLG: 0.313 | P5 | | | | | | P5 | | | 4 | 0 | 0 | 0 | 0 | 0 | 1 | | | | | | | | | |
| 18 Mitch Garver, R OBP: 0.273, SLG: 0.429 | | | | | G5-3 | | | | | 3 | 0 | 0 | 0 | 1 | 1 | 0 | | | | | | | | | |
| 16 Travis Jankowski, L OBP: 0.229, SLG: 0.294 | | | | | F8 | | 6 HR 1B | | | 4 | 2 | 2 | 0 | 0 | 1 | 1 | | | | | | | | | |
| 6 Josh Jung, R OBP: 0.364, SLG: 0.806 | | | | | K | | 1-H HR | | | 4 | 2 | 2 | 4 | 0 | 1 | 1 | | | | | | | | | |
| 3 Leody Taveras, S OBP: 0.469, SLG: 0.560 | | | | | | | 1-H HR | | | 2 | 0 | 0 | 0 | 1 | 0 | 0 | | | | | | | | | |
| Inning Stats | R: 0 E: 0 K: 1 S: 5 | H: 0 LOB: 0 BB: 0 P: 10 | R: 0 E: 0 K: 0 S: 7 | H: 0 LOB: 0 BB: 0 P: 12 | R: 0 E: 0 K: 1 S: 10 | H: 0 LOB: 1 BB: 1 P: 20 | R: 0 E: 0 K: 1 S: 7 | H: 0 LOB: 0 BB: 0 P: 9 | R: 2 E: 0 K: 0 S: 12 | H: 2 LOB: 0 BB: 0 P: 18 | R: 0 E: 0 K: 0 S: 14 | H: 1 LOB: 1 BB: 0 P: 22 | R: 2 E: 0 K: 1 S: 9 | H: 2 LOB: 0 BB: 0 P: 13 | R: 1 E: 0 K: 0 S: 10 | H: 1 LOB: 1 BB: 1 P: 17 | R: 0 E: 0 K: 1 S: 8 | H: 0 LOB: 1 BB: 1 P: 13 | 1B: 3 2B: 1 3B: 0 HR: 2 | SF: 0 SAC: 0 DP: 1 HBP: 0 | WP: 0 PB: 0 CS: 0 | PA: 35 | | | |
| PITCHER | IP WLS BF H R ER SO BB IBB HBP BLK WP HR S P ERA WHIP | IP WLS BF H R ER SO BB IBB HBP BLK WP HR S P ERA WHIP | IP WLS BF H R ER SO BB IBB HBP BLK WP HR S P ERA WHIP | IP WLS BF H R ER SO BB IBB HBP BLK WP HR S P ERA WHIP | IP WLS BF H R ER SO BB IBB HBP BLK WP HR S P ERA WHIP | IP WLS BF H R ER SO BB IBB HBP BLK WP HR S P ERA WHIP | IP WLS BF H R ER SO BB IBB HBP BLK WP HR S P ERA WHIP | IP WLS BF H R ER SO BB IBB HBP BLK WP HR S P ERA WHIP | IP WLS BF H R ER SO BB IBB HBP BLK WP HR S P ERA WHIP | IP WLS BF H R ER SO BB IBB HBP BLK WP HR S P ERA WHIP | IP WLS BF H R ER SO BB IBB HBP BLK WP HR S P ERA WHIP | IP WLS BF H R ER SO BB IBB HBP BLK WP HR S P ERA WHIP | IP WLS BF H R ER SO BB IBB HBP BLK WP HR S P ERA WHIP | IP WLS BF H R ER SO BB IBB HBP BLK WP HR S P ERA WHIP | IP WLS BF H R ER SO BB IBB HBP BLK WP HR S P ERA WHIP | IP WLS BF H R ER SO BB IBB HBP BLK WP HR S P ERA WHIP | IP WLS BF H R ER SO BB IBB HBP BLK WP HR S P ERA WHIP | IP WLS BF H R ER SO BB IBB HBP BLK WP HR S P ERA WHIP | IP WLS BF H R ER SO BB IBB HBP BLK WP HR S P ERA WHIP | IP WLS BF H R ER SO BB IBB HBP BLK WP HR S P ERA WHIP | IP WLS BF H R ER SO BB IBB HBP BLK WP HR S P ERA WHIP | IP WLS BF H R ER SO BB IBB HBP BLK WP HR S P ERA WHIP | IP WLS BF H R ER SO BB IBB HBP BLK WP HR S P ERA WHIP | IP WLS BF H R ER SO BB IBB HBP BLK WP HR S P ERA WHIP | IP WLS BF H R ER SO BB IBB HBP BLK WP HR S P ERA WHIP |
| 53 Cristian Javier, R ERA: 1.69 | 5.2 W | 21 3 | 2 2 | 2 1 | 0 0 | 0 0 | 0 0 | 0 0 | 0 0 | 1 13 | 13.50 1.500 | | | | | | | | | | | | | | |
| 50 Héctor Neris, R ERA: 11.57 | 1.1 | 6 | 2 | 2 | 2 | 1 | 0 | 0 | 0 | 10 | 17 | 9.00 2.000 | | | | | | | | | | | | | |
| 52 Bryan Abreu, R ERA: 1.42 | 1.0 | 5 | 1 | 1 | 1 | 0 | 1 | 0 | 0 | 10 | 17 | 9.00 2.000 | | | | | | | | | | | | | |
| 55 Ryan Pressly, R ERA: | 1.0 | 3 | 0 | 0 | 0 | 1 | 1 | 0 | 0 | 8 | 13 | 0.00 1.000 | | | | | | | | | | | | | |

Houston Astros @ Texas Rangers
Globe Life Field, Arlington, TX
Wed Oct 18 2023, 7:03 PM - 10:08 PM CDT
Att. 42,368 - Roof Closed - 74 F

AB 37
R 8
H 12
RBI 7
BB 4
SO 5
LOB 19



Houston Astros @ Texas Rangers
Globe Life Field, Arlington, TX
Wed Oct 18 2023, 7:03 PM - 10:08 PM CDT
Att. 42,368 - Roof Closed - 74 F

AB 32
R 5
H 6
RBI 5
BB 3
SO 5
LOB 7



| Batter | 1 | 2 | 3 | 4 | 5 | 6 | 7 | 8 | 9 | AB | R | H | RBI | BB | SO | LOB | TOP | | | | | | | | |
|--|---|---|---|---|---|---|---|---|---|---|---|---|---|---|---|---|---|---|---|---|---|---|---|---|---|
| 27 Jose Altuve, R OBP: 0.306, SLG: 0.500 | | | | | | | | | | 4 | 3 | 3 | 0 | 1 | 0 | 0 | Houston Astros @ Texas Rangers Globe Life Field, Arlington, TX Thu Oct 19 2023, 7:04 PM - 10:17 PM CDT Att: 42,060 - Clear - 78 F | | | | | | | | |
| 14 Mauricio Dubon, R OBP: 0.471, SLG: 0.471 | | | | | | | | | | 5 | 2 | 2 | 0 | 0 | 1 | 2 | | | | | | | | | |
| 2 Alex Bregman, R OBP: 0.314, SLG: 0.467 | | | | | | | | | | 3 | 1 | 1 | 2 | 2 | 2 | 4 | | | | | | | | | |
| 44 Yordan Alvarez, L OBP: 0.457, SLG: 1.065 | | | | | | | | | | 4 | 0 | 2 | 3 | 0 | 0 | 3 | | | | | | | | | |
| 79 Jose Abreu, R OBP: 0.343, SLG: 0.677 | | | | | | | | | | 3 | 2 | 1 | 3 | 2 | 0 | 3 | | | | | | | | | |
| 30 Kyle Tucker, L OBP: 0.257, SLG: 0.172 | | | | | | | | | | 5 | 0 | 0 | 0 | 0 | 1 | 4 | | | | | | | | | |
| 20 Chas McCormick, R OBP: 0.333, SLG: 0.435 | | | | | | | | | | 4 | 1 | 1 | 2 | 1 | 0 | 0 | | | | | | | | | |
| 3 Jeremy Peña, R OBP: 0.281, SLG: 0.267 | | | | | | | | | | 4 | 0 | 1 | 0 | 0 | 2 | 0 | | | | | | | | | |
| 15 Martin Maldonado, R OBP: 0.280, SLG: 0.182 | | | | | | | | | | 4 | 1 | 0 | 0 | 1 | 2 | 4 | | | | | | | | | |
| Inning Stats | R: 3 H: 5 E: 0 K: 1 S: 18 | H: 5 LOB: 3 BB: 1 P: 34 | R: 0 H: 1 E: 0 K: 1 S: 16 | H: 1 LOB: 2 BB: 1 P: 25 | R: 0 H: 0 E: 0 K: 1 S: 6 | H: 0 LOB: 0 BB: 0 P: 8 | R: 4 H: 2 E: 0 K: 1 S: 21 | H: 2 LOB: 0 BB: 2 P: 38 | R: 0 H: 0 E: 0 K: 2 S: 9 | H: 0 LOB: 0 BB: 0 P: 11 | R: 0 H: 0 E: 0 K: 0 S: 8 | H: 0 LOB: 1 BB: 1 P: 16 | R: 2 H: 1 E: 0 K: 1 S: 10 | H: 1 LOB: 0 BB: 1 P: 17 | R: 1 H: 2 E: 0 K: 1 S: 11 | H: 2 LOB: 2 BB: 1 P: 21 | | R: 0 H: 0 E: 0 K: 0 S: 5 | H: 0 LOB: 0 BB: 0 P: 7 | 1B: 6 2B: 2 3B: 1 HR: 2 | SF: 1 SAC: 0 DP: 1 HBP: 1 | WP: 0 PB: 0 SB: 1 CS: 0 | PA: 45 | | |
| PITCHER | IP WLS BF H R ER SO BB IBB HBP BLK WP HR S P ERA WHIP | IP WLS BF H R ER SO BB IBB HBP BLK WP HR S P ERA WHIP | IP WLS BF H R ER SO BB IBB HBP BLK WP HR S P ERA WHIP | IP WLS BF H R ER SO BB IBB HBP BLK WP HR S P ERA WHIP | IP WLS BF H R ER SO BB IBB HBP BLK WP HR S P ERA WHIP | IP WLS BF H R ER SO BB IBB HBP BLK WP HR S P ERA WHIP | IP WLS BF H R ER SO BB IBB HBP BLK WP HR S P ERA WHIP | IP WLS BF H R ER SO BB IBB HBP BLK WP HR S P ERA WHIP | IP WLS BF H R ER SO BB IBB HBP BLK WP HR S P ERA WHIP | IP WLS BF H R ER SO BB IBB HBP BLK WP HR S P ERA WHIP | IP WLS BF H R ER SO BB IBB HBP BLK WP HR S P ERA WHIP | IP WLS BF H R ER SO BB IBB HBP BLK WP HR S P ERA WHIP | IP WLS BF H R ER SO BB IBB HBP BLK WP HR S P ERA WHIP | IP WLS BF H R ER SO BB IBB HBP BLK WP HR S P ERA WHIP | IP WLS BF H R ER SO BB IBB HBP BLK WP HR S P ERA WHIP | IP WLS BF H R ER SO BB IBB HBP BLK WP HR S P ERA WHIP | IP WLS BF H R ER SO BB IBB HBP BLK WP HR S P ERA WHIP | IP WLS BF H R ER SO BB IBB HBP BLK WP HR S P ERA WHIP | IP WLS BF H R ER SO BB IBB HBP BLK WP HR S P ERA WHIP | IP WLS BF H R ER SO BB IBB HBP BLK WP HR S P ERA WHIP | IP WLS BF H R ER SO BB IBB HBP BLK WP HR S P ERA WHIP | IP WLS BF H R ER SO BB IBB HBP BLK WP HR S P ERA WHIP | IP WLS BF H R ER SO BB IBB HBP BLK WP HR S P ERA WHIP | IP WLS BF H R ER SO BB IBB HBP BLK WP HR S P ERA WHIP | IP WLS BF H R ER SO BB IBB HBP BLK WP HR S P ERA WHIP |

| | |
|-----|----|
| AB | 36 |
| R | 10 |
| H | 11 |
| RBI | 10 |
| BB | 7 |
| SO | 8 |
| LOB | 20 |



| Batter | 1 | 2 | 3 | 4 | 5 | 6 | 7 | 8 | 9 | AB | R | H | RBI | BB | SO | LOB | BOTTOM | | | | | | | | |
|--|---|---|---|---|---|---|---|---|---|---|---|---|---|---|---|---|---|---|---|---|---|---|---|---|---|
| 2 Marcus Semien, R OBP: 0.238, SLG: 0.231 | | | | | | | | | | 4 | 0 | 1 | 0 | 0 | 0 | 0 | Houston Astros @ Texas Rangers Globe Life Field, Arlington, TX Thu Oct 19 2023, 7:04 PM - 10:17 PM CDT Att: 42,060 - Clear - 78 F | | | | | | | | |
| 5 Corey Seager, L OBP: 0.524, SLG: 0.645 | | | | | | | | | | 4 | 1 | 2 | 1 | 0 | 0 | 2 | | | | | | | | | |
| 32 Evan Carter, L OBP: 0.472, SLG: 0.607 | | | | | | | | | | 4 | 0 | 1 | 0 | 0 | 1 | 2 | | | | | | | | | |
| 53 Adolis Garcia, R OBP: 0.300, SLG: 0.538 | | | | | | | | | | 4 | 1 | 2 | 1 | 0 | 1 | 1 | | | | | | | | | |
| 18 Mitch Garver, R OBP: 0.269, SLG: 0.375 | | | | | | | | | | 3 | 1 | 0 | 0 | 1 | 0 | 2 | | | | | | | | | |
| 28 Jonah Heim, S OBP: 0.283, SLG: 0.286 | | | | | | | | | | 3 | 0 | 0 | 0 | 1 | 0 | 1 | | | | | | | | | |
| 30 Nathaniel Lowe, L OBP: 0.231, SLG: 0.316 | | | | | | | | | | 4 | 0 | 1 | 0 | 0 | 2 | 1 | | | | | | | | | |
| 6 Josh Jung, R OBP: 0.324, SLG: 0.735 | | | | | | | | | | 3 | 0 | 0 | 1 | 0 | 1 | 1 | | | | | | | | | |
| 3 Leody Taveras, S OBP: 0.457, SLG: 0.536 | | | | | | | | | | 3 | 0 | 1 | 0 | 0 | 1 | 1 | | | | | | | | | |
| Inning Stats | R: 0 H: 0 E: 0 K: 0 S: 8 | H: 0 LOB: 0 BB: 0 P: 14 | R: 2 H: 2 E: 0 K: 1 S: 15 | H: 2 LOB: 1 BB: 1 P: 26 | R: 1 H: 3 E: 0 K: 0 S: 12 | H: 3 LOB: 1 BB: 0 P: 15 | R: 0 H: 0 E: 0 K: 2 S: 9 | H: 0 LOB: 0 BB: 0 P: 11 | R: 0 H: 2 E: 0 K: 0 S: 5 | H: 2 LOB: 1 BB: 0 P: 9 | R: 0 H: 0 E: 0 K: 0 S: 10 | H: 0 LOB: 0 BB: 0 P: 13 | R: 0 H: 0 E: 0 K: 0 S: 9 | H: 0 LOB: 0 BB: 0 P: 13 | R: 0 H: 1 E: 0 K: 2 S: 13 | H: 1 LOB: 0 BB: 0 P: 14 | | R: 0 H: 0 E: 0 K: 1 S: 10 | H: 0 LOB: 1 BB: 1 P: 18 | 1B: 5 2B: 2 3B: 0 HR: 2 | SF: 1 SAC: 0 DP: 2 HBP: 0 | WP: 0 PB: 0 SB: 0 CS: 0 | PA: 35 | | |
| PITCHER | IP WLS BF H R ER SO BB IBB HBP BLK WP HR S P ERA WHIP | IP WLS BF H R ER SO BB IBB HBP BLK WP HR S P ERA WHIP | IP WLS BF H R ER SO BB IBB HBP BLK WP HR S P ERA WHIP | IP WLS BF H R ER SO BB IBB HBP BLK WP HR S P ERA WHIP | IP WLS BF H R ER SO BB IBB HBP BLK WP HR S P ERA WHIP | IP WLS BF H R ER SO BB IBB HBP BLK WP HR S P ERA WHIP | IP WLS BF H R ER SO BB IBB HBP BLK WP HR S P ERA WHIP | IP WLS BF H R ER SO BB IBB HBP BLK WP HR S P ERA WHIP | IP WLS BF H R ER SO BB IBB HBP BLK WP HR S P ERA WHIP | IP WLS BF H R ER SO BB IBB HBP BLK WP HR S P ERA WHIP | IP WLS BF H R ER SO BB IBB HBP BLK WP HR S P ERA WHIP | IP WLS BF H R ER SO BB IBB HBP BLK WP HR S P ERA WHIP | IP WLS BF H R ER SO BB IBB HBP BLK WP HR S P ERA WHIP | IP WLS BF H R ER SO BB IBB HBP BLK WP HR S P ERA WHIP | IP WLS BF H R ER SO BB IBB HBP BLK WP HR S P ERA WHIP | IP WLS BF H R ER SO BB IBB HBP BLK WP HR S P ERA WHIP | IP WLS BF H R ER SO BB IBB HBP BLK WP HR S P ERA WHIP | IP WLS BF H R ER SO BB IBB HBP BLK WP HR S P ERA WHIP | IP WLS BF H R ER SO BB IBB HBP BLK WP HR S P ERA WHIP | IP WLS BF H R ER SO BB IBB HBP BLK WP HR S P ERA WHIP | IP WLS BF H R ER SO BB IBB HBP BLK WP HR S P ERA WHIP | IP WLS BF H R ER SO BB IBB HBP BLK WP HR S P ERA WHIP | IP WLS BF H R ER SO BB IBB HBP BLK WP HR S P ERA WHIP | IP WLS BF H R ER SO BB IBB HBP BLK WP HR S P ERA WHIP | IP WLS BF H R ER SO BB IBB HBP BLK WP HR S P ERA WHIP |

| | |
|-----|----|
| AB | 32 |
| R | 3 |
| H | 8 |
| RBI | 3 |
| BB | 2 |
| SO | 6 |
| LOB | 11 |



| Batter | 1 | 2 | 3 | 4 | 5 | 6 | 7 | 8 | 9 | AB | R | H | RBI | BB | SO | LOB | TOP | | | | | | | | |
|--|------------------------------|----------------------------------|------------------------------|----------------------------------|------------------------------|---------------------------------|-------------------------------|----------------------------------|------------------------------|----------------------------------|-------------------------------|----------------------------------|------------------------------|----------------------------------|-------------------------------|----------------------------------|-------------------------------|----------------------------------|----------------------------------|------------------------------------|----------------------------------|--------|--|--|--|
| 27 Jose Altuve, R OBP: 0.293, SLG: 0.538 | G4-3 | | G6-3 | | B2-3 | | L7 | | HR | 5 | 1 | 1 | 3 | 0 | 0 | 3 | | | | | | | | | |
| 14 Mauricio Dubón, R OBP: 0.364, SLG: 0.364 | G4-3 | | G6-3 | | | K | K | | F7 | 5 | 0 | 0 | 0 | 0 | 2 | 2 | | | | | | | | | |
| 2 Alex Bregman, R OBP: 0.325, SLG: 0.529 | HR | | | L9 | | 44 BB 79 1B | K | | L4 | 4 | 2 | 1 | 1 | 1 | 1 | 2 | | | | | | | | | |
| 44 Yordan Alvarez, L OBP: 0.450, SLG: 0.972 | 79 FC1-6-4 1B | | | K | | 79 1B 1B | | | K | 5 | 0 | 2 | 0 | 0 | 3 | 1 | | | | | | | | | |
| 79 José Abreu, R OBP: 0.333, SLG: 0.629 | FC1-6-4 | | | K | | 30 BB 1B | | | F9 | 4 | 0 | 1 | 1 | 0 | 1 | 1 | | | | | | | | | |
| 30 Kyle Tucker, L OBP: 0.308, SLG: 0.250 | G4-3 | | | | 15 F9 3 E 1B | | | | 2B | 3 | 0 | 2 | 0 | 1 | 0 | 0 | | | | | | | | | |
| 20 Chas McCormick, R OBP: 0.296, SLG: 0.385 | G5-3 | | | | F8 | | | | P4 | 3 | 0 | 0 | 0 | 0 | 0 | 4 | | | | | | | | | |
| 23 Michael Brantley, L OBP: 0.318, SLG: 0.450 | G6-3 | | | | FC6 | | G4-3 | | 28 BB 27 HR 1B | 1 | 1 | 1 | 0 | 0 | 0 | 0 | | | | | | | | | |
| 3 Jeremy Peña, R OBP: 0.257, SLG: 0.242 | | | F9 | | F9 | | | | 27 HR BB | 2 | 0 | 0 | 0 | 1 | 0 | 2 | | | | | | | | | |
| 21 Yainer Diaz, R OBP: 0.091, SLG: 0.091 | | | | | | | | | | 0 | 0 | 0 | 0 | 1 | 0 | 0 | | | | | | | | | |
| 15 Martín Maldonado, R OBP: 0.286, SLG: 0.167 | | | | | | | | | | 0 | 0 | 0 | 0 | 1 | 0 | 0 | | | | | | | | | |
| 28 Jon Singleton, L OBP: 0.308, SLG: 0.167 | | | | | | | | | | 0 | 0 | 0 | 0 | 0 | 0 | 0 | | | | | | | | | |
| 16 Grae Kessinger, R OBP: 0.308, SLG: 0.167 | | | | | | | | | | 0 | 0 | 0 | 0 | 0 | 0 | 0 | | | | | | | | | |
| Inning Stats | R: 1 E: 0 K: 0 S: 9 | H: 2 LOB: 1 BB: 0 P: 13 | R: 0 E: 0 K: 0 S: 6 | H: 0 LOB: 0 BB: 0 P: 10 | R: 0 E: 0 K: 0 S: 6 | H: 0 LOB: 0 BB: 0 P: 8 | R: 0 E: 0 K: 2 S: 13 | H: 0 LOB: 0 BB: 0 P: 17 | R: 0 E: 1 K: 0 S: 7 | H: 1 LOB: 2 BB: 0 P: 10 | R: 1 E: 0 K: 1 S: 16 | H: 2 LOB: 3 BB: 2 P: 27 | R: 0 E: 0 K: 2 S: 9 | H: 0 LOB: 1 BB: 1 P: 15 | R: 0 E: 0 K: 1 S: 13 | H: 1 LOB: 1 BB: 0 P: 23 | R: 3 E: 0 K: 1 S: 13 | H: 2 LOB: 1 BB: 1 P: 22 | 1B: 5 2B: 1 3B: 0 HR: 2 | SF: 0 SAC: 0 DP: 0 HBP: 0 | WP: 0 PB: 0 SB: 0 CS: 0 | PA: 40 | | | |
| PITCHER | IP | WLS | BF | H | R | ER | SO | BB | IBB | HBP | BLK | WP | HR | S | P | ERA | WHIP | | | | | | | | |
| 52 Jordan Montgomery, L ERA: 2.38 | 5.1 | | 24 | 5 | 2 | 2 | 3 | 2 | 0 | 0 | 0 | 0 | 1 | 54 | 82 | 3.38 | 1.312 | | | | | | | | |
| 66 Josh Sborz, R ERA: 1.8 | 1.2 | H | 3 | 1 | 0 | 0 | 2 | 1 | 0 | 0 | 0 | 0 | 0 | 12 | 18 | 0.00 | 0.600 | | | | | | | | |
| 45 Aroldis Chapman, L ERA: 1.8 | 0.2 | | | | | | | 0 | 0 | 0 | 0 | 0 | 0 | 8 | 15 | 0.00 | 1.500 | | | | | | | | |
| 25 José Leclerc, R ERA: 4.15 | 1.1 | L | 7 | 2 | 3 | 3 | 1 | 1 | 0 | 0 | 0 | 0 | 1 | 18 | 30 | 20.25 | 2.250 | | | | | | | | |

Houston Astros @ Texas Rangers
Globe Life Field, Arlington, TX
Fri Oct 20, 2023, 4:07 PM - 7:21 PM CDT
Att.: 41,519 - Roof Closed - 73 F

AB 36
R 5
H 8
RBI 5
BB 4
SO 7
LOB 20



| Batter | 1 | 2 | 3 | 4 | 5 | 6 | 7 | 8 | 9 | AB | R | H | RBI | BB | SO | LOB | BOTTOM | | | | | | | | |
|--|------------------------------|---------------------------------|------------------------------|----------------------------------|------------------------------|----------------------------------|------------------------------|----------------------------------|-------------------------------|----------------------------------|-------------------------------|----------------------------------|-------------------------------|----------------------------------|------------------------------|----------------------------------|----------------------------------|------------------------------------|----------------------------------|--------|--|--|--|--|--|
| 2 Marcus Semien, R OBP: 0.213, SLG: 0.205 | P4 | | P3 | | | P6 | G2-3 | | L6 | 5 | 0 | 0 | 0 | 0 | 4 | | | | | | | | | | |
| 5 Corey Seager, L OBP: 0.489, SLG: 0.611 | P5 | | F7 | | | 32 BB 53 HR 2B | G3-1 | | F8 | 5 | 1 | 1 | 0 | 0 | 4 | | | | | | | | | | |
| 32 Evan Carter, L OBP: 0.463, SLG: 0.563 | K | | | F9 | | 53 HR 1B | | | K | 4 | 1 | 1 | 0 | 1 | 2 | 2 | | | | | | | | | |
| 53 Adolis García, R OBP: 0.318, SLG: 0.595 | | G5-3 | | F8 | | 53 HR 1B | | | K | 3 | 1 | 1 | 3 | 0 | 0 | 0 | | | | | | | | | |
| 16 Travis Jankowski, L OBP: 0.318, SLG: 0.595 | | | | | | | HR | | FC3-6 3 HBP | 0 | 0 | 0 | 0 | 0 | 0 | 0 | | | | | | | | | |
| 3 Leody Taveras, S OBP: 0.410, SLG: 0.469 | | | | P5 | | | | | FC3-6 30 S | 4 | 0 | 0 | 0 | 0 | 1 | 2 | | | | | | | | | |
| 6 Josh Jung, R OBP: 0.317, SLG: 0.684 | | G6-3 | | | F9 | | | | K | 4 | 0 | 1 | 0 | 0 | 1 | 2 | | | | | | | | | |
| 30 Nathaniel Lowe, L OBP: 0.256, SLG: 0.390 | | | | | F7 | | | | K | 3 | 1 | 1 | 1 | 1 | 1 | 2 | | | | | | | | | |
| 18 Mitch Garver, R OBP: 0.300, SLG: 0.370 | | | | | | HR | | | | 0 | 0 | 0 | 0 | 0 | 0 | 0 | | | | | | | | | |
| 47 Josh Smith, L OBP: 0.317, SLG: 0.684 | | | | | 28 BB 1B | | | | | 0 | 0 | 0 | 0 | 0 | 0 | 0 | | | | | | | | | |
| 2B Jonah Heim, S OBP: 0.286, SLG: 0.308 | | | | | | | | | | 4 | 0 | 2 | 0 | 0 | 0 | 0 | | | | | | | | | |
| 4 Robbie Grossman, S OBP: 0.176, SLG: 0.168 | | | | | | | | | | 0 | 0 | 0 | 0 | 0 | 0 | 0 | | | | | | | | | |
| Inning Stats | R: 0 E: 0 K: 1 S: 6 | H: 0 LOB: 0 BB: 0 P: 9 | R: 0 E: 0 K: 1 S: 7 | H: 0 LOB: 0 BB: 0 P: 11 | R: 0 E: 0 K: 0 S: 9 | H: 1 LOB: 2 BB: 1 P: 15 | R: 0 E: 0 K: 0 S: 8 | H: 0 LOB: 0 BB: 0 P: 12 | R: 1 E: 0 K: 1 S: 14 | H: 1 LOB: 0 BB: 0 P: 21 | R: 3 E: 0 K: 0 S: 13 | H: 4 LOB: 2 BB: 1 P: 21 | R: 0 E: 0 K: 2 S: 10 | H: 0 LOB: 3 BB: 1 P: 15 | R: 0 E: 0 K: 1 S: 9 | H: 2 LOB: 2 BB: 0 P: 15 | 1B: 5 2B: 1 3B: 0 HR: 2 | SF: 0 SAC: 0 DP: 0 HBP: 1 | WP: 0 PB: 0 SB: 1 CS: 0 | PA: 39 | | | | | |
| PITCHER | IP | WLS | BF | H | R | ER | SO | BB | IBB | HBP | BLK | WP | HR | S | P | ERA | WHIP | | | | | | | | |
| 35 Justin Verlander, R ERA: 2.95 | 5.2 | | 24 | 6 | 4 | 4 | 3 | 1 | 0 | 0 | 0 | 0 | 2 | 54 | 82 | 6.35 | 1.235 | | | | | | | | |
| 50 Héctor Neris, R ERA: 9.0 | 1.1 | | 5 | 0 | 0 | 0 | 0 | 1 | 0 | 0 | 0 | 0 | 0 | 8 | 17 | 0.00 | 0.750 | | | | | | | | |
| 52 Bryan Abreu, R ERA: 1.42 | 0.0 | | 2 | 0 | 0 | 0 | 0 | 1 | 0 | 1 | 0 | 0 | 0 | 1 | 6 | ∞ | ∞ | | | | | | | | |
| 55 Ryan Pressly, R ERA: 1.42 | 2.0 | W | 8 | 2 | 0 | 0 | 3 | 0 | 0 | 0 | 0 | 0 | 0 | 18 | 24 | 0.00 | 1.000 | | | | | | | | |

Houston Astros @ Texas Rangers
Globe Life Field, Arlington, TX
Fri Oct 20, 2023, 4:07 PM - 7:21 PM CDT
Att.: 41,519 - Roof Closed - 73 F

AB 35
R 4
H 8
RBI 4
BB 3
SO 6
LOB 18



