


Italy

Batter	1	2	3	4	5	6	7	8	9	AB R H RBI BB SO LOB	TOP																								
												Italy @ Detroit Tigers Joker Marchant Stadium, Lakeland, FL Sat Mar 04 2006, 1:05 PM EST livebaseballscorecards.com																							
											AB 0 R 0 H 0 RBI 0 BB 0 SO 0 LOB 0																								
																																			
Inning Stats											1B: 0 SF: 0 2B: 0 SAC: 0 3B: 0 DP: 0 HR: 0 HBP: 0 WP: 0 PA: 0 PB: 0 SB: 0 CS: 0																								
PITCHER	IP	WLS	BF	H	R	ER	SO	BB	IBB	HBP	BLK	WP	HR	S	P	ERA	WHIP	PITCHER	IP	WLS	BF	H	R	ER	SO	BB	IBB	HBP	BLK	WP	HR	S	P	ERA	WHIP

Batter	1	2	3	4	5	6	7	8	9	AB R H RBI BB SO LOB	BOTTOM
--------	---	---	---	---	---	---	---	---	---	----------------------	--------

												<p style="text-align: center;">Italy @ Detroit Tigers Joker Marchant Stadium, Lakeland, FL Sat Mar 04 2006, 1:05 PM EST</p> <p style="text-align: right;">livebaseballscorecards.com</p> <table border="0"> <tr><td>AB</td><td>0</td></tr> <tr><td>R</td><td>0</td></tr> <tr><td>H</td><td>0</td></tr> <tr><td>RBI</td><td>0</td></tr> <tr><td>BB</td><td>0</td></tr> <tr><td>SO</td><td>0</td></tr> <tr><td>LOB</td><td>0</td></tr> </table> 	AB	0	R	0	H	0	RBI	0	BB	0	SO	0	LOB	0
AB											0															
R											0															
H											0															
RBI											0															
BB											0															
SO											0															
LOB											0															

Inning Stats	1B: 0	SF: 0	WP: 0	PA: 0
	2B: 0	SAC: 0	PB: 0	
	3B: 0	DP: 0	SB: 0	
	HR: 0	HBP: 0	CS: 0	

PITCHER	IP	WLS	BF	H	R	ER	SO	BB	IBB	HBP	BLK	WP	HR	S	P	ERA	WHIP	PITCHER	IP	WLS	BF	H	R	ER	SO	BB	IBB	HBP	BLK	WP	HR	S	P	ERA	WHIP
----------------	----	-----	----	---	---	----	----	----	-----	-----	-----	----	----	---	---	-----	------	----------------	----	-----	----	---	---	----	----	----	-----	-----	-----	----	----	---	---	-----	------

Italy @ Washington Nationals

Space Coast Stadium, Viera, FL

Tue Mar 03 2009, 1:05 PM EST
Att. 1,115 - Sunny - 61 F

livebaseballscorecards.com



AB	32
R	6
H	9
RBI	5
BB	4
SO	7
LOB	15

AB R H RBI BB SO LOB

3	0	0	0	0	0	0
2	0	0	0	0	1	1
3	0	0	0	1	0	0
1	1	0	0	0	1	1
2	0	1	0	0	0	0
1	2	1	1	0	0	0
3	2	2	2	1	1	1
3	0	2	1	0	0	1
1	0	1	0	0	0	0
3	0	0	0	1	2	3
2	0	1	0	0	0	2
0	1	0	1	1	0	0
2	0	0	0	0	0	3
2	0	1	0	0	0	1
2	0	0	0	0	1	1
2	0	0	0	0	1	1

1B:	5	SF:	1
2B:	4	SAC:	0
3B:	1	DP:	3
HR:	1	HBP:	1
WP:	1	PA:	38
PB:	0	SB:	2
CS:	0		

Batter	1	2	3	4	5	6	7	8	9										
8 Nick Punto, S (1, 6) 3 Jack Santora, S (7, 6)	0-0 L3			0-0 P5		0-0 F7		0-3 K	0-0 G3										
34 Davide Dallospedale, R (1, 4) Joe Mazzuca, R (8, PR) (8, 4)	0-0 G6-3			0-0 G6-3		0-0 G4-3		4-0 2 3B BB	0-3 K										
27 Frank Catalanotto, L (1, 7) 2 Leonardo Zileri, R (7, PR) (7, 7) OBP: 1.000, SLG: 3.000	0-0 P5			0-0 1B			1-0 37 2B 19 1B HBP	0-0 37 HR 3B											
37 Valentino Pascucci, R (1, 10) OBP: 0.750, SLG: 2.000		4-0 19 G6-4-3 BB		0-3 K			0-0 19 1B 4 SF9 2B	2-1 HR											
19 Chris Denorfia, R (1, 8) 9 Andrea De Santis, R (7, PR) (7, 8) OBP: 1.000, SLG: 1.000		0-0 G6-4-3		0-0 10 L6 2B			0-0 2-3 3-H 1B	0-0 47 S 1B											
47 Giuseppe Mazzanti, R (1, 3)		0-0 G4-3			4-0 BB		0-3 K	0-3 K											
14 Alex Liddi, R (1, 5) 4 Mike Costanzo, L (7, PH) (7, 5) OBP: 0.500, SLG: 0.500			0-0 10 G6-3 10 S 45 1B		0-0 F8		0-0 SF9		4-0 64 E 64 1B 20 WP BB										
10 Vinny Rottino, R (1, 2) 64 Francisco Cervelli, R (6, 2) OBP: 0.500, SLG: 0.500			1-0 G6-3		0-0 L6		0-0 G6-3		0-0 20 G4-3 20 WP 1B										
45 Mario Chiarini, R (1, 9) 20 Peter Ciofrone, L (7, 9)			0-0 F8-1-5-2			0-3 K		0-3 K	1-0 G4-3										
Inning Stats	R: 0 H: 0 E: 0 K: 0 S: 3	R: 0 H: 0 E: 0 K: 0 S: 2	R: 0 H: 1 E: 0 K: 0 S: 3	R: 0 H: 1 E: 0 K: 1 S: 6	R: 0 H: 1 E: 0 K: 0 S: 3	R: 0 H: 0 E: 0 K: 1 S: 5	R: 2 H: 2 E: 0 K: 1 S: 7	R: 3 H: 3 E: 0 K: 3 S: 13	R: 1 H: 1 E: 1 K: 1 S: 6										
PITCHER	IP WLS BF H R ER SO BB IBB HBP BLK WP HR S P ERA WHIP																		
31 John Lannan, L (1, 1) ERA: 0.667	3.0 9 1 0 0 0 1 0 0 0 0 0 8 13 0.00 0.667																		
39 Shairon Martis, R (4, 1) ERA: 1.000	3.0 11 2 0 0 2 1 0 0 0 0 0 14 18 0.00 1.000																		
74 Marco Estrada, R (7, 1) ERA: 18.0	1.0 6 2 2 2 1 0 0 1 0 0 0 7 8 18.00 2.000																		
75 Wilfredo Ledezma, L (8, 1) ERA: 40.5	0.2 6 3 3 3 2 1 0 0 0 0 1 10 16 40.50 6.000																		
65 Gary Glover, R (8, 1) ERA: 0.00	1.1 W 6 1 1 0 2 1 0 0 0 1 0 9 14 0.00 1.500																		


Batter	1	2	3	4	5	6	7	8	9	AB R H RBI BB SO LOB
6 Anderson Hernandez, S (1, 4) OBP: 0.333, SLG: 0.333 8 Jose Castillo, R (6, 4)	0-0 G3		0-0 G3	0-0 1B		0-0 G1-3		0-1 F8		3 0 1 0 0 0 1 2 0 0 0 0 0 2
85 Lastings Milledge, R (1, 8) OBP: 0.333, SLG: 0.667 28 Leonard Davis, L (5, 7) 29 Ryan Langerhans, L (9, PH)	0-0 G4-3		0-0 11 3B 2B	0-3 K		0-0 G4-3		0-0 G4-3	3 1 1 1 0 1 2 1 0 0 0 0 0 1 1 0 0 0 0 0 0	
11 Ryan Zimmerman, R (1, 5) OBP: 0.667, SLG: 1.333 27 Kory Casto, L (5, 5) 30 Justin Maxwell, R (9, PR)	0-0 1B		0-0 34 3B 3B	0-3 K		0-0 G4-3		4-0 13 2B 62 FC5-2-6 BB	3 1 2 1 0 1 2 1 0 0 0 1 0 1 0 0 0 0 0 0 0	
24 Nick Johnson, L (1, 10) 13 Alex Cintron, S (7, PH) OBP: 0.500, SLG: 1.000 (8, 10)	0-3 K		1-0 34 3B HBP		0-0 G4-3		0-0 G6-3	0-0 2 HR 2B	2 1 0 0 0 1 1 2 1 1 0 0 0 0	
34 Elijah Dukes, R (1, 9) OBP: 0.667, SLG: 2.333 62 Jorge Padilla, R (6, 9)		0-0 G6-3	0-0 1-H 3-H 3B		0-0 HR		0-0 G6-3	0-0 FC5-2-6 2 HR	3 1 2 3 0 0 0 2 1 0 0 0 0 3	
2 Roger Bernadina, L (1, 7) OBP: 0.600, SLG: 1.200 (5, 8)	0-0 61 CS 1B	0-0 G5-3		0-0 1B		0-0 K		0-3 HR	5 1 3 3 0 1 1	
61 Matthew Whitney, R (1, 3) 67 Brad Eldred, R (6, 3)	0-3 K	0-3 K		0-0 F8	0-3 K		0-3 K	0-3 K	3 0 0 0 0 2 2 1 0 0 0 0 1 0	
65 Ian Desmond, R (1, 6) OBP: 0.750, SLG: 1.333			0-0 6 G3 85 2B 23 G6-3 1B	4-0 23 2B BB	0-0 G5-3		0-0 17 FC6-2 3B		3 2 2 0 1 0 1	
23 Wil Nieves, R (1, 2) OBP: 0.500, SLG: 1.000 17 Javier Valentin, S (6, 2) OBP: 0.500, SLG: 1.000 4 Corey Patterson, L (8, PR) 73 Gustavo Molina, R (9, 2)			0-0 G6-3	0-0 6 1B 2B		0-0 28 G4-3 2B		0-0 FC6-2 8 S	2 0 1 1 0 0 1 2 0 1 0 0 0 1 0 0 0 0 0 0 0 0 0 0 0 0 0 0	

Inning Stats	R: 0 E: 0 K: 1 S: 6	H: 1 LOB: 1 BB: 0 P: 6	R: 0 E: 0 K: 1 S: 5	H: 1 LOB: 0 BB: 0 P: 5	R: 4 E: 0 K: 0 S: 7	H: 4 LOB: 1 BB: 0 P: 8	R: 1 E: 0 K: 2 S: 9	H: 2 LOB: 2 BB: 1 P: 13	R: 1 E: 0 K: 1 S: 7	H: 2 LOB: 1 BB: 0 P: 7	R: 0 E: 0 K: 0 S: 4	H: 1 LOB: 1 BB: 0 P: 4	R: 0 E: 0 K: 1 S: 5	H: 0 LOB: 0 BB: 0 P: 5	R: 0 E: 0 K: 1 S: 7	H: 1 LOB: 2 BB: 0 P: 7	R: 3 E: 0 K: 0 S: 5	H: 2 LOB: 1 BB: 1 P: 12	1B: 5 2B: 4 3B: 3 HR: 2	SF: 0 SAC: 0 DP: 0 HBP: 1	WP: 0 PB: 0 SB: 1 CS: 1	PA: 42
--------------	------------------------------	---------------------------------	------------------------------	---------------------------------	------------------------------	---------------------------------	------------------------------	----------------------------------	------------------------------	---------------------------------	------------------------------	---------------------------------	------------------------------	---------------------------------	------------------------------	---------------------------------	------------------------------	----------------------------------	----------------------------------	------------------------------------	----------------------------------	--------

PITCHER	IP	WLS	BF	H	R	ER	SO	BB	IBB	HBP	BLK	WP	HR	S	P	ERA	WHIP
15 Mark DiFelice, R (1, 1) ERA:	2.0		7	2	0	0	2	0	0	0	0	0	0	11	11	0.00	1.000
Philip Barzilla, L (3, 1) ERA: 27.0	1.1		9	4	4	4	0	0	0	1	0	0	0	8	9	27.00	3.000
49 Jason Grilli, R (4, 1) ERA: 13.5	0.2		5	2	1	1	2	1	0	0	0	0	0	8	12	13.50	4.500
50 Luca Panerati, L (5, 1) ERA: 9.0	1.0		5	2	1	1	1	0	0	0	0	0	1	7	7	9.00	2.000
18 B.J. LaMura, R (6, 1) ERA:	1.0		4	1	0	0	0	0	0	0	0	0	0	4	4	0.00	1.000

Italy @ Washington Nationals
Space Coast Stadium, Viera, FL
 Tue Mar 03 2009, 1:05 PM EST
 Att. 1,115 - Sunny - 61 F

AB	39
R	9
H	14
RBI	9
BB	2
SO	7
LOB	19



PITCHER	IP	WLS	BF	H	R	ER	SO	BB	IBB	HBP	BLK	WP	HR	S	P	ERA	WHIP
55 Lenny DiNardo, L (7, 1) ERA:	1.0		3	0	0	0	1	0	0	0	0	0	0	5	5	0.00	0.000
42 Tiago Da Silva, R (8, 1) ERA:	1.0		4	1	0	0	1	0	0	0	0	0	0	7	7	0.00	1.000
28 Cody Cillo, R (9, 1) ERA: 40.5	0.2	L	5	2	3	3	0	1	0	0	0	0	1	5	12	40.50	4.500

Batter	1	2	3	4	5	6	7	8	9	AB R H RBI BB SO LOB	TOP																									
8 Nick Punto, S OBP: 0.250, SLG: 0.250 (1, 6)	0-0 G3-1		0-0 FC9-6 20 1B		0-3 K		0-0 FC5 27 37 1B		0-0 F7	5 1 2 1 0 1 1																										
20 Peter Ciofrone, L OBP: 0.143, SLG: 0.143 (1, 9) (6, 7)	0-3 K		0-0 FC9-6 1-2f			0-0 F8	0-0 F4		0-0 1B	5 0 1 0 0 1 3																										
27 Frank Catalanotto, L OBP: 0.429, SLG: 0.500 14 Alex Liddi, R OBP: 0.333, SLG: 0.333 (1, 10) (7, PR) (7, 10)	0-0 G5-3		0-0 F7			0-0 19 3B 2B	0-0 FC5 37 1B		0-0 P3	4 1 1 0 0 0 3 1 0 0 0 0 0 1																										
37 Valentino Pascucci, R OBP: 0.500, SLG: 1.000 47 Giuseppe Mazzanti, R (1, 3) (8, 3)		0-0 G5-3		0-3 K		0-3 K	0-0 1-3 2-H 1B			4 0 1 1 0 2 1 0 0 0 0 0 0 0																										
19 Chris Denorfia, R OBP: 0.667, SLG: 1.167 9 Andrea De Santis, R OBP: 0.500, SLG: 0.500 (1, 8) (6, PR) (6, 8)		0-0 1B		0-0 G6-3		0-0 4 HR 3B	0-3 K			3 0 2 1 0 0 0 1 1 0 0 0 1 2																										
4 Mike Costanzo, L OBP: 0.333, SLG: 1.000 (1, 5)		0-3 K		0-0 G3-1		3-2 HR		0-0 G6-3		4 1 1 2 0 1 1																										
2 Leonardo Zileri, R OBP: 0.333, SLG: 1.000 45 Mario Chiarini, R (1, 7) (6, PH) (6, 9)		0-3 K			0-0 G3	4-0 BB		0-0 G6-3		2 0 0 0 0 1 1 1 0 0 0 1 0 0																										
64 Francisco Cervelli, R OBP: 0.750, SLG: 0.750 10 Vinny Rottino, R (1, 2) (6, PH) (6, 2)			0-0 SH1-3 3 SH1-3 8 1B		0-0 1B	0-3 K		0-0 G5-3		2 1 2 0 0 0 0 2 0 0 0 0 1 2																										
3 Jack Santora, S (1, 4)			1-0 SH1-3 1-3		0-0 L6		4-0 FC5 27 8 1B BB		0-3 K	2 0 0 0 1 1 1																										
Inning Stats	R: 0 E: 0 K: 1 S: 5	H: 0 LOB: 0 BB: 0 P: 5	R: 0 E: 0 K: 2 S: 8	H: 1 LOB: 1 BB: 0 P: 8	R: 1 E: 0 K: 0 S: 5	H: 2 LOB: 1 BB: 0 P: 6	R: 0 E: 0 K: 1 S: 5	H: 0 LOB: 0 BB: 0 P: 5	R: 0 E: 0 K: 1 S: 6	H: 1 LOB: 1 BB: 0 P: 6	R: 3 E: 0 K: 2 S: 12	H: 3 LOB: 2 BB: 1 P: 19	R: 1 E: 0 K: 1 S: 7	H: 2 LOB: 2 BB: 1 P: 11	R: 0 E: 0 K: 0 S: 3	H: 0 LOB: 0 BB: 0 P: 3	R: 0 E: 0 K: 1 S: 6	H: 1 LOB: 1 BB: 0 P: 6	1B: 7 2B: 1 3B: 1 HR: 1	SF: 0 SAC: 1 DP: 0 HBP: 0	WP: 0 PB: 0 SB: 1 CS: 0	PA: 39														
PITCHER	IP WLS BF H R ER SO BB IBB HBP BLK WP HR S P ERA WHIP																				PITCHER	IP WLS BF H R ER SO BB IBB HBP BLK WP HR S P ERA WHIP														
55 Josh Johnson, R ERA: 2.25 (1, 1)	4.0		15	3	1	1	4	0	0	0	0	0	0	23	24	2.25	0.750																			
47 Ricky Nolasco, R ERA: 13.5 (5, 1)	2.0	L	11	4	3	3	3	1	0	0	0	0	1	18	25	13.50	2.500																			
Jesus Delgado, R ERA: 9.0 (7, 1)	1.0		6	2	1	1	1	1	0	0	0	0	0	7	11	9.00	3.000																			
64 Tim Wood, R ERA: (8, 1)	1.0		3	0	0	0	0	0	0	0	0	0	0	3	3	0.00	0.000																			
44 Brian Sanches, R ERA: (9, 1)	1.0		4	1	0	0	1	0	0	0	0	0	0	6	6	0.00	1.000																			

Italy @ Florida Marlins
Roger Dean Stadium, Jupiter, FL
Wed Mar 04 2009, 1:05 PM EST
Att. 1,912 - Overcast - 68 F

livebaseballscorecards.com

AB	36
R	5
H	10
RBI	5
BB	2
SO	9
LOB	16



BOTTOM

Italy @ Florida Marlins
Roger Dean Stadium, Jupiter, FL

Wed Mar 04 2009, 1:05 PM EST
Att. 1,912 - Overcast - 68 F

livebaseballscorecards.com

AB	30
R	1
H	5
RBI	1
BB	3
SO	8
LOB	12



WP:	0	PA:	33
PB:	0		
SB:	1		
CS:	0		

AB	R	H	RBI	BB	SO	LOB
2	0	0	0	1	2	0
1	0	0	0	0	0	1

3	1	1	0	0	1	1
1	0	0	0	0	0	1

2	0	2	1	1	0	0
1	0	1	0	0	0	0

3	0	0	0	0	0	4
1	0	0	0	0	0	1

3	0	0	0	0	1	0
1	0	0	0	0	0	1

3	0	1	0	0	1	0
1	0	0	0	0	1	1

3	0	0	0	0	1	1
0	0	0	0	0	0	0

3	0	0	0	0	1	1
---	---	---	---	---	---	---

2	0	0	0	0	0	0
0	0	0	0	1	0	0

1B:	3	SF:	0
2B:	3	SAC:	0
3B:	0	DP:	2
HR:	0	HBP:	0

Batter	1	2	3	4	5	6	7	8	9
1 Emilio Bonifacio, S (1, 5) 78 Matt Dominguez, R (7, 5)	0-3 K		0-3 K			4-0 BB		0-0 F9	
Robert Andino, R (1, 6) 83 Manny Mayerson, R (7, 6)	0-0 G6-3			0-0 81 1B 2B		0-3 K		0-0 FC6-4	
81 Logan Morrison, L (1, 3) 66 John Lindsey, R (7, 3)	0-0 2B			0-0 18 G6-3 1B		4-0 BB		0-0 73 DI 1B	
18 Wes Helms, R (1, 10) 49 Michael Ryan, L (9, PH)	0-0 G6-3			0-0 G6-3		0-0 F8		0-0 F7	
6 Dan Uggla, R (1, 4) 72 Chris Coghlan, L (8, 4)		0-0 F9		0-3 K		0-0 F8		0-0 F9	
31 Jay Gibbons, L (1, 7) 73 John Raynor, R (8, 7)		0-3 K			0-0 25 FC5-4 1B	0-0 F9		1-3 K	
25 Brett Carroll, R (1, 9) 80 Giancarlo Stanton, R (8, 9)		0-0 G6-3			0-0 FC5-4 65 L4-3	0-3 K		1-2	
65 Jai Miller, R (1, 8)			0-3 K		0-0 L4-3		0-0 F8		
58 Mike Rabelo, S (1, 2) 70 Brad Davis, R (7, 2)			0-0 G6-3			0-0 G6-3		4-0 83 FC6-4 BB	

Inning Stats	R: 0	H: 1	E: 0	LOB: 1	K: 1	BB: 0	S: 6	P: 6	R: 0	H: 0	E: 0	LOB: 0	K: 1	BB: 0	S: 5	P: 5	R: 0	H: 0	E: 0	LOB: 0	K: 2	BB: 0	S: 7	P: 7	R: 1	H: 2	E: 0	LOB: 0	K: 1	BB: 0	S: 6	P: 6	R: 0	H: 1	E: 0	LOB: 0	K: 0	BB: 0	S: 3	P: 3	R: 0	H: 0	E: 0	LOB: 2	K: 1	BB: 2	S: 5	P: 13	R: 0	H: 0	E: 0	LOB: 0	K: 1	BB: 0	S: 5	P: 5	R: 0	H: 0	E: 0	LOB: 1	K: 0	BB: 1	S: 3	P: 7	R: 0	H: 1	E: 0	LOB: 1	K: 1	BB: 0	S: 6	P: 7	1B: 3	SF: 0	2B: 3	SAC: 0	3B: 0	DP: 2	HR: 0	HBP: 0	WP: 0	PA: 33
--------------	------	------	------	--------	------	-------	------	------	------	------	------	--------	------	-------	------	------	------	------	------	--------	------	-------	------	------	------	------	------	--------	------	-------	------	------	------	------	------	--------	------	-------	------	------	------	------	------	--------	------	-------	------	-------	------	------	------	--------	------	-------	------	------	------	------	------	--------	------	-------	------	------	------	------	------	--------	------	-------	------	------	-------	-------	-------	--------	-------	-------	-------	--------	-------	--------

PITCHER	IP	WLS	BF	H	R	ER	SO	BB	IBB	HBP	BLK	WP	HR	S	P	ERA	WHIP
29 Dan Serafini, L (1, 1) ERA: 2.25	4.0		15	4	1	1	5	0	0	0	0	0	0	25	25	2.25	1.000
17 Alex Maestri, R (5, 1) ERA:	2.0	W	7	0	0	0	1	2	0	0	0	0	0	7	15	0.00	1.000
54 Adam Ottavino, R (7, 1) ERA:	2.0		8	1	0	0	1	1	0	0	0	0	0	9	13	0.00	1.000
35 Chris Cooper, L (9, 1) ERA:	0.2		2	0	0	0	0	0	0	0	0	0	0	2	2	0.00	0.000
30 Kasey Olenberger, R (9, 1) ERA:	0.1		1	0	0	0	1	0	0	0	0	0	0	3	4	0.00	0.000

Batter	1	2	3	4	5	6	7	8	9	AB	R	H	RBI	BB	SO	LOB	TOP										
8 Nick Punto, S OBP: 0.333, SLG: 0.273 3 Jack Santora, S (6, 6)	4-0 BB 27 BB 34 S	0-0 2-H 1B		0-0 F8		0-0 F8		0-0 G6-3		3	0	1	0	1	0	1											
34 Davide Dallospedale, R (1, 4)	4-0 BB 27 BB		0-0 G1-3	4-0 BB 27 FC6-4		0-0 G6-3		0-3 K		3	0	0	0	2	1	0											
27 Frank Catalanotto, L OBP: 0.500, SLG: 0.500 45 Mario Chiarini, R (1, 7) (4, 9)	4-0 BB 1-2		0-0 G5-3 37 G5-3 19 1B	0-0 FC6-4 1-2f		0-0 G3			0-0 G5-3	2	1	1	0	1	0	2											
37 Valentino Pascucci, R OBP: 0.385, SLG: 0.667 (1, 10)	0-3 K		0-0 G5-3		0-3 K		0-3 K		0-0 BB 9 BB 1B	5	0	1	0	0	3	4											
19 Chris Denorfia, R OBP: 0.667, SLG: 1.000 9 Andrea De Santis, R OBP: 0.750, SLG: 0.667 (1, 8) (5, PR) (5, 8)	0-0 L1		0-0 S 47 1B		0-0 BB 10 BB 4 1B		0-0 FC6-4 14 FC6-4 1B		4-0 BB 1-2	3	1	2	1	0	0	3											
4 Mike Costanzo, L OBP: 0.444, SLG: 0.833 14 Alex Liddi, R OBP: 0.200, SLG: 0.200 (1, 5) (5, 5)	0-3 K		4-0 BB 47 1B		0-0 BB 10 BB		0-0 FC6-4 47 1B		0-3 K	2	0	1	0	1	1	3											
47 Giuseppe Mazzanti, R OBP: 0.333, SLG: 0.250 (1, 3)		0-3 K	0-0 1-3 2-H 1B		0-3 K		0-0 1-3 1B		0-0 F8	5	0	2	1	0	2	4											
10 Vinny Rottino, R OBP: 0.286, SLG: 0.167 64 Francisco Cervelli, R OBP: 0.600, SLG: 0.600 (1, 2) (5, 2)		0-0 S 8 1B		0-0 G6-3	4-0 BB 1-2 2-3		0-3 K		0-3 K	2	0	1	0	1	0	0											
20 Peter Ciofrone, L OBP: 0.200, SLG: 0.111 (1, 9) (4, 7)		0-1 L3		4-0 BB 34 BB		0-3 K		0-0 G4-3		2	0	0	0	1	1	4											
2 Leonardo Zileri, R OBP: 0.250, SLG: 0.750 (5, 7)										1	0	0	0	0	0	0											
Inning Stats	R: 0 E: 0 K: 2 S: 7	H: 0 LOB: 3 BB: 3 P: 19	R: 0 E: 0 K: 1 S: 7	H: 2 LOB: 2 BB: 0 P: 7	R: 2 E: 0 K: 0 S: 5	H: 3 LOB: 2 BB: 1 P: 9	R: 0 E: 0 K: 0 S: 3	H: 0 LOB: 2 BB: 2 P: 11	R: 0 E: 0 K: 3 S: 11	H: 2 LOB: 3 BB: 1 P: 15	R: 0 E: 0 K: 0 S: 3	H: 0 LOB: 0 BB: 0 P: 3	R: 0 E: 0 K: 2 S: 9	H: 2 LOB: 2 BB: 0 P: 9	R: 0 E: 0 K: 1 S: 5	H: 0 LOB: 0 BB: 0 P: 5	R: 0 E: 0 K: 1 S: 6	H: 1 LOB: 2 BB: 1 P: 10	1B: 10 2B: 0 3B: 0 HR: 0	SF: 0 SAC: 0 DP: 0 HBP: 0	WP: 0 PB: 0 SB: 3 CS: 0	PA: 43					
PITCHER	IP	WLS	BF	H	R	ER	SO	BB	IBB	HBP	BLK	WP	HR	S	P	ERA	WHIP										
33 John Maine, R ERA: (1, 1)	2.0		10	2	0	0	3	3	0	0	0	0	0	14	26	0.00	2.500										
43 Brian Stokes, R ERA: (3, 1)	1.0		6	3	2	2	0	1	0	0	0	0	0	5	9	18.00	4.000										
39 Bobby Parnell, R ERA: (4, 1)	1.0		5	0	0	0	0	2	0	0	0	0	0	3	11	0.00	2.000										
50 Sean Green, R ERA: (5, 1)	1.0		6	2	0	0	3	1	0	0	0	0	0	11	15	0.00	3.000										
35 Brandon Knight, R ERA: (6, 1)	1.0		3	0	0	0	0	0	0	0	0	0	0	3	3	0.00	0.000										
PITCHER	IP	WLS	BF	H	R	ER	SO	BB	IBB	HBP	BLK	WP	HR	S	P	ERA	WHIP										
68 Heriberto Ruelas, L ERA: (7, 1)	1.0		5	2	0	0	2	0	0	0	0	0	0	9	9	0.00	2.000										
66 Matt DeSalvo, R ERA: (8, 1)	1.0		3	0	0	0	1	0	0	0	0	0	0	5	5	0.00	0.000										
29 Connor Robertson, R ERA: (9, 1)	1.0	W	5	1	0	0	1	1	0	0	0	0	0	6	10	0.00	2.000										

Italy @ New York Mets
 Tradition Field, Port St. Lucie, FL
 Thu Mar 05 2009, 2:05 PM EST
 Att. 3,019 - Partly Cloudy - 72 F

livebaseballscorecards.com

AB 35
R 2
H 10
RBI 2
BB 8
SO 10
LOB 26



BOTTOM

Italy @ New York Mets
Tradition Field, Port St. Lucie, FL
Thu Mar 05 2009, 2:05 PM EST
Att: 3,019 - Partly Cloudy - 72 F

livebaseballscorecards.com

AB 30
R 3
H 8
RBI 3
BB 2
SO 4
LOB 10



WP: 0 PA: 32
PB: 0
SB: 1
CS: 1

2 0 0 0 1 1 1
0 0 0 0 0 0 0
1 1 1 0 0 0 0

1 0 0 0 0 0 1
0 0 0 0 0 0 0
1 0 0 0 0 0 1
0 0 0 0 0 0 0
0 0 0 0 0 0 0
0 0 0 0 0 0 0
2 0 0 0 0 0 1

3 0 1 0 0 0 0
1 1 1 2 0 0 0

3 0 0 0 0 0 1
0 0 0 0 0 0 0
0 0 0 0 0 0 0
1 1 1 0 0 0 0

4 0 2 1 0 0 0

2 0 0 0 1 0 1

3 0 0 0 0 3 2

2 0 0 0 0 0 1
1 0 1 0 0 0 0
0 0 0 0 0 0 0

2 0 1 0 0 0 0
1 0 0 0 0 0 1

1B: 4 SF: 0
2B: 4 SAC: 0
3B: 1 DP: 2
HR: 1 HBP: 0

Batter	1	2	3	4	5	6	7	8	9
1 Luis Castillo, S (1,4) 68 Heriberto Ruelas, L (7,1) 99 Jose Valentin, S (8,5) OBP: 1.000, SLG: 1.000	4-0 BB 33 B1-3		0-3 1-2 K			0-0 F7			0-0 12 HR 1B
33 John Maine, R (1,1) 43 Brian Stokes, R (3,1) 67 Fernando Martinez, L (3,PH) 39 Bobby Parnell, R (4,1) 50 Sean Green, R (5,1) 35 Brandon Knight, L (6,1) 93 Reese Havens, L (6,PH) (7,6)	0-0 B1-3 1-f		0-0 P4			0-0 F7			0-0 F8
9 Marlon Anderson, L (1,7) 12 Cory Sullivan, L (8,7) OBP: 0.333, SLG: 0.333 OBP: 1.000, SLG: 4.000	0-0 F8			0-0 17 L4-3 1B		0-0 F7			0-0 HR
17 Fernando Tatis, R (1,5) 66 Matt DeSalvo, R (8,1) 29 Connor Robertson, R (9,1) 28 Daniel Murphy, L (9,PH) OBP: 1.000, SLG: 1.000		0-0 G6-3		0-0 L4-3 1-1		0-0 G5-3			0-0 18 2B 1B
18 Jeremy Reed, L (1,8) OBP: 0.500, SLG: 1.250		0-0 3B		0-0 F9		0-0 P6			0-0 2B
6 Nick Evans, R (1,3)		0-0 G5-3		4-0 78 CS BB				0-0 F9	
26 Rob Mackowiak, L (1,9)		0-3 K		0-3 K				0-3 K	
78 Josh Thole, L (1,2) 76 Omir Santos, R (6,2) 77 René Rivera, R (9,2)			0-0 G1-3		0-1 G6-3 1-2			0-0 2B	
79 Jose Coronado, S (1,6) 10 Andy Green, R (7,4) ERA: 5.4			0-0 1 S 1B		0-0 G4-3			0-0 G5-3	

Inning Stats	R: 0	H: 0	E: 0	K: 0	S: 2	LOB: 0	BB: 1	P: 6	R: 0	H: 1	E: 0	K: 1	S: 6	LOB: 1	BB: 0	P: 6	R: 0	H: 1	E: 0	K: 0	S: 3	LOB: 0	BB: 0	P: 3	R: 0	H: 0	E: 0	K: 1	S: 5	LOB: 0	BB: 1	P: 9	R: 0	H: 0	E: 0	K: 0	S: 3	LOB: 0	BB: 0	P: 3	R: 0	H: 1	E: 0	K: 1	S: 6	LOB: 1	BB: 0	P: 6	R: 3	H: 4	E: 0	K: 0	S: 5	LOB: 1	BB: 0	P: 5	1B: 4	SF: 0	2B: 4	SAC: 0	3B: 1	DP: 2	HR: 1	HBP: 0	WP: 0	PA: 32	PB: 0	SB: 1	CS: 1
--------------	------	------	------	------	------	--------	-------	------	------	------	------	------	------	--------	-------	------	------	------	------	------	------	--------	-------	------	------	------	------	------	------	--------	-------	------	------	------	------	------	------	--------	-------	------	------	------	------	------	------	--------	-------	------	------	------	------	------	------	--------	-------	------	-------	-------	-------	--------	-------	-------	-------	--------	-------	--------	-------	-------	-------

PITCHER	IP	WLS	BF	H	R	ER	SO	BB	IBB	HBP	BLK	WP	HR	S	P	ERA	WHIP
40 Roberto Corradini, R (1,1) ERA: 16.2	2.0		7	1	0	0	1	1	0	0	0	0	0	8	12	0.00	1.000
28 Cody Cillo, R (3,1) ERA: 16.2	1.0	H	4	1	0	0	1	0	0	0	0	0	0	6	6	0.00	1.000
35 Chris Cooper, L (4,1) ERA: 16.2	1.0	H	3	1	0	0	0	0	0	0	0	0	0	3	3	0.00	1.000
18 B.J. LaMura, R (5,1) ERA: 5.4	1.0	H	3	0	0	0	1	1	0	0	0	0	0	5	9	0.00	1.000
49 Jason Grilli, R (6,1) ERA: 5.4	1.0	H	3	0	0	0	0	0	0	0	0	0	0	3	3	0.00	0.000

PITCHER	IP	WLS	BF	H	R	ER	SO	BB	IBB	HBP	BLK	WP	HR	S	P	ERA	WHIP
50 Luca Panerati, L (7,1) ERA: 4.5	1.0	H	3	0	0	0	0	0	0	0	0	0	0	3	3	0.00	0.000
42 Tiago Da Silva, R (8,1) ERA: 4.5	1.0	H	4	1	0	0	1	0	0	0	0	0	0	6	6	0.00	1.000
30 Kasey Olenberger, R (9,1) ERA: 40.5	0.1	L	5	4	3	3	0	0	0	0	0	0	1	5	5	81.00	12.000

Batter	1	2	3	4	5	6	7	8	9	AB R H RBI BB SO LOB	TOP											
8 Nick Punto, S (1, 4) 18 Alessandro Vaglio, R (6, 4)	0-0 G4-3		0-3 K ¹¹ _S			0-0 G1-3		0-0 P3		3 0 0 0 0 1 0 1 0 0 0 0 0 0												
11 Chris Denorfa, R (1, 8) 50 Stefano Desimoni, R (6, 8)	0-0 44 G6-4-3 1B		1-0 F7			0-0 F9		0-0 G2-3		3 0 1 0 0 0 1 1 0 0 0 0 0 0												
44 Anthony Rizzo, L (1, 3) 10 Lorenzo Avagnina, L (7, 7)	0-0 G6-4-3 1-2f			0-1 HR		0-0 E1			4-0 4 2B BB	3 1 1 1 0 0 1 0 1 0 0 1 0 0												
16 Alex Liddi, R (1, 5) 6 Juan Infante, S (7, 5)		0-3 K		0-0 G5-3		0-0 G1-3			1-0 P4	3 0 0 0 0 1 1 1 0 0 0 0 0 1												
25 Chris Colabello, R (1, 10) OBP: 0.500, SLG: 1.333		0-0 F8		0-3 K			0-0 HR		4-0 4 2B 32 2-1 BB	3 1 1 1 1 1 0												
4 Mike Costanzo, L (1, 7) OBP: 0.500, SLG: 0.667 (7, 3)		4-0 BB		0-0 F8			0-3 K		0-0 1-3 2-H 2B	3 0 1 1 1 1 0												
45 Mario Chiarini, R (1, 9)		0-3 K			0-0 G3-1		0-0 P6		0-0 G6-3	4 0 0 0 0 1 3												
41 Drew Butera, R (1, 2) 32 Tyler LaTorre, L (6, 2)			0-0 G5-3		0-0 L9		0-3 K		1-0 2-1	2 0 0 0 0 0 0 1 0 0 0 0 1 0												
3 Anthony Granato, R (1, 6) 1 Jack Santora, S (7, 6)			0-0 F8		0-0 G4-3			0-3 K		2 0 0 0 0 0 0 1 0 0 0 0 1 0												
Inning Stats	R: 0 E: 0 K: 0 S: 3	H: 1 LOB: 0 BB: 0 P: 3	R: 0 E: 0 K: 2 S: 7	H: 0 LOB: 1 BB: 1 P: 11	R: 0 E: 0 K: 1 S: 6	H: 0 LOB: 1 BB: 0 P: 7	R: 1 E: 0 K: 1 S: 7	H: 1 LOB: 0 BB: 0 P: 7	R: 0 E: 0 K: 0 S: 3	H: 0 LOB: 0 BB: 0 P: 3	R: 0 E: 1 K: 0 S: 4	H: 0 LOB: 1 BB: 0 P: 4	R: 1 E: 0 K: 2 S: 8	H: 1 LOB: 0 BB: 0 P: 8	R: 0 E: 0 K: 1 S: 5	H: 0 LOB: 0 BB: 0 P: 5	R: 1 E: 0 K: 0 S: 3	H: 1 LOB: 2 BB: 2 P: 13	1B: 1 2B: 1 3B: 0 HR: 2	SF: 0 SAC: 0 DP: 1 HBP: 0	WP: 0 PB: 1 SB: 2 CS: 0	PA: 34
PITCHER	IP WLS BF H R ER SO BB IBB HBP BLK WP HR S P ERA WHIP																					
49 Brett Anderson, L (1, 1) ERA: 9.0	3.0 W 11 1 0 0 3 1 0 0 0 0 0 0 16 21 0.00 0.667																					
33 Fernando Rodriguez Jr., R (4, 1) ERA: 9.0	1.0 4 1 1 1 1 0 0 0 0 0 0 1 7 7 9.00 1.000																					
26 Brian Gordon, R (5, 1) ERA: 9.0	2.0 H 7 0 0 0 0 0 0 0 0 0 0 0 7 7 0.00 0.000																					
55 Kyleer Newby, R (7, 1) ERA: 4.5	2.0 H 7 1 1 1 3 0 0 0 0 0 1 13 13 4.50 0.500																					
68 Arnold Leon, R (9, 1) ERA: 9.0	1.0 S 6 1 1 1 0 2 0 0 0 0 0 0 3 13 9.00 3.000																					

Italy @ Oakland Athletics
Phoenix Municipal Stadium, Phoenix, AZ
Tue Mar 05 2013, 3:09 PM - 5:44 PM EST
Att. 2,026 - Cloudy - 77 F

livebaseballscorecards.com

AB 31
R 3
H 4
RBI 3
BB 3
SO 7
LOB 7



Batter	1	2	3	4	5	6	7	8	9	AB	R	H	RBI	BB	SO	LOB
12 Kyle Schwarber, L (1, 10) OBP: 0.667, SLG: 0.500 84 Alberto Mineo, L (5, PR) (6, 10)	0-0 F9		4-0 WP 2 G3 BB		0-0 15 1B 2 1B 1B	1-0 7 1B 15 HR HBP		0-0 L8		2	0	1	0	1	0	0
2 Tommy La Stella, L (1, 5) OBP: 0.333, SLG: 0.333 7 Jeimer Candelario, S (5, PR) (6, 5)	0-0 F8		0-0 G3		0-0 15 1B 1B	0-0 15 HR 1B		0-0 E3 15 WP		3	0	1	0	0	0	2
44 Anthony Rizzo, L (1, 3) 15 Chris Dominguez, R (3, PR) OBP: 0.667, SLG: 1.667 (4, 3)	0-0 G4-3		0-3 K		0-0 1B	0-0 HR		1-0 F8		2	0	0	0	0	1	1
18 Ben Zobrist, S (1, 4) 75 Jacob Hannemann, L (5, 9) (6, 8)		0-0 F9	0-0 F8		0-0 G3	4-0 86 S BB			0-0 F8	2	0	0	0	0	0	2
27 Addison Russell, R (1, 6) OBP: 0.500, SLG: 1.000 86 Ian Happ, S (5, 4)		0-0 2B			0-0 P6	E5 HR			0-3 K	2	0	1	0	0	0	0
22 Jason Heyward, L (1, 9) 85 Chesny Young, R (5, 6)		0-0 L7			0-3 K	K			0-0 F8	2	0	0	0	0	1	1
47 Miguel Montero, L (1, 2) 82 Taylor Davis, R (6, 2) OBP: 0.500, SLG: 2.000		0-0 F9			0-3 K	2-0 HR			0-0 G5-3	2	0	0	0	0	1	1
68 Eloy Jiménez, R (1, 7) 67 Bijan Rademacher, L (7, 7)			0-3 K		0-3 K	0-0 G4-3 HR			0-0 G4-3	2	1	1	2	0	0	0
30 Jon Jay, L (1, 8) 98 Todd Glaesmann, R (6, 9) OBP: 0.500, SLG: 1.500			1-0 K		0-3 K	0-0 G4-3			0-0 G6-3	3	0	0	0	0	2	0
			1-0 2 G3 12 BB 44 WP HBP		0-0 G5-3	0-0 7 1B 3B			0-0 F9	1	1	0	0	0	0	0

Inning Stats	R: 0	H: 0	E: 0	K: 0	S: 3	H: 0	LOB: 0	BB: 0	P: 3	R: 0	H: 1	E: 0	K: 0	S: 4	H: 0	LOB: 1	BB: 0	P: 4	R: 1	H: 0	E: 0	K: 2	S: 8	H: 0	LOB: 2	BB: 1	P: 13	R: 0	H: 0	E: 0	K: 2	S: 7	R: 0	H: 3	E: 0	K: 1	S: 8	R: 6	H: 4	E: 1	K: 2	S: 12	H: 0	LOB: 1	BB: 1	P: 20	R: 0	H: 0	E: 0	K: 0	S: 3	R: 0	H: 0	E: 1	K: 0	S: 4	H: 0	LOB: 1	BB: 0	P: 5	R: 0	H: 0	E: 0	K: 1	S: 5	1B: 4	2B: 1	3B: 1	HR: 2	SF: 0	SAC: 0	DP: 0	HBP: 2	WP: 2	PB: 0	SB: 1	CS: 0	PA: 42
--------------	------	------	------	------	------	------	--------	-------	------	------	------	------	------	------	------	--------	-------	------	------	------	------	------	------	------	--------	-------	-------	------	------	------	------	------	------	------	------	------	------	------	------	------	------	-------	------	--------	-------	-------	------	------	------	------	------	------	------	------	------	------	------	--------	-------	------	------	------	------	------	------	-------	-------	-------	-------	-------	--------	-------	--------	-------	-------	-------	-------	--------

PITCHER	IP	WLS	BF	H	R	ER	SO	BB	IBB	HBP	BLK	WP	HR	S	P	ERA	WHIP
47 Luis Lugo, L (1, 1) ERA: 2.00	2.0		7	1	0	0	0	0	0	0	0	0	0	7	7	0.00	0.500
35 Tiago Da Silva, R (3, 1) ERA: 9.00	1.0	H	6	0	1	1	2	1	0	1	0	1	0	8	13	9.00	1.000
20 Pat Venditte, S (4, 1) ERA: 9.00	1.0		3	0	0	0	2	0	0	0	0	0	0	7	7	0.00	0.000
30 A.J. Morris, R (5, 1) ERA: 9.00	1.0		6	3	0	0	1	0	0	0	0	0	0	8	8	0.00	3.000
59 Frailyn Florian, L (6, 1) ERA: 13.5	0.2		6	2	4	3	1	0	0	1	0	0	1	7	10	40.50	3.000


BOTTOM

Italy @ Chicago Cubs
Sloan Park, Mesa, AZ

Tue Mar 07 2017, 3:12 PM - 6:14 PM EST
Att. 10,762 - Sunny - 75 F

livebaseballscorecards.com

AB	38
R	7
H	8
RBI	6
BB	2
SO	8
LOB	13



Batter	1	2	3	4	5	6	7	8	9	AB R H RBI BB SO LOB	TOP		
40 Brandon Nimmo, L (1, 8) OBP: 0.250, SLG: 0.250	0-3 K		0-0 G6-4-3			0-3 K		0-0 G6-3		4 0 0 0 0 2 2			
77 John Andreoli, R (1, 9) OBP: 0.286, SLG: 0.167	0-3 K			0-0 F9		0-3 K		0-3 K		3 0 0 0 0 2 0			
45 Mario Chiarini, R (6, 9)										1 0 0 0 0 1 1			
3 Daniel Descalso, L (1, 4) OBP: 0.400, SLG: 0.800	0-0 2B			0-0 G6-3			0-0 G5-3		0-0 26 1B	2 0 1 0 0 0 0			
18 Alessandro Vaglio, R (5, 4) OBP: 0.250, SLG: 0.250									1B	2 0 1 0 0 0 0			
12 Chris Colabello, R (1, 3) OBP: 0.375, SLG: 0.167	0-0 G6-3			0-3 K			4-0 10 2B BB		0-0 1B	2 0 0 0 1 1 1			
26 Sebastian Poma, L (7, PR) OBP: 0.500, SLG: 0.500									1-2 1B	1 0 1 0 0 0 0			
21 Rob Segedin, R (1, 7) OBP: 0.222, SLG: 0.500		0-0 F9			0-0 L9		0-3 K		0-0 F7	4 0 0 0 0 1 3			
10 Alex Liddi, R (1, 10) OBP: 0.444, SLG: 0.500		0-0 G5-3			0-0 2B 1B		0-0 1-3 2B		0-3 K	4 0 2 0 0 1 2			
2 Gavin Cecchini, R (1, 6) OBP: 0.286, SLG: 0.429		0-0 G6-3			0-0 E5 43 G3-6		0-0 G5-3		0-0 G3	4 0 0 0 0 0 6			
43 Nicholas Morreale, R (1, 2)			4-0 40 G6-4-3 BB		0-0 G3-6-1 1-2f			0-0 2B		1 0 0 0 1 0 2			
4 Santiago Chávez, R (5, 2) OBP: 1.000, SLG: 2.000						0-3 K		0-3 K		0 0 0 0 0 0 0			
37 Drew Maggi, R (1, 5) OBP: 0.143, SLG: 0.286			0-3 K							3 0 0 0 0 3 2			
Inning Stats	R: 0 E: 0 K: 2 S: 8 H: 1 LOB: 1 BB: 0 P: 8	R: 0 E: 0 K: 0 S: 3 H: 0 LOB: 0 BB: 0 P: 3	R: 0 E: 0 K: 1 S: 4 H: 0 LOB: 0 BB: 1 P: 8	R: 0 E: 0 K: 1 S: 5 H: 0 LOB: 0 BB: 0 P: 5	R: 0 E: 1 K: 0 S: 4 H: 1 LOB: 1 BB: 0 P: 4	R: 0 E: 0 K: 3 S: 9 H: 0 LOB: 0 BB: 0 P: 9	R: 0 E: 0 K: 1 S: 6 H: 1 LOB: 3 BB: 1 P: 10	R: 0 E: 0 K: 2 S: 8 H: 1 LOB: 1 BB: 0 P: 8	R: 0 E: 0 K: 1 S: 7 H: 2 LOB: 2 BB: 0 P: 7	1B: 3 2B: 3 3B: 0 HR: 0 SF: 0 SAC: 0 DP: 2 HBP: 0	WP: 0 PB: 0 SB: 0 CS: 0 PA: 34		
PITCHER	IP WLS BF H R ER SO BB IBB HBP BLK WP HR S P ERA WHIP											PITCHER	IP WLS BF H R ER SO BB IBB HBP BLK WP HR S P ERA WHIP
49 Kendall Graveman, R (1, 1) ERA:	3.0 W 10 1 0 0 3 1 0 0 0 0 0 0 15 19 0.00 0.667												
31 Liam Hendriks, R (4, 1) ERA:	1.0 H 3 0 0 0 1 0 0 0 0 0 0 0 5 5 0.00 0.000												
32 Jesse Hahn, R (5, 1) ERA:	3.0 H 12 2 0 0 4 1 0 0 0 0 0 0 19 23 0.00 1.000												
Frankie Montas, R (8, 1) ERA:	2.0 9 3 0 0 3 0 0 0 0 0 0 0 15 15 0.00 1.500												

Italy @ Oakland Athletics
Hohokam Stadium, Mesa, AZ
 Wed Mar 08 2017, 3:08 PM - 5:52 PM EST
 Att. 3,204 - Partly Cloudy - 79 F

livebaseballscorecards.com

AB 31
R 0
H 5
RBI 0
BB 2
SO 11
LOB 19



Batter	1	2	3	4	5	6	7	8	9
57 Alejandro De Aza, L (1, 8) 83 Jaycob Brugman, L (5, 8)	0-0 F8		0-0 F8	1-0 FC4 HBP		4-0 64 1B 76 E BB		0-0 G6-3	
20 Mark Canha, R (1, 9) 76 Kenny Wilson, R (6, 9)	0-0 F7		0-3 K	0-0 FC4		0-0 E5 64 1B		4-0 BB	
21 Stephen Vogt, L (1, 10) 64 Rangel Ravelo, R (6, PH) OBP: 0.500, SLG: 0.500 (7, 10)	0-0 F7		0-0 P6		0-0 P2	0-0 BB 28 BB 1B		0-3 K	
25 Ryon Healy, R (1, 3) 28 Matt Olson, L (6, 3)		0-0 F9		4-0 13 1B 47 2B BB	1-0 HR	4-0 BB 1-2		0-0 P6	
13 Bruce Maxwell, L (1, 2) 80 Sean Murphy, R (6, 2)		0-3 K		0-0 47 2B 1B	0-0 G3-1	0-0 G6-3			
16 Adam Rosales, R (1, 6) 52 Richie Martin, R (6, 6)		0-0 47 BB 12 1B 1B		0-3 K	0-3 K		0-0 G3		
47 Matt Chapman, R (1, 5) 22 Renato Núñez, R (7, 5)		4-0 12 1B 1-2 BB		0-0 1-H 2-H 2B		0-0 G6-3	0-0 P3		
12 Max Muncy, L (1, 7) 37 Jaff Decker, L (7, 7)		0-0 1-3 2-H 1B		4-0 57 HBP BB		0-3 K	0-0 F8		
1 Franklin Barreto, R (1, 4) 18 Chad Pinder, R (7, 4)		0-0 F8		0-3 K		0-0 76 E 3B		0-2 HR	

Inning Stats	R: 0	H: 0	E: 0	K: 0	S: 3	LOB: 0	BB: 0	P: 3
	R: 1	H: 2	E: 0	K: 1	S: 7	LOB: 2	BB: 1	P: 11
	R: 0	H: 0	E: 0	K: 1	S: 5	LOB: 0	BB: 0	P: 5
	R: 2	H: 2	E: 0	K: 2	S: 9	LOB: 3	BB: 2	P: 18
	R: 1	H: 1	E: 0	K: 1	S: 6	LOB: 0	BB: 0	P: 7
	R: 2	H: 2	E: 1	K: 1	S: 8	LOB: 3	BB: 2	P: 16
	R: 0	H: 0	E: 0	K: 0	S: 3	LOB: 0	BB: 0	P: 3
	R: 1	H: 1	E: 0	K: 1	S: 8	LOB: 1	BB: 1	P: 12

PITCHER	IP	WLS	BF	H	R	ER	SO	BB	IBB	HBP	BLK	WP	HR	S	P	ERA	WHIP
38 Orlando Oberto, L (1, 1) ERA: 4.5	2.0	L	9	2	1	1	1	1	1	0	0	0	0	10	14	4.50	1.500
57 Filippo Crepaldi, R (3, 1) ERA: 18.0	1.0		3	0	0	0	1	0	0	0	0	0	5	5	0.00	0.000	
22 Nick Fanti, L (4, 1) ERA: 18.0	1.0		8	2	2	2	2	2	0	1	0	0	9	18	18.00	4.000	
24 Zach Neal, R (5, 1) ERA: 5.4	1.2		9	2	3	1	2	1	0	0	0	0	1	12	17	5.40	1.800
51 Lou Trivino, R (6, 1) ERA:	0.1		3	1	0	0	0	1	0	0	0	0	0	2	6	0.00	6.000

BOTTOM

AB	R	H	RBI	BB	SO	LOB
2	0	0	0	0	0	0
1	1	0	0	1	0	0
3	0	0	0	0	1	3
1	0	0	0	1	0	1
3	0	0	0	0	0	0
2	0	1	1	0	1	1
2	2	1	1	1	0	0
1	0	0	0	1	0	1
3	1	1	0	0	1	0
1	0	0	0	0	0	3
3	1	1	0	0	2	2
1	0	0	0	0	0	0
2	0	1	2	1	0	0
1	0	0	0	0	0	0
2	0	1	1	1	1	0
1	0	0	0	0	0	0
3	1	1	0	0	1	4
1	1	1	1	0	0	0

Italy @ Oakland Athletics
Hohokam Stadium, Mesa, AZ
Wed Mar 08 2017, 3:08 PM - 5:52 PM EST
Att: 3,204 - Party Cloudy - 79 F

AB	33
R	7
H	8
RBI	6
BB	6
SO	7
LOB	15



1B	2B	3B	HR	SF	SAC	DP	HBP	WP	HR	S	P	ERA	WHIP
4	1	1	2	0	0	0	1	0	0	3	3	0.00	0.000
1	0	0	0	0	0	0	0	0	1	8	12	9.00	2.000
0	0	0	0	0	0	0	0	0	0	0	0	0.00	0.000
0	0	0	0	0	0	0	0	0	0	0	0	0.00	0.000