



Italy

Batter	1	2	3	4	5	6	7	8	9	AB R H RBI BB SO LOB	TOP																								
											<p style="text-align: center;">Italy @ Detroit Tigers Joker Marchant Stadium, Lakeland, FL Sat Mar 04 2006, 1:05 PM EST</p> <p style="text-align: right;">livebaseballscorecards.com</p> <p>AB 0 R 0 H 0 RBI 0 BB 0 SO 0 LOB 0</p> 																								
Inning Stats										1B: 0 SF: 0 2B: 0 SAC: 0 3B: 0 DP: 0 HR: 0 HBP: 0	WP: 0 PA: 0 PB: 0 SB: 0 CS: 0																								
PITCHER	IP	WLS	BF	H	R	ER	SO	BB	IBB	HBP	BLK	WP	HR	S	P	ERA	WHIP	PITCHER	IP	WLS	BF	H	R	ER	SO	BB	IBB	HBP	BLK	WP	HR	S	P	ERA	WHIP

Batter	1	2	3	4	5	6	7	8	9	AB R H RBI BB SO LOB	BOTTOM																								
											<p style="text-align: center;">Italy @ Detroit Tigers Joker Marchant Stadium, Lakeland, FL Sat Mar 04 2006, 1:05 PM EST</p> <p style="text-align: right;">livebaseballscorecards.com</p> <p>AB 0 R 0 H 0 RBI 0 BB 0 SO 0 LOB 0</p> 																								
Inning Stats										1B: 0 SF: 0 2B: 0 SAC: 0 3B: 0 DP: 0 HR: 0 HBP: 0	WP: 0 PA: 0 PB: 0 SB: 0 CS: 0																								
PITCHER	IP	WLS	BF	H	R	ER	SO	BB	IBB	HBP	BLK	WP	HR	S	P	ERA	WHIP	PITCHER	IP	WLS	BF	H	R	ER	SO	BB	IBB	HBP	BLK	WP	HR	S	P	ERA	WHIP

Batter	1	2	3	4	5	6	7	8	9	AB	R	H	RBI	BB	SO	LOB	TOP
8 Nick Punto, S (1,6)	X 0-0 L3			X 0-0 P5		X 0-0 F7		X 0-0 K	X 0-0 G3	3	0	0	0	0	0	0	
3 Jack Santora, S (7,6)	0-0			0-0		0-0		0-0	0-0	2	0	0	0	0	1	1	
34 Davide Dallospedale, R (1,4)	X 0-0 G6-3			X 0-0 G6-3		X 0-0 G4-3		B 4-0 K	B 0-3 K	3	0	0	0	1	0	0	
Joe Mazzuca, R (8,PR) (8,4)	0-0			0-0		0-0		2 3B BB	0-3	1	1	0	0	0	1	1	
27 Frank Catalanotto, L (1,7)	X 0-0 P5			X 0-0 1B		H 1-0		X 0-0 37 2B 19 1B HBP	X 0-0 37 HR	2	0	1	0	0	0	0	
2 Leonardo Zileri, R (7,PR) (7,7)	0-0			0-0		0-0		1-H 3B	0-3	1	2	1	1	0	0	0	
37 Valentino Pascucci, R (1,10)		4-0 19 G6-4-3 BB		0-3 K		X 0-0		X 0-0 19 1B 4 SF9 2B	X 2-1 HR	3	2	2	2	1	1	1	
19 Chris Denorria, R (1,8)	X 0-0 G6-4-3			X 0-0		X 0-0		X 0-0 2B	X 3-0 HR	3	0	2	1	0	0	1	
9 Andrea De Santis, R (7,PR) (7,8)	0-0			0-0		0-0		10 LG 2B	0-0	1	0	1	0	0	0	0	
47 Giuseppe Mazzanti, R (1,3)	X 0-0 G4-3			X 0-0		X 4-0		X 2-3 3-H 1B	X 0-3 47 S 1B	3	0	0	0	1	2	3	
	0-0			0-0		0-0		0-3 K	0-3	3	0	0	0	1	2	3	
14 Alex Liddi, R (1,5)	X 0-0			X 0-0		X 0-0		X 0-0	X 4-0	2	0	1	0	0	0	2	
4 Mike Costanzo, L (7,PH) (7,5)				10 G6-3 45 S 1B		0-0 F8		X 0-0 SF9	X 4-0 64 F 64 1B 20 WP BB	0	1	0	1	1	0	0	
10 Vinny Rottino, R (1,2)	X 1-0			X 1-0		X 0-0		X 3-H G6-3	X 0-0	2	0	0	0	0	0	3	
64 Francisco Cervelli, R (6,2)	0-0			0-0		0-0		0-0	0-0	2	0	1	0	0	0	1	
45 Mario Chiarini, R (1,9)	X 0-0			X 0-0		X 0-3		X 0-3	X 1-0	2	0	0	0	0	1	1	
20 Peter Ciofrone, L (7,9)	0-0			F8-1-5-2 3-H		0-3 K		0-3	0-3	2	0	0	0	0	1	1	
	0-0			0-0		0-3		0-3	1-3	2	0	0	0	0	1	1	
Inning Stats	R: 0 H: 0 E: 0 LOB: 0 K: 0 BB: 0 S: 3	R: 0 H: 0 E: 0 LOB: 0 K: 0 BB: 1 P: 6	R: 0 H: 1 E: 0 LOB: 0 K: 0 BB: 4 S: 3	R: 0 H: 1 E: 0 LOB: 1 K: 1 BB: 0 P: 6	R: 0 H: 1 E: 0 LOB: 1 K: 0 BB: 1 S: 7	R: 0 H: 0 E: 0 LOB: 0 K: 1 BB: 0 S: 5	R: 2 H: 2 E: 0 LOB: 1 K: 1 BB: 0 P: 8	R: 3 H: 3 E: 0 LOB: 2 K: 3 BB: 1 S: 13	R: 1 H: 1 E: 1 LOB: 1 K: 1 BB: 1 S: 6	1B: 5 SF: 1 2B: 4 3B: 1 HR: 1	WP: 1 PA: 38						
PITCHER	IP WLS BF H R ER SO BB IBB HBP BLK WP HR S P ERA WHIP	IP WLS BF H R ER SO BB IBB HBP BLK WP HR S P ERA WHIP	IP WLS BF H R ER SO BB IBB HBP BLK WP HR S P ERA WHIP	IP WLS BF H R ER SO BB IBB HBP BLK WP HR S P ERA WHIP	IP WLS BF H R ER SO BB IBB HBP BLK WP HR S P ERA WHIP	IP WLS BF H R ER SO BB IBB HBP BLK WP HR S P ERA WHIP	IP WLS BF H R ER SO BB IBB HBP BLK WP HR S P ERA WHIP	IP WLS BF H R ER SO BB IBB HBP BLK WP HR S P ERA WHIP	IP WLS BF H R ER SO BB IBB HBP BLK WP HR S P ERA WHIP	IP WLS BF H R ER SO BB IBB HBP BLK WP HR S P ERA WHIP	IP WLS BF H R ER SO BB IBB HBP BLK WP HR S P ERA WHIP						
31 John Lannan, L (1,1)	3.0	9	1	0	0	0	1	0	0	0	0	8	13	0.00	0.667		
39 Shairon Martis, R (4,1)	3.0	11	2	0	0	2	1	0	0	0	0	14	18	0.00	1.000		
74 Marco Estrada, R (7,1)	1.0	6	2	2	2	1	0	0	1	0	0	7	8	18.00	2.000		
75 Wilfredo Ledezma, L (8,1)	0.2	6	3	3	3	2	1	0	0	0	1	10	16	40.50	6.000		
65 Gary Glover, R (8,1)	1.1	W	6	1	1	0	2	1	0	0	1	9	14	0.00	1.500		

Italy @ Washington Nationals
Space Coast Stadium, Viera, FL
Tue Mar 03 2009, 1:05 PM EST
Att: 1,115 - Sunny -61 F

AB 32
R 6
H 9
RBI 5
BB 4
SO 7
LOB 15



Batter	1	2	3	4	5	6	7	8	9	AB	R	H	RBI	BB	SO	LOB	BOTTOM
6 Anderson Hernandez, S (1,4)	X 0-0 G3		X 0-0 G3	X 0-0		X 0-0		X 0-1 F8		3	0	1	0	0	0	1	
8 Jose Castillo, R (6,4)	0-0		2-3	2-3 1B		0-0		1-2		2	0	0	0	0	2		
85 Lastings Milledge, R (1,8)	X 0-0 G4-3		X 0-0	X 0-3		X 0-0		X 0-0	X 0-0	3	1	1	1	0	1	2	
28 Leonard Davis, L (5,7)	0-0		0-0	0-3		G4-3			G4-3	1	0	0	0	0	1		
29 Ryan Langerhans, L (9,PH)	0-0		0-0	0-3		G4-3			G4-3	1	0	0	0	0	0		
11 Ryan Zimmerman, R (1,5)	X 0-0		X 0-0	X 0-3		G4-3			G4-3	3	1	2	1	0	1	2	
27 Kory Casto, L (5,5)	0-0		0-0	0-3		G4-3			G4-3	1	0	0	0	1	0	1	
30 Justin Maxwell, R (9,PR)	0-0		0-0	0-3		G4-3			G4-3	0	0	0	0	0	0	0	
24 Nick Johnson, L (1,10)	X 0-3		X 1-0	X 0-3		G4-3			G4-3	2	1	0	0	0	1	1	
13 Alex Cintron, S (7,PH) (8,10)	0-3		0-0	0-3		G4-3			G4-3	2	1	1	0	0	0	0	
34 Elijah Dukes, R (1,9)			0-0	0-0		G4-3			G4-3	3	1	2	3	0	0	0	
62 Jorge Padilla, R (6,9)	0-0		0-0	0-0		G4-3			G4-3	2	1	0	0	0	0	3	
2 Roger Bernadina, L (1,7) (5,8)	X 0-0		X 0-0	X 0-0		G5-3			G5-3	5	1	3	3	0	1	1	
61 Matthew Whitney, R (1,3)	X 0-3		X 0-3	X 0-3		G5-3			G5-3	3	0	0	0	0	2	2	
67 Brad Eldred, R (6,3)	0-3		0-3	0-3		G5-3			G5-3	1	0	0	0	0	1	0	
65 Ian Desmond, R (1,6)	X 0-0		X 0-0	X 4-0		G5-3			G5-3	3	2	2	0	1	0	1	
23 Wil Nieves, R (1,2)	X 0-0		X 0-0	X 0-0		G5-3			G5-3	2	0	1	1	0	0	1	
17 Javier Valentin, S (6,2)	0-0		0-0	0-0		G5-3			G5-3	2	0	1	0	0	0	1	
4 Corey Patterson, L (8,PR)	0-0		0-0	0-0		G5-3			G5-3	0	0	0	0	0	0	0	
73 Gustavo Molina, R (9,2)	0-0		0-0	0-0		G5-3			G5-3	0	0	0	0	0	0	0	
Inning Stats	R: 0 H: 1 E: 0 LOB: 1 K: 1 BB: 0 S: 6	R: 0 H: 1 E: 0 LOB: 0 K: 1 BB: 0 S: 5	R: 4 H: 4 E: 0 LOB: 1 K: 0 BB: 0 S: 7	R: 1 H: 2 E: 0 LOB: 1 K: 2 BB: 1 S: 9	R: 1 H: 2 E: 0 LOB: 1 K: 1 BB: 0 S: 7	R: 0 H: 1 E: 0 LOB: 1 K: 0 BB: 0 S: 4	R: 0 H: 0 E: 0 LOB: 0 K: 1 BB: 0 S: 5	R: 0 H: 1 E: 0 LOB: 1 K: 1 BB: 0 S: 7	R: 3 H: 2 E: 0 LOB: 1 K: 0 BB: 1 S: 5	1B: 5 SF: 0 2B: 4 3B: 3 HR: 2	WP: 0 PA: 42						
PITCHER	IP WLS BF H R ER SO BB IBB HBP BLK WP HR S P ERA WHIP	IP WLS BF H R ER SO BB IBB HBP BLK WP HR S P ERA WHIP	IP WLS BF H R ER SO BB IBB HBP BLK WP HR S P ERA WHIP	IP WLS BF H R ER SO BB IBB HBP BLK WP HR S P ERA WHIP	IP WLS BF H R ER SO BB IBB HBP BLK WP HR S P ERA WHIP	IP WLS BF H R ER SO BB IBB HBP BLK WP HR S P ERA WHIP	IP WLS BF H R ER SO BB IBB HBP BLK WP HR S P ERA WHIP	IP WLS BF H R ER SO BB IBB HBP BLK WP HR S P ERA WHIP	IP WLS BF H R ER SO BB IBB HBP BLK WP HR S P ERA WHIP	IP WLS BF H R ER SO BB IBB HBP BLK WP HR S P ERA WHIP	IP WLS BF H R ER SO BB IBB HBP BLK WP HR S P ERA WHIP						
15 Mark DiFelice, R (1,1)	2.0		2	0	0	2	0	0	0	0	0	8	9	27.00	3.000		
Philipp Barzilla, L (3,1)	1.1		9	4	4	4	0	0	1	0	0	8	12	13.50	4.500		
49 Jason Grilli, R (4,1)	0.2		5	2	1	1	2	1	0	0	0	8	12	13.50	4.500		
50 Luca Panerati, L (5,1)	1.0		5	2	1	1	1	0	0	0	0	7	7	9.00	2.000		
18 B.J. LaMura, R (6,1)	1.0		4	1	0	0	0	0	0	0	0	4	4	0.00	1.000		
55 Lenny DiNardo, L (7,1)	1.0		3	0	0	0	1	0	0	0	0	7	7	0.00	1.000		
42 Tiago Da Silva, R (8,1)	1.0		4	1	0	0	1	0	0	0	0	7	7	0.00	1.000		
28 Cody Cillo, R (9,1)	0.2	L	5	2	3	3	0	1	0	0	0	5	12	40.50	4.500		

Italy @ Washington Nationals
Space Coast Stadium, Viera, FL
Tue Mar 03 2009, 1:05 PM EST
Att: 1,115 - Sunny -61 F

AB 39
R 9
H 14
RBI 9
BB 2
SO 7
LOB 19



Batter	1	2	3	4	5	6	7	8	9	AB	R	H	RBI	BB	SO	LOB	TOP								
8 Nick Punto, S OBP: 0.250, SLG: 0.250	G3-1		FC9-6 1B			K			F7	5	1	2	1	0	1	1	<p>Italy @ Florida Marlins Roger Dean Stadium, Jupiter, FL Wed Mar 04 2009, 1:05 PM EST Att. 1,912 - Overcast - 68 F</p> <p>livebaseballscorecards.com</p>								
20 Peter Cifrone, L OBP: 0.143, SLG: 0.143	K		FC9-6 1-2			F8	F4			5	0	1	0	0	1	3									
27 Frank Catalanotto, L OBP: 0.429, SLG: 0.500 14 Alex Liddi, R OBP: 0.333, SLG: 0.333	G5-3		F7				FC5 19 3B 2B		P3	4	1	1	0	0	0	3									
37 Valentino Pascucci, R OBP: 0.500, SLG: 1.000 47 Giuseppe Mazzanti, R OBP: 0.500, SLG: 1.000		G5-3		K		K				4	0	1	1	0	2	1									
19 Chris Denorfa, R OBP: 0.667, SLG: 1.167 9 Andrea De Santis, R OBP: 0.500, SLG: 0.500				G6-3						3	0	2	1	0	0	0									
4 Mike Costanzo, L OBP: 0.333, SLG: 1.000		K		G3-1						4	1	1	2	0	1	1									
2 Leonardo Zileri, R OBP: 0.750, SLG: 1.500 45 Mario Chiarini, R OBP: 0.500, SLG: 0.500					G3					2	0	0	0	0	1	1									
64 Francisco Cervelli, R OBP: 0.750, SLG: 0.750 10 Vinny Rottino, R OBP: 0.500, SLG: 1.000										2	1	2	0	0	0	0									
3 Jack Santora, S										2	0	0	0	1	1	1									
Inning Stats	R: 0 E: 0 K: 1 S: 5	H: 0 LOB: 0 BB: 0 P: 5	R: 0 E: 0 K: 2 S: 8	H: 1 LOB: 1 BB: 0 P: 8	R: 1 E: 0 K: 0 S: 5	H: 2 LOB: 1 BB: 0 P: 6	R: 0 E: 0 K: 1 S: 5	H: 0 LOB: 0 BB: 0 P: 5	R: 0 E: 0 K: 1 S: 6	H: 1 LOB: 1 BB: 0 P: 6	R: 3 E: 0 K: 2 S: 12	H: 3 LOB: 2 BB: 1 P: 19	R: 1 E: 0 K: 1 S: 7	H: 2 LOB: 2 BB: 1 P: 11	R: 0 E: 0 K: 0 S: 3	H: 0 LOB: 0 BB: 0 P: 3		R: 0 E: 0 K: 1 S: 6	H: 1 LOB: 1 BB: 0 P: 6	1B: 7 2B: 1 3B: 1 HR: 1	SF: 0 SAC: 1 DP: 0 HBP: 0	WP: 0 PB: 0 SB: 1 CS: 0	PA: 39		
PITCHER	IP	WLS	BF	H	R	ER	SO	BB	IBB	HBP	BLK	WP	HR	S	P	ERA	WHIP								
55 Josh Johnson, R ERA: 2.25	4.0		15	3	1	1	4	0	0	0	0	0	0	23	24	2.25	0.750								
47 Ricky Nolasco, R ERA: 13.5	2.0	L	11	4	3	3	3	1	0	0	0	0	1	18	25	13.50	2.500								
Jesus Delgado, R ERA: 9.0	1.0		6	2	1	1	1	1	0	0	0	0	0	7	11	9.00	3.000								
64 Tim Wood, R ERA:	1.0		3	0	0	0	0	0	0	0	0	0	0	3	3	0.00	0.000								
44 Brian Sanchez, R ERA:	1.0		4	1	0	0	1	0	0	0	0	0	0	6	6	0.00	1.000								

Batter	1	2	3	4	5	6	7	8	9	AB	R	H	RBI	BB	SO	LOB	BOTTOM								
1 Emilio Bonifacio, S OBP: 0.333, SLG: 0.200 78 Matt Dominguez, R	K		K						F9	2	0	0	0	1	2	0	<p>Italy @ Florida Marlins Roger Dean Stadium, Jupiter, FL Wed Mar 04 2009, 1:05 PM EST Att. 1,912 - Overcast - 68 F</p> <p>livebaseballscorecards.com</p>								
Robert Andino, R OBP: 0.167, SLG: 0.333 83 Manny Mayerson, R	G6-3									3	1	1	0	0	1	1									
81 Logan Morrison, L OBP: 1.000, SLG: 1.500 66 John Lindsey, R OBP: 1.000, SLG: 1.000										2	0	2	1	1	0	0									
18 Wes Helms, R 49 Michael Ryan, L	G6-3									3	0	0	0	0	0	4									
6 Dan Uggla, R OBP: 0.167, SLG: 0.333 72 Chris Coghlan, L	F9									3	0	0	0	0	1	0									
31 Jay Gibbons, L OBP: 0.500, SLG: 0.333 73 John Raynor, R	K									3	0	1	0	0	1	0									
25 Brett Carroll, R 80 Giancarlo Stanton, R	G6-3									3	0	0	0	0	1	1									
65 Jai Miller, R										3	0	0	0	0	1	1									
58 Mike Rabelo, S 70 Brad Davis, R	G6-3									2	0	0	0	0	0	0									
Inning Stats	R: 0 E: 0 K: 1 S: 6	H: 1 LOB: 1 BB: 0 P: 6	R: 0 E: 0 K: 1 S: 5	H: 0 LOB: 0 BB: 0 P: 5	R: 0 E: 0 K: 2 S: 7	H: 0 LOB: 0 BB: 0 P: 7	R: 1 E: 0 K: 1 S: 6	H: 2 LOB: 0 BB: 0 P: 6	R: 0 E: 0 K: 0 S: 3	H: 1 LOB: 0 BB: 0 P: 3	R: 0 E: 0 K: 1 S: 5	H: 0 LOB: 2 BB: 2 P: 13	R: 0 E: 0 K: 1 S: 5	H: 0 LOB: 0 BB: 0 P: 5	R: 0 E: 0 K: 0 S: 3	H: 0 LOB: 1 BB: 1 P: 7		R: 0 E: 0 K: 1 S: 6	H: 1 LOB: 1 BB: 0 P: 7	1B: 3 2B: 3 3B: 0 HR: 0	SF: 0 SAC: 0 DP: 2 HBP: 0	WP: 0 PB: 0 SB: 1 CS: 0	PA: 33		
PITCHER	IP	WLS	BF	H	R	ER	SO	BB	IBB	HBP	BLK	WP	HR	S	P	ERA	WHIP								
29 Dan Serafini, L ERA: 2.25	4.0		15	4	1	1	5	0	0	0	0	0	0	7	15	0.00	1.000								
17 Alex Maestri, R ERA:	2.0	W	7	0	0	0	1	2	0	0	0	0	0	7	15	0.00	1.000								
54 Adam Ottavino, R ERA:	2.0		8	1	0	0	1	1	0	0	0	0	0	9	13	0.00	1.000								
35 Chris Cooper, L ERA:	0.2		2	0	0	0	0	0	0	0	0	0	0	2	2	0.00	0.000								
30 Kasey Olenberger, R ERA:	0.1		1	0	0	0	1	0	0	0	0	0	0	3	4	0.00	0.000								

AB 36
R 5
H 10
RBI 5
BB 2
SO 9
LOB 16



AB 30
R 1
H 5
RBI 1
BB 3
SO 8
LOB 12



Batter	1	2	3	4	5	6	7	8	9	AB	R	H	RBI	BB	SO	LOB	TOP
8 Nick Punto, S (1, 6) OBP: 0.333, SLG: 0.273 3 Jack Santora, S (6, 6)	4-0 BB 27 BB 34 S	0-0 2H 1B		4-0 F8		4-0 F8		0-0 G6-3		3	0	1	0	1	0	1	Italy @ New York Mets Tradition Field, Port St. Lucie, FL Thu Mar 05 2009, 2:05 PM EST Att: 3,019 - Partly Cloudy - 72 F
34 Davide Dalpospedale, R (1, 4)	4-0 BB 1-2 27 BB		0-0 G1-3	4-0 FC6-4 27 FC6-4		0-0 G6-3		0-3 K		3	0	0	0	2	1		
27 Frank Catalanotto, L (1, 7) OBP: 0.590, SLG: 0.950 45 Mario Chiari, R (4, 9)	4-0 BB 1-2 2-3 BB		0-0 19 1B 37 G5-3	0-0 FC6-4 1-2		0-0 G3		0-0 G5-3		2	1	1	0	1	0	2	
37 Valentino Pascucci, R (1, 10) OBP: 0.385, SLG: 0.667	0-3 K		0-0 G5-3			0-3 K		0-0 K		5	0	1	0	0	3	4	
19 Chris Denorfa, R (1, 8) OBP: 0.667, SLG: 1.000 9 Andrea De Santis, R (5, PR) OBP: 0.750, SLG: 0.957	0-0 L1		0-0 4 4S 47 1B	4-0 2H 10 BB 4 1B		0-0 10 BB 4 1B		0-0 14 FC6-4		3	1	2	1	0	0	3	
4 Mike Costanzo, L (1, 5) OBP: 0.444, SLG: 0.833 14 Alex Liddi, R (5, 5) OBP: 0.200, SLG: 0.200	0-3 K		4-0 47 1B	4-0 1-2 10 BB		0-0 1-2 10 BB		0-0 FC6-4 47 1B		2	0	1	0	1	1	3	
47 Giuseppe Mazzanti, R (1, 3) OBP: 0.333, SLG: 0.250		0-3 K	0-0 1-3 2H 1B			0-3 K		0-0 1-3 1B		5	0	2	1	0	2	4	
10 Vinny Rottino, R (1, 2) OBP: 0.286, SLG: 0.167 64 Francisco Cervelli, R (5, 2) OBP: 0.600, SLG: 0.600		0-0 8 1B 20 S		4-0 G6-3		4-0 1-2 2-3 BB		0-3 K		2	0	1	0	1	0	0	
20 Peter Clofrone, L (1, 9) OBP: 0.200, SLG: 0.111 2 Leonardo Zileri, R (5, 7) OBP: 0.250, SLG: 0.750	0-1 L3			4-0 34 BB		0-3 K		0-0 G4-3		2	0	0	0	1	1	4	
1B 1-2										1	0	0	0	0	0	0	
Inning Stats	R: 0 H: 0 E: 0 LOB: 3 K: 2 BB: 3 S: 7 P: 19	R: 0 H: 2 E: 0 LOB: 2 K: 1 BB: 0 S: 7 P: 7	R: 2 H: 3 E: 0 LOB: 2 K: 0 BB: 1 S: 5 P: 9	R: 0 H: 0 E: 0 LOB: 2 K: 0 BB: 2 S: 3 P: 11	R: 0 H: 2 E: 0 LOB: 3 K: 3 BB: 1 S: 11 P: 15	R: 0 H: 0 E: 0 LOB: 0 K: 0 BB: 0 S: 3 P: 3	R: 0 H: 2 E: 0 LOB: 2 K: 2 BB: 0 S: 9 P: 9	R: 0 H: 0 E: 0 LOB: 0 K: 1 BB: 1 S: 5 P: 5	R: 0 H: 1 E: 0 LOB: 2 K: 1 BB: 1 S: 6 P: 10	1B: 10 SF: 0 2B: 0 SAC: 0 3B: 0 DP: 0 HR: 0 HBP: 0	WP: 0 PA: 43 PB: 0 SB: 3 CS: 0						
PITCHER	IP WLS BF H R ER SO BB IBB HBP BLK WP HR S P ERA WHIP	PITCHER															
33 John Maine, R (1, 1) ERA: 18.0	2.0 10 2 0 0 3 3 0 0 0 0 0 0 14 26 0.00 2.500	68 Heriberto Ruelas, L (7, 1) ERA: 0.00 66 Matt DeSalvo, R (8, 1) ERA: 18.00 29 Connor Robertson, R (9, 1) ERA: 0.00															
43 Brian Stokes, R (3, 1) ERA: 18.0	1.0 6 3 2 2 0 1 0 0 0 0 0 0 5 9 18.00 4.000	68 Heriberto Ruelas, L (7, 1) ERA: 0.00 66 Matt DeSalvo, R (8, 1) ERA: 18.00 29 Connor Robertson, R (9, 1) ERA: 0.00															
39 Bobby Parnell, R (4, 1) ERA: 0.00	1.0 5 0 0 0 0 2 0 0 0 0 0 0 3 11 0.00 2.000	68 Heriberto Ruelas, L (7, 1) ERA: 0.00 66 Matt DeSalvo, R (8, 1) ERA: 18.00 29 Connor Robertson, R (9, 1) ERA: 0.00															
50 Sean Green, R (5, 1) ERA: 0.00	1.0 6 2 0 0 3 1 0 0 0 0 0 0 11 15 0.00 3.000	68 Heriberto Ruelas, L (7, 1) ERA: 0.00 66 Matt DeSalvo, R (8, 1) ERA: 18.00 29 Connor Robertson, R (9, 1) ERA: 0.00															
35 Brandon Knight, R (6, 1) ERA: 0.00	1.0 3 0 0 0 0 0 0 0 0 0 0 0 3 3 0.00 0.000	68 Heriberto Ruelas, L (7, 1) ERA: 0.00 66 Matt DeSalvo, R (8, 1) ERA: 18.00 29 Connor Robertson, R (9, 1) ERA: 0.00															

AB 35
R 2
H 10
RBI 2
BB 8
SO 10
LOB 26



Batter	1	2	3	4	5	6	7	8	9	AB	R	H	RBI	BB	SO	LOB	BOTTOM
1 Luis Castillo, S (1, 4) OBP: 1.000, SLG: 1.000	4-0 BB 33 B1-3		0-3 K			0-0 F7			0-0 12 HR	2	0	0	0	1	1	1	Italy @ New York Mets Tradition Field, Port St. Lucie, FL Thu Mar 05 2009, 2:05 PM EST Att: 3,019 - Partly Cloudy - 72 F
33 John Maine, R (1, 1) ERA: 18.0	0-0 B1-3		0-0 P4			0-0 F7		0-0 F8		1	0	0	0	0	1		
9 Marlon Anderson, L (1, 7) OBP: 0.333, SLG: 1.333 12 Cory Sullivan, L (8, 7) OBP: 1.000, SLG: 4.000	0-0 F8		0-0 17 14-3 1B			0-0 F7		0-0 HR		3	0	1	0	0	0	0	
17 Fernando Tatis, R (1, 5) ERA: 16.2		0-0 G6-3		0-0 L4-3		0-0 G5-3		0-0 18 2B 1B		3	0	0	0	0	0	1	
66 Matt DeSalvo, R (8, 1) ERA: 18.0		0-0 3B		0-0 F9		0-0 P6		0-0 1H 2B		4	0	2	1	0	0	0	
6 Nick Evans, R (1, 3)		0-0 G5-3			4-0 78 CS 1B		0-0 F9			2	0	0	0	1	0	1	
26 Rob Mackowiak, L (1, 9)		0-3 K			0-3 K		0-3 K			3	0	0	0	0	3	2	
78 Josh Thole, L (1, 2)			0-0 G1-3			0-0 G6-3			0-0 G5-3	2	0	0	0	0	0	1	
76 Omar Santos, R (6, 2) OBP: 1.000, SLG: 2.000 77 René Rivera, R (9, 2)						0-0 G4-3				1	0	1	0	0	0	0	
79 Jose Coronado, S (1, 6) OBP: 0.500, SLG: 0.500 10 Andy Green, R (7, 4)			0-0 1 S 1B					0-0 G5-3		2	0	1	0	0	0	0	
Inning Stats	R: 0 H: 0 E: 0 LOB: 1 K: 0 BB: 1 S: 2 P: 6	R: 0 H: 1 E: 0 LOB: 1 K: 1 BB: 0 S: 6 P: 6	R: 0 H: 1 E: 0 LOB: 0 K: 1 BB: 0 S: 6 P: 6	R: 0 H: 1 E: 0 LOB: 0 K: 0 BB: 0 S: 3 P: 3	R: 0 H: 0 E: 0 LOB: 0 K: 1 BB: 1 S: 5 P: 9	R: 0 H: 0 E: 0 LOB: 0 K: 0 BB: 0 S: 3 P: 3	R: 0 H: 0 E: 0 LOB: 0 K: 0 BB: 0 S: 3 P: 3	R: 0 H: 1 E: 0 LOB: 1 K: 1 BB: 0 S: 6 P: 6	R: 3 H: 4 E: 0 LOB: 1 K: 0 BB: 0 S: 5 P: 5	1B: 4 SF: 0 2B: 4 SAC: 0 3B: 1 DP: 2 HR: 1 HBP: 0	WP: 0 PA: 32 PB: 0 SB: 1 CS: 1						
PITCHER	IP WLS BF H R ER SO BB IBB HBP BLK WP HR S P ERA WHIP	PITCHER															
40 Roberto Corradini, R (1, 1) ERA: 16.2	2.0 7 1 0 0 1 1 0 0 0 0 0 0 6 6 0.00 1.000	50 Luca Panerati, L (7, 1) ERA: 4.5 42 Tiago Da Silva, R (8, 1) ERA: 81.00 30 Kasey Olenberger, R (9, 1) ERA: 40.5															
28 Cody Cillo, R (3, 1) ERA: 16.2	1.0 4 1 0 0 1 0 0 0 0 0 0 0 6 6 0.00 1.000	50 Luca Panerati, L (7, 1) ERA: 4.5 42 Tiago Da Silva, R (8, 1) ERA: 81.00 30 Kasey Olenberger, R (9, 1) ERA: 40.5															
35 Chris Cooper, L (4, 1) ERA: 5.4	1.0 3 1 0 0 0 0 0 0 0 0 0 0 3 3 0.00 1.000	50 Luca Panerati, L (7, 1) ERA: 4.5 42 Tiago Da Silva, R (8, 1) ERA: 81.00 30 Kasey Olenberger, R (9, 1) ERA: 40.5															
18 B.J. LaMura, R (5, 1) ERA: 5.4	1.0 3 0 0 0 1 1 0 0 0 0 0 0 5 9 0.00 1.000	50 Luca Panerati, L (7, 1) ERA: 4.5 42 Tiago Da Silva, R (8, 1) ERA: 81.00 30 Kasey Olenberger, R (9, 1) ERA: 40.5															
49 Jason Grilli, R (6, 1) ERA: 5.4	1.0 3 0 0 0 0 0 0 0 0 0 0 0 3 3 0.00 0.000	50 Luca Panerati, L (7, 1) ERA: 4.5 42 Tiago Da Silva, R (8, 1) ERA: 81.00 30 Kasey Olenberger, R (9, 1) ERA: 40.5															

AB 30
R 3
H 8
RBI 3
BB 2
SO 4
LOB 10



Batter	1	2	3	4	5	6	7	8	9	AB	R	H	RBI	BB	SO	LOB	TOP					
8 Nick Punto, S 18 Alessandro Vaglio, R	G4-3		K			G1-3		P3		3	0	0	0	0	1	0						
11 Chris Denorfia, R 50 Stefano Desimoni, R	G6-4-3 1B		F7			F9		G2-3		3	0	1	0	0	0	1						
44 Anthony Rizzo, L 10 Lorenzo Avagnina, L	G6-4-3 1-2					E1				3	1	1	1	0	0	1						
16 Alex Liddi, R 6 Juan Infante, S		K				G5-3		G1-3		3	0	0	0	0	1	1						
25 Chris Colabello, R		F8				K				3	1	1	1	1	1	0						
4 Mike Costanzo, L						F8				3	0	1	1	1	1	0						
45 Mario Chiarini, R										4	0	0	0	0	1	3						
41 Drew Butera, R 32 Tyler LaTorre, L						G5-3		L9		2	0	0	0	0	0	0						
3 Anthony Granato, R 1 Jack Santora, S						F8		G4-3		2	0	0	0	0	0	0						
Inning Stats	R: 0 E: 0 K: 0 S: 3	H: 1 LOB: 0 BB: 0 P: 3	R: 0 E: 0 K: 2 S: 7	H: 0 LOB: 1 BB: 1 P: 11	R: 0 E: 0 K: 1 S: 6	H: 0 LOB: 1 BB: 0 P: 7	R: 1 E: 0 K: 1 S: 7	H: 1 LOB: 0 BB: 0 P: 7	R: 0 E: 0 K: 0 S: 3	H: 0 LOB: 0 BB: 0 P: 3	R: 0 E: 1 K: 0 S: 4	H: 0 LOB: 1 BB: 0 P: 4	R: 1 E: 0 K: 2 S: 8	H: 1 LOB: 0 BB: 0 P: 8	R: 0 E: 0 K: 1 S: 5	H: 0 LOB: 0 BB: 0 P: 5	R: 1 E: 0 K: 0 S: 3	H: 1 LOB: 2 BB: 2 P: 13	1B: 1 2B: 1 3B: 0 HR: 2	SF: 0 SAC: 0 DP: 1 HBP: 0	WP: 0 PB: 1 SB: 2 CS: 0	PA: 34
PITCHER	IP	WLS	BF	H	R	ER	SO	BB	IBB	HBP	BLK	WP	HR	S	P	ERA	WHIP					
49 Brett Anderson, L	3.0	W	11	1	0	0	3	1	0	0	0	0	0	16	21	0.00	0.667					
33 Fernando Rodriguez Jr., R	1.0		4	1	1	1	1	0	0	0	0	0	1	7	7	9.00	1.000					
26 Brian Gordon, R	2.0	H	7	0	0	0	0	0	0	0	0	0	0	7	7	0.00	0.000					
55 Kyler Newby, R	2.0	H	7	1	1	1	3	0	0	0	0	0	1	13	13	4.50	0.500					
68 Arnold Leon, R	1.0	S	6	1	1	1	0	2	0	0	0	0	0	3	13	9.00	3.000					

Italy @ Oakland Athletics
Phoenix Municipal Stadium, Phoenix, AZ
Tue Mar 05 2013, 3:09 PM - 5:44 PM EST
Att: 2,026 - Cloudy - 77 F

AB 31
R 3
H 4
RBI 3
BB 3
SO 7
LOB 7

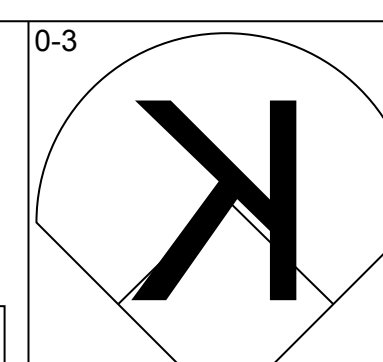
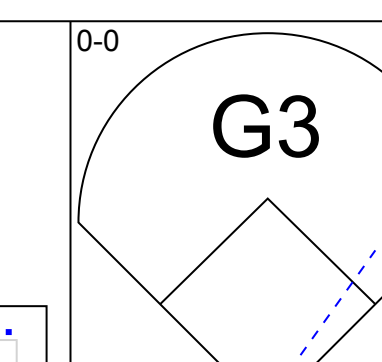
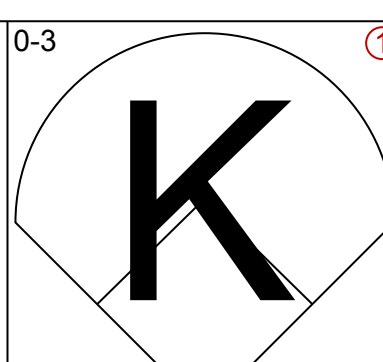
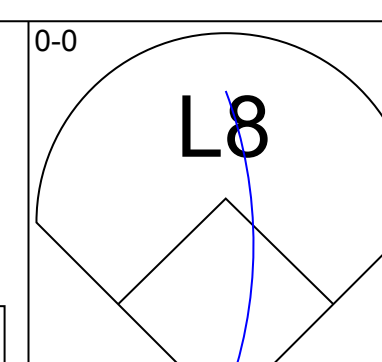
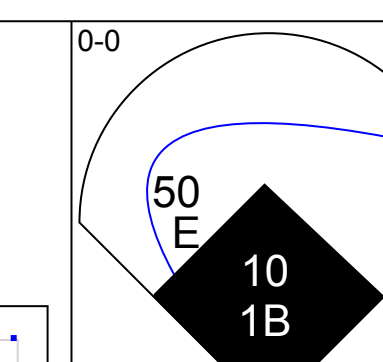
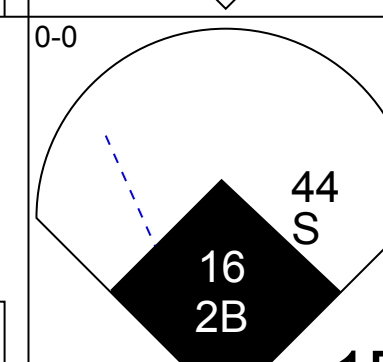
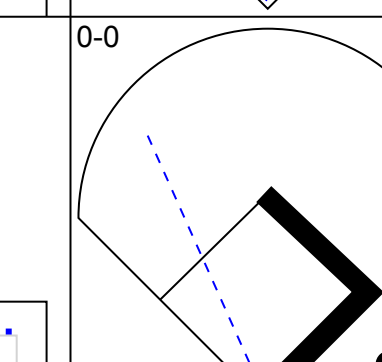
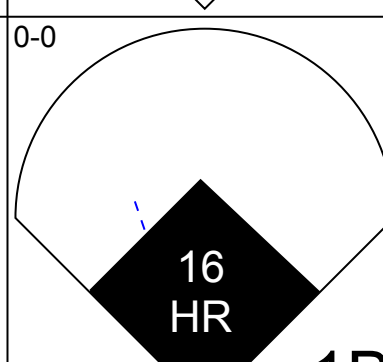
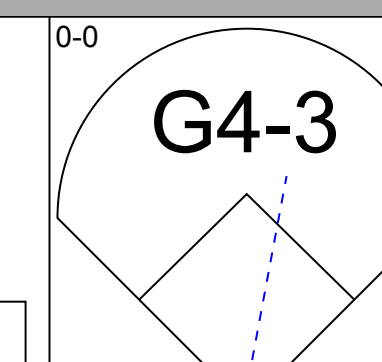
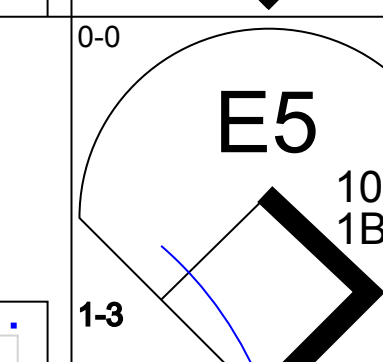
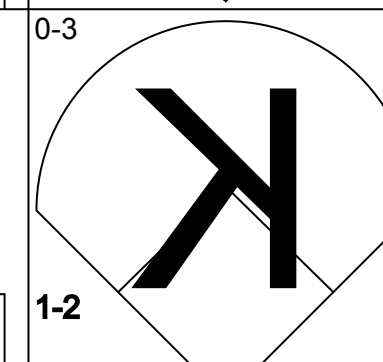
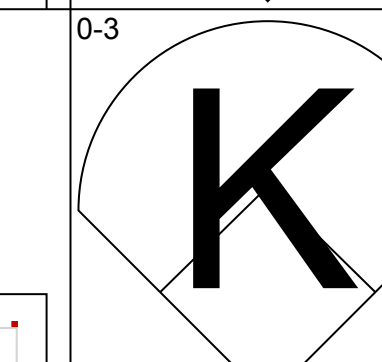
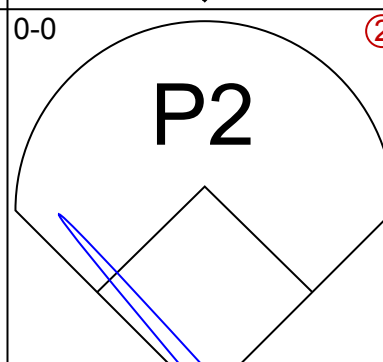
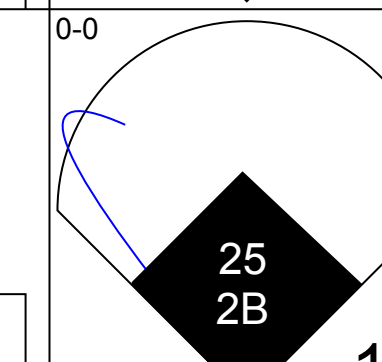
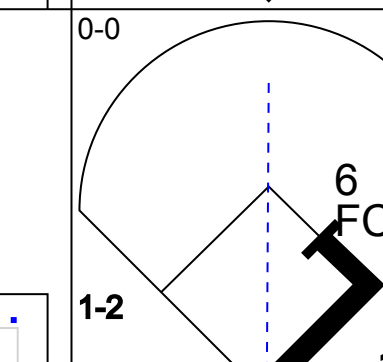
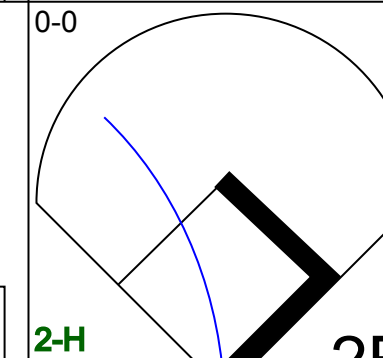
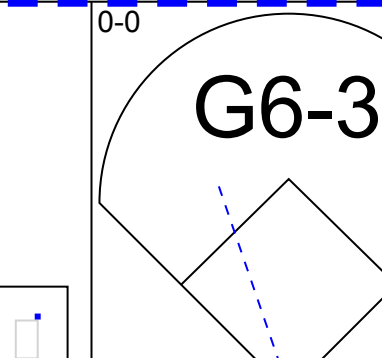
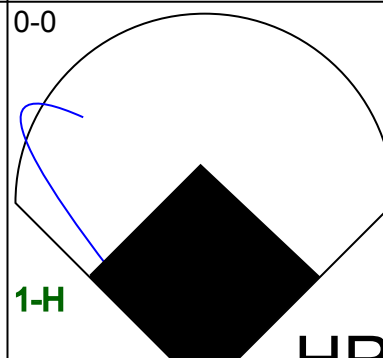
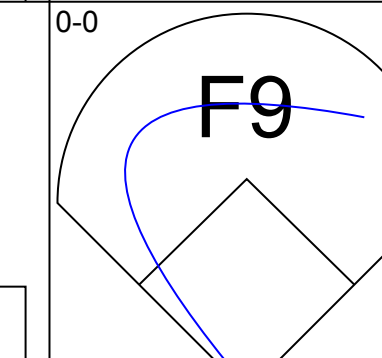
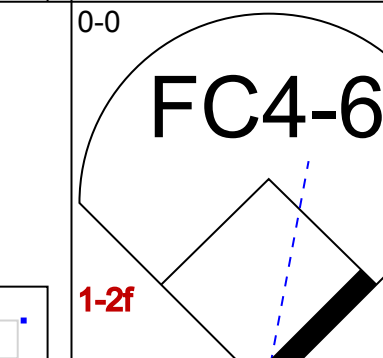
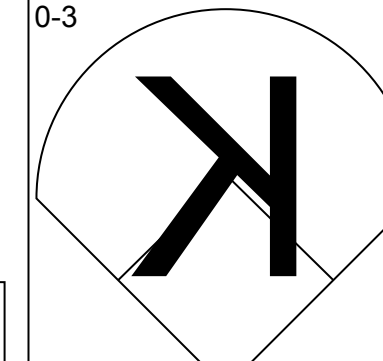
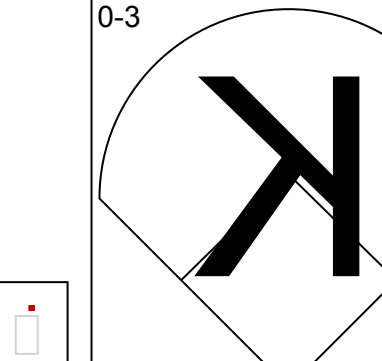
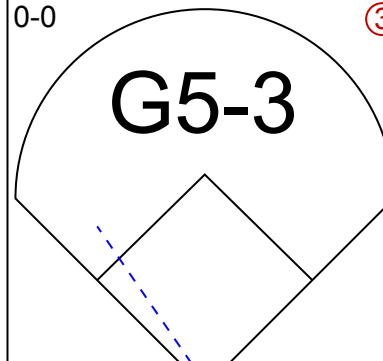
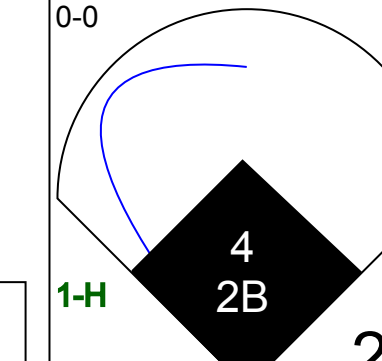
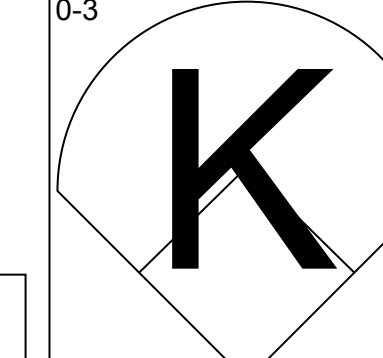
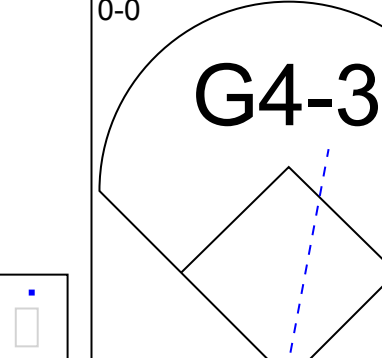
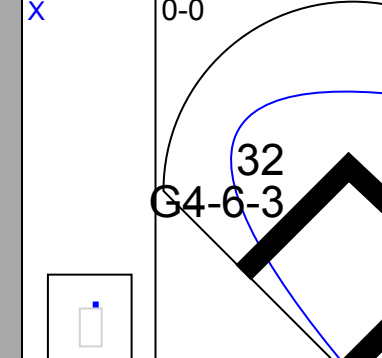
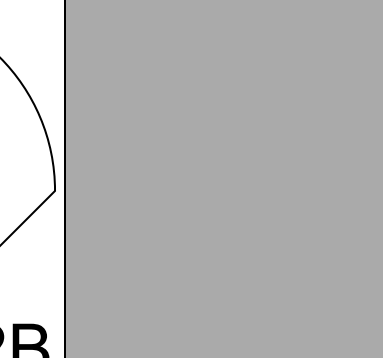
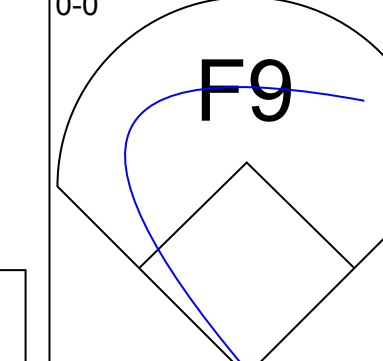
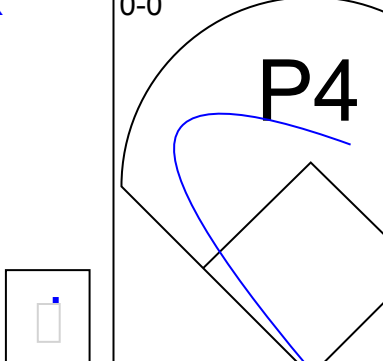
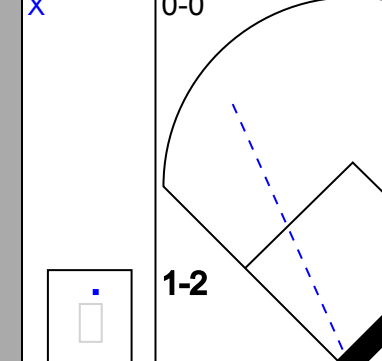
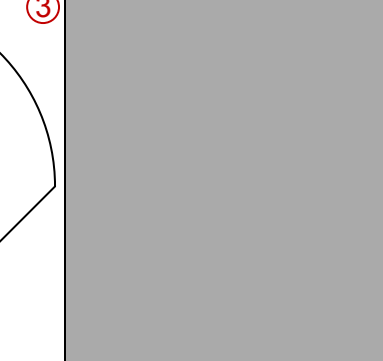
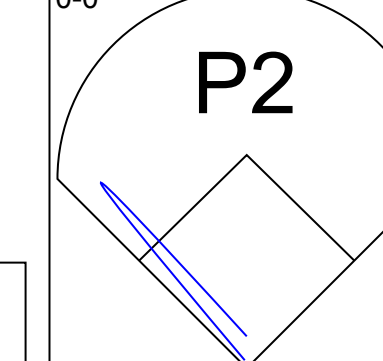
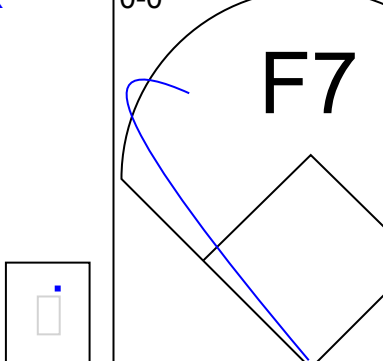
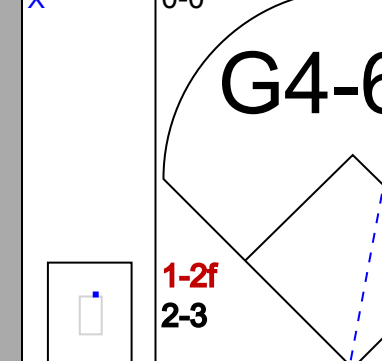
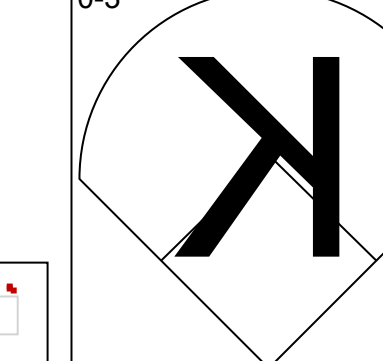
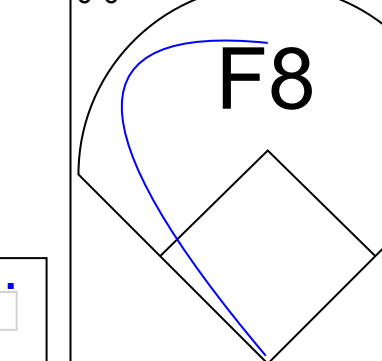
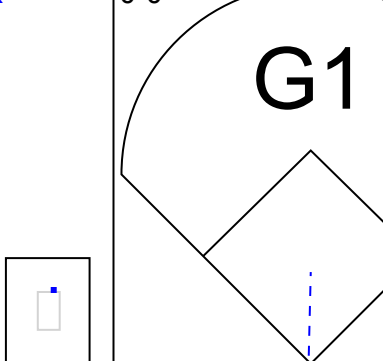
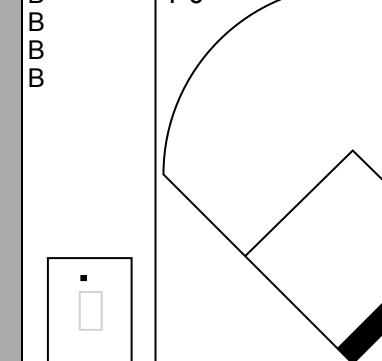
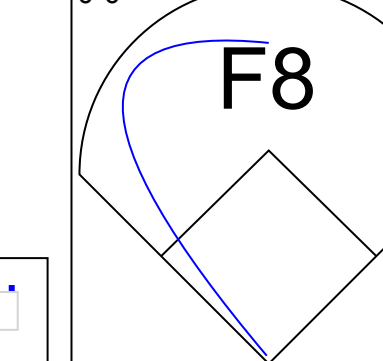


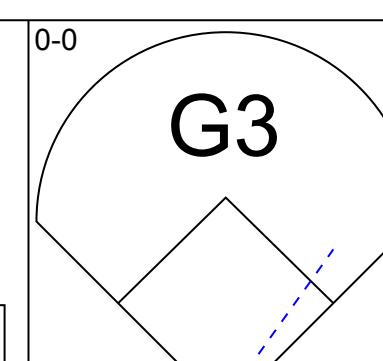
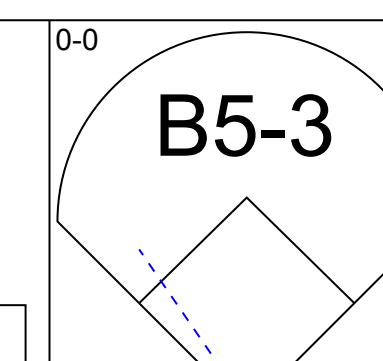
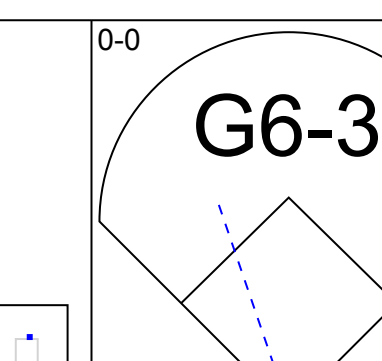
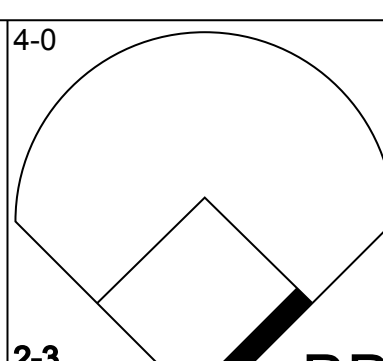
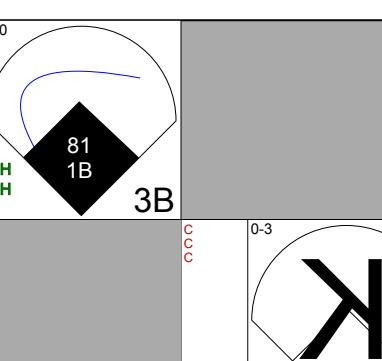
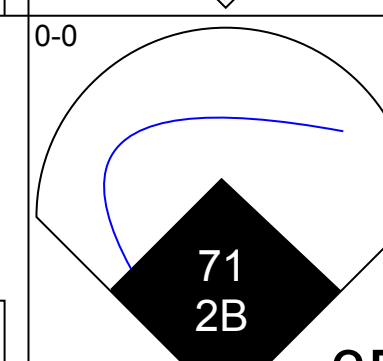
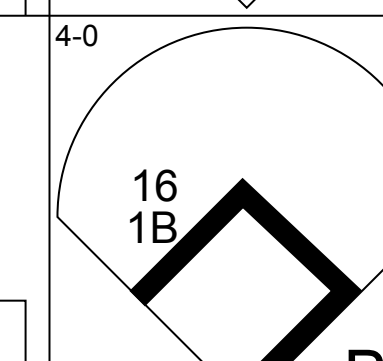
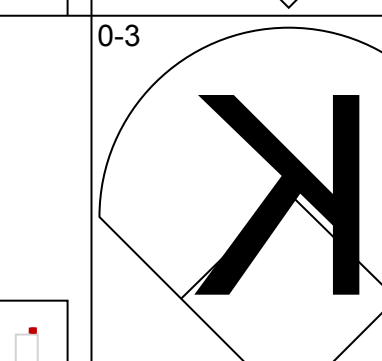
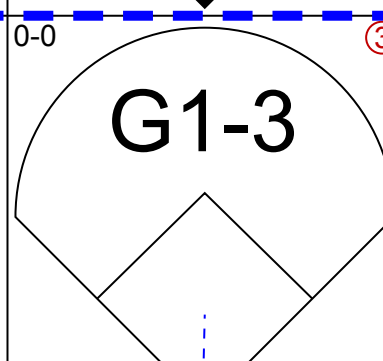
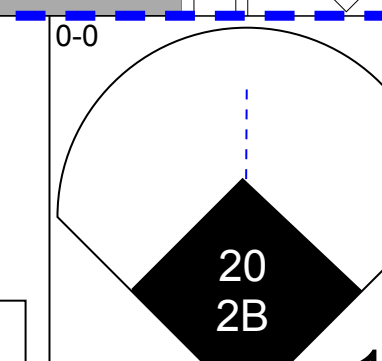
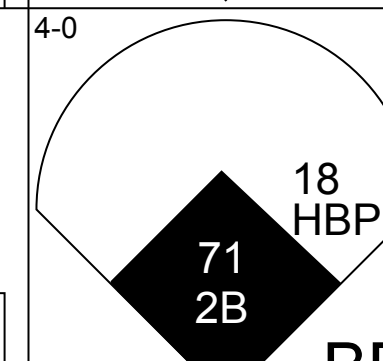
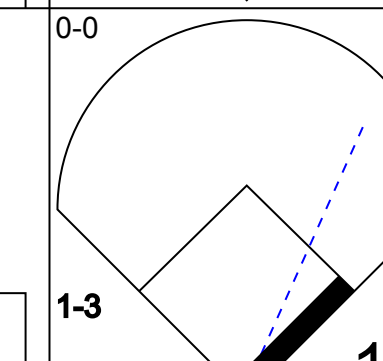


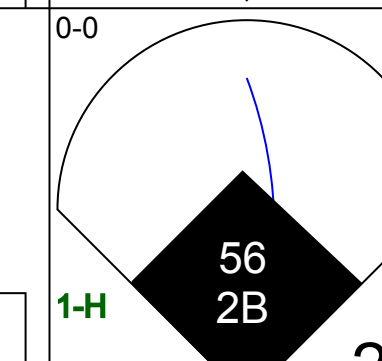
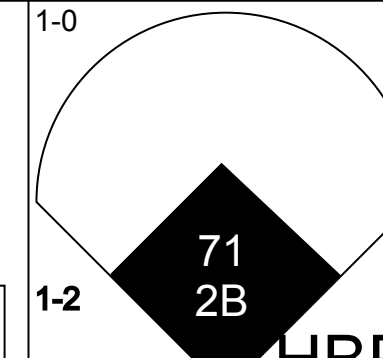
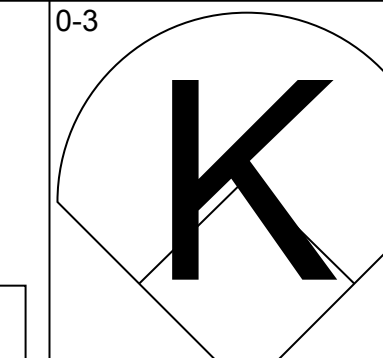


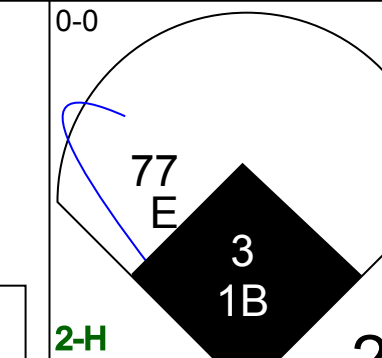
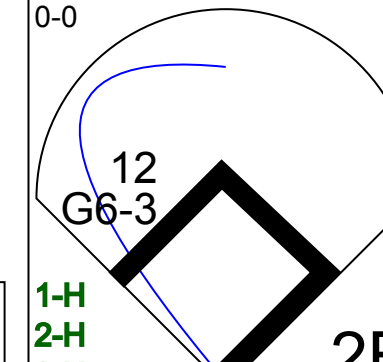



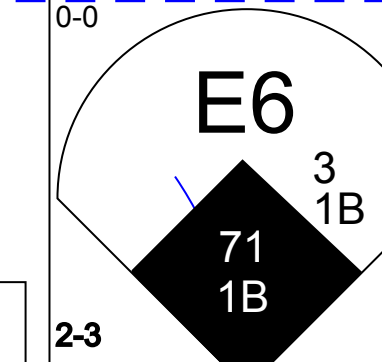
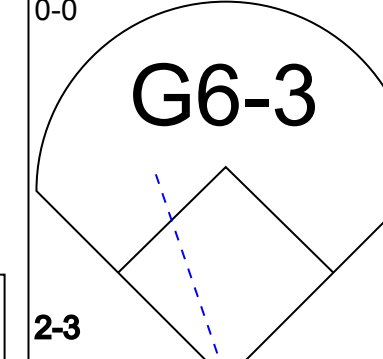
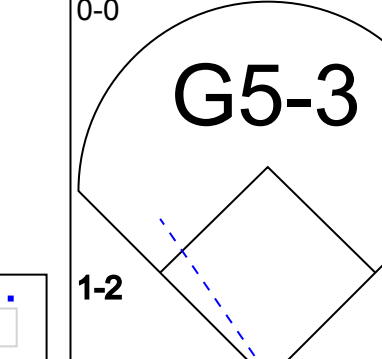

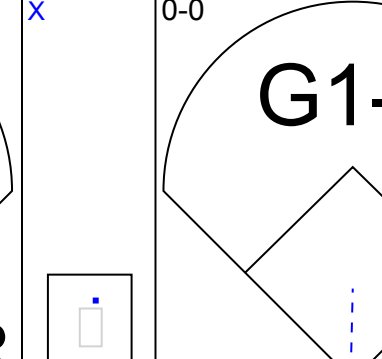

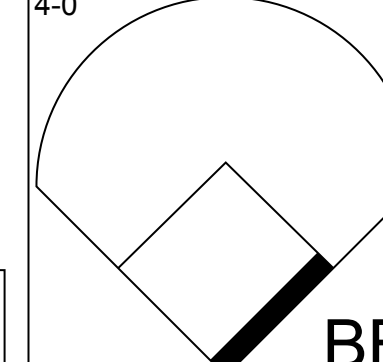
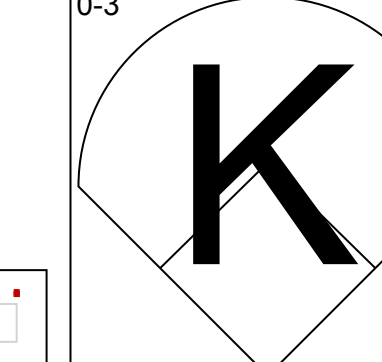

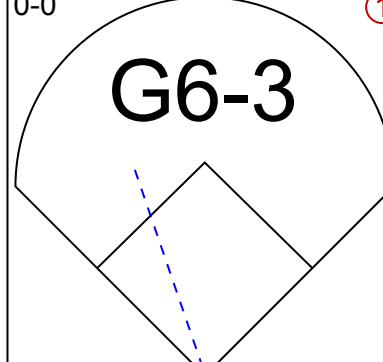

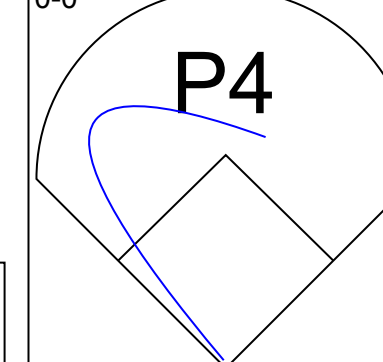
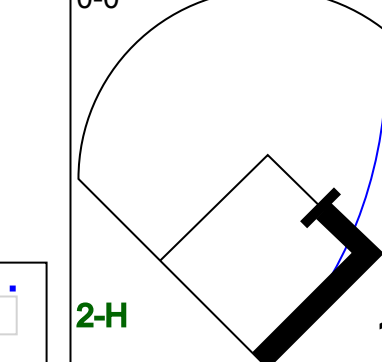

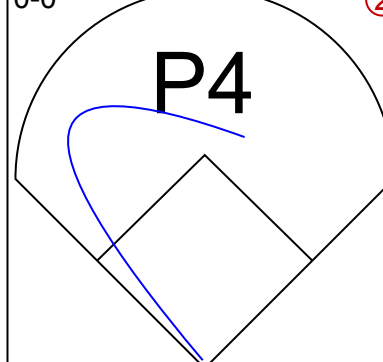
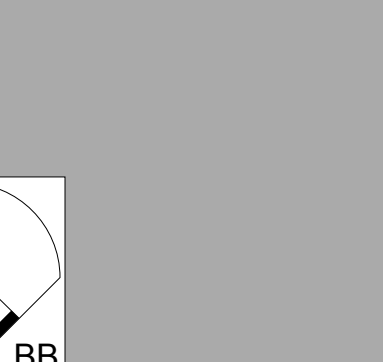



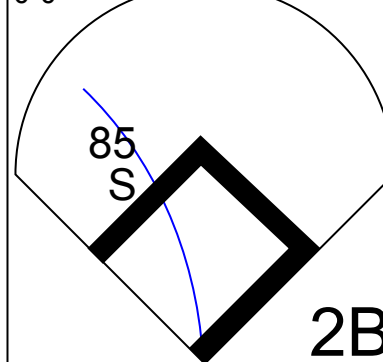
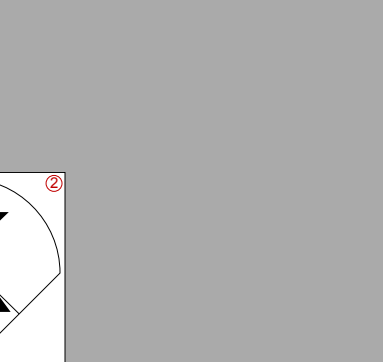
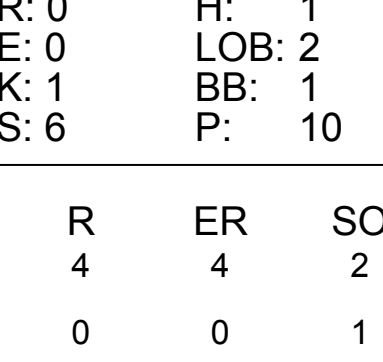
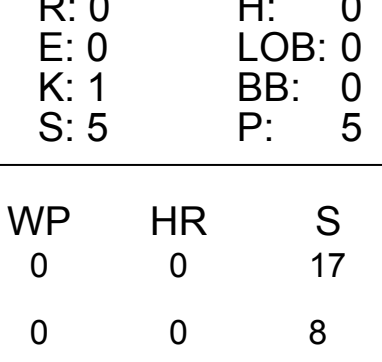
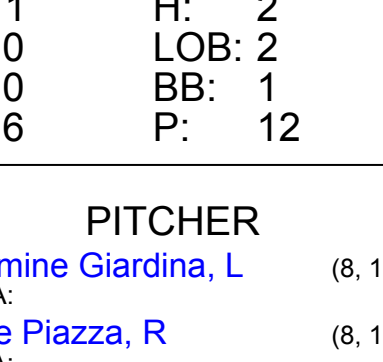
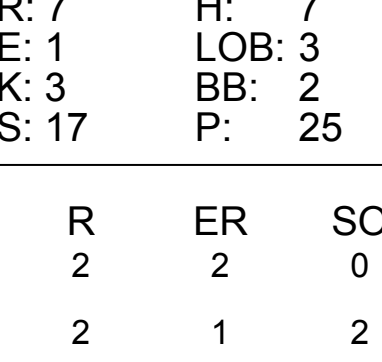
Batter	1	2	3	4	5	6	7	8	9	AB	R	H	RBI	BB	SO	LOB	BOTTOM					
4 Coco Crisp, S 72 Corner Crumbliss, L	16 WP 16 G3 1B		8 S 8 B 2B	8 FC3 1B						3	2	3	0	1	0	0						
8 Jed Lowrie, S 35 Josh Horton, L	16 G3 16 WP 52 SF7 1B		16 G3-1 52 1B 2B	FC3						4	2	2	1	0	0	4						
16 Josh Reddick, L 81 Johnni Turbo, R	G3		G3-1							3	0	0	1	0	0	2						
52 Yoenis Cespedes, R 18 Scott Moore, L	SF7		15 S 1B							2	0	2	2	0	0	0						
37 Brandon Moss, L 73 Jefry Marte, R	K		F7							2	0	0	0	0	1	1						
15 Seth Smith, L			K							4	0	1	0	0	1	3						
36 Derek Norris, R 71 Luke Montz, R										3	0	0	0	0	1	0						
28 Eric Sogard, L										4	0	1	0	0	0	0						
17 Adam Rosales, R										3	0	1	0	1	0	1						
Inning Stats	R: 2 E: 0 K: 1 S: 7	H: 2 LOB: 0 BB: 0 P: 8	R: 0 E: 0 K: 1 S: 6	H: 1 LOB: 1 BB: 0 P: 6	R: 2 E: 0 K: 1 S: 9	H: 3 LOB: 1 BB: 0 P: 10	R: 0 E: 0 K: 0 S: 4	H: 1 LOB: 2 BB: 1 P: 8	R: 0 E: 0 K: 0 S: 4	H: 1 LOB: 2 BB: 1 P: 8	R: 0 E: 0 K: 1 S: 7	H: 2 LOB: 2 BB: 0 P: 7	R: 0 E: 0 K: 0 S: 4	H: 1 LOB: 1 BB: 0 P: 4	1B: 9 2B: 3 3B: 0 HR: 0	SF: 1 SAC: 0 DP: 0 HBP: 1	WP: 1 PB: 0 SB: 3 CS: 1	PA: 38				
PITCHER	IP	WLS	BF	H	R	ER	SO	BB	IBB	HBP	BLK	WP	HR	S	P	ERA	WHIP					
33 John Mariotti, R	1.0	L	5	2	2	2	1	0	0	0	0	0	0	6	6	0.00	1.000					
17 Alex Maestri, R	1.0		4	1	0	0	1	0	0	0	0	0	0	9	10	18.00	3.000					
9 Chris Cooper, L	1.0		6	3	2	2	1	0	0	0	0	0	0	4	8	0.00	2.000					
39 Jason Grilli, R	1.0		5	1	0	0	0	1	0	0	0	0	0	2	3	0.00	3.000					
19 Brian Sweeney, R	0.1		3	1	0	0	0	0	0	1	0	0	0	2	3	0.00	3.000					
20 Pat Venditte, S	0.2		1	0	0	0	0	0	0	0	0	0	0	1	1	0.00	0.000					
48 Tim Crabbe, R	1.0		5	1	0	0	0	1	0	0	0	0	0	4	8	0.00	2.000					
35 Tiago Da Silva, R	1.0		5	2	0	0	1	0	0	0	0	0	0	7	7	0.00	2.000					
34 Luca Panerati, L	0.2		2	0	0	0	0	0	0	0	0	0	0	2	2	0.00	0.000					
28 Nick Pugliese, R	0.1		2	1	0	0	0	0	0	0	0	0	0	2	2	0.00	3.000					

Italy @ Oakland Athletics
Phoenix Municipal Stadium, Phoenix, AZ
Tue Mar 05 2013, 3:09 PM - 5:44 PM EST
Att: 2,026 - Cloudy - 77 F

AB 34
R 4
H 12
RBI 4
BB 2
SO 4
LOB 15



Batter	1	2	3	4	5	6	7	8	9	AB	R	H	RBI	BB	SO	LOB	TOP					
8 Nick Punto, S 18 Alessandro Vaglio, R OBP: 0.333, SLG: 0.333										3	0	0	0	0	2	0	Italy @ Los Angeles Angels Tempe Diablo Stadium, Tempe, AZ Wed Mar 06 2013, 3:12 PM - 6:22 PM EST Att: 2,663 - Partly Cloudy - 75 F					
11 Chris Denorfia, R 50 Stefano Desimoni, R OBP: 0.250, SLG: 0.250										2	1	2	0	0	0	0						
44 Anthony Rizzo, L 10 Lorenzo Avagnina, L OBP: 0.250, SLG: 0.667										2	0	0	0	0	2	2						
16 Alex Liddi, R 6 Juan Infante, S										3	1	2	3	0	0	0						
25 Chris Colabello, R										4	1	1	1	0	2	1						
4 Mike Costanzo, L										4	0	2	1	0	1	0						
45 Mario Chiarini, R										4	0	1	0	0	0	1						
41 Drew Butera, R 32 Tyler LaTorre, L										2	0	0	0	0	0	0						
3 Anthony Granato, R										3	0	0	0	1	0	0						
Inning Stats	R: 1 E: 0 K: 3 S: 11	H: 2 LOB: 1 BB: 0 P: 11	R: 0 E: 0 K: 1 S: 5	H: 0 LOB: 0 BB: 0 P: 5	R: 0 E: 0 K: 1 S: 6	H: 1 LOB: 1 BB: 0 P: 6	R: 0 E: 0 K: 1 S: 5	H: 0 LOB: 0 BB: 0 P: 5	R: 0 E: 0 K: 0 S: 3	H: 0 LOB: 0 BB: 0 P: 3	R: 2 E: 0 K: 1 S: 7	H: 2 LOB: 0 BB: 0 P: 7	R: 0 E: 0 K: 0 S: 4	H: 2 LOB: 2 BB: 1 P: 8	R: 2 E: 0 K: 0 S: 6	H: 3 LOB: 1 BB: 0 P: 6		R: 1 E: 1 K: 1 S: 8	H: 2 LOB: 2 BB: 0 P: 8	1B: 7 2B: 4 3B: 0 HR: 1	SF: 0 SAC: 0 DP: 1 HBP: 0	WP: 0 PB: 0 SB: 1 CS: 0
PITCHER	IP WLS BF H R ER SO BB IBB HBP BLK WP HR S P ERA WHIP																					
36 Jered Weaver, R 57 Jerome Williams, R 45 Barry Enright, R 51 Brandon Sisk, L	(1, 1) (4, 1) (7, 1) (9, 1)	3.0 3.0 2.0 1.0	WLS H W L	12 11 11 6	H 2 5 2	R 1 2 1	ER 1 2 0	SO 5 2 1	BB 0 0 0	IBB 0 0 0	HBP 0 0 0	BLK 0 0 0	WP 0 0 0	HR 0 1 15	S 22 15 10	P 22 15 14	ERA 3.00 6.00 9.00 0.00	WHIP 1.000 0.667 3.000 2.000				

Batter	1	2	3	4	5	6	7	8	9	AB	R	H	RBI	BB	SO	LOB	BOTTOM					
41 Matt Young, L 85 Randal Grichuk, R OBP: 0.667, SLG: 1.500										3	0	0	0	0	0	0	Italy @ Los Angeles Angels Tempe Diablo Stadium, Tempe, AZ Wed Mar 06 2013, 3:12 PM - 6:22 PM EST Att: 2,663 - Partly Cloudy - 75 F					
39 JB Shuck, L 81 Alex Yarbrough, S OBP: 0.667, SLG: 1.500										2	1	1	0	1	1	0						
16 Hank Conger, L 20 Brendan Harris, R OBP: 1.000, SLG: 1.000										1	1	1	0	1	0	0						
2 Rolando Gomez, L										2	1	1	1	1	0	0						
18 Luis Jimenez, R 56 Kole Calhoun, L OBP: 0.333, SLG: 0.667										1	1	0	0	0	1	2						
71 Kaleb Cowart, S 77 Luke Carlin, S										2	1	2	3	0	0	0						
12 Tommy Field, R 3 Scott Cousins, L OBP: 0.667, SLG: 1.667										2	0	0	0	0	2							
22 John Hester, R 97 Carlos Ramirez, R										1	0	0	0	1	1							
71 Abel Baker, L 54 Trent Oeltjen, L 74 Eric Stamets, R										2	0	1	1	0	0	2						
79 Taylor Lindsey, L 19 Travis Witherspoon, R OBP: 0.667, SLG: 1.000										2	1	1	0	1	1	3						
Inning Stats	R: 3 E: 0 K: 0 S: 5	H: 2 LOB: 2 BB: 2 P: 14	R: 0 E: 0 K: 1 S: 6	H: 1 LOB: 1 BB: 1 P: 10	R: 1 E: 0 K: 1 S: 6	H: 2 LOB: 1 BB: 0 P: 6	R: 0 E: 0 K: 1 S: 5	H: 0 LOB: 0 BB: 0 P: 5	R: 0 E: 0 K: 0 S: 3	H: 0 LOB: 0 BB: 0 P: 3	R: 1 E: 0 K: 0 S: 6	H: 2 LOB: 2 BB: 1 P: 12	R: 0 E: 0 K: 1 S: 5	H: 0 LOB: 1 BB: 1 P: 9	R: 7 E: 1 K: 3 S: 17	H: 7 LOB: 3 BB: 2 P: 25	R: 7 E: 1 K: 3 S: 17	H: 7 LOB: 3 BB: 2 P: 25	1B: 7 2B: 4 3B: 2 HR: 1	SF: 0 SAC: 0 DP: 0 HBP: 1	WP: 0 PB: 0 SB: 2 CS: 0	PA: 46
PITCHER	IP WLS BF H R ER SO BB IBB HBP BLK WP HR S P ERA WHIP																					
Carlos Richetti, R 21 Marco Grifantini, R 41 Yovany D'Amico, R 99 Alex Burkard, L 9 Justin Cicatello, R	(1, 1) (4, 1) (6, 1) (6, 1) (7, 1)	3.0 2.0 0.2 0.2 1.0	WLS H W L L	17 6 5 3 6	H 4 0 2 2	R 4 0 0 3	ER 4 0 0 3	SO 2 0 0 3	BB 3 0 0 1	IBB 0 0 0 0	HBP 0 0 0 0	BLK 0 0 0 0	WP 0 0 0 0	HR 0 0 1 5	S 17 8 2 6 9	P 30 8 11 6 13	ERA 12.00 0.00 13.50 0.00 27.00	WHIP 2.667 0.000 4.500 0.000 3.000				

Batter	1	2	3	4	5	6	7	8	9	AB	R	H	RBI	BB	SO	LOB	TOP															
40 Brandon Nimmo, L (1.8) 45 Mario Chiarini, R (7.9)	F7		3 2B 29 1B	1B	1-3 2-H	3 E		G5-3		4	1	2	1	0	1	0																
3 Daniel Descalso, L (1.4) 18 Alessandro Vaglio, R (6.4)	L8		29 1B	2B	1-3 3-H	2B		G6-3		3	1	1	1	0	0	1																
29 Francisco Cervelli, R (1.2) 43 Nicholas Morreale, R (5.2) 23 Marcus Mastrobuoni, R (8.2)	G5-3		21 F9-6 12 BB	1B	2-H 3-H	10 FC5-4 BB		G4-3		3	0	1	2	0	1	2																
12 Chris Colabello, R (1.3)	F8				1-2			K		4	1	1	0	1	2	1																
21 Rob Segedin, R (1.10)	F8		F9-6		2-2	10 CS HBP		K		4	1	1	2	0	1	3																
10 Alex Liddi, R (1.5)						2 2B BB		FC5-4		4	1	1	0	1	0	1																
2 Gavin Cecchini, R (1.6) 26 Sebastian Poma, L (7.7)	K		72 1B 40 1B	1B	1-H			G1-3		3	1	2	1	0	1	1																
37 Drew Maggi, R (1.7) 77 John Andreoli, R (7.8)			K	K		G6-3				4	0	1	0	0	2	2																
								L8		0	2	0	0	0	0	0																
Inning Stats	R: 0 E: 0 K: 0 S: 4	H: 0 LOB: 0 BB: 0 P: 4	R: 0 E: 0 K: 1 S: 6	H: 1 LOB: 1 BB: 0 P: 6	R: 3 E: 0 K: 1 S: 7	H: 3 LOB: 1 BB: 2 P: 15	R: 2 E: 1 K: 2 S: 11	H: 3 LOB: 2 BB: 0 P: 11	R: 1 E: 0 K: 1 S: 6	H: 1 LOB: 1 BB: 1 P: 11	R: 0 E: 0 K: 2 S: 7	H: 0 LOB: 0 BB: 0 P: 7	R: 0 E: 0 K: 2 S: 8	H: 0 LOB: 1 BB: 1 P: 12	R: 0 E: 0 K: 0 S: 4	H: 1 LOB: 1 BB: 0 P: 4	R: 2 E: 0 K: 1 S: 7	H: 2 LOB: 0 BB: 0 P: 7	1B: 7 2B: 4 3B: 0 HR: 1	SF: 0 SAC: 0 DP: 1 HBP: 1	WP: 0 PB: 0 SB: 0 CS: 1	PA: 42										
PITCHER	IP WLS BF H R ER SO BB IBB HBP BLK WP HR S P ERA WHIP											PITCHER	IP WLS BF H R ER SO BB IBB HBP BLK WP HR S P ERA WHIP																			
41 John Lackey, R (1.1) 46 Pedro Strop, R (3.1) 21 Dylan Floro, R (3.1) 56 Héctor Rondón, R (4.1) 6 Carl Edwards Jr., R (5.1)	2.0 0.1 0.2 1.0 1.0	7 6 1 7 5	1 3 0 3 1	0 3 0 2 1	0 3 0 1 1	1 3 0 2 1	0 0 0 0 1	0 0 0 0 1	0 0 0 0 0	0 0 0 0 0	0 6 1 11 6	10 14 1 11 11	0 6 1 11 11	0 14 1 11 11	0.00 81.00 0.00 9.00 9.00	0.500 15.000 0.000 3.000 2.000																
29 Rob Zastryzny, L (6.1) 43 Jake Buchanan, R (8.1)	2.0 2.0	L L	7 9	0 3	0 2	0 2	4 1	0 0	0 0	0 0	0 0	0 0	0 0	0 0	0 0	0 0	0 0	0 0	15 11	19 11	0.00 9.00	0.500 1.500										

Italy @ Chicago Cubs
Sloan Park, Mesa, AZ
Tue Mar 07 2017, 3:12 PM - 6:14 PM EST
Att: 10,762 - Sunny - 75 F

AB 33
R 8
H 10
RBI 7
BB 3
SO 9
LOB 12



Batter	1	2	3	4	5	6	7	8	9	AB	R	H	RBI	BB	SO	LOB	BOTTOM																	
12 Kyle Schwarber, L (1.10) 84 Alberto Mineo, L (5.10)	F9		44 WP 2 G3	BB	1-2	15 1B 2 1B		L8		2	0	1	0	1	0	0																		
2 Tommy La Stella, L (1.5) 7 Jeimer Candelario, S (5.10)	F8		G3		1-2 2-3	15 1B		E3		3	0	1	0	0	0	2																		
44 Anthony Rizzo, L (1.3) 15 Chris Dominguez, R (3.10)	G4-3		K		2-3 3-H	1B		F8		2	0	0	0	1	1																			
18 Ben Zobrist, S (1.4) 75 Jacob Hannemann, L (5.9)	F9		F8		1-2	1B		F8		2	0	0	0	0	2																			
27 Addison Russell, R (1.6) 86 Ian Happ, S (5.4)								K		2	0	1	0	0	0																			
22 Jason Heyward, L (1.9) 85 Chesny Young, R (5.6)	L7					K		G5-3		2	0	0	0	1	1																			
47 Miguel Montero, L (1.2) 82 Taylor Davis, R (6.2)	F9					K		G4-3		2	0	0	0	1	1																			
68 Eloy Jiménez, R (1.7) 67 Bijan Rademacher, L (7.7)			K			K		G4-3		3	0	0	0	0	2	0																		
30 Jon Jay, L (1.8) 98 Todd Glaesmann, R (6.9)			2 G3 44 WP			G5-3		F9		1	1	0	0	0	0																			
Inning Stats	R: 0 E: 0 K: 0 S: 3	H: 0 LOB: 0 BB: 0 P: 3	R: 0 E: 0 K: 0 S: 4	H: 1 LOB: 1 BB: 0 P: 4	R: 1 E: 0 K: 2 S: 8	H: 0 LOB: 2 BB: 1 P: 13	R: 0 E: 0 K: 2 S: 7	H: 0 LOB: 0 BB: 0 P: 7	R: 0 E: 0 K: 1 S: 8	H: 3 LOB: 3 BB: 0 P: 8	R: 6 E: 1 K: 2 S: 12	H: 4 LOB: 1 BB: 1 P: 20	R: 0 E: 0 K: 0 S: 3	H: 0 LOB: 0 BB: 0 P: 3	R: 0 E: 1 K: 0 S: 4	H: 0 LOB: 1 BB: 0 P: 5	R: 0 E: 0 K: 1 S: 5	H: 0 LOB: 0 BB: 0 P: 5	1B: 4 2B: 1 3B: 1 HR: 2	SF: 0 SAC: 0 DP: 0 HBP: 2	WP: 2 PB: 0 SB: 1 CS: 0	PA: 42												
PITCHER	IP WLS BF H R ER SO BB IBB HBP BLK WP HR S P ERA WHIP											PITCHER	IP WLS BF H R ER SO BB IBB HBP BLK WP HR S P ERA WHIP																					
41 Luis Lugo, L (1.1) 35 Triago Da Silva, R (3.1) 20 Pat Venditte, S (4.1) 30 A.J. Morris, R (5.1) 59 Fratlyn Florian, L (6.1)	2.0 1.0 1.0 1.0 0.2	H H W S	6 3 3 6	0 0 0 2 4	1 0 0 0 3	1 0 0 0 1	0 0 0 0 0	0 0 0 0 1	0 0 0 0 0	0 0 0 0 0	0 8 7 8 7	13 7 7 8 10	0 7 7 8 10	0 13 7 8 10	9.00 0.00 0.00 0.00 40.50	1.000 0.000 0.000 3.000 3.000																		
41 Trey Nielsen, R (6.1) 54 Jonathan Martinez, R (7.1) 25 Mike DeMark, R (8.1) 51 Daury Torres, R (9.1)	0.1 1.0 1.0 1.0	B W S	4 3 4 3	0 0 0 0	0 0 0 0	0 0 0 0	0 0 0 0	0 0 0 0	0 0 0 0	0 0 0 0	0 0 0 0	0 0 0 0	0 0 0 0	0 0 0 0	0 0 0 0	0 0 0 0	0 0 0 0	0 0 0 0	0 0 0 0	0 0 0 0	0 0 0 0	0 0 0 0	0.00 0.00 0.00 0.00	9.000 0.000 0.000 0.000										


Italy @ Chicago Cubs
Sloan Park, Mesa, AZ
Tue Mar 07 2017, 3:12 PM - 6:14 PM EST
Att: 10,762 - Sunny - 75 F

AB 38
R 7
H 8
RBI 6
BB 2
SO 8
LOB 13



Batter	1	2	3	4	5	6	7	8	9	AB	R	H	RBI	BB	SO	LOB	TOP				
40 Brandon Nimmo, L (1,8) OBP: 0.250, SLG: 0.250										4	0	0	0	0	2	2	Italy @ Oakland Athletics Hohokam Stadium, Mesa, AZ Wed Mar 08 2017, 3:08 PM - 5:52 PM EST Att: 3,204 - Partly Cloudy - 79 F				
77 John Andreoli, R (1,9) OBP: 0.286, SLG: 0.167 45 Mario Chianini, R (6,9)										3	0	0	0	0	2	0					
3 Daniel Descalso, L (1,4) OBP: 0.400, SLG: 0.800 18 Alessandro Vaglio, R (5,4)										2	0	1	0	0	0	0					
12 Chris Colabello, R (1,3) OBP: 0.375, SLG: 0.167 26 Sebastian Poma, L (7, PR) OBP: 0.500, SLG: 0.500										2	0	0	0	1	1	1					
21 Rob Segedin, R (1,7) OBP: 0.222, SLG: 0.500										4	0	0	0	0	1	3					
10 Alex Liddi, R (1,10) OBP: 0.444, SLG: 0.500										4	0	2	0	0	1	2					
2 Gavin Cecchini, R (1,6) OBP: 0.286, SLG: 0.429										4	0	0	0	0	0	6					
43 Nicholas Morreale, R (1,2) 4 Santiago Chávez, R (5,2) ERA: 1.000, SLG: 2.000										1	0	0	0	1	0	2					
37 Drew Maggi, R (1,5) OBP: 0.143, SLG: 0.286										3	0	0	0	0	3	2					
Inning Stats	R: 0 E: 0 K: 2 S: 8	H: 1 LOB: 1 BB: 0 P: 8	R: 0 E: 0 K: 0 S: 3	H: 0 LOB: 0 BB: 0 P: 3	R: 0 E: 0 K: 1 S: 4	H: 0 LOB: 0 BB: 1 P: 8	R: 0 E: 1 K: 0 S: 5	H: 1 LOB: 1 BB: 0 P: 4	R: 0 E: 0 K: 3 S: 9	H: 0 LOB: 0 BB: 0 P: 9	R: 0 E: 0 K: 1 S: 6	H: 1 LOB: 3 BB: 1 P: 10	R: 0 E: 0 K: 2 S: 8	H: 1 LOB: 1 BB: 0 P: 8	R: 0 E: 0 K: 1 S: 7	H: 2 LOB: 2 BB: 0 P: 7		1B: 3 2B: 3 3B: 0 HR: 0	SF: 0 SAC: 0 DP: 2 HBP: 0	WP: 0 PB: 0 SB: 0 CS: 0	PA: 34
PITCHER	IP WLS BF H R ER SO BB IBB HBP BLK WP HR S P ERA WHIP	IP WLS BF H R ER SO BB IBB HBP BLK WP HR S P ERA WHIP	IP WLS BF H R ER SO BB IBB HBP BLK WP HR S P ERA WHIP	IP WLS BF H R ER SO BB IBB HBP BLK WP HR S P ERA WHIP	IP WLS BF H R ER SO BB IBB HBP BLK WP HR S P ERA WHIP	IP WLS BF H R ER SO BB IBB HBP BLK WP HR S P ERA WHIP	IP WLS BF H R ER SO BB IBB HBP BLK WP HR S P ERA WHIP	IP WLS BF H R ER SO BB IBB HBP BLK WP HR S P ERA WHIP	IP WLS BF H R ER SO BB IBB HBP BLK WP HR S P ERA WHIP	IP WLS BF H R ER SO BB IBB HBP BLK WP HR S P ERA WHIP	IP WLS BF H R ER SO BB IBB HBP BLK WP HR S P ERA WHIP	IP WLS BF H R ER SO BB IBB HBP BLK WP HR S P ERA WHIP	IP WLS BF H R ER SO BB IBB HBP BLK WP HR S P ERA WHIP	IP WLS BF H R ER SO BB IBB HBP BLK WP HR S P ERA WHIP	IP WLS BF H R ER SO BB IBB HBP BLK WP HR S P ERA WHIP	IP WLS BF H R ER SO BB IBB HBP BLK WP HR S P ERA WHIP	IP WLS BF H R ER SO BB IBB HBP BLK WP HR S P ERA WHIP	IP WLS BF H R ER SO BB IBB HBP BLK WP HR S P ERA WHIP	IP WLS BF H R ER SO BB IBB HBP BLK WP HR S P ERA WHIP	IP WLS BF H R ER SO BB IBB HBP BLK WP HR S P ERA WHIP	IP WLS BF H R ER SO BB IBB HBP BLK WP HR S P ERA WHIP

AB	31
R	0
H	5
RBI	0
BB	2
SO	11
LOB	19



Batter	1	2	3	4	5	6	7	8	9	AB	R	H	RBI	BB	SO	LOB	BOTTOM				
57 Alejandro De Aza, L (1,8) 83 Jaycob Brugman, L (5,8)										2	0	0	0	0	0	0	Italy @ Oakland Athletics Hohokam Stadium, Mesa, AZ Wed Mar 08 2017, 3:08 PM - 5:52 PM EST Att: 3,204 - Partly Cloudy - 79 F				
20 Mark Canha, R (1,9) 76 Kenny Wilson, R (6,9)										3	0	0	0	1	3						
21 Stephen Vogt, L (1,10) 64 Rangel Ravelo, R (6, PH) OBP: 0.500, SLG: 0.500										3	0	0	0	0	0						
25 Ryon Healy, R (1,3) OBP: 0.667, SLG: 2.000 28 Matt Olson, L (6,3)										2	2	1	1	1	0						
13 Bruce Maxwell, L (1,2) OBP: 0.333, SLG: 0.333 80 Sean Murphy, R (6,2)										3	1	1	0	0	1						
16 Adam Rosales, R (1,6) OBP: 0.333, SLG: 0.333 52 Richie Martin, R (6,6)										3	1	1	0	0	2						
47 Matt Chapman, R (1,5) OBP: 0.667, SLG: 1.000 22 Renato Núñez, R (7,5)										2	0	1	2	1	0						
12 Max Muncy, L (1,7) OBP: 0.667, SLG: 0.500 37 Jaff Decker, L (7,7)										2	0	1	1	1	1						
1 Franklin Barreto, R (1,4) OBP: 0.333, SLG: 1.000 18 Chad Pinder, R (7,4) OBP: 1.000, SLG: 4.000										3	1	1	0	0	1						
Inning Stats	R: 0 E: 0 K: 0 S: 3	H: 0 LOB: 0 BB: 0 P: 3	R: 1 E: 0 K: 1 S: 7	H: 2 LOB: 2 BB: 1 P: 11	R: 0 E: 0 K: 1 S: 5	H: 0 LOB: 0 BB: 0 P: 5	R: 2 E: 0 K: 2 S: 9	H: 2 LOB: 3 BB: 2 P: 18	R: 1 E: 0 K: 1 S: 6	H: 1 LOB: 0 BB: 0 P: 7	R: 2 E: 1 K: 1 S: 8	H: 2 LOB: 3 BB: 2 P: 16	R: 0 E: 0 K: 0 S: 3	H: 0 LOB: 0 BB: 0 P: 3	R: 1 E: 0 K: 1 S: 8	H: 1 LOB: 1 BB: 1 P: 12		1B: 4 2B: 1 3B: 1 HR: 2	SF: 0 SAC: 0 DP: 0 HBP: 1	WP: 0 PB: 0 SB: 0 CS: 0	PA: 40
PITCHER	IP WLS BF H R ER SO BB IBB HBP BLK WP HR S P ERA WHIP	IP WLS BF H R ER SO BB IBB HBP BLK WP HR S P ERA WHIP	IP WLS BF H R ER SO BB IBB HBP BLK WP HR S P ERA WHIP	IP WLS BF H R ER SO BB IBB HBP BLK WP HR S P ERA WHIP	IP WLS BF H R ER SO BB IBB HBP BLK WP HR S P ERA WHIP	IP WLS BF H R ER SO BB IBB HBP BLK WP HR S P ERA WHIP	IP WLS BF H R ER SO BB IBB HBP BLK WP HR S P ERA WHIP	IP WLS BF H R ER SO BB IBB HBP BLK WP HR S P ERA WHIP	IP WLS BF H R ER SO BB IBB HBP BLK WP HR S P ERA WHIP	IP WLS BF H R ER SO BB IBB HBP BLK WP HR S P ERA WHIP	IP WLS BF H R ER SO BB IBB HBP BLK WP HR S P ERA WHIP	IP WLS BF H R ER SO BB IBB HBP BLK WP HR S P ERA WHIP	IP WLS BF H R ER SO BB IBB HBP BLK WP HR S P ERA WHIP	IP WLS BF H R ER SO BB IBB HBP BLK WP HR S P ERA WHIP	IP WLS BF H R ER SO BB IBB HBP BLK WP HR S P ERA WHIP	IP WLS BF H R ER SO BB IBB HBP BLK WP HR S P ERA WHIP	IP WLS BF H R ER SO BB IBB HBP BLK WP HR S P ERA WHIP	IP WLS BF H R ER SO BB IBB HBP BLK WP HR S P ERA WHIP	IP WLS BF H R ER SO BB IBB HBP BLK WP HR S P ERA WHIP	IP WLS BF H R ER SO BB IBB HBP BLK WP HR S P ERA WHIP	IP WLS BF H R ER SO BB IBB HBP BLK WP HR S P ERA WHIP

AB	33
R	7
H	8
RBI	6
BB	6
SO	7
LOB	15

