






Japan


Batter	1	2	3	4	5	6	7	8	9	AB R H RBI BB SO LOB	TOP																								
												Japan @ Seattle Mariners Peoria Stadium, Peoria, AZ Wed Mar 08 2006, 9:05 PM EST livebaseballscorecards.com																							
		AB 0 R 0 H 0 RBI 0 BB 0 SO 0 LOB 0																																	
																																			
Inning Stats		1B: 0 SF: 0 2B: 0 SAC: 0 3B: 0 DP: 0 HR: 0 HBP: 0	WP: 0 PA: 0 FB: 0 SB: 0 CS: 0																																
PITCHER	IP	WLS	BF	H	R	ER	SO	BB	IBB	HBP	BLK	WP	HR	S	P	ERA	WHIP	PITCHER	IP	WLS	BF	H	R	ER	SO	BB	IBB	HBP	BLK	WP	HR	S	P	ERA	WHIP

Batter	1	2	3	4	5	6	7	8	9	AB R H RBI BB SO LOB	BOTTOM																								
												Japan @ Seattle Mariners Peoria Stadium, Peoria, AZ Wed Mar 08 2006, 9:05 PM EST livebaseballscorecards.com																							
		AB 0 R 0 H 0 RBI 0 BB 0 SO 0 LOB 0																																	
																																			
Inning Stats		1B: 0 SF: 0 2B: 0 SAC: 0 3B: 0 DP: 0 HR: 0 HBP: 0	WP: 0 PA: 0 FB: 0 SB: 0 CS: 0																																
PITCHER	IP	WLS	BF	H	R	ER	SO	BB	IBB	HBP	BLK	WP	HR	S	P	ERA	WHIP	PITCHER	IP	WLS	BF	H	R	ER	SO	BB	IBB	HBP	BLK	WP	HR	S	P	ERA	WHIP

Batter	1	2	3	4	5	6	7	8	9	AB R H RBI BB SO LOB	TOP																								
											<p style="text-align: center;">Japan @ Texas Rangers Surprise Stadium, Surprise, AZ Thu Mar 09 2006, 9:05 PM EST</p> <p style="text-align: right;">livebaseballscorecards.com</p> <p>AB 0 R 0 H 0 RBI 0 BB 0 SO 0 LOB 0</p> 																								
Inning Stats										1B: 0 SF: 0 2B: 0 SAC: 0 3B: 0 DP: 0 HR: 0 HBP: 0	WP: 0 PA: 0 PB: 0 SB: 0 CS: 0																								
PITCHER	IP	WLS	BF	H	R	ER	SO	BB	IBB	HBP	BLK	WP	HR	S	P	ERA	WHIP	PITCHER	IP	WLS	BF	H	R	ER	SO	BB	IBB	HBP	BLK	WP	HR	S	P	ERA	WHIP

Batter	1	2	3	4	5	6	7	8	9	AB R H RBI BB SO LOB	BOTTOM																								
											<p style="text-align: center;">Japan @ Texas Rangers Surprise Stadium, Surprise, AZ Thu Mar 09 2006, 9:05 PM EST</p> <p style="text-align: right;">livebaseballscorecards.com</p> <p>AB 0 R 0 H 0 RBI 0 BB 0 SO 0 LOB 0</p> 																								
Inning Stats										1B: 0 SF: 0 2B: 0 SAC: 0 3B: 0 DP: 0 HR: 0 HBP: 0	WP: 0 PA: 0 PB: 0 SB: 0 CS: 0																								
PITCHER	IP	WLS	BF	H	R	ER	SO	BB	IBB	HBP	BLK	WP	HR	S	P	ERA	WHIP	PITCHER	IP	WLS	BF	H	R	ER	SO	BB	IBB	HBP	BLK	WP	HR	S	P	ERA	WHIP

Batter	1	2	3	4	5	6	7	8	9	AB R H RBI BB SO LOB	TOP																								
												Japan @ Milwaukee Brewers Maryvale Baseball Complex, Phoenix, AZ Fri Mar 10 2006, 9:05 PM EST livebaseballscorecards.com																							
		AB 0 R 0 H 0 RBI 0 BB 0 SO 0 LOB 0																																	
																																			
Inning Stats		1B: 0 SF: 0 WP: 0 PA: 0 2B: 0 SAC: 0 FB: 0 3B: 0 DP: 0 SB: 0 HR: 0 HBP: 0 CS: 0																																	
PITCHER	IP	WLS	BF	H	R	ER	SO	BB	IBB	HBP	BLK	WP	HR	S	P	ERA	WHIP	PITCHER	IP	WLS	BF	H	R	ER	SO	BB	IBB	HBP	BLK	WP	HR	S	P	ERA	WHIP

Batter	1	2	3	4	5	6	7	8	9	AB R H RBI BB SO LOB	BOTTOM																								
												Japan @ Milwaukee Brewers Maryvale Baseball Complex, Phoenix, AZ Fri Mar 10 2006, 9:05 PM EST livebaseballscorecards.com																							
		AB 0 R 0 H 0 RBI 0 BB 0 SO 0 LOB 0																																	
																																			
Inning Stats		1B: 0 SF: 0 WP: 0 PA: 0 2B: 0 SAC: 0 FB: 0 3B: 0 DP: 0 SB: 0 HR: 0 HBP: 0 CS: 0																																	
PITCHER	IP	WLS	BF	H	R	ER	SO	BB	IBB	HBP	BLK	WP	HR	S	P	ERA	WHIP	PITCHER	IP	WLS	BF	H	R	ER	SO	BB	IBB	HBP	BLK	WP	HR	S	P	ERA	WHIP

Batter	1	2	3	4	5	6	7	8	9	AB	R	H	RBI	BB	SO	LOB	TOP				
51 Ichiro Suzuki, L (1,9) OBP: 0.500, SLG: 0.333 35 Yoshiyuki Kamei, L (6,9)	G4-3		25 S 23 S BB	G4-3		52 2B 23 1B 1B	FC6			3	1	1	0	1	0	1					
6 Hirovuki Nakajima, R (1,6) OBP: 0.333, SLG: 0.333 52 Munenori Kawasaki, L (5,6)	1B		K		G1-3	23 1B 2 1B 2B	G3			3	0	1	0	0	1	1					
23 Norichika Aoki, L (1,7) OBP: 0.800, SLG: 1.250	K		25 S 1-2 BB		41 WP 25 SF7 2B	25 CS 2 1B 1B				4	1	3	1	1	1	1					
41 Atsunori Inaba, L (1,10) 2 Kenji Johjima, R (6,PH) (6,10)	K		L5			25 CS 1B				2	0	0	0	1	1	3					
25 Shuichi Murata, R (1,5) 7 Yasuyuki Kataoka, R (8,5)			K		SF7	K				3	0	0	1	1	2	6					
9 Michihiro Ogasawara, L (1,3) 24 Seichi Uchikawa, R (6,3)	E5				G3					3	1	1	0	0	0	2					
1 Kosuke Fukudome, L (1,8) OBP: 0.400, SLG: 0.250	K				10 FC4-6 8 SF8 1B					4	0	1	0	1	1	2					
10 Shinnosuke Abe, L (1,2) 29 Yoshiyuki Ishihara, R (5,2)	K				FC4-6					2	0	0	0	0	1	4					
8 Akinori Iwamura, L (1,4) OBP: 0.500, SLG: 0.500	F8				SF8					2	1	1	1	1	0	2					
Inning Stats	R: 0 E: 0 K: 2 S: 8	H: 1 LOB: 1 BB: 0 P: 8	R: 0 E: 1 K: 2 S: 8	H: 0 LOB: 2 BB: 1 P: 12	R: 0 E: 0 K: 2 S: 7	H: 0 LOB: 2 BB: 2 P: 16	R: 1 E: 0 K: 0 S: 5	H: 2 LOB: 1 BB: 0 P: 5	R: 1 E: 0 K: 0 S: 4	H: 1 LOB: 1 BB: 1 P: 8	R: 4 E: 0 K: 2 S: 11	H: 5 LOB: 1 BB: 0 P: 11	R: 0 E: 0 K: 0 S: 3	H: 1 LOB: 2 BB: 2 P: 11	R: 0 E: 0 K: 0 S: 3	H: 0 LOB: 0 BB: 0 P: 3	1B: 8 2B: 3 3B: 0 HR: 0	SF: 2 SAC: 0 DP: 2 HBP: 1	WP: 2 PB: 0 SB: 3 CS: 2	PA: 44	
PITCHER	IP WLS BF H R ER SO BB IBB HBP BLK WP HR S P ERA WHIP	IP WLS BF H R ER SO BB IBB HBP BLK WP HR S P ERA WHIP	IP WLS BF H R ER SO BB IBB HBP BLK WP HR S P ERA WHIP	IP WLS BF H R ER SO BB IBB HBP BLK WP HR S P ERA WHIP	IP WLS BF H R ER SO BB IBB HBP BLK WP HR S P ERA WHIP	IP WLS BF H R ER SO BB IBB HBP BLK WP HR S P ERA WHIP	IP WLS BF H R ER SO BB IBB HBP BLK WP HR S P ERA WHIP	IP WLS BF H R ER SO BB IBB HBP BLK WP HR S P ERA WHIP	IP WLS BF H R ER SO BB IBB HBP BLK WP HR S P ERA WHIP	IP WLS BF H R ER SO BB IBB HBP BLK WP HR S P ERA WHIP	IP WLS BF H R ER SO BB IBB HBP BLK WP HR S P ERA WHIP	IP WLS BF H R ER SO BB IBB HBP BLK WP HR S P ERA WHIP	IP WLS BF H R ER SO BB IBB HBP BLK WP HR S P ERA WHIP	IP WLS BF H R ER SO BB IBB HBP BLK WP HR S P ERA WHIP	IP WLS BF H R ER SO BB IBB HBP BLK WP HR S P ERA WHIP	IP WLS BF H R ER SO BB IBB HBP BLK WP HR S P ERA WHIP	IP WLS BF H R ER SO BB IBB HBP BLK WP HR S P ERA WHIP	IP WLS BF H R ER SO BB IBB HBP BLK WP HR S P ERA WHIP	IP WLS BF H R ER SO BB IBB HBP BLK WP HR S P ERA WHIP	IP WLS BF H R ER SO BB IBB HBP BLK WP HR S P ERA WHIP	IP WLS BF H R ER SO BB IBB HBP BLK WP HR S P ERA WHIP

Japan @ San Francisco Giants
 Scottsdale Stadium, Scottsdale, AZ
 Wed Mar 11 2009, 4:05 PM EDT
 Att: 6,592 - Partly Cloudy - 71 F

AB 35
 R 6
 H 11
 RBI 6
 BB 6
 SO 8
 LOB 26



Batter	1	2	3	4	5	6	7	8	9	AB	R	H	RBI	BB	SO	LOB	BOTTOM					
2 Randy Winn, S (1,9) 59 Andres Torres, S (5,9) (7,8)	16 1B 48 1B BB	L7		F8			G5-3-6		FC6-4	2	1	0	0	1	0	1						
16 Edgar Renteria, R (1,6) OBP: 0.687, SLG: 1.667 13 Brian Boccock, R (6,6)	1 F7 10 SF7 1B					K			73 SH1-4 74 L6-5 48 BB 1B	3	2	2	1	0	1	0						
48 Pablo Sandoval, S (1,5) 50 Conor Gillaspie, L (6,PR) (9,5)	33 PB 1 F7 1B					G1-3			73 SH1-4 BB	3	1	2	1	1	0	0						
1 Bengie Molina, R (1,2) 73 Jackson Williams, R (6,2)	F7					G5-3			SH1-4	3	0	0	0	0	0	3						
10 Travis Ishikawa, L (1,3) 29 Scott McClain, R (7,3)	SF7					L6				1	0	1	1	0	0	0						
33 Aaron Rowand, R (1,8) 74 Matt Downs, R (7,9)	K					FC6-4				3	0	0	1	0	1	3						
35 Rich Aurilia, R (1,10) 76 Jesus Guzman, R (9,PH)						FC6-4				3	0	0	0	1	0	1						
8 Eugenio Velez, S (1,7)						F7				1	0	0	0	0	0	0						
						K																
						G1-3				4	0	0	0	0	0	0						
						F9																
7 Emmanuel Burriss, S (1,4) OBP: 0.750, SLG: 1.000						L7				3	0	2	0	0	0	0						
Inning Stats	R: 2 E: 0 K: 1 S: 7	H: 2 LOB: 1 BB: 1 P: 12	R: 0 E: 0 K: 0 S: 4	H: 1 LOB: 1 BB: 0 P: 4	R: 2 E: 0 K: 1 S: 8	H: 2 LOB: 1 BB: 0 P: 11	R: 0 E: 0 K: 0 S: 3	H: 0 LOB: 0 BB: 0 P: 3	R: 0 E: 0 K: 0 S: 5	H: 0 LOB: 0 BB: 0 P: 5	R: 0 E: 0 K: 0 S: 3	H: 1 LOB: 0 BB: 0 P: 3	R: 0 E: 0 K: 0 S: 2	H: 0 LOB: 0 BB: 0 P: 4	R: 0 E: 0 K: 0 S: 3	H: 1 LOB: 2 BB: 2 P: 11	R: 0 E: 0 K: 0 S: 4	H: 1 LOB: 1 BB: 0 P: 4	1B: 5 2B: 4 3B: 0 HR: 1	SF: 1 SAC: 1 DP: 3 HBP: 2	WP: 0 PB: 1 SB: 1 CS: 0	PA: 37
PITCHER	IP WLS BF H R ER SO BB IBB HBP BLK WP HR S P ERA WHIP	IP WLS BF H R ER SO BB IBB HBP BLK WP HR S P ERA WHIP	IP WLS BF H R ER SO BB IBB HBP BLK WP HR S P ERA WHIP	IP WLS BF H R ER SO BB IBB HBP BLK WP HR S P ERA WHIP	IP WLS BF H R ER SO BB IBB HBP BLK WP HR S P ERA WHIP	IP WLS BF H R ER SO BB IBB HBP BLK WP HR S P ERA WHIP	IP WLS BF H R ER SO BB IBB HBP BLK WP HR S P ERA WHIP	IP WLS BF H R ER SO BB IBB HBP BLK WP HR S P ERA WHIP	IP WLS BF H R ER SO BB IBB HBP BLK WP HR S P ERA WHIP	IP WLS BF H R ER SO BB IBB HBP BLK WP HR S P ERA WHIP	IP WLS BF H R ER SO BB IBB HBP BLK WP HR S P ERA WHIP	IP WLS BF H R ER SO BB IBB HBP BLK WP HR S P ERA WHIP	IP WLS BF H R ER SO BB IBB HBP BLK WP HR S P ERA WHIP	IP WLS BF H R ER SO BB IBB HBP BLK WP HR S P ERA WHIP	IP WLS BF H R ER SO BB IBB HBP BLK WP HR S P ERA WHIP	IP WLS BF H R ER SO BB IBB HBP BLK WP HR S P ERA WHIP	IP WLS BF H R ER SO BB IBB HBP BLK WP HR S P ERA WHIP	IP WLS BF H R ER SO BB IBB HBP BLK WP HR S P ERA WHIP	IP WLS BF H R ER SO BB IBB HBP BLK WP HR S P ERA WHIP	IP WLS BF H R ER SO BB IBB HBP BLK WP HR S P ERA WHIP	IP WLS BF H R ER SO BB IBB HBP BLK WP HR S P ERA WHIP	

Japan @ San Francisco Giants
 Scottsdale Stadium, Scottsdale, AZ
 Wed Mar 11 2009, 4:05 PM EDT
 Att: 6,592 - Partly Cloudy - 71 F

AB 30
 R 4
 H 8
 RBI 4
 BB 3
 SO 3
 LOB 13



Batter	1	2	3	4	5	6	7	8	9	AB	R	H	RBI	BB	SO	LOB	TOP																			
51 Ichiro Suzuki, L (1.9) OBP: 0.375, SLG: 0.167 35 Yoshiyuki Kamei, L (7.9)	P5		7 PB BB		G4-3		P6			3	0	0	0	1	0	1	Japan @ Chicago Cubs Hohokam Park, Mesa, AZ Thu Mar 12 2009, 4:05 PM EDT Att: 6,591 - Partly Cloudy - 73 F																			
7 Yasuyuki Kataoka, R (1.6)	K		P4			F9	P4			4	0	0	0	0	1	2																				
23 Norichika Aoki, L (1.7) OBP: 0.500, SLG: 0.714 41 Atsunori Inaba, L (6.7)	G1-3		K			G5-3		K		3	0	0	0	0	1	1																				
25 Shuichi Murata, R (1.10) OBP: 0.333, SLG: 0.167		F8		L4		24 BB 1 BB		24 FC4-6 1 BB		3	1	1	0	1	0	0																				
9 Michihiro Ogasawara, L (1.3) OBP: 0.400, SLG: 0.600 24 Seichi Uchikawa, R (4. PR) OBP: 0.500, SLG: 0.333	F7		F8	1 F8 2 BB		1 BB		FC4-6		2	0	1	0	0	0	0																				
1 Kosuke Fukudome, L (1.8) OBP: 0.333, SLG: 0.250	F7		F8	2 BB		1 BB		F8		0	0	0	0	0	0	0																				
2 Kenji Johjima, R (1.2) OBP: 0.500, SLG: 0.500 29 Yoshiyuki Ishihara, R (7.2)			FC6-4 1 BB	G6-3		FC6-4 1 BB		G6-3		3	0	1	0	0	0	4																				
8 Akinori Iwamura, L (1.4) OBP: 0.375, SLG: 0.333			FC6-4 52 BB 3 BB		F8		52 S 1 BB	E6 52 BB 3 BB		4	1	1	0	0	0	1																				
52 Munenori Kawasaki, L (1.5) OBP: 0.333, SLG: 0.833			7 PB 3 BB		F7		1-2	G6-3		4	1	1	1	0	1	2																				
Inning Stats	R: 0 E: 0 K: 1 S: 5	H: 0 LOB: 0 BB: 0 P: 5	R: 0 E: 0 K: 0 S: 3	H: 0 LOB: 0 BB: 0 P: 3	R: 2 E: 0 K: 1 S: 7	H: 2 LOB: 1 BB: 1 P: 12	R: 0 E: 0 K: 0 S: 4	H: 1 LOB: 2 BB: 0 P: 4	R: 0 E: 0 K: 0 S: 3	H: 0 LOB: 0 BB: 0 P: 3	R: 1 E: 0 K: 0 S: 4	H: 1 LOB: 2 BB: 2 P: 12	R: 0 E: 0 K: 1 S: 6	H: 1 LOB: 1 BB: 0 P: 6	R: 0 E: 0 K: 1 S: 6	H: 1 LOB: 1 BB: 0 P: 6		R: 0 E: 1 K: 0 S: 3	H: 0 LOB: 0 BB: 0 P: 3	1B: 4 2B: 1 3B: 1 HR: 0	SF: 0 SAC: 0 DP: 1 HBP: 0	WP: 0 PB: 1 SB: 1 CS: 0	PA: 36													
PITCHER	IP	WLS	BF	H	R	ER	SO	BB	IBB	HBP	BLK	WP	HR	S	P	ERA	WHIP	PITCHER		IP	WLS	BF	H	R	ER	SO	BB	IBB	HBP	BLK	WP	HR	S	P	ERA	WHIP
38 Carlos Zambrano, R (1.1) ERA: 2.25	4.0	L	16	3	2	1	2	1	0	0	0	0	0	19	24	2.25	1.000	36 Randy Wells, R (9.1) ERA:		1.0		3	0	0	0	0	0	0	0	0	0	0	3	3	0.00	0.000
63 Kevin Gregg, R (5.1) ERA:	1.0		3	0	0	0	0	0	0	0	0	0	0	3	3	0.00	0.000																			
54 David Patton, R (6.1) ERA: 9.0	1.0		6	1	1	1	0	2	0	0	0	0	0	4	12	9.00	3.000																			
37 Angel Guzman, R (7.1) ERA:	1.0		4	1	0	0	1	0	0	0	0	0	0	6	6	0.00	1.000																			
48 Neal Cotts, L (8.1) ERA:	1.0		4	1	0	0	1	0	0	0	0	0	0	6	6	0.00	1.000																			

AB 29
R 3
H 5
RBI 1
BB 3
SO 4
LOB 12



Batter	1	2	3	4	5	6	7	8	9	AB	R	H	RBI	BB	SO	LOB	BOTTOM																			
12 Alfonso Soriano, R (1.7) OBP: 0.500, SLG: 1.000 99 So Taguchi, R (6.7)	P3		K	FC5-4 1-2			G6-3		66 WP 2H 2 BB	3	0	0	0	0	1	4	Japan @ Chicago Cubs Hohokam Park, Mesa, AZ Thu Mar 12 2009, 4:05 PM EDT Att: 6,591 - Partly Cloudy - 73 F																			
2 Ryan Theriot, R (1.6) OBP: 0.500, SLG: 0.500	G3		F8		G4-3		6 BB 2 BB 1 BB	L3		3	0	0	0	0	0	0																				
25 Derrek Lee, R (1.3) OBP: 0.667, SLG: 1.000 6 Micah Hoffpauir, L (6.3) OBP: 0.500, SLG: 1.000	FC6-4 BB		K		16 WP 2 BB		1-3 2 BB	K		2	0	1	0	1	1	0																				
21 Milton Bradley, S (1.9) OBP: 0.333, SLG: 0.333 66 Doug Deeds, L (6.9)	FC6-4 1-2		K		K		L4	K		3	0	1	0	0	1	2																				
16 Aramis Ramirez, R (1.5) OBP: 0.333, SLG: 0.333 20 Luis Rivas, R (6.5)		F9	K		F9		G6-3			3	0	0	0	0	1	2																				
17 Mike Fontenot, L (1.4) OBP: 1.000, SLG: 1.000 73 Bobby Scales, S (6.4)			9 BB 1 BB		9 WP 1 BB		K	L3		2	1	2	0	0	0	0																				
9 Reed Johnson, R (1.8) OBP: 0.333, SLG: 0.333 27 Sam Fuld, L (7.8)			BB 1 BB		K		G4-3	K		3	0	1	0	0	1	1																				
Paul Bako, L (1.2) OBP: 1.000, SLG: 1.000 15 Mark Johnson, L (7.2)			1-2 2-3 BB		12 FC5-4 2H 1 BB		BB	K		1	0	1	1	2	0	0																				
38 Carlos Zambrano, S (1.1) ERA: 6.75 63 Kevin Gregg, R (5.1) ERA: 54 David Patton, R (6.1) ERA: 9.0 13 Jake Fox, R (6. PR) OBP: 0.333, SLG: 1.000 37 Angel Guzman, R (7.1) ERA: 48 Neal Cotts, L (8.1) ERA: 36 Randy Wells, R (9.1) ERA:			K		K		G4-3		99 BB 2 BB	2	0	0	0	0	2	4																				
Inning Stats	R: 0 E: 0 K: 0 S: 3	H: 0 LOB: 1 BB: 1 P: 7	R: 0 E: 0 K: 2 S: 9	H: 2 LOB: 3 BB: 1 P: 13	R: 0 E: 0 K: 2 S: 8	H: 1 LOB: 1 BB: 0 P: 8	R: 1 E: 0 K: 2 S: 9	H: 2 LOB: 1 BB: 0 P: 10	R: 0 E: 0 K: 1 S: 6	H: 1 LOB: 1 BB: 0 P: 7	R: 0 E: 0 K: 1 S: 5	H: 0 LOB: 1 BB: 1 P: 9	R: 0 E: 0 K: 2 S: 7	H: 2 LOB: 2 BB: 0 P: 5	R: 0 E: 0 K: 2 S: 7	H: 0 LOB: 0 BB: 0 P: 7		R: 1 E: 0 K: 2 S: 9	H: 2 LOB: 1 BB: 0 P: 10	1B: 6 2B: 4 3B: 0 HR: 0	SF: 0 SAC: 0 DP: 0 HBP: 0	WP: 3 PB: 0 SB: 0 CS: 0	PA: 40													
PITCHER	IP	WLS	BF	H	R	ER	SO	BB	IBB	HBP	BLK	WP	HR	S	P	ERA	WHIP	PITCHER		IP	WLS	BF	H	R	ER	SO	BB	IBB	HBP	BLK	WP	HR	S	P	ERA	WHIP
11 Yu Darvish, R (1.1) ERA:	2.0	W	10	2	0	0	2	2	0	0	0	0	0	12	20	0.00	2.000	22 Kyuji Fujikawa, R (9.1) ERA: 9.0		1.0	S	5	2	1	1	2	0	0	0	0	1	0	9	10	9.00	2.000
28 Satoshi Komatsu, R (3.1) ERA: 6.75	1.1	H	6	2	1	1	3	0	0	0	0	1	0	12	13	6.75	1.500																			
39 Tetsuya Yamaguchi, L (4.1) ERA:	1.2	H	7	2	0	0	2	0	0	0	0	1	0	11	12	0.00	1.200																			
47 Toshiya Sugiuchi, L (6.1) ERA:	1.2	H	8	2	0	0	1	1	0	0	0	0	0	9	13	0.00	1.800																			
14 Takahiro Mahara, R (7.1) ERA:	1.1	H	4	0	0	0	2	0	0	0	0	0	0	8	8	0.00	0.000																			


AB 37
R 2
H 10
RBI 2
BB 3
SO 12
LOB 21



Batter	1	2	3	4	5	6	7	8	9	AB	R	H	RBI	BB	SO	LOB	TOP										
34 Hisayoshi Chono, R (1, 8) OBP: 0.222, SLG: 0.125	P4	G5-3		G4-3			G6-3		FC5-2	5	0	0	0	0	0	4											
7 Kazuo Matsui, S (1, 4) 1 Takashi Toritani, L (5, 4) OBP: 0.400, SLG: 0.600	F9		E6 10 2B		K		G3		G3-1	3	1	0	0	0	1	0											
24 Seichi Uchikawa, R (1, 7) 61 Katsuya Kakunaka, L (5, 7)				K		F9		F8		3	0	1	0	0	1	1											
10 Shinnosuke Abe, L (1, 10) 41 Aisunori Inaba, L (8, PH) 46 Yuichi Honda, L (8, PR) OBP: 0.286, SLG: 0.286										3	1	2	1	0	0	1											
6 Hayato Sakamoto, R (1, 6) 3 Hirokazu Ibata, R (6, 6)										1	0	1	0	0	0	0											
9 Yoshio Itoi, L (1, 9) OBP: 0.125, SLG: 0.125										3	1	2	2	0	0	1											
13 Sho Nakata, R (1, 3) OBP: 0.750, SLG: 1.375										1	0	0	0	0	0	0											
2 Ryoji Aikawa, R (1, 2)										4	1	0	0	0	2	2											
5 Nobuhiro Matsuda, R (1, 5) OBP: 0.375, SLG: 0.375										4	1	3	2	0	0	0											
Inning Stats	R: 0 E: 0 K: 0 S: 5	H: 1 LOB: 1 BB: 0 P: 5	R: 2 E: 1 K: 1 S: 9	H: 2 LOB: 1 BB: 0 P: 12	R: 3 E: 1 K: 2 S: 10	H: 2 LOB: 0 BB: 0 P: 11	R: 0 E: 0 K: 0 S: 3	H: 1 LOB: 0 BB: 0 P: 3	R: 0 E: 0 K: 1 S: 6	H: 1 LOB: 0 BB: 0 P: 6	R: 0 E: 0 K: 1 S: 5	H: 1 LOB: 0 BB: 0 P: 5	R: 0 E: 0 K: 0 S: 3	H: 0 LOB: 0 BB: 0 P: 3	R: 0 E: 0 K: 0 S: 4	H: 1 LOB: 1 BB: 0 P: 4	R: 0 E: 0 K: 0 S: 5	H: 2 LOB: 2 BB: 0 P: 5	1B: 6 2B: 3 3B: 0 HR: 2	SF: 0 SAC: 0 DP: 1 HBP: 0	WP: 0 PB: 0 SB: 1 CS: 1	PA: 38					
PITCHER	IP	WLS	BF	H	R	ER	SO	BB	IBB	HBP	BLK	WP	HR	S	P	ERA	WHIP										
37 Travis Wood, L (1, 1) ERA: 7.71	4.2		22	7	5	4	4	0	0	0	0	0	2	32	36	7.71	1.500										
59 Cory Wade, R (5, 1) ERA:	1.1		4	1	0	0	1	0	0	0	0	0	0	6	6	0.00	0.750										
48 Rafael Dolis, R (7, 1) ERA:	1.0		3	0	0	0	0	0	0	0	0	0	0	3	3	0.00	0.000										
27 Casey Coleman, R (8, 1) ERA:	1.0		4	1	0	0	0	0	0	0	0	0	0	4	4	0.00	1.000										
60 Jensen Lewis, R (9, 1) ERA:	1.0	W	5	2	0	0	0	0	0	0	0	0	0	5	5	0.00	2.000										

Japan @ Chicago Cubs
Hohokam Park, Mesa, AZ
Fri Mar 15 2013, 4:14 PM - 7:01 PM EDT
Att: 2,915 - Partly Cloudy - 80 F


AB 38
R 5
H 11
RBI 5
BB 0
SO 5
LOB 14



Batter	1	2	3	4	5	6	7	8	9	AB	R	H	RBI	BB	SO	LOB	BOTTOM										
9 David DeJesus, L (1, 8) OBP: 0.333, SLG: 0.667	F8			G3			P3			3	0	1	0	0	0	1											
Christian Villanueva, R (7, 5) 86 Trey Martin, R (9, PR)										2	0	1	0	0	0	0											
70 Javier Baez, R (1, 6) OBP: 0.600, SLG: 2.000										0	1	0	0	0	0	0											
53 Wellington Castillo, R (1, 2) OBP: 0.500, SLG: 0.667										4	3	2	3	1	1	1											
12 Alfonso Soriano, R (1, 10) 95 Chadd Krist, R (7, PH) OBP: 0.500, SLG: 1.000										3	1	1	0	1	0	0											
17 Dave Sappelt, R (1, 7) OBP: 0.750, SLG: 1.000										2	0	0	1	0	0	1											
5 Josh Vitters, R (1, 5) OBP: 0.333, SLG: 0.333										4	2	3	1	0	0	1											
92 Rubi Silva, L (7, 8)										4	2	3	1	0	0	1											
5 Josh Vitters, R (1, 5) OBP: 0.333, SLG: 0.333										3	0	1	1	0	0	1											
92 Rubi Silva, L (7, 8)										0	0	0	0	0	0	0											
Jorge Soler, R (1, 9)										4	0	0	0	0	0	2											
96 Daniel Vogelbach, L (1, 3) OBP: 0.250, SLG: 0.250										4	0	1	1	0	0	0											
6 Alberto Gonzalez, R (1, 4) OBP: 0.500, SLG: 0.500										4	0	2	0	0	1	0											
Inning Stats	R: 3 E: 0 K: 0 S: 6	H: 3 LOB: 1 BB: 1 P: 10	R: 0 E: 0 K: 0 S: 4	H: 1 LOB: 1 BB: 0 P: 4	R: 0 E: 0 K: 0 S: 4	H: 1 LOB: 1 BB: 0 P: 4	R: 0 E: 0 K: 0 S: 4	H: 1 LOB: 1 BB: 0 P: 4	R: 0 E: 0 K: 0 S: 3	H: 0 LOB: 0 BB: 0 P: 3	R: 1 E: 0 K: 1 S: 8	H: 1 LOB: 1 BB: 1 P: 15	R: 1 E: 0 K: 0 S: 5	H: 3 LOB: 2 BB: 0 P: 5	R: 2 E: 0 K: 0 S: 2	H: 2 LOB: 1 BB: 0 P: 2	1B: 6 2B: 4 3B: 0 HR: 2	SF: 1 SAC: 1 DP: 0 HBP: 0	WP: 0 PB: 0 SB: 0 CS: 0	PA: 38							
PITCHER	IP	WLS	BF	H	R	ER	SO	BB	IBB	HBP	BLK	WP	HR	S	P	ERA	WHIP										
26 Tetsuya Utsumi, L (1, 1) ERA: 9.0	3.0		15	5	3	3	0	1	0	0	0	0	0	14	18	9.00	2.000										
11 Hideaki Wakui, R (4, 1) ERA:	3.0	H	11	1	0	0	1	0	0	0	0	0	0	13	13	0.00	0.333										
28 Kenji Otonari, L (7, 1) ERA: 9.0	2.0	B	10	4	2	2	1	1	0	0	0	0	1	13	20	9.00	2.500										
16 Takeru Imamura, R (9, 1) ERA: 27.0	0.0	L	2	2	2	2	0	0	0	0	0	0	1	2	2	∞	∞										

Japan @ Chicago Cubs
Hohokam Park, Mesa, AZ
Fri Mar 15 2013, 4:14 PM - 7:01 PM EDT
Att: 2,915 - Partly Cloudy - 80 F


AB 34
R 7
H 12
RBI 7
BB 2
SO 2
LOB 8



Batter	1	2	3	4	5	6	7	8	9	AB	R	H	RBI	BB	SO	LOB	TOP		
2 Kosuke Tanaka, L (1,6) OBP: 0.250, SLG: 0.250	F9		G5-3			F7		G3-1		4	1	1	0	0	0	0	Japan @ Chicago Cubs Sloan Park, Mesa, AZ Sat Mar 18 2017, 4:12 PM - 6:40 PM EDT Att: 14,204 - Sunny - 93 F		
4 Ryosuke Kikuchi, R (1,4) OBP: 0.500, SLG: 1.333	HR		BB			K		G4-3		3	1	1	2	1	1	2			
7 Norichika Aoki, L (1,8) 55 Shogo Akiyama, L (4,8)	K		G4-3			F7		G3-1		2	0	0	0	0	1	1			
25 Yoshi Tsutsugo, L (1,10) 6 Hayato Sakamoto, R (8, PH) OBP: 1.000, SLG: 1.000	1B					F8		1B		3	0	2	0	0	0	0			
13 Sho Nakata, R (1,3) 23 Tetsuto Yamada, R (4,3)	G6-3					G6-3		G3-1		2	0	0	0	0	0	1			
51 Seiya Suzuki, R (1,9) OBP: 0.250, SLG: 0.250						F9				4	0	1	0	0	0	1			
3 Nobuhiro Matsuda, R (1,5)	G6-4-3					P2				4	0	0	0	0	1	2			
8 Ryosuke Hirata, R (1,7) OBP: 0.250, SLG: 0.250	K					P3		G3-1		4	1	1	0	0	1	0			
27 Shota Ohno, R (1,2) 22 Seiji Kobayashi, R (7,2) OBP: 1.000, SLG: 1.000			L9			K				2	0	0	0	0	1	0			
Inning Stats	R: 1 E: 0 K: 1 S: 8	H: 2 LOB: 1 BB: 0 P: 8	R: 0 E: 0 K: 1 S: 5	H: 1 LOB: 0 BB: 0 P: 5	R: 0 E: 0 K: 0 S: 3	H: 0 LOB: 1 BB: 1 P: 7	R: 0 E: 0 K: 0 S: 3	H: 0 LOB: 0 BB: 0 P: 3	R: 0 E: 0 K: 1 S: 5	H: 0 LOB: 0 BB: 0 P: 5	R: 0 E: 0 K: 1 S: 6	H: 1 LOB: 1 BB: 0 P: 7	R: 3 E: 0 K: 0 S: 7	H: 4 LOB: 1 BB: 0 P: 7	R: 0 E: 0 K: 1 S: 5	H: 0 LOB: 0 BB: 0 P: 5	1B: 7 2B: 0 3B: 0 HR: 1	SF: 0 SAC: 0 DP: 1 HBP: 0	WP: 1 PA: 35 PB: 0 SB: 0 CS: 0
PITCHER	IP WLS BF H R ER SO BB IBB HBP BLK WP HR S P ERA WHIP																		
41 John Lackey, R (1,1) ERA: 1.29	5.0 W 18 3 1 1 3 1 0 0 0 0 0 1 24 28 1.80 0.800																		
71 Wade Davis, R (6,1) ERA:	1.0 3 0 0 0 1 0 0 0 0 0 0 0 5 5 0.00 0.000																		
46 Pedro Strop, R (7,1) ERA: 20.25	1.0 4 1 0 0 1 0 0 0 0 0 1 0 6 7 0.00 1.000																		
82 Dallas Beeler, R (8,1) ERA: 27.0	1.0 S 3 0 0 0 1 0 0 0 0 0 0 0 7 7 27.00 4.000																		
21 Dylan Floro, R (9,1) ERA:	1.0 S 3 0 0 0 1 0 0 0 0 0 0 0 5 5 0.00 0.000																		


Batter	1	2	3	4	5	6	7	8	9	AB	R	H	RBI	BB	SO	LOB	BOTTOM		
66 Munenori Kawasaki, L (1,6) OBP: 0.500, SLG: 0.333	1B					L7		K		3	2	1	0	1	0	0	Japan @ Chicago Cubs Sloan Park, Mesa, AZ Sat Mar 18 2017, 4:12 PM - 6:40 PM EDT Att: 14,204 - Sunny - 93 F		
46 Pedro Strop, R (7,1) 67 Bijan Rademacher, L (8,7)	G3					F8				3	1	1	1	0	0	1			
18 Ben Zobrist, S (1,4) Victor Caratini, S (6,3)	G3					K				1	0	0	0	0	1	0			
22 Jason Heyward, L (1,9) 98 Todd Glasemann, R (6,9) OBP: 0.333, SLG: 1.000	G3-1					P3				3	1	2	2	0	0	0			
20 Matt Szczur, R (1,8) 91 Charcer Burks, R (8,8)	BB					F9				3	0	0	0	1	2	2			
47 Miguel Montero, L (1,2) 82 Taylor Davis, R (7, PH) OBP: 0.667, SLG: 1.667	F8					K				3	1	1	0	0	1	2			
86 Ian Happ, S (1,7) Wladimir Galindo, R (8,5)	K2-3					SF7		G3-1		3	0	1	1	0	1	1			
7 Jeimer Candelario, S (1,5) 82 Dallas Beeler, R (8,1) 21 Dylan Floro, L (9,1)	BB					L7				2	0	1	1	2	0	1			
15 Chris Dominguez, R (1,3) 71 Wade Davis, R (6,1) 85 Carlos Penalver, R (7,6)	FC5-4					FC6-4		K		3	0	0	0	0	1	5			
41 John Lackey, R (1,1) 3 David Bote, R (6,4) OBP: 0.500, SLG: 2.000	K					F8		K		2	0	0	0	0	1	1			
Inning Stats	R: 1 E: 0 K: 0 S: 4	H: 1 LOB: 1 BB: 1 P: 9	R: 0 E: 0 K: 2 S: 7	H: 0 LOB: 1 BB: 1 P: 11	R: 2 E: 0 K: 3 S: 12	H: 3 LOB: 3 BB: 2 P: 21	R: 0 E: 0 K: 0 S: 3	H: 0 LOB: 0 BB: 0 P: 3	R: 2 E: 0 K: 0 S: 6	H: 3 LOB: 1 BB: 0 P: 6	R: 1 E: 0 K: 1 S: 6	H: 1 LOB: 1 BB: 0 P: 6	R: 0 E: 0 K: 3 S: 9	H: 0 LOB: 0 BB: 0 P: 9	R: 0 E: 0 K: 3 S: 9	H: 0 LOB: 0 BB: 0 P: 9	1B: 6 2B: 1 3B: 1 HR: 1	SF: 1 SAC: 0 DP: 0 HBP: 0	WP: 0 PA: 37 PB: 0 SB: 2 CS: 0
PITCHER	IP WLS BF H R ER SO BB IBB HBP BLK WP HR S P ERA WHIP																		
17 Shintaro Fujinami, R (1,1) 19 Hirotooshi Masui, R (5,1) 10 Yuki Matsui, L (6,1) 15 Naoki Miyayoshi, L (7,1) 14 Takahiro Norimoto, R (8,1)	4.0 L 20 4 3 3 5 4 0 0 0 0 0 0 0 6 6 6.75 2.000																		
19 Hirotooshi Masui, R (5,1) ERA: 18.0	1.0 6 3 2 2 0 0 0 0 0 0 0 0 6 6 18.00 3.000																		
10 Yuki Matsui, L (6,1) ERA: 9.0	1.0 4 1 1 1 1 0 0 0 0 0 1 6 6 9.00 1.000																		
15 Naoki Miyayoshi, L (7,1) ERA:	1.0 4 1 0 0 1 0 0 0 0 0 0 6 6 0.00 1.000																		
14 Takahiro Norimoto, R (8,1) ERA:	1.0 3 0 0 0 3 0 0 0 0 0 0 9 9 0.00 0.000																		

AB	34
R	4
H	8
RBI	4
BB	1
SO	6
LOB	10



WP	1	PA	35
PB	0	SB	0
CS	0		

AB	32
R	6
H	9
RBI	6
BB	4
SO	10
LOB	13



WP	0	PA	37
PB	0	SB	2
CS	0		

