

**Kansas City Royals - 1969**



Batter	1	2	3	4	5	6	7	8	9	10	11	12	AB R H RBI BB SO LOB	TOP																	
Ted Uhlhaender, L (1, 8)	F9		G3		4-3		F9			K		F5	6 0 0 0 0 1 3																		
Rod Carew, L (1, 4) OBP: 0.400, SLG: 0.400	4-3			5-3 S 1B		1B 5-3 1B		4-3		F8			5 1 2 0 0 0 0																		
Tony Oliva, L (1, 9) OBP: 0.400, SLG: 0.400	F5			L9		CS 5-3 1B		L6		FC6-4 1B			5 0 2 0 0 0 1																		
Harmon Killebrew, R (1, 5) OBP: 0.200, SLG: 0.200		5-3		5-3		5-3				FC6-4			5 0 1 1 0 0 3																		
Graig Nettles, L (1, 7) OBP: 0.500, SLG: 2.000													2 1 1 1 0 0 1																		
Cesar Tovar, R (6, PH) OBP: 0.333, SLG: 0.333		HR		L3		2B 1B		F3					3 1 1 0 0 0 1																		
Rich Reese, L (1, 3) OBP: 0.400, SLG: 0.600		6-3				CS 1B				5-3			5 0 2 1 0 1 0																		
Leo Cardenas, R (1, 6) OBP: 0.400, SLG: 0.250		6-3				1B BB		F7					4 0 1 0 1 0 0																		
John Roseboro, L (1, 2) OBP: 0.400, SLG: 0.400			F8			1B		SH3-4 1B		K			5 0 2 0 0 1 1																		
Tom Hall, L (1, 1) Bob Miller, R (6, 1) Ron Perranoski, L (6, 1) Charlie Manuel, L (12, PH) Joe Grzenda, R (12, 1) Dick Woodson, R (12, 1)			3-1			L7		SH3-4		5-3			2 0 0 0 0 0 2																		
<b>Inning Stats</b>	R: 0 E: 0 K: 0 S: 3	H: 0 LOB: 0 BB: 0 P: 3	R: 1 E: 0 K: 0 S: 4	H: 1 LOB: 0 BB: 0 P: 4	R: 0 E: 0 K: 0 S: 3	H: 0 LOB: 0 BB: 0 P: 3	R: 0 E: 0 K: 0 S: 4	H: 1 LOB: 1 BB: 0 P: 4	R: 0 E: 0 K: 0 S: 4	H: 2 LOB: 2 BB: 1 P: 8	R: 2 E: 0 K: 0 S: 5	H: 4 LOB: 1 BB: 0 P: 5	R: 0 E: 0 K: 0 S: 4	H: 1 LOB: 1 BB: 0 P: 4	R: 0 E: 0 K: 1 S: 6	H: 1 LOB: 1 BB: 0 P: 6	R: 0 E: 0 K: 1 S: 5	H: 0 LOB: 0 BB: 0 P: 5	R: 0 E: 0 K: 0 S: 3	H: 0 LOB: 0 BB: 0 P: 3	1B: 10 2B: 1 3B: 0 HR: 1	SF: 0 SAC: 1 DP: 0 HBP: 0	WP: 0 PB: 0 SB: 1 CS: 2	PA: 46							
<b>PITCHER</b>	IP WLS BF H R ER SO BB IBB HBP BLK WP HR S P ERA WHIP																														
Wally Bunker, R (1, 1) ERA: 3.6	5.0		20	5	2	2	0	1	0	0	0	0	0	0	0	3.60	1.200														
Tom Burgmeier, L (6, 1) ERA: 9.0	1.0		4	3	1	1	0	0	0	0	0	0	0	0	0	9.00	3.000														
Dave Wickersham, R (7, 1) ERA:	5.0		19	4	0	0	3	0	0	0	0	0	0	0	0	0.00	0.800														
Moe Drabowsky, R (12, 1) ERA:	1.0	W	3	0	0	0	0	0	0	0	0	0	0	0	0	0.00	0.000														

Minnesota Twins @ Kansas City Royals  
Municipal Stadium, Kansas City, MO  
Tue Apr 08 1969, 4:33 AM EST  
Att. 17,688 - Cloudy - 68 F

livebaseballscores.com

AB	44
R	3
H	12
RBI	3
BB	1
SO	3
LOB	13







Batter	1	2	3	4	5	6	7	8	9	10	11	12	13	14	15	16	17	AB	R	H	RBI	BB	SO	LOB	TOP															
Ted Uhlaender, L OBP: 0.214, SLG: 0.154 (1, 6)	4-3 BB		0-0 BB 1B	G3			0-0 3-1		0-0 L8			0-3 K			0-0 1B		0-0 F2	7	1	2	0	1	1	4																
Rod Carew, L OBP: 0.417, SLG: 0.500 (1, 4)	4-3		0-0 BB 1B		0-0 F8 S 2B		0-3 K		0-0 F6			0-0 F9			0-0 4-3			7	1	3	1	0	1	2																
Tony Oliva, L OBP: 0.167, SLG: 0.167 (1, 9)	K		0-0 F4		0-0 F8		0-0 3-1		0-3 K			0-0 K			0-0 F9			7	0	0	0	0	3	5																
Harmon Killebrew, R OBP: 0.167, SLG: 0.091 (7, 3)	K		4-0 BB 1B		0-0 5-3		0-0 F8		0-0 F3			0-0 F9			0-0 9-6		0-3 K	6	0	0	0	1	1	2																
Graig Nettles, L OBP: 0.500, SLG: 1.000 Cesar Tovar, R OBP: 0.167, SLG: 0.167 (8, 7)		0-0 L9	0-0 E6		4-0 BB		0-0 CS 1B		0-3 K			0-3 K			0-0 6-3		0-0 F9	3	0	1	0	1	0	2																
Rich Reese, L OBP: 0.375, SLG: 0.625 Frank Quiñici, R OBP: 0.500, SLG: 0.333 (7, 5)		0-3 K		0-0 F9 2B	0-0 G3		4-0 BB		0-3 K			0-3 K			0-0 5-3		0-0 FC1-4 1B	3	0	1	0	0	1	1																
Leo Cardenas, R OBP: 0.250, SLG: 0.100 (1, 6)		0-0 6-3		4-0 BB		0-0 F2		0-3 K				0-0 6-3			0-0 F1		0-0 F2	6	0	0	0	1	1	2																
George Mitterwald, R OBP: 0.286, SLG: 0.167 (1, 2)			4-0 BB 1B	0-0 F6		0-0 CS 1B		0-0 F7				0-0 F8			0-0 L9		0-0 FC1-4 BB	6	1	1	0	1	0	3																
Jim Kaat, L Dave Boswell, R Ron Perranoski, L Charlie Manuel, L Joe Grzenda, R John Roseboro, L Bob Miller, R (17, 1)			0-3 K	0-0 F9		0-3 K		0-3 K				0-0 4-3			0-0 3-1		4-0 BB	5	0	0	0	0	3	4																
<b>Inning Stats</b>	R: 0 E: 0 K: 2 S: 7	H: 0 LOB: 1 BB: 1 P: 11	R: 0 E: 0 K: 1 S: 5	H: 0 LOB: 0 BB: 0 P: 5	R: 2 E: 1 K: 1 S: 7	H: 2 LOB: 2 BB: 2 P: 15	R: 0 E: 0 K: 0 S: 4	H: 1 LOB: 1 BB: 1 P: 8	R: 1 E: 0 K: 1 S: 4	H: 1 LOB: 0 BB: 0 P: 5	R: 0 E: 0 K: 1 S: 5	H: 0 LOB: 0 BB: 0 P: 5	R: 0 E: 0 K: 1 S: 5	H: 0 LOB: 0 BB: 0 P: 5	R: 0 E: 0 K: 2 S: 7	H: 0 LOB: 0 BB: 0 P: 7	R: 0 E: 0 K: 1 S: 5	H: 0 LOB: 0 BB: 0 P: 5	R: 0 E: 0 K: 0 S: 3	H: 1 LOB: 0 BB: 0 P: 3	R: 0 E: 0 K: 0 S: 3	H: 0 LOB: 0 BB: 0 P: 3	R: 0 E: 0 K: 1 S: 5	H: 0 LOB: 0 BB: 0 P: 5	R: 0 E: 0 K: 1 S: 4	H: 1 LOB: 2 BB: 1 P: 8	1B: 7 2B: 3 3B: 0 HR: 0	SF: 0 SAC: 0 DP: 1 HBP: 0	WP: 0 PB: 0 SB: 1 CS: 2	PA: 64										
<b>PITCHER</b>	IP WLS BF H R ER SO BB IBB HBP BLK WP HR S P ERA WHIP																							IP WLS BF H R ER SO BB IBB HBP BLK WP HR S P ERA WHIP																
Roger Nelson, R ERA: 3.6 (1, 1)	5.0	24	4	3	2	4	5	0	0	0	0	0	0	0	27	47	3.60	1.800																						
Steve Jones, L ERA: (6, 1)	2.0	6	1	0	0	2	0	0	0	0	0	0	0	10	10	0.00	0.500																							
Bill Butler, L ERA: (8, 1)	5.0	16	1	0	0	6	1	0	0	0	0	0	0	27	31	0.00	0.400																							
Moe Drabowsky, R ERA: (13, 1)	4.2	17	3	0	0	1	1	0	0	0	0	0	0	18	22	0.00	0.857																							
Tom Burgmeier, L ERA: 6.75 (17, 1)	0.1	W	1	0	0	0	0	0	0	0	0	0	0	1	1	0.00	0.000																							

Minnesota Twins @ Kansas City Royals  
Municipal Stadium, Kansas City, MO

Wed Apr 09 1969, 7:05 PM EST  
Att. 13,731 - Unknown - 60 F

AB	57
R	3
H	9
RBI	1
BB	7
SO	13
LOB	25





Batter	1	2	3	4	5	6	7	8	9	10	11	12	13	14	15	16	17	AB	R	H	RBI	BB	SO	LOB
Lou Piniella, R OBP: 0.500, SLG: 0.500 (1, 8)	K		FC5-4		1-4-3			L9		G6-4-3					6-3			7	0	1	1	1	1	2
Jerry Adair, R OBP: 0.333, SLG: 0.333 Pat Kelly, L (8, PR)	F8			K	6-3			E6			WP	FC2						4	0	1	0	0	1	0
Juan Rios, R OBP: 1.000, SLG: 1.000 Joe Keough, L OBP: 0.667, SLG: 0.667 (13, 7)								4-3			1B							0	1	0	0	0	0	0
Ed Kirkpatrick, L OBP: 0.077, SLG: 0.077 (13, 4)	1-3							4-3										7	1	1	0	0	2	2
Joe Foy, R OBP: 0.385, SLG: 0.273 (1, 5)		F2																5	1	2	1	2	1	0
Chuck Harrison, R OBP: 0.508, SLG: 0.250 (1, 3)		F4																7	0	2	1	0	0	3
Jim Campanis, R OBP: 0.250, SLG: 0.167 (1, 2)		F9																5	0	0	1	1	2	2
Bob Oliver, R OBP: 0.508, SLG: 0.100 (1, 9)																		5	0	0	0	2	0	1
Jackie Hernandez, R OBP: 0.333, SLG: 0.200 (1, 6)																		5	1	1	0	2	1	3
Roger Nelson, R OBP: 1.000, SLG: 1.000 Hawk Taylor, R Steve Jones, L Elie Rodriguez, R Bill Butler, L Mike Fiore, L Moe Drabowsky, R Tom Burgmeier, L (17, 1)																		1	0	1	0	0	0	0

Inning Stats	R: 0	H: 0	E: 0	K: 1	S: 5	LOB: 0	BB: 0	P: 5	R: 0	H: 0	E: 0	K: 0	S: 3	LOB: 0	BB: 0	P: 3	R: 0	H: 1	E: 0	K: 0	S: 3	LOB: 1	BB: 1	P: 7	R: 2	H: 3	E: 0	K: 1	S: 8	LOB: 2	BB: 1	P: 12	R: 0	H: 0	E: 0	K: 0	S: 3	LOB: 0	BB: 0	P: 3	R: 0	H: 0	E: 0	K: 1	S: 5	LOB: 1	BB: 1	P: 9	R: 0	H: 0	E: 0	K: 0	S: 3	LOB: 0	BB: 0	P: 3	R: 1	H: 2	E: 1	K: 0	S: 4	LOB: 2	BB: 0	P: 4	R: 0	H: 0	E: 0	K: 0	S: 3	LOB: 0	BB: 0	P: 3	R: 0	H: 1	E: 0	K: 0	S: 3	LOB: 0	BB: 0	P: 3	R: 0	H: 1	E: 0	K: 1	S: 5	LOB: 1	BB: 1	P: 9	R: 0	H: 0	E: 0	K: 1	S: 5	LOB: 0	BB: 4	P: 18	R: 0	H: 0	E: 0	K: 1	S: 5	LOB: 0	BB: 0	P: 5	R: 0	H: 0	E: 0	K: 1	S: 5	LOB: 0	BB: 0	P: 5	R: 0	H: 1	E: 0	K: 0	S: 3	LOB: 0	BB: 0	P: 3	R: 0	H: 1	E: 0	K: 2	S: 8	LOB: 1	BB: 0	P: 8	R: 1	H: 1	E: 0	K: 0	S: 3	LOB: 1	BB: 1	P: 7	1B: 11	SF: 1	2B: 0	SAC: 0	3B: 0	DP: 4	HR: 0	HBP: 0	WP: 2	PA: 65
PITCHER	IP	WLS	BF	H	R	ER	SO	BB	IBB	HBP	BLK	WP	HR	S	P	ERA	WHIP																																																																																																																																	
Jim Kaat, L ERA: 1.64	(1, 1)	11.0	42	8	3	2	4	4	1	0	0	2	0	45	65	1.64	1.091																																																																																																																																	
Dave Boswell, R ERA: 0.00	(12, 1)	0.2	4	0	0	0	0	2	1	0	0	0	0	1	13	0.00	3.000																																																																																																																																	
Ron Perranoski, L ERA: 0.00	(12, 1)	2.1	7	0	0	0	2	0	0	0	0	0	0	11	11	0.00	0.000																																																																																																																																	
Joe Grzenda, L ERA: 3.86	(15, 1)	2.0	7	2	0	0	2	0	0	0	0	0	0	11	11	0.00	1.000																																																																																																																																	
Bob Miller, R ERA: 13.5	(17, 1)	0.2	L 4	1	1	1	0	1	0	0	0	0	0	3	7	13.50	3.000																																																																																																																																	

Minnesota Twins @ Kansas City Royals  
Municipal Stadium, Kansas City, MO  
Wed Apr 09 1969, 7:05 PM EST  
Att. 13,731 - Unknown - 60 F

livebaseballscorecards.com

AB	54
R	4
H	11
RBI	4
BB	9
SO	8
LOB	18



Batter	1	2	3	4	5	6	7	8	9	AB R H RBI BB SO LOB	TOP												
Lou Piniella, R (1, 8) OBP: 0.444, SLG: 0.400	0-0 F4		0-0 E6		4-0 BB			0-3 K		3 0 0 0 1 1 0	<b>Kansas City Royals @ Oakland Athletics</b> <b>Oakland-Alameda County Coliseum, Oakland, CA</b> Fri Apr 11 1969, 6:05 PM PST Att. 5,505 - Sunny												
Pat Kelly, L (1, 7) OBP: 0.250, SLG: 0.250	0-0 4-3		0-0 F5		0-0 L8			0-0 1B 1B		4 0 1 0 0 0 3													
Joe Keough, L (1, 9) OBP: 0.571, SLG: 0.571	0-0 F8			0-0 G5-4-3 1B		0-0 F9		0-0 1-2 1B		4 0 2 0 0 0 0													
Joe Foy, R (1, 5) OBP: 0.294, SLG: 0.200		0-0 F4		0-0 G5-4-3 1-2f		0-0 L8		0-0 F3		4 0 0 0 0 0 3													
Mike Fiore, L (1, 3) OBP: 0.800, SLG: 0.667		4-0 1B BB		0-0 1B		0-0 L8			0-0 FC6-4 1B	3 0 2 0 1 0 0													
Jerry Adair, R (1, 4) OBP: 0.308, SLG: 0.308		0-0 1-3 1B		0-0 F4			0-0 L8		0-0 FC6-4 FC3-6 1-2f	4 0 1 0 0 0 2													
Ellie Rodriguez, R (1, 2) OBP: 0.250, SLG: 0.286 Ed Kirkpatrick, L (7, PH) OBP: 0.067, SLG: 0.067		0-0 G5-4-3 1-2f			4-0 6-3 BB		0-0 G3		0-0 FC3-6 1-2f	1 0 0 0 1 0 2 2 0 0 0 0 0 1													
Jackie Hernandez, R (1, 6) OBP: 0.286, SLG: 0.167 George Spriggs, L (7, PH) Juan Rios, R (7, 6) OBP: 0.500, SLG: 0.500			0-0 6-3		0-0 6-3		0-3 K		0-3 K	2 0 0 0 0 0 1 1 0 0 0 0 1 0 1 0 0 0 0 1 1													
Dave Morehead, R (1, 1) Dick Drago, R (3, 1) Chuck Harrison, R (8, PH) OBP: 0.286, SLG: 0.231 Mike Hedlund, R (8, 1)			0-3 K		0-3 K			0-3 K		1 0 0 0 0 1 0 1 0 0 0 0 1 1 1 0 0 0 0 1 0 0 0 0 0 0 0 0													
<b>Inning Stats</b>	R: 0 E: 0 K: 0 S: 3	H: 0 LOB: 0 BB: 0 P: 3	R: 0 E: 0 K: 0 S: 3	H: 1 LOB: 1 BB: 1 P: 7	R: 0 E: 1 K: 1 S: 6	H: 0 LOB: 1 BB: 0 P: 6	R: 0 E: 0 K: 0 S: 4	H: 2 LOB: 1 BB: 0 P: 4	R: 0 E: 0 K: 1 S: 5	H: 0 LOB: 2 BB: 2 P: 13		R: 0 E: 0 K: 0 S: 3	H: 0 LOB: 0 BB: 0 P: 3	R: 0 E: 0 K: 1 S: 5	H: 0 LOB: 0 BB: 0 P: 5	R: 0 E: 0 K: 2 S: 9	H: 2 LOB: 2 BB: 0 P: 9	R: 0 E: 0 K: 1 S: 6	H: 1 LOB: 1 BB: 0 P: 6	1B: 6 2B: 0 3B: 0 HR: 0	SF: 0 SAC: 0 DP: 2 HBP: 0	WP: 0 PB: 0 SB: 0 CS: 0	PA: 35
<b>PITCHER</b> Catfish Hunter, R (1, 1) ERA:	IP 9.0	WLS W	BF 35	H 6	R 0	ER 0	SO 6	BB 3	IBB 0	HBP 0	BLK 0	WP 0	HR 0	S 44	P 56	ERA 0.00	WHIP 1.000						<b>PITCHER</b> IP WLS BF H R ER SO BB IBB HBP BLK WP HR S P ERA WHIP

livebaseballscorecards.com

<b>AB</b>	<b>32</b>
<b>R</b>	<b>0</b>
<b>H</b>	<b>6</b>
<b>RBI</b>	<b>0</b>
<b>BB</b>	<b>3</b>
<b>SO</b>	<b>6</b>
<b>LOB</b>	<b>14</b>





Batter	1	2	3	4	5	6	7	8	9	AB R H RBI BB SO LOB
Bert Campaneris, R (1, 6) SS	0-3 K	0-3 K		0-0 6-3			0-0 6-3			4 0 0 0 0 2 1
Mike Hershberger, R (1, 7) OBP: 0.250, SLG: 0.182 BB	4-0 CS BB		0-0 F4		0-0 F3		0-0 1B			3 0 1 0 1 0 0
Reggie Jackson, L (1, 9) OBP: 0.167, SLG: 0.182 X	0-0 6-3 1-2		4-0 1B 2B BB		0-3 K		0-0 F6			3 1 0 0 1 1 2
Sal Bando, R (1, 5) OBP: 0.417, SLG: 0.300 BB		4-0 2B BB	0-0 2B 1B		4-0 BB		0-0 4-3			2 2 1 0 2 0 0
Danny Cater, R (1, 3) OBP: 0.636, SLG: 0.727 SS	0-3 K	0-0 L9 1-H 3-H	0-0 2B		0-0 L9		0-0 1B			4 0 2 2 0 1 2
Rick Monday, L (1, 8) OBP: 0.200, SLG: 0.111 BB	4-0 2B 1B BB	0-0 L9	0-0 2-3		0-3 K		0-0 L7			3 1 0 0 1 1 2
Dick Green, R (1, 4) OBP: 0.455, SLG: 0.800 X	0-0 1B 2B	0-0 1-3 2-H	0-0 1-3		0-0 L9		0-3 K			4 1 1 1 0 1 2
Dave Duncan, R (1, 2) OBP: 0.111, SLG: 0.125 X	0-0 2-H 3-H 1B		0-0 5-3		0-0 5-3		0-3 K			3 0 1 2 0 1 0
Catfish Hunter, R (1, 1) X	0-0 L9		0-0 5-3				0-0 6-3			3 0 0 0 0 0 1

Inning Stats	R: 0 E: 0 K: 1 S: 4	H: 0 LOB: 0 BB: 1 P: 8	R: 3 E: 0 K: 2 S: 9	H: 2 LOB: 1 BB: 2 P: 17	R: 2 E: 0 K: 0 S: 5	H: 2 LOB: 1 BB: 1 P: 9	R: 0 E: 0 K: 0 S: 3	H: 0 LOB: 0 BB: 0 P: 3	R: 0 E: 0 K: 1 S: 5	H: 0 LOB: 1 BB: 1 P: 9	R: 0 E: 0 K: 2 S: 7	H: 0 LOB: 0 BB: 0 P: 7	R: 0 E: 0 K: 0 S: 4	H: 1 LOB: 1 BB: 0 P: 4	R: 0 E: 0 K: 1 S: 6	H: 1 LOB: 1 BB: 0 P: 6
1B: 4 2B: 2 3B: 0 HR: 0	SF: 0 SAC: 0 DP: 0 HBP: 0	WP: 0 PB: 0 SB: 0 CS: 1	PA: 34													

PITCHER	IP	WLS	BF	H	R	ER	SO	BB	IBB	HBP	BLK	WP	HR	S	P	ERA	WHIP
Dave Morehead, R (1, 1) ERA: 19.29	2.1	L	13	3	5	5	3	4	0	0	0	0	0	15	31	19.29	3.000
Dick Drago, R (3, 1) ERA:	4.2		17	2	0	0	3	1	0	0	0	0	0	22	26	0.00	0.643
Mike Hedlund, R (8, 1) ERA:	1.0		4	1	0	0	1	0	0	0	0	0	0	6	6	0.00	1.000

**BOTTOM**

**Kansas City Royals @ Oakland Athletics**  
**Oakland-Alameda County Coliseum, Oakland, CA**  
 Fri Apr 11 1969, 6:05 PM PST  
 Att: 5,505 - Sunny

[livebaseballscorecards.com](http://livebaseballscorecards.com)

<b>AB</b>	<b>29</b>
<b>R</b>	<b>5</b>
<b>H</b>	<b>6</b>
<b>RBI</b>	<b>5</b>
<b>BB</b>	<b>5</b>
<b>SO</b>	<b>7</b>
<b>LOB</b>	<b>10</b>



Batter	1	2	3	4	5	6	7	8	9	AB R H RBI BB SO LOB	TOP											
Pat Kelly, L (1, 8) OBP: 0.444, SLG: 0.429	0-3 K		4-0 S 1B BB		4-0 SH3 2B BB	0-0 L8	0-0 2B			3 2 1 2 2 1 0												
Jackie Hernandez, R (1, 6) OBP: 0.278, SLG: 0.188	0-0 4-3		0-0 2B 1B		0-0 SH3	0-0 5-3	0-0 6-3			4 0 1 2 0 0 3												
Joe Keough, L (1, 9) OBP: 0.583, SLG: 0.750	0-0 F2		0-0 FC6-2 2B		0-0 BB 2B			0-0 6-3		5 1 3 1 0 0 0												
Joe Foy, R (1, 5) OBP: 0.273, SLG: 0.158		0-0 6-3	0-0 FC6-2 2B		4-0 BB 1B IBB	0-0 5-3		0-3 K		4 1 0 0 1 1 2												
Mike Fiore, L (1, 3) OBP: 0.700, SLG: 0.400		4-0 BB		0-0 4-3	4-0 BB 1B BB		4-0 WP S 2B BB	0-0 4-1		2 2 0 0 3 0 0												
Lou Piniella, R (1, 7) OBP: 0.455, SLG: 0.353 George Spriggs, L (7, PR) (7, 7)	0-3 K			0-3 K	4-0 E 1B BB		1-0 WP 2B HBP		0-0 1-3	2 0 0 1 1 2 1 1 1 0 0 0 0 0												
Jim Campanis, R (1, 2) OBP: 0.308, SLG: 0.364	0-3 K			0-0 1B 2B	0-0 E7 1B		0-3 K		0-0 5-3	5 1 2 2 0 2 3												
Juan Rios, R (1, 4) OBP: 0.429, SLG: 0.429			0-0 S BB 1B 1B		0-0 K		0-3 K		0-0 5-3	5 1 2 1 0 2 5												
Steve Jones, L (1, 1) Dave Wickersham, R (9, 1)			0-3 K		0-0 6-3	0-0 3-1		4-0 2B BB		3 0 0 0 1 1 4 0 0 0 0 0 0 0												
<b>Inning Stats</b>	R: 0 E: 0 K: 1 S: 5	H: 0 LOB: 0 BB: 0 P: 5	R: 0 E: 0 K: 2 S: 7	H: 0 LOB: 1 BB: 1 P: 11	R: 2 E: 0 K: 1 S: 7	H: 3 LOB: 1 BB: 1 P: 11	R: 1 E: 0 K: 1 S: 7	H: 2 LOB: 1 BB: 0 P: 7	R: 4 E: 1 K: 1 S: 7	H: 2 LOB: 2 BB: 4 P: 23	R: 0 E: 0 K: 0 S: 4	H: 1 LOB: 1 BB: 0 P: 4	R: 2 E: 0 K: 2 S: 8	H: 1 LOB: 3 BB: 2 P: 17	R: 0 E: 0 K: 1 S: 5	H: 0 LOB: 0 BB: 0 P: 5	R: 0 E: 0 K: 0 S: 3	H: 0 LOB: 0 BB: 0 P: 3	1B: 5 2B: 4 3B: 0 HR: 0	SF: 0 SAC: 1 DP: 0 HBP: 1	WP: 1 PB: 0 SB: 3 CS: 0	PA: 44
<b>PITCHER</b>	IP WLS BF H R ER SO BB IBB HBP BLK WP HR S P ERA WHIP																					
Chuck Dobson, R (1, 1) ERA: 8.31	4.1 L 20 5 4 4 5 3 0 0 0 0 0 0 27 39 8.31 1.846																					
Jim Roland, L (5, 1) ERA:	0.0 3 1 0 0 0 0 1 1 0 0 0 0 1 9 ∞ ∞																					
Rollie Fingers, R (5, 1) ERA:	0.2 4 1 3 3 1 1 0 0 0 0 0 0 5 9 40.50 3.000																					
John Wyatt, R (6, 1) ERA: 9.0	2.0 11 2 2 2 2 2 0 1 0 1 0 12 21 9.00 2.000																					
Ed Sprague, R (8, 1) ERA: 2.45	2.0 6 0 0 0 0 1 0 0 0 0 0 0 8 8 0.00 0.000																					

**Kansas City Royals @ Oakland Athletics**  
 Oakland-Alameda County Coliseum, Oakland, CA  
 Sat Apr 12 1969, 3:33 AM PST  
 Att. 4,204 - Cloudy

AB	34
R	9
H	9
RBI	9
BB	8
SO	9
LOB	18









Batter	1	2	3	4	5	6	7	8	9	AB R H RBI BB SO LOB	TOP												
Pat Kelly, L (1, 8) OBP: 0.429, SLG: 0.364	0-0 G4-6-3 BB 1B		0-3 K		4-0 BB		0-0 L4		0-0 F8	4 0 1 0 1 1 0	<b>Kansas City Royals @ Oakland Athletics</b> <b>Oakland-Alameda County Coliseum, Oakland, CA</b> Sun Apr 13 1969, 3:33 AM PST Sunny  <b>AB 30</b> <b>R 4</b> <b>H 7</b> <b>RBI 3</b> <b>BB 6</b> <b>SO 5</b> <b>LOB 15</b>												
Jackie Hernandez, R (1, 6) OBP: 0.304, SLG: 0.200	4-0 G4-6-3 BB 1-2		0-0 6-3		0-3 K		0-3 K		0-0 1B	4 0 1 0 1 2 2													
Joe Keough, L (1, 9) OBP: 0.471, SLG: 0.588	0-0 G4-6-3 1-2f 2-3		0-0 3-1		0-0 L9		0-0 L9		0-0 4-3	5 1 1 0 0 0 3													
Joe Foy, R (1, 5) OBP: 0.308, SLG: 0.182	0-0 6-3			4-0 CS BB		0-0 E6 FC3-5		0-0 E5 1-H FC6-2-5-3-4		3 0 1 0 1 0 1													
Mike Fiore, L (1, 3) OBP: 0.643, SLG: 0.750		0-0 HR		0-0 F5 1-2		0-0 FC3-5 1B		4-0 BB CB-2-5-3-4		3 2 1 1 1 0 2													
George Spriggs, L (1, 7) OBP: 0.333, SLG: 0.200		4-0 WP PB SH1-3 BB		0-0 L8		0-0 1B 1-2		0-0 FC6-2-5-3-4 BB 1-2 3-H		3 1 1 0 1 0 2													
Jerry Adair, R (1, 4) OBP: 0.353, SLG: 0.313		0-0 1-3 1-2		0-0 L8		0-0 1B 1-3 2-H		4-0 FC BB 1-2		3 0 1 1 1 0 1													
Ellie Rodriguez, R (1, 2) OBP: 0.273, SLG: 0.222		0-0 SH1-3 2-H		1-0 SH2-4 HBP		0-0 6-3		0-0 FC 1-2f		2 0 0 1 0 0 4													
Bill Butler, L (1, 1) Moe Drabowsky, R (6, 1)		0-3 K		0-0 SH2-4		0-3 K		0-0 5-3		1 0 0 0 0 1 0 2 0 0 0 0 1 0													
<b>Inning Stats</b>	R: 0 E: 0 K: 0 S: 3	H: 1 LOB: 1 BB: 1 P: 7	R: 2 E: 0 K: 1 S: 6	H: 1 LOB: 0 BB: 1 P: 10	R: 0 E: 0 K: 1 S: 5	H: 0 LOB: 0 BB: 0 P: 5	R: 0 E: 0 K: 0 S: 2	H: 0 LOB: 0 BB: 1 P: 6	R: 0 E: 0 K: 1 S: 5	H: 0 LOB: 2 BB: 1 P: 10	R: 1 E: 1 K: 0 S: 6	H: 2 LOB: 2 BB: 0 P: 6	R: 0 E: 0 K: 2 S: 7	H: 0 LOB: 0 BB: 0 P: 7	R: 1 E: 1 K: 0 S: 4	H: 2 LOB: 2 BB: 2 P: 12	R: 0 E: 0 K: 0 S: 4	H: 1 LOB: 1 BB: 0 P: 4	1B: 6 2B: 1 3B: 0 HR: 1	SF: 0 SAC: 2 DP: 2 HBP: 1	WP: 1 PB: 1 SB: 0 CS: 1	PA: 39	
<b>PITCHER</b> Blue Moon Odom, R (1, 1) ERA: 1.69 Lew Krausse, R (8, 1) ERA:	IP 7.0 2.0	WLS L	BF 29 10	H 4 3	R 3 1	ER 1 0	SO 5 0	BB 4 2	IBB 0 0	HBP 1 0	BLK 0 0	WP 1 0	HR 1 0	S 34 8	P 51 16	ERA 1.29 0.00	WHIP 1.143 2.500						<b>PITCHER</b> IP WLS BF H R ER SO BB IBB HBP BLK WP HR S P ERA WHIP

livebaseballscorecards.com



Batter	1	2	3	4	5	6	7	8	9	AB	R	H	RBI	BB	SO	LOB
<b>Bert Campaneris, R</b> OBP: 0.048, SLG: 0.048 (1, 6)	0-3 <b>K</b>		0-0 BB 1B		0-0 <b>G3</b>		0-0 <b>FC5-4</b> 1-2f			4	0	1	0	0	1	1
<b>Mike Hershberger, R</b> OBP: 0.300, SLG: 0.222 (1, 7) (8, 8)	0-0 <b>F6</b>		4-0 1-2 BB			0-0 <b>F3</b>		0-0 <b>FC4-6</b> 1B		3	0	1	0	1	0	0
<b>Reggie Jackson, L</b> OBP: 0.143, SLG: 0.150 (1, 9)	0-0 <b>F7</b>		0-3 <b>K</b>			0-0 <b>L8</b>		0-0 <b>F8</b>		4	0	0	0	0	1	4
<b>Sal Bando, R</b> OBP: 0.450, SLG: 0.500 (1, 5)		0-0 <b>L8</b>		0-0 <b>HR</b>		4-0 BB BB		0-0 <b>FC4-6</b> 1-2f		3	1	1	1	1	0	1
<b>Danny Cater, R</b> OBP: 0.474, SLG: 0.611 (1, 3) (8, 7)		0-0 <b>1-3</b>		0-0 <b>6-3</b>		4-0 1-2 BB		0-0 <b>F9</b>		3	0	0	0	1	0	1
<b>Dick Green, R</b> OBP: 0.421, SLG: 0.667 (1, 4)		0-3 <b>K</b>		0-0 <b>1-3</b>		0-0 <b>F3</b>			0-0 <b>F4</b>	4	0	0	0	0	1	2
<b>Jim Pagliaroni, R</b> OBP: 0.333, SLG: 0.625 (1, 2)			4-0 1B SH1-3 BB		0-0 <b>F9</b>		0-0 <b>L8</b>		0-3 <b>K</b>	3	0	0	0	1	1	0
<b>Joe Nossek, R</b> (1, 8)						0-0 <b>F3</b>		0-0 <b>L8</b>		2	0	0	0	0	0	1
<b>John Donaldson, L</b> (7, PH)							0-0 <b>F6</b>		0-0 <b>F8</b>	1	0	0	0	0	0	0
<b>Lew Krausse, R</b> (8, 1)										0	0	0	0	0	0	0
<b>Ted Kubiak, S</b> OBP: 0.500, SLG: 1.000 (9, PH)										1	0	0	0	0	0	0
<b>Blue Moon Odom, R</b> (1, 1)							0-0 <b>5-3</b>			1	0	0	0	0	0	0
<b>Ray Webster, L</b> OBP: 1.000, SLG: 1.000 (7, PH) (8, 3)			0-0 SH1-3 1-2					0-0 <b>FC5-4</b> 1B		1	0	1	0	0	0	0

Inning Stats	R: 0	H: 0	E: 0	K: 1	S: 5	LOB: 0	BB: 0	P: 5	R: 0	H: 0	E: 0	K: 1	S: 5	LOB: 0	BB: 0	P: 5	R: 0	H: 1	E: 0	K: 1	S: 6	LOB: 3	BB: 2	P: 14	R: 1	H: 1	E: 0	K: 0	S: 4	LOB: 0	BB: 0	P: 4	R: 0	H: 0	E: 0	K: 0	S: 3	LOB: 0	BB: 0	P: 3	R: 0	H: 0	E: 0	K: 0	S: 3	LOB: 2	BB: 2	P: 11	R: 0	H: 1	E: 0	K: 0	S: 4	LOB: 1	BB: 0	P: 4	R: 0	H: 1	E: 0	K: 0	S: 4	LOB: 1	BB: 0	P: 4	R: 0	H: 0	E: 0	K: 1	S: 5	LOB: 0	BB: 0	P: 5	1B: 3	2B: 0	3B: 0	HR: 1	SF: 0	SAC: 1	DP: 0	HBP: 0	WP: 0	PB: 0	SB: 0	CS: 0	PA: 35
--------------	------	------	------	------	------	--------	-------	------	------	------	------	------	------	--------	-------	------	------	------	------	------	------	--------	-------	-------	------	------	------	------	------	--------	-------	------	------	------	------	------	------	--------	-------	------	------	------	------	------	------	--------	-------	-------	------	------	------	------	------	--------	-------	------	------	------	------	------	------	--------	-------	------	------	------	------	------	------	--------	-------	------	-------	-------	-------	-------	-------	--------	-------	--------	-------	-------	-------	-------	--------

PITCHER	IP	WLS	BF	H	R	ER	SO	BB	IBB	HBP	BLK	WP	HR	S	P	ERA	WHIP
<b>Bill Butler, L</b> ERA: 0.84 (1, 1)	5.2	W	23	2	1	1	3	4	0	0	0	0	1	25	41	1.59	1.059
<b>Moe Drabowsky, R</b> ERA: (6, 1)	3.1	S	12	2	0	0	1	0	0	0	0	0	0	14	14	0.00	0.600

**BOTTOM**

**Kansas City Royals @ Oakland Athletics**  
Oakland-Alameda County Coliseum, Oakland, CA

Sun Apr 13 1969, 3:33 AM PST  
Sunny

<b>AB</b>	<b>30</b>
<b>R</b>	<b>1</b>
<b>H</b>	<b>4</b>
<b>RBI</b>	<b>1</b>
<b>BB</b>	<b>4</b>
<b>SO</b>	<b>4</b>
<b>LOB</b>	<b>10</b>



PITCHER	IP	WLS	BF	H	R	ER	SO	BB	IBB	HBP	BLK	WP	HR	S	P	ERA	WHIP
---------	----	-----	----	---	---	----	----	----	-----	-----	-----	----	----	---	---	-----	------



Batter	1	2	3	4	5	6	7	8	9	AB R H RBI BB SO LOB	TOP
Pat Kelly, L (1, 8) OBP: 0.389, SLG: 0.333	0-0 F8			0-0 F8		0-0 G3			0-0 G6-4-3 1B	4 0 1 0 0 0 0	
Jackie Hernandez, R (1, 6) OBP: 0.308, SLG: 0.261 Lou Piniella, R (9, PH) OBP: 0.435, SLG: 0.333	0-0 F8			0-0 WP 2B		0-0 4-3			0-0 G6-4-3 1-2 2-3	3 0 1 0 0 0 0 1 0 0 0 0 0 2	
Joe Keough, L (1, 9) OBP: 0.381, SLG: 0.476	0-0 1-3			0-0 F3 2-3			0-0 F5		0-0 F3	4 0 0 0 0 0 2	
Joe Foy, R (1, 5) OBP: 0.276, SLG: 0.160		0-0 1-3		0-3 K			0-0 F7			3 0 0 0 0 1 1	
Mike Fiore, L (1, 3) OBP: 0.529, SLG: 0.545		0-0 F5			0-0 F9		0-0 F5			3 0 0 0 0 0 0	
George Spriggs, L (1, 7) OBP: 0.333, SLG: 0.375		0-0 1-3			0-0 2B			0-0 F6		3 0 1 0 0 0 0	
Jerry Adair, R (1, 4) OBP: 0.300, SLG: 0.263			0-3 K		0-0 F9			0-0 L8		3 0 0 0 0 1 1	
Jim Campanis, R (1, 2) OBP: 0.267, SLG: 0.308 Mike Hedlund, R (6, 1) Tom Burgmeier, L (8, PH) Dick Drago, R (8, 1)			0-0 6-3		0-3 K			0-3 K		2 0 0 0 0 1 1 0 0 0 0 0 0 0 1 0 0 0 0 1 0 0 0 0 0 0 0 0	
Wally Bunker, R (1, 1) OBP: 0.333, SLG: 0.667 Ed Kirkpatrick, L (6, PH) Ed Kirkpatrick, L (6, 2)			0-3 K		0-0 F7			4-0 G6-4-3 1B BB		1 0 0 0 0 1 0 1 0 0 0 1 0 0	
<b>Inning Stats</b>	R: 0 E: 0 K: 0 S: 3 H: 0 LOB: 0 BB: 0 P: 3	R: 0 E: 0 K: 0 S: 3 H: 0 LOB: 0 BB: 0 P: 3	R: 0 E: 0 K: 2 S: 7 H: 0 LOB: 0 BB: 0 P: 7	R: 0 E: 0 K: 1 S: 6 H: 1 LOB: 1 BB: 0 P: 6	R: 0 E: 0 K: 1 S: 6 H: 1 LOB: 1 BB: 0 P: 6	R: 0 E: 0 K: 0 S: 3 H: 0 LOB: 0 BB: 0 P: 3	R: 0 E: 0 K: 0 S: 3 H: 0 LOB: 0 BB: 0 P: 3	R: 0 E: 0 K: 1 S: 5 H: 0 LOB: 0 BB: 0 P: 5	R: 0 E: 0 K: 0 S: 3 H: 1 LOB: 1 BB: 1 P: 7	1B: 1 2B: 2 3B: 0 HR: 0 SF: 0 SAC: 0 DP: 1 HBP: 0	WP: 1 PB: 0 SB: 0 CS: 0 PA: 30
<b>PITCHER</b> Jim Nash, R (1, 1) ERA: 1.2	IP: 9.0 WLS: W BF: 30 H: 3 R: 0 ER: 0 SO: 5 BB: 1 IBB: 0 HBP: 0 BLK: 0 WP: 1 HR: 0 S: 39 P: 43 ERA: 0.00 WHIP: 0.444										

Kansas City Royals @ Oakland Athletics  
Oakland-Alameda County Coliseum, Oakland, CA

Sun Apr 13 1969, 3:38 AM PST  
Att: 11,264 - Sunny

livebaseballscorecards.com

AB	29
R	0
H	3
RBI	0
BB	1
SO	5
LOB	7







Batter	1	2	3	4	5	6	7	8	9	AB R H RBI BB SO LOB	TOP											
Pat Kelly, L (1, 8) OBP: 0.304, SLG: 0.250	0-3 K		0-0 F8		0-0 6-3		0-0 4-3		0-0 4-3	5 0 0 0 0 1 1												
Jackie Hernandez, R (1, 6) OBP: 0.290, SLG: 0.250	0-0 1-3		0-3 K			0-0 E 1B	0-0 1-3		0-0 5-3	5 1 1 0 0 1 1												
Joe Keough, L (1, 9) OBP: 0.308, SLG: 0.385	0-3 K			0-0 F7		0-0 E6 1B FC3-2		0-0 3-1	0-0 4-3	5 0 0 0 0 1 1												
Joe Foy, R (1, 5) OBP: 0.364, SLG: 0.276		0-0 FC3-6 1B		0-0 1-3 S 1B		0-0 FC3-2 1B		0-0 WP E 1B		4 1 4 1 0 0 0												
Mike Fiore, L (1, 3) OBP: 0.524, SLG: 0.462		0-0 FC3-6 FC6 1-2f		4-0 1-3 BB		0-0 FC3-2 1B		4-0 E BB		2 0 0 0 2 0 3												
George Spriggs, L (1, 7) OBP: 0.308, SLG: 0.273		0-0 F8		0-0 1-3		4-0 1B BB		0-0 F8		3 0 0 0 1 0 5												
Jerry Adair, R (1, 4) OBP: 0.292, SLG: 0.261		0-0 FC6 1-2f		0-0 5-3		0-0 1-2 2-3 1B		0-0 E6 IBB		4 0 1 0 0 0 4												
Ellie Rodriguez, R (1, 2) OBP: 0.308, SLG: 0.200			1-0 SH5-4 HBP		0-0 4-3		0-0 3-1		4-0 1-2 IBB	1 0 0 0 0 0 0												
Ed Kirkpatrick, L (6, PH) OBP: 0.158, SLG: 0.059										1 0 0 0 1 0 3												
Roger Nelson, R (1, 1) OBP: 0.250, SLG: 0.250			0-0 SH5-4		0-3 K				0-3 K	3 0 0 0 0 3 3												
Dave Wickersham, R (9, 1)			1-2						0-3 K	0 0 0 0 0 0 0												
<b>Inning Stats</b>	R: 0 E: 0 K: 2 S: 7	H: 0 LOB: 0 BB: 0 P: 7	R: 0 E: 0 K: 0 S: 4	H: 1 LOB: 1 BB: 0 P: 4	R: 0 E: 0 K: 1 S: 5	H: 0 LOB: 1 BB: 0 P: 6	R: 0 E: 0 K: 0 S: 4	H: 1 LOB: 2 BB: 1 P: 8	R: 0 E: 0 K: 1 S: 5	H: 0 LOB: 0 BB: 0 P: 5	R: 1 E: 1 K: 0 S: 6	H: 3 LOB: 3 BB: 1 P: 10	R: 0 E: 0 K: 1 S: 5	H: 0 LOB: 0 BB: 0 P: 5	R: 1 E: 1 K: 1 S: 7	H: 1 LOB: 3 BB: 2 P: 15	R: 0 E: 0 K: 0 S: 3	H: 0 LOB: 0 BB: 0 P: 3	1B: 6 2B: 1 3B: 0 HR: 0	SF: 0 SAC: 1 DP: 1 HBP: 1	WP: 1 PB: 0 SB: 1 CS: 0	PA: 39
<b>PITCHER</b> Mike Marshall, R (1, 1) ERA: 2.77	IP 9.0	WLS L	BF 39	H 6	R 2	ER 1	SO 6	BB 3	IBB 1	HBP 1	BLK 0	WP 1	HR 0	S 46	P 63	ERA 1.00	WHIP 1.000					

**Kansas City Royals @ Seattle Pilots**  
 Sicks Stadium, Boston, MA  
 Mon Apr 14 1969, 9:05 PM EST  
 Att: 3,611 - Unknown - 49 F

[livebaseballscorecards.com](http://livebaseballscorecards.com)

<b>AB</b>	33
<b>R</b>	2
<b>H</b>	6
<b>RBI</b>	1
<b>BB</b>	4
<b>SO</b>	6
<b>LOB</b>	21







Batter	1	2	3	4	5	6	7	8	9	AB R H RBI BB SO LOB	TOP	
Pat Kelly, L (1, 8) OBP: 0.296, SLG: 0.217 Dick Drago, R (8, 1)	4-0 FC6-4 BB	0-0 FC6 1-2f			0-0 5-3			0-0 4-3		3 0 0 0 1 0 2 0 0 0 0 0 0 0		
Jackie Hernandez, R (1, 6) OBP: 0.257, SLG: 0.219	0-0 FC6-4 4-3 HR		0-0 F4		0-3 K			0-0 5-3		4 1 0 0 0 1 1		
Joe Keough, L (1, 9) OBP: 0.300, SLG: 0.367	0-0 4-3		0-0 1B			0-0 G3			0-0 F7	4 0 1 0 0 0 1		
Joe Foy, R (1, 5) OBP: 0.378, SLG: 0.394	0-0 HR		0-0 F9			0-0 G4-6-3 1B			0-0 F4	4 1 2 2 0 0 1		
Mike Fiore, L (1, 3) OBP: 0.480, SLG: 0.412	0-3 K		0-0 4-3			0-0 G4-6-3 1-2f			0-0 FC6-4 1B	4 0 1 0 0 1 2		
Lou Piniella, R (1, 7) OBP: 0.407, SLG: 0.318		0-0 G5-4-3 1B		0-0 F6			0-0 6-3		0-0 FC6-4 1-2f	4 0 1 0 0 0 1		
Jerry Adair, R (1, 4) OBP: 0.296, SLG: 0.269		0-0 G5-4-3 1-2f		0-0 G6-4-3 1B			0-0 6-3			3 0 1 0 0 0 1		
Jim Campanis, R (1, 2) OBP: 0.235, SLG: 0.267 Ed Kirkpatrick, L (7, PH) OBP: 0.150, SLG: 0.056 (7, 2)		0-0 E5 BB		0-0 G6-4-3 1-2f			0-0 4-3			2 0 0 0 0 0 1 1 0 0 0 0 0 0		
Dave Morehead, R (1, 1) Dave Wickersham, R (5, 1) George Spriggs, L (8, PH) OBP: 0.286, SLG: 0.250 (8, 8)		4-0 FC6 1-2 BB			0-0 1-3			0-3 K		1 0 0 0 1 0 0 0 0 0 0 0 0 0 1 0 0 0 0 1 0		
<b>Inning Stats</b>	R: 2 H: 1 E: 0 LOB: 0 K: 1 BB: 1 S: 6 P: 10	R: 0 H: 1 E: 1 LOB: 2 K: 0 BB: 1 S: 4 P: 8	R: 0 H: 1 E: 0 LOB: 1 K: 0 BB: 0 S: 4 P: 4	R: 0 H: 1 E: 0 LOB: 0 K: 0 BB: 0 S: 3 P: 3	R: 0 H: 0 E: 0 LOB: 0 K: 1 BB: 0 S: 5 P: 5	R: 0 H: 1 E: 0 LOB: 0 K: 0 BB: 0 S: 3 P: 3	R: 0 H: 0 E: 0 LOB: 0 K: 0 BB: 0 S: 3 P: 3	R: 0 H: 0 E: 0 LOB: 0 K: 1 BB: 0 S: 5 P: 5	R: 0 H: 1 E: 0 LOB: 1 K: 0 BB: 0 S: 4 P: 4	1B: 5 SF: 0 2B: 0 SAC: 0 3B: 0 DP: 3 HR: 1 HBP: 0	WP: 0 PA: 33 PB: 0 SB: 0 CS: 0	
<b>PITCHER</b> Joe Horlen, R (1, 1) ERA: 3.75	IP WLS BF H R ER SO BB IBB HBP BLK WP HR S P ERA WHIP	9.0 W 33 6 2 2 3 2 0 0 0 0 0 1 37 45 2.00 0.889										

**Kansas City Royals @ Chicago White Sox**  
Comiskey Park, Chicago, IL  
Wed Apr 16 1969, 4:33 AM EST  
Att: 11,163 - Cloudy

AB	31
R	2
H	6
RBI	2
BB	2
SO	3
LOB	10



livebaseballscorecards.com

Batter	1	2	3	4	5	6	7	8	9
<b>Carlos May, L</b> (1, 7) OBP: 0.524, SLG: 1.158	0-0 HR		4-0 SH5-4 BB		0-0 1-H HR		0-3 K		
<b>Luis Aparicio, R</b> (1, 6) OBP: 0.241, SLG: 0.192	0-0 FC3-6 1B		0-0 SH5-4		0-0 F7		0-0 F3		
<b>Pete Ward, L</b> (1, 9) OBP: 0.294, SLG: 0.467 <b>Ken Berry, R</b> (8, PH) OBP: 0.167, SLG: 0.118 (9, 8)	0-0 F7		4-0 G6-4-3 IBB		0-3 K		0-0 L1-3 1B		
<b>Bill Melton, R</b> (1, 5) OBP: 0.400, SLG: 0.571	0-0 FC3-6		0-0 G6-4-3		0-0 5-3		0-0 L1-3		
<b>Gail Hopkins, L</b> (1, 3) OBP: 0.345, SLG: 0.375	0-0 4-1		0-0 F5		0-0 F4		4-0 1B BB		
<b>Duane Josephson, R</b> (1, 2) OBP: 0.150, SLG: 0.105		0-0 6-3	0-3 K		0-0 HR 1B		4-0 1B BB		
<b>Buddy Bradford, R</b> (1, 8) OBP: 0.520, SLG: 0.714 (9, 9)		4-0 9-3 BB	0-0 5-3		0-0 1-H HR		0-0 FC6-4 1B		
<b>Sandy Alomar Sr., S</b> (1, 4) OBP: 0.150, SLG: 0.056		0-0 9-3	4-0 HR BB		0-3 K		0-0 FC6-4		
<b>Joe Horten, R</b> (1, 1) OBP: 0.250, SLG: 0.250			0-0 SH5-4 BB 1B		0-3 K		0-0 6-3		

Inning Stats	R: 1 E: 0 K: 0 S: 5	H: 2 LOB: 1 BB: 0 P: 5	R: 0 E: 0 K: 0 S: 2	H: 0 LOB: 0 BB: 1 P: 6	R: 0 E: 0 K: 0 S: 3	H: 1 LOB: 2 BB: 2 P: 11	R: 0 E: 0 K: 1 S: 5	H: 0 LOB: 0 BB: 0 P: 5	R: 2 E: 0 K: 2 S: 8	H: 1 LOB: 0 BB: 1 P: 12	R: 0 E: 0 K: 1 S: 7	H: 2 LOB: 0 BB: 0 P: 7	R: 0 E: 0 K: 1 S: 5	H: 0 LOB: 0 BB: 0 P: 5	R: 0 E: 0 K: 0 S: 4	H: 2 LOB: 3 BB: 2 P: 12
1B: 5 2B: 2 3B: 0 HR: 3	SF: 0 SAC: 1 DP: 3 HBP: 0	WP: 0 PB: 0 SB: 0 CS: 0	PA: 35													

PITCHER	IP	WLS	BF	H	R	ER	SO	BB	IBB	HBP	BLK	WP	HR	S	P	ERA	WHIP
<b>Dave Morehead, R</b> (1, 1) ERA: 10.8	4.1	L	19	4	3	3	2	3	1	0	0	0	2	19	35	6.23	1.615
<b>Dave Wickersham, R</b> (5, 1) ERA: 2.08	2.2		10	2	2	2	3	0	0	0	0	0	1	16	16	6.75	0.750
<b>Dick Drago, R</b> (8, 1) ERA:	1.0		6	2	0	0	0	2	0	0	0	0	0	4	12	0.00	4.000


**BOTTOM**

**Kansas City Royals @ Chicago White Sox**  
Comiskey Park, Chicago, IL

Wed Apr 16 1969, 4:33 AM EST  
Att. 11,163 - Cloudy

AB	R	H	RBI	BB	SO	LOB
3	2	2	3	1	1	0
3	0	1	0	0	0	0
2	0	0	0	1	1	1
1	0	1	0	0	0	0
4	0	0	0	0	0	5
3	0	0	0	1	0	1
3	1	1	0	1	1	0
3	1	2	2	1	0	0
3	1	0	0	1	1	4
3	0	1	0	0	1	1

AB	28
R	5
H	8
RBI	5
BB	6
SO	5
LOB	12



PITCHER	IP	WLS	BF	H	R	ER	SO	BB	IBB	HBP	BLK	WP	HR	S	P	ERA	WHIP
<b>Dave Morehead, R</b> (1, 1) ERA: 10.8	4.1	L	19	4	3	3	2	3	1	0	0	0	2	19	35	6.23	1.615
<b>Dave Wickersham, R</b> (5, 1) ERA: 2.08	2.2		10	2	2	2	3	0	0	0	0	0	1	16	16	6.75	0.750
<b>Dick Drago, R</b> (8, 1) ERA:	1.0		6	2	0	0	0	2	0	0	0	0	0	4	12	0.00	4.000



Batter	1	2	3	4	5	6	7	8	9	AB R H RBI BB SO LOB	TOP											
Bert Campaneris, R (1, 6) OBP: 0.079, SLG: 0.105	0-3 K		0-0 F9		0-3 K			0-0 F7		4 0 0 0 0 2 1												
Mike Hershberger, R (1, 7) Joe Nossek, R (8, 7) OBP: 0.250, SLG: 0.206	0-3 K		0-0 F4			0-0 FC3-6 1B		0-0 1-3		4 0 1 0 0 1 1 0 0 0 0 0 0 0												
Reggie Jackson, L (1, 9) OBP: 0.152, SLG: 0.250	0-3 K			0-0 2B 1B		0-3 K		0-0 F7		4 1 1 0 0 2 1												
Sal Bando, R (1, 5) OBP: 0.417, SLG: 0.548		0-0 E6 G6-4-3		0-0 1B 2B		0-0 FC3-6 FC6-4		0-0 F9		4 1 1 1 0 0 1												
Danny Cater, R (1, 3) OBP: 0.400, SLG: 0.469		0-0 G6-4-3 1-2f		0-0 F9		0-0 FC6-4 1-2f		4-0 1B WP BB		3 0 0 0 1 0 3												
Dick Green, R (1, 4) OBP: 0.400, SLG: 0.647		0-0 1B		0-0 CS 1B		0-0 F8		0-0 1-3 1B		4 0 3 1 0 0 0												
Rick Monday, L (1, 8) OBP: 0.217, SLG: 0.053		0-0 F4		0-0 F5 1-2		0-3 K		0-0 F8		4 0 0 0 0 1 4												
Jim Pagliaroni, R (1, 2) Phil Roof, R (7, 2) OBP: 0.353, SLG: 0.500			0-0 2B		0-0 5-3		0-0 F8			3 0 1 0 0 0 0 0 0 0 0 0 0 0												
Blue Moon Odom, R (1, 1) Lew Krausse, R (9, 1)			0-3 K		0-0 1-3			0-0 F6		3 0 0 0 0 1 1 0 0 0 0 0 0 0												
<b>Inning Stats</b>	R: 0 E: 0 K: 3 S: 9	H: 0 LOB: 0 BB: 0 P: 9	R: 0 E: 1 K: 0 S: 4	H: 1 LOB: 1 BB: 0 P: 4	R: 0 E: 0 K: 1 S: 6	H: 1 LOB: 1 BB: 0 P: 6	R: 2 E: 0 K: 0 S: 5	H: 3 LOB: 0 BB: 0 P: 5	R: 0 E: 0 K: 1 S: 5	H: 0 LOB: 0 BB: 0 P: 5	R: 0 E: 0 K: 1 S: 6	H: 1 LOB: 1 BB: 0 P: 6	R: 0 E: 0 K: 1 S: 5	H: 0 LOB: 0 BB: 0 P: 5	R: 0 E: 0 K: 0 S: 3	H: 0 LOB: 0 BB: 0 P: 3	R: 0 E: 0 K: 0 S: 4	H: 1 LOB: 2 BB: 1 P: 8	1B: 5 2B: 2 3B: 0 HR: 0	SF: 0 SAC: 0 DP: 1 HBP: 0	WP: 1 PB: 0 SB: 0 CS: 1	PA: 34
<b>PITCHER</b>	IP WLS BF H R ER SO BB IBB HBP BLK WP HR S P ERA WHIP																					
Roger Nelson, R (1, 1) ERA: 2.29	6.0 L 23 6 2 2 6 0 0 0 0 0 0 0 35 35 3.00 1.000																					
Steve Jones, L (7, 1) ERA: 2.03	3.0 11 1 0 0 1 1 0 0 0 1 0 12 16 0.00 0.667																					


Oakland Athletics @ Kansas City Royals  
Municipal Stadium, Kansas City, MO  
Sat Apr 19 1969, 4:33 AM EST  
Att. 16,747 - Unknown - 56 F

AB	33
R	2
H	7
RBI	2
BB	1
SO	7
LOB	12







Batter	1	2	3	4	5	6	7	8	9	AB R H RBI BB SO LOB	TOP											
Bert Campaneris, R (1, 6) OBP: 0.093, SLG: 0.140	0-0 L1-6 2B	0-0 FC5-4 1-2f 2-3		0-0 L6			0-0 6-3	0-0 FC5-4 1B 2-3		5 0 1 0 0 0 3												
Tommie Reynolds, R (1, 7) OBP: 0.417, SLG: 0.455 Joe Nossek, R (9, 7)	0-0 L1-6 2-3	0-0 F9			0-0 E5 P2-3		0-0 BB 1B	0-0 1B		5 1 2 0 0 0 3 0 0 0 0 0 0 0												
Mike Hershberger, R (1, 9) OBP: 0.256, SLG: 0.194 Reggie Jackson, L (7, PH) OBP: 0.171, SLG: 0.242	4-0 BB BB BB		0-0 F6		0-0 P2-3 1-2f		4-0 1B 1-2 3B BB	0-0 G3		2 0 0 0 1 0 1 1 1 0 0 1 0 2												
Sal Bando, R (1, 5) OBP: 0.439, SLG: 0.571	4-0 BB 1-2 BB		0-0 2B		0-3 K		0-0 L8		0-0 FC1-6 1B	4 0 2 0 1 1 2												
Danny Cater, R (1, 3) OBP: 0.400, SLG: 0.444	4-0 1-2 2-3 BB		0-0 F9			0-0 4-3	0-0 1-3 2-H 3B 1B	0-0 FC1-6 1-2f 3B		4 2 1 1 1 0 2												
Dick Green, R (1, 4) OBP: 0.400, SLG: 0.718	0-0 F3		0-0 F7			0-0 F8	0-0 1-H 3-H 3B	0-0 3B		5 0 2 3 0 0 4												
Jim Pagliaroni, R (1, 2) OBP: 0.364, SLG: 0.412 Phil Roof, R (9, 2)		4-0 FC5-4 E BB		0-0 F9		4-0 BB BB	0-0 5-3	0-0 F3		3 0 0 0 2 0 2 0 0 0 0 0 0 0	AB 37 R 5 H 10 RBI 5 BB 7 SO 2 LOB 25											
Rick Monday, L (1, 8) OBP: 0.286, SLG: 0.261		0-0 F9		0-0 HR		4-0 1-2 BB		0-0 FC6-4 1B	0-0 G3	4 1 2 1 1 0 2												
Jim Nash, R (1, 1) OBP: 0.143, SLG: 0.143		0-0 E3 FC5-4 1-2		0-3 K		0-0 F8		0-0 FC6-4 FC5-4 1-2f		4 0 0 0 0 1 4												
<b>Inning Stats</b>	R: 0 E: 0 K: 0 S: 3	H: 1 LOB: 3 BB: 3 P: 15	R: 0 E: 1 K: 0 S: 4	H: 0 LOB: 2 BB: 1 P: 8	R: 0 E: 0 K: 0 S: 4	H: 1 LOB: 1 BB: 0 P: 4	R: 1 E: 0 K: 1 S: 6	H: 1 LOB: 0 BB: 0 P: 6	R: 0 E: 1 K: 1 S: 5	H: 0 LOB: 0 BB: 0 P: 5	R: 0 E: 0 K: 0 S: 3	H: 0 LOB: 2 BB: 2 P: 11	R: 3 E: 0 K: 0 S: 6	H: 3 LOB: 1 BB: 1 P: 10	R: 0 E: 1 K: 0 S: 5	H: 2 LOB: 2 BB: 0 P: 5	R: 1 E: 0 K: 0 S: 5	H: 2 LOB: 1 BB: 0 P: 5	1B: 5 2B: 4 3B: 2 HR: 1	SF: 0 SAC: 0 DP: 2 HBP: 0	WP: 0 PB: 0 SB: 0 CS: 0	PA: 44
<b>PITCHER</b>	IP WLS BF H R ER SO BB IBB HBP BLK WP HR S P ERA WHIP																					
Bill Butler, L (1, 1) ERA: 1.08	6.0 L 27 3 1 1 2 6 0 0 0 0 0 1 25 49 1.50 1.500																					
Dick Drago, R (7, 1) ERA: 2.7	0.1 3 1 2 2 0 1 0 0 0 0 0 0 2 6 54.00 6.000																					
Dave Wickersham, R (7, 1) ERA: 2.61	1.2 9 4 1 1 0 0 0 0 0 0 0 0 9 9 5.40 2.400																					
Tom Burgmeier, L (9, 1) ERA: 10.13	1.0 5 2 1 1 0 0 0 0 0 0 0 0 5 5 9.00 2.000																					

Oakland Athletics @ Kansas City Royals  
Municipal Stadium, Kansas City, MO  
Sun Apr 20 1969, 4:33 AM EST  
Unknown

livebaseballscorecards.com

Batter	1	2	3	4	5	6	7	8	9	AB R H RBI BB SO LOB
Joe Keough, L (1, 9) OBP: 0.237, SLG: 0.289	0-3 K ①		0-0 6-3 ③			0-0 F2 ②		0-3 K ②		4 0 0 0 0 2 0
Jackie Hernandez, R (1, 6) OBP: 0.268, SLG: 0.216	0-3 K ②			0-0 4-3 ①		0-0 1B ③		0-0 6-3 ③		4 0 1 0 0 1 0
Mike Fiore, L (1, 3) OBP: 0.406, SLG: 0.304	0-3 K ③			0-0 F5 ②		0-0 L9 ③		0-0 L3 ①		4 0 0 0 0 1 1
Joe Foy, R (1, 5) OBP: 0.356, SLG: 0.350		0-0 5-3 ①		0-0 1B ③		0-0 G3 ①		0-0 F5 ②		4 0 1 0 0 0 0
Lou Piniella, R (1, 7) OBP: 0.371, SLG: 0.467		0-0 F4 ②		0-0 F8 ③		0-0 HR		0-0 F9 ③		4 1 1 1 0 0 1
Jerry Adair, R (1, 4) OBP: 0.294, SLG: 0.273		0-0 1B		0-0 6-3 ①		0-0 1B				3 0 2 0 0 0 0
Bob Oliver, R (1, 8) OBP: 0.211, SLG: 0.063		0-3 K ③		0-0 5-3 ②		0-3 K ②				3 0 0 0 0 2 2
Ellie Rodriguez, R (1, 2) OBP: 0.263, SLG: 0.188			0-0 L8 ①		0-0 4-3 ③		0-0 G3 ③			3 0 0 0 0 0 1
Bill Butler, L (1, 1) George Spriggs, L (6, PH) Dick Drago, R (7, 1) Dave Wickersham, R (7, 1) Ed Kirkpatrick, L (8, PH) Tom Burgmeier, L (9, 1)			0-3 K ②			0-0 F4 ①		0-0 F9 ①		1 0 0 0 0 0 1 0 1 0 1 0 0 0 0 0 0 0 0 0 0 0 0 0 0 0

Inning Stats	R: 0	H: 0	E: 0	K: 3	S: 9	LOB: 0	BB: 0	P: 9	R: 0	H: 1	E: 0	K: 1	S: 6	LOB: 1	BB: 0	P: 6	R: 0	H: 0	E: 0	K: 1	S: 5	LOB: 0	BB: 0	P: 5	R: 0	H: 1	E: 0	K: 0	S: 4	LOB: 1	BB: 0	P: 4	R: 0	H: 0	E: 0	K: 0	S: 3	LOB: 0	BB: 0	P: 3	R: 1	H: 2	E: 0	K: 1	S: 7	LOB: 1	BB: 0	P: 7	R: 0	H: 0	E: 0	K: 1	S: 5	LOB: 0	BB: 0	P: 5	R: 0	H: 0	E: 0	K: 0	S: 3	LOB: 0	BB: 0	P: 3	1B: 4	SF: 0	2B: 0	SAC: 0	3B: 0	DP: 0	HR: 1	HBP: 0	WP: 0	PA: 32
PITCHER Jim Nash, R (1, 1) ERA: 1.13	IP	WLS	BF	H	R	ER	SO	BB	IBB	HBP	BLK	WP	HR	S	P	ERA	WHIP	IP	WLS	BF	H	R	ER	SO	BB	IBB	HBP	BLK	WP	HR	S	P	ERA	WHIP																																								

**BOTTOM**

**Oakland Athletics @ Kansas City Royals**  
Municipal Stadium, Kansas City, MO

Sun Apr 20 1969, 4:33 AM EST  
Unknown

livebaseballscorecards.com

AB	32
R	1
H	5
RBI	1
BB	0
SO	7
LOB	5





Batter	1	2	3	4	5	6	7	8	9	AB R H RBI BB SO LOB	TOP																								
Bert Campaneris, R (1, 6) OBP: 0.104, SLG: 0.146	0-0 F2		0-0 BB HBP 1B	0-0 L7	0-0 L5			0-3 K2-3		5 0 1 0 0 1 4																									
Tommy Reynolds, R (1, 7) Joe Nossek, R (8, 7) OBP: 0.471, SLG: 0.467	0-0 5-3		1-0 BB 1-2 HBP		0-0 HR 1B	0-0 E 1B		0-0 F9		4 1 2 0 0 0 0 0 0 0 0 0 0 0																									
Reggie Jackson, L (1, 9) OBP: 0.225, SLG: 0.333	4-0 WP S BB		4-0 G4-6-3 1-2 2-3 BB		0-0 HR 1B	0-0 E6 1-3		0-0 4-3		3 1 1 2 2 0 1																									
Sal Bando, R (1, 5) OBP: 0.413, SLG: 0.513	4-0 WP 1-2 BB		0-0 G4-6-3 1-2f		0-0 E6 1B E	0-0 6-3		0-0 1-3		4 1 0 0 1 0 5																									
Danny Cater, R (1, 3) OBP: 0.378, SLG: 0.439	0-0 1-3 1-2 2-3			0-0 1B 2B 2B	0-0 F8	0-0 1-3		0-0 6-3		5 1 1 0 0 0 5																									
Dick Green, R (1, 4) OBP: 0.400, SLG: 0.682		0-0 5-3		0-0 2B 1B	0-0 BB E 1B	0-3 K		0-3 K		5 1 2 0 0 2 2																									
Rick Monday, L (1, 8) OBP: 0.250, SLG: 0.222		0-0 3-1		0-0 L6	0-0 E4 BB		0-0 4-3			4 0 0 1 0 0 3																									
Dave Duncan, R (1, 2) OBP: 0.188, SLG: 0.214		0-0 5-3		0-0 3-1 1-H 3-H 2B	0-0 1-2 2-3 BB		0-3 K			3 0 1 2 1 1 0																									
Catfish Hunter, R (1, 1) Ed Sprague, R (3, 1) Ray Webster, L (4, PH) Jim Roland, R (4, 1) John Donaldson, L (5, PH) John Wyatt, R (5, 1) Lew Krausse, R (8, 1) OBP: 0.167, SLG: 0.333 OBP: 0.450, SLG: 0.400			0-0 1-3	0-0 3-1	0-3 K		0-3 K			1 0 0 0 0 0 0 0 0 0 0 0 0 0 1 0 0 0 0 0 1 0 0 0 0 0 0 0 1 0 0 0 0 1 3 1 0 0 0 0 1 0 0 0 0 0 0 0 0																									
<b>Inning Stats</b>	R: 0 E: 0 K: 0 S: 3	H: 0 LOB: 2 BB: 2 P: 11	R: 0 E: 0 K: 0 S: 3	H: 0 LOB: 0 BB: 0 P: 3	R: 0 E: 0 K: 0 S: 3	H: 1 LOB: 2 BB: 1 P: 8	R: 2 E: 0 K: 0 S: 6	H: 3 LOB: 1 BB: 0 P: 6	R: 3 E: 2 K: 1 S: 10	H: 3 LOB: 3 BB: 1 P: 14	R: 0 E: 1 K: 1 S: 7	H: 1 LOB: 2 BB: 0 P: 7	R: 0 E: 0 K: 2 S: 7	H: 0 LOB: 0 BB: 0 P: 7	R: 0 E: 0 K: 1 S: 5	H: 0 LOB: 0 BB: 0 P: 5	R: 0 E: 0 K: 1 S: 5	H: 0 LOB: 0 BB: 0 P: 5	1B: 5 2B: 2 3B: 0 HR: 1	SF: 0 SAC: 0 DP: 1 HBP: 1	WP: 1 PB: 0 SB: 1 CS: 0	PA: 42													
<b>PITCHER</b>	IP WLS BF H R ER SO BB IBB HBP BLK WP HR S P ERA WHIP																																		
Wally Bunker, R (1, 1) ERA: 5.14	4.0	22	6	5	4	0	3	0	1	0	1	1	18	31	9.00	2.250																			
Moe Drabowsky, R (5, 1) ERA:	5.0	W	20	2	0	0	6	1	0	0	0	0	31	35	0.00	0.600																			

Oakland Athletics @ Kansas City Royals  
Municipal Stadium, Kansas City, MO  
Sun Apr 20 1969, 4:38 AM EST  
Att: 31,872 - Unknown

AB	37
R	5
H	8
RBI	5
BB	4
SO	6
LOB	24



livebaseballscorecards.com

Batter	1	2	3	4	5	6	7	8	9
Joe Keough, L OBP: 0.209, SLG: 0.256 (1, 9)	0-0 F6		0-0 F9	0-0 1-3			0-0 4-3	0-0 4-3	
Mike Fiore, L OBP: 0.417, SLG: 0.308 (1, 8) (9, 3)	0-0 HR 1B		0-3 K		4-0 5-3 BB BB		0-0 F5		
Lou Piniella, R OBP: 0.385, SLG: 0.588 (1, 7) (9, 8)	0-0 1-H HR		0-0 2B		0-0 F3		0-0 F8		
Joe Foy, R OBP: 0.408, SLG: 0.405 (1, 6) (9, 5)	4-0 S BB		0-0 2B 2B		4-0 5-3 1-2 BB		0-0 1B HR 1B		
Ed Kirkpatrick, L OBP: 0.154, SLG: 0.125 (1, 5) (9, 7)	0-3 K 1-2		0-0 2B		0-0 5-3		0-0 F7		
Chuck Harrison, R OBP: 0.263, SLG: 0.222 Jackie Hernandez, R OBP: 0.268, SLG: 0.216 (1, 3) (9, 6)	0-0 6-3		0-3 K		0-3 K		0-0 1-2 HR 1B		
Hawk Taylor, R OBP: 0.286, SLG: 0.714 (1, 2)		0-0 F7		0-3 K		0-0 6-3	0-0 1-H 2-H HR		
Juan Rios, R OBP: 0.545, SLG: 0.500 (1, 4)		4-0 CS BB		0-0 SH3-1 1B		0-0 F8	0-0 SH1-4 1B		
Wally Bunker, R OBP: 0.250, SLG: 0.500 Moe Drabowsky, R (5, 1)		0-0 6-3		0-0 SH3-1		0-0 F3	0-0 SH1-4		

Inning Stats	R: 2 E: 0 K: 1 S: 7	H: 2 LOB: 1 BB: 1 P: 11	R: 0 E: 0 K: 0 S: 2	H: 0 LOB: 0 BB: 1 P: 6	R: 2 E: 0 K: 2 S: 10	H: 3 LOB: 1 BB: 0 P: 10	R: 0 E: 0 K: 1 S: 6	H: 1 LOB: 1 BB: 0 P: 6	R: 0 E: 0 K: 1 S: 5	H: 0 LOB: 2 BB: 2 P: 13	R: 0 E: 0 K: 0 S: 3	H: 0 LOB: 0 BB: 0 P: 3	R: 0 E: 0 K: 0 S: 3	H: 0 LOB: 0 BB: 0 P: 3	R: 3 E: 0 K: 0 S: 7	H: 4 LOB: 1 BB: 0 P: 7
--------------	------------------------------	----------------------------------	------------------------------	---------------------------------	-------------------------------	----------------------------------	------------------------------	---------------------------------	------------------------------	----------------------------------	------------------------------	---------------------------------	------------------------------	---------------------------------	------------------------------	---------------------------------

PITCHER	IP	WLS	BF	H	R	ER	SO	BB	IBB	HBP	BLK	WP	HR	S	P	ERA	WHIP
Catfish Hunter, R ERA: 3.86 (1, 1)	2.2		14	5	4	4	2	2	0	0	0	0	1	16	24	13.50	2.625
Ed Sprague, R ERA: 3.6 (3, 1)	0.1		1	0	0	0	1	0	0	0	0	0	0	3	3	0.00	0.000
Jim Roland, L ERA: 27.0 (4, 1)	1.0		4	1	0	0	1	0	0	0	0	0	0	6	6	0.00	1.000
John Wyatt, R ERA: 6.75 (5, 1)	3.1	L	14	2	2	2	1	2	0	0	0	0	0	14	22	5.40	1.200
Lew Krause, R ERA: 2.08 (8, 1)	0.2		4	2	1	1	0	0	0	0	0	0	1	4	4	13.50	3.000

AB R H RBI BB SO LOB

5	0	0	0	0	0	2
3	1	1	0	1	1	0
4	2	2	2	0	0	1
2	2	2	1	2	0	0
4	0	1	1	0	1	4
4	1	1	0	0	2	4
0	0	0	0	0	0	0
4	1	1	3	0	1	0
3	0	2	0	1	0	0
1	0	0	0	0	0	1
1	0	0	0	0	0	0

AB	31
R	7
H	10
RBI	7
BB	4
SO	5
LOB	12



1B: 5	SF: 0	WP: 0	PA: 37
2B: 3	SAC: 2	PB: 0	
3B: 0	DP: 0	SB: 1	
HR: 2	HBP: 0	CS: 1	

**Oakland Athletics @ Kansas City Royals**  
Municipal Stadium, Kansas City, MO  
Sun Apr 20 1969, 4:38 AM EST  
Att. 31,872 - Unknown

livebaseballscorecards.com



Batter	1	2	3	4	5	6	7	8	9	AB R H RBI BB SO LOB	TOP
Tommy Harper, R OBP: 0.434, SLG: 0.333 (1, 4)	0-0 S WP PB 1B		0-0 F7		0-0 6-3		0-0 FC5-2 BB		0-0 5-3	4 1 1 0 1 0 2	
Wayne Comer, R OBP: 0.478, SLG: 0.556 (1, 8) (8, 9)	0-3 K 1-3		0-0 S 2B 1B		0-0	0-0 2B	0-0 FC5-2		0-0 L4-5 3-H	5 1 2 0 0 1 6	
Tommy Davis, R OBP: 0.234, SLG: 0.341 Steve Whitaker, L OBP: 0.250, SLG: 0.182 (1, 7) (9, 7)	0-3 K		0-0 1-H 2B		0-0 5-3	0-0 L3				4 0 1 1 0 1 5 0 0 0 0 0 0 0	
Rich Rollins, R OBP: 0.370, SLG: 0.350 (1, 5)	1-0 WP HBP		0-3 K		0-0 4-1	0-0 F7		0-0 1-3		3 0 0 0 0 1 2	
Don Mincher, L OBP: 0.256, SLG: 0.359 (1, 3)	0-0 F1 1-3 3-H			0-0 4-1		0-3 K		0-0 F9		4 0 0 0 0 1 2	
Jose Vidal, R OBP: 0.375, SLG: 0.462 Jim Gosger, L OBP: 0.207, SLG: 0.333 (1, 9) (8, PH) (8, 8)		0-0 L7		0-0 5-3		1-0 FC1 1B HBP		0-3 K		2 1 0 0 0 0 0 1 0 0 0 0 1 0	
Jerry McNertney, R OBP: 0.367, SLG: 0.379 (1, 2)		0-0 F9		0-0 5-3		0-0 FC1 1B FC5-2		0-0 E 1B 1B		4 1 1 0 0 0 1	
Ray Oyler, R OBP: 0.343, SLG: 0.355 (1, 6)		0-3 K			0-0 F9		0-0 F3		0-0 E5 1B L4-5	4 0 0 0 0 1 3	
Mike Marshall, R OBP: 0.333, SLG: 0.333 Jack Aker, R (1, 1) (9, 1)			0-0 1-3		0-3 K		0-0 FC5-2 BB 1B 1-3 2-H		0-0 2-3 3-H 1B	4 0 2 2 0 1 0 0 0 0 0 0 0 0	
<b>Inning Stats</b>	R: 1 E: 0 K: 2 S: 8 H: 1 LOB: 1 BB: 0 P: 9	R: 0 E: 0 K: 1 S: 5 H: 0 LOB: 0 BB: 0 P: 5	R: 1 E: 0 K: 1 S: 7 H: 2 LOB: 1 BB: 0 P: 7	R: 0 E: 0 K: 0 S: 3 H: 0 LOB: 0 BB: 0 P: 3	R: 0 E: 0 K: 1 S: 5 H: 0 LOB: 0 BB: 0 P: 5	R: 0 E: 0 K: 1 S: 6 H: 1 LOB: 1 BB: 0 P: 6	R: 1 E: 0 K: 0 S: 5 H: 1 LOB: 3 BB: 1 P: 10	R: 0 E: 0 K: 1 S: 5 H: 0 LOB: 0 BB: 0 P: 5	R: 1 E: 1 K: 0 S: 5 H: 2 LOB: 1 BB: 0 P: 5	1B: 5 2B: 3 3B: 0 HR: 0 SF: 0 SAC: 0 DP: 1 HBP: 2	WP: 2 PB: 1 SB: 2 CS: 0 PA: 38
<b>PITCHER</b> Steve Jones, L ERA: 1.86 Dick Drago, R ERA: 3.12 Dave Wickersham, R ERA: 2.38 (1, 1) (7, 1) (9, 1)	IP 6.0 WLS L BF 23 H 4 R 2 ER 1 SO 6 BB 0 IBB 0 HBP 1 BLK 0 WP 1 HR 0 S 34 P 35 ERA 1.50 WHIP 0.667						<b>PITCHER</b> IP WLS BF H R ER SO BB IBB HBP BLK WP HR S P ERA WHIP				

Seattle Pilots @ Kansas City Royals  
Municipal Stadium, Kansas City, MO

Mon Apr 21 1969, 7:05 PM EST  
Att: 9,024 - Unknown - 67 F

livebaseballscorecards.com

AB	35
R	4
H	7
RBI	3
BB	1
SO	7
LOB	21



Batter	1	2	3	4	5	6	7	8	9	AB	R	H	RBI	BB	SO	LOB
Pat Kelly, L (1, 8) OBP: 0.290, SLG: 0.259	0-0 F7		0-0 4-3			0-0 WP 2B		0-0 F8		4	0	1	0	0	0	1
Mike Fiore, L (1, 3) OBP: 0.425, SLG: 0.333	0-0 1-3			0-0 G5-4-3 1B		0-3 K 2-3		0-0 1B		4	0	2	0	0	1	1
Lou Piniella, R (1, 7) OBP: 0.349, SLG: 0.526	0-0 5-3			0-0 F8		0-0 L9		0-0 F7		4	0	0	0	0	0	3
Joe Foy, R (1, 5) OBP: 0.396, SLG: 0.391		0-0 4-3		0-0 G5-4-3 1-2f		0-0 3-1 WP 1B 1B		0-0 F3		4	1	1	0	0	0	1
Joe Keough, L (1, 9) OBP: 0.213, SLG: 0.239		0-0 4-3			0-0 3-1		0-0 3-1 1-3	4-0 BB 1B BB		3	0	0	0	1	0	1
Hawk Taylor, R (1, 2) OBP: 0.364, SLG: 0.727		0-0 F7			0-0 3-1 2B		0-0 5-3 1B 3-H	0-0 F8		4	0	2	1	0	0	1
Jerry Adair, R (1, 4) OBP: 0.289, SLG: 0.270			0-3 K		0-0 3-1 2-3		0-0 5-3 1B 1-2	0-0 1B		4	0	1	0	0	1	2
Juan Rios, R (1, 6) OBP: 0.400, SLG: 0.357			0-3 K		0-0 6-3		0-0 F8	0-0 5-3		4	0	0	0	0	1	4
Steve Jones, L (1, 1) George Spriggs, L (6, PH) Dick Drago, R (7, 1) Ed Kirkpatrick, L (8, PH) Dave Wickersham, R (9, 1)			4-0 BB			0-3 K		0-0 F4		0	0	0	0	1	0	0

Inning Stats	R: 0	H: 0	E: 0	K: 0	S: 3	LOB: 0	BB: 0	P: 3	R: 0	H: 0	E: 0	K: 2	S: 7	LOB: 1	BB: 1	P: 11	R: 0	H: 1	E: 0	K: 0	S: 3	LOB: 0	BB: 0	P: 3	R: 0	H: 1	E: 0	K: 0	S: 4	LOB: 1	BB: 0	P: 4	R: 1	H: 2	E: 0	K: 0	S: 5	LOB: 1	BB: 0	P: 5	R: 0	H: 1	E: 0	K: 0	S: 4	LOB: 1	BB: 0	P: 4	R: 0	H: 1	E: 0	K: 0	S: 4	LOB: 2	BB: 1	P: 8	1B: 5	SF: 0	2B: 2	SAC: 0	3B: 0	DP: 1	HR: 0	HBP: 0	WP: 2	PA: 35
--------------	------	------	------	------	------	--------	-------	------	------	------	------	------	------	--------	-------	-------	------	------	------	------	------	--------	-------	------	------	------	------	------	------	--------	-------	------	------	------	------	------	------	--------	-------	------	------	------	------	------	------	--------	-------	------	------	------	------	------	------	--------	-------	------	-------	-------	-------	--------	-------	-------	-------	--------	-------	--------

PITCHER	IP	WLS	BF	H	R	ER	SO	BB	IBB	HBP	BLK	WP	HR	S	P	ERA	WHIP
Mike Marshall, R (1, 1) ERA: 2.08	8.2	W	34	7	1	1	4	2	0	0	0	2	0	40	48	1.04	1.038
Jack Aker, R (9, 1) ERA: 6.23	0.1	S	1	0	0	0	0	0	0	0	0	0	0	1	1	0.00	0.000

**BOTTOM**

**Seattle Pilots @ Kansas City Royals**  
**Municipal Stadium, Kansas City, MO**  
 Mon Apr 21 1969, 7:05 PM EST  
 Att. 9,024 - Unknown - 67 F

AB	33
R	1
H	7
RBI	1
BB	2
SO	4
LOB	14



PITCHER	IP	WLS	BF	H	R	ER	SO	BB	IBB	HBP	BLK	WP	HR	S	P	ERA	WHIP
---------	----	-----	----	---	---	----	----	----	-----	-----	-----	----	----	---	---	-----	------



Batter	1	2	3	4	5	6	7	8	9	AB R H RBI BB SO LOB	TOP
<b>Tommy Harper, R</b> (1, 4) <small>OBP: 0.436, SLG: 0.326</small> <b>Gus Gil, R</b> (4, 4) <small>OBP: 0.200, SLG: 0.200</small>	4-0  BB		0-3  BB		0-0  BB			0-3  BB		1 1 0 0 1 1 0 2 0 0 0 0 1 0	
<b>Jim Gosger, L</b> (1, 8) <small>OBP: 0.242, SLG: 0.310</small>	0-0  1-3		4-0  BB		0-0  BB			4-0  BB		2 0 0 0 2 0 1	
<b>Tommy Davis, R</b> (1, 7) <small>OBP: 0.235, SLG: 0.340</small> <b>Jose Vidal, R</b> (9, PR) <small>OBP: 0.375, SLG: 0.462</small>	0-0  3-H		0-0  BB		0-0  BB			0-0  1-3		3 0 1 1 0 0 1 0 0 0 0 0 0 0	
<b>Mike Hegan, L</b> (1, 9) <small>OBP: 0.464, SLG: 0.571</small>	0-3  BB			0-0  BB		0-0  BB		0-0  BB		4 0 1 0 0 1 2	
<b>Rich Rollins, R</b> (1, 5) <small>OBP: 0.340, SLG: 0.318</small>		0-0  BB		0-0  BB		0-0  BB		0-0  BB		4 0 0 0 0 0 3	
<b>Don Mincher, L</b> (1, 3) <small>OBP: 0.255, SLG: 0.349</small>		0-0  BB		0-0  BB		0-0  BB		0-0  BB		4 0 1 0 0 0 3	
<b>Larry Haney, R</b> (1, 2) <small>OBP: 0.500, SLG: 0.571</small>		0-0  1-3		0-0  BB		0-0  BB				3 0 0 0 0 0 2	
<b>Ray Oylar, R</b> (1, 6) <small>OBP: 0.324, SLG: 0.333</small> <b>Wayne Comer, R</b> (8, PH) <small>OBP: 0.458, SLG: 0.526</small> <b>Jack Aker, R</b> (8, 1)		0-3  BB		0-3  BB		0-0  BB		0-3  BB		2 0 0 0 0 2 1 1 0 0 0 0 0 0 0 0 0 0 0 0 0	
<b>Diego Segui, R</b> (1, 1) <small>OBP: 0.286, SLG: 0.167</small> <b>Steve Whitaker, L</b> (8, PH) <small>OBP: 0.231, SLG: 0.167</small> <b>John Kennedy, R</b> (8, 6) <small>OBP: 0.375, SLG: 0.286</small>		0-0  BB		0-3  BB		0-3  BB				2 0 0 0 0 1 0 1 0 0 0 0 1 0 0 0 0 0 0 0 0	
<b>Inning Stats</b>	R: 1 H: 0 E: 0 LOB: 0 K: 1 BB: 1 S: 5 P: 9	R: 0 H: 1 E: 0 LOB: 1 K: 1 BB: 0 S: 6 P: 6	R: 0 H: 0 E: 0 LOB: 1 K: 1 BB: 1 S: 5 P: 9	R: 0 H: 1 E: 0 LOB: 1 K: 0 BB: 0 S: 4 P: 4	R: 0 H: 0 E: 0 LOB: 0 K: 2 BB: 0 S: 7 P: 7	R: 0 H: 0 E: 0 LOB: 0 K: 0 BB: 0 S: 3 P: 3	R: 0 H: 0 E: 0 LOB: 0 K: 0 BB: 0 S: 3 P: 3	R: 0 H: 0 E: 0 LOB: 0 K: 2 BB: 0 S: 7 P: 7	R: 0 H: 1 E: 0 LOB: 2 K: 0 BB: 1 S: 4 P: 8	1B: 2 SF: 1 2B: 0 SAC: 0 3B: 1 DP: 0 HR: 0 HBP: 0	WP: 0 PA: 33 PB: 0 SB: 2 CS: 0
<b>PITCHER</b> <b>Mike Hedlund, R</b> (1, 1) <small>ERA: 0.9</small> <b>Moe Drabowsky, R</b> (8, 1) <small>ERA:</small>	IP WLS BF H R ER SO BB IBB HBP BLK WP HR S P ERA WHIP 7.0 W 25 2 1 1 5 2 0 0 0 0 0 0 33 41 1.29 0.571 2.0 S 8 1 0 0 2 1 0 0 0 0 0 0 0 11 15 0.00 1.000										

**Seattle Pilots @ Kansas City Royals**  
**Municipal Stadium, Kansas City, MO**  
 Tue Apr 22 1969, 7:05 PM EST  
 Att: 9,066 - Sunny - 66 F

livebaseballscorecards.com

<b>AB</b>	29
<b>R</b>	1
<b>H</b>	3
<b>RBI</b>	1
<b>BB</b>	3
<b>SO</b>	7
<b>LOB</b>	13









Batter	1	2	3	4	5	6	7	8	9	AB	R	H	RBI	BB	SO	LOB
Pat Kelly, L (1, 8) OBP: 0.308, SLG: 0.314	0-0 6-3		0-0 6-3			0-0 4-3		0-0 BB 1B		4	0	1	0	0	0	0
Mike Fiore, L (1, 3) OBP: 0.417, SLG: 0.306	0-0 E 1B		0-3 K			0-0 F8		4-0 BB BB BB 1-2 2-3 BB FC5-4		3	0	1	0	1	1	0
Lou Piniella, R (1, 7) OBP: 0.314, SLG: 0.500	0-0 E5 1-2		0-0 F5			0-0 5-3		0-0 SF7 3-H		3	0	0	1	0	0	1
Joe Foy, R (1, 5) OBP: 0.344, SLG: 0.333	0-3 K			0-0 6-3			0-0 F7	0-0 FC5-4 1-2f		4	0	0	0	0	1	4
Joe Keough, L (1, 9) OBP: 0.182, SLG: 0.204	0-0 F7			0-0 L8			0-0 L9		0-0 4-3	4	0	0	0	0	0	2
Jerry Adair, R (1, 4) OBP: 0.370, SLG: 0.409 Tom Burgmeier, L (9, PR)		0-0 FC3-6 1B		0-0 F7			0-0 IHR		0-0 4-3	4	1	3	1	0	0	0
Elie Rodriguez, R (1, 2) OBP: 0.292, SLG: 0.200 Ed Kirkpatrick, L (9, PH) OBP: 0.148, SLG: 0.120 Hawk Taylor, R (9, PH) OBP: 0.417, SLG: 0.833		0-0 FC3-6 1-2f 1B				0-0 6-3		0-0 F8	0-0 1B 2B	3	0	0	0	0	0	1
Juan Rios, R (1, 6) OBP: 0.348, SLG: 0.250		0-0 F9				0-0 1-4-3		4-0 BB 1B SF7 BB	4-0 1B IBB	2	1	0	0	2	0	1
Roger Nelson, R (1, 1) OBP: 0.143, SLG: 0.143 George Spriggs, L (8, PH) OBP: 0.278, SLG: 0.313 Dave Morehead, R (9, 1) Chuck Harrison, R (9, PH) OBP: 0.300, SLG: 0.263		0-3 K				0-0 1-3		0-3 K	0-0 1B 1-2 2-H 3-H	2	0	0	0	0	1	1

Inning Stats	R: 0	H: 1	E: 1	LOB: 2	K: 1	BB: 0	S: 7	P: 7	R: 0	H: 1	E: 0	LOB: 1	K: 1	BB: 0	S: 6	P: 6	R: 0	H: 0	E: 0	LOB: 0	K: 1	BB: 0	S: 5	P: 5	R: 0	H: 0	E: 0	LOB: 0	K: 0	BB: 0	S: 3	P: 3	R: 0	H: 0	E: 0	LOB: 0	K: 0	BB: 0	S: 3	P: 3	R: 1	H: 1	E: 0	LOB: 0	K: 0	BB: 0	S: 4	P: 4	R: 1	H: 1	E: 0	LOB: 2	K: 1	BB: 2	S: 6	P: 14	R: 2	H: 3	E: 0	LOB: 2	K: 0	BB: 1	S: 4	P: 8	1B: 5	SF: 1	2B: 1	SAC: 0	3B: 0	DP: 0	HR: 1	HBP: 0	WP: 0	PA: 36
--------------	------	------	------	--------	------	-------	------	------	------	------	------	--------	------	-------	------	------	------	------	------	--------	------	-------	------	------	------	------	------	--------	------	-------	------	------	------	------	------	--------	------	-------	------	------	------	------	------	--------	------	-------	------	------	------	------	------	--------	------	-------	------	-------	------	------	------	--------	------	-------	------	------	-------	-------	-------	--------	-------	-------	-------	--------	-------	--------

PITCHER	IP	WLS	BF	H	R	ER	SO	BB	IBB	HBP	BLK	WP	HR	S	P	ERA	WHIP
Marty Pattin, R (1, 1) ERA: 3.8	7.1		29	4	2	2	4	2	0	0	0	0	0	35	43	2.46	0.818
Gene Brabender, R (8, 1) ERA: 19.5	1.0		4	1	1	1	0	0	0	0	0	0	0	4	4	9.00	1.000
Bill Edgerton, L (9, 1) ERA: 3.0	0.0	L	1	1	0	0	0	0	0	0	0	0	0	1	1	∞	∞
Jack Aker, R (9, 1) ERA: 5.06	0.0		2	1	1	1	0	0	1	0	0	0	0	1	5	∞	∞

**BOTTOM**

**Seattle Pilots @ Kansas City Royals**  
Municipal Stadium, Kansas City, MO

Wed Apr 23 1969, 7:05 PM EST  
Att: 10,267 - Unknown - 58 F

AB	32
R	4
H	7
RBI	4
BB	3
SO	4
LOB	11





Batter	1	2	3	4	5	6	7	8	9	AB R H RBI BB SO LOB	TOP																										
Jay Johnstone, L (1, 8) OBP: 0.281, SLG: 0.481	0-0 F7		0-0 4-3		0-0 1-H HR		0-0 F8	1-0 1B HBP		4 2 1 2 0 0 1																											
Jim Fregosi, R (1, 6) OBP: 0.351, SLG: 0.460	0-3 K		0-0 F7		4-0 1B BB		0-0 F3	0-0 WP 1B		4 0 1 3 1 1 1																											
Lou Johnson, R (1, 9) OBP: 0.259, SLG: 0.292	0-0			0-3 K	0-0 L7		0-0	0-0 5-3		5 0 2 1 0 1 2																											
Tom Satriano, L (8, 2) OBP: 0.406, SLG: 0.429							1-H 2B	2-3		0 0 0 0 0 0 0																											
Rick Reichardt, R (1, 7) OBP: 0.453, SLG: 0.429	4-0 BB			4-0 1B BB	0-0 1-2 1B		4-0 IBB		4-0 FC6-4 BB	1 0 1 0 4 0 0																											
Dick Stuart, R (1, 3) OBP: 0.160, SLG: 0.217	0-3 K			0-0 F4	0-0 5-3		0-0 F5		0-3 K	3 0 0 0 0 1 5																											
Andy Messersmith, R (5, 1)										0 0 0 0 0 0 0																											
Bill Voss, L (7, PH) OBP: 0.273, SLG: 0.263										1 0 0 0 0 0 2																											
Hoyt Wilhelm, R (7, 1)										1 0 0 0 0 1 1																											
Aurelio Rodriguez, R (1, 5) OBP: 0.380, SLG: 0.500		0-3 K		0-0 1-3 1B		0-0 F4		0-0 3-1 SH3 1B	0-0 FC6-4 1B	5 1 2 0 0 1 1																											
Tom Egan, R (1, 2) OBP: 0.176, SLG: 0.125		0-3 K		0-0 1-3		0-3 K		0-0 SH3	0-0	3 0 0 0 0 2 2																											
Ruben Amaro, R (8, PH) OBP: 1.000, SLG: 1.000								1-2	1-2 1B	1 0 1 0 0 0 0																											
Bobby Knoop, R (1, 4) OBP: 0.357, SLG: 0.212		0-0 4-3			0-0 HR 1B		0-0 G3		4-0 3-1 1B BB	3 1 1 0 0 0 0																											
Vic Davalillo, L (8, PH) OBP: 0.261, SLG: 0.105									0-0 F9	1 1 0 0 1 0 2																											
Rudy May, L (1, 1)			0-3 K			0-0 F4		0-0 3-1		1 0 0 0 0 1 0																											
Bubba Morton, R (5, PH) OBP: 0.200, SLG: 0.200										1 0 0 0 0 0 1																											
Roger Repoz, L (5, 3) OBP: 0.346, SLG: 0.227							0-0 2B 1B	1-2 2-3		2 1 1 0 0 0 2																											
<b>Inning Stats</b>	R: 0 E: 0 K: 2 S: 8	H: 1 LOB: 2 BB: 1 P: 12	R: 0 E: 0 K: 2 S: 7	H: 0 LOB: 0 BB: 0 P: 7	R: 0 E: 0 K: 1 S: 5	H: 0 LOB: 0 BB: 0 P: 5	R: 0 E: 0 K: 1 S: 6	H: 1 LOB: 2 BB: 1 P: 10	R: 2 E: 0 K: 0 S: 6	H: 3 LOB: 2 BB: 1 P: 10	R: 0 E: 0 K: 1 S: 5	H: 0 LOB: 0 BB: 0 P: 5	R: 1 E: 0 K: 0 S: 5	H: 2 LOB: 2 BB: 1 P: 9	R: 3 E: 0 K: 0 S: 5	H: 2 LOB: 1 BB: 1 P: 10	R: 0 E: 0 K: 1 S: 6	H: 1 LOB: 2 BB: 1 P: 10	1B: 7 2B: 2 3B: 0 HR: 1	SF: 0 SAC: 1 DP: 0 HBP: 1	WP: 1 PB: 0 SB: 0 CS: 0	PA: 44															
<b>PITCHER</b>	IP WLS BF H R ER SO BB IBB HBP BLK WP HR S P ERA WHIP																																				
Bill Butler, L (1, 1) ERA: 1.9	7.0		32	7	3	3	7	3	1	0	0	0	1	42	58	3.86	1.429																				
Moe Drabowsky, R (8, 1) ERA: 1.1	0.1	L	3	1	2	2	0	1	0	0	0	0	0	2	6	54.00	6.000																				
Steve Jones, L (8, 1) ERA: 2.29	0.1		2	0	0	0	0	0	0	1	0	0	0	1	2	0.00	0.000																				
Dave Wickersham, R (8, 1) ERA: 2.13	1.1		7	2	1	1	1	1	0	0	0	1	0	8	12	6.75	2.250																				

California Angels @ Kansas City Royals  
Municipal Stadium, Kansas City, MO  
Fri Apr 25 1969, 7:05 PM EST  
Att. 12,013 - Unknown - 72 F

AB	36
R	6
H	10
RBI	6
BB	6
SO	8
LOB	20







Batter	1	2	3	4	5	6	7	8	9	AB R H RBI BB SO LOB	TOP											
Vic Davalillo, L (1, 9) OBP: 0.286, SLG: 0.208	0-0 1-3		0-0 F7		0-0 F3		0-0 1B BB SF9-3-6-3		0-0 1B 2B	5 2 2 0 0 0 1												
Jim Fregosi, R (1, 6) OBP: 0.387, SLG: 0.462	0-0 1-3			4-0 2B BB	4-0 BB		4-0 1-2 1B BB SF9-3-6-3		0-0 1B SF7 2-3	2 2 1 0 3 0 0												
Jay Johnstone, L (1, 8) OBP: 0.306, SLG: 0.508	0-3 K			0-0 PB 1B 2B 1-H	0-0 F9		0-0 1-2 2-3 1B SF9-3-6-3		0-0 CS 1B 1-3	5 1 3 2 0 1 1												
Rick Reichardt, R (1, 7) OBP: 0.414, SLG: 0.400		0-0 6-3		0-0 F2	0-3 K		0-0 SF9-3-6-3		0-0 SF7 3-H	3 0 0 2 0 1 2												
Roger Repoz, L (1, 3) OBP: 0.333, SLG: 0.200		0-0 F8		4-0 PB 1B BB		0-0 F2		0-0 L9	0-0 CS 1-2	3 1 0 0 1 0 1												
Ruben Amaro, R (8, 3) OBP: 1.000, SLG: 1.000										0 0 0 0 0 0 0												
Aurelio Rodriguez, R (1, 5) OBP: 0.352, SLG: 0.462		0-0 1-3		0-3 K 1-2 2-3		0-0 F7		0-0 5-3		4 0 0 0 0 1 2												
Tom Satriano, L (1, 2) OBP: 0.417, SLG: 0.452			0-3 K	4-0 1B BB		0-0 2B		0-0 F6		3 0 1 0 1 1 0												
Bobby Knoop, R (1, 4) OBP: 0.391, SLG: 0.250			0-0 FC1-6 1B	0-0 1-2 2-H 3-H 1B		4-0 FC6-4 IBB		0-3 K		3 0 2 2 1 1 0												
Tom Murphy, R (1, 1) OBP: 0.250, SLG: 0.250			0-0 FC1-6	0-3 K		0-0 FC6-4			0-3 K	3 0 0 0 0 1 5												
Andy Messersmith, R (7, 1)			1-2f			1-2f				1 0 0 0 0 1 0												
<b>Inning Stats</b>	R: 0 E: 0 K: 1 S: 5	H: 0 LOB: 0 BB: 0 P: 5	R: 0 E: 0 K: 0 S: 3	H: 0 LOB: 0 BB: 0 P: 3	R: 0 E: 0 K: 1 S: 6	H: 1 LOB: 1 BB: 0 P: 6	R: 3 E: 0 K: 2 S: 9	H: 2 LOB: 2 BB: 3 P: 21	R: 0 E: 0 K: 1 S: 5	H: 0 LOB: 1 BB: 1 P: 9	R: 0 E: 0 K: 0 S: 4	H: 1 LOB: 2 BB: 1 P: 8	R: 1 E: 0 K: 0 S: 4	H: 2 LOB: 1 BB: 1 P: 8	R: 0 E: 0 K: 1 S: 5	H: 0 LOB: 0 BB: 0 P: 5	R: 2 E: 0 K: 1 S: 7	H: 3 LOB: 0 BB: 0 P: 7	1B: 6 2B: 4 3B: 0 HR: 0	SF: 2 SAC: 0 DP: 1 HBP: 0	WP: 0 PB: 1 SB: 0 CS: 1	PA: 41
<b>PITCHER</b>	IP WLS BF H R ER SO BB IBB HBP BLK WP HR S P ERA WHIP																					
Wally Bunker, R (1, 1) ERA: 4.95	6.0 L 27 4 3 3 5 4 1 0 0 0 0 0 32 52 4.50 1.333																					
Jim Rooker, L (7, 1) ERA: 9.0	1.0 5 2 1 1 0 1 0 0 0 0 0 0 4 8 9.00 3.000																					
Dick Drago, R (8, 1) ERA: 4.22	2.0 8 3 2 2 2 0 0 0 0 0 0 0 12 12 9.00 1.500																					

California Angels @ Kansas City Royals  
Municipal Stadium, Kansas City, MO  
Sun Apr 27 1969, 4:33 AM EDT  
Att. 11,748 - Overcast - 60 F

[livebaseballscorecards.com](http://livebaseballscorecards.com)

AB	32
R	6
H	9
RBI	6
BB	6
SO	7
LOB	12







Batter	1	2	3	4	5	6	7	8	9	AB R H RBI BB SO LOB	TOP											
Pat Kelly, L (1, 8) OBP: 0.294, SLG: 0.267	0-3 K		0-0 PO 1B		0-0 F7			0-0 F7		4 0 1 0 0 1 2												
Mike Fiore, L (1, 3) OBP: 0.417, SLG: 0.340	0-0 1-3		0-0 PO 1-2	0-0 S 1B		0-0 F5		0-0 2B		4 0 2 0 0 0 0												
Lou Piniella, R (1, 7) OBP: 0.323, SLG: 0.491 Dave Morehead, R (8, 1)	0-0 2B			0-0 F9 1-2		0-0 6-3		0-0 1-3		4 0 1 0 0 0 2 0 0 0 0 0 0 0												
Joe Foy, R (1, 5) OBP: 0.342, SLG: 0.369	0-3 K			0-0 F8		0-0 5-3			0-0 F7	4 0 0 0 0 1 2												
Jerry Adair, R (1, 4) OBP: 0.379, SLG: 0.400		4-0 BB BB		0-0 L9			0-0 6-3		0-0 F7	3 0 0 0 1 0 1												
Bob Oliver, R (1, 9) OBP: 0.194, SLG: 0.074		0-0 G6-4-3 1-2f		0-0 F9			0-0 1B		0-0 6-3	4 0 1 0 0 0 1												
Ellie Rodriguez, R (1, 2) OBP: 0.276, SLG: 0.240		0-0 1-3			0-0 1B 2B		0-3 K			3 0 1 0 0 1 1												
Juan Rios, R (1, 6) OBP: 0.333, SLG: 0.231			0-3 K		0-0 2-3 1B		0-0 6-3			3 0 1 0 0 1 1												
Mike Hedlund, R (1, 1) OBP: 0.250, SLG: 0.250 Ed Kirkpatrick, L (5, PH) OBP: 0.133, SLG: 0.107 Tom Burgmeier, L (5, 1) Joe Keough, L (8, PH) OBP: 0.172, SLG: 0.193	0-3 K		0-3 K		0-3 K			0-0 F5		1 0 0 0 0 1 0 1 0 0 0 0 1 2 0 0 0 0 0 0 0 1 0 0 0 0 0 0												
<b>Inning Stats</b>	R: 0 E: 0 K: 2 S: 8	H: 1 LOB: 1 BB: 0 P: 8	R: 0 E: 0 K: 0 S: 2	H: 0 LOB: 0 BB: 1 P: 6	R: 0 E: 0 K: 2 S: 7	H: 1 LOB: 0 BB: 0 P: 7	R: 0 E: 0 K: 0 S: 4	H: 1 LOB: 1 BB: 0 P: 4	R: 0 E: 0 K: 1 S: 7	H: 2 LOB: 2 BB: 0 P: 7	R: 0 E: 0 K: 0 S: 3	H: 0 LOB: 0 BB: 0 P: 3	R: 0 E: 0 K: 1 S: 6	H: 1 LOB: 1 BB: 0 P: 6	R: 0 E: 0 K: 0 S: 4	H: 1 LOB: 1 BB: 0 P: 4	R: 0 E: 0 K: 0 S: 3	H: 0 LOB: 0 BB: 0 P: 3	1B: 4 2B: 3 3B: 0 HR: 0	SF: 0 SAC: 0 DP: 1 HBP: 0	WP: 0 PB: 0 SB: 1 CS: 0	PA: 34
<b>PITCHER</b> Jim Perry, R (1, 1) ERA: 2.74	IP: 9.0 WLS: W BF: 33 H: 7 R: 0 ER: 0 SO: 6 BB: 1 IBB: 0 HBP: 0 BLK: 0 WP: 0 HR: 0 S: 44 P: 48 ERA: 0.00 WHIP: 0.889											<b>PITCHER</b>	IP: 9.0 WLS: W BF: 33 H: 7 R: 0 ER: 0 SO: 6 BB: 1 IBB: 0 HBP: 0 BLK: 0 WP: 0 HR: 0 S: 44 P: 48 ERA: 0.00 WHIP: 0.889									

Kansas City Royals @ Minnesota Twins  
Metropolitan Stadium, Bloomington, MI

Mon Apr 28 1969, 4:33 AM EDT  
Att: 3,425 - Cloudy - 46 F

livebaseballscorecards.com

AB 32  
R 0  
H 7  
RBI 0  
BB 1  
SO 6  
LOB 12



Batter	1	2	3	4	5	6	7	8	9	AB	R	H	RBI	BB	SO	LOB
Ted Uhlaender, L (1, 8) OBP: 0.375, SLG: 0.394	0-0 E6 1B BB SF8		0-0 F4		0-0 L4	0-0 F2				4	1	0	0	0	0	2
Rod Carew, L (1, 4) OBP: 0.426, SLG: 0.606	4-0 SF8 1B 1-2 BB		0-0 B3		0-0 SH5-3 1B		0-0 L7			3	0	1	0	1	0	0
Tony Oliva, L (1, 9) OBP: 0.405, SLG: 0.519	0-0 SF8 1-2 2-3 1B		0-0 F8		0-0 SH5-3		0-0 L7			3	0	1	0	0	0	0
Harmon Killebrew, R (1, 5) OBP: 0.438, SLG: 0.484 Frank Quilici, R (7, PR) OBP: 0.208, SLG: 0.174 (8, 5)	0-0 SF8 1-2 2-3 3-H			4-0 BB HR BB	4-0 FC6-4 IBB		4-0 BB			0	1	0	1	3	0	0
Graig Nettles, L (1, 7) OBP: 0.348, SLG: 0.500 Cesar Tovar, R (5, PH) OBP: 0.250, SLG: 0.300 (6, 7)	0-0 F4			4-0 HR BB	0-0 FC6-4		0-0 1-3			1	1	0	0	1	0	2
Rich Reese, L (1, 3) OBP: 0.260, SLG: 0.460	0-3 K			0-0 1-H 2-H HR		0-0 4-3		0-0 CS 1B		4	1	2	3	0	1	2
Leo Cardenas, R (1, 6) OBP: 0.385, SLG: 0.500		0-0 F9		0-0 F7		4-0 1B BB		0-3 K		3	0	0	0	1	1	1
John Roseboro, L (1, 2) OBP: 0.350, SLG: 0.432		0-0 8-6-4 2B		0-0 F9		0-0 1-2 1B		0-0 L6		4	0	2	0	0	0	1
Jim Perry, S (1, 1)		0-0 8-6-4 2-3f		0-0 L9		0-3 K		0-0 CS		3	0	0	0	0	1	3

Inning Stats	R: 1	H: 1	E: 1	K: 1	S: 7	LOB: 2	BB: 1	P: 11	R: 0	H: 1	E: 0	K: 0	S: 3	LOB: 0	BB: 0	P: 3	R: 0	H: 0	E: 0	K: 0	S: 3	LOB: 0	BB: 0	P: 3	R: 3	H: 1	E: 0	K: 0	S: 4	LOB: 0	BB: 2	P: 12	R: 0	H: 1	E: 0	K: 1	S: 6	LOB: 2	BB: 1	P: 10	R: 0	H: 0	E: 0	K: 0	S: 3	LOB: 1	BB: 1	P: 7	R: 0	H: 1	E: 0	K: 1	S: 5	LOB: 0	BB: 0	P: 5
--------------	------	------	------	------	------	--------	-------	-------	------	------	------	------	------	--------	-------	------	------	------	------	------	------	--------	-------	------	------	------	------	------	------	--------	-------	-------	------	------	------	------	------	--------	-------	-------	------	------	------	------	------	--------	-------	------	------	------	------	------	------	--------	-------	------

PITCHER																	PITCHER																																					
IP	WLS	BF	H	R	ER	SO	BB	IBB	HBP	BLK	WP	HR	S	P	ERA	WHIP	IP	WLS	BF	H	R	ER	SO	BB	IBB	HBP	BLK	WP	HR	S	P	ERA	WHIP																					
Mike Hedlund, R (1, 1) ERA: 2.57	4.0	L	18	3	4	3	1	3	0	0	0	1	17	29	6.75	1.500	4.0	L	14	2	0	0	1	2	1	0	0	0	0	0	0.00	1.333	1.0		3	1	0	0	1	0	0	0	0	0	0	0	0	0	0	0	0	0	0	0
Tom Burgmeier, L (5, 1) ERA: 4.76																																																						
Dave Morehead, R (8, 1) ERA: 8.31																																																						


**BOTTOM**

**Kansas City Royals @ Minnesota Twins**  
Metropolitan Stadium, Bloomington, MI

Mon Apr 28 1969, 4:33 AM EDT  
Att. 3,425 - Cloudy - 46 F


livebaseballscores.com

AB	27
R	4
H	6
RBI	4
BB	6
SO	3
LOB	14



WP: 0	PA: 36
PB: 0	
SB: 0	
CS: 1	



Batter	1	2	3	4	5	6	7	8	9	AB R H RBI BB SO LOB	TOP	
Pat Kelly, L (1, 8) OBP: 0.309, SLG: 0.286	0-0 S 1B	0-0 4-3			0-0 FC3-6 1B		0-0 F7			4 0 2 0 0 0 3		
Mike Fiore, L (1, 3) OBP: 0.391, SLG: 0.314 Steve Jones, L (7, 1) Dick Drago, R (8, 1)	0-3 K 1-2		0-0 F9		0-0 FC3-6 1-2f		0-0 FC3-6 1-2f			4 0 0 0 0 1 3 0 0 0 0 0 0 0 0 0 0 0 0 0 0		
Lou Piniella, R (1, 7) OBP: 0.318, SLG: 0.475	0-3 K		0-0 F3		0-0 F8			0-0 1B 1B		4 0 1 0 0 1 2		
Joe Foy, R (1, 5) OBP: 0.338, SLG: 0.377	0-3 K		0-0 2B		0-3 K			0-0 F6		4 0 1 0 0 2 3		
Jerry Adair, R (1, 4) OBP: 0.387, SLG: 0.407		0-0 CS 1B	0-0 5-3		0-0 L9			0-0 G1-4-3 1-2 1B		4 0 2 0 0 0 1		
Ellie Rodriguez, R (1, 2) OBP: 0.242, SLG: 0.207		0-3 K 1-2		0-0 6-3		0-0 6-3		0-0 G1-4-3 1-2f		4 0 0 0 0 1 3		
Bob Oliver, R (1, 9) OBP: 0.229, SLG: 0.226		0-0 HR		0-0 1B		0-0 5-3			0-0 F8	4 1 2 1 0 0 0	AB 34 R 1 H 9 RBI 1 BB 2 SO 5 LOB 17	
Juan Rios, R (1, 6) OBP: 0.333, SLG: 0.241 Ed Kirkpatrick, L (9, PH) OBP: 0.129, SLG: 0.103		0-0 BB 1B		0-0 F9		0-0 6-3			0-0 F3	3 0 1 0 0 0 1 1 0 0 0 0 0 0		
Roger Nelson, R (1, 1) OBP: 0.222, SLG: 0.125 Dave Wickersham, R (6, 1) Joe Keough, L (7, PH) OBP: 0.183, SLG: 0.190		4-0 BB		0-0 F7		4-0 FC3-6 BB			0-0 1-6-3	1 0 0 0 1 0 1 0 0 0 0 0 0 0 1 0 0 0 1 0 0		
<b>Inning Stats</b>	R: 0 H: 1 E: 0 LOB: 1 K: 3 BB: 0 S: 10 P: 10	R: 1 H: 3 E: 0 LOB: 2 K: 1 BB: 1 S: 7 P: 11	R: 0 H: 1 E: 0 LOB: 1 K: 0 BB: 0 S: 4 P: 4	R: 0 H: 1 E: 0 LOB: 1 K: 0 BB: 0 S: 4 P: 4	R: 0 H: 1 E: 0 LOB: 1 K: 1 BB: 0 S: 6 P: 6	R: 0 H: 0 E: 0 LOB: 0 K: 0 BB: 0 S: 3 P: 3	R: 0 H: 0 E: 0 LOB: 1 K: 0 BB: 1 S: 3 P: 7	R: 0 H: 2 E: 0 LOB: 1 K: 0 BB: 0 S: 4 P: 4	R: 0 H: 0 E: 0 LOB: 0 K: 0 BB: 0 S: 3 P: 3	1B: 7 SF: 0 2B: 2 SAC: 0 3B: 0 DP: 2 HR: 1 HBP: 0	WP: 0 PA: 36 PB: 0 SB: 1 CS: 1	
<b>PITCHER</b> Dick Woodson, R (1, 1) ERA: 2.84	IP WLS BF H R ER SO BB IBB HBP BLK WP HR S P ERA WHIP	9.0 W 36 9 1 1 5 2 0 0 0 0 0 1 44 52 1.00 1.222										

Kansas City Royals @ Minnesota Twins  
Metropolitan Stadium, Bloomington, MI

Tue Apr 29 1969, 4:33 AM EDT  
Att: 4,300 - Unknown - 58 F

livebaseballscorecards.com

Batter	1	2	3	4	5	6	7	8	9	AB R H RBI BB SO LOB
Ted Uhlaender, L (1, 8) OBP: 0.390, SLG: 0.400	0-0 F8		0-0 1B HR 1B	0-0 FC4-6 E		0-0 1B 1B	4-0 WP BB			4 3 2 0 1 0 1
Rod Carew, L (1, 4) OBP: 0.438, SLG: 0.600	0-3 K		0-0 1B HBP HR 1B	0-0 E7		0-0 1B FC6-4 1B	4-0 FC6 BB			4 1 2 1 1 1 0
Tony Oliva, L (1, 9) OBP: 0.416, SLG: 0.513	4-0 BB BB		1-0 1B HR HBP	0-0 4-3		0-0 FC6-4 1B	0-0 FC6			3 1 1 1 1 0 4
Harmon Killebrew, R (1, 5) OBP: 0.452, SLG: 0.538	4-0 BB		0-0 HR		0-0 G4-6-3 1B	0-0 FC6-4		0-3 K		3 1 2 4 1 0 2
Frank Quilici, R (8, 5) OBP: 0.200, SLG: 0.167	1-2 BB		1-2 HR		1-2 G4-6-3 1B	1-2 FC6-4				1 0 0 0 0 1 0
Graig Nettles, L (1, 7) OBP: 0.347, SLG: 0.489	0-0 F7		0-0 3-1		1-2 G4-6-3 1B		0-0 E4 E	0-0 F4		3 0 1 0 0 0 2
Cesar Tovar, R (5, PR) OBP: 0.238, SLG: 0.286										2 1 0 0 0 0 0
Rich Reese, L (1, 3) OBP: 0.273, SLG: 0.455		0-3 K	0-0 G6-4-3 1B		0-0 G4-6-3		0-0 G3	0-0 1B		5 0 2 0 0 1 3
Leo Cardenas, R (1, 6) OBP: 0.361, SLG: 0.467		0-0 F9	0-0 G6-4-3		0-0 1-4-3		0-0 E5 WP 1B WP	0-3 K		5 1 0 1 0 1 4
John Roseboro, L (1, 2) OBP: 0.409, SLG: 0.488		0-0 1B		0-0 FC4-6 1B		0-0 1B WP 1B	0-0 WP WP 1B			4 1 4 0 0 0 0
Tom Tischinski, R (9, 2)										0 0 0 0 0 0 0
Dick Woodson, R (1, 1)		0-3 K		0-3 K		0-0 L5	0-3 K			4 0 0 0 0 3 5

Inning Stats	R: 0	H: 0	E: 0	K: 5	S: 5	L: 0	LOB: 2	BB: 2	P: 13	R: 0	H: 1	E: 0	K: 2	S: 8	L: 0	LOB: 1	BB: 0	P: 8	R: 4	H: 4	E: 0	K: 0	S: 6	L: 0	LOB: 0	BB: 0	P: 7	R: 1	H: 1	E: 1	K: 1	S: 7	L: 0	LOB: 1	BB: 0	P: 7	R: 0	H: 2	E: 0	K: 0	S: 4	L: 0	LOB: 2	BB: 0	P: 4	R: 2	H: 4	E: 0	K: 0	S: 6	L: 0	LOB: 1	BB: 0	P: 6	R: 2	H: 1	E: 2	K: 1	S: 8	L: 0	LOB: 3	BB: 2	P: 16	R: 0	H: 1	E: 0	K: 2	S: 8	L: 0	LOB: 1	BB: 0	P: 8
--------------	------	------	------	------	------	------	--------	-------	-------	------	------	------	------	------	------	--------	-------	------	------	------	------	------	------	------	--------	-------	------	------	------	------	------	------	------	--------	-------	------	------	------	------	------	------	------	--------	-------	------	------	------	------	------	------	------	--------	-------	------	------	------	------	------	------	------	--------	-------	-------	------	------	------	------	------	------	--------	-------	------

PITCHER	IP	WLS	BF	H	R	ER	SO	BB	IBB	HBP	BLK	WP	HR	S	P	ERA	WHIP
Roger Nelson, R (1, 1) ERA: 3.82	5.1	L	30	12	7	6	4	2	0	1	0	1	1	35	44	10.12	2.625
Dave Wickersham, R (6, 1) ERA: 2.03	0.2		1	0	0	0	0	0	0	0	0	0	1	1	0.00	0.000	
Steve Jones, L (7, 1) ERA: 2.18	1.0		8	1	2	0	1	2	0	0	0	2	0	8	16	0.00	3.000
Dick Drago, R (8, 1) ERA: 3.86	1.0		4	1	0	0	2	0	0	0	0	0	0	8	8	0.00	1.000


**BOTTOM**

**Kansas City Royals @ Minnesota Twins**  
Metropolitan Stadium, Bloomington, MI

Tue Apr 29 1969, 4:33 AM EDT  
Att. 4,300 - Unknown - 58 F

AB	38
R	9
H	14
RBI	7
BB	4
SO	7
LOB	21

livebaseballscorecards.com



1B: 13	SF: 0	WP: 3	PA: 43
2B: 0	SAC: 0	PB: 0	
3B: 0	DP: 2	SB: 0	
HR: 1	HBP: 1	CS: 0	



Batter	1	2	3	4	5	6	7	8	9	AB R H RBI BB SO LOB	TOP						
Carlos May, L (1, 7) OBP: 0.379, SLG: 0.608	4-0 3B BB	0-3 K			0-0 P6		0-3 K		0-0 1-3	4 1 0 0 1 2 2							
Luis Aparicio, R (1, 6) OBP: 0.303, SLG: 0.281	0-0 1B 3B		0-0 F7		0-0 2B		0-0 4-3			4 1 2 1 0 0 0							
Bill Melton, R (1, 5) OBP: 0.377, SLG: 0.560	0-0 F7		4-0 FC6-4 BB		0-0 P6			0-0 F7		3 0 0 0 1 0 2							
Don Pavletich, R (1, 3) OBP: 0.189, SLG: 0.278	0-0 P4		0-0 F8			0-0 L7		0-0 5-3		4 0 0 0 0 0 2							
Duane Josephson, R (1, 2) OBP: 0.255, SLG: 0.256	0-0 BB 1B		0-0 FC6-4		0-3 K			4-0 BB		3 0 1 1 1 1 1							
Buddy Bradford, R (1, 9) OBP: 0.517, SLG: 0.780	4-0 1-2 BB			0-0 F2		4-0 1B BB		0-3 K		2 0 0 0 2 1 1							
Ron Hansen, R (1, 4) OBP: 0.391, SLG: 0.524 Sandy Alomar Sr., S (9, PR) OBP: 0.182, SLG: 0.161	0-3 K			0-3 K		0-0 FC6-4 1B			0-0 FC3-6 1B	4 0 2 0 0 2 2 0 0 0 0 0 0 0	AB 32 R 2 H 6 RBI 2 BB 5 SO 8 LOB 14						
Woodie Held, R (1, 8) OBP: 0.316, SLG: 0.400		0-3 K		0-3 K		0-0 FC6-4			0-0 FC3-6	4 0 0 0 0 2 3							
Tommy John, R (1, 1) OBP: 0.071, SLG: 0.071 Pete Ward, L (9, PH) OBP: 0.289, SLG: 0.382 Wilbur Wood, R (9, 1)		0-0 5-3			0-0 2B 1B		0-0 F9		0-0 F7	3 0 1 0 0 0 0 1 0 0 0 0 0 1 0 0 0 0 0 0 0							
Inning Stats	R: 2 H: 2 E: 0 LOB: 2 K: 1 BB: 2 S: 7 P: 15	R: 0 H: 0 E: 0 LOB: 0 K: 2 BB: 0 S: 7 P: 7	R: 0 H: 0 E: 0 LOB: 1 K: 2 BB: 1 S: 3 P: 7	R: 0 H: 0 E: 0 LOB: 0 K: 2 BB: 0 S: 7 P: 7	R: 0 H: 2 E: 0 LOB: 1 K: 0 BB: 0 S: 4 P: 4	R: 0 H: 1 E: 0 LOB: 2 K: 1 BB: 1 S: 6 P: 10	R: 0 H: 0 E: 0 LOB: 0 K: 1 BB: 0 S: 5 P: 5	R: 0 H: 0 E: 0 LOB: 1 K: 1 BB: 1 S: 5 P: 9	R: 0 H: 1 E: 0 LOB: 1 K: 0 BB: 0 S: 4 P: 4	1B: 4 SF: 0 2B: 1 SAC: 0 3B: 1 DP: 0 HR: 0 HBP: 0	WP: 0 PA: 37 PB: 0 SB: 0 CS: 0						
PITCHER	IP WLS BF H R ER SO BB IBB HBP BLK WP HR S P ERA WHIP																
Bill Butler, L (1, 1) ERA: 1.99	8.0	34	6	2	2	8	5	0	0	0	0	0	0	45	65	2.25	1.375
Moe Drabowsky, R (9, 1) ERA: 1.04	1.0	W	3	0	0	0	0	0	0	0	0	0	0	3	3	0.00	0.000

Chicago White Sox @ Kansas City Royals  
Municipal Stadium, Kansas City, MO

Wed Apr 30 1969, 8:05 PM EDT  
Att: 9,036 - Unknown - 75 F

AB	32
R	2
H	6
RBI	2
BB	5
SO	8
LOB	14















BOTTOM

Kansas City Royals @ California Angels  
Anaheim Stadium, Anaheim, CA  
Fri May 02 1969, 10:05 PM EDT  
Cloudy

livebaseballscorecards.com

AB 34  
R 4  
H 9  
RBI 3  
BB 4  
SO 8  
LOB 15



WP: 1 PA: 40  
PB: 0  
SB: 0  
CS: 0

AB R H RBI BB SO LOB  
3 0 0 0 0 2 0  
2 0 0 0 0 1 0

3 1 2 0 2 0 0

4 1 2 0 0 0 2

5 1 2 1 0 1 4

3 0 1 0 1 0 2

4 1 1 1 0 2 2

2 0 0 1 1 1 1

4 0 1 0 0 1 3

2 0 0 0 0 0 1  
0 0 0 0 0 0 0  
0 0 0 0 0 0 0  
1 0 0 0 0 0 0  
0 0 0 0 0 0 0  
1 0 0 0 0 0 0

1B: 7 SF: 1  
2B: 2 SAC: 0  
3B: 0 DP: 1  
HR: 0 HBP: 1

Batter	1	2	3	4	5	6	7	8	9
Lou Johnson, R (1, 9) OBP: 0.226, SLG: 0.250 Bill Voss, L (6, 9) OBP: 0.231, SLG: 0.217	0-0 P3		0-3 K		0-3 K		0-3 K		0-0 F8
Jim Fregosi, R (1, 6) OBP: 0.407, SLG: 0.456	0-0 F8		4-0 1B 1B BB		0-0 1B		4-0 BB		0-0 HBP 1B
Jay Johnstone, L (1, 8) OBP: 0.316, SLG: 0.473	0-0 1B		0-0 1B 1B		0-0 P4		0-0 F8		1-0 HBP
Rick Reichardt, R (1, 7) OBP: 0.427, SLG: 0.414	0-3 K		0-0 E8 1B		0-0 F7				0-0 P6
Aurelio Rodriguez, R (1, 5) OBP: 0.304, SLG: 0.394		4-0 BB BB	0-0 L9						0-0 F5
Dick Stuart, R (1, 3) OBP: 0.172, SLG: 0.259		0-3 K			0-3 K				0-0 F8
Tom Egan, R (1, 2) OBP: 0.200, SLG: 0.273		4-0 G4-3 BB			0-0 P6				0-0 WP SF7 2B
Bobby Knoop, R (1, 4) OBP: 0.339, SLG: 0.208		0-0 G4-3			0-0 L5				0-0 SF7
Tom Murphy, R (1, 1) OBP: 0.208, SLG: 0.200 Phil Ortega, R (5, 1) Eddie Fisher, R (6, 1) Ruben Amaro, R (7, PH) George Brunet, R (8, 1) Bubba Morton, R (9, PH) OBP: 0.286, SLG: 0.429			0-0 2-3		0-0 L4				0-0 F8

Inning Stats	R: 0	H: 1	E: 0	K: 1	S: 6	LOB: 1	BB: 0	P: 6	R: 0	H: 0	E: 0	K: 1	S: 4	LOB: 1	BB: 2	P: 12	R: 2	H: 2	E: 1	K: 1	S: 7	LOB: 1	BB: 1	P: 11	R: 0	H: 1	E: 0	K: 1	S: 6	LOB: 1	BB: 0	P: 6	R: 0	H: 1	E: 0	K: 1	S: 6	LOB: 1	BB: 0	P: 6	R: 0	H: 0	E: 0	K: 1	S: 5	LOB: 1	BB: 1	P: 9	R: 2	H: 2	E: 0	K: 1	S: 7	LOB: 0	BB: 0	P: 7	R: 0	H: 1	E: 0	K: 0	S: 4	LOB: 2	BB: 0	P: 5
--------------	------	------	------	------	------	--------	-------	------	------	------	------	------	------	--------	-------	-------	------	------	------	------	------	--------	-------	-------	------	------	------	------	------	--------	-------	------	------	------	------	------	------	--------	-------	------	------	------	------	------	------	--------	-------	------	------	------	------	------	------	--------	-------	------	------	------	------	------	------	--------	-------	------

PITCHER	IP	WLS	BF	H	R	ER	SO	BB	IBB	HBP	BLK	WP	HR	S	P	ERA	WHIP
Steve Jones, L (1, 1) ERA: 2.45	8.2	W	39	9	4	3	8	4	0	1	0	1	0	50	67	3.12	1.500
Moe Drabowsky, R (9, 1) ERA: 1.02	0.1	S	1	0	0	0	0	0	0	0	0	0	0	1	1	0.00	0.000

PITCHER	IP	WLS	BF	H	R	ER	SO	BB	IBB	HBP	BLK	WP	HR	S	P	ERA	WHIP
---------	----	-----	----	---	---	----	----	----	-----	-----	-----	----	----	---	---	-----	------





Batter	1	2	3	4	5	6	7	8	9	AB	R	H	RBI	BB	SO	LOB
Vic Davalillo, L (1, 9) OBP: 0.239, SLG: 0.220	0-0 6-3		0-0 4-3			0-0 F7		0-0 F8		4	0	0	0	0	0	0
Jim Fregosi, R (1, 6) OBP: 0.400, SLG: 0.437	0-3 K		0-3 K			0-0 1-3		4-0 BB		3	0	0	0	1	2	0
Jay Johnstone, L (1, 8) OBP: 0.301, SLG: 0.449	0-0 P5		0-0 P5			0-0 F7		0-0 F7		4	0	0	0	0	0	1
Rick Reichardt, R (1, 7) OBP: 0.443, SLG: 0.435		0-0 SF9 1B		0-0 P5			0-0 SH1-3 SF9 1B		0-0 1B	4	2	3	0	0	0	0
Bill Voss, L (1, 3) OBP: 0.233, SLG: 0.222		0-0 E4 1B		0-0 3-1			0-0 SF9 SH1-3 1B		0-0 F8	4	0	1	0	0	0	2
Aurelio Rodriguez, R (1, 5) OBP: 0.292, SLG: 0.382		0-0 SF9		0-0 6-3			0-0 SH1-3		0-0 F8	2	0	0	1	0	0	1
Tom Egan, R (1, 2) OBP: 0.222, SLG: 0.292		0-0 3-H					0-0 SF9		0-0 F5	2	0	1	0	0	0	0
Roger Repoz, L (7, PH) OBP: 0.289, SLG: 0.161		0-0 1-2					0-0 P6			0	0	0	1	0	0	0
Tom Satriano, L (8, 2) OBP: 0.469, SLG: 0.475		0-0 1B					0-0 F9			1	0	0	0	0	0	1
Bobby Knoop, R (1, 4) OBP: 0.323, SLG: 0.196		0-0 F7					0-0 K			3	0	0	0	0	1	3
Andy Messersmith, R (1, 1) OBP: 0.219, SLG: 0.241		0-0 F8					0-3 K2-3		0-0 F7	2	0	0	0	0	1	2
Lou Johnson, R (8, PH) OBP: 0.241										1	0	0	0	0	0	0
Hoyt Wilhelm, R (9, 1)										0	0	0	0	0	0	0

**BOTTOM**

**Kansas City Royals @ California Angels**  
**Anaheim Stadium, Anaheim, CA**  
 Fri May 02 1969, 10:05 PM EDT  
 Att. 9,357 - Unknown

livebaseballscorecards.com

<b>AB</b>	<b>30</b>
<b>R</b>	<b>2</b>
<b>H</b>	<b>5</b>
<b>RBI</b>	<b>2</b>
<b>BB</b>	<b>1</b>
<b>SO</b>	<b>4</b>
<b>LOB</b>	<b>10</b>



Inning Stats	R: 0	H: 0	E: 0	K: 1	S: 5	R: 1	H: 2	E: 1	K: 0	S: 6	R: 0	H: 0	E: 0	K: 1	S: 5	R: 0	H: 0	E: 0	K: 0	S: 3	R: 0	H: 0	E: 0	K: 1	S: 5	R: 1	H: 2	E: 0	K: 1	S: 7	R: 0	H: 0	E: 0	K: 0	S: 3	R: 0	H: 1	E: 0	K: 0	S: 4	1B: 5	2B: 0	3B: 0	HR: 0	SF: 2	SAC: 1	DP: 0	HBP: 0	WP: 0	PB: 0	SB: 0	CS: 0	PA: 34
<b>PITCHER</b> Dick Drago, R (1, 1) ERA: 3.05	IP: 9.0	WLS: W	BF: 34	H: 5	R: 2	ER: 2	SO: 4	BB: 1	IBB: 0	HBP: 0	BLK: 0	WP: 0	HR: 0	S: 41	P: 45	ERA: 2.00	WHIP: 0.667																																				



**Kansas City Royals @ California Angels**  
 Anaheim Stadium, Anaheim, CA

Sat May 03 1969, 10:05 PM EDT  
 Att. 8,484 - Unknown

[livebaseballscorecards.com](http://livebaseballscorecards.com)

AB	33
R	2
H	8
RBI	2
BB	2
SO	5
LOB	11



WP:	0	PA:	35
PB:	0		
SB:	0		
CS:	0		

Batter	1	2	3	4	5	6	7	8	9	AB	R	H	RBI	BB	SO	LOB
Jackie Hernandez, R (1, 6) OBP: 0.262, SLG: 0.217	0-3 K		0-0 6-3		0-3 K		0-0 G3			4	0	0	0	0	2	2
Ed Kirkpatrick, L (1, 9) OBP: 0.139, SLG: 0.206	0-0 4-3		0-0 HR		0-0 4-3			0-0 4-3		4	1	1	1	0	0	0
Lou Piniella, R (1, 7) OBP: 0.310, SLG: 0.447	4-0 1B BB		0-0 6-3			0-0 6-3		0-0 5-3		3	0	0	0	1	0	0
Joe Foy, R (1, 5) OBP: 0.343, SLG: 0.345	0-0 1-2 1B		0-0 F9			0-0 6-3		0-0 F7		4	0	1	0	0	0	0
Chuck Harrison, R (1, 3) OBP: 0.300, SLG: 0.342	0-3 K			0-0 5-3		0-0 L6			0-0 G6-4-3 1B 1B	4	1	1	0	0	1	2
Bob Oliver, R (1, 8) OBP: 0.291, SLG: 0.380		0-0 5-3		4-0 4-3 BB			0-3 K		0-0 1-2 G6-4-3 1B	3	0	1	0	1	1	0
Paul Schaal, R (1, 4) OBP: 0.417, SLG: 0.364		0-0 5-3		0-0 4-3			0-0 1B 1B		0-0 G6-4-3 1-2 2-3	4	0	1	0	0	0	3
Ellie Rodriguez, R (1, 2) OBP: 0.302, SLG: 0.263		0-0 1B		0-0 6-3			0-0 1-3 1B		0-0 3-H 1B	4	0	3	1	0	0	1
Mike Hedlund, R (1, 1) OBP: 0.167, SLG: 0.167		0-0 1-3			0-3 K		0-0 F7			2	0	0	0	0	1	1
Joe Keough, L (7, PH) OBP: 0.186, SLG: 0.167										1	0	0	0	0	0	2
Dave Wickersham, R (7, 1)										0	0	0	0	0	0	0

Inning Stats	R: 0 E: 0 K: 2 S: 8	H: 1 LOB: 2 BB: 1 P: 12	R: 0 E: 0 K: 0 S: 4	H: 1 LOB: 1 BB: 0 P: 4	R: 1 E: 0 K: 0 S: 4	H: 1 LOB: 0 BB: 0 P: 4	R: 0 E: 0 K: 0 S: 3	H: 0 LOB: 1 BB: 1 P: 7	R: 0 E: 0 K: 2 S: 7	H: 0 LOB: 0 BB: 0 P: 7	R: 0 E: 0 K: 0 S: 3	H: 0 LOB: 0 BB: 0 P: 3	R: 0 E: 0 K: 1 S: 7	H: 2 LOB: 2 BB: 0 P: 7	R: 0 E: 0 K: 0 S: 3	H: 0 LOB: 0 BB: 0 P: 3	R: 1 E: 0 K: 0 S: 4	H: 3 LOB: 1 BB: 0 P: 4	1B: 7 2B: 0 3B: 0 HR: 1	SF: 0 SAC: 0 DP: 1 HBP: 0	
PITCHER	IP	WLS	BF	H	R	ER	SO	BB	IBB	HBP	BLK	WP	HR	S	P	ERA	WHIP				
Jim McGlothlin, R (1, 1) ERA: 2.59	7.0	W	28	5	1	1	5	2	0	0	0	0	1	36	44	1.29	1.000				
Hoyt Wilhelm, R (8, 1) ERA: 1.26	2.0	S	7	3	1	1	0	0	0	0	0	0	0	7	7	4.50	1.500				

Batter	1	2	3	4	5	6	7	8	9	AB	R	H	RBI	BB	SO	LOB
Vic Davalillo, L (1, 9) OBP: 0.216, SLG: 0.196	0-0 6-3		0-0 4-3		0-0 1-3		0-0 FC2-6 1B	0-0 4-3		5	1	0	0	0	0	2
Jim Fregosi, R (1, 6) OBP: 0.404, SLG: 0.432	0-0 F9		0-0 6-3		4-0 BB		0-0 5-3 1B			3	0	1	0	1	0	0
Jay Johnstone, L (1, 8) OBP: 0.322, SLG: 0.476	0-0 1B		0-0 2B		0-0 F8		0-0 5-3 1B			4	0	3	1	0	0	1
Rick Reichardt, R (1, 7) OBP: 0.446, SLG: 0.439 Hoyt Wilhelm, R (8, 1)	0-0 1-2 1B		0-3 K		0-0 E SF9 1B		0-0 5-3			4	1	2	0	0	1	3
Tom Satriano, L (1, 3) OBP: 0.434, SLG: 0.432 (7, 2)	0-0 L9				0-0 F8		0-0 E4			4	0	0	0	0	0	5
Aurelio Rodriguez, R (1, 5) OBP: 0.303, SLG: 0.403		0-0 2B			0-0 FC5-4 1B		0-0 P6		0-3 K	4	0	2	0	0	1	2
Tom Egan, R (1, 2) OBP: 0.207, SLG: 0.269 Bill Voss, L (6, PH) OBP: 0.219, SLG: 0.214 Ruben Amaro, R (9, 3) OBP: 0.750, SLG: 0.667		0-0 6-3		0-3 K		0-0 SF9		0-0 1-3		2	0	0	0	0	1	2
Bobby Knoop, R (1, 4) OBP: 0.318, SLG: 0.255		0-0 5-3		0-0 FC5-4		0-0 2-3		0-0 HR		1	0	0	0	0	0	0
Jim McGlothlin, R (1, 1) OBP: 0.325, SLG: 0.188 Roger Repoz, L (7, PH) (8, 7)		0-3 K		0-3 K			4-0 FC2-6 BB	0-0 1B		2	0	0	0	0	2	1

Inning Stats	R: 0	H: 2	E: 0	LOB: 2	K: 0	BB: 0	S: 5	R: 0	H: 1	E: 0	LOB: 1	K: 1	BB: 0	S: 6	R: 0	H: 1	E: 0	LOB: 1	K: 1	BB: 0	S: 6	R: 0	H: 0	E: 0	LOB: 1	K: 1	BB: 1	S: 5	R: 1	H: 1	E: 1	LOB: 1	K: 0	BB: 0	S: 5	R: 1	H: 2	E: 0	LOB: 2	K: 0	BB: 1	S: 5	R: 1	H: 2	E: 0	LOB: 1	K: 1	BB: 0	S: 7
--------------	------	------	------	--------	------	-------	------	------	------	------	--------	------	-------	------	------	------	------	--------	------	-------	------	------	------	------	--------	------	-------	------	------	------	------	--------	------	-------	------	------	------	------	--------	------	-------	------	------	------	------	--------	------	-------	------

PITCHER	IP	WLS	BF	H	R	ER	SO	BB	IBB	HBP	BLK	WP	HR	S	P	ERA	WHIP
Mike Hedlund, R (1, 1) ERA: 1.8	6.0		26	6	1	0	4	1	0	0	0	0	0	33	37	0.00	1.167
Dave Wickersham, R (7, 1) ERA: 2.45	2.0	L	11	4	2	2	1	1	0	0	0	0	1	12	16	9.00	2.500

**BOTTOM**

**Kansas City Royals @ California Angels**  
**Anaheim Stadium, Anaheim, CA**  
 Sat May 03 1969, 10:05 PM EDT  
 Att. 8,484 - Unknown

livebaseballscorecards.com

<b>AB</b>	<b>34</b>
<b>R</b>	<b>3</b>
<b>H</b>	<b>10</b>
<b>RBI</b>	<b>3</b>
<b>BB</b>	<b>2</b>
<b>SO</b>	<b>5</b>
<b>LOB</b>	<b>19</b>



WP: 0	PA: 37
PB: 0	SB: 0
CS: 0	



**Kansas City Royals @ California Angels**  
 Anaheim Stadium, Anaheim, CA  
 Sun May 04 1969, 6:33 AM EDT  
 Att. 20,843 - Cloudy

[livebaseballscorecards.com](http://livebaseballscorecards.com)

<b>AB</b>	<b>44</b>
<b>R</b>	<b>15</b>
<b>H</b>	<b>19</b>
<b>RBI</b>	<b>13</b>
<b>BB</b>	<b>8</b>
<b>SO</b>	<b>5</b>
<b>LOB</b>	<b>26</b>



WP: 0	PA: 54
PB: 1	
SB: 1	
CS: 1	

AB R H RBI BB SO LOB

5	2	1	0	1	1	6
6	2	3	2	0	2	3
5	1	2	3	0	0	4
4	2	2	3	2	0	2
4	2	1	0	2	1	1
6	2	6	3	0	0	0
3	2	1	0	1	1	1
1	0	0	0	1	0	1
5	1	1	1	1	0	5
5	1	2	1	0	0	3

1B: 14	SF: 1
2B: 2	SAC: 0
3B: 0	DP: 0
HR: 3	HBP: 0

Batter	1	2	3	4	5	6	7	8	9
Jackie Hernandez, R OBP: 0.268, SLG: 0.215 (1, 6)	0-0 4-3	0-0 FC5-4			0-0 1B SF9	4-0 1B HR	0-3 K	0-0 F7	
Ed Kirkpatrick, L OBP: 0.190, SLG: 0.250 (1, 9)	0-3 K	0-0 G3			0-0 1B HR	0-3 K	0-0 1B E	0-0 1B	
Lou Piniella, R OBP: 0.311, SLG: 0.494 (1, 7)	0-0 PB CS 2B		0-0 P4		0-0 SF9	0-0 HR	0-0 F7	0-0 F7	
Joe Foy, R OBP: 0.362, SLG: 0.385 (1, 5)	4-0 2-3 BB		0-0 P6		0-0 1B HR	4-0 BB	0-0 E4 1B	0-0 1-3	
Chuck Harrison, R OBP: 0.326, SLG: 0.333 (1, 3)	0-0 CS	4-0 BB 1B BB	0-0 F8		0-0 HR 1B	0-0 F7	4-0 BB 1B BB		0-3 K
Bob Oliver, R OBP: 0.361, SLG: 0.518 (1, 8)		0-0 1B BB 1B		0-0 4-3 2B	0-0 1B HR		0-0 BB 1B	0-0 FC4-6 1B	
Paul Schaal, R OBP: 0.438, SLG: 0.357 (1, 4)		4-0 1B BB		0-0 4-3	0-3 K		0-0 E BB 1B	0-0 FC4-6 FC4-6	
Juan Rios, R OBP: 0.333, SLG: 0.226 (7, PH)		1-2 2-3 BB		0-0 2-3			0-0 BB BB	0-0 1-2 BB	
Ellie Rodriguez, R OBP: 0.306, SLG: 0.256 (1, 2)		0-0 FC5-4 1B		0-0 P6	0-0 1-3		0-0 E BB	0-0 FC4-6	
Roger Nelson, R OBP: 0.286, SLG: 0.231 (1, 1)		0-0 1-2 3-H 1B		0-0 F7		0-0 P6	0-0 FC1 1B	0-0 1B	

Inning Stats	R: 0	H: 1	E: 0	K: 1	S: 5	P: 9	R: 2	H: 3	E: 0	K: 0	S: 5	P: 13	R: 0	H: 0	E: 0	K: 0	S: 3	R: 0	H: 1	E: 0	K: 0	S: 4	P: 4	R: 5	H: 5	E: 0	K: 1	S: 10	P: 10	R: 2	H: 1	E: 0	K: 1	S: 6	P: 14	R: 6	H: 5	E: 2	K: 1	S: 11	P: 23	R: 0	H: 2	E: 0	K: 0	S: 5	P: 5	R: 0	H: 1	E: 0	K: 1	S: 6	P: 6	1B: 14	SF: 1	2B: 2	SAC: 0	3B: 0	DP: 0	HR: 3	HBP: 0	WP: 0	PA: 54
--------------	------	------	------	------	------	------	------	------	------	------	------	-------	------	------	------	------	------	------	------	------	------	------	------	------	------	------	------	-------	-------	------	------	------	------	------	-------	------	------	------	------	-------	-------	------	------	------	------	------	------	------	------	------	------	------	------	--------	-------	-------	--------	-------	-------	-------	--------	-------	--------

PITCHER	IP	WLS	BF	H	R	ER	SO	BB	IBB	HBP	BLK	WP	HR	S	P	ERA	WHIP
Clyde Wright, L ERA: 5.06 (1, 1)	1.1	L	8	3	2	2	1	3	0	0	0	0	0	7	19	13.50	4.500
Eddie Fisher, R ERA: 3.98 (2, 1)	3.0		15	6	4	4	0	0	0	0	0	0	1	15	15	12.00	2.000
Pedro Borbon, R ERA: 6.57 (5, 1)	0.2		3	1	1	1	1	0	0	0	0	0	1	5	5	13.50	1.500
Phil Ortega, R ERA: 10.13 (6, 1)	1.1		12	4	7	5	2	3	0	0	0	0	1	13	25	33.75	5.250
George Brunet, L ERA: 5.4 (7, 1)	1.2		11	4	1	0	0	2	0	0	0	0	0	9	17	0.00	3.600

PITCHER	IP	WLS	BF	H	R	ER	SO	BB	IBB	HBP	BLK	WP	HR	S	P	ERA	WHIP
Tom Murphy, R ERA: 4.94 (9, 1)	1.0		4	1	0	0	1	0	0	0	0	0	0	6	6	0.00	1.000





Batter	1	2	3	4	5	6	7	8	9	AB R H RBI BB SO LOB	TOP	
Jackie Hernandez, R (1, 6) OBP: 0.257, SLG: 0.206 Jim Campanis, R (8, PH) OBP: 0.278, SLG: 0.333 (8, 2)	0-0 5-3		0-3 K			0-0 G6-3		0-0 F9		3 0 0 0 0 1 1 1 0 0 0 0 0 1		
Ed Kirkpatrick, L (1, 9) OBP: 0.196, SLG: 0.273 (9, 5)	0-0 4-3			0-0 G3		0-0 F7			0-0 1B FC6-4 2B	4 1 1 0 0 0 0		
Lou Piniella, R (1, 7) OBP: 0.319, SLG: 0.524 (1, 7)	0-0 F3			0-0 F9			0-0 HR		4-0 FC6-4 1B BB	3 2 1 1 1 0 0		
Joe Foy, R (1, 5) OBP: 0.358, SLG: 0.379 (9, 6)		0-0 1B S 1B		0-0 F8			0-0 4-3		0-3 K	4 1 1 0 0 1 2		
Bob Oliver, R (1, 8) OBP: 0.354, SLG: 0.500 (1, 8)		0-0 F3			0-0 L1		0-0 E6		0-0 FC6-4 1B	4 0 1 0 0 0 1		
Jerry Adair, R (1, 4) OBP: 0.342, SLG: 0.347 (1, 4)		0-0 P3			0-0 L8		0-0 G4-6-3		0-0 FC6-4 1B HR	4 1 0 1 0 0 4		
Chuck Harrison, R (1, 3) OBP: 0.380, SLG: 0.391 (1, 3)		0-0 CS 1B			0-0 FC6-4 1B			0-0 FC3-6 1B	0-0 HR 1B	4 1 4 2 0 0 0		
Ellie Rodriguez, R (1, 2) OBP: 0.294, SLG: 0.244 (8, PH) Pat Kelly, L (8, PH) OBP: 0.328, SLG: 0.310 (8, 6) Juan Rios, R (8, PH) OBP: 0.333, SLG: 0.226 (9, PH) Hawk Taylor, R (9, PH) OBP: 0.438, SLG: 0.938 (9, 9)		0-0 CS	0-0 4-3		0-0 FC6-4			0-3 K	0-0 K HR	2 0 0 0 0 0 1 1 0 0 0 0 1 1 0 0 0 0 0 0 0 1 1 1 3 0 0 0		
Bill Butler, L (1, 1) OBP: 0.111, SLG: 0.111 (5, 1) Dave Wickersham, R (6, PH) Mike Fiore, L (6, PH) Dave Morehead, R (6, 1) Joe Keough, L (8, PH) Wally Bunker, R (8, 1) Moe Drabowsky, R (9, 1)			0-3 K			4-0 G6-3 BB		0-0 FC3-6	0-3 K	1 0 0 0 0 0 1 0 0 0 0 0 0 0 0 0 0 0 0 0 0 1 0 0 0 0 0 0 0 0 0 0 1 0 0 0 0 0 0 1 1 0 0 0 0 0 1 0 0 0 0 0 0 0 0 0		
<b>Inning Stats</b>	R: 0 H: 0 E: 0 LOB: 0 K: 0 BB: 0 S: 3 P: 3	R: 1 H: 2 E: 0 LOB: 0 K: 0 BB: 0 S: 4 P: 4	R: 0 H: 0 E: 0 LOB: 0 K: 2 BB: 0 S: 7 P: 7	R: 0 H: 0 E: 0 LOB: 0 K: 0 BB: 0 S: 3 P: 3	R: 0 H: 1 E: 0 LOB: 1 K: 0 BB: 0 S: 4 P: 4	R: 0 H: 0 E: 0 LOB: 0 K: 0 BB: 1 S: 2 P: 6	R: 1 H: 1 E: 1 LOB: 0 K: 0 BB: 0 S: 4 P: 4	R: 0 H: 1 E: 0 LOB: 1 K: 1 BB: 0 S: 6 P: 6	R: 5 H: 4 E: 0 LOB: 0 K: 2 BB: 1 S: 11 P: 15	1B: 6 SF: 0 2B: 1 SAC: 0 3B: 0 DP: 2 HR: 2 HBP: 0	WP: 0 PA: 37 PB: 0 SB: 1 CS: 1	
<b>PITCHER</b> Denny McLain, R (1, 1) ERA: 2.82 Dick Radatz, R (9, 1) ERA: 5.56	IP WLS BF H R ER SO BB IBB HBP BLK WP HR S P ERA WHIP	8.2 34 8 6 6 4 2 0 0 0 0 1 40 48 6.23 1.154	0.1 L 2 1 1 1 1 0 0 0 0 0 0 1 4 4 27.00 3.000	<b>PITCHER</b> IP WLS BF H R ER SO BB IBB HBP BLK WP HR S P ERA WHIP								

**Kansas City Royals @ Detroit Tigers**  
Tiger Stadium, Detroit, MI  
Tue May 06 1969, 7:05 PM EDT  
Att: 8,947 - Unknown - 65 F

livebaseballscorecards.com

AB	34
R	7
H	9
RBI	7
BB	2
SO	5
LOB	12



Batter	1	2	3	4	5	6	7	8	9	AB R H RBI BB SO LOB
Mickey Stanley, R OBP: 0.261, SLG: 0.343 (1, 6)	0-0 E7		0-0 6-3		0-0 SH2-4 2B 1B	0-3 K			0-3 K	5 1 1 0 0 2 0
Dick Tracewski, R OBP: 0.348, SLG: 0.118 Gates Brown, L OBP: 0.412, SLG: 0.333 (1, 4) (9, PH)	0-0 E8 1B		0-0 P4		0-0 SH2-4 1-2	0-0 F7			0-0 BB 1B 1B	3 0 1 0 0 0 0 1 0 1 0 0 0 0
Al Kaline, R OBP: 0.367, SLG: 0.526 (1, 9)	0-0 2-3 1B		0-0 L6		0-0 2-H 1B 2B		4-0 SH1-4 BB		0-0 L6	4 1 2 1 1 0 1
Bill Freehan, R OBP: 0.376, SLG: 0.518 (1, 3)	0-3 K			0-0 FC5-4 BB SF7 1B	0-0 6-3		0-0 SH1-4 1-2		0-0 BB 1B	4 1 2 0 0 1 3
Willie Horton, R OBP: 0.330, SLG: 0.430 (1, 7)	0-3 K			4-0 FC5-4 BB 1-2	4-0 1B WP IBB		0-3 K		4-0 1-2 2-3 BB	2 1 0 0 3 2 3
Jim Northrup, L OBP: 0.293, SLG: 0.354 (1, 8)		0-0 L9		0-0 FC5-4 IBB 1-2 2-3	0-0 WP 1-2 2-H 1B		0-3 K		0-0 1-3	5 0 1 1 0 1 6
Jim Price, R OBP: 0.091, SLG: 0.400 (1, 2)		0-0 HR		0-0 SF7 3-H	0-0 P6 1-3 2-H		0-0 F9			3 1 1 2 0 0 1
Don Wert, R OBP: 0.178, SLG: 0.149 (1, 5)		0-3 K		4-0 1-2 IBB		0-0 HR		0-3 K		3 1 1 1 1 2 0
Denny McLain, R OBP: 0.240, SLG: 0.240 Dick Radatz, R (9, 1)		0-3 K		0-3 K		0-3 K		0-3 K		4 0 0 0 0 4 2 0 0 0 0 0 0 0

Inning Stats	R: 0 E: 2 K: 2 S: 9	H: 2 LOB: 2 BB: 0 P: 9	R: 1 E: 0 K: 2 S: 8	H: 1 LOB: 0 BB: 0 P: 8	R: 0 E: 0 K: 0 S: 3	H: 0 LOB: 0 BB: 0 P: 3	R: 1 E: 0 K: 1 S: 6	H: 1 LOB: 2 BB: 2 P: 14	R: 3 E: 0 K: 0 S: 6	H: 3 LOB: 1 BB: 1 P: 10	R: 1 E: 0 K: 2 S: 8	H: 1 LOB: 0 BB: 0 P: 8	R: 0 E: 0 K: 2 S: 7	H: 0 LOB: 1 BB: 1 P: 11	R: 0 E: 0 K: 2 S: 7	H: 0 LOB: 0 BB: 0 P: 7	R: 0 E: 0 K: 1 S: 7	H: 2 LOB: 3 BB: 1 P: 11	1B: 7 2B: 1 3B: 0 HR: 2	SF: 1 SAC: 2 DP: 0 HBP: 0	WP: 2 PB: 0 SB: 0 CS: 0	PA: 42
--------------	------------------------------	---------------------------------	------------------------------	---------------------------------	------------------------------	---------------------------------	------------------------------	----------------------------------	------------------------------	----------------------------------	------------------------------	---------------------------------	------------------------------	----------------------------------	------------------------------	---------------------------------	------------------------------	----------------------------------	----------------------------------	------------------------------------	----------------------------------	--------

PITCHER	IP	WLS	BF	H	R	ER	SO	BB	IBB	HBP	BLK	WP	HR	S	P	ERA	WHIP
Bill Butler, L ERA: 2.97 (1, 1)	4.2		24	7	5	5	5	1	2	0	0	0	1	31	43	9.64	1.714
Dave Wickersham, R ERA: 2.41 (5, 1)	0.1		1	0	0	0	0	0	0	0	0	1	0	1	1	0.00	0.000
Dave Morehead, R ERA: 6.39 (6, 1)	2.0		8	1	1	1	4	1	0	0	0	0	1	15	19	4.50	1.000
Wally Bunker, R ERA: 4.18 (8, 1)	1.2	W	8	2	0	0	3	1	0	0	0	0	0	13	17	0.00	1.800
Moe Drabowsky, R ERA: 1.0 (9, 1)	0.1	S	1	0	0	0	0	0	0	0	0	0	0	1	1	0.00	0.000

BOTTOM

Kansas City Royals @ Detroit Tigers  
Tiger Stadium, Detroit, MI  
Tue May 06 1969, 7:05 PM EDT  
Att. 8,947 - Unknown - 65 F

AB	34
R	6
H	10
RBI	5
BB	5
SO	12
LOB	16



PITCHER	IP	WLS	BF	H	R	ER	SO	BB	IBB	HBP	BLK	WP	HR	S	P	ERA	WHIP
---------	----	-----	----	---	---	----	----	----	-----	-----	-----	----	----	---	---	-----	------



Batter	1	2	3	4	5	6	7	8	9	AB R H RBI BB SO LOB	TOP
Jackie Hernandez, R (1, 6) OBP: 0.282, SLG: 0.250	0-0 FC6-4 1B		0-0 1B			0-0 F7		0-0 1B 2B		4 1 3 0 0 0 0	<b>Kansas City Royals @ Detroit Tigers</b> Tiger Stadium, Detroit, MI Wed May 07 1969, 7:05 PM EDT Att. 9,044 - Unknown
Jerry Adair, R (1, 4) OBP: 0.350, SLG: 0.347	0-0 FC6-4 1-2f		0-0 F7			4-0 BB		0-0 1B		3 0 1 2 1 0 2	
Lou Piniella, R (1, 7) OBP: 0.306, SLG: 0.500	0-3 K				0-3 K	0-3 K		0-0 F7		4 0 0 0 0 3 3	
Joe Foy, R (1, 5) OBP: 0.345, SLG: 0.364	0-0 F4				0-0 F3	0-0 5-3		0-0 F9		4 0 0 0 0 0 3	
Bob Oliver, R (1, 8) OBP: 0.333, SLG: 0.469		0-0 F8			0-3 K		0-0 L6		0-0 L9	4 0 0 0 0 1 0	
Chuck Harrison, R (1, 3) OBP: 0.370, SLG: 0.380		0-0 4-3				0-0 FC4-6 1B		0-0 F9		4 0 1 0 0 0 0	
Jim Campanis, R (1, 2) OBP: 0.250, SLG: 0.297		0-3 K			0-0 FC4-6 1-2f		0-0 L8		0-3 K	4 0 0 0 0 2 1	
Ed Kirkpatrick, L (1, 9) OBP: 0.204, SLG: 0.261 Steve Jones, L (8, PR) OBP: 0.300, SLG: 0.125			0-3 K		0-3 K			1-0 2B 1B HBP		2 0 0 0 0 2 1 0 1 0 0 0 0 0	
Jim Rooker, R (1, 1) Mike Hedlund, R (7, 1) OBP: 0.167, SLG: 0.167 Hawk Taylor, R (8, PH) OBP: 0.412, SLG: 0.882			0-0 6-3		0-0 F8			0-0 P6		2 0 0 0 0 0 1 0 0 0 0 0 0 0 1 0 0 0 0 0 1	
<b>Inning Stats</b>	R: 0 H: 1 E: 0 LOB: 1 K: 1 BB: 0 S: 6 P: 6	R: 0 H: 0 E: 0 LOB: 0 K: 1 BB: 0 S: 5 P: 5	R: 0 H: 1 E: 0 LOB: 1 K: 1 BB: 0 S: 6 P: 6	R: 0 H: 0 E: 0 LOB: 0 K: 2 BB: 0 S: 7 P: 7	R: 0 H: 1 E: 0 LOB: 1 K: 1 BB: 0 S: 6 P: 6	R: 0 H: 0 E: 0 LOB: 1 K: 1 BB: 1 S: 5 P: 9	R: 0 H: 0 E: 0 LOB: 0 K: 0 BB: 0 S: 3 P: 3	R: 2 H: 2 E: 0 LOB: 1 K: 0 BB: 0 S: 5 P: 6	R: 0 H: 0 E: 0 LOB: 0 K: 1 BB: 0 S: 5 P: 5	1B: 4 SF: 0 2B: 1 SAC: 0 3B: 0 DP: 0 HR: 0 HBP: 1	
<b>PITCHER</b> Mickey Lolich, L (1, 1) ERA: 4.05 Pat Dobson, R (8, 1) ERA: 3.1	IP WLS BF H R ER SO BB IBB HBP BLK WP HR S P ERA WHIP	7.1 W 29 5 2 2 7 1 0 1 0 0 0 0 41 46 2.46 0.818	1.2 S 5 0 0 0 1 0 0 0 0 0 0 0 7 7 0.00 0.000								

livebaseballscorecards.com

<b>AB</b>	32
<b>R</b>	2
<b>H</b>	5
<b>RBI</b>	2
<b>BB</b>	1
<b>SO</b>	8
<b>LOB</b>	12







Batter	1	2	3	4	5	6	7	8	9	AB R H RBI BB SO LOB	TOP	
Pat Kelly, L (1, 8) OBP: 0.304, SLG: 0.286	0-0 G3		0-3 K			0-0 G3		0-3 K	0-0 L9	5 0 0 0 0 2 2		
Jackie Hernandez, R (1, 6) OBP: 0.268, SLG: 0.237	0-0 6-3			0-0 F9		0-0 L6		0-0 1-6-3		4 0 0 0 0 0 0		
Lou Piniella, R (1, 7) OBP: 0.324, SLG: 0.511	0-0 1B			0-0 E7 1B SF9 1B		0-0 1B		0-0 L5		4 1 3 0 0 0 0		
Joe Foy, R (1, 5) OBP: 0.350, SLG: 0.369	0-3 K			0-0 S 2-3 1B		0-0 F9			0-0 1B 2B 1B	4 1 2 0 0 1 2		
Bob Oliver, R (1, 9) OBP: 0.342, SLG: 0.478		0-0 F7		0-0 SF9 1-2		0-0 BB 1B			0-0 1-3 2B 1B	3 1 2 1 0 0 0		
Chuck Harrison, R (1, 3) OBP: 0.345, SLG: 0.352		0-0 6-3		0-3 K		0-0 F9			0-3 K	4 0 0 0 0 2 4		
Hawk Taylor, R (9, 2) OBP: 0.412, SLG: 0.882										0 0 0 0 0 0 0		
Jerry Adair, R (1, 4) OBP: 0.357, SLG: 0.338		0-3 K			0-0 6-3		4-0 BB FC6-4 1-2		4-0 2B SH1-4 IBB	2 0 0 0 2 1 0		
Tom Burgmeier, L (9, PR)										0 1 0 0 0 0 0		
Juan Rios, R (9, 4) OBP: 0.333, SLG: 0.226										0 0 0 0 0 0 0		
Ellie Rodriguez, R (1, 2) OBP: 0.278, SLG: 0.229			0-0 4-3		0-0 P5		0-0 F8		0-0 SH1-4 1-3 2-H 3-H	3 0 0 0 0 0 2		
Mike Fiore, L (9, PH) OBP: 0.416, SLG: 0.361										1 0 1 2 0 0 0		
Dick Drago, R (1, 1)			0-3 K		0-0 F8		0-0 FC6-4 1-2f		0-0 SH1-4 2-3 3-H	3 0 0 1 0 1 2		
<b>Inning Stats</b>	R: 0 E: 0 K: 1 S: 6 H: 1 LOB: 1 BB: 0 P: 6	R: 0 E: 0 K: 1 S: 5 H: 0 LOB: 0 BB: 0 P: 5	R: 0 E: 0 K: 2 S: 7 H: 0 LOB: 0 BB: 0 P: 7	R: 1 E: 1 K: 1 S: 7 H: 2 LOB: 1 BB: 0 P: 7	R: 0 E: 0 K: 0 S: 3 H: 0 LOB: 0 BB: 0 P: 3	R: 0 E: 0 K: 0 S: 4 H: 1 LOB: 1 BB: 0 P: 4	R: 0 E: 0 K: 0 S: 4 H: 1 LOB: 2 BB: 1 P: 8	R: 0 E: 0 K: 1 S: 5 H: 0 LOB: 0 BB: 0 P: 5	R: 3 E: 0 K: 1 S: 8 H: 3 LOB: 2 BB: 1 P: 12	1B: 7 2B: 1 3B: 0 HR: 0 SF: 1 SAC: 1 DP: 0 HBP: 0	WP: 0 PB: 0 SB: 1 CS: 0 PA: 37	
<b>PITCHER</b> Tom Phoebus, R (1, 1) ERA: 2.03 Dick Hall, R (9, 1) ERA: 2.45	IP: 8.0 WLS: L BF: 6 H: 2 R: 2 ER: 2 SO: 1 BB: 0	IP: 1.0 WLS: L BF: 6 H: 2 R: 2 ER: 2 SO: 1 BB: 0	IP: 1.0 WLS: L BF: 6 H: 2 R: 2 ER: 2 SO: 1 BB: 0	IP: 1.0 WLS: L BF: 6 H: 2 R: 2 ER: 2 SO: 1 BB: 0	IP: 1.0 WLS: L BF: 6 H: 2 R: 2 ER: 2 SO: 1 BB: 0	IP: 1.0 WLS: L BF: 6 H: 2 R: 2 ER: 2 SO: 1 BB: 0	IP: 1.0 WLS: L BF: 6 H: 2 R: 2 ER: 2 SO: 1 BB: 0	IP: 1.0 WLS: L BF: 6 H: 2 R: 2 ER: 2 SO: 1 BB: 0	IP: 1.0 WLS: L BF: 6 H: 2 R: 2 ER: 2 SO: 1 BB: 0	IP: 1.0 WLS: L BF: 6 H: 2 R: 2 ER: 2 SO: 1 BB: 0	IP: 1.0 WLS: L BF: 6 H: 2 R: 2 ER: 2 SO: 1 BB: 0	IP: 1.0 WLS: L BF: 6 H: 2 R: 2 ER: 2 SO: 1 BB: 0

**Kansas City Royals @ Baltimore Orioles**  
 Memorial Stadium, Baltimore, MD  
 Fri May 09 1969, 7:05 PM EDT  
 Att. 7,650 - Unknown

AB	33
R	4
H	8
RBI	4
BB	2
SO	7
LOB	12



Batter	1	2	3	4	5	6	7	8	9	AB	R	H	RBI	BB	SO	LOB
Don Buford, S (1, 7) OBP: 0.377, SLG: 0.340 Merv Rettenmund, R (9, 7) OBP: 0.452, SLG: 0.667	0-0 F8			0-0 6-3		0-0 F9		0-3 K		4	0	0	0	0	1	0
Paul Blair, R (1, 8) OBP: 0.367, SLG: 0.508	0-0 5-3			0-0 F9			0-0 2B 1B	0-0 6-3		4	1	1	0	0	0	0
Frank Robinson, R (1, 9) OBP: 0.418, SLG: 0.661	0-3 K			4-0 BB			0-0 2B 1B		0-0 1B	3	1	2	0	1	1	0
Boog Powell, L (1, 3) OBP: 0.398, SLG: 0.382 Chico Salmon, R (7, PR) OBP: 0.429, SLG: 0.500 (8, 3)		0-3 K		0-0 P5			0-0 2B		0-0 P6	3	0	1	2	0	1	1
Elrod Hendricks, L (1, 2) OBP: 0.378, SLG: 0.437		0-0 F7			0-0 F8		0-0 4-3		0-0 F9	4	0	0	0	0	0	2
Brooks Robinson, R (1, 5) OBP: 0.289, SLG: 0.370		0-0 5-3			0-0 6-3		4-0 IBB		0-0 F8	3	0	0	0	1	0	1
Davey Johnson, R (1, 4) OBP: 0.303, SLG: 0.352			0-0 6-3		0-3 K			0-3 K		3	0	0	0	0	2	2
Mark Belanger, R (1, 6) OBP: 0.375, SLG: 0.349		0-0 5-3				0-0 4-3	0-0 4-3			3	0	0	0	0	0	2
Tom Phoebus, R (1, 1) OBP: 0.357, SLG: 0.250 Dick Hall, R (9, 1) OBP: 0.333, SLG: 0.333			0-3 K			0-3 K		0-3 K		3	0	0	0	0	3	0
										0	0	0	0	0	0	0


Inning Stats	R: 0	H: 0	E: 0	LOB: 0	K: 1	BB: 0	S: 5	P: 5	R: 0	H: 0	E: 0	LOB: 0	K: 1	BB: 0	S: 5	P: 5	R: 0	H: 0	E: 0	LOB: 0	K: 1	BB: 0	S: 5	P: 5	R: 2	H: 3	E: 0	LOB: 2	K: 1	BB: 1	S: 8	P: 12	R: 0	H: 0	E: 0	LOB: 0	K: 2	BB: 0	S: 7	P: 7	R: 0	H: 1	E: 0	LOB: 1	K: 0	BB: 0	S: 4	P: 4	1B: 3	SF: 0	2B: 1	SAC: 0	3B: 0	DP: 0	HR: 0	HBP: 0	WP: 0	PA: 33
PITCHER Dick Drago, R (1, 1) ERA: 2.73	IP	WLS	BF	H	R	ER	SO	BB	IBB	HBP	BLK	WP	HR	S	P	ERA	WHIP	IP	WLS	BF	H	R	ER	SO	BB	IBB	HBP	BLK	WP	HR	S	P	ERA	WHIP	IP	WLS	BF	H	R	ER	SO	BB	IBB	HBP	BLK	WP	HR	S	P	ERA	WHIP							

**BOTTOM**

**Kansas City Royals @ Baltimore Orioles**  
**Memorial Stadium, Baltimore, MD**  
 Fri May 09 1969, 7:05 PM EDT  
 Att. 7,650 - Unknown

livebaseballscorecards.com

**AB 31**  
**R 2**  
**H 4**  
**RBI 2**  
**BB 2**  
**SO 8**  
**LOB 9**







Batter	1	2	3	4	5	6	7	8	9	AB	R	H	RBI	BB	SO	LOB
Don Buford, S (1, 7) OBP: 0.368, SLG: 0.330 Merv Rettenmund, R (8, 7) OBP: 0.452, SLG: 0.667	0-0 4-3	0-0 F6		0-3 K2-3			0-0 SH3			3	0	0	0	0	1	2
Paul Blair, R (1, 8) OBP: 0.371, SLG: 0.504	4-0 F8 HR BB		0-0 1B WP		0-0 6-3		0-0 F7			3	2	1	0	1	0	1
Frank Robinson, R (1, 9) OBP: 0.428, SLG: 0.669	0-0 F8		0-0 WP 1B		0-0 2B		4-0 IBB			3	1	2	0	1	0	1
Boog Powell, L (1, 3) OBP: 0.402, SLG: 0.419	0-0 HR		0-0 G5-4-3 1B		0-0 F6		0-3 K			4	1	2	3	0	1	3
Brooks Robinson, R (1, 5) OBP: 0.281, SLG: 0.358	0-0 F3		0-0 G5-4-3 1B		0-0 6-3			0-0 6-3		4	0	0	0	0	0	2
Elrod Hendricks, L (1, 2) OBP: 0.372, SLG: 0.427		0-0 G3 E 1B		0-0 G3		0-0 1-3		0-0 4-3		4	1	1	0	0	0	0
Davey Johnson, R (1, 4) OBP: 0.294, SLG: 0.339		0-0 G3		0-0 F9		0-0 F3		0-0 4-3		4	0	0	0	0	0	1
Mark Belanger, R (1, 6) OBP: 0.369, SLG: 0.339		0-0 E9		4-0 WP BB		0-0 6-3			0-0 G3	3	0	0	0	1	0	0
Dave McNally, R (1, 1) OBP: 0.118, SLG: 0.063 Eddie Watt, R (7, 1) Jim Hardin, R (8, 1) OBP: 0.429, SLG: 0.583		0-0 1-3		0-0 F4			4-0 SH3 BB		0-0 HR	2	0	0	0	0	0	2

Inning Stats	R: 2	H: 1	E: 0	LOB: 0	K: 0	P: 8	R: 1	H: 1	E: 1	LOB: 1	K: 0	P: 5	R: 2	H: 3	E: 0	LOB: 0	K: 0	P: 5	R: 0	H: 0	E: 0	LOB: 1	K: 1	P: 9	R: 0	H: 1	E: 0	LOB: 1	K: 0	P: 4	R: 0	H: 0	E: 0	LOB: 0	K: 0	P: 3	R: 0	H: 0	E: 0	LOB: 2	K: 1	P: 13	R: 0	H: 0	E: 0	LOB: 0	K: 0	P: 3	R: 1	H: 1	E: 0	LOB: 0	K: 0	P: 2	1B: 4	SF: 0	2B: 1	SAC: 1	3B: 0	DP: 1	HR: 2	HBP: 0	WP: 2	PA: 36
--------------	------	------	------	--------	------	------	------	------	------	--------	------	------	------	------	------	--------	------	------	------	------	------	--------	------	------	------	------	------	--------	------	------	------	------	------	--------	------	------	------	------	------	--------	------	-------	------	------	------	--------	------	------	------	------	------	--------	------	------	-------	-------	-------	--------	-------	-------	-------	--------	-------	--------

PITCHER	IP	WLS	BF	H	R	ER	SO	BB	IBB	HBP	BLK	WP	HR	S	P	ERA	WHIP
Mike Hedlund, R (1, 1) ERA: 3.22	2.0		12	4	5	4	0	1	0	0	0	0	1	11	15	18.00	2.500
Dave Morehead, R (3, 1) ERA: 5.52	2.0		7	1	0	0	1	1	0	0	0	2	0	8	12	0.00	1.000
Steve Jones, L (5, 1) ERA: 2.23	2.0		7	1	0	0	0	0	0	0	0	0	0	7	7	0.00	0.500
Bill Butler, L (7, 1) ERA: 2.82	2.0		8	0	0	0	1	1	1	0	0	0	0	8	16	0.00	0.500
Moe Drabowsky, R (9, 1) ERA: 1.47	0.1	L	2	1	1	1	0	0	0	0	0	0	1	2	2	27.00	3.000

**BOTTOM**

**Kansas City Royals @ Baltimore Orioles**  
**Memorial Stadium, Baltimore, MD**  
 Sat May 10 1969, 7:05 PM EDT  
 Att. 6,843 - Unknown

livebaseballscorecards.com

**AB 31**  
**R 6**  
**H 7**  
**RBI 4**  
**BB 4**  
**SO 2**  
**LOB 12**





Batter	1	2	3	4	5	6	7	8	9	AB R H RBI BB SO LOB	TOP									
Jackie Hernandez, R OBP: 0.270, SLG: 0.241 (1, 6)	0-0 L9		0-0 CS 1B			0-0 6-3			0-0 5-3	4 0 1 0 0 0 0										
Mike Fiore, L OBP: 0.422, SLG: 0.364 (1, 8)	0-3 K		0-0 6-3 1-2			0-0 1B			0-0 F8	4 0 1 0 0 1 1										
Lou Piniella, R OBP: 0.315, SLG: 0.495 (1, 7)	0-0 2B			0-3 K		0-0 F9			0-0 6-3	4 0 1 0 0 1 1										
Joe Foy, R OBP: 0.355, SLG: 0.361 (1, 5)	4-0 BB			4-0 CS BB			0-0 F7			1 0 0 0 2 0 0										
Bob Oliver, R OBP: 0.338, SLG: 0.473 (1, 9)	0-3 K			0-3 K 1-2			0-3 K			3 0 0 0 0 3 3										
Chuck Harrison, R OBP: 0.338, SLG: 0.344 (1, 3)			0-3 K		0-0 F2		0-0 F8			3 0 0 0 0 1 0										
Jerry Adair, R OBP: 0.352, SLG: 0.333 (1, 4)			0-0 F8		0-0 L6			0-0 6-3		3 0 0 0 0 0 0										
Jim Campanis, R OBP: 0.217, SLG: 0.256 (1, 2)			0-0 F7		0-0 F8			0-0 5-3		3 0 0 0 0 0 0										
Roger Nelson, R OBP: 0.267, SLG: 0.214 (1, 1)			0-0 L4			0-0 F7		0-0 F7		1 0 0 0 0 0 0										
Joe Keough, L OBP: 0.178, SLG: 0.159 (6, PH)										1 0 0 0 0 0 0										
Dave Wickersham, R (6, 1)										0 0 0 0 0 0 0										
Ed Kirkpatrick, L OBP: 0.200, SLG: 0.255 (8, PH)										1 0 0 0 0 0 0										
Tom Burgmeier, L (8, 1)										0 0 0 0 0 0 0										
<b>Inning Stats</b>	R: 0 E: 0 K: 2 S: 8	H: 1 LOB: 2 BB: 1 P: 12	R: 0 E: 0 K: 1 S: 5	H: 0 LOB: 0 BB: 0 P: 5	R: 0 E: 0 K: 0 S: 3	H: 1 LOB: 0 BB: 0 P: 3	R: 0 E: 0 K: 2 S: 6	H: 0 LOB: 0 BB: 1 P: 10	R: 0 E: 0 K: 0 S: 3	H: 0 LOB: 0 BB: 0 P: 3	R: 0 E: 0 K: 1 S: 5	H: 0 LOB: 0 BB: 0 P: 5	R: 0 E: 0 K: 0 S: 3	H: 0 LOB: 0 BB: 0 P: 3	R: 0 E: 0 K: 0 S: 3	H: 0 LOB: 0 BB: 0 P: 3	1B: 2 2B: 1 3B: 0 HR: 0	SF: 0 SAC: 0 DP: 0 HBP: 0	WP: 0 PB: 0 SB: 0 CS: 2	PA: 30
<b>PITCHER</b> Jim Palmer, R ERA: 1.87 (1, 1)	IP: 9.0 WLS: W BF: 30 H: 3 R: 0 ER: 0 SO: 6 BB: 2 IBB: 0 HBP: 0 BLK: 0 WP: 0 HR: 0 S: 40 P: 48 ERA: 0.00 WHIP: 0.556																			

**Kansas City Royals @ Baltimore Orioles**  
**Memorial Stadium, Baltimore, MD**  
 Sun May 11 1969, 3:33 AM EDT  
 Att. 9,736 - Unknown

livebaseballscorecards.com

**AB 28**  
**R 0**  
**H 3**  
**RBI 0**  
**BB 2**  
**SO 6**  
**LOB 5**



Batter	1	2	3	4	5	6	7	8	9
Don Buford, S (1, 7) OBP: 0.372, SLG: 0.355	0-0 G3		0-0 G3			0-0 CS	0-0 HR		
Paul Blair, R (1, 8) OBP: 0.367, SLG: 0.496	0-0 6-3		0-0 1-3			0-0 6-3 S 1B	0-0 4-3		
Frank Robinson, R (1, 9) OBP: 0.430, SLG: 0.685 (8, 3)	0-0 F9		4-0 G3-6-1 BB			0-0 6-3	0-0 HR		
Boog Powell, L (1, 3) OBP: 0.413, SLG: 0.427 Merv Rettenmund, R (7, PR) OBP: 0.452, SLG: 0.667 (8, 9)		4-0 4-3 1B SF8 BB	0-0 G3-6-1			0-0 1B	0-0 L5-3 1B		
Brooks Robinson, R (1, 5) OBP: 0.287, SLG: 0.370		0-0 E 4-3 1B		0-0 F8 1B 2B		0-0 F3	0-0 L5-3		
Elrod Hendricks, L (1, 2) OBP: 0.356, SLG: 0.405		0-0 4-3		0-0 P6		0-0 3-1	0-0 F9		
Davey Johnson, R (1, 4) OBP: 0.285, SLG: 0.330		0-0 SF8		0-0 F8		0-0 F3	0-0 5-3		
Mark Belanger, R (1, 6) OBP: 0.375, SLG: 0.333		0-0 L4		4-0 1B BB		4-0 CS BB	0-0 P4		
Jim Palmer, R (1, 1) OBP: 0.150, SLG: 0.158			4-0 2B BB	0-0 1-3 1B		0-3 K			

AB	R	H	RBI	BB	SO	LOB
4	1	2	0	0	0	2
4	1	1	0	0	0	3
3	1	1	2	1	0	1
3	1	2	1	1	0	3
0	0	0	0	0	0	0
4	1	2	0	0	0	2
4	0	0	0	0	0	4
3	0	0	1	0	0	1
2	0	0	0	2	0	1
2	0	1	1	1	1	1

AB	R	H	RBI	BB	SO	LOB
29	5	9	5	5	1	18


Inning Stats	R: 0	H: 0	E: 0	K: 0	S: 3	LOB: 0	BB: 0	P: 3
R: 1	H: 1	E: 1	K: 0	S: 4 <td>LOB: 1</td> <td>BB: 1</td> <td>P: 8 <td></td> </td>	LOB: 1	BB: 1	P: 8 <td></td>	
R: 0	H: 1	E: 0	K: 0	S: 3 <td>LOB: 2</td> <td>BB: 2</td> <td>P: 11 <td></td> </td>	LOB: 2	BB: 2	P: 11 <td></td>	
R: 1	H: 2	E: 0	K: 0	S: 5 <td>LOB: 2</td> <td>BB: 1</td> <td>P: 9 <td></td> </td>	LOB: 2	BB: 1	P: 9 <td></td>	
R: 1	H: 2	E: 0	K: 0	S: 5 <td>LOB: 1</td> <td>BB: 0</td> <td>P: 5 <td></td> </td>	LOB: 1	BB: 0	P: 5 <td></td>	
R: 0	H: 0	E: 0	K: 1	S: 4 <td>LOB: 0</td> <td>BB: 1</td> <td>P: 8 <td></td> </td>	LOB: 0	BB: 1	P: 8 <td></td>	
R: 2	H: 3	E: 0	K: 0	S: 5 <td>LOB: 1</td> <td>BB: 0</td> <td>P: 5 <td></td> </td>	LOB: 1	BB: 0	P: 5 <td></td>	
R: 0	H: 0	E: 0	K: 0	S: 3 <td>LOB: 0</td> <td>BB: 0</td> <td>P: 3 <td></td> </td>	LOB: 0	BB: 0	P: 3 <td></td>	

PITCHER	IP	WLS	BF	H	R	ER	SO	BB	IBB	HBP	BLK	WP	HR	S	P	ERA	WHIP
Roger Nelson, R (1, 1) ERA: 3.45	5.0	L	24	6	3	3	0	4	0	0	0	0	0	20	36	5.40	2.000
Dave Wickersham, R (6, 1) ERA: 3.05	2.0		8	3	2	2	1	1	0	0	0	0	1	9	13	9.00	2.000
Tom Burgmeier, L (8, 1) ERA: 4.05	1.0		3	0	0	0	0	0	0	0	0	0	0	3	3	0.00	0.000

**Kansas City Royals @ Baltimore Orioles**  
**Memorial Stadium, Baltimore, MD**  
Sun May 11 1969, 3:33 AM EDT  
Att. 9,736 - Unknown

[livebaseballscorecards.com](http://livebaseballscorecards.com)

**AB 29**  
**R 5**  
**H 9**  
**RBI 5**  
**BB 5**  
**SO 1**  
**LOB 18**





Batter	1	2	3	4	5	6	7	8	9	AB R H RBI BB SO LOB	TOP											
Zoilo Versalles, R (1, 4) OBP: 0.355, SLG: 0.375	4-0 FC6-5 4-3 BB	0-3 K			0-0 2B		0-0 1-3 1B		0-0 BB 1B	4 1 3 0 2 1 2												
Jose Cardenal, R (1, 8) OBP: 0.264, SLG: 0.340	0-0 4-3 1-2	0-0 F2			0-0 2B		0-0 6-3		4-0 1-2 BB	5 1 1 1 1 0 8												
Ken Harrelson, R (1, 9) OBP: 0.266, SLG: 0.361	0-0 FC6-5 1B		0-0 F9		0-0 HR 1B	0-0 5-3	0-0 L7		0-0 L7	6 2 1 1 0 0 5												
Russ Snyder, L (9, 9) OBP: 0.375, SLG: 0.333										0 0 0 0 0 0 0												
Tony Horton, R (1, 3) OBP: 0.303, SLG: 0.495	0-0 2-H 1B		0-0 F9		0-0 1-H HR	4-0 1B BB		0-0 HR		4 2 3 4 1 0 0												
Richie Scheinblum, S (1, 7) OBP: 0.175, SLG: 0.089	0-0 L7		0-0 4-3		4-0 1B BB	0-0 F7		0-0 P6		4 1 0 0 1 0 2												
Ray Fosse, R (1, 2) OBP: 0.375, SLG: 0.333		0-0 1B 1B 2B		0-3 K	0-0 F8	0-0 FC6-4 1B		0-0 6-3		5 1 2 0 0 1 1												
Larry Brown, R (1, 6) OBP: 0.364, SLG: 0.368		0-0 6-3		0-0 P6	0-0 BB 1B 1B	0-0 FC6-4		0-0 6-3		5 0 1 0 0 0 3												
Max Alvis, R (1, 5) OBP: 0.250, SLG: 0.229		0-0 1B 2-3 1B		0-0 1B	0-0 1-2 2-H 1B		0-3 K		0-0 5-3	5 0 3 1 0 1 0												
Dick Ellsworth, L (1, 1) OBP: 0.100, SLG: 0.100		0-0 1-2 3-H 1B		0-3 K	0-3 K		0-0 1B		0-3 K	3 0 1 1 0 2 3												
Stan Williams, R (6, 1) OBP: 0.100, SLG: 0.100										2 0 1 0 0 1 0												
Juan Pizarro, L (9, 1) OBP: 0.250, SLG: 0.250										0 0 0 0 0 0 0												
<b>Inning Stats</b>	R: 1 E: 0 K: 0 S: 4	H: 1 LOB: 1 BB: 1 P: 8	R: 1 E: 0 K: 1 S: 8	H: 3 LOB: 2 BB: 0 P: 8	R: 0 E: 0 K: 0 S: 3	H: 0 LOB: 0 BB: 0 P: 3	R: 0 E: 0 K: 2 S: 8	H: 1 LOB: 1 BB: 0 P: 8	R: 5 E: 0 K: 1 S: 11	H: 6 LOB: 3 BB: 2 P: 19	R: 0 E: 0 K: 0 S: 4	H: 1 LOB: 2 BB: 1 P: 8	R: 0 E: 0 K: 1 S: 7	H: 2 LOB: 2 BB: 0 P: 7	R: 1 E: 0 K: 0 S: 4	H: 1 LOB: 0 BB: 0 P: 4	R: 0 E: 0 K: 1 S: 6	H: 1 LOB: 2 BB: 1 P: 10	1B: 12 2B: 2 3B: 0 HR: 2	SF: 0 SAC: 0 DP: 0 HBP: 0	WP: 0 PB: 0 SB: 0 CS: 0	PA: 48
<b>PITCHER</b>	IP WLS BF H R ER SO BB IBB HBP BLK WP HR S P ERA WHIP																				<b>PITCHER</b>	IP WLS BF H R ER SO BB IBB HBP BLK WP HR S P ERA WHIP
Jim Rooker, L (1, 1) ERA: 6.48	4.0 L 20 7 4 4 3 1 0 0 0 0 0 25 29 9.00 2.000																					
Dave Morehead, R (5, 1) ERA: 7.36	0.0 3 2 2 2 0 1 0 0 0 0 0 1 2 6 ∞ ∞																					
Tom Burgmeier, L (5, 1) ERA: 3.52	1.0 6 2 1 1 1 1 1 0 0 0 0 0 7 11 9.00 3.000																					
Dave Wickersham, R (6, 1) ERA: 2.78	2.0 10 3 0 0 1 1 0 0 0 0 0 0 11 15 0.00 2.000																					
Steve Jones, L (8, 1) ERA: 2.36	2.0 9 2 1 1 1 1 1 0 0 0 0 0 1 10 14 4.50 1.500																					

Cleveland Indians @ Kansas City Royals  
Municipal Stadium, Kansas City, MO  
Tue May 13 1969, 8:05 PM EDT  
Att. 11,500 - Unknown - 76 F

AB	43
R	8
H	16
RBI	8
BB	5
SO	6
LOB	24



WP: 0	PA: 48
PB: 0	
SB: 0	
CS: 0	

Batter	1	2	3	4	5	6	7	8	9	AB	R	H	RBI	BB	SO	LOB
Jackie Hernandez, R (1, 6) OBP: 0.269, SLG: 0.276	0-0 P4		0-0 F3				0-0 4-3			4	1	1	3	0	0	0
Jerry Adair, R (1, 4) OBP: 0.337, SLG: 0.318	0-0 6-3			0-0 1-3	0-0 6-3			0-0 4-3		4	0	0	0	0	0	0
Lou Piniella, R (1, 7) OBP: 0.313, SLG: 0.486	0-0 L7			0-0 2B 1B	0-0 F8			0-0 4-3		4	1	1	0	0	0	0
Joe Foy, R (1, 5) OBP: 0.352, SLG: 0.351		4-0 BB		0-0 L9	0-0 P6			0-0 5-3		3	0	0	0	1	0	1
Hawk Taylor, R (1, 9) OBP: 0.409, SLG: 0.818		0-0 P4		0-0 2B		0-3 K		0-0 5-3		4	1	1	1	0	1	1
Chuck Harrison, R (1, 3) OBP: 0.333, SLG: 0.354		0-0 L9		0-0 2B		0-0 P4		0-0 L7		4	0	1	1	0	0	1
Bob Oliver, R (1, 8) OBP: 0.333, SLG: 0.455		0-0 6-3		0-0 L9		0-0 F8		4-0 2B BB		3	1	0	0	1	0	2
Ellie Rodriguez, R (1, 2) OBP: 0.293, SLG: 0.250			0-0 G6-4-3 1B		0-0 1B HR		0-3 K		0-0 2B	2	1	2	0	0	0	0
Ed Kirkpatrick, L (7, PH) (8, 2) OBP: 0.212, SLG: 0.286			0-0 G6-4-3 1B		0-0 1B HR		0-3 K		0-0 2B	2	0	1	1	0	1	0
Jim Rooker, R Dave Morehead, R Tom Burgmeier, L Juan Rojas, R Dave Wickensham, R Mike Fiore, L Steve Jones, L Pat Kelly, L Jim Campanella, R			0-0 G6-4-3 1B		0-0 1B HR		0-3 K		0-0 F8	1	0	0	0	0	0	1

**BOTTOM**

**Cleveland Indians @ Kansas City Royals**  
Municipal Stadium, Kansas City, MO

Tue May 13 1969, 8:05 PM EDT  
Att. 11,500 - Unknown - 76 F

livebaseballscorecards.com

<b>AB</b>	<b>34</b>
<b>R</b>	<b>6</b>
<b>H</b>	<b>8</b>
<b>RBI</b>	<b>6</b>
<b>BB</b>	<b>2</b>
<b>SO</b>	<b>3</b>
<b>LOB</b>	<b>7</b>



Inning Stats	R: 0	H: 0	E: 0	LOB: 0	K: 0	S: 3	P: 3	R: 0	H: 0	E: 0	LOB: 1	K: 0	S: 3	P: 7	R: 0	H: 1	E: 0	LOB: 0	K: 0	S: 3	R: 2	H: 3	E: 0	LOB: 1	K: 0	S: 6	P: 6	R: 3	H: 3	E: 0	LOB: 0	K: 0	S: 6	R: 0	H: 0	E: 0	LOB: 0	K: 1	S: 5	R: 0	H: 0	E: 0	LOB: 0	K: 2	S: 7	P: 7	R: 0	H: 0	E: 0	LOB: 0	K: 0	S: 3	R: 1	H: 1	E: 0	LOB: 1	K: 0	S: 4	P: 8	1B: 4	SF: 0	2B: 3	SAC: 0	3B: 0	DP: 1	HR: 1	HBP: 0	WP: 0	PA: 36
--------------	------	------	------	--------	------	------	------	------	------	------	--------	------	------	------	------	------	------	--------	------	------	------	------	------	--------	------	------	------	------	------	------	--------	------	------	------	------	------	--------	------	------	------	------	------	--------	------	------	------	------	------	------	--------	------	------	------	------	------	--------	------	------	------	-------	-------	-------	--------	-------	-------	-------	--------	-------	--------

PITCHER	IP	WLS	BF	H	R	ER	SO	BB	IBB	HBP	BLK	WP	HR	S	P	ERA	WHIP
Dick Ellsworth, L (1, 1) ERA: 4.91	5.0	W	22	7	5	5	0	1	0	0	0	0	0	21	25	9.00	1.600
Stan Williams, R (6, 1) ERA: 6.0	3.2		13	1	1	1	3	1	0	0	0	0	0	18	22	2.46	0.545
Juan Pizarro, L (9, 1) ERA: 5.94	0.1	S	1	0	0	0	0	0	0	0	0	0	0	1	1	0.00	0.000



Batter	1	2	3	4	5	6	7	8	9	10	11	AB R H RBI BB SO LOB	TOP				
Zoilo Versalles, R OBP: 0.358, SLG: 0.391 (1, 4)												5 2 2 0 0 0 0	<b>Cleveland Indians @ Kansas City Royals</b> Municipal Stadium, Kansas City, MO Wed May 14 1969, 8:05 PM EDT Att. 11,977 - Unknown - 74 F				
Jose Cardenal, R OBP: 0.261, SLG: 0.333 (1, 8)												5 1 1 0 0 0 3					
Ken Harrelson, R OBP: 0.254, SLG: 0.343 Russ Snyder, L OBP: 0.375, SLG: 0.333 (1, 9)												5 0 0 0 0 0 3 0 0 0 0 0 0 0					
Tony Horton, R OBP: 0.307, SLG: 0.500 (1, 3)												5 0 2 1 0 1 1					
Richie Scheinblum, S OBP: 0.162, SLG: 0.082 (1, 7)														5 0 0 0 0 0 2			
Ray Fosse, R OBP: 0.321, SLG: 0.280 (1, 2)																	
Larry Brown, R OBP: 0.351, SLG: 0.354 (1, 6)																	
Max Alvis, R OBP: 0.275, SLG: 0.257 (1, 5)																	
Sam McDowell, L OBP: 0.176, SLG: 0.176 Stan Williams, R OBP: 0.100, SLG: 0.100 Lee Maye, L OBP: 0.212, SLG: 0.167 Horacio Pina, R OBP: 0.250, SLG: 0.250 Juan Pizarro, L OBP: 0.250, SLG: 0.250 Jack Hamilton, R OBP: 0.250, SLG: 0.250 (1, 1)																	
<b>Inning Stats</b>	R: 1 H: 1 E: 1 LOB: 1 K: 0 BB: 0 S: 5 P: 5	R: 0 H: 1 E: 0 LOB: 1 K: 0 BB: 0 S: 4 P: 4	R: 1 H: 2 E: 0 LOB: 1 K: 0 BB: 0 S: 5 P: 5	R: 0 H: 1 E: 0 LOB: 1 K: 1 BB: 0 S: 6 P: 6	R: 0 H: 1 E: 0 LOB: 1 K: 0 BB: 0 S: 4 P: 4	R: 0 H: 0 E: 0 LOB: 0 K: 0 BB: 0 S: 3 P: 3	R: 0 H: 1 E: 0 LOB: 0 K: 0 BB: 0 S: 3 P: 3	R: 0 H: 0 E: 0 LOB: 0 K: 1 BB: 0 S: 5 P: 5	R: 0 H: 0 E: 0 LOB: 0 K: 1 BB: 0 S: 5 P: 5	R: 0 H: 0 E: 0 LOB: 0 K: 0 BB: 0 S: 3 P: 3	R: 1 H: 1 E: 1 LOB: 0 K: 0 BB: 0 S: 4 P: 4	1B: 6 SF: 0 2B: 2 SAC: 0 3B: 0 DP: 1 HR: 0 HBP: 0		WP: 0 PA: 41 PB: 1 SB: 2 CS: 0			
<b>PITCHER</b>	IP WLS BF H R ER SO BB IBB HBP BLK WP HR S P ERA WHIP																
Dick Drago, R ERA: 2.39 (1, 1)	8.0	31	7	2	1	2	0	0	0	0	0	0	0	35	35	1.12	0.875
Moe Drabowsky, R ERA: 1.27 (9, 1)	3.0	L	10	1	1	0	1	0	0	0	0	0	0	12	12	0.00	0.333

AB	41
R	3
H	8
RBI	1
BB	0
SO	3
LOB	12



Batter	1	2	3	4	5	6	7	8	9	10	11	AB	R	H	RBI	BB	SO	LOB	BOTTOM								
Jackie Hernandez, R (1, 6) OBP: 0.296, SLG: 0.297	X 0-0 CS 1B		X 0-0 F8			X 0-0 G1-4-3 1B		X 0-0 1B SF7 1B		B 4-0 CS BB		4	1	3	0	1	0	0									
Jerry Adair, R (1, 4) Tom Burgmeier, L (8, PR) Joe Keough, L (9, 9) OBP: 0.333, SLG: 0.315	S 0-3 K		X 0-0 6-3			X 0-0 G1-4-3 1-2		X 0-0 SF7 BB 1B		X 0-0 F8		4	0	1	1	0	1	2									
Lou Piniella, R (1, 7) OBP: 0.325, SLG: 0.505	X 0-0 1-2 3B		X 0-0 L4			X 0-0 P6		B 4-0 SF7 BB			X 0-0 HBP 1B	4	0	2	0	1	0	0									
Joe Foy, R (1, 5) OBP: 0.346, SLG: 0.342	X 0-0 L8		S 0-3 K			X 0-0 L9		X 0-0 SF7		H 1-0 HBP	X 1-0 HBP	3	0	0	1	0	1	1									
Hawk Taylor, R (1, 9) Moe Drabowsky, R (9, 1) Mike Fiore, L (11, PH) Jim Campanis, R (11, PH) OBP: 0.417, SLG: 0.358		X 0-0 6-3	X 0-0 6-3			S 0-3 K		S 0-0 K		X 0-0 F5	X 0-0 P5	4	0	0	0	0	1	3									
Chuck Harrison, R (1, 3) OBP: 0.351, SLG: 0.353		B 4-0 G3 BB	S 0-3 K			X 0-0 1B		X 0-0 1B		X 0-0 G3	B 4-0 BB	3	0	1	0	2	1	0									
Bob Oliver, R (1, 8) Ed Kirkpatrick, L (11, PH) OBP: 0.318, SLG: 0.432		X 0-0 G3 1-2	S 0-3 K			S 0-3 K		S 0-3 K		X 0-0 5-3	X 0-0 F8	4	0	0	0	0	2	2									
Ellie Rodriguez, R (1, 2) OBP: 0.290, SLG: 0.236		4-0 IBB	S 0-3 K			X 0-0 1-3		X 0-0 1-3		X 0-3 K		3	0	0	0	1	2	0									
Dick Drago, R (1, 1) Juan Rios, R (8, PH) OBP: 0.366, SLG: 0.278		S 0-3 K	S 0-3 K			X 0-0 1B 1B		X 0-0 1B 1B		X 0-0 6-3		2	0	0	0	0	2	2									
												2	1	1	0	0	0	0									
<b>Inning Stats</b>	R: 0 E: 0 K: 1 S: 6	H: 2 LOB: 1 BB: 0 P: 6	R: 0 E: 0 K: 1 S: 5	H: 0 LOB: 2 BB: 2 P: 13	R: 0 E: 0 K: 0 S: 3	H: 0 LOB: 0 BB: 0 P: 3	R: 0 E: 0 K: 2 S: 7	H: 0 LOB: 0 BB: 0 P: 7	R: 0 E: 0 K: 3 S: 9	H: 0 LOB: 0 BB: 0 P: 9	R: 0 E: 0 K: 0 S: 3	H: 1 LOB: 0 BB: 0 P: 3	R: 0 E: 0 K: 2 S: 8	H: 1 LOB: 1 BB: 0 P: 8	R: 2 E: 0 K: 0 S: 6	H: 3 LOB: 3 BB: 1 P: 10	R: 0 E: 0 K: 1 S: 5	H: 0 LOB: 0 BB: 0 P: 5	R: 0 E: 0 K: 0 S: 2	H: 0 LOB: 0 BB: 1 P: 6	R: 0 E: 0 K: 0 S: 3	H: 1 LOB: 2 BB: 1 P: 8	1B: 7 2B: 0 3B: 1 HR: 0	SF: 1 SAC: 0 DP: 1 HBP: 1	WP: 0 PB: 0 SB: 1 CS: 2	PA: 43	
<b>PITCHER</b>	IP	WLS	BF	H	R	ER	SO	BB	IBB	HBP	BLK	WP	HR	S	P	ERA	WHIP										
Sam McDowell, L (1, 1) ERA: 3.21	7.1		29	7	2	2	9	1	1	0	0	0	0	45	53	2.46	1.091										
Stan Williams, R (8, 1) ERA: 5.73	1.2		6	0	0	0	1	1	0	0	0	0	0	7	11	0.00	0.600										
Horacio Pina, R (10, 1) ERA: 6.92	1.1	W	5	1	0	0	0	1	0	1	0	0	0	3	8	0.00	1.500										
Juan Pizarro, L (11, 1) ERA: 5.82	0.1		1	0	0	0	0	0	0	0	0	0	0	1	1	0.00	0.000										
Jack Hamilton, R (11, 1) ERA: 4.13	0.1	S	2	0	0	0	0	1	0	0	0	0	0	1	5	0.00	3.000										

Cleveland Indians @ Kansas City Royals  
Municipal Stadium, Kansas City, MO  
Wed May 14 1969, 8:05 PM EDT  
Att. 11,977 - Unknown - 74 F

livebaseballscores.com

AB	36
R	2
H	8
RBI	2
BB	5
SO	10
LOB	14





Batter	1	2	3	4	5	6	7	8	9	AB R H RBI BB SO LOB	TOP									
Zoilo Versalles, R (1, 4) OBP: 0.353, SLG: 0.411	0-0 1-3		0-0 L8			0-0 6-3 3B	0-0 L5			4 1 1 0 0 0 3										
Jose Cardenal, R (1, 8) OBP: 0.252, SLG: 0.321	0-3 K		0-0 F7			0-0 6-3		0-0 4-3		4 0 0 1 0 1 0										
Ken Harrelson, R (1, 9) OBP: 0.254, SLG: 0.333	4-0 1B BB			0-0 F8		0-0 F8		0-0 5-3		3 0 0 0 1 0 0										
Tony Horton, R (1, 3) OBP: 0.305, SLG: 0.491	0-0 1-2 1B			0-3 K		0-3 K		0-0 1-3		4 0 1 0 0 2 0										
Lee Maye, L (1, 7) OBP: 0.216, SLG: 0.176	0-3 K			0-3 K			0-0 FC5-4 1B		0-0 4-3	4 0 1 0 0 2 2										
Ray Fosse, R (1, 2) OBP: 0.281, SLG: 0.241		0-3 K		0-3 K		0-0 FC5-4 1B		0-3 K		4 1 0 0 0 3 1										
Larry Brown, R (1, 6) OBP: 0.356, SLG: 0.359		0-0 F7		0-0 S 1B		0-0 1B L5 1B		0-0 F2		4 0 2 0 0 0 0										
Max Alvis, R (1, 5) OBP: 0.277, SLG: 0.260		0-0 3-1		0-3 K		0-0 1-2 1B				3 0 1 1 0 1 1										
Luis Tiant, R (1, 1) OBP: 0.250, SLG: 0.313			0-0 6-3		0-0 F7		4-0 BB			2 0 0 0 0 0 1										
Gary Kroll, R (5, 1)							BB BB			0 0 0 0 0 0 0										
Richie Scheinblum, S (7, PH) OBP: 0.174, SLG: 0.082							1-2 BB			0 0 0 0 1 0 0										
Jack Hamilton, R (7, 1)										0 0 0 0 0 0 0										
<b>Inning Stats</b>	R: 0 E: 0 K: 2 S: 8	H: 1 LOB: 2 BB: 1 P: 12	R: 0 E: 0 K: 1 S: 5	H: 0 LOB: 0 BB: 0 P: 5	R: 0 E: 0 K: 0 S: 3	H: 0 LOB: 0 BB: 0 P: 3	R: 0 E: 0 K: 2 S: 7	H: 1 LOB: 1 BB: 0 P: 7	R: 1 E: 0 K: 1 S: 6	H: 1 LOB: 0 BB: 0 P: 6	R: 1 E: 0 K: 0 S: 5	H: 3 LOB: 2 BB: 1 P: 9	R: 0 E: 0 K: 0 S: 3	H: 0 LOB: 0 BB: 0 P: 3	R: 0 E: 0 K: 1 S: 5	H: 0 LOB: 0 BB: 0 P: 5	1B: 5 2B: 1 3B: 1 HR: 0	SF: 0 SAC: 0 DP: 1 HBP: 0	WP: 0 PB: 0 SB: 1 CS: 0	PA: 34
<b>PITCHER</b>	IP WLS BF H R ER SO BB IBB HBP BLK WP HR S P ERA WHIP																			
Mike Hedlund, R (1, 1) ERA: 3.14	6.1 W 27 6 2 2 8 2 0 0 0 0 0 0 41 49 2.84 1.263																			
Moe Drabowsky, R (7, 1) ERA: 1.13	2.2 S 7 0 0 0 1 0 0 0 0 0 0 0 9 9 0.00 0.000																			

Cleveland Indians @ Kansas City Royals  
Municipal Stadium, Kansas City, MO

Thu May 15 1969, 8:05 PM EDT  
Att: 9,121 - Unknown - 70 F

livebaseballscorecards.com

AB	32
R	2
H	6
RBI	2
BB	2
SO	9
LOB	8



Batter	1	2	3	4	5	6	7	8	9
Jackie Hernandez, R (1, 6) OBP: 0.311, SLG: 0.305	4-0 S BB		X 0-0 SH5-3 1B		X 0-0 L9	X 0-0 F3		X 0-0 S 1B	
Pat Kelly, L (1, 8) OBP: 0.303, SLG: 0.265	0-3 K		X 0-0 SH5-3		B 4-0 FC6-4 1B BB	B 4-0 S BB		S 0-3 K	
Mike Fiore, L (1, 7) OBP: 0.404, SLG: 0.347	0-0 L9		X 0-0 F2		X 0-0 FC6-4 1B	S 0-3 K		X 0-0 4-3	
Joe Foy, R (1, 5) OBP: 0.343, SLG: 0.339	0-0 F7		X 0-0 L9		X 0-0 FC6-4 1B 1-2f 2-3		X 0-0 E S SF8 1B		
Ed Kirkpatrick, L (1, 9) OBP: 0.246, SLG: 0.353		B 4-0 1B BB		B 4-0 CS BB	X 0-0 1-H 3-H HR		X 0-0 1-H SF8		
Chuck Harrison, R (1, 3) OBP: 0.359, SLG: 0.352		X 0-0 F7		X 0-0 P4	1-0 1B HBP		X 0-0 1B		
Jerry Adair, R (1, 4) OBP: 0.340, SLG: 0.323		X 0-0 1B		X 0-0 E6 2B	X 0-0 1-3 1B		S 0-3 K		
Jim Campanis, R (1, 2) OBP: 0.212, SLG: 0.265		X 0-0 F7		X 0-0 1-H 2B	S 0-3 K		X 0-0 F8		
Mike Hedlund, R (1, 1) OBP: 0.200, SLG: 0.200		S 0-3 K		X 0-0 F7		X 0-0 P6		S 0-3 K	
Moe Drabowsky, R (7, 1)									

Inning Stats	R: 0	H: 0	E: 0	K: 1	S: 5	LOB: 1	BB: 1	P: 9	R: 0	H: 1	E: 0	K: 1	S: 6	LOB: 2	BB: 1	P: 10	R: 0	H: 1	E: 0	K: 0	S: 4	LOB: 1	BB: 0	P: 4	R: 1	H: 1	E: 1	K: 0	S: 4	LOB: 1	BB: 1	P: 8	R: 3	H: 3	E: 0	K: 1	S: 8	LOB: 2	BB: 1	P: 13	R: 0	H: 0	E: 0	K: 1	S: 5	LOB: 1	BB: 1	P: 9	R: 1	H: 2	E: 0	K: 1	S: 7	LOB: 1	BB: 0	P: 7	R: 0	H: 1	E: 0	K: 2	S: 8	LOB: 1	BB: 0	P: 8
1B: 7	SF: 1	2B: 1	SAC: 1	3B: 0	DP: 0	HR: 1	HBP: 1	WP: 0	PA: 39																																																							

PITCHER	IP	WLS	BF	H	R	ER	SO	BB	IBB	HBP	BLK	WP	HR	S	P	ERA	WHIP
Luis Tiant, R (1, 1) ERA: 7.51	4.2	L	24	5	4	3	2	4	0	1	0	0	1	23	40	5.79	1.929
Gary Kroll, R (5, 1) ERA: 1.8	1.1		6	1	0	0	2	1	0	0	0	0	0	9	13	0.00	1.500
Jack Hamilton, R (7, 1) ERA: 3.81	2.0		9	3	1	0	3	0	0	0	0	0	0	15	15	0.00	1.500


**BOTTOM**

**Cleveland Indians @ Kansas City Royals**  
Municipal Stadium, Kansas City, MO

Thu May 15 1969, 8:05 PM EDT  
Att. 9,121 - Unknown - 70 F

livebaseballscorecards.com

AB	31
R	5
H	9
RBI	5
BB	5
SO	7
LOB	22





Batter	1	2	3	4	5	6	7	8	9	10	11	AB	R	H	RBI	BB	SO	LOB	TOP								
Mark Belanger, R OBP: 0.366, SLG: 0.344 (1, 6)												5	3	2	1	1	0	2									
Paul Blair, R OBP: 0.373, SLG: 0.520 (1, 8)												5	1	1	0	1	0	4									
Frank Robinson, R OBP: 0.420, SLG: 0.648 (1, 9)												6	0	3	3	0	0	3									
Boog Powell, L OBP: 0.414, SLG: 0.438 Chico Salmon, R OBP: 0.375, SLG: 0.429 (1, 3) (10, PR) (10, 3)												4	0	2	1	0	0	1									
Merv Rettenmund, R OBP: 0.404, SLG: 0.522 (1, 7)												4	0	0	0	0	0	2									
Brooks Robinson, R OBP: 0.280, SLG: 0.354 (1, 5)												4	0	1	0	1	0	0									
Davey Johnson, R OBP: 0.304, SLG: 0.336 (1, 4)												4	1	2	0	1	0	3									
Clay Dalrymple, L OBP: 0.667, SLG: 0.333 Andy Etchebarren, R OBP: 0.426, SLG: 0.535 (1, 2) (11, PH) (11, 2)												1	0	0	0	3	0	0									
Jim Hardin, R OBP: 0.353, SLG: 0.467 Dave Leonhard, R Eddie Watt, R (1, 1) (8, 1) (9, 1)												3	0	0	0	0	2	5									
<b>Inning Stats</b>	R: 0 E: 0 S: 3	H: 0 LOB: 0 BB: 0 P: 3	R: 0 E: 0 K: 1 S: 7	H: 3 LOB: 3 BB: 1 P: 11	R: 1 E: 1 K: 0 S: 4	H: 2 LOB: 1 BB: 0 P: 4	R: 0 E: 0 K: 0 S: 3	H: 0 LOB: 2 BB: 2 P: 11	R: 1 E: 0 K: 0 S: 4	H: 1 LOB: 1 BB: 1 P: 8	R: 0 E: 0 K: 0 S: 3	H: 0 LOB: 0 BB: 0 P: 3	R: 0 E: 0 K: 1 S: 5	H: 0 LOB: 1 BB: 1 P: 9	R: 0 E: 0 K: 0 S: 3	H: 0 LOB: 0 BB: 0 P: 3	R: 1 E: 0 K: 0 S: 5	H: 2 LOB: 2 BB: 1 P: 9	R: 0 E: 0 K: 0 S: 3	H: 1 LOB: 2 BB: 1 P: 7	R: 2 E: 0 K: 0 S: 4	H: 2 LOB: 1 BB: 2 P: 12	1B: 8 2B: 4 3B: 1 HR: 0	SF: 1 SAC: 1 DP: 3 HBP: 0	WP: 0 PB: 0 SB: 1 CS: 0	PA: 49	
<b>PITCHER</b>	IP	WLS	BF	H	R	ER	SO	BB	IBB	HBP	BLK	WP	HR	S	P	ERA	WHIP										
Roger Nelson, R ERA: 3.44 (1, 1)	8.0		35	7	3	3	2	5	1	0	0	0	0	33	57	3.38	1.500										
Moe Drabowsky, R ERA: 1.11 (9, 1)	0.1		2	1	0	0	0	0	0	0	0	0	0	2	2	0.00	3.000										
Dave Wickersham, R ERA: 2.7 (9, 1)	0.2		2	0	0	0	0	0	0	0	0	0	0	2	2	0.00	0.000										
Steve Jones, L ERA: 2.55 (10, 1)	1.0	L	6	1	2	2	0	2	1	0	0	0	0	3	15	18.00	3.000										
Jim Rooker, L ERA: 6.62 (11, 1)	1.0		4	2	0	0	0	0	0	0	0	0	0	4	4	0.00	2.000										

Baltimore Orioles @ Kansas City Royals  
Municipal Stadium, Kansas City, MO  
Fri May 16 1969, 8:05 PM EDT  
Att. 15,487 - Unknown

livebaseballscores.com

AB 38  
R 5  
H 11  
RBI 5  
BB 9  
SO 2  
LOB 23







Batter	1	2	3	4	5	6	7	8	9	AB R H RBI BB SO LOB	TOP											
Mark Belanger, R (1, 6) OBP: 0.361, SLG: 0.338	0-0 F9		0-0 FC6-4		0-0 2B 1B		0-0 5-3		0-0 F8	5 1 1 0 0 0 1												
Paul Blair, R (1, 8) OBP: 0.376, SLG: 0.526	0-0 2B		0-0 FC4-6		1-2 2B 1B		0-0 F9			4 1 2 0 0 0 1												
Frank Robinson, R (1, 9) OBP: 0.422, SLG: 0.648	0-0 6-3		0-0 CS	4-0 1B SF8	0-0 SF9 2B		0-0 F8			3 1 1 1 1 0 1												
Boog Powell, L (1, 3) OBP: 0.410, SLG: 0.431	0-0 4-3			0-0 1B SF8	0-0 G3			0-3 K		4 1 1 0 0 1 3												
Merv Rettenmund, R (1, 7) OBP: 0.393, SLG: 0.521		0-0 1B		0-0 SF8	0-0 SF9			0-0 4-3		2 0 1 2 0 0 0												
Brooks Robinson, R (1, 5) OBP: 0.279, SLG: 0.358		0-0 F9		0-0 F9	0-0 F8			0-0 2B		4 0 1 0 0 0 3												
Davey Johnson, R (1, 4) OBP: 0.303, SLG: 0.328		0-0 F9		4-0 1B BB		0-0 5-3		0-0 5-3		3 0 0 0 1 0 2												
Andy Etchebarren, R (1, 2) OBP: 0.414, SLG: 0.511		0-3 K		0-0 1B		0-0 4-3			0-0 5-3	4 0 1 1 0 1 1												
Jim Palmer, R (1, 1) OBP: 0.167, SLG: 0.136			4-0 FC6-4 BB	0-3 K		0-0 F7			0-3 K	3 0 0 0 1 2 2												
<b>Inning Stats</b>	R: 0 E: 0 K: 0 S: 4	H: 1 LOB: 1 BB: 0 P: 4	R: 0 E: 0 K: 1 S: 6	H: 1 LOB: 1 BB: 0 P: 6	R: 0 E: 0 K: 0 S: 2	H: 0 LOB: 0 BB: 1 P: 6	R: 2 E: 0 K: 1 S: 7	H: 2 LOB: 2 BB: 2 P: 15	R: 2 E: 0 K: 0 S: 6	H: 3 LOB: 1 BB: 0 P: 6	R: 0 E: 0 K: 0 S: 3	H: 0 LOB: 0 BB: 0 P: 3	R: 0 E: 0 K: 0 S: 3	H: 0 LOB: 0 BB: 0 P: 3	R: 0 E: 0 K: 1 S: 6	H: 1 LOB: 1 BB: 0 P: 6	R: 0 E: 0 K: 1 S: 5	H: 0 LOB: 0 BB: 0 P: 5	1B: 5 2B: 3 3B: 0 HR: 0	SF: 2 SAC: 0 DP: 0 HBP: 0	WP: 0 PB: 0 SB: 1 CS: 1	PA: 38
<b>PITCHER</b>	IP WLS BF H R ER SO BB IBB HBP BLK WP HR S P ERA WHIP																					
Bill Butler, L (1, 1) ERA: 3.4	4.0 L 21 7 4 4 2 3 0 0 0 0 0 0 22 34 9.00 2.500																					
Tom Burgmeier, L (5, 1) ERA: 2.13	5.0 16 1 0 0 2 0 0 0 0 0 0 0 20 20 0.00 0.200																					

Baltimore Orioles @ Kansas City Royals  
Municipal Stadium, Kansas City, MO  
Sat May 17 1969, 8:05 PM EDT  
Att. 12,441 - Unknown

AB	32
R	4
H	8
RBI	4
BB	3
SO	4
LOB	14



Batter	1	2	3	4	5	6	7	8	9	AB R H RBI BB SO LOB
Jackie Hernandez, R OBP: 0.330, SLG: 0.314 (1, 6)	0-3 K			0-0 F9		4-0 BB 1-2 BB			0-0 2B 1B	3 1 1 0 1 1 0
Joe Keough, L OBP: 0.195, SLG: 0.169 (1, 8)	0-0 4-3			0-0 4-3		4-0 BB 1-2 2-3 BB			0-0 F8	3 0 0 0 1 0 1
Lou Piniella, R OBP: 0.320, SLG: 0.491 (1, 7)	0-3 K			0-0 5-3		0-0 F9			0-0 F9	4 0 0 0 0 1 4
Joe Foy, R OBP: 0.336, SLG: 0.349 (1, 5)		0-3 K			0-0 L6			0-3 K	0-0 1B 2B	4 1 1 1 0 2 0
Ed Kirkpatrick, L OBP: 0.242, SLG: 0.322 (1, 9)		0-3 K			0-0 3-1			0-0 4-3	0-0 1B	4 0 1 1 0 1 0
Chuck Harrison, R OBP: 0.337, SLG: 0.321 (1, 3)		0-0 6-3			0-0 F9			0-0 F7	0-0 F7	4 0 0 0 0 0 1
Jerry Adair, R OBP: 0.336, SLG: 0.320 (1, 4)			0-0 F3			0-0 F8		0-0 E6 4-3-6		3 0 0 0 0 0 0
Jim Campanis, R OBP: 0.207, SLG: 0.255 (1, 2)			0-0 5-3			0-0 P6		0-0 4-3-6 1-2f		3 0 0 0 0 0 1
Bill Butler, L OBP: 0.100, SLG: 0.100 Tom Burgmeier, L OBP: 0.250, SLG: 0.250 (5, 1)			0-0 L6			0-0 BB BB 1B		0-0 1-3		1 0 0 0 0 0 0 2 0 1 0 0 0 0

Inning Stats	R: 0 E: 0 K: 2 S: 7	H: 0 LOB: 0 BB: 0 P: 7	R: 0 E: 0 K: 2 S: 7	H: 0 LOB: 0 BB: 0 P: 7	R: 0 E: 0 K: 0 S: 3	H: 0 LOB: 0 BB: 0 P: 3	R: 0 E: 0 K: 0 S: 3	H: 0 LOB: 0 BB: 0 P: 3	R: 0 E: 0 K: 1 S: 4	H: 1 LOB: 3 BB: 2 P: 12	R: 0 E: 0 K: 1 S: 5	H: 0 LOB: 0 BB: 0 P: 5	R: 0 E: 1 K: 0 S: 3	H: 0 LOB: 0 BB: 0 P: 3	R: 2 E: 0 K: 0 S: 6	H: 3 LOB: 1 BB: 0 P: 6	1B: 3 2B: 2 3B: 0 HR: 0	SF: 0 SAC: 0 DP: 1 HBP: 0	
PITCHER Jim Palmer, R ERA: 1.89 (1, 1)	IP 9.0 WLS W BF 33 H 4 R 2 ER 2 SO 5 BB 2 IBB 0 HBP 0 BLK 0 WP 0 HR 0 S 41 P 49 ERA 2.00 WHIP 0.667																		
PITCHER	IP	WLS	BF	H	R	ER	SO	BB	IBB	HBP	BLK	WP	HR	S	P	ERA	WHIP	WP: 0 PB: 0 SB: 0 CS: 0	PA: 33

**BOTTOM**

**Baltimore Orioles @ Kansas City Royals**  
Municipal Stadium, Kansas City, MO

Sat May 17 1969, 8:05 PM EDT  
Att. 12,441 - Unknown

AB	31
R	2
H	4
RBI	2
BB	2
SO	5
LOB	7



WP: 0	PA: 33
PB: 0	
SB: 0	
CS: 0	

livebaseballscorecards.com



Batter	1	2	3	4	5	6	7	8	9	AB R H RBI BB SO LOB	TOP											
Mark Belanger, R (1, 6) OBP: 0.350, SLG: 0.326	0-0 L5		0-0 F8			0-3 K	0-0 F8		0-3 K	5 0 0 0 0 2 2	<b>Baltimore Orioles @ Kansas City Royals</b> Municipal Stadium, Kansas City, MO Sun May 18 1969, 4:33 AM EDT Att. 28,944 - Unknown <a href="http://livebaseballscorecards.com">livebaseballscorecards.com</a>											
Paul Blair, R (1, 8) OBP: 0.368, SLG: 0.513	0-0 F7		0-0 F8			0-0 L5		0-0 P4		4 0 0 0 0 0 0												
Frank Robinson, R (1, 9) OBP: 0.424, SLG: 0.649	4-0 BB				0-0 P4			0-0 HR		3 1 1 0 1 0 0												
Boog Powell, L (1, 3) OBP: 0.405, SLG: 0.450	0-0 F7				0-0 F2			0-0 HR		4 1 1 2 0 0 1												
Merv Rettenmund, R (1, 7) OBP: 0.385, SLG: 0.500		0-3 K			0-0 6-3		0-0 FC4-6 1B	0-0 6-3		4 0 1 0 0 1 0												
Elrod Hendricks, L (1, 2) OBP: 0.337, SLG: 0.378		0-0 1-3			0-0 F8		0-0 FC4-6 1B	0-0 4-3		4 1 0 0 0 0 1												
Brooks Robinson, R (1, 5) OBP: 0.284, SLG: 0.362		0-0 1B			0-3 K		0-0 E 1B	0-0 P6		4 1 2 0 0 1 0												
Davey Johnson, R (1, 4) OBP: 0.314, SLG: 0.331		0-0 4-3			4-0 BB		0-0 E7 3B 1B	4-0 S BB		2 1 1 1 2 0 1												
Mike Cuellar, L (1, 1) OBP: 0.042, SLG: 0.125			0-3 K		0-0 F8		0-0 3B	0-3 K		4 0 1 1 0 2 2												
<b>Inning Stats</b>	R: 0 E: 0 K: 0 S: 3	H: 0 LOB: 1 BB: 1 P: 7	R: 0 E: 0 K: 1 S: 6	H: 1 LOB: 1 BB: 0 P: 6	R: 0 E: 0 K: 1 S: 5	H: 0 LOB: 0 BB: 0 P: 5	R: 0 E: 0 K: 0 S: 3	H: 0 LOB: 0 BB: 0 P: 3	R: 0 E: 0 K: 1 S: 5	H: 0 LOB: 1 BB: 1 P: 9	R: 0 E: 0 K: 1 S: 5	H: 0 LOB: 0 BB: 0 P: 5	R: 3 E: 1 K: 0 S: 7	H: 4 LOB: 1 BB: 0 P: 7	R: 2 E: 0 K: 0 S: 5	H: 2 LOB: 0 BB: 0 P: 5	R: 0 E: 0 K: 2 S: 7	H: 0 LOB: 1 BB: 1 P: 11	1B: 4 2B: 1 3B: 1 HR: 1	SF: 0 SAC: 0 DP: 0 HBP: 0	WP: 0 PB: 0 SB: 1 CS: 0	PA: 37
<b>PITCHER</b>	IP WLS BF H R ER SO BB IBB HBP BLK WP HR S P ERA WHIP																					
Dick Drago, R (1, 1) ERA: 3.0	7.1 L 31 7 5 5 4 2 0 0 0 0 0 1 37 45 6.14 1.227																					
Dave Wickersham, R (8, 1) ERA: 2.63	0.2 2 0 0 0 0 0 0 0 0 0 0 0 2 2 0.00 0.000																					
Dave Morehead, R (9, 1) ERA: 6.89	1.0 4 0 0 0 0 2 1 0 0 0 0 0 7 11 0.00 1.000																					



Batter	1	2	3	4	5	6	7	8	9	AB	R	H	RBI	BB	SO	LOB
Jackie Hernandez, R (1, 6) OBP: 0.319, SLG: 0.302	0-0 6-3		0-0 6-3		0-3 K			0-0 F6		4	0	0	0	0	1	0
Juan Rios, R (1, 4) OBP: 0.348, SLG: 0.268	0-0 FC5-4 1B		0-3 K			0-0 F7		0-0 6-3		4	0	1	0	0	1	0
Lou Piniella, R (1, 7) OBP: 0.310, SLG: 0.475	0-0 FC5-4 1-2f		0-0 5-3			0-0 6-3			0-0 6-3	4	0	0	0	0	0	1
Joe Foy, R (1, 5) OBP: 0.333, SLG: 0.341	0-3 K			4-0 FC5-4 BB		0-0 5-3			0-0 6-3	3	0	0	0	1	1	1
Chuck Harrison, R (1, 3) OBP: 0.322, SLG: 0.305		0-0 L7		0-0 FC5-4 1-2f			0-0 F2		0-0 6-3	4	0	0	0	0	0	1
Bob Oliver, R (1, 8) OBP: 0.304, SLG: 0.412		0-0 5-3		0-3 K			0-0 6-3			3	0	0	0	0	1	1
Ed Kirkpatrick, L (1, 9) OBP: 0.246, SLG: 0.355		0-0 3B		0-0 F8			0-0 E4 FC5-4			3	0	1	0	0	0	1
Ellie Rodriguez, R (1, 2) OBP: 0.292, SLG: 0.228		4-0 IBB			0-0 F9		0-0 FC5-4 1-2f			2	0	0	0	1	0	1
Dick Drago, R (1, 1)		0-3 K			0-3 K			0-0 F2		2	0	0	0	0	2	2
Dave Wickersham, R (8, 1)										0	0	0	0	0	0	0
Joe Keough, L (8, PH)										1	0	0	0	0	0	0
Dave Morehead, R (9, 1)										0	0	0	0	0	0	0

Inning Stats	R: 0	H: 1	E: 0	LOB: 1	K: 1	BB: 0	S: 6	P: 6	R: 0	H: 1	E: 0	LOB: 2	K: 1	BB: 1	S: 6	P: 10	R: 0	H: 0	E: 0	LOB: 0	K: 1	BB: 0	S: 5	P: 5	R: 0	H: 0	E: 0	LOB: 1	K: 1	BB: 1	S: 9	R: 0	H: 0	E: 0	LOB: 0	K: 2	BB: 0	S: 7	P: 7	R: 0	H: 0	E: 0	LOB: 0	K: 0	BB: 0	S: 3	P: 3	R: 0	H: 0	E: 1	LOB: 1	K: 0	BB: 0	S: 4	P: 4	R: 0	H: 0	E: 0	LOB: 0	K: 0	BB: 0	S: 3	P: 3	R: 0	H: 0	E: 0	LOB: 0	K: 0	BB: 0	S: 3	P: 3
1B: 1	SF: 0	2B: 0	SAC: 0	3B: 1	DP: 0	HR: 0	HBP: 0	WP: 0	PA: 32	ERA: 0.00	WHIP: 0.333	ERA: 2.62	IP: 9.0	WLS: 0	BF: 32	H: 2	R: 0	ER: 0	SO: 6	BB: 1	IBB: 1	HBP: 0	BLK: 0	WP: 0	HR: 0	S: 42	P: 50	IP: 9.0	WLS: 0	BF: 32	H: 2	R: 0	ER: 0	SO: 6	BB: 1	IBB: 1	HBP: 0	BLK: 0	WP: 0	HR: 0	S: 42	P: 50	ERA: 2.62	IP: 9.0	WLS: 0	BF: 32	H: 2	R: 0	ER: 0	SO: 6	BB: 1	IBB: 1	HBP: 0	BLK: 0	WP: 0	HR: 0	S: 42	P: 50													

**BOTTOM**

**Baltimore Orioles @ Kansas City Royals**  
Municipal Stadium, Kansas City, MO

Sun May 18 1969, 4:33 AM EDT  
Att. 28,944 - Unknown

livebaseballscorecards.com

AB	30
R	0
H	2
RBI	0
BB	2
SO	6
LOB	8





Batter	1	2	3	4	5	6	7	8	9	AB R H RBI BB SO LOB	TOP											
Jackie Hernandez, R OBP: 0.308, SLG: 0.291 (1, 6)	0-0 F9		0-0 FC4			0-0 6-3			0-0 6-3	4 0 0 0 0 0 1	<b>Kansas City Royals @ Cleveland Indians</b> <b>Cleveland Municipal Stadium, Cleveland, OH</b> Tue May 20 1969, 7:05 PM EDT Att. 3,622 - Unknown <a href="http://livebaseballscorecards.com">livebaseballscorecards.com</a>											
Jerry Adair, R OBP: 0.325, SLG: 0.308 (1, 4)	0-0 F3			0-3 K			0-0 P4		0-0 L7	4 0 0 0 0 1 0												
Lou Piniella, R OBP: 0.311, SLG: 0.496 (1, 7)	0-3 K			0-3 K			0-0 HR			3 1 1 1 0 2 0												
Joe Foy, R OBP: 0.327, SLG: 0.333 (1, 5)		0-0 F9		0-0 4-3			0-0 6-3			3 0 0 0 0 0 0												
Chuck Harrison, R OBP: 0.312, SLG: 0.294 (1, 3)		0-0 F7			0-0 1-3		0-0 F9			3 0 0 0 0 0 0												
Bob Oliver, R OBP: 0.295, SLG: 0.398 (1, 8)		0-3 K			0-0 6-3			0-3 K		3 0 0 0 0 2 0												
Ed Kirkpatrick, L OBP: 0.250, SLG: 0.354 (1, 9)			0-0 FC4 1B		0-0 4-3		0-0 F7			3 0 1 0 0 0 0												
Jim Campanis, R OBP: 0.197, SLG: 0.241 (1, 2)			0-0 F9			0-0 5-3		0-0 P5		3 0 0 0 0 0 1												
Mike Hedlund, R OBP: 0.167, SLG: 0.167 (1, 1)			0-3 K			0-3 K			0-0 6-3	2 0 0 0 0 2 1												
Dave Wickersham, R (6, 1)										0 0 0 0 0 0 0												
Juan Rios, R OBP: 0.340, SLG: 0.262 (9, PH)										1 0 0 0 0 0 0												
<b>Inning Stats</b>	R: 0 E: 0 K: 1 S: 5	H: 0 LOB: 0 BB: 0 P: 5	R: 0 E: 0 K: 1 S: 5	H: 0 LOB: 0 BB: 0 P: 5	R: 0 E: 0 K: 1 S: 6	H: 1 LOB: 1 BB: 0 P: 6	R: 0 E: 0 K: 2 S: 7	H: 0 LOB: 0 BB: 0 P: 7	R: 0 E: 0 K: 0 S: 3	H: 0 LOB: 0 BB: 0 P: 3	R: 0 E: 0 K: 1 S: 5	H: 0 LOB: 0 BB: 0 P: 5	R: 1 E: 0 K: 0 S: 4	H: 1 LOB: 0 BB: 0 P: 4	R: 0 E: 0 K: 1 S: 5	H: 0 LOB: 0 BB: 0 P: 5	R: 0 E: 0 K: 0 S: 3	H: 0 LOB: 0 BB: 0 P: 3	1B: 1 2B: 0 3B: 0 HR: 1	SF: 0 SAC: 0 DP: 0 HBP: 0	WP: 0 PB: 0 SB: 0 CS: 0	PA: 29
<b>PITCHER</b> Sam McDowell, L ERA: 2.89 (1, 1)	IP: 9.0 WLS: W BF: 29 H: 2 R: 1 ER: 1 SO: 7 BB: 0 IBB: 0 HBP: 0 BLK: 0 WP: 0 HR: 1 S: 43 P: 43 ERA: 1.00 WHIP: 0.222											<b>PITCHER</b>	IP: 9.0 WLS: W BF: 29 H: 2 R: 1 ER: 1 SO: 7 BB: 0 IBB: 0 HBP: 0 BLK: 0 WP: 0 HR: 1 S: 43 P: 43 ERA: 1.00 WHIP: 0.222									









Batter	1	2	3	4	5	6	7	8	9	AB	R	H	RBI	BB	SO	LOB
Zoilo Versalles, R OBP: 0.317, SLG: 0.375 (1, 4)	0-0 G6-4-3 1B		0-0 L7		0-0 4-3			0-0 F7		4	0	1	0	0	0	2
Jose Cardenal, R OBP: 0.259, SLG: 0.339 (1, 8)	0-0 G6-4-3 1-2f		0-0 F8			0-3 K		0-0 G5-4-3 1B		4	0	1	0	0	1	1
Ken Harrelson, R OBP: 0.248, SLG: 0.299 (1, 9)	0-0 E6			0-3 K		0-3 K		0-0 G5-4-3 1-2f		4	0	0	0	0	2	1
Tony Horton, R OBP: 0.299, SLG: 0.480 (1, 3)	0-0 F8			0-0 6-3		0-0 6-3			0-0 P6	4	0	0	0	0	0	1
Lee Mays, L OBP: 0.245, SLG: 0.204 (1, 7)		0-0 L8		0-0 P6			0-0 1B 1B		0-0 4-3	4	0	1	0	0	0	0
Larry Brown, R OBP: 0.368, SLG: 0.362 (1, 6)		0-0 1B			0-0 1B FC5-6-5		0-3 K		0-0 1-3	4	0	2	0	0	1	1
Ray Fosse, R OBP: 0.244, SLG: 0.238 (1, 2)		0-3 K			0-0 F8		0-0 P6			3	0	0	0	0	1	3
Max Alvis, R OBP: 0.313, SLG: 0.315 (1, 5)		0-0 F8			0-0 FC5-6-5 1B		0-0 1-2 1B			3	0	2	0	0	0	1
Mike Paul, L (1, 1)			0-0 6-3		0-0 FC5-6-5 1B 3-H		0-0 P6			2	0	0	0	0	0	2
Richie Scheinblum, S OBP: 0.194, SLG: 0.125 (7, PH)										1	0	0	0	0	0	2
Stan Williams, R OBP: 0.091, SLG: 0.091 (8, 1)										0	0	0	0	0	0	0

Inning Stats	R: 0	H: 1	R: 0	H: 1	R: 0	H: 0	R: 0	H: 2	R: 0	H: 0	R: 0	H: 1	R: 0	H: 0	R: 0	H: 0	R: 0	H: 1	R: 0	H: 0	1B: 7	SF: 0	WP: 0	PA: 33													
	E: 1	LOB: 1	E: 0	LOB: 1	E: 0	LOB: 0	E: 0	LOB: 2	E: 0	LOB: 0	E: 0	LOB: 2	E: 0	LOB: 0	E: 0	LOB: 0	E: 0	LOB: 0	E: 0	LOB: 0	2B: 0	SAC: 0	PB: 0														
	K: 0	BB: 0	K: 1	BB: 0	K: 0	BB: 0	K: 0	BB: 0	K: 2	BB: 0	K: 1	BB: 0	K: 0	BB: 0	K: 0	BB: 0	K: 0	BB: 0	K: 0	BB: 0	3B: 0	DP: 2	SB: 0														
	S: 4	P: 4	S: 6	P: 6	S: 3	P: 3	S: 5	P: 5	S: 7	P: 7	S: 7	P: 7	S: 3	P: 3	S: 3	P: 3	S: 3	P: 3	S: 3	P: 3	HR: 0	HBP: 0	CS: 0														
PITCHER Roger Nelson, R ERA: 2.95 (1, 1)	IP: 9.0	WLS: W	BF: 33	H: 7	R: 0	ER: 0	SO: 5	BB: 0	IBB: 0	HBP: 0	BLK: 0	WP: 0	HR: 0	S: 43	P: 43	ERA: 0.00	WHIP: 0.778																				
										PITCHER	IP: 9.0	WLS: W	BF: 33	H: 7	R: 0	ER: 0	SO: 5	BB: 0	IBB: 0	HBP: 0	BLK: 0	WP: 0	HR: 0	S: 43	P: 43	ERA: 0.00	WHIP: 0.778										

BOTTOM

Kansas City Royals @ Cleveland Indians  
Cleveland Municipal Stadium, Cleveland, OH

Wed May 21 1969, 7:05 PM EDT  
Att. 3,817 - Unknown - 54 F

livebaseballscorecards.com

AB	33
R	0
H	7
RBI	0
BB	0
SO	5
LOB	14





Batter	1	2	3	4	5	6	7	8	9	AB R H RBI BB SO LOB	TOP		
Jackie Hernandez, R (1, 6) OBP: 0.313, SLG: 0.284 Hawk Taylor, R (9, PH) OBP: 0.321, SLG: 0.643	0-0 5-3		0-0 6-3		0-0 6-3		4-0 BB		0-3 K	3 0 0 0 1 0 0 1 0 0 0 0 1 0			
Pat Kelly, L (1, 8) OBP: 0.306, SLG: 0.312 Dave Wickersham, R (7, 1)	0-0 1B		0-0 G3		0-0 3B	0-0 WP	0-0 L8			4 1 2 0 0 0 1 0 0 0 0 0 0 0			
Mike Fiore, L (1, 3) OBP: 0.387, SLG: 0.329	0-0 L9			0-0 E4 FC5 1B		0-3 K		0-0 F8		4 0 0 0 0 1 2			
Joe Foy, R (1, 5) OBP: 0.323, SLG: 0.329	0-0 4-3 1-2			0-3 K		0-0 4-3		0-0 6-3		4 0 0 0 0 1 2			
Ed Kirkpatrick, L (1, 2) OBP: 0.250, SLG: 0.342		0-0 F7		0-0 L8		0-0 1B 1B		0-0 E 1B		4 0 2 0 0 0 1			
Jerry Adair, R (1, 4) OBP: 0.328, SLG: 0.339		0-0 4-3		0-0 1B 1-2		0-0 FC3-6 1B		0-0 E4 1-3		4 0 2 0 0 0 1			
Joe Keough, L (1, 9) OBP: 0.195, SLG: 0.160			4-0 BB	0-0 FC5 2-3f		0-0 FC3-6 1-2f		0-0 6-3		3 0 0 0 1 0 6			
Bob Oliver, R (1, 7) OBP: 0.291, SLG: 0.417 (7, 8)		0-0 F9			0-0 L8		0-0 F7		0-3 K	4 0 0 0 0 1 1			
Dick Drago, R (1, 1) Lou Piniella, R (7, PH) OBP: 0.297, SLG: 0.472 (7, 7)			0-0 1-3		0-0 6-3		0-0 6-3		0-0 G1	2 0 0 0 0 0 0 2 0 0 0 0 0 0			
<b>Inning Stats</b>	R: 0 H: 1 E: 0 LOB: 1 K: 0 BB: 0 S: 4 P: 4	R: 0 H: 0 E: 0 LOB: 1 K: 0 BB: 1 S: 3 P: 7	R: 0 H: 0 E: 0 LOB: 0 K: 0 BB: 0 S: 3 P: 3	R: 0 H: 1 E: 1 LOB: 2 K: 1 BB: 0 S: 7 P: 7	R: 0 H: 0 E: 0 LOB: 0 K: 0 BB: 0 S: 3 P: 3	R: 1 H: 3 E: 0 LOB: 2 K: 1 BB: 0 S: 8 P: 8	R: 0 H: 0 E: 0 LOB: 1 K: 0 BB: 1 S: 3 P: 7	R: 0 H: 1 E: 1 LOB: 2 K: 0 BB: 0 S: 5 P: 5	R: 0 H: 0 E: 0 LOB: 0 K: 2 BB: 0 S: 7 P: 7	1B: 5 SF: 0 2B: 0 SAC: 0 3B: 1 DP: 0 HR: 0 HBP: 0	WP: 1 PA: 37 PB: 0 SB: 1 CS: 0		
<b>PITCHER</b> Horacio Pina, R (1, 1) ERA: 5.3 Stan Williams, R (6, 1) ERA: 4.86	IP WLS BF H R ER SO BB IBB HBP BLK WP HR S P ERA WHIP	5.2 W 24 5 1 1 2 1 0 0 0 1 0 27 31 1.59 1.059	3.1 S 13 1 0 0 2 1 0 0 0 0 0 0 16 20 0.00 0.600									<b>PITCHER</b> IP WLS BF H R ER SO BB IBB HBP BLK WP HR S P ERA WHIP	

Kansas City Royals @ Cleveland Indians  
Cleveland Municipal Stadium, Cleveland, OH

Thu May 22 1969, 7:05 PM EDT  
Att: 3,148 - Unknown - 51 F

livebaseballscorecards.com

AB	35
R	1
H	6
RBI	0
BB	2
SO	4
LOB	14







Batter	1	2	3	4	5	6	7	8	9	AB R H RBI BB SO LOB	TOP																									
Jackie Hernandez, R OBP: 0.308, SLG: 0.289 (1, 6)	0-0 6-3		0-0 6-3		0-0 2B		0-0 FC6-4		0-0 F9	5 0 1 0 0 0 3	<b>Kansas City Royals @ Washington Senators</b> <b>Robert F. Kennedy Memorial Stadium, Washington, DC</b> Fri May 23 1969, 7:05 PM EDT Att. 7,068 - Unknown <a href="http://livebaseballscorecards.com">livebaseballscorecards.com</a>																									
Pat Kelly, L OBP: 0.292, SLG: 0.296 (1, 8)	0-3 K		0-0 4-3		0-0 P6		0-0 4-1		0-0 CS	4 0 0 0 0 1 3																										
Lou Piniella, R OBP: 0.317, SLG: 0.504 Joe Keough, L OBP: 0.195, SLG: 0.160 (1, 7) (8, PR) (8, 9)	0-0 2B 1B			0-0 1B SF9		0-0 F8-4 1B		0-0 SF9 3B		4 2 4 0 0 0 0 0 1 0 0 0 0 0																										
Joe Foy, R OBP: 0.327, SLG: 0.343 (1, 5)	0-0 1-H 2B			0-0 1-3 1B		0-0 F8-4		0-0 SF9		3 0 2 2 0 0 1																										
Chuck Harrison, R OBP: 0.307, SLG: 0.326 (1, 3)	0-0 F9			0-0 SF9		0-0 FC6-4 1B		0-0 F7		3 0 1 1 0 0 2																										
Jerry Adair, R OBP: 0.325, SLG: 0.331 (1, 4)		0-0 L1		0-0 BB		0-0 FC6-4		0-0 F8		3 0 0 0 1 0 2																										
Bob Oliver, R OBP: 0.308, SLG: 0.424 (1, 9) (8, 7)		0-0 G5-4-3 1B		0-0 F9		0-0 FC6-4 BB		0-0 WP 1B		3 1 2 0 1 0 1																										
Jim Campanis, R OBP: 0.190, SLG: 0.233 Ed Kirkpatrick, L OBP: 0.256, SLG: 0.347 (1, 2) (7, PH) (7, 2)		0-0 G5-4-3			0-0 5-3		0-0 FC6-4 1B		0-0 CS WP 1B	2 0 0 0 0 0 1 2 0 1 0 0 0 1																										
Bill Butler, L OBP: 0.083, SLG: 0.083 Tom Burmeier, L OBP: 0.250, SLG: 0.250 Mike Fiore, L OBP: 0.394, SLG: 0.338 Moe Drabowsky, R Hawk Taylor, R OBP: 0.310, SLG: 0.621 Dave Wickersham, R (1, 1) (6, 1) (7, PH) (7, 1) (9, PH) (9, 1)			0-0 5-3		0-0 1-3		0-0 FC6-4 1B		0-3 K	2 0 0 0 0 0 0 0 0 0 0 0 0 0 1 0 1 0 0 0 0 0 0 0 0 0 0 0 1 0 0 0 0 0 1 2 0 0 0 0 0 0 0 0																										
<b>Inning Stats</b>	R: 1 E: 0 K: 1 S: 7	H: 2 LOB: 1 BB: 0 P: 7	R: 0 E: 0 K: 0 S: 3	H: 1 LOB: 0 BB: 0 P: 3	R: 0 E: 0 K: 0 S: 3	H: 0 LOB: 0 BB: 0 P: 3	R: 1 E: 0 K: 0 S: 4	H: 2 LOB: 1 BB: 1 P: 8	R: 0 E: 0 K: 0 S: 4	H: 1 LOB: 1 BB: 0 P: 4	R: 0 E: 0 K: 0 S: 4	H: 2 LOB: 1 BB: 0 P: 4	R: 0 E: 0 K: 0 S: 4	H: 1 LOB: 2 BB: 1 P: 8	R: 1 E: 0 K: 0 S: 4	H: 1 LOB: 1 BB: 0 P: 4	R: 1 E: 0 K: 1 S: 6	H: 2 LOB: 0 BB: 0 P: 6	1B: 9 2B: 3 3B: 1 HR: 0	SF: 2 SAC: 0 DP: 2 HBP: 0	WP: 1 PB: 0 SB: 0 CS: 1	PA: 38														
<b>PITCHER</b>	IP WLS BF H R ER SO BB IBB HBP BLK WP HR S P ERA WHIP																				IP WLS BF H R ER SO BB IBB HBP BLK WP HR S P ERA WHIP															
Barry Moore, L ERA: 2.25 (1, 1)	6.0	25	8	2	2	1	2	0	0	0	0	0	25	33	3.00	1.667																				
Joe Coleman, R ERA: 4.14 (7, 1)	2.0	8	2	1	1	0	0	0	0	0	0	0	8	8	4.50	1.000																				
Dennis Higgins, R ERA: 2.12 (9, 1)	1.0	L	4	2	1	1	1	0	0	0	0	1	0	6	6	9.00	2.000																			













Batter	1	2	3	4	5	6	7	8	9	10	11	12	AB R H RBI BB SO LOB	TOP											
Jackie Hernandez, R OBP: 0.315, SLG: 0.305	0-0 F9		0-0 FC4-6 1B		0-0 F9			0-3 K		0-0 5-3		0-0 SH1-3	5 0 1 0 0 1 1												
Pat Kelly, L OBP: 0.290, SLG: 0.315	0-0 4-3		0-0 FC4-6			0-0 F8 2B		0-0 1B 2B		0-0 1-3		0-0 L7	6 1 2 1 0 0 4												
Mike Fiore, L OBP: 0.400, SLG: 0.349	0-3 K		0-3 K			0-0 F8 2B		0-0 BB 1B			0-0 SH1-4 1B		5 0 2 1 0 2 3												
Joe Foy, R OBP: 0.328, SLG: 0.333		0-0 6-3		0-0 6-3		4-0 P4-3 BB		4-0 FC6-4 BB			0-0 SH1-4 1B		2 0 0 0 2 0 0												
Ed Kirkpatrick, L OBP: 0.244, SLG: 0.329	0-0 F9		0-0 F9		0-0 3-1		0-0 P4-3	0-0 FC6-4		0-0 1-3		0-0 1-3	3 0 0 0 0 0 2												
Lou Piniella, R OBP: 0.304, SLG: 0.482													1 0 0 0 0 0 2												
Moe Drabowsky, R OBP: 0.302, SLG: 0.351													0 0 0 0 0 0 0												
Chuck Harrison, R OBP: 0.302, SLG: 0.351													1 0 0 0 0 0 1												
Dave Wickersham, R OBP: 0.313, SLG: 0.317													0 0 0 0 0 0 0												
Jerry Adair, R OBP: 0.313, SLG: 0.317	0-0 5-3		0-0 1-3				0-0 P4		0-0 F7		0-0 F3		5 0 0 0 0 0 1												
Bob Oliver, R OBP: 0.302, SLG: 0.426			0-0 FC1-6 1B		0-3 K		0-0 F8		0-0 5-3			0-0 2B 3B	5 1 2 0 0 1 0	AB 43 R 3 H 11 RBI 3 BB 2 SO 5 LOB 16											
Ellie Rodriguez, R OBP: 0.316, SLG: 0.284			0-0 1B FC1-6 FC4-6 1B		0-0 6-3		0-0 K		0-0 6-3			0-0 1B 2B	5 1 2 1 0 1 0												
Roger Nelson, R OBP: 0.217, SLG: 0.182			0-0 FC1-6		0-0 FC4-6 1B		0-0 1B		0-0 3-1		0-0 F8	0-0 SH1-3 1B	2 0 1 0 0 0 2												
Joe Keough, L OBP: 0.193, SLG: 0.159													1 0 0 0 0 0 0												
Hawk Taylor, R OBP: 0.323, SLG: 0.613													2 0 1 0 0 0 0												
Tom Burgmeier, L OBP: 0.250, SLG: 0.250													0 0 0 0 0 0 0												
<b>Inning Stats</b>	R: 0 E: 0 K: 1 S: 5	H: 0 LOB: 0 BB: 0 P: 5	R: 0 E: 0 K: 0 S: 3	H: 0 LOB: 0 BB: 0 P: 3	R: 1 E: 0 K: 1 S: 8	H: 3 LOB: 2 BB: 0 P: 8	R: 0 E: 0 K: 0 S: 3	H: 0 LOB: 0 BB: 0 P: 3	R: 0 E: 0 K: 1 S: 6	H: 1 LOB: 1 BB: 0 P: 6	R: 0 E: 0 K: 1 S: 5	H: 0 LOB: 0 BB: 0 P: 5	R: 1 E: 0 K: 1 S: 7	H: 2 LOB: 2 BB: 1 P: 11	R: 0 E: 0 K: 0 S: 3	H: 0 LOB: 0 BB: 0 P: 3	R: 0 E: 0 K: 0 S: 4	H: 1 LOB: 1 BB: 0 P: 4	R: 1 E: 0 K: 0 S: 5	H: 3 LOB: 2 BB: 0 P: 5	1B: 7 2B: 4 3B: 1 HR: 0	SF: 0 SAC: 2 DP: 1 HBP: 0	WP: 0 PB: 0 SB: 0 CS: 0	PA: 47	
<b>PITCHER</b>	IP WLS BF H R ER SO BB IBB HBP BLK WP HR S P ERA WHIP																								
Jim Hannan, R ERA: 3.73	(1, 1) 7.2 31 7 2 2 5 2 0 0 0 0 0 0 0 0 2.35 1.174																								
Jim Shellenback, L ERA: 2.42	(8, 1) 2.2 9 1 0 0 0 0 0 0 0 0 0 0 0 0.00 0.375																								
Bob Humphreys, R ERA: 3.38	(11, 1) 0.2 L 4 2 1 1 0 0 0 0 0 0 0 0 0 4 13.50 3.000																								
Casey Cox, R ERA: 2.65	(12, 1) 1.0 3 1 0 0 0 0 0 0 0 0 0 0 0 3 0.00 1.000																								

Kansas City Royals @ Washington Senators  
 Robert F. Kennedy Memorial Stadium, Washington, DC  
 Sun May 25 1969, 3:33 AM EDT  
 Att. 24,015 - Sunny

livebaseballscorecards.com



Batter	1	2	3	4	5	6	7	8	9	10	11	12	AB	R	H	RBI	BB	SO	LOB
Del Unser, L (1, 8) OBP: 0.310, SLG: 0.279	0-0 E 1B	0-0 F8			0-0 6-3		0-0 F8		0-0 L9			0-0 4-3	6	1	1	0	0	0	2
Ed Brinkman, R (1, 6) OBP: 0.340, SLG: 0.365	0-0 1B FC3-6		0-0 6-3		0-0 2B G1-2-3		0-0 F7			0-0 F2			5	1	2	1	0	0	0
Frank Howard, R (1, 7) OBP: 0.357, SLG: 0.549	0-0 FC3-6 1-3		0-0 E4		0-0 1-3		0-0 6-3			0-0 F9			5	0	2	0	0	0	0
Mike Epstein, L (1, 3) OBP: 0.436, SLG: 0.664	4-0 FC3-6 1-2		0-0 G4-6-3		4-0			0-0 F7		0-3 K			3	0	0	0	2	1	1
Brant Alyea, R (1, 9) OBP: 0.446, SLG: 0.600	0-0 P6			0-0 1B	0-0 G1-2-3			0-3 K			0-0 6-3		5	0	1	0	0	1	6
Bernie Allen, L (1, 5) OBP: 0.327, SLG: 0.385	0-0 FC3-6 1-2f 2-3 3-H			0-0 F9		0-0 F9		0-0 P6			0-0 3-1		5	0	0	1	0	0	3
Tim Cullen, R (1, 4) OBP: 0.303, SLG: 0.272	0-0 FC6-4 1-2f			0-0 F7		0-0 P3			0-3 K		0-0 P3		5	0	0	0	0	1	3
Paul Casanova, R (1, 2) OBP: 0.236, SLG: 0.255		0-0 F7		4-0		0-0		0-0		0-0 5-3			3	0	1	0	1	0	0
Ed Stroud, L (12, PH) OBP: 0.310, SLG: 0.307				1-2		0-0		FC6 1B				4-0 4-3 BB	0	0	0	0	1	0	0
Jim Hannan, R (1, 1) OBP: 0.167, SLG: 0.167		0-3 K		0-0		0-0		FC6 1B				0-0 F7	3	0	0	0	0	1	3
Jim Shellenback, L (8, 1) OBP: 0.667, SLG: 0.667					G3								1	0	1	0	0	0	0
Bob Humphreys, R (11, 1) OBP: 0.167, SLG: 0.167													0	0	0	0	0	0	0
Casey Cox, R (12, 1) OBP: 0.167, SLG: 0.167													0	0	0	0	0	0	0
Gary Holman, L (12, PH) OBP: 0.364, SLG: 0.316								1-2f					1	0	0	0	0	0	1

Inning Stats	R: 2	H: 3	E: 1	LOB: 2	K: 0	S: 6	R: 0	H: 0	E: 0	LOB: 0	K: 1	S: 5	R: 0	H: 0	E: 1	LOB: 0	K: 0	S: 3	R: 0	H: 1	E: 0	LOB: 2	K: 0	S: 4	R: 0	H: 2	E: 0	LOB: 2	K: 0	S: 4	R: 0	H: 1	E: 0	LOB: 1	K: 0	S: 3	R: 0	H: 0	E: 0	LOB: 0	K: 1	S: 5	R: 0	H: 0	E: 0	LOB: 0	K: 1	S: 5	R: 0	H: 1	E: 0	LOB: 1	K: 1	S: 6	R: 0	H: 0	E: 0	LOB: 0	K: 1	S: 5	R: 0	H: 0	E: 0	LOB: 0	K: 0	S: 3	R: 0	H: 0	E: 0	LOB: 0	K: 0	S: 3	R: 0	H: 0	E: 0	LOB: 0	K: 0	S: 3	R: 0	H: 0	E: 0	LOB: 0	K: 0	S: 2	R: 0	H: 0	E: 0	LOB: 0	K: 0	S: 2	R: 0	H: 0	E: 0	LOB: 0	K: 0	S: 2	R: 0	H: 0	E: 0	LOB: 0	K: 0	S: 2
--------------	------	------	------	--------	------	------	------	------	------	--------	------	------	------	------	------	--------	------	------	------	------	------	--------	------	------	------	------	------	--------	------	------	------	------	------	--------	------	------	------	------	------	--------	------	------	------	------	------	--------	------	------	------	------	------	--------	------	------	------	------	------	--------	------	------	------	------	------	--------	------	------	------	------	------	--------	------	------	------	------	------	--------	------	------	------	------	------	--------	------	------	------	------	------	--------	------	------	------	------	------	--------	------	------	------	------	------	--------	------	------

PITCHER	IP	WLS	BF	H	R	ER	SO	BB	IBB	HBP	BLK	WP	HR	S	P	ERA	WHIP
Roger Nelson, R (1, 1) ERA: 2.92	7.0		30	7	2	2	1	1	2	0	0	0	0	29	41	2.57	1.143
Moe Drabowsky, R (8, 1) ERA: 0.92	3.0		10	1	0	0	3	0	0	0	0	0	0	16	16	0.00	0.333
Dave Wickersham, R (11, 1) ERA: 2.3	2.0	W	6	0	0	0	0	1	0	0	0	0	0	5	9	0.00	0.500

**BOTTOM**

**Kansas City Royals @ Washington Senators**  
 Robert F. Kennedy Memorial Stadium, Washington, DC

Sun May 25 1969, 3:33 AM EDT  
 Att: 24,015 - Sunny

livebaseballscorecards.com

AB	42
R	2
H	8
RBI	2
BB	4
SO	4
LOB	19



WP: 0	PA: 46
PB: 0	
SB: 1	
CS: 0	









Batter	1	2	3	4	5	6	7	8	9	AB R H RBI BB SO LOB	TOP	
Mike Andrews, R (1, 4) OBP: 0.382, SLG: 0.454	0-0 L8		0-3 K		0-0 P4		0-0 L4-5			4 0 0 0 0 1 2	<b>Boston Red Sox @ Kansas City Royals</b> Municipal Stadium, Kansas City, MO Wed May 28 1969, 8:05 PM EDT Att. 13,443 - Unknown - 84 F	
Dalton Jones, L (1, 3) OBP: 0.352, SLG: 0.370	0-0 4-3		0-0 P6		0-0 G3			0-0 L7		4 0 0 0 0 0 0		
Carl Yastrzemski, L (1, 7) OBP: 0.406, SLG: 0.532	0-0 P4			0-0 E	0-0 CS			0-3 K		4 1 2 0 0 1 0		
Reggie Smith, S (1, 8) OBP: 0.333, SLG: 0.427		0-0 HR		0-0 E8	0-0 CS	0-0 G6-4-3		0-3 K		4 2 3 1 0 1 0		
Rico Petrocelli, R (1, 6) OBP: 0.453, SLG: 0.693		0-0 HR		0-0 SF8		0-0 P6			0-0	4 1 3 2 0 0 1		
Tony Conigliaro, R (1, 9) OBP: 0.331, SLG: 0.455		0-0 F2		0-0 SF8		0-0 G6-4-3			0-3 K	3 0 0 1 0 1 2		
George Scott, R (1, 5) OBP: 0.254, SLG: 0.297		0-0 F3		0-0	0-0		0-0 SH3-4		4-0	3 0 2 0 1 0 0		
Russ Gibson, R (1, 2) OBP: 0.275, SLG: 0.286		0-0 G3		0-0 F7			0-0 L4-5		0-0 F7	4 0 1 0 0 0 4		
Ray Culp, R (1, 1) OBP: 0.237, SLG: 0.286			0-0 F7	0-3 K			0-0 SH3-4		0-3 K	3 0 0 0 0 2 4		
<b>Inning Stats</b>	R: 0 H: 0 E: 0 LOB: 0 K: 0 BB: 0 S: 3 P: 3	R: 2 H: 2 E: 0 LOB: 0 K: 0 BB: 0 S: 5 P: 5	R: 0 H: 0 E: 0 LOB: 0 K: 1 BB: 0 S: 5 P: 5	R: 2 H: 4 E: 1 LOB: 2 K: 1 BB: 0 S: 9 P: 9	R: 0 H: 1 E: 0 LOB: 0 K: 0 BB: 0 S: 3 P: 3	R: 0 H: 1 E: 0 LOB: 0 K: 0 BB: 0 S: 3 P: 3	R: 0 H: 2 E: 0 LOB: 1 K: 0 BB: 0 S: 4 P: 4	R: 0 H: 0 E: 0 LOB: 0 K: 2 BB: 0 S: 7 P: 7	R: 0 H: 1 E: 0 LOB: 2 K: 2 BB: 1 S: 8 P: 12	1B: 8 SF: 1 2B: 3 SAC: 1 3B: 0 DP: 2 HR: 1 HBP: 0	WP: 0 PA: 37 PB: 0 SB: 0 CS: 1	
<b>PITCHER</b>	IP WLS BF H R ER SO BB IBB HBP BLK WP HR S P ERA WHIP											
Mike Hedlund, R (1, 1) ERA: 3.94	5.0 L 21 7 4 4 2 0 0 0 0 0 0 1 25 25 7.20 1.400											
Tom Burgmeier, L (6, 1) ERA: 2.35	2.0 7 3 0 0 0 0 0 0 0 0 0 0 7 7 0.00 1.500											
Bill Butler, L (8, 1) ERA: 3.42	2.0 8 1 0 0 4 1 0 0 0 0 0 0 15 19 0.00 1.000											

livebaseballscorecards.com

<b>AB</b>	33
<b>R</b>	4
<b>H</b>	11
<b>RBI</b>	4
<b>BB</b>	1
<b>SO</b>	6
<b>LOB</b>	13









Batter	1	2	3	4	5	6	7	8	9	AB	R	H	RBI	BB	SO	LOB
Jackie Hernandez, R OBP: 0.308, SLG: 0.294	1-0 E S 2B HBP	0-0 F8			0-0 P6		0-0 5-3		0-3 K	4	1	0	0	0	1	1
Pat Kelly, L OBP: 0.301, SLG: 0.385	4-0 2B BB		0-0 G3		0-0 4-3		0-3 K		0-0 HR	4	2	1	2	1	1	0
Mike Fiore, L OBP: 0.425, SLG: 0.441	0-0 FC5-4 1-H 3-H 2B		0-0 1B		4-0 1B BB		4-0 2B BB		0-0 E4 FC6-4	3	1	2	2	2	0	0
Joe Foy, R OBP: 0.321, SLG: 0.327	1-0 FC5-4 HBP		0-0 F9		0-0 1B 1B		0-0 1-H 2B		0-0 FC6-4	4	1	2	1	0	0	2
Ed Kirkpatrick, L OBP: 0.242, SLG: 0.321	0-3 K		0-0 F9		0-0 1B 1B			0-0 B1-3		4	0	1	1	0	1	3
Juan Rios, R OBP: 0.339, SLG: 0.275	0-0 FC5-4 1-2f 2-3			0-0 4-3		0-0 1-H 1B		0-0 4-3		4	0	1	0	0	0	2
Bob Oliver, R OBP: 0.273, SLG: 0.383	0-3 K			0-0 F3		0-0 F8		0-0 5-3		4	0	0	0	0	1	2
Ellie Rodriguez, R OBP: 0.322, SLG: 0.286		0-0 L9		0-0 1B		0-0 L7-3 1B			4-0 HR BB	3	1	2	0	1	0	0
Roger Nelson, R OBP: 0.200, SLG: 0.167 Jim Campanis, R OBP: 0.188, SLG: 0.230 Moe Drabowsky, R Dave Wickersham, R Dave Morehead, R Chuck Harrison, R OBP: 0.299, SLG: 0.347		0-0 F9		0-0 F3		0-0 L7-3		0-3 K		2	0	0	0	0	0	1

Inning Stats	R: 2	H: 1	E: 0	K: 2	S: 8	LOB: 2	BB: 1	P: 14	R: 0	H: 0	E: 0	K: 0	S: 3	LOB: 0	BB: 0	P: 3	R: 0	H: 1	E: 0	K: 0	S: 4	LOB: 1	BB: 0	P: 4	R: 0	H: 1	E: 0	K: 0	S: 4	LOB: 1	BB: 0	P: 4	R: 2	H: 3	E: 0	K: 0	S: 5	LOB: 2	BB: 1	P: 9	R: 0	H: 1	E: 0	K: 1	S: 5	LOB: 0	BB: 0	P: 3	R: 0	H: 1	E: 0	K: 1	S: 5	LOB: 2	BB: 1	P: 9	R: 0	H: 0	E: 0	K: 0	S: 3	LOB: 0	BB: 0	P: 3	R: 2	H: 1	E: 1	K: 2	S: 9	LOB: 1	BB: 1	P: 13	1B: 6	SF: 0	2B: 3	SAC: 0	3B: 0	DP: 1	HR: 1	HBP: 2	WP: 0	PA: 40
--------------	------	------	------	------	------	--------	-------	-------	------	------	------	------	------	--------	-------	------	------	------	------	------	------	--------	-------	------	------	------	------	------	------	--------	-------	------	------	------	------	------	------	--------	-------	------	------	------	------	------	------	--------	-------	------	------	------	------	------	------	--------	-------	------	------	------	------	------	------	--------	-------	------	------	------	------	------	------	--------	-------	-------	-------	-------	-------	--------	-------	-------	-------	--------	-------	--------

PITCHER	IP	WLS	BF	H	R	ER	SO	BB	IBB	HBP	BLK	WP	HR	S	P	ERA	WHIP
Mike Nagy, R ERA: 2.45	(1, 1)	6.0	27	7	4	4	2	2	0	2	0	0	0	27	37	6.00	1.500
Sparky Lyle, L ERA: 2.54	(7, 1)	2.2	12	2	2	2	3	2	0	0	0	0	1	16	24	6.75	1.500
Ray Jarvis, R ERA: 2.81	(9, 1)	0.1	1	0	0	0	0	0	0	0	0	0	0	1	1	0.00	0.000

BOTTOM

Boston Red Sox @ Kansas City Royals  
Municipal Stadium, Kansas City, MO

livebaseballscores.com

AB	34
R	6
H	9
RBI	6
BB	4
SO	5
LOB	13



WP	HR	S	P	ERA	WHIP
0	1	1	1	0.00	0.000

Thu May 29 1969, 4:33 AM EDT  
Att. 9,355 - Cloudy - 80 F



Batter	1	2	3	4	5	6	7	8	9	AB R H RBI BB SO LOB	TOP		
Horace Clarke, S OBP: 0.319, SLG: 0.305 (1, 4) X	0-0 P6 1B	0-0 1B 1B	0-0 FC6-4 1-2f			0-3 K 0.5 S			0-0 F3 2	5 1 1 1 0 1 1	<b>New York Yankees @ Kansas City Royals</b> Municipal Stadium, Kansas City, MO Fri May 30 1969, 4:33 AM EDT Overcast - 76 F <a href="http://livebaseballscorecards.com">livebaseballscorecards.com</a>		
Bobby Cox, R OBP: 0.238, SLG: 0.139 (1, 5) X	0-0 1B 3B 1B	0-0 HR 2-H 1B			0-3 K 0.5 S	0-3 K 0.5 S		0-0 6-3 3	5 2 2 1 0 2 0				
Bobby Murcer, L OBP: 0.354, SLG: 0.554 (1, 9) X	0-0 3B 1-3 1B	0-0 HR 1-H		0-0 L9 2		0-0 F9-6 2B			4 2 3 2 0 0 0 0 0 0 0 0 0 0				
Jim Lyttle, L OBP: 0.125, SLG: 0.087 (8, 8) X													
Roy White, S OBP: 0.393, SLG: 0.388 (1, 7) X	0-0 3B 1-H 3-H	0-0 F8 2		0-0 G1 3		0-0 F9-6 2-3			4 0 1 2 0 0 1				
Joe Pepitone, L OBP: 0.278, SLG: 0.517 (1, 3) B B B B	4-0 BB 1B	0-0 1B			0-0 P4 1		0-0 1B		3 0 2 0 1 0 0				
Frank Fernandez, R OBP: 0.391, SLG: 0.438 (1, 2) S S S	0-3 K 2 S	0-3 K 3 S			4-0 CS BB		0-0 F1 1		3 0 0 0 1 2 4				
Bill Robinson, R OBP: 0.213, SLG: 0.213 (1, 8) S S S (8, 9)	0-3 K 3		0-0 5-3 1		0-0 6-3 1-2		0-0 F8 2		4 0 0 0 0 1 4				
Gene Michael, S OBP: 0.355, SLG: 0.280 (1, 6)		4-0 E 1B BB	0-3 K 2			0-0 5-3 1		0-0 F8 3	3 1 0 0 1 1 1				
Fritz Peterson, S OBP: 0.250, SLG: 0.115 (1, 1) X		0-0 B2 1	4-0 FC6-4 BB			0-0 1-3 2		0-3 K 1	3 0 0 0 1 1 1				
<b>Inning Stats</b>	R: 2 H: 3 E: 0 LOB: 2 K: 2 BB: 1 S: 10 P: 14	R: 4 H: 4 E: 1 LOB: 1 K: 1 BB: 1 S: 9 P: 13	R: 0 H: 0 E: 0 LOB: 1 K: 1 BB: 1 S: 5 P: 9	R: 0 H: 0 E: 0 LOB: 0 K: 1 BB: 0 S: 5 P: 5	R: 0 H: 0 E: 0 LOB: 0 K: 0 BB: 1 S: 2 P: 6	R: 0 H: 0 E: 0 LOB: 0 K: 1 BB: 0 S: 5 P: 5	R: 0 H: 1 E: 0 LOB: 0 K: 1 BB: 0 S: 5 P: 5	R: 0 H: 1 E: 0 LOB: 1 K: 0 BB: 0 S: 4 P: 4	R: 0 H: 0 E: 0 LOB: 0 K: 1 BB: 0 S: 5 P: 5	1B: 6 SF: 0 2B: 2 SAC: 0 3B: 1 DP: 1 HR: 1 HBP: 0	WP: 0 PA: 38 PB: 0 SB: 0 CS: 1		
<b>PITCHER</b>	IP WLS BF H R ER SO BB IBB HBP BLK WP HR S P ERA WHIP											<b>PITCHER</b>	IP WLS BF H R ER SO BB IBB HBP BLK WP HR S P ERA WHIP
Steve Jones, L ERA: 3.93 (1, 1)	1.1 L 12 6 6 6 2 2 0 0 0 0 0 1 14 22 40.50 6.000												
Tom Burgmeier, L ERA: 1.57 (2, 1)	7.2 26 3 0 0 6 2 0 0 0 0 0 0 36 44 0.00 0.652												

**New York Yankees @ Kansas City Royals**  
Municipal Stadium, Kansas City, MO  
Fri May 30 1969, 4:33 AM EDT  
Overcast - 76 F

AB	34
R	6
H	9
RBI	6
BB	4
SO	8
LOB	12



Batter	1	2	3	4	5	6	7	8	9	AB R H RBI BB SO LOB
Jackie Hernandez, R OBP: 0.300, SLG: 0.286 (1, 6)	0-0 6-3 ①		0-0 FC6-4 1-2f ②			0-0 FC1-6 G5-4-3 1-2f ①		0-0 P4 ③		4 0 0 0 0 0 3
Pat Kelly, L OBP: 0.291, SLG: 0.370 (1, 9)	0-0 F2 ②		0-3 K SS ③			0-0 G5-4-3 1-2f ② ③		0-0 E1 2B ①		4 1 0 0 0 1 2
Mike Fiore, L OBP: 0.419, SLG: 0.433 (1, 7)	0-3 K SS ③			0-0 G5-4-3 1B ①			0-0 P4 ①		0-3 K SS ①	4 0 1 0 0 2 1
Joe Foy, R OBP: 0.319, SLG: 0.343 (1, 5)		0-3 K SS ①		0-0 F8 ①			0-0 HR ②		0-0 P4 ②	4 1 1 1 0 1 2
Jerry Adair, R OBP: 0.324, SLG: 0.326 (1, 4)		4-0 FC5-4 BB ②		0-0 G5-4-3 1-2f ② ③			0-0 4-3 ②		0-0 2B ③-H ③	3 0 1 1 1 0 1
Chuck Harrison, R OBP: 0.288, SLG: 0.333 (1, 3)		0-0 FC5-4 1-2f ②			0-0 5-3 ①		0-0 G3 ③		0-0 6-3 ③	4 0 0 0 0 0 2
Bob Oliver, R OBP: 0.267, SLG: 0.374 (1, 8)		0-0 F9 ③			0-0 L9 ②			0-0 P6 ①		3 0 0 0 0 0 1
Ellie Rodriguez, R OBP: 0.333, SLG: 0.304 (1, 2)			4-0 FC6-4 BB ③		0-0 F9 ③			0-0 2B ①		2 0 1 0 1 0 0
Steve Jones, L OBP: 0.300, SLG: 0.125 Tom Burgmeier, L OBP: 0.250, SLG: 0.250 (1, 1) (2, 1)			0-0 F5 ①			0-0 FC1-6 1B ①		0-3 K SS ②		0 0 0 0 0 0 0 3 0 1 0 0 1 2

Inning Stats	R: 0	H: 0	E: 0	K: 1	S: 5	LOB: 0	BB: 0	P: 5	R: 0	H: 0	E: 0	K: 1	S: 5	LOB: 1	BB: 1	P: 9	R: 0	H: 0	E: 0	K: 1	S: 5	LOB: 1	BB: 1	P: 9	R: 0	H: 1	E: 0	K: 0	S: 3	LOB: 0	BB: 0	P: 3	R: 0	H: 0	E: 0	K: 0	S: 3	LOB: 0	BB: 0	P: 3	R: 1	H: 1	E: 0	K: 0	S: 4	LOB: 0	BB: 0	P: 4	R: 0	H: 1	E: 0	K: 1	S: 6	LOB: 1	BB: 0	P: 6	R: 1	H: 1	E: 1	K: 1	S: 7	LOB: 1	BB: 0	P: 7	1B: 2	2B: 2	3B: 0	HR: 1	SF: 0	SAC: 0	DP: 2	HBP: 0	WP: 0	PA: 33
PITCHER Fritz Peterson, L ERA: 2.14 (1, 1)	IP	WLS	BF	H	R	ER	SO	BB	IBB	HBP	BLK	WP	HR	S	P	ERA	WHIP																			IP	WLS	BF	H	R	ER	SO	BB	IBB	HBP	BLK	WP	HR	S	P	ERA	WHIP																						

**BOTTOM**

**New York Yankees @ Kansas City Royals**  
Municipal Stadium, Kansas City, MO

Fri May 30 1969, 4:33 AM EDT  
Overcast - 76 F

livebaseballscorecards.com

AB	31
R	2
H	5
RBI	2
BB	2
SO	5
LOB	14





Batter	1	2	3	4	5	6	7	8	9	10	11	12	13	14	15	AB R H RBI BB SO LOB	TOP	
Horace Clarke, S OBP: 0.313, SLG: 0.299	(1, 4) x 0-0 L8		x 0-0 F6			x 0-0 3-1			x 0-0 F7		x 0-0 L9		x 0-0 1B		x 0-0 F9	7 0 1 0 0 0 1		
Jerry Kenney, L OBP: 0.308, SLG: 0.313	(1, 5) x 0-0 WP S 1B			x 0-0 F7		x 0-0 6-3			x 0-0 FC6-4 1B		x 0-0 1B		x 0-0 F7		x 0-0 1B	7 1 4 1 0 0 1		
Jimmie Hall, L OBP: 0.301, SLG: 0.363	(1, 9) x 0-0 L8			x 0-0 F7		0-0 6-3 K			x 0-0 FC6-4 2B		x 0-0 F8			x 0-0 6-3	0-3 K	7 1 0 0 0 2 4		
Roy White, S OBP: 0.380, SLG: 0.390 Mike Kekich, R (15, 1)	(1, 7) x 0-0 P5			x 0-0 6-3			x 0-0 F8		x 0-0 2B							7 0 2 2 0 1 1 0 0 0 0 0 0 0		
Joe Pepitone, L OBP: 0.278, SLG: 0.525	(1, 3) x 0-0 F5				x 0-0 HR		x 0-0 F9		x 0-0 L9					x 0-0 P6		7 2 2 1 0 0 2		
John Ellis, R OBP: 0.389, SLG: 0.563	(1, 2) x 0-0 CS 1B				x 0-0 F3		x 0-0 P6							x 0-0 1B		6 0 3 0 0 1 0		
Jim Lyttle, L OBP: 0.111, SLG: 0.077 Billy Cowan, R OBP: 0.303, SLG: 0.233 (10, 8)	(1, 8) x 0-0 K				x 0-0 P6				x 0-0 L8		x 0-0 F7			x 0-0 F9		3 0 0 0 0 1 1 3 0 1 1 0 0 1		
Gene Michael, S OBP: 0.324, SLG: 0.290	(1, 6) x 0-0 L4				x 0-0 2B				x 0-0 4-3					x 0-0 F8		6 0 1 0 0 1 2		
Stan Bahnsen, R OBP: 0.106, SLG: 0.056 Steve Hamilton, L (7, 1) Tom Tresh, S OBP: 0.270, SLG: 0.277 (8, PH) Jack Aker, R (8, 1) Bobby Cox, R OBP: 0.323, SLG: 0.135 (11, PH) Lindy McDaniel, R (11, 1) Bill Robinson, R OBP: 0.211, SLG: 0.210 (15, 7)	(1, 1) x 0-0 K				x 0-0 K				x 0-0 K					x 0-0 F8		2 0 0 0 0 0 2 1 0 0 0 0 0 0 0 0 1 0 0 0 0 0 1 0 0 0 0 0 0 0 0 0 1 0 0 0 0 0 0 0 1 0 0 0 0 0 1 0 1 1 0 0 0 0 0 0		
<b>Inning Stats</b>	R: 0 H: 1 E: 0 LOB: 1 K: 0 BB: 4 S: 4	R: 0 H: 1 E: 0 LOB: 1 K: 1 BB: 0 S: 5	R: 0 H: 0 E: 0 LOB: 0 K: 1 BB: 5 S: 5	R: 0 H: 0 E: 0 LOB: 0 K: 0 BB: 0 S: 3	R: 1 H: 2 E: 0 LOB: 1 K: 1 BB: 0 S: 7	R: 0 H: 0 E: 0 LOB: 0 K: 0 BB: 5 S: 5	R: 0 H: 0 E: 0 LOB: 0 K: 0 BB: 0 S: 3	R: 0 H: 0 E: 0 LOB: 0 K: 1 BB: 0 S: 5	R: 1 H: 2 E: 0 LOB: 1 K: 0 BB: 0 S: 5	R: 0 H: 0 E: 0 LOB: 0 K: 2 BB: 0 S: 7	R: 0 H: 1 E: 0 LOB: 1 K: 0 BB: 0 S: 4	R: 0 H: 1 E: 0 LOB: 1 K: 1 BB: 0 S: 6	R: 0 H: 1 E: 0 LOB: 1 K: 1 BB: 0 S: 6	R: 1 H: 3 E: 0 LOB: 2 K: 0 BB: 0 S: 6	R: 2 H: 2 E: 1 LOB: 1 K: 1 BB: 0 S: 8	1B: 11 SF: 0 2B: 3 SAC: 0 3B: 0 DP: 1 HR: 1 HBP: 0	WP: 1 PA: 59 FB: 0 SB: 1 CS: 1	
<b>PITCHER</b>	IP WLS BF H R ER SO BB IBB HBP BLK WP HR S P ERA WHIP																	
Wally Bunker, R ERA: 3.51	(1, 1) 8.2																	
Bill Butler, L ERA: 3.27	(9, 1) 2.1	8	1	0	0	2	0	0	0	0	0	0	12	12	0.00	0.429		
Jim Rooker, L ERA: 5.82	(12, 1) 4.0	L	20	7	3	1	3	0	0	0	0	0	0	26	26	2.25	1.750	

**New York Yankees @ Kansas City Royals**  
Municipal Stadium, Kansas City, MO

livebaseballscorecards.com

AB 59  
R 5  
H 14  
RBI 5  
BB 0  
SO 10  
LOB 14



Fri May 30 1969, 4:38 AM EDT  
Att. 22,335 - Cloudy - 80 F







Batter	1	2	3	4	5	6	7	8	9	AB R H RBI BB SO LOB	TOP
Horace Clarke, S (1, 4) OBP: 0.307, SLG: 0.294	0-0 6-3		0-0 E5 SF8		0-0 3-1		0-0 FC4-6 1B			4 1 0 1 0 0 1	<b>New York Yankees @ Kansas City Royals</b> Municipal Stadium, Kansas City, MO Sat May 31 1969, 8:05 PM EDT Att. 14,263 - Unknown - 80 F <a href="http://livebaseballscorecards.com">livebaseballscorecards.com</a>
Jerry Kenney, L (1, 5) OBP: 0.312, SLG: 0.320	0-0 6-3		0-0 SF8 1-H			0-0 3-1 F8 1B	0-0 1-2 1B			3 0 2 1 0 0 0	
Jimmie Hall, L (1, 9) OBP: 0.299, SLG: 0.353	4-0 S BB		0-0 4-3			0-0 F8 1-2	0-0 F5			3 0 0 0 1 0 3	
Roy White, S (1, 7) OBP: 0.385, SLG: 0.381	0-3 1-2 K			0-0 4-3		0-0 3-1 2-3		4-0 BB		3 0 0 0 1 1 2	
Joe Pepitone, L (1, 3) OBP: 0.277, SLG: 0.516		0-0 F7		0-0 3-1		4-0 IBB		0-0 F9		3 0 0 0 1 0 1	
John Ellis, R (1, 2) OBP: 0.381, SLG: 0.526		0-0 5-3		0-0 1B		0-0 L9				3 0 1 0 0 0 2	
Jim Lyttle, L (1, 8) OBP: 0.167, SLG: 0.207		0-0 2B		0-0 L9			0-0 1B FC4-6 2B			3 1 2 0 0 0 1	
Gene Michael, S (1, 6) OBP: 0.300, SLG: 0.265		0-3 K			0-0 L7		0-0 6-3			3 0 0 0 0 1 2	
Mel Stottlemyre, R (1, 1) OBP: 0.293, SLG: 0.333			0-3 K		0-3 K		0-0 FC4-6 1B			3 0 1 0 0 2 0	
<b>Inning Stats</b>	R: 0 E: 0 K: 1 S: 5 H: 0 LOB: 1 BB: 1 P: 9	R: 0 E: 0 K: 1 S: 6 H: 1 LOB: 1 BB: 0 P: 6	R: 1 E: 1 K: 1 S: 6 H: 0 LOB: 0 BB: 0 P: 6	R: 0 E: 0 K: 0 S: 4 H: 1 LOB: 1 BB: 0 P: 4	R: 0 E: 0 K: 1 S: 5 H: 0 LOB: 0 BB: 0 P: 5	R: 0 E: 0 K: 0 S: 4 H: 1 LOB: 2 BB: 1 P: 8	R: 1 E: 0 K: 0 S: 6 H: 3 LOB: 2 BB: 0 P: 6	R: 0 E: 0 K: 0 S: 1 H: 0 LOB: 1 BB: 1 P: 5		1B: 4 2B: 2 3B: 0 HR: 0 SF: 1 SAC: 0 DP: 0 HBP: 0	WP: 0 PB: 0 SB: 2 CS: 0 PA: 32
<b>PITCHER</b> Dick Drago, R (1, 1) ERA: 3.17	IP 7.1 WLS BF 32 H 6 R 2 ER 1 SO 4 BB 2 IBB 1 HBP 0 BLK 0 WP 0 HR 0 S 37 P 49 ERA 1.23 WHIP 1.091										

**New York Yankees @ Kansas City Royals**  
Municipal Stadium, Kansas City, MO  
Sat May 31 1969, 8:05 PM EDT  
Att. 14,263 - Unknown - 80 F

AB	28
R	2
H	6
RBI	2
BB	3
SO	4
LOB	12







**New York Yankees @ Kansas City Royals**  
**Municipal Stadium, Kansas City, MO**

Sun Jun 01 1969, 4:33 AM EDT  
 Att. 12,501 - Cloudy - 63 F

[livebaseballscorecards.com](http://livebaseballscorecards.com)



Batter	1	2	3	4	5	6	7	8	9	AB	R	H	RBI	BB	SO	LOB	TOP										
Horace Clarke, S (1, 4) OBP: 0.309, SLG: 0.301	0-0 FC1-6-5-4 2B		0-0 2B SF8 1B	0-0 P6		0-0 L7		0-0 L8		5	1	2	0	0	0	2											
Jerry Kenney, L (1, 5) OBP: 0.314, SLG: 0.324	0-0 FC1-6-5-4 1B		0-0 1-3 2B		0-0 G3		0-0 B1-3	4-0 BB		4	0	1	0	1	0	1											
Jimmie Hall, L (1, 9) OBP: 0.303, SLG: 0.367	0-0 1-2 1B		0-0 SF8		0-3 K		0-0 2B	0-0 F9		4	1	2	1	0	1	1											
Roy White, S (1, 7) OBP: 0.385, SLG: 0.389	0-0 L7		0-0 3-H 3-1		0-0 HR		0-0 G4-1 2B	0-0 6-3		5	2	2	1	0	0	3											
Joe Pepitone, L (1, 3) OBP: 0.281, SLG: 0.529	0-0 P4			0-0 1B 1B	0-0 HR		0-0 G4-1	0-0 F8		5	2	2	2	0	0	3											
John Ellis, R (1, 2) OBP: 0.385, SLG: 0.542		0-3 K		0-0 1B 1-2 1B	0-0 6-3		0-0 2B	0-3 K		5	1	2	1	0	2	0											
Jim Lyttle, L (1, 8) OBP: 0.206, SLG: 0.273		0-0 F2		0-0 1-3 2-H FC6-4 1B		0-0 P6	0-0 2B			4	1	2	2	0	0	0											
Gene Michael, S (1, 6) OBP: 0.318, SLG: 0.270		0-0 1-3		0-0 1-3 FC6-4 1B		4-0 S BB	0-0 F9			3	0	1	0	1	0	1											
Bill Burbach, R (1, 1) OBP: 0.059, SLG: 0.059			0-0 5-3		0-0 FC6-4		0-0 F2		0-3 K	1	0	0	0	0	0	0											
Al Downing, R (3, 1)				1-2f 3-H						3	0	0	1	0	1	2											
Jack Aker, R (8, 1)										0	0	0	0	0	0	0											
<b>Inning Stats</b>	R: 0 E: 0 K: 0 S: 5	H: 2 LOB: 2 BB: 0 P: 5	R: 0 E: 0 K: 1 S: 5	H: 0 LOB: 0 BB: 0 P: 5	R: 1 E: 0 K: 0 S: 5	H: 2 LOB: 1 BB: 0 P: 5	R: 2 E: 0 K: 0 S: 6	H: 4 LOB: 1 BB: 0 P: 6	R: 2 E: 0 K: 1 S: 7	H: 2 LOB: 0 BB: 0 P: 7	R: 0 E: 0 K: 0 S: 3	H: 0 LOB: 1 BB: 1 P: 7	R: 3 E: 0 K: 0 S: 7	H: 4 LOB: 1 BB: 0 P: 7	R: 0 E: 0 K: 1 S: 5	H: 0 LOB: 1 BB: 1 P: 9	R: 0 E: 0 K: 1 S: 5	H: 0 LOB: 0 BB: 0 P: 5	1B: 7 2B: 6 3B: 0 HR: 1	SF: 1 SAC: 0 DP: 0 HBP: 0	WP: 0 PB: 0 SB: 1 CS: 0	PA: 42					
<b>PITCHER</b>	IP	WLS	BF	H	R	ER	SO	BB	IBB	HBP	BLK	WP	HR	S	P	ERA	WHIP										
Mike Hedlund, R (1, 1) ERA: 4.15	4.0		19	8	3	3	1	0	0	0	0	0	0	21	21	6.75	2.000										
Dave Wickersham, R (5, 1) ERA: 3.0	2.1	L	12	4	4	4	1	1	0	0	0	0	1	13	17	15.43	2.143										
Bill Butler, L (7, 1) ERA: 3.33	1.2		8	2	1	1	1	1	0	0	0	0	0	9	13	5.40	1.800										
Moe Drabowsky, R (9, 1) ERA: 2.25	1.0		3	0	0	0	1	0	0	0	0	0	0	5	5	0.00	0.000										

AB	39
R	8
H	14
RBI	8
BB	2
SO	4
LOB	13

Batter	1	2	3	4	5	6	7	8	9	AB	R	H	RBI	BB	SO	LOB
Jackie Hernandez, R OBP: 0.313, SLG: 0.309	4-0 1B CI SF8 BB	0-0 F2		0-0 1-2 1B			0-0 F9		0-0 L8	4	1	1	0	1	0	0
Pat Kelly, L OBP: 0.318, SLG: 0.383	0-1 CI SF8 1B 1-2 1B		4-0 WP E BB	0-3 K			0-0 L8		1-0 G3-6-1 HBP	2	2	0	0	1	1	2
Mike Fiore, L OBP: 0.414, SLG: 0.445	0-0 P6		0-3 K	0-3 K			0-0 E6		0-0 G3-6-1 1-2f	5	0	0	0	0	2	6
Joe Foy, R OBP: 0.330, SLG: 0.343	0-0 1-2 2-3 1B 1B		0-0 E6 2B 2B		4-0 CS SH1-3 BB		0-0 L7			3	2	2	1	1	0	1
Ed Kirkpatrick, L OBP: 0.250, SLG: 0.326	0-0 SF8		0-0 S 2B		0-0 SH1-3			0-0 L3		2	0	1	2	0	0	0
Lou Piniella, R OBP: 0.329, SLG: 0.481	0-0 1-H 3-H 1B		0-0 F3 2-3		0-3 K			4-0 1B BB		3	0	1	2	1	1	2
Jerry Adair, R OBP: 0.311, SLG: 0.312	0-0 L6		0-0 5-3				0-0 F8		0-0 1-2 1B	2	0	0	0	0	0	2
Juan Rios, R OBP: 0.323, SLG: 0.267										2	0	1	0	0	0	0
Jim Campanis, R OBP: 0.187, SLG: 0.211		0-0 6-3		4-0 1B BB			0-0 5-3		0-3 K	3	0	0	0	1	1	2
Mike Hedlund, R OBP: 0.188, SLG: 0.188		0-0 L4		0-0 F9			0-0 4-3			1	0	0	0	0	0	0
Bob Oliver, R OBP: 0.265, SLG: 0.371										1	0	0	0	0	0	1
Dave Wickersham, R OBP: 0.077, SLG: 0.077										0	0	0	0	0	0	0
George Spriggs, L OBP: 0.260, SLG: 0.278										0	0	0	0	0	0	0
Moe Drabowsky, R OBP: 0.077, SLG: 0.077										1	0	0	0	0	1	2
										0	0	0	0	0	0	0

Inning Stats	R: 3	H: 2	E: 1	K: 0	S: 6	LOB: 1	BB: 1	P: 10	R: 0	H: 0	E: 0	K: 0	S: 3	LOB: 0	BB: 0	P: 3	R: 2	H: 2	E: 1	K: 1	S: 7	LOB: 1	BB: 1	P: 11	R: 0	H: 1	E: 0	K: 2	S: 8	LOB: 2	BB: 1	P: 12	R: 0	H: 0	E: 0	K: 1	S: 4	LOB: 0	BB: 1	P: 8	R: 0	H: 0	E: 0	K: 0	S: 3	LOB: 0	BB: 0	P: 3	R: 0	H: 0	E: 1	K: 0	S: 4	LOB: 1	BB: 0	P: 4	R: 0	H: 1	E: 0	K: 2	S: 8	LOB: 2	BB: 1	P: 12	R: 0	H: 0	E: 0	K: 0	S: 2	LOB: 0	BB: 0	P: 3
1B: 4	SF: 1	2B: 3	SAC: 1	3B: 0	DP: 2	HR: 0	HBP: 1	WP: 1	PA: 39	ERA	WHIP	IP	WLS	BF	H	R	ER	SO	BB	IBB	HBP	BLK	WP	HR	S	P	ERA	WHIP																																												
Bill Burbach, R ERA: 2.92	(1, 1)	2.1	WLS	14	4	5	4	1	2	0	0	0	1	0	0	0	14	22	15.43	2.571	IP	WLS	BF	H	R	ER	SO	BB	IBB	HBP	BLK	WP	HR	S	P	ERA	WHIP																																			
Al Downing, L ERA: 5.94	(3, 1)	5.0	W	20	2	0	0	3	3	0	0	0	0	0	0	23	35	0.00	1.000	IP	WLS	BF	H	R	ER	SO	BB	IBB	HBP	BLK	WP	HR	S	P	ERA	WHIP																																				
Jack Aker, R ERA: 5.55	(8, 1)	1.2	S	5	0	0	0	2	0	0	1	0	0	0	0	8	9	0.00	0.000	IP	WLS	BF	H	R	ER	SO	BB	IBB	HBP	BLK	WP	HR	S	P	ERA	WHIP																																				

BOTTOM

New York Yankees @ Kansas City Royals  
Municipal Stadium, Kansas City, MO

livebaseballscores.com

AB	30
R	5
H	6
RBI	5
BB	5
SO	6
LOB	18



Sun Jun 01 1969, 4:33 AM EDT  
Att: 12,501 - Cloudy - 63 F



Batter	1	2	3	4	5	6	7	8	9	AB R H RBI BB SO LOB	TOP		
Del Unser, L (1, 8) OBP: 0.323, SLG: 0.291	0-0 F5		0-0 3-1	0-0 1B		0-0 1B		0-0 6-3		5 0 2 0 0 0 0			
Ed Stroud, L (1, 9) OBP: 0.333, SLG: 0.341	0-0 P6		4-0 1B 3B BB	0-0 P6		0-0 L6		0-0 F8		4 1 0 0 1 0 2			
Frank Howard, R (1, 7) Hank Allen, R (9, 7) OBP: 0.379, SLG: 0.576 OBP: 0.318, SLG: 0.355	0-0 E5 2B		0-0 BB 1-3 3B 1B		0-0 3B 3B		0-0 BB E 1B		0-0 4-3	5 4 3 0 0 0 0 0 0 0 0 0 0 0			
Mike Epstein, L (1, 3) OBP: 0.435, SLG: 0.615	0-0 1B 2B		4-0 1-2 3B BB		0-3 K		4-0 1-2 FC4-6 BB		0-3 K	3 2 1 1 2 2 1			
Ken McMullen, R (1, 5) OBP: 0.325, SLG: 0.388	0-0 2-H 1B		0-3 K		0-0 3B		0-0 1-2 2-H FC4-6		4-0 BB BB	4 0 2 2 1 1 4			
Bernie Allen, L (1, 4) OBP: 0.336, SLG: 0.383	0-3 K		0-0 1-H 2-H 3-H 3B		0-0 6-3		4-0 BB BB		4-0 1-2 FC5-4 BB	3 0 1 3 2 1 2			
Ed Brinkman, R (1, 6) OBP: 0.332, SLG: 0.340		0-0 F9	0-0 F7		0-0 6-3		0-0 F7		0-0 1-2 FC5-4	5 0 0 0 0 0 6			
Paul Casanova, R (1, 2) OBP: 0.260, SLG: 0.304		0-0 G6-4-3 1B		0-0 L4		0-0 F7		0-3 K		4 0 1 0 0 1 2			
Frank Bertaina, L (1, 1) Casey Cox, R (2, 1) Jim Shellenback, L (9, 1) Dennis Higgins, R (9, 1) OBP: 0.364, SLG: 0.727 OBP: 0.500, SLG: 0.500		0-0 G6-4-3		0-3 K		0-3 K		0-3 K		1 0 0 0 0 0 1 3 0 0 0 0 3 0 0 0 0 0 0 0 0 0 0 0 0 0 0 0			
<b>Inning Stats</b>	R: 2 H: 2 E: 1 LOB: 1 K: 1 BB: 0 S: 8 P: 8	R: 0 H: 1 E: 0 LOB: 0 K: 0 BB: 0 S: 3 P: 3	R: 3 H: 2 E: 0 LOB: 1 K: 1 BB: 2 S: 7 P: 15	R: 0 H: 1 E: 0 LOB: 1 K: 1 BB: 0 S: 6 P: 6	R: 1 H: 2 E: 0 LOB: 1 K: 1 BB: 0 S: 7 P: 7	R: 0 H: 1 E: 0 LOB: 1 K: 1 BB: 0 S: 6 P: 6	R: 1 H: 1 E: 1 LOB: 2 K: 1 BB: 2 S: 6 P: 14	R: 0 H: 0 E: 0 LOB: 0 K: 1 BB: 0 S: 5 P: 5	R: 0 H: 0 E: 0 LOB: 2 K: 1 BB: 2 S: 5 P: 13	1B: 6 SF: 0 2B: 1 SAC: 0 3B: 3 DP: 1 HR: 0 HBP: 0	WP: 0 PA: 43 PB: 0 SB: 0 CS: 0		
<b>PITCHER</b>	IP WLS BF H R ER SO BB IBB HBP BLK WP HR S P ERA WHIP											<b>PITCHER</b>	IP WLS BF H R ER SO BB IBB HBP BLK WP HR S P ERA WHIP
Roger Nelson, R (1, 1) ERA: 3.24	3.2 L 19 6 5 3 3 2 0 0 0 0 0 0 23 31 7.36 2.182												
Jim Rooker, L (4, 1) ERA: 5.63	2.1 10 3 1 1 2 0 0 0 0 0 0 0 14 14 3.86 1.286												
Dave Morehead, R (7, 1) ERA: 5.49	3.0 14 1 1 0 3 4 0 0 0 0 0 0 16 32 0.00 1.667												

Washington Senators @ Kansas City Royals  
Municipal Stadium, Kansas City, MO

Mon Jun 02 1969, 8:05 PM EDT  
Att: 8,697 - Unknown - 70 F

AB	37
R	7
H	10
RBI	6
BB	6
SO	8
LOB	18



Batter	1	2	3	4	5	6	7	8	9	AB	R	H	RBI	BB	SO	LOB
Juan Rios, R (1, 6) OBP: 0.343, SLG: 0.354 Tom Burgmeier, L (9, PR) OBP: 0.250, SLG: 0.250	0-0 HR	0-0 WP 1B		0-0 F8		0-0 FC6-4			0-0 3-1 SF9 2B	5	2	3	2	0	0	1
Pat Kelly, L (1, 9) OBP: 0.328, SLG: 0.387	0-0 S BB 1B	4-0 1B 1B BB		0-0 1-3			0-0 FC6-4 1B		0-0 3-1	4	1	2	0	1	0	1
Mike Fiore, L (1, 8) OBP: 0.413, SLG: 0.439	0-0 P5	0-0 1B 1B			0-3 K		0-3 K		4-0 FC5 BB BB	4	0	1	1	1	2	2
Joe Foy, R (1, 4) OBP: 0.341, SLG: 0.345	4-0 S BB 1-2	0-0 1B			4-0 FC6-4 BB		0-0 F9		4-0 1-2 BB	2	0	1	1	3	0	1
Lou Piniella, R (1, 7) OBP: 0.320, SLG: 0.469	0-3 K 1-2 2-3				0-3 K		0-0 FC6-4		0-0 SF9	4	0	0	1	0	2	4
Chuck Harrison, R (1, 3) OBP: 0.284, SLG: 0.327	0-0 F7				0-0 FC6-4			0-0 F8	0-0 FC5	5	0	1	0	0	0	5
Bob Oliver, R (1, 5) OBP: 0.267, SLG: 0.370		0-3 K			0-0 SH5-3 1B		0-0 G6-4-3 1B		0-0 P6	3	0	1	0	0	1	0
Dennis Paepke, R (1, 2)		4-0 1B WP BB			0-0 5-3		0-0 G6-4-3		0-0 6-3	3	1	0	0	1	0	2
Roger Nelson, R (1, 1) OBP: 0.192, SLG: 0.160 Jim Rooker, R (4, 1)		0-0 F5			0-0 F9		4-0 FC6-4 BB		0-0 2B 2B	1	0	0	0	0	0	1
George Spriggs, L (6, PH) OBP: 0.286, SLG: 0.278 Dave Morehead, R (7, 1)										1	0	0	0	0	0	0
Ed Kirkpatrick, L (9, PH) OBP: 0.257, SLG: 0.344										1	0	0	0	0	0	0

Inning Stats	R: 1	H: 2	E: 0	K: 1	S: 7	H: 2	LOB: 2	BB: 1	P: 11	R: 3	H: 3	E: 0	K: 1	S: 7	R: 0	H: 1	E: 0	K: 0	S: 4	R: 0	H: 0	E: 0	K: 0	S: 3	R: 0	H: 1	E: 0	K: 1	S: 6	R: 0	H: 0	E: 0	K: 0	S: 3	R: 0	H: 1	E: 0	K: 1	S: 5	R: 2	H: 2	E: 0	K: 0	S: 5	1B: 7	2B: 2	3B: 0	HR: 1	SF: 1	SAC: 1	DP: 1	HBP: 0
--------------	------	------	------	------	------	------	--------	-------	-------	------	------	------	------	------	------	------	------	------	------	------	------	------	------	------	------	------	------	------	------	------	------	------	------	------	------	------	------	------	------	------	------	------	------	------	-------	-------	-------	-------	-------	--------	-------	--------

PITCHER	IP	WLS	BF	H	R	ER	SO	BB	IBB	HBP	BLK	WP	HR	S	P	ERA	WHIP
Frank Bertaina, L (1, 1) ERA: 5.71	1.2		12	4	4	4	2	3	0	0	0	1	1	13	25	21.60	4.200
Casey Cox, R (2, 1) ERA: 2.37	6.1	W	25	6	2	2	3	2	0	0	0	0	0	29	37	2.84	1.263
Jim Shellenback, L (9, 1) ERA: 3.04	0.1		2	0	0	0	0	1	0	0	0	0	0	1	5	0.00	3.000
Dennis Higgins, R (9, 1) ERA: 2.08	0.2	S	3	0	0	0	0	1	0	0	0	0	0	2	6	0.00	1.500

**BOTTOM**

**Washington Senators @ Kansas City Royals**  
**Municipal Stadium, Kansas City, MO**  
 Mon Jun 02 1969, 8:05 PM EDT  
 Att. 8,697 - Unknown - 70 F

AB	33
R	6
H	10
RBI	5
BB	7
SO	5
LOB	17



WP	PA	ERA	WHIP
1	42		
0			
2			
0			



Batter	1	2	3	4	5	6	7	8	9	AB R H RBI BB SO LOB	TOP																													
<b>Del Unser, L</b> (1, 8) OBP: 0.321, SLG: 0.305	0-3 K		0-0 F8		0-0 F8			0-0 HR		4 1 1 1 0 1 1																														
<b>Ed Stroud, L</b> (1, 9) OBP: 0.340, SLG: 0.333	0-0 6-3		4-0 1B 1-2 1B BB		4-0 S BB			0-3 K		2 1 0 0 2 1 0																														
<b>Frank Howard, R</b> (1, 7) OBP: 0.381, SLG: 0.572	4-0 BB		0-0 PB 1B 1-3 2-H 1B		0-3 K 1-2			0-0 5-3		3 0 1 1 1 1 1																														
<b>Mike Epstein, L</b> (1, 3) OBP: 0.430, SLG: 0.603	0-0 F7		0-0 PB 1B 1-2 3-H		0-3 K			0-3 K		4 0 1 1 0 2 1																														
<b>Ken McMullen, R</b> (1, 5) OBP: 0.319, SLG: 0.379		0-3 K	0-0 F9 1-2 2-3		0-0 5-3			0-0 5-3		4 0 0 0 0 1 2																														
<b>Bernie Allen, L</b> (1, 4) OBP: 0.333, SLG: 0.378		0-0 F7		0-0 F8		0-0 F3		0-0 1B		4 0 1 0 0 0 0																														
<b>Ed Brinkman, R</b> (1, 6) OBP: 0.331, SLG: 0.338		0-0 F9		0-0 K 1B		0-0 P3		0-0 F7		4 0 1 0 0 0 1																														
<b>Paul Casanova, R</b> (1, 2) OBP: 0.255, SLG: 0.297			0-0 5-3		0-3 K 1-2		0-0 L6		0-3 K	3 0 0 0 0 1 1 1 0 0 0 0 1 1																														
<b>Hank Allen, R</b> (9, PH) OBP: 0.315, SLG: 0.352																																								
<b>Jim Hannan, R</b> (1, 1) OBP: 0.190, SLG: 0.190			0-0 1B BB		0-3 K		0-3 K			2 1 1 0 0 1 0																														
<b>Jim Shellenback, L</b> (5, 1) OBP: 0.500, SLG: 0.500										0 0 0 0 0 0 0																														
<b>Dave Baldwin, R</b> (5, 1)										0 0 0 0 0 0 0																														
<b>Gary Holman, L</b> (7, PH) OBP: 0.320, SLG: 0.273										1 0 0 0 0 1 0																														
<b>Bob Humphreys, R</b> (7, 1) OBP: 0.167, SLG: 0.167										0 0 0 0 0 0 0																														
<b>Inning Stats</b>	R: 0 E: 0 K: 1 S: 5	H: 0 LOB: 1 BB: 1 P: 9	R: 0 E: 0 K: 1 S: 5	H: 0 LOB: 0 BB: 0 P: 5	R: 2 E: 0 K: 0 S: 6	H: 3 LOB: 2 BB: 1 P: 10	R: 0 E: 0 K: 1 S: 5	H: 1 LOB: 0 BB: 0 P: 5	R: 0 E: 0 K: 2 S: 7	H: 0 LOB: 1 BB: 1 P: 11	R: 0 E: 0 K: 1 S: 5	H: 0 LOB: 0 BB: 0 P: 5	R: 0 E: 0 K: 1 S: 5	H: 0 LOB: 0 BB: 0 P: 5	R: 1 E: 0 K: 2 S: 8	H: 1 LOB: 0 BB: 0 P: 8	R: 0 E: 0 K: 1 S: 6	H: 1 LOB: 1 BB: 0 P: 6	1B: 5 2B: 0 3B: 0 HR: 1	SF: 0 SAC: 0 DP: 0 HBP: 0	WP: 0 PB: 1 SB: 1 CS: 0	PA: 35																		
<b>PITCHER</b> <b>Wally Bunker, R</b> (1, 1) ERA: 3.4	IP 9.0	WLS W	BF 35	H 6	R 3	ER 3	SO 10	BB 3	IBB 0	HBP 0	BLK 0	WP 0	HR 1	S 52	P 64	ERA 3.00	WHIP 1.000						<b>PITCHER</b>	IP 9.0	WLS W	BF 35	H 6	R 3	ER 3	SO 10	BB 3	IBB 0	HBP 0	BLK 0	WP 0	HR 1	S 52	P 64	ERA 3.00	WHIP 1.000

Washington Senators @ Kansas City Royals  
Municipal Stadium, Kansas City, MO

Tue Jun 03 1969, 8:05 PM EDT  
Att: 9,274 - Unknown - 74 F

AB	32
R	3
H	6
RBI	3
BB	3
SO	10
LOB	8



Batter	1	2	3	4	5	6	7	8	9
Juan Rios, R OBP: 0.351, SLG: 0.353 (1, 4)	0-0 F7		0-0 1B		4-0 G1 1B BB		0-0 4-3		
Pat Kelly, L OBP: 0.326, SLG: 0.383 (1, 9)	0-0 CS 1B		0-3 K		0-0 G1		0-3 K		
Joe Foy, R OBP: 0.349, SLG: 0.356 (1, 5)	4-0 1-2 BB			0-0 P4	0-0 2B 1B		0-0 2B		
Ed Kirkpatrick, L OBP: 0.275, SLG: 0.378 (1, 8)	0-0 4-3			0-0 HR	4-0 2B BB		4-0 IBB		
Lou Piniella, R OBP: 0.324, SLG: 0.472 (1, 7)		0-0 5-3		4-0 BB	0-0 2B		0-3 K		
Bob Oliver, R OBP: 0.259, SLG: 0.359 (1, 3)		0-0 6-3		0-3 K	0-0 F7		0-0 1-3		
Dennis Paepke, R (1, 2)		0-0 F9		0-0 5-3		0-0 6-3	4-0 PB BB		
Jackie Hernandez, R OBP: 0.311, SLG: 0.303 (1, 6)			0-0 5-3		4-0 G1 SH5-4 1B BB	0-0 P3	0-3 K		
Wally Bunker, R OBP: 0.083, SLG: 0.167 (1, 1)			0-0 F9		0-0 SH5-4	0-3 K	0-0 F9		

Inning Stats	R: 0 E: 0 K: 0 S: 3	H: 1 LOB: 1 BB: 1 P: 7	R: 0 E: 0 K: 0 S: 3	H: 0 LOB: 0 BB: 0 P: 3	R: 0 E: 0 K: 1 S: 6	H: 1 LOB: 1 BB: 0 P: 6	R: 1 E: 0 K: 1 S: 6	H: 1 LOB: 1 BB: 1 P: 10	R: 4 E: 0 K: 0 S: 5	H: 2 LOB: 1 BB: 3 P: 17	R: 0 E: 0 K: 1 S: 5	H: 0 LOB: 0 BB: 0 P: 5	R: 0 E: 0 K: 2 S: 8	H: 1 LOB: 2 BB: 1 P: 12	R: 0 E: 0 K: 1 S: 5	H: 0 LOB: 1 BB: 1 P: 9
1B: 3 2B: 2 3B: 0 HR: 1	SF: 0 SAC: 1 DP: 0 HBP: 0	WP: 0 PA: 36														

PITCHER	IP	WLS	BF	H	R	ER	SO	BB	IBB	HBP	BLK	WP	HR	S	P	ERA	WHIP
Jim Hannan, R ERA: 4.01 (1, 1)	4.2	L	21	4	4	4	2	4	0	0	0	0	1	21	37	7.71	1.714
Jim Shellenback, L ERA: 3.38 (5, 1)	0.0		1	0	0	0	0	1	0	0	0	0	0	0	4	∞	∞
Dave Baldwin, R ERA: 3.45 (5, 1)	1.1		5	1	1	1	1	0	0	0	0	0	0	7	7	6.75	0.750
Bob Humphreys, R ERA: 3.72 (7, 1)	2.0		9	1	0	0	3	1	1	0	0	0	0	13	21	0.00	1.000

**BOTTOM**

**Washington Senators @ Kansas City Royals**  
Municipal Stadium, Kansas City, MO  
Tue Jun 03 1969, 8:05 PM EDT  
Att. 9,274 - Unknown - 74 F

[livebaseballscorecards.com](http://livebaseballscorecards.com)

<b>AB</b>	<b>28</b>
<b>R</b>	<b>5</b>
<b>H</b>	<b>6</b>
<b>RBI</b>	<b>5</b>
<b>BB</b>	<b>7</b>
<b>SO</b>	<b>6</b>
<b>LOB</b>	<b>11</b>





Batter	1	2	3	4	5	6	7	8	9	AB R H RBI BB SO LOB	TOP											
<b>Del Unser, L</b> (1, 8) OBP: 0.320, SLG: 0.304	0-0 1-3		0-3 K		0-0 4-3		0-0 1B			4 0 1 0 0 1 0												
<b>Ed Stroud, L</b> (1, 9) OBP: 0.336, SLG: 0.330	0-0 F8		0-3 K			0-0 5-3	0-0 1B			4 0 1 0 0 1 0												
<b>Frank Howard, R</b> (1, 7) <b>Hank Allen, R</b> (9, 7) OBP: 0.383, SLG: 0.573 OBP: 0.315, SLG: 0.352	4-0 BB		0-0 5-3			0-0 1B 2B	0-0 G5-4-3 1-2f			3 1 1 0 1 0 2 0 0 0 0 0 0 0												
<b>Mike Epstein, L</b> (1, 3) OBP: 0.438, SLG: 0.625	0-3 K			0-0 HR		4-0 1B IBB		4-0 6-3-5 BB		2 2 1 1 2 1 1												
<b>Ken McMullen, R</b> (1, 5) OBP: 0.318, SLG: 0.376		0-0 6-3		0-0 L6		0-0 1B 1B		0-0 6-3-5 1-3f		4 0 1 1 0 0 1												
<b>Bernie Allen, L</b> (1, 4) <b>Tim Cullen, R</b> (8, 4) OBP: 0.338, SLG: 0.377 OBP: 0.278, SLG: 0.250		4-0 BB		0-0 1-3		0-0 1B		0-3 K		3 0 1 1 1 1 0 0 0 0 0 0 0 0												
<b>Ed Brinkman, R</b> (1, 6) OBP: 0.329, SLG: 0.336		0-0 FC6-4 1B		0-3 K		0-0 F3		0-0 CS 1B		4 0 1 0 0 1 3												
<b>Paul Casanova, R</b> (1, 2) OBP: 0.255, SLG: 0.296		0-0 1B		0-0 4-3		0-3 K		0-0 F9		4 0 1 0 0 1 3												
<b>Joe Coleman, R</b> (1, 1) OBP: 0.111, SLG: 0.077		0-3 K		0-3 K		0-3 K		0-3 K		4 0 0 0 0 4 2												
<b>Inning Stats</b>	R: 0 E: 0 K: 1 S: 5	H: 0 LOB: 1 BB: 1 P: 9	R: 0 E: 0 K: 1 S: 6	H: 1 LOB: 2 BB: 1 P: 10	R: 0 E: 0 K: 2 S: 7	H: 0 LOB: 0 BB: 0 P: 7	R: 1 E: 0 K: 1 S: 6	H: 1 LOB: 0 BB: 0 P: 6	R: 0 E: 0 K: 1 S: 5	H: 0 LOB: 0 BB: 0 P: 5	R: 2 E: 0 K: 1 S: 8	H: 3 LOB: 2 BB: 1 P: 12	R: 0 E: 0 K: 1 S: 6	H: 2 LOB: 1 BB: 0 P: 6	R: 0 E: 0 K: 1 S: 4	H: 0 LOB: 0 BB: 1 P: 8	R: 0 E: 0 K: 1 S: 5	H: 1 LOB: 0 BB: 0 P: 5	1B: 6 2B: 2 3B: 0 HR: 1	SF: 0 SAC: 0 DP: 2 HBP: 0	WP: 0 PB: 0 SB: 0 CS: 1	PA: 36
<b>PITCHER</b>	IP WLS BF H R ER SO BB IBB HBP BLK WP HR S P ERA WHIP																					
<b>Dick Drago, R</b> (1, 1) ERA: 3.24	7.0 L 30 7 3 3 8 2 1 0 0 0 0 1 43 55 3.86 1.286																					
<b>Tom Burgmeier, L</b> (8, 1) ERA: 1.44	2.0 6 1 0 0 2 1 0 0 0 0 0 0 9 13 0.00 1.000																					

Washington Senators @ Kansas City Royals  
Municipal Stadium, Kansas City, MO

Wed Jun 04 1969, 8:05 PM EDT  
Att. 11,905 - Unknown - 80 F

AB	32
R	3
H	8
RBI	3
BB	4
SO	10
LOB	12



Batter	1	2	3	4	5	6	7	8	9	AB R H RBI BB SO LOB
Juan Rios, R (1, 4) OBP: 0.329, SLG: 0.329	0-0 4-3	0-0 P4			0-0 5-3		0-0 4-3		0-0 F8	5 0 0 0 0 0 2
Pat Kelly, L (1, 9) OBP: 0.338, SLG: 0.389	0-0 FC6-4 1B		0-0 6-3		4-0 CS BB		0-0 1B			3 1 2 0 1 0 0
Joe Foy, R (1, 5) OBP: 0.352, SLG: 0.355	0-0 FC6-4 1-2 1B		0-0 5-3		4-0 S BB		0-0 5-3			3 0 1 0 1 0 1
Ed Kirkpatrick, L (1, 8) OBP: 0.283, SLG: 0.376	0-0 FC6-4 1B		4-0 BB		0-3 K			0-0 G4-6-3 1B		3 0 1 0 1 1 3
Lou Piniella, R (1, 7) OBP: 0.328, SLG: 0.470	0-0 FC6-4 1-3 3-H 1B		0-0 G1			4-0 BB		0-0 L6		3 0 1 1 1 0 2
Bob Oliver, R (1, 3) OBP: 0.259, SLG: 0.356	0-0 FC6-4			0-0 6-3 5-3 1B		0-0 F9		0-0 G4-6-3		4 0 1 0 0 0 4
Dennis Paepke, R (1, 2) George Spriggs, L (9, PH) OBP: 0.273, SLG: 0.263		0-0 F8		0-0 5-3		0-0 P4		0-0 5-3		3 0 0 0 0 0 2 1 0 0 0 0 0 0
Jackie Hernandez, R (1, 6) Hawk Taylor, R (9, PH) OBP: 0.324, SLG: 0.618		0-0 SH2-4 1B		0-0 6-3		0-3 K		0-0 2B		3 0 1 0 0 1 2 1 0 1 0 0 0 0
Dick Drago, R (1, 1) Tom Burgmeier, L (7, PH) (8, 1) OBP: 0.200, SLG: 0.200		0-0 SH2-4		0-3 K			0-0 6-3		0-0 5-3	1 0 0 0 0 1 1 2 0 0 0 0 0 1

Inning Stats	R: 1	H: 3	E: 0	K: 0	S: 6	H: 3	LOB: 2	BB: 0	P: 6	R: 0	H: 1	E: 0	K: 0	S: 4	H: 1	LOB: 1	BB: 0	P: 4	R: 0	H: 0	E: 0	K: 0	S: 3	H: 0	LOB: 1	BB: 1	P: 7	R: 0	H: 1	E: 0	K: 1	S: 6	H: 0	LOB: 1	BB: 0	P: 6	R: 0	H: 0	E: 0	K: 1	S: 4	H: 0	LOB: 1	BB: 2	P: 12	R: 0	H: 0	E: 0	K: 1	S: 5	H: 0	LOB: 1	BB: 1	P: 9	R: 0	H: 1	E: 0	K: 0	S: 4	H: 1	LOB: 1	BB: 0	P: 4	R: 0	H: 1	E: 0	K: 0	S: 3	H: 1	LOB: 0	BB: 0	P: 3	R: 0	H: 1	E: 0	K: 0	S: 4	H: 1	LOB: 1	BB: 0	P: 4	R: 0	H: 1	E: 0	K: 0	S: 4	H: 1	LOB: 1	BB: 0	P: 4
1B: 7	SF: 0	2B: 1	SAC: 1	3B: 0	DP: 1	HR: 0	HBP: 0	WP: 0	PA: 37																																																																																	

PITCHER	IP	WLS	BF	H	R	ER	SO	BB	IBB	HBP	BLK	WP	HR	S	P	ERA	WHIP
Joe Coleman, R (1, 1) ERA: 4.4	9.0	W	37	8	1	1	3	4	0	0	0	0	0	39	55	1.00	1.333

BOTTOM

Washington Senators @ Kansas City Royals  
Municipal Stadium, Kansas City, MO  
Wed Jun 04 1969, 8:05 PM EDT  
Att: 11,905 - Unknown - 80 F

livebaseballscores.com

AB	32
R	1
H	8
RBI	1
BB	4
SO	3
LOB	18











Batter	1	2	3	4	5	6	7	8	9	AB R H RBI BB SO LOB	TOP									
<b>Jackie Hernandez, R</b> (1, 6) <small>OBP: 0.307, SLG: 0.295</small> <b>Chuck Harrison, R</b> (9, PH) <small>OBP: 0.280, SLG: 0.321</small>	0-0 F2		0-0 1B		4-0 1-2 BB		0-0 1-3		0-0 F8	3 0 1 0 1 0 0 1 0 0 0 0 0 1	<b>Kansas City Royals @ Boston Red Sox</b> Fenway Park, Boston, MA Sat Jun 07 1969, 3:33 AM EDT Att. 24,717 - Sunny - 74 F									
<b>Mike Fiore, L</b> (1, 3) <small>OBP: 0.405, SLG: 0.447</small>	0-3 K		0-0 F8		0-0 F9		4-0 BB		0-0 G3	4 0 0 0 1 1 4										
<b>Joe Foy, R</b> (1, 5) <small>OBP: 0.352, SLG: 0.353</small>	0-0 F9		0-0 1B		0-0 F8		0-0 F5			4 0 1 0 0 0 3										
<b>Ed Kirkpatrick, L</b> (1, 8) <small>OBP: 0.273, SLG: 0.358</small>		0-0 4-3	0-0 G3			0-0 4-1		0-0 F9		4 0 0 0 0 0 2										
<b>Lou Piniella, R</b> (1, 7) <small>OBP: 0.319, SLG: 0.460</small>		0-0 5-3		0-0 5-3		0-0 F8		0-0 F8		4 0 0 0 0 0 0										
<b>Jerry Adair, R</b> (1, 4) <small>OBP: 0.321, SLG: 0.322</small>		0-0 1B		0-0 4-3		0-0 1B		0-0 1B		4 0 3 0 0 0 0										
<b>Bob Oliver, R</b> (1, 9) <small>OBP: 0.265, SLG: 0.360</small>		0-0 1B		0-0 6-3		0-0 1B		0-0 F9		4 0 2 0 0 0 1										
<b>Dennis Paepke, R</b> (1, 2)		0-0 5-3		0-3 K		0-0 F7			0-0 F2	4 0 0 0 0 1 4										
<b>Wally Bunker, R</b> (1, 1) <small>OBP: 0.143, SLG: 0.214</small> <b>Tom Burgmeier, L</b> (5, 1) <small>OBP: 0.182, SLG: 0.182</small> <b>Billy Harris, L</b> (9, PH) <small>OBP: 1.000, SLG: 2.000</small>			0-0 F9		0-0 1B		0-0 F7		0-0 2B	2 0 1 0 0 0 0 1 0 0 0 0 0 0 1 0 1 0 0 0 0										
<b>Inning Stats</b>	R: 0 E: 0 K: 1 S: 5	H: 0 LOB: 0 BB: 0 P: 5	R: 0 E: 0 K: 0 S: 5	H: 2 LOB: 2 BB: 0 P: 5	R: 0 E: 0 K: 0 S: 3	H: 0 LOB: 0 BB: 0 P: 3	R: 0 E: 0 K: 1 S: 6	H: 1 LOB: 2 BB: 1 P: 10	R: 0 E: 0 K: 0 S: 5	H: 2 LOB: 2 BB: 0 P: 5	R: 0 E: 0 K: 0 S: 3	H: 0 LOB: 1 BB: 1 P: 7	R: 0 E: 0 K: 0 S: 4	H: 1 LOB: 1 BB: 0 P: 4	R: 0 E: 0 K: 0 S: 4	H: 1 LOB: 1 BB: 0 P: 4	1B: 8 2B: 1 3B: 0 HR: 0	SF: 0 SAC: 0 DP: 0 HBP: 0	WP: 0 PB: 0 SB: 1 CS: 0	PA: 38
<b>PITCHER</b> <b>Mike Nagy, R</b> (1, 1) <small>ERA: 2.38</small>	IP: 9.0 WLS: W BF: 38 H: 9 R: 0 ER: 0 SO: 2 BB: 2 IBB: 0 HBP: 0 BLK: 0 WP: 0 HR: 0 S: 40 P: 48 ERA: 0.00 WHIP: 1.222																			

livebaseballscorecards.com

<b>AB</b>	36
<b>R</b>	0
<b>H</b>	9
<b>RBI</b>	0
<b>BB</b>	2
<b>SO</b>	2
<b>LOB</b>	15



Batter	1	2	3	4	5	6	7	8	9
Dick Schofield, S OBP: 0.435, SLG: 0.444 (1, 4)	0-3 K	0-3 K			0-0 1B	4-0 BB		0-0 4-3	
Dalton Jones, L OBP: 0.341, SLG: 0.399 (1, 3)	0-0 P4	0-0 F9			0-0 1B	0-0 G4-6-3		0-0 6-3	
Carl Yastrzemski, L OBP: 0.406, SLG: 0.561 (1, 7)	4-0 2B		0-0 CS		0-0 1B		0-0 1B		
Don Lock, R OBP: 0.308, SLG: 0.273 (5, PR)					1-3 3-H				
Reggie Smith, S OBP: 0.366, SLG: 0.516 (1, 8)	4-0 2B		0-0 F2		0-0 SF9		0-0 1B		
George Thomas, R OBP: 0.361, SLG: 0.424 (7, PR)	1-2 BB		1-2		3-H		1-2 1B		
Rico Petrocelli, R OBP: 0.457, SLG: 0.718 (1, 6)	0-0 2B		0-0 P6		0-0 FC4-9-6		0-0 1B		
Joe Lahoud, L OBP: 0.291, SLG: 0.071 (1, 9)	0-0 L9			0-0 F9	4-0 BB		0-0 P6		
George Scott, R OBP: 0.276, SLG: 0.328 (1, 5)				0-0 BB	4-0 BB		0-0 5-3		
Russ Gibson, R OBP: 0.275, SLG: 0.288 (1, 2)		0-3 K		0-0 BB	0-0 F3		0-0 6-3		
Mike Nagy, R OBP: 0.080, SLG: 0.083 (1, 1)		0-0 2B		0-0 L9		0-3 K		0-0 B1	

Inning Stats	R: 1	H: 1	E: 0	K: 1	S: 6	LOB: 2	BB: 2	P: 14
	R: 1	H: 2	E: 0	K: 2	S: 9 <td>LOB: 1</td> <td>BB: 0</td> <td>P: 9 </td>	LOB: 1	BB: 0	P: 9
	R: 0	H: 1	E: 0	K: 0	S: 3 <td>LOB: 0</td> <td>BB: 0</td> <td>P: 3 </td>	LOB: 0	BB: 0	P: 3
	R: 0	H: 0	E: 0	K: 0	S: 3 <td>LOB: 1</td> <td>BB: 1</td> <td>P: 7 </td>	LOB: 1	BB: 1	P: 7
	R: 2	H: 3	E: 0	K: 0	S: 6 <td>LOB: 3</td> <td>BB: 2</td> <td>P: 14 </td>	LOB: 3	BB: 2	P: 14
	R: 0	H: 0	E: 0	K: 1	S: 4 <td>LOB: 0</td> <td>BB: 1</td> <td>P: 8 </td>	LOB: 0	BB: 1	P: 8
	R: 0	H: 3	E: 0	K: 0	S: 5 <td>LOB: 2</td> <td>BB: 0</td> <td>P: 5 </td>	LOB: 2	BB: 0	P: 5
	R: 0	H: 1	E: 0	K: 0	S: 4 <td>LOB: 1</td> <td>BB: 0</td> <td>P: 4 </td>	LOB: 1	BB: 0	P: 4

PITCHER	IP	WLS	BF	H	R	ER	SO	BB	IBB	HBP	BLK	WP	HR	S	P	ERA	WHIP
Wally Bunker, R ERA: 3.88 (1, 1)	4.0	L	21	7	4	4	3	3	0	0	0	0	1	24	36	9.00	2.500
Tom Burgmeier, L ERA: 1.24 (5, 1)	4.0		17	4	0	0	1	3	0	0	0	0	0	16	28	0.00	1.750

AB	R	H	RBI	BB	SO	LOB
4	1	1	0	1	2	2
5	1	1	0	0	0	3
2	1	2	1	1	0	0
1	0	1	0	0	0	0
2	0	1	1	1	0	1
0	0	0	0	0	0	0
4	0	2	1	0	0	1
3	0	0	0	1	0	4
2	1	1	1	2	0	2
4	0	1	0	0	1	4
4	0	1	0	0	1	2

**BOTTOM**

**Kansas City Royals @ Boston Red Sox**  
 Fenway Park, Boston, MA  
 Sat Jun 07 1969, 3:33 AM EDT  
 Att: 24,717 - Sunny - 74 F

AB	31
R	4
H	11
RBI	4
BB	6
SO	4
LOB	19



WP: 0	PA: 38
PB: 0	SB: 1
CS: 1	

WP	HR	S	P	ERA	WHIP
0	0	1	0	0.00	1.750





Batter	1	2	3	4	5	6	7	8	9
Dick Schofield, S (1, 4) OBP: 0.439, SLG: 0.448	0-0 6-3		0-0 HR 1B	0-3 K			0-0 1B		
Dalton Jones, L (1, 3) OBP: 0.339, SLG: 0.414	0-0 F8		0-0 HR 1-H 2-H	0-0 L9			0-3 K		
Carl Yastrzemski, L (1, 7) OBP: 0.399, SLG: 0.550	0-0 P5		0-0 F8		0-3 K		0-0 4-3		
Reggie Smith, S (1, 8) OBP: 0.374, SLG: 0.538		0-0 CS 1B	4-0 HR BB		0-0 L8		0-0 HR		
Rico Petrocelli, R (1, 6) OBP: 0.462, SLG: 0.751		4-0 FC4-6 BB 1-2	0-0 HR 1-H		0-0 F9		0-0 HR		
Joe Lahoud, L (1, 9) OBP: 0.305, SLG: 0.089		0-0 FC4-6 1-2f	0-0 4-1			4-0 G6-4-3 BB	0-0 G6-3 1B		
George Scott, R (1, 5) OBP: 0.276, SLG: 0.322		0-3 K		4-0 FC4-6 BB		0-0 G6-4-3 1-2f	0-3 K		
Russ Gibson, R (1, 2) OBP: 0.274, SLG: 0.287			0-0 HR E 1B	0-0 FC4-6 2B 1-2f		0-0 P6	0-0 G6-3 1-2f		
Jim Lonborg, R (1, 1) OBP: 0.250, SLG: 0.214			0-0 B1	0-0 2B 1-2 2-H			0-3 K		

Inning Stats	R: 0 E: 0 K: 0 S: 3	H: 0 LOB: 0 BB: 0 P: 3	R: 0 E: 0 K: 1 S: 5	H: 1 LOB: 1 BB: 1 P: 9	R: 5 E: 1 K: 0 S: 7	H: 4 LOB: 0 BB: 1 P: 11	R: 1 E: 1 K: 1 S: 6	H: 1 LOB: 1 BB: 1 P: 10	R: 0 E: 0 K: 1 S: 5	H: 0 LOB: 0 BB: 0 P: 5	R: 0 E: 0 K: 0 S: 2	H: 0 LOB: 0 BB: 1 P: 6	R: 0 E: 0 K: 2 S: 8	H: 1 LOB: 1 BB: 0 P: 8	R: 2 E: 0 K: 1 S: 7	H: 3 LOB: 0 BB: 0 P: 7
1B: 5 2B: 1 3B: 0 HR: 4	SF: 0 SAC: 0 DP: 2 HBP: 0	WP: 0 PB: 0 SB: 0 CS: 1	PA: 35													


PITCHER	IP	WLS	BF	H	R	ER	SO	BB	IBB	HBP	BLK	WP	HR	S	P	ERA	WHIP
Dick Drago, R (1, 1) ERA: 3.69	3.1	L	18	6	6	5	1	3	0	0	0	0	2	17	29	13.50	2.700
Steve Jones, L (4, 1) ERA: 3.76	1.2		5	0	0	0	2	0	0	0	0	0	0	9	9	0.00	0.000
Jim Rooker, L (6, 1) ERA: 5.19	2.0		7	1	0	0	2	1	0	0	0	0	0	10	14	0.00	1.000
Dave Morehead, R (8, 1) ERA: 6.1	1.0		5	3	2	2	1	0	0	0	0	0	2	7	7	18.00	3.000

**BOTTOM**

**Kansas City Royals @ Boston Red Sox**  
**Fenway Park, Boston, MA**  
 Sun Jun 08 1969, 3:33 AM EDT  
 Att: 32,897 - Cloudy - 82 F

AB	R	H	RBI	BB	SO	LOB
4	1	2	0	0	1	1
4	1	1	3	0	1	2
4	0	0	0	0	1	1
3	2	2	1	1	0	0
3	2	2	3	1	0	0
3	0	1	0	1	0	1
3	0	0	0	1	2	3
4	2	1	0	0	0	2
3	0	1	1	0	1	1

AB	31
R	8
H	10
RBI	8
BB	4
SO	6
LOB	11





Batter	1	2	3	4	5	6	7	8	9	AB R H RBI BB SO LOB	TOP
Jackie Hernandez, R OBP: 0.308, SLG: 0.303 (1, 6) X	0-0 F8 ①			X 0-0 1-3 ① X	0-0 1B 2B		X 0-0 F3 ③		X 0-0 1-3 ③	5 1 1 0 0 0 1	<b>Kansas City Royals @ New York Yankees</b> Yankee Stadium, Bronx, NY Mon Jun 09 1969, 7:05 PM EDT Att: 8,355 - Unknown - 67 F <a href="http://livebaseballscorecards.com">livebaseballscorecards.com</a>
Pat Kelly, L OBP: 0.342, SLG: 0.413 (1, 8) X	0-0 4-3 ②			X 0-0 4-3 ② X	0-0 S 1B			X 0-0 HR	4 1 2 2 0 0 0		
Joe Foy, R OBP: 0.349, SLG: 0.348 (1, 5) X	0-0 F8 ③			X 0-0 F2 ③ X	0-0 P6 ③			X 0-0 FC3-8 1B	4 0 1 0 0 0 1		
Mike Fiore, L OBP: 0.408, SLG: 0.449 (1, 3) X		0-0 3-1 ①			0-0 1B 1B	X 0-0 G5-4-3 1B		X 0-0 FC3-6 ①	4 1 2 0 0 0 1		
Lou Piniella, R OBP: 0.317, SLG: 0.451 (1, 7) X		0-0 5-3 ②			0-0 1B 1B	X 0-0 G5-4-3 ① ②		X 0-0 F3 ②	4 1 1 0 0 0 2		
Jerry Adair, R OBP: 0.319, SLG: 0.320 (1, 4) X		0-0 G3 ③			0-0 HR 1B	X 0-0 F7 ③		X 0-0 F9 ③	4 1 1 1 0 0 1		
Ellie Rodriguez, R OBP: 0.346, SLG: 0.398 (1, 2) X			X 0-0 6-3 ①		0-0 HR 1B		X 0-0 SH1-4 1B	X 0-0 E1 ①	4 2 2 3 0 0 0		
Bob Oliver, R OBP: 0.252, SLG: 0.340 (1, 9) X			X 0-0 5-3-6 ②		0-0 L5 ①		X 0-0 P4 ①	X 0-0 4-3 ①	4 0 0 0 0 0 2		
Roger Nelson, R OBP: 0.172, SLG: 0.148 (1, 1) X			X 0-0 P4 ③		0-0 F7 ②		X 0-0 SH1-4 ②	X 0-0 SF7 ②	2 0 0 1 0 0 0		
<b>Inning Stats</b>	R: 0 H: 0 E: 0 LOB: 0 K: 0 BB: 0 S: 3 P: 3	R: 0 H: 0 E: 0 LOB: 0 K: 0 BB: 0 S: 3 P: 3	R: 0 H: 0 E: 0 LOB: 0 K: 0 BB: 0 S: 3 P: 3	R: 0 H: 0 E: 0 LOB: 0 K: 0 BB: 0 S: 3 P: 3	R: 5 H: 6 E: 0 LOB: 1 K: 0 BB: 0 S: 9 P: 9	R: 0 H: 1 E: 0 LOB: 0 K: 0 BB: 0 S: 3 P: 3	R: 0 H: 1 E: 0 LOB: 1 K: 0 BB: 0 S: 4 P: 4	R: 1 H: 2 E: 0 LOB: 1 K: 0 BB: 0 S: 5 P: 5	R: 1 H: 0 E: 1 LOB: 0 K: 0 BB: 0 S: 4 P: 4	1B: 7 SF: 1 2B: 1 SAC: 1 3B: 0 DP: 1 HR: 2 HBP: 0	WP: 0 PA: 37 PB: 0 SB: 1 CS: 0
<b>PITCHER</b>	IP WLS BF H R ER SO BB IBB HBP BLK WP HR S P ERA WHIP										
Mike Kekich, L ERA: 6.89 (1, 1)	4.2 L 20 6 5 5 0 0 0 0 0 0 0 0 1 20 20 9.64 1.286										
Jack Aker, R ERA: 5.47 (5, 1)	0.1 1 0 0 0 0 0 0 0 0 0 0 0 0 1 1 0.00 0.000										
Al Downing, L ERA: 5.49 (6, 1)	3.0 12 4 1 1 0 0 0 0 0 0 0 0 1 12 12 3.00 1.333										
Lindy McDaniel, R ERA: 4.05 (9, 1)	1.0 4 0 1 0 0 0 0 0 0 0 0 0 0 4 4 0.00 0.000										

**Kansas City Royals @ New York Yankees**  
 Yankee Stadium, Bronx, NY  
 Mon Jun 09 1969, 7:05 PM EDT  
 Att: 8,355 - Unknown - 67 F

**AB 35**  
**R 7**  
**H 10**  
**RBI 7**  
**BB 0**  
**SO 0**  
**LOB 8**



Batter	1	2	3	4	5	6	7	8	9	AB R H RBI BB SO LOB
--------	---	---	---	---	---	---	---	---	---	----------------------

<p><b>Horace Clarke, S</b> (1, 4) OBP: 0.328, SLG: 0.335</p>	<p>0-0</p>		<p>0-0</p>			<p>0-0</p>		<p>0-0</p>		4 0 2 0 0 0 0
<p><b>Jerry Kenney, L</b> (1, 5) OBP: 0.335, SLG: 0.340</p>	<p>0-0</p>			<p>4-0</p>		<p>0-0</p>		<p>0-3</p>	<p>3 0 0 0 1 1 2</p>	
<p><b>Bobby Murcer, L</b> (1, 9) OBP: 0.339, SLG: 0.507</p>	<p>0-0</p>		<p>0-0</p>			<p>0-0</p>		<p>0-0</p>	<p>4 0 0 0 0 0 1</p>	
<p><b>Roy White, S</b> (1, 7) OBP: 0.366, SLG: 0.375</p>		<p>0-0</p>		<p>0-0</p>			<p>0-0</p>	<p>0-0</p>	<p>4 0 1 0 0 0 1</p>	
<p><b>Joe Pepitone, L</b> (1, 3) OBP: 0.281, SLG: 0.533</p>		<p>0-0</p>		<p>4-0</p>			<p>0-0</p>		<p>2 1 1 1 1 0 1</p>	
<p><b>Jim Lyttle, L</b> (1, 8) OBP: 0.229, SLG: 0.261</p>		<p>0-0</p>		<p>0-3</p>			<p>0-0</p>		<p>3 0 0 0 0 1 3</p>	
<p><b>Jake Gibbs, L</b> (1, 2) OBP: 0.273, SLG: 0.247</p>		<p>0-0</p>			<p>0-0</p>		<p>0-0</p>		<p>3 0 0 0 0 0 1</p>	
<p><b>Gene Michael, S</b> (1, 6) OBP: 0.328, SLG: 0.345</p>			<p>0-0</p>		<p>0-0</p>			<p>0-0</p>	<p>3 0 0 0 0 0 0</p>	
<p><b>Mike Kekich, R</b> (1, 1) OBP: 0.143, SLG: 0.286</p> <p><b>Jack Akers, R</b> (5, 1)</p> <p><b>Tom Tresh, S</b> (5, PH) OBP: 0.270, SLG: 0.268</p> <p><b>Al Downing, R</b> (6, 1)</p> <p><b>Jimmie Hall, L</b> (8, PH) OBP: 0.280, SLG: 0.349</p> <p><b>Lindy McDaniel, R</b> (9, 1)</p>			<p>0-0</p>		<p>0-0</p>		<p>0-0</p>	<p>1 0 1 0 0 0 0</p> <p>0 0 0 0 0 0 0</p> <p>1 0 0 0 0 0 0</p> <p>0 0 0 0 0 0 0</p> <p>1 0 0 0 0 0 0</p> <p>0 0 0 0 0 0 0</p>		

**BOTTOM**

**Kansas City Royals @ New York Yankees**  
 Yankee Stadium, Bronx, NY  
 Mon Jun 09 1969, 7:05 PM EDT  
 Att. 8,355 - Unknown - 67 F

[livebaseballscorecards.com](http://livebaseballscorecards.com)

<b>AB</b>	<b>29</b>
<b>R</b>	<b>1</b>
<b>H</b>	<b>5</b>
<b>RBI</b>	<b>1</b>
<b>BB</b>	<b>2</b>
<b>SO</b>	<b>2</b>
<b>LOB</b>	<b>9</b>



Inning Stats	R: 0 H: 1 E: 0 K: 3 S: 3	H: 1 LOB: 0 BB: 0 P: 3	R: 1 H: 1 E: 0 K: 0 S: 4	H: 1 LOB: 0 BB: 0 P: 4	R: 0 H: 1 E: 0 K: 3 S: 3	H: 1 LOB: 0 BB: 0 P: 3	R: 0 H: 0 E: 0 K: 1 S: 5	H: 0 LOB: 2 BB: 2 P: 13	R: 0 H: 0 E: 0 K: 0 S: 3	H: 0 LOB: 0 BB: 0 P: 3	R: 0 H: 1 E: 0 K: 0 S: 3	H: 1 LOB: 0 BB: 0 P: 3	R: 0 H: 1 E: 0 K: 0 S: 4	H: 1 LOB: 1 BB: 0 P: 4	R: 0 H: 0 E: 0 K: 1 S: 5	H: 0 LOB: 0 BB: 0 P: 5	1B: 2 2B: 3 3B: 0 HR: 1	SF: 0 SAC: 0 DP: 2 HBP: 0	WP: 1 PB: 0 SB: 0 CS: 0	PA: 31
--------------	--------------------------	------------------------	--------------------------	------------------------	--------------------------	------------------------	--------------------------	-------------------------	--------------------------	------------------------	--------------------------	------------------------	--------------------------	------------------------	--------------------------	------------------------	-------------------------	---------------------------	-------------------------	--------

PITCHER	<b>Roger Nelson, R</b> (1, 1) ERA: 3.01	IP: 9.0 WLS: 1 W: 1 BF: 31 H: 5 R: 1 ER: 1 SO: 2 BB: 1 IBB: 1 HBP: 0 BLK: 0 WP: 1 HR: 1 S: 33 P: 41 ERA: 1.00 WHIP: 0.667	PITCHER		IP: 0.0 WLS: 0 W: 0 BF: 0 H: 0 R: 0 ER: 0 SO: 0 BB: 0 IBB: 0 HBP: 0 BLK: 0 WP: 0 HR: 0 S: 0 P: 0 ERA: 0.00 WHIP: 0.000
---------	--	---	---------	--	--



Batter	1	2	3	4	5	6	7	8	9	AB R H RBI BB SO LOB	TOP											
Jackie Hernandez, R OBP: 0.311, SLG: 0.305 (1, 6)	0-0 FC5-4 1B	0-0 5-3		0-0 2-H 1B		0-0 4-3		0-3 K		5 0 2 1 0 1 1												
Pat Kelly, L OBP: 0.338, SLG: 0.406 (1, 8)	0-0 FC5-4 BB 1B 1-2f	0-0 F8		0-0 P4			0-0 S 1B	0-0 G3		5 2 1 0 0 0 3												
Joe Foy, R OBP: 0.354, SLG: 0.348 (1, 5)	0-0 BB 2B 1-2	0-3 K		4-0 BB			4-0 S 1B		0-3 K	3 2 1 0 2 2 0												
Mike Fiore, L OBP: 0.408, SLG: 0.438 (1, 3)	4-0 2B 1B 1-2 2-3		0-0 F9	0-3 K			4-0 G4-6-3 1B 1-2 2-3		0-3 K	3 1 0 0 2 2 2												
Lou Piniella, R OBP: 0.319, SLG: 0.455 (1, 7)	0-0 1B 2B 1-3 2-H 3-H		0-0 E3		0-0 6-3		0-0 G4-6-3 1B 1-2 2-H 3-H		0-0 F7	5 1 2 4 0 0 0												
Jerry Adair, R OBP: 0.317, SLG: 0.314 (1, 4)	4-0 1B IBB		0-0 F7		0-0 5-3		0-0 G4-6-3 1-2f 2-3			3 0 0 0 1 0 3												
Ellie Rodriguez, R OBP: 0.343, SLG: 0.392 (1, 2)	0-0 1B 1-3 2-H 3-H		0-0 L8		0-0 P4		0-0 5-3			4 0 1 2 0 0 2												
Bob Oliver, R OBP: 0.258, SLG: 0.344 (1, 9)	0-3 K			0-0 S 1B		0-0 F9		0-0 PB S 1B		4 1 2 0 0 1 2												
Bill Butler, L OBP: 0.053, SLG: 0.053 (1, 1)	0-3 K			0-3 K		0-3 K		0-3 K		3 0 0 0 0 3 3												
Moe Drabowsky, R (7, 1)										1 0 0 0 0 1 1												
Tom Burgmeier, L OBP: 0.182, SLG: 0.182 (9, 1)										0 0 0 0 0 0 0												
Dave Wickersham, R (9, 1)										0 0 0 0 0 0 0												
<b>Inning Stats</b>	R: 4 E: 0 K: 2 S: 11	H: 4 LOB: 2 BB: 2 P: 19	R: 0 E: 0 K: 1 S: 5	H: 0 LOB: 0 BB: 0 P: 5	R: 0 E: 1 K: 0 S: 4	H: 0 LOB: 1 BB: 0 P: 4	R: 1 E: 0 K: 2 S: 9	H: 2 LOB: 2 BB: 1 P: 13	R: 0 E: 0 K: 0 S: 3	H: 0 LOB: 0 BB: 0 P: 3	R: 0 E: 0 K: 1 S: 5	H: 0 LOB: 0 BB: 0 P: 5	R: 2 E: 0 K: 0 S: 4	H: 2 LOB: 1 BB: 2 P: 12	R: 0 E: 0 K: 2 S: 8	H: 1 LOB: 1 BB: 0 P: 8	R: 0 E: 0 K: 2 S: 7	H: 0 LOB: 0 BB: 0 P: 7	1B: 8 2B: 1 3B: 0 HR: 0	SF: 0 SAC: 0 DP: 1 HBP: 0	WP: 0 PB: 1 SB: 6 CS: 0	PA: 41
<b>PITCHER</b>	IP WLS BF H R ER SO BB IBB HBP BLK WP HR S P ERA WHIP																					
Stan Bahnsen, R (1, 1) ERA: 4.21	3.1 L 19 6 5 5 4 1 1 0 0 0 0 0 25 33 13.50 2.100																					
Steve Hamilton, L (4, 1) ERA: 3.6	3.2 15 2 2 2 2 3 0 0 0 0 0 0 16 28 4.91 1.364																					
Jack Aker, R (8, 1) ERA: 5.26	1.0 4 1 0 0 2 0 0 0 0 0 0 0 8 8 0.00 1.000																					
Lindy McDaniel, R (9, 1) ERA: 3.93	1.0 3 0 0 0 2 0 0 0 0 0 0 0 7 7 0.00 0.000																					

**Kansas City Royals @ New York Yankees**  
 Yankee Stadium, Bronx, NY  
 Tue Jun 10 1969, 7:05 PM EDT  
 Att: 7,588 - Unknown - 73 F

livebaseballscorecards.com

**AB 36**  
**R 7**  
**H 9**  
**RBI 7**  
**BB 5**  
**SO 10**  
**LOB 17**



Batter	1	2	3	4	5	6	7	8	9	AB	R	H	RBI	BB	SO	LOB
Horace Clarke, S (1, 4) OBP: 0.326, SLG: 0.329	0-0 F3		0-0 5-3		0-0 F2		4-0 BB 1B BB	0-0 1-3		4	1	0	0	1	0	1
Bobby Cox, R (1, 5) OBP: 0.297, SLG: 0.255	0-0 P4		0-0 WP 1B		0-0 1B FC6-4 1B		4-0 1-2 1B BB	0-0 P4		4	2	2	0	1	0	1
Bobby Murcer, L (1, 9) OBP: 0.350, SLG: 0.515	0-0 1-3		4-0 1-2 BB		0-0 1-3 FC6-4 1B		4-0 1-2 2-3 1B BB	0-0 E9 2B 2B		3	1	2	0	2	0	0
Roy White, S (1, 7) OBP: 0.372, SLG: 0.388		0-0 1B 1B	0-0 L8		0-0 1-2f 3-H FC6-4		0-0 1-2 2-H 3-H 1B	0-0 1B 2B		5	1	3	4	0	0	3
Joe Pepitone, L (1, 3) OBP: 0.284, SLG: 0.530		0-0 1-2 1B 1B	0-0 F9		0-0 4-3		0-0 K	0-0 2-3 1B		5	0	2	0	0	1	5
John Ellis, R (1, 2) OBP: 0.308, SLG: 0.420		0-3 K		0-3 K		0-0 6-3	0-3 K	0-0 P3		5	0	0	0	0	3	6
Bill Robinson, R (1, 8) OBP: 0.204, SLG: 0.232		0-3 K		0-3 K		0-0 L9		0-0 1B 4-3 1B		4	1	1	0	0	2	2
Jerry Kenney, L (9, PH) OBP: 0.333, SLG: 0.339								0-3 K		1	0	0	0	0	1	2
Gene Michael, S (1, 6) OBP: 0.347, SLG: 0.355		0-0 1-2 2-H 1B		1-0 HBP		0-3 K		0-0 1-3 4-3 1B		4	0	2	1	0	1	2
Stan Bahnsen, R (1, 1) OBP: 0.130, SLG: 0.091		0-3 K		0-3 K				0-0 F5		1	0	0	0	0	1	2
Billy Cowan, R (7, PH) OBP: 0.244, SLG: 0.184								0-0 4-3		1	0	0	0	0	1	1
Jack Aker, R (8, 1)								1-2 3-H		0	0	0	0	0	0	0
Jimmie Hall, L (8, PH) OBP: 0.286, SLG: 0.346										1	0	0	1	0	0	1
Lindy McDaniel, R (9, 1)										0	0	0	0	0	0	0

Inning Stats	R: 0	H: 0	E: 0	K: 0	S: 3	P: 3	R: 1	H: 3	E: 0	K: 3	S: 12	R: 0	H: 1	E: 0	K: 0	S: 4	R: 0	H: 0	E: 0	K: 3	S: 9	R: 1	H: 2	E: 0	K: 0	S: 5	R: 0	H: 0	E: 0	K: 1	S: 5	R: 2	H: 1	E: 0	K: 2	S: 8	R: 1	H: 2	E: 0	K: 0	S: 5	R: 1	H: 3	E: 1	K: 1	S: 8	R: 1	H: 3	E: 1	K: 1	S: 8	1B: 10	2B: 2	3B: 0	HR: 0	SF: 0	SAC: 0	DP: 0	HBP: 1	WP: 1	PA: 44
--------------	------	------	------	------	------	------	------	------	------	------	-------	------	------	------	------	------	------	------	------	------	------	------	------	------	------	------	------	------	------	------	------	------	------	------	------	------	------	------	------	------	------	------	------	------	------	------	------	------	------	------	------	--------	-------	-------	-------	-------	--------	-------	--------	-------	--------

PITCHER	IP	WLS	BF	H	R	ER	SO	BB	IBB	HBP	BLK	WP	HR	S	P	ERA	WHIP
Bill Butler, L (1, 1) ERA: 3.33	6.1	W	30	6	4	4	7	4	0	1	0	1	0	39	56	5.68	1.579
Moe Drabowsky, R (7, 1) ERA: 3.18	1.2		9	4	2	2	2	0	0	0	0	0	0	13	13	10.80	2.400
Tom Burgmeier, L (9, 1) ERA: 1.24	0.0		2	2	0	0	0	0	0	0	0	0	0	2	2	∞	∞
Dave Wickersham, R (9, 1) ERA: 2.92	1.0	S	3	0	0	0	1	0	0	0	0	0	0	5	5	0.00	0.000

BOTTOM

Kansas City Royals @ New York Yankees  
Yankee Stadium, Bronx, NY  
Tue Jun 10 1969, 7:05 PM EDT  
Att. 7,588 - Unknown - 73 F

livebaseballscores.com

AB	39
R	6
H	12
RBI	6
BB	4
SO	10
LOB	26





Batter	1	2	3	4	5	6	7	8	9	10	11	AB R H RBI BB SO LOB	TOP												
Jackie Hernandez, R OBP: 0.303, SLG: 0.297 (1, 6)	0-0 4-3		0-3 K		0-0 4-3		0-0 F8			0-0 F2		5 0 0 0 0 1 3	<b>Kansas City Royals @ New York Yankees</b> Yankee Stadium, Bronx, NY Wed Jun 11 1969, 7:05 PM EDT Att. 8,669 - Unknown - 71 F												
Pat Kelly, L OBP: 0.352, SLG: 0.415 (1, 8)	0-0 FC6-4 1B		0-0			1-0 S 1B HBP				0-0 G6-4-3 1B		4 1 3 1 0 1 0													
Joe Foy, R OBP: 0.347, SLG: 0.340 (1, 5)	0-0 FC6-4 E S 1-2f		0-3 K			0-0 L9				0-0 G6-4-3 1-2f		5 0 0 0 0 1 4													
Mike Fiore, L OBP: 0.401, SLG: 0.425 (1, 3)	0-0 6-3				0-0 F8							4 1 0 0 1 1 2													
Lou Piniella, R OBP: 0.330, SLG: 0.479 (1, 7)		0-0 F8 1B			0-0 F9							5 1 4 3 0 0 0													
Jerry Adair, R OBP: 0.308, SLG: 0.304 (1, 4)		0-0 F8 1-2			0-0 5-3							5 0 0 0 0 0 3													
Ellie Rodriguez, R OBP: 0.345, SLG: 0.392 (1, 2)		0-0 L8										5 0 2 0 0 0 1													
Bob Oliver, R OBP: 0.256, SLG: 0.340 (1, 9)			0-0 SH1-4 1B 1B									5 1 1 0 0 2 4													
Wally Bunker, R OBP: 0.125, SLG: 0.188 Dave Wickersham, R (9, 1)			0-0 SH1-4									2 0 0 0 0 1 1													
Steve Jones, L OBP: 0.300, SLG: 0.125 Dave Morehead, R (10, 1)			0-0 SH2-4 1B									0 0 0 0 0 0 0													
			1-2		1-2		1-2f					0 0 0 0 0 0 0													
<b>Inning Stats</b>	R: 0 E: 0 K: 4 S: 4	H: 1 LOB: 1 BB: 0 P: 4	R: 0 E: 0 K: 3 S: 3	H: 1 LOB: 0 BB: 0 P: 3	R: 1 E: 0 K: 2 S: 9	H: 2 LOB: 1 BB: 0 P: 9	R: 0 E: 0 K: 0 S: 3	H: 0 LOB: 0 BB: 0 P: 3	R: 0 E: 0 K: 0 S: 4	H: 1 LOB: 1 BB: 0 P: 4	R: 1 E: 0 K: 1 S: 6	H: 1 LOB: 1 BB: 0 P: 7	R: 0 E: 0 K: 2 S: 7	H: 0 LOB: 0 BB: 0 P: 7	R: 0 E: 0 K: 0 S: 3	H: 1 LOB: 0 BB: 0 P: 3	R: 0 E: 1 K: 1 S: 7	H: 1 LOB: 2 BB: 0 P: 7	1B: 9 2B: 0 3B: 0 HR: 1	SF: 0 SAC: 2 DP: 1 HBP: 1	WP: 0 PB: 0 SB: 2 CS: 0	PA: 44			
<b>PITCHER</b>	IP WLS BF H R ER SO BB IBB HBP BLK WP HR S P ERA WHIP																								
Fritz Peterson, L ERA: 2.47 (1, 1)	8.0		33	8	4	4	4	1	0	1	0	0	0	39	44	4.50	1.125								
Lindy McDaniel, R ERA: 3.82 (9, 1)	1.0		3	0	0	0	2	0	0	0	0	0	0	7	7	0.00	0.000								
Jack Aker, R ERA: 4.88 (10, 1)	2.0	W	8	2	0	0	1	0	0	0	0	0	0	10	10	0.00	1.000								

AB	40
R	4
H	10
RBI	4
BB	1
SO	7
LOB	18



livebaseballscorecards.com





Batter	1	2	3	4	5	6	7	8	9	AB R H RBI BB SO LOB	TOP	
Mickey Stanley, R OBP: 0.285, SLG: 0.335 (1, 6) (8, 8)	4-0 L5-3 2B BB		x 0-0 F8		0-0 K			x 0-0 F9	x 0-0 F7	4 1 0 0 1 1 0		
Dick McAuliffe, L OBP: 0.384, SLG: 0.448 (1, 4)	x 0-0 F7		x 0-0 E 2B			x 0-0 L4-3 1B		x 0-0 HR	x 0-0 F8	5 2 3 1 0 0 1		
Al Kaline, R OBP: 0.380, SLG: 0.486 (1, 9)	x 0-0 L5-3 1-2		x 0-0 E9 2-H 1B			x 0-0 L4-3 1-2		x 0-0 1B 2B	x 0-0 L6-3	5 1 2 1 0 0 2		
Norm Cash, L OBP: 0.366, SLG: 0.474 (1, 3)	x 0-0 2-H 2B		x 0-0 4-1			x 0-0 F9		x 0-0 1B 2-H 1B		4 1 2 2 0 0 1		
Jim Northrup, L OBP: 0.330, SLG: 0.513 (1, 8) (8, 7)	x 0-0 F8			x 0-0 F8			x 0-0 F7	x 0-0 1B 1-3 BB 1B		4 1 1 0 0 0 1		
Willie Horton, R OBP: 0.291, SLG: 0.364 Dick Tracewski, R OBP: 0.333, SLG: 0.167 (1, 7) (8, PR) (8, 6)		x 0-0 P3		0-3 K			B 4-0 1-3 1B BB	x 0-0 BB 1-3 K 1B		3 0 1 1 1 1 0 0 0 0 0 0 0 0		
Bill Freehan, R OBP: 0.366, SLG: 0.415 (1, 2)		x 0-0 F9		0-3 K			x 0-0 1-2 1B	4-0 K BB IBB		3 0 1 0 1 1 0		
Tom Matchick, L OBP: 0.303, SLG: 0.308 (1, 5)		0-0 K			x 0-0 L7		x 0-0 1-3 1-2 2-3	4-0 K BB		3 0 0 1 1 1 2		
Joe Sparna, R OBP: 0.125, SLG: 0.067 (1, 1)			0-0 K		x 0-0 L1		x 0-0 P3	0-3 K		4 0 0 0 0 2 5		
<b>Inning Stats</b>	R: 1 E: 0 K: 0 S: 4 H: 1 LOB: 1 BB: 1 P: 8	R: 0 E: 0 K: 1 S: 5 H: 0 LOB: 0 BB: 0 P: 5	R: 1 E: 1 K: 1 S: 7 H: 2 LOB: 1 BB: 0 P: 7	R: 0 E: 0 K: 2 S: 7 H: 0 LOB: 0 BB: 0 P: 7	R: 0 E: 0 K: 1 S: 5 H: 0 LOB: 0 BB: 0 P: 5	R: 0 E: 0 K: 0 S: 3 H: 1 LOB: 0 BB: 0 P: 3	R: 0 E: 0 K: 0 S: 4 H: 1 LOB: 2 BB: 1 P: 8	R: 4 E: 0 K: 1 S: 9 H: 5 LOB: 3 BB: 2 P: 17	R: 0 E: 0 K: 0 S: 3 H: 0 LOB: 0 BB: 0 P: 3	1B: 6 2B: 3 3B: 0 HR: 1 SF: 0 SAC: 0 DP: 1 HBP: 0	WP: 0 PB: 0 SB: 0 CS: 0 PA: 39	
<b>PITCHER</b>	IP WLS BF H R ER SO BB IBB HBP BLK WP HR S P ERA WHIP											
Dick Drago, R ERA: 3.9 (1, 1)	7.1 L 31 8 5 5 5 2 0 0 0 0 0 1 39 47 6.14 1.364											
Tom Burgmeier, L ERA: 1.55 (8, 1)	0.0 4 2 1 1 0 1 1 0 0 0 0 0 2 10 ∞ ∞											
Dave Wickersham, R ERA: 2.82 (8, 1)	0.2 1 0 0 0 0 1 0 0 0 0 0 0 3 3 0.00 0.000											
Mike Hedlund, R ERA: 4.08 (9, 1)	1.0 3 0 0 0 0 0 0 0 0 0 0 0 3 3 0.00 0.000											

Detroit Tigers @ Kansas City Royals  
Municipal Stadium, Kansas City, MO

Fri Jun 13 1969, 8:05 PM EDT  
Att. 12,779 - Unknown - 72 F

livebaseballscorecards.com

AB	35
R	6
H	10
RBI	6
BB	4
SO	6
LOB	12



















Batter	1	2	3	4	5	6	7	8	9	10	11	12	AB R H RBI BB SO LOB	TOP							
Bert Campaneris, R (1, 6) OBP: 0.302, SLG: 0.326	0-0 L8		0-0 F9			0-0 F9			0-0 5-3		4-0 BB		4 0 0 0 1 0 0	<b>Oakland Athletics @ Kansas City Royals</b> Municipal Stadium, Kansas City, MO Mon Jun 16 1969, 8:05 PM EDT Att. 15,603 - Unknown							
Joe Rudi, R (1, 7) OBP: 0.189, SLG: 0.222 Tommy Reynolds, R (10, 7) OBP: 0.354, SLG: 0.344	0-0 F9			0-0 L1		0-0 F8			0-3 K		0-3 K		4 0 0 0 0 1 0 1 0 0 0 0 1 1								
Reggie Jackson, L (1, 9) OBP: 0.396, SLG: 0.719	0-0 6-3			0-0 F7					0-0 3-1			0-0 4-3	5 0 0 0 0 1 0								
Sal Bando, R (1, 5) OBP: 0.403, SLG: 0.490		0-0 6-3		0-3 K					0-0 5-3			0-3 K	5 1 1 1 0 2 0								
Danny Cater, R (1, 3) OBP: 0.327, SLG: 0.388		0-0 6-3				0-0 F7			0-0 1B		0-0 P4	0-0 6-3	5 0 1 0 0 0 0								
Rick Monday, L (1, 8) OBP: 0.383, SLG: 0.429		0-0 1B				0-0 6-3			0-0 6-3		0-0 1-3		4 0 1 0 0 0 1								
Dick Green, R (1, 4) OBP: 0.338, SLG: 0.424		0-0 F8				HR			0-0 F7		0-0 5-3		4 1 1 1 0 0 1								
Phil Roof, R (1, 2) OBP: 0.272, SLG: 0.271 Ray Webster, L (11, PH) OBP: 0.308, SLG: 0.273 Larry Haney, R (11, 2) OBP: 0.288, SLG: 0.358			0-3 K			0-3 K			0-0 5-3		0-0 P3		3 0 0 0 0 2 0 1 0 0 0 0 0 0 0 0 0 0 0 0 0								
George Lauzerique, R (1, 1) OBP: 0.167, SLG: 0.167 Marcel Lachemann, R (10, 1) Mike Hershberger, R (11, PH) OBP: 0.289, SLG: 0.253 Jim Roland, R (11, 1)			0-3 K			0-3 K			0-3 K		0-3 K		3 0 0 0 0 3 0 0 0 0 0 0 0 0 1 0 0 0 0 1 0 0 0 0 0 0 0 0								
<b>Inning Stats</b>	R: 0 E: 0 K: 0 S: 3	H: 0 LOB: 0 BB: 0 P: 3	R: 0 E: 0 K: 0 S: 4	H: 1 LOB: 1 BB: 0 P: 4	R: 0 E: 0 K: 2 S: 7	H: 0 LOB: 0 BB: 0 P: 7	R: 0 E: 0 K: 1 S: 5	H: 0 LOB: 0 BB: 0 P: 5	R: 0 E: 0 K: 1 S: 6	H: 1 LOB: 1 BB: 0 P: 6	R: 0 E: 0 K: 1 S: 5	H: 0 LOB: 0 BB: 0 P: 5	R: 0 E: 0 K: 2 S: 7		H: 0 LOB: 1 BB: 1 P: 11	R: 0 E: 0 K: 1 S: 5	H: 0 LOB: 0 BB: 0 P: 5	1B: 2 2B: 0 3B: 0 HR: 2	SF: 0 SAC: 0 DP: 0 HBP: 0	WP: 0 PB: 0 SB: 1 CS: 0	PA: 41
<b>PITCHER</b>	IP WLS BF	H R ER SO	BB IBB HBP BLK	WP HR S P	ERA WHIP	<b>PITCHER</b>															
Wally Bunker, R (1, 1) ERA: 3.52	10.0	4 2 2 8	0 0 0 0	0 0 0 0	0 0 12 16	1.80 0.400															
Dave Morehead, R (11, 1) ERA: 5.55	2.0	0 0 0 3	1 0 0 0	0 0 0 0	0 0 12 16	0.00 0.500															

AB	40
R	2
H	4
RBI	2
BB	1
SO	11
LOB	3



livebaseballscorecards.com

Batter	1	2	3	4	5	6	7	8	9	10	11	12	AB	R	H	RBI	BB	SO	LOB
Jackie Hernandez, R OBP: 0.298, SLG: 0.294	0-0 F8		0-0 L5		0-0 4-3			0-0 L4		0-0 2B		1-0 HBP	5	0	1	2	0	0	1
Pat Kelly, L OBP: 0.356, SLG: 0.414	0-0 4-3		0-0 1-3			0-0 B1-3			0-0 F9		0-0 4-3		5	0	0	0	0	0	0
Joe Foy, R OBP: 0.354, SLG: 0.344	0-0 S 1B		0-0 CS 1B			0-0 L5			4-0 FC4-6 BB		4-0 BB		3	0	2	0	2	0	0
Mike Fiore, L OBP: 0.389, SLG: 0.403	4-0 1-2 BB		0-0 CS 1-2	0-0 L8		0-0 P4			0-0 FC4-6 1-2f		4-0 G5-4-3 BB		3	0	0	0	2	0	1
Lou Piniella, R OBP: 0.308, SLG: 0.443	0-0 4-3			0-0 P5			0-0 L7		0-0 4-3		0-0 G5-4-3		5	0	0	0	0	0	5
Bob Oliver, R OBP: 0.263, SLG: 0.373		4-0 BB 1B		0-0 HR			0-0 5-3			0-0 P6		0-0 1B HBP 1B	4	2	2	1	1	0	0
Dennis Paepke, R (1, 2)		0-0 F8		0-0 4-3			0-0 4-3			0-0 F9		0-0 L7	3	0	0	0	0	0	1
Ed Kirkpatrick, L OBP: 0.267, SLG: 0.331 (10, PH) (11, 2)													2	0	0	0	0	0	1
Juan Rios, R OBP: 0.344, SLG: 0.349		0-0 G4-6-3 1-2 1B			0-0 5-3			0-0 L4 2B		0-0 BB 2B 1B		0-0 HBP IBB 1B	5	1	4	0	0	0	0
Wally Bunker, R OBP: 0.105, SLG: 0.158 Hawk Taylor, R OBP: 0.324, SLG: 0.583 Tom Burgmeier, L OBP: 0.182, SLG: 0.182 Dave Morehead, R (11, 1) Jerry Adair, R OBP: 0.301, SLG: 0.292 (12, PH)		0-0 G4-6-3		0-3 K			0-0 1-3			4-0 BB 2B BB		4-0 HBP IBB	3	0	0	0	0	1	3

Inning Stats	R: 0	H: 1	E: 0	LOB: 2	K: 0	BB: 1	S: 4	R: 0	H: 1	E: 0	LOB: 1	K: 0	BB: 1	S: 3	R: 0	H: 1	E: 0	LOB: 0	K: 0	BB: 0	S: 3	R: 1	H: 1	E: 0	LOB: 0	K: 0	BB: 0	S: 4	R: 0	H: 0	E: 0	LOB: 0	K: 1	BB: 0	S: 5	R: 0	H: 0	E: 0	LOB: 0	K: 0	BB: 0	S: 3	R: 0	H: 1	E: 0	LOB: 0	K: 0	BB: 0	S: 3	R: 0	H: 0	E: 0	LOB: 1	K: 0	BB: 1	S: 3	R: 1	H: 2	E: 0	LOB: 3	K: 0	BB: 1	S: 4	R: 0	H: 0	E: 0	LOB: 1	K: 0	BB: 2	S: 2	R: 1	H: 2	E: 0	LOB: 3	K: 0	BB: 1	S: 3	R: 1	H: 2	E: 0	LOB: 1	K: 0	BB: 1	S: 3	R: 1	H: 2	E: 0	LOB: 3	K: 0	BB: 1	S: 3	1B: 6	SF: 0	2B: 3	SAC: 0	3B: 0	DP: 3	HR: 1	HBP: 1	WP: 0	PA: 47
--------------	------	------	------	--------	------	-------	------	------	------	------	--------	------	-------	------	------	------	------	--------	------	-------	------	------	------	------	--------	------	-------	------	------	------	------	--------	------	-------	------	------	------	------	--------	------	-------	------	------	------	------	--------	------	-------	------	------	------	------	--------	------	-------	------	------	------	------	--------	------	-------	------	------	------	------	--------	------	-------	------	------	------	------	--------	------	-------	------	------	------	------	--------	------	-------	------	------	------	------	--------	------	-------	------	-------	-------	-------	--------	-------	-------	-------	--------	-------	--------

PITCHER	IP	WLS	BF	H	R	ER	SO	BB	IBB	HBP	BLK	WP	HR	S	P	ERA	WHIP
George Lauzerique, R ERA: 3.1	(1, 1)	9.2	35	6	2	2	1	3	0	0	0	0	1	34	46	1.86	0.931
Marcel Lachemann, R ERA: 2.25	(10, 1)	0.1	2	1	0	0	0	1	0	0	0	0	0	1	5	0.00	6.000
Jim Roland, L ERA: 2.5	(11, 1)	1.1	9	2	1	1	0	2	1	1	0	0	0	5	18	6.75	3.000

BOTTOM

Oakland Athletics @ Kansas City Royals  
Municipal Stadium, Kansas City, MO  
Mon Jun 16 1969, 8:05 PM EDT  
Att: 15,603 - Unknown

livebaseballscorecards.com

AB	38
R	3
H	9
RBI	3
BB	7
SO	1
LOB	12





Batter	1	2	3	4	5	6	7	8	9	AB R H RBI BB SO LOB	TOP			
Bert Campaneris, R (1, 6) OBP: 0.304, SLG: 0.328	0-0 4-1 1B	0-0 L5			0-0 F4	0-0 G5-4-3			0-0 S E 1B	5 1 2 0 0 0 3				
Joe Rudi, R (1, 7) OBP: 0.190, SLG: 0.244	0-0 4-1 1-2		0-0 F5		0-0 HR 2B		0-0 F7	0-0 FC6 1B S 1B	5 2 1 1 0 0 2					
Reggie Jackson, L (1, 9) OBP: 0.396, SLG: 0.726	0-3 K		0-0 F9		0-0 HR		0-0 F8	0-0 1B 1B	5 2 2 3 0 1 1					
Sal Bando, R (1, 5) OBP: 0.399, SLG: 0.484	0-0 F8		0-0 F6		0-0 5-3		0-0 L6	0-0 E 1B SF8 1B	5 1 1 1 0 0 1					
Danny Cater, R (1, 3) OBP: 0.336, SLG: 0.391		4-0 2B 2B BB		0-0 F8		4-0 WP 2B BB		0-0 3B 1B	0-0 E7 SF8 HR 1B	3 4 2 1 2 0 0				
Rick Monday, L (1, 8) OBP: 0.383, SLG: 0.448		0-0 2B 1-3		0-0 6-3		0-0 1-3		0-0 FC 3B	0-0 SF8	4 2 2 2 0 0 1				
Dick Green, R (1, 4) OBP: 0.340, SLG: 0.427		0-0 G3 2B		0-0 1-3		4-0 2B 1B IBB		0-0 FC G1-6-3	0-3 K	3 1 1 3 1 0 0 1 0 0 0 0 1 1				
Ted Kubiak, S (8, 4) OBP: 0.435, SLG: 0.474		2-H 3-H 2B						3-H G1-6-3						
Larry Haney, R (1, 2) OBP: 0.308, SLG: 0.423		0-0 G3			4-0 SH3-4 2B BB	0-0 1B 2B		0-0 G1-6-3	0-0 HR	4 3 2 3 1 0 2				
Chuck Dobson, R (1, 1) OBP: 0.229, SLG: 0.182		0-0 F4			0-0 SH3-4	0-0 G5-4-3 1B		0-0 F2	0-3 K	4 0 1 2 0 1 1				
<b>Inning Stats</b>	R: 0 E: 0 K: 1 S: 6 H: 1 LOB: 1 BB: 0 P: 6	R: 2 E: 0 K: 0 S: 5 H: 2 LOB: 1 BB: 1 P: 9	R: 0 E: 0 K: 0 S: 3 H: 0 LOB: 0 BB: 0 P: 3	R: 0 E: 0 K: 0 S: 3 H: 0 LOB: 0 BB: 0 P: 3	R: 3 E: 0 K: 0 S: 5 H: 2 LOB: 0 BB: 1 P: 9	R: 3 E: 0 K: 0 S: 4 H: 2 LOB: 0 BB: 2 P: 12	R: 0 E: 0 K: 0 S: 3 H: 0 LOB: 0 BB: 0 P: 3	R: 2 E: 0 K: 0 S: 5 H: 2 LOB: 0 BB: 0 P: 5	R: 6 E: 2 K: 2 S: 13 H: 5 LOB: 0 BB: 0 P: 13	1B: 7 2B: 4 3B: 1 HR: 2 SF: 1 SAC: 1 DP: 2 HBP: 0	WP: 1 PB: 0 SB: 2 CS: 0 PA: 45			
<b>PITCHER</b>	IP WLS BF H R ER SO BB IBB HBP BLK WP HR S P ERA WHIP												<b>PITCHER</b>	IP WLS BF H R ER SO BB IBB HBP BLK WP HR S P ERA WHIP
Dick Drago, R (1, 1) ERA: 4.19	5.0 L 22 5 5 5 1 2 0 0 0 0 0 1 22 30 9.00 1.400													
Steve Jones, L (6, 1) ERA: 4.08	0.1 3 0 2 2 0 1 1 0 0 1 0 1 9 54.00 3.000													
Mike Hedlund, R (6, 1) ERA: 4.14	2.2 11 4 3 3 0 0 0 0 0 0 0 11 11 10.12 1.500													
Tom Burgmeier, L (9, 1) ERA: 2.97	1.0 9 5 6 3 2 0 0 0 0 0 0 1 13 27.00 5.000													

Oakland Athletics @ Kansas City Royals  
Municipal Stadium, Kansas City, MO  
Wed Jun 18 1969, 8:05 PM EDT  
Sunny - 82 F

livebaseballscorecards.com

AB	39
R	16
H	14
RBI	16
BB	4
SO	3
LOB	12







Batter	1	2	3	4	5	6	7	8	9	AB R H RBI BB SO LOB	TOP											
Bert Campaneris, R (1, 6) OBP: 0.306, SLG: 0.329										5 2 2 0 0 1 2												
Mike Hershberger, R (1, 7) OBP: 0.257, SLG: 0.240										5 0 0 0 0 2 2												
Reggie Jackson, L (1, 9) OBP: 0.400, SLG: 0.735										3 2 1 1 1 0 1												
Sal Bando, R (1, 5) OBP: 0.403, SLG: 0.481										3 1 1 1 2 0 1												
Danny Cater, R (1, 3) OBP: 0.333, SLG: 0.385										4 1 0 1 1 0 2												
Dick Green, R (1, 4) OBP: 0.347, SLG: 0.435										3 1 2 1 1 0 0 1 1 1 0 0 0 0												
Ted Kubiak, S (7, PR) OBP: 0.458, SLG: 0.500																						
Rick Monday, L (1, 8) OBP: 0.389, SLG: 0.466										4 1 2 2 0 0 2												
Phil Roof, R (1, 2) OBP: 0.269, SLG: 0.267										5 0 1 1 0 4 4												
Blue Moon Odom, R (1, 1) OBP: 0.316, SLG: 0.417										4 0 2 2 0 1 2												
<b>Inning Stats</b>	R: 5 E: 0 K: 2 S: 9	H: 3 LOB: 2 BB: 3 P: 23	R: 0 E: 0 K: 0 S: 3	H: 0 LOB: 1 BB: 1 P: 7	R: 1 E: 0 K: 1 S: 6	H: 2 LOB: 1 BB: 0 P: 6	R: 1 E: 0 K: 0 S: 5	H: 2 LOB: 1 BB: 0 P: 5	R: 0 E: 0 K: 1 S: 6	H: 1 LOB: 1 BB: 0 P: 6	R: 1 E: 0 K: 1 S: 6	H: 1 LOB: 0 BB: 0 P: 6	R: 1 E: 0 K: 2 S: 9	H: 2 LOB: 1 BB: 0 P: 9	R: 0 E: 0 K: 0 S: 3	H: 0 LOB: 1 BB: 1 P: 7	R: 0 E: 1 K: 1 S: 6	H: 1 LOB: 1 BB: 0 P: 6	1B: 7 2B: 3 3B: 1 HR: 1	SF: 0 SAC: 0 DP: 0 HBP: 2	WP: 1 PB: 0 SB: 1 CS: 0	PA: 44
<b>PITCHER</b>	IP WLS BF H R ER SO BB IBB HBP BLK WP HR S P ERA WHIP																					
Jim Rooker, L (1, 1) ERA: 6.35	0.1 L 6 1 5 5 1 3 0 1 0 0 0 0 4 17 135.00 12.000																					
Dave Wickersham, R (1, 1) ERA: 3.27	4.2 21 7 2 2 3 1 0 1 0 1 0 25 30 3.86 1.714																					
Dave Morehead, R (6, 1) ERA: 5.61	1.1 5 1 1 1 1 0 0 0 0 0 1 7 7 6.75 0.750																					
Moe Drabowsky, R (7, 1) ERA: 2.88	2.2 12 3 1 1 3 1 0 0 0 0 0 17 21 3.38 1.500																					

Oakland Athletics @ Kansas City Royals  
Municipal Stadium, Kansas City, MO

Wed Jun 18 1969, 8:05 PM EDT  
Att. 18,248 - Unknown

AB	37
R	9
H	12
RBI	9
BB	5
SO	8
LOB	16



Batter	1	2	3	4	5	6	7	8	9	AB	R	H	RBI	BB	SO	LOB
Jackie Hernandez, R (1, 6) OBP: 0.294, SLG: 0.290	0-0 4-3		0-0 4-3		0-0 6-3		0-0 1-3		0-3 K	5	0	0	0	0	1	4
Jerry Adair, R (1, 4) OBP: 0.302, SLG: 0.294	0-0 5-3			0-0 FC6-4 1B	0-0 5-3			0-0 3-1	0-0 1B	5	1	2	0	0	0	1
Pat Kelly, L (1, 8) OBP: 0.368, SLG: 0.420	0-0 4-3			0-0 FC6-4 1B		0-0 PB SF8 2B		4-0 FC4-6 S BB	0-0 3-1	4	1	2	0	1	0	3
Joe Foy, R (1, 5) OBP: 0.346, SLG: 0.333		0-0 P4		0-0 FC6-4 1B		0-0 F2		4-0 FC4-6 BB		3	0	0	0	1	0	3
Mike Fiore, L (1, 3) OBP: 0.386, SLG: 0.387 (7, 9)		0-3 K		0-3 K		4-0 E BB		0-0 FC4-6 BB		3	0	0	0	1	2	4
Ed Kirkpatrick, L (1, 7) OBP: 0.271, SLG: 0.331		0-0 G3		0-0 1B		0-0 SF8		0-0 2-3		3	0	1	2	0	0	2
Bob Oliver, R (1, 9) OBP: 0.268, SLG: 0.374			0-0 G4-6-3 1B		0-3 K		0-0 L6		0-3 K	3	0	1	0	0	1	3
Moe Drabowsky, R (7, 1)										0	0	0	0	0	0	0
Juan Rios, R (9, PH) OBP: 0.344, SLG: 0.348										1	0	0	0	0	1	0
Ellie Rodriguez, R (1, 2) OBP: 0.341, SLG: 0.385			0-0 G4-6-3		0-3 K		0-0 5-3		0-0 1B 1B 1B	1	0	0	0	0	0	1
Dennis Paepke, R (4, 2) OBP: 0.136, SLG: 0.050										3	0	1	0	0	1	0
Jim Rooker, R (1, 1)										0	0	0	0	0	0	0
Dave Wickersham, R (1, 1)										0	0	0	0	1	0	0
Buck Martinez, R (5, PH) OBP: 0.500, SLG: 0.500						0-0 6-3 WP 1B				1	0	1	0	0	0	0
Dave Morehead, R (6, 1)										0	0	0	0	0	0	0
Chuck Harrison, R (7, 3) OBP: 0.280, SLG: 0.313									0-0 1B	2	0	1	0	0	0	0

Inning Stats	R: 0	H: 0	E: 0	K: 0	S: 3	R: 0	H: 0	E: 0	K: 1	S: 5	R: 0	H: 1	E: 0	K: 0	S: 3	R: 1	H: 3	E: 0	K: 2	S: 10	R: 0	H: 1	E: 0	K: 1	S: 6	R: 1	H: 1	E: 1	K: 0	S: 4	R: 0	H: 0	E: 0	K: 0	S: 3	R: 0	H: 3	E: 0	K: 2	S: 10	R: 0	H: 0	E: 0	K: 0	S: 10	R: 0	H: 3	E: 0	K: 2	S: 10	1B: 8	SF: 1	2B: 1	SAC: 0	3B: 0	DP: 1	HR: 0	HBP: 0	WP: 1	PA: 39
--------------	------	------	------	------	------	------	------	------	------	------	------	------	------	------	------	------	------	------	------	-------	------	------	------	------	------	------	------	------	------	------	------	------	------	------	------	------	------	------	------	-------	------	------	------	------	-------	------	------	------	------	-------	-------	-------	-------	--------	-------	-------	-------	--------	-------	--------

PITCHER	IP	WLS	BF	H	R	ER	SO	BB	IBB	HBP	BLK	WP	HR	S	P	ERA	WHIP
Blue Moon Odom, R (1, 1) ERA: 2.58	9.0	W	39	9	2	2	6	4	0	0	0	1	0	47	63	2.00	1.444

**BOTTOM**

**Oakland Athletics @ Kansas City Royals**  
Municipal Stadium, Kansas City, MO

Wed Jun 18 1969, 8:05 PM EDT  
Att. 18,248 - Unknown

<b>AB</b>	<b>34</b>
<b>R</b>	<b>2</b>
<b>H</b>	<b>9</b>
<b>RBI</b>	<b>2</b>
<b>BB</b>	<b>4</b>
<b>SO</b>	<b>6</b>
<b>LOB</b>	<b>21</b>





Batter	1	2	3	4	5	6	7	8	9	AB R H RBI BB SO LOB	TOP											
Jackie Hernandez, R OBP: 0.288, SLG: 0.284 (1, 6)	0-0 E5 G6-4-3		0-0 F8	0-0 SF9		0-0 F2			0-0 F9	4 0 0 1 0 0 2												
Jerry Adair, R OBP: 0.294, SLG: 0.286 (1, 4)	0-0 G6-4-3 1-2f		0-0 F9	0-0 F9			0-0 F6		0-0 L9	5 0 0 0 0 0 4												
Pat Kelly, L OBP: 0.369, SLG: 0.420 (1, 8)	0-0 1B		0-3 K		0-0 1-3		0-0 1B		0-0 6-3	5 0 2 0 0 1 1												
Joe Foy, R OBP: 0.344, SLG: 0.332 (1, 5)	0-0 F8			0-0 F9	0-0 CS 1B		0-0 F9			4 0 1 0 0 0 2												
Ellie Rodriguez, R OBP: 0.353, SLG: 0.392 (1, 2)		H 1-0 1B HBP		0-0 1B 1B	0-0 1-2 1B		0-0 4-3			3 1 2 0 0 0 1												
Lou Piniella, R OBP: 0.305, SLG: 0.434 (1, 7)		X 0-0 F4		0-0 1B 1B	0-0 F9			0-0 5-3		4 1 1 0 0 0 2												
Chuck Harrison, R OBP: 0.295, SLG: 0.322 (1, 3)		X 0-0 1B		0-0 1B SF9 1B		4-0 FC5-4 BB		0-0 F8		3 1 2 1 1 0 0												
Bob Oliver, R OBP: 0.267, SLG: 0.367 (1, 9)		X 0-0 F8		4-0 1B IBB		0-0 FC5-4 SH5-3		0-3 K		3 0 0 0 1 1 3												
Bill Butler, L OBP: 0.091, SLG: 0.091 (1, 1)		0-3 K		0-0 1B		0-0 SH5-3			0-0 1B	2 0 1 1 0 1 2												
Don O'Riley, R (7, 1)										0 0 0 0 0 0 0												
Ed Kirkpatrick, L OBP: 0.277, SLG: 0.336 (9, PH)				1-2 2-3 3-H						1 0 1 0 0 0 0												
<b>Inning Stats</b>	R: 0 E: 1 K: 0 S: 4	H: 1 LOB: 1 BB: 0 P: 4	R: 0 E: 0 K: 1 S: 6	H: 1 LOB: 2 BB: 0 P: 7	R: 0 E: 0 K: 1 S: 5	H: 0 LOB: 0 BB: 0 P: 5	R: 3 E: 0 K: 0 S: 7	H: 4 LOB: 2 BB: 1 P: 11	R: 0 E: 0 K: 0 S: 4	H: 2 LOB: 1 BB: 0 P: 4	R: 0 E: 0 K: 0 S: 3	H: 0 LOB: 1 BB: 1 P: 7	R: 0 E: 0 K: 1 S: 5	H: 0 LOB: 0 BB: 0 P: 5	R: 0 E: 0 K: 0 S: 4	H: 1 LOB: 1 BB: 0 P: 4	1B: 10 2B: 0 3B: 0 HR: 0	SF: 1 SAC: 1 DP: 1 HBP: 1	WP: 0 PB: 0 SB: 0 CS: 1	PA: 39		
<b>PITCHER</b>	IP WLS BF H R ER SO BB IBB HBP BLK WP HR S P ERA WHIP	IP WLS BF H R ER SO BB IBB HBP BLK WP HR S P ERA WHIP	IP WLS BF H R ER SO BB IBB HBP BLK WP HR S P ERA WHIP	IP WLS BF H R ER SO BB IBB HBP BLK WP HR S P ERA WHIP	IP WLS BF H R ER SO BB IBB HBP BLK WP HR S P ERA WHIP	IP WLS BF H R ER SO BB IBB HBP BLK WP HR S P ERA WHIP	IP WLS BF H R ER SO BB IBB HBP BLK WP HR S P ERA WHIP	IP WLS BF H R ER SO BB IBB HBP BLK WP HR S P ERA WHIP	IP WLS BF H R ER SO BB IBB HBP BLK WP HR S P ERA WHIP	IP WLS BF H R ER SO BB IBB HBP BLK WP HR S P ERA WHIP	IP WLS BF H R ER SO BB IBB HBP BLK WP HR S P ERA WHIP	IP WLS BF H R ER SO BB IBB HBP BLK WP HR S P ERA WHIP	IP WLS BF H R ER SO BB IBB HBP BLK WP HR S P ERA WHIP	IP WLS BF H R ER SO BB IBB HBP BLK WP HR S P ERA WHIP	IP WLS BF H R ER SO BB IBB HBP BLK WP HR S P ERA WHIP	IP WLS BF H R ER SO BB IBB HBP BLK WP HR S P ERA WHIP	IP WLS BF H R ER SO BB IBB HBP BLK WP HR S P ERA WHIP	IP WLS BF H R ER SO BB IBB HBP BLK WP HR S P ERA WHIP	IP WLS BF H R ER SO BB IBB HBP BLK WP HR S P ERA WHIP	IP WLS BF H R ER SO BB IBB HBP BLK WP HR S P ERA WHIP	IP WLS BF H R ER SO BB IBB HBP BLK WP HR S P ERA WHIP	
Fred Talbot, R ERA: 3.7 (1, 1)	6.1 W 30 9 3 3 2 1 1 1 0 0 0 31 40 4.26 1.579																					
Bob Locker, R ERA: 5.74 (7, 1)	2.2 S 9 1 0 0 1 0 0 0 0 0 0 11 11 0.00 0.375																					

Kansas City Royals @ Seattle Pilots  
Sicks Stadium, Boston, MA  
Fri Jun 20 1969, 10:05 PM EDT  
Unknown

livebaseballscorecards.com

AB 34  
R 3  
H 10  
RBI 3  
BB 2  
SO 3  
LOB 17







Batter	1	2	3	4	5	6	7	8	9	AB R H RBI BB SO LOB	TOP	
Jackie Hernandez, R OBP: 0.287, SLG: 0.284 (1, 6) X	0-0 G3 6-3 1B		0-0 FC4-6 3B 1-2f 3-H		0-3 K		0-0 F6			4 1 1 1 0 1 2		
Juan Rios, R OBP: 0.350, SLG: 0.376 (1, 4) X	0-0 6-3 1-2		0-0 4-1 3B 1-H		0-0 6-3			0-0 1B FC5-2 1B		4 1 2 1 0 0 2		
Pat Kelly, L OBP: 0.367, SLG: 0.416 (1, 8) X Bob Oliver, R OBP: 0.267, SLG: 0.367 (8, PR) (8, 8)	0-0 G3 2-3		0-0 4-1 3-H		0-0 1-3			0-0 FC5-2 1B 1B		4 0 1 1 0 0 1 0 1 0 0 0 0 0		
Joe Foy, R OBP: 0.343, SLG: 0.343 (1, 5) X	0-0 F3		0-0 6-3		0-0 HR			0-0 FC5-2 1B 1-2 3-H		4 1 1 1 0 0 3		
Ed Kirkpatrick, L OBP: 0.283, SLG: 0.364 (1, 9) X		0-0 4-3		0-0 3-1		0-0 HR		0-0 G5-4-3 1B 1-3 2-H		4 1 2 2 0 0 0		
Lou Piniella, R OBP: 0.300, SLG: 0.426 (1, 7) X		0-0 F5		0-0 F3		0-3 K		0-0 G5-4-3 1-2f		4 0 0 0 0 1 2		
Chuck Harrison, R OBP: 0.286, SLG: 0.311 (1, 3) X		0-3 K		0-0 F6		0-0 L7			0-0 5-3	4 0 0 0 0 1 0		
Dennis Paepke, R OBP: 0.154, SLG: 0.125 (1, 2) X			0-0 E8 1B FC4-6 2B		0-0 FC1 2B		0-0 5-3		0-0 F6	4 1 1 0 0 0 0		
Wally Bunker, R OBP: 0.130, SLG: 0.174 (1, 1) X			0-0 FC4-6 1B 2-3		0-0 FC1 2-3		0-0 F6		0-0 5-3	4 0 1 0 0 0 1		
<b>Inning Stats</b>	R: 0 H: 1 E: 0 LOB: 1 K: 0 BB: 0 S: 4 P: 4	R: 0 H: 0 E: 0 LOB: 0 K: 1 BB: 0 S: 5 P: 5	R: 3 H: 2 E: 1 LOB: 0 K: 0 BB: 0 S: 6 P: 6	R: 0 H: 0 E: 0 LOB: 0 K: 0 BB: 0 S: 3 P: 3	R: 0 H: 1 E: 0 LOB: 1 K: 1 BB: 0 S: 6 P: 6	R: 2 H: 2 E: 0 LOB: 0 K: 1 BB: 0 S: 7 P: 7	R: 0 H: 0 E: 0 LOB: 0 K: 0 BB: 0 S: 3 P: 3	R: 1 H: 3 E: 0 LOB: 2 K: 0 BB: 0 S: 5 P: 5	R: 0 H: 0 E: 0 LOB: 0 K: 0 BB: 0 S: 3 P: 3	1B: 5 SF: 0 2B: 1 SAC: 0 3B: 1 DP: 1 HR: 2 HBP: 0	WP: 0 PA: 36 PB: 0 SB: 0 CS: 0	
<b>PITCHER</b> John Geinar, R (1, 1) ERA: 1.84 Jim Bouton, R (7, 1) ERA: 3.43	IP WLS BF H R ER SO BB IBB HBP BLK WP HR S P ERA WHIP											<b>PITCHER</b> IP WLS BF H R ER SO BB IBB HBP BLK WP HR S P ERA WHIP

**Kansas City Royals @ Seattle Pilots**  
 Sicks Stadium, Boston, MA  
 Fri Jun 20 1969, 10:05 PM EDT  
 Att. 18,413 - Unknown

livebaseballscorecards.com

**AB 36**  
**R 6**  
**H 9**  
**RBI 6**  
**BB 0**  
**SO 3**  
**LOB 11**



BOTTOM

Kansas City Royals @ Seattle Pilots  
Sicks Stadium, Boston, MA  
Fri Jun 20 1969, 10:05 PM EDT  
Att. 18,413 - Unknown

livebaseballscorecards.com

AB 30  
R 2  
H 4  
RBI 2  
BB 3  
SO 6  
LOB 13



WP: 0 PA: 34  
PB: 0  
SB: 2  
CS: 0

AB R H RBI BB SO LOB

4 1 1 2 0 1 2

3 0 0 0 1 2 0

4 0 2 0 0 0 0

2 0 0 0 1 0 2

3 0 0 0 0 1 5

0 0 0 0 1 0 0

2 0 0 0 0 1 1

1 1 1 0 0 0 0

1B: 3 SF: 0  
2B: 0 SAC: 0  
3B: 0 DP: 2  
HR: 1 HBP: 1

Batter	1	2	3	4	5	6	7	8	9
Tommy Harper, R (1, 8) OBP: 0.397, SLG: 0.364	0-0 F7		0-0 G6-4-3			0-3 K		0-0 HR	
Mike Hegan, L (1, 9) OBP: 0.432, SLG: 0.492	0-3 K			0-3 K		4-0 G3 1B BB		0-0 F6	
Tommy Davis, R (1, 7) OBP: 0.267, SLG: 0.319	0-0 4-3			0-0 S HBP 1B		0-0 G3 1B		0-0 L8	
Don Mincher, L (1, 3) OBP: 0.370, SLG: 0.408		4-0 FC6 BB		1-0 S HBP		0-0 G3		0-0 F8	
Merritt Ranew, L (1, 2) OBP: 0.387, SLG: 0.308 Jim Bouton, R (7, 1) Steve Whitaker, L (9, PH) OBP: 0.377, SLG: 0.431		0-0 FC6		0-3 K		0-0 4-3		0-0 B4	
John Kennedy, R (1, 5) OBP: 0.329, SLG: 0.333 (6, 6)		0-0 G1-4-3		0-0 4-3			0-0 6-3	0-0 4-3	
John Donaldson, L (1, 4) OBP: 0.237, SLG: 0.094			0-0 F7		0-3 K		0-0 L9	0-0 F3	
Ray Oyler, R (1, 6) OBP: 0.306, SLG: 0.331 Gus Gil, R (5, PH) OBP: 0.333, SLG: 0.300 (6, 5)			4-0 E BB		0-0 F9		0-0 F7		
John Gelnar, R (1, 1) Jerry McNertney, R (7, 2) OBP: 0.316, SLG: 0.442			0-0 E1		0-3 K			0-0 HR 1B	

Inning Stats	R: 0	H: 0	E: 0	K: 1	S: 5	R: 0	H: 0	E: 0	K: 0	S: 2	R: 0	H: 0	E: 0	K: 0	S: 3	R: 0	H: 1	E: 0	K: 2	S: 8	R: 0	H: 0	E: 0	K: 2	S: 7	R: 0	H: 1	E: 0	K: 1	S: 6	R: 0	H: 0	E: 0	K: 0	S: 3	R: 2	H: 2	E: 0	K: 0	S: 5	R: 0	H: 0	E: 0	K: 0	S: 3	1B: 3	SF: 0	2B: 0	SAC: 0	3B: 0	DP: 2	HR: 1	HBP: 1	WP: 0	PA: 34
--------------	------	------	------	------	------	------	------	------	------	------	------	------	------	------	------	------	------	------	------	------	------	------	------	------	------	------	------	------	------	------	------	------	------	------	------	------	------	------	------	------	------	------	------	------	------	-------	-------	-------	--------	-------	-------	-------	--------	-------	--------

PITCHER	IP	WLS	BF	H	R	ER	SO	BB	IBB	HBP	BLK	WP	HR	S	P	ERA	WHIP
Wally Bunker, R (1, 1) ERA: 3.42	9.0	W	34	4	2	2	6	3	0	1	0	0	1	42	55	2.00	0.778





Batter	1	2	3	4	5	6	7	8	9	AB R H RBI BB SO LOB
Tommy Harper, R (1, 8) OBP: 0.395, SLG: 0.362	0-0 PB E 1B	0-0 F9			0-3 K			0-0 L5-4 2-3		4 1 1 0 0 1 2
Mike Hegan, L (1, 9) OBP: 0.426, SLG: 0.484	0-0 L7 1-3		0-0 4-3			0-3 K				3 0 0 0 0 1 1
Tommy Davis, R (1, 7) OBP: 0.268, SLG: 0.317	0-0 5-3		0-0 F7			1-0 CS HBP				2 0 0 0 0 0 1
Don Mincher, L (1, 3) OBP: 0.369, SLG: 0.404	4-0 1B BB		0-0 4-3			0-0 L4				2 0 0 0 1 0 1
Gus Gil, R (1, 5) OBP: 0.333, SLG: 0.301	0-0 1-2 3-H 1B		0-0 L7			0-0 CS 1-2	0-0 F4			3 0 1 1 0 0 0
John Donaldson, L (1, 4) OBP: 0.244, SLG: 0.114	0-0 1-3		0-0 F8			0-0 K 1B				3 0 1 0 0 0 2
Jerry McNertney, R (1, 2) OBP: 0.316, SLG: 0.440		0-0 1B	0-0 6-3			0-3 K 1-2				3 0 1 0 0 1 1
John Kennedy, R (1, 6) OBP: 0.329, SLG: 0.333		0-0 F8			0-0 F3		0-0 L5-4 S 1B			3 0 1 0 0 0 1
Gene Brabender, R (1, 1) OBP: 0.208, SLG: 0.136		0-3 K			0-3 K		0-3 K 1-2			3 0 0 0 0 3 2

Inning Stats	R: 1 E: 1 K: 0 S: 5	H: 2 LOB: 2 BB: 1 P: 9	R: 0 E: 0 K: 1 S: 6	H: 1 LOB: 1 BB: 0 P: 6	R: 0 E: 0 K: 0 S: 3	H: 0 LOB: 0 BB: 0 P: 3	R: 0 E: 0 K: 0 S: 3	H: 0 LOB: 0 BB: 0 P: 3	R: 0 E: 0 K: 2 S: 7	H: 0 LOB: 0 BB: 0 P: 7	R: 0 E: 0 K: 1 S: 4	H: 0 LOB: 0 BB: 0 P: 5	R: 0 E: 0 K: 1 S: 5	H: 1 LOB: 0 BB: 0 P: 5	R: 0 E: 0 K: 1 S: 5	H: 1 LOB: 0 BB: 0 P: 5	1B: 5 2B: 1 3B: 0 HR: 0	SF: 0 SAC: 0 DP: 1 HBP: 1	WP: 0 PB: 1 SB: 1 CS: 1	PA: 29 ERA WHIP
PITCHER Roger Nelson, R (1, 1) ERA: 3.17	IP 8.0 WLS L BF 28 H 5 R 1 ER 1 SO 6 BB 1 IBB 0 HBP 1 BLK 0 WP 0 HR 0 S 38 P 43 ERA 1.12 WHIP 0.750																			

**BOTTOM**

**Kansas City Royals @ Seattle Pilots**

Sicks Stadium, Boston, MA

Sat Jun 21 1969, 10:05 PM EDT

Att. 6,829 - Unknown

AB	26
R	1
H	5
RBI	1
BB	1
SO	6
LOB	11





Batter	1	2	3	4	5	6	7	8	9	AB R H RBI BB SO LOB	TOP	
Jackie Hernandez, R (1, 6) OBP: 0.280, SLG: 0.275 Jerry Adair, R (7, PH) OBP: 0.292, SLG: 0.284	0-0 F3		0-0 5-3			0-3 K	0-0 1-3			3 0 0 0 0 1 2 1 0 0 0 0 0 2		
Juan Rios, R (1, 4) OBP: 0.333, SLG: 0.356	0-0 F9			0-0 G		0-0 1B		0-3 K		4 0 1 0 0 1 0		
Pat Kelly, L (1, 9) OBP: 0.361, SLG: 0.408 Don O'Riley, R (6, 1)	0-0 4-3			0-0 G		0-0 F8		0-0 4-3		3 0 0 0 0 0 2 0 0 0 0 0 0 0 1 0 0 0 0 0 0		
Lou Piniella, R (7, 7)												
Joe Foy, R (1, 5) OBP: 0.334, SLG: 0.333		0-0 5-3		0-0 5-3		0-0 F3		0-0 F6		4 0 0 0 0 0 2		
Ed Kirkpatrick, L (1, 7) OBP: 0.276, SLG: 0.353		0-0 L8			0-0 4-3		0-0 F9		0-0 B3	4 0 0 0 0 0 0		
Bob Oliver, R (1, 8) OBP: 0.272, SLG: 0.387		0-0 L8			0-0 FC4-6 1B		0-0 HR		0-0 5-3	4 1 2 1 0 0 0		
Chuck Harrison, R (1, 3) OBP: 0.286, SLG: 0.310			0-0 4-3		0-0 FC4-6 1B		0-0 FC3-6 1B		0-0 1B	4 0 2 0 0 0 1		
Dennis Paepke, R (1, 2) OBP: 0.185, SLG: 0.160 Ellie Rodriguez, R (5, PH) OBP: 0.341, SLG: 0.376			0-0 SH 1B		0-0 5-3		0-0 FC3-6 1B		0-3 K	1 0 1 0 0 0 0 2 0 0 0 0 0 2		
Galen Cisco, R (7, 1)										0 0 0 0 0 0 0 1 0 0 0 0 0 1		
Buck Martinez, R (9, PH) OBP: 0.333, SLG: 0.333										0 0 0 0 0 0 0		
Dick Drago, R (1, 1)			0-0 SH							2 0 2 0 0 0 0		
Hawk Taylor, R (6, PH) OBP: 0.375, SLG: 0.615			1-2			0-0 1B		0-0 1B				
<b>Inning Stats</b>	R: 0 H: 0 E: 0 LOB: 0 K: 0 BB: 0 S: 3 P: 3	R: 0 H: 0 E: 0 LOB: 0 K: 0 BB: 0 S: 3 P: 3	R: 0 H: 1 E: 0 LOB: 1 K: 0 BB: 0 S: 4 P: 4	R: 0 H: 0 E: 0 LOB: 0 K: 0 BB: 0 S: 3 P: 3	R: 0 H: 1 E: 1 LOB: 1 K: 0 BB: 0 S: 4 P: 4	R: 0 H: 2 E: 0 LOB: 2 K: 1 BB: 0 S: 7 P: 7	R: 1 H: 3 E: 0 LOB: 2 K: 0 BB: 0 S: 6 P: 6	R: 0 H: 0 E: 0 LOB: 0 K: 1 BB: 0 S: 5 P: 5	R: 0 H: 1 E: 0 LOB: 1 K: 1 BB: 0 S: 6 P: 6	1B: 7 SF: 0 2B: 0 SAC: 1 3B: 0 DP: 0 HR: 1 HBP: 0	WP: 0 PA: 35 PB: 0 SB: 0 CS: 0	
<b>PITCHER</b>	IP WLS BF H R ER SO BB IBB HBP BLK WP HR S P ERA WHIP											
Marty Pattin, R (1, 1) ERA: 4.44	6.1 W 25 6 1 1 1 0 0 0 0 0 0 1 27 27 1.42 0.947											
Bob Locker, R (7, 1) ERA: 5.29	2.2 S 10 2 0 0 2 0 0 0 0 0 0 0 14 14 0.00 0.750											

**Kansas City Royals @ Seattle Pilots**  
 Sicks Stadium, Boston, MA  
 Sun Jun 22 1969, 6:33 AM EDT  
 Att. 7,008 - Cloudy

livebaseballscorecards.com

**AB** 34  
**R** 1  
**H** 8  
**RBI** 1  
**BB** 0  
**SO** 3  
**LOB** 12







Batter	1	2	3	4	5	6	7	8	9	AB R H RBI BB SO LOB
Pat Kelly, L (1, 9) OBP: 0.367, SLG: 0.410	0-0 1B 1B		0-3 K		0-0 1B 1B	4-0 1B BB		0-3 K		4 2 2 0 1 2 0
Ellie Rodriguez, R (1, 2) OBP: 0.343, SLG: 0.377	0-0 1-3 1B		0-0 P4		0-0 1-2 F8	0-0 1-H 1B		0-0 P4	5 0 2 1 0 0 1	
Mike Fiore, L (1, 3) OBP: 0.387, SLG: 0.406	0-3 K		0-0 HR		0-0 2-H 1B 1B	0-0 L9		0-0 F3	5 2 2 2 0 1 3	
Bob Oliver, R (1, 8) OBP: 0.276, SLG: 0.387	0-0 G6-4-3 1-2f		0-3 K		0-0 1-H 1B		0-0 FC3-6 1B	0-0 P4	5 0 2 1 0 1 2	
Ed Kirkpatrick, L (1, 7) OBP: 0.269, SLG: 0.343		0-0 F8		0-3 K	0-0 L9		0-0 FC3-6 FC5-2		4 0 0 0 0 1 2	
Juan Rios, R (1, 4) OBP: 0.339, SLG: 0.356		0-0 F9		0-0 1B		1-0 HR HBP	0-0 FC5-2		3 1 1 0 0 0 1	
Joe Foy, R (1, 5) OBP: 0.334, SLG: 0.331		4-0 1B E BB		0-0 F3		0-0 F8	0-0 4-3		2 0 0 0 1 0 2	
Jerry Adair, R (6, 5) OBP: 0.291, SLG: 0.283									1 0 0 0 0 0 1	
Jackie Hernandez, R (1, 6) OBP: 0.283, SLG: 0.292		0-0 1-3 1B		0-0 F9		0-0 1-H HR		0-3 K	4 1 2 2 0 1 1	
Bill Butler, L (1, 1) OBP: 0.080, SLG: 0.080		0-3 K		0-3 K		0-3 K		0-3 K	3 0 0 0 0 3 2	
Dave Wickersham, R (6, 1)									0 0 0 0 0 0 0	
Don O'Riley, R (7, 1)									1 0 0 0 0 1 0	
Moe Drabowsky, R (9, 1)									0 0 0 0 0 0 0	

Inning Stats	R: 0 E: 0 K: 1 S: 6	H: 2 LOB: 1 BB: 0 P: 6	R: 0 E: 0 K: 1 S: 6	H: 1 LOB: 2 BB: 1 P: 10	R: 1 E: 0 K: 2 S: 8	H: 1 LOB: 0 BB: 0 P: 8	R: 0 E: 0 K: 1 S: 6	H: 1 LOB: 1 BB: 0 P: 6	R: 2 E: 0 K: 1 S: 8	H: 3 LOB: 1 BB: 0 P: 8	R: 3 E: 0 K: 1 S: 7	H: 2 LOB: 1 BB: 1 P: 12	R: 0 E: 1 K: 0 S: 4	H: 1 LOB: 1 BB: 0 P: 4	R: 0 E: 0 K: 3 S: 9	H: 0 LOB: 0 BB: 0 P: 9	R: 0 E: 0 K: 0 S: 3	H: 0 LOB: 0 BB: 0 P: 3	1B: 9 2B: 0 3B: 0 HR: 2	SF: 0 SAC: 0 DP: 1 HBP: 1	WP: 1 PB: 0 SB: 3 CS: 0	PA: 40
--------------	------------------------------	---------------------------------	------------------------------	----------------------------------	------------------------------	---------------------------------	------------------------------	---------------------------------	------------------------------	---------------------------------	------------------------------	----------------------------------	------------------------------	---------------------------------	------------------------------	---------------------------------	------------------------------	---------------------------------	----------------------------------	------------------------------------	----------------------------------	--------


PITCHER	IP	WLS	BF	H	R	ER	SO	BB	IBB	HBP	BLK	WP	HR	S	P	ERA	WHIP
Jim Nash, R (1, 1) ERA: 2.97	5.0	L	23	8	3	3	6	1	0	0	0	1	1	34	38	5.40	1.800
George Lauzerique, R (6, 1) ERA: 3.69	0.2		6	2	3	3	1	1	0	1	0	0	1	6	11	40.50	4.500
Paul Lindblad, L (6, 1) ERA: 3.52	0.1		1	0	0	0	0	0	0	0	0	0	0	1	1	0.00	0.000
Lew Krausse, R (7, 1) ERA: 5.91	1.0		4	1	0	0	0	0	0	0	0	0	0	4	4	0.00	1.000
Rollie Fingers, R (8, 1) ERA: 2.62	2.0		6	0	0	0	3	0	0	0	0	0	0	12	12	0.00	0.000

**TOP**

**Kansas City Royals @ Oakland Athletics**  
Oakland-Alameda County Coliseum, Oakland, CA

Tue Jun 24 1969, 7:05 PM PDT  
Att. 5,715 - Unknown

<b>AB</b>	<b>37</b>
<b>R</b>	<b>6</b>
<b>H</b>	<b>11</b>
<b>RBI</b>	<b>6</b>
<b>BB</b>	<b>2</b>
<b>SO</b>	<b>10</b>
<b>LOB</b>	<b>15</b>







Batter	1	2	3	4	5	6	7	8	9	AB R H RBI BB SO LOB	TOP											
Pat Kelly, L (1, 9) OBP: 0.364, SLG: 0.406	0-0 G3		0-0 F8			0-0 F9		0-0 1B		4 0 1 0 0 0 2	<b>Kansas City Royals @ Oakland Athletics</b> <b>Oakland-Alameda County Coliseum, Oakland, CA</b> Wed Jun 25 1969, 7:05 PM PDT Att. 4,281 - Unknown <a href="http://livebaseballscorecards.com">livebaseballscorecards.com</a>											
Ellie Rodriguez, R (1, 2) OBP: 0.347, SLG: 0.371	4-0 BB			1-0 HBP		0-0 L6		0-3 K		2 0 0 0 1 1 3												
Mike Fiore, L (1, 3) OBP: 0.379, SLG: 0.396	0-0 G4-6-3			0-0 G3-6-3			0-0 4-3	0-0 1-3		4 0 0 0 0 0 4												
Bob Oliver, R (1, 8) OBP: 0.270, SLG: 0.379		0-0 6-3		0-0 6-3			0-0 5-3		0-0 P6	4 0 0 0 0 0 0												
Ed Kirkpatrick, L (1, 7) OBP: 0.269, SLG: 0.340		0-0 4-3			0-0 P3		0-0 1B		0-0 P6	4 0 1 0 0 0 0												
Juan Rios, R (1, 4) OBP: 0.328, SLG: 0.343		0-0 5-3			0-0 P4		0-0 P3		0-0 6-3	4 0 0 0 0 0 1												
Joe Foy, R (1, 5) OBP: 0.338, SLG: 0.332			4-0 BB		0-0 6-3			0-0 1B		2 1 1 0 1 0 0												
Jackie Hernandez, R (1, 6) OBP: 0.284, SLG: 0.292			0-0 FC4-6			0-0 5-3		0-0 1B		3 0 1 1 0 0 1												
Wally Bunker, R (1, 1) OBP: 0.120, SLG: 0.160 Hawk Taylor, R (8, PH) OBP: 0.386, SLG: 0.600 Tom Burgmeier, L (8, 1) OBP: 0.182, SLG: 0.182			0-0 L9			0-0 E4		0-0 F7		2 0 0 0 0 0 1 1 0 0 0 0 0 1 0 0 0 0 0 0 0												
<b>Inning Stats</b>	R: 0 E: 0 K: 0 S: 2	H: 0 LOB: 0 BB: 1 P: 6	R: 0 E: 0 K: 0 S: 3	H: 0 LOB: 0 BB: 0 P: 3	R: 0 E: 0 K: 0 S: 3	H: 0 LOB: 1 BB: 1 P: 7	R: 0 E: 0 K: 0 S: 2	H: 0 LOB: 0 BB: 0 P: 3	R: 0 E: 0 K: 0 S: 3	H: 0 LOB: 0 BB: 0 P: 3	R: 0 E: 1 K: 0 S: 4	H: 0 LOB: 1 BB: 0 P: 4	R: 0 E: 0 K: 0 S: 4	H: 1 LOB: 1 BB: 0 P: 4	R: 1 E: 0 K: 1 S: 8	H: 3 LOB: 2 BB: 0 P: 8	R: 0 E: 0 K: 0 S: 3	H: 0 LOB: 0 BB: 0 P: 3	1B: 4 2B: 0 3B: 0 HR: 0	SF: 0 SAC: 0 DP: 2 HBP: 1	WP: 0 PB: 0 SB: 1 CS: 0	PA: 33
<b>PITCHER</b>	IP WLS BF H R ER SO BB IBB HBP BLK WP HR S P ERA WHIP												<b>PITCHER</b>	IP WLS BF H R ER SO BB IBB HBP BLK WP HR S P ERA WHIP								
Catfish Hunter, R (1, 1) ERA: 3.79	7.1 W 28 4 1 1 0 2 0 0 1 0 0 0 25 34 1.23 0.818																					
Rollie Fingers, R (8, 1) ERA: 2.54	1.2 S 5 0 0 0 1 0 0 0 0 0 0 0 7 7 0.00 0.000																					

**Kansas City Royals @ Oakland Athletics**  
**Oakland-Alameda County Coliseum, Oakland, CA**  
 Wed Jun 25 1969, 7:05 PM PDT  
 Att. 4,281 - Unknown

AB	30
R	1
H	4
RBI	1
BB	2
SO	1
LOB	13















BOTTOM

Minnesota Twins @ Kansas City Royals  
Municipal Stadium, Kansas City, MO

livebaseballscorecards.com

AB 39  
R 9  
H 15  
RBI 7  
BB 8  
SO 6  
LOB 21



WP: 2 PA: 48  
PB: 0  
SB: 1  
CS: 0

Fri Jun 27 1969, 8:05 PM EDT  
Att. 11,031 - Unknown

AB R H RBI BB SO LOB

5 2 3 2 1 1 0

3 3 1 0 2 0 1

3 0 2 0 0 0 2  
0 0 0 0 0 0 0  
1 0 1 1 0 0 0  
1 0 1 1 1 0 0

5 0 2 2 0 1 4

4 0 0 0 1 0 4

5 1 2 0 0 1 1

3 2 1 0 2 0 1

4 1 2 1 1 0 2

1 0 0 0 0 1 1  
1 0 0 0 0 1 2  
1 0 0 0 0 0 1  
0 0 0 0 0 0 0  
0 0 0 0 0 0 0  
1 0 0 0 0 0 0  
0 0 0 0 0 0 0  
1 0 0 0 0 1 2

1B: 11 SF: 0  
2B: 4 SAC: 0  
3B: 0 DP: 1  
HR: 0 HBP: 1

Batter	1	2	3	4	5	6	7	8	9
Joe Foy, R OBP: 0.343, SLG: 0.336 (1, 5)	0-3 K		0-0 F2		4-0 G3 1B WP BB	0-0 1B 2-H 1B		0-0 FC6-4 1B	0-0 1B HBP 1B
Pat Kelly, L OBP: 0.369, SLG: 0.415 (1, 9) (9, 8)	0-0 6-3		4-0 1B BB		0-0 G3 1-2 WP 1B	4-0 1B 1-2 2B BB		0-0 FC6-4 1B	1-0 1B HBP 1B
Mike Fiore, L OBP: 0.380, SLG: 0.398 (6, PH) Chuck Harrison, R OBP: 0.286, SLG: 0.310 (6, PH) Ed Kirkpatrick, L OBP: 0.267, SLG: 0.336 (7, 8) Hawk Taylor, R OBP: 0.409, SLG: 0.610 (8, PH) (9, 9)	0-0 1B		0-0 1B 1-3		0-0 F7 1-3 2-H 1B	0-0 2B 1-3 2-H 1B		4-0 1B 1-2 BB	0-0 1B 1-2 2-3 3-H 1B
Bob Oliver, R OBP: 0.278, SLG: 0.394 (1, 8) (7, 3)	0-3 K		0-0 6-3		0-0 G3 1-2 2-3	0-0 2B 1-3 3-H		0-0 1B 1-2 2-H	
Lou Piniella, R OBP: 0.297, SLG: 0.413 (1, 7)		0-0 L3		0-0 5-3	4-0 BB 2-H 3-H	0-0 1-3		0-0 6-3	
Jerry Adair, R OBP: 0.294, SLG: 0.286 (1, 4)		0-3 K		0-0 1-3	0-0 F6		0-0 G6-4-3 1B		0-0 BB 1B
Elie Rodriguez, R OBP: 0.346, SLG: 0.367 (1, 2)		0-0 2B 2B		4-0 BB BB		0-0 F8	0-0 G6-4-3 1-2		4-0 HBP 1B 1-2 1B BB
Jackie Hernandez, R OBP: 0.293, SLG: 0.311 (1, 6)		0-0 2B		4-0 BB 1-2		0-0 1B 2B	0-0 F6		0-0 F9
Dick Drago, R OBP: 0.167, SLG: 0.167 (4, 1) Tom Burgmeier, L OBP: 0.250, SLG: 0.250 (6, PH) Buck Martinez, R OBP: 0.250, SLG: 0.250 (7, 1) Don O'Riley, R (8, 1) Dave Wickersham, R (8, PH) Juan Rios, R OBP: 0.322, SLG: 0.336 (9, 1) Moe Drabowsky, R (9, PH) Dennis Paepke, R OBP: 0.179, SLG: 0.154		0-3 K		0-3 K		0-0 F8		0-0 1-3	0-3 K

Inning Stats	R: 0	H: 1	E: 0	LOB: 1	K: 2	P: 8	R: 1	H: 2	E: 0	LOB: 1	K: 2	P: 9	R: 0	H: 1	E: 0	LOB: 1	K: 0	P: 7	R: 0	H: 0	E: 0	LOB: 2	K: 1	P: 13	R: 2	H: 1	E: 0	LOB: 1	K: 0	P: 12	R: 3	H: 4	E: 0	LOB: 2	K: 0	P: 11	R: 0	H: 1	E: 0	LOB: 0	K: 0	P: 3	R: 1	H: 2	E: 0	LOB: 2	K: 0	P: 9	R: 2	H: 3	E: 0	LOB: 3	K: 1	P: 12	1B: 11	SF: 0	2B: 4	SAC: 0	3B: 0	DP: 1	HR: 0	HBP: 1	WP: 2	PA: 48
--------------	------	------	------	--------	------	------	------	------	------	--------	------	------	------	------	------	--------	------	------	------	------	------	--------	------	-------	------	------	------	--------	------	-------	------	------	------	--------	------	-------	------	------	------	--------	------	------	------	------	------	--------	------	------	------	------	------	--------	------	-------	--------	-------	-------	--------	-------	-------	-------	--------	-------	--------

PITCHER	IP	WLS	BF	H	R	ER	SO	BB	IBB	HBP	BLK	WP	HR	S	P	ERA	WHIP
Dick Woodson, R ERA: 4.35 (1, 1)	5.2		28	7	5	5	5	5	5	0	0	1	0	33	53	7.94	2.118
Joe Grzenda, L ERA: 4.32 (6, 1)	0.0		1	0	0	0	0	1	0	0	0	0	0	0	4	∞	∞
Bob Miller, R ERA: 2.97 (6, 1)	0.1		3	2	1	1	0	0	0	0	0	0	0	3	3	27.00	6.000
Ron Perranoski, L ERA: 1.82 (7, 1)	2.2	L	15	5	3	3	1	2	0	1	0	0	0	14	23	10.12	2.625
Al Worthington, R ERA: 5.73 (9, 1)	0.0		1	0	0	0	0	0	0	0	0	0	0	1	1	∞	∞



Batter	1	2	3	4	5	6	7	8	9	AB R H RBI BB SO LOB	TOP																	
Cesar Tovar, R (1, 8) OBP: 0.248, SLG: 0.288	0-3 K		0-0 F2		0-3 K		0-0 PO 2B		0-0 L7	5 0 1 0 0 2 0																		
Tony Oliva, L (1, 9) OBP: 0.373, SLG: 0.479	0-3 K		0-0 2B			0-3 K	0-0 F7		0-0 F8	5 0 1 0 0 2 1																		
Harmon Killebrew, R (1, 3) (7, 5) OBP: 0.417, SLG: 0.558	0-0 F8		0-0 6-3			0-0 1B 2B	0-3 K		0-0 F7	5 1 1 0 0 1 2																		
Bob Allison, R (1, 7) Rich Reese, L (7, PH) OBP: 0.333, SLG: 0.364 OBP: 0.342, SLG: 0.504		4-0 SH3 1B BB		0-0 2B 1B		4-0 1B 2B BB	4-0 BB			1 1 1 0 2 0 0 0 0 0 0 1 0 0																		
George Mitterwald, R (1, 2) Charlie Manuel, L (7, PH) OBP: 0.277, SLG: 0.337 OBP: 0.378, SLG: 0.364		0-0 SH3 1B		0-0 F8		0-0 2B 1B BB	0-0 PO	0-0 4-3		3 1 2 0 0 0 1 1 0 0 0 0 0 0																		
Leo Cardenas, R (1, 6) OBP: 0.336, SLG: 0.370		0-0 SH3		0-0 2B		0-0 1B 2B		4-0 1B BB		2 1 2 2 1 0 0																		
Frank Quilici, R (1, 4) Rod Carew, L (8, PH) OBP: 0.208, SLG: 0.191 OBP: 0.440, SLG: 0.533		0-0 1-3		0-0 F7		0-0 F2		0-0 1-3 1B		3 0 0 0 0 0 5 1 0 1 0 0 0 0																		
Rick Renick, R (1, 5) Tom Tischinski, R (7, 2) OBP: 0.250, SLG: 0.250 OBP: 0.286, SLG: 0.167		0-3 K		0-0 F8		0-0 1B		0-3 K2-3		3 0 1 2 0 1 2 1 0 0 0 0 1 2																		
Dave Boswell, R (1, 1) Al Worthington, R (8, 1) OBP: 0.160, SLG: 0.271		0-3 K		0-3 K		0-0 F3		0-0 F8		4 0 0 0 0 2 3 0 0 0 0 0 0 0																		
<b>Inning Stats</b>	R: 0 E: 0 K: 2 S: 7	H: 0 LOB: 0 BB: 0 P: 7	R: 0 E: 0 K: 1 S: 6	H: 1 LOB: 2 BB: 1 P: 10	R: 0 E: 0 K: 1 S: 6	H: 1 LOB: 1 BB: 0 P: 6	R: 0 E: 0 K: 0 S: 4	H: 2 LOB: 1 BB: 0 P: 4	R: 0 E: 0 K: 2 S: 7	H: 0 LOB: 0 BB: 0 P: 7	R: 4 E: 0 K: 1 S: 9	H: 4 LOB: 1 BB: 1 P: 13	R: 0 E: 0 K: 1 S: 5	H: 1 LOB: 1 BB: 1 P: 9	R: 0 E: 0 K: 1 S: 6	H: 1 LOB: 2 BB: 1 P: 10	R: 0 E: 0 K: 0 S: 3	H: 0 LOB: 0 BB: 0 P: 3	1B: 6 2B: 4 3B: 0 HR: 0	SF: 0 SAC: 1 DP: 0 HBP: 0	WP: 0 PB: 0 SB: 0 CS: 0	PA: 40						
<b>PITCHER</b>	IP WLS BF H R ER SO BB IBB HBP BLK WP HR S P ERA WHIP																											
Bill Butler, L (1, 1) ERA: 3.73	6.0		27	8	4	4	7	2	0	0	0	0	0	0	39	47	6.00	1.667										
Galen Cisco, R (7, 1) ERA: 2.25	2.0	W	9	2	0	0	2	2	0	0	0	0	0	11	19	0.00	2.000											
Moe Drabowsky, R (9, 1) ERA: 2.7	1.0	S	3	0	0	0	0	0	0	0	0	0	0	3	3	0.00	0.000											

Minnesota Twins @ Kansas City Royals  
Municipal Stadium, Kansas City, MO

Sat Jun 28 1969, 4:33 AM EDT  
Att. 10,283 - Unknown - 84 F

livebaseballscorecards.com

AB	34
R	4
H	10
RBI	4
BB	4
SO	9
LOB	16



Batter	1	2	3	4	5	6	7	8	9	AB	R	H	RBI	BB	SO	LOB
Joe Foy, R OBP: 0.349, SLG: 0.340 (1, 5)	0-3 K		4-0 1B BB		0-0 L5-3 1B		0-0 CS 1B			3	0	2	0	1	1	0
Pat Kelly, L OBP: 0.367, SLG: 0.409 (1, 9) (8, 8)	4-0 PB BB		0-3 K		0-0 L5-3		0-0 F8			3	0	0	0	1	1	4
Mike Fiore, L OBP: 0.392, SLG: 0.405 (1, 3) (8, 9) (9, 3)	4-0 G6-4-3 1-2 BB		0-0 1B 1-2 2-H 1B		0-0 WP 5-3 2B 1B		4-0 FC3-6 BB			2	1	2	1	2	0	0
Bob Oliver, R OBP: 0.277, SLG: 0.391 (1, 8) (8, 3)	0-0 G6-4-3 1-2f		0-0 1B 1-2 2-H 1B		0-3 K		0-0 FC3-6 1B S 1B			4	1	1	0	0	1	4
Ed Kirkpatrick, L OBP: 0.267, SLG: 0.336 (9, 9)										0	0	0	0	0	0	0
Buck Martinez, R OBP: 0.375, SLG: 0.714 (1, 2)		0-0 4-3		0-0 HR		0-0 5-3		4-0 1B 1-2 1B IBB		3	2	1	1	1	0	1
Lou Piniella, R OBP: 0.300, SLG: 0.419 (1, 7)		0-0 6-3		0-3 K		0-0 E 2B		0-0 1B 1-2 2-3 1B 1B		4	2	2	1	0	1	0
Juan Rios, R OBP: 0.315, SLG: 0.328 (1, 4)		0-0 L8		0-0 6-3		0-0 E5		0-0 1B 1-3 2-H 3-H 1B		3	0	0	0	0	0	0
Galen Cisco, R (7, 1)										0	0	0	0	0	0	0
Hawk Taylor, R OBP: 0.422, SLG: 0.619 (8, PH)										1	0	1	2	0	0	0
Moe Drabowsky, R (9, 1)										0	0	0	0	0	0	0
Jackie Hernandez, R OBP: 0.296, SLG: 0.314 (1, 6)			0-0 SH5-4 1B 1B		0-0 6-3		0-3 K		0-0 1B	4	1	2	1	0	1	1
Bill Butler, L OBP: 0.077, SLG: 0.077 (1, 1)			0-0 SH5-4		0-3 K		0-0 6-3		0-0 F8	1	0	0	0	0	1	0
Jerry Adair, R OBP: 0.291, SLG: 0.283 (7, 4)										2	0	0	0	0	0	1

Inning Stats	R: 0	H: 0	E: 0	K: 1	S: 4	LOB: 1	BB: 2	P: 12	R: 0	H: 0	E: 0	K: 0	S: 3	LOB: 0	BB: 0	P: 3	R: 1	H: 3	E: 0	K: 1	S: 7	LOB: 2	BB: 1	P: 11	R: 1	H: 1	E: 0	K: 1	S: 6	LOB: 0	BB: 0	P: 6	R: 0	H: 1	E: 0	K: 1	S: 5	LOB: 0	BB: 0	P: 5	R: 2	H: 2	E: 1	K: 2	S: 10	LOB: 1	BB: 0	P: 10	R: 0	H: 1	E: 0	K: 0	S: 3	LOB: 0	BB: 0	P: 3	R: 3	H: 3	E: 0	K: 0	S: 5	LOB: 1	BB: 2	P: 13
PITCHER	IP	WLS	BF	H	R	ER	SO	BB	IBB	HBP	BLK	WP	HR	S	P	ERA	WHIP																																															
Dave Boswell, R ERA: 3.14 (1, 1)	7.2	L	35	11	7	6	6	4	1	0	0	1	1	42	62	7.04	1.957																																															
Al Worthington, R ERA: 5.56 (8, 1)	0.1		1	0	0	0	0	0	0	0	0	0	0	1	1	0.00	0.000																																															

**BOTTOM**

**Minnesota Twins @ Kansas City Royals**  
Municipal Stadium, Kansas City, MO

Sat Jun 28 1969, 4:33 AM EDT  
Att: 10,283 - Unknown - 84 F

AB	30
R	7
H	11
RBI	6
BB	5
SO	6
LOB	11

livebaseballscorecards.com



WP: 1	PA: 36
PB: 1	
SB: 1	
CS: 1	



Batter	1	2	3	4	5	6	7	8	9	AB R H RBI BB SO LOB	TOP											
<b>Ted Uhlaender, L</b> (1, 8) OBP: 0.325, SLG: 0.310	0-3 			0-0 		0-0 		0-0 		4 1 2 0 0 1 0												
<b>Rod Carew, L</b> (1, 4) OBP: 0.433, SLG: 0.523	0-0 			0-0 		0-0 		0-0 		4 0 0 0 0 0 2												
<b>Tony Oliva, L</b> (1, 9) OBP: 0.378, SLG: 0.482	0-0 			0-0 		0-0 		0-0 		4 0 3 1 0 0 0												
<b>Harmon Killebrew, R</b> (1, 5) OBP: 0.412, SLG: 0.549		0-0 		0-0 		0-0 		0-0 		4 0 0 0 0 0 4												
<b>Rich Reese, L</b> (1, 3) OBP: 0.333, SLG: 0.490		0-0 			0-0 		0-0 		0-0 	4 0 0 0 0 0 0												
<b>Graig Nettles, L</b> (1, 7) OBP: 0.329, SLG: 0.395		0-0 			0-0 		0-0 		0-0 	4 1 2 1 0 0 0												
<b>John Roseboro, L</b> (1, 2) OBP: 0.360, SLG: 0.358			0-0 		0-0 		0-0 		0-0 	4 0 2 0 0 0 1												
<b>Leo Cardenas, R</b> (1, 6) OBP: 0.334, SLG: 0.372			0-0 		0-0 		0-0 		0-0 	4 0 1 0 0 0 2												
<b>Jim Perry, S</b> (1, 1) OBP: 0.207, SLG: 0.192			0-0 			0-3 		0-0 		1 0 0 0 0 0 0												
<b>Joe Girzenda, R</b> (4, 1) OBP: 0.245, SLG: 0.244										0 0 0 0 0 0 0												
<b>Rick Renick, R</b> (6, PH) OBP: 0.245, SLG: 0.244										1 0 0 0 0 0 1												
<b>Jerry Crider, R</b> (6, 1)										0 0 0 0 0 0 0												
<b>Charlie Manuel, L</b> (7, PH) OBP: 0.383, SLG: 0.370										1 0 1 0 0 0 0												
<b>Danny Morris, R</b> (7, 1)										0 0 0 0 0 0 0												
<b>Bob Allison, R</b> (9, PH) OBP: 0.330, SLG: 0.359										1 0 0 0 0 0 1												
<b>Inning Stats</b>	R: 0 E: 0 K: 1 S: 5	H: 0 LOB: 0 BB: 0 P: 5	R: 0 E: 0 K: 0 S: 3	H: 0 LOB: 0 BB: 0 P: 3	R: 0 E: 0 K: 0 S: 3	H: 1 LOB: 0 BB: 0 P: 3	R: 1 E: 0 K: 0 S: 4	H: 2 LOB: 0 BB: 0 P: 4	R: 0 E: 0 K: 0 S: 4	H: 1 LOB: 1 BB: 0 P: 4	R: 0 E: 0 K: 1 S: 7	H: 2 LOB: 2 BB: 0 P: 7	R: 1 E: 1 K: 0 S: 5	H: 2 LOB: 2 BB: 0 P: 5	R: 0 E: 0 K: 0 S: 4	H: 1 LOB: 1 BB: 0 P: 4	R: 0 E: 0 K: 1 S: 7	H: 2 LOB: 2 BB: 0 P: 7	1B: 8 2B: 2 3B: 0 HR: 1	SF: 0 SAC: 0 DP: 2 HBP: 0	WP: 0 PB: 0 SB: 0 CS: 0	PA: 36
<b>PITCHER</b> <b>Wally Bunker, R</b> (1, 1) ERA: 3.11	IP 9.0 WLS W BF 36 H 11 R 2 ER 2 SO 3 BB 0 IBB 0 HBP 0 BLK 0 WP 0 HR 1 S 42 P 42 ERA 2.00 WHIP 1.222											<b>PITCHER</b>	IP WLS BF H R ER SO BB IBB HBP BLK WP HR S P ERA WHIP									

**Minnesota Twins @ Kansas City Royals**  
**Municipal Stadium, Kansas City, MO**  
 Sun Jun 29 1969, 4:33 AM EDT  
 Unknown - 88 F

[livebaseballscorecards.com](http://livebaseballscorecards.com)

<b>AB</b>	36
<b>R</b>	2
<b>H</b>	11
<b>RBI</b>	2
<b>BB</b>	0
<b>SO</b>	3
<b>LOB</b>	11



Batter	1	2	3	4	5	6	7	8	9	AB	R	H	RBI	BB	SO	LOB	
Joe Foy, R OBP: 0.353, SLG: 0.345 (1, 5)	0-0 WP BB HR 1B	0-0 1B 1B		0-0 S 2-H 1B		0-0 L8		0-0 F3		5	1	3	1	0	0	0	
Pat Kelly, L OBP: 0.372, SLG: 0.408 (1, 9)	4-0 WP HR BB 1-2	0-0 1-3 1B		0-0 F6 2-3		1-0 CS HBP		0-0 F5		3	1	1	0	1	0	1	
Mike Fiore, L OBP: 0.397, SLG: 0.420 (1, 3)	0-0 1-H 2-H HR	0-0 1-3		0-0 4-3		4-0 HR BB 1-2		4-0 1B BB		3	2	1	3	2	0	3	
Bob Oliver, R OBP: 0.284, SLG: 0.411 (1, 8)	0-3 K		0-0 CS 1B		0-0 L6		0-0 1-H HR		0-0 FC6-4 1B 1-3		5	1	3	2	0	1	0
Lou Piniella, R OBP: 0.306, SLG: 0.424 (1, 7)	0-0 FC6-4-3-2 2B		4-0 6-3 BB 1-2		0-0 BB 1B		0-0 F7		0-0 FC6-4 1-2f		4	1	2	0	1	0	2
Ellie Rodriguez, R OBP: 0.350, SLG: 0.362 (1, 2)	4-0 FC6-4-3-2 BB		0-0 6-3 1-2		4-0 1B BB 1-2		0-0 6-3				2	0	0	0	2	0	1
Jerry Adair, R OBP: 0.290, SLG: 0.282 (1, 4)	0-0 FC6-4-3-2 1-2 2-H		0-3 K		0-0 1-2 2-H 1B		0-0 F2				4	0	1	1	0	1	3
Jackie Hernandez, R OBP: 0.299, SLG: 0.317 (1, 6)		0-0 4-3		0-0 SH3-4 1B		0-3 K		0-0 1B		4	1	2	0	0	1	2	
Wally Bunker, R OBP: 0.107, SLG: 0.143 (1, 1)		0-3 K		0-0 SH3-4 1-2		0-0 F9		0-3 K		3	0	0	0	0	2	3	

Inning Stats	R: 3	H: 3	LOB: 1	K: 1	S: 7	P: 15	R: 0	H: 2	LOB: 2	K: 1	S: 7	P: 7	R: 0	H: 1	LOB: 1	K: 1	S: 5	P: 9	R: 1	H: 2	LOB: 1	K: 0	S: 5	R: 1	H: 2	LOB: 2	K: 1	S: 7	P: 11	R: 2	H: 1	LOB: 0	K: 0	S: 3	P: 8	R: 0	H: 1	LOB: 1	K: 1	S: 6	P: 6	R: 0	H: 1	LOB: 2	K: 0	S: 4	P: 8
--------------	------	------	--------	------	------	-------	------	------	--------	------	------	------	------	------	--------	------	------	------	------	------	--------	------	------	------	------	--------	------	------	-------	------	------	--------	------	------	------	------	------	--------	------	------	------	------	------	--------	------	------	------

PITCHER	IP	WLS	BF	H	R	ER	SO	BB	IBB	HBP	BLK	WP	HR	S	P	ERA	WHIP
Jim Perry, R ERA: 3.52 (1, 1)	3.1	L	19	8	4	4	3	3	0	0	0	1	1	22	34	10.80	3.300
Joe Grzenda, L ERA: 4.37 (4, 1)	1.2		8	2	1	1	1	1	0	0	0	0	0	9	13	5.40	1.800
Jerry Crider, R ERA: 6.43 (6, 1)	1.0		5	1	2	2	0	1	0	1	0	0	1	3	8	18.00	2.000
Danny Morris, R ERA: 5.06 (7, 1)	2.0		9	2	0	0	1	1	0	0	0	0	0	10	14	0.00	1.500

**BOTTOM**

**Minnesota Twins @ Kansas City Royals**  
**Municipal Stadium, Kansas City, MO**  
 Sun Jun 29 1969, 4:33 AM EDT  
 Unknown - 88 F

[livebaseballscorecards.com](http://livebaseballscorecards.com)

<b>AB</b>	<b>33</b>
<b>R</b>	<b>7</b>
<b>H</b>	<b>13</b>
<b>RBI</b>	<b>7</b>
<b>BB</b>	<b>6</b>
<b>SO</b>	<b>5</b>
<b>LOB</b>	<b>15</b>



WP: 1	PA: 41
PB: 0	SB: 1
CS: 2	



Batter	1	2	3	4	5	6	7	8	9	AB R H RBI BB SO LOB	TOP									
<b>Cesar Tovar, R</b> OBP: 0.259, SLG: 0.305 (1, 8) BB (6, 5)	4-0 WP G4-3 1B BB	0-0 HR 2B	0-0 G1-6-3 1-2f			0-0 HR 2B		0-0 F7 1B	0-0 1B	5 3 3 3 1 0 2										
<b>Tony Oliva, L</b> OBP: 0.388, SLG: 0.516 (1, 9) <b>Charlie Manuel, L</b> OBP: 0.380, SLG: 0.366 (8, PR) (8, 7)	0-0 G4-3 WP 1B 1-2	0-0 HR		0-0 FC1-5-4 2B		0-0 HR 2B		0-0 1B	0-0 F8 1B	5 2 5 5 0 0 0 1 0 0 0 0 0 1										
<b>Harmon Killebrew, R</b> OBP: 0.410, SLG: 0.543 (1, 5) <b>Ted Uhlaender, L</b> OBP: 0.324, SLG: 0.309 (6, 8)	4-0 G4-3 BB 1-2 2-3	0-0 F6		0-0 FC1-5-4 G4-3 2-3		0-0 5-3		0-0 F6 1B		3 0 0 0 1 0 1 1 0 0 0 0 0 1										
<b>Bob Allison, R</b> OBP: 0.323, SLG: 0.341 (1, 7) (8, 9)	0-0 G4-3 1-2f 2-3 3-H	4-0 S BB		0-0 G4-3 1-2f		0-3 K		0-0 F8 1B		4 0 0 0 1 1 4										
<b>Rich Reese, L</b> OBP: 0.323, SLG: 0.473 (1, 3)	0-0 4-3	0-3 K 1-2				0-0 4-3		0-0 3-1	0-0 4-3	5 0 0 0 0 1 2										
<b>Leo Cardenas, R</b> OBP: 0.342, SLG: 0.375 (1, 6)		BB 1B BB				0-0 1B		4-0 1B BB	0-0 HR 1B	3 2 2 0 2 0 1										
<b>George Mitterwald, R</b> OBP: 0.292, SLG: 0.367 (1, 2)		BB BB BB BB	4-0 1B 2B BB 1-2	4-0 1B BB		0-3 K		0-0 F3	0-0 HR 1B 1-H	3 2 1 2 2 1 2										
<b>Frank Quilici, R</b> OBP: 0.247, SLG: 0.222 (1, 4)		BB BB BB	0-0 2B 1B 1-3 2-H	0-0 G1-6-3 1B 1-2		0-3 K		0-0 1B	4-0 1B 1-3 BB	4 2 3 1 1 1 1										
<b>Jim Kaat, L</b> OBP: 0.163, SLG: 0.239 (1, 1)		BB BB BB	4-0 2B HR BB	0-0 F7				0-0 6-3	0-0 F9	4 1 0 0 1 0 5										
<b>Inning Stats</b>	R: 1 E: 0 K: 0 S: 3	H: 1 LOB: 1 BB: 2 P: 11	R: 6 E: 0 K: 1 S: 8	H: 3 LOB: 1 BB: 4 P: 24	R: 0 E: 0 K: 0 S: 3	H: 1 LOB: 1 BB: 1 P: 7	R: 0 E: 0 K: 2 S: 8	H: 1 LOB: 1 BB: 0 P: 8	R: 2 E: 0 K: 1 S: 7	H: 2 LOB: 0 BB: 0 P: 7	R: 0 E: 0 K: 0 S: 4	H: 1 LOB: 2 BB: 1 P: 8	R: 0 E: 0 K: 0 S: 4	H: 1 LOB: 1 BB: 0 P: 4	R: 3 E: 0 K: 0 S: 6	H: 3 LOB: 1 BB: 1 P: 10	1B: 8 2B: 3 3B: 0 HR: 3	SF: 0 SAC: 0 DP: 3 HBP: 0	WP: 1 PB: 0 SB: 1 CS: 0	PA: 47
<b>PITCHER</b> <b>Jim Rooker, L</b> ERA: 7.06 (1, 1)	IP: 1.0 WLS: L BF: 7 H: 1 R: 3 ER: 3 SO: 0 BB: 4 IBB: 0 HBP: 0 BLK: 0 WP: 1 HR: 0 S: 3 P: 19 ERA: 27.00 WHIP: 5.000								<b>PITCHER</b> <b>Tom Burgmeier, L</b> ERA: 3.22 (8, 1)	IP: 2.0 WLS: L BF: 11 H: 4 R: 3 ER: 3 SO: 0 BB: 1 IBB: 0 HBP: 0 BLK: 0 WP: 0 HR: 1 S: 10 P: 14 ERA: 13.50 WHIP: 2.500										
<b>Don O'Riley, R</b> ERA: 7.11 (2, 1)	0.0 3 2 1 1 0 1 0 0 0 0 0 2 6 ∞ ∞																			
<b>Dave Wickersham, R</b> ERA: 3.69 (2, 1)	1.0 5 1 3 3 1 1 0 0 0 0 1 6 10 27.00 2.000																			
<b>Mike Hedlund, R</b> ERA: 3.94 (3, 1)	3.0 11 3 0 0 2 1 0 0 0 0 0 14 18 0.00 1.333																			
<b>Dick Drago, R</b> ERA: 4.59 (6, 1)	2.0 10 3 2 2 1 1 0 0 0 0 0 1 11 9.00 2.000																			

**Minnesota Twins @ Kansas City Royals**  
Municipal Stadium, Kansas City, MO  
Sun Jun 29 1969, 4:38 AM EDT  
Att. 16,738 - Unknown - 90 F

AB	38
R	12
H	14
RBI	11
BB	9
SO	4
LOB	20



Batter	1	2	3	4	5	6	7	8	9	AB	R	H	RBI	BB	SO	LOB
Joe Foy, R OBP: 0.348, SLG: 0.340 (1, 5)	0-0 6-3		0-0 6-3		0-0 5-3		0-3 K			4	0	0	0	0	1	1
Pat Kelly, L OBP: 0.374, SLG: 0.404 (1, 9)	4-0 S 2B BB		0-0 4-3		0-0 4-3			4-0 G6-4-3 BB		2	1	0	0	2	0	0
Lou Piniella, R OBP: 0.305, SLG: 0.421 (1, 7)	0-0 F3 1-2		0-0 6-3			0-0 FC5-4 1B		0-0 G6-4-3 1-2f		4	0	1	0	0	0	2
Bob Oliver, R OBP: 0.284, SLG: 0.412 (1, 8)	0-0 1B 2B			0-3 K		0-0 FC5-4 FC6-4 1-2f		0-0 E6 1B		4	1	1	1	0	1	1
Buck Martinez, R OBP: 0.500, SLG: 0.727 (1, 2)	0-0 FC5-4 1B			0-0 1B 1B		0-0 F8		0-0 1-3 1B		4	0	3	1	0	0	1
Chuck Harrison, R OBP: 0.278, SLG: 0.301 (1, 3)	0-0 FC5-4 1-2f			0-0 F4		0-0 FC6-4 1-2f		0-0 F8		4	0	0	0	0	0	5
Juan Rios, R OBP: 0.313, SLG: 0.325 (1, 4)		0-0 F8		0-0 1-3 1B			0-0 F7		0-0 L6	4	0	1	0	0	0	0
Jackie Hernandez, R OBP: 0.298, SLG: 0.316 (1, 6)		0-0 6-3		0-0 5-3			0-0 1B		0-0 6-3	4	0	1	0	0	0	2
Jim Rooker, R Don O'Riley, R Dave Wickensham, R Dennis Shaeffer, R Mike Heblung, R Jerry Adair, R Dick Drago, R Hawk Taylor, R Tom Niedzwiedz, R Elie Rodriguez, R		0-0 F8			0-0 F7		0-0 F4		0-3 K	0	0	0	0	0	0	0

**BOTTOM**

**Minnesota Twins @ Kansas City Royals**  
**Municipal Stadium, Kansas City, MO**  
 Sun Jun 29 1969, 4:38 AM EDT  
 Att: 16,738 - Unknown - 90 F

AB	34
R	2
H	7
RBI	2
BB	2
SO	3
LOB	13



Inning Stats	R: 2	H: 2	E: 0	K: 0	S: 5	LOB: 1	BB: 1	P: 9	R: 0	H: 0	E: 0	K: 0	S: 3	LOB: 0	BB: 0	P: 3	R: 0	H: 2	E: 0	K: 1	S: 7	LOB: 2	BB: 0	P: 7	R: 0	H: 0	E: 0	K: 0	S: 3	LOB: 0	BB: 0	P: 3	R: 0	H: 1	E: 0	K: 1	S: 4	LOB: 1	BB: 0	P: 4	R: 0	H: 1	E: 0	K: 1	S: 6	LOB: 1	BB: 0	P: 6	R: 0	H: 1	E: 1	K: 0	S: 4	LOB: 2	BB: 1	P: 8	R: 0	H: 0	E: 0	K: 1	S: 5	LOB: 0	BB: 0	P: 5	1B: 6	SF: 0	2B: 1	SAC: 0	3B: 0	DP: 1	HR: 0	HBP: 0	WP: 0	PA: 36	PB: 0	SB: 1	CS: 0	ERA	WHIP
<b>PITCHER</b> Jim Kaat, L ERA: 2.65 (1, 1)	IP	WLS	BF	H	R	ER	SO	BB	IBB	HBP	BLK	WP	HR	S	P	ERA	WHIP	IP	WLS	BF	H	R	ER	SO	BB	IBB	HBP	BLK	WP	HR	S	P	ERA	WHIP																																													

livebaseballscores.com





Batter	1	2	3	4	5	6	7	8	9	AB	R	H	RBI	BB	SO	LOB
Joe Foy, R OBP: 0.350, SLG: 0.343 (1, 5)	0-0 F9		0-0 2B		4-0 CS BB			0-0 P4		3	0	1	0	1	0	0
Pat Kelly, L OBP: 0.368, SLG: 0.396 (1, 9)	0-0 1-3		0-3 K		0-0 CS	0-3 K		0-0 6-3		4	0	0	0	0	2	1
Mike Fiore, L OBP: 0.399, SLG: 0.422 (1, 3)	0-0 5-3			0-0 1B SF9		0-0 1B			0-0 F7	4	1	2	0	0	0	0
Bob Oliver, R OBP: 0.283, SLG: 0.409 (1, 8)		0-0 6-3		0-0 1B SF9		0-0 L9			0-0 1-3	4	0	1	0	0	0	1
Lou Piniella, R OBP: 0.305, SLG: 0.433 (1, 7)		0-0 P6		0-0 1B SF9		0-0 L4			0-0 HR	3	1	1	2	0	0	1
Elie Rodriguez, R OBP: 0.348, SLG: 0.359 (1, 2)		0-0 1B		0-3 K			0-0 6-3			3	0	1	0	0	1	1
Juan Rios, R OBP: 0.305, SLG: 0.317 (1, 4)		0-0 F9		0-0 5-3			0-0 L5			3	0	0	0	0	0	2
Jackie Hernandez, R OBP: 0.295, SLG: 0.312 (1, 6)			0-3 K		0-3 K		0-3 K			3	0	0	0	0	3	0
Roger Nelson, R OBP: 0.143, SLG: 0.121 (1, 1)			0-0 1-3		0-3 K			0-0 6-3		2	0	0	0	0	1	0
Buck Martinez, R OBP: 0.462, SLG: 0.667 (8, PH)										1	0	0	0	0	0	0
Moe Drabowsky, R (9, 1)										0	0	0	0	0	0	0

Inning Stats	R: 0	H: 0	E: 0	K: 0	S: 3	P: 3	R: 0	H: 1	E: 0	K: 0	S: 4	P: 4	R: 0	H: 1	E: 0	K: 2	S: 8	R: 1	H: 2	E: 0	K: 1	S: 7	P: 7	R: 0	H: 0	E: 0	K: 2	S: 6	R: 0	H: 1	E: 0	K: 1	S: 6	R: 0	H: 0	E: 0	K: 1	S: 5	R: 0	H: 0	E: 0	K: 0	S: 3	R: 1	H: 1	E: 0	K: 0	S: 3	1B: 4	SF: 1	2B: 1	3B: 0	HR: 1
--------------	------	------	------	------	------	------	------	------	------	------	------	------	------	------	------	------	------	------	------	------	------	------	------	------	------	------	------	------	------	------	------	------	------	------	------	------	------	------	------	------	------	------	------	------	------	------	------	------	-------	-------	-------	-------	-------

PITCHER	IP	WLS	BF	H	R	ER	SO	BB	IBB	HBP	BLK	WP	HR	S	P	ERA	WHIP
Jim McGlothlin, R (1, 1) ERA: 2.78	5.0		19	4	1	1	5	1	0	0	0	0	0	28	32	1.80	1.000
Rudy May, L (6, 1) ERA: 4.61	3.2	L	13	2	1	1	2	0	0	0	0	0	1	17	17	2.46	0.545


**BOTTOM**

**California Angels @ Kansas City Royals**  
Municipal Stadium, Kansas City, MO

Mon Jun 30 1969, 8:05 PM EDT  
Att. 8,092 - Unknown - 74 F

livebaseballscorecards.com

AB	30
R	2
H	6
RBI	2
BB	1
SO	7
LOB	6



WP	HR	S	P	ERA	WHIP
0	0	0	0	0	0



Batter	1	2	3	4	5	6	7	8	9	AB R H RBI BB SO LOB	TOP																
Sandy Alomar Sr., S OBP: 0.284, SLG: 0.285 (1, 4)	0-0 F6		0-0 4-3		0-0 B3-4		0-0 1B SH3 E 1B	0-0 4-3		5 1 1 0 0 0 1																	
Jay Johnstone, L OBP: 0.258, SLG: 0.320 (1, 8)	4-0 BB		0-0 P6		0-0 G3		0-0 SH3	0-0 F7		3 0 0 0 1 0 1																	
Jim Fregosi, R OBP: 0.353, SLG: 0.382 (1, 6)	0-0 F3			0-0 P4	1B 1B BB		0-0 E 1B 2-3 1B	0-0 2B		4 2 2 0 1 0 1																	
Rick Reichardt, R OBP: 0.367, SLG: 0.418 (1, 7)	0-0 L7			4-0 2B SF8 BB	0-0 1B 1B		0-0 E6 1B 1-3 2B 3-H	4-0 BB		3 2 1 2 2 0 2																	
Bill Voss, L OBP: 0.307, SLG: 0.312 (1, 9)		0-0 4-3		0-0 SF8 1B 2B	0-0 1B 1B		0-0 2B 1B 1-2 3-H	0-0 G4-3		5 2 3 2 0 0 2																	
Aurelio Rodriguez, R OBP: 0.282, SLG: 0.328 (1, 5)		0-0 5-3		0-0 SF8 2-3 3-H	0-0 4-3		0-0 F7	0-0 6-3		4 0 0 1 0 0 4																	
Jim Spencer, L OBP: 0.359, SLG: 0.373 (1, 3)		4-0 BB		0-0 1B 3-H		0-0 L9	0-0 1B 2B 1-H 2-H	0-3 K		4 1 2 3 1 1 0																	
Joe Azcue, R OBP: 0.299, SLG: 0.273 (1, 2)		0-0 L9		0-0 F7		0-0 L1	0-0 1B 2-H	4-0 WP BB		4 0 1 1 1 0 2																	
George Brunet, R OBP: 0.190, SLG: 0.111 (1, 1)			0-3 K		0-0 G3 1B 2B		0-3 K	0-3 K		2 1 1 0 0 1 0																	
Jim Hicks, R OBP: 0.277, SLG: 0.389 (6, PH)										1 0 0 0 0 0 0																	
Eddie Fisher, R (6, 1)										2 0 0 0 0 2 2																	
<b>Inning Stats</b>	R: 0 E: 0 K: 0 S: 3	H: 0 LOB: 1 BB: 1 P: 7	R: 0 E: 0 K: 0 S: 3	H: 0 LOB: 1 BB: 1 P: 7	R: 0 E: 0 K: 1 S: 5	H: 0 LOB: 0 BB: 0 P: 5	R: 2 E: 0 K: 0 S: 5	H: 2 LOB: 1 BB: 1 P: 9	R: 2 E: 0 K: 0 S: 6	H: 3 LOB: 2 BB: 1 P: 10	R: 0 E: 0 K: 0 S: 3	H: 0 LOB: 0 BB: 0 P: 3	R: 5 E: 1 K: 1 S: 11	H: 5 LOB: 1 BB: 0 P: 11	R: 0 E: 0 K: 0 S: 4	H: 1 LOB: 2 BB: 1 P: 8	R: 0 E: 0 K: 2 S: 7	H: 0 LOB: 1 BB: 1 P: 11	1B: 7 2B: 4 3B: 0 HR: 0	SF: 1 SAC: 1 DP: 0 HBP: 0	WP: 1 PB: 0 SB: 0 CS: 0	PA: 45					
<b>PITCHER</b>	IP WLS BF H R ER SO BB IBB HBP BLK WP HR S P ERA WHIP																										
Mike Hedlund, R (1, 1)	4.0		17	2	2	2	1	3	0	0	0	0	0	16	28	4.50	1.250										
Don O'Riley, R (5, 1)	0.2	L	6	3	2	2	0	1	0	0	0	0	0	5	9	27.00	6.000										
Dick Drago, R (5, 1)	1.2		9	3	4	2	0	0	0	0	0	0	0	9	9	10.80	1.800										
Dave Wickersham, R (7, 1)	0.2		4	2	1	0	1	0	0	0	0	0	0	6	6	0.00	3.000										
Galen Cisco, R (8, 1)	2.0		9	1	0	0	2	2	0	0	0	1	0	11	19	0.00	1.500										

California Angels @ Kansas City Royals  
Municipal Stadium, Kansas City, MO

Tue Jul 01 1969, 8:05 PM EDT  
Att: 9,332 - Unknown - 79 F

livebaseballscorecards.com

AB 37  
R 9  
H 11  
RBI 9  
BB 6  
SO 4  
LOB 15



Batter	1	2	3	4	5	6	7	8	9	AB R H RBI BB SO LOB
Joe Foy, R OBP: 0.348, SLG: 0.341 (1, 5)	0-0 6-3	0-0 F3		0-0 6-3			0-0 4-3 1B		0-0 5-3	5 0 1 0 0 0 2
Pat Kelly, L OBP: 0.370, SLG: 0.407 (1, 9)	0-0 B1	0-0 1B			0-0 SF9 3B		0-3 K			4 1 2 1 0 1 1
Lou Piniella, R OBP: 0.304, SLG: 0.431 (1, 7)	0-0 1B	0-0 F3			0-0 SF9		0-0 4-3			3 1 1 1 0 0 3
Bob Oliver, R OBP: 0.291, SLG: 0.413 (1, 8)	4-0 1B		0-0 FC6-4 1B		0-0 SH1-3 1B		0-0 F8			3 0 2 0 1 0 1
Buck Martinez, R OBP: 0.438, SLG: 0.600 (1, 2)	0-0 1B		0-0 F3		0-0 SH1-3		0-0 F9			3 0 1 1 0 0 1
Chuck Harrison, R OBP: 0.270, SLG: 0.292 (1, 3)	0-0 L8		0-3 K		0-0 L7		0-0 F7			4 0 0 0 0 1 4
Juan Rios, R OBP: 0.311, SLG: 0.323 (1, 4)		0-0 E 1B	0-0 FC6-4		0-0 P2-4 1B		0-0 F8			4 1 2 0 0 0 1
Jackie Hernandez, R OBP: 0.291, SLG: 0.307 (1, 6)		0-0 E4 1B		0-0 5-3		0-3 K		0-0 F8		4 0 0 0 0 1 2
Mike Hedlund, R OBP: 0.176, SLG: 0.176 (1, 1)		0-3 K		0-0 F2		0-0 P2-4		0-0 G3		1 0 0 0 0 0 1 2
Dennis Faaborg, R OBP: 0.167, SLG: 0.143 (4, PH)										1 0 0 0 0 0 0 0
Don Oriley, R (5, 1)										0 0 0 0 0 0 0 0
Dick Drago, R (5, 1)										1 0 0 0 0 0 0 1
Dave Wickersham, R (7, 1)										0 0 0 0 0 0 0 0
Galen Cisco, R (8, 1)										0 0 0 0 0 0 0 0
Mike Fiore, L (9, PH)										1 0 0 0 0 0 0 0

Inning Stats	R: 1	H: 2	R: 1	H: 2	R: 0	H: 1	R: 1	H: 2	R: 0	H: 1	R: 0	H: 0	R: 0	H: 0	R: 0	H: 0	1B: 8	SF: 1	WP: 0	PA: 37
	E: 0	LOB: 2	E: 1	LOB: 2	E: 0	LOB: 1	E: 0	LOB: 1	E: 0	LOB: 0	E: 0	LOB: 0	E: 0	LOB: 0	E: 0	LOB: 0	2B: 1 <td>SAC: 1 <td>PB: 0 <td></td> </td></td>	SAC: 1 <td>PB: 0 <td></td> </td>	PB: 0 <td></td>	
	K: 0	BB: 1	K: 1	BB: 0	K: 1	BB: 0	K: 0	BB: 0	K: 1	BB: 0	K: 1	BB: 0	K: 0	BB: 0	K: 0	BB: 0	3B: 1 <td>DP: 1 <td>SB: 0 <td></td> </td></td>	DP: 1 <td>SB: 0 <td></td> </td>	SB: 0 <td></td>	
	S: 5	P: 9	S: 8	P: 8	S: 6	P: 6	S: 5	P: 5	S: 5	P: 5	S: 6	P: 6	S: 3	P: 3	S: 3	P: 3	HR: 0 <td>HBP: 0 <td>CS: 0 <td></td> </td></td>	HBP: 0 <td>CS: 0 <td></td> </td>	CS: 0 <td></td>	

PITCHER	IP	WLS	BF	H	R	ER	SO	BB	IBB	HBP	BLK	WP	HR	S	P	ERA	WHIP
George Brunet, L (1, 1)	5.0	W	24	7	3	2	2	1	0	0	0	0	0	27	31	3.60	1.600
Eddie Fisher, R (6, 1)	4.0	S	13	2	0	0	2	0	0	0	0	0	0	17	17	0.00	0.500

BOTTOM

California Angels @ Kansas City Royals  
Municipal Stadium, Kansas City, MO

livebaseballscorecards.com

AB	34
R	3
H	9
RBI	3
BB	1
SO	4
LOB	18



Tue Jul 01 1969, 8:05 PM EDT  
Att. 9,332 - Unknown - 79 F



Batter	1	2	3	4	5	6	7	8	9	AB R H RBI BB SO LOB	TOP
Sandy Alomar Sr., S OBP: 0.284, SLG: 0.285 (1, 4)	0-0 FC4-6 1B		0-0 F3		0-0 E4			0-0 F8		4 0 1 0 0 0 0	
Aurelio Rodriguez, R OBP: 0.278, SLG: 0.324 (1, 5)	0-0 FC4-6 FC5-4 1-2f		0-3 K		0-0 F7			0-0 F3		4 0 0 0 0 1 2	
Jim Fregosi, R OBP: 0.354, SLG: 0.382 (1, 6)	0-0 FC5-4 FC5-4 1-2f			0-0 6-3		0-0 1B		4-0 FC6-4 BB		3 0 1 0 1 0 1	
Rick Reichardt, R OBP: 0.361, SLG: 0.410 (1, 7)	0-0 FC5-4 1-2f			0-0 6-3		0-0 F7		0-0 FC6-4 1-2f		4 0 0 0 0 0 3	
Bubba Morton, R OBP: 0.391, SLG: 0.472 (1, 9)		0-0 6-3		0-0 2B		0-0 F3		0-0 F5		4 0 1 0 0 0 1	
Jim Hicks, R OBP: 0.276, SLG: 0.373 (1, 8)		0-0 P6		4-0 BB		0-0 F7		0-3 K		3 0 0 0 1 1 1	
Jim Spencer, L OBP: 0.358, SLG: 0.372 (1, 3)		0-0 1B		0-0 F8			0-0 4-3	0-0 P4		3 0 1 0 0 0 2 1 0 0 0 0 0 0	AB 32 R 0 H 4 RBI 0 BB 2 SO 6 LOB 11
Lou Johnson, R OBP: 0.272, SLG: 0.245 (9, PH)											
Tom Egan, R OBP: 0.209, SLG: 0.141 (1, 2)		0-3 K				0-0 P5		0-0 P6		2 0 0 0 0 1 1 1 0 0 0 0 0 0	
Joe Azcue, R OBP: 0.297, SLG: 0.271 (7, PH)											
Tom Murphy, R OBP: 0.158, SLG: 0.162 (7, 2)			0-3 K			0-3 K		0-3 K		3 0 0 0 0 3 0	
Tom Murphy, R OBP: 0.158, SLG: 0.162 (1, 1)											
<b>Inning Stats</b>	R: 0 H: 1 E: 0 LOB: 1 K: 0 BB: 0 S: 4 P: 4	R: 0 H: 1 E: 0 LOB: 1 K: 1 BB: 0 S: 6 P: 6	R: 0 H: 0 E: 0 LOB: 0 K: 2 BB: 0 S: 7 P: 7	R: 0 H: 1 E: 0 LOB: 2 K: 0 BB: 1 S: 4 P: 8	R: 0 H: 0 E: 1 LOB: 1 K: 1 BB: 0 S: 6 P: 6	R: 0 H: 1 E: 0 LOB: 1 K: 0 BB: 0 S: 4 P: 4	R: 0 H: 0 E: 0 LOB: 0 K: 1 BB: 0 S: 5 P: 5	R: 0 H: 0 E: 0 LOB: 1 K: 0 BB: 1 S: 3 P: 7	R: 0 H: 0 E: 0 LOB: 0 K: 1 BB: 0 S: 5 P: 5	1B: 3 SF: 0 2B: 1 SAC: 0 3B: 0 DP: 0 HR: 0 HBP: 0	WP: 0 PA: 34 PB: 0 SB: 0 CS: 0
<b>PITCHER</b> Bill Butler, L ERA: 3.41 (1, 1)	IP WLS BF H R ER SO BB IBB HBP BLK WP HR S P ERA WHIP										
	9.0 W 34 4 0 0 6 2 0 0 0 0 0 0 44 52 0.00 0.667										
<b>PITCHER</b>	IP WLS BF H R ER SO BB IBB HBP BLK WP HR S P ERA WHIP										

California Angels @ Kansas City Royals  
Municipal Stadium, Kansas City, MO  
Wed Jul 02 1969, 8:05 PM EDT  
Att: 9,323 - Unknown - 88 F

livebaseballscorecards.com



Batter	1	2	3	4	5	6	7	8	9	AB	R	H	RBI	BB	SO	LOB
Joe Foy, R OBP: 0.343, SLG: 0.336 (1, 5)	0-3 K		0-0 4-3		0-3 K		0-0 FC4-6			4	0	0	0	0	2	1
Pat Kelly, L OBP: 0.372, SLG: 0.406 (1, 9)	4-0 1B FC6-4 BB		0-0 S 1B		0-3 K			0-0 4-3		3	1	1	0	1	1	0
Mike Fiore, L OBP: 0.404, SLG: 0.421 (1, 3)	0-0 FC6-4 1-3 1B		0-0 P4 1-2		4-0 1-3 SH1-3 BB			4-0 CS BB		2	0	1	0	2	0	1
Bob Oliver, R OBP: 0.288, SLG: 0.407 (1, 8)	0-0 FC6-4 1-2f		0-3 K		0-0 SH1-3 1-2			0-0 P3 1-2		3	0	0	1	0	1	3
Lou Piniella, R OBP: 0.300, SLG: 0.426 (1, 7)	0-0 4-3			0-0 F8		0-0 1-3 2-3				3	0	0	0	0	0	2
Elie Rodriguez, R OBP: 0.341, SLG: 0.351 (1, 2)		0-0 5-3		0-0 5-3		0-3 K				3	0	0	0	0	1	1
Juan Rios, R OBP: 0.304, SLG: 0.315 (1, 4)		0-0 6-3		0-0 E1			0-0 P4			3	0	0	0	0	0	0
Jackie Hernandez, R OBP: 0.291, SLG: 0.308 (1, 6)		0-0 1B		0-0 G3			0-0 6-3			3	0	1	0	0	0	1
Bill Butler, L OBP: 0.103, SLG: 0.103 (1, 1)		0-3 K			0-3 K			0-0 FC4-6 1B		3	0	1	0	0	2	1

Inning Stats	R: 1	H: 1	E: 0	LOB: 1	K: 1	BB: 1	S: 6	R: 0	H: 1	E: 0	LOB: 1	K: 1	BB: 0	S: 6	R: 0	H: 1	E: 1	LOB: 1	K: 0	BB: 0	S: 4	R: 0	H: 0	E: 0	LOB: 0	K: 3	BB: 0	S: 9	R: 0	H: 0	E: 0	LOB: 1	K: 1	BB: 1	S: 5	R: 0	H: 1	E: 0	LOB: 1	K: 0	BB: 0	S: 4	R: 0	H: 0	E: 0	LOB: 0	K: 0	BB: 1	S: 2	1B: 4	SF: 0	2B: 0	SAC: 1	3B: 0	DP: 0	HR: 0	HBP: 0	WP: 0	PA: 31
PITCHER Tom Murphy, R ERA: 4.21 (1, 1)	IP	WLS	BF	H	R	ER	SO	BB	IBB	HBP	BLK	WP	HR	S	P	ERA	WHIP	IP	WLS	BF	H	R	ER	SO	BB	IBB	HBP	BLK	WP	HR	S	P	ERA	WHIP	IP	WLS	BF	H	R	ER	SO	BB	IBB	HBP	BLK	WP	HR	S	P	ERA	WHIP								

**BOTTOM**

**California Angels @ Kansas City Royals**  
Municipal Stadium, Kansas City, MO

Wed Jul 02 1969, 8:05 PM EDT  
Att. 9,323 - Unknown - 88 F

[livebaseballscorecards.com](http://livebaseballscorecards.com)

<b>AB</b>	<b>27</b>
<b>R</b>	<b>1</b>
<b>H</b>	<b>4</b>
<b>RBI</b>	<b>1</b>
<b>BB</b>	<b>3</b>
<b>SO</b>	<b>7</b>
<b>LOB</b>	<b>10</b>







Batter	1	2	3	4	5	6	7	8	9	AB	R	H	RBI	BB	SO	LOB
--------	---	---	---	---	---	---	---	---	---	----	---	---	-----	----	----	-----

Joe Foy, R OBP: 0.338, SLG: 0.330 (1, 5)	0-0 F8		0-3 K		0-3 K			0-3 K	0-3 K	5	0	0	0	0	4	3
Pat Kelly, L OBP: 0.370, SLG: 0.404 (1, 9)	0-0 F5			0-0 1B WP 1B		0-0 B1		0-3 K		4	1	1	0	0	1	0
Mike Fiore, L OBP: 0.401, SLG: 0.414 (1, 3)	4-0 BB			0-0 F2		0-0 L4		0-3 K		3	0	0	0	1	1	1
Bob Oliver, R OBP: 0.291, SLG: 0.411 (1, 8)	0-0 F3			0-0 F9		0-0 2B			4-0 HBP 1B BB BB	3	1	1	0	1	0	2
Buck Martinez, R OBP: 0.400, SLG: 0.526 (1, 2)		0-3 K		0-0 1B WP 1B		0-0 L8			0-0 L8	4	1	1	0	0	1	2
Lou Piniella, R OBP: 0.307, SLG: 0.431 (1, 7)		0-0 5-3		0-0 1B			0-0 1B		0-0 BB HBP 1B	4	0	3	1	0	0	0
Jerry Adair, R OBP: 0.283, SLG: 0.275 (1, 4)		0-0 5-3		0-0 5-3			0-0 F8		0-0 P4	4	0	0	0	0	0	4
Jackie Hernandez, R OBP: 0.288, SLG: 0.304 (1, 6)			0-0 F3		0-0 F9		0-3 K		1-0 BB HBP	3	0	0	0	0	1	1
Ed Kirkpatrick, L OBP: 0.271, SLG: 0.336 (9, PH)									1-2 2-3 HBP	0	0	0	0	0	0	0
Wally Bunker, R OBP: 0.100, SLG: 0.133 (1, 1)			0-3 K		0-0 F8		0-3 K		4-0 BB	2	0	0	0	0	1	0
Hawk Taylor, R OBP: 0.404, SLG: 0.591 (7, PH)									1-2 2-3 BB	1	0	0	0	0	1	1
Moe Drabowsky, R (8, 1)										0	0	0	0	0	0	0
Chuck Harrison, R OBP: 0.275, SLG: 0.292 (9, PH)										0	0	0	1	1	0	0

Inning Stats	R: 0	H: 0	E: 0	K: 0	S: 3	R: 0	H: 0	E: 0	K: 1	S: 5	R: 0	H: 0	E: 0	K: 2	S: 7	R: 2	H: 3	E: 0	K: 0	S: 6	R: 0	H: 0	E: 0	K: 1	S: 5	R: 0	H: 1	E: 0	K: 0	S: 4	R: 0	H: 1	E: 0	K: 2	S: 8	R: 0	H: 0	E: 0	K: 3	S: 9	R: 1	H: 1	E: 0	K: 1	S: 6	1B: 5	SF: 0	2B: 1	SAC: 0	3B: 0	DP: 0	HR: 0	HBP: 1	WP: 1	PA: 37
--------------	------	------	------	------	------	------	------	------	------	------	------	------	------	------	------	------	------	------	------	------	------	------	------	------	------	------	------	------	------	------	------	------	------	------	------	------	------	------	------	------	------	------	------	------	------	-------	-------	-------	--------	-------	-------	-------	--------	-------	--------

PITCHER	IP	WLS	BF	H	R	ER	SO	BB	IBB	HBP	BLK	WP	HR	S	P	ERA	WHIP
Andy Messersmith, R ERA: 2.87 (1, 1)	8.0	W	31	5	3	3	9	2	0	0	0	1	0	47	55	3.38	0.875
Ken Tatum, R ERA: 0.36 (9, 1)	1.0	S	6	1	0	0	1	1	0	1	0	0	0	6	11	0.00	2.000


**BOTTOM**

**California Angels @ Kansas City Royals**  
Municipal Stadium, Kansas City, MO  
Thu Jul 03 1969, 4:33 AM EDT  
Att. 3,454 - Unknown - 90 F

AB	33
R	3
H	6
RBI	2
BB	3
SO	10
LOB	14





Batter	1	2	3	4	5	6	7	8	9	AB R H RBI BB SO LOB	TOP	
Tommy Harper, R (1, 8) OBP: 0.360, SLG: 0.319	0-0 F8	0-0 F3			0-3 K			0-0 6-3		4 0 0 0 0 1 0		
Mike Hegan, L (1, 9) OBP: 0.424, SLG: 0.463	4-0 HBP BB 1B BB		0-0 F7		0-3 K			0-3 K		3 1 0 0 1 2 0		
Tommy Davis, R (1, 7) OBP: 0.267, SLG: 0.327	4-0 1B HBP 1-2 BB		0-3 K		0-0 F6			0-0 4-3		3 0 0 0 1 1 0		
Don Mincher, L (1, 3) OBP: 0.364, SLG: 0.411	0-3 K		0-0 HR			0-0 L3			4-0 G5-4-3 BB	3 1 1 1 1 1 2		
Rich Rollins, R (1, 5) OBP: 0.278, SLG: 0.339	1-0 1B 1-2 2-3 HBP		0-0 F7			0-0 F9			0-0 G5-4-3 1-2f	3 0 0 0 0 0 1		
Jerry McNertney, R (1, 2) OBP: 0.305, SLG: 0.402	0-0 1B			0-0 5-3		0-0 F7			0-0 5-3	4 0 1 1 0 0 0		
John Donaldson, L (1, 4) OBP: 0.261, SLG: 0.250 Gordy Lund, R (8, 6)	0-0 4-3			0-0 FC6 1B			0-0 6-3			3 0 1 0 0 0 3 0 0 0 0 0 0 0	AB 29 R 2 H 4 RBI 2 BB 3 SO 7 LOB 8	
Gus Gil, R (1, 6) OBP: 0.336, SLG: 0.313 (8, 4)		0-3 K		0-0 F7			0-0 1B			3 0 1 0 0 1 1		
Fred Talbot, R (1, 1) OBP: 0.235, SLG: 0.071 John O'Donoghue, R (7, 1) Jim Bouton, R (7, 1)		0-3 K		0-0 FC6 1-2f			0-0 6-3			3 0 0 0 0 1 1 0 0 0 0 0 0 0 0 0 0 0 0 0 0		
<b>Inning Stats</b>	R: 1 H: 1 E: 0 LOB: 3 K: 1 BB: 2 S: 6 P: 15	R: 0 H: 0 E: 0 LOB: 0 K: 2 BB: 0 S: 7 P: 7	R: 1 H: 1 E: 0 LOB: 0 K: 1 BB: 0 S: 6 P: 6	R: 0 H: 1 E: 0 LOB: 1 K: 0 BB: 0 S: 4 P: 4	R: 0 H: 0 E: 0 LOB: 0 K: 2 BB: 0 S: 7 P: 7	R: 0 H: 0 E: 0 LOB: 0 K: 0 BB: 0 S: 3 P: 3	R: 0 H: 1 E: 0 LOB: 0 K: 0 BB: 0 S: 3 P: 3	R: 0 H: 0 E: 0 LOB: 0 K: 1 BB: 0 S: 5 P: 5	R: 0 H: 0 E: 0 LOB: 0 K: 0 BB: 1 S: 2 P: 6	1B: 3 SF: 0 2B: 0 SAC: 0 3B: 0 DP: 1 HR: 1 HBP: 1	WP: 0 PA: 33 PB: 0 SB: 0 CS: 0	
<b>PITCHER</b> Roger Nelson, R (1, 1) ERA: 2.97	IP WLS BF H R ER SO BB IBB HBP BLK WP HR S P ERA WHIP	9.0 W 33 4 2 2 7 3 0 1 0 0 1 43 56 2.00 0.778										

Seattle Pilots @ Kansas City Royals  
Municipal Stadium, Kansas City, MO  
Fri Jul 04 1969, 4:33 AM EDT  
Unknown - 92 F

livebaseballscorecards.com

Batter	1	2	3	4	5	6	7	8	9	AB	R	H	RBI	BB	SO	LOB
Joe Foy, R OBP: 0.339, SLG: 0.332 (1, 5)	0-0 5-3	0-0 6-3			0-0 6-3		0-0 2B	4-0 HR		4	2	1	2	1	0	2
Pat Kelly, L OBP: 0.371, SLG: 0.408 (1, 9)	0-0 F2		0-0 F8 S 1B		0-0 6-3		0-0 1B	0-3 K		5	1	2	1	0	1	3
Mike Fiore, L OBP: 0.401, SLG: 0.414 (1, 3)	0-0 F3		0-3 K			0-0 F3	0-0 2B	0-0 HR		5	2	2	2	0	1	1
Bob Oliver, R OBP: 0.298, SLG: 0.425 (1, 8)		0-0 HBP 1B	0-0 F8		0-0 5-3	0-0 5-3	4-0 2B	0-0 HR		4	3	2	4	1	0	1
Lou Piniella, R OBP: 0.309, SLG: 0.435 (1, 7)		0-0 HBP 1B	0-0 F2		0-0 6-3	0-0 6-3	0-0 2B	0-0 F7		5	1	2	2	0	0	1
Ellie Rodriguez, R OBP: 0.339, SLG: 0.344 (1, 2)		1-0 SH5-4 1B		0-3 K		0-0 5-3				3	0	0	0	0	1	1
Jerry Adair, R OBP: 0.288, SLG: 0.281 (1, 4)		0-0 SH5-4 1B		0-0 F7		0-0 FC1-5 1B	0-0 FC1-5 1B	0-0 4-3 1B		3	0	2	2	0	0	0
Juan Rios, R OBP: 0.309, SLG: 0.328 (8, 4)		1-2 2-H 3-H 1B		0-0 F9		0-0 FC1-5 2B	0-0 FC1-5 1B	0-0 4-3 2B		1	1	1	0	0	0	0
Jackie Hernandez, R OBP: 0.288, SLG: 0.304 (1, 6)		0-3 K		0-0 F9		0-0 FC1-5 2B	0-0 FC1-5 1B	0-0 4-3 2B		4	1	1	0	0	1	3
Roger Nelson, R OBP: 0.158, SLG: 0.114 (1, 1)		0-0 SH5-4 1B		0-0 5-3		0-0 FC1-5 2B	0-0 FC1-5 1B	4-0 1B		2	2	0	0	1	0	2

Inning Stats	R: 0	H: 0	E: 0	K: 0	S: 3	R: 2	H: 3	E: 0	K: 1	S: 8	R: 0	H: 1	E: 0	K: 1	S: 6	R: 0	H: 0	E: 0	K: 1	S: 5	R: 0	H: 0	E: 0	K: 0	S: 3	R: 0	H: 0	E: 0	K: 0	S: 3	R: 6	H: 6	E: 0	K: 0	S: 9	R: 5	H: 3	E: 0	K: 1	S: 8	R: 1B: 8	SF: 0	2B: 4	SAC: 1	3B: 0	DP: 0	HR: 1	HBP: 1
--------------	------	------	------	------	------	------	------	------	------	------	------	------	------	------	------	------	------	------	------	------	------	------	------	------	------	------	------	------	------	------	------	------	------	------	------	------	------	------	------	------	----------	-------	-------	--------	-------	-------	-------	--------

PITCHER	IP	WLS	BF	H	R	ER	SO	BB	IBB	HBP	BLK	WP	HR	S	P	ERA	WHIP
Fred Talbot, R ERA: 4.03 (1, 1)	6.2	L	29	8	6	6	3	0	0	1	0	0	0	34	35	8.10	1.200
John O'Donoghue, L ERA: 2.86 (7, 1)	0.0		2	1	0	0	0	1	0	0	0	0	0	1	5	∞	∞
Jim Bouton, R ERA: 3.75 (7, 1)	1.1		10	4	7	7	1	2	0	0	0	0	1	10	18	47.25	4.500

**BOTTOM**

**Seattle Pilots @ Kansas City Royals**  
Municipal Stadium, Kansas City, MO

Fri Jul 04 1969, 4:33 AM EDT  
Unknown - 92 F

livebaseballscorecards.com

AB	36
R	13
H	13
RBI	13
BB	3
SO	4
LOB	14



WP: 0	PA: 41
PB: 0	
SB: 1	
CS: 0	



Batter	1	2	3	4	5	6	7	8	9	AB R H RBI BB SO LOB	TOP									
Steve Hovley, L (1, 9) OBP: 0.250, SLG: 0.450	0-0 1B 5-3 1B		0-0 F3		0-3 K			0-0 HR	0-0 FC2-6 1-3	5 1 2 1 0 1 1										
John Donaldson, L (1, 4) OBP: 0.258, SLG: 0.247	0-0 5-3 1-2		0-0 CS 1B			0-0 6-3		0-0 5-3	0-0 1-3	5 0 1 0 0 0 2										
Wayne Comer, R (1, 8) OBP: 0.360, SLG: 0.417	0-0 FC6-4 2-3 1B		0-3 K 1-2			0-0 F2		0-0 1B 1B	0-0 6-3	5 1 2 0 0 1 2										
Mike Hegan, L (1, 3) OBP: 0.429, SLG: 0.471	0-3 K			0-0 4-3 2B		4-0 BB		0-0 BB 1B		3 0 2 0 1 1 2										
Gus Gil, R (1, 5) OBP: 0.333, SLG: 0.311	0-0 FC6-4 1-2f			0-0 L4		0-0 L8		0-0 BB 1B		4 0 1 1 0 0 4										
Merritt Ranew, L (1, 7) OBP: 0.386, SLG: 0.316		0-0 4-3 1B		0-0 4-3 2-3			0-0 FC5-4 1B	0-0 F7		4 0 2 0 0 0 3										
Jim Pagliaroni, R (1, 2) OBP: 0.305, SLG: 0.306		0-0 4-3		0-0 F8			0-0 F4	4-0 BB		3 0 0 0 0 0 3										
Tommy Harper, R (8, PH) OBP: 0.362, SLG: 0.319		1-2						1-2 2-3 BB		0 0 0 0 1 0 0										
Jerry McNertney, R (8, 2) OBP: 0.305, SLG: 0.402										0 0 0 0 0 0 0										
Gordy Lund, R (1, 6) OBP: 0.277, SLG: 0.337		0-0 F8			0-0 4-3		0-0 FC5-4 1-2f	0-0 F3		3 0 0 0 0 0 2										
Rich Rollins, R (8, PH) OBP: 0.277, SLG: 0.337										1 0 0 0 0 0 3										
John Gelnar, R (1, 1) OBP: 0.363, SLG: 0.409		0-0 F6			0-3 K		0-3 K		0-0 FC2-6 1B	2 0 0 0 0 1 1										
Don Mincher, L (7, PH) OBP: 0.133, SLG: 0.071										1 0 0 0 0 1 1										
Diego Segui, R (7, 1) OBP: 0.270, SLG: 0.329										0 0 0 0 0 0 0										
Tommy Davis, R (9, PH) OBP: 0.270, SLG: 0.329										1 0 1 0 0 0 0										
<b>Inning Stats</b>	R: 0 E: 0 K: 1 S: 7	H: 2 LOB: 2 BB: 0 P: 7	R: 0 E: 0 K: 0 S: 4	H: 1 LOB: 1 BB: 0 P: 4	R: 0 E: 0 K: 1 S: 5	H: 1 LOB: 1 BB: 0 P: 5	R: 0 E: 0 K: 0 S: 4	H: 1 LOB: 1 BB: 0 P: 4	R: 0 E: 0 K: 2 S: 7	H: 0 LOB: 0 BB: 0 P: 7	R: 0 E: 0 K: 1 S: 6	H: 1 LOB: 1 BB: 0 P: 6	R: 2 E: 0 K: 0 S: 7	H: 4 LOB: 3 BB: 1 P: 11	R: 0 E: 0 K: 0 S: 4	H: 1 LOB: 1 BB: 0 P: 4	1B: 9 2B: 2 3B: 0 HR: 1	SF: 0 SAC: 0 DP: 1 HBP: 0	WP: 0 PB: 0 SB: 0 CS: 1	PA: 39
<b>PITCHER</b>	IP WLS BF H R ER SO BB IBB HBP BLK WP HR S P ERA WHIP																			
Dick Drago, R (1, 1) ERA: 4.46	7.1 W 31 9 2 2 5 1 0 0 0 0 1 40 44 2.46 1.364																			
Don O'Riley, R (8, 1) ERA: 7.27	1.2 S 8 2 0 0 0 1 0 0 0 0 0 7 11 0.00 1.800																			

Seattle Pilots @ Kansas City Royals  
Municipal Stadium, Kansas City, MO  
Fri Jul 04 1969, 4:38 AM EDT  
Att. 12,944 - Unknown - 94 F

livebaseballscorecards.com

AB 37  
R 2  
H 11  
RBI 2  
BB 2  
SO 5  
LOB 24



Batter	1	2	3	4	5	6	7	8	9	AB	R	H	RBI	BB	SO	LOB
Pat Kelly, L OBP: 0.373, SLG: 0.407 (1, 9)	4-0 S SF3 BB		0-0 F3		0-0 F3			0-0 1B 2-H		3	1	1	1	1	0	0
Mike Fiore, L OBP: 0.407, SLG: 0.423 (1, 3)	0-0 4-3		4-0 1B BB			0-0 F9 2B		0-0 2-3 1B		3	1	2	0	1	0	1
Paul Schaal, R OBP: 0.400, SLG: 0.353 (1, 5)	0-0 SF3		0-0 1B 1B			0-0 F9 2-3		0-0 L9		3	0	1	1	0	0	3
Bob Oliver, R OBP: 0.297, SLG: 0.422 (1, 8)	0-3 K		0-0 1B			0-0 L6		0-0 F8		4	0	1	1	0	1	1
Lou Piniella, R OBP: 0.318, SLG: 0.445 (1, 7)		0-0 1B		0-0 G5-4-3 1B		4-0 IBB		0-0 BB 2B		3	0	3	0	1	0	0
Buck Martinez, R OBP: 0.333, SLG: 0.435 (1, 2)		0-0 F8		0-0 G5-4-3 1-2f		0-0 5-3		0-3 K		4	0	0	0	0	1	5
Juan Rios, R OBP: 0.308, SLG: 0.321 (1, 4)		0-0 F4		0-0 5-3			0-3 K	4-0 BB IBB		3	0	0	0	1	1	1
Jackie Hernandez, R OBP: 0.290, SLG: 0.304 (1, 6)		0-0 6-3			0-0 1-3		0-0 SH3-4 1B	4-0 1-2 2-3 BB		3	1	1	0	1	0	1
Dick Drago, R (1, 1)			0-0 F3		0-0 6-3		0-0 SH3-4	0-0 4-3		2	0	0	0	0	0	0
Don O'Riley, R (8, 1)										1	0	0	0	0	0	3
<b>Inning Stats</b>	R: 1 E: 0 K: 1 S: 5	H: 0 LOB: 0 BB: 1 P: 9	R: 0 E: 0 K: 0 S: 4	H: 1 LOB: 1 BB: 0 P: 4	R: 1 E: 0 K: 0 S: 4	H: 2 LOB: 2 BB: 1 P: 8	R: 0 E: 0 K: 0 S: 3	H: 1 LOB: 0 BB: 0 P: 3	R: 0 E: 0 K: 0 S: 4	H: 1 LOB: 2 BB: 1 P: 8	R: 1 E: 0 K: 1 S: 8	H: 3 LOB: 2 BB: 0 P: 8	R: 0 E: 0 K: 1 S: 6	H: 1 LOB: 3 BB: 2 P: 14	1B: 7 2B: 2 3B: 0 HR: 0	SF: 1 SAC: 1 DP: 1 HBP: 0

**BOTTOM**

**Seattle Pilots @ Kansas City Royals**  
Municipal Stadium, Kansas City, MO

Fri Jul 04 1969, 4:38 AM EDT  
Att: 12,944 - Unknown - 94 F

[livebaseballscorecards.com](http://livebaseballscorecards.com)

<b>AB</b>	<b>29</b>
<b>R</b>	<b>3</b>
<b>H</b>	<b>9</b>
<b>RBI</b>	<b>3</b>
<b>BB</b>	<b>5</b>
<b>SO</b>	<b>3</b>
<b>LOB</b>	<b>15</b>



PITCHER	IP	WLS	BF	H	R	ER	SO	BB	IBB	HBP	BLK	WP	HR	S	P	ERA	WHIP
John Gelnar, R (1, 1) ERA: 2.3	6.0	L	24	5	2	2	1	2	1	0	0	0	0	23	35	3.00	1.167
Diego Segui, R (7, 1) ERA: 3.58	2.0		12	4	1	1	2	1	1	0	0	0	0	14	22	4.50	2.500

WP: 0	PA: 36
PB: 0	
SB: 1	
CS: 0	





Batter	1	2	3	4	5	6	7	8	9
Pat Kelly, L OBP: 0.373, SLG: 0.407 (1, 9)	0-0 BB 1B	0-0 F3		0-0 WP SF8 FC4-2 1B		0-0 F3		0-0 G4-3	
Joe Foy, R OBP: 0.340, SLG: 0.332 (1, 4)	4-0 L1-6 BLK BB		0-0 F8	0-0 SF8		0-0 BLK 1B		0-0 6-3	
Mike Fiore, L OBP: 0.404, SLG: 0.416 (1, 3)	0-0 L1-6		0-0 4-1	0-0 FC4-2		4-0 CS BB			
Bob Oliver, R OBP: 0.296, SLG: 0.419 (1, 8)		0-0 6-3	0-0 1B 1B	0-0 F3		0-0 CS	0-0 5-3		
Lou Piniella, R OBP: 0.321, SLG: 0.446 (1, 7)		0-0 1B 2B 1B	0-0 1-2 1B		0-0 F9		0-0 6-3		
Buck Martinez, R OBP: 0.357, SLG: 0.444 (1, 2)		0-0 2B SF7 1B	0-0 L8		0-0 5-3		0-0 1B 1B		
Paul Schaal, R OBP: 0.458, SLG: 0.476 (1, 5)		0-0 1B 2B		0-0 1B E 1B	0-0 E5		0-0 1B 1B		
Jackie Hernandez, R OBP: 0.293, SLG: 0.308 (1, 6)		0-0 SF7		0-0 E 1B	0-0 6-3		0-0 1B		
Mike Hedlund, R OBP: 0.263, SLG: 0.263 (1, 1)		0-0		0-0 E1		0-0 F3		0-0	
Tom Burgmeier, L OBP: 0.154, SLG: 0.154 (5, 1)				1-3 2-H SF8 1B				G4-3 1B	
Moe Drabowsky, R OBP: 0.111, SLG: 0.111 (7, 1)									

Inning Stats	R: 0	H: 1	E: 0	K: 0	S: 2	LOB: 0	BB: 1	P: 6
	R: 2	H: 4	E: 0	K: 0	S: 7	LOB: 2	BB: 0	P: 7
	R: 0	H: 2	E: 0	K: 0	S: 5	LOB: 2	BB: 0	P: 5
	R: 3	H: 4	E: 1	K: 0	S: 7	LOB: 1	BB: 0	P: 7
	R: 0	H: 0	E: 1	K: 0	S: 4	LOB: 1	BB: 0	P: 4
	R: 0	H: 1	E: 0	K: 0	S: 3	LOB: 1	BB: 1	P: 7
	R: 1	H: 3	E: 0	K: 0	S: 5	LOB: 2	BB: 0	P: 5
	R: 0	H: 1	E: 0	K: 0	S: 3	LOB: 0	BB: 0	P: 3

PITCHER															PITCHER																					
IP	WLS	BF	H	R	ER	SO	BB	IBB	HBP	BLK	WP	HR	S	P	ERA	WHIP	IP	WLS	BF	H	R	ER	SO	BB	IBB	HBP	BLK	WP	HR	S	P	ERA	WHIP			
Mike Marshall, R (1, 1)	3.0	L	18	10	5	5	0	1	0	0	0	0	17	21	15.00	3.667																				
John O'Donoghue, L (4, 1)	1.0		4	1	0	0	0	0	0	0	1	0	4	4	0.00	1.000																				
Jim Bouton, R (5, 1)	2.0		8	1	0	0	1	0	0	1	0	0	7	11	0.00	1.000																				
Bob Locker, R (7, 1)	2.0		8	4	1	1	0	0	0	0	0	0	8	8	4.50	2.000																				

**BOTTOM**

**Seattle Pilots @ Kansas City Royals**  
Municipal Stadium, Kansas City, MO  
Sat Jul 05 1969, 8:05 PM EDT  
Att: 10,268 - Unknown - 76 F

livebaseballscorecards.com

<b>AB</b>	<b>34</b>
<b>R</b>	<b>6</b>
<b>H</b>	<b>16</b>
<b>RBI</b>	<b>5</b>
<b>BB</b>	<b>2</b>
<b>SO</b>	<b>0</b>
<b>LOB</b>	<b>9</b>



1B: 15	SF: 2	WP: 1	PA: 39
2B: 2	SAC: 0	PB: 0	
3B: 0	DP: 2	SB: 1	
HR: 0	HBP: 0	CS: 1	



Batter	1	2	3	4	5	6	7	8	9	AB R H RBI BB SO LOB	TOP											
Tommy Harper, R (1, 8) OBP: 0.356, SLG: 0.312 Steve Hovley, L (1, 9) OBP: 0.321, SLG: 0.500	0-0 F7	0-0 F5			0-0 HR	0-0 2B		0-0 2B		1 0 0 0 0 0 0 4 1 3 1 0 0 1												
Mike Hegan, L (1, 3) Don Mincher, L (1, 3) OBP: 0.430, SLG: 0.469 OBP: 0.370, SLG: 0.455	0-0 E3 2B		0-0 HR		0-0 HR	0-0 2B		0-0 F8		1 1 0 0 0 0 0 4 2 3 4 0 0 1												
Wayne Comer, R (1, 9) OBP: 0.359, SLG: 0.409	4-0 2B		0-0 6-3		0-0 1-3		0-0 5-3	0-0 L8		4 1 0 0 1 0 1												
Tommy Davis, R (1, 7) OBP: 0.270, SLG: 0.336	0-0 2B		0-0 5-3		0-0 F3		0-3 K	0-0 F9		5 0 1 2 0 1 0												
Rich Rollins, R (1, 5) OBP: 0.273, SLG: 0.331	0-0 F3		0-0 6-3		0-0 1B		0-0 F7	0-0 6-3		5 0 1 0 0 0 1												
Jerry McNertney, R (1, 2) OBP: 0.296, SLG: 0.394	0-3 K			0-3 K	0-0 F8			0-0 E2 1B 2B	0-0 4-3	5 1 1 0 0 2 2												
John Donaldson, L (1, 4) OBP: 0.267, SLG: 0.260		0-3 K		4-0 BB		0-0 1B 6-3 2B 1B		0-0 F3		3 1 1 0 1 1 1												
Gordy Lund, R (1, 6) Ray Oyler, R (8, 6) OBP: 0.200, SLG: 0.200 OBP: 0.286, SLG: 0.318		0-0 F7		0-3 K		0-0 6-3		0-0 SH 1B		4 1 1 1 0 1 2 0 0 0 0 0 0 0												
Gene Brabender, R (1, 1) Diego Segui, R (7, 1) OBP: 0.176, SLG: 0.125 OBP: 0.133, SLG: 0.071		0-0 1B		0-0 F9		0-3 K		0-0 SH 2B		3 0 1 0 0 1 2 0 1 0 0 0 0 0												
<b>Inning Stats</b>	R: 2 E: 1 K: 1 S: 7	H: 1 LOB: 1 BB: 1 P: 11	R: 0 E: 0 K: 1 S: 6	H: 1 LOB: 1 BB: 0 P: 6	R: 1 E: 0 K: 0 S: 4	H: 1 LOB: 0 BB: 0 P: 4	R: 0 E: 0 K: 2 S: 7	H: 0 LOB: 1 BB: 1 P: 11	R: 2 E: 0 K: 0 S: 6	H: 3 LOB: 1 BB: 0 P: 6	R: 1 E: 0 K: 1 S: 7	H: 3 LOB: 2 BB: 0 P: 7	R: 0 E: 0 K: 1 S: 5	H: 0 LOB: 0 BB: 0 P: 5	R: 3 E: 2 K: 0 S: 7	H: 3 LOB: 1 BB: 0 P: 7	R: 0 E: 0 K: 0 S: 3	H: 0 LOB: 0 BB: 0 P: 3	1B: 6 2B: 4 3B: 0 HR: 2	SF: 0 SAC: 1 DP: 0 HBP: 0	WP: 0 PB: 0 SB: 0 CS: 0	PA: 42
<b>PITCHER</b>	IP WLS BF H R ER SO BB IBB HBP BLK WP HR S P ERA WHIP																					
Bill Butler, L (1, 1) ERA: 3.63	6.0 L 29 9 6 5 5 2 0 0 0 0 0 2 37 45 7.50 1.833																					
Don O'Riley, R (7, 1) ERA: 7.59	2.0 10 3 3 2 1 0 0 0 0 0 0 0 12 12 9.00 1.500																					
Galen Cisco, R (9, 1) ERA: 1.29	1.0 3 0 0 0 0 0 0 0 0 0 0 0 3 3 0.00 0.000																					

Seattle Pilots @ Kansas City Royals  
Municipal Stadium, Kansas City, MO

Sun Jul 06 1969, 4:33 AM EDT  
Att. 26,480 - Unknown - 88 F

AB	39
R	9
H	12
RBI	8
BB	2
SO	6
LOB	11



Batter	1	2	3	4	5	6	7	8	9	AB R H RBI BB SO LOB
Pat Kelly, L OBP: 0.381, SLG: 0.410 (1, 9)	0-0 HBP 1B	4-0 IBB			4-0 1-3 BB		0-0 BB 1B SF7 1B		0-0 1-3	3 2 2 0 2 0 0
Joe Foy, R OBP: 0.341, SLG: 0.331 Juan Rios, R OBP: 0.310, SLG: 0.324 (5, PH) (6, 4) (7, 6)	1-0 G5-3 1B	0-0 F5			0-0 F9		0-0 BB 1B		0-3 K	1 0 0 0 0 0 3 2 0 1 0 0 0 1
Chuck Harrison, R OBP: 0.273, SLG: 0.290 (9, PH)	1-2 HBP						1-2 1B			1 0 0 0 0 1 0
Mike Fiore, L OBP: 0.406, SLG: 0.415 (1, 3)	0-0 G5-3 1B		0-0 F9		0-0 1-3		4-0 1-2 2-3 BB			3 0 1 1 1 0 1
Bob Oliver, R OBP: 0.291, SLG: 0.414 (1, 8)	0-0 G5-3		0-3 K		0-0 F7		0-0 SF7			3 0 0 1 0 1 3
Lou Piniella, R OBP: 0.320, SLG: 0.454 (1, 7)	0-0 F2		0-0 HR			0-0 5-3	0-0 F8			4 1 1 1 0 0 3
Buck Martinez, R OBP: 0.344, SLG: 0.419 (1, 2)		0-0 SH5-4 1B	0-0 6-3			0-0 F9		0-0 F9		4 0 1 0 0 0 0
Paul Schaal, R OBP: 0.464, SLG: 0.458 (1, 5)		0-0 SH5-4 1B		0-3 K		4-0 BB		0-0 F9		3 0 1 0 1 1 0
Jackie Hernandez, R OBP: 0.290, SLG: 0.304 Don O'Riley, R (7, 1)		0-0 F3		0-0 F8		0-0 F4		0-0 F8		3 0 0 0 0 0 3 0 0 0 0 0 0 0 1 0 0 0 0 0 0 0 0 0 0 0 0 0
Ed Kirkpatrick, L OBP: 0.269, SLG: 0.333 Galen Cisco, R (9, 1)										
Bill Butler, L OBP: 0.100, SLG: 0.100 Jerry Adair, R OBP: 0.286, SLG: 0.278 (7, 4)		0-0 SH5-4		0-3 K			0-3 K		0-0 L6	1 0 0 0 0 1 0 2 0 0 0 0 1 0

Inning Stats	R: 1	H: 2	E: 0	K: 0	S: 4	H: 2	LOB: 1	BB: 0	P: 5	R: 0	H: 2	E: 0	K: 0	S: 5	R: 0	H: 1	E: 0	K: 1	S: 6	R: 0	H: 0	E: 0	K: 2	S: 7	R: 0	H: 0	E: 0	K: 0	S: 3	R: 0	H: 0	E: 0	K: 0	S: 3	R: 1	H: 2	E: 0	K: 1	S: 7	R: 0	H: 0	E: 0	K: 0	S: 3	R: 0	H: 0	E: 0	K: 1	S: 5	R: 0	H: 0	E: 0	K: 1	S: 5	1B: 6	SF: 1	2B: 0	SAC: 1	3B: 0	DP: 1	HR: 1	HBP: 1	WP: 0	PA: 38
--------------	------	------	------	------	------	------	--------	-------	------	------	------	------	------	------	------	------	------	------	------	------	------	------	------	------	------	------	------	------	------	------	------	------	------	------	------	------	------	------	------	------	------	------	------	------	------	------	------	------	------	------	------	------	------	------	-------	-------	-------	--------	-------	-------	-------	--------	-------	--------

PITCHER	IP	WLS	BF	H	R	ER	SO	BB	IBB	HBP	BLK	WP	HR	S	P	ERA	WHIP
Gene Brabender, R ERA: 4.28 (1, 1)	6.1	W	30	7	3	3	4	3	1	1	0	0	1	33	50	4.26	1.579
Diego Segui, R ERA: 3.44 (7, 1)	2.2	S	8	0	0	0	1	0	0	0	0	0	0	10	10	0.00	0.000

BOTTOM

Seattle Pilots @ Kansas City Royals  
Municipal Stadium, Kansas City, MO  
Sun Jul 06 1969, 4:33 AM EDT  
Att: 26,480 - Unknown - 88 F

livebaseballscores.com

AB	31
R	3
H	7
RBI	3
BB	4
SO	5
LOB	14





Batter	1	2	3	4	5	6	7	8	9	AB R H RBI BB SO LOB	TOP																
Pat Kelly, L (1, 9) OBP: 0.375, SLG: 0.403	0-3 K		0-0 P6		0-0 3-1			0-0 4-3		4 0 0 0 0 1 0																	
Paul Schaal, R (1, 5) OBP: 0.438, SLG: 0.429	0-0 4-3		0-0 F9			0-0 3B 1B		0-3 K		4 1 1 0 0 1 0																	
Lou Piniella, R (1, 7) OBP: 0.322, SLG: 0.462	0-0 3B 1B			0-0 1-3		0-0 1-H 3B		0-0 5-3		4 1 2 1 0 0 0																	
Bob Oliver, R (1, 8) OBP: 0.291, SLG: 0.420	0-0 1-H 2-1 3B			0-3 K		0-3 K		0-3 K		4 0 1 1 0 3 0																	
Buck Martinez, R (1, 2) OBP: 0.306, SLG: 0.371	0-0 2-1	0-0 F8		0-3 K		0-0 6-3		0-3 K		4 0 0 0 0 2 0																	
Joe Foy, R (1, 4) OBP: 0.340, SLG: 0.330		0-0 4-3			0-3 K		0-0 1B FC6-2-5-1 1B		0-3 K	4 0 1 0 0 2 0																	
Chuck Harrison, R (1, 3) OBP: 0.281, SLG: 0.298		0-0 F8			0-0 E HR 1B		0-0 1-3 FC6-2-5-1 K2-5-1-6 1B			3 1 2 0 0 0 0																	
Jackie Hernandez, R (1, 6) OBP: 0.288, SLG: 0.301			0-0 F9		0-0 F9		0-0 FC6-2-5-1			3 0 0 0 0 0 3																	
Jim Rooker, R (1, 1) OBP: 0.222, SLG: 0.889			0-0 HR		0-0 2-H HR		0-3 K2-5-1-6			3 2 2 3 0 1 2																	
Moe Drabowsky, R (8, 1) OBP: 0.111, SLG: 0.111										0 0 0 0 0 0 0																	
<b>Inning Stats</b>	R: 1 E: 0 K: 1 S: 6	H: 2 LOB: 1 BB: 0 P: 6	R: 0 E: 0 K: 0 S: 3	H: 0 LOB: 0 BB: 0 P: 3	R: 1 E: 0 K: 0 S: 4	H: 1 LOB: 0 BB: 0 P: 4	R: 0 E: 0 K: 2 S: 7	H: 0 LOB: 0 BB: 0 P: 7	R: 2 E: 1 K: 1 S: 7	H: 2 LOB: 0 BB: 0 P: 7	R: 1 E: 0 K: 1 S: 6	H: 2 LOB: 0 BB: 0 P: 6	R: 0 E: 0 K: 1 S: 6	H: 2 LOB: 2 BB: 0 P: 6	R: 0 E: 0 K: 1 S: 5	H: 0 LOB: 0 BB: 0 P: 5	R: 0 E: 0 K: 3 S: 9	H: 0 LOB: 0 BB: 0 P: 9	1B: 5 2B: 1 3B: 2 HR: 2	SF: 0 SAC: 0 DP: 1 HBP: 0	WP: 0 PB: 0 SB: 0 CS: 0	PA: 33					
<b>PITCHER</b>	IP WLS BF H R ER SO BB IBB HBP BLK WP HR S P ERA WHIP																										
Jim Kaat, L (1, 1) ERA: 2.91	6.0		26	9	5	3	5	0	0	0	0	0	2	35	35	4.50	1.500										
Al Worthington, R (7, 1) ERA: 4.11	1.0		2	0	0	0	1	0	0	0	0	0	0	4	4	0.00	0.000										
Dick Woodson, R (8, 1) ERA: 3.92	2.0	W	6	0	0	0	4	0	0	0	0	0	0	14	14	0.00	0.000										

**Kansas City Royals @ Minnesota Twins**  
 Metropolitan Stadium, Bloomington, MI  
 Mon Jul 07 1969, 8:05 PM EDT  
 Att. 9,052 - Unknown

AB	33
R	5
H	9
RBI	5
BB	0
SO	10
LOB	5



WP: 0	PA: 33
PB: 0	
SB: 0	
CS: 0	

1B: 5	SF: 0
2B: 1	SAC: 0
3B: 2	DP: 1
HR: 2	HBP: 0

Batter	1	2	3	4	5	6	7	8	9	AB	R	H	RBI	BB	SO	LOB
<b>Cesar Tovar, R</b> OBP: 0.288, SLG: 0.330 (1, 8)	0-0 P4	0-0 1-3			0-0 4-3 1B		0-0 L6			4	0	1	0	0	0	1
<b>Rich Reese, L</b> OBP: 0.339, SLG: 0.520 (1, 3)	0-0 F9		0-0 F9		0-0 4-3			0-0 HR		4	1	1	1	0	0	1
<b>Harmon Killebrew, R</b> OBP: 0.415, SLG: 0.576 <b>Ted Uhlaender, L</b> OBP: 0.329, SLG: 0.330 (1, 5) (8, PR) (9, 7)	0-0 6-3		0-3 K		0-0 6-3			4-0 SH3-4 1B BB		3	0	0	0	1	1	1
<b>Tony Oliva, L</b> OBP: 0.389, SLG: 0.512 (1, 9)		0-0 BB S 2B 1B	0-0 1-3			0-3 K		0-0 E4 SH3-4 1B		4	2	1	0	0	1	1
<b>Leo Cardenas, R</b> OBP: 0.350, SLG: 0.401 (1, 6)		0-0 F7		0-0 F8		0-0 F6		0-0 SH3-4		3	0	0	0	0	0	1
<b>Bob Allison, R</b> OBP: 0.318, SLG: 0.348 <b>Charlie Manuel, L</b> OBP: 0.372, SLG: 0.352 <b>Rod Carew, L</b> OBP: 0.412, SLG: 0.530 (1, 7) (8, PH) (9, 4)		0-0 F9		0-0 5-3		4-0 WP BB		0-0 F8-3-6 1B		2	0	0	0	1	0	1
<b>Frank Quilici, R</b> OBP: 0.258, SLG: 0.244 (1, 4) (9, 5)		4-0 BB 2B BB		4-0 BB		0-3 K		0-0 F8-3-6		2	1	0	0	2	1	2
<b>George Mitterwald, R</b> OBP: 0.305, SLG: 0.355 (1, 2)		4-0 BB BB BB		0-0 L8			0-0 L8			2	1	0	0	1	0	1
<b>Jim Kaat, L</b> OBP: 0.173, SLG: 0.265 <b>Al Worthington, R</b> <b>Rick Renick, R</b> OBP: 0.235, SLG: 0.234 <b>Dick Woodson, R</b> OBP: 0.160, SLG: 0.087 (1, 1) (7, 1) (7, PH) (8, 1)		0-0 1-H 2-H 3-H 2B		0-0 4-3			0-0 1-3			2	0	1	3	0	0	0

Inning Stats	R: 0	H: 0	E: 0	K: 0	S: 3	R: 3	H: 2	E: 0	K: 0	S: 5	R: 0	H: 0	E: 0	K: 1	S: 5	R: 0	H: 0	E: 0	K: 0	S: 3	R: 0	H: 1	E: 0	K: 0	S: 4	R: 0	H: 0	E: 0	K: 2	S: 7	R: 0	H: 0	E: 0	K: 0	S: 3	R: 3	H: 2	E: 1	K: 0	S: 5	1B: 3	2B: 2	3B: 0	HR: 1	SF: 0	SAC: 1	DP: 1	HBP: 0	WP: 1	PB: 0	SB: 1	CS: 0	PA: 34
<b>Jim Rooker, L</b> ERA: 6.94 <b>Moe Drabowsky, R</b> ERA: 2.34	IP	WLS	BF	H	R	ER	SO	BB	IBB	HBP	BLK	WP	HR	S	P	ERA	WHIP																																				
	7.0	L	31	4	6	5	3	5	0	0	0	1	1	32	52	6.43	1.286																																				
	1.0		3	1	0	0	0	0	0	0	0	0	0	3	3	0.00	1.000																																				

**BOTTOM**

**Kansas City Royals @ Minnesota Twins**  
Metropolitan Stadium, Bloomington, MI  
Mon Jul 07 1969, 8:05 PM EDT  
Att. 9,052 - Unknown

livebaseballscores.com

<b>AB</b>	<b>28</b>
<b>R</b>	<b>6</b>
<b>H</b>	<b>5</b>
<b>RBI</b>	<b>6</b>
<b>BB</b>	<b>5</b>
<b>SO</b>	<b>3</b>
<b>LOB</b>	<b>9</b>







Batter	1	2	3	4	5	6	7	8	9	AB	R	H	RBI	BB	SO	LOB
Ted Uhlaender, L (1, 7) OBP: 0.330, SLG: 0.331	0-0 F6		0-3 K		0-0 1B		0-0 2B	0-0 F7		5	0	2	1	0	1	0
Rod Carew, L (1, 4) OBP: 0.409, SLG: 0.530	0-0 F7		0-0 6-3		0-0 F7		0-0 2B			4	0	1	0	0	0	1
Tony Oliva, L (1, 9) OBP: 0.393, SLG: 0.523	0-0 HR		0-0 1B		0-0 F7		4-0 IBB			3	1	2	1	1	0	1
Harmon Killebrew, R (1, 5) OBP: 0.410, SLG: 0.568	0-0 F8		0-0 F8		0-3 K		0-3 K			4	0	0	0	0	2	5
Rich Reese, L (1, 3) OBP: 0.337, SLG: 0.514		0-0 F9		0-0 1B		0-0 P6	0-0 4-3			4	0	1	0	0	0	3
Frank Quilici, R (9, 5) OBP: 0.258, SLG: 0.244										0	0	0	0	0	0	0
John Roseboro, L (1, 2) OBP: 0.367, SLG: 0.371		0-0 1B		0-0 FC5-2		0-0 F7		0-0 P6		4	0	2	0	0	0	0
Leo Cardenas, R (1, 6) OBP: 0.352, SLG: 0.405		0-0 1B		0-0 FC5-2		0-0 P3		0-0 HR		4	1	2	0	0	0	2
Cesar Tovar, R (1, 8) OBP: 0.291, SLG: 0.346		0-0 P4		0-0 F8		0-0 1B		0-0 HR		4	2	2	2	0	0	4
Bob Miller, R (1, 1) OBP: 0.329, SLG: 0.383		0-3 K		0-3 K		0-3 K		0-3 K		2	0	0	0	0	2	4
Graig Nettles, L (7, PH) OBP: 0.154, SLG: 0.154										1	0	0	0	0	1	1
Al Worthington, R (8, 1)										1	0	0	0	0	1	0
Ron Perranoski, L (9, 1)										0	0	0	0	0	0	0

Inning Stats	R: 1	H: 1	E: 0	K: 0	S: 4	LOB: 0	BB: 0	P: 4	R: 0	H: 2	E: 0	K: 1	S: 7	LOB: 2	BB: 0	P: 7	R: 0	H: 1	E: 0	K: 1	S: 6	LOB: 1	BB: 0	P: 6	R: 0	H: 2	E: 0	K: 1	S: 7	LOB: 2	BB: 0	P: 7	R: 0	H: 0	E: 0	K: 0	S: 3	LOB: 0	BB: 0	P: 3	R: 1	H: 3	E: 0	K: 2	S: 10	LOB: 3	BB: 1	P: 14	R: 2	H: 2	E: 0	K: 1	S: 7	LOB: 0	BB: 0	P: 7
--------------	------	------	------	------	------	--------	-------	------	------	------	------	------	------	--------	-------	------	------	------	------	------	------	--------	-------	------	------	------	------	------	------	--------	-------	------	------	------	------	------	------	--------	-------	------	------	------	------	------	-------	--------	-------	-------	------	------	------	------	------	--------	-------	------

PITCHER	IP	WLS	BF	H	R	ER	SO	BB	IBB	HBP	BLK	WP	HR	S	P	ERA	WHIP
Wally Bunker, R (1, 1) ERA: 3.21	7.0		32	10	2	2	6	0	1	0	0	0	1	43	47	2.57	1.429
Moe Drabowsky, R (8, 1) ERA: 2.65	1.0	L	5	2	2	2	1	0	0	0	0	0	1	7	7	18.00	2.000

**BOTTOM**

**Kansas City Royals @ Minnesota Twins**  
Metropolitan Stadium, Bloomington, MI

Tue Jul 08 1969, 8:05 PM EDT  
Att: 13,407 - Unknown - 74 F

livebaseballscorecards.com

<b>AB</b>	<b>36</b>
<b>R</b>	<b>4</b>
<b>H</b>	<b>12</b>
<b>RBI</b>	<b>4</b>
<b>BB</b>	<b>1</b>
<b>SO</b>	<b>7</b>
<b>LOB</b>	<b>21</b>



WP: 0	PA: 37
PB: 0	
SB: 1	
CS: 0	









Batter	1	2	3	4	5	6	7	8	9	AB R H RBI BB SO LOB	TOP											
Pat Kelly, L (1, 9) OBP: 0.373, SLG: 0.401	0-0 S 2B		0-0 F7		0-0 4-3		0-0 1-3		0-0 4-3	5 0 1 0 0 0 1												
Joe Foy, R (1, 5) OBP: 0.344, SLG: 0.342	0-3 K 2-3			0-3 K		0-3 K	0-0 P4		0-3 K	3 0 0 0 0 3 1												
Juan Rios, R (6, 5) OBP: 0.302, SLG: 0.314										1 0 0 0 0 0 0												
Jim Rooker, R (9, PH) OBP: 0.200, SLG: 0.800										1 0 0 0 0 1 0												
Mike Fiore, L (1, 3) OBP: 0.410, SLG: 0.435	0-3 K			0-0 P4		0-0 HR	4-0 HR		0-0 F5	3 2 1 1 1 1 1												
Hawk Taylor, R (9, PH) OBP: 0.408, SLG: 0.587										1 0 0 0 0 0 0												
Lou Piniella, R (1, 7) OBP: 0.323, SLG: 0.467	0-3 K			0-0 BB 1B		0-0 E4 1B	0-0 HR			4 1 2 2 0 1 1												
Bob Oliver, R (1, 8) OBP: 0.296, SLG: 0.415			0-0 P6		4-0 BB 1-2 BB	0-0 1-2 1B	0-3 K			3 0 1 0 1 1 0												
Don O'Riley, R (7, 1)										0 0 0 0 0 0 0												
Buck Martinez, R (1, 2) OBP: 0.268, SLG: 0.325			0-0 4-3		0-0 F2		0-0 F8		0-0 F9	4 0 0 0 0 0 4												
Paul Schaal, R (1, 4) OBP: 0.415, SLG: 0.389			0-0 P5			0-0 1B	0-0 P3		4-0 BB	3 0 1 0 1 0 2												
Jackie Hernandez, R (1, 6) OBP: 0.284, SLG: 0.297			0-0 5-3		0-0 L6		0-0 HR 1B		0-0 F9	4 1 1 0 0 0 2												
Dick Drago, R (1, 1)			0-0 6-3		0-3 K		0-0 HR		0-0 6-3	0 0 0 0 0 0 0												
Jerry Adair, R (3, PH) OBP: 0.284, SLG: 0.276										1 0 0 0 0 0 0												
Galen Cisco, R (3, 1)										0 0 0 0 0 0 0												
Ed Kirkpatrick, L (5, PH) OBP: 0.272, SLG: 0.338										1 0 0 0 0 1 1												
Mike Hedlund, R (5, 1)										0 0 0 0 0 0 0												
Chuck Harrison, R (7, PH) OBP: 0.283, SLG: 0.283										0 0 0 0 0 0 0												
Chuck Harrison, R (7, PH) OBP: 0.284, SLG: 0.322										2 1 1 2 0 0 1												
<b>Inning Stats</b>	R: 0 E: 0 K: 3 S: 10	H: 1 LOB: 1 BB: 0 P: 10	R: 0 E: 0 K: 0 S: 3	H: 0 LOB: 0 BB: 0 P: 3	R: 0 E: 0 K: 0 S: 3	H: 0 LOB: 0 BB: 0 P: 3	R: 0 E: 0 K: 1 S: 6	H: 1 LOB: 2 BB: 1 P: 10	R: 0 E: 0 K: 1 S: 6	H: 1 LOB: 1 BB: 0 P: 6	R: 1 E: 1 K: 1 S: 8	H: 2 LOB: 2 BB: 0 P: 8	R: 4 E: 0 K: 1 S: 8	H: 3 LOB: 0 BB: 1 P: 12	R: 0 E: 0 K: 0 S: 3	H: 0 LOB: 1 BB: 1 P: 7	R: 0 E: 0 K: 1 S: 5	H: 0 LOB: 0 BB: 0 P: 5	1B: 4 2B: 1 3B: 0 HR: 3	SF: 0 SAC: 0 DP: 0 HBP: 0	WP: 0 PB: 0 SB: 1 CS: 0	PA: 39
<b>PITCHER</b>	IP WLS BF H R ER SO BB IBB HBP BLK WP HR S P ERA WHIP																					
Dave Boswell, R (1, 1) ERA: 3.25	5.1 W 23 5 1 1 6 1 0 0 0 0 1 34 38 1.69 1.125																					
Dick Woodson, R (6, 1) ERA: 4.24	1.1 7 2 3 3 0 1 0 0 0 0 1 6 10 20.25 2.250																					
Ron Perranoski, L (7, 1) ERA: 2.14	2.1 S 9 1 1 1 2 1 0 0 0 0 1 12 16 3.86 0.857																					

Kansas City Royals @ Minnesota Twins  
Metropolitan Stadium, Bloomington, MI

Thu Jul 10 1969, 4:33 AM EDT  
Att. 23,920 - Sunny - 86 F

livebaseballscorecards.com

AB	36
R	5
H	8
RBI	5
BB	3
SO	8
LOB	14













Batter	1	2	3	4	5	6	7	8	9	AB R H RBI BB SO LOB	TOP	
Walt Williams, R (1, 7) OBP: 0.328, SLG: 0.354	0-0 6-3			0-0 E6 1B FC3-2	0-0 F3			4-0 FC5-4 BB		3 0 0 0 1 0 2		
Luis Aparicio, R (1, 6) OBP: 0.350, SLG: 0.347 Rich Morales, R (8, 6) OBP: 0.212, SLG: 0.161	0-0 4-3			0-0 FC3-2 1B		4-0 BB		0-0 FC5-4		3 0 1 0 1 0 2 0 0 0 0 0 0 0		
Bill Melton, R (1, 5) OBP: 0.308, SLG: 0.431	0-3 K			0-3 K		0-3 K		0-0 F9		4 0 0 0 0 3 5		
Gail Hopkins, L (1, 3) OBP: 0.368, SLG: 0.439		0-3 K		0-0 FC3-2		0-0 F7		0-0 4-3		4 0 0 0 0 1 5		
Don Pavletich, R (1, 2) OBP: 0.296, SLG: 0.298 Gary Bell, R (6, 1) OBP: 0.286, SLG: 0.278 Ron Hansen, R (9, PH) OBP: 0.292, SLG: 0.289		0-0 5-3		0-0 P4		0-3 K		0-0 F9		3 0 0 0 0 1 3 0 0 0 0 0 0 0 1 0 0 0 0 0 0		
Buddy Bradford, R (1, 9) OBP: 0.356, SLG: 0.423		0-3 K			4-0 FC4-6 BB		0-0 1B		0-0 1B	3 0 2 0 1 1 0		
Bobby Knoop, R (1, 4) OBP: 0.275, SLG: 0.272			0-0 L8		0-0 FC4-6 BB		0-0 F8		0-0 F7	4 0 0 0 0 0 2		
Ken Berry, R (1, 8) OBP: 0.265, SLG: 0.273		0-0 6-3		4-0 BB		0-0 5-3		0-0 4-3		3 0 0 0 1 0 1		
Joe Horlen, R (1, 1) OBP: 0.190, SLG: 0.214 Chuck Brinkman, R (6, 2)			0-0 L9		0-0 L7			0-0 E4 FC5-4 BB		2 0 0 0 0 0 2 1 0 0 0 0 0 0		
<b>Inning Stats</b>	R: 0 E: 0 K: 1 S: 5 H: 0 LOB: 0 BB: 0 P: 5	R: 0 E: 0 K: 2 S: 7 H: 0 LOB: 0 BB: 0 P: 7	R: 0 E: 0 K: 0 S: 3 H: 0 LOB: 0 BB: 0 P: 3	R: 0 E: 1 K: 1 S: 7 H: 1 LOB: 2 BB: 0 P: 7	R: 0 E: 0 K: 0 S: 3 H: 0 LOB: 2 BB: 2 P: 11	R: 0 E: 0 K: 2 S: 7 H: 0 LOB: 1 BB: 1 P: 11	R: 0 E: 0 K: 0 S: 3 H: 1 LOB: 0 BB: 0 P: 3	R: 0 E: 1 K: 0 S: 4 H: 0 LOB: 2 BB: 1 P: 8	R: 0 E: 0 K: 0 S: 4 H: 1 LOB: 1 BB: 0 P: 4	1B: 3 2B: 0 3B: 0 HR: 0 SF: 0 SAC: 0 DP: 0 HBP: 0	WP: 0 PB: 0 SB: 0 CS: 0 PA: 35	
<b>PITCHER</b> Jim Rooker, L (1, 1) ERA: 5.56	IP: 9.0 WLS: W BF: 35 H: 3 R: 0 ER: 0 SO: 6 BB: 4 IBB: 0 HBP: 0 BLK: 0 WP: 0 HR: 0 S: 43 P: 59 ERA: 0.00 WHIP: 0.778											<b>PITCHER</b> IP: WLS: BF: H: R: ER: SO: BB: IBB: HBP: BLK: WP: HR: S: P: ERA: WHIP

Chicago White Sox @ Kansas City Royals  
Municipal Stadium, Kansas City, MO  
Sat Jul 12 1969, 4:33 AM EDT  
Att. 11,935 - Unknown - 73 F

AB	31
R	0
H	3
RBI	0
BB	4
SO	6
LOB	22



Batter	1	2	3	4	5	6	7	8	9
Pat Kelly, L OBP: 0.379, SLG: 0.408 (1, 8) X	0-0 F9		0-0 4-3		0-0 F9 3B 1B	0-0 6-3 1B		0-3 K	
Paul Schaal, R OBP: 0.380, SLG: 0.356 (1, 5) X	0-0 HR 1B		0-0 P4		0-0 F9 1-3	0-0 6-3 1-2 3-H			
Ed Kirkpatrick, L OBP: 0.277, SLG: 0.372 (1, 9) X	0-0 1-H HR		0-3 K		0-0 1B 3B	0-0 F8			
Lou Piniella, R OBP: 0.329, SLG: 0.483 (1, 7) X	0-0 6-3			0-0 1B 2B	0-0 2B 1B		0-0 1B		
Buck Martinez, R OBP: 0.283, SLG: 0.356 (1, 2) X	0-0 P6			0-3 K 1B 2B	0-0 1B 2B		0-3 K		
Bob Oliver, R OBP: 0.291, SLG: 0.406 (1, 3) X		0-0 P3		0-0 F7	0-0 6-3		0-3 K		
Jerry Adair, R OBP: 0.292, SLG: 0.285 (1, 4) X		0-0 FC5-4 1B		0-0 1B 1B	0-0 1B 1B		0-3 K		
Juan Rios, R OBP: 0.301, SLG: 0.313 (1, 6) X		0-0 FC5-4 1-2f		0-0 1B 1B		0-3 K		0-0 6-3	
Jim Rooker, R OBP: 0.214, SLG: 0.714 (1, 1) X		0-3 K		0-0 F8		0-0 1B 6-3 2B		0-3 K	

Inning Stats	R: 2	H: 2	E: 0	K: 0	S: 5	LOB: 0	BB: 0	P: 5
	R: 0	H: 1	E: 0	K: 1	S: 6	LOB: 1	BB: 0	P: 6
	R: 0	H: 0	E: 0	K: 1	S: 5	LOB: 0	BB: 0	P: 5
	R: 1	H: 3	E: 0	K: 1	S: 8	LOB: 2	BB: 0	P: 8
	R: 3	H: 5	E: 0	K: 0	S: 7	LOB: 2	BB: 0	P: 7
	R: 1	H: 2	E: 0	K: 1	S: 7	LOB: 1	BB: 0	P: 7
	R: 0	H: 1	E: 0	K: 3	S: 10	LOB: 1	BB: 0	P: 10
	R: 0	H: 0	E: 0	K: 2	S: 7	LOB: 0	BB: 0	P: 7

PITCHER	IP	WLS	BF	H	R	ER	SO	BB	IBB	HBP	BLK	WP	HR	S	P	ERA	WHIP
Joe Herten, R ERA: 3.88 (1, 1)	5.0	L	25	11	6	6	3	0	0	0	0	0	1	31	31	10.80	2.200
Gary Bell, R ERA: 5.63 (6, 1)	3.0		12	3	1	1	6	0	0	0	0	0	0	24	24	3.00	1.000

**BOTTOM**


Chicago White Sox @ Kansas City Royals  
Municipal Stadium, Kansas City, MO

Sat Jul 12 1969, 4:33 AM EDT  
Att: 11,935 - Unknown - 73 F

AB	R	H	RBI	BB	SO	LOB
5	1	2	0	0	1	0
4	1	1	1	0	0	2
4	2	2	3	0	1	1
4	2	3	1	0	0	0
4	0	1	1	0	2	2
4	0	0	0	0	1	3
4	0	3	1	0	1	1
4	0	1	0	0	1	1
4	1	1	0	0	2	3

AB	37
R	7
H	14
RBI	7
BB	0
SO	9
LOB	13

WP: 0 PA: 37  
PB: 0  
SB: 1  
CS: 0



WP	HR	S	P	ERA	WHIP
0	1	6	31	10.80	2.200
0	0	6	24	3.00	1.000



Batter	1	2	3	4	5	6	7	8	9	AB R H RBI BB SO LOB	TOP	
Walt Williams, R (1, 7) OBP: 0.325, SLG: 0.360	0-0 6-3		0-0 L7		0-0 F7		0-0 1B 3B		0-0 F3	5 1 1 0 0 0 0	<b>Chicago White Sox @ Kansas City Royals</b> Municipal Stadium, Kansas City, MO Sun Jul 13 1969, 4:33 AM EDT Unknown - 94 F <a href="http://livebaseballscorecards.com">livebaseballscorecards.com</a>	
Luis Aparicio, R (1, 6) OBP: 0.352, SLG: 0.356 Rich Morales, R (6, 6) OBP: 0.200, SLG: 0.152	0-0 P6		0-0		0-0 1B 2B		0-0 5-3		0-0 6-3	3 1 2 0 0 0 0 2 0 0 0 0 0 1		
Pete Ward, L (1, 5) OBP: 0.369, SLG: 0.403	0-0 6-3		0-0 L9		0-0 1B		0-3 K		4-0 BB BB	4 0 1 1 1 1 2		
Gail Hopkins, L (1, 3) OBP: 0.373, SLG: 0.440		0-0 1B 1B	0-0 P6		0-0 F9		0-0 FC5-4 1B		4-0 1-2 BB	4 1 2 1 1 0 2		
Ed Herrmann, L (1, 2) OBP: 0.356, SLG: 0.414 Chuck Brinkman, R (4, 2) Ron Hansen, R (9, PH) OBP: 0.289, SLG: 0.286		0-0 1B 1B		0-3 K		0-0 6-3	0-0 FC5-4		0-3 K	2 0 1 0 0 1 0 2 0 0 0 0 0 1 1 0 0 0 0 1 2		
Buddy Bradford, R (1, 9) OBP: 0.348, SLG: 0.413		0-3 K		0-0 6-3		0-3 K		0-0 L7		4 0 0 0 0 2 2		
Bobby Knoop, R (1, 4) OBP: 0.281, SLG: 0.288		0-3 K		0-0 1B		0-0 2B 2B		0-0 2B		4 1 3 0 0 1 2		
Ken Berry, R (1, 8) OBP: 0.271, SLG: 0.286		0-0 1-2 1B		0-3 K		0-0 2B		0-3 K		4 0 2 2 0 2 2		
Jerry Nyman, L (1, 1) OBP: 0.077, SLG: 0.154 Don Secrist, L (3, 1) OBP: 0.333, SLG: 0.200 Bill Melton, R (8, PH) OBP: 0.307, SLG: 0.429 Dan Osinski, R (8, 1)		0-3 3-H 1B			0-0 P6		0-3 K		0-0 F8	1 0 0 0 0 1 2 2 0 0 0 0 1 1 1 0 0 0 0 0 1 0 0 0 0 0 0 0		
<b>Inning Stats</b>	R: 0 H: 0 E: 0 LOB: 0 K: 0 BB: 0 S: 3 P: 3	R: 1 H: 3 E: 0 LOB: 2 K: 3 BB: 0 S: 12 P: 12	R: 0 H: 1 E: 0 LOB: 1 K: 0 BB: 0 S: 4 P: 4	R: 0 H: 1 E: 0 LOB: 1 K: 2 BB: 0 S: 8 P: 8	R: 1 H: 2 E: 0 LOB: 1 K: 0 BB: 0 S: 5 P: 5	R: 1 H: 2 E: 0 LOB: 1 K: 2 BB: 0 S: 9 P: 9	R: 1 H: 2 E: 0 LOB: 1 K: 1 BB: 0 S: 7 P: 7	R: 0 H: 1 E: 0 LOB: 1 K: 1 BB: 0 S: 6 P: 6	R: 0 H: 0 E: 0 LOB: 2 K: 1 BB: 2 S: 5 P: 13	1B: 6 SF: 0 2B: 5 SAC: 0 3B: 1 DP: 0 HR: 0 HBP: 0	WP: 0 PA: 41 PB: 0 SB: 0 CS: 0	
<b>PITCHER</b> Wally Bunker, R (1, 1) ERA: 3.34 Moe Drabowsky, R (7, 1) ERA: 2.48	IP WLS BF H R ER SO BB IBB HBP BLK WP HR S P ERA WHIP											<b>PITCHER</b> IP WLS BF H R ER SO BB IBB HBP BLK WP HR S P ERA WHIP
	6.2 W 31 11 4 4 8 0 0 0 0 0 0 0 47 47 5.40 1.650											
	2.1 S 10 1 0 0 2 2 0 0 0 0 0 0 0 12 20 0.00 1.286											



Batter	1	2	3	4	5	6	7	8	9	AB	R	H	RBI	BB	SO	LOB
Pat Kelly, L OBP: 0.380, SLG: 0.404 (1, 9)	4-0 SH1-3 1B 1B BB	4-0 S HR BB		0-0 L7			0-3 K			2	2	0	0	2	1	0
Jackie Hernandez, R OBP: 0.285, SLG: 0.308 (1, 6)	0-0 SH1-3 1B 1B	0-0 1-H HR		0-0 5-3			0-3 K			4	2	2	2	0	1	0
Paul Schaal, R OBP: 0.358, SLG: 0.333 (1, 5)	0-0 SH1-3 1-2 2-3	0-3 K		0-0 F2			0-0 1-3			3	0	0	0	0	1	0
Lou Piniella, R OBP: 0.331, SLG: 0.483 (1, 7)	0-0 2-H 3-H 1B 1B	0-0 P4			0-0 F9			0-0 6-3 1B		4	1	2	2	0	0	0
Chuck Harrison, R OBP: 0.288, SLG: 0.320 (1, 3)	4-0 1B SF8 BB		0-0 HR 1B		0-0 F3			0-0 6-3		3	2	1	0	1	0	1
Bob Oliver, R OBP: 0.294, SLG: 0.419 (1, 8)	0-0 1-3 2-H 1B		0-0 1-H HR		0-3 K			0-0 P5		4	1	2	3	0	1	1
Jerry Adair, R OBP: 0.287, SLG: 0.281 (1, 4)	0-0 SF8 3-H		0-3 K			0-3 K		0-0 1-3		3	0	0	1	0	2	1
Ellie Rodriguez, R OBP: 0.344, SLG: 0.345 (1, 2)	0-3 K		0-0 6-3				0-0 6-3			3	0	0	0	0	1	1
Wally Bunker, R OBP: 0.111, SLG: 0.139 (1, 1)		0-3 K	0-3 K				0-0 5-3			3	0	0	0	0	2	0
Moe Drabowsky, R OBP: 0.111, SLG: 0.111 (7, 1)										0	0	0	0	0	0	0

Inning Stats	R: 4	H: 3	E: 0	K: 1	S: 8	LOB: 1	BB: 2	P: 16	R: 2	H: 1	E: 0	K: 2	S: 8	LOB: 0	BB: 1	P: 12	R: 2	H: 2	E: 0	K: 2	S: 9	LOB: 0	BB: 0	P: 9	R: 0	H: 0	E: 0	K: 0	S: 3	LOB: 0	BB: 0	P: 3	R: 0	H: 0	E: 0	K: 1	S: 5	LOB: 0	BB: 0	P: 5	R: 0	H: 0	E: 0	K: 2	S: 7	LOB: 0	BB: 0	P: 7	R: 0	H: 1	E: 0	K: 0	S: 4	LOB: 1	BB: 0	P: 4
--------------	------	------	------	------	------	--------	-------	-------	------	------	------	------	------	--------	-------	-------	------	------	------	------	------	--------	-------	------	------	------	------	------	------	--------	-------	------	------	------	------	------	------	--------	-------	------	------	------	------	------	------	--------	-------	------	------	------	------	------	------	--------	-------	------

PITCHER	IP	WLS	BF	H	R	ER	SO	BB	IBB	HBP	BLK	WP	HR	S	P	ERA	WHIP
Jerry Nyman, L ERA: 6.31 (1, 1)	2.0	L	13	4	6	6	3	3	0	0	0	0	1	16	28	27.00	3.500
Don Secrist, L ERA: 6.47 (3, 1)	5.0		17	2	2	2	6	0	0	0	0	0	1	29	29	3.60	0.400
Dan Osinski, R ERA: 3.38 (8, 1)	1.0		4	1	0	0	0	0	0	0	0	0	0	4	4	0.00	1.000

**BOTTOM**


**Chicago White Sox @ Kansas City Royals**  
Municipal Stadium, Kansas City, MO  
Sun Jul 13 1969, 4:33 AM EDT  
Unknown - 94 F

AB	29
R	8
H	7
RBI	8
BB	3
SO	9
LOB	4



WP: 0	PA: 34
PB: 0	
SB: 1	
CS: 0	



Batter	1	2	3	4	5	6	7	8	9	AB R H RBI BB SO LOB	TOP									
Walt Williams, R (1, 7) OBP: 0.332, SLG: 0.368	0-0 4-3 1B 2B	0-0 1-3 2-H 1B		0-3 K			4-0 FC5-4 BB		0-0 6-3	4 1 2 1 1 1 1										
Luis Aparicio, R (1, 6) OBP: 0.348, SLG: 0.351	0-0 4-3 2-3	0-0 4-3		0-0 1-3			0-0 FC5-4 E S 1-2f PB		0-0 F8	5 1 0 0 0 0 5										
Pete Ward, L (1, 5) OBP: 0.376, SLG: 0.410	0-0 3-H 1B		0-3 K		0-0 1B		0-0 6-3 1-H		0-0 BB 1B	5 1 3 1 0 1 0										
Gail Hopkins, L (1, 3) OBP: 0.369, SLG: 0.431	0-0 F8		0-0 F8		0-0 F7		0-0 4-3		4-0 1B 1-2 BB	4 0 0 0 1 0 2										
Don Pavletich, R (1, 2) OBP: 0.310, SLG: 0.306	0-0 F9		4-0 1B BB		0-3 K		0-0 SH1-3 1B		0-0 1-3 2-H 1B	4 0 2 1 1 1 2										
Bobby Knoop, R (1, 4) OBP: 0.281, SLG: 0.287		0-3 K	0-0 1-3 1B		0-0 L8		0-0 SH1-3 1-2		0-3 K	4 0 1 0 0 2 3										
Ken Berry, R (1, 8) OBP: 0.271, SLG: 0.285		0-0 FC1-5 1B 1B	0-3 K		0-0 P3		0-0 1-3			4 0 1 0 0 1 3	AB 36 R 4 H 11 RBI 3 BB 4 SO 6 LOB 20									
Buddy Bradford, R (1, 9) OBP: 0.356, SLG: 0.417		0-0 1-2 1B 1B		0-0 PB SH3-4 1B		0-0 F8		4-0 IBB		3 1 2 0 1 0 0										
Cisco Carlos, R (1, 1) Wilbur Wood, R (6, 1)		0-0 FC1-5 1B 1-2 2-3f		0-0 SH3-4		0-0 5-3		0-0 P6		2 0 0 0 0 0 2 1 0 0 0 0 0 2										
Inning Stats	R: 1 E: 0 K: 0 S: 5	H: 2 LOB: 1 BB: 0 P: 5	R: 1 E: 0 K: 1 S: 8	H: 3 LOB: 2 BB: 0 P: 8	R: 0 E: 0 K: 2 S: 8	H: 1 LOB: 2 BB: 1 P: 12	R: 0 E: 0 K: 1 S: 6	H: 1 LOB: 1 BB: 0 P: 6	R: 0 E: 0 K: 0 S: 3	H: 0 LOB: 0 BB: 0 P: 3	R: 1 E: 0 K: 0 S: 3	H: 0 LOB: 0 BB: 1 P: 7	R: 0 E: 0 K: 0 S: 4	H: 1 LOB: 2 BB: 1 P: 8	R: 1 E: 0 K: 1 S: 7	H: 2 LOB: 2 BB: 1 P: 11	1B: 10 2B: 1 3B: 0 HR: 0	SF: 0 SAC: 2 DP: 0 HBP: 0	WP: 0 PB: 2 SB: 1 CS: 0	PA: 42
PITCHER	IP WLS BF H R ER SO BB IBB HBP BLK WP HR S P ERA WHIP																			
Mike Hedlund, R (1, 1) ERA: 3.76	8.0 L 36 9 3 2 5 2 1 0 0 0 0 0 43 55 2.25 1.375																			
Galen Cisco, R (9, 1) ERA: 2.7	1.0 6 2 1 1 1 1 0 0 0 0 0 0 7 11 9.00 3.000																			

Chicago White Sox @ Kansas City Royals  
Municipal Stadium, Kansas City, MO  
Sun Jul 13 1969, 4:38 AM EDT  
Att. 16,316 - Sunny - 98 F

livebaseballscorecards.com





Batter	1	2	3	4	5	6	7	8	9	AB R H RBI BB SO LOB	TOP
Pat Kelly, L (1, 8) OBP: 0.377, SLG: 0.404	0-0 4-3		0-0 1-3			0-0 F7		0-0 F8		4 0 0 0 0 0 0	
Jackie Hernandez, R (1, 6) OBP: 0.282, SLG: 0.304	0-0 F9			0-0 SH1-4 1B		0-0 F7		0-0 F9		4 0 1 0 0 0 0	
Paul Schaal, R (1, 5) OBP: 0.350, SLG: 0.327	0-0 5-3			0-0 SH1-4 1-2		0-0 E5			0-0 6-3	3 0 0 0 0 0 0	
Lou Piniella, R (1, 7) OBP: 0.329, SLG: 0.477		0-0 5-3		0-3 K		0-0 F8		0-0 F8		4 0 0 0 0 1 2	
Chuck Harrison, R (1, 3) OBP: 0.281, SLG: 0.312		0-0 L7		0-0 P4			0-0 6-3		0-0 L9	4 0 0 0 0 0 1	
Bob Oliver, R (1, 9) OBP: 0.292, SLG: 0.417		0-0 E6			0-0 FC5-4 2B		0-0 F9			3 0 1 0 0 0 0	
Ellie Rodriguez, R (1, 2) OBP: 0.344, SLG: 0.341		0-0 F3			4-0 FC5-4 BB		0-0 E5			2 0 0 0 1 0 1	
Juan Rios, R (1, 4) OBP: 0.290, SLG: 0.301			0-0 6-3		0-0 FC5-4 FC6-4 1-2 2-3		0-0 P4			3 0 0 0 0 0 3	
Roger Nelson, R (1, 1) OBP: 0.136, SLG: 0.098 Buck Martinez, R (8, PH) OBP: 0.260, SLG: 0.327 Dick Drago, R (8, 1)			0-0 F7		0-0 FC6-4 1-2f			0-0 L8		2 0 0 0 0 0 1 1 0 0 0 0 0 0 0 0 0 0 0 0 0	
<b>Inning Stats</b>	R: 0 E: 0 K: 0 S: 3 H: 0 LOB: 0 BB: 0 P: 3	R: 0 E: 1 K: 0 S: 4 H: 0 LOB: 1 BB: 0 P: 4	R: 0 E: 0 K: 0 S: 3 H: 0 LOB: 0 BB: 0 P: 3	R: 0 E: 0 K: 1 S: 6 H: 1 LOB: 1 BB: 0 P: 6	R: 0 E: 0 K: 0 S: 3 H: 1 LOB: 1 BB: 1 P: 7	R: 0 E: 1 K: 0 S: 4 H: 0 LOB: 1 BB: 0 P: 4	R: 0 E: 1 K: 0 S: 4 H: 0 LOB: 1 BB: 0 P: 4	R: 0 E: 0 K: 0 S: 3 H: 0 LOB: 0 BB: 0 P: 3	R: 0 E: 0 K: 0 S: 3 H: 0 LOB: 0 BB: 0 P: 3	1B: 1 2B: 1 3B: 0 HR: 0 SF: 0 SAC: 1 DP: 1 HBP: 0	WP: 0 PB: 0 SB: 0 CS: 0 PA: 32
<b>PITCHER</b> George Brunet, L (1, 1) ERA: 3.51	IP: 9.0 WLS: W BF: 32 H: 2 R: 0 ER: 0 SO: 1 BB: 1 IBB: 0 HBP: 0 BLK: 0 WP: 0 HR: 0 S: 33 P: 37 ERA: 0.00 WHIP: 0.333	<b>PITCHER</b> IP WLS BF H R ER SO BB IBB HBP BLK WP HR S P ERA WHIP									

**Kansas City Royals @ California Angels**  
**Anaheim Stadium, Anaheim, CA**

Mon Jul 14 1969, 10:05 PM EDT  
 Att: 7,205 - Unknown - 67 F

[livebaseballscorecards.com](http://livebaseballscorecards.com)

AB	30
R	0
H	2
RBI	0
BB	1
SO	1
LOB	8



Batter	1	2	3	4	5	6	7	8	9
Sandy Alomar Sr., S (1, 4) OBP: 0.286, SLG: 0.279	0-0 4-3		0-0 1-3			0-0 HR 1B		0-0 1B	
Jay Johnstone, L (1, 8) OBP: 0.275, SLG: 0.353	0-0 E4 L5-3			0-0 G6-4-3 1B		0-0 1-H HR		0-0 P6	
Lou Johnson, R (1, 7) OBP: 0.271, SLG: 0.267	0-0 L5-3 1-2			0-0 G6-4-3 1-2f		0-0 1B			
Jim Fregosi, R (1, 6) OBP: 0.355, SLG: 0.399		0-0 G5-3		0-3 K		0-0 6-3			
Bill Voss, L (1, 9) OBP: 0.317, SLG: 0.313		4-0 BB			0-3 K		0-0 4-3		
Jim Spencer, L (1, 3) OBP: 0.308, SLG: 0.319		0-0 F9			0-0 G3		0-0 P5		
Aurelio Rodriguez, R (1, 5) OBP: 0.284, SLG: 0.324		0-0 F9			0-3 K		0-0 F9		
Tom Egan, R (1, 2) OBP: 0.221, SLG: 0.186			0-3 K			0-0 F8		0-0 6-3	
George Brunet, R (1, 1) OBP: 0.138, SLG: 0.077			0-0 F5			0-3 K		0-0 F8	

Inning Stats	R: 0	H: 0	E: 1	LOB: 0	K: 0	BB: 0	S: 3	P: 3
	R: 0	H: 0	E: 0	LOB: 1	K: 0	BB: 1	S: 3	P: 7
	R: 0	H: 0	E: 0	LOB: 0	K: 1	BB: 0	S: 5	P: 5
	R: 0	H: 1	E: 0	LOB: 0	K: 1	BB: 0	S: 5	P: 5
	R: 0	H: 0	E: 0	LOB: 0	K: 2	BB: 0	S: 7	P: 7
	R: 2	H: 3	E: 0	LOB: 1	K: 1	BB: 0	S: 8	P: 8
	R: 0	H: 0	E: 0	LOB: 0	K: 0	BB: 0	S: 3	P: 3
	R: 0	H: 1	E: 0	LOB: 1	K: 0	BB: 0	S: 4	P: 4


PITCHER	IP	WLS	BF	H	R	ER	SO	BB	IBB	HBP	BLK	WP	HR	S	P	ERA	WHIP
Roger Nelson, R ERA: 2.95	7.0	L	25	4	2	2	5	1	0	0	0	0	1	34	38	2.57	0.714
Dick Drago, R ERA: 4.58	1.0		4	1	0	0	0	0	0	0	0	0	0	4	4	0.00	1.000

**BOTTOM**

**Kansas City Royals @ California Angels**  
**Anaheim Stadium, Anaheim, CA**  
 Mon Jul 14 1969, 10:05 PM EDT  
 Att. 7,205 - Unknown - 67 F

AB	R	H	RBI	BB	SO	LOB
4	1	2	0	0	0	0
4	1	2	2	0	0	1
3	0	1	0	0	0	2
3	0	0	0	0	1	1
2	0	0	0	1	1	0
3	0	0	0	0	0	1
3	0	0	0	0	1	1
3	0	0	0	0	1	0
3	0	0	0	0	1	0

<b>AB</b>	<b>28</b>
<b>R</b>	<b>2</b>
<b>H</b>	<b>5</b>
<b>RBI</b>	<b>2</b>
<b>BB</b>	<b>1</b>
<b>SO</b>	<b>5</b>
<b>LOB</b>	<b>6</b>



1B	2B	3B	HR	SF	SAC	DP	HBP	WP	PA
4	1	0	1	0	2	0	0	0	29

WP	HR	S	P	ERA	WHIP
0	1	34	38	2.57	0.714

1B	2B	3B	HR	SF	SAC	DP	HBP	WP	PA
4	1	0	1	0	2	0	0	0	29

WP	HR	S	P	ERA	WHIP
0	1	34	38	2.57	0.714



Batter	1	2	3	4	5	6	7	8	9	AB R H RBI BB SO LOB	TOP									
Pat Kelly, L (1, 8) OBP: 0.379, SLG: 0.403	0-0 1B		0-0 FC4-6 1B			1-0 1B WP G4-6-3 HBP		0-0 F9 1B		3 2 1 0 0 0 1	<b>Kansas City Royals @ California Angels</b> Anaheim Stadium, Anaheim, CA Tue Jul 15 1969, 10:05 PM EDT Att. 7,376 - Sunny - 67 F <a href="http://livebaseballscorecards.com">livebaseballscorecards.com</a>									
Paul Schaal, R (1, 5) OBP: 0.375, SLG: 0.345	4-0 1B BB		0-3 K			0-0 1B G4-6-3		0-0 1B		3 0 2 0 1 1 1										
Mike Fiore, L (1, 3) OBP: 0.412, SLG: 0.437	0-0 1B				0-0 1B 5-3		0-0 1B G4-6-3		0-0 1B 4-3	4 0 2 1 0 0 2										
Lou Piniella, R (1, 7) OBP: 0.328, SLG: 0.474	0-0 6-3				0-0 1B F3		0-0 1B		0-0 1B 5-3	4 0 1 0 0 0 2										
Buck Martinez, R (1, 2) OBP: 0.259, SLG: 0.321	0-0 5-3				0-0 1B 5-3		0-0 1B L8		0-0 1B G6-4-3	4 0 1 0 0 0 3										
Bob Oliver, R (1, 9) OBP: 0.288, SLG: 0.411		0-3 K			0-0 1B 1-3		0-3 K		0-0 1B G6-4-3	4 0 0 0 0 2 2										
Juan Rios, R (1, 4) OBP: 0.285, SLG: 0.295		0-0 5-3			0-0 P4		0-0 5-3			3 0 0 0 0 0 0										
Jackie Hernandez, R (1, 6) OBP: 0.280, SLG: 0.301		0-0 6-3			0-0 4-3		0-3 K			3 0 0 0 0 1 0										
Bill Butler, L (1, 1) OBP: 0.143, SLG: 0.091			4-0 FC4-6 BB		0-3 K			0-3 K		2 0 0 0 1 2 0										
<b>Inning Stats</b>	R: 1 E: 0 K: 0 S: 4	H: 2 LOB: 1 BB: 1 P: 8	R: 0 E: 0 K: 1 S: 5	H: 0 LOB: 0 BB: 0 P: 5	R: 0 E: 0 K: 1 S: 4	H: 1 LOB: 1 BB: 0 P: 4	R: 0 E: 0 K: 1 S: 5	H: 0 LOB: 0 BB: 0 P: 5	R: 1 E: 0 K: 0 S: 4	H: 2 LOB: 1 BB: 0 P: 5	R: 0 E: 0 K: 2 S: 7	H: 0 LOB: 0 BB: 0 P: 7	R: 0 E: 0 K: 1 S: 6	H: 1 LOB: 1 BB: 0 P: 6	R: 0 E: 0 K: 0 S: 3	H: 1 LOB: 0 BB: 0 P: 3	1B: 7 2B: 0 3B: 0 HR: 0	SF: 0 SAC: 0 DP: 2 HBP: 1	WP: 1 PB: 0 SB: 3 CS: 1	PA: 33
<b>PITCHER</b> Tom Murphy, R (1, 1) ERA: 3.82	IP: 9.0 WLS: W BF: 33 H: 7 R: 2 ER: 2 SO: 6 BB: 2 IBB: 0 HBP: 1 BLK: 0 WP: 1 HR: 0 S: 42 P: 51 ERA: 2.00 WHIP: 1.000																			

Batter	1	2	3	4	5	6	7	8	9	AB R H RBI BB SO LOB	BOTTOM
Sandy Alomar Sr., S OBP: 0.286, SLG: 0.278 (1, 4)	0-0 L7 	0-0 L7 			0-0 5-3 			0-0 E5 SH 1B 		4 1 1 0 0 0 1	<b>Kansas City Royals @ California Angels</b> <b>Anaheim Stadium, Anaheim, CA</b> Tue Jul 15 1969, 10:05 PM EDT Att. 7,376 - Sunny - 67 F
Jay Johnstone, L OBP: 0.278, SLG: 0.357 (1, 8)	0-0 1B 2B 		0-3 K 		0-3 K 			4-0 SH BB 		3 2 1 0 1 2 0	
Rick Reichardt, R OBP: 0.345, SLG: 0.390 (1, 7)	0-0 5-3 		0-3 K 			0-0 F9 		0-0 SH SH1-3 SF7 1-H 2-H 		3 1 0 0 0 1 1	
Jim Fregosi, R OBP: 0.355, SLG: 0.399 (1, 6)	0-0 BB 1B 2-H 		0-3 K 			0-3 K2-3 		0-0 SH1-3 2-3 		3 0 1 1 0 2 0	
Bubba Morton, R OBP: 0.385, SLG: 0.467 Bill Voss, L OBP: 0.317, SLG: 0.313 (1, 9) (9, 9)	4-0 1-2 BB 			0-0 F7 		0-0 P6 		0-0 SF7 3-H 		2 0 0 1 1 0 0 0 0 0 0 0 0 0	
Aurelio Rodriguez, R OBP: 0.287, SLG: 0.326 (1, 5)	0-3 K 			0-0 5-3 			0-0 1B 	0-0 FC6-4 1B 		4 0 2 0 0 1 2	
Tom Egan, R OBP: 0.214, SLG: 0.178 (1, 2)		0-3 K 		0-3 K 			0-3 K 	0-0 FC6-4 1-2f 		4 0 0 0 0 3 2	
Jim Spencer, L OBP: 0.315, SLG: 0.343 (1, 3)		4-0 BB 			0-0 HR 		0-0 F3 			2 1 1 1 1 0 1	
Tom Murphy, R OBP: 0.156, SLG: 0.140 (1, 1)		0-0 F3 			0-0 P6 		0-3 K 			3 0 0 0 0 1 2	
<b>Inning Stats</b>	R: 1 H: 2 E: 0 LOB: 2 K: 1 BB: 1 S: 7 P: 11	R: 0 H: 0 E: 0 LOB: 1 K: 1 BB: 1 S: 5 P: 9	R: 0 H: 0 E: 0 LOB: 0 K: 3 BB: 0 S: 9 P: 9	R: 0 H: 0 E: 0 LOB: 0 K: 1 BB: 0 S: 5 P: 5	R: 1 H: 1 E: 0 LOB: 0 K: 1 BB: 0 S: 6 P: 6	R: 0 H: 0 E: 0 LOB: 0 K: 1 BB: 0 S: 5 P: 5	R: 0 H: 1 E: 0 LOB: 1 K: 2 BB: 0 S: 8 P: 8	R: 3 H: 2 E: 2 LOB: 1 K: 0 BB: 1 S: 6 P: 10		1B: 4 SF: 1 2B: 1 SAC: 2 3B: 0 DP: 0 HR: 1 HBP: 0	
<b>PITCHER</b> Bill Butler, L ERA: 3.69 (1, 1)	IP WLS BF H R ER SO BB IBB HBP BLK WP HR S P ERA WHIP	8.0 L 34 6 5 3 10 3 0 0 0 0 1 51 63 3.38 1.125									

livebaseballscores.com

AB	28
R	5
H	6
RBI	3
BB	3
SO	10
LOB	9







Batter	1	2	3	4	5	6	7	8	9
<b>Sandy Alomar Sr., S</b> OBP: 0.288, SLG: 0.284 (1, 4)	0-0 F9		0-0 5-3		0-0 1-3 2B		0-0 1-2 3-H 1B		
<b>Jay Johnstone, L</b> OBP: 0.275, SLG: 0.352 (1, 8)	0-0 G3		0-0 4-3		0-3 K		0-0 P4		
<b>Rick Reichardt, R</b> OBP: 0.340, SLG: 0.383 (1, 7)	0-0 1-3			0-0 F7		0-0 F7	0-0 L7		
<b>Jim Fregosi, R</b> OBP: 0.351, SLG: 0.394 (1, 6)		0-0 4-3		0-0 F7		0-0 5-3	0-0 P6		
<b>Bubba Morton, R</b> OBP: 0.384, SLG: 0.457 <b>Bill Voss, L</b> OBP: 0.320, SLG: 0.317 (6, PR) (7, 9)		0-0 6-3		0-3 K		4-0 FC5-4 BB		0-0 E9 1B	
<b>Aurelio Rodriguez, R</b> OBP: 0.287, SLG: 0.323 (1, 5)		0-0 6-3			4-0 1B FC6-4 BB	0-0 FC5-4		0-3 K	
<b>Joe Azcue, R</b> OBP: 0.296, SLG: 0.269 (1, 2)			0-0 6-3		0-0 FC6-4 1B		0-0 1B E 1B	0-0 F8	
<b>Jim Spencer, L</b> OBP: 0.327, SLG: 0.345 (1, 3)			4-0 2B BB		0-0 FC6-4 2B 1-2f 3-H		0-0 E8 E 1B 1B	4-0 IBB	
<b>Andy Messersmith, R</b> OBP: 0.220, SLG: 0.162 (1, 1)			0-0 1-H 2B		0-0 F8		0-0 E4 1B	0-3 K	

Inning Stats	R: 0	H: 0	E: 0	K: 0	S: 3	LOB: 0	BB: 0	P: 3
	0	0	0	0	3	0	0	3
	0	0	0	0	3	0	0	3
	1	1	0	0	4	1	1	8
	0	0	0	1	5	0	0	5
	1	2	0	1	7	2	1	11
	0	0	0	0	7	1	1	7
	2	3	2	0	7	3	0	7
	0	1	1	2	8	1	1	12

PITCHER	IP	WLS	BF	H	R	ER	SO	BB	IBB	HBP	BLK	WP	HR	S	P	ERA	WHIP
<b>Jim Rooker, L</b> ERA: 5.44 (1, 1)	6.0	L	26	5	4	3	2	3	0	0	0	0	0	27	39	4.50	1.333
<b>Moe Drabowsky, R</b> ERA: 2.4 (7, 1)	2.0		10	2	0	0	2	0	1	0	0	0	0	13	17	0.00	1.000

PITCHER	IP	WLS	BF	H	R	ER	SO	BB	IBB	HBP	BLK	WP	HR	S	P	ERA	WHIP

**BOTTOM**

AB	R	H	RBI	BB	SO	LOB
4	0	2	1	0	0	1
4	0	0	0	0	1	5
4	0	0	0	0	0	2
4	0	0	0	0	0	2
2	0	0	0	1	1	0
1	0	1	0	0	0	0
3	1	0	0	1	1	2
4	1	2	0	0	0	1
2	2	1	1	2	0	1
4	0	1	1	0	1	4

<b>AB</b>	<b>32</b>
<b>R</b>	<b>4</b>
<b>H</b>	<b>7</b>
<b>RBI</b>	<b>3</b>
<b>BB</b>	<b>4</b>
<b>SO</b>	<b>4</b>
<b>LOB</b>	<b>18</b>



WP	PA
0	36
0	
0	
0	

**Kansas City Royals @ California Angels**  
**Anaheim Stadium, Anaheim, CA**  
 Wed Jul 16 1969, 10:05 PM EDT  
 Att. 7,598 - Unknown

[livebaseballscorecards.com](http://livebaseballscorecards.com)



Batter	1	2	3	4	5	6	7	8	9	AB R H RBI BB SO LOB	TOP									
Jackie Hernandez, R (1, 6) OBP: 0.274, SLG: 0.295	0-3 K		0-0 4-3		0-3 K		0-3 K			4 0 0 0 0 3 0	<b>Kansas City Royals @ Chicago White Sox</b> Comiskey Park, Chicago, IL Fri Jul 18 1969, 8:05 PM EDT Att. 6,257 - Unknown <a href="http://livebaseballscorecards.com">livebaseballscorecards.com</a>									
Paul Schaal, R (1, 5) OBP: 0.361, SLG: 0.323	0-0 6-3		0-0 4-3		0-3 K		0-0 4-3			4 0 0 0 0 1 0										
Lou Piniella, R (1, 7) OBP: 0.332, SLG: 0.473	0-0 4-3		0-0 1B			0-0 6-3		0-0 BB 1B		4 0 2 0 0 0 0										
Hawk Taylor, R (1, 9) OBP: 0.411, SLG: 0.549		4-0 SH3 1B BB	0-0 F4			0-0 5-3		4-0 BB 1B BB		2 0 0 0 2 0 1										
Buck Martinez, R (1, 2) OBP: 0.268, SLG: 0.362		0-0 SH3 1B		0-0 1B FC5-4 2B		0-0 1B 1B		0-3 K		4 1 3 0 0 1 2										
Bob Oliver, R (1, 8) OBP: 0.269, SLG: 0.409		0-0 SH3		0-0 FC5-4 1B		0-0 1B 1B		0-0 G6-4-3		3 0 2 0 0 0 2										
Jerry Adair, R (1, 4) OBP: 0.294, SLG: 0.266		4-0 IBB		0-0 FC5-4 1B		0-0 FC5-4 1B		0-0 6-3		3 0 1 1 1 0 1										
Chuck Harrison, R (1, 3) OBP: 0.279, SLG: 0.308		0-3 K		0-0 G5-4-3 1B		0-0 FC5-4		0-0 5-3		4 0 0 0 0 1 7										
Wally Bunker, R (1, 1) OBP: 0.105, SLG: 0.132		0-3 K			0-3 K		0-0 5-3		0-3 K	2 0 0 0 0 2 3										
Juan Rios, R (7, PH) OBP: 0.283, SLG: 0.293										1 0 0 0 0 0 0										
Don O'Riley, R (7, 1)										0 0 0 0 0 0 0										
Dave Wickersham, R (7, 1)										0 0 0 0 0 0 0										
Ellie Rodriguez, R (9, PH) OBP: 0.337, SLG: 0.333										1 0 0 0 0 1 0										
<b>Inning Stats</b>	R: 0 E: 0 K: 1 S: 5	H: 0 LOB: 0 BB: 0 P: 5	R: 0 E: 0 K: 2 S: 8	H: 1 LOB: 3 BB: 2 P: 16	R: 0 E: 0 K: 0 S: 4	H: 1 LOB: 1 BB: 0 P: 4	R: 1 E: 0 K: 0 S: 4	H: 2 LOB: 0 BB: 0 P: 4	R: 0 E: 0 K: 3 S: 9	H: 0 LOB: 0 BB: 0 P: 9	R: 0 E: 0 K: 1 S: 5	H: 0 LOB: 0 BB: 0 P: 5	R: 0 E: 0 K: 1 S: 5	H: 1 LOB: 1 BB: 1 P: 9	R: 0 E: 0 K: 1 S: 5	H: 0 LOB: 0 BB: 0 P: 5	1B: 7 2B: 1 3B: 0 HR: 0	SF: 0 SAC: 1 DP: 2 HBP: 0	WP: 0 PB: 0 SB: 0 CS: 0	PA: 36
<b>PITCHER</b> Tommy John, L (1, 1) ERA: 3.43	IP: 9.0 WLS: W BF: 36 H: 8 R: 1 ER: 1 SO: 9 BB: 2 IBB: 1 HBP: 0 BLK: 0 WP: 0 HR: 0 S: 51 P: 63 ERA: 1.00 WHIP: 1.111																			



Batter	1	2	3	4	5	6	7	8	9	AB	R	H	RBI	BB	SO	LOB
Tom McCraw, L (1, 7) OBP: 0.269, SLG: 0.279	0-3 K	0-0 CS 1B			0-3 K		0-0 BLK 1B	0-0 B1-3		5	1	2	0	0	2	1
Luis Aparicio, R (1, 6) OBP: 0.343, SLG: 0.347	0-0 F9	0-0 CS 1-2	0-0 FC4-6 2B		0-0 4-3		4-0 BLK 1B BB			3	1	1	0	1	0	0
Carlos May, L (1, 9) OBP: 0.376, SLG: 0.514	4-0 1B BB		4-0 FC4-6 BB		0-0 1B		0-0 F2			2	0	1	0	2	0	3
Gail Hopkins, L (1, 3) OBP: 0.376, SLG: 0.436	0-0 1B		0-0 FC4-6 1-2 2-3		0-0 F7		4-0 BLK 1B BB			3	1	1	1	1	0	3
Ed Herrmann, L (1, 2) OBP: 0.350, SLG: 0.401	0-0 G3		0-0 F7			0-0 3-1	0-0 1B 1-H 2-H 3-H			4	0	1	2	0	0	4
Bill Melton, R (1, 5) OBP: 0.305, SLG: 0.427		0-0 HR 2B	0-0 L7		0-3 K	0-3 K	0-3 K			4	1	1	0	0	2	3
Bobby Knoop, R (1, 4) OBP: 0.296, SLG: 0.309		0-0 5-3		0-0 4-3		0-0 6-3		0-0 2B		4	0	1	0	0	0	1
Ken Berry, R (1, 8) OBP: 0.272, SLG: 0.299		0-0 HR 2-H		0-3 K		0-3 K	0-3 K	0-0 G3		4	1	1	2	0	2	1
Tommy John, R (1, 1) OBP: 0.158, SLG: 0.096		0-3 K		0-3 K			4-0 BLK 1B BB	0-0 F8		3	1	0	0	1	2	1

Inning Stats	R: 0	H: 1	E: 0	K: 1	S: 6	H: 3	LOB: 2	BB: 1	P: 10	R: 2	H: 3	E: 0	K: 1	S: 7	R: 0	H: 1	E: 0	K: 0	S: 4	R: 0	H: 0	E: 0	K: 2	S: 7	R: 0	H: 1	E: 0	K: 1	S: 6	R: 0	H: 0	E: 0	K: 1	S: 5	R: 4	H: 2	E: 0	K: 2	S: 9	R: 0	H: 1	E: 0	K: 0	S: 4	1B: 5	2B: 3	3B: 0	HR: 1	SF: 0	SAC: 0	DP: 0	HBP: 0	WP: 0	PB: 0	SB: 0	CS: 1	PA: 38
--------------	------	------	------	------	------	------	--------	-------	-------	------	------	------	------	------	------	------	------	------	------	------	------	------	------	------	------	------	------	------	------	------	------	------	------	------	------	------	------	------	------	------	------	------	------	------	-------	-------	-------	-------	-------	--------	-------	--------	-------	-------	-------	-------	--------

PITCHER	IP	WLS	BF	H	R	ER	SO	BB	IBB	HBP	BLK	WP	HR	S	P	ERA	WHIP
Wally Bunker, R (1, 1) ERA: 3.33	6.0	L	25	6	2	2	6	2	0	0	0	0	1	35	43	3.00	1.333
Don O'Riley, R (7, 1) ERA: 7.53	0.1		4	1	3	3	1	2	0	0	0	0	0	4	12	81.00	9.000
Dave Wickersham, R (7, 1) ERA: 4.04	1.2		8	2	1	1	1	1	0	0	1	0	0	9	13	5.40	1.800

**BOTTOM**

**Kansas City Royals @ Chicago White Sox**  
Comiskey Park, Chicago, IL

Fri Jul 18 1969, 8:05 PM EDT  
Att. 6,257 - Unknown

AB	32
R	6
H	9
RBI	5
BB	5
SO	8
LOB	17



WP	HR	S	P	ERA	WHIP
0	0	0	0	0	0



TOP

Kansas City Royals @ Chicago White Sox  
Comiskey Park, Chicago, IL

livebaseballscorecards.com

AB	34
R	4
H	8
RBI	3
BB	2
SO	5
LOB	16



WP: 1 PA: 39  
PB: 0  
SB: 0  
CS: 1

Sat Jul 19 1969, 4:33 AM EDT  
Att. 2,109 - Cloudy

AB R H RBI BB SO LOB

5	1	1	0	0	1	3
5	0	1	0	0	1	4
2	0	0	0	1	0	1
1	0	0	0	0	0	1
4	1	2	1	0	0	1
4	1	1	1	0	1	1
3	0	0	0	0	0	0
4	1	2	0	0	1	2
3	0	1	1	1	0	1
3	0	0	0	0	0	0
0	0	0	0	0	0	0
0	0	0	0	0	0	0
3	0	0	0	0	1	2
0	0	0	0	0	0	0
0	0	0	0	0	0	0
0	0	0	0	0	0	0
1	1	2	1	1	0	1

Batter	1	2	3	4	5	6	7	8	9
Joe Keough, L (1, 8) OBP: 0.194, SLG: 0.161	0-3 K		0-0 F7		0-0 4-3			0-0 WP 1B	0-0 FC4-2
Paul Schaal, R (1, 5) OBP: 0.351, SLG: 0.314	0-3 K		0-0 G3 1B			0-0 F7		0-0 F9	0-0 FC5
Ed Kirkpatrick, L (1, 9) OBP: 0.271, SLG: 0.356 Hawk Taylor, R (8, PH) OBP: 0.404, SLG: 0.538	4-0 CS BB		0-0 G3			0-0 F9		0-0 F8	
Lou Piniella, R (1, 7) OBP: 0.334, SLG: 0.474	0-0 CS	0-0 3B 1B	0-0 F2			0-0 F3		0-0 FC5-4 1B	
Buck Martinez, R (1, 2) OBP: 0.286, SLG: 0.387		0-0 E 3B		0-0 F7			0-3 K	0-0 FC5-4	
Bob Oliver, R (1, 3) OBP: 0.288, SLG: 0.405		0-0 FC2 4-1		1-0 G1-6-3 HBP			0-0 F8		0-0 6-3
Juan Rios, R (1, 4) OBP: 0.288, SLG: 0.304		0-3 K		0-0 G1-6-3			0-0 3B 1B		0-0 HBP FC4-2 2B
Jackie Hernandez, R (1, 6) OBP: 0.277, SLG: 0.301		0-0 4-1			0-0 5-3		0-0 3B		4-0 FC4-2 HBP IBB
Roger Nelson, R (1, 1) OBP: 0.128, SLG: 0.091 Moe Drabowsky, R (7, 1) OBP: 0.111, SLG: 0.111 Jerry Adair, R (9, PH) OBP: 0.297, SLG: 0.286 Jim Rooker, R (9, PR) OBP: 0.235, SLG: 0.824 Dick Drago, R (9, 1)		0-3 K			0-0 4-3		0-0 F3		1-0 FC5 FC4-2 HBP

Inning Stats	R: 0 H: 0 E: 0 K: 2 S: 6	H: 0 LOB: 0 BB: 1 P: 10	R: 2 H: 2 E: 1 K: 2 S: 10	H: 2 LOB: 1 BB: 0 P: 10	R: 0 H: 1 E: 0 K: 0 S: 4	H: 1 LOB: 1 BB: 0 P: 4	R: 0 H: 0 E: 0 K: 0 S: 2	H: 0 LOB: 0 BB: 0 P: 3	R: 0 H: 0 E: 0 K: 0 S: 3	H: 0 LOB: 0 BB: 0 P: 3	R: 0 H: 0 E: 0 K: 1 S: 7	H: 2 LOB: 1 BB: 0 P: 7	R: 1 H: 2 E: 0 K: 1 S: 5	H: 2 LOB: 1 BB: 0 P: 5	R: 0 H: 1 E: 0 K: 0 S: 4	H: 1 LOB: 3 BB: 1 P: 9	1B: 5 SF: 0 2B: 1 SAC: 0 3B: 2 DP: 1 HR: 0 HBP: 2
--------------	--------------------------	-------------------------	---------------------------	-------------------------	--------------------------	------------------------	--------------------------	------------------------	--------------------------	------------------------	--------------------------	------------------------	--------------------------	------------------------	--------------------------	------------------------	--

PITCHER	Billy Wynne, R (1, 1) ERA: 3.5	7.0 WLS 27 H 5 R 3 ER 2 SO 5 BB 1 IBB 0 HBP 1 BLK 0 WP 0 HR 0 S 35 P 40 ERA 2.57 WHIP 0.857	Wilbur Wood, L (8, 1) ERA: 3.23	2.0 W 11 H 3 R 1 ER 1 SO 0 BB 0 IBB 1 HBP 1 BLK 0 WP 1 HR 0 S 9 P 14 ERA 4.50 WHIP 1.500
---------	-----------------------------------	---	------------------------------------	--

PITCHER		IP WLS BF H R ER SO BB IBB HBP BLK WP HR S P ERA WHIP
---------	--	---

Batter	1	2	3	4	5	6	7	8	9	AB	R	H	RBI	BB	SO	LOB
Tom McCraw, L (1, 7) OBP: 0.274, SLG: 0.280 Wilbur Wood, R (8, 1) Ron Hansen, R (9, PH) OBP: 0.291, SLG: 0.340	0-0 5-3 1B		0-0 1-3		0-0 G3		0-0 1B BB		0-0 F9	3	0	1	0	1	0	0
Luis Aparicio, R (1, 6) OBP: 0.344, SLG: 0.347	0-0 5-3 1-2		0-0 F6		0-0 F7		0-0 1-3 2-H 1B		0-0 BB IBB 1B	5	0	2	1	0	0	1
Carlos May, L (1, 9) OBP: 0.377, SLG: 0.509 (8, 7)	0-0 F7		4-0 BB			0-3 K	0-3 K		4-0 BB IBB	3	0	0	0	2	2	3
Gail Hopkins, L (1, 3) OBP: 0.372, SLG: 0.427	0-0 3-1		0-0 4-3			0-0 L8		0-0 SH5-3 E5	4-0 1-2 2-3 BB	4	0	0	1	1	0	2
Bill Melton, R (1, 5) OBP: 0.303, SLG: 0.423		0-0 F7		0-0 E6 L9-3		0-0 F2		0-0 SH5-3		3	0	0	0	0	0	0
Ed Herrmann, L (1, 2) OBP: 0.350, SLG: 0.396 Buddy Bradford, R (7, PR) OBP: 0.353, SLG: 0.401 (8, 9)		0-0 F7		0-0 F4			4-0 SH2-4 2B BB	0-3 K		2	0	0	0	1	0	1
Bobby Knoop, R (1, 4) OBP: 0.297, SLG: 0.309		0-0 2B 1B		0-0 L9-3 1-2			0-0 SH2-4	0-0 6-3		3	1	1	0	0	0	2
Ken Berry, R (1, 8) OBP: 0.272, SLG: 0.304		0-0 1-H 2B			0-0 E5 SH1-4 BLK		0-0 F8		0-3 K	4	1	1	1	0	1	2
Billy Wynne, L (1, 1) OBP: 0.167, SLG: 0.167 Don Pavletich, R (7, PH) OBP: 0.325, SLG: 0.364 (8, 2) Woodie Held, R (9, PR) OBP: 0.292, SLG: 0.425		0-0 G3			0-0 SH1-4		0-0 1B 2B		4-0 1B BB BB	1	0	0	0	0	0	1

Inning Stats	R: 0	H: 1	E: 0	LOB: 1	K: 0	P: 4	R: 1	H: 2	E: 0	LOB: 1	K: 0	P: 5	R: 0	H: 0	E: 0	LOB: 1	K: 0	P: 7	R: 0	H: 0	E: 1	LOB: 0	K: 0	P: 3	R: 1	H: 0	E: 1	LOB: 0	K: 0	P: 4	R: 0	H: 0	E: 0	LOB: 0	K: 1	P: 5	R: 2	H: 2	E: 0	LOB: 2	K: 1	P: 15	R: 0	H: 0	E: 1	LOB: 1	K: 1	P: 6	R: 1	H: 1	E: 0	LOB: 3	K: 1	P: 17	1B: 4	2B: 3	3B: 0	HR: 0	SF: 0	SAC: 3	DP: 1	HBP: 0	WP: 0	PA: 40
--------------	------	------	------	--------	------	------	------	------	------	--------	------	------	------	------	------	--------	------	------	------	------	------	--------	------	------	------	------	------	--------	------	------	------	------	------	--------	------	------	------	------	------	--------	------	-------	------	------	------	--------	------	------	------	------	------	--------	------	-------	-------	-------	-------	-------	-------	--------	-------	--------	-------	--------

PITCHER	IP	WLS	BF	H	R	ER	SO	BB	IBB	HBP	BLK	WP	HR	S	P	ERA	WHIP
Roger Nelson, R (1, 1) ERA: 3.0	6.2		29	5	4	3	1	3	0	0	1	0	0	28	40	4.05	1.200
Moe Drabowsky, R (7, 1) ERA: 2.34	1.1		5	0	0	0	2	0	0	0	0	0	0	9	9	0.00	0.000
Dick Drago, R (9, 1) ERA: 4.64	0.2	L	6	1	1	1	1	2	1	0	0	0	0	5	17	13.50	4.500

**BOTTOM**

**Kansas City Royals @ Chicago White Sox**  
Comiskey Park, Chicago, IL

Sat Jul 19 1969, 4:33 AM EDT  
Att. 2,109 - Cloudy

AB	31
R	5
H	6
RBI	4
BB	6
SO	4
LOB	14







Batter	1	2	3	4	5	6	7	8	9	AB	R	H	RBI	BB	SO	LOB
Walt Williams, R OBP: 0.335, SLG: 0.366 (1, 7)	0-0 F4		0-0 F9		0-0 3B 1B		0-0 3-1 2B 1B	0-0 F8		5	2	2	1	0	0	1
Luis Aparicio, R OBP: 0.347, SLG: 0.353 (1, 6)	4-0 1B BB		0-0 6-3		0-0 1-H SF7 3B		0-3 K		4-0 WP BB	3	2	1	1	2	1	1
Carlos May, L OBP: 0.372, SLG: 0.503 (1, 9)	0-3 K		0-0 L8		0-0 3-H SF7		0-0 1-2 3-1		0-0 1-2 F5	4	0	0	1	0	1	3
Gail Hopkins, L OBP: 0.372, SLG: 0.429 (1, 3)	0-0 1-2 E1 1B			0-0 F8		4-0 BB		0-0 2-H 2B 2B	0-0 1-3	4	1	1	1	1	0	2
Bill Melton, R OBP: 0.307, SLG: 0.429 (1, 5)	0-0 1-2 2-H 1B			0-0 1B		0-0 F6		0-0 2-H 2B	0-3 K	5	0	3	2	0	1	2
Bobby Knoop, R OBP: 0.296, SLG: 0.309 (1, 4)	0-3 K			0-0 F3		0-0 FC6-4 1B		0-0 1-3		4	0	1	0	0	1	4
Ken Berry, R OBP: 0.266, SLG: 0.297 (1, 8)		0-0 5-3		0-0 L7		0-0 FC6-4 FC6 1-2f		0-0 1-3		4	0	0	0	0	0	2
Chuck Brinkman, R (1, 2)		0-3 K			0-3 K		0-0 F5		0-0 1B	2	0	0	0	0	2	0
Ed Herrmann, L (6, PH) (7, 2)										2	0	1	0	0	0	1
Gary Peters, L Rich Morales, R Cisco Carlos, R Tom McCraw, L Dan Christy, R Wilbur Wood, R Gary Bell, R Ron Hansen, R Jerry Nyman, L		0-0 F5		0-0 E6 1B 1B		0-0 FC6 1-2f		0-3 K		1	0	0	0	0	0	0

Inning Stats	R: 1	H: 1	E: 1	LOB: 2	K: 2	P: 13	R: 0	H: 0	E: 0	LOB: 0	K: 1	P: 5	R: 0	H: 0	E: 0	LOB: 0	K: 0	P: 3	R: 0	H: 1	E: 0	LOB: 1	K: 0	P: 4	R: 3	H: 3	E: 1	LOB: 1	K: 1	P: 12	R: 0	H: 1	E: 0	LOB: 1	K: 0	P: 4	R: 2	H: 3	E: 0	LOB: 1	K: 1	P: 8	R: 0	H: 1	E: 0	LOB: 1	K: 1	P: 6	R: 0	H: 0	E: 0	LOB: 1	K: 1	P: 9	1B: 7	SF: 1	2B: 2	SAC: 0	3B: 1	DP: 0	HR: 0	HBP: 0	WP: 1	PA: 41
--------------	------	------	------	--------	------	-------	------	------	------	--------	------	------	------	------	------	--------	------	------	------	------	------	--------	------	------	------	------	------	--------	------	-------	------	------	------	--------	------	------	------	------	------	--------	------	------	------	------	------	--------	------	------	------	------	------	--------	------	------	-------	-------	-------	--------	-------	-------	-------	--------	-------	--------

PITCHER	IP	WLS	BF	H	R	ER	SO	BB	IBB	HBP	BLK	WP	HR	S	P	ERA	WHIP
Jim Rooker, L ERA: 5.46 (1, 1)	4.2		22	5	4	3	4	2	0	0	0	0	0	28	36	5.79	1.500
Don O'Riley, R ERA: 7.47 (5, 1)	1.1		6	2	1	1	0	0	0	0	0	0	0	6	6	6.75	1.500
Moe Drabowsky, R ERA: 2.45 (7, 1)	1.0	W	5	2	1	1	1	0	0	0	0	0	0	7	7	9.00	2.000
Galen Cisco, R ERA: 2.45 (8, 1)	1.0		5	1	0	0	1	1	0	0	0	0	0	6	10	0.00	2.000
Wally Bunker, R ERA: 3.3 (9, 1)	1.0	S	3	0	0	0	1	0	0	0	0	1	0	5	5	0.00	0.000


**BOTTOM**

**Kansas City Royals @ Chicago White Sox**  
Comiskey Park, Chicago, IL

Sun Jul 20 1969, 4:33 AM EDT  
Unknown

livebaseballscorecards.com

AB	37
R	6
H	10
RBI	6
BB	3
SO	7
LOB	18





Batter	1	2	3	4	5	6	7	8	9	10	11	AB R H RBI BB SO LOB	TOP			
Jackie Hernandez, R OBP: 0.275, SLG: 0.294 (1, 6)	0-3 K	0-3 K			0-0 5-3			0-3 K		0-0 F4		5 0 0 0 0 3 0	<b>Kansas City Royals @ Chicago White Sox</b> Comiskey Park, Chicago, IL Sun Jul 20 1969, 4:38 AM EDT Att. 12,691 - Unknown			
Paul Schaal, R OBP: 0.391, SLG: 0.346 (1, 5)	4-0 WP WP BB			0-0 F8			0-0 1B	0-0 S G3 1B		0-0 F7		4 0 2 0 1 0 0				
Ed Kirkpatrick, L OBP: 0.278, SLG: 0.353 (1, 9)	4-0 WP BB			0-0 G5-4-3 1B			0-0 F7	0-0 G3		0-3 K		4 0 1 0 1 1 2				
Lou Piniella, R OBP: 0.336, SLG: 0.471 (1, 7)	0-0 F8			0-0 G5-4-3				0-0 5-3			0-0 1B 2B	4 1 1 0 1 0 4				
Buck Martinez, R OBP: 0.290, SLG: 0.397 Joe Keough, L OBP: 0.194, SLG: 0.161 (1, 2) (11, PR) (11, 8)	0-0 5-3				0-3 K			0-0 F3		0-0 6-3		5 0 1 0 0 1 3 0 0 0 0 0 0 0				
Bob Oliver, R OBP: 0.288, SLG: 0.415 (1, 8) (11, 3)		0-0 E 2B			0-3 K			0-0 G5-4-3		0-0 E5		5 1 2 1 0 1 1				
Jerry Adair, R OBP: 0.299, SLG: 0.285 Juan Rios, R OBP: 0.283, SLG: 0.299 (1, 4) (11, PR) (11, 4)		0-0 SH 4-3 E			0-0 FC5-4 1B			0-0 6-3		0-0 5-3		3 1 1 0 0 0 1 0 0 0 0 0 0 0				
Chuck Harrison, R OBP: 0.271, SLG: 0.293 Hawk Taylor, R OBP: 0.429, SLG: 0.596 Dick Drago, R (1, 3) (11, PH) (11, 1)		0-0 4-3			0-0 FC5-4			0-0 6-3		4-0 IBB		3 0 0 0 1 0 2 1 0 0 0 0 0 3 0 0 0 0 0 0 0				
Bill Butler, L OBP: 0.128, SLG: 0.081 Ellie Rodriguez, R OBP: 0.342, SLG: 0.339 (1, 1) (11, PH) (11, 2)		0-3 K			0-3 K			0-0 6-3		0-3 K		4 0 0 0 0 3 2 1 0 0 0 0 1 3				
<b>Inning Stats</b>	R: 0 H: 0 E: 0 LOB: 2 K: 1 BB: 2 S: 5 P: 13	R: 2 H: 1 E: 2 LOB: 0 K: 2 BB: 0 S: 9 P: 9	R: 0 H: 1 E: 0 LOB: 0 K: 0 BB: 0 S: 3 P: 3	R: 0 H: 1 E: 0 LOB: 1 K: 2 BB: 0 S: 8 P: 8	R: 0 H: 1 E: 0 LOB: 1 K: 1 BB: 0 S: 6 P: 6	R: 0 H: 0 E: 0 LOB: 0 K: 0 BB: 1 S: 2 P: 6	R: 0 H: 0 E: 0 LOB: 0 K: 0 BB: 0 S: 3 P: 3	R: 0 H: 1 E: 0 LOB: 1 K: 1 BB: 0 S: 6 P: 6	R: 0 H: 0 E: 1 LOB: 2 K: 1 BB: 1 S: 6 P: 10	R: 0 H: 0 E: 0 LOB: 0 K: 1 BB: 0 S: 5 P: 5	R: 1 H: 3 E: 0 LOB: 3 K: 1 BB: 0 S: 7 P: 8	1B: 6 SF: 0 2B: 2 SAC: 1 3B: 0 DP: 2 HR: 0 HBP: 1		WP: 2 PA: 45 PB: 0 SB: 1 CS: 0		
<b>PITCHER</b>	IP WLS BF H R ER SO BB IBB HBP BLK WP HR S P ERA WHIP															
Joe Horlen, R ERA: 4.07 (1, 1)	9.0		5	2	1	8	3	1	0	0	2	0	48	64	1.00	0.889
Wilbur Wood, L ERA: 3.4 (10, 1)	1.0	L	5	2	1	1	0	0	0	0	0	0	7	7	9.00	2.000
Cisco Carlos, R ERA: 4.38 (11, 1)	1.0		4	1	0	0	0	0	1	0	0	0	5	6	0.00	1.000

AB	39
R	3
H	8
RBI	1
BB	4
SO	10
LOB	21



Batter	1	2	3	4	5	6	7	8	9	10	11	AB	R	H	RBI	BB	SO	LOB	BOTTOM	
Walt Williams, R (1, 7) OBP: 0.333, SLG: 0.364 Ed Herrmann, L (11, PH) OBP: 0.349, SLG: 0.395												4	1	1	0	0	0	1		
Luis Aparicio, R (1, 6) OBP: 0.342, SLG: 0.347												6	0	0	0	0	1	3		
Carlos May, L (1, 9) OBP: 0.377, SLG: 0.505												3	0	2	1	2	1	0		
Gail Hopkins, L (1, 3) OBP: 0.377, SLG: 0.433												5	0	3	1	0	0	2		
Bill Melton, R (1, 5) OBP: 0.308, SLG: 0.428												5	0	2	0	0	1	5		
Don Pavletich, R (1, 2) OBP: 0.313, SLG: 0.348												5	0	0	0	0	3	5		
Bobby Knoop, R (1, 4) OBP: 0.301, SLG: 0.314												5	0	3	0	0	0	0		
Ken Berry, R (1, 8) OBP: 0.262, SLG: 0.292 Ron Hansen, R (8, PH) OBP: 0.286, SLG: 0.333 Buddy Bradford, R (9, 8) OBP: 0.356, SLG: 0.404												3	0	0	0	0	2	2		
Joe Horlen, R (1, 1) OBP: 0.200, SLG: 0.222 Woodie Held, R (9, PH) OBP: 0.306, SLG: 0.425 Wilbur Wood, R (10, 1) Cisco Carlos, R (11, 1) Tom McCraw, L (11, PH) OBP: 0.273, SLG: 0.278												3	0	1	0	0	1	1		
<b>Inning Stats</b>	R: 0 H: 1 E: 0 LOB: 2 K: 0 BB: 1 S: 4 P: 8	R: 0 H: 1 E: 0 LOB: 1 K: 2 BB: 0 S: 8 P: 8	R: 1 H: 3 E: 0 LOB: 2 K: 1 BB: 0 S: 8 P: 8	R: 0 H: 2 E: 0 LOB: 1 K: 0 BB: 0 S: 4 P: 4	R: 0 H: 1 E: 0 LOB: 2 K: 1 BB: 1 S: 6 P: 10	R: 0 H: 0 E: 0 LOB: 0 K: 2 BB: 0 S: 7 P: 7	R: 0 H: 0 E: 0 LOB: 0 K: 2 BB: 0 S: 7 P: 7	R: 0 H: 2 E: 0 LOB: 2 K: 2 BB: 0 S: 9 P: 9	R: 1 H: 1 E: 0 LOB: 1 K: 0 BB: 1 S: 4 P: 8	R: 0 H: 1 E: 0 LOB: 0 K: 0 BB: 0 S: 3 P: 3	R: 0 H: 1 E: 0 LOB: 1 K: 1 BB: 0 S: 6 P: 6	1B: 13 SF: 0 2B: 0 SAC: 2 3B: 0 DP: 0 HR: 0 HBP: 0	WP: 0 PA: 47 PB: 0 SB: 0 CS: 0							
<b>PITCHER</b>	IP WLS BF H R ER SO BB IBB HBP BLK WP HR S P ERA WHIP																			
Bill Butler, L (1, 1) ERA: 3.55 Dick Drago, R (11, 1) ERA: 4.59	10.0 W 43 H 12 R 2 ER 2 SO 10 BB 3 IBB 0 HBP 0 BLK 0 WP 0 HR 0 S 60 P 72 ERA 1.80 WHIP 1.500																			

Kansas City Royals @ Chicago White Sox  
 Comiskey Park, Chicago, IL  
 Sun Jul 20 1969, 4:38 AM EDT  
 Att. 12,691 - Unknown

AB 42  
 R 2  
 H 13  
 RBI 2  
 BB 3  
 SO 11  
 LOB 22





Batter	1	2	3	4	5	6	7	8	9	AB R H RBI BB SO LOB	TOP											
<b>Pat Kelly, L</b> (1, 8) OBP: 0.372, SLG: 0.393 <b>Buck Martinez, R</b> (8, PH) OBP: 0.286, SLG: 0.391 <b>Joe Keough, L</b> (8, 8) OBP: 0.194, SLG: 0.161	0-3 K		4-0 FC4-6 BB		0-0 F7			0-0 F8		2 0 0 0 1 1 1 1 0 0 0 0 0 0 0 0 0 0 0 0 0	<b>Kansas City Royals @ Detroit Tigers</b> Tiger Stadium, Detroit, MI Thu Jul 24 1969, 7:05 PM EDT Att. 25,726 - Unknown											
<b>Jackie Hernandez, R</b> (1, 6) OBP: 0.274, SLG: 0.292	4-0 S BB		0-0 FC4-6 1-2f		0-3 K			0-3 K		3 0 0 0 1 2 2												
<b>Paul Schaal, R</b> (1, 5) OBP: 0.385, SLG: 0.341	0-0 L9 1-2			0-0 1B SF8 1B		0-0 6-3		0-0 6-3		4 1 1 0 0 0 1												
<b>Lou Piniella, R</b> (1, 7) OBP: 0.335, SLG: 0.467	0-3 K			0-0 F7		0-3 K		4-0 BB		3 0 0 0 1 2 2												
<b>Bob Oliver, R</b> (1, 9) OBP: 0.288, SLG: 0.413		0-3 K		0-0 SF8 1B		0-3 K		0-0 L9		4 0 1 0 0 2 1												
<b>Joe Foy, R</b> (1, 3) OBP: 0.340, SLG: 0.339		0-3 K		0-0 SF8 1-2 3-H			0-3 K	0-3 K		3 0 0 1 0 3 1												
<b>Jerry Adair, R</b> (1, 4) OBP: 0.298, SLG: 0.284		0-0 L8		0-0 F7			0-0 1B	0-0 L9		4 0 1 0 0 0 2												
<b>Ellie Rodriguez, R</b> (1, 2) OBP: 0.342, SLG: 0.344			0-0 4-3		0-0 2B		0-3 K		3 0 1 0 0 1 1													
<b>Wally Bunker, R</b> (1, 1) OBP: 0.100, SLG: 0.125 <b>Hawk Taylor, R</b> (7, PH) OBP: 0.422, SLG: 0.586 <b>Mike Hedlund, R</b> (7, 1) OBP: 0.238, SLG: 0.238			0-3 K		0-3 K		0-0 F7		2 0 0 0 0 2 1 1 0 0 0 0 0 1 0 0 0 0 0 0 0													
<b>Inning Stats</b>	R: 0 E: 0 K: 2 S: 7	H: 0 LOB: 1 BB: 1 P: 11	R: 0 E: 0 K: 2 S: 7	H: 0 LOB: 0 BB: 0 P: 7	R: 0 E: 0 K: 1 S: 5	H: 0 LOB: 1 BB: 1 P: 9	R: 1 E: 0 K: 0 S: 5	H: 2 LOB: 1 BB: 0 P: 5	R: 0 E: 0 K: 2 S: 8	H: 1 LOB: 1 BB: 0 P: 8	R: 0 E: 0 K: 2 S: 7	H: 0 LOB: 0 BB: 0 P: 7	R: 0 E: 0 K: 2 S: 8	H: 1 LOB: 1 BB: 0 P: 8	R: 0 E: 0 K: 1 S: 5	H: 0 LOB: 0 BB: 0 P: 5	R: 0 E: 0 K: 1 S: 5	H: 0 LOB: 1 BB: 1 P: 9	1B: 3 2B: 1 3B: 0 HR: 0	SF: 1 SAC: 0 DP: 0 HBP: 0	WP: 0 PB: 0 SB: 1 CS: 0	PA: 34
<b>PITCHER</b> <b>Mickey Lolich, L</b> (1, 1) ERA: 2.6	IP: 9.0 WLS: W BF: 34 H: 4 R: 1 ER: 1 SO: 13 BB: 3 IBB: 0 HBP: 0 BLK: 0 WP: 0 HR: 0 S: 57 P: 69 ERA: 1.00 WHIP: 0.778																				<b>PITCHER</b> IP: WLS: BF: H: R: ER: SO: BB: IBB: HBP: BLK: WP: HR: S: P: ERA: WHIP	

livebaseballscorecards.com

<b>AB</b>	30
<b>R</b>	1
<b>H</b>	4
<b>RBI</b>	1
<b>BB</b>	3
<b>SO</b>	13
<b>LOB</b>	13



Batter	1	2	3	4	5	6	7	8	9
Tom Tresh, S OBP: 0.297, SLG: 0.356 (1, 6)	0-0 3-1		0-0 2-H 1B		0-0 HR		0-0 F4		
Jim Northrup, L OBP: 0.339, SLG: 0.463 (1, 8)	0-0 6-3		0-0 F7		0-0 E6		0-0 F8		
Al Kaline, R OBP: 0.352, SLG: 0.452 (1, 9)	4-0 BB			0-0 HR	0-0 L4-3			0-0 L1-3	
Norm Cash, L OBP: 0.368, SLG: 0.435 (1, 3)	0-0 4-3			0-0 G1-4-3 1B		0-3 K		0-3 K	
Willie Horton, R OBP: 0.308, SLG: 0.438 (1, 7)		0-0 F8		0-0 G1-4-3 1-2f		0-0 5-3		0-0 F9	
Bill Freehan, R OBP: 0.340, SLG: 0.411 (1, 2)		0-0 L5		0-0 1B		0-0 1B			
Don Wert, R OBP: 0.288, SLG: 0.332 (1, 5)		0-3 K			0-0 HR	0-3 K			
Ike Brown, R OBP: 0.310, SLG: 0.276 (1, 4)			0-3 K 4-3 1B		0-0 4-3		4-0 SH1-3 BB		
Mickey Lolich, S OBP: 0.182, SLG: 0.120 (1, 1)			0-0 4-3 1-2		0-3 K		0-0 SH1-3 1-2		

Inning Stats		R: 0	H: 0	E: 0	K: 0	S: 3	R: 0	H: 0	E: 0	K: 1	S: 5	R: 0	H: 1	E: 0	K: 1	S: 6	R: 1	H: 3	E: 0	K: 0	S: 4	R: 2	H: 2	E: 1	K: 1	S: 8	R: 0	H: 1	E: 0	K: 2	S: 8	R: 0	H: 0	E: 0	K: 0	S: 3	R: 0	H: 0	E: 0	K: 1	S: 5		
IP		6.0	2.0	PITCHER		WLS	BF	H	R	ER	SO	BB	IBB	HBP	BLK	WP	HR	S	P	ERA	WHIP	PITCHER		IP	WLS	BF	H	R	ER	SO	BB	IBB	HBP	BLK	WP	HR	S	P	ERA	WHIP			
Wally Bunker, R ERA: 3.36 (1, 1)		6.0	L	25	7	3	3	5	1	0	0	0	0	0	0	1	3	34	38	4.50	1.333	Mike Hedlund, R ERA: 3.67 (7, 1)		2.0	7	0	0	0	1	0	0	0	0	0	0	0	0	0	0	0	0	0	0


**BOTTOM**

**Kansas City Royals @ Detroit Tigers**  
Tiger Stadium, Detroit, MI  
Thu Jul 24 1969, 7:05 PM EDT  
Att. 25,726 - Unknown

AB	R	H	RBI	BB	SO	LOB
4	1	2	1	0	0	1
4	0	0	0	0	0	2
3	1	1	1	1	0	1
4	0	1	0	0	2	1
4	0	0	0	0	0	1
3	0	2	0	0	0	0
3	1	1	1	0	2	1
2	0	0	0	1	1	0
2	0	0	0	0	1	1

livebaseballscorecards.com

AB	29
R	3
H	7
RBI	3
BB	2
SO	6
LOB	8



WP: 1	PA: 32
PB: 0	SB: 0
CS: 0	



Batter	1	2	3	4	5	6	7	8	9	AB R H RBI BB SO LOB	TOP																													
Joe Keough, L (1, 8) OBP: 0.206, SLG: 0.176 Dick Drago, R (7, 1)	0-3 K		0-0 BB 1-2 1B		0-0 1B 1B		0-0 L9			4 0 2 0 0 1 1 0 0 0 0 0 0 0																														
Paul Schaal, R (1, 5) OBP: 0.368, SLG: 0.326	0-0 F8		0-3 K		0-3 K		0-3 K			4 0 0 0 0 3 4																														
Joe Foy, R (1, 3) OBP: 0.342, SLG: 0.339	0-0 4-3		4-0 1-2 2-3 BB		0-0 1-3 1B			0-0 6-3		3 0 1 0 1 0 0																														
Lou Piniella, R (1, 7) OBP: 0.334, SLG: 0.464		0-0 1B	0-0 4-3		0-3 K			0-0 F2		4 0 1 0 0 1 5																														
Buck Martinez, R (1, 2) OBP: 0.270, SLG: 0.370		0-0 F7		0-0 F7		0-0 F6		0-0 F4		4 0 0 0 0 0 1																														
Bob Oliver, R (1, 9) OBP: 0.288, SLG: 0.411 (7, 8)		0-3 K		0-3 K		0-0 G6-4-3 1B			0-0 F4	4 0 1 0 0 2 1																														
Jerry Adair, R (1, 4) OBP: 0.294, SLG: 0.280		0-0 F8		0-0 E1 FC4		0-0 G6-4-3 1-2f			0-0 L9	4 0 0 0 0 0 2																														
Jackie Hernandez, R (1, 6) OBP: 0.274, SLG: 0.291			0-0 6-3	0-0 FC4 1-2f			0-0 S 1B		0-0 1-3	4 0 1 0 0 0 1																														
Roger Nelson, R (1, 1) OBP: 0.122, SLG: 0.087 Hawk Taylor, R (7, PH) OBP: 0.415, SLG: 0.576 (7, 9)			0-0 E5 BB 1B		0-0 F2		0-3 K			2 0 0 0 0 0 0 1 0 0 0 0 1 1																														
<b>Inning Stats</b>	R: 0 E: 0 K: 1 S: 5	H: 0 LOB: 0 BB: 0 P: 5	R: 0 E: 0 K: 1 S: 6	H: 1 LOB: 1 BB: 0 P: 6	R: 0 E: 1 K: 1 S: 7	H: 1 LOB: 3 BB: 1 P: 11	R: 0 E: 1 K: 1 S: 6	H: 0 LOB: 1 BB: 0 P: 6	R: 0 E: 0 K: 2 S: 9	H: 2 LOB: 2 BB: 0 P: 9	R: 0 E: 0 K: 0 S: 3	H: 1 LOB: 0 BB: 0 P: 3	R: 0 E: 0 K: 2 S: 8	H: 1 LOB: 1 BB: 0 P: 8	R: 0 E: 0 K: 0 S: 3	H: 0 LOB: 0 BB: 0 P: 3	R: 0 E: 0 K: 0 S: 3	H: 0 LOB: 0 BB: 0 P: 3	1B: 6 2B: 0 3B: 0 HR: 0	SF: 0 SAC: 0 DP: 1 HBP: 0	WP: 0 PB: 0 SB: 1 CS: 0	PA: 35																		
<b>PITCHER</b> Denny McLain, R (1, 1) ERA: 2.39	IP 9.0	WLS W	BF 35	H 6	R 0	ER 0	SO 8	BB 1	IBB 0	HBP 0	BLK 0	WP 0	HR 0	S 50	P 54	ERA 0.00	WHIP 0.778						<b>PITCHER</b>	IP 9.0	WLS W	BF 35	H 6	R 0	ER 0	SO 8	BB 1	IBB 0	HBP 0	BLK 0	WP 0	HR 0	S 50	P 54	ERA 0.00	WHIP 0.778

**Kansas City Royals @ Detroit Tigers**  
 Tiger Stadium, Detroit, MI  
 Fri Jul 25 1969, 7:05 PM EDT  
 Att. 24,294 - Unknown

[livebaseballscorecards.com](http://livebaseballscorecards.com)

<b>AB</b>	34
<b>R</b>	0
<b>H</b>	6
<b>RBI</b>	0
<b>BB</b>	1
<b>SO</b>	8
<b>LOB</b>	16



Batter	1	2	3	4	5	6	7	8	9
Tom Tresh, S OBP: 0.297, SLG: 0.356 Mickey Stanley, R OBP: 0.295, SLG: 0.332 (1, 6) (5, PR) (6, 6)	0-3 K		0-0 1-3		0-0 1B SF8 1B		0-0 S E 1B 2-H		
Jim Northrup, L OBP: 0.346, SLG: 0.472 (1, 8)	0-0 1B		0-0 1B		0-0 1-3 1B		0-0 2B 2-H		
Al Kaline, R OBP: 0.348, SLG: 0.447 (1, 9)	0-0 L7		0-0 L5-3		0-0 SF8		0-0 L5-3		
Norm Cash, L OBP: 0.366, SLG: 0.431 (1, 3)	0-0 F8			0-0 F9	0-0 G3		4-0 BB		
Willie Horton, R OBP: 0.307, SLG: 0.433 (1, 7)		4-0 BB BB		0-0 2-3		0-0 4-3	0-3 K		
Bill Freehan, R OBP: 0.342, SLG: 0.411 (1, 2)		4-0 BB BB BB BB 1-2 G6-4-3 BB		0-0 1B 1B		0-0 6-3	0-0 6-3		
Don Wert, R OBP: 0.288, SLG: 0.330 (1, 5)		0-3 K		0-0 1-2 1B		0-0 6-3	0-3 K		
Ike Brown, R OBP: 0.319, SLG: 0.278 (1, 4)		0-0 G6-4-3 1-2f		0-3 K		0-0 SH1-4 1B 1B	4-0 BB BB BB BB BB		
Denny McLain, R OBP: 0.219, SLG: 0.186 (1, 1)			0-0 6-3		0-0 L4		0-0 SH1-4 1-2	0-3 K	


Inning Stats	R: 0	H: 1	E: 0	LOB: 1	K: 1	P: 6	R: 0	H: 0	E: 0	LOB: 1	K: 1	P: 12	R: 0	H: 1	E: 0	LOB: 1	K: 0	P: 4	R: 0	H: 2	E: 0	LOB: 2	K: 1	P: 7	R: 1	H: 2	E: 0	LOB: 2	K: 0	P: 5	R: 0	H: 0	E: 0	LOB: 0	K: 0	P: 3	R: 2	H: 3	E: 0	LOB: 2	K: 1	P: 12	R: 0	H: 0	E: 0	LOB: 1	K: 2	P: 11	
1B: 8	SF: 1	2B: 1	SAC: 1	3B: 0	DP: 1	HR: 0	HBP: 0	WP: 0	PA: 36	WP: 0	PA: 36	ERA	WHIP	ERA	WHIP	ERA	WHIP	ERA	WHIP	ERA	WHIP	ERA	WHIP	ERA	WHIP	ERA	WHIP	ERA	WHIP	ERA	WHIP	ERA	WHIP	ERA	WHIP	ERA	WHIP	ERA	WHIP	ERA	WHIP	ERA	WHIP	ERA	WHIP	ERA	WHIP	ERA	WHIP

PITCHER	IP	WLS	BF	H	R	ER	SO	BB	IBB	HBP	BLK	WP	HR	S	P	ERA	WHIP
Roger Nelson, R ERA: 2.94 (1, 1)	6.0	L	25	6	1	1	3	2	0	0	0	0	0	29	37	1.50	1.333
Dick Drago, R ERA: 4.67 (7, 1)	2.0		11	3	2	2	3	2	0	0	0	0	0	15	23	9.00	2.500

**BOTTOM**

**Kansas City Royals @ Detroit Tigers**  
Tiger Stadium, Detroit, MI  
Fri Jul 25 1969, 7:05 PM EDT  
Att. 24,294 - Unknown

AB	30
R	3
H	9
RBI	2
BB	4
SO	6
LOB	15





Batter	1	2	3	4	5	6	7	8	9	AB R H RBI BB SO LOB	TOP	
Jackie Hernandez, R (1, 6) OBP: 0.274, SLG: 0.291 Hawk Taylor, R (9, PH) OBP: 0.409, SLG: 0.567	0-0 5-3	0-0 L5			0-0 1B		0-0 F9		0-3 K	4 0 1 0 0 0 0 1 0 0 0 0 1 0		
Joe Keough, L (1, 8) OBP: 0.216, SLG: 0.188	0-0 F6		0-0 6-3		0-0 F2			0-0 BB 1B	0-0 E 1B	5 1 2 0 0 0 1		
Joe Foy, R (1, 3) OBP: 0.340, SLG: 0.337	0-0 E S E 1B		0-0 L9			0-3 K		0-0 F9	0-0 E5	5 1 1 0 0 1 2		
Lou Piniella, R (1, 7) OBP: 0.330, SLG: 0.458	0-0 E3 BB 1B 1-H		0-0 F5			0-0 6-3		0-0 F6	0-3 K	5 0 0 0 0 1 3		
Ed Kirkpatrick, L (1, 9) OBP: 0.288, SLG: 0.359	0-0 1-2 BB 1B			0-0 4-3		0-0 1B 1B		4-0 BB 1B 1-2 BB		3 0 2 0 1 0 0		
Paul Schaal, R (1, 5) OBP: 0.384, SLG: 0.330	4-0 1-2 2-3 BB			0-0 5-3		0-0 1-2 FC6-4 1B		4-0 BB 1B 1-2 BB		2 0 1 0 2 0 0		
Ellie Rodriguez, R (1, 2) OBP: 0.340, SLG: 0.342	0-0 L7			0-3 K		0-0 1-2 FC6-4		0-0 1-2 2-3 3-H FC6-4 1B		4 0 1 1 0 1 5		
Juan Rios, R (1, 4) OBP: 0.277, SLG: 0.292		0-0 5-3			0-0 F6		0-0 F7	0-0 1-2 FC6-4		4 0 0 0 0 0 3		
Bill Butler, L (1, 1) OBP: 0.125, SLG: 0.079 Dave Wickersham, R (4, 1) OBP: 0.259, SLG: 0.292 Chuck Harrison, R (5, PH) Don O'Riley, R (5, 1) Dave Morehead, R (6, 1) Buck Martinez, R (7, PH) Galen Cisco, R (7, 1) Bob Oliver, R (9, PH) OBP: 0.287, SLG: 0.409		0-3 K			0-3 K		0-0 F8		0-3 K	1 0 0 0 0 0 1 0 0 0 0 0 0 0 0 0 1 0 0 0 0 0 1 0 0 0 0 0 0 0 0 0 0 0 0 0 0 0 0 0 1 0 0 0 0 0 0 0 0 0 0 0 0 0 0 0 1 0 0 0 0 0 1 0		
<b>Inning Stats</b>	R: 1 H: 2 E: 1 LOB: 3 K: 0 BB: 1 S: 6 P: 10	R: 0 H: 0 E: 0 LOB: 0 K: 1 BB: 0 S: 5 P: 5	R: 0 H: 0 E: 0 LOB: 0 K: 0 BB: 0 S: 3 P: 3	R: 0 H: 0 E: 0 LOB: 0 K: 1 BB: 0 S: 5 P: 5	R: 0 H: 1 E: 0 LOB: 1 K: 1 BB: 0 S: 6 P: 6	R: 0 H: 2 E: 0 LOB: 2 K: 1 BB: 0 S: 7 P: 7	R: 0 H: 0 E: 0 LOB: 0 K: 0 BB: 0 S: 3 P: 3	R: 1 H: 2 E: 0 LOB: 3 K: 0 BB: 2 S: 5 P: 13	R: 0 H: 1 E: 1 LOB: 2 K: 3 BB: 0 S: 11 P: 11	1B: 8 SF: 0 2B: 0 SAC: 0 3B: 0 DP: 0 HR: 0 HBP: 0	WP: 0 PA: 40 PB: 0 SB: 1 CS: 0	
<b>PITCHER</b> Earl Wilson, R (1, 1) ERA: 3.17	IP WLS BF H R ER SO BB IBB HBP BLK WP HR S P ERA WHIP											<b>PITCHER</b> IP WLS BF H R ER SO BB IBB HBP BLK WP HR S P ERA WHIP

**Kansas City Royals @ Detroit Tigers**  
 Tiger Stadium, Detroit, MI  
 Sat Jul 26 1969, 4:33 AM EDT  
 Att. 23,449 - Unknown - 83 F

[livebaseballscorecards.com](http://livebaseballscorecards.com)

**AB 37**  
**R 2**  
**H 8**  
**RBI 1**  
**BB 3**  
**SO 7**  
**LOB 14**



Batter	1	2	3	4	5	6	7	8	9	AB	R	H	RBI	BB	SO	LOB
Mickey Stanley, R OBP: 0.296, SLG: 0.333 (1, 6) (7, 8)	0-0 F3		4-0 2B BB	0-0 FC6-4 1B 2B 1-3 2-H 3-H	0-3 K	0-0 L9				4	1	1	2	1	1	3
Jim Northrup, L OBP: 0.344, SLG: 0.471 (1, 8) (7, 9)	0-0 4-3		0-0 2B	0-0 F5	0-0 6-3				0-0 F5	5	0	1	0	0	0	3
Al Kaline, R OBP: 0.347, SLG: 0.443 Dick Tracewski, R OBP: 0.324, SLG: 0.170 (1, 9) (6, PR) (7, 6)	0-0 L9		0-0 L6	4-0 FC6-4 1B IBB		0-0 L5 1B 2B			0-3 K	3	0	0	0	1	0	2
Bill Freehan, R OBP: 0.344, SLG: 0.415 Dave Campbell, R OBP: 0.143, SLG: 0.040 (1, 3) (7, 3)			0-0 2B	0-0 F7	0-0 FC6-4 1B E 1-2f 2-3 3-H	0-0 2B FC6-4 1B			0-0 F3	4	2	2	1	0	0	4
Willie Horton, R OBP: 0.316, SLG: 0.441 (1, 7)			4-0 BB		0-0 1B 1B	0-0 FC6-4 1B 2B 1-3 2-H			0-0 F8	4	3	3	2	1	0	0
Jim Price, R OBP: 0.343, SLG: 0.589 (1, 2)			0-0 F9		0-0 1B 1B E3 1B	4-0 FC6-4 BB			0-0 F9	4	2	1	0	1	0	2
Don Wert, R OBP: 0.290, SLG: 0.332 (1, 5)			0-0 F9		0-0 1B 1B E3 1B	0-0 FC6-4 1B			0-3 K	5	1	2	3	0	1	4
Ike Brown, R OBP: 0.326, SLG: 0.301 (1, 4)			0-0 1-3		0-0 FC6 2B 1-2 2-3	0-0 WP 2B			0-0 1B	4	1	2	1	0	0	4
Earl Wilson, R OBP: 0.228, SLG: 0.122 (1, 1)			0-3 K		4-0 2B FC6-4 BB 1-2 2-3 3-H	0-3 K			0-3 K	3	1	0	1	1	3	3

Inning Stats	R: 0	H: 0	E: 0	K: 0	S: 3	P: 3	R: 0	H: 1	E: 0	K: 0	S: 4	P: 8	R: 0	H: 1	E: 0	K: 1	S: 6	R: 9	H: 6	E: 1	K: 0	S: 10	R: 0	H: 1	E: 0	K: 2	S: 8	R: 3	H: 3	E: 1	K: 1	S: 9	R: 0	H: 0	E: 0	K: 1	S: 5	R: 0	H: 0	E: 0	K: 1	S: 5	R: 0	H: 0	E: 0	K: 1	S: 5
	0	0	0	0	3	3	0	1	0	0	4	8	0	1	0	1	6	10	0	1	0	0	18	0	1	0	0	0	0	3	3	1	13	0	0	0	1	5	0	0	0	5	0	0	0	0	5


PITCHER	IP	WLS	BF	H	R	ER	SO	BB	IBB	HBP	BLK	WP	HR	S	P	ERA	WHIP
Bill Butler, L ERA: 3.87 (1, 1)	3.0	L	19	6	6	6	1	3	0	0	0	1	0	18	30	18.00	3.000
Dave Wickersham, R ERA: 3.96 (4, 1)	1.0		6	2	3	0	0	0	1	0	0	0	0	5	9	0.00	2.000
Don O'Riley, R ERA: 8.1 (5, 1)	1.0		7	3	3	2	2	0	0	0	0	1	0	11	11	18.00	3.000
Dave Morehead, R ERA: 5.4 (6, 1)	1.0		5	1	0	0	1	1	0	0	0	0	0	6	10	0.00	2.000
Galen Cisco, R ERA: 2.08 (7, 1)	2.0		6	0	0	0	2	0	0	0	0	0	0	10	10	0.00	0.000

**BOTTOM**

**Kansas City Royals @ Detroit Tigers**  
Tiger Stadium, Detroit, MI

Sat Jul 26 1969, 4:33 AM EDT  
Att: 23,449 - Unknown - 83 F

AB	38
R	12
H	12
RBI	10
BB	5
SO	6
LOB	25



WP	HR	S	P	ERA	WHIP
2	0	13	9	18.00	3.000



Batter	1	2	3	4	5	6	7	8	9	AB R H RBI BB SO LOB	TOP											
Joe Keough, L (1, 8) OBP: 0.215, SLG: 0.188	0-0 FC4-6 1B	0-0 F8		0-0 5-3		0-0 F5		0-0 4-3		5 0 1 0 0 0 4												
Jackie Hernandez, R (1, 6) OBP: 0.278, SLG: 0.295	0-0 FC4-6 1-2f HR		0-0 E 1B	0-0 E 1B		0-0 FC6-4 1-2f		0-0 1B		5 3 3 1 0 0 3												
Joe Foy, R (1, 3) OBP: 0.340, SLG: 0.335	4-0 1-2 HR BB		0-0 E6 1-H SF7	0-0 5-3			0-0 BB 1B	0-0 F2		4 2 1 0 1 0 1												
Hawk Taylor, R (1, 9) OBP: 0.386, SLG: 0.540	0-0 F2		0-0 SF7 2-H		0-3 K		0-0 F5	0-0 F2		3 0 0 1 0 1 3												
Bob Oliver, R (7, 9) OBP: 0.286, SLG: 0.408										1 0 0 0 0 0 0												
Buck Martinez, R (1, 2) OBP: 0.288, SLG: 0.418	0-0 1-1 2-H HR		0-0 1B		0-0 F8		0-0 FC5-4 1-2 BB 1B	0-0 5-3		5 1 3 3 0 0 0												
Ed Kirkpatrick, L (1, 7) OBP: 0.286, SLG: 0.351	0-0 3-1		0-3 K		0-0 F4		4-0 1-2 2-3 BB	0-3 K		4 0 0 0 1 2 1												
Paul Schaal, R (1, 5) OBP: 0.388, SLG: 0.337		0-0 FC5-4 1B	0-3 K			0-0 SH1-3 1B	0-0 F4			4 0 2 0 0 1 4												
Juan Rios, R (1, 4) OBP: 0.278, SLG: 0.292		0-3 K		0-0 5-3 1B		0-0 SH1-3	0-0 FC5 2-3f			3 1 1 0 0 1 4												
Jim Rooker, R (1, 1) OBP: 0.261, SLG: 0.682		0-0 FC5-4 1-2f		0-3 K		1-0 FC6-4 HBP		0-0 6-3		3 0 0 0 0 1 2												
Moe Drabowsky, R (8, 1) OBP: 0.111, SLG: 0.111										0 0 0 0 0 0 0												
<b>Inning Stats</b>	R: 3 E: 0 K: 0 S: 5	H: 2 LOB: 0 BB: 1 P: 9	R: 0 E: 0 K: 1 S: 6	H: 1 LOB: 1 BB: 0 P: 6	R: 2 E: 1 K: 2 S: 10	H: 2 LOB: 1 BB: 0 P: 10	R: 2 E: 0 K: 1 S: 7	H: 2 LOB: 0 BB: 0 P: 7	R: 0 E: 0 K: 1 S: 5	H: 0 LOB: 0 BB: 0 P: 5	R: 0 E: 0 K: 0 S: 4	H: 1 LOB: 2 BB: 0 P: 5	R: 0 E: 0 K: 0 S: 5	H: 2 LOB: 3 BB: 1 P: 9	R: 0 E: 0 K: 0 S: 4	H: 1 LOB: 1 BB: 0 P: 4	R: 0 E: 0 K: 1 S: 5	H: 0 LOB: 0 BB: 0 P: 5	1B: 10 2B: 0 3B: 0 HR: 1	SF: 1 SAC: 1 DP: 0 HBP: 1	WP: 0 PB: 0 SB: 3 CS: 0	PA: 42
<b>PITCHER</b>	IP WLS BF H R ER SO BB IBB HBP BLK WP HR S P ERA WHIP																			<b>PITCHER</b>	IP WLS BF H R ER SO BB IBB HBP BLK WP HR S P ERA WHIP	
Pat Dobson, R (1, 1) ERA: 4.46	2.1 L 14 5 5 4 1 1 0 0 0 0 1 15 19 15.43 2.571																					
Fred Lasher, R (3, 1) ERA: 1.78	0.2 2 0 0 0 2 0 0 0 0 0 0 0 6 6 0.00 0.000																					
Tom Timmermann, R (4, 1) ERA: 2.55	2.0 8 2 2 1 2 0 0 0 0 0 0 0 12 12 4.50 1.000																					
Mike Kilkenny, L (6, 1) ERA: 2.39	3.0 15 4 0 0 0 1 0 1 0 0 0 0 13 18 0.00 1.667																					
Don McMahon, R (9, 1) ERA: 4.7	1.0 3 0 0 0 1 0 0 0 0 0 0 0 5 5 0.00 0.000																					

**Kansas City Royals @ Detroit Tigers**  
Tiger Stadium, Detroit, MI  
Sun Jul 27 1969, 4:33 AM EDT  
Att: 39,365 - Unknown

AB	37
R	7
H	11
RBI	5
BB	2
SO	6
LOB	22



WP	0	PA	42
PB	0		
SB	3		
CS	0		

1B	10	SF	1	2B	0	SAC	1	3B	0	DP	0	HR	1	HBP	1
----	----	----	---	----	---	-----	---	----	---	----	---	----	---	-----	---

livebaseballscorecards.com





Batter	1	2	3	4	5	6	7	8	9	AB R H RBI BB SO LOB	TOP													
Don Buford, S (1, 7) x OBP: 0.395, SLG: 0.443	0-0 6-3		4-0 BB		0-0 2B		4-0 1B BB		0-0 4-3	3 2 1 0 2 0 0														
Paul Blair, R (1, 8) x OBP: 0.359, SLG: 0.531	0-0 F8		0-0 L4-6		0-0 2B		0-0 1B		0-0 1B	5 0 3 2 0 0 2														
Frank Robinson, R (1, 9) x OBP: 0.440, SLG: 0.610	0-0 1B			0-0 3B	4-0 BB		0-0 F8		0-0 F9	4 1 2 0 1 0 2														
Boog Powell, L (1, 3) s OBP: 0.392, SLG: 0.595	0-3 K			0-0 HR	0-0 G3			0-0 FC6-4 1B		4 1 2 1 0 1 2														
Brooks Robinson, R (1, 5) x OBP: 0.300, SLG: 0.418		0-0 F8		0-3 K		0-0 F8		0-0 FC6-4 FC4-6 E 1-2f		4 0 0 0 0 1 1														
Davey Johnson, R (1, 4) x OBP: 0.361, SLG: 0.388		0-0 4-3		0-0 1B		0-0 F7		4-0 FC4-6 BB 1-2		3 0 1 0 1 0 0														
Elrod Hendricks, L (1, 2) x OBP: 0.307, SLG: 0.360		0-0 F9		0-0 F8		0-0 P4		0-0 FC4-6 1-2f 2-3		4 0 0 0 0 0 3														
Mark Belanger, R (1, 6) x OBP: 0.360, SLG: 0.348			0-0 E5 L4-6 BB	0-0 F7			0-0 F9	0-3 K		4 0 0 0 0 1 3														
Mike Cuellar, L (1, 1) s OBP: 0.083, SLG: 0.133			0-3 K		0-0 F8		0-0 F9		0-0 4-3	4 0 0 0 0 1 1														
<b>Inning Stats</b>	R: 0 E: 0 K: 1 S: 6	H: 1 LOB: 1 BB: 0 P: 6	R: 0 E: 0 K: 0 S: 3	H: 0 LOB: 0 BB: 0 P: 3	R: 0 E: 1 K: 1 S: 5	H: 0 LOB: 1 BB: 1 P: 9	R: 2 E: 1 K: 1 S: 8	H: 3 LOB: 1 BB: 0 P: 8	R: 1 E: 0 K: 0 S: 4	H: 2 LOB: 1 BB: 1 P: 8	R: 0 E: 0 K: 0 S: 3	H: 0 LOB: 0 BB: 0 P: 3	R: 1 E: 0 K: 0 S: 4	H: 1 LOB: 1 BB: 1 P: 8	R: 0 E: 0 K: 1 S: 6	H: 1 LOB: 2 BB: 1 P: 10	R: 0 E: 0 K: 0 S: 4	H: 1 LOB: 1 BB: 0 P: 4	R: 0 E: 0 K: 0 S: 4	H: 1 LOB: 1 BB: 0 P: 4	1B: 5 2B: 3 3B: 1 HR: 1	SF: 0 SAC: 0 DP: 1 HBP: 0	WP: 0 PB: 0 SB: 1 CS: 1	PA: 39
<b>PITCHER</b>	IP WLS BF H R ER SO BB IBB HBP BLK WP HR S P ERA WHIP																							
Wally Bunker, R (1, 1) ERA: 3.38	7.0 L 30 7 4 3 3 3 0 0 0 0 0 1 33 45 3.86 1.429																							
Dick Drago, R (8, 1) ERA: 4.59	2.0 9 2 0 0 1 1 0 0 0 0 0 0 10 14 0.00 1.500																							

Baltimore Orioles @ Kansas City Royals  
Municipal Stadium, Kansas City, MO  
Tue Jul 29 1969, 8:05 PM EDT  
Att. 13,478 - Unknown

AB	35
R	4
H	9
RBI	3
BB	4
SO	4
LOB	14



WP: 0	PA: 39
PB: 0	
SB: 1	
CS: 1	





Batter	1	2	3	4	5	6	7	8	9	AB R H RBI BB SO LOB	TOP
Don Buford, S (1, 7) OBP: 0.397, SLG: 0.445	0-0 L8		4-0 BB		0-0 4-3		0-0 2B			3 0 1 2 1 0 0	
Paul Blair, R (1, 8) OBP: 0.358, SLG: 0.527	0-0 5-3		4-0 BB		0-0 2B	0-3 K	0-0 F8			3 0 0 0 1 1 1	
Frank Robinson, R (1, 9) OBP: 0.438, SLG: 0.614	0-0 P4		0-0 F7			0-0 HR		0-0 P4		4 1 1 1 0 0 3	
Boog Powell, L (1, 3) OBP: 0.388, SLG: 0.588		0-0 P2		0-0 4-3		0-0 F9		0-0 P3		4 0 0 0 0 0 0	
Brooks Robinson, R (1, 5) OBP: 0.299, SLG: 0.416		0-0 5-3		0-0 1B SF8 1B		0-0 P6		0-0 6-3		4 1 1 0 0 0 0	
Davey Johnson, R (1, 4) OBP: 0.362, SLG: 0.390		0-0 4-3		0-0 1B CS 1B			0-0 FC6-4 1B		0-3 K	4 0 2 0 0 1 0	
Elrod Hendricks, L (1, 2) OBP: 0.306, SLG: 0.359			0-0 F3	0-0 SF8			0-0 P6		0-0 G4-3 1B	3 0 1 1 0 0 1	
Mark Belanger, R (1, 6) OBP: 0.359, SLG: 0.347			0-0 E S 1B	0-0 CS	0-0 5-3		0-0 FC6-4 1B 2B		0-0 G4-3	4 1 1 0 0 0 2	
Dave McNally, R (1, 1) OBP: 0.131, SLG: 0.070			0-3 K		0-0 L6		0-0 2B 1B			3 1 1 0 0 1 1	
Eddie Watt, R (9, 1)										0 0 0 0 0 0 0	
<b>Inning Stats</b>	R: 0 H: 0 E: 0 LOB: 0 K: 0 BB: 0 S: 3 P: 3	R: 0 H: 0 E: 0 LOB: 0 K: 0 BB: 0 S: 3 P: 3	R: 0 H: 1 E: 0 LOB: 3 K: 1 BB: 2 S: 6 P: 14	R: 1 H: 2 E: 0 LOB: 0 K: 0 BB: 0 S: 4 P: 4	R: 0 H: 0 E: 0 LOB: 0 K: 0 BB: 0 S: 3 P: 3	R: 1 H: 1 E: 0 LOB: 0 K: 1 BB: 0 S: 6 P: 6	R: 2 H: 3 E: 0 LOB: 1 K: 0 BB: 0 S: 6 P: 6	R: 0 H: 0 E: 0 LOB: 0 K: 1 BB: 0 S: 3 P: 3	R: 0 H: 1 E: 0 LOB: 0 K: 1 BB: 0 S: 5 P: 5	1B: 6 SF: 1 2B: 1 SAC: 0 3B: 0 DP: 1 HR: 1 HBP: 0	WP: 0 PA: 36 PB: 0 SB: 2 CS: 1
<b>PITCHER</b> Roger Nelson, R (1, 1) ERA: 3.04	IP 6.2 WLS L BF 28 H 7 R 4 ER 4 SO 2 BB 2 IBB 0 HBP 0 BLK 0 WP 0 HR 1 S 30 P 38 ERA 5.40 WHIP 1.350										
<b>PITCHER</b> Moe Drabowsky, R (7, 1) ERA: 2.29	IP 2.1 WLS L BF 7 H 1 R 0 ER 0 SO 1 BB 0 IBB 0 HBP 0 BLK 0 WP 0 HR 0 S 9 P 9 ERA 0.00 WHIP 0.429										

Baltimore Orioles @ Kansas City Royals  
Municipal Stadium, Kansas City, MO  
Wed Jul 30 1969, 8:05 PM EDT  
Att. 13,648 - Unknown

livebaseballscorecards.com

AB 32  
R 4  
H 8  
RBI 4  
BB 2  
SO 3  
LOB 8







Batter	1	2	3	4	5	6	7	8	9	AB R H RBI BB SO LOB	TOP
Don Buford, S (1, 7) OBP: 0.397, SLG: 0.441	0-0 1-3		4-0 E E BB		0-0 6-3			4-0 BLK SH5-3 BB	0-3 K	3 1 0 0 2 1 2	
Paul Blair, R (1, 8) OBP: 0.354, SLG: 0.522	0-0 5-3		0-0 P6			0-0 F9		0-0 SH5-3	0-0 F8	4 0 0 0 0 0 4	
Frank Robinson, R (1, 9) OBP: 0.436, SLG: 0.609	0-0 2-3		0-0 FC6 1-H 2-H			0-0 F4		4-0 IBB		3 0 0 0 1 0 0	
Boog Powell, L (1, 3) OBP: 0.385, SLG: 0.582		0-0 L3	0-3 K			0-3 K		0-3 K		4 0 0 0 0 3 3	
Brooks Robinson, R (1, 5) OBP: 0.299, SLG: 0.415		0-0 1B		0-0 1-3			0-0 L5	0-0 F7		4 0 1 0 0 0 2	
Davey Johnson, R (1, 4) OBP: 0.364, SLG: 0.391		0-0 F8		0-0 5-3			0-0 5-3 1B 1B	0-0 1B SH3 1B		4 1 2 0 0 0 1	
Andy Etchebarren, R (1, 2) Clay Dalrymple, L (9, 2) OBP: 0.371, SLG: 0.404 OBP: 0.425, SLG: 0.419		0-0 L4		0-0 1-3			0-0 5-3 1B	0-0 SH3		3 0 1 0 0 0 1 0 0 0 0 0 0 0	
Mark Belanger, R (1, 6) OBP: 0.360, SLG: 0.349			0-0 FC6 E BB 1B		0-0 4-3		0-0 5-3	0-0 1B 1B		4 1 2 0 0 0 2	
Tom Phoebus, R (1, 1) Dick Hall, R (7, 1) OBP: 0.273, SLG: 0.283 OBP: 0.500, SLG: 0.400			0-3 K		0-3 K		0-3 K	0-0 1B 1B		3 0 0 0 0 3 3 1 0 1 1 0 0 0	
<b>Inning Stats</b>	R: 0 E: 0 K: 0 S: 3 H: 0 LOB: 0 BB: 0 P: 3	R: 0 E: 0 K: 0 S: 4 H: 1 LOB: 1 BB: 0 P: 4	R: 2 E: 1 K: 2 S: 9 H: 1 LOB: 1 BB: 1 P: 13	R: 0 E: 0 K: 0 S: 3 H: 0 LOB: 0 BB: 0 P: 3	R: 0 E: 0 K: 1 S: 5 H: 0 LOB: 0 BB: 0 P: 5	R: 0 E: 0 K: 1 S: 5 H: 0 LOB: 0 BB: 0 P: 5	R: 0 E: 0 K: 1 S: 7 H: 2 LOB: 2 BB: 0 P: 7	R: 0 E: 0 K: 1 S: 5 H: 0 LOB: 2 BB: 2 P: 13	R: 1 E: 0 K: 1 S: 8 H: 3 LOB: 2 BB: 0 P: 8	1B: 7 2B: 0 3B: 0 HR: 0 SF: 0 SAC: 2 DP: 0 HBP: 0	WP: 0 PB: 0 SB: 0 CS: 0 PA: 38
<b>PITCHER</b> Jim Rooker, L (1, 1) ERA: 4.63	IP: 9.0 WLS: L BF: 38 H: 7 R: 3 ER: 1 SO: 7 BB: 2 IBB: 1 HBP: 0 BLK: 1 WP: 0 HR: 0 S: 49 P: 61 ERA: 1.00 WHIP: 1.000										

Baltimore Orioles @ Kansas City Royals  
Municipal Stadium, Kansas City, MO  
Thu Jul 31 1969, 8:05 PM EDT  
Att. 12,384 - Unknown

livebaseballscorecards.com

AB	33
R	3
H	7
RBI	1
BB	3
SO	7
LOB	18



BOTTOM

Baltimore Orioles @ Kansas City Royals  
Municipal Stadium, Kansas City, MO  
Thu Jul 31 1969, 8:05 PM EDT  
Att. 12,384 - Unknown

livebaseballscorecards.com

AB	29
R	1
H	5
RBI	1
BB	3
SO	3
LOB	11



WP:	0	PA:	32
PB:	0		
SB:	0		
CS:	0		

AB R H RBI BB SO LOB

4 0 0 0 0 0 2

3 0 1 0 1 0 0

4 0 0 0 0 1 3

2 0 1 0 2 0 0

4 0 0 0 0 1 3

3 0 0 0 0 0 1

3 1 1 0 0 0 0

2 0 0 0 0 0 1

1 0 1 0 0 0 0

0 0 0 0 0 0 0

3 0 1 1 0 1 1

1B:	5	SF:	0
2B:	0	SAC:	0
3B:	0	DP:	2
HR:	0	HBP:	0

Batter	1	2	3	4	5	6	7	8	9
Joe Keough, L (1, 8) OBP: 0.217, SLG: 0.193	0-0 4-3 ①			x 0-0 L8 ①		x 0-0 4-3 ②		x 0-0 L6 ③	
Paul Schaal, R (1, 5) OBP: 0.391, SLG: 0.340	0-0 6-3 ②			x 0-0 G5-4-3 1B		B B B B 4-0 FC6-4 BB		x 0-0 F8 ①	
Joe Foy, R (1, 3) OBP: 0.338, SLG: 0.335	0-0 F9 ③			x 0-0 G5-4-3 ② ③ 1-2f		x 0-0 FC6-4 ③ 1-2f		S S S 0-3 K ②	
Ed Kirkpatrick, L (1, 7) OBP: 0.299, SLG: 0.356		x 0-0 3-1 ①		B B B B 4-0 G4-6-3 BB		B B B B 4-0 L4 BB		x 0-0 1B	
Bob Oliver, R (1, 9) OBP: 0.284, SLG: 0.402		x 0-0 5-3 ②		x 0-0 F7 ①		x 0-0 L4 ① ② 1-2		S S S 0-3 K ③	
Ellie Rodriguez, R (1, 2) OBP: 0.329, SLG: 0.330		x 0-0 5-3 ③		x 0-0 G4-6-3 ② ③ 1-2f		x 0-0 F9 ③			
Jerry Adair, R (1, 4) OBP: 0.290, SLG: 0.276			x 0-0 F7 ①			x 0-0 5-3 1B 1B		x 0-0 F8 ①	
Juan Rios, R (1, 6) OBP: 0.273, SLG: 0.287			x 0-0 6-3 ②			x 0-0 5-3 ①		x 0-0 1B	
Buck Martinez, R (8, PH) OBP: 0.314, SLG: 0.447									
Jackie Hernandez, R (8, PR) OBP: 0.275, SLG: 0.291									
Jim Rooker, R (1, 1) OBP: 0.269, SLG: 0.640			x 0-0 6-3 ③			x 0-0 4-3 1B 2-H		S S S 0-3 K ②	

Inning Stats	R: 0	H: 0	E: 0	K: 0	S: 3	LOB: 0	BB: 0	P: 3	R: 0	H: 0	E: 0	K: 0	S: 3	LOB: 0	BB: 0	P: 3	R: 0	H: 1	E: 0	K: 0	S: 3	LOB: 0	BB: 0	P: 3	R: 0	H: 0	E: 0	K: 0	S: 2	LOB: 0	BB: 1	P: 6	R: 1	H: 2	E: 0	K: 0	S: 5	LOB: 2	BB: 1	P: 9	R: 0	H: 0	E: 0	K: 0	S: 2	LOB: 0	BB: 1	P: 6	R: 0	H: 1	E: 0	K: 1	S: 6	LOB: 1	BB: 0	P: 6	R: 0	H: 1	E: 0	K: 2	S: 8	LOB: 1	BB: 0	P: 8	1B: 5	2B: 0	3B: 0	HR: 0	SF: 0	SAC: 0	DP: 2	HBP: 0	WP: 0	PA: 32
--------------	------	------	------	------	------	--------	-------	------	------	------	------	------	------	--------	-------	------	------	------	------	------	------	--------	-------	------	------	------	------	------	------	--------	-------	------	------	------	------	------	------	--------	-------	------	------	------	------	------	------	--------	-------	------	------	------	------	------	------	--------	-------	------	------	------	------	------	------	--------	-------	------	-------	-------	-------	-------	-------	--------	-------	--------	-------	--------

PITCHER	IP	WLS	BF	H	R	ER	SO	BB	IBB	HBP	BLK	WP	HR	S	P	ERA	WHIP
Tom Phoebus, R (1, 1) ERA: 3.37	6.0	W	22	3	1	1	0	3	0	0	0	0	0	19	31	1.50	1.000
Dick Hall, R (7, 1) ERA: 2.2	3.0	S	10	2	0	0	3	0	0	0	0	0	0	16	16	0.00	0.667



Batter	1	2	3	4	5	6	7	8	9	AB R H RBI BB SO LOB	TOP	
Jose Cardenal, R (1, 8) OBP: 0.303, SLG: 0.339	0-0 1-3		0-0 4-3		0-0 FC6-4			0-0 G6-3		4 0 0 0 0 0 3		
Davey Nelson, R (1, 4) OBP: 0.222, SLG: 0.196	0-0 FC6-4 1B		0-3 K			0-3 K			0-0 4-3	4 0 1 0 0 2 0		
Frank Baker, L (1, 7) OBP: 0.467, SLG: 0.643	0-0 F7			0-0 E6 K2-4-2		0-0 G3			0-0 6-3	4 0 0 0 0 0 1		
Tony Horton, R (1, 3) OBP: 0.324, SLG: 0.464	0-0 FC6-4			0-3 K2-4-2		0-0 6-3			0-0 1B	4 0 1 0 0 1 2		
Ken Harrelson, R (1, 9) OBP: 0.326, SLG: 0.423		0-0 6-3		0-0 P4			0-0 F6		0-0 F3	4 0 0 0 0 0 1		
Duke Sims, L (1, 2) OBP: 0.412, SLG: 0.461		0-0 F4			4-0 1B PB BB		0-0 3-1			2 0 0 0 1 0 0		
Lou Klimchock, L (1, 5) OBP: 0.304, SLG: 0.395		0-0 1B			0-3 K		0-0 4-3			3 0 1 0 0 1 1		
Eddie Leon, R (1, 6) OBP: 0.370, SLG: 0.400		0-0 1-3			0-0 FC6-4 1B			0-0 G6-3 1B		3 0 2 0 0 0 1		
Gary Boyd, R (1, 1) Mike Paul, L (2, 1) Larry Brown, R (3, PH) Ron Law, R (3, 1) Russ Snyder, L (5, PH) Larry Burchart, R (5, 1) Richie Scheinblum, S (8, PH) Juan Pizarro, L (8, 1)			0-0 F2		0-0 F8			0-0 F9		0 0 0 0 0 0 0 0 0 0 0 0 0 0 1 0 0 0 0 0 0 0 0 0 0 0 0 0 1 0 0 0 0 0 2 0 0 0 0 0 0 0 1 0 0 0 0 0 1 0 0 0 0 0 0 0		
<b>Inning Stats</b>	R: 0 H: 1 E: 0 LOB: 1 K: 0 BB: 0 S: 4 P: 4	R: 0 H: 1 E: 0 LOB: 1 K: 0 BB: 0 S: 4 P: 4	R: 0 H: 0 E: 0 LOB: 0 K: 1 BB: 0 S: 5 P: 5	R: 0 H: 0 E: 1 LOB: 0 K: 1 BB: 0 S: 5 P: 5	R: 0 H: 1 E: 0 LOB: 2 K: 1 BB: 1 S: 6 P: 10	R: 0 H: 0 E: 0 LOB: 0 K: 1 BB: 0 S: 5 P: 5	R: 0 H: 0 E: 0 LOB: 0 K: 0 BB: 0 S: 3 P: 3	R: 0 H: 1 E: 0 LOB: 0 K: 0 BB: 0 S: 3 P: 3	R: 0 H: 1 E: 0 LOB: 1 K: 0 BB: 0 S: 4 P: 4	1B: 5 SF: 0 2B: 1 SAC: 0 3B: 0 DP: 2 HR: 0 HBP: 0	WP: 0 PA: 32 PB: 1 SB: 0 CS: 0	
<b>PITCHER</b> Dick Drago, R (1, 1) ERA: 4.26	IP WLS BF H R ER SO BB IBB HBP BLK WP HR S P ERA WHIP	9.0 W 32 5 0 0 4 1 0 0 0 0 0 0 39 43 0.00 0.667										

Cleveland Indians @ Kansas City Royals  
Municipal Stadium, Kansas City, MO

Fri Aug 01 1969, 8:05 PM EDT  
Att: 9,638 - Unknown - 71 F

livebaseballscorecards.com

AB	31
R	0
H	5
RBI	0
BB	1
SO	4
LOB	12



Batter	1	2	3	4	5	6	7	8	9
Joe Keough, L OBP: 0.233, SLG: 0.196 (1, 8)	4-0 2B SF7 BB	4-0 WP 1B BB		x 0-0 1-2 1-3		x 0-0 4-3		x 0-0 1B	
Paul Schaal, R OBP: 0.392, SLG: 0.346 (1, 5)	0-0 L9	4-0 1B IBB		x 0-0 2-H 2B		x 0-0 4-3		x 0-0 4-3	
Ed Kirkpatrick, L OBP: 0.307, SLG: 0.367 (1, 9)	0-0 1-3 2B	0-0 1-2 2-H 3-H 1B		x 0-0 4-3		B B B B 4-0 E 1B BB			
Lou Piniella, R OBP: 0.327, SLG: 0.449 (1, 7)	0-0 3-H 0-3 SF7	0-0 F3		x 0-0 5-3		x 0-0 F8			
Buck Martinez, R OBP: 0.300, SLG: 0.427 (1, 2)	K		x 0-0 F9		x 0-0 5-3		x 0-0 E5 1B		
Joe Foy, R OBP: 0.344, SLG: 0.339 (1, 3)		B B B B 4-0 4-3 1B BB	x 0-0 CS 1B		B B B B 4-0 1B BB		x 0-0 1-2 2-H G5-4-3 1B		
Jerry Adair, R OBP: 0.289, SLG: 0.276 (1, 4)		x 0-0 4-3	0-0 F8		x 0-0 1-3 FC6-4 1B		x 0-0 G5-4-3		
Jackie Hernandez, R OBP: 0.277, SLG: 0.292 (1, 6)		x 0-0 WP SH1 1B		B B B B 4-0 FC4-6 BB		x 0-0 1-2f FC6-4		x 0-0 5-3	
Dick Drago, R (1, 1)		x 0-0 SH1		x 0-0 1-2f FC4-6 1-3 2B		S S S 0-3 K		x 0-0 F6	

Inning Stats	R: 1	H: 1	E: 0	K: 1	S: 6	LOB: 1	BB: 1	P: 10	R: 3	H: 2	E: 0	K: 0	S: 5	LOB: 2	BB: 3	P: 17	R: 0	H: 1	E: 0	K: 0	S: 3	LOB: 0	BB: 0	P: 3	R: 1	H: 1	E: 0	K: 0	S: 4	LOB: 1	BB: 1	P: 8	R: 0	H: 1	E: 0	K: 0	S: 4	LOB: 2	BB: 1	P: 8	R: 0	H: 0	E: 0	K: 1	S: 5	LOB: 0	BB: 0	P: 5	R: 1	H: 1	E: 1	K: 0	S: 4	LOB: 1	BB: 1	P: 8	R: 0	H: 1	E: 0	K: 0	S: 4	LOB: 1	BB: 0	P: 4
--------------	------	------	------	------	------	--------	-------	-------	------	------	------	------	------	--------	-------	-------	------	------	------	------	------	--------	-------	------	------	------	------	------	------	--------	-------	------	------	------	------	------	------	--------	-------	------	------	------	------	------	------	--------	-------	------	------	------	------	------	------	--------	-------	------	------	------	------	------	------	--------	-------	------

AB R H RBI BB SO LOB

3	2	1	0	2	0	1
4	0	1	1	1	0	2
3	1	2	2	1	0	1
3	0	0	1	0	0	3
4	0	0	0	0	1	2
2	1	2	1	2	0	0
4	0	1	0	0	0	4
3	1	1	1	1	0	2
3	1	0	0	0	1	1

BOTTOM

Cleveland Indians @ Kansas City Royals  
Municipal Stadium, Kansas City, MO

livebaseballscores.com

AB	29
R	6
H	8
RBI	6
BB	7
SO	2
LOB	16



WP: 1	PA: 38
PB: 0	
SB: 0	
CS: 1	

PITCHER	IP	WLS	BF	H	R	ER	SO	BB	IBB	HBP	BLK	WP	HR	S	P	ERA	WHIP
Gary Boyd, R ERA: 21.6 (1, 1)	1.2	L	11	2	4	4	1	3	1	0	1	1	0	9	25	21.60	3.000
Mike Paul, L ERA: 3.59 (2, 1)	0.1		2	1	0	0	0	0	0	0	0	0	0	2	2	0.00	3.000
Ron Law, R ERA: 5.87 (3, 1)	2.0		8	2	1	1	0	1	0	0	0	0	0	7	11	4.50	1.500
Larry Burchart, R ERA: 3.71 (5, 1)	3.0		13	2	1	0	1	2	0	0	0	0	0	13	21	0.00	1.333
Juan Pizarro, L ERA: 3.22 (8, 1)	1.0		4	1	0	0	0	0	0	0	0	0	0	4	4	0.00	1.000

Fri Aug 01 1969, 8:05 PM EDT  
Att. 9,638 - Unknown - 71 F



Batter	1	2	3	4	5	6	7	8	9	AB R H RBI BB SO LOB	TOP																
Jose Cardenal, R (1, 8) OBP: 0.302, SLG: 0.340	0-0 F7		0-0 G6-4-3		0-0 4-3 S 2B		0-0 F9		0-0 F8	5 1 1 0 0 0 2																	
Davey Nelson, R (1, 4) OBP: 0.220, SLG: 0.196	0-3 K			0-0 6-3	0-0 4-3		0-0 2-3 3B 1B		0-0 F9	5 1 1 0 0 1 1																	
Frank Baker, L (1, 7) OBP: 0.526, SLG: 0.765	4-0 FC4-6 BB			0-0 2B 1B	0-0 4-3		0-0 1-H 3-H 3B			3 1 2 2 1 0 0																	
Tony Horton, R (1, 3) OBP: 0.321, SLG: 0.459	0-0 FC4-6			0-0 F7	0-0 6-3		0-3 K			4 0 0 0 0 1 3																	
Sam McDowell, L (7, 1) OBP: 0.167, SLG: 0.186	1-2f									0 0 0 0 0 0 0																	
Ken Harelson, R (1, 9) OBP: 0.327, SLG: 0.426		0-0 5-3		0-0 1-H 1B 2B		0-0 SH1-3 1B		0-0 F4		4 1 2 1 0 0 1																	
Duke Sims, L (1, 2) OBP: 0.411, SLG: 0.459		0-0 L8		0-0 2-H 1B 1B		0-0 SH1-3 1-2		0-0 4-3		3 1 1 1 0 0 0																	
Lou Klimchuck, L (1, 5) OBP: 0.307, SLG: 0.397		0-3 K		0-0 WP 2-H 1B		0-0 4-3		0-3 K		2 0 1 1 0 1 0																	
Chuck Hinton, R (6, PH) OBP: 0.297, SLG: 0.388										2 0 0 0 0 1 1																	
Larry Brown, R (9, 5) OBP: 0.307, SLG: 0.308										0 0 0 0 0 0 0																	
Eddie Leon, R (1, 6) OBP: 0.362, SLG: 0.377			0-0 6-3	4-0 FC6-4 BB	0-3 K		0-0 F8			3 0 0 0 1 1 1																	
Stan Williams, R (1, 1) OBP: 0.233, SLG: 0.115			4-0 G6-4-3 BB	0-0 FC6-4 BB			0-0 1B 3B 2B		0-0 F8	1 0 0 0 1 0 2																	
Cap Peterson, R (7, PH) OBP: 0.379, SLG: 0.316										1 1 1 0 0 0 0																	
Russ Snyder, L (7, 9) OBP: 0.307, SLG: 0.299										1 0 0 0 0 0 0																	
<b>Inning Stats</b>	R: 0 E: 0 K: 1 S: 5	H: 0 LOB: 1 BB: 1 P: 9	R: 0 E: 0 K: 1 S: 5	H: 0 LOB: 0 BB: 0 P: 5	R: 0 E: 0 K: 0 S: 2	H: 0 LOB: 0 BB: 1 P: 6	R: 3 E: 0 K: 0 S: 7	H: 4 LOB: 2 BB: 1 P: 11	R: 1 E: 0 K: 0 S: 4	H: 1 LOB: 0 BB: 0 P: 4	R: 0 E: 0 K: 1 S: 6	H: 1 LOB: 1 BB: 0 P: 6	R: 2 E: 0 K: 1 S: 8	H: 3 LOB: 1 BB: 0 P: 8	R: 0 E: 0 K: 1 S: 5	H: 0 LOB: 0 BB: 0 P: 5	R: 0 E: 0 K: 0 S: 3	H: 0 LOB: 0 BB: 0 P: 3	1B: 5 2B: 3 3B: 1 HR: 0	SF: 0 SAC: 1 DP: 1 HBP: 0	WP: 1 PB: 0 SB: 1 CS: 0	PA: 38					
<b>PITCHER</b>	IP WLS BF H R ER SO BB IBB HBP BLK WP HR S P ERA WHIP																										
Chris Zachary, R (1, 1) ERA: 9.00	4.0		19	5	4	4	2	3	0	0	0	1	0	20	32	9.00	2.000										
Tom Burgmeier, L (5, 1) ERA: 3.54	2.1	L	10	3	2	2	1	0	0	0	0	0	0	12	12	7.71	1.286										
Moe Drabowsky, R (7, 1) ERA: 2.19	2.2		9	1	0	0	2	0	0	0	0	0	0	13	13	0.00	0.375										

Cleveland Indians @ Kansas City Royals  
Municipal Stadium, Kansas City, MO

Sat Aug 02 1969, 8:05 PM EDT  
Att. 12,503 - Unknown - 83 F

livebaseballscorecards.com

AB	34
R	6
H	9
RBI	5
BB	3
SO	5
LOB	11



Batter	1	2	3	4	5	6	7	8	9	AB	R	H	RBI	BB	SO	LOB
Joe Keough, L (1, 8) OBP: 0.242, SLG: 0.207	0-0 F7	0-0 1B			0-0 1B		0-3 K			4	0	2	1	0	1	0
Paul Schaal, R (1, 5) OBP: 0.379, SLG: 0.336	0-0 4-3	0-0 F9			0-0 SF8		0-0 4-3			3	0	0	1	0	0	2
Ed Kirkpatrick, L (1, 9) OBP: 0.301, SLG: 0.359	0-0 F6				0-0 F9			0-0 4-3		4	0	0	0	0	0	1
Lou Piniella, R (1, 7) OBP: 0.326, SLG: 0.445		4-0 S BB E BB			0-0 F9			0-0 6-3		3	1	0	0	1	0	1
Joe Foy, R (1, 3) OBP: 0.343, SLG: 0.336		4-0 E S BB			0-0 F8			0-3 K		3	1	0	0	1	1	0
Elie Rodriguez, R (1, 2) OBP: 0.329, SLG: 0.330		0-3 K			0-0 6-3				0-0 F9	3	0	1	0	0	1	2
Moe Drabowsky, R (7, 1) OBP: 0.111, SLG: 0.111		1-2 2-3 K								0	0	0	0	0	0	0
Hawk Taylor, R (9, PH) OBP: 0.355, SLG: 0.493		1-2 2-3 K								1	0	0	0	0	0	0
Jerry Adair, R (1, 4) OBP: 0.285, SLG: 0.272		0-0 E4 FC4-6			0-0 5-3				0-0 F9	4	0	0	0	0	0	2
Jackie Hernandez, R (1, 6) OBP: 0.275, SLG: 0.288		0-0 FC4-6 1B			0-3 K				0-3 F8	4	1	0	1	0	2	2
Chris Zachary, L (1, 1) OBP: 1.000, SLG: 1.000		0-0 1B							0-0 F6	1	0	1	0	0	0	0
Tom Burgmeier, L (5, 1) OBP: 0.214, SLG: 0.214		1-2 1B								1	1	1	0	0	0	0
Buck Martinez, R (7, 2) OBP: 0.297, SLG: 0.422		1-2 1B								1	0	0	0	0	0	0

**BOTTOM**

**Cleveland Indians @ Kansas City Royals**  
Municipal Stadium, Kansas City, MO

Sat Aug 02 1969, 8:05 PM EDT  
Att: 12,503 - Unknown - 83 F

livebaseballscorecards.com

<b>AB</b>	<b>32</b>
<b>R</b>	<b>4</b>
<b>H</b>	<b>5</b>
<b>RBI</b>	<b>3</b>
<b>BB</b>	<b>2</b>
<b>SO</b>	<b>5</b>
<b>LOB</b>	<b>10</b>



Inning Stats	R: 0	H: 0	E: 0	K: 0	S: 3	LOB: 0	BB: 0	P: 3	R: 3	H: 2	E: 1	K: 1	S: 8	LOB: 2	BB: 2	P: 16	R: 0	H: 0	E: 0	K: 0	S: 3	LOB: 0	BB: 0	P: 3	R: 0	H: 0	E: 0	K: 1	S: 5	LOB: 0	BB: 0	P: 5	R: 1	H: 2	E: 0	K: 0	S: 5	LOB: 1	BB: 0	P: 5	R: 0	H: 1	E: 0	K: 0	S: 4	LOB: 1	BB: 0	P: 4	R: 0	H: 0	E: 0	K: 1	S: 5	LOB: 0	BB: 0	P: 5	R: 0	H: 0	E: 0	K: 1	S: 5	LOB: 0	BB: 0	P: 5	R: 0	H: 0	E: 0	K: 1	S: 5	LOB: 0	BB: 0	P: 5	R: 0	H: 0	E: 0	K: 1	S: 5	LOB: 0	BB: 0	P: 5	1B: 5	SF: 1	2B: 0	SAC: 0	3B: 0	DP: 0	HR: 0	HBP: 0	WP: 0	PA: 35	PB: 0	SB: 2	CS: 0	ERA	WHIP
--------------	------	------	------	------	------	--------	-------	------	------	------	------	------	------	--------	-------	-------	------	------	------	------	------	--------	-------	------	------	------	------	------	------	--------	-------	------	------	------	------	------	------	--------	-------	------	------	------	------	------	------	--------	-------	------	------	------	------	------	------	--------	-------	------	------	------	------	------	------	--------	-------	------	------	------	------	------	------	--------	-------	------	------	------	------	------	------	--------	-------	------	-------	-------	-------	--------	-------	-------	-------	--------	-------	--------	-------	-------	-------	-----	------

PITCHER	IP	WLS	BF	H	R	ER	SO	BB	IBB	HBP	BLK	WP	HR	S	P	ERA	WHIP
Stan Williams, R (1, 1) ERA: 3.95	6.0	W	26	5	4	1	2	2	0	0	0	0	0	28	36	1.50	1.167
Sam McDowell, L (7, 1) ERA: 2.98	3.0	S	9	0	0	0	3	0	0	0	0	0	0	15	15	0.00	0.000





Batter	1	2	3	4	5	6	7	8	9
Joe Keough, L OBP: 0.242, SLG: 0.202 (1, 8)	0-3 K ①		0-0 F9 ②			4-0 SH1-4 HR BB ①	0-0 F2 ②		
Paul Schaal, R OBP: 0.370, SLG: 0.327 (1, 5)	0-0 L5-3 ②		0-3 K ③			0-0 SH1-4 1-2 ①	0-0 F5 ③		
Joe Foy, R OBP: 0.348, SLG: 0.354 (1, 3)	4-0 S BB ①			0-0 F7 ①		0-0 HR 2-H ②		0-0 3B ①	
Ed Kirkpatrick, L OBP: 0.300, SLG: 0.353 (1, 7)	0-0 F9 1-2 ③			4-0 BB ②		0-0 L9 ②		0-0 L3 ①	
Buck Martinez, R OBP: 0.285, SLG: 0.409 (1, 2)		0-0 G6-3 ①		0-0 F9 ②		0-0 F7 ③		4-0 G4-6-3 IBB ②	
Jerry Adair, R OBP: 0.285, SLG: 0.271 (1, 4)		0-0 G5-3 ②		0-0 F8 ③			0-0 1B 1B 1B ①	0-0 G4-6-3 1-2f ② ③	
Bob Oliver, R OBP: 0.282, SLG: 0.398 (1, 9)		0-0 F8 ③			0-3 K ①		0-3 K ①		
Jackie Hernandez, R OBP: 0.275, SLG: 0.289 (1, 6)			0-0 G4-3 ①		0-3 K ②		0-0 1B 1B 1-3 ①		
Wally Bunker, R OBP: 0.156, SLG: 0.140 (1, 1)			4-0 BB ③		0-0 F9 ③		0-0 1B 1-2 3-H ①		

Inning Stats	R: 0	H: 0	E: 0	K: 1	S: 5	LOB: 1	BB: 1	P: 9
	R: 0	H: 0	E: 0	K: 0	S: 3	LOB: 0	BB: 0	P: 3
	R: 0	H: 0	E: 0	K: 1	S: 5	LOB: 1	BB: 1	P: 9
	R: 0	H: 0	E: 0	K: 0	S: 3	LOB: 1	BB: 1	P: 7
	R: 0	H: 0	E: 0	K: 2	S: 7	LOB: 0	BB: 0	P: 7
	R: 2	H: 1	E: 0	K: 0	S: 4	LOB: 0	BB: 1	P: 8
	R: 1	H: 3	E: 0	K: 1	S: 8	LOB: 2	BB: 0	P: 8
	R: 0	H: 1	E: 0	K: 0	S: 3	LOB: 1	BB: 1	P: 7

PITCHER	IP	WLS	BF	H	R	ER	SO	BB	IBB	HBP	BLK	WP	HR	S	P	ERA	WHIP
Luis Tiant, R ERA: 3.88 (1, 1)	7.0	L	29	4	3	3	5	4	0	0	0	0	1	35	51	3.88	1.143
Ron Law, R ERA: 5.63 (8, 1)	1.0		4	1	0	0	0	0	1	0	0	0	0	3	7	0.00	1.000

AB R H RBI BB SO LOB

3	1	0	0	1	1	3
3	0	0	0	0	1	3
3	1	2	2	1	0	0
3	0	0	0	1	0	2
3	0	0	0	1	0	1
4	1	1	0	0	0	3
3	0	0	0	0	2	1
3	0	1	0	0	1	0
2	0	1	1	1	0	0

1B: 3	SF: 0	WP: 0	PA: 33
2B: 0	SAC: 1	PB: 0	
3B: 1	DP: 1	SB: 1	
HR: 1	HBP: 0	CS: 0	

AB	R	H	RBI	BB	SO	LOB
27	3	5	3	5	5	13

**Cleveland Indians @ Kansas City Royals**  
Municipal Stadium, Kansas City, MO  
Sun Aug 03 1969, 4:33 AM EDT  
Att: 14,465 - Unknown - 82 F

livebaseballscores.com











Batter	1	2	3	4	5	6	7	8	9	AB R H RBI BB SO LOB	TOP			
Paul Schaal, R (1, 5) OBP: 0.356, SLG: 0.314	0-0 F7		0-0 F8			0-0 F8			0-0 P4	4 0 0 0 0 0 1				
Joe Keough, L (1, 8) OBP: 0.243, SLG: 0.205 Buck Martinez, R (9, PH) OBP: 0.287, SLG: 0.424	0-0 F8		0-0 6-3			0-0 4-3			0-0 F5	3 0 0 0 0 0 1 1 0 0 0 0 0 0				
Lou Piniella, R (1, 7) OBP: 0.327, SLG: 0.448 Tom Burgmeier, L (9, PR) OBP: 0.214, SLG: 0.214	0-0 5-3			0-0 BLK 3B		0-3 K			0-0 1B	4 1 2 0 0 1 0 0 0 0 0 0 0 0				
Ed Kirkpatrick, L (1, 9) OBP: 0.308, SLG: 0.363 Hawk Taylor, R (9, PH) OBP: 0.346, SLG: 0.479		0-3 K		4-0 BB G5-4-3 1B 3-H BB		0-0 4-3			0-0 P3	2 0 0 0 1 1 0 1 0 0 0 0 0 1				
Joe Foy, R (1, 3) OBP: 0.351, SLG: 0.357		4-0 BB E S BB		0-0 1-2 1B G5-4-3		0-0 P4				2 0 1 0 1 0 0				
Ellie Rodriguez, R (1, 2) OBP: 0.324, SLG: 0.325		0-0 F8 1-3		0-0 G5-4-3 1-2f 2-3f		0-0 5-3				3 0 0 0 0 0 3				
Jerry Adair, R (1, 4) OBP: 0.285, SLG: 0.272		0-3 K			0-0 CS 1B			0-0 4-3		3 0 1 0 0 1 1				
Jackie Hernandez, R (1, 6) OBP: 0.275, SLG: 0.297			0-3 K		0-3 K 1-2			0-0 6-3		3 0 0 0 0 2 1				
Jim Rooker, R (1, 1) OBP: 0.276, SLG: 0.643			0-0 2B		0-0 5-3			0-0 L4		3 0 1 0 0 0 0				
<b>Inning Stats</b>	R: 0 E: 0 K: 0 S: 3 H: 0 LOB: 0 BB: 0 P: 3	R: 0 E: 0 K: 2 S: 7 H: 0 LOB: 1 BB: 1 P: 11	R: 0 E: 0 K: 1 S: 6 H: 1 LOB: 1 BB: 0 P: 6	R: 1 E: 0 K: 0 S: 3 H: 2 LOB: 0 BB: 1 P: 7	R: 0 E: 0 K: 1 S: 5 H: 1 LOB: 0 BB: 0 P: 5	R: 0 E: 0 K: 1 S: 5 H: 0 LOB: 0 BB: 0 P: 5	R: 0 E: 0 K: 0 S: 3 H: 0 LOB: 0 BB: 0 P: 3	R: 0 E: 0 K: 0 S: 3 H: 0 LOB: 0 BB: 0 P: 3	R: 0 E: 0 K: 0 S: 4 H: 1 LOB: 1 BB: 0 P: 4	1B: 3 2B: 1 3B: 2 HR: 0 SF: 0 SAC: 0 DP: 0 HBP: 0	WP: 0 PB: 0 SB: 1 CS: 1 PA: 31			
<b>PITCHER</b>	IP WLS BF H R ER SO BB IBB HBP BLK WP HR S P ERA WHIP												<b>PITCHER</b>	IP WLS BF H R ER SO BB IBB HBP BLK WP HR S P ERA WHIP
Mike Cuellar, L (1, 1) ERA: 2.39	8.0 W 27 4 1 1 5 2 0 0 0 0 0 0 35 43 1.12 0.750													
Pete Richert, L (9, 1) ERA: 2.11	1.0 S 4 1 0 0 0 0 0 0 0 0 0 0 4 4 0.00 1.000													

**Kansas City Royals @ Baltimore Orioles**  
**Memorial Stadium, Baltimore, MD**  
 Wed Aug 06 1969, 7:05 PM EDT  
 Att. 9,927 - Unknown

[livebaseballscorecards.com](http://livebaseballscorecards.com)

AB	29
R	1
H	5
RBI	0
BB	2
SO	5
LOB	8



Batter	1	2	3	4	5	6	7	8	9
Don Buford, S OBP: 0.391, SLG: 0.429 (1, 7)	0-0 P4			0-0 1B		0-0 4-3		0-0 P4	
Paul Blair, R OBP: 0.351, SLG: 0.530 (1, 8)	0-0 F8			0-0 P6		0-3 K			
Frank Robinson, R OBP: 0.429, SLG: 0.605 (1, 9)	0-0 F8			0-0 F8			0-0 F9		
Boog Powell, L OBP: 0.385, SLG: 0.577 (1, 3)		0-0 CS 1B		0-0 F8		0-3 K			
Brooks Robinson, R OBP: 0.290, SLG: 0.411 (1, 5)		0-0 P6 1-2			0-0 6-3		0-3 K		
Davey Johnson, R OBP: 0.365, SLG: 0.386 (1, 4)		0-3 K			0-0 1B			0-0 F8	
Andy Etchebarren, R OBP: 0.374, SLG: 0.405 (1, 2)			0-0 6-3		0-0 F9			0-0 HR 1B	
Mark Belanger, R OBP: 0.361, SLG: 0.344 (1, 6)			0-0 P4		0-0 P4			0-0 F7	
Mike Cuellar, L OBP: 0.077, SLG: 0.125 (1, 1)			0-0 1-3			0-0 P3		0-0 HR	
Curt Motton, R OBP: 0.364, SLG: 0.538 (8, PH)									
Pete Richert, L OBP: 0.200, SLG: 0.200 (9, 1)									

AB	R	H	RBI	BB	SO	LOB
4	0	1	0	0	0	0
3	0	0	0	0	1	1
3	0	0	0	0	0	1
3	0	1	0	0	1	1
3	0	0	0	0	1	1
3	0	1	0	0	1	0
3	1	1	0	0	0	1
3	0	0	0	0	0	2
2	0	0	0	0	0	0
1	1	1	2	0	0	0
0	0	0	0	0	0	0

**BOTTOM**

**Kansas City Royals @ Baltimore Orioles**  
**Memorial Stadium, Baltimore, MD**  
 Wed Aug 06 1969, 7:05 PM EDT  
 Att. 9,927 - Unknown

[livebaseballscorecards.com](http://livebaseballscorecards.com)

<b>AB</b>	<b>28</b>
<b>R</b>	<b>2</b>
<b>H</b>	<b>5</b>
<b>RBI</b>	<b>2</b>
<b>BB</b>	<b>0</b>
<b>SO</b>	<b>4</b>
<b>LOB</b>	<b>7</b>



1B: 4	SF: 0
2B: 0	SAC: 0
3B: 0	DP: 0
HR: 1	HBP: 0

WP: 0	PA: 28
PB: 0	
SB: 0	
CS: 1	

Inning Stats	R	H	E	K	S	P	H	R	ER	SO	BB	IBB	HBP	BLK	WP	HR	S	P	ERA	WHIP
	0	0	0	0	3	3	0	1	2	4	0	0	0	0	0	1	36	36	2.25	0.625

PITCHER	IP	WLS	BF	H	R	ER	SO	BB	IBB	HBP	BLK	WP	HR	S	P	ERA	WHIP
Jim Rooker, L ERA: 4.39 (1, 1)	8.0	L	28	5	2	2	4	0	0	0	0	0	1	36	36	2.25	0.625



Batter	1	2	3	4	5	6	7	8	9	AB R H RBI BB SO LOB	TOP																					
Paul Schaal, R (1, 5) OBP: 0.360, SLG: 0.315	0-0 P4	0-0 1B 1-2 2-H			0-0 L6			4-0 FC5-4 BB		3 0 1 1 1 0 0	<b>Kansas City Royals @ Baltimore Orioles</b> <b>Memorial Stadium, Baltimore, MD</b> Thu Aug 07 1969, 7:05 PM EDT Att. 9,415 - Unknown																					
Joe Foy, R (1, 8) OBP: 0.350, SLG: 0.355	0-0 F8	0-0 1B 1-2 2-H			0-0 5-3			0-0 P3		4 0 1 1 0 0 1																						
Buck Martinez, R (1, 2) OBP: 0.286, SLG: 0.417	0-0 1B 1B	0-0 P3			0-0 F7			0-0 F8		4 0 1 0 0 0 3																						
Hawk Taylor, R (1, 9) OBP: 0.341, SLG: 0.467	0-0 1-2 1B		0-3 K		0-0 5-3			0-0 FC5-4 1-2f		4 0 1 0 0 1 1																						
Chuck Harrison, R (1, 3) OBP: 0.262, SLG: 0.283	0-3 K		0-0 5-3		0-0 P4			0-0 6-3		4 0 0 0 0 1 2																						
Jerry Adair, R (1, 4) OBP: 0.284, SLG: 0.269		4-0 WP 1B BB	0-0 L6		0-0 F9			0-0 F2		3 1 0 0 1 0 0																						
Bob Oliver, R (1, 7) OBP: 0.282, SLG: 0.396				0-0 L7			0-0 G4-6-3 1B	0-0 F9		4 0 1 0 0 0 1																						
Jackie Hernandez, R (1, 6) OBP: 0.274, SLG: 0.295		0-3 K		0-0 6-3			0-0 F7			2 0 0 0 0 1 1																						
Juan Rios, R (5, 6) OBP: 0.272, SLG: 0.286										1 0 0 0 0 0 1																						
Dick Drago, R (1, 1) Tom Burgmeier, L (3, 1) Mike Hedlund, R (3, 1) Chris Zachary, L (4, 1) Lou Piniella, R (7, PH) Dave Morehead, R (7, 1)		4-0 1B BB	0-3 K		0-0 G4-6-3 1-2f					0 1 0 0 0 1 0 0 0 0 0 0 0 0 0 0 1 0 0 0 0 0 1 0 0 0 0 0 0 0 0 0 1 0 0 0 0 0 0 1 0 0 0 0 0 0 0 0																						
<b>Inning Stats</b>	R: 0 E: 0 K: 1 S: 7	H: 2 LOB: 2 BB: 0 P: 7	R: 2 E: 0 K: 1 S: 7	H: 2 LOB: 2 BB: 2 P: 15	R: 0 E: 0 K: 1 S: 5	H: 0 LOB: 0 BB: 0 P: 5	R: 0 E: 0 K: 1 S: 5	H: 0 LOB: 0 BB: 0 P: 5	R: 0 E: 0 K: 0 S: 3	H: 0 LOB: 0 BB: 0 P: 3	R: 0 E: 0 K: 0 S: 3	H: 1 LOB: 0 BB: 0 P: 3	R: 0 E: 0 K: 0 S: 3	H: 0 LOB: 1 BB: 1 P: 7	R: 0 E: 0 K: 0 S: 3	H: 0 LOB: 0 BB: 0 P: 3	1B: 5 2B: 0 3B: 0 HR: 0	SF: 0 SAC: 0 DP: 1 HBP: 0	WP: 1 PB: 0 SB: 0 CS: 0	PA: 34												
<b>PITCHER</b> Dave McNally, L (1, 1) ERA: 2.92	IP 9.0	WLS W	BF 34	H 5	R 2	ER 2	SO 4	BB 3	IBB 0	HBP 0	BLK 0	WP 1	HR 0	S 39	P 51	ERA 2.00	WHIP 0.889															
											<b>PITCHER</b>	IP	WLS	BF	H	R	ER	SO	BB	IBB	HBP	BLK	WP	HR	S	P	ERA	WHIP				

AB	31
R	2
H	5
RBI	2
BB	3
SO	4
LOB	11



livebaseballscorecards.com

Batter	1	2	3	4	5	6	7	8	9	AB	R	H	RBI	BB	SO	LOB
Don Buford, S OBP: 0.389, SLG: 0.425 (1, 7)	0-0 F5	0-0 6-3		0-0 HBP E 1B	0-0 P6			0-3 K		5	1	1	0	0	1	1
Paul Blair, R OBP: 0.349, SLG: 0.525 (1, 8)	0-0 F8	0-0 F7		0-0 E6 HBP 1B		0-0 F9		4-0 2B BB		4	1	0	0	1	0	1
Frank Robinson, R OBP: 0.433, SLG: 0.607 (1, 9)	0-0 HR 1B		0-0 E WP 1B	1-0 1B FC9-2 HBP		0-0 F9		0-0 2B		2	2	2	0	0	0	0
Dave May, L OBP: 0.265, SLG: 0.267 (4, PR) (5, 9)								1-3 2B		2	0	1	0	0	0	0
Boog Powell, L OBP: 0.387, SLG: 0.584 (1, 3)	0-0 HR		0-3 K		0-0 1B		0-3 K	0-3 K		4	1	2	4	0	2	1
Chico Salmon, R OBP: 0.364, SLG: 0.324 (7, 3)										1	0	0	0	0	1	2
Brooks Robinson, R OBP: 0.290, SLG: 0.417 (1, 5)	0-0 HR		0-0 E5 BB 1B		0-0 F2		0-0 1B E 1B	0-0 4-3		3	2	1	1	0	0	3
Bobby Floyd, R OBP: 0.213, SLG: 0.227 (7, 5)										2	1	1	0	0	0	2
Davey Johnson, R OBP: 0.367, SLG: 0.385 (1, 4)	0-3 K		4-0 1B BB		0-0 FC9-2		0-0 1B E FC7-2 1B			3	0	1	0	1	1	2
Elrod Hendricks, L OBP: 0.310, SLG: 0.358 (1, 2)		0-0 4-3		1-3 2-H 3-H 1B		0-0 F8		0-0 E3		4	0	1	3	0	0	1
Mark Belanger, R OBP: 0.362, SLG: 0.344 (1, 6)		4-0 HR BB		0-0 P6		0-0 F2		0-0 L3		3	1	1	0	1	0	4
Dave McNally, R OBP: 0.132, SLG: 0.125 (1, 1)		0-0 HR		0-3 K		0-0 F2		0-0 FC7-2		4	1	1	2	0	1	5

Inning Stats	R: 3	H: 3	E: 0	K: 1	S: 8	LOB: 0	BB: 0	P: 8	R: 2	H: 1	E: 0	K: 0	S: 4	LOB: 0	BB: 1	P: 8	R: 2	H: 2	E: 1	K: 2	S: 10	LOB: 2	BB: 1	P: 14	R: 2	H: 2	E: 1	K: 0	S: 5	LOB: 1	BB: 0	P: 6	R: 0	H: 1	E: 0	K: 0	S: 4	LOB: 1	BB: 0	P: 4	R: 0	H: 0	E: 0	K: 1	S: 5	LOB: 0	BB: 0	P: 5	R: 1	H: 2	E: 1	K: 0	S: 5	LOB: 1	BB: 0	P: 5	R: 0	H: 1	E: 0	K: 2	S: 8	LOB: 2	BB: 1	P: 12
--------------	------	------	------	------	------	--------	-------	------	------	------	------	------	------	--------	-------	------	------	------	------	------	-------	--------	-------	-------	------	------	------	------	------	--------	-------	------	------	------	------	------	------	--------	-------	------	------	------	------	------	------	--------	-------	------	------	------	------	------	------	--------	-------	------	------	------	------	------	------	--------	-------	-------

PITCHER	IP	WLS	BF	H	R	ER	SO	BB	IBB	HBP	BLK	WP	HR	S	P	ERA	WHIP
Dick Drago, R ERA: 4.55 (1, 1)	2.0	L	11	4	5	5	1	1	0	0	0	0	3	12	16	22.50	2.500
Tom Burgmeier, L ERA: 3.73 (3, 1)	0.1		5	2	2	1	1	1	0	0	0	1	0	6	10	27.00	9.000
Mike Hedlund, R ERA: 3.75 (3, 1)	0.2		6	2	2	1	1	0	0	1	0	0	0	7	8	13.50	3.000
Chris Zachary, R ERA: 5.14 (4, 1)	3.0		9	1	0	0	1	0	0	0	0	0	0	11	11	0.00	0.333
Dave Morehead, R ERA: 5.28 (7, 1)	2.0		10	3	1	1	2	1	0	0	0	0	0	13	17	4.50	2.000

**BOTTOM**

**Kansas City Royals @ Baltimore Orioles**  
**Memorial Stadium, Baltimore, MD**  
Thu Aug 07 1969, 7:05 PM EDT  
Att. 9,415 - Unknown

<b>AB</b>	<b>37</b>
<b>R</b>	<b>10</b>
<b>H</b>	<b>12</b>
<b>RBI</b>	<b>10</b>
<b>BB</b>	<b>3</b>
<b>SO</b>	<b>6</b>
<b>LOB</b>	<b>22</b>



PITCHER	IP	WLS	BF	H	R	ER	SO	BB	IBB	HBP	BLK	WP	HR	S	P	ERA	WHIP
Dick Drago, R ERA: 4.55 (1, 1)	2.0	L	11	4	5	5	1	1	0	0	0	0	3	12	16	22.50	2.500
Tom Burgmeier, L ERA: 3.73 (3, 1)	0.1		5	2	2	1	1	1	0	0	0	1	0	6	10	27.00	9.000
Mike Hedlund, R ERA: 3.75 (3, 1)	0.2		6	2	2	1	1	0	0	1	0	0	0	7	8	13.50	3.000
Chris Zachary, R ERA: 5.14 (4, 1)	3.0		9	1	0	0	1	0	0	0	0	0	0	11	11	0.00	0.333
Dave Morehead, R ERA: 5.28 (7, 1)	2.0		10	3	1	1	2	1	0	0	0	0	0	13	17	4.50	2.000





Batter	1	2	3	4	5	6	7	8	9	AB	R	H	RBI	BB	SO	LOB
Davey Nelson, R (1, 4) OBP: 0.244, SLG: 0.202	0-0 G1-3	0-0 P4		0-0 F7		0-3 K		0-0 F9		5	0	0	0	0	1	1
Lou Klimchok, L (1, 5) OBP: 0.339, SLG: 0.428 Cap Peterson, R (8, PH) OBP: 0.378, SLG: 0.309 Vern Fuller, R (9, 5) OBP: 0.288, SLG: 0.329	0-0 WP 1B	4-0 BB		0-3 K		0-0 P6		4-0 BB		3	1	1	0	1	1	0
Tony Horton, R (1, 3) OBP: 0.321, SLG: 0.460	0-3 K	0-0 F9				0-0 WP 1B		0-0 G1-6-3	0-0 G1-3	5	1	1	0	0	1	4
Frank Baker, L (1, 7) OBP: 0.429, SLG: 0.682	0-0 BB HR 1B		0-0 P6		0-3 K		0-0 F7			4	1	1	1	0	1	1
Ken Harrelson, R (1, 9) OBP: 0.339, SLG: 0.434	4-0 HR BB		0-0 1B 1B		0-0 2B 1B		0-0 1B 1B			3	3	3	1	1	0	0
Duke Sims, L (1, 2) OBP: 0.396, SLG: 0.441	0-0 HR		0-0 1B 1B		0-3 K		0-0 1B			4	1	3	3	0	1	1
Russ Snyder, L (1, 8) OBP: 0.317, SLG: 0.333	0-0 2B		0-0 1B		0-0 2B		0-0 G5-3			4	0	3	2	0	0	2
Eddie Leon, R (1, 6) OBP: 0.321, SLG: 0.325	0-3 K		0-0 F8		0-0 F8			0-0 SH3-4 1B		4	0	1	0	0	1	3
Gary Boyd, R (1, 1) Mike Paul, L (1, 1) Stan Williams, R (7, 1) OBP: 0.219, SLG: 0.107		0-0 L6		0-3 K		0-0 G4-3		0-0 SH3-4 1B		0	0	0	0	0	0	0
										3	0	0	0	0	1	0
										0	0	0	0	0	0	0

Inning Stats	R: 4	H: 4	E: 0	LOB: 1	K: 2	S: 11	P: 15	R: 0	H: 0	E: 0	LOB: 1	K: 0	S: 3	R: 1	H: 3	E: 0	LOB: 1	K: 0	S: 5	R: 0	H: 0	E: 0	LOB: 0	K: 2	S: 7	R: 2	H: 3	E: 0	LOB: 1	K: 2	S: 10	R: 0	H: 0	E: 0	LOB: 0	K: 1	S: 5	R: 0	H: 2	E: 0	LOB: 2	K: 0	S: 5	R: 0	H: 1	E: 0	LOB: 2	K: 0	S: 4	P: 8
--------------	------	------	------	--------	------	-------	-------	------	------	------	--------	------	------	------	------	------	--------	------	------	------	------	------	--------	------	------	------	------	------	--------	------	-------	------	------	------	--------	------	------	------	------	------	--------	------	------	------	------	------	--------	------	------	------


PITCHER	IP	WLS	BF	H	R	ER	SO	BB	IBB	HBP	BLK	WP	HR	S	P	ERA	WHIP
Wally Bunker, R (1, 1) ERA: 3.35	3.0	L	17	7	5	2	2	2	2	0	0	1	1	19	27	6.00	3.000
Galen Cisco, R (4, 1) ERA: 4.02	1.2		8	3	2	2	4	0	0	0	0	1	0	16	16	10.80	1.800
Mike Hedlund, R (5, 1) ERA: 3.69	1.1		4	0	0	0	1	0	0	0	0	0	0	6	6	0.00	0.000
Tom Burgmeier, L (7, 1) ERA: 3.56	2.0		10	3	0	0	0	1	0	0	0	0	0	9	13	0.00	2.000

**BOTTOM**

**Kansas City Royals @ Cleveland Indians**  
Cleveland Municipal Stadium, Cleveland, OH

Fri Aug 08 1969, 7:05 PM EDT  
Att. 12,132 - Unknown

AB	35
R	7
H	13
RBI	7
BB	3
SO	7
LOB	12



WP	HR	S	P	ERA	WHIP
2	0	0	0	39	
0	0	0	0		
0	0	0	0		
0	0	0	0		



Kansas City Royals @ Cleveland Indians  
Cleveland Municipal Stadium, Cleveland, OH

Sat Aug 09 1969, 3:33 AM EDT  
Att. 5,075 - Unknown

livebaseballscorecards.com



Batter	1	2	3	4	5	6	7	8	9	AB R H RBI BB SO LOB	TOP		
Joe Keough, L (1, 9) OBP: 0.247, SLG: 0.200	F7		FC4-6 1B	F8	FC4-6			G4-3		5 0 1 1 0 0 3			
Paul Schaal, R (1, 5) OBP: 0.349, SLG: 0.308	K		FC4-6 1B	F9	G5-3			1B WP HBP		4 2 0 1 0 1 4			
Mike Fiore, L (1, 3) OBP: 0.417, SLG: 0.446	HR		BB 1B BB		1B 1B		K	BB WP 1B		4 3 3 1 1 1 0			
Joe Foy, R (1, 8) OBP: 0.356, SLG: 0.367	K		1-2 2-H 1B		1B 1B		K	BB BB		4 2 2 1 1 2 0			
Ed Kirkpatrick, L (1, 7) OBP: 0.314, SLG: 0.359		P5	1B BB		BB 1B 1B		L9	G6-4-3 BB		3 1 1 1 2 0 0			
Buck Martinez, R (1, 2) OBP: 0.297, SLG: 0.417		G4-6-3 BB	1-3 2-H 3-H 1B		BB BB 1B		P6	G6-4-3 1-2f		4 1 2 3 1 0 3			
Jerry Adair, R (1, 4) OBP: 0.281, SLG: 0.270		G4-6-3	G1-3		P3		G6-3	G5-3		5 0 0 0 0 0 5			
Jackie Hernandez, R (1, 6) OBP: 0.282, SLG: 0.300			1B FC4-6 BB	SH5-4 2B	FC4-6 BB		BB	K		2 1 1 0 3 1 0			
Bill Butler, L (1, 1) OBP: 0.136, SLG: 0.073			B5	SH5-4	FC4-6 BB		K	K		3 0 0 1 1 2 2			
<b>Inning Stats</b>	R: 1 E: 0 K: 2 S: 8 H: 1 LOB: 0 BB: 0 P: 8	R: 0 E: 0 K: 0 S: 2 H: 0 LOB: 0 BB: 1 P: 6	R: 4 E: 0 K: 0 S: 6 H: 3 LOB: 2 BB: 3 P: 18	R: 0 E: 0 K: 0 S: 4 H: 1 LOB: 1 BB: 0 P: 4	R: 4 E: 0 K: 0 S: 7 H: 4 LOB: 2 BB: 2 P: 15	R: 0 E: 0 K: 2 S: 7 H: 0 LOB: 0 BB: 0 P: 7	R: 0 E: 0 K: 1 S: 5 H: 0 LOB: 1 BB: 1 P: 9	R: 1 E: 0 K: 0 S: 3 H: 1 LOB: 2 BB: 2 P: 12	R: 0 E: 0 K: 2 S: 7 H: 0 LOB: 0 BB: 0 P: 7	1B: 8 2B: 1 3B: 0 HR: 1 SF: 0 SAC: 1 DP: 2 HBP: 1	WP: 1 PB: 0 SB: 0 CS: 0 PA: 45		
<b>PITCHER</b>	IP WLS BF H R ER SO BB IBB HBP BLK WP HR S P ERA WHIP											<b>PITCHER</b>	IP WLS BF H R ER SO BB IBB HBP BLK WP HR S P ERA WHIP
Steve Hargan, R (1, 1) ERA: 6.07	4.0 L 24 9 9 9 2 4 0 0 0 0 0 1 24 40 20.25 3.250												
Ron Law, R (5, 1) ERA: 5.08	1.0 5 0 0 0 0 2 0 0 0 0 0 0 3 11 0.00 2.000												
Larry Burchart, R (6, 1) ERA: 3.31	3.0 13 1 1 1 3 3 0 1 0 1 0 15 28 3.00 1.333												
Juan Pizarro, L (9, 1) ERA: 3.24	1.0 3 0 0 0 0 2 0 0 0 0 0 0 7 7 0.00 0.000												





Batter	1	2	3	4	5	6	7	8	9	AB R H RBI BB SO LOB	TOP	
<b>Jackie Hernandez, R</b> (1, 6) <small>OBP: 0.280, SLG: 0.298</small> <b>Galen Cisco, R</b> (5, 1) <b>Chuck Harrison, R</b> (7, PH) <small>OBP: 0.261, SLG: 0.282</small> <b>Moe Drabowsky, R</b> (7, 1) <small>OBP: 0.111, SLG: 0.111</small> <b>Mike Hedlund, R</b> (8, 1) <small>OBP: 0.227, SLG: 0.227</small>	0-3 K		0-3 K		0-3 K		0-0 F9			3 0 0 0 0 3 0 0 0 0 0 0 0 0 1 0	<b>Kansas City Royals @ Cleveland Indians</b> <b>Cleveland Municipal Stadium, Cleveland, OH</b> <small>Sun Aug 10 1969, 3:33 AM EDT</small> <small>Att: 9,729 - Sunny - 73 F</small>	
<b>Paul Schaal, R</b> (1, 5) <small>OBP: 0.359, SLG: 0.311</small>	4-0 FC6-4 BB		4-0 BB			0-0 1B E 1B		0-0 F9		2 1 1 0 2 0 0		
<b>Mike Fiore, L</b> (1, 3) <small>OBP: 0.414, SLG: 0.441</small>	0-3 K		0-3 K			0-0 P3		4-0 BB		3 0 0 0 1 2 3		
<b>Joe Foy, R</b> (1, 8) <small>OBP: 0.355, SLG: 0.366</small>	0-0 FC6-4 1-2f		0-3 K			0-0 E 1B		0-3 K		4 0 1 0 0 2 3		
<b>Buck Martinez, R</b> (1, 9) <small>OBP: 0.296, SLG: 0.405</small>		4-0 BB BB		0-0 G6-3		0-0 E4 1-2 3-H		0-3 K		3 0 0 1 1 1 2		
<b>Jerry Adair, R</b> (1, 4) <small>OBP: 0.284, SLG: 0.270</small>		4-0 1-2 BB		0-0 F8		0-0 F8		0-0 E8 S 1B		3 0 1 0 1 0 2		
<b>Ellie Rodriguez, R</b> (1, 2) <small>OBP: 0.329, SLG: 0.320</small>		0-3 K		0-0 F8		0-0 P4		0-0 F7 2-3		4 0 0 0 0 1 5		
<b>Bob Oliver, R</b> (1, 7) <small>OBP: 0.278, SLG: 0.391</small>		0-3 K				0-0 F9		0-0 G5-3		4 0 0 0 0 2 3		
<b>Chris Zachary, L</b> (1, 1) <small>OBP: 0.500, SLG: 0.500</small> <b>Dave Morehead, R</b> (3, 1) <b>Juan Rios, R</b> (5, PH) <small>OBP: 0.267, SLG: 0.281</small>	0-3 K		0-3 K			0-3 K		0-0 G6-3		1 0 0 0 0 1 2 0 0 0 0 0 0 0 3 0 0 0 0 2 1		
<b>Inning Stats</b>	R: 0 H: 0 E: 0 LOB: 1 K: 2 BB: 1 S: 7 P: 11	R: 0 H: 0 E: 0 LOB: 2 K: 3 BB: 2 S: 9 P: 17	R: 0 H: 0 E: 0 LOB: 1 K: 3 BB: 1 S: 9 P: 13	R: 0 H: 0 E: 0 LOB: 0 K: 0 BB: 0 S: 3 P: 3	R: 0 H: 0 E: 0 LOB: 0 K: 2 BB: 0 S: 7 P: 7	R: 1 H: 2 E: 1 LOB: 2 K: 0 BB: 0 S: 6 P: 6	R: 0 H: 0 E: 0 LOB: 0 K: 1 BB: 0 S: 5 P: 5	R: 0 H: 0 E: 0 LOB: 1 K: 2 BB: 1 S: 7 P: 11	R: 0 H: 1 E: 1 LOB: 1 K: 1 BB: 0 S: 6 P: 6	1B: 3 SF: 0 2B: 0 SAC: 0 3B: 0 DP: 0 HR: 0 HBP: 0	WP: 0 PA: 36 PB: 0 SB: 1 CS: 0	
<b>PITCHER</b> <b>Sam McDowell, L</b> (1, 1) <small>ERA: 2.89</small>	IP WLS BF H R ER SO BB IBB HBP BLK WP HR S P ERA WHIP 9.0 W 36 3 1 1 14 5 0 0 0 0 0 59 79 1.00 0.889											<b>PITCHER</b> IP WLS BF H R ER SO BB IBB HBP BLK WP HR S P ERA WHIP

livebaseballscorecards.com

<b>AB</b>	<b>31</b>
<b>R</b>	<b>1</b>
<b>H</b>	<b>3</b>
<b>RBI</b>	<b>1</b>
<b>BB</b>	<b>5</b>
<b>SO</b>	<b>14</b>
<b>LOB</b>	<b>21</b>



Batter	1	2	3	4	5	6	7	8	9
Davey Nelson, R OBP: 0.237, SLG: 0.189 (1, 4)	0-0 G4-3	0-0 SH1-3		0-3 K		0-3 K			
Lou Klimchock, L OBP: 0.339, SLG: 0.422 Lou Camilli, S (4, PR) (5, 5)	0-0 F8	0-0 F9-6		4-0 WP BB		0-0 G4-3			
Frank Baker, L OBP: 0.404, SLG: 0.635 (1, 7)	0-0 1B 2B		0-0 HR	0-0 1B		0-0 G4-3		0-0 G3	
Tony Horton, R OBP: 0.322, SLG: 0.464 (1, 3)	0-0 HR 1B		0-0 HR		0-0 G6-3		0-3 K		
Ken Harrelson, R OBP: 0.339, SLG: 0.437 (1, 9)	4-0 HR BB		0-0 HR		0-0 P3		0-0 G6-3		
Duke Sims, L OBP: 0.396, SLG: 0.451 (1, 2)	0-0 HR		4-0 G6-3 BB		0-0 F8		0-3 K		
Russ Snyder, L OBP: 0.319, SLG: 0.332 Jose Cardenal, R OBP: 0.302, SLG: 0.339 (4, 8)	4-0 BB		0-0 P4		0-0 HR		0-0 G4-3		
Eddie Leon, R OBP: 0.319, SLG: 0.321 (1, 6)	0-0 F9		0-0 G6-3		0-0 SH2-4 1B		0-3 K		
Sam McDowell, L OBP: 0.167, SLG: 0.185 (1, 1)		0-0 F9-6 SH1-3 1B		0-0 G5-3		0-0 SH2-4			

AB	R	H	RBI	BB	SO	LOB
3	0	0	0	0	2	1
2	0	0	0	1	0	1
1	0	0	0	0	0	1
4	2	2	0	0	0	1
4	2	2	3	0	1	0
3	2	1	1	1	0	0
3	1	1	3	1	1	0
1	0	0	0	1	0	1
2	1	1	1	0	0	0
4	0	1	0	0	1	2
2	0	1	0	0	0	0

AB	R	H	RBI	BB	SO	LOB
29	8	9	8	4	5	7

Inning	R	H	E	K	S	H	LOB	BB	P
1	4	3	0	6	14	0	1	3	3
2	0	1	0	3	3	0	0	3	3
3	0	3	0	5	9	0	0	5	5
4	0	3	0	5	9	0	2	5	9
5	0	0	0	3	3	0	0	3	3
6	1	2	0	7	7	1	0	7	7
7	0	0	0	5	5	0	0	5	5
8	0	0	0	7	7	0	0	7	7
9	0	0	0	7	7	0	0	7	7

PITCHER	IP	WLS	BF	H	R	ER	SO	BB	IBB	HBP	BLK	WP	HR	S	P	ERA	WHIP
Chris Zachary, R ERA: 11.0	2.0	L	15	7	7	7	0	3	0	0	0	0	3	12	24	31.50	5.000
Dave Morehead, R ERA: 4.94	3.1		6	0	0	0	1	1	0	0	0	1	0	7	11	0.00	0.500
Galen Cisco, R ERA: 4.08	5.1		8	2	1	1	1	0	0	0	0	0	1	10	10	4.50	1.000
Moe Drabowsky, R ERA: 2.23	7.1		3	0	0	0	1	0	0	0	0	0	0	5	5	0.00	0.000
Mike Hedlund, R ERA: 3.65	8.1		3	0	0	0	2	0	0	0	0	0	0	7	7	0.00	0.000

**Kansas City Royals @ Cleveland Indians**  
Cleveland Municipal Stadium, Cleveland, OH

Sun Aug 10 1969, 3:33 AM EDT  
Att. 9,729 - Sunny - 73 F

[livebaseballscorecards.com](http://livebaseballscorecards.com)

**AB** 29

**R** 8


**H** 9

**RBI** 8

**BB** 4

**SO** 5

**LOB** 7



WP: 1 PA: 35  
PB: 0  
SB: 0  
CS: 0



Batter	1	2	3	4	5	6	7	8	9	AB R H RBI BB SO LOB	TOP
Pat Kelly, L (1, 9) OBP: 0.371, SLG: 0.401	0-0 P6		0-0 HR			0-3 K		0-0 F8		4 1 1 1 0 1 1	<b>Kansas City Royals @ Washington Senators</b> <b>Robert F. Kennedy Memorial Stadium, Washington, DC</b> Mon Aug 11 1969, 7:05 PM EDT Att. 4,680 - Unknown <a href="http://livebaseballscorecards.com">livebaseballscorecards.com</a>
Paul Schaal, R (1, 5) OBP: 0.357, SLG: 0.309	0-0 G6-3		0-0 F8			0-3 K		0-0 BB 1B	4 0 1 0 0 1 0		
Mike Fiore, L (1, 3) OBP: 0.408, SLG: 0.433	0-0 G4-3			0-0 L9			0-0 F8	0-0 F8	4 0 0 0 0 0 1		
Joe Foy, R (1, 8) OBP: 0.354, SLG: 0.363		0-0 G6-3		0-0 L1			0-0 G6-3	4-0 BB 1-2 BB	3 0 0 0 1 0 0		
Ed Kirkpatrick, L (1, 7) OBP: 0.318, SLG: 0.361		0-0 FC6-4 1B		0-0 G4-3			0-0 1B	0-3 K	4 0 2 0 0 1 2		
Buck Martinez, R (1, 2) OBP: 0.286, SLG: 0.391		0-0 FC6-4 1-2f			0-0 G6-3		0-0 G5-3	0-0 F8	4 0 0 0 0 0 4		
Jerry Adair, R (1, 4) OBP: 0.281, SLG: 0.268		0-0 G6-3			0-3 K		0-0 G6-3		3 0 0 0 0 1 1		
Jackie Hernandez, R (1, 6) OBP: 0.278, SLG: 0.295			0-0 G1-3		0-0 G2-3		0-0 G5-3		3 0 0 0 0 0 0		
Jim Rooker, R (1, 1) OBP: 0.273, SLG: 0.594			0-0 G5-3			0-3 K	0-0 1B		3 0 1 0 0 1 0		
<b>Inning Stats</b>	R: 0 E: 0 K: 0 S: 3 H: 0 LOB: 0 BB: 0 P: 3	R: 0 E: 0 K: 0 S: 4 H: 1 LOB: 1 BB: 0 P: 4	R: 1 E: 0 K: 0 S: 4 H: 1 LOB: 0 BB: 0 P: 4	R: 0 E: 0 K: 0 S: 3 H: 0 LOB: 0 BB: 0 P: 3	R: 0 E: 0 K: 1 S: 5 H: 0 LOB: 0 BB: 0 P: 5	R: 0 E: 0 K: 3 S: 9 H: 0 LOB: 0 BB: 0 P: 9	R: 0 E: 0 K: 0 S: 4 H: 1 LOB: 1 BB: 0 P: 4	R: 0 E: 0 K: 0 S: 4 H: 1 LOB: 1 BB: 0 P: 4	R: 0 E: 0 K: 1 S: 6 H: 1 LOB: 2 BB: 1 P: 10	1B: 4 2B: 0 3B: 0 HR: 1 SF: 0 SAC: 0 DP: 0 HBP: 0	WP: 0 PB: 0 SB: 0 CS: 0 PA: 33
<b>PITCHER</b> Dick Bosman, R (1, 1) ERA: 1.98	IP: 9.0 WLS: W BF: 33 H: 5 R: 1 ER: 1 SO: 5 BB: 1 IBB: 0 HBP: 0 BLK: 0 WP: 0 HR: 1 S: 42 P: 46 ERA: 1.00 WHIP: 0.667										



Batter	1	2	3	4	5	6	7	8	9
Ed Brinkman, R OBP: 0.334, SLG: 0.344 (1, 6) X	0-0 G6-4-3 1B			0-0 G6-3		0-0 FC3-6 1B		0-0 P4	
Hank Allen, R OBP: 0.312, SLG: 0.345 (1, 9) X	0-0 G6-4-3 1-2f			0-3 K		0-0 FC3-6 1-2f		0-0 E 1-2 1B	
Frank Howard, R OBP: 0.402, SLG: 0.591 (1, 3) X	0-0 G5-3			0-3 K		0-0 G6-3 1-2		0-0 E6 1-3 2-H	
Ken McMullen, R OBP: 0.346, SLG: 0.395 (1, 5) X		0-0 F9			0-0 FC4-6 SF9 1B		0-3 K	0-3 K	
Brant Aleya, R OBP: 0.349, SLG: 0.475 (1, 7) X		0-0 G5-3			4-0 FC4-6 BB		4-0 BB		
Del Unser, L OBP: 0.340, SLG: 0.337 (1, 8) X		0-0 G6-3			0-0 FC4-6 1-2f 2-3		0-3 K		
Tim Cullen, R OBP: 0.260, SLG: 0.245 (1, 4) X			0-0 G5-3		0-0 SF9 3-H		0-0 F3		
Paul Casanova, R OBP: 0.250, SLG: 0.285 (1, 2) X			0-3 K		0-3 K			0-0 G5-3	
Dick Bosman, R OBP: 0.220, SLG: 0.086 (1, 1) X			0-3 K			0-0 F9		4-0 E 1B BB	

Inning Stats	R: 0 E: 0 K: 0 S: 3	H: 1 LOB: 0 BB: 0 P: 3	R: 0 E: 0 K: 0 S: 3	H: 0 LOB: 0 BB: 0 P: 3	R: 0 E: 0 K: 2 S: 7	H: 0 LOB: 0 BB: 0 P: 7	R: 0 E: 0 K: 2 S: 7	H: 0 LOB: 0 BB: 0 P: 7	R: 1 E: 0 K: 1 S: 6	H: 1 LOB: 1 BB: 1 P: 10	R: 0 E: 0 K: 0 S: 4	H: 1 LOB: 1 BB: 0 P: 4	R: 0 E: 0 K: 2 S: 7	H: 0 LOB: 1 BB: 1 P: 11	R: 1 E: 1 K: 1 S: 7	H: 1 LOB: 2 BB: 1 P: 11
1B: 4 2B: 0 3B: 0 HR: 0	SF: 1 SAC: 0 DP: 1 HBP: 0	WP: 0 PB: 0 SB: 1 CS: 0	1B: 4 2B: 0 3B: 0 HR: 0	SF: 1 SAC: 0 DP: 1 HBP: 0	WP: 0 PB: 0 SB: 1 CS: 0	1B: 4 2B: 0 3B: 0 HR: 0	SF: 1 SAC: 0 DP: 1 HBP: 0	1B: 4 2B: 0 3B: 0 HR: 0	SF: 1 SAC: 0 DP: 1 HBP: 0	WP: 0 PB: 0 SB: 1 CS: 0	1B: 4 2B: 0 3B: 0 HR: 0	SF: 1 SAC: 0 DP: 1 HBP: 0	WP: 0 PB: 0 SB: 1 CS: 0	1B: 4 2B: 0 3B: 0 HR: 0	SF: 1 SAC: 0 DP: 1 HBP: 0	WP: 0 PB: 0 SB: 1 CS: 0

PITCHER	IP	WLS	BF	H	R	ER	SO	BB	IBB	HBP	BLK	WP	HR	S	P	ERA	WHIP
Jim Rooker, L ERA: 4.09 (1, 1)	8.0	L	31	4	2	1	8	3	0	0	0	0	0	44	56	1.12	0.875


**BOTTOM**

**Kansas City Royals @ Washington Senators**  
**Robert F. Kennedy Memorial Stadium, Washington, DC**

Mon Aug 11 1969, 7:05 PM EDT  
 Att. 4,680 - Unknown

livebaseballscorecards.com

AB	27
R	2
H	4
RBI	1
BB	3
SO	8
LOB	12



WP: 0	PA: 31
PB: 0	
SB: 1	
CS: 0	



Batter	1	2	3	4	5	6	7	8	9	AB	R	H	RBI	BB	SO	LOB	TOP										
Pat Kelly, L (1, 9) OBP: 0.371, SLG: 0.399	0-3 K	0-0 FC5		0-0 G3		4-0 IBB		0-0 CS 1B		4	0	1	0	1	1	2											
Paul Schaal, R (1, 5) OBP: 0.352, SLG: 0.301	4-0 G3-6-1 BB	0-0 G6-3		0-0 G4-3		0-3 K		0-0 F9		4	0	0	0	1	1	5											
Mike Fiore, L (1, 3) OBP: 0.412, SLG: 0.438	0-0 G3-6-1		0-0 F2		4-0 G6-4-3 BB		0-0 1B 2B		0-0 G6-4-3 1B	4	1	2	0	1	0	1											
Joe Foy, R (1, 8) OBP: 0.350, SLG: 0.358		0-3 K	0-0 F8		0-0 G6-4-3		0-3 K		0-0 G6-4-3	5	0	0	0	0	2	3											
Ed Kirkpatrick, L (1, 7) OBP: 0.332, SLG: 0.382		4-0 E 1B BB	0-0 1B 1B		0-0 HR		4-0 CS 1B IBB		4-0 FC4 BB	2	3	2	1	3	0	0											
Jerry Adair, R (1, 4) OBP: 0.283, SLG: 0.270		0-0 E4 1B 1B	0-0 1B 1B		0-0 G1-3		0-0 CS 1B		0-0 FC4	5	1	2	1	0	0	2											
Ellie Rodriguez, R (1, 2) OBP: 0.336, SLG: 0.325		0-0 E 1B 1B	0-0 1B 1B			0-0 G5-3		4-0 1B BB		3	1	2	2	1	0	0											
Moe Drabowsky, R (7, 1) OBP: 0.111, SLG: 0.111		1-3 2-H E 1B 1B	1-2 2-H 1B			0-0 SH1-4 1B		1-2 2-3 BB		0	0	0	0	0	0	0											
Jackie Hernandez, R (1, 6) OBP: 0.280, SLG: 0.298		0-0 E1 FC5 1B	0-3 K			0-0 K		0-3 K		4	0	2	1	0	2	4											
Wally Bunker, R (1, 1) OBP: 0.167, SLG: 0.152		0-0 FC5 1B		0-0 G6-3		0-0 SH1-4		0-0 G6-3		2	0	1	1	0	0	0											
Buck Martinez, R (7, 2) OBP: 0.283, SLG: 0.388		3-H FC5 1B								1	0	0	0	0	0	0											
<b>Inning Stats</b>	R: 0 E: 0 K: 1 S: 4	H: 0 LOB: 0 BB: 1 P: 8	R: 3 E: 2 K: 1 S: 9	H: 3 LOB: 2 BB: 1 P: 13	R: 1 E: 0 K: 1 S: 8	H: 3 LOB: 2 BB: 0 P: 8	R: 0 E: 0 K: 0 S: 3	H: 0 LOB: 0 BB: 0 P: 3	R: 1 E: 0 K: 0 S: 3	H: 1 LOB: 0 BB: 1 P: 7	R: 0 E: 0 K: 1 S: 6	H: 1 LOB: 2 BB: 1 P: 10	R: 1 E: 0 K: 2 S: 8	H: 2 LOB: 2 BB: 2 P: 16	R: 0 E: 0 K: 0 S: 3	H: 1 LOB: 0 BB: 0 P: 3	R: 0 E: 0 K: 0 S: 3	H: 1 LOB: 1 BB: 1 P: 7	1B: 10 2B: 1 3B: 0 HR: 1	SF: 0 SAC: 1 DP: 3 HBP: 0	WP: 0 PB: 0 SB: 0 CS: 3	PA: 42					
<b>PITCHER</b>	IP	WLS	BF	H	R	ER	SO	BB	IBB	HBP	BLK	WP	HR	S	P	ERA	WHIP										
Joe Coleman, R (1, 1) ERA: 3.34	4.0	L	20	6	4	2	3	2	0	0	0	0	0	24	32	4.50	2.000										
Jim Hannan, R (5, 1) ERA: 3.96	2.0		9	2	1	1	1	1	1	0	0	0	1	9	17	4.50	1.500										
Dave Baldwin, R (7, 1) ERA: 4.19	1.0		6	2	1	1	2	1	1	0	0	0	0	8	16	9.00	3.000										
Bob Humphreys, R (8, 1) ERA: 3.26	1.0		3	1	0	0	0	0	0	0	0	0	0	3	3	0.00	1.000										
Barry Moore, L (9, 1) ERA: 3.91	1.0		4	1	0	0	0	1	0	0	0	0	0	3	7	0.00	2.000										

Kansas City Royals @ Washington Senators  
 Robert F. Kennedy Memorial Stadium, Washington, DC

Tue Aug 12 1969, 7:05 PM EDT  
 Att: 15,768 - Unknown

AB	34
R	6
H	12
RBI	6
BB	7
SO	6
LOB	17







Batter	1	2	3	4	5	6	7	8	9	AB R H RBI BB SO LOB	TOP		
Pat Kelly, L (1, 9) OBP: 0.369, SLG: 0.396	0-0 G4-3	0-0 G4-3		0-0 G5-3		0-0 BB S 1B		0-0 F8		5 0 1 0 0 0 1	<b>Kansas City Royals @ Washington Senators</b> <b>Robert F. Kennedy Memorial Stadium, Washington, DC</b> Wed Aug 13 1969, 7:05 PM EDT Att. 5,957 - Unknown		
Joe Keough, L (1, 8) OBP: 0.252, SLG: 0.201	0-0 F8		0-0 BB BB 1B	0-0 E S 1B		4-0 FC5 BB 1-2 BB		0-3 K		4 2 1 0 1 1 0			
Mike Fiore, L (1, 3) OBP: 0.408, SLG: 0.431	0-0 G6-3		4-0 1B BB 1-2 E BB	0-0 F9		0-0 F9		0-3 K		4 1 0 0 1 1 4			
Ed Kirkpatrick, L (1, 7) OBP: 0.342, SLG: 0.383		4-0 G1-6-3 1B 3B BB	4-0 E 1-2 G6-4-3 BB 2-3	0-0 2B 1B		4-0 1-2 BB 2-3		0-0 F8		2 2 1 1 3 0 0			
Bob Oliver, R (1, 5) OBP: 0.286, SLG: 0.401		0-0 G1-6-3 1-2 1B	0-0 E 1-3 G6-4-3 1B 2-H 3-H	0-0 1-H 2B		0-0 FC5 2-3f		0-0 G6-3 1B		5 0 4 1 0 0 3 0 0 0 0 0 0 0			
Joe Foy, R (9, 5) OBP: 0.350, SLG: 0.358													
Jerry Adair, R (1, 4) OBP: 0.279, SLG: 0.265		0-0 G1-6-3 1-2f 2-3	0-0 G6-4-3 1-2f 3-H		0-0 G6-3		0-0 G6-3		0-0 G6-3 1-2			5 0 0 0 0 0 4	
Ellie Rodriguez, R (1, 2) OBP: 0.338, SLG: 0.324		1-0 3B HBP	0-0 BB 1B		0-0 G6-3		0-0 G1-3		0-0 G1-3			4 1 1 0 0 0 1	
Jackie Hernandez, R (1, 6) OBP: 0.282, SLG: 0.303		0-0 1-H E 3-H 3B	4-0 1-2 BB BB		0-0 F9		0-0 G6-3					3 1 1 2 1 0 0	
Dick Drago, R (1, 1)		0-0 E5 3-H	0-0 G4-3			0-3 K		0-0 F9		4 0 0 0 0 1 2			
<b>Inning Stats</b>	R: 0 H: 0 E: 0 LOB: 0 K: 0 BB: 0 S: 3 P: 3	R: 3 H: 2 E: 1 LOB: 1 K: 0 BB: 1 S: 5 P: 10	R: 3 H: 3 E: 1 LOB: 2 K: 0 BB: 3 S: 5 P: 17	R: 1 H: 2 E: 1 LOB: 2 K: 0 BB: 0 S: 5 P: 5	R: 0 H: 0 E: 0 LOB: 0 K: 0 BB: 0 S: 3 P: 3	R: 0 H: 1 E: 0 LOB: 3 K: 1 BB: 2 S: 6 P: 14	R: 0 H: 0 E: 0 LOB: 0 K: 0 BB: 0 S: 3 P: 3	R: 0 H: 0 E: 0 LOB: 1 K: 2 BB: 0 S: 8 P: 8	R: 0 H: 1 E: 0 LOB: 1 K: 0 BB: 0 S: 4 P: 4	1B: 7 SF: 0 2B: 1 SAC: 0 3B: 1 DP: 2 HR: 0 HBP: 1	WP: 0 PA: 43 PB: 1 SB: 2 CS: 0		
<b>PITCHER</b>	IP WLS BF H R ER SO BB IBB HBP BLK WP HR S P ERA WHIP											<b>PITCHER</b>	IP WLS BF H R ER SO BB IBB HBP BLK WP HR S P ERA WHIP
Jim Miles, R (1, 1) ERA: 5.21	2.0 L 13 3 6 5 0 3 0 0 1 0 0 0 9 22 22.50 3.000												
Bob Humphreys, R (3, 1) ERA: 3.11	3.0 13 4 1 0 0 1 0 0 0 0 0 0 12 16 0.00 1.667												
Dave Baldwin, R (6, 1) ERA: 4.04	2.0 9 1 0 0 1 2 0 0 0 0 0 0 9 17 0.00 1.500												
Darold Knowles, L (8, 1) ERA: 2.3	1.0 4 0 0 0 2 0 0 0 0 0 0 0 8 8 0.00 0.000												
Dennis Higgins, R (9, 1) ERA: 3.78	1.0 4 1 0 0 0 0 0 0 0 0 0 0 4 4 0.00 1.000												

<b>AB</b>	36
<b>R</b>	7
<b>H</b>	9
<b>RBI</b>	4
<b>BB</b>	6
<b>SO</b>	3
<b>LOB</b>	15



livebaseballscorecards.com





Batter	1	2	3	4	5	6	7	8	9	AB	R	H	RBI	BB	SO	LOB	TOP								
<b>Mike Andrews, R</b> (1, 4) <small>OBP: 0.390, SLG: 0.455</small> <b>Syd O'Brien, R</b> (8, PH) <small>OBP: 0.301, SLG: 0.397</small> (8, 4)	0-0 P6		0-0 F5			0-0 P6		4-0 2B BB	0-0 1B	3	1	0	0	1	0	1									
<b>Dalton Jones, L</b> (1, 3) <small>OBP: 0.315, SLG: 0.333</small>	0-0 L9			0-0 G3	0-0 2B		4-0 2B SF9 BB	0-0 L4		4	2	1	1	1	0	1									
<b>Carl Yastrzemski, L</b> (1, 7) <small>OBP: 0.355, SLG: 0.506</small> <b>Don Lock, R</b> (7, PR) <small>OBP: 0.328, SLG: 0.275</small> (7, 8)	0-0 F7			0-0 G3	0-0 2B		0-0 SF9 1B 2B	0-3 K		4	0	2	2	0	0	0									
<b>Reggie Smith, S</b> (1, 8) <small>OBP: 0.383, SLG: 0.580</small> <b>Joe Lahoud, L</b> (7, PH) <small>OBP: 0.332, SLG: 0.351</small> (7, 7)		0-0 F7		0-0 G6-3	0-0 P4		0-0 P6		0-0 F3	3	0	0	0	0	0	1									
<b>Rico Petrocelli, R</b> (1, 6) <small>OBP: 0.426, SLG: 0.617</small> <b>Dick Schofield, S</b> (7, PH) <small>OBP: 0.345, SLG: 0.357</small> (7, 6)						4-0 HR BB	0-0 1B 2B	0-0 SF9	4-0 E BB	2	2	2	0	1	0	0									
<b>Tony Conigliaro, R</b> (1, 9) <small>OBP: 0.320, SLG: 0.432</small>						4-0 HR BB	0-0 L6	0-0 FC6-4 1B	0-0 L7	4	1	1	1	1	1	3									
<b>George Scott, R</b> (1, 5) <small>OBP: 0.327, SLG: 0.380</small>						0-0 HR	0-0 FC5-4 1B	0-0 FC6-4	0-0 FC5	5	1	2	4	0	1	4									
<b>Russ Gibson, R</b> (1, 2) <small>OBP: 0.297, SLG: 0.327</small>			0-0 F9			0-0 SH3-4 2B 1B	0-0 FC5-4 1B		0-0 L9	5	2	2	0	0	0	3									
<b>Mike Nagy, R</b> (1, 1) <small>OBP: 0.113, SLG: 0.098</small>			0-3 K			0-0 SH3-4	0-3 K		0-0 SH5-3	2	0	0	0	0	2	1									
<b>Inning Stats</b>	R: 0 E: 0 K: 0 S: 3	H: 0 LOB: 0 BB: 0 P: 3	R: 0 E: 0 K: 2 S: 8	H: 1 LOB: 1 BB: 0 P: 8	R: 0 E: 0 K: 1 S: 5	H: 0 LOB: 0 BB: 0 P: 5	R: 0 E: 0 K: 0 S: 3	H: 0 LOB: 0 BB: 0 P: 3	R: 5 E: 0 K: 0 S: 7	H: 4 LOB: 1 BB: 2 P: 15	R: 1 E: 0 K: 1 S: 7	H: 2 LOB: 1 BB: 0 P: 7	R: 3 E: 0 K: 0 S: 5	H: 2 LOB: 2 BB: 2 P: 13	R: 1 E: 0 K: 1 S: 7	H: 2 LOB: 1 BB: 0 P: 7	R: 0 E: 1 K: 0 S: 4	H: 0 LOB: 2 BB: 1 P: 8	1B: 4 2B: 6 3B: 0 HR: 1	SF: 1 SAC: 2 DP: 0 HBP: 0	WP: 0 PB: 0 SB: 0 CS: 0	PA: 44			
<b>PITCHER</b>	IP	WLS	BF	H	R	ER	SO	BB	IBB	HBP	BLK	WP	HR	S	P	ERA	WHIP								
<b>Bill Butler, L</b> (1, 1) <small>ERA: 3.81</small>	4.2	L	21	5	5	5	3	2	0	0	0	0	1	25	33	9.64	1.500								
<b>Chris Zachary, R</b> (5, 1) <small>ERA: 10.45</small>	1.1		6	2	1	1	1	0	0	0	0	0	0	8	8	6.75	1.500								
<b>Dave Morehead, R</b> (7, 1) <small>ERA: 5.63</small>	1.0		7	2	3	3	0	2	0	0	0	0	0	5	13	27.00	4.000								
<b>Mike Hedlund, R</b> (8, 1) <small>ERA: 3.67</small>	2.0		10	2	1	1	1	1	0	0	0	0	0	11	15	4.50	1.500								

**Boston Red Sox @ Kansas City Royals**  
Municipal Stadium, Kansas City, MO  
Sat Aug 16 1969, 8:05 PM EDT  
Unknown - 79 F

[livebaseballscorecards.com](http://livebaseballscorecards.com)

<b>AB</b>	36
<b>R</b>	10
<b>H</b>	11
<b>RBI</b>	10
<b>BB</b>	5
<b>SO</b>	5
<b>LOB</b>	17



Batter	1	2	3	4	5	6	7	8	9	AB	R	H	RBI	BB	SO	LOB							
Pat Kelly, L OBP: 0.366, SLG: 0.391 (1, 9)	0-0 B4-3	0-0 G4-3				4-0 FC4-6 BB		0-0 F5		0-0 FC6							4	0	0	0	1	0	3
Joe Keough, L OBP: 0.256, SLG: 0.208 (1, 8)	0-0 1B		0-0 F7			0-0 FC4-6 1-2f		0-0 G4-3		0-0 G4-6-3 1B							5	0	2	0	0	0	1
Mike Fiore, L OBP: 0.411, SLG: 0.430 (1, 3)	4-0 BB BB BB		4-0 FC6-4 BB			0-0 FC4-6 1-2f		0-0 1B 1B		0-0 G4-6-3 1-2f							3	0	1	0	2	0	2
Ed Kirkpatrick, L OBP: 0.347, SLG: 0.380 (1, 7)	4-0 1-2 BB BB		0-0 P4			4-0 1-2 BB		0-0 L9		4-0 BB							2	0	0	0	3	0	2
Bob Oliver, R OBP: 0.287, SLG: 0.399 (1, 5)	4-0 1-2 2-3 BB		0-0 FC6-4 1-2f			0-0 F3		0-0 1-2 1B		0-0 P6							4	0	1	0	1	0	4
Buck Martinez, R OBP: 0.274, SLG: 0.375 (1, 2)	0-0 FC6-4 1-2f			0-0 G5-3				0-0 P6		0-0 F8							4	0	0	0	0	0	5
Mike Hedlund, R OBP: 0.227, SLG: 0.227 (8, 1)																	0	0	0	0	0	0	0
Jerry Adair, R OBP: 0.282, SLG: 0.268 (1, 4)		0-0 G5-3		0-0 1B				0-0 2B G4-3 1B		0-0 G5-6-3							4	1	2	0	0	0	0
Jackie Hernandez, R OBP: 0.284, SLG: 0.305 (1, 6)		4-0 FC5-6 BB		0-3 K				0-0 G4-3 1-3 2B		0-0 F9							3	0	1	0	1	1	1
Bill Butler, L OBP: 0.130, SLG: 0.070 (1, 1)		0-0 FC5-6		0-0 G6-3				0-0 G4-3		4-0 FC6 BB							2	0	0	0	0	0	2
Chris Zachary, L OBP: 0.500, SLG: 0.500 (5, 1)																	0	0	0	0	0	0	0
Joe Foy, R OBP: 0.349, SLG: 0.357 (6, PH)																	1	0	0	1	0	0	1
Dave Morehead, R (7, 1)																	0	0	0	0	0	0	0
Ellie Rodriguez, R OBP: 0.340, SLG: 0.324 (8, 2)																	0	0	0	0	1	0	0

Inning Stats	R: 0	H: 1	E: 0	K: 0	S: 3	H: 1	LOB: 3	BB: 3	P: 15	R: 0	H: 0	E: 0	K: 0	S: 3	R: 0	H: 0	E: 0	K: 0	S: 3	R: 0	H: 0	E: 0	K: 1	S: 6	R: 0	H: 0	E: 0	K: 0	S: 3	R: 0	H: 0	E: 0	K: 0	S: 3	R: 1	H: 2	E: 0	K: 0	S: 5	R: 0	H: 2	E: 0	K: 0	S: 5	R: 0	H: 0	E: 0	K: 0	S: 3	R: 0	H: 1	E: 0	K: 0	S: 3	1B: 6	SF: 0	2B: 1	3B: 0	HR: 0	SAC: 0	DP: 1	HBP: 0	WP: 0	PA: 41
--------------	------	------	------	------	------	------	--------	-------	-------	------	------	------	------	------	------	------	------	------	------	------	------	------	------	------	------	------	------	------	------	------	------	------	------	------	------	------	------	------	------	------	------	------	------	------	------	------	------	------	------	------	------	------	------	------	-------	-------	-------	-------	-------	--------	-------	--------	-------	--------

PITCHER	IP	WLS	BF	H	R	ER	SO	BB	IBB	HBP	BLK	WP	HR	S	P	ERA	WHIP
Mike Nagy, R ERA: 3.1 (1, 1)	9.0	W	41	7	1	1	1	9	0	0	0	0	0	34	70	1.00	1.778

**BOTTOM**

**Boston Red Sox @ Kansas City Royals**  
Municipal Stadium, Kansas City, MO

Sat Aug 16 1969, 8:05 PM EDT  
Unknown - 79 F

AB	32
R	1
H	7
RBI	1
BB	9
SO	1
LOB	21



livebaseballscorecards.com









Batter	1	2	3	4	5	6	7	8	9	AB R H RBI BB SO LOB	TOP											
Mike Andrews, R (1, 4) OBP: 0.385, SLG: 0.448	0-0 F2		0-0 G4-3			0-0 G3 1B		0-0 SH3		3 1 1 0 0 0 1												
Dalton Jones, L (1, 3) OBP: 0.310, SLG: 0.328	0-0 L3-1			0-0 F8		0-0 F3		0-0 F9		4 0 0 0 0 0 2												
Carl Yastrzemski, L (1, 7) OBP: 0.351, SLG: 0.504	0-0 L3-1			0-0 L8		0-0 G3		0-0 G3-1		4 0 0 0 0 0 2												
Reggie Smith, S (1, 8) OBP: 0.382, SLG: 0.576		0-0 G4-3		0-0 G3		0-0 1B		0-3 K		4 0 1 0 1 0 1 0												
Rico Petrocelli, R (1, 6) OBP: 0.429, SLG: 0.615		0-0 G5-3			0-0 F7	0-0 F7		4-0 CS BB		3 0 0 0 1 0 1												
Tony Conigliaro, R (1, 9) OBP: 0.321, SLG: 0.427		0-0 B2			0-3 K		0-0 G5-3	4-0 1B BB		3 0 0 0 1 1 0												
George Scott, R (1, 5) OBP: 0.329, SLG: 0.380			0-0 E6 SH3 WP		0-0 1B 1B		0-0 CS 1B	4 0 3 0 0 0 0		4 0 3 0 0 0 0												
Russ Gibson, R (1, 2) OBP: 0.297, SLG: 0.327			0-0 SH3		0-0 1B		0-0 G3	0-3 K		3 0 1 0 0 1 3												
Vicente Romo, R (1, 1) OBP: 0.118, SLG: 0.118			0-3 K		0-0 P4			0-0 SH3 1B		3 0 1 0 0 1 3												
Sparky Lyle, L (8, 1) OBP: 0.182, SLG: 0.100										0 0 0 0 0 0 0												
Sonny Siebert, R (9, 1) OBP: 0.240, SLG: 0.261										0 0 0 0 0 0 0												
<b>Inning Stats</b>	R: 0 E: 0 K: 0 S: 3	H: 0 LOB: 0 BB: 0 P: 3	R: 0 E: 0 K: 0 S: 3	H: 0 LOB: 0 BB: 0 P: 3	R: 0 E: 1 K: 1 S: 6	H: 0 LOB: 1 BB: 0 P: 6	R: 0 E: 0 K: 0 S: 3	H: 0 LOB: 0 BB: 0 P: 3	R: 0 E: 0 K: 1 S: 7	H: 2 LOB: 2 BB: 0 P: 7	R: 1 E: 0 K: 0 S: 5	H: 2 LOB: 1 BB: 0 P: 5	R: 0 E: 0 K: 0 S: 3	H: 1 LOB: 0 BB: 0 P: 3	R: 0 E: 0 K: 0 S: 4	H: 1 LOB: 1 BB: 0 P: 4	R: 0 E: 0 K: 2 S: 7	H: 1 LOB: 2 BB: 2 P: 15	1B: 7 2B: 0 3B: 0 HR: 0	SF: 0 SAC: 2 DP: 0 HBP: 0	WP: 1 PB: 0 SB: 0 CS: 2	PA: 35
<b>PITCHER</b>	IP WLS BF H R ER SO BB IBB HBP BLK WP HR S P ERA WHIP																					
Roger Nelson, R (1, 1) ERA: 2.95	8.0 L 30 6 1 1 2 0 0 0 0 1 0 34 34 1.12 0.750																					
Dick Drago, R (9, 1) ERA: 4.35	1.0 5 1 0 0 2 2 0 0 0 0 0 7 15 0.00 3.000																					

**Boston Red Sox @ Kansas City Royals**  
Municipal Stadium, Kansas City, MO

Sun Aug 17 1969, 4:33 AM EDT  
Att. 14,455 - Unknown - 84 F

AB	31
R	1
H	7
RBI	1
BB	2
SO	4
LOB	12



Batter	1	2	3	4	5	6	7	8	9	AB	R	H	RBI	BB	SO	LOB
Pat Kelly, L (1, 9) Hawk Taylor, R (8, PH) Dick Drago, R (9, 1)	0-0 B1-3		0-3 K			0-3 K		0-0 F2		3	0	0	0	0	2	1
Paul Schaal, R (1, 5)	0-0 F3			0-0 G5-3		0-0 F7			0-0 F8	4	0	0	0	0	0	0
Mike Fiore, L (1, 3)	0-0 G4-3			0-0 F8			0-0 F8		0-0 G4-3	4	0	0	0	0	0	0
Ed Kirkpatrick, L (1, 7)		0-0 F3		4-0 BB			0-0 F9		0-0 E4	3	0	0	0	1	0	0
Buck Martinez, R (1, 2) Joe Keough, L (9, PR)		0-0 G5-3		0-0 P4			0-3 K		0-0 BB	4	0	1	0	0	1	1
Joe Foy, R (1, 8)		0-0 F7			0-3 K			0-0 P6	4-0 BB	3	0	0	0	1	1	0
Jerry Adair, R (1, 4)			0-0 P4		0-0 P3			0-0 P4	0-0 FC6-4	4	0	0	0	0	0	3
Jackie Hernandez, R (1, 6)			0-0 BB		0-0 G5-3			0-0 BB		3	0	2	0	0	0	0
Roger Nelson, R (1, 1) Lou Piniella, R (8, PH) Bob Oliver, R (8, PR)			0-0 G6-3			0-3 K		0-0 BB		2	0	0	0	0	1	1

Inning Stats	R: 0	H: 0	E: 0	K: 0	S: 3	LOB: 0	BB: 0	P: 3	R: 0	H: 0	E: 0	K: 0	S: 3	LOB: 0	BB: 0	P: 3	R: 0	H: 1	E: 0	K: 1	S: 6	LOB: 1	BB: 0	P: 6	R: 0	H: 0	E: 0	K: 0	S: 3	LOB: 1	BB: 1	P: 7	R: 0	H: 0	E: 0	K: 1	S: 5	LOB: 0	BB: 0	P: 5	R: 0	H: 0	E: 0	K: 2	S: 7	LOB: 0	BB: 0	P: 7	R: 0	H: 0	E: 0	K: 1	S: 5	LOB: 0	BB: 0	P: 5	R: 0	H: 2	E: 0	K: 0	S: 5	LOB: 2	BB: 0	P: 5	R: 0	H: 1	E: 1	K: 0	S: 5	LOB: 3	BB: 1	P: 9	1B: 3	2B: 1	3B: 0	HR: 0	SF: 0	SAC: 0	DP: 0	HBP: 0	WP: 0	PB: 0	SB: 0	CS: 0	PA: 34
--------------	------	------	------	------	------	--------	-------	------	------	------	------	------	------	--------	-------	------	------	------	------	------	------	--------	-------	------	------	------	------	------	------	--------	-------	------	------	------	------	------	------	--------	-------	------	------	------	------	------	------	--------	-------	------	------	------	------	------	------	--------	-------	------	------	------	------	------	------	--------	-------	------	------	------	------	------	------	--------	-------	------	-------	-------	-------	-------	-------	--------	-------	--------	-------	-------	-------	-------	--------


PITCHER	IP	WLS	BF	H	R	ER	SO	BB	IBB	HBP	BLK	WP	HR	S	P	ERA	WHIP
Vicente Romo, R (1, 1) ERA: 3.36	7.2	W	27	3	0	0	5	1	0	0	0	0	0	36	40	0.00	0.522
Sparky Lyle, L (8, 1) ERA: 2.59	1.0		5	1	0	0	0	0	0	0	0	0	0	5	5	0.00	1.000
Sonny Siebert, R (9, 1) ERA: 4.09	0.1	S	2	0	0	0	0	1	0	0	0	0	0	1	5	0.00	3.000

**BOTTOM**

**Boston Red Sox @ Kansas City Royals**  
Municipal Stadium, Kansas City, MO

Sun Aug 17 1969, 4:33 AM EDT  
Att: 14,455 - Unknown - 84 F

AB	32
R	0
H	4
RBI	0
BB	2
SO	5
LOB	8





Batter	1	2	3	4	5	6	7	8	9	AB R H RBI BB SO LOB	TOP	
Horace Clarke, S (1, 4) OBP: 0.355, SLG: 0.380	0-0 CS 1B		0-0 G4-3		0-0 1B 2-3		0-0 FC5-4 1-2f			4 0 2 0 0 0 1	<b>New York Yankees @ Kansas City Royals</b> <b>Municipal Stadium, Kansas City, MO</b> Mon Aug 18 1969, 8:05 PM EDT Att. 11,076 - Unknown - 85 F <a href="http://livebaseballscorecards.com">livebaseballscorecards.com</a>	
Gene Michael, S (1, 6) OBP: 0.353, SLG: 0.394	0-0 F7		0-0 G4-3		0-0 1B 1-3 3-H			0-0 F9		4 0 1 1 0 0 1		
Roy White, S (1, 7) OBP: 0.412, SLG: 0.460	0-0 G4-3 1-2			0-0 FC3-6 1B		0-0 F9		0-0 G4-3		4 0 1 0 0 0 3		
Joe Pepitone, L (1, 3) OBP: 0.298, SLG: 0.480		0-0 BB 1B		0-0 L9		0-0 P5		0-0 2B		4 0 2 0 0 0 1		
Bobby Murcer, L (1, 9) OBP: 0.317, SLG: 0.431		0-0 F5		0-0 FC3-6 1-2f		0-0 F9		0-0 F8		4 0 0 0 0 0 3		
Jimmie Hall, L (1, 8) OBP: 0.279, SLG: 0.337		0-3 K		0-0 G3		0-3 K		0-0 G4-3		4 0 0 0 0 2 2		
Jerry Kenney, L (1, 5) OBP: 0.320, SLG: 0.302		4-0 BB 1-2 BB		0-0 1B PB 1B		0-0 FC5-4 1B		0-0 F8		3 1 2 0 1 0 0		
Jake Gibbs, L (1, 2) OBP: 0.299, SLG: 0.276		0-0 L7		0-3 K		0-0 F8		0-0 G3-1		4 0 0 0 0 1 4		
Mel Stottlemyre, R (1, 1) OBP: 0.253, SLG: 0.222 Tom Shopay, L (7, PH) OBP: 0.158, SLG: 0.222 Steve Hamilton, L (7, 1)			0-3 K		0-0 P4 1-2		0-0 P6			2 0 0 0 0 1 1 1 0 0 0 0 0 1 0 0 0 0 0 0 0		
<b>Inning Stats</b>	R: 0 E: 0 K: 0 S: 3 H: 1 LOB: 0 BB: 0 P: 3	R: 0 E: 0 K: 1 S: 6 H: 1 LOB: 2 BB: 1 P: 10	R: 0 E: 0 K: 1 S: 5 H: 0 LOB: 0 BB: 0 P: 5	R: 0 E: 0 K: 0 S: 4 H: 1 LOB: 1 BB: 0 P: 4	R: 1 E: 0 K: 1 S: 8 H: 3 LOB: 2 BB: 0 P: 8	R: 0 E: 0 K: 1 S: 5 H: 0 LOB: 0 BB: 0 P: 5	R: 0 E: 0 K: 0 S: 4 H: 1 LOB: 1 BB: 0 P: 4	R: 0 E: 0 K: 0 S: 4 H: 1 LOB: 1 BB: 0 P: 4	R: 0 E: 0 K: 0 S: 3 H: 0 LOB: 0 BB: 0 P: 3	1B: 7 SF: 0 2B: 1 SAC: 0 3B: 0 DP: 0 HR: 0 HBP: 0	WP: 0 PA: 35 PB: 1 SB: 0 CS: 1	
<b>PITCHER</b> Wally Bunker, R (1, 1) ERA: 3.25	IP WLS BF H R ER SO BB IBB HBP BLK WP HR S P ERA WHIP	9.0 W 35 8 1 1 4 1 0 0 0 0 0 0 42 46 1.00 1.000										

**New York Yankees @ Kansas City Royals**  
**Municipal Stadium, Kansas City, MO**  
 Mon Aug 18 1969, 8:05 PM EDT  
 Att. 11,076 - Unknown - 85 F

<b>AB</b>	34
<b>R</b>	1
<b>H</b>	8
<b>RBI</b>	1
<b>BB</b>	1
<b>SO</b>	4
<b>LOB</b>	17



Batter	1	2	3	4	5	6	7	8	9
Pat Kelly, L OBP: 0.364, SLG: 0.393 (1, 9) X	0-0 G1-3		0-3 K		0-0 F7	0-3 K		0-3 K	
Joe Keough, L OBP: 0.256, SLG: 0.204 (1, 8) S S S	0-3 K			4-0 1B FC6 BB	0-0 G3-1		0-3 K		
Mike Fiore, L OBP: 0.417, SLG: 0.431 (1, 3) X	0-0 1B			0-0 FC6 BB 1-3 E 1B	0-0 FC4-6 1B		4-0 BB		
Ed Kirkpatrick, L OBP: 0.337, SLG: 0.361 (1, 7) X	0-0 G4-3			0-0 P6	0-0 FC4-6 1-2f		0-3 K		
Joe Foy, R OBP: 0.355, SLG: 0.358 (1, 5) X		0-0 1B		4-0 E FC4-6 BB 1-2		0-0 F8 BB 1B	0-0 F8		
Jerry Adair, R OBP: 0.274, SLG: 0.261 (1, 4) X		0-0 G5-3		0-0 FC6 FC4-6 1-3 2-H 3-H		0-0 L8		0-0 K2-4-2 1B	
Elie Rodriguez, R OBP: 0.340, SLG: 0.321 (1, 2) S S S		0-3 K		0-0 FC4-6 1B 1-2f 3-H		4-0 F8 BB 1-2	0-3 K2-4-2		
Jackie Hernandez, R OBP: 0.290, SLG: 0.313 (1, 6) X			0-0 L5	0-0 FC6-4 1B 1-3		0-0 F8 1-2 2-3	0-0 2B 1B		
Wally Bunker, R OBP: 0.192, SLG: 0.200 (1, 1) S S S			0-3 K	0-0 FC6-4 1-2f		0-0 1B 2-H 3-H	0-0 2B		

Inning Stats	R: 0	H: 1	E: 0	LOB: 1	K: 1	BB: 0	S: 6	P: 6
	R: 0	H: 1	E: 0	LOB: 0	K: 1	BB: 0	S: 5	P: 5
	R: 0	H: 0	E: 0	LOB: 0	K: 2	BB: 0	S: 7	P: 7
	R: 3	H: 2	E: 1	LOB: 2	K: 0	BB: 2	S: 6	P: 14
	R: 0	H: 1	E: 0	LOB: 1	K: 0	BB: 0	S: 4	P: 4
	R: 2	H: 2	E: 0	LOB: 1	K: 1	BB: 1	S: 7	P: 11
	R: 0	H: 0	E: 0	LOB: 1	K: 2	BB: 1	S: 7	P: 11
	R: 1	H: 3	E: 0	LOB: 1	K: 2	BB: 0	S: 9	P: 9


PITCHER	IP	WLS	BF	H	R	ER	SO	BB	IBB	HBP	BLK	WP	HR	S	P	ERA	WHIP
Mel Stottliemyre, R ERA: 2.61 (1, 1)	6.0	L	28	7	5	3	5	3	0	0	0	0	0	35	47	4.50	1.667
Steve Hamilton, L ERA: 3.04 (7, 1)	2.0		9	3	1	1	4	1	0	0	0	0	0	16	20	4.50	2.000

**BOTTOM**

**New York Yankees @ Kansas City Royals**  
**Municipal Stadium, Kansas City, MO**

Mon Aug 18 1969, 8:05 PM EDT  
 Att: 11,076 - Unknown - 85 F

AB	33
R	6
H	10
RBI	5
BB	4
SO	9
LOB	16



1B	2B	3B	HR	SF	SAC	DP	HBP	WP	PA
9	2	0	0	0	0	1	0	0	37



Batter	1	2	3	4	5	6	7	8	9	AB R H RBI BB SO LOB	TOP
Horace Clarke, S (1, 4) OBP: 0.356, SLG: 0.379	4-0 BB BB BB		0-0 E S 3B 1B	0-0 L8		0-0 G5-3			0-0 F9	4 1 1 0 1 0 2	
Gene Michael, S (1, 6) OBP: 0.354, SLG: 0.392	4-0 BB 1-2 BB		0-0 F9		0-0 FC3-6 1B		0-3 K		0-0 G3-1	4 0 1 0 1 1 1	
Roy White, S (1, 7) OBP: 0.415, SLG: 0.465	4-0 BB BB 1-2 2-3 BB		0-0 G3-1 1-H 3B		0-0 FC3-6 1B 3B 1-2		0-0 G6-3		4-0 BB	3 2 1 1 2 0 1	
Joe Pepitone, L (1, 3) OBP: 0.295, SLG: 0.474	0-0 F2		0-0 G3-1		0-0 P6		0-0 G1		0-0 G3-1	5 0 0 1 0 0 5	
Bobby Murcer, L (1, 9) OBP: 0.319, SLG: 0.438	0-0 P4		0-0 F2		0-0 3B 1B 1-3				HR	4 2 2 1 0 0 3	
Ron Woods, R (1, 8) OBP: 0.296, SLG: 0.295	0-0 G4-3			0-0 L9		0-0 3B 1-H 3-H		0-0 G4-3		4 0 1 2 0 0 3	
Jerry Kenney, L (1, 5) OBP: 0.319, SLG: 0.299		4-0 BB BB CS BB		0-0 F7		0-0 G1-4-3		0-0 G1-3		3 0 0 0 1 0 1	
Jake Gibbs, L (1, 2) OBP: 0.303, SLG: 0.277		0-0 F8		0-0 1B 1B		0-0 G2-3		4-0 BB		3 0 1 0 1 0 1	
Al Downing, R (1, 1) OBP: 0.048, SLG: 0.048		0-3 K		0-0 1B		0-0 G6-3		0-0 G4-3		4 0 1 0 0 1 2	
<b>Inning Stats</b>	R: 0 H: 0 E: 0 LOB: 3 K: 0 BB: 3 S: 3 P: 15	R: 0 H: 0 E: 0 LOB: 1 K: 1 BB: 1 S: 4 P: 8	R: 2 H: 2 E: 0 LOB: 0 K: 0 BB: 0 S: 5 P: 5	R: 0 H: 2 E: 0 LOB: 2 K: 0 BB: 0 S: 5 P: 5	R: 2 H: 3 E: 0 LOB: 1 K: 0 BB: 0 S: 6 P: 6	R: 0 H: 0 E: 0 LOB: 0 K: 0 BB: 0 S: 3 P: 3	R: 0 H: 0 E: 0 LOB: 0 K: 1 BB: 0 S: 5 P: 5	R: 1 H: 1 E: 0 LOB: 1 K: 0 BB: 1 S: 4 P: 8	R: 0 H: 0 E: 0 LOB: 1 K: 0 BB: 1 S: 3 P: 7	1B: 5 SF: 0 2B: 1 SAC: 0 3B: 2 DP: 1 HR: 1 HBP: 0	WP: 0 PA: 40 PB: 0 SB: 1 CS: 1
<b>PITCHER</b>	IP WLS BF H R ER SO BB IBB HBP BLK WP HR S P ERA WHIP										
Dick Drago, R (1, 1) ERA: 4.45	5.0 L 25 7 4 4 1 4 0 0 0 0 0 0 23 39 7.20 2.200										
Tom Burgmeier, L (6, 1) ERA: 3.4	2.0 6 0 0 0 1 0 0 0 0 0 0 0 8 8 0.00 0.000										
Galen Cisco, R (8, 1) ERA: 3.92	2.0 9 1 1 1 0 2 0 0 0 0 0 1 7 15 4.50 1.500										

**New York Yankees @ Kansas City Royals**  
Municipal Stadium, Kansas City, MO

Tue Aug 19 1969, 8:05 PM EDT  
Att. 11,328 - Unknown - 85 F

AB	34
R	5
H	8
RBI	5
BB	6
SO	2
LOB	19



Batter	1	2	3	4	5	6	7	8	9	AB	R	H	RBI	BB	SO	LOB
Jackie Hernandez, R (1, 6) OBP: 0.288, SLG: 0.310	0-0 B1-3		0-0 P4		0-0 L7			0-3 K		4	0	0	0	0	1	0
Paul Schaal, R (1, 5) OBP: 0.353, SLG: 0.320	4-0 BB BB		0-0 HR		0-0 G5-3			0-0 1B 1B		3	1	2	1	1	0	0
Buck Martinez, R (1, 2) OBP: 0.276, SLG: 0.388	4-0 1-2 BB		0-3 K		0-0 G5-3			0-0 F8		3	0	0	0	1	1	1
Joe Foy, R (1, 8) OBP: 0.354, SLG: 0.357	0-0 L8		0-0 L8		0-3 K			0-0 1B		4	0	1	0	0	1	2
Jerry Adair, R (1, 4) OBP: 0.274, SLG: 0.259	0-0 G5-3			4-0 BB	0-0 G6-3			0-0 F8		3	0	0	0	1	0	4
Chuck Harrison, R (1, 3) OBP: 0.266, SLG: 0.288		4-0 BB		0-3 K			0-0 G3 2B		0-0 G5-6-3	3	0	1	0	1	1	1
Bob Oliver, R (1, 9) OBP: 0.283, SLG: 0.393		0-3 K		0-3 K			0-3 K		0-0 F7	3	0	0	0	0	3	3
Ellie Rodriguez, R (9, PH) OBP: 0.339, SLG: 0.319		0-3 K		0-0 L9			0-0 G3		4-0 BB	1	0	0	0	0	0	0
Ed Kirkpatrick, L (1, 7) OBP: 0.333, SLG: 0.356		0-3 K		0-0 L8			0-0 L5-3		0-0 F8	3	0	0	0	0	1	3
Galen Cisco, R (8, 1)		0-0 F3								0	0	0	0	0	0	0
Jim Rooker, R (9, PH) OBP: 0.306, SLG: 0.588										0	0	0	0	1	0	0
Dick Drago, R (1, 1)										1	0	0	0	0	0	1
Juan Rios, R (5, PH) OBP: 0.266, SLG: 0.279										1	0	0	0	0	0	0
Tom Burgmeier, L (6, 1) OBP: 0.200, SLG: 0.200										0	0	0	0	0	0	0
Hawk Taylor, R (7, PH) OBP: 0.322, SLG: 0.438										2	0	0	0	0	0	2

Inning Stats	R: 0	H: 0	E: 0	K: 0	S: 3	R: 0	H: 0	E: 0	K: 2	S: 7	R: 1	H: 1	E: 0	K: 1	S: 6	R: 0	H: 0	E: 0	K: 2	S: 7	R: 0	H: 0	E: 0	K: 1	S: 3	R: 0	H: 0	E: 0	K: 1	S: 5	R: 0	H: 1	E: 0	K: 1	S: 6	R: 0	H: 2	E: 0	K: 1	S: 7	R: 0	H: 0	E: 0	K: 0	S: 3	1B: 2	2B: 1	3B: 0	HR: 1	SF: 0	SAC: 0	DP: 0	HBP: 0	WP: 0	PA: 36
PITCHER Al Downing, L (1, 1) ERA: 3.36	IP	WLS	BF	H	R	ER	SO	BB	IBB	HBP	BLK	WP	HR	S	P	ERA	WHIP																																						

**BOTTOM**

**New York Yankees @ Kansas City Royals**  
**Municipal Stadium, Kansas City, MO**

Tue Aug 19 1969, 8:05 PM EDT  
Att: 11,328 - Unknown - 85 F

AB	31
R	1
H	4
RBI	1
BB	5
SO	8
LOB	17





Batter	1	2	3	4	5	6	7	8	9	AB R H RBI BB SO LOB	TOP
Horace Clarke, S (1, 4) OBP: 0.355, SLG: 0.378	0-0 P6			0-0 L7		0-0 L6		0-0 1B		4 0 1 0 0 0 0	<b>New York Yankees @ Kansas City Royals</b> <b>Municipal Stadium, Kansas City, MO</b> Wed Aug 20 1969, 8:05 PM EDT Att. 11,230 - Overcast - 81 F <a href="http://livebaseballscorecards.com">livebaseballscorecards.com</a>
Gene Michael, S (1, 6) OBP: 0.353, SLG: 0.390	0-0 G6-3			0-0 FC5-4 1B		0-0 L7		0-3 K		4 0 1 0 0 1 2	
Roy White, S (1, 7) OBP: 0.413, SLG: 0.463	0-3 K			0-0 FC5-4 1-2f		0-0 FC4-6 1B		0-0 G5-3		4 0 1 0 0 1 1	
Joe Pepitone, L (1, 3) OBP: 0.292, SLG: 0.469		0-0 G5-3		0-0 F8		0-0 FC4-6 1-2f 1B		0-0 G4-3		4 0 0 0 0 0 2	
Bobby Murcer, L (1, 9) OBP: 0.316, SLG: 0.434		0-0 F9			0-0 F9		0-0 L9	0-0 G4-3		4 0 0 0 0 0 1	
Frank Fernandez, R (1, 2) OBP: 0.390, SLG: 0.439		0-0 F7			0-0 G5-3		0-0 1-2 1B			3 0 1 0 0 0 0	
Bobby Cox, R (1, 5) OBP: 0.337, SLG: 0.302			0-0 G5-3		4-0 BB		4-0 FC6-4 BB			1 0 0 0 2 0 0	
Ron Woods, R (1, 8) OBP: 0.291, SLG: 0.289		0-0 F8		0-0 F7		0-0 FC6-4 1B 1-2f				3 0 0 0 0 0 2	
Fritz Peterson, S (1, 1) OBP: 0.164, SLG: 0.100 Bill Robinson, R (8, PH) OBP: 0.235, SLG: 0.292 Jack Aker, R (8, 1)		0-0 G1-3		0-3 K		0-0 F9				2 0 0 0 0 1 0 1 0 0 0 0 0 1 0 0 0 0 0 0 0	
<b>Inning Stats</b>	R: 0 H: 0 E: 0 LOB: 0 K: 1 BB: 0 S: 5 P: 5	R: 0 H: 0 E: 0 LOB: 0 K: 0 BB: 0 S: 3 P: 3	R: 0 H: 0 E: 0 LOB: 0 K: 0 BB: 0 S: 3 P: 3	R: 0 H: 1 E: 0 LOB: 1 K: 0 BB: 0 S: 4 P: 4	R: 0 H: 0 E: 0 LOB: 1 K: 0 BB: 1 S: 3 P: 7	R: 0 H: 0 E: 0 LOB: 0 K: 1 BB: 0 S: 5 P: 5	R: 0 H: 2 E: 0 LOB: 2 K: 0 BB: 0 S: 4 P: 4	R: 0 H: 1 E: 0 LOB: 2 K: 1 BB: 1 S: 6 P: 10	R: 0 H: 0 E: 0 LOB: 0 K: 0 BB: 0 S: 3 P: 3	1B: 4 SF: 0 2B: 0 SAC: 0 3B: 0 DP: 0 HR: 0 HBP: 0	WP: 0 PA: 32 PB: 0 SB: 0 CS: 0
<b>PITCHER</b> Bill Butler, L (1, 1) ERA: 3.6	IP WLS BF H R ER SO BB IBB HBP BLK WP HR S P ERA WHIP										
	9.0 W 32 4 0 0 3 2 0 0 0 0 0 0 36 44 0.00 0.667										

**New York Yankees @ Kansas City Royals**  
**Municipal Stadium, Kansas City, MO**  
 Wed Aug 20 1969, 8:05 PM EDT  
 Att. 11,230 - Overcast - 81 F

AB	30
R	0
H	4
RBI	0
BB	2
SO	3
LOB	9







Batter	1	2	3	4	5	6	7	8	9	AB R H RBI BB SO LOB	TOP
Ed Brinkman, R (1, 6) OBP: 0.329, SLG: 0.335 Zoiilo Versailles, R (4, 6) OBP: 0.289, SLG: 0.284	0-0 G6-3			0-0 G5-3		0-0 1B		0-0 L9		2 0 0 0 0 0 0 2 0 1 0 0 0 1	<b>Washington Senators @ Kansas City Royals</b> Municipal Stadium, Kansas City, MO Fri Aug 22 1969, 8:05 PM EDT Att. 11,165 - Unknown - 79 F <a href="http://livebaseballscorecards.com">livebaseballscorecards.com</a>
Tim Cullen, R (1, 4) OBP: 0.265, SLG: 0.261	0-0 F9			0-0 3B 2B		0-0 F9		0-0 G6-4-3		4 1 1 0 0 0 2	
Frank Howard, R (1, 3) OBP: 0.399, SLG: 0.587	0-0 G3-1			0-0 SF7 3B		0-0 1B		0-0 G6-3		4 1 2 1 0 0 0	
Ken McMullen, R (1, 5) OBP: 0.342, SLG: 0.386		0-3 K		0-0 SF7		0-0 P3		0-0 G5-3		3 0 0 1 0 1 2	
Brant Alyea, R (1, 9) OBP: 0.337, SLG: 0.449		0-0 P6		0-0 F8		0-0 F8		0-3 K		4 0 0 0 0 1 0	
Dick Smith, R (1, 7) OBP: 0.143, SLG: 0.143		0-0 G6-3		0-0 G5-3		0-3 K				3 0 0 0 0 1 0	
Del Unser, L (1, 8) OBP: 0.339, SLG: 0.337			4-0 BB	0-3 K		0-0 1B				2 0 1 0 1 1 0	
Paul Casanova, R (1, 2) OBP: 0.248, SLG: 0.286			0-0 G6-4-3	0-0 F9		0-0 F9				3 0 0 0 0 0 2	
Joe Coleman, R (1, 1) OBP: 0.169, SLG: 0.147			0-0 G4-3	0-3 K		0-0 G6-4-3 1B				3 0 1 0 0 1 0	
<b>Inning Stats</b>	R: 0 H: 0 E: 0 LOB: 0 K: 0 BB: 0 S: 3 P: 3	R: 0 H: 0 E: 0 LOB: 0 K: 1 BB: 0 S: 5 P: 5	R: 0 H: 0 E: 0 LOB: 0 K: 0 BB: 1 S: 2 P: 6	R: 2 H: 2 E: 0 LOB: 0 K: 0 BB: 0 S: 5 P: 5	R: 0 H: 0 E: 0 LOB: 0 K: 1 BB: 0 S: 5 P: 5	R: 0 H: 2 E: 0 LOB: 2 K: 1 BB: 0 S: 7 P: 7	R: 0 H: 1 E: 0 LOB: 1 K: 1 BB: 0 S: 6 P: 6	R: 0 H: 1 E: 0 LOB: 0 K: 0 BB: 0 S: 3 P: 3	R: 0 H: 0 E: 0 LOB: 0 K: 1 BB: 0 S: 5 P: 5	1B: 4 SF: 1 2B: 1 SAC: 0 3B: 1 DP: 2 HR: 0 HBP: 0	WP: 0 PA: 32 PB: 0 SB: 0 CS: 0
<b>PITCHER</b> Jim Rooker, L (1, 1) ERA: 3.86	IP WLS BF H R ER SO BB IBB HBP BLK WP HR S P ERA WHIP										

**Washington Senators @ Kansas City Royals**  
Municipal Stadium, Kansas City, MO

Fri Aug 22 1969, 8:05 PM EDT  
Att. 11,165 - Unknown - 79 F

<b>AB</b>	30
<b>R</b>	2
<b>H</b>	6
<b>RBI</b>	2
<b>BB</b>	1
<b>SO</b>	5
<b>LOB</b>	7







Batter	1	2	3	4	5	6	7	8	9	AB R H RBI BB SO LOB	TOP																					
Del Unser, L (1, 8) OBP: 0.341, SLG: 0.343	0-0 G4-3	0-0 2-3 1B			0-0 G1-3		0-0 HR 3B		0-0 SH3-4	4 1 2 1 0 0 0																						
Lee Maye, L (1, 9) OBP: 0.333, SLG: 0.396	0-0 F7	0-0 L6			0-0 F9		0-0 HR		3-H 4-0 2B BB	4 1 1 2 1 0 2																						
Frank Howard, R (1, 3) OBP: 0.399, SLG: 0.587	0-0 1B			0-0 G6-3	0-3 K		0-0 G6-3		0-0 2B	5 0 2 0 0 1 0																						
Ken McMullen, R (1, 5) OBP: 0.344, SLG: 0.386	0-0 1-2 1B			0-0 P6		4-0 FC3-6 BB		0-0 F9		3 0 1 0 1 0 0																						
Bernie Allen, L (1, 4) OBP: 0.352, SLG: 0.406	0-0 F7			0-3 K		0-0 FC3-6 FC6-4 BB 1-2f		0-0 F9		4 0 0 0 0 1 3																						
Tim Cullen, R (9, 4) OBP: 0.265, SLG: 0.261										0 0 0 0 0 0 0																						
Ed Stroud, L (1, 7) OBP: 0.360, SLG: 0.387		0-0 HR			4-0 BB	4-0 FC6-4 BB 1-2		0-0 G4-3		2 1 1 1 2 0 0																						
Zoilo Versalles, R (1, 6) OBP: 0.285, SLG: 0.279		0-0 L9			0-0 F2	0-0 FC6-4 1-2f 2-3		0-0 G6-3		4 0 0 0 0 0 3																						
Paul Casanova, R (1, 2) OBP: 0.251, SLG: 0.292		0-0 1B SH1-4 1B			0-0 F7	0-0 F3			0-0 SH5-4 SH3-4 2B	4 1 2 0 0 0 3																						
Jim Hannan, R (1, 1) OBP: 0.135, SLG: 0.135		0-0 SH1-4			0-3 K		0-0 F8		0-0 SH5-4	1 0 0 0 0 1 1																						
Dick Smith, R (7, PH) OBP: 0.125, SLG: 0.125										1 0 0 0 0 0 0																						
Dennis Higgins, R (7, 1) OBP: 0.100, SLG: 0.100		1-2							2-3	0 0 0 0 0 0 0																						
<b>Inning Stats</b>	R: 0 E: 0 K: 0 S: 5	H: 2 LOB: 2 BB: 0 P: 5	R: 1 E: 0 K: 0 S: 6	H: 3 LOB: 2 BB: 0 P: 6	R: 0 E: 0 K: 1 S: 5	H: 0 LOB: 0 BB: 0 P: 5	R: 0 E: 0 K: 1 S: 5	H: 0 LOB: 1 BB: 1 P: 9	R: 0 E: 0 K: 1 S: 5	H: 0 LOB: 0 BB: 0 P: 5	R: 2 E: 0 K: 0 S: 5	H: 2 LOB: 0 BB: 0 P: 5	R: 0 E: 0 K: 0 S: 3	H: 0 LOB: 2 BB: 2 P: 11	R: 2 E: 0 K: 0 S: 5	H: 2 LOB: 0 BB: 0 P: 5	R: 0 E: 0 K: 0 S: 3	H: 0 LOB: 0 BB: 0 P: 3	R: 1 E: 0 K: 0 S: 4	H: 2 LOB: 2 BB: 1 P: 8	1B: 4 2B: 2 3B: 1 HR: 2	SF: 0 SAC: 3 DP: 0 HBP: 0	WP: 0 PB: 0 SB: 0 CS: 0	PA: 39								
<b>PITCHER</b> Wally Bunker, R (1, 1) ERA: 3.29	IP 9.0	WLS L	BF 39	H 9	R 4	ER 4	SO 3	BB 4	IBB 0	HBP 0	BLK 0	WP 0	HR 2	S 41	P 57	ERA 4.00	WHIP 1.444															
											<b>PITCHER</b>	IP	WLS	BF	H	R	ER	SO	BB	IBB	HBP	BLK	WP	HR	S	P	ERA	WHIP				

Washington Senators @ Kansas City Royals  
Municipal Stadium, Kansas City, MO

Sat Aug 23 1969, 8:05 PM EDT  
Att. 12,028 - Unknown - 81 F

AB	32
R	4
H	9
RBI	4
BB	4
SO	3
LOB	12



Batter	1	2	3	4	5	6	7	8	9
Pat Kelly, L (1, 8) OBP: 0.358, SLG: 0.391	0-0 G4-3		0-0 F7		0-0 L7			0-3 K	
Paul Schaal, R (1, 5) OBP: 0.352, SLG: 0.323	4-0 FC5 BB BB		0-0 HR 1B		0-0 G2-3			0-0 G4-3	
Ed Kirkpatrick, L (1, 9) OBP: 0.344, SLG: 0.388	0-0 F7		0-0 1-H HR		0-0 L9			0-0 1B	
Joe Foy, R (1, 3) OBP: 0.356, SLG: 0.358	4-0 1-2 BB		0-0 G6-3		0-0 P3			0-0 F3	
Lou Piniella, R (1, 7) OBP: 0.323, SLG: 0.440	0-0 FC5 2-3f		0-0 G6-3		0-0 P3			0-0 G1-3	
Buck Martinez, R (1, 2) OBP: 0.275, SLG: 0.383		0-0 P5		0-0 G4-3			0-0 F8	0-0 E9 1B	
Jerry Adair, R (1, 4) OBP: 0.282, SLG: 0.272		0-3 K		4-0 BB BB BB BB BB			0-0 1B	0-0 G6-3	
Jackie Hernandez, R (1, 6) Hawk Taylor, R (9, PH) OBP: 0.318, SLG: 0.432		0-0 G1-3		0-0 P5			0-3 K	0-3 K	
Wally Bunker, R (1, 1) OBP: 0.182, SLG: 0.189			0-0 G5-3		0-0 F7			0-0 G4-3	

Inning Stats	R: 0	H: 0	E: 0	K: 0	S: 3	R: 0	H: 0	E: 0	K: 1	S: 5	R: 2	H: 2	E: 0	K: 0	S: 5	R: 0	H: 0	E: 0	K: 0	S: 3	R: 0	H: 0	E: 0	K: 0	S: 3	R: 0	H: 1	E: 0	K: 1	S: 6	R: 0	H: 1	E: 1	K: 1	S: 6	R: 0	H: 1	E: 0	K: 1	S: 6	1B: 4	2B: 0	3B: 0	HR: 1	SF: 0	SAC: 0	DP: 0	HBP: 0	WP: 0	PB: 0	SB: 0	CS: 0	PA: 35
--------------	------	------	------	------	------	------	------	------	------	------	------	------	------	------	------	------	------	------	------	------	------	------	------	------	------	------	------	------	------	------	------	------	------	------	------	------	------	------	------	------	-------	-------	-------	-------	-------	--------	-------	--------	-------	-------	-------	-------	--------

PITCHER	IP	WLS	BF	H	R	ER	SO	BB	IBB	HBP	BLK	WP	HR	S	P	ERA	WHIP
Jim Hannan, R (1, 1) ERA: 3.91	6.0	W	23	2	2	2	1	3	0	0	0	0	1	22	34	3.00	0.833
Dennis Higgins, R (7, 1) ERA: 3.59	3.0	S	12	3	0	0	3	0	0	0	0	0	0	18	18	0.00	1.000

**BOTTOM**

**Washington Senators @ Kansas City Royals**  
Municipal Stadium, Kansas City, MO  
Sat Aug 23 1969, 8:05 PM EDT  
Att: 12,028 - Unknown - 81 F

AB	32
R	2
H	5
RBI	2
BB	3
SO	4
LOB	9





Batter	1	2	3	4	5	6	7	8	9	AB R H RBI BB SO LOB	TOP											
Del Unser, L (1, 8) OBP: 0.345, SLG: 0.349	0-0 2B SF8 1B		0-0 1B SF9 2B	0-0 1B		0-0 F7-6 2-3		4-0 BB BB		4 2 3 0 1 0 2												
Lee Maye, L (1, 9) OBP: 0.335, SLG: 0.400	0-0 SF8 1-3 FC3-4-6 2B		0-0 1B 2B 1B	0-0 G4-3			0-0 L4	0-0 F7		5 2 2 0 0 0 2												
Frank Howard, R (1, 3) OBP: 0.399, SLG: 0.589	0-0 SF8 2-3 3-H		0-0 SF9		0-3 K		0-0 1B 2B	4-0 1-2 BB		2 1 1 2 1 1 0												
Ken McMullen, R (1, 5) OBP: 0.346, SLG: 0.387	4-0 FC3-4-6 BB		0-0 1-2 2B 1B		0-0 L4		0-0 BB 2B 1B	0-0 F9		4 2 2 1 1 0 2												
Bernie Allen, L (1, 4) OBP: 0.353, SLG: 0.409	0-0 FC3-4-6 CS 1-2f 3-H		0-0 1B 2B		4-0 BB		0-0 F8		0-3 K	3 1 1 3 1 0 2												
Tim Cullen, R (8, 4) OBP: 0.264, SLG: 0.260									0-0 F8	1 0 0 0 0 1 0												
Ed Stroud, L (1, 7) OBP: 0.361, SLG: 0.383	0-0 CS 1-2	0-0 G4-3	0-0 1B 1B		0-0 G3-1		4-0 1-2 2B BB	0-0 F8		4 2 1 1 1 0 1												
Zoilo Versalles, R (1, 6) OBP: 0.290, SLG: 0.290			0-0 F8	0-0 1B		0-0 SH3-4 1B	0-0 1B	0-3 1-1 2-H	0-3 K	5 0 3 3 0 1 0												
Paul Casanova, R (1, 2) OBP: 0.251, SLG: 0.291		0-0 F7			0-0 F8	0-0 F7-6 SH3-4 1B	0-3 K			4 0 1 0 0 1 1												
Casey Cox, R (1, 1) OBP: 0.105, SLG: 0.056			0-3 K	0-3 K		0-0 SH3-4 1-2 2-3		0-3 K		3 0 0 0 0 3 0												
<b>Inning Stats</b>	R: 2 E: 0 K: 0 S: 4	H: 2 LOB: 0 BB: 1 P: 8	R: 0 E: 0 K: 0 S: 3	H: 0 LOB: 0 BB: 0 P: 3	R: 5 E: 0 K: 1 S: 10	H: 6 LOB: 1 BB: 0 P: 10	R: 0 E: 0 K: 1 S: 6	H: 1 LOB: 1 BB: 0 P: 6	R: 0 E: 0 K: 1 S: 5	H: 0 LOB: 1 BB: 1 P: 9	R: 0 E: 0 K: 0 S: 4	H: 2 LOB: 1 BB: 0 P: 4	R: 3 E: 0 K: 1 S: 8	H: 3 LOB: 1 BB: 1 P: 12	R: 0 E: 0 K: 1 S: 5	H: 0 LOB: 2 BB: 2 P: 13	R: 0 E: 0 K: 2 S: 7	H: 0 LOB: 0 BB: 0 P: 7	1B: 9 2B: 6 3B: 0 HR: 0	SF: 2 SAC: 1 DP: 1 HBP: 0	WP: 0 PB: 0 SB: 0 CS: 1	PA: 44
<b>PITCHER</b>	IP WLS BF H R ER SO BB IBB HBP BLK WP HR S P ERA WHIP																				<b>PITCHER</b>	IP WLS BF H R ER SO BB IBB HBP BLK WP HR S P ERA WHIP
Roger Nelson, R (1, 1) ERA: 3.26	2.2 L 15 7 7 7 1 1 0 0 0 0 0 16 20 23.62 3.000																					
Tom Burgmeier, L (3, 1) ERA: 3.67	4.0 19 7 3 3 2 2 0 0 0 0 0 0 21 29 6.75 2.250																					
Galen Cisco, R (7, 1) ERA: 3.68	1.1 6 0 0 0 2 2 0 0 0 0 0 0 8 16 0.00 1.500																					
Moe Drabowsky, R (9, 1) ERA: 2.65	1.0 3 0 0 0 2 0 0 0 0 0 0 0 7 7 0.00 0.000																					

Washington Senators @ Kansas City Royals  
Municipal Stadium, Kansas City, MO

Sun Aug 24 1969, 4:33 AM EDT  
Att. 14,260 - Unknown - 82 F

AB	35
R	10
H	14
RBI	10
BB	5
SO	7
LOB	10







Batter	1	2	3	4	5	6	7	8	9	AB R H RBI BB SO LOB	TOP																													
Pat Kelly, L (1, 9) OBP: 0.354, SLG: 0.386	0-0 4-3		0-0 1B		0-0 1B		0-0 G4-3			4 0 2 0 0 0 0																														
Mike Fiore, L (1, 3) OBP: 0.425, SLG: 0.432	0-0 F7		0-0 1B		4-0 1-2 BB			0-0 G6-4-3 1B		3 0 2 0 1 0 0																														
Joe Foy, R (1, 5) OBP: 0.352, SLG: 0.353	0-0 P4		0-0 F3		0-0 F3			0-0 G6-4-3 1-2f		4 0 0 0 0 0 4																														
Ed Kirkpatrick, L (1, 8) OBP: 0.349, SLG: 0.384		4-0 BB 1B	0-0 F3		0-0 G5-3 1B			0-0 F8		3 1 1 0 1 0 2																														
Buck Martinez, R (1, 2) OBP: 0.278, SLG: 0.377		4-0 BB 1B FC5-2 BB	0-0 G4-3		0-0 F4			0-0 F6		3 0 0 0 1 0 3																														
Lou Piniella, R (1, 7) OBP: 0.327, SLG: 0.439		0-0 CS FC5-2 1-3 2-H 1B		4-0 BB G5-4-3		0-0 1-2 1B		0-0 G6-4-3 1B		3 0 3 1 1 0 0																														
Jerry Adair, R (1, 4) OBP: 0.278, SLG: 0.269		0-0 FC5-2 CS 1-2 3-H		0-0 G5-4-3 1-2f		0-0 G5-3 2-3f		0-0 G6-4-3 1-2f		4 0 0 0 0 0 6																														
Jackie Hernandez, R (1, 6) OBP: 0.282, SLG: 0.303		0-3 K		0-3 K			H 1-0 G1-4-3 HBP			2 0 0 0 0 2 2																														
Joe Keough, L (7, PH) OBP: 0.259, SLG: 0.203		0-3 K								0 0 0 0 0 0 0																														
Juan Rios, R (7, 6) OBP: 0.270, SLG: 0.289		0-3 K								0 0 0 0 0 0 0																														
Bill Butler, L (1, 1) OBP: 0.115, SLG: 0.061		0-3 K					X 0-0 G1-3			2 0 0 0 0 1 2																														
Hawk Taylor, R (7, PH) OBP: 0.311, SLG: 0.422										1 0 0 0 0 0 1																														
Moe Drabowsky, R (7, 1) OBP: 0.200, SLG: 0.300							X 0-0 G1-4-3 1-2f			0 0 0 0 0 0 0																														
<b>Inning Stats</b>	R: 0 E: 0 K: 0 S: 3	H: 0 LOB: 0 BB: 0 P: 3	R: 1 E: 0 K: 2 S: 8	H: 1 LOB: 2 BB: 2 P: 16	R: 0 E: 0 K: 0 S: 5	H: 2 LOB: 2 BB: 0 P: 5	R: 0 E: 0 K: 1 S: 4	H: 0 LOB: 0 BB: 1 P: 8	R: 0 E: 0 K: 0 S: 3	H: 1 LOB: 1 BB: 1 P: 7	R: 0 E: 0 K: 0 S: 4	H: 2 LOB: 1 BB: 0 P: 4	R: 0 E: 0 K: 0 S: 2	H: 0 LOB: 0 BB: 0 P: 3	R: 0 E: 0 K: 0 S: 3	H: 1 LOB: 0 BB: 0 P: 3	R: 0 E: 0 K: 0 S: 3	H: 1 LOB: 0 BB: 0 P: 3	1B: 8 2B: 0 3B: 0 HR: 0	SF: 0 SAC: 0 DP: 5 HBP: 1	WP: 0 PB: 0 SB: 0 CS: 3	PA: 34																		
<b>PITCHER</b> Mike Nagy, R (1, 1) ERA: 3.02	IP 9.0	WLS W	BF 34	H 8	R 1	ER 1	SO 3	BB 4	IBB 0	HBP 1	BLK 0	WP 0	HR 0	S 35	P 52	ERA 1.00	WHIP 1.333						<b>PITCHER</b>	IP 9.0	WLS W	BF 34	H 8	R 1	ER 1	SO 3	BB 4	IBB 0	HBP 1	BLK 0	WP 0	HR 0	S 35	P 52	ERA 1.00	WHIP 1.333

**Kansas City Royals @ Boston Red Sox**  
 Fenway Park, Boston, MA  
 Tue Aug 26 1969, 7:05 PM EDT  
 Att: 21,523 - Unknown

[livebaseballscorecards.com](http://livebaseballscorecards.com)

<b>AB</b>	29
<b>R</b>	1
<b>H</b>	8
<b>RBI</b>	1
<b>BB</b>	4
<b>SO</b>	3
<b>LOB</b>	20



Batter	1	2	3	4	5	6	7	8	9	AB	R	H	RBI	BB	SO	LOB
Syd O'Brien, R OBP: 0.295, SLG: 0.398 (1, 5)	0-0 F3		0-0 F5		0-0 SH		0-0 FC1-6 2B 1B			3	1	0	1	0	0	1
Mike Andrews, R OBP: 0.389, SLG: 0.443 (1, 4)	4-0 HR BB		0-0 F7		2-3 3-H K		0-0 1B 2B			3	1	1	0	1	1	2
Carl Yastrzemski, L OBP: 0.354, SLG: 0.513 (1, 7)	0-0 1-H HR		0-3 K			0-0 SH5-3 BB 1B	0-0 BB 1B			4	1	3	3	0	1	0
Reggie Smith, S OBP: 0.384, SLG: 0.568 (1, 8)	0-0 2B		0-3 K			4-0 1-2 SH5-3 BB	4-0 1-2 BB			2	0	1	0	2	1	0
Rico Petrocelli, R OBP: 0.419, SLG: 0.606 (1, 6)	0-0 5-3		0-0 G5-3			0-0 1-2 2-3 SH5-3	0-3 K			3	0	0	0	0	1	4
Tony Conigliaro, R OBP: 0.320, SLG: 0.422 (1, 9)	0-0 1-5-3		0-0 F7			0-3 K	0-0 P4			4	0	0	0	0	1	6
George Scott, R OBP: 0.329, SLG: 0.391 (1, 3)		0-0 F2			0-0 2B SH 1B	4-0 FC4-6 IBB		0-0 G6-3		3	1	1	0	1	0	0
Russ Gibson, R OBP: 0.287, SLG: 0.318 (1, 2)		0-0 F8			0-0 SH CS 2B	0-0 1-2f FC4-6		0-0 G6-3		4	0	1	0	0	0	3
Mike Nagy, R OBP: 0.150, SLG: 0.107 (1, 1)		0-3 K			0-0 L8		4-0 BB FC1-6 BB	0-0 F8		3	0	0	0	1	1	2

Inning Stats	R: 2	H: 2	E: 0	K: 0	S: 5	LOB: 1	BB: 1	P: 9	R: 0	H: 0	E: 0	K: 1	S: 5	LOB: 0	BB: 0	P: 5	R: 0	H: 0	E: 0	K: 1	S: 5	LOB: 0	BB: 0	P: 5	R: 0	H: 0	E: 0	K: 1	S: 5	LOB: 0	BB: 0	P: 5	R: 1	H: 2	E: 0	K: 1	S: 7	LOB: 2	BB: 0	P: 7	R: 0	H: 1	E: 0	K: 1	S: 6	LOB: 3	BB: 2	P: 14	R: 1	H: 2	E: 0	K: 1	S: 7	LOB: 3	BB: 2	P: 15	R: 0	H: 0	E: 0	K: 0	S: 3	LOB: 0	BB: 0	P: 3
1B: 3	SF: 0	2B: 4	SAC: 2	3B: 0	DP: 1	HR: 1	HBP: 0	WP: 0	PA: 36																																																							


PITCHER	IP	WLS	BF	H	R	ER	SO	BB	IBB	HBP	BLK	WP	HR	S	P	ERA	WHIP
Bill Butler, L ERA: 3.63 (1, 1)	6.0	L	26	5	3	3	5	2	1	0	0	0	1	33	45	4.50	1.167
Moe Drabowsky, R ERA: 2.7 (7, 1)	2.0		10	2	1	1	1	2	0	0	0	0	0	10	18	4.50	2.000

**BOTTOM**

**Kansas City Royals @ Boston Red Sox**  
 Fenway Park, Boston, MA  
 Tue Aug 26 1969, 7:05 PM EDT  
 Att. 21,523 - Unknown

livebaseballscorecards.com

AB	29
R	4
H	7
RBI	4
BB	5
SO	6
LOB	18







Batter	1	2	3	4	5	6	7	8	9	AB	R	H	RBI	BB	SO	LOB
Syd O'Brien, R OBP: 0.298, SLG: 0.398 (1, 5)	F5	FC6-4			F8			SH3-4 1B	1B	5	0	2	1	0	0	2
Mike Andrews, R OBP: 0.386, SLG: 0.439 (1, 4)	L8		K		P3			SH3-4 1-2		3	0	0	0	0	1	1
Carl Yastrzemski, L OBP: 0.354, SLG: 0.509 (1, 7)	G4-3		K			G6-4-3 BB		K		3	0	0	0	1	2	1
Reggie Smith, S OBP: 0.383, SLG: 0.564 (1, 8)		HR BB	G6-3		G6-4-3		G5-3			3	1	0	0	1	0	2
Rico Petrocelli, R OBP: 0.418, SLG: 0.610 (1, 6)		HR			F9	G6-3		G6-3		4	1	1	2	0	0	0
Tony Conigliaro, R OBP: 0.319, SLG: 0.419 (1, 9)		G6-3		CS BB			P6		F9	3	0	0	0	1	0	0
George Scott, R OBP: 0.333, SLG: 0.396 (1, 3)		1B 2B			F9			FC3-6 1B	BB 1B 1B	4	2	3	0	0	0	1
Russ Gibson, R OBP: 0.290, SLG: 0.321 (1, 2)		FC3-6 1B		CS	L7		FC3-6		1B BB 1B	4	0	2	1	0	0	1
Vicente Romo, R OBP: 0.136, SLG: 0.182 (1, 1)		FC3-6					G1-3		1B BB	3	0	1	0	0	0	2
Dick Schofield, S OBP: 0.344, SLG: 0.351 (9, PH)		FC6-4							1-2 2-3	0	0	0	0	1	0	0

Inning Stats	R: 0	H: 0	E: 0	K: 0	S: 3	R: 3	H: 3	E: 0	K: 0	S: 6	R: 0	H: 0	E: 0	K: 2	S: 7	R: 0	H: 0	E: 0	K: 0	S: 2	R: 0	H: 1	E: 0	K: 0	S: 4	R: 0	H: 0	E: 0	K: 0	S: 2	R: 0	H: 1	E: 0	K: 1	S: 6	R: 0	H: 1	E: 0	K: 1	S: 6	R: 1	H: 3	E: 0	K: 0	S: 5	1B: 6	SF: 0	2B: 2	SAC: 1	3B: 0	DP: 1	HR: 1	HBP: 0	WP: 0	PA: 38
--------------	------	------	------	------	------	------	------	------	------	------	------	------	------	------	------	------	------	------	------	------	------	------	------	------	------	------	------	------	------	------	------	------	------	------	------	------	------	------	------	------	------	------	------	------	------	-------	-------	-------	--------	-------	-------	-------	--------	-------	--------

PITCHER	IP	WLS	BF	H	R	ER	SO	BB	IBB	HBP	BLK	WP	HR	S	P	ERA	WHIP
Jim Rooker, L ERA: 3.88 (1, 1)	8.2	L	37	9	4	4	3	4	0	0	0	0	1	39	55	4.15	1.500

**BOTTOM**

**Kansas City Royals @ Boston Red Sox**  
 Fenway Park, Boston, MA  
 Wed Aug 27 1969, 7:05 PM EDT  
 Att. 20,717 - Unknown

AB	32
R	4
H	9
RBI	4
BB	4
SO	3
LOB	10



WP: 0	PA: 38
PB: 0	SB: 0
CS: 1	

livebaseballscorecards.com





Batter	1	2	3	4	5	6	7	8	9	AB	R	H	RBI	BB	SO	LOB
Syd O'Brien, R OBP: 0.301, SLG: 0.415 (1, 5)	0-0 3B		0-0 2B	0-0 F7	0-0 FC4		0-0 G4-3			5	1	2	0	0	0	4
Mike Andrews, R OBP: 0.386, SLG: 0.440 (1, 4)	0-3 K		0-0 HR	0-0 F8		4-0 FC6-4 BB		0-0 G1-3		4	1	1	1	1	1	2
Carl Yastrzemski, L OBP: 0.352, SLG: 0.512 (1, 7)	0-0 F7		0-0 HR		0-0 G3-1	0-0 E2 FC6-4		0-0 G4-3		5	1	1	2	0	0	2
Reggie Smith, S OBP: 0.387, SLG: 0.565 (1, 8)	4-0 BB		4-0 BB		0-0 HR	0-0 P6		0-0 HR		3	2	2	0	2	0	2
Rico Petrocelli, R OBP: 0.418, SLG: 0.614 (1, 6)	0-3 K		0-0 G1-4-3		0-0 HR	0-0 FC6-4		4-0 HR		4	2	1	2	1	1	5
Tony Conigliaro, R OBP: 0.318, SLG: 0.424 (1, 9)		0-0 G4-3	0-0 E6		0-0 G6-3	0-0 L8		0-0 HR		5	1	1	3	0	0	2
George Scott, R OBP: 0.335, SLG: 0.399 (1, 3)		0-0 F8	0-0 F9		0-0 1B			0-0 SH3-4	0-0 1B	5	1	3	0	0	0	1
Jerry Moses, R OBP: 0.333, SLG: 0.474 (1, 2)		0-0 1B		0-0 1B	0-0 1B	0-0 1B		0-3 K	0-0 P4	5	0	3	0	0	1	2
Ray Culp, R OBP: 0.183, SLG: 0.241 (1, 1)		0-3 K		0-3 K	0-0 FC4		0-0 SH3-4			2	0	0	0	0	2	2
Lee Stange, R OBP: 0.154, SLG: 0.083 (5, 1)										0	0	0	0	0	0	0
Joe Lishoud, L OBP: 0.339, SLG: 0.372 (5, PH)										1	0	1	1	0	0	0
Bill Landis, L OBP: 0.339, SLG: 0.372 (6, 1)										0	0	0	0	0	0	0
Sonny Siebert, R OBP: 0.240, SLG: 0.261 (7, 1)										0	0	0	0	0	0	0
Sparky Lyle, L OBP: 0.154, SLG: 0.083 (8, 1)										0	0	0	0	0	0	0


Inning Stats	R: 0	H: 1	E: 0	K: 2	S: 8	LOB: 2	BB: 1	P: 12
	R: 0	H: 1	E: 0	K: 1	S: 6	LOB: 1	BB: 0	P: 6
	R: 3	H: 3	E: 1	K: 0	S: 6	LOB: 1	BB: 1	P: 10
	R: 0	H: 1	E: 0	K: 1	S: 6	LOB: 1	BB: 0	P: 6
	R: 3	H: 5	E: 0	K: 0	S: 8	LOB: 2	BB: 0	P: 8
	R: 0	H: 0	E: 1	K: 0	S: 4	LOB: 2	BB: 1	P: 8
	R: 0	H: 1	E: 0	K: 1	S: 6	LOB: 1	BB: 0	P: 6
	R: 3	H: 3	E: 0	K: 0	S: 6	LOB: 1	BB: 1	P: 10

PITCHER	IP	WLS	BF	H	R	ER	SO	BB	IBB	HBP	BLK	WP	HR	S	P	ERA	WHIP
Wally Bunker, R ERA: 3.51 (1, 1)	5.0		28	11	6	6	4	2	0	0	0	0	2	34	42	10.80	2.600
Moe Drabowsky, R ERA: 2.94 (6, 1)	3.0	L	16	4	3	3	1	2	0	0	0	0	1	16	24	9.00	2.000

**BOTTOM**

**Kansas City Royals @ Boston Red Sox**  
**Fenway Park, Boston, MA**  
 Thu Aug 28 1969, 3:33 AM EDT  
 Att. 23,359 - Sunny

<b>AB</b>	<b>39</b>
<b>R</b>	<b>9</b>
<b>H</b>	<b>15</b>
<b>RBI</b>	<b>9</b>
<b>BB</b>	<b>4</b>
<b>SO</b>	<b>5</b>
<b>LOB</b>	<b>22</b>



1B	2B	3B	HR	SF	SAC	DP	HBP	WP	HR	S	P	ERA	WHIP
9	2	1	3	0	1	1	0	0	0	0	0	0	0



Batter	1	2	3	4	5	6	7	8	9	AB R H RBI BB SO LOB	TOP											
Pat Kelly, L (1, 9) OBP: 0.358, SLG: 0.403	0-0 FC5-4 1B		0-3 K		0-0 G4-3			0-0 FC5-4 1B		4 0 2 0 0 1 0	<b>Kansas City Royals @ New York Yankees</b> Yankee Stadium, Bronx, NY Fri Aug 29 1969, 7:05 PM EDT Att. 10,845 - Unknown - 80 F											
Juan Rios, R (1, 5) OBP: 0.263, SLG: 0.280	0-0 FC5-4 G3 1-2f		0-0 F8			0-0 L9		0-0 FC5-4 BB 1-2f		4 0 0 0 0 0 2												
Mike Fiore, L (1, 3) OBP: 0.423, SLG: 0.421	0-0 G3 1-2		4-0 BB			4-0 BB		4-0 BB 1-2		1 0 0 0 3 0 1												
Lou Piniella, R (1, 7) OBP: 0.329, SLG: 0.435	0-3 K		0-3 K			0-0 P4		0-0 F9		4 0 0 0 0 2 5												
Joe Foy, R (1, 8) OBP: 0.353, SLG: 0.357		0-0 2B		0-0 F7		0-0 G5-3		0-0 2B		4 1 2 0 0 0 1												
Jerry Adair, R (1, 4) OBP: 0.286, SLG: 0.303		0-0 L4		0-0 G1-3		0-0 G5-3		0-0 2B		4 0 1 1 0 0 1												
Ellie Rodriguez, R (1, 2) OBP: 0.336, SLG: 0.312		4-0 BB		0-0 P6		0-0 G6-3		0-3 K		3 0 0 0 1 1 1												
Jackie Hernandez, R (1, 6) OBP: 0.280, SLG: 0.300		0-3 K			0-0 F9		0-0 G5-3		0-3 K	2 0 0 0 0 1 2												
Chris Zachary, L (5, 1) OBP: 0.500, SLG: 0.500										0 0 0 0 0 0 0												
Chuck Harrison, R (7, PH) OBP: 0.258, SLG: 0.279										1 0 0 0 0 0 0												
Mike Hedlund, R (7, 1) OBP: 0.227, SLG: 0.227										0 0 0 0 0 0 0												
Ed Kirkpatrick, L (9, PH) OBP: 0.343, SLG: 0.376										1 0 0 0 0 1 1												
Roger Nelson, R (1, 1) OBP: 0.140, SLG: 0.111		0-0 G5-3			0-0 F2			0-0 F7		1 0 0 0 0 0 2												
Paul Schaal, R (5, PH) OBP: 0.345, SLG: 0.324								0-0 G5-3		3 0 0 0 0 0 1												
<b>Inning Stats</b>	R: 0 E: 0 K: 1 S: 6	H: 1 LOB: 1 BB: 0 P: 6	R: 0 E: 0 K: 1 S: 6	H: 1 LOB: 2 BB: 1 P: 10	R: 0 E: 0 K: 2 S: 7	H: 0 LOB: 1 BB: 1 P: 11	R: 0 E: 0 K: 0 S: 3	H: 0 LOB: 0 BB: 0 P: 3	R: 0 E: 0 K: 0 S: 3	H: 0 LOB: 0 BB: 0 P: 3	R: 0 E: 0 K: 0 S: 3	H: 0 LOB: 1 BB: 1 P: 7	R: 0 E: 0 K: 0 S: 3	H: 0 LOB: 0 BB: 0 P: 3	R: 0 E: 0 K: 0 S: 4	H: 1 LOB: 2 BB: 1 P: 8	R: 1 E: 0 K: 2 S: 9	H: 2 LOB: 1 BB: 0 P: 9	1B: 2 2B: 3 3B: 0 HR: 0	SF: 0 SAC: 0 DP: 0 HBP: 0	WP: 0 PB: 0 SB: 0 CS: 0	PA: 36
<b>PITCHER</b>	IP WLS BF H R ER SO BB IBB HBP BLK WP HR S P ERA WHIP																					
Al Downing, L (1, 1) ERA: 2.82	8.0 W 33 5 1 1 4 4 0 0 0 0 0 0 37 53 1.12 1.125																					
Jack Aker, R (9, 1) ERA: 3.44	1.0 S 3 0 0 0 2 0 0 0 0 0 0 0 7 7 0.00 0.000																					

livebaseballscorecards.com

AB	32
R	1
H	5
RBI	1
BB	4
SO	6
LOB	17



Batter	1	2	3	4	5	6	7	8	9
Horace Clarke, S OBP: 0.353, SLG: 0.376 (1, 4)	0-3 K		0-0 S 1B	0-0 G4-3		0-0 1-2 1B			
Gene Michael, S OBP: 0.350, SLG: 0.384 (1, 6)	0-0 G4-3		0-0 F8 BB 1B		0-0 G4-3	0-0 L9			
Roy White, S OBP: 0.411, SLG: 0.453 (1, 7)	0-0 F9		4-0 F8 1B BB		0-0 F5		0-0 1B		
Bobby Murcer, L OBP: 0.315, SLG: 0.439 (1, 8)		0-0 F8	0-0 F8		0-0 HR		0-0 F9		
Jimmie Hall, L OBP: 0.284, SLG: 0.346 (1, 3)		0-0 1B	0-0 2-H 3-H 1B		0-0 L7		0-0 F2		
Jerry Kenney, L OBP: 0.319, SLG: 0.300 (1, 5)		0-0 F8	0-0 L7			0-0 G4-3 WP 1B	0-0 L9		
Tom Shopay, L OBP: 0.160, SLG: 0.208 (1, 9)		0-0 P4		0-0 P6		0-0 G4-3		0-0 F9	
Jake Gibbs, L OBP: 0.305, SLG: 0.296 (1, 2)			0-0 1B 3B	0-0 L4-3 2B		0-0 F8	0-0 F8		
Al Downing, R OBP: 0.074, SLG: 0.074 (1, 1)			0-0 G4-3	0-0 L4-3		0-0 1B		0-0 G1-3	
Jack Aker, R (9, 1)				2-3		1B			

AB	R	H	RBI	BB	SO	LOB
4	1	2	1	0	1	1
4	1	1	1	0	0	2
3	1	1	0	1	0	0
4	1	1	1	0	0	3
4	0	2	2	0	0	1
4	1	1	0	0	0	3
4	0	0	0	0	0	2
4	1	2	0	0	0	0
4	0	1	0	0	0	2
0	0	0	0	0	0	0

**BOTTOM**

**Kansas City Royals @ New York Yankees**  
 Yankee Stadium, Bronx, NY  
 Fri Aug 29 1969, 7:05 PM EDT  
 Att: 10,845 - Unknown - 80 F

livebaseballscores.com

<b>AB</b>	<b>35</b>
<b>R</b>	<b>6</b>
<b>H</b>	<b>11</b>
<b>RBI</b>	<b>5</b>
<b>BB</b>	<b>1</b>
<b>SO</b>	<b>1</b>
<b>LOB</b>	<b>14</b>



1B: 8	SF: 0	WP: 2	PA: 36
2B: 1	SAC: 0	PB: 0	
3B: 1	DP: 0	SB: 1	
HR: 1	HBP: 0	CS: 0	

Inning Stats	R: 0	H: 0	E: 0	K: 1	S: 5	LOB: 0	BB: 0	P: 5
	R: 0	H: 1	E: 0	K: 0	S: 4	LOB: 1	BB: 0	P: 4
	R: 4	H: 4	E: 0	K: 0	S: 7	LOB: 1	BB: 1	P: 11
	R: 0	H: 1	E: 0	K: 0	S: 4	LOB: 1	BB: 0	P: 4
	R: 1	H: 1	E: 0	K: 0	S: 4	LOB: 0	BB: 0	P: 4
	R: 1	H: 3	E: 0	K: 0	S: 6	LOB: 2	BB: 0	P: 6
	R: 0	H: 1	E: 0	K: 0	S: 4	LOB: 1	BB: 0	P: 4
	R: 0	H: 0	E: 0	K: 0	S: 3	LOB: 0	BB: 0	P: 3

PITCHER	IP	WLS	BF	H	R	ER	SO	BB	IBB	HBP	BLK	WP	HR	S	P	ERA	WHIP
Roger Nelson, R ERA: 3.39 (1, 1)	4.0	L	19	6	4	4	1	1	0	0	0	0	0	20	24	9.00	1.750
Chris Zachary, R ERA: 10.22 (5, 1)	2.0		10	4	2	2	0	0	0	0	0	2	1	10	10	9.00	2.000
Mike Hedlund, R ERA: 3.59 (7, 1)	2.0		7	1	0	0	0	0	0	0	0	0	0	7	7	0.00	0.500



Batter	1	2	3	4	5	6	7	8	9	AB R H RBI BB SO LOB	TOP											
Pat Kelly, L (1, 9) OBP: 0.359, SLG: 0.404	0-0 CS 1B			0-0 G4-6-3 1B		0-0 F7	0-0 F9			4 0 2 0 0 0 2	<b>Kansas City Royals @ New York Yankees</b> Yankee Stadium, Bronx, NY Sat Aug 30 1969, 7:05 PM EDT Att. 10,121 - Unknown - 77 F <a href="http://livebaseballscorecards.com">livebaseballscorecards.com</a>											
Mike Fiore, L (1, 3) OBP: 0.421, SLG: 0.416	0-0 L7		0-0 G4-6-3 1-2f		4-0 1B E BB		0-3 K		3 1 0 0 1 1 2													
Joe Foy, R (1, 5) OBP: 0.352, SLG: 0.356	0-0 P6		0-0 G5-3		0-0 BB E 1B 1-3 2-H		0-0 G5-3		4 0 1 1 0 0 1													
Ed Kirkpatrick, L (1, 8) OBP: 0.341, SLG: 0.378	0-0 CS 1-2	0-0 P3			0-0 G4-3	0-0 E3 BB 1-2 3-H		0-0 2B	4 0 1 0 0 0 1													
Lou Piniella, R (1, 7) OBP: 0.330, SLG: 0.437			0-0 E3 CS		0-0 WP 2B	4-0 1-2 2-3 BB		0-3 K2-3	3 0 1 0 1 1 1													
Jerry Adair, R (1, 4) OBP: 0.283, SLG: 0.300			0-0 G5-3 1-2		0-0 F9	0-0 L7		0-0 P4	4 0 0 0 0 0 5													
Buck Martinez, R (1, 2) OBP: 0.270, SLG: 0.363				0-0 F9		0-0 L9 2-3		0-0 F7	4 0 0 0 0 0 1													
Jackie Hernandez, R (1, 6) OBP: 0.279, SLG: 0.298				0-0 F2		4-0 SH1-3 1B BB	0-3 K	0-0 G6-3	3 1 0 0 1 1 0													
Dick Drago, R (1, 1)				0-3 K		0-0 SH1-3 1-2	4-0 BB		1 0 0 0 1 1 0													
<b>Inning Stats</b>	R: 0 E: 0 K: 0 S: 3	H: 1 LOB: 0 BB: 0 P: 3	R: 0 E: 1 K: 0 S: 3	H: 0 LOB: 0 BB: 0 P: 3	R: 0 E: 0 K: 1 S: 5	H: 0 LOB: 0 BB: 0 P: 5	R: 0 E: 0 K: 0 S: 3	H: 1 LOB: 0 BB: 0 P: 3	R: 0 E: 0 K: 0 S: 4	H: 1 LOB: 1 BB: 0 P: 4	R: 2 E: 1 K: 0 S: 5	H: 1 LOB: 3 BB: 3 P: 17	R: 0 E: 0 K: 1 S: 5	H: 0 LOB: 1 BB: 1 P: 9	R: 0 E: 0 K: 2 S: 8	H: 1 LOB: 1 BB: 0 P: 8	R: 0 E: 0 K: 0 S: 3	H: 0 LOB: 0 BB: 0 P: 3	1B: 3 2B: 2 3B: 0 HR: 0	SF: 0 SAC: 1 DP: 1 HBP: 0	WP: 1 PB: 0 SB: 0 CS: 2	PA: 36
<b>PITCHER</b>	IP WLS BF H R ER SO BB IBB HBP BLK WP HR S P ERA WHIP																					
Stan Bahnsen, R (1, 1) ERA: 3.91	7.0 L 28 4 2 1 2 4 0 0 0 1 0 28 44 1.29 1.143																					
Lindy McDaniel, R (8, 1) ERA: 3.44	2.0 7 1 0 0 2 0 0 0 0 0 0 11 11 0.00 0.500																					

**Kansas City Royals @ New York Yankees**  
 Yankee Stadium, Bronx, NY  
 Sat Aug 30 1969, 7:05 PM EDT  
 Att. 10,121 - Unknown - 77 F

AB	30
R	2
H	5
RBI	1
BB	4
SO	4
LOB	13



Batter	1	2	3	4	5	6	7	8	9	AB	R	H	RBI	BB	SO	LOB
Horace Clarke, S (1, 4) OBP: 0.350, SLG: 0.373	0-0 G6-3		0-0 G4-3		0-0 G4-3			0-0 G4-1		4	0	0	0	0	0	0
Gene Michael, S (1, 6) OBP: 0.346, SLG: 0.379	0-0 G4-3		0-0 P6			0-0 G3-1		0-0 G1-4-3		4	0	0	0	0	0	0
Roy White, S (1, 7) OBP: 0.409, SLG: 0.451	0-0 E 1B		0-0 L8			0-0 P4		0-0 G4-3		4	0	1	0	0	0	0
Bobby Murcer, L (1, 8) OBP: 0.315, SLG: 0.437	0-0 E3 1-2			0-0 F5		0-0 1B 1B		0-0 F9		4	0	1	0	0	0	1
Jimmie Hall, L (1, 3) OBP: 0.286, SLG: 0.349	0-3 K			0-0 G6-3		0-0 1B 1B		0-0 F7		4	0	2	0	0	1	2
Jerry Kenney, L (1, 5) OBP: 0.318, SLG: 0.299		0-0 G4-3		0-0 S 1B		0-0 L7		0-0 P4		4	0	1	0	0	0	3
Tom Shopay, L (1, 9) OBP: 0.138, SLG: 0.179		0-0 G4-3		0-0 F8 1-2			0-0 G2-3		0-0 F7	4	0	0	0	0	0	2
Jake Gibbs, L (1, 2) OBP: 0.305, SLG: 0.302		0-0 2B			0-0 P4		0-0 F8			3	0	1	0	0	0	0
Stan Bahnsen, R (1, 1) OBP: 0.091, SLG: 0.074 Bill Robinson, R (7, PH) OBP: 0.228, SLG: 0.284 Lindy McDaniel, R (8, 1)		0-0 F7			0-0 G2-3		0-0 F8			2	0	0	0	0	0	1
										1	0	0	0	0	0	0
										0	0	0	0	0	0	0

Inning Stats	R: 0	H: 1	E: 1	LOB: 2	K: 1	BB: 0	S: 7	P: 7	R: 0	H: 1	E: 0	LOB: 1	K: 0	BB: 0	S: 4	P: 4	R: 0	H: 0	E: 0	LOB: 0	K: 0	BB: 0	S: 3	P: 3	R: 0	H: 2	E: 0	LOB: 2	K: 0	BB: 0	S: 5	P: 5	R: 0	H: 0	E: 0	LOB: 0	K: 0	BB: 0	S: 3	P: 3	R: 0	H: 0	E: 0	LOB: 0	K: 0	BB: 0	S: 3	P: 3	R: 0	H: 1	E: 0	LOB: 1	K: 0	BB: 0	S: 4	P: 4
	0	1	1	2	1	0	7	7	0	1	0	1	0	0	4	4	0	2	0	0	0	0	3	3	0	5	0	2	0	0	5	5	0	0	0	3	3	0	0	0	3	3	0	0	0	3	3	0	1	0	0	4	4			


**BOTTOM**

**Kansas City Royals @ New York Yankees**  
 Yankee Stadium, Bronx, NY

Sat Aug 30 1969, 7:05 PM EDT  
 Att: 10,121 - Unknown - 77 F

livebaseballscorecards.com

AB	34
R	0
H	6
RBI	0
BB	0
SO	1
LOB	9



WP: 0	PA: 34
PB: 0	
SB: 1	
CS: 0	



Batter	1	2	3	4	5	6	7	8	9	AB R H RBI BB SO LOB	TOP		
Pat Kelly, L (1, 9) OBP: 0.360, SLG: 0.407	0-0 G5-4-3 1B		0-0 G1-3		0-0 P6		0-0 1-3 2B		0-3 K	5 0 2 0 0 1 2	<b>Kansas City Royals @ New York Yankees</b> Yankee Stadium, Bronx, NY Sun Aug 31 1969, 3:33 AM EDT Att: 11,565 - Overcast - 91 F		
Juan Rios, R (1, 5) Ed Kirkpatrick, L (7, PH) OBP: 0.259, SLG: 0.276 OBP: 0.340, SLG: 0.377	0-0 G5-4-3 1-2f		0-3 K		0-0 G5-3		0-0 L3-1			3 0 0 0 0 1 1 1 0 0 0 0 0 2			
Mike Fiore, L (1, 3) OBP: 0.419, SLG: 0.414	0-0 P4			0-0 E4 HR		0-0 F8 1B		0-3 K		4 1 1 0 0 1 0			
Lou Piniella, R (1, 7) OBP: 0.334, SLG: 0.448		0-0 G6-3 PB 2B		0-0 2-H HR		0-0 F8 1-2		4-0 G4-3 BB		3 2 2 2 1 0 1			
Joe Foy, R (1, 8) OBP: 0.351, SLG: 0.354		0-0 G6-3 2-3		4-0 G6-4-3 BB		0-0 F9		0-0 G4-3 1-2f		3 0 0 0 1 0 3			
Jerry Adair, R (1, 4) OBP: 0.280, SLG: 0.296		0-0 G6-3 3-H		0-0 G6-4-3 1-2f		0-0 G5-3			0-0 L4	4 0 0 0 0 0 2			
Ellie Rodriguez, R (1, 2) OBP: 0.345, SLG: 0.316		0-0 FC6-4 1B		0-0 1B		0-0 L8		4-0 BB BB BB	4-0 1B BB	3 0 2 0 1 0 0			
Jackie Hernandez, R (1, 6) Joe Keough, L (9, PH) OBP: 0.280, SLG: 0.297 OBP: 0.264, SLG: 0.208		0-0 FC6-4 1-2f		0-0 F8		4-0 2B BB		0-0 1-2 1B	0-0 1B	2 0 0 0 1 0 2 1 0 1 0 0 0 0			
Bill Butler, L (1, 1) Tom Burgmeier, L (6, 1) Hawk Taylor, R (9, PH) OBP: 0.111, SLG: 0.059 OBP: 0.176, SLG: 0.176 OBP: 0.315, SLG: 0.424			0-3 K		0-0 G6-3		0-3 K		0-0 P6	2 0 0 0 0 1 0 1 0 0 0 0 1 1 1 0 0 0 0 0 2			
<b>Inning Stats</b>	R: 0 H: 1 E: 0 LOB: 0 K: 0 BB: 0 S: 3 P: 3	R: 1 H: 2 E: 0 LOB: 1 K: 0 BB: 0 S: 5 P: 5	R: 0 H: 0 E: 0 LOB: 0 K: 2 BB: 0 S: 7 P: 7	R: 2 H: 2 E: 1 LOB: 1 K: 0 BB: 1 S: 5 P: 9	R: 0 H: 0 E: 0 LOB: 0 K: 0 BB: 0 S: 3 P: 3	R: 0 H: 1 E: 0 LOB: 1 K: 0 BB: 0 S: 4 P: 4	R: 0 H: 1 E: 0 LOB: 2 K: 1 BB: 1 S: 6 P: 10	R: 0 H: 0 E: 0 LOB: 0 K: 1 BB: 1 S: 4 P: 8	R: 0 H: 1 E: 0 LOB: 2 K: 1 BB: 1 S: 6 P: 10	1B: 5 SF: 0 2B: 2 SAC: 0 3B: 0 DP: 3 HR: 1 HBP: 0	WP: 0 PA: 37 PB: 1 SB: 0 CS: 0		
<b>PITCHER</b>	IP WLS BF H R ER SO BB IBB HBP BLK WP HR S P ERA WHIP											<b>PITCHER</b>	IP WLS BF H R ER SO BB IBB HBP BLK WP HR S P ERA WHIP
Fritz Peterson, L (1, 1) ERA: 2.63	6.0 W 24 6 3 2 2 1 0 0 0 0 0 1 27 31 3.00 1.167												
Jack Aker, R (7, 1) ERA: 3.29	3.0 S 13 2 0 0 3 3 0 0 0 0 0 0 16 28 0.00 1.667												

livebaseballscorecards.com

<b>AB</b>	33
<b>R</b>	3
<b>H</b>	8
<b>RBI</b>	2
<b>BB</b>	4
<b>SO</b>	5
<b>LOB</b>	16







Batter	1	2	3	4	5	6	7	8	9	10	AB R H RBI BB SO LOB	TOP
Mickey Stanley, R (1, 8) OBP: 0.293, SLG: 0.362	0-3 K		0-0 L8		0-0 F3		0-0 G5-3		0-0 SH1-4		4 0 0 0 0 1 0	<b>Detroit Tigers @ Kansas City Royals</b> Municipal Stadium, Kansas City, MO Mon Sep 01 1969, 8:05 PM EDT Unknown - 80 F
Jim Northrup, L (1, 9) OBP: 0.345, SLG: 0.482	0-0 1B 3B		0-3 K		0-0 E9 HR		0-0 F5		0-3 K		5 2 1 0 0 2 1	
Al Kaline, R (1, 3) OBP: 0.338, SLG: 0.438	0-0 FC5-4 1B		0-0 L4		0-0 F8		0-0 F7		0-0 L8		5 0 1 1 0 0 2	
Willie Horton, R (1, 7) OBP: 0.332, SLG: 0.464	0-0 FC5-4			0-0 F2	0-0 HR			0-0 P6		0-0 3B 1B	5 2 2 2 0 0 1	
Don Wert, R (1, 5) OBP: 0.322, SLG: 0.388	0-0 FC5-4			4-0 BB 1B	0-0 1B			0-0 1B		0-0 F8	4 0 2 0 1 0 2	
Ike Brown, R (1, 4) OBP: 0.338, SLG: 0.417		0-0 G3		0-0 BB 1B	0-0 G5-3			0-0 1B		0-0 SF7 3B	5 1 3 1 0 0 1	
Jim Price, R (1, 2) OBP: 0.310, SLG: 0.470		0-0 F2		4-0 1-2 2-3 BB		0-0 G6-3		0-0 F7		0-0 SF7	3 0 0 1 1 0 2	
Dick Tracewski, R (1, 6) Tom Timmermann, R (9, 1) OBP: 0.286, SLG: 0.171 OBP: 0.250, SLG: 0.250		0-0 1B		0-3 K		0-0 P4		0-3 K		0-0 G6-3	4 0 1 0 0 2 5 1 0 0 0 0 0 0	
Mike Kilkenny, R (1, 1) Pat Dobson, R (8, 1) Tom Tresh, S (9, PH) OBP: 0.190, SLG: 0.105 OBP: 0.091, SLG: 0.136 OBP: 0.292, SLG: 0.344		0-0 G4-3		0-0 P6		0-0 F8			4-0 SH1-4 BB		3 0 0 0 0 0 4 0 0 0 0 0 0 0 0 0 0 0 1 0 0	
<b>Inning Stats</b>	R: 1 H: 2 E: 0 LOB: 1 K: 1 BB: 0 S: 7 P: 7	R: 0 H: 1 E: 0 LOB: 1 K: 0 BB: 0 S: 4 P: 4	R: 0 H: 0 E: 0 LOB: 0 K: 1 BB: 0 S: 5 P: 5	R: 0 H: 1 E: 0 LOB: 3 K: 1 BB: 2 S: 6 P: 14	R: 2 H: 2 E: 1 LOB: 1 K: 0 BB: 0 S: 6 P: 6	R: 0 H: 0 E: 0 LOB: 0 K: 0 BB: 0 S: 3 P: 3	R: 0 H: 0 E: 0 LOB: 0 K: 0 BB: 0 S: 3 P: 3	R: 0 H: 2 E: 0 LOB: 2 K: 1 BB: 0 S: 7 P: 7	R: 0 H: 0 E: 0 LOB: 1 K: 1 BB: 1 S: 5 P: 9	R: 2 H: 2 E: 0 LOB: 0 K: 0 BB: 0 S: 5 P: 5	1B: 7 SF: 1 2B: 0 SAC: 1 3B: 2 DP: 0 HR: 1 HBP: 0	
<b>PITCHER</b> Jim Rooker, L (1, 1) ERA: 3.78	IP WLS BF H R ER SO BB IBB HBP BLK WP HR S P ERA WHIP											
<b>PITCHER</b> IP WLS BF H R ER SO BB IBB HBP BLK WP HR S P ERA WHIP												

livebaseballscorecards.com

AB 39  
R 5  
H 10  
RBI 5  
BB 3  
SO 5  
LOB 18



Batter	1	2	3	4	5	6	7	8	9	10	AB	R	H	RBI	BB	SO	LOB
Pat Kelly, L OBP: 0.358, SLG: 0.402 (1, 9)	L4-3	BB		F8			K		L4-3		4	0	0	0	1	1	1
Mike Fiore, L OBP: 0.416, SLG: 0.408 (1, 3)	K	F7			F8		BB			P4	4	0	0	0	1	1	1
Fred Rico, R OBP: 0.500, SLG: 0.500 (1, 8) Ed Kirkpatrick, L OBP: 0.342, SLG: 0.379 (10, PH)	1B			FC6-4	K		F2			1B	4	0	2	0	0	1	1
Lou Piniella, R OBP: 0.337, SLG: 0.450 (1, 7) Tom Burgmeier, L OBP: 0.176, SLG: 0.176 (10, PR)	1B			F8	L5-3					SF7	5	1	3	0	0	0	1
Joe Foy, R OBP: 0.347, SLG: 0.351 (1, 5)	F8			FC6-4			P4			SF7	3	0	0	2	0	0	3
Jerry Adair, R OBP: 0.276, SLG: 0.292 (1, 4)		L1-3		L8			F9		L7		5	0	0	0	0	1	3
Buck Martinez, R OBP: 0.269, SLG: 0.360 (1, 2)		F7			L4-3		FC6-4		K		4	0	1	0	0	1	0
Jackie Hernandez, R OBP: 0.280, SLG: 0.295 (1, 6)		HR			L5-3		FC6-4		K		3	1	0	0	1	1	1
Jim Rooker, R OBP: 0.340, SLG: 0.644 (1, 1)		HR					L5-3		L3		4	1	2	2	0	0	0

Inning Stats	R: 0	H: 2	E: 0	K: 1	S: 7	R: 2	H: 1	E: 0	K: 0	S: 4	R: 0	H: 1	E: 0	K: 0	S: 4	R: 0	H: 0	E: 0	K: 1	S: 5	R: 0	H: 1	E: 0	K: 0	S: 4	R: 0	H: 0	E: 0	K: 1	S: 5	R: 0	H: 1	E: 0	K: 1	S: 5	R: 1	H: 1	E: 0	K: 1	S: 6	R: 0	H: 0	E: 0	K: 1	S: 5	R: 0	H: 0	E: 0	K: 1	S: 7	R: 1	H: 2	E: 0	K: 1	S: 7	1B: 8	SF: 2	2B: 0	SAC: 0	3B: 0	DP: 0	HR: 1	HBP: 0	WP: 0	PA: 42
--------------	------	------	------	------	------	------	------	------	------	------	------	------	------	------	------	------	------	------	------	------	------	------	------	------	------	------	------	------	------	------	------	------	------	------	------	------	------	------	------	------	------	------	------	------	------	------	------	------	------	------	------	------	------	------	------	-------	-------	-------	--------	-------	-------	-------	--------	-------	--------

PITCHER	IP	WLS	BF	H	R	ER	SO	BB	IBB	HBP	BLK	WP	HR	S	P	ERA	WHIP
Mike Kilkenny, L ERA: 4.1 (1, 1)	7.0		31	7	3	2	3	3	0	0	0	0	1	34	46	2.57	1.429
Pat Dobson, R ERA: 3.69 (8, 1)	1.0		3	0	0	0	1	0	0	0	0	0	0	5	5	0.00	0.000
Tom Timmermann, R ERA: 2.18 (9, 1)	2.0	W	8	2	1	1	2	0	0	0	0	0	0	12	12	4.50	1.000

**BOTTOM**

**Detroit Tigers @ Kansas City Royals**  
Municipal Stadium, Kansas City, MO  
Mon Sep 01 1969, 8:05 PM EDT  
Unknown - 80 F

[livebaseballscorecards.com](http://livebaseballscorecards.com)

<b>AB</b>	37
<b>R</b>	4
<b>H</b>	9
<b>RBI</b>	4
<b>BB</b>	3
<b>SO</b>	6
<b>LOB</b>	11





Batter	1	2	3	4	5	6	7	8	9	AB R H RBI BB SO LOB	TOP											
Mickey Stanley, R (1, 8) OBP: 0.291, SLG: 0.359 Al Kaline, R (9, 9) OBP: 0.338, SLG: 0.438	0-0 L8		0-0 F9			0-0 FC5-4		0-0 FC		4 0 0 0 0 0 3 0 0 0 0 0 0 0												
Tom Tresh, S (1, 6) OBP: 0.292, SLG: 0.343	0-0 1B			0-0 G1-3		0-3 K		0-0 FC6-2		4 0 1 0 0 1 3												
Jim Northrup, L (1, 9) OBP: 0.343, SLG: 0.478	0-0 F9			0-0 G6-3		0-0 F9		0-0 FC2-5		4 0 0 0 0 0 3												
Norm Cash, L (1, 3) OBP: 0.354, SLG: 0.436		0-0 F2		0-0 P6			0-0 E	0-0 P6		4 1 1 0 0 0 2												
Willie Horton, R (1, 7) OBP: 0.333, SLG: 0.472		0-3 K			0-0 HR		0-0 F7		0-0 1B	4 1 2 1 0 1 1												
Tom Matchick, L (1, 4) OBP: 0.286, SLG: 0.304		0-3 K			0-0 G4-3		0-3 K		0-3 K	4 0 0 0 0 3 2												
Bill Freehan, R (1, 2) OBP: 0.339, SLG: 0.408			0-0 G6-3		0-0 F9		0-0 E2		0-0 F8	4 0 1 0 0 0 1												
Don Wert, R (1, 5) OBP: 0.322, SLG: 0.384			4-0 SH1-4 BB		0-0 F3		0-0 G5-3		0-0 P6	3 0 0 0 1 0 2												
John Hiller, R (1, 1) OBP: 0.350, SLG: 0.368 Pat Dobson, R (8, 1) OBP: 0.091, SLG: 0.136			0-0 SH1-4			0-0 FC5-4 1B		0-0 FC FC6-2 2B		2 0 2 0 0 0 0 0 0 0 0 0 0 0												
<b>Inning Stats</b>	R: 0 E: 0 K: 0 S: 3	H: 1 LOB: 0 BB: 0 P: 3	R: 0 E: 0 K: 2 S: 7	H: 0 LOB: 0 BB: 0 P: 7	R: 0 E: 0 K: 0 S: 3	H: 0 LOB: 1 BB: 1 P: 7	R: 0 E: 0 K: 0 S: 3	H: 0 LOB: 0 BB: 0 P: 3	R: 1 E: 0 K: 0 S: 4	H: 1 LOB: 0 BB: 0 P: 4	R: 0 E: 0 K: 1 S: 6	H: 1 LOB: 1 BB: 0 P: 6	R: 1 E: 1 K: 1 S: 7	H: 2 LOB: 1 BB: 0 P: 7	R: 0 E: 0 K: 0 S: 5	H: 1 LOB: 2 BB: 0 P: 5	R: 0 E: 0 K: 1 S: 6	H: 1 LOB: 1 BB: 0 P: 6	1B: 5 2B: 1 3B: 0 HR: 1	SF: 0 SAC: 1 DP: 0 HBP: 0	WP: 0 PB: 0 SB: 2 CS: 0	PA: 35
<b>PITCHER</b>	IP WLS BF H R ER SO BB IBB HBP BLK WP HR S P ERA WHIP																					
Wally Bunker, R (1, 1) ERA: 3.43 Moe Drabowsky, R (8, 1) ERA: 2.87	7.0 26 5 2 1 4 1 0 0 0 0 1 33 37 1.29 0.857																					
	2.0 9 2 0 0 1 0 0 0 0 0 0 11 11 0.00 1.000																					

Detroit Tigers @ Kansas City Royals  
Municipal Stadium, Kansas City, MO  
Mon Sep 01 1969, 8:05 PM EDT  
Att. 12,235 - Unknown

livebaseballscorecards.com

AB	33
R	2
H	7
RBI	1
BB	1
SO	5
LOB	17




Batter	1	2	3	4	5	6	7	8	9	AB R H RBI BB SO LOB
Jackie Hernandez, R (1, 6) OBP: 0.283, SLG: 0.295	4-0 CS BB		0-3 K		0-0 BB 1B		0-3 K		4-0 1B BB	3 0 1 1 2 2 1
Luis Alcaraz, R (1, 4) OBP: 0.600, SLG: 0.500	0-3 K		0-0 F8		4-0 BB 1B			0-0 G4-3 SH1-4 1B	0-0 1B	4 1 2 1 1 1 1
Fred Rico, R (1, 8) Joe Keough, L (8, PH) (9, 8) OBP: 0.429, SLG: 0.429 OBP: 0.264, SLG: 0.208	0-3 K			0-0 FC6-4 1B	0-3 K			0-0 SH1-4		3 0 1 0 0 2 3 0 0 0 0 0 0 0
Lou Piniella, R (1, 7) OBP: 0.334, SLG: 0.446		0-0 F7		0-0 FC6-4 G6-4-3 1-2f		0-3 K		0-0 G4-3		4 0 0 0 0 1 2
Joe Foy, R (1, 3) OBP: 0.351, SLG: 0.354		4-0 BB BB		0-0 G6-4-3 1-2f		0-0 G4-6-3 1B		0-0 S 1B		3 0 2 1 1 0 1
Elie Rodriguez, R (1, 2) OBP: 0.343, SLG: 0.312		0-0 P4			4-0 FC6-4 BB	0-0 G4-6-3		0-0 P6		3 0 0 0 1 0 3
Paul Schaal, R (1, 5) OBP: 0.348, SLG: 0.330		4-0 BB 1-2 BB			0-0 FC6-4 FC1-5 BB 1-2f		0-0 SH1-3 2B		0-3 K	3 0 1 0 1 1 1
Bob Oliver, R (1, 9) Pat Kelly, L (9, PH) OBP: 0.285, SLG: 0.392 OBP: 0.357, SLG: 0.401		0-3 K			4-0 FC1-5 1B BB 1-2		0-0 SH1-3		0-3 K	1 1 0 0 1 1 2 1 0 0 0 0 1 0
Wally Bunker, R (1, 1) Hawk Taylor, R (7, PH) Moe Drabowsky, R (8, 1) OBP: 0.169, SLG: 0.175 OBP: 0.312, SLG: 0.419 OBP: 0.333, SLG: 0.417			0-0 F7		0-0 FC1-5 1B 1-2 2-3f		0-3 K		0-0 E7 1B 1B	2 0 0 0 0 0 2 1 0 0 0 0 1 1 1 1 1 0 0 0 0

Inning Stats	R: 0 E: 0 K: 2 S: 6	H: 0 LOB: 0 BB: 1 P: 10	R: 0 E: 0 K: 1 S: 5	H: 0 LOB: 2 BB: 2 P: 13	R: 0 E: 0 K: 1 S: 5	H: 0 LOB: 0 BB: 0 P: 5	R: 0 E: 0 K: 0 S: 3	H: 1 LOB: 0 BB: 0 P: 3	R: 1 E: 0 K: 1 S: 6	H: 1 LOB: 3 BB: 3 P: 18	R: 0 E: 0 K: 1 S: 5	H: 1 LOB: 0 BB: 0 P: 5	R: 0 E: 0 K: 2 S: 8	H: 1 LOB: 1 BB: 0 P: 8	R: 1 E: 0 K: 0 S: 5	H: 2 LOB: 1 BB: 0 P: 5	R: 1 E: 1 K: 2 S: 8	H: 2 LOB: 2 BB: 1 P: 12	1B: 7 2B: 2 3B: 0 HR: 0	SF: 0 SAC: 2 DP: 3 HBP: 0
--------------	------------------------------	----------------------------------	------------------------------	----------------------------------	------------------------------	---------------------------------	------------------------------	---------------------------------	------------------------------	----------------------------------	------------------------------	---------------------------------	------------------------------	---------------------------------	------------------------------	---------------------------------	------------------------------	----------------------------------	----------------------------------	------------------------------------

PITCHER	IP	WLS	BF	H	R	ER	SO	BB	IBB	HBP	BLK	WP	HR	S	P	ERA	WHIP
John Hiller, L (1, 1) ERA: 4.06	7.0		29	5	2	2	8	6	0	0	0	0	0	39	63	2.57	1.571
Pat Dobson, R (8, 1) ERA: 3.72	1.2	L	9	3	1	1	2	1	0	0	0	0	0	12	16	5.40	2.400

**DETROIT TIGERS @ KANSAS CITY ROYALS**  
Municipal Stadium, Kansas City, MO  
Mon Sep 01 1969, 8:05 PM EDT  
Att. 12,235 - Unknown

AB	29
R	3
H	8
RBI	3
BB	7
SO	10
LOB	17



WP	PA	ERA	WHIP
0	38		





Batter	1	2	3	4	5	6	7	8	9	AB	R	H	RBI	BB	SO	LOB
Jackie Hernandez, R OBP: 0.284, SLG: 0.296 (1, 6)	0-0 BB 1B 1B	0-0 L7			0-3 K		0-0 WP 1B	0-0 FC5-4		5	2	2	1	0	1	2
Scott Northey, R OBP: 0.200, SLG: 0.200 (1, 8)	0-0 1B BB 1-2 BB 1B	0-0 L4			0-0 G5-3		0-0 F3	0-0 P4		5	1	1	0	0	0	3
Luis Alcaraz, R OBP: 0.556, SLG: 0.333 (1, 5)	4-0 BB 1B 1-2 SF8 BB	0-0 G6-3			0-0 F2		4-0 1B 1B BB			2	2	0	0	2	0	0
Lou Piniella, R OBP: 0.336, SLG: 0.446 (1, 7)	0-0 SF8 BB 1-2 2-3 3-H 1B		0-0 G4-3		0-3 K		0-0 1B 1-3 2-H 1B			4	0	2	2	0	1	0
Joe Foy, R OBP: 0.354, SLG: 0.356 (1, 3)	4-0 SF8 1-2 2-3 3-H BB		0-0 G6-3		0-0 1B		0-0 1B 1-2 3-H 1B			3	0	2	2	1	0	0
Jerry Adair, R OBP: 0.273, SLG: 0.290 (1, 4)	0-0 SF8 1-2 2-3 3-H		0-0 L3		0-3 K		0-0 L7			3	0	0	1	0	1	3
Buck Martinez, R OBP: 0.263, SLG: 0.351 (1, 2)	0-0 G5-3			0-0 G5-3		0-0 F9		0-0 P4		4	0	0	0	0	0	3
Fred Rico, R OBP: 0.545, SLG: 0.375 (1, 9)	4-0 IBB			4-0 CS BB		0-3 K		4-0 FC5-4 1B BB		1	0	0	0	3	1	0
Roger Nelson, R OBP: 0.164, SLG: 0.172 (1, 1)	0-0 L8			0-3 K 1-2		0-0 1B 3B		0-0 FC5-4 1B		4	1	2	0	0	1	4

Inning Stats	R: 3	H: 3	E: 0	K: 0	S: 6	LOB: 3	BB: 3	P: 18	R: 0	H: 0	E: 0	K: 0	S: 3	LOB: 0	BB: 0	P: 3	R: 0	H: 0	E: 0	K: 0	S: 3	LOB: 0	BB: 0	P: 3	R: 0	H: 0	E: 0	K: 1	S: 4	LOB: 0	BB: 1	P: 8	R: 0	H: 1	E: 0	K: 2	S: 8	LOB: 1	BB: 0	P: 8	R: 3	H: 4	E: 0	K: 1	S: 9	LOB: 2	BB: 1	P: 13	R: 0	H: 1	E: 0	K: 0	S: 4	LOB: 2	BB: 1	P: 8	1B: 8	2B: 0	3B: 1	HR: 0	SF: 1	SAC: 0	DP: 0	HBP: 0	WP: 1	PB: 0	SB: 0	CS: 1	PA: 38
--------------	------	------	------	------	------	--------	-------	-------	------	------	------	------	------	--------	-------	------	------	------	------	------	------	--------	-------	------	------	------	------	------	------	--------	-------	------	------	------	------	------	------	--------	-------	------	------	------	------	------	------	--------	-------	-------	------	------	------	------	------	--------	-------	------	-------	-------	-------	-------	-------	--------	-------	--------	-------	-------	-------	-------	--------


PITCHER	IP	WLS	BF	H	R	ER	SO	BB	IBB	HBP	BLK	WP	HR	S	P	ERA	WHIP
Mickey Lolich, L ERA: 3.04 (1, 1)	6.2	L	32	8	6	6	5	4	1	0	0	1	0	37	57	8.10	1.800
Fred Lasher, R ERA: 2.21 (7, 1)	0.1		1	0	0	0	0	0	0	0	0	0	0	1	1	0.00	0.000
Gary Taylor, R ERA: (8, 1)	1.0		5	1	0	0	0	1	0	0	0	0	0	4	8	0.00	2.000

**BOTTOM**

**Detroit Tigers @ Kansas City Royals**  
Municipal Stadium, Kansas City, MO

Tue Sep 02 1969, 8:05 PM EDT  
Att. 8,656 - Unknown - 72 F

AB 31  
R 6  
H 9  
RBI 6  
BB 6  
SO 5  
LOB 15





Batter	1	2	3	4	5	6	7	8	9	AB R H RBI BB SO LOB	TOP											
Tom Tresh, S (1, 6) OBP: 0.293, SLG: 0.347	0-0 G4-3	0-0 F2			4-0 BB		0-0 G3		0-0 F8	4 0 0 0 1 0 2												
Jim Northrup, L (1, 8) OBP: 0.343, SLG: 0.483	0-0 2B 1B		0-0 G3-1		0-3 K			0-0 G3		4 0 1 0 0 1 1												
Al Kaline, R (1, 9) OBP: 0.335, SLG: 0.430	0-3 K		0-0 F7			4-0 HR BB		0-3 K		3 1 0 0 1 2 1												
Norm Cash, L (1, 3) OBP: 0.352, SLG: 0.438	0-0 1-3 2B		0-0 G3			0-0 F7		0-0 2B		4 0 2 0 0 0 1												
Willie Horton, R (1, 7) OBP: 0.334, SLG: 0.483		0-0 HR			0-0 F8		0-0 1-H HR	4-0 IBB		3 2 2 3 1 0 0												
Tom Matchick, L (1, 4) OBP: 0.282, SLG: 0.300		0-0 F8			0-0 G6-4-3 1B		0-3 K	0-0 F8		4 0 1 0 0 1 2												
Bill Freehan, R (1, 2) OBP: 0.336, SLG: 0.411		0-0 HR			0-0 G6-4-3 1-2f		0-0 G3-1		0-0 F9	4 1 1 1 0 0 1												
Don Wert, R (1, 5) OBP: 0.321, SLG: 0.382		0-0 SH3-4 1B			0-0 F7		0-3 K		0-0 G1-3	4 0 1 0 0 1 0												
Denny McLain, R (1, 1) OBP: 0.188, SLG: 0.165		0-0 SH3-4 1-2			0-0 G1-3		0-0 G6-3		0-0 WP 1B	3 0 1 0 0 0 0												
<b>Inning Stats</b>	R: 0 E: 0 K: 1 S: 6	H: 2 LOB: 2 BB: 0 P: 6	R: 2 E: 0 K: 0 S: 6	H: 3 LOB: 1 BB: 0 P: 6	R: 0 E: 0 K: 0 S: 3	H: 0 LOB: 0 BB: 0 P: 3	R: 0 E: 0 K: 0 S: 3	H: 1 LOB: 0 BB: 0 P: 3	R: 0 E: 0 K: 1 S: 5	H: 0 LOB: 1 BB: 1 P: 9	R: 2 E: 0 K: 1 S: 6	H: 1 LOB: 0 BB: 1 P: 10	R: 0 E: 0 K: 1 S: 5	H: 0 LOB: 0 BB: 0 P: 5	R: 0 E: 0 K: 1 S: 6	H: 1 LOB: 2 BB: 1 P: 10	R: 0 E: 0 K: 0 S: 4	H: 1 LOB: 1 BB: 0 P: 4	1B: 4 2B: 2 3B: 0 HR: 3	SF: 0 SAC: 1 DP: 1 HBP: 0	WP: 1 PB: 0 SB: 0 CS: 0	PA: 37
<b>PITCHER</b>	IP WLS BF H R ER SO BB IBB HBP BLK WP HR S P ERA WHIP																					
Mike Hedlund, R (1, 1) ERA: 3.7	7.0 L 28 7 4 4 4 2 0 0 0 0 3 34 42 5.14 1.286																					
Jerry Cram, R (8, 1) ERA:	2.0 9 2 0 0 1 0 1 0 0 1 0 10 14 0.00 1.000																					

Detroit Tigers @ Kansas City Royals  
Municipal Stadium, Kansas City, MO  
Wed Sep 03 1969, 8:05 PM EDT  
Att. 9,028 - Unknown

livebaseballscorecards.com


AB	33
R	4
H	9
RBI	4
BB	3
SO	5
LOB	8







Batter	1	2	3	4	5	6	7	8	9	AB R H RBI BB SO LOB
Pat Kelly, L (1, 9) OBP: 0.358, SLG: 0.399	0-0 4-3		0-0 4-3 2-H 1B		4-0 BB BB BB BB		0-0 L4	0-0 P6		4 0 1 1 1 0 3
Scott Northey, R (1, 8) OBP: 0.286, SLG: 0.231	0-0 5-3		0-0 4-3		0-3 K2-3		0-0 HBP 1-2 2-H 1B	0-0 WP S 1B		5 0 2 1 0 1 2
Mike Fiore, L (1, 3) OBP: 0.423, SLG: 0.429	0-0 HR		4-0 FC6-4 BB			0-0 F9	1-0 1-2 2-3 HBP	0-3 K		3 1 1 1 1 1 1
Lou Piniella, R (1, 7) OBP: 0.329, SLG: 0.437	0-0 F3		0-0 FC6-4 1-2f			0-0 P4	0-3 K	0-0 F8		5 0 0 0 0 1 6
Joe Foy, R (1, 5) OBP: 0.355, SLG: 0.364		0-0 L5		4-0 G6-4-3 BB		0-0 2B	4-0 2B BB	0-0 F6		3 1 1 0 2 0 1
Jerry Adair, R (1, 4) OBP: 0.270, SLG: 0.287		0-0 5-3		0-0 G6-4-3 1-2f		0-0 5-3	0-0 F8			4 0 0 0 0 0 3
Ellie Rodriguez, R (1, 2) OBP: 0.339, SLG: 0.308		0-0 F9		0-0 F8			0-0 E6 1B 1B	0-0 1-H 2B 2B		3 0 0 0 0 0 0
George Spriggs, L (7, PR) OBP: 0.259, SLG: 0.333										0 1 0 0 0 0 0
Buck Martinez, R (7, 2) OBP: 0.267, SLG: 0.361										1 1 1 1 0 0 0
Jackie Hernandez, R (1, 6) OBP: 0.287, SLG: 0.298			0-0 SH3-4 1B 1B		0-3 K		0-0 HBP 1-2 1B 1B	0-0 1-3		4 1 2 0 0 1 1
Dick Drago, R (1, 1) OBP: 0.077, SLG: 0.054			0-0 SH3-4 1-2		0-3 K		0-3 K	0-0 2-H 2B		3 0 1 1 0 2 2

TOP	
Kansas City Royals @ Seattle Pilots	
Sicks Stadium, Boston, MA	
Thu Sep 04 1969, 10:05 PM EDT	
Att: 3,958 - Unknown - 56 F	
AB	35
R	5
H	9
RBI	5
BB	4
SO	6
LOB	19
	

Inning Stats	R: 1	H: 1	E: 0	K: 0	S: 4	P: 4	R: 0	H: 0	E: 0	K: 0	S: 3	P: 3	R: 1	H: 2	E: 0	K: 0	S: 5	P: 9	R: 0	H: 0	E: 0	K: 0	S: 2	P: 6	R: 0	H: 0	E: 0	K: 3	S: 9	P: 13	R: 0	H: 1	E: 0	K: 0	S: 4	P: 4	R: 1	H: 2	E: 1	K: 2	S: 10	P: 11	R: 2	H: 2	E: 0	K: 0	S: 5	P: 9	R: 0	H: 1	E: 0	K: 1	S: 6	P: 6	1B: 5	2B: 3	3B: 0	HR: 1	SF: 0	SAC: 1	DP: 1	HBP: 1	WP: 1	PA: 41
--------------	------	------	------	------	------	------	------	------	------	------	------	------	------	------	------	------	------	------	------	------	------	------	------	------	------	------	------	------	------	-------	------	------	------	------	------	------	------	------	------	------	-------	-------	------	------	------	------	------	------	------	------	------	------	------	------	-------	-------	-------	-------	-------	--------	-------	--------	-------	--------

PITCHER	IP	WLS	BF	H	R	ER	SO	BB	IBB	HBP	BLK	WP	HR	S	P	ERA	WHIP
John Gelnar, R (1, 1) ERA: 3.36	6.1	L	27	5	3	2	4	3	0	0	0	0	1	32	44	2.84	1.263
John O'Donoghue, L (7, 1) ERA: 3.26	0.1		3	1	0	0	0	0	0	1	0	0	0	2	3	0.00	3.000
Bob Locker, R (7, 1) ERA: 3.44	0.1		1	0	0	0	1	0	0	0	0	0	0	3	3	0.00	0.000
Diego Segui, R (8, 1) ERA: 3.64	2.0		10	3	2	2	1	1	0	0	0	1	0	11	15	9.00	2.000

PITCHER	IP	WLS	BF	H	R	ER	SO	BB	IBB	HBP	BLK	WP	HR	S	P	ERA	WHIP
---------	----	-----	----	---	---	----	----	----	-----	-----	-----	----	----	---	---	-----	------

Batter	1	2	3	4	5	6	7	8	9	AB	R	H	RBI	BB	SO	LOB
Tommy Harper, R (1, 5) OBP: 0.358, SLG: 0.319	0-0 L7		0-0 L8		0-0 SF8			0-0 F7		3	0	0	1	0	0	0
Mike Hegan, L (1, 9) OBP: 0.425, SLG: 0.465	0-0 F7		0-0 4-3		0-0 1B			0-0 F9		4	0	1	0	0	0	0
Danny Walton, R (1, 7) OBP: 0.118, SLG: 0.294	0-0 E9 1B			0-3 K	0-0 5-3			0-0 1-3		4	0	0	0	0	1	1
Steve Hovley, L (1, 8) OBP: 0.341, SLG: 0.378	0-0 1B			0-0 3-1				0-0 P6	0-0 HR 1B	4	1	2	0	0	0	0
Don Mincher, L (1, 3) OBP: 0.365, SLG: 0.462	0-0 F3			4-0 BB				0-0 F8	0-0 HR 1-H	3	1	1	2	1	0	2
Jerry McNertney, R (1, 2) OBP: 0.287, SLG: 0.370		0-3 K		4-0 BB				0-3 K	0-0 5-3	2	0	0	0	1	2	0
Greg Goossen, R (9, PH) OBP: 0.404, SLG: 0.542				1-2 BB						1	0	0	0	0	0	0
John Donaldson, L (1, 4) OBP: 0.331, SLG: 0.290		0-0 L4		0-0 4-3				0-0 F9	0-0 4-3	4	0	0	0	0	0	2
Ron Clark, R (1, 6) OBP: 0.249, SLG: 0.234		0-0 6-3						0-3 K	0-0 5-3	2	1	1	0	0	0	0
Steve Whitaker, L (7, PH) OBP: 0.353, SLG: 0.384								SH5-4 SF8 2B		1	0	0	0	0	1	0
Diego Segui, R (8, 1) OBP: 0.185, SLG: 0.120									0-0 1-3	0	0	0	0	0	0	0
Merritt Ranew, L (9, PH) OBP: 0.329, SLG: 0.267										1	0	0	0	0	0	0
John Gelnar, R (1, 1) OBP: 0.100, SLG: 0.053			0-0 P6							0	0	0	0	0	0	0
John O'Donoghue, R (7, 1) OBP: 0.091, SLG: 0.182										0	0	0	0	0	0	0
Bob Locker, S (7, 1) OBP: 0.167, SLG: 0.091										0	0	0	0	0	0	0
Sandy Valdespino, L (7, PH) OBP: 0.317, SLG: 0.270										1	0	0	0	0	0	0
Ray Oyler, R (8, 6) OBP: 0.257, SLG: 0.265										0	0	0	0	0	0	0

Inning Stats	R: 0	H: 1	E: 1	K: 0	S: 5	R: 0	H: 0	E: 0	K: 1	S: 5	R: 0	H: 0	E: 0	K: 1	S: 5	R: 1	H: 2	E: 0	K: 0	S: 5	R: 0	H: 0	E: 0	K: 1	S: 5	R: 0	H: 0	E: 0	K: 0	S: 3	R: 2	H: 2	E: 0	K: 0	S: 5	1B: 3	SF: 1	2B: 1	SAC: 1	3B: 0	DP: 0	HR: 1	HBP: 0	WP: 0	PA: 35
--------------	------	------	------	------	------	------	------	------	------	------	------	------	------	------	------	------	------	------	------	------	------	------	------	------	------	------	------	------	------	------	------	------	------	------	------	-------	-------	-------	--------	-------	-------	-------	--------	-------	--------

PITCHER	IP	WLS	BF	H	R	ER	SO	BB	IBB	HBP	BLK	WP	HR	S	P	ERA	WHIP
Dick Drago, R (1, 1) ERA: 4.11	9.0	W	35	5	3	3	4	2	0	0	0	0	1	41	49	3.00	0.778


**BOTTOM**

**Kansas City Royals @ Seattle Pilots**  
Sicks Stadium, Boston, MA

Thu Sep 04 1969, 10:05 PM EDT  
Att. 3,958 - Unknown - 56 F

livebaseballscorecards.com

AB	31
R	3
H	5
RBI	3
BB	2
SO	4
LOB	5





Batter	1	2	3	4	5	6	7	8	9	AB R H RBI BB SO LOB	TOP									
Pat Kelly, L (1, 9) OBP: 0.361, SLG: 0.414	0-0 2B	0-0 1-H 2-H 3B		0-0 2B			0-0 4-3			4 0 3 2 0 0 0										
Scott Northey, R (1, 8) OBP: 0.235, SLG: 0.188	0-3 K	0-3 K		0-3 K			0-0 F9			3 0 0 0 0 3 3										
Joe Keough, L (7, PH) OBP: 0.261, SLG: 0.205										1 0 0 0 0 0 0										
Ed Kirkpatrick, L (1, 3) OBP: 0.340, SLG: 0.375	0-0 F3			0-0 5-3 1B			0-0 F7			4 1 1 0 0 0 1										
Lou Piniella, R (1, 7) OBP: 0.328, SLG: 0.435	0-0 F3			0-0 5-3 1B			0-0 FC6-4 1B			4 0 1 0 0 0 2										
Joe Foy, R (1, 5) OBP: 0.356, SLG: 0.364							0-0 FC6-4 CS			3 1 1 1 1 0 1										
Buck Martinez, R (1, 2) OBP: 0.267, SLG: 0.358							0-0 CS			4 0 1 0 0 1 2										
Jerry Adair, R (1, 4) OBP: 0.270, SLG: 0.286							0-0 F7			4 1 1 0 0 0 2										
Jackie Hernandez, R (1, 6) OBP: 0.286, SLG: 0.297										2 1 0 1 0 1 1										
George Spriggs, L (9, PH) OBP: 0.250, SLG: 0.320										1 0 0 0 0 0 0										
Bill Butler, L (1, 1) OBP: 0.105, SLG: 0.056										3 0 0 0 0 1 3										
Moe Drabowsky, R (7, 1) OBP: 0.333, SLG: 0.417										0 0 0 0 0 0 0										
Paul Schaal, R (9, PH) OBP: 0.347, SLG: 0.328										1 0 0 0 0 0 0										
<b>Inning Stats</b>	R: 0 E: 0 K: 1 S: 6	H: 1 LOB: 1 BB: 0 P: 6	R: 3 E: 0 K: 1 S: 8	H: 2 LOB: 1 BB: 1 P: 12	R: 1 E: 0 K: 1 S: 7	H: 2 LOB: 1 BB: 0 P: 7	R: 0 E: 0 K: 1 S: 6	H: 1 LOB: 1 BB: 0 P: 6	R: 0 E: 0 K: 2 S: 8	H: 1 LOB: 1 BB: 0 P: 8	R: 0 E: 0 K: 0 S: 3	H: 0 LOB: 0 BB: 0 P: 3	R: 0 E: 0 K: 0 S: 3	H: 0 LOB: 0 BB: 0 P: 3	R: 0 E: 0 K: 0 S: 3	H: 0 LOB: 0 BB: 0 P: 3	1B: 5 2B: 2 3B: 1 HR: 0	SF: 0 SAC: 1 DP: 0 HBP: 0	WP: 0 PB: 0 SB: 2 CS: 1	PA: 37
<b>PITCHER</b> Gene Brabender, R (1, 1) ERA: 4.42	IP: 7.0 WLS: W BF: 30 H: 8 R: 4 ER: 4 SO: 6 BB: 1 IBB: 0 HBP: 0 BLK: 0 WP: 0 HR: 0 S: 41 P: 45 ERA: 5.14 WHIP: 1.286																			
<b>PITCHER</b> Bob Locker, R (8, 1) ERA: 3.36	IP: 2.0 WLS: S BF: 6 H: 0 R: 0 ER: 0 SO: 0 BB: 0 IBB: 0 HBP: 0 BLK: 0 WP: 0 HR: 0 S: 6 P: 6 ERA: 0.00 WHIP: 0.000																			

**Kansas City Royals @ Seattle Pilots**  
 Sicks Stadium, Boston, MA  
 Fri Sep 05 1969, 10:05 PM EDT  
 Att. 6,903 - Unknown

livebaseballscorecards.com

AB	34
R	4
H	8
RBI	4
BB	1
SO	6
LOB	15



Batter	1	2	3	4	5	6	7	8	9	AB	R	H	RBI	BB	SO	LOB
Tommy Harper, R OBP: 0.356, SLG: 0.316 (1, 5)	0-3 K	0-3 K		0-3 K			0-0 SH1-3	0-0 F5		4	0	0	0	0	3	4
Wayne Comer, R OBP: 0.355, SLG: 0.380 Steve Hovley, L OBP: 0.344, SLG: 0.378 (7, PH) (8, 8)	4-0 BB		0-3 K		0-0 F7		4-0 E BB 1B BB			2	0	0	0	1	1	0
Mike Hegan, L OBP: 0.425, SLG: 0.464 (1, 9)	0-3 K		0-0 L8		0-0 1B		4-0 1B BB			3	0	1	0	1	1	1
Danny Walton, R OBP: 0.143, SLG: 0.450 (1, 7)	0-3 K		0-0 HR		0-0 F8		0-0 SF9			3	1	1	2	0	1	2
Greg Goossen, R OBP: 0.408, SLG: 0.575 (1, 3)		0-0 F8		0-0 HR		0-0 F7		0-0 1B		4	1	2	2	0	0	1
Jim Pagliaroni, R OBP: 0.313, SLG: 0.417 Jerry McNertney, R OBP: 0.287, SLG: 0.370 (8, 2)		4-0 1B BB 2B		0-0 L4		0-3 K		0-0 F3		3	1	0	0	1	1	2
John Donaldson, L OBP: 0.333, SLG: 0.293 (1, 4)		0-0 1B 2B		0-0 WP 1B		0-0 F7		0-0 1-3		4	0	2	0	0	0	0
Ray Oyler, R OBP: 0.261, SLG: 0.271 (1, 6)		0-0 2B		0-0 F7		0-3 K		4-0 FC1-6 BB		3	0	1	1	1	1	1
Gene Brabender, R OBP: 0.161, SLG: 0.183 Gus Gil, R OBP: 0.268, SLG: 0.251 Bob Locker, S OBP: 0.154, SLG: 0.083 (8, 1)		0-3 K		0-3 K			0-0 SH1-3 SF9 2B	0-0 FC1-6 1-2f		2	0	0	0	0	2	3

Inning Stats	R: 0	H: 0	E: 0	K: 3	S: 9	LOB: 1	BB: 1	P: 13	R: 1	H: 2	E: 0	K: 2	S: 9	LOB: 2	BB: 1	P: 13	R: 2	H: 2	E: 0	K: 1	S: 7	LOB: 0	BB: 0	P: 7	R: 0	H: 1	E: 0	K: 2	S: 8	LOB: 1	BB: 0	P: 8	R: 0	H: 0	E: 0	K: 0	S: 4	LOB: 0	BB: 0	P: 7	R: 2	H: 2	E: 1	K: 0	S: 5	LOB: 2	BB: 2	P: 13	R: 0	H: 0	E: 0	K: 0	S: 3	LOB: 1	BB: 1	P: 7	1B: 4	SF: 1	2B: 2	SAC: 1	3B: 0	DP: 0	HR: 2	HBP: 0
--------------	------	------	------	------	------	--------	-------	-------	------	------	------	------	------	--------	-------	-------	------	------	------	------	------	--------	-------	------	------	------	------	------	------	--------	-------	------	------	------	------	------	------	--------	-------	------	------	------	------	------	------	--------	-------	-------	------	------	------	------	------	--------	-------	------	-------	-------	-------	--------	-------	-------	-------	--------

PITCHER	IP	WLS	BF	H	R	ER	SO	BB	IBB	HBP	BLK	WP	HR	S	P	ERA	WHIP
Bill Butler, L ERA: 3.81 (1, 1)	6.0		27	7	4	4	10	2	0	0	0	1	2	45	53	6.00	1.500
Moe Drabowsky, R ERA: 2.9 (7, 1)	2.0	L	10	1	1	1	0	3	0	0	0	0	0	7	19	4.50	2.000


**BOTTOM**

**Kansas City Royals @ Seattle Pilots**  
Sicks Stadium, Boston, MA  
Fri Sep 05 1969, 10:05 PM EDT  
Att. 6,903 - Unknown

livebaseballscorecards.com

<b>AB</b>	<b>30</b>
<b>R</b>	<b>5</b>
<b>H</b>	<b>8</b>
<b>RBI</b>	<b>5</b>
<b>BB</b>	<b>5</b>
<b>SO</b>	<b>10</b>
<b>LOB</b>	<b>15</b>

WP: 1 PA: 37  
PB: 0  
SB: 0  
CS: 0





Batter	1	2	3	4	5	6	7	8	9	AB R H RBI BB SO LOB	TOP											
Jackie Hernandez, R OBP: 0.285, SLG: 0.296 (1, 6)	0-0 F9		0-0 4-3	0-0 1B		0-0 F5		0-3 K		5 0 1 2 0 1 1												
Scott Northey, R OBP: 0.318, SLG: 0.250 (1, 8)	4-0 CS BB		0-0 6-3	0-0 1B		0-0 HR 1B		0-3 K		4 1 2 1 1 1 0												
Paul Schaal, R OBP: 0.348, SLG: 0.326 (1, 5)	0-0 HBP 1B		0-0 F7	0-0 F7		0-3 K		4-0 FC6-4 BB		4 0 1 0 1 1 3												
Joe Foy, R OBP: 0.361, SLG: 0.372 (1, 7)	1-0 FC6-4 HBP			4-0 E 1B BB	0-0 S 1B		0-0 HR	0-0 FC6-4 CS		3 2 2 2 1 0 1												
Buck Martinez, R OBP: 0.260, SLG: 0.350 (1, 2)	0-0 FC6-4			0-0 F8	0-0 6-3		0-3 K	0-0 CS		4 0 0 0 0 1 4												
Jerry Adair, R OBP: 0.270, SLG: 0.286 (1, 4)		0-0 F9		0-0 FC5-4 1B 1B	0-0 6-3		0-0 F3			4 1 1 1 0 0 1												
Chuck Harrison, R OBP: 0.257, SLG: 0.278 (1, 3)		0-0 P6		0-0 FC5-4 1B	0-0 F7		0-0 6-3			4 0 1 0 0 0 1												
Bob Oliver, R OBP: 0.287, SLG: 0.393 (1, 9)		0-0 1B		0-0 FC5-4 BB 1B		0-3 K		0-0 SH2-4 1B		4 1 2 0 0 1 2												
Wally Bunker, R OBP: 0.177, SLG: 0.169 (1, 1)		0-0 5-3		4-0 1B BB		0-0 F3		0-0 SH2-4		2 1 0 0 1 0 1												
<b>Inning Stats</b>	R: 0 E: 0 K: 0 S: 3	H: 1 LOB: 2 BB: 1 P: 8	R: 0 E: 0 K: 0 S: 4	H: 1 LOB: 1 BB: 0 P: 4	R: 0 E: 0 K: 0 S: 3	H: 0 LOB: 0 BB: 0 P: 3	R: 4 E: 1 K: 0 S: 7	H: 4 LOB: 2 BB: 2 P: 15	R: 0 E: 0 K: 0 S: 4	H: 1 LOB: 1 BB: 0 P: 4	R: 0 E: 0 K: 1 S: 5	H: 0 LOB: 0 BB: 0 P: 5	R: 2 E: 0 K: 2 S: 9	H: 2 LOB: 0 BB: 0 P: 9	R: 0 E: 0 K: 1 S: 6	H: 1 LOB: 1 BB: 0 P: 6	R: 0 E: 0 K: 1 S: 4	H: 0 LOB: 0 BB: 1 P: 8	1B: 9 2B: 0 3B: 0 HR: 1	SF: 0 SAC: 1 DP: 0 HBP: 1	WP: 0 PB: 0 SB: 2 CS: 2	PA: 41
<b>PITCHER</b>	IP WLS BF H R ER SO BB IBB HBP BLK WP HR S P ERA WHIP																					
Bob Meyer, L ERA: 2.63 (1, 1)	3.2 L 20 6 4 4 0 3 0 0 0 0 0 0 0 16 29 9.82 2.455																					
Dooley Womack, R ERA: 3.3 (4, 1)	1.1 5 1 0 0 0 0 0 0 0 0 0 0 0 5 5 0.00 0.750																					
John O'Donoghue, L ERA: 3.45 (6, 1)	2.0 8 2 2 2 3 0 0 0 0 0 0 1 14 14 9.00 1.000																					
Diego Segui, R ERA: 3.61 (8, 1)	1.0 4 1 0 0 1 0 0 0 0 0 0 0 6 6 0.00 1.000																					
Miguel Fuentes, R ERA: (9, 1)	1.0 3 0 0 0 1 1 0 0 0 0 0 0 4 8 0.00 1.000																					

Kansas City Royals @ Seattle Pilots  
Sicks Stadium, Boston, MA  
Sat Sep 06 1969, 10:05 PM EDT  
Att: 4,744 - Unknown - 69 F

livebaseballscorecards.com

AB 34  
R 6  
H 10  
RBI 6  
BB 4  
SO 5  
LOB 14



Batter	1	2	3	4	5	6	7	8	9	AB R H RBI BB SO LOB
Tommy Harper, R (1, 5) OBP: 0.356, SLG: 0.316	0-0 P3		4-0 BB BB		0-0 1B		0-0 F9		0-0 5-3	4 1 1 0 1 0 0
Mike Hegan, L (1, 9) OBP: 0.429, SLG: 0.466	0-0 G5-4-3 1B		4-0 BB BB		0-0 1B		0-0 G3			3 0 2 1 1 0 0
Wayne Comer, R (1, 8) OBP: 0.354, SLG: 0.377	0-0 G5-4-3 1-2f		4-0 BB		0-0 F6			0-0 G3		3 0 0 1 1 0 2
Danny Walton, R (1, 7) OBP: 0.120, SLG: 0.375		0-0 F9	0-3 K		0-0 F9			0-0 6-3		4 0 0 0 0 1 4
Don Mincher, L (1, 3) OBP: 0.366, SLG: 0.461		4-0 BB	0-0 F8			0-0 3-1		0-0 1B 1B		3 0 1 0 1 0 3
Jim Pagliaroni, R (1, 2) OBP: 0.319, SLG: 0.429		0-0 P4		0-0 6-3		0-0 2B		0-0 1B		4 0 2 0 0 0 1
John Kennedy, R (8, PR) OBP: 0.340, SLG: 0.348								1-3 1B		0 0 0 0 0 0 0
Miguel Fuentes, R (9, 1)										0 0 0 0 0 0 0
John Donaldson, L (1, 4) OBP: 0.329, SLG: 0.288		0-0 F7		0-0 F9		0-0 F6		0-0 4-3		4 0 0 0 0 0 4
Ray Oyler, R (1, 6) OBP: 0.262, SLG: 0.277			0-0 FC1-5 2B	0-3 K		0-0 F5			0-0 F8	2 0 1 0 0 1 0
Steve Hovley, L (6, PH) OBP: 0.343, SLG: 0.376										1 0 0 0 0 0 1
Ron Clark, R (7, 6) OBP: 0.249, SLG: 0.234										0 0 0 0 0 0 0
Gus Gil, R (9, PH) OBP: 0.266, SLG: 0.250										1 0 0 0 0 0 0
Bob Meyer, R (1, 1) OBP: 0.167, SLG: 0.167			0-0 FC1-5 BB BB		0-0 4-3		0-3 K		0-0 2-3	1 1 0 0 0 0 1
Dooley Womack, L (4, 1) OBP: 0.349, SLG: 0.373										0 0 0 0 0 0 0
Steve Whitaker, R (5, PH) OBP: 0.091, SLG: 0.182										1 0 0 0 0 0 0
John O'Donoghue, R (6, 1) OBP: 0.215, SLG: 0.120										0 0 0 0 0 0 0
Sandy Valdespino, L (7, PH) OBP: 0.287, SLG: 0.370										1 0 0 0 0 1 0
Diego Segui, R (8, 1) OBP: 0.404, SLG: 0.568										0 0 0 0 0 0 0
Jerry McNertney, R (9, 2)										0 0 0 0 0 0 0
Greg Coossien, R (9, PH)										1 0 0 0 0 0 0

Inning Stats	R: 0	H: 1	E: 0	LOB: 0	K: 0	S: 3	P: 3	R: 0	H: 0	E: 0	LOB: 1	K: 0	S: 3	P: 7	R: 1	H: 1	E: 0	LOB: 3	K: 1	S: 6	P: 18	R: 0	H: 0	E: 0	LOB: 0	K: 1	S: 5	P: 5	R: 1	H: 2	E: 0	LOB: 1	K: 0	S: 5	P: 5	R: 0	H: 1	E: 0	LOB: 1	K: 0	S: 4	P: 4	R: 0	H: 0	E: 0	LOB: 0	K: 1	S: 5	P: 5	R: 0	H: 2	E: 0	LOB: 2	K: 0	S: 5	P: 5	R: 0	H: 0	E: 0	LOB: 0	K: 0	S: 3	P: 3	1B: 5	SF: 0	2B: 2	SAC: 0	3B: 0	DP: 1	HR: 0	HBP: 0	WP: 0	PA: 37
PITCHER Wally Bunker, R (1, 1) ERA: 3.36	IP	WLS	BF	H	R	ER	SO	BB	IBB	HBP	BLK	WP	HR	S	P	ERA	WHIP																			IP	WLS	BF	H	R	ER	SO	BB	IBB	HBP	BLK	WP	HR	S	P	ERA	WHIP																					
																		9.0	W	37	7	2	2	3	4	0	0	0	0	0	39	55	2.00	1.222																			9.0	W	37	7	2	2	3	4	0	0	0	0	0	39	55	2.00	1.222				

**BOTTOM**

**Kansas City Royals @ Seattle Pilots**

Sicks Stadium, Boston, MA

Sat Sep 06 1969, 10:05 PM EDT

Att. 4,744 - Unknown - 69 F

livebaseballscorecards.com

AB	33
R	2
H	7
RBI	2
BB	4
SO	3
LOB	16











Batter	1	2	3	4	5	6	7	8	9	AB R H RBI BB SO LOB	TOP																								
Pat Kelly, L OBP: 0.358, SLG: 0.409 (1, 9)	0-0 F7	0-0 L8			0-0 G4-3		0-3 K		0-0 G4-1	5 0 0 0 0 1 5																									
Luis Alcaraz, R OBP: 0.381, SLG: 0.278 Al Fitzmorris, S George Spriggs, L OBP: 0.233, SLG: 0.296 Steve Jones, S OBP: 0.300, SLG: 0.125 Don O'Riley, R Joe Keough, L OBP: 0.263, SLG: 0.209 Mike Hiedlund, R OBP: 0.208, SLG: 0.208 (1, 6) (5, 1) (8, PH) (8, 1) (8, 1) (9, PH) (9, 1)	0-0 1B		0-0 G5-3		0-3 K			0-0 G4-3	0-0 S BB E 2-H 3-H 1B	3 0 1 0 0 1 0 0 0 0 0 0 0 0 1 0 1 1 1 2 0 0 0 0 0 0 0 0 0 0																									
Mike Fiore, L OBP: 0.424, SLG: 0.427 (1, 8) (9, 3)	0-0 P5		0-3 K		0-0 P5			0-0 1B WP SF8 1B	4-0 E 1-2 BB	4 1 1 0 1 1 1																									
Joe Foy, R OBP: 0.363, SLG: 0.373 (1, 5) (5, 6) (9, 5)	0-0 L9		0-0 F8			0-0 G5-3 1B		0-0 SF8 1B	4-0 FC6-4 BB 1-2 2-H	4 0 2 0 1 0 1																									
Lou Piniella, R OBP: 0.325, SLG: 0.431 (1, 7)		0-3 K		0-0 G5-3		0-0 F9		0-0 SF8	0-0 FC6-4 1-2f	4 0 0 1 0 1 3																									
Jerry Adair, R OBP: 0.272, SLG: 0.288 (1, 4)		0-0 1B 1B		0-0 G6-3		0-0 G5-3 1-2		0-0 G4-3		4 1 1 0 0 0 2																									
Chuck Harrison, R OBP: 0.275, SLG: 0.289 Jackie Hernandez, R OBP: 0.285, SLG: 0.293 (1, 3) (9, PR) (9, 6)		0-0 FC5-4 1B 1-2 1B		0-0 G5-3		0-0 G3			4-0 FC1-5 HBP BB	3 0 1 0 1 0 1 0 0 0 0 0 0 0																									
Ellie Rodriguez, R OBP: 0.344, SLG: 0.311 (1, 2)		0-0 FC5-4 1-2 2-H 1B			0-0 HR 1B		0-0 G4-3		1-0 G4-1 FC1-5 1B HBP 1-2	3 2 2 1 0 0 0																									
Jerry Cram, R Bob Oliver, R OBP: 0.293, SLG: 0.403 (1, 1) (5, PH) (5, 5) (9, 8)		0-0 FC5-4 1-2f 2-3			0-0 HR		0-0 G4-3 CS HBP		0-0 FC1-5 1B 1-2 2-3f	1 0 0 0 0 0 2 2 2 1 2 0 0 2																									
<b>Inning Stats</b>	R: 0 E: 0 K: 0 S: 4	H: 1 LOB: 1 BB: 0 P: 4	R: 1 E: 0 K: 1 S: 8	H: 3 LOB: 2 BB: 0 P: 8	R: 0 E: 0 K: 1 S: 5	H: 0 LOB: 0 BB: 0 P: 5	R: 0 E: 0 K: 0 S: 3	H: 0 LOB: 0 BB: 0 P: 3	R: 2 E: 0 K: 1 S: 7	H: 2 LOB: 0 BB: 0 P: 7	R: 0 E: 0 K: 0 S: 4	H: 1 LOB: 1 BB: 0 P: 4	R: 0 E: 0 K: 1 S: 4	H: 0 LOB: 1 BB: 0 P: 5	R: 1 E: 0 K: 0 S: 5	H: 2 LOB: 1 BB: 0 P: 5	R: 3 E: 0 K: 0 S: 4	H: 1 LOB: 2 BB: 3 P: 17	1B: 9 2B: 1 3B: 0 HR: 1	SF: 1 SAC: 0 DP: 1 HBP: 2	WP: 1 PB: 0 SB: 1 CS: 1	PA: 41													
<b>PITCHER</b>	IP WLS BF H R ER SO BB IBB HBP BLK WP HR S P ERA WHIP																				IP WLS BF H R ER SO BB IBB HBP BLK WP HR S P ERA WHIP														
Lew Krausse, R ERA: 4.57 (1, 1)	7.0	28	7	3	3	4	0	0	1	0	0	1	35	36	3.86	1.000																			
Marcel Lachemann, R ERA: 3.13 (8, 1)	1.0	L	7	2	3	0	1	0	1	0	1	0	5	10	27.00	3.000																			
Rollie Fingers, R ERA: 2.95 (9, 1)	1.0		6	1	1	0	2	0	0	0	0	0	4	12	0.00	3.000																			

Kansas City Royals @ Oakland Athletics  
Oakland-Alameda County Coliseum, Oakland, CA

Mon Sep 08 1969, 7:05 PM PDT  
Att. 2,791 - Unknown

livebaseballscorecards.com

AB	35
R	7
H	10
RBI	6
BB	3
SO	4
LOB	17



Batter	1	2	3	4	5	6	7	8	9	AB	R	H	RBI	BB	SO	LOB
Bert Campaneris, R OBP: 0.289, SLG: 0.296 (1, 6)	0-0 P6			0-0 L7	0-3 K		0-0 FC5-4		0-0 F8	5	0	0	0	0	1	2
Jose Tartabull, L OBP: 0.287, SLG: 0.313 (1, 8)	0-0 G4-3			0-0 1B FC6-4 2B	0-0 F9			0-3 K		4	1	1	0	0	1	0
Reggie Jackson, L OBP: 0.414, SLG: 0.628 (1, 9)	0-0 F7			4-0 FC6-4 1B 1B BB		0-0 F9		4-0 1B BB BB		2	1	0	0	2	0	0
Sal Bando, R OBP: 0.392, SLG: 0.456 (1, 5)		0-0 F9		0-0 FC6-4 1-2 2-3 1B		0-0 G4-3		4-0 FC5 1B 1-2 BB		3	0	1	0	1	0	0
Tito Francona, L OBP: 0.373, SLG: 0.414 (1, 3)		0-0 F9		0-0 FC6-4 1B 1-2f 2-3 3-H 1B		0-0 G5-3		0-0 F9		4	1	0	1	0	0	4
Danny Cater, R OBP: 0.303, SLG: 0.373 (1, 7)		0-0 F9		0-0 FC5 1-3 3-H 1B 1B			0-0 L9		0-0 1-2 2-3 1B	4	0	2	1	0	0	0
Dick Green, R OBP: 0.353, SLG: 0.422 (1, 4)			0-0 F9	0-0 FC6-4 1-2 3-H 1B			0-0 1B 1B		0-0 FC5 2-3f	4	0	2	1	0	0	3
Larry Haney, R OBP: 0.263, SLG: 0.307 (1, 2)			0-0 G5-3	0-0 FC5 2-3f			0-0 F8		0-0 F8	2	0	0	0	0	0	2
Ray Webster, L OBP: 0.355, SLG: 0.286 (7, PH)										1	0	0	0	0	0	1
Dave Duncan, R OBP: 0.205, SLG: 0.115 (8, 2)										0	0	0	0	0	0	0
Bobby Brooks, R OBP: 0.500, SLG: 0.333 (9, PH)										1	0	0	0	0	0	0
Lew Krausse, R OBP: 0.196, SLG: 0.455 (1, 1)			0-3 K			0-0 G6-3			0-3 K	2	0	0	0	0	1	0
Bob Johnson, R OBP: 0.316, SLG: 0.315 (7, PH)										1	0	1	0	0	0	0
Allan Lewis, S (7, PR)										0	0	0	0	0	0	0
Marcel Lachemann, R (8, 1)										0	0	0	0	0	0	0
Rolie Fingers, R OBP: 0.236, SLG: 0.235 (9, 1)										0	0	0	0	0	0	0
Ted Kubiak, S OBP: 0.323, SLG: 0.307 (9, PH)										1	0	0	0	0	1	0

Inning Stats	R: 0	H: 0	E: 0	LOB: 0	K: 0	BB: 0	S: 3	P: 3	R: 0	H: 0	E: 0	LOB: 0	K: 1	BB: 0	S: 5	P: 5	R: 0	H: 0	E: 0	LOB: 0	K: 0	BB: 0	S: 3	P: 3	R: 0	H: 1	E: 0	LOB: 3	K: 1	BB: 2	S: 6	P: 14	R: 0	H: 0	E: 0	LOB: 0	K: 1	BB: 0	S: 5	P: 5	1B: 6	SF: 0	2B: 1	SAC: 0	3B: 0	DP: 0	HR: 0	HBP: 0	WP: 0	PA: 37
--------------	------	------	------	--------	------	-------	------	------	------	------	------	--------	------	-------	------	------	------	------	------	--------	------	-------	------	------	------	------	------	--------	------	-------	------	-------	------	------	------	--------	------	-------	------	------	-------	-------	-------	--------	-------	-------	-------	--------	-------	--------

PITCHER	IP	WLS	BF	H	R	ER	SO	BB	IBB	HBP	BLK	WP	HR	S	P	ERA	WHIP
Jerry Cram, R ERA: 4.5 (1, 1)	4.0		17	4	3	3	3	1	1	0	0	0	0	18	22	6.75	1.250
Al Fitzmorris, R ERA: (5, 1)	3.0	W	11	2	0	0	1	0	0	0	0	0	0	13	13	0.00	0.667
Steve Jones, L ERA: 4.02 (8, 1)	0.2		4	0	0	0	1	2	0	0	0	0	0	4	12	0.00	3.000
Don O'Riley, R ERA: 7.94 (8, 1)	0.1		2	1	0	0	0	0	0	0	0	0	0	2	2	0.00	3.000
Mike Hedlund, R ERA: 3.66 (9, 1)	1.0	S	3	0	0	0	1	0	0	0	0	0	0	5	5	0.00	0.000

BOTTOM

Kansas City Royals @ Oakland Athletics  
Oakland-Alameda County Coliseum, Oakland, CA  
Mon Sep 08 1969, 7:05 PM PDT  
Att. 2,791 - Unknown

livebaseballscorecards.com

AB	34
R	3
H	7
RBI	3
BB	3
SO	4
LOB	12





Batter	1	2	3	4	5	6	7	8	9	AB R H RBI BB SO LOB	TOP									
Pat Kelly, L (1, 9) OBP: 0.357, SLG: 0.406	0-0 G6-3		4-0 FC4-6 BB		0-0 G1-3		0-0 G5-3			3 0 0 0 1 0 0	<b>Kansas City Royals @ Oakland Athletics</b> <b>Oakland-Alameda County Coliseum, Oakland, CA</b> Tue Sep 09 1969, 7:05 PM PDT Att. 2,362 - Unknown - 68 F <a href="http://livebaseballscorecards.com">livebaseballscorecards.com</a>									
Mike Fiore, L (1, 3) OBP: 0.419, SLG: 0.421	0-3 K		0-0 FC4-6 1-2f		0-0 G4-3		0-0 P6			4 0 0 0 0 1 1										
Lou Piniella, R (1, 7) OBP: 0.324, SLG: 0.429	0-0 1B		0-3 K				0-0 F9		0-0 F5	4 0 1 0 0 1 1										
Joe Foy, R (1, 5) OBP: 0.361, SLG: 0.369	0-0 P4			0-0 P4		0-0 G6-3		0-0 F8		4 0 0 0 0 0 1										
Jerry Adair, R (1, 4) OBP: 0.274, SLG: 0.288		0-0 F9		4-0 PB 1B BB		0-0 1B 1B		0-0 G6-3		3 2 1 0 1 0 0										
Buck Martinez, R (1, 2) OBP: 0.261, SLG: 0.353		0-0 F3		0-0 G6-3 1-2		0-0 1B 1B		0-3 K		4 0 1 0 0 1 1										
Bob Oliver, R (1, 8) OBP: 0.298, SLG: 0.407		0-0 1B		0-0 S 1B 2-H		0-0 1B		0-0 F7		4 0 3 2 0 0 0										
Jackie Hernandez, R (1, 6) OBP: 0.282, SLG: 0.291	0-3 K		0-0 G6-3 1-2		0-0 F3		0-0 G6-3		0-0 G6-3	4 0 0 0 0 1 4										
Dick Drago, R (1, 1) OBP: 0.071, SLG: 0.050		0-3 K		0-3 K		0-0 F8				3 0 0 0 0 2 0										
<b>Inning Stats</b>	R: 0 E: 0 K: 1 S: 6	H: 1 LOB: 1 BB: 0 P: 6	R: 0 E: 0 K: 1 S: 6	H: 1 LOB: 1 BB: 0 P: 6	R: 0 E: 0 K: 2 S: 7	H: 0 LOB: 1 BB: 1 P: 11	R: 1 E: 0 K: 0 S: 4	H: 1 LOB: 1 BB: 1 P: 8	R: 0 E: 0 K: 1 S: 5	H: 0 LOB: 0 BB: 0 P: 5	R: 1 E: 0 K: 0 S: 6	H: 3 LOB: 2 BB: 0 P: 6	R: 0 E: 0 K: 0 S: 3	H: 0 LOB: 0 BB: 0 P: 3	R: 0 E: 0 K: 1 S: 5	H: 0 LOB: 0 BB: 0 P: 5	1B: 6 2B: 0 3B: 0 HR: 0	SF: 0 SAC: 0 DP: 0 HBP: 0	WP: 0 PB: 1 SB: 1 CS: 0	PA: 35
<b>PITCHER</b>	IP WLS BF H R ER SO BB IBB HBP BLK WP HR S P ERA WHIP																			
Catfish Hunter, R (1, 1) ERA: 3.45	8.0 L 32 6 2 1 5 2 0 0 0 0 0 0 40 48 1.12 1.000																			
Paul Lindblad, L (9, 1) ERA: 4.05	1.0 3 0 0 0 1 0 0 0 0 0 0 0 5 5 0.00 0.000																			

**Kansas City Royals @ Oakland Athletics**  
**Oakland-Alameda County Coliseum, Oakland, CA**

Tue Sep 09 1969, 7:05 PM PDT  
 Att. 2,362 - Unknown - 68 F

<b>AB</b>	33
<b>R</b>	2
<b>H</b>	6
<b>RBI</b>	2
<b>BB</b>	2
<b>SO</b>	6
<b>LOB</b>	8



Batter	1	2	3	4	5	6	7	8	9	AB	R	H	RBI	BB	SO	LOB
<b>Bert Campaneris, R</b> OBP: 0.287, SLG: 0.293 (1, 6)	0-0 G6-3		0-0 F9			0-0 F9		0-0 G1-4-3		4	0	0	0	0	0	2
<b>Mike Hershberger, R</b> OBP: 0.258, SLG: 0.243 (1, 9)	0-0 E6 G3 1B		0-3 K			0-0 G6-3			0-0 L7	4	1	0	0	0	1	0
<b>Reggie Jackson, L</b> OBP: 0.412, SLG: 0.623 (1, 8)	0-0 G3				0-0 F7			0-0 G3-1	0-3 K	4	0	0	0	0	1	1
<b>Sal Bando, R</b> OBP: 0.394, SLG: 0.457 (1, 5)	0-0 1B				0-0 G5-3 1B			0-0 L7	4-0 1B BB	3	0	2	1	1	0	0
<b>Tito Francona, L</b> OBP: 0.376, SLG: 0.417 <b>Rick Monday, L</b> OBP: 0.375, SLG: 0.408 (1, 3) (9, PR)	0-0 G1-3				0-0 1B			0-0 G3-1	0-0 1B	4	0	2	0	0	0	1
<b>Danny Cater, R</b> OBP: 0.301, SLG: 0.370 (1, 7)					0-0 G5-3			0-0 G6-3	0-0 F9	4	0	0	0	0	0	4
<b>Dick Green, R</b> OBP: 0.351, SLG: 0.419 (1, 4)									0-0 G5-3	3	0	0	0	0	0	0
<b>Larry Haney, R</b> OBP: 0.260, SLG: 0.302 <b>Ray Webster, L</b> OBP: 0.364, SLG: 0.297 <b>Allan Lewis, S</b> (8, PR) <b>Phil Roof, R</b> OBP: 0.333, SLG: 0.293 (9, 2)									0-0 L8	2	0	0	0	0	1	0
<b>Catfish Hunter, R</b> OBP: 0.234, SLG: 0.297 <b>Bob Johnson, R</b> OBP: 0.325, SLG: 0.324 <b>Paul Lindblad, L</b> OBP: 0.357, SLG: 0.333 (1, 1) (8, PH) (9, 1)									0-0 G6-3	1	0	1	0	0	0	0
									0-0 G1-4-3 1B	0	0	0	0	0	0	0

Inning Stats	R: 1	H: 1	R: 0	H: 0	R: 0	H: 0	R: 0	H: 2	R: 0	H: 0	R: 0	H: 0	R: 0	H: 0	R: 0	H: 2	R: 0	H: 1	1B: 6	SF: 0	WP: 0	PA: 33
	E: 1	LOB: 1	E: 0	LOB: 0	E: 0	LOB: 0	E: 0	LOB: 1	E: 0	LOB: 0	E: 0	LOB: 0	E: 0	LOB: 0	E: 0	LOB: 2	E: 0	LOB: 2	2B: 0	SAC: 0	PB: 0	
	K: 0	BB: 0	K: 0	BB: 0	K: 1	BB: 0	K: 0	BB: 0	K: 1	BB: 0	K: 0	BB: 0	K: 0	BB: 0	K: 1	BB: 1	K: 1	BB: 1	3B: 0	DP: 2	SB: 0	
	S: 5	P: 5	S: 3	P: 3	S: 5	P: 5	S: 4	P: 4	S: 5	P: 5	S: 3	P: 3	S: 3	P: 3	S: 4	P: 4	S: 6	P: 10	HR: 0	HBP: 0	CS: 0	

PITCHER	IP	WLS	BF	H	R	ER	SO	BB	IBB	HBP	BLK	WP	HR	S	P	ERA	WHIP	IP	WLS	BF	H	R	ER	SO	BB	IBB	HBP	BLK	WP	HR	S	P	ERA	WHIP	
<b>Dick Drago, R</b> ERA: 3.9 (1, 1)	9.0	W	33	6	1	0	3	1	0	0	0	0	0	38	42	0.00	0.778																		

**BOTTOM**

**Kansas City Royals @ Oakland Athletics**  
Oakland-Alameda County Coliseum, Oakland, CA

Tue Sep 09 1969, 7:05 PM PDT  
Att. 2,362 - Unknown - 68 F

livebaseballscorecards.com

<b>AB</b>	<b>32</b>
<b>R</b>	<b>1</b>
<b>H</b>	<b>6</b>
<b>RBI</b>	<b>1</b>
<b>BB</b>	<b>1</b>
<b>SO</b>	<b>3</b>
<b>LOB</b>	<b>8</b>





Batter	1	2	3	4	5	6	7	8	9	AB	R	H	RBI	BB	SO	LOB	TOP					
Pat Kelly, L (1, 9) OBP: 0.357, SLG: 0.407	0-0 G3-1	4-0 2B BB		0-0 F9		0-0 F7		0-0 2B		4	1	1	1	1	0	0						
Mike Fiore, L (1, 3) OBP: 0.420, SLG: 0.423	0-3 K	0-0 2B		4-0 BB		0-0 P6		0-3 K		3	0	1	3	1	1	0						
Fran Healy, R (8, PH) OBP: 0.400, SLG: 0.400		1-H 2-H 3-H								1	0	0	0	0	1	1						
Lou Piniella, R (1, 7) OBP: 0.326, SLG: 0.427	4-0 1B BB	4-0 BB		0-0 P4		0-0 F9				2	0	0	0	2	0	1						
Scott Northey, R (6, 8) OBP: 0.269, SLG: 0.208										1	0	0	0	0	1	0						
Joe Foy, R (1, 5) OBP: 0.360, SLG: 0.369	0-0 1B	0-0 P1		0-0 G6-3						3	0	1	0	0	0	3						
Dave Morehead, R (4, 1)										0	0	0	0	0	0	0						
Joe Keough, L (5, 8) OBP: 0.266, SLG: 0.213	1-2 1B									2	0	1	0	0	0	0						
Bob Oliver, R (1, 8) OBP: 0.297, SLG: 0.405	0-3 K			0-0 F7		0-0 1B		0-0 G6-4-3		4	0	1	0	0	1	3						
Chris Zachary, L (5, 5)										0	0	0	0	0	0	0						
George Spriggs, L (9, PH) OBP: 0.258, SLG: 0.296								1-2f		0	0	0	0	0	0	0						
Jim Rooker, R (9, PR) OBP: 0.327, SLG: 0.617										0	0	0	0	0	0	0						
Jerry Adair, R (1, 4) OBP: 0.277, SLG: 0.294		0-0 1B 2B		0-3 K		0-0 1B		0-0 L7		3	1	2	0	0	1	0						
Juan Rios, R (5, PR) OBP: 0.261, SLG: 0.278										1	0	0	0	0	0	0						
Billy Harris, L (9, PH) OBP: 0.400, SLG: 0.600						1-2 1B				1	0	0	0	0	1	1						
Buck Martinez, R (1, 2) OBP: 0.268, SLG: 0.355										2	1	1	0	1	0	2						
Jim Campanis, R (6, 2) OBP: 0.184, SLG: 0.208		2-3 2B 1B		4-0 BB BB		0-0 F5		0-0 F8		1	0	0	0	0	0	0						
Chuck Harrison, R (8, 3) OBP: 0.275, SLG: 0.289										0	0	0	0	0	0	0						
Jackie Hernandez, R (1, 6) OBP: 0.283, SLG: 0.290		0-0 P4		4-0 BB		0-0 F7		0-0 G6-3		1	0	0	0	1	0	2						
Luis Alcaraz, R (5, PH) OBP: 0.348, SLG: 0.250				1-2 BB						2	0	0	0	0	0	2						
Bill Butler, L (1, 1) OBP: 0.103, SLG: 0.055		0-3 K		0-0 L3		0-3 K		4-0 2B BB		1	0	0	0	0	1	2						
AI Fitzmorris, S (2, 1)										0	0	0	0	0	0	0						
Ed Kirkpatrick, L (3, PH) OBP: 0.036, SLG: 0.373										1	0	0	0	0	0	2						
Don O'Riley, R (3, 1)										0	0	0	0	0	0	0						
Paul Schaal, R (4, 5) OBP: 0.346, SLG: 0.324										1	0	0	0	0	1	2						
Steve JONES, L (5, 1) OBP: 0.300, SLG: 0.125										0	0	0	0	0	0	0						
Fred Rico, R (7, 5) OBP: 0.583, SLG: 0.375										0	1	0	0	1	0	0						
<b>Inning Stats</b>	R: 0 E: 0 K: 2 S: 8	H: 1 LOB: 2 BB: 1 P: 12	R: 3 E: 0 K: 1 S: 8	H: 3 LOB: 2 BB: 2 P: 16	R: 0 E: 0 K: 1 S: 5	H: 0 LOB: 2 BB: 2 P: 13	R: 0 E: 0 K: 0 S: 3	H: 0 LOB: 1 BB: 1 P: 7	R: 0 E: 0 K: 1 S: 7	H: 2 LOB: 2 BB: 0 P: 7	R: 0 E: 0 K: 0 S: 3	H: 0 LOB: 0 BB: 0 P: 3	R: 0 E: 0 K: 0 S: 3	H: 1 LOB: 0 BB: 0 P: 3	R: 1 E: 0 K: 1 S: 6	H: 1 LOB: 1 BB: 1 P: 10	R: 0 E: 0 K: 2 S: 7	H: 0 LOB: 1 BB: 0 P: 8	1B: 5 2B: 3 3B: 0 HR: 0	SF: 0 SAC: 0 DP: 1 HBP: 1	WP: 0 PB: 0 SB: 0 CS: 0	PA: 42
<b>PITCHER</b> Andy Messersmith, R (1, 1) ERA: 2.55	IP: 9.0 WLS: W BF: 42 H: 8 R: 4 ER: 4 SO: 8 BB: 7 IBB: 0 HBP: 1 BLK: 0 WP: 0 HR: 0 S: 50 P: 79 ERA: 4.00 WHIP: 1.667															<b>PITCHER</b> IP: WLS: BF: H: R: ER: SO: BB: IBB: HBP: BLK: WP: HR: S: P: ERA: WHIP						

**Kansas City Royals @ California Angels**  
 Anaheim Stadium, Anaheim, CA  
 Wed Sep 10 1969, 10:05 PM EDT  
 Att. 6,009 - Unknown

AB	34
R	4
H	8
RBI	4
BB	7
SO	8
LOB	21



Batter	1	2	3	4	5	6	7	8	9
Sandy Alomar Sr., S OBP: 0.293, SLG: 0.280	0-0 G6-3	4-0 1B WP 2B BB	0-0 G4-3 1B	0-0 FC4-6 1-2f		0-0 FC3-6 1B		0-0 G5-3	
Jay Johnstone, L OBP: 0.308, SLG: 0.370	0-0 G5-3 1B BB	4-0 1B 2B BB	0-0 G4-3		0-0 F9	0-0 FC3-6 1B		0-0 1B FC5-4 1B	
Jim Fregosi, R OBP: 0.354, SLG: 0.376 Marty Perez, R (8, PR)	4-0 G5-3 1B BB	0-3 K	0-0 F8		4-0 WP 2B BB	0-0 1B		0-0 FC5-4 1B	
Rick Reichardt, R OBP: 0.320, SLG: 0.379	0-0 G5-3 1-2 2-3	0-0 2B 1B		0-0 G5-3	0-0 F5	0-3 K		0-0 FC5-4 1-2f	
Bubba Morton, R OBP: 0.366, SLG: 0.453 Bill Voss, L OBP: 0.324, SLG: 0.336	0-0 1B 2B	0-0 2B		0-0 G4-3	0-0 BB 2B		0-0 G4-3	0-0 P6	
Aurelio Rodriguez, R OBP: 0.283, SLG: 0.314	0-0 1B	0-0 G6-3		0-0 WP 1B BB 1B	4-0 BB BB		0-0 2B 1B		
Jim Spencer, L OBP: 0.307, SLG: 0.374	0-0 F5		0-0 G6-3	0-0 BB WP 1B	4-0 BB BB		0-3 K		
Joe Azcue, R OBP: 0.308, SLG: 0.273		0-0 F7	0-0 1B E 1B	4-0 BB BB 1-2 2-3	0-3 K		0-0 1-3 2B		
Andy Messersmith, R OBP: 0.240, SLG: 0.191		4-0 WP BB 1B BB	0-0 E7 1B 1B	4-0 FC4-6 BB 1-2 2-3 3-H		0-0 L7	0-0 F8		

Inning Stats	R: 2 E: 0 K: 0 S: 6	H: 3 LOB: 2 BB: 1 P: 10	R: 4 E: 0 K: 1 S: 7	H: 2 LOB: 1 BB: 3 P: 19	R: 2 E: 1 K: 0 S: 6	H: 3 LOB: 1 BB: 0 P: 6	R: 1 E: 0 K: 0 S: 5	H: 2 LOB: 3 BB: 2 P: 13	R: 1 E: 0 K: 1 S: 6	H: 1 LOB: 3 BB: 3 P: 18	R: 0 E: 0 K: 1 S: 7	H: 2 LOB: 2 BB: 0 P: 7	R: 0 E: 0 K: 1 S: 7	H: 2 LOB: 2 BB: 0 P: 7	R: 1 E: 0 K: 0 S: 5	H: 2 LOB: 1 BB: 0 P: 5
--------------	------------------------------	----------------------------------	------------------------------	----------------------------------	------------------------------	---------------------------------	------------------------------	----------------------------------	------------------------------	----------------------------------	------------------------------	---------------------------------	------------------------------	---------------------------------	------------------------------	---------------------------------

PITCHER	IP	WLS	BF	H	R	ER	SO	BB	IBB	HBP	BLK	WP	HR	S	P	ERA	WHIP
Bill Butler, L ERA: 3.98	1.1	L	9	3	3	3	0	2	0	0	0	0	0	7	15	20.25	3.750
Al Fitzmorris, R ERA: 4.91	0.2		6	2	3	3	1	2	0	0	0	1	0	6	14	40.50	6.000
Don O'Riley, R ERA: 8.2	1.2		12	5	3	2	0	2	0	0	0	1	0	10	18	10.80	4.200
Dave Morehead, R ERA: 5.73	1.0		6	1	1	1	0	2	0	0	0	1	0	4	12	9.00	3.000
Steve Jones, L ERA: 3.89	1.1		7	2	0	0	2	1	0	0	0	0	0	10	14	0.00	2.250

AB R H RBI BB SO LOB

5	1	2	1	1	0	3
5	3	2	0	1	0	2
4	2	2	0	2	1	4
0	0	0	0	0	0	0
6	1	1	2	0	1	6
2	0	2	5	0	0	0
4	0	1	1	0	0	1
4	1	3	0	1	0	1
4	0	1	0	1	1	3
4	1	2	0	1	1	3
3	2	1	1	2	0	2

AB	41
R	11
H	17
RBI	10
BB	9
SO	4
LOB	25



WP	HR	S	P	ERA	WHIP
3	0	12	12	4.50	2.000

**Kansas City Royals @ California Angels**  
**Anaheim Stadium, Anaheim, CA**  
 Wed Sep 10 1969, 10:05 PM EDT  
 Att. 6,009 - Unknown

livebaseballscorecards.com



Batter	1	2	3	4	5	6	7	8	9	AB R H RBI BB SO LOB	TOP																						
Joe Keough, L (1, 8) OBP: 0.266, SLG: 0.209	0-0 E3 S		4-0 BB		0-0 E4 2B			0-3 K		3 0 0 0 1 1 0																							
Mike Fiore, L (1, 3) OBP: 0.418, SLG: 0.424	0-3 K		0-0 G4-3		0-0 2B			0-0 P3		4 0 1 0 0 1 2																							
Ed Kirkpatrick, L (1, 7) OBP: 0.340, SLG: 0.398	0-0 P6 1-2			0-0 HR		0-0 HR		0-0 F9		4 2 2 2 0 0 1																							
Joe Foy, R (1, 5) OBP: 0.360, SLG: 0.368	0-0 F7			0-0 F2		0-0 G5-3			0-0 SH5-3 1B	4 1 1 0 0 0 1																							
Bob Oliver, R (1, 9) OBP: 0.295, SLG: 0.402		0-3 K		0-0 E5 CS		0-3 K		0-0 SH5-3		3 0 0 0 0 2 0																							
Jerry Adair, R (1, 4) OBP: 0.279, SLG: 0.296		0-3 K		0-0 1B		0-3 K		0-0 1B		4 0 2 1 0 2 0																							
Ellie Rodriguez, R (1, 2) OBP: 0.339, SLG: 0.306			0-0 G6-3		0-0 P4		0-0 F9		0-0 F9	4 0 0 0 0 0 2																							
Jackie Hernandez, R (1, 6) OBP: 0.283, SLG: 0.290			0-3 K		0-0 F8		0-3 K		0-0 1B	4 0 1 0 0 2 0																							
Wally Bunker, R (1, 1) OBP: 0.167, SLG: 0.159			0-0 G5-3		0-3 K		0-3 K		0-0 G6-3	4 0 0 0 0 2 2																							
<b>Inning Stats</b>	R: 0 E: 1 K: 1 S: 6	H: 0 LOB: 1 BB: 0 P: 6	R: 0 E: 0 K: 2 S: 7	H: 0 LOB: 0 BB: 0 P: 7	R: 0 E: 0 K: 1 S: 5	H: 0 LOB: 1 BB: 1 P: 9	R: 1 E: 1 K: 0 S: 5	H: 2 LOB: 1 BB: 0 P: 5	R: 0 E: 1 K: 1 S: 6	H: 1 LOB: 2 BB: 0 P: 6	R: 1 E: 0 K: 2 S: 8	H: 1 LOB: 0 BB: 0 P: 8	R: 0 E: 0 K: 2 S: 7	H: 0 LOB: 0 BB: 0 P: 7	R: 0 E: 0 K: 1 S: 5	H: 0 LOB: 0 BB: 0 P: 5	R: 1 E: 0 K: 0 S: 6	H: 3 LOB: 2 BB: 0 P: 6	1B: 4 2B: 1 3B: 0 HR: 2	SF: 0 SAC: 1 DP: 0 HBP: 0	WP: 0 PB: 0 SB: 2 CS: 1	PA: 36											
<b>PITCHER</b> Jim McGlothlin, R (1, 1) ERA: 3.03 Steve Kealey, R (9, 1) ERA: 4.5	IP 8.0	WLS L	BF 30	H 4	R 2	ER 2	SO 10	BB 1	IBB 0	HBP 0	BLK 0	WP 0	HR 2	S 49	P 53	ERA 2.25	WHIP 0.625																
											<b>PITCHER</b>	IP	WLS	BF	H	R	ER	SO	BB	IBB	HBP	BLK	WP	HR	S	P	ERA	WHIP					

**Kansas City Royals @ California Angels**  
 Anaheim Stadium, Anaheim, CA  
 Thu Sep 11 1969, 6:33 AM EDT  
 Att. 4,970 - Unknown

AB	34
R	3
H	7
RBI	3
BB	1
SO	10
LOB	8



Batter	1	2	3	4	5	6	7	8	9	AB	R	H	RBI	BB	SO	LOB
Sandy Alomar Sr., S OBP: 0.294, SLG: 0.279 Bubba Morton, R OBP: 0.364, SLG: 0.451 Marty Perez, R (9, 4)	4-0 G3-6-1 BB		0-0 F7			0-0 G4-3		0-0 P4		2	0	0	0	1	0	0
Jim Spencer, L OBP: 0.303, SLG: 0.369 (1, 3)	0-0 G3-6-1 1-2f		0-0 F9			0-0 F9			0-0 G1-3	4	0	0	0	0	0	1
Jim Fregosi, R OBP: 0.353, SLG: 0.374 (1, 6)	4-0 E BB				0-0 P6				0-0 P6	3	0	0	0	1	1	0
Jay Johnstone, L OBP: 0.308, SLG: 0.369 (1, 8)	0-0 E3 1-2				0-0 F7				0-0 F9	4	0	1	0	0	0	1
Rick Reichardt, R OBP: 0.320, SLG: 0.377 (1, 7)	0-0 G4-3				1-0 HBP					2	0	0	0	0	0	3
Bill Voss, L OBP: 0.321, SLG: 0.332 (1, 9)			0-0 F7			0-0 F8				3	0	0	0	0	0	1
Aurelio Rodriguez, R OBP: 0.282, SLG: 0.312 (1, 5)			0-0 G1-3			0-0 G4-3				3	0	0	0	0	1	0
Buck Rodgers, S OBP: 0.267, SLG: 0.200 Randy Brown, L (8, PH) (9, 2)			0-0 G4-3			0-0 F9				2	0	0	0	0	0	0
Jim McGlothlin, R OBP: 0.161, SLG: 0.167 Roger Repoz, L OBP: 0.254, SLG: 0.274 Steve Kealey, R (9, 1)			0-0 P3			0-0 F7				2	0	0	0	0	0	0

<b>Inning Stats</b>	R: 0 E: 1 K: 0 S: 3	H: 0 LOB: 2 BB: 2 P: 11	R: 0 E: 0 K: 0 S: 3	H: 0 LOB: 0 BB: 0 P: 3	R: 0 E: 0 K: 0 S: 3	H: 0 LOB: 1 BB: 0 P: 4	R: 0 E: 0 K: 0 S: 3	H: 0 LOB: 0 BB: 0 P: 3	R: 0 E: 0 K: 1 S: 5	H: 0 LOB: 0 BB: 0 P: 5	R: 0 E: 0 K: 0 S: 3	H: 1 LOB: 0 BB: 0 P: 3	R: 0 E: 1 K: 1 S: 6	H: 0 LOB: 1 BB: 0 P: 6	R: 0 E: 0 K: 0 S: 3	H: 0 LOB: 0 BB: 0 P: 3	1B: 1 2B: 0 3B: 0 HR: 0	SF: 0 SAC: 0 DP: 2 HBP: 1	WP: 0 PB: 0 SB: 0 CS: 0	PA: 31
---------------------	------------------------------	----------------------------------	------------------------------	---------------------------------	------------------------------	---------------------------------	------------------------------	---------------------------------	------------------------------	---------------------------------	------------------------------	---------------------------------	------------------------------	---------------------------------	------------------------------	---------------------------------	----------------------------------	------------------------------------	----------------------------------	--------

<b>PITCHER</b> Wally Bunker, R ERA: 3.2 (1, 1)	IP 9.0	WLS W	BF 31	H 1	R 0	ER 0	SO 2	BB 2	IBB 0	HBP 1	BLK 0	WP 0	HR 0	S 32	P 41	ERA 0.00	WHIP 0.333	<b>PITCHER</b>	IP 9.0	WLS W	BF 31	H 1	R 0	ER 0	SO 2	BB 2	IBB 0	HBP 1	BLK 0	WP 0	HR 0	S 32	P 41	ERA 0.00	WHIP 0.333
---	-----------	----------	----------	--------	--------	---------	---------	---------	----------	----------	----------	---------	---------	---------	---------	-------------	---------------	----------------	-----------	----------	----------	--------	--------	---------	---------	---------	----------	----------	----------	---------	---------	---------	---------	-------------	---------------

**BOTTOM**

**Kansas City Royals @ California Angels**  
Anaheim Stadium, Anaheim, CA  
Thu Sep 11 1969, 6:33 AM EDT  
Att. 4,970 - Unknown

livebaseballscores.com

<b>AB</b>	<b>28</b>
<b>R</b>	<b>0</b>
<b>H</b>	<b>1</b>
<b>RBI</b>	<b>0</b>
<b>BB</b>	<b>2</b>
<b>SO</b>	<b>2</b>
<b>LOB</b>	<b>7</b>





Batter	1	2	3	4	5	6	7	8	9	AB R H RBI BB SO LOB	TOP									
Pat Kelly, L (1, 9) OBP: 0.354, SLG: 0.403	0-0 B1-3		0-0 F7		0-0 G4-3			0-3 K		4 0 0 0 0 1 1										
Mike Fiore, L (1, 3) OBP: 0.414, SLG: 0.419	0-0 P4		0-3 K		0-0 P4			0-0 FC4-6		4 0 0 0 0 1 1										
Ed Kirkpatrick, L (1, 8) OBP: 0.342, SLG: 0.399	0-0 1B			0-0 1B		0-0 G3-1		0-3 K		4 0 2 0 0 1 1										
Joe Foy, R (1, 5) OBP: 0.361, SLG: 0.369	0-0 1B			0-0 1B		0-0 F9			0-0 F9	4 0 2 0 0 0 0										
Lou Piniella, R (1, 7) OBP: 0.325, SLG: 0.426	0-0 G6-3			0-0 FC5-2		0-0 L8			0-0 1B	4 0 1 0 0 0 4										
Jerry Adair, R (1, 4) OBP: 0.276, SLG: 0.293		0-3 K		0-3 K		0-0 L8			0-0 G4-6-3	4 0 0 0 0 2 3										
Elie Rodriguez, R (1, 2) OBP: 0.339, SLG: 0.304		0-0 L8		4-0 BB		0-0 G4-3				2 0 0 0 1 0 0										
Jackie Hernandez, R (1, 6) OBP: 0.281, SLG: 0.288		0-0 G4-3		0-0 F8		0-0 F6				3 0 0 0 0 0 3										
Jim Rooker, R (1, 1) OBP: 0.327, SLG: 0.600			0-3 K		0-0 F9			0-0 1B		3 0 1 0 0 1 0										
<b>Inning Stats</b>	R: 0 E: 0 K: 0 S: 5	H: 2 LOB: 2 BB: 0 P: 5	R: 0 E: 0 K: 1 S: 5	H: 0 LOB: 0 BB: 0 P: 5	R: 0 E: 0 K: 2 S: 7	H: 0 LOB: 0 BB: 0 P: 7	R: 0 E: 0 K: 1 S: 7	H: 2 LOB: 3 BB: 1 P: 11	R: 0 E: 0 K: 0 S: 3	H: 0 LOB: 0 BB: 0 P: 3	R: 0 E: 0 K: 0 S: 3	H: 0 LOB: 0 BB: 0 P: 3	R: 0 E: 0 K: 2 S: 8	H: 1 LOB: 1 BB: 0 P: 8	R: 0 E: 0 K: 0 S: 3	H: 1 LOB: 0 BB: 0 P: 3	1B: 6 2B: 0 3B: 0 HR: 0	SF: 0 SAC: 0 DP: 1 HBP: 0	WP: 0 PB: 0 SB: 0 CS: 0	PA: 33
<b>PITCHER</b> Jim Perry, R (1, 1) ERA: 2.93	IP: 9.0 WLS: W BF: 33 H: 6 R: 0 ER: 0 SO: 6 BB: 1 IBB: 0 HBP: 0 BLK: 0 WP: 0 HR: 0 S: 44 P: 48 ERA: 0.00 WHIP: 0.778																			

**Kansas City Royals @ Minnesota Twins**  
Metropolitan Stadium, Bloomington, MI

Fri Sep 12 1969, 8:05 PM EDT  
Att. 13,366 - Unknown - 76 F

[livebaseballscorecards.com](http://livebaseballscorecards.com)

AB	32
R	0
H	6
RBI	0
BB	1
SO	6
LOB	13



Batter	1	2	3	4	5	6	7	8	9
Cesar Tovar, R OBP: 0.335, SLG: 0.410 (1, 8)	0-0 HR		0-0 E6		4-0 BB		0-0 G5-3		
Rod Carew, L OBP: 0.391, SLG: 0.477 (1, 4)	0-0 G4-3		0-0 4-3		0-0 F8			0-0 G3	
Harmon Killebrew, R OBP: 0.423, SLG: 0.579 (1, 3) Herman Hill, L (8, PR) Rich Reese, L (9, 3) OBP: 0.366, SLG: 0.525	0-0 G1-6-3			4-0 HR BB		0-0 1B S FC1-2-5 1B		4-0 FC6-4 BB	
Tony Oliva, L OBP: 0.365, SLG: 0.509 (1, 9)	0-0 P6			0-0 F8		0-3 K		0-0 FC6-4	
Bob Allison, R OBP: 0.337, SLG: 0.411 (1, 7) Ted Uhlaender, L OBP: 0.333, SLG: 0.356 (9, 7)		0-3 K		0-0 HR		0-0 WP FC1-2-5 1B		0-0 F8	
Leo Cardenas, R OBP: 0.353, SLG: 0.385 (1, 6)		0-0 G6-3		0-3 K		0-0 FC1-2-5 WP			
Rick Renick, R OBP: 0.307, SLG: 0.333 (1, 5) Frank Quilici, R OBP: 0.252, SLG: 0.282 (7, 5)		0-3 K		0-3 K		0-3 K			
George Mitterwald, R OBP: 0.328, SLG: 0.362 (1, 2)			0-3 K		0-0 G3-1		0-0 G3-1		
Jim Perry, S OBP: 0.214, SLG: 0.215 (1, 1)			0-0 4-3		0-3 K		0-0 P6		

Inning Stats	R: 1	H: 1	E: 0	LOB: 0	K: 0	BB: 0	S: 4	P: 4	R: 0	H: 0	E: 0	LOB: 0	K: 2	BB: 0	S: 7	P: 7	R: 0	H: 0	E: 2	LOB: 1	K: 1	BB: 0	S: 6	P: 6	R: 2	H: 1	E: 0	LOB: 0	K: 2	BB: 1	S: 8	P: 12	R: 0	H: 0	E: 0	LOB: 1	K: 1	BB: 1	S: 5	P: 9	R: 0	H: 2	E: 0	LOB: 2	K: 2	BB: 0	S: 9	P: 9	R: 0	H: 0	E: 0	LOB: 0	K: 0	BB: 0	S: 3	P: 3	R: 0	H: 0	E: 0	LOB: 1	K: 0	BB: 1	S: 3	P: 7
--------------	------	------	------	--------	------	-------	------	------	------	------	------	--------	------	-------	------	------	------	------	------	--------	------	-------	------	------	------	------	------	--------	------	-------	------	-------	------	------	------	--------	------	-------	------	------	------	------	------	--------	------	-------	------	------	------	------	------	--------	------	-------	------	------	------	------	------	--------	------	-------	------	------

PITCHER	IP	WLS	BF	H	R	ER	SO	BB	IBB	HBP	BLK	WP	HR	S	P	ERA	WHIP
Jim Rooker, L ERA: 3.83 (1, 1)	8.0	L	32	4	3	3	8	3	0	0	0	1	2	45	57	3.38	0.875

AB R H RBI BB SO LOB

3	1	1	1	1	0	0
4	0	0	0	0	0	2
2	1	1	0	2	0	0
0	0	0	0	0	0	0
0	0	0	0	0	0	0
4	0	0	0	0	1	3
4	1	2	2	0	1	1
0	0	0	0	0	0	0
3	0	0	0	0	1	2
3	0	0	0	0	3	2
0	0	0	0	0	0	0
3	0	0	0	0	1	0
3	0	0	0	0	1	0

AB	29
R	3
H	4
RBI	3
BB	3
SO	8
LOB	10



WP	PA	ERA	WHIP
1	32		

**Kansas City Royals @ Minnesota Twins**  
Metropolitan Stadium, Bloomington, MI

livebaseballscorecards.com

Fri Sep 12 1969, 8:05 PM EDT  
Att: 13,366 - Unknown - 76 F



Batter	1	2	3	4	5	6	7	8	9	AB R H RBI BB SO LOB	TOP
Pat Kelly, L (1, 9) OBP: 0.353, SLG: 0.399	4-0 G3-6-3 BB		0-3 K			0-0 G4-3			0-3 K	3 0 0 0 1 2 0	
Mike Fiore, L (1, 3) OBP: 0.412, SLG: 0.423	0-0 G3-6-3 1-2f			0-3 K		0-0 L8			0-0 1B 3B	4 1 1 0 0 1 1	
Ed Kirkpatrick, L (1, 8) OBP: 0.344, SLG: 0.401	0-0 G3			0-0 FC5-4 1B		0-0 G3-1			0-0 1B	4 0 2 1 0 0 0	
Joe Foy, R (1, 5) OBP: 0.358, SLG: 0.366		0-0 L9		0-0 FC5-4 FC5 HBP 1-2f		0-0 F7			0-0 F7 3-H	4 0 0 0 0 0 2	
Lou Piniella, R (1, 7) OBP: 0.326, SLG: 0.425		0-0 1B		1-0 HBP 1-2		0-0 P3			0-0 G5-3	3 0 1 0 0 0 1	
Luis Alcaraz, R (1, 4) OBP: 0.308, SLG: 0.217		0-0 F9		0-0 FC5 2-3f		0-0 G5-3				3 0 0 0 0 0 3	
Buck Martinez, R (1, 2) OBP: 0.264, SLG: 0.349		0-0 G6-3			0-0 F7			0-0 P4		3 0 0 0 0 0 1	
Jackie Hernandez, R (1, 6) OBP: 0.280, SLG: 0.286			0-0 G6-3		0-0 L7			0-0 G3		3 0 0 0 0 0 0	
Roger Nelson, R (1, 1) OBP: 0.164, SLG: 0.172			0-0 G4-3		0-3 K			0-0 L7		0 0 0 0 0 0 0	
Mike Hedlund, R (2, 1) OBP: 0.192, SLG: 0.192										2 0 0 0 0 1 0	
Chuck Harrison, R (8, PH) OBP: 0.274, SLG: 0.287										1 0 0 0 0 0 0	
Moe Drabowsky, R (8, 1) OBP: 0.308, SLG: 0.385										0 0 0 0 0 0 0	
<b>Inning Stats</b>	R: 0 E: 0 K: 0 S: 2 H: 0 LOB: 0 BB: 1 P: 6	R: 0 E: 0 K: 0 S: 4 H: 1 LOB: 1 BB: 0 P: 4	R: 0 E: 0 K: 1 S: 5 H: 0 LOB: 0 BB: 0 P: 5	R: 0 E: 0 K: 1 S: 6 H: 1 LOB: 2 BB: 0 P: 7	R: 0 E: 0 K: 1 S: 5 H: 0 LOB: 0 BB: 0 P: 5	R: 0 E: 0 K: 0 S: 3 H: 0 LOB: 0 BB: 0 P: 3	R: 0 E: 0 K: 0 S: 3 H: 0 LOB: 0 BB: 0 P: 3	R: 0 E: 0 K: 0 S: 3 H: 0 LOB: 0 BB: 0 P: 3	R: 1 E: 0 K: 1 S: 7 H: 2 LOB: 1 BB: 0 P: 7	1B: 3 2B: 0 3B: 1 HR: 0 SF: 0 SAC: 0 DP: 1 HBP: 1	WP: 0 PB: 0 SB: 0 CS: 0 PA: 32
<b>PITCHER</b> Dean Chance, R (1, 1) ERA: 2.81	IP: 9.0 WLS: L BF: 32 H: 4 R: 1 ER: 1 SO: 4 BB: 1 IBB: 0 HBP: 1 BLK: 0 WP: 0 HR: 0 S: 38 P: 43 ERA: 1.00 WHIP: 0.556										

**Kansas City Royals @ Minnesota Twins**  
Metropolitan Stadium, Bloomington, MI

AB	30
R	1
H	4
RBI	1
BB	1
SO	4
LOB	8



Sat Sep 13 1969, 4:33 AM EDT  
Att. 15,372 - Unknown - 83 F

livebaseballscorecards.com

Batter	1	2	3	4	5	6	7	8	9	AB	R	H	RBI	BB	SO	LOB
Ted Uhlaender, L (1, 8) OBP: 0.330, SLG: 0.353	0-0 L6		0-0 G6-3		0-3 K			0-0 G4-3		4	0	0	0	0	1	2
Rod Carew, L (1, 4) OBP: 0.392, SLG: 0.475	4-0 G4-6-3 BB		4-0 BB		0-0 G3			0-0 F7		2	0	0	0	2	0	1
Tony Oliva, L (1, 9) OBP: 0.362, SLG: 0.505	0-0 G4-6-3 1-2f		0-0 F7				0-0 G4-3		0-0 F9	4	0	0	0	0	0	3
Harmon Killebrew, R (1, 5) OBP: 0.427, SLG: 0.575		0-3 K		0-0 F7		4-0 BB			0-0 F8	3	0	0	0	1	1	0
Rich Reese, L (1, 3) OBP: 0.365, SLG: 0.521		0-0 G4-3		0-0 L4		0-3 K			4-0 BB BB	3	0	0	0	1	1	1
Cesar Tovar, R (9, PR) OBP: 0.335, SLG: 0.410										0	0	0	0	0	0	0
Graig Nettles, L (1, 7) OBP: 0.322, SLG: 0.387		4-0 BB		4-0 BB		0-3 K			4-0 BB	1	0	0	0	3	1	1
Herman Hill, L (9, PR)									1-2 BB	0	0	0	0	0	0	0
John Roseboro, L (1, 2) OBP: 0.322, SLG: 0.303		0-3 K		0-3 K				0-0 G4-3		4	0	0	0	0	2	4
Leo Cardenas, R (1, 6) OBP: 0.354, SLG: 0.386			0-0 G6-3 SH1-4 1B		0-0 SH3 1B		0-3 K		0-3 K	4	0	2	0	0	2	2
Dean Chance, R (1, 1) OBP: 0.154, SLG: 0.043			0-0 SH1-4		0-0 SH3		0-3 K			1	0	0	0	0	1	0

**BOTTOM**

**Kansas City Royals @ Minnesota Twins**  
Metropolitan Stadium, Bloomington, MI

Sat Sep 13 1969, 4:33 AM EDT  
Att: 15,372 - Unknown - 83 F

[livebaseballscorecards.com](http://livebaseballscorecards.com)

<b>AB</b>	<b>26</b>
<b>R</b>	<b>0</b>
<b>H</b>	<b>2</b>
<b>RBI</b>	<b>0</b>
<b>BB</b>	<b>7</b>
<b>SO</b>	<b>9</b>
<b>LOB</b>	<b>14</b>



Inning Stats	R: 0	H: 0	E: 0	K: 0	S: 2	R: 0	H: 0	E: 0	K: 2	S: 7	R: 0	H: 1	E: 0	K: 0	S: 4	R: 0	H: 0	E: 0	K: 1	S: 5	R: 0	H: 1	E: 0	K: 1	S: 6	R: 0	H: 0	E: 0	K: 2	S: 7	R: 0	H: 0	E: 0	K: 0	S: 3	R: 0	H: 0	E: 0	K: 1	S: 5	1B: 2	2B: 0	3B: 0	HR: 0	SF: 0	SAC: 2	DP: 1	HBP: 0	WP: 0	PB: 0	SB: 0	CS: 0	PA: 35
--------------	------	------	------	------	------	------	------	------	------	------	------	------	------	------	------	------	------	------	------	------	------	------	------	------	------	------	------	------	------	------	------	------	------	------	------	------	------	------	------	------	-------	-------	-------	-------	-------	--------	-------	--------	-------	-------	-------	-------	--------

PITCHER	IP	WLS	BF	H	R	ER	SO	BB	IBB	HBP	BLK	WP	HR	S	P	ERA	WHIP
Roger Nelson, R (1, 1) ERA: 3.31	1.0		3	0	0	0	0	1	0	0	0	0	0	2	6	0.00	1.000
Mike Hedlund, R (2, 1) ERA: 3.45	6.0		24	2	0	0	8	4	0	0	0	0	0	36	52	0.00	1.000
Moe Drabowsky, R (8, 1) ERA: 2.95	2.0	W	8	0	0	0	1	2	0	0	0	0	0	8	16	0.00	1.000



Batter	1	2	3	4	5	6	7	8	9	AB R H RBI BB SO LOB	TOP																	
<b>Scott Northey, R</b> (1, 8) <small>OBP: 0.258, SLG: 0.179</small>	0-3 K		4-0 BB 1-2	0-3 K			0-3 K		0-3 K	4 0 0 0 1 4 4																		
<b>Luis Alcaraz, R</b> (1, 4) <small>OBP: 0.300, SLG: 0.333</small>	0-0 HR		0-0 F9		0-0 G5-3			0-0 G6-3		4 1 1 1 0 0 2																		
<b>Fred Rico, R</b> (1, 9) <small>OBP: 0.533, SLG: 0.300</small> <b>Ed Kirkpatrick, L</b> (8, PH) <small>OBP: 0.343, SLG: 0.399</small>	0-0 P6		4-0 BB 1-2 2-3		0-3 K			0-0 L9		2 0 0 0 1 1 0 1 0 0 0 0 0 0																		
<b>Joe Foy, R</b> (1, 5) <small>OBP: 0.355, SLG: 0.363</small>	0-0 L5-3		0-0 G5-3		0-0 G1-6-3			0-0 G5-3		4 0 0 0 0 0 3																		
<b>Lou Piniella, R</b> (1, 7) <small>OBP: 0.326, SLG: 0.422</small> <b>George Spriggs, L</b> (9, PR) <small>OBP: 0.258, SLG: 0.296</small> <b>Joe Keough, L</b> (9, 9) <small>OBP: 0.266, SLG: 0.209</small>		0-0 G4-3		0-0 G5-3		0-0 F8		4-0 2B BB		3 0 0 0 1 0 0 0 1 0 0 0 0 0 0 0 0 0 0 0 0																		
<b>Chuck Harrison, R</b> (1, 3) <small>OBP: 0.274, SLG: 0.293</small> <b>Mike Fiore, L</b> (9, PH) <small>OBP: 0.412, SLG: 0.423</small> <b>Hawk Taylor, R</b> (9, PH) <small>OBP: 0.319, SLG: 0.437</small> <b>Bob Oliver, R</b> (9, PR) <small>OBP: 0.295, SLG: 0.402</small>		0-0 L7		0-0 1B 2B		0-3 K		0-0 SH3-4 1-H 1B 2B		3 1 1 0 0 1 0 0 0 0 0 0 0 0 1 0 1 1 0 0 0 0 1 0 0 0 0 0																		
<b>Ellie Rodriguez, R</b> (1, 2) <small>OBP: 0.339, SLG: 0.302</small>		0-0 F7		4-0 1B IBB		0-0 L9		0-0 SH3-4		2 0 0 0 1 0 0																		
<b>Jackie Hernandez, R</b> (1, 6) <small>OBP: 0.280, SLG: 0.287</small> <b>Jerry Adair, R</b> (9, PH) <small>OBP: 0.278, SLG: 0.294</small> <b>Juan Rios, R</b> (9, PR) <small>OBP: 0.261, SLG: 0.278</small>			0-0 F9	0-0 1-2 2-H 1B		0-0 G4-3		0-0 CS 1B		3 0 1 1 0 0 0 1 0 1 1 0 0 0 0 0 0 0 0 0 0																		
<b>Dick Drago, R</b> (1, 1) <small>OBP: 0.109, SLG: 0.070</small>			0-0 BB BB 1B	0-3 K		0-0 L5-3		4-0 BB 1-2		3 0 1 0 1 1 2																		
<b>Inning Stats</b>	R: 1 E: 0 K: 1 S: 6	H: 1 LOB: 0 BB: 0 P: 6	R: 0 E: 0 K: 0 S: 3	H: 0 LOB: 0 BB: 0 P: 3	R: 0 E: 0 K: 0 S: 4	H: 1 LOB: 3 BB: 2 P: 12	R: 1 E: 0 K: 2 S: 9	H: 2 LOB: 2 BB: 1 P: 13	R: 0 E: 0 K: 1 S: 5	H: 0 LOB: 0 BB: 0 P: 5	R: 0 E: 0 K: 1 S: 5	H: 0 LOB: 0 BB: 0 P: 5	R: 0 E: 0 K: 1 S: 3	H: 0 LOB: 0 BB: 0 P: 3	R: 2 E: 0 K: 1 S: 6	H: 2 LOB: 2 BB: 2 P: 14	1B: 3 2B: 2 3B: 0 HR: 1	SF: 0 SAC: 1 DP: 0 HBP: 0	WP: 0 PB: 0 SB: 0 CS: 1	PA: 37								
<b>PITCHER</b>	IP WLS BF H R ER SO BB IBB HBP BLK WP HR S P ERA WHIP																											
<b>Tom Hall, L</b> (1, 1) <small>ERA: 3.14</small>	3.1		17	4	2	2	1	2	1	0	0	0	1	16	28	5.40	1.800											
<b>Bob Miller, R</b> (4, 1) <small>ERA: 3.05</small>	4.2		15	0	1	1	5	1	0	0	0	0	0	24	28	1.93	0.214											
<b>Ron Perranoski, L</b> (9, 1) <small>ERA: 2.22</small>	1.0	L	5	2	1	1	1	1	0	0	0	0	0	6	10	9.00	3.000											

**Kansas City Royals @ Minnesota Twins**  
 Metropolitan Stadium, Bloomington, MI

Sun Sep 14 1969, 4:33 AM EDT  
 Att. 18,308 - Unknown - 82 F

**AB** 31  
**R** 4  
**H** 6  
**RBI** 4  
**BB** 5  
**SO** 7  
**LOB** 11







Batter	1	2	3	4	5	6	7	8	9	AB R H RBI BB SO LOB	TOP											
Tommy Harper, R (1, 5) OBP: 0.351, SLG: 0.313	0-0 F3		0-3 K		0-0 1B			0-0 SH3-4		3 0 1 0 0 1 0												
John Donaldson, L (1, 4) OBP: 0.318, SLG: 0.279	0-0 4-3			0-0 F8	0-0 1B			0-0 F9		4 0 1 1 0 0 1												
Wayne Comer, R (1, 9) OBP: 0.359, SLG: 0.384	0-3 K			4-0 E		0-0 4-3		0-0 1B		3 1 1 1 1 1 0												
Steve Hovley, L (1, 8) OBP: 0.358, SLG: 0.387		0-0 F9		0-0 4-3		0-0 L4		0-0 F7		4 0 0 0 0 0 2												
Danny Walton, R (1, 7) OBP: 0.270, SLG: 0.343				0-0 E5		0-0 F3			0-0 5-3	4 0 1 0 0 0 0												
Steve Whitaker, L (9, 7) OBP: 0.344, SLG: 0.407				2-H						0 0 0 0 0 0 0												
Don Mincher, L (1, 3) OBP: 0.364, SLG: 0.446		0-0 F8		0-0 F6			0-0 F8		0-0 F5	4 0 0 0 0 0 2												
Jerry McNertney, R (1, 2) OBP: 0.293, SLG: 0.364		0-0 F6			0-0 L7		0-0 F7		0-3 K	4 0 0 0 0 1 1												
Ray Oyler, R (1, 6) OBP: 0.261, SLG: 0.269			0-3 K		0-0 1B		0-0 F7			3 1 1 0 0 1 0												
Gene Brabender, R (1, 1) OBP: 0.164, SLG: 0.185			0-3 K		0-3 K			0-0 SH3-4		3 1 1 0 0 2 1												
Diego Segui, R (8, 1) OBP: 0.207, SLG: 0.148										0 0 0 0 0 0 0												
<b>Inning Stats</b>	R: 0 E: 0 K: 1 S: 5	H: 0 LOB: 0 BB: 0 P: 5	R: 0 E: 0 K: 0 S: 4	H: 1 LOB: 1 BB: 0 P: 4	R: 0 E: 0 K: 3 S: 9	H: 0 LOB: 0 BB: 0 P: 9	R: 1 E: 1 K: 0 S: 4	H: 0 LOB: 1 BB: 1 P: 8	R: 1 E: 0 K: 1 S: 7	H: 3 LOB: 2 BB: 0 P: 7	R: 0 E: 0 K: 0 S: 3	H: 0 LOB: 0 BB: 0 P: 3	R: 0 E: 0 K: 0 S: 3	H: 0 LOB: 0 BB: 0 P: 3	R: 1 E: 0 K: 0 S: 5	H: 2 LOB: 1 BB: 0 P: 5	R: 0 E: 0 K: 1 S: 5	H: 0 LOB: 0 BB: 0 P: 5	1B: 6 2B: 0 3B: 0 HR: 0	SF: 0 SAC: 1 DP: 0 HBP: 0	WP: 0 PB: 0 SB: 0 CS: 0	PA: 34
<b>PITCHER</b>	IP WLS BF H R ER SO BB IBB HBP BLK WP HR S P ERA WHIP																					
Jerry Cram, R (1, 1) ERA: 2.77	7.0 L 26 4 2 1 5 1 0 0 0 0 0 0 35 39 1.29 0.714																					
Al Fitzmorris, R (8, 1) ERA: 4.76	2.0 8 2 1 1 1 0 0 0 0 0 0 0 10 10 4.50 1.000																					

Seattle Pilots @ Kansas City Royals  
Municipal Stadium, Kansas City, MO

Mon Sep 15 1969, 8:05 PM EDT  
Att: 7,238 - Unknown - 75 F

livebaseballscorecards.com

AB	32
R	3
H	6
RBI	2
BB	1
SO	6
LOB	7



Batter	1	2	3	4	5	6	7	8	9	AB R H RBI BB SO LOB
Pat Kelly, L (1, 9) OBP: 0.357, SLG: 0.404	0-0 E BB WP 1B		0-0 4-3		0-0 2B			4-0 2B BB		3 2 2 0 1 0 0
Mike Fiore, L (1, 3) OBP: 0.410, SLG: 0.419	4-0 E 1-2 BB		0-0 F7		0-0 F9			0-3 K		3 0 0 0 1 1 2
Ed Kirkpatrick, L (1, 8) OBP: 0.345, SLG: 0.404	0-3 K 1-2 2-H		0-0 S 1B		0-0 4-1			0-0 3-1 1-H 2B		4 0 2 1 0 1 2
Joe Foy, R (1, 5) OBP: 0.355, SLG: 0.361	0-0 L4		4-0 1-2 BB		0-3 K			0-0 3-1 2-3		3 0 0 0 1 1 2
Joe Keough, L (1, 7) OBP: 0.261, SLG: 0.205 Hawk Taylor, R (8, PH) OBP: 0.316, SLG: 0.432 Bob Oliver, R (9, 7) OBP: 0.295, SLG: 0.402	0-0 F5		0-0 1-3		0-0 1-3			0-0 6-3		3 0 0 0 0 0 3 1 0 0 0 0 0 1 0 0 0 0 0 0 0
Luis Alcaraz, R (1, 4) OBP: 0.265, SLG: 0.290		0-0 6-3		0-0 F7		0-0 F9		0-0 1-3		4 0 0 0 0 0 0
Elie Rodriguez, R (1, 2) OBP: 0.337, SLG: 0.299 George Spriggs, L (7, PH) OBP: 0.250, SLG: 0.286 Juan Rios, R (8, 6) OBP: 0.261, SLG: 0.278 Jerry Adair, R (9, PH) OBP: 0.278, SLG: 0.294		0-0 F4		0-0 F9		0-0 6-3		0-3 K		2 0 0 0 0 0 0 1 0 0 0 0 0 0 0 0 0 0 0 0 0 1 0 0 0 0 1 0
Jackie Hernandez, R (1, 6) OBP: 0.281, SLG: 0.286 Billy Harris, L (7, PH) OBP: 0.333, SLG: 0.500 Al Fitzmorris, S (8, 1) Lou Piniella, R (9, PH) OBP: 0.325, SLG: 0.421		4-0 BB		0-0 L8		0-0 6-3		0-0 F8		1 0 0 0 1 0 0 1 0 0 0 0 0 0 0 0 0 0 0 0 0 1 0 0 0 0 0 0
Jerry Cram, R (1, 1) OBP: 0.262, SLG: 0.347	0-0 F8				0-3 K		0-0 2-3			2 0 0 0 0 1 1 1 0 0 0 0 0 0

Inning Stats	R: 1 E: 1 K: 1 S: 6	H: 1 LOB: 1 BB: 1 P: 10	R: 0 E: 0 K: 0 S: 3	H: 0 LOB: 1 BB: 1 P: 7	R: 0 E: 0 K: 0 S: 4	H: 1 LOB: 2 BB: 1 P: 8	R: 0 E: 0 K: 0 S: 3	H: 0 LOB: 0 BB: 0 P: 3	R: 0 E: 0 K: 1 S: 6	H: 1 LOB: 1 BB: 0 P: 6	R: 0 E: 0 K: 1 S: 5	H: 0 LOB: 0 BB: 0 P: 5	R: 0 E: 0 K: 0 S: 3	H: 0 LOB: 0 BB: 0 P: 3	R: 1 E: 0 K: 1 S: 6	H: 1 LOB: 1 BB: 1 P: 10	R: 0 E: 0 K: 1 S: 5	H: 0 LOB: 0 BB: 0 P: 5	1B: 2 2B: 2 3B: 0 HR: 0	SF: 0 SAC: 0 DP: 0 HBP: 0	WP: 1 PB: 0 SB: 1 CS: 0	PA: 35 ERA WHIP
PITCHER	IP	WLS	BF	H	R	ER	SO	BB	IBB	HBP	BLK	WP	HR	S	P	ERA	WHIP					
Gene Brabender, R (1, 1) ERA: 4.26	7.0	W	28	3	2	1	3	4	0	0	0	1	0	30	46	1.29	1.000					
Diego Segui, R (8, 1) ERA: 3.48	2.0	S	7	1	0	0	2	0	0	0	0	0	0	11	11	0.00	0.500					

**BOTTOM**

**Seattle Pilots @ Kansas City Royals**  
Municipal Stadium, Kansas City, MO

Mon Sep 15 1969, 8:05 PM EDT  
Att. 7,238 - Unknown - 75 F

livebaseballscorecards.com

<b>AB</b>	<b>31</b>
<b>R</b>	<b>2</b>
<b>H</b>	<b>4</b>
<b>RBI</b>	<b>1</b>
<b>BB</b>	<b>4</b>
<b>SO</b>	<b>5</b>
<b>LOB</b>	<b>11</b>





Batter	1	2	3	4	5	6	7	8	9	AB R H RBI BB SO LOB	TOP																			
Tommy Harper, R (1, 5) OBP: 0.348, SLG: 0.310	0-0 F9		0-0 1-3		0-0 G1-6-3			0-0 L4		4 0 0 0 0 0 2																				
John Donaldson, L (1, 4) OBP: 0.315, SLG: 0.275	0-0 4-3		0-0 F4			0-0		0-0 L4		4 0 0 0 0 0 1																				
Wayne Comer, R (1, 9) OBP: 0.357, SLG: 0.380	0-0 E5 FC		0-3 K			0-0			0-0 F9	4 0 0 0 0 1 0																				
Steve Hovley, L (1, 8) OBP: 0.357, SLG: 0.385	0-0 FC 1-2f			0-0 HBP 1B		0-0			0-0 F7	4 0 1 0 0 0 1																				
Danny Walton, R (1, 7) OBP: 0.269, SLG: 0.329		0-0 F6		1-0 FC5-4 HBP		0-0 6-3			0-0 F7	3 0 0 0 0 0 0																				
Don Mincher, L (1, 3) OBP: 0.364, SLG: 0.444		4-0 1B SF9 BB		0-3 K		0-0 4-3				2 1 0 0 1 1 1																				
Jerry McNertney, R (1, 2) OBP: 0.293, SLG: 0.364		0-0 FC6-4 1B		0-0 FC5-4		0-3 K				3 0 1 0 0 1 1																				
Fred Stanley, R (1, 6) OBP: 0.462, SLG: 0.818		0-0 SF9			0-0 F7			0-0 2B		2 0 1 1 0 0 0																				
Bob Meyer, R (1, 1) OBP: 0.111, SLG: 0.111		0-0 FC6-4			0-0 G1-6-3 1B			0-3 K		3 0 1 0 0 1 2																				
<b>Inning Stats</b>	R: 0 E: 1 K: 0 S: 4	H: 0 LOB: 1 BB: 0 P: 4	R: 1 E: 0 K: 0 S: 4	H: 1 LOB: 1 BB: 1 P: 8	R: 0 E: 0 K: 1 S: 5	H: 0 LOB: 0 BB: 0 P: 5	R: 0 E: 0 K: 1 S: 5	H: 1 LOB: 1 BB: 0 P: 6	R: 0 E: 0 K: 0 S: 3	H: 0 LOB: 0 BB: 0 P: 3	R: 0 E: 0 K: 1 S: 5	H: 0 LOB: 0 BB: 0 P: 5	R: 0 E: 0 K: 1 S: 6	H: 1 LOB: 1 BB: 0 P: 6	R: 0 E: 0 K: 0 S: 3	H: 0 LOB: 0 BB: 0 P: 3	1B: 3 2B: 1 3B: 0 HR: 0	SF: 1 SAC: 0 DP: 1 HBP: 1	WP: 0 PB: 0 SB: 0 CS: 0	PA: 32										
<b>PITCHER</b> Wally Bunker, R (1, 1) ERA: 3.11	IP 9.0	WLS W	BF 32	H 4	R 1	ER 1	SO 4	BB 1	IBB 0	HBP 1	BLK 0	WP 0	HR 0	S 38	P 43	ERA 1.00	WHIP 0.556													
											<b>PITCHER</b>	IP	WLS	BF	H	R	ER	SO	BB	IBB	HBP	BLK	WP	HR	S	P	ERA	WHIP		

Seattle Pilots @ Kansas City Royals  
Municipal Stadium, Kansas City, MO

Tue Sep 16 1969, 8:05 PM EDT  
Att. 7,282 - Unknown - 70 F

livebaseballscorecards.com

AB	29
R	1
H	4
RBI	1
BB	1
SO	4
LOB	8



Batter	1	2	3	4	5	6	7	8	9
Jackie Hernandez, R OBP: 0.281, SLG: 0.284 (1, 6) X	0-0 F8 ①		4-0 CS BB			0-0 FC3-6 ① 1-2f		0-3 K ①	
Scott Northey, R OBP: 0.229, SLG: 0.156 (1, 8) X	0-0 F9 ②		0-3 K ②			0-0 FC6-4 ② 1-2f		0-0 L7 ②	
Luis Alcaraz, R OBP: 0.237, SLG: 0.257 (1, 4) X	0-0 F8 ③		0-0 CS ③ 1-2	0-0 L9 ①		0-0 4-3 ③		0-3 K ③	
Chuck Harrison, R OBP: 0.280, SLG: 0.303 (1, 3)		0-0 PB SF9 2B		0-0 5-3 ②			0-0 B3-4 1B		
Paul Schaal, R OBP: 0.346, SLG: 0.321 (1, 5)		4-0 BB 2-3 BB		0-0 5-3 ③			0-0 B3-4 ① 1-2		
Buck Martinez, R OBP: 0.258, SLG: 0.341 (1, 2)		0-0 F3 ①			0-0 F7 ①		0-0 F4 ②		
Lou Piniella, R OBP: 0.325, SLG: 0.422 (1, 7) X		0-0 SF9 ② 3-H			0-0 G4-6-3 1B		0-0 F9 ③		
Bob Oliver, R OBP: 0.295, SLG: 0.401 (1, 9)		0-0 L8 ③			0-0 G4-6-3 ② ③ 1-2f			0-0 2B 1B	
Wally Bunker, R OBP: 0.188, SLG: 0.185 (1, 1) X			0-0 5-3 ①			4-0 FC3-6 BB		0-0 1-H 2B	

Inning Stats	R: 0 E: 0 K: 0 S: 3	H: 0 LOB: 0 BB: 0 P: 3	R: 1 E: 0 K: 0 S: 4	H: 1 LOB: 1 BB: 1 P: 8	R: 0 E: 0 K: 1 S: 4	H: 0 LOB: 0 BB: 1 P: 8	R: 0 E: 0 K: 0 S: 3	H: 0 LOB: 0 BB: 0 P: 3	R: 0 E: 0 K: 0 S: 3	H: 1 LOB: 0 BB: 0 P: 3	R: 0 E: 0 K: 0 S: 3	H: 0 LOB: 1 BB: 1 P: 7	R: 0 E: 0 K: 0 S: 4	H: 1 LOB: 1 BB: 0 P: 4	R: 1 E: 0 K: 2 S: 9	H: 2 LOB: 1 BB: 0 P: 9
	1B: 3 2B: 2 3B: 0 HR: 0	SF: 1 SAC: 0 DP: 1 HBP: 0	1B: 3 2B: 2 3B: 0 HR: 0	SF: 1 SAC: 0 DP: 1 HBP: 0	1B: 3 2B: 2 3B: 0 HR: 0	SF: 1 SAC: 0 DP: 1 HBP: 0	1B: 3 2B: 2 3B: 0 HR: 0	SF: 1 SAC: 0 DP: 1 HBP: 0	1B: 3 2B: 2 3B: 0 HR: 0	SF: 1 SAC: 0 DP: 1 HBP: 0	1B: 3 2B: 2 3B: 0 HR: 0	SF: 1 SAC: 0 DP: 1 HBP: 0	1B: 3 2B: 2 3B: 0 HR: 0	SF: 1 SAC: 0 DP: 1 HBP: 0	1B: 3 2B: 2 3B: 0 HR: 0	

PITCHER	IP	WLS	BF	H	R	ER	SO	BB	IBB	HBP	BLK	WP	HR	S	P	ERA	WHIP
Bob Meyer, L ERA: 3.04 (1, 1)	8.0	L	30	5	2	1	3	3	0	0	0	0	0	33	45	1.12	1.000

**BOTTOM**

AB R H RBI BB SO LOB

3 0 0 0 1 1 2

4 0 0 0 0 1 3

4 0 0 0 0 1 2

3 1 2 0 0 0 0

2 0 0 0 1 0 1

3 0 0 0 0 0 3

2 0 1 1 0 0 1

3 1 1 0 0 0 2

2 0 1 1 1 0 0

AB 26  
R 2  
H 5  
RBI 2  
BB 3  
SO 3  
LOB 14



WP: 0 PA: 31  
PB: 1  
SB: 0  
CS: 1

**Seattle Pilots @ Kansas City Royals**  
Municipal Stadium, Kansas City, MO

Tue Sep 16 1969, 8:05 PM EDT  
Att. 7,282 - Unknown - 70 F

[livebaseballscorecards.com](http://livebaseballscorecards.com)





BOTTOM

Oakland Athletics @ Kansas City Royals  
Municipal Stadium, Kansas City, MO

Wed Sep 17 1969, 8:05 PM EDT  
Att: 9,999 - Unknown - 73 F

livebaseballscorecards.com

AB	39
R	2
H	9
RBI	1
BB	0
SO	7
LOB	15



Batter	1	2	3	4	5	6	7	8	9	10	AB	R	H	RBI	BB	SO	LOB
Pat Kelly, L (1, 9) OBP: 0.357, SLG: 0.404	K		L7			G6-3 S 1B		FC4-6 1-2f			5	0	2	0	0	1	1
Luis Alcaraz, R (1, 4) OBP: 0.233, SLG: 0.250	K			F9 FC6-4 1B		G6-3 1-3		L8		F7	5	1	1	0	0	1	3
Mike Fiore, L (1, 3) OBP: 0.411, SLG: 0.423 Hawk Taylor, R (10, PH) OBP: 0.313, SLG: 0.427	E4			FC6-4 1B		G3			F9 WP 2B	K	4	1	2	0	0	0	1
Ed Kirkpatrick, L (1, 8) OBP: 0.341, SLG: 0.399	K			F9 2-3			L3-1		B1-3		4	0	0	0	0	1	4
Joe Foy, R (1, 5) OBP: 0.352, SLG: 0.358		F9		FC6-4 CS			G6-3		F9 2-3		4	0	0	1	0	0	2
Lou Piniella, R (1, 7) OBP: 0.327, SLG: 0.422		G6-3		CS 1-2	P6				FC5 1B		4	0	2	0	0	0	0
Buck Martinez, R (1, 2) OBP: 0.258, SLG: 0.339 Moe Drabowsky, R (10, 1) OBP: 0.308, SLG: 0.385			K		F3			F9			4	0	1	0	0	1	1
Jackie Hernandez, R (1, 6) OBP: 0.280, SLG: 0.283 George Spriggs, L (8, PH) OBP: 0.242, SLG: 0.276 Juan Rios, R (9, 6) OBP: 0.260, SLG: 0.277			F8		K			K		FC5 2-3f	2	0	0	0	0	1	0
Jim Rooker, R (1, 1) OBP: 0.327, SLG: 0.585 Ellie Rodriguez, R (10, 2) OBP: 0.337, SLG: 0.299 Chuck Harrison, R (10, PH) OBP: 0.279, SLG: 0.302			G6-3			L8				P4	3	0	1	0	0	0	0

1B: 8	SF: 0	WP: 1	PA: 40
2B: 1	SAC: 0	PB: 0	
3B: 0	DP: 0	SB: 1	
HR: 0	HBP: 0	CS: 1	

IP	WLS	BF	H	R	ER	SO	BB	IBB	HBP	BLK	WP	HR	S	P	ERA	WHIP
9.0	W	35	8	2	2	6	0	0	0	0	1	0	47	47	2.00	0.889
1.0	S	4	1	0	0	1	0	0	0	0	0	0	6	6	0.00	1.000

PITCHER	IP	WLS	BF	H	R	ER	SO	BB	IBB	HBP	BLK	WP	HR	S	P	ERA	WHIP
Catfish Hunter, R (1, 1) ERA: 3.57	9.0	W	35	8	2	2	6	0	0	0	0	1	0	47	47	2.00	0.889
Paul Lindblad, L (10, 1) ERA: 4.16	1.0	S	4	1	0	0	1	0	0	0	0	0	0	6	6	0.00	1.000

Inning	R	H	E	K	S	R	H	E	K	S	R	H	E	K	S	R	H	E	K	S
1	0	0	1	3	10	0	0	0	1	5	0	0	0	0	3	0	0	0	0	4
2	0	0	0	1	5	0	0	0	0	5	0	0	0	0	3	1	0	0	0	4
3	0	0	0	0	3	0	0	0	0	3	0	0	0	0	3	0	0	0	0	4
4	1	2	0	0	4	0	0	0	0	4	0	0	0	0	4	0	0	0	0	4
5	0	0	0	1	5	0	0	0	1	5	0	0	0	0	5	0	0	0	0	5
6	0	1	0	0	4	0	1	0	0	4	0	0	0	0	4	0	1	0	0	4
7	0	1	0	0	4	0	1	0	0	4	0	0	0	0	4	0	1	0	0	4
8	0	1	0	1	6	0	1	0	0	6	0	0	0	0	6	0	1	0	0	6
9	1	3	0	0	6	1	3	0	0	6	0	0	0	0	6	1	3	0	0	6
10	0	1	0	0	6	0	1	0	0	6	0	0	0	0	6	0	1	0	0	6

PITCHER	IP	WLS	BF	H	R	ER	SO	BB	IBB	HBP	BLK	WP	HR	S	P	ERA	WHIP
Catfish Hunter, R (1, 1) ERA: 3.57	9.0	W	35	8	2	2	6	0	0	0	0	1	0	47	47	2.00	0.889
Paul Lindblad, L (10, 1) ERA: 4.16	1.0	S	4	1	0	0	1	0	0	0	0	0	0	6	6	0.00	1.000



Batter	1	2	3	4	5	6	7	8	9	AB R H RBI BB SO LOB	TOP									
Bert Campaneris, R (1, 6) OBP: 0.295, SLG: 0.303	0-0 G6-3		0-0 P4		0-0 1B		0-3 K		0-0 G5-3	5 0 1 0 0 1 2										
Ted Kubiak, S (1, 4) OBP: 0.308, SLG: 0.292	0-0 G4-3		0-0 L9		0-0 F8		0-0 FC3-6		0-0 F8	5 0 0 0 0 0 3										
Bobby Brooks, R (1, 9) OBP: 0.453, SLG: 0.525	0-0 FC6-4 1B			0-0 FC BB BB 1B	0-3 K	0-3 K	0-0 F8			4 1 2 0 0 1 3										
Sal Bando, R (1, 5) OBP: 0.385, SLG: 0.450	0-0 FC6-4 1-2f			0-3 K	0-3 K			0-0 G6-3		4 0 0 0 0 2 3										
Rick Monday, L (1, 8) OBP: 0.377, SLG: 0.410		0-0 E S 1B		4-0 BB BB 1-2 1B BB		0-3 K		4-0 BB BB 1B BB		2 0 1 0 2 1 0										
Ray Webster, L (1, 3) OBP: 0.348, SLG: 0.329		0-0 F9		0-0 BB FC 1-2 1B		0-3 K2-3		0-0 F2		4 0 1 0 0 1 2										
Joe Rudi, R (1, 7) OBP: 0.237, SLG: 0.267		0-0 F7		0-0 FC BB 1-2 2-3		0-0 F7		0-0 1-2 1B		4 0 1 0 0 0 3										
Phil Roof, R (1, 2) OBP: 0.333, SLG: 0.289		0-3 K		4-0 BB BB 1-2 2-3 3-H BB		4-0 FC3-6 1B BB		0-0 F8		1 0 0 1 2 1 1										
Larry Haney, R (7, 2) OBP: 0.284, SLG: 0.326										0 0 0 0 0 0 0										
Tito Francona, L (8, PH) OBP: 0.399, SLG: 0.451										1 0 0 0 0 0 2										
Dave Duncan, R (8, 2) OBP: 0.205, SLG: 0.151										0 0 0 0 0 0 0										
Blue Moon Odom, R (1, 1) OBP: 0.295, SLG: 0.480			0-3 K		0-0 L8		0-0 FC3-6 1B		0-0 F8	2 0 0 0 0 1 3										
Ed Sprague, R (5, 1) OBP: 0.200, SLG: 0.400										0 0 0 0 0 0 0										
Reggie Jackson, L (7, PH) OBP: 0.413, SLG: 0.624										1 0 1 0 0 0 0										
Fred Talbot, R (7, 1) OBP: 0.227, SLG: 0.317										0 0 0 0 0 0 0										
Bob Johnson, R (9, PH) OBP: 0.357, SLG: 0.396										1 0 0 0 0 0 0										
<b>Inning Stats</b>	R: 0 E: 0 K: 0 S: 4	H: 1 LOB: 1 BB: 0 P: 4	R: 0 E: 0 K: 1 S: 6	H: 1 LOB: 1 BB: 0 P: 6	R: 0 E: 0 K: 1 S: 5	H: 0 LOB: 0 BB: 0 P: 5	R: 1 E: 0 K: 1 S: 7	H: 2 LOB: 3 BB: 2 P: 15	R: 0 E: 0 K: 2 S: 8	H: 1 LOB: 1 BB: 0 P: 8	R: 0 E: 0 K: 1 S: 6	H: 1 LOB: 2 BB: 1 P: 10	R: 0 E: 0 K: 0 S: 4	H: 1 LOB: 2 BB: 1 P: 8	R: 0 E: 0 K: 0 S: 3	H: 0 LOB: 0 BB: 0 P: 3	1B: 7 2B: 0 3B: 0 HR: 0	SF: 0 SAC: 0 DP: 0 HBP: 0	WP: 0 PB: 0 SB: 2 CS: 0	PA: 38
<b>PITCHER</b> Mike Hedlund, R (1, 1) ERA: 3.26	IP: 9.0 WLS: W BF: 38 H: 7 R: 1 ER: 1 SO: 8 BB: 4 IBB: 0 HBP: 0 BLK: 0 WP: 0 HR: 0 S: 50 P: 66 ERA: 1.00 WHIP: 1.222																			

Oakland Athletics @ Kansas City Royals  
Municipal Stadium, Kansas City, MO

Thu Sep 18 1969, 4:33 AM EDT  
Att: 9,038 - Unknown - 67 F

livebaseballscorecards.com

AB	34
R	1
H	7
RBI	1
BB	4
SO	8
LOB	22















Batter	1	2	3	4	5	6	7	8	9
Scott Northey, R OBP: 0.295, SLG: 0.341 (1, 8)	0-3 K	0-3 K		0-0 1B 3B		0-0 2B 1B		0-0 1B 3B	
Luis Alcaraz, R OBP: 0.250, SLG: 0.269 (1, 4)	0-0 G6-3		0-0 2B	0-0 HR 1B		0-0 P4 1-2		0-0 P4	
Joe Foy, R OBP: 0.355, SLG: 0.369 (1, 5)	0-0 G5-3		0-0 1B SF7 2B	0-0 HR		0-0 2B		0-0 L6-3 1B	
Lou Piniella, R OBP: 0.332, SLG: 0.429 (1, 7)		0-0 FC6-4 1B	0-0 G5-4-3 1B	0-0 1B		0-0 G1-6-3		0-0 L6-3	
Chuck Harrison, R OBP: 0.278, SLG: 0.298 (1, 3)		0-0 F8	0-0 SF7	0-0 F8			4-0 BB BB		
Jerry Adair, R OBP: 0.284, SLG: 0.296 (1, 6)		0-0 FC6-4 BB BB BB	0-0 G5-4-3		0-0 G5-4-3 1B		0-0 F7		
Jim Campanis, R OBP: 0.202, SLG: 0.218 (1, 2)		4-0 BB BB BB		0-0 3B 2B	0-0 G5-4-3		4-0 BB BB		
Bob Oliver, R OBP: 0.293, SLG: 0.395 (1, 9)		4-0 BB BB BB		0-0 F9	0-0 G6-3		0-0 F8		
Bill Butler, L OBP: 0.117, SLG: 0.054 (1, 1)		4-0 BB BB BB		0-3 K		0-3 K		0-0 F7	
Moe Drabowsky, R OBP: 0.267, SLG: 0.333 (6, 1)									
Al Fitzmorris, S (9, 1)									

AB	R	H	RBI	BB	SO	LOB
5	3	3	1	0	2	3
5	2	2	1	0	0	2
5	2	4	5	0	0	0
5	0	3	0	0	0	2
2	0	0	1	1	0	2
4	1	1	0	0	0	3
2	1	1	0	2	0	1
3	0	0	0	1	0	3
1	0	0	1	1	1	1
2	0	0	0	0	1	2
0	0	0	0	0	0	0

**BOTTOM**

**Chicago White Sox @ Kansas City Royals**  
Municipal Stadium, Kansas City, MO

livebaseballscorecards.com

<b>AB</b>	<b>34</b>
<b>R</b>	<b>9</b>
<b>H</b>	<b>14</b>
<b>RBI</b>	<b>9</b>
<b>BB</b>	<b>5</b>
<b>SO</b>	<b>4</b>
<b>LOB</b>	<b>19</b>



1B: 7	SF: 1
2B: 5	SAC: 0
3B: 2	DP: 3
HR: 1	HBP: 0

WP: 0	PA: 40
PB: 0	
SB: 1	
CS: 0	

Inning Stats		R	H	E	K	S	R	H	E	K	S	R	H	E	K	S	R	H	E	K	S	R	H	E	K	S
Pitcher		0	0	0	1	5	1	1	0	0	3	0	0	0	0	3	0	0	0	0	0	0	0	0	0	0
Pitcher		0	0	0	1	10	0	0	0	0	10	0	0	0	0	7	0	0	0	0	0	0	0	0	0	0
Pitcher		0	0	0	1	3	0	0	0	0	3	0	0	0	0	11	0	0	0	0	0	0	0	0	0	0
Pitcher		0	0	0	1	3	0	0	0	0	3	0	0	0	0	7	0	0	0	0	0	0	0	0	0	0

PITCHER	IP	WLS	BF	H	R	ER	SO	BB	IBB	HBP	BLK	WP	HR	S	P	ERA	WHIP
Gary Peters, L ERA: 4.38 (1, 1)	3.2	L	20	7	6	6	3	3	0	0	0	0	0	23	35	14.73	2.727
Fred Rath, R ERA: 6.75 (4, 1)	0.1		3	2	1	1	0	0	0	0	0	0	1	3	3	27.00	6.000
Danny Lazar, L ERA: 6.14 (5, 1)	1.0		3	1	0	0	0	0	0	0	0	0	0	3	3	0.00	1.000
Danny Murphy, R ERA: 1.71 (6, 1)	3.0		14	4	2	2	1	2	0	0	0	0	0	14	22	6.00	2.000

PITCHER	IP	WLS	BF	H	R	ER	SO	BB	IBB	HBP	BLK	WP	HR	S	P	ERA	WHIP
Gary Peters, L ERA: 4.38 (1, 1)	3.2	L	20	7	6	6	3	3	0	0	0	0	0	23	35	14.73	2.727
Fred Rath, R ERA: 6.75 (4, 1)	0.1		3	2	1	1	0	0	0	0	0	0	1	3	3	27.00	6.000
Danny Lazar, L ERA: 6.14 (5, 1)	1.0		3	1	0	0	0	0	0	0	0	0	0	3	3	0.00	1.000
Danny Murphy, R ERA: 1.71 (6, 1)	3.0		14	4	2	2	1	2	0	0	0	0	0	14	22	6.00	2.000

Sat Sep 20 1969, 8:05 PM EDT  
Att: 12,910 - Unknown - 75 F



Batter	1	2	3	4	5	6	7	8	9	AB R H RBI BB SO LOB	TOP	
Walt Williams, R (1, 9) OBP: 0.342, SLG: 0.374 Jose Ortiz, R (8, 9) OBP: 0.250, SLG: 0.250	0-0 G6-3		0-0 F8			0-0 G4-3		0-0 1B		5 1 2 0 0 0 1 0 0 0 0 0 0 0		
Luis Aparicio, R (1, 6) OBP: 0.352, SLG: 0.366	4-0 2B BB		0-0 3B			0-0 WP 1B		0-0 F9		3 2 2 2 2 0 1		
Tom McCraw, L (1, 3) OBP: 0.310, SLG: 0.336	0-0 2B		0-0 1B			0-0 F8		0-0 G4-3		5 1 2 2 0 0 4		
Bill Melton, R (1, 5) OBP: 0.325, SLG: 0.427	0-0 G6-3		0-0 HR 1B		0-0 F7		0-0 G1-3		0-0 1B 1B	5 2 2 0 0 0 1		
Ed Herrmann, L (1, 2) OBP: 0.318, SLG: 0.346		4-0 FC6-4 BB	0-0 HR		0-0 P4		0-0 F9		0-0 P5	4 1 1 3 1 0 1		
Bob Christian, R (1, 7) OBP: 0.288, SLG: 0.347		0-0 P6	0-0 FC1-6 1B		0-0 F9		0-0 G5-3		0-0 F3	5 0 1 0 0 0 2		
Angel Bravo, L (1, 8) OBP: 0.316, SLG: 0.434		0-0 F8	0-0 FC1-6 1B			0-0 G4-3		0-0 2B		5 1 2 0 0 0 2		
Rich Morales, R (1, 4) OBP: 0.264, SLG: 0.212		0-0 FC6-4	0-0 1B 1B			0-3 K		0-0 G6-3		5 1 2 1 0 1 2		
Joe Horlen, R (1, 1) OBP: 0.176, SLG: 0.189			0-0 E5 1B			0-3 K		0-3 K		5 1 1 2 0 2 2		
<b>Inning Stats</b>	R: 1 H: 1 E: 0 LOB: 0 K: 0 BB: 1 S: 3 P: 7	R: 0 H: 0 E: 0 LOB: 1 K: 0 BB: 1 S: 3 P: 7	R: 8 H: 8 E: 1 LOB: 2 K: 0 BB: 1 S: 12 P: 16	R: 0 H: 0 E: 0 LOB: 0 K: 0 BB: 0 S: 3 P: 3	R: 0 H: 0 E: 0 LOB: 0 K: 2 BB: 0 S: 7 P: 7	R: 0 H: 1 E: 0 LOB: 1 K: 0 BB: 0 S: 4 P: 4	R: 0 H: 1 E: 0 LOB: 1 K: 0 BB: 0 S: 4 P: 4	R: 0 H: 1 E: 0 LOB: 1 K: 1 BB: 0 S: 6 P: 6	R: 1 H: 3 E: 0 LOB: 2 K: 0 BB: 0 S: 6 P: 6	1B: 11 SF: 0 2B: 2 SAC: 0 3B: 1 DP: 0 HR: 1 HBP: 0	WP: 1 PA: 45 PB: 0 SB: 0 CS: 0	
<b>PITCHER</b>	IP WLS BF H R ER SO BB IBB HBP BLK WP HR S P ERA WHIP											
Wally Bunker, R (1, 1) ERA: 3.29	2.0 L 13 5 6 5 0 2 0 0 0 0 0 0 11 19 22.50 3.500											
Tom Burgmeier, L (3, 1) ERA: 4.17	0.1 4 3 1 1 0 0 0 0 0 0 0 1 4 4 27.00 9.000											
Don O'Riley, R (3, 1) ERA: 6.85	2.2 10 1 2 2 2 1 0 0 0 0 0 0 13 17 6.75 0.750											
Chris Zachary, R (6, 1) ERA: 8.27	2.0 8 2 0 0 0 0 0 0 0 0 1 0 8 8 0.00 1.000											
Steve Jones, L (8, 1) ERA: 4.23	2.0 10 4 1 1 1 1 0 0 0 0 0 0 12 12 4.50 2.000											

Chicago White Sox @ Kansas City Royals  
Municipal Stadium, Kansas City, MO  
Sun Sep 21 1969, 4:33 AM EDT  
Att. 10,998 - Sunny - 78 F

AB	42
R	10
H	15
RBI	10
BB	3
SO	3
LOB	16



Batter	1	2	3	4	5	6	7	8	9
<b>Scott Northey, R</b> (1, 8) OBP: 0.292, SLG: 0.333 <b>Steve Jones, L</b> (8, 1) OBP: 0.300, SLG: 0.125 <b>Fred Rico, R</b> (9, PH) OBP: 0.500, SLG: 0.273	0-0 G4-3		0-0 G4-3		0-3 K		0-0 FC5-4 1B		0-3 K
<b>Luis Alcaraz, R</b> (1, 4) OBP: 0.250, SLG: 0.304	0-0 F9		0-0 1B 3B		0-0 FC4-6 1-2f		0-0 FC5-4 1-2f		
<b>Ed Kirkpatrick, L</b> (1, 9) OBP: 0.341, SLG: 0.396	0-3 K		0-0 1B 3-H		0-0 F7			0-0 L3	
<b>Joe Foy, R</b> (1, 5) OBP: 0.356, SLG: 0.375		0-0 HR	0-3 K		4-0 BB			0-3 K	
<b>Lou Piniella, R</b> (1, 7) OBP: 0.331, SLG: 0.427		0-0 F9	0-0 L7		0-0 L7			0-0 E 1B 1B	
<b>Jim Campanis, R</b> (1, 2) OBP: 0.205, SLG: 0.220		0-0 P6		0-0 P2		0-0 P3		0-0 E6 FC5-4 1-3 1B	
<b>Chuck Harrison, R</b> (1, 3) OBP: 0.277, SLG: 0.297		0-0 BB 1B		0-0 G5-3		0-3 K		0-0 FC5-4 1-2f	
<b>Jackie Hernandez, R</b> (1, 6) OBP: 0.280, SLG: 0.283 <b>Paul Schaal, R</b> (7, PH) OBP: 0.341, SLG: 0.316 (8, 6)		4-0 BB 1-2 BB	0-3 K	0-3 K			0-0 P4		0-0 G5-3
<b>Wally Bunker, R</b> (1, 1) OBP: 0.186, SLG: 0.182 <b>Tom Burgmeier, L</b> (3, 1) OBP: 0.167, SLG: 0.167 <b>Don O'Riley, R</b> (3, 1) <b>Fran Healy, R</b> (5, PH) OBP: 0.500, SLG: 0.625 <b>Chris Zachary, L</b> (6, 1) OBP: 0.500, SLG: 0.500 <b>Joe Keough, L</b> (7, PH) OBP: 0.258, SLG: 0.202 (8, 8)		0-3 K		0-0 FC4-6 1B			0-0 F8		0-0 G4-3

AB	R	H	RBI	BB	SO	LOB
4	0	1	0	0	1	1
0	0	0	0	0	0	0
1	0	0	0	0	1	0

4	1	1	0	0	0	2
---	---	---	---	---	---	---

4	0	1	1	0	1	1
---	---	---	---	---	---	---

3	1	1	1	1	2	1
---	---	---	---	---	---	---

4	0	1	0	0	0	2
---	---	---	---	---	---	---

4	0	1	0	0	0	1
---	---	---	---	---	---	---

4	0	1	0	0	1	3
---	---	---	---	---	---	---

1	0	0	0	1	1	0
2	0	0	0	0	0	0

1	0	0	0	0	1	2
0	0	0	0	0	0	0
0	0	0	0	0	0	0
1	0	1	0	0	0	0
0	0	0	0	0	0	0
2	0	0	0	0	0	0

1B:	6	SF:	0
2B:	0	SAC:	0
3B:	1	DP:	0
HR:	1	HBP:	0

**BOTTOM**

**Chicago White Sox @ Kansas City Royals**  
 Municipal Stadium, Kansas City, MO

Sun Sep 21 1969, 4:33 AM EDT  
 Att. 10,998 - Sunny - 78 F

livebaseballscorecards.com

<b>AB</b>	<b>35</b>
<b>R</b>	<b>2</b>
<b>H</b>	<b>8</b>
<b>RBI</b>	<b>2</b>
<b>BB</b>	<b>2</b>
<b>SO</b>	<b>8</b>
<b>LOB</b>	<b>13</b>



Inning Stats	R: 0	H: 0	E: 0	K: 1	S: 5	R: 1	H: 2	E: 0	K: 1	S: 7	R: 1	H: 2	E: 0	K: 1	S: 7	R: 0	H: 0	E: 0	K: 1	S: 5	R: 0	H: 1	E: 0	K: 1	S: 6	R: 0	H: 0	E: 0	K: 1	S: 5	R: 0	H: 0	E: 1	K: 1	S: 7	R: 0	H: 2	E: 0	K: 1	S: 7	R: 0	H: 0	E: 0	K: 1	S: 5	R: 0	H: 0	E: 0	K: 0	S: 4	R: 0	H: 1	E: 0	K: 0	S: 4	R: 0	H: 2	E: 1	K: 1	S: 7	R: 0	H: 0	E: 0	K: 1	S: 5	1B: 6	2B: 0	3B: 1	HR: 1	SF: 0	SAC: 0	DP: 0	HBP: 0	WP: 0	PA: 37	ERA	WHIP
<b>PITCHER</b> Joe Horlen, R (1, 1) ERA: 3.73	IP	WLS	BF	H	R	ER	SO	BB	IBB	HBP	BLK	WP	HR	S	P	ERA	WHIP																		IP	WLS	BF	H	R	ER	SO	BB	IBB	HBP	BLK	WP	HR	S	P	ERA	WHIP																										



Batter	1	2	3	4	5	6	7	8	9	AB R H RBI BB SO LOB	TOP												
Cesar Tovar, R (1, 8) OBP: 0.340, SLG: 0.416	0-0 F3		0-0 F9		0-0 WP S 1B			0-0 CS 1B	0-0 1B	5 0 3 2 0 0 0	<b>Minnesota Twins @ Kansas City Royals</b> Municipal Stadium, Kansas City, MO Mon Sep 22 1969, 8:05 PM EDT Att: 7,727 - Unknown - 75 F <a href="http://livebaseballscorecards.com">livebaseballscorecards.com</a>												
Tony Oliva, L (1, 9) OBP: 0.358, SLG: 0.502	0-0 F8		0-3 K		0-0 F5			0-0 BB BB 1B	0-0 1B	5 0 2 0 0 1 1													
Harmon Killebrew, R (1, 3) OBP: 0.431, SLG: 0.593	0-3 K				0-0 G5-3			4-0 FC5 BB 1B	0-0 G6-3	4 1 1 1 1 1 3													
Bob Allison, R (1, 7) OBP: 0.335, SLG: 0.407		0-0 F7		0-0 F9 SF8 2B		0-0 G5-3		0-0 P3		4 1 1 0 0 0 2													
Ted Uhlaender, L (8, 7) OBP: 0.326, SLG: 0.348										0 0 0 0 0 0 0													
Rick Renick, R (1, 5) OBP: 0.296, SLG: 0.320		0-0 F2		0-0 F9		0-3 K		4-0 1B		3 0 0 0 0 1 1													
Rod Carew, L (7, 4) OBP: 0.390, SLG: 0.466				2-3				1-2 2-3 BB		0 0 0 0 1 0 0													
George Mittenwald, R (1, 2) OBP: 0.333, SLG: 0.368		0-0 BB 1B		0-0 SF8		0-0 G4-3		0-0 FC5		3 0 1 1 0 0 3													
Frank Quilici, R (1, 4) OBP: 0.257, SLG: 0.276		4-0 1B		3-H				2-3f															
Leo Cardenas, R (1, 6) OBP: 0.351, SLG: 0.388		0-3 K		0-0 G5-3			0-0 F7		4-0 SH3-4 1B BB	2 1 0 0 2 0 0													
Bob Miller, R (1, 1)			0-3 K		0-0 SH5-4 1B 2B		0-0 G6-3		0-0 F3	4 1 1 0 0 1 3													
Al Worthington, R (9, 1)					0-0 SH5-4		0-0 P3		0-0 SH3-4	2 0 0 0 0 1 0													
					2-3				1-2	0 0 0 0 0 0 0													
<b>Inning Stats</b>	R: 0 E: 0 K: 1 S: 5	H: 0 LOB: 0 BB: 0 P: 5	R: 0 E: 0 K: 1 S: 6	H: 1 LOB: 2 BB: 1 P: 10	R: 0 E: 0 K: 2 S: 7	H: 0 LOB: 0 BB: 0 P: 7	R: 2 E: 0 K: 0 S: 5	H: 2 LOB: 0 BB: 0 P: 5	R: 1 E: 0 K: 0 S: 5	H: 2 LOB: 1 BB: 0 P: 5		R: 0 E: 0 K: 1 S: 5	H: 0 LOB: 0 BB: 0 P: 5	R: 0 E: 0 K: 0 S: 3	H: 0 LOB: 0 BB: 0 P: 3	R: 0 E: 0 K: 0 S: 4	H: 2 LOB: 3 BB: 2 P: 12	R: 1 E: 0 K: 0 S: 5	H: 2 LOB: 2 BB: 1 P: 9	1B: 6 2B: 2 3B: 0 HR: 1	SF: 1 SAC: 2 DP: 0 HBP: 0	WP: 1 PB: 0 SB: 1 CS: 1	PA: 39
<b>PITCHER</b>	IP WLS BF H R ER SO BB IBB HBP BLK WP HR S P ERA WHIP																						
Jim Rooker, L (1, 1) ERA: 3.75	8.0 L 33 7 3 3 5 3 0 0 0 1 1 40 52 3.38 1.250																						
Al Fitzmorris, R (9, 1) ERA: 5.14	1.0 6 2 1 1 0 1 0 0 0 0 0 5 9 9.00 3.000																						

**Minnesota Twins @ Kansas City Royals**  
Municipal Stadium, Kansas City, MO  
Mon Sep 22 1969, 8:05 PM EDT  
Att: 7,727 - Unknown - 75 F

AB	32
R	4
H	9
RBI	4
BB	4
SO	5
LOB	13



Batter	1	2	3	4	5	6	7	8	9	AB	R	H	RBI	BB	SO	LOB
Pat Kelly, L (1, 9) OBP: 0.357, SLG: 0.400	0-0 F7		0-0 SF8 1B		0-0 G5-3			0-3 K		4	1	1	0	0	1	1
Mike Fiore, L (1, 3) OBP: 0.412, SLG: 0.423	0-0 WP 2B		0-0 FC6-4 1B			0-0 F7		0-0 G4-3		4	0	2	0	0	0	1
Ed Kirkpatrick, L (1, 8) OBP: 0.340, SLG: 0.395	0-3 K		0-0 SF8			0-0 F9			0-0 2B 1B	3	1	1	1	0	1	1
Lou Piniella, R (1, 7) OBP: 0.331, SLG: 0.428	0-0 G4-3		0-0 FC6-4			0-0 G6-3			0-0 1B 2B	4	1	1	1	0	0	2
Joe Foy, R (1, 5) OBP: 0.353, SLG: 0.372		0-3 K		0-0 G2-3			0-0 F8		0-0 F8	4	0	0	0	0	0	1
Jerry Adair, R (1, 4) OBP: 0.283, SLG: 0.294		0-0 G6-3		0-0 G5-3			0-0 F8		4-0 1B BB	3	0	0	0	0	1	0
Scott Northey, R (9, PR) OBP: 0.292, SLG: 0.333										0	0	0	0	0	0	0
Buck Martinez, R (1, 2) OBP: 0.260, SLG: 0.339		0-0 1B		0-0 F9			0-0 F8			4	0	2	1	0	0	0
Fred Rico, R (9, PR) OBP: 0.500, SLG: 0.273									1-2 2-H 1B	0	0	0	0	0	0	0
Jackie Hernandez, R (1, 6) OBP: 0.279, SLG: 0.281		0-3 K		0-0 G1-3			0-0 P4		0-0 G3	2	0	0	0	0	0	1
Joe Keough, L (8, PH) OBP: 0.257, SLG: 0.201										1	0	0	0	0	0	0
Paul Schaai, R (9, 6) OBP: 0.340, SLG: 0.314										1	0	0	0	0	0	1
Jim Rooker, R (1, 1) OBP: 0.316, SLG: 0.564			0-3 K		0-3 K			0-0 1B		2	0	0	0	0	0	2
Bob Oliver, R (8, PH) OBP: 0.294, SLG: 0.396										1	0	1	0	0	0	0
Al Fitzmorris, S (9, 1)										0	0	0	0	0	0	0

Inning Stats	R: 0	H: 1	E: 0	K: 1	S: 6	P: 6	R: 0	H: 1	E: 0	K: 2	S: 8	P: 8	R: 1	H: 2	E: 0	K: 1	S: 7	R: 0	H: 0	E: 0	K: 0	S: 3	P: 3	R: 0	H: 0	E: 0	K: 1	S: 5	P: 5	R: 0	H: 0	E: 0	K: 0	S: 3	P: 3	R: 0	H: 1	E: 0	K: 1	S: 6	P: 6	R: 2	H: 3	E: 0	K: 0	S: 5	P: 9	1B: 6	SF: 1	2B: 2	SAC: 0	3B: 0	DP: 0	HR: 0	HBP: 0
--------------	------	------	------	------	------	------	------	------	------	------	------	------	------	------	------	------	------	------	------	------	------	------	------	------	------	------	------	------	------	------	------	------	------	------	------	------	------	------	------	------	------	------	------	------	------	------	------	-------	-------	-------	--------	-------	-------	-------	--------

PITCHER	IP	WLS	BF	H	R	ER	SO	BB	IBB	HBP	BLK	WP	HR	S	P	ERA	WHIP
Bob Miller, R (1, 1) ERA: 3.02	8.0	W	31	7	3	3	6	0	0	0	0	1	0	43	43	3.38	0.875
Al Worthington, R (9, 1) ERA: 4.37	1.0	S	4	1	0	0	0	1	0	0	0	0	0	3	7	0.00	2.000

**BOTTOM**

**Minnesota Twins @ Kansas City Royals**  
Municipal Stadium, Kansas City, MO  
Mon Sep 22 1969, 8:05 PM EDT  
Att. 7,727 - Unknown - 75 F


livebaseballscorecards.com

<b>AB</b>	<b>33</b>
<b>R</b>	<b>3</b>
<b>H</b>	<b>8</b>
<b>RBI</b>	<b>3</b>
<b>BB</b>	<b>1</b>
<b>SO</b>	<b>6</b>
<b>LOB</b>	<b>8</b>



<b>WP:</b> 1	<b>PA:</b> 35
<b>PB:</b> 0	
<b>SB:</b> 0	
<b>CS:</b> 0	



Batter	1	2	3	4	5	6	7	8	9	AB R H RBI BB SO LOB	TOP	
Ted Uhlaender, L (1, 8) OBP: 0.323, SLG: 0.346	0-0 E5 BB 1B 1B	0-0 F7			0-0 G4-3		0-0 G4-3		0-0 SF7	4 1 0 1 0 0 0		
Rod Carew, L (1, 4) OBP: 0.390, SLG: 0.465	0-0 L8		0-0 E S 1B		0-0 G3		0-0 G6-3		0-0 G1-3 1B	5 0 2 0 0 0 1		
Tony Oliva, L (1, 9) OBP: 0.359, SLG: 0.502	0-0 1-2 BB 1B		0-3 K			0-0 1B 1B	0-0 P3		0-0 G1-3	5 2 2 0 0 1 3		
Harmon Killebrew, R (1, 5) OBP: 0.432, SLG: 0.591 Tom Hall, L (8, 1) OBP: 0.261, SLG: 0.214 Jim Holt, L (9, PH) OBP: 0.375, SLG: 0.375 Ron Perranoski, L (9, 1) OBP: 0.167, SLG: 0.091	4-0 1B 1-2 2-3 BB		0-0 F5		0-0 FC3-6 1-2 1B 1B		0-0 G5-3		0-3 K	3 1 1 0 1 0 1 0 0 0 0 0 0 0 1 0 0 0 0 1 3 0 0 0 0 0 0 0		
Rich Reese, L (1, 3) OBP: 0.363, SLG: 0.510	0-0 1-3 2-H 3-H 1B		0-0 G1-3		0-0 1-2 2-H 1B		0-0 F8			4 0 2 3 0 0 1		
Graig Nettles, L (1, 7) OBP: 0.321, SLG: 0.381	0-3 K			0-0 L4-3 1B		0-0 FC3-6 1B 1-2 2-3		0-0 G1-3		4 0 1 0 0 1 4		
John Roseboro, L (1, 2) OBP: 0.332, SLG: 0.318 Rick Dempsey, R (4, 2) OBP: 0.500, SLG: 0.500 Herman Hill, L (9, PR) Tom Tischinski, R (9, 2) OBP: 0.267, SLG: 0.132	0-0 F8		0-0 L4-3		0-0 F4				0-0 E S E 1B	2 0 0 0 0 0 3 2 0 1 0 0 0 2 0 1 0 0 0 0 0 0 0 0 0 0 0 0	AB 37 R 6 H 10 RBI 5 BB 2 SO 4 LOB 21	
Rick Renick, R (1, 6) OBP: 0.302, SLG: 0.320		0-0 F7		0-0 G6-3		0-0 1-3 3-H 1B		4-0 E SF7 BB	3 1 1 1 1 0 0			
Dave Boswell, R (1, 1) OBP: 0.196, SLG: 0.281 Frank Quilici, R (8, 5) OBP: 0.255, SLG: 0.273		0-0 G6-3			0-3 K	0-0 P3		0-0 E5 G1-3 1B	3 0 0 0 0 1 2 1 0 0 0 0 0 1			
<b>Inning Stats</b>	R: 2 H: 2 E: 1 LOB: 2 K: 1 BB: 1 S: 8 P: 12	R: 0 H: 0 E: 0 LOB: 0 K: 0 BB: 0 S: 3 P: 3	R: 0 H: 1 E: 0 LOB: 1 K: 1 BB: 0 S: 6 P: 6	R: 0 H: 1 E: 0 LOB: 0 K: 0 BB: 0 S: 3 P: 3	R: 0 H: 0 E: 0 LOB: 0 K: 1 BB: 0 S: 5 P: 5	R: 2 H: 4 E: 0 LOB: 2 K: 0 BB: 0 S: 7 P: 7	R: 0 H: 0 E: 0 LOB: 0 K: 0 BB: 0 S: 3 P: 3	R: 0 H: 0 E: 0 LOB: 0 K: 0 BB: 0 S: 3 P: 3	R: 2 H: 2 E: 1 LOB: 3 K: 1 BB: 1 S: 8 P: 12	1B: 10 SF: 1 2B: 1 SAC: 0 3B: 0 DP: 1 HR: 0 HBP: 0	WP: 0 PA: 40 PB: 0 SB: 2 CS: 0	
<b>PITCHER</b> Mike Hedlund, R (1, 1) ERA: 3.29 Chris Zachary, R (8, 1) ERA: 7.85	IP WLS BF H R ER SO BB IBB HBP BLK WP HR S P ERA WHIP	7.0 L 30 8 4 3 3 1 0 0 0 0 0 0 35 39 3.86 1.286	2.0 10 2 2 1 1 1 0 0 0 0 0 0 11 15 4.50 1.500	<b>PITCHER</b> IP WLS BF H R ER SO BB IBB HBP BLK WP HR S P ERA WHIP								

Minnesota Twins @ Kansas City Royals  
Municipal Stadium, Kansas City, MO

Tue Sep 23 1969, 8:05 PM EDT  
Att: 8,293 - Unknown - 71 F

livebaseballscorecards.com

Batter	1	2	3	4	5	6	7	8	9	AB	R	H	RBI	BB	SO	LOB
Luis Alcaraz, R OBP: 0.266, SLG: 0.305 (1, 4)	4-0 FC4-6 BB		X 0-0 FC3-6 G3 1B		X 0-0 F2		X 0-0 F7			3	1	1	0	1	0	0
Mike Fiore, L OBP: 0.413, SLG: 0.422 (1, 3)	0-3 K		X 0-0 FC3-6 1-2 1B		B 4-0 BB BB BB BB			X 0-0 F7		3	0	1	0	1	1	1
Ed Kirkpatrick, L OBP: 0.336, SLG: 0.390 (1, 8)	0-0 FC4-6 FC6-4 1-2f		X 0-0 FC3-6 G3 1B 1-2f 2-3		S 0-3 SS SS SS SS			X 0-0 G4-3		4	1	0	0	0	1	4
Lou Piniella, R OBP: 0.330, SLG: 0.426 (1, 7)	0-0 FC6-4 1-2f		X 0-0 G3 1-2 3-H		X 0-0 L7			X 0-0 FC6 1B		4	0	1	1	0	0	3
Joe Foy, R OBP: 0.353, SLG: 0.371 (1, 5)		X 0-0 F8	X 0-0 CS 1B 2-H		X 0-0 F8			X 0-0 FC6 1-2f		4	0	1	1	0	0	1
Bob Oliver, R OBP: 0.294, SLG: 0.393 (1, 9)		B 4-0 BB BB BB BB	0-0 CS 1-2	X 0-0 G5-3		S 0-3 SS SS SS SS		X 0-0 G6-3		3	0	0	0	1	1	0
Buck Martinez, R OBP: 0.260, SLG: 0.333 (1, 2)		B 4-0 BB BB BB BB	0-0 FC6-4 BB 1-2	X 0-0 P3		X 0-0 G6-3		X 0-0 F4		3	0	0	0	1	0	0
Paul Schaal, R OBP: 0.338, SLG: 0.313 (1, 6)		X 0-0 FC6-4 1-2f 2-3		X 0-0 1B		X 0-0 G5-3		X 0-0 F7		4	0	1	0	0	0	2
Mike Hedlund, R OBP: 0.188, SLG: 0.161 (1, 1)		S 0-3 SS SS SS SS		S 0-3 SS SS SS SS		S 0-3 SS SS SS SS		S 0-3 SS SS SS SS		2	0	0	0	0	2	3
Joe Keough, L OBP: 0.256, SLG: 0.200 (7, PH)										1	0	0	0	0	1	0
Chris Zachary, L OBP: 0.500, SLG: 0.500 (8, 1)										0	0	0	0	0	0	0

Inning Stats	R: 0	H: 0	E: 0	K: 1	S: 5	H: 0	LOB: 1	BB: 1	P: 9	R: 0	H: 0	E: 0	K: 1	S: 5	H: 0	LOB: 2	BB: 2	P: 13	R: 2	H: 3	E: 0	K: 0	S: 5	H: 0	LOB: 0	BB: 0	P: 5	R: 0	H: 1	E: 0	K: 1	S: 6	H: 0	LOB: 1	BB: 2	P: 6	R: 0	H: 0	E: 0	K: 1	S: 5	H: 0	LOB: 1	BB: 1	P: 9	R: 0	H: 0	E: 0	K: 1	S: 5	H: 0	LOB: 0	BB: 0	P: 5	R: 0	H: 0	E: 0	K: 1	S: 5	H: 0	LOB: 0	BB: 0	P: 5	R: 0	H: 0	E: 0	K: 1	S: 5	H: 1	LOB: 1	BB: 0	P: 4	R: 0	H: 1	E: 0	K: 0	S: 4	H: 0	LOB: 1	BB: 0	P: 4	R: 0	H: 0	E: 0	K: 0	S: 3	H: 0	LOB: 0	BB: 0	P: 3	1B: 5	SF: 0	2B: 0	SAC: 0	3B: 0	DP: 0	HR: 0	HBP: 0	WP: 0	PA: 36
--------------	------	------	------	------	------	------	--------	-------	------	------	------	------	------	------	------	--------	-------	-------	------	------	------	------	------	------	--------	-------	------	------	------	------	------	------	------	--------	-------	------	------	------	------	------	------	------	--------	-------	------	------	------	------	------	------	------	--------	-------	------	------	------	------	------	------	------	--------	-------	------	------	------	------	------	------	------	--------	-------	------	------	------	------	------	------	------	--------	-------	------	------	------	------	------	------	------	--------	-------	------	-------	-------	-------	--------	-------	-------	-------	--------	-------	--------

PITCHER	IP	WLS	BF	H	R	ER	SO	BB	IBB	HBP	BLK	WP	HR	S	P	ERA	WHIP
Dave Boswell, R ERA: 3.2 (1, 1)	7.0	W	28	4	2	2	6	4	0	0	0	0	0	36	52	2.57	1.143
Tom Hall, L ERA: 3.25 (8, 1)	1.0		4	1	0	0	0	0	0	0	0	0	0	4	4	0.00	1.000
Ron Perranoski, L ERA: 2.25 (9, 1)	1.0	S	3	0	0	0	0	0	0	0	0	0	0	3	3	0.00	0.000

BOTTOM

Minnesota Twins @ Kansas City Royals  
Municipal Stadium, Kansas City, MO  
Tue Sep 23 1969, 8:05 PM EDT  
Att. 8,293 - Unknown - 71 F

livebaseballscorecards.com

AB	31
R	2
H	5
RBI	2
BB	4
SO	6
LOB	14





Batter	1	2	3	4	5	6	7	8	9	10	AB	R	H	RBI	BB	SO	LOB	TOP						
Ted Uhlander, L (1, 8) OBP: 0.324, SLG: 0.346	0-0 G3			0-0 G6-3		0-0 G6-3		0-0 1B		0-0 1B	5	0	2	0	0	0	1	<b>Minnesota Twins @ Kansas City Royals</b> Municipal Stadium, Kansas City, MO Wed Sep 24 1969, 4:33 AM EDT Att. 7,429 - Sunny - 70 F						
Rod Carew, L (1, 4) OBP: 0.389, SLG: 0.463	0-0 G6-3			0-0 L1-3 1B		0-0 L5		0-0 L7			4	0	1	0	0	0	2							
Tony Oliva, L (1, 9) OBP: 0.356, SLG: 0.498	0-0 F9			0-0 L1-3				0-0 G4-3		0-0 L7	4	0	0	0	0	0	1							
Harmon Killebrew, R (1, 5) OBP: 0.429, SLG: 0.587		0-3 K			0-0 L7			0-0 G1-3		0-0 F8	4	0	0	0	0	1	0							
Frank Quilici, R (10, 5) OBP: 0.255, SLG: 0.273											0	0	0	0	0	0	0							
Rich Reese, L (1, 3) OBP: 0.362, SLG: 0.507		0-0 G4-3			0-3 K			0-0 1B		0-0 F8	4	0	1	0	0	1	0							
Charlie Manuel, L (1, 7) OBP: 0.332, SLG: 0.293		0-0 F8			4-0 BB			0-0 F8		0-0 F2	3	0	0	0	1	0	1							
Rick Renick, R (1, 6) OBP: 0.308, SLG: 0.349				0-0 L5		0-3 K		0-0 HR		0-0 1B 1B	4	2	2	1	0	1	1							
George Mitterwald, R (1, 2) OBP: 0.332, SLG: 0.365				0-0 F7				0-3 K		0-0 CS 1B 1B	4	0	1	0	0	1	0							
Cesar Tovar, R (10, PR) OBP: 0.340, SLG: 0.416						0-0 G6-3				0-0 CS 1B 1B	0	0	0	0	0	0	0							
Tom Tischinski, R (10, 2) OBP: 0.267, SLG: 0.132								0-0 K		0-0 CS 1B 1B	0	0	0	0	0	0	0							
Jim Perry, S (1, 1) OBP: 0.211, SLG: 0.233				0-0 G1-3				0-0 3B		0-0 CS 1B 1B	3	0	1	0	0	0	0							
Dick Woodson, R (8, 1) OBP: 0.138, SLG: 0.074										0-0 CS 1B 1B	0	0	0	0	0	0	0							
Graig Nettles, L (10, PH) OBP: 0.324, SLG: 0.384										1-2 2-H 1B 1B	1	0	1	1	0	0	0							
Ron Perranoski, L (10, 1) OBP: 0.167, SLG: 0.091											0	0	0	0	0	0	0							
<b>Inning Stats</b>	R: 0 E: 0 K: 0 S: 3	H: 0 LOB: 0 BB: 0 P: 3	R: 0 E: 0 K: 1 S: 5	H: 0 LOB: 0 BB: 0 P: 5	R: 0 E: 0 K: 0 S: 3	H: 0 LOB: 0 BB: 0 P: 3	R: 0 E: 0 K: 0 S: 3	H: 1 LOB: 0 BB: 0 P: 3	R: 0 E: 0 K: 2 S: 7	H: 0 LOB: 1 BB: 1 P: 11	R: 0 E: 0 K: 0 S: 4	H: 1 LOB: 1 BB: 0 P: 4	R: 0 E: 0 K: 0 S: 4	H: 1 LOB: 1 BB: 0 P: 4	R: 1 E: 0 K: 1 S: 7	H: 2 LOB: 1 BB: 0 P: 7	R: 0 E: 0 K: 0 S: 3	H: 0 LOB: 0 BB: 0 P: 3	R: 1 E: 0 K: 0 S: 5	H: 4 LOB: 2 BB: 0 P: 5	1B: 7 2B: 1 3B: 1 HR: 1	SF: 0 SAC: 0 DP: 1 HBP: 0	WP: 0 PB: 0 SB: 0 CS: 2	PA: 37
<b>PITCHER</b> Dick Drago, R (1, 1) ERA: 3.78	IP 10.0	WLS L	BF 37	H 9	R 2	ER 2	SO 4	BB 1	IBB 0	HBP 0	BLK 0	WP 0	HR 1	S 44	P 48	ERA 1.80	WHIP 1.000							

livebaseballscorecards.com

AB	36
R	2
H	9
RBI	2
BB	1
SO	4
LOB	6



Batter	1	2	3	4	5	6	7	8	9	10	AB	R	H	RBI	BB	SO	LOB
Pat Kelly, L (1, 9) OBP: 0.355, SLG: 0.397	G6-3		G4-3			L4-3		L9		G4-3	5	0	1	0	0	0	0
Mike Fiore, L (1, 3) OBP: 0.413, SLG: 0.422	1B		F8			P6		2B FC6 1B		F5	5	1	2	0	0	0	1
Ed Kirkpatrick, L (1, 8) OBP: 0.337, SLG: 0.393	G4-3		G4-3			K		G4-3 1-3 2B		F9	5	0	2	0	0	1	1
Lou Piniella, R (1, 7) OBP: 0.330, SLG: 0.423	G4-3		G4-3			G4-3		FC3-5 BB BB		FC6	3	0	0	1	1	0	3
Joe Foy, R (1, 5) OBP: 0.354, SLG: 0.371			G3 1B			K		FC3-5 1B BB		G4-3	3	0	1	0	1	1	2
Jerry Adair, R (1, 4) OBP: 0.281, SLG: 0.291			G3			K		FC3-5 1B 2-3f		G5-3	4	0	0	0	0	1	3
Paul Schaal, R (1, 6) OBP: 0.336, SLG: 0.311			G6-3			G4-3		G4-3		F8	4	0	1	0	0	0	1
Ellie Rodriguez, R (1, 2) OBP: 0.339, SLG: 0.304			F8			G1-3		1-3 2-H 1B			3	0	1	0	1	0	1
Dick Drago, R (1, 1) OBP: 0.118, SLG: 0.083			K			F7		IBB		2B	4	0	0	0	0	2	4

Inning Stats	R: 0	H: 2	E: 0	K: 0	S: 4	H: 1	LOB: 1	BB: 0	P: 4	R: 0	H: 1	E: 0	K: 0	S: 4	H: 1	LOB: 1	BB: 0	P: 4	R: 0	H: 1	E: 0	K: 1	S: 6	H: 1	LOB: 1	BB: 0	P: 6	R: 0	H: 0	E: 0	K: 2	S: 7	H: 0	LOB: 0	BB: 0	P: 7	R: 0	H: 0	E: 0	K: 0	S: 3	H: 0	LOB: 0	BB: 0	P: 3	R: 0	H: 0	E: 0	K: 1	S: 5	H: 1	LOB: 3	BB: 3	P: 17	R: 1	H: 2	E: 0	K: 0	S: 5	H: 2	LOB: 2	BB: 0	P: 5	R: 0	H: 1	E: 0	K: 0	S: 4	H: 1	LOB: 1	BB: 0	P: 4	R: 0	H: 0	E: 0	K: 0	S: 3	H: 0	LOB: 0	BB: 0	P: 3	1B: 6	SF: 0	2B: 2	SAC: 0	3B: 0	DP: 1	HR: 0	HBP: 0	WP: 0	PA: 39
--------------	------	------	------	------	------	------	--------	-------	------	------	------	------	------	------	------	--------	-------	------	------	------	------	------	------	------	--------	-------	------	------	------	------	------	------	------	--------	-------	------	------	------	------	------	------	------	--------	-------	------	------	------	------	------	------	------	--------	-------	-------	------	------	------	------	------	------	--------	-------	------	------	------	------	------	------	------	--------	-------	------	------	------	------	------	------	------	--------	-------	------	-------	-------	-------	--------	-------	-------	-------	--------	-------	--------

PITCHER	IP	WLS	BF	H	R	ER	SO	BB	IBB	HBP	BLK	WP	HR	S	P	ERA	WHIP
Jim Perry, R (1, 1) ERA: 2.85	7.1		29	6	1	1	5	2	1	0	0	0	0	36	48	1.23	1.091
Dick Woodson, R (8, 1) ERA: 3.84	1.2	W	7	2	0	0	0	0	0	0	0	0	0	7	7	0.00	1.200
Ron Perranoski, L (10, 1) ERA: 2.23	1.0	S	3	0	0	0	0	0	0	0	0	0	0	3	3	0.00	0.000

**MINNESOTA TWINS @ KANSAS CITY ROYALS**  
Municipal Stadium, Kansas City, MO  
Wed Sep 24 1969, 4:33 AM EDT  
Att: 7,429 - Sunny - 70 F

livebaseballscorecards.com

**AB 36**  
**R 1**  
**H 8**  
**RBI 1**  
**BB 3**  
**SO 5**  
**LOB 16**





Batter	1	2	3	4	5	6	7	8	9	10	AB R H RBI BB SO LOB	TOP																			
Pat Kelly, L (1, 9) OBP: 0.352, SLG: 0.393	0-0 G5-3		0-3 K			0-3 K		0-0 G4-3			4 0 0 0 0 2 2	<b>Kansas City Royals @ Chicago White Sox</b> Comiskey Park, Chicago, IL Thu Sep 25 1969 8:05 PM EDT Att: 3,285 - Unknown <a href="http://livebaseballscorecards.com">livebaseballscorecards.com</a>																			
Mike Fiore, L (1, 3) OBP: 0.409, SLG: 0.417	0-0 G4-3			0-0 P6			0-0 F7		0-0 G3-1		4 0 0 0 0 0 0																				
Lou Piniella, R (1, 7) OBP: 0.327, SLG: 0.420	0-0 F7			0-0 F8			0-0 L5-3		0-0 E7 1B		4 0 0 0 0 0 0																				
Ed Kirkpatrick, L (1, 8) OBP: 0.336, SLG: 0.395		0-0 G3		0-0 F7			0-0 2B		0-0 F7		4 0 1 0 0 0 1																				
Joe Foy, R (1, 5) OBP: 0.356, SLG: 0.373		0-0 1B WP 1B			4-0 BB BB BB	0-0 G4-3 BB		0-0 G1-3		0-0 1-2 1B	3 1 2 0 1 0 1																				
Luis Alcaraz, R (1, 4) OBP: 0.284, SLG: 0.323		0-0 1B				0-0 G4-3		0-0 G4-3 1B		0-0 G5-3	3 0 2 0 0 0 1																				
Scott Northey, R (8, PR) OBP: 0.292, SLG: 0.333		0-0 1B				0-0 G4-3					0 0 0 0 0 0 0																				
Juan Rios, R (8, 4) OBP: 0.259, SLG: 0.276		1-3 1B			1-2f						1 0 0 0 0 0 2																				
Buck Martinez, R (1, 2) OBP: 0.255, SLG: 0.327	0-3 K					0-0 P3		0-0 G4-3 1-2		0-3 K	4 0 0 0 0 2 1																				
Paul Schaal, R (1, 6) OBP: 0.335, SLG: 0.307			0-0 G1-3			0-0 G5-3		4-0 BB BB BB		0-0 G6-3	3 0 0 0 1 0 0																				
Bill Butler, L (1, 1) OBP: 0.113, SLG: 0.052			0-3 K					0-0 G1-3		0-3 K	2 0 0 0 0 1 0																				
Joe Keough, L (8, PH) OBP: 0.254, SLG: 0.199								0-0 F2			1 0 0 0 0 0 2																				
Al Fitzmorris, S (8, 1)											1 0 0 0 0 1 0																				
<b>Inning Stats</b>	R: 0 E: 0 K: 0 S: 3	H: 0 LOB: 0 BB: 0 P: 3	R: 1 E: 0 K: 1 S: 6	H: 2 LOB: 0 BB: 0 P: 6	R: 0 E: 0 K: 2 S: 7	H: 0 LOB: 0 BB: 0 P: 7	R: 0 E: 0 K: 0 S: 3	H: 0 LOB: 0 BB: 0 P: 3	R: 0 E: 0 K: 0 S: 2	H: 0 LOB: 0 BB: 1 P: 6	R: 0 E: 0 K: 1 S: 5	H: 0 LOB: 0 BB: 0 P: 5	R: 0 E: 0 K: 0 S: 4	H: 1 LOB: 1 BB: 0 P: 4	R: 0 E: 1 K: 0 S: 5	H: 1 LOB: 2 BB: 0 P: 5	R: 0 E: 0 K: 2 S: 7	H: 0 LOB: 0 BB: 0 P: 7	1B: 4 2B: 1 3B: 0 HR: 0	SF: 0 SAC: 0 DP: 1 HBP: 0	WP: 1 PB: 0 SB: 0 CS: 0	PA: 36									
<b>PITCHER</b>	IP WLS BF H R ER SO BB IBB HBP BLK WP HR S P ERA WHIP																														
Paul Edmondson, R (1, 1) ERA: 3.7	8.0																														
Wilbur Wood, L (9, 1) ERA: 3.07	2.0	W	8	1	0	0	2	0	0	0	0	0	0	0	0	0	12	12	0.00	0.500											

**BOTTOM**

**Kansas City Royals @ Chicago White Sox**  
 Comiskey Park, Chicago, IL  
 Thu Sep 25 1969, 8:05 PM EDT  
 Att. 3,285 - Unknown

[livebaseballscorecards.com](http://livebaseballscorecards.com)

<b>AB</b>	29
<b>R</b>	2
<b>H</b>	3
<b>RBI</b>	2
<b>BB</b>	5
<b>SO</b>	7
<b>LOB</b>	13



<b>WP</b>	0	<b>PA</b>	37
<b>PB</b>	0		
<b>SB</b>	0		
<b>CS</b>	0		

AB R H RBI BB SO LOB

4	1	1	1	1	0	0	0
---	---	---	---	---	---	---	---

3	1	1	0	1	1	2
---	---	---	---	---	---	---

0	0	0	0	2	0	0
0	0	0	0	1	0	0

4	0	0	0	0	2	6
---	---	---	---	---	---	---

3	0	1	1	0	0	1
---	---	---	---	---	---	---

2	0	0	0	0	0	2
2	0	0	0	0	0	0

4	0	0	0	0	2	2
---	---	---	---	---	---	---

4	0	0	0	0	2	0
---	---	---	---	---	---	---

2	0	0	0	0	0	0
0	0	0	0	1	0	0
0	0	0	0	0	0	0
0	0	0	0	0	0	0
1	0	0	0	0	0	0

1B	2	SF	0
2B	0	SAC	2
3B	0	DP	0
HR	1	HBP	1

Batter	1	2	3	4	5	6	7	8	9	10
Walt Williams, R (1, 9) OBP: 0.340, SLG: 0.377	G5-3		G4-3		G5-3			SH5-4		HR
Luis Aparicio, R (1, 6) OBP: 0.352, SLG: 0.363	BB 1B		K			SH5-3 BB		G5-3		
Ron Hansen, R (1, 3) OBP: 0.321, SLG: 0.322 Tom McCraw, L (8, PH) OBP: 0.331, SLG: 0.356	BB 1B BB			HBP BB		SH5-3		BB		
Bill Melton, R (1, 5) OBP: 0.323, SLG: 0.426	K			P6		K		F9		
Bob Christian, R (1, 7) OBP: 0.268, SLG: 0.313	1-3 2-H 1B			1-2 HBP		P5			G4-3	
Duane Josephson, R (1, 2) OBP: 0.291, SLG: 0.321 Don Pavletich, R (6, 2) OBP: 0.333, SLG: 0.409		G5-3		P4			G1-3		G1-3	
Ken Berry, R (1, 8) OBP: 0.291, SLG: 0.322		K		K			P4		G4-3	
Bobby Knoop, R (1, 4) OBP: 0.298, SLG: 0.316		K			G6-3		K			F8
Paul Edmondson, R (1, 1) OBP: 0.179, SLG: 0.179 Pete Ward, L (8, PH) OBP: 0.353, SLG: 0.372 Jose Ortiz, R (8, PR) OBP: 0.250, SLG: 0.250 Wilbur Wood, R (9, 1) Bob Spence, L (10, PH) OBP: 0.190, SLG: 0.250			G5-3		P4			SH5-4 BB		G6-3

Inning Stats	R: 1	H: 2	R: 0	H: 0	R: 0	H: 0	R: 0	H: 0	R: 0	H: 0	R: 0	H: 0	R: 0	H: 0	R: 0	H: 0	R: 0	H: 0	R: 1	H: 1	1B: 2	SF: 0
	E: 0	LOB: 2	E: 0	LOB: 0	E: 0	LOB: 2	E: 0	LOB: 0	E: 0	LOB: 1	E: 0	LOB: 0	E: 0	LOB: 2	E: 0	LOB: 0	E: 0	LOB: 0	E: 0	LOB: 0	2B: 0	SAC: 2
	K: 1	BB: 1	K: 2	BB: 0	K: 1	BB: 1	K: 0	BB: 0	K: 1	BB: 1	K: 1	BB: 0	K: 0	BB: 1	K: 1	BB: 0	K: 0	BB: 0	K: 0	BB: 0	3B: 0	DP: 0
	S: 6	P: 10	S: 7	P: 7	S: 5	P: 5	S: 5	P: 10	S: 5	P: 9	S: 5	P: 5	S: 3	P: 11	S: 3	P: 3	S: 3	P: 3	S: 3	P: 3	HR: 1	HBP: 1

PITCHER	IP	WLS	BF	H	R	ER	SO	BB	IBB	HBP	BLK	WP	HR	S	P	ERA	WHIP
Bill Butler, L (1, 1) ERA: 4.01	7.0		26	2	1	1	7	3	0	1	0	0	0	36	49	1.29	0.714
Al Fitzmorris, R (8, 1) ERA: 4.66	2.2	L	11	1	1	1	0	2	0	0	0	0	1	9	17	3.38	1.125



Batter	1	2	3	4	5	6	7	8	9	AB R H RBI BB SO LOB	TOP	
Pat Kelly, L (1, 9) OBP: 0.348, SLG: 0.388 Juan Rios, R (9, 6) OBP: 0.259, SLG: 0.276	0-0 G4-3		0-0 G4-3		0-3 K		0-0 G5-3		0-3 K	5 0 0 0 0 2 2 0 0 0 0 0 0 0		
Mike Fiore, L (1, 3) OBP: 0.413, SLG: 0.430	0-0 1B		4-0 1B BB		0-0 1-2 1B			0-0 F7	0-0 HR	4 1 3 2 1 0 0		
Joe Foy, R (1, 5) OBP: 0.357, SLG: 0.373	0-0 P3		0-0 1-3 1B		0-0 F7			0-0 HR 1B 1B	0-0 E6	5 1 2 0 0 0 4		
Ed Kirkpatrick, L (1, 8) OBP: 0.331, SLG: 0.388	0-0 P4		0-0 G1-3			0-0 G3-1		0-0 F7	0-0 G4-3	5 0 0 0 0 0 5		
Lou Piniella, R (1, 7) OBP: 0.326, SLG: 0.419 Scott Northey, R (8, PR) OBP: 0.292, SLG: 0.333		0-0 G6-3		0-0 G6-3		0-0 G6-3		0-0 1-2 HR 1B		4 0 1 0 0 0 0 0 1 0 0 0 0 0		
Jerry Adair, R (1, 4) OBP: 0.285, SLG: 0.305		0-0 G6-3 2B		0-0 G6-3		0-0 1B		0-0 1-H 2-H HR		4 1 3 3 0 0 0		
Ellie Rodriguez, R (1, 2) OBP: 0.334, SLG: 0.299 Moe Drabowsky, R (8, 1) OBP: 0.267, SLG: 0.333		0-0 G6-3 2-3		0-0 G6-3		0-0 G5-3		0-0 G5-3		4 0 0 0 0 0 3 0 0 0 0 0 0 0		
Paul Schaal, R (1, 6) OBP: 0.335, SLG: 0.307 Bob Oliver, R (9, PH) OBP: 0.293, SLG: 0.392		0-3 K			0-0 1B 1B		0-0 F8		0-0 L7	3 0 1 0 0 1 1 1 0 0 0 0 0 0		
Wally Bunker, R (1, 1) OBP: 0.181, SLG: 0.176 Billy Harris, L (7, PH) OBP: 0.286, SLG: 0.429 Jerry Cram, R (7, 1) OBP: 0.259, SLG: 0.330 Buck Martinez, R (8, 2) OBP: 0.167, SLG: 0.167 Tom Burgmeier, L (9, PR) OBP: 0.167, SLG: 0.167 Fran Hiesley, R (9, 2) OBP: 0.500, SLG: 0.625			0-0 F9		0-0 F3		0-0 G1-3		0-0 HR 1B	2 0 0 0 0 0 1 1 0 0 0 0 0 0 0 0 0 0 0 0 0 1 0 1 0 0 0 0 0 1 0 0 0 0 0 0 0 0 0 0 0 0		
<b>Inning Stats</b>	R: 0 H: 1 E: 0 LOB: 1 K: 0 BB: 0 S: 4 P: 4	R: 0 H: 1 E: 0 LOB: 1 K: 1 BB: 0 S: 6 P: 6	R: 0 H: 1 E: 0 LOB: 2 K: 0 BB: 1 S: 4 P: 8	R: 0 H: 0 E: 0 LOB: 0 K: 0 BB: 0 S: 3 P: 3	R: 0 H: 2 E: 0 LOB: 2 K: 1 BB: 0 S: 7 P: 7	R: 0 H: 1 E: 0 LOB: 1 K: 0 BB: 0 S: 4 P: 4	R: 0 H: 0 E: 0 LOB: 0 K: 0 BB: 0 S: 3 P: 3	R: 3 H: 3 E: 0 LOB: 1 K: 0 BB: 0 S: 6 P: 6	R: 2 H: 2 E: 1 LOB: 1 K: 1 BB: 0 S: 8 P: 8	1B: 8 SF: 0 2B: 1 SAC: 0 3B: 0 DP: 0 HR: 2 HBP: 0	WP: 0 PA: 40 PB: 0 SB: 0 CS: 0	
<b>PITCHER</b> Joe Horlen, R (1, 1) ERA: 3.78	IP WLS BF H R ER SO BB IBB HBP BLK WP HR S P ERA WHIP											
	9.0 L 40 11 5 5 3 1 0 0 0 0 2 45 49 5.00 1.333											

**Kansas City Royals @ Chicago White Sox**  
**Milwaukee County Stadium, Milwaukee, WI**  
 Fri Sep 26 1969, 8:05 PM EDT  
 Att. 9,587 - Unknown

AB	39
R	5
H	11
RBI	5
BB	1
SO	3
LOB	16



Batter	1	2	3	4	5	6	7	8	9	AB	R	H	RBI	BB	SO	LOB
Walt Williams, R OBP: 0.338, SLG: 0.373 (1, 9)	F8		FC6-4				F8		K	4	0	0	0	1	1	1
Luis Aparicio, R OBP: 0.353, SLG: 0.364 (1, 6)	G6-3			F9				E S 1B	F9	5	1	2	1	0	0	0
Tom McCraw, L OBP: 0.330, SLG: 0.354 (1, 3)	K			K	F2			BB E 1B		4	0	1	1	0	2	2
Bill Melton, R OBP: 0.324, SLG: 0.431 (1, 5)		G6-3		PB BB				K		3	1	1	1	1	1	1
Ed Herrmann, L OBP: 0.319, SLG: 0.338 (1, 2)		G1-3		BB				F8		2	0	0	0	2	0	1
Bob Christian, R OBP: 0.260, SLG: 0.303 (1, 7)		G6-3		G4-3			P4	E5 BB		4	0	0	0	0	0	4
Ken Berry, R OBP: 0.292, SLG: 0.319 (1, 8)			G6-3							2	0	0	0	1	0	1
Pete Ward, L (8, PH) OBP: 0.356, SLG: 0.372										0	0	0	0	1	0	0
Angel Bravo, L (8, PR) OBP: 0.326, SLG: 0.434 (9, 8)										0	0	0	0	0	0	0
Bobby Knoop, R OBP: 0.298, SLG: 0.316 (1, 4)										3	0	1	0	0	1	1
Gail Hopkins, L (8, PH) OBP: 0.354, SLG: 0.385										1	0	0	0	0	1	3
Rich Morales, R OBP: 0.264, SLG: 0.207 (9, 4)			FC6-4 1B							0	0	0	0	0	0	0
Joe Herten, R OBP: 0.182, SLG: 0.195 (1, 1)										3	1	1	0	0	1	1
Bob Spence, L (9, PH) OBP: 0.182, SLG: 0.238			K							1	0	0	0	0	1	0

Inning Stats	R: 0	H: 0	E: 0	K: 1	S: 5	R: 0	H: 0	E: 0	K: 0	S: 3	R: 0	H: 1	E: 0	K: 1	S: 6	R: 0	H: 0	E: 0	K: 1	S: 5	R: 1	H: 2	E: 0	K: 0	S: 4	R: 1	H: 1	E: 0	K: 0	S: 3	R: 0	H: 0	E: 0	K: 1	S: 5	R: 1	H: 2	E: 1	K: 2	S: 10	R: 0	H: 0	E: 0	K: 2	S: 7	R: 0	H: 0	E: 0	K: 2	S: 7	1B: 5	2B: 0	3B: 0	HR: 1	SF: 0	SAC: 0	DP: 1	HBP: 0	WP: 0	PB: 1	SB: 1	CS: 0	PA: 38
--------------	------	------	------	------	------	------	------	------	------	------	------	------	------	------	------	------	------	------	------	------	------	------	------	------	------	------	------	------	------	------	------	------	------	------	------	------	------	------	------	-------	------	------	------	------	------	------	------	------	------	------	-------	-------	-------	-------	-------	--------	-------	--------	-------	-------	-------	-------	--------

PITCHER	IP	WLS	BF	H	R	ER	SO	BB	IBB	HBP	BLK	WP	HR	S	P	ERA	WHIP
Wally Bunker, R ERA: 3.29 (1, 1)	6.0		25	4	2	2	3	5	0	0	0	0	1	26	46	3.00	1.500
Jerry Cram, R ERA: 3.24 (7, 1)	1.2		9	2	1	1	2	1	0	0	0	0	0	12	16	5.40	1.800
Moe Drabowsky, R ERA: 3.07 (8, 1)	1.1	W	4	0	0	0	3	0	0	0	0	0	0	10	10	0.00	0.000

BOTTOM

Kansas City Royals @ Chicago White Sox  
Milwaukee County Stadium, Milwaukee, WI

Fri Sep 26 1969, 8:05 PM EDT  
Att. 9,587 - Unknown

livebaseballscorecards.com

AB	32
R	3
H	6
RBI	3
BB	6
SO	8
LOB	15





Batter	1	2	3	4	5	6	7	8	9	AB R H RBI BB SO LOB	TOP	
<b>Scott Northey, R</b> (1, 8) <small>OBP: 0.308, SLG: 0.367</small>	0-0 		0-0 			0-0 		0-0 		4 1 2 0 0 0 1	<b>Kansas City Royals @ Chicago White Sox</b> Comiskey Park, Chicago, IL Sat Sep 27 1969, 4:33 AM EDT Att. 2,437 - Sunny	
<b>Luis Alcaraz, R</b> (1, 4) <small>OBP: 0.296, SLG: 0.333</small>	0-0 		0-0 			0-0 		0-0 		4 0 2 1 0 0 1		
<b>Joe Foy, R</b> (1, 5) <small>OBP: 0.354, SLG: 0.370</small>	0-3 			0-0 		0-0 		0-0 		4 0 0 0 0 1 3		
<b>Lou Piniella, R</b> (1, 7) <small>OBP: 0.324, SLG: 0.415</small>		0-0 		0-0 			0-0 		0-0 			4 0 0 0 0 0 0
<b>Jerry Adair, R</b> (1, 6) <small>OBP: 0.287, SLG: 0.310</small>		0-0 		0-0 			0-0 		0-0 			4 0 2 0 0 0 0
<b>Bob Oliver, R</b> (1, 3) <small>OBP: 0.293, SLG: 0.391</small>		0-0 			0-0 		0-0 		0-0 			4 0 1 0 0 0 1
<b>Fran Healy, R</b> (1, 2) <small>OBP: 0.400, SLG: 0.500</small> <b>Jim Campanis, R</b> (7, PH) <small>OBP: 0.202, SLG: 0.217</small>	0-3 				0-0 		0-0 					2 0 0 0 0 1 1 1 0 0 0 0 0 1
<b>Fred Rico, R</b> (1, 9) <small>OBP: 0.474, SLG: 0.357</small>			0-0 		0-0 			0-0 				3 0 1 0 0 0 0
<b>Jim Rooker, R</b> (1, 1) <small>OBP: 0.305, SLG: 0.544</small> <b>Chuck Harrison, R</b> (8, PH) <small>OBP: 0.276, SLG: 0.296</small> <b>Don O'Riley, R</b> (8, 1)	0-3 		0-3 			0-3 		0-0 				2 0 0 0 0 2 1 1 0 0 0 0 0 0 0 0 0 0 0 0 0
<b>Inning Stats</b>	R: 0 H: 0 E: 0 LOB: 0 K: 1 BB: 0 S: 5 P: 5	R: 0 H: 2 E: 0 LOB: 1 K: 1 BB: 0 S: 6 P: 6	R: 0 H: 1 E: 0 LOB: 1 K: 1 BB: 0 S: 6 P: 6	R: 0 H: 0 E: 0 LOB: 0 K: 0 BB: 0 S: 3 P: 3	R: 0 H: 0 E: 0 LOB: 0 K: 0 BB: 0 S: 3 P: 3	R: 0 H: 2 E: 0 LOB: 1 K: 1 BB: 0 S: 6 P: 6	R: 0 H: 1 E: 0 LOB: 1 K: 0 BB: 0 S: 4 P: 4	R: 1 H: 2 E: 0 LOB: 1 K: 0 BB: 0 S: 5 P: 5	R: 0 H: 0 E: 0 LOB: 0 K: 0 BB: 0 S: 3 P: 3	1B: 5 SF: 0 2B: 3 SAC: 0 3B: 0 DP: 1 HR: 0 HBP: 0		WP: 0 PA: 33 PB: 0 SB: 0 CS: 0
<b>PITCHER</b> <b>Jerry Nyman, L</b> (1, 1) <small>ERA: 5.29</small>	IP WLS BF H R ER SO BB IBB HBP BLK WP HR S P ERA WHIP 9.0 W 33 8 1 1 4 0 0 0 0 0 0 0 41 41 1.00 0.889											

livebaseballscorecards.com

<b>AB</b>	<b>33</b>
<b>R</b>	<b>1</b>
<b>H</b>	<b>8</b>
<b>RBI</b>	<b>1</b>
<b>BB</b>	<b>0</b>
<b>SO</b>	<b>4</b>
<b>LOB</b>	<b>9</b>



Batter	1	2	3	4	5	6	7	8	9	AB	R	H	RBI	BB	SO	LOB
Walt Williams, R OBP: 0.339, SLG: 0.374 (1, 9)	0-0 F7 1B		0-0 G3	0-0 L8		0-0 F9		0-0 1B SF8 1B		5	1	2	0	0	0	0
Luis Aparicio, R OBP: 0.355, SLG: 0.366 (1, 6)	0-0 F7 1-2		0-0 BB BB 2B	4-0 1B BB		0-0 G6-3		0-0 F9 1B 1-3 2-H		4	1	2	1	1	0	1
Ron Hansen, R OBP: 0.323, SLG: 0.320 (1, 3)	0-0 F9		4-0 BB BB 1B BB	0-0 FC5-4 1B 1-3		0-0 G1-3		0-0 F9 1-2		4	1	1	0	1	0	2
Bill Melton, R OBP: 0.323, SLG: 0.428 (1, 5)		0-3 K	0-3 K	0-0 FC5-4 1-2f			0-0 L5	4-0 IBB		4	0	0	0	1	2	4
Don Pavletich, R OBP: 0.339, SLG: 0.406 (1, 2)		4-0 2B BB	4-0 1B BB 1-2 2-3		0-0 L9		4-0 1B E 1B BB	0-0 SF8 3-H		1	2	0	1	3	0	0
Bobby Knoop, R OBP: 0.302, SLG: 0.316 (1, 4)		0-3 K	4-0 1B BB 1-2 2-3 3-H		4-0 E BB		0-0 E 1B 1-2	0-3 K		3	0	1	1	2	2	3
Ken Berry, R OBP: 0.297, SLG: 0.329 (1, 8)		0-0 2B	0-0 FC4-6 1B 1-3 2-H 3-H		0-3 K		0-0 E1 1B 1-3 2-H			4	0	3	2	0	1	1
Jose Ortiz, R OBP: 0.250, SLG: 0.143 (1, 7)		4-0 IBB	0-0 FC4-6 1-2f		0-0 E6 1-2		0-0 L6			3	0	0	0	1	0	4
Jerry Nyman, L OBP: 0.095, SLG: 0.100 (1, 1)		0-3 K		0-3 K		0-3 K		4-0 1B BB		3	1	0	0	1	3	5

Inning Stats	R: 0	H: 1	E: 0	LOB: 0	K: 0	S: 3	P: 3	R: 0	H: 1	E: 0	LOB: 3	K: 3	S: 10	R: 3	H: 2	E: 0	LOB: 2	K: 1	S: 7	R: 0	H: 1	E: 0	LOB: 2	K: 1	S: 6	R: 0	H: 0	E: 1	LOB: 2	K: 2	S: 8	R: 0	H: 0	E: 0	LOB: 0	K: 0	S: 3	R: 1	H: 2	E: 1	LOB: 1	K: 0	S: 4	R: 2	H: 2	E: 0	LOB: 2	K: 1	S: 7	R: 2	H: 2	E: 0	LOB: 2	K: 1	S: 7	1B: 7	SF: 1	2B: 2	SAC: 0	3B: 0	DP: 0	HR: 0	HBP: 0	WP: 0	PA: 42
--------------	------	------	------	--------	------	------	------	------	------	------	--------	------	-------	------	------	------	--------	------	------	------	------	------	--------	------	------	------	------	------	--------	------	------	------	------	------	--------	------	------	------	------	------	--------	------	------	------	------	------	--------	------	------	------	------	------	--------	------	------	-------	-------	-------	--------	-------	-------	-------	--------	-------	--------

PITCHER	IP	WLS	BF	H	R	ER	SO	BB	IBB	HBP	BLK	WP	HR	S	P	ERA	WHIP
Jim Rooker, L ERA: 3.75 (1, 1)	7.0	L	35	7	4	3	7	7	1	0	0	0	0	41	73	3.86	2.000
Don O'Riley, R ERA: 7.33 (8, 1)	1.0		7	2	2	2	1	1	1	0	0	0	0	7	15	18.00	3.000


**BOTTOM**

**Kansas City Royals @ Chicago White Sox**  
Comiskey Park, Chicago, IL

Sat Sep 27 1969, 4:33 AM EDT  
Att. 2,437 - Sunny

livebaseballscorecards.com

AB	31
R	6
H	9
RBI	5
BB	10
SO	8
LOB	20





TOP

Kansas City Royals @ Chicago White Sox  
Comiskey Park, Chicago, IL  
Sun Sep 28 1969, 4:33 AM EDT  
Att. 4,617 - Sunny

AB	37
R	10
H	13
RBI	10
BB	6
SO	4
LOB	17



WP:	0	PA:	44
PB:	0		
SB:	2		
CS:	2		

AB R H RBI BB SO LOB

4	2	2	3	1	1	0
2	0	0	0	3	0	1
5	0	1	0	0	0	3
5	3	4	3	0	0	2
3	1	1	0	0	0	0
2	0	0	0	0	2	2
5	2	3	2	0	0	1
3	1	1	1	2	1	1
4	1	1	1	0	0	3
2	0	0	0	0	0	0
2	0	0	0	0	0	4

Batter	1	2	3	4	5	6	7	8	9
Scott Northey, R (1, 8) OBP: 0.333, SLG: 0.434	4-0 IHR BB	0-0 P4		0-0 CS 1B		0-0 HR		0-3 K	
Mike Fiore, L (1, 3) OBP: 0.416, SLG: 0.427	0-0 F8	4-0 1B BB		0-0 CS 1-2	4-0 CS BB	0-0 G1-3		4-0 G5-4-3 BB	
Luis Alcaraz, R (1, 4) OBP: 0.289, SLG: 0.324	0-0 L7	0-0 FC6-4 1B			0-0 G5-3 1-2	0-0 G6-3		0-0 G5-4-3 1-2f	
Ed Kirkpatrick, L (1, 7) OBP: 0.338, SLG: 0.417	0-0 IHR	0-0 FC6-4 1-2f			0-0 HR		0-0 1B 1B	0-0 2B	
Jerry Adair, R (1, 6) Jackie Hernandez, R (6, 6) OBP: 0.287, SLG: 0.310 OBP: 0.278, SLG: 0.280	0-0 HR 1B		0-0 G6-3		0-0 F3		0-3 K	0-3 K	
Bob Oliver, R (1, 5) OBP: 0.297, SLG: 0.401	0-0 HR		0-0 G6-3			0-0 S 1B 1B	0-0 1B 1B	0-0 G1-3	
Fred Rico, R (1, 9) OBP: 0.500, SLG: 0.353	4-0 FC6-4 BB		0-0 G6-3			4-0 1B 1-2 HR BB	0-0 1-3 2-H 1B	0-3 K	
Buck Martinez, R (1, 2) OBP: 0.258, SLG: 0.328	0-0 FC6-4 1-2f		0-0 G6-3			0-0 HR 1B	0-0 L6		
Mike Hedlund, R (1, 1) Moe Drabowsky, R (5, 1) OBP: 0.176, SLG: 0.152 OBP: 0.235, SLG: 0.294		0-0 G1-3		0-0 G5-3		0-0 F8	0-0 G1-3		

Inning Stats	R: 4	H: 3	E: 0	K: 0	S: 6	LOB: 1	P: 14	R: 0	H: 1	E: 0	K: 0	S: 4	LOB: 2	P: 8	R: 0	H: 0	E: 0	K: 0	S: 3	LOB: 0	P: 3	R: 0	H: 1	E: 0	K: 0	S: 3	LOB: 0	P: 3	R: 1	H: 1	E: 0	K: 0	S: 3	LOB: 0	P: 7	R: 4	H: 3	E: 0	K: 0	S: 6	LOB: 0	P: 10	R: 1	H: 3	E: 0	K: 1	S: 8	LOB: 2	P: 8	R: 0	H: 0	E: 0	K: 1	S: 4	LOB: 0	P: 8	R: 0	H: 1	E: 0	K: 2	S: 8	LOB: 1	P: 8	1B: 8	2B: 1	3B: 0	HR: 4	SF: 0	SAC: 0	DP: 1	HBP: 0	WP: 0	PA: 44
--------------	------	------	------	------	------	--------	-------	------	------	------	------	------	--------	------	------	------	------	------	------	--------	------	------	------	------	------	------	--------	------	------	------	------	------	------	--------	------	------	------	------	------	------	--------	-------	------	------	------	------	------	--------	------	------	------	------	------	------	--------	------	------	------	------	------	------	--------	------	-------	-------	-------	-------	-------	--------	-------	--------	-------	--------

PITCHER	IP	WLS	BF	H	R	ER	SO	BB	IBB	HBP	BLK	WP	HR	S	P	ERA	WHIP
Fred Rath, R (1, 1) ERA: 7.71	5.0	L	23	6	5	5	0	4	0	0	0	0	2	19	35	9.00	2.000
Gary Peters, L (6, 1) ERA: 4.53	1.0		7	3	4	4	0	1	0	0	0	0	1	6	10	36.00	4.000
Dan Osinski, R (7, 1) ERA: 3.56	3.0		13	4	1	1	4	1	0	0	0	0	0	20	24	3.00	1.667

PITCHER	IP	WLS	BF	H	R	ER	SO	BB	IBB	HBP	BLK	WP	HR	S	P	ERA	WHIP
---------	----	-----	----	---	---	----	----	----	-----	-----	-----	----	----	---	---	-----	------

Batter	1	2	3	4	5	6	7	8	9	AB	R	H	RBI	BB	SO	LOB
Walt Williams, R OBP: 0.337, SLG: 0.372 (1, 9)	F8		L8				G4-3		K	5	0	1	0	0	1	2
Luis Aparicio, R OBP: 0.354, SLG: 0.366 Rich Morales, R OBP: 0.262, SLG: 0.205 (1, 6) (8, 6)	G6-3		FC6-4				SF7		F9	3	0	1	1	0	0	1
Bob Spence, L OBP: 0.148, SLG: 0.192 (1, 3)	G1						K		G4-3	5	0	0	0	0	2	4
Bill Melton, R OBP: 0.324, SLG: 0.429 (1, 5)							K		K	4	0	2	1	0	1	1
Ed Herrmann, L OBP: 0.321, SLG: 0.344 (1, 2)							L8		G6-3	4	0	2	0	0	0	3
Angel Bravo, L OBP: 0.322, SLG: 0.419 (1, 7)									G6-3	3	0	0	0	1	0	3
Bobby Knoop, R OBP: 0.301, SLG: 0.315 (1, 4)									G6-3	4	1	1	0	0	0	3
Ken Berry, R OBP: 0.298, SLG: 0.329 (1, 8)									K	3	1	1	0	0	2	2
Fred Rath, R Doug Adams, L Gary Peifers, L Woodie Held, R Dan Osinski, R Pete Ward, L Jose Ortiz, R (1, 1) (5, PH) (6, 1) (6, PH) (7, 1) (9, PH) (9, PR)									BB	1	0	0	0	0	0	1
									BB	1	1	1	1	0	0	0
									BB	0	0	0	0	0	0	0
									BB	1	0	0	0	0	1	1
									BB	0	0	0	0	0	0	0
									BB	0	0	0	0	1	0	0
									BB	0	0	0	0	0	0	0

Inning Stats	R: 0	H: 0	E: 0	K: 0	S: 3	P: 3	R: 0	H: 1	E: 0	K: 0	S: 4	P: 4	R: 0	H: 1	E: 0	K: 0	S: 4	P: 4	R: 3	H: 4	E: 1	K: 1	S: 10	P: 10	R: 0	H: 0	E: 0	K: 2	S: 7	P: 11	R: 0	H: 1	E: 0	K: 2	S: 8	P: 8	R: 0	H: 1	E: 0	K: 1	S: 6	P: 6	R: 0	H: 0	E: 0	K: 1	S: 5	P: 9	1B: 8	SF: 1	2B: 1	SAC: 1	3B: 0	DP: 0	HR: 0	HBP: 0	WP: 0	PA: 39
--------------	------	------	------	------	------	------	------	------	------	------	------	------	------	------	------	------	------	------	------	------	------	------	-------	-------	------	------	------	------	------	-------	------	------	------	------	------	------	------	------	------	------	------	------	------	------	------	------	------	------	-------	-------	-------	--------	-------	-------	-------	--------	-------	--------

PITCHER	IP	WLS	BF	H	R	ER	SO	BB	IBB	HBP	BLK	WP	HR	S	P	ERA	WHIP
Mike Hedlund, R ERA: 3.24 (1, 1)	4.2		22	7	3	1	1	0	0	0	0	0	0	24	24	1.93	1.500
Moe Drabowsky, R ERA: 2.94 (5, 1)	4.1	W	17	2	0	0	6	2	0	0	0	0	0	27	35	0.00	0.923


**BOTTOM**

**Kansas City Royals @ Chicago White Sox**  
Comiskey Park, Chicago, IL

Sun Sep 28 1969, 4:33 AM EDT  
Att: 4,617 - Sunny

livebaseballscorecards.com

<b>AB</b>	<b>35</b>
<b>R</b>	<b>3</b>
<b>H</b>	<b>9</b>
<b>RBI</b>	<b>3</b>
<b>BB</b>	<b>2</b>
<b>SO</b>	<b>7</b>
<b>LOB</b>	<b>22</b>






Batter	1	2	3	4	5	6	7	8	9	AB R H RBI BB SO LOB	TOP
<b>Sandy Alomar Sr., S</b> OBP: 0.294, SLG: 0.280 (1, 4) X	0-0 G4-3	0-0 FC6 1-2 3-H 1B		0-0 L9			0-0 F8		0-0 BB 1B G3-1 1B	5 1 2 1 0 0 1	
<b>Marty Perez, R</b> OBP: 0.400, SLG: 0.333 (1, 6) S S S	0-3 K	0-0 FC6 1-2f			0-0 G4-3		0-0 E3		0-0 G3-1 BB G5-3 1B 1-2 2-3	5 1 1 0 0 1 2	
<b>Jay Johnstone, L</b> OBP: 0.321, SLG: 0.377 (1, 8) X	0-0 1B		0-0 1B		0-0 L1		0-0 G4-3		4-0 BB BB BB BB G5-3 G3-1 1-2 2-3 3-H BB	4 0 2 1 1 0 1	
<b>Roger Repoz, L</b> OBP: 0.274, SLG: 0.293 (1, 3) X	0-0 F8		0-3 K		0-0 F9			4-0 1B BB	0-0 G3-1 1-2 2-3 3-H	4 0 0 1 1 1 4	
<b>Jim Hicks, R</b> OBP: 0.259, SLG: 0.308 (1, 7) X		0-0 G5-3	0-3 K			0-0 G5-3		0-0 F9	0-0 G5-3 2-3 3-H	5 0 0 1 0 1 3	
<b>Jarvis Tatum, R</b> OBP: 0.313, SLG: 0.313 (1, 9) X		0-0 E SF9 1B	0-3 K			0-0 1B		0-0 1B	0-0 L4-3	5 1 3 0 0 1 2	
<b>Winston Llenas, R</b> OBP: 0.205, SLG: 0.214 (1, 5) X		0-0 E5 SF9 BB 1B 1-3		4-0 FC3-6 BB		0-0 P6		0-3 K		3 1 0 0 1 1 4	
<b>Randy Brown, L</b> OBP: 0.357, SLG: 0.227 (1, 2) B B B B		4-0 1B BB 1-2		0-0 FC3-6 1-2f		0-0 F8		0-0 F7		3 0 0 0 1 0 4	
<b>Tom Murphy, R</b> OBP: 0.173, SLG: 0.169 (1, 1) X		0-0 SF9		0-3 K			0-0 F7		4-0 BB BB BB BB 1B BB BB	1 0 0 1 0 1 1	
<b>Jim Fregosi, R</b> OBP: 0.361, SLG: 0.381 (7, PH)										1 0 0 0 0 0 0	
<b>Wally Wolf, R</b> (7, 1)										0 0 0 0 0 0 0	
<b>Jim Spencer, L</b> OBP: 0.306, SLG: 0.386 (9, PH) 2-3 3-H										0 1 0 0 1 0 0	
<b>Inning Stats</b>	R: 0 E: 0 K: 1 S: 6 H: 1 LOB: 1 BB: 0 P: 6	R: 2 E: 1 K: 0 S: 6 H: 2 LOB: 2 BB: 1 P: 10	R: 0 E: 0 K: 3 S: 10 H: 1 LOB: 1 BB: 0 P: 10	R: 0 E: 0 K: 1 S: 5 H: 0 LOB: 1 BB: 1 P: 9	R: 0 E: 0 K: 0 S: 3 H: 0 LOB: 0 BB: 0 P: 3	R: 0 E: 0 K: 0 S: 4 H: 1 LOB: 1 BB: 0 P: 4	R: 0 E: 1 K: 0 S: 4 H: 0 LOB: 1 BB: 0 P: 4	R: 0 E: 0 K: 1 S: 6 H: 1 LOB: 2 BB: 1 P: 10	R: 3 E: 0 K: 0 S: 5 H: 2 LOB: 1 BB: 2 P: 13	1B: 8 2B: 0 3B: 0 HR: 0 SF: 1 SAC: 0 DP: 0 HBP: 0	WP: 0 PB: 0 SB: 0 CS: 0 PA: 42
<b>PITCHER</b>	IP WLS BF H R ER SO BB IBB HBP BLK WP HR S P ERA WHIP										
<b>Dick Drago, R</b> ERA: 3.77 (1, 1)	8.0 W 39 8 5 3 6 5 0 0 0 0 0 0 46 66 3.38 1.625										
<b>Al Fitzmorris, R</b> ERA: 4.22 (9, 1)	1.0 S 3 0 0 0 0 0 0 0 0 0 0 0 3 3 0.00 0.000										

California Angels @ Kansas City Royals  
Municipal Stadium, Kansas City, MO  
Tue Sep 30 1969, 8:05 PM EDT  
Att: 8,400 - Unknown - 83 F

AB	36
R	5
H	8
RBI	5
BB	5
SO	6
LOB	22



Batter	1	2	3	4	5	6	7	8	9
<b>Scott Northey, R</b> <small>OBP: 0.361, SLG: 0.455</small> (1, 8) X	0-0  2B	4-0  BB			0-0  G6-3		4-0  HR BB		
<b>Mike Fiore, L</b> <small>OBP: 0.419, SLG: 0.428</small> (1, 3) B B B	4-0  2B BB	0-3  K 1-2			0-0  CS 1B		4-0  1-2 HR BB		
<b>Luis Alcaraz, R</b> <small>OBP: 0.300, SLG: 0.347</small> (1, 4) X	0-0  3B 2B		0-0  P6		0-0  1-2 HR 1B		0-3  K		
<b>Ed Kirkpatrick, L</b> <small>OBP: 0.345, SLG: 0.450</small> (1, 7) X	0-0  3B		0-0  1B		0-0  HR		0-0  HR		
<b>Jerry Adair, R</b> <small>OBP: 0.287, SLG: 0.309</small> <b>Juan Rios, R</b> <small>OBP: 0.259, SLG: 0.276</small> (1, 6) X (9, 6)	0-0  P5		0-0  1-3 G6-4-3 1B		0-0  L8		0-0  P6		
<b>Bob Oliver, R</b> <small>OBP: 0.296, SLG: 0.398</small> (1, 5) X	0-0  G6-3		0-0  1-2f G6-4-3		0-0  L8		4-0  G6-4-3 BB		
<b>Fred Rico, R</b> <small>OBP: 0.464, SLG: 0.300</small> (1, 9) X	0-0  G4-3		4-0  G6-4-3 BB		0-0  G6-3		0-0  1-2f G6-4-3		
<b>Buck Martinez, R</b> <small>OBP: 0.258, SLG: 0.327</small> (1, 2) X		0-0  G4-3		0-0  1-2f G6-4-3		0-0  G6-3		0-0  FC6-4 1B	
<b>Dick Drago, R</b> <small>OBP: 0.109, SLG: 0.077</small> <b>Al Fitzmorris, S</b> (9, 1) X		0-0  G5-3		0-0  P4		0-3  K	0-0  1-2f FC6-4		

Inning Stats	R: 3	H: 3	E: 0	K: 0	S: 6	R: 0	H: 0	E: 0	K: 1	S: 5	R: 0	H: 2	E: 0	K: 0	S: 4	R: 0	H: 0	E: 0	K: 0	S: 2	R: 2	H: 3	E: 0	K: 0	S: 5	R: 0	H: 0	E: 0	K: 0	S: 3	R: 3	H: 1	E: 0	K: 2	S: 8	R: 0	H: 1	E: 0	K: 0	S: 3
	LOB: 1	BB: 1	P: 10	LOB: 1	BB: 1	P: 9	LOB: 0	BB: 1	P: 4	LOB: 0	BB: 0	LOB: 0	BB: 0	P: 6	LOB: 0	BB: 0	LOB: 0	BB: 0	P: 3	LOB: 0	BB: 0	LOB: 0	BB: 0	P: 5	LOB: 0	BB: 0	LOB: 0	BB: 0	P: 3	LOB: 0	BB: 2	P: 16	LOB: 1	BB: 1	P: 7	LOB: 1	BB: 1	P: 7		

PITCHER	IP	WLS	BF	H	R	ER	SO	BB	IBB	HBP	BLK	WP	HR	S	P	ERA	WHIP
<b>Tom Murphy, R</b> <small>ERA: 4.21</small>	(1, 1)	6.0	L	26	8	5	5	1	3	0	0	0	1	25	37	7.50	1.833
<b>Wally Wolf, R</b> <small>ERA: 11.57</small>	(7, 1)	2.0		10	2	3	2	3	0	0	0	0	1	11	23	13.50	2.500

**BOTTOM**

**California Angels @ Kansas City Royals**  
 Municipal Stadium, Kansas City, MO

Tue Sep 30 1969, 8:05 PM EDT  
 Att. 8,400 - Unknown - 83 F

AB	30
R	8
H	10
RBI	8
BB	6
SO	3
LOB	11

livebaseballscorecards.com

PITCHER	IP	WLS	BF	H	R	ER	SO	BB	IBB	HBP	BLK	WP	HR	S	P	ERA	WHIP
<b>Tom Murphy, R</b> <small>ERA: 4.21</small>	(1, 1)	6.0	L	26	8	5	5	1	3	0	0	0	1	25	37	7.50	1.833
<b>Wally Wolf, R</b> <small>ERA: 11.57</small>	(7, 1)	2.0		10	2	3	2	3	0	0	0	0	1	11	23	13.50	2.500



Batter	1	2	3	4	5	6	7	8	9	AB R H RBI BB SO LOB	TOP
Sandy Alomar Sr., S OBP: 0.294, SLG: 0.279 (1, 4) BB	4-0 BB G5-4-3		0-0 G6-3		0-3 K					2 0 0 0 1 1 2	<b>California Angels @ Kansas City Royals</b> <b>Municipal Stadium, Kansas City, MO</b> Wed Oct 01 1969, 8:05 PM EDT Att: 8,106 - Unknown - 80 F <a href="http://livebaseballscorecards.com">livebaseballscorecards.com</a>
Marty Perez, R OBP: 0.417, SLG: 0.300 (1, 6) X	0-0 G5-4-3 1-2f			4-0 BB BB						1 0 0 0 1 0 1	
Jarvis Tatum, R OBP: 0.333, SLG: 0.333 (1, 9) X	0-0 CS 1B			0-3 K						2 0 1 0 0 1 1	
Billy Cowan, R OBP: 0.288, SLG: 0.394 (1, 8) X	0-0 CS 1-2	0-0 F8		0-0 F7						2 0 0 0 0 0 1	
Jim Hicks, R OBP: 0.264, SLG: 0.304 (1, 7) X		0-0 F9		4-0 BB 1-2						1 0 0 0 1 0 0	
Jim Spencer, L OBP: 0.304, SLG: 0.384 (1, 3) X		0-0 F9		0-3 K						2 0 0 0 0 1 2	
Winston Llenas, R OBP: 0.196, SLG: 0.205 (1, 5) X			0-0 F7		0-0 F8					2 0 0 0 0 0 0	
Buck Rodgers, S OBP: 0.288, SLG: 0.217 (1, 2) X			0-3 K		0-0 1B					2 0 1 0 0 1 0	
Lloyd Allen, R OBP: 0.500, SLG: 1.000 (1, 1) Steve Kealey, R (5, 1)			0-0 2B		0-0 B1					2 0 1 0 0 0 1 0 0 0 0 0 0 0	
<b>Inning Stats</b>	R: 0 H: 1 E: 0 LOB: 0 K: 0 BB: 1 S: 2 P: 6	R: 0 H: 0 E: 0 LOB: 0 K: 0 BB: 0 S: 3 P: 3	R: 0 H: 1 E: 0 LOB: 1 K: 1 BB: 0 S: 6 P: 6	R: 0 H: 0 E: 0 LOB: 2 K: 2 BB: 2 S: 7 P: 15	R: 0 H: 1 E: 0 LOB: 1 K: 1 BB: 0 S: 6 P: 6					1B: 2 SF: 0 2B: 1 SAC: 0 3B: 0 DP: 1 HR: 0 HBP: 0	WP: 0 PA: 20 PB: 0 SB: 0 CS: 1
<b>PITCHER</b> Bill Butler, L (1, 1) ERA: 3.9	IP WLS BF H R ER SO BB IBB HBP BLK WP HR S P ERA WHIP										<b>PITCHER</b> IP WLS BF H R ER SO BB IBB HBP BLK WP HR S P ERA WHIP

California Angels @ Kansas City Royals  
 Municipal Stadium, Kansas City, MO  
 Wed Oct 01 1969, 8:05 PM EDT  
 Att: 8,106 - Unknown - 80 F

AB 16  
 R 0  
 H 3  
 RBI 0  
 BB 3  
 SO 4  
 LOB 8



Batter	1	2	3	4	5	6	7	8	9	AB	R	H	RBI	BB	SO	LOB
Scott Northey, R OBP: 0.359, SLG: 0.439 (1, 8)	4-0 CS BB		0-3 K	0-0 FC4-6						2	0	0	0	1	1	3
Paul Schaal, R OBP: 0.343, SLG: 0.307 (1, 5)	4-0 G1-3 BB		4-0 BB 1B		4-0 BB 2B					0	2	0	0	3	0	0
Luis Alcaraz, R OBP: 0.313, SLG: 0.342 (1, 4)	0-0 G1-3		4-0 1B BB		4-0 BB 2B					1	1	0	0	2	0	1
Ed Kirkpatrick, L OBP: 0.348, SLG: 0.451 (1, 7)	0-0 L4		0-0 1B		4-0 BB 2B					2	1	1	2	1	0	1
Jerry Adair, R OBP: 0.287, SLG: 0.312 (1, 6)		0-0 G4-3	0-0 G5-3		0-0 BB 2B					3	1	1	3	0	0	2
Bob Oliver, R OBP: 0.296, SLG: 0.397 (1, 3)		0-0 G4-3		0-0 FC1-6 1B	0-0 P4					3	0	1	0	0	0	1
Fred Rico, R OBP: 0.452, SLG: 0.348 (1, 9)		0-3 K		0-3 K	0-0 G6-3 2B					3	0	1	1	0	2	1
Ellie Rodriguez, R OBP: 0.334, SLG: 0.299 (1, 2)			0-0 G4-3	0-0 FC1-6 1B	0-0 G6-3					3	0	1	0	0	0	1
Bill Butler, L OBP: 0.123, SLG: 0.050 (1, 1)			4-0 BB 1B	0-0 FC1-6 FC4-6	0-0 G4-3					2	1	0	0	1	0	3

Inning Stats	R: 0	H: 0	E: 0	K: 0	S: 2	LOB: 1	BB: 2	P: 10
	R: 0	H: 0	E: 0	K: 1	S: 5 <td>LOB: 0</td> <td>BB: 0</td> <td>P: 5 </td>	LOB: 0	BB: 0	P: 5
	R: 2	H: 1	E: 0	K: 1	S: 6 <td>LOB: 2</td> <td>BB: 3</td> <td>P: 18 </td>	LOB: 2	BB: 3	P: 18
	R: 0	H: 2	E: 0	K: 1	S: 7 <td>LOB: 2</td> <td>BB: 0</td> <td>P: 7 </td>	LOB: 2	BB: 0	P: 7
	R: 4	H: 2	E: 0	K: 0	S: 5 <td>LOB: 1</td> <td>BB: 3</td> <td>P: 17 </td>	LOB: 1	BB: 3	P: 17

PITCHER	IP	WLS	BF	H	R	ER	SO	BB	IBB	HBP	BLK	WP	HR	S	P	ERA	WHIP
Lloyd Allen, R ERA: 5.4 (1, 1)	4.0	L	22	3	5	5	3	8	0	0	0	0	0	20	52	11.25	2.750
Steve Kealey, R ERA: 3.93 (5, 1)	1.0		5	2	1	1	0	0	0	0	0	0	0	5	5	9.00	2.000

**BOTTOM**

**California Angels @ Kansas City Royals**  
Municipal Stadium, Kansas City, MO

Wed Oct 01 1969, 8:05 PM EDT  
Att. 8,106 - Unknown - 80 F

<b>AB</b>	<b>19</b>
<b>R</b>	<b>6</b>
<b>H</b>	<b>5</b>
<b>RBI</b>	<b>6</b>
<b>BB</b>	<b>8</b>
<b>SO</b>	<b>3</b>
<b>LOB</b>	<b>13</b>



1B: 3	SF: 0	WP: 0	PA: 27
2B: 2	SAC: 0	PB: 0	
3B: 0	DP: 0	SB: 0	
HR: 0	HBP: 0	CS: 1	

[livebaseballscorecards.com](http://livebaseballscorecards.com)



Batter	1	2	3	4	5	6	7	8	9	AB R H RBI BB SO LOB	TOP							
Sandy Alomar Sr., S OBP: 0.294, SLG: 0.279 (1, 4)	0-0 G6-3		0-0 F7			0-0 G4-3			0-0 G6-3 1B	4 0 1 0 0 0 0								
Jarvis Tatum, R OBP: 0.318, SLG: 0.318 (1, 9)	0-0 1B			0-0 G6-3			0-0 L9		0-0 G6-3 1-2f 3-H	4 0 1 0 0 0 1								
Jay Johnstone, L OBP: 0.321, SLG: 0.381 (1, 8)	0-0 F8			0-0 P6			0-0 P6		0-0 HR	4 1 1 1 0 0 1								
Roger Repoz, L OBP: 0.270, SLG: 0.288 (1, 7)	0-0 F8			0-0 G3-1			0-3 K		0-3 K	4 0 0 0 0 2 1								
Jim Spencer, L OBP: 0.304, SLG: 0.383 (1, 3)		0-3 K			0-0 G6-3 1B			0-0 P6		3 0 1 0 0 1 0								
Winston Llenas, R OBP: 0.204, SLG: 0.213 (1, 5)		0-0 G6-3			0-0 G6-3 1-2f			0-0 FC5-4 1B		3 0 1 0 0 0 1								
Randy Brown, L OBP: 0.323, SLG: 0.200 (1, 2)		0-0 G4-3			0-0 E8			0-0 F8		3 0 0 0 0 0 1								
Marty Perez, R OBP: 0.333, SLG: 0.231 (1, 6)			0-0 G1-3			0-0 F3		0-0 FC5-4 1-2f		3 0 0 0 0 0 1								
Vern Geishert, R (1, 1)			0-0 F7			0-0 G6-3			0-0 1B G6-3 1B	2 0 0 0 0 0 0								
Rudy May, L (7, 1)										0 0 0 0 0 0 0								
Clyde Wright, R (8, 1)										0 0 0 0 0 0 0								
Bill Voss, L (9, PH)										1 1 1 0 0 0 0								
<b>Inning Stats</b>	R: 0 E: 0 K: 0 S: 4	H: 1 LOB: 1 BB: 0 P: 4	R: 0 E: 0 K: 1 S: 5	H: 0 LOB: 0 BB: 0 P: 5	R: 0 E: 0 K: 0 S: 3	H: 0 LOB: 0 BB: 0 P: 3	R: 0 E: 1 K: 0 S: 3	H: 1 LOB: 1 BB: 0 P: 3	R: 0 E: 0 K: 1 S: 5	H: 0 LOB: 0 BB: 0 P: 5	R: 0 E: 0 K: 0 S: 4	H: 1 LOB: 1 BB: 0 P: 4	R: 2 E: 0 K: 1 S: 7	H: 3 LOB: 0 BB: 0 P: 7	1B: 5 2B: 0 3B: 0 HR: 1	SF: 0 SAC: 0 DP: 2 HBP: 0	WP: 0 PB: 0 SB: 0 CS: 0	PA: 31
<b>PITCHER</b> Wally Bunker, R (1, 1) ERA: 3.23	IP: 9.0 WLS: W BF: 31 H: 6 R: 2 ER: 2 SO: 3 BB: 0 IBB: 0 HBP: 0 BLK: 0 WP: 0 HR: 1 S: 37 P: 37 ERA: 2.00 WHIP: 0.667											<b>PITCHER</b>	IP: 9.0 WLS: W BF: 31 H: 6 R: 2 ER: 2 SO: 3 BB: 0 IBB: 0 HBP: 0 BLK: 0 WP: 0 HR: 1 S: 37 P: 37 ERA: 2.00 WHIP: 0.667					

California Angels @ Kansas City Royals  
Municipal Stadium, Kansas City, MO

Thu Oct 02 1969, 4:33 AM EDT  
Att. 12,042 - Sunny - 76 F

livebaseballscorecards.com

AB	31
R	2
H	6
RBI	1
BB	0
SO	3
LOB	6



Batter	1	2	3	4	5	6	7	8	9
<b>Scott Northey, R</b> (1, 8) <small>OBP: 0.338, SLG: 0.410</small> <b>Joe Keough, L</b> (8, 8) <small>OBP: 0.254, SLG: 0.199</small>	0-3 		0-0 			0-0 	0-3 		
<b>Paul Schaal, R</b> (1, 5) <small>OBP: 0.346, SLG: 0.307</small>	0-0 			1-0 			0-0 	0-0 	
<b>Luis Alcaraz, R</b> (1, 4) <small>OBP: 0.314, SLG: 0.342</small> <b>Jackie Hernandez, R</b> (8, 6) <small>OBP: 0.280, SLG: 0.282</small>	0-0 			0-3 			0-0 	0-0 	
<b>Lou Piniella, R</b> (1, 7) <small>OBP: 0.325, SLG: 0.416</small>		0-0 		0-0 			0-0 	0-0 	
<b>Jerry Adair, R</b> (1, 6) <small>OBP: 0.285, SLG: 0.310</small> <b>Juan Rios, R</b> (8, 6) <small>OBP: 0.262, SLG: 0.276</small>		0-0 			0-0 		0-0 	1-0 	
<b>Bob Oliver, R</b> (1, 3) <small>OBP: 0.294, SLG: 0.393</small>		0-0 			0-0 		0-0 	0-0 	
<b>Fred Rico, R</b> (1, 9) <small>OBP: 0.429, SLG: 0.308</small>			0-0 		0-3 		0-0 	4-0 	
<b>Ellie Rodriguez, R</b> (1, 2) <small>OBP: 0.333, SLG: 0.296</small>			0-3 				0-0 	0-0 	
<b>Wally Bunker, R</b> (1, 1) <small>OBP: 0.200, SLG: 0.186</small>			4-0 				0-0 	1-3 	

AB	R	H	RBI	BB	SO	LOB
4	0	0	0	0	2	3
0	0	0	0	0	0	0
3	2	1	0	0	0	0
3	1	1	0	0	1	1
1	1	1	0	0	0	0
4	1	2	1	0	0	0
2	0	0	1	0	0	0
0	0	0	0	0	0	0
4	1	0	1	0	0	2
3	0	0	0	1	1	1
3	0	0	0	1	1	2
2	0	1	1	1	1	0

**BOTTOM**

**California Angels @ Kansas City Royals**  
 Municipal Stadium, Kansas City, MO

Thu Oct 02 1969, 4:33 AM EDT  
 Att. 12,042 - Sunny - 76 F

AB	29
R	6
H	6
RBI	4
BB	3
SO	6
LOB	9

Inning Stats		R: 0	H: 0	E: 0	K: 1	S: 5	R: 0	H: 0	E: 0	K: 1	S: 3	R: 0	H: 0	E: 0	K: 1	S: 5	R: 0	H: 0	E: 0	K: 1	S: 4	R: 0	H: 0	E: 0	K: 1	S: 5	R: 0	H: 0	E: 0	K: 1	S: 5	R: 4	H: 4	E: 1	K: 1	S: 10	R: 2	H: 2	E: 1	K: 0	S: 5						
PITCHER		IP	WLS	BF	H	R	ER	SO	BB	IBB	HBP	BLK	WP	HR	S	P	ERA	WHIP											PITCHER		IP	WLS	BF	H	R	ER	SO	BB	IBB	HBP	BLK	WP	HR	S	P	ERA	WHIP
<b>Vern Geisbert, R</b> (1, 1) <small>ERA: 4.65</small>		6.2	L	27	4	4	2	5	1	1	1	0	0	0	34	43	2.70	0.750											<b>Clyde Wright, L</b> (8, 1) <small>ERA: 4.1</small>		1.0		7	2	2	0	0	1	0	0	5	10	0.00	3.000			
<b>Rudy May, L</b> (7, 1) <small>ERA: 3.44</small>		0.1		1	0	0	0	1	0	0	0	0	0	0	3	3	0.00	0.000																													

1B:	6	SF:	1	WP:	0	PA:	35
2B:	1	SAC:	0	PB:	0		
3B:	0	DP:	2	SB:	0		
HR:	0	HBP:	2	CS:	1		