

Kansas City Royals - 1969

Table of batter performance for the top half of the game. Columns represent innings 1-12. Rows list batter names with their statistics and corresponding box scores. Inning stats are provided at the bottom of the table.

Minnesota Twins @ Kansas City Royals
Municipal Stadium, Kansas City, MO
Tue Apr 08 1969, 4:33 AM EST
Alt. 17,688 - Cloudy - 68 F
AB 44
R 3
H 12
RBI 3
BB 1
SO 3
LOB 13
Livebaseballscorecards.com
Twins Logo

PITCHER statistics for the top half of the game, including IP, WLS, BF, H, R, ER, SO, BB, IBB, HBP, BLK, WP, HR, S, P, ERA, and WHIP.

Table of batter performance for the bottom half of the game. Columns represent innings 1-12. Rows list batter names with their statistics and corresponding box scores. Inning stats are provided at the bottom of the table.

Minnesota Twins @ Kansas City Royals
Municipal Stadium, Kansas City, MO
Tue Apr 08 1969, 4:33 AM EST
Alt. 17,688 - Cloudy - 68 F
AB 48
R 4
H 14
RBI 4
BB 3
SO 3
LOB 21
Livebaseballscorecards.com
Royals Logo

Summary of PITCHER statistics for the bottom half of the game, including IP, WLS, BF, H, R, ER, SO, BB, IBB, HBP, BLK, WP, HR, S, P, ERA, and WHIP.

Top half of the baseball scorecard showing batter performance (Ted Uhlalaender, Rod Carow, Tony Oliva, Harmon Killebrew, Craig Nettles, Cesar Tovar, Rich Reese, Frank Quilici, Leo Cardenas, George Mitterwald, Jim Kaat, Dave Boswell, Ron Peranowski, Charlie Harnett, Joe Grzenda, John Rosenthal, Bob Miller) and pitcher performance (Roger Nelson, Steve Jones, Bill Butler, Moe Drabowsky, Tom Burgmeier).

Minnesota Twins @ Kansas City Royals
Municipal Stadium, Kansas City, MO
Wed Apr 09 1969, 7:05 PM EST
Att. 13,731 - Unknown - 60 F

AB 57
R 3
H 9
RBI 1
BB 7
SO 13
LOB 25



Inning Stats table for the top half of the game, including columns for R, H, E, K, BB, S, IP, WLS, BF, H, R, ER, SO, BB, IBB, HBP, BLK, WP, HR, S, P, ERA, WHIP.

Bottom half of the baseball scorecard showing batter performance (Lou Piniella, Jerry Adair, Pat Kelly, Juan Rios, Joe Keough, Ed Kirkpatrick, Joe Foy, Chuck Harrison, Jim Campanis, Bob Oliver, Jackie Hernandez, Roger Nelson, Hawk Taylor, Steve Jones, Ron Peranowski, Bill Butler, Mike Fiore, Moe Drabowsky, Tom Burgmeier) and pitcher performance (Jim Kaat, Dave Boswell, Ron Peranowski, Joe Grzenda, Bob Miller).

Minnesota Twins @ Kansas City Royals
Municipal Stadium, Kansas City, MO
Wed Apr 09 1969, 7:05 PM EST
Att. 13,731 - Unknown - 60 F

AB 54
R 4
H 11
RBI 4
BB 9
SO 8
LOB 18



Inning Stats table for the bottom half of the game, including columns for R, H, E, K, BB, S, IP, WLS, BF, H, R, ER, SO, BB, IBB, HBP, BLK, WP, HR, S, P, ERA, WHIP.

Batter	1	2	3	4	5	6	7	8	9	AB	R	H	RBI	BB	SO	LOB	TOP					
Lou Piniella, R OBP: 0.444, SLG: 0.400 (1, 8)	F4		E6					K		3	0	0	0	1	1	0	Kansas City Royals @ Oakland Athletics Oakland-Alameda County Coliseum, Oakland, CA Fri Apr 11 1969, 6:05 PM PST Att: 5,505 - Sunny livebaseballscorecards.com					
Pat Kelly, L OBP: 0.250, SLG: 0.250 (1, 7)	4-3		F5				L8	1B		4	0	1	0	0	0	3						
Joe Keough, L OBP: 0.571, SLG: 0.571 (1, 9)	F8							1B		4	0	2	0	0	0	0						
Joe Foy, R OBP: 0.294, SLG: 0.200 (1, 5)		F4		G5-4-3			L8	F3		4	0	0	0	0	0	3						
Mike Fiore, L OBP: 0.800, SLG: 0.667 (1, 3)		1B					L8	FC6-4		3	0	2	0	1	0	0						
Jerry Adair, R OBP: 0.308, SLG: 0.308 (1, 4)							L8	FC6-4		4	0	1	0	0	0	2						
Elie Rodriguez, R OBP: 0.250, SLG: 0.286 (7, PH) Ed Kirkpatrick, L OBP: 0.067, SLG: 0.067 (7, 2)		G5-4-3					G3	FC3-6		1	0	0	0	1	0	2						
Jackie Hernandez, R OBP: 0.286, SLG: 0.167 George Spriggs, L OBP: 0.167, SLG: 0.167 (7, 6)			6-3				6-3	K		2	0	0	0	0	0	1						
Juan Rios, R OBP: 0.500, SLG: 0.500 (7, 6)							1-2	K		1	0	0	0	0	1	1						
Dave Morehead, R (1, 1) Dick Drago, R (3, 1) Chuck Harrison, R OBP: 0.286, SLG: 0.231 (8, PH) Mike Hedlund, R (8, 1)			K				K	K		1	0	0	0	0	1	0						
Inning Stats	R: 0 E: 0 K: 0 S: 3	H: 0 LOB: 0 BB: 0 P: 3	R: 0 E: 0 K: 0 S: 3	H: 1 LOB: 1 BB: 1 P: 7	R: 0 E: 0 K: 1 S: 6	H: 0 LOB: 1 BB: 0 P: 6	R: 0 E: 0 K: 0 S: 4	H: 2 LOB: 1 BB: 0 P: 4	R: 0 E: 0 K: 1 S: 5	H: 0 LOB: 2 BB: 2 P: 13	R: 0 E: 0 K: 0 S: 3	H: 0 LOB: 0 BB: 0 P: 3	R: 0 E: 0 K: 1 S: 5	H: 0 LOB: 0 BB: 0 P: 5	R: 0 E: 0 K: 2 S: 9	H: 2 LOB: 2 BB: 0 P: 9	R: 0 E: 0 K: 1 S: 6	H: 1 LOB: 1 BB: 0 P: 6	1B: 6 2B: 0 3B: 0 HR: 0	SF: 0 SAC: 0 DP: 2 HBP: 0	WP: 0 PB: 0 SB: 0 CS: 0	PA: 35
PITCHER Cattfish Hunter, R ERA:	IP: 9.0 WLS: W BF: 35 H: 6 R: 0 ER: 0 SO: 6 BB: 3 IBB: 0 HBP: 0 BLK: 0 WP: 0 HR: 0 S: 44 P: 56 ERA: 0.00 WHIP: 1.000																					

Batter	1	2	3	4	5	6	7	8	9	AB	R	H	RBI	BB	SO	LOB	BOTTOM			
Bert Campaneris, R (1, 6)	K	K		6-3			6-3			4	0	0	0	0	2	1	Kansas City Royals @ Oakland Athletics Oakland-Alameda County Coliseum, Oakland, CA Fri Apr 11 1969, 6:05 PM PST Att: 5,505 - Sunny livebaseballscorecards.com			
Mike Hershberger, R OBP: 0.250, SLG: 0.182 (1, 7)			F4				F3			3	0	1	0	1	0	0				
Reggie Jackson, L OBP: 0.167, SLG: 0.182 (1, 9)	6-3							F6		3	1	0	0	1	1	2				
Sal Bando, R OBP: 0.417, SLG: 0.300 (1, 5)		2B						4-3		2	2	1	0	2	0	0				
Danny Cater, R OBP: 0.636, SLG: 0.727 (1, 3)		K					L9			4	0	2	2	0	1	2				
Rick Monday, L OBP: 0.200, SLG: 0.111 (1, 8)		2B						L7		3	1	0	0	1	1	2				
Dick Green, R OBP: 0.455, SLG: 0.800 (1, 4)		1B						K		4	1	1	1	0	1	2				
Dave Duncan, R OBP: 0.111, SLG: 0.125 (1, 2)								K		3	0	1	2	0	1	0				
Cattfish Hunter, R (1, 1)		L9						6-3		3	0	0	0	0	0	1				
Inning Stats	R: 0 E: 0 K: 1 S: 4	H: 0 LOB: 0 BB: 1 P: 8	R: 3 E: 0 K: 2 S: 9	H: 2 LOB: 1 BB: 2 P: 17	R: 2 E: 0 K: 0 S: 5	H: 2 LOB: 1 BB: 1 P: 9	R: 0 E: 0 K: 0 S: 3	H: 0 LOB: 0 BB: 0 P: 3	R: 0 E: 0 K: 1 S: 5	H: 0 LOB: 1 BB: 1 P: 9	R: 0 E: 0 K: 2 S: 7	H: 0 LOB: 0 BB: 0 P: 7	R: 0 E: 0 K: 0 S: 4	H: 1 LOB: 1 BB: 0 P: 4	R: 0 E: 0 K: 1 S: 6	H: 1 LOB: 1 BB: 0 P: 6		1B: 4 2B: 2 3B: 0 HR: 0	SF: 0 SAC: 0 DP: 0 HBP: 0	WP: 0 PB: 0 SB: 0 CS: 1
PITCHER Dave Morehead, R ERA: 19.29 Dick Drago, R ERA: Mike Hedlund, R ERA:	IP: 2.1 WLS: L BF: 13 H: 4 R: 5 ER: 5 SO: 3 BB: 4 IBB: 0 HBP: 0 BLK: 0 WP: 0 HR: 0 S: 15 P: 31 ERA: 19.29 WHIP: 3.000																			

Top half of the baseball scorecard showing batter performance, pitch counts, and game statistics.

Kansas City Royals @ Oakland Athletics
Oakland-Alameda County Coliseum, Oakland, CA

AB 34
R 9
H 9
RBI 9
BB 8
SO 9
LOB 18



Inning Stats table showing runs, hits, errors, strikeouts, and other metrics for each inning.

Pitcher statistics table listing IP, WLS, BF, H, R, ER, SO, BB, IBB, HBP, BLK, WP, HR, S, P, ERA, WHIP for each pitcher.

Bottom half of the baseball scorecard showing batter performance, pitch counts, and game statistics.

Kansas City Royals @ Oakland Athletics
Oakland-Alameda County Coliseum, Oakland, CA

AB 36
R 3
H 10
RBI 3
BB 2
SO 2
LOB 16



Inning Stats table for the bottom half of the game.

Pitcher statistics table for the bottom half of the game.

Batter	1	2	3	4	5	6	7	8	9	AB	R	H	RBI	BB	SO	LOB	TOP
Pat Kelly, L OBP: 0.389, SLG: 0.333 (1, 8)	F8			F8		G3			G6-4-3 1B	4	0	1	0	0	0	0	
Jackie Hernandez, R OBP: 0.268, SLG: 0.261 Lou Piniella, R OBP: 0.435, SLG: 0.333 (1, 6) (9, PH)	F8			WP 2B		4-3			G6-4-3 1B	3	0	1	0	0	0	0	
Joe Keough, L OBP: 0.381, SLG: 0.476 (1, 9)	1-3			F3					F3	4	0	0	0	0	0	2	
Joe Foy, R OBP: 0.276, SLG: 0.160 (1, 5)		1-3		K					F7	3	0	0	0	0	1	1	
Mike Fiore, L OBP: 0.529, SLG: 0.545 (1, 3)	F5					F9			F5	3	0	0	0	0	0	0	
George Springs, L OBP: 0.333, SLG: 0.375 (1, 7)	1-3								F6	3	0	1	0	0	0	0	
Jerry Adair, R OBP: 0.300, SLG: 0.263 (1, 4)			K			F9			L8	3	0	0	0	0	1	1	
Jim Campanis, R OBP: 0.267, SLG: 0.308 Mike Hedlund, R Tom Burgmeier, L Dick Drago, R Wally Bunker, R Ed Kirkpatrick, L (1, 2) (6, 1) (8, PH) (8, 1) (8, 1) (1, 1) (6, PH) (6, 2)			6-3			K			K	2	0	0	0	0	1	1	
										0	0	0	0	0	0	0	
										1	0	0	0	0	0	0	
										1	0	0	0	1	0	0	
									G6-4-3 1B BB	1	0	0	0	1	0	0	
										1	0	0	0	1	0	0	
Inning Stats	R: 0 H: 0 E: 0 K: 0 S: 3	H: 0 R: 0 ER: 0 SO: 3	H: 0 R: 0 ER: 0 SO: 3	H: 0 R: 0 ER: 0 SO: 5	H: 1 R: 0 ER: 0 SO: 7	H: 1 R: 0 ER: 0 SO: 6	H: 0 R: 0 ER: 0 SO: 3	H: 0 R: 0 ER: 0 SO: 3	H: 0 R: 0 ER: 0 SO: 5	H: 1 R: 0 ER: 0 SO: 7	1B: 1 2B: 2 3B: 0 HR: 0	SF: 0 SAC: 0 DP: 1 HBP: 0	WP: 1 PB: 0 SB: 0 CS: 0	PA: 30			
PITCHER Jim Nash, R ERA: 1.2 (1, 1)	IP: 9.0 WLS: W BF: 30 H: 3 R: 0 ER: 0 SO: 5 BB: 1 IBB: 0 HBP: 0 BLK: 0 WP: 1 HR: 0 S: 39 P: 43 ERA: 0.00 WHIP: 0.444																

Kansas City Royals @ Oakland Athletics
Oakland-Alameda County Coliseum, Oakland, CA

AB 29
R 0
H 3
RBI 0
BB 1
SO 5
LOB 7



WP: 1 PA: 30
PB: 0 SB: 0 CS: 0

Sun Apr 13 1969, 3:38 AM PST
Att: 11,264 - Sunny

Batter	1	2	3	4	5	6	7	8	9	AB	R	H	RBI	BB	SO	LOB	BOTTOM
Bert Campaneris, R OBP: 0.040, SLG: 0.040 (1, 6)	F8	K			L7		F6			4	0	0	0	0	1	2	
Mike Hershberger, R OBP: 0.250, SLG: 0.182 (1, 8) (7, 7)	4-3		F6			L7	6-3			4	0	0	0	0	0	1	
Reggie Jackson, L OBP: 0.160, SLG: 0.292 (1, 9)	HR		K			3-1		1-3		4	1	1	1	0	1	0	
Sal Bando, R OBP: 0.500, SLG: 0.526 (1, 5)	1B		L9			2B BB		1B E 1B		3	1	2	0	1	0	0	
Danny Cater, R OBP: 0.478, SLG: 0.636 (1, 7) (7, 3)	4-3			K				E 1B		4	0	2	0	0	1	1	
Ray Webster, L OBP: 0.333, SLG: 0.333 Rick Monday, L OBP: 0.250, SLG: 0.100 (1, 3) (6, PH) (7, 8)		F4		L7			2B	E4 G5-4-3		2	0	0	0	0	0	0	
Dick Green, R OBP: 0.391, SLG: 0.727 (1, 4)		HR		K			IBB	1-2 3H G5-4-3		4	1	1	1	0	1	5	
Phil Roof, R (1, 2)		K			6-3			SH2-4 BB		2	0	0	0	1	1	0	
Jim Nash, R OBP: 0.333, SLG: 0.333 (1, 1)					K			SH2-4 1-2		2	0	1	0	0	1	0	
Inning Stats	R: 1 H: 2 E: 0 K: 0 S: 5	H: 2 R: 0 ER: 0 SO: 9	H: 2 R: 0 ER: 0 SO: 6	H: 0 R: 0 ER: 0 SO: 5	H: 0 R: 0 ER: 0 SO: 7	H: 0 R: 0 ER: 0 SO: 5	H: 1 R: 0 ER: 0 SO: 12	H: 0 R: 0 ER: 0 SO: 7	H: 2 R: 1 ER: 1 SO: 5	1B: 4 2B: 1 3B: 0 HR: 2	SF: 0 SAC: 1 DP: 1 HBP: 0	WP: 0 PB: 0 SB: 0 CS: 0	PA: 34				
PITCHER Wally Bunker, R ERA: 3.6 Mike Hedlund, R Tom Burgmeier, L Dick Drago, R (1, 1) (6, 1) (8, 1) (8, 1)	IP: 5.0 WLS: L BF: 19 H: 4 R: 2 ER: 2 SO: 6 BB: 4 IBB: 2 HBP: 0 BLK: 0 WP: 0 HR: 2 S: 21 P: 31 ERA: 3.60 WHIP: 0.800																

Kansas City Royals @ Oakland Athletics
Oakland-Alameda County Coliseum, Oakland, CA

AB 30
R 3
H 7
RBI 3
BB 3
SO 6
LOB 10



WP: 0 PA: 34
PB: 0 SB: 0 CS: 0

Sun Apr 13 1969, 3:38 AM PST
Att: 11,264 - Sunny


Batter	1	2	3	4	5	6	7	8	9	AB	R	H	RBI	BB	SO	LOB	TOP					
Pat Kelly, L OBP: 0.304, SLG: 0.250 (1, 8)	K		F8		6-3		4-3		4-3	5	0	0	0	0	1	1	Kansas City Royals @ Seattle Pilots Sicks Stadium, Boston, MA Mon Apr 14 1969, 9:05 PM EST Att. 3,611 - Unknown - 49 F					
Jackie Hernandez, R OBP: 0.250, SLG: 0.250 (1, 6)	1-3		K			E 1B	1-3		5-3	5	1	1	0	0	1	1						
Joe Keough, L OBP: 0.308, SLG: 0.385 (1, 9)	K				F7	E6 1B FC3-2			4-3	5	0	0	0	0	1	1						
Joe Foy, R OBP: 0.364, SLG: 0.276 (1, 5)										4	1	4	1	0	0	0						
Mike Fiore, L OBP: 0.524, SLG: 0.462 (1, 3)		FC3-6 1B			1-3 S 1B	FC3-2 1B			WP E 1B	2	0	0	0	2	0	3						
George Springs, L OBP: 0.308, SLG: 0.273 (1, 7)					1-3 BB	FC3-2 1B			E BB	3	0	0	0	1	0	5						
Jerry Adair, R OBP: 0.292, SLG: 0.261 (1, 4)					5-3				E6 1BB	4	0	1	0	0	0	4						
Ellie Rodriguez, R OBP: 0.308, SLG: 0.200 (6, PH)										1	0	0	0	0	0	0						
Ed Kirkpatrick, L OBP: 0.156, SLG: 0.059 (6, 2)										1	0	0	0	1	0	3						
Roger Nelson, R OBP: 0.250, SLG: 0.250 (1, 1)										3	0	0	0	0	3	3						
Dave Wickersham, R (9, 1)										0	0	0	0	0	0	0						
Inning Stats	R: 0 E: 0 K: 2 S: 7	H: 0 LOB: 0 BB: 0 P: 7	R: 0 E: 0 K: 0 S: 4	H: 1 LOB: 1 BB: 0 P: 4	R: 0 E: 0 K: 1 S: 5	H: 0 LOB: 1 BB: 0 P: 6	R: 0 E: 0 K: 0 S: 4	H: 1 LOB: 2 BB: 1 P: 8	R: 0 E: 0 K: 1 S: 5	H: 0 LOB: 0 BB: 0 P: 5	R: 1 E: 1 K: 0 S: 6	H: 3 LOB: 3 BB: 1 P: 10	R: 0 E: 0 K: 1 S: 5	H: 0 LOB: 0 BB: 0 P: 5	R: 1 E: 1 K: 1 S: 7	H: 1 LOB: 3 BB: 2 P: 15	R: 0 E: 0 K: 0 S: 3	H: 0 LOB: 0 BB: 0 P: 3	1B: 6 2B: 1 3B: 0 HR: 0	SF: 0 SAC: 1 DP: 1 HBP: 1	WP: 1 PB: 0 SB: 1 CS: 0	PA: 39
PITCHER Mike Marshall, R ERA: 2.77 (1, 1)	IP: 9.0 WLS: L BF: 39 H: 6 R: 2 ER: 1 SO: 6 BB: 3 IBB: 1 HBP: 1 BLK: 0 WP: 1 HR: 0 S: 46 P: 63 ERA: 1.00 WHIP: 1.000																PITCHER					

Batter	1	2	3	4	5	6	7	8	9	AB	R	H	RBI	BB	SO	LOB	BOTTOM					
Tommy Harper, R OBP: 0.467, SLG: 0.440 (1, 4)	6-3 2B	5-3								4	1	3	0	1	0	1	Kansas City Royals @ Seattle Pilots Sicks Stadium, Boston, MA Mon Apr 14 1969, 9:05 PM EST Att. 3,611 - Unknown - 49 F					
Mike Hegan, L OBP: 0.438, SLG: 0.500 (1, 9)	6-3									3	0	0	0	1	1	6						
Tommy Davis, R OBP: 0.231, SLG: 0.261 (1, 7)	6-3									4	0	0	1	0	0	2						
Don Mincher, L OBP: 0.320, SLG: 0.524 (1, 3)										4	0	1	0	0	1	1						
Rich Rollins, R OBP: 0.360, SLG: 0.409 (1, 5)										3	0	0	0	1	0	1						
Jim Gosger, L (1, 8)	L8									3	0	0	0	1	0	2						
Jerry McNertney, R OBP: 0.287, SLG: 0.287 (1, 2)										3	0	0	0	0	2	0						
John Kennedy, R OBP: 0.500, SLG: 0.500 (9, PH)										3	0	2	0	0	0	0						
Mike Ferraro, R (9, PH)										0	0	0	0	1	0	0						
Jose Vidal, R (9, FR)										0	0	0	0	0	0	0						
Mike Marshall, R OBP: 0.200, SLG: 0.200 (1, 1)										3	0	0	0	0	1	2						
Steve Whitaker, L OBP: 0.250, SLG: 0.143 (9, PH)										1	0	0	0	0	1	2						
Inning Stats	R: 1 E: 0 K: 0 S: 5	H: 2 LOB: 2 BB: 1 P: 9	R: 0 E: 0 K: 0 S: 4	H: 1 LOB: 0 BB: 0 P: 4	R: 0 E: 1 K: 1 S: 5	H: 0 LOB: 1 BB: 1 P: 9	R: 0 E: 0 K: 1 S: 5	H: 0 LOB: 0 BB: 0 P: 5	R: 0 E: 0 K: 1 S: 6	H: 1 LOB: 1 BB: 0 P: 6	R: 0 E: 0 K: 0 S: 3	H: 0 LOB: 0 BB: 0 P: 3	R: 0 E: 0 K: 2 S: 9	H: 2 LOB: 2 BB: 0 P: 9	R: 0 E: 0 K: 0 S: 3	H: 0 LOB: 0 BB: 0 P: 3	R: 0 E: 0 K: 1 S: 5	H: 0 LOB: 3 BB: 3 P: 17	1B: 5 2B: 1 3B: 0 HR: 0	SF: 0 SAC: 2 DP: 0 HBP: 0	WP: 1 PB: 0 SB: 2 CS: 0	PA: 38
PITCHER Roger Nelson, R ERA: 1.98 (1, 1)	IP: 8.2 WLS: W BF: 37 H: 6 R: 1 ER: 1 SO: 6 BB: 5 IBB: 0 HBP: 0 BLK: 0 WP: 0 HR: 0 S: 44 P: 64 ERA: 1.04 WHIP: 1.269																PITCHER					
Dave Wickersham, R (9, 1)	0.1 S: 1																ERA: 0.00 WHIP: 0.000					

Batter	1	2	3	4	5	6	7	8	9	AB	R	H	RBI	BB	SO	LOB	TOP			
Pat Kelly, L (1,8) OBP: 0.296, SLG: 0.217 Dick Drago, R (8,1)	4-0 FC6-4 BB	0-0 FC6						0-0 4-3		3	0	0	0	1	0	2				
Jackie Hernandez, R (1,6) OBP: 0.297, SLG: 0.219	0-0 FC6-4 4-3 HR		0-0 F4					0-3 K		4	1	0	0	0	1	1				
Joe Keough, L (1,9) OBP: 0.300, SLG: 0.367	0-0 4-3		0-0 1B					0-0 G3		4	0	1	0	0	0	1				
Joe Foy, R (1,5) OBP: 0.378, SLG: 0.394	0-0 HR		0-0 F9					0-0 G4-6-3 1B		4	1	2	2	0	0	1				
Mike Fiore, L (1,3) OBP: 0.480, SLG: 0.412	0-3 K		0-0 4-3					0-0 G4-6-3 1B		4	0	1	0	0	1	2				
Lou Piniella, R (1,7) OBP: 0.407, SLG: 0.318		0-0 G5-4-3 1B						0-0 F6		4	0	1	0	0	0	1				
Jerry Adair, R (1,4) OBP: 0.296, SLG: 0.269		0-0 G5-4-3						0-0 G6-4-3 1B		3	0	1	0	0	0	1				
Jim Campanis, R (1,2) OBP: 0.235, SLG: 0.267 Ed Kirkpatrick, L (7,PH) OBP: 0.150, SLG: 0.056		0-0 E5 BB						0-0 G6-4-3		2	0	0	0	0	0	1				
Dave Morehead, R (1,1) Dave Wickersham, R (5,1) George Spriggs, L (8,PH) OBP: 0.286, SLG: 0.250		4-0 FC6 BB						0-0 1-3		1	0	0	0	1	0	0				
Inning Stats	R: 2 E: 0 K: 1 S: 6	H: 1 LOB: 0 BB: 1 P: 10	R: 0 E: 1 K: 0 S: 4	H: 1 LOB: 2 BB: 1 P: 8	R: 0 E: 0 K: 0 S: 4	H: 1 LOB: 0 BB: 0 P: 4	R: 0 E: 0 K: 0 S: 3	H: 0 LOB: 0 BB: 0 P: 3	R: 0 E: 0 K: 1 S: 5	H: 1 LOB: 0 BB: 0 P: 3	R: 0 E: 0 K: 0 S: 3	H: 0 LOB: 0 BB: 0 P: 3	R: 0 E: 0 K: 1 S: 5	H: 0 LOB: 0 BB: 0 P: 5	R: 0 E: 0 K: 0 S: 4	H: 1 LOB: 1 BB: 0 P: 4	1B: 5 2B: 0 3B: 0 HR: 1	SF: 0 SAC: 0 DP: 3 HBP: 0	WP: 0 PB: 0 SB: 0 CS: 0	PA: 33
PITCHER Joe Horlen, R (1,1) ERA: 3.75	IP: 9.0 WLS: W BF: 33 H: 6 R: 2 ER: 2 SO: 3 BB: 2 IBB: 0 HBP: 0 BLK: 0 WP: 0 HR: 1 S: 37 P: 45 ERA: 2.00 WHIP: 0.889																			

Kansas City Royals @ Chicago White Sox
Comiskey Park, Chicago, IL
Wed Apr 16 1969, 4:33 AM EST
Att: 11,163 - Cloudy


AB 31
R 2
H 6
RBI 2
BB 2
SO 3
LOB 10

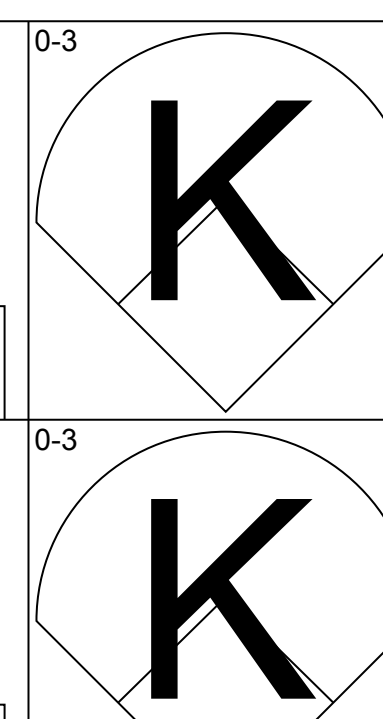
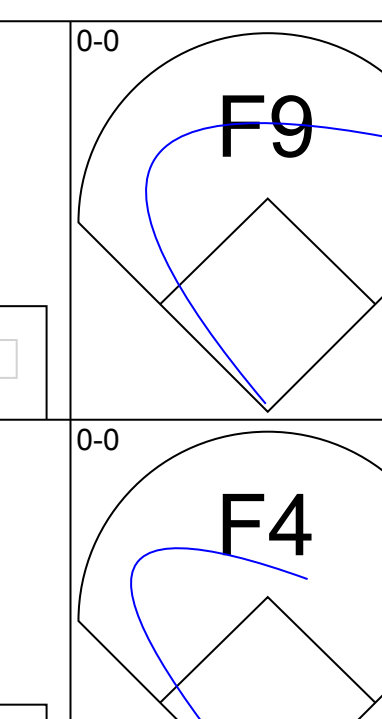
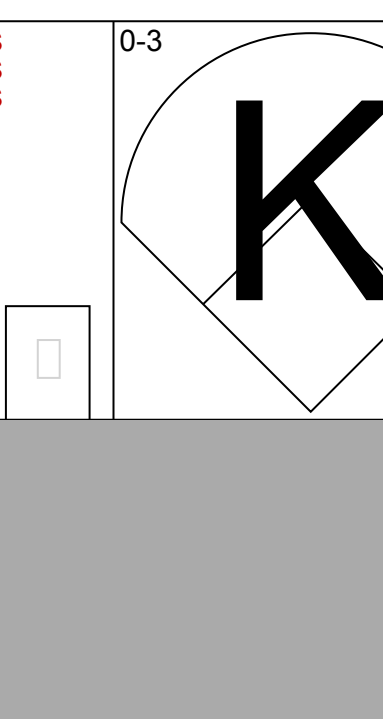
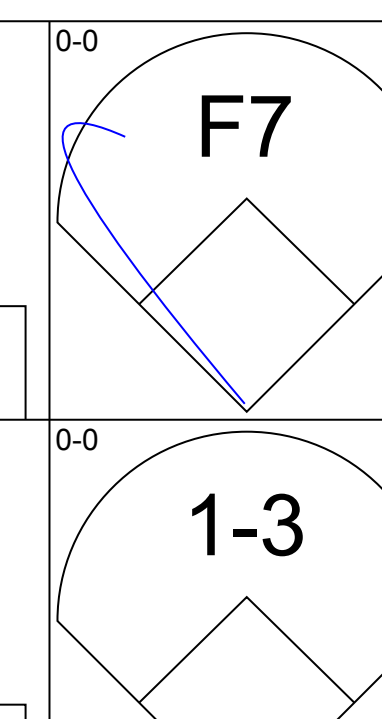
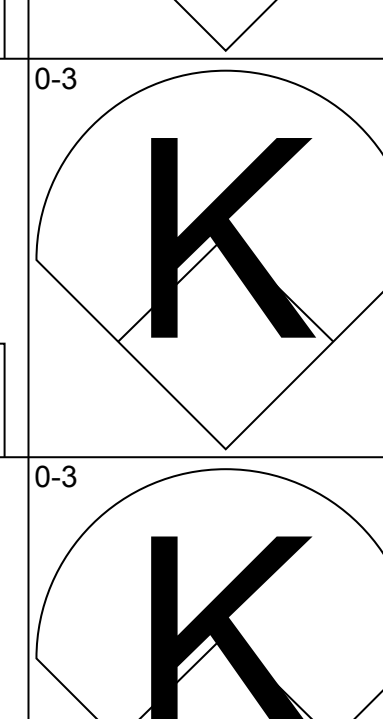
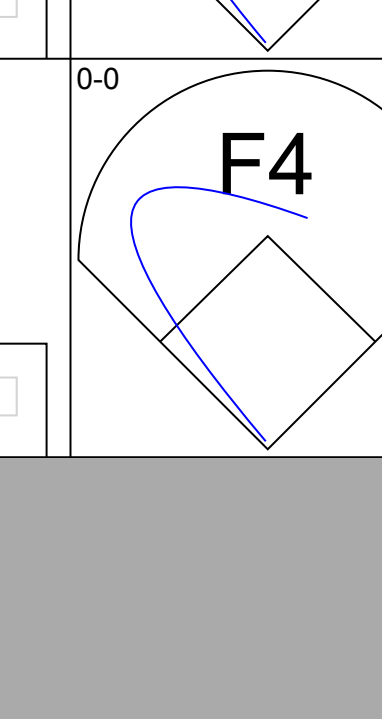
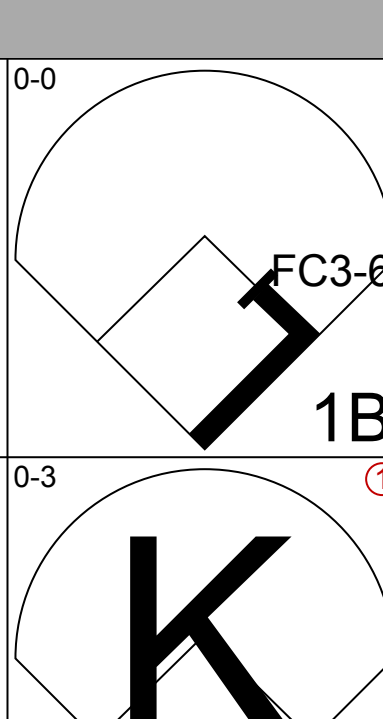
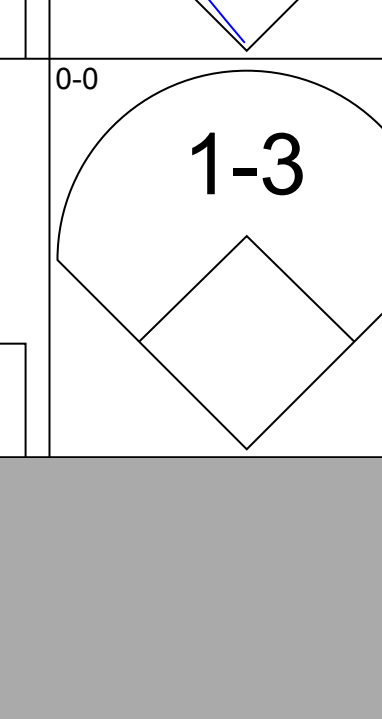
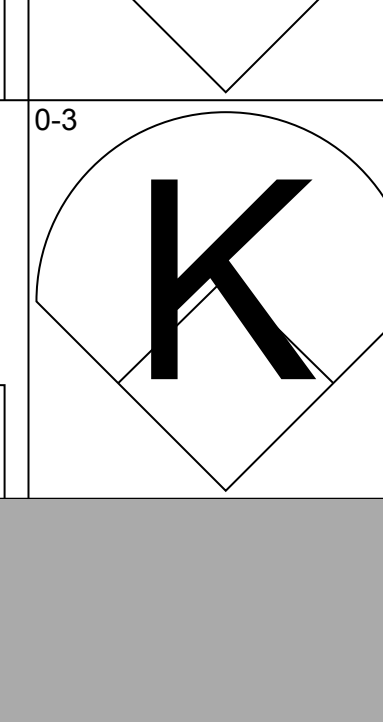
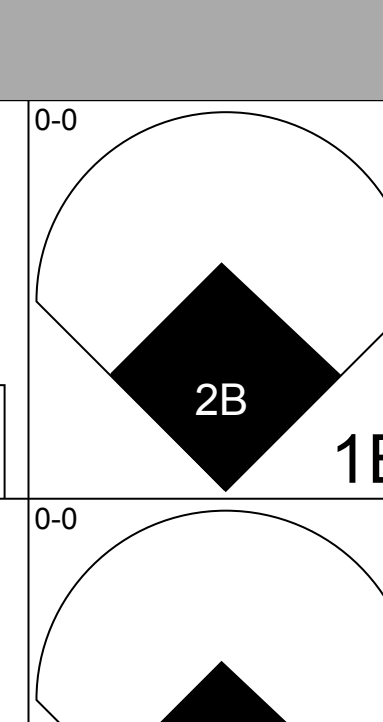
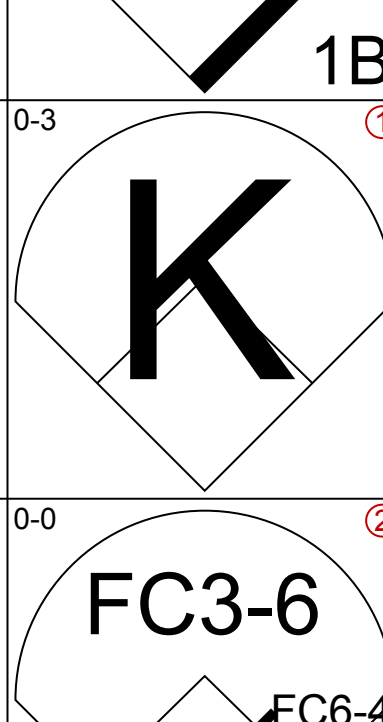

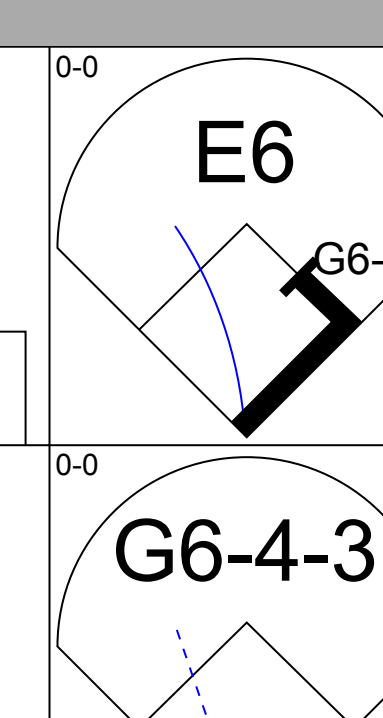
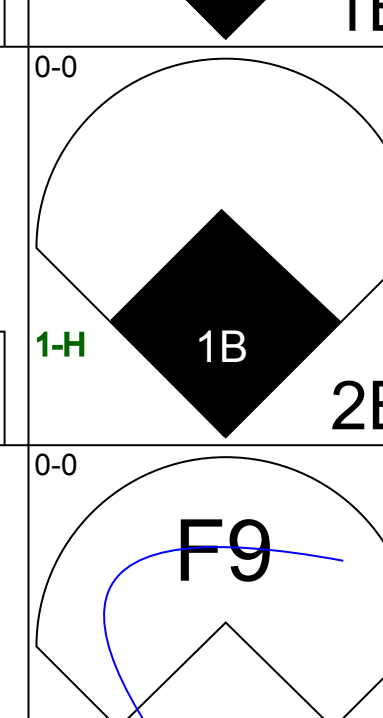
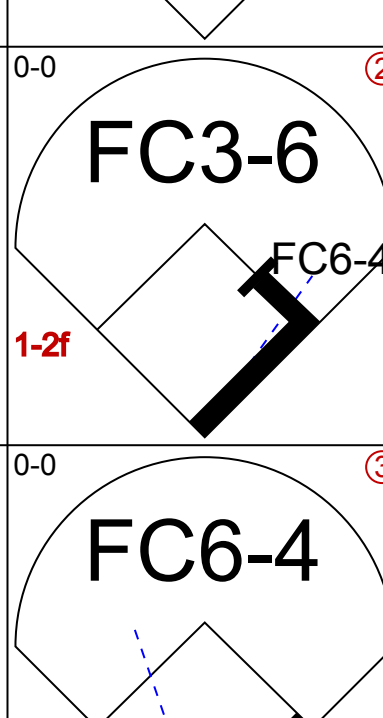

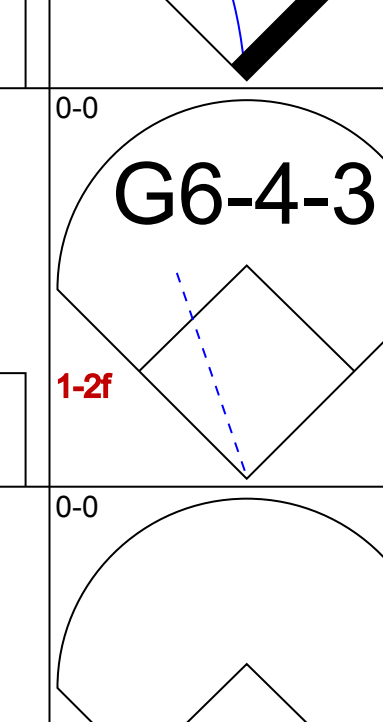
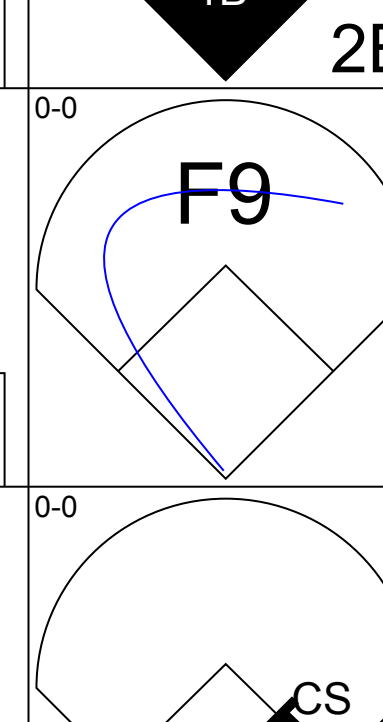
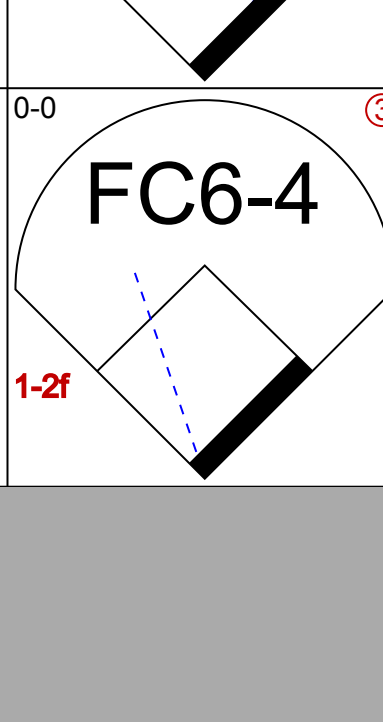

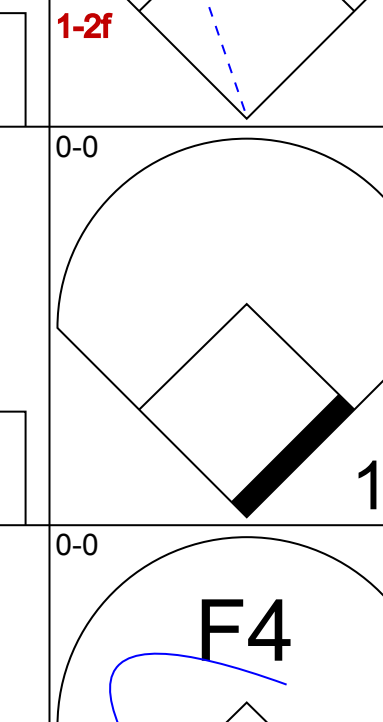
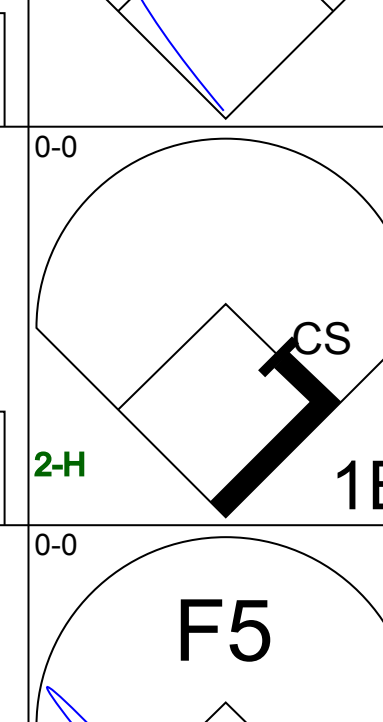
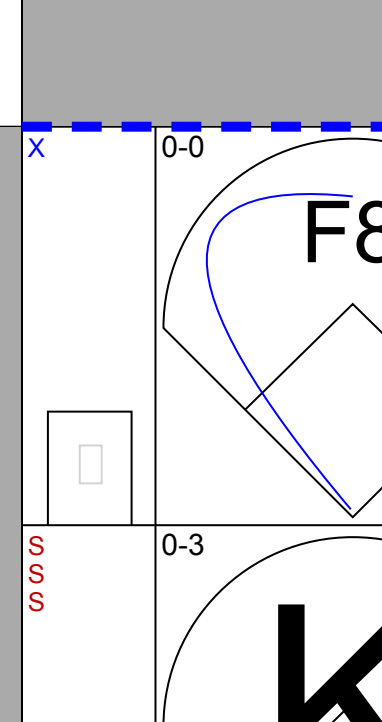

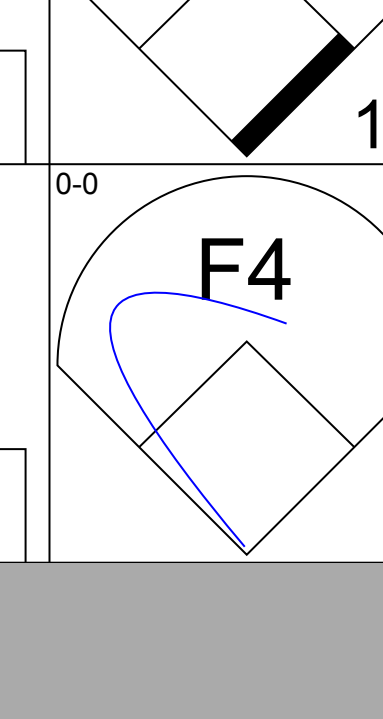
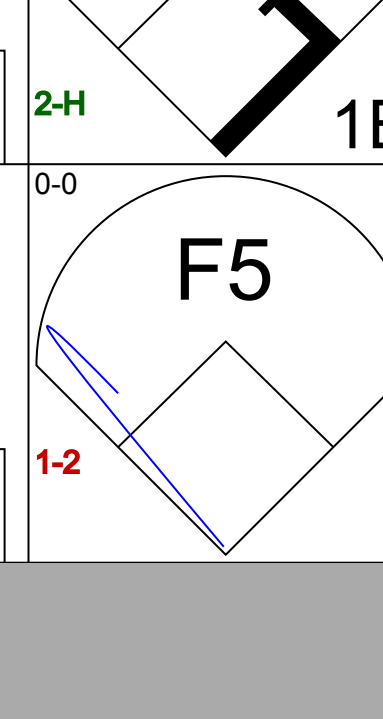
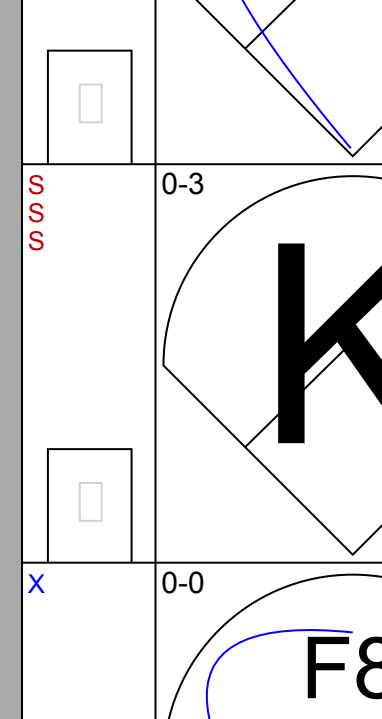

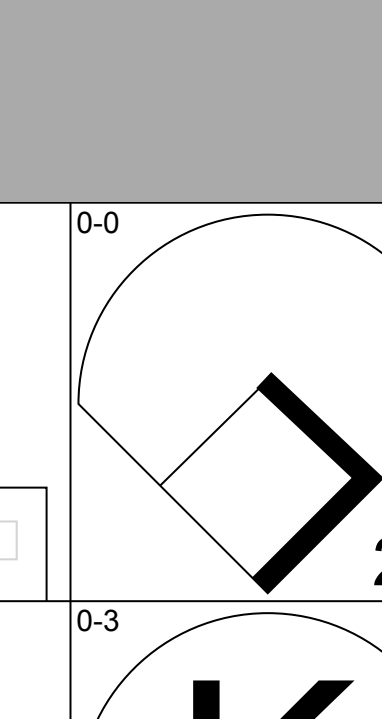
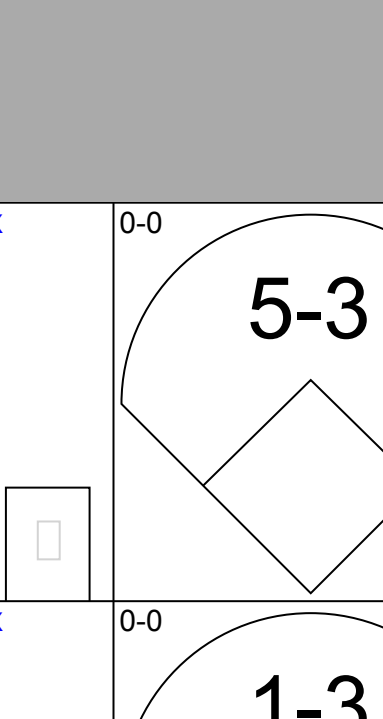
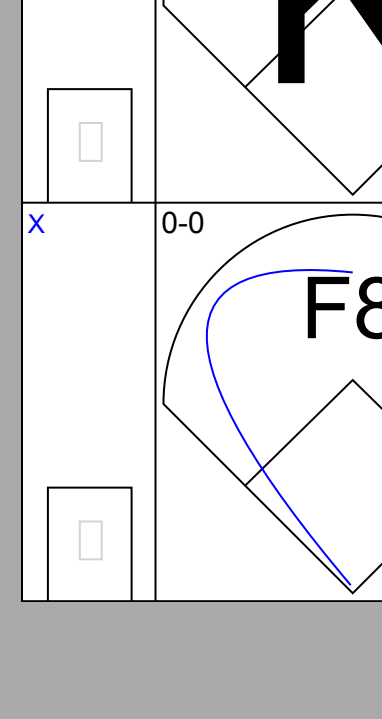
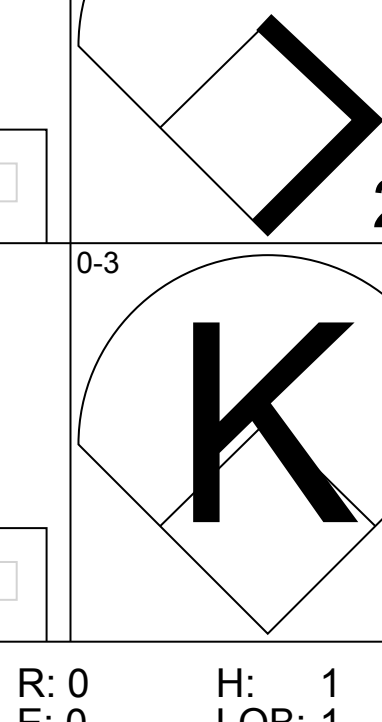
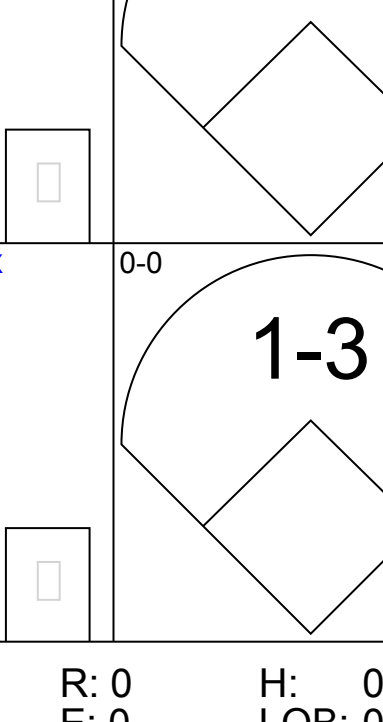
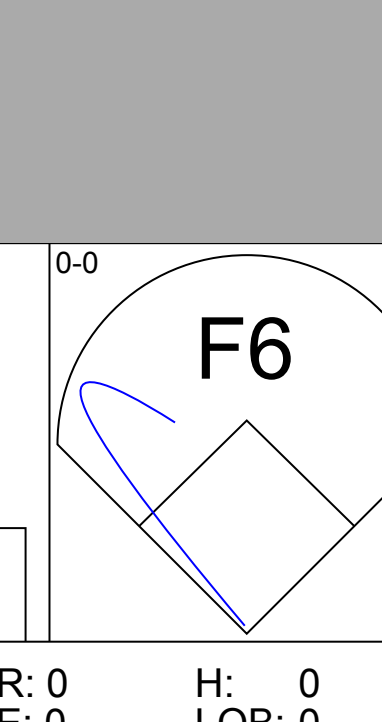


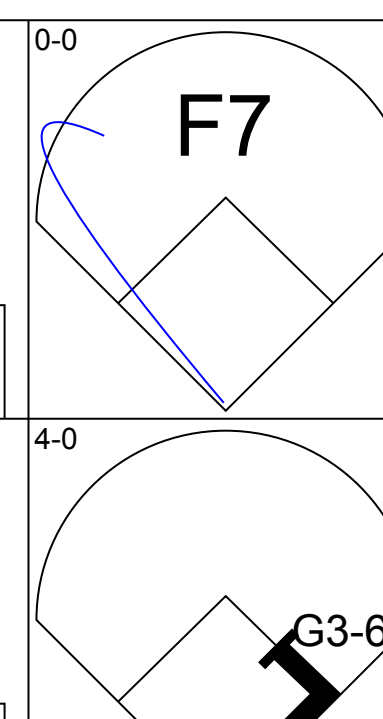
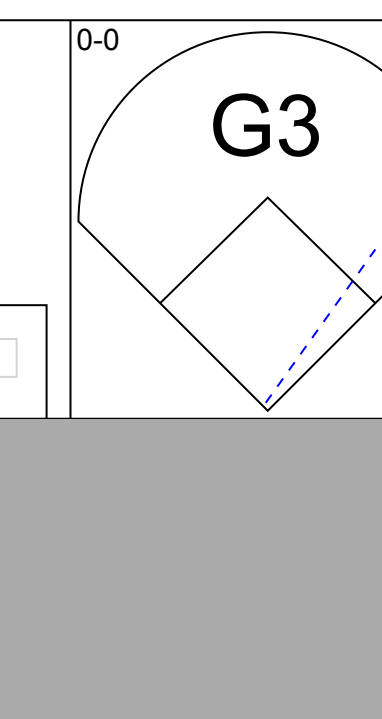
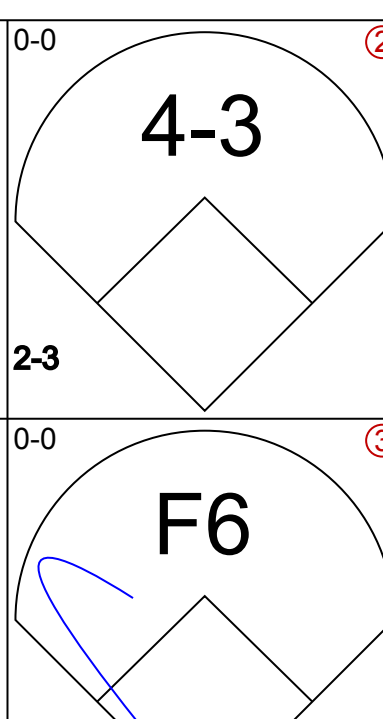
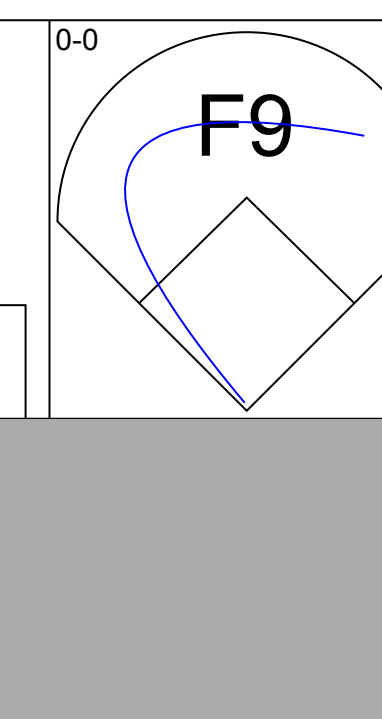
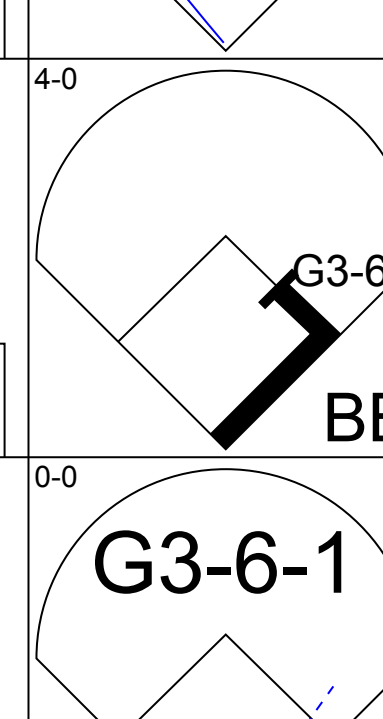
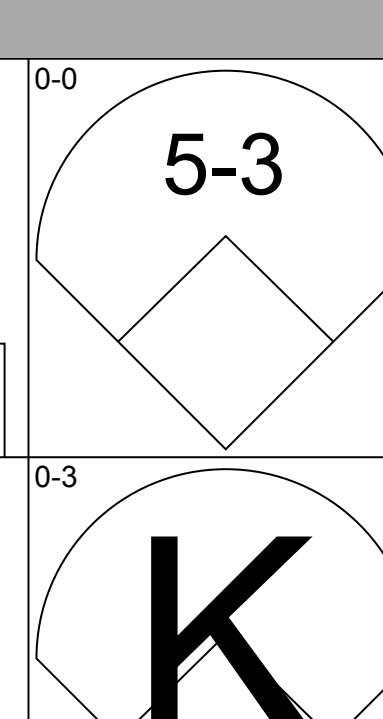
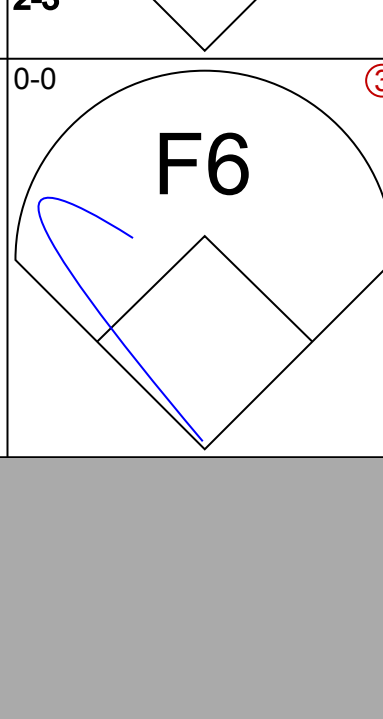

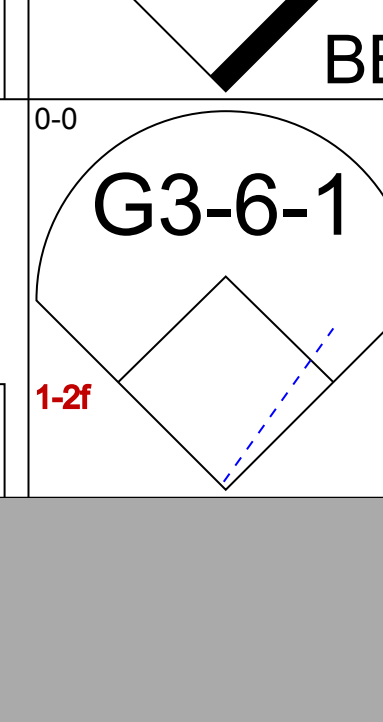
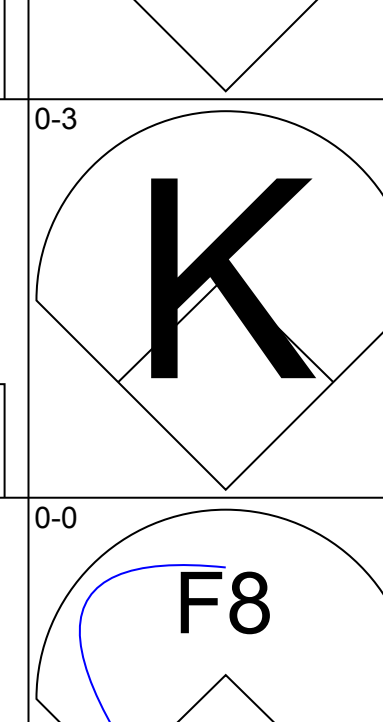
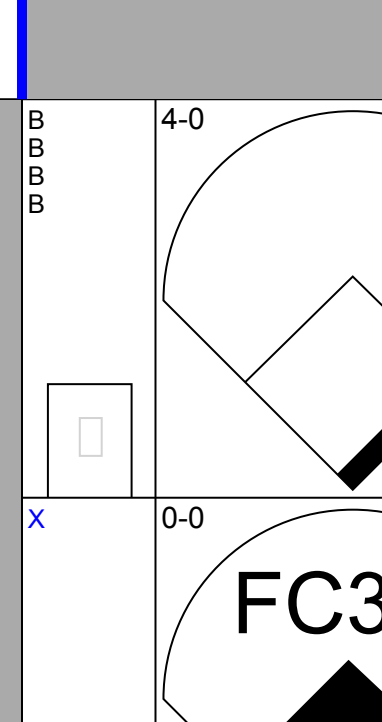


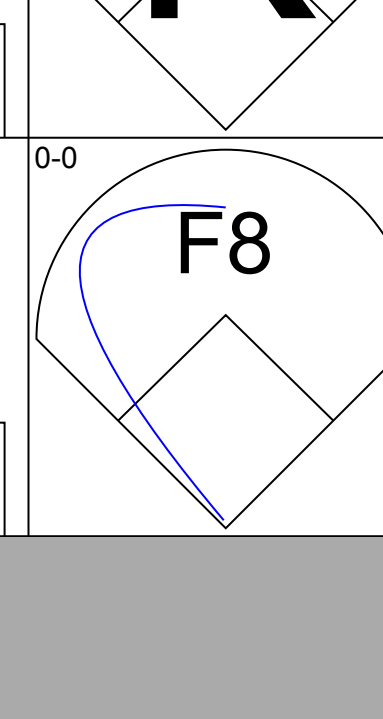
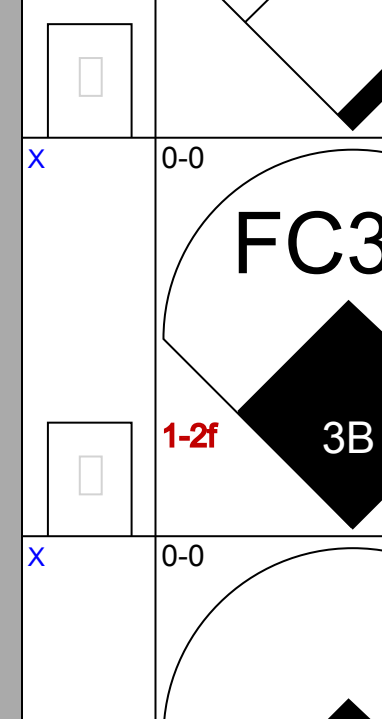

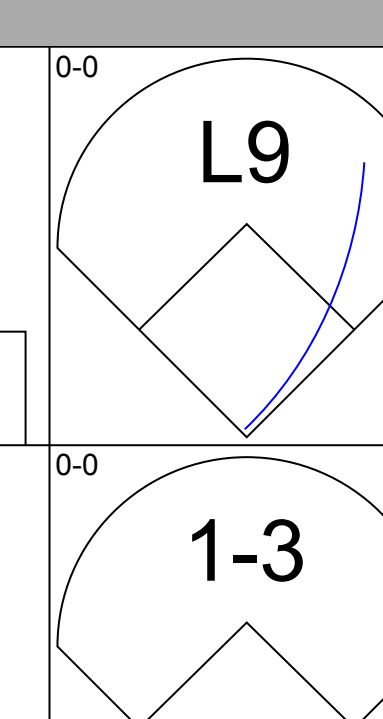
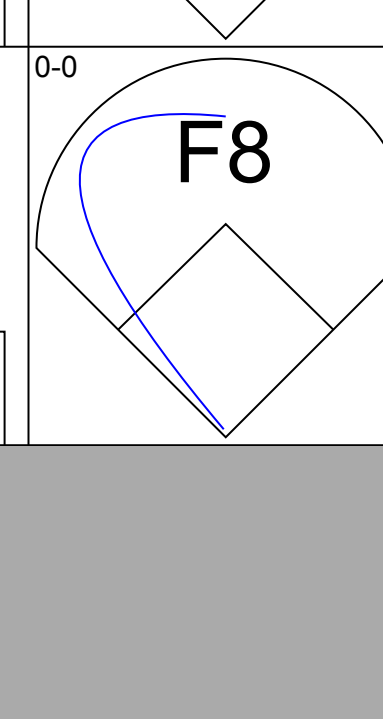
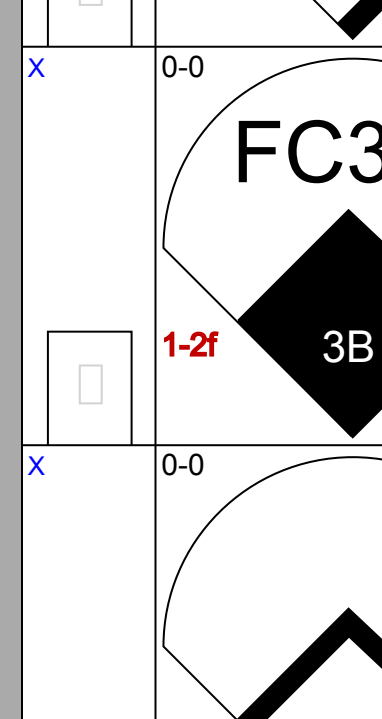

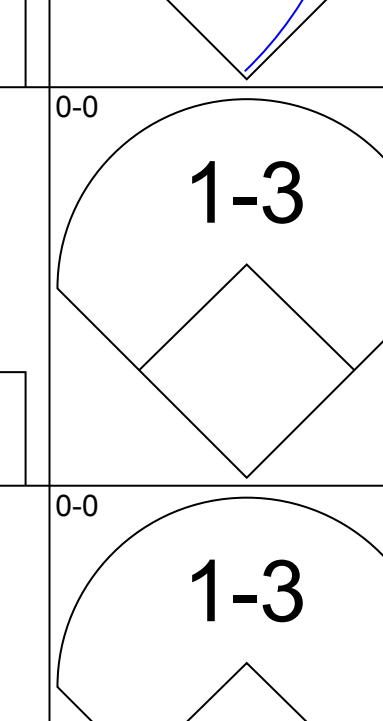
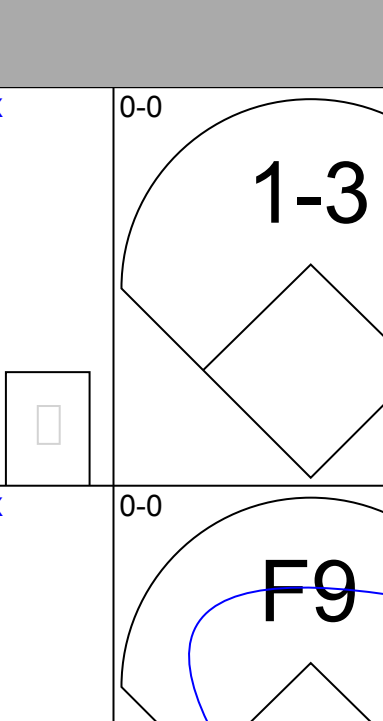
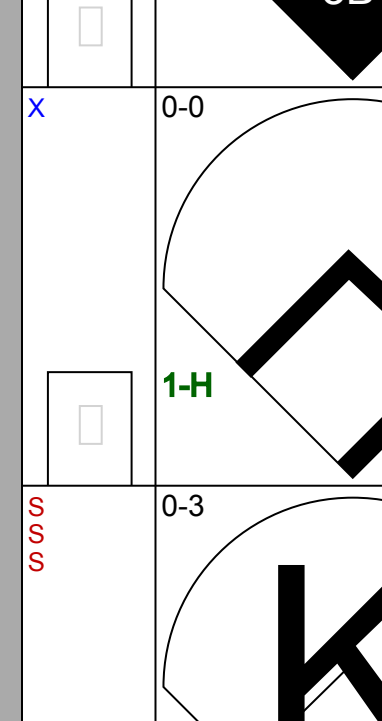

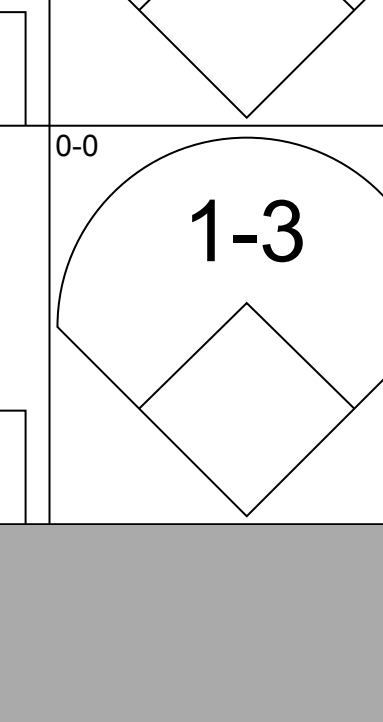
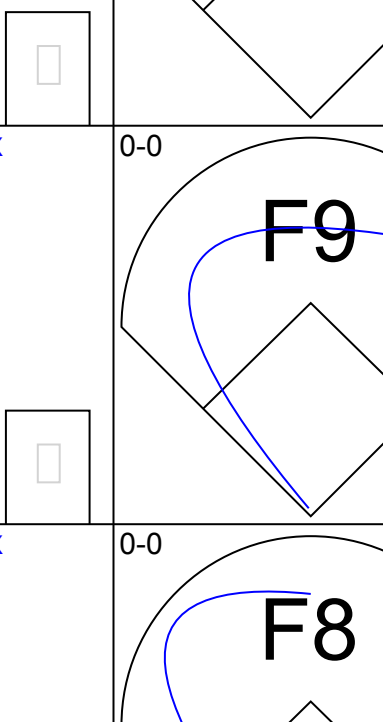
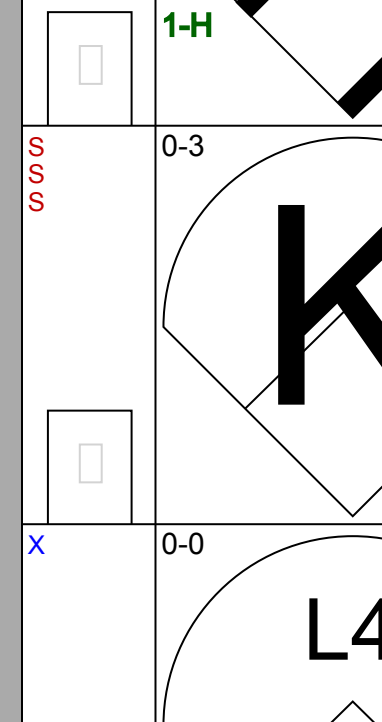

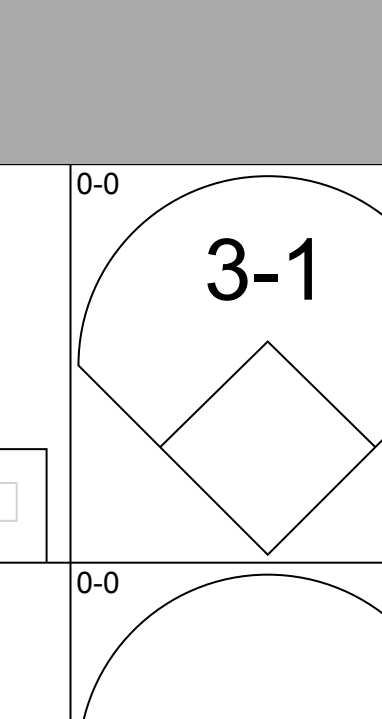
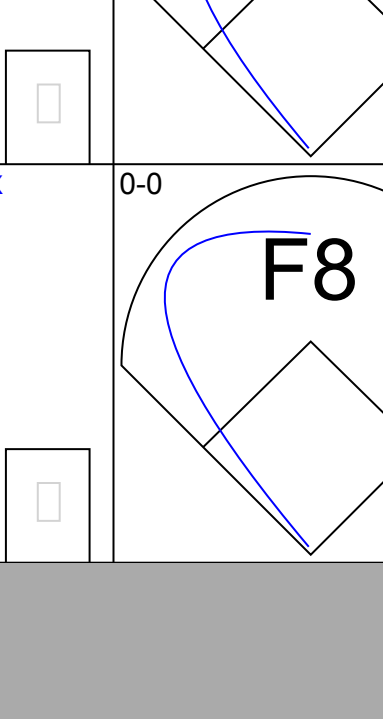
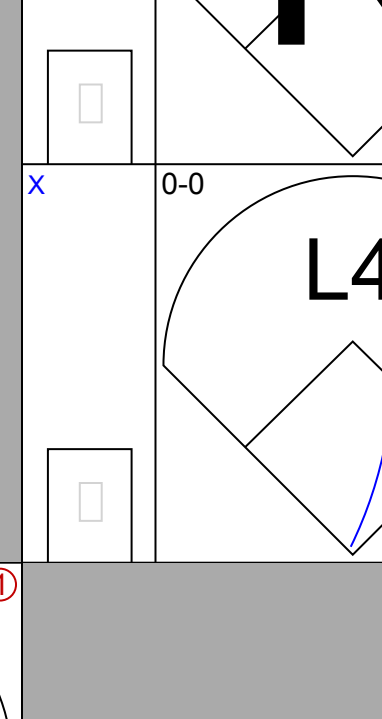
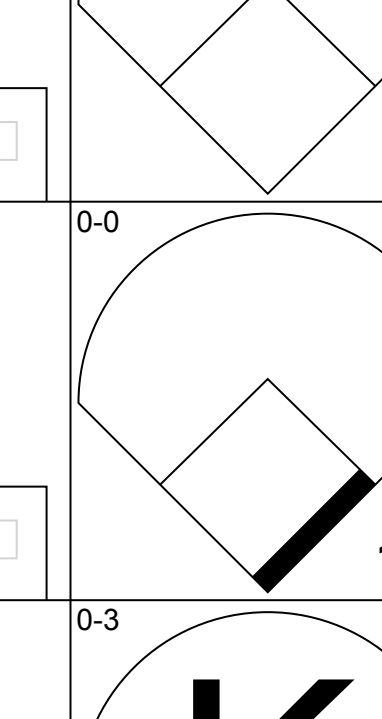
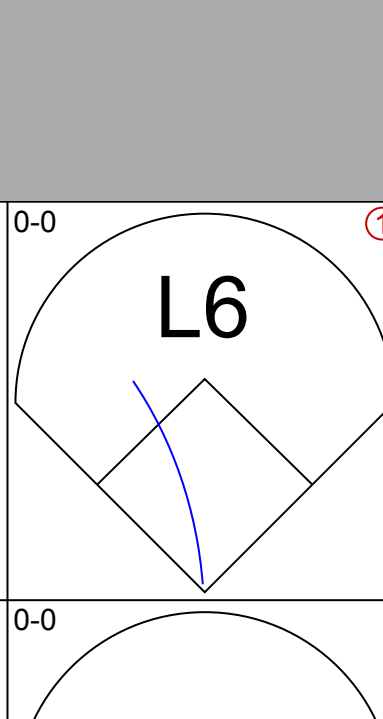
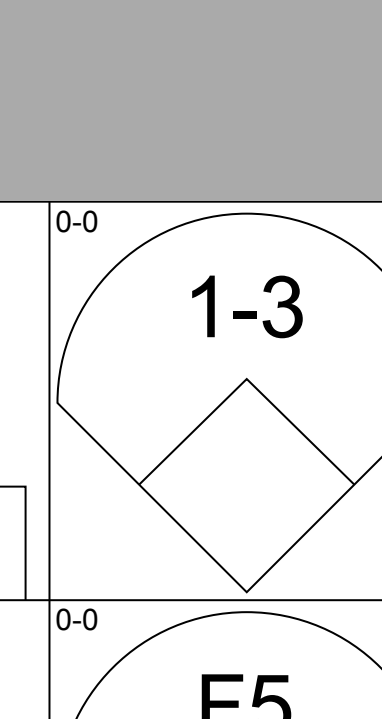

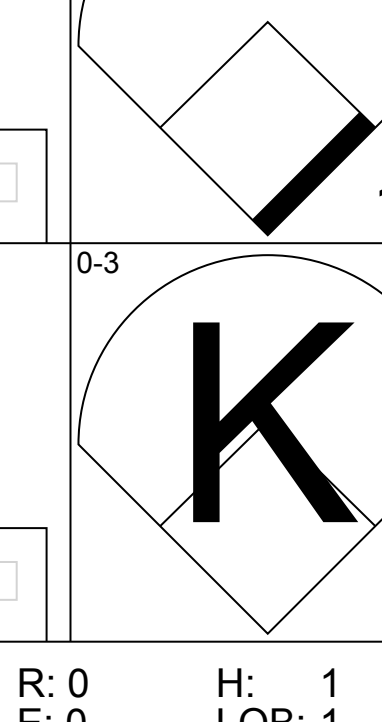
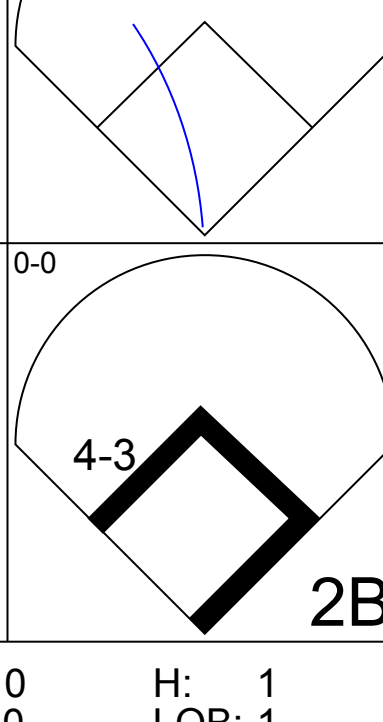
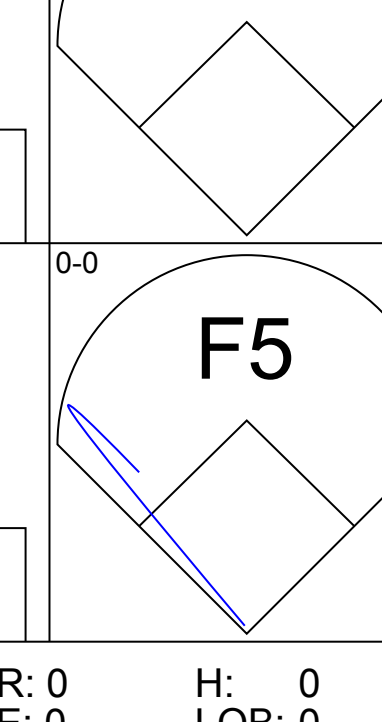
Batter	1	2	3	4	5	6	7	8	9	AB	R	H	RBI	BB	SO	LOB	BOTTOM			
Carlos May, L (1,7) OBP: 0.524, SLG: 1.158	0-0 HR		4-0 SH5-4 BB					0-3 K		3	2	3	1	1	0					
Luis Aparicio, R (1,6) OBP: 0.241, SLG: 0.192	0-0 FC3-6 1B		0-0 SH5-4					0-0 F7		3	0	1	0	0	0	0				
Pete Ward, L (1,9) OBP: 0.294, SLG: 0.467 Ken Berry, R (8,PH) OBP: 0.167, SLG: 0.118	0-0 F7		4-0 G6-4-3 IBB					0-3 K		2	0	0	0	1	1	1				
Bill Melton, R (1,5) OBP: 0.400, SLG: 0.571	0-0 FC3-6		0-0 G6-4-3					0-0 5-3		4	0	0	0	0	5					
Gail Hopkins, L (1,3) OBP: 0.345, SLG: 0.375	0-0 4-1							0-0 F5		3	0	0	0	1	0	1				
Duane Josephson, R (1,2) OBP: 0.150, SLG: 0.105		0-0 6-3						0-3 K		3	1	1	0	1	1	0				
Buddy Bradford, R (1,8) OBP: 0.520, SLG: 0.714		4-0 BB						0-0 5-3		3	1	2	2	1	0	0				
Sandy Alomar Sr., S (1,4) OBP: 0.150, SLG: 0.056		0-0 9-3						4-0 HR		3	1	0	0	1	1	4				
Joe Horlen, R (1,1) OBP: 0.250, SLG: 0.250			0-0 SH5-4 BB 1B					0-3 K		3	0	1	0	0	1	1				
Inning Stats	R: 1 E: 0 K: 0 S: 5	H: 2 LOB: 1 BB: 0 P: 5	R: 0 E: 0 K: 0 S: 2	H: 0 LOB: 0 BB: 1 P: 6	R: 0 E: 0 K: 0 S: 3	H: 1 LOB: 2 BB: 2 P: 11	R: 0 E: 0 K: 1 S: 5	H: 0 LOB: 0 BB: 0 P: 5	R: 2 E: 0 K: 2 S: 8	H: 1 LOB: 0 BB: 1 P: 12	R: 2 E: 0 K: 1 S: 7	H: 2 LOB: 0 BB: 0 P: 7	R: 0 E: 0 K: 1 S: 5	H: 0 LOB: 0 BB: 0 P: 5	R: 0 E: 0 K: 0 S: 4	H: 2 LOB: 3 BB: 2 P: 12	1B: 5 2B: 2 3B: 0 HR: 3	SF: 0 SAC: 1 DP: 3 HBP: 0	WP: 0 PB: 0 SB: 0 CS: 0	PA: 35
PITCHER Dave Morehead, R (1,1) ERA: 10.8 Dave Wickersham, R (5,1) ERA: 2.09 Dick Drago, R (8,1) ERA:	IP: 4.1 WLS: L BF: 19 H: 4 R: 3 ER: 2 SO: 3 BB: 0 IBB: 0 HBP: 0 BLK: 0 WP: 0 HR: 2 S: 19 P: 35 ERA: 6.23 WHIP: 1.615																			

Kansas City Royals @ Chicago White Sox
Comiskey Park, Chicago, IL
Wed Apr 16 1969, 4:33 AM EST
Att: 11,163 - Cloudy

AB 28
R 5
H 8
RBI 5
BB 6
SO 5
LOB 12



Batter	1	2	3	4	5	6	7	8	9	AB	R	H	RBI	BB	SO	LOB	TOP					
Bert Campaneris, R OBP: 0.079, SLG: 0.105										4	0	0	0	0	2	1	<p>Oakland Athletics @ Kansas City Royals Municipal Stadium, Kansas City, MO</p> <p>Sat Apr 19 1969, 4:33 AM EST Att: 16,747 - Unknown - 56 F</p> <p>livebaseballscores.com</p>					
Mike Hershberger, R Joe Nossek, R										4	0	1	0	0	1	1						
Reggie Jackson, L OBP: 0.152, SLG: 0.250										4	1	1	0	0	2	1						
Sal Bando, R OBP: 0.417, SLG: 0.548										4	1	1	1	0	0	1						
Danny Cater, R OBP: 0.400, SLG: 0.469										3	0	0	0	1	0	3						
Dick Green, R OBP: 0.400, SLG: 0.647											4	0	3	1	0	0		0				
Rick Monday, L OBP: 0.217, SLG: 0.053											4	0	0	0	0	1		4				
Jim Pagliaroni, R Phil Roof, R										3	0	1	0	0	0	0						
Blue Moon Odom, R Lew Krausse, R										3	0	0	0	0	1	1						
										0	0	0	0	0	0	0						
Inning Stats	R: 0 E: 0 K: 3 S: 9	H: 0 LOB: 0 BB: 0 P: 9	R: 0 E: 1 K: 0 S: 4	H: 1 LOB: 1 BB: 0 P: 4	R: 0 E: 0 K: 1 S: 6	H: 1 LOB: 1 BB: 0 P: 6	R: 2 E: 0 K: 0 S: 5	H: 3 LOB: 0 BB: 0 P: 5	R: 0 E: 0 K: 1 S: 5	H: 0 LOB: 0 BB: 0 P: 5	R: 0 E: 0 K: 1 S: 6	H: 1 LOB: 1 BB: 0 P: 6	R: 0 E: 0 K: 1 S: 5	H: 0 LOB: 0 BB: 0 P: 5	R: 0 E: 0 K: 0 S: 3	H: 0 LOB: 0 BB: 0 P: 3	R: 0 E: 0 K: 0 S: 4	H: 1 LOB: 2 BB: 1 P: 8	1B: 5 2B: 2 3B: 0 HR: 0	SF: 0 SAC: 0 DP: 1 HBP: 0	WP: 1 PB: 0 SB: 0 CS: 1	PA: 34
PITCHER	IP WLS BF H R ER SO BB IBB HBP BLK WP HR S P ERA WHIP																					
Roger Nelson, R ERA: 2.29	(1, 1) 6.0 L 23 6 2 2 6 0 0 0 0 0 0 0 35 35 3.00 1.000																					
Steve Jones, L ERA: 2.03	(7, 1) 3.0 11 1 0 0 1 1 0 0 0 1 0 12 16 0.00 0.667																					

Batter	1	2	3	4	5	6	7	8	9	AB	R	H	RBI	BB	SO	LOB	BOTTOM			
Joe Keough, L OBP: 0.265, SLG: 0.324										4	0	0	0	0	0	2	<p>Oakland Athletics @ Kansas City Royals Municipal Stadium, Kansas City, MO</p> <p>Sat Apr 19 1969, 4:33 AM EST Att: 16,747 - Unknown - 56 F</p> <p>livebaseballscores.com</p>			
Jackie Hernandez, R Ed Kirkpatrick, L Steve Jones, L									1	0	0	0	1	0	0	0				
Hawk Taylor, R Tom Burgmeier, L									2	0	0	0	1	1	1	1				
Mike Fiore, L OBP: 0.464, SLG: 0.368									2	0	0	0	1	1	1	1				
Joe Foy, R OBP: 0.366, SLG: 0.361										3	1	0	0	1	0	1				
Lou Piniella, R OBP: 0.387, SLG: 0.385										4	0	1	1	0	0	2				
Jerry Adair, R OBP: 0.256, SLG: 0.233										4	0	0	0	0	1	3				
Bob Oliver, R OBP: 0.250, SLG: 0.077										3	0	0	0	0	0	1				
Ellie Rodriguez, R OBP: 0.313, SLG: 0.231										3	0	1	0	0	0	0				
Roger Nelson, R George Spriggs, L Juan Rios, R Chuck Harrison, R										1	0	0	0	0	1	1				
										1	0	1	0	0	0	0				
										0	0	0	0	0	0	0				
										1	0	0	0	0	0	0				
Inning Stats	R: 0 E: 0 K: 0 S: 2	H: 0 LOB: 0 BB: 1 P: 6	R: 0 E: 0 K: 0 S: 3	H: 0 LOB: 0 BB: 0 P: 3	R: 0 E: 0 K: 1 S: 6	H: 1 LOB: 1 BB: 0 P: 6	R: 0 E: 0 K: 1 S: 5	H: 0 LOB: 0 BB: 0 P: 5	R: 0 E: 0 K: 0 S: 4	H: 1 LOB: 1 BB: 0 P: 4	R: 1 E: 0 K: 1 S: 6	H: 1 LOB: 1 BB: 1 P: 10	R: 0 E: 0 K: 0 S: 3	H: 0 LOB: 0 BB: 0 P: 3	R: 0 E: 0 K: 0 S: 4	H: 1 LOB: 2 BB: 1 P: 8	1B: 2 2B: 1 3B: 1 HR: 0	SF: 0 SAC: 1 DP: 1 HBP: 0	WP: 0 PB: 0 SB: 0 CS: 0	PA: 33
PITCHER	IP WLS BF H R ER SO BB IBB HBP BLK WP HR S P ERA WHIP																			
Blue Moon Odom, R ERA: 1.48	(1, 1) 8.1 W 31 4 1 1 3 3 0 0 0 0 0 0 34 46 1.08 0.840																			
Lew Krausse, R ERA:	(9, 1) 0.2 S 2 0 0 0 0 0 0 0 0 0 0 2 2 0.00 0.000																			

Batter	1	2	3	4	5	6	7	8	9	AB	R	H	RBI	BB	SO	LOB	TOP																	
Bert Campaneris, R OBP: 0.104, SLG: 0.146	F2		BB HBP 1B	L7	L5			K2-3		5	0	1	0	0	1	4	Oakland Athletics @ Kansas City Royals Municipal Stadium, Kansas City, MO Sun Apr 20 1969, 4:38 AM EST Att: 31,872 - Unknown																	
Tommie Reynolds, R OBP: 0.471, SLG: 0.467 Joe Nossek, R (8, 7)	5-3		BB HBP 1-2	HR	1B	1B		F9		4	1	2	0	0	0	0																		
Reggie Jackson, L OBP: 0.225, SLG: 0.333	WP S BB		G4-6-3 BB 1-2 2-3	HR	E6			4-3		3	1	1	2	2	0	1																		
Sal Bando, R OBP: 0.413, SLG: 0.513	WP BB		G4-6-3 BB 1-2	E6	6-3			1-3		4	1	0	0	1	0	5																		
Danny Cater, R OBP: 0.378, SLG: 0.439	1-3			1B 2B	F8			6-3		5	1	1	0	0	0	5																		
Dick Green, R OBP: 0.400, SLG: 0.682		5-3		2B	BB E 1B			K		5	1	2	0	0	2	2																		
Rick Monday, L OBP: 0.250, SLG: 0.222		3-1		2B 1B	E4			4-3		4	0	0	1	0	0	3																		
Dave Duncan, R OBP: 0.188, SLG: 0.214		5-3		1-H 3-H 2B	BB			K		3	0	1	2	1	1	0																		
Catfish Hunter, R OBP: 0.167, SLG: 0.333 Ed Sprague, R Ray Webster, L Jim Roland, L John Donaldson, L John Wyatt, R Lew Krausse, R	1-3		1-3	3-1	K			K		1	0	0	0	0	0	0																		
Inning Stats	R: 0 E: 0 K: 0 S: 3	H: 0 LOB: 2 BB: 2 P: 11	R: 0 E: 0 K: 0 S: 3	H: 0 LOB: 0 BB: 0 P: 3	R: 0 E: 0 K: 0 S: 3	H: 1 LOB: 2 BB: 1 P: 8	R: 2 E: 0 K: 0 S: 6	H: 3 LOB: 1 BB: 0 P: 6	R: 3 E: 2 K: 1 S: 10	H: 3 LOB: 3 BB: 1 P: 14	R: 0 E: 1 K: 1 S: 7	H: 1 LOB: 2 BB: 0 P: 7	R: 0 E: 0 K: 2 S: 7	H: 0 LOB: 0 BB: 0 P: 7	R: 0 E: 0 K: 1 S: 5	H: 0 LOB: 0 BB: 0 P: 5		R: 0 E: 0 K: 1 S: 5	H: 0 LOB: 0 BB: 0 P: 5	1B: 5 2B: 2 3B: 0 HR: 1	SF: 0 SAC: 0 DP: 1 HBP: 1	WP: 1 PB: 0 SB: 1 CS: 0	PA: 42											
PITCHER	IP WLS BF H R ER SO BB IBB HBP BLK WP HR S P ERA WHIP																																	
Wally Bunker, R ERA: 5.14	(1, 1)	4.0	22	6	5	4	0	3	0	1	0	0	1	1	18	31	9.00	2.250																
Moe Drabowsky, R ERA:	(5, 1)	5.0	W 20	2	0	0	6	1	0	0	0	0	0	0	31	35	0.00	0.600																
Batter	1	2	3	4	5	6	7	8	9	AB	R	H	RBI	BB	SO	LOB	BOTTOM																	
Joe Keough, L OBP: 0.209, SLG: 0.256	F6		F9	1-3				4-3	4-3	5	0	0	0	0	0	2	Oakland Athletics @ Kansas City Royals Municipal Stadium, Kansas City, MO Sun Apr 20 1969, 4:38 AM EST Att: 31,872 - Unknown																	
Mike Fiore, L OBP: 0.417, SLG: 0.308	HR 1B		K		5-3 BB BB			F5		3	1	1	0	1	1	0																		
Lou Piniella, R OBP: 0.385, SLG: 0.588	1-H HR		2B		F3			F8		4	2	2	2	0	0	1																		
Joe Foy, R OBP: 0.408, SLG: 0.405	S BB		2B	2B	5-3 BB			1B HR 1B		2	2	2	1	2	0	0																		
Ed Kirkpatrick, L OBP: 0.154, SLG: 0.125	K		2B		5-3			F7		4	0	1	1	0	1	4																		
Chuck Harrison, R OBP: 0.283, SLG: 0.222 Jackie Hernandez, R OBP: 0.289, SLG: 0.216	6-3		K		K			HR 1B		4	1	1	0	0	2	4																		
Hawk Taylor, R OBP: 0.286, SLG: 0.714		F7		K		6-3		HR		4	1	1	3	0	1	0																		
Juan Rios, R OBP: 0.545, SLG: 0.500		CS BB		SH3-1 1B		F8		SH1-4 1B		3	0	2	0	1	0	0																		
Wally Bunker, R OBP: 0.250, SLG: 0.500 Moe Drabowsky, R	6-3		SH3-1		F3			SH1-4		1	0	0	0	0	0	1																		
Inning Stats	R: 2 E: 0 K: 1 S: 7	H: 2 LOB: 1 BB: 1 P: 11	R: 0 E: 0 K: 0 S: 2	H: 0 LOB: 0 BB: 1 P: 6	R: 2 E: 0 K: 2 S: 10	H: 3 LOB: 1 BB: 0 P: 10	R: 0 E: 0 K: 1 S: 6	H: 1 LOB: 0 BB: 0 P: 6	R: 0 E: 0 K: 1 S: 5	H: 0 LOB: 2 BB: 2 P: 13	R: 0 E: 0 K: 0 S: 3	H: 0 LOB: 0 BB: 0 P: 3	R: 0 E: 0 K: 0 S: 3	H: 0 LOB: 0 BB: 0 P: 3	R: 3 E: 0 K: 0 S: 7	H: 4 LOB: 1 BB: 0 P: 7		R: 0 E: 0 K: 0 S: 7	H: 0 LOB: 0 BB: 0 P: 5	1B: 5 2B: 3 3B: 0 HR: 2	SF: 0 SAC: 2 DP: 0 HBP: 0	WP: 0 PB: 0 SB: 1 CS: 1	PA: 37											
PITCHER	IP WLS BF H R ER SO BB IBB HBP BLK WP HR S P ERA WHIP																																	
Catfish Hunter, R ERA: 3.86	(1, 1)	2.2	14	5	4	4	2	2	0	0	0	0	0	0	3	3	0.00	0.000																
Ed Sprague, R ERA: 3.6	(3, 1)	0.1	1	0	0	0	1	0	0	0	0	0	0	0	3	3	0.00	0.000																
Jim Roland, L ERA: 27.0	(4, 1)	1.0	4	1	0	0	1	0	0	0	0	0	0	0	6	6	0.00	1.000																
John Wyatt, R ERA: 6.75	(5, 1)	3.1	L 14	2	2	2	1	2	0	0	0	0	0	14	22	5.40	1.200																	
Lew Krausse, R ERA: 2.08	(8, 1)	0.2	4	2	1	1	0	0	0	0	0	0	0	1	4	4	13.50	3.000																

Batter	1	2	3	4	5	6	7	8	9	AB	R	H	RBI	BB	SO	LOB	TOP										
Tommy Harper, R OBP: 0.434, SLG: 0.333 (1, 4)										4	1	1	0	1	0	2											
Wayne Comer, R OBP: 0.478, SLG: 0.556 (1, 8) (8, 9)										5	1	2	0	0	1	6											
Tommy Davis, R OBP: 0.234, SLG: 0.341 Steve Whitaker, L OBP: 0.250, SLG: 0.182 (1, 7) (9, 7)										4	0	1	1	0	1	5											
Rich Rollins, R OBP: 0.370, SLG: 0.350 (1, 5)										3	0	0	0	0	1	2											
Don Mincher, L OBP: 0.256, SLG: 0.359 (1, 3)										4	0	0	0	0	1	2											
Jose Vidal, R OBP: 0.375, SLG: 0.462 Jim Gosger, L OBP: 0.207, SLG: 0.333 (1, 9) (8, 8)										2	1	0	0	0	0	0											
Jerry McNertney, R OBP: 0.367, SLG: 0.379 (1, 2)										4	1	1	0	0	0	1											
Ray Oyler, R OBP: 0.343, SLG: 0.355 (1, 6)										4	0	0	0	0	1	3											
Mike Marshall, R OBP: 0.333, SLG: 0.333 Jack Aker, R (1, 1) (9, 1)										4	0	2	2	0	1	0											
Inning Stats	R: 1 E: 0 K: 2 S: 8	H: 1 LOB: 1 BB: 0 P: 9	R: 0 E: 0 K: 1 S: 5	H: 0 LOB: 0 BB: 0 P: 5	R: 1 E: 0 K: 1 S: 7	H: 2 LOB: 1 BB: 0 P: 7	R: 0 E: 0 K: 0 S: 3	H: 0 LOB: 0 BB: 0 P: 3	R: 0 E: 0 K: 1 S: 5	H: 1 LOB: 1 BB: 0 P: 6	R: 1 E: 0 K: 0 S: 5	H: 1 LOB: 3 BB: 1 P: 10	R: 0 E: 0 K: 1 S: 5	H: 0 LOB: 0 BB: 0 P: 5	R: 1 E: 1 K: 0 S: 5	H: 2 LOB: 1 BB: 0 P: 5	1B: 5 2B: 3 3B: 0 HR: 0	SF: 0 SAC: 0 DP: 1 HBP: 2	WP: 2 PB: 1 SB: 2 CS: 0	PA: 38							
PITCHER	IP	WLS	BF	H	R	ER	SO	BB	IBB	HBP	BLK	WP	HR	S	P	ERA	WHIP										
Steve Jones, L ERA: 1.86 (1, 1)	6.0	L	23	4	2	1	6	0	0	1	0	1	0	34	35	1.50	0.667										
Dick Drago, R ERA: 3.12 (7, 1)	2.0		10	1	1	1	1	1	0	1	0	0	0	10	15	4.50	1.000										
Dave Wickersham, R ERA: 2.38 (9, 1)	1.0		5	2	1	0	0	0	0	0	0	0	0	5	5	0.00	2.000										

Seattle Pilots @ Kansas City Royals
Municipal Stadium, Kansas City, MO
Mon Apr 21 1969, 7:05 PM EST
Att: 9,024 - Unknown - 67 F

AB 35
R 4
H 7
RBI 3
BB 1
SO 7
LOB 21



Batter	1	2	3	4	5	6	7	8	9	AB	R	H	RBI	BB	SO	LOB	BOTTOM										
Pat Kelly, L OBP: 0.290, SLG: 0.259 (1, 8)										4	0	1	0	0	0	1											
Mike Fiore, L OBP: 0.425, SLG: 0.333 (1, 3)										4	0	2	0	0	1	1											
Lou Piniella, R OBP: 0.349, SLG: 0.526 (1, 7)										4	0	0	0	0	0	3											
Joe Foy, R OBP: 0.396, SLG: 0.391 (1, 5)										4	1	1	0	0	0	1											
Joe Keough, L OBP: 0.213, SLG: 0.239 (1, 9)										3	0	0	0	1	0	1											
Hawk Taylor, R OBP: 0.364, SLG: 0.727 (1, 2)										4	0	2	1	0	0	1											
Jerry Adair, R OBP: 0.289, SLG: 0.270 (1, 4)										4	0	1	0	0	1	2											
Juan Rios, R OBP: 0.400, SLG: 0.357 (1, 6)										4	0	0	0	0	1	4											
Steve Jones, L George Spriggs, L OBP: 0.294, SLG: 0.333 Dick Drago, R Ed Kirkpatrick, L OBP: 0.148, SLG: 0.120 Dave Wickersham, R (1, 1) (6, PH) (7, 1) (8, PH) (9, 1)										0	0	0	0	1	0	0											
Inning Stats	R: 0 E: 0 K: 0 S: 3	H: 0 LOB: 0 BB: 0 P: 3	R: 0 E: 0 K: 0 S: 3	H: 0 LOB: 0 BB: 0 P: 3	R: 0 E: 0 K: 2 S: 7	H: 0 LOB: 1 BB: 1 P: 11	R: 0 E: 0 K: 0 S: 3	H: 1 LOB: 0 BB: 0 P: 3	R: 0 E: 0 K: 0 S: 4	H: 1 LOB: 1 BB: 0 P: 4	R: 0 E: 0 K: 2 S: 8	H: 1 LOB: 1 BB: 0 P: 8	R: 1 E: 0 K: 0 S: 5	H: 2 LOB: 1 BB: 0 P: 5	R: 0 E: 0 K: 0 S: 4	H: 1 LOB: 1 BB: 0 P: 4	R: 0 E: 0 K: 0 S: 4	H: 1 LOB: 2 BB: 1 P: 8	1B: 5 2B: 2 3B: 0 HR: 0	SF: 0 SAC: 0 DP: 1 HBP: 0	WP: 2 PB: 0 SB: 0 CS: 0	PA: 35					
PITCHER	IP	WLS	BF	H	R	ER	SO	BB	IBB	HBP	BLK	WP	HR	S	P	ERA	WHIP										
Mike Marshall, R ERA: 2.08 (1, 1)	8.2	W	34	7	1	1	4	2	0	0	0	2	0	40	48	1.04	1.038										
Jack Aker, R ERA: 6.23 (9, 1)	0.1	S	1	0	0	0	0	0	0	0	0	0	0	1	1	0.00	0.000										

Seattle Pilots @ Kansas City Royals
Municipal Stadium, Kansas City, MO
Mon Apr 21 1969, 7:05 PM EST
Att: 9,024 - Unknown - 67 F

AB 33
R 1
H 7
RBI 1
BB 2
SO 4
LOB 14



Batter	1	2	3	4	5	6	7	8	9	AB	R	H	RBI	BB	SO	LOB	TOP										
Tommy Harper, R (1,4) OBP: 0.436, SLG: 0.326 Gus Gil, R (4,4) OBP: 0.200, SLG: 0.200	4-0 F8 SF8 BB		0-3 K		0-0 F3			0-3 K		1 1 0 0 1 1 0 2 0 0 0 0 1 0																	
Jim Gosger, L (1,8) OBP: 0.242, SLG: 0.310	0-0 F8 1-3		4-0 BB		0-0 F6			4-0 1B BB		2 0 0 0 2 0 1																	
Tommy Davis, R (1,7) OBP: 0.235, SLG: 0.340 Jose Vidal, R (9, PR) OBP: 0.375, SLG: 0.462	0-0 SF8		0-0 F8		0-0 L8			0-0 1B		3 0 1 1 0 0 1 0 0 0 0 0 0 0																	
Mike Hegan, L (1,9) OBP: 0.464, SLG: 0.571	0-3 K				0-0 3B			0-0 F4		4 0 1 0 0 1 2																	
Rich Rollins, R (1,5) OBP: 0.340, SLG: 0.318					0-0 F2			0-0 F4		4 0 0 0 0 0 3																	
Don Mincher, L (1,3) OBP: 0.255, SLG: 0.349					0-0 F5			0-0 4-3		4 0 1 0 0 0 3																	
Larry Haney, R (1,2) OBP: 0.500, SLG: 0.571					0-0 4-3			0-0 F9		3 0 0 0 0 0 2																	
Ray Oyler, R (1,6) OBP: 0.324, SLG: 0.333 Wayne Comer, R (8, PH) OBP: 0.458, SLG: 0.526 Jack Aker, R (8,1)	0-3 K				0-3 K			0-0 5-3		2 0 0 0 0 2 1 1 0 0 0 0 0 0 0 0 0 0 0 0 0																	
Diego Segui, R (1,1) OBP: 0.286, SLG: 0.167 Steve Whitaker, L (8, PH) OBP: 0.231, SLG: 0.167 John Kennedy, R (8,6) OBP: 0.375, SLG: 0.286					0-0 1-3			0-3 K		2 0 0 0 0 1 0 1 0 0 0 0 1 0 0 0 0 0 0 0 0																	
Inning Stats	R: 1 E: 0 K: 1 S: 5	H: 0 LOB: 0 BB: 1 P: 9	R: 0 E: 0 K: 1 S: 6	H: 1 LOB: 1 BB: 0 P: 6	R: 0 E: 0 K: 1 S: 5	H: 0 LOB: 1 BB: 1 P: 9	R: 0 E: 0 K: 0 S: 4	H: 1 LOB: 1 BB: 0 P: 4	R: 0 E: 0 K: 2 S: 7	H: 0 LOB: 0 BB: 0 P: 7	R: 0 E: 0 K: 0 S: 3	H: 0 LOB: 0 BB: 0 P: 3	R: 0 E: 0 K: 0 S: 3	H: 0 LOB: 0 BB: 0 P: 3	R: 0 E: 0 K: 2 S: 7	H: 0 LOB: 0 BB: 0 P: 7	R: 0 E: 0 K: 0 S: 4	H: 1 LOB: 2 BB: 1 P: 8	1B: 2 2B: 0 3B: 1 HR: 0	SF: 1 SAC: 0 DP: 0 HBP: 0	WP: 0 PB: 0 SB: 2 CS: 0	PA: 33					
PITCHER	IP	WLS	BF	H	R	ER	SO	BB	IBB	HBP	BLK	WP	HR	S	P	ERA	WHIP	PITCHER									
Mike Hedlund, R (1,1) ERA: 0.9	7.0	W	25	2	1	1	5	2	0	0	0	0	0	33	41	1.29	0.571										
Moe Drabowsky, R (8,1) ERA:	2.0	S	8	1	0	0	2	1	0	0	0	0	0	11	15	0.00	1.000										

Seattle Pilots @ Kansas City Royals
Municipal Stadium, Kansas City, MO
Tue Apr 22 1969, 7:05 PM EST
Att: 9,066 - Sunny - 66 F

AB 29
R 1
H 3
RBI 1
BB 3
SO 7
LOB 13



Batter	1	2	3	4	5	6	7	8	9	AB	R	H	RBI	BB	SO	LOB	BOTTOM										
Pat Kelly, L (1,8) OBP: 0.314, SLG: 0.323	0-0 1-3		0-3 K							4 1 2 0 0 1 2																	
Mike Fiore, L (1,3) OBP: 0.409, SLG: 0.303	0-3 K		4-0 F3 BLK BB		0-0 F5			0-0 E6		3 0 0 0 1 1 2																	
Lou Piniella, R (1,7) OBP: 0.340, SLG: 0.537	0-0 2B		0-0 F8		0-0 SF9			0-0 F6		3 0 1 1 0 0 3																	
Joe Foy, R (1,5) OBP: 0.368, SLG: 0.360	0-0 1-3		0-0 F3		0-0 F8			0-0 F9		4 0 0 0 0 0 4																	
Joe Keough, L (1,9) OBP: 0.196, SLG: 0.220			0-0 F8		0-0 6-3			0-0 5-3		4 0 0 0 0 1 1																	
Jerry Adair, R (1,4) OBP: 0.333, SLG: 0.300			4-0 1B BB		0-0 F7			0-0 1B		3 1 2 0 1 0 0																	
Elie Rodriguez, R (1,2) OBP: 0.353, SLG: 0.235 Jim Campanis, R (5,2) OBP: 0.263, SLG: 0.294			0-0 1B		4-0 FC5-4 BB			0-0 1B		1 0 1 0 1 0 0 2 0 1 0 0 0 1																	
Juan Rios, R (1,6) OBP: 0.316, SLG: 0.278			0-0 F9		0-0 FC5-4			0-0 F1		4 0 0 0 0 0 6																	
Mike Hedlund, R (1,1) OBP: 0.333, SLG: 0.333 Moe Drabowsky, R (8,1) ERA: 5.06			0-0 1B		0-3 K			0-3 5-3		3 0 1 1 0 1 1 1 0 0 0 0 1 2																	
Inning Stats	R: 0 E: 0 K: 1 S: 6	H: 1 LOB: 1 BB: 0 P: 6	R: 1 E: 0 K: 1 S: 7	H: 2 LOB: 2 BB: 1 P: 11	R: 0 E: 0 K: 0 S: 3	H: 0 LOB: 1 BB: 1 P: 7	R: 0 E: 0 K: 1 S: 5	H: 0 LOB: 1 BB: 1 P: 9	R: 1 E: 0 K: 0 S: 4	H: 1 LOB: 0 BB: 0 P: 4	R: 0 E: 0 K: 1 S: 6	H: 1 LOB: 1 BB: 0 P: 6	R: 0 E: 1 K: 0 S: 5	H: 1 LOB: 2 BB: 0 P: 5	R: 0 E: 1 K: 1 S: 7	H: 2 LOB: 2 BB: 0 P: 7	1B: 6 2B: 2 3B: 0 HR: 0	SF: 1 SAC: 0 DP: 0 HBP: 0	WP: 0 PB: 0 SB: 1 CS: 0	PA: 36							
PITCHER	IP	WLS	BF	H	R	ER	SO	BB	IBB	HBP	BLK	WP	HR	S	P	ERA	WHIP	PITCHER									
Diego Segui, R (1,1) ERA: 2.1	7.0	L	31	6	2	2	4	3	0	0	1	0	0	36	48	2.57	1.286										
Jack Aker, R (8,1) ERA: 5.06	1.0		5	2	0	0	1	0	0	0	0	0	0	7	7	0.00	2.000										

Seattle Pilots @ Kansas City Royals
Municipal Stadium, Kansas City, MO
Tue Apr 22 1969, 7:05 PM EST
Att: 9,066 - Sunny - 66 F

AB 32
R 2
H 8
RBI 2
BB 3
SO 5
LOB 22



Batter	1	2	3	4	5	6	7	8	9	AB	R	H	RBI	BB	SO	LOB	TOP		
Tommy Harper, R OBP: 0.441, SLG: 0.326	F8		F4														3 0 1 1 1 0 1		
Mike Hegan, L OBP: 0.469, SLG: 0.542	4-3 BB		FC3-6														3 0 1 0 1 0 2		
Tommy Davis, R OBP: 0.218, SLG: 0.314	4-3		5-3														4 0 0 0 0 0 4		
Wayne Comer, R OBP: 0.458, SLG: 0.526	1-2																0 0 0 0 0 0 0		
Don Mincher, L OBP: 0.275, SLG: 0.413																	3 1 1 1 1 0 0		
Rich Rollins, R OBP: 0.333, SLG: 0.298	5-3																3 0 0 0 0 0 2		
Jim Gosger, L OBP: 0.243, SLG: 0.303																	4 1 1 0 0 0 1		
Jerry McNertney, R OBP: 0.353, SLG: 0.364																	4 0 1 1 0 0 0		
Ray Oyler, R OBP: 0.317, SLG: 0.324																	4 1 1 0 0 0 1		
Marty Pattin, R OBP: 0.222, SLG: 0.222																	2 0 1 0 0 1 0		
Gene Brabender, R OBP: 0.276, SLG: 0.313																	1 0 0 0 0 1 0		
Bill Edgerton, L OBP: 0.314, SLG: 0.500																	0 0 0 0 0 0 0		
Jack Aker, R OBP: 0.300, SLG: 0.263																	0 0 0 0 0 0 0		
Inning Stats	R: 0 E: 0 K: 0 S: 3	H: 0 LOB: 2 BB: 2 P: 11	R: 0 E: 0 K: 0 S: 3	H: 0 LOB: 0 BB: 0 P: 3	R: 0 E: 0 K: 0 S: 4	H: 1 LOB: 1 BB: 0 P: 4	R: 1 E: 0 K: 0 S: 4	H: 1 LOB: 0 BB: 0 P: 4	R: 1 E: 0 K: 0 S: 5	H: 2 LOB: 1 BB: 0 P: 5	R: 0 E: 0 K: 1 S: 5	H: 1 LOB: 1 BB: 1 P: 9	R: 0 E: 0 K: 0 S: 2	H: 0 LOB: 0 BB: 0 P: 3	R: 0 E: 0 K: 1 S: 5	H: 0 LOB: 0 BB: 0 P: 5	1B: 6 2B: 1 3B: 0 HR: 1	SF: 0 SAC: 1 DP: 1 HBP: 1	WP: 0 PA: 36 PB: 0 SB: 1 CS: 0
PITCHER	IP WLS BF H R ER SO BB IBB HBP BLK WP HR S P ERA WHIP																		
Roger Nelson, R ERA: 2.6	8.0	33	7	3	3	1	3	0	1	0	0	0	0	1	31	44	3.38	1.250	
Dave Morehead, R ERA: 9.39	1.0	W 3	0	0	0	1	0	0	0	0	0	0	0	5	5	0.00	0.000		

Seattle Pilots @ Kansas City Royals
Municipal Stadium, Kansas City, MO
Wed Apr 23 1969, 7:05 PM EST
Att: 10,267 - Unknown - 58 F

AB 31
R 3
H 7
RBI 3
BB 3
SO 2
LOB 11



Batter	1	2	3	4	5	6	7	8	9	AB	R	H	RBI	BB	SO	LOB	BOTTOM		
Pat Kelly, L OBP: 0.308, SLG: 0.314	6-3		6-3														4 0 1 0 0 0 0		
Mike Fiore, L OBP: 0.417, SLG: 0.306																	3 0 1 0 1 1 0		
Lou Piniella, R OBP: 0.314, SLG: 0.500	E5 1-2		F5														3 0 0 1 0 0 1		
Joe Foy, R OBP: 0.344, SLG: 0.333	K																4 0 0 0 0 1 4		
Joe Keough, L OBP: 0.182, SLG: 0.204	F7																4 0 0 0 0 0 2		
Jerry Adair, R OBP: 0.370, SLG: 0.409																	4 1 3 1 0 0 0		
Tom Burgmeier, L OBP: 0.417, SLG: 0.833																	0 1 0 0 0 0 0		
Elie Rodriguez, R OBP: 0.143, SLG: 0.143																	3 0 0 0 0 0 1		
Ed Kirkpatrick, L OBP: 0.148, SLG: 0.120																	0 0 0 0 0 0 0		
Hawk Taylor, R OBP: 0.417, SLG: 0.833																	1 1 1 0 0 0 0		
Juan Rios, R OBP: 0.348, SLG: 0.250																	2 1 0 0 2 0 1		
Roger Nelson, R ERA: 3.8																	2 0 0 0 0 1 1		
George Spriggs, L ERA: 19.5																	1 0 0 0 0 1 1		
Dave Morehead, R ERA: 3.0																	0 0 0 0 0 0 0		
Chuck Harrison, R ERA: 5.06																	1 0 1 2 0 0 0		
Inning Stats	R: 0 E: 1 K: 1 S: 7	H: 1 LOB: 2 BB: 0 P: 7	R: 0 E: 0 K: 1 S: 6	H: 1 LOB: 1 BB: 0 P: 6	R: 0 E: 0 K: 1 S: 5	H: 0 LOB: 0 BB: 0 P: 5	R: 0 E: 0 K: 0 S: 3	H: 0 LOB: 0 BB: 0 P: 3	R: 0 E: 0 K: 0 S: 3	H: 0 LOB: 0 BB: 0 P: 3	R: 1 E: 0 K: 0 S: 4	H: 1 LOB: 0 BB: 0 P: 4	R: 1 E: 0 K: 1 S: 6	H: 1 LOB: 2 BB: 2 P: 14	R: 2 E: 0 K: 0 S: 4	H: 3 LOB: 2 BB: 1 P: 8	1B: 5 2B: 1 3B: 0 HR: 1	SF: 1 SAC: 0 DP: 0 HBP: 0	WP: 0 PA: 36 PB: 0 SB: 0 CS: 0
PITCHER	IP WLS BF H R ER SO BB IBB HBP BLK WP HR S P ERA WHIP																		
Marty Pattin, R ERA: 3.8	7.1	29	4	2	2	4	2	0	0	0	0	0	0	4	35	43	2.46	0.818	
Gene Brabender, R ERA: 19.5	1.0	4	1	1	1	0	0	0	0	0	0	0	0	4	4	9.00	1.000		
Bill Edgerton, L ERA: 3.0	0.0	L 1	1	0	0	0	0	0	0	0	0	0	0	1	1	∞	∞		
Jack Aker, R ERA: 5.06	0.0	2	1	1	1	0	0	1	0	0	0	0	0	1	5	∞	∞		


Seattle Pilots @ Kansas City Royals
Municipal Stadium, Kansas City, MO
Wed Apr 23 1969, 7:05 PM EST
Att: 10,267 - Unknown - 58 F

AB 32
R 4
H 7
RBI 4
BB 3
SO 4
LOB 11



Batter	1	2	3	4	5	6	7	8	9	AB	R	H	RBI	BB	SO	LOB
Jay Johnstone, L OBP: 0.281, SLG: 0.481 (1, 8)	F7		4-3		HR		F8	1B HBP		4	2	1	2	0	0	1
Jim Fregosi, R OBP: 0.351, SLG: 0.460 (1, 6)	K		F7		1B BB		F3	1B WP		4	0	1	3	1	1	1
Lou Johnson, R OBP: 0.259, SLG: 0.292 (1, 9)										5	0	2	1	0	1	2
Tom Saltriano, L OBP: 0.406, SLG: 0.429 (6, 2)	2B				L7			5-3		0	0	0	0	0	0	0
Rick Reichardt, R OBP: 0.453, SLG: 0.429 (1, 7)	BB				1B BB					1	0	1	0	4	0	0
Dick Stuart, R OBP: 0.160, SLG: 0.217 (1, 3)										3	0	0	0	0	1	5
Andy Messersmith, R OBP: 0.273, SLG: 0.263 (5, 1)	K				F4					0	0	0	0	0	0	0
Bill Voss, L OBP: 0.273, SLG: 0.263 (7, PH)					5-3					1	0	0	0	0	0	2
Hoyt Wilhelm, R OBP: 0.273, SLG: 0.263 (7, 1)										1	0	0	0	0	1	1
Aurelio Rodríguez, R OBP: 0.380, SLG: 0.500 (1, 5)	K				1B					5	1	2	0	0	1	1
Tom Egan, R OBP: 0.176, SLG: 0.125 (1, 2)										3	0	0	0	0	2	2
Ruben Amaro, R OBP: 1.000, SLG: 1.000 (8, PH)	K				1-3					1	0	1	0	0	0	0
Bobby Knoop, R OBP: 0.357, SLG: 0.212 (1, 4)										3	1	1	0	0	0	0
Vic Davalillo, L OBP: 0.291, SLG: 0.105 (8, PH)	4-3				HR 1B					1	1	0	0	1	0	2
Rudy May, L (1, 1)										1	0	0	0	0	1	0
Bubba Morton, R OBP: 0.200, SLG: 0.200 (5, PH)					F4					1	0	0	0	0	0	1
Roger Repoz, L OBP: 0.346, SLG: 0.227 (5, 3)								3-1 BB		2	1	1	0	0	0	2

California Angels @ Kansas City Royals	
Municipal Stadium, Kansas City, MO	
Fri Apr 25 1969, 7:05 PM EST	
Att: 12,013 - Unknown - 72 F	
AB	36
R	6
H	10
RBI	6
BB	6
SO	8
LOB	20



Inning Stats										Pitcher										WP				PA			
R	H	E	SO	BB	IBB	HBP	BLK	WP	HR	R	H	E	SO	BB	IBB	HBP	BLK	WP	HR	S	P	ERA	WHIP	S	P	ERA	WHIP
0	1	0	7	2	0	0	0	0	1	2	3	0	2	1	0	0	0	0	0	42	58	3.86	1.429	1	44	7.00	2.417
2	2	0	12	1	0	0	0	0	0	0	2	0	6	0	0	0	0	0	0	2	6	54.00	6.000	0	6	54.00	6.000
1	12	0	7	0	0	0	0	1	0	2	9	0	12	0	0	0	0	0	0	8	12	6.75	2.250	0	12	6.75	2.250

Batter	1	2	3	4	5	6	7	8	9	AB	R	H	RBI	BB	SO	LOB
Pat Kelly, L OBP: 0.302, SLG: 0.289 (1, 8)	SH2-3 1B BB		4-3		K		G3			3	1	0	0	1	1	1
Mike Fiore, L OBP: 0.423, SLG: 0.308 (1, 3)	SH2-3 1B		F4		E3 FC6-4					3	1	1	0	0	0	0
Lou Piniella, R OBP: 0.296, SLG: 0.468 (1, 7)	SH2-3		K		FC6-4 FC6-4					3	0	0	0	0	1	2
Joe Foy, R OBP: 0.354, SLG: 0.333 (1, 5)	S 1B		S BB		FC6-4					3	1	1	2	1	0	2
Jerry Adair, R OBP: 0.380, SLG: 0.417 (1, 4)	K		1B		4-3					4	0	2	1	0	1	1
Jim Campanis, R OBP: 0.217, SLG: 0.238 (1, 2)	F9		K		F7					4	0	0	0	0	2	4
Bob Oliver, R OBP: 0.217, SLG: 0.053 (1, 9)	F7				5-3					3	0	0	0	1	0	0
Juan Rios, R OBP: 0.333, SLG: 0.217 (1, 6)					K					3	0	0	0	1	1	1
Bill Butler, L OBP: 0.220, SLG: 0.200 (1, 1)					5-3					2	0	1	0	0	0	0
Ed Kubiczek, L OBP: 0.145, SLG: 0.115 (7, PH)										1	0	0	0	0	0	0
Moe Drabowsky, R OBP: 0.229, SLG: 0.229 (8, 1)										0	0	0	0	0	0	0
Steve Jones, L OBP: 0.229, SLG: 0.229 (8, 1)										0	0	0	0	0	0	0
Dave Wickersham, R OBP: 0.229, SLG: 0.229 (8, 1)										0	0	0	0	0	0	0
Joe Keough, L OBP: 0.176, SLG: 0.200 (5, PH)	1-2 1B									1	0	0	0	0	0	0

California Angels @ Kansas City Royals	
Municipal Stadium, Kansas City, MO	
Fri Apr 25 1969, 7:05 PM EST	
Att: 12,013 - Unknown - 72 F	
AB	30
R	3
H	5
RBI	3
BB	4
SO	6
LOB	11



Inning Stats										Pitcher										WP				PA			
R	H	E	SO	BB	IBB	HBP	BLK	WP	HR	R	H	E	SO	BB	IBB	HBP	BLK	WP	HR	S	P	ERA	WHIP	S	P	ERA	WHIP
2	2	0	11	1	0	0	0	0	0	0	0	0	3	0	0	0	0	0	0	9	9	0.00	0.000	0	9	0.00	0.000
1	11	0	7	1	0	0	0	1	0	0	1	0	13	0	0	0	0	0	0	12	13	0.00	0.333	0	13	0.00	0.333

Batter	1	2	3	4	5	6	7	8	9	AB	R	H	RBI	BB	SO	LOB	TOP			
Vic Davallilo, L (1, 9) OBP: 0.286, SLG: 0.208	1-3		F7		F3		1B BB		1B	5	2	2	0	0	0	1	California Angels @ Kansas City Royals Municipal Stadium, Kansas City, MO Sun Apr 27 1969, 4:33 AM EDT Att: 11,748 - Overcast - 60 F			
Jim Fregosi, R (1, 6) OBP: 0.387, SLG: 0.462	1-3			2B BB			1B BB		1B	2	2	1	0	3	0	0				
Jay Johnstone, L (1, 8) OBP: 0.306, SLG: 0.508	K			PB 1B	F9				CS	5	1	3	2	0	1	1				
Rick Reichardt, R (1, 7) OBP: 0.414, SLG: 0.400		6-3		F2	K		SF9-3-6-3		SF7	3	0	0	2	0	1	2				
Roger Repoz, L (1, 3) OBP: 0.333, SLG: 0.200		F8		PB 1B			F2		L9	3	1	0	0	1	0	1				
Ruben Amaro, R (8, 3) OBP: 1.000, SLG: 1.000									CS	0	0	0	0	0	0	0				
Aurelio Rodriguez, R (1, 5) OBP: 0.352, SLG: 0.462	1-3			K			F7		5-3	4	0	0	0	0	1	2				
Tom Satriano, L (1, 2) OBP: 0.417, SLG: 0.452			K		1B BB				F6	3	0	1	0	1	1	0				
Bobby Knoop, R (1, 4) OBP: 0.391, SLG: 0.250									K	3	0	2	2	1	1	0				
Tom Murphy, R (1, 1) OBP: 0.250, SLG: 0.250									K	3	0	0	0	0	1	5				
Andy Messersmith, R (7, 1)			FC1-6				FC6-4			1	0	0	0	0	1	0				
Inning Stats	R: 0 E: 0 K: 1 S: 5	H: 0 LOB: 0 BB: 0 P: 5	R: 0 E: 0 K: 0 S: 3	H: 0 LOB: 0 BB: 0 P: 3	R: 0 E: 0 K: 1 S: 6	H: 1 LOB: 1 BB: 0 P: 6	R: 3 E: 0 K: 2 S: 9	H: 2 LOB: 3 BB: 3 P: 21	R: 0 E: 0 K: 1 S: 5	H: 0 LOB: 1 BB: 1 P: 9	R: 1 E: 0 K: 0 S: 4	H: 2 LOB: 1 BB: 1 P: 8	R: 0 E: 0 K: 1 S: 5	H: 0 LOB: 0 BB: 0 P: 5	R: 2 E: 0 K: 1 S: 7	H: 3 LOB: 0 BB: 0 P: 7	1B: 6 2B: 4 3B: 0 HR: 0	SF: 2 SAC: 0 DP: 1 HBP: 0	WP: 0 PB: 1 SB: 0 CS: 1	PA: 41
PITCHER	IP WLS BF H R ER SO BB IBB HBP BLK WP HR S P ERA WHIP																			
Wally Bunker, R (1, 1) ERA: 4.95	6.0 L 27 4 3 3 5 4 1 0 0 0 0 0 32 52 4.50 1.333																			
Jim Rooker, L (7, 1) ERA: 9.0	1.0 5 2 1 1 0 1 0 0 0 0 0 4 8 9.00 3.000																			
Dick Drago, R (8, 1) ERA: 4.22	2.0 8 3 2 2 2 0 0 0 0 0 0 12 12 9.00 1.500																			

Batter	1	2	3	4	5	6	7	8	9	AB	R	H	RBI	BB	SO	LOB	BOTTOM					
Pat Kelly, L (1, 8) OBP: 0.298, SLG: 0.268	1-3			WP E		4-3			K	3	0	0	0	1	1	0	California Angels @ Kansas City Royals Municipal Stadium, Kansas City, MO Sun Apr 27 1969, 4:33 AM EDT Att: 11,748 - Overcast - 60 F					
Jackie Hernandez, R (1, 6) OBP: 0.250, SLG: 0.200					F9					3	0	0	0	0	2	1						
Chuck Harrison, R (8, PH) OBP: 0.333, SLG: 0.263	K									0	0	0	0	1	0	0						
Juan Rios, R (8, PR) OBP: 0.333, SLG: 0.217										0	0	0	0	0	0	0						
Mike Fiore, L (1, 3) OBP: 0.411, SLG: 0.302	F4				F3				F8	4	1	1	0	0	0	2						
Joe Foy, R (1, 5) OBP: 0.362, SLG: 0.393										4	1	2	1	0	2	2						
Lou Piniella, R (1, 7) OBP: 0.328, SLG: 0.490		FC5-3								4	0	3	0	0	0	1						
Jerry Adair, R (1, 4) OBP: 0.389, SLG: 0.423										4	0	2	1	0	0	1						
Bob Oliver, R (1, 9) OBP: 0.185, SLG: 0.043										4	0	0	0	0	1	5						
Ellie Rodriguez, R (1, 2) OBP: 0.269, SLG: 0.182										2	0	0	0	0	0	1						
Joe Keough, L (7, PH) OBP: 0.175, SLG: 0.196										1	0	0	0	0	0	2						
Dick Drago, R (8, 1)										0	0	0	0	0	0	0						
Wally Bunker, R (1, 1) OBP: 0.200, SLG: 0.400										1	0	0	0	0	0	0						
Ed Kirkpatrick, L (6, PH) OBP: 0.138, SLG: 0.111										1	0	0	0	0	0	0						
Jim Rooker, R (7, 1)										0	0	0	0	0	0	0						
Hawk Taylor, R (7, PH) OBP: 0.385, SLG: 0.769										1	0	0	0	0	1	2						
Inning Stats	R: 0 E: 0 K: 1 S: 5	H: 0 LOB: 0 BB: 0 P: 5	R: 0 E: 0 K: 0 S: 3	H: 1 LOB: 0 BB: 0 P: 3	R: 0 E: 0 K: 1 S: 5	H: 0 LOB: 0 BB: 0 P: 3	R: 0 E: 1 K: 1 S: 5	H: 0 LOB: 1 BB: 1 P: 9	R: 0 E: 0 K: 0 S: 4	H: 2 LOB: 1 BB: 0 P: 4	R: 0 E: 0 K: 1 S: 5	H: 0 LOB: 0 BB: 0 P: 5	R: 2 E: 0 K: 2 S: 11	H: 4 LOB: 2 BB: 0 P: 11	R: 0 E: 0 K: 2 S: 7	H: 0 LOB: 1 BB: 1 P: 11	R: 0 E: 0 K: 0 S: 3	H: 1 LOB: 0 BB: 0 P: 3	1B: 6 2B: 2 3B: 1 HR: 0	SF: 0 SAC: 0 DP: 3 HBP: 0	WP: 1 PB: 1 SB: 0 CS: 0	PA: 34
PITCHER	IP WLS BF H R ER SO BB IBB HBP BLK WP HR S P ERA WHIP																					
Tom Murphy, R (1, 1) ERA: 4.42	6.0 W 23 6 2 2 3 1 0 0 0 0 0 0 28 32 3.00 1.167																					
Andy Messersmith, R (7, 1) ERA: 5.56	3.0 S 11 2 0 0 4 1 0 0 0 0 0 0 18 22 0.00 1.000																					

Batter	1	2	3	4	5	6	7	8	9	AB	R	H	RBI	BB	SO	LOB	TOP					
Pat Kelly, L OBP: 0.294, SLG: 0.267 (1, 8)										4	0	1	0	0	1	2	Kansas City Royals @ Minnesota Twins Metropolitan Stadium, Bloomington, MI Mon Apr 28 1969, 4:33 AM EDT Att: 3,425 - Cloudy - 46 F					
Mike Fiore, L OBP: 0.417, SLG: 0.340 (1, 3)										4	0	2	0	0	0	0						
Lou Piniella, R OBP: 0.323, SLG: 0.491 Dave Morehead, R (8, 1)										4	0	1	0	0	0	2						
Joe Foy, R OBP: 0.342, SLG: 0.369 (1, 5)										4	0	0	0	0	1	2						
Jerry Adair, R OBP: 0.379, SLG: 0.400 (1, 4)										3	0	0	0	1	0	1						
Bob Oliver, R OBP: 0.194, SLG: 0.074 (8, 7)										4	0	1	0	0	0	1						
Ellie Rodriguez, R OBP: 0.276, SLG: 0.240 (1, 2)										3	0	1	0	0	1	1						
Juan Rios, R OBP: 0.333, SLG: 0.231 (1, 6)										3	0	1	0	0	1	1						
Mike Hedlund, R OBP: 0.250, SLG: 0.250 (5, PH) Ed Kirkpatrick, L OBP: 0.133, SLG: 0.107 Tom Burgmeier, L (8, PH) Joe Keough, L OBP: 0.172, SLG: 0.193 (8, 9)										1	0	0	0	0	1	0						
Inning Stats	R: 0 E: 0 K: 2 S: 8	H: 1 LOB: 1 BB: 0 P: 8	R: 0 E: 0 K: 0 S: 2	H: 0 LOB: 0 BB: 1 P: 6	R: 0 E: 0 K: 2 S: 7	H: 1 LOB: 0 BB: 0 P: 7	R: 0 E: 0 K: 0 S: 4	H: 1 LOB: 1 BB: 0 P: 4	R: 0 E: 0 K: 1 S: 7	H: 2 LOB: 2 BB: 0 P: 7	R: 0 E: 0 K: 0 S: 3	H: 0 LOB: 0 BB: 0 P: 3	R: 0 E: 0 K: 1 S: 6	H: 1 LOB: 1 BB: 0 P: 6	R: 0 E: 0 K: 0 S: 4	H: 1 LOB: 1 BB: 0 P: 4		R: 0 E: 0 K: 0 S: 3	H: 0 LOB: 0 BB: 0 P: 3	1B: 4 2B: 3 3B: 0 HR: 0	SF: 0 SAC: 0 DP: 1 HBP: 0	WP: 0 PB: 0 SB: 1 CS: 0
PITCHER Jim Perry, R ERA: 2.74 (1, 1)	IP: 9.0 WLS: W BF: 33 H: 7 R: 0 ER: 0 SO: 6 BB: 1 IBB: 0 HBP: 0 BLK: 0 WP: 0 HR: 0 S: 44 P: 48 ERA: 0.00 WHIP: 0.889															PITCHER						

Batter	1	2	3	4	5	6	7	8	9	AB	R	H	RBI	BB	SO	LOB	BOTTOM			
Ted Uhlhaender, L OBP: 0.375, SLG: 0.394 (1, 8)										4	1	0	0	0	0	2	Kansas City Royals @ Minnesota Twins Metropolitan Stadium, Bloomington, MI Mon Apr 28 1969, 4:33 AM EDT Att: 3,425 - Cloudy - 46 F			
Rod Carew, L OBP: 0.426, SLG: 0.606 (1, 4)										3	0	1	0	1	0	0				
Tony Oliva, L OBP: 0.405, SLG: 0.519 (1, 9)										3	0	1	0	0	0	0				
Harmon Killebrew, R OBP: 0.438, SLG: 0.484 (7, PR) Frank Quilici, R OBP: 0.208, SLG: 0.174 (8, 5)										0	1	0	1	3	0	0				
Graig Nettles, L OBP: 0.348, SLG: 0.500 Cesar Tovar, R OBP: 0.250, SLG: 0.300 (6, 7)										1	1	0	0	1	0	2				
Rich Reese, L OBP: 0.260, SLG: 0.460 (1, 3)										4	1	2	3	0	1	2				
Leo Cardenas, R OBP: 0.385, SLG: 0.500 (1, 6)										3	0	0	0	1	1	1				
John Roseboro, L OBP: 0.350, SLG: 0.432 (1, 2)										4	0	2	0	0	0	1				
Jim Perry, S (1, 1)										3	0	0	0	0	1	3				
Inning Stats	R: 1 E: 1 K: 1 S: 7	H: 1 LOB: 2 BB: 1 P: 11	R: 0 E: 0 K: 0 S: 3	H: 1 LOB: 0 BB: 0 P: 3	R: 0 E: 0 K: 0 S: 3	H: 0 LOB: 0 BB: 0 P: 3	R: 3 E: 0 K: 0 S: 4	H: 1 LOB: 0 BB: 2 P: 12	R: 0 E: 0 K: 1 S: 6	H: 1 LOB: 2 BB: 1 P: 10	R: 0 E: 0 K: 0 S: 3	H: 0 LOB: 1 BB: 1 P: 7	R: 0 E: 0 K: 1 S: 5	H: 1 LOB: 0 BB: 0 P: 5	R: 0 E: 0 K: 0 S: 5	H: 1 LOB: 0 BB: 0 P: 5		1B: 4 2B: 2 3B: 0 HR: 1	SF: 1 SAC: 1 DP: 1 HBP: 0	WP: 0 PB: 0 SB: 0 CS: 1
PITCHER Mike Hedlund, R ERA: 2.57 Tom Burgmeier, L ERA: 4.75 Dave Morehead, R ERA: 8.31 (5, 1) (8, 1)	IP: 4.0 WLS: L BF: 18 H: 4 R: 0 ER: 3 SO: 3 BB: 3 IBB: 0 HBP: 0 BLK: 0 WP: 0 HR: 1 S: 17 P: 29 ERA: 6.75 WHIP: 1.500															PITCHER				


Batter	1	2	3	4	5	6	7	8	9	AB	R	H	RBI	BB	SO	LOB	TOP							
Pat Kelly, L OBP: 0.309, SLG: 0.286 (1, 8)										4	0	2	0	0	0	3	Kansas City Royals @ Minnesota Twins Metropolitan Stadium, Bloomington, MI Tue Apr 29 1969, 4:33 AM EDT Att. 4,300 - Unknown - 58 F livebaseballscorecards.com							
Mike Fiore, L OBP: 0.391, SLG: 0.314 Steve Jones, L (7, 1) Dick Drago, R (8, 1)										4	0	0	0	0	1	3								
Lou Piniella, R OBP: 0.318, SLG: 0.475 (1, 7)										4	0	1	0	0	1	2								
Joe Foy, R OBP: 0.338, SLG: 0.377 (1, 5)										4	0	1	0	0	2	3								
Jerry Adair, R OBP: 0.387, SLG: 0.407 (1, 4)										4	0	2	0	0	0	1								
Elie Rodriguez, R OBP: 0.242, SLG: 0.207 (1, 2)										4	0	0	0	0	1	3								
Bob Oliver, R OBP: 0.229, SLG: 0.226 (1, 9)										4	1	2	1	0	0	0								
Juan Rios, R OBP: 0.333, SLG: 0.241 Ed Kirkpatrick, L OBP: 0.129, SLG: 0.103 (9, PH)										3	0	1	0	0	0	1								
Roger Nelson, R OBP: 0.222, SLG: 0.125 Dave Wickersham, R (6, 1) Joe Keough, L OBP: 0.183, SLG: 0.190 (7, PH) (7, 3)										1	0	0	0	1	0	1								
Inning Stats	R: 0 E: 0 K: 3 S: 10	H: 1 LOB: 1 BB: 0 P: 10	R: 1 E: 0 K: 1 S: 7	H: 3 LOB: 2 BB: 1 P: 11	R: 0 E: 0 K: 0 S: 4	H: 1 LOB: 1 BB: 0 P: 4	R: 0 E: 0 K: 0 S: 4	H: 1 LOB: 1 BB: 0 P: 4	R: 0 E: 0 K: 0 S: 3	H: 0 LOB: 0 BB: 0 P: 3	R: 0 E: 0 K: 0 S: 3	H: 2 LOB: 1 BB: 0 P: 4	R: 0 E: 0 K: 0 S: 3	H: 0 LOB: 0 BB: 0 P: 3	1B: 7 2B: 2 3B: 0 HR: 1	SF: 0 SAC: 0 DP: 2 HBP: 0		WP: 0 PB: 0 SB: 1 CS: 1	PA: 36					
PITCHER Dick Woodson, R ERA: 2.84 (1, 1)	IP: 9.0 WLS: W BF: 36 H: 9 R: 1 ER: 1 SO: 5 BB: 2 IBB: 0 HBP: 0 BLK: 0 WP: 0 HR: 1 S: 44 P: 52 ERA: 1.00 WHIP: 1.222											PITCHER	IP: 9.0 WLS: W BF: 36 H: 9 R: 1 ER: 1 SO: 5 BB: 2 IBB: 0 HBP: 0 BLK: 0 WP: 0 HR: 1 S: 44 P: 52 ERA: 1.00 WHIP: 1.222											

Batter	1	2	3	4	5	6	7	8	9	AB	R	H	RBI	BB	SO	LOB	BOTTOM							
Ted Uhlhaender, L OBP: 0.390, SLG: 0.400 (1, 8)										4	3	2	0	1	0	1	Kansas City Royals @ Minnesota Twins Metropolitan Stadium, Bloomington, MI Tue Apr 29 1969, 4:33 AM EDT Att. 4,300 - Unknown - 58 F livebaseballscorecards.com							
Rod Carew, L OBP: 0.438, SLG: 0.600 (1, 4)										4	1	2	1	1	1	0								
Tony Oliva, L OBP: 0.416, SLG: 0.513 (1, 9)										3	1	1	1	1	0	4								
Harmon Killebrew, R OBP: 0.452, SLG: 0.538 Frank Quilici, R OBP: 0.200, SLG: 0.167 (8, 5)										3	1	2	4	1	0	2								
Graig Nettles, L OBP: 0.347, SLG: 0.489 Cesar Tovar, R OBP: 0.238, SLG: 0.286 (5, PR) (6, 7)										3	0	1	0	0	0	2								
Rich Reese, L OBP: 0.273, SLG: 0.455 (1, 3)										5	0	2	0	0	1	3								
Leo Cardenas, R OBP: 0.361, SLG: 0.467 (1, 6)										5	1	0	1	0	1	4								
John Roseboro, L OBP: 0.409, SLG: 0.488 Tom Tschinski, R (9, 2)										4	1	4	0	0	0	0								
Dick Woodson, R (1, 1)										4	0	0	0	0	3	5								
Inning Stats	R: 0 E: 0 K: 1 S: 5	H: 0 LOB: 2 BB: 2 P: 13	R: 0 E: 0 K: 2 S: 8	H: 1 LOB: 1 BB: 0 P: 8	R: 4 E: 0 K: 0 S: 6	H: 4 LOB: 0 BB: 0 P: 7	R: 1 E: 1 K: 1 S: 7	H: 1 LOB: 1 BB: 0 P: 7	R: 0 E: 0 K: 0 S: 4	H: 2 LOB: 2 BB: 0 P: 4	R: 2 E: 0 K: 0 S: 6	H: 4 LOB: 1 BB: 0 P: 6	R: 2 E: 2 K: 1 S: 8	H: 1 LOB: 3 BB: 2 P: 16	R: 0 E: 0 K: 2 S: 8	H: 1 LOB: 1 BB: 0 P: 8		1B: 13 2B: 0 3B: 0 HR: 1	SF: 0 SAC: 0 DP: 2 HBP: 1	WP: 3 PB: 0 SB: 0 CS: 0	PA: 43			
PITCHER Roger Nelson, R ERA: 3.82 Dave Wickersham, R ERA: 2.03 Steve Jones, L ERA: 2.18 Dick Drago, R ERA: 3.86 (1, 1) (6, 1) (7, 1) (8, 1)	IP: 5.1 WLS: L BF: 30 H: 12 R: 7 ER: 6 SO: 4 BB: 2 IBB: 0 HBP: 0 BLK: 0 WP: 0 HR: 1 S: 35 P: 44 ERA: 10.12 WHIP: 2.625											PITCHER	IP: 5.1 WLS: L BF: 30 H: 12 R: 7 ER: 6 SO: 4 BB: 2 IBB: 0 HBP: 0 BLK: 0 WP: 0 HR: 1 S: 35 P: 44 ERA: 10.12 WHIP: 2.625											

Batter	1	2	3	4	5	6	7	8	9	AB	R	H	RBI	BB	SO	LOB	TOP							
Carlos May, L OBP: 0.379, SLG: 0.608 (1, 7)	4-0 3B BB	0-3 K			0-0 P6		0-3 K		0-0 1-3	4	1	0	0	1	2	2								
Luis Aparicio, R OBP: 0.303, SLG: 0.281 (1, 6)	0-0 1B 3B		0-0 F7		0-0 2B		0-0 4-3			4	1	2	1	0	0	0								
Bill Melton, R OBP: 0.377, SLG: 0.560 (1, 5)	0-0 F7		4-0 FC6-4 BB		0-0 P6			0-0 F7		3	0	0	0	1	0	2								
Don Pavletich, R OBP: 0.189, SLG: 0.278 (1, 3)	0-0 P4		0-0 F8		0-0 L7			0-0 5-3		4	0	0	0	0	0	2								
Duane Josephson, R OBP: 0.255, SLG: 0.256 (1, 2)	0-0 BB 1B		0-0 FC6-4		0-3 K			4-0 BB		3	0	1	1	1	1	1								
Buddy Bradford, R OBP: 0.517, SLG: 0.780 (1, 9)	4-0 1-2 BB		0-0 F2		4-0 1B BB			0-3 K		2	0	0	0	2	1	1								
Ron Hansen, R OBP: 0.391, SLG: 0.524 Sandy Alomar Sr., S OBP: 0.162, SLG: 0.161 (9, PR) (9, 4)	0-3 K		0-3 K		0-0 FC6-4 1B			0-0 FC3-6 1B		4	0	2	0	0	2	2								
Woodie Held, R OBP: 0.316, SLG: 0.400 (1, 8)		0-3 K		0-3 K		0-0 FC6-4		0-0 FC3-6		4	0	0	0	0	2	3								
Tommy John, R OBP: 0.071, SLG: 0.071 Pete Ward, L OBP: 0.289, SLG: 0.382 Wilbur Wood, R (9, 1)		0-0 5-3			0-0 2B 1B			0-0 F9		3	0	1	0	0	0	0								
Inning Stats	R: 2 E: 0 K: 1 S: 7	H: 2 LOB: 2 BB: 2 P: 15	R: 0 E: 0 K: 2 S: 7	H: 0 LOB: 0 BB: 0 P: 7	R: 0 E: 0 K: 0 S: 3	H: 0 LOB: 1 BB: 1 P: 7	R: 0 E: 0 K: 2 S: 7	H: 0 LOB: 0 BB: 0 P: 7	R: 0 E: 0 K: 1 S: 4	H: 2 LOB: 1 BB: 0 P: 4	R: 0 E: 0 K: 1 S: 6	H: 1 LOB: 2 BB: 1 P: 10	R: 0 E: 0 K: 1 S: 5	H: 0 LOB: 0 BB: 0 P: 5	R: 0 E: 0 K: 1 S: 5	H: 0 LOB: 1 BB: 1 P: 9	R: 0 E: 0 K: 0 S: 4	H: 1 LOB: 1 BB: 0 P: 4	1B: 4 2B: 1 3B: 1 HR: 0	SF: 0 SAC: 0 DP: 0 HBP: 0	WP: 0 PB: 0 CS: 0	PA: 37		
PITCHER	IP	WLS	BF	H	R	ER	SO	BB	IBB	HBP	BLK	WP	HR	S	P	ERA	WHIP							
Bill Butler, L ERA: 1.99	(1, 1)	8.0	34	6	2	2	8	5	0	0	0	0	0	45	65	2.25	1.375							
Moe Drabowsky, R ERA: 1.04	(9, 1)	1.0	W	3	0	0	0	0	0	0	0	0	0	3	3	0.00	0.000							

Chicago White Sox @ Kansas City Royals
Municipal Stadium, Kansas City, MO
Wed Apr 30 1969, 8:05 PM EDT
Att. 9,036 - Unknown - 75 F


AB 32
R 2
H 6
RBI 2
BB 5
SO 8
LOB 14



Batter	1	2	3	4	5	6	7	8	9	AB	R	H	RBI	BB	SO	LOB	BOTTOM							
Pat Kelly, L OBP: 0.339, SLG: 0.321 (1, 8)	0-0 1B 1B	0-0 2-6 1B			0-0 1B		0-3 K		0-0 PB	5	1	3	1	0	1	2								
Jerry Adair, R OBP: 0.379, SLG: 0.397 (1, 4)	0-0 1B WP 1B	0-0 2-6 1-2	0-0 6-3		0-0 F8		0-0 5-3			4	0	1	0	0	0	1								
Lou Piniella, R OBP: 0.300, SLG: 0.444 (1, 7)	0-0 1-3 1-2		0-3 K		0-0 5-3			0-0 1-3		4	0	0	0	0	1	3								
Joe Foy, R OBP: 0.346, SLG: 0.375 (1, 5)	4-0 1B BB		0-0 S 1B		0-0 5-3			0-0 F8		3	0	1	0	1	0	0								
Chuck Harrison, R OBP: 0.320, SLG: 0.261 (1, 3)	0-0 G4-6-3 1-2 2-3 3-4 1B		0-0 5-3		0-0 L4			0-0 F9		4	0	1	1	0	0	1								
Bob Oliver, R OBP: 0.231, SLG: 0.286 (1, 9)	0-0 G4-6-3 1-2		0-0 6-3		0-0 E5 1B			0-0 G5-2-3 3B		4	0	1	0	0	0	3								
Jim Campanis, R OBP: 0.296, SLG: 0.333 (1, 2)		0-0 1B 2B		0-0 6-3		0-0 1B		4-0 G5-2-3 1B IBB		3	2	2	0	1	0	0								
Jackie Hernandez, R OBP: 0.234, SLG: 0.186 Eliee Rodriguez, R OBP: 0.285, SLG: 0.233 Juan Rios, R OBP: 0.333, SLG: 0.241 (9, PH) (9, PR)		0-3 K		0-0 4-3		0-3 K		0-0 G5-2-3 1B		3	0	0	0	0	2	3								
Bill Butler, L OBP: 0.125, SLG: 0.125 Moe Drabowsky, R OBP: 0.357, SLG: 0.714 (9, PH)		0-3 K			0-3 K			0-0 G5-2-3		3	0	0	0	0	3	1								
Inning Stats	R: 1 E: 0 K: 0 S: 5	H: 3 LOB: 2 BB: 1 P: 9	R: 1 E: 0 K: 2 S: 8	H: 2 LOB: 1 BB: 0 P: 8	R: 0 E: 0 K: 1 S: 6	H: 1 LOB: 1 BB: 0 P: 6	R: 0 E: 0 K: 0 S: 3	H: 0 LOB: 0 BB: 0 P: 3	R: 0 E: 0 K: 1 S: 6	H: 1 LOB: 2 BB: 0 P: 6	R: 0 E: 0 K: 1 S: 7	H: 1 LOB: 2 BB: 0 P: 7	R: 0 E: 0 K: 2 S: 7	H: 0 LOB: 0 BB: 0 P: 7	R: 0 E: 0 K: 0 S: 3	R: 1 E: 0 K: 0 S: 3	H: 2 LOB: 2 BB: 1 P: 7	1B: 8 2B: 1 3B: 1 HR: 0	SF: 0 SAC: 0 DP: 2 HBP: 0	WP: 1 PB: 1 CS: 0	PA: 37			
PITCHER	IP	WLS	BF	H	R	ER	SO	BB	IBB	HBP	BLK	WP	HR	S	P	ERA	WHIP							
Tommy John, L ERA: 2.48	(1, 1)	8.0	L	5	2	1	0	0	0	1	0	0	0	45	49	2.25	1.125							
Wilbur Wood, L ERA: 2.03	(9, 1)	0.2	L	5	2	1	0	0	0	1	0	0	0	3	7	0.00	3.000							

Chicago White Sox @ Kansas City Royals
Municipal Stadium, Kansas City, MO
Wed Apr 30 1969, 8:05 PM EDT
Att. 9,036 - Unknown - 75 F

AB 35
R 3
H 10
RBI 2
BB 2
SO 7
LOB 17



Batter	1	2	3	4	5	6	7	8	9	10	11	12	AB	R	H	RBI	BB	SO	LOB	TOP						
Carlos May, L OBP: 0.391, SLG: 0.643 (1.7)													5	1	2	1	1	1	3							
Luis Aparicio, R OBP: 0.319, SLG: 0.279 (1.6)													4	0	1	0	2	0	4							
Buddy Bradford, R OBP: 0.508, SLG: 0.736 (1.9) (10.8)													3	1	0	0	2	2	3							
Don Pavletich, R OBP: 0.186, SLG: 0.333 (1.3)													6	1	1	2	0	3	4							
Bill Melton, R OBP: 0.358, SLG: 0.518 (1.5)													6	0	1	0	0	3	3							
Duane Josephson, R OBP: 0.284, SLG: 0.271 (1.2)													5	1	1	0	0	0	3							
Ron Hansen, R OBP: 0.333, SLG: 0.440 Sandy Alomar Sr., S OBP: 0.206, SLG: 0.188 (1.4) (9.4)													4	0	0	0	0	0	3							
Woodie Held, R OBP: 0.304, SLG: 0.333 Gail Hopkins, L OBP: 0.353, SLG: 0.349 Dan Osinski, R (10.1) Ed Herrmann, L (12. PH) Sammy Ellis, L (12.1)													3	0	0	0	1	1	0							
Joe Horlen, R OBP: 0.300 Burt Hooton, S (7.1) Pete Ward, L (8. PH) Wilbur Wood, R (8.1) Walt Williams, R OBP: 0.200, SLG: 0.287 (10.9) (10.9)													3	0	2	1	0	1	0							
Inning Stats	R: 1 E: 0 K: 2 S: 8	H: 1 LOB: 2 BB: 2 P: 16	R: 0 E: 0 K: 1 S: 5	H: 0 LOB: 0 BB: 0 P: 5	R: 0 E: 0 K: 1 S: 6	H: 1 LOB: 1 BB: 0 P: 6	R: 1 E: 0 K: 1 S: 7	H: 2 LOB: 2 BB: 1 P: 11	R: 2 E: 0 K: 0 S: 5	H: 2 LOB: 1 BB: 1 P: 9	R: 0 E: 0 K: 1 S: 6	H: 1 LOB: 1 BB: 0 P: 6	R: 0 E: 0 K: 1 S: 5	H: 0 LOB: 0 BB: 0 P: 5	R: 0 E: 0 K: 1 S: 6	H: 1 LOB: 1 BB: 0 P: 6	R: 0 E: 0 K: 1 S: 5	H: 0 LOB: 0 BB: 0 P: 5	R: 0 E: 0 K: 0 S: 4	H: 1 LOB: 1 BB: 0 P: 4	1B: 6 2B: 1 3B: 0 HR: 2	SF: 0 SAC: 2 DP: 0 HBP: 1	WP: 1 PB: 0 SB: 3 CS: 0	PA: 54		
PITCHER	IP WLS BF H R ER SO BB IBB HBP BLK WP HR S P ERA WHIP	5.0 2 25 6 4 0 3 3 0 0 0 0 2 31 47 1.800	2.0 1 9 1 0 0 3 1 0 0 0 0 0 14 18 0.00 1.000	2.0 1 7 1 0 0 2 0 0 0 0 0 0 11 11 0.00 0.500	3.0 W 13 1 0 0 2 1 1 1 0 1 0 14 23 0.00 0.667																					

Chicago White Sox @ Kansas City Royals
Municipal Stadium, Kansas City, MO
Thu May 01 1969, 4:33 AM EDT
Att. 9,642 - Sunny - 79 F

AB 44
R 4
H 9
RBI 4
BB 7
SO 12
LOB 27





Batter	1	2	3	4	5	6	7	8	9	10	11	12	AB	R	H	RBI	BB	SO	LOB	BOTTOM						
Pat Kelly, L OBP: 0.333, SLG: 0.316 Hawk Taylor, R OBP: 0.400, SLG: 0.733 Dave Wickersham, R (10.1) Juan Rios, R OBP: 0.324, SLG: 0.233 (12. PH)													4	0	1	0	0	1	1							
Jerry Adair, R OBP: 0.361, SLG: 0.368 (1.4) Mike Fiere, L OBP: 0.400, SLG: 0.321 (1.3) (10.8)													5	0	2	0	1	2	0							
Joe Foy, R OBP: 0.349, SLG: 0.377 (1.5)													5	0	2	1	0	0	2							
Joe Keough, L OBP: 0.185, SLG: 0.177 (1.9)													4	1	0	0	1	0	2							
Jim Campanis, R OBP: 0.313, SLG: 0.379 (1.2)													5	0	2	0	0	3	2							
Bob Oliver, R OBP: 0.227, SLG: 0.275 (1.7)													5	1	1	0	0	1	3							
Jackie Hernandez, R OBP: 0.288, SLG: 0.234 (1.6)													4	2	3	1	1	0	1							
Jim Rooker, R OBP: 0.315, SLG: 0.300 Ed Knapick, R OBP: 0.315, SLG: 0.300 Dave Morehead, R (8.1) Lou Piniella, R OBP: 0.448 Wally Bunker, R OBP: 0.315, SLG: 0.300 Chuck Harrison, R OBP: 0.315, SLG: 0.300 (10.3)													1	0	0	0	0	0	2							
Inning Stats	R: 0 E: 0 K: 1 S: 3	H: 1 LOB: 1 BB: 1 P: 7	R: 1 E: 1 K: 1 S: 6	H: 1 LOB: 1 BB: 1 P: 10	R: 0 E: 0 K: 2 S: 6	H: 0 LOB: 0 BB: 0 P: 7	R: 0 E: 0 K: 1 S: 6	H: 1 LOB: 1 BB: 0 P: 6	R: 0 E: 0 K: 1 S: 4	H: 1 LOB: 1 BB: 1 P: 8	R: 2 E: 0 K: 1 S: 6	H: 4 LOB: 1 BB: 0 P: 6	R: 0 E: 0 K: 1 S: 6	H: 1 LOB: 1 BB: 0 P: 6	R: 1 E: 1 K: 1 S: 7	H: 2 LOB: 1 BB: 0 P: 7	R: 0 E: 0 K: 0 S: 3	H: 0 LOB: 0 BB: 0 P: 3	R: 0 E: 0 K: 1 S: 3	H: 1 LOB: 0 BB: 0 P: 3	R: 1 E: 0 K: 1 S: 6	H: 2 LOB: 2 BB: 1 P: 10	1B: 12 2B: 2 3B: 0 HR: 0	SF: 0 SAC: 1 DP: 3 HBP: 0	WP: 0 PB: 0 SB: 3 CS: 2	PA: 49
PITCHER	IP WLS BF H R ER SO BB IBB HBP BLK WP HR S P ERA WHIP	6.2 2 28 8 3 0 7 3 0 0 0 0 0 39 51 2.70 1.650	0.1 0 1 0 0 0 0 0 0 0 0 0 0 1 1 0.00 0.000	2.0 1 9 3 1 0 2 0 0 0 0 0 0 13 13 0.00 1.500	2.0 1 6 1 0 0 0 0 0 0 0 0 0 6 6 0.00 0.500	0.2 L 5 2 1 1 1 0 1 0 0 0 0 6 10 13.50 3.000																				

Chicago White Sox @ Kansas City Royals
Municipal Stadium, Kansas City, MO
Thu May 01 1969, 4:33 AM EDT
Att. 9,642 - Sunny - 79 F

AB 44
R 5
H 14
RBI 5
BB 4
SO 10
LOB 19



Batter	1	2	3	4	5	6	7	8	9	AB	R	H	RBI	BB	SO	LOB	TOP										
Jackie Hernandez, R OBP: 0.298, SLG: 0.250 (1, 6)	4-3	FC5-4		K		S BB				5	0	2	1	0	1	3	Kansas City Royals @ California Angels Anaheim Stadium, Anaheim, CA Fri May 02 1969, 10:05 PM EDT Cloudy livebaseballscorecards.com										
Mike Fione, L OBP: 0.400, SLG: 0.333 Joe Keough, L OBP: 0.185, SLG: 0.177 (1, 8) (8, 8)	F7		1B	4-1		FC5-2-5	4-3			4	2	1	0	1	0	2											
Lou Piniella, R OBP: 0.316, SLG: 0.464 (1, 7)	E4		FC6-4			P4		K		5	0	2	1	0	1	2											
Joe Foy, R OBP: 0.352, SLG: 0.363 (1, 5)	FC4		F5			FC5-2-5	F9			3	2	0	0	1	0	3											
Chuck Harrison, R OBP: 0.344, SLG: 0.400 (1, 3)	FC4		F7			FC1				5	1	2	2	0	0	5											
Paul Schaaf, R OBP: 0.600, SLG: 0.500 (1, 4)		SH5-3	FC6-4			HR		F9		4	1	2	1	1	0	2											
Bob Oliver, R OBP: 0.271, SLG: 0.386 (1, 9)	SH5-3		FC5-4			HR		F8		4	2	3	3	0	0	0											
Ellie Rodriguez, R OBP: 0.256, SLG: 0.206 (1, 2)	FC5-4		FC5-4			G3		6-3		4	1	0	0	0	0	2											
Steve Jones, L OBP: 0.300, SLG: 0.125 Moe Drabowsky, R (9, 1)	F7		CS			L6		F7		5	0	1	0	0	0	3											
Inning Stats	R: 0 E: 1 K: 0 S: 4	H: 0 LOB: 2 BB: 0 P: 5	R: 1 E: 0 K: 0 S: 3	H: 2 LOB: 1 BB: 0 P: 8	R: 1 E: 0 K: 1 S: 5	H: 2 LOB: 1 BB: 0 P: 7	R: 4 E: 1 K: 0 S: 6	H: 3 LOB: 0 BB: 1 P: 10	R: 2 E: 0 K: 0 S: 5	H: 3 LOB: 2 BB: 1 P: 9	R: 1 E: 0 K: 1 S: 5	H: 2 LOB: 1 BB: 0 P: 6	R: 0 E: 0 K: 1 S: 6	H: 1 LOB: 1 BB: 0 P: 6	R: 0 E: 0 K: 0 S: 3	H: 0 LOB: 0 BB: 0 P: 3		1B: 9 2B: 2 3B: 1 HR: 1	SF: 0 SAC: 1 DP: 0 HBP: 2	WP: 1 PB: 1 SB: 3 CS: 4	PA: 45						
PITCHER	IP	WLS	BF	H	R	ER	SO	BB	IBB	HBP	BLK	WP	HR	S	P	ERA	WHIP										
Tom Murphy, R ERA: 5.16 (1, 1)	4.1	L	24	6	5	4	1	2	0	2	0	1	0	22	32	8.31	1.846										
Phil Ortega, R ERA: 6.75 (5, 1)	0.2		5	2	3	3	0	1	0	0	0	0	1	4	8	40.50	4.500										
Eddie Fisher, R ERA: 2.6 (6, 1)	2.0		9	4	1	0	0	0	0	0	0	0	0	9	9	0.00	2.000										
George Brunet, L ERA: 5.4 (8, 1)	2.0		7	1	0	0	1	0	0	0	0	0	0	9	9	0.00	0.500										
Batter	1	2	3	4	5	6	7	8	9	AB	R	H	RBI	BB	SO	LOB	BOTTOM										
Lou Johnson, R OBP: 0.226, SLG: 0.250 Bill Voss, L OBP: 0.231, SLG: 0.217 (1, 9) (6, 9)	P3		K		K				F8	3	0	0	0	0	2	0	Kansas City Royals @ California Angels Anaheim Stadium, Anaheim, CA Fri May 02 1969, 10:05 PM EDT Cloudy livebaseballscorecards.com										
Jim Fregosi, R OBP: 0.407, SLG: 0.456 (1, 6)	F8		1B		1B				HBP	3	1	2	0	2	0	0											
Jay Johnstone, L OBP: 0.316, SLG: 0.473 (1, 8)			1B		P4			F8		4	1	2	0	0	0	2											
Rick Reichardt, R OBP: 0.427, SLG: 0.414 (1, 7)	K		E8		F7				HBP	5	1	2	1	0	1	4											
Aurelio Rodriguez, R OBP: 0.304, SLG: 0.394 (1, 5)		BB	L9					F5		3	0	1	0	1	0	2											
Dick Stuart, R OBP: 0.172, SLG: 0.259 (1, 3)	K				K			F8		4	1	1	1	0	2	2											
Tom Egan, R OBP: 0.200, SLG: 0.273 (1, 2)		G4-3			P6			K		2	0	0	1	1	1	1											
Bobby Knoop, R OBP: 0.339, SLG: 0.208 (1, 4)	G4-3				L5			K		4	0	1	0	0	1	3											
Tom Murphy, R OBP: 0.208, SLG: 0.200 Phil Ortega, R Eddie Fisher, R Ruben Amaro, R George Brunet, R Bubba Morton, R OBP: 0.206, SLG: 0.429 (1, 1) (5, 1) (6, 1) (7, PH) (8, 1) (9, PH)			2-3		L4			F9		2	0	0	0	0	0	1											
Inning Stats	R: 0 E: 0 K: 1 S: 6	H: 1 LOB: 1 BB: 0 P: 6	R: 0 E: 0 K: 1 S: 4	H: 0 LOB: 2 BB: 2 P: 12	R: 2 E: 1 K: 1 S: 7	H: 2 LOB: 1 BB: 1 P: 11	R: 0 E: 0 K: 1 S: 6	H: 1 LOB: 1 BB: 0 P: 6	R: 0 E: 0 K: 1 S: 6	H: 1 LOB: 1 BB: 0 P: 6	R: 0 E: 0 K: 1 S: 5	H: 0 LOB: 1 BB: 1 P: 9	R: 2 E: 0 K: 1 S: 7	H: 2 LOB: 2 BB: 0 P: 7	R: 0 E: 0 K: 0 S: 4	H: 1 LOB: 0 BB: 0 P: 5		1B: 7 2B: 2 3B: 0 HR: 0	SF: 1 SAC: 0 DP: 1 HBP: 1	WP: 1 PB: 0 SB: 0 CS: 0	PA: 40						
PITCHER	IP	WLS	BF	H	R	ER	SO	BB	IBB	HBP	BLK	WP	HR	S	P	ERA	WHIP										
Steve Jones, L ERA: 2.45 (1, 1)	8.2	W	39	9	4	3	8	4	0	1	0	0	0	1	1	0.00	0.000										
Moe Drabowsky, R ERA: 1.02 (9, 1)	0.1	S	1	0	0	0	0	0	0	0	0	0	0	1	1	0.00	0.000										

Batter	1	2	3	4	5	6	7	8	9	AB	R	H	RBI	BB	SO	LOB	TOP				
Jackie Hernandez, R (1.6) OBP: 0.279, SLG: 0.232	0-3 K			0-3 K	0-0 F8			0-3 K		4	0	0	0	0	3	0	Kansas City Royals @ California Angels Anaheim Stadium, Anaheim, CA Fri May 02 1969, 10:05 PM EDT Att: 9,357 - Unknown livebaseballscorecards.com				
Joe Keough, L (1.8) OBP: 0.186, SLG: 0.169	0-0 F9			1-0 2B HBP	0-0 P4			0-0 G3		3	1	0	0	0	0	0					
Lou Piniella, R (1.7) OBP: 0.313, SLG: 0.466	0-0 5-3			0-0 1B 2B				0-0 5-3		4	1	1	1	0	0	0					
Joe Foy, R (1.5) OBP: 0.347, SLG: 0.349		0-0 F8		4-0 1B 1B BB				0-0 5-3		3	1	0	0	1	0	0					
Chuck Harrison, R (1.3) OBP: 0.306, SLG: 0.353		0-0 F8		0-3 K				0-0 5-3		4	0	0	0	0	1	2					
Bob Oliver, R (1.9) OBP: 0.275, SLG: 0.383		0-0 6-3		0-0 1B 1-3 2-H				0-0 5-3		3	0	1	1	0	0	0					
Paul Schaaf, R (1.4) OBP: 0.500, SLG: 0.429			0-3 K	0-0 1-3 3-H 1B				0-0 L4		3	0	1	1	0	1	0					
Jim Campanis, R (1.2) OBP: 0.286, SLG: 0.344			0-3 K	0-0 F5				0-3 K		3	0	0	0	0	2	2					
Dick Drago, R (1.1)			0-3 K		0-0 F7			0-3 K		3	0	0	0	0	2	0					
Inning Stats	R: 0 E: 0 K: 1 S: 5	H: 0 LOB: 0 BB: 0 P: 5	R: 0 E: 0 K: 0 S: 3	H: 0 LOB: 0 BB: 0 P: 3	R: 0 E: 0 K: 3 S: 9	H: 0 LOB: 0 BB: 0 P: 9	R: 3 E: 0 K: 2 S: 10	H: 3 LOB: 2 BB: 1 P: 15	R: 0 E: 0 K: 0 S: 3	H: 0 LOB: 0 BB: 0 P: 3	R: 0 E: 0 K: 1 S: 5	H: 0 LOB: 0 BB: 0 P: 5	R: 0 E: 0 K: 2 S: 7	H: 0 LOB: 0 BB: 0 P: 7	R: 0 E: 0 K: 0 S: 3	H: 0 LOB: 0 BB: 0 P: 3	1B: 2 2B: 1 3B: 0 HR: 0	SF: 0 SAC: 0 DP: 0 HBP: 1	WP: 0 PB: 0 SB: 0 CS: 0	PA: 32	
PITCHER	IP	WLS	BF	H	R	ER	SO	BB	IBB	HBP	BLK	WP	HR	S	P	ERA	WHIP				
Andy Messersmith, R (1.1) ERA: 4.66	8.0	L	29	3	3	3	9	1	0	1	0	0	0	45	50	3.38	0.500				
Hoyt Wilhelm, R (9.1) ERA: 0.73	1.0		3	0	0	0	0	0	0	0	0	0	0	3	3	0.00	0.000				

Batter	1	2	3	4	5	6	7	8	9	AB	R	H	RBI	BB	SO	LOB	BOTTOM				
Vic Davalillo, L (1.9) OBP: 0.239, SLG: 0.220	0-0 6-3		0-0 4-3			0-0 F7		0-0 F8		4	0	0	0	0	0	0	Kansas City Royals @ California Angels Anaheim Stadium, Anaheim, CA Fri May 02 1969, 10:05 PM EDT Att: 9,357 - Unknown livebaseballscorecards.com				
Jim Fregosi, R (1.6) OBP: 0.400, SLG: 0.437	0-3 K		0-3 K			0-0 1-3		4-0 BB		3	0	0	0	1	2	0					
Jay Johnstone, L (1.8) OBP: 0.301, SLG: 0.449	0-0 P5		0-0 P5			0-0 F7		0-0 F7		4	0	0	0	0	0	1					
Rick Reichardt, R (1.7) OBP: 0.443, SLG: 0.435		0-0 SF9 1B		0-0 P5				0-0 SH1-3 SF9 1B		4	2	3	0	0	0	0					
Bill Voss, L (1.3) OBP: 0.233, SLG: 0.222		0-0 E4 1B		0-0 3-1				0-0 SF9 SH1-3 1B		4	0	1	0	0	0	2					
Aurelio Rodriguez, R (1.5) OBP: 0.292, SLG: 0.382		0-0 SF9		0-0 6-3				0-0 SH1-3		2	0	0	1	0	0	1					
Tom Egan, R (1.2) OBP: 0.222, SLG: 0.292		0-0 3-H			0-0 P6			0-0 SF9		2	0	1	0	0	0	0					
Roger Repoz, L (7. PH) OBP: 0.289, SLG: 0.161		0-0 1-2 1B			0-0 F9			0-0 F5		0	0	0	1	0	0	0					
Tom Satriono, L (8.2) OBP: 0.469, SLG: 0.475		0-0 1-2 1B			0-0 F9			0-0 K		1	0	0	0	0	0	1					
Bobby Knoop, R (1.4) OBP: 0.323, SLG: 0.196		0-0 F7			0-0 F9			0-3 2-3 3-H		3	0	0	0	0	1	3					
Andy Messersmith, R (1.1)		0-0 F8			0-3 K2-3			0-0 F7		2	0	0	0	0	1	2					
Lou Johnson, R (8. PH) OBP: 0.219, SLG: 0.241										1	0	0	0	0	0	0					
Hoyt Wilhelm, R (9.1)										0	0	0	0	0	0	0					
Inning Stats	R: 0 E: 0 K: 1 S: 5	H: 2 LOB: 2 BB: 0 P: 6	R: 1 E: 1 K: 0 S: 6	H: 2 LOB: 2 BB: 0 P: 6	R: 0 E: 0 K: 1 S: 5	H: 0 LOB: 0 BB: 0 P: 5	R: 0 E: 0 K: 0 S: 3	H: 0 LOB: 0 BB: 0 P: 3	R: 0 E: 0 K: 1 S: 7	H: 2 LOB: 1 BB: 0 P: 7	R: 1 E: 0 K: 1 S: 5	H: 2 LOB: 1 BB: 0 P: 7	R: 0 E: 0 K: 0 S: 3	H: 0 LOB: 1 BB: 1 P: 7	R: 0 E: 0 K: 0 S: 4	H: 1 LOB: 1 BB: 0 P: 4	1B: 5 2B: 0 3B: 0 HR: 0	SF: 2 SAC: 1 DP: 0 HBP: 0	WP: 0 PB: 0 SB: 0 CS: 0	PA: 34	
PITCHER	IP	WLS	BF	H	R	ER	SO	BB	IBB	HBP	BLK	WP	HR	S	P	ERA	WHIP				
Dick Drago, R (1.1) ERA: 3.05	9.0	W	34	5	2	2	4	1	0	0	0	0	0	41	45	2.00	0.667				

AB 30
R 3
H 3
RBI 3
BB 1
SO 9
LOB 4



AB 30
R 2
H 5
RBI 2
BB 1
SO 4
LOB 10



Batter	1	2	3	4	5	6	7	8	9	AB	R	H	RBI	BB	SO	LOB	TOP							
Jackie Hernandez, R (1.6) OBP: 0.262, SLG: 0.217	0-3 K		0-0 6-3		0-3 K		0-0 G3			4	0	0	0	0	2	2	Kansas City Royals @ California Angels Anaheim Stadium, Anaheim, CA Sat May 03 1969, 10:05 PM EDT Att: 8,484 - Unknown livebaseballscorecards.com							
Ed Kirkpatrick, L (1.9) OBP: 0.135, SLG: 0.206	0-0 4-3		0-0 HR		0-0 4-3			0-0 4-3		4	1	1	1	0	0	0								
Lou Piniella, R (1.7) OBP: 0.310, SLG: 0.447	4-0 1B BB		0-0 6-3		0-0 6-3			0-0 5-3		3	0	0	0	1	0	0								
Joe Foy, R (1.5) OBP: 0.343, SLG: 0.345	0-0 1-2 1B		0-0 F9		0-0 6-3			0-0 F7		4	0	1	0	0	0	0								
Chuck Harrison, R (1.3) OBP: 0.300, SLG: 0.342	0-3 K			0-0 5-3		0-0 L6			0-0 G6-4-3 1B 1B	4	1	1	0	0	1	2								
Bob Oliver, R (1.8) OBP: 0.291, SLG: 0.380		0-0 5-3		4-0 4-3 BB			0-3 K		0-0 G6-4-3 1B 1-2	3	0	1	0	1	1	0								
Paul Schaal, R (1.4) OBP: 0.417, SLG: 0.364		0-0 5-3		0-0 4-3			0-0 1B 1B		0-0 G6-4-3 1-2 2-3	4	0	1	0	0	0	3								
Ellie Rodriguez, R (1.2) OBP: 0.302, SLG: 0.263		0-0 1B		0-0 6-3			0-0 1B		0-0 1-2 2-3 3-H	4	0	3	1	0	0	1								
Mike Hedlund, R (1.1) OBP: 0.167, SLG: 0.167		0-0 1-3			0-3 K					2	0	0	0	0	1	1								
Joe Keough, L (7, PH) OBP: 0.186, SLG: 0.167										1	0	0	0	0	0	2								
Dave Wickersham, R (7.1)										0	0	0	0	0	0	0								
Inning Stats	R: 0 E: 0 K: 2 S: 8	H: 1 LOB: 2 BB: 1 P: 12	R: 0 E: 0 K: 0 S: 4	H: 1 LOB: 1 BB: 0 P: 4	R: 1 E: 0 K: 0 S: 4	H: 1 LOB: 0 BB: 0 P: 4	R: 0 E: 0 K: 0 S: 3	H: 0 LOB: 1 BB: 1 P: 7	R: 0 E: 0 K: 2 S: 7	H: 0 LOB: 0 BB: 0 P: 7	R: 0 E: 0 K: 0 S: 3	H: 0 LOB: 0 BB: 0 P: 3	R: 0 E: 0 K: 1 S: 7	H: 2 LOB: 2 BB: 0 P: 7	R: 0 E: 0 K: 0 S: 3	H: 0 LOB: 0 BB: 0 P: 3	R: 1 E: 0 K: 0 S: 4	H: 3 LOB: 1 BB: 0 P: 4	1B: 7 2B: 0 3B: 0 HR: 1	SF: 0 SAC: 0 DP: 1 HBP: 0	WP: 0 PB: 0 SB: 0 CS: 0	PA: 35		
PITCHER	IP WLS BF H R ER SO BB IBB HBP BLK WP HR S P ERA WHIP	7.0 W 28 5 1 1 5 2 0 0 0 0 1 36 44 1.29 1.000	2.0 S 7 3 1 1 0 0 0 0 0 0 0 7 7 4.50 1.500											2.0 S 7 3 1 1 0 0 0 0 0 0 0 7 7 4.50 1.500										

Batter	1	2	3	4	5	6	7	8	9	AB	R	H	RBI	BB	SO	LOB	BOTTOM						
Vic Davallilo, L (1.9) OBP: 0.216, SLG: 0.196	0-0 6-3		0-0 4-3		0-0 1-3		0-0 FC2-6 1B 1B	0-0 4-3		5	1	0	0	0	0	2	Kansas City Royals @ California Angels Anaheim Stadium, Anaheim, CA Sat May 03 1969, 10:05 PM EDT Att: 8,484 - Unknown livebaseballscorecards.com						
Jim Fregosi, R (1.6) OBP: 0.404, SLG: 0.432	0-0 F9		0-0 6-3		4-0 BB		0-0 5-3 1B 1-3 1B			3	0	1	0	1	0	0							
Jay Johnstone, L (1.8) OBP: 0.322, SLG: 0.476	0-0 1B 1B		0-0 2B		0-0 F8		0-0 5-3 1B 1-2 3-H			4	0	3	1	0	0	1							
Rick Reichardt, R (1.7) OBP: 0.446, SLG: 0.439	0-0 1-2 1B		0-3 K			0-0 SF9 1B	0-0 5-3			4	1	2	0	0	1	3							
Hoyt Wilhelm, R (8.1)								0-0 1-2 2-3		0	0	0	0	0	0	0							
Tom Satriano, L (1.3) OBP: 0.434, SLG: 0.432	0-0 L9			0-0 F8		0-0 E4	0-0 3-1			4	0	0	0	0	0	5							
Aurelio Rodriguez, R (1.5) OBP: 0.303, SLG: 0.403		0-0 2B		0-0 FC5-4 1B		0-0 P6		0-3 K		4	0	2	0	0	1	2							
Tom Egan, R (1.2) OBP: 0.207, SLG: 0.269				0-3 K		0-0 SF9		0-0 1-3		2	0	0	0	0	1	2							
Bill Voss, L (6, PH) OBP: 0.219, SLG: 0.214		0-0 6-3								1	0	0	1	0	0	0							
Ruben Amaro, R (9.3) OBP: 0.750, SLG: 0.667										0	0	0	0	0	0	0							
Bobby Knoop, R (1.4) OBP: 0.318, SLG: 0.255		0-0 5-3		0-0 FC5-4		0-0 2-3				4	1	1	1	0	0	3							
Jim McGlothlin, R (1.1) OBP: 0.325, SLG: 0.188			0-3 K		0-3 K		4-0 FC2-6 BB	0-0 HR		2	0	0	0	0	2	1							
Roger Repoz, L (7, PH) OBP: 0.325, SLG: 0.188										1	0	1	0	1	0	0							
Inning Stats	R: 0 E: 0 K: 0 S: 5	H: 2 LOB: 2 BB: 0 P: 5	R: 0 E: 0 K: 1 S: 6	H: 1 LOB: 1 BB: 0 P: 6	R: 0 E: 0 K: 1 S: 6	H: 1 LOB: 1 BB: 0 P: 6	R: 0 E: 0 K: 1 S: 6	H: 1 LOB: 1 BB: 0 P: 6	R: 0 E: 0 K: 0 S: 5	H: 1 LOB: 1 BB: 0 P: 5	R: 1 E: 0 K: 0 S: 5	H: 1 LOB: 2 BB: 1 P: 9	R: 1 E: 0 K: 1 S: 7	H: 2 LOB: 1 BB: 0 P: 7	R: 1 E: 0 K: 1 S: 7	H: 2 LOB: 1 BB: 0 P: 7	1B: 7 2B: 2 3B: 0 HR: 1	SF: 1 SAC: 0 DP: 0 HBP: 0	WP: 0 PB: 0 SB: 0 CS: 0	PA: 37			
PITCHER	IP WLS BF H R ER SO BB IBB HBP BLK WP HR S P ERA WHIP	6.0 L 11 4 2 2 1 1 0 0 0 0 1 12 16 9.00 2.500											6.0 L 11 4 2 2 1 1 0 0 0 0 1 12 16 9.00 2.500										

Batter	1	2	3	4	5	6	7	8	9	AB	R	H	RBI	BB	SO	LOB	TOP
Jackie Hernandez, R OBP: 0.268, SLG: 0.215	4-3	FC5-4				1B SF9	K	F7		5	2	1	0	1	1	6	Kansas City Royals @ California Angels Anaheim Stadium, Anaheim, CA Sun May 04 1969, 6:33 AM EDT Att. 20,843 - Cloudy
Ed Kirkpatrick, L OBP: 0.190, SLG: 0.250	K	G3				K	K	1B		6	2	3	2	0	2	3	
Lou Piniella, R OBP: 0.311, SLG: 0.494	PB CS 2B		P4			SF9	HR	F7	F7	5	1	2	3	0	0	4	
Joe Foy, R OBP: 0.362, SLG: 0.385	2-3 BB		P6			3-H	HR	E4	1-3	4	2	2	3	2	0	2	
Chuck Harrison, R OBP: 0.326, SLG: 0.333	CS	BB 1B	F8			HR	F7	BB 1B	K	4	2	1	0	2	1	1	
Bob Oliver, R OBP: 0.381, SLG: 0.518		1B BB		4-3		HR		BB 1B	FC4-6	6	2	6	3	0	0	0	
Paul Schaaf, R OBP: 0.336, SLG: 0.357		1B BB		4-3		HR		BB 1B	FC4-6	3	2	1	0	1	1	1	
Juan Rios, R OBP: 0.333, SLG: 0.226	1-2 2-3 BB							BB 1B	FC4-6	1	0	0	0	1	0	1	
Ellie Rodriguez, R OBP: 0.306, SLG: 0.256		FC5-4		P6		1-3			FC4-6	5	1	1	1	1	0	5	
Roger Nelson, R OBP: 0.286, SLG: 0.231	1-2 3-H			F7			P6	FC1		5	1	2	1	0	0	3	
Inning Stats		R: 0 H: 1 E: 0 LOB: 1 K: 1 BB: 1 S: 5 P: 9	R: 2 H: 3 E: 0 LOB: 2 K: 0 BB: 2 S: 5 P: 13	R: 0 H: 0 E: 0 LOB: 0 K: 0 BB: 0 S: 3 P: 3	R: 0 H: 1 E: 0 LOB: 1 K: 0 BB: 0 S: 4 P: 4	R: 5 H: 5 E: 0 LOB: 0 K: 1 BB: 2 S: 10 P: 10	R: 2 H: 1 E: 0 LOB: 1 K: 1 BB: 2 S: 6 P: 14	R: 6 H: 5 E: 2 LOB: 3 K: 1 BB: 3 S: 11 P: 23	R: 0 H: 2 E: 0 LOB: 2 K: 1 BB: 0 S: 5 P: 6	R: 14 SF: 1 2B: 2 3B: 0 HR: 3	WP: 0 PA: 54						
PITCHER Clyde Wright, L (1, 1) ERA: 5.06 Eddie Fisher, R (2, 1) ERA: 3.98 Pedro Borbon, R (5, 1) ERA: 6.57 Phil Ortega, R (6, 1) ERA: 10.13 George Brunet, L (7, 1) ERA: 5.4					PITCHER Tom Murphy, R (9, 1) ERA: 4.94												

Batter	1	2	3	4	5	6	7	8	9	AB	R	H	RBI	BB	SO	LOB	BOTTOM
Bill Voss, L OBP: 0.222, SLG: 0.250	SH3		F2			F3		G3		4	1	1	0	0	0	0	Kansas City Royals @ California Angels Anaheim Stadium, Anaheim, CA Sun May 04 1969, 6:33 AM EDT Att. 20,843 - Cloudy
Jim Fregosi, R OBP: 0.391, SLG: 0.416	SH3			5-3		5-3		F8		3	0	0	0	0	0	0	
Jay Johnstone, L OBP: 0.319, SLG: 0.464	SF7			L8		FC5-4	HBP	P4		2	0	0	1	0	0	0	
Rick Reichardt, R OBP: 0.430, SLG: 0.420	6-3			5-3		FC5-4				3	0	0	0	0	0	1	
Tom Murphy, R OBP: 0.200, SLG: 0.200				5-3		FC5-4				0	0	0	0	0	0	0	
Vic Davallo, L OBP: 0.231, SLG: 0.213						1-2		1B		1	0	1	0	0	0	0	
Tom Satriano, L OBP: 0.421, SLG: 0.404		F7					3-1	P6		3	0	0	0	1	0	1	
Aurelio Rodriguez, R OBP: 0.304, SLG: 0.400		F9				F9		6-3		3	0	1	0	0	0	0	
Tom Egan, R OBP: 0.219, SLG: 0.276							5-3			3	0	1	0	0	0	0	
Bobby Knoop, R OBP: 0.319, SLG: 0.246			CS			F9		K		2	0	0	0	1	1	2	
Clyde Wright, R Eddie Fisher, R Pedro Borbon, R Roger Repoz, L Phil Ortega, R Lou Johnson, R			K					F9		0	0	0	0	0	0	0	
Inning Stats		R: 1 H: 1 E: 0 LOB: 0 K: 0 BB: 0 S: 4 P: 4	R: 0 H: 0 E: 0 LOB: 0 K: 0 BB: 0 S: 3 P: 3	R: 0 H: 0 E: 0 LOB: 0 K: 1 BB: 1 S: 4 P: 8	R: 0 H: 0 E: 0 LOB: 0 K: 0 BB: 0 S: 3 P: 3	R: 0 H: 2 E: 0 LOB: 1 K: 1 BB: 1 S: 6 P: 10	R: 0 H: 0 E: 0 LOB: 1 K: 0 BB: 0 S: 3 P: 4	R: 0 H: 0 E: 0 LOB: 0 K: 0 BB: 0 S: 3 P: 3	R: 0 H: 0 E: 0 LOB: 0 K: 1 BB: 0 S: 5 P: 5	R: 0 H: 1 E: 0 LOB: 1 K: 0 BB: 0 S: 4 P: 4	R: 3 SF: 1 2B: 1 3B: 0 HR: 0	WP: 0 PA: 32					
PITCHER Roger Nelson, R (1, 1) ERA: 3.21					PITCHER Tom Murphy, R (9, 1) ERA: 4.94												

Batter	1	2	3	4	5	6	7	8	9	AB	R	H	RBI	BB	SO	LOB	TOP								
Jackie Hernandez, R OBP: 0.257, SLG: 0.206 Jim Campanis, R OBP: 0.279, SLG: 0.333	5-3		K			G6-3		F9		3	0	0	0	0	1	1									
Ed Kirkpatrick, L OBP: 0.196, SLG: 0.273	4-3			G3		F7		1B FC6-4	2B	4	1	1	0	0	0	0									
Lou Piniella, R OBP: 0.319, SLG: 0.524	F3			F9			HR	FC6-4 1B	1B BB	3	2	1	1	1	0	0									
Joe Foy, R OBP: 0.358, SLG: 0.379		S 1B		F8			4-3		K	4	1	1	0	0	1	2									
Bob Oliver, R OBP: 0.354, SLG: 0.500	F3				L1		E6	FC6-4	1B	4	0	1	0	0	0	1									
Jerry Adair, R OBP: 0.342, SLG: 0.347	P3				L8		G4-6-3	FC6-4	1B	4	1	0	1	0	0	4									
Chuck Harrison, R OBP: 0.380, SLG: 0.391		CS 1B				FC6-4		FC3-6 1B	HR 1B	4	1	4	2	0	0	0									
Ellie Rodriguez, R OBP: 0.284, SLG: 0.244 Pat Kelly, L OBP: 0.328, SLG: 0.310 Juan Rios, R OBP: 0.333, SLG: 0.226 Hawk Taylor, R OBP: 0.436, SLG: 0.938	CS	4-3		FC6-4				K	HR	2	0	0	0	0	0	1									
Bill Butler, L OBP: 0.115, SLG: 0.111 Dave Wickersham, R OBP: 0.246, SLG: 0.338 Mike Fiore, L OBP: 0.167, SLG: 0.164 Wally Bunker, R OBP: 0.167, SLG: 0.333 Moe Drabowsky, R OBP: 0.167, SLG: 0.333			K			G6-3		FC3-6	K	1	0	0	0	0	0	1									
Inning Stats	R: 0 E: 0 K: 0 S: 3	H: 0 LOB: 0 BB: 0 P: 3	R: 1 E: 0 K: 0 S: 4	H: 2 LOB: 0 BB: 0 P: 4	R: 0 E: 0 K: 2 S: 7	H: 0 LOB: 0 BB: 0 P: 7	R: 0 E: 0 K: 0 S: 3	H: 0 LOB: 0 BB: 0 P: 3	R: 0 E: 0 K: 0 S: 4	H: 1 LOB: 1 BB: 0 P: 4	R: 0 E: 0 K: 0 S: 2	H: 0 LOB: 0 BB: 1 P: 6	R: 1 E: 1 K: 0 S: 4	H: 1 LOB: 0 BB: 0 P: 4	R: 0 E: 0 K: 1 S: 6	H: 1 LOB: 1 BB: 0 P: 6	R: 5 E: 0 K: 2 S: 11	H: 4 LOB: 0 BB: 1 P: 15	1B: 6 2B: 1 3B: 0 HR: 2	SF: 0 SAC: 0 DP: 2 HBP: 0	WP: 0 PB: 0 SB: 1 CS: 1	PA: 37			
PITCHER	IP	WLS	BF	H	R	ER	SO	BB	IBB	HBP	BLK	WP	HR	S	P	ERA	WHIP								
Denny McLain, R ERA: 2.82	8.2		34	8	6	6	4	2	0	0	0	0	1	40	48	6.23	1.154								
Dick Radatz, R ERA: 5.96	0.1	L	2	1	1	1	1	0	0	0	0	0	1	4	4	27.00	3.000								

Kansas City Royals @ Detroit Tigers
Tiger Stadium, Detroit, MI
Tue May 06 1969, 7:05 PM EDT
Att: 8,947 - Unknown - 65 F

AB	34
R	7
H	9
RBI	7
BB	2
SO	5
LOB	12



Batter	1	2	3	4	5	6	7	8	9	AB	R	H	RBI	BB	SO	LOB	BOTTOM								
Mickey Stanley, R OBP: 0.261, SLG: 0.343	E7		6-3		SH2-4 2B	K			K	5	1	1	0	0	2	0									
Dick Tracewski, R OBP: 0.348, SLG: 0.118 Gates Brown, L OBP: 0.412, SLG: 0.333	E8		P4		SH2-4	F7		BB 1B	1B	3	0	1	0	0	0	0									
Al Kaline, R OBP: 0.367, SLG: 0.526			L6		1B 2B		SH1-4 BB		L6	4	1	2	1	1	0	1									
Bill Freehan, R OBP: 0.376, SLG: 0.518	K			FC5-4 BB	6-3		SH1-4		BB	4	1	2	0	0	1	3									
Willie Horton, R OBP: 0.330, SLG: 0.430	K			FC5-4 BB	1B WP	IBB	K		BB	2	1	0	0	3	2	3									
Jim Northrup, L OBP: 0.293, SLG: 0.354			L9		FC5-4 IBB	WP	K		1-3	5	0	1	1	0	1	6									
Jim Price, R OBP: 0.091, SLG: 0.490				SF7	P6		F9			3	1	1	2	0	0	1									
Don Wert, R OBP: 0.178, SLG: 0.149	K						K		K	3	1	1	1	1	2	0									
Denny McLain, R OBP: 0.240, SLG: 0.240 Dick Radatz, R ERA: 1.0	K						K		K	4	0	0	0	0	4	2									
Inning Stats	R: 0 E: 2 K: 2 S: 9	H: 2 LOB: 2 BB: 0 P: 9	R: 1 E: 0 K: 2 S: 8	H: 1 LOB: 0 BB: 0 P: 8	R: 0 E: 0 K: 0 S: 3	H: 0 LOB: 0 BB: 0 P: 3	R: 1 E: 0 K: 1 S: 6	H: 1 LOB: 2 BB: 2 P: 14	R: 3 E: 0 K: 0 S: 6	H: 3 LOB: 1 BB: 1 P: 10	R: 1 E: 0 K: 2 S: 8	H: 1 LOB: 0 BB: 0 P: 8	R: 0 E: 0 K: 2 S: 7	H: 0 LOB: 1 BB: 1 P: 11	R: 0 E: 0 K: 2 S: 7	H: 0 LOB: 0 BB: 0 P: 7	R: 0 E: 0 K: 1 S: 7	H: 2 LOB: 3 BB: 1 P: 11	1B: 7 2B: 1 3B: 0 HR: 2	SF: 1 SAC: 2 DP: 0 HBP: 0	WP: 2 PB: 0 SB: 0 CS: 0	PA: 42			
PITCHER	IP	WLS	BF	H	R	ER	SO	BB	IBB	HBP	BLK	WP	HR	S	P	ERA	WHIP								
Bill Butler, L ERA: 2.97	4.2		24	7	5	5	5	1	2	0	0	0	1	31	43	9.64	1.714								
Dave Wickersham, R ERA: 2.41	0.1		1	0	0	0	0	0	0	0	0	1	0	1	1	0.00	0.000								
Dave Morehead, R ERA: 6.39	2.0		8	1	1	1	4	1	0	0	0	0	1	15	19	4.50	1.000								
Wally Bunker, R ERA: 4.18	1.2	W	8	2	0	0	3	1	0	0	0	0	0	13	17	0.00	1.800								
Moe Drabowsky, R ERA: 1.0	0.1	S	1	0	0	0	0	0	0	0	0	0	0	1	1	0.00	0.000								

Kansas City Royals @ Detroit Tigers
Tiger Stadium, Detroit, MI
Tue May 06 1969, 7:05 PM EDT
Att: 8,947 - Unknown - 65 F

AB	34
R	6
H	10
RBI	5
BB	5
SO	12
LOB	16



Batter	1	2	3	4	5	6	7	8	9	AB	R	H	RBI	BB	SO	LOB	TOP								
Pat Kelly, L OBP: 0.304, SLG: 0.286 (1, 8)	G3		K			G3		K	L9	5	0	0	0	0	2	2									
Jackie Hernandez, R OBP: 0.268, SLG: 0.237 (1, 6)	6-3				F9	L6		1-6-3		4	0	0	0	0	0	0									
Lou Piniella, R OBP: 0.324, SLG: 0.511 (1, 7)					E7 1B SF9 1B			L5		4	1	3	0	0	0	0									
Joe Foy, R OBP: 0.350, SLG: 0.369 (1, 5)	K					F9			1B 2B 1B	4	1	2	0	0	1	2									
Bob Oliver, R OBP: 0.342, SLG: 0.478 (1, 9)					SF9				1B 2B 1B	3	1	2	1	0	0	0									
Chuck Harrison, R OBP: 0.345, SLG: 0.352 Hawk Taylor, R OBP: 0.412, SLG: 0.882 (9, 2)	6-3				K			F9	K	4	0	0	0	0	2	4									
Jerry Adair, R OBP: 0.357, SLG: 0.338 Tom Burgmeier, L (9, PR) Juan Rios, R OBP: 0.333, SLG: 0.226 (9, 4)	K				6-3				2B SH1-4 IBB	2	0	0	0	2	1	0									
Ellie Rodriguez, R OBP: 0.278, SLG: 0.229 Mike Fiore, L OBP: 0.416, SLG: 0.361 (9, PH) Dick Drago, R (1, 1)			4-3		K	P5		F8	SH1-4 2B	3	0	0	0	0	0	2									
			K			F8		FC6-4	SH1-4	3	0	0	1	0	1	2									
Inning Stats	R: 0 E: 0 K: 1 S: 6	H: 1 LOB: 1 BB: 0 P: 6	R: 0 E: 0 K: 1 S: 5	H: 0 LOB: 0 BB: 0 P: 5	R: 0 E: 0 K: 2 S: 7	H: 0 LOB: 0 BB: 0 P: 7	R: 1 E: 1 K: 1 S: 7	H: 2 LOB: 1 BB: 0 P: 7	R: 0 E: 0 K: 0 S: 3	H: 0 LOB: 0 BB: 0 P: 3	R: 0 E: 0 K: 0 S: 4	H: 1 LOB: 1 BB: 0 P: 4	R: 0 E: 0 K: 0 S: 4	H: 1 LOB: 2 BB: 1 P: 8	R: 0 E: 0 K: 1 S: 5	H: 0 LOB: 0 BB: 0 P: 5	R: 3 E: 0 K: 1 S: 8	H: 3 LOB: 2 BB: 1 P: 12	1B: 7 2B: 1 3B: 0 HR: 0	SF: 1 SAC: 1 DP: 0 HBP: 0	WP: 0 PB: 0 SB: 1 CS: 0	PA: 37			
PITCHER	IP	WLS	BF	H	R	ER	SO	BB	IBB	HBP	BLK	WP	HR	S	P	ERA	WHIP								
Tom Phoebus, R ERA: 2.03 Dick Hall, R ERA: 2.45	(1, 1)	8.0	31	6	2	1	6	1	0	0	0	0	0	42	46	1.12	0.875								
	(9, 1)	1.0	L	6	2	2	1	0	1	0	0	0	0	7	11	18.00	2.000								

Kansas City Royals @ Baltimore Orioles
Memorial Stadium, Baltimore, MD
 Fri May 09 1969, 7:05 PM EDT
 Att: 7,650 - Unknown

livebaseballscorecards.com

AB 33
R 4
H 8
RBI 4
BB 2
SO 7
LOB 12



Batter	1	2	3	4	5	6	7	8	9	AB	R	H	RBI	BB	SO	LOB	BOTTOM								
Don Buford, S OBP: 0.377, SLG: 0.340 Merv Rettenmund, R OBP: 0.452, SLG: 0.667 (9, 7)	F8			6-3		F9		K		4	0	0	0	0	1	0									
Paul Blair, R OBP: 0.367, SLG: 0.508 (1, 8)	5-3			F9			1B 2B 1B	6-3		4	1	1	0	0	0	0									
Frank Robinson, R OBP: 0.418, SLG: 0.661 (1, 9)	K				BB		1B 2B 1B		1B	3	1	2	0	1	1	0									
Boog Powell, L OBP: 0.398, SLG: 0.382 Chico Salmon, R OBP: 0.429, SLG: 0.500 (7, PR) Elrod Hendricks, L OBP: 0.378, SLG: 0.437 (1, 2)		K		P5			1-2 2B		P6	3	0	1	2	0	1	1									
		F7				F8		4-3	F9	4	0	0	0	0	0	2									
Brooks Robinson, R OBP: 0.289, SLG: 0.370 (1, 5)		5-3			6-3		IBB		F8	3	0	0	0	1	0	1									
Davey Johnson, R OBP: 0.303, SLG: 0.352 (1, 4)				6-3		K		K		3	0	0	0	0	2	2									
Mark Belanger, R OBP: 0.373, SLG: 0.349 (1, 6)				5-3				4-3	4-3	3	0	0	0	0	0	2									
Tom Phoebus, R OBP: 0.357, SLG: 0.250 Dick Hall, R OBP: 0.333, SLG: 0.333 (9, 1)				K		K		K		3	0	0	0	0	3	0									
									K	0	0	0	0	0	0	0									
Inning Stats	R: 0 E: 0 K: 1 S: 5	H: 0 LOB: 0 BB: 0 P: 5	R: 0 E: 0 K: 1 S: 5	H: 0 LOB: 0 BB: 0 P: 5	R: 0 E: 0 K: 1 S: 3	H: 0 LOB: 0 BB: 1 P: 7	R: 0 E: 0 K: 0 S: 3	H: 0 LOB: 1 BB: 1 P: 7	R: 0 E: 0 K: 1 S: 5	H: 0 LOB: 0 BB: 0 P: 5	R: 2 E: 0 K: 1 S: 8	H: 3 LOB: 2 BB: 1 P: 12	R: 0 E: 0 K: 2 S: 7	H: 0 LOB: 0 BB: 0 P: 7	R: 0 E: 0 K: 0 S: 4	H: 1 LOB: 1 BB: 0 P: 4	1B: 3 2B: 1 3B: 0 HR: 0	SF: 0 SAC: 0 DP: 0 HBP: 0	WP: 0 PB: 0 SB: 0 CS: 0	PA: 33					
PITCHER	IP	WLS	BF	H	R	ER	SO	BB	IBB	HBP	BLK	WP	HR	S	P	ERA	WHIP								
Dick Drago, R ERA: 2.73	(1, 1)	9.0	W	33	4	2	2	8	1	1	0	0	0	47	55	2.00	0.556								

Kansas City Royals @ Baltimore Orioles
Memorial Stadium, Baltimore, MD
 Fri May 09 1969, 7:05 PM EDT
 Att: 7,650 - Unknown

livebaseballscorecards.com

AB 31
R 2
H 4
RBI 2
BB 2
SO 8
LOB 9



Batter	1	2	3	4	5	6	7	8	9	AB	R	H	RBI	BB	SO	LOB	TOP							
Pat Kelly, L (1, 8) Hawk Taylor, R (7, PH) Tom Burgesmer, L (7, PH) Bill Butler, L (7, 1) Joe Kucugh, L (9, PH) Moe Drabowsky, R (9, 1)	0-0 F7	0-0 F7			0-3 K		0-0 1B 1-3 2-H		0-0 L5	3	0	0	0	0	1	2								
Jackie Hernandez, R (1, 6) Mike Fiore, L (7, PH)	0-0 1B S		0-0 F9		0-0 6-3		0-0 1B 1-2		4-0 1B BB	3	1	1	0	0	0	0								
Lou Piniella, R (1, 7) OBP: 0.318, SLG: 0.495	0-0 1B 1-2		0-0 6-3		0-0 6-3		0-0 1B 3-H		0-0 F8	5	0	1	0	0	0	3								
Joe Foy, R (1, 5) OBP: 0.347, SLG: 0.364	0-3 K		0-0 5-3				0-0 1B G5-4-3		0-0 L4	4	0	1	0	0	1	1								
Bob Oliver, R (1, 9) OBP: 0.351, SLG: 0.493	0-3 K				0-0 F8 4-3		0-0 1B 1-2		0-0 1B 1B	4	2	2	0	0	1	2								
Chuck Harrison, R (1, 3) OBP: 0.355, SLG: 0.362		0-0 F9			0-0 F8 2-3				0-0 1B 1B	4	1	2	0	0	0	1								
Jerry Adair, R (1, 4) OBP: 0.364, SLG: 0.346					0-0 4-3				0-0 F9 1-2 2-H	4	0	2	2	0	0	1								
Ellie Rodriguez, R (1, 2) OBP: 0.268, SLG: 0.220					0-0 6-3				0-0 L8-4 1B	2	0	0	0	0	1	1								
Steve Jones, L (5, 1) OBP: 0.300, SLG: 0.125		0-3 K							0-0 L8-4 1B	0	0	0	0	0	0	0								
Juan Rios, R (7, PH) OBP: 0.342, SLG: 0.242									0-0 1B 1B	2	1	1	0	0	0	2								
Mike Hedlund, R (1, 1) OBP: 0.286, SLG: 0.286									0-0 F3	1	0	1	0	0	0	0								
Dave Morehead, R (3, 1)										0	0	0	0	0	0	0								
Jim Campanis, R (5, PH) OBP: 0.233, SLG: 0.275		0-0 1B 1-2								3	0	0	0	0	0	2								
Inning Stats	R: 1 E: 0 K: 2 S: 9	H: 2 LOB: 1 BB: 0 P: 9	R: 0 E: 0 K: 1 S: 7	H: 2 LOB: 2 BB: 0 P: 7	R: 0 E: 0 K: 0 S: 3	H: 0 LOB: 0 BB: 0 P: 3	R: 1 E: 0 K: 0 S: 4	H: 1 LOB: 0 BB: 0 P: 4	R: 0 E: 0 K: 1 S: 5	H: 0 LOB: 0 BB: 0 P: 5	R: 0 E: 0 K: 0 S: 3	H: 1 LOB: 0 BB: 0 P: 3	R: 2 E: 0 K: 0 S: 7	H: 4 LOB: 2 BB: 0 P: 7	R: 1 E: 0 K: 0 S: 5	H: 3 LOB: 1 BB: 0 P: 5	R: 0 E: 0 K: 0 S: 3	H: 0 LOB: 1 BB: 1 P: 7	1B: 12 2B: 2 3B: 0 HR: 0	SF: 0 SAC: 0 DP: 2 HBP: 0	WP: 0 PB: 0 SB: 2 CS: 0	PA: 39		
PITCHER	IP WLS BF H R ER SO BB IBB HBP BLK WP HR S P ERA WHIP																							
Dave McNally, L (1, 1) ERA: 3.06	6.2	28	9	4	4	4	4	0	0	0	0	0	0	0	36	36	5.40	1.350						
Eddie Watt, R (7, 1) ERA: 2.84	0.2	6	4	1	1	0	0	0	0	0	0	0	0	6	6	13.50	6.000							
Jim Hardin, R (8, 1) ERA: 4.22	1.2	W	5	0	0	0	0	1	0	0	0	0	0	4	8	0.00	0.600							

Kansas City Royals @ Baltimore Orioles
Memorial Stadium, Baltimore, MD
 Sat May 10 1969, 7:05 PM EDT
 Att: 6,843 - Unknown


AB 38
R 5
H 13
RBI 4
BB 1
SO 4
LOB 15



Batter	1	2	3	4	5	6	7	8	9	AB	R	H	RBI	BB	SO	LOB	BOTTOM								
Don Buford, S (1, 7) OBP: 0.368, SLG: 0.330	0-0 4-3				0-3 K2-3		0-0 SH3			3	0	0	0	0	1	2									
Merv Rettenmund, R (8, 7) OBP: 0.452, SLG: 0.667		0-0 F6					0-0 1B 1-2			0	0	0	0	0	0	0									
Paul Blair, R (1, 8) OBP: 0.371, SLG: 0.504	4-0 1B HR		0-0 1B WP		0-0 6-3		0-0 F7			3	2	1	0	1	0	1									
Frank Robinson, R (1, 9) OBP: 0.428, SLG: 0.669	0-0 F8		0-0 1B WP		0-0 2B		4-0 1B IBB			3	1	2	0	1	0	1									
Boog Powell, L (1, 3) OBP: 0.402, SLG: 0.419	0-0 1B 2-H		0-0 1B 2-H 3-H		0-0 F6		0-3 K			4	1	2	3	0	1	3									
Brooks Robinson, R (1, 5) OBP: 0.281, SLG: 0.358	0-0 F3		0-0 G5-4-3		0-0 6-3				0-0 6-3	4	0	0	0	0	0	2									
Eliod Hendricks, L (1, 2) OBP: 0.372, SLG: 0.427		0-0 G3 E		0-0 G3			0-0 1-3		0-0 4-3	4	1	1	0	0	0	0									
Davey Johnson, R (1, 4) OBP: 0.294, SLG: 0.339		0-0 G3			0-0 F9		0-0 F3		0-0 4-3	4	0	0	0	0	0	1									
Mark Belanger, R (1, 6) OBP: 0.369, SLG: 0.339		0-0 E9			4-0 1B WP		0-0 6-3		0-0 G3	3	0	0	0	1	0	0									
Dave McNally, R (1, 1) OBP: 0.118, SLG: 0.063		0-0 1-3			0-0 F4				0-0 1B HR	2	0	0	0	0	0	2									
Eddie Watt, R (7, 1)										0	0	0	0	1	0	0									
Jim Hardin, R (8, 1) OBP: 0.429, SLG: 0.583							0-0 SH3			1	1	1	1	0	0	0									
Inning Stats	R: 2 E: 0 K: 0 S: 4	H: 1 LOB: 1 BB: 1 P: 8	R: 1 E: 1 K: 0 S: 5	H: 1 LOB: 1 BB: 0 P: 5	R: 2 E: 0 K: 0 S: 5	H: 3 LOB: 0 BB: 0 P: 5	R: 0 E: 0 K: 1 S: 5	H: 0 LOB: 1 BB: 1 P: 9	R: 0 E: 0 K: 0 S: 4	H: 1 LOB: 1 BB: 0 P: 4	R: 0 E: 0 K: 0 S: 3	H: 0 LOB: 0 BB: 0 P: 3	R: 0 E: 0 K: 1 S: 5	H: 0 LOB: 2 BB: 2 P: 13	R: 0 E: 0 K: 0 S: 3	H: 0 LOB: 0 BB: 0 P: 3	R: 1 E: 0 K: 0 S: 2	H: 1 LOB: 0 BB: 0 P: 2	1B: 4 2B: 1 3B: 0 HR: 2	SF: 0 SAC: 1 DP: 1 HBP: 0	WP: 2 PB: 0 SB: 0 CS: 0	PA: 36			
PITCHER	IP WLS BF H R ER SO BB IBB HBP BLK WP HR S P ERA WHIP																								
Mike Hedlund, R (1, 1) ERA: 3.22	2.0	12	4	5	4	0	1	0	0	0	0	0	0	2	0	8	12	0.00	1.000						
Dave Morehead, R (3, 1) ERA: 5.52	2.0	7	1	0	0	0	0	0	0	0	0	0	0	0	7	7	0.00	0.500							
Steve Jones, L (5, 1) ERA: 2.23	2.0	7	1	0	0	0	0	0	0	0	0	0	0	0	7	7	0.00	0.500							
Bill Butler, L (7, 1) ERA: 2.82	2.0	8	0	0	0	0	1	1	1	0	0	0	0	0	8	16	0.00	0.500							
Moe Drabowsky, R (9, 1) ERA: 1.47	0.1	L	2	1	1	1	0	0	0	0	0	0	0	1	2	2	27.00	3.000							

Kansas City Royals @ Baltimore Orioles
Memorial Stadium, Baltimore, MD
 Sat May 10 1969, 7:05 PM EDT
 Att: 6,843 - Unknown

AB 31
R 6
H 7
RBI 4
BB 4
SO 2
LOB 12



Batter	1	2	3	4	5	6	7	8	9	AB	R	H	RBI	BB	SO	LOB	TOP					
Jackie Hernandez, R (1, 6) OBP: 0.270, SLG: 0.241	L9		CS 1B			6-3			5-3	4	0	1	0	0	0	0						
Mike Fiore, L (1, 8) OBP: 0.422, SLG: 0.364	K		6-3			1B			F8	4	0	1	0	0	0	1						
Lou Piniella, R (1, 7) OBP: 0.315, SLG: 0.495	2B					F9			6-3	4	0	1	0	0	0	1						
Joe Foy, R (1, 5) OBP: 0.355, SLG: 0.361	BB					CS BB			F7	1	0	0	0	2	0	0						
Bob Oliver, R (1, 9) OBP: 0.338, SLG: 0.473	K					1-2 K			K	3	0	0	0	0	3	3						
Chuck Harrison, R (1, 3) OBP: 0.338, SLG: 0.344		K							F8	3	0	0	0	0	1	0						
Jerry Adair, R (1, 4) OBP: 0.352, SLG: 0.333		F8				L6			6-3	3	0	0	0	0	0	0						
Jim Campanis, R (1, 2) OBP: 0.217, SLG: 0.256		F7				F8			5-3	3	0	0	0	0	0	0						
Roger Nelson, R (1, 1) OBP: 0.267, SLG: 0.214									F7	1	0	0	0	0	0	0						
Joe Keough, L (6, PH) OBP: 0.176, SLG: 0.159									F7	1	0	0	0	0	0	0						
Dave Wickersham, R (6, 1)										0	0	0	0	0	0	0						
Ed Kirkpatrick, L (8, PH)										1	0	0	0	0	0	0						
Tom Burgmeier, L (8, 1)										0	0	0	0	0	0	0						
Inning Stats	R: 0 E: 0 K: 2 S: 8	H: 1 LOB: 2 BB: 1 P: 12	R: 0 E: 0 K: 1 S: 5	H: 0 LOB: 0 BB: 0 P: 5	R: 0 E: 0 K: 2 S: 3	H: 1 LOB: 0 BB: 0 P: 3	R: 0 E: 0 K: 2 S: 6	H: 0 LOB: 0 BB: 1 P: 10	R: 0 E: 0 K: 0 S: 3	H: 0 LOB: 0 BB: 0 P: 3	R: 0 E: 0 K: 1 S: 4	H: 1 LOB: 1 BB: 0 P: 4	R: 0 E: 0 K: 1 S: 5	H: 0 LOB: 0 BB: 0 P: 5	R: 0 E: 0 K: 0 S: 3	H: 0 LOB: 0 BB: 0 P: 3	R: 0 E: 0 K: 0 S: 3	H: 0 LOB: 0 BB: 0 P: 3	1B: 2 2B: 1 3B: 0 HR: 0	SF: 0 SAC: 0 DP: 0 HBP: 0	WP: 0 PB: 0 SB: 0 CS: 2	PA: 30
PITCHER Jim Palmer, R (1, 1) ERA: 1.87	IP: 9.0 WLS: W BF: 30 H: 3 R: 0 ER: 0 SO: 6 BB: 2 IBB: 0 HBP: 0 BLK: 0 WP: 0 HR: 0 S: 40 P: 48 ERA: 0.00 WHIP: 0.556															PITCHER	IP: 9.0 WLS: W BF: 30 H: 3 R: 0 ER: 0 SO: 6 BB: 2 IBB: 0 HBP: 0 BLK: 0 WP: 0 HR: 0 S: 40 P: 48 ERA: 0.00 WHIP: 0.556					

Kansas City Royals @ Baltimore Orioles
Memorial Stadium, Baltimore, MD
Sun May 11, 1969, 3:33 AM EDT
Att: 9,736 - Unknown


AB	28
R	0
H	3
RBI	0
BB	2
SO	6
LOB	5



Batter	1	2	3	4	5	6	7	8	9	AB	R	H	RBI	BB	SO	LOB	BOTTOM			
Don Buford, S (1, 7) OBP: 0.372, SLG: 0.355	G3		2B	G3		CS	4-3 HR			4	1	2	0	0	0	2				
Paul Blair, R (1, 8) OBP: 0.367, SLG: 0.496	6-3		1-3			6-3 S 1B	4-3			4	1	1	0	0	0	3				
Frank Robinson, R (1, 9) OBP: 0.430, SLG: 0.685	F9		G3-6 BB			6-3	2-3 HR			3	1	1	2	1	0	1				
Boog Powell, L (1, 3) OBP: 0.413, SLG: 0.427							3-H			3	1	2	1	1	0	3				
Merv Rettenmund, R (7, PR) OBP: 0.452, SLG: 0.667		4-3 1B SF8 BB	G3-6-1			1-3 1B	L5-3 1B			0	0	0	0	0	0	0				
Brooks Robinson, R (1, 5) OBP: 0.287, SLG: 0.370		4-3 1B				F3	L5-3			4	1	2	0	0	0	2				
Elrod Hendricks, L (1, 2) OBP: 0.396, SLG: 0.405		4-3 1B				P6				4	0	0	0	0	0	4				
Davey Johnson, R (1, 4) OBP: 0.285, SLG: 0.330		SF8				F8				3	0	0	1	0	0	1				
Mark Belanger, R (1, 6) OBP: 0.373, SLG: 0.333		L4				1B BB				2	0	0	0	2	0	1				
Jim Palmer, R (1, 1) OBP: 0.150, SLG: 0.158						2B BB				2	0	1	1	1	1	1				
Inning Stats	R: 0 E: 0 K: 0 S: 3	H: 0 LOB: 0 BB: 0 P: 3	R: 1 E: 1 K: 0 S: 4	H: 1 LOB: 1 BB: 1 P: 8	R: 0 E: 0 K: 0 S: 3	H: 1 LOB: 2 BB: 2 P: 11	R: 1 E: 0 K: 0 S: 5	H: 2 LOB: 1 BB: 1 P: 9	R: 1 E: 0 K: 0 S: 5	H: 2 LOB: 1 BB: 0 P: 5	R: 0 E: 0 K: 1 S: 4	H: 0 LOB: 0 BB: 1 P: 8	R: 2 E: 0 K: 0 S: 5	H: 3 LOB: 1 BB: 0 P: 5	R: 0 E: 0 K: 0 S: 3	H: 0 LOB: 0 BB: 0 P: 3	1B: 5 2B: 4 3B: 0 HR: 1	SF: 1 SAC: 0 DP: 2 HBP: 0	WP: 0 PB: 0 SB: 1 CS: 1	PA: 36
PITCHER Roger Nelson, R (1, 1) ERA: 3.45	IP: 5.0 WLS: L BF: 24 H: 6 R: 3 ER: 3 SO: 3 BB: 4 IBB: 0 HBP: 0 BLK: 0 WP: 0 HR: 0 S: 20 P: 36 ERA: 5.40 WHIP: 2.000															PITCHER	IP: 5.0 WLS: L BF: 24 H: 6 R: 3 ER: 3 SO: 3 BB: 4 IBB: 0 HBP: 0 BLK: 0 WP: 0 HR: 0 S: 20 P: 36 ERA: 5.40 WHIP: 2.000			
PITCHER Dave Wickersham, R (6, 1) ERA: 3.05	IP: 2.0 WLS: 8 BF: 3 H: 2 R: 2 ER: 2 SO: 1 BB: 1 IBB: 0 HBP: 0 BLK: 0 WP: 0 HR: 1 S: 9 P: 13 ERA: 9.00 WHIP: 2.000															PITCHER	IP: 2.0 WLS: 8 BF: 3 H: 2 R: 2 ER: 2 SO: 1 BB: 1 IBB: 0 HBP: 0 BLK: 0 WP: 0 HR: 1 S: 9 P: 13 ERA: 9.00 WHIP: 2.000			
PITCHER Tom Burgmeier, L (8, 1) ERA: 4.05	IP: 1.0 WLS: 3 BF: 0 H: 0 R: 0 ER: 0 SO: 0 BB: 0 IBB: 0 HBP: 0 BLK: 0 WP: 0 HR: 0 S: 3 P: 3 ERA: 0.00 WHIP: 0.000															PITCHER	IP: 1.0 WLS: 3 BF: 0 H: 0 R: 0 ER: 0 SO: 0 BB: 0 IBB: 0 HBP: 0 BLK: 0 WP: 0 HR: 0 S: 3 P: 3 ERA: 0.00 WHIP: 0.000			

Kansas City Royals @ Baltimore Orioles
Memorial Stadium, Baltimore, MD
Sun May 11, 1969, 3:33 AM EDT
Att: 9,736 - Unknown

AB	29
R	5
H	9
RBI	5
BB	5
SO	1
LOB	18



Batter	1	2	3	4	5	6	7	8	9	AB	R	H	RBI	BB	SO	LOB	TOP										
Zoilo Versalles, R OBP: 0.355, SLG: 0.375	4-0 FC6-5 BB	0-3 K							0-0 BB	4	1	3	0	2	1	2	Cleveland Indians @ Kansas City Royals Municipal Stadium, Kansas City, MO Tue May 13 1969, 8:05 PM EDT Att: 11,500 - Unknown - 76 F										
Jose Cardenal, R OBP: 0.294, SLG: 0.340	0-0 4-3	0-0 F2							4-0 BB	5	1	1	1	1	0	8											
Ken Harrelson, R OBP: 0.269, SLG: 0.361 Russ Snyder, L OBP: 0.375, SLG: 0.333	0-0 FC6-5 1B		0-0 F9						0-0 L7	6	2	1	1	0	0	5											
Tony Horton, R OBP: 0.303, SLG: 0.495	0-0 1B		0-0 F9						0-0 HR	4	2	3	4	1	0	0											
Richie Scheinblum, S OBP: 0.175, SLG: 0.089	0-0 L7		0-0 4-3						0-0 P6	4	1	0	0	1	0	2											
Ray Fosse, R OBP: 0.375, SLG: 0.333		0-0 1B		0-3 K					0-0 6-3	5	1	2	0	0	1	1											
Larry Brown, R OBP: 0.364, SLG: 0.368		0-0 6-3		0-0 P6					0-0 6-3	5	0	1	0	0	0	3											
Max Alvis, R OBP: 0.250, SLG: 0.229		0-0 1B		0-0 1B					0-0 5-3	5	0	3	1	0	1	0											
Dick Ellsworth, L OBP: 0.100, SLG: 0.100 Stan Williams, R OBP: 0.100, SLG: 0.100 Juan Pizarro, L OBP: 0.250, SLG: 0.250		0-0 1B		0-3 K					0-3 K	3	0	1	1	0	2	3											
Inning Stats	R: 1 E: 0 K: 0 S: 4	H: 1 LOB: 1 BB: 1 P: 8	R: 0 E: 0 K: 1 S: 8	H: 0 LOB: 0 BB: 0 P: 3	R: 0 E: 0 K: 2 S: 8	H: 1 LOB: 1 BB: 0 P: 8	R: 5 E: 0 K: 1 S: 11	H: 6 LOB: 3 BB: 2 P: 19	R: 0 E: 0 K: 0 S: 4	H: 1 LOB: 2 BB: 1 P: 8	R: 0 E: 0 K: 1 S: 7	H: 2 LOB: 2 BB: 0 P: 7	R: 1 E: 0 K: 0 S: 4	H: 1 LOB: 0 BB: 0 P: 4	R: 0 E: 0 K: 1 S: 6	H: 1 LOB: 2 BB: 1 P: 10		1B: 12 2B: 2 3B: 0 HR: 2	SF: 0 SAC: 0 DP: 0 HBP: 0	WP: 0 PB: 0 SB: 0 CS: 0	PA: 48						
PITCHER	IP	WLS	BF	H	R	ER	SO	BB	IBB	HBP	BLK	WP	HR	S	P	ERA	WHIP										
Jim Rooker, L ERA: 6.48	4.0	L	20	7	4	4	3	1	0	0	0	0	0	25	29	9.00	2.000										
Dave Morehead, R ERA: 7.39	0.0		3	2	2	2	0	1	0	0	0	0	1	2	6	∞	∞										
Tom Burgmeier, L ERA: 3.52	1.0		6	2	1	1	1	1	0	0	0	0	0	7	11	9.00	3.000										
Dave Wickersham, R ERA: 2.78	2.0		10	3	0	0	1	1	0	0	0	0	0	11	15	0.00	2.000										
Steve Jones, L ERA: 2.39	2.0		9	2	1	1	1	1	0	0	0	0	1	10	14	4.50	1.500										
Batter	1	2	3	4	5	6	7	8	9	AB	R	H	RBI	BB	SO	LOB	BOTTOM										
Jackie Hernandez, R OBP: 0.289, SLG: 0.276	0-0 P4		0-0 F3						0-0 4-3	4	1	1	3	0	0	0	Cleveland Indians @ Kansas City Royals Municipal Stadium, Kansas City, MO Tue May 13 1969, 8:05 PM EDT Att: 11,500 - Unknown - 76 F										
Jerry Adair, R OBP: 0.337, SLG: 0.318	0-0 6-3			0-0 1-3					0-0 6-3	4	0	0	0	0	0	0											
Lou Piniella, R OBP: 0.313, SLG: 0.486	0-0 L7			0-0 2B					0-0 F8	4	1	1	0	0	0	0											
Joe Foy, R OBP: 0.352, SLG: 0.351		4-0 BB		0-0 L9					0-0 P6	3	0	0	0	1	0	1											
Hawk Taylor, R OBP: 0.409, SLG: 0.818		0-0 P4		0-0 2B					0-3 K	4	1	1	1	0	1	1											
Chuck Harrison, R OBP: 0.333, SLG: 0.354		0-0 L9		0-0 2B					0-0 P4	4	0	1	1	0	0	1											
Bob Oliver, R OBP: 0.333, SLG: 0.455		0-0 6-3		0-0 L9					0-0 F8	3	1	0	0	1	0	2											
Ellie Rodriguez, R OBP: 0.293, SLG: 0.250 Ed Kirkpatrick, L OBP: 0.212, SLG: 0.286			0-0 G6-4-3		0-0 1B				0-3 K	2	1	2	0	0	0	0											
Jim Rooker, R Dave Morehead, R Tom Burgmeier, L Juan Pizarro, L Dave Wickersham, R Mike Fingers, L Steve Garvey, R Pat Kelly, L Steve Carlton, R			0-0 G6-4-3		0-0 HR				0-3 K	1	0	0	0	0	0	1											
Inning Stats	R: 0 E: 0 K: 0 S: 3	H: 0 LOB: 0 BB: 0 P: 3	R: 0 E: 0 K: 0 S: 3	H: 1 LOB: 1 BB: 0 P: 3	R: 2 E: 0 K: 0 S: 6	H: 3 LOB: 1 BB: 0 P: 6	R: 3 E: 0 K: 0 S: 6	H: 3 LOB: 0 BB: 0 P: 6	R: 0 E: 0 K: 1 S: 5	H: 0 LOB: 0 BB: 0 P: 5	R: 0 E: 0 K: 2 S: 7	H: 0 LOB: 0 BB: 0 P: 7	R: 0 E: 0 K: 0 S: 3	H: 0 LOB: 0 BB: 0 P: 3	R: 1 E: 0 K: 0 S: 4	H: 1 LOB: 1 BB: 1 P: 8		1B: 4 2B: 3 3B: 0 HR: 1	SF: 0 SAC: 0 DP: 1 HBP: 0	WP: 0 PB: 0 SB: 1 CS: 0	PA: 36						
PITCHER	IP	WLS	BF	H	R	ER	SO	BB	IBB	HBP	BLK	WP	HR	S	P	ERA	WHIP										
Dick Ellsworth, L ERA: 4.91	5.0	W	22	7	5	5	0	1	0	0	0	0	0	21	25	9.00	1.600										
Stan Williams, R ERA: 6.0	3.2		13	1	1	1	3	1	0	0	0	0	0	18	22	2.46	0.545										
Juan Pizarro, L ERA: 5.94	0.1	S	1	0	0	0	0	0	0	0	0	0	0	1	1	0.00	0.000										

Batter	1	2	3	4	5	6	7	8	9	10	11	AB	R	H	RBI	BB	SO	LOB	TOP			
Zolio Versalles, R OBP: 0.358, SLG: 0.391	E9 F9 1B		4-3 PB 2B				L9			F2		5	2	2	0	0	0	0				
Jose Cardenal, R OBP: 0.261, SLG: 0.333	F9		4-3				FC6-4 1B			F8		5	1	1	0	0	0	3				
Ken Harrelson, R OBP: 0.254, SLG: 0.343 Russ Snyder, L OBP: 0.375, SLG: 0.333	5-3		F9				FC6-4 1-2f			F7		5	0	0	0	0	0	3				
Tony Horton, R OBP: 0.307, SLG: 0.500							4-3			K		5	0	2	1	0	1	1				
Richie Scheinblum, S OBP: 0.162, SLG: 0.082	4-3		L8							F7		5	0	0	0	0	0	2				
Ray Fosse, R OBP: 0.321, SLG: 0.280												4	0	0	0	0	2	0				
Larry Brown, R OBP: 0.351, SLG: 0.354	5-3									F2		4	0	0	0	0	0	0				
Max Alvis, R OBP: 0.275, SLG: 0.257												4	0	3	0	0	0	0				
Sam McDowell, L OBP: 0.176, SLG: 0.176 Stan Williams, R OBP: 0.150, SLG: 0.100 Lee Rice, R OBP: 0.142, SLG: 0.147 Horacio Pina, R OBP: 0.135, SLG: 0.229 Juan Pizarro, L OBP: 0.125, SLG: 0.229 Jack Hamilton, R OBP: 0.111, SLG: 0.111	FC6-4 1B		4-3				G1-6-3 1B					3	0	0	0	0	0	3				
Inning Stats	R: 1 E: 0 K: 0 S: 5	H: 1 LOB: 1 BB: 0 P: 5	R: 0 E: 0 K: 0 S: 4	H: 1 LOB: 1 BB: 0 P: 4	R: 1 E: 0 K: 0 S: 5	H: 2 LOB: 0 BB: 0 P: 5	R: 0 E: 0 K: 1 S: 6	H: 1 LOB: 1 BB: 0 P: 6	R: 0 E: 0 K: 0 S: 3	H: 0 LOB: 0 BB: 0 P: 3	R: 0 E: 0 K: 0 S: 3	H: 1 LOB: 0 BB: 0 P: 3	R: 0 E: 0 K: 1 S: 5	H: 0 LOB: 0 BB: 0 P: 5	R: 0 E: 0 K: 0 S: 3	H: 0 LOB: 0 BB: 0 P: 3	R: 1 E: 1 K: 0 S: 4	H: 1 LOB: 0 BB: 0 P: 4	1B: 6 2B: 2 3B: 0 HR: 0	SF: 0 SAC: 0 DP: 1 HBP: 0	WP: 0 PB: 1 SB: 2 CS: 0	PA: 41
PITCHER	Dick Drago, R ERA: 2.39	IP: 8.0 WLS: 8 BF: 31	Moe Drabowsky, R ERA: 1.27	IP: 9.1 WLS: 3.0 BF: 10	H: 7 R: 2 ER: 1 SO: 2	BB: 0 IBB: 0 HBP: 0 BLK: 0	WP: 0 HR: 0 S: 12 P: 12	ERA: 0.00 WHIP: 0.333	PITCHER	IP: 9.1 WLS: 3.0 BF: 10	H: 7 R: 2 ER: 1 SO: 2	BB: 0 IBB: 0 HBP: 0 BLK: 0	WP: 0 HR: 0 S: 12 P: 12	ERA: 0.00 WHIP: 0.333								

Cleveland Indians @ Kansas City Royals
Municipal Stadium, Kansas City, MO
Wed May 14 1969, 8:05 PM EDT
Att: 11,977 - Unknown - 74 F

AB	41
R	3
H	8
RBI	1
BB	0
SO	3
LOB	12



Batter	1	2	3	4	5	6	7	8	9	10	11	AB	R	H	RBI	BB	SO	LOB	BOTTOM							
Jackie Hernandez, R OBP: 0.296, SLG: 0.297			F8									4	1	3	0	1	0	0								
Jerry Adair, R OBP: 0.333, SLG: 0.315 Tom Burgmeier, L (8, PR) Joe Keough, L OBP: 0.176, SLG: 0.157			6-3									4	0	1	1	0	1	2								
Lou Piniella, R OBP: 0.325, SLG: 0.505			L4									4	0	2	0	1	0	0								
Joe Foy, R OBP: 0.346, SLG: 0.342												3	0	0	1	0	1	1								
Hawk Taylor, R OBP: 0.346, SLG: 0.692 Moe Drabowsky, R			6-3									4	0	0	0	0	1	3								
Mike Fiore, L OBP: 0.417, SLG: 0.358 Jim Campanis, R OBP: 0.208, SLG: 0.244												0	0	0	0	0	0	0								
Chuck Harrison, R OBP: 0.351, SLG: 0.353												3	0	1	0	2	1	0								
Bob Oliver, R OBP: 0.318, SLG: 0.432 Ed Kirkpatrick, L OBP: 0.209, SLG: 0.280												4	0	0	0	0	2	2								
Elie Rodriguez, R OBP: 0.290, SLG: 0.236												3	0	0	0	1	2	0								
Dick Drago, R OBP: 0.366, SLG: 0.278												2	0	0	0	0	2	2								
Juan Rios, R OBP: 0.366, SLG: 0.278												2	1	1	0	0	0	0								
Inning Stats	R: 0 E: 0 K: 1 S: 6	H: 2 LOB: 1 BB: 0 P: 6	R: 0 E: 0 K: 1 S: 5	H: 0 LOB: 2 BB: 13 P: 13	R: 0 E: 0 K: 0 S: 3	H: 0 LOB: 0 BB: 0 P: 3	R: 0 E: 0 K: 2 S: 7	H: 0 LOB: 0 BB: 0 P: 7	R: 0 E: 0 K: 3 S: 9	H: 0 LOB: 0 BB: 0 P: 9	R: 0 E: 0 K: 0 S: 3	H: 1 LOB: 1 BB: 0 P: 3	R: 0 E: 0 K: 2 S: 8	H: 1 LOB: 1 BB: 0 P: 8	R: 2 E: 0 K: 0 S: 6	H: 3 LOB: 3 BB: 1 P: 10	R: 0 E: 0 K: 1 S: 5	H: 0 LOB: 0 BB: 0 P: 5	R: 0 E: 0 K: 0 S: 2	H: 0 LOB: 0 BB: 0 P: 6	R: 0 E: 0 K: 0 S: 3	H: 1 LOB: 2 BB: 1 P: 8	1B: 7 2B: 0 3B: 1 HR: 0	SF: 1 SAC: 0 DP: 1 HBP: 1	WP: 0 PB: 0 SB: 1 CS: 2	PA: 43
PITCHER	Sam McDowell, L ERA: 3.21	IP: 7.1 WLS: 7 BF: 29	Stan Williams, R ERA: 5.73	IP: 8.1 WLS: 6 BF: 31	H: 7 R: 2 ER: 2 SO: 9	BB: 1 IBB: 1 HBP: 0 BLK: 0	WP: 0 HR: 0 S: 45 P: 53	ERA: 2.46 WHIP: 1.091	PITCHER	IP: 9.1 WLS: 3.0 BF: 10	H: 7 R: 2 ER: 1 SO: 2	BB: 0 IBB: 0 HBP: 0 BLK: 0	WP: 0 HR: 0 S: 12 P: 12	ERA: 0.00 WHIP: 0.333												

Cleveland Indians @ Kansas City Royals
Municipal Stadium, Kansas City, MO
Wed May 14 1969, 8:05 PM EDT
Att: 11,977 - Unknown - 74 F

AB	36
R	2
H	8
RBI	2
BB	5
SO	10
LOB	14



Batter	1	2	3	4	5	6	7	8	9	AB	R	H	RBI	BB	SO	LOB	TOP							
Zoilo Versalles, R OBP: 0.353, SLG: 0.411	1-3		L8			L5				4	1	1	0	0	0	3	Cleveland Indians @ Kansas City Royals Municipal Stadium, Kansas City, MO Thu May 15 1969, 8:05 PM EDT Att. 9,121 - Unknown - 70 F							
Jose Cardenal, R OBP: 0.292, SLG: 0.321	K		F7			6-3		4-3		4	0	0	1	0	1	0								
Ken Harrelson, R OBP: 0.254, SLG: 0.333	1B BB			F8		F8		5-3		3	0	0	0	1	0	0								
Tony Horton, R OBP: 0.305, SLG: 0.491	1-2 1B			K		K		1-3		4	0	1	0	0	2	0								
Lee Maye, L OBP: 0.216, SLG: 0.176	K			K			FC5-4 1B	4-3		4	0	1	0	0	2	2								
Ray Fosse, R OBP: 0.281, SLG: 0.241		K			K	FC5-4 1B		K		4	1	0	0	0	3	1								
Larry Brown, R OBP: 0.356, SLG: 0.359		F7			S 1B	1B L5 1B		F2		4	0	2	0	0	0	0								
Max Alvis, R OBP: 0.277, SLG: 0.260		3-1			K			BB 1B		3	0	1	1	0	1	1								
Luis Tiant, R OBP: 0.290, SLG: 0.313										2	0	0	0	0	0	1								
Gary Kroll, R OBP: 0.174, SLG: 0.062			6-3							0	0	0	0	0	0	0								
Richie Scheinblum, S OBP: 0.174, SLG: 0.062					F7					0	0	0	0	1	0	0								
Jack Hamilton, R OBP: 0.277, SLG: 0.260							1-2 BB			0	0	0	0	0	0	0								
Inning Stats	R: 0 E: 0 K: 2 S: 8	H: 1 LOB: 2 BB: 1 P: 12	R: 0 E: 0 K: 1 S: 5	H: 0 LOB: 0 BB: 0 P: 5	R: 0 E: 0 K: 0 S: 3	H: 0 LOB: 0 BB: 0 P: 3	R: 0 E: 0 K: 2 S: 7	H: 0 LOB: 0 BB: 0 P: 7	R: 0 E: 0 K: 1 S: 8	H: 1 LOB: 1 BB: 0 P: 8	R: 1 E: 0 K: 1 S: 6	H: 1 LOB: 0 BB: 0 P: 6	R: 1 E: 0 K: 0 S: 5	H: 3 LOB: 2 BB: 1 P: 9	R: 0 E: 0 K: 0 S: 3	H: 0 LOB: 0 BB: 0 P: 3	R: 0 E: 0 K: 1 S: 5	H: 0 LOB: 0 BB: 0 P: 5	1B: 5 2B: 1 3B: 1 HR: 0	SF: 0 SAC: 0 DP: 1 HBP: 0	WP: 0 PB: 0 SB: 1 CS: 0	PA: 34		
PITCHER	IP WLS BF H R ER SO BB IBB HBP BLK WP HR S P ERA WHIP	6.1 W 27 6 2 2 8 2 0 0 0 0 0 0 41 49 2.84 1.263	2.2 S 7 0 0 0 1 0 0 0 0 0 0 0 9 9 0.00 0.000											2.84 1.263										
Mike Hedlund, R ERA: 3.14																								
Moe Drabowsky, R ERA: 1.13																								

Batter	1	2	3	4	5	6	7	8	9	AB	R	H	RBI	BB	SO	LOB	BOTTOM								
Jackie Hernandez, R OBP: 0.311, SLG: 0.305	S BB		SH5-3 1B		L9	F3		S 1B		4	0	2	0	1	0	0	Cleveland Indians @ Kansas City Royals Municipal Stadium, Kansas City, MO Thu May 15 1969, 8:05 PM EDT Att. 9,121 - Unknown - 70 F								
Pat Kelly, L OBP: 0.303, SLG: 0.265	K		SH5-3		FC6-4 HR BB	S BB		K		2	1	0	0	2	2	2									
Mike Fiore, L OBP: 0.404, SLG: 0.347	L9		F2		FC6-4 1B	K		4-3		5	0	1	0	0	1	4									
Joe Foy, R OBP: 0.343, SLG: 0.339	F7		L9		FC6-4 HR	S SF8 1B				4	2	1	0	0	0	4									
Ed Kirkpatrick, L OBP: 0.246, SLG: 0.353		1B BB		CS BB	HR	SF8				1	1	1	4	2	0	0									
Chuck Harrison, R OBP: 0.359, SLG: 0.352		F7		P4	1B HBP			1B		3	0	1	0	0	0	2									
Jerry Adair, R OBP: 0.340, SLG: 0.323				E6 2B		K				4	1	2	0	0	1	2									
Jim Campanis, R OBP: 0.212, SLG: 0.265		F7			K			F8		4	0	1	1	0	1	5									
Mike Hedlund, R OBP: 0.200, SLG: 0.200					F7					3	0	0	0	0	1	3									
Moe Drabowsky, R ERA: 1.13	K				F7			K		1	0	0	0	0	1	0									
Inning Stats	R: 0 E: 0 K: 1 S: 5	H: 0 LOB: 1 BB: 1 P: 9	R: 0 E: 0 K: 1 S: 6	H: 1 LOB: 2 BB: 1 P: 10	R: 0 E: 0 K: 0 S: 4	H: 1 LOB: 1 BB: 0 P: 4	R: 1 E: 1 K: 0 S: 4	H: 1 LOB: 1 BB: 1 P: 8	R: 3 E: 0 K: 1 S: 8	H: 3 LOB: 2 BB: 1 P: 13	R: 0 E: 0 K: 1 S: 5	H: 0 LOB: 1 BB: 1 P: 9	R: 1 E: 0 K: 1 S: 7	H: 2 LOB: 1 BB: 0 P: 7	R: 0 E: 0 K: 2 S: 8	H: 1 LOB: 1 BB: 0 P: 8	1B: 7 2B: 1 3B: 0 HR: 1	SF: 1 SAC: 1 DP: 0 HBP: 1	WP: 0 PB: 0 SB: 4 CS: 1	PA: 39					
PITCHER	IP WLS BF H R ER SO BB IBB HBP BLK WP HR S P ERA WHIP	4.2 L 24 5 4 3 2 4 0 0 0 0 0 0 23 40 5.79 1.929	1.1 6 1 0 0 2 1 0 0 0 0 0 0 9 13 0.00 1.500	2.0 9 3 1 0 3 0 0 0 0 0 0 0 15 15 0.00 1.500											5.79 1.929										
Luis Tiant, R ERA: 7.51																									
Gary Kroll, R ERA: 1.8																									
Jack Hamilton, R ERA: 3.81																									

Batter	1	2	3	4	5	6	7	8	9	10	11	AB	R	H	RBI	BB	SO	LOB
Mark Belanger, R OBP: 0.366, SLG: 0.344 (1, 6)	P6		1B		1B SF9		F7		FC5-2 1-3 2H		FC5-4 1B	5	3	2	1	1	0	2
Paul Blair, R OBP: 0.313, SLG: 0.520 (1, 8)	F8		G3		F3				FC5-2		1B	5	1	1	0	1	0	4
Frank Robinson, R OBP: 0.420, SLG: 0.648 (1, 9)	F9						L7		1-3			6	0	3	3	0	0	3
Boog Powell, L OBP: 0.414, SLG: 0.438 Chico Salmon, R OBP: 0.375, SLG: 0.429 (10, PR) (10, 3)		G6-4-3 1B	F2		SF9							4	0	2	1	0	0	1
Merv Rettenmund, R OBP: 0.404, SLG: 0.522 (1, 7)		G6-4-3 1-2			6-3		F7					4	0	0	0	0	0	2
Brooks Robinson, R OBP: 0.280, SLG: 0.354 (1, 5)		BB 1B			5-3		F8					4	0	1	0	1	0	0
Davey Johnson, R OBP: 0.304, SLG: 0.336 (1, 4)		BB 1B					F8				FC8-2	4	1	2	0	1	0	3
Clay Dalrymple, L OBP: 0.367, SLG: 0.333 Andy Etchebarren, R OBP: 0.428, SLG: 0.535 (11, PH) (11, 2)							F3		2B FC5-2		FC5-4 BB	1	0	0	0	3	0	0
Jim Hardin, R OBP: 0.353, SLG: 0.467 Dave Leonhard, R Eddie Watt, R (8, 1) (9, 1)					P3				B1		FC5-4 BB	3	0	0	0	0	2	5
												0	0	0	0	1	0	0

Inning Stats	R: 0	H: 0	E: 0	LOB: 0	K: 0	BB: 0	S: 3	P: 3	R: 0	H: 3	E: 0	LOB: 3	K: 1	BB: 1	S: 7	P: 11	R: 1	H: 2	E: 1	LOB: 1	K: 0	BB: 0	S: 4	P: 4	R: 0	H: 0	E: 0	LOB: 2	K: 0	BB: 2	S: 3	P: 11	R: 1	H: 1	E: 0	LOB: 1	K: 0	BB: 1	S: 4	P: 8	R: 0	H: 0	E: 0	LOB: 0	K: 0	BB: 0	S: 3	P: 3	R: 0	H: 0	E: 0	LOB: 1	K: 1	BB: 1	S: 5	P: 9	R: 0	H: 0	E: 0	LOB: 0	K: 0	BB: 0	S: 3	P: 3	R: 1	H: 2	E: 0	LOB: 2	K: 0	BB: 1	S: 5	P: 9	R: 0	H: 1	E: 0	LOB: 2	K: 0	BB: 1	S: 3	P: 7	R: 2	H: 2	E: 0	LOB: 1	K: 0	BB: 2	S: 4	P: 12	1B: 8	SF: 1	2B: 4	SAC: 1	3B: 1	DP: 3	HR: 0	HBP: 0	WP: 0	PA: 49	FB: 0	SB: 1	CS: 0
--------------	------	------	------	--------	------	-------	------	------	------	------	------	--------	------	-------	------	-------	------	------	------	--------	------	-------	------	------	------	------	------	--------	------	-------	------	-------	------	------	------	--------	------	-------	------	------	------	------	------	--------	------	-------	------	------	------	------	------	--------	------	-------	------	------	------	------	------	--------	------	-------	------	------	------	------	------	--------	------	-------	------	------	------	------	------	--------	------	-------	------	------	------	------	------	--------	------	-------	------	-------	-------	-------	-------	--------	-------	-------	-------	--------	-------	--------	-------	-------	-------

PITCHER	IP	WLS	BF	H	R	ER	SO	BB	IBB	HBP	BLK	WP	HR	S	P	ERA	WHIP
Roger Nelson, R ERA: 3.44 Moe Drabowsky, R ERA: 1.11 Dave Wickersham, R ERA: 2.7 Steve Jones, L ERA: 2.55 Jim Rooker, L ERA: 6.62	(1, 1)	8.0	35	7	3	3	2	5	1	0	0	0	0	33	57	3.38	1.500
	(9, 1)	0.1	2	1	0	0	0	0	0	0	0	0	0	2	2	0.00	3.000
	(9, 1)	0.2	2	0	0	0	0	0	0	0	0	0	0	2	2	0.00	0.000
	(10, 1)	1.0	L	6	1	2	2	0	2	1	0	0	0	3	15	18.00	3.000
	(11, 1)	1.0	4	2	0	0	0	0	0	0	0	0	0	4	4	0.00	2.000

Batter	1	2	3	4	5	6	7	8	9	10	11	AB	R	H	RBI	BB	SO	LOB	
Jackie Hernandez, R OBP: 0.324, SLG: 0.313 (1, 6)	FC5-6 1B		4-3 BB		3-1			CS 1B			F8	4	0	2	0	1	0	0	
Pat Kelly, L OBP: 0.296, SLG: 0.274 (1, 8)	FC5-6 2B		4-3				SH5-3 SF8		B2		4-3	5	2	1	0	0	0	3	
Joe Keough, L OBP: 0.192, SLG: 0.176 (1, 9)	6-3		4-3				SH5-3		PO 1B			4	0	2	0	0	0	2	
Joe Foy, R OBP: 0.338, SLG: 0.344 (1, 5)					6-3		SF8		PO		F7	4	0	1	2	0	1	1	
Ed Kirkpatrick, L OBP: 0.242, SLG: 0.327 (1, 7) (10, 3)	L3						L9				F7	4	0	0	0	1	0	1	
Chuck Harrison, R OBP: 0.354, SLG: 0.338 Tom Burgmeier, L (9, PR)		L8			F7							3	0	0	0	1	0	1	
Steve Jones, L OBP: 0.300, SLG: 0.125 Jim Rooker, R (11, PH)									1B BB		5-3	0	1	0	0	0	0	0	
Bob Oliver, R OBP: 0.315, SLG: 0.427 (11, PH)												1	0	0	0	0	0	0	
Jerry Adair, R OBP: 0.346, SLG: 0.330 Juan Rios, R OBP: 0.357, SLG: 0.270 (9, PR) (10, 4)		G5-4-3 1B			L9				6-3			4	0	2	0	0	1	1	
Jim Campanis, R OBP: 0.218, SLG: 0.269 Lou Piniella, R OBP: 0.331, SLG: 0.509 (9, PH) (10, 7)		G5-4-3					5-3		FC6-4 1B			3	0	1	0	0	0	1	
Roger Nelson, R OBP: 0.222, SLG: 0.176 Moe Drabowsky, R Dave Wickersham, R Hawk Taylor, R OBP: 0.333, SLG: 0.667 (1, 1) (9, 1) (9, PH) (10, 2)					5-3		K2-3		FC6-4		K	3	0	0	0	0	1	1	
												0	0	0	0	0	0	0	0

Inning Stats	R: 1	H: 2	E: 0	LOB: 1	K: 0	BB: 0	S: 5	P: 5	R: 0	H: 1	E: 0	LOB: 0	K: 0	BB: 0	S: 3	P: 3	R: 0	H: 0	E: 0	LOB: 1	K: 0	BB: 1	S: 3	P: 7	R: 0	H: 0	E: 0	LOB: 1	K: 0	BB: 1	S: 3	P: 7	R: 1	H: 1	E: 0	LOB: 1	K: 1	BB: 0	S: 5	P: 5	R: 0	H: 1	E: 0	LOB: 0	K: 0	BB: 0	S: 4	P: 4	R: 0	H: 1	E: 0	LOB: 2	K: 1	BB: 1	S: 7	P: 11	R: 0	H: 1	E: 0	LOB: 1	K: 1	BB: 0	S: 6	P: 6	R: 0	H: 0	E: 0	LOB: 0	K: 0	BB: 0	S: 3	P: 3	R: 0	H: 0	E: 0	LOB: 0	K: 0	BB: 0	S: 3	P: 3	1B: 8	SF: 1	2B: 2	SAC: 1	3B: 0	DP: 1	HR: 0	HBP: 0	WP: 0	PA: 44	FB: 0	SB: 0	CS: 1
--------------	------	------	------	--------	------	-------	------	------	------	------	------	--------	------	-------	------	------	------	------	------	--------	------	-------	------	------	------	------	------	--------	------	-------	------	------	------	------	------	--------	------	-------	------	------	------	------	------	--------	------	-------	------	------	------	------	------	--------	------	-------	------	-------	------	------	------	--------	------	-------	------	------	------	------	------	--------	------	-------	------	------	------	------	------	--------	------	-------	------	------	-------	-------	-------	--------	-------	-------	-------	--------	-------	--------	-------	-------	-------

PITCHER	IP	WLS	BF	H	R	ER	SO	BB	IBB	HBP	BLK	WP	HR	S	P	ERA	WHIP
Jim Hardin, R ERA: 3.89 Dave Leonhard, R ERA: 1.69 Eddie Watt, R ERA: 2.16	(1, 1)	7.1	30	7	2	2	1	2	0	0	0	0	0	30	38	2.46	1.227
	(8, 1)	1.1	5	2	1	1	0	1	0	0	0	0	0	4	8	6.75	2.250
	(9, 1)	2.1	W	8	1	0	0	2	0	0	0	0	0	12	12	0.00	0.429


TOP

Baltimore Orioles @ Kansas City Royals
Municipal Stadium, Kansas City, MO

Fri May 16 1969, 8:05 PM EDT
Att: 15,487 - Unknown

livebaseballscorecards.com

AB 38
R 5
H 11
RBI 5
BB 9
SO 2
LOB 23




BOTTOM

Baltimore Orioles @ Kansas City Royals
Municipal Stadium, Kansas City, MO

Fri May 16 1969, 8:05 PM EDT
Att: 15,487 - Unknown

livebaseballscorecards.com

AB 38
R 3
H 10
RBI 3
BB 3
SO 3
LOB 13



Batter	1	2	3	4	5	6	7	8	9	AB	R	H	RBI	BB	SO	LOB	TOP						
Mark Belanger, R (1, 6) OBP: 0.361, SLG: 0.338	F9		FC6-4 FC4-6		1B 2B 1B		5-3		F8	5	1	1	0	0	0	1	Baltimore Orioles @ Kansas City Royals Municipal Stadium, Kansas City, MO Sat May 17 1969, 8:05 PM EDT Att: 12,441 - Unknown livebaseballscorecards.com						
Paul Blair, R (1, 8) OBP: 0.376, SLG: 0.526			FC4-6 CS		2B SF9 1B		F9			4	1	2	0	0	0	1							
Frank Robinson, R (1, 9) OBP: 0.422, SLG: 0.648	6-3		CS	1B SF8 BB	SF9 1-3 2-H		F8			3	1	1	1	1	0	1							
Boog Powell, L (1, 3) OBP: 0.410, SLG: 0.431	4-3			1B SF8 1B	G3			K		4	1	1	0	0	1	3							
Merv Rettenmund, R (1, 7) OBP: 0.393, SLG: 0.521		S 1B		SF8 1-2 3-H	SF9 2-3 3-H			4-3		2	0	1	2	0	0	0							
Brooks Robinson, R (1, 5) OBP: 0.279, SLG: 0.358	F9 1-2			F9 1-2	F8					4	0	1	0	0	0	3							
Davey Johnson, R (1, 4) OBP: 0.303, SLG: 0.328	F9			1B BB			5-3			3	0	0	0	1	0	2							
Andy Etchebarren, R (1, 2) OBP: 0.414, SLG: 0.511	K						4-3			4	0	1	1	0	1	1							
Jim Palmer, R (1, 1) OBP: 0.167, SLG: 0.136			FC6-4 BB	K			F7		K	3	0	0	0	1	2	2							
Inning Stats	R: 0 E: 0 K: 0 S: 4	H: 1 LOB: 1 BB: 0 P: 4	R: 0 E: 0 K: 1 S: 6	H: 1 LOB: 1 BB: 0 P: 6	R: 0 E: 0 K: 0 S: 2	H: 0 LOB: 0 BB: 1 P: 6	R: 2 E: 0 K: 1 S: 7	H: 2 LOB: 2 BB: 2 P: 15	R: 2 E: 0 K: 0 S: 6	H: 3 LOB: 1 BB: 0 P: 6	R: 0 E: 0 K: 0 S: 3	H: 0 LOB: 0 BB: 0 P: 3	R: 0 E: 0 K: 0 S: 3	H: 0 LOB: 0 BB: 0 P: 3	R: 0 E: 0 K: 1 S: 6	H: 1 LOB: 1 BB: 0 P: 6	R: 0 E: 0 K: 1 S: 5	H: 0 LOB: 0 BB: 0 P: 5	1B: 5 2B: 3 3B: 0 HR: 0	SF: 2 SAC: 0 DP: 0 HBP: 0	WP: 0 PB: 0 SB: 1 CS: 1	PA: 38	
PITCHER	IP WLS BF L	H R ER 4	SO 2	BB 3	IBB 0	HBP 0	BLK 0	WP 0	HR 0	S 22	P 34	ERA 9.00	WHIP 2.500										
Bill Butler, L (1, 1) ERA: 3.4	4.0	7	2	3	0	0	0	0	0	22	34	9.00	2.500										
Tom Burgmeier, L (5, 1) ERA: 2.13	5.0	1	2	0	0	0	0	0	0	20	20	0.00	0.200										

Batter	1	2	3	4	5	6	7	8	9	AB	R	H	RBI	BB	SO	LOB	BOTTOM						
Jackie Hernandez, R (1, 6) OBP: 0.330, SLG: 0.314	K			F9		BB BB			2B 1B	3	1	1	0	1	1	0	Baltimore Orioles @ Kansas City Royals Municipal Stadium, Kansas City, MO Sat May 17 1969, 8:05 PM EDT Att: 12,441 - Unknown livebaseballscorecards.com						
Joe Kaough, L (1, 8) OBP: 0.195, SLG: 0.169	4-3			4-3		BB BB			F8	3	0	0	0	1	0	1							
Lou Piniella, R (1, 7) OBP: 0.320, SLG: 0.491	K			5-3					F9	4	0	0	0	0	1	4							
Joe Foy, R (1, 5) OBP: 0.336, SLG: 0.349		K			L6				1B 2B	4	1	1	1	0	2	0							
Ed Kirkpatrick, L (1, 9) OBP: 0.242, SLG: 0.322		K			3-1					4	0	1	1	0	1	0							
Chuck Harrison, R (1, 3) OBP: 0.337, SLG: 0.321		6-3			F9				F7	4	0	0	0	0	0	1							
Jerry Adair, R (1, 4) OBP: 0.336, SLG: 0.320				F3					E6 1-3-6	3	0	0	0	0	0	0							
Jim Campanis, R (1, 2) OBP: 0.207, SLG: 0.255				5-3					4-3-6	3	0	0	0	0	0	1							
Bill Butler, L (1, 1) OBP: 0.100, SLG: 0.100				L6						1	0	0	0	0	0	0							
Tom Burgmeier, L (5, 1) OBP: 0.250, SLG: 0.250						BB BB 1B			1-3	2	0	1	0	0	0	0							
Inning Stats	R: 0 E: 0 K: 2 S: 7	H: 0 LOB: 0 BB: 0 P: 7	R: 0 E: 0 K: 2 S: 7	H: 0 LOB: 0 BB: 0 P: 7	R: 0 E: 0 K: 0 S: 3	H: 0 LOB: 0 BB: 0 P: 3	R: 0 E: 0 K: 0 S: 3	H: 0 LOB: 0 BB: 0 P: 3	R: 0 E: 0 K: 0 S: 4	H: 1 LOB: 3 BB: 2 P: 12	R: 0 E: 0 K: 1 S: 5	H: 0 LOB: 0 BB: 0 P: 5	R: 0 E: 1 K: 0 S: 3	H: 0 LOB: 0 BB: 0 P: 3	R: 2 E: 0 K: 0 S: 6	H: 3 LOB: 1 BB: 0 P: 6	1B: 3 2B: 2 3B: 0 HR: 0	SF: 0 SAC: 0 DP: 1 HBP: 0	WP: 0 PB: 0 SB: 0 CS: 0	PA: 33			
PITCHER	IP WLS BF W	H R ER 2	SO 5	BB 2	IBB 0	HBP 0	BLK 0	WP 0	HR 0	S 41	P 49	ERA 2.00	WHIP 0.667										
Jim Palmer, R (1, 1) ERA: 1.89	9.0	4	5	2	0	0	0	0	0	41	49	2.00	0.667										

Batter	1	2	3	4	5	6	7	8	9	AB	R	H	RBI	BB	SO	LOB	TOP								
Mark Belanger, R (1, 6) OBP: 0.350, SLG: 0.326	L5		F8			K	F8		K	5	0	0	0	0	2	2	Baltimore Orioles @ Kansas City Royals Municipal Stadium, Kansas City, MO Sun May 18 1969, 4:33 AM EDT Att: 28,944 - Unknown								
Paul Blair, R (1, 8) OBP: 0.368, SLG: 0.513	F7		F8			L5		P4		4	0	0	0	0	0										
Frank Robinson, R (1, 9) OBP: 0.424, SLG: 0.649				P4		F9			HR	3	1	1	0	1	0										
Boog Powell, L (1, 3) OBP: 0.405, SLG: 0.450	F7			F2			P4		HR	4	1	1	2	0	0	1									
Merv Rettenmund, R (1, 7) OBP: 0.385, SLG: 0.500		K		6-3			FC4-6 1B		6-3	4	0	1	0	0	1	0									
Eliot Hendricks, L (1, 2) OBP: 0.337, SLG: 0.378		1-3			F8		FC4-6 1B		4-3	4	1	0	0	0	0	1									
Brooks Robinson, R (1, 5) OBP: 0.284, SLG: 0.362					K				P6	4	1	2	0	0	1	0									
Davey Johnson, R (1, 4) OBP: 0.314, SLG: 0.331			4-3			E7 3B 1B			S BB	2	1	1	1	2	0	1									
Mike Cuellar, L (1, 1) OBP: 0.042, SLG: 0.125			K			F8			K	4	0	1	1	0	2	2									
Inning Stats	R: 0 E: 0 K: 0 S: 3	H: 0 LOB: 1 BB: 1 P: 7	R: 0 E: 0 K: 1 S: 6	H: 1 LOB: 1 BB: 0 P: 6	R: 0 E: 0 K: 1 S: 5	H: 0 LOB: 0 BB: 0 P: 5	R: 0 E: 0 K: 0 S: 3	H: 0 LOB: 0 BB: 0 P: 3	R: 0 E: 0 K: 1 S: 5	H: 0 LOB: 1 BB: 1 P: 9	R: 0 E: 0 K: 1 S: 5	H: 0 LOB: 0 BB: 0 P: 5	R: 3 E: 1 K: 0 S: 7	H: 4 LOB: 1 BB: 0 P: 7	R: 2 E: 0 K: 0 S: 5	H: 2 LOB: 0 BB: 0 P: 5	R: 0 E: 0 K: 2 S: 7	H: 0 LOB: 1 BB: 1 P: 11	1B: 4 2B: 1 3B: 1 HR: 1	SF: 0 SAC: 0 DP: 0 HBP: 0	WP: 0 PB: 0 SB: 1 CS: 0	PA: 37			
PITCHER	IP	WLS	BF	H	R	ER	SO	BB	IBB	HBP	BLK	WP	HR	S	P	ERA	WHIP								
Dick Drago, R (1, 1) ERA: 3.0	7.1	L	31	7	5	5	4	2	0	0	0	0	1	37	45	6.14	1.227								
Dave Wickersham, R (8, 1) ERA: 2.53	0.2		2	0	0	0	0	0	0	0	0	0	0	2	2	0.00	0.000								
Dave Morehead, R (9, 1) ERA: 6.89	1.0		4	0	0	0	2	1	0	0	0	0	0	7	11	0.00	1.000								

AB	34
R	5
H	7
RBI	4
BB	3
SO	6
LOB	7



Batter	1	2	3	4	5	6	7	8	9	AB	R	H	RBI	BB	SO	LOB	BOTTOM								
Jackie Hernandez, R (1, 6) OBP: 0.319, SLG: 0.302	6-3		6-3		K			F6		4	0	0	0	0	1	0	Baltimore Orioles @ Kansas City Royals Municipal Stadium, Kansas City, MO Sun May 18 1969, 4:33 AM EDT Att: 28,944 - Unknown								
Juan Rios, R (1, 4) OBP: 0.348, SLG: 0.268			K			F7		6-3		4	0	1	0	0	1	0									
Lou Piniella, R (1, 7) OBP: 0.310, SLG: 0.475		FC5-4 1B				6-3				4	0	0	0	0	0	1									
Joe Foy, R (1, 5) OBP: 0.333, SLG: 0.341			5-3			6-3				4	0	0	0	0	0	1									
Chuck Harrison, R (1, 3) OBP: 0.322, SLG: 0.305				FC5-4 BB		5-3				3	0	0	0	1	1	1									
Bob Oliver, R (1, 8) OBP: 0.304, SLG: 0.412		L7			FC5-4		F2		6-3	4	0	0	0	0	0	1									
Ed Kirkpatrick, L (1, 9) OBP: 0.246, SLG: 0.355			5-3		K		6-3			3	0	0	0	0	1	1									
Ellie Rodriguez, R (1, 2) OBP: 0.292, SLG: 0.228						F8		E4 FC5-4		3	0	1	0	0	0	1									
Dick Drago, R (1, 1) ERA: 3.0						F9		FC5-4		2	0	0	0	1	0	1									
Dave Wickersham, R (8, 1) ERA: 2.53										2	0	0	0	0	0	0	0								
Joe Keough, L (6, PH) OBP: 0.193, SLG: 0.167										1	0	0	0	0	0	0	0								
Dave Morehead, R (9, 1) ERA: 6.89								F2		0	0	0	0	0	0	0	0								
Inning Stats	R: 0 E: 0 K: 1 S: 6	H: 1 LOB: 2 BB: 1 P: 10	R: 0 E: 0 K: 1 S: 6	H: 1 LOB: 1 BB: 1 P: 10	R: 0 E: 0 K: 1 S: 5	H: 0 LOB: 0 BB: 0 P: 5	R: 0 E: 0 K: 1 S: 5	H: 0 LOB: 1 BB: 1 P: 9	R: 0 E: 0 K: 2 S: 7	H: 0 LOB: 0 BB: 0 P: 7	R: 0 E: 0 K: 0 S: 3	H: 0 LOB: 0 BB: 0 P: 3	R: 0 E: 1 K: 0 S: 4	H: 0 LOB: 1 BB: 0 P: 4	R: 0 E: 0 K: 0 S: 3	H: 0 LOB: 0 BB: 0 P: 3	R: 0 E: 0 K: 0 S: 3	H: 0 LOB: 0 BB: 0 P: 3	1B: 1 2B: 0 3B: 1 HR: 0	SF: 0 SAC: 0 DP: 0 HBP: 0	WP: 0 PB: 0 SB: 0 CS: 0	PA: 32			
PITCHER	IP	WLS	BF	H	R	ER	SO	BB	IBB	HBP	BLK	WP	HR	S	P	ERA	WHIP								
Mike Cuellar, L (1, 1) ERA: 2.62	9.0	W	32	2	0	0	6	1	1	0	0	0	0	42	50	0.00	0.333								

AB	30
R	0
H	2
RBI	0
BB	2
SO	6
LOB	8



Batter	1	2	3	4	5	6	7	8	9	AB	R	H	RBI	BB	SO	LOB	TOP			
Jackie Hernandez, R OBP: 0.308, SLG: 0.291	F9		FC4			6-3			6-3	4	0	0	0	0	0	1	Kansas City Royals @ Cleveland Indians Cleveland Municipal Stadium, Cleveland, OH Tue May 20 1969, 7:05 PM EDT Att: 3,622 - Unknown livebaseballscorecards.com			
Jerry Adair, R OBP: 0.325, SLG: 0.308	F3			K			P4		L7	4	0	0	0	0	1	0				
Lou Piniella, R OBP: 0.311, SLG: 0.496	K			K			HR			3	1	1	1	0	2	0				
Joe Foy, R OBP: 0.327, SLG: 0.333		F9		4-3			6-3			3	0	0	0	0	0	0				
Chuck Harrison, R OBP: 0.312, SLG: 0.294		F7			1-3		F9			3	0	0	0	0	0	0				
Bob Oliver, R OBP: 0.295, SLG: 0.398		K			6-3			K		3	0	0	0	0	2	0				
Ed Kirkpatrick, L OBP: 0.250, SLG: 0.354			FC4	1B	4-3		F7			3	0	1	0	0	0	0				
Jim Campanis, R OBP: 0.197, SLG: 0.241			F9			5-3	P5			3	0	0	0	0	0	1				
Mike Hedlund, R OBP: 0.167, SLG: 0.167			K			K			6-3	2	0	0	0	0	2	1				
Dave Wickersham, R OBP: 0.340, SLG: 0.262										0	0	0	0	0	0	0				
Juan Rios, R OBP: 0.340, SLG: 0.262										1	0	0	0	0	0	0				
Inning Stats	R: 0 E: 0 K: 1 S: 5	H: 0 LOB: 0 BB: 0 P: 5	R: 0 E: 0 K: 1 S: 5	H: 0 LOB: 0 BB: 0 P: 5	R: 0 E: 0 K: 1 S: 6	H: 1 LOB: 1 BB: 0 P: 6	R: 0 E: 0 K: 2 S: 7	H: 0 LOB: 0 BB: 0 P: 7	R: 0 E: 0 K: 0 S: 3	H: 0 LOB: 0 BB: 0 P: 3	R: 0 E: 0 K: 1 S: 4	H: 1 LOB: 0 BB: 0 P: 4	R: 0 E: 0 K: 1 S: 5	H: 0 LOB: 0 BB: 0 P: 5	R: 0 E: 0 K: 0 S: 3	H: 0 LOB: 0 BB: 0 P: 3	1B: 1 2B: 0 3B: 0 HR: 1	SF: 0 SAC: 0 DP: 0 HBP: 0	WP: 0 PB: 0 SB: 0 CS: 0	PA: 29
PITCHER Sam McDowell, L ERA: 2.89	IP: 9.0 WLS: W BF: 29 H: 2 R: 1 ER: 1 SO: 7 BB: 0 IBB: 0 HBP: 0 BLK: 0 WP: 0 HR: 1 S: 43 P: 43 ERA: 1.00 WHIP: 0.222																			


Batter	1	2	3	4	5	6	7	8	9	AB	R	H	RBI	BB	SO	LOB	BOTTOM			
Zoilo Versalles, R OBP: 0.320, SLG: 0.381	F8		K		6-3		G3			4	0	0	0	0	1	0	Kansas City Royals @ Cleveland Indians Cleveland Municipal Stadium, Cleveland, OH Tue May 20 1969, 7:05 PM EDT Att: 3,622 - Unknown livebaseballscorecards.com			
Vern Fuller, R OBP: 0.224, SLG: 0.119										0	0	0	0	0	0	0				
Jose Cardenal, R OBP: 0.280, SLG: 0.342	5-3		1B			HR	F8			4	1	2	1	0	0	0				
Ken Harrelson, R OBP: 0.256, SLG: 0.310	6-3			L7		F5	F3			4	0	0	0	0	0	0				
Tony Horton, R OBP: 0.308, SLG: 0.496		1B	2B	1B	K	K		5-3		4	1	1	0	0	2	0				
Russ Snyder, L OBP: 0.386, SLG: 0.347										0	0	0	0	0	0	0				
Lee Maye, L OBP: 0.245, SLG: 0.200		K		BB	1B	1B	2B	1B	4-3	4	1	2	0	0	1	1				
Larry Brown, R OBP: 0.364, SLG: 0.357		2B	1B		BB	1B	2B	1B	P4	3	1	2	0	1	0	0				
Ray Fosse, R OBP: 0.262, SLG: 0.256		F5		L8		E	2B			3	0	1	2	0	0	4				
Max Alvis, R OBP: 0.301, SLG: 0.302					P4	E6	FC6-4			3	0	1	1	0	0	1				
Sam McDowell, L OBP: 0.150, SLG: 0.150			F2		4-3	FC6-4				3	0	0	0	0	0	2				
Inning Stats	R: 0 E: 0 K: 0 S: 3	H: 0 LOB: 0 BB: 0 P: 3	R: 1 E: 0 K: 1 S: 7	H: 3 LOB: 2 BB: 0 P: 7	R: 0 E: 0 K: 1 S: 5	H: 1 LOB: 1 BB: 0 P: 5	R: 0 E: 0 K: 1 S: 6	H: 1 LOB: 2 BB: 1 P: 10	R: 0 E: 0 K: 0 S: 3	H: 0 LOB: 0 BB: 0 P: 3	R: 3 E: 1 K: 1 S: 10	H: 4 LOB: 2 BB: 0 P: 10	R: 0 E: 0 K: 0 S: 3	H: 0 LOB: 0 BB: 0 P: 3	R: 0 E: 0 K: 0 S: 3	H: 0 LOB: 0 BB: 0 P: 3	1B: 6 2B: 2 3B: 0 HR: 1	SF: 0 SAC: 0 DP: 0 HBP: 0	WP: 0 PB: 0 SB: 0 CS: 0	PA: 33
PITCHER Mike Hedlund, R ERA: 3.67	IP: 5.2 WLS: L BF: 25 H: 9 R: 4 ER: 4 SO: 4 BB: 1 IBB: 0 HBP: 0 BLK: 0 WP: 0 HR: 1 S: 32 P: 36 ERA: 6.35 WHIP: 1.765																			
PITCHER Dave Wickersham, R ERA: 2.39	IP: 2.1 WLS: 8 BF: 0 H: 0 R: 0 ER: 0 SO: 0 BB: 0 IBB: 0 HBP: 0 BLK: 0 WP: 0 HR: 0 S: 8 P: 8 ERA: 0.00 WHIP: 0.000																			

Batter	1	2	3	4	5	6	7	8	9	AB	R	H	RBI	BB	SO	LOB	TOP									
Jackie Hernandez, R OBP: 0.315, SLG: 0.292	4-0 CS BB		0-0 S 1B			0-0 6-3		0-0 P6		3	0	1	0	1	0	0	Kansas City Royals @ Cleveland Indians Cleveland Municipal Stadium, Cleveland, OH Wed May 21 1969, 7:05 PM EDT Att: 3,817 - Unknown - 54 F									
Jerry Adair, R OBP: 0.322, SLG: 0.333	0-0 1-2 HR		0-0 F9			0-0 P6		0-0 F8		4	1	1	1	0	0	1										
Lou Piniella, R OBP: 0.301, SLG: 0.480	0-3 K		0-3 K			0-0 F8			0-0 6-3	4	0	0	0	0	2	1										
Joe Foy, R OBP: 0.331, SLG: 0.338	0-0 BLK 1B					0-0 F8			0-0 HR 1B	4	1	2	0	0	0	0										
Chuck Harrison, R OBP: 0.309, SLG: 0.326	0-0 F7					0-0 6-3			0-0 F9	4	1	1	1	0	0	2										
Bob Oliver, R OBP: 0.303, SLG: 0.435						0-0 4-3				4	1	2	2	0	0	0										
Ed Kirkpatrick, L OBP: 0.237, SLG: 0.333						0-0 G3			0-0 F9	4	0	0	0	0	1	1										
Ellie Rodriguez, R OBP: 0.294, SLG: 0.220						4-0 CS BB			0-0 P6	2	0	0	0	1	0	1										
Roger Nelson, R OBP: 0.190, SLG: 0.150						0-0 L5			0-0 6-3	3	0	0	0	0	0	1										
Inning Stats	R: 1 E: 0 K: 1 S: 6	H: 2 LOB: 1 BB: 1 P: 10	R: 0 E: 0 K: 1 S: 5	H: 0 LOB: 0 BB: 0 P: 5	R: 0 E: 0 K: 1 S: 6	H: 1 LOB: 1 BB: 0 P: 6	R: 0 E: 0 K: 0 S: 3	H: 0 LOB: 0 BB: 0 P: 3	R: 0 E: 0 K: 0 S: 2	H: 0 LOB: 0 BB: 1 P: 6	R: 0 E: 0 K: 0 S: 3	H: 0 LOB: 1 BB: 0 P: 3	R: 1 E: 0 K: 0 S: 5	H: 2 LOB: 1 BB: 0 P: 5	R: 0 E: 0 K: 0 S: 3	H: 0 LOB: 0 BB: 0 P: 3	R: 2 E: 0 K: 0 S: 5	H: 2 LOB: 2 BB: 0 P: 5	1B: 4 2B: 0 3B: 0 HR: 3	SF: 0 SAC: 0 DP: 0 HBP: 0	WP: 0 PB: 0 SB: 1 CS: 2	PA: 34				
PITCHER	IP	WLS	BF	H	R	ER	SO	BB	IBB	HBP	BLK	WP	HR	S	P	ERA	WHIP									
Mike Paul, L ERA: 4.01	(1, 1)	7.0	L	26	5	2	2	3	2	0	0	1	0	2	30	38	2.57	1.000								
Stan Williams, R ERA: 5.21	(8, 1)	2.0		8	2	2	2	0	0	0	0	0	0	1	8	8	9.00	1.000								

Batter	1	2	3	4	5	6	7	8	9	AB	R	H	RBI	BB	SO	LOB	BOTTOM								
Zoilo Versalles, R OBP: 0.317, SLG: 0.375	0-0 G6-4-3 1B		0-0 L7					0-0 F7		4	0	1	0	0	0	2	Kansas City Royals @ Cleveland Indians Cleveland Municipal Stadium, Cleveland, OH Wed May 21 1969, 7:05 PM EDT Att: 3,817 - Unknown - 54 F								
Jose Cardenal, R OBP: 0.299, SLG: 0.339	0-0 G6-4-3 1-2		0-0 F8			0-3 K		0-0 G5-4-3 1B		4	0	1	0	0	1	1									
Ken Harrelson, R OBP: 0.248, SLG: 0.299	0-0 E6					0-3 K		0-0 G5-4-3 1-2		4	0	0	0	0	2	1									
Tony Horton, R OBP: 0.299, SLG: 0.480	0-0 F8					0-0 6-3		0-0 6-3		4	0	0	0	0	0	1									
Lee Maye, L OBP: 0.245, SLG: 0.204						0-0 P6			0-0 4-3	4	0	1	0	0	0	0									
Larry Brown, R OBP: 0.388, SLG: 0.362						0-0 1B FOS-6-5 1B			0-0 1-3	4	0	2	0	0	1	1									
Ray Fosse, R OBP: 0.244, SLG: 0.238						0-0 K			0-0 F8	3	0	0	0	0	1	3									
Max Alvis, R OBP: 0.313, SLG: 0.315						0-0 F8			0-0 FOS-6-5 1B	3	0	2	0	0	0	1									
Mike Paul, L Richie Scheinblum, S OBP: 0.194, SLG: 0.125 Stan Williams, R OBP: 0.091, SLG: 0.091	(1, 1) (7, PH) (8, 1)					0-0 6-3			0-0 FC5-6-5 1-3 3H	2 1 0	0 0 0	0 0 0	0 0 0	0 0 0	0 0 0	0 0 0									
Inning Stats	R: 0 E: 1 K: 0 S: 4	H: 1 LOB: 1 BB: 0 P: 4	R: 0 E: 0 K: 1 S: 6	H: 1 LOB: 1 BB: 0 P: 6	R: 0 E: 0 K: 0 S: 3	H: 0 LOB: 0 BB: 0 P: 3	R: 0 E: 0 K: 1 S: 5	H: 0 LOB: 0 BB: 0 P: 5	R: 0 E: 0 K: 0 S: 5	H: 2 LOB: 2 BB: 0 P: 5	R: 0 E: 0 K: 2 S: 7	H: 0 LOB: 0 BB: 0 P: 7	R: 0 E: 0 K: 1 S: 7	H: 2 LOB: 2 BB: 0 P: 7	R: 0 E: 0 K: 0 S: 3	H: 1 LOB: 0 BB: 0 P: 3	R: 0 E: 0 K: 0 S: 3	H: 0 LOB: 0 BB: 0 P: 3	1B: 7 2B: 0 3B: 0 HR: 0	SF: 0 SAC: 0 DP: 2 HBP: 0	WP: 0 PB: 0 SB: 0 CS: 0	PA: 33			
PITCHER	IP	WLS	BF	H	R	ER	SO	BB	IBB	HBP	BLK	WP	HR	S	P	ERA	WHIP								
Roger Nelson, R ERA: 2.95	(1, 1)	9.0	W	33	7	0	0	5	0	0	0	0	0	43	43	0.00	0.778								

Batter	1	2	3	4	5	6	7	8	9	AB	R	H	RBI	BB	SO	LOB	TOP			
Jackie Hernandez, R OBP: 0.313, SLG: 0.284 Hawk Taylor, R OBP: 0.321, SLG: 0.643	0-0 5-3		0-0 6-3		0-0 6-3		4-0 BB		0-3 K	3	0	0	0	1	0	0	Kansas City Royals @ Cleveland Indians Cleveland Municipal Stadium, Cleveland, OH Thu May 22 1969, 7:05 PM EDT Att: 3,148 - Unknown - 51 F livebaseballscorecards.com			
Pat Kelly, L OBP: 0.306, SLG: 0.312 Dave Wickersham, R OBP: 0.328, SLG: 0.339	0-0 S 1B		0-0 G3		0-0 WP 3B		0-0 L8			4	1	2	0	0	0	1				
Mike Fiore, L OBP: 0.387, SLG: 0.329	0-0 L9			0-0 E4 FC5 1B		0-3 K		0-0 F8		4	0	0	0	0	1	2				
Joe Foy, R OBP: 0.323, SLG: 0.329	0-0 4-3 1-2			0-3 K		0-0 4-3		0-0 6-3		4	0	0	0	0	1	2				
Ed Kirkpatrick, L OBP: 0.250, SLG: 0.342		0-0 F7		0-0 L8		0-0 1B 1B		0-0 E 1B		4	0	2	0	0	0	1				
Jerry Adair, R OBP: 0.328, SLG: 0.339		0-0 4-3		0-0 1B 1-2		0-0 FC3-6 1B 1-2		0-0 E4 1-3		4	0	2	0	0	0	1				
Joe Keough, L OBP: 0.195, SLG: 0.160		4-0 BB		0-0 FC5 2-3f		0-0 FC3-6 1-2f		0-0 6-3		3	0	0	0	1	0	6				
Bob Oliver, R OBP: 0.291, SLG: 0.417		0-0 F9			0-0 L8		0-0 F7		0-3 K	4	0	0	0	0	1	1				
Dick Drago, R Lou Piniella, R OBP: 0.297, SLG: 0.472			0-0 1-3		0-0 6-3		0-0 6-3		0-0 G1	2	0	0	0	0	0	0				
Inning Stats	R: 0 E: 0 K: 0 S: 4	H: 1 LOB: 1 BB: 0 P: 4	R: 0 E: 0 K: 0 S: 3	H: 0 LOB: 0 BB: 1 P: 7	R: 0 E: 0 K: 1 S: 3	H: 1 LOB: 2 BB: 0 P: 7	R: 0 E: 0 K: 0 S: 3	H: 0 LOB: 0 BB: 0 P: 3	R: 1 E: 0 K: 1 S: 8	H: 3 LOB: 2 BB: 1 P: 8	R: 0 E: 0 K: 0 S: 3	H: 0 LOB: 1 BB: 1 P: 7	R: 0 E: 1 K: 0 S: 5	H: 1 LOB: 2 BB: 0 P: 5	R: 0 E: 0 K: 0 S: 7	H: 0 LOB: 0 BB: 0 P: 7		1B: 5 2B: 0 3B: 1 HR: 0	SF: 0 SAC: 0 DP: 0 HBP: 0	WP: 1 PB: 0 SB: 1 CS: 0
PITCHER	IP WLS BF H R ER SO BB IBB HBP BLK WP HR S P ERA WHIP	IP WLS BF H R ER SO BB IBB HBP BLK WP HR S P ERA WHIP																		
Horacio Pina, R ERA: 5.3	(1, 1) 5.2 W 24 5 1 1 2 1 0 0 0 1 0 27 31 1.59 1.059	(6, 1) 3.1 S 13 1 0 0 2 1 0 0 0 0 0 16 20 0.00 0.600																		
Stan Williams, R ERA: 4.85	(6, 1) 3.1 S 13 1 0 0 2 1 0 0 0 0 0 16 20 0.00 0.600																			

Batter	1	2	3	4	5	6	7	8	9	AB	R	H	RBI	BB	SO	LOB	BOTTOM			
Zoilo Versalles, R OBP: 0.324, SLG: 0.391	0-0 FC6-4 1B	0-0 FC3-6 HBP 1B 1-2f 2-3		0-0 5-3		0-0 2B				4	1	2	0	0	0	2	Kansas City Royals @ Cleveland Indians Cleveland Municipal Stadium, Cleveland, OH Thu May 22 1969, 7:05 PM EDT Att: 3,148 - Unknown - 51 F livebaseballscorecards.com			
Jose Cardenal, R OBP: 0.255, SLG: 0.336	0-0 FC6-4 F8 1-2f 1B	0-0 BB HBP 1B		0-3 K		0-0 4-3				4	0	1	1	0	1	2				
Lee Mays, L OBP: 0.263, SLG: 0.212	0-0 FC4 1-2 1B	0-0 BB HBP		0-0 F7		0-0 L9				3	0	1	0	0	0	0				
Ken Harrelson, R OBP: 0.248, SLG: 0.292	0-0 F8 2-3	4-0 1-2 2-3 3-H BB		0-0 L1-3		0-0 5-3				3	0	0	1	1	0	2				
Tony Horton, R OBP: 0.290, SLG: 0.466 Russ Snyder, L OBP: 0.386, SLG: 0.347	0-0 FC4 1-2f 1B	0-3 K		0-0 P5		0-3 K				4	0	0	0	0	2	5				
Max Alvis, R OBP: 0.330, SLG: 0.333		0-0 1B 1B		0-0 FC5-4 1B		0-0 6-3				4	1	3	0	0	0	0				
Larry Brown, R OBP: 0.365, SLG: 0.358		0-0 FC3-6 1-3 1B		0-0 P1		0-3 K				4	1	1	0	0	1	2				
Ray Fosse, R OBP: 0.245, SLG: 0.304		0-3 K		0-0 F8		0-0 6-3		0-0 HR		4	1	1	1	0	1	3				
Horacio Pina, R OBP: 0.500, SLG: 0.500 Stan Williams, R OBP: 0.077, SLG: 0.077		0-0 FC3-6 1-2 3-H 1B		0-3 K		0-0 1-3		0-3 K		2	0	1	1	0	1	1				
Inning Stats	R: 0 E: 0 K: 0 S: 5	H: 2 LOB: 2 BB: 0 P: 5	R: 3 E: 0 K: 2 S: 11	H: 4 LOB: 3 BB: 1 P: 16	R: 0 E: 0 K: 1 S: 6	H: 1 LOB: 1 BB: 0 P: 6	R: 0 E: 0 K: 1 S: 5	H: 0 LOB: 0 BB: 0 P: 5	R: 0 E: 0 K: 0 S: 4	H: 1 LOB: 1 BB: 0 P: 4	R: 0 E: 0 K: 0 S: 5	H: 0 LOB: 0 BB: 0 P: 5	R: 1 E: 0 K: 2 S: 8	H: 1 LOB: 0 BB: 0 P: 8	R: 0 E: 0 K: 0 S: 5	H: 0 LOB: 0 BB: 0 P: 5		1B: 8 2B: 1 3B: 0 HR: 1	SF: 0 SAC: 0 DP: 0 HBP: 1	WP: 0 PB: 0 SB: 0 CS: 0
PITCHER	IP WLS BF H R ER SO BB IBB HBP BLK WP HR S P ERA WHIP	IP WLS BF H R ER SO BB IBB HBP BLK WP HR S P ERA WHIP																		
Dick Drago, R ERA: 3.18	(1, 1) 6.0 L 29 9 3 3 4 0 0 0 0 0 1 13 13 4.50 1.667	(7, 1) 2.0 7 1 1 1 3 0 0 0 0 0 0 1 13 13 4.50 0.500																		
Dave Wickersham, R ERA: 2.54	(7, 1) 2.0 7 1 1 1 3 0 0 0 0 0 0 1 13 13 4.50 0.500																			

Batter	1	2	3	4	5	6	7	8	9	AB	R	H	RBI	BB	SO	LOB	TOP											
Jackie Hernandez, R OBP: 0.308, SLG: 0.289	0-0 6-3		0-0 6-3		0-0 2B		0-0 FC6-4		0-0 F9	5	0	1	0	0	0	3	Kansas City Royals @ Washington Senators Robert F. Kennedy Memorial Stadium, Washington, DC Fri May 23 1969, 7:05 PM EDT Att: 7,068 - Unknown livebaseballscorecards.com											
Pat Kelly, L OBP: 0.292, SLG: 0.296	0-3 K		0-0 4-3		0-0 P6		0-0 4-1		0-0 CS	4	0	0	0	0	1	3												
Lou Piniella, R OBP: 0.317, SLG: 0.504	0-0 2B				0-0 1B		0-0 F8-4		0-0 SF9	4	2	4	0	0	0	0												
Joe Keough, L OBP: 0.195, SLG: 0.160	0-0 1B				0-0 1B		0-0 1B		0-0 3B	0	1	0	0	0	0	0												
Joe Foy, R OBP: 0.327, SLG: 0.343	0-0 1H				0-0 1B		0-0 F8-4		0-0 SF9	3	0	2	2	0	0	1												
Chuck Harrison, R OBP: 0.307, SLG: 0.326	0-0 F9				0-0 1B		0-0 FC6-4		0-0 F7	3	0	1	1	0	0	2												
Jerry Adair, R OBP: 0.325, SLG: 0.331		0-0 L1			0-0 BB		0-0 FC6-4		0-0 F8	3	0	0	0	1	0	2												
Bob Oliver, R OBP: 0.308, SLG: 0.424		0-0 G5-4-3			0-0 F9		0-0 FC6-4		0-0 1B	3	1	2	0	1	0	1												
Jim Campanis, R OBP: 0.190, SLG: 0.233		0-0 G5-4-3			0-0 F9		0-0 FC6-4		0-0 CS	2	0	0	0	0	0	1												
Ed Kirkpatrick, L OBP: 0.256, SLG: 0.347		0-0 G5-4-3			0-0 F9		0-0 FC6-4		0-0 CS	2	0	1	0	0	0	1												
Bill Butler, L OBP: 0.283, SLG: 0.283			0-0 5-3		0-0 1-3		0-0 FC6-4		0-0 K	2	0	0	0	0	0	0	Kansas City Royals @ Washington Senators Robert F. Kennedy Memorial Stadium, Washington, DC Fri May 23 1969, 7:05 PM EDT Att: 7,068 - Unknown 											
Tom Burgmeier, L OBP: 0.299, SLG: 0.296			0-0 5-3		0-0 1-3		0-0 FC6-4		0-0 K	0	0	0	0	0	0	0												
Mike Fields, L OBP: 0.234, SLG: 0.238			0-0 5-3		0-0 1-3		0-0 FC6-4		0-0 K	1	0	0	0	0	0	0												
Moe Drabowsky, R OBP: 0.290, SLG: 0.290			0-0 5-3		0-0 1-3		0-0 FC6-4		0-0 K	0	0	0	0	0	0	0												
Hawk Taylor, R OBP: 0.310, SLG: 0.432			0-0 5-3		0-0 1-3		0-0 FC6-4		0-0 K	1	0	0	0	0	1	2												
Dave Wickersham, R OBP: 0.290, SLG: 0.290			0-0 5-3		0-0 1-3		0-0 FC6-4		0-0 K	0	0	0	0	0	0	0												
Inning Stats	R: 1 E: 0 K: 1 S: 7	H: 2 LOB: 1 BB: 0 P: 7	R: 0 E: 0 K: 0 S: 3	H: 1 LOB: 0 BB: 0 P: 3	R: 0 E: 0 K: 0 S: 3	H: 0 LOB: 0 BB: 0 P: 3	R: 1 E: 0 K: 0 S: 4	H: 2 LOB: 1 BB: 0 P: 8	R: 0 E: 0 K: 0 S: 4	H: 1 LOB: 1 BB: 0 P: 4	R: 0 E: 0 K: 0 S: 4	H: 2 LOB: 1 BB: 0 P: 4	R: 0 E: 0 K: 0 S: 4	H: 1 LOB: 1 BB: 0 P: 8	R: 1 E: 0 K: 0 S: 4	H: 1 LOB: 1 BB: 0 P: 4		R: 1 E: 0 K: 0 S: 6	H: 2 LOB: 2 BB: 0 P: 6	1B: 9 2B: 3 3B: 1 HR: 0	SF: 2 SAC: 0 DP: 2 HBP: 0	WP: 1 PB: 0 SB: 0 CS: 1	PA: 38					
PITCHER	IP	WLS	BF	H	R	ER	SO	BB	IBB	HBP	BLK	WP	HR	S	P	ERA		WHIP										
Barry Moore, L ERA: 2.25	(1, 1)	6.0	25	8	2	2	1	2	0	0	0	0	0	25	33	3.00		1.667										
Joe Coleman, R ERA: 4.14	(7, 1)	2.0	8	2	1	1	0	0	0	0	0	0	0	8	8	4.50		1.000										
Dennis Higgins, R ERA: 2.12	(9, 1)	1.0	L	4	2	1	1	1	0	0	0	0	1	0	6	6	9.00	2.000										


Batter	1	2	3	4	5	6	7	8	9	AB	R	H	RBI	BB	SO	LOB	BOTTOM										
Ed Brinkman, R OBP: 0.326, SLG: 0.345	0-0 L6		4-0 BB		0-0 4-3		4-0 2B		0-0 F8	3	2	1	0	2	0	0	Kansas City Royals @ Washington Senators Robert F. Kennedy Memorial Stadium, Washington, DC Fri May 23 1969, 7:05 PM EDT Att: 7,068 - Unknown livebaseballscorecards.com										
Tim Cullen, R OBP: 0.329, SLG: 0.296	4-0 BB		4-0 BB		0-0 4-3		0-0 F5		0-3 K	3	1	0	0	2	1	4											
Frank Howard, R OBP: 0.349, SLG: 0.543	4-0 BB		0-3 K		0-0 1-3				0-0 5-3	3	0	0	0	1	1	3											
Hank Allen, R OBP: 0.325, SLG: 0.368	0-0 BB		0-0 F9		0-0 F9		0-3 K		0-3 K	4	0	2	2	0	1	2											
Brant Aylea, R OBP: 0.460, SLG: 0.564	0-0 BB		0-0 F9		0-0 F5		0-3 K		0-3 K	4	0	1	1	0	1	3											
Ed Stroud, L OBP: 0.309, SLG: 0.324	0-0 G6-4-3		0-0 F5		0-0 F5		0-3 K		0-3 K	0	0	0	0	0	0	0											
Dick Billings, R OBP: 0.188, SLG: 0.133		0-0 FC6-4		0-0 F8		0-0 F9		0-0 G6-3	4	0	1	0	0	0	2												
Dennis Higgins, R ERA: 2.12		0-0 FC6-4		0-0 F8		0-0 F9		0-0 G6-3	0	0	0	0	0	0	0												
Del Unser, L OBP: 0.318, SLG: 0.285	0-0 F3		0-3 K		0-0 K		0-0 P6		0-3 K	4	0	0	0	0	2	1											
Paul Casanova, R OBP: 0.229, SLG: 0.255	0-3 K		0-0 F7		0-0 F7		1-0 BB		0-0 6-3	3	0	0	0	0	1	1											
Barry Moore, L OBP: 0.429, SLG: 0.273	0-0 FC6-4		0-0 FC6-4		0-3 K		4-0 BB		0-0 L9	2	0	0	0	1	1	1											
Joe Coleman, R OBP: 0.105, SLG: 0.056		0-0 FC6-4		0-0 FC6-4		0-3 K		4-0 BB	0	0	0	0	0	0	0	0											
Ken McMullen, R OBP: 0.284, SLG: 0.307		0-0 FC6-4		0-0 FC6-4		0-3 K		4-0 BB	0	0	0	0	0	0	0	0											
Mike Epstein, L OBP: 0.438, SLG: 0.670		0-0 FC6-4		0-0 FC6-4		0-3 K		4-0 BB	1	0	0	0	0	0	0	0											
Inning Stats	R: 1 E: 0 K: 0 S: 3	H: 1 LOB: 1 BB: 2 P: 11	R: 0 E: 0 K: 1 S: 6	H: 1 LOB: 1 BB: 0 P: 6	R: 1 E: 0 K: 1 S: 6	H: 1 LOB: 2 BB: 2 P: 14	R: 0 E: 0 K: 2 S: 7	H: 0 LOB: 0 BB: 0 P: 7	R: 1 E: 0 K: 0 S: 5	H: 2 LOB: 1 BB: 0 P: 5	R: 0 E: 0 K: 0 S: 3	H: 0 LOB: 3 BB: 2 P: 12	R: 0 E: 0 K: 2 S: 7	H: 0 LOB: 0 BB: 0 P: 7	R: 0 E: 0 K: 1 S: 5	H: 0 LOB: 0 BB: 0 P: 5	R: 0 E: 0 K: 1 S: 5	H: 0 LOB: 0 BB: 0 P: 5	1B: 4 2B: 1 3B: 0 HR: 0	SF: 0 SAC: 0 DP: 1 HBP: 1	WP: 0 PB: 0 SB: 1 CS: 0	PA: 38					
PITCHER	IP	WLS	BF	H	R	ER	SO	BB	IBB	HBP	BLK	WP	HR	S	P	ERA	WHIP										
Bill Butler, L ERA: 3.56	(1, 1)	5.2	28	5	3	3	4	6	0	1	0	0	0	29	54	4.76	1.941										
Tom Burgmeier, L ERA: 2.08	(6, 1)	0.1	1	0	0	0	0	0	0	0	0	0	0	1	1	0.00	0.000										
Moe Drabowsky, R ERA: 1.03	(7, 1)	2.0	W	6	0	0	3	0	0	0	0	0	0	12	12	0.00	0.000										
Dave Wickersham, R ERA: 2.45	(9, 1)	1.0	S	3	0	0	1	0	0	0	0	0	0	5	5	0.00	0.000										

Batter	1	2	3	4	5	6	7	8	9	10	AB	R	H	RBI	BB	SO	LOB					
Jackie Hernandez, R OBP: 0.319, SLG: 0.310	6-3		FC6-5 2B		BLK 1B		4-3			1B 1B	5	0	3	1	0	0	0					
Pat Kelly, L OBP: 0.287, SLG: 0.291	4-3		FC6-5 S		K			1-3		1B S 1B	5	0	1	1	0	1	2					
Lou Piniella, R Wally Bunker, R OBP: 0.167, SLG: 0.333	F7		K		K			5-3		K	5	0	0	0	0	3	4					
Joe Foy, R OBP: 0.324, SLG: 0.338		K		L5		S E 1B		F9		K	5	1	1	0	0	2	2					
Chuck Harrison, R OBP: 0.305, SLG: 0.354		HR		5-3		E6 FC4-6 1-H		6-3			4	1	1	1	0	0	0					
Bob Oliver, R OBP: 0.297, SLG: 0.408	F8			P3		FC4-6 CS 1-2F		1-3			4	0	0	0	0	0	1					
Juan Rios, R OBP: 0.333, SLG: 0.261	E6 1B				2B 1B		F9 1-2		L4		4	1	1	0	0	0	1					
Ellie Rodriguez, R Ed Kirkpatrick, L OBP: 0.253, SLG: 0.342					SH1-4 1B 2B 1-H		3-1		F9		3	1	2	1	0	0	0					
Mike Hedlund, R Tom Burgmeier, L Mike Fiore, L OBP: 0.400, SLG: 0.346			F9		SH1-4 2-3		F8			1B 1B	2	0	0	0	0	0	0					
Inning Stats	R: 0 E: 0 K: 0 S: 3	H: 0 LOB: 0 BB: 0 P: 3	R: 1 E: 1 K: 1 S: 7	H: 2 LOB: 2 BB: 0 P: 7	R: 0 E: 0 K: 1 S: 6	H: 1 LOB: 1 BB: 0 P: 6	R: 0 E: 0 K: 0 S: 3	H: 0 LOB: 0 BB: 0 P: 3	R: 2 E: 0 K: 2 S: 10	H: 3 LOB: 1 BB: 0 P: 10	R: 1 E: 1 K: 0 S: 4	H: 1 LOB: 0 BB: 0 P: 4	R: 0 E: 0 K: 0 S: 3	H: 0 LOB: 0 BB: 0 P: 3	R: 0 E: 0 K: 0 S: 3	H: 0 LOB: 0 BB: 0 P: 3	R: 1 E: 0 K: 2 S: 10	H: 3 LOB: 2 BB: 0 P: 10	1B: 7 2B: 2 3B: 0 HR: 1	SF: 0 SAC: 1 DP: 0 HBP: 0	WP: 0 PB: 0 SB: 3 CS: 1	PA: 40
PITCHER	IP	WLS	BF	H	R	ER	SO	BB	IBB	HBP	BLK	WP	HR	S	P	ERA	WHIP					
Frank Bertina, L ERA: 4.88	5.0		21	6	3	3	4	0	0	0	1	0	1	29	29	5.40	1.200					
Casey Cox, R ERA: 2.72	2.0		7	1	1	0	0	0	0	0	0	0	0	7	7	0.00	0.500					
Bob Humphreys, R ERA: 3.12	2.0		6	0	0	0	0	0	0	0	0	0	0	6	6	0.00	0.000					
Dave Baldwin, R ERA: 2.78	1.0	L	6	3	1	1	2	0	0	0	0	0	0	10	10	9.00	3.000					

Kansas City Royals @ Washington Senators
Robert F. Kennedy Memorial Stadium, Washington, DC

Sat May 24 1969, 3:33 AM EDT
Att. 5,609 - Sunny

AB	39
R	5
H	10
RBI	4
BB	0
SO	6
LOB	10




Batter	1	2	3	4	5	6	7	8	9	10	AB	R	H	RBI	BB	SO	LOB					
Del Unser, L OBP: 0.315, SLG: 0.282	F7		F7		F8		1B 1B		F7		5	0	1	0	0	0	1					
Ed Stroud, L OBP: 0.302, SLG: 0.307	F8		F7		BB		K		K		4	0	0	0	1	2	2					
Frank Howard, R OBP: 0.356, SLG: 0.548	F8		BB		P3		1B		HR 2B		4	1	2	0	1	0	1					
Mike Epstein, L OBP: 0.437, SLG: 0.683		1B BB	L9			4-3	P5		HR		4	2	1	2	1	0	4					
Bernie Allen, L OBP: 0.343, SLG: 0.407		F3 1B 1-2		4-3		L9		G3	F9		5	0	1	0	0	0	0					
Ed Brinkman, R OBP: 0.338, SLG: 0.364		F3 1-2 2-H		6-3 1B		1B		2B	F7		5	0	4	1	0	0	0					
Tim Cullen, R OBP: 0.321, SLG: 0.289	F3 1-2 2-3			6-3 1B		1B		F7	F9		5	0	1	0	0	0	4					
Jim French, L OBP: 0.302, SLG: 0.125	F7			K		4-3		3-1	K		3	0	0	0	0	1	4					
Hank Allen, R Paul Casanova, R OBP: 0.227, SLG: 0.252											1	0	0	0	0	0	1					
Frank Bertina, L Dick Billings, R Casey Cox, R Gary Holman, L Bob Humphreys, R Brant Alyssa, R Dave Baldwin, R					L4		P4		HR		1	0	1	0	0	0	0					
Inning Stats	R: 0 E: 0 K: 0 S: 3	H: 0 LOB: 0 BB: 0 P: 3	R: 1 E: 0 K: 0 S: 4	H: 2 LOB: 1 BB: 1 P: 8	R: 0 E: 0 K: 0 S: 4	H: 1 LOB: 2 BB: 1 P: 8	R: 0 E: 0 K: 0 S: 3	H: 2 LOB: 1 BB: 0 P: 7	R: 0 E: 0 K: 0 S: 5	H: 2 LOB: 2 BB: 0 P: 5	R: 0 E: 0 K: 1 S: 7	H: 2 LOB: 2 BB: 0 P: 7	R: 0 E: 0 K: 0 S: 4	H: 1 LOB: 1 BB: 0 P: 4	R: 3 E: 0 K: 1 S: 8	H: 3 LOB: 0 BB: 0 P: 8	R: 0 E: 0 K: 1 S: 5	H: 0 LOB: 0 BB: 0 P: 5	1B: 8 2B: 2 3B: 0 HR: 2	SF: 0 SAC: 1 DP: 0 HBP: 0	WP: 0 PB: 0 SB: 0 CS: 0	PA: 44
PITCHER	IP	WLS	BF	H	R	ER	SO	BB	IBB	HBP	BLK	WP	HR	S	P	ERA	WHIP					
Mike Hedlund, R ERA: 3.56	8.2		39	11	3	3	3	3	0	0	0	0	1	42	54	3.12	1.615					
Tom Burgmeier, L ERA: 2.7	0.1	W	2	1	1	0	0	0	0	0	0	0	1	2	2	27.00	3.000					
Wally Bunker, R ERA: 4.01	1.0	S	3	0	0	0	1	0	0	0	0	0	0	5	5	0.00	0.000					

Kansas City Royals @ Washington Senators
Robert F. Kennedy Memorial Stadium, Washington, DC

Sat May 24 1969, 3:33 AM EDT
Att. 5,609 - Sunny

AB	41
R	4
H	12
RBI	4
BB	3
SO	4
LOB	17



Batter	1	2	3	4	5	6	7	8	9	10	11	12	AB	R	H	RBI	BB	SO	LOB	TOP										
Jackie Hernandez, R OBP: 0.315, SLG: 0.365	F9		FC4-6 1B		F9			K		5-3		SH1-3	5	0	1	0	0	1	1											
Pat Kelly, L OBP: 0.290, SLG: 0.315	4-3		FC4-6			F8 2B		1B 2B		1-3		L7	6	1	2	1	0	0	4											
Mike Fiore, L OBP: 0.400, SLG: 0.349	K		K			F8		BB 1B				SH1-4 1B	5	0	2	1	0	2	3											
Joe Foy, R OBP: 0.328, SLG: 0.333		6-3		6-3		P4-3 BB		FC6-4 BB		SH1-4		SH1-4 1B	2	0	0	0	2	0	0											
Ed Kirkpatrick, L OBP: 0.244, SLG: 0.329																														
Lou Finiella, R OBP: 0.304, SLG: 0.482	F9			3-1																										
Moe Drabowsky, R OBP: 0.302, SLG: 0.351								FC6-4		1-3			3	0	0	0	0	0	2											
Chuck Harrison, R OBP: 0.302, SLG: 0.351																														
Dave Wickersham, R OBP: 0.313, SLG: 0.317	5-3			1-3								F3	5	0	0	0	0	0	1											
Bob Oliver, R OBP: 0.302, SLG: 0.426																														
Elie Rodriguez, R OBP: 0.316, SLG: 0.284																														
Roger Nelson, R OBP: 0.217, SLG: 0.182																														
Joe Keough, L OBP: 0.193, SLG: 0.159																														
Hawk Taylor, R OBP: 0.323, SLG: 0.613																														
Tom Burgmeier, L OBP: 0.250, SLG: 0.250																														
Inning Stats	R: 0 E: 0 K: 1 S: 5	H: 0 LOB: 0 BB: 5	R: 0 E: 0 K: 0 S: 3	H: 0 LOB: 0 BB: 3	R: 1 E: 0 K: 1 S: 6	H: 3 LOB: 2 BB: 8	R: 0 E: 0 K: 0 S: 3	H: 0 LOB: 0 BB: 3	R: 0 E: 0 K: 1 S: 6	H: 1 LOB: 1 BB: 6	R: 0 E: 0 K: 0 S: 3	H: 0 LOB: 0 BB: 5	R: 1 E: 0 K: 1 S: 7	H: 2 LOB: 2 BB: 11	R: 0 E: 0 K: 0 S: 3	H: 0 LOB: 0 BB: 3	R: 0 E: 0 K: 0 S: 4	H: 1 LOB: 1 BB: 4	R: 1 E: 0 K: 0 S: 5	H: 3 LOB: 2 BB: 6	1B: 7 2B: 4 3B: 1 HR: 0	SF: 0 SAC: 2 DP: 1 HBP: 0	WP: 0 PB: 0 SB: 0 CS: 0	PA: 47						
PITCHER	IP WLS BF H R ER SO BB IBB HBP BLK WP HR S P ERA WHIP													IP WLS BF H R ER SO BB IBB HBP BLK WP HR S P ERA WHIP																
Jim Hannan, R ERA: 3.73	7.2	31	7	2	2	5	2	0	0	0	0	0	0	0	9	9	0.00	0.375												
Jim Shellenback, L ERA: 2.42	2.2	9	1	0	0	0	0	0	0	0	0	0	0	0	9	9	0.00	0.375												
Bob Humphreys, R ERA: 3.38	0.2	L	4	2	1	1	0	0	0	0	0	0	0	4	4	13.50	3.000													
Casey Cox, R ERA: 2.65	1.0	3	1	0	0	0	0	0	0	0	0	0	0	3	3	0.00	1.000													

Kansas City Royals @ Washington Senators
Robert F. Kennedy Memorial Stadium, Washington, DC
Sun May 25 1969, 3:33 AM EDT
Att. 24,015 - Sunny

AB 43
R 3
H 11
RBI 3
BB 2
SO 5
LOB 16



Batter	1	2	3	4	5	6	7	8	9	10	11	12	AB	R	H	RBI	BB	SO	LOB	BOTTOM										
Del Unser, L OBP: 0.310, SLG: 0.279	E 1B	F8			6-3					L9		4-3	6	1	1	0	0	0	2											
Ed Brinkman, R OBP: 0.340, SLG: 0.365	1B FC3-6		6-3		2B G1-2-3 1B					F2			5	1	2	1	0	0	0											
Frank Howard, R OBP: 0.357, SLG: 0.549	FC3-6 1B		E4 G4-6-3		2B					F9			5	0	2	0	0	0	0											
Mike Epstein, L OBP: 0.436, SLG: 0.664	FC3-6 BB		G4-6-3		IBB					F7			3	0	0	0	2	1	1											
Brant Alyea, R OBP: 0.446, SLG: 0.600	P6				G1-2-3					K			5	0	1	0	0	1	6											
Bernie Allen, L OBP: 0.327, SLG: 0.385	FC3-6 FC6-4				F9					P6			5	0	0	1	0	0	3											
Tim Cullen, R OBP: 0.303, SLG: 0.272	FC6-4				F7					P3			5	0	0	0	0	1	3											
Paul Casanova, R OBP: 0.236, SLG: 0.255										5-3			3	0	1	0	1	0	0											
Ed Stroud, L OBP: 0.310, SLG: 0.307		F7											0	0	0	0	1	0	0											
Jim Hannan, R OBP: 0.167, SLG: 0.167													3	0	0	0	0	1	3											
Jim Shellenback, L OBP: 0.667, SLG: 0.667													1	0	1	0	0	0	0											
Bob Humphreys, R OBP: 0.167, SLG: 0.167													0	0	0	0	0	0	0											
Casey Cox, R OBP: 0.167, SLG: 0.167													0	0	0	0	0	0	0											
Gary Holman, L OBP: 0.364, SLG: 0.316													1	0	0	0	0	0	1											
Inning Stats	R: 2 E: 1 K: 0 S: 6	H: 3 LOB: 2 BB: 10	R: 0 E: 0 K: 1 S: 5	H: 0 LOB: 0 BB: 0	R: 0 E: 0 K: 1 S: 3	H: 0 LOB: 0 BB: 0	R: 0 E: 0 K: 0 S: 4	H: 1 LOB: 2 BB: 1	R: 0 E: 0 K: 0 S: 4	H: 1 LOB: 1 BB: 0	R: 0 E: 0 K: 0 S: 3	H: 0 LOB: 0 BB: 0	R: 0 E: 0 K: 1 S: 5	H: 0 LOB: 1 BB: 0	R: 0 E: 0 K: 1 S: 6	H: 0 LOB: 0 BB: 5	R: 0 E: 0 K: 0 S: 3	H: 0 LOB: 0 BB: 0	R: 0 E: 0 K: 0 S: 2	H: 0 LOB: 0 BB: 6	1B: 7 2B: 1 3B: 0 HR: 0	SF: 0 SAC: 0 DP: 2 HBP: 0	WP: 0 PB: 0 SB: 1 CS: 0	PA: 46						
PITCHER	IP WLS BF H R ER SO BB IBB HBP BLK WP HR S P ERA WHIP													IP WLS BF H R ER SO BB IBB HBP BLK WP HR S P ERA WHIP																
Roger Nelson, R ERA: 2.92	7.0	30	7	2	2	1	1	2	0	0	0	0	0	0	29	41	2.57	1.143												
Moe Drabowsky, R ERA: 0.92	3.0	10	1	0	0	3	0	0	0	0	0	0	0	16	16	0.00	0.333													
Dave Wickersham, R ERA: 2.3	2.0	W	6	0	0	0	1	0	0	0	0	0	0	5	9	0.00	0.500													

Kansas City Royals @ Washington Senators
Robert F. Kennedy Memorial Stadium, Washington, DC
Sun May 25 1969, 3:33 AM EDT
Att. 24,015 - Sunny

AB 42
R 2
H 8
RBI 2
BB 4
SO 4
LOB 19



Batter	1	2	3	4	5	6	7	8	9	AB	R	H	RBI	BB	SO	LOB	TOP					
Mike Andrews, R (1, 4) OBP: 0.390, SLG: 0.465			SH1-3						G6-4-3	4	1	1	0	0	2	1	Boston Red Sox @ Kansas City Royals Municipal Stadium, Kansas City, MO Tue May 27 1969, 8:05 PM EDT Att: 12,985 - Unknown - 82 F AB 33 R 4 H 8 RBI 4 BB 3 SO 7 LOB 14 					
Dalton Jones, L (1, 3) OBP: 0.394, SLG: 0.385			F5				F8			4	0	2	0	0	0	1						
Carl Yastrzemski, L (1, 7) OBP: 0.494, SLG: 0.526	L1-3		HR				F8			3	1	1	1	1	0	1						
Reggie Smith, S (1, 8) OBP: 0.321, SLG: 0.417		P6	HR						4-3	3	1	1	3	1	0	0						
Rico Petrocelli, R (1, 6) OBP: 0.446, SLG: 0.662		E6	6-3				P6		F9	4	0	0	0	0	0	3						
Tony Conigliaro, R (1, 9) OBP: 0.339, SLG: 0.464		P4					K			4	0	1	0	0	1	4						
George Scott, R (1, 5) OBP: 0.242, SLG: 0.289							6-3		6-3	4	0	1	0	0	1	1						
Joe Azcue, R (1, 2) OBP: 0.308, SLG: 0.300										3	0	0	0	0	2	2						
Dick Schofield, S (9, PH) OBP: 0.478, SLG: 0.368										1	0	1	0	0	0	0						
Syd O'Brien, R (9, FR) OBP: 0.313, SLG: 0.500										0	0	0	0	0	0	0						
Sonny Siebert, R (1, 1) OBP: 0.217, SLG: 0.143			SH1-3							2	1	0	0	1	1	0						
Sparky Lyle, L (7, 1)			HR						F9	0	0	0	0	0	0	0						
Vicente Romo, R (8, 1) OBP: 0.167, SLG: 0.167										0	0	0	0	0	0	0						
Joe Lahoud, L (9, PH) OBP: 0.326, SLG: 0.094										1	0	0	0	0	0	1						
Inning Stats	R: 0 E: 0 K: 1 S: 5	H: 1 LOB: 0 BB: 0 P: 5	R: 0 E: 1 K: 1 S: 7	H: 1 LOB: 2 BB: 0 P: 7	R: 3 E: 0 K: 0 S: 4	H: 1 LOB: 0 BB: 2 P: 12	R: 0 E: 0 K: 2 S: 7	H: 0 LOB: 0 BB: 0 P: 7	R: 1 E: 0 K: 2 S: 10	H: 3 LOB: 3 BB: 1 P: 14	R: 0 E: 0 K: 0 S: 3	H: 0 LOB: 0 BB: 0 P: 3	R: 0 E: 0 K: 1 S: 5	H: 0 LOB: 0 BB: 0 P: 5	R: 0 E: 0 K: 0 S: 4	H: 1 LOB: 1 BB: 0 P: 4	R: 0 E: 0 K: 0 S: 3	H: 1 LOB: 1 BB: 0 P: 3	1B: 6 2B: 2 3B: 0 HR: 1	SF: 0 SAC: 1 DP: 2 HBP: 0	WP: 0 PB: 0 SB: 0 CS: 0	PA: 37
PITCHER	IP WLS BF H R ER SO BB IBB HBP BLK WP HR S P ERA WHIP																					
Dick Drago, R (1, 1) ERA: 3.41	7.0 W 30 6 4 4 7 2 1 0 0 0 1 41 53 5.14 1.143																					
Dave Wickersham, R (8, 1) ERA: 2.16	2.0 S 7 2 0 0 0 0 0 0 0 0 0 7 7 0.00 1.000																					

Batter	1	2	3	4	5	6	7	8	9	AB	R	H	RBI	BB	SO	LOB	BOTTOM			
Jackie Hernandez, R (1, 6) OBP: 0.320, SLG: 0.311			2B						F9	4	1	2	2	0	1	1	Boston Red Sox @ Kansas City Royals Municipal Stadium, Kansas City, MO Tue May 27 1969, 8:05 PM EDT Att: 12,985 - Unknown - 82 F AB 32 R 5 H 10 RBI 3 BB 1 SO 4 LOB 14 			
Pat Kelly, L (1, 9) OBP: 0.288, SLG: 0.323	G3		WP				F7		F8	4	0	1	0	0	0	1				
Mike Fiore, L (1, 3) OBP: 0.404, SLG: 0.391			4-3				FC5-4		G3	4	1	2	1	0	0	1				
Joe Foy, R (1, 5) OBP: 0.320, SLG: 0.325			2-3				FC5-4		5-3	4	0	0	0	0	1	1				
Lou Piniella, R (1, 7) OBP: 0.309, SLG: 0.489		F3					CS		CS	4	1	2	0	0	0	0				
Jerry Adair, R (1, 4) OBP: 0.321, SLG: 0.320		4-0					6-3		6-3	2	0	1	0	1	0	0				
Tom Burgmeier, L (7, FR) OBP: 0.250, SLG: 0.250							6-3		6-3	0	1	0	0	0	0	0				
Juan Rios, R (8, 4) OBP: 0.346, SLG: 0.277									E	1	0	1	0	0	0	0				
Bob Oliver, R (1, 8) OBP: 0.292, SLG: 0.411									E	4	1	0	0	0	1	4				
Ellie Rodriguez, R (1, 2) OBP: 0.316, SLG: 0.286			F9						1-3	3	0	1	0	0	0	3				
Dick Drago, R (1, 1) ERA: 3.76							SH1-4		1-3	1	0	0	0	0	0	0				
Ed Kirkpatrick, L (7, PH) OBP: 0.244, SLG: 0.329							SH1-4		F7	0	0	0	0	0	0	0				
Hawk Taylor, R (7, PH) OBP: 0.313, SLG: 0.594										1	0	0	0	0	0	3				
Dave Wickersham, R (8, 1) ERA: 2.79										0	0	0	0	0	0	0				
Inning Stats	R: 1 E: 0 K: 2 S: 8	H: 1 LOB: 0 BB: 0 P: 8	R: 0 E: 0 K: 1 S: 4	H: 0 LOB: 1 BB: 1 P: 8	R: 1 E: 0 K: 1 S: 7	H: 2 LOB: 0 BB: 0 P: 7	R: 0 E: 0 K: 0 S: 3	H: 0 LOB: 0 BB: 0 P: 3	R: 0 E: 0 K: 0 S: 4	H: 1 LOB: 1 BB: 0 P: 4	R: 0 E: 0 K: 0 S: 3	H: 1 LOB: 0 BB: 0 P: 3	R: 3 E: 1 K: 0 S: 7	H: 3 LOB: 1 BB: 0 P: 7	R: 0 E: 0 K: 0 S: 5	H: 2 LOB: 2 BB: 0 P: 5	1B: 7 2B: 2 3B: 0 HR: 1	SF: 0 SAC: 1 DP: 0 HBP: 0	WP: 1 PB: 0 SB: 0 CS: 1	PA: 35
PITCHER	IP WLS BF H R ER SO BB IBB HBP BLK WP HR S P ERA WHIP																			
Sonny Siebert, R (1, 1) ERA: 3.76	6.1 L 26 7 5 2 4 1 1 0 0 0 0 33 37 2.84 1.263																			
Sparky Lyle, L (7, 1)	1.1 7 3 0 0 0 0 0 0 0 0 0 7 7 0.00 2.250																			
Vicente Romo, R (8, 1) ERA: 2.79	0.1 1 0 0 0 0 0 0 0 0 0 0 1 1 0.00 0.000																			

Batter	1	2	3	4	5	6	7	8	9	AB	R	H	RBI	BB	SO	LOB	TOP			
Mike Andrews, R (1, 4) OBP: 0.382, SLG: 0.454	L8		K		P4		L4-5			4	0	0	0	0	1	2				
Dalton Jones, L (1, 3) OBP: 0.352, SLG: 0.370	4-3		P6		G3			L7		4	0	0	0	0	0	0				
Carl Yastrzemski, L (1, 7) OBP: 0.496, SLG: 0.532	P4			E				K		4	1	2	0	0	1	0				
Reggie Smith, S (1, 8) OBP: 0.333, SLG: 0.427		HR		E8	CS			K		4	2	3	1	0	1	0				
Rico Petrocelli, R (1, 6) OBP: 0.453, SLG: 0.693		HR		1B						4	1	3	2	0	0	1				
Tony Conigliaro, R (1, 9) OBP: 0.331, SLG: 0.455	F2		SF8		G6-4-3			K		3	0	0	1	0	1	2				
George Scott, R (1, 5) OBP: 0.254, SLG: 0.297	F3									3	0	2	0	1	0	0				
Russ Gibson, R (1, 2) OBP: 0.275, SLG: 0.286	G3		F7					F7		4	0	1	0	0	0	4				
Ray Culp, R (1, 1) OBP: 0.237, SLG: 0.286			F7		K			K		3	0	0	0	0	2	4				
Inning Stats	R: 0 E: 0 K: 0 S: 3	H: 0 LOB: 0 BB: 0 P: 3	R: 2 E: 0 K: 0 S: 5	H: 2 LOB: 0 BB: 0 P: 5	R: 0 E: 0 K: 1 S: 5	H: 0 LOB: 0 BB: 0 P: 5	R: 2 E: 1 K: 1 S: 9	H: 4 LOB: 2 BB: 0 P: 9	R: 0 E: 0 K: 0 S: 3	H: 1 LOB: 0 BB: 0 P: 3	R: 0 E: 0 K: 0 S: 4	H: 2 LOB: 1 BB: 0 P: 4	R: 0 E: 0 K: 2 S: 7	H: 0 LOB: 0 BB: 0 P: 7	R: 0 E: 0 K: 2 S: 8	H: 1 LOB: 2 BB: 1 P: 12	1B: 8 2B: 3 3B: 0 HR: 1	SF: 1 SAC: 1 DP: 2 HBP: 0	WP: 0 PB: 0 SB: 1 CS: 0	PA: 37
PITCHER	IP	WLS	BF	H	R	ER	SO	BB	IBB	HBP	BLK	WP	HR	S	P	ERA	WHIP			
Mike Hedlund, R (1, 1) ERA: 3.94	5.0	L	21	7	4	4	2	0	0	0	0	0	1	25	25	7.20	1.400			
Tom Burgmeier, L (6, 1) ERA: 2.35	2.0		7	3	0	0	0	0	0	0	0	0	0	7	7	0.00	1.500			
Bill Butler, L (8, 1) ERA: 3.42	2.0		8	1	0	0	4	1	0	0	0	0	0	15	19	0.00	1.000			

Boston Red Sox @ Kansas City Royals
Municipal Stadium, Kansas City, MO
Wed May 28 1969, 8:05 PM EDT
Att: 13,443 - Unknown - 84 F

AB 33
R 4
H 11
RBI 4
BB 1
SO 6
LOB 13



Batter	1	2	3	4	5	6	7	8	9	AB	R	H	RBI	BB	SO	LOB	BOTTOM			
Jackie Hernandez, R (1, 6) OBP: 0.311, SLG: 0.302	K		K		F2			L7		4	0	0	0	0	2	1				
Pat Kelly, L (1, 9) OBP: 0.296, SLG: 0.360	HR		1B		F8			3-1		4	1	2	2	0	0	0				
Mike Fiore, L (1, 3) OBP: 0.407, SLG: 0.422	6-3		IBB					HR		3	1	1	1	1	1	0				
Joe Foy, R (1, 5) OBP: 0.313, SLG: 0.316	K		F7		F5			P6		4	0	0	0	0	1	2				
Lou Piniella, R (1, 7) OBP: 0.321, SLG: 0.493		G6-4-3						K		3	0	2	0	0	1	0				
Jerry Adair, R (1, 4) OBP: 0.319, SLG: 0.318		HBP			1B					4	0	1	0	0	0	3				
Jim Rooker, R (9, FR)		G6-4-3			P5					0	0	0	0	0	0	0				
Bob Oliver, R (1, 8) OBP: 0.282, SLG: 0.397		F8			K					4	0	0	0	0	1	2				
Ellie Rodriguez, R (1, 2) OBP: 0.301, SLG: 0.270			F7		1-3					4	0	0	0	0	0	2				
Mike Hedlund, R (1, 1) OBP: 0.200, SLG: 0.200					1-3					1	1	1	0	0	0	0				
Tom Burgmeier, L (5, PH) OBP: 0.200, SLG: 0.200										1	0	0	0	0	0	0				
Ed Kirkpatrick, L (7, PH) OBP: 0.241, SLG: 0.325										1	0	0	0	0	1	0				
Bill Butler, L (8, 1) OBP: 0.383, SLG: 0.083			1B							0	0	0	0	0	0	0				
Inning Stats	R: 1 E: 0 K: 2 S: 8	H: 1 LOB: 0 BB: 0 P: 8	R: 0 E: 0 K: 0 S: 2	H: 0 LOB: 0 BB: 0 P: 3	R: 1 E: 0 K: 1 S: 7	H: 2 LOB: 1 BB: 1 P: 11	R: 0 E: 0 K: 1 S: 6	H: 1 LOB: 0 BB: 0 P: 6	R: 0 E: 0 K: 1 S: 6	H: 1 LOB: 1 BB: 0 P: 6	R: 0 E: 0 K: 1 S: 5	H: 0 LOB: 0 BB: 0 P: 5	R: 0 E: 0 K: 0 S: 4	H: 1 LOB: 0 BB: 0 P: 4	R: 0 E: 0 K: 1 S: 6	H: 1 LOB: 1 BB: 0 P: 6	1B: 5 2B: 0 3B: 0 HR: 2	SF: 0 SAC: 0 DP: 1 HBP: 1	WP: 0 PB: 0 SB: 1 CS: 0	PA: 35
PITCHER	IP	WLS	BF	H	R	ER	SO	BB	IBB	HBP	BLK	WP	HR	S	P	ERA	WHIP			
Ray Culp, R (1, 1) ERA: 3.83	9.0	W	35	7	3	3	7	0	1	1	0	0	2	47	52	3.00	0.778			

Boston Red Sox @ Kansas City Royals
Municipal Stadium, Kansas City, MO
Wed May 28 1969, 8:05 PM EDT
Att: 13,443 - Unknown - 84 F


AB 33
R 3
H 7
RBI 3
BB 1
SO 7
LOB 10



Batter	1	2	3	4	5	6	7	8	9	AB	R	H	RBI	BB	SO	LOB	TOP										
Mike Andrews, R OBP: 0.378, SLG: 0.443 (1, 4)										4	0	0	0	1	0	3											
Dalton Jones, L OBP: 0.346, SLG: 0.372 (1, 3)										5	1	1	0	0	0	0											
Carl Yastrzemski, L OBP: 0.491, SLG: 0.519 George Thomas, R OBP: 0.353, SLG: 0.419 (1, 7) (9, 7)										4	1	0	0	1	0	0											
Reggie Smith, S OBP: 0.349, SLG: 0.496 (1, 8)										5	3	4	4	0	0	0											
Rico Petrocelli, R OBP: 0.458, SLG: 0.694 (1, 6)										4	1	2	0	1	1	0											
Tony Conigliaro, R OBP: 0.335, SLG: 0.472 Don Lock, R OBP: 0.286, SLG: 0.333 (1, 9) (8, 9)										3	1	1	1	1	0	2											
George Scott, R OBP: 0.260, SLG: 0.302 (1, 5)										4	1	2	1	0	0	1											
Russ Gibson, R OBP: 0.280, SLG: 0.282 Dick Schofield, S OBP: 0.458, SLG: 0.350 Joe Azcue, R OBP: 0.316, SLG: 0.310 (1, 2) (7, PH) (7, 2)										1	0	0	1	1	0	1											
Mike Nagy, R OBP: 0.316, SLG: 0.091 Joe Lahoud, L OBP: 0.667, SLG: 0.500 Sparky Lyle, L OBP: 0.667, SLG: 0.500 Ray Jarvis, R OBP: 0.667, SLG: 0.500 (1, 1) (7, PH) (7, 1) (9, 1)										2	0	0	0	0	1	2											
Inning Stats	R: 0 E: 0 K: 0 S: 3	H: 0 LOB: 0 BB: 0 P: 3	R: 2 E: 0 K: 1 S: 8	H: 3 LOB: 1 BB: 0 P: 8	R: 0 E: 0 K: 0 S: 3	H: 0 LOB: 0 BB: 0 P: 3	R: 0 E: 0 K: 0 S: 3	H: 0 LOB: 1 BB: 1 P: 7	R: 1 E: 0 K: 0 S: 4	H: 2 LOB: 1 BB: 0 P: 4	R: 0 E: 0 K: 1 S: 5	H: 0 LOB: 1 BB: 1 P: 9	R: 5 E: 0 K: 1 S: 10	H: 6 LOB: 2 BB: 2 P: 18	R: 0 E: 0 K: 0 S: 3	H: 1 LOB: 1 BB: 1 P: 7	1B: 6 2B: 3 3B: 0 HR: 3	SF: 0 SAC: 0 DP: 0 HBP: 0	WP: 2 PB: 1 SB: 1 CS: 1	PA: 42							
PITCHER	IP	WLS	BF	H	R	ER	SO	BB	IBB	HBP	BLK	WP	HR	S	P	ERA	WHIP	PITCHER									
Roger Nelson, R ERA: 3.04 (1, 1)	6.0		23	5	3	3	1	1	0	0	0	2	1	24	28	4.50	1.000										
Moe Drabowsky, R ERA: 2.32 (7, 1)	1.2	L	11	4	5	5	2	3	0	0	0	0	2	12	24	27.00	4.200										
Dave Wickersham, R ERA: 2.14 (8, 1)	0.1		3	2	0	0	0	0	0	0	0	0	0	3	3	0.00	6.000										
Dave Morehead, R ERA: 6.48 (9, 1)	1.0		4	1	0	0	0	1	0	0	0	0	0	3	7	0.00	2.000										

Boston Red Sox @ Kansas City Royals
Municipal Stadium, Kansas City, MO
Thu May 29 1969, 4:33 AM EDT
Att: 9,355 - Cloudy - 80 F


AB	36
R	8
H	12
RBI	8
BB	5
SO	3
LOB	11



Batter	1	2	3	4	5	6	7	8	9	AB	R	H	RBI	BB	SO	LOB	BOTTOM										
Jackie Hernandez, R OBP: 0.308, SLG: 0.294 (1, 6)										4	1	0	0	0	1	1											
Pat Kelly, L OBP: 0.301, SLG: 0.385 (1, 9)										4	2	1	2	1	1	0											
Mike Fiore, L OBP: 0.425, SLG: 0.441 (1, 3)										3	1	2	2	2	0	0											
Joe Foy, R OBP: 0.321, SLG: 0.327 (1, 5)										4	1	2	1	0	0	2											
Ed Kirkpatrick, L OBP: 0.242, SLG: 0.321 (1, 7)										4	0	1	1	0	1	3											
Juan Rios, R OBP: 0.339, SLG: 0.275 (1, 4)										4	0	1	0	0	0	2											
Bob Oliver, R OBP: 0.273, SLG: 0.383 (1, 8)										4	0	0	0	0	1	2											
Ellie Rodriguez, R OBP: 0.322, SLG: 0.286 (1, 2)										3	1	2	0	1	0	0											
Roger Nelson, R OBP: 0.206, SLG: 0.167 Jim Camparis, R OBP: 0.198, SLG: 0.220 Moe Drabowsky, R OBP: 0.316, SLG: 0.310 Dave Wickersham, R OBP: 0.316, SLG: 0.310 Dave Morehead, R OBP: 0.316, SLG: 0.310 Chuck Harrison, R OBP: 0.206, SLG: 0.167 (1, 1) (6, PH) (7, 1) (8, 1) (9, 1) (9, PH)										2	0	0	0	0	0	1											
Inning Stats	R: 2 E: 0 K: 2 S: 8	H: 1 LOB: 2 BB: 1 P: 14	R: 0 E: 0 K: 0 S: 3	H: 0 LOB: 0 BB: 0 P: 3	R: 0 E: 0 K: 0 S: 4	H: 1 LOB: 1 BB: 0 P: 4	R: 0 E: 0 K: 0 S: 4	H: 1 LOB: 1 BB: 0 P: 4	R: 2 E: 0 K: 0 S: 5	H: 3 LOB: 2 BB: 1 P: 9	R: 0 E: 0 K: 1 S: 5	H: 1 LOB: 2 BB: 1 P: 9	R: 0 E: 0 K: 0 S: 3	H: 0 LOB: 0 BB: 0 P: 3	R: 2 E: 1 K: 2 S: 9	H: 1 LOB: 1 BB: 1 P: 13	1B: 6 2B: 3 3B: 0 HR: 1	SF: 0 SAC: 0 DP: 1 HBP: 2	WP: 0 PB: 0 SB: 1 CS: 0	PA: 40							
PITCHER	IP	WLS	BF	H	R	ER	SO	BB	IBB	HBP	BLK	WP	HR	S	P	ERA	WHIP	PITCHER									
Mike Nagy, R ERA: 2.45 (1, 1)	6.0		27	7	4	4	2	2	0	0	0	0	1	16	24	6.00	1.500										
Sparky Lyle, L ERA: 2.54 (7, 1)	2.2	W	12	2	2	2	3	2	0	0	0	0	1	16	24	6.75	1.500										
Ray Jarvis, R ERA: 2.81 (9, 1)	0.1	S	1	0	0	0	0	0	0	0	0	0	0	1	1	0.00	0.000										

Boston Red Sox @ Kansas City Royals
Municipal Stadium, Kansas City, MO
Thu May 29 1969, 4:33 AM EDT
Att: 9,355 - Cloudy - 80 F

AB	34
R	6
H	9
RBI	6
BB	4
SO	5
LOB	13



Batter	1	2	3	4	5	6	7	8	9	AB	R	H	RBI	BB	SO	LOB	TOP				
Horace Clarke, S OBP: 0.319, SLG: 0.305	P6	1B	FC6-4			K			F3	5	1	1	1	0	1	1					
Bobby Cox, R OBP: 0.238, SLG: 0.139	1B	1B				K			6-3	5	2	2	1	0	2	0					
Bobby Murcer, L OBP: 0.354, SLG: 0.554	1B	1B								4	2	3	2	0	0	0					
Jim Lytle, L OBP: 0.125, SLG: 0.087	1B	HR				L9				0	0	0	0	0	0	0					
Roy White, S OBP: 0.393, SLG: 0.388	1B	F8				G1				4	0	1	2	0	0	1					
Joe Pepitone, L OBP: 0.278, SLG: 0.517	BB					P4				3	0	2	0	1	0	0					
Frank Fernandez, R OBP: 0.391, SLG: 0.438	K	K				CS			F1	3	0	0	0	1	2	4					
Bill Robinson, R OBP: 0.213, SLG: 0.213	K					BB			F8	4	0	0	0	0	1	4					
Gene Michael, S OBP: 0.355, SLG: 0.280		1B				5-3			F8	3	1	0	0	1	1	1					
Fritz Peterson, S OBP: 0.250, SLG: 0.115	B2					1-3			K	3	0	0	0	1	1	1					
Inning Stats	R: 2 E: 0 K: 2 S: 10	H: 3 LOB: 2 BB: 1 P: 14	R: 4 E: 1 K: 1 S: 9	H: 4 LOB: 1 BB: 1 P: 13	R: 0 E: 0 K: 1 S: 5	H: 0 LOB: 1 BB: 1 P: 9	R: 0 E: 0 K: 1 S: 5	H: 0 LOB: 0 BB: 0 P: 5	R: 0 E: 0 K: 0 S: 2	H: 0 LOB: 0 BB: 1 P: 6	R: 0 E: 0 K: 1 S: 5	H: 1 LOB: 0 BB: 0 P: 5	R: 0 E: 0 K: 0 S: 4	H: 1 LOB: 1 BB: 0 P: 4	R: 0 E: 0 K: 1 S: 5	H: 0 LOB: 0 BB: 0 P: 5	1B: 6 2B: 2 3B: 1 HR: 1	SF: 0 SAC: 0 DP: 1 HBP: 0	WP: 0 PB: 0 CS: 1	PA: 38	
PITCHER	IP	WLS	BF	H	R	ER	SO	BB	IBB	HBP	BLK	WP	HR	S	P	ERA	WHIP				
Steve Jones, L ERA: 3.93	1.1	L	12	6	6	6	2	2	0	0	0	0	1	14	22	40.50	6.000				
Tom Burgmeier, L ERA: 1.57	7.2		26	3	0	0	6	2	0	0	0	0	0	36	44	0.00	0.652				

New York Yankees @ Kansas City Royals
Municipal Stadium, Kansas City, MO
Fri May 30 1969, 4:33 AM EDT
Overcast - 76 F

AB	34
R	6
H	9
RBI	6
BB	4
SO	8
LOB	12



Batter	1	2	3	4	5	6	7	8	9	AB	R	H	RBI	BB	SO	LOB	BOTTOM					
Jackie Hernandez, R OBP: 0.300, SLG: 0.286	6-3		FC6-4			FC1-6		P4		4	0	0	0	0	0	3						
Pat Kelly, L OBP: 0.291, SLG: 0.370	F2		K			G5-4-3			E1	4	1	0	0	0	1	2						
Mike Fiore, L OBP: 0.419, SLG: 0.433	K					1B		P4	K	4	0	1	0	0	2	1						
Joe Foy, R OBP: 0.319, SLG: 0.343		K				F8			P4	4	1	1	1	0	1	2						
Jerry Adair, R OBP: 0.324, SLG: 0.326			FC5-4			G5-4-3				3	0	1	1	1	0	1						
Chuck Harrison, R OBP: 0.288, SLG: 0.333			BB						2B	4	0	0	0	0	0	2						
Bob Oliver, R OBP: 0.287, SLG: 0.374			FC5-4			5-3			6-3	3	0	0	0	0	0	1						
Ellie Rodriguez, R OBP: 0.333, SLG: 0.304			F9			L9			P6	2	0	1	0	1	0	0						
Steve Jones, L OBP: 0.300, SLG: 0.125						F9				0	0	0	0	0	0	0						
Tom Burgmeier, L OBP: 0.250, SLG: 0.250			FC6-4			BB			2B	3	0	1	0	0	1	2						
Steve Jones, L OBP: 0.300, SLG: 0.125			F5			FC1-6			K	0	0	0	0	0	0	0						
Inning Stats	R: 0 E: 0 K: 1 S: 5	H: 0 LOB: 0 BB: 0 P: 5	R: 0 E: 0 K: 1 S: 5	H: 0 LOB: 1 BB: 1 P: 9	R: 0 E: 0 K: 1 S: 5	H: 0 LOB: 1 BB: 1 P: 9	R: 0 E: 0 K: 0 S: 3	H: 1 LOB: 0 BB: 0 P: 3	R: 0 E: 0 K: 0 S: 3	H: 0 LOB: 0 BB: 0 P: 3	R: 0 E: 0 K: 0 S: 3	H: 1 LOB: 0 BB: 0 P: 3	R: 1 E: 0 K: 0 S: 4	H: 1 LOB: 0 BB: 0 P: 4	R: 0 E: 0 K: 1 S: 6	H: 1 LOB: 1 BB: 0 P: 6	R: 1 E: 1 K: 1 S: 7	H: 1 LOB: 1 BB: 0 P: 7	1B: 2 2B: 2 3B: 0 HR: 1	SF: 0 SAC: 0 DP: 2 HBP: 0	WP: 0 PB: 0 CS: 0	PA: 33
PITCHER	IP	WLS	BF	H	R	ER	SO	BB	IBB	HBP	BLK	WP	HR	S	P	ERA	WHIP					
Fritz Peterson, L ERA: 2.14	9.0	W	33	5	2	1	5	2	0	0	0	0	1	41	49	1.00	0.778					

New York Yankees @ Kansas City Royals
Municipal Stadium, Kansas City, MO
Fri May 30 1969, 4:33 AM EDT
Overcast - 76 F

AB	31
R	2
H	5
RBI	2
BB	2
SO	5
LOB	14



Batter	1	2	3	4	5	6	7	8	9	10	11	12	13	14	15	AB	R	H	RBI	BB	SO	LOB	TOP
Horace Clarke, S OBP: 0.313, SLG: 0.299 (1.4)	L8		F6			3-1			F7		L9		1B		F9	7	0	1	0	0	0	1	
Jerry Kenney, L OBP: 0.306, SLG: 0.313 (1.9)	WP 1B			F7		6-3			FC6-4 1B				F7		1B	7	1	4	1	0	0	1	
Jimmie Hall, L OBP: 0.301, SLG: 0.363 (1.9)	L8			F7		K			FC6-4 2B						K	7	1	0	0	0	2	4	
Roy White, S OBP: 0.369, SLG: 0.390 (1.7)	P5			6-3					F8							7	0	2	2	0	1	1	
Mike Kekich, R (15.1)																0	0	0	0	0	0	0	
Joe Pepitone, L OBP: 0.278, SLG: 0.525 (1.3)		F5							F9							7	2	2	1	0	0	2	
John Ellis, R OBP: 0.389, SLG: 0.563 (1.2)						HR			F3							6	0	3	0	0	1	0	
Jim Lytle, L OBP: 0.193, SLG: 0.077 (1.8)																3	0	0	0	0	1	1	
Billy Cowan, R OBP: 0.303, SLG: 0.233 (10. PH)	K								P6							3	0	1	1	0	0	1	
Gene Michael, S OBP: 0.324, SLG: 0.290 (1.6)			L4							4-3						6	0	1	0	0	1	2	
Stan Bahnsen, R ERA: 4.04 (7.1)																2	0	0	0	0	2	1	
Steve Hamilton, L ERA: 3.54 (7.1)																0	0	0	0	0	0	0	
Jack Aker, R ERA: 5.96 (8.1)																1	0	0	0	0	0	0	
Lindy McDaniel, R ERA: 4.3 (11. PH)																1	0	0	0	0	0	0	
Mike Kekich, L ERA: 6.75 (15.1)																1	1	0	0	0	0	0	
Inning Stats	R:0 E:0 K:2 S:4	H:1 LOB:1 BB:0 P:4	R:0 E:0 K:1 S:5	H:1 LOB:1 BB:0 P:5	R:0 E:0 K:0 S:5	H:0 LOB:0 BB:0 P:5	R:0 E:0 K:0 S:3	H:0 LOB:0 BB:0 P:3	R:0 E:0 K:0 S:5	H:0 LOB:0 BB:0 P:7	R:0 E:0 K:1 S:5	H:0 LOB:0 BB:0 P:5	R:0 E:0 K:0 S:6	H:1 LOB:1 BB:0 P:6	R:0 E:0 K:1 S:6	H:1 LOB:1 BB:0 P:6	R:1 E:0 K:1 S:8	H:2 LOB:1 BB:0 P:8	1B:11 2B:3 3B:0 HR:1	SF:0 SAC:0 DP:1 HBP:0	WP:1 PB:0 CS:1	PA:59	
PITCHER	IP: 8.2 WLS: 31 BF: 6 H: 2 ER: 2 SO: 5 BB: 0 IBB: 0 HBP: 0 BLK: 0 WP: 1 HR: 1 S: 41 P: 41 ERA: 2.08 WHIP: 0.692																						

New York Yankees @ Kansas City Royals
Municipal Stadium, Kansas City, MO
Fri May 30 1969, 4:38 AM EDT
Att. 22,335 - Cloudy - 80 F

AB 59
R 5
H 14
RBI 5
BB 0
SO 10
LOB 14



Batter	1	2	3	4	5	6	7	8	9	10	11	12	13	14	15	AB	R	H	RBI	BB	SO	LOB	BOTTOM										
Jackie Hernandez, R OBP: 0.316, SLG: 0.303 (1.6)	K		L9			4-3				K						6	1	4	0	0	2	0											
Pat Kelly, L OBP: 0.312, SLG: 0.391 (1.8)	S 1B		S BB SF3 BB			E S 1B				FC6-4 1B			4-3		FC1-2 2B 1B	7	1	4	0	1	1	5											
Mike Fiore, L OBP: 0.452, SLG: 0.441 (1.3)	K		E S BB							FC6-4 1B					G3	5	1	2	1	3	2	3											
Joe Eby, R OBP: 0.322, SLG: 0.335 (1.5)	S BB		E S BB							FC6-4 1B					G3	4	1	0	1	3	0	5											
Ed Kirkpatrick, L OBP: 0.255, SLG: 0.322 (1.9)	G3		F3													6	0	2	1	1	0	3											
Jerry Adair, R OBP: 0.322, SLG: 0.323 (15. PH)																1	0	0	0	0	0	3											
Lou Piniella, R OBP: 0.331, SLG: 0.493 (1.7)																6	0	3	0	1	1	4											
Juan Rios, R OBP: 0.317, SLG: 0.299 (1.4)		F3		B5-3-1-6-5												7	0	1	0	0	0	6											
Jim Campanis, R OBP: 0.174, SLG: 0.212 (1.2)																5	0	0	0	0	1	2											
Tom Burgmeier, L OBP: 0.290, SLG: 0.250 (11. PH)																0	0	0	0	0	0	0											
Eliee Rodriguez, R OBP: 0.337, SLG: 0.309 (12.2)																2	0	1	0	0	0	0											
Wally Bunker, R OBP: 0.111, SLG: 0.222 (1.1)																3	0	0	0	0	0	1											
Bill Butler, L OBP: 0.077, SLG: 0.077 (9.1)																1	0	0	0	0	1	0											
George Springs, L OBP: 0.263, SLG: 0.294 (11. PH)																1	0	0	0	0	1	1											
Jim Rooker, R OBP: 0.303, SLG: 0.294 (12.1)																1	0	0	0	0	1	0											
Hawk Taylor, R OBP: 0.303, SLG: 0.576 (15. PH)																1	0	0	0	0	1	0											
Inning Stats	R:0 E:0 K:2 S:8	H:1 LOB:2 BB:1 P:12	R:0 E:0 K:1 S:6	H:1 LOB:1 BB:0 P:6	R:2 E:1 K:0 S:3	H:0 LOB:0 BB:0 P:11	R:0 E:0 K:0 S:3	H:1 LOB:0 BB:0 P:3	R:0 E:0 K:0 S:5	H:1 LOB:2 BB:1 P:8	R:0 E:0 K:0 S:4	H:0 LOB:0 BB:0 P:5	R:0 E:0 K:1 S:7	H:2 LOB:2 BB:0 P:7	R:0 E:0 K:0 S:3	R:0 E:0 K:1 S:5	H:0 LOB:0 BB:0 P:5	R:0 E:0 K:0 S:7	H:1 LOB:0 BB:0 P:7	R:0 E:0 K:0 S:5	H:0 LOB:0 BB:0 P:5	R:0 E:0 K:0 S:3	H:1 LOB:1 BB:0 P:3	R:0 E:0 K:0 S:5	H:0 LOB:0 BB:0 P:5	R:0 E:0 K:0 S:6	H:1 LOB:1 BB:0 P:6	R:1 E:0 K:0 S:8	H:2 LOB:3 BB:1 P:10	1B:14 2B:4 3B:0 HR:0	SF:1 SAC:0 DP:2 HBP:0	WP:0 PB:0 CS:0	PA:68
PITCHER	IP: 6.2 WLS: 29 BF: 4 H: 4 ER: 4 SO: 4 BB: 4 IBB: 0 HBP: 0 BLK: 0 WP: 0 HR: 0 S: 33 P: 49 ERA: 1.35 WHIP: 1.500																																

New York Yankees @ Kansas City Royals
Municipal Stadium, Kansas City, MO
Fri May 30 1969, 4:38 AM EDT
Att. 22,335 - Cloudy - 80 F

AB 58
R 4
H 17
RBI 3
BB 9
SO 10
LOB 34



Batter	1	2	3	4	5	6	7	8	9	AB	R	H	RBI	BB	SO	LOB	TOP
Horace Clarke, S OBP: 0.307, SLG: 0.294 (1,4)	0-0 6-3		0-0 E5 SF8		0-0 3-1		0-0 FC4-6 1B			4	1	0	1	0	0	1	
Jerry Kenney, L OBP: 0.312, SLG: 0.320 (1,5)	0-0 6-3		0-0 SF8 1-H			0-0 3-1 F8 1B	0-0 1-2 3-H 1B			3	0	2	1	0	0	0	
Jimmie Hall, L OBP: 0.299, SLG: 0.353 (1,9)	4-0 BB		0-0 4-3			0-0 F8 1-2	0-0 F5			3	0	0	0	1	0	3	
Roy White, S OBP: 0.385, SLG: 0.381 (1,7)	0-3 K 1-2			0-0 4-3			0-0 3-1	4-0 BB		3	0	0	0	1	1	2	
Joe Peppone, L OBP: 0.277, SLG: 0.516 (1,3)		0-0 F7		0-0 3-1		4-0 IBB		0-0 F9		3	0	0	0	1	0	1	
John Ellis, R OBP: 0.381, SLG: 0.526 (1,2)		0-0 5-3		0-0 1B		0-0 L9				3	0	1	0	0	0	2	
Jim Lyttle, L OBP: 0.167, SLG: 0.207 (1,8)		0-0 2B		0-0 L9			0-0 1B FC4-6 2B			3	1	2	0	0	0	1	AB 28 R 2 H 6 RBI 2 BB 3 SO 4 LOB 12
Gene Michael, S OBP: 0.300, SLG: 0.265 (1,6)	0-3 K				0-0 L7		0-0 6-3			3	0	0	0	0	1	2	
Mel Stottlemyre, R OBP: 0.293, SLG: 0.333 (1,1)			0-3 K		0-3 K		0-0 FC4-6 1B			3	0	1	0	0	2	0	WP: 0 PA: 32 RBI: 0 BB: 0 SO: 2 CS: 0
Inning Stats	R: 0 E: 0 K: 1 S: 5	H: 0 LOB: 1 BB: 1 P: 9	R: 0 E: 0 K: 1 S: 6	H: 1 LOB: 1 BB: 0 P: 6	R: 1 E: 1 K: 1 S: 6	H: 0 LOB: 0 BB: 0 P: 6	R: 0 E: 0 K: 0 S: 4	H: 1 LOB: 1 BB: 0 P: 4	R: 0 E: 0 K: 1 S: 5	H: 0 LOB: 0 BB: 0 P: 5	R: 0 E: 0 K: 0 S: 4	H: 1 LOB: 2 BB: 1 P: 8	R: 1 E: 0 K: 0 S: 6	H: 3 LOB: 2 BB: 0 P: 6	R: 0 E: 0 K: 0 S: 1	H: 0 LOB: 1 BB: 1 P: 5	
PITCHER Dick Drago, R ERA: 3.17 (1,1)	IP: 7.1 WLS: 32 BF: 6 H: 2 R: 2 ER: 1 SO: 4 BB: 2 IBB: 1 HBP: 0 BLK: 0 WP: 0 HR: 0 S: 37 P: 49 ERA: 1.23 WHIP: 1.091																

New York Yankees @ Kansas City Royals
Municipal Stadium, Kansas City, MO

Sat May 31 1969, 8:05 PM EDT
Att: 14,263 - Unknown - 80 F

AB 28
R 2
H 6
RBI 2
BB 3
SO 4
LOB 12



Batter	1	2	3	4	5	6	7	8	9	AB	R	H	RBI	BB	SO	LOB	BOTTOM
Jackie Hernandez, R OBP: 0.310, SLG: 0.310 (1,6)	0-0 E 2B		0-0 1-3		0-3 K					3	1	1	0	0	1	1	
Pat Kelly, L OBP: 0.313, SLG: 0.390 (1,8)	0-0 E1 4-3 2-H		0-0 G1			0-0 FC3-6 1B				3	0	1	0	0	0	0	
Mike Fiore, L OBP: 0.430, SLG: 0.467 (1,3)	0-0 4-3 1-2			0-0 HR		0-0 FC3-6 G6-4-3 1-2				3	1	1	1	0	0	2	
Lou Piniella, R OBP: 0.325, SLG: 0.484 (1,7)	0-0 P4			0-3 K		0-0 G6-4-3 1-2				3	0	0	0	0	1	2	
Ed Kirkpatrick, L OBP: 0.248, SLG: 0.312 (1,9)	0-0 F8			0-0 F7			0-0 F9			3	0	0	0	0	0	1	
Joe Foy, R OBP: 0.322, SLG: 0.331 (1,5)		4-0 CS BB		0-0 4-3			0-0 L8			2	0	0	0	1	0	0	
Jerry Adair, R OBP: 0.315, SLG: 0.316 (1,4)		0-0 P4			0-0 6-3		0-0 6-3			3	0	0	0	0	0	1	AB 24 R 2 H 4 RBI 1 BB 1 SO 4 LOB 9
Jim Campanis, R OBP: 0.183, SLG: 0.221 (1,2)		0-3 K 1-2			0-0 5-3 1B					2	0	1	0	0	1	1	
Dick Drago, R (1,1)			0-3 K		0-0 5-3 1-2					2	0	0	0	0	1	1	WP: 0 PA: 25 RBI: 0 BB: 0 SO: 1 CS: 1
Inning Stats	R: 1 E: 1 K: 0 S: 5	H: 1 LOB: 0 BB: 0 P: 5	R: 0 E: 0 K: 1 S: 4	H: 0 LOB: 0 BB: 1 P: 8	R: 0 E: 0 K: 1 S: 5	H: 0 LOB: 0 BB: 0 P: 5	R: 1 E: 0 K: 1 S: 6	H: 1 LOB: 0 BB: 0 P: 6	R: 0 E: 0 K: 1 S: 6	H: 1 LOB: 1 BB: 0 P: 6	R: 0 E: 0 K: 0 S: 3	H: 1 LOB: 0 BB: 0 P: 3	R: 0 E: 0 K: 0 S: 3	H: 0 LOB: 0 BB: 0 P: 3	R: 0 E: 0 K: 0 S: 1	H: 0 LOB: 1 BB: 1 P: 0	
PITCHER Mel Stottlemyre, R ERA: 2.56 (1,1)	IP: 7.0 WLS: 25 BF: 4 H: 4 R: 2 ER: 1 SO: 4 BB: 1 IBB: 0 HBP: 0 BLK: 0 WP: 0 HR: 1 S: 32 P: 36 ERA: 1.29 WHIP: 0.714																

New York Yankees @ Kansas City Royals
Municipal Stadium, Kansas City, MO

Sat May 31 1969, 8:05 PM EDT
Att: 14,263 - Unknown - 80 F

AB 24
R 2
H 4
RBI 1
BB 1
SO 4
LOB 9




Batter	1	2	3	4	5	6	7	8	9	AB	R	H	RBI	BB	SO	LOB	TOP								
Horace Clarke, S OBP: 0.308, SLG: 0.301	0-0 FC1-6-5 2B		0-0 2B SF8 1B	0-0 P6		0-0 L7		0-0 L8		5	1	2	0	0	0	2									
Jerry Kenney, L OBP: 0.314, SLG: 0.324	0-0 FC1-6-5-4 1B		0-0 1-3 2B		0-0 G3		0-0 B1-3	4-0 BB		4	0	1	0	1	0	1									
Jimmie Hall, L OBP: 0.303, SLG: 0.367	0-0 1-2 1B		0-0 SF8		0-3 K		0-0 2B	0-0 F9		4	1	2	1	0	1	1									
Roy White, S OBP: 0.385, SLG: 0.389	0-0 L7		0-0 3-1		0-0 HR 1B		0-0 G4-1 2B	2-3 2B	0-0 6-3	5	2	2	1	0	0	3									
Joe Peppone, L OBP: 0.281, SLG: 0.529	0-0 P4			0-0 1B 1B	0-0 HR		0-0 G4-1	2-3 2B	0-0 F8	5	2	2	2	0	0	3									
John Ellis, R OBP: 0.385, SLG: 0.542		0-3 K		0-0 1B 1-2 1B	0-0 6-3		0-0 2B	0-3 K		5	1	2	1	0	2	0									
Jim Lytle, L OBP: 0.206, SLG: 0.273		0-0 F2		0-0 1B FC6-4 1B		0-0 P6	0-0 2B			4	1	2	2	0	0	0									
Gene Michael, S OBP: 0.318, SLG: 0.270		0-0 1-3		0-0 FC6-4 1B		0-0 BB	0-0 F9			3	0	1	0	1	0	1									
Bill Burbach, R OBP: 0.059, SLG: 0.059			0-0 5-3	0-0 FC6-4		0-0 F2		0-3 K		1	0	0	0	0	0	0									
Al Downing, R				1-2 3-H		1-2				3	0	0	1	0	1	2									
Jack Aker, R										0	0	0	0	0	0	0									
Inning Stats	R: 0 E: 0 K: 0 S: 5	H: 2 LOB: 2 BB: 0 P: 5	R: 0 E: 0 K: 1 S: 5	H: 0 LOB: 0 BB: 0 P: 5	R: 1 E: 0 K: 0 S: 5	H: 2 LOB: 1 BB: 0 P: 5	R: 2 E: 0 K: 0 S: 6	H: 4 LOB: 0 BB: 0 P: 6	R: 2 E: 0 K: 1 S: 7	H: 2 LOB: 0 BB: 0 P: 7	R: 0 E: 0 K: 0 S: 3	H: 0 LOB: 1 BB: 1 P: 7	R: 3 E: 0 K: 0 S: 7	H: 4 LOB: 1 BB: 0 P: 7	R: 0 E: 0 K: 1 S: 5	H: 0 LOB: 0 BB: 1 P: 9	R: 0 E: 0 K: 1 S: 5	H: 0 LOB: 0 BB: 0 P: 5	1B: 7 2B: 6 3B: 0 HR: 1	SF: 1 SAC: 0 DP: 0 HBP: 0	WP: 0 PB: 0 SB: 1 CS: 0	PA: 42			
PITCHER	IP	WLS	BF	H	R	ER	SO	BB	IBB	HBP	BLK	WP	HR	S	P	ERA	WHIP								
Mike Hedlund, R ERA: 4.15	(1, 1)	4.0		19	8	3	3	1	0	0	0	0	0	21	21	6.75	2.000								
Dave Wickersham, R ERA: 3.0	(5, 1)	2.1	L	12	4	4	4	1	1	0	0	0	1	13	17	15.43	2.143								
Bill Butler, L ERA: 3.33	(7, 1)	1.2		8	2	1	1	1	1	0	0	0	0	9	17	5.40	1.800								
Moe Drabowsky, R ERA: 2.25	(9, 1)	1.0		3	0	0	0	1	0	0	0	0	0	5	5	0.00	0.000								

New York Yankees @ Kansas City Royals
Municipal Stadium, Kansas City, MO
Sun Jun 01 1969, 4:33 AM EDT
Att: 12,501 - Cloudy - 63 F

livebaseballscorecards.com

AB 39
R 8
H 14
RBI 8
BB 2
SO 4
LOB 13




Batter	1	2	3	4	5	6	7	8	9	AB	R	H	RBI	BB	SO	LOB	BOTTOM								
Jackie Hernandez, R OBP: 0.313, SLG: 0.309	4-0 1B CI SF8 BB	0-0 F2		0-0 1-2 1B			0-0 F9		0-0 L8	4	1	1	0	1	0	0									
Pat Kelly, L OBP: 0.318, SLG: 0.383	0-1 CI SF8 1B		4-0 WP E BB	0-3 K			0-0 L8		1-0 G3-6-1 HBP	2	2	0	0	1	1	2									
Mike Fiore, L OBP: 0.414, SLG: 0.445	0-0 P6		0-3 K	0-3 K			0-0 E6		0-0 G3-6-1	5	0	0	0	0	2	6									
Joe Foy, R OBP: 0.330, SLG: 0.343	0-0 1-2 2-3 1B		0-0 E6 2B	4-0 CS SH1-3 BB			0-0 L7			3	2	2	1	1	0	1									
Ed Kirkpatrick, L OBP: 0.250, SLG: 0.326	0-0 SF8		0-0 S 2B	0-0 SH1-3			0-0 L3			2	0	1	2	0	0	0									
Lou Piniella, R OBP: 0.329, SLG: 0.481	0-0 1-H 3-H 1B		0-0 F3	0-3 K			0-0 1B BB			3	0	1	2	1	1	2									
Jerry Adair, R OBP: 0.311, SLG: 0.312	0-0 L6		0-0 5-3				0-0 F8		0-0 1-2 1B	2	0	0	0	0	0	2									
Juan Rios, R OBP: 0.323, SLG: 0.267										2	0	1	0	0	0	0									
Jim Campanis, R OBP: 0.187, SLG: 0.211		0-0 6-3		4-0 1B BB			0-0 5-3		0-3 K	3	0	0	0	1	1	2									
Mike Hedlund, R OBP: 0.188, SLG: 0.188										1	0	0	0	0	0	0									
Bob Oliver, R OBP: 0.288, SLG: 0.371										1	0	0	0	0	0	0									
Dave Wickersham, R OBP: 0.329, SLG: 0.371										1	0	0	0	0	0	0									
Bill Butler, L OBP: 0.377, SLG: 0.077										0	0	0	0	0	0	0									
George Spriggs OBP: 0.594, SLG: 0.278										1	0	0	0	0	0	1									
Moe Drabowsky, R ERA: 5.55										0	0	0	0	0	0	0									
Inning Stats	R: 3 E: 1 K: 0 S: 6	H: 2 LOB: 1 BB: 1 P: 10	R: 0 E: 0 K: 0 S: 3	H: 0 LOB: 0 BB: 0 P: 3	R: 2 E: 1 K: 1 S: 7	H: 2 LOB: 1 BB: 1 P: 11	R: 0 E: 0 K: 2 S: 8	H: 1 LOB: 2 BB: 1 P: 12	R: 0 E: 0 K: 1 S: 4	H: 0 LOB: 0 BB: 1 P: 8	R: 0 E: 0 K: 0 S: 3	H: 0 LOB: 0 BB: 0 P: 3	R: 0 E: 1 K: 0 S: 4	H: 0 LOB: 1 BB: 0 P: 4	R: 0 E: 0 K: 2 S: 8	H: 1 LOB: 2 BB: 1 P: 12	R: 0 E: 0 K: 0 S: 2	H: 0 LOB: 0 BB: 0 P: 3	1B: 4 2B: 3 3B: 0 HR: 0	SF: 1 SAC: 1 DP: 2 HBP: 1	WP: 1 PB: 0 SB: 0 CS: 1	PA: 39			
PITCHER	IP	WLS	BF	H	R	ER	SO	BB	IBB	HBP	BLK	WP	HR	S	P	ERA	WHIP								
Bill Burbach, R ERA: 2.92	(1, 1)	2.1		14	4	5	4	1	2	0	0	0	0	14	22	15.43	2.571								
Al Downing, L ERA: 5.94	(3, 1)	5.0	W	20	2	0	0	3	3	0	0	0	0	23	35	0.00	1.000								
Jack Aker, R ERA: 5.55	(8, 1)	1.2	S	5	0	0	0	2	0	0	1	0	0	8	9	0.00	0.000								

New York Yankees @ Kansas City Royals
Municipal Stadium, Kansas City, MO
Sun Jun 01 1969, 4:33 AM EDT
Att: 12,501 - Cloudy - 63 F

livebaseballscorecards.com

AB 30
R 5
H 6
RBI 5
BB 5
SO 6
LOB 18



Batter	1	2	3	4	5	6	7	8	9	AB	R	H	RBI	BB	SO	LOB	TOP					
Del Unser, L OBP: 0.323, SLG: 0.291 (1.8)	F5		3-1					6-3		5	0	2	0	0	0	0	Washington Senators @ Kansas City Royals Municipal Stadium, Kansas City, MO Mon Jun 02 1969, 8:05 PM EDT Att: 8,697 - Unknown - 70 F					
Ed Stroud, L OBP: 0.333, SLG: 0.341 (1.9)	P6		1B			L6		F8		4	1	0	0	1	0	2						
Frank Howard, R OBP: 0.379, SLG: 0.576 (1.7) Hank Allen, R OBP: 0.318, SLG: 0.355 (9.7)	E5		3B					4-3		5	4	3	0	0	0	0						
Mike Epstein, L OBP: 0.435, SLG: 0.615 (1.3)	1B		3B			K		K		3	2	1	1	2	2	1						
Ken McMullen, R OBP: 0.325, SLG: 0.388 (1.5)	1B		3B					BB		4	0	2	2	1	1	4						
Bernie Allen, L OBP: 0.336, SLG: 0.383 (1.4)	K		3B			6-3		BB		3	0	1	3	2	1	2						
Ed Brinkman, R OBP: 0.332, SLG: 0.340 (1.6)			F7			6-3		F7		5	0	0	0	0	0	6						
Paul Casanova, R OBP: 0.260, SLG: 0.304 (1.2)			L4			F7		K		4	0	1	0	0	1	2						
Frank Bertaina, L OBP: 0.364, SLG: 0.727 (1.1) Casey Cox, R ERA: 5.63 (2.1) Jim Shellenback, L OBP: 0.500, SLG: 0.500 (9.1) Dennis Higgins, R ERA: 5.49 (9.1)	G6-4-3		K			K		K		1	0	0	0	0	0	1						
Inning Stats	R: 2 E: 1 K: 1 S: 8	H: 2 LOB: 1 BB: 0 P: 8	R: 0 E: 0 K: 0 S: 3	H: 1 LOB: 0 BB: 0 P: 3	R: 3 E: 0 K: 1 S: 7	H: 2 LOB: 1 BB: 2 P: 15	R: 0 E: 0 K: 1 S: 6	H: 1 LOB: 1 BB: 0 P: 6	R: 1 E: 0 K: 1 S: 7	H: 2 LOB: 1 BB: 0 P: 7	R: 0 E: 0 K: 1 S: 6	H: 1 LOB: 1 BB: 0 P: 6	R: 1 E: 1 K: 1 S: 6	H: 1 LOB: 2 BB: 2 P: 14	R: 0 E: 0 K: 1 S: 5	H: 0 LOB: 0 BB: 0 P: 5		R: 0 E: 0 K: 1 S: 5	H: 0 LOB: 2 BB: 2 P: 13	1B: 6 2B: 1 3B: 3 HR: 0	SF: 0 SAC: 0 DP: 1 HBP: 0	WP: 0 PB: 0 CS: 0
PITCHER	IP WLS BF H R ER SO BB IBB HBP BLK WP HR S P ERA WHIP	IP WLS BF H R ER SO BB IBB HBP BLK WP HR S P ERA WHIP																				
Roger Nelson, R ERA: 3.24 (1.1)	3.2 L 19 6 5 3 3 2 0 0 0 0 0 23 31 7.36 2.182																					
Jim Rooker, L ERA: 5.63 (4.1)	2.1 10 3 1 1 2 0 0 0 0 0 0 14 14 3.86 1.286																					
Dave Morehead, R ERA: 5.49 (7.1)	3.0 14 1 1 0 3 4 0 0 0 0 0 16 32 0.00 1.667																					

Batter	1	2	3	4	5	6	7	8	9	AB	R	H	RBI	BB	SO	LOB	BOTTOM					
Juan Rios, R OBP: 0.343, SLG: 0.354 (1.6) Tom Burgmeier, L ERA: 2.37 (9, FR) OBP: 0.250, SLG: 0.250	HR	1B				FC6-4			3-1	5	2	3	2	0	0	1	Washington Senators @ Kansas City Royals Municipal Stadium, Kansas City, MO Mon Jun 02 1969, 8:05 PM EDT Att: 8,697 - Unknown - 70 F					
Pat Kelly, L OBP: 0.328, SLG: 0.387 (1.9)	S	1B				1-3		3-1		4	1	2	0	1	0	1						
Mike Fiore, L OBP: 0.413, SLG: 0.439 (1.8)	P5	1B				K		FC5		4	0	1	1	1	2	2						
Joe Foy, R OBP: 0.341, SLG: 0.345 (1.4)	S	1B				FC6-4		F9		2	0	1	1	3	0	1						
Lou Piniella, R OBP: 0.320, SLG: 0.469 (1.7)	K					K		FC6-4		4	0	0	1	0	2	4						
Chuck Harrison, R OBP: 0.284, SLG: 0.327 (1.3)	F7					FC6-4		F8		5	0	1	0	0	0	5						
Bob Oliver, R OBP: 0.267, SLG: 0.370 (1.5)		K				SH5-3		P6		3	0	1	0	0	1	0						
Dennis Paepke, R (1.2)		1B				5-3		6-3		3	1	0	0	1	0	2						
Roger Nelson, R OBP: 0.192, SLG: 0.160 (1.1) Jim Rooker, R ERA: 2.37 (4.1) George Spriggs, L OBP: 0.286, SLG: 0.278 (6, PH) Dave Morehead, R ERA: 5.49 (7.1) Ed Kirkpatrick, L OBP: 0.257, SLG: 0.344 (9, PH)	F5					F9		FC6-4		1	0	0	0	0	0	0						
Inning Stats	R: 1 E: 0 K: 1 S: 7	H: 2 LOB: 2 BB: 1 P: 11	R: 3 E: 0 K: 1 S: 7	H: 3 LOB: 2 BB: 2 P: 15	R: 0 E: 0 K: 0 S: 4	H: 1 LOB: 1 BB: 0 P: 4	R: 0 E: 0 K: 0 S: 3	H: 0 LOB: 0 BB: 0 P: 3	R: 0 E: 0 K: 2 S: 7	H: 0 LOB: 1 BB: 1 P: 11	R: 0 E: 0 K: 0 S: 3	H: 1 LOB: 1 BB: 1 P: 7	R: 0 E: 0 K: 1 S: 6	H: 1 LOB: 0 BB: 0 P: 6	R: 0 E: 0 K: 0 S: 3	H: 0 LOB: 0 BB: 0 P: 3		R: 2 E: 0 K: 0 S: 5	H: 2 LOB: 2 BB: 2 P: 13	1B: 7 2B: 2 3B: 0 HR: 1	SF: 1 SAC: 1 DP: 1 HBP: 0	WP: 1 PB: 0 CS: 0
PITCHER	IP WLS BF H R ER SO BB IBB HBP BLK WP HR S P ERA WHIP	IP WLS BF H R ER SO BB IBB HBP BLK WP HR S P ERA WHIP																				
Frank Bertaina, L ERA: 5.71 (1.1)	1.2 W 25 6 2 2 3 2 0 0 0 0 0 29 37 2.84 1.263																					
Casey Cox, R ERA: 2.37 (2.1)	6.1 W 25 6 2 2 3 2 0 0 0 0 0 29 37 2.84 1.263																					
Jim Shellenback, L ERA: 3.04 (9.1)	0.1 2 0 0 0 0 1 0 0 0 0 0 1 5 0.00 3.000																					
Dennis Higgins, R ERA: 2.08 (9.1)	0.2 S 3 0 0 0 0 1 0 0 0 0 0 2 6 0.00 1.500																					

Batter	1	2	3	4	5	6	7	8	9	AB	R	H	RBI	BB	SO	LOB	TOP																			
Del Unser, L OBP: 0.320, SLG: 0.304 (1, 8)	1-3		K		4-3		1B			4	0	1	0	0	1	0	Washington Senators @ Kansas City Royals Municipal Stadium, Kansas City, MO Wed Jun 04 1969, 8:05 PM EDT Att: 11,905 - Unknown - 80 F																			
Ed Stroud, L OBP: 0.336, SLG: 0.330 (1, 9)	F8		K			5-3	1B			4	0	1	0	0	1	0																				
Frank Howard, R OBP: 0.383, SLG: 0.573 Hank Allen, R OBP: 0.315, SLG: 0.352 (9, 7)			5-3				G5-4-3			3	1	1	0	1	0	2																				
Mike Epstein, L OBP: 0.438, SLG: 0.625 (1, 3)	K					1B	2B			0	0	0	0	0	0	0																				
Ken McMullen, R OBP: 0.318, SLG: 0.376 (1, 5)		6-3		L6		1B	1B		6-3-5	4	0	1	1	0	0	1																				
Bernie Allen, L OBP: 0.338, SLG: 0.377 Tim Cullen, R OBP: 0.278, SLG: 0.250 (8, 4)				1-3					K	3	0	1	1	1	1	0																				
Ed Brinkman, R OBP: 0.329, SLG: 0.336 (1, 6)		FC6-4					1B			4	0	1	0	0	1	3																				
Paul Casanova, R OBP: 0.255, SLG: 0.296 (1, 2)					4-3				F9	4	0	1	0	0	1	3																				
Joe Coleman, R OBP: 0.111, SLG: 0.077 (1, 1)					K				K	4	0	0	0	0	4	2																				
Inning Stats	R: 0 E: 0 K: 1 S: 5	H: 0 LOB: 1 BB: 1 P: 9	R: 0 E: 0 K: 1 S: 6	H: 1 LOB: 2 BB: 1 P: 10	R: 0 E: 0 K: 2 S: 7	H: 0 LOB: 0 BB: 0 P: 7	R: 1 E: 0 K: 1 S: 6	H: 1 LOB: 0 BB: 0 P: 6	R: 0 E: 0 K: 1 S: 5	H: 0 LOB: 0 BB: 0 P: 5	R: 2 E: 0 K: 1 S: 8	H: 3 LOB: 2 BB: 1 P: 12	R: 0 E: 0 K: 1 S: 6	H: 2 LOB: 1 BB: 0 P: 6	R: 0 E: 0 K: 1 S: 4	H: 0 LOB: 0 BB: 1 P: 8	R: 0 E: 0 K: 1 S: 5	H: 1 LOB: 0 BB: 0 P: 5	1B: 6 2B: 2 3B: 0 HR: 1	SF: 0 SAC: 0 DP: 2 HBP: 0	WP: 0 PB: 0 SB: 0 CS: 1	PA: 36														
PITCHER	IP	WLS	BF	H	R	ER	SO	BB	IBB	HBP	BLK	WP	HR	S	P	ERA	WHIP	PITCHER		IP	WLS	BF	H	R	ER	SO	BB	IBB	HBP	BLK	WP	HR	S	P	ERA	WHIP
Dick Drago, R ERA: 3.24 (1, 1)	7.0	L	30	7	3	3	8	2	1	0	0	0	1	43	55	3.86	1.286																			
Tom Burgmeier, L ERA: 1.44 (8, 1)	2.0		6	1	0	0	2	1	0	0	0	0	0	9	13	0.00	1.000																			

Batter	1	2	3	4	5	6	7	8	9	AB	R	H	RBI	BB	SO	LOB	BOTTOM																			
Juan Rios, R OBP: 0.329, SLG: 0.329 (1, 4)	4-3	P4			5-3		4-3		F8	5	0	0	0	0	0	2	Washington Senators @ Kansas City Royals Municipal Stadium, Kansas City, MO Wed Jun 04 1969, 8:05 PM EDT Att: 11,905 - Unknown - 80 F																			
Pat Kelly, L OBP: 0.338, SLG: 0.389 (1, 9)	FC6-4		6-3			CS				3	1	2	0	1	0	0																				
Joe Foy, R OBP: 0.352, SLG: 0.355 (1, 5)			5-3			S				3	0	1	0	1	0	1																				
Ed Kirkpatrick, L OBP: 0.283, SLG: 0.376 (1, 8)	FC6-4								G4-6-3	3	0	1	0	1	1	3																				
Lou Piniella, R OBP: 0.328, SLG: 0.470 (1, 7)			G1						L6	3	0	1	1	1	0	2																				
Bob Oliver, R OBP: 0.256, SLG: 0.356 (1, 3)	FC6-4								G4-6-3	4	0	1	0	0	0	4																				
Dennis Paepke, R George Spriggs, L OBP: 0.273, SLG: 0.263 (9, PH) (1, 2)		F8			5-3		P4		5-3	3	0	0	0	0	0	2																				
Jackie Hernandez, R OBP: 0.311, SLG: 0.304 Hawk Taylor, R OBP: 0.324, SLG: 0.618 (9, PH) (1, 6)					6-3					3	0	1	0	0	1	2																				
Dick Drago, R Tom Burgmeier, L OBP: 0.200, SLG: 0.200 (7, PH) (8, 1)		SH2-4							5-3	1	0	0	0	0	1	1																				
Inning Stats	R: 1 E: 0 K: 0 S: 6	H: 3 LOB: 2 BB: 0 P: 6	R: 0 E: 0 K: 0 S: 4	H: 1 LOB: 1 BB: 0 P: 4	R: 0 E: 0 K: 0 S: 3	H: 0 LOB: 1 BB: 1 P: 7	R: 0 E: 0 K: 1 S: 6	H: 1 LOB: 1 BB: 0 P: 6	R: 0 E: 0 K: 1 S: 4	H: 0 LOB: 2 BB: 2 P: 12	R: 0 E: 0 K: 1 S: 5	H: 0 LOB: 1 BB: 1 P: 9	R: 0 E: 0 K: 0 S: 4	H: 1 LOB: 0 BB: 0 P: 4	R: 0 E: 0 K: 0 S: 3	H: 1 LOB: 0 BB: 0 P: 3	R: 0 E: 0 K: 0 S: 4	H: 1 LOB: 1 BB: 0 P: 4	1B: 7 2B: 1 3B: 0 HR: 0	SF: 0 SAC: 1 DP: 1 HBP: 0	WP: 0 PB: 0 SB: 1 CS: 1	PA: 37														
PITCHER	IP	WLS	BF	H	R	ER	SO	BB	IBB	HBP	BLK	WP	HR	S	P	ERA	WHIP	PITCHER		IP	WLS	BF	H	R	ER	SO	BB	IBB	HBP	BLK	WP	HR	S	P	ERA	WHIP
Joe Coleman, R ERA: 4.4 (1, 1)	9.0	W	37	8	1	1	3	4	4	0	0	0	0	39	55	1.00	1.333																			

AB	32
R	3
H	8
RBI	3
BB	4
SO	10
LOB	12




Batter	1	2	3	4	5	6	7	8	9	10	11	AB	R	H	RBI	BB	SO	LOB	TOP								
Jackie Hernandez, R OBP: 0.303, SLG: 0.295	K			P6		K			K		K	5	0	0	0	0	0	4	0								
Mike Fiore, L OBP: 0.413, SLG: 0.462	F3			HR			F9			1B FC3-2 1B	4-3	5	1	2	1	0	0	0	0								
Joe Foy, R OBP: 0.354, SLG: 0.355	K			P5						FC3-2 1B		3	1	1	0	1	1	0	0								
Ed Kirkpatrick, L OBP: 0.282, SLG: 0.371		B1-3		4-3						FC3-2 1B		4	0	1	0	0	0	1	1								
Lou Piniella, R OBP: 0.326, SLG: 0.471		F2								F9		4	0	1	0	0	0	0	3								
Pat Kelly, L OBP: 0.338, SLG: 0.388												3	0	1	0	0	0	0	0								
Hawk Taylor, R OBP: 0.314, SLG: 0.600		4-3								FC3-2 1B		1	0	0	0	0	0	0	3								
Bob Oliver, R OBP: 0.259, SLG: 0.356										1-2 2-3 3-H		0	0	0	0	0	0	0	0								
Jerry Adair, R OBP: 0.309, SLG: 0.310				F8								4	0	1	1	0	0	0	1								
Ellie Rodriguez, R OBP: 0.333, SLG: 0.306				G5-6-4 1B		CS	6-3			6-3	4-3	4	0	1	0	0	0	0	3								
Bill Butler, L OBP: 0.063, SLG: 0.063												3	0	0	0	0	0	1	1								
Chuck Harrison, R OBP: 0.282, SLG: 0.324				G5-6-4			K			6-3		1	0	0	0	0	0	0	0								
Moe Drabowsky, R ERA: 2.31											5-3	0	0	0	0	0	0	0	0								
Inning Stats	R: 0 E: 0 K: 2 S: 7	H: 0 LOB: 0 BB: 0 P: 7	R: 0 E: 0 K: 0 S: 3	H: 0 LOB: 0 BB: 0 P: 3	R: 0 E: 0 K: 0 S: 3	H: 1 LOB: 0 BB: 0 P: 3	R: 1 E: 0 K: 0 S: 4	H: 1 LOB: 0 BB: 0 P: 4	R: 0 E: 0 K: 0 S: 3	H: 2 LOB: 0 BB: 0 P: 3	R: 0 E: 0 K: 2 S: 7	H: 0 LOB: 0 BB: 0 P: 7	R: 0 E: 0 K: 1 S: 4	H: 0 LOB: 0 BB: 1 P: 8	R: 0 E: 0 K: 0 S: 3	H: 0 LOB: 0 BB: 0 P: 3	R: 0 E: 0 K: 1 S: 5	H: 0 LOB: 0 BB: 0 P: 5	R: 1 E: 0 K: 0 S: 7	H: 4 LOB: 3 BB: 0 P: 7	R: 0 E: 0 K: 1 S: 5	H: 0 LOB: 0 BB: 0 P: 5	1B: 6 2B: 1 3B: 0 HR: 1	SF: 0 SAC: 0 DP: 1 HBP: 0	WP: 0 PB: 0 SB: 0 CS: 1	PA: 39	
PITCHER	IP 9.0	WLS 0.1	BF 31	H 7	R 2	ER 2	SO 6	BB 1	IBB 0	HBP 0	BLK 0	WP 0	HR 1	S 42	P 46	ERA 2.00	WHIP 0.889										
Ray Culp, R ERA: 3.43																											
Vicente Romo, R ERA: 3.0																											
Spanky Lyle, L ERA: 2.31		1.2	W 6	1	0	0	1	0	0	0	0	0	0	8	8	0.00	0.600										

Kansas City Royals @ Boston Red Sox
Fenway Park, Boston, MA
Fri Jun 06 1969, 7:05 PM EDT
Att. 29,438 - Unknown - 75 F

livebaseballscores.com

AB 37
R 2
H 8
RBI 2
BB 1
SO 7
LOB 12



Batter	1	2	3	4	5	6	7	8	9	10	11	AB	R	H	RBI	BB	SO	LOB	BOTTOM									
Dick Schofield, S OBP: 0.439, SLG: 0.460	6-3			F7		F7						5	1	2	0	0	0	0	0									
Dalton Jones, L OBP: 0.346, SLG: 0.406	4-3			F2		G3				B2		5	1	1	2	0	0	1	0									
Carl Yastrzemski, L OBP: 0.398, SLG: 0.557	1B 2B					G3				K		4	1	1	0	0	1	1	0									
Reggie Smith, S OBP: 0.363, SLG: 0.516									F9			4	0	2	1	0	0	0	1									
Rico Petrocelli, R OBP: 0.456, SLG: 0.717									L7			4	0	0	0	0	1	2	0									
Tony Contelaro, R OBP: 0.324, SLG: 0.487												4	0	0	0	0	1	1	0									
George Scott, R OBP: 0.267, SLG: 0.309												4	1	1	1	0	2	0	0									
Russ Gibson, R OBP: 0.276, SLG: 0.271												4	0	0	0	0	0	0	0									
Ray Culp, R ERA: 3.09												3	0	0	0	0	2	0	0									
Vicente Romo, R ERA: 3.09												0	0	0	0	0	0	0	0									
Spanky Lyle, L ERA: 2.78												0	0	0	0	0	0	0	0									
Joe Lahoud, L ERA: 2.78												1	0	0	0	0	0	0	0									
Inning Stats	R: 1 E: 0 K: 0 S: 5	H: 2 LOB: 1 BB: 0 P: 5	R: 0 E: 0 K: 1 S: 5	H: 0 LOB: 0 BB: 0 P: 5	R: 0 E: 0 K: 1 S: 5	H: 0 LOB: 0 BB: 0 P: 5	R: 0 E: 0 K: 1 S: 6	H: 1 LOB: 1 BB: 0 P: 6	R: 0 E: 0 K: 2 S: 7	H: 0 LOB: 0 BB: 0 P: 7	R: 0 E: 0 K: 0 S: 3	H: 0 LOB: 0 BB: 0 P: 3	R: 0 E: 0 K: 1 S: 5	H: 0 LOB: 0 BB: 1 P: 5	R: 0 E: 0 K: 0 S: 3	H: 0 LOB: 0 BB: 0 P: 3	R: 0 E: 0 K: 1 S: 6	H: 1 LOB: 1 BB: 0 P: 6	R: 1 E: 0 K: 0 S: 4	H: 1 LOB: 0 BB: 0 P: 4	R: 2 E: 0 K: 0 S: 3	H: 2 LOB: 0 BB: 0 P: 3	1B: 1 2B: 3 3B: 1 HR: 2	SF: 0 SAC: 0 DP: 0 HBP: 0	WP: 0 PB: 0 SB: 0 CS: 0	PA: 38		
PITCHER	IP 10.0	WLS 0.1	BF 35	H 5	R 2	ER 2	SO 7	BB 0	IBB 0	HBP 0	BLK 0	WP 0	HR 1	S 49	P 49	ERA 1.80	WHIP 0.500											
Bill Butler, L ERA: 3.09																												
Moe Drabowsky, R ERA: 2.78		0.1	L 3	2	2	2	0	0	0	0	0	0	0	1	3	3	54.00	6.000										

Kansas City Royals @ Boston Red Sox
Fenway Park, Boston, MA
Fri Jun 06 1969, 7:05 PM EDT
Att. 29,438 - Unknown - 75 F

livebaseballscores.com

AB 38
R 4
H 7
RBI 4
BB 0
SO 7
LOB 6



Batter	1	2	3	4	5	6	7	8	9	AB	R	H	RBI	BB	SO	LOB	TOP					
Jackie Hernandez, R (1, 6) OBP: 0.307, SLG: 0.295 Chuck Harrison, R (9, PH) OBP: 0.260, SLG: 0.321	F2		1B				1-3		F8	3	0	1	0	1	0	0						
Mike Fiore, L (1, 3) OBP: 0.405, SLG: 0.447	K		F8				F9		G3	4	0	0	0	1	1	4						
Joe Foy, R (1, 5) OBP: 0.352, SLG: 0.353	F9		1-2				F8		F5	4	0	1	0	0	0	3						
Ed Kirkpatrick, L (1, 8) OBP: 0.273, SLG: 0.358		4-3	G3				4-1		F9	4	0	0	0	0	0	2						
Lou Piniella, R (1, 7) OBP: 0.319, SLG: 0.460		5-3					F8		F8	4	0	0	0	0	0	0						
Jerry Adair, R (1, 4) OBP: 0.321, SLG: 0.322		1B					1B		1B	4	0	3	0	0	0	0						
Bob Oliver, R (1, 9) OBP: 0.265, SLG: 0.360		1-2	1B				6-3		F9	4	0	2	0	0	0	1						
Dennis Paepke, R (1, 2)		5-3					K		F7	4	0	0	0	0	1	4						
Wally Bunker, R (1, 1) OBP: 0.143, SLG: 0.214 Tom Burgmeier, L (5, 1) OBP: 0.162, SLG: 0.162 Billy Harris, L (9, PH) OBP: 1.000, SLG: 2.000			F9				S		F7	2	0	1	0	0	0	0						
							1B		2B	1	0	0	0	0	0	0						
										1	0	1	0	0	0	0						
Inning Stats	R: 0 E: 0 K: 1 S: 5	H: 0 LOB: 0 BB: 0 P: 5	R: 0 E: 0 K: 0 S: 5	H: 2 LOB: 0 BB: 0 P: 5	R: 0 E: 0 K: 0 S: 5	H: 2 LOB: 2 BB: 0 P: 5	R: 0 E: 0 K: 0 S: 3	H: 0 LOB: 0 BB: 0 P: 3	R: 0 E: 0 K: 1 S: 6	H: 1 LOB: 2 BB: 1 P: 10	R: 0 E: 0 K: 0 S: 5	H: 2 LOB: 2 BB: 0 P: 5	R: 0 E: 0 K: 0 S: 3	H: 0 LOB: 1 BB: 1 P: 7	R: 0 E: 0 K: 0 S: 4	H: 1 LOB: 1 BB: 0 P: 4	R: 0 E: 0 K: 0 S: 4	H: 1 LOB: 1 BB: 0 P: 4	1B: 8 2B: 1 3B: 0 HR: 0	SF: 0 SAC: 0 DP: 0 HBP: 0	WP: 0 PB: 0 SB: 1 CS: 0	PA: 38
PITCHER Mike Nagy, R (1, 1) ERA: 2.38	IP: 9.0 WLS: W BF: 38 H: 9 R: 0 ER: 0 SO: 2 BB: 2 IBB: 0 HBP: 0 BLK: 0 WP: 0 HR: 0 S: 40 P: 48 ERA: 0.00 WHIP: 1.222											PITCHER	IP: 9.0 WLS: W BF: 38 H: 9 R: 0 ER: 0 SO: 2 BB: 2 IBB: 0 HBP: 0 BLK: 0 WP: 0 HR: 0 S: 40 P: 48 ERA: 0.00 WHIP: 1.222									

Kansas City Royals @ Boston Red Sox
Fenway Park, Boston, MA
Sat Jun 07 1969, 3:33 AM EDT
Att: 24,717 - Sunny - 74 F

AB 36
R 0
H 9
RBI 0
BB 2
SO 2
LOB 15



Batter	1	2	3	4	5	6	7	8	9	AB	R	H	RBI	BB	SO	LOB	BOTTOM			
Dick Schofield, S (1, 4) OBP: 0.435, SLG: 0.444	K	K							4-3	4	1	1	0	1	2	2				
Dalton Jones, L (1, 3) OBP: 0.341, SLG: 0.399	P4	F9							6-3	5	1	1	0	0	0	3				
Carl Yastrzemski, L (1, 7) OBP: 0.490, SLG: 0.561 Don Lock, R (5, PR) OBP: 0.308, SLG: 0.273	S	2B							1B	2	1	2	1	1	0	0				
Reggie Smith, S (1, 8) OBP: 0.366, SLG: 0.516 George Thomas, R (7, PR) OBP: 0.361, SLG: 0.424	2B	BB							1B	0	0	0	0	0	0	0				
Rico Petrocelli, R (1, 6) OBP: 0.457, SLG: 0.718	2B								1B	4	0	2	1	0	0	1				
Joe Lahoud, L (1, 9) OBP: 0.291, SLG: 0.071	L9								P6	3	0	0	0	1	0	4				
George Scott, R (1, 5) OBP: 0.276, SLG: 0.328									5-3	2	1	1	1	2	0	2				
Russ Gibson, R (1, 2) OBP: 0.275, SLG: 0.288		K								4	0	1	0	0	1	4				
Mike Nagy, R (1, 1) OBP: 0.080, SLG: 0.083		2B							B1	4	0	1	0	0	1	2				
Inning Stats	R: 1 E: 0 K: 1 S: 6	H: 1 LOB: 2 BB: 2 P: 14	R: 1 E: 0 K: 2 S: 9	H: 2 LOB: 1 BB: 0 P: 9	R: 0 E: 0 K: 0 S: 3	H: 1 LOB: 0 BB: 0 P: 3	R: 0 E: 0 K: 0 S: 3	H: 0 LOB: 1 BB: 1 P: 7	R: 2 E: 0 K: 0 S: 6	H: 3 LOB: 3 BB: 2 P: 14	R: 0 E: 0 K: 1 S: 4	H: 0 LOB: 0 BB: 1 P: 8	R: 0 E: 0 K: 0 S: 5	H: 3 LOB: 2 BB: 0 P: 5	R: 0 E: 0 K: 0 S: 4	H: 1 LOB: 1 BB: 0 P: 4	1B: 7 2B: 2 3B: 1 HR: 1	SF: 1 SAC: 0 DP: 1 HBP: 0	WP: 0 PB: 0 SB: 1 CS: 1	PA: 38
PITCHER Wally Bunker, R (1, 1) ERA: 3.88 Tom Burgmeier, L (5, 1) ERA: 1.24	IP: 4.0 WLS: L BF: 21 H: 7 R: 4 ER: 4 SO: 3 BB: 3 IBB: 0 HBP: 0 BLK: 0 WP: 0 HR: 1 S: 24 P: 36 ERA: 9.00 WHIP: 2.500											PITCHER	IP: 4.0 WLS: L BF: 21 H: 7 R: 4 ER: 4 SO: 3 BB: 3 IBB: 0 HBP: 0 BLK: 0 WP: 0 HR: 1 S: 24 P: 36 ERA: 9.00 WHIP: 2.500							

Kansas City Royals @ Boston Red Sox
Fenway Park, Boston, MA
Sat Jun 07 1969, 3:33 AM EDT
Att: 24,717 - Sunny - 74 F

AB 31
R 4
H 11
RBI 4
BB 6
SO 4
LOB 19



Batter	1	2	3	4	5	6	7	8	9	AB	R	H	RBI	BB	SO	LOB	TOP			
Jackie Hernandez, R OBP: 0.311, SLG: 0.300	5-3		P4			1B		1B HBP		4	0	2	0	0	0	0				
Jerry Adair, R OBP: 0.321, SLG: 0.322	F9			P6				1B		3	0	1	0	0	0	0				
Jim Rooker, R										0	0	0	0	0	0	0				
Juan Rios, R OBP: 0.338, SLG: 0.329								1B		0	0	0	0	0	0	0				
Dave Morehead, R										0	0	0	0	0	0	0				
Joe Foy, R OBP: 0.351, SLG: 0.351	F8			1-3		F8				4	0	1	1	0	0	2				
Ed Kirkpatrick, L OBP: 0.272, SLG: 0.354		G1-4-3		F9			3-1	K		4	0	1	0	0	1	3				
Lou Piniella, R OBP: 0.318, SLG: 0.455		G1-4-3			F8			6-3		4	0	1	0	0	0	4				
Bob Oliver, R OBP: 0.286, SLG: 0.350		F8			K		FC5-4			4	0	0	0	0	2	1				
Chuck Harrison, R OBP: 0.279, SLG: 0.313				P4			1-3			3	0	0	0	1	0	1				
Ellie Rodriguez, R OBP: 0.340, SLG: 0.360						P3		6-3		4	1	2	1	0	0	0				
Dick Drago, R																				
Steve Jones, L OBP: 0.300, SLG: 0.125						6-3				0	0	0	0	0	0	0				
Billy Harris, L OBP: 0.500, SLG: 0.750								HBP 1B		3	1	1	0	0	0	1				
Inning Stats	R: 0 E: 0 K: 0 S: 3	H: 0 LOB: 0 BB: 0 P: 3	R: 0 E: 0 K: 0 S: 3	H: 1 LOB: 0 BB: 0 P: 3	R: 1 E: 0 K: 1 S: 5	H: 1 LOB: 0 BB: 1 P: 9	R: 0 E: 0 K: 0 S: 3	H: 0 LOB: 0 BB: 0 P: 3	R: 0 E: 0 K: 1 S: 5	H: 2 LOB: 2 BB: 0 P: 5	R: 0 E: 0 K: 0 S: 4	H: 1 LOB: 1 BB: 0 P: 4	R: 1 E: 0 K: 1 S: 8	H: 3 LOB: 3 BB: 0 P: 9	R: 0 E: 0 K: 1 S: 6	H: 1 LOB: 1 BB: 0 P: 6	1B: 7 2B: 1 3B: 0 HR: 1	SF: 0 SAC: 0 DP: 1 HBP: 1	WP: 0 PB: 0 SB: 0 CS: 1	PA: 36
PITCHER Jim Lonborg, R ERA: 2.33	IP: 9.0 WLS: W BF: 36 H: 9 R: 2 ER: 2 SO: 4 BB: 1 IBB: 0 HBP: 1 BLK: 0 WP: 0 HR: 1 S: 42 P: 47 ERA: 2.00 WHIP: 1.11															PITCHER				

Kansas City Royals @ Boston Red Sox
Fenway Park, Boston, MA
Sun Jun 08 1969, 3:33 AM EDT
Att: 32,897 - Cloudy - 82 F

AB	34
R	2
H	9
RBI	2
BB	1
SO	4
LOB	12



Batter	1	2	3	4	5	6	7	8	9	AB	R	H	RBI	BB	SO	LOB	BOTTOM			
Dick Schofield, S OBP: 0.439, SLG: 0.448	6-3		HR	K						4	1	2	0	0	1	1				
Dalton Jones, L OBP: 0.338, SLG: 0.414	F8			L9						4	1	1	3	0	1	2				
Carl Yastrzemski, L OBP: 0.399, SLG: 0.550	P5		F8							4	0	0	0	0	1	1				
Reggie Smith, S OBP: 0.374, SLG: 0.538						L8				3	2	2	1	1	0	0				
Rico Petrocelli, R OBP: 0.462, SLG: 0.751										3	2	2	3	1	0	0				
Joe Lahoud, L OBP: 0.305, SLG: 0.089										3	0	1	0	1	0	1				
George Scott, R OBP: 0.276, SLG: 0.322										3	0	0	0	1	2	3				
Russ Gibson, R OBP: 0.274, SLG: 0.287										4	2	1	0	0	0	2				
Jim Lonborg, R OBP: 0.250, SLG: 0.214										3	0	1	1	0	1	1				
Inning Stats	R: 0 E: 0 K: 0 S: 3	H: 0 LOB: 0 BB: 0 P: 3	R: 0 E: 0 K: 1 S: 5	H: 1 LOB: 1 BB: 1 P: 9	R: 5 E: 1 K: 0 S: 7	H: 4 LOB: 0 BB: 1 P: 11	R: 1 E: 1 K: 1 S: 6	H: 1 LOB: 1 BB: 1 P: 10	R: 0 E: 0 K: 1 S: 5	H: 0 LOB: 0 BB: 0 P: 5	R: 0 E: 0 K: 0 S: 2	H: 0 LOB: 0 BB: 1 P: 6	R: 0 E: 0 K: 2 S: 8	H: 1 LOB: 1 BB: 0 P: 8	R: 2 E: 0 K: 1 S: 7	H: 3 LOB: 0 BB: 0 P: 7	1B: 5 2B: 1 3B: 0 HR: 4	SF: 0 SAC: 0 DP: 2 HBP: 0	WP: 0 PB: 0 SB: 0 CS: 1	PA: 35
PITCHER Dick Drago, R ERA: 3.69	IP: 3.1 WLS: L BF: 18 H: 6 R: 6 ER: 5 SO: 1 BB: 3 IBB: 0 HBP: 0 BLK: 0 WP: 0 HR: 2 S: 17 P: 29 ERA: 13.50 WHIP: 2.700															PITCHER				
Steve Jones, L ERA: 3.79	IP: 1.2 WLS: 0 BF: 5 H: 0 R: 0 ER: 0 SO: 2 BB: 0 IBB: 0 HBP: 0 BLK: 0 WP: 0 HR: 0 S: 9 P: 9 ERA: 0.00 WHIP: 0.000																			
Jim Rooker, L ERA: 5.19	IP: 2.0 WLS: 7 BF: 7 H: 1 R: 0 ER: 0 SO: 2 BB: 1 IBB: 0 HBP: 0 BLK: 0 WP: 0 HR: 0 S: 10 P: 14 ERA: 0.00 WHIP: 1.000																			
Dave Morehead, R ERA: 6.1	IP: 1.0 WLS: 5 BF: 3 H: 2 R: 2 ER: 2 SO: 1 BB: 0 IBB: 0 HBP: 0 BLK: 0 WP: 0 HR: 2 S: 7 P: 7 ERA: 18.00 WHIP: 3.000																			

Kansas City Royals @ Boston Red Sox
Fenway Park, Boston, MA
Sun Jun 08 1969, 3:33 AM EDT
Att: 32,897 - Cloudy - 82 F

AB	31
R	8
H	10
RBI	8
BB	4
SO	6
LOB	11



Batter	1	2	3	4	5	6	7	8	9	AB	R	H	RBI	BB	SO	LOB	TOP			
Jackie Hernandez, R OBP: 0.308, SLG: 0.303 (1, 6)										5	1	1	0	0	0	1				
Pat Kelly, L OBP: 0.342, SLG: 0.413 (1, 8)										4	1	2	2	0	0	0				
Joe Foy, R OBP: 0.349, SLG: 0.348 (1, 5)										4	0	1	0	0	0	1				
Mike Fiore, L OBP: 0.408, SLG: 0.449 (1, 3)										4	1	2	0	0	0	1				
Lou Piniella, R OBP: 0.317, SLG: 0.451 (1, 7)										4	1	1	0	0	0	2				
Jerry Adair, R OBP: 0.319, SLG: 0.320 (1, 4)										4	1	1	1	0	0	1				
Elie Rodriguez, R OBP: 0.346, SLG: 0.398 (1, 2)										4	2	2	3	0	0	0				
Bob Oliver, R OBP: 0.252, SLG: 0.340 (1, 9)										4	0	0	0	0	0	2				
Roger Nelson, R OBP: 0.172, SLG: 0.148 (1, 1)										2	0	0	1	0	0	0				
Inning Stats	R: 0 E: 0 K: 0 S: 3	H: 0 LOB: 0 BB: 0 P: 3	R: 0 E: 0 K: 0 S: 3	H: 0 LOB: 0 BB: 0 P: 3	R: 0 E: 0 K: 0 S: 3	H: 0 LOB: 0 BB: 0 P: 3	R: 5 E: 0 K: 0 S: 9	H: 6 LOB: 1 BB: 0 P: 9	R: 0 E: 0 K: 0 S: 3	H: 1 LOB: 0 BB: 0 P: 3	R: 0 E: 0 K: 0 S: 4	H: 1 LOB: 1 BB: 0 P: 4	R: 1 E: 0 K: 0 S: 5	H: 2 LOB: 1 BB: 0 P: 5	R: 1 E: 0 K: 0 S: 4	H: 0 LOB: 0 BB: 0 P: 4	1B: 7 2B: 1 3B: 0 HR: 2	SF: 1 SAC: 1 DP: 1 HBP: 0	WP: 0 PB: 0 CS: 1	PA: 37
PITCHER	IP WLS BF H R ER SO BB IBB HBP BLK WP HR S P ERA WHIP																			
Mike Kekich, L ERA: 6.89 (1, 1)	4.2 L 20 6 5 5 0 0 0 0 0 0 0 1 20 20 9.64 1.286																			
Jack Aker, R ERA: 5.47 (5, 1)	0.1 1 0 0 0 0 0 0 0 0 0 0 0 1 1 1 0.00 0.000																			
Al Downing, L ERA: 5.49 (6, 1)	3.0 12 4 1 1 0 0 0 0 0 0 0 1 12 12 3.00 1.333																			
Lindy McDaniel, R ERA: 4.05 (9, 1)	1.0 4 0 1 0 0 0 0 0 0 0 0 0 4 4 0.00 0.000																			

Kansas City Royals @ New York Yankees
 Yankee Stadium, Bronx, NY
 Mon Jun 09 1969, 7:05 PM EDT
 Att: 8,355 - Unknown - 67 F

AB 35
 R 7
 H 10
 RBI 7
 BB 0
 SO 0
 LOB 8

Batter	1	2	3	4	5	6	7	8	9	AB	R	H	RBI	BB	SO	LOB	BOTTOM					
Horace Clarke, S OBP: 0.328, SLG: 0.335 (1, 4)										4	0	2	0	0	0	0						
Jerry Kenney, L OBP: 0.335, SLG: 0.340 (1, 5)										3	0	0	0	1	1	2						
Bobby Murcer, L OBP: 0.339, SLG: 0.507 (1, 9)										4	0	0	0	0	0	1						
Roy White, S OBP: 0.366, SLG: 0.375 (1, 7)										4	0	1	0	0	0	1						
Joe Pepitone, L OBP: 0.281, SLG: 0.533 (1, 3)										2	1	1	1	1	0	1						
Jim Lytle, L OBP: 0.229, SLG: 0.261 (1, 8)										3	0	0	0	0	1	3						
Jake Gibbs, L OBP: 0.273, SLG: 0.247 (1, 2)										3	0	0	0	0	0	1						
Gene Michael, S OBP: 0.328, SLG: 0.345 (1, 6)										3	0	0	0	0	0	0						
Mike Kekich, R ERA: 6.89 (1, 1)	9.0 W 31 5 1 1 2 1 1 1 0 0 1 1 33 41 1.00 0.667																					
Jack Aker, R ERA: 5.47 (5, 1)	0.1 1 0 0 0 0 0 0 0 0 0 0 0 1 1 1 0.00 0.000																					
Tom Tresh, S OBP: 0.276, SLG: 0.268 (5, 1)	0.1 1 0 0 0 0 0 0 0 0 0 0 0 1 1 1 0.00 0.000																					
Al Downing, L ERA: 5.49 (6, 1)	3.0 12 4 1 1 0 0 0 0 0 0 0 1 12 12 3.00 1.333																					
Jimmie Hall, L OBP: 0.296, SLG: 0.340 (8, 1)	1.0 4 0 1 0 0 0 0 0 0 0 0 0 4 4 0.00 0.000																					
Lindy McDaniel, R ERA: 4.05 (9, 1)	1.0 4 0 1 0 0 0 0 0 0 0 0 0 4 4 0.00 0.000																					
Inning Stats	R: 0 E: 0 K: 0 S: 3	H: 1 LOB: 0 BB: 0 P: 3	R: 1 E: 0 K: 0 S: 4	H: 1 LOB: 0 BB: 0 P: 4	R: 0 E: 0 K: 0 S: 3	H: 1 LOB: 0 BB: 0 P: 3	R: 0 E: 0 K: 1 S: 5	H: 0 LOB: 2 BB: 2 P: 13	R: 0 E: 0 K: 0 S: 3	H: 0 LOB: 0 BB: 0 P: 3	R: 0 E: 0 K: 0 S: 3	H: 1 LOB: 1 BB: 0 P: 3	R: 0 E: 0 K: 0 S: 4	H: 1 LOB: 1 BB: 0 P: 4	R: 0 E: 0 K: 0 S: 3	H: 0 LOB: 0 BB: 0 P: 3	R: 0 E: 0 K: 1 S: 5	H: 0 LOB: 0 BB: 0 P: 5	1B: 2 2B: 3 3B: 0 HR: 1	SF: 0 SAC: 0 DP: 2 HBP: 0	WP: 1 PB: 0 CS: 0	PA: 31
PITCHER	IP WLS BF H R ER SO BB IBB HBP BLK WP HR S P ERA WHIP																					
Roger Nelson, R ERA: 3.01 (1, 1)	9.0 W 31 5 1 1 2 1 1 1 0 0 1 1 33 41 1.00 0.667																					


Kansas City Royals @ New York Yankees
 Yankee Stadium, Bronx, NY
 Mon Jun 09 1969, 7:05 PM EDT
 Att: 8,355 - Unknown - 67 F

AB 29
 R 1
 H 5
 RBI 1
 BB 2
 SO 2
 LOB 9

Batter	1	2	3	4	5	6	7	8	9	AB	R	H	RBI	BB	SO	LOB	TOP					
Jackie Hernandez, R OBP: 0.311, SLG: 0.305	0-0 FC5-4 1B	0-0 5-3		0-0 2H 1B	0-0 4-3		0-3 K		5 0 2 1 0 1 1													
Pat Kelly, L OBP: 0.338, SLG: 0.406	0-0 FC5-4 BB 1B 2B	0-0 F8		0-0 P4		0-0 S 1B	0-0 G3		5 2 1 0 0 0 3													
Joe Foy, R OBP: 0.354, SLG: 0.348	0-0 BB 1B 2B	0-3 K		4-0 1B BB		4-0 S 1B BB		0-3 K	3 2 1 0 2 2 0													
Mike Fiore, L OBP: 0.408, SLG: 0.438	4-0 2B 1B BB		0-0 F9	0-3 K		4-0 G4-6-3 1B BB		0-3 K	3 1 0 0 2 2 2													
Lou Piniella, R OBP: 0.319, SLG: 0.455	0-0 1B 2B		0-0 E3		0-0 6-3		0-0 G4-6-3 1B	0-0 F7	5 1 2 4 0 0 0													
Jerry Adair, R OBP: 0.317, SLG: 0.314	0-0 1B IBB		0-0 F7		0-0 5-3		0-0 G4-6-3 1B		3 0 0 0 1 0 3													
Elie Rodriguez, R OBP: 0.343, SLG: 0.392	0-0 1-3 2H 3H 1B		0-0 L8		0-0 P4		0-0 5-3		4 0 1 2 0 0 2													
Bob Oliver, R OBP: 0.258, SLG: 0.344	0-3 K		0-0 S 1B		0-0 F9		0-0 PB S 1B		4 1 2 0 0 1 2													
Bill Butler, L OBP: 0.053, SLG: 0.053	0-3 K		0-3 K		0-3 K		0-3 K		3 0 0 0 0 3 3													
Moe Drabowsky, R OBP: 0.182, SLG: 0.182									1 0 0 0 0 1 1													
Tom Burgmeier, L OBP: 0.182, SLG: 0.182									0 0 0 0 0 0 0													
Dave Wickersham, R OBP: 0.182, SLG: 0.182									0 0 0 0 0 0 0													
Inning Stats	R: 4 E: 0 K: 2 S: 11	H: 4 LOB: 2 BB: 2 P: 19	R: 0 E: 0 K: 1 S: 5	H: 0 LOB: 0 BB: 0 P: 5	R: 0 E: 1 K: 0 S: 4	H: 0 LOB: 1 BB: 0 P: 4	R: 1 E: 0 K: 2 S: 9	H: 2 LOB: 2 BB: 1 P: 13	R: 0 E: 0 K: 0 S: 3	H: 0 LOB: 0 BB: 0 P: 3	R: 0 E: 0 K: 1 S: 5	H: 0 LOB: 0 BB: 0 P: 5	R: 2 E: 0 K: 0 S: 4	H: 2 LOB: 1 BB: 2 P: 12	R: 0 E: 0 K: 2 S: 8	H: 1 LOB: 1 BB: 0 P: 8	R: 0 E: 0 K: 2 S: 7	H: 0 LOB: 0 BB: 0 P: 7	1B: 8 2B: 1 3B: 0 HR: 0	SF: 0 SAC: 0 DP: 1 HBP: 0	WP: 0 PB: 1 CS: 0	PA: 41
PITCHER	IP WLS BF H R ER SO BB IBB HBP BLK WP HR S P ERA WHIP																					
Stan Bahnsen, R ERA: 4.21	(1, 1) 3.1 L 19 6 5 5 4 1 1 0 0 0 0 0 25 33 13.50 2.100																					
Steve Hamilton, L ERA: 3.5	(4, 1) 3.2 15 2 2 2 2 3 0 0 0 0 0 0 16 28 4.91 1.364																					
Jack Aker, R ERA: 5.26	(8, 1) 1.0 4 1 0 0 2 0 0 0 0 0 0 0 8 8 0.00 1.000																					
Lindy McDaniel, R ERA: 3.93	(9, 1) 1.0 3 0 0 0 2 0 0 0 0 0 0 0 7 7 0.00 0.000																					

Kansas City Royals @ New York Yankees
 Yankee Stadium, Bronx, NY
 Tue Jun 10 1969, 7:05 PM EDT
 Alt. 7,588 - Unknown - 73 F


AB 36
 R 7
 H 9
 RBI 7
 BB 5
 SO 10
 LOB 17



Batter	1	2	3	4	5	6	7	8	9	AB	R	H	RBI	BB	SO	LOB	BOTTOM					
Horace Clarke, S OBP: 0.326, SLG: 0.329	0-0 F3		0-0 5-3		0-0 F2		4-0 BB 1B BB	0-0 1-3		4 1 0 0 1 0 1												
Bobby Cox, R OBP: 0.297, SLG: 0.255	0-0 P4		0-0 WP 1B		0-0 1B FC6-4 1B		4-0 1B BB	0-0 P4		4 2 2 0 1 0 1												
Bobby Murcer, L OBP: 0.350, SLG: 0.515	0-0 1-3		4-0 1B BB		0-0 1B FC6-4 1B		4-0 1B BB		0-0 E9 2B	3 1 2 0 2 0 0												
Roy White, S OBP: 0.372, SLG: 0.388		0-0 1B 1B	0-0 L8		0-0 FC6-4 1B		0-0 1B		0-0 1B 2B	5 1 3 4 0 0 3												
Joe Pepitone, L OBP: 0.284, SLG: 0.530		0-0 1B 1B	0-0 F9		0-0 4-3		0-0 K		0-0 1B	5 0 2 0 0 1 5												
John Ellis, R OBP: 0.308, SLG: 0.420		0-3 K		0-3 K		0-0 6-3	0-3 K		0-0 P3	5 0 0 0 0 3 6												
Bill Robinson, R OBP: 0.135, SLG: 0.091		0-3 K		0-3 K		0-0 L9		0-0 1B 4-3 1B	0-3 K	4 1 1 0 0 2 2												
Jerry Kenney, L OBP: 0.333, SLG: 0.339										1 0 0 0 0 1 2												
Gene Michael, S OBP: 0.347, SLG: 0.355		0-0 1B		1-0 HBP		0-3 K		0-0 4-3 1B	0-0 P6	4 0 2 1 0 1 2												
Stan Bahnsen, R OBP: 0.135, SLG: 0.091		0-3 K		0-3 K		0-0 F5		0-0 4-3		1 0 0 0 0 1 2												
Billy Cowan, R OBP: 0.194										1 0 0 0 0 1 1												
Jack Aker, R OBP: 0.182, SLG: 0.182										1 0 0 0 0 0 0												
Jimmie Hall, L OBP: 0.284, SLG: 0.348										1 0 0 1 0 0 1												
Lindy McDaniel, R ERA: 2.92										0 0 0 0 0 0 0												
Inning Stats	R: 0 E: 0 K: 0 S: 3	H: 0 LOB: 0 BB: 0 P: 3	R: 1 E: 0 K: 3 S: 12	H: 3 LOB: 2 BB: 0 P: 12	R: 0 E: 0 K: 0 S: 4	H: 1 LOB: 2 BB: 1 P: 8	R: 0 E: 0 K: 3 S: 9	H: 0 LOB: 1 BB: 0 P: 10	R: 1 E: 0 K: 0 S: 5	H: 2 LOB: 1 BB: 0 P: 5	R: 0 E: 0 K: 1 S: 5	H: 0 LOB: 0 BB: 0 P: 5	R: 2 E: 0 K: 2 S: 8	H: 1 LOB: 2 BB: 3 P: 20	R: 1 E: 0 K: 0 S: 5	H: 2 LOB: 1 BB: 0 P: 5	R: 1 E: 1 K: 1 S: 8	H: 3 LOB: 2 BB: 0 P: 8	1B: 10 2B: 2 3B: 0 HR: 0	SF: 0 SAC: 0 DP: 0 HBP: 1	WP: 1 PB: 0 CS: 0	PA: 44
PITCHER	IP WLS BF H R ER SO BB IBB HBP BLK WP HR S P ERA WHIP																					
Bill Butler, L ERA: 3.33	(1, 1) 6.1 W 30 6 4 4 4 4 4 0 0 0 0 0 0 13 13 10.80 2.400																					
Moe Drabowsky, R ERA: 3.19	(7, 1) 1.2 9 4 2 2 2 0 0 0 0 0 0 0 13 13 10.80 2.400																					
Tom Burgmeier, L ERA: 1.24	(9, 1) 0.0 2 2 0 0 0 0 0 0 0 0 0 0 2 2 ∞ ∞																					
Dave Wickersham, R ERA: 2.92	(9, 1) 1.0 S 3 0 0 0 1 0 0 0 0 0 0 0 5 5 0.00 0.000																					

Kansas City Royals @ New York Yankees
 Yankee Stadium, Bronx, NY
 Tue Jun 10 1969, 7:05 PM EDT
 Alt. 7,588 - Unknown - 73 F

AB 39
 R 6
 H 12
 RBI 6
 BB 4
 SO 10
 LOB 26



Batter	1	2	3	4	5	6	7	8	9	10	11	AB	R	H	RBI	BB	SO	LOB													
Jackie Hernandez, R OBP: 0.303, SLG: 0.297	4-3		K		4-3		F8			F2		5	0	0	0	0	1	3													
Pat Kelly, L OBP: 0.352, SLG: 0.415	FC6-4 1B		1B			1B HBP		K		G6-4-3 1B		4	1	3	1	0	1	0													
Joe Foy, R OBP: 0.347, SLG: 0.340	FC6-4		K			L9		6-3		G6-4-3		5	0	0	0	0	1	4													
Mike Fiore, L OBP: 0.401, SLG: 0.425	6-3				F8		K					4	1	0	0	1	1	2													
Lou Piniella, R OBP: 0.330, SLG: 0.479		F8 1B			F9		1B					5	1	4	3	0	0	0													
Jerry Adair, R OBP: 0.358, SLG: 0.304	F8				5-3		1-3			F8		5	0	0	0	0	0	3													
Elie Rodriguez, R OBP: 0.345, SLG: 0.392	L8									1-3		5	0	2	0	0	0	1													
Bob Oliver, R OBP: 0.256, SLG: 0.340			SH1-4 1B		L8		F9			K		5	1	1	0	0	2	4													
Wally Bunker, R OBP: 0.125, SLG: 0.188 Dave Wickersham, R OBP: 0.390, SLG: 0.125 Steve Jones, L OBP: 0.390, SLG: 0.125 Dave Morehead, R OBP: 0.390, SLG: 0.125			SH1-4		SH2-4		FC1-6 1B			K		2	0	0	0	0	1	1													
Inning Stats	R: 0 E: 0 K: 0 S: 4	H: 1 LOB: 1 BB: 0 P: 4	R: 0 E: 0 K: 0 S: 3	H: 1 LOB: 0 BB: 0 P: 3	R: 1 E: 0 K: 2 S: 9	H: 2 LOB: 1 BB: 0 P: 9	R: 0 E: 0 K: 0 S: 3	H: 0 LOB: 0 BB: 0 P: 3	R: 0 E: 0 K: 0 S: 4	H: 1 LOB: 1 BB: 0 P: 4	R: 1 E: 0 K: 1 S: 6	H: 1 LOB: 1 BB: 0 P: 7	R: 0 E: 0 K: 0 S: 4	H: 1 LOB: 1 BB: 0 P: 4	R: 2 E: 0 K: 1 S: 6	H: 1 LOB: 0 BB: 1 P: 10	R: 0 E: 0 K: 2 S: 7	H: 0 LOB: 0 BB: 0 P: 7	R: 0 E: 0 K: 0 S: 3	H: 1 LOB: 2 BB: 0 P: 3	R: 0 E: 1 K: 1 S: 7	H: 1 LOB: 2 BB: 0 P: 7	1B: 9 2B: 0 3B: 0 HR: 1	SF: 0 SAC: 2 DP: 1 HBP: 1	WP: 0 PB: 0 SB: 2 CS: 0	PA: 44					
PITCHER	Fritz Peterson, L ERA: 2.47	Lindy McDaniel, R ERA: 3.82	Jack Aker, R ERA: 4.88	PITCHER																											
	(1, 1)	(9, 1)	(10, 1)	IP	WLS	BF	H	R	ER	SO	BB	IBB	HBP	BLK	WP	HR	S	P	ERA	WHIP											
				8.0	3	33	8	4	4	2	1	0	0	0	0	0	7	7	0.00	0.000											
				2.0	W	8	2	0	0	1	0	0	0	0	0	0	10	10	0.00	1.000											

Kansas City Royals @ New York Yankees
Yankee Stadium, Bronx, NY
Wed Jun 11 1969, 7:05 PM EDT
Att: 8,669 - Unknown - 71 F


AB	40
R	4
H	10
RBI	4
BB	1
SO	7
LOB	18



Batter	1	2	3	4	5	6	7	8	9	10	11	AB	R	H	RBI	BB	SO	LOB														
Horace Clarke, S OBP: 0.323, SLG: 0.324	F8			F7		L6		4-3				4	0	0	0	1	0	0														
Jerry Kenney, L OBP: 0.349, SLG: 0.346	F8 BB			E 1B		G4-6-3 BB				1B FC3-6		2	2	2	0	3	0	0														
Bobby Murcer, L OBP: 0.351, SLG: 0.512	F8			1B		G4-6-3				FC3-6 1B		5	0	2	1	0	1	4														
Joe Pepitone, L OBP: 0.282, SLG: 0.522		F9		1B				F8		FC3-6 1B		5	1	1	1	0	0	3														
Roy White, S OBP: 0.373, SLG: 0.402		L4-3		K				HR		1B FC6-2 BB		4	1	1	1	1	1	4														
Jim Lyttle, L OBP: 0.245, SLG: 0.260		CS BB		L8				F6		FC6-2 1B		4	0	1	1	1	1	2														
Gene Michael, S OBP: 0.338, SLG: 0.333		CS		F5		4-3		1-3		FC6-2 BB		4	0	0	0	1	1	0														
Jake Gibbs, L OBP: 0.289, SLG: 0.235				P3		4-3		4-3		FC6-2		4	1	0	0	1	0	3														
Fritz Peterson, S OBP: 0.300, SLG: 0.088 Jiminy Gaskins, L OBP: 0.344 Lindy McDaniel, R OBP: 0.390, SLG: 0.125 Tom Tresh, S OBP: 0.375 Jack Aker, R OBP: 0.390, SLG: 0.125 Bobby Cox, R OBP: 0.303, SLG: 0.288				P5		4-3		4-3		P4		2	0	0	0	0	0	0														
Inning Stats	R: 0 E: 0 K: 0 S: 2	H: 0 LOB: 0 BB: 1 P: 6	R: 0 E: 0 K: 0 S: 2	H: 0 LOB: 0 BB: 1 P: 6	R: 0 E: 0 K: 0 S: 3	H: 0 LOB: 0 BB: 0 P: 3	R: 1 E: 1 K: 1 S: 8	H: 3 LOB: 2 BB: 0 P: 8	R: 0 E: 0 K: 0 S: 3	H: 0 LOB: 0 BB: 0 P: 6	R: 1 E: 0 K: 0 S: 4	H: 1 LOB: 0 BB: 0 P: 4	R: 0 E: 0 K: 0 S: 3	H: 0 LOB: 0 BB: 0 P: 3	R: 2 E: 1 K: 1 S: 8	H: 3 LOB: 3 BB: 2 P: 16	R: 0 E: 0 K: 1 S: 5	H: 0 LOB: 0 BB: 2 P: 13	R: 1 E: 0 K: 2 S: 7	H: 1 LOB: 1 BB: 1 P: 11	1B: 6 2B: 1 3B: 0 HR: 1	SF: 0 SAC: 0 DP: 1 HBP: 0	WP: 0 PB: 0 SB: 0 CS: 1	PA: 46								
PITCHER	Wally Bunker, R ERA: 3.95	Dave Wickersham, R ERA: 2.87	Steve Jones, L ERA: 3.75	Dave Morehead, R ERA: 6.04	PITCHER																											
	(1, 1)	(9, 1)	(10, 1)	(10, 1)	IP	WLS	BF	H	R	ER	SO	BB	IBB	HBP	BLK	WP	HR	S	P	ERA	WHIP											
					8.1	4	32	6	4	4	1	4	0	0	0	0	1	30	46	4.32	1.200											
					0.2	4	1	0	0	1	1	0	0	0	0	0	5	9	0.00	3.000												
					0.0	2	0	0	0	0	2	0	0	0	0	0	0	8														
					1.2	L	7	1	1	1	3	1	0	0	0	0	12	16	5.40	1.200												

Kansas City Royals @ New York Yankees
Yankee Stadium, Bronx, NY
Wed Jun 11 1969, 7:05 PM EDT
Att: 8,669 - Unknown - 71 F

AB	37
R	5
H	8
RBI	5
BB	8
SO	5
LOB	19



Batter	1	2	3	4	5	6	7	8	9	AB	R	H	RBI	BB	SO	LOB	TOP			
Mickey Stanley, R (1, 6) OBP: 0.285, SLG: 0.335										4	1	0	0	1	1	0				
Dick McAuliffe, L (1, 4) OBP: 0.384, SLG: 0.448										5	2	3	1	0	0	1				
Al Kaline, R (1, 9) OBP: 0.380, SLG: 0.486										5	1	2	1	0	0	2				
Norm Cash, L (1, 3) OBP: 0.366, SLG: 0.474										4	1	2	2	0	0	1				
Jim Northrup, L (1, 8) OBP: 0.330, SLG: 0.513										4	1	1	0	0	0	1				
Willie Horton, R (1, 7) OBP: 0.291, SLG: 0.364										3	0	1	1	1	1	0				
Dick Tracewski, R (8, PR) OBP: 0.333, SLG: 0.167										0	0	0	0	0	0	0				
Bill Freehan, R (1, 2) OBP: 0.366, SLG: 0.415										3	0	1	0	1	1	0				
Tom Matchick, L (1, 5) OBP: 0.303, SLG: 0.308										3	0	0	1	1	1	2				
Joe Sparna, R (1, 1) OBP: 0.125, SLG: 0.067										4	0	0	0	0	2	5				
Inning Stats	R: 1 E: 0 K: 0 S: 4	H: 1 LOB: 1 BB: 1 P: 8	R: 0 E: 0 K: 1 S: 5	H: 0 LOB: 0 BB: 0 P: 5	R: 1 E: 1 K: 1 S: 7	H: 2 LOB: 1 BB: 0 P: 7	R: 0 E: 0 K: 2 S: 7	H: 0 LOB: 0 BB: 0 P: 7	R: 0 E: 0 K: 1 S: 5	H: 1 LOB: 0 BB: 0 P: 3	R: 0 E: 0 K: 0 S: 4	H: 1 LOB: 2 BB: 1 P: 8	R: 4 E: 0 K: 1 S: 9	H: 5 LOB: 3 BB: 2 P: 17	R: 0 E: 0 K: 0 S: 3	H: 0 LOB: 0 BB: 0 P: 3	1B: 6 2B: 3 3B: 0 HR: 1	SF: 0 SAC: 0 DP: 1 HBP: 0	WP: 0 PB: 0 SB: 0 CS: 0	PA: 39
PITCHER	IP WLS BF H R ER SO BB IBB HBP BLK WP HR S P ERA WHIP																			
Dick Drago, R (1, 1) ERA: 3.9	7.1 L 31 8 5 5 5 2 0 0 0 0 0 1 39 47 6.14 1.364																			
Tom Burgmeier, L (8, 1) ERA: 1.55	0.0 4 2 1 1 0 1 1 0 0 0 0 0 2 10 ∞ ∞																			
Dave Wickersham, R (8, 1) ERA: 2.82	0.2 1 0 0 0 1 0 0 0 0 0 0 0 3 3 0.00 0.000																			
Mike Hedlund, R (9, 1) ERA: 4.08	1.0 3 0 0 0 0 0 0 0 0 0 0 0 3 3 0.00 0.000																			

Detroit Tigers @ Kansas City Royals
Municipal Stadium, Kansas City, MO
Fri Jun 13 1969, 8:05 PM EDT
Att: 12,779 - Unknown - 72 F

AB	35
R	6
H	10
RBI	6
BB	4
SO	6
LOB	12

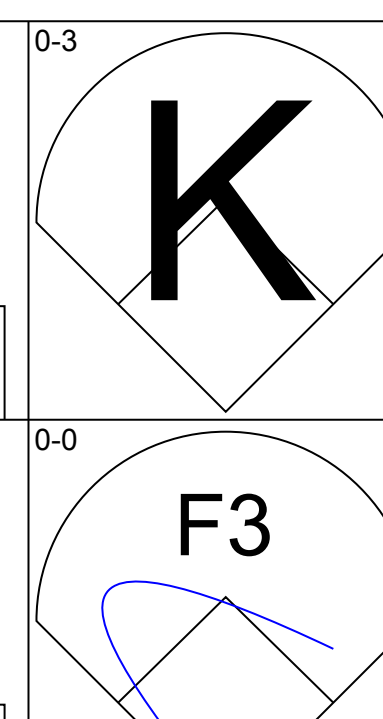
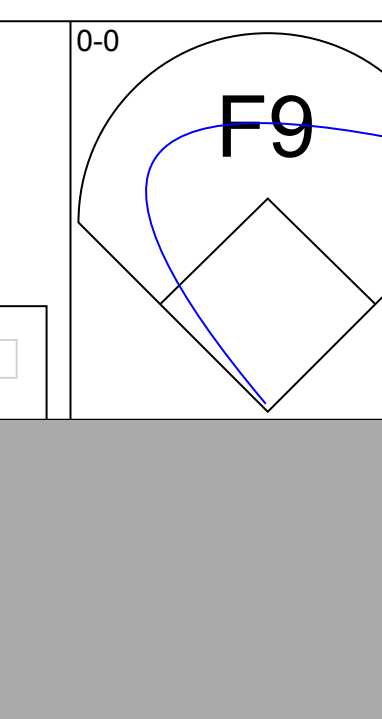
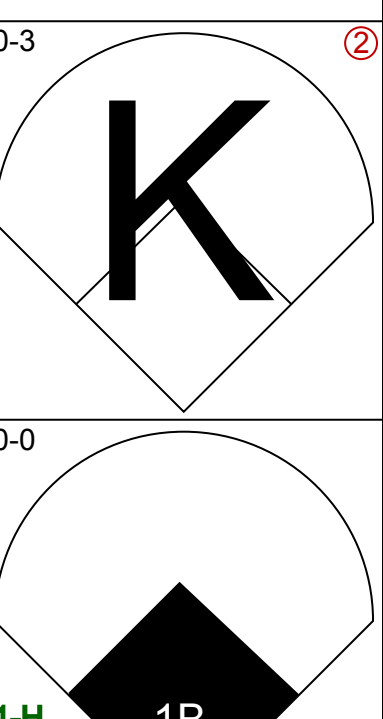
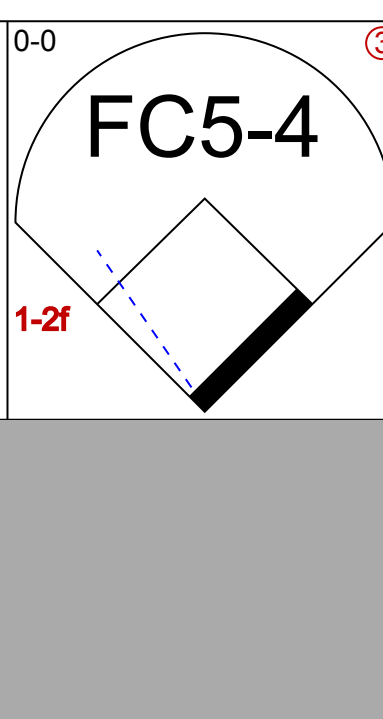
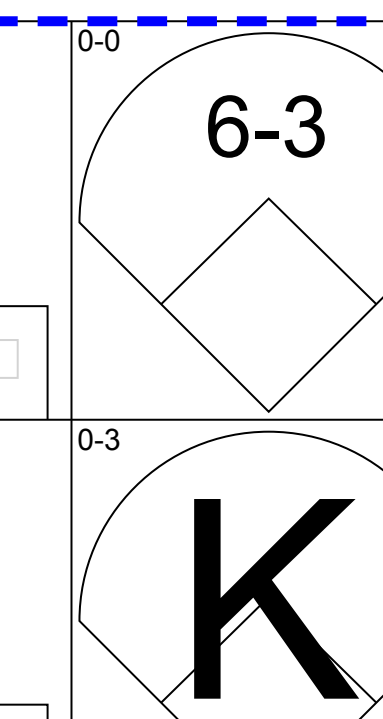
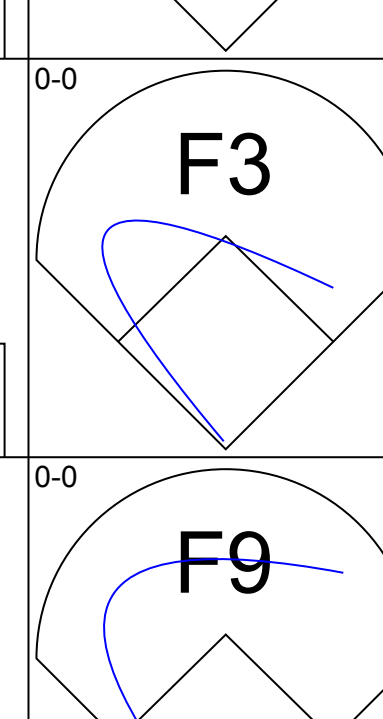
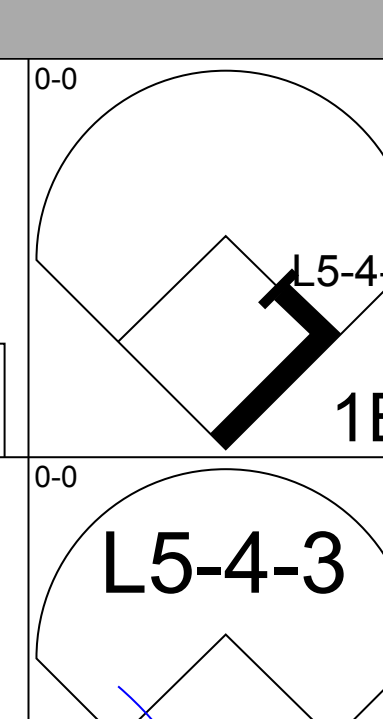
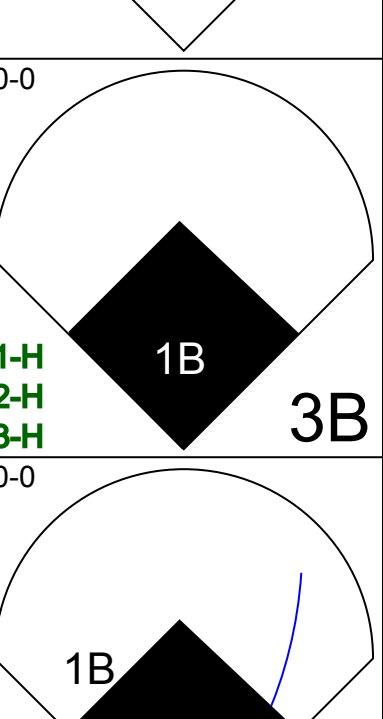
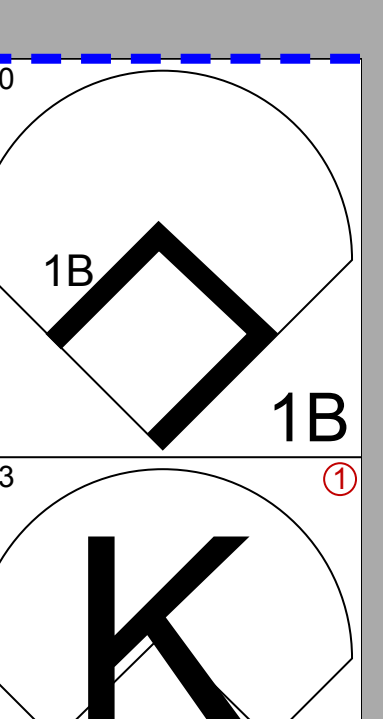
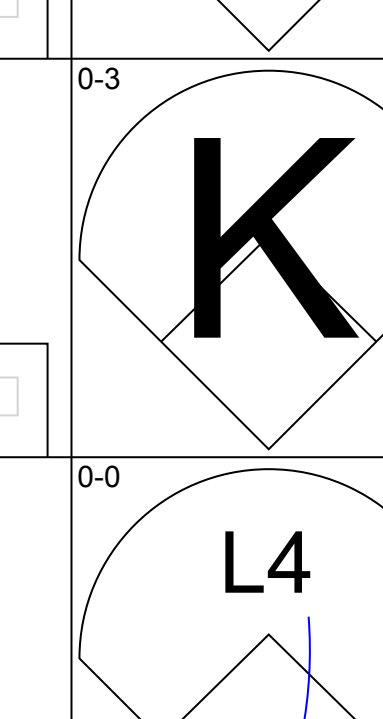
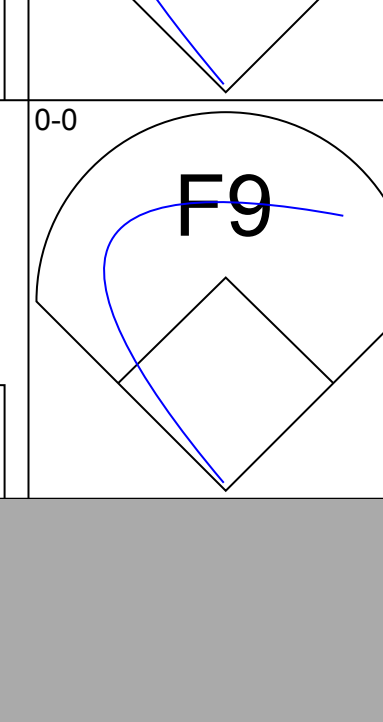
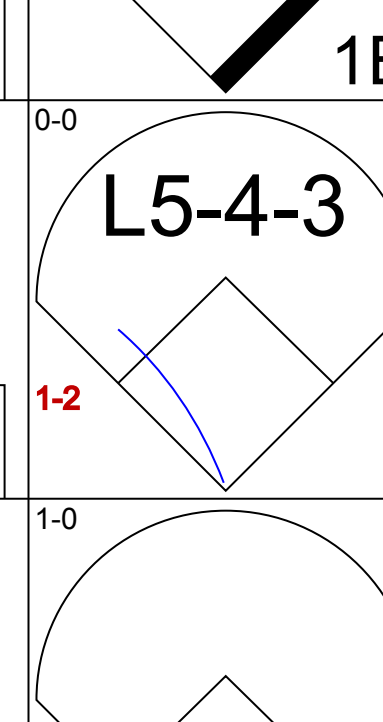
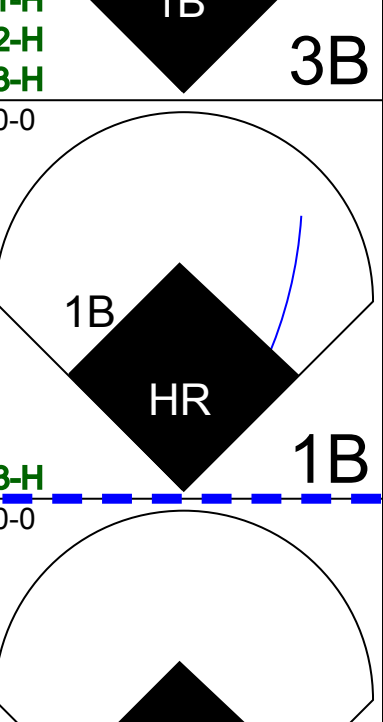
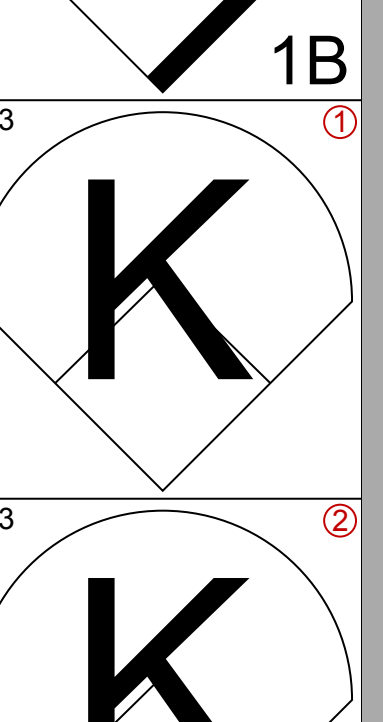
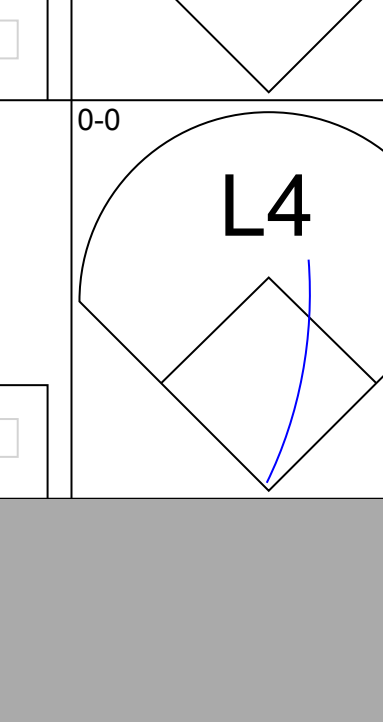
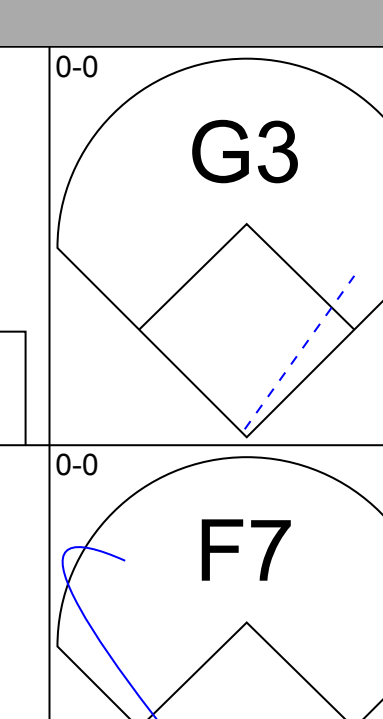
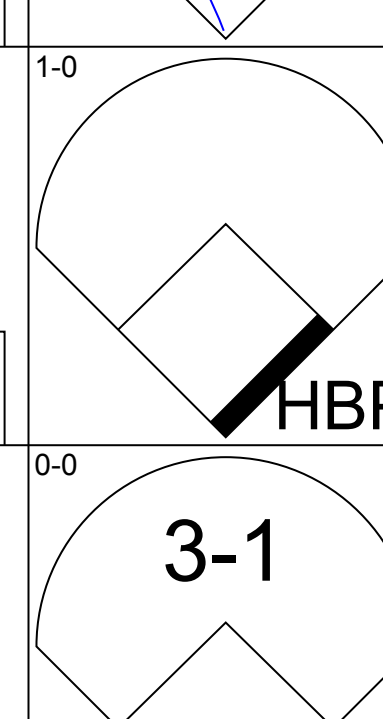
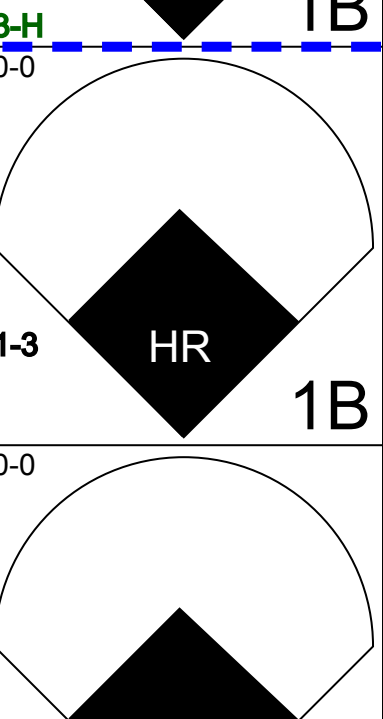
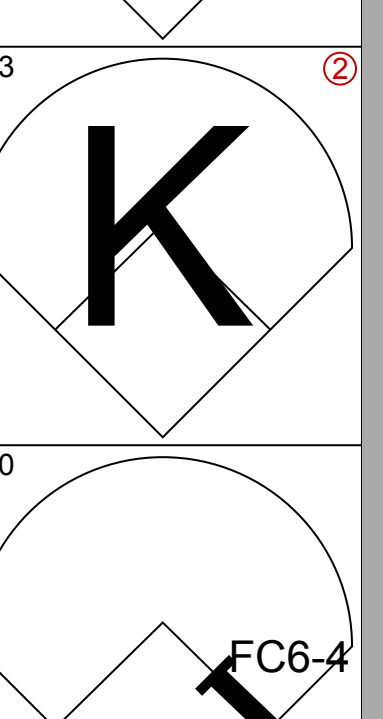
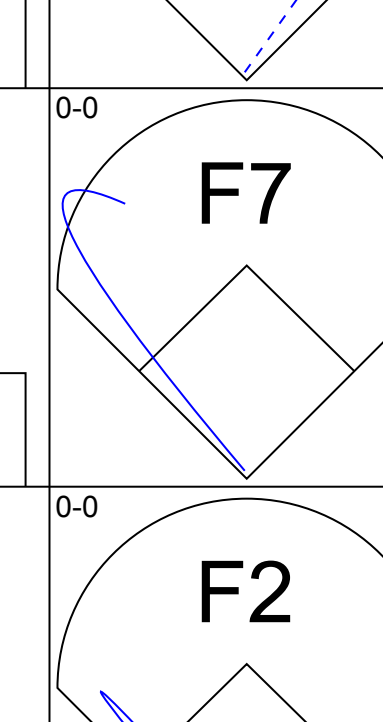
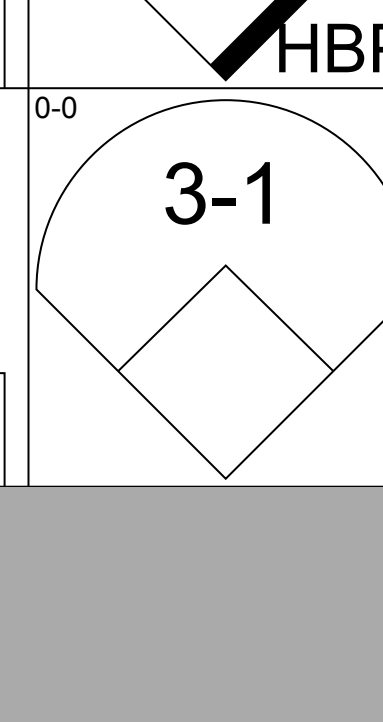
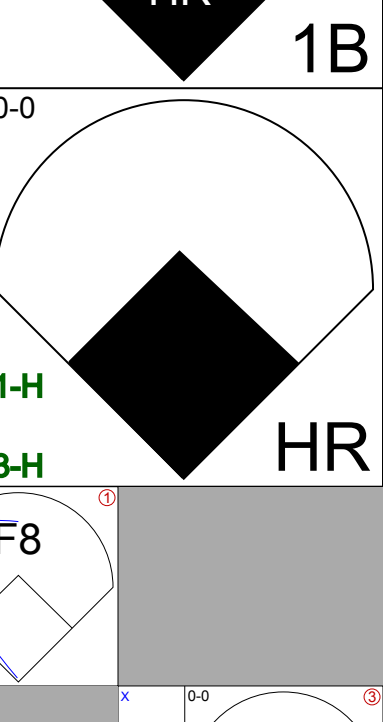
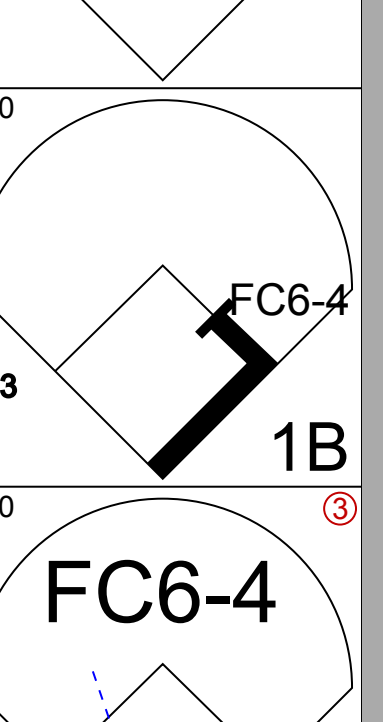
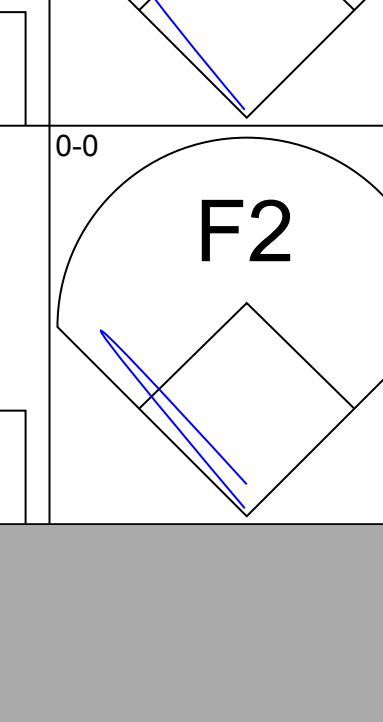
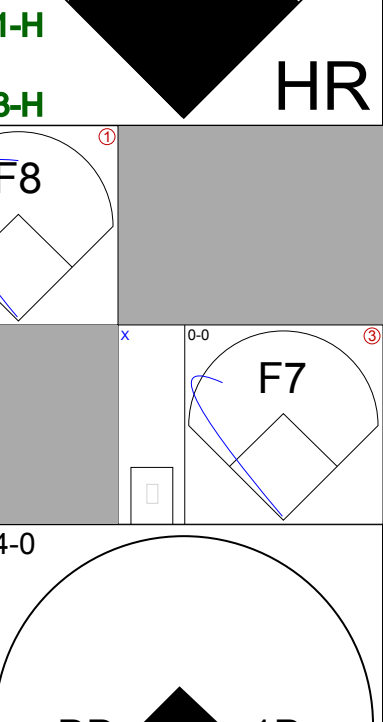
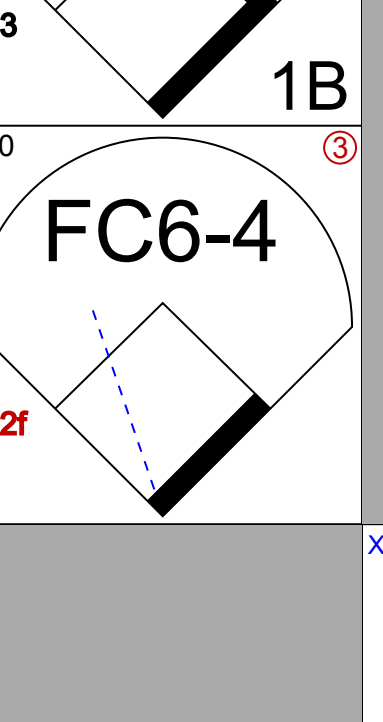
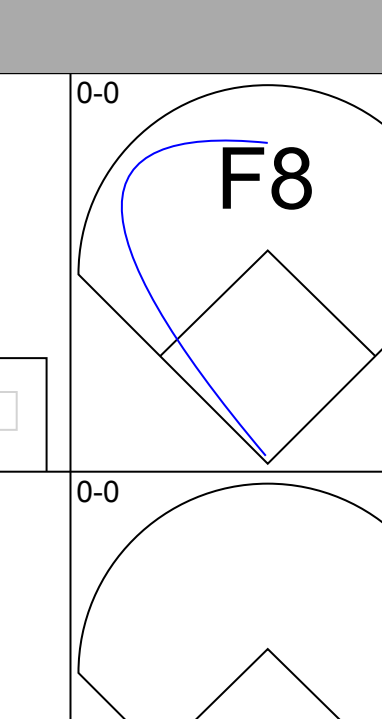
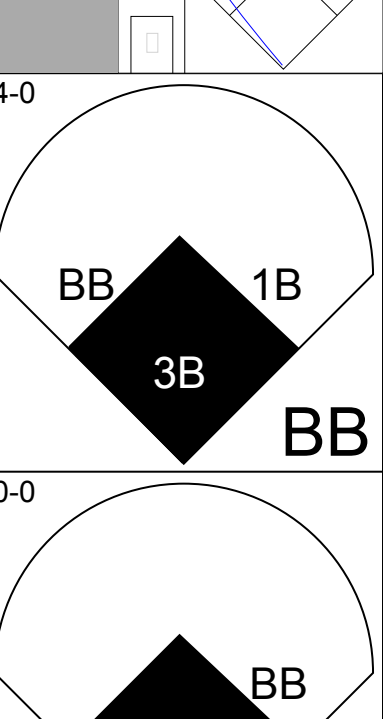
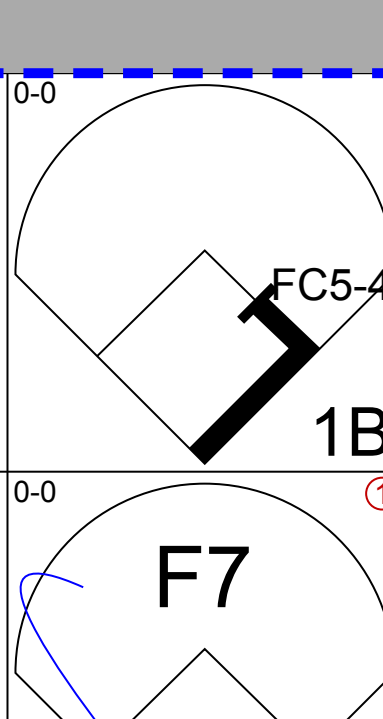
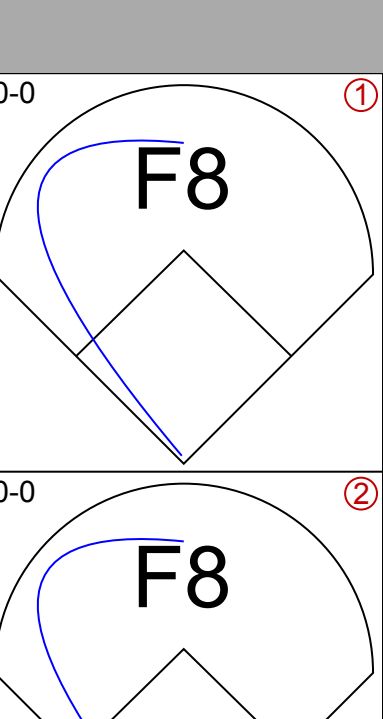
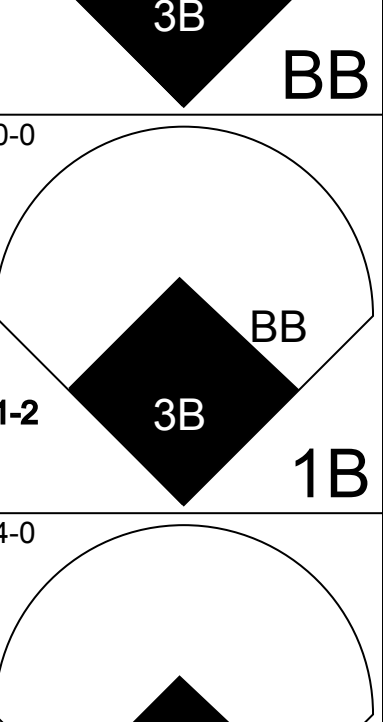
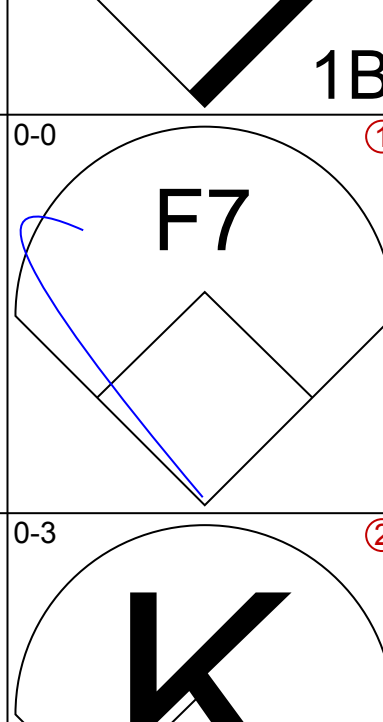
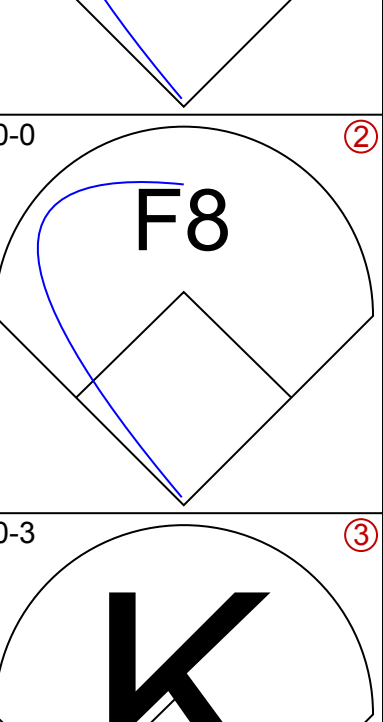
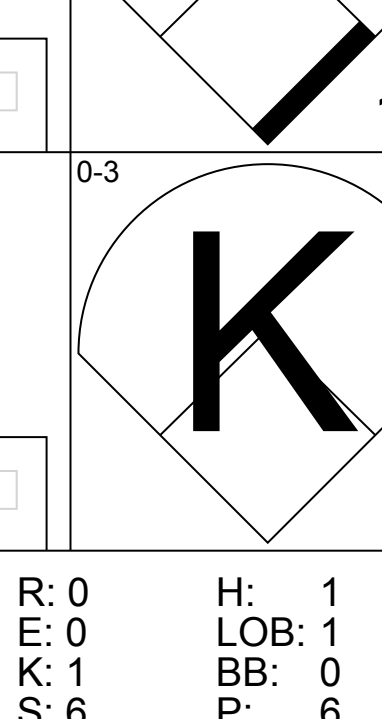
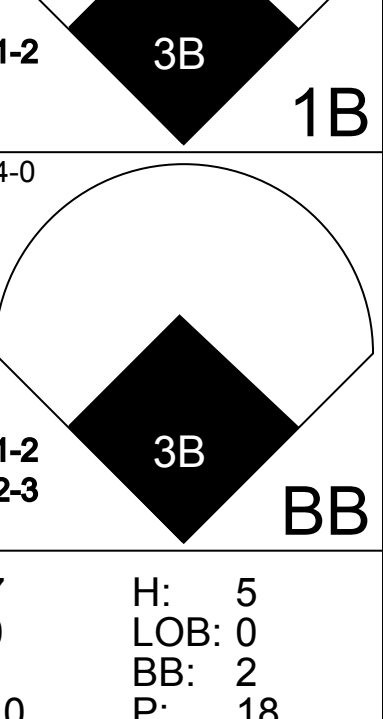
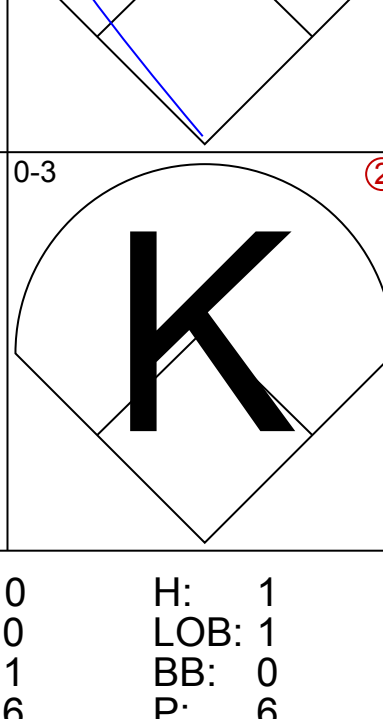
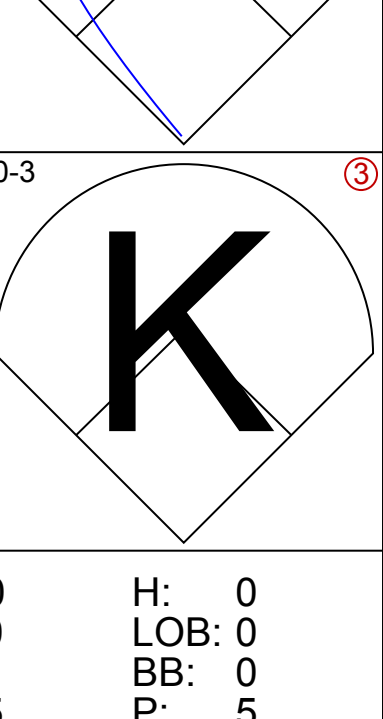


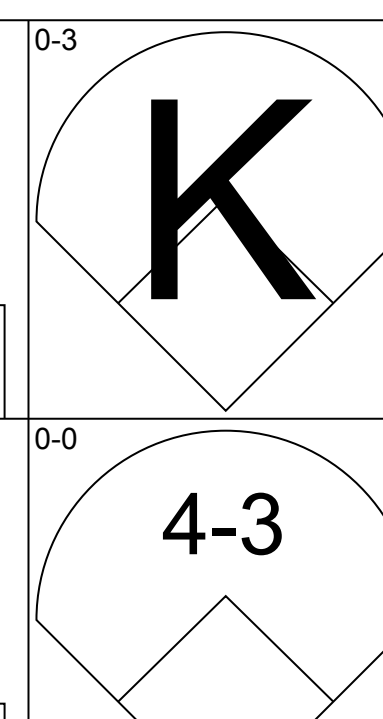
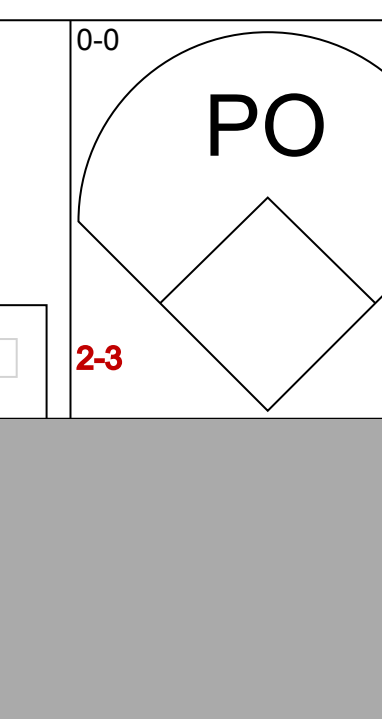
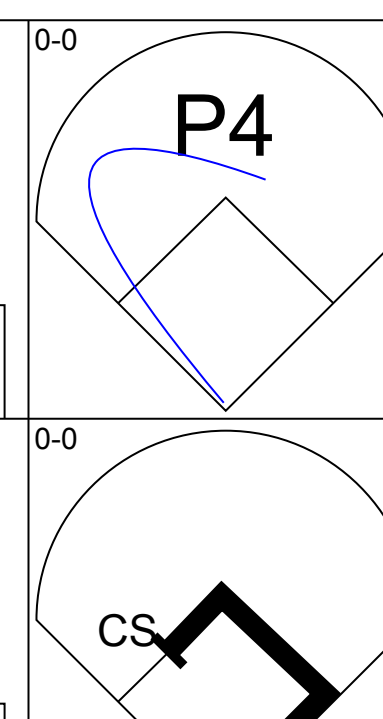
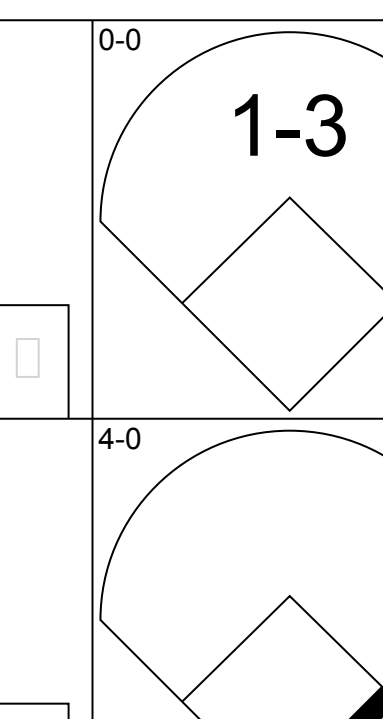
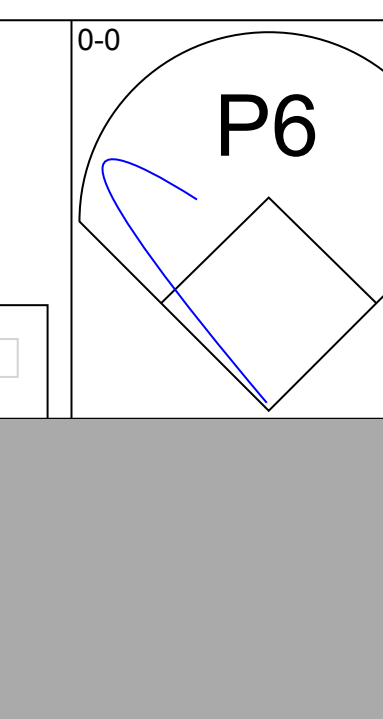
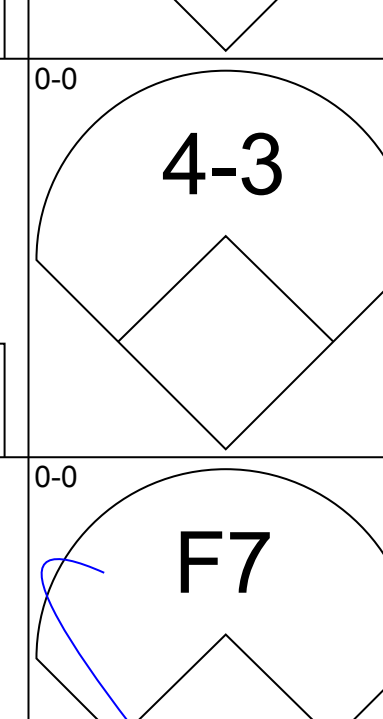
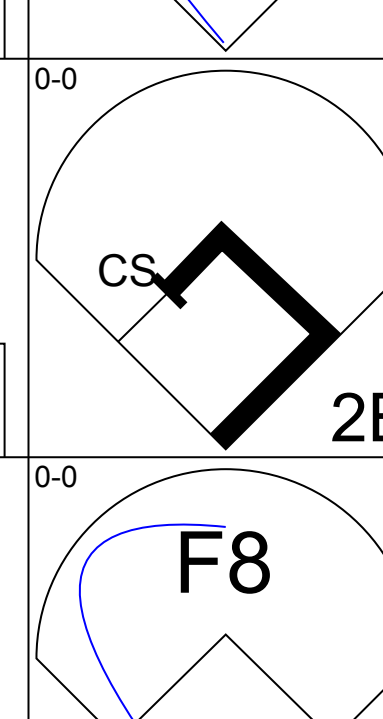
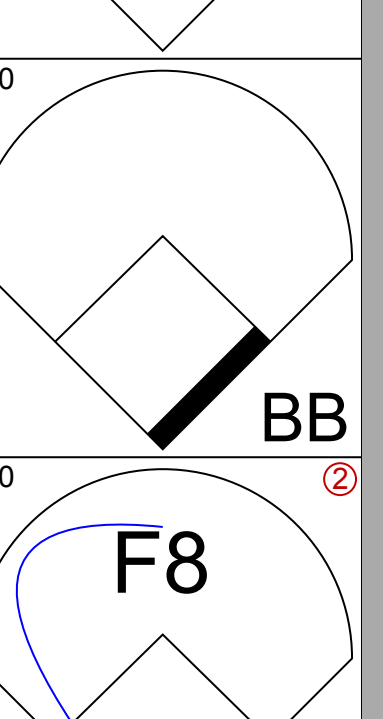
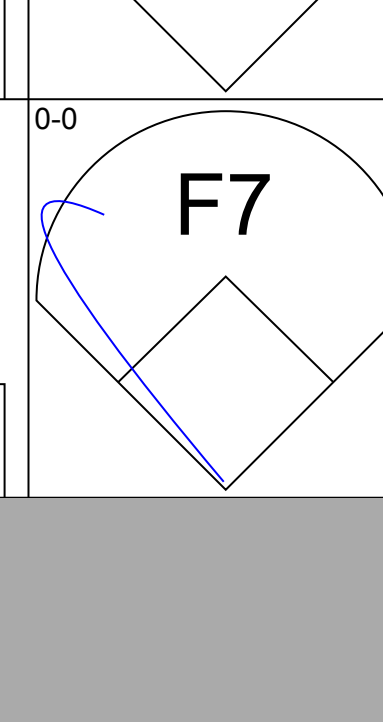
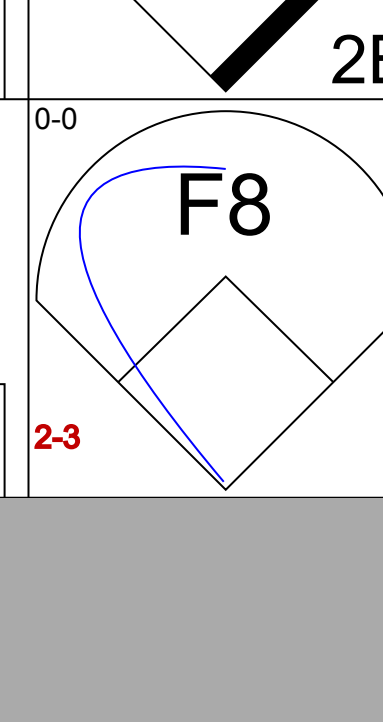
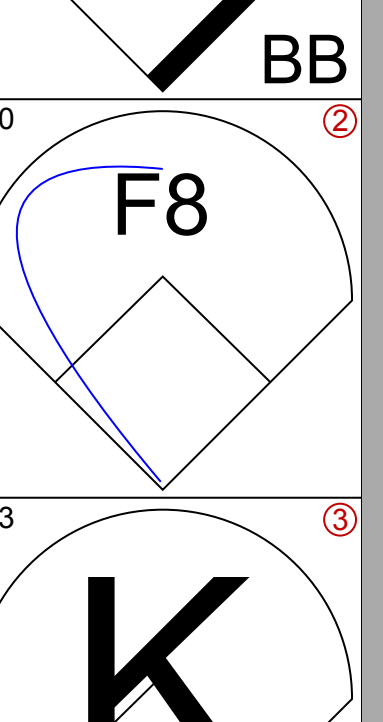
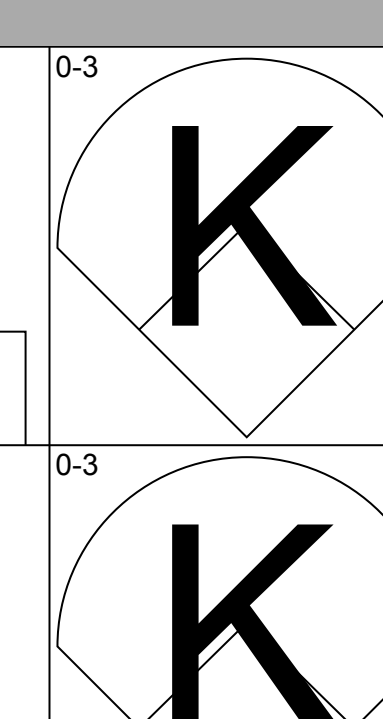
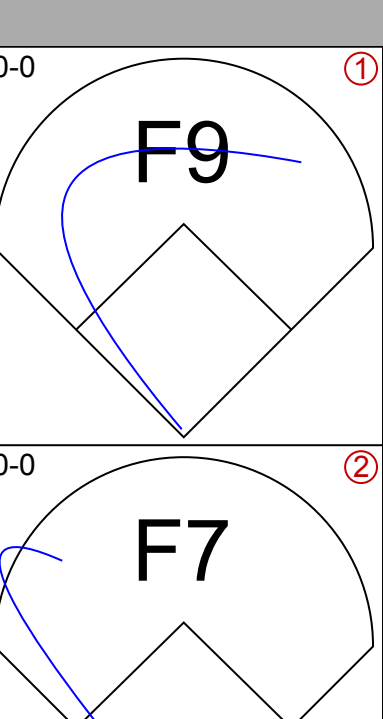

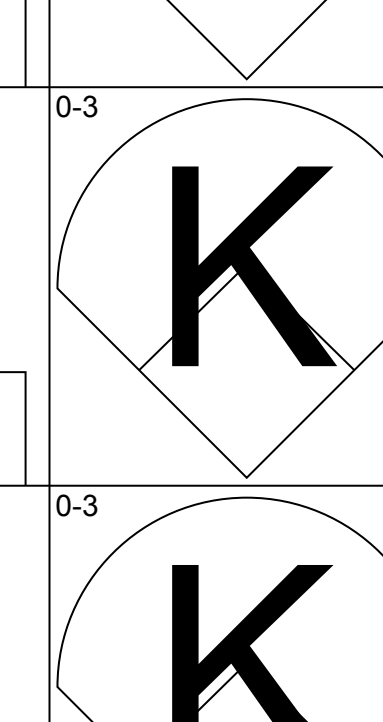
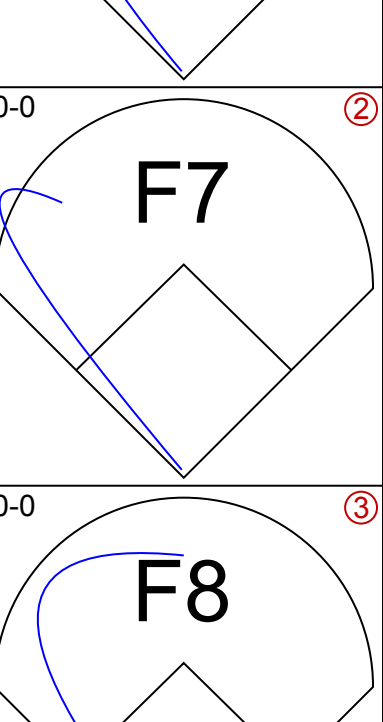
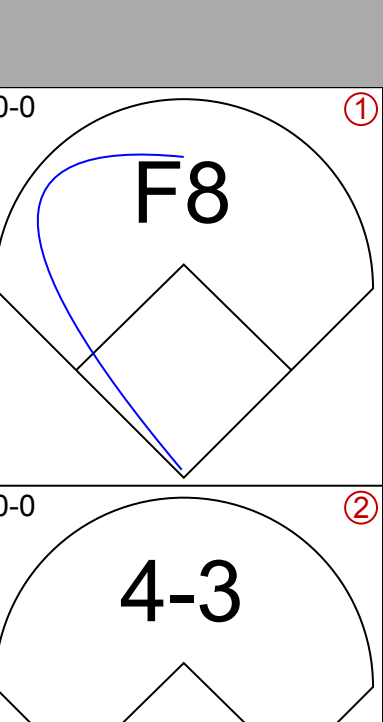
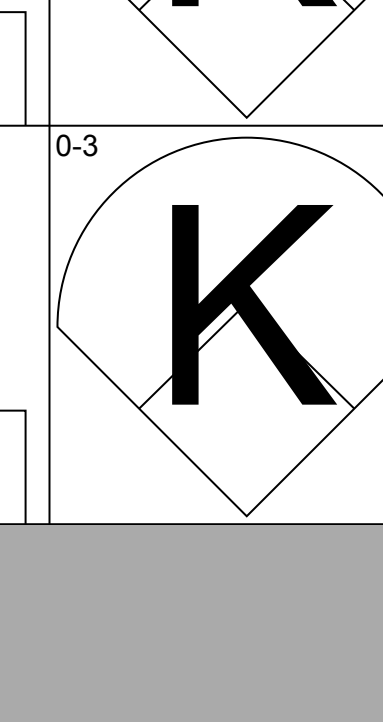
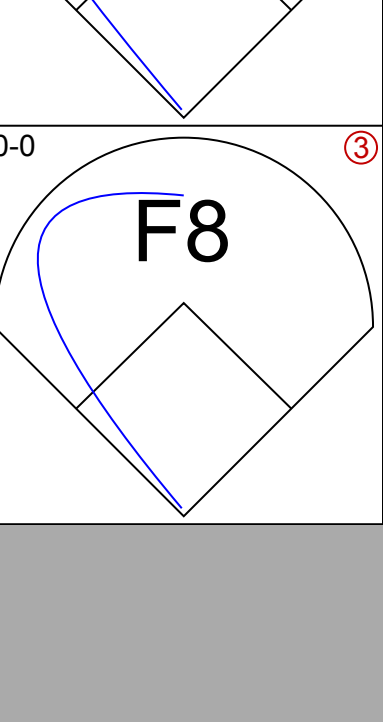
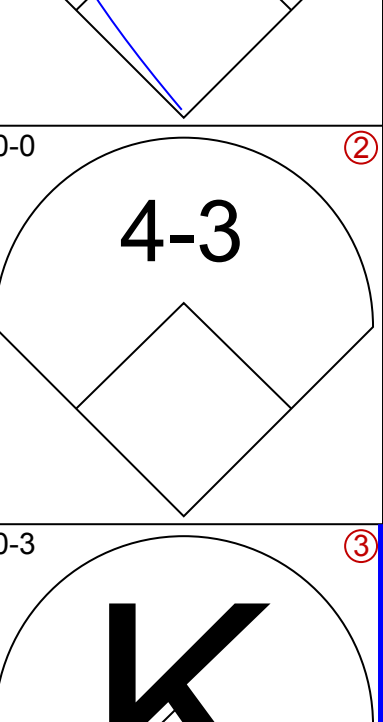
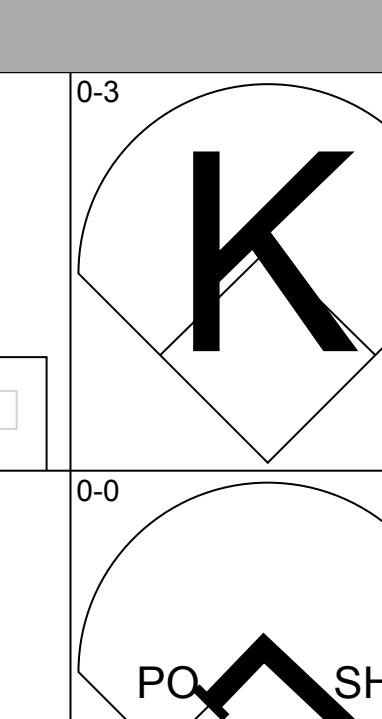
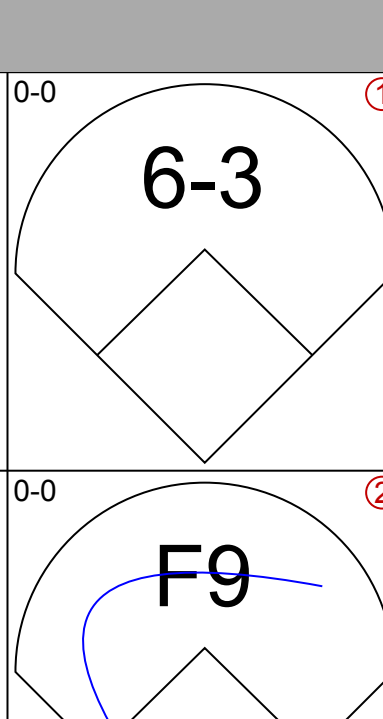
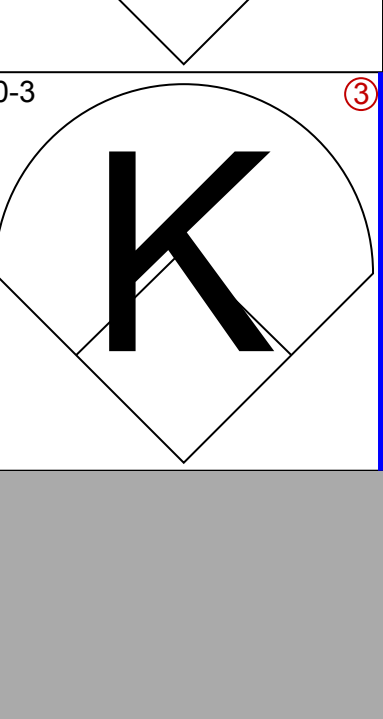
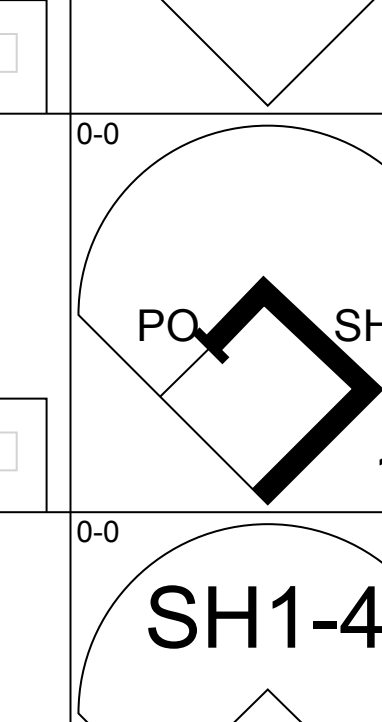

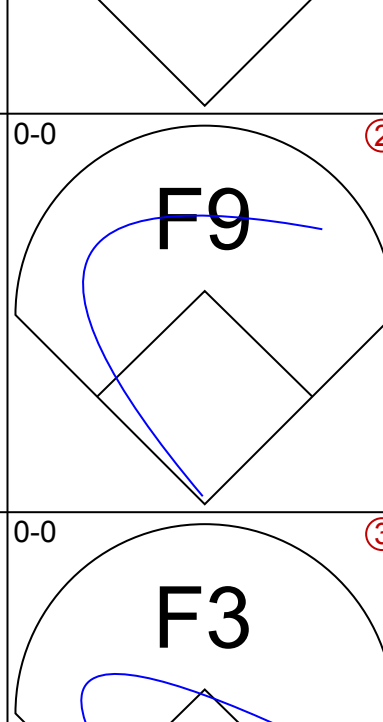
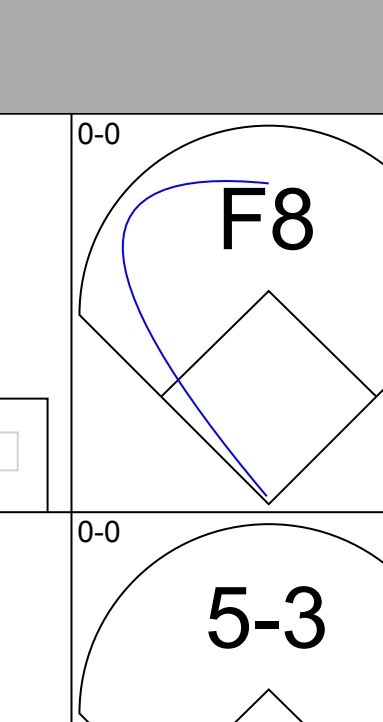
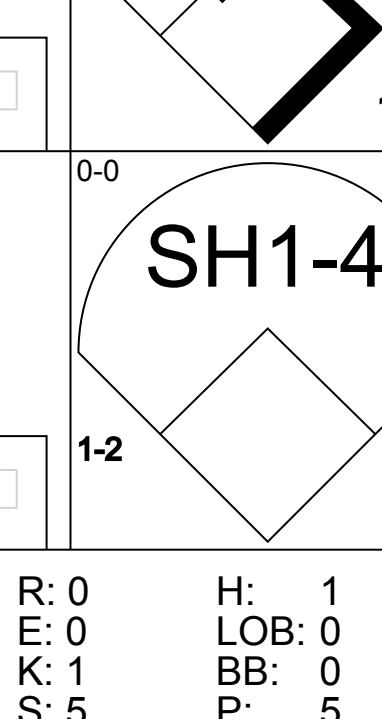
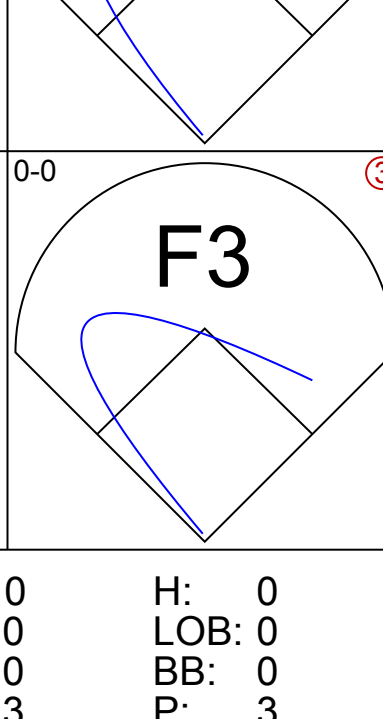
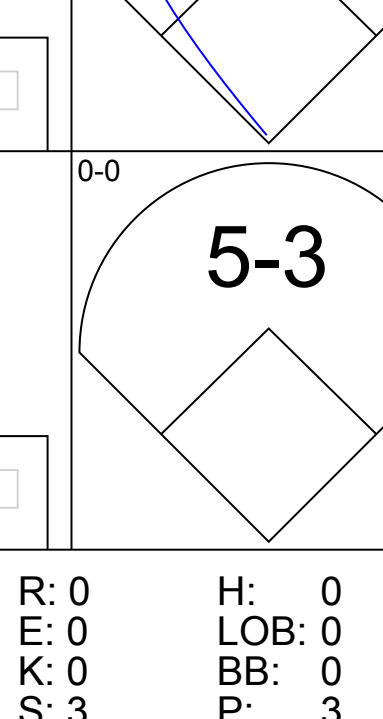
Batter	1	2	3	4	5	6	7	8	9	AB	R	H	RBI	BB	SO	LOB	BOTTOM			
Jackie Hernandez, R (1, 6) OBP: 0.302, SLG: 0.296										4	0	1	0	0	1	0				
Pat Kelly, L (1, 8) OBP: 0.349, SLG: 0.417										4	0	1	0	0	1	1				
Joe Foy, R (1, 5) OBP: 0.341, SLG: 0.333										4	0	0	0	0	1	1				
Mike Fiore, L (1, 3) OBP: 0.398, SLG: 0.428										4	0	1	0	0	1	0				
Lou Piniella, R (1, 7) OBP: 0.324, SLG: 0.469										4	0	0	0	0	0	1				
Ed Kirkpatrick, L (1, 9) OBP: 0.279, SLG: 0.348										2	0	0	0	2	1	0				
Jerry Adair, R (1, 4) OBP: 0.309, SLG: 0.305										3	0	1	0	0	0	3				
Ellie Rodriguez, R (1, 2) OBP: 0.336, SLG: 0.381										3	0	0	0	0	0	1				
Dick Drago, R (1, 1) ERA: 3.9										2	0	0	0	0	1	0				
Tom Burgmeier, L (8, 1) ERA: 1.55										0	0	0	0	0	0	0				
Dave Wickersham, R (8, 1) ERA: 2.82										0	0	0	0	0	0	0				
Juan Rios, R (8, PH) OBP: 0.333, SLG: 0.324										1	0	0	0	0	0	0				
Mike Hedlund, R (9, 1) ERA: 4.08										0	0	0	0	0	0	0				
Inning Stats	R: 0 E: 0 K: 1 S: 5	H: 0 LOB: 0 BB: 0 P: 5	R: 0 E: 0 K: 1 S: 5	H: 0 LOB: 1 BB: 1 P: 9	R: 0 E: 0 K: 1 S: 6	H: 1 LOB: 0 BB: 0 P: 6	R: 0 E: 0 K: 0 S: 4	H: 1 LOB: 2 BB: 1 P: 8	R: 0 E: 0 K: 1 S: 5	H: 0 LOB: 0 BB: 0 P: 5	R: 0 E: 0 K: 1 S: 6	H: 1 LOB: 1 BB: 0 P: 6	R: 0 E: 0 K: 0 S: 4	H: 1 LOB: 1 BB: 0 P: 4	R: 0 E: 0 K: 0 S: 3	H: 0 LOB: 0 BB: 0 P: 3	1B: 2 2B: 2 3B: 0 HR: 0	SF: 0 SAC: 0 DP: 0 HBP: 0	WP: 0 PB: 0 SB: 0 CS: 0	PA: 33
PITCHER	IP WLS BF H R ER SO BB IBB HBP BLK WP HR S P ERA WHIP																			
Joe Sparna, R (1, 1) ERA: 2.85	9.0 W 33 4 0 0 6 2 0 0 0 0 0 0 43 51 0.00 0.667																			

Detroit Tigers @ Kansas City Royals
Municipal Stadium, Kansas City, MO
Fri Jun 13 1969, 8:05 PM EDT
Att: 12,779 - Unknown - 72 F

AB	31
R	0
H	4
RBI	0
BB	2
SO	6
LOB	7



Batter	1	2	3	4	5	6	7	8	9	AB	R	H	RBI	BB	SO	LOB	TOP								
Mickey Stanley, R OBP: 0.279, SLG: 0.328 (1, 6)										5	0	0	0	0	2	5	Detroit Tigers @ Kansas City Royals Municipal Stadium, Kansas City, MO Sun Jun 15 1969, 4:33 AM EDT Att: 16,956 - Cloudy - 65 F								
Dick McAuliffe, L OBP: 0.389, SLG: 0.464 (1, 4)										5	1	3	3	0	1	0									
Al Kaline, R OBP: 0.376, SLG: 0.478 Dick Tracewski, R OBP: 0.333, SLG: 0.167 (1, 9)										5	1	1	1	0	1	2									
Norm Cash, L OBP: 0.369, SLG: 0.472 Dave Campbell, R OBP: 0.250, SLG: 0.100 (1, 3)										3	1	1	0	0	1	1									
Jim Northrup, L OBP: 0.333, SLG: 0.528 (1, 8)										4	1	2	3	0	0	1									
Willie Horton, R OBP: 0.285, SLG: 0.356 (1, 7)										4	0	0	0	0	0	2									
Bill Freehan, R OBP: 0.369, SLG: 0.414 (1, 2)										3	1	1	0	1	0	0									
Tom Matchick, L OBP: 0.311, SLG: 0.316 (1, 5)										4	1	2	0	0	0	1									
Earl Wilson, R OBP: 0.286, SLG: 0.167 (1, 1)										3	1	0	0	1	3	2									
Inning Stats	R: 0 E: 0 K: 1 S: 5	H: 0 LOB: 0 BB: 0 P: 5	R: 0 E: 0 K: 0 S: 3	H: 0 LOB: 0 BB: 0 P: 3	R: 0 E: 0 K: 1 S: 6	H: 1 LOB: 1 BB: 0 P: 6	R: 0 E: 0 K: 0 S: 3	H: 1 LOB: 1 BB: 0 P: 4	R: 7 E: 0 K: 1 S: 10	H: 5 LOB: 0 BB: 2 P: 18	R: 0 E: 0 K: 1 S: 6	H: 1 LOB: 1 BB: 0 P: 6	R: 0 E: 0 K: 2 S: 9	H: 2 LOB: 2 BB: 0 P: 9	R: 0 E: 0 K: 1 S: 5	H: 0 LOB: 0 BB: 0 P: 5		R: 0 E: 0 K: 1 S: 5	H: 0 LOB: 0 BB: 0 P: 5	1B: 8 2B: 0 3B: 1 HR: 1	SF: 0 SAC: 0 DP: 1 HBP: 1	WP: 0 PB: 0 SB: 0 CS: 0	PA: 39		
PITCHER	IP	WLS	BF	H	R	ER	SO	BB	IBB	HBP	BLK	WP	HR	S	P	ERA	WHIP								
Roger Nelson, R ERA: 3.34 (1, 1)	4.2	L	21	5	5	5	3	2	0	1	0	0	0	24	33	9.64	1.500								
Tom Burgmeier, L ERA: 2.15 (5, 1)	0.1		3	2	2	2	0	0	0	0	0	0	1	3	3	54.00	6.000								
Mike Hedlund, R ERA: 4.0 (6, 1)	1.0		4	1	0	0	1	0	0	0	0	0	0	6	6	0.00	1.000								
Jim Rooker, L ERA: 4.82 (7, 1)	2.0		8	2	0	0	3	0	0	0	0	0	0	14	14	0.00	1.000								
Steve Jones, L ERA: 3.69 (9, 1)	1.0		3	0	0	0	1	0	0	0	0	0	0	5	5	0.00	0.000								


Batter	1	2	3	4	5	6	7	8	9	AB	R	H	RBI	BB	SO	LOB	BOTTOM								
Jackie Hernandez, R OBP: 0.297, SLG: 0.291 (1, 6)										4	0	0	0	0	1	0	Detroit Tigers @ Kansas City Royals Municipal Stadium, Kansas City, MO Sun Jun 15 1969, 4:33 AM EDT Att: 16,956 - Cloudy - 65 F								
Pat Kelly, L OBP: 0.355, SLG: 0.425 (1, 8)										2	0	1	0	1	0	0									
Joe Foy, R OBP: 0.337, SLG: 0.329 (1, 5)										3	0	0	0	0	0	2									
Mike Fiore, L OBP: 0.391, SLG: 0.418 (1, 3)										3	0	0	0	0	2	1									
Lou Piniella, R OBP: 0.319, SLG: 0.462 (1, 7)										3	0	0	0	0	1	0									
Ed Kirkpatrick, L OBP: 0.273, SLG: 0.339 (1, 9)										3	0	0	0	0	1	0									
Jerry Adair, R OBP: 0.305, SLG: 0.301 Jim Rooker, R (7, 1)										2	0	0	0	0	1	0									
Bob Oliver, R OBP: 0.255, SLG: 0.338 (8, PH) Steve Jones, L OBP: 0.300, SLG: 0.125 (9, 1)										1	0	0	0	0	1	0									
Ellie Rodriguez, R OBP: 0.336, SLG: 0.380 (1, 2)										3	0	1	0	0	0	0									
Roger Nelson, R OBP: 0.172, SLG: 0.148 Tom Burgmeier, L OBP: 0.182, SLG: 0.182 Mike Hedlund, R OBP: 0.188, SLG: 0.188 Juan Rios, R OBP: 0.325, SLG: 0.316 (7, 4)										0	0	0	0	0	0	0									
Inning Stats	R: 0 E: 0 K: 1 S: 5	H: 0 LOB: 0 BB: 0 P: 5	R: 0 E: 0 K: 3 S: 9	H: 0 LOB: 0 BB: 0 P: 9	R: 0 E: 0 K: 1 S: 5	H: 1 LOB: 0 BB: 0 P: 5	R: 0 E: 0 K: 0 S: 3	H: 1 LOB: 0 BB: 0 P: 3	R: 0 E: 0 K: 0 S: 3	H: 0 LOB: 0 BB: 0 P: 3	R: 0 E: 0 K: 1 S: 5	H: 0 LOB: 1 BB: 1 P: 9	R: 0 E: 0 K: 1 S: 5	H: 0 LOB: 0 BB: 0 P: 5	R: 0 E: 0 K: 0 S: 3	H: 0 LOB: 0 BB: 0 P: 3	1B: 1 2B: 1 3B: 0 HR: 0	SF: 0 SAC: 1 DP: 0 HBP: 0	WP: 0 PB: 0 SB: 0 CS: 1	PA: 29					
PITCHER	IP	WLS	BF	H	R	ER	SO	BB	IBB	HBP	BLK	WP	HR	S	P	ERA	WHIP								
Earl Wilson, R ERA: 3.14 (1, 1)	9.0	W	28	2	0	0	7	1	0	0	0	0	0	41	45	0.00	0.333								


AB	36
R	7
H	10
RBI	7
BB	2
SO	8
LOB	14



AB	26
R	0
H	2
RBI	0
BB	1
SO	7
LOB	3



Batter	1	2	3	4	5	6	7	8	9	10	11	12	13	AB R H RBI BB SO LOB	TOP							
Bert Campaneris, R OBP: 0.305, SLG: 0.332 (1, 6)	E3 1B		F3 1B		5-3			F3 1B		L3-6 1B		L8		6 1 3 0 0 0 1	<p>Oakland Athletics @ Kansas City Royals Municipal Stadium, Kansas City, MO Mon Jun 16 1969, 8:05 PM EDT Unknown - 71 F</p> <p>livebaseballscorecards.com</p> <p>AB 49 R 7 H 14 RBI 6 BB 3 SO 7 LOB 16</p> 							
Joe Rudi, R OBP: 0.280, SLG: 0.280 (8, 1)	P5		F3		5-3			F3		L3-6 1B		FC4-6 BB	4 0 0 0 0 0 0 3									
Ray Wertz, R OBP: 0.287, SLG: 0.287 (8, 1)			1-2										1 0 0 0 0 0 0 1									
Marcel Lachemann, R OBP: 0.280, SLG: 0.280 (8, 1)													0 0 0 0 0 0 0 0									
Mike Herzberger, R OBP: 0.275, SLG: 0.275 (8, 1)													0 0 0 0 0 0 0 0									
Alan Lewis, S OBP: 0.260, SLG: 0.260 (8, 1)													0 0 0 0 0 0 0 0									
Paul Lindblad, L OBP: 0.250, SLG: 0.250 (8, 1)													0 0 0 0 0 0 0 0									
Reggie Jackson, L OBP: 0.404, SLG: 0.738 (1, 9)	F7		HR			K		K			3-1		FC4-6 1B	6 1 1 1 0 2 3								
Sal Bando, R OBP: 0.407, SLG: 0.483 (1, 5)	1B		P3			1B		6-3			L8		1B	6 3 3 0 0 0 1								
Danny Cater, R OBP: 0.329, SLG: 0.392 (1, 3)	E6 2H 3H				P6	1B				F2			2B	6 1 4 2 0 0 0								
Dick Green, R OBP: 0.339, SLG: 0.413 (1, 4)	K				K	1B				E3			1B	6 1 2 3 0 2 2								
Rick Monday, L OBP: 0.386, SLG: 0.433 (1, 8)					F5			B1-3 BB		FC5-4			E	5 0 1 0 1 0 2								
Larry Haney, R OBP: 0.288, SLG: 0.358 (1, 2)										FC6-4			2B	3 0 0 0 0 0 1								
Tommye Reynolds, R OBP: 0.356, SLG: 0.349 (8, 7)					5-3			B1-3		FC6-4			K	2 0 0 0 1 1 2								
Catfish Hunter, R OBP: 0.207, SLG: 0.276 (1, 1)														2 0 0 0 0 1 0								
Jim Roland, R OBP: 0.280, SLG: 0.280 (8, 2)					K			K		F8		SH1-4		1 0 0 0 0 1 0								
Phil Roof, R OBP: 0.280, SLG: 0.280 (8, 2)												1-2		1 0 0 0 0 0 0								
Inning Stats	R: 2 E: 2 K: 1 S: 8	H: 2 LOB: 1 BB: 0 P: 8	R: 0 E: 0 K: 0 S: 3	H: 1 LOB: 0 BB: 0 P: 3	R: 1 E: 0 K: 0 S: 4	H: 2 LOB: 0 BB: 0 P: 4	R: 0 E: 0 K: 1 S: 5	H: 0 LOB: 0 BB: 0 P: 5	R: 0 E: 0 K: 1 S: 5	H: 0 LOB: 0 BB: 1 P: 8	R: 0 E: 0 K: 1 S: 6	H: 1 LOB: 1 BB: 0 P: 6	R: 0 E: 1 K: 0 S: 4	H: 1 LOB: 0 BB: 0 P: 3	R: 0 E: 0 K: 0 S: 3	H: 0 LOB: 1 BB: 1 P: 7	R: 3 E: 1 K: 1 S: 8	H: 3 LOB: 1 BB: 1 P: 12	1B: 11 2B: 4 3B: 0 HR: 1	SF: 0 SAC: 1 DP: 2 HBP: 0	W/P: 0 PB: 0 SB: 1 CS: 0	PA: 53
PITCHER	IP 6.0	WLS 8	BF 24	H 8	R 4	ER 2	SO 4	BB 0	IBB 0	HBP 0	BLK 0	WP 0	HR 1	S 32	P 32	ERA 3.00	WHIP 1.333					
Bill Butler, L ERA: 3.3 (1, 1)	2.0	7	1	0	0	2	1	0	0	0	0	0	0	10	14	0.00	1.000					
Mike Hedlund, R ERA: 3.86 (7, 1)	4.0	16	2	1	1	0	2	2	0	0	0	0	0	14	22	2.25	1.000					
Moe Drabowsky, R ERA: 2.84 (9, 1)	1.0	L	6	3	2	1	1	0	0	0	0	0	0	8	8	9.00	3.000					
Dave Wickersham, R ERA: 3.2 (13, 1)																						

Batter	1	2	3	4	5	6	7	8	9	10	11	12	13	AB R H RBI BB SO LOB	BOTTOM									
Jackie Hernandez, R OBP: 0.297, SLG: 0.291 (9, PH)	K				5-3-6					F7			6-3	3 1 1 0 0 0 1 0	<p>Oakland Athletics @ Kansas City Royals Municipal Stadium, Kansas City, MO Mon Jun 16 1969, 8:05 PM EDT Unknown - 71 F</p> <p>livebaseballscorecards.com</p> <p>AB 45 R 5 H 9 RBI 5 BB 5 SO 8 LOB 13</p> 									
Ed Kirkpatrick, L OBP: 0.271, SLG: 0.336 (9, PH)						PB 1B							1B	1 0 0 0 0 0 0 0										
Juan Rios, R OBP: 0.318, SLG: 0.308 (10, 6)						1B							BB	2 0 0 0 0 0 0 0										
Pat Kelly, L OBP: 0.368, SLG: 0.427 (1, 8)	F7				CS BB	F8				2B 1B			1B	4 2 2 0 2 0 1										
Joe Foy, R OBP: 0.345, SLG: 0.339 (1, 5)	6-3				K	CS 1B				2B			1B	5 0 3 2 1 1 1										
Mike Fiore, L OBP: 0.389, SLG: 0.411 (1, 3)					4-3	CS 1B		K					1B	5 0 1 1 1 1 2										
Lou Piniella, R OBP: 0.315, SLG: 0.454 (1, 7)						G6-4-3 1B				BB			1B	6 0 1 0 0 2 6										
Jerry Adair, R OBP: 0.297, SLG: 0.292 (1, 4)					G6-4-3								FC6-4 1B	5 0 0 0 0 1 3										
Ellie Rodriguez, R OBP: 0.331, SLG: 0.366 (1, 2)					F9	HR BB				1-3			6-3	4 1 0 0 1 0 0										
Bob Oliver, R OBP: 0.253, SLG: 0.352 (1, 9)					K					F7			6-3	5 1 1 2 0 1 0										
Bill Butler, L OBP: 0.295, SLG: 0.295 (8, PH)					6-3								F8	1 0 0 0 0 0 0 0										
Dennis Fingers, R OBP: 0.280, SLG: 0.280 (7, 1)														1 0 0 0 0 0 0 0										
Mike Hedlund, R OBP: 0.280, SLG: 0.280 (8, PH)														1 0 0 0 0 0 0 0										
Hawk Taylor, R OBP: 0.280, SLG: 0.280 (8, PH)														1 0 0 0 0 0 0 0										
Moe Drabowsky, R OBP: 0.280, SLG: 0.280 (8, PH)														1 0 0 0 0 0 0 0										
Dave Wickersham, R OBP: 0.280, SLG: 0.280 (8, PH)														0 0 0 0 0 0 0 0										
Chuck Hanson, R OBP: 0.276, SLG: 0.310 (13, 1)														1 0 0 0 0 0 0 0										
Inning Stats	R: 0 E: 0 K: 1 S: 5	H: 0 LOB: 0 BB: 0 P: 5	R: 0 E: 0 K: 1 S: 5	H: 0 LOB: 0 BB: 0 P: 5	R: 0 E: 0 K: 1 S: 4	H: 0 LOB: 0 BB: 1 P: 8	R: 0 E: 0 K: 1 S: 5	H: 0 LOB: 0 BB: 0 P: 5	R: 0 E: 0 K: 1 S: 5	H: 0 LOB: 0 BB: 0 P: 3	R: 1 E: 0 K: 1 S: 7	H: 2 LOB: 2 BB: 1 P: 11	R: 0 E: 0 K: 1 S: 5	H: 0 LOB: 0 BB: 0 P: 5	R: 0 E: 0 K: 1 S: 5	H: 1 LOB: 2 BB: 1 P: 8	R: 0 E: 0 K: 1 S: 5	H: 0 LOB: 0 BB: 0 P: 5	R: 1 E: 0 K: 0 S: 5	H: 2 LOB: 2 BB: 1 P: 9	1B: 7 2B: 2 3B: 0 HR: 1	SF: 0 SAC: 0 DP: 2 HBP: 0	W/P: 0 PB: 1 SB: 1 CS: 2	PA: 51
PITCHER	IP 5.2	WLS 4	BF 21	H 4	R 3	ER 2	SO 4	BB 2	IBB 0	HBP 0	BLK 0	WP 0	HR 1	S 27	P 35	ERA 3.18	WHIP 1.059							
Catfish Hunter, R ERA: 3.18 (1, 1)	2.0	5	0	0	0	1	0	0	0	0	0	0	0	7	7	0.00	0.000							
Jim Roland, L ERA: 2.16 (8, 1)	1.1	7	2	1	1	1	1	1	0	0	0	0	0	8	12	6.75	2.250							
Rollie Fingers, R ERA: 2.77 (8, 1)	3.0	W	11	1	0	0	2	1	0	0	0	0	0	14	18	0.00	0.667							
Marcel Lachemann, R ERA: 2.36 (10, 1)	0.2	5	2	1	1	0	0	1	0	0	0	0	0	4	8	13.50	4.500							
Paul Lindblad, L ERA: 3.21 (13, 1)																								

Batter	1	2	3	4	5	6	7	8	9	10	11	12	AB	R	H	RBI	BB	SO	LOB	TOP				
Bert Campaneris, R OBP: 0.302, SLG: 0.326 (1, 6)	L8		F9			F9			5-3		BB		4	0	0	0	1	0	0					
Joe Rudi, R OBP: 0.189, SLG: 0.222 Tommie Reynolds, R OBP: 0.354, SLG: 0.344 (1, 7)	F9			L1		F8			K		K		4	0	0	0	0	1	0					
Reggie Jackson, L OBP: 0.396, SLG: 0.719 (1, 9)	6-3			F7				K	3-1			4-3	5	0	0	0	0	1	0					
Sal Bando, R OBP: 0.403, SLG: 0.490 (1, 5)		6-3			K			5-3			HR	K	5	1	1	1	0	2	0					
Danny Cater, R OBP: 0.327, SLG: 0.388 (1, 3)		6-3				F7				P4		6-3	5	0	1	0	0	0	0					
Rick Monday, L OBP: 0.383, SLG: 0.429 (1, 8)						6-3				1-3			4	0	1	0	0	0	1					
Dick Green, R OBP: 0.338, SLG: 0.424 (1, 4)									F7			5-3	4	1	1	1	0	0	1					
Phil Roof, R OBP: 0.272, SLG: 0.271 Ray Webster, L OBP: 0.308, SLG: 0.273 Larry Haney, R OBP: 0.288, SLG: 0.358 (1, 2)			K			K			5-3		P3		3	0	0	0	0	2	0					
George Lauzerique, R OBP: 0.167, SLG: 0.167 Marcel Lachemann, R OBP: 0.209, SLG: 0.253 Mike Hershberger, R OBP: 0.293, SLG: 0.253 Jim Roland, R (11, 1)			K			K			K		K		0	0	0	0	0	0	0					
Inning Stats	R: 0 E: 0 K: 0 S: 3	H: 0 LOB: 0 BB: 0 P: 3	R: 0 E: 0 K: 0 S: 4	H: 1 LOB: 1 BB: 0 P: 4	R: 0 E: 0 K: 2 S: 7	H: 0 LOB: 0 BB: 0 P: 7	R: 0 E: 0 K: 1 S: 5	H: 0 LOB: 0 BB: 0 P: 6	R: 1 E: 0 K: 1 S: 6	H: 1 LOB: 0 BB: 0 P: 6	R: 0 E: 0 K: 1 S: 5	H: 0 LOB: 0 BB: 0 P: 5	R: 0 E: 0 K: 1 S: 5	H: 0 LOB: 0 BB: 0 P: 5	R: 1 E: 0 K: 0 S: 4	H: 1 LOB: 0 BB: 0 P: 4	R: 0 E: 0 K: 2 S: 7	H: 0 LOB: 1 BB: 1 P: 11	R: 0 E: 0 K: 1 S: 5	H: 0 LOB: 0 BB: 0 P: 6	1B: 2 2B: 0 3B: 0 HR: 2	SF: 0 SAC: 0 DP: 0 HBP: 0	WP: 0 PB: 0 SB: 0 CS: 0	PA: 41
PITCHER	IP	WLS	BF	H	R	ER	SO	BB	IBB	HBP	BLK	WP	HR	S	P	ERA	WHIP							
Wally Bunker, R ERA: 3.82 Dave Morehead, R ERA: 5.55 (1, 1)	10.0		34	4	2	2	8									1.80	0.400							
(11, 1)	2.0	W	7	0	0	0	3	1	0	0	0	0	0	12	16	0.00	0.500							

Oakland Athletics @ Kansas City Royals
Municipal Stadium, Kansas City, MO
Mon Jun 16 1969, 8:05 PM EDT
Att. 15,603 - Unknown

AB 40
R 2
H 4
RBI 2
BB 1
SO 11
LOB 3



Batter	1	2	3	4	5	6	7	8	9	10	11	12	AB	R	H	RBI	BB	SO	LOB	BOTTOM						
Jackie Hernandez, R OBP: 0.296, SLG: 0.294 (1, 6)	F8		L5		4-3			L4					5	0	1	2	0	0	1							
Pat Kelly, L OBP: 0.356, SLG: 0.414 (1, 8)	4-3		1-3			B1-3			F9			4-3	5	0	0	0	0	0	0							
Joe Foy, R OBP: 0.354, SLG: 0.344 (1, 5)						L5							3	0	2	0	2	0	0							
Mike Fiore, L OBP: 0.389, SLG: 0.403 (1, 3)			CS		L8			P4		FC4-6			3	0	0	0	2	0	1							
Lou Piniella, R OBP: 0.308, SLG: 0.443 (1, 7)	4-3				P5			L7		4-3		G5-4-3	5	0	0	0	0	0	5							
Bob Oliver, R OBP: 0.263, SLG: 0.373 (1, 9)								5-3		P6			4	2	2	1	1	0	0							
Dennis Paepke, R (1, 2)								4-3					3	0	0	0	0	0	1							
Ed Kirkpatrick, L OBP: 0.267, SLG: 0.331 (10, PH) (11, 2)			F8		4-3					F9		L7	2	0	0	0	0	0	1							
Juan Rios, R OBP: 0.344, SLG: 0.349 (1, 4)								5-3					5	1	4	0	0	0	0							
Wally Bunker, R OBP: 0.156, SLG: 0.158 Hawk Taylor, R OBP: 0.324, SLG: 0.583 Tom Burgmeier, L OBP: 0.182, SLG: 0.182 Dave Morehead, R (11, 1) Jerry Adair, R OBP: 0.301, SLG: 0.292 (12, PH)													3	0	0	0	0	1	3							
Inning Stats	R: 0 E: 0 K: 0 S: 4	H: 1 LOB: 2 BB: 1 P: 8	R: 0 E: 0 K: 0 S: 3	H: 1 LOB: 1 BB: 1 P: 7	R: 0 E: 0 K: 0 S: 3	H: 1 LOB: 0 BB: 0 P: 3	R: 1 E: 0 K: 0 S: 4	H: 1 LOB: 0 BB: 0 P: 4	R: 0 E: 0 K: 0 S: 5	H: 0 LOB: 0 BB: 0 P: 5	R: 0 E: 0 K: 0 S: 3	H: 0 LOB: 0 BB: 0 P: 3	R: 0 E: 0 K: 0 S: 3	H: 1 LOB: 0 BB: 0 P: 5	R: 0 E: 0 K: 0 S: 3	H: 0 LOB: 1 BB: 1 P: 7	R: 1 E: 0 K: 0 S: 4	H: 2 LOB: 3 BB: 1 P: 8	R: 0 E: 0 K: 0 S: 2	H: 0 LOB: 1 BB: 2 P: 10	R: 1 E: 0 K: 0 S: 3	H: 2 LOB: 3 BB: 1 P: 8	1B: 6 2B: 3 3B: 0 HR: 1	SF: 0 SAC: 0 DP: 3 HBP: 1	WP: 0 PB: 0 SB: 1 CS: 1	PA: 47
PITCHER	IP	WLS	BF	H	R	ER	SO	BB	IBB	HBP	BLK	WP	HR	S	P	ERA	WHIP									
George Lauzerique, R ERA: 3.1 Marcel Lachemann, R ERA: 2.25 Jim Roland, L ERA: 2.5 (1, 1)	9.2		35	6	2	2	1	3	0	0	0	0	0	1	34	1.86	0.931									
(10, PH)	0.1		2	1	0	0	0	1	0	0	0	0	0	0	1	5	0.00	6.000								
(11, 1)	1.1	L	9	2	1	1	0	2	1	1	0	0	0	0	5	18	6.75	3.000								

Oakland Athletics @ Kansas City Royals
Municipal Stadium, Kansas City, MO
Mon Jun 16 1969, 8:05 PM EDT
Att. 15,603 - Unknown

AB 38
R 3
H 9
RBI 3
BB 7
SO 1
LOB 12



Batter	1	2	3	4	5	6	7	8	9	AB	R	H	RBI	BB	SO	LOB	TOP								
Bert Campaneris, R OBP: 0.304, SLG: 0.328 (1, 6)	0-0 4-1 1B	0-0 L5			0-0 F4	0-0 G5-4-3			0-0 S E 1B	5	1	2	0	0	0	3									
Joe Rudi, R OBP: 0.190, SLG: 0.244 (1, 7)	0-0 4-1 1-2		0-0 F5		0-0 HR 2B		0-0 F7		0-0 FC6 1B S 1B	5	2	1	1	0	0	2									
Reggie Jackson, L OBP: 0.396, SLG: 0.726 (1, 9)	0-3 K		0-0 F9		0-0 HR		0-0 F8		0-0 1B 1B	5	2	2	3	0	1	1									
Sal Bando, R OBP: 0.399, SLG: 0.484 (1, 5)	0-0 F8		0-0 F6		0-0 5-3		0-0 L6		0-0 E 1B SF8 1B	5	1	1	1	0	0	1									
Danny Cater, R OBP: 0.336, SLG: 0.391 (1, 3)		4-0 2B BB		0-0 F8		4-0 WP 2B BB		0-0 3B 1B	0-0 E7 SF8 HR 1B	3	4	2	1	2	0	0									
Rick Monday, L OBP: 0.383, SLG: 0.448 (1, 8)		0-0 2B		0-0 6-3		0-0 1-3		0-0 FC 3B	0-0 SF8	4	2	2	2	0	0	1									
Dick Green, R OBP: 0.340, SLG: 0.427 Ted Kubiak, S OBP: 0.435, SLG: 0.474 (1, 4) (8, 4)		0-0 G3 2B		0-0 1-3		4-0 2B 1B IBB		0-0 FC G1-6-3	0-3 K	3	1	1	3	1	0	0									
Larry Haney, R OBP: 0.308, SLG: 0.423 (1, 2)		0-0 G3				4-0 2B SH3-4 BB		0-0 G1-6-3	0-0 K	4	3	2	3	1	0	2									
Chuck Dobson, R OBP: 0.229, SLG: 0.182 (1, 1)		0-0 F4				0-0 SH3-4 1B		0-0 F2	0-3 K	4	0	1	2	0	1	1									
Inning Stats	R: 0 E: 0 K: 1 S: 6	H: 1 LOB: 1 BB: 0 P: 6	R: 2 E: 1 K: 0 S: 5	H: 2 LOB: 1 BB: 1 P: 9	R: 0 E: 0 K: 0 S: 3	H: 0 LOB: 0 BB: 0 P: 3	R: 0 E: 0 K: 0 S: 3	H: 0 LOB: 0 BB: 0 P: 3	R: 3 E: 0 K: 0 S: 5	H: 2 LOB: 0 BB: 1 P: 9	R: 3 E: 0 K: 0 S: 4	H: 2 LOB: 0 BB: 2 P: 12	R: 0 E: 0 K: 0 S: 3	H: 0 LOB: 0 BB: 0 P: 3	R: 2 E: 0 K: 0 S: 5	H: 2 LOB: 0 BB: 0 P: 5	R: 6 E: 2 K: 2 S: 13	H: 5 LOB: 0 BB: 0 P: 13	1B: 7 2B: 4 3B: 1 HR: 2	SF: 1 2B: 4 3B: 1 HR: 2	WP: 1 PB: 0 SB: 2 CS: 0	PA: 45			
PITCHER	IP	WLS	BF	H	R	ER	SO	BB	IBB	HBP	BLK	WP	HR	S	P	ERA	WHIP								
Dick Drago, R ERA: 4.19 (1, 1)	5.0	L	22	5	5	5	1	2	0	0	0	0	1	22	30	9.00	1.400								
Steve Jones, L ERA: 4.08 (6, 1)	0.1		3	0	2	2	0	1	1	0	0	1	0	1	9	54.00	3.000								
Mike Hedlund, R ERA: 4.14 (6, 1)	2.2		11	4	3	3	0	0	0	0	0	0	0	11	11	10.12	1.500								
Tom Burgmeier, L ERA: 2.97 (9, 1)	1.0		9	5	6	3	2	0	0	0	0	0	1	13	13	27.00	5.000								

Oakland Athletics @ Kansas City Royals
Municipal Stadium, Kansas City, MO
Wed Jun 18 1969, 8:05 PM EDT
Sunny - 82 F

AB 39
R 16
H 14
RBI 16
BB 4
SO 3
LOB 12



Batter	1	2	3	4	5	6	7	8	9	AB	R	H	RBI	BB	SO	LOB	BOTTOM								
Jackie Hernandez, R OBP: 0.300, SLG: 0.296 (1, 6)	0-0 1B SF8	0-0 1B E	0-0 L9		0-3 K			0-0 E5 FC3-6 1B		5	2	2	1	0	1	4									
Juan Rios, R OBP: 0.347, SLG: 0.352 (1, 4)	0-3 K	0-0 E8 BB 1B		0-0 6-3		0-0 4-3		0-0 FC3-6 1B		5	0	2	1	0	1	1									
Pat Kelly, L OBP: 0.362, SLG: 0.412 (1, 8)	0-0 SF8 1B	0-0 BB BB		4-0 PO BB		0-0 F8		0-0 FC3-6 1B		3	0	1	0	2	0	2									
Joe Foy, R OBP: 0.347, SLG: 0.338 (1, 5)	0-0 SF8	0-0 L7		0-0 F7		0-3 K		0-0 6-3		4	0	0	1	0	1	5									
Mike Fiore, L OBP: 0.389, SLG: 0.395 (1, 3)	4-0 BB	4-0 BB		0-0 PO		0-3 K		0-0 F9		3	0	0	0	2	1	0									
Lou Piniella, R OBP: 0.306, SLG: 0.437 (1, 7)	0-3 K	0-0 6-3			0-0 1B			0-0 L9		5	0	1	0	0	1	5									
Bob Oliver, R OBP: 0.287, SLG: 0.374 (1, 9)		0-0 2B 1B		0-0 5-3		0-0 F7		0-0 E6		5	1	2	0	0	0	1									
Ellie Rodriguez, R OBP: 0.344, SLG: 0.388 Buck Martinez, R (9, PH)		0-0 1B 1B		0-0 SH3-4 1B		0-0 BB 1B		0-0 6-3		4	1	3	0	0	0	1									
Dick Drago, R Ed Kirkpatrick, L Steve Jones, R Mike Hedlund, R Jerry Adair, R Tom Burgmeier, L (1, 1) (5, PH) (8, 1) (8, 1) (8, PH) (9, 1)		0-0 6-3		0-0 SH3-4		4-0 BB		0-0 6-3		1	0	0	0	0	0	2									
Inning Stats	R: 1 E: 0 K: 2 S: 9	H: 2 LOB: 2 BB: 1 P: 13	R: 3 E: 1 K: 0 S: 7	H: 4 LOB: 3 BB: 2 P: 15	R: 0 E: 0 K: 0 S: 4	H: 1 LOB: 1 BB: 0 P: 4	R: 0 E: 0 K: 0 S: 2	H: 0 LOB: 0 BB: 1 P: 6	R: 0 E: 0 K: 2 S: 9	H: 2 LOB: 3 BB: 1 P: 13	R: 0 E: 0 K: 1 S: 5	H: 0 LOB: 0 BB: 0 P: 5	R: 0 E: 1 K: 0 S: 4	H: 0 LOB: 1 BB: 0 P: 4	R: 0 E: 1 K: 0 S: 5	H: 1 LOB: 2 BB: 0 P: 5	R: 0 E: 0 K: 0 S: 4	H: 1 LOB: 1 BB: 0 P: 4	1B: 10 2B: 1 3B: 0 HR: 0	SF: 1 2B: 1 3B: 0 HR: 0	WP: 0 PB: 0 SB: 1 CS: 0	PA: 45			
PITCHER	IP	WLS	BF	H	R	ER	SO	BB	IBB	HBP	BLK	WP	HR	S	P	ERA	WHIP								
Chuck Dobson, R ERA: 3.13 (1, 1)	9.0	W	44	11	4	4	5	5	0	0	0	0	0	49	69	4.00	1.778								

Oakland Athletics @ Kansas City Royals
Municipal Stadium, Kansas City, MO
Wed Jun 18 1969, 8:05 PM EDT
Sunny - 82 F

AB 37
R 4
H 11
RBI 3
BB 5
SO 5
LOB 22



Batter	1	2	3	4	5	6	7	8	9	AB	R	H	RBI	BB	SO	LOB	TOP										
Bert Campaneris, R OBP: 0.306, SLG: 0.329 (1, 6)										5	2	2	0	0	1	2	Oakland Athletics @ Kansas City Royals Municipal Stadium, Kansas City, MO Wed Jun 18 1969, 8:05 PM EDT Att: 18,248 - Unknown										
Mike Hershberger, R OBP: 0.257, SLG: 0.240 (1, 7)										5	0	0	0	0	2	2											
Reggie Jackson, L OBP: 0.400, SLG: 0.735 (1, 9)										3	2	1	1	1	0	1											
Sal Bando, R OBP: 0.403, SLG: 0.481 (1, 5)										3	1	1	1	2	0	1											
Danny Cater, R OBP: 0.333, SLG: 0.385 (1, 3)										4	1	0	1	1	0	2											
Dick Green, R OBP: 0.347, SLG: 0.435 Ted Kubiak, S OBP: 0.458, SLG: 0.500 (1, 4) (7, PR)										3	1	2	1	1	0	0											
Rick Monday, L OBP: 0.389, SLG: 0.466 (1, 8)										4	1	2	2	0	0	2											
Phil Roof, R OBP: 0.269, SLG: 0.267 (1, 2)										5	0	1	1	0	4	4											
Blue Moon Odom, R OBP: 0.316, SLG: 0.417 (1, 1)										4	0	2	2	0	1	2											
Inning Stats	R: 5 E: 0 K: 2 S: 9	H: 3 LOB: 2 BB: 3 P: 23	R: 0 E: 0 K: 0 S: 3	H: 0 LOB: 1 BB: 1 P: 7	R: 1 E: 0 K: 1 S: 6	H: 2 LOB: 1 BB: 0 P: 6	R: 1 E: 0 K: 0 S: 5	H: 2 LOB: 1 BB: 0 P: 6	R: 0 E: 0 K: 1 S: 6	H: 1 LOB: 1 BB: 0 P: 6	R: 1 E: 0 K: 2 S: 9	H: 2 LOB: 1 BB: 0 P: 9	R: 0 E: 0 K: 0 S: 3	H: 0 LOB: 1 BB: 1 P: 7	R: 0 E: 1 K: 1 S: 6	H: 1 LOB: 1 BB: 0 P: 6		1B: 7 2B: 3 3B: 1 HR: 1	SF: 0 SAC: 0 DP: 0 HBP: 2	WP: 1 PB: 0 SB: 1 CS: 0	PA: 44						
PITCHER	IP	WLS	BF	H	R	ER	SO	BB	IBB	HBP	BLK	WP	HR	S	P	ERA	WHIP										
Jim Rooker, L ERA: 6.35 (1, 1)	0.1	L	6	1	5	5	1	3	0	1	0	0	0	4	17	135.00	12.000										
Dave Wickersham, R ERA: 3.27 (1, 1)	4.2		21	7	2	2	3	1	0	1	0	1	0	25	30	3.86	1.714										
Dave Morehead, R ERA: 5.61 (6, 1)	1.1		5	1	1	1	1	0	0	0	0	0	1	7	7	6.75	0.750										
Moe Drabowsky, R ERA: 2.88 (7, 1)	2.2		12	3	1	1	3	1	0	0	0	0	0	17	21	3.38	1.500										
Batter	1	2	3	4	5	6	7	8	9	AB	R	H	RBI	BB	SO	LOB	BOTTOM										
Jackie Hernandez, R OBP: 0.294, SLG: 0.290 (1, 6)										5	0	0	0	0	1	4	Oakland Athletics @ Kansas City Royals Municipal Stadium, Kansas City, MO Wed Jun 18 1969, 8:05 PM EDT Att: 18,248 - Unknown										
Jerry Adair, R OBP: 0.302, SLG: 0.294 (1, 4)										5	1	2	0	0	0	1											
Pat Kelly, L OBP: 0.368, SLG: 0.420 (1, 8)										4	1	2	0	1	0	3											
Joe Foy, R OBP: 0.346, SLG: 0.333 (1, 5)										3	0	0	0	1	0	3											
Mike Fiore, L OBP: 0.386, SLG: 0.387 (1, 3) (7, 9)										3	0	0	0	1	2	4											
Ed Kirkpatrick, L OBP: 0.271, SLG: 0.331 (1, 7)										3	0	1	2	0	0	2											
Bob Oliver, R OBP: 0.286, SLG: 0.374 Moe Drabowsky, R (7, 1)										3	0	1	0	0	1	3											
Juan Rios, R OBP: 0.344, SLG: 0.348 (9, PH)										0	0	0	0	0	0	0											
Ellie Rodriguez, R OBP: 0.341, SLG: 0.385 Dennis Paepke, R OBP: 0.136, SLG: 0.050 (1, 2) (4, 2)										1	0	0	0	0	0	1											
Jim Rooker, R (1, 1)										0	0	0	0	0	0	0											
Dave Wickersham, R (1, 1)										0	0	0	0	1	0	0											
Buck Martinez, R OBP: 0.500, SLG: 0.500 Dave Morehead, R (6, 1)										1	0	1	0	0	0	0											
Chuck Harrison, R OBP: 0.340, SLG: 0.313 (7, 3)										2	0	1	0	0	0	0											
Inning Stats	R: 0 E: 0 K: 0 S: 3	H: 0 LOB: 0 BB: 0 P: 3	R: 0 E: 0 K: 1 S: 5	H: 0 LOB: 0 BB: 0 P: 5	R: 0 E: 0 K: 0 S: 3	H: 1 LOB: 1 BB: 1 P: 7	R: 1 E: 0 K: 2 S: 10	H: 3 LOB: 2 BB: 0 P: 10	R: 0 E: 0 K: 1 S: 6	H: 1 LOB: 1 BB: 0 P: 6	R: 1 E: 1 K: 0 S: 4	H: 1 LOB: 1 BB: 1 P: 8	R: 0 E: 0 K: 0 S: 3	H: 0 LOB: 0 BB: 0 P: 3	R: 0 E: 0 K: 0 S: 3	H: 0 LOB: 2 BB: 2 P: 11	R: 0 E: 0 K: 2 S: 10	H: 3 LOB: 3 BB: 0 P: 10	1B: 8 2B: 1 3B: 0 HR: 0	SF: 1 SAC: 0 DP: 1 HBP: 0	WP: 1 PB: 1 SB: 1 CS: 0	PA: 39					
PITCHER	IP	WLS	BF	H	R	ER	SO	BB	IBB	HBP	BLK	WP	HR	S	P	ERA	WHIP										
Blue Moon Odom, R ERA: 2.88 (1, 1)	9.0	W	39	9	2	2	6	4	0	0	0	1	0	47	63	2.00	1.444										

Batter	1	2	3	4	5	6	7	8	9	AB	R	H	RBI	BB	SO	LOB	TOP					
Jackie Hernandez, R OBP: 0.288, SLG: 0.284 (1, 6)	E5 G6-4-3		F8	SF9		F2		F9		4	0	0	1	0	0	2	Kansas City Royals @ Seattle Pilots Sicks Stadium, Boston, MA Fri Jun 20 1969, 10:05 PM EDT Unknown					
Jerry Adair, R OBP: 0.294, SLG: 0.286 (1, 4)	G6-4-3 1-2		F9	F9			F6		L9	5	0	0	0	0	0	4						
Pat Kelly, L OBP: 0.369, SLG: 0.420 (1, 8)			K		1-3				6-3	5	0	2	0	0	1	1						
Joe Foy, R OBP: 0.344, SLG: 0.332 (1, 5)	F8				F9		F9			4	0	1	0	0	0	2						
Eliee Rodriguez, R OBP: 0.353, SLG: 0.392 (1, 2)		1B HBP		1B					4-3	3	1	2	0	0	0	1						
Lou Piniella, R OBP: 0.305, SLG: 0.434 (1, 7)	F4			1B					5-3	4	1	1	0	0	0	2						
Chuck Harrison, R OBP: 0.295, SLG: 0.322 (1, 3)		1B		1B					F8	3	1	2	1	1	0	0						
Bob Oliver, R OBP: 0.267, SLG: 0.367 (1, 9)	F8			1B		FC5-4 SH5-3			K	3	0	0	0	1	1	3						
Bill Butler, L OBP: 0.091, SLG: 0.091 Don O'Riley, R (7, 1) Ed Kirkpatrick, L OBP: 0.277, SLG: 0.336 (9, PH)		K				SH5-3				2	0	1	1	0	1	2						
				1B					1B	0	0	0	0	0	0	0						
Inning Stats	R: 0 E: 1 K: 0 S: 4	H: 1 LOB: 1 BB: 0 P: 4	R: 0 E: 0 K: 1 S: 6	H: 1 LOB: 2 BB: 0 P: 7	R: 0 E: 0 K: 1 S: 5	H: 0 LOB: 0 BB: 0 P: 5	R: 3 E: 0 K: 0 S: 7	H: 4 LOB: 2 BB: 1 P: 11	R: 0 E: 0 K: 0 S: 4	H: 2 LOB: 1 BB: 0 P: 4	R: 0 E: 0 K: 0 S: 3	H: 0 LOB: 1 BB: 1 P: 7	R: 0 E: 0 K: 0 S: 4	H: 1 LOB: 1 BB: 0 P: 4	R: 0 E: 0 K: 1 S: 5	H: 0 LOB: 0 BB: 0 P: 5	R: 0 E: 0 K: 0 S: 4	H: 1 LOB: 1 BB: 0 P: 4	1B: 10 2B: 0 3B: 0 HR: 0	SF: 1 SAC: 1 DP: 1 HBP: 1	WP: 0 PB: 0 SB: 0 CS: 1	PA: 39
PITCHER	IP WLS BF H R ER SO BB IBB HBP BLK WP HR S P ERA WHIP	IP WLS BF H R ER SO BB IBB HBP BLK WP HR S P ERA WHIP															IP WLS BF H R ER SO BB IBB HBP BLK WP HR S P ERA WHIP					
Fred Talbot, R ERA: 3.7 Bob Locker, R ERA: 5.74	(1, 1) (7, 1)	6.1 W 30 9 3 3 2 1 1 1 0 0 0 0 31 40 4.26 1.579	2.2 S 9 1 0 0 1 0 0 0 0 0 0 0 11 11 0.00 0.375																			

Batter	1	2	3	4	5	6	7	8	9	AB	R	H	RBI	BB	SO	LOB	BOTTOM					
Tommy Harper, R OBP: 0.399, SLG: 0.352 (1, 8)			F6		F6					3	0	0	0	1	0	0	Kansas City Royals @ Seattle Pilots Sicks Stadium, Boston, MA Fri Jun 20 1969, 10:05 PM EDT Unknown					
Wayne Comer, R OBP: 0.354, SLG: 0.423 (1, 9)	F9		F8		F9				K	4	0	0	0	0	1	1						
Rich Rollins, R OBP: 0.287, SLG: 0.288 John Kennedy, R OBP: 0.346, SLG: 0.353 (8, 5)	F3		F6						5-3	4	1	1	0	0	0	0						
Tommy Davis, R OBP: 0.263, SLG: 0.316 (1, 7)									5-3	4	1	3	1	0	0	0						
Don Mincher, L OBP: 0.368, SLG: 0.412 (1, 3)		FC3-4-6 2B		F8	F3				L6	4	1	0	0	0	0	3						
Jerry McNettney, R OBP: 0.312, SLG: 0.438 (1, 2)		1B							K	4	1	3	1	0	1	0						
John Donaldson, L OBP: 0.265, SLG: 0.107 (1, 4)									SH3-4	1	0	1	1	2	0	0						
Ray Oyler, R OBP: 0.302, SLG: 0.331 (1, 6)										4	1	1	2	0	1	5						
Fred Talbot, R Bob Locker, S (7, 1)		FC4-6							2-3	3	0	0	0	0	0	4						
										1	0	0	0	0	0	1						
Inning Stats	R: 0 E: 0 K: 0 S: 3	H: 0 LOB: 0 BB: 0 P: 3	R: 1 E: 0 K: 1 S: 8	H: 3 LOB: 2 BB: 0 P: 8	R: 0 E: 0 K: 0 S: 3	H: 0 LOB: 0 BB: 0 P: 3	R: 1 E: 0 K: 0 S: 5	H: 2 LOB: 2 BB: 1 P: 9	R: 1 E: 0 K: 0 S: 5	H: 2 LOB: 1 BB: 0 P: 5	R: 2 E: 0 K: 1 S: 7	H: 2 LOB: 1 BB: 1 P: 11	R: 0 E: 0 K: 0 S: 3	H: 0 LOB: 0 BB: 0 P: 3	R: 0 E: 0 K: 1 S: 5	H: 0 LOB: 1 BB: 1 P: 9	R: 0 E: 0 K: 1 S: 5	H: 0 LOB: 1 BB: 1 P: 9	1B: 4 2B: 4 3B: 0 HR: 1	SF: 0 SAC: 1 DP: 0 HBP: 0	WP: 0 PB: 0 SB: 2 CS: 0	PA: 36
PITCHER	IP WLS BF H R ER SO BB IBB HBP BLK WP HR S P ERA WHIP	IP WLS BF H R ER SO BB IBB HBP BLK WP HR S P ERA WHIP															IP WLS BF H R ER SO BB IBB HBP BLK WP HR S P ERA WHIP					
Bill Butler, L Don O'Riley, R ERA	(1, 1) (7, 1)	6.0 L 29 0 0 0 1 1 0 0 0 0 0 8 12 0.00 0.500																				

AB	34
R	3
H	10
RBI	3
BB	2
SO	3
LOB	17



AB	32
R	5
H	9
RBI	5
BB	3
SO	3
LOB	14



Batter	1	2	3	4	5	6	7	8	9	AB	R	H	RBI	BB	SO	LOB	TOP			
Jackie Hernandez, R OBP: 0.287, SLG: 0.284 (1, 6)										4	1	1	1	0	1	2	Kansas City Royals @ Seattle Pilots Sicks Stadium, Boston, MA Fri Jun 20 1969, 10:05 PM EDT Att: 18,413 - Unknown			
Juan Rios, R OBP: 0.350, SLG: 0.376 (1, 4)										4	1	2	1	0	0	2				
Pat Kelly, L OBP: 0.367, SLG: 0.416 Bob Oliver, R OBP: 0.267, SLG: 0.367 (6, PR) (8, 8)										4	0	1	1	0	0	1				
Joe Foy, R OBP: 0.343, SLG: 0.343 (1, 5)										4	1	1	1	0	0	3				
Ed Kirkpatrick, L OBP: 0.283, SLG: 0.364 (1, 9)										4	1	2	2	0	0	0				
Lou Piniella, R OBP: 0.300, SLG: 0.426 (1, 7)										4	0	0	0	0	1	2				
Chuck Harrison, R OBP: 0.286, SLG: 0.311 (1, 3)										4	0	0	0	0	1	0				
Dennis Paepke, R OBP: 0.154, SLG: 0.125 (1, 2)										4	1	1	0	0	0	0				
Wally Bunker, R OBP: 0.130, SLG: 0.174 (1, 1)										4	0	1	0	0	0	1				
Inning Stats	R: 0 E: 0 K: 0 S: 4	H: 1 LOB: 1 BB: 0 P: 4	R: 0 E: 0 K: 1 S: 5	H: 0 LOB: 0 BB: 0 P: 5	R: 3 E: 1 K: 0 S: 6	H: 2 LOB: 0 BB: 0 P: 6	R: 0 E: 0 K: 0 S: 3	H: 0 LOB: 0 BB: 0 P: 3	R: 0 E: 0 K: 1 S: 7	H: 2 LOB: 2 BB: 0 P: 7	R: 0 E: 0 K: 0 S: 3	H: 0 LOB: 0 BB: 0 P: 3	R: 1 E: 0 K: 0 S: 5	H: 3 LOB: 2 BB: 0 P: 5	R: 0 E: 0 K: 0 S: 3	H: 0 LOB: 0 BB: 0 P: 3		1B: 5 2B: 1 3B: 1 HR: 2	SF: 0 SAC: 0 DP: 1 HBP: 0	WP: 0 PB: 0 SB: 0 CS: 0
PITCHER	IP WLS BF H R ER SO BB IBB HBP BLK WP HR S P ERA WHIP	6.0 L 25 6 5 3 3 0 0 0 0 0 2 31 31 4.50 1.000	3.0 11 3 1 1 0 0 0 0 0 0 0 0 11 11 3.00 1.000																	
John Gelnar, R ERA: 1.84 Jim Bouton, R ERA: 3.43																				

AB	36
R	6
H	9
RBI	6
BB	0
SO	3
LOB	11



Batter	1	2	3	4	5	6	7	8	9	AB	R	H	RBI	BB	SO	LOB	BOTTOM					
Tommy Harper, R OBP: 0.397, SLG: 0.364 (1, 8)										4	1	1	2	0	1	2	Kansas City Royals @ Seattle Pilots Sicks Stadium, Boston, MA Fri Jun 20 1969, 10:05 PM EDT Att: 18,413 - Unknown					
Mike Hegan, L OBP: 0.432, SLG: 0.492 (1, 9)										3	0	0	0	1	2	0						
Tommy Davis, R OBP: 0.267, SLG: 0.319 (1, 7)										4	0	2	0	0	0	0						
Don Mincher, L OBP: 0.370, SLG: 0.408 (1, 3)										2	0	0	0	1	0	2						
Merritt Ranew, L OBP: 0.387, SLG: 0.308 Jim Bouton, R (7, 1) Steve Whitaker, L OBP: 0.377, SLG: 0.431 (9, PH)										3	0	0	0	0	1	5						
John Kennedy, R OBP: 0.329, SLG: 0.333 (6, 6)										4	0	0	0	0	0	3						
John Donaldson, L OBP: 0.237, SLG: 0.094 (1, 4)										4	0	0	0	0	1	0						
Ray Oyler, R OBP: 0.306, SLG: 0.331 Gus Gil, R OBP: 0.333, SLG: 0.300 (6, PH) (6, 5)										0	0	0	0	1	0	0						
John Gelnar, R Jerry McNertney, R OBP: 0.316, SLG: 0.442 (7, 2)										2	0	0	0	0	1	1						
Inning Stats	R: 0 E: 0 K: 1 S: 5	H: 0 LOB: 0 BB: 1 P: 5	R: 0 E: 0 K: 0 S: 2	H: 0 LOB: 0 BB: 1 P: 6	R: 0 E: 1 K: 0 S: 3	H: 0 LOB: 1 BB: 1 P: 7	R: 0 E: 0 K: 2 S: 8	H: 1 LOB: 2 BB: 0 P: 9	R: 0 E: 0 K: 2 S: 7	H: 0 LOB: 0 BB: 0 P: 7	R: 0 E: 0 K: 1 S: 6	H: 1 LOB: 2 BB: 1 P: 10	R: 0 E: 0 K: 0 S: 3	H: 0 LOB: 0 BB: 0 P: 3	R: 2 E: 0 K: 0 S: 5	H: 2 LOB: 0 BB: 0 P: 5		R: 0 E: 0 K: 0 S: 3	H: 0 LOB: 0 BB: 0 P: 3	1B: 3 2B: 0 3B: 0 HR: 1	SF: 0 SAC: 0 DP: 2 HBP: 1	WP: 0 PB: 0 SB: 2 CS: 0
PITCHER	IP WLS BF H R ER SO BB IBB HBP BLK WP HR S P ERA WHIP	9.0 W 34 4 2 2 6 3 0 1 0 0 1 42 55 2.00 0.778																				
Wally Bunker, R ERA: 3.42																						


AB	30
R	2
H	4
RBI	2
BB	3
SO	6
LOB	13



Batter	1	2	3	4	5	6	7	8	9	AB	R	H	RBI	BB	SO	LOB	TOP		
Jackie Hernandez, R OBP: 0.283, SLG: 0.279 (1, 6)	0-0 K			0-0 6-3			0-0 6-3		0-3 K	4	0	0	0	0	1	1			
Juan Rios, R OBP: 0.337, SLG: 0.361 (1, 4)	0-0 5-3			0-0 L7			0-0 F8		0-0 1-3	4	0	0	0	0	0	1			
Pat Kelly, L OBP: 0.366, SLG: 0.414 (1, 8)	0-0 L9			0-0 4-3			0-0 CS 1B			3	0	1	0	0	0	0			
Joe Foy, R OBP: 0.339, SLG: 0.339 (1, 5)		0-3 K			0-0 5-3			0-3 K		3	0	0	0	0	2	0			
Ed Kirkpatrick, L OBP: 0.284, SLG: 0.364 (1, 9)		0-0 L9			0-0 L9			0-0 CS 1B		3	0	1	0	0	0	0			
Lou Piniella, R OBP: 0.300, SLG: 0.422 Bob Oliver, R OBP: 0.267, SLG: 0.367 (8, 7) (8, 7)		0-0 5-3			0-0 F4			4-0 BB 1-2		2	0	0	0	1	0	0			
Chuck Harrison, R OBP: 0.279, SLG: 0.304 (1, 3)				0-0 F5			0-0 6-3		0-0 F3	3	0	0	0	0	0	1			
Ellie Rodriguez, R OBP: 0.346, SLG: 0.382 (1, 2)				0-0 F9			0-3 K		0-0 F9	3	0	0	0	0	1	0			
Roger Nelson, R OBP: 0.161, SLG: 0.138 Hawk Taylor, R OBP: 0.342, SLG: 0.595 Don O'Riley, R (9, PR) (9, PR)				0-0 F6			0-3 K		0-0 E6 1B	2	0	0	0	0	1	0			
Inning Stats	R: 0 E: 0 K: 0 S: 3	H: 0 LOB: 0 BB: 0 P: 3	R: 0 E: 0 K: 1 S: 5	H: 0 LOB: 0 BB: 0 P: 5	R: 0 E: 0 K: 0 S: 3	H: 0 LOB: 0 BB: 0 P: 3	R: 0 E: 0 K: 0 S: 3	H: 0 LOB: 0 BB: 0 P: 3	R: 0 E: 0 K: 2 S: 7	H: 0 LOB: 0 BB: 0 P: 7	R: 0 E: 0 K: 0 S: 3	H: 1 LOB: 0 BB: 0 P: 3	R: 0 E: 0 K: 1 S: 5	H: 1 LOB: 1 BB: 1 P: 9	R: 0 E: 1 K: 1 S: 6	H: 1 LOB: 1 BB: 0 P: 6	1B: 3 2B: 0 3B: 0 HR: 0	SF: 0 SAC: 0 DP: 0 HBP: 0	WP: 0 PA: 30 PB: 0 SB: 0 CS: 2
PITCHER Gene Brabender, R ERA: 5.05 (1, 1)	IP: 9.0 WLS: W BF: 29 H: 3 R: 0 ER: 0 SO: 5 BB: 1 IBB: 0 HBP: 0 BLK: 0 WP: 0 HR: 0 S: 38 P: 42 ERA: 0.00 WHIP: 0.444																		

Kansas City Royals @ Seattle Pilots
Sicks Stadium, Boston, MA
Sat Jun 21 1969, 10:05 PM EDT
Att: 6,829 - Unknown


AB 28
R 0
H 3
RBI 0
BB 1
SO 5
LOB 3



Batter	1	2	3	4	5	6	7	8	9	AB	R	H	RBI	BB	SO	LOB	BOTTOM		
Tommy Harper, R OBP: 0.395, SLG: 0.362 (1, 8)	0-0 PB E 1B	0-0 F9			0-3 K			0-0 L5-4 2-3		4	1	1	0	0	1	2			
Mike Hegan, L OBP: 0.426, SLG: 0.484 (1, 9)	0-0 L7 1-3			0-0 4-3		0-3 K				3	0	0	0	0	1	1			
Tommy Davis, R OBP: 0.288, SLG: 0.317 (1, 7)	0-0 5-3			0-0 F7		1-0 CS HBP				2	0	0	0	0	0	1			
Don Mincher, L OBP: 0.369, SLG: 0.404 (1, 3)	4-0 BB 1B			0-0 4-3		0-0 L4				2	0	0	0	1	0	1			
Gus Gil, R OBP: 0.333, SLG: 0.301 (1, 5)	0-0 1-2 3-H 1B			0-0 L7		0-0 CS 1-2	0-0 F4			3	0	1	1	0	0	0			
John Donaldson, L OBP: 0.244, SLG: 0.114 (1, 4)	0-0 1-3			0-0 F8			0-0 CS 1B			3	0	1	0	0	0	2			
Jerry McNertney, R OBP: 0.316, SLG: 0.440 (1, 2)				0-0 6-3			0-3 K 1-2			3	0	1	0	0	1	1			
John Kennedy, R OBP: 0.329, SLG: 0.333 (1, 6)				0-0 F8			0-0 F3		0-0 L5-4 S 1B	3	0	1	0	0	0	1			
Gene Brabender, R OBP: 0.208, SLG: 0.136 (1, 1)		0-3 K			0-3 K			0-3 K 1-2		3	0	0	0	0	3	2			
Inning Stats	R: 1 E: 1 K: 0 S: 5	H: 2 LOB: 2 BB: 1 P: 9	R: 0 E: 0 K: 1 S: 6	H: 1 LOB: 1 BB: 0 P: 6	R: 0 E: 0 K: 0 S: 3	H: 0 LOB: 0 BB: 0 P: 3	R: 0 E: 0 K: 0 S: 3	H: 0 LOB: 0 BB: 0 P: 3	R: 0 E: 0 K: 2 S: 7	H: 0 LOB: 0 BB: 0 P: 7	R: 0 E: 0 K: 1 S: 4	H: 0 LOB: 0 BB: 0 P: 5	R: 0 E: 0 K: 1 S: 5	H: 1 LOB: 0 BB: 0 P: 5	R: 0 E: 0 K: 1 S: 5	H: 1 LOB: 0 BB: 0 P: 5	1B: 5 2B: 1 3B: 0 HR: 0	SF: 0 SAC: 0 DP: 1 HBP: 1	WP: 0 PA: 29 PB: 1 SB: 1 CS: 1
PITCHER Roger Nelson, R ERA: 3.17 (1, 1)	IP: 8.0 WLS: L BF: 28 H: 5 R: 1 ER: 1 SO: 6 BB: 1 IBB: 0 HBP: 1 BLK: 0 WP: 0 HR: 0 S: 38 P: 43 ERA: 1.12 WHIP: 0.750																		

Kansas City Royals @ Seattle Pilots
Sicks Stadium, Boston, MA
Sat Jun 21 1969, 10:05 PM EDT
Att: 6,829 - Unknown

AB 26
R 1
H 5
RBI 1
BB 1
SO 6
LOB 11



Batter	1	2	3	4	5	6	7	8	9	AB	R	H	RBI	BB	SO	LOB	TOP				
Jackie Hernandez, R OBP: 0.280, SLG: 0.275 Jerry Adair, R OBP: 0.282, SLG: 0.284	F3		5-3			K	1-3			3	0	0	0	0	1	2					
Juan Rios, R OBP: 0.333, SLG: 0.356	F9			G		1B		K		4	0	1	0	0	1	0					
Pat Kelly, L OBP: 0.361, SLG: 0.408 Don O'Riley, R OBP: 0.299, SLG: 0.420	4-3			G		F8		4-3		3	0	0	0	0	0	2					
Joe Foy, R OBP: 0.334, SLG: 0.333		5-3		5-3		F3		F6		4	0	0	0	0	0	2					
Ed Kirkpatrick, L OBP: 0.276, SLG: 0.353		L8			4-3			F9		4	0	0	0	0	0	0					
Bob Oliver, R OBP: 0.272, SLG: 0.387		L8		FC4-6 1B				HR		4	1	2	1	0	0	0					
Chuck Harrison, R OBP: 0.286, SLG: 0.310			4-3		FC4-6 1B			FC3-6 1B		4	0	2	0	0	0	1					
Dennis Paepke, R OBP: 0.185, SLG: 0.160 Elle Rodriguez, R OBP: 0.341, SLG: 0.376					5-3			FC3-6 1B		1	0	1	0	0	0	0					
Galen Cisco, R OBP: 0.333, SLG: 0.333 Buck Martinez, R OBP: 0.333, SLG: 0.333 Dick Drago, R OBP: 0.375, SLG: 0.615				SH 1B						2	0	0	0	0	0	0					
Hawk Taylor, R OBP: 0.375, SLG: 0.615				SH						2	0	2	0	0	0	0					
Inning Stats	R: 0 E: 0 K: 0 S: 3	H: 0 LOB: 0 BB: 0 P: 3	R: 0 E: 0 K: 0 S: 3	H: 0 LOB: 0 BB: 0 P: 3	R: 0 E: 0 K: 0 S: 4	H: 1 LOB: 1 BB: 0 P: 4	R: 0 E: 0 K: 0 S: 3	H: 0 LOB: 0 BB: 0 P: 3	R: 0 E: 1 K: 0 S: 4	H: 1 LOB: 1 BB: 0 P: 4	R: 0 E: 0 K: 1 S: 7	H: 2 LOB: 2 BB: 0 P: 7	R: 1 E: 0 K: 0 S: 6	H: 3 LOB: 2 BB: 0 P: 6	R: 0 E: 0 K: 1 S: 5	H: 0 LOB: 0 BB: 0 P: 5	R: 0 E: 0 K: 1 S: 6	H: 1 LOB: 1 BB: 0 P: 6	1B: 7 2B: 0 3B: 0 HR: 1	SF: 0 SAC: 1 DP: 0 HBP: 0	WP: 0 PA: 35 PB: 0 SB: 0 CS: 0
PITCHER	IP WLS BF H R ER SO BB IBB HBP BLK WP HR S P ERA WHIP	6.1 W 25 6 1 1 1 0 0 0 0 0 1 27 27 1.42 0.947	2.2 S 10 2 0 0 2 0 0 0 0 0 0 14 14 0.00 0.750	PITCHER										IP WLS BF H R ER SO BB IBB HBP BLK WP HR S P ERA WHIP							

Kansas City Royals @ Seattle Pilots
Sicks Stadium, Boston, MA
Sun Jun 22 1969, 6:33 AM EDT
Att: 7,008 - Cloudy

AB 34
R 1
H 8
RBI 1
BB 0
SO 3
LOB 12



Batter	1	2	3	4	5	6	7	8	9	AB	R	H	RBI	BB	SO	LOB	BOTTOM		
Tommy Harper, R OBP: 0.393, SLG: 0.357	S 2B BB		5-3			F8		5-3		3	1	0	0	1	0	0			
Mike Hegan, L OBP: 0.432, SLG: 0.489	1-3 1-H 2B		F8			CS BB		4-3 SH1-4 PB BB		2	1	1	1	2	0	0			
Wayne Comer, R OBP: 0.354, SLG: 0.422	1-3			6-3		CS		SH1-4		3	1	1	0	0	0	1			
Tommy Davis, R OBP: 0.268, SLG: 0.329 Steve Whitaker, L OBP: 0.377, SLG: 0.431	K			HR		E3 G6-3		4-3		4	1	1	1	0	1	3			
Gus Gil, R OBP: 0.340, SLG: 0.302	6-3			BB 1B		G6-3		PB 1B BB		3	1	1	0	1	0	3			
John Donaldson, L OBP: 0.287, SLG: 0.154		F8		F		FC4 1B		FC4-6 1B		4	0	2	2	0	0	1			
Jerry McNertney, R OBP: 0.315, SLG: 0.431		5-3		BB		FC4		FC4-6		3	0	0	0	1	0	2			
Ray Oyler, R OBP: 0.301, SLG: 0.325		K		4-3				K		3	0	0	0	0	2	2			
Marty Pattin, R OBP: 0.200, SLG: 0.200 Bob Locker, S			6-3			K		K		2	0	0	0	0	1	0			
Inning Stats	R: 1 E: 0 K: 1 S: 6	H: 1 LOB: 1 BB: 1 P: 10	R: 0 E: 0 K: 1 S: 5	H: 0 LOB: 0 BB: 0 P: 5	R: 0 E: 0 K: 0 S: 3	H: 0 LOB: 0 BB: 0 P: 3	R: 1 E: 0 K: 0 S: 5	H: 2 LOB: 2 BB: 1 P: 9	R: 0 E: 0 K: 1 S: 4	H: 0 LOB: 0 BB: 1 P: 8	R: 1 E: 1 K: 0 S: 5	H: 2 LOB: 1 BB: 0 P: 5	R: 0 E: 0 K: 2 S: 7	H: 0 LOB: 0 BB: 0 P: 7	R: 2 E: 0 K: 0 S: 4	H: 1 LOB: 1 BB: 2 P: 12	1B: 4 2B: 1 3B: 0 HR: 1	SF: 0 SAC: 1 DP: 1 HBP: 0	WP: 0 PA: 35 PB: 1 SB: 1 CS: 1
PITCHER	IP WLS BF H R ER SO BB IBB HBP BLK WP HR S P ERA WHIP	5.0 L 20 3 2 2 3 3 0 0 0 0 0 5 5 0.00 2.000	2.0 9 1 2 1 2 2 0 0 0 0 0 0 11 19 4.50 1.500	PITCHER										IP WLS BF H R ER SO BB IBB HBP BLK WP HR S P ERA WHIP					

Kansas City Royals @ Seattle Pilots
Sicks Stadium, Boston, MA
Sun Jun 22 1969, 6:33 AM EDT
Att: 7,008 - Cloudy

AB 28
R 5
H 6
RBI 4
BB 5
SO 5
LOB 12




Batter	1	2	3	4	5	6	7	8	9	AB	R	H	RBI	BB	SO	LOB	TOP														
Pat Kelly, L OBP: 0.367, SLG: 0.410 (1, 9)			K					K		4	2	2	0	1	2	0	<p>Kansas City Royals @ Oakland Athletics Oakland-Alameda County Coliseum, Oakland, CA</p> <p>Tue Jun 24 1969, 7:05 PM PDT Att: 5,715 - Unknown</p> <p>livebaseballscorecards.com</p> <table border="0"> <tr><td>AB</td><td>37</td></tr> <tr><td>R</td><td>6</td></tr> <tr><td>H</td><td>11</td></tr> <tr><td>RBI</td><td>6</td></tr> <tr><td>BB</td><td>2</td></tr> <tr><td>SO</td><td>10</td></tr> <tr><td>LOB</td><td>15</td></tr> </table>	AB	37	R	6	H	11	RBI	6	BB	2	SO	10	LOB	15
AB	37																														
R	6																														
H	11																														
RBI	6																														
BB	2																														
SO	10																														
LOB	15																														
Ellie Rodriguez, R OBP: 0.343, SLG: 0.377 (1, 2)			P4							5	0	2	1	0	0	1															
Mike Fiore, L OBP: 0.387, SLG: 0.406 (1, 3)	K									5	2	2	2	0	1	3															
Bob Oliver, R OBP: 0.276, SLG: 0.387 (1, 8)			K							5	0	2	1	0	1	2															
Ed Kirkpatrick, L OBP: 0.269, SLG: 0.343 (1, 7)				K						4	0	0	0	0	1	2															
Juan Rios, R OBP: 0.339, SLG: 0.356 (1, 4)										3	1	1	0	0	0	1															
Joe Foy, R OBP: 0.334, SLG: 0.331 Jerry Adair, R OBP: 0.291, SLG: 0.283 (1, 5) (6, 5)										2	0	0	0	1	0	2															
Jackie Hernandez, R OBP: 0.283, SLG: 0.292 (1, 6)								K		4	1	2	2	0	1	1															
Bill Butler, L OBP: 0.080, SLG: 0.080 Dave Wickersham, R (6, 1) Don O'Riley, R (7, 1) Moe Drabowsky, R (9, 1)	K		K		K	K		K		3	0	0	0	0	3	2															
										0	0	0	0	0	0	0															
										1	0	0	0	1	0	0															
										0	0	0	0	0	0	0															
Inning Stats	R: 0 E: 0 K: 1 S: 6	H: 2 LOB: 1 BB: 0 P: 6	R: 0 E: 0 K: 1 S: 6	H: 1 LOB: 2 BB: 1 P: 10	R: 1 E: 0 K: 2 S: 8	H: 1 LOB: 0 BB: 0 P: 8	R: 0 E: 0 K: 1 S: 6	H: 1 LOB: 1 BB: 0 P: 6	R: 2 E: 0 K: 1 S: 8	H: 3 LOB: 1 BB: 0 P: 8	R: 3 E: 0 K: 1 S: 7	H: 2 LOB: 1 BB: 1 P: 12	R: 0 E: 1 K: 0 S: 4	H: 1 LOB: 1 BB: 0 P: 4	R: 0 E: 0 K: 3 S: 9	H: 0 LOB: 0 BB: 0 P: 9	R: 0 E: 0 K: 0 S: 3	H: 0 LOB: 0 BB: 0 P: 3	1B: 9 2B: 0 3B: 0 HR: 2	SF: 0 SAC: 0 DP: 1 HBP: 1	WP: 1 PB: 0 SB: 3 CS: 0	PA: 40									
PITCHER	IP WLS BF H R ER SO BB IBB HBP BLK WP HR S P ERA WHIP																														
Jim Nash, R ERA: 2.97 George Lauzerique, R ERA: 3.69 Paul Lindblad, L ERA: 3.52 Lew Krausse, R ERA: 5.91 Rollie Fingers, R ERA: 2.52 (1, 1) (6, 1) (6, 1) (7, 1) (8, 1)	5.0 L 23 8 3 3 3 6 1 0 0 0 0 1 1 34 38 5.40 1.800																														

Batter	1	2	3	4	5	6	7	8	9	AB	R	H	RBI	BB	SO	LOB	BOTTOM														
Bert Campaneris, R OBP: 0.302, SLG: 0.315 (1, 6)										4	0	1	0	1	0	0	<p>Kansas City Royals @ Oakland Athletics Oakland-Alameda County Coliseum, Oakland, CA</p> <p>Tue Jun 24 1969, 7:05 PM PDT Att: 5,715 - Unknown</p> <p>livebaseballscorecards.com</p> <table border="0"> <tr><td>AB</td><td>38</td></tr> <tr><td>R</td><td>5</td></tr> <tr><td>H</td><td>13</td></tr> <tr><td>RBI</td><td>5</td></tr> <tr><td>BB</td><td>5</td></tr> <tr><td>SO</td><td>3</td></tr> <tr><td>LOB</td><td>23</td></tr> </table>	AB	38	R	5	H	13	RBI	5	BB	5	SO	3	LOB	23
AB	38																														
R	5																														
H	13																														
RBI	5																														
BB	5																														
SO	3																														
LOB	23																														
Ted Kubiak, S OBP: 0.413, SLG: 0.462 (1, 4)										5	0	0	0	0	0	3															
Reggie Jackson, L OBP: 0.395, SLG: 0.705 (1, 9)										4	3	2	0	1	0	0															
Sal Bando, R OBP: 0.408, SLG: 0.513 (1, 5)										5	1	3	2	0	0	1															
Danny Cater, R OBP: 0.336, SLG: 0.393 Allan Lewis, S (9, PR) Blue Moon Odom, R OBP: 0.300, SLG: 0.395 (9, PR)			K							4	0	1	0	1	1	4															
										0	0	0	0	0	0	0															
										0	0	0	0	0	0	0															
Rick Monday, L OBP: 0.403, SLG: 0.462 (1, 8)										3	1	2	0	2	0	1															
Tommie Reynolds, R OBP: 0.352, SLG: 0.345 (1, 7)										4	0	1	1	0	0	4															
Larry Haney, R OBP: 0.326, SLG: 0.427 (1, 2)										5	0	3	2	0	1	4															
Jim Nash, R OBP: 0.154, SLG: 0.200 George Lauzerique, R OBP: 0.167, SLG: 0.167 Paul Lindblad, L OBP: 0.167, SLG: 0.167 Joe Rudi, R OBP: 0.167, SLG: 0.167 Lew Krausse, R OBP: 0.167, SLG: 0.167 Ray Webster, L OBP: 0.167, SLG: 0.167 Rollie Fingers, R OBP: 0.167, SLG: 0.167 (1, 1) (6, 1) (6, 1) (7, 1) (7, PR) (8, 1)	0.3 S 2 0 0 0 1 0 0 0 0 0 0 0 4 4 0.00 0.000																														
Inning Stats	R: 0 E: 0 K: 0 S: 4	H: 1 LOB: 1 BB: 0 P: 4	R: 0 E: 0 K: 1 S: 7	H: 2 LOB: 2 BB: 0 P: 7	R: 1 E: 0 K: 1 S: 5	H: 1 LOB: 1 BB: 2 P: 13	R: 0 E: 0 K: 0 S: 4	H: 2 LOB: 1 BB: 0 P: 4	R: 1 E: 1 K: 0 S: 5	H: 1 LOB: 1 BB: 0 P: 5	R: 1 E: 1 K: 0 S: 5	H: 2 LOB: 2 BB: 1 P: 9	R: 2 E: 0 K: 0 S: 6	H: 3 LOB: 2 BB: 1 P: 10	R: 0 E: 0 K: 0 S: 3	H: 0 LOB: 0 BB: 0 P: 3	R: 0 E: 0 K: 1 S: 6	H: 1 LOB: 2 BB: 1 P: 10	1B: 9 2B: 3 3B: 1 HR: 0	SF: 1 SAC: 0 DP: 2 HBP: 0	WP: 0 PB: 0 SB: 0 CS: 0	PA: 44									
PITCHER	IP WLS BF H R ER SO BB IBB HBP BLK WP HR S P ERA WHIP																														
Bill Butler, L ERA: 3.58 Dave Wickersham, R ERA: 3.0 Don O'Riley, R ERA: Moe Drabowsky, R ERA: 2.83 (1, 1) (6, 1) (7, 1) (9, 1)	5.2 W 28 9 3 2 2 2 3 0 0 0 0 0 0 6 10 18.00 4.000																														


Batter	1	2	3	4	5	6	7	8	9	AB	R	H	RBI	BB	SO	LOB	TOP					
Pat Kelly, L OBP: 0.364, SLG: 0.406 (1, 9)	G3		F8			F9				4	0	1	0	0	0	2	Kansas City Royals @ Oakland Athletics Oakland-Alameda County Coliseum, Oakland, CA Wed Jun 25 1969, 7:05 PM PDT Att: 4,281 - Unknown livebaseballscorecards.com					
Elie Rodriguez, R OBP: 0.347, SLG: 0.371 (1, 2)	G4-6-3 BB			G3-6-3 HBP		L6		K		2	0	0	0	1	1	3						
Mike Fiore, L OBP: 0.379, SLG: 0.396 (1, 3)	G4-6-3 1-2			G3-6-3 1-2			4-3	1-3		4	0	0	0	0	4							
Bob Oliver, R OBP: 0.270, SLG: 0.379 (1, 8)		6-3		6-3			5-3		P6	4	0	0	0	0	0							
Ed Kirkpatrick, L OBP: 0.269, SLG: 0.340 (1, 7)		4-3			P3				P6	4	0	1	0	0	0							
Juan Rios, R OBP: 0.328, SLG: 0.343 (1, 4)		5-3			P4				6-3	4	0	0	0	0	1							
Joe Foy, R OBP: 0.338, SLG: 0.332 (1, 5)			FC4-6 BB		6-3				S 1B	2	1	1	0	1	0							
Jackie Hernandez, R OBP: 0.284, SLG: 0.292 (1, 6)			FC4-6 1-2			5-3			1B 1B	3	0	1	1	0	0	1						
Wally Bunker, R OBP: 0.120, SLG: 0.160 (1, 1)			L9			E4			F7	2	0	0	0	0	0	1						
Hawk Taylor, R OBP: 0.366, SLG: 0.600 (8, PH)										1	0	0	0	0	0	1						
Tom Burgmeier, L OBP: 0.182, SLG: 0.182 (8, 1)										0	0	0	0	0	0	0						
Inning Stats	R: 0 E: 0 K: 0 S: 2	H: 0 LOB: 0 BB: 1 P: 6	R: 0 E: 0 K: 0 S: 3	H: 0 LOB: 0 BB: 0 P: 3	R: 0 E: 0 K: 0 S: 3	H: 0 LOB: 1 BB: 1 P: 7	R: 0 E: 0 K: 0 S: 2	H: 0 LOB: 0 BB: 0 P: 3	R: 0 E: 0 K: 0 S: 3	H: 0 LOB: 0 BB: 0 P: 3	R: 0 E: 1 K: 0 S: 4	H: 0 LOB: 1 BB: 0 P: 4	R: 0 E: 0 K: 0 S: 4	H: 1 LOB: 1 BB: 0 P: 4	R: 1 E: 0 K: 1 S: 8	H: 3 LOB: 2 BB: 0 P: 8	R: 0 E: 0 K: 0 S: 3	H: 0 LOB: 0 BB: 0 P: 3	1B: 4 2B: 0 3B: 0 HR: 0	SF: 0 SAC: 0 DP: 2 HBP: 1	WP: 0 PB: 0 SB: 1 CS: 0	PA: 33
PITCHER	IP WLS BF H R ER SO BB IBB HBP BLK WP HR S P ERA WHIP																					
Catfish Hunter, R ERA: 3.79 (1, 1)	7.1 W 28 4 1 1 0 2 0 0 1 0 0 0 25 34 1.23 0.818																					
Rollie Fingers, R ERA: 2.54 (8, 1)	1.2 S 5 0 0 0 1 0 0 0 0 0 0 0 7 7 0.00 0.000																					

Batter	1	2	3	4	5	6	7	8	9	AB	R	H	RBI	BB	SO	LOB	BOTTOM			
Bert Campaneris, R OBP: 0.298, SLG: 0.310 (1, 6)	6-3	5-3			1-3			F8		4	0	0	0	0	0	1	Kansas City Royals @ Oakland Athletics Oakland-Alameda County Coliseum, Oakland, CA Wed Jun 25 1969, 7:05 PM PDT Att: 4,281 - Unknown livebaseballscorecards.com			
Ted Kubiak, S OBP: 0.420, SLG: 0.465 (1, 4)	FC3-6 1B				1-3			F2		4	0	2	0	0	0	0				
Reggie Jackson, L OBP: 0.396, SLG: 0.711 (1, 9)	FC3-6 2B		K			4-3 E 2B		WP 2B		4	2	2	0	0	1	2				
Sal Bando, R OBP: 0.410, SLG: 0.515 (1, 5)	1-H 2B		L7			4-3		FC6-4 BB		3	0	1	1	1	0	2				
Danny Cater, R OBP: 0.331, SLG: 0.387 (1, 3)	F7		4-3			F9		FC6-4 1-2		4	0	0	0	0	0	4				
Rick Monday, L OBP: 0.402, SLG: 0.457 (1, 8)		E 6-3 BB		6-3		K				2	1	0	0	1	1	0				
Tommie Reynolds, R OBP: 0.352, SLG: 0.345 (1, 7)		6-3 1B		F9			L8			3	0	1	0	0	0	0				
Larry Haney, R OBP: 0.316, SLG: 0.412 (1, 2)		6-3 1-2 2H		P4			5-3			3	0	0	1	0	0	1				
Catfish Hunter, R OBP: 0.206, SLG: 0.242 (1, 1)			F9				P6			3	0	0	0	0	0	1				
Rollie Fingers, R OBP: 0.267, SLG: 0.267 (8, 1)					F9					0	0	0	0	0	0	0				
Inning Stats	R: 1 E: 0 K: 0 S: 5	H: 2 LOB: 1 BB: 0 P: 5	R: 1 E: 1 K: 0 S: 4	H: 1 LOB: 1 BB: 1 P: 8	R: 0 E: 0 K: 0 S: 3	H: 1 LOB: 0 BB: 0 P: 6	R: 0 E: 0 K: 0 S: 3	H: 0 LOB: 0 BB: 0 P: 3	R: 0 E: 1 K: 1 S: 6	H: 1 LOB: 0 BB: 0 P: 6	R: 0 E: 0 K: 0 S: 3	H: 0 LOB: 0 BB: 0 P: 3	R: 0 E: 0 K: 0 S: 4	H: 1 LOB: 2 BB: 1 P: 8	R: 0 E: 0 K: 0 S: 3	H: 0 LOB: 0 BB: 0 P: 3	1B: 3 2B: 3 3B: 0 HR: 0	SF: 0 SAC: 0 DP: 0 HBP: 0	WP: 1 PB: 0 SB: 1 CS: 0	PA: 32
PITCHER	IP WLS BF H R ER SO BB IBB HBP BLK WP HR S P ERA WHIP																			
Wally Bunker, R ERA: 3.24 (1, 1)	7.0 L 27 5 3 1 2 1 0 0 0 0 1 0 30 34 1.29 0.857																			
Tom Burgmeier, L ERA: 2.87 (8, 1)	1.0 5 1 0 0 0 1 0 0 0 0 1 0 4 8 0.00 2.000																			

AB 30
R 1
H 4
RBI 1
BB 2
SO 1
LOB 13



AB 30
R 3
H 6
RBI 2
BB 2
SO 2
LOB 11



Batter	1	2	3	4	5	6	7	8	9	AB	R	H	RBI	BB	SO	LOB	TOP	
Pat Kelly, L OBP: 0.361, SLG: 0.416 (1,9)	B1-3		L7		HR		L9		G3-6-3	5	1	1	1	0	0	2		
Elie Rodriguez, R OBP: 0.336, SLG: 0.360 (1,2)	L9		L9		F9		P4			4	0	0	0	0	0	1		
Mike Fiore, L OBP: 0.376, SLG: 0.393 (1,3)	E6				K				4-3	4	1	1	0	0	1	0		
Bob Oliver, R OBP: 0.275, SLG: 0.389 (1,8)	3B		P4			K			1B BB	3	0	1	1	1	1	1		
Ed Kirkpatrick, L OBP: 0.262, SLG: 0.331 (1,7)	4-3				4-3		4-3		K	4	0	0	0	0	1	2		
Juan Rios, R OBP: 0.325, SLG: 0.339 (1,4)		1-3		6-3		E6			FC5-4 1B	4	0	1	0	0	0	0		
Joe Foy, R OBP: 0.337, SLG: 0.331 (1,5)		F5			S 1B	5-3			FC5-4	4	0	1	0	0	0	3		
Jackie Hernandez, R OBP: 0.287, SLG: 0.300 (1,6)				4-3					L8	4	0	2	0	0	0	1		
Roger Nelson, R OBP: 0.152, SLG: 0.129 (1,1)										2	0	0	0	0	1	1		
Hawk Taylor, R OBP: 0.381, SLG: 0.600 (9, PH)										0	0	0	0	1	0	0		
Tom Burgmeier, L OBP: 0.182, SLG: 0.182 (9, PR)										0	0	0	0	0	0	0		
Inning Stats	R: 1 E: 1 K: 0 S: 5	H: 1 LOB: 1 BB: 0 P: 5	R: 0 E: 0 K: 0 S: 4	H: 1 LOB: 1 BB: 0 P: 4	R: 0 E: 0 K: 0 S: 4	H: 1 LOB: 1 BB: 0 P: 4	R: 1 E: 0 K: 1 S: 8	H: 1 LOB: 0 BB: 0 P: 8	R: 0 E: 1 K: 0 S: 6	H: 0 LOB: 1 BB: 0 P: 6	R: 0 E: 0 K: 0 S: 4	H: 1 LOB: 2 BB: 1 P: 10	R: 0 E: 0 K: 0 S: 2	H: 0 LOB: 1 BB: 1 P: 6	1B: 4 2B: 1 3B: 1 HR: 1	SF: 0 SAC: 1 DP: 1 HBP: 0	WP: 0 PB: 0 SB: 1 CS: 0	PA: 37
PITCHER	IP WLS BF H R ER SO BB IBB HBP BLK WP HR S P ERA WHIP																	
Chuck Dobson, R ERA: 2.96 (1,1)	8.1 W 36 7 2 1 4 2 0 0 0 0 1 42 50 1.08 1.080																	
Rollie Fingers, R ERA: 2.51 (9,1)	0.2 S 1 0 0 0 0 0 0 0 0 0 0 0 1 1 0.00 0.000																	

Kansas City Royals @ Oakland Athletics
Oakland-Alameda County Coliseum, Oakland, CA

AB 34
R 2
H 7
RBI 2
BB 2
SO 4
LOB 11



Thu Jun 26 1969, 3:33 AM PDT
Att: 5,500 - Sunny



Batter	1	2	3	4	5	6	7	8	9	AB	R	H	RBI	BB	SO	LOB	BOTTOM	
Bert Campaneris, R OBP: 0.297, SLG: 0.309 (1,6)	F7		B3		6-3		F8 SH1-4 2B 1B			4	1	1	0	0	0	0		
Ted Kubiak, S OBP: 0.434, SLG: 0.467 (1,4)	HR		E1 1B		E 1B BB		SH1-4			2	1	1	0	1	0	0		
Reggie Jackson, L OBP: 0.405, SLG: 0.727 (1,9)	HR		1-3 1B		1-2 E 1B		2B BB			3	1	3	2	1	0	0		
Sal Bando, R OBP: 0.404, SLG: 0.506 (1,5)	5-3		F7		F4		F8			4	0	0	0	0	0	6		
Danny Cater, R OBP: 0.333, SLG: 0.393 (1,3)	4-3				L6		2B			4	0	2	1	0	0	2		
Rick Monday, L OBP: 0.399, SLG: 0.453 (1,8)			K		L7		F7			4	0	1	0	0	1	1		
Tommie Reynolds, R OBP: 0.350, SLG: 0.343 (1,7)			6-3		G3		1B			4	0	1	0	0	0	2		
Larry Haney, R OBP: 0.313, SLG: 0.398 (1,2)			6-3		FC6-4 BB		P6			3	0	0	0	1	1	2		
Chuck Dobson, R OBP: 0.190, SLG: 0.150 (1,1)			F9		FC6-4		F7			3	0	0	0	0	0	3		
Rollie Fingers, R OBP: 0.267, SLG: 0.267 (9,1)										0	0	0	0	0	0	0		
Inning Stats	R: 2 E: 0 K: 0 S: 5	H: 2 LOB: 0 BB: 0 P: 5	R: 0 E: 0 K: 1 S: 5	H: 0 LOB: 0 BB: 0 P: 5	R: 0 E: 1 K: 0 S: 5	H: 1 LOB: 2 BB: 0 P: 5	R: 0 E: 0 K: 0 S: 4	H: 1 LOB: 2 BB: 1 P: 8	R: 0 E: 0 K: 0 S: 4	H: 1 LOB: 1 BB: 0 P: 4	R: 1 E: 0 K: 0 S: 4	H: 2 LOB: 2 BB: 1 P: 8	R: 0 E: 0 K: 1 S: 5	H: 1 LOB: 0 BB: 0 P: 5	1B: 7 2B: 1 3B: 0 HR: 1	SF: 0 SAC: 1 DP: 0 HBP: 0	WP: 0 PB: 0 SB: 0 CS: 1	PA: 35
PITCHER	IP WLS BF H R ER SO BB IBB HBP BLK WP HR S P ERA WHIP																	
Roger Nelson, R ERA: 3.18 (1,1)	8.0 L 35 9 3 3 2 3 0 0 0 0 0 1 36 48 3.38 1.500																	

Kansas City Royals @ Oakland Athletics
Oakland-Alameda County Coliseum, Oakland, CA

AB 31
R 3
H 9
RBI 3
BB 3
SO 2
LOB 16



Thu Jun 26 1969, 3:33 AM PDT
Att: 5,500 - Sunny

Batter	1	2	3	4	5	6	7	8	9	AB	R	H	RBI	BB	SO	LOB	TOP			
Ted Uhlhaender, L OBP: 0.323, SLG: 0.304	E6 1B HR		F7		6-3		FC6-4 WP FC			5	1	1	1	0	0	1	Minnesota Twins @ Kansas City Royals Municipal Stadium, Kansas City, MO Fri Jun 27 1969, 8:05 PM EDT Att: 11,031 - Unknown 			
Cesar Tovar, R OBP: 0.249, SLG: 0.285					1-3		FC WP	6-3		5	2	2	0	0	0	2				
Tony Oliva, L OBP: 0.376, SLG: 0.480					6-3				F8	3	2	1	3	2	0	0				
Harmon Killebrew, R OBP: 0.421, SLG: 0.565	F6		F8			FC4-6 1B BB	F5		L6	4	0	0	0	1	0	5				
Rich Reese, L OBP: 0.338, SLG: 0.504 Frank Quilici, R OBP: 0.217, SLG: 0.200	K						3-1		F9	5	1	2	3	0	1	3				
Graig Nettles, L OBP: 0.324, SLG: 0.368	F6		4-3							4	1	1	0	0	0	2				
John Roseboro, L OBP: 0.357, SLG: 0.354		4-3		4-3		FC4-6 1B BB				3	0	0	0	1	0	2				
Leo Cardenas, R OBP: 0.329, SLG: 0.357		6-3		L8		1-3			FC6-4 SH5-3 2B	4	1	0	0	0	0	4				
Dick Woodson, R OBP: 0.174, SLG: 0.095 Joe Grzenda, R OBP: 0.296, SLG: 0.310 Bob Miller, R OBP: 0.297, SLG: 0.336 Rick Renick, R OBP: 0.243, SLG: 0.244 Ron Perranoski, L OBP: 0.142, SLG: 0.142 Al Worthington, R OBP: 0.178, SLG: 0.154	F3			K					SH5-3	2	0	0	0	0	1	0				
Inning Stats	R: 3 E: 1 K: 1 S: 8	H: 2 LOB: 0 BB: 0 P: 8	R: 0 E: 0 K: 0 S: 3	H: 0 LOB: 0 BB: 0 P: 3	R: 3 E: 1 K: 0 S: 5	H: 2 LOB: 0 BB: 1 P: 9	R: 0 E: 0 K: 1 S: 5	H: 0 LOB: 0 BB: 0 P: 5	R: 0 E: 0 K: 0 S: 3	H: 1 LOB: 2 BB: 1 P: 8	R: 0 E: 0 K: 0 S: 5	H: 1 LOB: 3 BB: 1 P: 9	R: 2 E: 0 K: 0 S: 5	H: 2 LOB: 1 BB: 1 P: 9	R: 0 E: 0 K: 0 S: 3	H: 0 LOB: 0 BB: 0 P: 3		1B: 5 2B: 1 3B: 0 HR: 2	SF: 0 SAC: 1 DP: 0 HBP: 0	WP: 1 PB: 0 SB: 1 CS: 0
PITCHER	IP WLS BF H R ER SO BB IBB HBP BLK WP HR S P ERA WHIP																			
Dick Drago, R ERA: 4.5	(1, 1) 3.0 15 4 6 5 1 1 0 0 0 0 2 16 20 15.00 1.667																			
Tom Burgmeier, L ERA: 2.92	(4, 1) 3.0 11 1 0 0 1 1 0 0 0 0 0 12 16 0.00 0.667																			
Don O'Riley, R ERA: 2.84	(7, 1) 1.2 11 3 2 2 0 1 1 0 0 0 1 0 9 17 10.80 2.400																			
Dave Wickersham, R ERA: 3.57	(8, 1) 0.1 1 0 0 0 0 0 0 0 0 0 0 0 1 1 0.00 0.000																			
Moe Drabowsky, R ERA: 2.79	(9, 1) 1.0 W 3 0 0 0 0 0 0 0 0 0 0 0 3 3 0.00 0.000																			
Batter	1	2	3	4	5	6	7	8	9	AB	R	H	RBI	BB	SO	LOB	BOTTOM			
Joe Foy, R OBP: 0.343, SLG: 0.336	K		F2		G3 1B WP BB					5	2	3	2	1	1	0	Minnesota Twins @ Kansas City Royals Municipal Stadium, Kansas City, MO Fri Jun 27 1969, 8:05 PM EDT Att: 11,031 - Unknown 			
Pat Kelly, L OBP: 0.369, SLG: 0.415	6-3					G3 1B WP BB				3	3	1	0	2	0	1				
Mike Figue, L OBP: 0.302, SLG: 0.308 Chuck Harrison, R OBP: 0.296, SLG: 0.310 Ed Kirkpatrick, L OBP: 0.297, SLG: 0.336 Hawk Taylor, R OBP: 0.426, SLG: 0.610							F7			3	0	2	0	0	0	2				
Bob Oliver, R OBP: 0.278, SLG: 0.394										1	0	1	1	1	0	0				
Lou Piniella, R OBP: 0.297, SLG: 0.413										4	0	0	0	1	0	4				
Jerry Adair, R OBP: 0.294, SLG: 0.286										5	1	2	0	0	1	1				
Ellie Rodriguez, R OBP: 0.346, SLG: 0.367										3	2	1	0	2	0	1				
Jackie Hernandez, R OBP: 0.293, SLG: 0.311										4	1	2	1	1	0	2				
Dick Drago, R ERA: 4.35 Joe Grzenda, L ERA: 4.32 Bob Miller, R ERA: 2.97 Ron Perranoski, L ERA: 1.82 Al Worthington, R ERA: 5.73										1	0	0	0	0	1	1				
Inning Stats	R: 0 E: 0 K: 2 S: 8	H: 1 LOB: 1 BB: 0 P: 8	R: 1 E: 0 K: 2 S: 9	H: 2 LOB: 1 BB: 0 P: 9	R: 0 E: 0 K: 1 S: 5	H: 0 LOB: 2 BB: 2 P: 13	R: 2 E: 0 K: 0 S: 4	H: 1 LOB: 1 BB: 2 P: 12	R: 3 E: 0 K: 0 S: 7	H: 4 LOB: 2 BB: 1 P: 11	R: 0 E: 0 K: 0 S: 3	H: 1 LOB: 0 BB: 0 P: 3	R: 1 E: 0 K: 0 S: 5	H: 2 LOB: 2 BB: 1 P: 9	R: 2 E: 0 K: 1 S: 7	H: 3 LOB: 3 BB: 1 P: 12		1B: 11 2B: 4 3B: 0 HR: 0	SF: 0 SAC: 0 DP: 1 HBP: 1	WP: 2 PB: 0 SB: 1 CS: 0
PITCHER	IP WLS BF H R ER SO BB IBB HBP BLK WP HR S P ERA WHIP																			
Dick Drago, R ERA: 4.35	(1, 1) 5.2 28 7 5 5 5 5 0 0 0 0 0 0 0 4 7.94 2.118																			
Joe Grzenda, L ERA: 4.32	(6, 1) 0.0 1 0 0 0 0 1 0 0 0 0 0 0 0 4 27.00 6.000																			
Bob Miller, R ERA: 2.97	(6, 1) 0.1 3 2 1 1 0 0 0 0 0 0 0 0 3 3 10.12 2.625																			
Ron Perranoski, L ERA: 1.82	(7, 1) 2.2 L 15 5 3 3 1 2 0 1 0 0 0 0 14 23 2.625																			
Al Worthington, R ERA: 5.73	(9, 1) 0.0 1 1 0 0 0 0 0 0 0 0 0 0 1 1 27.00 6.000																			

Batter	1	2	3	4	5	6	7	8	9	AB R H RBI BB SO LOB	TOP												
Cesar Tovar, R OBP: 0.248, SLG: 0.288 (1, 8)	K		F2		K		PO 2B		L7	5 0 1 0 0 2 0	Minnesota Twins @ Kansas City Royals Municipal Stadium, Kansas City, MO Sat Jun 28 1969, 4:33 AM EDT Att: 10,283 - Unknown - 84 F												
Tony Oliva, L OBP: 0.373, SLG: 0.479 (1, 9)	K		2B			K	F7		F8	5 0 1 0 0 2 1													
Harmon Killebrew, R OBP: 0.417, SLG: 0.558 (1, 3) (7, 5)	F8		6-3			1B BB 2B 1B	K		F7	5 1 1 0 0 1 2													
Bob Allison, R OBP: 0.333, SLG: 0.364 Rich Reese, L OBP: 0.342, SLG: 0.504 (7, PH) (7, 3)		SH3 1B BB		2B 1B		1-2 2B BB		BB		1 1 1 0 2 0 0 0 0 0 0 1 0 0													
George Mitterwald, R OBP: 0.277, SLG: 0.337 Charlie Manuel, L OBP: 0.378, SLG: 0.364 (7, PH) (7, 7)		SH3 1-2 1B		F8 1B		2B 1-2 2-3 1B	PO	4-3		3 1 2 0 0 0 1 1 0 0 0 0 0 0													
Leo Cardenas, R OBP: 0.336, SLG: 0.370 (1, 6)		SH3 1-2 2-3		2B		1-3 2-H 2-H 3-H 0-0		1B BB		2 1 2 2 1 0 0													
Frank Quilici, R OBP: 0.208, SLG: 0.191 Rod Carew, L OBP: 0.440, SLG: 0.533 (8, PH) (8, 4)		1-3		F7		F2		1B		3 0 0 0 0 0 5 1 0 1 0 0 0 0													
Rick Renick, R OBP: 0.250, SLG: 0.250 Tom Tschinski, R OBP: 0.286, SLG: 0.167 (1, 5) (7, 2)		K		F8		F8		K2-3		3 0 1 2 0 1 2 1 0 0 0 0 1 2													
Dave Boswell, R OBP: 0.160, SLG: 0.271 Al Worthington, R (8, 1)			K		K	F3		F8		4 0 0 0 0 2 3 0 0 0 0 0 0 0													
Inning Stats	R: 0 E: 0 K: 2 S: 7	H: 0 LOB: 0 BB: 0 P: 7	R: 0 E: 0 K: 1 S: 6	H: 1 LOB: 2 BB: 1 P: 10	R: 0 E: 0 K: 1 S: 6	H: 1 LOB: 1 BB: 0 P: 6	R: 0 E: 0 K: 0 S: 4	H: 2 LOB: 1 BB: 0 P: 4	R: 0 E: 0 K: 2 S: 7	H: 0 LOB: 0 BB: 0 P: 7		R: 4 E: 0 K: 1 S: 9	H: 4 LOB: 1 BB: 1 P: 13	R: 0 E: 0 K: 1 S: 5	H: 1 LOB: 1 BB: 1 P: 9	R: 0 E: 0 K: 1 S: 6	H: 1 LOB: 2 BB: 1 P: 10	R: 0 E: 0 K: 0 S: 3	H: 0 LOB: 0 BB: 0 P: 3	1B: 6 2B: 4 3B: 0 HR: 0	SF: 0 SAC: 1 DP: 0 HBP: 0	WP: 0 PB: 0 SB: 0 CS: 0	PA: 40
PITCHER	IP WLS BF H R ER SO BB IBB HBP BLK WP HR S P ERA WHIP	IP WLS BF H R ER SO BB IBB HBP BLK WP HR S P ERA WHIP																					
Bill Butler, L ERA: 3.73	6.0	27	8	4	4	7	2	0	0	0		0	0	0	39	47	6.00	1.667					
Galen Cisco, R ERA: 2.25	2.0	9	2	0	0	2	2	0	0	0	0	0	0	11	19	0.00	2.000						
Moe Drabowsky, R ERA: 2.7	1.0	3	0	0	0	0	0	0	0	0	0	0	0	3	3	0.00	0.000						

Batter	1	2	3	4	5	6	7	8	9	AB R H RBI BB SO LOB	BOTTOM												
Joe Foy, R OBP: 0.349, SLG: 0.340 (1, 5)	K		1B 1B BB		L5-3 1B		CS 1B			3 0 2 0 1 1 0	Minnesota Twins @ Kansas City Royals Municipal Stadium, Kansas City, MO Sat Jun 28 1969, 4:33 AM EDT Att: 10,283 - Unknown - 84 F												
Pat Kelly, L OBP: 0.367, SLG: 0.409 (1, 9) (8, 8)	PB BB		K		L5-3		F8			3 0 0 0 1 1 4													
Mike Fiore, L OBP: 0.392, SLG: 0.405 (1, 3) (8, 9) (9, 3)	G6-4-3 BB		1B 1-2 2-H 1B		WP 2B 5-3 1B		FC3-6 BB			2 1 2 1 2 0 0													
Bob Oliver, R OBP: 0.277, SLG: 0.391 (1, 8) (8, 3)	G6-4-3		1-2 2-H 1B		K		FC3-6 1B S 1B			4 1 1 0 0 1 4 0 0 0 0 0 0 0													
Ed Kirkpatrick, L OBP: 0.267, SLG: 0.336 (9, 9)	1-2		1B							3 2 1 1 1 0 1													
Buck Martinez, R OBP: 0.375, SLG: 0.714 (1, 2)		4-3		HR		5-3		1B 1B IBB		4 2 2 1 0 1 0													
Lou Piniella, R OBP: 0.300, SLG: 0.419 (1, 7)		6-3		K		E 2B		1B 1B 1B		3 0 0 0 0 0 0 0 0 0 0 0 0 0 1 0 1 2 0 0 0 0 0 0 0 0 0 0													
Juan Rios, R OBP: 0.315, SLG: 0.328 Galen Cisco, R OBP: 0.422, SLG: 0.619 Moe Drabowsky, R (9, 1)		L8		6-3		E5		1-3 2-H 2-H 3-H 0-0 1B		4 1 2 1 0 1 1													
Jackie Hernandez, R OBP: 0.296, SLG: 0.314 (1, 6)			SH5-4 1B 1B		6-3		K		3-H 0-0 1B	1 0 0 0 0 1 0 2 0 0 0 0 0 1													
Bill Butler, L OBP: 0.077, SLG: 0.077 Jerry Adair, R OBP: 0.291, SLG: 0.283 (1, 1) (7, 4)			SH5-4		K		6-3	F8		1B: 9 2B: 2 3B: 0 HR: 1		SF: 0 SAC: 1 DP: 2 HBP: 0	WP: 1 PB: 1 SB: 1 CS: 1	PA: 36									
PITCHER	IP WLS BF H R ER SO BB IBB HBP BLK WP HR S P ERA WHIP	IP WLS BF H R ER SO BB IBB HBP BLK WP HR S P ERA WHIP																					
Dave Boswell, R ERA: 3.14	7.2	35	11	7	6	6	4	0	0	0		0	0	1	42	62	7.04	1.957					
Al Worthington, R ERA: 5.96	0.1	1	0	0	0	0	0	0	0	0	0	0	0	1	1	0.00	0.000						

AB	34
R	4
H	10
RBI	4
BB	4
SO	9
LOB	16



Batter	1	2	3	4	5	6	7	8	9	AB	R	H	RBI	BB	SO	LOB	TOP					
Ted Uhlhaender, L (1, 8) OBP: 0.325, SLG: 0.310										4	1	2	0	0	1	0	Minnesota Twins @ Kansas City Royals Municipal Stadium, Kansas City, MO Sun Jun 29 1969, 4:33 AM EDT Unknown - 88 F					
Rod Carew, L (1, 4) OBP: 0.433, SLG: 0.523										4	0	0	0	0	2							
Tony Oliva, L (1, 9) OBP: 0.378, SLG: 0.482										4	0	3	1	0	0							
Harmon Killebrew, R (1, 5) OBP: 0.412, SLG: 0.549										4	0	0	0	0	4							
Rich Reese, L (1, 3) OBP: 0.333, SLG: 0.490										4	0	0	0	0	0							
Graig Nettles, L (1, 7) OBP: 0.329, SLG: 0.395										4	1	2	1	0	0							
John Roseboro, L (1, 2) OBP: 0.360, SLG: 0.358										4	0	2	0	0	1							
Leo Cardenas, R (1, 6) OBP: 0.334, SLG: 0.372										4	0	1	0	0	2							
Jim Perry, S (1, 1) Joe Grzenda, R (4, 1) Rick Renick, R (6, PH) Jerry Crider, R (6, PH) Charlie Manuel, L (7, PH) Danny Morris, R (7, 1) Bob Allison, R (9, PH)										1	0	0	0	0	0	0		AB 36 R 2 H 11 RBI 2 BB 0 SO 3 LOB 11				
Inning Stats	R: 0 E: 0 K: 1 S: 5	H: 0 LOB: 0 BB: 0 P: 5	R: 0 E: 0 K: 0 S: 3	H: 0 LOB: 0 BB: 0 P: 3	R: 0 E: 0 K: 0 S: 3	H: 1 LOB: 0 BB: 0 P: 3	R: 1 E: 0 K: 0 S: 4	H: 2 LOB: 0 BB: 0 P: 4	R: 0 E: 0 K: 0 S: 4	H: 1 LOB: 1 BB: 0 P: 4	R: 0 E: 0 K: 1 S: 7	H: 2 LOB: 2 BB: 0 P: 7	R: 1 E: 1 K: 0 S: 5	H: 2 LOB: 2 BB: 0 P: 5	R: 0 E: 0 K: 0 S: 4	H: 1 LOB: 1 BB: 0 P: 4			R: 0 E: 0 K: 1 S: 7	H: 2 LOB: 2 BB: 0 P: 7	1B: 8 2B: 2 3B: 0 HR: 1	SF: 0 SAC: 0 DP: 2 HBP: 0
PITCHER Wally Bunker, R (1, 1) ERA: 3.11	IP: 9.0 WLS: W BF: 36 H: 11 R: 2 ER: 2 SO: 3 BB: 0 IBB: 0 HBP: 0 BLK: 0 WP: 0 HR: 1 S: 42 P: 42 ERA: 2.00 WHIP: 1.222																					

Batter	1	2	3	4	5	6	7	8	9	AB	R	H	RBI	BB	SO	LOB	BOTTOM			
Joe Foy, R (1, 5) OBP: 0.353, SLG: 0.345										5	1	3	1	0	0		Minnesota Twins @ Kansas City Royals Municipal Stadium, Kansas City, MO Sun Jun 29 1969, 4:33 AM EDT Unknown - 88 F			
Pat Kelly, L (1, 9) OBP: 0.372, SLG: 0.408										3	1	1	0	1	0	1				
Mike Fiore, L (1, 3) OBP: 0.397, SLG: 0.420										3	2	1	3	2	0	3				
Bob Oliver, R (1, 8) OBP: 0.284, SLG: 0.411										5	1	3	2	0	1	0				
Lou Piniella, R (1, 7) OBP: 0.306, SLG: 0.424										4	1	2	0	1	0	2				
Elie Rodriguez, R (1, 2) OBP: 0.350, SLG: 0.362										2	0	0	0	2	0	1				
Jerry Adair, R (1, 4) OBP: 0.290, SLG: 0.282										4	0	1	1	0	1	3				
Jackie Hernandez, R (1, 6) OBP: 0.299, SLG: 0.317										4	1	2	0	0	1	2				
Wally Bunker, R (1, 1) OBP: 0.107, SLG: 0.143										3	0	0	0	0	2	3				
Inning Stats	R: 3 E: 0 K: 1 S: 7	H: 3 LOB: 1 BB: 2 P: 15	R: 0 E: 0 K: 1 S: 7	H: 2 LOB: 0 BB: 0 P: 7	R: 0 E: 0 K: 1 S: 5	H: 1 LOB: 1 BB: 1 P: 9	R: 1 E: 0 K: 0 S: 5	H: 2 LOB: 1 BB: 0 P: 5	R: 1 E: 0 K: 1 S: 7	H: 2 LOB: 2 BB: 1 P: 11	R: 2 E: 0 K: 0 S: 3	H: 1 LOB: 1 BB: 1 P: 8	R: 0 E: 0 K: 1 S: 6	H: 1 LOB: 1 BB: 0 P: 6	R: 0 E: 0 K: 0 S: 4	H: 1 LOB: 2 BB: 1 P: 8		1B: 10 2B: 2 3B: 0 HR: 2	SF: 0 SAC: 1 DP: 1 HBP: 1	WP: 1 PB: 0 SB: 1 CS: 2
PITCHER Jim Perry, R (1, 1) ERA: 3.52 Joe Grzenda, L (4, 1) ERA: 4.37 Jerry Crider, R (6, 1) ERA: 6.43 Danny Morris, R (7, 1) ERA: 5.06	IP: 3.1 WLS: L BF: 19 H: 8 R: 4 ER: 4 SO: 3 BB: 3 IBB: 0 HBP: 0 BLK: 0 WP: 1 HR: 1 S: 22 P: 34 ERA: 10.80 WHIP: 3.300																			

Batter	1	2	3	4	5	6	7	8	9	AB	R	H	RBI	BB	SO	LOB	TOP								
Cesar Tovar, R OBP: 0.259, SLG: 0.305 (1, 8)	4-0 WP G4-3 1B	0-0 HR 2B	0-0 G1-6-3			0-0 HR 2B		0-0 F7	0-0 1B	5	3	3	3	1	0	2									
Tony Oliva, L OBP: 0.388, SLG: 0.516 (1, 9)	0-0 G4-3 WP 1B	0-0 HR 2B				0-0 HR 2B		0-0 1B	0-0 F8	5	2	5	5	0	0	0									
Charlie Manuel, L OBP: 0.380, SLG: 0.366 (8, 7)	0-0 G4-3 WP 1B	0-0 HR 2B				0-0 HR 2B		0-0 1B	0-0 F8	1	0	0	0	0	0	1									
Harmon Killebrew, R OBP: 0.410, SLG: 0.543 (1, 5)	4-0 G4-3 1B	0-0 F6				0-0 FC1-5-4 2B		0-0 F6		3	0	0	0	1	0	1									
Ted Uhlaender, L OBP: 0.324, SLG: 0.309 (6, 8)	1-2 2-3 BB	0-0 F6				0-0 FC1-5-4 2B		0-0 F6		1	0	0	0	0	0	1									
Bob Allison, R OBP: 0.323, SLG: 0.341 (1, 7)	0-0 G4-3 1B	4-0 S BB				0-0 G4-3 1B		0-0 F8		4	0	0	0	1	1	4									
Rich Reese, L OBP: 0.323, SLG: 0.473 (1, 3)	0-0 4-3	0-3 K				0-0 4-3		0-0 3-1		5	0	0	0	0	1	2									
Leo Cardenas, R OBP: 0.342, SLG: 0.375 (1, 6)		0-0 F6				0-0 1B		4-0 1B BB		3	2	2	0	2	0	1									
George Mitterwald, R OBP: 0.292, SLG: 0.367 (1, 2)		4-0 1B 2B BB				0-3 K		0-0 F3		3	2	1	2	2	1	2									
Frank Quilici, R OBP: 0.247, SLG: 0.222 (1, 4)		0-0 2B 1B				0-3 K		0-0 1B		4	2	3	1	1	1	1									
Jim Kaat, L OBP: 0.163, SLG: 0.239 (1, 1)		4-0 2B HR BB				0-0 F7		0-0 6-3		4	1	0	0	1	0	5									
Inning Stats	R: 1 E: 0 K: 0 S: 3	H: 1 LOB: 1 BB: 2 P: 11	R: 6 E: 0 K: 1 S: 8	H: 3 LOB: 1 BB: 4 P: 24	R: 0 E: 0 K: 0 S: 3	H: 1 LOB: 0 BB: 1 P: 7	R: 0 E: 0 K: 0 S: 3	H: 1 LOB: 0 BB: 0 P: 3	R: 0 E: 0 K: 2 S: 8	H: 1 LOB: 1 BB: 0 P: 8	R: 2 E: 0 K: 1 S: 7	H: 2 LOB: 0 BB: 0 P: 7	R: 0 E: 0 K: 0 S: 4	H: 1 LOB: 2 BB: 1 P: 8	R: 0 E: 0 K: 0 S: 4	H: 1 LOB: 1 BB: 0 P: 4	R: 3 E: 0 K: 0 S: 6	H: 3 LOB: 1 BB: 1 P: 10	1B: 8 2B: 3 3B: 0 HR: 3	SF: 0 SAC: 0 DP: 3 HBP: 0	WP: 1 PB: 0 SB: 1 CS: 0	PA: 47			
PITCHER	IP	WLS	BF	H	R	ER	SO	BB	IBB	HBP	BLK	WP	HR	S	P	ERA	WHIP								
Jim Rooker, L ERA: 7.06	1.0	L	7	1	3	3	0	4	0	0	0	1	0	3	19	27.00	5.000								
Don O'Riley, R ERA: 7.11	0.0		3	2	1	1	0	1	0	0	0	0	0	2	6	∞	∞								
Dave Wickersham, R ERA: 3.69	1.0		5	1	3	3	1	1	0	0	0	0	1	6	10	27.00	2.000								
Mike Hedlund, R ERA: 3.94	3.0		11	3	0	0	2	1	0	0	0	0	0	14	18	0.00	1.333								
Dick Drago, R ERA: 4.59	2.0		10	3	2	2	1	1	0	0	0	0	1	11	15	9.00	2.000								

Minnesota Twins @ Kansas City Royals
Municipal Stadium, Kansas City, MO
Sun Jun 29 1969, 4:38 AM EDT
Att: 16,738 - Unknown - 90 F

AB	38
R	12
H	14
RBI	11
BB	9
SO	4
LOB	20



Batter	1	2	3	4	5	6	7	8	9	AB	R	H	RBI	BB	SO	LOB	BOTTOM								
Joe Foy, R OBP: 0.348, SLG: 0.340 (1, 5)	0-0 6-3		0-0 6-3		0-0 5-3		0-3 K			4	0	0	0	0	1	1									
Pat Kelly, L OBP: 0.374, SLG: 0.404 (1, 9)	4-0 S 2B BB		0-0 4-3		0-0 4-3			4-0 G6-4-3 BB		2	1	0	0	2	0	0									
Lou Piniella, R OBP: 0.305, SLG: 0.421 (1, 7)	0-0 F3		0-0 6-3			0-0 FC5-4 1B		0-0 G6-4-3		4	0	1	0	0	0	2									
Bob Oliver, R OBP: 0.284, SLG: 0.412 (1, 8)	0-0 1B 2B			0-3 K		0-0 FC5-4 FC6-4 1B		0-0 E6 1B		4	1	1	1	0	1	1									
Buck Martinez, R OBP: 0.500, SLG: 0.727 (1, 2)	0-0 FC5-4 1B			0-0 1B		0-0 F8		0-0 1B		4	0	3	1	0	0	1									
Chuck Harrison, R OBP: 0.278, SLG: 0.301 (1, 3)	0-0 FC5-4			0-0 F4		0-0 FC6-4		0-0 F8		4	0	0	0	0	0	5									
Juan Rios, R OBP: 0.313, SLG: 0.325 (1, 4)		0-0 F8		0-0 1B			0-0 F7		0-0 L6	4	0	1	0	0	0	0									
Jackie Hernandez, R OBP: 0.298, SLG: 0.316 (1, 6)		0-0 6-3		0-0 5-3			0-0 1B		0-0 6-3	4	0	1	0	0	0	2									
Inning Stats	R: 2 E: 0 K: 0 S: 5	H: 2 LOB: 1 BB: 1 P: 9	R: 0 E: 0 K: 0 S: 3	H: 0 LOB: 0 BB: 0 P: 3	R: 0 E: 0 K: 1 S: 7	H: 2 LOB: 2 BB: 0 P: 7	R: 0 E: 0 K: 0 S: 3	H: 0 LOB: 0 BB: 0 P: 3	R: 0 E: 0 K: 0 S: 4	H: 1 LOB: 1 BB: 0 P: 4	R: 0 E: 0 K: 1 S: 6	H: 1 LOB: 1 BB: 0 P: 6	R: 0 E: 1 K: 0 S: 4	H: 1 LOB: 2 BB: 1 P: 8	R: 0 E: 0 K: 1 S: 5	H: 0 LOB: 0 BB: 0 P: 5	1B: 6 2B: 1 3B: 0 HR: 0	SF: 0 SAC: 0 DP: 1 HBP: 0	WP: 0 PB: 0 SB: 1 CS: 0	PA: 36					
PITCHER	IP	WLS	BF	H	R	ER	SO	BB	IBB	HBP	BLK	WP	HR	S	P	ERA	WHIP								
Jim Kaat, L ERA: 2.65	9.0	W	36	7	2	2	3	2	0	0	0	0	0	40	48	2.00	1.000								

Minnesota Twins @ Kansas City Royals
Municipal Stadium, Kansas City, MO
Sun Jun 29 1969, 4:38 AM EDT
Att: 16,738 - Unknown - 90 F

AB	34
R	2
H	7
RBI	2
BB	2
SO	3
LOB	13



Batter	1	2	3	4	5	6	7	8	9	AB	R	H	RBI	BB	SO	LOB	TOP																
Sandy Alomar Sr. S (1.4) <small>OBP: 0.289, SLG: 0.287</small>	4-0 BB			L5-4 SH5-3 1B		0-3 K		1-3 1B		3	0	2	0	1	1	1	California Angels @ Kansas City Royals Municipal Stadium, Kansas City, MO Mon Jun 30 1969, 8:05 PM EDT Att. 8,092 - Unknown - 74 F																
Jay Johnstone L (1.8) <small>OBP: 0.298, SLG: 0.325</small>	4-3			SH5-3			4-3 1B 2B	P6		3	1	1	0	0	0	3																	
Jim Fregosi R (1.6) <small>OBP: 0.349, SLG: 0.377</small>	F5			L5-4			4-3	F8		4	0	0	0	0	0	4																	
Rick Reichardt R (1.7) <small>OBP: 0.362, SLG: 0.419</small>		L7				0-3 K			0-3 K	4	0	1	1	0	2	0																	
Bill Voss L (1.9) <small>OBP: 0.297, SLG: 0.293</small>		L7						3-H L9		4	0	1	0	0	0	1																	
Aurelio Rodriguez R (1.5) <small>OBP: 0.287, SLG: 0.333</small>		F9				0-3 K		E6 PB		4	0	0	0	0	1	2																	
Jim Spencer L (1.3) <small>OBP: 0.345, SLG: 0.354</small>			F7				6-3	L6		3	0	0	0	0	0	2																	
Joe Azcue R (1.2) <small>OBP: 0.295, SLG: 0.274</small>			L7						6-3	3	0	1	0	0	0	0																	
Jim McGlothlin R (1.1) <small>OBP: 0.129, SLG: 0.100</small>										1	0	0	0	0	1	0																	
Roger Repoz L (6, PH) <small>OBP: 0.274, SLG: 0.272</small>							FC3-6			1	0	0	0	0	0	1																	
Rudy May L (6.1) <small>OBP: 0.200, SLG: 0.077</small>							FC3-6		1B BB	0	0	0	0	1	0	0																	
Inning Stats	R: 0 E: 0 K: 0 S: 2	H: 0 LOB: 0 BB: 1 P: 6	R: 0 E: 0 K: 0 S: 3	H: 0 LOB: 0 BB: 0 P: 3	R: 0 E: 0 K: 1 S: 5	H: 0 LOB: 0 BB: 0 P: 5	R: 0 E: 0 K: 0 S: 3	H: 1 LOB: 0 BB: 0 P: 3	R: 0 E: 0 K: 2 S: 7	H: 1 LOB: 0 BB: 0 P: 7	R: 0 E: 0 K: 1 S: 6	H: 1 LOB: 1 BB: 0 P: 6	R: 1 E: 1 K: 0 S: 6	H: 2 LOB: 2 BB: 0 P: 6	R: 0 E: 0 K: 0 S: 4	H: 1 LOB: 2 BB: 1 P: 8	R: 0 E: 0 K: 1 S: 5	H: 0 LOB: 0 BB: 0 P: 5	1B: 5 2B: 2 3B: 0 HR: 0	SF: 0 SAC: 1 DP: 1 HBP: 0	WP: 0 PB: 1 SB: 0 CS: 1	PA: 33											
PITCHER	IP WLS BF H R ER SO BB IBB HBP BLK WP HR S P ERA WHIP																																
Roger Nelson R (1.1) <small>ERA: 3.04</small>	8.0	30	6	1	1	4	2	0	0	0	0	0	0	36	44	1.12	1.000																
Moe Drabowsky R (9.1) <small>ERA: 2.64</small>	1.0	W	3	0	0	0	1	0	0	0	0	0	0	5	5	0.00	0.000																

Batter	1	2	3	4	5	6	7	8	9	AB	R	H	RBI	BB	SO	LOB	BOTTOM																	
Joe Foy R (1.5) <small>OBP: 0.350, SLG: 0.343</small>	F9							P4		3	0	1	0	1	0	0	California Angels @ Kansas City Royals Municipal Stadium, Kansas City, MO Mon Jun 30 1969, 8:05 PM EDT Att. 8,092 - Unknown - 74 F																	
Pat Kelly L (1.9) <small>OBP: 0.368, SLG: 0.396</small>	1-3						CS	6-3		4	0	0	0	0	2	1																		
Mike Fiore L (1.3) <small>OBP: 0.399, SLG: 0.422</small>	5-3									4	1	2	0	0	0	0																		
Bob Oliver R (1.8) <small>OBP: 0.283, SLG: 0.409</small>		6-3								4	0	1	0	0	0	1																		
Lou Piniella R (1.7) <small>OBP: 0.305, SLG: 0.433</small>		P6								3	1	1	2	0	0	1																		
Ellie Rodriguez R (1.2) <small>OBP: 0.346, SLG: 0.359</small>										3	0	1	0	0	1	1																		
Juan Rios R (1.4) <small>OBP: 0.305, SLG: 0.317</small>										3	0	0	0	0	0	2																		
Jackie Hernandez R (1.6) <small>OBP: 0.295, SLG: 0.312</small>										3	0	0	0	0	3	0																		
Roger Nelson R (1.1) <small>OBP: 0.143, SLG: 0.121</small>										2	0	0	0	0	1	0																		
Buck Martinez R (8, PH) <small>OBP: 0.462, SLG: 0.667</small>										1	0	0	0	0	0	0																		
Moe Drabowsky R (9.1) <small>ERA: 4.61</small>										0	0	0	0	0	0	0																		
Inning Stats	R: 0 E: 0 K: 0 S: 3	H: 0 LOB: 0 BB: 0 P: 3	R: 0 E: 0 K: 0 S: 4	H: 1 LOB: 1 BB: 0 P: 4	R: 0 E: 0 K: 2 S: 8	H: 1 LOB: 1 BB: 0 P: 8	R: 1 E: 0 K: 1 S: 7	H: 2 LOB: 1 BB: 0 P: 7	R: 0 E: 0 K: 2 S: 6	H: 0 LOB: 0 BB: 1 P: 10	R: 0 E: 0 K: 1 S: 6	H: 1 LOB: 1 BB: 0 P: 6	R: 0 E: 0 K: 1 S: 5	H: 0 LOB: 0 BB: 0 P: 5	R: 0 E: 0 K: 0 S: 3	H: 0 LOB: 0 BB: 0 P: 3	R: 1 E: 0 K: 0 S: 3	H: 1 LOB: 0 BB: 0 P: 3	1B: 4 2B: 1 3B: 0 HR: 1	SF: 1 SAC: 0 DP: 0 HBP: 0	WP: 0 PB: 0 SB: 0 CS: 1	PA: 33												
PITCHER	IP WLS BF H R ER SO BB IBB HBP BLK WP HR S P ERA WHIP																																	
Jim McGlothlin R (1.1) <small>ERA: 2.78</small>	5.0	19	4	1	1	5	1	0	0	0	0	0	0	28	32	1.80	1.000																	
Rudy May L (6.1) <small>ERA: 4.61</small>	3.2	L	13	2	1	1	2	0	0	0	0	0	0	1	17	17	2.46	0.545																

Batter	1	2	3	4	5	6	7	8	9	AB	R	H	RBI	BB	SO	LOB	TOP					
Sandy Alomar Sr. S OBP: 0.284, SLG: 0.285	F6		4-3		B3-4		SH3 E 1B	4-3		5	1	1	0	0	0	1	California Angels @ Kansas City Royals Municipal Stadium, Kansas City, MO Tue Jul 01 1969, 8:05 PM EDT Alt. 9,332 - Unknown - 79 F					
Jay Johnstone L OBP: 0.258, SLG: 0.320	4-0 BB		P6		G3		SH3 1-2	F7		3	0	0	0	1	0	1						
Jim Fregosi R OBP: 0.353, SLG: 0.382	F3			P4	1B BB		E 1B			4	2	2	0	1	0	1						
Rick Reichardt R OBP: 0.367, SLG: 0.418	L7			2B SF8 BB	1B		E6 1B 2B			3	2	1	2	2	0	2						
Bill Voss L OBP: 0.307, SLG: 0.312		4-3		SF8 1B 2B	1-2 3-H 1B		1-2 3-H 2B	G4-3		5	2	3	2	0	0	2						
Aurelio Rodriguez R OBP: 0.282, SLG: 0.328		5-3		SF8 2-3 3-H 0-0	4-3		F7			4	0	0	1	0	0	4						
Jim Spencer L OBP: 0.359, SLG: 0.373				3-H 1B		L9	1B 2B			4	1	2	3	1	1	0						
Joe Azcue R OBP: 0.299, SLG: 0.273		L9		F7		L1	2H 1B			4	0	1	1	1	0	2						
George Brunet R OBP: 0.190, SLG: 0.111										2	1	1	0	0	1	0	AB 37 R 9 H 11 RBI 9 BB 6 SO 4 LOB 15					
Jim Hicks R OBP: 0.277, SLG: 0.389			K		G3 1B 2B		5-3			1	0	0	0	0	0	0						
Eddie Fisher R OBP: 0.277, SLG: 0.389										2	0	0	0	0	2	2						
										2	0	0	0	0	2	2						
Inning Stats	R: 0 E: 0 K: 0 S: 3	H: 0 LOB: 1 BB: 1 P: 7	R: 0 E: 0 K: 0 S: 3	H: 0 LOB: 1 BB: 1 P: 7	R: 0 E: 0 K: 1 S: 5	H: 0 LOB: 0 BB: 0 P: 5	R: 2 E: 0 K: 0 S: 5	H: 2 LOB: 1 BB: 1 P: 9	R: 2 E: 0 K: 0 S: 6	H: 3 LOB: 2 BB: 0 P: 10	R: 0 E: 0 K: 0 S: 3	H: 0 LOB: 0 BB: 0 P: 3	R: 5 E: 1 K: 1 S: 11	H: 5 LOB: 1 BB: 0 P: 11	R: 0 E: 0 K: 0 S: 4	H: 1 LOB: 2 BB: 1 P: 8	R: 0 E: 0 K: 2 S: 7	H: 0 LOB: 1 BB: 1 P: 11	1B: 7 2B: 4 3B: 0 HR: 0	SF: 1 SAC: 1 DP: 0 HBP: 0	WP: 1 PB: 0 CS: 0 SB: 0	PA: 45
PITCHER	IP WLS BF H R ER SO BB IBB HBP BLK WP HR S P ERA WHIP																					
Mike Hedlund R ERA: 3.97	(1, 1) 4.0 2 17 2 2 2 1 3 0 0 0 0 0 0 16 28 4.50 1.250																					
Don O'Riley R ERA: 9.0	(5, 1) 0.2 L 6 3 2 2 0 1 0 0 0 0 0 0 0 5 9 27.00 6.000																					
Dick Drago R ERA: 4.61	(5, 1) 1.2 9 3 4 2 0 0 0 0 0 0 0 0 9 9 10.80 1.800																					
Dave Wickersham R ERA: 3.83	(7, 1) 0.2 4 2 1 0 1 0 0 0 0 0 0 0 6 6 0.00 3.000																					
Galen Cisco R ERA: 1.5	(8, 1) 2.0 9 1 0 0 2 2 0 0 0 1 0 11 19 0.00 1.500																					

Batter	1	2	3	4	5	6	7	8	9	AB	R	H	RBI	BB	SO	LOB	BOTTOM					
Joe Foy R OBP: 0.348, SLG: 0.341	6-3	F3		6-3			4-3 1B		5-3	5	0	1	0	0	0	2	California Angels @ Kansas City Royals Municipal Stadium, Kansas City, MO Tue Jul 01 1969, 8:05 PM EDT Alt. 9,332 - Unknown - 79 F					
Pat Kelly L OBP: 0.370, SLG: 0.407	B1				SF9 3B		K			4	1	2	1	0	1	1						
Lou Piniella R OBP: 0.304, SLG: 0.431	BB 1B	F3			SF9		4-3			3	1	1	1	0	0	3						
Bob Oliver R OBP: 0.291, SLG: 0.413	1B BB			FC6-4 1B			F8			3	0	2	0	1	0	1						
Buck Martinez R OBP: 0.438, SLG: 0.600			F3		SH1-3		F9			3	0	1	1	0	0	1						
Chuck Harrison R OBP: 0.270, SLG: 0.292	L8				L7		F7			4	0	0	0	0	1	4						
Juan Rios R OBP: 0.311, SLG: 0.323			E 1B	FC6-4			F8			4	1	2	0	0	0	1						
Jackie Hernandez R OBP: 0.291, SLG: 0.307		E4 1B			5-3		K			4	0	0	0	0	1	2						
Mike Hedlund R ERA: 3.97	(1, 1) 4.0 2 17 2 2 2 1 3 0 0 0 0 0 16 28 4.50 1.250																					
Don O'Riley R ERA: 9.0	(5, 1) 0.2 L 6 3 2 2 0 1 0 0 0 0 0 0 0 5 9 27.00 6.000																					
Dick Drago R ERA: 4.61	(5, 1) 1.2 9 3 4 2 0 0 0 0 0 0 0 0 9 9 10.80 1.800																					
Dave Wickersham R ERA: 3.83	(7, 1) 0.2 4 2 1 0 1 0 0 0 0 0 0 0 6 6 0.00 3.000																					
Mike Figue L OBP: 0.307, SLG: 0.420	(8, 1) 2.0 9 1 0 0 2 2 0 0 0 1 0 11 19 0.00 1.500																					
Inning Stats	R: 1 E: 0 K: 0 S: 5	H: 2 LOB: 2 BB: 1 P: 9	R: 1 E: 1 K: 1 S: 8	H: 2 LOB: 2 BB: 0 P: 8	R: 0 E: 0 K: 1 S: 6	H: 1 LOB: 1 BB: 0 P: 6	R: 0 E: 0 K: 0 S: 3	H: 0 LOB: 0 BB: 0 P: 3	R: 1 E: 0 K: 0 S: 5	H: 2 LOB: 1 BB: 0 P: 5	R: 0 E: 0 K: 1 S: 5	H: 1 LOB: 0 BB: 0 P: 5	R: 0 E: 0 K: 1 S: 6	H: 1 LOB: 1 BB: 0 P: 6	R: 0 E: 0 K: 0 S: 3	H: 0 LOB: 0 BB: 0 P: 3	R: 0 E: 0 K: 0 S: 3	H: 0 LOB: 0 BB: 0 P: 3	1B: 8 2B: 1 3B: 1 HR: 0	SF: 1 SAC: 1 DP: 1 HBP: 0	WP: 0 PB: 0 CS: 0 SB: 0	PA: 37
PITCHER	IP WLS BF H R ER SO BB IBB HBP BLK WP HR S P ERA WHIP																					
George Brunet L ERA: 4.36	(1, 1) 5.0 W 24 7 3 3 2 2 1 0 0 0 0 0 27 31 3.60 1.600																					
Eddie Fisher R ERA: 2.89	(6, 1) 4.0 S 13 2 0 0 2 0 0 0 0 0 0 0 17 17 0.00 0.500																					



Batter	1	2	3	4	5	6	7	8	9	AB	R	H	RBI	BB	SO	LOB	TOP			
Sandy Alomar Sr. S OBP: 0.284, SLG: 0.285 (1, 4)										4	0	1	0	0	0	0	California Angels @ Kansas City Royals Municipal Stadium, Kansas City, MO Wed Jul 02 1969, 8:05 PM EDT Att: 9,323 - Unknown - 88 F livebaseballscorecards.com			
Aurelio Rodriguez R OBP: 0.276, SLG: 0.264 (1, 5)										4	0	0	0	0	1	2				
Jim Fregosi R OBP: 0.354, SLG: 0.382 (1, 6)										3	0	1	0	1	0	1				
Rick Reichardt R OBP: 0.361, SLG: 0.410 (1, 7)										4	0	0	0	0	0	3				
Bubba Morton R OBP: 0.391, SLG: 0.472 (1, 9)										4	0	1	0	0	0	1				
Jim Hicks R OBP: 0.276, SLG: 0.373 (1, 8)										3	0	0	0	1	1	1				
Jim Spencer L OBP: 0.358, SLG: 0.372 Lou Johnson R OBP: 0.272, SLG: 0.245 (9, PH) (1, 3)										3	0	1	0	0	0	2				
Tom Egan R OBP: 0.209, SLG: 0.141 Joe Azcue R OBP: 0.297, SLG: 0.271 (7, PH) (7, 2)										2	0	0	0	0	1	1				
Tom Murphy R OBP: 0.158, SLG: 0.162 (1, 1)										1	0	0	0	0	0	0				
Inning Stats	R: 0 E: 0 K: 0 S: 4	H: 1 LOB: 1 BB: 0 P: 4	R: 0 E: 0 K: 1 S: 6	H: 1 LOB: 1 BB: 0 P: 6	R: 0 E: 0 K: 2 S: 7	H: 0 LOB: 0 BB: 0 P: 7	R: 0 E: 0 K: 0 S: 4	H: 1 LOB: 2 BB: 1 P: 8	R: 0 E: 0 K: 1 S: 6	H: 0 LOB: 1 BB: 0 P: 4	R: 0 E: 0 K: 1 S: 5	H: 0 LOB: 0 BB: 0 P: 5	R: 0 E: 0 K: 0 S: 3	H: 0 LOB: 1 BB: 1 P: 7	R: 0 E: 0 K: 1 S: 5	H: 0 LOB: 0 BB: 0 P: 5		1B: 3 2B: 1 3B: 0 HR: 0	SF: 0 SAC: 0 DP: 0 HBP: 0	WP: 0 PB: 0 SB: 0 CS: 0
PITCHER Bill Butler L ERA: 3.41 (1, 1)	IP: 9.0 WLS: W BF: 34 H: 4 R: 0 ER: 0 SO: 6 BB: 2 IBB: 0 HBP: 0 BLK: 0 WP: 0 HR: 0 S: 44 P: 52 ERA: 0.00 WHIP: 0.667															PITCHER IP: WLS: BF: H: R: ER: SO: BB: IBB: HBP: BLK: WP: HR: S: P: ERA: WHIP				

Batter	1	2	3	4	5	6	7	8	9	AB	R	H	RBI	BB	SO	LOB	BOTTOM			
Joe Foy R OBP: 0.343, SLG: 0.336 (1, 5)										4	0	0	0	0	2	1	California Angels @ Kansas City Royals Municipal Stadium, Kansas City, MO Wed Jul 02 1969, 8:05 PM EDT Att: 9,323 - Unknown - 88 F livebaseballscorecards.com			
Pat Kelly L OBP: 0.372, SLG: 0.406 (1, 9)										3	1	1	0	1	1	0				
Mike Fiore L OBP: 0.404, SLG: 0.421 (1, 3)										2	0	1	0	2	0	1				
Bob Oliver R OBP: 0.288, SLG: 0.407 (1, 8)										3	0	0	1	0	1	3				
Lou Piniella R OBP: 0.300, SLG: 0.426 (1, 7)										3	0	0	0	0	1	1				
Ellie Rodriguez R OBP: 0.341, SLG: 0.351 (1, 2)										3	0	0	0	0	1	1				
Juan Rios R OBP: 0.304, SLG: 0.315 (1, 4)										3	0	0	0	0	0	0				
Jackie Hernandez R OBP: 0.291, SLG: 0.308 (1, 6)										3	0	1	0	0	0	1				
Bill Butler L OBP: 0.103, SLG: 0.103 (1, 1)										3	0	1	0	0	2	1				
Inning Stats	R: 1 E: 0 K: 1 S: 6	H: 1 LOB: 1 BB: 1 P: 10	R: 0 E: 0 K: 1 S: 6	H: 1 LOB: 0 BB: 0 P: 6	R: 0 E: 0 K: 1 S: 6	H: 1 LOB: 1 BB: 0 P: 6	R: 0 E: 0 K: 0 S: 4	H: 0 LOB: 1 BB: 0 P: 4	R: 0 E: 0 K: 3 S: 9	H: 0 LOB: 0 BB: 0 P: 9	R: 0 E: 0 K: 1 S: 5	H: 1 LOB: 1 BB: 1 P: 9	R: 0 E: 0 K: 0 S: 4	H: 1 LOB: 0 BB: 0 P: 4	R: 0 E: 0 K: 0 S: 2	H: 0 LOB: 0 BB: 1 P: 6		1B: 4 2B: 0 3B: 0 HR: 0	SF: 0 SAC: 1 DP: 0 HBP: 0	WP: 0 PB: 0 SB: 1 CS: 1
PITCHER Tom Murphy R ERA: 4.21 (1, 1)	IP: 8.0 WLS: L BF: 31 H: 4 R: 1 ER: 1 SO: 7 BB: 3 IBB: 0 HBP: 0 BLK: 0 WP: 0 HR: 0 S: 42 P: 54 ERA: 1.12 WHIP: 0.875															PITCHER IP: WLS: BF: H: R: ER: SO: BB: IBB: HBP: BLK: WP: HR: S: P: ERA: WHIP				

Batter	1	2	3	4	5	6	7	8	9	AB	R	H	RBI	BB	SO	LOB	TOP										
Sandy Alomar Sr. S OBP: 0.278, SLG: 0.279 (1, 4)	G3		K		F7		G3-4		F7	5	0	0	0	0	1	3	California Angels @ Kansas City Royals Municipal Stadium, Kansas City, MO Thu Jul 03 1969, 4:33 AM EDT Att: 3,454 - Unknown - 90 F livebaseballscorecards.com										
Jay Johnstone L OBP: 0.266, SLG: 0.332 (1, 8)	HR					4-3	K			4	1	3	0	0	1	1											
Jim Fregosi R OBP: 0.353, SLG: 0.391 (1, 6)	HR				K	4-3			F7	4	1	1	2	0	1	1											
Rick Reichardt R OBP: 0.360, SLG: 0.412 (1, 7)	K				1B	K			F9	4	1	1	0	0	2	1											
Bill Voss L OBP: 0.318, SLG: 0.319 (1, 9)	4-3				CS					3	0	2	1	1	0	0											
Aurelio Rodriguez R OBP: 0.275, SLG: 0.319 (1, 5)		K			2H				P5	4	0	0	0	0	2	4											
Jim Spencer L OBP: 0.354, SLG: 0.367 (1, 3)					4-3					4	1	1	0	0	0	0											
Joe Azcue R OBP: 0.295, SLG: 0.271 Tom Egan R OBP: 0.209, SLG: 0.141 (1, 2) (9, 2)	L5				F9				F7	4	0	1	0	0	0	0											
Andy Messersmith R OBP: 0.226, SLG: 0.111 Ken Tatum R OBP: 0.500, SLG: 0.500 (1, 1) (9, 1)					1-3					3	0	2	0	0	0	0											
										0	0	0	0	0	0	0											
Inning Stats	R: 2 E: 0 K: 1 S: 7	H: 2 LOB: 0 BB: 7 P: 7	R: 0 E: 0 K: 1 S: 5	H: 0 LOB: 0 BB: 0 P: 5	R: 0 E: 0 K: 1 S: 5	H: 1 LOB: 1 BB: 0 P: 5	R: 1 E: 0 K: 1 S: 6	H: 2 LOB: 0 BB: 0 P: 6	R: 0 E: 0 K: 2 S: 4	H: 1 LOB: 1 BB: 1 P: 12	R: 1 E: 0 K: 1 S: 7	H: 2 LOB: 1 BB: 0 P: 7	R: 0 E: 0 K: 0 S: 4	H: 1 LOB: 1 BB: 0 P: 4	R: 0 E: 0 K: 0 S: 4	H: 1 LOB: 1 BB: 0 P: 4	1B: 8 2B: 2 3B: 0 HR: 1	SF: 0 SAC: 1 DP: 0 HBP: 0	WP: 1 PB: 0 SB: 0 CS: 1	PA: 37							
PITCHER	IP	WLS	BF	H	R	ER	SO	BB	IBB	HBP	BLK	WP	HR	S	P	ERA	WHIP										
Wally Bunker R ERA: 3.26 (1, 1)	7.0	L	29	9	4	4	7	0	1	0	0	1	1	42	46	5.14	1.286										
Moe Drabowsky R ERA: 2.53 (8, 1)	2.0		8	2	0	0	0	0	0	0	0	0	0	8	8	0.00	1.000										

Batter	1	2	3	4	5	6	7	8	9	AB	R	H	RBI	BB	SO	LOB	BOTTOM										
Joe Foy R OBP: 0.338, SLG: 0.330 (1, 5)	F8		K		K				K	5	0	0	0	0	4	3	California Angels @ Kansas City Royals Municipal Stadium, Kansas City, MO Thu Jul 03 1969, 4:33 AM EDT Att: 3,454 - Unknown - 90 F livebaseballscorecards.com										
Pat Kelly L OBP: 0.370, SLG: 0.404 (1, 9)	F5				1B				K	4	1	1	0	0	1	0											
Mike Fiore L OBP: 0.401, SLG: 0.414 (1, 3)					F2				L4	3	0	0	0	1	1	1											
Bob Oliver R OBP: 0.291, SLG: 0.411 (1, 8)	F3				F9					3	1	1	0	1	0	2											
Buck Martinez R OBP: 0.400, SLG: 0.526 (1, 2)					WP				L8	4	1	1	0	0	1	2											
Lou Piniella R OBP: 0.307, SLG: 0.431 (1, 7)	5-3				1B					4	0	3	1	0	0	0											
Jerry Adair R OBP: 0.283, SLG: 0.275 (1, 4)					5-3				F8	4	0	0	0	0	0	4											
Jackie Hernandez R OBP: 0.288, SLG: 0.304 Ed Kirkpatrick L OBP: 0.271, SLG: 0.336 (1, 6) (9, PH)	F3									3	0	0	0	0	1	1											
Wally Bunker R OBP: 0.100, SLG: 0.133 Hawk Taylor R OBP: 0.404, SLG: 0.591 Moe Drabowsky R (8, 1) Chuck Harrison R OBP: 0.275, SLG: 0.292 (9, PH)					K					2	0	0	0	0	1	0											
										1	0	0	0	0	1	1											
										0	0	0	0	0	0	0											
										0	0	0	1	1	0	0											
Inning Stats	R: 0 E: 0 K: 0 S: 3	H: 0 LOB: 0 BB: 1 P: 7	R: 0 E: 0 K: 1 S: 5	H: 0 LOB: 0 BB: 0 P: 5	R: 0 E: 0 K: 2 S: 7	H: 0 LOB: 0 BB: 0 P: 7	R: 2 E: 0 K: 0 S: 6	H: 3 LOB: 1 BB: 0 P: 6	R: 0 E: 0 K: 1 S: 5	H: 0 LOB: 0 BB: 0 P: 5	R: 0 E: 0 K: 0 S: 4	H: 1 LOB: 1 BB: 0 P: 4	R: 0 E: 0 K: 2 S: 8	H: 1 LOB: 1 BB: 0 P: 8	R: 0 E: 0 K: 3 S: 9	H: 0 LOB: 0 BB: 0 P: 9	R: 1 E: 0 K: 1 S: 6	H: 1 LOB: 3 BB: 2 P: 15	1B: 5 2B: 1 3B: 0 HR: 0	SF: 0 SAC: 0 DP: 0 HBP: 1	WP: 1 PB: 0 SB: 0 CS: 0	PA: 37					
PITCHER	IP	WLS	BF	H	R	ER	SO	BB	IBB	HBP	BLK	WP	HR	S	P	ERA	WHIP										
Andy Messersmith R ERA: 2.87 (1, 1)	8.0	W	31	5	3	3	9	2	0	0	0	1	0	47	55	3.38	0.875										
Ken Tatum R ERA: 0.36 (9, 1)	1.0	S	6	1	0	0	1	1	0	1	0	0	0	6	11	0.00	2.000										

Batter	1	2	3	4	5	6	7	8	9	AB	R	H	RBI	BB	SO	LOB	TOP			
Tommy Harper, R OBP: 0.360, SLG: 0.319	F8	F3			K			6-3		4	0	0	0	0	1	0	Seattle Pilots @ Kansas City Royals Municipal Stadium, Kansas City, MO Fri Jul 04 1969, 4:33 AM EDT Unknown - 92 F livebaseballscorecards.com			
Mike Hegan, L OBP: 0.424, SLG: 0.463	HBP 1B BB		F7		K			K		3	1	0	0	1	2	0				
Tommy Davis, R OBP: 0.267, SLG: 0.327	1B HBP BB		K		F6			4-3		3	0	0	0	1	1	0				
Don Mincher, L OBP: 0.364, SLG: 0.411	K					L3			G5-4-3 BB	3	1	1	1	1	2					
Rich Rollins, R OBP: 0.278, SLG: 0.339	1B HBP		F7			F9		G5-4-3		3	0	0	0	0	1					
Jerry McNettney, R OBP: 0.305, SLG: 0.402	1B				5-3			F7		4	0	1	1	0	0	0				
John Donaldson, L Gordy Lund, R	4-3							6-3		3	0	1	0	0	0	3				
Gus Gil, R			K		F7					3	0	1	0	0	1	1				
Fred Talbot, R John O'Donoghue, R Jim Bouton, R			K		FC6			6-3		3	0	0	0	0	1	1				
										0	0	0	0	0	0	0				
Inning Stats	R: 1 E: 0 K: 1 S: 6	H: 1 LOB: 3 BB: 2 P: 15	R: 0 E: 0 K: 2 S: 7	H: 0 LOB: 0 BB: 0 P: 7	R: 1 E: 0 K: 1 S: 6	H: 1 LOB: 1 BB: 0 P: 6	R: 0 E: 0 K: 0 S: 4	H: 1 LOB: 1 BB: 0 P: 4	R: 0 E: 0 K: 0 S: 3	H: 0 LOB: 0 BB: 0 P: 3	R: 0 E: 0 K: 0 S: 3	H: 1 LOB: 0 BB: 3 P: 3	R: 0 E: 0 K: 1 S: 5	H: 0 LOB: 0 BB: 1 P: 5	R: 0 E: 0 K: 0 S: 2	H: 0 LOB: 0 BB: 1 P: 6	1B: 3 2B: 0 3B: 0 HR: 1	SF: 0 SAC: 0 DP: 1 HBP: 1	WP: 0 PB: 0 SB: 0 CS: 0	PA: 33
PITCHER Roger Nelson, R ERA: 2.97	IP: 9.0 WLS: W BF: 33	H: 4 R: 2 ER: 2 SO: 7	BB: 3 IBB: 0 HBP: 1 BLK: 0	WP: 0 HR: 1 S: 43 P: 56	ERA: 2.00 WHIP: 0.778	PITCHER										ERA: 2.00 WHIP: 0.778				

Batter	1	2	3	4	5	6	7	8	9	AB	R	H	RBI	BB	SO	LOB	BOTTOM			
Joe Foy, R OBP: 0.339, SLG: 0.332	5-3	6-3			6-3					4	2	1	2	1	0	2	Seattle Pilots @ Kansas City Royals Municipal Stadium, Kansas City, MO Fri Jul 04 1969, 4:33 AM EDT Unknown - 92 F livebaseballscorecards.com			
Pat Kelly, L OBP: 0.371, SLG: 0.408	F2		F8 S 1B		6-3		1-H 2-H 2B	1B HR BB		5	1	2	1	0	1	3				
Mike Fiore, L OBP: 0.401, SLG: 0.414	F3		K				2-H 2B	1B		5	2	2	2	0	1	1				
Bob Oliver, R OBP: 0.298, SLG: 0.425		HBP 1B 1B	F8		5-3		2-H 2B	1B HR 1B		4	3	2	4	1	0	1				
Lou Piniella, R OBP: 0.309, SLG: 0.435		HBP 1B 1B	F2		6-3		1-H 2-H 2B	HR		5	1	2	2	0	0	1				
Ellie Rodriguez, R OBP: 0.339, SLG: 0.344		SH5-4 1B HBP			K		5-3			3	0	0	0	0	1	1				
Jerry Adair, R Juan Rios, R					F7			FC1-5 1B		3	0	2	2	0	0	0				
Jackie Hernandez, R OBP: 0.288, SLG: 0.304		SH5-4 1B			F9			4-3 1B 2B		1	1	1	0	0	0	0				
Roger Nelson, R OBP: 0.158, SLG: 0.114		SH5-4			5-3			FC1-5 1B 2B		2	2	0	0	1	0	2				
										1B: 8 2B: 4 3B: 0 HR: 1	SF: 0 SAC: 1 DP: 0 HBP: 1	WP: 0 PB: 0 SB: 1 CS: 0	PA: 41							
Inning Stats	R: 0 E: 0 K: 0 S: 3	H: 0 LOB: 0 BB: 0 P: 3	R: 2 E: 0 K: 1 S: 8	H: 3 LOB: 2 BB: 0 P: 9	R: 0 E: 0 K: 1 S: 6	H: 1 LOB: 1 BB: 0 P: 6	R: 0 E: 0 K: 1 S: 5	H: 0 LOB: 0 BB: 0 P: 5	R: 0 E: 0 K: 0 S: 3	H: 0 LOB: 0 BB: 0 P: 3	R: 6 E: 0 K: 0 S: 9	H: 6 LOB: 1 BB: 1 P: 13	R: 5 E: 0 K: 1 S: 8	H: 3 LOB: 0 BB: 2 P: 16	R: 0 E: 0 K: 0 S: 2	H: 0 LOB: 0 BB: 1 P: 6	1B: 8 2B: 4 3B: 0 HR: 1	SF: 0 SAC: 1 DP: 0 HBP: 1	WP: 0 PB: 0 SB: 1 CS: 0	PA: 41
PITCHER Fred Talbot, R ERA: 4.03 John O'Donoghue, L ERA: 2.86 Jim Bouton, R ERA: 3.75	IP: 6.2 WLS: L BF: 29	H: 8 R: 4 ER: 3 SO: 3	BB: 0 IBB: 0 HBP: 1 BLK: 0	WP: 0 HR: 0 S: 34 P: 35	ERA: 8.10 WHIP: 1.200	PITCHER										ERA: 4.03 WHIP: 1.200				

Batter	1	2	3	4	5	6	7	8	9	AB	R	H	RBI	BB	SO	LOB	TOP					
Steve Hovley, L (1, 9) OBP: 0.250, SLG: 0.450										5	1	2	1	0	1	1	Seattle Pilots @ Kansas City Royals Municipal Stadium, Kansas City, MO Fri Jul 04 1969, 4:38 AM EDT Att: 12,944 - Unknown - 94 F livebaseballscorecards.com					
John Donaldson, L (1, 4) OBP: 0.236, SLG: 0.247										5	0	1	0	0	0	2						
Wayne Comer, R (1, 8) OBP: 0.360, SLG: 0.417										5	1	2	0	0	1	2						
Mike Hegan, L (1, 3) OBP: 0.429, SLG: 0.471										3	0	2	0	1	1	2						
Gus Gil, R (1, 5) OBP: 0.333, SLG: 0.311										4	0	1	1	0	0	4						
Merritt Ranew, L (1, 7) OBP: 0.289, SLG: 0.316										4	0	2	0	0	0	3						
Jim Pagliaroni, R (1, 2) OBP: 0.363, SLG: 0.306										3	0	0	0	0	0	3						
Tommy Harper, R (8, PH) OBP: 0.362, SLG: 0.319										0	0	0	0	1	0	0						
Jerry McNertney, R (8, 2) OBP: 0.305, SLG: 0.402										0	0	0	0	0	0	0						
Gordy Lund, R (1, 6)										3	0	0	0	0	0	2						
Rich Rollins, R (8, PH) OBP: 0.277, SLG: 0.337										1	0	0	0	0	0	3						
John Gelnar, R (1, 1)										2	0	0	0	0	1	1						
Don Mincher, L (7, PH) OBP: 0.363, SLG: 0.409										1	0	0	0	0	1	1						
Diego Segui, R (7, 1) OBP: 0.133, SLG: 0.071										0	0	0	0	0	0	0						
Tommy Davis, R (8, PH) OBP: 0.270, SLG: 0.329										1	0	1	0	0	0	0						
Inning Stats	R: 0 E: 0 K: 1 S: 7	H: 2 LOB: 2 BB: 0 P: 7	R: 0 E: 0 K: 0 S: 4	H: 1 LOB: 1 BB: 0 P: 4	R: 0 E: 0 K: 1 S: 5	H: 1 LOB: 1 BB: 0 P: 5	R: 0 E: 0 K: 0 S: 4	H: 1 LOB: 1 BB: 0 P: 4	R: 0 E: 0 K: 2 S: 7	H: 0 LOB: 0 BB: 0 P: 7	R: 0 E: 0 K: 0 S: 3	H: 0 LOB: 1 BB: 1 P: 7	R: 0 E: 0 K: 1 S: 6	H: 1 LOB: 1 BB: 0 P: 6	R: 2 E: 0 K: 0 S: 7	H: 4 LOB: 3 BB: 1 P: 11	R: 0 E: 0 K: 0 S: 4	H: 1 LOB: 1 BB: 0 P: 4	1B: 9 2B: 2 3B: 0 HR: 1	SF: 0 SAC: 0 DP: 1 HBP: 0	WP: 0 PB: 0 SB: 0 CS: 1	PA: 39
PITCHER	IP WLS BF H R ER SO BB IBB HBP BLK WP HR S P ERA WHIP																					
Dick Drago, R (1, 1) ERA: 4.46	7.1 W 31 9 2 2 5 1 0 0 0 0 1 40 44 2.46 1.364																					
Don O'Riley, R (8, 1) ERA: 7.27	1.2 S 8 2 0 0 0 1 0 0 0 0 0 7 11 0.00 1.800																					

Batter	1	2	3	4	5	6	7	8	9	AB	R	H	RBI	BB	SO	LOB	BOTTOM	
Pat Kelly, L (1, 9) OBP: 0.373, SLG: 0.407										3	1	1	1	1	0	0	Seattle Pilots @ Kansas City Royals Municipal Stadium, Kansas City, MO Fri Jul 04 1969, 4:38 AM EDT Att: 12,944 - Unknown - 94 F livebaseballscorecards.com	
Mike Fiore, L (1, 3) OBP: 0.407, SLG: 0.423										3	1	2	0	1	0	1		
Paul Schaal, R (1, 5) OBP: 0.400, SLG: 0.353										3	0	1	1	0	0	3		
Bob Oliver, R (1, 8) OBP: 0.297, SLG: 0.422										4	0	1	1	0	1	1		
Lou Piniella, R (1, 7) OBP: 0.318, SLG: 0.445										3	0	3	0	1	0	0		
Buck Martinez, R (1, 2) OBP: 0.333, SLG: 0.435										4	0	0	0	0	1	5		
Juan Rios, R (1, 4) OBP: 0.308, SLG: 0.321										3	0	0	0	1	1	1		
Jackie Hernandez, R (1, 6) OBP: 0.290, SLG: 0.304										3	1	1	0	1	0	1		
Dick Drago, R (1, 1) Don O'Riley, R (8, 1)										2	0	0	0	0	0	0		
Inning Stats	R: 1 E: 0 K: 1 S: 5	H: 0 LOB: 0 BB: 1 P: 9	R: 0 E: 0 K: 0 S: 4	H: 1 LOB: 1 BB: 0 P: 4	R: 1 E: 0 K: 0 S: 4	H: 2 LOB: 2 BB: 1 P: 8	R: 0 E: 0 K: 0 S: 3	H: 1 LOB: 0 BB: 0 P: 3	R: 0 E: 0 K: 0 S: 4	H: 1 LOB: 2 BB: 1 P: 8	R: 1 E: 0 K: 1 S: 8	H: 3 LOB: 2 BB: 0 P: 8	R: 0 E: 0 K: 1 S: 6	H: 1 LOB: 3 BB: 2 P: 14	1B: 7 2B: 2 3B: 0 HR: 0	SF: 1 SAC: 1 DP: 1 HBP: 0		WP: 0 PB: 0 SB: 1 CS: 0
PITCHER	IP WLS BF H R ER SO BB IBB HBP BLK WP HR S P ERA WHIP																	
John Gelnar, R (1, 1) ERA: 2.3	6.0 L 24 4 1 1 2 1 1 0 0 0 0 23 35 3.00 1.167																	
Diego Segui, R (7, 1) ERA: 3.56	2.0 12 4 1 1 2 1 1 0 0 0 0 14 22 4.50 2.500																	

Batter	1	2	3	4	5	6	7	8	9	AB	R	H	RBI	BB	SO	LOB	TOP								
Tommy Harper, R OBP: 0.397, SLG: 0.313 (1, 5)	L5		1-3		6-3		E3		F9	5	0	0	0	0	0	1	Seattle Pilots @ Kansas City Royals Municipal Stadium, Kansas City, MO Sat Jul 05 1969, 8:05 PM EDT Att: 10,268 - Unknown - 76 F AB 36 R 4 H 9 RBI 4 BB 2 SO 3 LOB 10								
Mike Hegan, L OBP: 0.432, SLG: 0.471 (1, 9) (7, 3)	L8		1B		BB		3-1		K	4	2	2	1	1	1	1									
Wayne Comer, R OBP: 0.362, SLG: 0.416 (1, 8)	L8		2B		1B		K			3	0	1	0	1	1	2									
Don Mincher, L OBP: 0.365, SLG: 0.419 Bob Locker, S (7, 1)	1B		2B		1B		F5		F5	4	0	2	2	0	0	3									
Steve Hovley, L OBP: 0.250, SLG: 0.417 (1, 7) (7, 9)	1B		F6							4	0	1	0	0	0	2									
Jerry McNetney, R OBP: 0.299, SLG: 0.393 (1, 2)		5-3			L9		6-3		F2	4	0	0	0	0	0	0									
John Donaldson, L OBP: 0.257, SLG: 0.258 (1, 4)		F2			L9		1-3			4	0	1	0	0	0	0									
Gordy Lund, R OBP: 0.167, SLG: 0.167 Gus Gil, R OBP: 0.331, SLG: 0.308 (8, PH) (8, 6)		F6			K				F9	3	1	1	0	0	1	0									
Mike Marshall, R OBP: 0.333, SLG: 0.393 John O'Donoghue, R OBP: 0.276, SLG: 0.335 Rich Rollins, R OBP: 0.276, SLG: 0.335 Jim Bouton, R OBP: 0.276, SLG: 0.335 Tommy Davis, R OBP: 0.276, SLG: 0.335 (1, 1) (4, 1) (5, PH) (5, 1) (7, PH) (7, 7)			6-3				F6		5-3	1	0	0	0	0	0	0									
Inning Stats	R: 1 E: 0 K: 0 S: 5	H: 3 LOB: 2 BB: 0 P: 5	R: 0 E: 0 K: 0 S: 3	H: 0 LOB: 0 BB: 0 P: 3	R: 1 E: 0 K: 0 S: 5	H: 2 LOB: 2 BB: 1 P: 9	R: 0 E: 0 K: 1 S: 5	H: 0 LOB: 0 BB: 1 P: 5	R: 0 E: 0 K: 0 S: 4	H: 1 LOB: 2 BB: 1 P: 8	R: 0 E: 0 K: 0 S: 3	H: 0 LOB: 0 BB: 0 P: 3	R: 2 E: 1 K: 1 S: 8	H: 2 LOB: 1 BB: 0 P: 8	R: 0 E: 0 K: 0 S: 4	H: 1 LOB: 1 BB: 0 P: 4		R: 0 E: 0 K: 1 S: 5	H: 0 LOB: 0 BB: 0 P: 5	1B: 5 2B: 4 3B: 0 HR: 0	SF: 0 SAC: 0 DP: 0 HBP: 0	WP: 0 PB: 0 SB: 0 CS: 0	PA: 38		
PITCHER	IP	WLS	BF	H	R	ER	SO	BB	IBB	HBP	BLK	WP	HR	S	P	ERA	WHIP								
Mike Hedlund, R ERA: 3.97 (1, 1)	4.2		21	6	2	2	1	2	0	0	0	0	0	21	29	3.86	1.714								
Tom Burgmeier, L ERA: 3.32 (5, 1)	1.2	W	8	2	2	1	0	0	0	0	0	0	0	8	8	5.40	1.200								
Moe Drabowsky, R ERA: 2.39 (7, 1)	2.2	S	9	1	0	0	2	0	0	0	0	0	0	13	13	0.00	0.375								

Batter	1	2	3	4	5	6	7	8	9	AB	R	H	RBI	BB	SO	LOB	BOTTOM								
Pat Kelly, L OBP: 0.373, SLG: 0.407 (1, 9)	BB	F3		WP		F3		G4-3		5	0	2	1	0	0	3	Seattle Pilots @ Kansas City Royals Municipal Stadium, Kansas City, MO Sat Jul 05 1969, 8:05 PM EDT Att: 10,268 - Unknown - 76 F AB 34 R 6 H 16 RBI 5 BB 2 SO 0 LOB 9								
Joe Foy, R OBP: 0.340, SLG: 0.332 (1, 4)	L1-6		F8	WP	SF8	BLK		6-3		3	0	1	1	1	0	0									
Mike Fiore, L OBP: 0.404, SLG: 0.416 (1, 3)	L1-6		4-1	FC4-2		1B				3	0	0	0	1	0	2									
Bob Oliver, R OBP: 0.296, SLG: 0.419 (1, 8)		6-3	1B	F3		CS		5-3		4	0	1	0	0	0	1									
Lou Piniella, R OBP: 0.321, SLG: 0.446 (1, 7)		1B				F9		6-3		4	1	2	0	0	0	0									
Buck Martinez, R OBP: 0.357, SLG: 0.444 (1, 2)		2B		1B		1B		1B		4	2	2	0	0	0	2									
Paul Schaal, R OBP: 0.458, SLG: 0.476 (1, 5)		1B		1B		E5		1B		4	1	3	1	0	0	0									
Jackie Hernandez, R OBP: 0.293, SLG: 0.308 (1, 6)		SF7		E		6-3		1B		3	1	2	2	0	0	1									
Mike Hedlund, R OBP: 0.263, SLG: 0.263 Tom Burgmeier, L OBP: 0.154, SLG: 0.154 Moe Drabowsky, R OBP: 0.111, SLG: 0.111 (1, 1) (5, 1) (7, 1)		SF7		E		6-3		1B		2	1	2	0	0	0	0									
Inning Stats	R: 0 E: 0 K: 0 S: 2	H: 1 LOB: 0 BB: 1 P: 6	R: 2 E: 0 K: 0 S: 7	H: 4 LOB: 2 BB: 0 P: 7	R: 0 E: 0 K: 0 S: 5	H: 2 LOB: 0 BB: 0 P: 5	R: 3 E: 1 K: 0 S: 7	H: 4 LOB: 1 BB: 0 P: 7	R: 0 E: 1 K: 0 S: 4	H: 0 LOB: 1 BB: 0 P: 4	R: 0 E: 0 K: 0 S: 3	H: 1 LOB: 1 BB: 1 P: 7	R: 1 E: 0 K: 0 S: 5	H: 3 LOB: 2 BB: 0 P: 5	R: 0 E: 0 K: 0 S: 3	H: 1 LOB: 0 BB: 0 P: 3		1B: 15 2B: 2 3B: 0 HR: 0	SF: 2 SAC: 0 DP: 2 HBP: 0	WP: 1 PB: 0 SB: 1 CS: 1	PA: 39				
PITCHER	IP	WLS	BF	H	R	ER	SO	BB	IBB	HBP	BLK	WP	HR	S	P	ERA	WHIP								
Mike Marshall, R ERA: 5.13 (1, 1)	3.0	L	18	10	0	5	0	1	0	0	0	0	0	17	21	15.00	3.667								
John O'Donoghue, L ERA: 2.75 (4, 1)	1.0		4	1	0	0	0	0	0	0	0	1	0	4	4	0.00	1.000								
Jim Bouton, R ERA: 3.61 (5, 1)	2.0		8	1	0	0	0	1	0	0	1	0	0	7	11	0.00	1.000								
Bob Locker, R ERA: 4.11 (7, 1)	2.0		8	4	1	1	0	0	0	0	0	0	0	8	8	4.50	2.000								

Batter	1	2	3	4	5	6	7	8	9	AB	R	H	RBI	BB	SO	LOB	TOP					
Tommy Harper, R OBP: 0.356, SLG: 0.312 Steve Hovley, L OBP: 0.321, SLG: 0.500	F7	F5				HR 1B		2B 1B		1	0	0	0	0	0	0	1					
Mike Hegan, L OBP: 0.430, SLG: 0.469 Don Mincher, L OBP: 0.370, SLG: 0.455	E3 2B		HR			HR		F8		1	1	0	0	0	0	0	1					
Wayne Comer, R OBP: 0.359, SLG: 0.409	2B BB		6-3		1-3		5-3	L8		4	1	0	0	1	0	1						
Tommy Davis, R OBP: 0.270, SLG: 0.336	2B		5-3		F3		K		F9	5	0	1	2	0	1	0						
Rich Rollins, R OBP: 0.273, SLG: 0.331	F3		6-3		1B		F7		6-3	5	0	1	0	0	0	1						
Jerry McNettney, R OBP: 0.296, SLG: 0.394	K				K		F8		E2 1B	5	1	1	0	0	2	2						
John Donaldson, L OBP: 0.267, SLG: 0.260			K					F3		3	1	1	0	1	1	1						
Gordy Lund, R OBP: 0.200, SLG: 0.200 Ray Oyler, R OBP: 0.266, SLG: 0.318	F7				K		6-3		SH 1B	4	1	1	1	0	1	2						
Gene Brabender, R OBP: 0.176, SLG: 0.125 Diego Segui, R OBP: 0.133, SLG: 0.071					F9		K		SH 2B	0	0	0	0	0	0	0						
Inning Stats	R: 2 E: 1 K: 1 S: 7	H: 1 LOB: 1 BB: 1 P: 11	R: 0 E: 0 K: 1 S: 6	H: 1 LOB: 0 BB: 0 P: 6	R: 1 E: 0 K: 0 S: 4	H: 1 LOB: 0 BB: 0 P: 4	R: 0 E: 0 K: 2 S: 7	H: 0 LOB: 1 BB: 1 P: 11	R: 2 E: 0 K: 0 S: 6	H: 3 LOB: 1 BB: 0 P: 6	R: 1 E: 0 K: 1 S: 7	H: 3 LOB: 2 BB: 0 P: 7	R: 0 E: 0 K: 1 S: 5	H: 0 LOB: 0 BB: 0 P: 5	R: 3 E: 2 K: 0 S: 7	H: 3 LOB: 1 BB: 0 P: 7	R: 0 E: 0 K: 0 S: 3	H: 0 LOB: 0 BB: 0 P: 3	1B: 6 2B: 4 3B: 0 HR: 2	SF: 0 SAC: 1 DP: 0 HBP: 0	WP: 0 PB: 0 SB: 0 CS: 0	PA: 42
PITCHER	IP	WLS	BF	H	R	ER	SO	BB	IBB	HBP	BLK	WP	HR	S	P	ERA	WHIP					
Bill Butler, L ERA: 3.63	6.0	L	29	9	6	5	5	2	0	0	0	0	2	37	45	7.50	1.833					
Don O'Riley, R ERA: 7.59	2.0		10	3	3	2	1	0	0	0	0	0	0	12	12	9.00	1.500					
Galen Cisco, R ERA: 1.29	1.0		3	0	0	0	0	0	0	0	0	0	0	3	3	0.00	0.000					

Seattle Pilots @ Kansas City Royals
Municipal Stadium, Kansas City, MO
Sun Jul 06 1969, 4:33 AM EDT
Att: 26,480 - Unknown - 88 F

AB 39
R 9
H 12
RBI 8
BB 2
SO 6
LOB 11

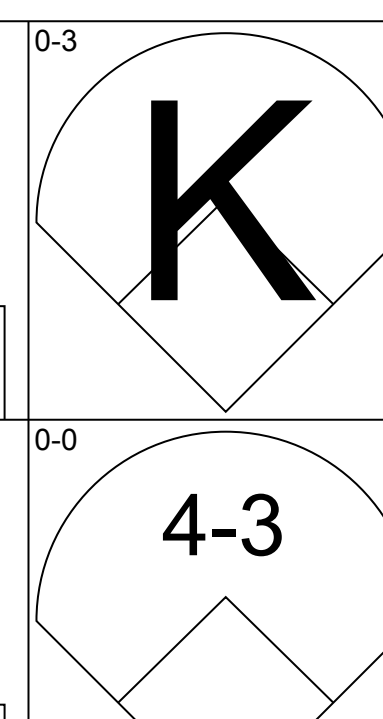
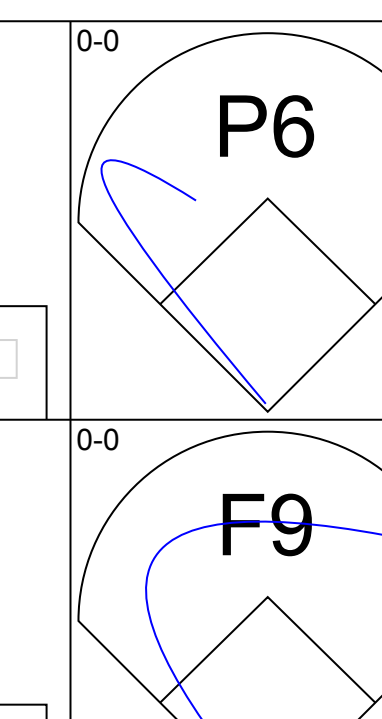
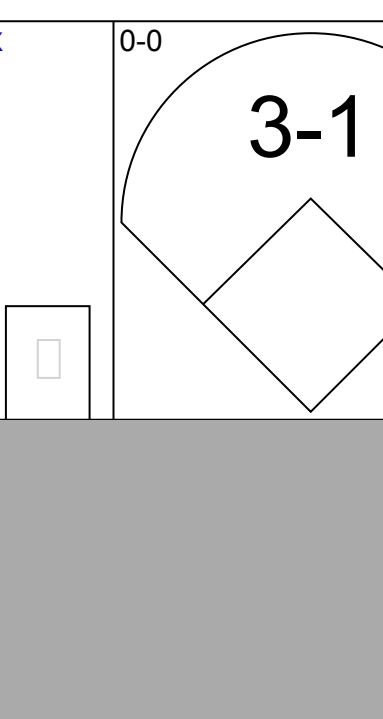
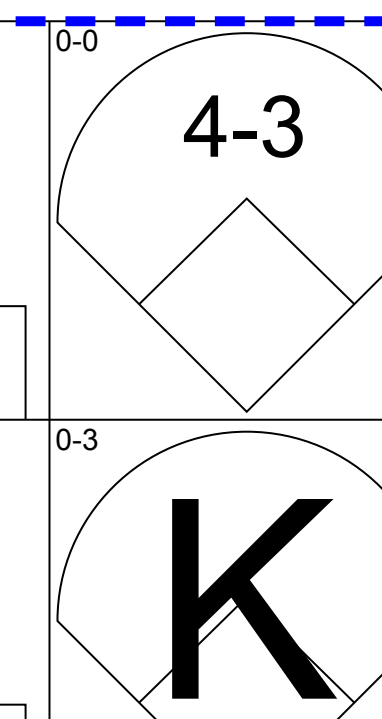
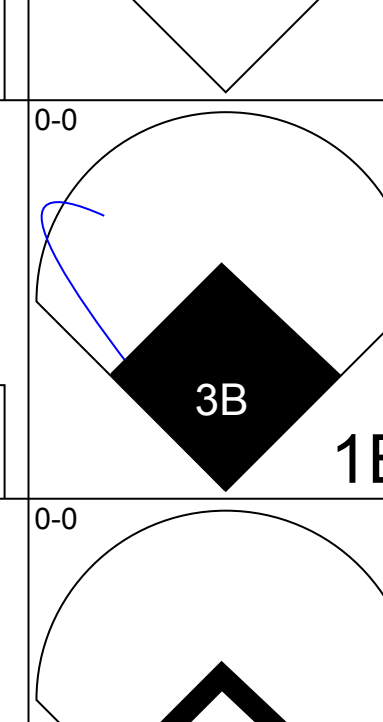

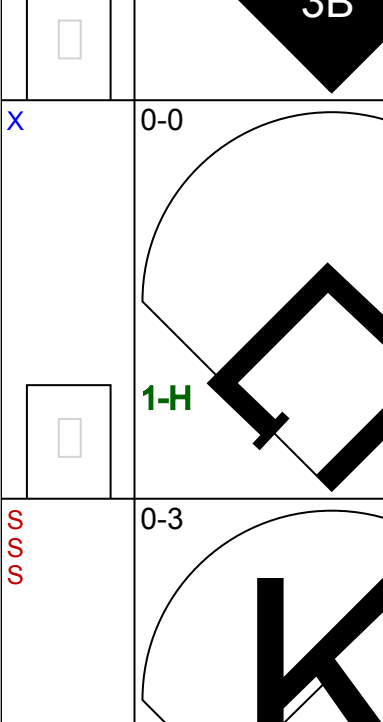
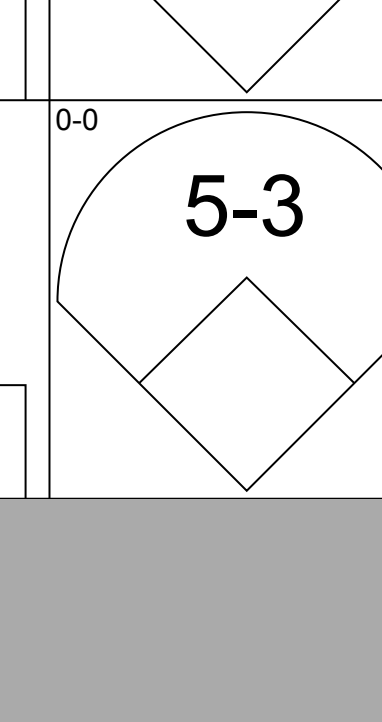
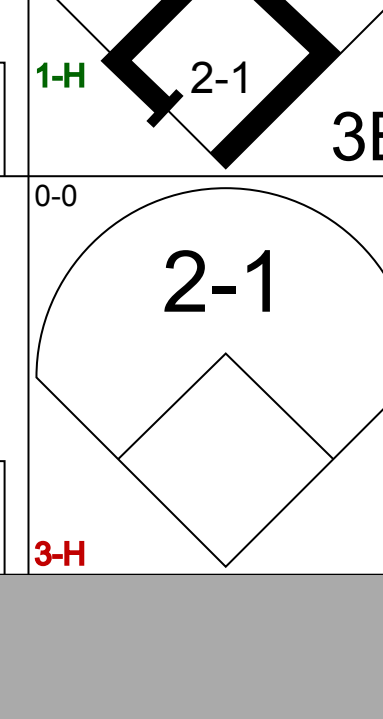
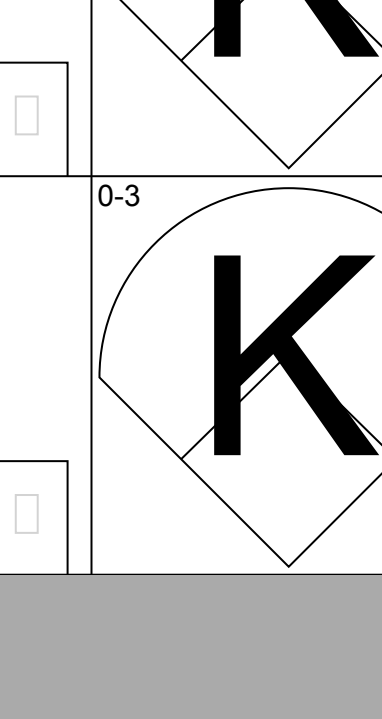
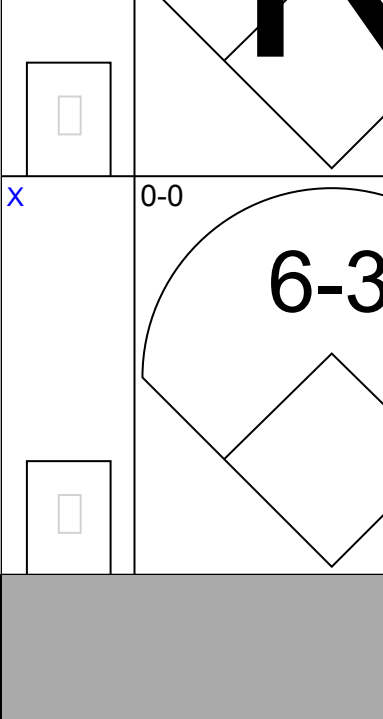




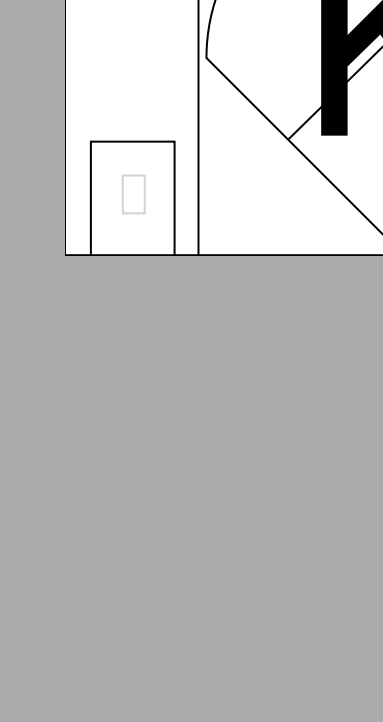





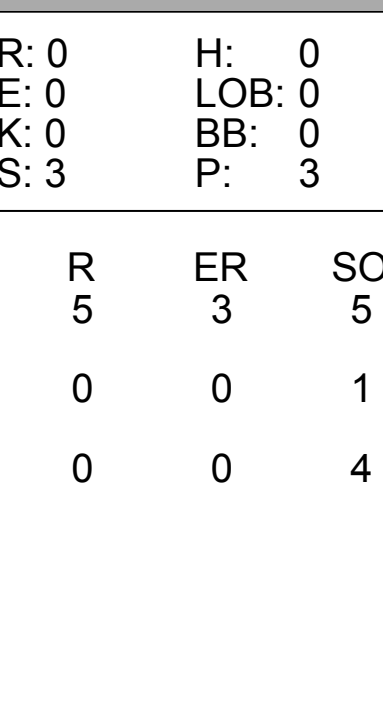
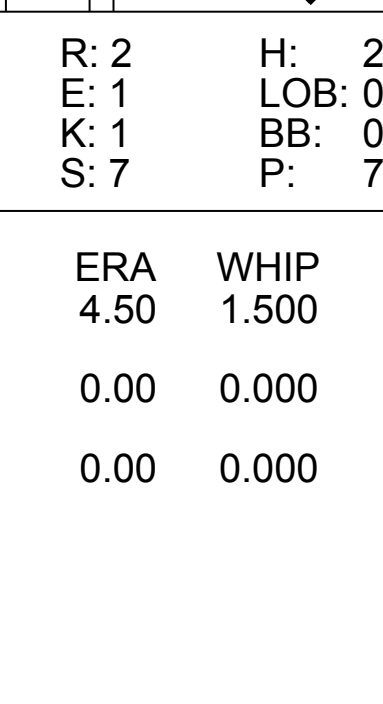
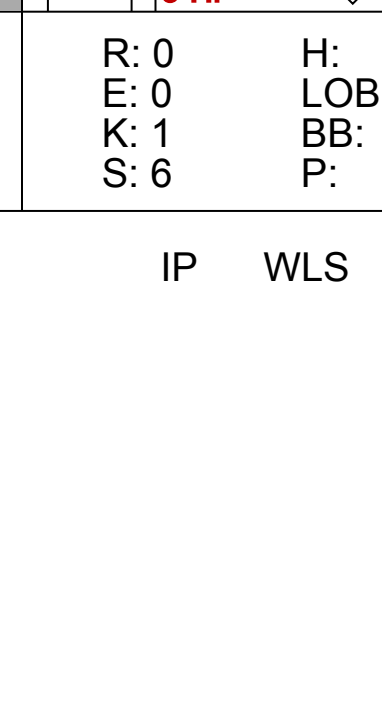
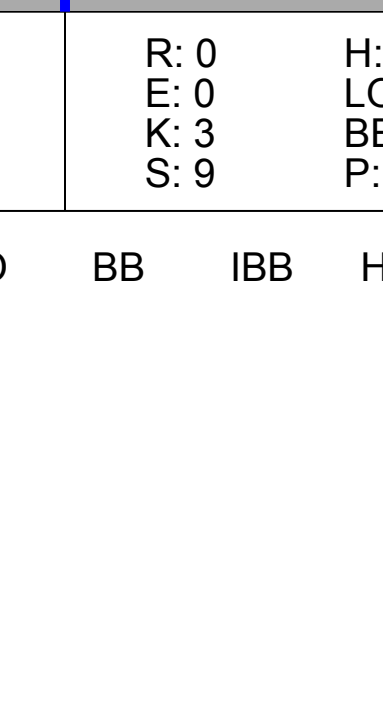
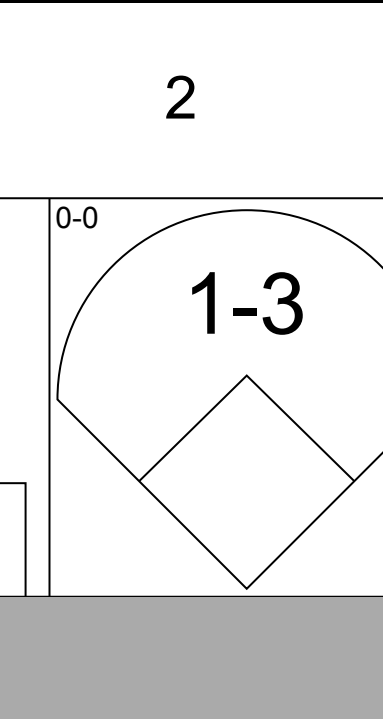
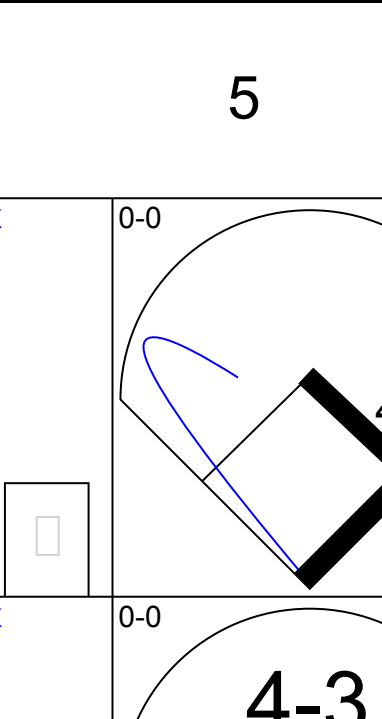
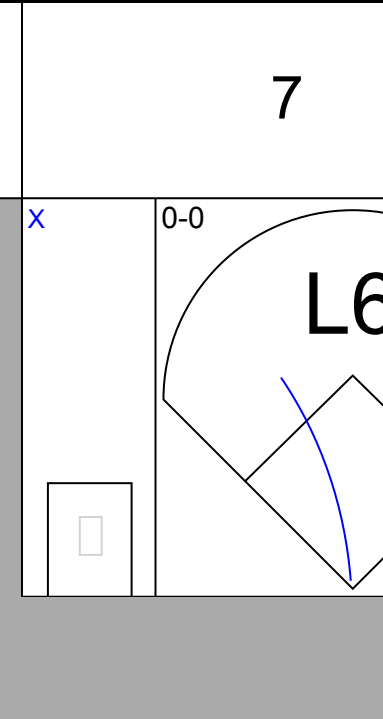
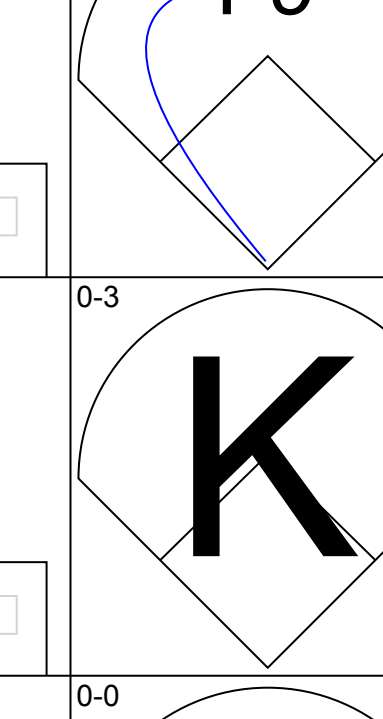
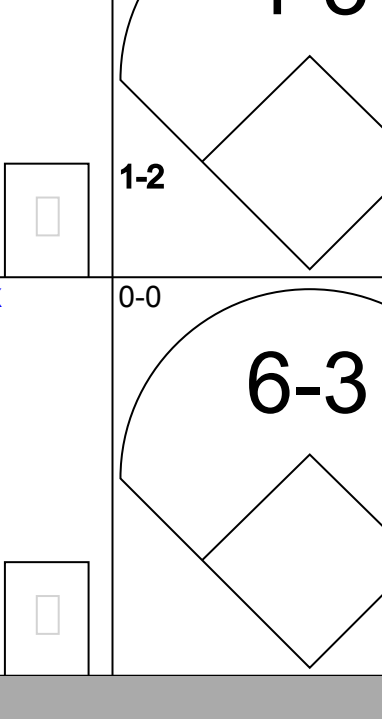





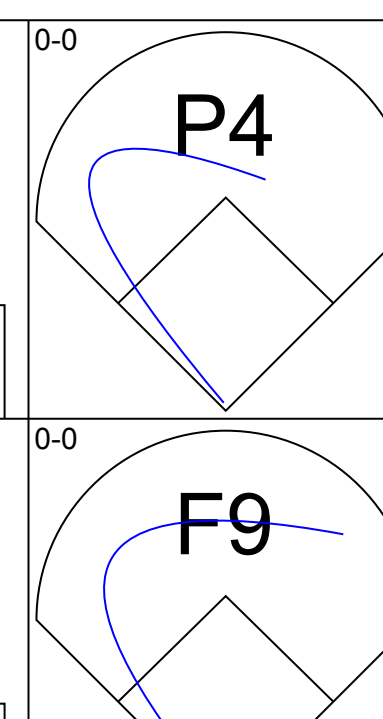
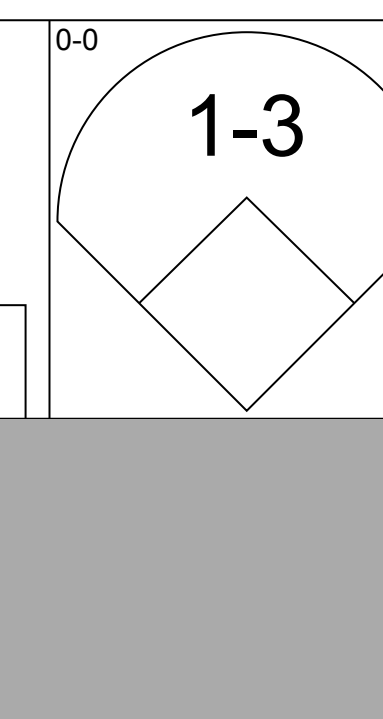
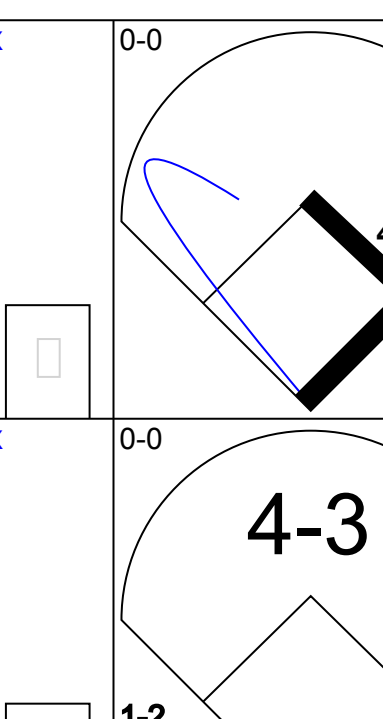
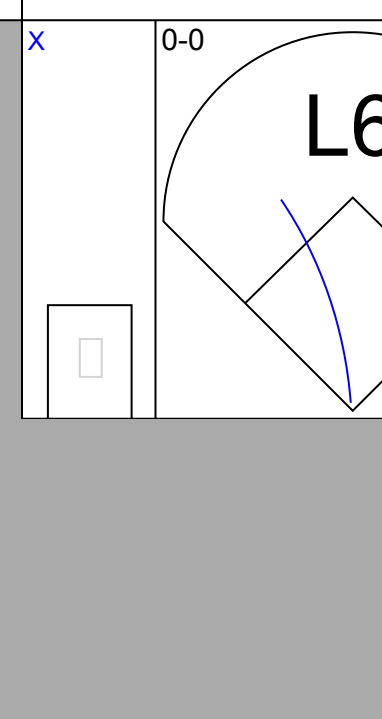
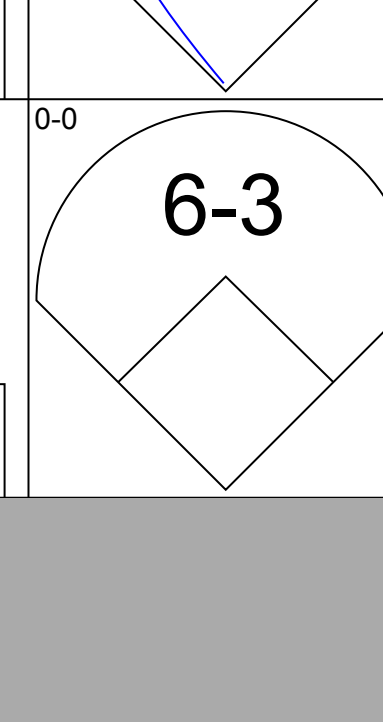
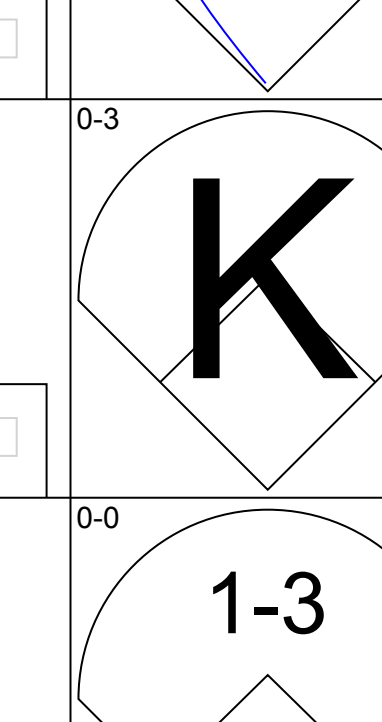
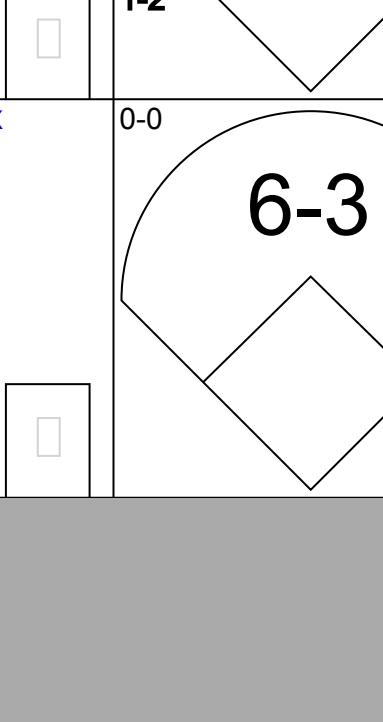
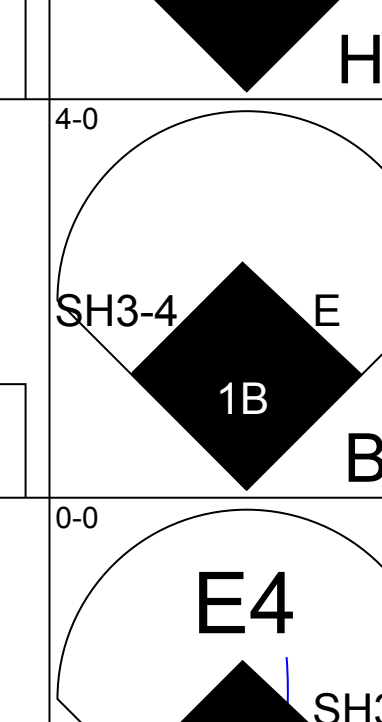
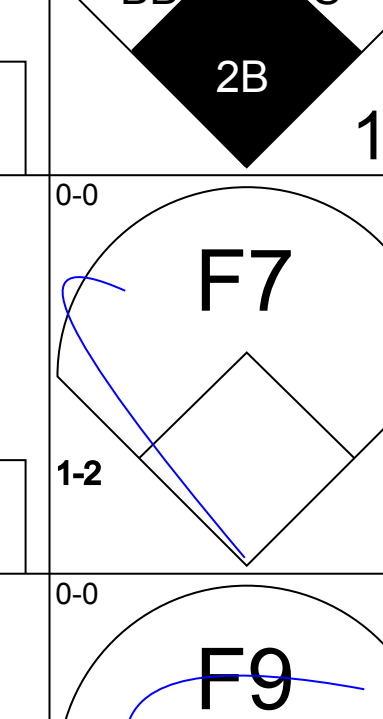

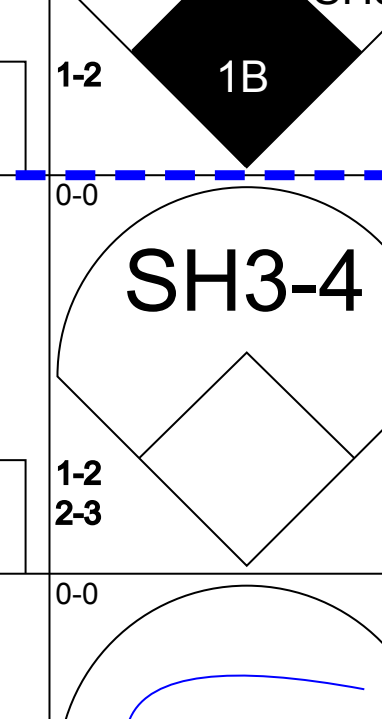

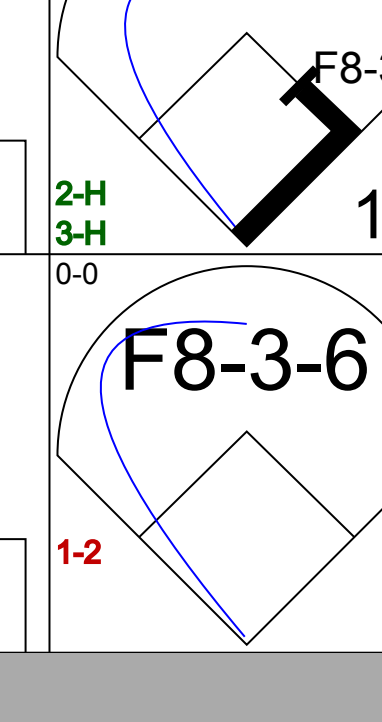
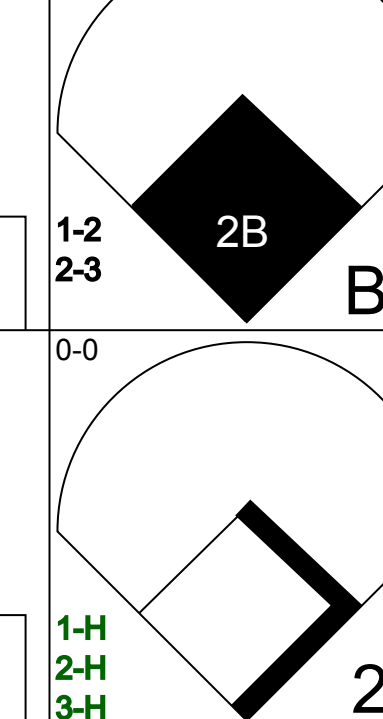



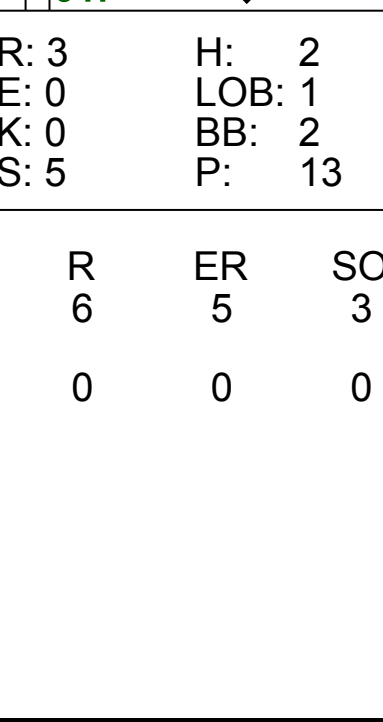
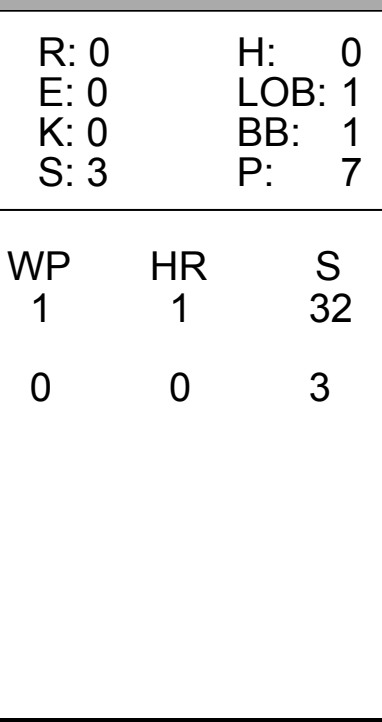
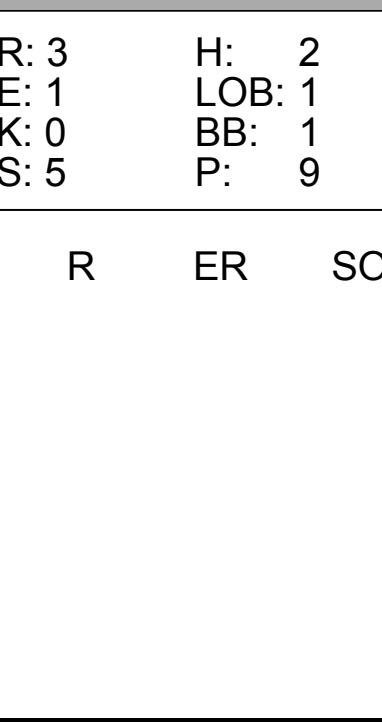
Batter	1	2	3	4	5	6	7	8	9	AB	R	H	RBI	BB	SO	LOB	BOTTOM					
Pat Kelly, L OBP: 0.381, SLG: 0.410	HBP 1B				1-3 BB		BB 1B		1-3	3	2	2	0	2	0	0						
Joe Foy, R OBP: 0.341, SLG: 0.331 Juan Rios, R OBP: 0.310, SLG: 0.324	G5-3 1B	F5			F9		BB 1B		K	1	0	0	0	0	0	3						
Chuck Harrison, R OBP: 0.273, SLG: 0.290 Mike Fiore, L OBP: 0.406, SLG: 0.415	HBP				1-3		BB		K	2	0	1	0	0	0	1						
Bob Oliver, R OBP: 0.291, SLG: 0.414	G5-3				F7		SF7			3	0	0	1	0	1	3						
Lou Piniella, R OBP: 0.320, SLG: 0.454	F2						F8			4	1	1	1	0	0	3						
Buck Martinez, R OBP: 0.344, SLG: 0.419		SH5-4 1B			6-3		F9		F9	4	0	1	0	0	0	0						
Paul Schaal, R OBP: 0.464, SLG: 0.458		SH5-4 1B			K		BB		F9	3	0	1	0	1	1	0						
Jackie Hernandez, R OBP: 0.290, SLG: 0.304 Don O'Riley, R OBP: 0.259, SLG: 0.333 Galen Cisco, R	F3				F8		F4		F8	3	0	0	0	0	0	3						
Bill Butler, L OBP: 0.100, SLG: 0.100 Jerry Adair, R OBP: 0.286, SLG: 0.278	SH5-4				K		K		L6	1	0	0	0	0	1	0						
Inning Stats	R: 1 E: 0 K: 0 S: 4	H: 2 LOB: 1 BB: 0 P: 5	R: 0 E: 0 K: 0 S: 5	H: 2 LOB: 3 BB: 1 P: 9	R: 1 E: 0 K: 1 S: 6	H: 1 LOB: 0 BB: 0 P: 6	R: 0 E: 0 K: 2 S: 7	H: 0 LOB: 0 BB: 0 P: 7	R: 0 E: 0 K: 0 S: 3	H: 0 LOB: 1 BB: 1 P: 7	R: 1 E: 0 K: 1 S: 7	H: 2 LOB: 2 BB: 1 P: 11	R: 0 E: 0 K: 0 S: 3	H: 0 LOB: 0 BB: 0 P: 3	R: 0 E: 0 K: 1 S: 5	H: 0 LOB: 0 BB: 0 P: 5	1B: 6 2B: 0 3B: 0 HR: 1	SF: 1 SAC: 1 DP: 1 HBP: 1	WP: 0 PB: 0 SB: 0 CS: 0	PA: 38		
PITCHER	IP	WLS	BF	H	R	ER	SO	BB	IBB	HBP	BLK	WP	HR	S	P	ERA	WHIP					
Gene Brabender, R ERA: 4.28	6.1	W	30	7	3	3	4	3	1	1	0	0	1	33	50	4.26	1.579					
Diego Segui, R ERA: 3.44	2.2	S	8	0	0	0	1	0	0	0	0	0	0	10	10	0.00	0.000					

Seattle Pilots @ Kansas City Royals
Municipal Stadium, Kansas City, MO
Sun Jul 06 1969, 4:33 AM EDT
Att: 26,480 - Unknown - 88 F

AB 31
R 3
H 7
RBI 3
BB 4
SO 5
LOB 14



Batter	1	2	3	4	5	6	7	8	9	AB	R	H	RBI	BB	SO	LOB	TOP																
Pat Kelly, L OBP: 0.375, SLG: 0.403 (1,9)										4	0	0	0	0	1	0	Kansas City Royals @ Minnesota Twins Metropolitan Stadium, Bloomington, MI Mon Jul 07 1969, 8:05 PM EDT Att: 9,052 - Unknown																
Paul Schaaf, R OBP: 0.438, SLG: 0.429 (1,5)										4	1	1	0	0	1	0																	
Lou Piniella, R OBP: 0.322, SLG: 0.462 (1,7)										4	1	2	1	0	0	0																	
Bob Oliver, R OBP: 0.291, SLG: 0.420 (1,8)										4	0	1	1	0	3	0																	
Buck Martinez, R OBP: 0.306, SLG: 0.371 (1,2)										4	0	0	0	0	2	0																	
Joe Foy, R OBP: 0.340, SLG: 0.330 (1,4)										4	0	1	0	0	2	0																	
Chuck Harrison, R OBP: 0.281, SLG: 0.298 (1,3)										3	1	2	0	0	0	0																	
Jackie Hernandez, R OBP: 0.288, SLG: 0.301 (1,6)										3	0	0	0	0	0	3																	
Jim Rooker, R OBP: 0.222, SLG: 0.889 (1,1)										3	2	2	3	0	1	2																	
Moe Drabowsky, R OBP: 0.111, SLG: 0.111 (8,1)										0	0	0	0	0	0	0																	
Inning Stats	R: 1 E: 0 K: 1 S: 6	H: 2 LOB: 1 BB: 0 P: 6	R: 0 E: 0 K: 0 S: 3	H: 0 LOB: 0 BB: 0 P: 3	R: 1 E: 0 K: 0 S: 4	H: 1 LOB: 0 BB: 0 P: 4	R: 0 E: 0 K: 2 S: 7	H: 0 LOB: 0 BB: 0 P: 7	R: 2 E: 1 K: 1 S: 7	H: 2 LOB: 0 BB: 0 P: 7	R: 1 E: 0 K: 1 S: 6	H: 2 LOB: 0 BB: 0 P: 6	R: 0 E: 0 K: 1 S: 6	H: 2 LOB: 2 BB: 0 P: 6	R: 0 E: 0 K: 3 S: 5	H: 0 LOB: 0 BB: 0 P: 9	R: 0 E: 0 K: 3 S: 9	H: 0 LOB: 0 BB: 0 P: 9	1B: 5 2B: 1 3B: 2 HR: 2	SF: 0 SAC: 0 DP: 1 HBP: 0	WP: 0 PB: 0 SB: 0 CS: 0	PA: 33											
PITCHER	IP WLS BF H R ER SO BB IBB HBP BLK WP HR S P ERA WHIP																																
Jim Kaat, L ERA: 2.91 (1,1)	6.0	26	9	5	3	5	0	0	0	0	0	0	2	35	35	4.50	1.500																
AJ Worthington, R ERA: 4.11 (7,1)	1.0	2	0	0	0	1	0	0	0	0	0	0	0	4	4	0.00	0.000																
Dick Woodson, R ERA: 3.92 (8,1)	2.0	W	6	0	0	0	4	0	0	0	0	0	0	14	14	0.00	0.000																

Batter	1	2	3	4	5	6	7	8	9	AB	R	H	RBI	BB	SO	LOB	BOTTOM																	
Cesar Tovar, R OBP: 0.288, SLG: 0.330 (1,8)										4	0	1	0	0	0	1	Kansas City Royals @ Minnesota Twins Metropolitan Stadium, Bloomington, MI Mon Jul 07 1969, 8:05 PM EDT Att: 9,052 - Unknown																	
Rich Reese, L OBP: 0.318, SLG: 0.520 (1,3)										4	1	1	1	0	0	1																		
Harmon Killebrew, R OBP: 0.415, SLG: 0.576 (1,5)										3	0	0	0	1	1	1																		
Ted Uhlaender, L OBP: 0.329, SLG: 0.330 (8, PR) (9,7)										0	1	0	0	0	0	0																		
Tony Oliva, L OBP: 0.389, SLG: 0.512 (1,9)										4	2	1	0	0	1	1																		
Leo Cardenas, R OBP: 0.350, SLG: 0.401 (1,6)										3	0	0	0	0	0	1																		
Bob Allison, R OBP: 0.318, SLG: 0.348 (1,7)										2	0	0	0	1	0	1																		
Charlie Manuel, L OBP: 0.372, SLG: 0.352 (8, PH)										1	0	1	2	0	0	0																		
Rod Carew, L OBP: 0.412, SLG: 0.530 (9,4)										0	0	0	0	0	0	0																		
Frank Quilici, R OBP: 0.258, SLG: 0.244 (1,4) (9,5)										2	1	0	0	2	1	2																		
George Mitterwald, R OBP: 0.305, SLG: 0.355 (1,2)										2	1	0	0	1	0	1																		
Jim Kaat, L OBP: 0.173, SLG: 0.265 (1,1)										2	0	1	3	0	0	0																		
AJ Worthington, R OBP: 0.235, SLG: 0.234 (7, PH) (8,1)										0	0	0	0	0	0	0																		
Rick Renick, R OBP: 0.160, SLG: 0.087 (1,1)										1	0	0	0	0	0	0																		
Dick Woodson, R OBP: 0.160, SLG: 0.087 (8,1)										0	0	0	0	0	0	0																		
Inning Stats	R: 0 E: 0 K: 0 S: 3	H: 0 LOB: 0 BB: 0 P: 3	R: 3 E: 0 K: 0 S: 5	H: 2 LOB: 1 BB: 2 P: 13	R: 0 E: 0 K: 1 S: 5	H: 0 LOB: 0 BB: 0 P: 5	R: 0 E: 0 K: 0 S: 3	H: 0 LOB: 1 BB: 1 P: 7	R: 0 E: 0 K: 2 S: 7	H: 0 LOB: 1 BB: 1 P: 11	R: 0 E: 0 K: 0 S: 3	H: 0 LOB: 0 BB: 0 P: 3	R: 3 E: 1 K: 0 S: 5	H: 2 LOB: 1 BB: 1 P: 9	R: 0 E: 0 K: 3 S: 9	H: 0 LOB: 1 BB: 1 P: 9	1B: 3 2B: 2 3B: 0 HR: 1	SF: 0 SAC: 1 DP: 1 HBP: 0	WP: 1 PB: 0 SB: 1 CS: 0	PA: 34														
PITCHER	IP WLS BF H R ER SO BB IBB HBP BLK WP HR S P ERA WHIP																																	
Jim Rooker, L ERA: 6.94 (1,1)	7.0	L	31	4	6	5	3	5	0	0	0	0	0	1	32	52	6.43	1.286																
Moe Drabowsky, R ERA: 2.34 (8,1)	1.0	3	1	0	0	0	0	0	0	0	0	0	0	3	3	0.00	1.000																	

AB	33
R	5
H	9
RBI	5
BB	0
SO	10
LOB	5



Batter	1	2	3	4	5	6	7	8	9	AB	R	H	RBI	BB	SO	LOB	TOP								
Pat Kelly, L OBP: 0.376, SLG: 0.403 (1,9)										5	0	2	1	0	0	2									
Paul Schaaf, R OBP: 0.405, SLG: 0.394 (1,5)										5	0	1	0	0	1	3									
Mike Fiore, L OBP: 0.407, SLG: 0.411 (1,3)										2	0	0	0	2	0	0									
Bob Oliver, R OBP: 0.290, SLG: 0.415 (1,8)										3	1	0	0	1	2	3									
Moe Drabowsky, R OBP: 0.111, SLG: 0.111 (8,1)										0	0	0	0	0	0	0									
Lou Piniella, R OBP: 0.321, SLG: 0.459 (1,7)										4	0	1	0	0	1	1									
Ellie Rodriguez, R OBP: 0.349, SLG: 0.355 (1,2)										4	1	3	1	0	1	0									
Juan Rios, R OBP: 0.304, SLG: 0.317 (1,4)										3	0	0	0	0	0	4									
Buck Martinez, R OBP: 0.297, SLG: 0.361 (9, PH)										1	0	0	0	0	0	0									
Jackie Hernandez, R OBP: 0.274, SLG: 0.302 (1,6)										3	0	1	0	0	0	2									
Hawk Taylor, R OBP: 0.417, SLG: 0.600 (9, PH)										1	1	1	0	0	0	0									
Wally Bunker, R OBP: 0.121, SLG: 0.152 (1,1)										3	0	1	0	0	1	0									
Ed Kirkpatrick, L OBP: 0.274, SLG: 0.338 (8,8)										1	0	1	0	0	0	0									
Tom Burgmeier, L OBP: 0.154, SLG: 0.154 (9, PR)										0	0	0	0	0	0	0									
Inning Stats	R: 0 E: 0 K: 0 S: 3	H: 1 LOB: 1 BB: 1 P: 7	R: 1 E: 0 K: 0 S: 4	H: 1 LOB: 0 BB: 0 P: 4	R: 0 E: 0 K: 1 S: 5	H: 1 LOB: 0 BB: 0 P: 5	R: 1 E: 0 K: 0 S: 5	H: 2 LOB: 2 BB: 1 P: 9	R: 0 E: 0 K: 0 S: 3	H: 0 LOB: 0 BB: 0 P: 3	R: 0 E: 0 K: 1 S: 5	H: 0 LOB: 0 BB: 0 P: 5	R: 0 E: 0 K: 0 S: 5	H: 3 LOB: 3 BB: 0 P: 5	R: 0 E: 0 K: 3 S: 9	H: 0 LOB: 1 BB: 1 P: 13	R: 1 E: 0 K: 1 S: 8	H: 3 LOB: 2 BB: 0 P: 8	1B: 11 2B: 1 3B: 0 HR: 0	SF: 0 SAC: 0 DP: 3 HBP: 0	WP: 2 PB: 2 SB: 0 CS: 0	PA: 38			
PITCHER	IP	WLS	BF	H	R	ER	SO	BB	IBB	HBP	BLK	WP	HR	S	P	ERA	WHIP								
Bob Miller, R ERA: 2.87 (1,1)	7.0		28	8	2	2	2	2	0	0	0	1	0	30	38	2.57	1.429								
Al Worthington, R ERA: 4.24 (8,1)	1.2	W	8	2	1	1	4	1	0	0	0	0	0	15	19	5.40	1.800								
Ron Perranoski, L ERA: 2.08 (9,1)	0.1	S	2	1	0	0	0	0	0	0	0	0	0	2	2	0.00	3.000								

Kansas City Royals @ Minnesota Twins
 Metropolitan Stadium, Bloomington, MI
 Tue Jul 08 1969, 8:05 PM EDT
 Att: 13,407 - Unknown - 74 F

AB 35
R 3
H 11
RBI 2
BB 3
SO 6
LOB 15

Batter	1	2	3	4	5	6	7	8	9	AB	R	H	RBI	BB	SO	LOB	BOTTOM								
Ted Uhlhaender, L OBP: 0.330, SLG: 0.331 (1,7)										5	0	2	1	0	1	0									
Rod Carew, L OBP: 0.408, SLG: 0.530 (1,4)										4	0	1	0	0	0	1									
Tony Oliva, L OBP: 0.393, SLG: 0.523 (1,9)										3	1	2	1	1	0	1									
Harmon Killebrew, R OBP: 0.410, SLG: 0.588 (1,5)										4	0	0	0	0	2	5									
Rich Reese, L OBP: 0.337, SLG: 0.514 (1,3)										4	0	1	0	0	0	3									
Frank Quilici, R OBP: 0.258, SLG: 0.244 (9,5)										0	0	0	0	0	0	0									
John Roseboro, L OBP: 0.397, SLG: 0.371 (1,2)										4	0	2	0	0	0	0									
Leo Cardenas, R OBP: 0.352, SLG: 0.405 (1,6)										4	1	2	0	0	0	2									
Cesar Tovar, R OBP: 0.291, SLG: 0.346 (1,8)										4	2	2	2	0	0	4									
Bob Miller, R (1,1)										2	0	0	0	0	2	4									
Graig Nettles, L OBP: 0.329, SLG: 0.383 (7, PH)										1	0	0	0	0	1	1									
Al Worthington, R (8,1)										1	0	0	0	0	1	0									
Ron Perranoski, L (9,1)										0	0	0	0	0	0	0									
Inning Stats	R: 1 E: 0 K: 0 S: 4	H: 1 LOB: 0 BB: 0 P: 4	R: 0 E: 0 K: 1 S: 7	H: 2 LOB: 2 BB: 0 P: 7	R: 0 E: 0 K: 1 S: 6	H: 1 LOB: 1 BB: 0 P: 6	R: 0 E: 0 K: 1 S: 7	H: 2 LOB: 2 BB: 0 P: 7	R: 0 E: 0 K: 0 S: 3	H: 0 LOB: 0 BB: 0 P: 3	R: 1 E: 0 K: 2 S: 10	H: 3 LOB: 3 BB: 1 P: 14	R: 2 E: 0 K: 1 S: 7	H: 2 LOB: 0 BB: 0 P: 7	1B: 8 2B: 2 3B: 0 HR: 2	SF: 0 SAC: 0 DP: 0 HBP: 0	WP: 0 PB: 1 SB: 0 CS: 0	PA: 37							
PITCHER	IP	WLS	BF	H	R	ER	SO	BB	IBB	HBP	BLK	WP	HR	S	P	ERA	WHIP								
Wally Bunker, R ERA: 3.21 (1,1)	7.0		32	10	2	2	6	0	0	0	0	0	1	43	47	2.57	1.429								
Moe Drabowsky, R ERA: 2.65 (8,1)	1.0	L	5	2	2	2	1	0	0	0	0	0	1	7	7	18.00	2.000								

Kansas City Royals @ Minnesota Twins
 Metropolitan Stadium, Bloomington, MI
 Tue Jul 08 1969, 8:05 PM EDT
 Att: 13,407 - Unknown - 74 F

AB 36
R 4
H 12
RBI 4
BB 1
SO 7
LOB 21

Batter	1	2	3	4	5	6	7	8	9	AB	R	H	RBI	BB	SO	LOB	TOP										
Pat Kelly, L OBP: 0.376, SLG: 0.401 (1,9)	L4		4-3		HR		P6		CS 1B	4	1	1	0	1	0	0	Kansas City Royals @ Minnesota Twins Metropolitan Stadium, Bloomington, MI Wed Jul 09 1969, 8:05 PM EDT Att: 15,211 - Unknown - 83 F AB 36 R 4 H 10 RBI 4 BB 2 SO 5 LOB 16										
Joe Foy, R OBP: 0.346, SLG: 0.346 (1,5)	1B		1B		HR		2B FC		L7 1-2	4	2	3	2	1	0	1											
Mike Fiore, L OBP: 0.409, SLG: 0.422 (1,3)	F8		L8		1B		FC 1-3			4	1	2	0	0	0	2											
Lou Piniella, R OBP: 0.320, SLG: 0.456 (1,7)	K			5-3	FC5-4 1B		FC			4	0	1	2	0	1	2											
Bob Oliver, R OBP: 0.293, SLG: 0.416 (1,8)		1B		6-3 1B	FC5-4 1-2		P4-3-6-2 3-H			4	0	2	0	0	0	3											
Jerry Adair, R OBP: 0.285, SLG: 0.278 (1,4)	L9			6-3			FC6 1B		P6	4	0	1	0	0	0	2											
Elie Rodriguez, R OBP: 0.341, SLG: 0.346 (1,2)	G2			4-3			F9		F9	4	0	0	0	0	0	3											
Jackie Hernandez, R OBP: 0.284, SLG: 0.298 (1,6)	4-3			6-3			F7		K	4	0	0	0	0	1	2											
Roger Nelson, R OBP: 0.143, SLG: 0.103 (1,1)			K		K		FC6 1-2		K	4	0	0	0	0	3	1											
Inning Stats	R: 0 E: 0 K: 1 S: 6	H: 1 LOB: 1 BB: 0 P: 6	R: 0 E: 0 K: 0 S: 4	H: 1 LOB: 1 BB: 0 P: 4	R: 0 E: 0 K: 1 S: 6	H: 1 LOB: 1 BB: 0 P: 6	R: 0 E: 0 K: 0 S: 4	H: 1 LOB: 1 BB: 0 P: 4	R: 3 E: 0 K: 1 S: 8	H: 3 LOB: 1 BB: 1 P: 12	R: 0 E: 0 K: 0 S: 4	H: 1 LOB: 1 BB: 0 P: 4	R: 1 E: 0 K: 0 S: 4	H: 1 LOB: 0 BB: 1 P: 8	R: 0 E: 0 K: 1 S: 5	H: 0 LOB: 0 BB: 0 P: 5	R: 0 E: 0 K: 1 S: 5	H: 1 LOB: 0 BB: 0 P: 5	1B: 7 2B: 3 3B: 0 HR: 1	SF: 0 SAC: 0 DP: 1 HBP: 0	WP: 0 PB: 0 SB: 0 CS: 1	PA: 38					
PITCHER	IP	WLS	BF	H	R	ER	SO	BB	IBB	HBP	BLK	WP	HR	S	P	ERA	WHIP										
Jim Perry, R ERA: 3.54 (1,1)	5.0		24	8	3	3	3	1	0	0	0	0	1	29	33	5.40	1.800										
Dick Woodson, R ERA: 3.97 (6,1)	1.1	L	6	1	1	1	0	1	0	0	0	0	0	5	9	6.75	1.500										
Al Worthington, R ERA: 3.66 (7,1)	2.2		8	1	0	0	2	0	0	0	0	0	0	12	12	0.00	0.375										

Batter	1	2	3	4	5	6	7	8	9	AB	R	H	RBI	BB	SO	LOB	BOTTOM										
Ted Uhlhaender, L OBP: 0.325, SLG: 0.326 (1,7)	5-3	6-3			F7		F7		3-1	5	0	0	0	0	0	1	Kansas City Royals @ Minnesota Twins Metropolitan Stadium, Bloomington, MI Wed Jul 09 1969, 8:05 PM EDT Att: 15,211 - Unknown - 83 F AB 34 R 3 H 9 RBI 3 BB 5 SO 2 LOB 13										
Rod Carew, L OBP: 0.408, SLG: 0.525 (1,4)	1B 4-3		4-3		G3		G3		FC4-6 BB	4	1	1	0	1	0	0											
Tony Oliva, L OBP: 0.396, SLG: 0.523 (1,9)	4-3 1-3		K		BB 1B		BB		FC4-6 1-2	4	0	2	0	1	1	1											
Harmon Killebrew, R OBP: 0.411, SLG: 0.576 (1,5)	4-3		HR		BB 1-2		F7			3	1	1	2	1	0	2											
Rich Reese, L OBP: 0.330, SLG: 0.503 (1,3)	L3		F8		2-3				3-1	4	0	0	0	0	0	3											
John Roseboro, L OBP: 0.369, SLG: 0.370 (1,2)		F9 2B 5-3 BB		CS 1B		F8		4-3		3	1	1	0	1	0	0											
Leo Cardenas, R OBP: 0.357, SLG: 0.408 (1,6)		5-3 1-2		1-3 1B		WP CS 1B		BB		3	0	2	0	1	0	1											
Cesar Tovar, R OBP: 0.290, SLG: 0.345 (1,8)		F9		1-3 1B		1-2 1B		L8		4	0	1	0	0	0	3											
Jim Perry, S OBP: 0.211, SLG: 0.229 (1,1)				4-3					L4	2	0	1	1	0	0	1											
Dick Woodson, R OBP: 0.154, SLG: 0.083 (6,1)										1	0	0	0	0	1	1											
Al Worthington, R OBP: 0.369, SLG: 0.349 (8, PH)										0	0	0	0	0	0	0											
Charlie Manuel, L OBP: 0.369, SLG: 0.349 (8, PH)										1	0	0	0	0	0	0											
Inning Stats	R: 1 E: 0 K: 0 S: 5	H: 2 LOB: 1 BB: 0 P: 5	R: 1 E: 0 K: 0 S: 4	H: 1 LOB: 1 BB: 1 P: 8	R: 1 E: 0 K: 1 S: 6	H: 1 LOB: 0 BB: 0 P: 6	R: 0 E: 0 K: 0 S: 4	H: 2 LOB: 1 BB: 0 P: 4	R: 0 E: 0 K: 0 S: 4	H: 1 LOB: 2 BB: 1 P: 8	R: 0 E: 0 K: 1 S: 6	H: 2 LOB: 1 BB: 0 P: 6	R: 0 E: 0 K: 0 S: 3	H: 0 LOB: 1 BB: 1 P: 7	R: 0 E: 0 K: 0 S: 3	H: 0 LOB: 1 BB: 1 P: 7	R: 0 E: 0 K: 0 S: 3	H: 0 LOB: 1 BB: 1 P: 7	1B: 7 2B: 1 3B: 0 HR: 1	SF: 0 SAC: 0 DP: 0 HBP: 0	WP: 2 PB: 0 SB: 0 CS: 2	PA: 39					
PITCHER	IP	WLS	BF	H	R	ER	SO	BB	IBB	HBP	BLK	WP	HR	S	P	ERA	WHIP										
Roger Nelson, R ERA: 2.97 (1,1)	9.0	W	39	9	3	3	2	5	0	0	0	1	1	38	58	3.00	1.556										

Batter	1	2	3	4	5	6	7	8	9	AB	R	H	RBI	BB	SO	LOB	TOP					
Pat Kelly, L OBP: 0.373, SLG: 0.401 (1, 9)	0-0 2B		0-0 F7		0-0 4-3		0-0 1-3		0-0 4-3	5	0	1	0	0	0	1						
Joe Foy, R OBP: 0.344, SLG: 0.342 (1, 5)	0-3 K			0-3 K		0-3 K		0-3 K	0-3 K	3	0	0	0	0	3	1						
Juan Rios, R OBP: 0.302, SLG: 0.314 (6, 5)	2-3 K									1	0	0	0	0	0	0						
Jim Rooker, R OBP: 0.200, SLG: 0.800 (9, PH)										1	0	0	0	0	1	0						
Mike Fiore, L OBP: 0.410, SLG: 0.435 (1, 3) (7, 8)	0-3 K			0-0 P4		0-0 HR		4-0 BB	0-0 F5	3	2	1	1	1	1	1						
Hawk Taylor, R OBP: 0.408, SLG: 0.587 (9, PH)										1	0	0	0	0	0	0						
Lou Piniella, R OBP: 0.323, SLG: 0.467 (1, 7)	0-3 K			0-0 BB 1B		0-0 E4 1B		0-0 1-H HR		4	1	2	2	0	1	1						
Bob Oliver, R OBP: 0.296, SLG: 0.415 (1, 8)			0-0 P6		4-0 BB 1B		0-0 BB 1B		0-3 K	3	0	1	0	1	1	0						
Don O'Riley, R (7, 1)				1-2 BB		1-2 BB 1B				0	0	0	0	0	0	0						
Buck Martinez, R OBP: 0.288, SLG: 0.325 (1, 2)	0-0 4-3			0-0 F2		0-0 F8		0-0 F9		4	0	0	0	0	0	4						
Paul Schaal, R OBP: 0.415, SLG: 0.389 (1, 4)	0-0 P5					0-0 1B		4-0 BB		3	0	1	0	1	0	2						
Jackie Hernandez, R OBP: 0.284, SLG: 0.297 (1, 6)			0-0 5-3		0-0 L6		0-0 HR 1B		0-0 F9	4	1	1	0	0	0	2						
Dick Drago, R OBP: 0.284, SLG: 0.276 (3, PH)										0	0	0	0	0	0	0						
Jerry Adair, R OBP: 0.277, SLG: 0.336 (3, 1)										1	0	0	0	0	0	0						
Galen Cisco, R OBP: 0.284, SLG: 0.336 (5, PH)										0	0	0	0	0	0	0						
Ed Kirkpatrick, L OBP: 0.290, SLG: 0.325 (5, 1)										1	0	0	0	0	1	1						
Mike Hedlund, R OBP: 0.290, SLG: 0.325 (7, PH)										2	0	0	0	0	0	0						
Chuck Harrison, R OBP: 0.294, SLG: 0.322 (7, 3)										0	1	2	0	0	1							
Inning Stats	R: 0 E: 0 K: 3 S: 10	H: 1 LOB: 1 BB: 0 P: 10	R: 0 E: 0 K: 0 S: 3	H: 0 LOB: 0 BB: 0 P: 3	R: 0 E: 0 K: 0 S: 3	H: 0 LOB: 0 BB: 0 P: 3	R: 0 E: 0 K: 1 S: 6	H: 1 LOB: 2 BB: 1 P: 10	R: 0 E: 0 K: 1 S: 6	H: 1 LOB: 1 BB: 0 P: 6	R: 1 E: 1 K: 1 S: 8	H: 2 LOB: 2 BB: 0 P: 8	R: 4 E: 0 K: 1 S: 8	H: 3 LOB: 0 BB: 1 P: 12	R: 0 E: 0 K: 0 S: 3	H: 0 LOB: 1 BB: 1 P: 7	R: 0 E: 0 K: 1 S: 5	H: 0 LOB: 0 BB: 0 P: 5	1B: 4 2B: 1 3B: 0 HR: 3	SF: 0 SAC: 0 DP: 0 HBP: 0	WP: 0 PB: 0 SB: 1 CS: 0	PA: 39
PITCHER	IP WLS BF H R ER SO BB IBB HBP BLK WP HR S P ERA WHIP														ERA WHIP							
Dave Boswell, R ERA: 3.25 (1, 1)	5.1 W 23 5 1 1 6 1 0 0 0 0 1 34 38 1.69 1.125														1.69 1.125							
Dick Woodson, R ERA: 4.24 (6, 1)	1.1 7 2 3 3 0 1 0 0 0 0 1 6 10 20.25 2.250														20.25 2.250							
Ron Perranoski, L ERA: 2.14 (7, 1)	2.1 S 9 1 1 1 2 1 0 0 0 0 0 1 12 16 3.86 0.857														3.86 0.857							

Kansas City Royals @ Minnesota Twins

Metropolitan Stadium, Bloomington, MI

Thu Jul 10 1969, 4:33 AM EDT

Att: 23,920 - Sunny - 86 F

livebaseballscorecards.com

AB 36
R 5
H 8
RBI 5
BB 3
SO 8
LOB 14



Batter	1	2	3	4	5	6	7	8	9	AB	R	H	RBI	BB	SO	LOB	BOTTOM			
Ted Uhlhaender, L OBP: 0.327, SLG: 0.326 (1, 7)	4-0 3B BB		0-3 K		0-0 6-3		0-0 FC4-6 1B			3	1	1	0	1	1	1				
Rod Carew, L OBP: 0.411, SLG: 0.536 (1, 4)	0-0 1B 3B		0-0 PO 2B		0-0 1-3		0-0 FC4-6 1-2			4	1	2	2	0	0	1				
Tony Oliva, L OBP: 0.395, SLG: 0.519 (1, 9)	0-0 F7		0-0 PO		0-0 4-3		0-0 1B SH3 1B		0-0 3-1	4	1	1	0	0	0	1				
Harmon Killebrew, R OBP: 0.412, SLG: 0.585 (1, 5) (6, 3)	0-0 BB 1B			0-0 HR		0-0 F8		0-0 F8		4	1	2	2	0	0	1				
Rich Reese, L OBP: 0.338, SLG: 0.505 (1, 3)	4-0 3H BB				0-0 P4		0-0 SH3 1B			3	0	2	0	1	0	0				
Frank Quilici, R OBP: 0.258, SLG: 0.244 (8, 5)	1-2 BB				0-0 SH3 1B		0-0 1B			0	0	0	0	0	0	0				
John Roseboro, L OBP: 0.369, SLG: 0.370 (1, 2)	0-0 F7				0-0 SH3		0-0 4-3			3	0	1	1	0	0	3				
Leo Cardenas, R OBP: 0.353, SLG: 0.403 (1, 6)	0-0 F8				0-0 6-3					4	0	0	0	0	0	4				
Cesar Tovar, R OBP: 0.290, SLG: 0.343 (1, 8)			0-0 SH3-4 2B 1B		0-0 E6 SH3 E		0-0 5-3		0-0 6-3	4	2	1	0	0	0	0				
Dave Boswell, R OBP: 0.185, SLG: 0.288 (1, 1)					0-0 SH3-4				0-0 5-3	0	0	0	0	0	0	0				
Dick Woodson, R OBP: 0.148, SLG: 0.080 (6, 1)					1-2 SH3					1	0	0	0	0	1	0				
Ron Perranoski, L OBP: 0.143, SLG: 0.143 (7, 1)					2-3					1	0	0	0	0	0	0				
Inning Stats	R: 2 E: 0 K: 0 S: 5	H: 2 LOB: 2 BB: 2 P: 13	R: 1 E: 0 K: 1 S: 6	H: 2 LOB: 0 BB: 0 P: 6	R: 1 E: 0 K: 0 S: 5	H: 2 LOB: 1 BB: 0 P: 5	R: 1 E: 2 K: 0 S: 4	H: 0 LOB: 0 BB: 0 P: 4	R: 1 E: 0 K: 0 S: 5	H: 2 LOB: 1 BB: 0 P: 5	R: 0 E: 0 K: 1 S: 6	H: 1 LOB: 0 BB: 0 P: 6	R: 0 E: 0 K: 0 S: 4	H: 1 LOB: 1 BB: 0 P: 4	R: 0 E: 0 K: 0 S: 3	H: 0 LOB: 0 BB: 0 P: 3	1B: 7 2B: 1 3B: 1 HR: 1	SF: 0 SAC: 3 DP: 0 HBP: 0	WP: 0 PB: 0 SB: 0 CS: 0	PA: 37
PITCHER	IP WLS BF H R ER SO BB IBB HBP BLK WP HR S P ERA WHIP														ERA WHIP					
Dick Drago, R ERA: 4.62 (3, 1)	2.0 L 11 4 3 3 3 0 0 0 0 0 0 1 9 9 4.50 1.000														4.50 1.000					
Galen Cisco, R ERA: 2.0 (5, 1)	2.0 9 3 1 1 1 0 0 0 0 0 0 0 11 11 4.50 1.500														4.50 1.500					
Mike Hedlund, R ERA: 3.98 (7, 1)	2.0 7 1 0 0 0 0 0 0 0 0 0 0 7 7 0.00 0.500														0.00 0.500					

Kansas City Royals @ Minnesota Twins

Metropolitan Stadium, Bloomington, MI

Thu Jul 10 1969, 4:33 AM EDT

Att: 23,920 - Sunny - 86 F

livebaseballscorecards.com

AB 31
R 6
H 10
RBI 5
BB 2
SO 2
LOB 11



Batter	1	2	3	4	5	6	7	8	9	AB	R	H	RBI	BB	SO	LOB	TOP			
Walt Williams, R (1,7) OBP: 0.328, SLG: 0.354	6-3			E6 1B FC3-2	F3			FC5-4 BB		3	0	0	0	1	0	2				
Luis Aparicio, R (1,6) OBP: 0.350, SLG: 0.347	4-3			FC3-2 1B				FC5-4		3	0	1	0	1	0	2				
Rich Morales, R (8,6) OBP: 0.212, SLG: 0.161								FC5-4 1-2 2-3		0	0	0	0	0	0	0				
Bill Melton, R (1,5) OBP: 0.308, SLG: 0.431	K			K				F9		4	0	0	0	0	3	5				
Gail Hopkins, L (1,3) OBP: 0.368, SLG: 0.439		K		FC3-2 1-2 3-H	F7			4-3		4	0	0	0	0	1	5				
Don Pavletich, R (1,2) OBP: 0.296, SLG: 0.298	5-3			P4				F9		3	0	0	0	0	1	3				
Gary Bell, R (6,1) OBP: 0.286, SLG: 0.278										0	0	0	0	0	0	0				
Ron Hansen, R (9,PH) OBP: 0.292, SLG: 0.289										1	0	0	0	0	0	0				
Buddy Bradford, R (1,9) OBP: 0.356, SLG: 0.423		K								3	0	2	0	1	1	0				
Bobby Knoop, R (1,4) OBP: 0.275, SLG: 0.272				L8	FC4-6 BB 1-2	F8		1B	F7	4	0	0	0	0	0	2				
Ken Berry, R (1,8) OBP: 0.265, SLG: 0.273				6-3				5-3	4-3	3	0	0	0	1	0	1				
Joe Horlen, R (1,1) OBP: 0.190, SLG: 0.214				L9						2	0	0	0	0	0	2				
Chuck Brinkman, R (6,2)					L7			E4 FC5-4 BB		1	0	0	0	0	0	0				
Inning Stats	R: 0 E: 0 K: 1 S: 5	H: 0 LOB: 0 BB: 0 P: 5	R: 0 E: 0 K: 2 S: 7	H: 0 LOB: 0 BB: 0 P: 7	R: 0 E: 0 K: 0 S: 3	H: 0 LOB: 0 BB: 0 P: 3	R: 0 E: 1 K: 1 S: 7	H: 1 LOB: 2 BB: 0 P: 7	R: 0 E: 0 K: 0 S: 3	H: 0 LOB: 0 BB: 1 P: 11	R: 0 E: 0 K: 0 S: 3	H: 1 LOB: 0 BB: 0 P: 3	R: 0 E: 1 K: 0 S: 4	H: 0 LOB: 2 BB: 1 P: 8	R: 0 E: 0 K: 0 S: 4	H: 1 LOB: 1 BB: 0 P: 4	1B: 3 2B: 0 3B: 0 HR: 0	SF: 0 SAC: 0 DP: 0 HBP: 0	WP: 0 PB: 0 CS: 0	PA: 35
PITCHER Jim Rooker, L (1,1) ERA: 5.56	IP: 9.0 WLS: W BF: 35 H: 3 R: 0 ER: 0 SO: 6 BB: 4 IBB: 0 HBP: 0 BLK: 0 WP: 0 HR: 0 S: 43 P: 59 ERA: 0.00 WHIP: 0.778															PITCHER	IP: 9.0 WLS: W BF: 35 H: 3 R: 0 ER: 0 SO: 6 BB: 4 IBB: 0 HBP: 0 BLK: 0 WP: 0 HR: 0 S: 43 P: 59 ERA: 0.00 WHIP: 0.778			

Chicago White Sox @ Kansas City Royals
Municipal Stadium, Kansas City, MO
Sat Jul 12, 1969, 4:33 AM EDT
Att: 11,935 - Unknown - 73 F

AB 31
R 0
H 3
RBI 0
BB 4
SO 6
LOB 22



Batter	1	2	3	4	5	6	7	8	9	AB	R	H	RBI	BB	SO	LOB	BOTTOM			
Pat Kelly, L (1,8) OBP: 0.379, SLG: 0.408	F9		4-3		F9 3B 1B	6-3 1B		K		5	1	2	0	0	1	0				
Paul Schaaf, R (1,5) OBP: 0.380, SLG: 0.356	HR 1B		P4		F9 1-3	6-3 1-2 3-H				4	1	1	1	0	0	2				
Ed Kirkpatrick, L (1,9) OBP: 0.277, SLG: 0.372	1-H HR		K		1B 3B	F8				4	2	2	3	0	1	1				
Lou Piniella, R (1,7) OBP: 0.329, SLG: 0.483	6-3			1B 2B	2B 1B			1B		4	2	3	1	0	0	0				
Buck Martinez, R (1,2) OBP: 0.283, SLG: 0.356	P6			K 1B 2B	1B 2B			K		4	0	1	1	0	2	2				
Bob Oliver, R (1,3) OBP: 0.291, SLG: 0.406		P3		F7	6-3			K		4	0	0	0	0	1	3				
Jerry Adair, R (1,4) OBP: 0.292, SLG: 0.285								K		4	0	3	1	0	1	1				
Juan Rios, R (1,6) OBP: 0.301, SLG: 0.313		FC5-4 1B		1B 1B	1B 1B			K		4	0	1	0	0	1	1				
Jim Rooker, R (1,1) OBP: 0.214, SLG: 0.714								K		4	1	1	0	0	2	3				
Inning Stats	R: 2 E: 0 K: 0 S: 5	H: 2 LOB: 0 BB: 0 P: 5	R: 0 E: 0 K: 1 S: 6	H: 1 LOB: 0 BB: 0 P: 6	R: 0 E: 0 K: 1 S: 5	H: 0 LOB: 0 BB: 0 P: 5	R: 1 E: 0 K: 1 S: 8	H: 3 LOB: 2 BB: 0 P: 8	R: 3 E: 0 K: 0 S: 7	H: 5 LOB: 2 BB: 0 P: 7	R: 1 E: 0 K: 1 S: 7	H: 2 LOB: 1 BB: 0 P: 7	R: 0 E: 0 K: 3 S: 10	H: 1 LOB: 1 BB: 0 P: 10	R: 0 E: 0 K: 2 S: 7	H: 0 LOB: 0 BB: 0 P: 7	1B: 9 2B: 3 3B: 1 HR: 1	SF: 0 SAC: 0 DP: 0 HBP: 0	WP: 0 PB: 0 CS: 0	PA: 37
PITCHER Joe Horlen, R (1,1) ERA: 3.88	IP: 5.0 WLS: L BF: 25 H: 11 R: 6 ER: 6 SO: 3 BB: 0 IBB: 0 HBP: 0 BLK: 0 WP: 0 HR: 1 S: 31 P: 31 ERA: 10.80 WHIP: 2.200															PITCHER Gary Bell, R (6,1) ERA: 5.63	IP: 3.0 WLS: L BF: 12 H: 3 R: 1 ER: 1 SO: 6 BB: 0 IBB: 0 HBP: 0 BLK: 0 WP: 0 HR: 0 S: 24 P: 24 ERA: 3.00 WHIP: 1.000			

Chicago White Sox @ Kansas City Royals
Municipal Stadium, Kansas City, MO
Sat Jul 12, 1969, 4:33 AM EDT
Att: 11,935 - Unknown - 73 F

AB 37
R 7
H 14
RBI 7
BB 0
SO 9
LOB 13



Batter	1	2	3	4	5	6	7	8	9	AB	R	H	RBI	BB	SO	LOB	TOP						
Walt Williams, R OBP: 0.325, SLG: 0.360 (1, 7)	6-3		L7		F7		1B 3B		F3	5	1	1	0	0	0	0							
Luis Aparicio, R OBP: 0.352, SLG: 0.356 Rich Morales, R OBP: 0.200, SLG: 0.152 (1, 6) (6, 6)	P6		2B		1B 2B		5-3		6-3	3	1	2	0	0	0	0							
Pete Ward, L OBP: 0.369, SLG: 0.403 (1, 5)	6-3		L9		2H 1B		K		BB BB	4	0	1	1	1	1	2							
Gail Hopkins, L OBP: 0.373, SLG: 0.440 (1, 3)		1B 1B	P6		F9		FC5-4 1B		BB BB	4	1	2	1	1	0	2							
Ed Herrmann, L OBP: 0.356, SLG: 0.414 Chuck Brinkman, R (4, 2) Ron Hansen, R OBP: 0.289, SLG: 0.286 (9, PH)	1B 1-3 1B		K		6-3		FC5-4 1-2		K	2	0	1	0	0	1	0							
Buddy Bradford, R OBP: 0.348, SLG: 0.413 (1, 9)	K		6-3		K		L7			4	0	0	0	0	2	2							
Bobby Knoop, R OBP: 0.281, SLG: 0.288 (1, 4)	K		1B		2B 2B		2B		2B	4	1	3	0	0	1	2							
Ken Berry, R OBP: 0.271, SLG: 0.286 (1, 8)	1-2 3-H 1B		K		2H 2B		K		K	4	0	2	2	0	2	2							
Jerry Nyman, L OBP: 0.077, SLG: 0.154 Don Secrist, L OBP: 0.333, SLG: 0.200 Bill Melton, R OBP: 0.307, SLG: 0.429 Dan Osinski, R (8, 1)	K		P6		K		F8			1	0	0	0	0	1	2							
										2	0	0	0	0	1	1							
										1	0	0	0	0	1	1							
										0	0	0	0	0	0	0							
										0	0	0	0	0	0	0							
Inning Stats	R: 0 E: 0 K: 0 S: 3	H: 0 LOB: 0 BB: 0 P: 3	R: 1 E: 0 K: 3 S: 12	H: 3 LOB: 2 BB: 0 P: 12	R: 0 E: 0 K: 2 S: 4	H: 1 LOB: 1 BB: 0 P: 4	R: 0 E: 0 K: 2 S: 8	H: 1 LOB: 1 BB: 0 P: 8	R: 1 E: 0 K: 2 S: 5	H: 2 LOB: 1 BB: 0 P: 5	R: 1 E: 0 K: 2 S: 9	H: 2 LOB: 1 BB: 0 P: 9	R: 1 E: 0 K: 1 S: 7	H: 2 LOB: 1 BB: 0 P: 7	R: 0 E: 0 K: 1 S: 6	H: 1 LOB: 0 BB: 0 P: 6	R: 0 E: 0 K: 1 S: 5	H: 0 LOB: 2 BB: 2 P: 13	1B: 6 2B: 5 3B: 1 HR: 0	SF: 0 SAC: 0 DP: 0 HBP: 0	WP: 0 PB: 0 SB: 0 CS: 0	PA: 41	
PITCHER	IP WLS BF H R ER SO BB IBB HBP BLK WP HR S P ERA WHIP	IP WLS BF H R ER SO BB IBB HBP BLK WP HR S P ERA WHIP	IP WLS BF H R ER SO BB IBB HBP BLK WP HR S P ERA WHIP	IP WLS BF H R ER SO BB IBB HBP BLK WP HR S P ERA WHIP	IP WLS BF H R ER SO BB IBB HBP BLK WP HR S P ERA WHIP	IP WLS BF H R ER SO BB IBB HBP BLK WP HR S P ERA WHIP	IP WLS BF H R ER SO BB IBB HBP BLK WP HR S P ERA WHIP	IP WLS BF H R ER SO BB IBB HBP BLK WP HR S P ERA WHIP	IP WLS BF H R ER SO BB IBB HBP BLK WP HR S P ERA WHIP	IP WLS BF H R ER SO BB IBB HBP BLK WP HR S P ERA WHIP	IP WLS BF H R ER SO BB IBB HBP BLK WP HR S P ERA WHIP	IP WLS BF H R ER SO BB IBB HBP BLK WP HR S P ERA WHIP	IP WLS BF H R ER SO BB IBB HBP BLK WP HR S P ERA WHIP	IP WLS BF H R ER SO BB IBB HBP BLK WP HR S P ERA WHIP	IP WLS BF H R ER SO BB IBB HBP BLK WP HR S P ERA WHIP	IP WLS BF H R ER SO BB IBB HBP BLK WP HR S P ERA WHIP	IP WLS BF H R ER SO BB IBB HBP BLK WP HR S P ERA WHIP	IP WLS BF H R ER SO BB IBB HBP BLK WP HR S P ERA WHIP	IP WLS BF H R ER SO BB IBB HBP BLK WP HR S P ERA WHIP	IP WLS BF H R ER SO BB IBB HBP BLK WP HR S P ERA WHIP	IP WLS BF H R ER SO BB IBB HBP BLK WP HR S P ERA WHIP	IP WLS BF H R ER SO BB IBB HBP BLK WP HR S P ERA WHIP	IP WLS BF H R ER SO BB IBB HBP BLK WP HR S P ERA WHIP

Chicago White Sox @ Kansas City Royals
Municipal Stadium, Kansas City, MO
Sun Jul 13 1969, 4:33 AM EDT
Unknown - 94 F

AB	39
R	4
H	12
RBI	4
BB	2
SO	10
LOB	18



Batter	1	2	3	4	5	6	7	8	9	AB	R	H	RBI	BB	SO	LOB	BOTTOM						
Pat Kelly, L OBP: 0.380, SLG: 0.404 (1, 9)	SH1-3 1B BB	S HR BB		L7			K			2	2	0	0	2	1	0							
Jackie Hernandez, R OBP: 0.286, SLG: 0.308 (1, 6)	SH1-3 1B 1-2	1-H HR		5-3			K			4	2	2	2	0	1	0							
Paul Schaal, R OBP: 0.358, SLG: 0.333 (1, 5)	SH1-3 1-2 2-3	K		F2			1-3			3	0	0	0	0	1	0							
Lou Piniella, R OBP: 0.331, SLG: 0.483 (1, 7)	2H 3-H 1B BB	P4			F9			6-3 1B		4	1	2	2	0	0	0							
Chuck Harrison, R OBP: 0.288, SLG: 0.320 (1, 3)	1B SF8 BB			HR 1B		F3		6-3 1-2		3	2	1	0	1	0	1							
Bob Oliver, R OBP: 0.294, SLG: 0.419 (1, 8)	1-3 2-H 1B	1-H HR		K		K		P5		4	1	2	3	0	1	1							
Jerry Adair, R OBP: 0.287, SLG: 0.281 (1, 4)	SF8 3-H			K		K		1-3		3	0	0	1	0	2	1							
Ellie Rodriguez, R OBP: 0.344, SLG: 0.345 (1, 2)	K			6-3		6-3				3	0	0	0	0	1	1							
Wally Bunker, R OBP: 0.111, SLG: 0.139 Moe Drabowsky, R OBP: 0.111, SLG: 0.111 (1, 1) (7, 1)	K			K		5-3				3	0	0	0	0	2	0							
										0	0	0	0	0	0	0							
Inning Stats	R: 4 E: 0 K: 1 S: 8	H: 3 LOB: 1 BB: 2 P: 16	R: 2 E: 0 K: 2 S: 8	H: 1 LOB: 0 BB: 1 P: 12	R: 2 E: 0 K: 2 S: 9	H: 2 LOB: 0 BB: 0 P: 9	R: 0 E: 0 K: 0 S: 3	H: 0 LOB: 0 BB: 0 P: 3	R: 0 E: 0 K: 1 S: 5	H: 0 LOB: 0 BB: 0 P: 5	R: 0 E: 0 K: 2 S: 7	H: 0 LOB: 0 BB: 0 P: 7	R: 0 E: 0 K: 0 S: 4	H: 1 LOB: 1 BB: 0 P: 4	R: 0 E: 0 K: 0 S: 5	H: 0 LOB: 2 BB: 2 P: 13	1B: 5 2B: 0 3B: 0 HR: 2	SF: 1 SAC: 1 DP: 0 HBP: 0	WP: 0 PB: 0 SB: 1 CS: 0	PA: 34			
PITCHER	IP WLS BF H R ER SO BB IBB HBP BLK WP HR S P ERA WHIP	IP WLS BF H R ER SO BB IBB HBP BLK WP HR S P ERA WHIP	IP WLS BF H R ER SO BB IBB HBP BLK WP HR S P ERA WHIP	IP WLS BF H R ER SO BB IBB HBP BLK WP HR S P ERA WHIP	IP WLS BF H R ER SO BB IBB HBP BLK WP HR S P ERA WHIP	IP WLS BF H R ER SO BB IBB HBP BLK WP HR S P ERA WHIP	IP WLS BF H R ER SO BB IBB HBP BLK WP HR S P ERA WHIP	IP WLS BF H R ER SO BB IBB HBP BLK WP HR S P ERA WHIP	IP WLS BF H R ER SO BB IBB HBP BLK WP HR S P ERA WHIP	IP WLS BF H R ER SO BB IBB HBP BLK WP HR S P ERA WHIP	IP WLS BF H R ER SO BB IBB HBP BLK WP HR S P ERA WHIP	IP WLS BF H R ER SO BB IBB HBP BLK WP HR S P ERA WHIP	IP WLS BF H R ER SO BB IBB HBP BLK WP HR S P ERA WHIP	IP WLS BF H R ER SO BB IBB HBP BLK WP HR S P ERA WHIP	IP WLS BF H R ER SO BB IBB HBP BLK WP HR S P ERA WHIP	IP WLS BF H R ER SO BB IBB HBP BLK WP HR S P ERA WHIP	IP WLS BF H R ER SO BB IBB HBP BLK WP HR S P ERA WHIP	IP WLS BF H R ER SO BB IBB HBP BLK WP HR S P ERA WHIP	IP WLS BF H R ER SO BB IBB HBP BLK WP HR S P ERA WHIP	IP WLS BF H R ER SO BB IBB HBP BLK WP HR S P ERA WHIP	IP WLS BF H R ER SO BB IBB HBP BLK WP HR S P ERA WHIP	IP WLS BF H R ER SO BB IBB HBP BLK WP HR S P ERA WHIP	IP WLS BF H R ER SO BB IBB HBP BLK WP HR S P ERA WHIP

Chicago White Sox @ Kansas City Royals
Municipal Stadium, Kansas City, MO
Sun Jul 13 1969, 4:33 AM EDT
Unknown - 94 F

AB	29
R	8
H	7
RBI	8
BB	3
SO	9
LOB	4



Batter	1	2	3	4	5	6	7	8	9	AB	R	H	RBI	BB	SO	LOB	TOP										
Walt Williams, R (1, 7) OBP: 0.332, SLG: 0.368	0-0 4-3 1B 2B	0-0 1-3 2-H 1B		0-3 K		0-0 BB	4-0 FC5-4 BB		0-0 6-3	4	1	2	1	1	1	1											
Luis Aparicio, R (1, 6) OBP: 0.348, SLG: 0.351	0-0 4-3	0-0 4-3		0-0 1-3		0-0 FC5-4 PB			0-0 F8	5	1	0	0	0	0	5											
Pete Ward, L (1, 5) OBP: 0.376, SLG: 0.410	0-0 1B		0-3 K		0-0 1B		0-0 6-3		0-0 BB 1B	5	1	3	1	0	1	0											
Gail Hopkins, L (1, 3) OBP: 0.369, SLG: 0.431	0-0 F8		0-0 F8		0-0 F7		0-0 4-3		4-0 1B 1-2 BB	4	0	0	0	1	0	2											
Don Pavletich, R (1, 2) OBP: 0.310, SLG: 0.306	0-0 F9		4-0 1B BB		0-3 K		0-0 SH1-3 1B		0-0 1-3 2-H 1B	4	0	2	1	1	1	2											
Bobby Knoop, R (1, 4) OBP: 0.281, SLG: 0.287		0-3 K	0-0 1-3 1B		0-0 L8		0-0 SH1-3		0-3 K	4	0	1	0	0	2	3											
Ken Berry, R (1, 8) OBP: 0.271, SLG: 0.285		0-0 FC1-5 1B	0-3 K		0-0 P3		0-0 1-3			4	0	1	0	0	1	3											
Buddy Bradford, R (1, 9) OBP: 0.356, SLG: 0.417		0-0 FC1-5 1B		0-0 PB SH3-4 1B		0-0 F8		4-0 IBB		3	1	2	0	1	0	0											
Cisco Carlos, R (1, 1) Wilbur Wood, R (6, 1)		0-0 FC1-5 1B		0-0 SH3-4		0-0 5-3		0-0 P6		2	0	0	0	0	0	2											
Inning Stats	R: 1 E: 0 K: 0 S: 5	H: 2 LOB: 1 BB: 0 P: 5	R: 1 E: 0 K: 1 S: 8	H: 3 LOB: 2 BB: 0 P: 8	R: 0 E: 0 K: 2 S: 8	H: 1 LOB: 1 BB: 0 P: 12	R: 0 E: 0 K: 1 S: 6	H: 1 LOB: 1 BB: 0 P: 6	R: 0 E: 0 K: 0 S: 3	H: 0 LOB: 0 BB: 0 P: 3	R: 1 E: 0 K: 0 S: 3	H: 0 LOB: 0 BB: 1 P: 7	R: 0 E: 0 K: 0 S: 4	H: 1 LOB: 2 BB: 1 P: 8	R: 1 E: 0 K: 1 S: 7	H: 2 LOB: 2 BB: 1 P: 11	1B: 10 2B: 1 3B: 0 HR: 0	SF: 0 SAC: 2 DP: 0 HBP: 0	WP: 0 PB: 2 CS: 1	PA: 42							
PITCHER	IP	WLS	BF	H	R	ER	SO	BB	IBB	HBP	BLK	WP	HR	S	P	ERA	WHIP										
Mike Hedlund, R (1, 1) ERA: 3.76	8.0	L	36	9	3	2	5	2	1	0	0	0	0	43	55	2.25	1.375										
Galen Cisco, R (9, 1) ERA: 2.7	1.0		6	2	1	1	1	1	0	0	0	0	0	7	11	9.00	3.000										

Chicago White Sox @ Kansas City Royals
Municipal Stadium, Kansas City, MO

AB 36
R 4
H 11
RBI 3
BB 4
SO 6
LOB 20



WP: 0 PA: 42
PB: 2 CS: 1

Sun Jul 13 1969, 4:38 AM EDT
Att: 16,316 - Sunny - 98 F

BOTTOM

Batter	1	2	3	4	5	6	7	8	9	AB	R	H	RBI	BB	SO	LOB	BOTTOM										
Pat Kelly, L (1, 8) OBP: 0.382, SLG: 0.410	0-3 K		0-0 S 1B			0-0 S 1B 2B		0-0 6-3		4	1	2	0	0	1	0											
Galen Cisco, R (9, 1)										0	0	0	0	0	0	0											
Paul Schaaf, R (1, 5) OBP: 0.368, SLG: 0.346	0-0 G6-3 1B		0-0 6-3			0-0 G6-3 1B			0-3 K	4	0	2	1	0	1	1											
Ed Kirkpatrick, L (1, 9) OBP: 0.271, SLG: 0.363	0-0 G6-3			0-0 L7		0-0 G6-3			0-0 F8	4	0	0	0	0	0	2											
Lou Piniella, R (1, 7) OBP: 0.333, SLG: 0.484		0-0 1B		0-0 FC5-4 1B		0-3 K			0-0 F3	4	0	2	0	0	1	0											
Buck Martinez, R (1, 2) OBP: 0.265, SLG: 0.333		0-0 P5		0-0 F5			0-0 6-3			3	0	0	0	0	0	2											
Bob Oliver, R (1, 3) OBP: 0.291, SLG: 0.414		0-3 K		0-0 FC5-4			0-0 5-3			3	0	0	0	0	1	2											
Juan Rios, R (1, 4) OBP: 0.296, SLG: 0.307		0-0 F8			0-0 6-3		0-0 4-3			3	0	0	0	0	0	1											
Jackie Hernandez, R (1, 6) OBP: 0.283, SLG: 0.305			0-0 L4		0-0 4-3			0-0 1-3		3	0	0	0	0	0	0											
Mike Hedlund, R (1, 1) ERA: 4.63			0-3 K		0-3 K			0-0 4-3		2	0	0	0	0	2	0											
Hawk Taylor, R (8, PH) OBP: 0.412, SLG: 0.583										1	0	0	0	0	0	0											
Inning Stats	R: 0 E: 0 K: 1 S: 5	H: 1 LOB: 0 BB: 0 P: 5	R: 0 E: 0 K: 1 S: 6	H: 1 LOB: 1 BB: 0 P: 6	R: 0 E: 0 K: 1 S: 4	H: 1 LOB: 1 BB: 0 P: 4	R: 0 E: 0 K: 0 S: 5	H: 0 LOB: 0 BB: 0 P: 5	R: 1 E: 0 K: 1 S: 6	H: 2 LOB: 0 BB: 0 P: 6	R: 0 E: 0 K: 0 S: 3	H: 0 LOB: 0 BB: 0 P: 3	R: 0 E: 0 K: 0 S: 3	H: 0 LOB: 0 BB: 0 P: 3	R: 0 E: 0 K: 1 S: 5	H: 0 LOB: 0 BB: 0 P: 5	1B: 5 2B: 1 3B: 0 HR: 0	SF: 0 SAC: 0 DP: 2 HBP: 0	WP: 0 PB: 2 CS: 0	PA: 31							
PITCHER	IP	WLS	BF	H	R	ER	SO	BB	IBB	HBP	BLK	WP	HR	S	P	ERA	WHIP										
Cisco Carlos, R (1, 1) ERA: 4.63	5.0	W	20	6	1	1	4	0	0	0	0	0	0	15	28	1.80	1.200										
Wilbur Wood, L (6, 1) ERA: 3.12	4.0	S	11	0	0	0	2	0	0	0	0	0	0	15	15	0.00	0.000										

Chicago White Sox @ Kansas City Royals
Municipal Stadium, Kansas City, MO

AB 31
R 1
H 6
RBI 1
BB 0
SO 6
LOB 8



WP: 0 PA: 31
PB: 2 CS: 0

Sun Jul 13 1969, 4:38 AM EDT
Att: 16,316 - Sunny - 98 F

Batter	1	2	3	4	5	6	7	8	9	AB	R	H	RBI	BB	SO	LOB	TOP				
Pat Kelly, L OBP: 0.377, SLG: 0.404 (1, 8)	4-3		1-3			F7		F8		4	0	0	0	0	0	0					
Jackie Hernandez, R OBP: 0.282, SLG: 0.304 (1, 6)	F9			SH1-4 1B		F7		F9		4	0	1	0	0	0	0					
Paul Schaal, R OBP: 0.350, SLG: 0.327 (1, 5)	5-3			SH1-4 1-2		E5			6-3	3	0	0	0	0	0	0					
Lou Piniella, R OBP: 0.329, SLG: 0.477 (1, 7)		5-3		K		F8			F8	4	0	0	0	0	1	2					
Chuck Harrison, R OBP: 0.281, SLG: 0.312 (1, 3)		L7		P4					L9	4	0	0	0	0	0	1					
Bob Oliver, R OBP: 0.292, SLG: 0.417 (1, 9)		E6				FC5-4 2B		F9		3	0	1	0	0	0	0					
Elie Rodriguez, R OBP: 0.344, SLG: 0.341 (1, 2)		F3				FC5-4 BB		E5		2	0	0	0	1	0	1					
Juan Rios, R OBP: 0.290, SLG: 0.301 (1, 4)			6-3			FC5-4 FC6-4		P4		3	0	0	0	0	0	3					
Roger Nelson, R OBP: 0.136, SLG: 0.098 (8, PH)						FC6-4				2	0	0	0	0	0	1					
Buck Martinez, R OBP: 0.260, SLG: 0.327 (8, 1)						FC6-4				1	0	0	0	0	0	0					
Dick Drago, R OBP: 0.290, SLG: 0.327 (8, 1)						FC6-4		L8		0	0	0	0	0	0	0					
Inning Stats	R: 0 E: 0 K: 0 S: 3	H: 0 LOB: 0 BB: 0 P: 3	R: 0 E: 1 K: 0 S: 4	H: 0 LOB: 1 BB: 0 P: 4	R: 0 E: 0 K: 1 S: 3	H: 0 LOB: 0 BB: 0 P: 3	R: 0 E: 0 K: 1 S: 6	H: 1 LOB: 1 BB: 0 P: 6	R: 0 E: 0 K: 0 S: 3	H: 1 LOB: 1 BB: 1 P: 7	R: 0 E: 1 K: 0 S: 4	H: 0 LOB: 1 BB: 0 P: 4	R: 0 E: 1 K: 0 S: 4	H: 0 LOB: 1 BB: 0 P: 4	R: 0 E: 0 K: 0 S: 3	H: 0 LOB: 0 BB: 0 P: 3	R: 0 E: 0 K: 0 S: 3	H: 0 LOB: 0 BB: 0 P: 3	1B: 1 2B: 1 3B: 0 HR: 0	SF: 0 SAC: 1 DP: 1 HBP: 0	WP: 0 PA: 32 CS: 0
PITCHER George Brunet, L ERA: 3.51 (1, 1)	IP: 9.0 WLS: W BF: 32 H: 2 R: 0 ER: 0 SO: 1 BB: 1 IBB: 0 HBP: 0 BLK: 0 WP: 0 HR: 0 S: 33 P: 37 ERA: 0.00 WHIP: 0.333															PITCHER					

Kansas City Royals @ California Angels
 Anaheim Stadium, Anaheim, CA
 Mon Jul 14 1969, 10:05 PM EDT
 Att. 7,205 - Unknown - 67 F

AB	30
R	0
H	2
RBI	0
BB	1
SO	1
LOB	8



Batter	1	2	3	4	5	6	7	8	9	AB	R	H	RBI	BB	SO	LOB	BOTTOM				
Sandy Alomar Sr., S OBP: 0.286, SLG: 0.279 (1, 4)	4-3		1-3			HR 1B				4	1	2	0	0	0	0					
Jay Johnstone, L OBP: 0.275, SLG: 0.353 (1, 8)	E4 L5-3			G6-4-3 1B		HR 1B		P6		4	1	2	2	0	0	1					
Lou Johnson, R OBP: 0.271, SLG: 0.267 (1, 7)	L5-3			G6-4-3 1-2		1B				3	0	1	0	0	0	2					
Jim Fregosi, R OBP: 0.355, SLG: 0.399 (1, 6)		G5-3		K		6-3				3	0	0	0	0	1	1					
Bill Voss, L OBP: 0.317, SLG: 0.313 (1, 9)					K			4-3		2	0	0	0	1	1	0					
Jim Spencer, L OBP: 0.308, SLG: 0.319 (1, 3)					G3			P5		3	0	0	0	0	0	1					
Aurelio Rodriguez, R OBP: 0.284, SLG: 0.324 (1, 5)					K			F9		3	0	0	0	0	1	1					
Tom Egan, R OBP: 0.221, SLG: 0.186 (1, 2)			K			F8		6-3		3	0	0	0	0	1	0					
George Brunet, R OBP: 0.138, SLG: 0.077 (1, 1)			F5			K		F8		3	0	0	0	0	1	0					
Inning Stats	R: 0 E: 1 K: 0 S: 3	H: 0 LOB: 0 BB: 0 P: 3	R: 0 E: 0 K: 0 S: 3	H: 0 LOB: 1 BB: 1 P: 7	R: 0 E: 0 K: 1 S: 5	H: 0 LOB: 0 BB: 0 P: 5	R: 0 E: 0 K: 1 S: 5	H: 1 LOB: 0 BB: 0 P: 5	R: 0 E: 0 K: 2 S: 7	H: 0 LOB: 0 BB: 0 P: 7	R: 2 E: 0 K: 1 S: 8	H: 3 LOB: 1 BB: 0 P: 8	R: 0 E: 0 K: 0 S: 3	H: 0 LOB: 0 BB: 0 P: 3	R: 0 E: 0 K: 0 S: 4	H: 1 LOB: 1 BB: 0 P: 4	R: 0 E: 0 K: 0 S: 3	H: 0 LOB: 0 BB: 0 P: 3	1B: 4 2B: 1 3B: 0 HR: 1	SF: 0 SAC: 0 DP: 2 HBP: 0	WP: 0 PA: 29 CS: 0
PITCHER Roger Nelson, R ERA: 2.95 (1, 1)	IP: 7.0 WLS: L BF: 25 H: 4 R: 2 ER: 2 SO: 5 BB: 1 IBB: 0 HBP: 0 BLK: 0 WP: 0 HR: 1 S: 34 P: 38 ERA: 2.57 WHIP: 0.714															PITCHER					
Dick Drago, R ERA: 4.59 (8, 1)	IP: 1.0 WLS: L BF: 4 H: 1 R: 0 ER: 0 SO: 0 BB: 0 IBB: 0 HBP: 0 BLK: 0 WP: 0 HR: 0 S: 4 P: 4 ERA: 0.00 WHIP: 1.000															PITCHER					

Kansas City Royals @ California Angels
 Anaheim Stadium, Anaheim, CA
 Mon Jul 14 1969, 10:05 PM EDT
 Att. 7,205 - Unknown - 67 F

AB	28
R	2
H	5
RBI	2
BB	1
SO	5
LOB	6



Batter	1	2	3	4	5	6	7	8	9	AB	R	H	RBI	BB	SO	LOB	TOP								
Pat Kelly, L OBP: 0.379, SLG: 0.403 (1,8)										3	2	1	0	0	0	1	Kansas City Royals @ California Angels Anaheim Stadium, Anaheim, CA Tue Jul 15 1969, 10:05 PM EDT Att: 7,376 - Sunny - 67 F								
Paul Schaal, R OBP: 0.375, SLG: 0.345 (1,5)										3	0	2	0	1	1										
Mike Fiore, L OBP: 0.412, SLG: 0.437 (1,3)										4	0	2	1	0	2										
Lou Piniella, R OBP: 0.328, SLG: 0.474 (1,7)										4	0	1	0	0	2										
Buck Martinez, R OBP: 0.259, SLG: 0.321 (1,2)										4	0	1	0	0	3										
Bob Oliver, R OBP: 0.286, SLG: 0.411 (1,9)										4	0	0	0	0	2	2									
Juan Rios, R OBP: 0.295, SLG: 0.295 (1,4)										3	0	0	0	0	0	0									
Jackie Hernandez, R OBP: 0.280, SLG: 0.301 (1,6)										3	0	0	0	0	1	0									
Bill Butler, L OBP: 0.143, SLG: 0.091 (1,1)										2	0	0	0	1	2	0									
Inning Stats	R: 1 E: 0 K: 0 S: 4	H: 2 LOB: 1 BB: 1 P: 8	R: 0 E: 0 K: 1 S: 5	H: 0 LOB: 0 BB: 0 P: 5	R: 0 E: 0 K: 1 S: 4	H: 1 LOB: 1 BB: 0 P: 4	R: 0 E: 0 K: 1 S: 5	H: 0 LOB: 0 BB: 0 P: 5	R: 1 E: 0 K: 2 S: 4	H: 2 LOB: 1 BB: 0 P: 5	R: 0 E: 0 K: 2 S: 7	H: 0 LOB: 0 BB: 0 P: 7	R: 0 E: 0 K: 1 S: 6	H: 1 LOB: 1 BB: 0 P: 6	R: 0 E: 0 K: 0 S: 3	H: 1 LOB: 0 BB: 0 P: 3	1B: 7 2B: 0 3B: 0 HR: 0	SF: 0 SAC: 0 DP: 2 HBP: 1	WP: 1 PB: 1 SB: 3 CS: 1	PA: 33					
PITCHER Tom Murphy, R ERA: 3.82 (1,1)	IP: 9.0 WLS: W BF: 33	H: 7 R: 2 ER: 2 SO: 6	BB: 2 IBB: 0 HBP: 1 BLK: 0	WP: 1 HR: 0 S: 42 P: 51	ERA: 2.00 WHIP: 1.000																				

Batter	1	2	3	4	5	6	7	8	9	AB	R	H	RBI	BB	SO	LOB	BOTTOM								
Sandy Alomar Sr., S OBP: 0.286, SLG: 0.278 (1,4)										4	1	1	0	0	0	1	Kansas City Royals @ California Angels Anaheim Stadium, Anaheim, CA Tue Jul 15 1969, 10:05 PM EDT Att: 7,376 - Sunny - 67 F								
Jay Johnstone, L OBP: 0.276, SLG: 0.357 (1,8)										3	2	1	0	1	2	0									
Rick Reichardt, R OBP: 0.345, SLG: 0.390 (1,7)										3	1	0	0	0	1	1									
Jim Fregosi, R OBP: 0.355, SLG: 0.399 (1,6)										3	0	1	1	0	2	0									
Bubba Morton, R OBP: 0.385, SLG: 0.467 (1,9)										2	0	0	1	1	0	0									
Bill Voss, L OBP: 0.317, SLG: 0.313 (9,9)										0	0	0	0	0	0	0									
Aurelio Rodriguez, R OBP: 0.287, SLG: 0.326 (1,5)										4	0	2	0	0	1	2									
Tom Egan, R OBP: 0.214, SLG: 0.178 (1,2)										4	0	0	0	0	3	2									
Jim Spencer, L OBP: 0.315, SLG: 0.343 (1,3)										2	1	1	1	1	0	1									
Tom Murphy, R OBP: 0.156, SLG: 0.140 (1,1)										3	0	0	0	0	1	2									
Inning Stats	R: 1 E: 0 K: 1 S: 7	H: 2 LOB: 2 BB: 1 P: 11	R: 0 E: 0 K: 1 S: 5	H: 0 LOB: 1 BB: 1 P: 9	R: 0 E: 0 K: 3 S: 9	H: 0 LOB: 0 BB: 0 P: 9	R: 0 E: 0 K: 1 S: 5	H: 0 LOB: 0 BB: 0 P: 5	R: 1 E: 0 K: 1 S: 6	H: 1 LOB: 0 BB: 0 P: 6	R: 0 E: 0 K: 1 S: 5	H: 0 LOB: 0 BB: 0 P: 5	R: 0 E: 0 K: 2 S: 8	H: 1 LOB: 1 BB: 0 P: 8	R: 3 E: 2 K: 0 S: 6	H: 2 LOB: 1 BB: 1 P: 10	1B: 4 2B: 1 3B: 0 HR: 1	SF: 1 SAC: 2 DP: 0 HBP: 0	WP: 0 PB: 0 SB: 0 CS: 0	PA: 34					
PITCHER Bill Butler, L ERA: 3.69 (1,1)	IP: 8.0 WLS: L BF: 34	H: 6 R: 5 ER: 3 SO: 10	BB: 3 IBB: 0 HBP: 0 BLK: 0	WP: 0 HR: 1 S: 51 P: 63	ERA: 3.38 WHIP: 1.125																				

Batter	1	2	3	4	5	6	7	8	9	AB	R	H	RBI	BB	SO	LOB	TOP			
Pat Kelly, L OBP: 0.373, SLG: 0.396 (1, 8)	0-0 4-3		0-3 K		0-3 K2-3			0-3 K	0-0 1-5-3	5	0	0	0	0	3	1	Kansas City Royals @ California Angels Anaheim Stadium, Anaheim, CA Wed Jul 16 1969, 10:05 PM EDT Att: 7,598 - Unknown livebaseballscorecards.com			
Paul Schaaf, R OBP: 0.382, SLG: 0.344 (1, 5)	4-0 BB		0-3 K			0-0 4-3 1B		0-0 E4 WP BB		3	0	1	0	1	1	0				
Mike Fiore, L OBP: 0.409, SLG: 0.431 (1, 3)	0-3 K			0-0 F7		0-0 4-3		4-0 WP BB		3	0	0	0	1	1	2				
Lou Piniella, R OBP: 0.330, SLG: 0.473 (1, 7)	0-3 K			0-0 1B		4-0 BB		0-0 F9	1-2 2-3	3	0	1	0	1	1	3				
Bob Oliver, R OBP: 0.285, SLG: 0.406 Hawk Taylor, R OBP: 0.404, SLG: 0.571 (8, PH) (8, 9)		0-0 P4		0-0 P3		0-3 K		0-3 K		3	0	0	0	0	1	3				
Jerry Adair, R OBP: 0.291, SLG: 0.285 (1, 4)	0-3 K			0-0 1B		0-0 1-3			0-0 B2-3 1B	4	1	2	0	0	1	2				
Elie Rodriguez, R OBP: 0.339, SLG: 0.335 Ed Kirkpatrick, L OBP: 0.270, SLG: 0.360 (9, PH)		0-0 1-6-3		0-0 P4			0-3 K		0-0 B2-3	3	0	0	0	0	1	2				
Jackie Hernandez, R OBP: 0.277, SLG: 0.298 Buck Martinez, R OBP: 0.255, SLG: 0.315 (9, PH)			0-0 P4		0-0 6-3		0-0 L9		0-0 5-3	3	0	0	0	0	0	0				
Jim Rooker, R OBP: 0.235, SLG: 0.824 Moe Drabowsky, R OBP: 0.111, SLG: 0.111 Chuck Harrison, R OBP: 0.286, SLG: 0.316 (9, PH)				0-0 HR		0-0 4-3		0-0 L7	0-0 WP 1B 2H	3	1	1	1	0	0	0				
Inning Stats	R: 0 E: 0 K: 2 S: 7	H: 0 LOB: 1 BB: 1 P: 11	R: 0 E: 0 K: 1 S: 5	H: 0 LOB: 0 BB: 0 P: 5	R: 1 E: 0 K: 2 S: 8	H: 1 LOB: 0 BB: 0 P: 8	R: 0 E: 0 K: 0 S: 5	H: 2 LOB: 2 BB: 0 P: 5	R: 0 E: 0 K: 1 S: 6	H: 1 LOB: 2 BB: 1 P: 10	R: 0 E: 1 K: 1 S: 5	H: 0 LOB: 0 BB: 0 P: 5	R: 0 E: 1 K: 2 S: 8	H: 0 LOB: 2 BB: 1 P: 12	R: 1 E: 0 K: 0 S: 5	H: 2 LOB: 1 BB: 0 P: 5		1B: 5 2B: 0 3B: 0 HR: 1	SF: 0 SAC: 0 DP: 0 HBP: 0	WP: 2 PB: 0 SB: 0 CS: 0
PITCHER Andy Messersmith, R ERA: 2.73 (1, 1)	IP: 9.0 WLS: W BF: 37	H: 6 R: 2 ER: 2 SO: 10	BB: 3 IBB: 0 HBP: 0 BLK: 0	WP: 2 HR: 1 S: 54 P: 66	ERA: 2.00 WHIP: 1.000	PITCHER														

Batter	1	2	3	4	5	6	7	8	9	AB	R	H	RBI	BB	SO	LOB	BOTTOM			
Sandy Alomar Sr., S OBP: 0.288, SLG: 0.284 (1, 4)	0-0 F9		0-0 5-3		0-0 2B		0-0 1-2 3H 1B			4	0	2	1	0	0	1	Kansas City Royals @ California Angels Anaheim Stadium, Anaheim, CA Wed Jul 16 1969, 10:05 PM EDT Att: 7,598 - Unknown livebaseballscorecards.com			
Jay Johnstone, L OBP: 0.275, SLG: 0.352 (1, 8)	0-0 G3		0-0 4-3		0-3 K		0-0 P4			4	0	0	0	0	1	5				
Rick Reichardt, R OBP: 0.340, SLG: 0.383 (1, 7)	0-0 1-3			0-0 F7		0-0 F7	0-0 L7			4	0	0	0	0	0	2				
Jim Fregosi, R OBP: 0.351, SLG: 0.394 (1, 6)		0-0 4-3		0-0 F7		0-0 5-3	0-0 P6			4	0	0	0	0	0	2				
Bubba Morton, R OBP: 0.384, SLG: 0.457 Bill Voss, L OBP: 0.320, SLG: 0.317 (6, PR) (7, 9)		0-0 6-3		0-3 K		4-0 FC5-4 BB		0-0 E9 1B		2	0	0	0	1	1	0				
Aurelio Rodriguez, R OBP: 0.287, SLG: 0.323 (1, 5)		0-0 6-3			4-0 1B FC6-4 BB	0-0 FC5-4	1-2	0-3 K		3	1	0	0	1	1	2				
Joe Azcue, R OBP: 0.296, SLG: 0.269 (1, 2)			0-0 6-3		0-0 FC6-4 1B		0-0 1B E 1B	0-0 F8		4	1	2	0	0	0	1				
Jim Spencer, L OBP: 0.327, SLG: 0.345 (1, 3)			4-0 2B BB		0-0 FC6-4 2B	0-0 FC6-4 2B	0-0 E8 E 1B 1B	4-0 IBB		2	2	1	1	2	0	1				
Andy Messersmith, R OBP: 0.220, SLG: 0.162 (1, 1)			0-0 2B		0-0 F8		0-0 E4 1B	0-3 K		4	0	1	1	0	1	4				
Inning Stats	R: 0 E: 0 K: 0 S: 3	H: 0 LOB: 0 BB: 0 P: 3	R: 0 E: 0 K: 0 S: 3	H: 0 LOB: 0 BB: 0 P: 3	R: 1 E: 0 K: 0 S: 4	H: 1 LOB: 1 BB: 1 P: 8	R: 0 E: 0 K: 1 S: 5	H: 0 LOB: 0 BB: 0 P: 5	R: 1 E: 0 K: 1 S: 7	H: 2 LOB: 2 BB: 1 P: 11	R: 0 E: 0 K: 0 S: 3	H: 0 LOB: 1 BB: 1 P: 7	R: 2 E: 2 K: 0 S: 7	H: 3 LOB: 2 BB: 0 P: 7	R: 0 E: 1 K: 2 S: 8	H: 1 LOB: 2 BB: 1 P: 12		1B: 5 2B: 2 3B: 0 HR: 0	SF: 0 SAC: 0 DP: 0 HBP: 0	WP: 0 PB: 0 SB: 0 CS: 0
PITCHER Jim Rooker, L ERA: 5.44 Moe Drabowsky, R ERA: 2.4 (7, 1)	IP: 6.0 WLS: L BF: 26	H: 5 R: 4 ER: 3 SO: 2	BB: 3 IBB: 0 HBP: 0 BLK: 0	WP: 0 HR: 0 S: 27 P: 39	ERA: 4.50 WHIP: 1.333	PITCHER														

Batter	1	2	3	4	5	6	7	8	9	AB	R	H	RBI	BB	SO	LOB	TOP			
Jackie Hernandez, R (1.6) OBP: 0.274, SLG: 0.295	0-3 K		0-0 4-3		0-3 K		0-3 K			4	0	0	0	0	3	0	Kansas City Royals @ Chicago White Sox Comiskey Park, Chicago, IL Fri Jul 18 1969, 8:05 PM EDT Att: 6,257 - Unknown livebaseballscorecards.com			
Paul Schaaf, R (1.5) OBP: 0.361, SLG: 0.323	0-0 6-3		0-0 4-3		0-3 K		0-0 4-3			4	0	0	0	0	1	0				
Lou Piniella, R (1.7) OBP: 0.332, SLG: 0.473	0-0 4-3					0-0 6-3				4	0	2	0	0	0	0				
Hawk Taylor, R (1.9) OBP: 0.411, SLG: 0.549		4-0 SH3 1B BB	0-0 F4			0-0 5-3		4-0 G6-4-3 1-2 BB		2	0	0	0	2	0	1				
Buck Martinez, R (1.2) OBP: 0.288, SLG: 0.362		0-0 SH3 1B		0-0 1B FC5-4 2B		0-0 1B 1B		0-3 K		4	1	3	0	0	1	2				
Bob Oliver, R (1.8) OBP: 0.289, SLG: 0.409		0-0 SH3		0-0 FC5-4 1B		0-0 1B		0-0 G6-4-3		3	0	2	0	0	0	2				
Jerry Adair, R (1.4) OBP: 0.294, SLG: 0.286		4-0 IBB		0-0 FC5-4 1B		0-0 1B			0-0 6-3	3	0	1	1	1	0	1				
Chuck Harrison, R (1.3) OBP: 0.279, SLG: 0.308		0-3 K		0-0 G5-4-3		0-0 FC5-4 1B			0-0 5-3	4	0	0	0	0	1	7				
Wally Bunker, R (1.1) OBP: 0.105, SLG: 0.132		0-3 K						0-3 K		2	0	0	0	0	2	3				
Juan Rios, R (7, PH) OBP: 0.283, SLG: 0.293										1	0	0	0	0	0	0				
Don O'Riley, R (7, 1) OBP: 0.337, SLG: 0.333										0	0	0	0	0	0	0				
Ellie Rodriguez, R (9, PH)										1	0	0	0	0	1	0				
Inning Stats	R: 0 E: 0 K: 1 S: 5	H: 0 LOB: 0 BB: 0 P: 5	R: 0 E: 0 K: 2 S: 8	H: 1 LOB: 3 BB: 2 P: 16	R: 0 E: 0 K: 0 S: 4	H: 1 LOB: 1 BB: 0 P: 4	R: 1 E: 0 K: 0 S: 4	H: 2 LOB: 0 BB: 0 P: 4	R: 0 E: 0 K: 3 S: 9	H: 0 LOB: 0 BB: 0 P: 9	R: 0 E: 0 K: 1 S: 5	H: 0 LOB: 0 BB: 0 P: 5	R: 0 E: 0 K: 1 S: 5	H: 1 LOB: 1 BB: 1 P: 9	R: 0 E: 0 K: 1 S: 5	H: 0 LOB: 0 BB: 0 P: 5	1B: 7 2B: 1 3B: 0 HR: 0	SF: 0 SAC: 1 DP: 2 HBP: 0	WP: 0 PB: 0 SB: 0 CS: 0	PA: 36
PITCHER Tommy John, L (1.1) ERA: 3.43	IP: 9.0 WLS: W BF: 36 H: 8 R: 1 ER: 1 SO: 9 BB: 2 IBB: 1 HBP: 0 BLK: 0 WP: 0 HR: 0 S: 51 P: 63 ERA: 1.00 WHIP: 1.111															PITCHER				


Batter	1	2	3	4	5	6	7	8	9	AB	R	H	RBI	BB	SO	LOB	BOTTOM				
Tom McCraw, L (1.7) OBP: 0.269, SLG: 0.279	0-3 K	0-0 CS 1B			0-3 K		0-0 BB 1B BLK	0-0 B1-3		5	1	2	0	0	2	1	Kansas City Royals @ Chicago White Sox Comiskey Park, Chicago, IL Fri Jul 18 1969, 8:05 PM EDT Att: 6,257 - Unknown livebaseballscorecards.com				
Luis Aparicio, R (1.6) OBP: 0.343, SLG: 0.347	0-0 F9	0-0 CS	0-0 FC4-6 2B		0-0 4-3		4-0 BLK 1B BB			3	1	1	0	1	0	0					
Carlos May, L (1.9) OBP: 0.376, SLG: 0.514	4-0 1B BB		4-0 FC4-6 BB		0-0 1B		0-0 F2			2	0	1	0	2	0	3					
Gail Hopkins, L (1.3) OBP: 0.376, SLG: 0.436	0-0 1B		0-0 FC4-6 1-2 2-3		0-0 F7		4-0 BLK 1B BB			3	1	1	1	1	0	3					
Ed Herrmann, L (1.2) OBP: 0.350, SLG: 0.401	0-0 G3		0-0 F7		0-0 3-1		0-0 1-1 2-1 3-1 1B			4	0	1	2	0	0	4					
Bill Melton, R (1.5) OBP: 0.305, SLG: 0.427		0-0 HR 2B	0-0 L7		0-3 K		0-3 K			4	1	1	0	0	2	3					
Bobby Knoop, R (1.4) OBP: 0.296, SLG: 0.309		0-0 5-3		0-0 4-3		0-0 6-3		0-0 2B		4	0	1	0	0	0	1					
Ken Berry, R (1.8) OBP: 0.272, SLG: 0.299		0-0 HR		0-3 K		0-3 K		0-0 G3		4	1	1	2	0	2	1					
Tommy John, R (1.1) OBP: 0.158, SLG: 0.096		0-3 K		0-3 K		4-0 BB 1B BB		0-0 F8		3	1	0	0	1	2	1					
Inning Stats	R: 0 E: 0 K: 1 S: 6	H: 1 LOB: 2 BB: 1 P: 10	R: 2 E: 0 K: 1 S: 7	H: 3 LOB: 0 BB: 0 P: 7	R: 0 E: 0 K: 0 S: 4	H: 1 LOB: 2 BB: 1 P: 8	R: 0 E: 0 K: 2 S: 7	H: 0 LOB: 0 BB: 0 P: 7	R: 0 E: 0 K: 1 S: 6	H: 1 LOB: 1 BB: 0 P: 6	R: 0 E: 0 K: 1 S: 5	H: 0 LOB: 0 BB: 0 P: 5	R: 4 E: 0 K: 2 S: 9	H: 2 LOB: 1 BB: 3 P: 21	R: 0 E: 0 K: 0 S: 4	H: 1 LOB: 1 BB: 0 P: 4		1B: 5 2B: 3 3B: 0 HR: 1	SF: 0 SAC: 0 DP: 0 HBP: 0	WP: 0 PB: 0 SB: 0 CS: 1	PA: 38
PITCHER Wally Bunker, R (1.1) ERA: 3.33 Don O'Riley, R (7, 1) ERA: 7.53 Dave Wickersham, R (7, 1) ERA: 4.04	IP: 6.0 WLS: L BF: 25 H: 6 R: 2 ER: 2 SO: 6 BB: 2 IBB: 0 HBP: 0 BLK: 0 WP: 1 HR: 1 S: 35 P: 43 ERA: 3.00 WHIP: 1.333															PITCHER					

Batter	1	2	3	4	5	6	7	8	9	AB	R	H	RBI	BB	SO	LOB	TOP																
Joe Keough, L (1, 8) OBP: 0.184, SLG: 0.161	0-3 K		0-0 F7		0-0 4-3			0-0 WP 1B	0-0 FC4-2	5	1	1	0	0	1	3																	
Paul Schaaf, R (1, 5) OBP: 0.351, SLG: 0.314	0-3 K		0-0 G3 1B			0-0 F7		0-0 F9	0-0 FC5	5	0	1	0	0	1	4																	
Ed Kirkpatrick, L (1, 9) OBP: 0.271, SLG: 0.356 Hawk Taylor, R (8, PH) OBP: 0.404, SLG: 0.538	4-0 CS BB		0-0 G3			0-0 F9		0-0 F8		2	0	0	0	1	0	1																	
Lou Piniella, R (1, 7) OBP: 0.334, SLG: 0.474	0-0 CS	0-0 3B 1B	0-0 F2			0-0 F3		0-0 FC5-4 1B		4	1	2	1	0	0	1																	
Buck Martinez, R (1, 2) OBP: 0.286, SLG: 0.387		0-0 1-H E 3B	0-0 F7			0-0 F7		0-0 K	0-0 FC5-4	4	1	1	1	0	1	1																	
Bob Oliver, R (1, 3) OBP: 0.286, SLG: 0.405		0-0 FC2 4-1		0-0 G1-6-3 HBP		0-0 F8			0-0 6-3	3	0	0	0	0	0	0																	
Juan Rios, R (1, 4) OBP: 0.288, SLG: 0.304	0-3 K		0-0 G1-6-3			0-0 K		0-0 3B 1B		4	1	2	0	0	1	2																	
Jackie Hernandez, R (1, 6) OBP: 0.277, SLG: 0.301	0-0 4-1			0-0 5-3		0-0 K		0-0 1-H 3B	0-0 FC4-2 HBP IBB	3	0	1	1	1	0	1																	
Roger Nelson, R (1, 1) OBP: 0.128, SLG: 0.091 Moe Drabowsky, R (7, 1) OBP: 0.311, SLG: 0.111 Jerry Adair, R (9, PH) OBP: 0.297, SLG: 0.286 Jim Rooker, R (9, PR) OBP: 0.235, SLG: 0.824 Dick Drago, R (9, 1)	0-3 K			0-0 4-3		0-0 F3		0-0 FC5 FC4-2 HBP		3	0	0	0	0	1	2																	
Inning Stats	R: 0 E: 0 K: 2 S: 6	H: 0 LOB: 0 BB: 1 P: 10	R: 2 E: 1 K: 2 S: 10	H: 2 LOB: 1 BB: 0 P: 10	R: 0 E: 0 K: 0 S: 4	H: 1 LOB: 0 BB: 0 P: 4	R: 0 E: 0 K: 0 S: 2	H: 0 LOB: 0 BB: 0 P: 3	R: 0 E: 0 K: 0 S: 3	H: 0 LOB: 0 BB: 0 P: 3	R: 1 E: 0 K: 1 S: 7	H: 2 LOB: 1 BB: 0 P: 7	R: 1 E: 0 K: 0 S: 5	H: 2 LOB: 1 BB: 0 P: 5	R: 0 E: 0 K: 0 S: 4	H: 1 LOB: 3 BB: 1 P: 9	1B: 5 2B: 1 3B: 2 HR: 0	SF: 0 SAC: 0 DP: 1 HBP: 2	WP: 1 PB: 0 CS: 0	PA: 39													
PITCHER	IP WLS BF H R ER SO BB IBB HBP BLK WP HR S P ERA WHIP																																
Billy Wynne, R (1, 1) ERA: 3.5	7.0		27	5	3	2	5	1	0	1	0	0	0	35	40	2.57	0.857																
Wilbur Wood, L (8, 1) ERA: 3.23	2.0	W	11	3	1	1	0	0	1	1	0	1	0	9	14	4.50	1.500																

Kansas City Royals @ Chicago White Sox
Comiskey Park, Chicago, IL
Sat Jul 19 1969, 4:33 AM EDT
Att: 2,109 - Cloudy

livebaseballscores.com

AB 34
R 4
H 8
RBI 3
BB 2
SO 5
LOB 16



Batter	1	2	3	4	5	6	7	8	9	AB	R	H	RBI	BB	SO	LOB	BOTTOM																
Tom McCraw, L (1, 7) OBP: 0.274, SLG: 0.280 Wilbur Wood, R (8, 1)	0-0 5-3 1B		0-0 1-3		0-0 G3			4-0 1B BB	0-0 F9	3	0	1	0	1	0	0																	
Ron Hansen, R (9, PH) OBP: 0.291, SLG: 0.340	0-0 5-3 1B		0-0 F6		0-0 F7		0-0 1-3 2-H 1B	0-0 BB 1B	0-0 BB IBB 1B	5	0	2	1	0	0	1																	
Luis Aparicio, R (1, 6) OBP: 0.344, SLG: 0.347	0-0 5-3		0-0 F6		0-0 F7		0-0 1-3 2-H 1B	0-0 BB 1B	0-0 BB IBB 1B	5	0	2	1	0	0	1																	
Carlos May, L (1, 9) OBP: 0.377, SLG: 0.509	0-0 F7		4-0 BB BB	0-0 BB BB	0-0 K		0-0 K	0-0 BB IBB	0-0 BB IBB	3	0	0	0	2	2	3																	
Gail Hopkins, L (1, 3) OBP: 0.372, SLG: 0.427	0-0 3-1		0-0 4-3		0-0 L8		0-0 E5 SH5-3	0-0 BB IBB	0-0 BB	4	0	0	1	1	0	2																	
Bill Melton, R (1, 5) OBP: 0.303, SLG: 0.423		0-0 F7		0-0 E6 L9-3		0-0 F2		0-0 SH5-3		3	0	0	0	0	0	0																	
Ed Herrmann, L (1, 2) OBP: 0.350, SLG: 0.396 Buddy Bradford, R (7, PR) OBP: 0.353, SLG: 0.401		0-0 F7		0-0 F4		0-0 SH2-4 2B BB		0-0 K		2	0	0	0	1	0	1																	
Bobby Knoop, R (1, 4) OBP: 0.297, SLG: 0.309		0-0 2B 1B		0-0 L9-3		0-0 SH2-4		0-0 6-3		3	1	1	0	0	0	2																	
Ken Berry, R (1, 8) OBP: 0.272, SLG: 0.304		0-0 1-H 2B		0-0 E5 SH1-4 BLK		0-0 F8		0-0 K		4	1	1	1	0	1	2																	
Billy Wynne, L (1, 1) OBP: 0.167, SLG: 0.167 Don Pavletich, R (7, PH) OBP: 0.325, SLG: 0.364 Woodie Held, R (9, PR) OBP: 0.292, SLG: 0.425		0-0 G3		0-0 SH1-4		0-0 2-H 1B 2B		0-0 BB BB		1	0	0	0	0	0	1																	
Inning Stats	R: 0 E: 0 K: 0 S: 4	H: 1 LOB: 0 BB: 0 P: 4	R: 1 E: 0 K: 0 S: 5	H: 2 LOB: 1 BB: 0 P: 5	R: 0 E: 0 K: 0 S: 3	H: 0 LOB: 1 BB: 1 P: 7	R: 0 E: 1 K: 0 S: 3	H: 0 LOB: 0 BB: 0 P: 3	R: 1 E: 1 K: 0 S: 4	H: 0 LOB: 0 BB: 0 P: 4	R: 0 E: 0 K: 1 S: 5	H: 0 LOB: 0 BB: 0 P: 5	R: 2 E: 0 K: 1 S: 7	H: 2 LOB: 2 BB: 2 P: 15	R: 0 E: 1 K: 1 S: 6	H: 0 LOB: 1 BB: 0 P: 6	R: 1 E: 0 K: 1 S: 5	H: 1 LOB: 3 BB: 3 P: 17	1B: 4 2B: 3 3B: 0 HR: 0	SF: 0 SAC: 0 DP: 1 HBP: 0	WP: 0 PB: 0 CS: 0	PA: 40											
PITCHER	IP WLS BF H R ER SO BB IBB HBP BLK WP HR S P ERA WHIP																																
Roger Nelson, R (1, 1) ERA: 3.0	6.2		29	5	4	3	1	3	0	0	0	1	0	28	40	4.05	1.200																
Moe Drabowsky, R (7, 1) ERA: 2.34	1.1		5	0	0	0	2	0	0	0	0	0	0	9	9	0.00	0.000																
Dick Drago, R (9, 1) ERA: 4.64	0.2	L	6	1	1	1	1	2	1	0	0	0	0	5	17	13.50	4.500																

Kansas City Royals @ Chicago White Sox
Comiskey Park, Chicago, IL
Sat Jul 19 1969, 4:33 AM EDT
Att: 2,109 - Cloudy

livebaseballscores.com

AB 31
R 5
H 6
RBI 4
BB 6
SO 4
LOB 14



Batter	1	2	3	4	5	6	7	8	9	10	11	AB	R	H	RBI	BB	SO	LOB	TOP					
Jackie Hernandez, R OBP: 0.275, SLG: 0.294	K	K			5-3			K		F4		5	0	0	0	0	3	0						
Paul Schaal, R OBP: 0.391, SLG: 0.346	WP BB		F8		1B			S G3 1B		F7		4	0	2	0	1	0	0						
Ed Kirkpatrick, L OBP: 0.278, SLG: 0.353	WP BB				F7			G3		K		4	0	1	0	1	1	2						
Lou Piniella, R OBP: 0.336, SLG: 0.471	F8		G5-4-3		1B			5-3				4	1	1	0	1	0	4						
Buck Martinez, R OBP: 0.290, SLG: 0.397	5-3																							
Joe Keough, L OBP: 0.194, SLG: 0.161					K			F3				5	0	1	0	0	1	3						
Bob Oliver, R OBP: 0.288, SLG: 0.415					K			G5-4-3				0	0	0	0	0	0	0						
Jerry Adair, R OBP: 0.299, SLG: 0.285												5	1	2	1	0	1	1						
Juan Rios, R OBP: 0.263, SLG: 0.299	SH E							6-3				3	1	1	0	0	0	1						
Chuck Harrison, R OBP: 0.271, SLG: 0.293	4-3 E											0	0	0	0	0	0	0						
Hawk Taylor, R OBP: 0.429, SLG: 0.596	4-3				FC5-4			6-3				3	0	0	0	1	0	2						
Dick Drago, R					1B							1	0	0	0	0	0	0						
Bill Butler, L OBP: 0.328, SLG: 0.081												3	0	0	0	1	0	2						
Elie Rodriguez, R OBP: 0.342, SLG: 0.339	K							6-3				1	0	0	0	0	1	3						
Inning Stats	R: 0 E: 0 K: 1 S: 5	H: 0 LOB: 2 BB: 2 P: 13	R: 2 E: 2 K: 2 S: 9	H: 1 LOB: 0 BB: 0 P: 9	R: 0 E: 0 K: 0 S: 3	H: 1 LOB: 0 BB: 0 P: 3	R: 0 E: 0 K: 2 S: 8	H: 1 LOB: 1 BB: 0 P: 8	R: 0 E: 0 K: 0 S: 6	H: 0 LOB: 0 BB: 1 P: 6	R: 0 E: 0 K: 0 S: 3	H: 0 LOB: 0 BB: 0 P: 3	R: 0 E: 0 K: 1 S: 6	H: 1 LOB: 1 BB: 0 P: 6	R: 0 E: 0 K: 1 S: 6	H: 0 LOB: 2 BB: 1 P: 10	R: 0 E: 0 K: 1 S: 5	H: 0 LOB: 0 BB: 0 P: 5	R: 1 E: 0 K: 1 S: 7	H: 3 LOB: 3 BB: 0 P: 8	1B: 6 2B: 2 3B: 0 HR: 0	SF: 0 SAC: 1 DP: 2 HBP: 1	WP: 2 PB: 0 SB: 1 CS: 0	PA: 45
PITCHER	IP WLS BF H R ER SO BB IBB HBP BLK WP HR S P ERA WHIP	Joe Horlen, R ERA: 4.07	10.0 L 5 2 1 1 1 0 0 0 0 0 0 7 7 9.00 2.000	1.0 4 1 0 0 1 0 0 0 1 0 0 0 5 6 0.00 1.000	PITCHER																			

Kansas City Royals @ Chicago White Sox
Comiskey Park, Chicago, IL
Sun Jul 20 1969, 4:38 AM EDT
Att: 12,691 - Unknown

AB 39
R 3
H 8
RBI 1
BB 4
SO 10
LOB 21

livebaseballscores.com



Batter	1	2	3	4	5	6	7	8	9	10	11	AB	R	H	RBI	BB	SO	LOB	BOTTOM							
Walt Williams, R OBP: 0.333, SLG: 0.364	F9		1B 1B	F7			F9			SH1-4		4	1	1	0	0	0	1								
Ed Herrmann, L OBP: 0.349, SLG: 0.395												1	0	0	0	0	1	1								
Luis Aparicio, R OBP: 0.342, SLG: 0.347	F9		F6		5-3		K			F8		6	0	0	0	0	1	3								
Carlos May, L OBP: 0.377, SLG: 0.505	1B BB		1B	1B	1B		K					3	0	2	1	2	1	0								
Gail Hopkins, L OBP: 0.377, SLG: 0.433	1B		1B	1B	BB					2H 1B		5	0	3	1	0	0	2								
Bill Melton, R OBP: 0.308, SLG: 0.428	F8		F2		1B							5	0	2	0	0	1	5								
Don Pavletich, R OBP: 0.313, SLG: 0.348			K	K	K							5	0	0	0	0	3	5								
Bobby Knoop, R OBP: 0.301, SLG: 0.314							F2					5	0	3	0	0	0	0								
Ken Berry, R OBP: 0.262, SLG: 0.292							FC4-6 1B					3	0	0	0	0	2	2								
Ron Hansen, R OBP: 0.286, SLG: 0.333												1	0	0	0	0	1	2								
Buddy Bradford, R OBP: 0.356, SLG: 0.404							1B					1	0	1	0	0	0	0								
Joe Horlen, R OBP: 0.200, SLG: 0.222												3	0	1	0	0	1	1								
Woodie Held, R OBP: 0.306, SLG: 0.425	F7											0	1	0	0	1	0	0								
Wilbur Wood, R												0	0	0	0	0	0	0								
Cisco Carlos, R												0	0	0	0	0	0	0								
Tom McCraw, L OBP: 0.273, SLG: 0.278							1B			SH1-4 BB		0	0	0	0	0	0	0								
Inning Stats	R: 0 E: 0 K: 0 S: 4	H: 1 LOB: 2 BB: 1 P: 8	R: 0 E: 0 K: 2 S: 8	H: 1 LOB: 1 BB: 0 P: 8	R: 1 E: 0 K: 1 S: 8	H: 3 LOB: 2 BB: 0 P: 8	R: 0 E: 0 K: 0 S: 4	H: 2 LOB: 2 BB: 0 P: 4	R: 0 E: 0 K: 1 S: 6	H: 1 LOB: 2 BB: 1 P: 10	R: 0 E: 0 K: 2 S: 7	H: 0 LOB: 0 BB: 0 P: 7	R: 0 E: 0 K: 2 S: 7	H: 0 LOB: 0 BB: 0 P: 7	R: 0 E: 0 K: 2 S: 9	H: 2 LOB: 2 BB: 0 P: 9	R: 1 E: 0 K: 0 S: 4	H: 1 LOB: 1 BB: 1 P: 8	R: 0 E: 0 K: 0 S: 3	H: 1 LOB: 0 BB: 0 P: 3	R: 0 E: 0 K: 1 S: 6	H: 1 LOB: 1 BB: 0 P: 6	1B: 13 2B: 0 3B: 0 HR: 0	SF: 0 SAC: 2 DP: 0 HBP: 0	WP: 0 PB: 0 SB: 0 CS: 0	PA: 47
PITCHER	IP WLS BF H R ER SO BB IBB HBP BLK WP HR S P ERA WHIP	Bill Butler, R ERA: 3.55	10.0 S 4 1 0 0 1 0 0 0 0 0 0 6 6 0.00 1.000	PITCHER																						

Kansas City Royals @ Chicago White Sox
Comiskey Park, Chicago, IL
Sun Jul 20 1969, 4:38 AM EDT
Att: 12,691 - Unknown

AB 42
R 2
H 13
RBI 2
BB 3
SO 11
LOB 22



Batter	1	2	3	4	5	6	7	8	9	AB	R	H	RBI	BB	SO	LOB	TOP						
Pat Kelly, L (1, 8) OBP: 0.372, SLG: 0.393 Buck Martinez, R (8, PH) OBP: 0.286, SLG: 0.391 Joe Keough, L (8, 8) OBP: 0.184, SLG: 0.161	K		FC4-6 BB		F7			F8		2	0	0	0	1	1	1	Kansas City Royals @ Detroit Tigers Tiger Stadium, Detroit, MI Thu Jul 24 1969, 7:05 PM EDT Att: 25,726 - Unknown						
Jackie Hernandez, R (1, 6) OBP: 0.274, SLG: 0.252	S BB		FC4-6 1-2		K			K		3	0	0	0	1	2	2							
Paul Schaal, R (1, 5) OBP: 0.385, SLG: 0.341	L9 1-2			1B SF8 1B			6-3	6-3		4	1	1	0	0	0	1							
Lou Piniella, R (1, 7) OBP: 0.335, SLG: 0.467	K			F7 1B			K		4-0 BB	3	0	0	0	1	2	2							
Bob Oliver, R (1, 9) OBP: 0.288, SLG: 0.413		K		SF8 1B			K		L9	4	0	1	0	0	2	1							
Joe Foy, R (1, 3) OBP: 0.340, SLG: 0.339	K			SF8 1-2					K	3	0	0	1	0	3	1							
Jerry Adair, R (1, 4) OBP: 0.298, SLG: 0.284	L8			3-H F7					L9	4	0	1	0	0	0	2							
Ellie Rodriguez, R (1, 2) OBP: 0.342, SLG: 0.344			4-3					K		3	0	1	0	0	1	1							
Wally Bunker, R (1, 1) OBP: 0.100, SLG: 0.125 Hawk Taylor, R (7, PH) OBP: 0.422, SLG: 0.586 Mike Hedlund, R (7, 1) OBP: 0.238, SLG: 0.238			K		K			F7		2	0	0	0	0	2	1							
										1	0	0	0	0	0	1							
										0	0	0	0	0	0	0							
Inning Stats	R: 0 E: 0 K: 2 S: 7	H: 0 LOB: 1 BB: 1 P: 11	R: 0 E: 0 K: 2 S: 7	H: 0 LOB: 0 BB: 0 P: 7	R: 0 E: 0 K: 1 S: 5	H: 0 LOB: 1 BB: 1 P: 9	R: 1 E: 0 K: 0 S: 5	H: 2 LOB: 1 BB: 0 P: 5	R: 0 E: 0 K: 2 S: 8	H: 1 LOB: 1 BB: 0 P: 8	R: 0 E: 0 K: 2 S: 7	H: 0 LOB: 0 BB: 0 P: 7	R: 0 E: 0 K: 1 S: 5	H: 1 LOB: 0 BB: 1 P: 5	R: 0 E: 0 K: 1 S: 5	H: 0 LOB: 0 BB: 1 P: 9	1B: 3 2B: 1 3B: 0 HR: 0	SF: 1 SAC: 0 DP: 0 HBP: 0	WP: 0 PB: 0 SB: 1 CS: 0	PA: 34			
PITCHER Mickey Lolich, L (1, 1) ERA: 2.6	IP: 9.0 WLS: W BF: 34 H: 4 R: 1 ER: 1 SO: 13 BB: 3 IBB: 0 HBP: 0 BLK: 0 WP: 0 HR: 0 S: 57 P: 69 ERA: 1.00 WHIP: 0.778											PITCHER	IP: 9.0 WLS: W BF: 34 H: 4 R: 1 ER: 1 SO: 13 BB: 3 IBB: 0 HBP: 0 BLK: 0 WP: 0 HR: 0 S: 57 P: 69 ERA: 1.00 WHIP: 0.778										

AB	30
R	1
H	4
RBI	1
BB	3
SO	13
LOB	13



Batter	1	2	3	4	5	6	7	8	9	AB	R	H	RBI	BB	SO	LOB	BOTTOM						
Tom Tresh, S (1, 6) OBP: 0.297, SLG: 0.356	3-1		2-H 1B		HR		F4			4	1	2	1	0	0	1	Kansas City Royals @ Detroit Tigers Tiger Stadium, Detroit, MI Thu Jul 24 1969, 7:05 PM EDT Att: 25,726 - Unknown						
Jim Northrup, L (1, 8) OBP: 0.335, SLG: 0.463	6-3		F7		E6		F8			4	0	0	0	0	0	2							
Al Kaline, R (1, 9) OBP: 0.352, SLG: 0.452	BB			HR	L4-3			L1-3		3	1	1	1	1	0	1							
Norm Cash, L (1, 3) OBP: 0.368, SLG: 0.435	4-3			G1-4-3 1B		K		K		4	0	1	0	0	2	1							
Willie Horton, R (1, 7) OBP: 0.308, SLG: 0.438		F8		G1-4-3 1-2		5-3		F9		4	0	0	0	0	0	1							
Bill Freehan, R (1, 2) OBP: 0.340, SLG: 0.411	L5			1B						3	0	2	0	0	0	0							
Don Wert, R (1, 5) OBP: 0.288, SLG: 0.332	K				HR		K			3	1	1	1	0	2	1							
Ike Brown, R (1, 4) OBP: 0.310, SLG: 0.276			K 4-3 1B		4-3			SH1-3 BB		2	0	0	0	1	1	0							
Mickey Lolich, S (1, 1) OBP: 0.182, SLG: 0.120			4-3 1-2		K			SH1-3		2	0	0	0	0	1	1							
										1B: 4 2B: 0 3B: 0 HR: 3	SF: 0 SAC: 1 DP: 1 HBP: 0	WP: 1 PB: 0 SB: 0 CS: 0	PA: 32										
PITCHER Wally Bunker, R (1, 1) ERA: 3.36 Mike Hedlund, R (7, 1) ERA: 3.67	IP: 6.0 WLS: L BF: 25 H: 7 R: 3 ER: 3 SO: 5 BB: 1 IBB: 0 HBP: 0 BLK: 0 WP: 1 HR: 3 S: 34 P: 38 ERA: 4.50 WHIP: 1.333											PITCHER	IP: 6.0 WLS: L BF: 25 H: 7 R: 3 ER: 3 SO: 5 BB: 1 IBB: 0 HBP: 0 BLK: 0 WP: 1 HR: 3 S: 34 P: 38 ERA: 4.50 WHIP: 1.333										



Batter	1	2	3	4	5	6	7	8	9	AB	R	H	RBI	BB	SO	LOB	TOP					
Joe Keough, L OBP: 0.206, SLG: 0.176 Dick Drago, R (7, 1)										4	0	2	0	0	1	1	Kansas City Royals @ Detroit Tigers Tiger Stadium, Detroit, MI Fri Jul 25 1969, 7:05 PM EDT Att: 24,294 - Unknown					
Paul Schaaf, R OBP: 0.368, SLG: 0.326										4	0	0	0	0	3	4						
Joe Foy, R OBP: 0.342, SLG: 0.339										3	0	1	0	1	0	0						
Lou Piniella, R OBP: 0.334, SLG: 0.464										4	0	1	0	0	1	5						
Buck Martinez, R OBP: 0.270, SLG: 0.370										4	0	0	0	0	0	1						
Bob Oliver, R OBP: 0.288, SLG: 0.411 (7, 8)										4	0	1	0	0	2	1						
Jerry Adair, R OBP: 0.294, SLG: 0.280										4	0	0	0	0	0	2						
Jackie Hernandez, R OBP: 0.274, SLG: 0.291										4	0	1	0	0	0	1						
Roger Nelson, R OBP: 0.122, SLG: 0.087 Hawk Taylor, R OBP: 0.415, SLG: 0.576 (7, PH) (7, 9)										2	0	0	0	0	0	0						
										1	0	0	0	0	1	1						
Inning Stats	R: 0 E: 0 K: 1 S: 5	H: 0 LOB: 0 BB: 0 P: 5	R: 0 E: 0 K: 1 S: 6	H: 1 LOB: 1 BB: 0 P: 6	R: 0 E: 1 K: 1 S: 7	H: 1 LOB: 3 BB: 1 P: 11	R: 0 E: 1 K: 1 S: 6	H: 0 LOB: 1 BB: 0 P: 6	R: 0 E: 0 K: 2 S: 9	H: 2 LOB: 2 BB: 0 P: 9	R: 0 E: 0 K: 0 S: 3	H: 1 LOB: 0 BB: 0 P: 3	R: 0 E: 0 K: 2 S: 8	H: 1 LOB: 0 BB: 0 P: 8	R: 0 E: 0 K: 0 S: 3	H: 0 LOB: 0 BB: 0 P: 3	R: 0 E: 0 K: 0 S: 3	H: 0 LOB: 0 BB: 0 P: 3	1B: 6 2B: 0 3B: 0 HR: 0	SF: 0 SAC: 0 DP: 1 HBP: 0	WP: 0 PB: 0 SB: 1 CS: 0	PA: 35
PITCHER Denny McLain, R ERA: 2.39	IP: 9.0 WLS: W BF: 35 H: 6 R: 0 ER: 0 SO: 8 BB: 1 IBB: 0 HBP: 0 BLK: 0 WP: 0 HR: 0 S: 50 P: 54 ERA: 0.00 WHIP: 0.778																					

Batter	1	2	3	4	5	6	7	8	9	AB	R	H	RBI	BB	SO	LOB	BOTTOM			
Tom Tresh, S OBP: 0.297, SLG: 0.356 Mickey Stanley, R OBP: 0.295, SLG: 0.332 (5, PR) (6, 6)										3	0	1	0	0	1	0	Kansas City Royals @ Detroit Tigers Tiger Stadium, Detroit, MI Fri Jul 25 1969, 7:05 PM EDT Att: 24,294 - Unknown			
Jim Northrup, L OBP: 0.346, SLG: 0.472										4	0	4	0	0	0	0				
Al Kaline, R OBP: 0.348, SLG: 0.447										3	0	0	1	0	0	3				
Norm Cash, L OBP: 0.366, SLG: 0.431										3	0	0	0	1	0	3				
Willie Horton, R OBP: 0.307, SLG: 0.433										3	0	0	0	1	1	2				
Bill Freehan, R OBP: 0.342, SLG: 0.411										3	0	1	0	1	0	0				
Don Wert, R OBP: 0.288, SLG: 0.330										4	0	1	0	0	2	2				
Ike Brown, R OBP: 0.319, SLG: 0.278										3	1	1	0	1	1	4				
Denny McLain, R OBP: 0.219, SLG: 0.186										3	0	0	0	0	1	1				
Inning Stats	R: 0 E: 0 K: 1 S: 6	H: 1 LOB: 1 BB: 0 P: 6	R: 0 E: 0 K: 1 S: 4	H: 0 LOB: 2 BB: 2 P: 12	R: 0 E: 0 K: 0 S: 4	H: 1 LOB: 1 BB: 0 P: 4	R: 0 E: 0 K: 1 S: 7	H: 2 LOB: 2 BB: 0 P: 7	R: 1 E: 0 K: 0 S: 5	H: 2 LOB: 2 BB: 0 P: 5	R: 0 E: 0 K: 0 S: 3	H: 0 LOB: 0 BB: 0 P: 3	R: 2 E: 0 K: 1 S: 8	H: 3 LOB: 2 BB: 1 P: 12	R: 0 E: 0 K: 2 S: 7	H: 0 LOB: 1 BB: 1 P: 11		1B: 8 2B: 1 3B: 0 HR: 0	SF: 1 SAC: 1 DP: 1 HBP: 0	WP: 0 PB: 0 SB: 1 CS: 0
PITCHER Roger Nelson, R ERA: 2.94 Dick Drago, R ERA: 4.67	IP: 6.0 WLS: L BF: 25 H: 6 R: 1 ER: 1 SO: 3 BB: 2 IBB: 0 HBP: 0 BLK: 0 WP: 0 HR: 0 S: 29 P: 37 ERA: 1.50 WHIP: 1.333																			

Batter	1	2	3	4	5	6	7	8	9	AB	R	H	RBI	BB	SO	LOB	TOP					
Jackie Hernandez, R (1, 6) Hawk Taylor, R (9, PH) OBP: 0.274, SLG: 0.291 OBP: 0.409, SLG: 0.567	5-3	L5					F9		K	4	0	1	0	0	0	0						
Joe Keough, L (1, 8) OBP: 0.216, SLG: 0.188	F6		6-3			F2		BB 1B	E 1B	5	1	2	0	0	0	1						
Joe Foy, R (1, 3) OBP: 0.340, SLG: 0.337	E S E 1B		L9				K	F9	E5	5	1	1	0	0	1	2						
Lou Piniella, R (1, 7) OBP: 0.330, SLG: 0.458	E3 BB 1B 1-H		F5			6-3		F6	K	5	0	0	0	0	1	3						
Ed Kirkpatrick, L (1, 9) OBP: 0.288, SLG: 0.359	BB 1-2 1B			4-3		1B 1B		1B BB 1B		3	0	2	0	1	0	0						
Paul Schaaf, R (1, 5) OBP: 0.384, SLG: 0.330	1-2 2-3 BB		5-3			FC6-4 1B		1B BB		2	0	1	0	2	0	0						
Ellie Rodriguez, R (1, 2) OBP: 0.340, SLG: 0.342	L7					FC6-4 1-2		FC6-4 1B		4	0	1	1	0	1	5						
Juan Rios, R (1, 4) OBP: 0.277, SLG: 0.292		5-3				F6		F7	FC6-4 1-2	4	0	0	0	0	0	3						
Bill Butler, L (1, 1) Dave Wickersham, R (4, 1) Chuck Harrison, R (5, PH) Don O'Riley, R (5, 1) Dave Morehead, R (6, 1) Buck Martinez, R (7, PH) Galen Cisco, R (7, 1) Bob Oliver, R (9, PH) OBP: 0.225, SLG: 0.079 OBP: 0.266, SLG: 0.292 OBP: 0.305, SLG: 0.393 OBP: 0.237, SLG: 0.409		K				K		F8	K	1	0	0	0	0	1	0						
Inning Stats	R: 1 E: 1 K: 0 S: 6	H: 2 LOB: 3 BB: 1 P: 10	R: 0 E: 0 K: 1 S: 5	H: 0 LOB: 0 BB: 0 P: 5	R: 0 E: 0 K: 1 S: 3	H: 0 LOB: 0 BB: 0 P: 3	R: 0 E: 0 K: 1 S: 5	H: 0 LOB: 1 BB: 0 P: 5	R: 0 E: 0 K: 1 S: 6	H: 1 LOB: 2 BB: 0 P: 6	R: 0 E: 0 K: 1 S: 7	H: 0 LOB: 2 BB: 0 P: 7	R: 0 E: 0 K: 0 S: 3	H: 0 LOB: 0 BB: 2 P: 3	R: 1 E: 0 K: 0 S: 5	H: 2 LOB: 2 BB: 2 P: 13	R: 0 E: 1 K: 3 S: 11	H: 1 LOB: 2 BB: 0 P: 11	1B: 8 2B: 0 3B: 0 HR: 0	SF: 0 SAC: 0 DP: 0 HBP: 0	WP: 0 PB: 0 SB: 1 CS: 0	PA: 40
PITCHER Earl Wilson, R (1, 1) ERA: 3.17	IP: 9.0 WLS: W BF: 40 H: 8 R: 2 ER: 1 SO: 7 BB: 3 IBB: 0 HBP: 0 BLK: 0 WP: 0 HR: 0 S: 51 P: 63 ERA: 1.00 WHIP: 1.222															PITCHER						

Kansas City Royals @ Detroit Tigers
Tiger Stadium, Detroit, MI
Sat Jul 26 1969, 4:33 AM EDT
Att: 23,449 - Unknown - 83 F

AB 37
R 2
H 8
RBI 1
BB 3
SO 7
LOB 14



Batter	1	2	3	4	5	6	7	8	9	AB	R	H	RBI	BB	SO	LOB	BOTTOM			
Mickey Stanley, R (1, 6) (7, 8) OBP: 0.296, SLG: 0.333	F3		2B BB	FC6-4 1B 2B	K	L9				4	1	1	2	1	1	3				
Jim Northrup, L (1, 8) (7, 9) OBP: 0.344, SLG: 0.471	4-3		1-3 2B	F5	6-3		F5			5	0	1	0	0	0	3				
Al Kaline, R (1, 9) Dick Tracewski, R (6, PR) (7, 6) OBP: 0.443 OBP: 0.324, SLG: 0.170	L9		L6	FC6-4 IBB	L5 1B 2B	K				3	0	0	0	1	0	2				
Bill Freehan, R (1, 3) Dave Campbell, R (7, 3) OBP: 0.344, SLG: 0.415 OBP: 0.145, SLG: 0.040		2B	F7	FC6-4 1B E	FC6-4 1B	F3				4	2	2	1	0	0	4				
Willie Horton, R (1, 7) OBP: 0.316, SLG: 0.441		BB		1B 1B	FC6-4 1B 2B	F8				4	3	3	2	1	0	0				
Jim Price, R (1, 2) OBP: 0.343, SLG: 0.589	F9		1B E3 1B	FC6-4 BB	F9					4	2	1	0	1	0	2				
Don Wert, R (1, 5) OBP: 0.290, SLG: 0.332	F9		BB 1B	FC6-4 1B	FC6-4 1B	K				5	1	2	3	0	1	4				
Ike Brown, R (1, 4) OBP: 0.326, SLG: 0.301	1-3		FC6 2B BB	WP 2B						4	1	2	1	0	0	4				
Earl Wilson, R (1, 1) OBP: 0.228, SLG: 0.122			K	FC6-4 2B BB	K	K				3	1	0	1	1	3	3				
Inning Stats	R: 0 E: 0 K: 0 S: 3	H: 0 LOB: 0 BB: 0 P: 3	R: 0 E: 0 K: 0 S: 4	H: 1 LOB: 2 BB: 1 P: 8	R: 0 E: 0 K: 1 S: 6	H: 1 LOB: 2 BB: 1 P: 10	R: 9 E: 1 K: 0 S: 10	H: 6 LOB: 1 BB: 2 P: 18	R: 0 E: 0 K: 2 S: 8	H: 1 LOB: 1 BB: 0 P: 8	R: 3 E: 1 K: 1 S: 9	H: 3 LOB: 2 BB: 1 P: 13	R: 0 E: 0 K: 1 S: 5	H: 0 LOB: 0 BB: 0 P: 5	R: 0 E: 0 K: 1 S: 5	H: 0 LOB: 0 BB: 0 P: 5	1B: 7 2B: 5 3B: 0 HR: 0	SF: 0 SAC: 0 DP: 0 HBP: 0	WP: 2 PB: 0 SB: 0 CS: 0	PA: 43
PITCHER Bill Butler, L (1, 1) ERA: 3.87 Dave Wickersham, R (4, 1) ERA: 3.96 Don O'Riley, R (5, 1) ERA: 8.1 Dave Morehead, R (6, 1) ERA: 5.4 Galen Cisco, R (7, 1) ERA: 2.08	IP: 3.0 WLS: L BF: 19 H: 6 R: 6 ER: 6 SO: 1 BB: 3 IBB: 0 HBP: 0 BLK: 0 WP: 0 HR: 0 S: 18 P: 30 ERA: 18.00 WHIP: 3.000															PITCHER				

Kansas City Royals @ Detroit Tigers
Tiger Stadium, Detroit, MI
Sat Jul 26 1969, 4:33 AM EDT
Att: 23,449 - Unknown - 83 F

AB 38
R 12
H 12
RBI 10
BB 5
SO 6
LOB 25



Batter	1	2	3	4	5	6	7	8	9	AB	R	H	RBI	BB	SO	LOB	TOP					
Don Buford, S (1, 7) OBP: 0.395, SLG: 0.443	6-3		BB																			
Paul Blair, R (1, 8) OBP: 0.359, SLG: 0.531	F8		BB																			
Frank Robinson, R (1, 9) OBP: 0.440, SLG: 0.610	1B																					
Boog Powell, L (1, 3) OBP: 0.392, SLG: 0.595	K																					
Brooks Robinson, R (1, 5) OBP: 0.300, SLG: 0.418	F8																					
Davey Johnson, R (1, 4) OBP: 0.361, SLG: 0.388	4-3																					
Eliot Hendricks, L (1, 2) OBP: 0.307, SLG: 0.360	F9																					
Mark Belanger, R (1, 6) OBP: 0.360, SLG: 0.348																						
Mike Cuellar, L (1, 1) OBP: 0.083, SLG: 0.133																						
Inning Stats	R: 0 E: 0 K: 1 S: 6	H: 1 LOB: 1 BB: 0 P: 6	R: 0 E: 0 K: 0 S: 3	H: 0 LOB: 0 BB: 0 P: 3	R: 0 E: 1 K: 1 S: 5	H: 0 LOB: 1 BB: 1 P: 9	R: 2 E: 1 K: 1 S: 8	H: 3 LOB: 1 BB: 0 P: 8	R: 1 E: 0 K: 0 S: 4	H: 2 LOB: 1 BB: 1 P: 8	R: 0 E: 0 K: 0 S: 3	H: 0 LOB: 0 BB: 0 P: 3	R: 1 E: 0 K: 0 S: 4	H: 1 LOB: 1 BB: 1 P: 8	R: 0 E: 0 K: 1 S: 6	H: 1 LOB: 2 BB: 1 P: 10	R: 0 E: 0 K: 0 S: 4	H: 1 LOB: 1 BB: 0 P: 4	1B: 5 2B: 3 3B: 1 HR: 1	SF: 0 SAC: 0 DP: 1 HBP: 0	WP: 0 PB: 0 SB: 1 CS: 1	PA: 39
PITCHER	IP WLS BF H R ER SO BB IBB HBP BLK WP HR S P ERA WHIP																					
Wally Bunker, R (1, 1) ERA: 3.38	7.0 L 30 7 4 3 3 3 0 0 0 0 0 1 33 45 3.86 1.429																					
Dick Drago, R (8, 1) ERA: 4.59	2.0 9 2 0 0 1 1 0 0 0 0 0 0 10 14 0.00 1.500																					

Baltimore Orioles @ Kansas City Royals
Municipal Stadium, Kansas City, MO
Tue Jul 29 1969, 8:05 PM EDT
Att: 13,478 - Unknown

AB 35
R 4
H 9
RBI 3
BB 4
SO 4
LOB 14



Batter	1	2	3	4	5	6	7	8	9	AB	R	H	RBI	BB	SO	LOB	BOTTOM					
Jackie Hernandez, R (1, 6) OBP: 0.278, SLG: 0.294	1-3		6-3																			
Paul Schaaf, R (1, 5) OBP: 0.393, SLG: 0.344	1-3																					
Joe Foy, R (1, 3) OBP: 0.339, SLG: 0.334	L9																					
Lou Piniella, R (1, 7) OBP: 0.332, SLG: 0.457	4-3																					
Hawk Taylor, R (1, 9) OBP: 0.365, SLG: 0.507	K																					
Jerry Adair, R (1, 4) OBP: 0.293, SLG: 0.279	4-3																					
Bob Oliver, R (1, 8) OBP: 0.288, SLG: 0.409	1-3																					
Ellie Rodriguez, R (1, 2) OBP: 0.333, SLG: 0.335	P4																					
Wally Bunker, R (1, 1) OBP: 0.119, SLG: 0.122	5-3																					
Buck Martinez, R (7, PH) OBP: 0.284, SLG: 0.413																						
Dick Drago, R (8, 1) ERA: 4.59																						
Chuck Harrison, R (8, PH) OBP: 0.268, SLG: 0.290																						
Inning Stats	R: 0 E: 0 K: 0 S: 4	H: 1 LOB: 1 BB: 0 P: 4	R: 0 E: 0 K: 1 S: 5	H: 0 LOB: 0 BB: 0 P: 5	R: 0 E: 0 K: 0 S: 3	H: 0 LOB: 0 BB: 0 P: 3	R: 1 E: 0 K: 1 S: 8	H: 3 LOB: 2 BB: 0 P: 8	R: 0 E: 0 K: 1 S: 5	H: 0 LOB: 1 BB: 1 P: 9	R: 0 E: 0 K: 0 S: 4	H: 1 LOB: 1 BB: 0 P: 4	R: 0 E: 0 K: 1 S: 5	H: 1 LOB: 0 BB: 0 P: 5	R: 0 E: 0 K: 0 S: 4	H: 1 LOB: 2 BB: 1 P: 8	R: 0 E: 0 K: 0 S: 4	H: 1 LOB: 1 BB: 0 P: 4	1B: 8 2B: 0 3B: 0 HR: 0	SF: 0 SAC: 0 DP: 1 HBP: 0	WP: 0 PB: 1 SB: 0 CS: 0	PA: 36
PITCHER	IP WLS BF H R ER SO BB IBB HBP BLK WP HR S P ERA WHIP																					
Mike Cuellar, L (1, 1) ERA: 2.43	9.0 W 36 8 1 1 4 2 0 0 0 0 0 0 42 50 1.00 1.111																					

Baltimore Orioles @ Kansas City Royals
Municipal Stadium, Kansas City, MO
Tue Jul 29 1969, 8:05 PM EDT
Att: 13,478 - Unknown

AB 34
R 1
H 8
RBI 1
BB 2
SO 4
LOB 19



Batter	1	2	3	4	5	6	7	8	9	AB	R	H	RBI	BB	SO	LOB	TOP								
Don Buford, S OBP: 0.397, SLG: 0.445 (1, 7)	L8		S BB	4-3		4-3											3	0	1	2	1	0	0		
Paul Blair, R OBP: 0.358, SLG: 0.527 (1, 8)	5-3		1-2 BB																						
Frank Robinson, R OBP: 0.438, SLG: 0.614 (1, 9)	P4		F7																						
Boog Powell, L OBP: 0.388, SLG: 0.588 (1, 3)		P2		4-3																					
Brooks Robinson, R OBP: 0.299, SLG: 0.416 (1, 5)	5-3		1B SF8 1B																						
Davey Johnson, R OBP: 0.362, SLG: 0.390 (1, 4)	4-3		CS 1B																						
Elirod Hendricks, L OBP: 0.306, SLG: 0.359 (1, 2)			F3	SF8																					
Mark Belanger, R OBP: 0.359, SLG: 0.347 (1, 6)			E S 1B	CS	5-3																				
Dave McNally, R OBP: 0.131, SLG: 0.070 Eddie Watt, R (9, 1)			K		L6																				
Inning Stats	R: 0 E: 0 K: 0 S: 3	H: 0 LOB: 0 BB: 0 P: 3	R: 0 E: 0 K: 0 S: 3	H: 0 LOB: 0 BB: 0 P: 3	R: 0 E: 0 K: 1 S: 6	H: 1 LOB: 3 BB: 2 P: 14	R: 1 E: 0 K: 0 S: 4	H: 2 LOB: 0 BB: 0 P: 4	R: 0 E: 0 K: 0 S: 3	H: 0 LOB: 0 BB: 0 P: 3	R: 1 E: 0 K: 1 S: 6	H: 1 LOB: 0 BB: 0 P: 6	R: 2 E: 0 K: 0 S: 6	H: 3 LOB: 1 BB: 0 P: 6	R: 0 E: 0 K: 0 S: 3	H: 0 LOB: 0 BB: 0 P: 3	R: 0 E: 0 K: 1 S: 5	H: 1 LOB: 0 BB: 0 P: 5	1B: 6 2B: 1 3B: 0 HR: 1	SF: 1 SAC: 0 DP: 1 HBP: 0	WP: 0 PB: 0 SB: 2 CS: 1	PA: 36			
PITCHER	IP WLS BF H R ER SO BB IBB HBP BLK WP HR S P ERA WHIP	IP WLS BF H R ER SO BB IBB HBP BLK WP HR S P ERA WHIP	IP WLS BF H R ER SO BB IBB HBP BLK WP HR S P ERA WHIP	IP WLS BF H R ER SO BB IBB HBP BLK WP HR S P ERA WHIP	IP WLS BF H R ER SO BB IBB HBP BLK WP HR S P ERA WHIP	IP WLS BF H R ER SO BB IBB HBP BLK WP HR S P ERA WHIP	IP WLS BF H R ER SO BB IBB HBP BLK WP HR S P ERA WHIP	IP WLS BF H R ER SO BB IBB HBP BLK WP HR S P ERA WHIP	IP WLS BF H R ER SO BB IBB HBP BLK WP HR S P ERA WHIP	IP WLS BF H R ER SO BB IBB HBP BLK WP HR S P ERA WHIP	IP WLS BF H R ER SO BB IBB HBP BLK WP HR S P ERA WHIP	IP WLS BF H R ER SO BB IBB HBP BLK WP HR S P ERA WHIP	IP WLS BF H R ER SO BB IBB HBP BLK WP HR S P ERA WHIP	IP WLS BF H R ER SO BB IBB HBP BLK WP HR S P ERA WHIP	IP WLS BF H R ER SO BB IBB HBP BLK WP HR S P ERA WHIP	IP WLS BF H R ER SO BB IBB HBP BLK WP HR S P ERA WHIP	IP WLS BF H R ER SO BB IBB HBP BLK WP HR S P ERA WHIP	IP WLS BF H R ER SO BB IBB HBP BLK WP HR S P ERA WHIP	IP WLS BF H R ER SO BB IBB HBP BLK WP HR S P ERA WHIP	IP WLS BF H R ER SO BB IBB HBP BLK WP HR S P ERA WHIP	IP WLS BF H R ER SO BB IBB HBP BLK WP HR S P ERA WHIP	IP WLS BF H R ER SO BB IBB HBP BLK WP HR S P ERA WHIP	IP WLS BF H R ER SO BB IBB HBP BLK WP HR S P ERA WHIP	IP WLS BF H R ER SO BB IBB HBP BLK WP HR S P ERA WHIP	

Baltimore Orioles @ Kansas City Royals
Municipal Stadium, Kansas City, MO
Wed Jul 30 1969, 8:05 PM EDT
Att: 13,648 - Unknown

AB 32
R 4
H 8
RBI 4
BB 2
SO 3
LOB 8



Batter	1	2	3	4	5	6	7	8	9	AB	R	H	RBI	BB	SO	LOB	BOTTOM								
Jackie Hernandez, R OBP: 0.275, SLG: 0.291 (1, 6)	K		FC6-4														4	0	0	0	0	3	1		
Paul Schaal, R OBP: 0.387, SLG: 0.340 (1, 5)	6-3		K																						
Joe Foy, R OBP: 0.341, SLG: 0.339 (1, 3)	S WP 1B		F7																						
Lou Piniella, R OBP: 0.331, SLG: 0.453 (1, 7)	4-0 WP 2B BB		5-3																						
Buck Martinez, R OBP: 0.306, SLG: 0.440 (1, 2)	PO 1-2 3-H 2B		F8																						
Jerry Adair, R OBP: 0.290, SLG: 0.276 Moe Drabowsky, R OBP: 0.111, SLG: 0.111 Hawk Taylor, R OBP: 0.350, SLG: 0.550 (9, PH)	PO		K																						
Bob Oliver, R OBP: 0.288, SLG: 0.407 (1, 9)			6-3																						
Joe Keough, L OBP: 0.225, SLG: 0.200 (1, 8)			3-1																						
Roger Nelson, R OBP: 0.137, SLG: 0.104 Juan Rios, R OBP: 0.276, SLG: 0.291 Ed Kirkpatrick, L OBP: 0.289, SLG: 0.354 (9, PH)			CS 1B																						
Bob Oliver, R OBP: 0.288, SLG: 0.407 (1, 9)			6-3																						
Joe Keough, L OBP: 0.225, SLG: 0.200 (1, 8)			3-1																						
Roger Nelson, R OBP: 0.137, SLG: 0.104 Juan Rios, R OBP: 0.276, SLG: 0.291 Ed Kirkpatrick, L OBP: 0.289, SLG: 0.354 (9, PH)			CS 1B																						
Bob Oliver, R OBP: 0.288, SLG: 0.407 (1, 9)			6-3																						
Joe Keough, L OBP: 0.225, SLG: 0.200 (1, 8)			3-1																						
Roger Nelson, R OBP: 0.137, SLG: 0.104 Juan Rios, R OBP: 0.276, SLG: 0.291 Ed Kirkpatrick, L OBP: 0.289, SLG: 0.354 (9, PH)			CS 1B																						
Inning Stats	R: 2 E: 0 K: 1 S: 6	H: 2 LOB: 0 BB: 1 P: 10	R: 0 E: 0 K: 1 S: 5	H: 0 LOB: 0 BB: 0 P: 5	R: 0 E: 0 K: 1 S: 6	H: 1 LOB: 0 BB: 0 P: 6	R: 0 E: 1 K: 1 S: 6	H: 0 LOB: 1 BB: 0 P: 6	R: 0 E: 0 K: 2 S: 7	H: 1 LOB: 0 BB: 0 P: 7	R: 0 E: 0 K: 0 S: 5	H: 2 LOB: 2 BB: 0 P: 5	R: 0 E: 0 K: 0 S: 3	H: 1 LOB: 0 BB: 0 P: 3	R: 0 E: 0 K: 1 S: 6	H: 1 LOB: 1 BB: 0 P: 6	R: 0 E: 0 K: 0 S: 5	H: 3 LOB: 3 BB: 0 P: 5	1B: 9 2B: 2 3B: 0 HR: 0	SF: 0 SAC: 0 DP: 1 HBP: 0	WP: 1 PB: 0 SB: 2 CS: 1	PA: 37			
PITCHER	IP WLS BF H R ER SO BB IBB HBP BLK WP HR S P ERA WHIP	IP WLS BF H R ER SO BB IBB HBP BLK WP HR S P ERA WHIP	IP WLS BF H R ER SO BB IBB HBP BLK WP HR S P ERA WHIP	IP WLS BF H R ER SO BB IBB HBP BLK WP HR S P ERA WHIP	IP WLS BF H R ER SO BB IBB HBP BLK WP HR S P ERA WHIP	IP WLS BF H R ER SO BB IBB HBP BLK WP HR S P ERA WHIP	IP WLS BF H R ER SO BB IBB HBP BLK WP HR S P ERA WHIP	IP WLS BF H R ER SO BB IBB HBP BLK WP HR S P ERA WHIP	IP WLS BF H R ER SO BB IBB HBP BLK WP HR S P ERA WHIP	IP WLS BF H R ER SO BB IBB HBP BLK WP HR S P ERA WHIP	IP WLS BF H R ER SO BB IBB HBP BLK WP HR S P ERA WHIP	IP WLS BF H R ER SO BB IBB HBP BLK WP HR S P ERA WHIP	IP WLS BF H R ER SO BB IBB HBP BLK WP HR S P ERA WHIP	IP WLS BF H R ER SO BB IBB HBP BLK WP HR S P ERA WHIP	IP WLS BF H R ER SO BB IBB HBP BLK WP HR S P ERA WHIP	IP WLS BF H R ER SO BB IBB HBP BLK WP HR S P ERA WHIP	IP WLS BF H R ER SO BB IBB HBP BLK WP HR S P ERA WHIP	IP WLS BF H R ER SO BB IBB HBP BLK WP HR S P ERA WHIP	IP WLS BF H R ER SO BB IBB HBP BLK WP HR S P ERA WHIP	IP WLS BF H R ER SO BB IBB HBP BLK WP HR S P ERA WHIP	IP WLS BF H R ER SO BB IBB HBP BLK WP HR S P ERA WHIP	IP WLS BF H R ER SO BB IBB HBP BLK WP HR S P ERA WHIP	IP WLS BF H R ER SO BB IBB HBP BLK WP HR S P ERA WHIP	IP WLS BF H R ER SO BB IBB HBP BLK WP HR S P ERA WHIP	

Baltimore Orioles @ Kansas City Royals
Municipal Stadium, Kansas City, MO
Wed Jul 30 1969, 8:05 PM EDT
Att: 13,648 - Unknown


AB 35
R 2
H 11
RBI 1
BB 1
SO 7
LOB 14



Batter	1	2	3	4	5	6	7	8	9	AB	R	H	RBI	BB	SO	LOB	TOP			
Don Buford, S OBP: 0.397, SLG: 0.441 (1, 7)	1-3		E BB		6-3			BLK SH5-3 BB	K	3	1	0	0	2	1	2				
Paul Blair, R OBP: 0.354, SLG: 0.522 (1, 8)	5-3		P6			F9		SH5-3	F8	4	0	0	0	0	0	4				
Frank Robinson, R OBP: 0.436, SLG: 0.609 (1, 9)	2-3		FC6 1-H 2-H			F4		IBB		3	0	0	0	1	0	0				
Boog Powell, L OBP: 0.385, SLG: 0.582 (1, 3)		L3	K			K		K		4	0	0	0	0	3	3				
Brooks Robinson, R OBP: 0.299, SLG: 0.415 (1, 5)		1B			1-3			L5	F7	4	0	1	0	0	0	2				
Davey Johnson, R OBP: 0.354, SLG: 0.391 (1, 4)		F8			5-3			5-3 1B	1B SH3	4	1	2	0	0	0	1				
Andy Etchebarren, R OBP: 0.371, SLG: 0.404 Clay Dalrymple, L OBP: 0.425, SLG: 0.419 (9, 2)		L4			1-3			5-3 1B	SH3	3	0	1	0	0	0	1	AB 33			
Mark Belanger, R OBP: 0.360, SLG: 0.349 (1, 6)			FC6 E BB 1B		4-3			5-3	1B	4	1	2	0	0	0	2	R 3			
Tom Phoebus, R OBP: 0.273, SLG: 0.283 Dick Hall, R OBP: 0.500, SLG: 0.400 (7, 1)			K			K		K	1B	3	0	0	0	0	3	3	H 7			
Inning Stats	R: 0 E: 0 K: 0 S: 3	H: 0 LOB: 0 BB: 0 P: 3	R: 0 E: 0 K: 0 S: 4	H: 1 LOB: 1 BB: 0 P: 4	R: 2 E: 1 K: 2 S: 9	H: 1 LOB: 1 BB: 1 P: 13	R: 0 E: 0 K: 0 S: 3	H: 0 LOB: 0 BB: 0 P: 3	R: 0 E: 0 K: 1 S: 5	H: 0 LOB: 0 BB: 0 P: 5	R: 0 E: 0 K: 1 S: 7	H: 2 LOB: 2 BB: 0 P: 7	R: 0 E: 0 K: 1 S: 5	H: 0 LOB: 2 BB: 2 P: 13	R: 1 E: 0 K: 1 S: 8	H: 3 LOB: 3 BB: 0 P: 8	1B: 7 2B: 0 3B: 0 HR: 0	SF: 0 SAC: 2 DP: 0 HBP: 0	WP: 0 PB: 0 SB: 0 CS: 0	PA: 38
PITCHER Jim Rooker, L ERA: 4.63 (1, 1)	IP 9.0 WLS L BF 38 H 7 R 3 ER 1 SO 7 BB 2 IBB 1 HBP 0 BLK 1 WP 0 HR 0 S 49 P 61 ERA 1.00 WHIP 1.000															PITCHER Jim Rooker, L ERA: 4.63 (1, 1)	IP 9.0 WLS L BF 38 H 7 R 3 ER 1 SO 7 BB 2 IBB 1 HBP 0 BLK 1 WP 0 HR 0 S 49 P 61 ERA 1.00 WHIP 1.000			

Baltimore Orioles @ Kansas City Royals
Municipal Stadium, Kansas City, MO
Thu Jul 31 1969, 8:05 PM EDT
Att: 12,384 - Unknown


AB 33
R 3
H 7
RBI 1
BB 3
SO 7
LOB 18



Batter	1	2	3	4	5	6	7	8	9	AB	R	H	RBI	BB	SO	LOB	BOTTOM			
Joe Keough, L OBP: 0.217, SLG: 0.193 (1, 8)	4-3			L8		4-3		L6		4	0	0	0	0	0	2				
Paul Schaaf, R OBP: 0.391, SLG: 0.340 (1, 5)	6-3			G5-4-3 1B		FC6-4 BB		F8		3	0	1	0	1	0	0				
Joe Foy, R OBP: 0.338, SLG: 0.335 (1, 3)	F9			G5-4-3 1-2		FC6-4 1-2		K		4	0	0	0	0	1	3				
Ed Kirkpatrick, L OBP: 0.299, SLG: 0.356 (1, 7)		3-1		G4-6-3 BB		L4 BB		1B		2	0	1	0	2	0	0				
Bob Oliver, R OBP: 0.284, SLG: 0.402 (1, 9)		5-3		F7		L4		K		4	0	0	0	0	1	3				
Ellie Rodriguez, R OBP: 0.329, SLG: 0.330 (1, 2)		5-3		G4-6-3 1-2		F9				3	0	0	0	0	0	1				
Jerry Adair, R OBP: 0.290, SLG: 0.276 (1, 4)				F7		5-3 1B		F8		3	1	1	0	0	0	0	AB 29			
Juan Rios, R OBP: 0.273, SLG: 0.287 (1, 6) Buck Martinez, R OBP: 0.314, SLG: 0.447 (8, PH) Jackie Hernandez, R OBP: 0.276, SLG: 0.291 (9, 6)				6-3		5-3		1B		2	0	0	0	0	0	1	R 1			
Jim Rooker, R OBP: 0.269, SLG: 0.640 (1, 1)				6-3		4-3 2-H 1B		K		1	0	1	0	0	0	0	H 5			
Inning Stats	R: 0 E: 0 K: 0 S: 3	H: 0 LOB: 0 BB: 0 P: 3	R: 0 E: 0 K: 0 S: 3	H: 0 LOB: 0 BB: 0 P: 3	R: 0 E: 0 K: 0 S: 3	H: 0 LOB: 0 BB: 0 P: 3	R: 0 E: 0 K: 0 S: 3	H: 1 LOB: 0 BB: 0 P: 3	R: 0 E: 0 K: 0 S: 2	H: 0 LOB: 0 BB: 1 P: 6	R: 1 E: 0 K: 0 S: 5	H: 2 LOB: 2 BB: 1 P: 9	R: 0 E: 0 K: 1 S: 6	H: 0 LOB: 1 BB: 0 P: 6	R: 0 E: 0 K: 2 S: 8	H: 1 LOB: 1 BB: 0 P: 8	1B: 5 2B: 0 3B: 0 HR: 0	SF: 0 SAC: 0 DP: 2 HBP: 0	WP: 0 PB: 0 SB: 0 CS: 0	PA: 32
PITCHER Tom Phoebus, R ERA: 3.37 Dick Hall, R ERA: 2.2 (7, 1)	IP 6.0 WLS W BF 22 H 3 R 1 ER 1 SO 3 BB 3 IBB 0 HBP 0 BLK 0 WP 0 HR 0 S 19 P 31 ERA 1.50 WHIP 1.000															PITCHER Tom Phoebus, R ERA: 3.37 Dick Hall, R ERA: 2.2 (7, 1)	IP 6.0 WLS W BF 22 H 3 R 1 ER 1 SO 3 BB 3 IBB 0 HBP 0 BLK 0 WP 0 HR 0 S 19 P 31 ERA 1.50 WHIP 1.000			

Baltimore Orioles @ Kansas City Royals
Municipal Stadium, Kansas City, MO
Thu Jul 31 1969, 8:05 PM EDT
Att: 12,384 - Unknown

AB 29
R 1
H 5
RBI 1
BB 3
SO 3
LOB 11



Batter	1	2	3	4	5	6	7	8	9	AB	R	H	RBI	BB	SO	LOB	TOP			
Jose Cardenal, R OBP: 0.303, SLG: 0.339 (1, 8)	1-3		4-3		FC6-4			G6-3		4	0	0	0	0	0	3				
Davey Nelson, R OBP: 0.222, SLG: 0.196 (1, 4)	FC6-4 1B		K						4-3	4	0	1	0	0	2	0				
Frank Baker, L OBP: 0.467, SLG: 0.643 (1, 7)	F7			E6 K2-4-2			G3		6-3	4	0	0	0	0	0	1				
Tony Horton, R OBP: 0.324, SLG: 0.464 (1, 3)	FC6-4			K2-4-2			6-3		1B	4	0	1	0	0	1	2				
Ken Harrelson, R OBP: 0.326, SLG: 0.423 (1, 9)		6-3		P4				F6	F3	4	0	0	0	0	0	1				
Duke Sims, L OBP: 0.412, SLG: 0.461 (1, 2)		F4				1B PB BB		3-1		2	0	0	0	1	0	0				
Lou Klimchok, L OBP: 0.304, SLG: 0.395 (1, 5)						K		4-3		3	0	1	0	0	1	1				
Eddie Leon, R OBP: 0.370, SLG: 0.400 (1, 6)	1-3									3	0	2	0	0	0	1				
Gary Boyd, R Mike Paul, L Larry Brown, R Ron Law, R Russ Snyder, L Larry Burchart, R Richie Scheinblum, S Juan Pizarro, L	F2							F8	F9	0	0	0	0	0	0	0				
Inning Stats	R: 0 E: 0 K: 1 S: 4	H: 1 LOB: 1 BB: 0 P: 4	R: 0 E: 0 K: 0 S: 4	H: 1 LOB: 1 BB: 0 P: 4	R: 0 E: 0 K: 1 S: 5	H: 0 LOB: 0 BB: 0 P: 5	R: 0 E: 1 K: 1 S: 5	H: 0 LOB: 0 BB: 0 P: 5	R: 0 E: 0 K: 1 S: 6	H: 1 LOB: 2 BB: 1 P: 10	R: 0 E: 0 K: 0 S: 3	H: 0 LOB: 0 BB: 0 P: 3	R: 0 E: 0 K: 0 S: 3	H: 1 LOB: 0 BB: 0 P: 3	R: 0 E: 0 K: 0 S: 4	H: 1 LOB: 1 BB: 0 P: 4	1B: 5 2B: 1 3B: 0 HR: 0	SF: 0 SAC: 0 DP: 2 HBP: 0	WP: 0 PB: 1 CS: 0	PA: 32
PITCHER Dick Drago, R ERA: 4.26 (1, 1)	IP: 9.0 WLS: W BF: 32 H: 5 R: 0 ER: 0 SO: 4 BB: 1 IBB: 0 HBP: 0 BLK: 0 WP: 0 HR: 0 S: 39 P: 43 ERA: 0.00 WHIP: 0.667											PITCHER	IP: 9.0 WLS: W BF: 32 H: 5 R: 0 ER: 0 SO: 4 BB: 1 IBB: 0 HBP: 0 BLK: 0 WP: 0 HR: 0 S: 39 P: 43 ERA: 0.00 WHIP: 0.667							

Cleveland Indians @ Kansas City Royals
Municipal Stadium, Kansas City, MO
Fri Aug 01 1969, 8:05 PM EDT
Att. 9,638 - Unknown - 71 F

AB	31
R	0
H	5
RBI	0
BB	1
SO	4
LOB	12

WP: 0	PA: 32
PB: 1	
CS: 0	

Batter	1	2	3	4	5	6	7	8	9	AB	R	H	RBI	BB	SO	LOB	BOTTOM	
Joe Keough, L OBP: 0.233, SLG: 0.196 (1, 8)	2B SF7 BB	WP 1B BB		1-3		4-3				3	2	1	0	2	0	1		
Paul Schaaf, R OBP: 0.392, SLG: 0.346 (1, 5)	L9	1B 1-2 2-3 IBB		2B		4-3		4-3		4	0	1	1	1	0	2		
Ed Kirkpatrick, L OBP: 0.307, SLG: 0.367 (1, 9)	1-3 2B	1-2 2-H 3-H 1B		4-3				E 1B BB		3	1	2	2	1	0	1		
Lou Piniella, R OBP: 0.327, SLG: 0.449 (1, 7)	SF7	F3			5-3			F8		3	0	0	1	0	0	3		
Buck Martinez, R OBP: 0.300, SLG: 0.427 (1, 2)	K				F9			E5 1B		4	0	0	0	0	1	2		
Joe Foy, R OBP: 0.344, SLG: 0.339 (1, 3)		4-3 BLK 1B BB		CS 1B		1B BB		G5-4-3 1-2 2-H 1B		2	1	2	1	2	0	0		
Jerry Adair, R OBP: 0.289, SLG: 0.276 (1, 4)		4-3		F8		FC6-4 1B		G5-4-3		4	0	1	0	0	0	4		
Jackie Hernandez, R OBP: 0.277, SLG: 0.292 (1, 6)		WP SH1 1B 1B		FC4-6 BB		FC6-4			5-3	3	1	1	1	1	0	2		
Dick Drago, R (1, 1)	SH1			FC4-6 1-3 2B				F6		3	1	0	0	0	1	1		
Inning Stats	R: 1 E: 0 K: 1 S: 6	H: 1 LOB: 1 BB: 1 P: 10	R: 3 E: 0 K: 0 S: 5	H: 2 LOB: 3 BB: 3 P: 17	R: 0 E: 0 K: 0 S: 3	H: 1 LOB: 0 BB: 0 P: 3	R: 1 E: 0 K: 0 S: 4	H: 1 LOB: 1 BB: 1 P: 8	R: 0 E: 0 K: 1 S: 5	H: 0 LOB: 0 BB: 0 P: 5	R: 1 E: 1 K: 0 S: 4	H: 1 LOB: 1 BB: 1 P: 8	R: 0 E: 0 K: 0 S: 4	H: 1 LOB: 1 BB: 0 P: 4	1B: 6 2B: 2 3B: 0 HR: 0	SF: 1 SAC: 1 DP: 1 HBP: 0	WP: 1 PB: 0 CS: 1	PA: 38
PITCHER Gary Boyd, R ERA: 21.6 Mike Paul, L ERA: 3.59 Ron Law, R ERA: 5.87 Larry Burchart, R ERA: 3.71 Juan Pizarro, L ERA: 3.22	IP: 1.2 WLS: L BF: 11 H: 2 R: 4 ER: 4 SO: 4 BB: 3 IBB: 1 HBP: 0 BLK: 1 WP: 0 HR: 0 S: 25 P: 25 ERA: 21.60 WHIP: 3.000											PITCHER	IP: 1.2 WLS: L BF: 11 H: 2 R: 4 ER: 4 SO: 4 BB: 3 IBB: 1 HBP: 0 BLK: 1 WP: 0 HR: 0 S: 25 P: 25 ERA: 21.60 WHIP: 3.000					

Cleveland Indians @ Kansas City Royals
Municipal Stadium, Kansas City, MO
Fri Aug 01 1969, 8:05 PM EDT
Att. 9,638 - Unknown - 71 F

AB	29
R	6
H	8
RBI	6
BB	7
SO	2
LOB	16

WP: 1	PA: 38
PB: 0	
CS: 1	

Batter	1	2	3	4	5	6	7	8	9	AB	R	H	RBI	BB	SO	LOB	TOP				
Jose Cardenal, R OBP: 0.302, SLG: 0.340 (1, 8)	F7		G6-4-3				F9		F8	5	1	1	0	0	0	2	Cleveland Indians @ Kansas City Royals Municipal Stadium, Kansas City, MO Sat Aug 02 1969, 8:05 PM EDT Att: 12,503 - Unknown - 83 F				
Davey Nelson, R OBP: 0.321, SLG: 0.459 (1, 4)	K			6-3	4-3				F9	5	1	1	0	0	1						
Frank Baker, L OBP: 0.526, SLG: 0.765 (1, 7)					4-3					3	1	2	2	1	0						
Tony Horton, R OBP: 0.307, SLG: 0.459 Sam McDowell, L OBP: 0.167, SLG: 0.186 (1, 3) (7, 1)	FC4-6			F7	6-3				K	4	0	0	0	0	1	3					
Ken Harrelson, R OBP: 0.327, SLG: 0.426 (1, 9) (7, 3)			5-3						F4	4	1	2	1	0	0	1					
Duke Sims, L OBP: 0.411, SLG: 0.459 (1, 2)										3	1	1	1	0	0	0					
Lou Klimchok, L OBP: 0.397, SLG: 0.397 Chuck Hinton, R OBP: 0.297, SLG: 0.388 (6, PH) (6, 5)										2	0	1	1	0	1	0					
Larry Brown, R OBP: 0.307, SLG: 0.308 (9, 5)										2	0	0	0	0	1	1					
Eddie Leon, R OBP: 0.362, SLG: 0.377 (1, 6)										3	0	0	0	1	1	1					
Stan Williams, R OBP: 0.233, SLG: 0.115 Cap Peterson, R OBP: 0.379, SLG: 0.316 Russ Snyder, L OBP: 0.307, SLG: 0.299 (1, 1) (7, PH) (7, 9)										1	0	0	0	1	0	2					
Inning Stats	R: 0 E: 0 K: 1 S: 5	H: 0 LOB: 1 BB: 1 P: 9	R: 0 E: 0 K: 1 S: 5	H: 0 LOB: 0 BB: 0 P: 5	R: 0 E: 0 K: 0 S: 2	H: 0 LOB: 0 BB: 1 P: 6	R: 3 E: 0 K: 0 S: 7	H: 4 LOB: 2 BB: 1 P: 11	R: 1 E: 0 K: 1 S: 4	H: 1 LOB: 1 BB: 0 P: 6	R: 2 E: 0 K: 1 S: 8	H: 3 LOB: 1 BB: 0 P: 8	R: 0 E: 0 K: 1 S: 5	H: 0 LOB: 0 BB: 0 P: 5	R: 0 E: 0 K: 0 S: 3	H: 0 LOB: 0 BB: 0 P: 3	1B: 5 2B: 3 3B: 1 HR: 0	SF: 0 SAC: 1 DP: 1 HBP: 0	WP: 1 PB: 0 CS: 1	PA: 38	
PITCHER	IP	WLS	BF	H	R	ER	SO	BB	IBB	HBP	BLK	WP	HR	S	P	ERA	WHIP				
Chris Zachary, R ERA: 9.0 (1, 1)	4.0		19	5	4	4	2	3	0	0	0	1	0	20	32	9.00	2.000				
Tom Burgmeier, L ERA: 3.54 (5, 1)	2.1	L	10	3	2	2	1	0	0	0	0	0	0	12	12	7.71	1.286				
Moe Drabowsky, R ERA: 2.19 (7, 1)	2.2		9	1	0	0	2	0	0	0	0	0	0	13	13	0.00	0.375				

Batter	1	2	3	4	5	6	7	8	9	AB	R	H	RBI	BB	SO	LOB	BOTTOM				
Joe Keough, L OBP: 0.242, SLG: 0.207 (1, 8)	F7									4	0	2	1	0	1	0	Cleveland Indians @ Kansas City Royals Municipal Stadium, Kansas City, MO Sat Aug 02 1969, 8:05 PM EDT Att: 12,503 - Unknown - 83 F				
Paul Schaaf, R OBP: 0.379, SLG: 0.336 (1, 5)	4-3									3	0	0	1	0	0	2					
Ed Kirkpatrick, L OBP: 0.301, SLG: 0.359 (1, 9)										4	0	0	0	0	0	1					
Lou Piniella, R OBP: 0.326, SLG: 0.445 (1, 7)										3	1	0	0	1	0	1					
Joe Foy, R OBP: 0.343, SLG: 0.336 (1, 3)										3	1	0	0	1	1	0					
Ellie Rodriguez, R OBP: 0.326, SLG: 0.330 Moe Drabowsky, R OBP: 0.111, SLG: 0.111 Hawk Taylor, R OBP: 0.355, SLG: 0.493 (1, 2) (7, 1) (9, PH)										3	0	1	0	0	1	2					
Jerry Adair, R OBP: 0.285, SLG: 0.272 (1, 4)										4	0	0	0	0	0	2					
Jackie Hernandez, R OBP: 0.275, SLG: 0.288 (1, 6)										4	1	0	1	0	2	2					
Chris Zachary, L OBP: 1.000, SLG: 1.000 Tom Burgmeier, L OBP: 0.214, SLG: 0.214 Buck Martinez, R OBP: 0.297, SLG: 0.422 (1, 1) (5, 1) (7, 2)										1	0	1	0	0	0	0					
Inning Stats	R: 0 E: 0 K: 0 S: 3	H: 2 LOB: 2 BB: 2 P: 16	R: 3 E: 1 K: 1 S: 8	H: 2 LOB: 2 BB: 2 P: 16	R: 0 E: 0 K: 1 S: 5	H: 0 LOB: 0 BB: 0 P: 5	R: 0 E: 0 K: 1 S: 5	H: 0 LOB: 1 BB: 0 P: 5	R: 0 E: 0 K: 1 S: 4	H: 1 LOB: 1 BB: 0 P: 4	R: 0 E: 0 K: 1 S: 5	H: 0 LOB: 0 BB: 0 P: 5	R: 0 E: 0 K: 1 S: 5	H: 0 LOB: 0 BB: 0 P: 5	R: 0 E: 0 K: 1 S: 5	H: 0 LOB: 0 BB: 0 P: 5		1B: 5 2B: 0 3B: 0 HR: 0	SF: 1 SAC: 0 DP: 0 HBP: 0	WP: 0 PB: 0 CS: 0	PA: 35
PITCHER	IP	WLS	BF	H	R	ER	SO	BB	IBB	HBP	BLK	WP	HR	S	P	ERA	WHIP				
Stan Williams, R ERA: 3.95 (1, 1)	6.0	W	26	5	4	1	2	2	0	0	0	0	0	15	15	0.00	0.000				
Sam McDowell, L ERA: 2.99 (7, 1)	3.0	S	9	0	0	0	3	0	0	0	0	0	0	15	15	0.00	0.000				

Batter	1	2	3	4	5	6	7	8	9	AB	R	H	RBI	BB	SO	LOB	TOP										
Jose Cardenal, R (1, 8) OBP: 0.302, SLG: 0.339	G5-3		1B			F9		F8		4	0	1	0	0	0	0	Cleveland Indians @ Kansas City Royals Municipal Stadium, Kansas City, MO Sun Aug 03 1969, 4:33 AM EDT Att: 14,465 - Unknown - 82 F										
Davey Nelson, R (1, 4) OBP: 0.222, SLG: 0.186	G6-3		G1-6-3			E6			3	0	0	0	1	0	1												
Frank Baker, L (1, 7) OBP: 0.478, SLG: 0.762	K			SF9		G1-3		FC4	4	1	1	0	0	1	2												
Tony Horton, R (1, 3) OBP: 0.320, SLG: 0.457		S		P3			G4-3	L7	4	0	1	0	0	0	3												
Ken Harrelson, R (1, 9) OBP: 0.325, SLG: 0.423	F9		SF9				F7	L7	3	0	0	1	0	0	3												
Duke Sims, L (1, 2) OBP: 0.405, SLG: 0.450	F7						G4-3	L8	4	0	0	0	0	1	3												
Lou Klimchok, L (1, 5) OBP: 0.308, SLG: 0.418	P6							HR	3	1	1	1	0	1	1												
Eddie Leon, R (1, 6) OBP: 0.344, SLG: 0.357			F9			G6-3		F9	3	0	0	0	0	0	0												
Luis Tiant, R (1, 1) OBP: 0.293, SLG: 0.444			F9			F7			2	0	0	0	0	0	0												
Richie Scheinblum, S (8, PH) OBP: 0.255, SLG: 0.250								K	1	0	0	0	0	1	0												
Ron Law, R (8, 1)									0	0	0	0	0	0	0												
Inning Stats	R: 0 E: 0 K: 1 S: 5	H: 0 LOB: 0 BB: 0 P: 5	R: 0 E: 0 K: 0 S: 4	H: 1 LOB: 1 BB: 0 P: 4	R: 0 E: 0 K: 0 S: 4	H: 1 LOB: 1 BB: 0 P: 4	R: 1 E: 0 K: 1 S: 6	H: 1 LOB: 0 BB: 0 P: 6	R: 0 E: 0 K: 0 S: 5	H: 0 LOB: 0 BB: 0 P: 5	R: 0 E: 0 K: 0 S: 3	H: 0 LOB: 0 BB: 0 P: 3	R: 0 E: 0 K: 0 S: 3	H: 0 LOB: 0 BB: 0 P: 3	R: 1 E: 0 K: 1 S: 6	H: 1 LOB: 0 BB: 1 P: 8	R: 0 E: 1 K: 0 S: 4	H: 0 LOB: 2 BB: 1 P: 8	1B: 2 2B: 0 3B: 1 HR: 1	SF: 1 SAC: 0 DP: 0 HBP: 0	WP: 0 PB: 0 SB: 1 CS: 1	PA: 33					
PITCHER	IP	WLS	BF	H	R	ER	SO	BB	IBB	HBP	BLK	WP	HR	S	P	ERA	WHIP										
Wally Bunker, R (1, 1) ERA: 3.29	9.0	W	33	4	2	2	4	1	0	0	0	0	1	40	44	2.00	0.556										

Batter	1	2	3	4	5	6	7	8	9	AB	R	H	RBI	BB	SO	LOB	BOTTOM										
Joe Keough, L (1, 8) OBP: 0.242, SLG: 0.202	K		F9			SH1-4	F2			3	1	0	0	1	1	3	Cleveland Indians @ Kansas City Royals Municipal Stadium, Kansas City, MO Sun Aug 03 1969, 4:33 AM EDT Att: 14,465 - Unknown - 82 F										
Paul Schaaf, R (1, 5) OBP: 0.370, SLG: 0.327	L5-3		K			SH1-4	F5			3	0	0	0	0	1	3											
Joe Foy, R (1, 3) OBP: 0.348, SLG: 0.354		S				F7			3	1	2	2	1	0	0												
Ed Kirkpatrick, L (1, 7) OBP: 0.300, SLG: 0.353	F9					L9		L3	3	0	0	0	1	0	2												
Buck Martinez, R (1, 2) OBP: 0.295, SLG: 0.409		G6-3				F9			3	0	0	0	1	0	1												
Jerry Adair, R (1, 4) OBP: 0.285, SLG: 0.271		G5-3				F8			4	1	1	0	0	0	3												
Bob Oliver, R (1, 9) OBP: 0.282, SLG: 0.398		F8				K			3	0	0	0	0	2	1												
Jackie Hernandez, R (1, 6) OBP: 0.275, SLG: 0.289			G4-3			K			3	0	1	0	0	1	0												
Wally Bunker, R (1, 1) OBP: 0.156, SLG: 0.140						F9			2	0	1	1	1	0	0												
Inning Stats	R: 0 E: 0 K: 1 S: 5	H: 0 LOB: 1 BB: 1 P: 9	R: 0 E: 0 K: 0 S: 3	H: 0 LOB: 0 BB: 0 P: 3	R: 0 E: 0 K: 1 S: 5	H: 0 LOB: 1 BB: 1 P: 9	R: 0 E: 0 K: 0 S: 3	H: 0 LOB: 1 BB: 1 P: 7	R: 0 E: 0 K: 2 S: 7	H: 0 LOB: 0 BB: 0 P: 7	R: 2 E: 0 K: 0 S: 4	H: 1 LOB: 0 BB: 1 P: 8	R: 1 E: 0 K: 1 S: 8	H: 3 LOB: 2 BB: 0 P: 8	R: 0 E: 0 K: 0 S: 3	H: 1 LOB: 1 BB: 1 P: 7		1B: 3 2B: 0 3B: 1 HR: 1	SF: 0 SAC: 1 DP: 1 HBP: 0	WP: 0 PB: 0 SB: 1 CS: 0	PA: 33						
PITCHER	IP	WLS	BF	H	R	ER	SO	BB	IBB	HBP	BLK	WP	HR	S	P	ERA	WHIP										
Luis Tiant, R (1, 1) ERA: 3.88	7.0	L	29	4	3	3	5	4	0	0	0	0	1	35	51	3.86	1.143										
Ron Law, R (8, 1) ERA: 5.63	1.0		4	1	0	0	0	0	1	0	0	0	0	3	7	0.00	1.000										

Batter	1	2	3	4	5	6	7	8	9	10	AB	R	H	RBI	BB	SO	LOB	TOP						
Paul Schaal, R OBP: 0.366, SLG: 0.325 (1.5)	K	1-3			4-3		1B		K		4	0	1	0	0	1	2	Kansas City Royals @ Baltimore Orioles Memorial Stadium, Baltimore, MD Tue Aug 05 1969, 7:05 PM EDT Att: 25,980 - Unknown						
Moe Drabowsky, R OBP: 0.111, SLG: 0.111 (7.1)							1B				0	0	0	0	0	0	0							
Hawk Taylor, R OBP: 0.351, SLG: 0.486 (9.1)							1B				1	0	0	0	0	1	0							
Dave Morehead, R (9.1)							1B				0	0	0	0	0	0	0							
Galen Cisco, R (9.1)							1B				0	0	0	0	0	0	0							
Joe Keough, L OBP: 0.248, SLG: 0.210 (1.8)	F8		3-1		FC5-4		1B		3-4-1		5	0	2	1	0	0	0							
Lou Piniella, R OBP: 0.325, SLG: 0.442 (1.7)	5-3				FC5-4		F9				5	0	1	0	0	0	3							
Ed Kirkpatrick, L OBP: 0.307, SLG: 0.366 (1.9)		1B			F9-6		F7				4	1	2	0	0	0	3							
Buck Martinez, R OBP: 0.290, SLG: 0.429 (1.2)	F8				6-3		F8				5	1	1	1	0	0	3							
Joe Foy, R OBP: 0.349, SLG: 0.356 (7.5)					6-3		K		HR		4	0	2	1	0	1	1							
Jerry Adair, R OBP: 0.284, SLG: 0.271 (1.4)											4	1	1	0	0	0	2							
Jackie Hernandez, R OBP: 0.277, SLG: 0.299 (1.6)											4	1	2	1	0	0	1							
Roger Nelson, R OBP: 0.151, SLG: 0.120 (7.3)											2	0	1	1	0	0	0							
Mike Fiore, L OBP: 0.410, SLG: 0.429 (7.3)											1	1	0	0	1	0	0							
Inning Stats	R: 0 E: 0 K: 1 S: 5	H: 0 LOB: 0 BB: 0 P: 5	R: 2 E: 0 K: 0 S: 7	H: 4 LOB: 2 BB: 0 P: 7	R: 0 E: 0 K: 0 S: 3	H: 1 LOB: 0 BB: 0 P: 3	R: 0 E: 0 K: 0 S: 4	H: 1 LOB: 1 BB: 0 P: 4	R: 0 E: 0 K: 1 S: 4	H: 0 LOB: 1 BB: 0 P: 5	R: 2 E: 0 K: 0 S: 6	H: 3 LOB: 2 BB: 1 P: 10	R: 1 E: 0 K: 0 S: 4	H: 2 LOB: 0 BB: 0 P: 4	R: 0 E: 0 K: 1 S: 5	H: 0 LOB: 0 BB: 0 P: 5	R: 0 E: 0 K: 0 S: 3	H: 1 LOB: 0 BB: 0 P: 3	1B: 10 2B: 2 3B: 1 HR: 2	SF: 0 SAC: 0 DP: 4 HBP: 1	WP: 0 PB: 0 SB: 0 CS: 1	PA: 41		
PITCHER	IP WLS BF H R ER SO ERA WHIP	IP WLS BF H R ER SO ERA WHIP	IP WLS BF H R ER SO ERA WHIP	IP WLS BF H R ER SO ERA WHIP	IP WLS BF H R ER SO ERA WHIP	IP WLS BF H R ER SO ERA WHIP	IP WLS BF H R ER SO ERA WHIP	IP WLS BF H R ER SO ERA WHIP	IP WLS BF H R ER SO ERA WHIP	IP WLS BF H R ER SO ERA WHIP	IP WLS BF H R ER SO ERA WHIP	IP WLS BF H R ER SO ERA WHIP	IP WLS BF H R ER SO ERA WHIP	IP WLS BF H R ER SO ERA WHIP	IP WLS BF H R ER SO ERA WHIP	IP WLS BF H R ER SO ERA WHIP	IP WLS BF H R ER SO ERA WHIP	IP WLS BF H R ER SO ERA WHIP	IP WLS BF H R ER SO ERA WHIP	IP WLS BF H R ER SO ERA WHIP	IP WLS BF H R ER SO ERA WHIP	IP WLS BF H R ER SO ERA WHIP	IP WLS BF H R ER SO ERA WHIP	IP WLS BF H R ER SO ERA WHIP
Jim Hardin, R ERA: 3.62 (1.1)	6.1	27	8	4	4	2	BB: 1	IBB: 0	HBP: 1	BLK: 0	WP: 0	HR: 1	S: 29	P: 34	ERA: 5.68	WHIP: 1.421								
Dick Hall, R ERA: 2.17 (7.1)	0.2	4	2	0	0	0	BB: 0	IBB: 0	HBP: 0	BLK: 0	WP: 0	HR: 0	S: 4	P: 4	ERA: 0.00	WHIP: 3.000								
Eddie Watt, R ERA: 1.88 (8.1)	3.0	10	3	1	1	1	BB: 0	IBB: 0	HBP: 0	BLK: 0	WP: 0	HR: 1	S: 12	P: 12	ERA: 3.00	WHIP: 1.000								

Kansas City Royals @ Baltimore Orioles
 Memorial Stadium, Baltimore, MD
 Tue Aug 05 1969, 7:05 PM EDT
 Att: 25,980 - Unknown

AB 39
 R 5
 H 13
 RBI 5
 BB 1
 SO 3
 LOB 15



Batter	1	2	3	4	5	6	7	8	9	10	AB	R	H	RBI	BB	SO	LOB	BOTTOM					
Don Buford, S OBP: 0.393, SLG: 0.431 (1.7)	E1		E3		1-3						3	1	1	0	2	0	0	Kansas City Royals @ Baltimore Orioles Memorial Stadium, Baltimore, MD Tue Aug 05 1969, 7:05 PM EDT Att: 25,980 - Unknown					
Paul Blair, R OBP: 0.353, SLG: 0.533 (1.8)	F9				F9		L7				5	1	1	2	0	0	5						
Frank Robinson, R OBP: 0.432, SLG: 0.609 (1.9)	F9										5	3	4	1	0	0	1						
Boog Powell, L OBP: 0.386, SLG: 0.579 (1.3)	G3		SF8		4-3						4	0	0	1	0	1	3						
Brooks Robinson, R OBP: 0.292, SLG: 0.414 (1.5)		1B	5-3								4	2	1	2	1	0	0						
Davey Johnson, R OBP: 0.366, SLG: 0.386 (1.4)					5-3						4	0	1	0	0	1	0						
Clay Dalrymple, L OBP: 0.358, SLG: 0.419 (1.2)					4-3						2	0	0	1	0	0	0						
Eliod Hendricks, L OBP: 0.311, SLG: 0.361 (10.2)											0	0	0	0	1	0	0						
Bobby Floyd, R OBP: 0.200, SLG: 0.214 (1.6)											3	0	1	0	0	1	1						
Mark Belanger, R OBP: 0.363, SLG: 0.347 (10.6)											1	0	1	0	0	0	0						
Jim Hardin, R OBP: 0.216, SLG: 0.343 (1.1)											2	0	0	0	0	0	1						
Dick Hall, R OBP: 0.500, SLG: 0.400 (7.1)											0	0	0	0	0	0	0						
Dave May, L OBP: 0.258, SLG: 0.241 (7.1)											1	0	0	0	0	1	0						
Eddie Watt, R (8.1)											1	0	0	0	0	0	2						
Inning Stats	R: 0 E: 1 K: 0 S: 4	H: 1 LOB: 1 BB: 0 P: 4	R: 1 E: 0 K: 0 S: 3	H: 1 LOB: 0 BB: 1 P: 7	R: 3 E: 1 K: 0 S: 6	H: 2 LOB: 0 BB: 0 P: 6	R: 0 E: 0 K: 0 S: 4	H: 1 LOB: 1 BB: 0 P: 4	R: 0 E: 0 K: 0 S: 3	H: 0 LOB: 0 BB: 0 P: 3	R: 0 E: 0 K: 2 S: 7	H: 0 LOB: 1 BB: 1 P: 11	R: 1 E: 0 K: 1 S: 6	H: 1 LOB: 0 BB: 0 P: 6	R: 0 E: 0 K: 0 S: 3	H: 1 LOB: 2 BB: 0 P: 11	R: 2 E: 0 K: 1 S: 5	H: 2 LOB: 0 BB: 0 P: 5	1B: 5 2B: 1 3B: 1 HR: 3	SF: 2 SAC: 0 DP: 2 HBP: 0	WP: 0 PB: 1 SB: 0 CS: 0	PA: 41	
PITCHER	IP WLS BF H R ER SO ERA WHIP	IP WLS BF H R ER SO ERA WHIP	IP WLS BF H R ER SO ERA WHIP	IP WLS BF H R ER SO ERA WHIP	IP WLS BF H R ER SO ERA WHIP	IP WLS BF H R ER SO ERA WHIP	IP WLS BF H R ER SO ERA WHIP	IP WLS BF H R ER SO ERA WHIP	IP WLS BF H R ER SO ERA WHIP	IP WLS BF H R ER SO ERA WHIP	IP WLS BF H R ER SO ERA WHIP	IP WLS BF H R ER SO ERA WHIP	IP WLS BF H R ER SO ERA WHIP	IP WLS BF H R ER SO ERA WHIP	IP WLS BF H R ER SO ERA WHIP	IP WLS BF H R ER SO ERA WHIP	IP WLS BF H R ER SO ERA WHIP	IP WLS BF H R ER SO ERA WHIP	IP WLS BF H R ER SO ERA WHIP	IP WLS BF H R ER SO ERA WHIP	IP WLS BF H R ER SO ERA WHIP	IP WLS BF H R ER SO ERA WHIP	IP WLS BF H R ER SO ERA WHIP
Roger Nelson, R ERA: 3.04 (1.1)	6.0	25	6	4	2	0	BB: 1	IBB: 0	HBP: 0	BLK: 0	WP: 0	HR: 1	S: 24	P: 28	ERA: 3.00	WHIP: 1.167							
Moe Drabowsky, R ERA: 2.26 (7.1)	2.0	8	1	1	1	3	BB: 0	IBB: 0	HBP: 0	BLK: 0	WP: 0	HR: 0	S: 13	P: 17	ERA: 4.50	WHIP: 1.000							
Dave Morehead, R ERA: 5.33 (9.1)	0.1	3	1	0	0	0	BB: 0	IBB: 0	HBP: 0	BLK: 0	WP: 0	HR: 0	S: 2	P: 6	ERA: 0.00	WHIP: 6.000							
Galen Cisco, R ERA: 3.21 (9.1)	1.0	5	2	2	2	1	BB: 0	IBB: 0	HBP: 0	BLK: 0	WP: 0	HR: 1	S: 6	P: 10	ERA: 18.00	WHIP: 3.000							

Kansas City Royals @ Baltimore Orioles
 Memorial Stadium, Baltimore, MD
 Tue Aug 05 1969, 7:05 PM EDT
 Att: 25,980 - Unknown

AB 35
 R 7
 H 10
 RBI 7
 BB 4
 SO 4
 LOB 13



Batter	1	2	3	4	5	6	7	8	9	AB	R	H	RBI	BB	SO	LOB	TOP			
Paul Schaaf, R OBP: 0.356, SLG: 0.314 (1, 5)	F7		F8			F8			P4	4	0	0	0	0	0	1				
Joe Keough, L OBP: 0.243, SLG: 0.205 Buck Martinez, R OBP: 0.287, SLG: 0.424 (1, 8)	F8		6-3			4-3			F5	3	0	0	0	0	0	1				
Lou Piniella, R OBP: 0.327, SLG: 0.448 Tom Burgmeier, L OBP: 0.214, SLG: 0.214 (1, 7)	5-3					K				4	1	2	0	0	1	0				
Ed Kirkpatrick, L OBP: 0.308, SLG: 0.363 Hawk Taylor, R OBP: 0.346, SLG: 0.479 (1, 9)						3B			1B	0	0	0	0	0	0	0				
Joe Foy, R OBP: 0.351, SLG: 0.357 (1, 3)						BB			P3	2	0	0	0	1	1	0				
Ellie Rodriguez, R OBP: 0.324, SLG: 0.325 (1, 2)						BB				2	0	1	0	1	0	0				
Jerry Adair, R OBP: 0.285, SLG: 0.272 (1, 4)						1B				2	0	1	0	1	0	0				
Jackie Hernandez, R OBP: 0.275, SLG: 0.297 (1, 6)						1B				3	0	0	0	0	2	1				
Jim Rooker, R OBP: 0.276, SLG: 0.643 (1, 1)						2B				3	0	1	0	0	0	0				
Inning Stats	R: 0 E: 0 K: 0 S: 3	H: 0 LOB: 0 BB: 0 P: 3	R: 0 E: 0 K: 2 S: 7	H: 0 LOB: 1 BB: 1 P: 11	R: 0 E: 0 K: 1 S: 6	H: 1 LOB: 1 BB: 0 P: 6	R: 1 E: 0 K: 0 S: 3	H: 2 LOB: 0 BB: 1 P: 7	R: 0 E: 0 K: 1 S: 5	H: 1 LOB: 0 BB: 0 P: 5	R: 0 E: 0 K: 0 S: 3	H: 0 LOB: 0 BB: 0 P: 3	R: 0 E: 0 K: 0 S: 3	H: 0 LOB: 0 BB: 0 P: 3	R: 0 E: 0 K: 0 S: 4	H: 1 LOB: 1 BB: 0 P: 4	1B: 3 2B: 1 3B: 2 HR: 0	SF: 0 SAC: 0 DP: 0 HBP: 0	WP: 0 PB: 0 SB: 1 CS: 1	PA: 31
PITCHER	IP	WLS	BF	H	R	ER	SO	BB	IBB	HBP	BLK	WP	HR	S	P	ERA	WHIP			
Mike Cuellar, L ERA: 2.39 Pete Richert, L ERA: 2.11 (1, 1)	8.0	W	27	4	1	1	5	2	0	0	1	0	0	35	43	1.12	0.750			
(9, 1)	1.0	S	4	1	0	0	0	0	0	0	0	0	0	4	4	0.00	1.000			

Kansas City Royals @ Baltimore Orioles
Memorial Stadium, Baltimore, MD
 Wed Aug 06 1969, 7:05 PM EDT
 Att: 9,927 - Unknown

AB 29
R 1
H 5
RBI 0
BB 2
SO 5
LOB 8



Batter	1	2	3	4	5	6	7	8	9	AB	R	H	RBI	BB	SO	LOB	BOTTOM			
Don Buford, S OBP: 0.391, SLG: 0.429 (1, 7)	P4					4-3			P4	4	0	1	0	0	0	0				
Paul Blair, R OBP: 0.351, SLG: 0.530 (1, 8)	F8					1B				3	0	0	0	0	1	1				
Frank Robinson, R OBP: 0.429, SLG: 0.605 (1, 9)	F8									3	0	0	0	0	0	1				
Boog Powell, L OBP: 0.385, SLG: 0.577 (1, 3)										3	0	1	0	0	1	1				
Brooks Robinson, R OBP: 0.290, SLG: 0.411 (1, 5)										3	0	0	0	0	1	1				
Davey Johnson, R OBP: 0.364, SLG: 0.386 (1, 4)										3	0	1	0	0	1	0				
Andy Etchebarren, R OBP: 0.374, SLG: 0.465 (1, 2)										3	1	1	0	0	0	1				
Mark Belanger, R OBP: 0.361, SLG: 0.344 (1, 6)										3	0	0	0	0	2	2				
Mike Cuellar, L OBP: 0.077, SLG: 0.125 Curt Motton, R OBP: 0.364, SLG: 0.538 Pete Richert, L OBP: 0.200, SLG: 0.200 (1, 1)										2	0	0	0	0	0	0				
(8, PH)										1	1	1	2	0	0	0				
(9, 1)										0	0	0	0	0	0	0				
Inning Stats	R: 0 E: 0 K: 0 S: 3	H: 0 LOB: 0 BB: 0 P: 3	R: 0 E: 0 K: 1 S: 5	H: 1 LOB: 0 BB: 0 P: 5	R: 0 E: 0 K: 0 S: 3	H: 0 LOB: 0 BB: 0 P: 3	R: 0 E: 0 K: 0 S: 4	H: 1 LOB: 1 BB: 0 P: 4	R: 0 E: 0 K: 0 S: 4	H: 1 LOB: 1 BB: 0 P: 4	R: 0 E: 0 K: 2 S: 7	H: 0 LOB: 0 BB: 0 P: 7	R: 0 E: 0 K: 0 S: 5	H: 2 LOB: 2 BB: 0 P: 5	R: 2 E: 0 K: 0 S: 5	H: 2 LOB: 0 BB: 0 P: 5	1B: 4 2B: 0 3B: 0 HR: 1	SF: 0 SAC: 0 DP: 0 HBP: 0	WP: 0 PB: 0 SB: 0 CS: 1	PA: 28
PITCHER	IP	WLS	BF	H	R	ER	SO	BB	IBB	HBP	BLK	WP	HR	S	P	ERA	WHIP			
Jim Rooker, L ERA: 4.39 (1, 1)	8.0	L	28	5	2	2	4	0	0	0	0	0	1	36	36	2.25	0.625			


Kansas City Royals @ Baltimore Orioles
Memorial Stadium, Baltimore, MD
 Wed Aug 06 1969, 7:05 PM EDT
 Att: 9,927 - Unknown

AB 28
R 2
H 5
RBI 2
BB 0
SO 4
LOB 7



Batter	1	2	3	4	5	6	7	8	9	AB	R	H	RBI	BB	SO	LOB	TOP	
Paul Schaaf, R OBP: 0.360, SLG: 0.315	P4	1B			L6			FC5-4 BB		3	0	1	1	1	0	0	Kansas City Royals @ Baltimore Orioles Memorial Stadium, Baltimore, MD Thu Aug 07 1969, 7:05 PM EDT Att: 9,415 - Unknown	
Joe Foy, R OBP: 0.350, SLG: 0.355	F8	1B			5-3			P3		4	0	1	1	0	0	1		
Buck Martinez, R OBP: 0.286, SLG: 0.417	1B	P3			F7			F8		4	0	1	0	0	0	3		
Hawk Taylor, R OBP: 0.341, SLG: 0.467	1B				5-3			FC5-4 1-2		4	0	1	0	0	1	1		
Chuck Harrison, R OBP: 0.262, SLG: 0.283	K				5-3			P4		4	0	0	0	0	1	2		
Jerry Adair, R OBP: 0.284, SLG: 0.269		WP 1B BB			L6			F9		3	1	0	0	1	0	0		
Bob Oliver, R OBP: 0.282, SLG: 0.396	F8				L7			G4-6-3 1B		4	0	1	0	0	0	1		
Jackie Hernandez, R OBP: 0.274, SLG: 0.295					6-3			F7		2	0	0	0	0	1	1		
Juan Rios, R OBP: 0.272, SLG: 0.286		K								1	0	0	0	0	0	1		
Dick Drago, R Tom Burgmeier, L Mike Hedlund, R Chris Zachary, R Lou Piniella, R Dave Morehead, R		1B BB			K			G4-6-3 1-2		0	1	0	0	1	0	0		
Inning Stats	R: 0 E: 0 K: 1 S: 7	H: 2 LOB: 2 BB: 0 P: 7	R: 2 E: 0 K: 1 S: 7	H: 2 LOB: 2 BB: 2 P: 15	R: 0 E: 0 K: 1 S: 5	H: 0 LOB: 0 BB: 0 P: 5	R: 0 E: 0 K: 1 S: 5	H: 0 LOB: 0 BB: 0 P: 5	R: 0 E: 0 K: 0 S: 3	H: 1 LOB: 0 BB: 0 P: 3	R: 0 E: 0 K: 0 S: 3	H: 0 LOB: 1 BB: 1 P: 7	R: 0 E: 0 K: 0 S: 3	H: 0 LOB: 0 BB: 0 P: 3	1B: 5 2B: 0 3B: 0 HR: 0	SF: 0 SAC: 0 DP: 1 HBP: 0	WP: 1 PB: 0 SB: 0 CS: 0	PA: 34
PITCHER Dave McNally, L ERA: 2.92	IP: 9.0 WLS: W BF: 34 H: 5 R: 2 ER: 2 SO: 4 BB: 3 IBB: 0 HBP: 0 BLK: 0 WP: 1 HR: 0 S: 39 P: 51 ERA: 2.00 WHIP: 0.889																	

Batter	1	2	3	4	5	6	7	8	9	AB	R	H	RBI	BB	SO	LOB	BOTTOM			
Don Buford, S OBP: 0.389, SLG: 0.425	F5	6-3		HBP 1B E	P6			K		5	1	1	0	0	1	1	Kansas City Royals @ Baltimore Orioles Memorial Stadium, Baltimore, MD Thu Aug 07 1969, 7:05 PM EDT Att: 9,415 - Unknown			
Paul Blair, R OBP: 0.349, SLG: 0.525	F8	F7		E6 1B HBP			F9	2B BB		4	1	0	0	1	0	1				
Frank Robinson, R OBP: 0.333, SLG: 0.607							F9			2	2	2	0	0	0	0				
Dave May, L OBP: 0.265, SLG: 0.267	HR 1B			E 1B WP	1B FC9-2 HBP					2	0	1	0	0	0	0				
Boog Powell, L OBP: 0.387, SLG: 0.584				K				K		4	1	2	4	0	2	1				
Chico Salmon, R OBP: 0.354, SLG: 0.324	1-H HR			1-2 K	1-3 2-H 3-H 1B			K		1	0	0	0	0	1	2				
Brooks Robinson, R OBP: 0.290, SLG: 0.417				E5 1B BB	F2			1B E 1B		3	2	1	1	0	0	3				
Bobby Floyd, R OBP: 0.213, SLG: 0.227	HR			2-3 1B				4-3		2	1	1	0	0	0	2				
Davey Johnson, R OBP: 0.367, SLG: 0.385	K			1B BB	FC9-2			E FC7-2 1B		3	0	1	0	1	1	2				
Eliud Hendricks, L OBP: 0.310, SLG: 0.358		4-3		1-3 2-H 3-H 1B			F8	E3		4	0	1	3	0	0	1				
Mark Belanger, R OBP: 0.362, SLG: 0.344		HR BB		P6				L3		3	1	1	0	1	0	4				
Dave McNally, R OBP: 0.132, SLG: 0.125	1-H HR			K				F2		4	1	1	2	0	1	5				
Inning Stats	R: 3 E: 0 K: 1 S: 8	H: 3 LOB: 0 BB: 0 P: 8	R: 2 E: 0 K: 0 S: 4	H: 1 LOB: 0 BB: 1 P: 8	R: 2 E: 1 K: 2 S: 10	H: 2 LOB: 2 BB: 1 P: 14	R: 2 E: 1 K: 0 S: 5	H: 2 LOB: 1 BB: 0 P: 6	R: 0 E: 0 K: 0 S: 4	H: 1 LOB: 1 BB: 0 P: 4	R: 0 E: 0 K: 1 S: 5	H: 0 LOB: 0 BB: 0 P: 5	R: 1 E: 1 K: 0 S: 5	H: 2 LOB: 1 BB: 0 P: 5	R: 0 E: 0 K: 2 S: 8	H: 1 LOB: 2 BB: 1 P: 12	1B: 8 2B: 3 3B: 0 HR: 3	SF: 0 SAC: 0 DP: 2 HBP: 1	WP: 1 PB: 0 SB: 0 CS: 0	PA: 41
PITCHER Dick Drago, R ERA: 4.55 Tom Burgmeier, L ERA: 3.73 Mike Hedlund, R ERA: 3.75 Chris Zachary, R ERA: 5.14 Dave Morehead, R ERA: 5.28	IP: 2.0 WLS: L BF: 11 H: 4 R: 5 ER: 5 SO: 1 BB: 1 IBB: 0 HBP: 0 BLK: 0 WP: 1 HR: 3 S: 12 P: 16 ERA: 22.50 WHIP: 2.500																			



Batter	1	2	3	4	5	6	7	8	9	AB	R	H	RBI	BB	SO	LOB	TOP			
Joe Keough, L (1,9) OBP: 0.248, SLG: 0.200										3	2	0	0	2	0	2				
Paul Schaaf, R (1,5) OBP: 0.354, SLG: 0.318										5	0	1	0	0	0	1				
Mike Fiore, L (1,3) OBP: 0.410, SLG: 0.427										3	1	1	1	1	1	2				
Joe Foy, R (1,8) OBP: 0.353, SLG: 0.365										4	1	2	2	1	0	2				
Ed Kirkpatrick, L (1,7) OBP: 0.308, SLG: 0.359										2	0	0	0	1	0	3				
Mike Hedlund, R (5,1) OBP: 0.227, SLG: 0.227										0	0	0	0	0	0	0				
Buck Martinez, R (7,PH) OBP: 0.283, SLG: 0.413										1	0	0	0	0	0	2				
Tom Burgmeier, L (7,1) OBP: 0.200, SLG: 0.200										1	0	0	0	0	0	2				
Jerry Adair, R (1,4) OBP: 0.286, SLG: 0.275										5	0	2	1	0	0	4				
Elie Rodriguez, R (1,2) OBP: 0.335, SLG: 0.327										2	0	1	0	3	0	0				
Bob Oliver, R (9,PR) OBP: 0.282, SLG: 0.396										0	0	0	0	0	0	0				
Jackie Hernandez, R (1,6) OBP: 0.275, SLG: 0.296										5	0	2	0	0	1	5				
Wally Bunker, R (1,1) OBP: 0.152, SLG: 0.136										1	0	0	0	0	1	0				
Jim Rooker, R (4,PH) OBP: 0.267, SLG: 0.621										1	0	0	0	0	1	1				
Galen Cisco, R (4,1) OBP: 0.333, SLG: 0.455										0	0	0	0	0	0	0				
Hawk Taylor, R (5,7) OBP: 0.333, SLG: 0.455										2	0	0	0	0	0	4				
Inning Stats	R: 2 H: 2 E: 0 K: 0 S: 4	L: 2 BB: 3 P: 16	R: 0 H: 0 E: 0 K: 1 S: 5	H: 0 LOB: 0 BB: 0 P: 5	R: 0 H: 1 E: 1 K: 1 S: 7	H: 1 LOB: 2 BB: 0 P: 7	R: 0 H: 1 E: 0 K: 1 S: 6	H: 1 LOB: 1 BB: 0 P: 6	R: 0 H: 1 E: 0 K: 1 S: 6	H: 1 LOB: 1 BB: 0 P: 6	R: 1 H: 1 E: 0 K: 0 S: 4	H: 1 LOB: 2 BB: 2 P: 12	R: 0 H: 1 E: 0 K: 0 S: 3	H: 1 LOB: 1 BB: 1 P: 7	R: 1 H: 1 E: 1 K: 0 S: 5	H: 1 LOB: 3 BB: 2 P: 13	1B: 6 2B: 2 3B: 0 HR: 1	SF: 1 SAC: 0 DP: 2 HBP: 0	WP: 0 PB: 0 SB: 0 CS: 0	PA: 45
PITCHER	IP WLS BF H R ER SO BB IBB HBP BLK WP HR S P ERA WHIP																			
Gary Boyd, R (1,1) ERA: 23.14	0.2	6	2	2	2	0	2	0	0	0	0	0	1	4	12	27.00	6.000			
Mike Paul, L (1,1) ERA: 3.49	5.2	W	24	5	1	1	4	2	0	0	0	0	0	30	38	1.59	1.235			
Stan Williams, R (7,1) ERA: 3.87	2.2	S	14	2	1	0	0	4	0	0	0	0	0	10	26	0.00	2.250			

Kansas City Royals @ Cleveland Indians
Cleveland Municipal Stadium, Cleveland, OH
Fri Aug 08 1969, 7:05 PM EDT
Att: 12,132 - Unknown

AB 35
R 4
H 9
RBI 4
BB 8
SO 4
LOB 28

Batter	1	2	3	4	5	6	7	8	9	AB	R	H	RBI	BB	SO	LOB	BOTTOM				
Davey Nelson, R (1,4) OBP: 0.244, SLG: 0.202										5	0	0	0	0	1	1					
Lou Klimchok, L (1,5) OBP: 0.339, SLG: 0.428										3	1	1	0	1	1	0					
Cap Peterson, R (8,PH) OBP: 0.378, SLG: 0.309										0	0	0	0	1	0	0					
Vern Fuller, R (9,5) OBP: 0.286, SLG: 0.329										0	0	0	0	0	0	0					
Tony Horton, R (1,3) OBP: 0.321, SLG: 0.460										5	1	1	0	0	1	4					
Frank Baker, L (1,7) OBP: 0.429, SLG: 0.682										4	1	1	1	0	1	1					
Ken Harrelson, R (1,9) OBP: 0.339, SLG: 0.434										3	3	3	1	1	0	0					
Duke Sims, L (1,2) OBP: 0.396, SLG: 0.441										4	1	3	3	0	1	1					
Russ Snyder, L (1,8) OBP: 0.317, SLG: 0.333										4	0	3	2	0	0	2					
Eddie Leon, R (1,6) OBP: 0.321, SLG: 0.325										4	0	1	0	0	1	3					
Gary Boyd, R (1,1) ERA: 23.14										0	0	0	0	0	0	0					
Mike Paul, L (1,1) ERA: 3.49										3	0	0	0	0	1	0					
Stan Williams, R (7,1) ERA: 3.87										0	0	0	0	0	0	0					
Inning Stats	R: 4 H: 4 E: 0 K: 2 S: 11	L: 4 LOB: 1 BB: 1 P: 15	R: 0 H: 0 E: 0 K: 0 S: 3	H: 0 LOB: 1 BB: 1 P: 7	R: 1 H: 3 E: 0 K: 0 S: 5	H: 3 LOB: 1 BB: 0 P: 5	R: 0 H: 0 E: 0 K: 2 S: 7	H: 0 LOB: 0 BB: 0 P: 7	R: 2 H: 3 E: 0 K: 2 S: 10	H: 3 LOB: 1 BB: 0 P: 10	R: 0 H: 0 E: 0 K: 1 S: 5	H: 0 LOB: 0 BB: 0 P: 5	R: 0 H: 2 E: 0 K: 0 S: 5	H: 2 LOB: 2 BB: 0 P: 5	R: 0 H: 1 E: 0 K: 0 S: 4	H: 1 LOB: 2 BB: 1 P: 8	1B: 10 2B: 2 3B: 0 HR: 1	SF: 0 SAC: 1 DP: 0 HBP: 0	WP: 2 PB: 0 SB: 0 CS: 0	PA: 39	
PITCHER	IP WLS BF H R ER SO BB IBB HBP BLK WP HR S P ERA WHIP																				
Wally Bunker, R (1,1) ERA: 3.35	3.0	L	17	7	5	2	2	2	0	0	0	0	1	0	16	16	10.80	1.800			
Galen Cisco, R (4,1) ERA: 4.02	1.2		8	3	2	2	4	0	0	0	0	0	0	6	6	0.00	0.000				
Mike Hedlund, R (5,1) ERA: 3.69	1.1		4	0	0	0	1	0	0	0	0	0	0	6	6	0.00	0.000				
Tom Burgmeier, L (7,1) ERA: 3.56	2.0		10	3	0	0	0	1	0	0	0	0	0	9	13	0.00	2.000				

Kansas City Royals @ Cleveland Indians
Cleveland Municipal Stadium, Cleveland, OH
Fri Aug 08 1969, 7:05 PM EDT
Att: 12,132 - Unknown

AB 35
R 7
H 13
RBI 7
BB 3
SO 7
LOB 12


Batter	1	2	3	4	5	6	7	8	9	AB	R	H	RBI	BB	SO	LOB	TOP			
Joe Keough, L (1.9)	F7		FC4-6 1B	F8	FC4-6			G4-3		5	0	1	1	0	0	3	Kansas City Royals @ Cleveland Indians Cleveland Municipal Stadium, Cleveland, OH Sat Aug 09 1969, 3:33 AM EDT Att: 5,075 - Unknown			
Paul Schaaf, R (1.5)	K		FC4-6 1B	F9	G5-3			1B WP HBP		4	2	0	1	0	1	4				
Mike Fiore, L (1.3)	HR		BB 1B		1B			BB WP 1B		4	3	3	1	1	1	0				
Joe Foy, R (1.8)	K		BB 1B		1B			BB 1B		4	2	2	1	1	2	0				
Ed Kirkpatrick, L (1.7)		P5	1B		BB 1B			L9		3	1	1	1	2	0	0				
Buck Martinez, R (1.2)		G4-6-3 BB	1B		BB 1B			G6-4-3 BB		4	1	2	3	1	0	3				
Jerry Adair, R (1.4)	G4-6-3		G1-3		P3			G6-3		5	0	0	0	0	0	5				
Jackie Hernandez, R (1.6)			1B FC4-6 BB	SH5-4 2B	FC4-6 BB			BB		2	1	1	0	3	1	0				
Bill Butler, L (1.1)			B5	SH5-4	FC4-6 BB			K		3	0	0	1	1	2	2				
Inning Stats	R: 1 E: 0 K: 2 S: 8	H: 1 LOB: 0 BB: 0 P: 8	R: 0 E: 0 K: 0 S: 2	H: 0 LOB: 0 BB: 1 P: 6	R: 4 E: 0 K: 0 S: 6	H: 3 LOB: 3 BB: 3 P: 18	R: 0 E: 0 K: 0 S: 4	H: 1 LOB: 1 BB: 0 P: 4	R: 4 E: 0 K: 0 S: 7	H: 4 LOB: 2 BB: 2 P: 15	R: 0 E: 0 K: 1 S: 5	H: 0 LOB: 1 BB: 1 P: 9	R: 1 E: 0 K: 0 S: 3	H: 1 LOB: 2 BB: 2 P: 12	R: 0 E: 0 K: 2 S: 7	H: 0 LOB: 0 BB: 0 P: 7	1B: 8 2B: 1 3B: 0 HR: 1	SF: 0 SAC: 1 DP: 2 HBP: 1	WP: 1 PB: 0 SB: 0 CS: 0	PA: 45
PITCHER	IP WLS BF H R ER SO BB IBB HBP BLK WP HR S P ERA WHIP																			
Steve Hargan, R (1.1)	4.0 L 24 9 9 9 2 4 0 0 0 0 1 24 40 20.25 3.250																			
Ron Law, R (5.1)	1.0 5 0 0 0 0 2 0 0 0 0 0 3 11 0.00 2.000																			
Larry Burchart, R (6.1)	3.0 13 1 1 1 3 3 0 1 0 1 0 15 28 3.00 1.333																			
Juan Pizarro, L (9.1)	1.0 3 0 0 0 2 0 0 0 0 0 0 7 7 0.00 0.000																			

Batter	1	2	3	4	5	6	7	8	9	AB	R	H	RBI	BB	SO	LOB	BOTTOM			
Davey Nelson, R (1.4)	K		E8 FC6-4 1B			BB		F2		3	0	0	0	1	1	1	Kansas City Royals @ Cleveland Indians Cleveland Municipal Stadium, Cleveland, OH Sat Aug 09 1969, 3:33 AM EDT Att: 5,075 - Unknown			
Lou Camilli, S (1.5)	K		FC6-4 1B			P6		G5-3		4	0	0	0	0	1	3				
Tony Horton, R (1.3)	L8				F7			K		3	0	0	0	1	1	1				
Frank Baker, L (1.7)		K			F8			L7		4	0	0	0	0	2	2				
Ken Harrelson, R (1.9)					F8			P6		3	0	0	0	1	0	1				
Jose Cardenal, R (1.8)			P4		F9			F7		3	0	0	0	0	0	1				
Duke Sims, L (1.2)			CS					L7		1	0	0	0	0	1	0				
Cap Peterson, R (5. PH)										0	0	0	0	1	0	0				
Ken Suarez, R (6.2)										1	0	0	0	0	0	0				
Eddie Leon, R (1.6)					P3			L8		3	0	1	0	0	0	1				
Steve Hargan, R (1.1)										1	0	0	0	0	1	1				
Ron Law, R (5.1)										0	0	0	0	0	0	0				
Chuck Hinton, R (5. PH)										1	0	0	0	0	1	1				
Larry Burchart, R (6.1)										0	0	0	0	0	0	0				
Richie Scheinblum, S (6. PH)										1	0	0	0	0	0	0				
Juan Pizarro, L (9.1)										0	0	0	0	0	0	0				
Inning Stats	R: 0 E: 0 K: 2 S: 7	H: 0 LOB: 0 BB: 0 P: 7	R: 0 E: 0 K: 1 S: 4	H: 0 LOB: 1 BB: 1 P: 8	R: 0 E: 1 K: 2 S: 9	H: 1 LOB: 2 BB: 0 P: 9	R: 0 E: 0 K: 0 S: 3	H: 0 LOB: 0 BB: 0 P: 3	R: 0 E: 0 K: 1 S: 5	H: 0 LOB: 1 BB: 1 P: 9	R: 0 E: 0 K: 0 S: 3	H: 0 LOB: 0 BB: 0 P: 3	R: 0 E: 0 K: 0 S: 3	H: 0 LOB: 0 BB: 0 P: 3	R: 0 E: 0 K: 1 S: 5	H: 0 LOB: 1 BB: 1 P: 9	1B: 1 2B: 0 3B: 0 HR: 0	SF: 0 SAC: 0 DP: 0 HBP: 0	WP: 0 PB: 0 SB: 0 CS: 1	PA: 33
PITCHER	IP WLS BF H R ER SO BB IBB HBP BLK WP HR S P ERA WHIP																			
Bill Butler, L (1.1)	9.0 W 32 1 0 0 8 4 0 0 0 0 0 44 60 0.00 0.556																			


Batter	1	2	3	4	5	6	7	8	9	AB	R	H	RBI	BB	SO	LOB	TOP		
Jackie Hernandez, R OBP: 0.280, SLG: 0.298 Galen Cisco, R (5, 1) Chuck Harrison, R OBP: 0.261, SLG: 0.282 Moe Drabowsky, R OBP: 0.111, SLG: 0.111 Mike Hedlund, R OBP: 0.227, SLG: 0.227	0-3 K		0-3 K		0-3 K		0-0 F9			3	0	0	0	0	3	0	Kansas City Royals @ Cleveland Indians Cleveland Municipal Stadium, Cleveland, OH Sun Aug 10 1969, 3:33 AM EDT Att: 9,729 - Sunny - 73 F		
Paul Schaaf, R OBP: 0.359, SLG: 0.311	4-0 FC6-4 BB		4-0 BB		0-0 1B E		0-0 F9			2	1	1	0	2	0				
Mike Fiore, L OBP: 0.414, SLG: 0.441	0-3 K		0-3 K		0-0 P3		4-0 BB			3	0	0	0	1	2	3			
Joe Foy, R OBP: 0.355, SLG: 0.366	0-0 FC6-4 1-2		0-3 K		0-0 1B E		0-3 K			4	0	1	0	0	2	3			
Buck Martinez, R OBP: 0.296, SLG: 0.405		4-0 BB BB		0-0 G6-3		0-0 E4 1-2 3H		0-3 K		3	0	0	1	1	1	2			
Jerry Adair, R OBP: 0.284, SLG: 0.270		4-0 BB 1-2		0-0 F8		0-0 F8		0-0 E8 S		3	0	1	0	1	0	2			
Elie Rodriguez, R OBP: 0.329, SLG: 0.320		0-3 K		0-0 F8		0-0 P4		0-0 F7 2-3		4	0	0	0	0	1	5			
Bob Oliver, R OBP: 0.278, SLG: 0.391		0-3 K		0-0 F9		0-0 G5-3		0-3 K		4	0	0	0	0	2	3			
Chris Zachary, L OBP: 0.500, SLG: 0.500 Dave Morehead, R (3, 1) Juan Rios, R OBP: 0.267, SLG: 0.281 (5, 6)	0-3 K		0-3 K		0-3 K		0-0 G6-3			1	0	0	0	0	1	2			
										0	0	0	0	0	0	0			
Inning Stats	R: 0 H: 0 E: 0 K: 2 S: 7	H: 0 LOB: 1 BB: 1 P: 11	R: 0 H: 0 E: 0 K: 3 S: 9	H: 0 LOB: 2 BB: 1 P: 17	R: 0 H: 0 E: 0 K: 3 S: 9	H: 0 LOB: 1 BB: 1 P: 13	R: 0 H: 0 E: 0 K: 0 S: 3	H: 0 LOB: 0 BB: 0 P: 3	R: 0 H: 0 E: 0 K: 2 S: 7	H: 2 LOB: 0 BB: 0 P: 7	R: 0 H: 0 E: 0 K: 1 S: 5	H: 0 LOB: 0 BB: 0 P: 5	R: 0 H: 0 E: 0 K: 2 S: 7	H: 1 LOB: 1 BB: 1 P: 11	R: 0 H: 1 E: 1 K: 1 S: 6	H: 1 LOB: 1 BB: 0 P: 6	1B: 3 2B: 0 3B: 0 HR: 0	SF: 0 SAC: 0 DP: 0 HBP: 0	WP: 0 PA: 36 PB: 0 SB: 1 CS: 0
PITCHER Sam McDowell, L ERA: 2.89	IP: 9.0 WLS: W BF: 36 H: 3 R: 1 ER: 1 SO: 14 BB: 5 IBB: 0 HBP: 0 BLK: 0 WP: 0 HR: 0 S: 59 P: 79 ERA: 1.00 WHIP: 0.889																		

Batter	1	2	3	4	5	6	7	8	9	AB	R	H	RBI	BB	SO	LOB	BOTTOM		
Davey Nelson, R OBP: 0.237, SLG: 0.189	0-0 G4-3		0-0 SH1-3		0-3 K		0-3 K			3	0	0	0	0	2	1	Kansas City Royals @ Cleveland Indians Cleveland Municipal Stadium, Cleveland, OH Sun Aug 10 1969, 3:33 AM EDT Att: 9,729 - Sunny - 73 F		
Lou Klimchuck, L OBP: 0.339, SLG: 0.422 Lou Camilli, S (4, FR)	0-0 F8		0-0 F9-6 2-3		4-0 WP BB		0-0 G4-3			2	0	0	0	1	0	1			
Frank Baker, L OBP: 0.404, SLG: 0.635	0-0 1B 2B		0-0 HR 1B		0-0 G4-3 1-2		0-0 G3			4	2	2	0	0	0	1			
Tony Horton, R OBP: 0.322, SLG: 0.464	0-0 HR 1B		0-0 HR		0-0 G6-3		0-3 K			4	2	2	3	0	1	0			
Ken Harrelson, R OBP: 0.339, SLG: 0.437	4-0 HR BB		0-0 HR		0-0 P3		0-0 G6-3			3	2	1	1	1	0	0			
Duke Sims, L OBP: 0.396, SLG: 0.451	0-0 HR		4-0 G6-3 BB		0-0 F8		0-3 K			3	1	1	3	1	1	0			
Russ Snyder, L OBP: 0.319, SLG: 0.332 Jose Cardenal, R OBP: 0.302, SLG: 0.339	4-0 BB		0-0 P4		0-0 HR		0-0 G4-3			1	0	0	0	1	0	1			
Eddie Leon, R OBP: 0.319, SLG: 0.321	0-0 F9		0-0 G6-3 1-2		0-0 SH2-4 1B		0-3 K			4	0	1	0	0	1	2			
Sam McDowell, L OBP: 0.167, SLG: 0.185		0-0 F9-6 SH1-3 1B		0-0 G5-3		0-0 SH2-4				2	0	1	0	0	0	0			
Inning Stats	R: 4 H: 3 E: 0 K: 0 S: 6	H: 3 LOB: 1 BB: 2 P: 14	R: 0 H: 1 E: 0 K: 0 S: 3	H: 1 LOB: 0 BB: 0 P: 3	R: 3 H: 3 E: 0 K: 0 S: 5	H: 3 LOB: 0 BB: 1 P: 9	R: 0 H: 0 E: 0 K: 1 S: 5	H: 0 LOB: 2 BB: 1 P: 9	R: 0 H: 0 E: 0 K: 0 S: 3	H: 0 LOB: 0 BB: 0 P: 3	R: 1 H: 2 E: 0 K: 1 S: 7	H: 2 LOB: 1 BB: 0 P: 7	R: 0 H: 0 E: 0 K: 1 S: 5	H: 0 LOB: 0 BB: 0 P: 5	R: 0 H: 0 E: 0 K: 2 S: 7	H: 0 LOB: 0 BB: 0 P: 7	1B: 4 2B: 2 3B: 0 HR: 4	SF: 0 SAC: 2 DP: 2 HBP: 0	WP: 1 PA: 35 PB: 0 SB: 0 CS: 0
PITCHER Chris Zachary, R ERA: 11.0 Dave Morehead, R ERA: 4.94 Galen Cisco, R ERA: 4.08 Moe Drabowsky, R ERA: 2.23 Mike Hedlund, R ERA: 3.65	IP: 2.0 WLS: L BF: 15 H: 7 R: 7 ER: 7 SO: 7 BB: 3 IBB: 0 HBP: 0 BLK: 0 WP: 1 HR: 3 S: 12 P: 24 ERA: 31.50 WHIP: 5.000																		

AB 31
R 1
H 3
RBI 1
BB 5
SO 14
LOB 21

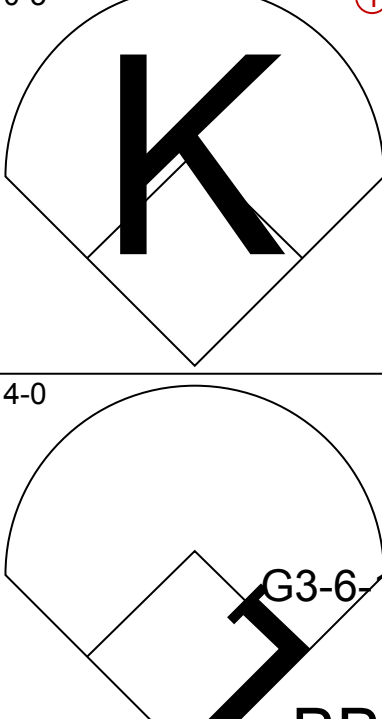
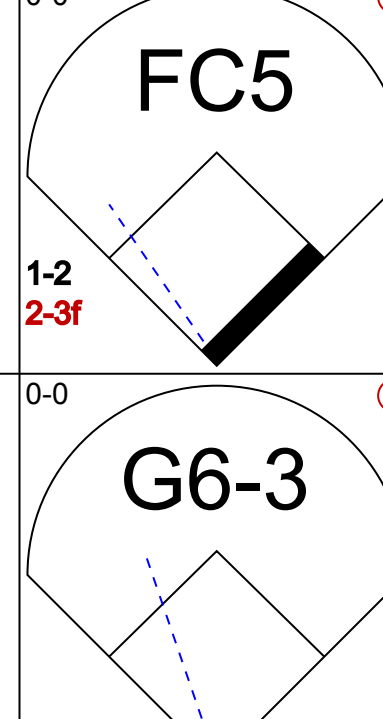
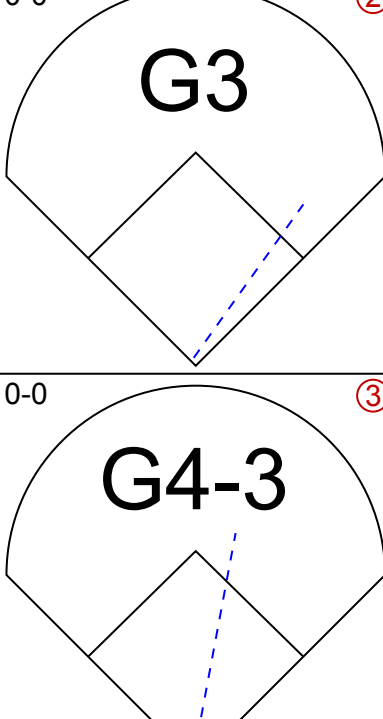
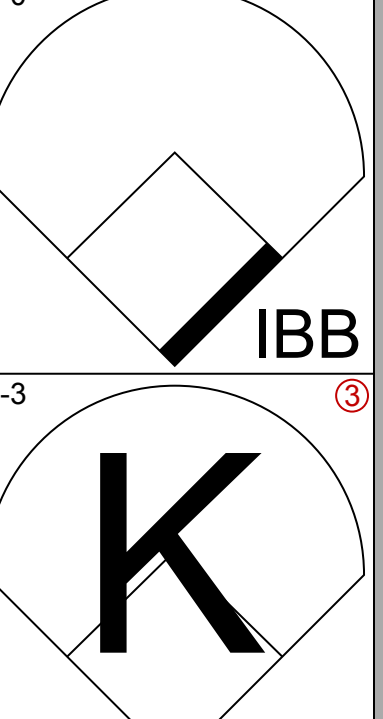
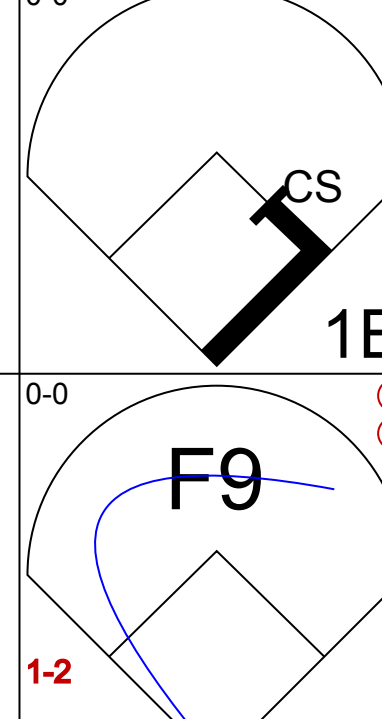
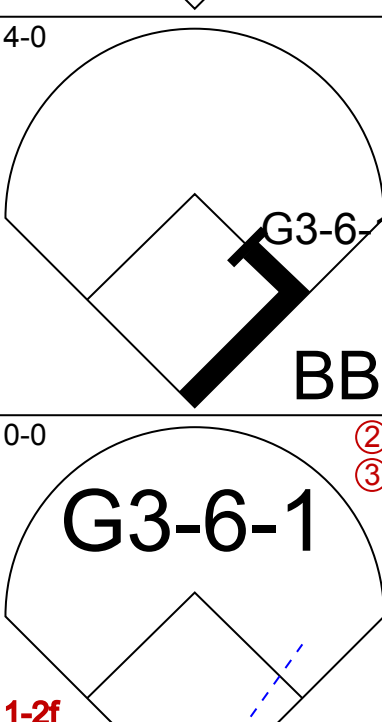
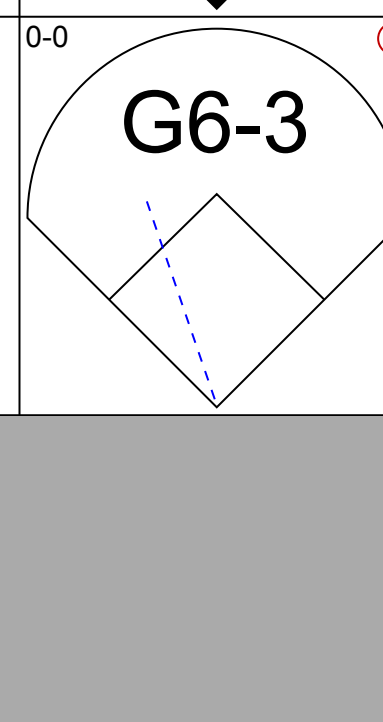
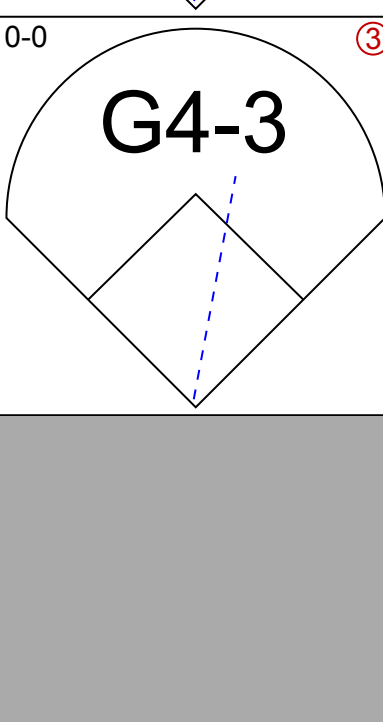
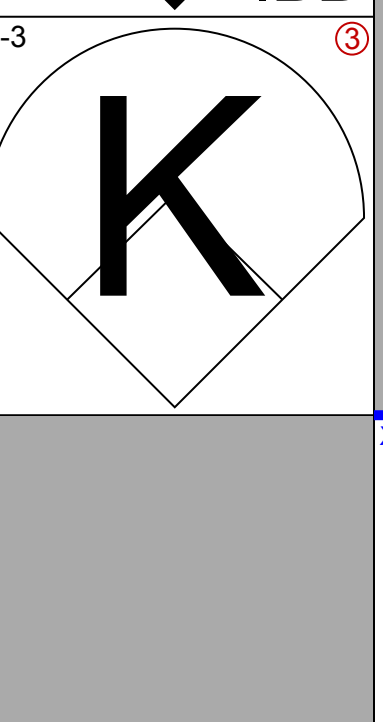
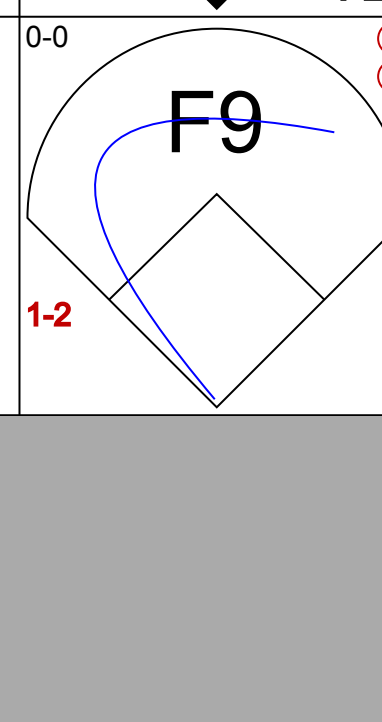
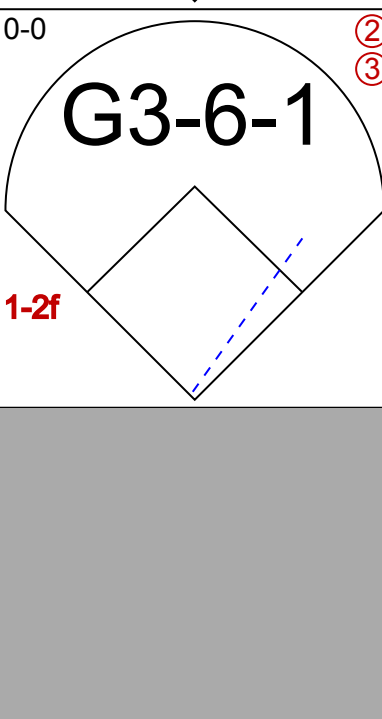
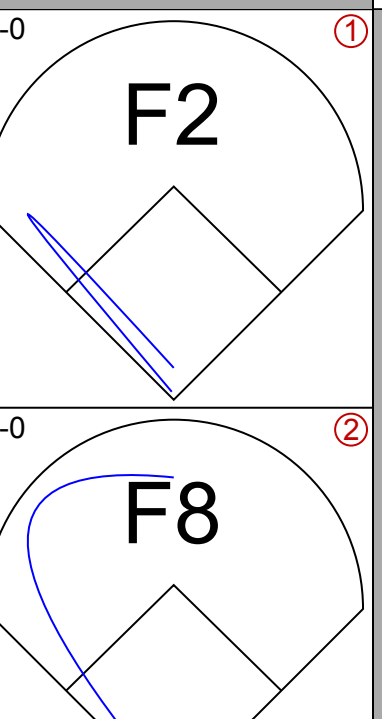
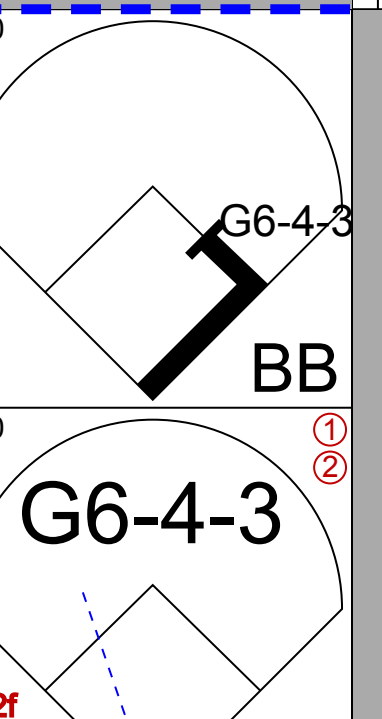
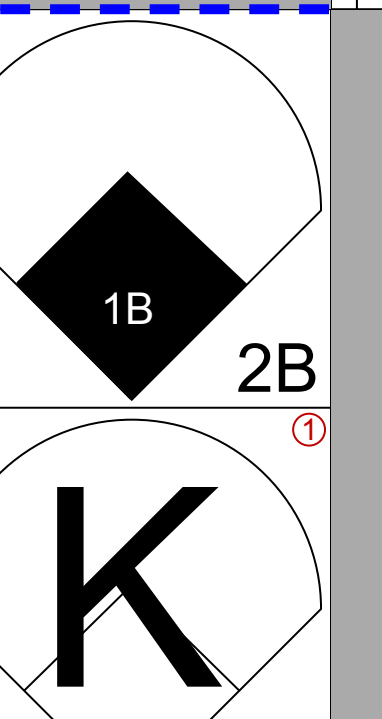
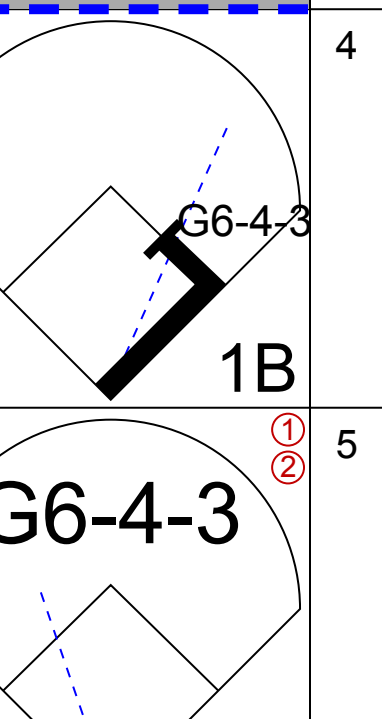
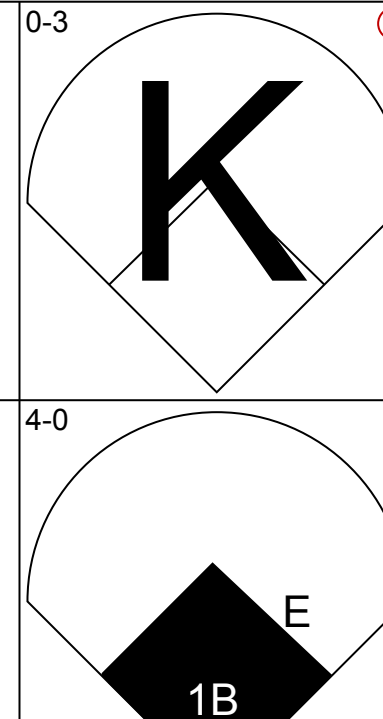
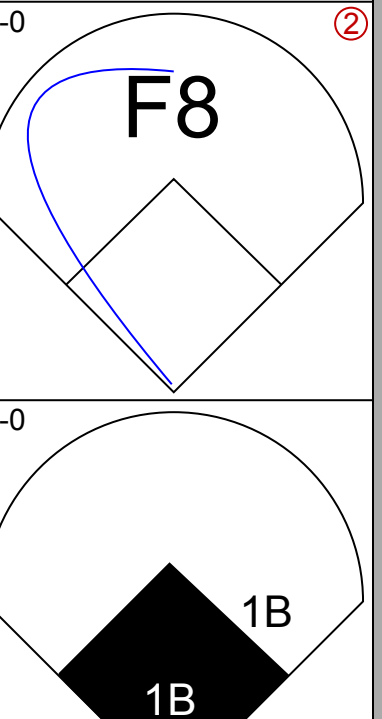
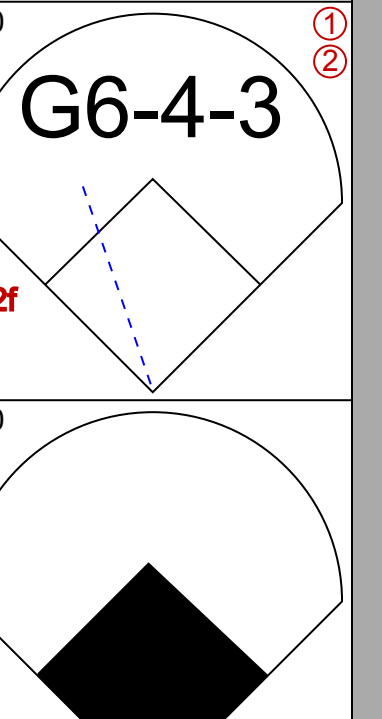
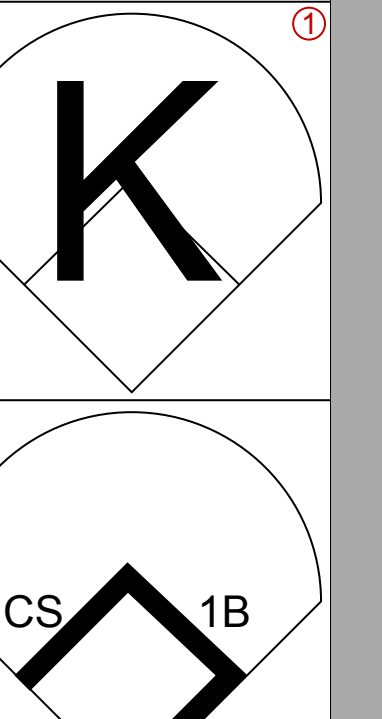
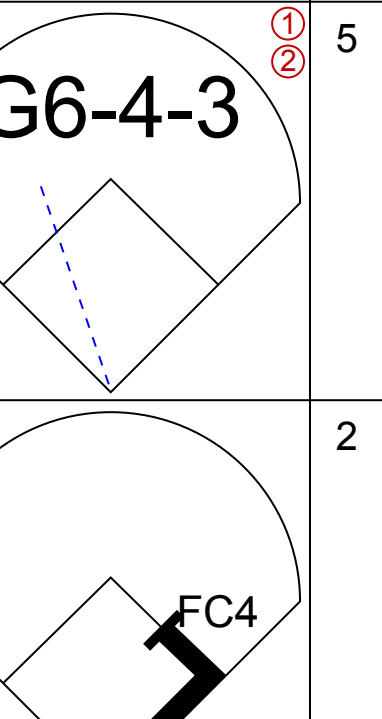
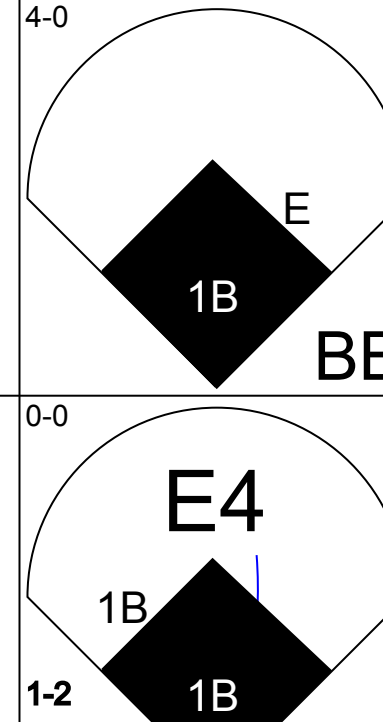
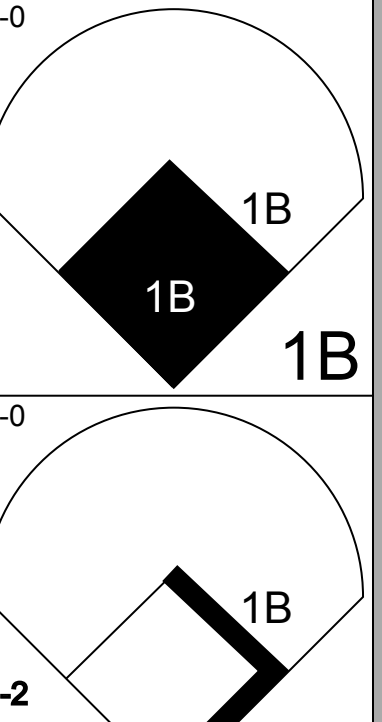
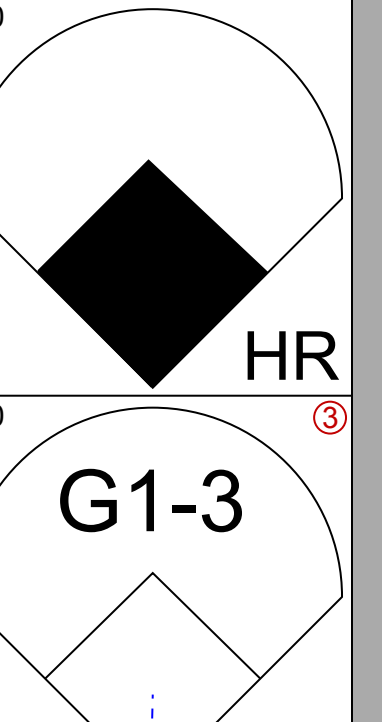
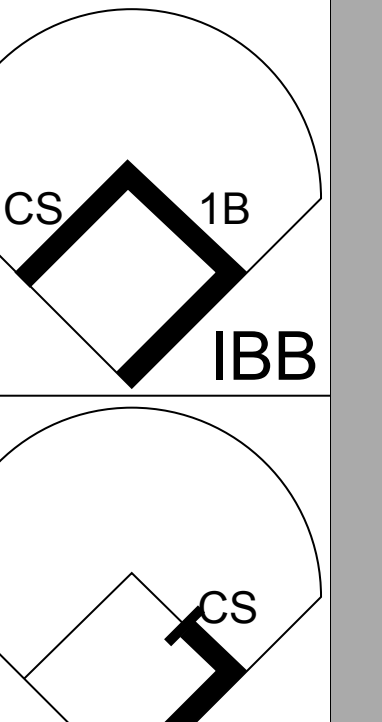
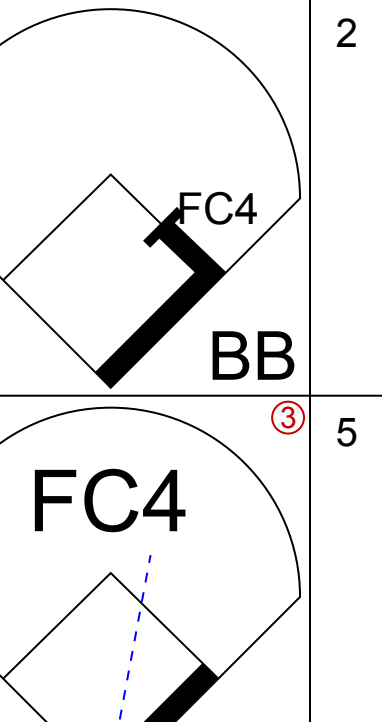
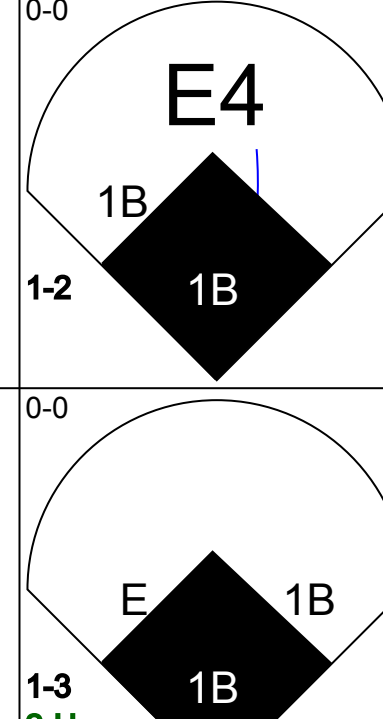
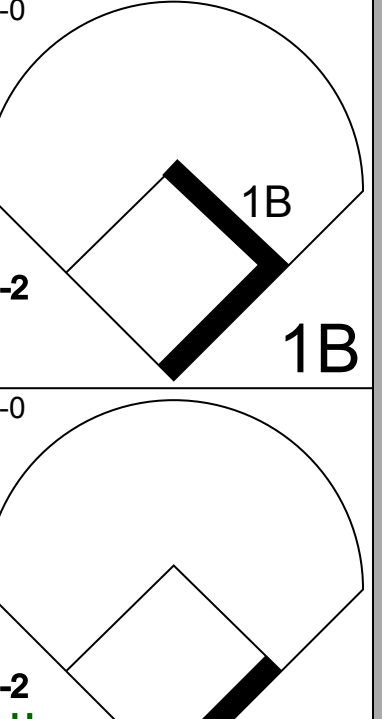
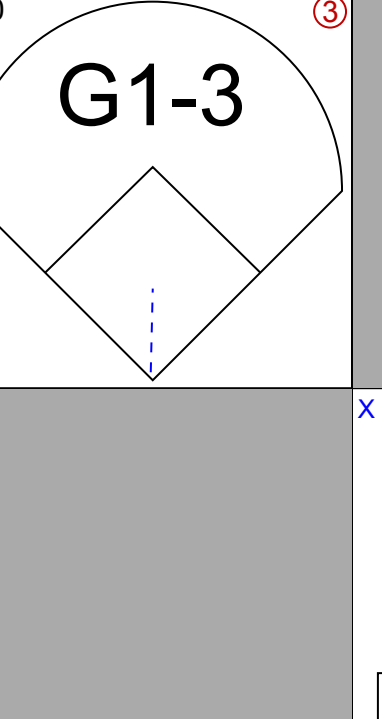
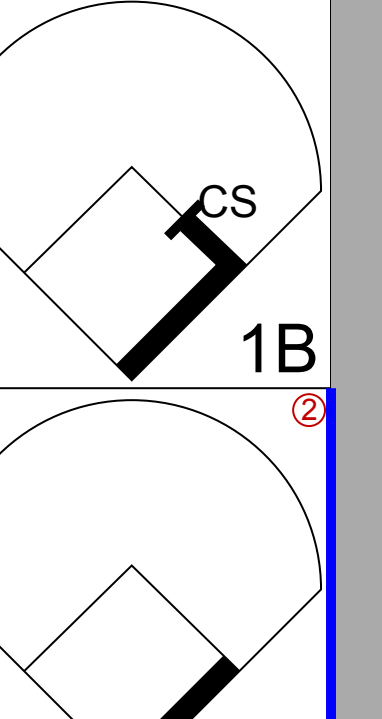
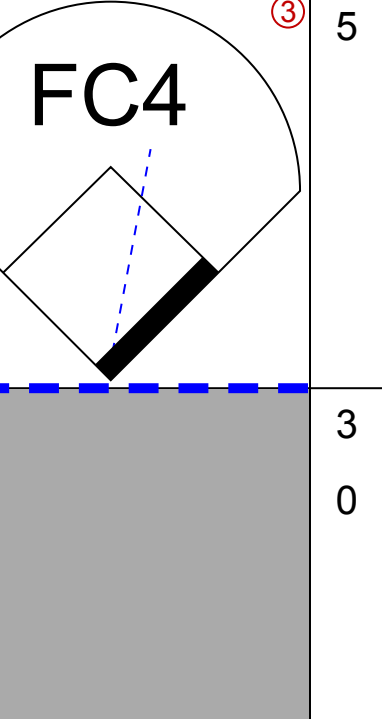
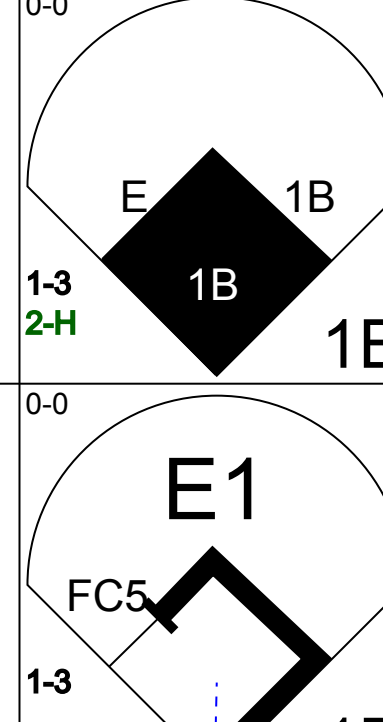
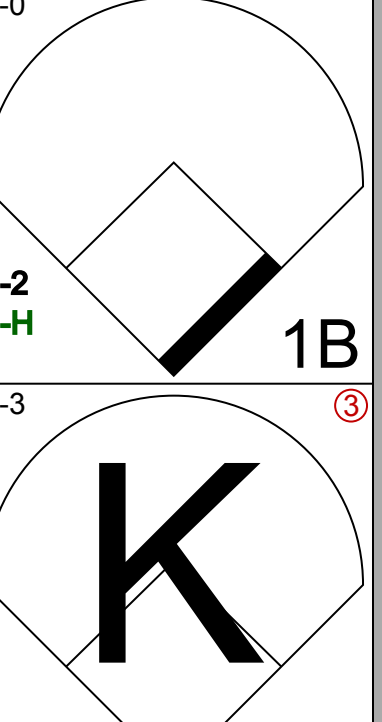
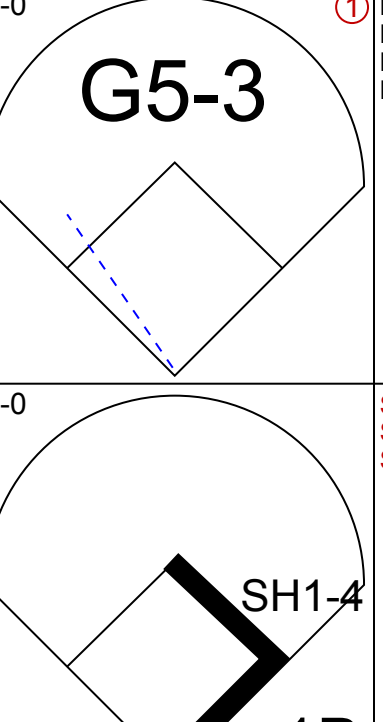
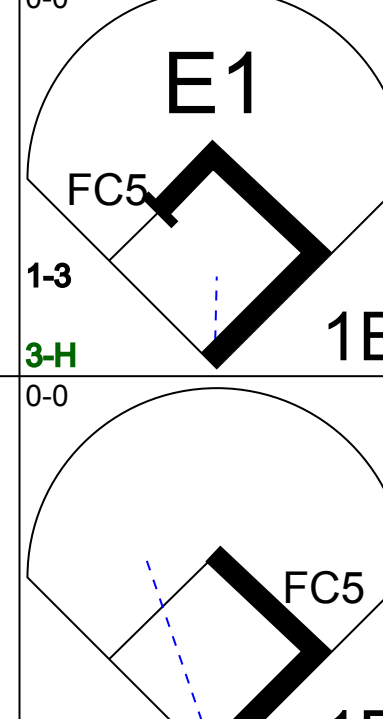

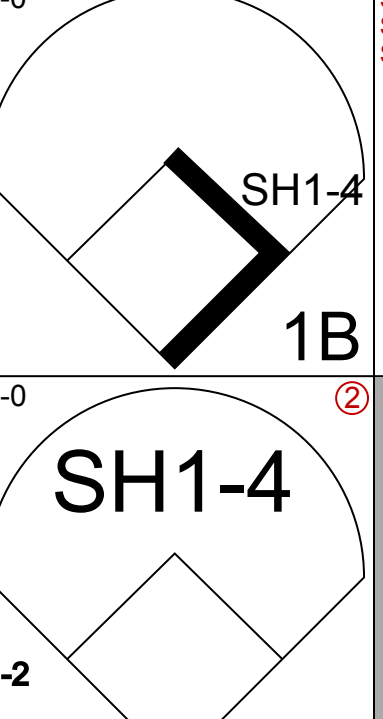
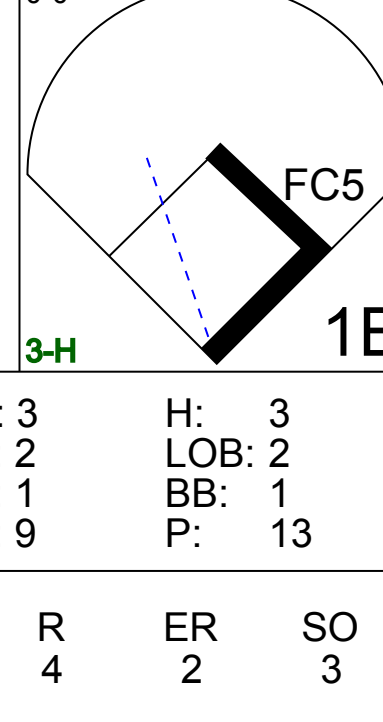
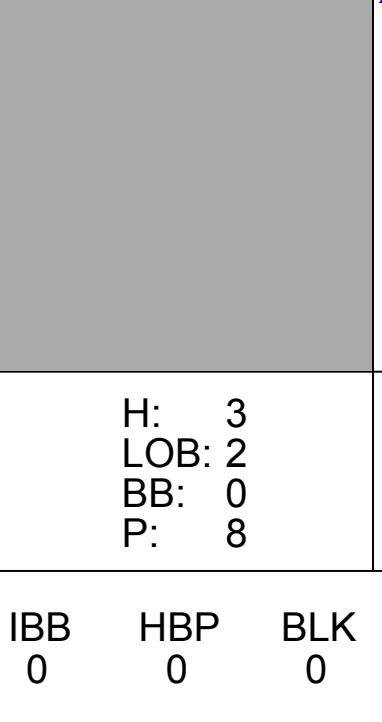
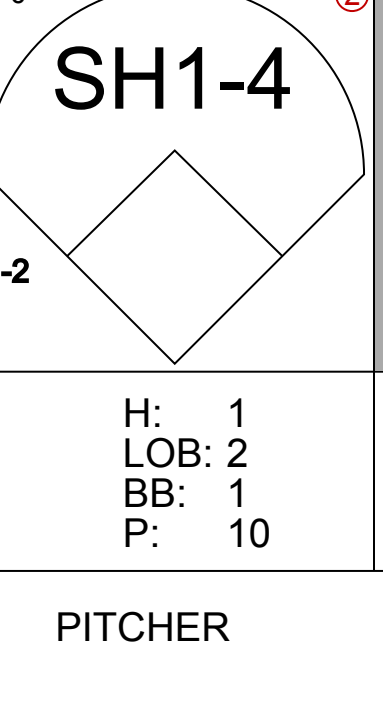
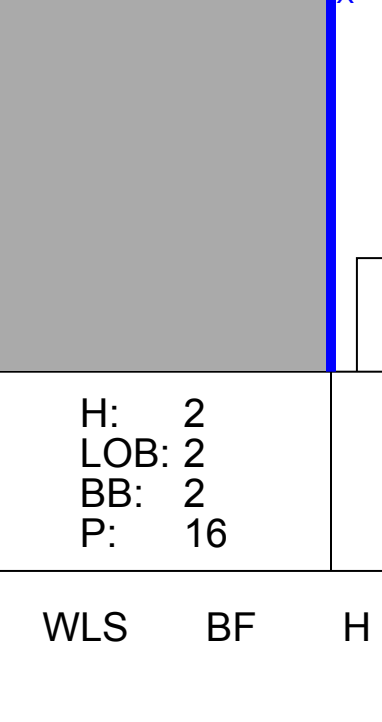
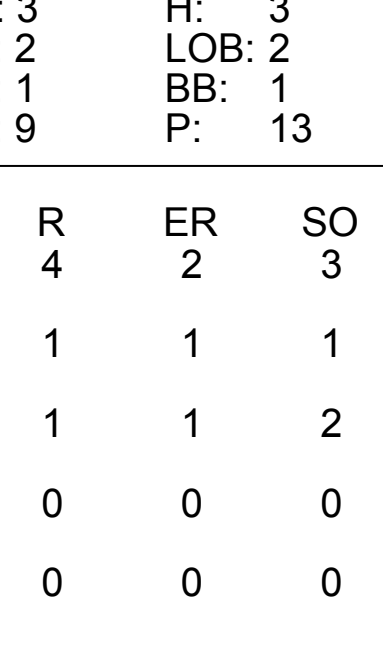
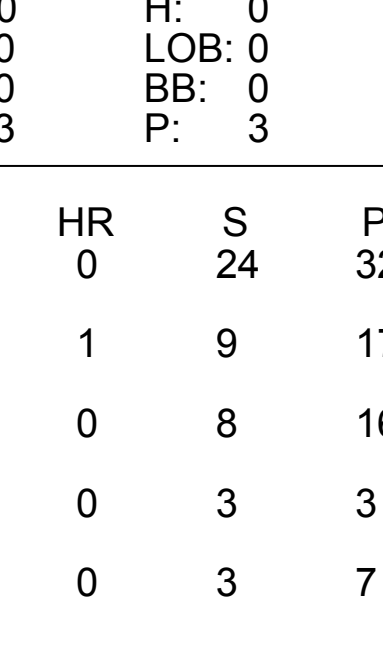
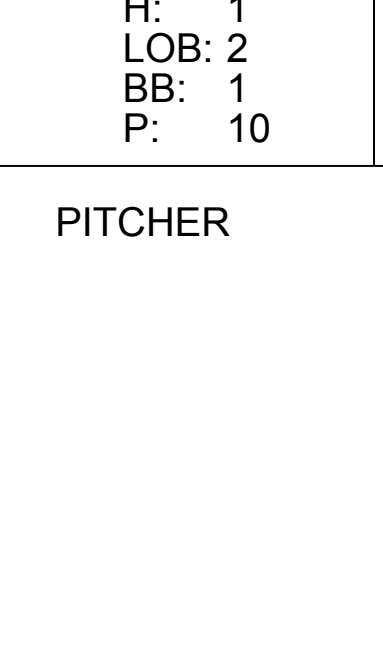
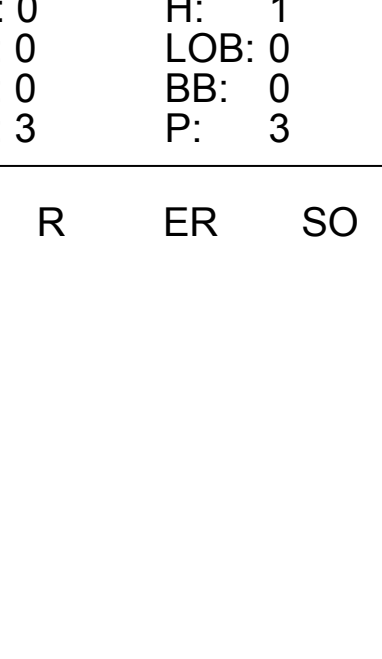
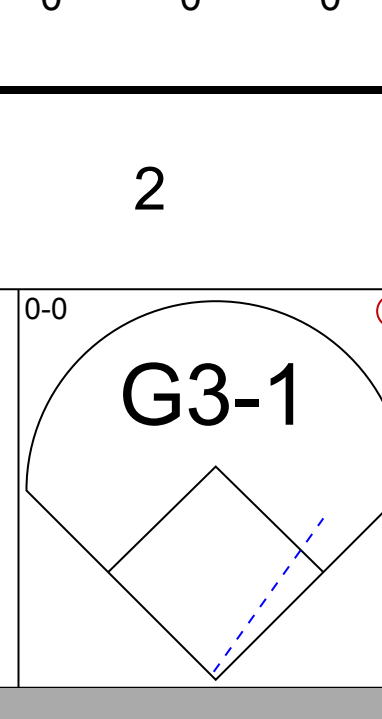
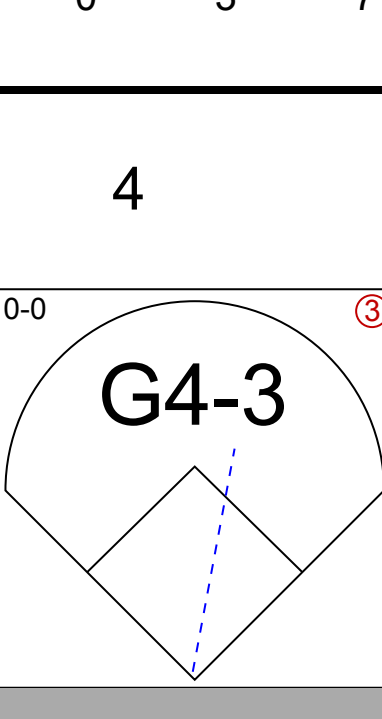
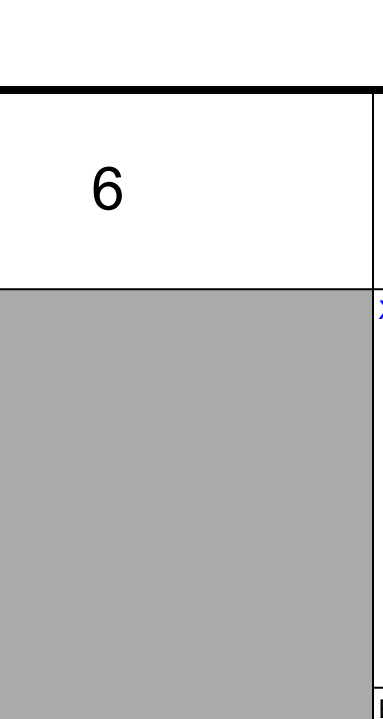



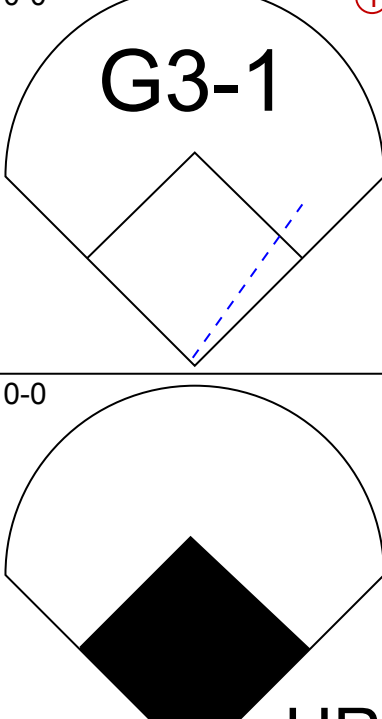
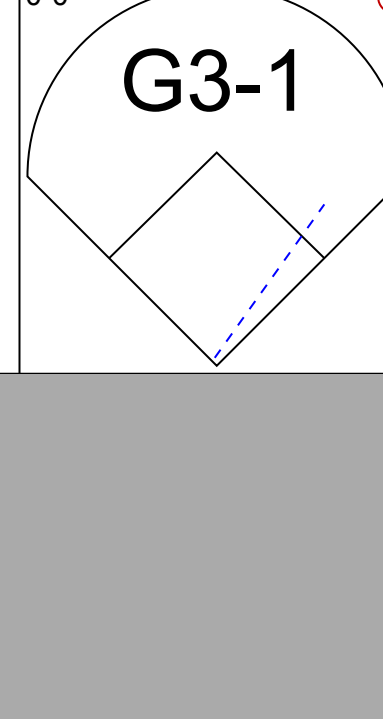
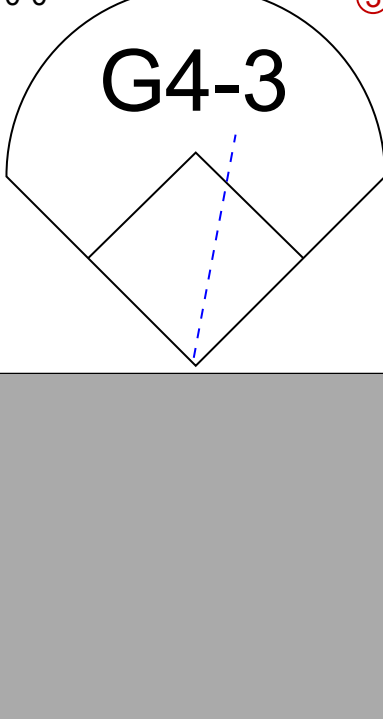
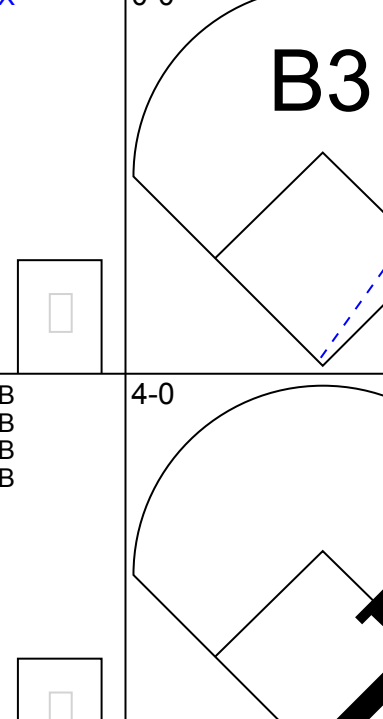

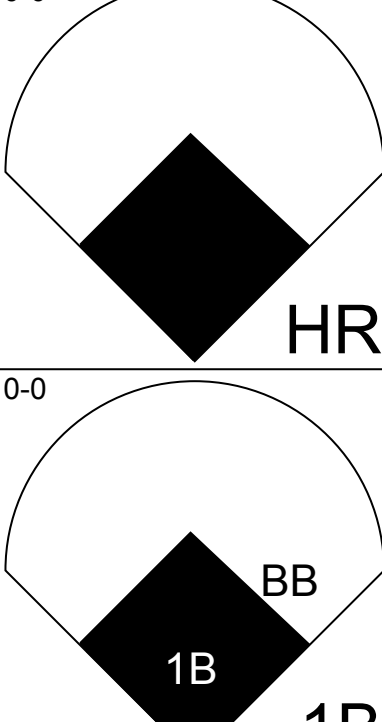
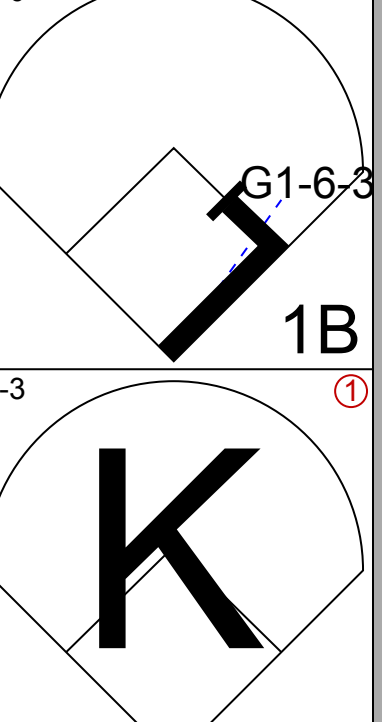
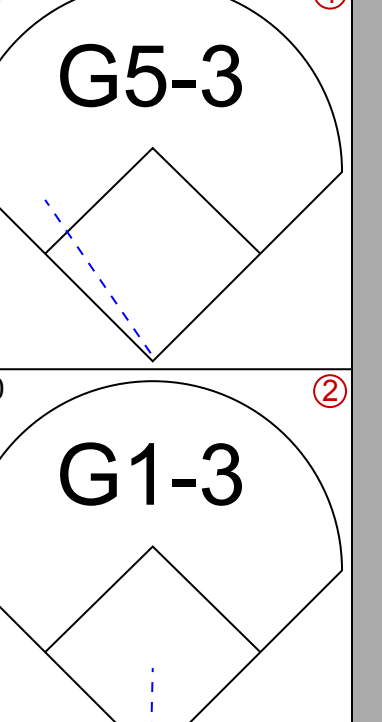
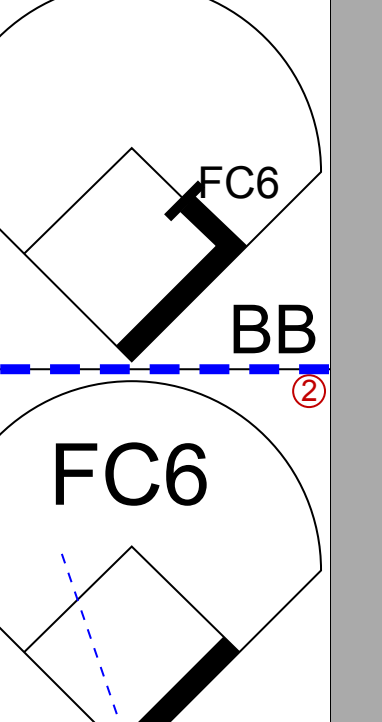
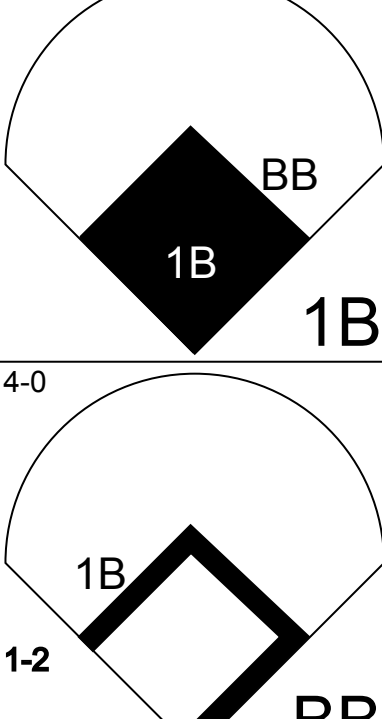
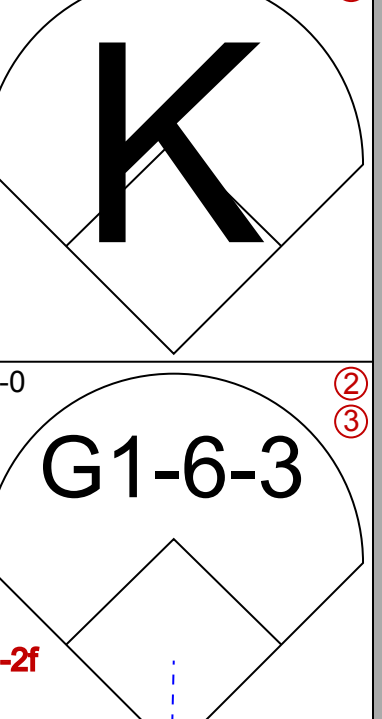
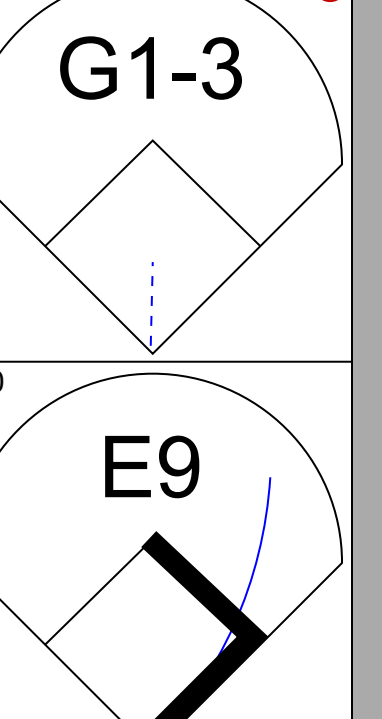
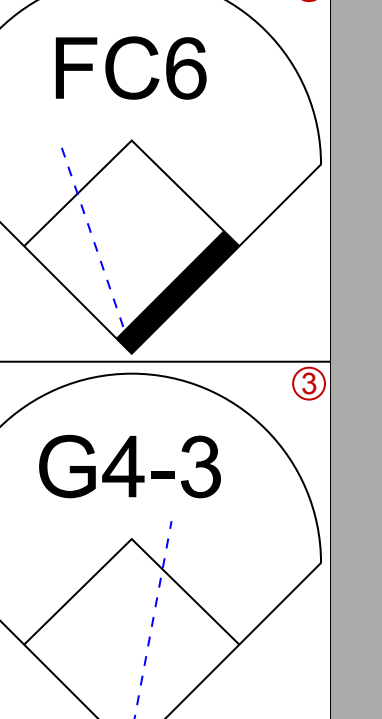
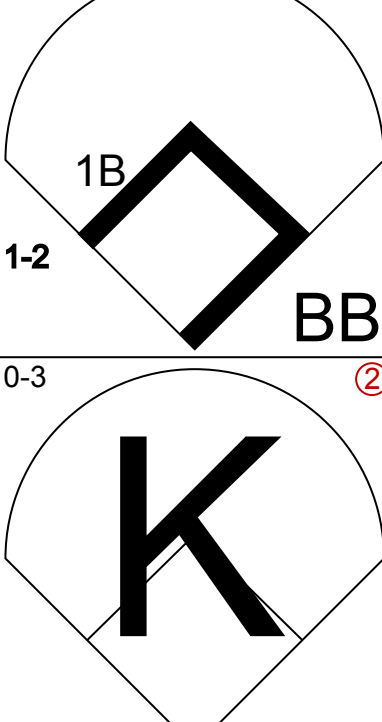
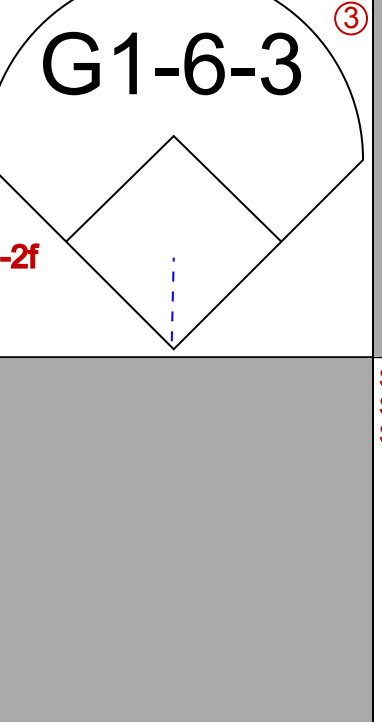
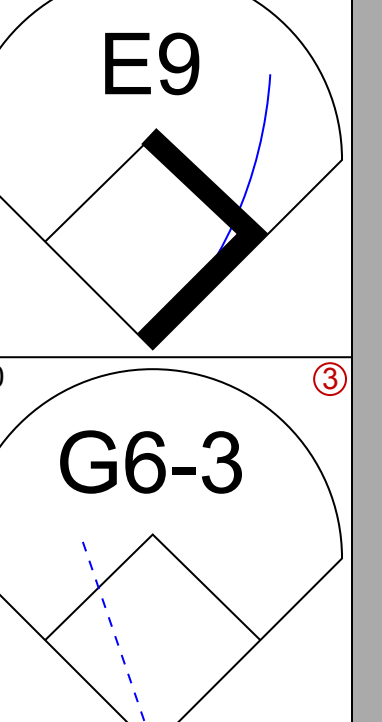
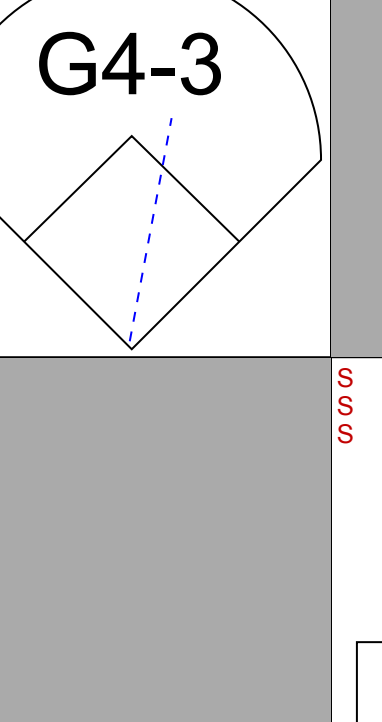
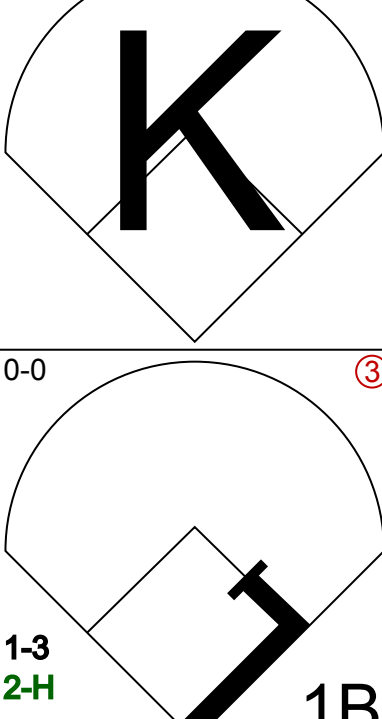
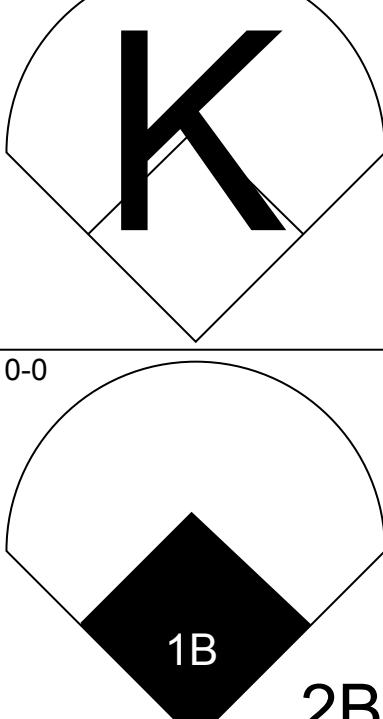
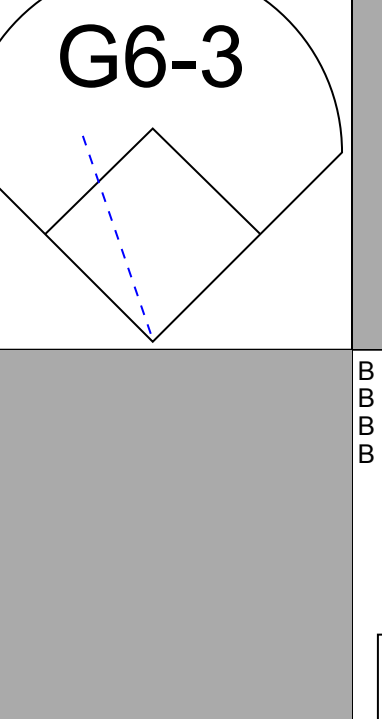
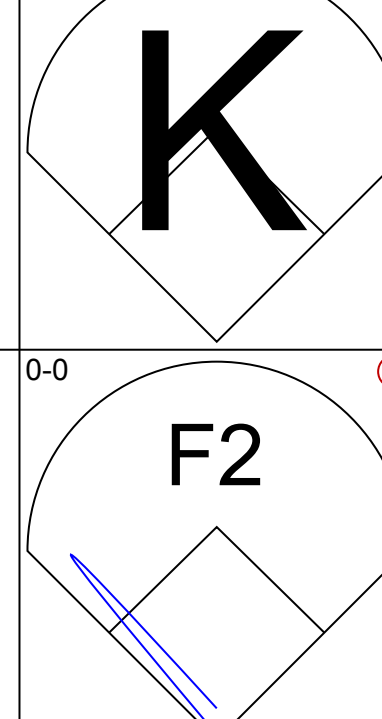
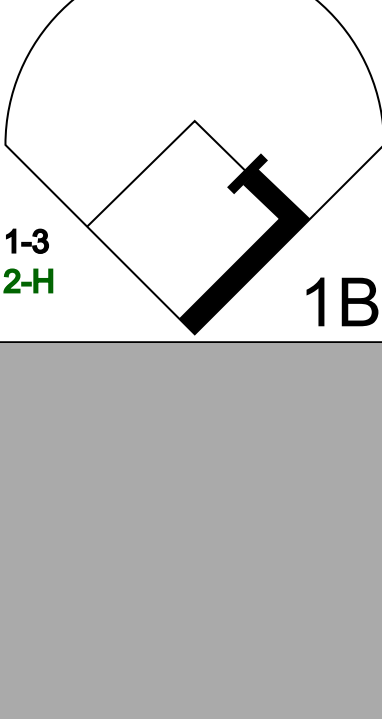
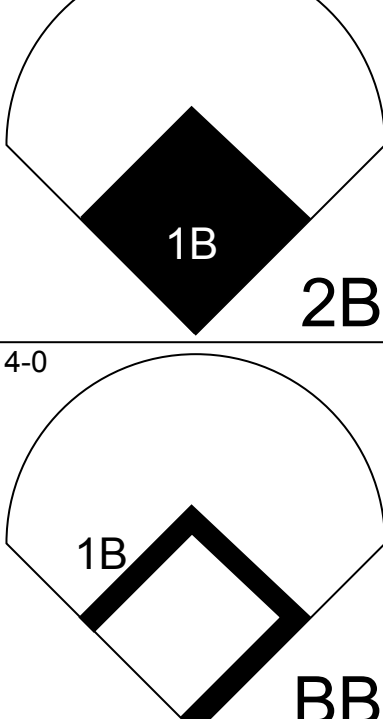
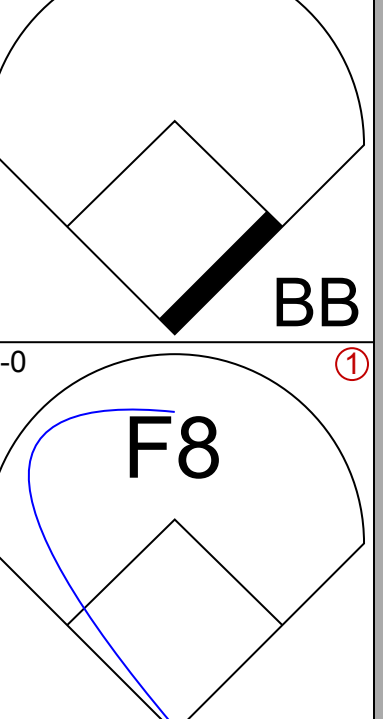
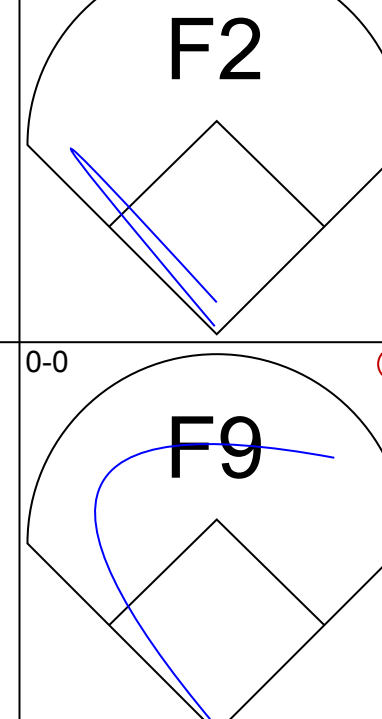
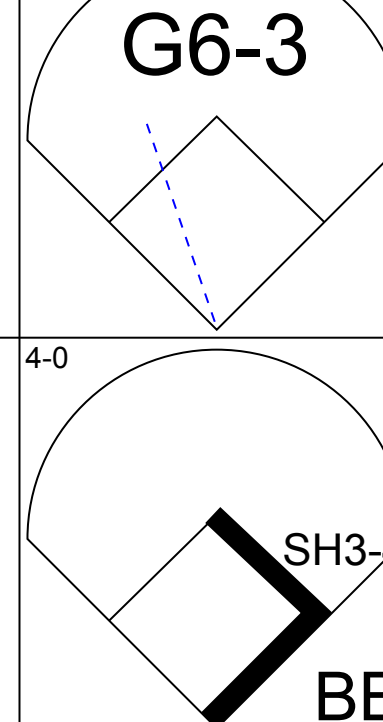
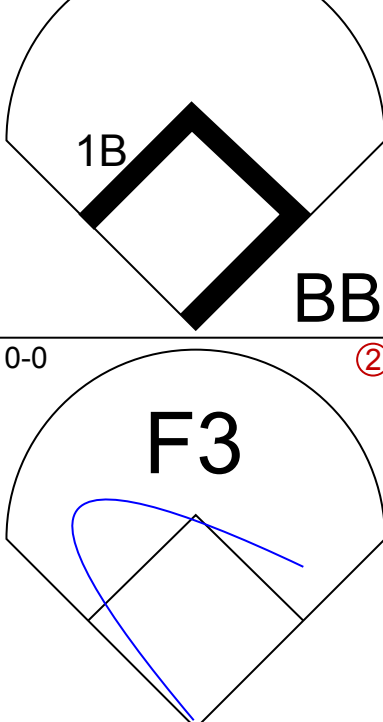
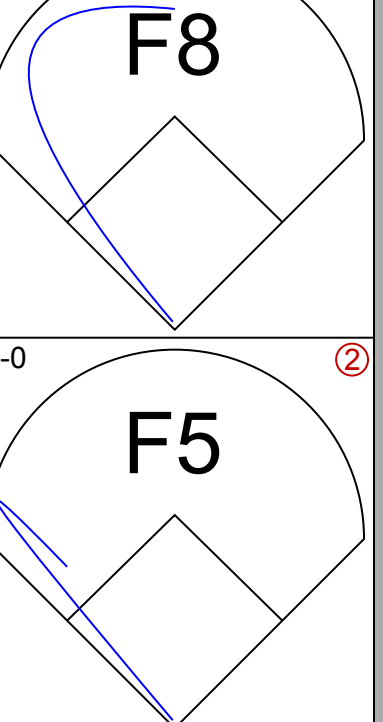
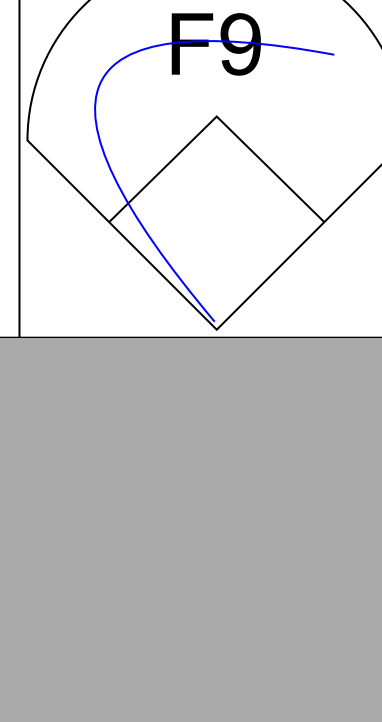
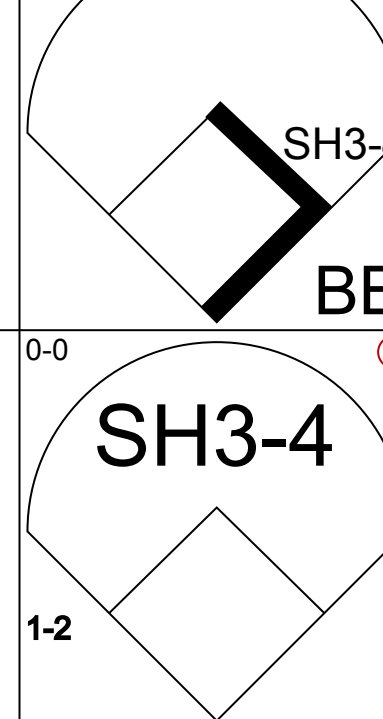
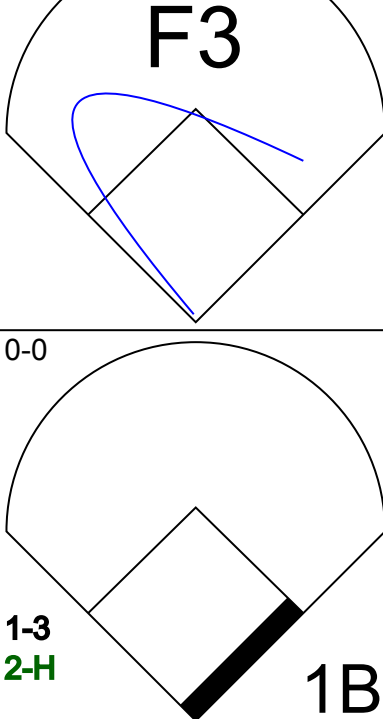
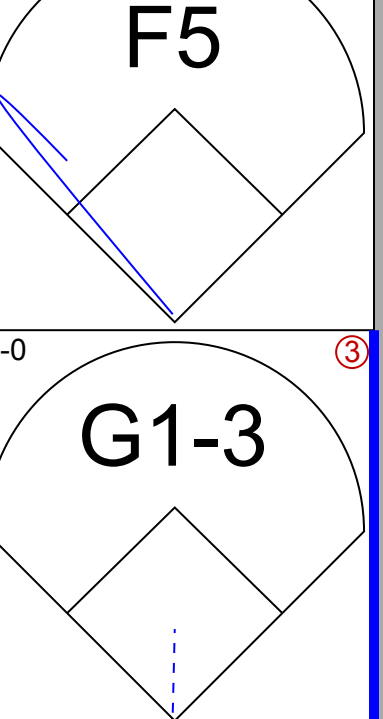
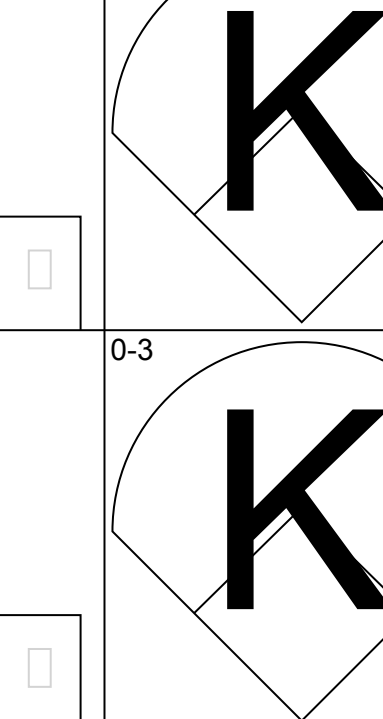
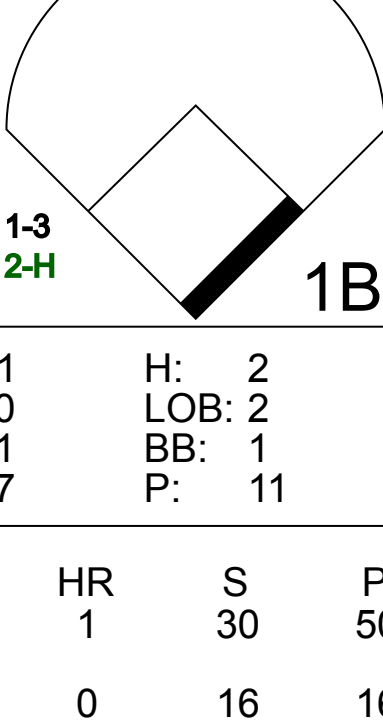
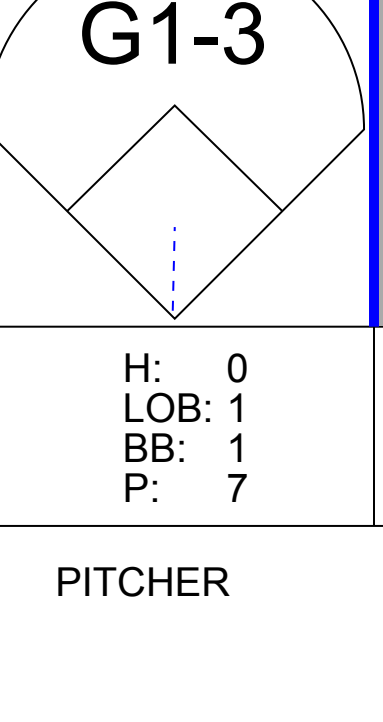
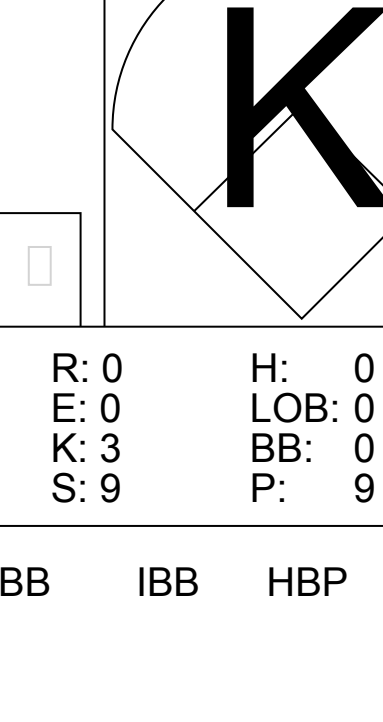
AB 29
R 8
H 9
RBI 8
BB 4
SO 5
LOB 7



Batter	1	2	3	4	5	6	7	8	9	AB	R	H	RBI	BB	SO	LOB	TOP			
Pat Kelly, L OBP: 0.371, SLG: 0.401 (1,9)										4	1	1	1	0	1	1	Kansas City Royals @ Washington Senators Robert F. Kennedy Memorial Stadium, Washington, DC Mon Aug 11 1969, 7:05 PM EDT Att: 4,680 - Unknown livebaseballscorecards.com			
Paul Schaaf, R OBP: 0.357, SLG: 0.309 (1,5)										4	0	1	0	0	1	0				
Mike Fiore, L OBP: 0.408, SLG: 0.433 (1,3)										4	0	0	0	0	0	1				
Joe Foy, R OBP: 0.354, SLG: 0.363 (1,8)										3	0	0	0	1	0	0				
Ed Kirkpatrick, L OBP: 0.318, SLG: 0.361 (1,7)										4	0	2	0	0	1	2				
Buck Martinez, R OBP: 0.286, SLG: 0.391 (1,2)										4	0	0	0	0	0	4				
Jerry Adair, R OBP: 0.281, SLG: 0.268 (1,4)										3	0	0	0	0	1	1				
Jackie Hernandez, R OBP: 0.278, SLG: 0.295 (1,6)										3	0	0	0	0	0	0				
Jim Rooker, R OBP: 0.273, SLG: 0.594 (1,1)										3	0	1	0	0	1	0				
Inning Stats	R: 0 E: 0 K: 0 S: 3	H: 0 LOB: 0 BB: 0 P: 3	R: 0 E: 0 K: 0 S: 4	H: 1 LOB: 1 BB: 0 P: 4	R: 1 E: 0 K: 0 S: 4	H: 1 LOB: 0 BB: 0 P: 4	R: 0 E: 0 K: 0 S: 3	H: 0 LOB: 0 BB: 0 P: 3	R: 0 E: 0 K: 1 S: 5	H: 0 LOB: 0 BB: 0 P: 5	R: 0 E: 0 K: 0 S: 4	H: 1 LOB: 1 BB: 0 P: 4	R: 0 E: 0 K: 0 S: 4	H: 1 LOB: 2 BB: 1 P: 4	R: 0 E: 0 K: 1 S: 6	H: 1 LOB: 2 BB: 1 P: 10	1B: 4 2B: 0 3B: 0 HR: 1	SF: 0 SAC: 0 DP: 0 HBP: 0	WP: 0 PB: 0 SB: 0 CS: 0	PA: 33
PITCHER Dick Bosman, R ERA: 1.98 (1,1)	IP: 9.0 WLS: W BF: 33 H: 5 R: 1 ER: 1 SO: 5 BB: 1 IBB: 0 HBP: 0 BLK: 0 WP: 0 HR: 1 S: 42 P: 46 ERA: 1.00 WHIP: 0.667															PITCHER				

Batter	1	2	3	4	5	6	7	8	9	AB	R	H	RBI	BB	SO	LOB	BOTTOM			
Ed Brinkman, R OBP: 0.334, SLG: 0.344 (1,6)										4	0	2	0	0	0	1	Kansas City Royals @ Washington Senators Robert F. Kennedy Memorial Stadium, Washington, DC Mon Aug 11 1969, 7:05 PM EDT Att: 4,680 - Unknown livebaseballscorecards.com			
Hank Allen, R OBP: 0.312, SLG: 0.345 (1,9)										4	0	1	0	0	1	2				
Frank Howard, R OBP: 0.402, SLG: 0.591 (1,3)										4	0	0	0	0	1	2				
Ken McMullen, R OBP: 0.346, SLG: 0.395 (1,5)										4	1	1	0	0	2	2				
Brant Aylea, R OBP: 0.349, SLG: 0.475 (1,7)										1	0	0	0	2	0	0				
Del Unser, L OBP: 0.340, SLG: 0.337 (1,8)										3	0	0	0	0	1	3				
Tim Cullen, R OBP: 0.280, SLG: 0.245 (1,4)										2	0	0	1	0	0	1				
Paul Casanova, R OBP: 0.250, SLG: 0.285 (1,2)										3	0	0	0	0	2	1				
Dick Bosman, R OBP: 0.220, SLG: 0.086 (1,1)										2	1	0	0	1	1	0				
Inning Stats	R: 0 E: 0 K: 0 S: 3	H: 1 LOB: 0 BB: 0 P: 3	R: 0 E: 0 K: 0 S: 3	H: 0 LOB: 0 BB: 0 P: 3	R: 0 E: 0 K: 2 S: 7	H: 0 LOB: 0 BB: 0 P: 7	R: 0 E: 0 K: 2 S: 7	H: 0 LOB: 0 BB: 0 P: 7	R: 1 E: 0 K: 1 S: 6	H: 1 LOB: 1 BB: 1 P: 10	R: 0 E: 0 K: 0 S: 4	H: 1 LOB: 1 BB: 0 P: 4	R: 0 E: 0 K: 2 S: 7	H: 0 LOB: 1 BB: 1 P: 11	R: 1 E: 1 K: 1 S: 7	H: 1 LOB: 2 BB: 1 P: 11	1B: 4 2B: 0 3B: 0 HR: 0	SF: 1 SAC: 0 DP: 1 HBP: 0	WP: 0 PB: 0 SB: 1 CS: 0	PA: 31
PITCHER Jim Rooker, L ERA: 4.09 (1,1)	IP: 8.0 WLS: L BF: 31 H: 4 R: 2 ER: 1 SO: 8 BB: 3 IBB: 0 HBP: 0 BLK: 0 WP: 0 HR: 0 S: 44 P: 56 ERA: 1.12 WHIP: 0.875															PITCHER				

Batter	1	2	3	4	5	6	7	8	9	AB	R	H	RBI	BB	SO	LOB	TOP					
Pat Kelly, L OBP: 0.371, SLG: 0.399										4	0	1	0	1	1	2	Kansas City Royals @ Washington Senators Robert F. Kennedy Memorial Stadium, Washington, DC Tue Aug 12 1969, 7:05 PM EDT Att: 15,768 - Unknown livebaseballscorecards.com					
Paul Schaal, R OBP: 0.352, SLG: 0.301										4	0	0	0	1	1	5						
Mike Fiore, L OBP: 0.412, SLG: 0.438										4	1	2	0	1	0	1						
Joe Foy, R OBP: 0.350, SLG: 0.358										5	0	0	0	0	2	3						
Ed Kirkpatrick, L OBP: 0.332, SLG: 0.382										2	3	2	1	3	0	0						
Jerry Adair, R OBP: 0.283, SLG: 0.270										5	1	2	1	0	0	2						
Elie Rodriguez, R OBP: 0.336, SLG: 0.325										3	1	2	2	1	0	0						
Moe Drabowsky, R OBP: 0.111, SLG: 0.111										0	0	0	0	0	0	0						
Jackie Hernandez, R OBP: 0.280, SLG: 0.298										4	0	2	1	0	2	4						
Wally Bunker, R OBP: 0.167, SLG: 0.152										2	0	1	1	0	0	0						
Buck Martinez, R OBP: 0.283, SLG: 0.388										1	0	0	0	0	0	0						
Inning Stats	R: 0 E: 0 K: 1 S: 4	H: 0 LOB: 0 BB: 1 P: 8	R: 3 E: 2 K: 1 S: 9	H: 3 LOB: 2 BB: 1 P: 13	R: 1 E: 0 K: 1 S: 8	H: 3 LOB: 0 BB: 0 P: 8	R: 0 E: 0 K: 0 S: 3	H: 0 LOB: 0 BB: 0 P: 3	R: 1 E: 0 K: 0 S: 3	H: 1 LOB: 0 BB: 1 P: 7	R: 0 E: 0 K: 1 S: 6	H: 1 LOB: 2 BB: 1 P: 10	R: 1 E: 0 K: 2 S: 8	H: 2 LOB: 2 BB: 2 P: 16	R: 0 E: 0 K: 0 S: 3	H: 1 LOB: 0 BB: 0 P: 3	R: 0 E: 0 K: 0 S: 3	H: 1 LOB: 1 BB: 1 P: 7	1B: 10 2B: 1 3B: 0 HR: 1	SF: 0 SAC: 1 DP: 3 HBP: 0	WP: 0 PB: 0 SB: 0 CS: 3	PA: 42
PITCHER	IP WLS BF H R ER SO BB IBB HBP BLK WP HR S P ERA WHIP																					
Joe Coleman, R ERA: 3.34	(1, 1) 4.0 L 20 6 4 2 3 2 0 0 0 0 0 0 24 32 4.50 2.000																					
Jim Hannan, R ERA: 3.96	(5, 1) 2.0 9 2 1 1 1 1 1 0 0 0 0 1 9 17 4.50 1.500																					
Dave Baldwin, R ERA: 4.19	(7, 1) 1.0 6 2 1 1 2 1 1 0 0 0 0 0 8 16 9.00 3.000																					
Bob Humphreys, R ERA: 3.26	(8, 1) 1.0 3 1 0 0 0 0 0 0 0 0 0 0 3 3 0.00 1.000																					
Barry Moore, L ERA: 3.91	(9, 1) 1.0 4 1 0 0 0 1 0 0 0 0 0 0 3 7 0.00 2.000																					

Batter	1	2	3	4	5	6	7	8	9	AB	R	H	RBI	BB	SO	LOB	BOTTOM			
Del Unser, L OBP: 0.337, SLG: 0.333										5	0	0	0	0	1	3	Kansas City Royals @ Washington Senators Robert F. Kennedy Memorial Stadium, Washington, DC Tue Aug 12 1969, 7:05 PM EDT Att: 15,768 - Unknown livebaseballscorecards.com			
Lee Maye, L OBP: 0.339, SLG: 0.403										3	1	2	1	1	0	0				
Frank Howard, R OBP: 0.401, SLG: 0.588										4	1	1	0	0	1	2				
Mike Epstein, L OBP: 0.415, SLG: 0.536										3	0	0	0	1	0	2				
Ken McMullen, R OBP: 0.343, SLG: 0.391										4	0	0	0	0	3	3				
Bernie Allen, L OBP: 0.352, SLG: 0.416										3	1	2	1	1	0	0				
Ed Brinkman, R OBP: 0.333, SLG: 0.342										3	0	0	0	1	0	1				
Jim French, L OBP: 0.362, SLG: 0.351										3	0	0	0	1	1	3				
Joe Coleman, R OBP: 0.172, SLG: 0.148	(1, 1)									0	0	0	0	0	0	0				
Ed Stouck, L OBP: 0.341, SLG: 0.346	(4, PH)									1	0	1	0	0	0	0				
Jim Hannan, R OBP: 0.198, SLG: 0.139	(5, 1)									0	0	0	0	0	0	0				
Hank Allen, R OBP: 0.139, SLG: 0.343	(6, PH)									1	0	0	0	0	0	1				
Dave Baldwin, R OBP: 0.107, SLG: 0.099	(7, 1)									0	0	0	0	0	0	0				
Bob Humphreys, R OBP: 0.107, SLG: 0.099	(8, 1)									0	0	0	0	0	0	0				
Barry Moore, L OBP: 0.262, SLG: 0.205	(9, 1)									0	0	0	0	0	0	0				
Zolo Versalles, R OBP: 0.288, SLG: 0.283	(9, PH)									1	0	0	0	0	1	0				
Inning Stats	R: 2 E: 0 K: 1 S: 7	H: 3 LOB: 2 BB: 1 P: 11	R: 0 E: 0 K: 0 S: 3	H: 0 LOB: 1 BB: 1 P: 7	R: 0 E: 0 K: 1 S: 5	H: 1 LOB: 0 BB: 0 P: 5	R: 1 E: 0 K: 1 S: 7	H: 2 LOB: 2 BB: 1 P: 11	R: 0 E: 1 K: 0 S: 4	H: 0 LOB: 1 BB: 0 P: 4	R: 0 E: 0 K: 0 S: 3	H: 0 LOB: 1 BB: 1 P: 7	R: 0 E: 0 K: 1 S: 5	H: 0 LOB: 0 BB: 0 P: 5	R: 0 E: 0 K: 3 S: 9	H: 0 LOB: 0 BB: 0 P: 9	1B: 4 2B: 1 3B: 0 HR: 1	SF: 0 SAC: 1 DP: 1 HBP: 0	WP: 0 PB: 0 SB: 0 CS: 0	PA: 37
PITCHER	IP WLS BF H R ER SO BB IBB HBP BLK WP HR S P ERA WHIP																			
Wally Bunker, R ERA: 3.39	(1, 1) 6.1 W 29 6 3 3 3 5 0 0 0 0 0 0 1 30 50 4.26 1.737																			
Moe Drabowsky, R ERA: 2.14	(7, 1) 2.2 S 8 0 0 0 4 0 0 0 0 0 0 0 16 16 0.00 0.000																			

Batter	1	2	3	4	5	6	7	8	9	AB	R	H	RBI	BB	SO	LOB	TOP										
Pat Kelly, L OBP: 0.369, SLG: 0.396 (1, 9)	G4-3	G4-3		G5-3		BB S 1B		F8		5	0	1	0	0	0	1	Kansas City Royals @ Washington Senators Robert F. Kennedy Memorial Stadium, Washington, DC Wed Aug 13 1969, 7:05 PM EDT Att: 5,957 - Unknown										
Joe Keough, L OBP: 0.252, SLG: 0.201 (1, 8)	F8		BB BB 1B	E6 S 1B		FC5 BB 1-2 BB		K		4	2	1	0	1	1	0											
Mike Fiore, L OBP: 0.408, SLG: 0.431 (1, 3)	G6-3		1B BB E 1-2 BB	F9		F9		K		4	1	0	0	1	1	4											
Ed Kirkpatrick, L OBP: 0.342, SLG: 0.383 (1, 7)		G1-6-3 1B 3B BB	E G6-4-3 BB	2B 1B		1-2 2-3 BB		F8		2	2	1	1	3	0	0											
Bob Oliver, R OBP: 0.286, SLG: 0.401 Joe Foy, R OBP: 0.350, SLG: 0.358 (1, 5) (9, 5)		G1-6-3 1B	E9 G6-4-3 BB	2B 1B		FC5		G6-3 1B		5	0	4	1	0	0	3											
Jerry Adair, R OBP: 0.279, SLG: 0.265 (1, 4)	G1-6-3	G6-4-3		G6-3		G6-3		G6-3		5	0	0	0	0	0	4											
Elie Rodriguez, R OBP: 0.336, SLG: 0.324 (1, 2)		3B HBP	BB 1B	G6-3		G1-3		G1-3		4	1	1	0	0	0	1											
Jackie Hernandez, R OBP: 0.282, SLG: 0.303 (1, 6)		1-H 3-H E 3B	1-2 BB	F9		G6-3				3	1	1	2	1	0	0											
Dick Drago, R (1, 1)	E5	G4-3				K		F9		4	0	0	0	0	1	2											
Inning Stats	R: 0 E: 0 K: 0 S: 3	H: 0 LOB: 0 BB: 0 P: 3	R: 3 E: 1 K: 0 S: 5	H: 2 LOB: 1 BB: 1 P: 10	R: 3 E: 1 K: 0 S: 5	H: 3 LOB: 2 BB: 3 P: 17	R: 1 E: 1 K: 0 S: 5	H: 2 LOB: 2 BB: 0 P: 5	R: 0 E: 0 K: 0 S: 3	H: 0 LOB: 0 BB: 0 P: 3	R: 0 E: 0 K: 1 S: 6	H: 1 LOB: 3 BB: 2 P: 14	R: 0 E: 0 K: 0 S: 3	H: 0 LOB: 0 BB: 0 P: 3	R: 0 E: 0 K: 2 S: 8	H: 0 LOB: 1 BB: 0 P: 8		R: 0 E: 0 K: 0 S: 4	H: 1 LOB: 1 BB: 0 P: 4	1B: 7 2B: 1 3B: 1 HR: 0	SF: 0 SAC: 0 DP: 2 HBP: 1	WP: 0 PB: 1 SB: 2 CS: 0	PA: 43				
PITCHER	IP	WLS	BF	H	R	ER	SO	BB	IBB	HBP	BLK	WP	HR	S	P	ERA	WHIP										
Jim Miles, R ERA: 5.21 (1, 1)	2.0	L	13	3	6	5	0	3	0	1	0	0	0	9	22	22.50	3.000										
Bob Humphreys, R ERA: 3.11 (3, 1)	3.0		13	4	1	0	0	1	0	0	0	0	0	12	16	0.00	1.667										
Dave Baldwin, R ERA: 4.04 (6, 1)	2.0		9	1	0	0	1	2	0	0	0	0	0	9	17	0.00	1.500										
Darold Knowles, L ERA: 2.3 (8, 1)	1.0		4	0	0	0	2	0	0	0	0	0	0	8	8	0.00	0.000										
Dennis Higgins, R ERA: 3.79 (9, 1)	1.0		4	1	0	0	0	0	0	0	0	0	0	4	4	0.00	1.000										

Batter	1	2	3	4	5	6	7	8	9	AB	R	H	RBI	BB	SO	LOB	BOTTOM										
Del Unser, L OBP: 0.338, SLG: 0.335 (1, 8)	G1-6-3 1B		G4-6-3 1B		G6-3			FC4 BB		4	0	2	0	0	0	2	Kansas City Royals @ Washington Senators Robert F. Kennedy Memorial Stadium, Washington, DC Wed Aug 13 1969, 7:05 PM EDT Att: 5,957 - Unknown										
Lee Maye, L OBP: 0.337, SLG: 0.397 (1, 9)	G1-6-3		G4-6-3		F7		F7	BB		3	0	0	0	1	0	2											
Frank Howard, R OBP: 0.398, SLG: 0.582 Dennis Higgins, R OBP: 0.100, SLG: 0.100 (1, 7) (9, 1)	F8		K		F9		F9	P5		4	0	0	0	0	1	2											
Mike Epstein, L OBP: 0.413, SLG: 0.536 (1, 3)		F7		F8		G3-1		E PB 2B		4	1	1	0	0	0	0											
Ken McMullen, R OBP: 0.340, SLG: 0.387 (1, 5)		F7		F7		K		E6 2H		4	0	0	0	0	1	0											
Bernie Allen, L OBP: 0.397, SLG: 0.419 (1, 4)		1B BB		G1-3 BB 1B		G6-3 1B		F9		3	1	2	0	1	0	1											
Ed Brinkman, R OBP: 0.335, SLG: 0.342 Darold Knowles, L OBP: 0.200, SLG: 0.111 Brant Aiyee, R OBP: 0.348, SLG: 0.472 (1, 6) (8, 1) (9, 7)				G1-3 BB 1B		G6-3		K		2	1	1	0	1	0	1											
Paul Casanova, R OBP: 0.248, SLG: 0.282 Hank Allen, R OBP: 0.310, SLG: 0.342 (1, 2) (9, PH)		F8		G1-3		F8		L4		3	0	0	0	0	0	4											
Jim Miles, R OBP: 0.333, SLG: 0.333 Bob Humphreys, R OBP: 0.154, SLG: 0.083 Ed Stroud, L OBP: 0.344, SLG: 0.350 Dave Baldwin, R OBP: 0.348, SLG: 0.283 (1, 1) (3, 1) (6, PH) (6, 1) (8, 6)			G5-3		G6-3		FC4 BB			0	0	0	0	0	0	0											
Inning Stats	R: 0 E: 0 K: 0 S: 3	H: 1 LOB: 0 BB: 0 P: 3	R: 0 E: 0 K: 0 S: 4	H: 1 LOB: 2 BB: 1 P: 8	R: 0 E: 0 K: 0 S: 3	H: 1 LOB: 0 BB: 0 P: 3	R: 0 E: 0 K: 1 S: 5	H: 0 LOB: 0 BB: 0 P: 5	R: 2 E: 0 K: 0 S: 4	H: 2 LOB: 0 BB: 1 P: 8	R: 0 E: 0 K: 0 S: 3	H: 0 LOB: 0 BB: 0 P: 3	R: 0 E: 0 K: 1 S: 5	H: 1 LOB: 0 BB: 0 P: 5	R: 0 E: 0 K: 0 S: 3	H: 0 LOB: 2 BB: 2 P: 11		R: 1 E: 1 K: 1 S: 7	H: 1 LOB: 1 BB: 0 P: 7	1B: 6 2B: 1 3B: 0 HR: 0	SF: 0 SAC: 0 DP: 4 HBP: 0	WP: 0 PB: 1 SB: 0 CS: 0	PA: 35				
PITCHER	IP	WLS	BF	H	R	ER	SO	BB	IBB	HBP	BLK	WP	HR	S	P	ERA	WHIP										
Dick Drago, R ERA: 4.38 (1, 1)	9.0	W	35	7	3	2	3	4	0	0	0	0	0	37	53	2.00	1.222										

AB	36
R	7
H	9
RBI	4
BB	6
SO	3
LOB	15



AB	31
R	3
H	7
RBI	2
BB	4
SO	3
LOB	14



Batter	1	2	3	4	5	6	7	8	9	AB	R	H	RBI	BB	SO	LOB	TOP					
Mike Andrews, R (1,4) Syd O'Brien, R (8,PH) OBP: 0.390, SLG: 0.455 OBP: 0.301, SLG: 0.397	P6		F5		P6		BB 2B BB	1B		3	1	0	0	1	0	1	Boston Red Sox @ Kansas City Royals Municipal Stadium, Kansas City, MO Sat Aug 16 1969, 8:05 PM EDT Unknown - 79 F					
Dalton Jones, L (1,3) OBP: 0.315, SLG: 0.333	L9			G3	2B		SF9 BB	L4		4	2	1	1	1	0	1						
Carl Yastrzemski, L (1,7) Don Lock, R (7,PR) OBP: 0.353, SLG: 0.506 OBP: 0.328, SLG: 0.275	F7			G3	2B		SF9 1B	K		4	0	2	2	0	0	0						
Reggie Smith, S (1,8) Joe Lahoud, L (7,PH) OBP: 0.383, SLG: 0.580 OBP: 0.332, SLG: 0.351	F7			G6-3	P4		P6	F3		3	0	0	0	0	0	1						
Rico Petrocelli, R (1,6) Dick Schofield, S (7,PH) OBP: 0.426, SLG: 0.617 OBP: 0.345, SLG: 0.357	2B				BB HR BB		SF9	E BB		2	2	2	0	1	0	0						
Tony Conigliaro, R (1,9) OBP: 0.320, SLG: 0.432	K				HR BB		L6	L7		4	1	1	1	1	1	3						
George Scott, R (1,5) OBP: 0.327, SLG: 0.380	K				HR		FC6-4 1B	FC5		5	1	2	4	0	1	4						
Russ Gibson, R (1,2) OBP: 0.297, SLG: 0.327			F9		SH3-4 2B 1B		FC5-4 1B	SH5-3 1B 2B		5	2	2	0	0	0	3						
Mike Nagy, R (1,1) OBP: 0.113, SLG: 0.098	K				SH3-4		K	SH5-3		2	0	0	0	0	2	1						
Inning Stats	R: 0 E: 0 K: 0 S: 3	H: 0 LOB: 0 BB: 0 P: 3	R: 0 E: 0 K: 2 S: 8	H: 1 LOB: 1 BB: 0 P: 8	R: 0 E: 0 K: 1 S: 5	H: 0 LOB: 0 BB: 0 P: 5	R: 0 E: 0 K: 0 S: 3	H: 0 LOB: 0 BB: 0 P: 3	R: 5 E: 0 K: 0 S: 7	H: 4 LOB: 1 BB: 2 P: 15	R: 1 E: 0 K: 1 S: 7	H: 2 LOB: 1 BB: 0 P: 7	R: 3 E: 0 K: 0 S: 5	H: 2 LOB: 2 BB: 2 P: 13	R: 1 E: 0 K: 1 S: 7	H: 2 LOB: 1 BB: 0 P: 7		R: 0 E: 1 K: 0 S: 4	H: 0 LOB: 2 BB: 1 P: 8	1B: 4 2B: 6 3B: 0 HR: 1	SF: 1 SAC: 2 DP: 0 HBP: 0	WP: 0 PB: 0 SB: 0 CS: 0
PITCHER	IP WLS BF H R ER SO BB IBB HBP BLK WP HR S P ERA WHIP																					
Bill Butler, L (1,1) ERA: 3.81	4.2 L 21 5 5 5 3 2 0 0 0 0 0 1 25 33 9.64 1.500																					
Chris Zachary, R (5,1) ERA: 10.45	1.1 6 2 1 1 1 0 0 0 0 0 0 0 8 8 6.75 1.500																					
Dave Morehead, R (7,1) ERA: 5.63	1.0 7 2 3 3 0 2 0 0 0 0 0 0 5 13 27.00 4.000																					
Mike Hedlund, R (8,1) ERA: 3.67	2.0 10 2 1 1 1 1 0 0 0 0 0 0 11 15 4.50 1.500																					



Batter	1	2	3	4	5	6	7	8	9	AB	R	H	RBI	BB	SO	LOB	BOTTOM					
Pat Kelly, L (1,9) OBP: 0.366, SLG: 0.391	B4-3	G4-3			FC4-6 BB		F5	FC6		4	0	0	0	1	0	3	Boston Red Sox @ Kansas City Royals Municipal Stadium, Kansas City, MO Sat Aug 16 1969, 8:05 PM EDT Unknown - 79 F					
Joe Keough, L (1,8) OBP: 0.256, SLG: 0.208	1B		F7		FC4-6 FC4-6		G4-3	G4-6-3 1B		5	0	2	0	0	0	1						
Mike Fiore, L (1,3) OBP: 0.411, SLG: 0.430	BB BB BB		FC6-4 BB		FC4-6 BB		1B	G4-6-3		3	0	1	0	2	0	2						
Ed Kirkpatrick, L (1,7) OBP: 0.347, SLG: 0.380	BB BB		P4		BB		L9	BB		2	0	0	0	3	0	2						
Bob Oliver, R (1,5) OBP: 0.287, SLG: 0.399	FC6-4 BB		FC6-4		F3		F3	P6		4	0	1	0	1	0	4						
Buck Martinez, R (1,2) Mike Hedlund, R (8,1) OBP: 0.274, SLG: 0.375 OBP: 0.227, SLG: 0.227	FC6-4				G5-3		P6	F8		4	0	0	0	0	0	5						
Jerry Adair, R (1,4) OBP: 0.282, SLG: 0.268			G5-3		1B		2B G4-3 1B	G5-6-3		4	1	2	0	0	0	0						
Jackie Hernandez, R (1,6) OBP: 0.284, SLG: 0.305			FC5-6 BB		K		G4-3 2B	F9		3	0	1	0	1	1	1						
Bill Butler, L (1,1) Chris Zachary, L (5,1) Joe Foy, R (6,PH) Dave Morehead, R (7,1) Eliie Rodriguez, R (8,2) OBP: 0.130, SLG: 0.070 OBP: 0.500, SLG: 0.500 OBP: 0.349, SLG: 0.357 OBP: 0.340, SLG: 0.324	FC5-6				G6-3		G4-3	FC6 BB		2	0	0	0	0	0	0						
Inning Stats	R: 0 E: 0 K: 0 S: 3	H: 1 LOB: 3 BB: 3 P: 15	R: 0 E: 0 K: 0 S: 3	H: 0 LOB: 1 BB: 1 P: 7	R: 0 E: 0 K: 0 S: 3	H: 0 LOB: 1 BB: 1 P: 7	R: 0 E: 0 K: 1 S: 6	H: 1 LOB: 1 BB: 0 P: 6	R: 0 E: 0 K: 0 S: 3	H: 0 LOB: 2 BB: 2 P: 11	R: 1 E: 0 K: 0 S: 5	H: 2 LOB: 1 BB: 0 P: 5	R: 0 E: 0 K: 0 S: 5	H: 2 LOB: 2 BB: 0 P: 5	R: 0 E: 0 K: 0 S: 3	H: 0 LOB: 1 BB: 1 P: 7		R: 0 E: 1 K: 0 S: 3	H: 1 LOB: 1 BB: 1 P: 7	1B: 6 2B: 1 3B: 0 HR: 0	SF: 0 SAC: 0 DP: 1 HBP: 0	WP: 0 PB: 0 SB: 0 CS: 0
PITCHER	IP WLS BF H R ER SO BB IBB HBP BLK WP HR S P ERA WHIP																					
Mike Nagy, R (1,1) ERA: 3.1	9.0 W 41 7 1 1 1 9 0 0 0 0 0 0 34 70 1.00 1.778																					



Batter	1	2	3	4	5	6	7	8	9	AB	R	H	RBI	BB	SO	LOB	TOP					
Syd O'Brien, R OBP: 0.304, SLG: 0.400 (1, 5)	K		FC4-6			G4-3	G6-3		SH3-4 1-H 2B	4	1	1	1	1	1	1	Boston Red Sox @ Kansas City Royals Municipal Stadium, Kansas City, MO Sat Aug 16 1969, 8:05 PM EDT Att: 15,278 - Unknown livebaseballscores.com					
Mike Andrews, R OBP: 0.386, SLG: 0.449 (1, 4)	L1-3			G5-3		F3		K	SH3-4	4	0	0	0	0	1	2						
Carl Yastrzemski, L OBP: 0.354, SLG: 0.509 (1, 7)	K			F7		G4-3			G3	5	1	1	1	0	1	3						
Rico Petrocelli, R OBP: 0.430, SLG: 0.620 (1, 6)		G5-3								3	1	2	2	2	0	0						
George Scott, R OBP: 0.325, SLG: 0.377 (1, 3)	K			F9					G5-3	4	0	0	0	1	2	4						
Tony Conigliaro, R OBP: 0.321, SLG: 0.431 (1, 9)	G6-3				P4					3	1	1	1	1	0	0						
Joe Lahoud, L OBP: 0.335, SLG: 0.371 (1, 8)					K	FC4-6				4	1	2	2	0	1	3						
Tom Satriano, L OBP: 0.329, SLG: 0.249 (1, 2)				G4-6-3		G4-6-3				4	0	0	0	0	1	2						
Jim Lonborg, R OBP: 0.272, SLG: 0.185 (5, PH)										0	0	0	0	1	0	0						
Dick Schofield, S OBP: 0.347, SLG: 0.357 (6, PH)										0	1	0	0	0	1	0						
Lee Stange, L OBP: 0.246, SLG: 0.087 (7, PH)										0	0	0	0	0	0	0						
Dalton Jones, L OBP: 0.162, SLG: 0.332 (7, PH)										0	0	0	0	0	0	0						
Sparky Lyle, L OBP: 0.192, SLG: 0.100 (7, 1)										0	0	0	0	0	0	0						
Sonny Siebert, R OBP: 0.081, SLG: 0.263 (8, 1)										0	0	0	0	0	0	0						
Jerry Moses, R OBP: 0.303, SLG: 0.429 (9, PH)										0	1	0	0	0	0	0						
Inning Stats	R: 0 E: 0 K: 2 S: 7	H: 0 LOB: 0 BB: 0 P: 7	R: 0 E: 0 K: 1 S: 5	H: 0 LOB: 0 BB: 0 P: 5	R: 0 E: 0 K: 0 S: 3	H: 1 LOB: 1 BB: 1 P: 7	R: 0 E: 0 K: 0 S: 3	H: 0 LOB: 1 BB: 1 P: 7	R: 0 E: 0 K: 1 S: 5	H: 0 LOB: 0 BB: 0 P: 5	R: 2 E: 0 K: 0 S: 4	H: 1 LOB: 3 BB: 4 P: 20	R: 0 E: 0 K: 0 S: 3	H: 0 LOB: 0 BB: 0 P: 3	R: 4 E: 0 K: 3 S: 13	H: 4 LOB: 0 BB: 0 P: 13	R: 1 E: 0 K: 0 S: 4	H: 1 LOB: 2 BB: 1 P: 9	1B: 3 2B: 2 3B: 0 HR: 2	SF: 0 SAC: 1 DP: 2 HBP: 1	WP: 0 PB: 1 SB: 0 CS: 0	PA: 41
PITCHER	IP WLS BF H R ER SO BB IBB HBP BLK WP HR S P ERA WHIP																					
Jim Rooker, L ERA: 4.04 (1, 1)	5.2 W 23 2 2 2 4 5 0 0 0 0 0 0 26 46 3.18 1.235																					
Moe Drabowsky, R ERA: 2.69 (6, 1)	2.1 14 5 5 5 3 1 0 1 0 0 2 18 23 19.29 2.571																					
Galen Cisco, R ERA: 3.86 (9, 1)	1.0 S 4 0 0 0 0 1 0 0 0 0 0 0 3 7 0.00 1.000																					

Batter	1	2	3	4	5	6	7	8	9	AB	R	H	RBI	BB	SO	LOB	BOTTOM			
Pat Kelly, L OBP: 0.372, SLG: 0.403 (1, 8)				P6						3	2	3	2	0	0		Boston Red Sox @ Kansas City Royals Municipal Stadium, Kansas City, MO Sat Aug 16 1969, 8:05 PM EDT Att: 15,278 - Unknown livebaseballscores.com			
Joe Foy, R OBP: 0.352, SLG: 0.358 (1, 5)					P5					4	0	2	1	1	1	1				
Mike Fiore, L OBP: 0.414, SLG: 0.431 (1, 3)										4	0	2	1	1	0	2				
Ed Kirkpatrick, L OBP: 0.344, SLG: 0.373 (1, 9)										4	0	0	0	1	0	6				
Lou Piniella, R OBP: 0.326, SLG: 0.444 (1, 7)										2	0	0	0	1	1	1				
Bob Oliver, R OBP: 0.286, SLG: 0.396 (7, 7)										2	0	0	0	0	1	2				
Jerry Adair, R OBP: 0.276, SLG: 0.265 (1, 4)										4	0	0	0	0	1	3				
Elie Rodriguez, R OBP: 0.342, SLG: 0.325 (1, 2)										2	1	1	0	0	1	1				
Buck Martinez, R OBP: 0.278, SLG: 0.402 (5, 2)										2	1	1	1	0	0	0				
Jackie Hernandez, R OBP: 0.286, SLG: 0.306 (1, 6)										3	2	1	0	1	1	0				
Jim Rooker, R OBP: 0.286, SLG: 0.588 (1, 1)										2	1	1	1	0	0	0				
Moe Drabowsky, R OBP: 0.200, SLG: 0.300 (6, 1)										1	1	1	0	0	0	0				
Galen Cisco, R (9, 1)										0	0	0	0	0	0	0				
Inning Stats	R: 0 E: 0 K: 0 S: 2	H: 0 LOB: 1 BB: 2 P: 10	R: 4 E: 0 K: 0 S: 7	H: 4 LOB: 1 BB: 1 P: 11	R: 0 E: 0 K: 3 S: 9	H: 0 LOB: 1 BB: 1 P: 13	R: 0 E: 0 K: 0 S: 3	H: 0 LOB: 0 BB: 0 P: 3	R: 0 E: 0 K: 0 S: 4	H: 1 LOB: 2 BB: 1 P: 8	R: 2 E: 0 K: 0 S: 6	H: 3 LOB: 2 BB: 1 P: 10	R: 1 E: 0 K: 1 S: 6	H: 1 LOB: 0 BB: 0 P: 6	R: 1 E: 0 K: 2 S: 9	H: 2 LOB: 2 BB: 1 P: 13	1B: 8 2B: 1 3B: 0 HR: 2	SF: 0 SAC: 1 DP: 0 HBP: 0	WP: 1 PB: 0 SB: 2 CS: 1	PA: 41
PITCHER	IP WLS BF H R ER SO BB IBB HBP BLK WP HR S P ERA WHIP																			
Jim Lonborg, R ERA: 3.82 (1, 1)	5.0 L 24 5 4 4 3 5 0 0 0 0 0 0 6 10 7.20 2.000																			
Lee Stange, R ERA: 3.57 (6, 1)	1.0 7 3 2 2 0 0 1 0 0 0 0 0 6 10 18.00 3.000																			
Sparky Lyle, L ERA: 2.63 (7, 1)	1.2 9 3 2 2 2 1 0 0 0 0 1 1 12 16 10.80 2.400																			
Sonny Siebert, R ERA: 4.1 (8, 1)	0.1 1 0 0 0 0 1 0 0 0 0 0 0 3 3 0.00 0.000																			

Batter	1	2	3	4	5	6	7	8	9	AB	R	H	RBI	BB	SO	LOB	TOP										
Mike Andrews, R (1,4) OBP: 0.385, SLG: 0.448	F2		G4-3			G3 1B		SH3		3	1	1	0	0	0	1											
Dalton Jones, L (1,3) OBP: 0.310, SLG: 0.328	L3-1			F8		F3		F9		4	0	0	0	0	0	2											
Carl Yastrzemski, L (1,7) OBP: 0.351, SLG: 0.504	L3-1			L8		G3		G3-1		4	0	0	0	0	0	2											
Reggie Smith, S (1,8) OBP: 0.382, SLG: 0.576		G4-3		G3					K	4	0	1	1	0	1	0											
Rico Petrocelli, R (1,6) OBP: 0.429, SLG: 0.615		G5-3			F7	F7			CS BB	3	0	0	0	1	0	1											
Tony Conigliaro, R (1,9) OBP: 0.321, SLG: 0.427		B2			K			G5-3		3	0	0	0	1	1	0											
George Scott, R (1,5) OBP: 0.329, SLG: 0.380			E6 SH3 WP		1B	1B		CS 1B		4	0	3	0	0	0	0											
Russ Gibson, R (1,2) OBP: 0.297, SLG: 0.327			SH3		1B			G3		3	0	1	0	0	1	3											
Vicente Romo, R (1,1) OBP: 0.118, SLG: 0.118			K							3	0	1	0	0	1	3											
Sparky Lyle, L (8,1) OBP: 0.162, SLG: 0.100					P4					0	0	0	0	0	0	0											
Sonny Siebert, R (9,1) OBP: 0.240, SLG: 0.261								SH3 1B		0	0	0	0	0	0	0											
Inning Stats	R: 0 E: 0 K: 0 S: 3	H: 0 LOB: 0 BB: 0 P: 3	R: 0 E: 0 K: 0 S: 3	H: 0 LOB: 0 BB: 0 P: 3	R: 0 E: 1 K: 1 S: 6	H: 0 LOB: 1 BB: 0 P: 6	R: 0 E: 0 K: 0 S: 3	H: 0 LOB: 0 BB: 0 P: 3	R: 0 E: 0 K: 1 S: 7	H: 2 LOB: 2 BB: 0 P: 7	R: 1 E: 0 K: 0 S: 5	H: 2 LOB: 1 BB: 0 P: 5	R: 0 E: 0 K: 0 S: 3	H: 1 LOB: 0 BB: 0 P: 3	R: 0 E: 0 K: 0 S: 4	H: 1 LOB: 1 BB: 0 P: 4	R: 0 E: 0 K: 2 S: 7	H: 1 LOB: 2 BB: 2 P: 15	1B: 7 2B: 0 3B: 0 HR: 0	SF: 0 SAC: 2 DP: 0 HBP: 0	WP: 1 PB: 0 CS: 2	PA: 35					
PITCHER	IP	WLS	BF	H	R	ER	SO	BB	IBB	HBP	BLK	WP	HR	S	P	ERA	WHIP										
Roger Nelson, R (1,1) ERA: 2.95	8.0	L	30	6	1	1	2	0	0	0	0	1	0	34	34	1.12	0.750										
Dick Drago, R (9,1) ERA: 4.35	1.0	S	5	1	0	0	2	2	0	0	0	0	0	7	15	0.00	3.000										

Boston Red Sox @ Kansas City Royals
Municipal Stadium, Kansas City, MO
Sun Aug 17 1969, 4:33 AM EDT
Att: 14,455 - Unknown - 84 F

AB 31
R 1
H 7
RBI 1
BB 2
SO 4
LOB 12



Batter	1	2	3	4	5	6	7	8	9	AB	R	H	RBI	BB	SO	LOB	BOTTOM										
Pat Kelly, L (1,9) OBP: 0.369, SLG: 0.399	B1-3		K			K		F2		3	0	0	0	0	2	1											
Hawk Taylor, R (8,PH) OBP: 0.329, SLG: 0.449										1	0	0	0	0	0	2											
Dick Drago, R (9,1) ERA: 4.35										0	0	0	0	0	0	0											
Paul Schaaf, R (1,5) OBP: 0.343, SLG: 0.293	F3			G5-3		F7			F8	4	0	0	0	0	0	0											
Mike Fiore, L (1,3) OBP: 0.409, SLG: 0.424	G4-3				F8				G4-3	4	0	0	0	0	0	0											
Ed Kirkpatrick, L (1,7) OBP: 0.342, SLG: 0.367		F3					F9		E4 BB 1B	3	0	0	0	1	0	0											
Buck Martinez, R (1,2) OBP: 0.277, SLG: 0.397		G5-3			P4					4	0	1	0	0	1	1											
Joe Keough, L (9,PR) OBP: 0.256, SLG: 0.208							K		BB 1B	0	0	0	0	0	0	0											
Joe Foy, R (1,8) OBP: 0.351, SLG: 0.355	F7				K			P6	FC6-4 BB	3	0	0	0	1	1	0											
Jerry Adair, R (1,4) OBP: 0.275, SLG: 0.261			P4		P3			P4	FC6-4 BB	4	0	0	0	0	0	3											
Jackie Hernandez, R (1,6) OBP: 0.288, SLG: 0.311					G5-3					3	0	2	0	0	0	0											
Roger Nelson, R (1,1) ERA: 3.36					G6-3					2	0	0	0	0	1	1											
Lou Piniella, R (8,PH) OBP: 0.328, SLG: 0.446										1	0	1	0	0	0	0											
Bob Oliver, R (9,PR) OBP: 0.286, SLG: 0.396										0	0	0	0	0	0	0											
Inning Stats	R: 0 E: 0 K: 0 S: 3	H: 0 LOB: 0 BB: 0 P: 3	R: 0 E: 0 K: 0 S: 3	H: 0 LOB: 0 BB: 0 P: 3	R: 0 E: 0 K: 1 S: 6	H: 1 LOB: 1 BB: 0 P: 6	R: 0 E: 0 K: 0 S: 3	H: 0 LOB: 1 BB: 1 P: 7	R: 0 E: 0 K: 2 S: 7	H: 0 LOB: 0 BB: 0 P: 7	R: 0 E: 0 K: 1 S: 5	H: 0 LOB: 0 BB: 0 P: 5	R: 0 E: 0 K: 0 S: 3	H: 0 LOB: 0 BB: 0 P: 3	R: 0 E: 0 K: 0 S: 4	H: 2 LOB: 2 BB: 0 P: 5	R: 0 E: 1 K: 0 S: 5	H: 1 LOB: 3 BB: 1 P: 9	1B: 3 2B: 1 3B: 0 HR: 0	SF: 0 SAC: 0 DP: 0 HBP: 0	WP: 0 PB: 0 CS: 0	PA: 34					
PITCHER	IP	WLS	BF	H	R	ER	SO	BB	IBB	HBP	BLK	WP	HR	S	P	ERA	WHIP										
Vicente Romo, R (1,1) ERA: 3.36	7.2	W	27	3	0	0	5	1	0	0	0	0	0	36	40	0.00	0.522										
Sparky Lyle, L (8,1) ERA: 2.59	1.0	S	5	1	0	0	0	0	0	0	0	0	0	5	5	0.00	1.000										
Sonny Siebert, R (9,1) ERA: 4.09	0.1	S	2	0	0	0	0	1	0	0	0	0	0	1	5	0.00	3.000										

Boston Red Sox @ Kansas City Royals
Municipal Stadium, Kansas City, MO
Sun Aug 17 1969, 4:33 AM EDT
Att: 14,455 - Unknown - 84 F

AB 32
R 0
H 4
RBI 0
BB 2
SO 5
LOB 8



Batter	1	2	3	4	5	6	7	8	9	AB	R	H	RBI	BB	SO	LOB	TOP					
Horace Clarke, S (1,4) OBP: 0.355, SLG: 0.380			G4-3				FC5-4			4	0	2	0	0	0	1	New York Yankees @ Kansas City Royals Municipal Stadium, Kansas City, MO Mon Aug 18 1969, 8:05 PM EDT Att: 11,076 - Unknown - 85 F					
Gene Michael, S (1,6) OBP: 0.353, SLG: 0.394	F7		G4-3					F9		4	0	1	1	0	0	1						
Roy White, S (1,7) OBP: 0.412, SLG: 0.460	G4-3							G4-3		4	0	1	0	0	0	3						
Joe Pepitone, L (1,3)										4	0	2	0	0	0	1						
Bobby Murcer, L (1,9) OBP: 0.317, SLG: 0.431										4	0	0	0	0	0	3						
Jimmie Hall, L (1,8) OBP: 0.279, SLG: 0.337										4	0	0	0	0	2	2						
Jerry Kenney, L (1,5) OBP: 0.320, SLG: 0.302										3	1	2	0	1	0	0						
Jake Gibbs, L (1,2) OBP: 0.299, SLG: 0.276										4	0	0	0	0	1	4						
Mel Stottlemyre, R (1,1) OBP: 0.253, SLG: 0.222 Tom Shopay, L (7, PH) OBP: 0.158, SLG: 0.222 Steve Hamilton, L (7, 1)										2	0	0	0	0	1	1	 AB 34 R 1 H 8 RBI 1 BB 1 SO 4 LOB 17					
Inning Stats	R: 0 E: 0 K: 0 S: 3	H: 1 LOB: 0 BB: 0 P: 3	R: 0 E: 0 K: 1 S: 6	H: 1 LOB: 2 BB: 1 P: 10	R: 0 E: 0 K: 1 S: 5	H: 0 LOB: 0 BB: 0 P: 5	R: 0 E: 0 K: 0 S: 4	H: 1 LOB: 1 BB: 0 P: 4	R: 1 E: 0 K: 1 S: 8	H: 3 LOB: 2 BB: 0 P: 8	R: 0 E: 0 K: 0 S: 5	H: 0 LOB: 0 BB: 0 P: 5	R: 0 E: 0 K: 0 S: 4	H: 1 LOB: 1 BB: 0 P: 4	R: 0 E: 0 K: 0 S: 4	H: 1 LOB: 1 BB: 0 P: 4		R: 0 E: 0 K: 0 S: 3	H: 0 LOB: 0 BB: 0 P: 3	1B: 7 2B: 1 3B: 0 HR: 0	SF: 0 SAC: 0 DP: 0 HBP: 0	WP: 0 PB: 1 SB: 0 CS: 1
PITCHER Wally Bunker, R (1,1) ERA: 3.25	IP: 9.0 WLS: W BF: 35 H: 8 R: 1 ER: 1 SO: 4 BB: 1 IBB: 0 HBP: 0 BLK: 0 WP: 0 HR: 0 S: 42 P: 46 ERA: 1.00 WHIP: 1.000															PITCHER	IP: 9.0 WLS: W BF: 35 H: 8 R: 1 ER: 1 SO: 4 BB: 1 IBB: 0 HBP: 0 BLK: 0 WP: 0 HR: 0 S: 42 P: 46 ERA: 1.00 WHIP: 1.000					

Batter	1	2	3	4	5	6	7	8	9	AB	R	H	RBI	BB	SO	LOB	BOTTOM			
Pat Kelly, L (1,9) OBP: 0.364, SLG: 0.393	G1-3		K							5	0	0	0	0	3	2	New York Yankees @ Kansas City Royals Municipal Stadium, Kansas City, MO Mon Aug 18 1969, 8:05 PM EDT Att: 11,076 - Unknown - 85 F			
Joe Keough, L (1,8) OBP: 0.256, SLG: 0.204	K									3	1	0	0	1	2	0				
Mike Fiore, L (1,3) OBP: 0.417, SLG: 0.431										3	1	3	0	1	0	0				
Ed Kirkpatrick, L (1,7) OBP: 0.337, SLG: 0.361	G4-3									4	0	0	0	0	1	5				
Joe Foy, R (1,5) OBP: 0.355, SLG: 0.358										3	2	2	0	1	0	1				
Jerry Adair, R (1,4) OBP: 0.274, SLG: 0.261										4	0	1	1	0	0	2				
Ellie Rodriguez, R (1,2) OBP: 0.340, SLG: 0.321										3	1	0	1	1	2	2				
Jackie Hernandez, R (1,6) OBP: 0.290, SLG: 0.313										4	1	2	0	0	0	2				
Wally Bunker, R (1,1) OBP: 0.192, SLG: 0.200										4	0	2	3	0	1	2	 AB 33 R 6 H 10 RBI 5 BB 4 SO 9 LOB 16			
Inning Stats	R: 0 E: 0 K: 1 S: 6	H: 1 LOB: 1 BB: 0 P: 6	R: 0 E: 0 K: 1 S: 5	H: 1 LOB: 0 BB: 0 P: 5	R: 0 E: 0 K: 2 S: 7	H: 0 LOB: 0 BB: 0 P: 7	R: 3 E: 1 K: 0 S: 6	H: 2 LOB: 2 BB: 2 P: 14	R: 0 E: 0 K: 0 S: 4	H: 1 LOB: 1 BB: 0 P: 4	R: 2 E: 0 K: 1 S: 7	H: 2 LOB: 1 BB: 1 P: 11	R: 0 E: 0 K: 2 S: 7	H: 0 LOB: 1 BB: 1 P: 11	R: 1 E: 0 K: 2 S: 9	H: 3 LOB: 1 BB: 0 P: 9		1B: 9 2B: 2 3B: 0 HR: 0	SF: 0 SAC: 0 DP: 1 HBP: 0	WP: 0 PB: 0 SB: 0 CS: 0
PITCHER Mel Stottlemyre, R (1,1) ERA: 2.61 Steve Hamilton, L (7, 1) ERA: 3.04	IP: 6.0 WLS: L BF: 28 H: 7 R: 5 ER: 3 SO: 5 BB: 3 IBB: 0 HBP: 0 BLK: 0 WP: 0 HR: 0 S: 35 P: 47 ERA: 4.50 WHIP: 1.667															PITCHER	IP: 6.0 WLS: L BF: 28 H: 7 R: 5 ER: 3 SO: 5 BB: 3 IBB: 0 HBP: 0 BLK: 0 WP: 0 HR: 0 S: 35 P: 47 ERA: 4.50 WHIP: 1.667			

Batter	1	2	3	4	5	6	7	8	9	AB	R	H	RBI	BB	SO	LOB	TOP								
Horace Clarke, S OBP: 0.356, SLG: 0.379 (1, 4)	4-0 BB BB BB		0-0 E 3B S 1B	0-0 L8		0-0 G5-3			0-0 F9	4	1	1	0	1	0	2									
Gene Michael, S OBP: 0.354, SLG: 0.392 (1, 6)	4-0 BB BB		0-0 F9			0-0 FC3-6 1B	0-3 K		0-0 G3-1	4	0	1	0	1	1	1									
Roy White, S OBP: 0.415, SLG: 0.465 (1, 7)	4-0 BB BB		0-0 G3-1 3B		0-0 FC3-6 1B 3B		0-0 G6-3		4-0 BB	3	2	1	1	2	0	1									
Joe Peppone, L OBP: 0.295, SLG: 0.474 (1, 3)	0-0 F2		0-0 G3-1		0-0 P6		0-0 G1		0-0 G3-1	5	0	0	1	0	0	5									
Bobby Murcer, L OBP: 0.319, SLG: 0.438 (1, 9)	0-0 P4		0-0 F2		0-0 3B 1B				0-0 HR	4	2	2	1	0	0	3									
Ron Woods, R OBP: 0.296, SLG: 0.295 (1, 8)	0-0 G4-3			0-0 L9		0-0 3B		0-0 G4-3		4	0	1	2	0	0	3									
Jerry Kenney, L OBP: 0.319, SLG: 0.299 (1, 5)		4-0 CS BB		0-0 F7		0-0 G1-4-3		0-0 G1-3		3	0	0	0	1	0	1									
Jake Gibbs, L OBP: 0.303, SLG: 0.277 (1, 2)	0-0 F8			0-0 1B 1B			0-0 G2-3		4-0 BB	3	0	1	0	1	0	1									
Al Downing, R OBP: 0.048, SLG: 0.048 (1, 1)	0-3 K			0-0 1B			0-0 G6-3		0-0 G4-3	4	0	1	0	0	1	2									
Inning Stats	R: 0 E: 0 K: 0 S: 3	H: 0 LOB: 3 BB: 3 P: 15	R: 0 E: 0 K: 4 S: 4	H: 0 LOB: 1 BB: 1 P: 8	R: 2 E: 0 K: 0 S: 5	H: 2 LOB: 0 BB: 0 P: 5	R: 0 E: 0 K: 0 S: 5	H: 2 LOB: 2 BB: 0 P: 5	R: 2 E: 0 K: 0 S: 6	H: 3 LOB: 1 BB: 0 P: 6	R: 0 E: 0 K: 0 S: 3	H: 0 LOB: 0 BB: 0 P: 3	R: 0 E: 0 K: 1 S: 5	H: 0 LOB: 0 BB: 0 P: 5	R: 1 E: 0 K: 0 S: 4	H: 1 LOB: 1 BB: 1 P: 8	R: 0 E: 0 K: 0 S: 3	H: 0 LOB: 1 BB: 1 P: 7	1B: 5 2B: 1 3B: 2 HR: 1	SF: 0 SAC: 0 DP: 1 HBP: 0	WP: 0 PB: 0 SB: 1 CS: 1	PA: 40			
PITCHER	IP	WLS	BF	H	R	ER	SO	BB	IBB	HBP	BLK	WP	HR	S	P	ERA	WHIP								
Dick Drago, R ERA: 4.45 (1, 1)	5.0	L	25	7	4	4	1	4	0	0	0	0	0	23	39	7.20	2.200								
Tom Burgmeier, L ERA: 3.4 (6, 1)	2.0		6	0	0	0	1	0	0	0	0	0	0	8	8	0.00	0.000								
Galen Cisco, R ERA: 3.92 (8, 1)	2.0		9	1	1	1	0	2	0	0	0	0	1	7	15	4.50	1.500								

New York Yankees @ Kansas City Royals
Municipal Stadium, Kansas City, MO

Tue Aug 19 1969, 8:05 PM EDT
Att: 11,328 - Unknown - 85 F

AB 34
R 5
H 8
RBI 5
BB 6
SO 2
LOB 19



Batter	1	2	3	4	5	6	7	8	9	AB	R	H	RBI	BB	SO	LOB	BOTTOM								
Jackie Hernandez, R OBP: 0.288, SLG: 0.310 (1, 6)	0-0 B1-3		0-0 P4		0-0 L7			0-3 K		4	0	0	0	0	1	0									
Paul Schaaf, R OBP: 0.353, SLG: 0.320 (1, 5)	4-0 BB BB		0-0 HR		0-0 G5-3			0-0 1B 1B		3	1	2	1	1	0	0									
Buck Martinez, R OBP: 0.276, SLG: 0.388 (1, 2)	4-0 BB		0-3 K		0-0 G5-3			0-0 F8		3	0	0	0	1	1	1									
Joe Foy, R OBP: 0.354, SLG: 0.357 (1, 8)	0-0 L8		0-0 L8			0-3 K		0-0 1B		4	0	1	0	0	1	2									
Jerry Adair, R OBP: 0.274, SLG: 0.259 (1, 4)	0-0 G5-3			4-0 BB		0-0 G6-3		0-0 F8		3	0	0	0	1	0	4									
Chuck Harrison, R OBP: 0.286, SLG: 0.288 (1, 3)		4-0 BB		0-3 K			0-0 G3 2B		0-0 G5-6-3	3	0	1	0	1	1	1									
Bob Oliver, R OBP: 0.289, SLG: 0.393 (1, 9)		0-3 K		0-3 K			0-3 K		0-0 F7	3	0	0	0	0	3	3									
Ellie Rodriguez, R OBP: 0.339, SLG: 0.319 (9, PH)										1	0	0	0	0	0	0									
Ed Kirkpatrick, L OBP: 0.333, SLG: 0.356 (1, 7)		0-3 K		0-0 L9			0-0 G3		4-0 BB	3	0	0	0	0	1	3									
Galen Cisco, R (8, 1)										0	0	0	0	0	0	0									
Jim Rooker, R OBP: 0.306, SLG: 0.588 (9, PH)							2-3			0	0	0	0	1	0	0									
Dick Drago, R (1, 1)		0-0 F3					0-0 L5-3		0-0 F8	1	0	0	0	0	0	1									
Juan Rios, R OBP: 0.289, SLG: 0.279 (5, PH)										1	0	0	0	0	0	0									
Tom Burgmeier, L OBP: 0.200, SLG: 0.200 (6, 1)										0	0	0	0	0	0	0									
Hawk Taylor, R OBP: 0.322, SLG: 0.438 (7, PH)										2	0	0	0	0	0	2									
Inning Stats	R: 0 E: 0 K: 0 S: 3	H: 0 LOB: 2 BB: 2 P: 11	R: 0 E: 0 K: 2 S: 7	H: 0 LOB: 1 BB: 1 P: 11	R: 1 E: 0 K: 1 S: 6	H: 1 LOB: 0 BB: 0 P: 6	R: 0 E: 0 K: 2 S: 7	H: 0 LOB: 1 BB: 1 P: 11	R: 0 E: 0 K: 0 S: 3	H: 0 LOB: 0 BB: 0 P: 3	R: 0 E: 0 K: 1 S: 5	H: 0 LOB: 0 BB: 0 P: 5	R: 0 E: 0 K: 1 S: 6	H: 1 LOB: 1 BB: 0 P: 6	R: 0 E: 0 K: 1 S: 7	H: 2 LOB: 2 BB: 0 P: 7	R: 0 E: 0 K: 0 S: 3	H: 0 LOB: 1 BB: 1 P: 7	1B: 2 2B: 1 3B: 0 HR: 1	SF: 0 SAC: 0 DP: 0 HBP: 0	WP: 0 PB: 0 SB: 0 CS: 0	PA: 36			
PITCHER	IP	WLS	BF	H	R	ER	SO	BB	IBB	HBP	BLK	WP	HR	S	P	ERA	WHIP								
Al Downing, L ERA: 3.36 (1, 1)	9.0	W	36	4	1	1	8	5	0	0	0	0	1	47	67	1.00	1.000								

New York Yankees @ Kansas City Royals
Municipal Stadium, Kansas City, MO

Tue Aug 19 1969, 8:05 PM EDT
Att: 11,328 - Unknown - 85 F

AB 31
R 1
H 4
RBI 1
BB 5
SO 8
LOB 17





Batter	1	2	3	4	5	6	7	8	9	AB	R	H	RBI	BB	SO	LOB	TOP
Horace Clarke, S OBP: 0.355, SLG: 0.378 (1, 4)										4	0	1	0	0	0	0	New York Yankees @ Kansas City Royals Municipal Stadium, Kansas City, MO Wed Aug 20 1969, 8:05 PM EDT Att: 11,230 - Overcast - 81 F livebaseballscorecards.com
Gene Michael, S OBP: 0.353, SLG: 0.390 (1, 6)										4	0	1	0	0	1	2	
Roy White, S OBP: 0.413, SLG: 0.463 (1, 7)										4	0	1	0	0	1	1	
Joe Pepitone, L OBP: 0.292, SLG: 0.469 (1, 3)										4	0	0	0	0	0	2	
Bobby Murcer, L OBP: 0.316, SLG: 0.434 (1, 9)										4	0	0	0	0	0	1	
Frank Fernandez, R OBP: 0.390, SLG: 0.439 (1, 2)										3	0	1	0	0	0	0	
Bobby Cox, R OBP: 0.337, SLG: 0.302 (1, 5)										1	0	0	0	2	0	0	
Ron Woods, R OBP: 0.291, SLG: 0.289 (1, 8)										3	0	0	0	0	0	2	
Fritz Peterson, S OBP: 0.164, SLG: 0.100 (1, 1)										2	0	0	0	0	1	0	
Bill Robinson, R OBP: 0.235, SLG: 0.292 (8, PH)										1	0	0	0	0	0	1	
Jack Aker, R (8, 1)										0	0	0	0	0	0	0	
Inning Stats	R: 0 E: 0 K: 1 S: 5	H: 0 LOB: 0 BB: 0 P: 5	R: 0 E: 0 K: 0 S: 3	H: 0 LOB: 0 BB: 0 P: 3	R: 0 E: 0 K: 0 S: 3	H: 1 LOB: 1 BB: 0 P: 4	R: 0 E: 0 K: 0 S: 3	H: 0 LOB: 1 BB: 1 P: 7	R: 0 E: 0 K: 1 S: 5	H: 2 LOB: 2 BB: 0 P: 4	R: 0 E: 0 K: 1 S: 6	H: 1 LOB: 2 BB: 1 P: 10	R: 0 E: 0 K: 0 S: 3	H: 0 LOB: 0 BB: 0 P: 3	1B: 4 2B: 0 3B: 0 HR: 0	SF: 0 SAC: 0 DP: 0 HBP: 0	WP: 0 PA: 32 PB: 0 SB: 0 CS: 0
PITCHER Bill Butler, L ERA: 3.6 (1, 1)	IP: 9.0 WLS: W BF: 32 H: 4 R: 0 ER: 0 SO: 3 BB: 2 IBB: 0 HBP: 0 BLK: 0 WP: 0 HR: 0 S: 36 P: 44 ERA: 0.00 WHIP: 0.667											PITCHER	IP: 9.0 WLS: W BF: 32 H: 4 R: 0 ER: 0 SO: 3 BB: 2 IBB: 0 HBP: 0 BLK: 0 WP: 0 HR: 0 S: 36 P: 44 ERA: 0.00 WHIP: 0.667				

Batter	1	2	3	4	5	6	7	8	9	AB	R	H	RBI	BB	SO	LOB	BOTTOM
Pat Kelly, L OBP: 0.360, SLG: 0.388 (1, 9)										4	0	0	0	0	1	1	New York Yankees @ Kansas City Royals Municipal Stadium, Kansas City, MO Wed Aug 20 1969, 8:05 PM EDT Att: 11,230 - Overcast - 81 F livebaseballscorecards.com
Jackie Hernandez, R OBP: 0.297, SLG: 0.309 (1, 6)										4	1	1	0	0	1	0	
Paul Schaal, R OBP: 0.356, SLG: 0.331 (1, 5)										4	2	2	0	0	0	0	
Joe Foy, R OBP: 0.357, SLG: 0.362 (1, 8)										3	2	2	2	1	0	0	
Chuck Harrison, R OBP: 0.260, SLG: 0.282 (1, 3)										4	0	0	0	0	0	4	
Jerry Adair, R OBP: 0.280, SLG: 0.268 (1, 4)										4	0	3	2	0	0	0	
Ellie Rodriguez, R OBP: 0.341, SLG: 0.320 (1, 2)										3	0	1	1	1	0	1	
Ed Kirkpatrick, L OBP: 0.336, SLG: 0.356 (1, 7)										3	0	1	0	1	0	4	
Bill Butler, L OBP: 0.120, SLG: 0.064 (1, 1)										4	0	0	0	0	4	2	
Inning Stats	R: 0 E: 0 K: 1 S: 5	H: 0 LOB: 0 BB: 0 P: 5	R: 0 E: 0 K: 0 S: 3	H: 0 LOB: 1 BB: 1 P: 9	R: 2 E: 0 K: 1 S: 8	H: 3 LOB: 2 BB: 1 P: 12	R: 0 E: 0 K: 1 S: 5	H: 0 LOB: 0 BB: 0 P: 5	R: 1 E: 0 K: 0 S: 5	H: 2 LOB: 2 BB: 1 P: 9	R: 2 E: 0 K: 1 S: 8	H: 3 LOB: 1 BB: 0 P: 8	R: 0 E: 0 K: 1 S: 6	H: 2 LOB: 1 BB: 0 P: 6	1B: 7 2B: 3 3B: 0 HR: 0	SF: 0 SAC: 0 DP: 1 HBP: 0	WP: 0 PA: 36 PB: 0 SB: 0 CS: 0
PITCHER Fritz Peterson, L ERA: 2.72 Jack Aker, R ERA: 3.5 (1, 1)	IP: 7.0 WLS: L BF: 32 H: 8 R: 5 ER: 5 SO: 5 BB: 2 IBB: 1 HBP: 0 BLK: 0 WP: 0 HR: 0 S: 39 P: 51 ERA: 6.43 WHIP: 1.429											PITCHER	IP: 1.0 WLS: L BF: 4 H: 2 R: 0 ER: 0 SO: 1 BB: 0 IBB: 0 HBP: 0 BLK: 0 WP: 0 HR: 0 S: 6 P: 6 ERA: 0.00 WHIP: 2.000				

Batter	1	2	3	4	5	6	7	8	9	AB	R	H	RBI	BB	SO	LOB	TOP			
Ed Brinkman, R (1,6) OBP: 0.329, SLG: 0.335 Zolio Versalles, R (4,6) OBP: 0.289, SLG: 0.284	G6-3			G5-3		1B		L9		2	0	0	0	0	0	0	Washington Senators @ Kansas City Royals Municipal Stadium, Kansas City, MO Fri Aug 22, 1969, 8:05 PM EDT Att: 11,165 - Unknown - 79 F livebaseballscorecards.com			
Tim Cullen, R (1,4) OBP: 0.265, SLG: 0.261	F9			3B		F9		G6-4-3		4	1	1	0	0	0	2				
Frank Howard, R (1,3) OBP: 0.399, SLG: 0.587	G3-1			SF7		1B		G6-3		4	1	2	1	0	0	0				
Ken McMullen, R (1,5) OBP: 0.342, SLG: 0.386	K			SF7		P3		G5-3		3	0	0	1	0	1	2				
Brant Aylea, R (1,9) OBP: 0.337, SLG: 0.449	P6			F8		F8		K		4	0	0	0	0	1	0				
Dick Smith, R (1,7) OBP: 0.143, SLG: 0.143	G6-3			G5-3		K				3	0	0	0	0	1	0				
Del Unser, L (1,8) OBP: 0.339, SLG: 0.337				G6-4-3		K		1B		2	0	1	0	1	1	0				
Paul Casanova, R (1,2) OBP: 0.248, SLG: 0.286				G6-4-3		F9		F9		3	0	0	0	0	0	2				
Joe Coleman, R (1,1) OBP: 0.169, SLG: 0.147				G4-3		K		G6-4-3		3	0	1	0	0	1	0				
Inning Stats	R: 0 E: 0 K: 0 S: 3	H: 0 LOB: 0 BB: 0 P: 3	R: 0 E: 0 K: 1 S: 5	H: 0 LOB: 0 BB: 0 P: 5	R: 0 E: 0 K: 0 S: 2	H: 0 LOB: 0 BB: 1 P: 6	R: 2 E: 0 K: 0 S: 5	H: 2 LOB: 0 BB: 0 P: 5	R: 0 E: 0 K: 1 S: 7	H: 2 LOB: 2 BB: 0 P: 7	R: 0 E: 0 K: 1 S: 6	H: 1 LOB: 1 BB: 0 P: 6	R: 0 E: 0 K: 0 S: 3	H: 1 LOB: 0 BB: 0 P: 3	R: 0 E: 0 K: 1 S: 5	H: 0 LOB: 0 BB: 0 P: 5		1B: 4 2B: 1 3B: 1 HR: 0	SF: 1 SAC: 0 DP: 2 HBP: 0	WP: 0 PB: 0 CS: 0
PITCHER Jim Rooker, L (1,1) ERA: 3.86	IP: 9.0 WLS: W BF: 32 H: 6 R: 2 ER: 2 SO: 5 BB: 1 IBB: 0 HBP: 0 BLK: 0 WP: 0 HR: 0 S: 41 P: 45 ERA: 2.00 WHIP: 0.778															PITCHER				

Batter	1	2	3	4	5	6	7	8	9	AB	R	H	RBI	BB	SO	LOB	BOTTOM			
Pat Kelly, L (1,9) OBP: 0.362, SLG: 0.396	3B		G4-6-3		1B		K			4	0	2	0	0	1	2	Washington Senators @ Kansas City Royals Municipal Stadium, Kansas City, MO Fri Aug 22, 1969, 8:05 PM EDT Att: 11,165 - Unknown - 79 F livebaseballscorecards.com			
Paul Schaal, R (1,5) OBP: 0.348, SLG: 0.323	G3		G6-3		K			F7		4	0	0	0	0	1	2				
Mike Fiore, L (1,3) OBP: 0.421, SLG: 0.429	BB			G6-4-3		PO		F8		1	0	0	0	3	0	0				
Joe Foy, R (1,8) OBP: 0.357, SLG: 0.361	K		G6-4-3		F7			HR		4	1	1	0	0	1	4				
Ed Kirkpatrick, L (1,7) OBP: 0.342, SLG: 0.373	G3-1			2B		1-2		HR		3	2	2	2	1	0	2				
Jerry Adair, R (1,4) OBP: 0.276, SLG: 0.271		G6-3		1B		K		F9		4	0	1	1	0	1	2				
Ellie Rodriguez, R (1,2) OBP: 0.337, SLG: 0.315		G4-3		G4-3		PO		F3		3	0	0	0	0	0	1				
Jackie Hernandez, R (1,6) OBP: 0.286, SLG: 0.308 Lou Piniella, R (7,PH) OBP: 0.327, SLG: 0.444		G1-3				K		G6-3		2	0	0	0	0	1	0				
Juan Rios, R (9,6) OBP: 0.266, SLG: 0.279										1	0	0	0	0	0	0				
Jim Rooker, R (1,1) OBP: 0.333, SLG: 0.622				G4-6-3		L8		2B		3	0	2	0	0	0	0				
Inning Stats	R: 0 E: 0 K: 1 S: 6	H: 1 LOB: 2 BB: 1 P: 10	R: 0 E: 0 K: 0 S: 3	H: 0 LOB: 0 BB: 0 P: 3	R: 0 E: 0 K: 0 S: 3	H: 1 LOB: 1 BB: 0 P: 3	R: 1 E: 0 K: 0 S: 4	H: 2 LOB: 1 BB: 1 P: 8	R: 0 E: 0 K: 2 S: 8	H: 1 LOB: 1 BB: 0 P: 8	R: 0 E: 0 K: 1 S: 4	H: 0 LOB: 1 BB: 2 P: 12	R: 0 E: 0 K: 1 S: 6	H: 1 LOB: 1 BB: 0 P: 6	R: 2 E: 0 K: 0 S: 5	H: 2 LOB: 0 BB: 0 P: 5	1B: 4 2B: 2 3B: 1 HR: 1	SF: 0 SAC: 0 DP: 2 HBP: 0	WP: 0 PB: 0 CS: 0	PA: 34
PITCHER Joe Coleman, R (1,1) ERA: 3.29	IP: 8.0 WLS: L BF: 33 H: 8 R: 3 ER: 3 SO: 5 BB: 4 IBB: 0 HBP: 0 BLK: 0 WP: 0 HR: 1 S: 39 P: 55 ERA: 3.38 WHIP: 1.500															PITCHER				

Batter	1	2	3	4	5	6	7	8	9	AB	R	H	RBI	BB	SO	LOB	TOP			
Del Unser, L OBP: 0.341, SLG: 0.343 (1, 8)	G4-3				G1-3		HR		SH3-4	4	1	2	1	0	0	0	Washington Senators @ Kansas City Royals Municipal Stadium, Kansas City, MO Sat Aug 23 1969, 8:05 PM EDT Att: 12,028 - Unknown - 81 F 			
Lee Maye, L OBP: 0.333, SLG: 0.396 (1, 9)	F7	L6			F9		HR		3B	4	1	1	2	1	0	2				
Frank Howard, R OBP: 0.399, SLG: 0.587 (1, 3)	1B			G6-3	K		G6-3		2B	5	0	2	0	0	1	0				
Ken McMullen, R OBP: 0.344, SLG: 0.386 (1, 5)	1B			P6		FC3-6	F9		BB	3	0	1	0	1	0	0				
Bernie Allen, L OBP: 0.352, SLG: 0.406 (1, 4)	F7			K					F9	4	0	0	0	0	1	3				
Tim Cullen, R OBP: 0.265, SLG: 0.261 (9, 4)	F7			K					F9	0	0	0	0	0	0	0				
Ed Stroud, L OBP: 0.360, SLG: 0.387 (1, 7)		HR			BB				G4-3	2	1	1	1	2	0	0				
Zolo Versailles, R OBP: 0.285, SLG: 0.279 (1, 6)	L9			F2		FC6-4			G6-3	4	0	0	0	0	0	3				
Paul Casanova, R OBP: 0.251, SLG: 0.292 (1, 2)	1B	SH1-4		F7		F3			SH5-4	4	1	2	0	0	0	3				
Jim Hannan, R OBP: 0.135, SLG: 0.135 (7, PH)	SH1-4			K					SH5-4	1	0	0	0	0	1	1				
Dick Smith, R OBP: 0.125, SLG: 0.125 (7, 1)	SH1-4			K					SH5-4	1	0	0	0	0	0	0				
Dennis Higgins, R OBP: 0.100, SLG: 0.100 (7, 1)	SH1-4			K					SH5-4	0	0	0	0	0	0	0				
Inning Stats	R: 0 E: 0 K: 0 S: 5	H: 2 LOB: 2 BB: 0 P: 5	R: 1 E: 0 K: 0 S: 6	H: 3 LOB: 2 BB: 0 P: 6	R: 0 E: 0 K: 1 S: 5	H: 0 LOB: 0 BB: 0 P: 5	R: 0 E: 0 K: 1 S: 5	H: 0 LOB: 1 BB: 0 P: 9	R: 0 E: 0 K: 0 S: 3	H: 0 LOB: 2 BB: 2 P: 11	R: 2 E: 0 K: 0 S: 5	H: 2 LOB: 0 BB: 0 P: 5	R: 0 E: 0 K: 0 S: 3	H: 0 LOB: 0 BB: 0 P: 3	R: 1 E: 0 K: 0 S: 4	H: 2 LOB: 2 BB: 1 P: 8	1B: 4 2B: 2 3B: 1 HR: 2	SF: 0 SAC: 3 DP: 0 HBP: 0	WP: 0 PB: 0 CS: 0	PA: 39
PITCHER Wally Bunker, R ERA: 3.29 (1, 1)	IP: 9.0 WLS: L BF: 39	H: 9 R: 4 ER: 4 SO: 3	BB: 4 IBB: 0 HBP: 0 BLK: 0	WP: 0 HR: 2 S: 41 P: 57	ERA: 4.00 WHIP: 1.444															

Batter	1	2	3	4	5	6	7	8	9	AB	R	H	RBI	BB	SO	LOB	BOTTOM			
Pat Kelly, L OBP: 0.358, SLG: 0.391 (1, 8)	G4-3		F7		L7				K	4	0	0	0	0	1	0	Washington Senators @ Kansas City Royals Municipal Stadium, Kansas City, MO Sat Aug 23 1969, 8:05 PM EDT Att: 12,028 - Unknown - 81 F 			
Paul Schaaf, R OBP: 0.352, SLG: 0.323 (1, 5)	FC5	BB	HR	1B	G2-3			G4-3		3	1	1	0	1	0	0				
Ed Kirkpatrick, L OBP: 0.344, SLG: 0.388 (1, 9)	F7		1-H	HR		L9				4	1	2	2	0	0	1				
Joe Foy, R OBP: 0.356, SLG: 0.358 (1, 3)	1-2	BB	G6-3		P3			F3		3	0	0	0	1	0	1				
Lou Piniella, R OBP: 0.323, SLG: 0.440 (1, 7)	FC5				G6-3		P3		G1-3	4	0	0	0	0	0	2				
Buck Martinez, R OBP: 0.275, SLG: 0.383 (1, 2)		P5			G4-3		F8		E9	4	0	1	0	0	0	0				
Jerry Adair, R OBP: 0.282, SLG: 0.272 (1, 4)		K			BB			1B		3	0	1	0	1	1	1				
Jackie Hernandez, R OBP: 0.284, SLG: 0.305 (8, PH)	G1-3				P5			K		3	0	0	0	0	1	2				
Hawk Taylor, R OBP: 0.318, SLG: 0.432 (8, PH)	G1-3				P5			K		1	0	0	0	0	1	1				
Wally Bunker, R OBP: 0.182, SLG: 0.189 (1, 1)					G5-3			F7		3	0	0	0	0	0	1				
Inning Stats	R: 0 E: 0 K: 0 S: 3	H: 0 LOB: 2 BB: 2 P: 11	R: 0 E: 0 K: 1 S: 5	H: 0 LOB: 0 BB: 0 P: 5	R: 2 E: 0 K: 0 S: 5	H: 2 LOB: 0 BB: 0 P: 5	R: 0 E: 0 K: 0 S: 3	H: 0 LOB: 1 BB: 1 P: 7	R: 0 E: 0 K: 0 S: 3	H: 0 LOB: 0 BB: 0 P: 3	R: 0 E: 0 K: 1 S: 6	H: 1 LOB: 1 BB: 0 P: 6	R: 0 E: 0 K: 1 S: 6	H: 1 LOB: 1 BB: 0 P: 6	R: 0 E: 1 K: 1 S: 6	H: 1 LOB: 1 BB: 0 P: 6	1B: 4 2B: 0 3B: 0 HR: 1	SF: 0 SAC: 0 DP: 0 HBP: 0	WP: 0 PB: 0 CS: 0	PA: 35
PITCHER Jim Hannan, R ERA: 3.91 (1, 1)	IP: 6.0 WLS: W BF: 23	H: 2 R: 2 ER: 2 SO: 1	BB: 3 IBB: 0 HBP: 0 BLK: 0	WP: 0 HR: 1 S: 22 P: 34	ERA: 3.00 WHIP: 0.833															
Dennis Higgins, R ERA: 3.59 (7, 1)	IP: 3.0 WLS: S BF: 12	H: 3 R: 0 ER: 0 SO: 3	BB: 0 IBB: 0 HBP: 0 BLK: 0	WP: 0 HR: 0 S: 18 P: 18	ERA: 0.00 WHIP: 1.000															

Batter	1	2	3	4	5	6	7	8	9	AB	R	H	RBI	BB	SO	LOB	TOP								
Del Unser, L OBP: 0.345, SLG: 0.349 (1, 8)										4	2	3	0	1	0	2									
Lee Mays, L OBP: 0.335, SLG: 0.400 (1, 9)										5	2	2	0	0	0	2									
Frank Howard, R OBP: 0.399, SLG: 0.589 (1, 3)										2	1	1	2	1	1	0									
Ken McMullen, R OBP: 0.346, SLG: 0.387 (1, 5)										4	2	2	1	1	0	2									
Bernie Allen, L OBP: 0.353, SLG: 0.409 (1, 4)										3	1	1	3	1	0	2									
Tim Cullen, R OBP: 0.264, SLG: 0.260 (8, 4)										1	0	0	0	0	1	0									
Ed Stroud, L OBP: 0.361, SLG: 0.383 (1, 7)										4	2	1	1	1	0	1									
Zolio Versailles, R OBP: 0.290, SLG: 0.290 (1, 6)										5	0	3	3	0	1	0									
Paul Casanova, R OBP: 0.251, SLG: 0.291 (1, 2)										4	0	1	0	0	1	1									
Casey Cox, R OBP: 0.105, SLG: 0.056 (1, 1)										3	0	0	0	0	3	0									
Inning Stats	R: 2 E: 0 K: 0 S: 4	H: 2 LOB: 0 BB: 1 P: 8	R: 0 E: 0 K: 0 S: 3	H: 0 LOB: 0 BB: 0 P: 3	R: 5 E: 0 K: 1 S: 10	H: 6 LOB: 1 BB: 0 P: 10	R: 0 E: 0 K: 1 S: 6	H: 1 LOB: 1 BB: 0 P: 6	R: 0 E: 0 K: 1 S: 5	H: 0 LOB: 1 BB: 1 P: 9	R: 0 E: 0 K: 0 S: 4	H: 2 LOB: 1 BB: 0 P: 4	R: 3 E: 0 K: 1 S: 8	H: 3 LOB: 1 BB: 1 P: 12	R: 0 E: 0 K: 1 S: 5	H: 0 LOB: 2 BB: 2 P: 13	R: 0 E: 0 K: 2 S: 7	H: 0 LOB: 0 BB: 0 P: 7	1B: 9 2B: 6 3B: 0 HR: 0	SF: 2 SAC: 1 DP: 1 HBP: 0	WP: 0 PB: 0 SB: 0 CS: 1	PA: 44			
PITCHER	IP	WLS	BF	H	R	ER	SO	BB	IBB	HBP	BLK	WP	HR	S	P	ERA	WHIP								
Roger Nelson, R ERA: 3.26 (1, 1)	2.2	L	15	7	7	7	1	1	0	0	0	0	0	16	20	23.62	3.000								
Tom Burgmeier, L ERA: 3.57 (3, 1)	4.0		19	7	3	3	2	2	0	0	0	0	0	21	29	6.75	2.250								
Galen Cisco, R ERA: 3.68 (7, 1)	1.1		6	0	0	0	2	2	0	0	0	0	0	8	16	0.00	1.500								
Moe Drabowsky, R ERA: 2.65 (9, 1)	1.0		3	0	0	0	2	0	0	0	0	0	0	7	7	0.00	0.000								

Washington Senators @ Kansas City Royals
Municipal Stadium, Kansas City, MO
Sun Aug 24 1969, 4:33 AM EDT
Att: 14,260 - Unknown - 82 F

AB 35
R 10
H 14
RBI 10
BB 5
SO 7
LOB 10



Batter	1	2	3	4	5	6	7	8	9	AB	R	H	RBI	BB	SO	LOB	BOTTOM								
Pat Kelly, L OBP: 0.353, SLG: 0.385 (1, 9)										5	0	0	0	0	1	2									
Paul Schaal, R OBP: 0.355, SLG: 0.333 (1, 5)										4	1	2	0	0	0	1									
Ed Kirkpatrick, L OBP: 0.346, SLG: 0.385 (1, 8)										2	1	0	0	2	0	2									
Joe Foy, R OBP: 0.355, SLG: 0.357 (1, 3)										4	1	1	1	0	0	2									
Lou Piniella, R OBP: 0.320, SLG: 0.435 (1, 7)										4	0	0	1	0	0	2									
Jerry Adair, R OBP: 0.282, SLG: 0.272 (1, 4)										3	0	1	1	0	0	0									
Elie Rodriguez, R OBP: 0.337, SLG: 0.316 (1, 2)										3	0	1	0	0	0	2									
Galen Cisco, R OBP: 0.200, SLG: 0.300 (7, 1)										0	0	0	0	0	0	0									
Moe Drabowsky, R OBP: 0.315, SLG: 0.427 (9, PH)										0	0	0	0	0	0	0									
Jackie Hernandez, R OBP: 0.283, SLG: 0.304 (1, 6)										2	0	0	0	0	1	1									
Joe Keough, L OBP: 0.255, SLG: 0.203 (6, PH)										1	0	0	0	0	0	1									
Juan Rios, R OBP: 0.270, SLG: 0.289 (7, 6)										1	0	1	0	0	0	0									
Roger Nelson, R OBP: 0.143, SLG: 0.113 (1, 1)										1	0	0	0	0	0	0									
Tom Burgmeier, L OBP: 0.188, SLG: 0.188 (3, 1)										1	0	0	0	0	0	1									
Buck Martinez, R OBP: 0.279, SLG: 0.385 (7, 2)										2	0	1	0	0	0	1									
Inning Stats	R: 3 E: 1 K: 0 S: 6	H: 2 LOB: 1 BB: 1 P: 10	R: 0 E: 0 K: 0 S: 3	H: 0 LOB: 0 BB: 0 P: 3	R: 0 E: 0 K: 1 S: 4	H: 1 LOB: 1 BB: 0 P: 4	R: 0 E: 0 K: 1 S: 6	H: 1 LOB: 1 BB: 0 P: 6	R: 0 E: 0 K: 0 S: 3	H: 0 LOB: 1 BB: 1 P: 7	R: 0 E: 0 K: 0 S: 4	H: 1 LOB: 1 BB: 0 P: 4	R: 0 E: 0 K: 0 S: 4	H: 1 LOB: 1 BB: 0 P: 4	R: 0 E: 0 K: 0 S: 3	H: 0 LOB: 0 BB: 0 P: 3	R: 0 E: 0 K: 1 S: 6	H: 1 LOB: 1 BB: 0 P: 6	1B: 5 2B: 2 3B: 0 HR: 0	SF: 1 SAC: 0 DP: 0 HBP: 0	WP: 0 PB: 0 SB: 0 CS: 0	PA: 37			
PITCHER	IP	WLS	BF	H	R	ER	SO	BB	IBB	HBP	BLK	WP	HR	S	P	ERA	WHIP								
Casey Cox, R ERA: 2.31 (1, 1)	9.0	W	37	7	3	2	2	2	0	0	0	0	0	39	47	2.00	1.000								

Washington Senators @ Kansas City Royals
Municipal Stadium, Kansas City, MO
Sun Aug 24 1969, 4:33 AM EDT
Att: 14,260 - Unknown - 82 F

AB 34
R 3
H 7
RBI 3
BB 2
SO 2
LOB 15



Batter	1	2	3	4	5	6	7	8	9	AB	R	H	RBI	BB	SO	LOB	TOP					
Pat Kelly, L (1, 9) OBP: 0.354, SLG: 0.386	4-3		1B				G4-3			4	0	2	0	0	0	0	Kansas City Royals @ Boston Red Sox Fenway Park, Boston, MA Tue Aug 26 1969, 7:05 PM EDT Att: 21,523 - Unknown					
Mike Fiore, L (1, 3) OBP: 0.425, SLG: 0.432	F7		1B					G6-4-3		3	0	2	0	1	0	0						
Joe Foy, R (1, 5) OBP: 0.352, SLG: 0.353	P4		F3					G6-4-3		4	0	0	0	0	0	4						
Ed Kirkpatrick, L (1, 8) OBP: 0.349, SLG: 0.384		BB	F3					F8		3	1	1	0	1	0	2						
Buck Martinez, R (1, 2) OBP: 0.278, SLG: 0.377		BB	G4-3					F6		3	0	0	0	1	0	3						
Lou Piniella, R (1, 7) OBP: 0.327, SLG: 0.439		BB								3	0	3	1	1	0	0						
Jerry Adair, R (1, 4) OBP: 0.278, SLG: 0.269		BB	G5-4-3					G6-4-3		4	0	0	0	0	0	6						
Jackie Hernandez, R (1, 6) OBP: 0.282, SLG: 0.303		BB								2	0	0	0	0	2	2						
Joe Keough, L (7, PH) OBP: 0.259, SLG: 0.203		BB								0	0	0	0	0	0	0						
Juan Rios, R (7, 6) OBP: 0.270, SLG: 0.289		BB								0	0	0	0	0	0	0						
Bill Butler, L (1, 1) OBP: 0.115, SLG: 0.061		BB								2	0	0	0	0	1	2						
Hawk Taylor, R (7, PH) OBP: 0.311, SLG: 0.422		BB								1	0	0	0	0	0	1						
Moe Drabowsky, R (7, 1) OBP: 0.200, SLG: 0.300		BB								0	0	0	0	0	0	0						
Inning Stats	R: 0 E: 0 K: 0 S: 3	H: 0 LOB: 0 BB: 0 P: 3	R: 1 E: 0 K: 2 S: 8	H: 1 LOB: 2 BB: 2 P: 16	R: 0 E: 0 K: 1 S: 5	H: 2 LOB: 0 BB: 0 P: 5	R: 0 E: 0 K: 1 S: 4	H: 0 LOB: 0 BB: 1 P: 8	R: 0 E: 0 K: 0 S: 3	H: 1 LOB: 1 BB: 1 P: 7	R: 0 E: 0 K: 0 S: 4	H: 2 LOB: 1 BB: 0 P: 4	R: 0 E: 0 K: 0 S: 2	H: 0 LOB: 0 BB: 0 P: 3	R: 0 E: 0 K: 0 S: 3	H: 1 LOB: 0 BB: 0 P: 3	R: 0 E: 0 K: 0 S: 3	H: 1 LOB: 0 BB: 0 P: 3	1B: 8 2B: 0 3B: 0 HR: 0	SF: 0 SAC: 0 DP: 5 HBP: 1	WP: 0 PB: 0 SB: 0 CS: 3	PA: 34
PITCHER Mike Nagy, R (1, 1) ERA: 3.02	IP: 9.0 WLS: W BF: 34 H: 8 R: 1 ER: 1 SO: 3 BB: 4 IBB: 0 HBP: 1 BLK: 0 WP: 0 HR: 0 S: 35 P: 52 ERA: 1.00 WHIP: 1.333															PITCHER						

Batter	1	2	3	4	5	6	7	8	9	AB	R	H	RBI	BB	SO	LOB	BOTTOM					
Syd O'Brien, R (1, 5) OBP: 0.295, SLG: 0.398	F3		F5				FC1-6			3	1	0	1	0	0	1	Kansas City Royals @ Boston Red Sox Fenway Park, Boston, MA Tue Aug 26 1969, 7:05 PM EDT Att: 21,523 - Unknown					
Mike Andrews, R (1, 4) OBP: 0.389, SLG: 0.443	HR		F7				2B			3	1	1	0	1	1	2						
Carl Yastrzemski, L (1, 7) OBP: 0.354, SLG: 0.513	HR		K				1B			4	1	3	3	0	1	0						
Reggie Smith, S (1, 8) OBP: 0.384, SLG: 0.568	2B						1B			2	0	1	0	2	1	0						
Rico Petrocelli, R (1, 6) OBP: 0.419, SLG: 0.606	5-3						BB			3	0	0	0	0	1	4						
Tony Conigliaro, R (1, 9) OBP: 0.320, SLG: 0.422	1-5-3						P4			4	0	0	0	0	1	6						
George Scott, R (1, 3) OBP: 0.329, SLG: 0.391			F2				G6-3			3	1	1	0	1	0	0						
Russ Gibson, R (1, 2) OBP: 0.287, SLG: 0.318	F8						G6-3			4	0	1	0	0	0	3						
Mike Nagy, R (1, 1) OBP: 0.150, SLG: 0.107	K						F8			3	0	0	0	1	1	2						
Inning Stats	R: 2 E: 0 K: 0 S: 5	H: 2 LOB: 1 BB: 1 P: 9	R: 0 E: 0 K: 1 S: 5	H: 0 LOB: 0 BB: 0 P: 5	R: 0 E: 0 K: 1 S: 5	H: 0 LOB: 0 BB: 0 P: 5	R: 0 E: 0 K: 1 S: 5	H: 0 LOB: 0 BB: 0 P: 5	R: 1 E: 0 K: 1 S: 7	H: 2 LOB: 2 BB: 0 P: 7	R: 0 E: 0 K: 1 S: 6	H: 1 LOB: 2 BB: 2 P: 14	R: 1 E: 0 K: 1 S: 7	H: 2 LOB: 3 BB: 2 P: 15	R: 0 E: 0 K: 0 S: 3	H: 0 LOB: 0 BB: 0 P: 3		R: 0 E: 0 K: 0 S: 3	H: 0 LOB: 0 BB: 0 P: 3	1B: 3 2B: 4 3B: 0 HR: 1	SF: 0 SAC: 2 DP: 1 HBP: 0	WP: 0 PB: 0 SB: 0 CS: 1
PITCHER Bill Butler, L (1, 1) ERA: 3.63	IP: 6.0 WLS: L BF: 26 H: 5 R: 3 ER: 3 SO: 3 BB: 2 IBB: 1 HBP: 0 BLK: 0 WP: 0 HR: 1 S: 33 P: 45 ERA: 4.50 WHIP: 1.167															PITCHER						
Moe Drabowsky, R (7, 1) ERA: 2.7	IP: 2.0 WLS: L BF: 10 H: 2 R: 1 ER: 1 SO: 1 BB: 2 IBB: 0 HBP: 0 BLK: 0 WP: 0 HR: 0 S: 10 P: 18 ERA: 4.50 WHIP: 2.000															PITCHER						

AB	29
R	1
H	8
RBI	1
BB	4
SO	3
LOB	20



AB	29
R	4
H	7
RBI	4
BB	5
SO	6
LOB	18




Batter	1	2	3	4	5	6	7	8	9	AB	R	H	RBI	BB	SO	LOB	TOP					
Pat Kelly, L OBP: 0.353, SLG: 0.393 (1, 9)	B1-3		F8		1-H HR		G4-3			4	1	1	2	0	0	1	Kansas City Royals @ Boston Red Sox Fenway Park, Boston, MA Wed Aug 27 1969, 7:05 PM EDT Att: 20,717 - Unknown livebaseballscores.com					
Mike Fiore, L OBP: 0.420, SLG: 0.425 (1, 3)	F7		P6		K		K			4	0	0	0	0	2	1						
Lou Piniella, R OBP: 0.329, SLG: 0.440 (1, 7)			FC6-4		WP			F9		4	0	2	0	0	0	1						
Ed Kirkpatrick, L OBP: 0.344, SLG: 0.378 (1, 8)	K			G1-3		K		G3		4	0	0	0	0	2	2						
Joe Foy, R OBP: 0.353, SLG: 0.355 (1, 5)		F8		CS		G6-3				4	0	2	0	0	0	0						
Jerry Adair, R OBP: 0.281, SLG: 0.281 (1, 4)	G6-3			F9			FC4-6			4	1	2	1	0	0	1						
Elie Rodriguez, R OBP: 0.300, SLG: 0.316 (9, PR)	E5					P6				3	0	1	0	1	0	1						
Jackie Hernandez, R OBP: 0.282, SLG: 0.303 (9, 2)										0	0	0	0	0	0	0						
Buck Martinez, R OBP: 0.278, SLG: 0.377 (9, 2)										0	0	0	0	0	0	0						
Juan Rios, R OBP: 0.264, SLG: 0.283 (1, 6)	K			CS		E6		FC1-6		4	1	0	0	0	1	3						
Jim Rooker, R OBP: 0.326, SLG: 0.585 (1, 1)			FC6-4			K			G1-6-3	4	0	1	0	0	2	2						
Inning Stats	R: 0 E: 0 K: 1 S: 6	H: 1 LOB: 1 BB: 0 P: 6	R: 0 E: 1 K: 1 S: 6	H: 0 LOB: 1 BB: 0 P: 6	R: 0 E: 0 K: 0 S: 4	H: 1 LOB: 1 BB: 0 P: 4	R: 0 E: 0 K: 0 S: 3	H: 1 LOB: 1 BB: 1 P: 7	R: 2 E: 1 K: 3 S: 12	H: 2 LOB: 1 BB: 0 P: 12	R: 0 E: 0 K: 0 S: 4	H: 1 LOB: 0 BB: 0 P: 4	R: 0 E: 0 K: 0 S: 7	H: 0 LOB: 0 BB: 0 P: 7	R: 0 E: 0 K: 0 S: 3	H: 1 LOB: 1 BB: 0 P: 4	R: 1 E: 0 K: 0 S: 4	H: 2 LOB: 1 BB: 0 P: 4	1B: 7 2B: 0 3B: 0 HR: 2	SF: 0 SAC: 0 DP: 1 HBP: 0	WP: 1 PB: 0 SB: 1 CS: 2	PA: 38
PITCHER Vicente Romo, R ERA: 3.27 (1, 1)	IP: 9.0 WLS: W BF: 36	H: 9 R: 3 ER: 2 SO: 7	BB: 1 IBB: 0 HBP: 0 BLK: 0	WP: 1 HR: 2 S: 49 P: 53	ERA: 2.00 WHIP: 1.111																	

Batter	1	2	3	4	5	6	7	8	9	AB	R	H	RBI	BB	SO	LOB	BOTTOM			
Syd O'Brien, R OBP: 0.298, SLG: 0.398 (1, 5)	F5	FC6-4			F8			SH3-4		5	0	2	1	0	0	2	Kansas City Royals @ Boston Red Sox Fenway Park, Boston, MA Wed Aug 27 1969, 7:05 PM EDT Att: 20,717 - Unknown livebaseballscores.com			
Mike Andrews, R OBP: 0.386, SLG: 0.439 (1, 4)	L8				P3			SH3-4		3	0	0	0	0	1	1				
Carl Yastrzemski, L OBP: 0.354, SLG: 0.599 (1, 7)	G4-3					G6-4-3		K		3	0	0	0	1	2	1				
Reggie Smith, S OBP: 0.383, SLG: 0.564 (1, 8)		HR			G6-3		G6-4-3		G5-3	3	1	0	0	1	0	2				
Rico Petrocelli, R OBP: 0.418, SLG: 0.610 (1, 6)					F9		G6-3		G6-3	4	1	1	2	0	0	0				
Tony Conigliaro, R OBP: 0.378, SLG: 0.419 (1, 9)							P6		F9	3	0	0	0	1	0	0				
George Scott, R OBP: 0.333, SLG: 0.396 (1, 3)					F9					4	2	3	0	0	0	1				
Russ Gibson, R OBP: 0.290, SLG: 0.321 (1, 2)					CS		L7			4	0	2	1	0	0	1				
Vicente Romo, R OBP: 0.136, SLG: 0.182 (1, 1)										3	0	1	0	0	0	2				
Dick Schofield, S OBP: 0.344, SLG: 0.351 (9, PH)	FC3-6									0	0	0	0	1	0	0				
Inning Stats	R: 0 E: 0 K: 0 S: 3	H: 3 LOB: 1 BB: 1 P: 10	R: 0 E: 0 K: 2 S: 7	H: 0 LOB: 0 BB: 0 P: 7	R: 0 E: 0 K: 0 S: 2	H: 0 LOB: 0 BB: 1 P: 6	R: 0 E: 0 K: 0 S: 4	H: 1 LOB: 1 BB: 0 P: 4	R: 0 E: 0 K: 0 S: 2	H: 0 LOB: 0 BB: 1 P: 6	R: 0 E: 0 K: 0 S: 4	H: 1 LOB: 1 BB: 0 P: 4	R: 0 E: 0 K: 1 S: 6	H: 1 LOB: 0 BB: 0 P: 6	R: 0 E: 0 K: 0 S: 5	H: 3 LOB: 3 BB: 1 P: 9	1B: 6 2B: 2 3B: 0 HR: 1	SF: 0 SAC: 1 DP: 1 HBP: 0	WP: 0 PB: 0 SB: 0 CS: 1	PA: 38
PITCHER Jim Rooker, L ERA: 3.88 (1, 1)	IP: 8.2 WLS: L BF: 37	H: 9 R: 4 ER: 4 SO: 3	BB: 4 IBB: 0 HBP: 0 BLK: 0	WP: 0 HR: 1 S: 39 P: 55	ERA: 4.15 WHIP: 1.500															

Batter	1	2	3	4	5	6	7	8	9	AB	R	H	RBI	BB	SO	LOB	TOP							
Pat Kelly, L OBP: 0.357, SLG: 0.402 (1, 9)										3	1	1	1	2	0	2	Kansas City Royals @ Boston Red Sox Fenway Park, Boston, MA Thu Aug 28 1969, 3:33 AM EDT Att: 23,359 - Sunny							
Paul Schaaf, R OBP: 0.351, SLG: 0.329 Ellie Rodriguez, R OBP: 0.340, SLG: 0.316 (1, 5) (8, 2)										5	1	1	0	0	0	5								
Mike Fiore, L OBP: 0.419, SLG: 0.423 (1, 3)										4	1	1	0	1	0	5								
Lou Piniella, R OBP: 0.332, SLG: 0.439 (1, 7)											3	1	1	0	2	1								
Joe Foy, R OBP: 0.351, SLG: 0.351 (1, 8) (8, 5)											4	1	0	1	1	1								
Jerry Adair, R OBP: 0.286, SLG: 0.301 Juan Rios, R OBP: 0.268, SLG: 0.286 (1, 4) (8, PR) (8, 4)											4	1	3	4	0	2								
Buck Martinez, R OBP: 0.277, SLG: 0.373 Ed Kirkpatrick, L OBP: 0.344, SLG: 0.378 (1, 2) (8, PR) (8, 8)											4	0	1	1	0	2								
Hawk Taylor, R OBP: 0.319, SLG: 0.429 Joe Keough, L OBP: 0.259, SLG: 0.203 (9, PH) (9, PR)											1	0	1	0	0	0								
Jackie Hernandez, R OBP: 0.281, SLG: 0.301 (1, 6)											5	0	1	1	0	1								
Wally Bunker, R OBP: 0.175, SLG: 0.182 Chuck Harrison, R OBP: 0.259, SLG: 0.280 Moe Drabowsky, R OBP: 0.273, SLG: 0.364 (1, 1) (6, PH) (6, 1)										2	0	0	0	0	1	0								
Inning Stats	R: 0 E: 0 K: 0 S: 2	H: 0 LOB: 0 BB: 1 P: 6	R: 1 E: 0 K: 1 S: 6	H: 1 LOB: 0 BB: 0 P: 6	R: 0 E: 0 K: 0 S: 3	H: 0 LOB: 1 BB: 1 P: 7	R: 3 E: 0 K: 1 S: 7	H: 3 LOB: 0 BB: 1 P: 11	R: 2 E: 1 K: 1 S: 8	H: 2 LOB: 2 BB: 1 P: 12	R: 0 E: 0 K: 0 S: 3	H: 0 LOB: 2 BB: 0 P: 3	R: 0 E: 0 K: 1 S: 5	H: 0 LOB: 2 BB: 2 P: 13	R: 2 E: 0 K: 0 S: 7	H: 4 LOB: 3 BB: 0 P: 7	R: 0 E: 0 K: 2 S: 9	H: 2 LOB: 2 BB: 0 P: 9	1B: 9 2B: 1 3B: 1 HR: 2	SF: 0 SAC: 0 DP: 1 HBP: 0	WP: 2 PB: 1 SB: 0 CS: 1	PA: 44		
PITCHER	IP WLS BF H R ER SO BB IBB HBP BLK WP HR S P ERA WHIP																							
Ray Culp, R ERA: 3.81 Lee Stange, R ERA: 3.59 Bill Landis, L ERA: 5.83 Sonny Siebert, R ERA: 4.12 Sparky Lyle, L ERA: 2.58	(1, 1) (5, 1) (6, 1) (7, 1) (8, 1)	4.1 0.2 1.2 0.1 2.0	WLS 3 6 4 8	BF 21 3 6 8	H 6 0 4 2	R 6 0 2 0	ER 5 0 2 0	SO 3 0 0 2	BB 3 1 1 0	IBB 0 0 0 0	HBP 0 0 0 0	BLK 0 0 0 0	WP 0 0 0 0	HR 2 2 5 7	S 24 6 9 11	P 36 9 6 11	ERA 10.38 0.00 0.00 54.00 0.00	WHIP 2.077 1.500 0.600 15.000 1.000						

Batter	1	2	3	4	5	6	7	8	9	AB	R	H	RBI	BB	SO	LOB	BOTTOM								
Syd O'Brien, R OBP: 0.301, SLG: 0.415 (1, 5)										5	1	2	0	0	0	4	Kansas City Royals @ Boston Red Sox Fenway Park, Boston, MA Thu Aug 28 1969, 3:33 AM EDT Att: 23,359 - Sunny								
Mike Andrews, R OBP: 0.386, SLG: 0.440 (1, 4)										4	1	1	1	1	1	2									
Carl Yastrzemski, L OBP: 0.352, SLG: 0.512 (1, 7)										5	1	1	2	0	0	2									
Reggie Smith, S OBP: 0.387, SLG: 0.565 (1, 8)											3	2	2	0	2	2									
Rico Petrocelli, R OBP: 0.418, SLG: 0.614 (1, 6)										4	2	1	2	1	1	5									
Tony Conigliaro, R OBP: 0.318, SLG: 0.424 (1, 9)										5	1	1	3	0	0	2									
George Scott, R OBP: 0.335, SLG: 0.399 (1, 3)										5	1	3	0	0	0	1									
Jerry Moses, R OBP: 0.333, SLG: 0.474 (1, 2)										5	0	3	0	0	1	2									
Ray Culp, R ERA: 3.81 Lee Stange, R ERA: 3.59 Bill Landis, L ERA: 5.83 Sonny Siebert, R ERA: 4.12 Sparky Lyle, L ERA: 2.58	(1, 1) (5, 1) (6, PR) (8, 1) (7, 1) (8, 1)	5.0 3.0	WLS L	BF 28 16	H 11 4	R 6 3	ER 6 3	SO 4 1	BB 2 2	IBB 0 0	HBP 0 0	BLK 0 0	WP 0 0	HR 2 1	S 34 16	P 42 24		ERA 10.80 9.00	WHIP 2.600 2.000						
PITCHER	IP WLS BF H R ER SO BB IBB HBP BLK WP HR S P ERA WHIP																								
Wally Bunker, R ERA: 3.51 Moe Drabowsky, R ERA: 2.54	(1, 1) (6, 1)	5.0 3.0	L	28 16	11 4	6 3	6 3	4 1	2 2	0 0	0 0	0 0	0 0	2 1	34 16	42 24	10.80 9.00	2.600 2.000	1B: 9 2B: 2 3B: 1 HR: 3	SF: 0 SAC: 1 DP: 1 HBP: 0	WP: 0 PB: 0 SB: 0 CS: 0	PA: 44			

AB 38
R 8
H 12
RBI 8
BB 6
SO 6
LOB 22



AB 39
R 9
H 15
RBI 9
BB 4
SO 5
LOB 22



Batter	1	2	3	4	5	6	7	8	9	AB	R	H	RBI	BB	SO	LOB	TOP										
Pat Kelly, L OBP: 0.359, SLG: 0.404 (1, 9)										4	0	2	0	0	0	2	Kansas City Royals @ New York Yankees Yankee Stadium, Bronx, NY Sat Aug 30 1969, 7:05 PM EDT Att: 10,121 - Unknown - 77 F										
Mike Fiore, L OBP: 0.421, SLG: 0.416 (1, 3)										3	1	0	0	1	1	2											
Joe Foy, R OBP: 0.352, SLG: 0.356 (1, 5)										4	0	1	1	0	0	1											
Ed Kirkpatrick, L OBP: 0.341, SLG: 0.378 (1, 8)										4	0	1	0	0	0	1											
Lou Piniella, R OBP: 0.330, SLG: 0.437 (1, 7)										3	0	1	0	1	1	1											
Jerry Adair, R OBP: 0.283, SLG: 0.300 (1, 4)										4	0	0	0	0	0	5											
Buck Martinez, R OBP: 0.270, SLG: 0.363 (1, 2)										4	0	0	0	0	0	1											
Jackie Hernandez, R OBP: 0.279, SLG: 0.298 (1, 6)										3	1	0	0	1	1	0											
Dick Drago, R (1, 1)										1	0	0	0	1	1	0											
Inning Stats	R: 0 E: 0 K: 0 S: 3	H: 1 LOB: 0 BB: 0 P: 3	R: 0 E: 1 K: 0 S: 3	H: 0 LOB: 0 BB: 0 P: 3	R: 0 E: 0 K: 1 S: 5	H: 0 LOB: 0 BB: 0 P: 5	R: 0 E: 0 K: 0 S: 3	H: 1 LOB: 1 BB: 0 P: 3	R: 0 E: 0 K: 0 S: 4	H: 0 LOB: 1 BB: 0 P: 4	R: 2 E: 1 K: 0 S: 5	H: 1 LOB: 3 BB: 3 P: 17	R: 0 E: 0 K: 1 S: 5	H: 0 LOB: 1 BB: 1 P: 9	R: 0 E: 0 K: 2 S: 8	H: 1 LOB: 1 BB: 0 P: 8	R: 0 E: 0 K: 0 S: 3	H: 0 LOB: 0 BB: 0 P: 3	1B: 3 2B: 2 3B: 0 HR: 0	SF: 0 SAC: 1 DP: 1 HBP: 0	WP: 1 PB: 0 CS: 0	PA: 36					
PITCHER	IP	WLS	BF	H	R	ER	SO	BB	IBB	HBP	BLK	WP	HR	S	P	ERA	WHIP										
Stan Bahnsen, R ERA: 3.91 (1, 1)	7.0	L	28	4	2	1	2	4	0	0	0	1	0	28	44	1.29	1.143										
Lindy McDaniel, R ERA: 3.44 (8, 1)	2.0		7	1	0	0	2	0	0	0	0	0	0	11	11	0.00	0.500										

Batter	1	2	3	4	5	6	7	8	9	AB	R	H	RBI	BB	SO	LOB	BOTTOM										
Horace Clarke, S OBP: 0.350, SLG: 0.373 (1, 4)										4	0	0	0	0	0	0	Kansas City Royals @ New York Yankees Yankee Stadium, Bronx, NY Sat Aug 30 1969, 7:05 PM EDT Att: 10,121 - Unknown - 77 F										
Gene Michael, S OBP: 0.346, SLG: 0.379 (1, 6)										4	0	0	0	0	0	0											
Roy White, S OBP: 0.409, SLG: 0.451 (1, 7)										4	0	1	0	0	0	0											
Bobby Murcer, L OBP: 0.315, SLG: 0.437 (1, 8)										4	0	1	0	0	0	1											
Jimmie Hall, L OBP: 0.288, SLG: 0.349 (1, 3)										4	0	2	0	0	1	2											
Jerry Kenney, L OBP: 0.318, SLG: 0.299 (1, 5)										4	0	1	0	0	0	3											
Tom Shopay, L OBP: 0.136, SLG: 0.179 (1, 9)										4	0	0	0	0	0	2											
Jake Gibbs, L OBP: 0.305, SLG: 0.302 (1, 2)										3	0	1	0	0	0	0											
Stan Bahnsen, R OBP: 0.091, SLG: 0.074 (1, 1)										2	0	0	0	0	0	1											
Bill Robinson, R OBP: 0.228, SLG: 0.284 (7, PH)										1	0	0	0	0	0	0											
Lindy McDaniel, R (8, 1)										0	0	0	0	0	0	0											
Inning Stats	R: 0 E: 1 K: 1 S: 7	H: 1 LOB: 2 BB: 0 P: 7	R: 0 E: 0 K: 0 S: 4	H: 1 LOB: 1 BB: 0 P: 4	R: 0 E: 0 K: 0 S: 3	H: 0 LOB: 0 BB: 0 P: 3	R: 0 E: 0 K: 0 S: 4	H: 1 LOB: 1 BB: 0 P: 4	R: 0 E: 0 K: 0 S: 3	H: 0 LOB: 0 BB: 0 P: 3	R: 0 E: 0 K: 0 S: 5	H: 2 LOB: 2 BB: 0 P: 5	R: 0 E: 0 K: 0 S: 3	H: 0 LOB: 0 BB: 0 P: 3	R: 0 E: 0 K: 0 S: 3	H: 0 LOB: 0 BB: 0 P: 3	R: 0 E: 0 K: 0 S: 4	H: 1 LOB: 1 BB: 0 P: 4	1B: 5 2B: 1 3B: 0 HR: 0	SF: 0 SAC: 0 DP: 0 HBP: 0	WP: 0 PB: 0 CS: 0	PA: 34					
PITCHER	IP	WLS	BF	H	R	ER	SO	BB	IBB	HBP	BLK	WP	HR	S	P	ERA	WHIP										
Dick Drago, R ERA: 4.18 (1, 1)	9.0	W	34	6	0	0	1	0	0	0	0	0	0	36	36	0.00	0.667										



Batter	1	2	3	4	5	6	7	8	9	AB	R	H	RBI	BB	SO	LOB	TOP			
Pat Kelly, L OBP: 0.360, SLG: 0.407 (1, 9)										5	0	2	0	0	1	2	Kansas City Royals @ New York Yankees Yankee Stadium, Bronx, NY Sun Aug 31 1969, 3:33 AM EDT Att: 11,565 - Overcast - 91 F			
Juan Rios, R OBP: 0.299, SLG: 0.276 (1, 5) Ed Kirkpatrick, L OBP: 0.340, SLG: 0.377 (7, PH)										3	0	0	0	0	1	1				
Mike Fiore, L OBP: 0.419, SLG: 0.414 (1, 3)										4	1	1	0	0	1	0				
Lou Piniella, R OBP: 0.334, SLG: 0.448 (1, 7)										3	2	2	2	1	0	1				
Joe Foy, R OBP: 0.351, SLG: 0.354 (1, 8) (7, 5)										3	0	0	0	1	0	3				
Jerry Adair, R OBP: 0.280, SLG: 0.296 (1, 4)										4	0	0	0	0	0	2				
Elie Rodriguez, R OBP: 0.345, SLG: 0.316 (1, 2)										3	0	2	0	1	0	0				
Jackie Hernandez, R OBP: 0.290, SLG: 0.297 (1, 6) Joe Keough, L OBP: 0.264, SLG: 0.208 (9, PH)										2	0	0	0	1	0	2				
Bill Butler, L OBP: 0.111, SLG: 0.059 (1, 1) Tom Burgmeier, L OBP: 0.176, SLG: 0.176 (6, 1) Hawk Taylor, R OBP: 0.315, SLG: 0.424 (9, PH)										2	0	0	0	0	1	0				
										1	0	0	0	0	1	1				
										1	0	0	0	0	0	2				
Inning Stats	R: 0 E: 0 K: 0 S: 3	H: 1 LOB: 0 BB: 0 P: 3	R: 1 E: 0 K: 0 S: 5	H: 2 LOB: 1 BB: 0 P: 5	R: 0 E: 0 K: 2 S: 7	H: 0 LOB: 0 BB: 0 P: 7	R: 2 E: 1 K: 0 S: 5	H: 2 LOB: 1 BB: 1 P: 9	R: 0 E: 0 K: 0 S: 4	H: 1 LOB: 1 BB: 0 P: 4	R: 0 E: 0 K: 1 S: 6	H: 1 LOB: 2 BB: 1 P: 10	R: 0 E: 0 K: 1 S: 4	H: 0 LOB: 0 BB: 1 P: 8	R: 0 E: 0 K: 1 S: 6	H: 1 LOB: 2 BB: 1 P: 10	1B: 5 2B: 2 3B: 0 HR: 1	SF: 0 SAC: 0 DP: 3 HBP: 0	WP: 0 PB: 1 SB: 0 CS: 0	PA: 37
PITCHER	IP WLS BF H R ER SO BB IBB HBP BLK WP HR S P ERA WHIP																			
Fritz Peterson, L ERA: 2.63 (1, 1)	6.0 W 24 6 3 2 2 1 0 0 0 0 1 27 31 3.00 1.167																			
Jack Aker, R ERA: 3.29 (7, 1)	3.0 S 13 2 0 0 3 3 0 0 0 0 0 16 28 0.00 1.667																			



Batter	1	2	3	4	5	6	7	8	9	AB	R	H	RBI	BB	SO	LOB	BOTTOM			
Horace Clarke, S OBP: 0.351, SLG: 0.373 (1, 4)										5	1	2	0	0	1	4	Kansas City Royals @ New York Yankees Yankee Stadium, Bronx, NY Sun Aug 31 1969, 3:33 AM EDT Att: 11,565 - Overcast - 91 F			
Gene Michael, S OBP: 0.344, SLG: 0.382 (1, 6)										5	1	1	0	0	0	5				
Roy White, S OBP: 0.407, SLG: 0.450 (1, 7)										3	0	1	2	0	0	1				
Frank Fernandez, R OBP: 0.407, SLG: 0.448 (1, 2)										0	1	0	0	4	0	0				
Bobby Murcer, L OBP: 0.312, SLG: 0.434 (1, 9)										3	0	0	1	0	0	3				
Ron Woods, R OBP: 0.292, SLG: 0.274 (1, 8)										3	1	0	0	1	0	2				
Jerry Kenney, L OBP: 0.322, SLG: 0.302 (1, 5)										3	0	2	0	1	0	0				
Len Boehmer, R OBP: 0.243, SLG: 0.188 (1, 3)										4	0	1	1	0	0	3				
Fritz Peterson, S OBP: 0.167, SLG: 0.123 (1, 1) Bill Robinson, R OBP: 0.227, SLG: 0.282 (6, PH) Jack Aker, R OBP: 0.200, SLG: 0.111 (7, 1)										2	1	1	0	0	1	0				
										1	0	0	1	0	0	2				
										1	0	1	0	0	0	0				
Inning Stats	R: 0 E: 0 K: 0 S: 3	H: 0 LOB: 0 BB: 0 P: 3	R: 0 E: 0 K: 0 S: 4	H: 1 LOB: 2 BB: 1 P: 8	R: 2 E: 0 K: 0 S: 5	H: 3 LOB: 1 BB: 1 P: 9	R: 0 E: 0 K: 0 S: 3	H: 0 LOB: 0 BB: 0 P: 3	R: 0 E: 0 K: 1 S: 6	H: 1 LOB: 1 BB: 0 P: 6	R: 2 E: 0 K: 1 S: 6	H: 1 LOB: 2 BB: 3 P: 18	R: 1 E: 0 K: 0 S: 4	H: 1 LOB: 1 BB: 1 P: 8	R: 0 E: 0 K: 0 S: 5	H: 2 LOB: 2 BB: 0 P: 5	1B: 7 2B: 2 3B: 1 HR: 0	SF: 2 SAC: 0 DP: 1 HBP: 0	WP: 0 PB: 0 SB: 0 CS: 0	PA: 38
PITCHER	IP WLS BF H R ER SO BB IBB HBP BLK WP HR S P ERA WHIP																			
Bill Butler, L ERA: 3.73 (1, 1)	5.1 L 24 4 4 1 1 1 2 0 0 0 0 0 14 22 3.38 2.250																			
Tom Burgmeier, L ERA: 3.66 (6, 1)	2.2 14 4 1 1 1 2 0 0 0 0 0 0 14 22 3.38 2.250																			




Batter	1	2	3	4	5	6	7	8	9	10	AB	R	H	RBI	BB	SO	LOB	TOP				
Mickey Stanley, R OBP: 0.293, SLG: 0.362 (1, 8)	K		L8		F3		G5-3		SH1-4		4	0	0	0	0	1	0	Detroit Tigers @ Kansas City Royals Municipal Stadium, Kansas City, MO Mon Sep 01 1969, 8:05 PM EDT Unknown - 80 F				
Jim Northrup, L OBP: 0.345, SLG: 0.482 (1, 9)	1B 3B		K		E9 HR		F5		K		5	2	1	0	0	2	1					
Al Kaline, R OBP: 0.338, SLG: 0.438 (1, 3)	FC5-4 1B		L4		F8		F7		L8		5	0	1	1	0	0	2					
Willie Horton, R OBP: 0.332, SLG: 0.464 (1, 7)	FC5-4 1-2r				F2		HR		P6		5	2	2	2	0	0	1					
Don Wert, R OBP: 0.322, SLG: 0.388 (1, 5)	FC5-4 1-2r				BB 1B		1B		1B		4	0	2	0	1	0	2					
Ike Brown, R OBP: 0.338, SLG: 0.417 (1, 4)		G3			BB 1B		G5-3		1B		5	1	3	1	0	0	1					
Jim Price, R OBP: 0.310, SLG: 0.470 (1, 2)		F2			1-2 2-3 BB		G6-3		F7		3	0	0	1	1	0	2					
Dick Tracewski, R OBP: 0.286, SLG: 0.171 Tom Timmermann, R OBP: 0.250, SLG: 0.250 (9, 1)					K		P4		K		4	0	1	0	0	2	5					
Mike Kilkenny, R OBP: 0.190, SLG: 0.105 Pat Dobson, R OBP: 0.091, SLG: 0.136 Tom Tresh, S OBP: 0.292, SLG: 0.344 (9, 6)		1B			P6		F8		SH1-4 BB		3	0	0	0	0	0	4					
		G4-3									0	0	0	0	0	0	0					
											0	0	0	0	1	0	0					
Inning Stats	R: 1 E: 0 K: 1 S: 7	H: 2 LOB: 1 BB: 0 P: 7	R: 0 E: 0 K: 0 S: 4	H: 1 LOB: 1 BB: 0 P: 4	R: 0 E: 0 K: 1 S: 5	H: 0 LOB: 0 BB: 0 P: 5	R: 0 E: 0 K: 1 S: 6	H: 1 LOB: 3 BB: 2 P: 14	R: 2 E: 1 K: 0 S: 6	H: 2 LOB: 1 BB: 0 P: 6	R: 0 E: 0 K: 0 S: 3	H: 0 LOB: 0 BB: 0 P: 3	R: 0 E: 0 K: 1 S: 7	H: 2 LOB: 2 BB: 0 P: 7	R: 0 E: 0 K: 1 S: 5	H: 0 LOB: 1 BB: 1 P: 9	R: 2 E: 0 K: 0 S: 5	H: 2 LOB: 0 BB: 0 P: 5	1B: 7 2B: 0 3B: 2 HR: 1	SF: 1 SAC: 1 DP: 0 HBP: 0	WP: 0 PB: 0 SB: 0 CS: 0	PA: 44
PITCHER Jim Rooker, L ERA: 3.78 (1, 1)	IP 10.0	WLS L	BF 44	H 10	R 5	ER 3	SO 5	BB 3	IBB 0	HBP 0	BLK 0	WP 0	HR 1	S 51	P 63	ERA 2.70	WHIP 1.300					
PITCHER	IP	WLS	BF	H	R	ER	SO	BB	IBB	HBP	BLK	WP	HR	S	P	ERA	WHIP					

Batter	1	2	3	4	5	6	7	8	9	10	AB	R	H	RBI	BB	SO	LOB	BOTTOM		
Pat Kelly, L OBP: 0.358, SLG: 0.402 (1, 9)	L4-3				F8		K		L4-3		4	0	0	0	1	1	1	Detroit Tigers @ Kansas City Royals Municipal Stadium, Kansas City, MO Mon Sep 01 1969, 8:05 PM EDT Unknown - 80 F		
Mike Fiore, L OBP: 0.416, SLG: 0.408 (1, 3)	K	BB			F7		F8		P4		4	0	0	0	1	1	1			
Fred Rico, R OBP: 0.500, SLG: 0.500 Ed Kirkpatrick, L OBP: 0.342, SLG: 0.379 (10, PH)	1B 1B				FC6-4 1B		K		F2		4	0	2	0	0	1	1			
Lou Piniella, R OBP: 0.307, SLG: 0.450 Tom Burgmeier, L OBP: 0.176, SLG: 0.176 (10, PR)	1B				F8		L5-3				5	1	3	0	0	0	1			
Joe Foy, R OBP: 0.347, SLG: 0.351 (1, 5)	F8				FC6-4 1-2r		P4		SF7 1B		3	0	0	2	0	0	3			
Jerry Adair, R OBP: 0.276, SLG: 0.292 (1, 4)		L1-3			L8		F9		L7		5	0	0	0	0	1	3			
Buck Martinez, R OBP: 0.269, SLG: 0.360 (1, 2)		F7			L4-3		FC6-4 1B		K		4	0	1	0	0	1	0			
Jackie Hernandez, R OBP: 0.280, SLG: 0.295 (1, 6)		HR BB			L5-3		FC6-4 1-2r		K		3	1	0	0	1	1	1			
Jim Rooker, R OBP: 0.340, SLG: 0.644 (1, 1)		HR			L5-3		L5-3		L3		4	1	2	2	0	0	0			
Inning Stats	R: 0 E: 0 K: 1 S: 7	H: 2 LOB: 2 BB: 0 P: 7	R: 2 E: 0 K: 0 S: 4	H: 1 LOB: 1 BB: 2 P: 12	R: 0 E: 0 K: 0 S: 4	H: 1 LOB: 1 BB: 0 P: 4	R: 0 E: 0 K: 0 S: 4	H: 1 LOB: 1 BB: 0 P: 4	R: 0 E: 0 K: 1 S: 5	H: 0 LOB: 1 BB: 1 P: 9	R: 1 E: 0 K: 1 S: 6	H: 1 LOB: 0 BB: 0 P: 6	R: 0 E: 0 K: 1 S: 5	H: 0 LOB: 0 BB: 0 P: 5	R: 1 E: 0 K: 1 S: 7	H: 2 LOB: 2 BB: 0 P: 7	1B: 8 2B: 0 3B: 0 HR: 1	SF: 2 SAC: 0 DP: 0 HBP: 0	WP: 0 PB: 0 SB: 1 CS: 0	PA: 42
PITCHER Mike Kilkenny, L ERA: 4.1 (1, 1)	IP 7.0	WLS 3	BF 31	H 7	R 3	ER 2	SO 3	BB 3	IBB 0	HBP 0	BLK 0	WP 0	HR 1	S 34	P 46	ERA 2.57	WHIP 1.429			
PITCHER	IP	WLS	BF	H	R	ER	SO	BB	IBB	HBP	BLK	WP	HR	S	P	ERA	WHIP			

Batter	1	2	3	4	5	6	7	8	9	AB	R	H	RBI	BB	SO	LOB	TOP					
Mickey Stanley, R (1, 8) OBP: 0.291, SLG: 0.359 Al Kaline, R (9, 9) OBP: 0.338, SLG: 0.438	L8		F9			FC5-4		FC		4	0	0	0	0	0	3						
Tom Tresh, S (1, 6) OBP: 0.292, SLG: 0.343	1B			G1-3		K		FC6-2		4	0	1	0	0	1	3						
Jim Northrup, L (1, 9) OBP: 0.343, SLG: 0.478	F9			G6-3		F9		FC2-5		4	0	0	0	0	0	3						
Norm Cash, L (1, 3) OBP: 0.354, SLG: 0.436		F2		P6				P6		4	1	1	0	0	0	2						
Willie Horton, R (1, 7) OBP: 0.333, SLG: 0.472		K			HR			F7		4	1	2	1	0	1	1						
Tom Matchick, L (1, 4) OBP: 0.286, SLG: 0.304		K			G4-3			K		4	0	0	0	0	3	2						
Bill Freehan, R (1, 2) OBP: 0.339, SLG: 0.408				G6-3		F9		E2		4	0	1	0	0	0	1						
Don Wert, R (1, 5) OBP: 0.322, SLG: 0.384				SH1-4 BB		F3		G5-3		3	0	0	0	1	0	2						
John Hiller, R (1, 1) OBP: 0.350, SLG: 0.368 Pat Dobson, R (8, 1) OBP: 0.091, SLG: 0.136				SH1-4				FC5-4 1B		2	0	2	0	0	0	0						
								FC FC6-2 2B		0	0	0	0	0	0	0						
Inning Stats	R: 0 E: 0 K: 0 S: 3	H: 1 LOB: 0 BB: 0 P: 3	R: 0 E: 0 K: 2 S: 7	H: 0 LOB: 0 BB: 0 P: 7	R: 0 E: 0 K: 0 S: 3	H: 0 LOB: 1 BB: 1 P: 7	R: 0 E: 0 K: 0 S: 3	H: 0 LOB: 0 BB: 0 P: 3	R: 1 E: 0 K: 0 S: 4	H: 1 LOB: 0 BB: 0 P: 4	R: 0 E: 0 K: 1 S: 6	H: 1 LOB: 1 BB: 0 P: 6	R: 1 E: 1 K: 1 S: 7	H: 2 LOB: 1 BB: 0 P: 7	R: 0 E: 0 K: 0 S: 5	H: 1 LOB: 2 BB: 0 P: 5	R: 0 E: 0 K: 1 S: 6	H: 1 LOB: 1 BB: 0 P: 6	1B: 5 2B: 1 3B: 0 HR: 1	SF: 0 SAC: 1 DP: 0 HBP: 0	WP: 0 PB: 0 SB: 2 CS: 0	PA: 35
PITCHER	IP	WLS	BF	H	R	ER	SO	BB	IBB	HBP	BLK	WP	HR	S	P	ERA	WHIP					
Wally Bunker, R (1, 1) ERA: 3.43 Moe Drabowsky, R (8, 1) ERA: 2.87	7.0		26	5	2	1	4	1	0	0	0	0	1	33	37	1.29	0.857					

Detroit Tigers @ Kansas City Royals
Municipal Stadium, Kansas City, MO
Mon Sep 01 1969, 8:05 PM EDT
Att: 12,235 - Unknown


AB 33
R 2
H 7
RBI 1
BB 1
SO 5
LOB 17



Batter	1	2	3	4	5	6	7	8	9	AB	R	H	RBI	BB	SO	LOB	BOTTOM					
Jackie Hernandez, R (1, 6) OBP: 0.283, SLG: 0.295	CS BB		K							3	0	1	1	2	2	1						
Luis Alcaraz, R (1, 4) OBP: 0.600, SLG: 0.500	K		F8							4	1	2	1	1	1	1						
Fred Rico, R (1, 8) OBP: 0.429, SLG: 0.429 Joe Keough, L (8, PH) OBP: 0.284, SLG: 0.208	K									3	0	1	0	0	2	3						
Lou Piniella, R (1, 7) OBP: 0.334, SLG: 0.446		F7								4	0	0	0	0	1	2						
Joe Foy, R (1, 3) OBP: 0.351, SLG: 0.354										3	0	2	1	1	0	1						
Elie Rodriguez, R (1, 2) OBP: 0.343, SLG: 0.312		P4								3	0	0	0	1	0	3						
Paul Schaal, R (1, 5) OBP: 0.348, SLG: 0.330										3	0	1	0	1	1	1						
Bob Oliver, R (1, 9) OBP: 0.285, SLG: 0.392 Pat Kelly, L (9, PH) OBP: 0.357, SLG: 0.401										1	1	0	0	1	1	2						
Wally Bunker, R (1, 1) OBP: 0.169, SLG: 0.175 Hawk Taylor, R (7, PH) OBP: 0.312, SLG: 0.419 Moe Drabowsky, R (8, 1) OBP: 0.333, SLG: 0.417										1	0	0	0	0	1	1						
										1	1	1	0	0	0	0						
Inning Stats	R: 0 E: 0 K: 2 S: 6	H: 0 LOB: 0 BB: 1 P: 10	R: 0 E: 0 K: 1 S: 5	H: 0 LOB: 2 BB: 2 P: 13	R: 0 E: 0 K: 1 S: 5	H: 0 LOB: 0 BB: 0 P: 5	R: 0 E: 0 K: 0 S: 3	H: 1 LOB: 0 BB: 0 P: 3	R: 1 E: 0 K: 1 S: 6	H: 1 LOB: 3 BB: 3 P: 18	R: 0 E: 0 K: 1 S: 5	H: 1 LOB: 0 BB: 0 P: 5	R: 0 E: 0 K: 2 S: 8	H: 1 LOB: 1 BB: 0 P: 8	R: 1 E: 0 K: 0 S: 5	H: 2 LOB: 1 BB: 0 P: 5	R: 1 E: 1 K: 2 S: 8	H: 2 LOB: 2 BB: 1 P: 12	1B: 7 2B: 2 3B: 0 HR: 0	SF: 0 SAC: 2 DP: 3 HBP: 0	WP: 0 PB: 0 SB: 1 CS: 1	PA: 38
PITCHER	IP	WLS	BF	H	R	ER	SO	BB	IBB	HBP	BLK	WP	HR	S	P	ERA	WHIP					
John Hiller, L (1, 1) ERA: 4.06 Pat Dobson, R (8, 1) ERA: 3.72	7.0		29	5	2	2	8	6	0	0	0	0	0	12	16	5.40	2.400					

Detroit Tigers @ Kansas City Royals
Municipal Stadium, Kansas City, MO
Mon Sep 01 1969, 8:05 PM EDT
Att: 12,235 - Unknown

AB 29
R 3
H 8
RBI 3
BB 7
SO 10
LOB 17



Batter	1	2	3	4	5	6	7	8	9	AB	R	H	RBI	BB	SO	LOB	TOP					
Tom Tresh, S (1, 6) OBP: 0.294, SLG: 0.351	G3			HR		F9		BB		3	1	1	1	1	0	0	Detroit Tigers @ Kansas City Royals Municipal Stadium, Kansas City, MO Tue Sep 02 1969, 8:05 PM EDT Att: 8,656 - Unknown - 72 F					
Jim Northrup, L (1, 8) OBP: 0.344, SLG: 0.485	F8			HR				K		4	1	2	1	0	1	1						
Al Kaline, R (1, 9) OBP: 0.336, SLG: 0.433	L1-3			K		F7			F8	4	0	0	0	0	1	1						
Norm Cash, L (1, 3)		G4-3		L9		F5			G3	4	0	0	0	0	0	1						
Willie Horton, R (1, 7) OBP: 0.330, SLG: 0.467		L6		G5-3			F8		F9	4	0	0	0	0	0	0						
Tom Matchick, L (1, 5) OBP: 0.283, SLG: 0.300		F8			G6-3		G6-3			3	0	0	0	0	0	0						
Bill Freehan, R (1, 2) OBP: 0.337, SLG: 0.405			P6		F9		G6-3			3	0	0	0	0	0	0						
Ike Brown, R (1, 4) OBP: 0.338, SLG: 0.410			F3			BB		K		2	0	0	0	1	1	0						
Mickey Lolich, S (1, 1) OBP: 0.154, SLG: 0.085									G3	2	0	0	0	0	2	1						
Fred Lasher, R (7, 1)										0	0	0	0	0	0	0						
Gates Brown, L (8, PH) OBP: 0.241, SLG: 0.272										1	0	0	0	0	0	0						
Gary Taylor, R (8, 1)										0	0	0	0	0	0	0						
Inning Stats	R: 0 E: 0 K: 0 S: 3	H: 0 LOB: 0 BB: 0 P: 3	R: 0 E: 0 K: 0 S: 3	H: 0 LOB: 0 BB: 0 P: 3	R: 0 E: 0 K: 1 S: 5	H: 0 LOB: 0 BB: 0 P: 5	R: 2 E: 0 K: 1 S: 7	H: 2 LOB: 0 BB: 0 P: 7	R: 0 E: 0 K: 1 S: 5	H: 0 LOB: 1 BB: 1 P: 9	R: 0 E: 0 K: 0 S: 4	H: 1 LOB: 1 BB: 0 P: 4	R: 0 E: 0 K: 0 S: 3	H: 0 LOB: 2 BB: 0 P: 3	R: 0 E: 0 K: 2 S: 7	H: 0 LOB: 1 BB: 1 P: 11	R: 0 E: 0 K: 0 S: 3	H: 0 LOB: 0 BB: 0 P: 3	1B: 1 2B: 0 3B: 0 HR: 2	SF: 0 SAC: 0 DP: 0 HBP: 0	WP: 0 PB: 0 SB: 0 CS: 0	PA: 32
PITCHER Roger Nelson, R (1, 1) ERA: 3.32	IP: 9.0 WLS: W BF: 32 H: 3 R: 2 ER: 2 SO: 5 BB: 2 IBB: 0 HBP: 0 BLK: 0 WP: 0 HR: 2 S: 40 P: 48 ERA: 2.00 WHIP: 0.556															PITCHER						

Batter	1	2	3	4	5	6	7	8	9	AB	R	H	RBI	BB	SO	LOB	BOTTOM			
Jackie Hernandez, R (1, 6) OBP: 0.284, SLG: 0.296	BB 1B 1B	L7			K			FC5-4		5	2	2	1	0	1	2	Detroit Tigers @ Kansas City Royals Municipal Stadium, Kansas City, MO Tue Sep 02 1969, 8:05 PM EDT Att: 8,656 - Unknown - 72 F			
Scott Northey, R (1, 8) OBP: 0.200, SLG: 0.200	1B BB 1-2 BB	L4			G5-3		F3	P4		5	1	1	0	0	0	3				
Luis Alcaraz, R (1, 5) OBP: 0.556, SLG: 0.333	4-0 BB 1-2 SF8 2-3 BB	G6-3			F2		1B BB			2	2	0	0	2	0	0				
Lou Piniella, R (1, 7) OBP: 0.336, SLG: 0.446	SF8 BB 1-2 SF8 2-3 BB 3-H	1B		G4-3		K	1B	1B		4	0	2	2	0	1	0				
Joe Foy, R (1, 3) OBP: 0.354, SLG: 0.356	SF8 BB 1-2 SF8 2-3 BB 3-H			G6-3						3	0	2	2	1	0	0				
Jerry Adair, R (1, 4) OBP: 0.273, SLG: 0.290	SF8 1-2 SF8 2-3 BB 3-H			L3		K	L7			3	0	0	1	0	1	3				
Buck Martinez, R (1, 2) OBP: 0.283, SLG: 0.351	G5-3			G5-3		F9		P4		4	0	0	0	0	0	3				
Fred Rico, R (1, 9) OBP: 0.545, SLG: 0.375								K	FC5-4 BB	1	0	0	0	3	1	0				
Roger Nelson, R (1, 1) OBP: 0.164, SLG: 0.172	L8			K				1B BB	FC5-4 BB	4	1	2	0	0	1	4				
Inning Stats	R: 3 E: 0 K: 0 S: 6	H: 3 LOB: 3 BB: 3 P: 18	R: 0 E: 0 K: 0 S: 3	H: 0 LOB: 0 BB: 0 P: 3	R: 0 E: 0 K: 1 S: 4	H: 0 LOB: 0 BB: 1 P: 8	R: 0 E: 0 K: 1 S: 5	H: 0 LOB: 0 BB: 0 P: 5	R: 0 E: 0 K: 2 S: 8	H: 1 LOB: 1 BB: 0 P: 8	R: 3 E: 0 K: 1 S: 9	H: 4 LOB: 2 BB: 1 P: 13	R: 0 E: 0 K: 0 S: 4	H: 1 LOB: 2 BB: 1 P: 8	R: 0 E: 0 K: 0 S: 4	H: 1 LOB: 2 BB: 1 P: 8		1B: 8 2B: 0 3B: 1 HR: 0	SF: 1 SAC: 0 DP: 0 HBP: 0	WP: 1 PB: 0 SB: 0 CS: 1
PITCHER Mickey Lolich, L (1, 1) ERA: 3.04	IP: 6.2 WLS: L BF: 32 H: 8 R: 6 ER: 6 SO: 5 BB: 4 IBB: 1 HBP: 0 BLK: 0 WP: 1 HR: 0 S: 37 P: 57 ERA: 8.10 WHIP: 1.800															PITCHER				
Fred Lasher, R (7, 1) ERA: 2.21	0.1	1	0	0	0	0	0	0	0	0	0	1	1	0.00	0.000					
Gary Taylor, R (8, 1) ERA:	1.0	5	1	0	0	0	1	0	0	0	0	4	8	0.00	2.000					

AB	30
R	2
H	3
RBI	2
BB	2
SO	5
LOB	4



Batter	1	2	3	4	5	6	7	8	9	AB	R	H	RBI	BB	SO	LOB	TOP																					
Tom Tresh, S (1, 6) OBP: 0.293, SLG: 0.347	G4-3	F2					G3		F8	4	0	0	0	1	0	2																						
Jim Northrup, L (1, 8) OBP: 0.345, SLG: 0.483	2B		G3-1			K		G3		4	0	1	0	0	1	1																						
Al Kaline, R (1, 9) OBP: 0.335, SLG: 0.430	K		F7			HR		K		3	1	0	0	1	2	1																						
Norm Cash, L (1, 3) OBP: 0.352, SLG: 0.438	2B		G3			F7		2B		4	0	2	0	0	0	1																						
Willie Horton, R (1, 7) OBP: 0.334, SLG: 0.483		HR				HR		2B		3	2	2	3	1	0	0																						
Tom Matchick, L (1, 4) OBP: 0.282, SLG: 0.300	F8					K		F8		4	0	1	0	0	1	2																						
Bill Freehan, R (1, 2) OBP: 0.336, SLG: 0.411		HR				G3-1				4	1	1	1	0	0	1																						
Don Wert, R (1, 5) OBP: 0.321, SLG: 0.382	SH3-4					F7		G1-3		4	0	1	0	0	1	0																						
Denny McLain, R (1, 1) OBP: 0.188, SLG: 0.165	SH3-4					G1-3		G6-3		3	0	1	0	0	0	0																						
Inning Stats	R: 0 E: 0 K: 1 S: 6	H: 2 LOB: 2 BB: 0 P: 6	R: 2 E: 0 K: 0 S: 6	H: 3 LOB: 1 BB: 0 P: 6	R: 0 E: 0 K: 0 S: 3	H: 0 LOB: 0 BB: 0 P: 3	R: 0 E: 0 K: 0 S: 3	H: 1 LOB: 0 BB: 0 P: 3	R: 0 E: 0 K: 1 S: 5	H: 0 LOB: 1 BB: 1 P: 9	R: 2 E: 0 K: 1 S: 6	H: 1 LOB: 0 BB: 1 P: 10	R: 0 E: 0 K: 1 S: 5	H: 0 LOB: 0 BB: 0 P: 5	R: 0 E: 0 K: 1 S: 6	H: 1 LOB: 2 BB: 1 P: 10	R: 0 E: 0 K: 0 S: 4	H: 1 LOB: 1 BB: 0 P: 4	1B: 4 2B: 2 3B: 0 HR: 3	SF: 0 SAC: 1 DP: 1 HBP: 0	WP: 1 PB: 0 SB: 0 CS: 0	PA: 37																
PITCHER	IP	WLS	BF	H	R	ER	SO	BB	IBB	HBP	BLK	WP	HR	S	P	ERA	WHIP	PITCHER				IP	WLS	BF	H	R	ER	SO	BB	IBB	HBP	BLK	WP	HR	S	P	ERA	WHIP
Mike Hedlund, R (1, 1) ERA: 3.7	7.0	L	28	7	4	4	4	2	0	0	0	0	3	34	42	5.14	1.286																					
Jerry Cram, R (8, 1) ERA:	2.0		9	2	0	0	1	0	1	0	0	1	0	10	14	0.00	1.000																					

Detroit Tigers @ Kansas City Royals
Municipal Stadium, Kansas City, MO
Wed Sep 03 1969, 8:05 PM EDT
Att: 9,028 - Unknown

AB 33
R 4
H 9
RBI 4
BB 3
SO 5
LOB 8



Batter	1	2	3	4	5	6	7	8	9	AB	R	H	RBI	BB	SO	LOB	BOTTOM																					
George Spriggs, L (1, 9) OBP: 0.259, SLG: 0.333	K						P6		G4-3	5	0	1	0	0	1	2																						
Scott Northey, R (1, 8) OBP: 0.222, SLG: 0.125	F9		L3				F7			3	0	0	0	1	0	1																						
Mike Fiore, L (1, 3) OBP: 0.420, SLG: 0.419	HR						F9			2	1	1	1	2	0	2																						
Lou Piniella, R (1, 7) OBP: 0.333, SLG: 0.442			FC6-4				G6-3		F9	4	0	0	0	0	0	3																						
Joe Foy, R (1, 5) OBP: 0.353, SLG: 0.362							G6-3		P7	4	1	1	1	0	1	1																						
Luis Alcaraz, R (1, 4) OBP: 0.385, SLG: 0.200	F8						K		F7	4	0	0	0	0	1	1																						
Fran Healy, R (1, 2) OBP: 0.500, SLG: 0.500							K			4	0	2	0	0	2	0																						
Jackie Hernandez, R (1, 6) OBP: 0.286, SLG: 0.296							P5			3	0	1	0	1	0	2																						
Mike Hedlund, R (1, 1) OBP: 0.208, SLG: 0.208							F7			2	0	0	0	0	0	1																						
Joe Keough, L (7, PH) OBP: 0.282, SLG: 0.207							F9			1	0	0	0	0	0	0																						
Jerry Cram, R (8, 1) ERA:										0	0	0	0	0	0	0																						
Ed Kirkpatrick, L (8, PH) OBP: 0.341, SLG: 0.378										1	0	0	0	0	1	1																						
Inning Stats	R: 1 E: 0 K: 1 S: 6	H: 1 LOB: 0 BB: 0 P: 6	R: 0 E: 0 K: 1 S: 6	H: 1 LOB: 1 BB: 0 P: 6	R: 0 E: 0 K: 0 S: 4	H: 1 LOB: 2 BB: 1 P: 8	R: 0 E: 0 K: 2 S: 7	H: 0 LOB: 0 BB: 0 P: 7	R: 0 E: 0 K: 0 S: 3	H: 0 LOB: 2 BB: 2 P: 11	R: 1 E: 0 K: 0 S: 5	H: 2 LOB: 1 BB: 0 P: 5	R: 0 E: 0 K: 0 S: 3	H: 0 LOB: 0 BB: 0 P: 3	R: 0 E: 0 K: 0 S: 3	H: 0 LOB: 1 BB: 1 P: 7	R: 0 E: 0 K: 2 S: 8	H: 1 LOB: 1 BB: 0 P: 8	1B: 3 2B: 0 3B: 1 HR: 2	SF: 0 SAC: 0 DP: 0 HBP: 0	WP: 0 PB: 0 SB: 2 CS: 0	PA: 37																
PITCHER	IP	WLS	BF	H	R	ER	SO	BB	IBB	HBP	BLK	WP	HR	S	P	ERA	WHIP	PITCHER				IP	WLS	BF	H	R	ER	SO	BB	IBB	HBP	BLK	WP	HR	S	P	ERA	WHIP
Denny McLain, R (1, 1) ERA: 2.71	9.0	W	37	6	2	2	6	4	0	0	0	0	2	45	61	2.00	1.111																					

Detroit Tigers @ Kansas City Royals
Municipal Stadium, Kansas City, MO
Wed Sep 03 1969, 8:05 PM EDT
Att: 9,028 - Unknown

AB 33
R 2
H 6
RBI 2
BB 4
SO 6
LOB 14



Batter	1	2	3	4	5	6	7	8	9	AB	R	H	RBI	BB	SO	LOB	TOP								
Pat Kelly, L <i>OBP: 0.358, SLG: 0.399</i>	4-3		4-3 2H 1B		4-0 S BB		L4	P6		4	0	1	1	1	0	3	Kansas City Royals @ Seattle Pilots Sicks Stadium, Boston, MA Thu Sep 04 1969, 10:05 PM EDT Alt. 3.958 - Unknown - 56 F								
Scott Northey, R <i>OBP: 0.286, SLG: 0.231</i>	5-3		4-3 1-2		0-3 K2-3		HBP 1B 1-2 2H		WP S 1B	5	0	2	1	0	1	2									
Mike Fiore, L <i>OBP: 0.423, SLG: 0.429</i>	HR		FC6-4 BB		F9		HBP 1-2 2-3		K	3	1	1	1	1	1	1									
Lou Piniella, R <i>OBP: 0.329, SLG: 0.437</i>	F3		FC6-4 1-2		P4		K		F8	5	0	0	0	0	1	6									
Joe Foy, R <i>OBP: 0.355, SLG: 0.364</i>	L5		G6-4-3 BB		2B		2B BB		F6	3	1	1	0	2	0	1									
Jerry Adair, R <i>OBP: 0.270, SLG: 0.287</i>	5-3		G6-4-3 1-2		5-3		F8			4	0	0	0	0	0	3									
Elie Rodriguez, R <i>OBP: 0.299, SLG: 0.333</i>	F9		F8		E6 1B		2B			3	0	0	0	0	0	0									
George Spriggs, L <i>OBP: 0.259, SLG: 0.333</i>							1B			0	1	0	0	0	0	0									
Buck Martinez, R <i>OBP: 0.267, SLG: 0.361</i>							1B			1	1	1	1	0	0	0									
Jackie Hernandez, R <i>OBP: 0.287, SLG: 0.298</i>			SH3-4 1B		K		HBP 1B 1-2		1-3	4	1	2	0	0	1	1									
Dick Drago, R <i>OBP: 0.077, SLG: 0.054</i>			SH3-4 1-2		K		K			3	0	1	1	0	2	2									
Inning Stats	R: 1 E: 0 K: 0 S: 4	H: 1 LOB: 0 BB: 0 P: 4	R: 0 E: 0 K: 0 S: 3	H: 0 LOB: 0 BB: 0 P: 3	R: 1 E: 0 K: 0 S: 5	H: 2 LOB: 2 BB: 1 P: 9	R: 0 E: 0 K: 0 S: 2	H: 0 LOB: 0 BB: 1 P: 6	R: 0 E: 0 K: 3 S: 9	H: 0 LOB: 1 BB: 1 P: 13	R: 0 E: 0 K: 0 S: 4	H: 1 LOB: 1 BB: 0 P: 4	R: 1 E: 1 K: 2 S: 10	H: 2 LOB: 3 BB: 0 P: 11	R: 2 E: 0 K: 0 S: 5	H: 2 LOB: 1 BB: 1 P: 9	R: 0 E: 0 K: 1 S: 6	H: 1 LOB: 1 BB: 0 P: 6	1B: 5 2B: 3 3B: 0 HR: 1	SF: 0 SAC: 1 DP: 1 HBP: 1	WP: 1 PB: 0 SB: 2 CS: 0	PA: 41			
PITCHER	IP	WLS	BF	H	R	ER	SO	BB	IBB	HBP	BLK	WP	HR	S	P	ERA	WHIP								
John Gelnar, R <i>ERA: 3.36</i>	(1.1)	6.1	L 27	5	3	2	4	3	0	0	0	0	1	32	44	2.84	1.263								
John O'Donoghue, L <i>ERA: 3.29</i>	(7.1)	0.1	3	1	0	0	0	0	0	1	0	0	0	2	3	0.00	3.000								
Bob Locker, R <i>ERA: 3.44</i>	(7.1)	0.1	1	0	0	0	1	0	0	0	0	0	0	3	3	0.00	0.000								
Diego Segui, R <i>ERA: 3.84</i>	(8.1)	2.0	10	3	2	2	1	1	0	0	0	1	0	11	15	9.00	2.000								

AB	35
R	5
H	9
RBI	5
BB	4
SO	6
LOB	19



Batter	1	2	3	4	5	6	7	8	9	AB	R	H	RBI	BB	SO	LOB	BOTTOM								
Tommy Harper, R <i>OBP: 0.358, SLG: 0.319</i>	L7		L8		SF8			F7		3	0	0	1	0	0	0	Kansas City Royals @ Seattle Pilots Sicks Stadium, Boston, MA Thu Sep 04 1969, 10:05 PM EDT Alt. 3.958 - Unknown - 56 F								
Mike Hegan, L <i>OBP: 0.425, SLG: 0.465</i>	F7		4-3		3H 1B			F9		4	0	1	0	0	0	0									
Danny Walton, R <i>OBP: 0.118, SLG: 0.294</i>	E9 1B				K		5-3		1-3	4	0	0	0	0	1	1									
Steve Hovley, L <i>OBP: 0.341, SLG: 0.378</i>					3-1		P6		HR 1B	4	1	2	0	0	0	0									
Don Mincher, L <i>OBP: 0.365, SLG: 0.462</i>	F3				S BB		F8		HR 1H	3	1	1	2	1	0	2									
Jerry McNettney, R <i>OBP: 0.287, SLG: 0.370</i>			K		4-0 1-2 BB		K		5-3	2	0	0	0	1	2	0									
Greg Goossen, R <i>OBP: 0.404, SLG: 0.542</i>										1	0	0	0	0	0	0									
John Donaldson, L <i>OBP: 0.331, SLG: 0.290</i>	L4		L4		4-3		F9		4-3	4	0	0	0	0	0	2									
Ron Clark, R <i>OBP: 0.249, SLG: 0.234</i>										2	1	1	0	0	0	0									
Steve Whitaker, L <i>OBP: 0.353, SLG: 0.384</i>	6-3				SH5-4 SF8 2B		K		5-3	1	0	0	0	0	1	0									
Diego Segui, R <i>OBP: 0.185, SLG: 0.120</i>										0	0	0	0	0	0	0									
Merritt Ranew, L <i>OBP: 0.329, SLG: 0.267</i>										1	0	0	0	0	0	0									
John Gelnar, R <i>OBP: 0.100, SLG: 0.053</i>										0	0	0	0	0	0	0									
John O'Donoghue, R <i>OBP: 0.091, SLG: 0.162</i>										0	0	0	0	0	0	0									
Bob Locker, S <i>OBP: 0.167, SLG: 0.091</i>										0	0	0	0	0	0	0									
Sandy Valdespino, L <i>OBP: 0.317, SLG: 0.270</i>										1	0	0	0	0	0	0									
Ray Oyler, R <i>OBP: 0.257, SLG: 0.265</i>										0	0	0	0	0	0	0									
Inning Stats	R: 0 E: 1 K: 0 S: 5	H: 1 LOB: 2 BB: 0 P: 5	R: 0 E: 0 K: 1 S: 5	H: 0 LOB: 0 BB: 0 P: 5	R: 0 E: 0 K: 0 S: 3	H: 0 LOB: 0 BB: 0 P: 3	R: 0 E: 0 K: 1 S: 5	H: 0 LOB: 2 BB: 2 P: 13	R: 1 E: 0 K: 0 S: 5	H: 2 LOB: 1 BB: 0 P: 5	R: 0 E: 0 K: 1 S: 5	H: 0 LOB: 0 BB: 0 P: 5	R: 0 E: 0 K: 1 S: 5	H: 0 LOB: 0 BB: 0 P: 5	R: 0 E: 0 K: 0 S: 3	R: 2 E: 0 K: 0 S: 5	H: 2 LOB: 0 BB: 0 P: 5	R: 0 E: 0 K: 0 S: 5	H: 2 LOB: 0 BB: 0 P: 5	1B: 3 2B: 1 3B: 0 HR: 1	SF: 1 SAC: 1 DP: 0 HBP: 0	WP: 0 PB: 0 SB: 1 CS: 0	PA: 35		
PITCHER	IP	WLS	BF	H	R	ER	SO	BB	IBB	HBP	BLK	WP	HR	S	P	ERA	WHIP								
Dick Drago, R <i>ERA: 4.11</i>	(1.1)	9.0	W 35	5	3	3	4	2	0	0	0	0	1	41	49	3.00	0.778								

AB	31
R	3
H	5
RBI	3
BB	2
SO	4
LOB	5



Batter	1	2	3	4	5	6	7	8	9	AB	R	H	RBI	BB	SO	LOB	TOP										
Pat Kelly, L OBP: 0.361, SLG: 0.414 (1, 9)	0-0 2B	0-0 3B		0-0 2B			0-0 4-3			4	0	3	2	0	0	0	Kansas City Royals @ Seattle Pilots Sicks Stadium, Boston, MA Fri Sep 05 1969, 10:05 PM EDT Att: 6,903 - Unknown										
Scott Northey, R OBP: 0.235, SLG: 0.188 Joe Keough, L OBP: 0.261, SLG: 0.205 (7, PH) (7, 8)	0-3 K	0-3 K		0-3 K			0-0 F9			3	0	0	0	0	3	3											
Ed Kirkpatrick, L OBP: 0.340, SLG: 0.375 (1, 3)	0-0 F3			0-0 5-3 1B			0-0 F7			4	1	1	0	0	0	1											
Lou Piniella, R OBP: 0.328, SLG: 0.435 (1, 7)	0-0 F3			0-0 5-3			0-0 FC6-4 1B			4	0	1	0	0	0	2											
Joe Foy, R OBP: 0.356, SLG: 0.364 (1, 5)		4-0 1B SH BB		0-0 S 1B			0-0 FC6-4 CS			3	1	1	1	1	0	1											
Buck Martinez, R OBP: 0.267, SLG: 0.358 (1, 2)	0-0 L8			0-3 K			0-0 CS			4	0	1	0	0	1	2											
Jerry Adair, R OBP: 0.270, SLG: 0.286 (1, 4)	0-0 SH 3B 1B			0-0 L7			0-0 F7			4	1	1	0	0	0	2											
Jackie Hernandez, R OBP: 0.296, SLG: 0.297 George Springs, L OBP: 0.250, SLG: 0.320 (9, PH)	0-0 SH 3B			0-0 6-3			0-3 K			2	1	0	1	0	1	1											
Bill Butler, L OBP: 0.105, SLG: 0.056 Moe Drabowsky, R OBP: 0.333, SLG: 0.417 Paul Schaaf, R OBP: 0.347, SLG: 0.328 (9, PH)	0-0 F7			0-0 6-3			0-3 K			3	0	0	0	0	1	3											
Inning Stats	R: 0 E: 0 K: 1 S: 6	H: 1 LOB: 1 BB: 0 P: 6	R: 3 E: 0 K: 1 S: 8	H: 2 LOB: 1 BB: 1 P: 12	R: 1 E: 0 K: 1 S: 7	H: 2 LOB: 1 BB: 0 P: 7	R: 0 E: 0 K: 1 S: 6	H: 1 LOB: 1 BB: 0 P: 6	R: 0 E: 0 K: 0 S: 3	H: 0 LOB: 0 BB: 0 P: 3	R: 0 E: 0 K: 0 S: 3	H: 0 LOB: 0 BB: 0 P: 3	R: 0 E: 0 K: 0 S: 3	H: 0 LOB: 0 BB: 0 P: 3	R: 0 E: 0 K: 0 S: 3	H: 0 LOB: 0 BB: 0 P: 3		1B: 5 2B: 2 3B: 1 HR: 0	SF: 0 SAC: 1 DP: 0 HBP: 0	WP: 0 PB: 0 SB: 2 CS: 1	PA: 37						
PITCHER	IP	WLS	BF	H	R	ER	SO	BB	IBB	HBP	BLK	WP	HR	S	P	ERA	WHIP										
Gene Brabender, R ERA: 4.42 Bob Locker, R ERA: 3.36	(1, 1) (8, 1)	7.0 S	30 6	8 0	4 0	4 0	6 0	1 0	0 0	0 0	0 0	0 0	0 0	41 6	45 6	5.14 0.00	1.286 0.000										

Batter	1	2	3	4	5	6	7	8	9	AB	R	H	RBI	BB	SO	LOB	BOTTOM										
Tommy Harper, R OBP: 0.356, SLG: 0.316 (1, 5)	0-3 K	0-3 K		0-3 K			0-0 SH1-3	0-0 F5		4	0	0	0	0	3	4	Kansas City Royals @ Seattle Pilots Sicks Stadium, Boston, MA Fri Sep 05 1969, 10:05 PM EDT Att: 6,903 - Unknown										
Wayne Comer, R OBP: 0.355, SLG: 0.380 Steve Hovley, L OBP: 0.344, SLG: 0.378 (8, 8)	4-0 BB			0-3 K			0-0 F7	4-0 E BB 1B BB		2	0	0	0	1	1	0											
Mike Hegan, L OBP: 0.425, SLG: 0.464 (1, 9)	0-3 K			0-0 L8			0-0 1B	4-0 1-2 BB		3	0	1	0	1	1	1											
Danny Walton, R OBP: 0.143, SLG: 0.450 (1, 7)	0-3 K			0-0 HR			0-0 F8	0-0 SF9		3	1	1	2	0	1	2											
Greg Goossen, R OBP: 0.408, SLG: 0.575 (1, 3)		0-0 F8		0-0 HR			0-0 F7	0-0 2-3 3-H		4	1	2	2	0	0	1											
Jim Pagliaroni, R OBP: 0.313, SLG: 0.417 Jerry McNertney, R OBP: 0.287, SLG: 0.370 (8, 2)	4-0 1B BB			0-0 L4			0-0 K	0-0 F3		3	1	0	0	1	1	2											
John Donaldson, L OBP: 0.333, SLG: 0.293 (1, 4)	0-0 2B 1B			0-0 WP 1B			0-0 F7	0-0 1-3		4	0	2	0	0	0	0											
Ray Oyler, R OBP: 0.261, SLG: 0.271 (1, 6)	0-0 1-3 2H			0-0 F7			0-3 K	4-0 FC1-8 BB		3	0	1	1	1	1	1											
Gene Brabender, R OBP: 0.161, SLG: 0.183 Gus Gil, R OBP: 0.268, SLG: 0.251 Bob Locker, S OBP: 0.154, SLG: 0.083 (8, 1)	0-3 K			0-3 K			0-0 SH1-3 SF9	0-0 1-2		2	0	0	0	0	2	3											
Inning Stats	R: 0 E: 0 K: 3 S: 9	H: 0 LOB: 1 BB: 1 P: 13	R: 1 E: 0 K: 2 S: 9	H: 2 LOB: 2 BB: 1 P: 13	R: 2 E: 0 K: 1 S: 7	H: 2 LOB: 0 BB: 0 P: 7	R: 0 E: 0 K: 2 S: 8	H: 1 LOB: 1 BB: 0 P: 8	R: 0 E: 0 K: 0 S: 4	H: 1 LOB: 1 BB: 0 P: 4	R: 0 E: 0 K: 2 S: 7	H: 0 LOB: 0 BB: 0 P: 7	R: 2 E: 1 K: 0 S: 5	H: 2 LOB: 2 BB: 2 P: 13	R: 0 E: 0 K: 0 S: 3	H: 0 LOB: 1 BB: 1 P: 7		1B: 4 2B: 2 3B: 0 HR: 2	SF: 1 SAC: 1 DP: 0 HBP: 0	WP: 1 PB: 0 SB: 0 CS: 0	PA: 37						
PITCHER	IP	WLS	BF	H	R	ER	SO	BB	IBB	HBP	BLK	WP	HR	S	P	ERA	WHIP										
Bill Butler, L ERA: 3.81 Moe Drabowsky, R ERA: 2.9	(1, 1) (7, 1)	6.0 L	27 10	7 1	4 1	4 1	10 0	2 3	0 0	0 0	0 0	0 0	0 7	45 19	6.00 4.50	1.500 2.000											

AB	34
R	4
H	8
RBI	4
BB	1
SO	6
LOB	15


AB	30
R	5
H	8
RBI	5
BB	5
SO	10
LOB	15



Batter	1	2	3	4	5	6	7	8	9	AB	R	H	RBI	BB	SO	LOB	TOP										
Jackie Hernandez, R OBP: 0.285, SLG: 0.296	F9		4-3	1B		F5		K		5	0	1	2	0	1	1											
Scott Northey, R OBP: 0.316, SLG: 0.250	CS		6-3	1B				K		4	1	2	1	1	1	0											
Paul Schaal, R OBP: 0.348, SLG: 0.326	HBP		F7	F7				K		4	0	1	0	1	1	3											
Joe Foy, R OBP: 0.361, SLG: 0.372	FC6-4			1B				FC6-4		3	2	2	2	1	0	1											
Buck Martinez, R OBP: 0.260, SLG: 0.350	FC6-4			F8		6-3		K		4	0	0	0	0	1	4											
Jerry Adair, R OBP: 0.270, SLG: 0.286			F9	1B		6-3		F3		4	1	1	1	0	0	1											
Chuck Harrison, R OBP: 0.257, SLG: 0.278	P6			1B		F7		6-3		4	0	1	0	0	0	1											
Bob Oliver, R OBP: 0.287, SLG: 0.393				FC5-4				K		4	1	2	0	0	1	2											
Wally Bunker, R OBP: 0.177, SLG: 0.169	5-3			1B		F3		SH2-4		2	1	0	0	1	0	1											
Inning Stats	R: 0 E: 0 K: 0 S: 3	H: 1 LOB: 2 BB: 1 P: 8	R: 0 E: 0 K: 0 S: 4	H: 1 LOB: 1 BB: 0 P: 4	R: 0 E: 0 K: 0 S: 3	H: 0 LOB: 0 BB: 0 P: 3	R: 4 E: 1 K: 0 S: 7	H: 4 LOB: 2 BB: 2 P: 15	R: 0 E: 0 K: 1 S: 5	H: 0 LOB: 0 BB: 0 P: 5	R: 2 E: 0 K: 2 S: 9	H: 2 LOB: 0 BB: 0 P: 9	R: 0 E: 0 K: 1 S: 6	H: 1 LOB: 1 BB: 0 P: 6	R: 0 E: 0 K: 1 S: 4	H: 0 LOB: 0 BB: 1 P: 8	1B: 9 2B: 0 3B: 0 HR: 1	SF: 0 SAC: 1 DP: 0 HBP: 1	WP: 0 PB: 0 SB: 2 CS: 2	PA: 41							
PITCHER	IP	WLS	BF	H	R	ER	SO	BB	IBB	HBP	BLK	WP	HR	S	P	ERA	WHIP										
Bob Meyer, L ERA: 2.63	3.2	L	20	6	4	4	0	3	0	1	0	0	0	16	29	9.82	2.455										
Dooly Womack, R ERA: 3.3	1.1		5	1	0	0	0	0	0	0	0	0	0	5	5	0.00	0.750										
John O'Donoghue, L ERA: 3.45	2.0		8	2	2	2	3	0	0	0	0	0	1	14	14	9.00	1.000										
Diego Segui, R ERA: 3.61	1.0		4	1	0	0	1	0	0	0	0	0	0	6	6	0.00	1.000										
Miguel Fuentes, R ERA:	1.0		3	0	0	0	1	1	0	0	0	0	0	4	8	0.00	1.000										

Kansas City Royals @ Seattle Pilots
Sicks Stadium, Boston, MA
Sat Sep 06 1969, 10:05 PM EDT
Alt. 4,744 - Unknown - 69 F


AB 34
R 6
H 10
RBI 6
BB 4
SO 5
LOB 14



Batter	1	2	3	4	5	6	7	8	9	AB	R	H	RBI	BB	SO	LOB	BOTTOM										
Tommy Harper, R OBP: 0.356, SLG: 0.316	P3		BB					F9		4	1	1	0	1	0	0											
Mike Hegan, L OBP: 0.423, SLG: 0.466	G5-4-3		BB					G3		3	0	2	1	1	0	0											
Wayne Comer, R OBP: 0.354, SLG: 0.377	G5-4-3		BB					G3		3	0	0	1	1	0	2											
Danny Walton, R OBP: 0.120, SLG: 0.375	F9		K					F9		4	0	0	0	0	1	4											
Don Mincher, L OBP: 0.366, SLG: 0.461			F8					3-1		3	0	1	0	1	0	3											
Jim Pagliaroni, R OBP: 0.319, SLG: 0.429			P4					1B		4	0	2	0	0	0	1											
John Kennedy, R OBP: 0.340, SLG: 0.348			P4					1B		0	0	0	0	0	0	0											
Miguel Fuentes, R ERA:			F7					2B		0	0	0	0	0	0	0											
John Donaldson, L OBP: 0.329, SLG: 0.288			F7					F6		4	0	0	0	0	0	4											
Ray Oyler, R OBP: 0.262, SLG: 0.277								F5		2	0	1	0	0	1	0											
Steve Howley, L OBP: 0.343, SLG: 0.376								F5		1	0	0	0	0	0	1											
Ron Clark, R OBP: 0.249, SLG: 0.234								F5		0	0	0	0	0	0	0											
Gus Gil, R OBP: 0.266, SLG: 0.250								F5		1	0	0	0	0	0	0											
Bob Meyer, R ERA:								F5		1	0	0	0	0	0	0											
Dooly Womack, L ERA:								F5		0	0	0	0	0	0	0											
Steve Whitaker, R OBP: 0.346, SLG: 0.379								F5		1	0	0	0	0	0	0											
John O'Donoghue, R ERA:								F5		0	0	0	0	0	0	0											
Sandy Valdespino, L OBP: 0.116, SLG: 0.248								F5		1	0	0	0	0	1	0											
Diego Segui, R OBP: 0.116, SLG: 0.248								F5		0	0	0	0	0	0	0											
Jerry McNetney, R OBP: 0.267, SLG: 0.370								F5		0	0	0	0	0	0	0											
Greg Goossen, R ERA:								F5		1	0	0	0	0	0	0											
Inning Stats	R: 0 E: 0 K: 0 S: 3	H: 1 LOB: 0 BB: 0 P: 3	R: 0 E: 0 K: 0 S: 3	H: 0 LOB: 1 BB: 1 P: 7	R: 1 E: 0 K: 1 S: 6	H: 1 LOB: 3 BB: 3 P: 18	R: 0 E: 0 K: 1 S: 5	H: 0 LOB: 0 BB: 0 P: 5	R: 1 E: 0 K: 0 S: 5	H: 2 LOB: 1 BB: 0 P: 5	R: 0 E: 0 K: 0 S: 4	H: 1 LOB: 1 BB: 0 P: 4	R: 0 E: 0 K: 1 S: 5	H: 0 LOB: 0 BB: 0 P: 5	R: 0 E: 0 K: 0 S: 5	H: 2 LOB: 2 BB: 0 P: 5	R: 0 E: 0 K: 0 S: 3	H: 0 LOB: 0 BB: 0 P: 3	1B: 5 2B: 2 3B: 0 HR: 0	SF: 0 SAC: 0 DP: 1 HBP: 0	WP: 0 PB: 0 SB: 1 CS: 0	PA: 37					
PITCHER	IP	WLS	BF	H	R	ER	SO	BB	IBB	HBP	BLK	WP	HR	S	P	ERA	WHIP										
Wally Bunker, R ERA: 3.36	9.0	W	37	7	2	2	3	4	0	0	0	0	0	39	55	2.00	1.222										

Kansas City Royals @ Seattle Pilots
Sicks Stadium, Boston, MA
Sat Sep 06 1969, 10:05 PM EDT
Alt. 4,744 - Unknown - 69 F


AB 33
R 2
H 7
RBI 2
BB 4
SO 3
LOB 16



Batter	1	2	3	4	5	6	7	8	9	AB	R	H	RBI	BB	SO	LOB	TOP										
Pat Kelly, L OBP: 0.358, SLG: 0.409 (1, 9)	F7	L8			G4-3		K		G4-1	5	0	0	0	0	1	5											
Luis Alcaraz, R OBP: 0.301, SLG: 0.278 Fitzmorris, S George Springer, L Steve Jones, L Don O'Riley, R Joe Keough, L Mike Hedlund, R OBP: 0.268, SLG: 0.268 (1, 6)			G5-3		K			G4-3	E	3	0	1	0	0	1	0											
Mike Fiore, L OBP: 0.424, SLG: 0.427 (1, 8)	P5				P5			1B WP	E	4	1	1	0	1	1	1											
Joe Foy, R OBP: 0.363, SLG: 0.373 (1, 5)	L9		F8					SF8	FC6-4	4	0	2	0	1	0	1											
Lou Piniella, R OBP: 0.325, SLG: 0.431 (1, 7)		K			G5-3		F9	SF8	FC6-4	4	0	0	1	0	1	3											
Jerry Adair, R OBP: 0.272, SLG: 0.288 (1, 4)		1B			G6-3		G5-3	G4-3		4	1	1	0	0	0	2											
Chuck Harrison, R OBP: 0.275, SLG: 0.289 Jackie Hernandez, R OBP: 0.285, SLG: 0.293 (1, 3)		FC5-4			G5-3		G3		FC1-5	3	0	1	0	1	0	1											
Ellie Rodriguez, R OBP: 0.344, SLG: 0.311 (1, 2)		FC5-4					G4-3		G4-1	3	2	2	1	0	0	0											
Jerry Cram, R (1, 1)		FC5-4							FC1-5	1	0	0	0	0	0	2											
Bob Oliver, R OBP: 0.293, SLG: 0.403 (5, PH)									FC1-5	2	2	1	2	0	0	2											
Inning Stats	R: 0 E: 0 K: 0 S: 4	H: 1 LOB: 1 BB: 0 P: 4	R: 1 E: 0 K: 1 S: 8	H: 3 LOB: 2 BB: 0 P: 8	R: 0 E: 0 K: 1 S: 5	H: 0 LOB: 0 BB: 0 P: 5	R: 0 E: 0 K: 0 S: 3	H: 0 LOB: 0 BB: 0 P: 3	R: 2 E: 0 K: 1 S: 7	H: 2 LOB: 0 BB: 0 P: 7	R: 0 E: 0 K: 0 S: 4	H: 1 LOB: 1 BB: 0 P: 4	R: 0 E: 0 K: 1 S: 4	H: 0 LOB: 1 BB: 0 P: 5	R: 1 E: 0 K: 0 S: 5	H: 2 LOB: 1 BB: 0 P: 5	R: 3 E: 0 K: 0 S: 4	H: 1 LOB: 2 BB: 3 P: 17	1B: 9 2B: 1 3B: 0 HR: 1	SF: 1 SAC: 0 DP: 1 HBP: 2	WP: 1 PB: 0 SB: 1 CS: 1	PA: 41					
PITCHER	IP	WLS	BF	H	R	ER	SO	BB	IBB	HBP	BLK	WP	HR	S	P	ERA	WHIP										
Law Krause, R ERA: 4.57 (1, 1)	7.0		28	7	3	3	4	0	0	1	0	0	1	35	36	3.86	1.000										
Marcel Lachemann, R ERA: 3.13 (8, 1)	1.0	L	7	2	3	3	0	1	0	1	0	1	0	5	10	27.00	3.000										
Rollie Fingers, R ERA: 2.95 (9, 1)	1.0		6	1	1	0	0	2	0	0	0	0	0	4	12	0.00	3.000										

Kansas City Royals @ Oakland Athletics
Oakland-Alameda County Coliseum, Oakland, CA
Mon Sep 08 1969, 7:05 PM PDT
Att: 2,791 - Unknown


AB 35
R 7
H 10
RBI 6
BB 3
SO 4
LOB 17



Batter	1	2	3	4	5	6	7	8	9	AB	R	H	RBI	BB	SO	LOB	BOTTOM										
Bert Campaneris, R OBP: 0.289, SLG: 0.296 (1, 6)	P6			L7	K		FC5-4		F8	5	0	0	0	0	1	2											
Jose Tartabull, L OBP: 0.287, SLG: 0.313 (1, 8)	G4-3			1B	F9			K		4	1	1	0	0	1	0											
Reggie Jackson, L OBP: 0.414, SLG: 0.628 (1, 9)	F7			FC6-4	1B		F9	1B	BB	2	1	0	0	2	0	0											
Sal Bando, R OBP: 0.392, SLG: 0.456 (1, 5)		F9		FC6-4	G4-3		G4-3	FC5	1B	3	0	1	0	1	0	0											
Tito Francona, L OBP: 0.373, SLG: 0.414 (1, 3)		F9		FC6-4	G5-3		G5-3	F9		4	1	0	1	0	0	4											
Danny Cater, R OBP: 0.303, SLG: 0.373 (1, 7)		F9		FC5	1B		L9	1B		4	0	2	1	0	0	0											
Dick Green, R OBP: 0.353, SLG: 0.422 (1, 4)			F9	1B	F9		1B	FC5		4	0	2	1	0	0	3											
Larry Haney, R OBP: 0.263, SLG: 0.307 (1, 2)				G5-3	FC5		F8		F8	2	0	0	0	0	0	2											
Ray Webster, L OBP: 0.355, SLG: 0.286 (7, PH)										1	0	0	0	0	0	1											
Dave Duncan, R OBP: 0.205, SLG: 0.115 (8, 2)										0	0	0	0	0	0	0											
Bobby Brooks, R OBP: 0.500, SLG: 0.333 (9, PH)										1	0	0	0	0	0	0											
Law Krause, R OBP: 0.196, SLG: 0.455 (7, PH)										2	0	0	0	0	1	0											
Bob Johnson, R OBP: 0.316, SLG: 0.315 (7, PH)										1	0	0	0	0	0	0											
Allan Lewis, S (8, 1)										0	0	0	0	0	0	0											
Marcel Lachemann, R (8, 1)										0	0	0	0	0	0	0											
Rollie Fingers, R OBP: 0.326, SLG: 0.235 (9, PH)										0	0	0	0	0	0	0											
Ted Kubiak, S OBP: 0.323, SLG: 0.307 (9, PH)										1	0	0	0	0	1	0											
Inning Stats	R: 0 E: 0 K: 0 S: 3	H: 0 LOB: 0 BB: 0 P: 3	R: 0 E: 0 K: 0 S: 3	H: 0 LOB: 0 BB: 0 P: 3	R: 0 E: 0 K: 1 S: 5	H: 0 LOB: 0 BB: 0 P: 5	R: 3 E: 0 K: 0 S: 7	H: 4 LOB: 2 BB: 1 P: 11	R: 0 E: 0 K: 1 S: 5	H: 0 LOB: 0 BB: 0 P: 5	R: 0 E: 0 K: 0 S: 3	H: 0 LOB: 0 BB: 0 P: 3	R: 0 E: 0 K: 0 S: 5	H: 2 LOB: 2 BB: 0 P: 5	R: 0 E: 0 K: 1 S: 6	H: 1 LOB: 3 BB: 2 P: 14	R: 0 E: 0 K: 1 S: 5	H: 0 LOB: 0 BB: 0 P: 5	1B: 6 2B: 1 3B: 0 HR: 0	SF: 0 SAC: 0 DP: 0 HBP: 0	WP: 0 PB: 0 SB: 0 CS: 0	PA: 37					
PITCHER	IP	WLS	BF	H	R	ER	SO	BB	IBB	HBP	BLK	WP	HR	S	P	ERA	WHIP										
Jerry Cram, R ERA: 4.5 (1, 1)	4.0		17	4	3	3	1	1	0	0	0	0	0	13	13	0.00	0.667										
Al Fitzmorris, R ERA (5, 1)	3.0	W	11	2	0	0	1	0	0	0	0	0	0	4	12	0.00	3.000										
Steve Jones, L ERA: 4.02 (8, 1)	0.2		4	0	0	0	1	2	0	0	0	0	0	4	12	0.00	3.000										
Don O'Riley, R ERA: 7.54 (8, 1)	0.1		2	1	0	0	0	0	0	0	0	0	0	2	2	0.00	3.000										
Mike Hedlund, R ERA: 3.66 (9, 1)	1.0	S	3	0	0	0	1	0	0	0	0	0	0	5	5	0.00	0.000										

Kansas City Royals @ Oakland Athletics
Oakland-Alameda County Coliseum, Oakland, CA
Mon Sep 08 1969, 7:05 PM PDT
Att: 2,791 - Unknown

AB 34
R 3
H 7
RBI 3
BB 3
SO 4
LOB 12



Batter	1	2	3	4	5	6	7	8	9	AB	R	H	RBI	BB	SO	LOB	TOP				
Pat Kelly, L OBP: 0.357, SLG: 0.406 (1, 9)	G6-3		FC4-6 BB		G1-3		G5-3			3	0	0	0	1	0	0	Kansas City Royals @ Oakland Athletics Oakland-Alameda County Coliseum, Oakland, CA Tue Sep 09 1969, 7:05 PM PDT Alt. 2.362 - Unknown - 68 F				
Mike Fiore, L OBP: 0.419, SLG: 0.421 (1, 3)	K		FC4-6 1-2		G4-3		P6			4	0	0	0	0	1	1					
Lou Piniella, R OBP: 0.324, SLG: 0.429 (1, 7)	1B		K			F9		F5		4	0	1	0	0	1	1					
Joe Foy, R OBP: 0.361, SLG: 0.369 (1, 5)	P4				P4		G6-3		F8	4	0	0	0	0	0	1					
Jerry Adair, R OBP: 0.274, SLG: 0.288 (1, 4)		F9		PB 1B BB		1B 1B		G6-3		3	2	1	0	1	0	0					
Buck Martinez, R OBP: 0.281, SLG: 0.353 (1, 2)	F3				G6-3 1-2		1B 1B		K	4	0	1	0	0	1	1					
Bob Oliver, R OBP: 0.298, SLG: 0.407 (1, 8)						S 1B		F7		4	0	3	2	0	0	0					
Jackie Hernandez, R OBP: 0.282, SLG: 0.291 (1, 6)	K				G6-3 1-2		F3		G6-3	4	0	0	0	0	1	4					
Dick Drago, R OBP: 0.071, SLG: 0.050 (1, 1)			K					F8		3	0	0	0	0	2	0					
Inning Stats	R: 0 E: 0 K: 1 S: 6	H: 1 LOB: 1 BB: 0 P: 6	R: 0 E: 0 K: 1 S: 6	H: 1 LOB: 1 BB: 0 P: 6	R: 0 E: 0 K: 2 S: 7	H: 0 LOB: 1 BB: 1 P: 11	R: 1 E: 0 K: 0 S: 4	H: 1 LOB: 1 BB: 1 P: 8	R: 0 E: 0 K: 1 S: 5	H: 0 LOB: 0 BB: 0 P: 5	R: 1 E: 0 K: 0 S: 6	H: 3 LOB: 2 BB: 0 P: 6	R: 0 E: 0 K: 0 S: 3	H: 0 LOB: 0 BB: 0 P: 3	R: 0 E: 0 K: 1 S: 5	H: 0 LOB: 0 BB: 0 P: 5		1B: 6 2B: 0 3B: 0 HR: 0	SF: 0 SAC: 0 DP: 0 HBP: 0	WP: 0 PB: 1 SB: 1 CS: 0	PA: 35
PITCHER	IP	WLS	BF	H	R	ER	SO	BB	IBB	HBP	BLK	WP	HR	S	P	ERA	WHIP				
Catfish Hunter, R ERA: 3.45 (1, 1)	8.0	L	32	6	2	1	5	2	0	0	0	0	0	40	48	1.12	1.000				
Paul Lindblad, L ERA: 4.05 (9, 1)	1.0		3	0	0	0	1	0	0	0	0	0	0	5	5	0.00	0.000				


AB 33
R 2
H 6
RBI 2
BB 2
SO 6
LOB 8




Batter	1	2	3	4	5	6	7	8	9	AB	R	H	RBI	BB	SO	LOB	BOTTOM					
Bert Campaneris, R OBP: 0.287, SLG: 0.293 (1, 6)	G6-3		F9			F9		G1-4-3 1-2		4	0	0	0	0	0	2	Kansas City Royals @ Oakland Athletics Oakland-Alameda County Coliseum, Oakland, CA Tue Sep 09 1969, 7:05 PM PDT Alt. 2.362 - Unknown - 68 F					
Mike Hershberger, R OBP: 0.258, SLG: 0.243 (1, 9)	E6 1B G3		K			G6-3		L7		4	1	0	0	0	1	0						
Reggie Jackson, L OBP: 0.412, SLG: 0.623 (1, 8)	G3 1-2				F7		G3-1		K	4	0	0	0	0	1	1						
Sal Bando, R OBP: 0.394, SLG: 0.457 (1, 5)						G5-3 1B		L7		3	0	2	1	1	0	0						
Tito Francona, L OBP: 0.376, SLG: 0.417 (1, 3)	G1-3									4	0	2	0	0	0	1						
Rick Monday, L OBP: 0.375, SLG: 0.408 (9, PR)										0	0	0	0	0	0	0						
Danny Cater, R OBP: 0.301, SLG: 0.370 (1, 7)			G6-3		G5-3 2-3F		G6-3		F9	4	0	0	0	0	0	4						
Dick Green, R OBP: 0.351, SLG: 0.419 (1, 4)			G6-3			P6		G5-3		3	0	0	0	0	0	0						
Larry Haney, R OBP: 0.260, SLG: 0.302 (1, 2)										2	0	0	0	0	1	0						
Ray Webster, L OBP: 0.384, SLG: 0.297 (8, PH)	L8									1	0	1	0	0	0	0						
Allan Lewis, S OBP: 0.375, SLG: 0.408 (8, PR)										0	0	0	0	0	0	0						
Phil Roof, R OBP: 0.333, SLG: 0.293 (9, 2)										0	0	0	0	0	0	0						
Catfish Hunter, R OBP: 0.234, SLG: 0.297 (1, 1)			G6-3							2	0	0	0	0	0	0						
Bob Johnson, R OBP: 0.325, SLG: 0.324 (8, PH)										1	0	1	0	0	0	0						
Paul Lindblad, L OBP: 0.357, SLG: 0.333 (9, 1)										0	0	0	0	0	0	0						
Inning Stats	R: 1 E: 1 K: 0 S: 5	H: 1 LOB: 1 BB: 0 P: 5	R: 0 E: 0 K: 0 S: 3	H: 0 LOB: 0 BB: 0 P: 3	R: 0 E: 0 K: 1 S: 5	H: 0 LOB: 0 BB: 0 P: 5	R: 0 E: 0 K: 0 S: 4	H: 2 LOB: 1 BB: 0 P: 4	R: 0 E: 0 K: 1 S: 5	H: 0 LOB: 0 BB: 0 P: 5	R: 0 E: 0 K: 0 S: 3	H: 0 LOB: 0 BB: 0 P: 3	R: 0 E: 0 K: 0 S: 3	H: 0 LOB: 0 BB: 0 P: 3	R: 0 E: 0 K: 0 S: 4	H: 2 LOB: 2 BB: 0 P: 4	R: 0 E: 0 K: 1 S: 6	H: 1 LOB: 2 BB: 1 P: 10	1B: 6 2B: 0 3B: 0 HR: 0	SF: 0 SAC: 0 DP: 2 HBP: 0	WP: 0 PB: 0 SB: 0 CS: 0	PA: 33
PITCHER	IP	WLS	BF	H	R	ER	SO	BB	IBB	HBP	BLK	WP	HR	S	P	ERA	WHIP					
Dick Drago, R ERA: 3.9 (1, 1)	9.0	W	33	6	1	0	3	1	0	0	0	0	0	38	42	0.00	0.778					

AB 32
R 1
H 6
RBI 1
BB 1
SO 3
LOB 8



Batter	1	2	3	4	5	6	7	8	9	AB	R	H	RBI	BB	SO	LOB	TOP				
Pat Kelly, L OBP: 0.357, SLG: 0.407 (1, 9)	G3-1	2B BB		F9		F7		1-H 2B		4	1	1	1	1	0	0	Kansas City Royals @ California Angels Anaheim Stadium, Anaheim, CA Wed Sep 10 1969, 10:05 PM EDT Att: 6,009 - Unknown AB 34 R 4 H 8 RBI 4 BB 7 SO 8 LOB 21 				
Mike Fiore, L OBP: 0.420, SLG: 0.423 Fran Healy, R OBP: 0.400, SLG: 0.400 (8, PH) (8, 2)	K	2B				P6		K		3	0	1	3	1	1	0					
Lou Piniella, R OBP: 0.268, SLG: 0.427 Scott Northey, R OBP: 0.269, SLG: 0.208 (1, 7) (6, 8)	1B BB			P4		F9			K	2	0	0	0	2	0	1					
Joe Foy, R OBP: 0.360, SLG: 0.369 Dave Morehead, R (4, 1)		P1							G3	3	0	1	0	0	0	3					
Joe Keough, L OBP: 0.266, SLG: 0.213 (5, 8) (6, 7)	1-2 1B			G6-3						2	0	0	0	0	0	0					
Bob Oliver, R OBP: 0.297, SLG: 0.405 (1, 8) (5, 5)	K			F7					G6-4-3	4	0	1	0	0	1	3					
Chris Zachary, L OBP: 0.500, SLG: 0.500 George Spriggs, L OBP: 0.258, SLG: 0.296 Jim Crocker, R OBP: 0.327, SLG: 0.617 (9, PR)	K					1B				0	0	0	0	0	0	0					
Jerry Adair, R OBP: 0.277, SLG: 0.294 Juan Rios, R OBP: 0.261, SLG: 0.278 (5, PR) (5, 6)		1B		K					HBP	3	1	2	0	0	1	0					
Billy Harris, L OBP: 0.400, SLG: 0.600 (9, PH)		2B				1B			K	1	0	0	0	0	1	1					
Buck Martinez, R OBP: 0.259, SLG: 0.355 Jim Campanis, R OBP: 0.184, SLG: 0.208 Chuck Harrison, R OBP: 0.275, SLG: 0.289 (1, 2) (6, 2) (8, 3)		2B				F5			F8	2	1	1	0	1	0	2					
Jackie Hernandez, R OBP: 0.283, SLG: 0.290 Luis Alcaraz, R OBP: 0.348, SLG: 0.250 (5, PH) (5, 4)		2B								1	0	0	0	1	0	2					
Bill Butler, L OBP: 0.103, SLG: 0.055 Al Fitzmorris, S Ed Kirkpatrick, L OBP: 0.338, SLG: 0.373 Don O'Riley, R Paul Schaal, R OBP: 0.340, SLG: 0.334 Steve Jones, L OBP: 0.125, SLG: 0.125 Fred Rico, R OBP: 0.333, SLG: 0.375 (1, 1) (2, 1) (3, PH) (3, 1) (4, 9) (5, 1) (7, 9)				L3		K			2B BB	1	0	0	0	0	1	2					
Inning Stats	R: 0 E: 0 K: 2 S: 8	H: 1 LOB: 2 BB: 1 P: 12	R: 3 E: 0 K: 1 S: 8	H: 3 LOB: 2 BB: 2 P: 16	R: 0 E: 0 K: 1 S: 5	H: 0 LOB: 1 BB: 2 P: 13	R: 0 E: 0 K: 0 S: 3	H: 0 LOB: 2 BB: 0 P: 7	R: 0 E: 0 K: 1 S: 7	H: 2 LOB: 3 BB: 0 P: 7	R: 0 E: 0 K: 0 S: 3	H: 1 LOB: 0 BB: 0 P: 3	R: 1 E: 0 K: 1 S: 6	H: 1 LOB: 1 BB: 1 P: 10	R: 0 E: 0 K: 2 S: 7	H: 0 LOB: 1 BB: 0 P: 8		1B: 5 2B: 3 3B: 0 HR: 0	SF: 0 SAC: 0 DP: 1 HBP: 1	WP: 0 PB: 0 SB: 0 CS: 0	PA: 42
PITCHER Andy Messersmith, R ERA: 2.55 (1, 1)	IP: 9.0 WLS: W BF: 42 H: 8 R: 4 ER: 4 SO: 8 BB: 7 IBB: 0 HBP: 1 BLK: 0 WP: 0 HR: 0 S: 50 P: 79 ERA: 4.00 WHIP: 1.667											PITCHER Chris Zachary, R ERA: 9.42 (7, 1)	IP: 2.0 WLS: L BF: 10 H: 4 R: 1 ER: 1 SO: 1 BB: 0 IBB: 0 HBP: 0 BLK: 0 WP: 0 HR: 0 S: 12 P: 12 ERA: 4.50 WHIP: 2.000								

Batter	1	2	3	4	5	6	7	8	9	AB	R	H	RBI	BB	SO	LOB	BOTTOM				
Sandy Alomar Sr., S OBP: 0.293, SLG: 0.280 (1, 4)	G6-3	1B WP 2B BB		FC4-6				G5-3		5	1	2	1	1	0	3	Kansas City Royals @ California Angels Anaheim Stadium, Anaheim, CA Wed Sep 10 1969, 10:05 PM EDT Att: 6,009 - Unknown AB 41 R 11 H 17 RBI 10 BB 9 SO 4 LOB 25 				
Jay Johnstone, L OBP: 0.308, SLG: 0.370 (1, 8)	G5-3 1B	1B		G4-3		FC3-6 1B		1B FC5-4 1B		5	3	2	0	1	0	2					
Jim Fregosi, R OBP: 0.354, SLG: 0.376 Marty Perez, R (6, PR) (9, 6)	G5-3 1B BB	K		F8		WP 2B BB		FC5-4 1B		4	2	2	0	2	1	4					
Rick Reichardt, R OBP: 0.320, SLG: 0.379 (1, 7)	G5-3	2B 1B		G5-3		F5		FC5-4		6	1	1	2	0	1	6					
Bubba Morton, R OBP: 0.366, SLG: 0.453 Bill Voss, L OBP: 0.324, SLG: 0.336 (4, PH) (5, 9)	1B	2B		G4-3		BB 2B		G4-3 P6		2	0	2	5	0	0	0					
Aurelio Rodriguez, R OBP: 0.283, SLG: 0.314 (1, 5)	1B	G6-3		WP 1B BB		1B BB		2B 1B		4	1	3	0	1	0	1					
Jim Spencer, L OBP: 0.307, SLG: 0.374 (1, 3)	F5			G6-3		BB WP 1B		K		4	0	1	0	1	1	3					
Joe Azcue, R OBP: 0.308, SLG: 0.273 (1, 2)		F7		1B		BB		2B		4	1	2	0	1	1	3					
Andy Messersmith, R OBP: 0.240, SLG: 0.191 (1, 1)	WP 1B BB	E7		1B		FC4-6		L7 F8		3	2	1	1	2	0	2					
Inning Stats	R: 2 E: 0 K: 0 S: 6	H: 3 LOB: 2 BB: 1 P: 10	R: 4 E: 0 K: 1 S: 7	H: 2 LOB: 3 BB: 3 P: 19	R: 2 E: 1 K: 0 S: 6	H: 3 LOB: 1 BB: 0 P: 6	R: 1 E: 0 K: 0 S: 5	H: 2 LOB: 3 BB: 2 P: 13	R: 1 E: 0 K: 1 S: 6	H: 1 LOB: 3 BB: 3 P: 18	R: 0 E: 0 K: 1 S: 7	H: 2 LOB: 2 BB: 0 P: 7	R: 0 E: 0 K: 1 S: 7	H: 2 LOB: 1 BB: 0 P: 5	R: 1 E: 0 K: 0 S: 5	H: 2 LOB: 1 BB: 0 P: 5		1B: 14 2B: 3 3B: 0 HR: 0	SF: 0 SAC: 0 DP: 0 HBP: 0	WP: 3 PB: 0 SB: 0 CS: 0	PA: 50
PITCHER Bill Butler, L ERA: 3.98 Al Fitzmorris, R ERA: 4.91 Don O'Riley, R ERA: 8.2 Dave Morehead, R ERA: 5.73 Steve Jones, L ERA: 3.89 (1, 1) (2, 1) (3, 1) (4, 1) (5, 1)	IP: 1.1 WLS: L BF: 9 H: 3 R: 3 ER: 3 SO: 3 BB: 2 IBB: 0 HBP: 0 BLK: 0 WP: 0 HR: 0 S: 7 P: 15 ERA: 20.25 WHIP: 3.750											PITCHER Chris Zachary, R ERA: 9.42 (7, 1)	IP: 2.0 WLS: L BF: 10 H: 4 R: 1 ER: 1 SO: 1 BB: 0 IBB: 0 HBP: 0 BLK: 0 WP: 0 HR: 0 S: 12 P: 12 ERA: 4.50 WHIP: 2.000								

Batter	1	2	3	4	5	6	7	8	9	AB	R	H	RBI	BB	SO	LOB	TOP																					
Joe Keough, L (1, 8) OBP: 0.266, SLG: 0.209	E3							K		3	0	0	0	1	1	0	Kansas City Royals @ California Angels Anaheim Stadium, Anaheim, CA Thu Sep 11 1969, 6:33 AM EDT Att: 4,970 - Unknown																					
Mike Fiore, L (1, 3) OBP: 0.418, SLG: 0.424	K		G4-3					P3		4	0	1	0	0	1	2																						
Ed Kirkpatrick, L (1, 7) OBP: 0.340, SLG: 0.398	P6							F9		4	2	2	2	0	0	1																						
Joe Foy, R (1, 5) OBP: 0.360, SLG: 0.368	F7									4	1	1	0	0	0	1																						
Bob Oliver, R (1, 9) OBP: 0.295, SLG: 0.402	K							SH5-3		3	0	0	0	0	2	0																						
Jerry Adair, R (1, 4) OBP: 0.279, SLG: 0.296	K									4	0	2	1	0	2	0																						
Elie Rodriguez, R (1, 2) OBP: 0.339, SLG: 0.306	G6-3									4	0	0	0	0	0	2																						
Jackie Hernandez, R (1, 6) OBP: 0.283, SLG: 0.290			K							4	0	1	0	0	2	0																						
Wally Bunker, R (1, 1) OBP: 0.167, SLG: 0.159	G5-3									4	0	0	0	0	2	2																						
Inning Stats	R: 0 E: 1 K: 1 S: 6	H: 0 LOB: 1 BB: 0 P: 6	R: 0 E: 0 K: 2 S: 7	H: 0 LOB: 0 BB: 0 P: 7	R: 0 E: 0 K: 1 S: 5	H: 0 LOB: 1 BB: 1 P: 9	R: 1 E: 1 K: 0 S: 5	H: 2 LOB: 1 BB: 0 P: 5	R: 0 E: 1 K: 1 S: 6	H: 1 LOB: 2 BB: 0 P: 6	R: 1 E: 0 K: 2 S: 8	H: 1 LOB: 0 BB: 0 P: 8	R: 0 E: 0 K: 2 S: 7	H: 0 LOB: 0 BB: 0 P: 7	R: 0 E: 0 K: 1 S: 5	H: 0 LOB: 0 BB: 0 P: 5	R: 1 E: 0 K: 0 S: 6	H: 3 LOB: 3 BB: 0 P: 6	1B: 4 2B: 1 3B: 0 HR: 2	SF: 0 SAC: 1 DP: 0 HBP: 0	WP: 0 PB: 0 SB: 2 CS: 1	PA: 36																
PITCHER	IP	WLS	BF	H	R	ER	SO	BB	IBB	HBP	BLK	WP	HR	S	P	ERA	WHIP	PITCHER				IP	WLS	BF	H	R	ER	SO	BB	IBB	HBP	BLK	WP	HR	S	P	ERA	WHIP
Jim McGlothlin, R (1, 1) ERA: 3.03	8.0	L	30	4	2	2	10	1	0	0	0	0	2	49	53	2.25	0.625																					
Steve Kealey, R (9, 1) ERA: 4.5	1.0		6	3	1	1	0	0	0	0	0	0	0	6	6	9.00	3.000																					

Batter	1	2	3	4	5	6	7	8	9	AB	R	H	RBI	BB	SO	LOB	BOTTOM																					
Sandy Alomar Sr., S (1, 4) OBP: 0.294, SLG: 0.279										2	0	0	0	1	0	0	Kansas City Royals @ California Angels Anaheim Stadium, Anaheim, CA Thu Sep 11 1969, 6:33 AM EDT Att: 4,970 - Unknown																					
Bubba Morton, R (8, PH) OBP: 0.394, SLG: 0.451										1	0	0	0	0	0	1																						
Marty Perez, R (9, 4)										0	0	0	0	0	0	0																						
Jim Spencer, L (1, 3) OBP: 0.303, SLG: 0.369	G3-6-1		F9							4	0	0	0	0	0	1																						
Jim Fregosi, R (1, 6) OBP: 0.353, SLG: 0.374										3	0	0	0	1	1	0																						
Jay Johnstone, L (1, 8) OBP: 0.308, SLG: 0.369	E3									4	0	1	0	0	0	1																						
Rick Reichardt, R (1, 7) OBP: 0.320, SLG: 0.377	G4-3									2	0	0	0	0	0	3																						
Bill Voss, L (1, 9) OBP: 0.321, SLG: 0.332			F7							3	0	0	0	0	0	1																						
Aurelio Rodriguez, R (1, 5) OBP: 0.282, SLG: 0.312										3	0	0	0	0	1	0																						
Buck Rodgers, S (1, 2) OBP: 0.267, SLG: 0.200										2	0	0	0	0	0	0																						
Randy Brown, L (8, PH) (9, 2)										1	0	0	0	0	0	0																						
Jim McGlothlin, R (1, 1) OBP: 0.161, SLG: 0.167										2	0	0	0	0	0	0																						
Roger Repoz, L (8, PH) OBP: 0.254, SLG: 0.274										1	0	0	0	0	0	0																						
Steve Kealey, R (9, 1)										0	0	0	0	0	0	0																						
Inning Stats	R: 0 E: 1 K: 0 S: 3	H: 0 LOB: 2 BB: 2 P: 11	R: 0 E: 0 K: 0 S: 3	H: 0 LOB: 0 BB: 0 P: 3	R: 0 E: 0 K: 0 S: 3	H: 0 LOB: 0 BB: 0 P: 3	R: 0 E: 0 K: 0 S: 3	H: 0 LOB: 1 BB: 0 P: 4	R: 0 E: 0 K: 1 S: 5	H: 0 LOB: 0 BB: 0 P: 5	R: 0 E: 0 K: 0 S: 3	H: 1 LOB: 0 BB: 0 P: 3	R: 0 E: 1 K: 1 S: 6	H: 0 LOB: 1 BB: 0 P: 6	R: 0 E: 0 K: 0 S: 3	H: 0 LOB: 0 BB: 0 P: 3	1B: 1 2B: 0 3B: 0 HR: 0	SF: 0 SAC: 0 DP: 2 HBP: 1	WP: 0 PB: 0 SB: 0 CS: 0	PA: 31																		
PITCHER	IP	WLS	BF	H	R	ER	SO	BB	IBB	HBP	BLK	WP	HR	S	P	ERA	WHIP	PITCHER				IP	WLS	BF	H	R	ER	SO	BB	IBB	HBP	BLK	WP	HR	S	P	ERA	WHIP
Wally Bunker, R (1, 1) ERA: 3.2	9.0	W	31	1	0	0	2	2	0	1	0	0	0	32	41	0.00	0.333																					



Batter	1	2	3	4	5	6	7	8	9	AB	R	H	RBI	BB	SO	LOB	TOP			
Pat Kelly, L OBP: 0.354, SLG: 0.403 (1, 9)	B1-3		F7		G4-3			K		4	0	0	0	0	1	1	Kansas City Royals @ Minnesota Twins Metropolitan Stadium, Bloomington, MI Fri Sep 12, 1969, 8:05 PM EDT Att: 13,366 - Unknown - 76 F livebaseballscorecards.com			
Mike Fiore, L OBP: 0.414, SLG: 0.419 (1, 3)	P4		K		P4			FC4-6		4	0	0	0	0	1	1				
Ed Kirkpatrick, L OBP: 0.342, SLG: 0.399 (1, 8)	1B				1B			K		4	0	2	0	0	1	1				
Joe Foy, R OBP: 0.361, SLG: 0.369 (1, 5)	1B				1B			F9		4	0	2	0	0	0	0				
Lou Piniella, R OBP: 0.325, SLG: 0.426 (1, 7)	G6-3				1B			L8		4	0	1	0	0	0	4				
Jerry Adair, R OBP: 0.276, SLG: 0.293 (1, 4)			K		K			L8		4	0	0	0	0	2	3				
Elie Rodriguez, R OBP: 0.339, SLG: 0.304 (1, 2)	L8							G4-3		2	0	0	0	1	0	0				
Jackie Hernandez, R OBP: 0.281, SLG: 0.288 (1, 6)	G4-3				F8			F6		3	0	0	0	0	0	3				
Jim Rooker, R OBP: 0.327, SLG: 0.600 (1, 1)			K					F9		3	0	1	0	0	1	0				
Inning Stats	R: 0 E: 0 K: 0 S: 5	H: 2 LOB: 2 BB: 0 P: 5	R: 0 E: 0 K: 1 S: 5	H: 0 LOB: 0 BB: 0 P: 5	R: 0 E: 0 K: 2 S: 7	H: 0 LOB: 0 BB: 0 P: 7	R: 0 E: 0 K: 1 S: 7	H: 2 LOB: 3 BB: 1 P: 11	R: 0 E: 0 K: 0 S: 3	H: 0 LOB: 0 BB: 0 P: 3	R: 0 E: 0 K: 0 S: 3	H: 0 LOB: 0 BB: 0 P: 3	R: 0 E: 0 K: 2 S: 8	H: 1 LOB: 1 BB: 0 P: 8	R: 0 E: 0 K: 0 S: 3	H: 1 LOB: 0 BB: 0 P: 3	1B: 6 2B: 0 3B: 0 HR: 0	SF: 0 SAC: 0 DP: 1 HBP: 0	WP: 0 PB: 0 SB: 0 CS: 0	PA: 33
PITCHER Jim Perry, R ERA: 2.93 (1, 1)	IP: 9.0 WLS: W BF: 33	H: 6 R: 0 ER: 0 SO: 6	BB: 1 IBB: 0 HBP: 0 BLK: 0	WP: 0 HR: 0 S: 44 P: 48	ERA: 0.00 WHIP: 0.778															

Batter	1	2	3	4	5	6	7	8	9	AB	R	H	RBI	BB	SO	LOB	BOTTOM				
Cesar Tovar, R OBP: 0.335, SLG: 0.410 (1, 8)	HR		E6				G5-3			3	1	1	1	1	0	0	Kansas City Royals @ Minnesota Twins Metropolitan Stadium, Bloomington, MI Fri Sep 12, 1969, 8:05 PM EDT Att: 13,366 - Unknown - 76 F livebaseballscorecards.com				
Rod Carew, L OBP: 0.391, SLG: 0.477 (1, 4)	G4-3		4-3		F8			G3		4	0	0	0	0	0	2					
Harmon Killebrew, R OBP: 0.423, SLG: 0.579 (8, PR)	G1-6-3									2	1	1	0	2	0	0					
Rich Reese, L OBP: 0.366, SLG: 0.525 (9, 3)								FC6-4		0	0	0	0	0	0	0					
Tony Oliva, L OBP: 0.365, SLG: 0.509 (1, 9)	P6				F8			FC6-4		4	0	0	0	0	1	3					
Bob Allison, R OBP: 0.337, SLG: 0.411 (1, 7)			K					F8		4	1	2	2	0	1	1					
Ted Uhlhaender, L OBP: 0.333, SLG: 0.356 (9, 7)										0	0	0	0	0	0	0					
Leo Cardenas, R OBP: 0.353, SLG: 0.385 (1, 6)	G6-3				K			FC1-2-5		3	0	0	0	0	1	2					
Rick Renick, R OBP: 0.307, SLG: 0.333 (1, 5)			K							3	0	0	0	0	3	2					
Frank Quilici, R OBP: 0.252, SLG: 0.282 (7, 5)					K					0	0	0	0	0	0	0					
George Mitterwald, R OBP: 0.328, SLG: 0.362 (1, 2)			K					G3-1		3	0	0	0	0	1	0					
Jim Perry, S OBP: 0.214, SLG: 0.215 (1, 1)			4-3		K			P6		3	0	0	0	0	1	0					
Inning Stats	R: 1 E: 0 K: 0 S: 4	H: 1 LOB: 0 BB: 0 P: 4	R: 0 E: 0 K: 2 S: 7	H: 0 LOB: 0 BB: 0 P: 7	R: 0 E: 2 K: 1 S: 6	H: 0 LOB: 1 BB: 0 P: 6	R: 2 E: 0 K: 2 S: 8	H: 1 LOB: 0 BB: 1 P: 12	R: 0 E: 0 K: 1 S: 5	H: 0 LOB: 1 BB: 1 P: 9	R: 0 E: 0 K: 2 S: 9	H: 2 LOB: 2 BB: 0 P: 9	R: 0 E: 0 K: 0 S: 3	H: 0 LOB: 0 BB: 0 P: 3	R: 0 E: 0 K: 0 S: 3	H: 0 LOB: 1 BB: 1 P: 7		1B: 2 2B: 0 3B: 0 HR: 2	SF: 0 SAC: 0 DP: 0 HBP: 0	WP: 1 PB: 0 SB: 1 CS: 0	PA: 32
PITCHER Jim Rooker, L ERA: 3.83 (1, 1)	IP: 8.0 WLS: L BF: 32	H: 4 R: 3 ER: 3 SO: 8	BB: 3 IBB: 0 HBP: 0 BLK: 0	WP: 1 HR: 2 S: 45 P: 57	ERA: 3.38 WHIP: 0.875																

Batter	1	2	3	4	5	6	7	8	9	AB	R	H	RBI	BB	SO	LOB	TOP			
Pat Kelly, L (1,9) OBP: 0.353, SLG: 0.399										3	0	0	0	1	2	0	Kansas City Royals @ Minnesota Twins Metropolitan Stadium, Bloomington, MI Sat Sep 13 1969, 4:33 AM EDT Att: 15,372 - Unknown - 83 F AB 30 R 1 H 4 RBI 1 BB 1 SO 4 LOB 8 			
Mike Fiore, L (1,3) OBP: 0.412, SLG: 0.423										4	1	1	0	0	1	1				
Ed Kirkpatrick, L (1,8) OBP: 0.344, SLG: 0.401										4	0	2	1	0	0	0				
Joe Foy, R (1,5) OBP: 0.358, SLG: 0.366										4	0	0	0	0	0	2				
Lou Piniella, R (1,7) OBP: 0.326, SLG: 0.425										3	0	1	0	0	0	1				
Luis Alcaraz, R (1,4) OBP: 0.308, SLG: 0.217										3	0	0	0	0	0	3				
Buck Martinez, R (1,2) OBP: 0.264, SLG: 0.349										3	0	0	0	0	0	1				
Jackie Hernandez, R (1,6) OBP: 0.280, SLG: 0.286										3	0	0	0	0	0	0				
Roger Nelson, R (1,1) OBP: 0.164, SLG: 0.172										0	0	0	0	0	0	0				
Mike Hedlund, R (2,1) OBP: 0.192, SLG: 0.192										2	0	0	0	0	1	0				
Chuck Harrison, R (6, PH) OBP: 0.274, SLG: 0.287										1	0	0	0	0	0	0				
Moe Drabowsky, R (8,1) OBP: 0.308, SLG: 0.385										0	0	0	0	0	0	0				
Inning Stats	R: 0 E: 0 K: 0 S: 2	H: 0 LOB: 0 BB: 1 P: 6	R: 0 E: 0 K: 0 S: 4	H: 1 LOB: 1 BB: 0 P: 4	R: 0 E: 0 K: 1 S: 5	H: 0 LOB: 0 BB: 0 P: 5	R: 0 E: 0 K: 1 S: 6	H: 1 LOB: 2 BB: 0 P: 7	R: 0 E: 0 K: 1 S: 5	H: 0 LOB: 0 BB: 0 P: 5	R: 0 E: 0 K: 0 S: 3	H: 0 LOB: 0 BB: 0 P: 3	R: 0 E: 0 K: 0 S: 3	H: 0 LOB: 0 BB: 0 P: 3	R: 1 E: 0 K: 1 S: 7	H: 2 LOB: 1 BB: 0 P: 7	1B: 3 2B: 0 3B: 1 HR: 0	SF: 0 SAC: 0 DP: 1 HBP: 1	WP: 0 PB: 0 SB: 0 CS: 0	PA: 32
PITCHER Dean Chance, R (1,1) ERA: 2.81	IP: 9.0 WLS: L BF: 32 H: 4 R: 1 ER: 1 SO: 4 BB: 1 IBB: 0 HBP: 1 BLK: 0 WP: 0 HR: 0 S: 38 P: 43 ERA: 1.00 WHIP: 0.556																			

Batter	1	2	3	4	5	6	7	8	9	AB	R	H	RBI	BB	SO	LOB	BOTTOM			
Ted Uhlhaender, L (1,8) OBP: 0.330, SLG: 0.353										4	0	0	0	0	1	2	Kansas City Royals @ Minnesota Twins Metropolitan Stadium, Bloomington, MI Sat Sep 13 1969, 4:33 AM EDT Att: 15,372 - Unknown - 83 F AB 26 R 0 H 2 RBI 0 BB 7 SO 9 LOB 14 			
Rod Carew, L (1,4) OBP: 0.392, SLG: 0.475										2	0	0	0	2	0	1				
Tony Oliva, L (1,9) OBP: 0.362, SLG: 0.505										4	0	0	0	0	0	3				
Harmon Killebrew, R (1,5) OBP: 0.427, SLG: 0.575										3	0	0	0	1	1	0				
Rich Reese, L (1,3) OBP: 0.365, SLG: 0.521										3	0	0	0	1	1	1				
Cesar Tovar, R (9, PR) OBP: 0.335, SLG: 0.410										0	0	0	0	0	0	0				
Graig Nettles, L (1,7) OBP: 0.322, SLG: 0.387										1	0	0	0	3	1	1				
Herman Hill, L (9, PR)										0	0	0	0	0	0	0				
John Roseboro, L (1,2) OBP: 0.322, SLG: 0.303										4	0	0	0	0	2	4				
Leo Cardenas, R (1,6) OBP: 0.354, SLG: 0.386										4	0	2	0	0	2	2				
Dean Chance, R (1,1) OBP: 0.154, SLG: 0.043										1	0	0	0	0	1	0				
Inning Stats	R: 0 E: 0 K: 0 S: 2	H: 0 LOB: 0 BB: 1 P: 6	R: 0 E: 0 K: 2 S: 7	H: 0 LOB: 1 BB: 1 P: 11	R: 0 E: 0 K: 0 S: 4	H: 1 LOB: 2 BB: 1 P: 8	R: 0 E: 0 K: 1 S: 5	H: 0 LOB: 1 BB: 1 P: 9	R: 0 E: 0 K: 1 S: 6	H: 1 LOB: 1 BB: 0 P: 6	R: 0 E: 0 K: 2 S: 7	H: 0 LOB: 0 BB: 0 P: 7	R: 0 E: 0 K: 0 S: 3	H: 0 LOB: 0 BB: 0 P: 3	R: 0 E: 0 K: 1 S: 5	H: 0 LOB: 2 BB: 2 P: 13	1B: 2 2B: 0 3B: 0 HR: 0	SF: 0 SAC: 2 DP: 1 HBP: 0	WP: 0 PB: 0 SB: 0 CS: 0	PA: 35
PITCHER Roger Nelson, R (1,1) ERA: 3.31	IP: 1.0 WLS: 3 BF: 24 H: 2 R: 0 ER: 0 SO: 8 BB: 4 IBB: 0 HBP: 0 BLK: 0 WP: 0 HR: 0 S: 36 P: 52 ERA: 0.00 WHIP: 1.000																			
PITCHER Mike Hedlund, R (2,1) ERA: 3.45	IP: 6.0 WLS: 24 BF: 2 H: 0 R: 0 ER: 0 SO: 8 BB: 4 IBB: 0 HBP: 0 BLK: 0 WP: 0 HR: 0 S: 36 P: 52 ERA: 0.00 WHIP: 1.000																			
PITCHER Moe Drabowsky, R (8,1) ERA: 2.95	IP: 2.0 WLS: W BF: 8 H: 0 R: 0 ER: 0 SO: 1 BB: 2 IBB: 0 HBP: 0 BLK: 0 WP: 0 HR: 0 S: 8 P: 16 ERA: 0.00 WHIP: 1.000																			

Batter	1	2	3	4	5	6	7	8	9	AB	R	H	RBI	BB	SO	LOB	TOP			
Scott Northey, R (1, 8) OBP: 0.258, SLG: 0.179										4	0	0	0	1	4	4	Kansas City Royals @ Minnesota Twins Metropolitan Stadium, Bloomington, MI Sun Sep 14 1969, 4:33 AM EDT Att: 18,308 - Unknown - 82 F livebaseballscorecards.com			
Luis Alcaraz, R (1, 4) OBP: 0.300, SLG: 0.333										4	1	1	1	0	0	2				
Fred Rico, R (1, 9) OBP: 0.333, SLG: 0.300										2	0	0	0	1	1	0				
Ed Kirkpatrick, L (8, PH) OBP: 0.343, SLG: 0.399										1	0	0	0	0	0	0				
Joe Foy, R (1, 5) OBP: 0.355, SLG: 0.363										4	0	0	0	0	0	3				
Lou Piniella, R (1, 7) OBP: 0.326, SLG: 0.422										3	0	0	0	1	0	0				
George Spriggs, L (9, PR) OBP: 0.258, SLG: 0.296										0	1	0	0	0	0	0				
Joe Keough, L (9, 9) OBP: 0.266, SLG: 0.209										0	0	0	0	0	0	0				
Chuck Harrison, R (1, 3) OBP: 0.274, SLG: 0.293										3	1	1	0	0	1	0				
Mike Fiore, L (9, PH) OBP: 0.412, SLG: 0.423										0	0	0	0	0	0	0				
Hawk Taylor, R (9, PH) OBP: 0.319, SLG: 0.437										1	0	1	1	0	0	0				
Bob Oliver, R (9, PR) OBP: 0.295, SLG: 0.402										0	1	0	0	0	0	0				
Elie Rodriguez, R (1, 2) OBP: 0.339, SLG: 0.302										2	0	0	0	1	0	0				
Jackie Hernandez, R (1, 6) OBP: 0.280, SLG: 0.287										3	0	1	1	0	0	0				
Jerry Adair, R (9, PH) OBP: 0.278, SLG: 0.294										1	0	1	1	0	0	0				
Juan Rios, R (9, PR) OBP: 0.261, SLG: 0.278										0	0	0	0	0	0	0				
Dick Drago, R (1, 1) OBP: 0.109, SLG: 0.070										3	0	1	0	1	1	2				
Inning Stats	R: 1 E: 0 K: 1 S: 6	H: 1 LOB: 0 BB: 6 P: 6	R: 0 E: 0 K: 0 S: 3	H: 0 LOB: 0 BB: 3 P: 3	R: 0 E: 0 K: 0 S: 4	H: 1 LOB: 3 BB: 2 P: 12	R: 1 E: 0 K: 2 S: 9	H: 2 LOB: 2 BB: 1 P: 13	R: 0 E: 0 K: 1 S: 5	H: 0 LOB: 0 BB: 0 P: 5	R: 0 E: 0 K: 1 S: 5	H: 0 LOB: 0 BB: 0 P: 5	R: 0 E: 0 K: 0 S: 3	H: 0 LOB: 0 BB: 0 P: 3	R: 2 E: 0 K: 1 S: 6	H: 2 LOB: 2 BB: 2 P: 14	1B: 3 2B: 2 3B: 0 HR: 1	SF: 0 SAC: 1 DP: 0 HBP: 0	WP: 0 PB: 0 SB: 0 CS: 1	PA: 37
PITCHER	IP WLS BF H R ER SO BB IBB HBP BLK WP HR S P ERA WHIP																			
Tom Hall, L (1, 1) ERA: 3.14	3.1	17	4	2	2	1	2	1	0	0	0	0	1	16	28	5.40	1.800			
Bob Miller, R (4, 1) ERA: 3.05	4.2	15	0	1	1	5	1	0	0	0	0	0	0	24	28	1.93	0.214			
Ron Perranoski, L (9, 1) ERA: 2.22	1.0	L 5	2	1	1	1	1	0	0	0	0	0	0	6	10	9.00	3.000			

Batter	1	2	3	4	5	6	7	8	9	AB	R	H	RBI	BB	SO	LOB	BOTTOM				
Cesar Tovar, R (1, 8) OBP: 0.335, SLG: 0.408										4	0	1	0	0	1	0	Kansas City Royals @ Minnesota Twins Metropolitan Stadium, Bloomington, MI Sun Sep 14 1969, 4:33 AM EDT Att: 18,308 - Unknown - 82 F livebaseballscorecards.com				
Rod Carew, L (1, 4) OBP: 0.391, SLG: 0.473										4	0	1	0	0	0	1					
Tony Oliva, L (1, 9) OBP: 0.363, SLG: 0.511										4	1	2	1	0	0	0					
Harmon Killebrew, R (1, 5) OBP: 0.426, SLG: 0.573										4	1	1	0	0	1	2					
Frank Quilici, R (9, 5) OBP: 0.252, SLG: 0.282										0	0	0	0	0	0	0					
Rich Reese, L (1, 3) OBP: 0.364, SLG: 0.518										4	1	1	0	0	0	0					
Ted Uhlhaender, L (1, 7) OBP: 0.330, SLG: 0.352										4	0	1	0	0	0	2					
John Roseboro, L (1, 2) OBP: 0.327, SLG: 0.306										3	0	2	0	1	0	0					
Leo Cardenas, R (1, 6) OBP: 0.353, SLG: 0.387										4	0	1	2	0	1	3					
Tom Hall, L (1, 1) OBP: 0.267, SLG: 0.220										1	0	0	0	0	0	0					
Bob Miller, R (4, 1) ERA: 3.05										2	0	0	0	0	2	0					
Ron Perranoski, L (9, 1) OBP: 0.167, SLG: 0.091										0	0	0	0	0	0	0					
Charlie Manuel, L (9, PH) OBP: 0.337, SLG: 0.303										1	0	0	0	0	0	0					
Inning Stats	R: 0 E: 0 K: 1 S: 5	H: 0 LOB: 0 BB: 0 P: 5	R: 0 E: 0 K: 0 S: 5	H: 2 LOB: 2 BB: 0 P: 5	R: 0 E: 0 K: 0 S: 4	H: 1 LOB: 1 BB: 0 P: 4	R: 0 E: 0 K: 0 S: 5	H: 1 LOB: 1 BB: 0 P: 4	R: 0 E: 0 K: 1 S: 5	H: 3 LOB: 2 BB: 1 P: 9	R: 0 E: 0 K: 1 S: 5	H: 0 LOB: 0 BB: 0 P: 5	R: 1 E: 0 K: 0 S: 4	H: 1 LOB: 0 BB: 0 P: 4	R: 0 E: 0 K: 1 S: 5	H: 0 LOB: 0 BB: 0 P: 5		1B: 8 2B: 1 3B: 0 HR: 1	SF: 0 SAC: 0 DP: 1 HBP: 0	WP: 0 PB: 0 SB: 0 CS: 0	PA: 36
PITCHER	IP WLS BF H R ER SO BB IBB HBP BLK WP HR S P ERA WHIP																				
Dick Drago, R (1, 1) ERA: 3.85	9.0	W 36	10	3	3	5	0	1	0	0	0	1	45	49	3.00	1.111					

Kansas City Royals @ Minnesota Twins
 Metropolitan Stadium, Bloomington, MI
 Sun Sep 14 1969, 4:33 AM EDT
 Att: 18,308 - Unknown - 82 F

AB 31
 R 4
 H 6
 RBI 4
 BB 5
 SO 7
 LOB 11

Kansas City Royals @ Minnesota Twins
 Metropolitan Stadium, Bloomington, MI
 Sun Sep 14 1969, 4:33 AM EDT
 Att: 18,308 - Unknown - 82 F

AB 35
 R 3
 H 10
 RBI 3
 BB 1
 SO 5
 LOB 8

Batter	1	2	3	4	5	6	7	8	9	AB	R	H	RBI	BB	SO	LOB	TOP										
Tommy Harper, R OBP: 0.351, SLG: 0.313 (1, 5)	F3		K					SH3-4		3	0	1	0	0	1	0	Seattle Pilots @ Kansas City Royals Municipal Stadium, Kansas City, MO Mon Sep 15 1969, 8:05 PM EDT Att. 7,238 - Unknown - 75 F										
John Donaldson, L OBP: 0.316, SLG: 0.279 (1, 4)	4-3			F8				F9		4	0	1	1	0	0	1											
Wayne Comer, R OBP: 0.359, SLG: 0.384 (1, 9)	K				4-3					3	1	1	1	1	1	0											
Steve Hovley, L OBP: 0.358, SLG: 0.387 (1, 8)					4-3					4	0	0	0	0	0	2											
Danny Walton, R OBP: 0.270, SLG: 0.343 (1, 7)										4	0	1	0	0	0	0											
Steve Whitaker, L OBP: 0.344, SLG: 0.407 (9, 7)										0	0	0	0	0	0	0											
Don Mincher, L OBP: 0.364, SLG: 0.446 (1, 3)										4	0	0	0	0	0	2											
Jerry McNertney, R OBP: 0.293, SLG: 0.364 (1, 2)										4	0	0	0	0	1	1											
Ray Oyler, R OBP: 0.261, SLG: 0.269 (1, 6)										3	1	1	0	0	1	0											
Gene Brabender, R OBP: 0.164, SLG: 0.185 (1, 1)										3	1	1	0	0	2	1											
Diego Segui, R OBP: 0.207, SLG: 0.148 (8, 1)										0	0	0	0	0	0	0											
Inning Stats	R: 0 E: 0 K: 1 S: 5	H: 0 LOB: 0 BB: 0 P: 5	R: 0 E: 0 K: 0 S: 4	H: 1 LOB: 1 BB: 0 P: 4	R: 0 E: 0 K: 3 S: 9	H: 0 LOB: 0 BB: 0 P: 9	R: 1 E: 1 K: 0 S: 4	H: 0 LOB: 1 BB: 1 P: 8	R: 1 E: 0 K: 1 S: 7	H: 3 LOB: 2 BB: 0 P: 7	R: 0 E: 0 K: 0 S: 3	H: 0 LOB: 0 BB: 0 P: 3	R: 0 E: 0 K: 0 S: 3	H: 0 LOB: 0 BB: 0 P: 3	R: 1 E: 0 K: 0 S: 5	H: 2 LOB: 1 BB: 0 P: 5	R: 0 E: 0 K: 1 S: 5	H: 0 LOB: 0 BB: 0 P: 5	1B: 6 2B: 0 3B: 0 HR: 0	SF: 0 SAC: 1 DP: 0 HBP: 0	WP: 0 PB: 0 SB: 0 CS: 0	PA: 34					
PITCHER	IP	WLS	BF	H	R	ER	SO	BB	IBB	HBP	BLK	WP	HR	S	P	ERA	WHIP										
Jerry Cram, R ERA: 2.77 (1, 1)	7.0	L	26	4	2	1	5	1	0	0	0	0	0	35	39	1.29	0.714										
Al Fitzmorris, R ERA: 4.75 (8, 1)	2.0	S	8	2	1	1	1	0	0	0	0	0	0	10	10	4.50	1.000										

Batter	1	2	3	4	5	6	7	8	9	AB	R	H	RBI	BB	SO	LOB	BOTTOM										
Pat Kelly, L OBP: 0.357, SLG: 0.404 (1, 9)										3	2	2	0	1	0	0	Seattle Pilots @ Kansas City Royals Municipal Stadium, Kansas City, MO Mon Sep 15 1969, 8:05 PM EDT Att. 7,238 - Unknown - 75 F										
Mike Fiore, L OBP: 0.410, SLG: 0.419 (1, 3)										3	0	0	0	1	1	2											
Ed Kirkpatrick, L OBP: 0.345, SLG: 0.404 (1, 8)										4	0	2	1	0	1	2											
Joe Foy, R OBP: 0.355, SLG: 0.361 (1, 5)										3	0	0	0	1	1	2											
Joe Keough, L OBP: 0.261, SLG: 0.205 (1, 7)										3	0	0	0	0	0	3											
Hawk Taylor, R OBP: 0.316, SLG: 0.432 (8, PH)										1	0	0	0	0	0	1											
Bob Oliver, R OBP: 0.295, SLG: 0.402 (9, 7)										0	0	0	0	0	0	0											
Luis Alcaraz, R OBP: 0.285, SLG: 0.290 (1, 4)										4	0	0	0	0	0	0											
Elie Rodriguez, R OBP: 0.337, SLG: 0.299 (1, 2)										2	0	0	0	0	0	0											
George Spriggs, L OBP: 0.250, SLG: 0.286 (7, PH)										1	0	0	0	0	0	0											
Juan Rios, R OBP: 0.261, SLG: 0.278 (8, 6)										0	0	0	0	0	0	0											
Jerry Adair, R OBP: 0.278, SLG: 0.294 (9, PH)										1	0	0	0	0	1	0											
Jackie Hernandez, R OBP: 0.281, SLG: 0.286 (1, 6)										1	0	0	0	1	0	0											
Billy Harris, L OBP: 0.333, SLG: 0.500 (7, PH)										1	0	0	0	0	0	0											
Al Fitzmorris, S (8, 1)										0	0	0	0	0	0	0											
Lou Piniella, R OBP: 0.325, SLG: 0.421 (9, PH)										1	0	0	0	0	0	0											
Jerry Cram, R (1, 1)										2	0	0	0	0	1	1											
Buck Martinez, R OBP: 0.262, SLG: 0.347 (7, PH) (8, 2)										1	0	0	0	0	0	0											
Inning Stats	R: 1 E: 1 K: 1 S: 6	H: 1 LOB: 1 BB: 1 P: 10	R: 0 E: 0 K: 0 S: 3	H: 0 LOB: 1 BB: 1 P: 7	R: 0 E: 0 K: 0 S: 4	H: 1 LOB: 2 BB: 1 P: 8	R: 0 E: 0 K: 0 S: 3	H: 0 LOB: 0 BB: 0 P: 3	R: 0 E: 0 K: 1 S: 6	H: 1 LOB: 1 BB: 0 P: 6	R: 0 E: 0 K: 1 S: 5	H: 0 LOB: 0 BB: 0 P: 5	R: 0 E: 0 K: 0 S: 3	H: 0 LOB: 0 BB: 0 P: 3	R: 1 E: 0 K: 1 S: 6	H: 1 LOB: 1 BB: 1 P: 10	R: 0 E: 0 K: 1 S: 5	H: 0 LOB: 0 BB: 0 P: 5	1B: 2 2B: 2 3B: 0 HR: 0	SF: 0 SAC: 0 DP: 0 HBP: 0	WP: 1 PB: 0 SB: 1 CS: 0	PA: 35					
PITCHER	IP	WLS	BF	H	R	ER	SO	BB	IBB	HBP	BLK	WP	HR	S	P	ERA	WHIP										
Gene Brabender, R ERA: 4.26 (1, 1)	7.0	W	28	3	2	1	3	4	0	0	0	0	0	30	46	1.29	1.000										
Diego Segui, R ERA: 3.45 (8, 1)	2.0	S	7	1	0	0	2	0	0	0	0	0	0	11	11	0.00	0.500										



Batter	1	2	3	4	5	6	7	8	9	AB	R	H	RBI	BB	SO	LOB	TOP			
Tommy Harper, R OBP: 0.348, SLG: 0.310	F9		1-3		G1-6-3					4	0	0	0	0	0	2	Seattle Pilots @ Kansas City Royals Municipal Stadium, Kansas City, MO Tue Sep 16 1969, 8:05 PM EDT Att. 7,282 - Unknown - 70 F			
John Donaldson, L OBP: 0.315, SLG: 0.275	4-3		F4					L4		4	0	0	0	0	1					
Wayne Comer, R OBP: 0.357, SLG: 0.380	E5		K						F9	4	0	0	0	0	1					
Steve Hovley, L OBP: 0.357, SLG: 0.385	FC								F7	4	0	1	0	0	1					
Danny Walton, R OBP: 0.269, SLG: 0.329		F6							F7	3	0	0	0	0	0					
Don Mincher, L OBP: 0.394, SLG: 0.444		1B SF9 BB		K						2	1	0	0	1	1					
Jerry McNertney, R OBP: 0.293, SLG: 0.364					FC5-4					3	0	1	0	0	1					
Fred Stanley, R OBP: 0.462, SLG: 0.818										2	0	1	1	0	0					
Bob Meyer, R OBP: 0.111, SLG: 0.111										3	0	1	0	0	1					
Inning Stats	R: 0 E: 1 K: 0 S: 4	H: 0 LOB: 1 BB: 0 P: 4	R: 1 E: 0 K: 0 S: 4	H: 1 LOB: 1 BB: 1 P: 8	R: 0 E: 0 K: 1 S: 5	H: 0 LOB: 0 BB: 0 P: 5	R: 0 E: 0 K: 1 S: 5	H: 1 LOB: 1 BB: 0 P: 6	R: 0 E: 0 K: 0 S: 3	H: 0 LOB: 0 BB: 0 P: 3	R: 0 E: 0 K: 1 S: 5	H: 0 LOB: 0 BB: 0 P: 5	R: 0 E: 0 K: 1 S: 6	H: 1 LOB: 1 BB: 0 P: 6	R: 0 E: 0 K: 0 S: 3	H: 0 LOB: 0 BB: 0 P: 3	1B: 3 2B: 1 3B: 0 HR: 0	SF: 1 SAC: 0 DP: 1 HBP: 1	WP: 0 PB: 0 SB: 0 CS: 0	PA: 32
PITCHER Wally Bunker, R ERA: 3.11	IP: 9.0 WLS: W BF: 32 H: 4 R: 1 ER: 1 SO: 4 BB: 1 IBB: 0 HBP: 1 BLK: 0 WP: 0 HR: 0 S: 38 P: 43 ERA: 1.00 WHIP: 0.556																			

Batter	1	2	3	4	5	6	7	8	9	AB	R	H	RBI	BB	SO	LOB	BOTTOM			
Jackie Hernandez, R OBP: 0.281, SLG: 0.284	F8					FC3-6				3	0	0	0	1	1	2	Seattle Pilots @ Kansas City Royals Municipal Stadium, Kansas City, MO Tue Sep 16 1969, 8:05 PM EDT Att. 7,282 - Unknown - 70 F			
Scott Northey, R OBP: 0.225, SLG: 0.156	F9					FC6-4				4	0	0	0	0	1	3				
Luis Alcaraz, R OBP: 0.237, SLG: 0.257	F8									4	0	0	0	0	1	2				
Chuck Harrison, R OBP: 0.280, SLG: 0.303										3	1	2	0	0	0	0				
Paul Schaaf, R OBP: 0.346, SLG: 0.321										2	0	0	0	1	0	1				
Buck Martinez, R OBP: 0.258, SLG: 0.341										3	0	0	0	0	0	3				
Lou Piniella, R OBP: 0.325, SLG: 0.422										2	0	1	1	0	0	1				
Bob Oliver, R OBP: 0.295, SLG: 0.401										3	1	1	0	0	0	2				
Wally Bunker, R OBP: 0.188, SLG: 0.185										2	0	1	1	1	0	0				
Inning Stats	R: 0 E: 0 K: 0 S: 3	H: 0 LOB: 0 BB: 0 P: 3	R: 1 E: 0 K: 0 S: 4	H: 1 LOB: 1 BB: 1 P: 8	R: 0 E: 0 K: 1 S: 4	H: 0 LOB: 0 BB: 1 P: 8	R: 0 E: 0 K: 0 S: 3	H: 0 LOB: 0 BB: 0 P: 3	R: 0 E: 0 K: 0 S: 3	H: 1 LOB: 1 BB: 0 P: 7	R: 0 E: 0 K: 0 S: 4	H: 1 LOB: 1 BB: 0 P: 4	R: 1 E: 0 K: 2 S: 9	H: 2 LOB: 1 BB: 0 P: 9	R: 0 E: 0 K: 0 S: 3	H: 0 LOB: 0 BB: 1 P: 7	1B: 3 2B: 2 3B: 0 HR: 0	SF: 1 SAC: 0 DP: 1 HBP: 0	WP: 0 PB: 1 SB: 0 CS: 1	PA: 31
PITCHER Bob Meyer, L ERA: 3.04	IP: 8.0 WLS: L BF: 30 H: 5 R: 2 ER: 1 SO: 3 BB: 3 IBB: 0 HBP: 0 BLK: 0 WP: 0 HR: 0 S: 33 P: 45 ERA: 1.12 WHIP: 1.000																			

Batter	1	2	3	4	5	6	7	8	9	10	AB	R	H	RBI	BB	SO	LOB	TOP			
Bert Campaneris, R OBP: 0.295, SLG: 0.304 (1, 6)	G6-3		1B S BB		E4			1B		FC1-5 1B	4	2	2	0	1	0	0				
Rick Monday, L OBP: 0.373, SLG: 0.410 (1, 8)	FC5-4 BB		1B 1-H		K			F8		FC1-5 1B	4	0	1	1	1	1	4				
Bobby Brooks, R OBP: 0.449, SLG: 0.528 (1, 7)	FC5-4		HR			G5-3		1B			5	1	3	2	0	0	1				
Sal Bando, R OBP: 0.357, SLG: 0.453 (1, 5)	K		G6-3			1B		G5-3		K	5	0	1	0	0	2	5				
Dick Green, R OBP: 0.354, SLG: 0.427 (1, 4)			FC1-8 1B		L9			F9		F9	2	0	1	0	0	0	0				
Ted Kubiak, S OBP: 0.314, SLG: 0.298 (5, 4)						F7				G4-3	3	0	0	0	0	0	2				
Joe Rudi, R OBP: 0.236, SLG: 0.267 (1, 3)	FC1-6 FC6-4					K		F8			4	0	1	0	0	0	1				
Tommye Reynolds, R OBP: 0.340, SLG: 0.306 (1, 9)	F8					K		F9		F8	4	0	0	0	0	1	2				
Phil Roof, R OBP: 0.330, SLG: 0.290 (1, 2)	FC6-4					G4-3		G1-3		F8	4	0	0	0	0	0	2				
Catfish Hunter, R OBP: 0.225, SLG: 0.286 (1, 1)			K			G5-3					3	0	0	0	0	2	0				
Bob Johnson, R OBP: 0.361, SLG: 0.400 (10, PH)								K		FC1-5 1B	1	0	1	0	0	0	0				
Blue Moon Odom, R OBP: 0.303, SLG: 0.493 (10, PR)											0	0	0	0	0	0	0				
Paul Lindblad, L OBP: 0.357, SLG: 0.333 (10, 1)											0	0	0	0	0	0	0				
Inning Stats	R: 0 E: 0 K: 1 S: 5	H: 0 LOB: 1 BB: 1 P: 9	R: 0 E: 0 K: 0 S: 4	H: 1 LOB: 1 BB: 0 P: 4	R: 2 E: 0 K: 1 S: 6	H: 2 LOB: 0 BB: 1 P: 10	R: 0 E: 0 K: 1 S: 5	H: 0 LOB: 0 BB: 0 P: 5	R: 0 E: 1 K: 1 S: 6	H: 0 LOB: 1 BB: 0 P: 6	R: 0 E: 0 K: 0 S: 3	H: 0 LOB: 0 BB: 0 P: 3	R: 0 E: 0 K: 0 S: 7	H: 2 LOB: 2 BB: 0 P: 7	R: 0 E: 0 K: 0 S: 4	H: 1 LOB: 1 BB: 0 P: 4	R: 1 E: 0 K: 1 S: 8	H: 3 LOB: 2 BB: 0 P: 8	1B: 8 2B: 1 3B: 0 HR: 1	SF: 0 SAC: 0 DP: 0 HBP: 0	WP: 0 PA: 41
PITCHER	IP 9.1	WLS L	BF 39	H 10	R 3	ER 3	SO 5	BB 2	IBB 0	HBP 0	BLK 0	WP 0	HR 1	S 47	P 55	ERA 2.89	WHIP 1.286				
Jim Rooker, L ERA: 3.77																					
Moe Drabowsky, R ERA: 2.93	0.2	2	0	0	0	1	0	0	0	0	0	0	0	4	4	0.00	0.000				

Oakland Athletics @ Kansas City Royals
Municipal Stadium, Kansas City, MO
Wed Sep 17 1969, 8:05 PM EDT
Att: 9,999 - Unknown - 73 F

AB	39
R	3
H	10
RBI	3
BB	2
SO	6
LOB	17





Batter	1	2	3	4	5	6	7	8	9	10	AB	R	H	RBI	BB	SO	LOB	BOTTOM			
Pat Kelly, L OBP: 0.357, SLG: 0.404 (1, 9)	K		L7			G6-3 S 1B		FC4-6 1-2r		1B	5	0	2	0	0	1	1				
Luis Alcaraz, R OBP: 0.233, SLG: 0.250 (1, 4)	K				F9 1B FC6-4 1B	G6-3		L8		F7	5	1	1	0	0	1	3				
Mike Fiore, L OBP: 0.411, SLG: 0.423 (1, 3)	E4				FC6-4 1B	G3				K	4	1	2	0	0	0	1				
Hawk Taylor, R OBP: 0.313, SLG: 0.427 (10, PH)										WP 2B	1	0	0	0	0	1	1				
Ed Kirkpatrick, L OBP: 0.341, SLG: 0.399 (1, 8)	K				F9	L3-1				B1-3	4	0	0	0	0	1	4				
Joe Foy, R OBP: 0.352, SLG: 0.356 (1, 5)					F9	G6-3				F9	4	0	0	1	0	0	2				
Lou Piniella, R OBP: 0.327, SLG: 0.422 (1, 7)	G6-3				CS	P6				FC5 1B	4	0	2	0	0	0	0				
Buck Martinez, R OBP: 0.258, SLG: 0.339 (1, 2)	K				CS	F3				FC5 1B	4	0	1	0	0	1	1				
Moe Drabowsky, R OBP: 0.308, SLG: 0.385 (10, 1)						F3				1B	0	0	0	0	0	0	0				
Jackie Hernandez, R OBP: 0.280, SLG: 0.283 (1, 6)					F8	K				FC5	2	0	0	0	0	1	0				
George Springs, L OBP: 0.242, SLG: 0.276 (8, PH)											1	0	0	0	0	1	0				
Juan Rios, R OBP: 0.260, SLG: 0.277 (9, 6)											1	0	0	0	0	0	2				
Jim Rooker, R OBP: 0.327, SLG: 0.585 (1, 1)					G6-3	L8					3	0	1	0	0	0	0				
Elie Rodriguez, R OBP: 0.357, SLG: 0.299 (10, 2)										P4	0	0	0	0	0	0	0				
Chuck Harrison, R OBP: 0.279, SLG: 0.302 (10, PH)											1	0	0	0	0	0	0				
Inning Stats	R: 0 E: 1 K: 3 S: 10	H: 0 LOB: 1 BB: 0 P: 10	R: 0 E: 0 K: 1 S: 5	H: 0 LOB: 0 BB: 0 P: 5	R: 0 E: 0 K: 0 S: 3	H: 0 LOB: 0 BB: 0 P: 3	R: 1 E: 0 K: 0 S: 4	H: 2 LOB: 0 BB: 0 P: 4	R: 0 E: 0 K: 1 S: 5	H: 0 LOB: 0 BB: 0 P: 5	R: 0 E: 0 K: 0 S: 4	H: 1 LOB: 1 BB: 0 P: 4	R: 0 E: 0 K: 0 S: 6	H: 1 LOB: 1 BB: 0 P: 6	R: 1 E: 0 K: 0 S: 6	H: 3 LOB: 2 BB: 0 P: 6	R: 0 E: 0 K: 1 S: 6	H: 1 LOB: 1 BB: 0 P: 6	1B: 8 2B: 1 3B: 0 HR: 0	SF: 0 SAC: 0 DP: 0 HBP: 0	WP: 1 PA: 40
PITCHER	IP 9.0	WLS W	BF 35	H 8	R 2	ER 2	SO 6	BB 0	IBB 0	HBP 0	BLK 0	WP 1	HR 0	S 47	P 47	ERA 2.00	WHIP 0.889				
Catfish Hunter, R ERA: 3.57																					
Paul Lindblad, L ERA: 4.16	1.0	S	4	1	0	0	1	0	0	0	0	0	0	6	6	0.00	1.000				

Oakland Athletics @ Kansas City Royals
Municipal Stadium, Kansas City, MO
Wed Sep 17 1969, 8:05 PM EDT
Att: 9,999 - Unknown - 73 F

AB	39
R	2
H	9
RBI	1
BB	0
SO	7
LOB	15



Batter	1	2	3	4	5	6	7	8	9	AB	R	H	RBI	BB	SO	LOB	TOP			
Bert Campaneris, R (1, 6) OBP: 0.295, SLG: 0.303	G6-3		P4				K		G5-3	5	0	1	0	0	1	2	Oakland Athletics @ Kansas City Royals Municipal Stadium, Kansas City, MO Thu Sep 18 1969, 4:33 AM EDT Att: 9,038 - Unknown - 67 F AB 34 R 1 H 7 RBI 1 BB 4 SO 8 LOB 22 			
Ted Kubiak, S (1, 4) OBP: 0.308, SLG: 0.292	G4-3		L9				FC3-6		F8	5	0	0	0	0	3					
Bobby Brooks, R (1, 9) OBP: 0.453, SLG: 0.525							F8			4	1	2	0	0	1					
Sal Bando, R (1, 5) OBP: 0.385, SLG: 0.450	FC6-4								G6-3	4	0	0	0	0	2					
Rick Monday, L (1, 8) OBP: 0.377, SLG: 0.410										2	0	1	0	2	1					
Ray Webster, L (1, 3) OBP: 0.348, SLG: 0.329										4	0	1	0	0	1					
Joe Rudi, R (1, 7) OBP: 0.237, SLG: 0.267										4	0	1	0	0	0					
Phil Roof, R (1, 2) OBP: 0.333, SLG: 0.289										1	0	0	1	2	1					
Larry Haney, R (7, 2) OBP: 0.294, SLG: 0.326										0	0	0	0	0	0					
Tito Francona, L (8, PH) OBP: 0.399, SLG: 0.451										1	0	0	0	0	2					
Dave Duncan, R (8, 2) OBP: 0.205, SLG: 0.151										0	0	0	0	0	0					
Blue Moon Odom, R (1, 1) OBP: 0.295, SLG: 0.480										2	0	0	0	0	1					
Ed Sprague, R (5, 1) OBP: 0.200, SLG: 0.400										0	0	0	0	0	0					
Reggie Jackson, L (7, PH) OBP: 0.413, SLG: 0.624										1	0	1	0	0	0					
Fred Talbot, R (7, 1) OBP: 0.227, SLG: 0.317										0	0	0	0	0	0					
Bob Johnson, R (9, PH) OBP: 0.357, SLG: 0.396										1	0	0	0	0	0					
Inning Stats	R: 0 E: 0 K: 0 S: 4	H: 1 LOB: 1 BB: 0 P: 4	R: 0 E: 0 K: 1 S: 6	H: 1 LOB: 1 BB: 0 P: 6	R: 0 E: 0 K: 1 S: 5	H: 0 LOB: 0 BB: 0 P: 5	R: 1 E: 0 K: 1 S: 7	H: 2 LOB: 2 BB: 2 P: 15	R: 0 E: 0 K: 2 S: 8	H: 0 LOB: 0 BB: 0 P: 7	R: 0 E: 0 K: 1 S: 6	H: 1 LOB: 2 BB: 1 P: 10	R: 0 E: 0 K: 0 S: 4	H: 1 LOB: 2 BB: 1 P: 8	R: 0 E: 0 K: 0 S: 3	H: 0 LOB: 0 BB: 0 P: 3	1B: 7 2B: 0 3B: 0 HR: 0	SF: 0 SAC: 0 DP: 0 HBP: 0	WP: 0 PB: 0 SB: 2 CS: 0	PA: 38
PITCHER Mike Hedlund, R (1, 1) ERA: 3.26	IP: 9.0 WLS: W BF: 38 H: 7 R: 1 ER: 1 SO: 8 BB: 4 IBB: 0 HBP: 0 BLK: 0 WP: 0 HR: 0 S: 50 P: 66 ERA: 1.00 WHIP: 1.222															PITCHER				

Batter	1	2	3	4	5	6	7	8	9	AB	R	H	RBI	BB	SO	LOB	BOTTOM	
Pat Kelly, L (1, 9) OBP: 0.358, SLG: 0.401	G1-3		S WP PB BB	3B BB	K			G3		3	2	0	0	2	1	1	Oakland Athletics @ Kansas City Royals Municipal Stadium, Kansas City, MO Thu Sep 18 1969, 4:33 AM EDT Att: 9,038 - Unknown - 67 F AB 29 R 6 H 6 RBI 5 BB 8 SO 7 LOB 21 	
Mike Fiore, L (1, 3) OBP: 0.411, SLG: 0.419	G3		K	3B BB			WP BB	F8		3	1	0	0	2	1	1		
Ed Kirkpatrick, L (1, 8) OBP: 0.343, SLG: 0.398										3	1	1	0	1	0	4		
Lou Piniella, R (1, 7) OBP: 0.326, SLG: 0.425	L9		G4-3 1B BB	L3			F9			4	0	1	3	0	1	3		
Joe Foy, R (1, 5) OBP: 0.353, SLG: 0.357										3	0	1	0	1	0	2		
Jerry Adair, R (1, 6) OBP: 0.282, SLG: 0.296										3	1	2	1	0	0	0		
Jim Campanis, R (1, 2) OBP: 0.175, SLG: 0.197										4	0	0	0	0	1	5		
Luis Alcaraz, R (1, 4) OBP: 0.255, SLG: 0.256										3	1	1	1	1	1	2		
Mike Hedlund, R (1, 1) OBP: 0.200, SLG: 0.172										3	0	0	0	1	2	3		
Inning Stats	R: 0 E: 0 K: 0 S: 4	H: 1 LOB: 2 BB: 0 P: 11	R: 2 E: 0 K: 1 S: 6	H: 1 LOB: 2 BB: 3 P: 18	R: 3 E: 0 K: 1 S: 6	H: 1 LOB: 3 BB: 3 P: 18	R: 1 E: 0 K: 1 S: 6	H: 2 LOB: 1 BB: 1 P: 10	R: 0 E: 0 K: 1 S: 5	H: 0 LOB: 1 BB: 1 P: 9	R: 0 E: 0 K: 0 S: 3	H: 0 LOB: 0 BB: 0 P: 3	R: 0 E: 0 K: 0 S: 3	H: 0 LOB: 0 BB: 0 P: 3	1B: 5 2B: 0 3B: 1 HR: 0	SF: 0 SAC: 0 DP: 0 HBP: 1		WP: 3 PB: 1 SB: 1 CS: 0
PITCHER Blue Moon Odom, R (1, 1) ERA: 2.85	IP: 4.0 WLS: L BF: 23 H: 4 R: 5 ER: 5 SO: 5 BB: 6 IBB: 0 HBP: 1 BLK: 0 WP: 2 HR: 0 S: 26 P: 51 ERA: 11.25 WHIP: 2.500															PITCHER		
Ed Sprague, R (5, 1) ERA: 4.47	IP: 2.0 WLS: 0 BF: 9 H: 2 R: 1 ER: 1 SO: 2 BB: 2 IBB: 0 HBP: 0 BLK: 0 WP: 1 HR: 0 S: 11 P: 19 ERA: 4.50 WHIP: 2.000															PITCHER		
Fred Talbot, R (7, 1) ERA: 4.4	IP: 2.0 WLS: 0 BF: 6 H: 0 R: 0 ER: 0 SO: 0 BB: 0 IBB: 0 HBP: 0 BLK: 0 WP: 0 HR: 0 S: 6 P: 6 ERA: 0.00 WHIP: 0.000															PITCHER		

Batter	1	2	3	4	5	6	7	8	9	AB	R	H	RBI	BB	SO	LOB	TOP					
Angel Bravo, L OBP: 0.311, SLG: 0.423 (1.8)										4	1	1	0	1	0	2	Chicago White Sox @ Kansas City Royals Municipal Stadium, Kansas City, MO Fri Sep 19 1969, 8:05 PM EDT Alt. 8,826 - Unknown - 72 F					
Luis Aparicio, R OBP: 0.345, SLG: 0.355 (1.6)										3	0	2	0	1	0	1						
Walt Williams, R OBP: 0.345, SLG: 0.377 (1.9)										5	0	2	3	0	1	3						
Bill Melton, R OBP: 0.325, SLG: 0.430 (1.5)										5	1	2	0	0	1	1						
Ed Herrmann, L OBP: 0.315, SLG: 0.336 (1.2)										4	2	2	2	1	0	2						
Bob Christian, R OBP: 0.297, SLG: 0.330 (1.7)										3	1	1	0	2	0	1						
Bob Spence, L OBP: 0.222, SLG: 0.278 (1.3)										5	0	1	0	0	2	5						
Bobby Knoop, R OBP: 0.306, SLG: 0.325 (1.4)										4	0	0	1	0	0	3						
Tommy John, R OBP: 0.198, SLG: 0.151 (1.1)										4	2	2	0	0	0	1						
Inning Stats	R: 0 E: 0 K: 0 S: 4	H: 1 LOB: 1 BB: 0 P: 4	R: 0 E: 0 K: 0 S: 4	H: 1 LOB: 1 BB: 0 P: 4	R: 0 E: 0 K: 1 S: 6	H: 1 LOB: 1 BB: 0 P: 6	R: 3 E: 0 K: 0 S: 6	H: 3 LOB: 1 BB: 1 P: 10	R: 0 E: 1 K: 0 S: 5	H: 2 LOB: 3 BB: 1 P: 9	R: 1 E: 0 K: 0 S: 4	H: 2 LOB: 2 BB: 1 P: 8	R: 1 E: 0 K: 1 S: 6	H: 1 LOB: 1 BB: 1 P: 10	R: 2 E: 0 K: 1 S: 6	H: 2 LOB: 0 BB: 1 P: 10	R: 0 E: 0 K: 1 S: 5	H: 0 LOB: 0 BB: 0 P: 5	1B: 11 2B: 1 3B: 0 HR: 1	SF: 0 SAC: 1 DP: 0 HBP: 0	WP: 0 PB: 0 CS: 2	PA: 43
PITCHER	IP WLS BF H R ER SO BB IBB HBP BLK WP HR S P ERA WHIP																					
Dick Drago, R ERA: 3.89 (1.1)	5.0 L 25 8 3 3 1 2 0 0 0 0 0 1 25 33 5.40 2.000																					
Jerry Cram, R ERA: 3.0 (6.1)	2.0 10 3 2 1 1 2 0 0 0 0 0 0 10 18 4.50 2.500																					
Steve Jones, L ERA: 4.22 (8.1)	1.0 5 2 2 2 1 1 0 0 0 0 0 0 6 10 18.00 3.000																					
Don O'Riley, R ERA: 7.78 (9.1)	1.0 3 0 0 0 1 0 0 0 0 0 0 0 5 5 0.00 0.000																					

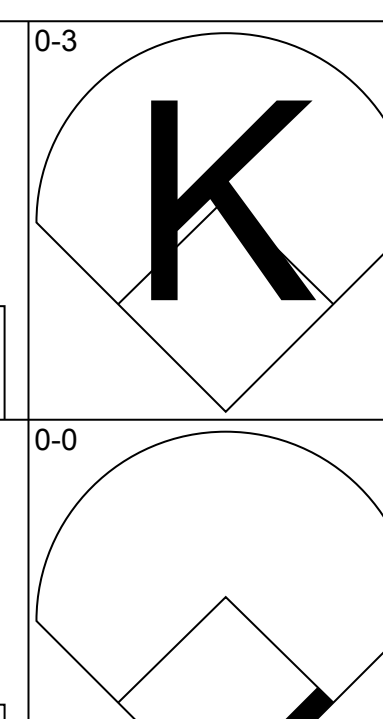
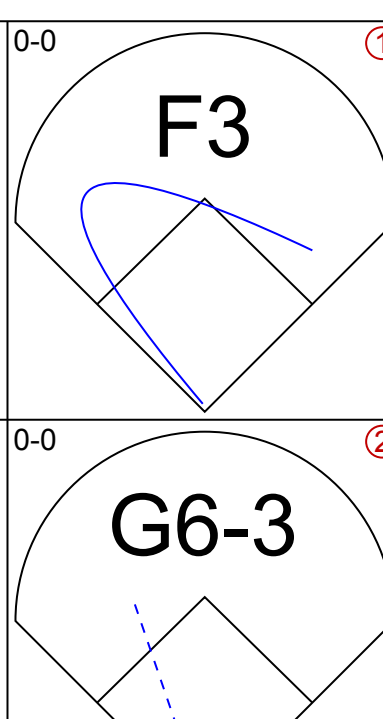
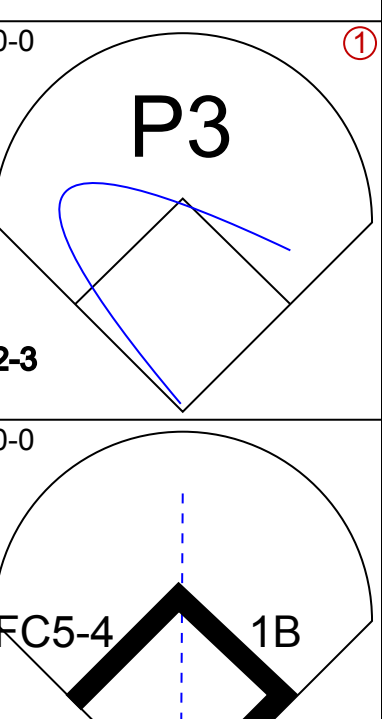
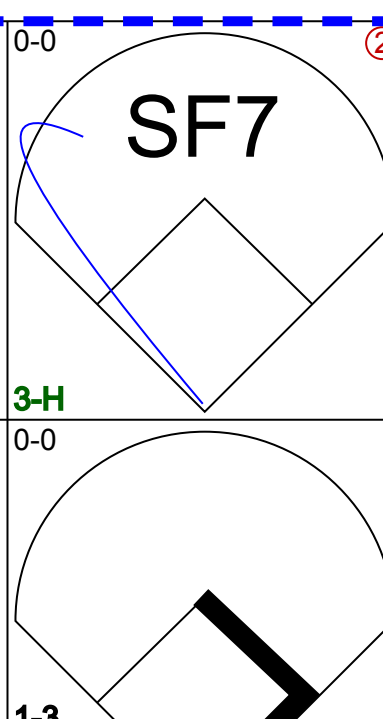
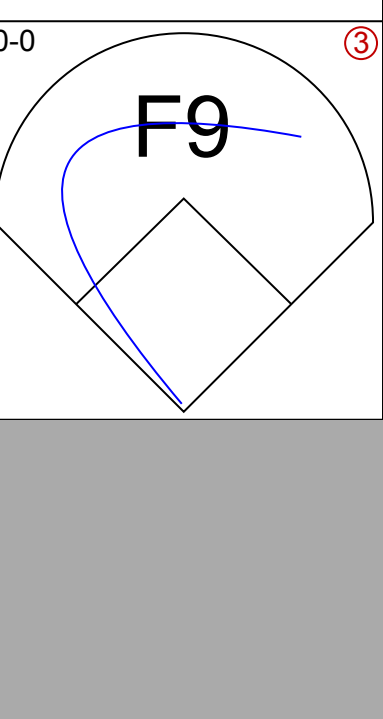
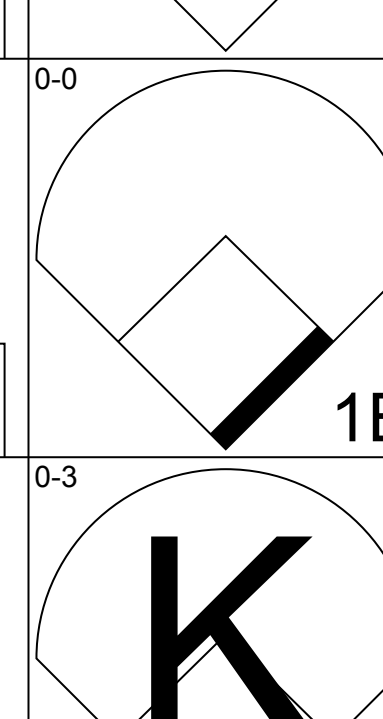
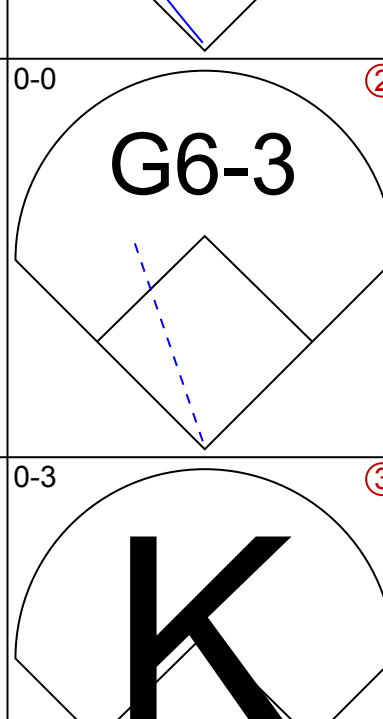
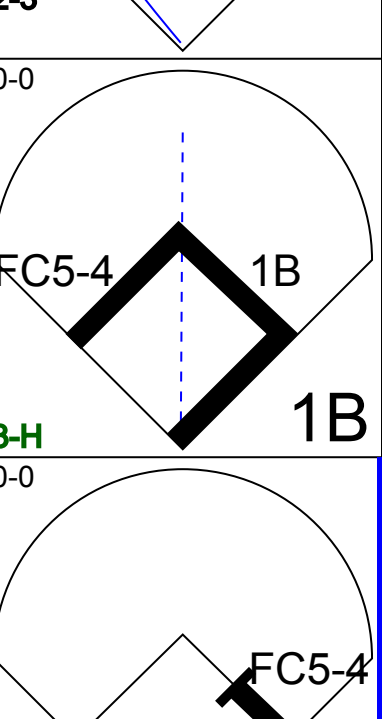
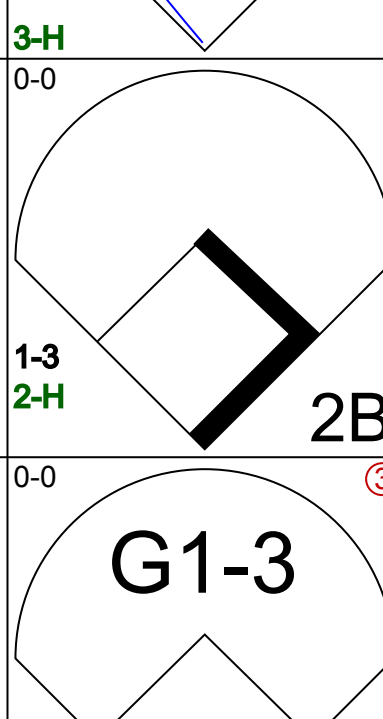

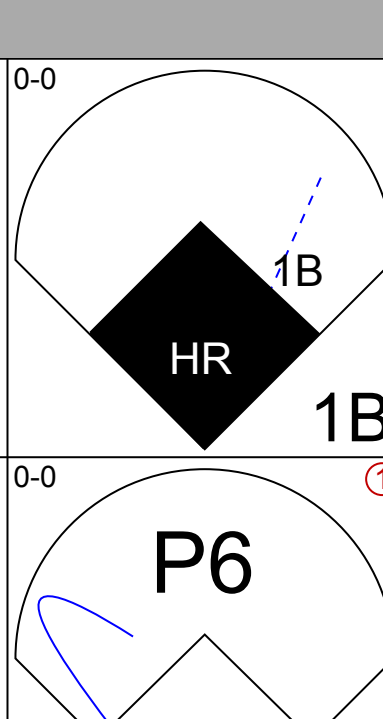
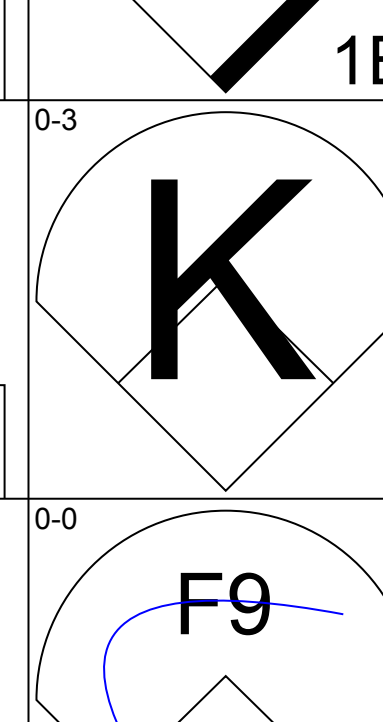
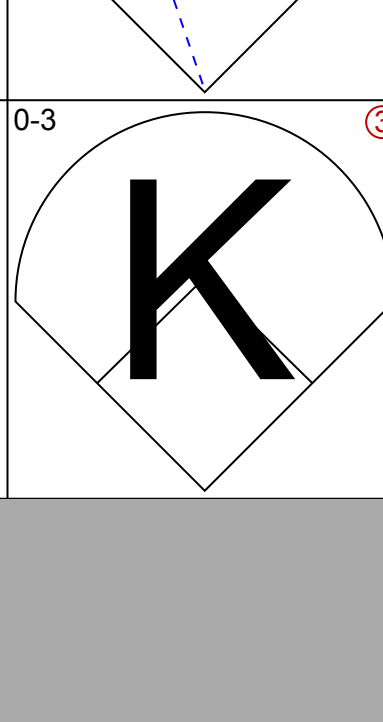
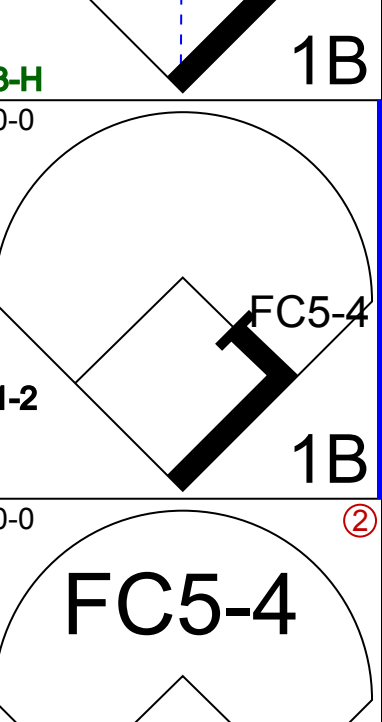
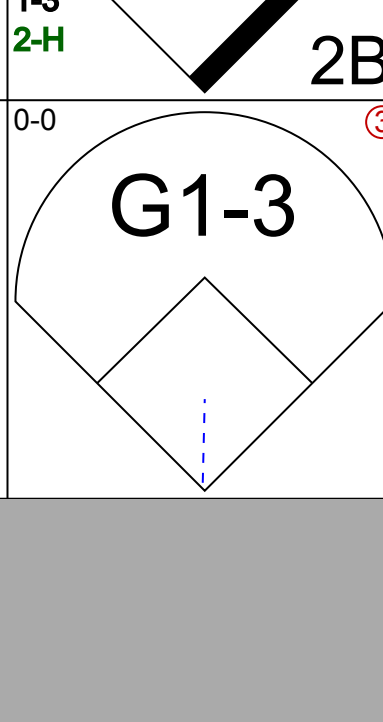

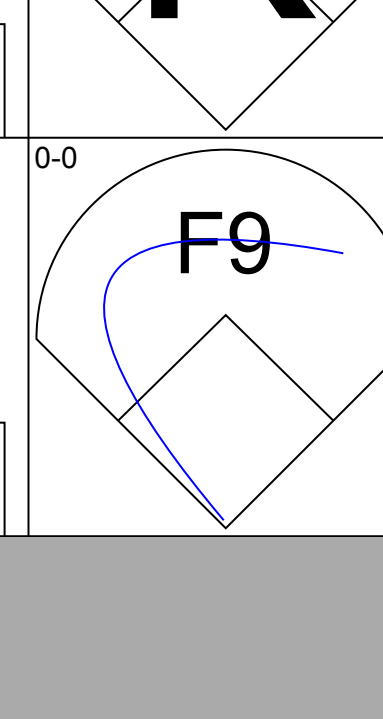
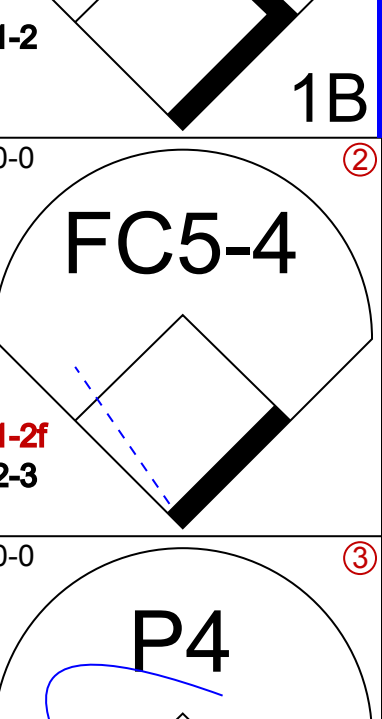
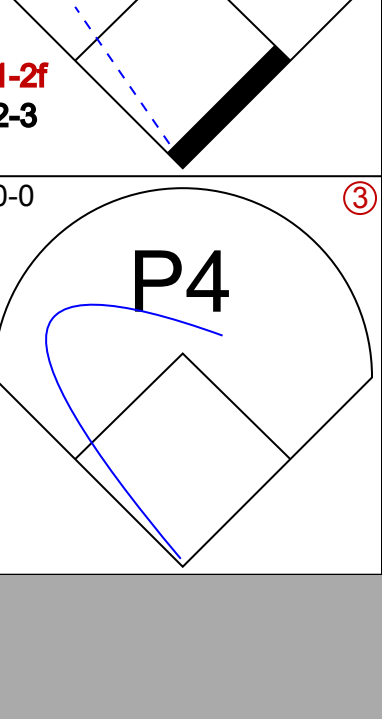

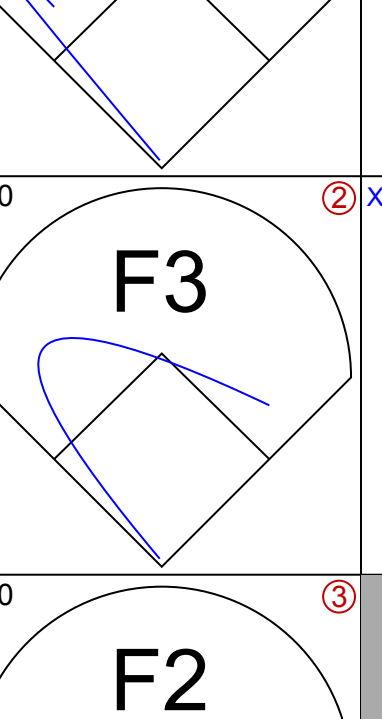
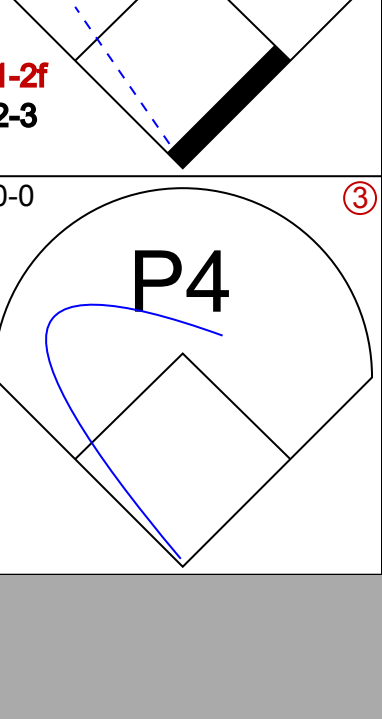
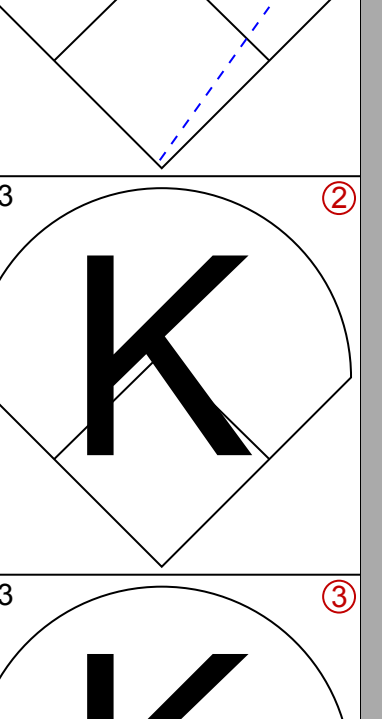
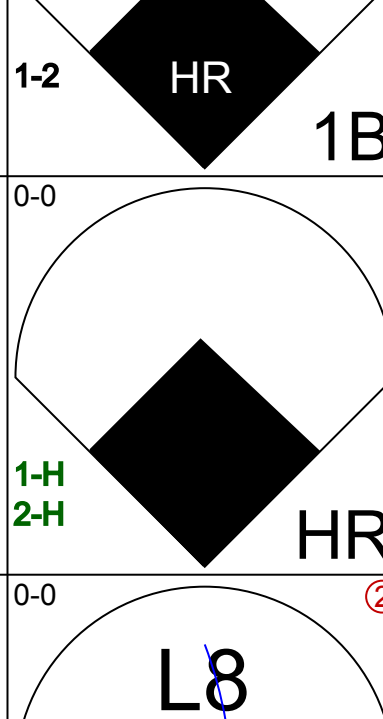
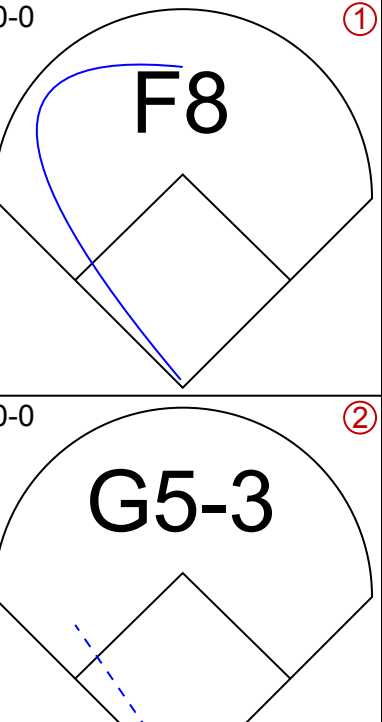
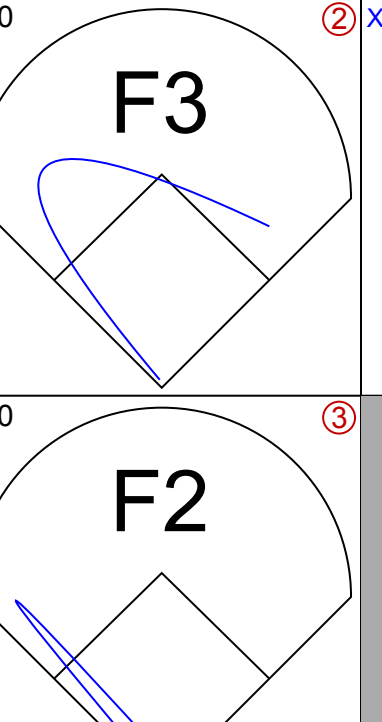
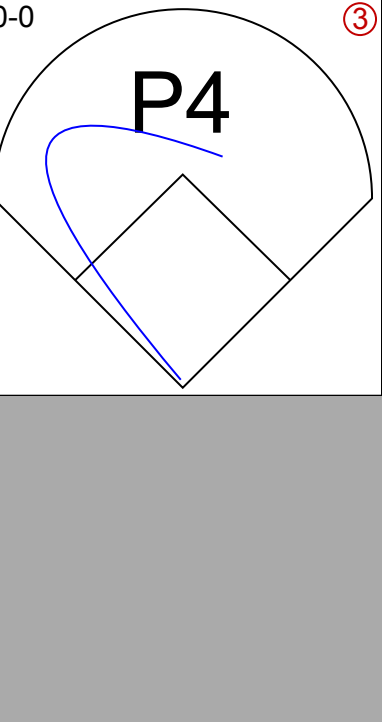
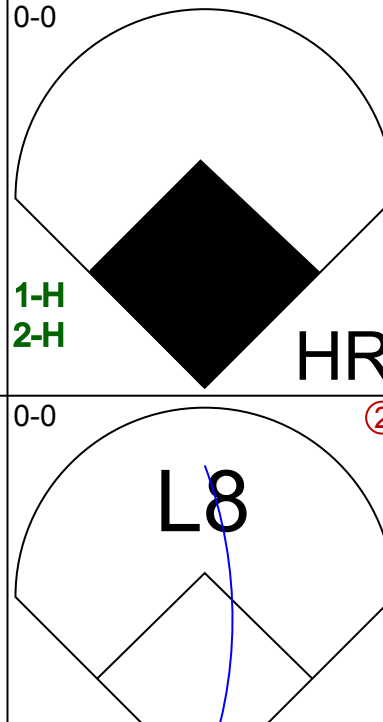
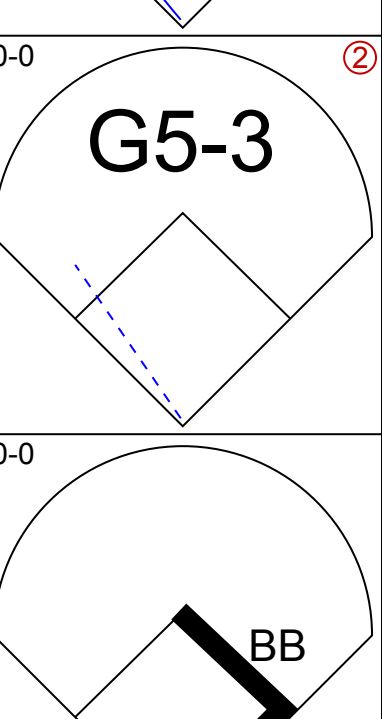
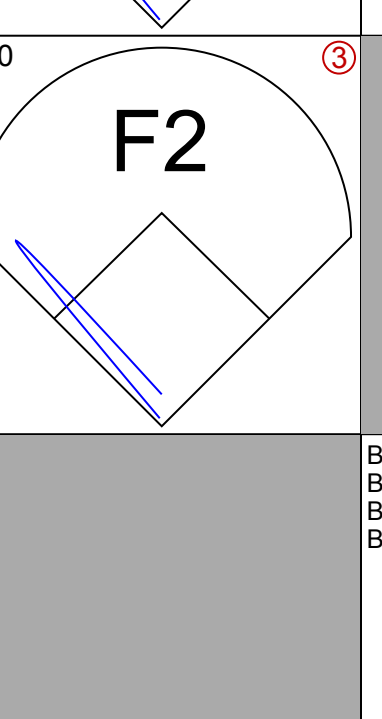
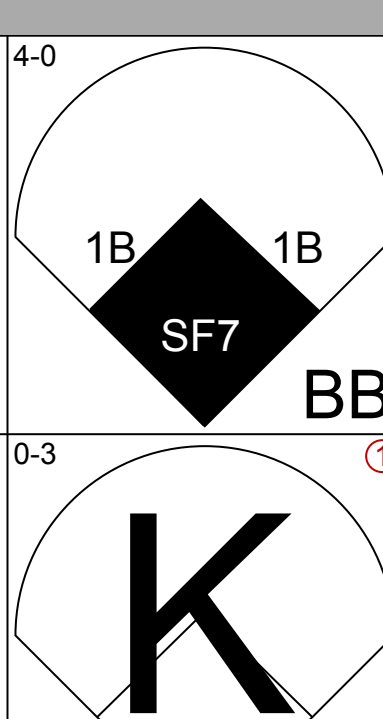

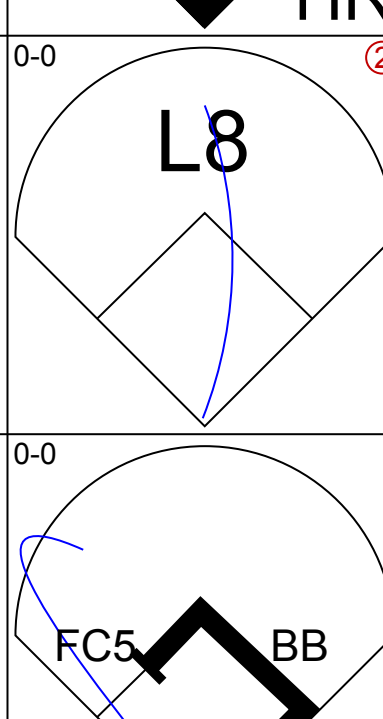
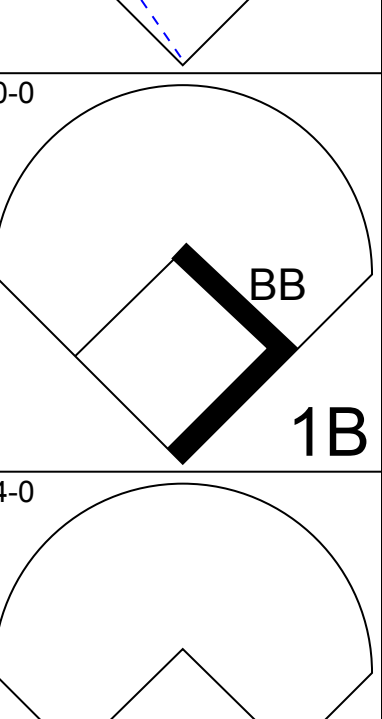
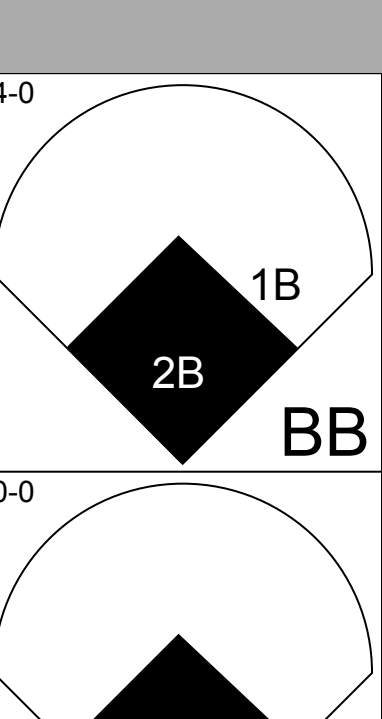
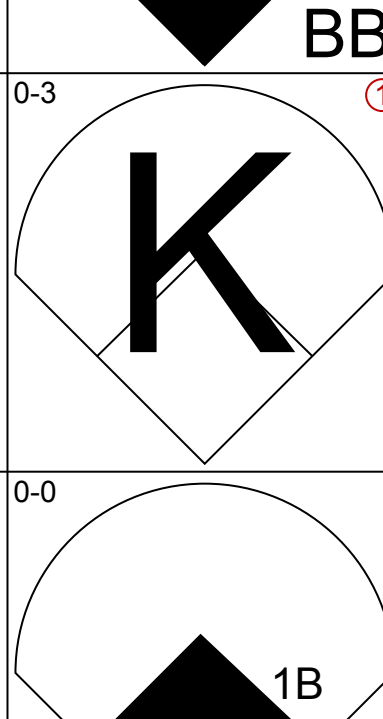
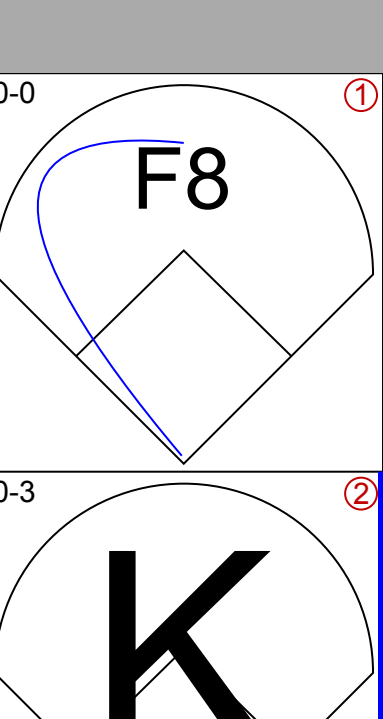
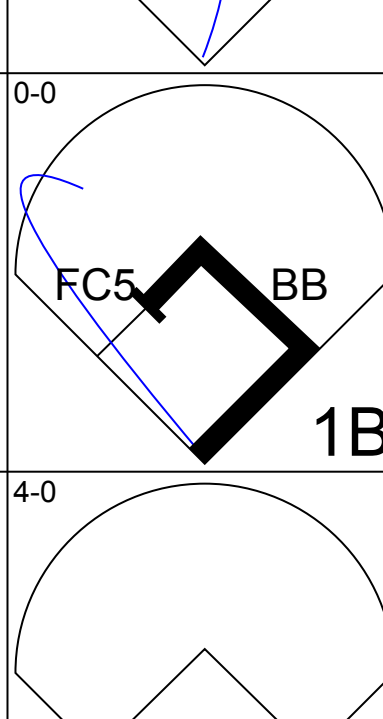
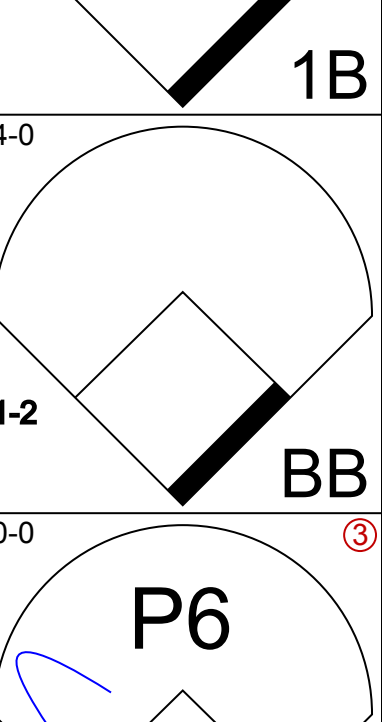
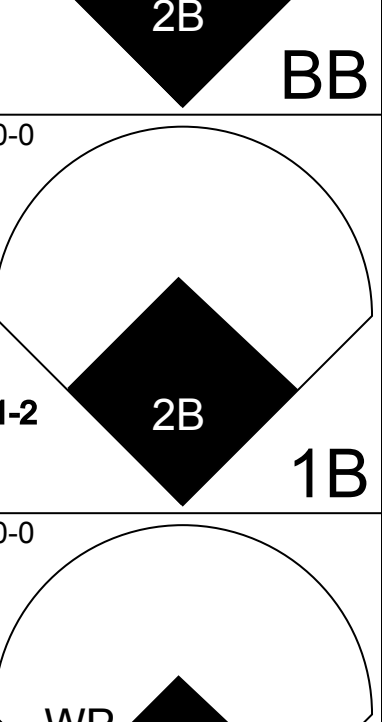
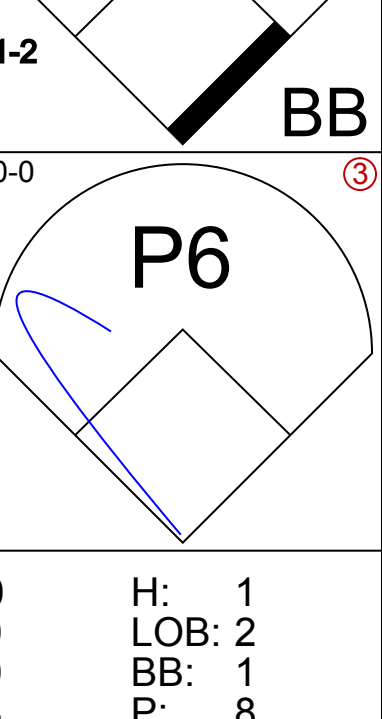
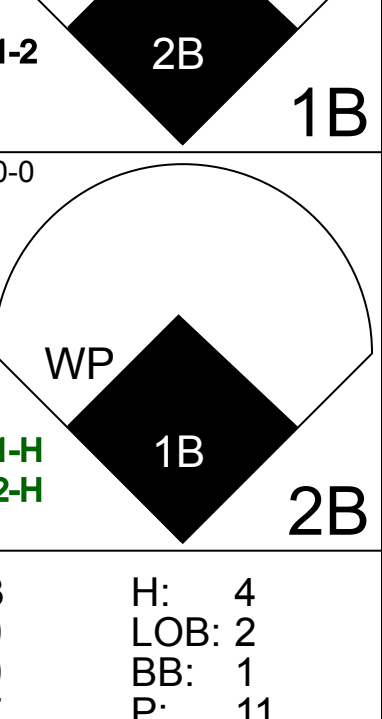
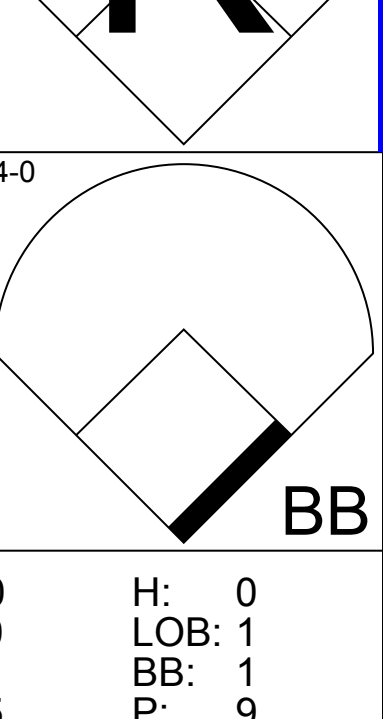
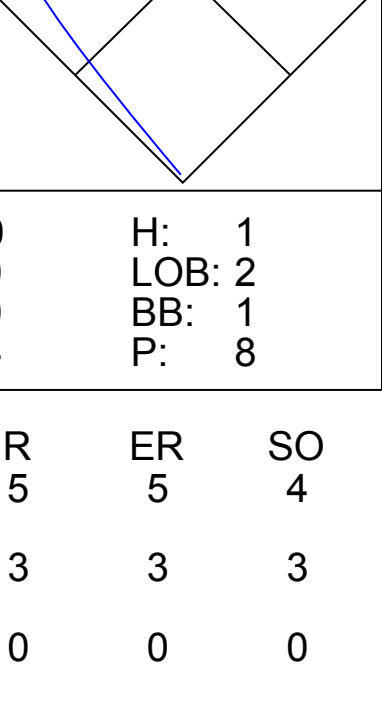
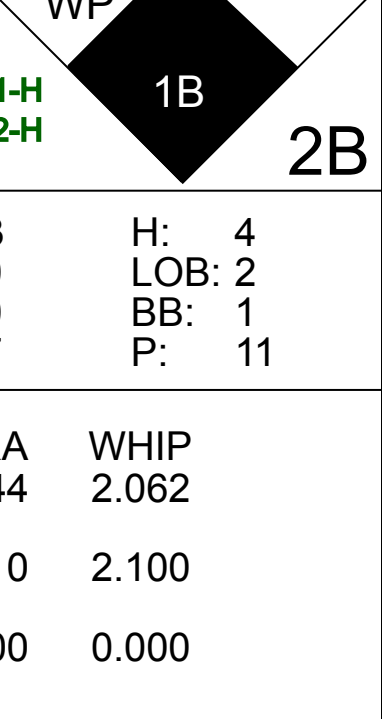
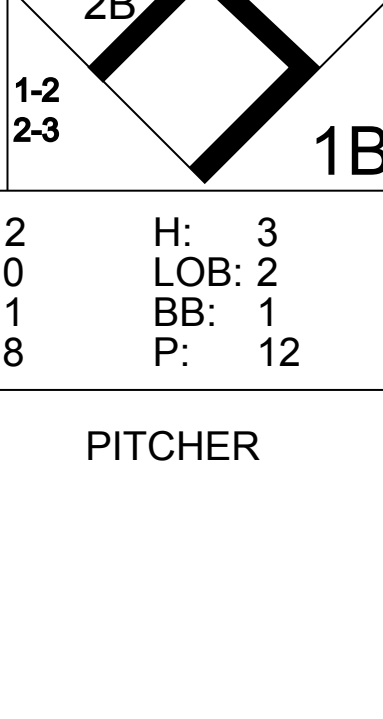
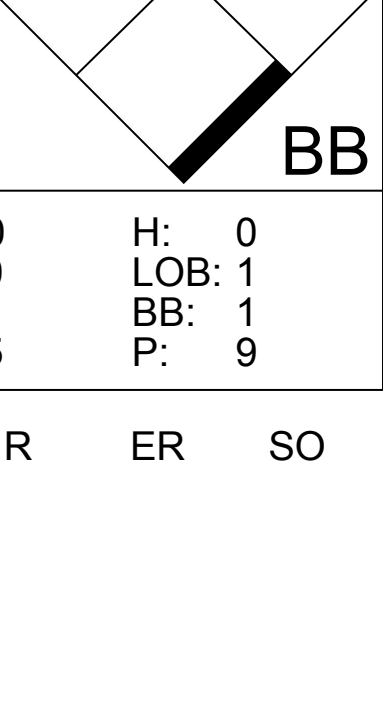
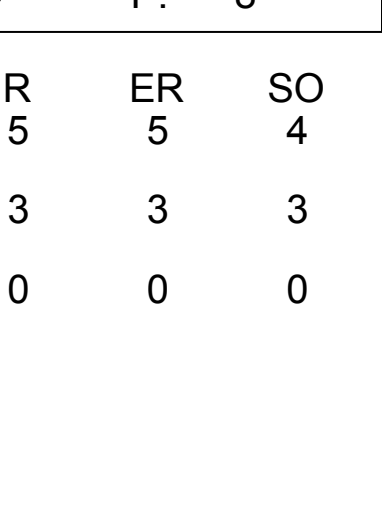
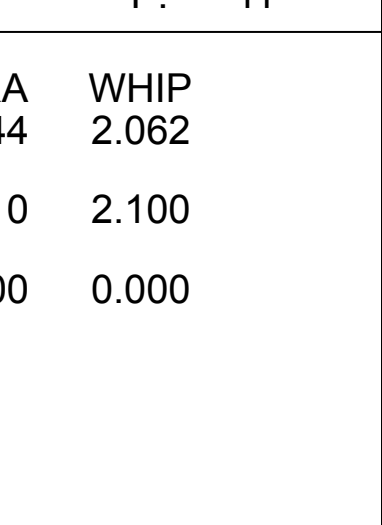

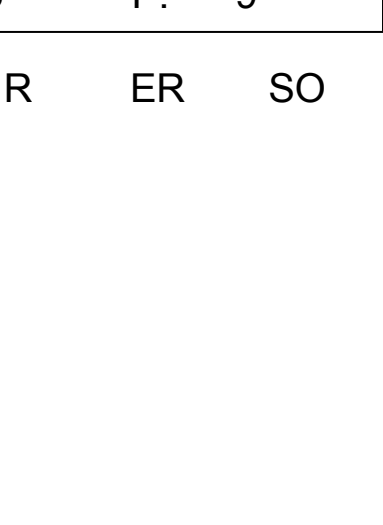


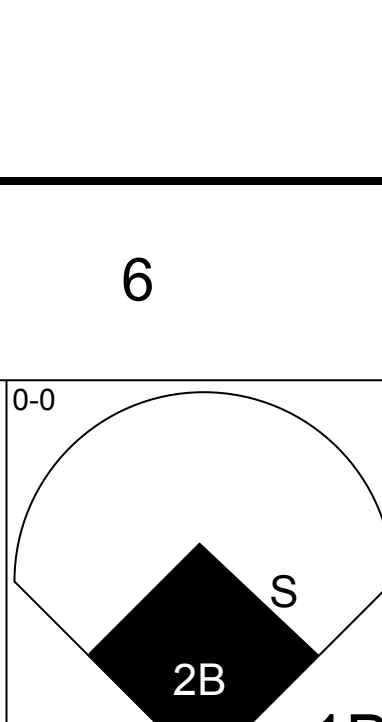
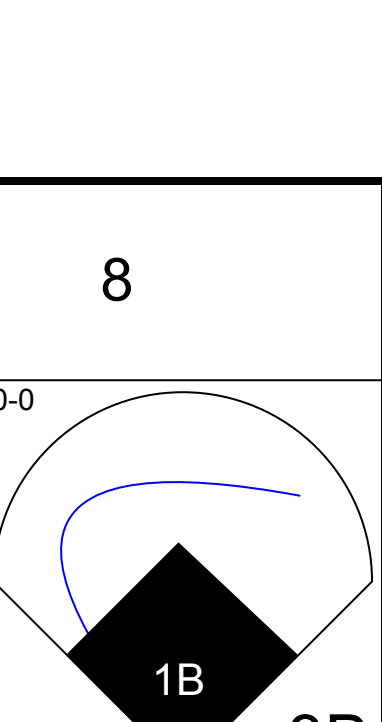
AB 37
R 7
H 13
RBI 6
BB 5
SO 4
LOB 19

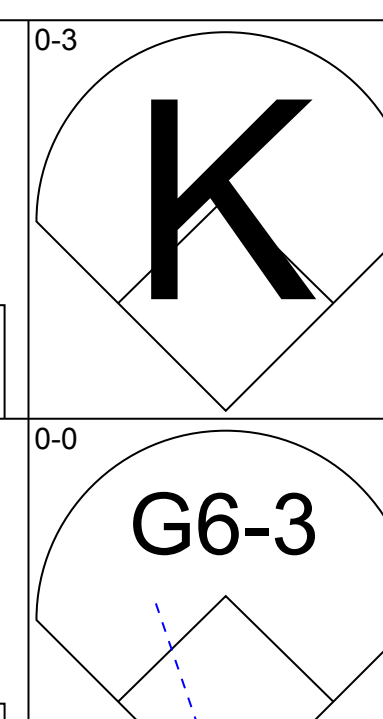
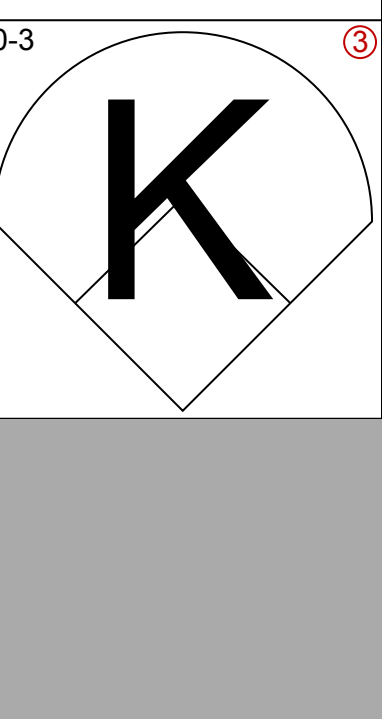
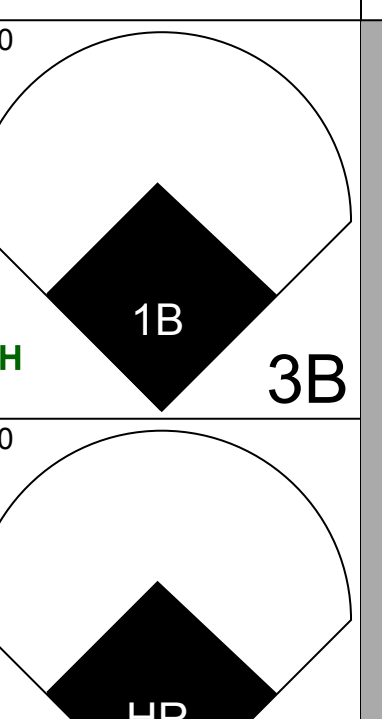
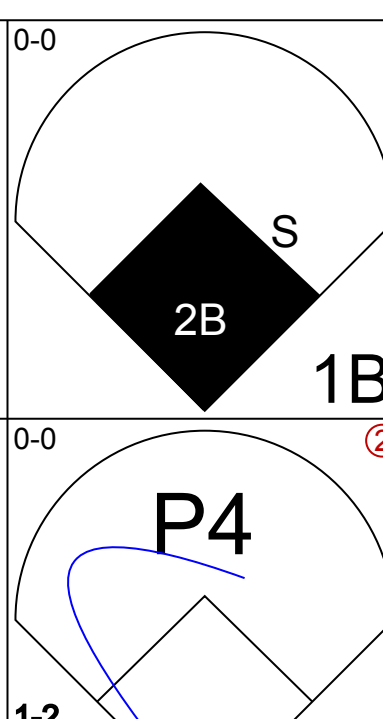
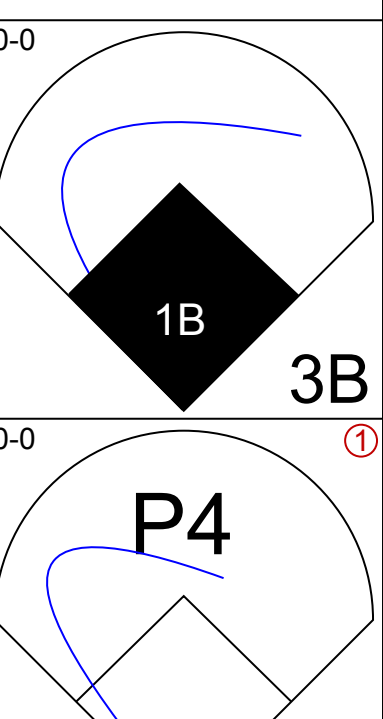
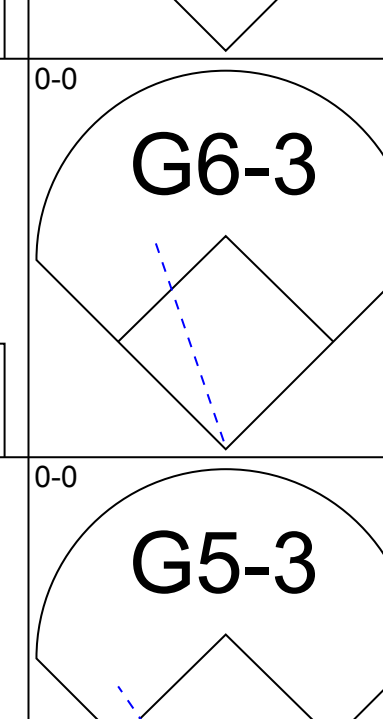
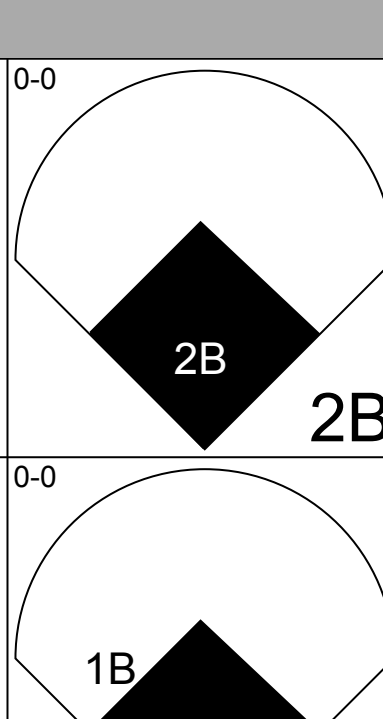

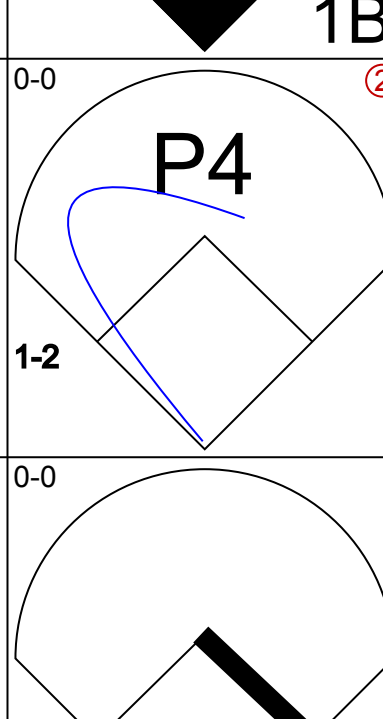
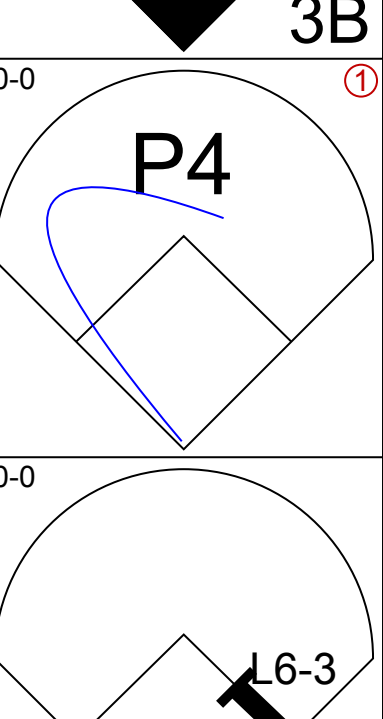
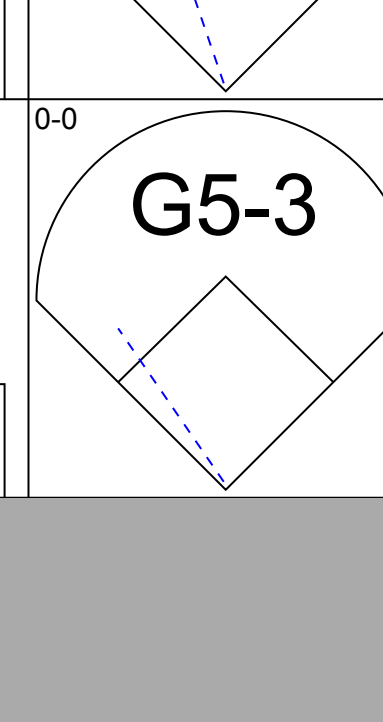
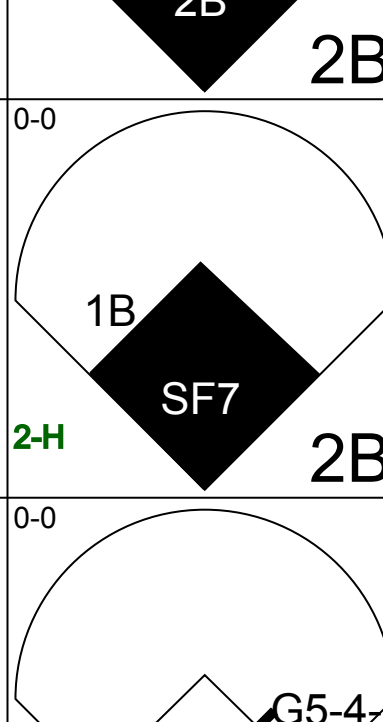

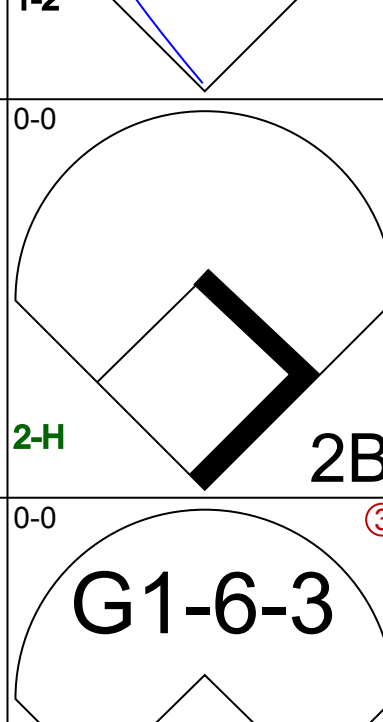
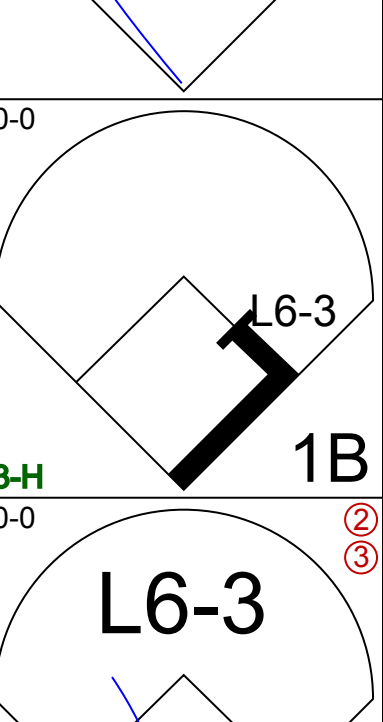
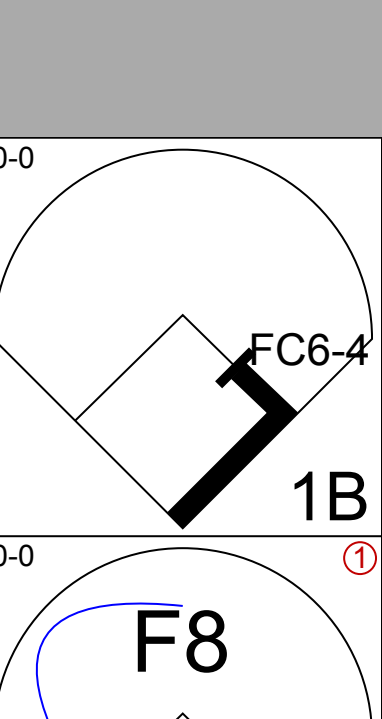
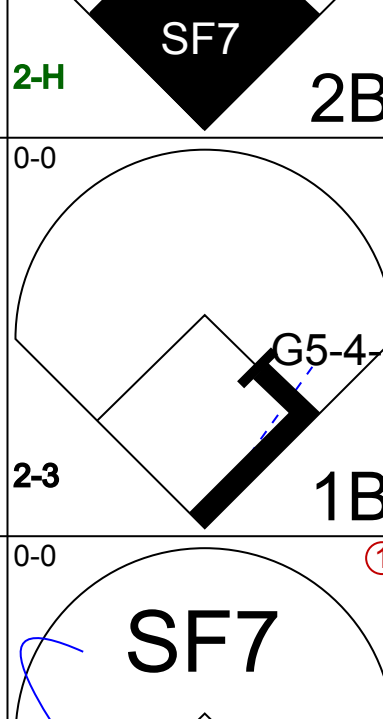
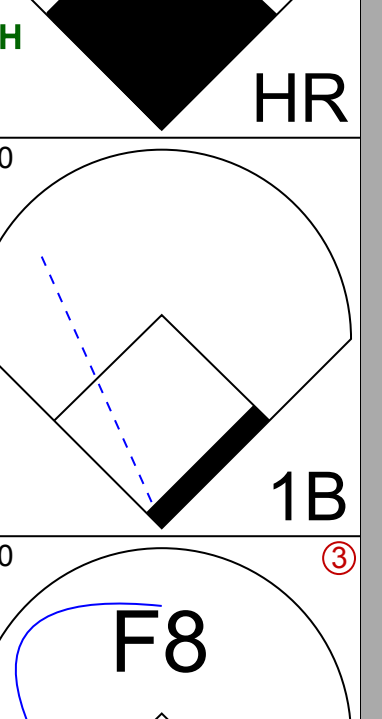
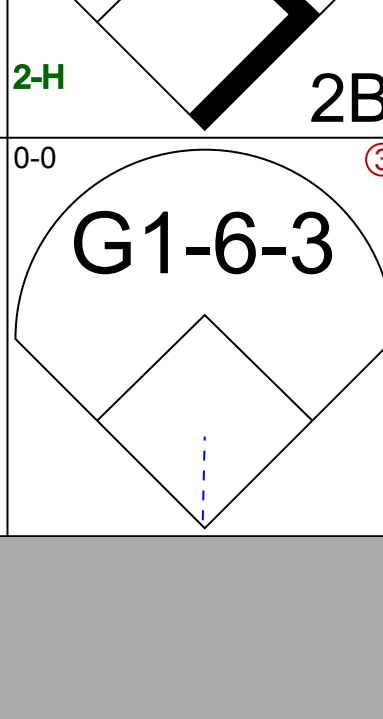
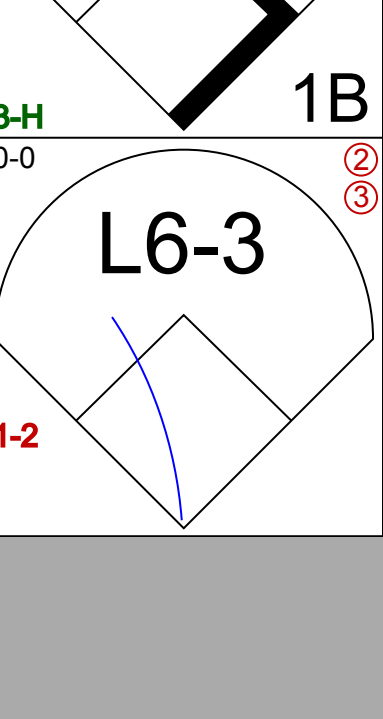
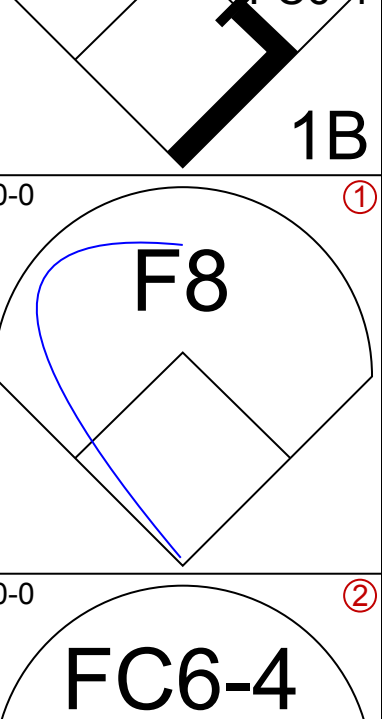
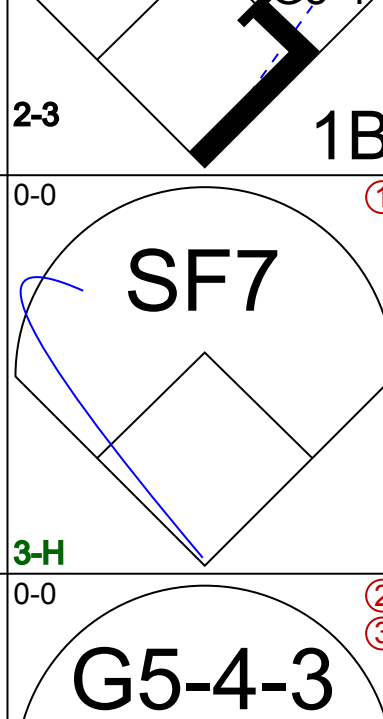
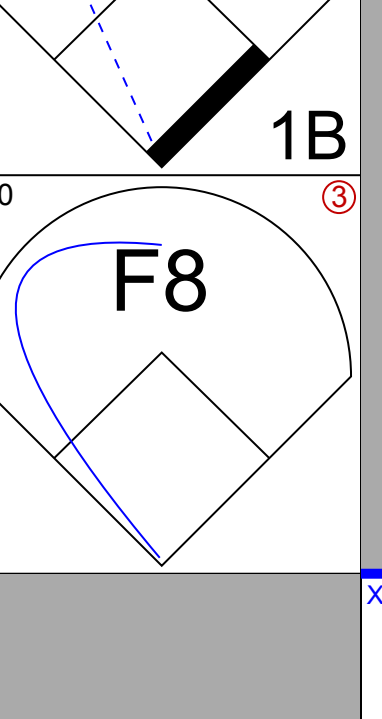
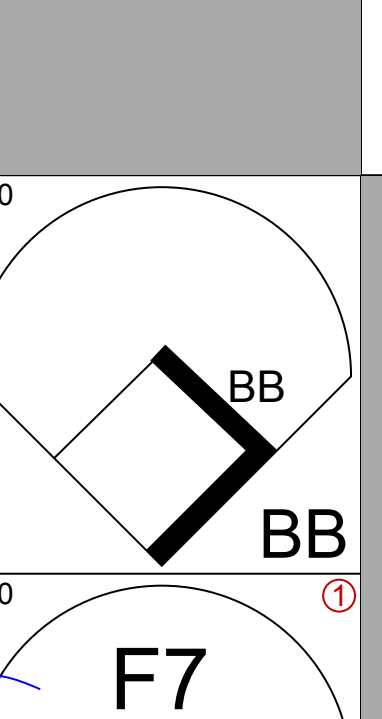
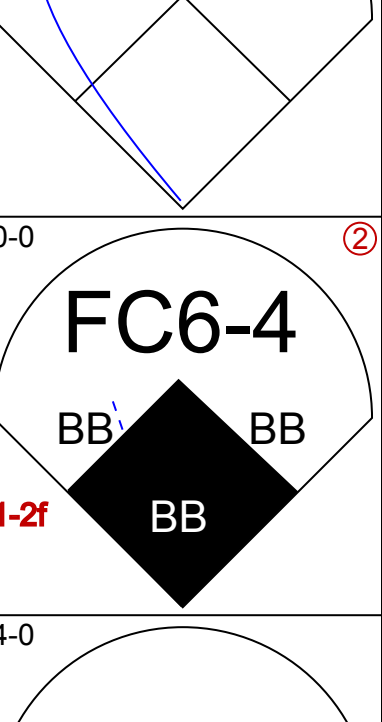
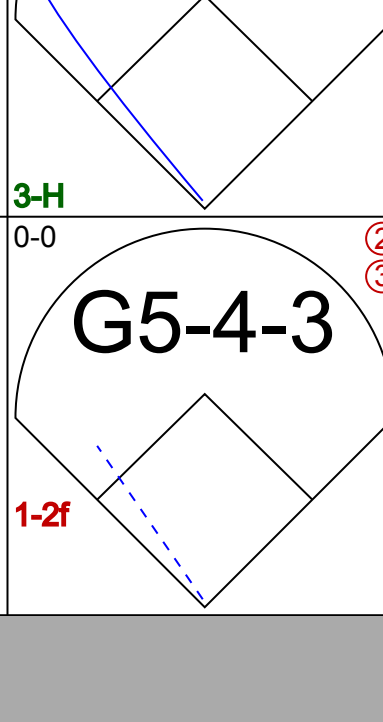
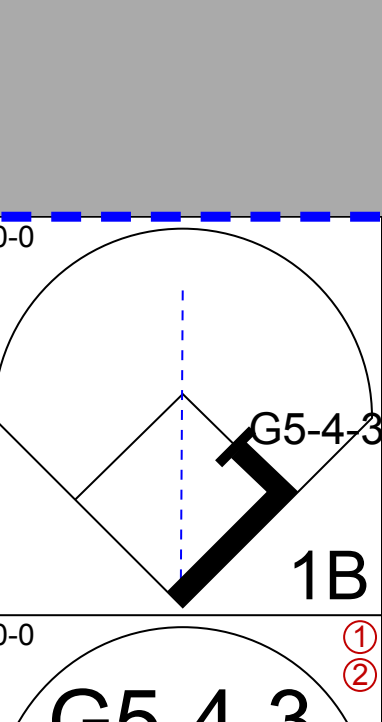
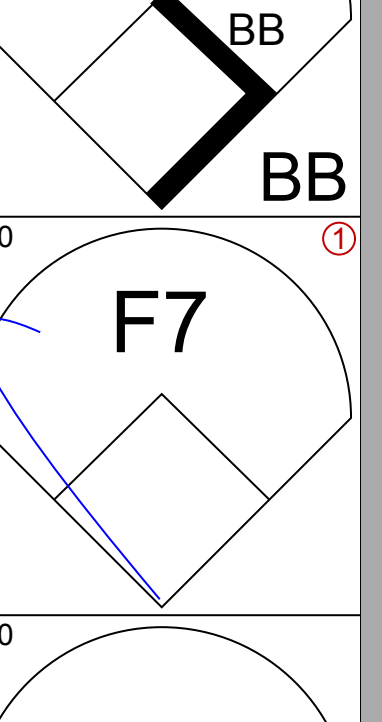
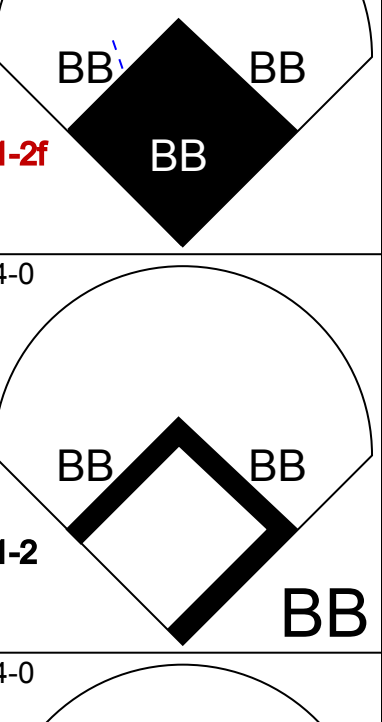
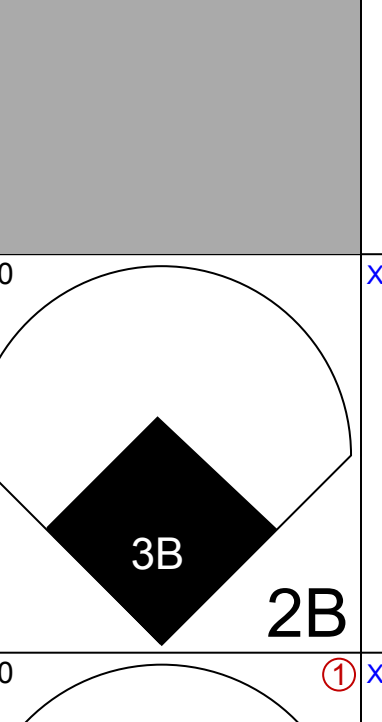

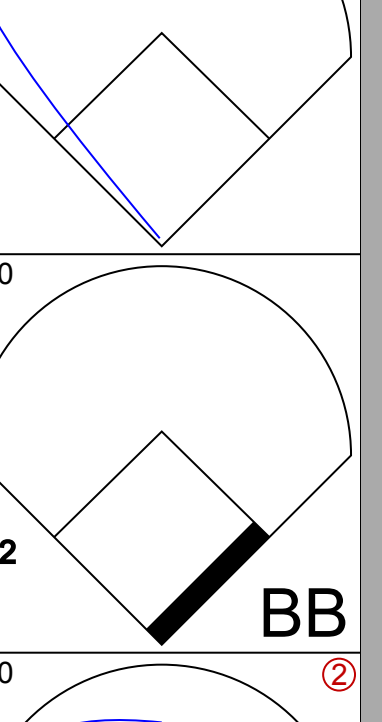
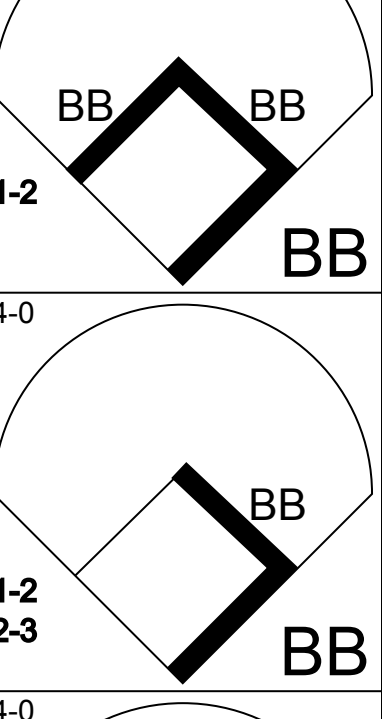
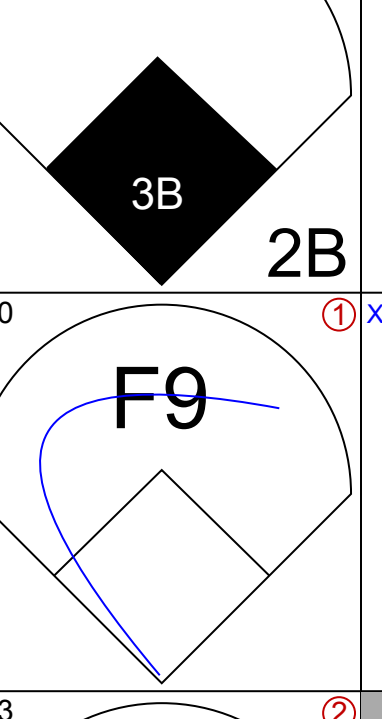



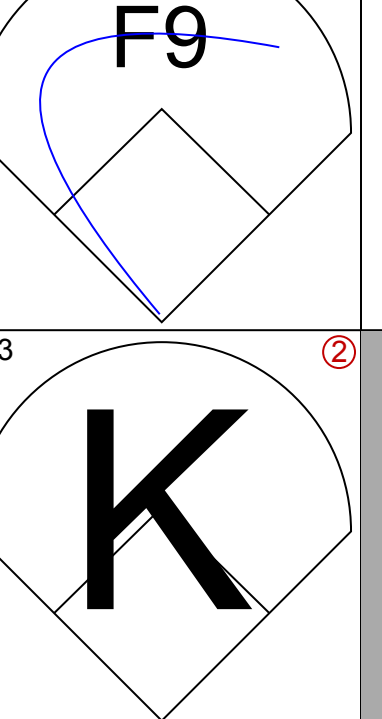
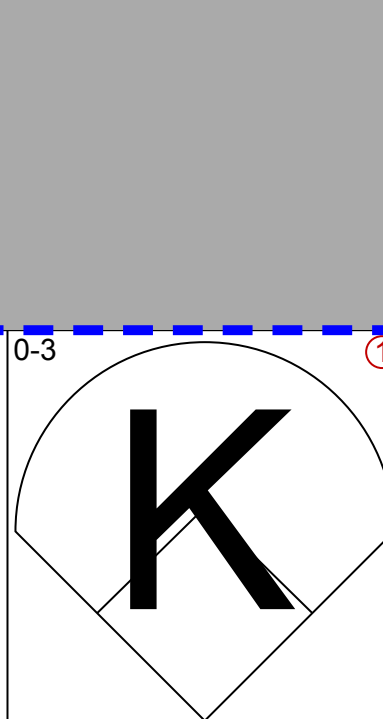



Batter	1	2	3	4	5	6	7	8	9	AB	R	H	RBI	BB	SO	LOB	BOTTOM					
Scott Northey, R OBP: 0.256, SLG: 0.194 (1.8)										4	0	2	0	0	0	1	Chicago White Sox @ Kansas City Royals Municipal Stadium, Kansas City, MO Fri Sep 19 1969, 8:05 PM EDT Alt. 8,826 - Unknown - 72 F					
Luis Alcaraz, R OBP: 0.235, SLG: 0.234 (1.4)										4	0	0	0	0	0	2						
Joe Foy, R OBP: 0.351, SLG: 0.355 (6.9)										4	0	0	0	0	1	0						
Lou Piniella, R OBP: 0.329, SLG: 0.427 (1.7)										3	0	2	0	1	0	0						
Chuck Harrison, R OBP: 0.278, SLG: 0.301 (1.3)										4	0	1	0	0	0	2						
Jerry Adair, R OBP: 0.284, SLG: 0.297 (1.6)										3	0	1	0	1	0	3						
Bob Oliver, R OBP: 0.293, SLG: 0.398 (1.9)										3	0	0	0	0	0	4						
Steve Jones, L OBP: 0.300, SLG: 0.125 (8.1)										0	0	0	0	0	0	0						
Don O'Riley, R ERA: 7.78 (9.1)										0	0	0	0	0	0	0						
Fran Healy, R OBP: 0.429, SLG: 0.571 (1.2)										2	0	1	0	0	1	0						
Jerry Cram, R ERA: 3.0 (6.1)										0	0	0	0	0	0	0						
Paul Schaal, R OBP: 0.344, SLG: 0.319 (8.5)										1	0	0	0	0	0	0						
Dick Drago, R OBP: 0.128, SLG: 0.091 (1.1)										1	0	1	0	0	0	0						
Buck Martinez, R OBP: 0.255, SLG: 0.335 (5. PH)										2	0	0	0	0	1	1						
Inning Stats	R: 0 E: 0 K: 1 S: 5	H: 0 LOB: 0 BB: 0 P: 5	R: 0 E: 0 K: 0 S: 3	H: 0 LOB: 1 BB: 1 P: 7	R: 0 E: 0 K: 1 S: 6	H: 2 LOB: 0 BB: 0 P: 6	R: 0 E: 0 K: 0 S: 4	H: 1 LOB: 2 BB: 1 P: 8	R: 0 E: 0 K: 0 S: 3	H: 1 LOB: 0 BB: 0 P: 3	R: 0 E: 0 K: 0 S: 3	H: 0 LOB: 0 BB: 0 P: 3	R: 0 E: 0 K: 1 S: 6	H: 1 LOB: 1 BB: 0 P: 6	R: 0 E: 0 K: 0 S: 4	H: 2 LOB: 0 BB: 0 P: 4	R: 0 E: 0 K: 0 S: 5	H: 0 LOB: 0 BB: 0 P: 5	1B: 7 2B: 2 3B: 0 HR: 0	SF: 0 SAC: 0 DP: 3 HBP: 0	WP: 0 PB: 0 CS: 0	PA: 33
PITCHER	IP WLS BF H R ER SO BB IBB HBP BLK WP HR S P ERA WHIP																					
Tommy John, L ERA: 3.36 (1.1)	9.0 W 33 8 0 0 3 2 0 0 0 0 0 0 37 45 0.00 1.111																					

AB 31
R 0
H 8
RBI 0
BB 2
SO 3
LOB 13



Batter	1	2	3	4	5	6	7	8	9	AB	R	H	RBI	BB	SO	LOB	TOP						
Walt Williams, R OBP: 0.341, SLG: 0.374 (1, 9)										4	0	0	1	0	1	2	Chicago White Sox @ Kansas City Royals Municipal Stadium, Kansas City, MO Sat Sep 20 1969, 8:05 PM EDT Att: 12,910 - Unknown - 75 F livebaseballscorecards.com						
Luis Aparicio, R OBP: 0.349, SLG: 0.361 (1, 6)										5	1	4	2	0	0	0							
Don Pavletich, R OBP: 0.338, SLG: 0.415 Danny Lazar, L (5, 1)										3	0	1	0	0	2	1							
Pete Ward, L OBP: 0.348, SLG: 0.369 Danny Murphy, L (6, PH)										1	0	0	0	0	0	2							
Tom McCraw, L OBP: 0.309, SLG: 0.330 (9, PH)										0	0	0	0	0	0	0							
Bill Melton, R OBP: 0.324, SLG: 0.428 (1, 5)										5	1	1	0	0	0	3							
Bob Christian, R OBP: 0.292, SLG: 0.354 (1, 7)										5	1	1	3	0	1	2							
Ron Hansen, R OBP: 0.316, SLG: 0.324 (8, 4)										4	1	0	0	1	1	0							
Ken Berry, R OBP: 0.292, SLG: 0.324 Gail Hopkins, L OBP: 0.350, SLG: 0.380 (8, PH)										2	1	1	0	1	1	1							
Angel Bravo, L OBP: 0.311, SLG: 0.423 (9, PR)										0	0	0	0	0	0	0							
Rich Morales, R OBP: 0.259, SLG: 0.204 Bob Spence, L OBP: 0.211, SLG: 0.263 (8, PH)										2	2	2	0	1	0	0							
Jose Ortiz, R OBP: 0.250, SLG: 0.250 Ed Herrmann, L OBP: 0.317, SLG: 0.336 Woodie Held, R OBP: 0.307, SLG: 0.328 (9, PR)										1	0	0	0	0	0	0							
Gary Peters, L OBP: 0.200, SLG: 0.310 Fred Rath, R (4, 1)										1	0	0	0	0	0	2							
Duane Josephson, R OBP: 0.294, SLG: 0.318 (5, PH)										3	1	2	2	1	0	2							
Inning Stats	R: 0 E: 0 K: 2 S: 8	H: 1 LOB: 1 BB: 0 P: 8	R: 0 E: 0 K: 0 S: 4	H: 1 LOB: 2 BB: 1 P: 8	R: 0 E: 0 K: 1 S: 5	H: 0 LOB: 0 BB: 0 P: 5	R: 0 E: 0 K: 0 S: 3	H: 0 LOB: 0 BB: 0 P: 3	R: 3 E: 0 K: 1 S: 7	H: 4 LOB: 2 BB: 1 P: 11	R: 2 E: 0 K: 1 S: 8	H: 3 LOB: 2 BB: 1 P: 12	R: 0 E: 0 K: 2 S: 7	H: 0 LOB: 0 BB: 0 P: 7	R: 0 E: 0 K: 1 S: 5	H: 0 LOB: 1 BB: 1 P: 9		R: 3 E: 0 K: 0 S: 7	H: 4 LOB: 2 BB: 1 P: 11	1B: 10 2B: 2 3B: 0 HR: 1	SF: 1 SAC: 0 DP: 0 HBP: 0	WP: 1 PB: 0 SB: 0 CS: 0	PA: 45
PITCHER	IP WLS BF H R ER SO BB IBB HBP BLK WP HR S P ERA WHIP	IP WLS BF H R ER SO BB IBB HBP BLK WP HR S P ERA WHIP																					
Bill Butler, L ERA: 4.11 (1, 1)	5.1 W 27 8 5 5 4 3 0 0 0 1 0 32 44 8.44 2.062																						
Moe Drabowsky, R ERA: 3.12 (6, 1)	3.1 S 17 5 3 3 3 2 0 0 0 0 1 21 29 8.10 2.100																						
Al Fitzmorris, R ERA: 4.5 (9, 1)	0.1 S 1 0 0 0 0 0 0 0 0 0 0 0 1 1 0.00 0.000																						

Batter	1	2	3	4	5	6	7	8	9	AB	R	H	RBI	BB	SO	LOB	BOTTOM						
Scott Northey, R OBP: 0.295, SLG: 0.341 (1, 8)										5	3	3	1	0	2	3	Chicago White Sox @ Kansas City Royals Municipal Stadium, Kansas City, MO Sat Sep 20 1969, 8:05 PM EDT Att: 12,910 - Unknown - 75 F livebaseballscorecards.com						
Luis Alcaraz, R OBP: 0.250, SLG: 0.269 (1, 4)										5	2	2	1	0	0	2							
Joe Foy, R OBP: 0.355, SLG: 0.369 (1, 5)										5	2	4	5	0	0	0							
Lou Piniella, R OBP: 0.332, SLG: 0.429 (1, 7)										5	0	3	0	0	0	2							
Chuck Harrison, R OBP: 0.278, SLG: 0.298 (1, 3)										2	0	0	1	1	0	2							
Jerry Adair, R OBP: 0.284, SLG: 0.296 (1, 6)										4	1	1	0	0	0	3							
Jim Campanis, R OBP: 0.202, SLG: 0.218 (1, 2)										2	1	1	0	2	0	1							
Bob Oliver, R OBP: 0.293, SLG: 0.395 (1, 9)										3	0	0	0	1	0	3							
Bill Butler, L OBP: 0.117, SLG: 0.054 Moe Drabowsky, R OBP: 0.287, SLG: 0.333 Al Fitzmorris, S (6, 1)										1	0	0	1	1	1	1							
										2	0	0	0	0	1	2							
										0	0	0	0	0	0	0							
Inning Stats	R: 0 E: 0 K: 1 S: 5	H: 0 LOB: 0 BB: 0 P: 5	R: 2 E: 0 K: 0 S: 5	H: 3 LOB: 0 BB: 0 P: 5	R: 4 E: 0 K: 1 S: 10	H: 5 LOB: 1 BB: 0 P: 10	R: 0 E: 0 K: 0 S: 3	H: 1 LOB: 0 BB: 0 P: 3	R: 1 E: 0 K: 1 S: 7	H: 2 LOB: 1 BB: 0 P: 7	R: 0 E: 0 K: 0 S: 3	H: 0 LOB: 2 BB: 2 P: 11	R: 1 E: 0 K: 0 S: 4	H: 2 LOB: 0 BB: 0 P: 4	R: 0 E: 0 K: 0 S: 4	H: 0 LOB: 0 BB: 0 P: 4		R: 1 E: 0 K: 0 S: 4	H: 2 LOB: 0 BB: 0 P: 4	1B: 7 2B: 5 3B: 2 HR: 1	SF: 1 SAC: 0 DP: 3 HBP: 0	WP: 0 PB: 0 SB: 1 CS: 0	PA: 40
PITCHER	IP WLS BF H R ER SO BB IBB HBP BLK WP HR S P ERA WHIP	IP WLS BF H R ER SO BB IBB HBP BLK WP HR S P ERA WHIP																					
Gary Peters, L ERA: 4.38 (4, 1)	0.1 L 3 2 1 1 0 0 0 0 0 0 0 1 3 3 27.00 6.000																						
Danny Lazar, L ERA: 6.14 (5, 1)	1.0 L 3 1 0 0 0 0 0 0 0 0 0 0 3 3 0.00 1.000																						
Danny Murphy, R ERA: 1.71 (6, 1)	3.0 L 14 4 2 2 1 2 0 0 0 0 0 0 14 22 6.00 2.000																						

Batter	1	2	3	4	5	6	7	8	9	AB	R	H	RBI	BB	SO	LOB	TOP					
Walt Williams, R (1.9) OBP: 0.342, SLG: 0.374 Jose Ortiz, R (8.9) OBP: 0.250, SLG: 0.250	G6-3					G4-3				5	1	2	0	0	0	1	Chicago White Sox @ Kansas City Royals Municipal Stadium, Kansas City, MO Sun Sep 21 1969, 4:33 AM EDT Att: 10,998 - Sunny - 78 F					
Luis Aparicio, R (1.6) OBP: 0.352, SLG: 0.366	2B							F9		3	2	2	2	2	0	1						
Tom McCraw, L (1.3) OBP: 0.310, SLG: 0.336	1-H					F8		G4-3		5	1	2	2	0	0	4						
Bill Melton, R (1.5) OBP: 0.325, SLG: 0.427	G6-3					G1-3				5	2	2	0	0	0	1						
Ed Herrmann, L (1.2) OBP: 0.318, SLG: 0.346								F9		4	1	1	3	1	0	1						
Bob Christian, R (1.7) OBP: 0.288, SLG: 0.347	P6					F9		G5-3		5	0	1	0	0	0	2						
Angel Bravo, L (1.8) OBP: 0.316, SLG: 0.434	F8					G4-3				5	1	2	0	0	0	2						
Rich Morales, R (1.4) OBP: 0.264, SLG: 0.212	FC6-4					K		G6-3		5	1	2	1	0	1	2						
Joe Horlen, R (1.1) OBP: 0.176, SLG: 0.189						K				5	1	1	2	0	2	2						
Inning Stats	R: 1 E: 0 K: 0 S: 3	H: 1 LOB: 0 BB: 1 P: 7	R: 0 E: 0 K: 0 S: 3	H: 0 LOB: 1 BB: 1 P: 7	R: 3 E: 1 K: 0 S: 12	H: 8 LOB: 2 BB: 1 P: 16	R: 0 E: 0 K: 0 S: 3	H: 0 LOB: 0 BB: 0 P: 3	R: 0 E: 0 K: 2 S: 7	H: 0 LOB: 0 BB: 0 P: 7	R: 0 E: 0 K: 0 S: 4	H: 1 LOB: 1 BB: 0 P: 4	R: 0 E: 0 K: 0 S: 4	H: 1 LOB: 1 BB: 0 P: 4	R: 0 E: 0 K: 1 S: 6	H: 1 LOB: 1 BB: 0 P: 6	R: 1 E: 0 K: 0 S: 6	H: 3 LOB: 2 BB: 0 P: 6	1B: 11 2B: 2 3B: 1 HR: 1	SF: 0 SAC: 0 DP: 0 HBP: 0	WP: 1 PB: 0 CS: 0	PA: 45
PITCHER	IP WLS BF H R ER SO BB IBB HBP BLK WP HR S P ERA WHIP																					
Wally Bunker, R (1.1) ERA: 3.29	2.0 L 13 5 6 5 0 2 0 0 0 0 0 0 11 19 22.50 3.500																					
Tom Burgmeier, L (3.1) ERA: 4.17	0.1 4 3 1 1 0 0 0 0 0 0 0 1 4 4 27.00 9.000																					
Don O'Riley, R (3.1) ERA: 6.85	2.2 10 1 2 2 2 1 0 0 0 0 0 0 13 17 6.75 0.750																					
Chris Zachary, R (6.1) ERA: 8.27	2.0 8 2 0 0 0 0 0 0 0 0 1 0 8 8 0.00 1.000																					
Steve Jones, L (8.1) ERA: 4.23	2.0 10 4 1 1 1 0 0 0 0 0 0 0 12 12 4.50 2.000																					

AB	42
R	10
H	15
RBI	10
BB	3
SO	3
LOB	16



Batter	1	2	3	4	5	6	7	8	9	AB	R	H	RBI	BB	SO	LOB	BOTTOM					
Scott Northey, R (1.8) OBP: 0.292, SLG: 0.333 Steve Jones, L (8.1) OBP: 0.300, SLG: 0.125 Fred Rico, R (9. PH) OBP: 0.500, SLG: 0.273	G4-3		G4-3			K				4	0	1	0	0	1	1	Chicago White Sox @ Kansas City Royals Municipal Stadium, Kansas City, MO Sun Sep 21 1969, 4:33 AM EDT Att: 10,998 - Sunny - 78 F					
Luis Alcaraz, R (1.4) OBP: 0.250, SLG: 0.304	F9					FC4-6				4	1	1	0	0	0	2						
Ed Kirkpatrick, L (1.9) OBP: 0.341, SLG: 0.396	K					F7				4	0	1	1	0	1	1						
Joe Foy, R (1.5) OBP: 0.356, SLG: 0.375										3	1	1	1	1	2	1						
Lou Piniella, R (1.7) OBP: 0.331, SLG: 0.427	F9					L7				4	0	1	0	0	0	2						
Jim Campanis, R (1.2) OBP: 0.205, SLG: 0.220	P6					P2				4	0	1	0	0	0	1						
Chuck Harrison, R (1.3) OBP: 0.277, SLG: 0.297						G5-3				4	0	1	0	0	1	3						
Jackie Hernandez, R (1.6) OBP: 0.280, SLG: 0.283 Paul Scheal, R (7. PH) OBP: 0.341, SLG: 0.316 Fran Healy, R (5. PH) OBP: 0.186, SLG: 0.182 Tom Burgmeier, L (3.1) OBP: 0.167, SLG: 0.167 Don O'Riley, R (3.1) OBP: 0.340, SLG: 0.625 Chris Zachary, L (8.1) OBP: 0.292, SLG: 0.500 Joe Keough, R (7. PH) OBP: 0.356, SLG: 0.202										1	0	0	0	1	1	0						
Inning Stats	R: 0 E: 0 K: 1 S: 5	H: 0 LOB: 0 BB: 0 P: 5	R: 1 E: 0 K: 1 S: 7	H: 2 LOB: 2 BB: 1 P: 11	R: 1 E: 0 K: 1 S: 7	H: 2 LOB: 1 BB: 0 P: 7	R: 0 E: 0 K: 1 S: 5	H: 0 LOB: 0 BB: 0 P: 5	R: 0 E: 0 K: 1 S: 6	H: 1 LOB: 1 BB: 0 P: 6	R: 0 E: 0 K: 1 S: 5	H: 0 LOB: 1 BB: 1 P: 9	R: 0 E: 0 K: 0 S: 4	H: 1 LOB: 1 BB: 0 P: 4	R: 0 E: 1 K: 1 S: 7	H: 2 LOB: 2 BB: 0 P: 7	R: 0 E: 0 K: 1 S: 5	H: 0 LOB: 0 BB: 0 P: 5	1B: 6 2B: 0 3B: 1 HR: 1	SF: 0 SAC: 0 DP: 0 HBP: 0	WP: 0 PB: 0 CS: 0	PA: 37
PITCHER	IP WLS BF H R ER SO BB IBB HBP BLK WP HR S P ERA WHIP																					
Joe Horlen, R (1.1) ERA: 3.73	9.0 W 37 8 2 2 8 2 0 0 0 0 0 1 51 59 2.00 1.111																					

AB	35
R	2
H	8
RBI	2
BB	2
SO	8
LOB	13



Batter	1	2	3	4	5	6	7	8	9	AB	R	H	RBI	BB	SO	LOB	TOP			
Cesar Tovar, R OBP: 0.340, SLG: 0.416 (1, 8)	F3		F9		WP S 1B			CS 1B	1B	5	0	3	2	0	0	0	Minnesota Twins @ Kansas City Royals Municipal Stadium, Kansas City, MO Mon Sep 22 1969, 8:05 PM EDT Att. 7,727 - Unknown - 75 F			
Tony Oliva, L OBP: 0.358, SLG: 0.502 (1, 9)	F8		K		F5			BB BB 1B	1B	5	0	2	0	0	1	1				
Harmon Killebrew, R OBP: 0.431, SLG: 0.593 (1, 3)	K				G5-3			FC5 BB 1B	G6-3	4	1	1	1	1	1	3				
Bob Allison, R OBP: 0.335, SLG: 0.407 (1, 7)		F7			G5-3			P3		4	1	1	0	0	0	2				
Ted Uhlhaender, L OBP: 0.326, SLG: 0.348 (8, 7)					F9 SF8 2B					0	0	0	0	0	0	0				
Rick Renick, R OBP: 0.296, SLG: 0.320 (1, 5)		F2			F9					3	0	0	0	0	1	1				
Rod Carew, L OBP: 0.390, SLG: 0.466 (7, 4)					2-3			BB		0	0	0	0	1	0	0				
George Mitterwald, R OBP: 0.333, SLG: 0.388 (1, 2)		BB 1B			SF8			FC5		3	0	1	1	0	0	3				
Frank Quilici, R OBP: 0.257, SLG: 0.276 (1, 4)		BB 1-2			G5-3			F7		2	1	0	0	2	0	0				
Leo Cardenas, R OBP: 0.351, SLG: 0.388 (1, 6)		K						G6-3		4	1	1	0	0	1	3				
Bob Miller, R OBP: 0.311, SLG: 0.311 (1, 1)					SH5-4 1B 2B				F3											
Al Worthington, R OBP: 0.311, SLG: 0.311 (9, 1)			K					P3		0	0	0	0	0	0	0				
Inning Stats	R: 0 E: 0 K: 1 S: 5	H: 0 LOB: 0 BB: 0 P: 5	R: 0 E: 0 K: 1 S: 6	H: 1 LOB: 2 BB: 1 P: 10	R: 0 E: 0 K: 2 S: 7	H: 0 LOB: 0 BB: 0 P: 7	R: 2 E: 0 K: 0 S: 5	H: 2 LOB: 0 BB: 0 P: 5	R: 1 E: 0 K: 0 S: 5	H: 2 LOB: 1 BB: 0 P: 5	R: 0 E: 0 K: 0 S: 5	H: 0 LOB: 0 BB: 0 P: 3	R: 0 E: 0 K: 0 S: 4	H: 2 LOB: 2 BB: 2 P: 12	R: 1 E: 0 K: 0 S: 5	H: 2 LOB: 2 BB: 1 P: 9	1B: 6 2B: 2 3B: 0 HR: 1	SF: 1 SAC: 2 DP: 0 HBP: 0	WP: 1 PB: 0 SB: 1 CS: 1	PA: 39
PITCHER	IP WLS BF H R ER SO BB IBB HBP BLK WP HR S P ERA WHIP																			
Jim Rooker, L ERA: 3.75 (1, 1)	8.0 L 33 7 3 3 5 3 0 0 0 1 1 40 52 3.38 1.250																			
Al Fitzmorris, R ERA: 5.14 (9, 1)	1.0 6 2 1 1 0 1 0 0 0 0 0 5 9 9.00 3.000																			

AB	32
R	4
H	9
RBI	4
BB	4
SO	5
LOB	13



Batter	1	2	3	4	5	6	7	8	9	AB	R	H	RBI	BB	SO	LOB	BOTTOM			
Pat Kelly, L OBP: 0.357, SLG: 0.400 (1, 9)	F7		1B SF8 1B		G5-3			K		4	1	1	0	0	1	1	Minnesota Twins @ Kansas City Royals Municipal Stadium, Kansas City, MO Mon Sep 22 1969, 8:05 PM EDT Att. 7,727 - Unknown - 75 F			
Mike Fiore, L OBP: 0.412, SLG: 0.423 (1, 3)	WP 2B		FC6-4 1B					G4-3		4	0	2	0	0	0	1				
Ed Kirkpatrick, L OBP: 0.340, SLG: 0.395 (1, 8)	K		SF8		F9					3	1	1	1	0	1	1				
Lou Piniella, R OBP: 0.331, SLG: 0.428 (1, 7)	G4-3		FC6-4		G6-3					4	1	1	1	0	0	2				
Joe Foy, R OBP: 0.353, SLG: 0.372 (1, 5)		K			G2-3			F8		4	0	0	0	0	1	1				
Jerry Adair, R OBP: 0.283, SLG: 0.294 (1, 4)		G6-3			G5-3			F8		3	0	0	0	1	0	0				
Scott Northey, R OBP: 0.292, SLG: 0.333 (9, PR)										0	0	0	0	0	0	0				
Buck Martinez, R OBP: 0.260, SLG: 0.339 (1, 2)					F9			F8		4	0	2	1	0	0	0				
Fred Rico, R OBP: 0.500, SLG: 0.273 (9, PR)		1B								0	0	0	0	0	0	0				
Jackie Hernandez, R OBP: 0.279, SLG: 0.281 (1, 6)					G1-3			P4		2	0	0	0	0	1	1				
Joe Keough, L OBP: 0.257, SLG: 0.201 (8, PH)										1	0	0	0	0	0	0				
Paul Schaaf, R OBP: 0.340, SLG: 0.314 (9, 6)										1	0	0	0	0	0	1				
Jim Rooker, R OBP: 0.316, SLG: 0.564 (1, 1)										2	0	0	0	0	2	0				
Bob Oliver, R OBP: 0.294, SLG: 0.396 (8, PH)					K					1	0	1	0	0	0	0				
Al Fitzmorris, S OBP: 0.311, SLG: 0.311 (9, 1)			K					1B		0	0	0	0	0	0	0				
Inning Stats	R: 0 E: 0 K: 1 S: 6	H: 1 LOB: 1 BB: 0 P: 6	R: 0 E: 0 K: 2 S: 8	H: 1 LOB: 1 BB: 0 P: 8	R: 1 E: 0 K: 1 S: 7	H: 2 LOB: 1 BB: 0 P: 7	R: 0 E: 0 K: 0 S: 3	H: 0 LOB: 0 BB: 0 P: 3	R: 0 E: 0 K: 0 S: 5	H: 0 LOB: 0 BB: 0 P: 5	R: 0 E: 0 K: 0 S: 3	H: 0 LOB: 0 BB: 0 P: 3	R: 0 E: 0 K: 0 S: 6	H: 1 LOB: 1 BB: 0 P: 6	R: 2 E: 0 K: 0 S: 5	H: 3 LOB: 1 BB: 1 P: 9	1B: 6 2B: 2 3B: 0 HR: 0	SF: 1 SAC: 0 DP: 0 HBP: 0	WP: 1 PB: 0 SB: 0 CS: 0	PA: 35
PITCHER	IP WLS BF H R ER SO BB IBB HBP BLK WP HR S P ERA WHIP																			
Bob Miller, R ERA: 3.02 (1, 1)	8.0 W 31 7 3 3 6 0 0 0 0 1 0 43 43 3.38 0.875																			
Al Worthington, R ERA: 4.37 (9, 1)	1.0 S 4 1 0 0 0 1 0 0 0 0 0 3 7 0.00 2.000																			



Batter	1	2	3	4	5	6	7	8	9	AB	R	H	RBI	BB	SO	LOB	TOP								
Ted Uhlhaender, L (1, 8) OBP: 0.323, SLG: 0.346	E5 BB 1B 1B	F7			G4-3		G4-3		SF7	4	1	0	1	0	0	0	Minnesota Twins @ Kansas City Royals Municipal Stadium, Kansas City, MO Tue Sep 23 1969, 8:05 PM EDT Att: 8,293 - Unknown - 71 F livebaseballscorecards.com								
Rod Carew, L (1, 4) OBP: 0.390, SLG: 0.465	L8				G3		G6-3		G1-3 1B	5	0	2	0	0	0	1									
Tony Oliva, L (1, 9) OBP: 0.359, SLG: 0.502	BB 1B 1B				K		P3		G1-3	5	2	2	0	0	1	3									
Harmon Killebrew, R (1, 5) OBP: 0.432, SLG: 0.591	1B BB				F5		FC3-6 1B 1B		K	3	1	1	0	1	0	1									
Tom Hall, L (8, 1) OBP: 0.261, SLG: 0.214	1B BB									0	0	0	0	0	0	0									
Jim Holt, L (9, PH) OBP: 0.375, SLG: 0.375	1B BB									1	0	0	0	0	1	3									
Ron Perranoski, L (9, 1) OBP: 0.167, SLG: 0.091	1-2 2-3									0	0	0	0	0	0	0									
Rich Reese, L (1, 3) OBP: 0.363, SLG: 0.510	1B				G1-3		FC3-6 1B		F8	4	0	2	3	0	0	1									
Graig Nettles, L (1, 7) OBP: 0.321, SLG: 0.381	K				L4-3 1B		FC3-6 1B		G1-3	4	0	1	0	0	1	4									
John Roseboro, L (1, 2) OBP: 0.332, SLG: 0.318	F8				L4-3		F4		E S 1B	2	0	0	0	0	0	3									
Rick Dempsey, R (4, 2) OBP: 0.500, SLG: 0.500										2	0	1	0	0	0	2									
Herman Hill, L (9, PR)										0	1	0	0	0	0	0									
Tom Tichinski, R (9, 2) OBP: 0.267, SLG: 0.132										0	0	0	0	0	0	0									
Rick Renick, R (1, 6) OBP: 0.302, SLG: 0.320		F7			G6-3				E SF7 BB	3	1	1	1	1	0	0									
Dave Boswell, R (1, 1) OBP: 0.196, SLG: 0.281										3	0	0	0	0	1	2									
Frank Quilici, R (8, 5) OBP: 0.255, SLG: 0.273	G6-3						K		E5 G1-3 1B	1	0	0	0	0	0	1									
Inning Stats	R: 2 E: 1 K: 1 S: 8	H: 2 LOB: 2 BB: 1 P: 12	R: 0 E: 0 K: 0 S: 3	H: 0 LOB: 0 BB: 0 P: 3	R: 0 E: 0 K: 1 S: 6	H: 1 LOB: 1 BB: 0 P: 6	R: 0 E: 0 K: 0 S: 3	H: 1 LOB: 0 BB: 0 P: 3	R: 0 E: 0 K: 1 S: 5	H: 0 LOB: 0 BB: 0 P: 5	R: 2 E: 0 K: 0 S: 7	H: 4 LOB: 2 BB: 0 P: 7	R: 0 E: 0 K: 0 S: 3	H: 0 LOB: 0 BB: 0 P: 3	R: 0 E: 0 K: 0 S: 3	H: 0 LOB: 0 BB: 0 P: 3	R: 2 E: 1 K: 1 S: 8	H: 2 LOB: 3 BB: 1 P: 12	1B: 10 2B: 1 3B: 0 HR: 0	SF: 1 SAC: 0 DP: 1 HBP: 0	WP: 0 PB: 0 SB: 2 CS: 0	PA: 40			
PITCHER	IP	WLS	BF	H	R	ER	SO	BB	IBB	HBP	BLK	WP	HR	S	P	ERA	WHIP	PITCHER							
Mike Hedlund, R (1, 1) ERA: 3.29	7.0	L	30	8	4	3	3	1	0	0	0	0	0	35	39	3.86	1.286								
Chris Zachary, R (8, 1) ERA: 7.95	2.0		10	2	2	1	1	1	0	0	0	0	0	11	15	4.50	1.500								

Batter	1	2	3	4	5	6	7	8	9	AB	R	H	RBI	BB	SO	LOB	BOTTOM									
Luis Alcaraz, R (1, 4) OBP: 0.266, SLG: 0.305	FC4-6 BB				F2		F7			3	1	1	0	1	0	0	Minnesota Twins @ Kansas City Royals Municipal Stadium, Kansas City, MO Tue Sep 23 1969, 8:05 PM EDT Att: 8,293 - Unknown - 71 F livebaseballscorecards.com									
Mike Fiore, L (1, 3) OBP: 0.413, SLG: 0.422	K								F7	3	0	1	0	1	1	1										
Ed Kirkpatrick, L (1, 8) OBP: 0.336, SLG: 0.390	FC4-6 1-2 FC6-4				FC3-6 1B		K		G4-3	4	1	0	0	0	1	4										
Lou Piniella, R (1, 7) OBP: 0.330, SLG: 0.426	FC6-4				G3		L7		FC6 1B	4	0	1	1	0	0	3										
Joe Foy, R (1, 5) OBP: 0.353, SLG: 0.371					F8		F8		FC6	4	0	1	1	0	0	1										
Bob Oliver, R (1, 9) OBP: 0.294, SLG: 0.393					CS		G5-3		G6-3	3	0	0	0	1	1	0										
Buck Martinez, R (1, 2) OBP: 0.260, SLG: 0.333					P3		G6-3		F4	3	0	0	0	1	0	0										
Paul Schaaf, R (1, 6) OBP: 0.338, SLG: 0.313							G5-3		F7	4	0	1	0	0	0	2										
Mike Hedlund, R (1, 1) OBP: 0.188, SLG: 0.161										2	0	0	0	0	2	3										
Joe Keough, L (7, PH) OBP: 0.256, SLG: 0.200										1	0	0	0	0	1	0										
Chris Zachary, L (8, 1) OBP: 0.500, SLG: 0.500	K				K		K			0	0	0	0	0	0	0										
Inning Stats	R: 0 E: 0 K: 1 S: 5	H: 0 LOB: 1 BB: 1 P: 9	R: 0 E: 0 K: 1 S: 5	H: 0 LOB: 2 BB: 2 P: 13	R: 2 E: 0 K: 0 S: 5	H: 3 LOB: 0 BB: 0 P: 5	R: 0 E: 0 K: 1 S: 6	H: 1 LOB: 1 BB: 0 P: 6	R: 0 E: 0 K: 1 S: 5	H: 0 LOB: 0 BB: 0 P: 5	R: 0 E: 0 K: 1 S: 5	H: 0 LOB: 0 BB: 0 P: 5	R: 0 E: 0 K: 0 S: 4	H: 1 LOB: 1 BB: 0 P: 4	R: 0 E: 0 K: 0 S: 3	H: 0 LOB: 0 BB: 0 P: 3		1B: 5 2B: 0 3B: 0 HR: 0	SF: 0 SAC: 0 DP: 0 HBP: 0	WP: 0 PB: 0 SB: 0 CS: 1	PA: 36					
PITCHER	IP	WLS	BF	H	R	ER	SO	BB	IBB	HBP	BLK	WP	HR	S	P	ERA		WHIP	PITCHER							
Dave Boswell, R (1, 1) ERA: 3.2	7.0	W	28	4	2	2	6	4	0	0	0	0	0	36	52	2.57		1.143								
Tom Hall, L (8, 1) ERA: 3.25	1.0		4	1	0	0	0	0	0	0	0	0	0	4	4	0.00		1.000								
Ron Perranoski, L (9, 1) ERA: 2.25	1.0	S	3	0	0	0	0	0	0	0	0	0	0	3	3	0.00	0.000									

Batter	1	2	3	4	5	6	7	8	9	10	AB	R	H	RBI	BB	SO	LOB							
Ted Uhlender, L (1, 8) OBP: 0.324, SLG: 0.346	G3			G6-3		G6-3											5	0	2	0	0	0	1	
Rod Carew, L (1, 4) OBP: 0.389, SLG: 0.463	G6-3			L1-3 1B		L5		L7										4	0	1	0	0	0	2
Tony Oliva, L (1, 9) OBP: 0.356, SLG: 0.498	F9			L1-3 1-2		L1-3		G4-3		L7								4	0	0	0	0	0	1
Harmon Killebrew, R (1, 5) OBP: 0.429, SLG: 0.587																								
Frank Quilici, R (10, 5) OBP: 0.255, SLG: 0.273						L7		G1-3		F8								4	0	0	0	0	1	0
Rich Reese, L (1, 3) OBP: 0.332, SLG: 0.507																								
Charlie Manuel, L (1, 7) OBP: 0.332, SLG: 0.293																								
Rick Renick, R (1, 6) OBP: 0.308, SLG: 0.349																								
George Mittenwald, R (1, 2) OBP: 0.332, SLG: 0.365																								
Cesar Tovar, R (10, PR) OBP: 0.340, SLG: 0.416																								
Tom Tischinski, R (10, 2) OBP: 0.267, SLG: 0.132																								
Jim Perry, S (1, 1) OBP: 0.211, SLG: 0.233																								
Dick Woodson, R (8, 1) OBP: 0.138, SLG: 0.074																								
Graig Nettles, L (10, PH) OBP: 0.324, SLG: 0.384																								
Ron Perranoski, L (10, 1) OBP: 0.167, SLG: 0.091																								
Inning Stats	R: 0 E: 0 K: 0 S: 3	H: 0 LOB: 0 BB: 0 P: 3	R: 0 E: 0 K: 1 S: 5	H: 0 LOB: 0 BB: 0 P: 5	R: 0 E: 0 K: 1 S: 3	H: 0 LOB: 0 BB: 0 P: 3	R: 0 E: 0 K: 0 S: 3	H: 1 LOB: 0 BB: 0 P: 3	R: 0 E: 0 K: 2 S: 7	H: 0 LOB: 1 BB: 0 P: 11	R: 0 E: 0 K: 0 S: 4	H: 1 LOB: 1 BB: 0 P: 4	R: 1 E: 0 K: 1 S: 7	H: 2 LOB: 1 BB: 0 P: 7	R: 0 E: 0 K: 0 S: 3	H: 0 LOB: 0 BB: 0 P: 3	R: 1 E: 0 K: 0 S: 5	H: 4 LOB: 2 BB: 0 P: 5	1B: 7 2B: 1 3B: 1 HR: 1	SF: 0 SAC: 0 DP: 1 HBP: 0	WP: 0 PA: 37			
PITCHER Dick Drago, R (1, 1) ERA: 3.78	IP: 10.0 WLS: L BF: 37 H: 9 R: 2 ER: 2 SO: 4 BB: 1 IBB: 0 HBP: 0 BLK: 0 WP: 0 HR: 1 S: 44 P: 48 ERA: 1.80 WHIP: 1.000											PITCHER	IP: 10.0 WLS: L BF: 37 H: 9 R: 2 ER: 2 SO: 4 BB: 1 IBB: 0 HBP: 0 BLK: 0 WP: 0 HR: 1 S: 44 P: 48 ERA: 1.80 WHIP: 1.000											


TOP

Minnesota Twins @ Kansas City Royals
Municipal Stadium, Kansas City, MO

Wed Sep 24 1969, 4:33 AM EDT
Att: 7,429 - Sunny - 70 F

livebaseballscorecards.com

AB	36
R	2
H	9
RBI	2
BB	1
SO	4
LOB	6



Batter	1	2	3	4	5	6	7	8	9	10	AB	R	H	RBI	BB	SO	LOB						
Pat Kelly, L (1, 9) OBP: 0.355, SLG: 0.397	G6-3																	5	0	1	0	0	0
Mike Fiore, L (1, 3) OBP: 0.413, SLG: 0.422																							
Ed Kirkpatrick, L (1, 8) OBP: 0.337, SLG: 0.393																							
Lou Piniella, R (1, 7) OBP: 0.330, SLG: 0.423																							
Joe Foy, R (1, 5) OBP: 0.354, SLG: 0.371																							
Jerry Adair, R (1, 4) OBP: 0.281, SLG: 0.291																							
Paul Schaaf, R (1, 6) OBP: 0.336, SLG: 0.311																							
Eliee Rodriguez, R (1, 2) OBP: 0.339, SLG: 0.304																							
Dick Drago, R (1, 1) OBP: 0.118, SLG: 0.083																							
Inning Stats	R: 0 E: 0 K: 0 S: 4	H: 2 LOB: 1 BB: 0 P: 4	R: 0 E: 0 K: 0 S: 4	H: 1 LOB: 1 BB: 0 P: 4	R: 0 E: 0 K: 1 S: 6	H: 1 LOB: 1 BB: 0 P: 6	R: 0 E: 0 K: 2 S: 7	H: 0 LOB: 0 BB: 0 P: 7	R: 0 E: 0 K: 0 S: 3	H: 0 LOB: 0 BB: 0 P: 3	R: 0 E: 0 K: 1 S: 5	H: 0 LOB: 0 BB: 0 P: 5	R: 0 E: 0 K: 1 S: 5	H: 1 LOB: 3 BB: 3 P: 17	R: 1 E: 0 K: 0 S: 5	H: 2 LOB: 2 BB: 0 P: 5	R: 0 E: 0 K: 0 S: 4	H: 1 LOB: 1 BB: 0 P: 4	R: 0 E: 0 K: 0 S: 3	H: 0 LOB: 0 BB: 0 P: 3	1B: 6 2B: 2 3B: 0 HR: 0	SF: 0 SAC: 0 DP: 1 HBP: 0	WP: 0 PA: 39
PITCHER Jim Perry, R (1, 1) ERA: 2.85	IP: 7.1 WLS: W BF: 29 H: 6 R: 1 ER: 1 SO: 5 BB: 2 IBB: 1 HBP: 0 BLK: 0 WP: 0 HR: 0 S: 36 P: 48 ERA: 1.23 WHIP: 1.091											PITCHER	IP: 7.1 WLS: W BF: 29 H: 6 R: 1 ER: 1 SO: 5 BB: 2 IBB: 1 HBP: 0 BLK: 0 WP: 0 HR: 0 S: 36 P: 48 ERA: 1.23 WHIP: 1.091										
PITCHER Dick Woodson, R (8, 1) ERA: 3.84	IP: 1.2 WLS: S BF: 7 H: 2 R: 0 ER: 0 SO: 0 BB: 0 IBB: 0 HBP: 0 BLK: 0 WP: 0 HR: 0 S: 7 P: 7 ERA: 0.00 WHIP: 1.200											PITCHER	IP: 1.2 WLS: S BF: 7 H: 2 R: 0 ER: 0 SO: 0 BB: 0 IBB: 0 HBP: 0 BLK: 0 WP: 0 HR: 0 S: 7 P: 7 ERA: 0.00 WHIP: 1.200										
PITCHER Ron Perranoski, L (10, 1) ERA: 2.23	IP: 1.0 WLS: S BF: 3 H: 0 R: 0 ER: 0 SO: 0 BB: 0 IBB: 0 HBP: 0 BLK: 0 WP: 0 HR: 0 S: 3 P: 3 ERA: 0.00 WHIP: 0.000											PITCHER	IP: 1.0 WLS: S BF: 3 H: 0 R: 0 ER: 0 SO: 0 BB: 0 IBB: 0 HBP: 0 BLK: 0 WP: 0 HR: 0 S: 3 P: 3 ERA: 0.00 WHIP: 0.000										


BOTTOM

Minnesota Twins @ Kansas City Royals
Municipal Stadium, Kansas City, MO

Wed Sep 24 1969, 4:33 AM EDT
Att: 7,429 - Sunny - 70 F

livebaseballscorecards.com


AB	36
R	1
H	8
RBI	1
BB	3
SO	5
LOB	16



Batter	1	2	3	4	5	6	7	8	9	10	AB	R	H	RBI	BB	SO	LOB					
Pat Kelly, L OBP: 0.352, SLG: 0.393 (1, 9)	G5-3		K			K		G4-3			4	0	0	0	0	2	2					
Mike Fiore, L OBP: 0.409, SLG: 0.417 (1, 3)	G4-3			P6			F7		G3-1		4	0	0	0	0	0	0					
Lou Piniella, R OBP: 0.327, SLG: 0.420 (1, 7)	F7			F8			L5-3		E7		4	0	0	0	0	0	0					
Ed Kirkpatrick, L OBP: 0.336, SLG: 0.395 (1, 8)		G3		F7					F7		4	0	1	0	0	0	1					
Joe Foy, R OBP: 0.356, SLG: 0.373 (1, 5)											3	1	2	0	1	0	1					
Luis Alcaraz, R OBP: 0.284, SLG: 0.323 Scott Northey, R OBP: 0.292, SLG: 0.333 Juan Rios, R OBP: 0.259, SLG: 0.276 (1, 4)											3	0	2	0	0	0	1					
Buck Martinez, R OBP: 0.255, SLG: 0.327 (1, 2)											3	0	0	0	1	0	0					
Paul Schaal, R OBP: 0.335, SLG: 0.307 (1, 6)											3	0	0	0	1	0	0					
Bill Butler, L OBP: 0.113, SLG: 0.052 Joe Keough, L OBP: 0.254, SLG: 0.199 Al Fitzmorris, S (8, 1)											2	0	0	0	0	1	0					
Inning Stats	R: 0 E: 0 K: 0 S: 3	H: 0 LOB: 0 BB: 0 P: 3	R: 1 E: 0 K: 1 S: 6	H: 2 LOB: 0 BB: 0 P: 6	R: 0 E: 0 K: 2 S: 7	H: 0 LOB: 0 BB: 0 P: 7	R: 0 E: 0 K: 0 S: 3	H: 0 LOB: 0 BB: 0 P: 3	R: 0 E: 0 K: 1 S: 5	H: 0 LOB: 0 BB: 0 P: 5	R: 0 E: 0 K: 0 S: 4	H: 1 LOB: 1 BB: 0 P: 4	R: 0 E: 0 K: 0 S: 4	H: 1 LOB: 2 BB: 1 P: 8	R: 0 E: 1 K: 0 S: 5	H: 1 LOB: 2 BB: 0 P: 5	R: 0 E: 0 K: 2 S: 7	H: 0 LOB: 0 BB: 0 P: 7	1B: 4 2B: 1 3B: 0 HR: 0	SF: 0 SAC: 0 DP: 1 HBP: 0	WP: 1 PB: 0 SB: 0 CS: 0	PA: 36
PITCHER	IP	WLS	BF	H	R	ER	SO	BB	IBB	HBP	BLK	WP	HR	S	P	ERA	WHIP					
Paul Edmondson, R ERA: 3.7 Wilbur Wood, L ERA: 3.07 (1, 1)	8.0		28	4	1	1	4	2	0	0	0	1	0	34	42	1.12	0.750					
(9, 1)	2.0	W	8	1	0	0	2	0	0	0	0	0	0	12	12	0.00	0.500					

Kansas City Royals @ Chicago White Sox
Comiskey Park, Chicago, IL
Thu Sep 25 1969, 8:05 PM EDT
Att: 3,285 - Unknown

AB	34
R	1
H	5
RBI	0
BB	2
SO	6
LOB	10



Batter	1	2	3	4	5	6	7	8	9	10	AB	R	H	RBI	BB	SO	LOB					
Walt Williams, R OBP: 0.340, SLG: 0.377 (1, 9)	G5-3		G4-3		G5-3			SH5-4			4	1	1	1	0	0	0					
Luis Aparicio, R OBP: 0.352, SLG: 0.363 (1, 6)											3	1	1	0	1	1	2					
Ron Hansen, R OBP: 0.321, SLG: 0.322 Tom McCraw, L OBP: 0.331, SLG: 0.356 (9, 3)											0	0	0	0	2	0	0					
Bill Melton, R OBP: 0.323, SLG: 0.426 (1, 5)											4	0	0	0	0	2	6					
Bob Christian, R OBP: 0.298, SLG: 0.313 (1, 7)											3	0	1	1	0	0	1					
Duane Josephson, R OBP: 0.291, SLG: 0.321 Don Pavletich, R OBP: 0.333, SLG: 0.409 (6, 2)											2	0	0	0	0	0	2					
Ken Berry, R OBP: 0.291, SLG: 0.322 (1, 8)											4	0	0	0	0	2	2					
Bobby Knoop, R OBP: 0.298, SLG: 0.316 (1, 4)											4	0	0	0	0	2	0					
Paul Edmondson, R OBP: 0.179, SLG: 0.179 Pete Ward, L OBP: 0.353, SLG: 0.372 Jose Ortiz, R OBP: 0.250, SLG: 0.250 Wilbur Wood, R OBP: 0.190, SLG: 0.250 (10, PH)											2	0	0	0	0	0	0					
Inning Stats	R: 1 E: 0 K: 1 S: 6	H: 2 LOB: 2 BB: 1 P: 10	R: 0 E: 0 K: 2 S: 7	H: 0 LOB: 0 BB: 0 P: 7	R: 0 E: 0 K: 1 S: 5	H: 0 LOB: 0 BB: 0 P: 5	R: 0 E: 0 K: 1 S: 5	H: 0 LOB: 2 BB: 1 P: 10	R: 0 E: 0 K: 0 S: 3	H: 0 LOB: 0 BB: 0 P: 3	R: 0 E: 0 K: 0 S: 5	H: 0 LOB: 1 BB: 1 P: 9	R: 0 E: 0 K: 1 S: 5	H: 0 LOB: 0 BB: 0 P: 5	R: 0 E: 0 K: 0 S: 3	H: 0 LOB: 0 BB: 0 P: 3	R: 1 E: 0 K: 0 S: 3	H: 1 LOB: 0 BB: 0 P: 3	1B: 2 2B: 0 3B: 0 HR: 1	SF: 0 SAC: 2 DP: 0 HBP: 1	WP: 0 PB: 0 SB: 0 CS: 0	PA: 37
PITCHER	IP	WLS	BF	H	R	ER	SO	BB	IBB	HBP	BLK	WP	HR	S	P	ERA	WHIP					
Bill Butler, L ERA: 4.01 Al Fitzmorris, R ERA: 4.66 (1, 1)	7.0		26	2	1	1	7	3	0	1	0	0	0	36	49	1.29	0.714					
(8, 1)	2.2	L	11	1	1	1	0	2	0	0	0	0	1	9	17	3.38	1.125					

Kansas City Royals @ Chicago White Sox
Comiskey Park, Chicago, IL
Thu Sep 25 1969, 8:05 PM EDT
Att: 3,285 - Unknown

AB	29
R	2
H	3
RBI	2
BB	5
SO	7
LOB	13



Batter	1	2	3	4	5	6	7	8	9	AB	R	H	RBI	BB	SO	LOB	TOP						
Pat Kelly, L OBP: 0.348, SLG: 0.388 Juan Rios, R OBP: 0.259, SLG: 0.276	(1, 9) X G4-3		(2) X G4-3		(2) X K		(3) X G5-3		(2) X K	5	0	0	0	0	2	2	Kansas City Royals @ Chicago White Sox Milwaukee County Stadium, Milwaukee, WI Fri Sep 26 1969, 8:05 PM EDT Att: 9,587 - Unknown livebaseballscorecards.com						
Mike Fiore, L OBP: 0.413, SLG: 0.430	(1, 3) X 1B		(4) X 1B BB		(1-2) X 1B			(1) X F7	(1) X HR	4	1	3	2	1	0	0							
Joe Foy, R OBP: 0.357, SLG: 0.373	(1, 5) X P3		(2) X 1-3 1B		(3) X F7			(2) X 1B HR	(3) X E6	5	1	2	0	0	0	4							
Ed Kirkpatrick, L OBP: 0.331, SLG: 0.388	(1, 8) X P4		(3) X G1-3		(1) X G3-1			(2) X F7	(3) X G4-3	5	0	0	0	0	0	5							
Lou Piniella, R OBP: 0.326, SLG: 0.419 Scott Northey, R OBP: 0.292, SLG: 0.333	(1, 7) X (8, PR) X G6-3		(1) X G6-3		(2) X G6-3			(1-2) X HR 1B		4	0	1	0	0	0	0							
Jerry Adair, R OBP: 0.285, SLG: 0.305	(1, 4) X G6-3 2B		(2) X G6-3		(3) X 1B			(1-H) X HR		4	1	3	3	0	0	0							
Elie Rodriguez, R Moe Drabowsky, R OBP: 0.267, SLG: 0.333	(1, 2) X (8, 1) X G6-3 2-3		(2) X G6-3		(3) X G5-3			(3) X G5-3		4	0	0	0	0	0	3							
Paul Schaal, R Bob Oliver, R OBP: 0.293, SLG: 0.392	(1, 6) X (9, PH) X K				(1) X 1B 1B			(1) X F8	(1) X L7	3	0	1	0	0	1	1							
Wally Bunker, R Billy Harris, L Jerry Gram, R Buck Martinez, R Tom Burmeser, L Fran Healy, R OBP: 0.501, SLG: 0.625	(1, 1) X (7, PH) X (7, 1) X (8, 2) X (9, PR) X (9, 2) X F9		(1) X F9		(1) X F3			(2) X G1-3	(1) X HR 1B	2	0	0	0	0	0	1							
Inning Stats	R: 0 E: 0 K: 0 S: 4	H: 1 LOB: 1 BB: 0 P: 4	R: 0 E: 0 K: 1 S: 6	H: 1 LOB: 1 BB: 0 P: 6	R: 0 E: 0 K: 0 S: 4	H: 0 LOB: 0 BB: 1 P: 8	R: 0 E: 0 K: 0 S: 3	H: 0 LOB: 0 BB: 0 P: 3	R: 0 E: 0 K: 1 S: 7	H: 2 LOB: 2 BB: 0 P: 7	R: 0 E: 0 K: 0 S: 4	H: 1 LOB: 1 BB: 0 P: 4	R: 0 E: 0 K: 0 S: 3	H: 0 LOB: 0 BB: 0 P: 3	R: 3 E: 0 K: 0 S: 6	H: 3 LOB: 1 BB: 0 P: 6		R: 2 E: 1 K: 1 S: 8	H: 2 LOB: 1 BB: 0 P: 8	1B: 8 2B: 1 3B: 0 HR: 2	SF: 0 SAC: 0 DP: 0 HBP: 0	WP: 0 PB: 0 CS: 0	PA: 40
PITCHER Joe Horlen, R ERA: 3.78	(1, 1)	IP: 9.0 WLS: L BF: 40	H: 11 R: 5 ER: 5 SO: 3	BB: 1 IBB: 0 HBP: 0 BLK: 0	WP: 0 HR: 2 S: 45 P: 49	ERA: 5.00 WHIP: 1.333	PITCHER	IP: 9.0 WLS: L BF: 40	H: 11 R: 5 ER: 5 SO: 3	BB: 1 IBB: 0 HBP: 0 BLK: 0	WP: 0 HR: 2 S: 45 P: 49	ERA: 5.00 WHIP: 1.333	PITCHER	IP: 9.0 WLS: L BF: 40	H: 11 R: 5 ER: 5 SO: 3	BB: 1 IBB: 0 HBP: 0 BLK: 0		WP: 0 HR: 2 S: 45 P: 49	ERA: 5.00 WHIP: 1.333				

Batter	1	2	3	4	5	6	7	8	9	AB	R	H	RBI	BB	SO	LOB	BOTTOM						
Walt Williams, R OBP: 0.338, SLG: 0.373	(1, 9) X F8		(3) X FC6-4		(1-2) X 1B BB		(3) X F8		(2) X K	4	0	0	0	1	1	1	Kansas City Royals @ Chicago White Sox Milwaukee County Stadium, Milwaukee, WI Fri Sep 26 1969, 8:05 PM EDT Att: 9,587 - Unknown livebaseballscorecards.com						
Luis Aparicio, R OBP: 0.353, SLG: 0.364	(1, 6) X G6-3		(2) X F9		(1) X 1-2 2-H 1B			(3) X E 1B	(3) X F9	5	1	2	1	0	0	0							
Tom McCraw, L OBP: 0.330, SLG: 0.354	(1, 3) X K		(3) X K		(2) X F2			(1) X BB 1B		4	0	1	1	0	2	2							
Bill Melton, R OBP: 0.324, SLG: 0.431		(1) X G6-3		(4) X PB BB		(1) X HR		(3) X K		3	1	1	1	1	1	1							
Ed Herrmann, L OBP: 0.319, SLG: 0.338	(1, 2) X G1-3		(2) X G1-3		(1-2) X BB		(2) X G6-3 BB		(2) X F8	2	0	0	0	2	0	1							
Bob Christian, R OBP: 0.280, SLG: 0.303	(1, 7) X G6-3		(3) X G6-3		(3) X G4-3		(1) X P4		(1) X E5	4	0	0	0	0	0	4							
Ken Berry, R OBP: 0.292, SLG: 0.319 Pete Ward, L OBP: 0.356, SLG: 0.372 Angel Bravo, L OBP: 0.326, SLG: 0.434	(1, 8) X (8, PH) X (8, PR) X G6-3		(1) X G6-3		(4) X G1-3 BB		(2) X G6-3		(3) X 1-2 2-3 BB	2	0	0	0	1	0	1							
Bobby Knoop, R OBP: 0.298, SLG: 0.316 Gail Hopkins, L OBP: 0.354, SLG: 0.385 Rich Morales, R OBP: 0.264, SLG: 0.207	(1, 4) X (8, PH) X (9, 4) X G6-3		(1) X FC6-4 1B		(2) X G1-3		(1) X K		(3) X K	3	0	1	0	0	1	1							
Joe Horlen, R OBP: 0.182, SLG: 0.195 Bob Spence, L OBP: 0.182, SLG: 0.238	(1, 1) X (9, PH) X K		(2) X K		(1) X BB 1B		(2) X P1		(1) X K	3	1	1	0	0	1	1							
Inning Stats	R: 0 E: 0 K: 1 S: 5	H: 0 LOB: 0 BB: 0 P: 5	R: 0 E: 0 K: 0 S: 3	H: 0 LOB: 0 BB: 0 P: 3	R: 0 E: 0 K: 1 S: 6	H: 1 LOB: 1 BB: 0 P: 6	R: 0 E: 0 K: 1 S: 5	H: 0 LOB: 2 BB: 2 P: 13	R: 1 E: 0 K: 0 S: 4	H: 2 LOB: 2 BB: 2 P: 12	R: 1 E: 0 K: 0 S: 3	H: 1 LOB: 0 BB: 1 P: 7	R: 0 E: 0 K: 1 S: 5	H: 0 LOB: 0 BB: 0 P: 5	R: 1 E: 1 K: 2 S: 10	H: 2 LOB: 3 BB: 1 P: 14		R: 0 E: 0 K: 2 S: 7	H: 0 LOB: 0 BB: 0 P: 7	1B: 5 2B: 0 3B: 0 HR: 1	SF: 0 SAC: 0 DP: 1 HBP: 0	WP: 0 PB: 1 CS: 0	PA: 38
PITCHER Wally Bunker, R ERA: 3.29 Jerry Gram, R ERA: 3.24 Moe Drabowsky, R ERA: 3.07	(1, 1)	IP: 6.0 WLS: 25 BF: 25	H: 4 R: 2 ER: 2 SO: 3	BB: 5 IBB: 0 HBP: 0 BLK: 0	WP: 0 HR: 1 S: 26 P: 46	ERA: 3.00 WHIP: 1.500	PITCHER	IP: 6.0 WLS: 9 BF: 25	H: 4 R: 1 ER: 1 SO: 2	BB: 0 IBB: 0 HBP: 0 BLK: 0	WP: 0 HR: 0 S: 12 P: 16	ERA: 5.40 WHIP: 1.800	PITCHER	IP: 1.1 WLS: W BF: 4	H: 0 R: 0 ER: 0 SO: 3	BB: 0 IBB: 0 HBP: 0 BLK: 0		WP: 0 HR: 0 S: 10 P: 10	ERA: 0.00 WHIP: 0.000				

Batter	1	2	3	4	5	6	7	8	9	AB	R	H	RBI	BB	SO	LOB	TOP					
Scott Northey, R OBP: 0.308, SLG: 0.367 (1, 8)										4	1	2	0	0	0	1	Kansas City Royals @ Chicago White Sox Comiskey Park, Chicago, IL Sat Sep 27 1969, 4:33 AM EDT Att: 2,437 - Sunny livebaseballscorecards.com					
Luis Alcaraz, R OBP: 0.296, SLG: 0.333 (1, 4)										4	0	2	1	0	0	1						
Joe Foy, R OBP: 0.354, SLG: 0.370 (1, 5)										4	0	0	0	0	1	3						
Lou Piniella, R OBP: 0.324, SLG: 0.415 (1, 7)										4	0	0	0	0	0	0						
Jerry Adair, R OBP: 0.287, SLG: 0.310 (1, 6)										4	0	2	0	0	0	0						
Bob Oliver, R OBP: 0.293, SLG: 0.391 (1, 3)										4	0	1	0	0	0	1						
Fran Healy, R OBP: 0.400, SLG: 0.500 (7, PH) Jim Campanis, R OBP: 0.202, SLG: 0.217 (7, 2)										2	0	0	0	0	1	1						
Fred Rico, R OBP: 0.474, SLG: 0.357 (1, 9)										3	0	1	0	0	0	0						
Jim Rooker, R OBP: 0.305, SLG: 0.544 (8, PH) Chuck Harrison, R OBP: 0.276, SLG: 0.296 Don O'Riley, R (8, 1)										2	0	0	0	0	2	1						
Inning Stats	R: 0 E: 0 K: 1 S: 5	H: 0 LOB: 0 BB: 0 P: 5	R: 0 E: 0 K: 1 S: 6	H: 2 LOB: 1 BB: 0 P: 6	R: 0 E: 0 K: 1 S: 6	H: 1 LOB: 1 BB: 0 P: 6	R: 0 E: 0 K: 0 S: 3	H: 0 LOB: 0 BB: 0 P: 3	R: 0 E: 0 K: 0 S: 3	H: 0 LOB: 0 BB: 0 P: 3	R: 0 E: 0 K: 1 S: 6	H: 2 LOB: 1 BB: 0 P: 6	R: 0 E: 0 K: 0 S: 4	H: 1 LOB: 1 BB: 0 P: 4	R: 1 E: 0 K: 0 S: 5	H: 2 LOB: 1 BB: 0 P: 5		R: 0 E: 0 K: 0 S: 3	H: 0 LOB: 0 BB: 0 P: 3	1B: 5 2B: 3 3B: 0 HR: 0	SF: 0 SAC: 0 DP: 1 HBP: 0	WP: 0 PB: 0 SB: 0 CS: 0
PITCHER Jerry Nyman, L ERA: 5.29 (1, 1)	IP: 9.0 WLS: W BF: 33 H: 8 R: 1 ER: 1 SO: 4 BB: 0 IBB: 0 HBP: 0 BLK: 0 WP: 0 HR: 0 S: 41 P: 41 ERA: 1.00 WHIP: 0.889															PITCHER IP: 9.0 WLS: W BF: 33 H: 8 R: 1 ER: 1 SO: 4 BB: 0 IBB: 0 HBP: 0 BLK: 0 WP: 0 HR: 0 S: 41 P: 41 ERA: 1.00 WHIP: 0.889						

Batter	1	2	3	4	5	6	7	8	9	AB	R	H	RBI	BB	SO	LOB	BOTTOM			
Walt Williams, R OBP: 0.339, SLG: 0.374 (1, 9)										5	1	2	0	0	0	0	Kansas City Royals @ Chicago White Sox Comiskey Park, Chicago, IL Sat Sep 27 1969, 4:33 AM EDT Att: 2,437 - Sunny livebaseballscorecards.com			
Luis Aparicio, R OBP: 0.355, SLG: 0.366 (1, 6)										4	1	2	1	1	0	1				
Ron Hansen, R OBP: 0.323, SLG: 0.320 (1, 3)										4	1	1	0	1	0	2				
Bill Melton, R OBP: 0.323, SLG: 0.428 (1, 5)										4	0	0	0	1	2	4				
Don Pavletich, R OBP: 0.339, SLG: 0.406 (1, 2)										1	2	0	1	3	0	0				
Bobby Knoop, R OBP: 0.302, SLG: 0.316 (1, 4)										3	0	1	1	2	2	3				
Ken Berry, R OBP: 0.297, SLG: 0.329 (1, 8)										4	0	3	2	0	1	1				
Jose Ortiz, R OBP: 0.250, SLG: 0.143 (1, 7)										3	0	0	0	1	0	4				
Jerry Nyman, L OBP: 0.095, SLG: 0.100 (1, 1)										3	1	0	0	1	3	5				
Inning Stats	R: 0 E: 0 K: 0 S: 3	H: 1 LOB: 3 BB: 2 P: 18	R: 3 E: 0 K: 1 S: 7	H: 2 LOB: 3 BB: 3 P: 19	R: 0 E: 0 K: 1 S: 6	H: 1 LOB: 2 BB: 1 P: 10	R: 0 E: 0 K: 2 S: 8	H: 0 LOB: 2 BB: 1 P: 12	R: 0 E: 0 K: 0 S: 3	H: 0 LOB: 0 BB: 0 P: 3	R: 1 E: 1 K: 0 S: 4	H: 2 LOB: 1 BB: 1 P: 8	R: 2 E: 0 K: 1 S: 7	H: 2 LOB: 2 BB: 2 P: 15	R: 0 E: 0 K: 0 S: 3	H: 0 LOB: 0 BB: 0 P: 3		1B: 7 2B: 2 3B: 0 HR: 0	SF: 1 SAC: 0 DP: 0 HBP: 0	WP: 0 PB: 0 SB: 0 CS: 0
PITCHER Jim Rooker, L ERA: 3.75 Don O'Riley, R ERA: 7.33 (8, 1)	IP: 7.0 WLS: L BF: 35 H: 7 R: 4 ER: 3 SO: 7 BB: 7 IBB: 1 HBP: 0 BLK: 0 WP: 0 HR: 0 S: 41 P: 73 ERA: 3.86 WHIP: 2.000															PITCHER IP: 1.0 WLS: L BF: 7 H: 2 R: 2 ER: 2 SO: 1 BB: 1 IBB: 0 HBP: 0 BLK: 0 WP: 0 HR: 0 S: 7 P: 15 ERA: 18.00 WHIP: 3.000				

Batter	1	2	3	4	5	6	7	8	9	AB	R	H	RBI	BB	SO	LOB	TOP							
Scott Northey, R OBP: 0.333, SLG: 0.434	(1, 8) IHR BB	(2) P4		(3) CS 1B		(4) HR		(5) K		4	2	3	1	1	0		Kansas City Royals @ Chicago White Sox Comiskey Park, Chicago, IL Sun Sep 28 1969, 4:33 AM EDT Att: 4,617 - Sunny							
Mike Fiore, L OBP: 0.416, SLG: 0.427	(1, 3) F8	(2) 1B BB		(3) CS 1-2		(4) G1-3		(5) G5-4-3 BB		2	0	0	0	3	0									
Luis Alcaraz, R OBP: 0.289, SLG: 0.324	(1, 4) L7	(2) FC6-4 1B			(4) G5-3 1-2		(5) G6-3	(6) G5-4-3 1-2		5	0	1	0	0	0	3								
Ed Kirkpatrick, L OBP: 0.338, SLG: 0.417	(1, 7) IHR	(2) FC6-4 1-2			(4) HR		(5) 1B 1B		(6) 2B	5	3	4	3	0	0	2								
Jerry Adair, R OBP: 0.287, SLG: 0.310 Jackie Hernandez, R OBP: 0.278, SLG: 0.280	(1, 6) HR 1B		(2) G6-3		(4) F3		(5) K		(6) K	3	1	1	0	0	0	0								
Bob Oliver, R OBP: 0.297, SLG: 0.401	(1, 5) HR		(2) G6-3			(4) S 1B	(5) 1B 1-2		(6) G1-3	5	2	3	2	0	0	1								
Fred Rico, R OBP: 0.300, SLG: 0.353	(1, 9) FC6-4 BB		(2) G6-3			(4) 1B HR BB	(5) 1-3 2H 1B		(6) K	3	1	1	1	2	1	1								
Buck Martinez, R OBP: 0.258, SLG: 0.328	(1, 2) FC6-4 1-2		(2) G6-3			(4) HR 1B	(5) L6			4	1	1	1	0	0	3								
Mike Hedlund, R OBP: 0.176, SLG: 0.152 Moe Drabowsky, R OBP: 0.235, SLG: 0.294	(1, 1) G1-3		(2) G5-3			(4) F8	(5) G1-3			2	0	0	0	0	0	0								
										2	0	0	0	0	0	4								
Inning Stats	R: 4 E: 0 K: 0 S: 6	H: 3 LOB: 1 BB: 2 P: 14	R: 0 E: 0 K: 0 S: 4	H: 1 LOB: 2 BB: 1 P: 8	R: 0 E: 0 K: 0 S: 3	H: 0 LOB: 0 BB: 0 P: 3	R: 0 E: 0 K: 0 S: 3	H: 1 LOB: 0 BB: 0 P: 3	R: 1 E: 0 K: 0 S: 3	H: 1 LOB: 0 BB: 1 P: 7	R: 4 E: 0 K: 0 S: 6	H: 3 LOB: 0 BB: 1 P: 10	R: 1 E: 0 K: 1 S: 8	H: 3 LOB: 2 BB: 0 P: 8	R: 0 E: 0 K: 1 S: 4	H: 0 LOB: 0 BB: 1 P: 8	R: 0 E: 0 K: 2 S: 8	H: 1 LOB: 1 BB: 0 P: 8	R: 0 E: 0 K: 2 S: 8	H: 1 LOB: 0 BB: 0 P: 8	1B: 8 2B: 1 3B: 0 HR: 4	SF: 0 SAC: 0 DP: 1 HBP: 0	WP: 0 PB: 0 SB: 2 CS: 2	PA: 44
PITCHER	IP WLS BF H R ER SO BB IBB HBP BLK WP HR S P ERA WHIP																							
Fred Rath, R ERA: 7.71	(1, 1) 5.0 L 23 6 5 5 0 4 0 0 0 0 2 19 35 9.00 2.000																							
Gary Peters, L ERA: 4.53	(6, 1) 1.0 7 3 4 4 0 1 0 0 0 0 1 6 10 36.00 4.000																							
Dan Osinski, R ERA: 3.56	(7, 1) 3.0 13 4 1 1 4 1 0 0 0 0 0 20 24 3.00 1.667																							

AB	37
R	10
H	13
RBI	10
BB	6
SO	4
LOB	17



Batter	1	2	3	4	5	6	7	8	9	AB	R	H	RBI	BB	SO	LOB	BOTTOM							
Walt Williams, R OBP: 0.337, SLG: 0.372	(1, 9) F8		(2) L8		(4) 1B 1-2 2-3		(5) G4-3		(6) K	5	0	1	0	0	1	2	Kansas City Royals @ Chicago White Sox Comiskey Park, Chicago, IL Sun Sep 28 1969, 4:33 AM EDT Att: 4,617 - Sunny							
Luis Aparicio, R OBP: 0.354, SLG: 0.366 Rich Morales, R OBP: 0.262, SLG: 0.205	(1, 6) G6-3		(2) FC6-4 1-2		(4) SF7		(5) 1B		(6) F9	3	0	1	1	0	0	1								
Bob Spence, L OBP: 0.148, SLG: 0.192	(1, 3) G1			(2) G1-3		(4) K		(5) K		5	0	0	0	0	2	4								
Bill Melton, R OBP: 0.324, SLG: 0.429		(2) G1-3 1B		(4) F7		(5) 1-2 2H 1B		(6) K		4	0	2	1	0	1	1								
Ed Herrmann, L OBP: 0.321, SLG: 0.344		(2) F9		(4) 1B		(5) L8		(6) G6-3 2B		4	0	2	0	0	0	3								
Angel Bravo, L OBP: 0.322, SLG: 0.419		(2) G1-3 1-2		(4) G4-3		(5) BB		(6) G6-3		3	0	0	0	1	0	3								
Bobby Knoop, R OBP: 0.301, SLG: 0.315		(2) F9			(4) SH 1B		(5) F3		(6) G6-3 2-3	4	1	1	0	0	0	3								
Ken Berry, R OBP: 0.298, SLG: 0.329			(2) FC6-4 1B		(4) SH 1B 1B		(5) K		(6) K	3	1	1	0	0	2	2								
Fred Rath, R Doug Adams, L Gary Peters, L Woodie Held, R Dan Osinski, R Pete Ward, L Jose Ortiz, R	(1, 1) P5			(2) 1B 1B		(4) 1-2 1B 1B		(5) K		1	0	0	0	0	0	1								
										1	1	1	1	0	0	0								
										0	0	0	0	0	0	0								
										1	0	0	0	0	1	1								
										0	0	0	0	0	0	0								
										0	0	0	0	0	0	0								
										0	0	0	0	1	0	0								
										0	0	0	0	1	0	0								
										0	0	0	0	0	0	0								
										0	0	0	0	0	0	0								
Inning Stats	R: 0 E: 0 K: 0 S: 3	H: 0 LOB: 0 BB: 0 P: 3	R: 0 E: 0 K: 0 S: 4	H: 1 LOB: 1 BB: 0 P: 4	R: 0 E: 0 K: 0 S: 4	H: 1 LOB: 1 BB: 0 P: 4	R: 0 E: 0 K: 0 S: 4	H: 1 LOB: 1 BB: 0 P: 4	R: 3 E: 0 K: 1 S: 10	H: 4 LOB: 2 BB: 0 P: 10	R: 0 E: 0 K: 2 S: 7	H: 0 LOB: 1 BB: 1 P: 11	R: 0 E: 0 K: 2 S: 8	H: 1 LOB: 0 BB: 0 P: 8	R: 0 E: 0 K: 1 S: 6	H: 1 LOB: 1 BB: 0 P: 6	R: 0 E: 0 K: 1 S: 5	H: 0 LOB: 1 BB: 1 P: 9	R: 0 E: 0 K: 1 S: 5	H: 0 LOB: 1 BB: 1 P: 9	1B: 8 2B: 1 3B: 0 HR: 0	SF: 1 SAC: 1 DP: 0 HBP: 0	WP: 0 PB: 0 SB: 0 CS: 0	PA: 39
PITCHER	IP WLS BF H R ER SO BB IBB HBP BLK WP HR S P ERA WHIP																							
Mike Hedlund, R ERA: 3.24	(1, 1) 4.2 W 22 7 3 1 1 1 0 0 0 0 0 24 24 1.93 1.500																							
Moe Drabowsky, R ERA: 2.94	(5, 1) 4.1 W 17 2 0 0 6 2 0 0 0 0 0 0 27 35 0.00 0.923																							

AB	35
R	3
H	9
RBI	3
BB	2
SO	7
LOB	22



Batter	1	2	3	4	5	6	7	8	9	AB	R	H	RBI	BB	SO	LOB	TOP					
Sandy Alomar Sr. S OBP: 0.294, SLG: 0.280 (1, 4)	G4-3	FC6 1B		L9			F8		BB G3-1 1B	5	1	2	1	0	0	1						
Marty Perez R OBP: 0.400, SLG: 0.333 (1, 6)	K	FC6 1-2 3-H			G4-3		E3		G3-1 BB G5-3 1B	5	1	1	0	0	1	2						
Jay Johnstone L OBP: 0.321, SLG: 0.377 (1, 8)							G4-3		G5-3 G3-1 BB	4	0	2	1	1	0	1						
Roger Repoz L OBP: 0.274, SLG: 0.293 (1, 3)	F8						F9		G3-1 BB	4	0	0	1	1	1	4						
Jim Hicks R OBP: 0.259, SLG: 0.308 (1, 7)		G5-3					G5-3		F9 BB	5	0	0	1	0	1	3						
Jarvis Tatum R OBP: 0.313, SLG: 0.313 (1, 9)		SF9 1B							L4-3	5	1	3	0	0	1	2						
Winston Lienes R OBP: 0.205, SLG: 0.214 (1, 5)		E5 SF9 BB 1B			FC3-6 BB		P6			3	1	0	0	1	1	4						
Randy Brown L OBP: 0.357, SLG: 0.227 (1, 2)					FC3-6 1-2		F8		F7	3	0	0	0	1	0	4						
Tom Murphy R OBP: 0.173, SLG: 0.169 (1, 1)		SF9								1	0	0	1	0	1	1						
Jim Fregosi R OBP: 0.361, SLG: 0.361 (7, PH)										1	0	0	0	0	0	0						
Wally Wolf R (7, PH)										0	0	0	0	0	0	0						
Jim Spencer L OBP: 0.306, SLG: 0.386 (9, PH)		2-3 3-H							1B BB BB	0	1	0	0	1	0	0						
Inning Stats	R: 0 E: 0 K: 1 S: 6	H: 1 LOB: 1 BB: 0 P: 6	R: 2 E: 1 K: 0 S: 6	H: 2 LOB: 2 BB: 1 P: 10	R: 0 E: 0 K: 3 S: 10	H: 1 LOB: 1 BB: 0 P: 10	R: 0 E: 0 K: 1 S: 5	H: 0 LOB: 1 BB: 1 P: 9	R: 0 E: 0 K: 0 S: 3	H: 0 LOB: 0 BB: 0 P: 3	R: 0 E: 0 K: 0 S: 4	H: 1 LOB: 1 BB: 0 P: 4	R: 0 E: 1 K: 0 S: 4	H: 0 LOB: 1 BB: 0 P: 4	R: 0 E: 0 K: 1 S: 6	H: 1 LOB: 2 BB: 1 P: 10	R: 3 E: 0 K: 0 S: 5	H: 2 LOB: 1 BB: 2 P: 13	1B: 8 2B: 0 3B: 0 HR: 0	SF: 1 SAC: 0 DP: 0 HBP: 0	WP: 0 PB: 0 SB: 0 CS: 0	PA: 42
PITCHER	IP	WLS	BF	H	R	ER	SO	BB	IBB	HBP	BLK	WP	HR	S	P	ERA	WHIP					
Dick Drago R ERA: 3.77 (1, 1)	8.0	W	39	8	5	3	6	5	0	0	0	0	0	46	66	3.38	1.625					
Al Fitzmorris R ERA: 4.22 (9, 1)	1.0	S	3	0	0	0	0	0	0	0	0	0	0	3	3	0.00	0.000					

California Angels @ Kansas City Royals
Municipal Stadium, Kansas City, MO
Tue Sep 30 1969, 8:05 PM EDT
Att: 8,400 - Unknown - 83 F

AB 36
R 5
H 8
RBI 5
BB 5
SO 6
LOB 22



Batter	1	2	3	4	5	6	7	8	9	AB	R	H	RBI	BB	SO	LOB	BOTTOM				
Scott Northey R OBP: 0.361, SLG: 0.455 (1, 8)	2B	S BB			G6-3		S HR BB			2	2	1	0	2	0	0					
Mike Fiore L OBP: 0.419, SLG: 0.428 (1, 3)	2B	K			CS 1B		HR BB			2	2	1	0	2	1	1					
Luis Alcaraz R OBP: 0.300, SLG: 0.347 (1, 4)	3B	2B			P6 1-2 HR 1B		K			4	2	2	2	0	1	2					
Ed Kirkpatrick L OBP: 0.345, SLG: 0.450 (1, 7)	3B				1B		HR			4	2	4	6	0	0	0					
Jerry Adair R OBP: 0.287, SLG: 0.309 (1, 6)	P5				L8		P6			4	0	1	0	0	0	1					
Juan Rios R OBP: 0.259, SLG: 0.276 (9, 6)					G6-4-3 1B					0	0	0	0	0	0	0					
Bob Oliver R OBP: 0.296, SLG: 0.398 (1, 5)	G6-3				G6-4-3		L8		G6-4-3 BB	3	0	0	0	1	0	3					
Fred Rico R OBP: 0.464, SLG: 0.300 (1, 9)	G4-3				G6-4-3 BB		G6-3		G6-4-3	3	0	0	0	1	0	2					
Buck Martinez R OBP: 0.258, SLG: 0.327 (1, 2)		G4-3			G6-4-3		G6-3		FC6-4 1B	4	0	1	0	0	0	1					
Dick Drago R OBP: 0.109, SLG: 0.077 (1, 1)		G5-3			P4				FC6-4	4	0	0	0	0	1	1					
Al Fitzmorris S (9, 1)										0	0	0	0	0	0	0					
Inning Stats	R: 3 E: 0 K: 0 S: 6	H: 3 LOB: 1 BB: 1 P: 10	R: 0 E: 0 K: 1 S: 5	H: 0 LOB: 1 BB: 1 P: 9	R: 0 E: 0 K: 0 S: 4	H: 2 LOB: 0 BB: 0 P: 4	R: 0 E: 0 K: 0 S: 2	H: 0 LOB: 0 BB: 1 P: 6	R: 2 E: 0 K: 0 S: 5	H: 3 LOB: 0 BB: 0 P: 5	R: 0 E: 0 K: 0 S: 3	H: 0 LOB: 0 BB: 0 P: 3	R: 3 E: 0 K: 2 S: 8	H: 1 LOB: 0 BB: 2 P: 16	R: 0 E: 0 K: 0 S: 3	H: 1 LOB: 1 BB: 1 P: 7	1B: 5 2B: 2 3B: 1 HR: 2	SF: 0 SAC: 0 DP: 3 HBP: 0	WP: 0 PB: 0 SB: 2 CS: 1	PA: 36	
PITCHER	IP	WLS	BF	H	R	ER	SO	BB	IBB	HBP	BLK	WP	HR	S	P	ERA	WHIP				
Tom Murphy R ERA: 4.21 (1, 1)	6.0	L	26	8	5	5	1	3	0	0	0	0	1	25	37	7.50	1.833				
Wally Wolf R ERA: 11.57 (7, 1)	2.0		10	2	3	3	2	3	0	0	0	0	1	11	23	13.50	2.500				

California Angels @ Kansas City Royals
Municipal Stadium, Kansas City, MO
Tue Sep 30 1969, 8:05 PM EDT
Att: 8,400 - Unknown - 83 F

AB 30
R 8
H 10
RBI 8
BB 6
SO 3
LOB 11



Batter	1	2	3	4	5	6	7	8	9	AB	R	H	RBI	BB	SO	LOB	TOP
Sandy Alomar Sr. S OBP: 0.294, SLG: 0.279 (1.4)	G6-3		F7			G4-3			G6-3	4	0	1	0	0	0	0	
Jarvis Tatum R OBP: 0.318, SLG: 0.318 (1.9)	1B						L9		G6-3	4	0	1	0	0	0	1	
Jay Johnstone L OBP: 0.321, SLG: 0.381 (1.8)	F8			P6			P6		HR	4	1	1	1	0	0	1	
Roger Repoz L OBP: 0.270, SLG: 0.288 (1.7)	F8			G3-1			K		K	4	0	0	0	0	2	1	
Jim Spencer L OBP: 0.304, SLG: 0.383 (1.3)		K							P6	3	0	1	0	0	1	0	
Winston Llenas R OBP: 0.204, SLG: 0.213 (1.5)	G6-3					G6-3			FC5-4	3	0	1	0	0	0	1	
Randy Brown L OBP: 0.323, SLG: 0.200 (1.2)	G4-3					E8			F8	3	0	0	0	0	0	1	
Marty Perez R OBP: 0.333, SLG: 0.231 (1.6)			G1-3						FC5-4	3	0	0	0	0	0	1	
Vern Geisbert R (1.1)			F7							2	0	0	0	0	0	0	
Rudy May L OBP: 0.151, SLG: 0.082 (7.1)										0	0	0	0	0	0	0	
Clyde Wright R OBP: 0.280, SLG: 0.182 (8.1)										0	0	0	0	0	0	0	
Bill Voss L OBP: 0.327, SLG: 0.332 (9, FH)									1B	1	1	1	0	0	0	0	
Inning Stats	R: 0 E: 0 K: 0 S: 4	H: 1 LOB: 1 BB: 0 P: 4	R: 0 E: 0 K: 1 S: 5	H: 0 LOB: 0 BB: 0 P: 5	R: 0 E: 0 K: 0 S: 3	H: 0 LOB: 0 BB: 0 P: 3	R: 0 E: 0 K: 0 S: 3	H: 0 LOB: 0 BB: 0 P: 3	R: 0 E: 0 K: 0 S: 3	H: 0 LOB: 0 BB: 0 P: 3	R: 0 E: 0 K: 0 S: 4	H: 1 LOB: 1 BB: 0 P: 4	R: 2 E: 0 K: 1 S: 7	H: 3 LOB: 0 BB: 0 P: 7	1B: 5 2B: 0 3B: 0 HR: 1	SF: 0 SAC: 0 DP: 2 HBP: 0	WP: 0 PA: 31 PB: 0 SB: 0 CS: 0
PITCHER Wally Bunker R ERA: 3.23 (1.1)	IP: 9.0 WLS: W BF: 31 H: 6 R: 2 ER: 2 SO: 3 BB: 0 IBB: 0 HBP: 0 BLK: 0 WP: 0 HR: 1 S: 37 P: 37 ERA: 2.00 WHIP: 0.667																

California Angels @ Kansas City Royals
Municipal Stadium, Kansas City, MO
Thu Oct 02 1969, 4:33 AM EDT
Att. 12,042 - Sunny - 76 F

AB 31
R 2
H 6
RBI 1
BB 0
SO 3
LOB 6



Batter	1	2	3	4	5	6	7	8	9	AB	R	H	RBI	BB	SO	LOB	BOTTOM
Scott Northey R OBP: 0.338, SLG: 0.410 (1.8)	K									4	0	0	0	0	2	3	
Joe Keough L OBP: 0.254, SLG: 0.199 (8.8)			G1-3			G5-3	K			0	0	0	0	0	0	0	
Paul Schaaf R OBP: 0.346, SLG: 0.307 (1.5)	P3			CS			1B	1B	E4	3	2	1	0	0	0	0	
Luis Alcaraz R OBP: 0.314, SLG: 0.342 (1.4)				HBP			SF9	1B		3	1	1	0	0	1	1	
Jackie Hernandez R OBP: 0.280, SLG: 0.282 (8.6)	F9			K			SF9	1B	HBP	1	1	1	0	0	0	0	
Lou Piniella R OBP: 0.325, SLG: 0.416 (1.7)		F3		F7			FC5	E	G4-6-3	4	1	2	1	0	0	0	
Jerry Adair R OBP: 0.285, SLG: 0.310 (1.6)							SF9			2	0	0	1	0	0	0	
Juan Rios R OBP: 0.262, SLG: 0.276 (8.6)		F9							G4-6-3	0	0	0	0	0	0	0	
Bob Oliver R OBP: 0.294, SLG: 0.393 (1.3)							FC5	1B	G4-6-3	4	1	0	1	0	0	2	
Fred Rico R OBP: 0.429, SLG: 0.308 (1.9)							1B			3	0	0	0	1	1	1	
Ellie Rodriguez R OBP: 0.333, SLG: 0.296 (1.2)							F9		FC6-4	3	0	0	0	1	1	2	
Wally Bunker R OBP: 0.200, SLG: 0.186 (1.1)							K		1B	2	0	1	1	1	1	0	
Inning Stats	R: 0 E: 0 K: 1 S: 5	H: 0 LOB: 0 BB: 0 P: 5	R: 0 E: 0 K: 0 S: 3	H: 0 LOB: 0 BB: 0 P: 3	R: 0 E: 0 K: 1 S: 5	H: 0 LOB: 1 BB: 1 P: 9	R: 0 E: 0 K: 1 S: 4	H: 0 LOB: 0 BB: 0 P: 5	R: 0 E: 0 K: 1 S: 5	H: 0 LOB: 0 BB: 0 P: 5	R: 4 E: 1 K: 1 S: 10	H: 4 LOB: 2 BB: 1 P: 14	R: 2 E: 1 K: 0 S: 5	H: 2 LOB: 2 BB: 1 P: 10	1B: 6 2B: 1 3B: 0 HR: 0	SF: 1 SAC: 0 DP: 2 HBP: 2	WP: 0 PA: 35 PB: 0 SB: 0 CS: 1
PITCHER Vern Geisbert R ERA: 4.65 (7.1)	IP: 6.2 WLS: L BF: 27 H: 4 R: 4 ER: 2 SO: 5 BB: 1 IBB: 1 HBP: 1 BLK: 0 WP: 0 HR: 0 S: 34 P: 43 ERA: 2.70 WHIP: 0.750																
Rudy May L ERA: 3.44 (7.1)	0.1	1	0	0	0	1	0	0	0	0	0	3	3	0.00	0.000		
Clyde Wright L ERA: 4.1 (8.1)	1.0	7	2	2	0	0	1	0	1	0	0	5	10	0.00	3.000		

California Angels @ Kansas City Royals
Municipal Stadium, Kansas City, MO
Thu Oct 02 1969, 4:33 AM EDT
Att. 12,042 - Sunny - 76 F

AB 29
R 6
H 6
RBI 4
BB 3
SO 6
LOB 9

