

Kansas City Royals - 1970

Batter	1	2	3	4	5	6	7	8	9	AB R H RBI BB SO LOB	TOP											
Bert Campaneris, R (1, 6) OBP: 0.200, SLG: 0.600	0-0 2B 3B		0-3 K	0-0 F9		0-0 6-3		0-0 5-3		5 1 1 0 0 1 0												
Rick Monday, L (1, 8) OBP: 0.800, SLG: 1.667	0-0 2B		0-0 1B 3B	4-0 BLK 1B BB		4-0 BB BB		0-3 K		3 2 2 1 2 1 0												
Felipe Alou, R (1, 7) OBP: 0.400, SLG: 0.600	0-0 F4		0-0 PB HR 1B	0-0 F6		0-0 L7		0-0 2B		5 1 2 1 0 0 3												
Reggie Jackson, L (1, 9) OBP: 0.400, SLG: 0.250	0-0 F9		0-3 K 1-2	0-0 S 1B		4-0 BB		0-3 K		4 0 1 1 1 2 3												
Sal Bando, R (1, 5) OBP: 0.200, SLG: 0.800	0-0 3-1		0-0 HR	0-3 K 1-2		0-0 4-3		0-3 K		5 1 1 2 0 2 4												
Don Mincher, L (1, 3) OBP: 0.600, SLG: 1.250		0-0 PB 1B	4-0 1B BB		0-0 HR		0-0 F7		0-0 F2	4 1 2 1 1 0 0												
Dick Green, R (1, 4) OBP: 0.200, SLG: 0.200		0-0 F7 1-2	0-0 BB 1B		0-3 K		0-0 F8		0-0 L6	5 0 1 0 0 1 1												
Frank Fernandez, R (1, 2)		0-3 K	4-0 BB 1B		0-3 K		4-0 BB			2 0 0 0 2 2 1												
Blue Moon Odom, R (1, 1) Rollie Fingers, R (6, 1)		0-3 K	0-0 1-3		0-3 K		0-0 1-3			3 0 0 0 0 2 4 1 0 0 0 0 0 1												
Inning Stats	R: 1 E: 0 K: 0 S: 5	H: 2 LOB: 1 BB: 0 P: 5	R: 0 E: 0 K: 2 S: 8	H: 1 LOB: 1 BB: 0 P: 8	R: 3 E: 0 K: 2 S: 11	H: 4 LOB: 3 BB: 2 P: 19	R: 1 E: 0 K: 1 S: 6	H: 1 LOB: 1 BB: 1 P: 10	R: 1 E: 0 K: 3 S: 10	H: 1 LOB: 0 BB: 0 P: 10	R: 0 E: 0 K: 0 S: 3	H: 0 LOB: 2 BB: 2 P: 11	R: 0 E: 0 K: 0 S: 3	H: 0 LOB: 1 BB: 1 P: 7	R: 0 E: 0 K: 2 S: 8	H: 1 LOB: 1 BB: 0 P: 8	R: 0 E: 0 K: 1 S: 5	H: 0 LOB: 0 BB: 0 P: 5	1B: 4 2B: 2 3B: 2 HR: 2	SF: 0 SAC: 0 DP: 0 HBP: 0	WP: 0 PB: 2 SB: 1 CS: 0	PA: 43
PITCHER	IP WLS BF H R ER SO BB IBB HBP BLK WP HR S P ERA WHIP																					
Wally Bunker, R (1, 1) ERA: 10.8	5.0 L 27 9 6 6 8 3 0 0 0 0 2 40 52 10.80 2.400																					
Jim Rooker, L (6, 1) ERA:	2.0 9 0 0 0 0 3 0 0 0 0 0 6 18 0.00 1.500																					
Moe Drabowsky, R (8, 1) ERA:	2.0 7 1 0 0 0 3 0 0 0 0 0 0 13 13 0.00 0.500																					

Oakland Athletics @ Kansas City Royals
Municipal Stadium, Kansas City, MO
Tue Apr 07 1970, 4:33 AM EST
Att. 18,127 - Unknown - 78 F

AB	37
R	6
H	10
RBI	6
BB	6
SO	11
LOB	17



BOTTOM

Oakland Athletics @ Kansas City Royals

Municipal Stadium, Kansas City, MO

Tue Apr 07 1970, 4:33 AM EST
Att: 18,127 - Unknown - 78 F

livebaseballscorecards.com

AB	32
R	4
H	7
RBI	3
BB	3
SO	4
LOB	12



WP	2	PA	35
PB	0		
SB	0		
CS	1		

AB R H RBI BB SO LOB

3 2 2 0 1 0 0

4 0 0 0 0 1 5

4 0 2 3 0 0 2

4 1 2 0 0 0 2

3 0 0 0 1 1 2

4 0 0 0 0 0 1

3 0 0 0 0 2 0

1 0 0 0 0 0 0

4 0 0 0 0 0 0

0 1 0 0 1 0 0

1 0 1 0 0 0 0

0 0 0 0 0 0 0

1 0 0 0 0 0 0

0 0 0 0 0 0 0

1B: 6 SF: 0

2B: 0 SAC: 0

3B: 1 DP: 1

HR: 0 HBP: 0

Batter	1	2	3	4	5	6	7	8	9
Pat Kelly, L (1, 9) OBP: 0.750, SLG: 0.667	0-0 E8 4-3 6-3 1B		0-0 WP 1-2 1B		4-0 BB 1-2 BB		0-0 F7		
Mike Fiore, L (1, 3)	0-0 4-3 2-3		0-3 K 1-2 2-3		0-0 F2		0-0 F8		
Amos Otis, R (1, 8) OBP: 0.500, SLG: 0.500	0-0 6-3 3-H		0-0 G5-4-3 2-H 3-H 1B		0-0 F5		0-0 1B		
Bob Oliver, R (1, 5) OBP: 0.500, SLG: 1.000	0-0 1B		0-0 G5-4-3 1-2f		0-0 WP 3B		0-0 F3		
Lou Piniella, R (1, 7)	0-0 F4		0-3 K		4-0 CS BB		0-0 F9		
Luis Alcaraz, R (1, 4)		0-0 5-3		0-0 F6		0-0 F7 1-2		0-0 4-3	
Jackie Hernandez, R (1, 6) Ed Kirkpatrick, L (9, PH)		0-0 1-3		0-3 K		0-3 K		0-0 F9	
Ellie Rodriguez, R (1, 2)		0-0 5-3			0-0 6-3		0-0 F4		0-0 L8
Wally Bunker, R (1, 1) George Spriggs, L (5, PH) Jim Rooker, R (6, 1) Joe Keough, L (7, PH) Moe Drabowsky, R (8, 1)			4-0 WP 1B BB		0-0 BB 1B		0-0 F8		

Inning Stats	R: 1	H: 2	E: 1	K: 0	S: 5	H: 0	LOB: 1	BB: 0	P: 5	R: 0	H: 0	E: 0	K: 0	S: 3	R: 0	H: 2	E: 0	K: 1	S: 6	R: 0	H: 0	E: 0	K: 2	S: 7	R: 0	H: 1	E: 0	K: 0	S: 4	R: 1	H: 1	E: 0	K: 1	S: 5	R: 0	H: 0	E: 0	K: 0	S: 3	R: 0	H: 1	E: 0	K: 0	S: 4	R: 0	H: 0	E: 0	K: 0	S: 3	R: 0	H: 0	E: 0	K: 0	S: 3
--------------	------	------	------	------	------	------	--------	-------	------	------	------	------	------	------	------	------	------	------	------	------	------	------	------	------	------	------	------	------	------	------	------	------	------	------	------	------	------	------	------	------	------	------	------	------	------	------	------	------	------	------	------	------	------	------

PITCHER	IP	WLS	BF	H	R	ER	SO	BB	IBB	HBP	BLK	WP	HR	S	P	ERA	WHIP
Blue Moon Odom, R (1, 1) ERA: 5.4	5.0	W	23	6	4	3	3	3	0	0	0	2	0	26	38	5.40	1.800
Rollie Fingers, R (6, 1) ERA:	4.0	S	12	1	0	0	1	0	0	0	0	0	0	14	14	0.00	0.250

PITCHER	IP	WLS	BF	H	R	ER	SO	BB	IBB	HBP	BLK	WP	HR	S	P	ERA	WHIP
---------	----	-----	----	---	---	----	----	----	-----	-----	-----	----	----	---	---	-----	------

Batter	1	2	3	4	5	6	7	8	9	AB R H RBI BB SO LOB	TOP
Bert Campaneris, R (1, 6) OBP: 0.111, SLG: 0.333	0-0 F8		0-3 K		0-0 L7		0-0 4-3			4 0 0 0 0 1 1	
Rick Monday, L (1, 8) OBP: 0.667, SLG: 1.000	0-0 1B		4-0 6-3 BB		0-0 F7		0-0 F4			3 0 1 0 1 0 0	
Felipe Alou, R (1, 7) OBP: 0.222, SLG: 0.333	0-0 F9		0-0 6-3		0-0 F5		0-0 6-3			4 0 0 0 0 0 2	
Reggie Jackson, L (1, 9) OBP: 0.333, SLG: 0.143	0-0 F2		0-0 F7		4-0 CS SH1-3 BB		0-0 3-1			3 0 0 0 1 0 2	
Sal Bando, R (1, 5) OBP: 0.375, SLG: 0.750		0-0 S 1B		0-0 G3-6-3 1B		0-0 SH1-3		0-0 F3		3 0 2 0 0 0 0	
Don Mincher, L (1, 3) OBP: 0.333, SLG: 0.625		0-3 K		0-0 G3-6-3		0-0 F5		0-0 2-3		4 0 0 0 0 1 3	
Dick Green, R (1, 4) OBP: 0.222, SLG: 0.222		0-0 F6		0-0 S 1B		0-0 6-3		0-0 1-3		4 0 1 0 0 0 1	
Frank Fernandez, R (1, 2) Blue Moon Odom, R (7, PR) Dave Duncan, R (7, 2)		4-0 FC6-4 BB		4-0 1-2 BB		4-0 BB				0 0 0 0 3 0 0 0 0 0 0 0 0 0 0 0 0 0 0 0 0	
Catfish Hunter, R (1, 1) Tito Francona, L (7, PH) Diego Segui, R (7, 1)		0-0 FC6-4		0-3 K		0-3 K				2 0 0 0 0 1 4 1 0 0 0 0 1 1 0 0 0 0 0 0 0	
Inning Stats	R: 0 H: 1 E: 0 LOB: 1 K: 0 BB: 0 S: 4 P: 4	R: 0 H: 1 E: 0 LOB: 2 K: 1 BB: 1 S: 6 P: 10	R: 0 H: 0 E: 0 LOB: 1 K: 1 BB: 1 S: 5 P: 9	R: 0 H: 2 E: 0 LOB: 2 K: 1 BB: 1 S: 6 P: 10	R: 0 H: 0 E: 0 LOB: 0 K: 0 BB: 0 S: 3 P: 3	R: 0 H: 0 E: 0 LOB: 0 K: 0 BB: 1 S: 2 P: 6	R: 0 H: 0 E: 0 LOB: 1 K: 1 BB: 1 S: 5 P: 9	R: 0 H: 0 E: 0 LOB: 0 K: 0 BB: 0 S: 3 P: 3	R: 0 H: 0 E: 0 LOB: 0 K: 0 BB: 0 S: 3 P: 3	1B: 4 SF: 0 2B: 0 SAC: 1 3B: 0 DP: 1 HR: 0 HBP: 0	WP: 0 PA: 34 PB: 0 SB: 2 CS: 1
PITCHER Dick Drago, R (1, 1) ERA:	IP WLS BF H R ER SO BB IBB HBP BLK WP HR S P ERA WHIP										
	9.0 W 34 4 0 0 4 5 0 0 0 0 0 0 37 57 0.00 1.000										

Oakland Athletics @ Kansas City Royals
Municipal Stadium, Kansas City, MO

Wed Apr 08 1970, 7:05 PM EST
Att: 8,668 - Unknown - 61 F

livebaseballscorecards.com

AB 28
R 0
H 4
RBI 0
BB 5
SO 4
LOB 14



Batter	1	2	3	4	5	6	7	8	9	AB	R	H	RBI	BB	SO	LOB
Pat Kelly, L (1, 9) OBP: 0.625, SLG: 0.400	0-3 K		4-0 S BB		0-0 F5		4-0 S IBB			2	0	0	0	2	1	0
Paul Schaal, R (1, 5) OBP: 0.250, SLG: 0.500	0-0 F4		0-3 K		0-0 2B		0-0 5-3			4	0	1	0	0	1	3
Amos Otis, R (1, 8) OBP: 0.500, SLG: 0.500	0-0 E8 1B			0-0 6-3 1B		0-0 5-3		0-0 6-3		4	1	2	0	0	0	4
Bob Oliver, R (1, 3) OBP: 0.375, SLG: 0.750	0-3 K			0-0 6-3		0-0 F2		0-0 G3 SH3-4 2B		4	1	1	0	0	1	2
Ed Kirkpatrick, L (1, 7) OBP: 0.200, SLG: 0.200		0-3 K		0-0 E 1B		0-0 F9		0-0 G3		4	0	1	1	0	1	1
Luis Alcaraz, R (1, 4) OBP: 0.143, SLG: 0.143		0-0 1-3		0-0 E6		0-0 1B		0-0 SH3-4		3	0	1	1	0	0	1
Jackie Hernandez, R (1, 6)		0-3 K		0-0 B2-4		0-3 K		0-0 F9		4	0	0	0	0	2	3
Jim Campanis, R (1, 2) George Spriggs, L (7, PR) Ellie Rodriguez, R (8, 2)			0-0 1-3	0-0 6-3			4-0 S SH3-4 BB			2	0	0	0	1	0	2
Dick Drago, R (1, 1)			0-3 K		0-3 K		0-0 SH3-4			0	0	0	0	0	2	0

Inning Stats		R: 0	H: 1	R: 0	H: 0	R: 0	H: 0	R: 1	H: 2	R: 0	H: 1	R: 0	H: 0	R: 1	H: 1	R: 0	H: 0	R: 1	H: 1
		E: 1	LOB: 1	E: 0	LOB: 0	E: 0	LOB: 1	E: 1	LOB: 2	E: 0	LOB: 1	E: 0	LOB: 3	E: 0	LOB: 0	E: 0	LOB: 0	E: 0	LOB: 0
		K: 2	BB: 0	K: 2	BB: 0	K: 0	BB: 1	K: 0	BB: 0	K: 1	BB: 0	K: 0	BB: 2	K: 0	BB: 0	K: 0	BB: 0	K: 0	BB: 0
		S: 8	P: 8	S: 7	P: 7	S: 7	P: 11	S: 6	P: 6	S: 6	P: 6	S: 3	P: 11	S: 4	P: 4	S: 3	P: 11	S: 4	P: 4

PITCHER	IP	WLS	BF	H	R	ER	SO	BB	IBB	HBP	BLK	WP	HR	S	P	ERA	WHIP
Catfish Hunter, R (1, 1) ERA: 1.5	6.0	L	25	5	1	1	8	1	0	0	0	0	0	40	44	1.50	1.000
Diego Segui, R (7, 1) ERA: 4.5	2.0		9	1	1	1	0	1	1	0	0	0	0	7	15	4.50	1.000

PITCHER	IP	WLS	BF	H	R	ER	SO	BB	IBB	HBP	BLK	WP	HR	S	P	ERA	WHIP

BOTTOM

Oakland Athletics @ Kansas City Royals
Municipal Stadium, Kansas City, MO


Wed Apr 08 1970, 7:05 PM EST
Att. 8,668 - Unknown - 61 F

AB	29
R	2
H	6
RBI	2
BB	3
SO	8
LOB	16



WP: 0	PA: 34
PB: 0	
SB: 3	
CS: 0	

livebaseballscorecards.com

Batter	1	2	3	4	5	6	7	8	9	AB R H RBI BB SO LOB	TOP									
Bert Campaneris, R (1, 6) OBP: 0.214, SLG: 0.429	0-3 K		0-0 S 2B		0-0 G6-3 S 1B		0-0 L9		0-0 E5 5-3 1B	5 1 2 0 0 1 1										
Rick Monday, L (1, 8) OBP: 0.571, SLG: 0.800	0-0 2B		0-0 E6 S		4-0 G6-3 1-2 BB		0-3 K		0-0 5-3 1-2	4 0 1 0 1 1 3										
Felipe Alou, R (1, 7) OBP: 0.214, SLG: 0.286	0-0 F5		0-0 F7 1-2 2-3		0-0 G6-3 1-2f 2-3		0-0 FC6-4 1-2f		0-0 BB 2-H 1B	5 0 1 1 0 0 6										
Reggie Jackson, L (1, 9) OBP: 0.357, SLG: 0.100	0-3 K		4-0 BB		0-0 1-3			0-3 K	4-0 1-2 BB	3 0 0 0 2 2 2										
Sal Bando, R (1, 5) OBP: 0.308, SLG: 0.500		0-3 K	0-3 K			4-0 BB		0-0 1-3	0-0 F3	4 0 0 0 1 2 5										
Dick Green, R (1, 4) OBP: 0.308, SLG: 0.250		4-0 S BB	0-0 F6			0-0 F3		0-0 BB 1B		3 0 1 0 1 0 4										
Joe Rudi, R (1, 3) Don Mincher, L (8, PH) OBP: 0.400, SLG: 0.625 (8, 3)		0-3 K 1-2		0-0 F4		0-0 F4		4-0 BB 1-2 BB		3 0 0 0 0 1 2 0 0 0 0 1 0 0	AB 33 R 1 H 5 RBI 1 BB 8 SO 7 LOB 28									
Frank Fernandez, R (1, 2) Tito Francona, L (8, PH) Dave Duncan, R (8, 2)		4-0 BB		0-0 F8		0-0 F7		0-0 F7		2 0 0 0 1 0 1 1 0 0 0 0 0 2 0 0 0 0 0 0 0										
Chuck Dobson, R (1, 1) Bob Johnson, R (7, PH) Mudcat Grant, R (7, 1) Roberto Pena, R (9, PH)		0-0 F6		0-0 F7			4-0 FC6-4 BB		0-0 F9	2 0 0 0 0 0 2 0 0 0 0 1 0 0 0 0 0 0 0 0 0 1 0 0 0 0 0 0										
Inning Stats	R: 0 E: 0 K: 2 S: 8	H: 1 LOB: 1 BB: 0 P: 8	R: 0 E: 0 K: 2 S: 7	H: 0 LOB: 2 BB: 2 P: 15	R: 0 E: 1 K: 1 S: 7	H: 1 LOB: 3 BB: 1 P: 11	R: 0 E: 0 K: 0 S: 3	H: 0 LOB: 0 BB: 0 P: 3	R: 0 E: 0 K: 0 S: 3	H: 1 LOB: 1 BB: 1 P: 7	R: 0 E: 0 K: 1 S: 5	H: 0 LOB: 1 BB: 1 P: 9	R: 0 E: 0 K: 1 S: 6	H: 1 LOB: 2 BB: 1 P: 10	R: 1 E: 1 K: 0 S: 5	H: 1 LOB: 2 BB: 1 P: 9	1B: 3 2B: 2 3B: 0 HR: 0	SF: 0 SAC: 0 DP: 1 HBP: 0	WP: 0 PB: 0 SB: 4 CS: 0	PA: 41
PITCHER	IP WLS BF H R ER SO BB IBB HBP BLK WP HR S P ERA WHIP																			
Bill Butler, L (1, 1) ERA:	6.0 W 27 3 0 0 5 6 0 0 0 0 0 0 31 55 0.00 1.500																			
Dave Morehead, R (7, 1) ERA:	3.0 S 14 2 1 0 2 2 0 0 0 0 0 0 16 24 0.00 1.333																			

Oakland Athletics @ Kansas City Royals
Municipal Stadium, Kansas City, MO

Thu Apr 09 1970, 7:05 PM EST
Att: 7,529 - Unknown - 60 F

livebaseballscorecards.com

Batter	1	2	3	4	5	6	7	8	9	AB R H RBI BB SO LOB
Pat Kelly, L OBP: 0.500, SLG: 0.333 (1, 9)	0-0 2B 1B		0-0 F7		0-0 F7		0-0 1-3			4 1 1 0 0 0 2
Ed Kirkpatrick, L OBP: 0.250, SLG: 0.375 (1, 3) Mike Fiore, L (6, 3)	0-0 S 1-H WP 2B		0-0 F9		0-0 F7		4-0 2-3 FC5-4 BB			3 1 1 1 0 0 1 0 0 0 0 1 0 0
Amos Otis, R OBP: 0.417, SLG: 0.417 (1, 8)	0-0 F7 2-3		0-0 S 1B		0-0 F8		0-0 F8			4 0 1 0 0 0 4
Bob Oliver, R OBP: 0.250, SLG: 0.500 (1, 5)	0-3 K 3-H		0-0 6-3 1-2		0-0 F9		0-0 FC5-4 1-2f			4 0 0 0 0 1 3
Lou Piniella, R OBP: 0.375, SLG: 0.429 (1, 7)	0-0 1B			0-0 4-3		0-0 2B		0-0 4-3		4 0 2 0 0 0 0
Luis Alcaraz, R OBP: 0.091, SLG: 0.091 (1, 4)	0-0 F9			0-0 F6		0-0 4-3		0-3 K		4 0 0 0 0 1 2
Jackie Hernandez, R (1, 6)		0-0 6-3		0-0 4-3		4-0 BB		0-0 4-3		3 0 0 0 1 0 0
Jim Campanis, R OBP: 0.333, SLG: 0.800 (1, 2)			0-0 F7		0-0 HR		0-3 K			3 1 1 1 0 1 2
Bill Butler, L (1, 1) Dave Morehead, R (7, 1) Ellie Rodriguez, R OBP: 0.200, SLG: 0.200 (7, 2)		0-3 K			4-0 BB		0-0 E5 1-3 1B			1 0 0 0 1 1 0 0 0 0 0 0 0 0 1 0 1 0 0 0 0

Inning Stats	R: 2 E: 0 K: 1 S: 8	H: 3 LOB: 1 BB: 0 P: 8	R: 0 E: 0 K: 1 S: 5	H: 0 LOB: 0 BB: 0 P: 5	R: 0 E: 0 K: 0 S: 4	H: 1 LOB: 1 BB: 0 P: 4	R: 0 E: 0 K: 0 S: 3	H: 0 LOB: 0 BB: 0 P: 3	R: 1 E: 0 K: 0 S: 4	H: 1 LOB: 1 BB: 1 P: 8	R: 0 E: 0 K: 1 S: 6	H: 1 LOB: 2 BB: 1 P: 10	R: 0 E: 1 K: 0 S: 4	H: 1 LOB: 2 BB: 1 P: 8	R: 0 E: 0 K: 1 S: 5	H: 0 LOB: 0 BB: 0 P: 5
1B: 4 2B: 2 3B: 0 HR: 1	SF: 0 SAC: 0 DP: 0 HBP: 0	WP: 1 PB: 0 SB: 2 CS: 0	PA: 34													

PITCHER	IP	WLS	BF	H	R	ER	SO	BB	IBB	HBP	BLK	WP	HR	S	P	ERA	WHIP
Chuck Dobson, R ERA: 4.5 (1, 1)	6.0	L	26	6	3	3	3	2	0	0	0	1	1	30	38	4.50	1.333
Mudcat Grant, R ERA: (7, 1)	2.0		8	1	0	0	1	1	0	0	0	0	0	9	13	0.00	1.000

BOTTOM

Oakland Athletics @ Kansas City Royals
Municipal Stadium, Kansas City, MO

Thu Apr 09 1970, 7:05 PM EST
Att. 7,529 - Unknown - 60 F

AB	31
R	3
H	7
RBI	2
BB	3
SO	4
LOB	14



Batter	1	2	3	4	5	6	7	8	9	AB R H RBI BB SO LOB	TOP											
Sandy Alomar Sr., S OBP: 0.533, SLG: 0.600 (1, 4)	0-0 1B		0-0 1B SF9		0-0 1B 2B	0-0 1B 2B	0-0 4-3	0-0 1B		5 2 4 0 0 0 0												
Jim Fregosi, R OBP: 0.600, SLG: 0.583 (1, 6)	0-0 F7		0-0 1B		4-0 1B 2B	4-0 BB		0-0 F9		3 1 1 0 2 0 1												
Bill Voss, L OBP: 0.600, SLG: 1.091 (1, 9)	0-0 F7		0-0 SF9		4-0 1B 2B	0-0 4-3		0-0 FC4 1B		3 1 1 2 1 0 1												
Alex Johnson, R OBP: 0.417, SLG: 0.636 (1, 7)		0-0 6-3	0-0 1-3		0-0 1B 2B		0-0 1B 1B	0-0 FC4		5 2 2 2 0 0 3												
Jim Spencer, L OBP: 0.357, SLG: 0.364 (1, 3)		0-0 HR 1B		0-0 1B G6-4-3	0-0 SF8		0-0 F2	0-3 K		4 2 2 1 0 1 1												
Roger Repoz, L OBP: 0.429, SLG: 0.833 (1, 8)		0-0 HR		0-0 1B G6-4-3	0-3 K		4-0 1B BB	4-0 3B BB		3 2 2 2 2 1 1												
Joe Azcue, R OBP: 0.286, SLG: 0.357 (1, 2)		0-0 5-3		0-0 G6-4-3	0-0 1B		0-0 1B	0-0 F3		5 0 2 2 0 0 2												
Aurelio Rodriguez, R OBP: 0.357, SLG: 0.462 (1, 5)		0-0 1-3		0-0 G3	0-3 K		0-0 5-3	0-0 3B		5 0 1 1 0 1 2												
Clyde Wright, R (1, 1)			0-0 6-3		4-0 1B BB		0-3 K	0-0 F6	0-0 F7	2 1 0 0 1 1 0												
Rudy May, L (7, 1)										0 0 0 0 0 0 0												
Mel Queen, L (7, 1)										2 0 0 0 0 0 1												
Inning Stats	R: 0 E: 0 K: 0 S: 3	H: 1 LOB: 0 BB: 0 P: 3	R: 2 E: 0 K: 0 S: 5	H: 2 LOB: 0 BB: 0 P: 5	R: 1 E: 0 K: 0 S: 4	H: 2 LOB: 0 BB: 0 P: 4	R: 5 E: 0 K: 2 S: 10	H: 3 LOB: 1 BB: 3 P: 22	R: 0 E: 0 K: 1 S: 5	H: 0 LOB: 1 BB: 1 P: 9	R: 1 E: 0 K: 0 S: 4	H: 2 LOB: 1 BB: 1 P: 8	R: 0 E: 0 K: 0 S: 5	H: 2 LOB: 2 BB: 0 P: 5	R: 1 E: 0 K: 1 S: 6	H: 1 LOB: 1 BB: 1 P: 10	1B: 12 2B: 1 3B: 1 HR: 1	SF: 2 SAC: 0 DP: 1 HBP: 0	WP: 0 PB: 0 SB: 0 CS: 0	PA: 45		
PITCHER	IP WLS BF H R ER SO BB IBB HBP BLK WP HR S P ERA WHIP	IP WLS BF H R ER SO BB IBB HBP BLK WP HR S P ERA WHIP	IP WLS BF H R ER SO BB IBB HBP BLK WP HR S P ERA WHIP	IP WLS BF H R ER SO BB IBB HBP BLK WP HR S P ERA WHIP	IP WLS BF H R ER SO BB IBB HBP BLK WP HR S P ERA WHIP	IP WLS BF H R ER SO BB IBB HBP BLK WP HR S P ERA WHIP	IP WLS BF H R ER SO BB IBB HBP BLK WP HR S P ERA WHIP	IP WLS BF H R ER SO BB IBB HBP BLK WP HR S P ERA WHIP	IP WLS BF H R ER SO BB IBB HBP BLK WP HR S P ERA WHIP	IP WLS BF H R ER SO BB IBB HBP BLK WP HR S P ERA WHIP	IP WLS BF H R ER SO BB IBB HBP BLK WP HR S P ERA WHIP	IP WLS BF H R ER SO BB IBB HBP BLK WP HR S P ERA WHIP	IP WLS BF H R ER SO BB IBB HBP BLK WP HR S P ERA WHIP	IP WLS BF H R ER SO BB IBB HBP BLK WP HR S P ERA WHIP	IP WLS BF H R ER SO BB IBB HBP BLK WP HR S P ERA WHIP	IP WLS BF H R ER SO BB IBB HBP BLK WP HR S P ERA WHIP	IP WLS BF H R ER SO BB IBB HBP BLK WP HR S P ERA WHIP	IP WLS BF H R ER SO BB IBB HBP BLK WP HR S P ERA WHIP	IP WLS BF H R ER SO BB IBB HBP BLK WP HR S P ERA WHIP	IP WLS BF H R ER SO BB IBB HBP BLK WP HR S P ERA WHIP	IP WLS BF H R ER SO BB IBB HBP BLK WP HR S P ERA WHIP	
Roger Nelson, R ERA: 9.0 (1, 1)	3.0 L 13 5 3 3 0 0 0 0 0 0 0 1 13 13 9.00 1.667					Moe Drabowsky, R ERA: 3.0 (9, 1)	1.0 5 1 1 1 1 1 1 0 0 0 0 0 6 10 9.00 2.000															
Jim Rooker, L ERA: 12.0 (4, 1)	1.0 7 3 4 4 0 2 0 0 0 0 0 0 5 13 36.00 5.000																					
Bob Johnson, R ERA: 18.0 (5, 1)	1.0 6 2 2 2 2 1 0 0 0 0 0 0 9 13 18.00 3.000																					
Ken Wright, R ERA: (6, 1)	1.0 4 0 0 0 1 1 0 0 0 0 0 0 5 9 0.00 1.000																					
Al Fitzmorris, R ERA: 4.5 (7, 1)	2.0 10 4 1 1 0 1 0 0 0 0 0 0 9 13 4.50 2.500																					

California Angels @ Kansas City Royals
Municipal Stadium, Kansas City, MO
Fri Apr 10 1970, 7:05 PM EST
Att: 8,379 - Unknown - 73 F

AB	37
R	11
H	15
RBI	10
BB	6
SO	4
LOB	12



Batter	1	2	3	4	5	6	7	8	9	AB	R	H	RBI	BB	SO	LOB
Pat Kelly, L (1, 9) OBP: 0.471, SLG: 0.385	4-0 FC3-6 BB		0-0 F8		0-0 1-3		0-0 FC3-6 1B 2B	0-0 2B		4	1	1	0	1	0	2
Paul Schaal, R (1, 5) OBP: 0.333, SLG: 0.444	0-0 FC3-6 FC4-6 1-2f		0-0 1-2 1B		0-0 L4		0-0 2B 1B	0-3 K		5	1	2	0	0	1	3
Amos Otis, R (1, 8) OBP: 0.353, SLG: 0.313	0-0 F9		0-0 L6			0-0 L8	0-3 K		4-0 G5-4-3 BB	4	0	0	0	1	1	5
Ed Kirkpatrick, L (1, 3) OBP: 0.385, SLG: 0.750	0-0 FC4-6 1-2f			0-0 HR		4-0 3B BB	0-0 2B 2B		0-3 K	4	3	2	3	1	1	2
Lou Piniella, R (1, 7) OBP: 0.462, SLG: 0.545		0-0 5-3		4-0 FC6-4 BB		0-0 3B 1B	0-0 2B		0-0 G5-4-3 1-2f	4	1	2	1	1	0	1
Luis Alcaraz, R (1, 4) OBP: 0.133, SLG: 0.267		0-0 6-3		0-0 FC6-4 1-2f		0-0 WP 3B	0-0 F7			4	1	1	2	0	0	2
Jackie Hernandez, R (1, 6) Hawk Taylor, R (6, 2)		0-3 K		0-3 K		0-0 L8		0-0 F8		2	0	0	0	0	2	1
Ellie Rodriguez, R (1, 2) Ken Wright, R (6, 1) Bob Oliver, R (6, PH) Al Fitzmorris, S (7, 1) Mike Fiore, L (8, PH) Moe Drabowsky, R (9, 1)			0-0 1-3	0-0 5-3		0-0 6-3		0-0 F6		2	0	0	0	0	0	1
Roger Nelson, R (1, 1) Joe Keough, L (3, PH) Jim Rooker, R (4, 1) Bob Johnson, L (5, 1) Rich Severson, R (5, PH) OBP: 0.333, SLG: 0.333			0-0 1B 1B		0-0 F8		0-0 E6 FC3-6	0-0 2B 1B		0	0	0	0	0	0	0

BOTTOM																																																																		
<p>California Angels @ Kansas City Royals Municipal Stadium, Kansas City, MO</p> <p>Fri Apr 10 1970, 7:05 PM EST Att. 8,379 - Unknown - 73 F</p>																																																																		
<table border="1"> <tr> <td>AB</td> <td>37</td> </tr> <tr> <td>R</td> <td>7</td> </tr> <tr> <td>H</td> <td>10</td> </tr> <tr> <td>RBI</td> <td>6</td> </tr> <tr> <td>BB</td> <td>4</td> </tr> <tr> <td>SO</td> <td>5</td> </tr> <tr> <td>LOB</td> <td>17</td> </tr> </table>											AB	37	R	7	H	10	RBI	6	BB	4	SO	5	LOB	17	<table border="1"> <tr> <td>WP: 1</td> <td>PA: 41</td> </tr> <tr> <td>PB: 0</td> <td></td> </tr> <tr> <td>SB: 0</td> <td></td> </tr> <tr> <td>CS: 0</td> <td></td> </tr> </table>						WP: 1	PA: 41	PB: 0		SB: 0		CS: 0																													
AB	37																																																																	
R	7																																																																	
H	10																																																																	
RBI	6																																																																	
BB	4																																																																	
SO	5																																																																	
LOB	17																																																																	
WP: 1	PA: 41																																																																	
PB: 0																																																																		
SB: 0																																																																		
CS: 0																																																																		
<table border="1"> <thead> <tr> <th colspan="17">livebaseballscores.com</th> </tr> </thead> <tbody> <tr> <td colspan="17"> <table border="1"> <tr> <td>1B:</td> <td>5</td> <td>SF:</td> <td>0</td> </tr> <tr> <td>2B:</td> <td>3</td> <td>SAC:</td> <td>0</td> </tr> <tr> <td>3B:</td> <td>1</td> <td>DP:</td> <td>1</td> </tr> <tr> <td>HR:</td> <td>1</td> <td>HBP:</td> <td>0</td> </tr> </table> </td> </tr> </tbody> </table>																	livebaseballscores.com																	<table border="1"> <tr> <td>1B:</td> <td>5</td> <td>SF:</td> <td>0</td> </tr> <tr> <td>2B:</td> <td>3</td> <td>SAC:</td> <td>0</td> </tr> <tr> <td>3B:</td> <td>1</td> <td>DP:</td> <td>1</td> </tr> <tr> <td>HR:</td> <td>1</td> <td>HBP:</td> <td>0</td> </tr> </table>																	1B:	5	SF:	0	2B:	3	SAC:	0	3B:	1	DP:	1	HR:	1	HBP:	0
livebaseballscores.com																																																																		
<table border="1"> <tr> <td>1B:</td> <td>5</td> <td>SF:</td> <td>0</td> </tr> <tr> <td>2B:</td> <td>3</td> <td>SAC:</td> <td>0</td> </tr> <tr> <td>3B:</td> <td>1</td> <td>DP:</td> <td>1</td> </tr> <tr> <td>HR:</td> <td>1</td> <td>HBP:</td> <td>0</td> </tr> </table>																	1B:	5	SF:	0	2B:	3	SAC:	0	3B:	1	DP:	1	HR:	1	HBP:	0																																		
1B:	5	SF:	0																																																															
2B:	3	SAC:	0																																																															
3B:	1	DP:	1																																																															
HR:	1	HBP:	0																																																															

Inning Stats																	
R: 0	H: 0	R: 0	H: 0	R: 0	H: 2	R: 1	H: 1	R: 0	H: 0	R: 3	H: 2	R: 3	H: 3	R: 0	H: 2	R: 0	H: 0
E: 0	LOB: 1	E: 0	LOB: 0	E: 0	LOB: 2	E: 0	LOB: 1	E: 0	LOB: 0	E: 0	LOB: 0	E: 1	LOB: 1	E: 0	LOB: 2	E: 0	LOB: 0
K: 0	BB: 1	K: 1	BB: 0	K: 0	BB: 0	K: 1	BB: 1	K: 0	BB: 0	K: 1	BB: 1	K: 1	BB: 0	K: 1	BB: 0	K: 1	BB: 1
S: 3	P: 7	S: 5	P: 5	S: 5	P: 5	S: 6	P: 10	S: 3	P: 3	S: 5	P: 9	S: 9	P: 9	S: 7	P: 7	S: 4	P: 8

PITCHER																	
Clyde Wright, L (1, 1) ERA: 6.0	IP	WLS	BF	H	R	ER	SO	BB	IBB	HBP	BLK	WP	HR	S	P	ERA	WHIP
Rudy May, L (7, 1) ERA:	6.0	W	26	5	4	4	2	3	0	0	0	1	1	27	39	6.00	1.333
Mel Queen, R (7, 1) ERA:	0.2	S	6	3	3	0	1	0	0	0	0	0	0	8	8	0.00	4.500
	2.1	S	9	2	0	0	2	1	0	0	0	0	0	12	16	0.00	1.286



Batter	1	2	3	4	5	6	7	8	9	AB R H RBI BB SO LOB	TOP									
Sandy Alomar Sr., S OBP: 0.500, SLG: 0.526 (1, 4) BBB	4-0 S S HR BB	0-0 F7			0-0 4-3		0-0 6-3		0-0 G4-6-3 1B	4 1 1 0 1 0 0										
Jim Fregosi, R OBP: 0.500, SLG: 0.529 (1, 6) X	0-0 F7 1-2		0-0 1-3			0-0 1B HR 2B	0-3 K		0-0 G4-6-3 1-2f	5 1 1 0 0 1 2										
Bill Voss, L OBP: 0.600, SLG: 0.929 (1, 9) BBB	4-0 S HR BB		0-0 F6			0-0 2-3 HR 1B	4-0 FC6-4 BB		0-0 3-1	3 2 1 0 2 0 0										
Alex Johnson, R OBP: 0.438, SLG: 1.000 (1, 7) X	0-0 1-H 2-H HR		0-0 5-3			0-0 1-H 3-H HR	0-0 FC6-4			4 2 2 6 0 0 1										
Jim Spencer, L OBP: 0.333, SLG: 0.400 (1, 3) X	0-0 2B			0-0 F9		0-0 F8		0-0 F5		4 0 1 0 0 0 0										
Roger Repoz, L OBP: 0.444, SLG: 0.813 (1, 8) X	0-0 F4			0-0 4-3		0-0 E 1B		0-0 4-3 2B		4 0 2 0 0 0 1										
Joe Azcue, R OBP: 0.222, SLG: 0.278 (1, 2) X	0-0 5-3			0-0 5-3		0-0 E4 1-3		0-0 4-3		4 0 0 0 0 0 3										
Aurelio Rodriguez, R OBP: 0.389, SLG: 0.500 (1, 5) X		0-0 5-3			0-0 9-5 2B	0-3 K		4-0 FC5-4 BB		3 0 1 0 1 1 2										
Andy Messersmith, R OBP: 0.167, SLG: 0.167 (1, 1) Rick Reichardt, R (8, PH) Paul Doyle, L (8, 1)		0-0 6-3			0-0 9-5 2-3f	0-3 K		0-0 FC5-4 1-2f		3 0 0 0 0 1 3 1 0 0 0 0 0 2 0 0 0 0 0 0 0										
Inning Stats	R: 3 E: 0 K: 0 S: 5	H: 2 LOB: 1 BB: 2 P: 13	R: 0 E: 0 K: 0 S: 3	H: 0 LOB: 0 BB: 0 P: 3	R: 0 E: 0 K: 0 S: 3	H: 0 LOB: 0 BB: 0 P: 3	R: 0 E: 0 K: 0 S: 3	H: 1 LOB: 0 BB: 0 P: 3	R: 3 E: 1 K: 2 S: 12	H: 4 LOB: 2 BB: 0 P: 12	R: 0 E: 0 K: 1 S: 5	H: 0 LOB: 1 BB: 1 P: 9	R: 0 E: 0 K: 0 S: 4	H: 1 LOB: 2 BB: 1 P: 8	R: 0 E: 0 K: 0 S: 3	H: 1 LOB: 0 BB: 0 P: 3	1B: 3 2B: 5 3B: 0 HR: 2	SF: 0 SAC: 0 DP: 2 HBP: 0	WP: 0 PB: 0 SB: 3 CS: 0	PA: 39
PITCHER	IP WLS BF H R ER SO BB IBB HBP BLK WP HR S P ERA WHIP																			
Wally Bunker, R ERA: 10.45 (1, 1)	5.1 L 25 7 6 6 0 2 0 0 0 0 0 2 23 31 10.12 1.688																			
Bob Johnson, R ERA: 6.75 (6, 1)	1.2 6 0 0 0 3 1 0 0 0 0 0 0 11 15 0.00 0.600																			
Ken Wright, R ERA: (8, 1)	2.0 8 2 0 0 0 1 0 0 0 0 0 0 7 11 0.00 1.500																			

California Angels @ Kansas City Royals
Municipal Stadium, Kansas City, MO

Sat Apr 11 1970, 7:05 PM EST
Att: 9,434 - Unknown - 74 F

livebaseballscorecards.com

AB	35
R	6
H	9
RBI	6
BB	4
SO	3
LOB	14



BOTTOM

California Angels @ Kansas City Royals
Municipal Stadium, Kansas City, MO
Sat Apr 11 1970, 7:05 PM EST
Att. 9,434 - Unknown - 74 F

livebaseballscorecards.com

AB	32
R	3
H	6
RBI	3
BB	0
SO	7
LOB	7



WP:	0	PA:	33
PB:	0	SB:	0
CS:	0		

AB R H RBI BB SO LOB

4	0	1	0	0	3	0
3	0	0	0	0	0	0
4	0	0	0	0	1	1
4	1	1	0	0	0	1
4	0	1	1	0	0	0
4	1	1	1	0	0	1
3	1	2	0	0	1	1
3	0	0	1	0	0	2
2	0	0	0	0	1	1
0	0	0	0	0	0	0
1	0	0	0	0	1	0
0	0	0	0	0	0	0

Batter	1	2	3	4	5	6	7	8	9
Pat Kelly, L OBP: 0.429, SLG: 0.353 (1, 9)	0-3 K ①		0-3 K2-3 ②			0-0 L9 SH1-3 1B		0-3 K ①	
Amos Otis, R OBP: 0.300, SLG: 0.263 (1, 8)	0-0 F9 ②		0-0 6-3 ③			0-0 SH1-3 1-2		0-0 4-3 ②	
Ed Kirkpatrick, L OBP: 0.294, SLG: 0.563 (1, 3)	0-3 K ③			0-0 4-3 ①		0-0 L9 2-3		0-0 1-3 ③	
Bob Oliver, R OBP: 0.235, SLG: 0.471 (1, 5)		0-0 2B 2B		0-0 5-3 ②		0-0 F9 ③		0-0 6-3 ①	
Lou Piniella, R OBP: 0.412, SLG: 0.533 (1, 7)		0-0 L8 2-H 2B		0-0 F7 ③			0-0 F4 ①	0-0 F8 ②	
Luis Alcaraz, R OBP: 0.158, SLG: 0.421 (1, 4)		0-0 L8 2-3			0-0 F4 ①		0-0 HR	0-0 F5 ③	
Jackie Hernandez, R OBP: 0.188, SLG: 0.267 (1, 6)		0-3 K ②			0-0 FC3-6 1B		0-0 4-3 3B		
Ellie Rodriguez, R OBP: 0.100, SLG: 0.100 (1, 2)		0-0 F9 ③			0-0 F9 ②		0-0 4-3 ②		
Wally Bunker, R Bob Johnson, L George Spriggs, L Ken Wright, R			0-3 K ①			0-0 FC3-6 1-2		0-3 K ③	

Inning Stats	R: 0	H: 0	E: 0	K: 2	S: 7	R: 1	H: 2	E: 0	K: 1	S: 7	R: 0	H: 0	E: 0	K: 2	S: 7	R: 0	H: 0	E: 0	K: 0	S: 3	R: 0	H: 1	E: 0	K: 0	S: 4	R: 0	H: 1	E: 0	K: 1	S: 7	R: 0	H: 0	E: 0	K: 1	S: 5	R: 0	H: 0	E: 0	K: 0	S: 3
	0	0	0	2	7	1	2	0	1	7	0	0	0	0	7	0	0	0	0	0	3	0	1	0	0	4	2	2	0	0	7	0	0	0	5	0	0	0	3	

PITCHER	IP	WLS	BF	H	R	ER	SO	BB	IBB	HBP	BLK	WP	HR	S	P	ERA	WHIP
Andy Messersmith, R ERA: 1.69 (1, 1)	7.0	W	27	6	3	3	6	0	0	0	0	0	1	39	39	3.86	0.857
Paul Doyle, L ERA: (8, 1)	2.0	S	6	0	0	0	1	0	0	0	0	0	0	8	8	0.00	0.000

1B:	2	SF:	0
2B:	2	SAC:	1
3B:	1	DP:	0
HR:	1	HBP:	0

PITCHER	IP	WLS	BF	H	R	ER	SO	BB	IBB	HBP	BLK	WP	HR	S	P	ERA	WHIP
---------	----	-----	----	---	---	----	----	----	-----	-----	-----	----	----	---	---	-----	------

Batter	1	2	3	4	5	6	7	8	9	AB R H RBI BB SO LOB	TOP
Sandy Alomar Sr., S OBP: 0.480, SLG: 0.500 (1, 4)	0-0 CS 4-3 1B		0-0 F8		0-0 1B	0-0 F4		0-0 4-3		5 0 2 0 0 0 3	
Jim Fregosi, R OBP: 0.440, SLG: 0.591 (1, 6)	0-0 4-3 1-2		0-0 5-3		0-0 F8	0-0 HR		0-3 K		5 1 1 3 0 1 3	
Bill Voss, L OBP: 0.560, SLG: 0.789 (1, 9)	0-3 K 2-3		0-0 1B		0-0 1B	0-0 F6			0-0 F8	5 0 2 0 0 1 1	
Alex Johnson, R OBP: 0.381, SLG: 0.789 (1, 7)		1-0 2B HBP	0-0 4-3		0-0 G6-4-3		0-3 K		0-0 1-3	4 1 0 0 0 1 3	
Jim Spencer, L OBP: 0.368, SLG: 0.500 (1, 3)		0-0 6-3 FC6-2 2B		0-0 SH1-3 2B		0-0 HR 1B			0-0 1B	1 0 1 1 0 0 0	
Jay Johnstone, L OBP: 0.667, SLG: 0.833 (3, 8)										4 2 4 0 0 0 0	
Roger Repoz, L OBP: 0.409, SLG: 0.850 (1, 8)		0-0 6-3 2-3		0-0 SH1-3 2-3		0-0 HR 1B		0-0 F9		4 1 1 2 0 0 3	
Joe Azcue, R OBP: 0.182, SLG: 0.227 (1, 2)		0-0 FC6-2 1B		0-0 1-3		0-0 6-3		0-0 F4		4 0 0 0 0 0 3	
Aurelio Rodriguez, R OBP: 0.500, SLG: 0.650 (1, 5)		0-0 1-3 1B		0-0 2B		0-0 HR 1B		0-0 SH3-4 1B		4 1 4 1 0 0 0	
Tom Murphy, R (1, 1)		0-0 L4		0-3 K		0-0 HR 1B		0-0 SH3-4		2 0 0 0 0 1 3	
Rudy May, L (5, 1)										0 0 0 0 0 0 0	
Rick Reichardt, R (6, PH)										1 1 1 0 0 0 0	
Eddie Fisher, R (6, 1)										0 0 0 0 0 0 0	
Inning Stats	R: 0 H: 1 E: 0 LOB: 1 K: 1 BB: 0 S: 5 P: 5	R: 1 H: 2 E: 0 LOB: 2 K: 0 BB: 0 S: 5 P: 6	R: 0 H: 1 E: 0 LOB: 1 K: 0 BB: 0 S: 4 P: 4	R: 1 H: 2 E: 0 LOB: 1 K: 1 BB: 0 S: 7 P: 7	R: 0 H: 2 E: 0 LOB: 1 K: 0 BB: 0 S: 4 P: 4	R: 5 H: 5 E: 0 LOB: 0 K: 0 BB: 0 S: 8 P: 8	R: 0 H: 1 E: 0 LOB: 1 K: 1 BB: 0 S: 6 P: 6	R: 0 H: 1 E: 0 LOB: 1 K: 1 BB: 0 S: 6 P: 6	R: 0 H: 1 E: 0 LOB: 1 K: 0 BB: 0 S: 4 P: 4	1B: 11 SF: 0 2B: 4 SAC: 2 3B: 0 DP: 2 HR: 2 HBP: 1	WP: 0 PA: 42 PB: 0 SB: 0 CS: 1
PITCHER	IP WLS BF H R ER SO BB IBB HBP BLK WP HR S P ERA WHIP										
Dick Drago, R (1, 1) ERA: 4.2	6.0 L 30 13 7 7 2 0 0 1 0 0 0 2 33 34 10.50 2.167										
Moe Drabowsky, R (7, 1) ERA: 1.5	3.0 12 3 0 0 2 0 0 0 0 0 0 0 16 16 0.00 1.000										

California Angels @ Kansas City Royals
Municipal Stadium, Kansas City, MO

Sun Apr 12 1970, 4:33 AM EST
Att. 13,078 - Unknown - 52 F

livebaseballscorecards.com

AB	39
R	7
H	16
RBI	7
BB	0
SO	4
LOB	19



Batter	1	2	3	4	5	6	7	8	9	AB	R	H	RBI	BB	SO	LOB
Pat Kelly, L OBP: 0.423, SLG: 0.364 (1, 9)	0-0 B1-3		0-3 K		0-0 WP WP SF7 1B		0-0 CS 1B		0-0 F6	5	1	2	0	0	1	1
Amos Otis, R OBP: 0.333, SLG: 0.318 (1, 8)	0-0 F3			0-0 1B 2B	4-0 WP BB		0-0 F6		0-0 F6	3	1	1	0	1	0	1
Ed Kirkpatrick, L OBP: 0.238, SLG: 0.450 (1, 3)	0-0 F5			0-0 F2	0-0 F3		0-0 4-3		0-0 4-3	4	0	0	0	0	0	3
Bob Oliver, R OBP: 0.286, SLG: 0.450 (1, 5)		0-0 4-3		0-0 PB 1B FC6-5-4-5 1B	4-0 IBB			0-0 F4		3	1	1	1	1	0	0
Lou Piniella, R OBP: 0.429, SLG: 0.556 (1, 7)		0-0 1-3		0-0 PB 1B FC6-5-4-5 1B	0-0 SF7			0-0 L6-3 1B		3	0	2	1	0	0	0
Luis Alcaraz, R OBP: 0.130, SLG: 0.348 (1, 4)		0-0 6-3		0-0 FC6-5-4-5 1B	0-0 F7			0-0 L6-3		4	0	0	1	0	0	4
Rich Severson, R OBP: 0.333, SLG: 0.333 (1, 6)			0-0 1-3	0-0 1B		0-0 6-3			0-0 4-3	3	0	1	0	0	0	0
Joe Keough, L OBP: 0.333, SLG: 0.333 (9, PH)				1-2 1B						1	0	0	0	0	0	0
Jim Campanis, R OBP: 0.333, SLG: 1.000 (1, 2)			0-0 HR	0-0 F5		0-0 F7			4-0 1-6-3 BB	3	1	1	1	0	0	2
George Spriggs, L OBP: 0.667, SLG: 0.500 (9, PH)										0	0	0	0	1	0	0
Dick Drago, R (1, 1)			0-0 1-3		4-0 WP 1B WP BB		0-3 K		0-0 1-6-3	1	1	0	0	1	0	0
Mike Fiore, L (6, PH)										1	0	0	0	0	1	0
Moe Drabowsky, R (7, 1)										0	0	0	0	0	0	0
Hawk Taylor, R (9, PH)										1	0	0	0	0	0	1

Inning Stats	R: 0	H: 0	E: 0	K: 0	S: 3	LOB: 0	BB: 0	P: 3	R: 0	H: 0	E: 0	K: 0	S: 3	LOB: 0	BB: 0	P: 3	R: 1	H: 1	E: 0	K: 1	S: 6	LOB: 0	BB: 0	P: 6	R: 2	H: 4	E: 0	K: 0	S: 7	LOB: 2	BB: 0	P: 7	R: 2	H: 1	E: 0	K: 1	S: 4	LOB: 2	BB: 3	P: 16	R: 0	H: 0	E: 0	K: 1	S: 5	LOB: 0	BB: 0	P: 5	R: 0	H: 1	E: 0	K: 0	S: 3	LOB: 0	BB: 0	P: 3	R: 0	H: 1	E: 0	K: 0	S: 3	LOB: 0	BB: 0	P: 3	R: 0	H: 0	E: 0	K: 0	S: 3	LOB: 1	BB: 1	P: 7	1B: 6	SF: 1	2B: 2	SAC: 0	3B: 0	DP: 1	HR: 1	HBP: 0	WP: 2	PB: 1	SB: 0	CS: 1	PA: 37
--------------	------	------	------	------	------	--------	-------	------	------	------	------	------	------	--------	-------	------	------	------	------	------	------	--------	-------	------	------	------	------	------	------	--------	-------	------	------	------	------	------	------	--------	-------	-------	------	------	------	------	------	--------	-------	------	------	------	------	------	------	--------	-------	------	------	------	------	------	------	--------	-------	------	------	------	------	------	------	--------	-------	------	-------	-------	-------	--------	-------	-------	-------	--------	-------	-------	-------	-------	--------

PITCHER	IP	WLS	BF	H	R	ER	SO	BB	IBB	HBP	BLK	WP	HR	S	P	ERA	WHIP
Tom Murphy, R ERA: 5.06 (1, 1)	4.0		20	6	5	5	1	2	0	0	0	1	1	20	28	11.25	2.000
Rudy May, L ERA: (5, 1)	1.0		4	0	0	0	0	0	1	0	0	1	0	3	7	0.00	0.000
Eddie Fisher, R ERA: (6, 1)	4.0	W	13	2	0	0	1	1	0	0	0	0	0	14	18	0.00	0.750

BOTTOM

California Angels @ Kansas City Royals
Municipal Stadium, Kansas City, MO

livebaseballscores.com

AB	32
R	5
H	8
RBI	4
BB	4
SO	2
LOB	12



Sun Apr 12 1970, 4:33 AM EST
Att: 13,078 - Unknown - 52 F

Batter	1	2	3	4	5	6	7	8	9	AB R H RBI BB SO LOB	TOP											
Pat Kelly, L (1, 9) OBP: 0.419, SLG: 0.370	0-3 K		0-0 1B S 1B	0-0 1-2 1B		0-3 K		0-0 E4 1-3		5 2 2 0 0 2 1	Kansas City Royals @ Milwaukee Brewers Milwaukee County Stadium, Milwaukee, WI Thu Apr 16 1970, 4:33 AM EST Att: 7,110 - Unknown - 64 F livebaseballscorecards.com											
Ed Kirkpatrick, L (1, 3) OBP: 0.280, SLG: 0.435 Mike Fiore, L (7, 3)	4-0 E 2B BB		0-0 1-3 HR 1B	0-0 4-3		0-0 F8		0-3 K 1-2		3 2 1 0 1 0 2 1 0 0 0 0 1 2												
Amos Otis, R (1, 8) OBP: 0.379, SLG: 0.346	4-0 1-2 2B BB		0-0 1-2 HR 1B	0-0 E S 1B		0-0 F9		0-0 6-3		4 2 2 3 1 0 2												
Bob Oliver, R (1, 5) OBP: 0.269, SLG: 0.375 Paul Schaal, R (9, 5) OBP: 0.333, SLG: 0.444	0-0 F8		0-3 K	0-3 K			0-0 6-3		1-0 1-3 4-3 HBP	4 0 0 0 0 2 5 0 0 0 0 0 0 0												
Lou Piniella, R (1, 7) OBP: 0.462, SLG: 0.696	0-0 E6 1-2 2-3 2B		0-0 1-H 2-H HR			0-0 FC1-4 1B		0-0 1B K 1B		0-0 4-3		5 1 3 3 0 0 3										
Luis Alcaraz, R (1, 4) OBP: 0.179, SLG: 0.393	0-0 1-H 2-H 3-H 2B		0-0 F7			0-0 FC1-4 SH5-3 1-2f		0-0 1-3 1B		0-0 1-3		5 0 2 2 0 0 2										
Jackie Hernandez, R (1, 6) OBP: 0.158, SLG: 0.222 George Spriggs, L (9, PH) OBP: 0.500, SLG: 0.333 Rich Severson, R (9, 6) OBP: 0.333, SLG: 0.333			0-3 K	0-3 K		0-0 SH5-3 1-2		0-3 K 3-H		0-0 1-3		3 0 0 0 0 3 2 1 0 0 0 0 0 1 0 0 0 0 0 0 0										
Ellie Rodriguez, R (1, 2) OBP: 0.286, SLG: 0.231			0-0 3-5-6-4-3 1B	0-0 4-3 1B 1B		4-0 BB		0-0 6-3		3 1 2 0 1 0 0												
Bill Butler, L (1, 1) Roger Nelson, R (6, 1) Moe Drabowsky, R (7, 1) OBP: 1.000, SLG: 1.000			0-0 G5-6-4-3 1-2f	0-3 K	0-3 K			0-0 E 1B		3 0 0 0 0 2 4 0 0 0 0 0 0 0 1 0 1 0 0 0 0												
Inning Stats	R: 2 E: 1 K: 1 S: 6	H: 1 LOB: 2 BB: 2 P: 14	R: 0 E: 0 K: 1 S: 5	H: 1 LOB: 0 BB: 0 P: 5	R: 4 E: 0 K: 2 S: 11	H: 4 LOB: 0 BB: 0 P: 11	R: 2 E: 0 K: 2 S: 10	H: 3 LOB: 1 BB: 0 P: 10	R: 0 E: 0 K: 1 S: 6	H: 1 LOB: 2 BB: 1 P: 10		R: 0 E: 0 K: 1 S: 5	H: 0 LOB: 0 BB: 0 P: 5	R: 0 E: 0 K: 1 S: 6	H: 2 LOB: 1 BB: 0 P: 6	R: 0 E: 1 K: 1 S: 7	H: 1 LOB: 2 BB: 0 P: 7	R: 0 E: 0 K: 0 S: 3	H: 0 LOB: 1 BB: 0 P: 4	1B: 11 2B: 1 3B: 0 HR: 1	SF: 0 SAC: 1 DP: 1 HBP: 1	WP: 0 PB: 0 SB: 3 CS: 0
PITCHER	IP WLS BF H R ER SO BB IBB HBP BLK WP HR S P ERA WHIP																					
Lew Krausse, R (1, 1) ERA: 7.94	3.0 L 16 6 6 4 4 2 0 0 0 0 0 1 22 30 12.00 2.667																					
John Gelnar, R (4, 1) ERA: 6.14	1.0 6 3 2 2 2 0 0 0 0 0 0 0 10 10 18.00 3.000																					
George Lauzerique, R (5, 1) ERA: 1.38	2.0 8 1 0 0 2 1 0 0 0 0 0 0 11 15 0.00 1.000																					
John O'Donoghue, L (7, 1) ERA: 3.38	1.2 8 3 0 0 2 0 0 0 0 0 0 0 12 12 0.00 1.800																					
Bob Locker, R (8, 1) ERA:	1.1 5 0 0 0 0 0 0 0 1 0 0 0 4 5 0.00 0.000																					

Kansas City Royals @ Milwaukee Brewers
Milwaukee County Stadium, Milwaukee, WI

Thu Apr 16 1970, 4:33 AM EST
 Att: 7,110 - Unknown - 64 F

AB	38
R	8
H	13
RBI	8
BB	3
SO	10
LOB	24



Batter	1	2	3	4	5	6	7	8	9	AB	R	H	RBI	BB	SO	LOB
Tommy Harper, R OBP: 0.308, SLG: 0.314 (1, 4)	0-0 F8 ①		0-0 2B 1B		0-3 K ①		0-0 F8 ①		0-3 K ①	5	1	1	0	0	2	0
Steve Hovley, L OBP: 0.463, SLG: 0.538 (1, 8) (8, 9)	0-0 L5 ②		0-0 1-H 2B		0-0 F4 ②		0-0 F7 WP 1B 1B		0-0 F6 ②	5	1	2	1	0	0	0
Jerry McNertney, R OBP: 0.235, SLG: 0.167 (1, 2)	0-3 K ③		0-0 F7 ②		4-0 HR BB		0-0 F7 ②		0-0 6-3 ③	4	1	0	0	1	1	2
Danny Walton, R OBP: 0.425, SLG: 0.784 (1, 7)		0-0 4-3 ①	0-0 F4 ③		0-0 1-H HR		0-0 3-H WP 1B			4	1	2	3	0	0	1
Wayne Comer, R OBP: 0.364, SLG: 0.345 (7, PH) (8, 8)		0-0 E9 1B		0-3 K ①		0-0 F3 ③		4-0 1-2 BB		3	1	0	0	0	1	0
Greg Goossen, R OBP: 0.481, SLG: 0.571 Bob Locker, S (8, 1)		0-3 K ②		0-0 HR		0-0 2B		0-0 F5 ③		4	1	2	1	0	1	3
Max Alvis, R OBP: 0.229, SLG: 0.212 (1, 5)		0-0 2-H 1B		0-0 F7 ②		0-0 F9 ①		0-3 K ①		4	0	1	1	0	1	1
Ted Kubiak, S OBP: 0.324, SLG: 0.219 (1, 6)		0-0 L9 ③		4-0 BB		0-0 1-3 ②		0-3 K ②		3	0	0	0	1	1	2
Lew Krausse, R OBP: 0.500, SLG: 0.500 Ted Savage, R John Geinar, R John Kennedy, R OBP: 0.500, SLG: 0.400 George Lauzerique, R OBP: 0.600, SLG: 1.200 Sandy Valdespino, L John O'Donoghue, R Mike Hegan, L (1, 1) (3, PH) (4, 1) (4, PH) (5, 1) (6, PH) (7, 1) (8, 3)			0-0 F7 ①		0-0 F3 ③		0-3 K ③		0-3 K ③	0	0	0	0	0	0	0

Inning Stats	R: 0	H: 0	E: 0	K: 1	S: 5	R: 1	H: 1	E: 1	K: 1	S: 7	R: 1	H: 2	E: 0	K: 0	S: 5	R: 1	H: 1	E: 0	K: 1	S: 6	R: 2	H: 1	E: 0	K: 1	S: 6	R: 0	H: 1	E: 0	K: 1	S: 6	R: 1	H: 2	E: 0	K: 0	S: 5	R: 0	H: 0	E: 0	K: 3	S: 9	R: 0	H: 0	E: 0	K: 1	S: 5	R: 0	H: 0	E: 0	K: 1	S: 5	1B: 4	SF: 0	2B: 2	SAC: 0	3B: 0	DP: 0	HR: 2	HBP: 0	WP: 2	PA: 39
--------------	------	------	------	------	------	------	------	------	------	------	------	------	------	------	------	------	------	------	------	------	------	------	------	------	------	------	------	------	------	------	------	------	------	------	------	------	------	------	------	------	------	------	------	------	------	------	------	------	------	------	-------	-------	-------	--------	-------	-------	-------	--------	-------	--------

PITCHER	IP	WLS	BF	H	R	ER	SO	BB	IBB	HBP	BLK	WP	HR	S	P	ERA	WHIP
Bill Butler, L ERA: 3.27 (1, 1)	5.0	W	23	5	5	4	4	2	0	0	0	0	2	29	37	7.20	1.400
Roger Nelson, R ERA: 7.71 (6, 1)	1.2		8	3	1	1	1	0	0	0	0	1	0	10	10	5.40	1.800
Moe Drabowsky, R ERA: 1.08 (7, 1)	2.1	S	8	0	0	0	4	1	0	0	0	1	0	15	19	0.00	0.429

BOTTOM

Kansas City Royals @ Milwaukee Brewers
Milwaukee County Stadium, Milwaukee, WI

Thu Apr 16 1970, 4:33 AM EST
Att. 7,110 - Unknown - 64 F

livebaseballscores.com

AB	36
R	6
H	8
RBI	6
BB	3
SO	9
LOB	11



Batter	1	2	3	4	5	6	7	8	9	AB R H RBI BB SO LOB	TOP											
George Spriggs, L (1, 9) OBP: 0.667, SLG: 0.625	0-0 E 1B	0-3 K			0-0 PB 3B 1B		0-0 1B SF8 1B		0-0 CS FC6-2-5 1B	5 3 4 0 0 1 1												
Ed Kirkpatrick, L (1, 3) OBP: 0.310, SLG: 0.444 Paul Schaal, R (8, 5) OBP: 0.300, SLG: 0.400	0-0 E9 FC5-4 1B		0-0 E4 SF8		0-0 F8		0-0 SF8 1B		0-0 FC6-2-5 1B	4 1 2 0 0 0 2 1 0 0 0 0 0 2												
Amos Otis, R (1, 8) OBP: 0.324, SLG: 0.300	0-0 FC5-4 1B		0-0 L7		0-3 K		0-0 SF8		0-3 K	4 0 0 1 0 2 6												
Bob Oliver, R (1, 5) OBP: 0.267, SLG: 0.444	0-0 6-3 1-2		0-0 SF8		0-0 3B		0-0 F9			3 0 1 3 0 0 2												
Lou Piniella, R (1, 7) OBP: 0.400, SLG: 0.593	0-0 F3		0-0 5-3		0-0 F8			0-0 5-3		4 0 0 0 0 0 2												
Luis Alcaraz, R (1, 4) OBP: 0.219, SLG: 0.387		4-0 HBP 1B G6-3 BB		0-0 G5-4-3 1B		0-0 F7		0-0 F8		3 1 1 0 1 0 0												
Rich Severson, R (1, 6) OBP: 0.300, SLG: 0.300		0-0 G6-3 HBP 1B		0-0 G5-4-3 1-2f		0-0 1-3		0-0 F3		4 0 1 0 0 0 1												
Ellie Rodriguez, R (1, 2) OBP: 0.333, SLG: 0.200		1-0 G6-3 HBP		0-0 F9		0-0 4-3		4-0 PB 1B BB		2 1 0 0 1 0 0												
Dave Morehead, R (1, 1) Jim Rooker, R (8, 1) OBP: 1.000, SLG: 1.000		0-0 G6-3 1-2f 2-3 3-H		4-0 PB 1B 3B BB		0-3 K		0-0 1B BLK FC6-2-5 1B		2 1 0 0 1 1 2 1 0 1 1 0 0 0												
Inning Stats	R: 1 E: 1 K: 0 S: 5	H: 2 LOB: 1 BB: 0 P: 5	R: 1 E: 0 K: 1 S: 5	H: 1 LOB: 1 BB: 1 P: 10	R: 1 E: 2 K: 0 S: 4	H: 0 LOB: 0 BB: 0 P: 4	R: 0 E: 0 K: 0 S: 3	H: 1 LOB: 0 BB: 0 P: 3	R: 2 E: 0 K: 1 S: 7	H: 2 LOB: 1 BB: 1 P: 11	R: 0 E: 0 K: 0 S: 3	H: 0 LOB: 0 BB: 0 P: 3	R: 1 E: 0 K: 1 S: 7	H: 2 LOB: 1 BB: 0 P: 7	R: 0 E: 0 K: 0 S: 3	H: 0 LOB: 0 BB: 0 P: 3	R: 1 E: 0 K: 1 S: 6	H: 2 LOB: 1 BB: 1 P: 10	1B: 9 2B: 0 3B: 1 HR: 0	SF: 2 SAC: 0 DP: 2 HBP: 1	WP: 0 PB: 2 SB: 1 CS: 1	PA: 39
PITCHER	IP WLS BF H R ER SO BB IBB HBP BLK WP HR S P ERA WHIP																				PITCHER	IP WLS BF H R ER SO BB IBB HBP BLK WP HR S P ERA WHIP
Tom Murphy, R (1, 1) ERA: 5.29	6.1 L 29 8 6 4 3 2 0 1 0 0 0 32 41 5.68 1.579																					
Eddie Fisher, R (7, 1) ERA:	1.2 7 1 1 0 0 1 0 0 0 0 0 6 10 0.00 1.200																					
Paul Doyle, L (9, 1) ERA:	1.0 3 1 0 0 0 1 0 0 0 1 0 0 5 5 0.00 1.000																					

Kansas City Royals @ California Angels
Anaheim Stadium, Anaheim, CA

Fri Apr 17 1970, 9:05 PM EST
Att. 24,154 - Unknown - 61 F

livebaseballscorecards.com

AB	33
R	7
H	10
RBI	5
BB	3
SO	4
LOB	18



Batter	1	2	3	4	5	6	7	8	9	AB R H RBI BB SO LOB	TOP																							
George Spriggs, L (1, 9) OBP: 0.500, SLG: 0.417	0-0 6-3		0-0 4-3	0-0 5-3		4-0 BB 1-2 2-3 BB			0-3 K	4 0 0 0 1 1 1																								
Ed Kirkpatrick, L (1, 3) OBP: 0.303, SLG: 0.419	0-0 4-3		0-0 BB 1B		0-0 F8	0-0 L9			0-0 1-3	4 0 1 0 0 0 3 0 0 0 0 0 0 0 1 0 0 0 0 0 0																								
Al Fitzmorris, S (6, 1) Paul Schaal, R (9, PH) OBP: 0.273, SLG: 0.364																																		
Amos Otis, R (1, 8) OBP: 0.289, SLG: 0.265	0-0 F9		0-0 L8		0-3 K				0-0 6-3	4 0 0 0 0 1 1																								
Bob Oliver, R (1, 5) OBP: 0.324, SLG: 0.484		0-0 F9	0-0 BB 1B		0-0 FC6-4 1B				0-0 G1-6-3 1B	4 0 3 0 0 0 0																								
Lou Piniella, R (1, 7) OBP: 0.412, SLG: 0.567		0-0 WP 1B	4-0 1-2 2-3 BB		0-0 FC6-4 1-2f				0-0 G1-6-3 1-2f	3 1 1 0 1 0 2																								
Luis Alcaraz, R (1, 4) OBP: 0.194, SLG: 0.343		0-0 1-3	0-0 5-3			0-0 F3			0-0 F4	4 0 0 0 0 0 4																								
Rich Severson, R (1, 6) OBP: 0.286, SLG: 0.286		0-0 2-H 1B		0-0 5-3		0-0 F7			0-3 K	4 0 1 1 0 1 0																								
Ellie Rodriguez, R (1, 2) OBP: 0.429, SLG: 0.250		4-0 BB 1B		0-0 PB 1B		4-0 BB 1B			0-3 K	1 0 1 0 2 0 0 1 0 0 0 0 1 0																								
Jim Campanis, R (6, 2) OBP: 0.300, SLG: 0.889																																		
Wally Bunker, R (1, 1) OBP: 0.400, SLG: 0.250		0-0 1-2 2-H 1B		0-0 1-3		0-0 BB 1B			0-3 K	2 0 1 0 0 0 1 0 0 0 0 0 0 0 2 0 1 0 0 1 0																								
Bob Johnson, L (5, 1) Joe Keough, L (6, PH) OBP: 0.400, SLG: 0.400																																		
Inning Stats	R: 0 E: 0 K: 0 S: 3	H: 0 LOB: 0 BB: 0 P: 3	R: 1 E: 0 K: 0 S: 5	H: 3 LOB: 3 BB: 1 P: 9	R: 0 E: 0 K: 0 S: 5	H: 2 LOB: 3 BB: 1 P: 9	R: 0 E: 0 K: 0 S: 4	H: 1 LOB: 1 BB: 0 P: 4	R: 0 E: 0 K: 1 S: 6	H: 1 LOB: 1 BB: 0 P: 6	R: 0 E: 0 K: 0 S: 4	H: 1 LOB: 3 BB: 2 P: 12	R: 0 E: 0 K: 0 S: 3	H: 1 LOB: 0 BB: 0 P: 3	R: 0 E: 0 K: 2 S: 7	H: 0 LOB: 0 BB: 0 P: 7	R: 0 E: 0 K: 2 S: 7	H: 0 LOB: 0 BB: 0 P: 7	1B: 9 2B: 0 3B: 0 HR: 0	SF: 0 SAC: 0 DP: 1 HBP: 0	WP: 1 PB: 1 SB: 0 CS: 0	PA: 38												
PITCHER Clyde Wright, L (1, 1) ERA: 2.86	IP 9.0	WLS W	BF 38	H 9	R 1	ER 1	SO 5	BB 4	IBB 0	HBP 0	BLK 0	WP 1	HR 0	S 44	P 60	ERA 1.00	WHIP 1.444																	
PITCHER																		IP	WLS	BF	H	R	ER	SO	BB	IBB	HBP	BLK	WP	HR	S	P	ERA	WHIP

Kansas City Royals @ California Angels
Anaheim Stadium, Anaheim, CA

Sat Apr 18 1970, 9:05 PM EST
 Att. 10,094 - Unknown - 64 F

AB	34
R	1
H	9
RBI	1
BB	4
SO	5
LOB	12



Batter	1	2	3	4	5	6	7	8	9	10	11	12	13	AB R H RBI BB SO LOB	TOP												
George Spriggs, L (1, 9) OBP: 0.450, SLG: 0.353	0-3 K			0-0 1-3		0-0 G3			4-0 1-4-3 E BB		0-3 K		0-0 1-2 2-3 PB 2B 1B	5 1 1 0 1 2 0													
Ed Kirkpatrick, L (1, 3) OBP: 0.308, SLG: 0.389	0-3 K			0-0 E3 1B CS			0-0 SH1-4 1B		0-0 1-4-3		0-0 L8		4-0 1-2 2-3 BB 2B	5 0 1 0 1 1 1													
Amos Otis, R (1, 8) OBP: 0.302, SLG: 0.308	0-0 F7			0-0 S 1B			0-0 SH1-4		0-0 E6 2-H				0-0 1-3 2-H 3-H 1B 2B	5 1 2 1 0 1 0													
Bob Oliver, R (1, 5) OBP: 0.325, SLG: 0.486		0-0 F9		0-3 K 1-2 3-H			0-0 1-3		0-0 4-3				0-0 FC5 1B 1B	6 0 2 1 0 1 4													
Lou Piniella, R (1, 7) OBP: 0.425, SLG: 0.529		0-0 F3			0-0 F3		4-0 IBB		0-0 F9				0-0 1-2 1B	4 0 1 0 2 0 1													
Luis Alcaraz, R (1, 4) OBP: 0.167, SLG: 0.293		0-3 K			0-0 F7		0-0 F9			0-0 5-3			0-0 F6 2-3f FC5	6 0 0 0 0 1 6													
Rich Severson, R (1, 6) OBP: 0.222, SLG: 0.222			0-0 5-3		0-0 F8			0-0 F8		0-0 L5			0-0 L4	4 0 0 0 0 0 0	AB 44												
Joe Keough, L (12, PH) OBP: 0.333, SLG: 0.333														1 0 0 0 0 0 2	R 4												
Jackie Hernandez, R (12, 6) OBP: 0.158, SLG: 0.222														0 0 0 0 0 0 0	H 7												
Ellie Rodriguez, R (1, 2) OBP: 0.385, SLG: 0.200		0-0 F8				0-0 L7		0-3 K		0-3 K			4-0 1B HBP PB BB	4 1 0 0 1 2 0	RBI 2												
Dick Drago, R (1, 1) OBP: 0.667, SLG: 0.500		0-3 K				0-3 K		0-3 K			0-3 K		1-0 PB 1B HBP	3 0 0 0 0 3 0	BB 5												
Jim Rooker, R (10, 1)													1-2 2B	1 1 0 0 0 1 0	SO 12												
															LOB 14												
Inning Stats	R: 0 E: 0 K: 2 S: 7	H: 0 LOB: 0 BB: 0 P: 7	R: 0 E: 0 K: 1 S: 5	H: 0 LOB: 0 BB: 0 P: 5	R: 0 E: 0 K: 1 S: 5	H: 1 LOB: 2 BB: 0 P: 6	R: 0 E: 0 K: 0 S: 3	H: 0 LOB: 0 BB: 0 P: 3	R: 0 E: 0 K: 1 S: 5	H: 0 LOB: 0 BB: 0 P: 5	R: 0 E: 0 K: 2 S: 7	H: 0 LOB: 0 BB: 0 P: 7	R: 1 E: 1 K: 0 S: 4	H: 0 LOB: 1 BB: 1 P: 8	R: 0 E: 0 K: 1 S: 5	H: 0 LOB: 0 BB: 0 P: 5	R: 0 E: 0 K: 2 S: 7	H: 0 LOB: 0 BB: 0 P: 7	R: 0 E: 0 K: 1 S: 6	H: 1 LOB: 2 BB: 1 P: 10	R: 3 E: 0 K: 0 S: 5	H: 4 LOB: 2 BB: 2 P: 14	1B: 5 2B: 3 3B: 0 HR: 0	SF: 0 SAC: 1 DP: 1 HBP: 1	WP: 0 PA: 51		
PITCHER	IP WLS BF H R ER SO BB IBB HBP BLK WP HR S P ERA WHIP	IP WLS BF H R ER SO BB IBB HBP BLK WP HR S P ERA WHIP														IP WLS BF H R ER SO BB IBB HBP BLK WP HR S P ERA WHIP											
Andy Messersmith, R (1, 1) ERA: 2.48	8.0	28	2	1	0	0	8	1	1	0	0	0	0	0	0	0	0	0	0	0	0	0	0	0	0	0.00	0.375
Paul Doyle, L (9, 1) ERA:	0.1	1	0	0	0	0	0	0	0	0	0	0	0	0	0	0	0	0	0	0	0	0	0	0	0	0.00	0.000
Ken Tatum, R (9, 1) ERA:	0.2	3	0	0	0	0	0	0	0	0	0	0	0	0	0	0	0	0	0	0	0	0	0	0	0	0.00	0.000
Eddie Fisher, R (10, 1) ERA:	2.0	6	0	0	0	0	3	0	0	0	0	0	0	0	0	0	0	0	0	0	0	0	0	0	0	0.00	0.000
Mel Queen, R (12, 1) ERA: 6.43	1.2	L 12	5	3	3	3	1	2	1	1	0	0	0	0	0	0	10	23	16.20	4.200							

Kansas City Royals @ California Angels
 Anaheim Stadium, Anaheim, CA
 Sun Apr 19 1970, 6:33 AM EST
 Att. 11,643 - Unknown - 69 F

livebaseballscorecards.com



Batter	1	2	3	4	5	6	7	8	9	10	11	12	13	AB R H RBI BB SO LOB
Sandy Alomar Sr., S OBP: 0.358, SLG: 0.353 (1, 4)	0-0 F7			0-3 K		0-0 6-3		0-0 F8		4-0 FC1-5 1B BB		0-0 F4		5 0 0 0 1 1 1
Jim Fregosi, R OBP: 0.460, SLG: 0.622 (1, 6)	0-0 6-3			0-0 1B 2B		0-0 1B		0-0 FC4-6 1B 2-H		0-0 1-2 1B		0-0 5-3		6 0 4 1 0 0 0
Bill Voss, L OBP: 0.412, SLG: 0.525 (1, 9)	0-0 F6			0-0 G6-4-3 1B 2-3		0-0 F7		0-0 FC4-6 1-2f		0-0 FC1-5 FC6-4 1-2 2-3f		0-0 F6		6 0 1 0 0 0 4
Alex Johnson, R OBP: 0.362, SLG: 0.533 (1, 7)		0-0 F8		0-0 G6-4-3 1-2f		0-0 F9			0-0 L8 SH1-3 1B		0-0 F8		0-0 1B 1B	6 0 2 0 0 0 5
Jay Johnstone, L OBP: 0.483, SLG: 0.741 (1, 8)		0-0 F9			0-3 K		0-0 F9		0-0 SH1-3		0-0 FC6-4 1-2f		0-0 1B G6-4-3 1B	5 0 1 0 0 1 2
Roger Repoz, L OBP: 0.333, SLG: 0.525 (1, 3)		0-0 3-1			0-0 E 1B		0-0 F8		4-0 IBB IBB		0-0 F5		0-0 F4	5 0 1 0 1 0 2
Aurelio Rodriguez, R OBP: 0.318, SLG: 0.415 Rick Reichardt, R OBP: 0.490, SLG: 0.250 Giraldo Ruiz, S OBP: 0.333, SLG: 0.667 (1, 5) (9, PH) (10, 5)			4-0 CS BB		0-0 E6 1-2		0-0 5-3		0-0 L8 2-3		0-0 1B 2B		0-0 G6-4-3 1-2f	2 0 0 0 1 0 1 1 0 0 0 0 0 2 2 0 1 0 0 0 2
Tom Egan, R OBP: 0.286, SLG: 0.286 Jim Spencer, L OBP: 0.409, SLG: 0.500 Clyde Wright, R OBP: 0.211, SLG: 0.237 (1, 2) (9, PH) (9, PR) (10, 2)			0-0 F8		0-0 F7		0-0 6-3		4-0 1-2 IBB		0-0 2-H 1B			3 0 0 0 0 0 3 0 0 0 0 1 0 0 0 0 0 0 0 0 0 1 0 1 0 0 0 0
Andy Messersmith, R OBP: 0.182, SLG: 0.273 Paul Doyle, L OBP: 0.182, SLG: 0.273 Ken Tatum, R OBP: 0.182, SLG: 0.273 Billy Cowan, R OBP: 0.182, SLG: 0.273 Eddie Fisher, R OBP: 0.182, SLG: 0.273 Jim Hicks, R OBP: 0.182, SLG: 0.273 Mel Queen, L OBP: 0.182, SLG: 0.273 Wally Wolf, R OBP: 0.182, SLG: 0.273 (1, 1) (9, 1) (9, 1) (9, PH) (10, 1) (11, PH) (12, 1) (13, 1)			0-3 K		0-3 K		0-0 1B 2B		0-0 5-3		0-3 K			3 1 1 0 0 2 3 0 0 0 0 0 0 0 0 0 0 0 0 0 0 1 0 0 0 0 0 3 0 0 0 0 0 0 0 1 0 0 0 0 0 1 1 0 0 0 0 0 0 0 0 0 0 0 0 0 0 0 0

Inning Stats	R: 0	H: 0	R: 0	H: 0	R: 0	H: 2	R: 0	H: 1	R: 0	H: 0	R: 1	H: 2	R: 0	H: 1	R: 0	H: 2	R: 0	H: 0	R: 0	H: 0	R: 0	H: 0	R: 0	H: 2	R: 0	H: 2	1B: 9	SF: 0	WP: 0	PA: 52
E: 0	LOB: 0	E: 0	LOB: 0	E: 0	LOB: 1	E: 0	LOB: 1	E: 1	LOB: 2	E: 0	LOB: 0	E: 0	LOB: 1	E: 0	LOB: 3	E: 0	LOB: 1	E: 0	LOB: 0	E: 0	LOB: 0	E: 0	LOB: 0	E: 0	LOB: 1	E: 0	LOB: 0	2B: 4	SAC: 1	PB: 0
K: 0	BB: 0	K: 0	BB: 0	K: 1	BB: 1	K: 2	BB: 0	K: 0	BB: 0	K: 0	BB: 0	K: 0	BB: 0	K: 0	BB: 1	K: 1	BB: 0	K: 0	BB: 0	K: 0	BB: 0	K: 0	BB: 0	K: 0	BB: 0	K: 0	BB: 0	3B: 0	DP: 3	SB: 0
S: 3	P: 3	S: 3	P: 3	S: 4	P: 8	S: 6	P: 6	S: 9	P: 9	S: 4	P: 4	S: 5	P: 5	S: 4	P: 12	S: 4	P: 8	S: 3	P: 3	S: 4	P: 4	S: 3	P: 3	S: 4	P: 4	HR: 0	HBP: 0	CS: 1		

PITCHER	IP	WLS	BF	H	R	ER	SO	BB	IBB	HBP	BLK	WP	HR	S	P	ERA	WHIP
Dick Drago, R ERA: 3.0 (1, 1)	9.0		38	8	1	1	4	2	2	0	0	0	0	42	58	1.00	1.111
Jim Rooker, L ERA: 4.0 (10, 1)	4.0	W	14	4	0	0	1	0	0	0	0	0	0	16	16	0.00	1.000

BOTTOM


Kansas City Royals @ California Angels
Anaheim Stadium, Anaheim, CA

Sun Apr 19 1970, 6:33 AM EST
 Att: 11,643 - Unknown - 69 F

AB	R	H	RBI	BB	SO	LOB
5	0	0	0	1	1	1
6	0	4	1	0	0	0
6	0	1	0	0	0	4
6	0	2	0	0	0	5
5	0	1	0	0	1	2
5	0	1	0	1	0	2
2	0	0	0	1	0	1
1	0	0	0	0	0	2
2	0	1	0	0	0	2
3	0	0	0	0	0	3
0	0	0	0	1	0	0
0	0	0	0	0	0	0
0	0	0	0	0	0	0
1	0	0	0	0	0	3
0	0	0	0	0	0	0
1	0	0	0	0	0	1
0	0	0	0	0	0	0
0	0	0	0	0	0	0

livebaseballscorecards.com

AB	R	H	RBI	BB	SO	LOB
47	1	12	1	4	5	29



Batter	1	2	3	4	5	6	7	8	9	10	11	AB R H RBI BB SO LOB	TOP																								
George Spriggs, L (1, 9) OBP: 0.400, SLG: 0.286	F7		K			F9 BB			K		F3	4 0 0 0 1 2 0	Kansas City Royals @ Oakland Athletics Oakland-Alameda County Coliseum, Oakland, CA Mon Apr 20 1970, 6:05 PM PST Att: 2,631 - Unknown																								
Ed Kirkpatrick, L (1, 3) OBP: 0.341, SLG: 0.450	1B BB		K			F9 1-2			HR 1B		E 3B	4 2 2 0 1 1 1																									
Amos Otis, R (1, 8) OBP: 0.292, SLG: 0.279	K		F3			5-3			L6		HR E BB	4 0 0 0 1 1 2																									
Bob Oliver, R (1, 5) OBP: 0.356, SLG: 0.643	1B					K			1-3		HR	5 2 3 3 0 1 0																									
Lou Piniella, R (1, 7) OBP: 0.378, SLG: 0.462	F8		K			K			6-3		HR 1-3 3-H	5 0 0 0 0 1 2																									
Luis Alcaraz, R (1, 4) OBP: 0.152, SLG: 0.267			F4			K			F7		L3	4 0 0 0 0 1 0																									
Rich Severson, R (1, 6) OBP: 0.263, SLG: 0.263									6-3		L4	1 0 1 0 0 0 0																									
Jackie Hernandez, R (2, 6) OBP: 0.150, SLG: 0.211									K			1 0 0 0 0 0 0																									
Pat Kelly, L (8, PH) OBP: 0.406, SLG: 0.357									K			1 0 0 0 0 1 0																									
Jim Campanis, R (8, 2) OBP: 0.273, SLG: 0.800			1B						K			1 0 0 0 0 0 0																									
Ellie Rodriguez, R (1, 2) OBP: 0.357, SLG: 0.182			K						K			2 0 0 0 0 2 1																									
Mike Fiore, L (8, PH)												1 0 0 0 0 1 0																									
Paul Schaal, R (8, 6) OBP: 0.333, SLG: 0.417											1B	1 0 1 0 0 0 0																									
Bill Butler, L (1, 1)													3 0 0 0 0 2 1																								
Ken Wright, R (8, 1)													0 0 0 0 0 0 0																								
Moe Drabowsky, R (9, 1) OBP: 1.000, SLG: 1.000													0 0 0 0 0 0 0																								
Hawk Taylor, R (10, PH)													1 0 0 0 0 0 1																								
Mike Hedlund, R (10, 1)													0 0 0 0 0 0 0																								
Inning Stats	R: 0 H: 1 E: 0 K: 1 S: 6	H: 1 LOB: 2 BB: 1 P: 10	R: 0 H: 1 E: 0 K: 2 S: 8	H: 1 LOB: 1 BB: 0 P: 8	R: 0 H: 0 E: 0 K: 2 S: 7	H: 0 LOB: 0 BB: 0 P: 7	R: 0 H: 0 E: 0 K: 3 S: 9	H: 0 LOB: 0 BB: 0 P: 9	R: 0 H: 0 E: 0 K: 2 S: 7	H: 0 LOB: 0 BB: 1 P: 6	R: 0 H: 0 E: 0 K: 2 S: 3	H: 0 LOB: 0 BB: 0 P: 3	R: 0 H: 0 E: 0 K: 2 S: 7	H: 0 LOB: 0 BB: 0 P: 7	R: 2 H: 2 E: 0 K: 1 S: 7	H: 2 LOB: 0 BB: 0 P: 7	R: 0 H: 1 E: 0 K: 0 S: 4	H: 1 LOB: 1 BB: 0 P: 4	R: 2 H: 2 E: 1 K: 0 S: 4	H: 2 LOB: 0 BB: 1 P: 8	1B: 4 SF: 0 2B: 0 SAC: 0 3B: 1 DP: 0 HR: 2 HBP: 0	WP: 0 PA: 41 PB: 0 SB: 0 CS: 0															
PITCHER	IP WLS BF H R ER SO BB IBB HBP BLK WP HR S P ERA WHIP																																				
Blue Moon Odom, R (1, 1) ERA: 3.91	9.0		32	4	2	2	13	2	0	0	0	0	0	1	56	64	2.00	0.667																			
Diego Segui, R (10, 1) ERA: 2.89	1.1	L	7	2	2	2	0	1	0	0	0	0	0	0	6	10	13.50	2.250																			
Rollie Fingers, R (11, 1) ERA: 5.14	0.2		2	1	0	0	0	0	0	0	0	0	0	1	2	2	0.00	1.500																			

livebaseballscorecards.com

AB	38
R	4
H	7
RBI	3
BB	3
SO	13
LOB	8



Batter	1	2	3	4	5	6	7	8	9	10	11	AB	R	H	RBI	BB	SO	LOB	BOTTOM
Felipe Alou, R OBP: 0.302, SLG: 0.300 (1, 7)	0-0 F7		0-0 5-3		0-0 F7			0-0 F7	0-0 1-3			5	0	0	0	0	0	4	Kansas City Royals @ Oakland Athletics Oakland-Alameda County Coliseum, Oakland, CA Mon Apr 20 1970, 6:05 PM PST Att: 2,631 - Unknown
Rick Monday, L OBP: 0.453, SLG: 0.587 (1, 8)	0-0 5-3		0-3 K			0-0 1-3		4-0 BB		0-0 F3		4	0	0	0	1	1	0	
Roberto Pena, R OBP: 0.424, SLG: 0.438 (1, 6)	0-0 1B			0-0 1B		0-0 G4-3 1B		0-0 F4		0-0 F9		5	0	3	0	0	0	2	
Bob Johnson, R OBP: 0.348, SLG: 0.476 (1, 5)	0-0 F2			0-0 1B		0-0 G4-3 1-2f		0-0 F9		0-0 CS 1B		5	0	2	0	0	0	4	
Don Mincher, L OBP: 0.289, SLG: 0.515 (1, 3)		0-3 K		0-0 L4			0-0 F8		0-0 F5	0-0 4-3		5	0	0	0	0	1	3	
Dick Green, R OBP: 0.327, SLG: 0.326 (1, 4)		0-0 HR		0-0 F3			0-0 5-3		0-0 2B 1B		0-0 F7	5	1	2	1	0	0	2	
Reggie Jackson, L OBP: 0.231, SLG: 0.267 (1, 9)		0-0 4-3		0-3 K			0-0 1-6-3		0-0 2B		0-3 K	5	0	1	0	0	2	2	
Dave Duncan, R OBP: 0.296, SLG: 0.480 (1, 2)		0-0 F4			0-3 K			0-0 HR	4-0 IBB		0-0 1B	4	1	2	1	1	1	0	
Blue Moon Odom, R OBP: 0.182, SLG: 0.182 (1, 1)			0-3 K		0-0 L3			0-0 BB 1B		0-0 F7		3	0	1	0	0	1	0	
Tito Francona, L OBP: 0.333, SLG: 0.250 (9, PH)											0-0 F7	1	0	0	0	0	0	3	
Diego Segui, R OBP: 0.231, SLG: 0.267 (10, 1)												0	0	0	0	0	0	0	
Rollie Fingers, R OBP: 0.231, SLG: 0.267 (11, 1)												0	0	0	0	0	0	0	
Jose Tartabull, L OBP: 0.231, SLG: 0.267 (11, PH)												1	0	0	0	0	0	1	

Inning Stats	R: 0	H: 1	R: 1	H: 1	R: 0	H: 0	R: 0	H: 2	R: 0	H: 0	R: 1	H: 2	R: 0	H: 2	R: 0	H: 1	R: 0	H: 1	1B: 8	SF: 0	WP: 0	PA: 45
	E: 0	LOB: 1	E: 0	LOB: 0	E: 0	LOB: 0	E: 0	LOB: 2	E: 0	LOB: 0	E: 0	LOB: 2	E: 0	LOB: 3	E: 0	LOB: 1	E: 0	LOB: 1	2B: 1	SAC: 0	PB: 0	
	K: 0	BB: 0	K: 1	BB: 0	K: 2	BB: 0	K: 1	BB: 0	K: 1	BB: 0	K: 0	BB: 1	K: 0	BB: 0	K: 0	BB: 0	K: 1	BB: 0	3B: 0	DP: 1	SB: 0	
	S: 4	P: 4	S: 6	P: 6	S: 7	P: 7	S: 7	P: 7	S: 5	P: 5	S: 3	P: 9	S: 3	P: 3	S: 5	P: 9	S: 4	P: 4	HR: 2	HBP: 0	CS: 1	
PITCHER	IP	WLS	BF	H	R	ER	SO	BB	IBB	HBP	BLK	WP	HR	S	P	ERA	WHIP					
Bill Butler, L ERA: 2.95 (1, 1)	7.1		29	7	2	2	5	1	0	0	0	0	2	38	42	2.46	1.091					
Ken Wright, R ERA: (8, 1)	1.0		5	2	0	0	0	0	0	0	0	0	0	5	5	0.00	2.000					
Moe Drabowsky, R ERA: 1.0 (9, 1)	0.2		3	0	0	0	0	0	1	0	0	0	0	2	6	0.00	0.000					
Mike Hedlund, R ERA: (10, 1)	2.0	W	8	2	0	0	1	0	0	0	0	0	0	10	10	0.00	1.000					



Batter	1	2	3	4	5	6	7	8	9	AB	R	H	RBI	BB	SO	LOB
Felipe Alou, R OBP: 0.316, SLG: 0.315 (1, 7) X	0-0 FC6-4 1B	0-0 1-2 1B			0-0 F6		0-0 FC6-4 1-2f			4	0	2	0	0	0	1
Rick Monday, L OBP: 0.439, SLG: 0.551 (1, 8) X	0-0 FC6-4 1-2f	0-0 6-3			0-0 F5			4-0 SH3-4 HR BB		3	1	0	0	1	0	3
Roberto Pena, R OBP: 0.389, SLG: 0.400 (1, 6) X	0-0 4-3 1-2		0-0 F9		0-3 K			0-0 SH3-4 1-2		3	0	0	0	0	1	1
Don Mincher, L OBP: 0.310, SLG: 0.595 (1, 3) X	0-0 3-1		0-0 FC6-4 1B		0-0 F9			0-0 HR 2-H		4	1	2	2	0	0	1
Bob Johnson, R OBP: 0.296, SLG: 0.400 (1, 5) X		0-0 4-3	0-0 FC6-4 1-2f		0-0 5-3			0-0 F3		4	0	0	0	0	0	1
Dick Green, R OBP: 0.340, SLG: 0.326 (1, 4) X		4-0 HR BB	0-0 4-3 1-2		0-0 6-3			0-0 1B		3	1	1	0	1	0	1
Reggie Jackson, L OBP: 0.250, SLG: 0.333 (1, 9) X		0-0 HR 1-H		4-0 8-5 S BB		0-3 K	0-3 K			3	1	1	2	1	2	1
Dave Duncan, R OBP: 0.267, SLG: 0.429 (1, 2) X		0-0 5-3		0-0 8-5 1-3f		0-0 6-3				3	0	0	0	0	0	1
Catfish Hunter, R OBP: 0.300, SLG: 0.222 (1, 1) X		0-0 1B 1B		0-0 6-3		4-0 FC6-4 BB				2	0	1	0	1	0	0

Inning Stats	R: 0	H: 1	E: 0	K: 0	S: 4	P: 4	R: 2	H: 3	E: 0	K: 0	S: 6	R: 0	H: 1	E: 0	K: 0	S: 4	R: 0	H: 0	E: 0	K: 0	S: 2	R: 0	H: 0	E: 0	K: 1	S: 5	R: 0	H: 0	E: 0	K: 0	S: 3	R: 0	H: 0	E: 0	K: 1	S: 5	R: 2	H: 2	E: 0	K: 1	S: 7	1B: 5	SF: 0	2B: 1	SAC: 1	3B: 0	DP: 1	HR: 2	HBP: 0	WP: 0	PA: 34
--------------	------	------	------	------	------	------	------	------	------	------	------	------	------	------	------	------	------	------	------	------	------	------	------	------	------	------	------	------	------	------	------	------	------	------	------	------	------	------	------	------	------	-------	-------	-------	--------	-------	-------	-------	--------	-------	--------

PITCHER	IP	WLS	BF	H	R	ER	SO	BB	IBB	HBP	BLK	WP	HR	S	P	ERA	WHIP
Dave Morehead, R ERA: 2.81 (1, 1)	6.0		24	5	2	2	1	2	0	0	0	0	1	24	32	3.00	1.167
Jim Rooker, L ERA: 5.23 (7, 1)	1.1	L	7	1	2	2	1	2	0	0	0	0	1	7	15	13.50	2.250
Moe Drabowsky, R ERA: 0.93 (8, 1)	0.2		3	1	0	0	1	0	0	0	0	0	0	5	5	0.00	1.500

BOTTOM

Kansas City Royals @ Oakland Athletics
Oakland-Alameda County Coliseum, Oakland, CA

Tue Apr 21 1970, 6:05 PM PST
Att. 2,635 - Unknown

livebaseballscorecards.com

AB	29
R	4
H	7
RBI	4
BB	4
SO	3
LOB	10



Batter	1	2	3	4	5	6	7	8	9	AB R H RBI BB SO LOB	TOP									
Pat Kelly, L (1, 9) OBP: 0.425, SLG: 0.371	0-0 1-3			0-3 K		0-0 G3			0-0 4-3	4 0 0 0 0 1 1	Kansas City Royals @ Oakland Athletics Oakland-Alameda County Coliseum, Oakland, CA Wed Apr 22 1970, 6:05 PM PST Att. 5,277 - Unknown livebaseballscorecards.com									
Ed Kirkpatrick, L (1, 3) George Spriggs, L (9, PR) OBP: 0.333, SLG: 0.478 OBP: 0.385, SLG: 0.273	0-3 K			0-0 G3			0-0 HR	4-0 FC6-4 BB	3 1 1 1 1 1 0 0 0 0 0 0 0 0											
Amos Otis, R (1, 8) OBP: 0.250, SLG: 0.235	0-0 F7			0-0 4-3			0-0 G3	0-0 FC6-4 1-2f	4 0 0 0 0 0 1											
Bob Oliver, R (1, 5) OBP: 0.327, SLG: 0.563		0-0 1-6-3			0-0 L9		0-3 K		3 0 0 0 0 1 0											
Lou Piniella, R (1, 7) OBP: 0.385, SLG: 0.478		0-0 G3			0-0 CS 1B		0-0 F4		3 0 1 0 0 0 0											
Luis Alcaraz, R (1, 4) OBP: 0.151, SLG: 0.250		0-0 F9			0-3 K 1-2			0-0 6-3	3 0 0 0 0 1 1											
Jackie Hernandez, R (1, 6) OBP: 0.160, SLG: 0.208			0-0 CS 1B			0-0 1-6-3		0-0 6-3	3 0 1 0 0 0 0											
Jim Campanis, R (1, 2) OBP: 0.214, SLG: 0.615			0-0 F8 1-2			0-0 F8		0-0 F2	3 0 0 0 0 0 1											
Wally Bunker, R (1, 1) Bob Johnson, L (8, 1) Ken Wright, R (8, 1) Hawk Taylor, R (9, PH)			0-0 F5			4-0 BB		0-3 K	1 0 0 0 1 0 0 0 0 0 0 0 0 0 0 0 0 0 0 0 0 1 0 0 0 0 1 0											
Inning Stats	R: 0 E: 0 K: 1 S: 5	H: 0 LOB: 0 BB: 0 P: 5	R: 0 E: 0 K: 0 S: 3	H: 0 LOB: 0 BB: 0 P: 3	R: 0 E: 0 K: 1 S: 5	H: 1 LOB: 0 BB: 0 P: 3	R: 0 E: 0 K: 1 S: 5	H: 0 LOB: 0 BB: 0 P: 5	R: 0 E: 0 K: 0 S: 3	H: 0 LOB: 1 BB: 1 P: 7	R: 1 E: 0 K: 1 S: 6	H: 1 LOB: 0 BB: 0 P: 6	R: 0 E: 0 K: 0 S: 3	H: 0 LOB: 0 BB: 0 P: 3	R: 0 E: 0 K: 1 S: 5	H: 0 LOB: 1 BB: 1 P: 9	1B: 2 2B: 0 3B: 0 HR: 1	SF: 0 SAC: 0 DP: 0 HBP: 0	WP: 0 PB: 0 SB: 0 CS: 2	PA: 30
PITCHER Al Downing, L (1, 1) ERA: 2.84	IP: 9.0 WLS: W BF: 30 H: 3 R: 1 ER: 1 SO: 5 BB: 2 IBB: 0 HBP: 0 BLK: 0 WP: 0 HR: 1 S: 38 P: 46 ERA: 1.00 WHIP: 0.556											PITCHER	IP: WLS: BF: H: R: ER: SO: BB: IBB: HBP: BLK: WP: HR: S: P: ERA: WHIP:							

Kansas City Royals @ Oakland Athletics
Oakland-Alameda County Coliseum, Oakland, CA
 Wed Apr 22 1970, 6:05 PM PST
 Att. 5,277 - Unknown

AB	28
R	1
H	3
RBI	1
BB	2
SO	5
LOB	4



Batter	1	2	3	4	5	6	7	8	9
Felipe Alou, R OBP: 0.311, SLG: 0.310 (1, 7)	0-3 K		0-0 F3		0-0 F6			0-0 WP 1B SF9 1B	
Rick Monday, L OBP: 0.443, SLG: 0.538 (1, 8)	4-0 FC6-5 WP BB		0-0 F8			0-0 4-3		0-0 WP 1B 1-2 2-3	
Roberto Pena, R OBP: 0.375, SLG: 0.368 (1, 6)	0-0 FC6-5 BB 1-3			0-0 F3		0-0 L8		4-0 BB 1-2 2-3 3-H	
Don Mincher, L OBP: 0.326, SLG: 0.579 (1, 3)	4-0 1-2 BB			0-0 F9		4-0 2-4 BB		0-0 SF9 3-H	
Bob Johnson, R OBP: 0.258, SLG: 0.345 (1, 5)	0-0 2-3			0-0 F7		0-0 2-4 1-2	0-0 6-3	0-0 4-3	
Dick Green, R OBP: 0.339, SLG: 0.313 (1, 4)		0-3 K			4-0 2B BB		0-0 G3		
Reggie Jackson, L OBP: 0.237, SLG: 0.314 (1, 9)		0-0 G3			0-3 K		0-0 F9		
Dave Duncan, R OBP: 0.303, SLG: 0.484 (1, 2)		0-0 F9			0-0 2B			0-0 1B SH1-4 WP 1B	
Sal Bando, R OBP: 0.333, SLG: 0.625 (8, PR)									
Frank Fernandez, R OBP: 0.389, SLG: 0.083 (9, 2)									
Al Downing, R OBP: 0.333, SLG: 0.333 (1, 1)			0-0 F9		0-0 1-3			0-0 SH1-4 1-2	

Inning Stats	R: 0 E: 0 K: 1 S: 5	H: 0 LOB: 2 BB: 2 P: 13	R: 0 E: 0 K: 1 S: 5	H: 0 LOB: 0 BB: 0 P: 5	R: 0 E: 0 K: 0 S: 3	H: 0 LOB: 0 BB: 0 P: 3	R: 0 E: 0 K: 0 S: 3	H: 0 LOB: 0 BB: 0 P: 3	R: 0 E: 0 K: 1 S: 6	H: 1 LOB: 2 BB: 1 P: 10	R: 0 E: 0 K: 0 S: 2	H: 0 LOB: 1 BB: 1 P: 6	R: 0 E: 0 K: 0 S: 3	H: 0 LOB: 0 BB: 0 P: 3	R: 2 E: 0 K: 0 S: 6	H: 3 LOB: 2 BB: 1 P: 10
--------------	------------------------------	----------------------------------	------------------------------	---------------------------------	------------------------------	---------------------------------	------------------------------	---------------------------------	------------------------------	----------------------------------	------------------------------	---------------------------------	------------------------------	---------------------------------	------------------------------	----------------------------------

PITCHER	IP	WLS	BF	H	R	ER	SO	BB	IBB	HBP	BLK	WP	HR	S	P	ERA	WHIP
Wally Bunker, R ERA: 8.18 (1, 1)	7.1	L	30	4	2	2	3	4	0	0	0	1	0	31	47	2.46	1.091
Bob Johnson, R ERA: 5.4 (8, 1)	0.0		1	0	0	0	0	1	0	0	0	1	0	0	4	∞	∞
Ken Wright, R ERA: (8, 1)	0.2		2	0	0	0	0	0	0	0	0	0	0	2	2	0.00	0.000

BOTTOM

Kansas City Royals @ Oakland Athletics
Oakland-Alameda County Coliseum, Oakland, CA

Wed Apr 22 1970, 6:05 PM PST
Att. 5,277 - Unknown

livebaseballscorecards.com

AB	25
R	2
H	4
RBI	1
BB	5
SO	3
LOB	10



1B: 3	SF: 1	WP: 2	PA: 32
2B: 1	SAC: 1	PB: 0	
3B: 0	DP: 0	SB: 0	
HR: 0	HBP: 0	CS: 0	

Batter	1	2	3	4	5	6	7	8	9	AB R H RBI BB SO LOB	TOP																									
Don Buford, S (1, 7) OBP: 0.328, SLG: 0.388	0-0 HBP 2B 1B	4-0 BB BB		0-0 F5		0-0 9-3-2 3-Hr			0-0 3-1	4 1 1 0 1 0 4																										
Mark Belanger, R (1, 6) OBP: 0.193, SLG: 0.204	1-0 2B HBP	0-0 F4		0-0 L8			0-0 F2		0-3 K	4 1 0 0 0 1 2																										
Frank Robinson, R (1, 9) OBP: 0.481, SLG: 0.682	0-0 4-3 1-H 2-H 2B	4-0 BB			0-0 F2		0-0 HR		0-0 2B 1B	4 2 3 3 1 0 0																										
Boog Powell, L (1, 3) OBP: 0.276, SLG: 0.392	0-0 4-3 2-3	0-3 K			0-0 F7		0-0 HR		0-0 1-H 2B	5 1 2 2 0 1 3																										
Paul Blair, R (1, 8) OBP: 0.356, SLG: 0.314	0-3 K		0-0 F7		0-0 F3		0-3 K		0-3 K	5 0 0 0 0 3 2																										
Brooks Robinson, R (1, 5) OBP: 0.345, SLG: 0.453	0-0 F8		0-0 6-3			0-0 1B 9-3-2 2B		0-3 K		4 0 1 0 0 1 1																										
Davey Johnson, R (1, 4) OBP: 0.473, SLG: 0.609		0-0 HR 2B	0-0 6-3			4-0 1B BB		0-0 F8		3 1 1 0 1 0 0																										
Elrod Hendricks, L (1, 2) OBP: 0.344, SLG: 0.286		0-0 F6		0-0 SH1-4 1B		0-0 1-2 2-3 1B		0-0 F9		4 0 2 0 0 0 1																										
Mike Cuellar, L (1, 1) OBP: 0.100, SLG: 0.400		0-0 HR		0-0 SH1-4		0-3 K		0-3 K		2 1 1 2 0 1 3																										
Jim Hardin, R (6, 1)										1 0 0 0 0 1 0																										
Pete Richert, L (8, 1)										0 0 0 0 0 0 0																										
Inning Stats	R: 2 E: 0 K: 1 S: 7	H: 2 LOB: 1 BB: 0 P: 8	R: 2 E: 0 K: 1 S: 7	H: 2 LOB: 2 BB: 2 P: 15	R: 0 E: 0 K: 0 S: 3	H: 0 LOB: 0 BB: 0 P: 3	R: 0 E: 0 K: 0 S: 4	H: 1 LOB: 1 BB: 0 P: 4	R: 0 E: 0 K: 1 S: 6	H: 2 LOB: 2 BB: 1 P: 10	R: 2 E: 0 K: 2 S: 9	H: 2 LOB: 0 BB: 0 P: 9	R: 0 E: 0 K: 1 S: 5	H: 0 LOB: 0 BB: 0 P: 5	R: 1 E: 0 K: 2 S: 9	H: 2 LOB: 1 BB: 0 P: 9	1B: 4 2B: 5 3B: 0 HR: 3	SF: 0 SAC: 1 DP: 1 HBP: 1	WP: 0 PB: 0 SB: 0 CS: 0	PA: 41																
PITCHER	IP WLS BF H R ER SO BB IBB HBP BLK WP HR S P ERA WHIP																																			
Dick Drago, R (1, 1) ERA: 4.26	1.1		10	4	4	4	1	1	0	1	0	0	1	10	15	27.00	3.750																			
Mike Hedlund, R (2, 1) ERA: 2.57	5.0	L	21	5	2	2	2	2	0	0	0	0	2	23	31	3.60	1.400																			
Moe Drabowsky, R (7, 1) ERA: 1.46	2.2		10	2	1	1	5	0	0	0	0	0	0	20	20	3.38	0.750																			

Baltimore Orioles @ Kansas City Royals
Municipal Stadium, Kansas City, MO
Fri Apr 24 1970, 4:33 AM EST
Att. 9,011 - Unknown

livebaseballscorecards.com

AB 36
R 7
H 11
RBI 7
BB 3
SO 8
LOB 16



Batter	1	2	3	4	5	6	7	8	9	AB	R	H	RBI	BB	SO	LOB
Pat Kelly, L OBP: 0.422, SLG: 0.359 (1, 9)	4-0 1B CS E BB	0-3 K			0-0 F3 1B		0-0 1-3		0-0 F6	4	1	1	0	1	1	0
Ed Kirkpatrick, L OBP: 0.304, SLG: 0.431 (1, 3)	0-0 F7 1-2		0-0 4-3		0-0 F3 1-2		0-0 4-3		0-0 1-3	5	0	0	0	0	0	2
Amos Otis, R OBP: 0.283, SLG: 0.315 (1, 8)	0-0 F2 E 2-3 1B		0-0 5-3			0-0 HR		4-0 1B 1B BB		3	1	2	1	1	0	0
Bob Oliver, R OBP: 0.339, SLG: 0.673 (1, 5)	0-0 E5 1-2 FC6-4		0-0 HR			0-0 HR		0-0 F9		4	2	2	3	0	0	2
Lou Piniella, R OBP: 0.375, SLG: 0.460 (1, 7)	0-0 F2 2-3		0-0 5-3			0-0 4-3		0-0 1B 1-2 1B		4	0	1	0	0	0	2
Luis Alcaraz, R OBP: 0.158, SLG: 0.250 (1, 4)	0-0 FC6-4 1-2f			0-0 F6		0-0 5-3		0-0 1B 1-2 2-3		4	0	1	0	0	0	2
Jackie Hernandez, R OBP: 0.214, SLG: 0.370 (1, 6)		0-0 HR		0-0 5-3		0-0 1B		0-3 K		3	1	2	1	0	0	0
George Spriggs, L OBP: 0.385, SLG: 0.273 (8, PH)										0	0	0	0	0	0	0
Paul Schaal, R OBP: 0.357, SLG: 0.429 (8, PH)										1	0	0	0	0	1	3
Ellie Rodriguez, R OBP: 0.294, SLG: 0.143 (1, 2)		0-0 5-3		0-0 F7		0-3 K		0-0 G3		3	0	0	0	0	1	1
Hawk Taylor, R (8, PH)										1	0	0	0	0	0	3
Dick Drago, R (1, 1)		0-3 K			0-3 K		0-0 4-3		0-3 K	0	0	0	0	0	0	0
Mike Hedlund, R (2, 1)										2	0	0	0	0	2	0
Moe Drabowsky, R OBP: 0.500, SLG: 0.500 (7, 1)										1	0	0	0	0	0	0
Mike Fiore, L (9, PH)										1	0	0	0	0	1	0

Inning Stats	R: 1	H: 1	E: 1	LOB: 2	K: 0	BB: 1	S: 5	P: 9	R: 1	H: 1	E: 0	LOB: 0	K: 2	BB: 0	S: 8	P: 8	R: 1	H: 1	E: 0	LOB: 0	K: 0	BB: 0	S: 4	P: 4	R: 0	H: 0	E: 0	LOB: 0	K: 0	BB: 0	S: 3	P: 3	R: 0	H: 1	E: 0	LOB: 0	K: 1	BB: 0	S: 5	P: 5	R: 2	H: 3	E: 0	LOB: 1	K: 1	BB: 0	S: 8	P: 8	R: 0	H: 0	E: 0	LOB: 0	K: 0	BB: 0	S: 3	P: 3	R: 0	H: 2	E: 0	LOB: 3	K: 1	BB: 1	S: 7	P: 11	R: 0	H: 0	E: 0	LOB: 0	K: 1	BB: 0	S: 5	P: 5	1B: 5	SF: 0	2B: 0	SAC: 0	3B: 0	DP: 0	HR: 4	HBP: 0	WP: 0	PA: 38
PITCHER	IP	WLS	BF	H	R	ER	SO	BB	IBB	HBP	BLK	WP	HR	S	P	ERA	WHIP																																																																	
Mike Cuellar, L ERA: 4.15 (1, 1)	5.0		22	6	5	4	3	1	0	0	0	0	0	27	31	7.20	1.400																																																																	
Jim Hardin, R ERA: 2.53 (6, 1)	2.1	W	11	3	0	0	1	1	0	0	0	0	0	12	16	0.00	1.714																																																																	
Pete Richert, L ERA: (8, 1)	1.2	S	5	0	0	0	2	0	0	0	0	0	0	9	9	0.00	0.000																																																																	

BOTTOM

Baltimore Orioles @ Kansas City Royals
Municipal Stadium, Kansas City, MO
Fri Apr 24 1970, 4:33 AM EST
Att: 9,011 - Unknown

livebaseballscorecards.com

AB	36
R	5
H	9
RBI	5
BB	2
SO	6
LOB	15



Batter	1	2	3	4	5	6	7	8	9	AB R H RBI BB SO LOB	TOP									
Don Buford, S OBP: 0.349, SLG: 0.407 (1, 7)										5 1 3 1 0 0 2										
Mark Belanger, R OBP: 0.210, SLG: 0.220 (1, 6)										5 0 2 1 0 1 2										
Frank Robinson, R OBP: 0.456, SLG: 0.633 (1, 9)										5 0 1 0 0 3 3										
Boog Powell, L OBP: 0.286, SLG: 0.370 (1, 3)										3 2 0 0 2 0 2										
Paul Blair, R OBP: 0.359, SLG: 0.375 (1, 8)										5 1 2 3 0 0 3										
Brooks Robinson, R OBP: 0.349, SLG: 0.534 (1, 5)										5 2 2 2 0 0 1										
Davey Johnson, R OBP: 0.492, SLG: 0.604 (1, 4)										2 2 1 0 2 1 0										
Andy Etchebarren, R OBP: 0.346, SLG: 0.435 (1, 2)										3 0 1 1 1 0 1										
Jim Palmer, R OBP: 0.300, SLG: 0.222 Eddie Watt, R OBP: 1.000, SLG: 1.000 (1, 1) (7, 1)										3 0 1 1 0 0 0 1 1 1 0 0 0 0										
Inning Stats	R: 5 E: 0 K: 1 S: 9	H: 4 LOB: 2 BB: 3 P: 21	R: 0 E: 0 K: 1 S: 6	H: 1 LOB: 1 BB: 0 P: 6	R: 0 E: 0 K: 1 S: 5	H: 0 LOB: 0 BB: 0 P: 5	R: 0 E: 0 K: 1 S: 5	H: 1 LOB: 1 BB: 0 P: 5	R: 0 E: 0 K: 0 S: 2	H: 0 LOB: 0 BB: 1 P: 6	R: 0 E: 0 K: 0 S: 4	H: 1 LOB: 1 BB: 0 P: 4	R: 4 E: 0 K: 0 S: 7	H: 6 LOB: 1 BB: 1 P: 11	R: 0 E: 0 K: 0 S: 4	H: 1 LOB: 1 BB: 0 P: 4	1B: 11 2B: 0 3B: 1 HR: 2	SF: 0 SAC: 0 DP: 1 HBP: 0	WP: 1 PB: 0 SB: 0 CS: 0	PA: 42
PITCHER	IP WLS BF H R ER SO BB IBB HBP BLK WP HR S P ERA WHIP	(1, 1) 5.21	6.1 24 4 0 0 4 2 0 0 0 0 0 0 29 37 0.00 0.947	(8, 1) 0.0 1 0 1 1 0 1 0 0 0 0 0 0 0 4 ∞ ∞	(8, 1) 0.1 3 2 0 0 0 0 0 0 0 0 0 0 3 3 0.00 6.000	(8, 1) 0.0 2 2 1 1 0 0 0 0 0 0 0 0 2 2 ∞ ∞	PITCHER	IP WLS BF H R ER SO BB IBB HBP BLK WP HR S P ERA WHIP	(8, 1) 4.5	1.2 6 3 2 2 0 0 0 0 0 0 0 0 6 6 10.80 1.800										

Baltimore Orioles @ Kansas City Royals
Municipal Stadium, Kansas City, MO
Sat Apr 25 1970, 4:33 AM EST
Att: 10,311 - Unknown

AB	37
R	9
H	14
RBI	9
BB	5
SO	5
LOB	14



livebaseballscorecards.com

BOTTOM

Baltimore Orioles @ Kansas City Royals
Municipal Stadium, Kansas City, MO
Sat Apr 25 1970, 4:33 AM EST
Att. 10,311 - Unknown

livebaseballscorecards.com

AB 36
R 3
H 11
RBI 3
BB 2
SO 5
LOB 18



WP: 1 PA: 38
PB: 0
SB: 1
CS: 0

AB R H RBI BB SO LOB

5 0 3 0 0 1 2

5 0 1 0 0 1 5

4 1 1 0 0 0 3

4 1 1 1 0 0 3

4 1 2 2 0 0 0

4 0 0 0 0 0 1

3 0 1 0 1 0 0

4 0 2 0 0 0 2

0 0 0 0 0 0 0
1 0 0 0 1 1 1
1 0 0 0 0 1 0
0 0 0 0 0 0 0
0 0 0 0 0 0 0
0 0 0 0 0 0 0
0 0 0 0 0 0 0
1 0 0 0 0 1 1

1B: 8 SF: 0
2B: 2 SAC: 0
3B: 1 DP: 2
HR: 1 HBP: 0

Batter	1	2	3	4	5	6	7	8	9
Pat Kelly, L OBP: 0.440, SLG: 0.386 (1, 9)	0-0 WP 1B		0-0 FC4-6 L9-4-3 1-2f		0-0 S 1B		0-0 1B		0-3 K
Ed Kirkpatrick, L OBP: 0.295, SLG: 0.411 (1, 3)	0-3 K 1-2		0-0 L9-4-3 1-2		0-0 F7 1-2		0-0 1B		0-0 F9
Amos Otis, R OBP: 0.281, SLG: 0.345 (1, 8)	0-0 F3			0-0 6-3		0-0 1B 3B	0-0 F7		
Bob Oliver, R OBP: 0.333, SLG: 0.643 (1, 5)	0-0 6-3			0-0 5-3		0-0 HR 1B	0-0 6-3		
Lou Piniella, R OBP: 0.383, SLG: 0.519 (1, 7)		0-0 F8		0-0 FC6 1B		0-0 HR		0-0 F8	
Luis Alcaraz, R OBP: 0.148, SLG: 0.233 (1, 4)		0-0 F8		0-0 FC6 1-2f		0-0 F3		0-0 5-3	
Jackie Hernandez, R OBP: 0.250, SLG: 0.400 (1, 6)		0-0 2B			0-0 F8	4-0 G6-4-3 BB		0-0 F8	
Ellie Rodriguez, R OBP: 0.316, SLG: 0.188 (1, 2)		0-0 6-3			0-0 1B 1B	0-0 G6-4-3 1-2f		0-0 1B	
Bill Butler, L Bob Johnson, L George Spriggs, L Al Fitzmorris, S Moe Drabowsky, R Ken Wright, R Jim Rooker, R Mike Fiore, L			4-0 FC4-6 BB		0-3 K		0-3 K		0-3 K

Inning Stats	R: 0	H: 1	E: 0	LOB: 1	K: 1	S: 6	P: 6	R: 0	H: 1	E: 0	LOB: 1	K: 0	BB: 0	S: 4	P: 4	R: 0	H: 0	E: 0	LOB: 0	K: 0	BB: 1	S: 2	P: 6	R: 0	H: 1	E: 0	LOB: 1	K: 0	BB: 0	S: 4	P: 4	R: 0	H: 2	E: 0	LOB: 2	K: 1	BB: 0	S: 7	P: 7	R: 3	H: 3	E: 0	LOB: 0	K: 0	BB: 1	S: 5	P: 9	R: 0	H: 2	E: 0	LOB: 2	K: 1	BB: 0	S: 7	P: 7	R: 0	H: 0	E: 0	LOB: 0	K: 0	BB: 0	S: 3	P: 3	R: 0	H: 1	E: 0	LOB: 1	K: 2	BB: 0	S: 8	P: 8
--------------	------	------	------	--------	------	------	------	------	------	------	--------	------	-------	------	------	------	------	------	--------	------	-------	------	------	------	------	------	--------	------	-------	------	------	------	------	------	--------	------	-------	------	------	------	------	------	--------	------	-------	------	------	------	------	------	--------	------	-------	------	------	------	------	------	--------	------	-------	------	------	------	------	------	--------	------	-------	------	------

PITCHER	IP	WLS	BF	H	R	ER	SO	BB	IBB	HBP	BLK	WP	HR	S	P	ERA	WHIP
Jim Palmer, R ERA: 3.86 (1, 1)	6.1	W	29	10	3	3	3	2	0	0	0	1	1	33	41	4.26	1.895
Eddie Watt, R ERA: 1.59 (7, 1)	2.2	S	9	1	0	0	2	0	0	0	0	0	0	13	13	0.00	0.375

PITCHER	IP	WLS	BF	H	R	ER	SO	BB	IBB	HBP	BLK	WP	HR	S	P	ERA	WHIP
---------	----	-----	----	---	---	----	----	----	-----	-----	-----	----	----	---	---	-----	------

Batter	1	2	3	4	5	6	7	8	9	AB R H RBI BB SO LOB	TOP																
Don Buford, S (1, 7) OBP: 0.338, SLG: 0.441	0-3 K	0-0 G3		0-0 F7		0-0 4-3		0-0 HR		5 1 1 3 0 1 0																	
Mark Belanger, R (1, 6) OBP: 0.224, SLG: 0.222	4-0 E BB	0-3 K			0-0 G3 2B 1B		0-0 F9	0-3 K		4 2 1 0 1 2 0																	
Frank Robinson, R (1, 9) OBP: 0.433, SLG: 0.596	0-0 E5 2B	0-0 6-3			0-3 K		0-0 1-3		0-0 3-1	3 1 0 0 0 1 1 2 0 0 0 0 0 0																	
Dave May, L (5, 9) OBP: 0.429, SLG: 0.333																											
Boog Powell, L (1, 3) OBP: 0.294, SLG: 0.362	0-3 K			0-0 4-3		0-0 G3		0-0 1B	4-0 BB	4 0 1 0 1 1 2																	
Paul Blair, R (1, 8) OBP: 0.377, SLG: 0.390	4-0 2B BB			0-0 F9 2B		4-0 2B BB		0-0 F8	0-0 F5	3 2 1 0 2 0 2																	
Brooks Robinson, R (1, 5) OBP: 0.368, SLG: 0.571	0-0 HR 2B			0-0 F9		0-0 2B		0-0 G6-4-3 1B	0-0 5-3	5 1 3 4 0 0 2																	
Davey Johnson, R (1, 4) OBP: 0.476, SLG: 0.635	0-0 HR			0-3 K		0-3 K		0-0 G6-4-3		4 1 1 2 0 2 3																	
Clay Dalrymple, L (1, 2) OBP: 0.500, SLG: 0.333	0-0 1B			0-0 F8		0-0 4-3		4-0 HR BB		3 1 1 0 1 0 0																	
Dave McNally, R (1, 1) OBP: 0.308, SLG: 0.273	0-3 K			0-3 K		0-3 K		0-0 HR 1B		1 0 0 0 0 0 1 1 0 0 0 0 0 0 0 0 1 0 0 0 0 0 1 0 1 0 0 0 0 0 1 0 0 0 0 0 0 0 0 0 1 1 1 0 0 0 0 0 0 0 0 0 0 0 0 0																	
Dave Leonhard, R (2, 1)																											
Marcelino Lopez, R (2, 1)																											
Jim Hardin, R (5, 1)																											
Dick Hall, R (6, 1)																											
Terry Crowley, L (8, PH) OBP: 0.308, SLG: 0.333																											
Pete Richert, L (8, 1)																											
Inning Stats	R: 5 E: 1 K: 3 S: 13	H: 3 LOB: 1 BB: 2 P: 21	R: 0 E: 0 K: 1 S: 5	H: 0 LOB: 0 BB: 0 P: 5	R: 0 E: 0 K: 1 S: 6	H: 1 LOB: 1 BB: 0 P: 6	R: 0 E: 0 K: 1 S: 5	H: 0 LOB: 0 BB: 0 P: 5	R: 2 E: 0 K: 2 S: 9	H: 2 LOB: 1 BB: 1 P: 13	R: 0 E: 0 K: 1 S: 5	H: 0 LOB: 0 BB: 0 P: 5	R: 0 E: 0 K: 0 S: 4	H: 1 LOB: 1 BB: 0 P: 4	R: 3 E: 0 K: 1 S: 7	H: 3 LOB: 0 BB: 1 P: 11	R: 0 E: 0 K: 0 S: 3	H: 0 LOB: 1 BB: 1 P: 7	1B: 5 2B: 3 3B: 0 HR: 2	SF: 0 SAC: 0 DP: 1 HBP: 0	WP: 0 PB: 0 SB: 0 CS: 0	PA: 42					
PITCHER	IP WLS BF H R ER SO BB IBB HBP BLK WP HR S P ERA WHIP																										
Dave Morehead, R (1, 1) ERA: 3.0	5.0		25	6	7	2	8	3	0	0	0	0	1	38	50	3.60	1.800										
Al Fitzmorris, R (6, 1) ERA: 5.4	3.1	L	15	4	3	3	2	2	0	0	0	0	1	17	25	8.10	1.800										
Dick Drago, R (9, 1) ERA: 4.15	0.2		2	0	0	0	0	0	0	0	0	0	0	2	2	0.00	0.000										

Baltimore Orioles @ Kansas City Royals
Municipal Stadium, Kansas City, MO
Sun Apr 26 1970, 4:33 AM EDT
Att: 17,695 - Unknown

livebaseballscorecards.com

AB 37
R 10
H 10
RBI 9
BB 5
SO 10
LOB 11



BOTTOM

Baltimore Orioles @ Kansas City Royals
Municipal Stadium, Kansas City, MO
Sun Apr 26 1970, 4:33 AM EDT
Att. 17,695 - Unknown

livebaseballscorecards.com

AB 35
R 9
H 12
RBI 9
BB 8
SO 8
LOB 18



WP: 1 PA: 44
PB: 1
SB: 1
CS: 1

AB R H RBI BB SO LOB

3 1 2 1 2 0 0

4 2 2 0 1 0 2

5 1 2 2 0 0 2

3 2 1 3 2 2 3

5 1 2 2 0 0 4

3 0 1 1 2 2 0

4 0 0 0 0 1 4

1 0 0 0 0 1 0

1B: 9 SF: 0
2B: 2 SAC: 1
3B: 1 DP: 3
HR: 2 HBP: 0

Batter	1	2	3	4	5	6	7	8	9						
Pat Kelly, L OBP: 0.473, SLG: 0.404 (1, 9)	0-0 B1-3	4-0 1B BB		4-0 CS BB		0-0 1B HR	0-0 S 1B								
Amos Otis, R OBP: 0.304, SLG: 0.387 (1, 8)	0-0 1B	4-0 1B BB		0-0 F8		0-0 1-3 HR 1B	0-0 F8								
Lou Piniella, R OBP: 0.365, SLG: 0.508 (1, 7)	0-0 WP 1B	0-0 1B		0-0 F9		0-0 F8		0-0 F8							
Bob Oliver, R OBP: 0.354, SLG: 0.678 (1, 5)	4-0 1B BB	0-3 K			0-3 K	0-0 1-3 HR		4-0 L8-3 BB							
Ed Kirkpatrick, L OBP: 0.303, SLG: 0.459 (1, 3)	0-0 1B	0-0 F6			0-0 HR	0-0 F7		0-0 L8-3							
Jerry Adair, R OBP: 0.600, SLG: 0.333 (1, 4)	0-0 G1-6-3 1B		4-0 L6-3 BB		4-0 1B BB	0-3 K		0-3 K							
Jackie Hernandez, R OBP: 0.222, SLG: 0.353 Hawk Taylor, R (9, PH)	0-0 G1-6-3		0-0 L6-3		0-0 F6		0-3 K2-3		0-3 K						
Ellie Rodriguez, R OBP: 0.333, SLG: 0.200 Paul Schaal, R OBP: 0.333, SLG: 0.400 (9, PH)		4-0 BB SH3-4 1B BB	0-3 K		0-0 1-2 1B		0-0 6-3		0-0 F2						
Dave Morehead, R (1, 1)		0-0 SH3-4	0-0 F7		0-3 K		0-0 1B 1B								
Joe Keough, L OBP: 0.250, SLG: 0.250 (5, PH)															
Al Fitzmorris, S OBP: 1.000, SLG: 1.000 (6, 1)															
Dick Drago, R (9, 1)															
Inning Stats	R: 3 H: 4 E: 0 LOB: 1 K: 0 BB: 1 S: 6 P: 10	R: 1 H: 1 E: 0 LOB: 3 K: 1 BB: 3 S: 6 P: 18	R: 0 H: 0 E: 0 LOB: 1 K: 1 BB: 1 S: 5 P: 9	R: 0 H: 0 E: 0 LOB: 0 K: 0 BB: 1 S: 2 P: 6	R: 1 H: 2 E: 0 LOB: 2 K: 2 BB: 1 S: 9 P: 13	R: 3 H: 3 E: 0 LOB: 0 K: 1 BB: 0 S: 8 P: 8	R: 1 H: 2 E: 0 LOB: 1 K: 1 BB: 0 S: 7 P: 7	R: 0 H: 0 E: 0 LOB: 0 K: 0 BB: 1 S: 2 P: 6	R: 0 H: 0 E: 0 LOB: 0 K: 2 BB: 0 S: 7 P: 7	1B: 9 SF: 0 2B: 2 SAC: 1 3B: 1 DP: 3 HR: 2 HBP: 0					
PITCHER	IP WLS BF H R ER SO BB IBB HBP BLK WP HR S P ERA WHIP														
Dave McNally, L ERA: 4.55 (1, 1)	0.1	6	4	3	3	0	1	0	0	0	0	1	9	81.00	15.000
Dave Leonhard, R ERA: 12.46 (1, 1)	1.1	7	1	1	1	1	3	0	0	0	0	0	6	6.75	3.000
Marcelino Lopez, L ERA: 1.93 (2, 1)	2.2	11	1	1	1	2	3	0	0	0	0	0	12	3.38	1.500
Jim Hardin, R ERA: 3.97 (5, 1)	0.2	5	3	2	2	1	0	0	0	0	0	0	7	27.00	4.500
Dick Hall, R ERA: 4.0 (6, 1)	2.0	W 9	3	2	2	2	0	0	0	0	0	0	1	9.00	1.500
PITCHER	IP WLS BF H R ER SO BB IBB HBP BLK WP HR S P ERA WHIP														
Pete Richert, L ERA: (8, 1)	2.0	6	0	0	0	2	1	0	0	0	0	0	13	0.00	0.500

Batter	1	2	3	4	5	6	7	8	9	AB R H RBI BB SO LOB	TOP											
Dick McAuliffe, L (1, 4) OBP: 0.430, SLG: 0.484	0-3 K		0-0 1B 2B	4-0 2B WP BB	0-0 S 2B		0-3 K		4-0 FC4 BB	4 2 2 2 2 2 0												
Mickey Stanley, R (1, 8) OBP: 0.400, SLG: 0.486	4-0 L6-3 BB		0-0 HR 1B	0-0 WP 2B	4-0 FC4-6 BB		0-0 6-3		0-0 FC4	4 1 2 2 2 0 3												
Al Kaline, R (1, 9) OBP: 0.413, SLG: 0.460	0-0 L6-3		0-0 HR	4-0 WP BB	0-0 FC4-6			0-0 L6-3		4 1 1 2 1 0 3												
Norm Cash, L (1, 3) OBP: 0.333, SLG: 0.405	4-0 BB		0-3 K	4-0 FC6-4 BB		0-0 4-3		0-3 K		3 0 0 0 2 2 0												
Willie Horton, R (1, 7) OBP: 0.380, SLG: 0.344	0-3 K		0-0 G5-4-3 1B	0-0 FC6-4		4-0 E BB		0-0 F7		4 0 1 0 1 1 5												
Bill Freehan, R (1, 2) OBP: 0.408, SLG: 0.439		0-0 5-3	0-0 G5-4-3		0-0 2B PB 1B	0-0 E5		0-0 F7		5 1 1 0 0 0 2												
Don Wert, R (1, 5) OBP: 0.406, SLG: 0.360		0-0 5-3		0-0 L8	0-0 1B 2B	0-3 K		0-0 BB 1B 1B		5 1 2 0 0 1 2												
Cesar Gutierrez, R (1, 6) OBP: 0.338, SLG: 0.369		0-0 G3		0-0 SH2-4 2B 1B	0-0 2B 1B	0-0 4-3		0-0 BB 1B		5 1 3 1 0 0 2												
Joe Niekro, R (1, 1) OBP: 0.214, SLG: 0.429			0-0 2B 2B	0-0 SH2-4	0-0 6-3		0-0 6-3	0-0 L8		4 1 1 0 0 0 4												
Inning Stats	R: 0 E: 0 K: 2 S: 7	H: 0 LOB: 2 BB: 2 P: 15	R: 0 E: 0 K: 0 S: 3	H: 0 LOB: 0 BB: 0 P: 3	R: 4 E: 0 K: 1 S: 9	H: 5 LOB: 0 BB: 0 P: 9	R: 2 E: 0 K: 0 S: 5	H: 2 LOB: 3 BB: 3 P: 17	R: 2 E: 0 K: 0 S: 6	H: 4 LOB: 2 BB: 1 P: 10	R: 0 E: 1 K: 1 S: 5	H: 0 LOB: 2 BB: 1 P: 10	R: 0 E: 0 K: 1 S: 5	H: 0 LOB: 0 BB: 0 P: 5	R: 0 E: 0 K: 1 S: 5	H: 0 LOB: 0 BB: 0 P: 5	R: 0 E: 0 K: 0 S: 5	H: 2 LOB: 3 BB: 1 P: 9	1B: 7 2B: 5 3B: 0 HR: 1	SF: 0 SAC: 1 DP: 1 HBP: 0	WP: 1 PB: 1 SB: 1 CS: 0	PA: 47
PITCHER	IP WLS BF H R ER SO BB IBB HBP BLK WP HR S P ERA WHIP																					
Wally Bunker, R (1, 1) ERA: 8.88	2.1 L 14 5 4 4 3 2 0 0 0 0 1 18 26 15.43 3.000																					
Ken Wright, R (3, 1) ERA: 1.69	0.2 1 0 0 0 0 0 0 0 0 0 0 0 1 1 0.00 0.000																					
Jim Rooker, L (4, 1) ERA: 5.0	6.0 32 8 4 4 3 6 0 0 0 1 0 32 56 6.00 2.333																					

Detroit Tigers @ Kansas City Royals
 Municipal Stadium, Kansas City, MO
 Tue Apr 28 1970, 8:05 PM EDT
 Att: 7,237 - Unknown - 87 F

livebaseballscorecards.com

AB	38
R	8
H	13
RBI	7
BB	8
SO	6
LOB	21



Batter	1	2	3	4	5	6	7	8	9
Pat Kelly, L (1, 9) <small>OBP: 0.464, SLG: 0.396</small> Joe Keough, L (3, 9) <small>OBP: 0.182, SLG: 0.182</small>	0-3 K		0-0 4-3			0-0 L8		0-0 L8	
Amos Otis, R (1, 8) <small>OBP: 0.315, SLG: 0.409</small>	0-0 L4-3 1B			0-0 2B		0-0 F4		0-0 3-1	
Lou Piniella, R (1, 7) <small>OBP: 0.377, SLG: 0.540</small>	0-0 L4-3 1-2			0-3 K		0-0 HR		0-0 3-1	
Bob Oliver, R (1, 5) <small>OBP: 0.384, SLG: 0.683</small> Paul Schaal, R (4, 5) <small>OBP: 0.333, SLG: 0.556</small>		0-0 L9-3 1B		0-0 L8		0-0 HR		0-0 L5	
Ed Kirkpatrick, L (1, 3) <small>OBP: 0.286, SLG: 0.431</small>		0-0 F5		0-3 K		0-0 F8		0-0 F6	
Jerry Adair, R (1, 4) <small>OBP: 0.444, SLG: 0.286</small>		0-0 L9-3 1-2			0-0 6-3		0-0 5-3	0-0 1B	
Jackie Hernandez, R (1, 6) <small>OBP: 0.225, SLG: 0.342</small>			0-0 1-3 1B		0-0 F4		0-0 5-3	0-0 F4	
Jim Campanis, R (1, 2) <small>OBP: 0.235, SLG: 0.563</small>			0-0 F5		0-0 5-3		0-0 1B		
Wally Bunker, R (1, 1) <small>OBP: 0.429, SLG: 0.200</small> Ken Wright, R (3, 1) <small>OBP: 0.333, SLG: 0.200</small> Jim Rooker, R (3, PH) <small>OBP: 0.333, SLG: 0.200</small>			0-0 1-3 1-2			0-0 E5 L8 HR		0-0 L1	

AB R H RBI BB SO LOB

BOTTOM

1	0	0	0	0	1	0
3	0	0	0	0	0	2
4	0	2	0	0	0	1
4	1	1	2	0	1	2
1	0	1	0	0	0	0
3	1	1	1	0	0	1
4	0	0	0	0	1	2
4	0	1	0	0	0	1
4	0	1	0	0	0	1
3	0	1	0	0	0	1
0	0	0	0	0	0	0
0	0	0	0	0	0	0
3	1	0	0	0	0	2

Detroit Tigers @ Kansas City Royals
 Municipal Stadium, Kansas City, MO

Tue Apr 28 1970, 8:05 PM EDT
 Att. 7,237 - Unknown - 87 F

livebaseballscorecards.com

AB	34
R	3
H	8
RBI	3
BB	0
SO	3
LOB	13



Inning Stats	R: 0 H: 1 E: 0 LOB: 0 K: 1 BB: 0 S: 5 P: 5	R: 0 H: 1 E: 0 LOB: 0 K: 0 BB: 0 S: 3 P: 3	R: 0 H: 1 E: 0 LOB: 1 K: 0 BB: 0 S: 4 P: 4	R: 0 H: 1 E: 0 LOB: 1 K: 2 BB: 0 S: 8 P: 8	R: 0 H: 0 E: 0 LOB: 0 K: 0 BB: 0 S: 3 P: 3	R: 3 H: 2 E: 1 LOB: 0 K: 0 BB: 0 S: 6 P: 6	R: 0 H: 1 E: 0 LOB: 1 K: 0 BB: 0 S: 4 P: 4	R: 0 H: 0 E: 0 LOB: 0 K: 0 BB: 0 S: 3 P: 3	R: 0 H: 1 E: 0 LOB: 1 K: 0 BB: 0 S: 4 P: 4	
PITCHER Joe Niekro, R (1, 1) ERA: 2.13	IP 9.0 WLS W BF 34 H 8 R 3 ER 0 SO 3 BB 0 IBB 0 HBP 0 BLK 0 WP 0 HR 2 S 40 P 40 ERA 0.00 WHIP 0.889								PITCHER	IP WLS BF H R ER SO BB IBB HBP BLK WP HR S P ERA WHIP

Batter 1 2 3 4 5 6 7 8 9 AB R H RBI BB SO LOB TOP

Main table containing batter names, statistics, and play diagrams for each batter across 9 innings.

Inning Stats table with columns for R, H, E, K, S, P and rows for each of the 9 innings.

PITCHER table with columns for IP, WLS, BF, H, R, ER, SO, BB, IBB, HBP, BLK, WP, HR, S, P, ERA, WHIP and rows for Dick Drago, Ken Wright, Al Fitzmorris, and Mike Hedlund.

PITCHER table with columns for IP, WLS, BF, H, R, ER, SO, BB, IBB, HBP, BLK, WP, HR, S, P, ERA, WHIP and rows for Dick Drago, Ken Wright, Al Fitzmorris, and Mike Hedlund.

Summary section containing team name 'Detroit Tigers @ Kansas City Royals', venue 'Municipal Stadium, Kansas City, MO', date 'Wed Apr 29 1970, 8:05 PM EDT', and a list of totals: AB 39, R 8, H 13, RBI 7, BB 2, SO 7, LOB 12.




Batter	1	2	3	4	5	6	7	8	9	AB R H RBI BB SO LOB
Pat Kelly, L OBP: 0.443, SLG: 0.365 (1, 9)	0-3 K		0-0 G4-6-3		0-0 G3		4-0 FC1-6 BB		0-3 K	4 0 0 0 1 2 1
Amos Otis, R OBP: 0.321, SLG: 0.429 (1, 8)	0-0 5-3		4-0 1B BB		0-0 6-3		0-0 F3		0-0 SF8 3B	4 1 1 0 1 0 1
Lou Piniella, R OBP: 0.365, SLG: 0.522 (1, 7)	0-0 6-3		0-0 1-3 1B		0-0 1-3		0-0 FC1-6 1-2f		0-0 SF8 3-H	4 0 1 1 0 0 1
Bob Oliver, R OBP: 0.352, SLG: 0.646 (1, 3)		0-0 6-3	0-0 5-3			0-0 E6 FC5-4 1B		0-0 FC5-4 1B	0-3 K	5 0 1 0 0 1 2
Paul Schaal, R OBP: 0.364, SLG: 0.545 (1, 5)		0-0 WP S 1B		0-0 5-3		0-0 FC5-4 1-2 1B		0-0 FC5-4 1-2f 1B		4 1 2 0 0 0 1
Jerry Adair, R OBP: 0.308, SLG: 0.182 (1, 4)		0-0 L9		0-0 6-3		0-0 FC5-4 1-3 1-2f 2-3		0-0 F3		4 0 0 0 0 0 4
Jackie Hernandez, R OBP: 0.273, SLG: 0.333 (1, 6)		4-0 FC6-4 BB		4-0 1B BB		0-0 1-3 1-2		4-0 1B BB		1 0 0 0 3 0 2
Ellie Rodriguez, R OBP: 0.348, SLG: 0.231 (1, 2)		0-0 FC6-4 1-2f		0-0 1-2 1B		0-0 6-3		0-0 1-2 2-H 1B		4 0 2 1 0 0 4
Dick Drago, R (1, 1) Ken Wright, R (7, 1) Luis Alcaraz, R (7, PH) AI Filimonov, S (8, 1) Rich Severson, R (8, PH) Mike Hedlund, R (9, 1)			0-0 E6 G4-6-3		0-3 K		0-0 L8		0-3 K	2 0 0 0 0 0 1 2 0 0 0 0 0 0 0 0 1 0 0 0 0 0 0 0 0 0 0 0 0 0 0 0 1 0 0 0 0 0 1 2 0 0 0 0 0 0 0 0

Inning Stats	R: 0	H: 0	E: 0	K: 1	S: 5	R: 0	H: 1	E: 0	K: 0	S: 4	R: 0	H: 1	E: 1	K: 0	S: 4	R: 0	H: 1	E: 0	K: 1	S: 6	R: 0	H: 0	E: 0	K: 0	S: 3	R: 0	H: 1	E: 1	K: 0	S: 5	R: 0	H: 0	E: 0	K: 0	S: 3	R: 1	H: 2	E: 0	K: 1	S: 7	R: 1	H: 1	E: 0	K: 2	S: 8	1B: 6	2B: 0	3B: 1	SF: 1	SAC: 0	DP: 1	HBP: 0	WP: 1	PB: 0	SB: 1	CS: 0	PA: 40																
PITCHER	IP	WLS	BF	H	R	ER	SO	BB	IBB	HBP	BLK	WP	HR	S	P	ERA	WHIP																	PITCHER	IP	WLS	BF	H	R	ER	SO	BB	IBB	HBP	BLK	WP	HR	S	P	ERA	WHIP																						
Mike Kilkenny, L ERA: 6.3 (1, 1)	8.1	W	38	7	2	2	4	5	0	0	0	1	0	41	61	2.16	1.440																																																								
Fred Lasher, R ERA: (9, 1)	0.2	S	2	0	0	0	1	0	0	0	0	0	0	4	4	0.00	0.000																																																								

DETROIT TIGERS @ KANSAS CITY ROYALS
Municipal Stadium, Kansas City, MO

Wed Apr 29 1970, 8:05 PM EDT
Att. 6,165 - Unknown

AB	34
R	2
H	7
RBI	2
BB	5
SO	5
LOB	20



Batter	1	2	3	4	5	6	7	8	9	10	AB	R	H	RBI	BB	SO	LOB	TOP				
Dick McAuliffe, L (1, 4) OBP: 0.427, SLG: 0.449	4-0 FC4-6 BB		4-0 BB		0-0 F7			0-0 F5	0-0 F9		3	0	0	0	2	0	4					
Cesar Gutierrez, R (1, 6) OBP: 0.320, SLG: 0.375	0-0 F7		0-0 F4			0-0 E 3B		0-0 F9		0-3 K	3	1	1	0	0	0	2					
Norm Cash, L (8, PH) OBP: 0.340, SLG: 0.429											1	0	0	0	0	0	1					
Tom Timmermann, R (8, 1)											0	0	0	0	0	0	0					
Gates Brown, L (10, PH)											1	0	0	0	0	1	0					
Fred Lasher, R (10, 1)											0	0	0	0	0	0	0					
Al Kaline, R (1, 3) OBP: 0.417, SLG: 0.507	0-0 FC4-6 1-2f			0-0 L3		0-0 L6		0-0 3B		4-0 FC6-4 1B BB	4	0	1	1	1	0	1					
Willie Horton, R (1, 7) OBP: 0.395, SLG: 0.420	0-3 K			4-0 BB		0-0 5-3		4-0 FC6-4 1B		0-0 FC6-4 1B	3	0	1	0	2	1	1					
Mickey Stanley, R (1, 8) OBP: 0.380, SLG: 0.444		0-0 F7		0-0 F5		0-0 F4		0-0 FC6-4 1-2f		0-0 FC6-4 1-2f 2-3	5	0	0	0	0	0	5					
Elliott Maddox, R (1, 9) OBP: 0.324, SLG: 0.367		0-3 K		0-0 4-3			0-0 6-3		0-0 SH3-4 1B	5	0	1	0	0	2	3						
Don Wert, R (1, 5) OBP: 0.385, SLG: 0.300		0-0 F7			4-0 FC1-5-4 1B BB		0-0 F2		0-0 SH3-4 1-2	2	0	0	0	1	0	0						
Jim Price, R (1, 2) OBP: 0.400, SLG: 0.250			0-3 K		0-0 FC1-5-4 1B		0-0 F7		0-0 F6	4	0	1	0	0	1	1						
Mickey Lolich, S (1, 1) OBP: 0.261, SLG: 0.150			0-0 4-3		0-0 FC1-5-4 1-2 2-3			4-0 3B BB		4-0 BB	2	0	0	0	0	0	2					
Ike Brown, R (8, PH)											0	1	0	0	1	0	0					
Ken Szotkiewicz, L (8, 6)											0	0	0	0	1	0	0					
Inning Stats	R: 0 E: 0 K: 1 S: 5	H: 0 LOB: 1 BB: 1 P: 9	R: 0 E: 0 K: 1 S: 5	H: 0 LOB: 0 BB: 0 P: 5	R: 0 E: 0 K: 1 S: 5	H: 0 LOB: 1 BB: 1 P: 9	R: 0 E: 0 K: 0 S: 3	H: 0 LOB: 1 BB: 1 P: 7	R: 0 E: 0 K: 0 S: 3	H: 1 LOB: 0 BB: 0 P: 4	R: 0 E: 0 K: 0 S: 3	H: 0 LOB: 0 BB: 0 P: 3	R: 1 E: 0 K: 0 S: 4	H: 1 LOB: 2 BB: 2 P: 12	R: 0 E: 0 K: 0 S: 4	H: 1 LOB: 2 BB: 1 P: 8	R: 0 E: 0 K: 2 S: 8	H: 1 LOB: 2 BB: 1 P: 12	1B: 3 2B: 0 3B: 2 HR: 0	SF: 0 SAC: 1 DP: 1 HBP: 0	WP: 0 PB: 0 SB: 0 CS: 0	PA: 42
PITCHER	IP WLS BF H R ER SO BB IBB HBP BLK WP HR S P ERA WHIP																					
Bill Butler, L (1, 1) ERA: 4.44	7.1																					
Moe Drabowsky, R (8, 1) ERA: 2.51	1.2																					
Ken Wright, R (10, 1) ERA: 1.35	1.0	W																				

Detroit Tigers @ Kansas City Royals
 Municipal Stadium, Kansas City, MO
 Thu Apr 30 1970, 8:05 PM EDT
 Att: 6,237 - Unknown

livebaseballscorecards.com

AB 33
R 2
H 5
RBI 1
BB 8
SO 5
LOB 20



BOTTOM

Detroit Tigers @ Kansas City Royals
Municipal Stadium, Kansas City, MO

Thu Apr 30 1970, 8:05 PM EDT
Att. 6,237 - Unknown

livebaseballscorecards.com

AB	37
R	3
H	10
RBI	3
BB	3
SO	8
LOB	14



WP	0	PA	40
PB	0		
SB	0		
CS	0		

AB R H RBI BB SO LOB

4	0	3	0	1	0	0
5	0	0	0	0	1	4
4	2	2	1	1	0	1
5	0	2	1	0	1	1
3	1	1	1	1	0	2
4	0	1	0	0	2	1
4	0	0	0	0	0	2
4	0	1	0	0	1	1
3	0	0	0	0	3	1
0	0	0	0	0	0	0
1	0	0	0	0	0	1
0	0	0	0	0	0	0

1B:	6	SF:	0
2B:	2	SAC:	0
3B:	0	DP:	1
HR:	2	HBP:	0

Batter	1	2	3	4	5	6	7	8	9	10
Jackie Hernandez, R OBP: 0.327, SLG: 0.372 (1, 6)	0-0 FC6-4 1B		0-0 L4-3 1B		0-0 1B		4-0 BB			0-0 L6-3
Pat Kelly, L OBP: 0.409, SLG: 0.333 (1, 9)	0-3 K		0-0 L4-3 1-2		0-0 L4-3		0-0 F5			0-0 F8
Amos Otis, R OBP: 0.337, SLG: 0.473 (1, 8)	0-0 FC6-4 1B 1-2f		0-0 L3			0-0 HR		0-0 L6-4-3 1B		4-0 2B BB
Bob Oliver, R OBP: 0.355, SLG: 0.643 (1, 5)	0-0 1B			0-0 L1-3		0-3 K		0-0 L6-4-3		0-0 2B
Joe Keough, L OBP: 0.267, SLG: 0.429 (1, 7)	0-0 F7			4-0 BB		0-0 HR		0-0 L6-3		
Mike Fiore, L OBP: 0.133, SLG: 0.071 (1, 3)		0-0 FC6-4 1B		0-3 K		0-3 K			0-0 L4-3	
Jerry Adair, R OBP: 0.235, SLG: 0.133 (1, 4)		0-0 FC6-4 1-2f		0-0 F9		0-0 L1-3			0-0 L4-3	
Ellie Rodriguez, R OBP: 0.340, SLG: 0.256 (1, 2)		0-0 FC6-4 1-2f			0-3 K		0-0 L6-3			
Bill Butler, L Moe Drabowsky, R Ed Kirkpatrick, L Ken Wright, R (1, 1) (8, 1) (9, PH) (10, 1)		0-3 K			0-3 K		0-3 K		0-0 F7	

Inning Stats	R: 0	H: 2	E: 0	K: 1	S: 7	H: 2	LOB: 2	BB: 0	P: 7	R: 0	H: 1	E: 0	K: 1	S: 6	H: 1	LOB: 1	BB: 0	P: 6	R: 0	H: 1	E: 0	K: 0	S: 3	H: 0	LOB: 0	BB: 0	P: 3	R: 0	H: 0	E: 0	K: 1	S: 5	H: 0	LOB: 1	BB: 1	P: 9	R: 0	H: 1	E: 0	K: 2	S: 8	H: 1	LOB: 1	BB: 0	P: 8	R: 2	H: 2	E: 0	K: 2	S: 9	H: 2	LOB: 0	BB: 0	P: 9	R: 0	H: 0	E: 0	K: 1	S: 5	H: 0	LOB: 1	BB: 1	P: 9	R: 0	H: 1	E: 0	K: 0	S: 3	H: 1	LOB: 1	BB: 0	P: 3	R: 0	H: 1	E: 0	K: 0	S: 4	H: 1	LOB: 1	BB: 0	P: 4	R: 1	H: 1	E: 0	K: 0	S: 3	H: 1	LOB: 1	BB: 1	P: 7	1B: 6	SF: 0	2B: 2	SAC: 0	3B: 0	DP: 1	HR: 2	HBP: 0	WP: 0	PA: 40
--------------	------	------	------	------	------	------	--------	-------	------	------	------	------	------	------	------	--------	-------	------	------	------	------	------	------	------	--------	-------	------	------	------	------	------	------	------	--------	-------	------	------	------	------	------	------	------	--------	-------	------	------	------	------	------	------	------	--------	-------	------	------	------	------	------	------	------	--------	-------	------	------	------	------	------	------	------	--------	-------	------	------	------	------	------	------	------	--------	-------	------	------	------	------	------	------	------	--------	-------	------	-------	-------	-------	--------	-------	-------	-------	--------	-------	--------

PITCHER	IP	WLS	BF	H	R	ER	SO	BB	IBB	HBP	BLK	WP	HR	S	P	ERA	WHIP
Mickey Lolich, L ERA: 2.16 (1, 1)	7.0		29	7	2	2	8	2	0	0	0	0	2	43	51	2.57	1.286
Tom Timmermann, R ERA: 1.42 (8, 1)	2.0		7	2	0	0	0	0	0	0	0	0	0	7	7	0.00	1.000
Fred Lasher, R ERA: 1.5 (10, 1)	0.2	L	4	1	1	1	0	1	0	0	0	0	0	3	7	13.50	3.000

Batter	1	2	3	4	5	6	7	8	9	AB R H RBI BB SO LOB	TOP																									
Ted Uhlaender, L (1, 8) OBP: 0.297, SLG: 0.364	0-0 E3 WP F1 WP	0-3 K		0-0 F3		0-0 1B		0-0 2B 2B	4-0 1B BB	5 2 2 1 1 1 1																										
Eddie Leon, R (1, 4) OBP: 0.257, SLG: 0.323	0-0 F1		0-0 5-3	0-3 K		0-0 F3		0-0 3B 2B	0-0 1B	3 0 0 0 0 1 1																										
Lou Klimchok, L (6, PH) OBP: 0.176, SLG: 0.313	1-2							2-H 3-H	1-2 2-3	1 0 0 0 0 0 2																										
Phil Hennigan, R (6, 1)										0 0 0 0 0 0 0																										
Chuck Hinton, R (8, PH) OBP: 0.444, SLG: 0.500	1-2									2 1 2 2 0 0 0																										
Vada Pinson, L (1, 9) OBP: 0.357, SLG: 0.484	0-0 F8 2-3		0-0 1B 2B		0-0 F9	0-0 F3		0-0 3B	0-0 F7	6 1 2 1 0 0 6																										
Tony Horton, R (1, 3) OBP: 0.344, SLG: 0.483	4-0 WP BB		0-0 5-3		0-0 F9		0-0 FC5-4 1B	1-0 G5-4-3 HBP		3 0 1 0 1 0 1																										
Graig Nettles, L (1, 5) OBP: 0.313, SLG: 0.140	0-0 4-3 1-2 3-H		4-0 1B BB		0-0 E6 BB		0-0 F7	0-3 K		4 0 0 0 1 1 4																										
Ray Fosse, R (1, 2) OBP: 0.447, SLG: 0.487		0-0 1B SF9 1B	0-0 1-3 2-H 1B		4-0 1-2 BB		0-0 FC5-4 1-2f	0-0 G5-4-3 1-2f		4 1 2 1 1 0 3																										
Roy Foster, R (1, 7) OBP: 0.336, SLG: 0.379		0-0 WP 1B	4-0 IBB		0-0 F5		0-0 FC5-4 1-2f		0-0 F8	4 0 1 0 1 0 3																										
Jack Heidemann, R (1, 6) OBP: 0.200, SLG: 0.210		0-3 K	0-0 F6			0-0 5-3		0-0 2B 1B	0-0 FC3-6 1B	3 0 0 0 0 1 5																										
Larry Brown, R (8, PH) OBP: 0.545, SLG: 0.900								2B 1B		2 1 2 0 0 0 0																										
Dean Chance, R (1, 1)		0-0 SF9		0-0 1-3		4-0 1B BB		4-0 2B BB	0-0 FC3-6 1B	1 0 0 1 0 0 0																										
Bob Miller, R (4, 1)										0 0 0 0 0 0 0																										
Russ Nagelson, L (6, PH) OBP: 0.221, SLG: 0.353										0 0 0 0 0 1 0 0																										
Vern Fuller, R (6, 4) OBP: 0.250, SLG: 0.250										0 0 0 0 0 0 0 0																										
Duke Sims, L (8, PH) OBP: 0.226, SLG: 0.190										0 0 0 0 0 1 0 0																										
Steve Hargan, R (8, PR)										0 1 0 0 0 0 0 0																										
Dennis Higgins, R (8, 1)										1 0 0 0 0 0 0 1																										
Inning Stats	R: 1 E: 1 K: 0 S: 4	H: 0 LOB: 1 BB: 1 P: 8	R: 1 E: 0 K: 2 S: 9	H: 2 LOB: 1 BB: 0 P: 9	R: 1 E: 0 K: 0 S: 5	H: 2 LOB: 3 BB: 2 P: 13	R: 0 E: 0 K: 1 S: 5	H: 0 LOB: 0 BB: 0 P: 5	R: 0 E: 1 K: 0 S: 4	H: 0 LOB: 2 BB: 1 P: 8	R: 0 E: 0 K: 0 S: 4	H: 1 LOB: 2 BB: 1 P: 8	R: 0 E: 0 K: 0 S: 4	H: 1 LOB: 1 BB: 0 P: 4	R: 4 E: 0 K: 1 S: 8	H: 4 LOB: 2 BB: 1 P: 13	R: 0 E: 0 K: 0 S: 5	H: 2 LOB: 3 BB: 1 P: 9	1B: 8 2B: 3 3B: 1 HR: 0	SF: 1 SAC: 0 DP: 1 HBP: 1	WP: 3 PB: 0 SB: 0 CS: 0	PA: 48														
PITCHER	IP WLS BF H R ER SO BB IBB HBP BLK WP HR S P ERA WHIP																																			
Dave Morehead, R (1, 1) ERA: 3.0	6.0		31	6	3	2	3	4	1	0	0	3	0	32	52	3.00	1.667																			
Mike Hedlund, R (7, 1) ERA: 6.0	1.0		5	1	2	2	0	1	0	0	0	0	0	4	8	18.00	2.000																			
Moe Drabowsky, R (8, 1) ERA: 3.77	0.0	L	2	2	1	1	0	0	0	0	0	0	0	2	2	∞	∞																			
Ken Wright, R (8, 1) ERA: 1.17	1.0		4	1	1	1	1	0	0	1	0	0	0	5	6	9.00	1.000																			
Wally Bunker, R (9, 1) ERA: 8.53	1.0		6	2	0	0	0	1	0	0	0	0	0	5	9	0.00	3.000																			

Cleveland Indians @ Kansas City Royals
Municipal Stadium, Kansas City, MO
Fri May 01 1970, 8:05 PM EDT
Att. 6,365 - Unknown

livebaseballscorecards.com

AB	39
R	7
H	12
RBI	6
BB	7
SO	4
LOB	27



Batter	1	2	3	4	5	6	7	8	9	AB	R	H	RBI	BB	SO	LOB
Jackie Hernandez, R (1, 6) OBP: 0.333, SLG: 0.375	0-0 2B HR 1B	0-0 1-2 1B		0-0 B1-3		0-3 K		0-0 5-3		5	1	2	0	0	1	1
Pat Kelly, L (1, 9) OBP: 0.408, SLG: 0.328	0-0 F8	0-3 K		0-0 1B 1B		4-0 1B BB			0-3 K	4	0	1	1	1	2	3
Amos Otis, R (1, 8) OBP: 0.375, SLG: 0.519	0-0 HR 2B		0-0 G6-4-3 1B 1B	0-0 FC5-4 1B		0-0 1-2 1B			0-0 1B	5	2	5	0	0	0	0
Bob Oliver, R (1, 5) OBP: 0.346, SLG: 0.613	0-3 K		0-0 1-2 1B	0-0 FC5-4 1B		0-0 1-3			0-3 K	5	0	1	0	0	2	6
Lou Piniella, R (1, 7) OBP: 0.367, SLG: 0.556	0-0 HR		0-0 G6-4-3 1-2f 2-3		0-0 4-3 1B			0-0 F9	0-3 K	5	1	2	3	0	1	3
Joe Keough, L (1, 3) OBP: 0.316, SLG: 0.412	4-0 2-4 BB		0-0 3-H 1B		0-0 4-3			0-3 K		3	0	1	1	1	1	1
Jerry Adair, R (1, 4) OBP: 0.286, SLG: 0.167	0-0 2-4	0-0 G5-4-3 1B	0-0 6-3		4-0 BB			0-0 F9		3	0	1	0	1	0	1
Ellie Rodriguez, R (1, 2) OBP: 0.333, SLG: 0.250		0-0 G5-4-3 1-2f		0-0 SH3-4 1B		0-0 F2		0-3 K		1	0	0	0	0	0	1
Jim Campanis, R (3, 2) OBP: 0.250, SLG: 0.526										3	1	1	0	0	1	2
Dave Morehead, R (1, 1) OBP: 0.250, SLG: 0.143		0-0		0-0 SH3-4 1B		0-0 1-3		0-0 1-3		2	0	1	0	0	0	2
Mike Hedlund, R (7, 1)										0	0	0	0	0	0	0
Moe Drabowsky, R (8, 1) OBP: 0.500, SLG: 0.500										0	0	0	0	0	0	0
Ken Wright, R (8, 1)										0	0	0	0	0	0	0
Ed Kirkpatrick, L (8, PH) OBP: 0.279, SLG: 0.418										1	0	0	0	0	0	0
Wally Bunker, R (9, 1) OBP: 0.429, SLG: 0.200										0	0	0	0	0	0	0

Inning Stats	R: 3	H: 3	E: 0	LOB: 1	K: 1	S: 7	P: 11	R: 0	H: 3	E: 0	LOB: 2	K: 1	S: 7	P: 7	R: 1	H: 3	E: 0	LOB: 1	K: 0	S: 5	P: 5	R: 1	H: 3	E: 0	LOB: 2	K: 0	S: 6	P: 6	R: 0	H: 1	E: 0	LOB: 2	K: 0	S: 4	P: 8	R: 0	H: 1	E: 0	LOB: 1	K: 1	S: 5	P: 9	R: 0	H: 0	E: 0	LOB: 0	K: 1	S: 5	P: 5	R: 0	H: 0	E: 0	LOB: 0	K: 1	S: 5	P: 5	R: 0	H: 0	E: 0	LOB: 0	K: 3	S: 10	P: 10	R: 0	H: 1	E: 0	LOB: 1	K: 3	S: 10	P: 10	1B: 13	SF: 0	2B: 1	SAC: 1	3B: 0	DP: 2	HR: 1	HBP: 0	WP: 0	PA: 41	PB: 0	SB: 0	CS: 0
--------------	------	------	------	--------	------	------	-------	------	------	------	--------	------	------	------	------	------	------	--------	------	------	------	------	------	------	--------	------	------	------	------	------	------	--------	------	------	------	------	------	------	--------	------	------	------	------	------	------	--------	------	------	------	------	------	------	--------	------	------	------	------	------	------	--------	------	-------	-------	------	------	------	--------	------	-------	-------	--------	-------	-------	--------	-------	-------	-------	--------	-------	--------	-------	-------	-------

PITCHER	IP	WLS	BF	H	R	ER	SO	BB	IBB	HBP	BLK	WP	HR	S	P	ERA	WHIP
Dean Chance, R (1, 1) ERA: 3.86	3.2		22	12	5	5	2	1	0	0	0	0	1	24	28	12.27	3.545
Bob Miller, R (4, 1) ERA: 2.84	1.1		6	1	0	0	0	1	0	0	0	0	0	5	9	0.00	1.500
Phil Hennigan, R (6, 1) ERA: 6.23	2.0	W	7	1	0	0	2	1	0	0	0	0	0	10	14	0.00	1.000
Dennis Higgins, R (8, 1) ERA: 4.97	2.0	S	7	1	0	0	4	0	0	0	0	0	0	15	15	0.00	0.500


BOTTOM

Cleveland Indians @ Kansas City Royals
Municipal Stadium, Kansas City, MO

Fri May 01 1970, 8:05 PM EDT
Att. 6,365 - Unknown

livebaseballscorecards.com

AB	37
R	5
H	15
RBI	5
BB	3
SO	8
LOB	20



Batter	1	2	3	4	5	6	7	8	9	10	11	12	13	14	15	16	17	AB	R	H	RBI	BB	SO	LOB	
Jackie Hernandez, R OBP: 0.323, SLG: 0.345	5-3	K		SH1-4		K		BB		F8			K		F5		2-H	7	0	1	1	1	1	3	4
Pat Kelly, L OBP: 0.392, SLG: 0.299	4-3		1B FC6-4	K		L6		L6		CS			K		K			6	1	0	0	2	3	4	
Amos Otis, R OBP: 0.396, SLG: 0.518	BB		FC6-4 1B	IBB		K		K		FC1-6								6	1	3	0	2	2	1	
Ed Kirkpatrick, L OBP: 0.275, SLG: 0.392	5-3		FC6-4 BB	K		K		FC1-6		E		G3		F8				7	1	1	0	1	2	5	
Lou Piniella, R OBP: 0.368, SLG: 0.532		SH1-4 WP	FC6-4 1B		6-3			1B		E		L9		F8				7	0	2	1	1	1	3	
Ellie Rodriguez, R OBP: 0.333, SLG: 0.250		SH1-4 BB	FC5-4 1B					BB		1-2		E6		4-3				0	0	0	0	0	0	0	
Paul Schaal, R OBP: 0.400, SLG: 0.500		SH1-4 BB	FC5-4 1B			F5				1-3 2-H		1B		L8				6	0	2	2	2	0	2	
Jerry Adair, R OBP: 0.321, SLG: 0.174		SH1-4	K		L8			L8				CS		F3				5	0	1	0	2	1	3	
Jim Campanis, R OBP: 0.259, SLG: 0.440			FC5-4		F8			K		K				5-3				6	0	1	0	1	2	7	
Jim Rooker, R OBP: 0.286, SLG: 0.167		IBB	FC5-4					K		K					E5			1	1	0	0	0	0	1	
Bob Johnson, L ERA: 3.77		K				K		CI		F7				K				2	0	0	0	0	1	2	
Luis Alcaraz, R ERA: 2.84															3-1			0	0	0	0	0	0	0	
Al Fried, R ERA: 1.45																		0	0	0	0	0	0	0	
Joe Mauer, R ERA: 1.000																		1	0	0	0	0	0	0	
Joe Mauer, R ERA: 0.300																		1	0	0	0	0	0	0	
Mo'ne Davis, R ERA: 0.333																		1	0	0	0	0	0	0	
Rich Scoburn, R ERA: 0.238																		1	0	0	0	0	0	0	
Mike Hedlund, R ERA: 3.38																		0	0	0	0	0	0	0	

Inning Stats	R: 0	H: 0	E: 0	K: 0	S: 3	LOB: 1	BB: 1	P: 7
1	R: 0	H: 1	E: 0	K: 2	S: 8	LOB: 3	BB: 2	P: 16
2	R: 2	H: 2	E: 0	K: 1	S: 7	LOB: 2	BB: 2	P: 15
3	R: 0	H: 0	E: 0	K: 2	S: 7	LOB: 2	BB: 2	P: 15
4	R: 0	H: 0	E: 0	K: 0	S: 3	LOB: 1	BB: 1	P: 7
5	R: 0	H: 0	E: 0	K: 2	S: 8	LOB: 1	BB: 0	P: 8
6	R: 0	H: 0	E: 0	K: 2	S: 7	LOB: 0	BB: 0	P: 7
7	R: 0	H: 1	E: 0	K: 2	S: 8	LOB: 1	BB: 0	P: 8
8	R: 0	H: 0	E: 1	K: 1	S: 6	LOB: 2	BB: 1	P: 10
9	R: 1	H: 2	E: 1	K: 1	S: 7	LOB: 3	BB: 2	P: 15
10	R: 0	H: 0	E: 0	K: 1	S: 4	LOB: 0	BB: 1	P: 8
11	R: 0	H: 0	E: 0	K: 0	S: 3	LOB: 0	BB: 0	P: 3
12	R: 0	H: 0	E: 0	K: 1	S: 4	LOB: 0	BB: 1	P: 8
13	R: 0	H: 1	E: 0	K: 2	S: 8	LOB: 1	BB: 0	P: 8
14	R: 0	H: 0	E: 0	K: 0	S: 3	LOB: 0	BB: 0	P: 3
15	R: 0	H: 1	E: 1	K: 1	S: 6	LOB: 1	BB: 0	P: 6
16	R: 0	H: 1	E: 0	K: 1	S: 6	LOB: 1	BB: 0	P: 6
17	R: 1	H: 2	E: 0	K: 0	S: 4	LOB: 1	BB: 0	P: 4
AB	7	6	7	7	6	5	6	5
R	0	0	0	0	0	0	0	0
H	1	2	2	2	2	2	2	2
RBI	1	0	0	0	0	0	0	0
BB	1	2	2	2	2	2	2	2
SO	1	1	1	1	1	1	1	1
LOB	3	4	2	5	2	3	2	7
WP	1	0	0	0	0	0	0	0
PA	7	16	15	15	7	15	10	15

PITCHER	IP	WLS	BF	H	R	ER	SO	BB	IBB	HBP	BLK	WP	HR	S	P	ERA	WHIP
Sam McDowell, L	8.1		41	5	3	3	10	8	2	0	0	1	0	51	91	3.24	1.560
Dennis Higgins, R	0.1		3	1	0	0	1	0	1	0	0	0	0	4	8	0.00	3.000
Mike Paul, L	0.2		3	0	0	0	0	1	0	0	0	0	0	2	6	0.00	1.500
Phil Hennigan, R	5.2		18	2	0	0	5	1	0	0	0	0	0	27	31	0.00	0.529
Bob Miller, R	1.2	L	8	3	1	1	1	0	0	0	0	0	0	10	10	5.40	1.800

Cleveland Indians @ Kansas City Royals
Municipal Stadium, Kansas City, MO
Sat May 02 1970, 8:05 PM EDT
Att: 8,016 - Unknown - 70 F

AB 56
R 4
H 11
RBI 4
BB 13
SO 17
LOB 37



Batter	1	2	3	4	5	6	7	8	9	AB	R	H	RBI	BB	SO	LOB
Jackie Hernandez, R (1, 6) OBP: 0.333, SLG: 0.362	4-0 BB G6-4-3		0-3 K		0-0 2B		0-0 F2			3	0	1	1	1	1	0
Pat Kelly, L (1, 9) OBP: 0.386, SLG: 0.286	0-0 G6-4-3 1-2f		0-0 F8		4-0 BB			0-0 E3 FC1-6		3	0	0	0	1	0	1
Amos Otis, R (1, 8) OBP: 0.390, SLG: 0.506	0-0 4-3			0-0 1B	0-0 1-3			0-0 FC1-6 G1-4-3 1-2f		4	0	1	0	0	0	3
Joe Keough, L (1, 3) OBP: 0.348, SLG: 0.400		0-0 HR 1B		4-0 BB G6-4-3		0-0 3-1		0-0 G1-4-3 1-2f		2	1	1	0	1	0	0
Bob Oliver, R (8, PH) OBP: 0.341, SLG: 0.605 (9, 3)				1-2 BB						1	0	0	0	0	0	1
Lou Piniella, R (1, 7) OBP: 0.385, SLG: 0.578		0-0 HR		0-0 F9		0-0 FC5-4 1B		0-0 G6-4-3 1B		4	1	3	2	0	0	2
Paul Schaal, R (1, 5) OBP: 0.382, SLG: 0.469		0-0 1B G4-6-3		0-0 G6-4-3 1-2f		0-0 FC5-4 FC6-4		0-0 G6-4-3 1-2f		4	0	1	0	0	0	4
Jerry Adair, R (1, 4) OBP: 0.281, SLG: 0.148		0-0 G4-6-3 1-2f		0-0 F7		0-0 FC6-4 1-2f		0-0 F9		4	0	0	0	0	0	2
Jim Campanis, R (1, 2) OBP: 0.267, SLG: 0.429		0-0 6-3		0-0 2B 1B		0-0 F6				3	1	1	0	0	0	0
Jim Rooker, R (1, 1) OBP: 0.222, SLG: 0.125			0-3 K		0-3 K		0-0 5-3			2	0	0	0	0	2	1
Luis Alcaraz, R (7, PH) OBP: 0.143, SLG: 0.226										1	0	0	0	0	0	0
Al Fitzmorris, S (8, 1) OBP: 1.000, SLG: 1.000										0	0	0	0	0	0	0

Inning Stats	R: 0	H: 0	E: 0	K: 0	S: 2	R: 2	H: 3	E: 0	K: 0	S: 5	R: 0	H: 0	E: 0	K: 2	S: 7	R: 0	H: 1	E: 0	K: 0	S: 3	R: 1	H: 2	E: 0	K: 1	S: 7	R: 0	H: 1	E: 0	K: 0	S: 4	R: 0	H: 0	E: 0	K: 0	S: 3	R: 0	H: 0	E: 1	K: 0	S: 3	R: 0	H: 1	E: 0	K: 0	S: 3	1B: 6	SF: 0	2B: 1	SAC: 0	3B: 0	DP: 5	HR: 1	HBP: 0	WP: 0	PA: 34
--------------	------	------	------	------	------	------	------	------	------	------	------	------	------	------	------	------	------	------	------	------	------	------	------	------	------	------	------	------	------	------	------	------	------	------	------	------	------	------	------	------	------	------	------	------	------	-------	-------	-------	--------	-------	-------	-------	--------	-------	--------

PITCHER	IP	WLS	BF	H	R	ER	SO	BB	IBB	HBP	BLK	WP	HR	S	P	ERA	WHIP
Barry Moore, L (1, 1) ERA: 3.0	7.0		29	7	3	3	3	3	3	0	0	0	1	32	44	3.86	1.429
Dennis Higgins, R (8, 1) ERA: 4.73	0.1		1	0	0	0	0	0	0	0	0	0	0	1	1	0.00	0.000
Dick Ellsworth, L (8, 1) ERA: 9.45	0.2		1	0	0	0	0	0	0	0	0	0	0	1	1	0.00	0.000
Rich Hand, R (9, 1) ERA: 6.46	1.0	S	3	1	0	0	0	0	0	0	0	0	0	3	3	0.00	1.000

BOTTOM

Cleveland Indians @ Kansas City Royals
Municipal Stadium, Kansas City, MO

Sun May 03 1970, 4:33 AM EDT
Att. 8,808 - Unknown - 78 F

livebaseballscorecards.com

AB	31
R	3
H	8
RBI	3
BB	3
SO	3
LOB	14



Batter	1	2	3	4	5	6	7	8	9	AB R H RBI BB SO LOB	TOP													
Pat Kelly, L (1, 9) OBP: 0.391, SLG: 0.338	0-0 3-1		0-0 SF8 1B		0-0 IHR			0-3 K		4 2 2 1 0 1 0	Kansas City Royals @ Baltimore Orioles Memorial Stadium, Baltimore, MD Tue May 05 1970, 7:05 PM EDT Att. 4,614 - Unknown													
Jackie Hernandez, R (1, 6) OBP: 0.329, SLG: 0.344	1-0 5-3 HBP		0-3 K 1-3		0-0 F4			0-0 F2		3 0 0 0 0 1 1														
Amos Otis, R (1, 8) OBP: 0.375, SLG: 0.489	0-0 5-3		0-0 SF8					0-0 F7		3 0 0 1 0 0 1														
Bob Oliver, R (1, 5) OBP: 0.326, SLG: 0.575	0-0 F8		0-0 3-H 6-3					0-3 K		4 0 0 0 0 1 1														
Lou Piniella, R (1, 7) OBP: 0.379, SLG: 0.575		0-0 2B		0-0 F2				0-0 5-3		4 1 1 0 0 0 0														
Mike Fiore, L (1, 3) OBP: 0.263, SLG: 0.188		0-0 2B		0-0 G3				4-0 5-3 BB		2 0 1 1 2 0 0														
Luis Alcaraz, R (1, 4) OBP: 0.149, SLG: 0.242		0-0 2B		0-0 6-3				0-0 5-3		4 0 1 0 0 0 2														
Ellie Rodriguez, R (1, 2) OBP: 0.315, SLG: 0.234		0-0 F8			0-0 5-3			0-0 F6		3 0 0 0 0 0 2														
Dick Drago, R (1, 1) Wally Bunker, R (4, 1) Ed Kirkpatrick, L (7, PH) Al Fitzmorris, S (7, 1) OBP: 1.000, SLG: 1.000		0-0 4-3			0-0 F9			0-0 4-3		1 0 0 0 0 0 1														
Inning Stats	R: 0 E: 0 K: 0 S: 3	H: 0 LOB: 1 BB: 0 P: 4	R: 1 E: 0 K: 0 S: 5	H: 3 LOB: 1 BB: 0 P: 5	R: 1 E: 0 K: 1 S: 6	H: 1 LOB: 0 BB: 0 P: 6	R: 0 E: 0 K: 0 S: 3	H: 0 LOB: 0 BB: 0 P: 3	R: 1 E: 0 K: 0 S: 4	H: 1 LOB: 0 BB: 0 P: 4		R: 0 E: 0 K: 1 S: 5	H: 0 LOB: 0 BB: 0 P: 5	R: 0 E: 0 K: 0 S: 3	H: 0 LOB: 1 BB: 1 P: 7	R: 0 E: 0 K: 1 S: 5	H: 0 LOB: 0 BB: 0 P: 5	R: 0 E: 0 K: 0 S: 3	H: 0 LOB: 1 BB: 1 P: 7	R: 0 E: 0 K: 0 S: 3	H: 0 LOB: 1 BB: 1 P: 7	1B: 1 2B: 3 3B: 0 HR: 1	SF: 1 SAC: 0 DP: 0 HBP: 1	WP: 0 PB: 0 SB: 1 CS: 0
PITCHER Tom Phoebus, R (1, 1) ERA: 1.15	IP 9.0 WLS W BF 34 H 5 R 3 ER 2 SO 3 BB 2 IBB 0 HBP 1 BLK 0 WP 0 HR 0 S 37 P 46 ERA 2.00 WHIP 0.778											PITCHER	IP WLS BF H R ER SO BB IBB HBP BLK WP HR S P ERA WHIP											

livebaseballscorecards.com

AB	30
R	3
H	5
RBI	3
BB	2
SO	3
LOB	9



Batter	1	2	3	4	5	6	7	8	9	AB R H RBI BB SO LOB	TOP									
Pat Kelly, L (1, 9) OBP: 0.385, SLG: 0.346	0-3 K			0-3 K		X 0-0 S 2B		X 0-0 F9		4 0 1 0 0 2 1	Kansas City Royals @ Baltimore Orioles Memorial Stadium, Baltimore, MD Wed May 06 1970, 7:05 PM EDT Att. 5,080 - Unknown livebaseballscorecards.com									
Jackie Hernandez, R (1, 6) OBP: 0.315, SLG: 0.328 Paul Schaal, R (9, PH) OBP: 0.400, SLG: 0.485	0-3 K			0-0 5-3		X 0-3 K		X 0-0 1B 2B 1B	3 0 0 0 0 2 1 1 1 1 0 0 0 0											
Amos Otis, R (1, 8) OBP: 0.361, SLG: 0.469	0-3 K			0-0 5-3		X 0-0 F8		X 0-3 K	4 0 0 0 0 2 1											
Bob Oliver, R (1, 5) OBP: 0.344, SLG: 0.595		X 0-0 F9			X 0-0 1B		X 0-0 2B	X 0-0 2B 1B	4 0 3 0 0 0 0											
Lou Piniella, R (1, 7) OBP: 0.374, SLG: 0.571		X 0-0 E5 G4-6-3			X 0-0 F4		X 0-3 K	X 0-0 2B 1-3 2-H	4 0 1 1 0 1 2											
Mike Fiore, L (1, 3) OBP: 0.217, SLG: 0.150		X 0-0 G4-6-3 1-2f			X 0-0 F5		X 0-0 F8	X 0-3 K	4 0 0 0 0 1 5											
Luis Alcaraz, R (1, 4) OBP: 0.141, SLG: 0.229			X 0-0 F3		X 0-3 K		X 0-0 F4	X 0-0 5-3	4 0 0 0 0 1 3											
Ellie Rodriguez, R (1, 2) OBP: 0.298, SLG: 0.220			X 0-0 3-1		X 0-3 K		X 0-0 F3		3 0 0 0 0 1 0											
Bill Butler, L (1, 1) Hawk Taylor, R (8, PH) Joe Keough, L (8, PR) Moe Drabowsky, R (8, 1) OBP: 0.348, SLG: 0.400 OBP: 0.333, SLG: 0.333			X 0-3 K		X 0-3 K		X 4-0 BB		2 0 0 0 0 2 0 0 0 0 0 1 0 0 0 0 0 0 0 0 0 0 0 0 0 0 0 0											
Inning Stats	R: 0 E: 0 K: 3 S: 9	H: 0 LOB: 0 BB: 0 P: 9	R: 0 E: 1 K: 0 S: 3	H: 0 LOB: 0 BB: 0 P: 3	R: 0 E: 0 K: 1 S: 5	H: 0 LOB: 0 BB: 0 P: 5	R: 0 E: 0 K: 1 S: 5	H: 1 LOB: 1 BB: 0 P: 5	R: 0 E: 0 K: 3 S: 10	H: 1 LOB: 1 BB: 0 P: 10		R: 0 E: 0 K: 1 S: 6	H: 1 LOB: 1 BB: 0 P: 6	R: 0 E: 0 K: 1 S: 3	H: 0 LOB: 1 BB: 1 P: 7	R: 1 E: 0 K: 2 S: 10	H: 3 LOB: 2 BB: 0 P: 10	1B: 3 2B: 3 3B: 0 HR: 0	SF: 0 SAC: 0 DP: 1 HBP: 0	WP: 0 PB: 0 SB: 1 CS: 0
PITCHER	IP WLS BF H R ER SO BB IBB HBP BLK WP HR S P ERA WHIP																			
Dave McNally, L (1, 1) ERA: 3.94	8.1 W 32 6 1 1 11 1 0 0 0 0 0 0 53 57 1.08 0.840																			
Pete Richert, L (9, 1) ERA:	0.2 S 2 0 0 0 1 0 0 0 0 0 0 0 4 4 0.00 0.000																			

AB	33
R	1
H	6
RBI	1
BB	1
SO	12
LOB	13



Batter	1	2	3	4	5	6	7	8	9	AB R H RBI BB SO LOB	TOP
--------	---	---	---	---	---	---	---	---	---	----------------------	-----

Pat Kelly, L <small>OBP: 0.396, SLG: 0.354</small> (1, 9)	0-0 	0-3 			0-0 	0-3 		4-0 		4 2 2 0 1 2 1	Kansas City Royals @ Baltimore Orioles Memorial Stadium, Baltimore, MD Thu May 07 1970, 7:05 PM EDT Att. 5,063 - Unknown
Paul Schaal, R <small>OBP: 0.425, SLG: 0.486</small> (1, 6) (8, 5)	0-0 		0-0 		0-0 	0-0 		4-0 	4 1 2 1 1 0 1		
Amos Otis, R <small>OBP: 0.363, SLG: 0.455</small> (1, 8)	0-0 		0-0 		4-0 		0-0 	3 1 0 0 2 0 2			
Bob Oliver, R <small>OBP: 0.358, SLG: 0.640</small> Jackie Hernandez, R <small>OBP: 0.315, SLG: 0.328</small> (1, 5) (8, 6)	0-0 		0-0 		0-0 		0-0 	0-3 	5 1 3 4 0 1 1 0 0 0 0 0 0 0		
Lou Piniella, R <small>OBP: 0.385, SLG: 0.568</small> (1, 7)	4-0 			0-0 	0-0 		0-0 	0-0 	4 1 2 0 1 0 2		
Mike Fiore, L <small>OBP: 0.321, SLG: 0.217</small> (1, 3)	0-3 		0-0 		4-0 		4-0 	0-0 	3 0 2 0 2 1 3		
Luis Alcaraz, R <small>OBP: 0.132, SLG: 0.213</small> (1, 4)	0-0 		0-0 		0-3 		0-3 	0-0 	5 0 0 1 0 2 9		
Elie Rodriguez, R <small>OBP: 0.285, SLG: 0.208</small> (1, 2)		0-0 		0-0 	0-0 		4-0 		3 0 0 0 1 0 4		
Dave Morehead, R <small>OBP: 0.250, SLG: 0.182</small> Moe Drabowsky, R <small>OBP: 0.333, SLG: 0.333</small> (1, 1) (7, 1)		0-3 		0-0 		0-0 	0-3 		4 0 1 0 0 2 3 0 0 0 0 0 0 0		

Inning Stats	R: 1 E: 0 K: 1 S: 8	H: 3 LOB: 3 BB: 1 P: 12	R: 0 E: 0 K: 2 S: 7	H: 0 LOB: 0 BB: 0 P: 7	R: 0 E: 0 K: 0 S: 3	H: 0 LOB: 0 BB: 0 P: 3	R: 1 E: 0 K: 0 S: 5	H: 2 LOB: 1 BB: 0 P: 5	R: 2 E: 0 K: 1 S: 8	H: 3 LOB: 3 BB: 2 P: 16	R: 0 E: 0 K: 1 S: 5	H: 1 LOB: 0 BB: 0 P: 5	R: 2 E: 0 K: 2 S: 8	H: 2 LOB: 2 BB: 3 P: 20	R: 0 E: 0 K: 1 S: 4	H: 0 LOB: 1 BB: 2 P: 12	R: 0 E: 0 K: 0 S: 3	H: 1 LOB: 0 BB: 0 P: 3	1B: 10 2B: 1 3B: 0 HR: 1	SF: 0 SAC: 0 DP: 2 HBP: 0	WP: 0 PB: 0 SB: 2 CS: 1	PA: 43
--------------	------------------------------	----------------------------------	------------------------------	---------------------------------	------------------------------	---------------------------------	------------------------------	---------------------------------	------------------------------	----------------------------------	------------------------------	---------------------------------	------------------------------	----------------------------------	------------------------------	----------------------------------	------------------------------	---------------------------------	-----------------------------------	------------------------------------	----------------------------------	--------

PITCHER	IP	WLS	BF	H	R	ER	SO	BB	IBB	HBP	BLK	WP	HR	S	P	ERA	WHIP
Mike Cuellar, L <small>ERA: 4.24</small>	(1, 1)	4.0	22	8	4	4	3	1	1	0	1	0	0	26	34	9.00	2.250
Jim Hardin, R <small>ERA: 5.65</small>	(5, 1)	2.0	10	3	2	2	2	2	0	0	0	0	1	12	20	9.00	2.500
Marcelino Lopez, L <small>ERA: 1.42</small>	(7, 1)	0.2	3	0	0	0	1	2	0	0	0	0	0	3	11	0.00	3.000
Dick Hall, R <small>ERA: 2.84</small>	(7, 1)	0.1	1	0	0	0	1	0	0	0	0	0	0	3	3	0.00	0.000
Eddie Watt, R <small>ERA: 1.0</small>	(8, 1)	2.0	W 7	1	0	0	1	2	0	0	0	0	0	7	15	0.00	1.500

livebaseballscorecards.com

AB	35
R	6
H	12
RBI	6
BB	8
SO	8
LOB	26



Batter	1	2	3	4	5	6	7	8	9	AB R H RBI BB SO LOB	BOTTOM
--------	---	---	---	---	---	---	---	---	---	----------------------	--------

<small>Don Buford, S</small> <small>(1, 7)</small> <small>OBP: 0.347, SLG: 0.381</small>	 <small>0-0</small> <small>HR</small> <small>1B</small>	 <small>0-3</small> <small>K</small>	<small>4-0</small> <small>2B</small> <small>BB</small>	 <small>1B</small>	 <small>1B</small>	 <small>1B</small>	 <small>1B</small>	 <small>0-0</small> <small>F7</small>	<small>4 2 2 0 1 1 2</small>	
--	--	--	--	-----------------------	-----------------------	-----------------------	-----------------------	---	------------------------------	--

<small>Mark Belanger, R</small> <small>(1, 6)</small> <small>OBP: 0.287, SLG: 0.255</small> <small>Merv Rettenmund, R</small> <small>(9, PH)</small> <small>OBP: 0.400, SLG: 0.500</small>	 <small>0-0</small> <small>F8</small>	 <small>0-0</small> <small>F9</small>	 <small>0-0</small> <small>2B</small>	 <small>1-2</small> <small>1B</small>	 <small>1-2</small> <small>HR</small> <small>BB</small>	 <small>0-0</small> <small>HR</small> <small>BB</small>	<small>4 0 2 1 0 0 1</small> <small>0 1 0 0 1 0 0</small>		
---	---	---	---	---	--	--	--	--	--

<small>Frank Robinson, R</small> <small>(1, 9)</small> <small>OBP: 0.452, SLG: 0.667</small>	 <small>0-0</small> <small>HR</small> <small>1B</small>	 <small>0-0</small> <small>F4</small>	 <small>0-0</small> <small>4-3</small>	 <small>0-0</small> <small>F9</small>	 <small>0-0</small> <small>HR</small>	<small>5 2 2 3 0 0 3</small>		
--	--	---	--	---	---	------------------------------	--	--

<small>Boog Powell, L</small> <small>(1, 3)</small> <small>OBP: 0.368, SLG: 0.562</small>	 <small>0-0</small> <small>HR</small>	 <small>0-3</small> <small>K</small>	 <small>0-0</small> <small>1B</small>	 <small>0-0</small> <small>1B</small>	 <small>0-0</small> <small>1B</small>	<small>4 1 3 3 0 1 0</small>		
---	---	--	---	---	---	------------------------------	--	--

<small>Paul Blair, R</small> <small>(1, 8)</small> <small>OBP: 0.343, SLG: 0.436</small>	 <small>0-0</small> <small>F5</small>	 <small>0-3</small> <small>K</small>	 <small>0-0</small> <small>F8</small>	 <small>0-3</small> <small>K</small>	 <small>0-0</small> <small>F8</small>	 <small>0-0</small> <small>F9</small>	 <small>0-0</small> <small>F9</small>	<small>4 0 0 0 0 2 2</small>	
--	---	--	---	--	---	---	---	------------------------------	--

<small>Brooks Robinson, R</small> <small>(1, 5)</small> <small>OBP: 0.352, SLG: 0.510</small>	 <small>0-0</small> <small>5-3</small>	 <small>0-0</small> <small>6-3</small>	 <small>0-0</small> <small>F8</small>	 <small>0-3</small> <small>K</small>	 <small>0-0</small> <small>F8</small>	 <small>0-0</small> <small>F9</small>	 <small>0-0</small> <small>F9</small>	<small>4 0 0 0 0 1 2</small>	
---	--	--	---	--	---	---	---	------------------------------	--

<small>Davey Johnson, R</small> <small>(1, 4)</small> <small>OBP: 0.455, SLG: 0.593</small>	 <small>0-0</small> <small>SH1-3</small> <small>1B</small>	 <small>0-0</small> <small>F2</small>	 <small>0-0</small> <small>F8</small>	 <small>0-0</small> <small>F9</small>	 <small>0-0</small> <small>F9</small>	 <small>0-0</small> <small>F9</small>	 <small>0-0</small> <small>F9</small>	<small>4 0 1 0 0 0 2</small>	
---	---	---	---	---	---	---	---	------------------------------	--

<small>Elrod Hendricks, L</small> <small>(1, 2)</small> <small>OBP: 0.302, SLG: 0.429</small>	 <small>0-0</small> <small>F8</small>	 <small>0-0</small> <small>F8</small>	 <small>0-0</small> <small>F8</small>	 <small>0-0</small> <small>F8</small>	 <small>0-0</small> <small>3-1</small>	<small>4 0 0 0 0 0 1</small>		
---	---	---	---	---	--	------------------------------	--	--

<small>Mike Cuellar, L</small> <small>(1, 1)</small> <small>OBP: 0.086, SLG: 0.235</small> <small>Jim Hardin, R</small> <small>(5, 1)</small> <small>Marcelino Lopez, R</small> <small>(7, 1)</small> <small>Dick Hall, R</small> <small>(7, 1)</small> <small>Dave May, L</small> <small>(7, PH)</small> <small>OBP: 0.500</small> <small>Eddie Watt, R</small> <small>(8, 1)</small> <small>OBP: 1.000, SLG: 1.000</small> <small>Terry Crowley, L</small> <small>(9, PH)</small> <small>OBP: 0.333, SLG: 0.429</small>	 <small>0-0</small> <small>SH1-3</small> <small>1B</small>	 <small>0-3</small> <small>K</small>	 <small>0-0</small> <small>4-3</small>	 <small>4-0</small> <small>HR</small> <small>BB</small>	<small>0 0 0 0 0 0 0</small> <small>1 0 0 0 0 0 1</small> <small>0 0 0 0 0 0 0</small> <small>0 0 0 0 0 0 0</small> <small>0 0 0 0 0 0 0</small> <small>1 0 0 0 0 0 0</small> <small>0 0 0 0 0 0 0</small> <small>0 1 0 0 1 0 0</small>		
--	---	--	--	--	--	--	--

Inning Stats	R: 3 E: 0 K: 0 S: 6	H: 3 LOB: 0 BB: 0 P: 6	R: 0 E: 0 K: 1 S: 6	H: 1 LOB: 1 BB: 0 P: 6	R: 0 E: 0 K: 1 S: 5	H: 0 LOB: 0 BB: 0 P: 5	R: 0 E: 0 K: 1 S: 5	H: 0 LOB: 0 BB: 0 P: 5	R: 1 E: 0 K: 1 S: 6	H: 1 LOB: 1 BB: 1 P: 10	R: 0 E: 0 K: 0 S: 4	H: 1 LOB: 1 BB: 0 P: 4	R: 0 E: 0 K: 0 S: 5	H: 2 LOB: 2 BB: 0 P: 5	R: 0 E: 0 K: 2 S: 8	H: 1 LOB: 1 BB: 0 P: 8	R: 3 E: 0 K: 0 S: 3	H: 1 LOB: 0 BB: 2 P: 11	1B: 7 2B: 1 3B: 0 HR: 2	SF: 0 SAC: 1 DP: 0 HBP: 0	WP: 0 PB: 0 SB: 0 CS: 0	PA: 39
---------------------	------------------------------	---------------------------------	------------------------------	---------------------------------	------------------------------	---------------------------------	------------------------------	---------------------------------	------------------------------	----------------------------------	------------------------------	---------------------------------	------------------------------	---------------------------------	------------------------------	---------------------------------	------------------------------	----------------------------------	----------------------------------	------------------------------------	----------------------------------	--------

PITCHER	IP	WLS	BF	H	R	ER	SO	BB	IBB	HBP	BLK	WP	HR	S	P	ERA	WHIP
Dave Morehead, R <small>(1, 1)</small> <small>ERA: 3.48</small>	6.2		29	8	4	4	4	1	0	0	0	0	1	36	40	5.40	1.350
Moe Drabowsky, R <small>(7, 1)</small> <small>ERA: 3.86</small>	2.0	L	10	2	3	3	2	2	0	0	0	0	1	12	20	13.50	2.000

Kansas City Royals @ Baltimore Orioles
Memorial Stadium, Baltimore, MD
 Thu May 07 1970, 7:05 PM EDT
 Att. 5,063 - Unknown

livebaseballscorecards.com

AB	35
R	7
H	10
RBI	7
BB	3
SO	6
LOB	13



Batter	1	2	3	4	5	6	7	8	9	AB R H RBI BB SO LOB	TOP										
Pat Kelly, L (1, 9) OBP: 0.396, SLG: 0.341	4-0 BB 2B BB	0-0 F8		0-3 K		4-0 1B BB		0-0 3-1		3 1 0 0 2 1 1											
Mike Fiore, L (1, 3) OBP: 0.333, SLG: 0.222	4-0 2B 1-2 1B BB	0-0 4-1		0-0 E3		0-0 F4		0-0 2-H 1B		4 1 1 0 1 0 1											
Amos Otis, R (1, 8) OBP: 0.373, SLG: 0.471	0-0 1-3 2-H 1B 2B	0-0 4-3		0-0 F8		0-0 1-3 1B		0-0 S 1B		5 2 3 1 0 0 1											
Bob Oliver, R (1, 5) OBP: 0.370, SLG: 0.649	0-0 2-H 3-H 1B 3B 1B		0-0 WP 1B 2B	0-0 4-3		0-3 K		0-0 1-H G4-6-3 1B		5 2 3 3 0 1 3											
Lou Piniella, R (1, 7) OBP: 0.387, SLG: 0.567	0-0 F6		0-0 1B SF9 1B		0-0 4-3		0-0 G3	0-0 G4-6-3		2 1 1 1 0 0 1											
Joe Keough, L (3, 7) OBP: 0.308, SLG: 0.348								1-2f		3 0 0 0 0 0 1											
Paul Schaal, R (1, 6) OBP: 0.422, SLG: 0.476	0-0 1-2 3B 1B		0-0 1-3 F9 1B		0-0 F7		0-0 6-3	0-0 5-3		5 1 2 0 0 0 0											
Rich Severson, R (1, 4) OBP: 0.280, SLG: 0.360	0-0 1-H 2-H SF8 3B		0-0 1-2 F9		0-0 1B		0-0 6-3			4 1 2 2 0 0 2											
Ellie Rodriguez, R (1, 2) OBP: 0.282, SLG: 0.218	0-0 3-H SF8		0-0 3-H SF9		0-0 F3		0-0 SH5-4 1B 1B			2 0 1 2 0 0 1											
Bob Johnson, L (1, 1) OBP: 0.308, SLG: 0.348	0-0 6-3		0-3 K		0-3 K		0-0 SH5-4 1-2			3 0 0 0 0 2 1											
Inning Stats	R: 6 E: 0 K: 0 S: 7	H: 4 LOB: 0 BB: 2 P: 15	R: 0 E: 0 K: 0 S: 3	H: 0 LOB: 0 BB: 0 P: 3	R: 2 E: 0 K: 1 S: 8	H: 3 LOB: 1 BB: 0 P: 8	R: 0 E: 1 K: 1 S: 6	H: 0 LOB: 1 BB: 0 P: 6	R: 0 E: 0 K: 2 S: 8	H: 1 LOB: 2 BB: 1 P: 12	R: 0 E: 0 K: 0 S: 3	H: 0 LOB: 0 BB: 0 P: 3	R: 0 E: 0 K: 0 S: 4	H: 2 LOB: 2 BB: 0 P: 4	R: 1 E: 0 K: 0 S: 4	H: 2 LOB: 0 BB: 0 P: 4	1B: 10 2B: 2 3B: 1 HR: 0	SF: 2 SAC: 1 DP: 1 HBP: 0	WP: 1 PA: 42		
PITCHER	IP WLS BF H R ER SO BB IBB HBP BLK WP HR S P ERA WHIP																			PITCHER	IP WLS BF H R ER SO BB IBB HBP BLK WP HR S P ERA WHIP
Mike Kilkenny, L (1, 1) ERA: 6.0	0.0 L 4 2 4 4 0 2 0 0 0 0 0 2 10 ∞ ∞																				
Tom Timmermann, R (1, 1) ERA: 7.94	2.0 11 5 4 4 0 0 0 0 0 0 1 0 11 11 18.00 2.500																				
Jerry Robertson, R (3, 1) ERA: 3.12	3.0 11 1 0 0 2 0 0 0 0 0 0 0 15 15 0.00 0.333																				
John Hiller, L (6, 1) ERA: 3.38	2.0 8 1 0 0 2 1 0 0 0 0 0 0 11 15 0.00 1.000																				
Fred Scherman, L (8, 1) ERA: 5.06	2.0 8 4 1 1 0 0 0 0 0 0 0 0 8 8 4.50 2.000																				

Kansas City Royals @ Detroit Tigers
 Tiger Stadium, Detroit, MI
 Fri May 08 1970, 7:05 PM EDT
 Att: 18,266 - Unknown

livebaseballscorecards.com

AB	36
R	9
H	13
RBI	9
BB	3
SO	4
LOB	12



BOTTOM

Kansas City Royals @ Detroit Tigers
Tiger Stadium, Detroit, MI
Fri May 08 1970, 7:05 PM EDT
Att. 18,266 - Unknown

livebaseballscorecards.com

AB	31
R	3
H	7
RBI	3
BB	4
SO	8
LOB	14



WP:	0	PA:	35
PB:	1		
SB:	0		
CS:	0		

AB R H RBI BB SO LOB

4	1	2	0	0	0	1
3	0	0	0	1	0	2
4	0	1	0	0	2	2
4	0	1	0	0	0	3
4	0	1	1	0	0	1
3	1	1	1	1	2	1
3	1	1	1	1	1	1
3	0	0	0	0	2	1
1	0	0	0	0	0	1
0	0	0	0	0	0	0
1	0	0	0	0	1	1
0	0	0	0	0	0	0
0	0	0	0	1	0	0
0	0	0	0	0	0	0
0	0	0	0	0	0	0
1	0	0	0	0	0	0
0	0	0	0	0	0	0

1B:	4	SF:	0
2B:	1	SAC:	0
3B:	0	DP:	2
HR:	2	HBP:	0

Batter	1	2	3	4	5	6	7	8	9
Dick McAuliffe, L OBP: 0.445, SLG: 0.468 (1, 4)	0-0 PB BB 1B		0-0 G5-4-3 1B		0-0 F5		0-0 F9		
Mickey Stanley, R OBP: 0.348, SLG: 0.381 (1, 8)	4-0 PB BB 1B		0-0 G5-4-3 1-2f		0-0 G6-4-3 1-2f			0-0 F7	
Jim Northrup, L OBP: 0.366, SLG: 0.419 (1, 9)	0-3 K 1-2 2-3		0-0 1B		0-3 K			0-0 3-1	
Norm Cash, L OBP: 0.342, SLG: 0.379 (1, 3)	0-0 F7		0-0 F9		0-0 2B			0-0 F7	
Willie Horton, R OBP: 0.391, SLG: 0.453 (1, 7)	0-0 2-H 3-H 1B			0-0 F3		0-0 6-3		0-0 F8	
Dalton Jones, L OBP: 0.324, SLG: 0.321 (1, 5)		4-0 BB		0-0 HR		0-3 K		0-3 K	
Bill Freehan, R OBP: 0.390, SLG: 0.463 (1, 2)		0-3 K		0-0 3-1			0-0 HR	4-0 BB	
Ken Szotkiewicz, L OBP: 0.360, SLG: 0.350 Gates Brown, L (9, PH)		0-3 K		0-0 4-3			0-3 K	0-0 4-3	
Mike Kilkenny, R OBP: 0.167, SLG: 0.167 Tom Timmermann, R Jerry Robertson, S Ike Brown, R OBP: 0.625, SLG: 0.600 John Hiller, R Elliott Maddox, R OBP: 0.316, SLG: 0.333 Fred Scherman, L		0-3 K			4-0 G6-4-3 BB		0-0 6-3		

Inning Stats	R: 1	H: 2	E: 0	K: 1	S: 6	R: 0	H: 0	E: 0	K: 3	S: 9	R: 0	H: 2	E: 0	K: 0	S: 4	R: 1	H: 1	E: 0	K: 0	S: 4	R: 0	H: 0	E: 0	K: 0	S: 2	R: 0	H: 1	E: 0	K: 2	S: 8	R: 1	H: 1	E: 0	K: 1	S: 6	R: 0	H: 0	E: 0	K: 0	S: 3	R: 0	H: 0	E: 0	K: 1	S: 5
	LOB: 2	BB: 1	P: 10	LOB: 1	BB: 1	P: 13	LOB: 1	BB: 0	P: 4	LOB: 0	BB: 0	P: 4	LOB: 0	BB: 1	P: 6	LOB: 1	BB: 0	P: 8	LOB: 0	BB: 0	P: 6	LOB: 0	BB: 0	P: 3	LOB: 1	BB: 1	P: 9	LOB: 0	BB: 0	P: 3	LOB: 0	BB: 0	P: 3	LOB: 0	BB: 0	P: 3	LOB: 0	BB: 0	P: 3	LOB: 0	BB: 0	P: 3			

PITCHER	IP	WLS	BF	H	R	ER	SO	BB	IBB	HBP	BLK	WP	HR	S	P	ERA	WHIP
Bob Johnson, R ERA: 1.69 (1, 1)	9.0	W	35	7	3	2	8	4	0	0	0	0	2	47	63	2.00	1.222

Batter	1	2	3	4	5	6	7	8	9	AB R H RBI BB SO LOB	TOP															
Pat Kelly, L (1, 9) OBP: 0.390, SLG: 0.330	0-0 B1-3		4-0 BB		0-0 6-3		0-3 K			3 0 0 0 1 1 0																
Mike Fiore, L (1, 3) OBP: 0.297, SLG: 0.194	0-3 K		0-0 F8		0-3 K		0-3 K			4 0 0 0 0 3 1																
Amos Otis, R (1, 8) OBP: 0.369, SLG: 0.472	0-0 G3		0-0 6-3			0-0 FC6-5 2B		0-0 6-3		4 0 1 0 0 0 1																
Bob Oliver, R (1, 5) OBP: 0.375, SLG: 0.643		0-3 K		0-0 1-3 1B		0-0 FC6-5 HR		0-0 G4-3 1B		4 2 2 0 0 1 1																
Joe Keough, L (1, 7) OBP: 0.333, SLG: 0.481		0-3 K		0-0 1B		0-0 HR		0-0 G4-3		4 1 2 2 0 1 1																
Paul Schaal, R (1, 6) OBP: 0.429, SLG: 0.500		0-0 1B		0-0 1-3		0-0 2B		0-3 K		4 0 2 0 0 1 2																
Rich Severson, R (1, 4) OBP: 0.276, SLG: 0.345		0-0 1-3		0-0 G4-6-3 1B		0-0 4-3		0-3 K		4 0 1 1 0 1 2																
Ed Kirkpatrick, L (1, 2) OBP: 0.271, SLG: 0.418			0-0 HR		0-0 G4-6-3		0-3 K		0-0 F2	4 1 1 1 0 1 3																
Jim Rooker, R (1, 1) OBP: 0.182, SLG: 0.100			0-3 K		0-3 K		0-3 K			2 0 0 0 0 2 0																
Ken Wright, R (6, 1)										0 0 0 0 0 0 0																
Mike Hedlund, R (6, 1)										1 0 0 0 0 1 0																
Moe Drabowsky, R (7, 1) OBP: 0.333, SLG: 0.333										0 0 0 0 0 0 0																
Wally Bunker, R (8, 1) OBP: 0.375, SLG: 0.167										0 0 0 0 0 0 0																
Inning Stats	R: 0 E: 0 K: 1 S: 5	H: 0 LOB: 0 BB: 0 P: 5	R: 0 E: 0 K: 2 S: 8	H: 1 LOB: 1 BB: 0 P: 8	R: 1 E: 0 K: 1 S: 6	H: 1 LOB: 1 BB: 1 P: 10	R: 1 E: 0 K: 0 S: 5	H: 3 LOB: 1 BB: 0 P: 5	R: 0 E: 0 K: 2 S: 7	H: 0 LOB: 0 BB: 0 P: 7	R: 2 E: 0 K: 1 S: 8	H: 3 LOB: 1 BB: 0 P: 8	R: 0 E: 0 K: 3 S: 9	H: 0 LOB: 0 BB: 0 P: 9	R: 0 E: 0 K: 0 S: 3	H: 1 LOB: 0 BB: 0 P: 3	R: 0 E: 0 K: 2 S: 7	H: 0 LOB: 0 BB: 0 P: 7	1B: 5 2B: 2 3B: 0 HR: 2	SF: 0 SAC: 0 DP: 2 HBP: 0	WP: 0 PB: 0 SB: 1 CS: 0	PA: 35				
PITCHER	IP WLS BF H R ER SO BB IBB HBP BLK WP HR S P ERA WHIP																									
Mickey Lolich, L (1, 1) ERA: 3.28	6.0	26	8	4	4	7	1	0	0	0	0	2	39	43	6.00	1.500										
John Hiller, L (7, 1) ERA: 2.76	3.0	W	9	1	0	5	0	0	0	0	0	0	19	19	0.00	0.333										

Kansas City Royals @ Detroit Tigers
 Tiger Stadium, Detroit, MI
 Sat May 09 1970, 4:33 AM EDT
 Att: 11,274 - Unknown

livebaseballscorecards.com

AB	34
R	4
H	9
RBI	4
BB	1
SO	12
LOB	11



Batter	1	2	3	4	5	6	7	8	9
Mickey Stanley, R (1, 3) OBP: 0.324, SLG: 0.353	0-0 F9		0-0 6-3		0-0 E6	0-0 FC6-4		0-0 F9	
Dick McAuliffe, L (1, 4) OBP: 0.444, SLG: 0.465	0-0 4-3		0-0 1B		0-0 G3		0-0 HR 1B	0-0 F5	
Al Kaline, R (1, 9) OBP: 0.417, SLG: 0.561	0-0 L9		0-0 F5			0-0 1B 2B	0-3 K		
Willie Horton, R (1, 7) OBP: 0.395, SLG: 0.515		0-0 HR	0-0 F9			0-0 F8	0-0 HR		
Bill Freehan, R (1, 2) OBP: 0.404, SLG: 0.512		0-0 BB 1B		0-0 F7		0-0 1B SF8 1B	0-0 HR		
Jim Northrup, L (1, 8) OBP: 0.395, SLG: 0.442		4-0 FC6 BB		0-0 G5-4-3 1B		0-0 SF8 E 1B	0-0 CS 1B		
Elliott Maddox, R (1, 5) OBP: 0.300, SLG: 0.314		0-3 K		0-0 G5-4-3		0-0 SF8	0-0 F9		
Dalton Jones, L (6, PH) OBP: 0.306, SLG: 0.310				1-2f		1-2 3-H	1-2		
Don Wert, R (8, 5) OBP: 0.333, SLG: 0.256									
Ken Szotkiewicz, L (1, 6) OBP: 0.310, SLG: 0.292		0-3 K			0-3 K	0-0 E4		0-0 4-3	
Mickey Lolich, S (1, 1) OBP: 0.222, SLG: 0.125		0-0 FC6			0-3 K	0-0 E6		4-0 BB	
Gates Brown, L (6, PH)									
John Hiller, R (7, 1)									

AB	R	H	RBI	BB	SO	LOB
5	0	0	0	0	0	3
5	1	2	0	0	0	2
4	1	1	0	0	1	2
4	2	2	3	0	0	2
4	2	3	2	0	0	0
3	1	3	0	1	0	0
2	0	0	0	0	1	3
1	0	0	1	0	0	1
0	0	0	0	0	0	0
4	0	0	0	0	2	2
2	0	0	0	0	1	2
1	0	0	0	0	0	1
0	0	0	0	1	0	0

WP	PA
0	38

1B	2B	3B	HR	SF	SAC	DP	HBP
7	1	0	3	1	0	1	0

AB	R	H	RBI	BB	SO	LOB
35	7	11	6	2	5	18


Kansas City Royals @ Detroit Tigers
Tiger Stadium, Detroit, MI
Sat May 09 1970, 4:33 AM EDT
Att. 11,274 - Unknown

livebaseballscorecards.com



Inning	R	H	E	K	S	P	IP	WLS	BF	H	R	ER	SO	BB	IBB	HBP	BLK	WP	HR	S	P	ERA	WHIP
1	0	0	0	3	3	8	5.1		23	6	3	0	4	1	0	0	0	0	1	30	34	5.06	1.312
2	1	2	0	2	9	4	0.1		3	1	1	0	0	0	0	0	0	0	0	3	3	0.00	3.000
3	0	1	0	2	3	3	0.2	L	7	4	3	1	1	0	0	0	0	0	2	9	9	40.50	6.000
4	0	0	0	0	0	0	0.2		1	0	0	0	0	0	0	0	0	0	0	1	1	0.00	0.000
5	0	0	0	0	0	0	1.0		4	0	0	0	0	1	0	0	0	0	0	3	7	0.00	1.000

PITCHER	IP	WLS	BF	H	R	ER	SO	BB	IBB	HBP	BLK	WP	HR	S	P	ERA	WHIP
Jim Rooker, L (1, 1) ERA: 5.34	5.1		23	6	3	3	4	1	0	0	0	0	1	30	34	5.06	1.312
Ken Wright, R (6, 1) ERA: 1.13	0.1		3	1	1	0	0	0	0	0	0	0	0	3	3	0.00	3.000
Mike Hedlund, R (6, 1) ERA: 6.94	0.2	L	7	4	3	1	1	0	0	0	0	0	2	9	9	40.50	6.000
Moe Drabowsky, R (7, 1) ERA: 3.75	0.2		1	0	0	0	0	0	0	0	0	0	0	1	1	0.00	0.000
Wally Bunker, R (8, 1) ERA: 8.16	1.0		4	0	0	0	0	1	0	0	0	0	0	3	7	0.00	1.000

Batter	1										2										3										4										5										6										7										8										9										AB R H RBI BB SO LOB	TOP																			
Pat Kelly, L OBP: 0.391, SLG: 0.319 BB BB BB	4-0 BB										S										0-3 K										0-0 F7										0-0 3-1										BB BB BB										4-0 BB BB										1-2 2-3										BB BB										3 0 0 0 2 1 1										<p>Kansas City Royals @ Detroit Tigers Tiger Stadium, Detroit, MI Sun May 10 1970, 4:33 AM EDT Att. 31,546 - Unknown</p> <hr/> <p>AB 35 R 9 H 7 RBI 9 BB 7 SO 10 LOB 16</p> 										
Mike Fiore, L OBP: 0.286, SLG: 0.171 X	0-0 L9 1-2										1										0-3 K										0-3 K										0-3 K										0-3 K										BB BB BB										4-0 BB										1-2 2-3 3-H										BB											4 0 0 1 1 3 1									
Amos Otis, R OBP: 0.362, SLG: 0.487 X	0-0 L6										2										0-0 5-3										0-0 5-3										0-0 HR										0-0 5-3										0-0 L9										3										BB										5 1 1 1 0 0 4																				
Bob Oliver, R OBP: 0.358, SLG: 0.612 SS SS	0-3 K										3										0-3 K										0-3 K										0-0 4-3										0-0 4-3										0-0 F3										0-3 K										1										BB											5 0 0 0 0 3 1									
Joe Keough, L OBP: 0.400, SLG: 0.500 X	0-0 F3 S E 1B										X										4-0 1B BB										4-0 1B BB										4-0 4-3										4-0 FC4-6 BB E BB										0-0 G4-6-3 1B										X										0-0										3 3 2 0 2 0 0																				
Paul Schaal, R OBP: 0.426, SLG: 0.480 X	0-0 F3 1-3										X										0-0 1B HR 1B										0-0 1B HR 1B										0-0 F8										0-0 F8										0-0 FC4-6 BB										0-0 G4-6-3										X										0-0											4 1 1 0 1 0 2									
Rich Severson, R OBP: 0.273, SLG: 0.333 X	0-0 E4 3-H										X										0-0 HR 1B										0-0 HR 1B										0-0 F8										0-0 F8										0-0 FC4-6 BB E BB										0-0										1-2 2-3										BB											4 2 1 2 0 0 2									
Ed Kirkpatrick, L OBP: 0.281, SLG: 0.451 X	0-0 F4										X										0-0 HR										0-0 HR										4-0 2B BB										4-0 E3 BB BB										1-2 3-H										BB										3 2 1 4 1 0 2																														
Dick Drago, R Hawk Taylor, R Al Fitzmorris, S	0-3 K										3										0-3 K										0-3 K										0-0 2B										0-3 K										2										BB										2 0 0 0 0 2 1																														
Inning Stats	R: 0 E: 0 K: 1 S: 5	H: 0 LOB: 1 BB: 1 P: 9	R: 1 E: 1 K: 1 S: 7	H: 1 LOB: 1 BB: 0 P: 7	R: 0 E: 0 K: 2 S: 7	H: 0 LOB: 0 BB: 0 P: 7	R: 4 E: 0 K: 2 S: 10	H: 3 LOB: 0 BB: 1 P: 14	R: 1 E: 0 K: 1 S: 6	H: 1 LOB: 0 BB: 0 P: 6	R: 1 E: 0 K: 0 S: 4	H: 1 LOB: 1 BB: 1 P: 8	R: 0 E: 0 K: 1 S: 5	H: 0 LOB: 0 BB: 0 P: 5	R: 2 E: 1 K: 1 S: 6	H: 0 LOB: 3 BB: 4 P: 22	R: 0 E: 0 K: 1 S: 5	H: 1 LOB: 0 BB: 0 P: 5	1B: 4 2B: 1 3B: 0 HR: 2	SF: 0 SAC: 0 DP: 1 HBP: 0	WP: 0 PB: 0 SB: 2 CS: 0	PA: 42																																																																																									
PITCHER Earl Wilson, R ERA: 5.11	(1, 1)	IP: 4.1	WLS: 21	H: 5	R: 6	ER: 5	SO: 7	BB: 2	IBB: 0	HBP: 0	BLK: 0	WP: 0	HR: 2	S: 33	P: 41	ERA: 10.38	WHIP: 1.615																																																																																														
Tom Timmermann, R ERA: 7.5	(5, 1)	0.2	2	0	0	0	0	0	0	0	0	0	0	2	2	0.00	0.000																																																																																														
Mike Kilkeny, L ERA: 5.85	(6, 1)	2.0	8	1	1	1	1	1	0	0	0	0	0	9	13	4.50	1.000																																																																																														
Fred Lasher, R ERA: 2.45	(8, 1)	0.2	L	6	0	2	1	3	0	0	0	0	0	5	17	13.50	4.500																																																																																														
Fred Scherman, L ERA: 5.06	(8, 1)	0.0	1	0	0	0	0	1	0	0	0	0	0	0	4	∞	∞																																																																																														
PITCHER Jerry Robertson, R ERA: 2.7	(8, 1)	IP: 1.1	WLS: 4	H: 1	R: 0	ER: 0	SO: 1	BB: 0	IBB: 0	HBP: 0	BLK: 0	WP: 0	HR: 0	S: 6	P: 6	ERA: 0.00	WHIP: 0.750																																																																																														

Batter	1	2	3	4	5	6	7	8	9	AB	R	H	RBI	BB	SO	LOB
Dick McAuliffe, L OBP: 0.430, SLG: 0.447 (1, 4)	0-0 4-3		0-0 F7		0-0 E3 1B HR		0-0 3-1			4	1	0	0	0	0	1
Dalton Jones, L OBP: 0.300, SLG: 0.394 (1, 5)	0-0 G3		0-0 HR		0-3 K		0-0 4-3			4	1	1	1	0	1	2
Al Kaline, R OBP: 0.420, SLG: 0.554 (1, 9)	0-0 L6		4-0 CS BB		0-0 1-2 2-H HR 1B		0-0 L5-3			3	1	1	1	1	0	0
Norm Cash, L OBP: 0.349, SLG: 0.471 (1, 3)		0-0 HR	0-3 K 1-2		0-0 1-H 2-H HR		0-0 F8			4	2	2	4	0	1	1
Willie Horton, R OBP: 0.390, SLG: 0.505 (1, 7)		0-0 E SF7 1B		0-0 F4	0-0 F7		0-0 L5			4	1	1	0	0	0	0
Jim Northrup, L OBP: 0.389, SLG: 0.432 (1, 8)		0-0 E9 1-3 1B		0-0 4-3	0-3 K		0-0 4-3			4	0	1	0	0	1	0
Bill Freehan, R OBP: 0.398, SLG: 0.494 (1, 2)		0-0 6-3		0-3 K		0-0 F5		4-0 BB		3	0	0	0	1	1	2
Ken Szotkiewicz, L OBP: 0.313, SLG: 0.308 (1, 6) Gates Brown, L (9, PH)		0-0 SF7		0-0 E 1B	0-0 F7		0-0 L9			2	1	1	1	0	0	0
Earl Wilson, R Ike Brown, R Alvin Karpis, R Elliott Maddox, R Fred Lasher, R Fred Scheman, L Jerry Robertson, S Don West, R		0-3 K		0-3 K		0-0 6-3		0-0 4-1		1	0	0	0	0	0	1

BOTTOM

Kansas City Royals @ Detroit Tigers
Tiger Stadium, Detroit, MI
 Sun May 10 1970, 4:33 AM EDT
 Att. 31,546 - Unknown

livebaseballscorecards.com

AB	33
R	7
H	7
RBI	7
BB	2
SO	6
LOB	10



Inning Stats	R: 0	H: 0	E: 0	K: 0	S: 3	LOB: 0	BB: 0	P: 3
	R: 2	H: 3	E: 1	K: 1	S: 8	LOB: 1	BB: 0	P: 8
	R: 1	H: 1	E: 0	K: 1	S: 5	LOB: 1	BB: 1	P: 9
	R: 0	H: 0	E: 0	K: 1	S: 5	LOB: 0	BB: 0	P: 5
	R: 4	H: 3	E: 1	K: 2	S: 11	LOB: 0	BB: 0	P: 11
	R: 0	H: 0	E: 0	K: 1	S: 5	LOB: 0	BB: 0	P: 5
	R: 0	H: 0	E: 0	K: 0	S: 3	LOB: 0	BB: 0	P: 3
	R: 0	H: 0	E: 0	K: 0	S: 3	LOB: 1	BB: 1	P: 7
	1B: 4	SF: 1	2B: 1	3B: 0	HR: 3	SAC: 0	DP: 1	HBP: 0

PITCHER	IP	WLS	BF	H	R	ER	SO	BB	IBB	HBP	BLK	WP	HR	S	P	ERA	WHIP
Dick Drago, R ERA: 5.23 (1, 1)	5.0		23	7	7	3	5	1	0	0	0	0	3	32	36	5.40	1.600
Al Fitzmorris, R ERA: 3.44 (6, 1)	4.0	W	13	0	0	0	1	1	0	0	0	0	0	14	18	0.00	0.250

WP: 0	PA: 36
PB: 0	
SB: 0	
CS: 1	

Batter	1	2	3	4	5	6	7	8	9	10	11	12	AB R H RBI BB SO LOB	TOP													
Pat Kelly, L OBP: 0.388, SLG: 0.313 (1, 9) S	0-3 K		0-0 F9			0-0 E S 1B		4-0 E BB		0-3 K		0-0 F8	5 0 1 0 1 2 4	Kansas City Royals @ Cleveland Indians Cleveland Municipal Stadium, Cleveland, OH Wed May 13 1970, 7:05 PM EDT Att: 3,028 - Unknown livebaseballscorecards.com													
Mike Fiore, L OBP: 0.277, SLG: 0.154 (1, 3) B	4-0 BB		0-0 4-3			0-0 F8 1-3		0-3 K 1-2			0-0 4-3		4 0 0 0 1 1 3														
Amos Otis, R OBP: 0.364, SLG: 0.474 (1, 8) X	0-0 F5				0-0 E6 G6-4-3		4-0 BB		4-0 SH3-4 BB		0-3 K		3 0 0 0 2 1 1														
Bob Oliver, R OBP: 0.345, SLG: 0.589 (1, 5) X	0-0 F9				0-0 G6-4-3 1-2f		0-0 F9		0-0 SH3-4 1-2		0-0 F9		4 0 0 0 0 0 4														
Joe Keough, L OBP: 0.400, SLG: 0.471 (1, 7) X	0-0 L5				0-0 F9		0-0 F3		4-0 G5-4-3 BB		0-0 SH1-4 2B 1B		4 1 1 0 1 0 0														
Paul Schaal, R OBP: 0.397, SLG: 0.444 (1, 6) X	0-0 1-3					0-0 6-3		0-0 4-3		0-0 G5-4-3 1-2f		0-0 SH1-4	4 0 0 0 0 0 2														
Rich Severson, R OBP: 0.263, SLG: 0.316 (1, 4) X	0-0 4-3					0-0 L9-4-3 1B		0-0 F9				0-0 5-3	5 0 1 0 0 1 1														
Ed Kirkpatrick, L OBP: 0.298, SLG: 0.447 (1, 2) X					0-0 FC5-4 1B		0-0 L9-4-3 1-2		0-3 K		4-0 BLK BB		3 0 1 0 2 1 1														
Bill Butler, L (1, 1)					0-0 FC5-4		0-0 3-1		0-0 6-3		0-3 K		4 0 0 0 0 1 2														
Al Fitzmorris, S OBP: 0.500, SLG: 0.500 Hawk Taylor, R OBP: 0.300, SLG: 0.444 Ken Wright, R (12, 1)					0-0 FC5-4 1-2f						0-3 K		0 0 0 0 0 0 0 1 0 1 1 0 0 0 0 0 0 0 0 0 0														
Inning Stats	R: 0 E: 0 K: 1 S: 5	H: 0 LOB: 1 BB: 1 P: 9	R: 0 E: 0 K: 0 S: 3	H: 0 LOB: 0 BB: 0 P: 3	R: 0 E: 0 K: 0 S: 4	H: 1 LOB: 1 BB: 0 P: 4	R: 0 E: 1 K: 0 S: 3	H: 0 LOB: 0 BB: 0 P: 3	R: 0 E: 0 K: 0 S: 3	H: 1 LOB: 2 BB: 1 P: 8	R: 0 E: 0 K: 0 S: 7	H: 0 LOB: 1 BB: 1 P: 11	R: 0 E: 0 K: 0 S: 2		H: 0 LOB: 1 BB: 2 P: 10	R: 0 E: 0 K: 1 S: 5	H: 0 LOB: 0 BB: 0 P: 5	R: 0 E: 0 K: 1 S: 5	H: 0 LOB: 0 BB: 0 P: 5	R: 1 E: 0 K: 0 S: 5	H: 2 LOB: 2 BB: 1 P: 9	1B: 4 2B: 2 3B: 0 HR: 0	SF: 0 SAC: 2 DP: 3 HBP: 0	WP: 0 PB: 0 SB: 1 CS: 0	PA: 46		
PITCHER	IP WLS BF H R ER SO BB IBB HBP BLK WP HR S P ERA WHIP																										
Barry Moore, L ERA: 3.33 Rich Hand, R ERA: 4.71 Phil Hennigan, R ERA: 3.78	(1, 1) 8.0 3 29 3 0 0 3 3 0 0 0 0 0 0 0.00 0.750	(9, 1) 3.0 11 0 0 0 4 3 0 0 1 0 0 16 28 0.00 1.000	(12, 1) 1.0 L 6 2 1 1 0 0 1 0 0 0 0 5 9 9.00 2.000																								



Batter	1	2	3	4	5	6	7	8	9	10	11	12
Ted Uhlhaender, L OBP: 0.333, SLG: 0.402 (1, 8)	0-0 F8		0-0 G3			0-0 CS 1B			0-0 F7		4-0 IBB	
Larry Brown, R OBP: 0.375, SLG: 0.448 (1, 4) (9, 6)	4-0 PB BB		0-0 L6			0-0 F9 1-2			0-3 K		0-0 G5-3 2-3f	
Vada Pinson, L OBP: 0.355, SLG: 0.500 (1, 9)	0-3 K 1-2			0-0 F4		0-0 G3-6-3 1B			0-0 F3		0-0 6-3	
Tony Horton, R OBP: 0.309, SLG: 0.376 (1, 3)	0-3 K			0-0 F5		0-0 G3-6-3 1-2f			0-0 FC3-6 1B		0-0 F5	
Roy Foster, R OBP: 0.290, SLG: 0.374 Duke Sims, L OBP: 0.286, SLG: 0.414 (1, 7) (12, PH)	4-0 FC1-6 BB			0-0 F5		0-0 F6			0-0 F4		0-3 K	
Ray Fosse, R OBP: 0.351, SLG: 0.343 (1, 2)	0-0 F4				0-0 F9			0-0 F2		0-0 FC3-6 1-2f		
Graig Nettles, L OBP: 0.294, SLG: 0.232 (1, 5)	0-0 FC1-6 1-2f				4-0 K2-4-2 BB			4-0 BB		0-0 4-3		
Jack Heidemann, R OBP: 0.222, SLG: 0.238 Rich Rollins, R OBP: 0.267, SLG: 0.231 Rich Hand, R (8, PH) (9, 1) Russ Nagelson, L OBP: 0.217, SLG: 0.333 Phil Hennigan, R (11, PH) (12, 1)	0-3 K				0-3 K2-4-2 1-2f			0-0 F7			0-0 F7	
Barry Moore, L OBP: 0.133, SLG: 0.133 Chuck Hinton, R OBP: 0.375, SLG: 0.308 Vern Fuller, R OBP: 0.400, SLG: 0.600 (1, 1) (8, PH) (9, 4)			0-3 K			0-0 F8		0-3 K			0-0 G5-3 2B	

Inning Stats	R: 0	H: 0	E: 0	K: 2	S: 7	LOB: 1	BB: 1	P: 11	R: 0	H: 0	E: 0	K: 1	S: 5	LOB: 1	BB: 1	P: 9	R: 0	H: 0	E: 0	K: 1	S: 5	LOB: 0	BB: 0	P: 5	R: 0	H: 0	E: 0	K: 0	S: 3	LOB: 0	BB: 0	P: 3	R: 0	H: 1	E: 0	K: 0	S: 3	LOB: 0	BB: 0	P: 3	R: 0	H: 1	E: 0	K: 0	S: 3	LOB: 1	BB: 0	P: 3	R: 0	H: 0	E: 0	K: 1	S: 5	LOB: 0	BB: 0	P: 5	R: 0	H: 1	E: 0	K: 0	S: 4	LOB: 1	BB: 0	P: 4	R: 0	H: 0	E: 0	K: 0	S: 4	LOB: 0	BB: 0	P: 5	R: 0	H: 1	E: 0	K: 0	S: 3	LOB: 1	BB: 1	P: 7	R: 0	H: 0	E: 0	K: 1	S: 5	LOB: 0	BB: 0	P: 5	R: 0	H: 0	E: 0	K: 1	S: 5	LOB: 0	BB: 0	P: 5	R: 0	H: 1	E: 0	K: 0	S: 4	LOB: 1	BB: 0	P: 4	R: 0	H: 1	E: 0	K: 0	S: 3	LOB: 1	BB: 1	P: 7	R: 0	H: 0	E: 0	K: 1	S: 5	LOB: 0	BB: 0	P: 5
--------------	------	------	------	------	------	--------	-------	-------	------	------	------	------	------	--------	-------	------	------	------	------	------	------	--------	-------	------	------	------	------	------	------	--------	-------	------	------	------	------	------	------	--------	-------	------	------	------	------	------	------	--------	-------	------	------	------	------	------	------	--------	-------	------	------	------	------	------	------	--------	-------	------	------	------	------	------	------	--------	-------	------	------	------	------	------	------	--------	-------	------	------	------	------	------	------	--------	-------	------	------	------	------	------	------	--------	-------	------	------	------	------	------	------	--------	-------	------	------	------	------	------	------	--------	-------	------	------	------	------	------	------	--------	-------	------

PITCHER	IP	WLS	BF	H	R	ER	SO	BB	IBB	HBP	BLK	WP	HR	S	P	ERA	WHIP
Bill Butler, L ERA: 3.12 (1, 1)	10.0		34	3	0	0	7	4	0	0	0	0	0	44	60	0.00	0.700
Al Fitzmorris, R ERA: 3.26 (11, 1)	1.0	W	4	1	0	0	0	0	1	0	0	0	0	3	7	0.00	1.000
Ken Wright, R ERA: 1.0 (12, 1)	1.0	S	3	0	0	0	1	0	0	0	0	0	0	5	5	0.00	0.000

AB	R	H	RBI	BB	SO	LOB
4	0	1	0	1	0	0
4	0	0	0	1	1	3
5	0	1	0	0	1	1
5	0	1	0	0	1	2
3	0	0	0	1	0	1
1	0	0	0	0	1	0
4	0	0	0	0	0	2
2	0	0	0	2	0	2
2	0	0	0	0	2	2
1	0	0	0	0	0	1
0	0	0	0	0	0	0
1	0	0	0	0	0	0
0	0	0	0	0	0	0
2	0	0	0	0	1	0
1	0	0	0	0	1	1
1	0	1	0	0	0	0

AB	R	H	RBI	BB	SO	LOB
36	0	4	0	5	8	15



Kansas City Royals @ Cleveland Indians
 Cleveland Municipal Stadium, Cleveland, OH
 Wed May 13 1970, 7:05 PM EDT
 Att. 3,028 - Unknown

WP	PA
0	41

Batter	1	2	3	4	5	6	7	8	9	AB R H RBI BB SO LOB	TOP						
Pat Kelly, L (1, 9) OBP: 0.392, SLG: 0.320	0-0 CS 1B		0-3 K		0-0 4-3			0-0 4-3 1B		4 0 2 0 0 1 0							
Mike Fiore, L (1, 3) OBP: 0.275, SLG: 0.143	4-0 1-2 BB		0-0 F9		0-3 K			0-0 4-3 1-2		3 0 0 0 1 1 1							
Amos Otis, R (1, 8) OBP: 0.353, SLG: 0.458	0-0 F7		0-0 1-3		0-3 K			0-0 F7		4 0 0 0 0 1 2							
Bob Oliver, R (1, 5) OBP: 0.342, SLG: 0.577	0-3 K			0-0 3B 1B				0-3 K		4 1 1 0 0 2 2							
Joe Keough, L (1, 7) OBP: 0.409, SLG: 0.526		0-0 FC4 1B		0-0 1-H SF7 3B				0-3 K		4 1 2 1 0 1 0							
Paul Schaal, R (1, 6) OBP: 0.371, SLG: 0.421		0-0 FC4 1-2f BB		0-0 3-H SF7				0-0 F8		3 0 0 1 0 0 1							
Rich Severson, R (1, 4) OBP: 0.286, SLG: 0.300		4-0 1-2 BB		0-0 5-3				0-3 K WP BB		2 0 0 0 2 1 0	AB 30 R 2 H 5 RBI 2 BB 4 SO 10 LOB 12						
Ed Kirkpatrick, L (1, 2) OBP: 0.296, SLG: 0.432		0-0 F9		4-0 BB BB				0-0 F8 1-2		3 0 0 0 1 1 3							
Dave Morehead, R (1, 1) OBP: 0.214, SLG: 0.154		0-0 4-3		0-3 K				0-3 K		2 0 0 0 0 1 3							
Jim Rooker, R (4, 1) OBP: 0.167, SLG: 0.091										1 0 0 0 0 1 0							
Inning Stats	R: 0 H: 1 E: 0 LOB: 1 K: 1 BB: 1 S: 5 P: 9	R: 0 H: 1 E: 0 LOB: 2 K: 0 BB: 1 S: 4 P: 8	R: 0 H: 0 E: 0 LOB: 0 K: 1 BB: 0 S: 5 P: 5	R: 2 H: 2 E: 0 LOB: 1 K: 1 BB: 1 S: 7 P: 11	R: 0 H: 0 E: 0 LOB: 0 K: 2 BB: 0 S: 7 P: 7	R: 0 H: 0 E: 0 LOB: 0 K: 0 BB: 0 S: 3 P: 3	R: 0 H: 0 E: 0 LOB: 0 K: 2 BB: 0 S: 7 P: 7	R: 0 H: 1 E: 0 LOB: 1 K: 1 BB: 0 S: 6 P: 6	R: 0 H: 0 E: 0 LOB: 1 K: 2 BB: 1 S: 7 P: 11	1B: 4 SF: 1 2B: 0 SAC: 0 3B: 1 DP: 0 HR: 0 HBP: 0	WP: 1 PA: 35 PB: 0 SB: 0 CS: 1						
PITCHER	IP WLS BF H R ER SO BB IBB HBP BLK WP HR S P ERA WHIP																
Luis Tiant, R (1, 1) ERA: 2.96	4.0	18	4	2	2	3	3	0	0	0	0	0	0	21	33	4.50	1.750
Tom Hall, L (5, 1) ERA: 3.24	5.0	17	1	0	0	7	1	0	0	0	1	0	30	34	0.00	0.400	

Kansas City Royals @ Minnesota Twins
Metropolitan Stadium, Bloomington, MI

Thu May 14 1970, 8:05 PM EDT
Att. 2,121 - Cloudy - 48 F

livebaseballscorecards.com



Batter	1	2	3	4	5	6	7	8	9	AB	R	H	RBI	BB	SO	LOB
Cesar Tovar, R OBP: 0.353, SLG: 0.492 (1, 8)	0-0 S 1B		0-0 6-3	0-0 F8		0-0 6-3		0-0 F8		5	1	1	0	0	0	4
Rod Carew, L OBP: 0.405, SLG: 0.472 (1, 4)	0-3 K 1-2		0-0 BB 1B	0-0 CS 1B			0-0 1B			4	0	3	2	0	1	1
Tony Oliva, L OBP: 0.369, SLG: 0.570 (1, 9)	0-0 BB 1B		4-0 BB 1-2	0-0 CS 1-2	0-3 K		0-3 K			3	1	1	1	1	2	1
Harmon Killebrew, R OBP: 0.430, SLG: 0.654 (1, 5)	4-0 1B 1-2		0-3 K		4-0 FC6-4 1B		0-0 F3			2	0	0	0	2	1	3
Rich Reese, L OBP: 0.309, SLG: 0.295 (1, 3)	0-0 G4-6-3 1-3 2-H 1B		0-0 F8		0-0 FC6-4 1-2 1B		0-0 G3			4	0	2	1	0	0	3
Jim Holt, L OBP: 0.200, SLG: 0.152 (1, 7)	0-0 G4-6-3 1-2f			0-0 1B 2B 1B		0-0 FC6-4 1-2f 2-3		0-0 F9		4	1	1	0	0	0	4
Leo Cardenas, R OBP: 0.333, SLG: 0.414 (1, 6)		4-0 CS BB		0-0 2B 1-3 1B		0-0 F9		0-0 1B 1B		3	1	2	0	1	0	2
Paul Ratliff, L OBP: 0.378, SLG: 0.438 (1, 2)		0-3 K 1-2		0-0 1B 1-3 3-H 2B		0-0 F9		0-0 SH1-3 1-3 1B		4	1	2	1	0	1	1
Luis Tiant, R OBP: 0.444, SLG: 0.529 (1, 1)		0-0 F7		0-3 K		0-0 6-3		0-0 SH1-3 1-2		1	0	0	0	0	0	0
Charlie Manuel, L OBP: 0.375, SLG: 0.286 (4, PH)										0	0	0	0	0	0	0
Rick Renick, R OBP: 0.286, SLG: 0.643 (4, PH)										1	0	0	0	0	1	2
Tom Hall, L OBP: 0.250, SLG: 0.250 (5, 1)										1	0	0	0	0	0	0

Inning Stats	R: 2	H: 3	E: 0	LOB: 1	K: 1	S: 7	P: 11	R: 0	H: 0	E: 0	LOB: 0	K: 1	S: 4	P: 8	R: 0	H: 1	E: 0	LOB: 2	K: 1	S: 6	P: 10	R: 3	H: 4	E: 0	LOB: 0	K: 1	S: 8	P: 8	R: 0	H: 1	E: 0	LOB: 2	K: 1	S: 6	P: 10	R: 0	H: 0	E: 0	LOB: 0	K: 0	S: 3	P: 3	R: 0	H: 1	E: 0	LOB: 1	K: 1	S: 6	P: 6	R: 0	H: 2	E: 0	LOB: 2	K: 0	S: 5	P: 5
PITCHER	IP	WLS	BF	H	R	ER	SO	BB	IBB	HBP	BLK	WP	HR	S	P	ERA	WHIP																																							
Dave Morehead, R ERA: 4.42 (1, 1)	3.0	L	17	7	5	5	3	3	0	0	0	0	0	20	32	15.00	3.333																																							
Jim Rooker, L ERA: 4.58 (4, 1)	5.0		20	5	0	0	3	1	0	0	0	0	0	25	29	0.00	1.200																																							


BOTTOM

Kansas City Royals @ Minnesota Twins
Metropolitan Stadium, Bloomington, MI

Thu May 14 1970, 8:05 PM EDT
Att. 2,121 - Cloudy - 48 F

livebaseballscorecards.com

AB	32
R	5
H	12
RBI	5
BB	4
SO	6
LOB	21



WP	PA	3B	SF	SAC	DP	HBP	1B	2B	3B	HR	S	P	ERA	WHIP
0	38	0	0	1	1	0	11	1	0	0				

Batter	1	2	3	4	5	6	7	8	9	AB R H RBI BB SO LOB	TOP											
Pat Kelly, L (1, 9) OBP: 0.384, SLG: 0.314	0-0 4-3		0-0 4-3		0-0 FC6-4 1-2 3-H 1B		0-0 4-3		0-0 4-3	5 0 1 2 0 0 2	Kansas City Royals @ Chicago White Sox Comiskey Park, Chicago, IL Fri May 15 1970, 8:05 PM EDT Att. 5,196 - Cloudy											
Jackie Hernandez, R (1, 6) OBP: 0.308, SLG: 0.319	0-0 4-3			0-0 1-3	0-0 FC6-4 1-2f		0-0 F3		0-0 FC6-4 1B	5 0 1 0 0 0 3												
Amos Otis, R (1, 8) OBP: 0.348, SLG: 0.448	0-3 K			0-0 5-3		0-0 6-3		0-0 FC3-6 FC1-2 1B	0-0 FC6-4 1-2f	5 0 1 0 0 1 1												
Bob Oliver, R (1, 5) OBP: 0.355, SLG: 0.579		0-0 CS 1B		4-0 BB		0-3 K		0-0 FC3-6 1-2 1B		3 0 2 0 1 1 0												
Joe Keough, L (1, 7) OBP: 0.396, SLG: 0.500	0-3 K			0-0 F8		0-0 1B		0-0 FC3-6 FC1-2 BB 1-2f 2-3 WP		4 1 1 0 0 1 4												
Mike Fiore, L (1, 3) OBP: 0.283, SLG: 0.159		0-0 4-3			0-0 F7 1B		0-3 K		4-0 WP FC1-2 1-2 BB	2 1 1 0 0 0 0												
Mike Hedlund, R (5, 1)										1 0 0 0 0 1 1												
Paul Schaal, R (8, PH) OBP: 0.381, SLG: 0.421										0 0 0 0 1 0 0												
Al Fitzmorris, S (8, 1) OBP: 0.500, SLG: 0.500										0 0 0 0 0 0 0												
Rich Severson, R (1, 4) OBP: 0.304, SLG: 0.318			0-0 F8		0-0 FC5-4 1-2 1B		0-0 2B 4-3 1B		0-0 FC1-2 1-2 2-3 3-H	4 1 2 0 0 0 3												
Ed Kirkpatrick, L (1, 2) OBP: 0.294, SLG: 0.435			0-0 4-3		0-0 F7 2-3		0-0 2B		0-0 F5 2-3 3-H	4 0 1 0 0 0 4												
Roger Nelson, R (1, 1)			4-0 BB		0-0 FC5-4 1-2f 1B		0-0 5-3		0-3 K	0 0 0 0 1 0 0												
Jim Campanis, R (5, PH) OBP: 0.242, SLG: 0.387										3 0 0 0 0 1 4												
Inning Stats	R: 0 E: 0 K: 1 S: 5	H: 0 LOB: 0 BB: 0 P: 5	R: 0 E: 0 K: 1 S: 5	H: 1 LOB: 0 BB: 0 P: 5	R: 0 E: 0 K: 0 S: 3	H: 0 LOB: 1 BB: 1 P: 7	R: 0 E: 0 K: 0 S: 3	H: 0 LOB: 1 BB: 1 P: 7	R: 1 E: 0 K: 0 S: 6	H: 3 LOB: 2 BB: 0 P: 6	R: 0 E: 0 K: 2 S: 8	H: 1 LOB: 1 BB: 0 P: 8	R: 1 E: 0 K: 0 S: 5	H: 2 LOB: 1 BB: 0 P: 5	R: 1 E: 0 K: 0 S: 5	H: 2 LOB: 2 BB: 1 P: 9	R: 0 E: 0 K: 1 S: 6	H: 1 LOB: 1 BB: 0 P: 6	1B: 9 2B: 2 3B: 0 HR: 0	SF: 0 SAC: 0 DP: 1 HBP: 0	WP: 1 PB: 0 SB: 0 CS: 1	PA: 39
PITCHER Joe Horlen, R (1, 1) ERA: 3.02	IP: 9.0 WLS: W BF: 39 H: 10 R: 3 ER: 3 SO: 5 BB: 3 IBB: 0 HBP: 0 BLK: 0 WP: 1 HR: 0 S: 46 P: 58 ERA: 3.00 WHIP: 1.444											PITCHER	IP: WLS: BF: H: R: ER: SO: BB: IBB: HBP: BLK: WP: HR: S: P: ERA: WHIP:									

AB	36
R	3
H	10
RBI	2
BB	3
SO	5
LOB	22



livebaseballscorecards.com

Batter	1	2	3	4	5	6	7	8	9
Tom McCraw, L OBP: 0.368, SLG: 0.317 (1, 9) (7, 3)	0-0 F6 1B	0-0 4-3		0-0 F8 1B		4-0 1B BB		0-0 4-3	
Luis Aparicio, R OBP: 0.451, SLG: 0.476 (1, 6)	0-0 2B 1B	0-0 6-3		0-0 1B 1B		0-0 F9		0-0 F7	
Gail Hopkins, L OBP: 0.429, SLG: 0.478 John Matias, L OBP: 0.173, SLG: 0.220 (1, 3) (7, 9)	0-0 1B 2B		0-0 HR	0-0 1B		0-0 4-3			
Carlos May, L OBP: 0.403, SLG: 0.527 (1, 7)	0-0 1B 1B		0-0 F6	0-0 4-3		0-0 FC6-4 1B			
Syd O'Brien, R OBP: 0.302, SLG: 0.322 (1, 5)	0-3 K		0-0 1-3		0-0 HR 3B	0-0 FC6-4			
Ed Herrmann, L OBP: 0.370, SLG: 0.438 (1, 2)	0-0 E4 1B		0-0 HR 1B		0-0 F4		0-0 F8		
Ken Berry, R OBP: 0.386, SLG: 0.449 (1, 8)	1-0 FC4-6 HBP		0-0 1-H HR		0-0 HR		0-0 F9		
Bobby Knoop, R OBP: 0.277, SLG: 0.333 (1, 4)	0-0 FC4-6		0-0 6-3		0-0 F8		0-0 F9		
Joe Herten, R OBP: 0.143, SLG: 0.190 (1, 1)		0-0 F8		0-3 K	0-0 F2		0-0 F4		

Inning Stats	R: 2	H: 4	E: 1	K: 1	S: 9	LOB: 3	BB: 0	P: 10	R: 0	H: 0	E: 0	K: 0	S: 3	LOB: 0	BB: 0	P: 3	R: 3	H: 3	E: 0	K: 0	S: 6	LOB: 0	BB: 0	P: 6	R: 1	H: 2	E: 0	K: 1	S: 7	LOB: 1	BB: 0	P: 7	R: 2	H: 2	E: 0	K: 0	S: 5	LOB: 0	BB: 0	P: 5	R: 1	H: 1	E: 0	K: 0	S: 4	LOB: 1	BB: 1	P: 8	R: 0	H: 0	E: 0	K: 0	S: 3	LOB: 0	BB: 0	P: 3	R: 0	H: 0	E: 0	K: 0	S: 3	LOB: 0	BB: 0	P: 3
--------------	------	------	------	------	------	--------	-------	-------	------	------	------	------	------	--------	-------	------	------	------	------	------	------	--------	-------	------	------	------	------	------	------	--------	-------	------	------	------	------	------	------	--------	-------	------	------	------	------	------	------	--------	-------	------	------	------	------	------	------	--------	-------	------	------	------	------	------	------	--------	-------	------

PITCHER	IP	WLS	BF	H	R	ER	SO	BB	IBB	HBP	BLK	WP	HR	S	P	ERA	WHIP
Roger Nelson, R ERA: 10.38 (1, 1)	4.0	L	22	9	6	6	2	0	0	1	0	1	2	25	26	13.50	2.250
Mike Hedlund, R ERA: 7.36 (5, 1)	3.0		13	3	3	3	0	1	0	0	0	0	1	12	16	9.00	1.333
Al Fitzmorris, R ERA: 3.1 (8, 1)	1.0		3	0	0	0	0	0	0	0	0	0	0	3	3	0.00	0.000

BOTTOM


Kansas City Royals @ Chicago White Sox
Comiskey Park, Chicago, IL
Fri May 15 1970, 8:05 PM EDT
Att. 5,196 - Cloudy

AB	R	H	RBI	BB	SO	LOB
4	1	0	0	1	0	0
5	2	2	0	0	0	1
4	2	3	3	0	0	1
0	0	0	0	0	0	0
4	0	2	2	0	0	1
4	1	1	0	0	1	2
4	1	2	0	0	0	1
3	2	2	4	0	0	0
4	0	0	0	0	0	3
4	0	0	0	0	1	0

AB	36
R	9
H	12
RBI	9
BB	1
SO	2
LOB	9

livebaseballscorecards.com

1B	2B	3B	HR	SF	SAC	DP	HBP	WP	PA
7	1	1	3	0	0	0	1	1	38



Batter	1	2	3	4	5	6	7	8	9	AB R H RBI BB SO LOB	TOP											
Pat Kelly, L (1, 9) OBP: 0.380, SLG: 0.306	0-0 1-3		4-0 BB		0-0 G3		0-0 4-3			3 0 0 0 1 0 2	Kansas City Royals @ Chicago White Sox Comiskey Park, Chicago, IL Sat May 16 1970, 4:33 AM EDT Att. 3,655 - Cloudy											
Jackie Hernandez, R (1, 6) OBP: 0.293, SLG: 0.301	0-0 4-3		0-0 1-3		0-0 4-3			0-0 F8		4 0 0 0 0 0 1												
Amos Otis, R (1, 8) OBP: 0.352, SLG: 0.441	4-0 BB		4-0 BB		0-3 K			0-0 4-3		2 0 0 0 2 1 0												
Bob Oliver, R (1, 3) OBP: 0.352, SLG: 0.564	4-0 BB		0-0 G4-6-3		0-0 1-3			0-0 6-3		3 0 0 0 1 0 2												
Joe Keough, L (1, 7) OBP: 0.385, SLG: 0.478	0-0 1-3			0-0 G4-6-3		0-0 F2			0-0 3-1	4 0 1 0 0 0 2												
Paul Schaal, R (1, 5) OBP: 0.373, SLG: 0.410		0-3 K		0-0 G4-6-3			0-0 SH1-3		0-0 5-3	4 0 1 0 0 1 1												
Rich Severson, R (1, 4) OBP: 0.286, SLG: 0.298		0-0 6-3		0-0 E6			0-0 SH1-3		0-3 K	3 0 0 0 0 1 0												
Ellie Rodriguez, R (1, 2) OBP: 0.294, SLG: 0.276		0-0 HR		0-0 4-3			0-0 F6			3 1 1 1 0 0 2												
Bob Johnson, L (1, 1) Hawk Taylor, R (7, PH) Ken Wright, R (7, 1) Al Fitzmorris, S (7, 1) OBP: 0.500, SLG: 0.500		0-3 K			0-0 1-3		4-0 IBB			2 0 0 0 0 1 0 0 0 0 0 1 0 0 0 0 0 0 0 0 0 0 0 0 0 0 0 0												
Inning Stats	R: 0 E: 0 K: 0 S: 3	H: 0 LOB: 2 BB: 2 P: 11	R: 1 E: 0 K: 2 S: 8	H: 1 LOB: 0 BB: 0 P: 8	R: 0 E: 0 K: 0 S: 2	H: 0 LOB: 1 BB: 2 P: 10	R: 0 E: 1 K: 0 S: 4	H: 1 LOB: 1 BB: 0 P: 4	R: 0 E: 0 K: 0 S: 3	H: 0 LOB: 0 BB: 0 P: 3		R: 0 E: 0 K: 1 S: 5	H: 0 LOB: 0 BB: 0 P: 5	R: 0 E: 0 K: 0 S: 4	H: 1 LOB: 2 BB: 1 P: 8	R: 0 E: 0 K: 0 S: 3	H: 0 LOB: 0 BB: 0 P: 3	R: 0 E: 0 K: 1 S: 5	H: 0 LOB: 0 BB: 0 P: 5	1B: 2 2B: 0 3B: 0 HR: 1	SF: 0 SAC: 1 DP: 2 HBP: 0	WP: 0 PB: 0 SB: 1 CS: 0
PITCHER Tommy John, L (1, 1) ERA: 3.75	IP: 9.0 WLS: W BF: 34 H: 3 R: 1 ER: 1 SO: 4 BB: 4 IBB: 1 HBP: 0 BLK: 0 WP: 0 HR: 1 S: 37 P: 57 ERA: 1.00 WHIP: 0.778											PITCHER	IP: WLS: BF: H: R: ER: SO: BB: IBB: HBP: BLK: WP: HR: S: P: ERA: WHIP:									

livebaseballscorecards.com

AB	28
R	1
H	3
RBI	1
BB	5
SO	4
LOB	10



Batter	1	2	3	4	5	6	7	8	9
Tom McCraw, L OBP: 0.384, SLG: 0.373 (1, 9) (8, 3)	0-0 F7 BBB	4-0 BB 1-2 2-3 3-H		0-0 3B			0-0 1B 1B 2B	0-0 F6	
Luis Aparicio, R OBP: 0.441, SLG: 0.468 (1, 6)	0-0 F2	0-0 SF9		0-0 F8			0-0 1B HR 1B	0-0 6-3	
Gail Hopkins, L OBP: 0.432, SLG: 0.479 John Matias, L OBP: 0.170, SLG: 0.216 (1, 3) (7, PR) (8, 9)	0-0 1B 1B	0-0 F3			0-0 1-3		0-0 1-3 HR 1B	0-0 4-3	
Carlos May, L OBP: 0.414, SLG: 0.560 (1, 7)	0-0 1-2 1B		0-0 1B		0-0 F8		0-0 1-H HR		
Syd O'Brien, R OBP: 0.299, SLG: 0.317 (1, 5)	0-0 1-3		0-0 S 1B		0-3 K		0-0 F8		
Ed Herrmann, L OBP: 0.397, SLG: 0.490 (1, 2)		0-0 1B BB 2B	0-0 F7		0-0 2B		4-0 BB BB		
Ken Berry, R OBP: 0.391, SLG: 0.444 (1, 8)		0-0 BB HBP SF9 1B	0-0 5-3		0-3 K		4-0 1-2 BB		
Bobby Knoop, R OBP: 0.267, SLG: 0.319 (1, 4)		0-3 K		0-0 F6		0-3 K	0-3 K		
Tommy John, R OBP: 0.222, SLG: 0.176 (1, 1)		1-0 BB HBP		0-3 K		0-0 F7	0-0 F8		


AB	R	H	RBI	BB	SO	LOB
4	1	2	1	1	0	0
4	1	1	1	0	0	1
4	0	2	1	0	0	2
1	1	0	0	0	0	0
4	1	3	3	0	0	0
4	0	1	0	0	1	3
3	1	2	0	1	0	1
3	1	1	0	1	1	2
4	0	0	0	0	3	5
3	0	0	0	0	1	3

BOTTOM

Kansas City Royals @ Chicago White Sox
Comiskey Park, Chicago, IL

Sat May 16 1970, 4:33 AM EDT
Att. 3,655 - Cloudy

AB	34
R	6
H	12
RBI	6
BB	3
SO	6
LOB	17



Inning Stats		R: 0	H: 2	R: 2	H: 2	R: 0	H: 2	R: 0	H: 0	R: 0	H: 1	R: 4	H: 4	R: 0	H: 0	1B: 7	SF: 1	WP: 0	PA: 39
		E: 0	LOB: 2	E: 0	LOB: 2	E: 0	LOB: 1	E: 0	LOB: 0	E: 0	LOB: 1	E: 0	LOB: 2	E: 0	LOB: 0	2B: 3	SAC: 0	PB: 0	
		K: 0	BB: 0	K: 1	BB: 1	K: 0	BB: 0	K: 1	BB: 0	K: 2	BB: 0	K: 1	BB: 2	K: 0	BB: 0	3B: 1	DP: 0	SB: 1	
		S: 5	P: 5	S: 7	P: 12	S: 4	P: 4	S: 6	P: 5	S: 8	P: 8	S: 9	P: 17	S: 3	P: 3	HR: 1	HBP: 1	CS: 0	
PITCHER	IP	WLS	BF	H	R	ER	SO	BB	IBB	HBP	BLK	WP	HR	S	P	ERA	WHIP	ERA	WHIP
Bob Johnson, R ERA: 1.93 (1, 1)	6.0	L	27	8	2	2	5	1	0	1	0	0	0	35	40	3.00	1.500		
Ken Wright, R ERA: 4.0 (7, 1)	0.0		3	3	3	3	0	0	0	0	0	0	0	3	3	∞	∞		
Al Fitzmorris, R ERA: 3.22 (7, 1)	2.0		9	1	1	1	1	2	0	0	0	0	1	9	17	4.50	1.500		

Batter	1	2	3	4	5	6	7	8	9	10	AB R H RBI BB SO LOB	TOP												
Pat Kelly, L (1, 9) OBP: 0.381, SLG: 0.304	0-0 5-3 1B		4-0 CS BB		0-0 FC4-6 1-2f 2-3			0-0 FC3-6 1B 1-2f		0-3 K	4 0 1 0 1 1 3	Kansas City Royals @ Chicago White Sox Comiskey Park, Chicago, IL Sun May 17 1970, 4:33 AM EDT Unknown - 53 F												
Mike Fiore, L (1, 3) OBP: 0.293, SLG: 0.184	0-0 F3		0-0 CS	0-0 1B 1B	0-0 G3			0-0 1B		0-3 K	5 1 2 0 0 1 3													
Amos Otis, R (1, 8) OBP: 0.353, SLG: 0.447	0-0 5-3 1-2			0-0 L6-4 1B 1B			0-0 5-3	0-0 F7		0-0 E 2B 2B	5 1 2 0 0 0 3													
Bob Oliver, R (1, 5) OBP: 0.338, SLG: 0.541	0-0 6-3			0-0 F4			0-0 F5	0-0 1-3		0-0 E5 2B 2-3	5 0 0 0 0 0 6													
Joe Keough, L (1, 7) OBP: 0.421, SLG: 0.529		0-0 G6-4-3 1B		0-0 1B 1-2 2-H			0-0 F9		0-0 SH1-3 1B 1B	0-0 1-3 2B	5 1 4 2 0 0 0													
Rich Severson, R (1, 4) OBP: 0.264, SLG: 0.275		0-0 G6-4-3 1-2f		0-0 L6-4 2-3			0-0 F3		0-0 SH1-3 1-2	0-3 K	4 0 0 0 0 1 5													
Jackie Hernandez, R (1, 6) OBP: 0.282, SLG: 0.289 Paul Schaal, R (9, PH) OBP: 0.368, SLG: 0.403		0-3 K			0-0 F9		0-0 F4		0-3 K		3 0 0 0 0 1 0 1 0 0 0 0 1 1													
Ed Kirkpatrick, L (1, 2) OBP: 0.302, SLG: 0.438			0-0 F8		0-0 FC4-6 1B 1B		0-0 4-3		0-0 1B 2-H		4 0 2 1 0 0 0													
Dick Drago, R (1, 1) OBP: 0.143, SLG: 0.077 Hawk Taylor, R (8, PH) OBP: 0.413, SLG: 0.500 Luis Alcaraz, R (8, PR) OBP: 0.132, SLG: 0.213 Ken Wright, R (8, 1) Mike Hedlund, R (8, 1) Lou Piniella, R (9, PH) OBP: 0.383, SLG: 0.561 Al Fitzmorris, S (9, 1) OBP: 0.500, SLG: 0.500			0-0 F7		0-0 FC4-6 1B			0-0 FC3-6 1B		0-0 5-3	2 0 1 0 0 0 0 1 0 1 0 1 0 0 0 0 0 1 0 0 0 0 0 0 0													
Inning Stats	R: 0 E: 0 K: 0 S: 4	H: 1 LOB: 1 BB: 0 P: 4	R: 0 E: 0 K: 1 S: 5	H: 1 LOB: 0 BB: 0 P: 5	R: 0 E: 0 K: 0 S: 2	H: 0 LOB: 0 BB: 1 P: 6	R: 1 E: 0 K: 0 S: 5	H: 3 LOB: 1 BB: 0 P: 5	R: 0 E: 0 K: 0 S: 5	H: 2 LOB: 2 BB: 0 P: 5	R: 0 E: 0 K: 0 S: 3		H: 0 LOB: 0 BB: 0 P: 3	R: 0 E: 0 K: 0 S: 3	H: 0 LOB: 0 BB: 0 P: 3	R: 0 E: 0 K: 0 S: 5	H: 2 LOB: 2 BB: 0 P: 5	R: 1 E: 0 K: 1 S: 7	H: 2 LOB: 1 BB: 0 P: 7	R: 1 E: 1 K: 3 S: 12	H: 2 LOB: 2 BB: 0 P: 12	1B: 11 2B: 3 3B: 0 HR: 0	SF: 0 SAC: 1 DP: 2 HBP: 0	WP: 0 PB: 0 SB: 0 CS: 1
PITCHER Gerry Janeski, R (1, 1) ERA: 2.91 Wilbur Wood, L (10, 1) ERA: 1.96	IP 9.0	WLS 36	BF 11	H 2	R 2	ER 2	SO 2	BB 1	IBB 0	HBP 0	BLK 0	WP 0	HR 0	S 39	P 43	ERA 2.00	WHIP 1.333							
	IP 1.0	WLS L	BF 6	H 2	R 1	ER 0	SO 3	BB 0	IBB 0	HBP 0	BLK 0	WP 0	HR 0	S 12	P 12	ERA 0.00	WHIP 2.000							

livebaseballscorecards.com

AB	40
R	3
H	13
RBI	3
BB	1
SO	5
LOB	22



Batter	1	2	3	4	5	6	7	8	9	10	AB	R	H	RBI	BB	SO	LOB
Tom McCraw, L (1, 9) OBP: 0.372, SLG: 0.352 (10, 3)	F6			E BB	4-3			G3	G3		4	0	0	0	1	0	3
Luis Aparicio, R (1, 6) OBP: 0.432, SLG: 0.451	F6			E5 BB L4-6 1-3			K	F7	IBB		4	0	0	0	1	1	1
Gail Hopkins, L (1, 3) Wilbur Wood, R (10, 1)	F5			BB			F5	BB 1B BB	3-1		3	0	0	0	2	0	3
Carlos May, L (1, 7) OBP: 0.413, SLG: 0.550		1-4-3		L4-6			BB	BB 1B		4-3	4	0	1	0	1	0	3
Syd O'Brien, R (1, 5) OBP: 0.292, SLG: 0.299		5-3		K			K	BB		5-3	4	0	0	0	1	2	3
Ed Hermann, L (1, 2) OBP: 0.397, SLG: 0.589		F7					HR	F8		4-3	5	2	2	2	0	0	3
Ken Berry, R (1, 8) OBP: 0.375, SLG: 0.424			K		4-3			F9		E3 G3 3-4	4	0	0	0	0	1	0
Bobby Knoop, R (1, 4) OBP: 0.266, SLG: 0.309			K		G3 BB			K		3-4	3	0	0	0	1	2	1
Gerry Janeski, R (1, 1) John Matias, L (9, PH) OBP: 0.185, SLG: 0.216 (10, 9)			K		G3			F2		G3 IBB	3	0	0	0	0	1	1

Inning Stats	R: 0	H: 0	E: 0	K: 0	S: 3	P: 3	R: 0	H: 0	E: 0	K: 0	S: 3	P: 3	R: 0	H: 0	E: 0	K: 3	S: 9	R: 0	H: 0	E: 1	K: 1	S: 5	R: 1	H: 1	E: 0	K: 2	S: 7	R: 1	H: 1	E: 0	K: 1	S: 6	R: 0	H: 1	E: 0	K: 0	S: 4	R: 0	H: 0	E: 1	K: 0	S: 3	R: 0	H: 0	E: 0	K: 0	S: 3	R: 0	H: 0	E: 0	K: 0	S: 3	R: 0	H: 0	E: 0	K: 0	S: 3	R: 0	H: 0	E: 0	K: 0	S: 9	R: 0	H: 0	E: 0	K: 0	S: 9	R: 0	H: 0	E: 0	K: 0	S: 9	R: 0	H: 0	E: 0	K: 0	S: 9	R: 0	H: 0	E: 0	K: 0	S: 9	R: 0	H: 0	E: 0	K: 0	S: 9	R: 0	H: 0	E: 0	K: 0	S: 9	R: 0	H: 0	E: 0	K: 0	S: 9	R: 0	H: 0	E: 0	K: 0	S: 9
Dick Drago, R (1, 1) ERA: 4.84	IP	WLS	BF	H	R	ER	SO	BB	IBB	HBP	BLK	WP	HR	S	P	ERA	WHIP																																																																																					
Ken Wright, R (8, 1) ERA: 3.72	0.2		5	1	0	0	0	2	0	0	0	0	0	3	11	0.00	4.500																																																																																					
Mike Hedlund, R (8, 1) ERA: 7.2	0.1		1	0	0	0	0	0	0	0	0	0	0	1	1	0.00	0.000																																																																																					
Al Fitzmorris, R (9, 1) ERA: 2.96	2.0	W	9	0	0	0	0	0	2	0	0	0	0	7	15	0.00	0.000																																																																																					

BOTTOM

Kansas City Royals @ Chicago White Sox
Comiskey Park, Chicago, IL

Sun May 17 1970, 4:33 AM EDT
Unknown - 53 F

AB	34
R	2
H	3
RBI	2
BB	8
SO	7
LOB	18

WP: 0	PA: 42
PB: 0	
SB: 0	
CS: 0	

Batter	1	2	3	4	5	6	7	8	9	10	11	AB R H RBI BB SO LOB	TOP												
Pat Kelly, L OBP: 0.393, SLG: 0.342 (1, 9)	0-3 K	0-0 1B			4-0 F2 BB		0-0 F8			0-0 S BB 1B	0-0 HR	5 1 3 3 1 1 1													
Mike Fiore, L OBP: 0.297, SLG: 0.185 (1, 3)	0-0 CS 1B	0-0 F6			0-0 F2			0-3 K		4-0 PB BB 1-2	0-3 K	5 0 1 0 1 2 2													
Amos Otis, R OBP: 0.346, SLG: 0.435 (1, 8)	0-0 4-3				0-0 F4			0-0 S 1B		0-3 K	0-0 F6	6 0 1 0 0 1 3													
Bob Oliver, R OBP: 0.341, SLG: 0.543 (1, 5)		0-3 K			0-0 2B			0-3 K		0-3 K		5 0 2 0 0 3 3													
Joe Keough, L OBP: 0.403, SLG: 0.491 (1, 7)		0-0 F7			0-0 4-3			0-0 G4-6-3 1B		4-0 IBB		4 0 0 0 1 0 4													
Rich Severson, R OBP: 0.268, SLG: 0.264 (1, 4)		4-0 BB 1B 2B BB			0-0 L6			0-3 K		0-0 F9		2 1 0 0 1 1 1													
Ed Kirkpatrick, L OBP: 0.299, SLG: 0.433 (8, PH)												1 0 0 0 0 0 2													
Luis Alcaraz, R OBP: 0.143, SLG: 0.224 (8, 4)												1 1 1 0 0 0 0													
Jackie Hernandez, R OBP: 0.289, SLG: 0.296 (1, 6)		0-0 BB 2B 1B			0-0 6-3					0-0 FC3-6 1B		5 1 2 0 0 0 1													
Ellie Rodriguez, R OBP: 0.315, SLG: 0.267 (1, 2)		4-0 BB 2B BB			0-0 F3					0-0 FC3-6 L5-3 BB		2 2 0 0 3 0 1													
Jim Rooker, R OBP: 0.235, SLG: 0.313 (1, 1)		0-0 1B 2B			0-3 K					0-0 L5-3		5 2 2 5 0 2 2													
Inning Stats	R: 0 E: 0 K: 1 S: 5	H: 1 LOB: 0 BB: 0 P: 5	R: 4 E: 0 K: 1 S: 8	H: 3 LOB: 1 BB: 2 P: 16	R: 0 E: 0 K: 0 S: 4	H: 1 LOB: 1 BB: 0 P: 4	R: 0 E: 0 K: 1 S: 5	H: 0 LOB: 0 BB: 0 P: 5	R: 0 E: 0 K: 0 S: 2	H: 0 LOB: 0 BB: 1 P: 6	R: 0 E: 0 K: 1 S: 5	H: 0 LOB: 1 BB: 1 P: 9	R: 0 E: 0 K: 2 S: 8	H: 1 LOB: 2 BB: 1 P: 12	R: 0 E: 0 K: 0 S: 3	H: 1 LOB: 0 BB: 0 P: 3	R: 0 E: 0 K: 2 S: 8	H: 1 LOB: 2 BB: 1 P: 12	R: 4 E: 0 K: 1 S: 8	H: 3 LOB: 0 BB: 1 P: 12	1B: 8 2B: 4 3B: 0 HR: 1	SF: 0 SAC: 0 DP: 2 HBP: 0	WP: 0 PB: 1 SB: 2 CS: 1	PA: 48	
PITCHER	IP	WLS	BF	H	R	ER	SO	BB	IBB	HBP	BLK	WP	HR	S	P	ERA	WHIP								
Bart Johnson, R ERA: 9.0 (1, 1)	4.0		18	5	4	4	3	2	0	0	0	0	0	22	30	9.00	1.750								
Jerry Crider, R ERA: 1.93 (5, 1)	2.0		6	1	0	0	1	1	0	0	0	0	0	7	11	0.00	1.000								
Tommie Sisk, R ERA: 6.23 (7, 1)	1.2		8	1	0	0	3	1	1	0	0	0	0	12	20	0.00	1.200								
Wilbur Wood, L ERA: 3.08 (8, 1)	3.1	L	16	5	4	4	3	1	1	0	0	0	1	20	28	10.80	1.800								

Kansas City Royals @ Chicago White Sox
 Comiskey Park, Chicago, IL
 Sun May 17 1970, 4:38 AM EDT
 Att. 18,145 - Unknown

AB	41
R	8
H	12
RBI	8
BB	7
SO	10
LOB	20



1B	8
2B	4
3B	0
HR	1

Batter	1	2	3	4	5	6	7	8	9	10	11	AB R H RBI BB SO LOB	BOTTOM	
Walt Williams, R OBP: 0.321, SLG: 0.329 (1, 9)	F9		K	FC6-4		1-3			F9		5-3	6 0 0 0 0 1 4	Kansas City Royals @ Chicago White Sox Comiskey Park, Chicago, IL Sun May 17 1970, 4:38 AM EDT Att. 18,145 - Unknown	
Luis Aparicio, R OBP: 0.416, SLG: 0.432 (1, 6)	K		F3		F3		5-3		F8			5 0 0 0 0 1 0		
Syd O'Brien, R OBP: 0.299, SLG: 0.296 (1, 4)	E6			BB 1B 1B BB	F6		F8				1B	4 1 1 0 1 0 0		
Carlos May, L OBP: 0.406, SLG: 0.532 (1, 7)	CS	2-3		K	4-3		FC5-4 BB		F7			4 0 0 0 1 1 2		
Bill Melton, R OBP: 0.396, SLG: 0.484 (1, 5)							FC5-4		F8			5 2 3 0 0 0 1		
Tom McCraw, L OBP: 0.388, SLG: 0.351 (1, 3)												3 1 1 0 2 1 1		
Ken Berry, R OBP: 0.366, SLG: 0.411 (1, 8)												5 0 1 2 0 1 4		
Ed Herrmann, L OBP: 0.397, SLG: 0.574 (1, 2)												5 0 2 1 0 1 3		
Bart Johnson, R Buddy Bradford, R Jerry Grider, R Bob Christian, R Tommie Sisk, R Wilbur Wood, R Rich Morales, R												1 0 0 0 0 0 1 0 1 0 0 0 0 0 1 2 0 0 0 0 0 0 0 0 1 0 1 1 0 0 0 0 0 0 0 0 0 0 0 0 1 0 0 0 0 0 1 1 1 0 0 0 0 0 0 0		
Inning Stats	R: 0 H: 0 E: 1 LOB: 0 K: 1 BB: 0 S: 5 P: 5	R: 0 H: 2 E: 0 LOB: 2 K: 2 BB: 0 S: 9 P: 9	R: 0 H: 0 E: 0 LOB: 0 K: 2 BB: 0 S: 7 P: 7	R: 3 H: 3 E: 0 LOB: 2 K: 2 BB: 2 S: 10 P: 18	R: 0 H: 0 E: 0 LOB: 0 K: 0 BB: 0 S: 3 P: 3	R: 1 H: 3 E: 0 LOB: 2 K: 1 BB: 0 S: 8 P: 8	R: 0 H: 0 E: 0 LOB: 1 K: 0 BB: 1 S: 3 P: 7	R: 0 H: 0 E: 0 LOB: 1 K: 1 BB: 1 S: 5 P: 9	R: 0 H: 1 E: 0 LOB: 1 K: 0 BB: 0 S: 4 P: 4	R: 0 H: 0 E: 0 LOB: 0 K: 0 BB: 0 S: 3 P: 3	R: 0 H: 0 E: 0 LOB: 0 K: 0 BB: 0 S: 3 P: 3	1B: 9 SF: 0 2B: 0 SAC: 0 3B: 0 DP: 0 HR: 0 HBP: 0		WP: 0 PA: 47 PB: 0 SB: 0 CS: 1
PITCHER Jim Rooker, L ERA: 4.27 (1, 1)	IP WLS BF H R ER SO BB IBB HBP BLK WP HR S P ERA WHIP													

livebaseballscores.com

AB	42
R	4
H	9
RBI	4
BB	4
SO	9
LOB	18



Batter	1	2	3	4	5	6	7	8	9	AB R H RBI BB SO LOB	TOP														
Cesar Tovar, R (1, 8) OBP: 0.377, SLG: 0.500	4-0 CS BB	0-0 1-3 1B			4-0 S HR BB		4-0 1B 1B BB		0-0 6-3	2 2 1 0 3 0 0															
Rod Carew, L (1, 4) OBP: 0.438, SLG: 0.558	0-0 1-2 1B	0-0 F8			0-0 1-H HR		0-0 1-3 1B 1B		0-0 L7	5 1 3 2 0 0 2															
Harmon Killebrew, R (1, 3) OBP: 0.423, SLG: 0.664	0-0 F3		0-0 F3		4-0 BB BB BB		0-3 K		0-0 HR	4 1 1 1 1 1 3															
Frank Quilici, R (9, 5) OBP: 0.239, SLG: 0.167					0-0 BB					0 0 0 0 0 0 0															
Tony Oliva, L (1, 9) OBP: 0.361, SLG: 0.570	0-0 F7		0-0 F8		0-0 F9		0-0 1-2 3-H 1B		0-0 F5	5 0 1 1 0 0 2															
Brant Alyea, R (1, 7) OBP: 0.365, SLG: 0.559		0-0 F3	0-0 F3		0-0 F9		0-0 G6-4-3			4 0 0 0 0 0 3															
Jim Holt, L (7, 7) OBP: 0.216, SLG: 0.147							0-0 G6-4-3			0 0 0 0 0 0 0															
Rick Renick, R (1, 5) OBP: 0.353, SLG: 0.625		0-0 HR 1B		4-0 FC5-4 BB	0-0 F6		4-0 WP SF7 BB			2 1 1 0 1 0 1															
Rich Reese, L (8, PH) OBP: 0.299, SLG: 0.281										0 1 0 0 1 0 0															
Leo Cardenas, R (1, 6) OBP: 0.338, SLG: 0.443		0-0 1-H HR	0-0 FC5-4		0-0 F8		4-0 G3 WP BB			3 1 1 2 1 0 1															
George Mitterwald, R (1, 2) OBP: 0.244, SLG: 0.276		0-3 K	0-0 F8		0-0 F5		0-0 SF7			3 0 0 0 0 1 1															
Charlie Manuel, L (8, PH) OBP: 0.333, SLG: 0.286							1-2 3-H			0 0 0 1 0 0 0															
Ron Perranoski, L (8, 1)							0-0 G3			0 0 0 0 0 0 0															
Jim Kaat, L (1, 1) OBP: 0.217, SLG: 0.150		4-0 1B BB	0-0 5-3		0-0 F8		0-0 G3			2 0 0 0 1 0 1															
Bill Zepp, R (7, 1)										0 0 0 0 0 0 0															
Paul Ratliff, L (8, PH) OBP: 0.362, SLG: 0.400										1 0 0 0 0 0 1															
Inning Stats	R: 0 E: 0 K: 0 S: 3	H: 1 LOB: 1 BB: 1 P: 7	R: 2 E: 0 K: 1 S: 8	H: 3 LOB: 2 BB: 1 P: 12	R: 0 E: 0 K: 0 S: 3	H: 0 LOB: 0 BB: 1 P: 7	R: 0 E: 0 K: 0 S: 3	H: 0 LOB: 1 BB: 1 P: 7	R: 2 E: 0 K: 0 S: 4	H: 1 LOB: 1 BB: 2 P: 12	R: 0 E: 0 K: 0 S: 3	H: 0 LOB: 0 BB: 0 P: 3	R: 1 E: 0 K: 1 S: 6	H: 2 LOB: 1 BB: 1 P: 10	R: 1 E: 0 K: 0 S: 2	H: 0 LOB: 1 BB: 2 P: 10	R: 1 E: 0 K: 0 S: 4	H: 1 LOB: 0 BB: 0 P: 4	1B: 5 2B: 0 3B: 0 HR: 3	SF: 1 SAC: 0 DP: 1 HBP: 0	WP: 2 PB: 0 SB: 1 CS: 1	PA: 40			
PITCHER	IP WLS BF H R ER SO BB IBB HBP BLK WP HR S P ERA WHIP																								
Bill Butler, L (1, 1) ERA: 3.65	6.0		29	6	5	5	1	6	0	0	0	0	2	25	49	7.50	2.000								
Ken Wright, R (7, 1) ERA: 3.38	1.0		3	1	0	0	1	0	0	0	0	0	0	5	5	0.00	1.000								
Mike Hedlund, R (8, 1) ERA: 7.2	0.0	L	2	0	1	0	0	2	0	0	0	1	0	0	8	∞	∞								
Al Fitzmorris, R (8, 1) ERA: 3.08	2.0		6	1	1	1	0	0	0	0	0	1	1	6	6	4.50	0.500								

Minnesota Twins @ Kansas City Royals
Municipal Stadium, Kansas City, MO

Mon May 18 1970, 8:05 PM EDT
Att: 8,560 - Unknown - 81 F

AB	31
R	7
H	8
RBI	7
BB	8
SO	2
LOB	15



livebaseballscorecards.com

Batter	1	2	3	4	5	6	7	8	9	AB R H RBI BB SO LOB
Pat Kelly, L OBP: 0.379, SLG: 0.328 (1, 9) X	0-0 4-3 X	0-0 G3 X			0-0 F8 X		0-3 K X		0-3 K X	5 0 0 0 0 2 3
Mike Fiore, L OBP: 0.290, SLG: 0.186 (1, 3) X	0-0 1-3 X	0-3 K X			0-0 4-3 X		0-0 F7 X		0-0 1B X	5 0 1 0 0 1 3
Amos Otis, R OBP: 0.348, SLG: 0.455 (1, 8) X	0-0 1B X		0-0 F8 X		0-0 6-3 X		0-0 HR X		0-0 6-3 X	5 1 2 2 0 0 1
Bob Oliver, R OBP: 0.331, SLG: 0.527 (1, 5) X	0-0 1-4-3 X		0-0 6-3 X		0-0 6-3 X		0-3 K X			4 0 0 0 0 1 1
Joe Keough, L OBP: 0.424, SLG: 0.508 (1, 7) X		0-0 2B X	0-0 1B X		0-0 WP 4-3 1B X			0-0 5-3 X		4 2 3 0 0 0 0
Rich Severson, R OBP: 0.267, SLG: 0.281 (1, 4) X		0-0 E 1B 2B X		0-0 L6 X		0-0 4-3 X		0-0 4-3 X		4 1 1 1 0 0 1
Jackie Hernandez, R OBP: 0.309, SLG: 0.310 (1, 6) X		0-0 1B 2-H 1B X		0-0 1-3 X		0-0 2-H 1B X		1-0 HBP X		3 0 2 2 0 0 0
Ellie Rodriguez, R OBP: 0.325, SLG: 0.270 (1, 2) X		0-0 1-3 1B X		4-0 BB X		0-0 F9 X		0-0 6-3 X		3 0 1 0 1 0 2
Bill Butler, L Ken Wright, R Paul Schaal, R Mike Hedlund, R Al Fitzmorris, S Hawk Taylor, R (1, 1) (7, 1) (7, PH) (8, 1) (8, 1) (9, PH)		0-0 1-3 1-2 X		0-3 K X			0-0 E6 HR X		0-3 K X	2 0 0 0 0 0 1 3 0 0 0 0 0 0 0 0 1 1 0 1 0 0 0 0 0 1 0

BOTTOM

Minnesota Twins @ Kansas City Royals
Municipal Stadium, Kansas City, MO
Mon May 18 1970, 8:05 PM EDT
Att. 8,560 - Unknown - 81 F

livebaseballscores.com

AB	37
R	5
H	10
RBI	5
BB	1
SO	6
LOB	14



Inning Stats	R: 0	H: 1	E: 0	K: 0	S: 4	LOB: 1	BB: 0	P: 4	R: 2	H: 4	E: 1	K: 1	S: 9	LOB: 2	BB: 0	P: 9	R: 0	H: 1	E: 0	K: 0	S: 3	LOB: 1	BB: 0	P: 3	R: 0	H: 0	E: 0	K: 0	S: 3	LOB: 0	BB: 0	P: 3	R: 1	H: 2	E: 0	K: 0	S: 5	LOB: 1	BB: 0	P: 5	R: 2	H: 1	E: 1	K: 2	S: 9	LOB: 0	BB: 0	P: 9	R: 0	H: 0	E: 0	K: 0	S: 3	LOB: 1	BB: 0	P: 4	R: 0	H: 1	E: 0	K: 2	S: 8	LOB: 1	BB: 0	P: 8	1B: 8	SF: 0	2B: 1	SAC: 0	3B: 0	DP: 0	HR: 1	HBP: 1	WP: 1	PA: 39
--------------	------	------	------	------	------	--------	-------	------	------	------	------	------	------	--------	-------	------	------	------	------	------	------	--------	-------	------	------	------	------	------	------	--------	-------	------	------	------	------	------	------	--------	-------	------	------	------	------	------	------	--------	-------	------	------	------	------	------	------	--------	-------	------	------	------	------	------	------	--------	-------	------	-------	-------	-------	--------	-------	-------	-------	--------	-------	--------

PITCHER	IP	WLS	BF	H	R	ER	SO	BB	IBB	HBP	BLK	WP	HR	S	P	ERA	WHIP
Jim Kaat, L ERA: 3.39 (1, 1)	6.2		30	9	5	3	3	1	0	0	0	1	1	35	39	4.05	1.500
Bill Zepp, R ERA: 2.03 (7, 1)	0.1	W	1	0	0	0	1	0	0	0	0	0	0	3	3	0.00	0.000
Ron Perranoski, L ERA: 1.57 (8, 1)	2.0	S	8	1	0	0	2	0	0	1	0	0	0	11	12	0.00	0.500

Batter	1	2	3	4	5	6	7	8	9	10	AB R H RBI BB SO LOB	TOP											
Cesar Tovar, R (1, 8) OBP: 0.385, SLG: 0.500	0-0 6-3		0-0 G4-6-3 BB 2B 1B		0-0 F9		4-0 G4-6-3 BB		0-0 CS 1B		4 1 2 1 1 0 0	<p>Minnesota Twins @ Kansas City Royals Municipal Stadium, Kansas City, MO</p> <p>Tue May 19 1970, 8:05 PM EDT Att. 7,766 - Unknown - 82 F</p>											
Rod Carew, L (1, 4) OBP: 0.436, SLG: 0.544	0-3 K		4-0 G4-6-3 BB		0-0 1-3		0-0 G4-6-3		0-0 CS 1B	0-0 L8 1B WP 1B	4 1 1 0 1 1 2												
Tony Oliva, L (1, 9) OBP: 0.362, SLG: 0.561	0-3 K		0-0 G4-6-3		4-0 BB			0-0 G3		0-0 WP 1B	4 0 1 0 1 1 2												
Harmon Killebrew, R (1, 5) OBP: 0.422, SLG: 0.658		4-0 FC3-6 BB FC6-4	0-0 1B		0-3 K			0-0 F7		0-3 K	4 2 1 1 1 2 3 0 0 0 0 0 0 0												
Bob Allison, R (10, 7) OBP: 0.350, SLG: 0.235																							
Rich Reese, L (1, 3) OBP: 0.313, SLG: 0.290		0-0 FC3-6 BB 1B	0-0 CS 1B		0-0 4-3			4-0 FC4-6 BB		0-0 L8	4 0 2 1 1 0 2												
Jim Holt, L (1, 7) OBP: 0.220, SLG: 0.158		0-0 FC3-6 BB 1B	0-0 CS		0-0 F8			0-0 FC4-6 BB		4-0 WP 1B	4 0 1 0 0 0 3 0 0 0 0 1 0 0 0 0 0 0 0 0 0												
Rick Renick, R (10, PH) OBP: 0.389, SLG: 0.625			1-2 FC6-4					1-2 FC4-6		1-2 BB													
Frank Quilici, R (10, 5) OBP: 0.239, SLG: 0.167																							
Leo Cardenas, R (1, 6) OBP: 0.333, SLG: 0.433		0-0 FC6-4 BB 1B			0-0 F9				0-0 F4		5 1 1 1 0 0 4												
Paul Ratliff, L (1, 2) OBP: 0.373, SLG: 0.409		0-0 3-H			0-0 F8			0-0 SH3-4 BB 1B		0-0 F9	4 0 2 0 0 0 2												
Luis Tiant, R (1, 1) OBP: 0.400, SLG: 0.474		0-0 2-3			0-0 F8			0-0 SH3-4 BB 1B		0-0 F9													
Tom Hall, L (8, 1) OBP: 0.250, SLG: 0.250		0-0 3-H			0-0 6-3			0-0 6-3		0-0 6-3	2 0 0 0 0 0 3 0 0 0 0 0 0 0 0 0 0 0 0 0 0 1 0 0 0 0 0 1 0 0 0 0 0 0 0												
Bill Zepp, R (8, 1) OBP: 0.250, SLG: 0.250																							
Charlie Manuel, L (9, PH) OBP: 0.300, SLG: 0.250																							
Ron Perranoski, L (9, 1) OBP: 0.300, SLG: 0.250																							
Inning Stats	R: 0 H: 0 E: 0 K: 2 S: 7	H: 0 LOB: 0 BB: 0 P: 7	R: 1 H: 2 E: 1 K: 0 S: 5	H: 2 LOB: 2 BB: 1 P: 9	R: 2 H: 3 E: 0 K: 0 S: 4	H: 3 LOB: 0 BB: 1 P: 8	R: 0 H: 1 E: 0 K: 0 S: 4	H: 1 LOB: 1 BB: 0 P: 4	R: 0 H: 0 E: 0 K: 1 S: 5	H: 0 LOB: 1 BB: 1 P: 9	R: 0 H: 0 E: 0 K: 0 S: 3	H: 0 LOB: 0 BB: 0 P: 3	R: 0 H: 1 E: 0 K: 0 S: 3	H: 1 LOB: 1 BB: 1 P: 7	R: 0 H: 0 E: 0 K: 0 S: 3	H: 0 LOB: 1 BB: 1 P: 7	R: 1 H: 2 E: 0 K: 0 S: 4	H: 2 LOB: 0 BB: 0 P: 4	R: 1 H: 2 E: 0 K: 1 S: 7	H: 2 LOB: 2 BB: 1 P: 11	1B: 10 SF: 0 2B: 1 SAC: 1 3B: 0 DP: 2 HR: 0 HBP: 0	WP: 3 PA: 45 PB: 0 SB: 0 CS: 2	
PITCHER	IP WLS BF H R ER SO BB IBB HBP BLK WP HR S P ERA WHIP	IP WLS BF H R ER SO BB IBB HBP BLK WP HR S P ERA WHIP	IP WLS BF H R ER SO BB IBB HBP BLK WP HR S P ERA WHIP	IP WLS BF H R ER SO BB IBB HBP BLK WP HR S P ERA WHIP	IP WLS BF H R ER SO BB IBB HBP BLK WP HR S P ERA WHIP	IP WLS BF H R ER SO BB IBB HBP BLK WP HR S P ERA WHIP	IP WLS BF H R ER SO BB IBB HBP BLK WP HR S P ERA WHIP	IP WLS BF H R ER SO BB IBB HBP BLK WP HR S P ERA WHIP	IP WLS BF H R ER SO BB IBB HBP BLK WP HR S P ERA WHIP	IP WLS BF H R ER SO BB IBB HBP BLK WP HR S P ERA WHIP	IP WLS BF H R ER SO BB IBB HBP BLK WP HR S P ERA WHIP	IP WLS BF H R ER SO BB IBB HBP BLK WP HR S P ERA WHIP	IP WLS BF H R ER SO BB IBB HBP BLK WP HR S P ERA WHIP	IP WLS BF H R ER SO BB IBB HBP BLK WP HR S P ERA WHIP	IP WLS BF H R ER SO BB IBB HBP BLK WP HR S P ERA WHIP	IP WLS BF H R ER SO BB IBB HBP BLK WP HR S P ERA WHIP	IP WLS BF H R ER SO BB IBB HBP BLK WP HR S P ERA WHIP	IP WLS BF H R ER SO BB IBB HBP BLK WP HR S P ERA WHIP	IP WLS BF H R ER SO BB IBB HBP BLK WP HR S P ERA WHIP	IP WLS BF H R ER SO BB IBB HBP BLK WP HR S P ERA WHIP	IP WLS BF H R ER SO BB IBB HBP BLK WP HR S P ERA WHIP	IP WLS BF H R ER SO BB IBB HBP BLK WP HR S P ERA WHIP	IP WLS BF H R ER SO BB IBB HBP BLK WP HR S P ERA WHIP
Dave Morehead, R (1, 1) ERA: 4.34	9.0																						
Tom Burgmeier, L (10, 1) ERA: 9.0	1.0																						

livebaseballscores.com



Batter	1	2	3	4	5	6	7	8	9	10	AB	R	H	RBI	BB	SO	LOB
Pat Kelly, L (1, 9) OBP: 0.367, SLG: 0.315	0-3 K	0-3 K			0-0 F8			0-0 L8	0-0 F7		5	0	0	0	0	2	3
Mike Fiore, L (1, 3) OBP: 0.297, SLG: 0.190	0-0 1B HR				0-0 F6			4-0 1B 6-3 BB	0-0 4-3		4	2	1	0	1	0	2
Amos Otis, R (1, 8) OBP: 0.349, SLG: 0.449	0-0 1-2 HR				0-0 F9			0-0 1-2 6-3			4	1	1	0	1	0	1
Bob Oliver, R (1, 5) OBP: 0.333, SLG: 0.544	0-0 1-H 2-H HR				0-0 F3			0-0 1-2 F8			5	1	2	4	0	0	1
Joe Keough, L (1, 7) OBP: 0.327, SLG: 0.508	0-0 G5-4-3 1B				0-0 G3			0-0 1-2 F6			4	0	2	0	1	0	1
Luis Alcaraz, R (1, 4) OBP: 0.148, SLG: 0.225	0-0 G5-4-3 1-2f				0-0 1B			0-3 K			4	0	1	0	0	1	4
Jackie Hernandez, R (1, 6) OBP: 0.327, SLG: 0.322					0-0 F9						3	0	2	0	1	0	0
Ed Kirkpatrick, L (1, 2) OBP: 0.297, SLG: 0.420					0-0 F7						3	0	0	0	1	0	3
Dave Morehead, R (1, 1) Hawk Taylor, R (9, PH) Tom Burgmeier, L (10, 1)					0-0 5-3						3	0	1	0	0	0	0

Inning Stats	R: 3	H: 4	E: 0	K: 1	S: 8	P: 8	R: 0	H: 1	E: 0	K: 1	S: 6	P: 6	R: 0	H: 0	E: 0	K: 0	S: 3	R: 0	H: 2	E: 0	K: 0	S: 4	P: 4	R: 0	H: 0	E: 0	K: 1	S: 5	R: 0	H: 0	E: 0	K: 0	S: 2	R: 1	H: 1	E: 0	K: 0	S: 4	R: 0	H: 1	E: 0	K: 0	S: 4	R: 0	H: 1	E: 0	K: 0	S: 3	R: 0	H: 1	E: 0	K: 0	S: 3	1B: 9	SF: 0	2B: 0	SAC: 0	3B: 0	DP: 3	HR: 1	HBP: 0	WP: 0	PA: 41
--------------	------	------	------	------	------	------	------	------	------	------	------	------	------	------	------	------	------	------	------	------	------	------	------	------	------	------	------	------	------	------	------	------	------	------	------	------	------	------	------	------	------	------	------	------	------	------	------	------	------	------	------	------	------	-------	-------	-------	--------	-------	-------	-------	--------	-------	--------

PITCHER	IP	WLS	BF	H	R	ER	SO	BB	IBB	HBP	BLK	WP	HR	S	P	ERA	WHIP
Luis Tiant, R (1, 1) ERA: 3.21	7.2		31	8	4	4	3	3	0	0	0	0	1	34	46	4.70	1.435
Tom Hall, L (8, 1) ERA: 3.24	0.0		1	0	0	0	0	1	0	0	0	0	0	4		∞	∞
Bill Zepp, R (8, 1) ERA: 1.98	0.1		1	0	0	0	0	0	0	0	0	0	0	1	1	0.00	0.000
Ron Perranoski, L (9, 1) ERA: 1.47	2.0	W	8	2	0	0	0	1	0	0	0	0	0	7	11	0.00	1.500

PITCHER	IP	WLS	BF	H	R	ER	SO	BB	IBB	HBP	BLK	WP	HR	S	P	ERA	WHIP

MINNESOTA TWINS @ KANSAS CITY ROYALS
Municipal Stadium, Kansas City, MO
Tue May 19 1970, 8:05 PM EDT
Att. 7,766 - Unknown - 82 F

livebaseballscorecards.com

AB	36
R	4
H	10
RBI	4
BB	5
SO	3
LOB	17



Batter	1	2	3	4	5	6	7	8	9	AB R H RBI BB SO LOB	TOP											
Cesar Tovar, R (1, 8) OBP: 0.385, SLG: 0.500	0-0 5-3	0-0 F8		0-3 K		0-0 2B		4-0 3B BB		4 1 1 0 1 1 4												
Rod Carew, L (1, 4) OBP: 0.455, SLG: 0.621	0-0 1B 1B		0-0 HR		0-0 2B	0-0 4-3		0-0 1B 3B		5 2 4 2 0 0 1												
Tony Oliva, L (1, 9) OBP: 0.357, SLG: 0.549	0-0 1-H BB 1B		0-0 4-3		0-3 K		0-0 4-3	0-3 K		5 0 1 0 0 2 2												
Harmon Killebrew, R (1, 5) OBP: 0.421, SLG: 0.645 Frank Quilici, R (8, PR) OBP: 0.239, SLG: 0.167	4-0 1-2 BB		0-0 6-3		0-3 K		0-0 F9	0-0 HR 1B		4 0 1 1 1 1 1 0 1 0 0 0 0 0												
Rich Reese, L (1, 3) OBP: 0.316, SLG: 0.317	0-3 K		0-0 F2		0-0 1-3		4-0 1B HR BB	0-0 1-H HR		4 2 1 2 1 1 3												
Jim Holt, L (1, 7) OBP: 0.261, SLG: 0.233		0-0 L9		0-0 2B		0-0 HR 1B	0-0 HR 1B	0-0 1-3		5 2 3 0 0 0 1												
Leo Cardenas, R (1, 6) OBP: 0.329, SLG: 0.447		0-0 L1		0-0 1-3		0-3 K	0-0 1-H 3-H HR	0-0 F9		5 1 1 3 0 1 2												
Paul Ratliff, L (1, 2) OBP: 0.400, SLG: 0.478 Tom Hall, L (7, 1) OBP: 0.200, SLG: 0.200		4-0 E BB		4-0 BB		0-0 1-H HR	0-3 K		0-0 F6	2 1 1 2 2 1 0 1 0 0 0 0 0 0												
Dave Boswell, R (1, 1) OBP: 0.133, SLG: 0.133 George Mitterwald, R (7, 2) OBP: 0.238, SLG: 0.269		0-0 E5		0-3 K		0-0 F2		0-0 F6	0-3 K	3 0 0 0 0 1 3 2 0 0 0 0 1 0												
Inning Stats	R: 0 E: 0 K: 1 S: 6	H: 2 LOB: 2 BB: 1 P: 10	R: 0 E: 1 K: 0 S: 4	H: 0 LOB: 2 BB: 1 P: 8	R: 1 E: 0 K: 0 S: 4	H: 1 LOB: 0 BB: 0 P: 4	R: 0 E: 0 K: 2 S: 8	H: 1 LOB: 2 BB: 1 P: 12	R: 0 E: 0 K: 1 S: 8	H: 1 LOB: 1 BB: 0 P: 8	R: 2 E: 0 K: 1 S: 8	H: 3 LOB: 1 BB: 0 P: 8	R: 3 E: 0 K: 1 S: 7	H: 2 LOB: 0 BB: 1 P: 11	R: 4 E: 0 K: 1 S: 8	H: 3 LOB: 1 BB: 1 P: 12	R: 0 E: 0 K: 1 S: 5	H: 0 LOB: 0 BB: 0 P: 5	1B: 5 2B: 3 3B: 1 HR: 4	SF: 0 SAC: 0 DP: 0 HBP: 0	WP: 0 PB: 0 SB: 1 CS: 0	PA: 45
PITCHER	IP WLS BF H R ER SO BB IBB HBP BLK WP HR S P ERA WHIP																					
Bob Johnson, R (1, 1) ERA: 2.95	7.0 L 35 10 6 6 7 4 0 0 0 0 0 3 45 61 7.71 2.000																					
Al Fitzmorris, R (8, 1) ERA: 3.71	0.1 3 1 2 2 0 1 0 0 0 0 0 0 2 6 54.00 6.000																					
Tom Burgmeier, L (8, 1) ERA: 10.13	1.2 7 2 2 2 2 0 0 0 0 0 0 1 11 11 10.80 1.200																					

Minnesota Twins @ Kansas City Royals
Municipal Stadium, Kansas City, MO
Wed May 20 1970, 8:05 PM EDT
Att: 7,710 - Unknown - 85 F

livebaseballscorecards.com

AB 40
R 10
H 13
RBI 10
BB 5
SO 9
LOB 17



Batter	1	2	3	4	5	6	7	8	9	AB	R	H	RBI	BB	SO	LOB
Pat Kelly, L OBP: 0.374, SLG: 0.321 (1, 9)	0-0 F9		0-0 K2-5-2 S 1B		4-0 2B BB		0-0 1B		0-3 K	4	1	2	0	1	1	0
Mike Fiore, L OBP: 0.304, SLG: 0.221 (1, 3)	0-0 F8		0-3 K2-5-2 1-3f		0-0 2B		0-3 K		0-0 2B 1B	5	0	2	2	0	2	2
Amos Otis, R OBP: 0.351, SLG: 0.474 (1, 8)	0-0 HR			0-0 F7		0-3 K		0-0 F7	0-0 2B	5	1	2	1	0	1	1
Bob Oliver, R OBP: 0.322, SLG: 0.525 (1, 5)	0-0 6-3			0-0 F4		0-0 F9		0-0 F9	0-3 K	5	0	0	0	0	1	2
Joe Keough, L OBP: 0.453, SLG: 0.561 (1, 7)		0-0 E4 4-3		0-0 1B		0-0 HR		4-0 BB BB		3	1	2	1	1	0	0
Luis Alcaraz, R OBP: 0.153, SLG: 0.217 (1, 4)		0-0 4-3		0-0 5-3		0-0 G3		4-0 1-2 BB		3	0	0	0	1	0	2
Jackie Hernandez, R OBP: 0.314, SLG: 0.308 (1, 6)		0-0 6-3			0-3 K		0-0 F3		0-3 K	4	0	0	0	0	2	3
Elie Rodriguez, R OBP: 0.333, SLG: 0.328 (1, 2)		0-0 5-3			0-0 2B 2B		0-3 K		0-0 SF9 3B	4	2	2	0	0	1	1
Bob Johnson, L (1, 1)			0-0 F9		0-3 K		0-0 F7		0-0 SF9	2	0	0	0	0	1	1
Paul Schaal, R (7, PH)										1	0	0	0	0	0	0
Al Fitzmorris, S (8, 1)										0	0	0	0	0	0	0
Tom Burgmeier, L (8, 1)										0	0	0	0	0	0	0
Lou Piniella, R (9, PH)										0	0	0	1	0	0	0

Inning Stats	R: 1	H: 1	E: 0	K: 0	S: 4	H: 1	LOB: 0	BB: 0	P: 4	R: 0	H: 0	E: 1	K: 0	S: 4	R: 0	H: 1	E: 0	K: 1	S: 5	R: 0	H: 1	E: 0	K: 0	S: 4	R: 2	H: 2	E: 0	K: 3	S: 11	R: 1	H: 1	E: 0	K: 0	S: 4	R: 0	H: 1	E: 0	K: 2	S: 8	R: 0	H: 0	E: 0	K: 1	S: 5	R: 1	H: 3	E: 0	K: 2	S: 10	1B: 4	SF: 1	2B: 4	3B: 1	HR: 2
--------------	------	------	------	------	------	------	--------	-------	------	------	------	------	------	------	------	------	------	------	------	------	------	------	------	------	------	------	------	------	-------	------	------	------	------	------	------	------	------	------	------	------	------	------	------	------	------	------	------	------	-------	-------	-------	-------	-------	-------

PITCHER	IP	WLS	BF	H	R	ER	SO	BB	IBB	HBP	BLK	WP	HR	S	P	ERA	WHIP
Dave Boswell, R (1, 1)	6.0	W	25	6	4	4	4	1	0	0	0	0	2	32	36	6.00	1.167
Tom Hall, L (7, 1)	3.0	S	15	4	1	1	5	2	0	0	0	0	0	23	31	3.00	2.000

MINNESOTA TWINS @ KANSAS CITY ROYALS
Municipal Stadium, Kansas City, MO
 Wed May 20 1970, 8:05 PM EDT
 Att. 7,710 - Unknown - 85 F

AB	36
R	5
H	10
RBI	5
BB	3
SO	9
LOB	12



WP: 0	PA: 40
PB: 0	
SB: 1	
CS: 0	

livebaseballscorecards.com

Batter	1	2	3	4	5	6	7	8	9	AB R H RBI BB SO LOB	TOP		
Tommy Harper, R (1, 5) OBP: 0.344, SLG: 0.456	0-0 1-3 G3 2B		0-0 4-3 S WP 1B	0-3 K			0-0 F7	0-0 F9		5 2 2 0 0 1 2	Milwaukee Brewers @ Kansas City Royals Municipal Stadium, Kansas City, MO Fri May 22 1970, 8:05 PM EDT Att. 8,201 - Unknown livebaseballscorecards.com		
Ted Kubiak, S (1, 6) OBP: 0.364, SLG: 0.343	0-0 1-3		0-3 K		0-0 BB S 1B	4-0 BB BB		0-0 1-3	4 0 1 0 1 1 2				
Mike Hegan, L (1, 3) OBP: 0.312, SLG: 0.298	0-0 G3		0-0 4-3		0-3 K	0-0 F8		0-3 K	5 0 0 1 0 2 3				
Danny Walton, R (1, 7) OBP: 0.406, SLG: 0.536	4-0 BB BB		4-0 1B BB		4-0 BB BB	4-0 1-2 BB		4-0 BB	0 0 0 0 5 0 0				
Steve Hovley, L (1, 9) OBP: 0.376, SLG: 0.364	4-0 1-2 BB		0-0 1-2 1B		4-0 1-2 2-3 G6-4-3 BB	0-0 3-1		0-3 K	3 0 1 0 2 1 3				
Hank Allen, R (1, 8) OBP: 0.306, SLG: 0.278	0-3 K		0-0		0-0 G6-4-3		4-0 2B 4-3 BB		3 0 0 0 0 1 7				
George Lauzerique, R (8, 1) OBP: 0.222, SLG: 0.556	K				1-2f				0 0 0 0 0 0 0				
Gus Gil, R (1, 4) OBP: 0.182, SLG: 0.100		0-0 6-3		4-0 S BB		0-0 F8		0-3 K	2 0 0 0 1 0 0				
Roberto Pena, R (8, PH) OBP: 0.292, SLG: 0.274		0-0 6-3		0-3 K		0-0 6-3		0-0 4-3 2B	1 0 0 0 0 1 1				
Phil Roof, R (1, 2) OBP: 0.271, SLG: 0.352		0-0 6-3		0-3 1-2 K		0-0 6-3		1-3 1-3 2B	3 0 0 0 0 1 1				
Jerry McNertney, R (8, PH) OBP: 0.327, SLG: 0.372		0-0 6-3		0-0 F8		0-0 F7		0-0 4-3	1 0 1 0 0 0 0				
Bobby Bolin, R (1, 1) OBP: 0.286, SLG: 0.417		0-0 6-3		0-0 F8		0-0 F7		2-3 3-H	2 0 0 0 0 0 1				
Bob Locker, S (5, 1)									0 0 0 0 0 0 0				
Marty Pattin, R (5, 1) OBP: 0.167, SLG: 0.167									0 0 0 0 0 0 0				
Russ Snyder, L (5, 8) OBP: 0.330, SLG: 0.354									2 0 0 1 0 0 1				
Ted Savage, R (8, PH) OBP: 0.375, SLG: 0.520									0 1 0 0 1 0 0				
Inning Stats	R: 1 H: 1 E: 0 LOB: 2 K: 1 BB: 2 S: 6 P: 14	R: 0 H: 0 E: 0 LOB: 0 K: 0 BB: 0 S: 3 P: 3	R: 1 H: 2 E: 0 LOB: 2 K: 1 BB: 1 S: 7 P: 11	R: 0 H: 0 E: 0 LOB: 1 K: 2 BB: 1 S: 7 P: 11	R: 0 H: 1 E: 0 LOB: 2 K: 1 BB: 2 S: 5 P: 13	R: 0 H: 0 E: 0 LOB: 0 K: 0 BB: 0 S: 3 P: 3	R: 0 H: 0 E: 0 LOB: 2 K: 0 BB: 2 S: 3 P: 11	R: 1 H: 1 E: 0 LOB: 1 K: 1 BB: 1 S: 6 P: 10	R: 0 H: 0 E: 0 LOB: 1 K: 2 BB: 1 S: 7 P: 11	1B: 3 SF: 0 2B: 2 SAC: 0 3B: 0 DP: 1 HR: 0 HBP: 0	WP: 1 PA: 41 PB: 0 SB: 3 CS: 0		
PITCHER	IP WLS BF H R ER SO BB IBB HBP BLK WP HR S P ERA WHIP											PITCHER	IP WLS BF H R ER SO BB IBB HBP BLK WP HR S P ERA WHIP
Dick Drago, R (1, 1) ERA: 4.69	7.1 W 35 5 3 3 6 9 0 0 0 1 0 38 74 3.68 1.909												
Al Fitzmorris, R (8, 1) ERA: 3.49	1.2 S 6 0 0 0 2 1 0 0 0 0 0 9 13 0.00 0.600												



Batter	1	2	3	4	5	6	7	8	9	AB	R	H	RBI	BB	SO	LOB
Pat Kelly, L OBP: 0.384, SLG: 0.341 (1, 9)	0-0 1B		0-0 F4		0-0 1B	0-0 2B				4	1	3	0	0	0	0
Mike Fiore, L OBP: 0.313, SLG: 0.214 (1, 3)	0-0 F6		0-0 F3		4-0 1B	4-0 BB				2	1	0	0	2	0	1
Amos Otis, R OBP: 0.349, SLG: 0.465 (1, 8)	0-0 F8			0-0 F9	4-0 1B	1-2 2-3 3-H 2B		0-0 F8		3	1	0	1	1	0	3
Bob Oliver, R OBP: 0.327, SLG: 0.538 (1, 5)	0-0 1-3			0-0 1B	0-0 2B	1-2 2-H 3-H SF7		0-3 K		4	2	2	2	0	1	1
Joe Keough, L OBP: 0.443, SLG: 0.557 (1, 7)		0-3 K		0-0 F6	0-0 FC6-5			0-0 F8		4	0	1	1	0	1	1
Luis Alcaraz, R OBP: 0.157, SLG: 0.221 (1, 4)		0-0 F3		0-0 1B	0-0 SF7			0-0 F4		3	0	1	2	0	0	0
Jackie Hernandez, R OBP: 0.330, SLG: 0.326 (1, 6)		0-0 1B		0-0 1B	0-0 FC6-5			0-0 1B		4	0	3	0	0	0	1
Ellie Rodriguez, R OBP: 0.318, SLG: 0.310 (1, 2)		0-0 F2		0-0 F8	0-0 CS			0-0 G2-6-3		4	0	0	0	0	0	4
Dick Drago, R OBP: 0.176, SLG: 0.067 Al Fitzmorris, S OBP: 0.333, SLG: 0.333 (8, 1)		0-3 K			4-0 BB			0-0 1-3		2	1	0	0	1	1	0
										1	0	0	0	0	0	0

Inning Stats	R: 0	H: 1	E: 0	LOB: 1	K: 0	BB: 0	S: 4	P: 4
	R: 0	H: 1	E: 0	LOB: 1	K: 1	BB: 0	S: 6	P: 6
	R: 1	H: 3	E: 0	LOB: 2	K: 0	BB: 0	S: 6	P: 6
	R: 5	H: 3	E: 0	LOB: 0	K: 0	BB: 3	S: 5	P: 17
	R: 0	H: 1	E: 0	LOB: 2	K: 0	BB: 1	S: 4	P: 8
	R: 0	H: 0	E: 0	LOB: 0	K: 1	BB: 0	S: 5	P: 5
	R: 0	H: 1	E: 0	LOB: 0	K: 0	BB: 0	S: 3	P: 3

PITCHER	IP	WLS	BF	H	R	ER	SO	BB	IBB	HBP	BLK	WP	HR	S	P	ERA	WHIP
Bobby Bolin, R ERA: 4.97 (1, 1)	4.0	L	19	6	3	3	2	1	0	0	0	0	0	22	26	6.75	1.750
Bob Locker, R ERA: 3.8 (5, 1)	0.0		1	0	0	0	0	1	0	0	0	0	0	4	4	∞	∞
Marty Pattin, R ERA: 5.81 (5, 1)	3.0		13	3	3	3	1	2	0	0	0	0	0	13	21	9.00	1.667
George Lauzerique, R ERA: 5.73 (8, 1)	1.0		3	1	0	0	0	0	0	0	0	0	0	3	3	0.00	1.000

BOTTOM


Milwaukee Brewers @ Kansas City Royals
Municipal Stadium, Kansas City, MO

Fri May 22 1970, 8:05 PM EDT
Att. 8,201 - Unknown

AB	31
R	6
H	10
RBI	6
BB	4
SO	3
LOB	11



WP	HR	S	P	ERA	WHIP
0	0	0	0	0	0
0	0	0	0	0	0
0	0	0	0	0	0
0	0	0	0	0	0

Batter	1	2	3	4	5	6	7	8	9	AB R H RBI BB SO LOB	TOP	
Tommy Harper, R OBP: 0.347, SLG: 0.457 (1, 5) X	0-0 F9 BB FC6-4 1B	0-0 5-3			0-0 S 1B			0-0 5-3		4 1 2 0 0 0 1		
Ted Kubiak, S OBP: 0.361, SLG: 0.336 (1, 6) B B B	4-0 FC6-4 1-2 BB		0-0 F8		0-0 F7			0-0 6-3		3 0 0 0 1 0 1		
Ted Savage, R OBP: 0.367, SLG: 0.519 (1, 9) X	0-0 F9 2-3		0-3 K			0-0 L9 CS 2B			0-0 F9	4 0 1 0 0 1 2		
Danny Walton, R OBP: 0.396, SLG: 0.521 (1, 7) X	0-0 FC6-4 2B 1-2f 3-H		0-0 L9			0-0 F1			0-3 K	4 0 0 1 0 1 2		
Hank Allen, R OBP: 0.333, SLG: 0.328 (1, 8) X	0-0 1-3 2B			0-0 G1-6-3 1B		0-0 L9 2-3			0-0 1B	4 0 3 0 0 0 1		
Roberto Pena, R OBP: 0.275, SLG: 0.258 (1, 3) X	0-0 F4			0-0 G1-6-3 1-2f		0-0 CS 3-H	0-0 F8		0-0 F9	4 0 0 0 0 0 4		
Phil Roof, R OBP: 0.258, SLG: 0.333 John Gelnar, R (7, 1)		0-0 F8		0-0 F9			0-0 6-3			3 0 0 0 0 0 0 0 0 0 0 0 0 0	AB 32 R 1 H 8 RBI 1 BB 1 SO 2 LOB 12	
Gus Gil, R OBP: 0.214, SLG: 0.154 (1, 4)		0-0 1B			0-0 5-3		0-0 F5			3 0 1 0 0 0 0		
Lew Krausse, R OBP: 0.294, SLG: 0.375 Jerry McNertney, R OBP: 0.323, SLG: 0.368 (1, 1) (7, 2)		0-0 F5			0-0 3B			0-0 F9		2 0 1 0 0 0 1 1 0 0 0 0 0 0		
Inning Stats	R: 1 H: 2 E: 0 LOB: 2 K: 0 BB: 1 S: 5 P: 9	R: 0 H: 1 E: 0 LOB: 1 K: 0 BB: 0 S: 4 P: 4	R: 0 H: 0 E: 0 LOB: 0 K: 1 BB: 0 S: 5 P: 5	R: 0 H: 1 E: 0 LOB: 0 K: 0 BB: 0 S: 3 P: 3	R: 0 H: 2 E: 0 LOB: 1 K: 0 BB: 0 S: 4 P: 4	R: 0 H: 1 E: 0 LOB: 0 K: 0 BB: 0 S: 3 P: 3	R: 0 H: 0 E: 0 LOB: 0 K: 0 BB: 0 S: 3 P: 3	R: 0 H: 0 E: 0 LOB: 1 K: 1 BB: 0 S: 6 P: 6	1B: 5 SF: 0 2B: 2 SAC: 0 3B: 1 DP: 1 HR: 0 HBP: 0	WP: 0 PA: 34 PB: 0 SB: 1 CS: 1		
PITCHER Jim Rooker, L ERA: 3.74 (1, 1)	IP WLS BF H R ER SO BB IBB HBP BLK WP HR S P ERA WHIP	9.0 W 33 8 1 1 2 1 0 0 0 0 0 0 36 40 1.00 1.000										

Milwaukee Brewers @ Kansas City Royals
Municipal Stadium, Kansas City, MO

Sat May 23 1970, 8:05 PM EDT
Att: 9,001 - Unknown - 84 F

livebaseballscorecards.com

Batter	1	2	3	4	5	6	7	8	9	AB	R	H	RBI	BB	SO	LOB
Pat Kelly, L (1, 9) OBP: 0.387, SLG: 0.341	0-0 F8 (1)		4-0 BB (1)		0-0 L9 (2)		0-0 1B (1)			3	0	1	0	1	0	1
Mike Fiore, L (1, 3) OBP: 0.306, SLG: 0.208 Ed Kirkpatrick, L (5, PH) OBP: 0.292, SLG: 0.412 (6, 7)	0-0 4-3 (2)		0-0 1-3 (3)		0-0 L8 (3)		0-0 F8 (3)			2	0	0	0	0	0	2
Amos Otis, R (1, 8) OBP: 0.341, SLG: 0.453	0-0 L7 (3)			0-0 F9 (1)		0-0 F6 (1)		0-0 6-3 (1)		4	0	0	0	0	0	0
Bob Oliver, R (1, 5) OBP: 0.325, SLG: 0.530		0-0 F8 (1)		0-0 1B E 1B (2)		0-0 5-3 (2)		0-0 F3 (2)		4	1	1	0	0	0	0
Joe Keough, L (1, 7) OBP: 0.422, SLG: 0.527 (6, 3)		0-0 F8 (2)		0-0 F6 (2)		0-0 F4 (3)		0-0 F3 (3)		4	0	0	0	0	0	1
Luis Alcaraz, R (1, 4) OBP: 0.163, SLG: 0.225		0-0 L5 (3)		0-0 E7 1-H 1B (3)		0-3 K (1)				3	0	1	0	0	1	0
Jackie Hernandez, R (1, 6) OBP: 0.339, SLG: 0.340			0-0 1B 2B (3)		0-3 K (3)		4-0 2B 1B BB (1)			2	1	1	0	1	1	1
Ellie Rodriguez, R (1, 2) OBP: 0.341, SLG: 0.351			0-0 1B 2-3 (1)		0-0 S 1B (1)		0-0 1B 2B (1)			3	1	3	0	0	0	0
Jim Rooker, R (1, 1) OBP: 0.250, SLG: 0.316			0-3 K (2)		0-3 K 1-2 (1)		0-0 1B 2B (2)			3	0	1	2	0	2	2

BOTTOM

Milwaukee Brewers @ Kansas City Royals
Municipal Stadium, Kansas City, MO

Sat May 23 1970, 8:05 PM EDT
Att. 9,001 - Unknown - 84 F

AB	30
R	3
H	8
RBI	2
BB	2
SO	4
LOB	9



Inning	1	2	3	4	5	6	7	8	9	1B	SF	2B	SAC	3B	DP	HR	HBP	WP	PA
1	0	0	0	1	0	0	2	0	0	6	0	2	0	0	0	0	0	0	32
2	0	0	0	1	0	0	1	0	0	2	0	2	0	0	0	0	0	0	32
3	0	0	0	1	0	0	1	0	0	2	0	2	0	0	0	0	0	0	32
4	0	0	0	1	0	0	1	0	0	2	0	2	0	0	0	0	0	0	32
5	0	0	0	1	0	0	1	0	0	2	0	2	0	0	0	0	0	0	32
6	0	0	0	1	0	0	1	0	0	2	0	2	0	0	0	0	0	0	32
7	0	0	0	1	0	0	1	0	0	2	0	2	0	0	0	0	0	0	32
8	0	0	0	1	0	0	1	0	0	2	0	2	0	0	0	0	0	0	32
9	0	0	0	1	0	0	1	0	0	2	0	2	0	0	0	0	0	0	32

PITCHER	IP	WLS	BF	H	R	ER	SO	BB	IBB	HBP	BLK	WP	HR	S	P	ERA	WHIP
Lew Krausse, R (1, 1) ERA: 4.4	6.1	L	26	6	3	2	4	2	0	0	0	0	0	32	40	2.84	1.263
John Gelnar, R (7, 1) ERA: 4.68	1.2		6	2	0	0	0	0	0	0	0	0	0	6	6	0.00	1.200

Batter	1	2	3	4	5	6	7	8	9	10	AB R H RBI BB SO LOB
Tommy Harper, R OBP: 0.349, SLG: 0.487 (1, 5) (6, 8)	0-0 E5 CS		0-0 F8			0-0 HR		0-0 6-3		0-0 1B 3B	5 2 2 1 0 0 0
Ted Kubiak, S OBP: 0.356, SLG: 0.331 (1, 6)	0-0 F8 1-2			0-0 F5		0-0 F9		0-0 F6		0-0 1B	5 0 1 1 0 0 1
Ted Savage, R OBP: 0.354, SLG: 0.483 (1, 9)	0-0 F8			0-0 F3		0-0 F6			4-0 WP 1B 1B BB	0-0 F3 3-H	4 1 0 0 1 0 1
Hank Allen, R OBP: 0.319, SLG: 0.311 (1, 8)		0-0 5-3		0-0 F9		0-0 F9			0-0 F3	0-0 F7	3 0 0 0 0 0 0
John Gelnar, R (6, 1)											0 0 0 0 0 0 0
Mike Hershberger, R OBP: 0.250, SLG: 0.242 (9, PH)											1 0 0 0 0 0 1
Gene Brabender, R OBP: 0.143, SLG: 0.214 (9, 1)											1 0 0 0 0 0 1
John O'Donoghue, R (10, 1)											0 0 0 0 0 0 0
Jerry McNertney, R OBP: 0.330, SLG: 0.385 (1, 2)		0-0 4-3			0-0 3-1 2B		0-0 F5		0-0 1B 1-2 SF8 1B		4 1 2 0 0 0 0
Russ Snyder, L OBP: 0.330, SLG: 0.354 (9, PR)											0 1 0 0 0 0 0
Phil Roof, R OBP: 0.258, SLG: 0.333 (9, 2)											0 0 0 0 0 0 0
Danny Walton, R OBP: 0.405, SLG: 0.521 (1, 7)		4-0 BB		0-0 F7		0-0 BB		4-0 BB	0-0 1-3 2-H 1B		2 0 1 1 2 0 1
Roberto Pena, R OBP: 0.264, SLG: 0.246 (1, 3)		0-0 5-3		0-0 3-1		0-0 F5		0-0 F5	0-0 SF8		3 0 0 0 0 0 3
Mike Hegan, L OBP: 0.309, SLG: 0.298 (9, PH)				2-3					0-0 3-H K		0 0 0 1 0 0 0
Gus Gil, R OBP: 0.222, SLG: 0.235 (1, 4)			0-0 F7		0-0 2B		0-0 F3		0-3 K		4 0 1 1 0 1 2
John Morris, R OBP: 0.273, SLG: 0.364 (1, 1)			0-3 K		3-H K			0-0 F9		0-0 4-3	2 0 0 0 0 2 1
Max Alvis, R OBP: 0.200, SLG: 0.211 (6, 5)											2 0 0 0 0 0 0

Inning Stats	R: 0 E: 1 K: 0 S: 3	H: 0 LOB: 0 BB: 0 P: 3	R: 0 E: 0 K: 0 S: 3	H: 0 LOB: 1 BB: 1 P: 7	R: 0 E: 0 K: 1 S: 5	H: 0 LOB: 0 BB: 0 P: 5	R: 0 E: 0 K: 0 S: 3	H: 0 LOB: 0 BB: 0 P: 3	R: 1 E: 0 K: 1 S: 7	H: 2 LOB: 1 BB: 0 P: 7	R: 0 E: 0 K: 0 S: 4	H: 1 LOB: 0 BB: 0 P: 4	R: 0 E: 0 K: 0 S: 3	H: 0 LOB: 1 BB: 1 P: 7	R: 0 E: 0 K: 0 S: 3	H: 0 LOB: 0 BB: 0 P: 3	R: 2 E: 0 K: 1 S: 7	H: 2 LOB: 1 BB: 1 P: 11	R: 1 E: 0 K: 0 S: 5	H: 2 LOB: 1 BB: 0 P: 5	1B: 3 2B: 2 3B: 1 HR: 1	SF: 1 SAC: 0 DP: 0 HBP: 0	WP: 1 PB: 0 SB: 0 CS: 1	PA: 40
--------------	------------------------------	---------------------------------	------------------------------	---------------------------------	------------------------------	---------------------------------	------------------------------	---------------------------------	------------------------------	---------------------------------	------------------------------	---------------------------------	------------------------------	---------------------------------	------------------------------	---------------------------------	------------------------------	----------------------------------	------------------------------	---------------------------------	----------------------------------	------------------------------------	----------------------------------	--------

PITCHER	IP	WLS	BF	H	R	ER	SO	BB	IBB	HBP	BLK	WP	HR	S	P	ERA	WHIP
Bill Butler, L ERA: 3.75 (1, 1)	8.1		32	4	4	4	2	3	0	0	0	0	1	33	45	4.32	0.840
Al Fitzmorris, R ERA: 3.49 (9, 1)	0.0		1	1	0	0	0	0	0	0	0	1	0	1	1	∞	∞
Moe Drabowsky, R ERA: 3.86 (9, 1)	1.2	W	7	2	1	1	1	0	0	0	0	0	0	9	9	5.40	1.200

PITCHER	IP	WLS	BF	H	R	ER	SO	BB	IBB	HBP	BLK	WP	HR	S	P	ERA	WHIP

Milwaukee Brewers @ Kansas City Royals
Municipal Stadium, Kansas City, MO

Sun May 24 1970, 4:33 AM EDT
Att: 30,035 - Cloudy - 81 F

AB	36
R	5
H	7
RBI	5
BB	3
SO	3
LOB	11

BOTTOM

Milwaukee Brewers @ Kansas City Royals
Municipal Stadium, Kansas City, MO

Sun May 24 1970, 4:33 AM EDT
Att. 30,035 - Cloudy - 81 F

livebaseballscorecards.com

AB 40
R 6
H 13
RBI 6
BB 5
SO 4
LOB 14



WP: 0 PA: 45
PB: 0
SB: 0
CS: 1

AB R H RBI BB SO LOB

5 1 2 0 0 0 2

5 1 2 0 0 0 0

4 1 2 1 1 0 0

5 0 0 0 0 1 6

2 0 1 1 0 0 0
3 0 0 0 0 0 0

4 1 2 1 1 1 1

4 2 1 0 1 1 3

3 0 1 0 2 0 0

3 0 1 1 0 0 2
0 0 0 0 0 0 0
1 0 0 0 0 1 0
0 0 0 0 0 0 0
1 0 1 2 0 0 0

1B: 11 SF: 0
2B: 2 2B: 0 SAC: 0
3B: 0 DP: 0
HR: 0 HBP: 0

Batter	1	2	3	4	5	6	7	8	9	10																	
Jackie Hernandez, R OBP: 0.342, SLG: 0.343 (1, 6)	0-0 1B 1B	0-0 5-3			0-0 F3	0-0 FC6-4 1-2f			0-0 BB 1B																		
Paul Schaal, R OBP: 0.360, SLG: 0.391 (1, 5)	0-0 1B 1B				0-0 F8	0-0 F6		0-0 5-3	0-0 BB 1B																		
Amos Otis, R OBP: 0.348, SLG: 0.460 (1, 8)	0-0 1B FC4-6 1B				0-0 6-3	0-0 2B		0-0 5-3	4-0 BB BB BB 1-2 2-3 BB																		
Bob Oliver, R OBP: 0.315, SLG: 0.513 (1, 3)	0-0 L7				0-0 F8	0-0 6-3		0-3 K	0-0 F2																		
Lou Piniella, R OBP: 0.382, SLG: 0.560 Ed Kirkpatrick, L OBP: 0.284, SLG: 0.400 (1, 7) (6, 7)	0-0 FC4-6 1B				0-0 F9	0-0 F9		0-0 F7		0-0 4-3																	
Joe Keough, L OBP: 0.432, SLG: 0.526 (1, 9)	0-0 FC4-6 1-2f 3-H				0-3 K	4-0 FC5-4 BB		0-0 CS 1B		0-0 BB BB 1B																	
Luis Alcaraz, R OBP: 0.175, SLG: 0.237 (1, 4)	0-0 F6				0-0 2B	0-0 FC5-4 1B 1-2f		0-3 K 1-2		4-0 BB BB 1B																	
Ellie Rodriguez, R OBP: 0.355, SLG: 0.351 (1, 2)		0-0 F7			4-0 IBB	0-0 1B 1-2		0-0 6-3		4-0 BB BB 1B																	
Bill Butler, L OBP: 0.091, SLG: 0.048 Al Fitzmorris, S OBP: 0.333, SLG: 0.333 Moe Drabowsky, R OBP: 0.250, SLG: 0.250 Pat Kelly, L OBP: 0.387, SLG: 0.341 Hawk Taylor, R OBP: 0.400, SLG: 0.462 (1, 1) (9, 1) (9, 1) (10, PH) (10, PH)		0-0 5-3			0-0 4-3	0-0 FC6-4 1B 1-2 2-H		0-3 K		0-0 1-2 2-H 3-H 1B																	
Inning Stats	R: 3 E: 0 K: 0 S: 7	H: 4 LOB: 1 BB: 0 P: 7	R: 0 E: 0 K: 0 S: 3	H: 0 LOB: 0 BB: 0 P: 3	R: 0 E: 0 K: 0 S: 3	H: 1 LOB: 2 BB: 1 P: 10	R: 0 E: 0 K: 0 S: 4	H: 1 LOB: 1 BB: 0 P: 4	R: 1 E: 0 K: 0 S: 5	H: 2 LOB: 2 BB: 1 P: 9	R: 0 E: 0 K: 1 S: 5	H: 0 LOB: 0 BB: 0 P: 5	R: 0 E: 0 K: 1 S: 5	H: 1 LOB: 0 BB: 0 P: 5	R: 0 E: 0 K: 1 S: 7	H: 2 LOB: 3 BB: 1 P: 11	R: 2 E: 0 K: 0 S: 3	H: 2 LOB: 2 BB: 2 P: 11	1B: 11 2B: 2 3B: 0 HR: 0	SF: 0 SAC: 0 DP: 0 HBP: 0							
PITCHER	IP	WLS	BF	H	R	ER	SO	BB	IBB	HBP	BLK	WP	HR	S	P	ERA	WHIP										
John Morris, L ERA: 2.83 (1, 1)	5.2		27	8	4	4	1	1	1	0	0	0	0	27	35	6.35	1.588										
John Gelnar, R ERA: 4.28 (6, 1)	2.1		7	1	0	0	2	0	0	0	0	0	0	11	11	0.00	0.429										
Gene Brabender, R ERA: 5.6 (9, 1)	1.1	L	10	3	2	2	1	3	0	0	0	0	0	9	21	13.50	4.500										
John O'Donoghue, L ERA: 4.11 (10, 1)	0.0		1	1	0	0	0	0	0	0	0	0	0	1	1	∞	∞										

Batter	1	2	3	4	5	6	7	8	9	AB R H RBI BB SO LOB	TOP	
Walt Williams, R (1, 9) OBP: 0.309, SLG: 0.326	0-0 1B PB 1B		0-0 F9			0-0 5-3		0-0 1B		4 1 2 0 0 0 0	Chicago White Sox @ Kansas City Royals Municipal Stadium, Kansas City, MO Mon May 25 1970, 8:05 PM EDT Att: 6,643 - Unknown - 74 F livebaseballscorecards.com	
Luis Aparicio, R (1, 6) OBP: 0.401, SLG: 0.400	0-0 PB 1B 1-3 1B		0-3 K			0-0 4-3		0-0 F6		4 0 1 0 0 1 1		
Gail Hopkins, L (1, 3) OBP: 0.405, SLG: 0.412	0-0 PB 1B 1-2 1B		0-0 6-3			0-0 1-3		0-0 F3		4 0 1 0 0 0 0		
John Matias, L (1, 7) OBP: 0.256, SLG: 0.321	0-3 K 1-2 2-3 3-H		0-0 4-3			0-0 3-1		0-0 F9		4 0 0 0 0 1 2		
Bill Melton, R (1, 5) OBP: 0.341, SLG: 0.425	0-3 K		0-0 L5			0-0 1B		0-0 6-3		4 0 1 0 0 1 2		
Ed Herrmann, L (1, 2) OBP: 0.387, SLG: 0.524	0-3 K		0-0 4-3			0-0 F3				3 0 0 0 0 1 3		
Ken Berry, R (1, 8) OBP: 0.336, SLG: 0.357		0-0 F5			0-0 F4		0-0 6-3			3 0 0 0 0 0 1		
Bobby Knoop, R (1, 4) OBP: 0.256, SLG: 0.287 Syd O'Brien, R (8, PH) OBP: 0.295, SLG: 0.278 (8, 4)		0-3 K			0-3 K			0-0 5-3		2 0 0 0 0 2 0 1 0 0 0 0 0 0		
Jerry Crider, R (1, 1) Tom McCraw, L (8, PH) OBP: 0.351, SLG: 0.310 Danny Murphy, L (8, 1) Floyd Weaver, R (8, 1)		0-0 F9			0-0 F7			0-3 K		2 0 0 0 0 0 0 1 0 0 0 0 1 0 0 0 0 0 0 0 0 0 0 0 0 0 0 0		
Inning Stats	R: 1 H: 3 E: 0 LOB: 2 K: 3 BB: 0 S: 12 P: 12	R: 0 H: 0 E: 0 LOB: 0 K: 1 BB: 0 S: 5 P: 5	R: 0 H: 0 E: 0 LOB: 0 K: 1 BB: 0 S: 5 P: 5	R: 0 H: 0 E: 0 LOB: 0 K: 0 BB: 0 S: 3 P: 3	R: 0 H: 0 E: 0 LOB: 0 K: 1 BB: 0 S: 5 P: 5	R: 0 H: 0 E: 0 LOB: 0 K: 0 BB: 0 S: 3 P: 3	R: 0 H: 1 E: 0 LOB: 1 K: 0 BB: 0 S: 4 P: 4	R: 0 H: 1 E: 0 LOB: 1 K: 1 BB: 0 S: 6 P: 6	R: 0 H: 0 E: 0 LOB: 0 K: 0 BB: 0 S: 3 P: 3	1B: 5 SF: 0 2B: 0 SAC: 0 3B: 0 DP: 0 HR: 0 HBP: 0		WP: 0 PA: 32 PB: 1 SB: 0 CS: 0
PITCHER Dave Morehead, R (1, 1) ERA: 3.62	IP WLS BF H R ER SO BB IBB HBP BLK WP HR S P ERA WHIP	9.0 W 32 5 1 0 7 0 0 0 0 0 0 0 46 46 0.00 0.556										

AB	32
R	1
H	5
RBI	0
BB	0
SO	7
LOB	9



Batter	1	2	3	4	5	6	7	8	9
Pat Kelly, L OBP: 0.393, SLG: 0.345 (1, 9)	0-3 K		0-0 F8		0-0 S 1B			0-0 1B	
Paul Schaal, R OBP: 0.350, SLG: 0.392 (1, 5)	0-0 F9		0-0 F5		0-0 2-H 1B			0-0 1B 2B	
Amos Otis, R OBP: 0.351, SLG: 0.458 (1, 8)	0-0 1B		0-0 F8		0-0 6-3			4-0 IBB 1B BB	
Bob Oliver, R OBP: 0.313, SLG: 0.506 (1, 3)	0-0 5-3			0-0 L4		0-0 F4		0-0 BB 1B	
Joe Keough, L OBP: 0.424, SLG: 0.506 (1, 7)		0-3 K		0-0 F6		0-0 F4		4-0 BB FC6-2 IBB	
Luis Alcaraz, R OBP: 0.198, SLG: 0.250 (1, 4)		0-0 1B 2B 1B		0-0 1B		0-3 K		4-0 FC6-2 BB WP	
Jackie Hernandez, R OBP: 0.339, SLG: 0.333 (1, 6)		0-0 F7		0-3 K			0-0 F7	4-0 WP FC6-2 BB	
Ellie Rodriguez, R OBP: 0.361, SLG: 0.370 (1, 2)		0-0 1B 2B 1B			0-0 1B 2B		0-0 3-1	0-0 FC6-2 WP	
Dave Morehead, R OBP: 0.238, SLG: 0.250 (1, 1)		0-0 1B 2B			0-0 F9		0-0 5-3	0-3 K	

Inning Stats	R: 0	H: 1	E: 0	K: 1	S: 6	R: 1	H: 3	E: 0	K: 1	S: 7	R: 0	H: 0	E: 0	K: 0	S: 3	R: 0	H: 1	E: 0	K: 1	S: 6	R: 1	H: 2	E: 0	K: 0	S: 5	R: 0	H: 0	E: 0	K: 1	S: 5	R: 0	H: 0	E: 0	K: 0	S: 3	R: 5	H: 3	E: 0	K: 1	S: 8	R: 4	H: 1	E: 0	K: 0	S: 1
	LOB: 1	BB: 0	P: 6	LOB: 2	BB: 0	P: 7	LOB: 0	BB: 0	P: 3	LOB: 1	BB: 1	P: 3	LOB: 0	BB: 0	P: 3	LOB: 0	BB: 0	P: 5	LOB: 0	BB: 0	P: 3	LOB: 0	BB: 0	P: 3	LOB: 0	BB: 0	P: 5	LOB: 0	BB: 0	P: 3	LOB: 0	BB: 0	P: 3	LOB: 3	BB: 5	P: 28	LOB: 0	BB: 0	P: 0	LOB: 0	BB: 0	P: 0			

PITCHER	IP	WLS	BF	H	R	ER	SO	BB	IBB	HBP	BLK	WP	HR	S	P	ERA	WHIP
Jerry Crider, R ERA: 2.95 (1, 1)	7.0	L	27	7	2	2	4	0	0	0	0	0	0	35	35	2.57	1.000
Danny Murphy, R ERA: 6.43 (8, 1)	0.0		6	3	5	5	0	2	1	0	0	0	0	3	15	∞	∞
Floyd Weaver, R ERA: (8, 1)	1.0		5	0	0	0	1	1	1	0	0	1	0	5	13	0.00	1.000

BOTTOM

Chicago White Sox @ Kansas City Royals
Municipal Stadium, Kansas City, MO


Mon May 25 1970, 8:05 PM EDT
Att. 6,643 - Unknown - 74 F

AB	R	H	RBI	BB	SO	LOB
4	1	2	1	1	1	0
5	1	1	0	0	0	4
3	1	1	0	1	0	1
4	1	1	2	0	0	1
3	0	0	0	1	1	0
3	2	2	1	1	1	0
3	0	0	1	1	1	2
4	1	2	0	0	0	3
4	0	1	1	0	1	4

AB	33
R	7
H	10
RBI	6
BB	5
SO	5
LOB	15

livebaseballscorecards.com

WP: 1 PA: 38
PB: 0
SB: 1
CS: 0



Batter	1	2	3	4	5	6	7	8	9	AB R H RBI BB SO LOB	TOP											
Walt Williams, R OBP: 0.317, SLG: 0.337 (1, 9) X	0-0 4-3 1B 2B		4-0 1B 1B BB		0-0 1-3		0-0 F3			3 2 1 0 1 0 0												
Luis Aparicio, R OBP: 0.398, SLG: 0.403 (1, 6) X	0-0 4-3 2-3		0-0 F7		0-0 E 2B			0-0 5-3		4 1 1 0 0 0 2												
Tom McCraw, L OBP: 0.356, SLG: 0.319 (1, 7) X (8, 3)	0-0 S 1B 3-H		0-0 1B 1B		0-0 E7 2-H			0-0 G3		4 0 2 1 0 0 0												
Ossie Blanco, R OBP: 0.250, SLG: 0.250 Ken Berry, R OBP: 0.336, SLG: 0.357 (1, 3) S (8, 8) S	0-3 K 1-2		0-0 FC6-4 1B 1-2 2-H		0-3 K			0-0 F9		4 0 1 1 0 2 2 0 0 0 0 0 0 0												
Bill Melton, R OBP: 0.331, SLG: 0.411 (1, 5) X	0-0 6-3		0-0 FC6-4 1-2f		0-0 F7			0-0 F8		4 0 0 0 0 0 3												
Syd O'Brien, R OBP: 0.294, SLG: 0.277 Bobby Knoop, R OBP: 0.256, SLG: 0.287 (1, 4) S (9, 4) S		0-3 K		0-0 6-3		0-3 K		0-0 5-3 1B		4 0 1 0 0 2 0 0 0 0 0 0 0 0												
Buddy Bradford, R OBP: 0.277, SLG: 0.324 (1, 8) S (8, 7) S		0-3 K		0-3 K		0-3 K		0-0 5-3 1-2		4 0 0 0 0 3 1												
Ed Herrmann, L OBP: 0.381, SLG: 0.506 (1, 2) X		0-0 G3		0-0 F9			0-0 F6		4-0 IBB	3 0 0 0 1 0 0												
Gerry Janeski, R OBP: 0.043, SLG: 0.043 Wilbur Wood, R (7, 1) S			0-3 K		0-0 F7		0-0 F3		0-0 1-3	3 0 0 0 0 1 0 1 0 0 0 0 0 2												
Inning Stats	R: 1 E: 0 K: 1 S: 7	H: 2 LOB: 1 BB: 0 P: 7	R: 0 E: 0 K: 2 S: 7	H: 0 LOB: 0 BB: 0 P: 7	R: 1 E: 0 K: 1 S: 7	H: 2 LOB: 2 BB: 1 P: 11	R: 0 E: 0 K: 1 S: 5	H: 0 LOB: 0 BB: 0 P: 5	R: 1 E: 1 K: 1 S: 7	H: 1 LOB: 1 BB: 0 P: 7	R: 0 E: 0 K: 2 S: 7	H: 0 LOB: 0 BB: 0 P: 7	R: 0 E: 0 K: 0 S: 3	H: 0 LOB: 0 BB: 0 P: 3	R: 0 E: 0 K: 0 S: 3	H: 0 LOB: 0 BB: 0 P: 3	R: 0 E: 0 K: 0 S: 4	H: 1 LOB: 2 BB: 1 P: 8	1B: 4 2B: 2 3B: 0 HR: 0	SF: 0 SAC: 0 DP: 0 HBP: 0	WP: 0 PB: 0 SB: 1 CS: 0	PA: 36
PITCHER	IP WLS BF H R ER SO BB IBB HBP BLK WP HR S P ERA WHIP																					
Bob Johnson, R ERA: 2.89 Wally Bunker, R ERA: 7.63	(1, 1) 7.0 L 28 5 3 2 8 1 0 0 0 0 0 0 43 47 2.57 0.857																					
	(8, 1) 2.0 8 1 0 0 0 0 1 0 0 0 0 7 11 0.00 0.500																					

Chicago White Sox @ Kansas City Royals
Municipal Stadium, Kansas City, MO
Tue May 26 1970, 8:05 PM EDT
Att. 7,270 - Unknown - 83 F

AB	34
R	3
H	6
RBI	2
BB	2
SO	8
LOB	10



Batter	1	2	3	4	5	6	7	8	9	AB R H RBI BB SO LOB
Pat Kelly, L (1, 9) OBP: 0.399, SLG: 0.349	0-0 1B 1B		4-0 1B BB BB		0-0 1-3		0-0 FC5-2 1B		0-0 F8	4 0 2 0 1 0 0
Paul Schaal, R (1, 5) OBP: 0.357, SLG: 0.390	0-0 F5		4-0 1B BB BB		0-0 L8		0-0 PB S 1B			3 0 1 1 1 0 1
Amos Otis, R (1, 8) OBP: 0.354, SLG: 0.459	0-0 1-2 1B		0-0 1-2 2-3 1B		0-0 F8		0-0 FC5-2 PB			4 0 2 0 0 0 2
Bob Oliver, R (1, 3) OBP: 0.306, SLG: 0.494	0-0 L4		0-3 K		0-0 6-3		0-3 K			4 0 0 0 0 2 7
Joe Keough, L (1, 7) OBP: 0.417, SLG: 0.494	0-0 L3		0-0 F6		0-0 1B			0-0 L9		4 0 1 0 0 0 5
Luis Alcaraz, R (1, 4) OBP: 0.190, SLG: 0.240		0-0 F7		0-0 6-3		0-0 F7		0-0 5-3		4 0 0 0 0 0 1
Jackie Hernandez, R (1, 6) OBP: 0.328, SLG: 0.321		0-3 K		0-0 6-3		0-3 K		0-0 1-3		4 0 0 0 0 2 1
Ellie Rodriguez, R (1, 2) OBP: 0.366, SLG: 0.381		0-0 L4		0-0 2B		4-0 1B WP 1B BB		0-0 6-3		3 1 1 0 1 0 0
Bob Johnson, L (1, 1)			0-3 K		0-3 K		0-0 F4		0-0 1-3	2 0 0 0 0 2 1
Ed Kirkpatrick, L (7, PH) OBP: 0.282, SLG: 0.396										1 0 0 0 0 0 1
Wally Bunker, R (8, 1) OBP: 0.375, SLG: 0.167										0 0 0 0 0 0 0
Lou Piniella, R (9, PH) OBP: 0.378, SLG: 0.554										1 0 0 0 0 0 0

Inning Stats	R: 0	H: 2	E: 0	K: 0	S: 5	R: 0	H: 0	E: 0	K: 1	S: 5	R: 0	H: 1	E: 0	K: 2	S: 8	R: 0	H: 1	E: 0	K: 1	S: 6	R: 0	H: 0	E: 0	K: 0	S: 3	R: 0	H: 1	E: 0	K: 1	S: 6	R: 1	H: 2	E: 0	K: 1	S: 7	R: 0	H: 0	E: 0	K: 0	S: 3	R: 0	H: 0	E: 0	K: 0	S: 3	R: 0	H: 0	E: 0	K: 0	S: 3
	LOB: 2	BB: 0	P: 5			LOB: 0	BB: 0	P: 5			LOB: 3	BB: 2	P: 16			LOB: 1	BB: 0	P: 6			LOB: 0	BB: 0	P: 3			LOB: 1	BB: 0	P: 6			LOB: 2	BB: 1	P: 11			LOB: 0	BB: 0	P: 3			LOB: 0	BB: 0	P: 3			LOB: 0	BB: 0	P: 3		
	1B: 6	2B: 1	3B: 0	HR: 0	SF: 0	1B: 6	2B: 1	3B: 0	HR: 0	SF: 0	1B: 6	2B: 1	3B: 0	HR: 0	SF: 0	1B: 6	2B: 1	3B: 0	HR: 0	SF: 0	1B: 6	2B: 1	3B: 0	HR: 0	SF: 0	1B: 6	2B: 1	3B: 0	HR: 0	SF: 0	1B: 6	2B: 1	3B: 0	HR: 0	SF: 0	1B: 6	2B: 1	3B: 0	HR: 0	SF: 0	1B: 6	2B: 1	3B: 0	HR: 0	SF: 0	1B: 6	2B: 1	3B: 0	HR: 0	SF: 0

BOTTOM

Chicago White Sox @ Kansas City Royals
Municipal Stadium, Kansas City, MO

Tue May 26 1970, 8:05 PM EDT
Att. 7,270 - Unknown - 83 F

livebaseballscorecards.com

AB	34
R	1
H	7
RBI	1
BB	3
SO	6
LOB	19



WP: 1	PA: 37
PB: 1	
SB: 2	
CS: 0	

PITCHER	IP	WLS	BF	H	R	ER	SO	BB	IBB	HBP	BLK	WP	HR	S	P	ERA	WHIP
Gerry Janeski, R (1, 1) ERA: 3.22	6.1	W	28	6	1	1	5	3	0	0	0	1	0	35	47	1.42	1.421
Wilbur Wood, L (7, 1) ERA: 2.6	2.2	S	9	1	0	0	1	0	0	0	0	0	0	11	11	0.00	0.375

Batter	1	2	3	4	5	6	7	8	9	AB R H RBI BB SO LOB	TOP	
Walt Williams, R (1, 9) <small>OBP: 0.314, SLG: 0.326</small> Danny Murphy, L (7, 1) Carlos May, L (9, PH) <small>OBP: 0.376, SLG: 0.497</small>	1-0 FC4 HBP		0-0 L9		0-0 F9		0-0 G6-3 1-2f		0-3 K	3 0 0 0 0 0 3 0 0 0 0 0 0 0 1 0 0 0 0 1 1	Chicago White Sox @ Kansas City Royals Municipal Stadium, Kansas City, MO Wed May 27 1970, 8:05 PM EDT Att. 11,054 - Unknown - 76 F livebaseballscorecards.com	
Luis Aparicio, R (1, 6) <small>OBP: 0.400, SLG: 0.406</small>	0-0 FC4 1-2f		0-0 HR 1B		0-0 1B			0-0 F8		4 1 2 0 0 0 1		
Tom McCraw, L (1, 7) <small>OBP: 0.362, SLG: 0.358</small> (7, 8)	0-0 FC6-4 1-2f		0-0 HR 1B		0-0 F7			0-0 4-3 1B		4 2 2 2 0 0 3		
Ossie Blanco, R (1, 3) <small>OBP: 0.125, SLG: 0.125</small> (7, 7)	0-0 F8		0-0 F8					0-0 4-3 1-2		4 0 0 0 0 0 2		
Bill Melton, R (1, 5) <small>OBP: 0.329, SLG: 0.406</small>		0-0 F7		0-0 1-3		0-0 5-3		0-0 4-3 2-H 1B		4 0 1 1 0 0 0		
Syd O'Brien, R (1, 4) <small>OBP: 0.292, SLG: 0.276</small>		0-0 G3		0-0 1B		0-0 F9		0-0 4-3		4 0 1 0 0 0 1		
Ken Berry, R (1, 8) <small>OBP: 0.339, SLG: 0.354</small> Gail Hopkins, L (7, PH) <small>OBP: 0.407, SLG: 0.423</small> (7, 3)		4-0 FC6-4 BB		0-3 K 1-2			0-0 2B	0-0 4-3		1 0 0 0 1 1 1 2 0 1 0 0 0 0		AB 34 R 3 H 9 RBI 3 BB 2 SO 4 LOB 16
Chuck Brinkman, R (1, 2) Ed Herrmann, L (7, PH) <small>OBP: 0.394, SLG: 0.512</small> (7, 2) Buddy Bradford, R (9, PR) <small>OBP: 0.277, SLG: 0.324</small>		0-0 FC6-4 1-2f			0-0 6-3		4-0 G6-3 BB	0-0 FC4-6 1B		2 0 0 0 0 0 1 1 0 1 0 1 0 0 0 0 0 0 0 0 0		
Joe Horlen, R (1, 1) <small>OBP: 0.160, SLG: 0.200</small> John Matias, L (7, PH) <small>OBP: 0.250, SLG: 0.313</small> (7, 9)			0-3 K		0-0 1B		0-3 K	0-0 FC4-6 1-2f		2 0 1 0 0 1 0 2 0 0 0 0 1 3		
Inning Stats	R: 0 H: 0 E: 0 LOB: 1 K: 0 BB: 0 S: 3 P: 4	R: 0 H: 0 E: 0 LOB: 1 K: 0 BB: 1 S: 3 P: 7	R: 2 H: 2 E: 0 LOB: 0 K: 1 BB: 0 S: 7 P: 7	R: 0 H: 1 E: 0 LOB: 1 K: 1 BB: 0 S: 5 P: 5	R: 0 H: 2 E: 0 LOB: 2 K: 0 BB: 0 S: 5 P: 5	R: 0 H: 0 E: 0 LOB: 0 K: 0 BB: 0 S: 3 P: 3	R: 0 H: 1 E: 0 LOB: 1 K: 1 BB: 1 S: 5 P: 9	R: 1 H: 2 E: 0 LOB: 1 K: 0 BB: 0 S: 5 P: 5	R: 0 H: 1 E: 0 LOB: 1 K: 1 BB: 0 S: 6 P: 6	1B: 7 SF: 0 2B: 1 SAC: 0 3B: 0 DP: 1 HR: 1 HBP: 1		WP: 0 PA: 37 PB: 0 SB: 0 CS: 0
PITCHER Dick Drago, R (1, 1) <small>ERA: 4.55</small> Moe Drabowsky, R (8, 1) <small>ERA: 3.67</small>	IP WLS BF H R ER SO BB IBB HBP BLK WP HR S P ERA WHIP 7.2 W 32 8 3 3 3 2 0 1 0 0 1 35 44 3.52 1.304											PITCHER IP WLS BF H R ER SO BB IBB HBP BLK WP HR S P ERA WHIP

Batter	1	2	3	4	5	6	7	8	9
Pat Kelly, L OBP: 0.395, SLG: 0.347 (1, 9)	0-0 S E 1B	0-0 G3		0-0 4-3			0-0 6-3		
Paul Schaal, R OBP: 0.364, SLG: 0.400 (1, 5)	4-0 E SF7 1-2 BB		0-0 E7 1B 1B		0-0 5-3		0-0 2B		
Ed Kirkpatrick, L OBP: 0.289, SLG: 0.400 (1, 7)	0-0 E9 SF7 1-3 2-H 1B		0-0 G3-1-5 1-H 1B 1B		0-3 K		0-0 4-3		
Bob Oliver, R OBP: 0.316, SLG: 0.521 (1, 3)	0-0 SF7 2-3 3-H 1B		0-0 G3-1-5 1-2 1B		0-0 HR		0-0 SH5-3 1B		
Joe Keough, L OBP: 0.414, SLG: 0.483 (1, 8)	4-0 IBB		0-0 G3-1-5 1-2 2-3f 1B		0-0 G3		0-0 SH5-3 1-2		
Luis Alcaraz, R OBP: 0.183, SLG: 0.231 (1, 4)	0-0 F7		0-0 5-3		0-0 6-3		0-0 5-3		
Jackie Hernandez, R OBP: 0.317, SLG: 0.310 (1, 6)	0-0 6-3		0-0 6-3		0-0 F7		0-3 K		
Ellie Rodriguez, R OBP: 0.365, SLG: 0.372 (1, 2)		0-0 4-3		4-0 SH1-4 BB		0-0 2-3			
Dick Drago, R OBP: 0.158, SLG: 0.059 Moe Drabowsky, R OBP: 0.250, SLG: 0.250 (8, 1)		0-0 F8		0-0 SH1-4 1-2		0-3 K			

AB	R	H	RBI	BB	SO	LOB
4	1	1	0	0	0	1
3	2	1	0	1	0	0
4	0	2	2	0	1	1
3	1	3	2	0	0	0
2	0	0	0	1	0	2
4	0	0	0	0	0	4
4	0	0	0	0	1	3
2	0	0	0	1	0	0
2	0	0	0	0	1	0
0	0	0	0	0	0	0


BOTTOM

Chicago White Sox @ Kansas City Royals
Municipal Stadium, Kansas City, MO

Wed May 27 1970, 8:05 PM EDT
Att. 11,054 - Unknown - 76 F

livebaseballscorecards.com

AB	28
R	4
H	7
RBI	4
BB	3
SO	3
LOB	11



Inning Stats		R: 2	H: 2	E: 1	K: 0	S: 5	LOB: 2	BB: 2	P: 13									
Joe Horten, R ERA: 3.95 Danny Murphy, R ERA: 5.87		IP: 6.0	WLS: 1	BF: 26	H: 5	R: 4	ER: 3	SO: 1	BB: 2	IBB: 1	HBP: 0	BLK: 0	WP: 0	HR: 1	S: 25	P: 37	ERA: 4.50	WHIP: 1.167
		IP: 2.0	WLS: 0	BF: 8	H: 2	R: 0	ER: 0	SO: 2	BB: 0	IBB: 0	HBP: 0	BLK: 0	WP: 0	HR: 0	S: 12	P: 12	ERA: 0.00	WHIP: 1.000

WP	HR	S	P	ERA	WHIP
0	1	1	34	0	1.167

Batter	1	2	3	4	5	6	7	8	9	10	11	12	AB	R	H	RBI	BB	SO	LOB	TOP					
Pat Kelly, L OBP: 0.388, SLG: 0.335 (1, 9)	F9		G3		K		P6		K		BB		5	0	0	0	1	2	0	Kansas City Royals @ Washington Senators Robert F. Kennedy Memorial Stadium, Washington, DC Fri May 29 1970, 7:05 PM EDT Att. 19,214 - Unknown					
Paul Schaal, R OBP: 0.351, SLG: 0.384 (1, 5)	5-3		BB 1B 1B		6-3		5-3		K2-3		K		6	0	1	0	0	2	2						
Amos Otis, R OBP: 0.348, SLG: 0.449 (1, 8)	F8		BB 1-2 1B		F9		6-3		F8		F7		6	0	1	0	0	0	0						
Bob Oliver, R OBP: 0.322, SLG: 0.515 (1, 3)		BB 4-0 1B BB	BB 4-0 1-2 2-3 BB		K		6-3		6-3		1B 1B		4	1	1	0	2	2	0						
Joe Keough, L OBP: 0.429, SLG: 0.516 (1, 7)		BB 4-0 1B BB	P6		K		HR BB		1B 1-3 1B		HR 1-H HR		4	2	2	2	2	1	3						
Ed Kirkpatrick, L OBP: 0.291, SLG: 0.417 (1, 2)		K			K		1B BB		HR 1-H HR		4-3		5	1	1	2	1	2	4						
Rich Severson, R OBP: 0.288, SLG: 0.302 (1, 4)		1-3 2-H 1B			1B		1-2 1B		F3		F8		6	0	3	0	0	0	0						
Jackie Hernandez, R OBP: 0.305, SLG: 0.297 (1, 6)		P6			K		F6		L4		K		5	0	0	0	0	2	5						
Jim Rostad, R Tom Burgeness, L Moe Drabowsky, R Lou Piniella, R Al Fletcher, R Ken Wargo, R Hawk Taylor, R Wally Burker, R Bob Johnson, L			K		F9		K		4-3		BB 1B		3 0 0 0 0 0 2 1 0 0 0 0 0 0 0 0 1 0 1 0 1 0												
Inning Stats	R: 0 E: 0 K: 0 S: 3	H: 0 LOB: 0 BB: 0 P: 3	R: 0 E: 0 K: 1 S: 5	H: 1 LOB: 2 BB: 2 P: 13	R: 0 E: 0 K: 1 S: 7	H: 2 LOB: 3 BB: 1 P: 11	R: 0 E: 0 K: 2 S: 8	H: 1 LOB: 1 BB: 0 P: 8	R: 0 E: 0 K: 1 S: 5	H: 0 LOB: 0 BB: 0 P: 5	R: 2 E: 0 K: 0 S: 4	H: 1 LOB: 0 BB: 1 P: 8	R: 0 E: 0 K: 1 S: 5	H: 0 LOB: 0 BB: 0 P: 5	R: 0 E: 0 K: 1 S: 7	H: 2 LOB: 2 BB: 0 P: 7	R: 0 E: 0 K: 2 S: 8	H: 1 LOB: 2 BB: 1 P: 12	R: 2 E: 0 K: 1 S: 7	H: 1 LOB: 0 BB: 0 P: 7	1B: 8 2B: 0 3B: 0 HR: 2	SF: 0 DP: 0 HBP: 0	WP: 0 PB: 2 SB: 0 CS: 0	PA: 52	
PITCHER	IP	WLS	BF	H	R	ER	SO	BB	IBB	HBP	BLK	WP	HR	S	P	ERA	WHIP								
Joe Coleman, R ERA: 3.19 (1, 1)	8.0		34	6	2	2	8	5	0	0	0	0	0	45	65	2.25	1.375								
Horacio Pina, R ERA: 2.16 (9, 1)	1.2		6	1	0	0	2	0	0	0	0	0	0	10	10	0.00	0.600								
Joe Grzenda, L ERA: 2.92 (10, 1)	0.1		2	1	0	0	0	0	0	0	0	0	0	2	2	0.00	3.000								
Bob Humphreys, R ERA: (11, 1)	1.1		7	1	1	1	3	1	0	0	0	0	0	12	16	6.75	1.500								
Jim Shellenback, L ERA: 6.04 (12, 1)	0.2	W	3	1	1	0	0	0	0	0	0	0	0	3	3	0.00	1.500								

AB	46
R	4
H	10
RBI	4
BB	6
SO	13
LOB	15



Batter	1	2	3	4	5	6	7	8	9	10	11	12	AB	R	H	RBI	BB	SO	LOB
Ed Brinkman, R OBP: 0.343, SLG: 0.294 (1, 6)	0-0 BB 1B 1B	4-0 2B BB		0-0 L6 2-3			0-0 FC1-5 1-2 2-3f		0-0 5-3	0-0 G6-4-3 1-2f		0-0 P1	6	1	1	0	1	0	8
Wayne Comer, R OBP: 0.188, SLG: 0.174 Del Unser, L OBP: 0.329, SLG: 0.323 (9, PH) (10, 8)	0-0 F9	0-0 1-H 2B			0-0 6-3		0-0 F3		0-0 WP 1B		0-0 4-3	0-0 1-2 2-H 1B	4	0	1	0	0	0	3
Frank Howard, R OBP: 0.428, SLG: 0.547 (1, 3)	4-0 BB 1B 1-2 BB		0-3 K		0-0 L8		0-0 6-3		4-0 WP IBB		0-0 F6		4	0	0	0	2	1	2
Rick Reichardt, R OBP: 0.366, SLG: 0.623 (1, 7)	0-0 F7		0-0 5-3		0-3 K			0-0 1B 2B	4-0 1-2 2-3 IBB		0-0 F9		5	1	1	0	1	1	2
Aurelio Rodriguez, R OBP: 0.319, SLG: 0.414 (1, 5)	0-0 1-2 2-H BB 1B		0-0 S 1B			0-0 F8		0-0 2-H SH5-3 1B	0-0 F2			0-0 2B 1B 1B	6	1	4	2	0	0	3
Ed Stroud, L OBP: 0.373, SLG: 0.397 (1, 8) (10, 9)	4-0 1-2 2-3 BB		0-3 K			0-0 G3		0-0 1-2 SH5-3	0-0 F8			0-0 F8	4	0	0	0	1	1	5
Paul Casanova, R OBP: 0.231, SLG: 0.274 Lee Mays, L OBP: 0.312, SLG: 0.402 Jim French, L OBP: 0.314, SLG: 0.209 (1, 2) (8, PH) (9, 2)	0-0 P4			0-0 L6 2B		0-0 F9		0-0 F8		0-3 K		0-0 1-3 1B 2B	3	0	1	0	0	0	3
Tim Cullen, R OBP: 0.342, SLG: 0.250 Bernie Allen, L OBP: 0.433, SLG: 0.500 (1, 4) (8, PH) (9, 4)		0-3 K		0-3 K		0-0 L6 2B		4-0 FC1-5 SH BB	4-0 IBB		4-0 BB BB	0-0 1B 1B	2	0	0	0	1	2	1
Joe Coleman, R OBP: 0.236, SLG: 0.182 Mike Epstein, L OBP: 0.282, SLG: 0.462 Horacio Pina, R OBP: 0.282, SLG: 0.462 Joe Grzenda, R OBP: 0.282, SLG: 0.462 John Roseboro, L OBP: 0.406, SLG: 0.265 Bob Humphreys, R OBP: 0.282, SLG: 0.462 Jim Sheltenback, L OBP: 0.282, SLG: 0.462 Davey Nelson, R OBP: 0.282, SLG: 0.462 (1, 1) (8, PH) (8, 1) (10, 1) (10, PH) (11, 1) (12, 1) (12, PH)		0-3 K		4-0 BB		0-0 SH FC1-5		0-3 K		4-0 G6-4-3 BB		4-0 1-2 BB BB	1	0	0	0	1	1	0

Inning Stats	R: 1	H: 2	E: 0	LOB: 3	K: 0	S: 5	R: 0	H: 1	E: 0	LOB: 2	K: 2	S: 7	R: 0	H: 1	E: 0	LOB: 1	K: 2	S: 8	R: 0	H: 1	E: 0	LOB: 1	K: 1	S: 5	R: 0	H: 1	E: 0	LOB: 0	K: 1	S: 5	R: 0	H: 0	E: 0	LOB: 0	K: 0	S: 3	R: 0	H: 0	E: 0	LOB: 2	K: 0	S: 4	R: 1	H: 2	E: 0	LOB: 2	K: 1	S: 7	R: 0	H: 1	E: 0	LOB: 3	K: 0	S: 4	R: 0	H: 0	E: 0	LOB: 0	K: 1	S: 4	R: 0	H: 0	E: 0	LOB: 1	K: 0	S: 6	R: 3	H: 4	E: 0	LOB: 2	K: 0	S: 6	1B: 8	2B: 5	3B: 0	HR: 0	SF: 0	SAC: 2	DP: 2	HBP: 0	WP: 2	PA: 56
--------------	------	------	------	--------	------	------	------	------	------	--------	------	------	------	------	------	--------	------	------	------	------	------	--------	------	------	------	------	------	--------	------	------	------	------	------	--------	------	------	------	------	------	--------	------	------	------	------	------	--------	------	------	------	------	------	--------	------	------	------	------	------	--------	------	------	------	------	------	--------	------	------	------	------	------	--------	------	------	-------	-------	-------	-------	-------	--------	-------	--------	-------	--------

PITCHER	IP	WLS	BF	H	R	ER	SO	BB	IBB	HBP	BLK	WP	HR	S	P	ERA	WHIP
Jim Rooker, L ERA: 3.61 (1, 1)	7.0		32	7	2	2	6	5	0	0	0	0	0	39	59	2.57	1.714
Tom Burgmeier, L ERA: 9.0 (8, 1)	0.1		1	0	0	0	0	0	0	0	0	0	0	1	1	0.00	0.000
Moe Drabowsky, R ERA: 3.58 (8, 1)	0.2		3	0	0	0	1	0	1	0	0	0	0	4	8	0.00	0.000
Al Fitzmorris, R ERA: 3.34 (9, 1)	1.1		9	1	0	0	1	2	2	0	0	2	0	7	23	0.00	2.250
Ken Wright, R ERA: 3.18 (10, 1)	0.2		1	0	0	0	0	0	0	0	0	0	0	1	1	0.00	0.000

BOTTOM

Kansas City Royals @ Washington Senators
 Robert F. Kennedy Memorial Stadium, Washington, DC

Fri May 29 1970, 7:05 PM EDT
 Att: 19,214 - Unknown

livebaseballscorecards.com

AB	43
R	5
H	12
RBI	5
BB	11
SO	8
LOB	30



PITCHER	IP	WLS	BF	H	R	ER	SO	BB	IBB	HBP	BLK	WP	HR	S	P	ERA	WHIP
Wally Bunker, R ERA: 8.16 (11, 1)	1.1	L	8	3	3	3	0	1	0	0	0	0	0	7	11	20.25	3.000
Bob Johnson, R ERA: 2.87 (12, 1)	0.1		2	1	0	0	0	0	0	0	0	0	0	2	2	0.00	3.000

Batter	1	2	3	4	5	6	7	8	9	AB R H RBI BB SO LOB	TOP													
Pat Kelly, L (1, 9) OBP: 0.385, SLG: 0.329	0-0 G3		0-0 L8		4-0 FC6 BB			0-0 F8		3 0 0 0 1 0 1	Kansas City Royals @ Washington Senators Robert F. Kennedy Memorial Stadium, Washington, DC Sat May 30 1970, 3:33 AM EDT Att. 11,982 - Sunny livebaseballscorecards.com													
Ed Kirkpatrick, L (1, 7) OBP: 0.290, SLG: 0.412	0-3 K		0-3 K		0-0 FC6 1-2f			0-0 FC4 1B		4 0 1 0 0 2 2														
Amos Otis, R (1, 8) OBP: 0.351, SLG: 0.447	4-0 2B BB		0-0 FC6-4 1-2f				0-0 F8	0-0 FC4 1B		3 1 1 0 1 0 1														
Bob Oliver, R (1, 5) OBP: 0.326, SLG: 0.538 (8, 3)	0-0 2B			0-3 K			0-0 HR	0-0 FC4 FC6-4 1-2f 2-3		4 1 2 2 0 1 2														
Joe Keough, L (1, 3) OBP: 0.417, SLG: 0.500 Hawk Taylor, R (8, PH) OBP: 0.412, SLG: 0.467 Paul Schaal, R (8, 5) OBP: 0.351, SLG: 0.384	0-0 4-3			0-0 E3 FC9-4-6			0-0 4-3	0-0 FC6-4 1-2f		3 0 0 0 0 0 1 1 0 0 0 0 0 2 0 0 0 0 0 0 0														
Rich Severson, R (1, 4) OBP: 0.286, SLG: 0.299		0-0 FC6-4 1B		0-0 FC9-4-6 FC6-4 1-2f			0-0 5-3		0-3 K	4 0 1 0 0 1 1														
Jackie Hernandez, R (1, 6) OBP: 0.299, SLG: 0.289 Lou Piniella, R (9, PH) OBP: 0.381, SLG: 0.549 Jim Rooker, R (9, PR) OBP: 0.217, SLG: 0.273		0-0 FC6-4 G5-4-3 1-2f		0-0 FC6-4 1-2f			0-0 1-3		4-0 1B BB	3 0 0 0 0 0 2 0 0 0 0 1 0 0 0 0 0 0 0 0 0														
Ellie Rodriguez, R (1, 2) OBP: 0.381, SLG: 0.367		0-0 G5-4-3 1-2f			0-0 6-3			0-0 5-3	0-0 G5-4-3 1B	4 0 1 0 0 0 1														
Bill Butler, L (1, 1) OBP: 0.120, SLG: 0.043 Jim Campanis, R (9, PH) OBP: 0.235, SLG: 0.375			4-0 FC6-4 BB		0-3 K			0-3 K	0-0 G5-4-3 1-2f	2 0 0 0 1 2 0 1 0 0 0 0 0 2														
Inning Stats	R: 1 E: 0 K: 1 S: 6	H: 1 LOB: 1 BB: 1 P: 10	R: 0 E: 0 K: 0 S: 3	H: 1 LOB: 0 BB: 0 P: 3	R: 0 E: 0 K: 1 S: 5	H: 0 LOB: 1 BB: 1 P: 9	R: 0 E: 1 K: 1 S: 6	H: 0 LOB: 1 BB: 0 P: 6	R: 0 E: 0 K: 1 S: 5	H: 0 LOB: 1 BB: 1 P: 9		R: 1 E: 0 K: 0 S: 4	H: 1 LOB: 0 BB: 0 P: 4	R: 0 E: 0 K: 1 S: 5	H: 0 LOB: 0 BB: 0 P: 5	R: 0 E: 0 K: 0 S: 5	H: 2 LOB: 2 BB: 0 P: 5	R: 0 E: 0 K: 1 S: 5	H: 1 LOB: 2 BB: 1 P: 9	1B: 4 2B: 1 3B: 0 HR: 1	SF: 0 SAC: 0 DP: 2 HBP: 0	WP: 0 PB: 0 SB: 0 CS: 0	PA: 36	
PITCHER Dick Bosman, R (1, 1) ERA: 3.5 Darold Knowles, L (8, 1) ERA: 1.77	IP: 7.2 WLS: W BF: 31 H: 5 R: 2 ER: 2 SO: 5 BB: 3 IBB: 0 HBP: 0 BLK: 0 WP: 0 HR: 1 S: 38 P: 50 ERA: 2.35 WHIP: 1.043	IP: 1.1 WLS: S BF: 5 H: 1 R: 0 ER: 0 SO: 1 BB: 1 IBB: 0 HBP: 0 BLK: 0 WP: 0 HR: 0 S: 6 P: 10 ERA: 0.00 WHIP: 1.500											PITCHER IP: 7.2 WLS: W BF: 31 H: 5 R: 2 ER: 2 SO: 5 BB: 3 IBB: 0 HBP: 0 BLK: 0 WP: 0 HR: 1 S: 38 P: 50 ERA: 2.35 WHIP: 1.043	PITCHER IP: 1.1 WLS: S BF: 5 H: 1 R: 0 ER: 0 SO: 1 BB: 1 IBB: 0 HBP: 0 BLK: 0 WP: 0 HR: 0 S: 6 P: 10 ERA: 0.00 WHIP: 1.500										



Batter	1	2	3	4	5	6	7	8	9	AB	R	H	RBI	BB	SO	LOB
Ed Brinkman, R OBP: 0.346, SLG: 0.304 (1, 6)	0-0 1B WP 2B		0-0 6-3		0-0 5-3			0-0 FC1-8 1B		4	1	2	0	0	0	0
Wayne Comer, R OBP: 0.212, SLG: 0.184 (1, 9)	0-0 2-3 WP 1B		0-0 L5			4-0 BB BB		0-0 FC1-6 1-2f		3	1	1	0	1	0	1
Frank Howard, R OBP: 0.429, SLG: 0.562 (1, 3)	0-0 1-H 3-H HR		4-0 BB			0-0 F8		0-3 K		3	1	1	2	1	1	2
Rick Reichardt, R OBP: 0.360, SLG: 0.603 (1, 7)	0-0 CS 1B		0-3 K			0-0 F9		0-0 F8		4	0	1	0	0	1	3
Aurelio Rodriguez, R OBP: 0.319, SLG: 0.409 (1, 5)	0-0 F2			0-0 P6		4-0 1-2 BB				2	0	0	0	1	0	1
Ed Stroud, L OBP: 0.365, SLG: 0.388 (1, 8)	0-0 1-2 P5			0-0 4-3		0-0 L8				3	0	0	0	0	0	3
Paul Casanova, R OBP: 0.221, SLG: 0.262 (1, 2)		0-3 K		0-0 F8			0-0 F9			3	0	0	0	0	1	0
Tim Cullen, R OBP: 0.317, SLG: 0.229 (1, 4)		0-3 K			0-0 F7		0-0 F2			3	0	0	0	0	1	0
Dick Bosman, R OBP: 0.115, SLG: 0.115 (1, 1) Darold Knowles, L (8, 1)		0-3 K			0-3 K		0-3 K			3	0	0	0	0	3	0
										0	0	0	0	0	0	0

Inning Stats	R: 3 E: 0 K: 0 S: 6	H: 4 LOB: 0 BB: 0 P: 6	R: 0 E: 0 K: 3 S: 9	H: 0 LOB: 0 BB: 0 P: 9	R: 0 E: 0 K: 1 S: 5	H: 0 LOB: 1 BB: 1 P: 9	R: 0 E: 0 K: 0 S: 3	H: 0 LOB: 0 BB: 0 P: 3	R: 0 E: 0 K: 1 S: 5	H: 0 LOB: 0 BB: 0 P: 5	R: 0 E: 0 K: 0 S: 3	H: 0 LOB: 2 BB: 2 P: 11	R: 0 E: 0 K: 1 S: 5	H: 0 LOB: 0 BB: 0 P: 5	R: 0 E: 0 K: 1 S: 6	H: 1 LOB: 1 BB: 0 P: 6
PITCHER Bill Butler, L ERA: 3.7 (1, 1)	IP: 8.0 WLS: L BF: 31 H: 5 R: 3 ER: 3 SO: 7 BB: 3 IBB: 0 HBP: 0 BLK: 0 WP: 1 HR: 1 S: 42 P: 54 ERA: 3.38 WHIP: 1.000															


BOTTOM

Kansas City Royals @ Washington Senators
Robert F. Kennedy Memorial Stadium, Washington, DC

Sat May 30 1970, 3:33 AM EDT
Att. 11,982 - Sunny

livebaseballscorecards.com

AB	28
R	3
H	5
RBI	2
BB	3
SO	7
LOB	10



WP: 1	PA: 31
PB: 0	SB: 0
CS: 1	

BOTTOM

Kansas City Royals @ Washington Senators
Robert F. Kennedy Memorial Stadium, Washington, DC

Sun May 31 1970, 3:33 AM EDT
Att. 23,889 - Unknown

livebaseballscores.com

AB	33
R	5
H	7
RBI	5
BB	6
SO	7
LOB	18



WP:	0	PA:	41
PB:	0		
SB:	3		
CS:	1		

AB R H RBI BB SO LOB

5	0	1	1	0	0	2
4	1	2	0	1	1	2
5	1	1	1	0	1	5
4	0	0	1	0	1	4
3	0	0	0	1	1	2
0	0	0	0	0	0	0
3	1	1	0	1	1	1
3	1	0	0	1	0	1
2	1	1	0	1	1	1
1	0	0	0	0	1	0
1	0	1	2	1	0	0
0	0	0	0	0	0	0
1	0	0	0	0	0	0
0	0	0	0	0	0	0
0	0	0	0	0	0	0
0	0	0	0	0	0	0
1	0	0	0	0	0	0
0	0	0	0	0	0	0

1B:	6	SF:	1
2B:	0	SAC:	0
3B:	0	DP:	0
HR:	1	HBP:	0

Batter 1 2 3 4 5 6 7 8 9

Del Unser, L OBP: 0.321, SLG: 0.314 (1, 8)	4-3 1-2	F7 3-H		1B 3-H		L8 1-2		1-3 0-0	5 0 1 1 0 0 2
Ed Stroud, L OBP: 0.373, SLG: 0.392 (1, 9)	SF7 BB		FC6-4 1B	K 1-2		G3 0-3		1B 0-0	4 1 2 0 1 1 2
Frank Howard, R OBP: 0.424, SLG: 0.570 (1, 7)	E6 SF7		FC6-4 FC3-6	F9 1-3		HR 0-0		K 1-2	5 1 1 1 0 1 5
Mike Epstein, L OBP: 0.370, SLG: 0.448 (1, 3)	SF7 1-2		FC3-6 1-2f	K 1-2f		L6 0-0		6-3 0-0	4 0 0 1 0 1 4
Bernie Allen, L OBP: 0.426, SLG: 0.483 Tim Cullen, R OBP: 0.317, SLG: 0.229 (1, 4) (8, 4)	K 0-3		4-3		FC4-6 BB	L9 0-0			3 0 0 0 1 1 2 0 0 0 0 0 0 0
Aurelio Rodriguez, R OBP: 0.323, SLG: 0.408 (1, 5)		6-3 0-0		BB 1B BB		K 0-0	CS 1B		3 1 1 0 1 1 1
Ed Brinkman, R OBP: 0.344, SLG: 0.299 (1, 6)		5-3 0-0		BB 1B BB	FC4-6 E S	CS 1-2	5-3 0-0		3 1 0 0 1 0 1
Jim French, L OBP: 0.333, SLG: 0.222 John Roseboro, L OBP: 0.400, SLG: 0.260 (1, 2) (8, PH) (9, 2)		BB 1B		1B 1B BB	K 1-3		K 0-3		2 1 1 0 1 1 1 1 0 0 0 0 1 0
Casey Cox, R OBP: 0.200, SLG: 0.158 Horacio Pina, R (6, 1) Davey Nelson, R OBP: 0.203, SLG: 0.135 Jim Shellenback, L OBP: 0.200, SLG: 0.400 Jim Hannan, R OBP: 0.500, SLG: 0.500 Darold Knowles, L (8, 1) Lee Maye, L OBP: 0.300, SLG: 0.398 Bob Humphreys, R (9, 1)		BB 1B		1B 1B BB		1-3 0-0		1-3 0-0	1 0 1 2 1 0 0 0 0 0 0 0 0 0 1 0 1 0 0 0 0 0 0 0 0 0 0 0 0 0

R: 1 H: 0 E: 1 LOB: 1 K: 1 BB: 1 S: 6 P: 10	R: 0 H: 1 E: 0 LOB: 2 K: 0 BB: 1 S: 4 P: 8	R: 0 H: 1 E: 0 LOB: 1 K: 0 BB: 0 S: 4 P: 4	R: 3 H: 2 E: 0 LOB: 2 K: 2 BB: 3 S: 9 P: 21	R: 0 H: 0 E: 0 LOB: 1 K: 2 BB: 1 S: 7 P: 11	R: 0 H: 0 E: 0 LOB: 0 K: 0 BB: 0 S: 3 P: 3	R: 1 H: 2 E: 0 LOB: 0 K: 0 BB: 0 S: 4 P: 4	R: 0 H: 0 E: 0 LOB: 0 K: 1 BB: 0 S: 5 P: 5	R: 0 H: 1 E: 0 LOB: 1 K: 1 BB: 0 S: 6 P: 6	1B: 6 SF: 1 2B: 0 SAC: 0 3B: 0 DP: 0 HR: 1 HBP: 0
--	---	---	--	--	---	---	---	---	--

PITCHER	IP	WLS	BF	H	R	ER	SO	BB	IBB	HBP	BLK	WP	HR	S	P	ERA	WHIP
Dave Morehead, R ERA: 3.9 (1, 1)	3.0		17	2	4	3	1	5	0	0	0	0	0	14	34	9.00	2.333
Moe Drabowsky, R ERA: 3.58 (4, 1)	0.0		2	2	0	0	0	0	0	0	0	0	0	2	2	∞	∞
Tom Burgmeier, L ERA: 5.14 (4, 1)	4.0	W	14	2	1	1	4	1	0	0	0	0	1	21	25	2.25	0.750
Ken Wright, R ERA: 2.7 (8, 1)	2.0	S	7	1	0	0	2	0	0	0	0	0	0	11	11	0.00	0.500

Batter	1	2	3	4	5	6	7	8	9	AB R H RBI BB SO LOB	TOP											
Jackie Hernandez, R (1, 6) OBP: 0.303, SLG: 0.295	0-3 K		0-0 1-3			0-0 FC6-4 1B		0-0 1-2 1B		4 0 2 0 0 1 0	Kansas City Royals @ New York Yankees Yankee Stadium, Bronx, NY Tue Jun 02 1970, 7:05 PM EDT Att: 9,181 - Unknown - 79 F											
Ed Kirkpatrick, L (1, 9) OBP: 0.293, SLG: 0.438	0-3 K			0-0 F9		0-0 FC6-4 1-2f		0-3 K		4 0 0 0 0 2 3												
Amos Otis, R (1, 8) OBP: 0.355, SLG: 0.447	0-0 FC4-6 1B			0-0 FC6-4 1B		0-0 F9			0-0 1B FC4-6 1B	4 1 3 0 0 0 1												
Bob Oliver, R (1, 5) OBP: 0.321, SLG: 0.522	0-0 FC4-6 1-2f			0-0 F4			0-3 K		0-0 FC4-6 1B 1-2 1B	4 1 1 0 0 1 2												
Lou Piniella, R (1, 7) OBP: 0.385, SLG: 0.547		0-0 6-4 1B		0-0 FC6-4 1-2f			0-0 5-3		0-0 FC4-6 1B 1-2 2-3	4 0 2 0 0 0 1 0 0 0 0 0 0 0												
Pat Kelly, L (9, PR) OBP: 0.385, SLG: 0.323																						
Joe Keough, L (1, 3) OBP: 0.410, SLG: 0.480		0-0 6-4 1-2f			0-0 G3		0-0 F7		0-0 FC4-6 1B 1-2f 2-3 3-H	4 0 0 1 0 0 3												
Luis Alcaraz, R (1, 4) OBP: 0.195, SLG: 0.257			0-0 L7						0-0 L6	4 0 0 0 0 0 2												
Ellie Rodriguez, R (1, 2) OBP: 0.371, SLG: 0.371			0-0 6-3		0-0 F8			0-0 1B 1B	0-0 1-2 3-H 1B	4 0 2 1 0 0 0												
Bob Johnson, L (1, 1) Paul Schaal, R (8, PH) Moe Drabowsky, R (8, 1) Bill Sorrell, L (9, PH)			0-3 K			0-3 K		0-0 F5	0-0 4-3	2 0 0 0 0 2 0 1 0 0 0 0 0 1 0 0 0 0 0 0 0 1 0 0 0 0 0 2												
Inning Stats	R: 0 E: 0 K: 2 S: 8	H: 1 LOB: 1 BB: 0 P: 8	R: 0 E: 0 K: 0 S: 3	H: 1 LOB: 0 BB: 0 P: 3	R: 0 E: 0 K: 1 S: 5	H: 0 LOB: 0 BB: 0 P: 5	R: 0 E: 0 K: 0 S: 4	H: 1 LOB: 1 BB: 0 P: 4	R: 0 E: 0 K: 0 S: 3	H: 0 LOB: 0 BB: 0 P: 3	R: 0 E: 0 K: 1 S: 6	H: 1 LOB: 1 BB: 0 P: 6	R: 0 E: 0 K: 1 S: 5	H: 0 LOB: 0 BB: 0 P: 5	R: 0 E: 0 K: 1 S: 7	H: 2 LOB: 2 BB: 0 P: 7	R: 2 E: 0 K: 0 S: 7	H: 4 LOB: 2 BB: 0 P: 7	1B: 10 2B: 1 3B: 0 HR: 0	SF: 0 SAC: 0 DP: 1 HBP: 0	WP: 0 PB: 0 SB: 0 CS: 0	PA: 36
PITCHER	IP WLS BF H R ER SO BB IBB HBP BLK WP HR S P ERA WHIP												PITCHER	IP WLS BF H R ER SO BB IBB HBP BLK WP HR S P ERA WHIP								
Fritz Peterson, L (1, 1) ERA: 3.47	8.2 W 35 10 2 2 6 0 0 0 0 0 0 0 47 47 2.08 1.154																					
Lindy McDaniel, R (9, 1) ERA: 1.24	0.1 S 1 0 0 0 0 0 0 0 0 0 0 0 0 1 1 0.00 0.000																					

livebaseballscorecards.com

AB	36
R	2
H	10
RBI	2
BB	0
SO	6
LOB	15



Batter	1	2	3	4	5	6	7	8	9
Horace Clarke, S OBP: 0.322, SLG: 0.330 (1, 4)	0-0 1-3		0-3 K		0-0 1B SF7 1-3 1B		0-0 4-3		
Jerry Kenney, L OBP: 0.308, SLG: 0.299 (1, 5)	0-0 BB BB 1B		4-0 FC6-5 S BB		0-0 SF7 1-2 3-H		0-0 1B		
Bobby Murcer, L OBP: 0.362, SLG: 0.361 (1, 8)	4-0 BB 1-2 BB		0-0 FC6-5 CS 1-3		0-0 1B 2-3		0-0 F5		
Roy White, S OBP: 0.425, SLG: 0.529 (1, 7)	0-0 F6		0-0 CS 1-2	0-0 F9	0-0 F6		0-0 F9		
Danny Cater, R OBP: 0.349, SLG: 0.457 (1, 3)	4-0 1-2 2-3 BB			4-0 1B S SF8 BB		0-0 F9		0-0 L9	
Thurman Munson, R OBP: 0.390, SLG: 0.340 (1, 2)	0-3 K			0-0 1-3 1B		0-0 L4		0-0 6-3	
Curt Blefary, L OBP: 0.303, SLG: 0.235 (1, 9)		0-0 F8		0-0 SF8 3-H		1-0 1B HBP		0-0 HR	
Jim Lyttle, L (9, 9)									
Gene Michael, S OBP: 0.319, SLG: 0.288 (1, 6)		0-3 K		0-3 K		0-0 1-3 1B		0-0 2B	
Fritz Peterson, S OBP: 0.281, SLG: 0.469 (1, 1)		0-3 K			0-0 1B SF7 1B		0-0 F6		
Lindy McDaniel, R OBP: 0.167, SLG: 0.167 (9, 1)									

AB	R	H	RBI	BB	SO	LOB
4	0	1	0	0	1	0
2	0	2	1	1	0	0
3	0	1	0	1	0	2
4	0	0	0	0	0	4
2	1	0	0	2	0	0
4	0	1	0	0	1	3
2	1	1	2	0	0	0
0	0	0	0	0	0	0
4	0	2	0	0	2	1
4	1	1	0	0	2	3
0	0	0	0	0	0	0

Kansas City Royals @ New York Yankees
Yankee Stadium, Bronx, NY
Tue Jun 02 1970, 7:05 PM EDT
Att. 9,181 - Unknown - 79 F

AB	29
R	3
H	9
RBI	3
BB	4
SO	6
LOB	13



Inning Stats		R	H	E	K	S	P	BB	IBB	HBP	BLK	WP	HR	S	P	ERA	WHIP
R: 0 H: 1 E: 0 K: 1 S: 6		0	1	0	3	14											
R: 0 H: 0 E: 0 K: 2 S: 7		0	0	0	0	7											
R: 0 H: 0 E: 0 K: 1 S: 4		0	0	0	1	8											
R: 1 H: 1 E: 0 K: 1 S: 6		1	1	0	1	10											
R: 1 H: 3 E: 0 K: 0 S: 5		1	3	0	0	5										2.57	1.571
R: 0 H: 1 E: 0 K: 0 S: 4		0	1	0	0	5											
R: 0 H: 1 E: 0 K: 0 S: 4		0	1	0	0	4											
R: 1 H: 2 E: 0 K: 1 S: 7		1	2	0	1	7											

PITCHER		IP	WLS	BF	H	R	ER	SO	BB	IBB	HBP	BLK	WP	HR	S	P	ERA	WHIP
Bob Johnson, R ERA: 2.83 (1, 1)		7.0	L	31	7	2	2	5	4	0	1	0	0	0	36	53	2.57	1.571
Moe Drabowsky, R ERA: 3.77 (8, 1)		1.0		5	2	1	1	1	0	0	0	0	0	1	7	7	9.00	2.000

PITCHER		IP	WLS	BF	H	R	ER	SO	BB	IBB	HBP	BLK	WP	HR	S	P	ERA	WHIP
Gene Michael, S OBP: 0.319, SLG: 0.288 (1, 6)		0.3		3	1	0	0	0	0	0	0	0	0	0	1	1	9.00	2.000

Batter	1	2	3	4	5	6	7	8	9	AB R H RBI BB SO LOB	TOP											
Pat Kelly, L (1, 9) OBP: 0.378, SLG: 0.315	0-0 G3		0-0 1-3		0-0 4-3			0-0 G3		4 0 0 0 0 0 0	Kansas City Royals @ New York Yankees Yankee Stadium, Bronx, NY Wed Jun 03 1970, 7:05 PM EDT Att: 6,891 - Unknown - 78 F											
Jackie Hernandez, R (1, 6) OBP: 0.295, SLG: 0.286	0-3 K		0-0 6-3		0-0 F8			0-0 E1 FC6-4		4 0 0 0 0 1 0												
Amos Otis, R (1, 8) OBP: 0.353, SLG: 0.458	0-0 HR			0-0 1-3		0-0 6-3		0-0 FC6-4 1-2f		4 1 1 1 0 0 1												
Bob Oliver, R (1, 5) OBP: 0.325, SLG: 0.522	0-3 K			0-0 1B 1B		0-0 FC6-4 1B		0-0 F8		4 1 2 0 0 1 1												
Lou Piniella, R (1, 7) OBP: 0.380, SLG: 0.536		0-3 K		0-0 1B 1B		0-0 L9			0-3 K	4 1 1 0 0 2 1												
Joe Keough, L (1, 3) OBP: 0.413, SLG: 0.481		0-0 6-3		0-0 1B 1B		0-0 FC6-4 1-2f			0-0 WP 1B	4 0 2 1 0 0 1												
Rich Severson, R (1, 4) OBP: 0.301, SLG: 0.304 Ed Kirkpatrick, L (9, PH) OBP: 0.291, SLG: 0.434		0-0 1B		0-0 F3		4-0 BB BB			0-0 L4	2 0 1 0 1 0 2 1 0 0 0 0 0 1												
Ellie Rodriguez, R (1, 2) OBP: 0.387, SLG: 0.366		0-0 F6		0-0 1B		0-0 G6-4-3 1-2f			0-0 6-3 1-2	4 0 1 1 0 0 3												
Dick Drago, R (1, 1) OBP: 0.143, SLG: 0.053 Tom Burgmeier, L (5, 1)		0-3 K		0-3 K						2 0 0 0 0 2 0 1 0 0 0 0 1 0												
Inning Stats	R: 1 E: 0 K: 2 S: 8	H: 1 LOB: 0 BB: 0 P: 8	R: 0 E: 0 K: 1 S: 6	H: 1 LOB: 1 BB: 0 P: 6	R: 0 E: 0 K: 1 S: 5	H: 0 LOB: 0 BB: 0 P: 5	R: 2 E: 0 K: 0 S: 6	H: 4 LOB: 2 BB: 0 P: 6	R: 0 E: 0 K: 1 S: 5	H: 0 LOB: 0 BB: 0 P: 5	R: 0 E: 0 K: 0 S: 4	H: 1 LOB: 1 BB: 0 P: 4	R: 0 E: 0 K: 1 S: 4	H: 0 LOB: 0 BB: 1 P: 8	R: 0 E: 1 K: 0 S: 4	H: 0 LOB: 1 BB: 0 P: 4	R: 0 E: 0 K: 1 S: 6	H: 1 LOB: 1 BB: 0 P: 6	1B: 7 2B: 0 3B: 0 HR: 1	SF: 0 SAC: 0 DP: 1 HBP: 0	WP: 1 PB: 0 SB: 0 CS: 0	PA: 35
PITCHER	IP WLS BF H R ER SO BB IBB HBP BLK WP HR S P ERA WHIP																					
Mike Kekich, L (1, 1) ERA: 7.96	6.0 W 25 7 3 3 5 1 0 0 0 0 1 34 38 4.50 1.333																					
Jack Aker, R (7, 1) ERA: 1.87	3.0 S 10 1 0 0 2 0 0 0 0 0 1 0 14 14 0.00 0.333																					

livebaseballscorecards.com

AB	34
R	3
H	8
RBI	3
BB	1
SO	7
LOB	10



Batter	1	2	3	4	5	6	7	8	9	AB	R	H	RBI	BB	SO	LOB
--------	---	---	---	---	---	---	---	---	---	----	---	---	-----	----	----	-----

Horace Clarke, S <small>(1, 4)</small> <small>OBP: 0.325, SLG: 0.333</small>										4	1	2	0	0	0	2
Jerry Kenney, L <small>(1, 5)</small> <small>OBP: 0.307, SLG: 0.298</small>										4	0	1	0	0	0	1
Bobby Murcer, L <small>(1, 8)</small> <small>OBP: 0.365, SLG: 0.374</small>										4	2	2	1	0	1	2
Roy White, S <small>(1, 7)</small> <small>OBP: 0.426, SLG: 0.534</small>										4	1	2	2	0	1	2
Danny Cater, R <small>(1, 3)</small> <small>OBP: 0.347, SLG: 0.468</small>										4	1	1	2	0	0	3
Curt Blefary, L <small>(1, 9)</small> <small>OBP: 0.303, SLG: 0.238</small>										3	0	1	0	0	1	0
Ron Woods, R <small>(7, 9)</small> <small>OBP: 0.326, SLG: 0.420</small>										1	0	0	0	0	0	0
Thurman Munson, R <small>(1, 2)</small> <small>OBP: 0.381, SLG: 0.331</small>										4	0	0	0	0	1	1
Gene Michael, S <small>(1, 6)</small> <small>OBP: 0.314, SLG: 0.283</small>										3	0	0	0	0	0	1
Mike Kekich, R <small>(1, 1)</small> <small>OBP: 0.250, SLG: 0.250</small>										3	0	1	0	0	1	0
Jack Aker, R <small>(7, 1)</small> <small>OBP: 0.125, SLG: 0.125</small>										0	0	0	0	0	0	0

Inning Stats R: 0 H: 2 E: 0 K: 1 S: 7 H: 2 LOB: 2 BB: 0 P: 7 R: 0 H: 0 E: 0 K: 1 S: 5 H: 0 LOB: 0 BB: 0 P: 5 R: 2 H: 3 E: 0 K: 1 S: 8 H: 3 LOB: 1 BB: 0 P: 8 R: 0 H: 2 E: 0 K: 0 S: 5 H: 2 LOB: 2 BB: 0 P: 5 R: 3 H: 3 E: 0 K: 1 S: 8 H: 3 LOB: 0 BB: 0 P: 8 R: 0 H: 0 E: 0 K: 3 S: 3 H: 0 LOB: 0 BB: 0 P: 3 R: 0 H: 0 E: 0 K: 1 S: 5 H: 0 LOB: 0 BB: 0 P: 5 R: 0 H: 0 E: 0 K: 3 S: 3 H: 0 LOB: 0 BB: 0 P: 3	1B: 7 SF: 0 2B: 1 SAC: 0 3B: 1 DP: 0 HR: 1 HBP: 0	PITCHER <small>Dick Drago, R (1, 1) ERA: 4.92</small> <small>Tom Burgmeier, L (5, 1) ERA: 3.38</small>	PITCHER <small>Dick Drago, R (1, 1) ERA: 4.92</small> <small>Tom Burgmeier, L (5, 1) ERA: 3.38</small>	WP: 0 PA: 34 PB: 0 SB: 0 CS: 0
PITCHER <small>Dick Drago, R (1, 1) ERA: 4.92</small> <small>Tom Burgmeier, L (5, 1) ERA: 3.38</small>	PITCHER <small>Dick Drago, R (1, 1) ERA: 4.92</small> <small>Tom Burgmeier, L (5, 1) ERA: 3.38</small>	ERA 10.38 WHIP 2.308	ERA 0.00 WHIP 0.000	

BOTTOM

Kansas City Royals @ New York Yankees

Yankee Stadium, Bronx, NY

Wed Jun 03 1970, 7:05 PM EDT

Att. 6,891 - Unknown - 78 F

livebaseballscores.com

AB	34
R	5
H	10
RBI	5
BB	0
SO	5
LOB	12



Batter	1	2	3	4	5	6	7	8	9	10	11	12	AB	R	H	RBI	BB	SO	LOB	TOP		
Jackie Hernandez, R OBP: 0.298, SLG: 0.290 (1, 6)	0-3 K ①		0-0 G1-6-3 1B		0-0 1-3 ③			0-0 4-3 ③			0-0 4-1 1B		5	0	2	0	0	1	1			
Joe Keough, L OBP: 0.405, SLG: 0.468 (1, 3)	0-0 E1 6-3 1B		0-0 G1-6-3 ②					0-0 4-3 ①		0-0 SH5-3 1B			5	1	1	0	0	0	2			
Amos Otis, R OBP: 0.352, SLG: 0.454 (1, 8)	0-0 6-3 ②			0-0 G4-6-3 1B				0-0 F3 ②		0-0 SH5-3 ①		0-0 L8 ③		4	0	1	0	0	0	2		
Bob Oliver, R OBP: 0.327, SLG: 0.518 (1, 5)	0-0 2-H 1B ③			0-0 G4-6-3 1B				0-0 F4 ③		0-3 K ②		0-0 6-3 ①		5	0	2	1	0	1	1		
Lou Piniella, R OBP: 0.365, SLG: 0.513 (1, 7)		0-0 3-1 ①		0-0 G4-6-3 ②				0-3 K ①		0-0 6-3 ③		0-0 F9 ②		5	0	0	0	0	1	3		
Ed Kirkpatrick, L OBP: 0.281, SLG: 0.418 (1, 9)		0-0 G3 ②		0-3 K ③				0-0 3-1 ②		0-0 F6 ①		0-3 K ③		5	0	0	0	0	2	1		
Rich Severson, R OBP: 0.299, SLG: 0.301 (1, 4)		0-0 FC4-6 1B			0-0 5-3 ①			0-0 F3 ③		0-0 F8 ②				4	0	1	0	0	0	0		
Ellie Rodriguez, R OBP: 0.363, SLG: 0.362 (1, 2)		0-0 FC4-6 ③			0-0 4-3 ②				0-0 CS 1B		0-0 6-3 ③			4	0	1	0	0	0	1		
Jim Rooker, R OBP: 0.222, SLG: 0.269 Moe Drabowsky, R OBP: 0.250, SLG: 0.250 (1, 1) (12, 1)			0-0 L9 ①			0-0 1B		0-3 K ① ②			0-0 1-3 ①			4	0	1	0	0	1	1		
														0	0	0	0	0	0	0		
Inning Stats	R: 1 E: 1 K: 1 S: 6	H: 1 LOB: 1 BB: 0 P: 6	R: 0 E: 0 K: 0 S: 4	H: 1 LOB: 1 BB: 0 P: 4	R: 0 E: 0 K: 1 S: 3	H: 1 LOB: 0 BB: 0 P: 3	R: 0 E: 0 K: 1 S: 6	H: 2 LOB: 1 BB: 0 P: 6	R: 0 E: 0 K: 0 S: 4	H: 0 LOB: 0 BB: 0 P: 5	R: 0 E: 0 K: 1 S: 5	H: 1 LOB: 0 BB: 0 P: 5	R: 0 E: 0 K: 1 S: 6	H: 1 LOB: 1 BB: 0 P: 6	R: 0 E: 0 K: 0 S: 3	H: 1 LOB: 1 BB: 0 P: 4	R: 0 E: 0 K: 1 S: 5	H: 0 LOB: 0 BB: 0 P: 5	1B: 9 2B: 1 3B: 0 HR: 0	SF: 0 SAC: 1 DP: 3 HBP: 0	WP: 0 PB: 0 SB: 0 CS: 1	PA: 42
PITCHER	IP	WLS	BF	H	R	ER	SO	BB	IBB	HBP	BLK	WP	HR	S	P	ERA	WHIP					
Stan Bahnsen, R ERA: 2.95 (1, 1)	8.0		28	7	1	0	4	0	0	0	0	0	0	36	36	0.00	0.875					
Gary Waslewski, R ERA: 4.29 (9, 1)	1.0		4	1	0	0	1	0	0	0	0	0	0	6	6	0.00	1.000					
Lindy McDaniel, R ERA: 1.14 (10, 1)	3.0	W	10	1	0	0	1	0	0	0	0	0	0	12	12	0.00	0.333					

Kansas City Royals @ New York Yankees
 Yankee Stadium, Bronx, NY
 Thu Jun 04 1970, 7:05 PM EDT
 Att: 6,510 - Unknown - 61 F

livebaseballscorecards.com

AB	41
R	1
H	9
RBI	1
BB	0
SO	6
LOB	12



Batter	1	2	3	4	5	6	7	8	9	AB R H RBI BB SO LOB	TOP													
Jackie Hernandez, R (1, 6) <small>OBP: 0.290, SLG: 0.282</small> Pat Kelly, L (9, PH) <small>OBP: 0.381, SLG: 0.319</small>	0-0 F9		0-0 L9		0-0 F8	5-3			0-0 G1 1B	4 0 0 0 0 0 1 1 0 1 0 0 0 0														
Joe Keough, L (1, 3) <small>OBP: 0.420, SLG: 0.482</small>	4-0 FC6-4 BB		0-0 2B		4-0 1B BB			0-0 G6-4-3 1B	0-0 G1 1-2	3 1 2 0 2 0 1														
Amos Otis, R (1, 8) <small>OBP: 0.348, SLG: 0.448</small>	0-3 K		0-0 F9		0-0 BB 1B 1B			0-0 G6-4-3 1-2f	0-0 F8	5 0 1 0 0 1 4														
Bob Oliver, R (1, 5) <small>OBP: 0.330, SLG: 0.533</small>	0-0 FC6-4 1-2f			0-0 HR	0-0 BB 1B			0-0 F2		4 1 2 2 0 0 1														
Lou Piniella, R (1, 7) <small>OBP: 0.362, SLG: 0.500</small>		0-0 F4		0-0 F4	4-0 BB BB			0-0 L6		3 0 0 0 1 0 0														
Ed Kirkpatrick, L (1, 9) <small>OBP: 0.287, SLG: 0.423</small>		0-0 4-3		4-0 FC6-4 BB	0-0 L8			0-0 2B		3 0 1 0 1 0 3														
Ellie Rodriguez, R (1, 2) <small>OBP: 0.387, SLG: 0.370</small>		4-0 BB		0-0 FC6-4 1-2f		0-0 2B		0-0 6-3		3 0 1 0 1 0 2														
Luis Alcaraz, R (1, 4) <small>OBP: 0.190, SLG: 0.250</small> Hawk Taylor, R (8, PH) <small>OBP: 0.421, SLG: 0.529</small> Rich Severson, R (8, 4) <small>OBP: 0.299, SLG: 0.301</small>		0-0 F4		0-0 FC6-4 1-2f		0-3 K		0-3 K		3 0 0 0 0 1 3 1 0 0 0 0 1 1 0 0 0 0 0 0 0														
Bill Butler, L (1, 1) <small>OBP: 0.111, SLG: 0.040</small> Bill Sorrell, L (6, PH) <small>OBP: 0.333, SLG: 0.333</small> Al Fitzmorris, S (6, 1) <small>OBP: 0.344, SLG: 0.375</small> Paul Schaal, R (9, PH) <small>OBP: 0.344, SLG: 0.375</small>		0-3 K		0-3 K	0-3 K	0-0 F7		0-0 F9		2 0 0 0 0 2 0 1 0 0 0 0 0 1 0 0 0 0 0 0 0 1 0 0 0 0 0 0														
Inning Stats	R: 0 E: 0 K: 1 S: 5	H: 0 LOB: 1 BB: 1 P: 9	R: 0 E: 0 K: 0 S: 3	H: 0 LOB: 1 BB: 1 P: 7	R: 0 E: 0 K: 1 S: 6	H: 1 LOB: 1 BB: 1 P: 6	R: 1 E: 0 K: 0 S: 4	H: 1 LOB: 1 BB: 1 P: 8	R: 1 E: 0 K: 1 S: 7	H: 2 LOB: 3 BB: 2 P: 15	R: 0 E: 0 K: 1 S: 6	H: 1 LOB: 1 BB: 0 P: 6	R: 0 E: 0 K: 0 S: 3	H: 1 LOB: 0 BB: 0 P: 3	R: 0 E: 0 K: 1 S: 6	H: 1 LOB: 1 BB: 0 P: 6	R: 0 E: 0 K: 0 S: 4	H: 1 LOB: 1 BB: 0 P: 4	R: 0 E: 0 K: 0 S: 4	H: 1 LOB: 1 BB: 0 P: 4	1B: 4 2B: 3 3B: 0 HR: 1	SF: 0 SAC: 0 DP: 1 HBP: 0	WP: 0 PB: 0 SB: 0 CS: 0	PA: 39
PITCHER	IP WLS BF H R ER SO BB IBB HBP BLK WP HR S P ERA WHIP																							
Mike Nagy, R (1, 1) <small>ERA: 2.74</small> Vicente Romo, R (8, 1) <small>ERA: 3.53</small>	7.1 W 33 7 2 2 4 5 0 0 0 0 0 1 36 56 2.46 1.636																							
	1.2 S 6 1 0 0 1 0 0 0 0 0 0 0 8 8 0.00 0.600																							

Kansas City Royals @ Boston Red Sox
 Fenway Park, Boston, MA
 Fri Jun 05 1970, 7:05 PM EDT
 Att: 19,412 - Unknown

AB	34
R	2
H	8
RBI	2
BB	5
SO	5
LOB	17



WP: 0	PA: 39
PB: 0	
SB: 0	
CS: 0	

Batter	1	2	3	4	5	6	7	8	9
Mike Andrews, R OBP: 0.328, SLG: 0.364 (1, 4)	0-0 F6		0-0 F5		0-0 E2 4-3 HR		0-0 F7		
Reggie Smith, S OBP: 0.412, SLG: 0.500 (1, 8)	0-0 BB 1B		0-0 1B		0-0 4-3		0-0 F8		
Carl Yastrzemski, L OBP: 0.432, SLG: 0.542 (1, 7)	4-0 1B FC5-4 BB		0-0 F6		0-0 HR		0-3 K		
Tony Conigliaro, R OBP: 0.376, SLG: 0.535 (1, 9)	0-0 FC5-4 1B		0-0 F8		0-0 F7		0-3 K		
Billy Conigliaro, R OBP: 0.354, SLG: 0.571 (9, 9)	1-3 2-H 1B								
Rico Petrocelli, R OBP: 0.273, SLG: 0.407 (1, 5)	0-0 FC5-4			0-3 K	0-0 2B		0-0 F3		
George Scott, R OBP: 0.340, SLG: 0.494 (1, 3)	0-3 K			0-0 2B	0-0 L9		0-0 F8		
Don Pavletich, R (1, 2)		0-0 F8		0-0 6-3		0-0 6-3			
Luis Alvarado, R OBP: 0.282, SLG: 0.309 (1, 6)		0-3 K		4-0 IBB		0-0 F8			
Mike Nagy, R OBP: 0.111, SLG: 0.111 (1, 1)		0-0 G3		0-0 L7		0-0 5-3			
Vicente Romo, R OBP: 0.167, SLG: 0.364 (8, 1)									

Inning Stats	R: 2	H: 2	E: 0	LOB: 1	K: 1	S: 7	P: 11	R: 0	H: 0	E: 0	LOB: 0	K: 1	S: 5	P: 5	R: 0	H: 1	E: 0	LOB: 1	K: 0	S: 4	P: 4	R: 0	H: 1	E: 1	LOB: 1	K: 0	S: 6	P: 6	R: 0	H: 0	E: 0	LOB: 0	K: 1	S: 3	P: 3	R: 0	H: 0	E: 0	LOB: 0	K: 1	S: 5	P: 5	R: 0	H: 0	E: 0	LOB: 0	K: 1	S: 5	P: 5
--------------	------	------	------	--------	------	------	-------	------	------	------	--------	------	------	------	------	------	------	--------	------	------	------	------	------	------	--------	------	------	------	------	------	------	--------	------	------	------	------	------	------	--------	------	------	------	------	------	------	--------	------	------	------

PITCHER	IP	WLS	BF	H	R	ER	SO	BB	IBB	HBP	BLK	WP	HR	S	P	ERA	WHIP
Bill Butler, L ERA: 3.82 (1, 1)	5.0	L	24	6	4	3	3	1	1	0	0	0	1	28	36	5.40	1.400
Al Fitzmorris, R ERA: 3.03 (6, 1)	3.0		9	0	0	0	2	0	0	0	0	0	0	13	13	0.00	0.000

AB R H RBI BB SO LOB

4	1	0	0	0	0	0
4	1	2	0	0	0	1
3	2	1	2	1	1	1
4	0	1	1	0	1	1
0	0	0	0	0	0	0
4	0	1	1	0	1	1
4	0	1	0	0	1	2
3	0	0	0	0	0	1
2	0	0	0	1	1	0
3	0	0	0	0	0	2
0	0	0	0	0	0	0

AB	31
R	4
H	6
RBI	4
BB	2
SO	5
LOB	9



WP	HR	S	P	ERA	WHIP
0	0	0	0	0	0

Kansas City Royals @ Boston Red Sox
 Fenway Park, Boston, MA
 Fri Jun 05 1970, 7:05 PM EDT
 Att. 19,412 - Unknown

livebaseballscorecards.com

Batter	1	2	3	4	5	6	7	8	9	AB R H RBI BB SO LOB	TOP																
Pat Kelly, L (1, 9) OBP: 0.386, SLG: 0.341	0-0 CS 1B		0-0 1-H HR	0-0 1-2		4-0 FC5 G3 BB		0-0 3-1		4 1 2 2 1 0 1	Kansas City Royals @ Boston Red Sox Fenway Park, Boston, MA Sun Jun 07 1970, 3:33 AM EDT Unknown																
Rich Severson, R (1, 4) OBP: 0.293, SLG: 0.295	0-3 K 1-2		0-0 1B 1B	0-0 6-3		0-0 G3 1-2 2-3		0-0 F8		5 0 1 0 0 1 4																	
Amos Otis, R (1, 8) OBP: 0.345, SLG: 0.439	0-0 F5		0-3 K		0-3 K	4-0 BB		0-3 K		4 0 0 0 1 3 1																	
Bob Oliver, R (1, 5) OBP: 0.322, SLG: 0.520		0-0 F8	0-0 L7		0-0 6-3	0-0 FC5 2-3f		0-3 K		5 0 0 0 0 1 4																	
Lou Piniella, R (1, 7) OBP: 0.378, SLG: 0.516		0-0 BB 1B	0-0 BB 1B		0-0 F7		4-0 BB BB	0-0 4-3 2B		4 0 3 0 1 0 0																	
Joe Keough, L (1, 3) OBP: 0.419, SLG: 0.470		0-0 F7	4-0 FC6-4 BB			4-0 HR BB	0-0 F6	0-0 4-3 2-3		3 1 0 0 2 0 3																	
Jackie Hernandez, R (1, 6) OBP: 0.300, SLG: 0.303		4-0 BB	0-0 FC6-4			0-0 HR	4-0 BB	0-0 4-3		3 1 1 2 2 0 4																	
Ed Kirkpatrick, L (1, 2) OBP: 0.287, SLG: 0.423		0-3 K		1-0 4-3 HBP		4-0 FC1-6 BB	0-3 K			0 0 0 0 0 0 0																	
Jim Campanis, R (1, 2) OBP: 0.263, SLG: 0.353						0-0 FC1-6 G3 BB 1-2f	0-3 K			2 0 0 0 1 2 4																	
Dave Morehead, R (1, 1) OBP: 0.227, SLG: 0.238			0-0 HR 1B				0-3 K			0 0 0 0 0 0 0																	
Tom Burgmeier, L (1, 1) OBP: 0.333, SLG: 0.200										3 1 1 0 0 1 2																	
Ken Wright, R (6, 1)										0 0 0 0 0 0 0																	
Hawk Taylor, R (7, PH) OBP: 0.400, SLG: 0.500										1 0 0 0 0 1 2																	
Moe Drabowsky, R (7, 1) OBP: 0.250, SLG: 0.250										0 0 0 0 0 0 0																	
Inning Stats	R: 0 E: 0 K: 1 S: 5	H: 1 LOB: 0 BB: 0 P: 5	R: 0 E: 0 K: 1 S: 6	H: 1 LOB: 2 BB: 1 P: 10	R: 2 E: 0 K: 1 S: 9	H: 4 LOB: 3 BB: 1 P: 13	R: 0 E: 0 K: 1 S: 5	H: 0 LOB: 1 BB: 0 P: 6	R: 0 E: 0 K: 1 S: 5	H: 0 LOB: 0 BB: 0 P: 5	R: 2 E: 0 K: 0 S: 4	H: 1 LOB: 3 BB: 4 P: 20	R: 0 E: 0 K: 2 S: 7	H: 0 LOB: 2 BB: 2 P: 15	R: 0 E: 0 K: 1 S: 5	H: 0 LOB: 0 BB: 0 P: 5	R: 0 E: 0 K: 1 S: 6	H: 1 LOB: 1 BB: 0 P: 6	1B: 5 2B: 1 3B: 0 HR: 2	SF: 0 SAC: 0 DP: 0 HBP: 1	WP: 0 PB: 0 SB: 0 CS: 1	PA: 43					
PITCHER	IP WLS BF H R ER SO BB IBB HBP BLK WP HR S P ERA WHIP																										
Ray Culp, R (1, 1) ERA: 2.86	5.0		26	7	4	4	5	4	0	1	0	0	2	31	48	7.20	2.200										
Lee Stange, R (6, 1) ERA: 3.66	1.0	W	5	0	0	0	0	2	0	0	0	0	0	3	11	0.00	2.000										
Ken Brett, L (7, 1) ERA: 3.57	3.0	S	12	1	0	0	4	2	0	0	0	0	0	18	26	0.00	1.000										

livebaseballscorecards.com

AB	34
R	4
H	8
RBI	4
BB	8
SO	9
LOB	25



Batter	1	2	3	4	5	6	7	8	9
Mike Andrews, R OBP: 0.335, SLG: 0.363 (1, 4)	4-0 1B E BB	4-0 FC6-4 BB		0-0 FC4-6 1B		0-0 E1 SF7 1B		0-0 F2	
Reggie Smith, S OBP: 0.406, SLG: 0.494 (1, 8)	0-0 BB E 1B	0-0 FC6-4		0-0 FC4-6		0-0 SF7		0-3 K	
Carl Yastrzemski, L OBP: 0.431, SLG: 0.532 (1, 7)	4-0 E 1B G6-3 BB		0-0 1-6-3		0-0 4-3	0-0 F9		4-0 BB	
Tony Conigliaro, R OBP: 0.382, SLG: 0.538 (1, 9)	0-0 E7 G6-3 BB 1B		0-0 6-3		0-0 FC4-6 1B	0-0 FC5-4 1B		0-0 F9	
Rico Petrocelli, R OBP: 0.277, SLG: 0.416 (1, 5)	4-0 G6-3 BB 1B		0-0 1B 3B		0-0 FC4-6 BB 1B	0-0 FC5-4			
George Scott, R OBP: 0.343, SLG: 0.494 (1, 3)	0-0 G6-3		0-0 FC5-4 1B		0-0 BB 1B		0-3 K		
Mike Fiore, L OBP: 0.297, SLG: 0.195 (8, 3)	1-2f 2-3 3-H		0-0 FC5-4		4-0 BB 1B		0-0 F9		
Tom Satriano, L OBP: 0.349, SLG: 0.333 (1, 2)	0-0 6-3		0-0 FC5-4		1-2 2-3 BB		0-0 F9		
Luis Alvarado, R OBP: 0.275, SLG: 0.301 (1, 6)		0-0 F9		0-3 K	0-0 F8		0-0 1-3		
Ray Culp, R OBP: 0.125, SLG: 0.156 (1, 1)		0-3 K		0-0 6-3		4-0 E SF7 BB		0-0 HR	
Lee Stange, R (6, 1)									
Dick Schofield, S (6, PH)									
Ken Brett, L (7, 1)									

AB	R	H	RBI	BB	SO	LOB
3	2	1	0	2	0	1
4	1	1	1	0	1	2
3	1	0	0	2	0	1
5	0	3	3	0	0	1
3	1	1	0	1	0	2
4	0	2	1	0	1	2
0	0	0	0	0	0	0
3	0	0	0	1	0	2
4	0	0	0	0	1	3
2	0	0	0	0	1	0
0	0	0	0	0	0	0
0	1	0	0	1	0	0
1	1	1	1	0	0	0

AB	32
R	7
H	9
RBI	6
BB	7
SO	4
LOB	14

WP	PA
0	40
PB	0
SB	0
CS	0

IP	WLS	BF	H	R	ER	SO	BB	IBB	HBP	BLK	WP	HR	S	P	ERA	WHIP
0.0		4	2	3	3	0	2	0	0	0	0	0	2	10	∞	∞
5.2	L	27	6	3	1	2	4	0	0	0	0	0	27	43	1.59	1.765
0.1		1	0	0	0	0	0	0	0	0	0	0	1	1	0.00	0.000
2.0		8	1	1	1	2	1	0	0	0	0	1	11	15	4.50	1.000

Kansas City Royals @ Boston Red Sox
 Fenway Park, Boston, MA
 Sun Jun 07 1970, 3:33 AM EDT
 Unknown

livebaseballscorecards.com



Batter	1	2	3	4	5	6	7	8	9	AB R H RBI BB SO LOB	TOP																
Pat Kelly, L (1, 9) OBP: 0.391, SLG: 0.345	0-0 F7		0-0 FC4 1B		4-0 S BB		0-0 E7 BB 1B		0-0 L7	4 0 2 1 1 0 1	Kansas City Royals @ Boston Red Sox Fenway Park, Boston, MA Sun Jun 07 1970, 3:38 AM EDT Att: 30,434 - Unknown livebaseballscorecards.com																
Paul Schaal, R (1, 5) OBP: 0.347, SLG: 0.370	0-0 1B 1B		0-0 FC4 FC5-4 1-2f		0-0 5-3 1-2		4-0 1-2 2-3 BB	0-0 F9	4 0 1 0 1 0 3																		
Amos Otis, R (1, 8) OBP: 0.343, SLG: 0.435	0-0 1-2 1B		0-0 FC5-4 1-2f			0-0 F8	0-0 F8		4 0 1 0 0 0 4																		
Bob Oliver, R (1, 3) OBP: 0.321, SLG: 0.512	0-3 K			4-0 5-3 BB		0-0 F8	0-3 K		3 0 0 0 1 2 5																		
Lou Piniella, R (1, 7) OBP: 0.367, SLG: 0.500	0-0 F4			0-0 F8		0-0 6-3		0-0 6-3	4 0 0 0 0 0 3																		
Luis Alcaraz, R (1, 4) OBP: 0.192, SLG: 0.250		0-0 F7		0-0 5-3 1-2		0-0 PB 1B 1B		0-0 F8	4 1 1 0 0 0 1																		
Jackie Hernandez, R (1, 6) OBP: 0.305, SLG: 0.309		0-0 G4-6-3 1B		0-0 F8		0-0 1B PB E 1B		0-0 F6	4 1 2 0 0 0 1																		
Ellie Rodriguez, R (1, 2) OBP: 0.384, SLG: 0.360		0-0 G4-6-3 1-2f			0-0 F9	4-0 BB E BB		0-0 5-3	3 0 0 0 1 0 1																		
Bob Johnson, L (1, 1) Hawk Taylor, R (7, PH) Al Fitzmorris, S (7, 1) Rich Severson, R (9, PH) OBP: 0.301, SLG: 0.304			0-3 K	0-3 K		0-3 K		0-0 1B	2 0 0 0 0 2 0 1 0 0 0 0 1 3 0 0 0 0 0 0 0 1 0 1 0 0 0 0																		
Inning Stats	R: 0 E: 0 K: 1 S: 7	H: 2 LOB: 2 BB: 0 P: 7	R: 0 E: 0 K: 0 S: 3	H: 1 LOB: 0 BB: 0 P: 3	R: 0 E: 0 K: 1 S: 6	H: 1 LOB: 1 BB: 0 P: 6	R: 0 E: 0 K: 0 S: 3	H: 0 LOB: 1 BB: 1 P: 7	R: 0 E: 0 K: 1 S: 5	H: 0 LOB: 1 BB: 1 P: 9	R: 0 E: 0 K: 0 S: 3	H: 0 LOB: 0 BB: 0 P: 3	R: 2 E: 1 K: 2 S: 10	H: 3 LOB: 3 BB: 2 P: 18	R: 0 E: 0 K: 0 S: 3	H: 0 LOB: 0 BB: 0 P: 3	R: 0 E: 0 K: 0 S: 4	H: 1 LOB: 1 BB: 0 P: 4	1B: 8 2B: 0 3B: 0 HR: 0	SF: 0 SAC: 0 DP: 1 HBP: 0	WP: 0 PB: 1 SB: 1 CS: 0	PA: 38					
PITCHER	IP WLS BF H R ER SO BB IBB HBP BLK WP HR S P ERA WHIP																										
Gary Peters, L (1, 1) ERA: 5.67	6.1		28	7	2	2	4	3	0	0	0	0	0	33	45	2.84	1.579										
Vicente Romo, R (7, 1) ERA: 3.38	1.2	W	6	0	0	0	1	1	0	0	0	0	0	7	11	0.00	0.600										
Sparky Lyle, L (9, 1) ERA: 5.82	1.0	S	4	1	0	0	0	0	0	0	0	0	0	4	4	0.00	1.000										

Kansas City Royals @ Boston Red Sox
 Fenway Park, Boston, MA
 Sun Jun 07 1970, 3:38 AM EDT
 Att: 30,434 - Unknown

AB	34
R	2
H	8
RBI	1
BB	4
SO	5
LOB	22



Batter	1	2	3	4	5	6	7	8	9	AB R H RBI BB SO LOB	TOP											
Lee Mays, L (1, 9) OBP: 0.336, SLG: 0.444	0-0 G1 1B		4-0 FC6-4 BB		0-0 L4		0-0 G3			3 0 1 0 1 0 0												
Ed Stroud, L (1, 8) OBP: 0.380, SLG: 0.400	0-0 G1 1-2		0-0 F8		0-0 1B			4-0 G1-6-3 E BB		3 0 1 0 1 0 2												
Frank Howard, R (1, 3) OBP: 0.419, SLG: 0.555	0-0 L9		0-0 F8		0-3 K			0-0 E4 G1-6-3 1-2		4 0 0 0 0 1 4												
Rick Reichardt, R (1, 7) OBP: 0.350, SLG: 0.557	0-0 F9		0-0 FC6-4 1-2f		0-0 SF7 2B			0-0 G1-6-3 1-2f 2-3		4 1 1 0 0 0 4												
Bernie Allen, L (1, 4) OBP: 0.398, SLG: 0.429		0-0 F5		0-0 G4-6-3 1B		0-0 4-3		0-0 6-3		4 0 1 0 0 0 2												
Tim Cullen, R (8, 4) OBP: 0.289, SLG: 0.205										0 0 0 0 0 0 0												
Aurelio Rodriguez, R (1, 5) OBP: 0.324, SLG: 0.425		0-0 6-3 1B		0-0 G4-6-3 1-2f		0-0 SF7 3-H		0-3 K		3 0 1 1 0 1 1												
Ed Brinkman, R (1, 6) OBP: 0.332, SLG: 0.282		0-0 6-3 1-2		0-0 1B		0-0 4-3		0-0 5-3		4 0 1 0 0 0 1												
Jim French, L (1, 2) OBP: 0.356, SLG: 0.246		4-0 BB		0-0 F8		0-0 4-3		0-0 1B		3 0 1 0 1 0 1												
Casey Cox, R (1, 1) OBP: 0.182, SLG: 0.143		0-3 K				0-0 2-3		0-0 G3		1 0 0 0 0 0 1 2												
Del Unser, L (5, PH) OBP: 0.298, SLG: 0.289										1 0 0 0 0 0 0 0												
Jim Shellenback, L (5, 1) OBP: 0.143, SLG: 0.296										0 0 0 0 0 0 0 0												
John Roseboro, L (7, PH) OBP: 0.347, SLG: 0.217										1 0 0 0 0 0 0 0												
Jim Hannan, R (7, 1) OBP: 0.590, SLG: 0.333										0 0 0 0 0 0 0 0												
Dick Nen, L (8, PH)										1 0 0 0 0 0 0 1												
Inning Stats	R: 0 E: 0 K: 0 S: 4	H: 1 LOB: 1 BB: 0 P: 4	R: 0 E: 0 K: 1 S: 6	H: 1 LOB: 2 BB: 1 P: 10	R: 0 E: 0 K: 0 S: 3	H: 0 LOB: 1 BB: 1 P: 7	R: 0 E: 0 K: 1 S: 4	H: 2 LOB: 1 BB: 0 P: 4	R: 0 E: 0 K: 1 S: 6	H: 1 LOB: 1 BB: 0 P: 6	R: 1 E: 0 K: 0 S: 4	H: 1 LOB: 0 BB: 0 P: 4	R: 0 E: 0 K: 0 S: 3	H: 0 LOB: 0 BB: 0 P: 3	R: 0 E: 1 K: 0 S: 3	H: 0 LOB: 1 BB: 1 P: 7	R: 0 E: 0 K: 1 S: 6	H: 1 LOB: 1 BB: 0 P: 6	1B: 6 2B: 1 3B: 0 HR: 0	SF: 1 SAC: 0 DP: 2 HBP: 0	WP: 0 PB: 0 SB: 0 CS: 0	PA: 36
PITCHER Dick Drago, R (1, 1) ERA: 4.46	IP: 9.0 WLS: W BF: 36 H: 7 R: 1 ER: 1 SO: 3 BB: 3 IBB: 0 HBP: 0 BLK: 0 WP: 0 HR: 0 S: 39 P: 51 ERA: 1.00 WHIP: 1.111																					

Washington Senators @ Kansas City Royals
Municipal Stadium, Kansas City, MO

livebaseballscores.com

AB	32
R	1
H	7
RBI	1
BB	3
SO	3
LOB	18



Tue Jun 09 1970, 8:05 PM EDT
Att: 7,404 - Unknown - 82 F

Batter	1	2	3	4	5	6	7	8	9	AB	R	H	RBI	BB	SO	LOB
Pat Kelly, L OBP: 0.398, SLG: 0.362 (1, 9)	0-0 3B 2B	4-0 CS 1-2 BB		0-0 4-3			0-0 1B 2B			3	2	2	0	1	0	1
Paul Schaal, R OBP: 0.343, SLG: 0.358 (1, 4)	4-0 3B BB	0-0 CS 1-2	0-3 K			0-0 4-3	0-3 K			3	1	0	0	1	2	1
Amos Otis, R OBP: 0.350, SLG: 0.448 (1, 8)	0-0 3B 1-H 2-H		0-0 6-3			4-0 1B SF8 BB	0-0 1B S			3	3	2	3	1	0	0
Bob Oliver, R OBP: 0.329, SLG: 0.541 (1, 5)	0-0 SF9 3B 3-H		0-0 HR			0-0 SF8 1B 1-3	0-0 F7			4	2	3	2	0	0	1
Joe Keough, L OBP: 0.421, SLG: 0.475 (1, 3)	0-0 6-3		0-0 1B			0-0 SF8 1-2 3-H	0-0 1B 1-H			3	0	2	2	0	0	1
Lou Piniella, R OBP: 0.364, SLG: 0.496 (1, 7)	0-0 SF9		0-0 P5			0-0 6-3	0-0 1B 1-3			3	0	1	1	0	0	2
Elie Rodriguez, R OBP: 0.353, SLG: 0.348 (1, 2)	0-0 6-3					0-0 6-3	0-0 F9			4	0	0	0	0	0	0
Jackie Hernandez, R OBP: 0.304, SLG: 0.307 (1, 6)		0-0 CS 1B		0-0 5-3		0-0 F9	0-0 6-3			4	0	1	0	0	0	0
Dick Drago, R OBP: 0.160, SLG: 0.087 (1, 1)		0-3 K		0-0 1B		0-3 K	0-0 5-3			4	0	1	0	0	2	1

Inning Stats	R: 4	H: 3	E: 0	K: 0	S: 6	LOB: 0	BB: 1	P: 10	R: 0	H: 1	E: 0	K: 1	S: 4	LOB: 0	BB: 1	P: 8	R: 1	H: 2	E: 0	K: 1	S: 7	LOB: 1	BB: 0	P: 7	R: 0	H: 1	E: 0	K: 0	S: 4	LOB: 1	BB: 1	P: 4	R: 1	H: 1	E: 0	K: 0	S: 4	LOB: 1	BB: 1	P: 8	R: 0	H: 0	E: 0	K: 1	S: 5	LOB: 0	BB: 0	P: 5	R: 2	H: 4	E: 0	K: 1	S: 8	LOB: 2	BB: 0	P: 8	R: 0	H: 0	E: 0	K: 0	S: 3	LOB: 0	BB: 0	P: 3
--------------	------	------	------	------	------	--------	-------	-------	------	------	------	------	------	--------	-------	------	------	------	------	------	------	--------	-------	------	------	------	------	------	------	--------	-------	------	------	------	------	------	------	--------	-------	------	------	------	------	------	------	--------	-------	------	------	------	------	------	------	--------	-------	------	------	------	------	------	------	--------	-------	------

PITCHER	IP	WLS	BF	H	R	ER	SO	BB	IBB	HBP	BLK	WP	HR	S	P	ERA	WHIP
Casey Cox, R ERA: 5.1 (1, 1)	4.0	L	19	7	5	5	2	2	0	0	0	0	1	21	29	11.25	2.250
Jim Shellenback, L ERA: 4.78 (5, 1)	2.0		8	1	1	1	1	1	0	0	0	0	0	9	13	4.50	1.000
Jim Hannan, R ERA: 5.06 (7, 1)	2.0		9	4	2	2	1	0	0	0	0	0	0	11	11	9.00	2.000

BOTTOM

Washington Senators @ Kansas City Royals
Municipal Stadium, Kansas City, MO
Tue Jun 09 1970, 8:05 PM EDT
Att. 7,404 - Unknown - 82 F

livebaseballscores.com

AB	31
R	8
H	12
RBI	8
BB	3
SO	4
LOB	7



WP: 0	PA: 37
PB: 0	
SB: 1	
CS: 2	

Washington Senators @ Kansas City Royals

Municipal Stadium, Kansas City, MO

Wed Jun 10 1970, 8:05 PM EDT
Att: 7,258 - Unknown - 82 F

AB	37
R	8
H	10
RBI	8
BB	9
SO	6
LOB	18



WP:	0	PA:	46
PB:	1		
SB:	1		
CS:	0		

Batter	1	2	3	4	5	6	7	8	9	AB	R	H	RBI	BB	SO	LOB									
Ed Brinkman, R OBP: 0.328, SLG: 0.279 (1, 6) X	0-0 6-3	0-0 F8		0-0 F8	0-0 E7 1B		0-3 K		0-0 4-3	6	1	1	0	0	1	2									
Wayne Comer, R OBP: 0.246, SLG: 0.172 (1, 9) BB (2, 7) BB	4-0 FC5-4 BB	4-0 1B 1-2 2-3 BB		0-0 5-3	0-0 1B 1B			0-0 1-3		3	0	1	1	2	0	0									
Frank Howard, R OBP: 0.431, SLG: 0.560 Dick Nen, L (8, PR) BB (8, 3) BB	4-0 FC5-4 1-2 BB	0-0 FC5-4 1-3 2-H 3-H 1B		4-0 S 2B BB	0-0 1-2 1B			4-0 2B BB		2	1	2	2	3	0	0									
Rick Reichardt, R OBP: 0.343, SLG: 0.544 Lee Maye, L OBP: 0.336, SLG: 0.449 (1, 7) X (2, 9) BB	0-0 FC5-4 1-2f 2-3 BB	0-0 FC5-4 1-2f BB		0-0 PB 1-H 2B	0-0 G3			0-0 F7		2	0	0	0	0	0	4									
Aurelio Rodriguez, R OBP: 0.335, SLG: 0.433 (1, 5) BB BB	4-0 1-2 BB		0-0 2B 1B	4-0 2-3 BB		0-0 F9		0-0 1-H 1B 2B		3	2	2	1	2	0	0									
Paul Casanova, R OBP: 0.269, SLG: 0.329 (1, 2) X	0-0 3-1		0-0 4-3 1-H 2B	0-0 F9		0-0 F3		0-0 2-H FC5-4 1B		5	0	2	2	0	0	5									
Del Unser, L OBP: 0.292, SLG: 0.321 (1, 8) X		0-0 F6	0-0 4-3		0-0 HR	0-0 5-3		0-0 1-2f FC5-4		5	1	1	1	0	0	2									
Tim Cullen, R OBP: 0.280, SLG: 0.186 (1, 4) BB BB		4-0 BB 1B BB	0-3 K		0-3 K		0-0 F9		0-3 K	4	1	0	0	1	3	1									
Joe Coleman, R OBP: 0.297, SLG: 0.138 (1, 1) BB BB		4-0 1-2 1B BB	0-0 6-3		0-0 P3		0-3 K		0-3 K	4	1	0	0	1	2	1									
Inning Stats	R: 0 E: 0 K: 0 S: 3	H: 0 LOB: 3 BB: 3 P: 15	R: 2 E: 0 K: 0 S: 4	H: 1 LOB: 2 BB: 3 P: 16	R: 1 E: 0 K: 1 S: 7	H: 2 LOB: 1 BB: 0 P: 7	R: 1 E: 0 K: 0 S: 4	H: 1 LOB: 2 BB: 2 P: 12	R: 2 E: 1 K: 1 S: 9	H: 4 LOB: 2 BB: 0 P: 9	R: 0 E: 0 K: 0 S: 3	H: 0 LOB: 0 BB: 0 P: 3	R: 0 E: 0 K: 2 S: 7	H: 0 LOB: 0 BB: 0 P: 7	R: 2 E: 0 K: 0 S: 5	H: 2 LOB: 1 BB: 1 P: 9	R: 0 E: 0 K: 2 S: 7	H: 0 LOB: 0 BB: 0 P: 7	1B: 6 2B: 3 3B: 0 HR: 1	SF: 0 SAC: 0 DP: 0 HBP: 0	WP: 0 PB: 1 SB: 1 CS: 0	PA: 46			
PITCHER	IP	WLS	BF	H	R	ER	SO	BB	IBB	HBP	BLK	WP	HR	S	P	ERA	WHIP								
Jim Rooker, L ERA: 3.46 (1, 1)	1.2	L	12	1	2	2	0	6	0	0	0	0	0	6	30	10.80	4.200								
Wally Bunker, R ERA: 8.23 (2, 1)	3.0		17	6	4	3	2	2	0	0	0	0	1	19	27	9.00	2.667								
Roger Nelson, R ERA: 10.0 (5, 1)	0.1		2	1	0	0	0	0	0	0	0	0	0	2	2	0.00	3.000								
Moe Drabowsky, R ERA: 3.55 (6, 1)	2.0		6	0	0	0	2	0	0	0	0	0	0	10	10	0.00	0.000								
Ken Wright, R ERA: 3.45 (8, 1)	2.0		9	2	2	2	2	1	0	0	0	0	0	12	16	9.00	1.500								

livebaseballscores.com

Batter	1	2	3	4	5	6	7	8	9	AB	R	H	RBI	BB	SO	LOB
Pat Kelly, L (1, 9) OBP: 0.395, SLG: 0.359	0-0 1-3 ①		0-0 1-2 1B			0-0 F7	0-3 K			4	0	1	0	0	1	1
Paul Schaal, R (1, 4) OBP: 0.330, SLG: 0.343	0-0 6-3 ②		0-0 5-3 ③			0-3 K		0-0 6-3 ①		4	0	0	0	0	1	2
Amos Otis, R (1, 8) OBP: 0.349, SLG: 0.449	0-0 4-3 ③			0-0 P4		0-0 1B 2B		0-0 5-3 ②		4	1	1	0	0	0	0
Bob Oliver, R (1, 5) OBP: 0.332, SLG: 0.538		0-0 6-3 ①		0-0 F8 ②		4-0 1B BB		0-0 1B		3	0	1	0	1	0	0
Joe Keough, L (1, 3) OBP: 0.417, SLG: 0.468		0-0 2-3 ②		0-0 6-3 ③		0-0 1B		0-0 3-1 ③		4	0	1	1	0	0	1
Lou Piniella, R (1, 7) OBP: 0.354, SLG: 0.481		0-3 K ③			0-0 6-3 ①	0-0 6-3 ③			0-0 5-3 ①	4	0	0	0	0	1	2
Elie Rodriguez, R (1, 2) OBP: 0.357, SLG: 0.347			0-3 K ①		4-0 BB BB		0-0 1B		0-0 1-4-3 ②	3	0	1	0	1	1	0
Jackie Hernandez, R (1, 6) OBP: 0.297, SLG: 0.299			0-0 E3 1B		0-0 F7 ②		0-0 F9 ①		0-0 F8 ③	4	0	0	0	0	0	2
Jim Rooker, R (1, 1) Wally Bunker, R (2, 1) Roger Nelson, R (5, 1) Bill Sorrell, L (5, PH) Moe Drabowsky, R (6, 1) Ed Kirkpatrick, L (7, PH) Ken Wright, R (8, 1)			0-3 K ②		0-0 F8 ③		0-0 F7 ②			0	0	0	0	0	0	0

Inning Stats	R: 0	H: 0	E: 0	K: 0	S: 3	R: 0	H: 0	E: 0	K: 1	S: 5	R: 0	H: 1	E: 1	K: 2	S: 9	R: 0	H: 0	E: 0	K: 0	S: 3	R: 0	H: 0	E: 0	K: 0	S: 3	R: 1	H: 2	E: 0	K: 1	S: 7	R: 0	H: 1	E: 0	K: 1	S: 6	R: 0	H: 1	E: 0	K: 0	S: 4	R: 0	H: 0	E: 0	K: 0	S: 3	1B: 4	SF: 0	2B: 1	SAC: 0	3B: 0	DP: 0	HR: 0	WP: 0	PA: 35
PITCHER Joe Coleman, R (1, 1) ERA: 3.05	IP	WLS	BF	H	R	ER	SO	BB	IBB	HBP	BLK	WP	HR	S	P	ERA	WHIP	IP	WLS	BF	H	R	ER	SO	BB	IBB	HBP	BLK	WP	HR	S	P	ERA	WHIP																				

BOTTOM

Washington Senators @ Kansas City Royals
Municipal Stadium, Kansas City, MO

Wed Jun 10 1970, 8:05 PM EDT
Att. 7,258 - Unknown - 82 F

livebaseballscorecards.com

AB	33
R	1
H	5
RBI	1
BB	2
SO	5
LOB	11




Batter	1	2	3	4	5	6	7	8	9	AB R H RBI BB SO LOB	TOP
Horace Clarke, S OBP: 0.313, SLG: 0.341 (1, 4) X	0-0 F3	0-0 L7		0-0 G4-6-3		0-0 L5			0-0 F6	5 0 0 0 0 0 4	New York Yankees @ Kansas City Royals Municipal Stadium, Kansas City, MO Fri Jun 12 1970, 8:05 PM EDT Att: 9,272 - Unknown - 87 F livebaseballscorecards.com
Jerry Kenney, L OBP: 0.296, SLG: 0.313 (1, 5) X	0-0 5-3		0-0 F8		0-0 F9		0-0 1B 3B	0-0 HR	5 2 2 1 0 0 0		
Bobby Murcer, L OBP: 0.378, SLG: 0.413 (1, 8) B B B	4-0 1B BB		0-0 FC3-6 S E 1B		0-0 6-3		0-0 CS 1B	0-0 4-3	4 1 2 1 1 0 0		
Roy White, S OBP: 0.424, SLG: 0.520 (1, 7) X	0-0 1-2 1B		4-0 FC3-6 BB		4-0 1B BB		0-3 K	0-0 F8	3 1 1 0 2 1 1		
Danny Cater, R OBP: 0.344, SLG: 0.450 (1, 3) X	0-0 6-3		0-0 FC3-6 S E 1-2f 2-3		0-0 1-1 1B		0-3 K		4 1 1 1 0 1 5		
Curt Blefary, L OBP: 0.296, SLG: 0.230 (1, 9)		0-0 F8	0-0 E3		0-0 F9			0-0 4-3	4 0 0 0 0 0 1		
Jim Lyttle, L (8, 9)			1-H 3-H						0 0 0 0 0 0 0		
Thurman Munson, R OBP: 0.383, SLG: 0.331 (1, 2) X		0-0 E 1B	0-3 K			0-0 F7		0-0 6-3	4 0 1 0 0 1 1		
Gene Michael, S OBP: 0.320, SLG: 0.284 (1, 6) X		0-0 E3 1-3 1B		0-0 6-3		4-0 SH2-4 BB		4-0 BB	2 0 1 0 2 0 0		
Fritz Peterson, S OBP: 0.297, SLG: 0.472 (1, 1) X		0-3 K		0-0 G4-6-3 1B		0-0 SH2-4 1-2		0-0 1-3	3 0 1 0 0 1 3		
Inning Stats	R: 0 H: 1 E: 0 LOB: 2 K: 0 BB: 1 S: 4 P: 8	R: 0 H: 2 E: 1 LOB: 2 K: 1 BB: 0 S: 7 P: 7	R: 2 H: 1 E: 2 LOB: 1 K: 1 BB: 1 S: 7 P: 11	R: 0 H: 1 E: 0 LOB: 0 K: 0 BB: 0 S: 3 P: 3	R: 1 H: 1 E: 0 LOB: 1 K: 0 BB: 1 S: 4 P: 8	R: 0 H: 0 E: 0 LOB: 1 K: 2 BB: 1 S: 3 P: 7	R: 1 H: 2 E: 0 LOB: 1 K: 2 BB: 0 S: 8 P: 8	R: 0 H: 0 E: 0 LOB: 1 K: 0 BB: 1 S: 3 P: 7	R: 1 H: 1 E: 0 LOB: 0 K: 0 BB: 0 S: 4 P: 4	1B: 7 SF: 0 2B: 1 SAC: 1 3B: 1 DP: 2 HR: 1 HBP: 0	WP: 0 PA: 40 PB: 0 SB: 2 CS: 1
PITCHER	IP WLS BF H R ER SO BB IBB HBP BLK WP HR S P ERA WHIP										
Dave Morehead, R ERA: 4.1 (1, 1)	6.0 L 28 6 3 1 2 4 0 0 0 0 0 0 28 44 1.50 1.667										
Al Fitzmorris, R ERA: 4.15 (7, 1)	0.0 2 2 1 1 0 0 0 0 0 0 0 0 2 2 ∞ ∞										
Aurelio Monteagudo, R ERA: 3.0 (7, 1)	3.0 10 1 1 1 2 1 0 0 0 0 0 1 13 17 3.00 0.667										

New York Yankees @ Kansas City Royals
Municipal Stadium, Kansas City, MO
 Fri Jun 12 1970, 8:05 PM EDT
 Att: 9,272 - Unknown - 87 F

AB	34
R	5
H	9
RBI	3
BB	5
SO	4
LOB	15



Batter	1	2	3	4	5	6	7	8	9	10	11	12	AB R H RBI BB SO LOB	TOP															
Horace Clarke, S OBP: 0.313, SLG: 0.347 (1, 4)	0-0 E3 FC3-5 1B		0-0 F4		0-0 1B 1B		0-0 F3		0-0 4-3		0-0 E5	0-0 3B 1-H 2-H	7 0 2 2 0 0 0	New York Yankees @ Kansas City Royals Municipal Stadium, Kansas City, MO Sat Jun 13 1970, 8:05 PM EDT Att. 16,406 - Unknown - 89 F 															
Jerry Kenney, L OBP: 0.295, SLG: 0.308 (1, 5)	0-0 FC3-5 1B		0-0 CS 1B		0-0 F6		0-0 3-1		0-0 4-3		0-0 F2	4-0 BB	6 1 1 0 1 0 4																
Bobby Murcer, L OBP: 0.376, SLG: 0.407 (1, 8)	0-0 F8		0-0 F2		0-0 1B		0-3 K				0-3 K	1B BB F6	6 1 1 1 1 2 4																
Roy White, S OBP: 0.433, SLG: 0.542 (1, 7)	0-0 E 1B			0-0 HR	0-0 3-1		0-0 FC5-4 1B				0-0 BB 1B	0-0 1B 1B	6 2 5 2 0 0 2																
Danny Cater, R OBP: 0.344, SLG: 0.444 (1, 3)	0-0 E5 1-2			0-3 K		0-3 K		0-0 FC5-4 1B		4-0 BB 1B	4-0 BB	0-0 E 1B FC4 1B	5 2 1 0 1 2 2																
Curt Blefary, L OBP: 0.303, SLG: 0.230 Jim Lyttle, L (12, 9)	0-0 L9			0-3 K		4-0 HBP BB		4-0 1B BB		0-0 F2		0-0 FC3-5 FC4 1B	4 0 1 2 2 1 4 0 0 0 0 0 0 0																
Thurman Munson, R OBP: 0.381, SLG: 0.328 (1, 2)		0-3 K		0-0 F8		1-0 HBP		0-0 1B		0-0 K		0-0 F1	5 0 1 1 0 2 4																
Gene Michael, S OBP: 0.316, SLG: 0.277 (1, 6)		0-0 6-3			4-0 1B BB	0-0 9-3		0-0 F9			0-3 K	0-0 FC4 FC3-5 3B	5 2 0 1 1 1 5																
Mike Kekich, R OBP: 0.214, SLG: 0.214 Gary Waslewski, R (5, 1) Ron Woods, R OBP: 0.327, SLG: 0.387 (7, PH) Ron Klimkowski, R (7, 1) Steve Hamilton, L (7, 1) Ron Hansen, R OBP: 0.432, SLG: 0.261 (9, PH) Lindy McDaniel, R OBP: 0.100, SLG: 0.100 (9, 1)		0-0 G3		0-3 K		0-0 1-3		0-3 K			0-3 K	0-0 FC3-5 3B	2 0 0 0 0 0 1 1 0 0 0 0 0 0 0 0 1 0 1 0 0 0 0 0 1 0 2 1 0 0 0 0 1 2																
Inning Stats	R: 1 E: 2 K: 0 S: 6	H: 1 LOB: 2 BB: 0 P: 6	R: 0 E: 0 K: 1 S: 5	H: 0 LOB: 0 BB: 0 P: 5	R: 0 E: 0 K: 2 S: 3	H: 1 LOB: 0 BB: 0 P: 8	R: 1 E: 0 K: 1 S: 7	H: 2 LOB: 2 BB: 1 P: 11	R: 0 E: 0 K: 1 S: 4	H: 0 LOB: 1 BB: 1 P: 9	R: 0 E: 0 K: 0 S: 3	H: 0 LOB: 0 BB: 0 P: 3	R: 1 E: 0 K: 1 S: 7		H: 2 LOB: 2 BB: 1 P: 11	R: 0 E: 0 K: 1 S: 5	H: 0 LOB: 0 BB: 0 P: 5	R: 0 E: 1 K: 2 S: 8	H: 0 LOB: 1 BB: 0 P: 8	R: 0 E: 1 K: 2 S: 8	H: 0 LOB: 2 BB: 1 P: 12	R: 0 E: 1 K: 2 S: 8	H: 0 LOB: 1 BB: 0 P: 8	R: 5 E: 1 K: 0 S: 8	H: 4 LOB: 2 BB: 2 P: 16	1B: 10 2B: 1 3B: 1 HR: 1	SF: 0 SAC: 0 DP: 1 HBP: 1	WP: 0 PB: 0 SB: 1 CS: 1	PA: 57
PITCHER	IP WLS BF H R ER SO BB IBB HBP BLK WP HR S P ERA WHIP																												
Bob Johnson, R ERA: 2.75 (1, 1)	5.1		5	3	2	5	2	0	0	0	0	0	0		0	32	41	3.38	1.312										
Tom Burgmeier, L ERA: 2.7 (6, 1)	3.2		13	2	1	2	1	0	0	0	0	0	0	0	16	20	2.46	0.818											
Moe Drabowsky, R ERA: 3.34 (10, 1)	2.0		9	1	0	0	4	1	0	0	0	0	0	0	16	20	0.00	1.000											
Ken Wright, R ERA: 5.17 (12, 1)	0.0	L	3	2	3	3	0	1	0	0	0	0	0	0	2	6	∞	∞											
Aurelio Monteagudo, R ERA: 6.75 (12, 1)	1.0		7	2	2	2	0	1	0	0	0	0	0	0	6	10	18.00	3.000											

livebaseballscorecards.com

Batter	1	2	3	4	5	6	7	8	9	10	11	12	AB	R	H	RBI	BB	SO	LOB
Paul Schaal, R OBP: 0.328, SLG: 0.333 (1, 4)	F8	F8			1B		1B		4-3		K		5	1	1	0	1	1	3
Amos Otis, R OBP: 0.355, SLG: 0.449 (1, 8)	S		F8		S		1B		S		K		5	0	3	1	1	1	1
Bob Oliver, R OBP: 0.332, SLG: 0.528 (1, 5)	F4		K		F5		FC6-4		1-2		1B		5	0	2	1	1	1	3
Hawk Taylor, R OBP: 0.320, SLG: 0.391 Pat Kelly, L OBP: 0.383, SLG: 0.346 (1, 3) (7, PH) (8, 9)	K		K		5-3		K		F4		FC4-6		3	0	0	0	0	2	3
Lou Piniella, R OBP: 0.348, SLG: 0.496 (1, 7)		HR		5-3		1B	2B		FC6-4		F8		5	2	2	1	0	0	2
Joe Keough, L OBP: 0.425, SLG: 0.470 (1, 9) (8, 3)		1B	WP	F4		K	1B		K2-4-2		K		5	0	2	1	1	2	1
Elie Rodriguez, R OBP: 0.345, SLG: 0.341 (1, 2)		K		F3		K			K2-4-2		K		5	0	0	0	0	4	3
Jackie Hernandez, R OBP: 0.289, SLG: 0.291 (1, 6)		1B		6-3		K			K		1-3		5	0	1	0	0	2	0
Bob Johnson, L Tom Burgmeier, L Ed Kirkpatrick, L Moe Drabowsky, R Bill Scirell, L Ken Wright, R Aurelio Monteagudo, R (1, 1) (6, 1) (9, PH) (10, 1) (11, PH) (12, 1) (12, 1)		K		1B		1B	BB		K		G3		1	1	0	0	1	1	2

Inning Stats	R: 0	H: 0	E: 0	K: 1	S: 5	R: 1	H: 2	E: 0	K: 2	S: 9	R: 0	H: 0	E: 0	K: 2	S: 7	R: 0	H: 0	E: 0	K: 0	S: 3	R: 1	H: 2	E: 0	K: 2	S: 8	R: 0	H: 1	E: 0	K: 2	S: 7	R: 0	H: 0	E: 0	K: 2	S: 7	R: 0	H: 1	E: 0	K: 2	S: 8	R: 0	H: 0	E: 0	K: 1	S: 6	R: 0	H: 1	E: 0	K: 1	S: 6	1B: 10	2B: 2	3B: 0	HR: 1	SF: 0	SAC: 1	DP: 1	HBP: 0	WP: 1	PA: 51
--------------	------	------	------	------	------	------	------	------	------	------	------	------	------	------	------	------	------	------	------	------	------	------	------	------	------	------	------	------	------	------	------	------	------	------	------	------	------	------	------	------	------	------	------	------	------	------	------	------	------	------	--------	-------	-------	-------	-------	--------	-------	--------	-------	--------


PITCHER	IP	WLS	BF	H	R	ER	SO	BB	IBB	HBP	BLK	WP	HR	S	P	ERA	WHIP
Mike Kekich, L ERA: 7.42 (1, 1)	4.1		19	3	2	2	5	3	0	0	0	1	1	26	38	4.15	1.385
Gary Waslewski, R ERA: 4.34 (5, 1)	1.2		7	3	1	1	2	0	0	0	0	0	0	11	11	5.40	1.800
Ron Klimkowski, R ERA: 3.13 (7, 1)	0.1		4	2	1	1	1	1	0	0	0	0	0	5	9	27.00	9.000
Steve Hamilton, L ERA: 2.73 (7, 1)	1.2		5	1	0	0	3	0	0	0	0	0	0	11	11	0.00	0.600
Lindy McDaniel, R ERA: 1.12 (9, 1)	4.0	W	16	3	0	0	5	0	1	0	0	0	0	25	29	0.00	0.750

BOTTOM

New York Yankees @ Kansas City Royals
Municipal Stadium, Kansas City, MO

Sat Jun 13 1970, 8:05 PM EDT
Att: 16,406 - Unknown - 89 F

AB	45
R	4
H	12
RBI	4
BB	5
SO	16
LOB	23



PITCHER	IP	WLS	BF	H	R	ER	SO	BB	IBB	HBP	BLK	WP	HR	S	P	ERA	WHIP
---------	----	-----	----	---	---	----	----	----	-----	-----	-----	----	----	---	---	-----	------

New York Yankees @ Kansas City Royals

Municipal Stadium, Kansas City, MO

Sun Jun 14 1970, 4:33 AM EDT
 Att. 12,332 - Overcast - 84 F

AB	34
R	3
H	8
RBI	2
BB	1
SO	4
LOB	13



Batter	1	2	3	4	5	6	7	8	9	AB R H RBI BB SO LOB	TOP																
Horace Clarke, S (1, 4) OBP: 0.312, SLG: 0.346	0-0 F6			0-0 F8		0-0 3-1		0-0 1B		4 0 1 1 0 0 0																	
Jerry Kenney, L (1, 5) OBP: 0.291, SLG: 0.302	0-0 F6			0-3 K		0-0 4-3		0-0 FC6-3-5-1-2		3 0 0 0 0 1 0																	
Ron Hansen, R (8, PH) OBP: 0.421, SLG: 0.250	0-0 F6			0-0 K		0-0 4-3		0-0 FC6-3-5-1-2		1 0 0 0 0 0 2																	
Bobby Murcer, L (1, 8) OBP: 0.371, SLG: 0.400	0-0 F8			0-0 G3		0-0 G3		0-0 F8		4 0 0 0 0 0 2																	
Roy White, S (1, 7) OBP: 0.438, SLG: 0.550		0-0 F6			0-0 1B G4-3 1B		0-0 4-3 S 1B		0-0 4-3 1B 2B	4 2 3 0 0 0 0																	
Danny Cater, R (1, 3) OBP: 0.343, SLG: 0.441		0-0 F9			0-0 1B G4-3 1B		0-0 4-3		0-0 4-3 2-3	4 0 1 0 0 0 2																	
Curt Blefary, L (1, 9) OBP: 0.298, SLG: 0.225		0-0 F7			0-0 1B G4-3		0-0 G3		4-0 1B BB	3 0 0 0 0 0 2																	
Ron Woods, R (9, PH) OBP: 0.333, SLG: 0.387		0-0 F7			1-2f 3-H		0-0 G3		BB BB BB BB	0 0 0 0 1 0 0																	
Jake Gibbs, L (1, 2) OBP: 0.314, SLG: 0.276			0-0 L8		1-0 HBP		0-0 1-3		0-0 1B 1B	2 0 0 0 0 0 0																	
Thurman Munson, R (9, PH) OBP: 0.384, SLG: 0.331			0-0 L8		1-0 HBP		0-0 1-3		1-3 3-H 1B	1 0 1 1 0 0 0																	
Gene Michael, S (1, 6) OBP: 0.315, SLG: 0.277			0-3 K		0-0 F5		0-0 1B 1B		0-0 F6	4 1 1 0 0 1 3																	
Stan Bahnsen, R (1, 1) OBP: 0.188, SLG: 0.200			0-3 K		0-0 F5		0-0 1B 1B		0-3 K	2 0 0 0 0 1 0																	
Pete Ward, L (8, PH) OBP: 0.323, SLG: 0.462			0-3 K		0-0 F5		0-0 1B 1B		0-3 K	1 0 1 0 0 0 0																	
Jim Lyttle, L (8, PR)			0-3 K		0-0 F5		0-0 1B 1B		0-3 K	0 0 0 0 0 0 0																	
Steve Hamilton, L (8, 1)			0-3 K		0-0 F5		0-0 1B 1B		0-3 K	1 0 0 0 0 1 2																	
Inning Stats	R: 0 E: 0 K: 0 S: 3	H: 0 LOB: 0 BB: 0 P: 3	R: 0 E: 0 K: 0 S: 3	H: 0 LOB: 0 BB: 0 P: 3	R: 0 E: 0 K: 2 S: 7	H: 0 LOB: 0 BB: 0 P: 7	R: 0 E: 0 K: 1 S: 5	H: 0 LOB: 0 BB: 0 P: 5	R: 1 E: 0 K: 0 S: 4	H: 2 LOB: 1 BB: 0 P: 5	R: 0 E: 0 K: 0 S: 3	H: 0 LOB: 0 BB: 0 P: 3	R: 0 E: 0 K: 0 S: 4	H: 1 LOB: 1 BB: 0 P: 4	R: 1 E: 0 K: 0 S: 6	H: 3 LOB: 2 BB: 0 P: 6	R: 1 E: 0 K: 1 S: 7	H: 2 LOB: 2 BB: 1 P: 11	1B: 7 2B: 1 3B: 0 HR: 0	SF: 0 SAC: 0 DP: 1 HBP: 1	WP: 0 PB: 0 SB: 1 CS: 0	PA: 36					
PITCHER	IP WLS BF H R ER SO BB IBB HBP BLK WP HR S P ERA WHIP																										
Dick Drago, R (1, 1) ERA: 4.29	7.1		28	6	2	2	3	0	0	1	0	0	0	33	34	2.46	0.818										
Tom Burgmeier, L (8, 1) ERA: 3.0	1.0	L	5	1	1	1	0	1	0	0	0	0	0	4	8	9.00	2.000										
Moe Drabowsky, R (9, 1) ERA: 3.28	0.2		3	1	0	0	1	0	0	0	0	0	0	5	5	0.00	1.500										

Batter	1	2	3	4	5	6	7	8	9	AB	R	H	RBI	BB	SO	LOB
--------	---	---	---	---	---	---	---	---	---	----	---	---	-----	----	----	-----

Pat Kelly, L (1, 9) <small>OBP: 0.382, SLG: 0.356</small> Hawk Taylor, R (9, PH) <small>OBP: 0.308, SLG: 0.375</small>	0-0 4-3		0-0 4-3-2 3B			0-0 L6			0-0 F2	3	0	1	0	0	0	0
Amos Otis, R (1, 8) <small>OBP: 0.357, SLG: 0.454</small>	0-0 1B 2B		0-0 F4			0-0 6-3			0-0 G4-6-3 1B	4	1	2	0	0	0	1
Joe Keough, L (1, 3) <small>OBP: 0.420, SLG: 0.463</small>	0-0 2B 1B		0-0 4-3-2			0-0 F8			0-0 G4-6-3 1-2f	4	1	1	1	0	0	2
Bob Oliver, R (1, 5) <small>OBP: 0.328, SLG: 0.520</small>	0-0 F8					0-0 F8			0-0 F2	3	0	0	0	0	0	1
Ed Kirkpatrick, L (1, 2) <small>OBP: 0.284, SLG: 0.423</small>	0-0 1B 2B					0-0 F9			0-0 4-3	3	0	1	1	0	0	0
Lou Piniella, R (1, 7) <small>OBP: 0.342, SLG: 0.486</small>	0-0 1-5-3					0-0 F8			0-0 5-3	3	0	0	0	0	0	1
Paul Schaal, R (1, 4) <small>OBP: 0.328, SLG: 0.327</small>		4-0 BB BB				0-0 F5			0-0 5-3	2	0	0	0	1	0	0
Jackie Hernandez, R (1, 6) <small>OBP: 0.284, SLG: 0.286</small>		0-0 G3-6-3 1-2f				0-0 F3			0-0 6-3	3	0	0	0	0	0	1
Dick Drago, R (1, 1) <small>OBP: 0.148, SLG: 0.080</small> Tom Burgmeier, L (8, 1) <small>OBP: 0.250, SLG: 0.143</small> Moe Drabowsky, R (9, 1) <small>OBP: 0.250, SLG: 0.250</small>		0-3 K				0-3 K			0-3 K	2	0	0	0	0	2	0

Inning Stats	R: 2	H: 3	E: 0	K: 0	S: 6	LOB: 1	BB: 0	P: 6	R: 0	H: 0	E: 0	K: 1	S: 4	LOB: 0	BB: 1	P: 8	R: 0	H: 1	E: 0	K: 0	S: 3	LOB: 0	BB: 0	P: 3	R: 0	H: 0	E: 0	K: 0	S: 3	LOB: 0	BB: 0	P: 5	R: 0	H: 0	E: 0	K: 0	S: 3	LOB: 0	BB: 0	P: 3	R: 0	H: 0	E: 0	K: 1	S: 5	LOB: 0	BB: 0	P: 5	R: 0	H: 0	E: 0	K: 0	S: 5	LOB: 0	BB: 0	P: 5	R: 0	H: 1	E: 0	K: 0	S: 3	LOB: 0	BB: 0	P: 3	1B: 2	2B: 3	3B: 1	HR: 0	SF: 0	SAC: 0	DP: 3	HBP: 0	WP: 0	PB: 0	SB: 0	CS: 0	PA: 30
--------------	------	------	------	------	------	--------	-------	------	------	------	------	------	------	--------	-------	------	------	------	------	------	------	--------	-------	------	------	------	------	------	------	--------	-------	------	------	------	------	------	------	--------	-------	------	------	------	------	------	------	--------	-------	------	------	------	------	------	------	--------	-------	------	------	------	------	------	------	--------	-------	------	-------	-------	-------	-------	-------	--------	-------	--------	-------	-------	-------	-------	--------

PITCHER	IP	WLS	BF	H	R	ER	SO	BB	IBB	HBP	BLK	WP	HR	S	P	ERA	WHIP
Stan Bahnsen, R (1, 1) <small>ERA: 2.83</small>	7.0		24	4	2	2	2	1	0	0	0	0	0	27	31	2.57	0.714
Steve Hamilton, L (8, 1) <small>ERA: 2.54</small>	2.0	W	6	1	0	0	1	0	0	0	0	0	0	8	8	0.00	0.500

BOTTOM


New York Yankees @ Kansas City Royals
Municipal Stadium, Kansas City, MO

Sun Jun 14 1970, 4:33 AM EDT
Att. 12,332 - Overcast - 84 F

livebaseballscorecards.com

AB	29
R	2
H	5
RBI	2
BB	1
SO	3
LOB	6



Batter	1	2	3	4	5	6	7	8	9	AB R H RBI BB SO LOB	TOP														
Mike Andrews, R (1, 4) OBP: 0.335, SLG: 0.348	0-0 G1-6-3 1B		0-0 FC4-6 E 2-H 1B		4-0 1B BB		0-0 FC4-6 1B	4-0 1-2 BB		3 1 3 1 2 0 0	<p>Boston Red Sox @ Kansas City Royals</p> <p>Municipal Stadium, Kansas City, MO</p> <p>Mon Jun 15 1970, 8:05 PM EDT Att: 7,324 - Unknown - 89 F</p>														
George Thomas, R (1, 5) OBP: 0.467, SLG: 0.643	0-0 G1-6-3 1-2f		0-0 FC4 FC4-6 1-2		0-0 6-3		0-3 K	0-0 4-3		5 0 0 0 0 1 6															
Carl Yastrzemski, L (1, 7) OBP: 0.422, SLG: 0.515	0-0 1B E 1B		0-0 FC4-6 1-2f 2-3		0-3 K		0-0 L8		0-0 F5	5 1 1 0 0 1 4															
Reggie Smith, S (1, 8) OBP: 0.382, SLG: 0.462	0-0 E9 1-H 1B		0-0 L9		0-0 1B		0-0 FC4-6 1-2f		0-0 1B E 1B	5 1 3 1 0 0 3															
Rico Petrocelli, R (1, 6) OBP: 0.274, SLG: 0.411		0-3 K		4-0 G6-4-3 BB		0-0 L8		4-0 1B FC6-4 BB	0-0 1-3 S 1B	3 1 1 0 2 1 1															
George Scott, R (1, 3) OBP: 0.328, SLG: 0.454		0-0 L4		0-0 G6-4-3 1-2f		0-0 F8		0-0 FC6-4 1B	0-3 K 3-H	5 0 1 0 0 1 2															
Billy Conigliaro, R (1, 9) OBP: 0.348, SLG: 0.552		0-3 K		4-0 E BB		0-0 2B		0-0 FC6-4 1B 1-2f FC5-4	4-0 PB BB	3 1 1 1 2 1 1															
Jerry Moses, R (1, 2) OBP: 0.342, SLG: 0.433			0-0 SH2-4 1B 1B	0-0 E6 1-2		0-0 F8		0-0 FC5-4 1B	4-0 1-2 BB	4 1 2 0 1 0 2															
Mike Nagy, R (1, 1) OBP: 0.091, SLG: 0.091			0-0 SH2-4		0-0 3-1		0-3 K		0-0 FC5-4 BB 1-2f 3-H	0-0 B1		1 0 0 0 0 0 2 1 0 0 0 0 1 1 0 0 0 0 0 0 0 1 0 0 1 0 0 1 1 0 0 0 0 0 3 0 0 0 0 0 0 0													
Don Pavletich, R (8, PH) OBP: 0.136, SLG: 0.050																									
Vicente Romo, R (6, 1) OBP: 0.197, SLG: 0.364																									
Dick Schofield, S (8, PH) OBP: 0.271, SLG: 0.153																									
Sparky Lyle, L (8, 1) OBP: 0.271, SLG: 0.153																									
Cal Koonce, R (8, 1) OBP: 0.271, SLG: 0.153																									
Inning Stats	R: 1 E: 1 K: 0 S: 4	H: 3 LOB: 1 BB: 0 P: 4	R: 0 E: 0 K: 2 S: 7	H: 0 LOB: 0 BB: 0 P: 7	R: 1 E: 1 K: 0 S: 6	H: 2 LOB: 2 BB: 0 P: 6	R: 0 E: 1 K: 0 S: 3	H: 0 LOB: 2 BB: 2 P: 11	R: 1 E: 0 K: 1 S: 6	H: 1 LOB: 1 BB: 1 P: 10	R: 0 E: 0 K: 1 S: 6	H: 1 LOB: 1 BB: 0 P: 6	R: 0 E: 0 K: 1 S: 6	H: 1 LOB: 1 BB: 0 P: 6	R: 2 E: 0 K: 0 S: 5	H: 2 LOB: 2 BB: 2 P: 13	R: 1 E: 1 K: 1 S: 7	H: 2 LOB: 3 BB: 2 P: 15	1B: 11 2B: 1 3B: 0 HR: 0	SF: 0 SAC: 1 DP: 2 HBP: 0	WP: 0 PB: 1 SB: 2 CS: 0	PA: 45			
PITCHER	IP WLS BF H R ER SO BB IBB HBP BLK WP HR S P ERA WHIP																								
Jim Rooker, L (1, 1) ERA: 3.55	8.1		41	12	6	4	5	5	0	0	0	0	0	46	66	4.32	2.040								
Ken Wright, R (9, 1) ERA: 5.06	0.1		3	0	0	0	1	2	0	0	0	0	0	3	11	0.00	6.000								
Aurelio Monteagudo, R (9, 1) ERA: 6.23	0.1	W	1	0	0	0	0	0	0	0	0	0	0	1	1	0.00	0.000								

Batter	1	2	3	4	5	6	7	8	9	AB	R	H	RBI	BB	SO	LOB
Pat Kelly, L OBP: 0.378, SLG: 0.369 (1, 9)	0-0 6-3		0-3 K		0-0 HR		0-3 K		0-0 SF7	4	1	1	3	0	2	2
Amos Otis, R OBP: 0.362, SLG: 0.455 (1, 8)	0-0 F3			0-0 6-3	0-0 PO 1B			4-0 L8 SH2-3 BB	0-0 1B	4	0	2	1	1	0	0
Joe Keough, L OBP: 0.413, SLG: 0.453 (1, 3)	0-0 6-3			0-0 F8	0-0 PO 1-2	0-0 4-3		0-0 SH2-3 1-2		3	0	0	0	0	0	0
Bob Oliver, R OBP: 0.331, SLG: 0.520 (1, 5)		0-0 F3		0-0 HR 1B		0-0 G3-6-3 1B		0-0 L8 2-3		4	1	2	0	0	0	1
Ed Kirkpatrick, L OBP: 0.283, SLG: 0.438 (1, 2)		0-0 F2		0-0 HR 1-H		0-0 G3-6-3 1-2		0-0 4-3		4	1	1	2	0	0	2
Lou Piniella, R OBP: 0.346, SLG: 0.486 (1, 7)		0-0 1B		0-0 4-3		0-3 K			0-0 1B E 1B	4	1	2	0	0	1	0
Paul Schaal, R OBP: 0.333, SLG: 0.327 (1, 4)		0-0 F8		0-0 F7		4-0 S BB			0-0 E SF7 1B	3	1	1	0	1	0	1
Jackie Hernandez, R OBP: 0.289, SLG: 0.287 (1, 6)			0-0 F8		0-0 F7		4-0 1-2 BB		0-0 E3 SF7 1B 1B	3	1	1	0	1	0	0
Jim Rooker, R OBP: 0.233, SLG: 0.310 (1, 1)			0-3 K		0-0 HR 2B		0-3 K		4-0 1B	3	1	1	0	0	2	2
Ken Wright, R (9, 1)										0	0	0	0	0	0	0
Aurelio Monteaogudo, R (9, 1)										0	0	0	0	0	0	0
Bill Sorrell, L (9, PH)										0	0	0	0	0	1	0

Inning Stats	R: 0	H: 0	E: 0	K: 0	S: 3	H: 0	LOB: 0	BB: 0	P: 3	R: 0	H: 1	E: 0	K: 2	S: 7	H: 0	LOB: 0	BB: 0	P: 7	R: 2	H: 2	E: 0	K: 0	S: 5	H: 3	LOB: 0	BB: 0	P: 5	R: 0	H: 1	E: 0	K: 0	S: 3	R: 0	H: 0	E: 0	K: 3	S: 9	R: 0	H: 0	E: 0	K: 0	S: 3	R: 0	H: 0	E: 1	K: 0	S: 5	H: 4	LOB: 2	BB: 1	P: 9	1B: 8	SF: 1	2B: 1	3B: 0	HR: 2
--------------	------	------	------	------	------	------	--------	-------	------	------	------	------	------	------	------	--------	-------	------	------	------	------	------	------	------	--------	-------	------	------	------	------	------	------	------	------	------	------	------	------	------	------	------	------	------	------	------	------	------	------	--------	-------	------	-------	-------	-------	-------	-------

PITCHER	IP	WLS	BF	H	R	ER	SO	BB	IBB	HBP	BLK	WP	HR	S	P	ERA	WHIP
Mike Nagy, R ERA: 4.11 (1, 1)	5.0		20	6	4	4	2	0	0	0	0	0	2	24	24	7.20	1.200
Vicente Romo, R ERA: 2.95 (6, 1)	2.0		8	1	0	0	3	2	0	0	0	0	0	12	20	0.00	1.500
Sparky Lyle, L ERA: 5.47 (8, 1)	1.0		6	2	2	2	0	1	0	0	0	0	0	5	9	18.00	3.000
Cal Koonce, R ERA: 3.91 (9, 1)	0.1	L	4	2	1	1	0	0	1	0	0	0	0	3	7	27.00	6.000

BOTTOM

Boston Red Sox @ Kansas City Royals
Municipal Stadium, Kansas City, MO


Mon Jun 15 1970, 8:05 PM EDT
Att. 7,324 - Unknown - 89 F

AB	32
R	7
H	11
RBI	6
BB	4
SO	5
LOB	8

WP: 0 PA: 39
PB: 0
SB: 1
CS: 0



livebaseballscores.com

Batter	1	2	3	4	5	6	7	8	9	AB R H RBI BB SO LOB	TOP												
Mike Andrews, R (1, 4) OBP: 0.340, SLG: 0.363	4-0 BB 6-3		0-0 6-3		0-3 K			4-0 BB 1B	0-0 HR 1-H 2-H 3-H	3 1 1 4 2 1 0													
George Thomas, R (1, 5) OBP: 0.500, SLG: 0.667	0-0 6-3 1-2		0-0 2B			4-0 HR BB		0-0 FC6-4 1B	0-3 K	4 1 2 0 1 1 1													
Carl Yastrzemski, L (1, 7) OBP: 0.418, SLG: 0.512	0-3 K		0-3 K			0-0 F5		0-0 F2	0-0 1B 2B	5 1 1 0 0 2 5													
Reggie Smith, S (1, 8) OBP: 0.378, SLG: 0.455	0-0 F2			0-0 F3		0-0 F9		0-0 F9	0-0 BB 1B 2-H	5 0 1 1 0 0 4													
Rico Petrocelli, R (1, 6) OBP: 0.280, SLG: 0.424		4-0 BB BB		0-0 F3		0-0 HR 1-H		0-0 FC6-4 1-2f	4-0 BB 1-2	3 1 1 2 2 0 2													
George Scott, R (1, 3) OBP: 0.329, SLG: 0.448		0-0 L8		4-0 BB		0-0 F8		4-0 SH5-4 HR BB	0-3 K	3 1 0 0 2 1 3													
Billy Conigliaro, R (1, 9) OBP: 0.343, SLG: 0.525		0-0 F3		0-3 K			0-3 K	4-0 SH5-4 HR BB	4-0 SH5-4 1-2 2-3	3 1 0 0 1 2 2	AB 32 R 7 H 6 RBI 7 BB 9 SO 11 LOB 18												
Jerry Moses, R (1, 2) OBP: 0.336, SLG: 0.424		0-3 K		0-3 K		0-0 K	0-0 F7	0-0 SH5-4	0-0 SH5-4 1-2 2-3	3 0 0 0 0 2 1													
Gary Peters, L (1, 1) OBP: 0.286, SLG: 0.296			0-3 K		0-0 F2		0-3 K	4-0 HR IBB		3 0 0 0 0 2 0													
Dick Schofield, S (9, PH) OBP: 0.282, SLG: 0.153										0 1 0 0 1 0 0													
Vicente Romo, R (9, 1) OBP: 0.167, SLG: 0.364										0 0 0 0 0 0 0													
Jose Santiago, R (9, 1) OBP: 0.500, SLG: 0.500										0 0 0 0 0 0 0													
Inning Stats	R: 0 E: 0 K: 1 S: 5	H: 0 LOB: 1 BB: 1 P: 9	R: 0 E: 0 K: 1 S: 5	H: 0 LOB: 1 BB: 1 P: 9	R: 0 E: 0 K: 2 S: 8	H: 1 LOB: 1 BB: 0 P: 8	R: 0 E: 0 K: 1 S: 5	H: 0 LOB: 1 BB: 1 P: 9	R: 0 E: 0 K: 2 S: 7	H: 0 LOB: 0 BB: 1 P: 8	R: 0 E: 0 K: 2 S: 7	H: 0 LOB: 0 BB: 0 P: 7	R: 2 E: 0 K: 0 S: 4	H: 1 LOB: 0 BB: 1 P: 8	R: 0 E: 0 K: 2 S: 7	H: 0 LOB: 0 BB: 0 P: 7	R: 0 E: 0 K: 0 S: 4	H: 1 LOB: 2 BB: 1 P: 8	R: 5 E: 0 K: 2 S: 10	H: 3 LOB: 2 BB: 4 P: 26	1B: 2 2B: 2 3B: 0 HR: 2	SF: 0 SAC: 1 DP: 0 HBP: 0	WP: 1 PA: 42 PB: 0 SB: 0 CS: 0
PITCHER	IP WLS BF H R ER SO BB IBB HBP BLK WP HR S P ERA WHIP																						
Bill Butler, L (1, 1) ERA: 3.78	8.0 L 33 3 3 3 9 6 0 0 0 0 0 1 45 69 3.38 1.125																						
Bob Johnson, R (9, 1) ERA: 3.27	0.2 7 3 4 4 1 1 1 0 0 1 1 7 15 54.00 6.000																						
Ken Wright, R (9, 1) ERA: 4.96	0.1 2 0 0 0 1 1 0 0 0 0 0 0 3 7 0.00 3.000																						

Boston Red Sox @ Kansas City Royals
Municipal Stadium, Kansas City, MO
Tue Jun 16 1970, 8:05 PM EDT
Att: 7,666 - Unknown - 88 F

livebaseballscorecards.com

Batter	1	2	3	4	5	6	7	8	9	AB R H RBI BB SO LOB
Paul Schaal, R OBP: 0.344, SLG: 0.342 (1, 5)	4-0 G6-4-3 BB		0-0 5-3		0-0 FC4			0-0 2B	0-0 1B 1B	4 2 2 1 1 0 2
Cookie Rojas, R OBP: 0.196, SLG: 0.135 (1, 4)	0-0 G6-4-3 1-2f			0-0 G3		0-0 2B 1B		0-3 K	0-0 1B 1B	5 0 2 1 0 1 2
Amos Otis, R OBP: 0.366, SLG: 0.456 (1, 8)	4-0 BB			0-0 G5-4-3 1B		0-0 F8		0-0 F3	0-0 1B 1B	4 0 2 0 1 0 2
Bob Oliver, R OBP: 0.332, SLG: 0.526 (1, 3)	0-0 L8			0-0 G5-4-3 1-2f		0-0 E 2B		0-0 2B	0-0 1B 1B	5 0 2 2 0 0 4
Lou Piniella, R OBP: 0.347, SLG: 0.487 (1, 7)		0-0 F6			0-0 1B SF7 2B		0-0 E1 FC4-6	4-0 IBB	0-0 F8	4 1 1 0 1 0 3
Joe Keough, L OBP: 0.409, SLG: 0.448 (1, 9)		0-0 5-3			0-0 BB 1B		0-0 FC4-6	0-0 F8		4 0 1 0 0 0 4
Elie Rodriguez, R OBP: 0.338, SLG: 0.336 (1, 2)		0-3 K			0-0 SF7		0-3 K		0-3 K	2 0 0 1 0 2 0
Bill Sorrell, L OBP: 0.333, SLG: 0.200 (9, PH)					3-H					1 0 0 0 0 1 0
Jackie Hernandez, R OBP: 0.284, SLG: 0.282 (1, 6)			0-0 4-3		0-0 F3		0-3 K		0-0 1B 1B	3 0 0 0 0 1 1
Hawk Taylor, R OBP: 0.333, SLG: 0.400 (9, PH)										1 1 1 0 0 0 0
Bill Butler, L OBP: 0.133, SLG: 0.037 (1, 1)			0-3 K		4-0 FC4 BB		0-3 K		0-0 1B 1B	2 0 0 0 1 2 0
Bob Johnson, L (9, 1)					1-2					0 0 0 0 0 0 0
Ken Wright, R (9, 1)										0 0 0 0 0 0 0
Ed Kirkpatrick, L OBP: 0.288, SLG: 0.442 (9, PH)									1-3	1 1 1 0 0 0 0

Inning Stats	R: 0	H: 0	E: 0	K: 0	S: 2	LOB: 1	BB: 2	P: 10	R: 0	H: 0	E: 0	K: 1	S: 5	LOB: 0	BB: 0	P: 5	R: 0	H: 1	E: 0	K: 0	S: 3	LOB: 0	BB: 0	P: 3	R: 1	H: 2	E: 0	K: 0	S: 5	LOB: 2	BB: 1	P: 9	R: 0	H: 2	E: 1	K: 0	S: 5	LOB: 2	BB: 0	P: 5	R: 0	H: 0	E: 0	K: 3	S: 9	LOB: 0	BB: 0	P: 9	R: 1	H: 2	E: 0	K: 1	S: 7	LOB: 2	BB: 1	P: 11	R: 3	H: 5	E: 0	K: 1	S: 10	LOB: 2	BB: 0	P: 10	1B: 8	SF: 1	2B: 4	SAC: 0	3B: 0	DP: 2	HR: 0	HBP: 0	WP: 0	PA: 41
--------------	------	------	------	------	------	--------	-------	-------	------	------	------	------	------	--------	-------	------	------	------	------	------	------	--------	-------	------	------	------	------	------	------	--------	-------	------	------	------	------	------	------	--------	-------	------	------	------	------	------	------	--------	-------	------	------	------	------	------	------	--------	-------	-------	------	------	------	------	-------	--------	-------	-------	-------	-------	-------	--------	-------	-------	-------	--------	-------	--------

PITCHER	IP	WLS	BF	H	R	ER	SO	BB	IBB	HBP	BLK	WP	HR	S	P	ERA	WHIP
Gary Peters, L ERA: 5.2 (1, 1)	8.0	W	33	7	2	2	6	3	1	0	0	0	0	41	57	2.25	1.250
Vicente Romo, R ERA: 3.56 (9, 1)	0.1		6	5	3	3	1	0	0	0	0	0	0	8	8	81.00	15.000
Jose Santiago, R ERA: 5.79 (9, 1)	0.2	S	2	0	0	0	0	0	0	0	0	0	0	2	2	0.00	0.000

BOTTOM

Boston Red Sox @ Kansas City Royals
Municipal Stadium, Kansas City, MO

Tue Jun 16 1970, 8:05 PM EDT
Att. 7,666 - Unknown - 88 F

AB	36
R	5
H	12
RBI	5
BB	4
SO	7
LOB	18

livebaseballscores.com



Batter	1	2	3	4	5	6	7	8	9	AB R H RBI BB SO LOB	TOP
Mike Andrews, R (1, 4) <small>OBP: 0.339, SLG: 0.361</small> Dick Schofield, S (8, 4) <small>OBP: 0.278, SLG: 0.150</small>	0-0 1B		0-0 L7		0-0 L6-4		0-0 6-3		0-0 F7	4 1 1 0 0 0 2 1 0 0 0 0 0 1	
George Thomas, R (1, 5) <small>OBP: 0.400, SLG: 0.522</small>	0-3 K		0-0 6-3			0-0 F8	0-3 K		0-0 G4-6-3	5 0 0 0 0 2 2	
Carl Yastrzemski, L (1, 7) <small>OBP: 0.423, SLG: 0.517</small>	0-0 2B		4-0 CS BB			4-0 BB WP FC6-4 BB		0-0 SH1-4 FC5-2 1B	2 1 1 0 2 0 0		
Reggie Smith, S (1, 8) <small>OBP: 0.380, SLG: 0.453</small>	0-0 4-3		0-0 CS	0-0 F8		4-0 BB BB E		0-0 FC5-2 SH1-4 1B	3 1 1 1 1 0 1		
Rico Petrocelli, R (1, 6) <small>OBP: 0.285, SLG: 0.422</small>	4-0 BB			0-0 F9		4-0 FC6-4 BB		0-0 SH1-4	1 0 0 0 2 0 0		
George Scott, R (1, 3) <small>OBP: 0.328, SLG: 0.441</small>	0-3 K		0-0 6-3			0-0 FC6-4		4-0 FC5-2 IBB	3 0 0 1 1 1 3		
Billy Conigliaro, R (1, 9) <small>OBP: 0.351, SLG: 0.508</small>		0-0 1-3			4-0 FC4-6 BB	4-0 BB		0-0 FC5-2	2 0 0 0 2 0 3		
Jerry Moses, R (1, 2) <small>OBP: 0.327, SLG: 0.412</small>		0-0 F3			0-0 FC4-6 L6-4 BB 1-2f	0-3 K		0-0 F7	4 0 0 0 0 1 6		
Ken Brett, L (1, 1) <small>OBP: 0.500, SLG: 0.833</small>		0-3 K			4-0 BB 1-2		0-0 F5	0-0 G4-6-3 1B	3 0 1 0 1 1 0		
Inning Stats	R: 1 H: 2 E: 0 LOB: 2 K: 2 BB: 1 S: 9 P: 13	R: 0 H: 0 E: 0 LOB: 0 K: 1 BB: 0 S: 5 P: 5	R: 0 H: 0 E: 0 LOB: 0 K: 0 BB: 1 S: 2 P: 6	R: 0 H: 0 E: 0 LOB: 0 K: 0 BB: 0 S: 3 P: 3	R: 0 H: 0 E: 0 LOB: 1 K: 0 BB: 2 S: 2 P: 10	R: 2 H: 0 E: 1 LOB: 2 K: 1 BB: 4 S: 5 P: 21	R: 0 H: 0 E: 0 LOB: 0 K: 1 BB: 0 S: 5 P: 5	R: 0 H: 1 E: 1 LOB: 3 K: 0 BB: 1 S: 5 P: 9	R: 0 H: 1 E: 0 LOB: 0 K: 0 BB: 0 S: 3 P: 3	1B: 3 SF: 0 2B: 2 SAC: 1 3B: 0 DP: 2 HR: 0 HBP: 0	WP: 1 PA: 39 PB: 0 SB: 0 CS: 1
PITCHER Dave Morehead, R (1, 1) <small>ERA: 4.0</small> Tom Burgmeier, L (7, 1) <small>ERA: 2.86</small> Al Fitzmorris, R (8, 1) <small>ERA: 3.93</small>	IP WLS BF H R ER SO BB IBB HBP BLK WP HR S P ERA WHIP 6.0 L 26 2 3 2 4 8 0 0 0 1 0 26 58 3.00 1.667 1.0 3 0 0 0 1 0 0 0 0 0 0 5 5 0.00 0.000 2.0 9 2 0 0 0 0 1 0 0 0 0 8 12 0.00 1.000	PITCHER IP WLS BF H R ER SO BB IBB HBP BLK WP HR S P ERA WHIP									

Boston Red Sox @ Kansas City Royals
 Municipal Stadium, Kansas City, MO
 Wed Jun 17 1970, 8:05 PM EDT
 Att: 9,493 - Unknown - 93 F

AB	28
R	3
H	4
RBI	2
BB	9
SO	5
LOB	18



Batter	1	2	3	4	5	6	7	8	9	AB	R	H	RBI	BB	SO	LOB
Paul Schaal, R OBP: 0.348, SLG: 0.336 (1, 5) X	0-0 6-3 BB	4-0 BB			0-3 K			4-0 BB		2	0	0	0	2	1	0
Cookie Rojas, R OBP: 0.183, SLG: 0.125 (1, 4) X	0-0 F8	0-0 F9			0-0 F7			0-0 B4		4	0	0	0	0	0	3
Amos Otis, R OBP: 0.361, SLG: 0.448 (1, 8) X	0-0 E4 1B		0-0 F4			0-3 K2-3		0-0 F8		4	1	0	0	0	1	0
Bob Oliver, R OBP: 0.339, SLG: 0.530 (1, 3) B B B	4-0 1B 1-2 BB		0-0 F2			4-0 E BB		0-0 2B		2	0	1	0	2	0	0
Lou Piniella, R OBP: 0.345, SLG: 0.481 (1, 7) X	0-0 FC4-6 1B		0-0 6-3			0-0 FC5 1-2		0-0 F8		4	0	1	1	0	0	1
Joe Keough, L OBP: 0.399, SLG: 0.435 (1, 9) X	0-0 FC4-6 1-2f			0-0 3-1		0-0 L9			0-0 F5	4	0	0	0	0	0	4
Bobby Floyd, R (1, 6) X		0-0 F9		0-3 K		0-3 K		0-3 K		4	0	0	0	0	3	2
Ed Kirkpatrick, L OBP: 0.287, SLG: 0.444 (1, 2) X		0-0 2B		0-3 K			0-0 B1		0-0 1-3	4	0	1	0	0	1	0
Dave Morehead, R OBP: 0.200, SLG: 0.208 (1, 1)		0-3 K			0-0 6-3			0-3 K		2	0	0	0	0	1	1
Tom Burgmeier, L OBP: 0.250, SLG: 0.143 (7, 1)										0	0	0	0	0	0	0
Jim Campanis, R OBP: 0.256, SLG: 0.343 (7, PH)										1	0	0	0	0	1	0
Al Fitzmorris, S OBP: 0.333, SLG: 0.333 (8, 1)										0	0	0	0	0	0	0

Inning Stats	R: 1	H: 1	E: 1	K: 0	S: 5	LOB: 2	BB: 1	P: 9	R: 0	H: 1	E: 0	K: 1	S: 6	LOB: 2	BB: 1	P: 10	R: 0	H: 0	E: 0	K: 0	S: 3	LOB: 0	BB: 0	P: 3	R: 0	H: 0	E: 0	K: 2	S: 7	LOB: 0	BB: 0	P: 7	R: 0	H: 0	E: 0	K: 1	S: 5	LOB: 0	BB: 0	P: 5	R: 0	H: 0	E: 1	K: 1	S: 8	LOB: 2	BB: 1	P: 12	R: 0	H: 0	E: 0	K: 1	S: 5	LOB: 1	BB: 1	P: 9	R: 0	H: 1	E: 0	K: 0	S: 3	LOB: 0	BB: 0	P: 3	R: 0	H: 0	E: 0	K: 1	S: 5	LOB: 0	BB: 0	P: 5	1B: 1	2B: 2	3B: 0	HR: 0	SF: 0	SAC: 0	DP: 0	HBP: 0	WP: 0	PB: 0	SB: 1	CS: 0	PA: 35
PITCHER Ken Brett, L ERA: 2.43 (1, 1)	IP	WLS	BF	H	R	ER	SO	BB	IBB	HBP	BLK	WP	HR	S	P	ERA	WHIP	IP	WLS	BF	H	R	ER	SO	BB	IBB	HBP	BLK	WP	HR	S	P	ERA	WHIP																																																			


BOTTOM

Boston Red Sox @ Kansas City Royals
Municipal Stadium, Kansas City, MO

Wed Jun 17 1970, 8:05 PM EDT
Att. 9,493 - Unknown - 93 F

livebaseballscorecards.com

AB	31
R	1
H	3
RBI	1
BB	4
SO	8
LOB	11



Batter	1	2	3	4	5	6	7	8	9	AB R H RBI BB SO LOB	TOP												
Cesar Tovar, R (1, 8) OBP: 0.352, SLG: 0.474	0-0 F8		0-0 6-3		0-0 FC5-4			0-0 E6 1B		4 1 0 0 0 0 1													
Rod Carew, L (1, 4) OBP: 0.410, SLG: 0.525	0-0 G4-6-3 1B		0-0 1B			0-0 F7		0-0 E 2-H 1B		4 0 3 1 0 0 0													
Tony Oliva, L (1, 9) OBP: 0.357, SLG: 0.498	0-0 G4-6-3 1-2f		0-0 F7			0-0 L4		0-0 F7 1-3		4 0 0 0 0 0 3													
Harmon Killebrew, R (1, 5) OBP: 0.447, SLG: 0.609		0-0 F8		0-3 K		0-0 5-3		0-0 F4		4 0 0 0 0 1 1													
Rich Reese, L (1, 3) OBP: 0.299, SLG: 0.366		0-0 6-3		0-0 L8			0-0 G3	0-0 F8		4 0 0 0 0 0 1													
Leo Cardenas, R (1, 6) OBP: 0.349, SLG: 0.434		4-0 1B BB		0-0 4-3			0-0 1B 1B		0-0 6-3	3 0 1 0 1 0 0													
Jim Holt, L (1, 7) OBP: 0.291, SLG: 0.337		0-0 1-2 1B			0-0 1-3		0-0 1-3 1B		0-0 L7	4 0 2 0 0 0 0													
George Mitterwald, R (1, 2) OBP: 0.273, SLG: 0.349 Paul Ratliff, L (9, PH) OBP: 0.352, SLG: 0.432		0-3 K			0-3 K		0-3 K		0-3 K	3 0 0 0 0 3 4 1 0 0 0 0 1 0													
Bert Blyleven, R (1, 1) OBP: 0.286, SLG: 0.286 Tom Hall, L (5, 1) OBP: 0.167, SLG: 0.167 Charlie Manuel, L (7, PH) OBP: 0.211, SLG: 0.176 Steve Barber, R (7, 1)			0-0 G3			0-0 FC5-4 1B		0-0 G3		2 0 1 0 0 0 0 0 0 0 0 0 0 0 1 0 0 0 0 0 2 0 0 0 0 0 0 0													
Inning Stats	R: 0 E: 0 K: 0 S: 3	H: 1 LOB: 0 BB: 0 P: 3	R: 0 E: 0 K: 1 S: 6	H: 1 LOB: 2 BB: 1 P: 10	R: 0 E: 0 K: 0 S: 4	H: 1 LOB: 1 BB: 0 P: 4	R: 0 E: 0 K: 1 S: 5	H: 0 LOB: 0 BB: 0 P: 5	R: 0 E: 0 K: 1 S: 6	H: 1 LOB: 1 BB: 0 P: 6	R: 0 E: 0 K: 1 S: 3	H: 0 LOB: 0 BB: 0 P: 3	R: 0 E: 0 K: 1 S: 7	H: 2 LOB: 2 BB: 0 P: 7	R: 1 E: 1 K: 0 S: 5	H: 1 LOB: 1 BB: 0 P: 5	R: 0 E: 0 K: 1 S: 5	H: 0 LOB: 0 BB: 0 P: 5	1B: 7 2B: 0 3B: 0 HR: 0	SF: 0 SAC: 0 DP: 1 HBP: 0	WP: 0 PB: 0 SB: 0 CS: 0	PA: 35	
PITCHER Dick Drago, R (1, 1) ERA: 3.87	IP 9.0	WLS W	BF 35	H 7	R 1	ER 0	SO 5	BB 1	IBB 0	HBP 0	BLK 0	WP 0	HR 0	S 44	P 48	ERA 0.00	WHIP 0.889						PITCHER IP WLS BF H R ER SO BB IBB HBP BLK WP HR S P ERA WHIP

Minnesota Twins @ Kansas City Royals
Municipal Stadium, Kansas City, MO
Fri Jun 19 1970, 8:05 PM EDT
Att: 8,571 - Unknown - 77 F

livebaseballscorecards.com

AB 34
R 1
H 7
RBI 1
BB 1
SO 5
LOB 12



Batter	1	2	3	4	5	6	7	8	9	AB	R	H	RBI	BB	SO	LOB
Paul Schaal, R OBP: 0.338, SLG: 0.325 (1, 5)	0-0 4-3		0-0 6-3	0-0 F6		0-3 K				4	0	0	0	0	1	4
Cookie Rojas, R OBP: 0.188, SLG: 0.133 (1, 4)	0-0 1-3		0-0 2-H 1B		0-0 6-3	0-3 K				4	0	1	1	0	1	1
Amos Otis, R OBP: 0.366, SLG: 0.457 (1, 8)	0-0 2B		0-0 L7		0-0 2B 1B		0-0 WP G3 1B			4	1	3	0	0	0	1
Bob Oliver, R OBP: 0.341, SLG: 0.534 (1, 3)	0-0 F8			0-0 1B 2B 1B	0-0 1B FC5-4 2B		0-0 F4			4	2	2	1	0	0	2
Joe Keough, L OBP: 0.401, SLG: 0.437 (1, 9)		0-0 4-3		0-0 2B G3 1B	0-0 FC5-4 1B		0-0 G3			4	1	2	0	0	0	1
Lou Piniella, R OBP: 0.343, SLG: 0.481 (1, 7)		0-3 K		0-0 G3 FC4-2 2B	0-0 FC5-4		0-0 F8			4	0	1	2	0	1	2
Ed Kirkpatrick, L OBP: 0.292, SLG: 0.438 (1, 2)		0-0 F7		4-0 FC4-2 G3 IBB	0-3 K			4-0 CS BB		2	0	0	0	2	1	1
Bobby Floyd, R (1, 6)			4-0 6-3 1B BB	0-0 G3	4-0 FC3-6 BB		0-0 6-3			2	1	0	1	2	0	3
Dick Drago, R OBP: 0.129, SLG: 0.069 (1, 1)			0-3 K	0-0 FC4-2	0-0 FC3-6		0-3 K			4	0	0	0	0	2	4

Inning Stats	R: 0	H: 1	E: 0	K: 0	S: 4	LOB: 1	BB: 0	P: 4	R: 0	H: 0	E: 0	K: 1	S: 5	LOB: 0	BB: 0	P: 5	R: 1	H: 1	E: 0	K: 1	S: 6	LOB: 1	BB: 1	P: 10	R: 2	H: 3	E: 0	K: 1	S: 8	LOB: 1	BB: 0	P: 8	R: 0	H: 0	E: 0	K: 2	S: 7	LOB: 1	BB: 1	R: 0	H: 1	E: 0	K: 0	S: 4	LOB: 1	BB: 0	P: 4	R: 0	H: 0	E: 0	K: 1	S: 4	LOB: 0	BB: 1	P: 8
--------------	------	------	------	------	------	--------	-------	------	------	------	------	------	------	--------	-------	------	------	------	------	------	------	--------	-------	-------	------	------	------	------	------	--------	-------	------	------	------	------	------	------	--------	-------	------	------	------	------	------	--------	-------	------	------	------	------	------	------	--------	-------	------


PITCHER	IP	WLS	BF	H	R	ER	SO	BB	IBB	HBP	BLK	WP	HR	S	P	ERA	WHIP
Bert Blyleven, R ERA: 3.86 (1, 1)	4.1	L	22	7	5	5	2	1	1	0	0	0	0	24	32	10.38	1.846
Tom Hall, L ERA: 2.3 (5, 1)	1.2		7	1	0	0	3	1	0	0	0	0	0	12	16	0.00	1.200
Steve Barber, R ERA: 2.87 (7, 1)	2.0		7	1	0	0	1	1	0	0	0	1	0	8	12	0.00	1.000

BOTTOM

Minnesota Twins @ Kansas City Royals
Municipal Stadium, Kansas City, MO

Fri Jun 19 1970, 8:05 PM EDT
Att. 8,571 - Unknown - 77 F

AB	32
R	5
H	9
RBI	5
BB	4
SO	6
LOB	19



WP	PA	ERA	WHIP
1	36		

Batter	1	2	3	4	5	6	7	8	9	AB R H RBI BB SO LOB	TOP	
Cesar Tovar, R (1, 8) <small>OBP: 0.348, SLG: 0.468</small> Dick Woodson, R (5, 1) Brant Alyea, R (8, PH) <small>OBP: 0.360, SLG: 0.488</small> Jim Kaat, L (8, PR) <small>OBP: 0.205, SLG: 0.167</small> Stan Williams, R (8, 1)	0-0 <small>1</small>		0-0 <small>1</small>		0-0 <small>3</small>			4-0 <small>BB</small>		3 0 0 0 0 0 1 0 0 0 0 0 0 0 0 0 0 0 1 0 0 0 1 0 0 0 0 0 0 0 0 0 0 0 0		
Rod Carew, L (1, 4) <small>OBP: 0.411, SLG: 0.541</small>	0-0 <small>BB</small>		0-3 <small>2</small>			0-3 <small>1</small>		0-0 <small>1-H 2-H</small>		4 1 2 3 0 2 0		
Harmon Killebrew, R (1, 5) <small>OBP: 0.447, SLG: 0.603</small>	4-0 <small>1-2</small>		0-0 <small>3</small>			4-0 <small>G3-6</small>		0-0 <small>1</small>		2 0 0 0 2 0 1		
Tony Oliva, L (1, 9) <small>OBP: 0.351, SLG: 0.490</small>	0-0 <small>1-2 2-3</small>			0-0 <small>1</small>		0-0 <small>G3-6 1-2f</small>		0-0 <small>2</small>		4 0 0 0 0 0 4		
Leo Cardenas, R (1, 6) <small>OBP: 0.343, SLG: 0.426</small>	0-0 <small>1-2f</small>			0-0 <small>2</small>			0-3 <small>1</small>	0-3 <small>3</small>		4 0 0 0 0 2 4		
Rick Renick, R (1, 7) <small>OBP: 0.339, SLG: 0.527</small>		0-3 <small>1</small>		0-0 <small>3</small>			0-0 <small>4-3</small>		0-3 <small>1</small>	4 0 0 0 0 2 0		
Rich Reese, L (1, 3) <small>OBP: 0.304, SLG: 0.375</small>		0-3 <small>2</small>			0-0 <small>4-3</small>		0-0 <small>2</small>		0-0 <small>2-3</small>	4 0 2 0 0 1 1		
George Mitterwald, R (1, 2) <small>OBP: 0.268, SLG: 0.341</small> Charlie Manuel, L (9, PH) <small>OBP: 0.200, SLG: 0.167</small>		0-0 <small>E6</small>			0-0 <small>1</small>		0-0 <small>3</small>		0-3 <small>2</small>	3 0 0 0 0 0 2 1 0 0 0 0 1 1		
Dave Boswell, R (1, 1) <small>OBP: 0.211, SLG: 0.263</small> Bob Allison, R (5, PH) <small>OBP: 0.320, SLG: 0.273</small> (5, 8)		0-0 <small>F2</small>			0-0 <small>2</small>			0-0 <small>2B</small>	0-3 <small>3</small>	1 0 0 0 0 0 1 3 1 1 0 0 1 2		
Inning Stats	R: 0 H: 1 E: 1 LOB: 2 K: 0 BB: 1 S: 4 P: 8	R: 0 H: 0 E: 1 LOB: 1 K: 2 BB: 0 S: 8 P: 8	R: 0 H: 0 E: 0 LOB: 0 K: 1 BB: 0 S: 5 P: 5	R: 0 H: 0 E: 0 LOB: 0 K: 0 BB: 0 S: 3 P: 3	R: 0 H: 1 E: 0 LOB: 1 K: 0 BB: 0 S: 4 P: 4	R: 0 H: 0 E: 0 LOB: 0 K: 1 BB: 1 S: 4 P: 8	R: 0 H: 0 E: 1 LOB: 1 K: 1 BB: 0 S: 6 P: 6	R: 3 H: 2 E: 0 LOB: 1 K: 1 BB: 1 S: 7 P: 11	R: 0 H: 1 E: 0 LOB: 1 K: 3 BB: 0 S: 10 P: 10	1B: 2 SF: 0 2B: 2 SAC: 0 3B: 0 DP: 2 HR: 1 HBP: 0	WP: 0 PA: 36 PB: 0 SB: 0 CS: 0	
PITCHER Jim Rooker, L (1, 1) <small>ERA: 3.57</small> Bob Johnson, R (8, 1) <small>ERA: 3.18</small>	IP WLS BF H R ER SO BB IBB HBP BLK WP HR S P ERA WHIP 7.0 W 29 4 3 3 5 3 0 0 0 0 0 1 36 48 3.86 1.000 2.0 S 7 1 0 0 4 0 0 0 0 0 0 0 15 15 0.00 0.500											PITCHER IP WLS BF H R ER SO BB IBB HBP BLK WP HR S P ERA WHIP

Minnesota Twins @ Kansas City Royals
Municipal Stadium, Kansas City, MO
Sat Jun 20 1970, 8:05 PM EDT
Att. 10,016 - Unknown - 74 F

AB	33
R	3
H	5
RBI	3
BB	3
SO	9
LOB	17



Batter	1	2	3	4	5	6	7	8	9	AB	R	H	RBI	BB	SO	LOB
Paul Schaal, R OBP: 0.329, SLG: 0.315 (1, 5)	0-0 F8	0-0 F3		0-0 F6			0-0 6-3			4	0	0	0	0	0	0
Cookie Rojas, R OBP: 0.191, SLG: 0.156 (1, 4)	0-0 1B	0-0 6-3			0-0 F9		0-0 F9			4	1	1	0	0	0	0
Amos Otis, R OBP: 0.368, SLG: 0.458 (1, 8)	0-0 2B		0-0 F2		0-0 1B			0-0 F9		4	1	2	1	0	0	0
Bob Oliver, R OBP: 0.340, SLG: 0.527 (1, 3)	0-0 E8		0-0 1-3		0-0 F9			1-0 SH2-3		3	1	0	0	0	0	2
Joe Keough, L OBP: 0.406, SLG: 0.451 (1, 9)	4-0 2B		0-0 3B		0-0 L8			0-0 SH2-3		2	1	1	0	1	0	1
Lou Piniella, R OBP: 0.341, SLG: 0.478 Pat Kelly, L OBP: 0.373, SLG: 0.364 (1, 7) (2, 7)	0-3 K		0-0 4-3			0-3 K		0-0 6-3		1	0	0	0	0	1	3
Ed Kirkpatrick, L OBP: 0.298, SLG: 0.468 (1, 2)	0-0 2B			0-0 HR		0-3 K				3	1	2	4	0	1	0
Bobby Floyd, R (1, 6)	0-3 K			0-3 K		0-0 4-3				3	0	0	0	0	2	1
Jim Rooker, R OBP: 0.212, SLG: 0.281 Bob Johnson, L (8, 1)		0-0 5-3		0-3 K			0-3 K			3	0	0	0	0	2	0
										0	0	0	0	0	0	0

BOTTOM

Minnesota Twins @ Kansas City Royals
Municipal Stadium, Kansas City, MO
Sat Jun 20 1970, 8:05 PM EDT
Att: 10,016 - Unknown - 74 F

AB	30
R	5
H	6
RBI	5
BB	1
SO	7
LOB	9



Inning	R	H	E	K	S	WLS	BF	H	R	ER	SO	BB	IBB	HBP	BLK	WP	HR	S	P	ERA	WHIP
1	4	3	1	2	11		19	5	5	2	4	1	0	0	0	0	1	26	30	4.50	1.500
2	0	0	0	0	3		10	1	0	0	3	0	0	0	0	0	0	16	16	0.00	0.333
3	0	0	0	0	3		4	0	0	0	0	0	0	1	0	0	0	3	4	0.00	0.000

PITCHER	IP	WLS	BF	H	R	ER	SO	BB	IBB	HBP	BLK	WP	HR	S	P	ERA	WHIP
Dave Boswell, R ERA: 6.89 (1, 1)	4.0	L	19	5	5	2	4	1	0	0	0	0	1	26	30	4.50	1.500
Dick Woodson, R ERA: 2.35 (5, 1)	3.0		10	1	0	0	3	0	0	0	0	0	0	16	16	0.00	0.333
Stan Williams, R ERA: 1.85 (8, 1)	1.0		4	0	0	0	0	0	0	1	0	0	0	3	4	0.00	0.000

1B:	2	SF:	0	WP:	0	PA:	33
2B:	2	SAC:	1	PB:	0		
3B:	1	DP:	0	SB:	0		
HR:	1	HBP:	1	CS:	0		

Batter	1	2	3	4	5	6	7	8	9	AB R H RBI BB SO LOB	TOP											
Cesar Tovar, R OBP: 0.347, SLG: 0.471 (1, 8)	0-0 B3		0-0 SH1-3	0-0 SF9		0-0 6-3			0-0 1B	3 1 1 1 0 0 0												
Rod Carew, L OBP: 0.416, SLG: 0.541 (1, 4)	0-0 G5-4-3 1B		0-0 BB	0-0 4-3		0-3 K			0-0 HBP BB E 1B	4 1 2 1 1 1 1												
Harmon Killebrew, R OBP: 0.447, SLG: 0.611 (1, 5) Frank Quilici, R OBP: 0.262, SLG: 0.167 (9, PR) (9, 5)	0-0 G5-4-3 1-2f		0-0 F8		0-0 HR			0-0 F7	4-0 E HBP 2B BB	4 1 1 1 1 0 3 0 1 0 0 0 0 0												
Bob Allison, R OBP: 0.400, SLG: 0.320 (1, 9)		0-0 S E E 1B		0-0 E6 1B WP E	4-0 1B BB		0-0 5-3 1B	0-0 HBP E 2B HBP	1-0 E 2B HBP	3 3 2 0 1 0 0												
Rick Renick, R OBP: 0.333, SLG: 0.500 (1, 7) Jim Holt, L OBP: 0.288, SLG: 0.333 (7, 7)		0-3 K 1-H		4-0 E BB	0-0 F4		0-0 5-3	0-0 E6 2B	0-0 E6 2B	3 1 0 0 1 1 2 1 1 0 1 0 0 2												
Leo Cardenas, R OBP: 0.344, SLG: 0.430 (1, 6)		0-0 F8		0-0 E8 1B 1B	0-0 F9		0-0 F4	0-0 2B	0-0 2B	5 1 2 3 0 0 2												
Rich Reese, L OBP: 0.306, SLG: 0.376 (1, 3)		0-0 F8		0-0 SH3 SF9 1B 1B	0-0 1B			0-0 3-1	0-0 F7	5 1 2 0 0 0 2	AB 37 R 11 H 12 RBI 8 BB 4 SO 4 LOB 18											
George Mitterwald, R OBP: 0.265, SLG: 0.336 (1, 2)			0-0 F6	0-0 SF9 SH3 1B	0-3 K			0-0 5-3	0-0 5-3	5 0 1 1 0 1 4												
Jim Perry, S OBP: 0.359, SLG: 0.395 (1, 1) Ron Perranoski, L (7, 1)			0-0 SH1-3 1B	0-0 SH3		0-0 1-3		0-0 5-3	0-3 K	2 0 1 0 0 0 0 2 0 0 0 0 1 2												
Inning Stats	R: 0 E: 0 K: 0 S: 3	H: 1 LOB: 0 P: 3	R: 1 E: 0 K: 1 S: 6	H: 1 LOB: 0 BB: 0 P: 6	R: 0 E: 0 K: 0 S: 4	H: 1 LOB: 2 BB: 1 P: 8	R: 4 E: 2 K: 0 S: 7	H: 3 LOB: 1 BB: 1 P: 11	R: 1 E: 0 K: 1 S: 7	H: 2 LOB: 2 BB: 1 P: 11	R: 0 E: 0 K: 1 S: 5	H: 0 LOB: 0 BB: 0 P: 5	R: 0 E: 0 K: 0 S: 4	H: 1 LOB: 1 BB: 0 P: 4	R: 0 E: 0 K: 0 S: 3	H: 0 LOB: 0 BB: 0 P: 3	R: 5 E: 1 K: 1 S: 9	H: 3 LOB: 2 BB: 1 P: 14	1B: 9 2B: 2 3B: 0 HR: 1	SF: 1 SAC: 2 DP: 1 HBP: 1	WP: 1 PB: 0 SB: 1 CS: 0	PA: 45
PITCHER	IP WLS BF H R ER SO BB IBB HBP BLK WP HR S P ERA WHIP																					
Bill Butler, L ERA: 3.83 (1, 1)	6.0 L 29 8 6 3 3 3 0 0 0 0 1 1 32 44 4.50 1.833																					
Al Fitzmorris, R ERA: 3.72 (7, 1)	2.0 7 1 0 0 0 0 0 0 0 0 0 0 7 7 0.00 0.500																					
Ken Wright, R ERA: 6.61 (9, 1)	0.0 4 2 4 3 0 1 0 1 0 0 0 0 2 7 ∞ ∞																					
Aurelio Monteagudo, R ERA: 5.06 (9, 1)	1.0 5 1 1 0 1 0 0 0 0 0 0 0 7 7 0.00 1.000																					


Minnesota Twins @ Kansas City Royals
Municipal Stadium, Kansas City, MO

Sun Jun 21 1970, 4:33 AM EDT
Att. 10,864 - Unknown - 67 F

livebaseballscorecards.com



Batter	1	2	3	4	5	6	7	8	9	AB	R	H	RBI	BB	SO	LOB
Paul Schaaf, R OBP: 0.322, SLG: 0.308 Al Fitzmorris, S OBP: 0.333, SLG: 0.333 Jim Campanis, R OBP: 0.250, SLG: 0.333 Ken Wright, R Aurelio Montegudo, R	0-3 K		0-0 F9			0-0 4-3		0-0 F8		3	0	0	0	0	1	0
Cookie Rojas, R OBP: 0.194, SLG: 0.162	0-3 K			0-0 F8			0-0 6-3	0-0 1B		4	0	1	0	0	1	0
Amos Otis, R OBP: 0.363, SLG: 0.451	0-0 6-3			0-0 L9			0-3 K	0-0 5-3		4	0	0	0	0	1	1
Bob Oliver, R OBP: 0.338, SLG: 0.523		0-0 6-3		0-0 4-3			0-0 1B 1B 1B		0-3 K	4	1	1	0	0	1	0
Joe Keough, L OBP: 0.408, SLG: 0.459		0-0 2B			0-0 F3		0-0 1B 1B 1B		0-0 L9	4	1	2	0	0	0	0
Lou Piniella, R OBP: 0.344, SLG: 0.479		0-0 F9			0-0 F7		0-0 1B 1B 1B		0-0 1B	4	0	2	1	0	0	1
Ed Kirkpatrick, L OBP: 0.297, SLG: 0.463		0-3 K			0-3 K		0-0 1B FC6-4 1B		0-0 4-3	4	0	1	1	0	2	2
Bobby Floyd, R Tom Matchick, L OBP: 0.176, SLG: 0.067 Hawk Taylor, R OBP: 0.321, SLG: 0.385 Jackie Hernandez, R OBP: 0.284, SLG: 0.282			0-0 1-3			0-0 L6	0-0 FC6-4			1	0	0	0	0	0	0
Bill Butler, L OBP: 0.129, SLG: 0.036 Bill Sorrell, L OBP: 0.250, SLG: 0.143		0-3 K				0-3 K		0-0 F8		1	0	0	0	0	1	0
										2	0	0	0	0	1	0

BOTTOM	
Minnesota Twins @ Kansas City Royals Municipal Stadium, Kansas City, MO Sun Jun 21 1970, 4:33 AM EDT Att: 10,864 - Unknown - 67 F	AB 34 R 2 H 7 RBI 2 BB 0 SO 8 LOB 6
	WP: 0 PA: 34 PB: 0 SB: 0 CS: 0

Inning Stats																	1B	SF	2B	SAC	3B	DP	HR	HBP
R: 0	H: 0	R: 0	H: 1	R: 0	H: 0	R: 0	H: 0	R: 0	H: 0	R: 2	H: 4	R: 0	H: 1	R: 0	H: 1	1B: 6	SF: 0							
E: 0	LOB: 0	E: 0	LOB: 1	E: 0	LOB: 0	E: 0	LOB: 0	E: 0	LOB: 0	E: 0	LOB: 2	E: 0	LOB: 1	E: 0	LOB: 1	2B: 1	SAC: 0							
K: 2	BB: 0	K: 1	BB: 0	K: 1	BB: 0	K: 1	BB: 0	K: 1	BB: 0	K: 1	BB: 0	K: 0	BB: 0	K: 1	BB: 0	3B: 0	DP: 0							
S: 7	P: 7	S: 6	P: 6	S: 5	P: 5	S: 3	P: 3	S: 5	P: 5	S: 9	P: 9	S: 4	P: 4	S: 6	P: 6	HR: 0	HBP: 0							


PITCHER																	IP	WLS	BF	H	R	ER	SO	BB	IBB	HBP	BLK	WP	HR	S	P	ERA	WHIP	
Jim Perry, R (1, 1)																	6.2	W	25	5	2	2	7	0	0	0	0	0	0	0	39	39	2.70	0.750
Ron Perranoski, L (7, 1)																	2.1	S	9	2	0	0	1	0	0	0	0	0	0	11	11	0.00	0.857	

Batter	1	2	3	4	5	6	7	8	9	AB R H RBI BB SO LOB	TOP											
Tom Matchick, L (1, 6) OBP: 0.143, SLG: 0.053	0-0 1-3		0-0 F7		0-0 4-3			0-0 1-3		4 0 0 0 0 0 2	Kansas City Royals @ Oakland Athletics Oakland-Alameda County Coliseum, Oakland, CA Mon Jun 22 1970, 7:05 PM PDT Att. 3,815 - Unknown livebaseballscorecards.com											
Cookie Rojas, R (1, 4) OBP: 0.197, SLG: 0.167	0-3 K			0-0 1B 1B		0-0 6-3		0-0 E5		4 0 1 0 0 1 0												
Amos Otis, R (1, 8) OBP: 0.361, SLG: 0.447	0-3 K			0-0 1-2 1B		0-0 F9		0-0 1-3		4 0 1 0 0 1 1												
Bob Oliver, R (1, 3) OBP: 0.337, SLG: 0.518		0-3 K		0-0 F5		0-0 1B		0-3 K		4 0 1 0 0 2 3												
Joe Keough, L (1, 9) OBP: 0.399, SLG: 0.447		0-3 K		0-0 F6		0-0 F8		0-0 F9		4 0 0 0 0 1 3												
Lou Piniella, R (1, 7) OBP: 0.337, SLG: 0.467		0-0 F4		0-0 F8		0-0 6-3		0-0 F9		4 0 0 0 0 0 2												
Ed Kirkpatrick, L (1, 2) OBP: 0.296, SLG: 0.454			0-0 F2		4-0 F9 S BB		0-0 4-3		0-0 F8			3 0 0 0 1 0 0										
Paul Schaal, R (1, 5) OBP: 0.329, SLG: 0.323			0-0 SH3-4 1B		0-0 F9 1-3		0-0 E 2B					3 1 2 0 0 0 1										
Dave Morehead, R (1, 1) OBP: 0.192, SLG: 0.200 Pat Kelly, L (7, PH) OBP: 0.372, SLG: 0.362 Tom Burgmeier, L (7, 1) OBP: 0.250, SLG: 0.143			0-0 SH3-4		0-0 F6		0-0 E4 2-H					1 0 0 0 0 0 1 1 0 0 0 0 0 0 0 0 0 0 0 0 0										
Inning Stats	R: 0 E: 0 K: 2 S: 7	H: 0 LOB: 0 BB: 0 P: 7	R: 0 E: 0 K: 2 S: 7	H: 0 LOB: 0 BB: 0 P: 7	R: 0 E: 0 K: 0 S: 4	H: 1 LOB: 1 BB: 0 P: 4	R: 0 E: 0 K: 0 S: 5	H: 2 LOB: 2 BB: 0 P: 5	R: 0 E: 0 K: 0 S: 3	H: 0 LOB: 1 BB: 1 P: 7	R: 0 E: 0 K: 0 S: 4	H: 1 LOB: 1 BB: 0 P: 4	R: 1 E: 1 K: 0 S: 4	H: 1 LOB: 1 BB: 0 P: 4	R: 0 E: 1 K: 1 S: 6	H: 0 LOB: 1 BB: 0 P: 6	R: 0 E: 0 K: 0 S: 3	H: 0 LOB: 0 BB: 0 P: 3	1B: 4 2B: 1 3B: 0 HR: 0	SF: 0 SAC: 1 DP: 0 HBP: 0	WP: 0 PB: 0 SB: 1 CS: 0	PA: 34
PITCHER	IP WLS BF H R ER SO BB IBB HBP BLK WP HR S P ERA WHIP																					
Diego Segui, R (1, 1) ERA: 2.88 Bob Locker, R (8, 1) ERA: 2.92	7.0 0 27 5 1 0 4 1 0 0 0 0 0 0 34 38 0.00 0.857																					

Kansas City Royals @ Oakland Athletics
Oakland-Alameda County Coliseum, Oakland, CA
 Mon Jun 22 1970, 7:05 PM PDT
 Att. 3,815 - Unknown

AB	32
R	1
H	5
RBI	0
BB	1
SO	5
LOB	13



Batter	1	2	3	4	5	6	7	8	9	AB	R	H	RBI	BB	SO	LOB	BOTTOM		
Bert Campaneris, R OBP: 0.315, SLG: 0.440 (1, 6)	0-0 6-3 1B			0-0 6-3		0-0 5-3				3	0	0	0	0	0	1	Kansas City Royals @ Oakland Athletics Oakland-Alameda County Coliseum, Oakland, CA Mon Jun 22 1970, 7:05 PM PDT Att. 3,815 - Unknown AB 26 R 2 H 6 RBI 2 BB 0 SO 1 LOB 5 		
Joe Rudi, R OBP: 0.333, SLG: 0.488 (1, 7)	0-0 G4-6-3 1B			0-0 6-3		0-0 6-3				3	0	1	0	0	0	1			
Reggie Jackson, L OBP: 0.359, SLG: 0.448 (1, 8)	0-0 G4-6-3 1-2f			0-0 4-3			0-0 G5-3-6 1B			3	0	1	0	0	0	1			
Sal Bando, R OBP: 0.410, SLG: 0.545 (1, 5)		0-3 K			0-0 HR		0-0 G5-3-6 1-2f			3	1	1	1	0	1	1			
Felipe Alou, R OBP: 0.362, SLG: 0.458 (1, 9)		0-0 6-3			0-0 6-3		0-0 F7			3	0	0	0	0	0	0			
Don Mincher, L OBP: 0.329, SLG: 0.502 (1, 3)		0-0 G3			0-0 F4			0-0 F7		3	0	0	0	0	0	0			
Dave Duncan, R OBP: 0.295, SLG: 0.438 (1, 2)				0-0 F9		0-0 F7		0-0 6-3		3	0	0	0	0	0	0			
John Donaldson, L OBP: 0.368, SLG: 0.500 (1, 4)				0-0 G2-6-4 1B			0-0 SH5-4 1B		0-0 6-3	3	0	2	0	0	0	0			
Dick Green, R OBP: 0.247, SLG: 0.266 (9, 4)									0-0 6-3	0	0	0	0	0	0	0			
Diego Segui, R (1, 1)				0-0 G2-6-4 1-2f			0-0 SH5-4 1-2			1	0	0	0	0	0	1			
Bob Locker, S (8, 1)									0-0 HR	0	0	0	0	0	0	0			
Frank Fernandez, R (9, PH)										1	1	1	1	0	0	0			
Inning Stats	R: 0 H: 1 E: 0 LOB: 0 K: 0 BB: 0 S: 3 P: 3	R: 0 H: 0 E: 0 LOB: 0 K: 1 BB: 0 S: 5 P: 5	R: 0 H: 1 E: 0 LOB: 0 K: 0 BB: 0 S: 3 P: 3	R: 0 H: 0 E: 0 LOB: 0 K: 0 BB: 0 S: 3 P: 3	R: 1 H: 1 E: 0 LOB: 0 K: 0 BB: 0 S: 4 P: 4	R: 0 H: 1 E: 0 LOB: 1 K: 0 BB: 0 S: 4 P: 4	R: 0 H: 1 E: 0 LOB: 0 K: 0 BB: 0 S: 3 P: 3	R: 0 H: 0 E: 0 LOB: 0 K: 0 BB: 0 S: 3 P: 3	R: 1 H: 1 E: 0 LOB: 0 K: 0 BB: 0 S: 1 P: 1	1B: 4 SF: 0 2B: 0 SAC: 1 3B: 0 DP: 3 HR: 2 HBP: 0	WP: 0 PA: 27 PB: 0 SB: 0 CS: 0								
PITCHER	IP WLS BF H R ER SO BB IBB HBP BLK WP HR S P ERA WHIP																		
Dave Morehead, R (1, 1) ERA: 3.81	6.0	L	20	4	1	1	1	0	0	0	0	0	0	0	1	22	22	1.50	0.667
Tom Burgmeier, L (7, 1) ERA: 3.0	2.0	L	7	2	1	1	0	0	0	0	0	0	0	0	1	7	7	4.50	1.000

Batter	1	2	3	4	5	6	7	8	9	AB R H RBI BB SO LOB	TOP									
Tom Matchick, L (1, 6) OBP: 0.115, SLG: 0.042	0-0 4-3	0-0 F8			0-0 F7	0-0 1-3			0-0 F8	5 0 0 0 0 0 0										
Cookie Rojas, R (1, 4) OBP: 0.210, SLG: 0.221	0-3 K	0-0 HR			0-0 BB 1B 1B 1B			0-0 F8	0-0 F2	5 2 2 1 0 1 0										
Amos Otis, R (1, 8) OBP: 0.363, SLG: 0.448	0-0 BB 1B 3B 1B	0-0 4-3			0-0 1-2 1B 1B			0-0 5-3		4 2 2 0 0 0 0										
Bob Oliver, R (1, 3) OBP: 0.343, SLG: 0.518	0-0 1-2 3B 1B				0-0 F8	4-0 1B BB		4-0 BB		2 1 1 0 2 0 0										
Joe Keough, L (1, 9) OBP: 0.401, SLG: 0.445	4-0 1-2 2-3 3B BB				0-0 4-3	0-0 1-2 2-H 3-H 1B		0-0 F7		3 1 1 2 1 0 1										
Lou Piniella, R (1, 7) OBP: 0.335, SLG: 0.474	0-0 1-H 2-H 3-H WP 3B				0-0 F9	0-0 F6		0-0 1-3		4 1 1 3 0 0 2										
Ed Kirkpatrick, L (1, 2) OBP: 0.295, SLG: 0.446	4-0 3-H BB				0-0 L1	0-0 L7		0-0 4-3		3 0 0 0 1 0 2										
Paul Schaal, R (1, 5) OBP: 0.320, SLG: 0.314	0-0 F8				0-0 F6			0-0 1-3		4 0 0 0 0 0 1										
Dick Drago, R (1, 1) OBP: 0.118, SLG: 0.063		0-3 K			0-3 K			0-0 F8		3 0 0 0 0 3 0										
Pat Kelly, L (9, PH) OBP: 0.370, SLG: 0.360										1 0 0 0 0 0 0										
Bob Johnson, L (9, 1)										0 0 0 0 0 0 0										
Inning Stats	R: 4 E: 0 K: 1 S: 8	H: 3 LOB: 1 BB: 2 P: 16	R: 1 E: 0 K: 1 S: 6	H: 1 LOB: 0 BB: 0 P: 6	R: 0 E: 0 K: 0 S: 3	H: 0 LOB: 0 BB: 0 P: 3	R: 0 E: 0 K: 1 S: 5	H: 0 LOB: 0 BB: 0 P: 5	R: 2 E: 0 K: 0 S: 6	H: 3 LOB: 2 BB: 1 P: 10	R: 0 E: 0 K: 1 S: 5	H: 0 LOB: 0 BB: 0 P: 5	R: 0 E: 0 K: 0 S: 3	H: 0 LOB: 0 BB: 0 P: 3	R: 0 E: 0 K: 0 S: 3	H: 0 LOB: 0 BB: 0 P: 3	1B: 5 2B: 0 3B: 1 HR: 1	SF: 0 SAC: 0 DP: 0 HBP: 0	WP: 1 PB: 0 SB: 0 CS: 0	PA: 38
PITCHER	IP WLS BF H R ER SO BB IBB HBP BLK WP HR S P ERA WHIP																			
Chuck Dobson, R (1, 1) ERA: 4.54	4.1 L 23 7 7 7 3 3 0 0 0 0 1 1 26 38 14.54 2.308																			
Marcel Lachemann, R (5, 1) ERA: 3.57	0.2 2 0 0 0 0 0 0 0 0 0 0 0 2 2 0.00 0.000																			
Jim Roland, L (6, 1) ERA: 2.84	2.0 7 0 0 0 1 1 0 0 0 0 0 0 8 12 0.00 0.500																			
Paul Lindblad, L (8, 1) ERA: 4.23	2.0 6 0 0 0 0 0 0 0 0 0 0 0 6 6 0.00 0.000																			

Kansas City Royals @ Oakland Athletics
Oakland-Alameda County Coliseum, Oakland, CA
 Tue Jun 23 1970, 7:05 PM PDT
 Att. 5,273 - Unknown - 62 F

AB	34
R	7
H	7
RBI	6
BB	4
SO	4
LOB	6



WP: 1	PA: 38
-------	--------

ERA	WHIP
-----	------

Batter	1	2	3	4	5	6	7	8	9	AB R H RBI BB SO LOB
Bert Campaneris, R OBP: 0.313, SLG: 0.435 (1, 6) X	0-0 F4 		4-0 HR BB 		0-0 F8 		0-3 K 		0-0 SF7 	3 1 0 1 1 1 2
Joe Rudi, R OBP: 0.336, SLG: 0.507 (1, 7) X	0-0 B5 		0-0 HR 1-H 			0-0 1B 1B 		0-0 1-3 	0-0 F9 	5 1 2 2 0 0 2
Reggie Jackson, L OBP: 0.357, SLG: 0.459 (1, 8) S S S	0-3 K 		0-0 F3 			0-3 K 		0-0 HR 		4 1 1 1 0 2 1
Sal Bando, R OBP: 0.411, SLG: 0.542 (1, 5) B B B B		4-0 1B SF7 BB 	0-0 5-3 			0-0 1-2 G1-6-3 1B 		0-3 K 		3 1 1 0 1 1 0
Felipe Alou, R OBP: 0.361, SLG: 0.455 (1, 9) X		0-0 FC6-4 1-3 1B 		0-0 F4 		0-0 G1-6-3 1-2 		0-0 6-3 		4 0 1 0 0 0 2
Don Mincher, L OBP: 0.324, SLG: 0.495 (1, 3) X		0-0 SF7 		0-3 K 			0-0 F4 		0-0 G3 	3 0 0 1 0 1 0
Dave Duncan, R OBP: 0.293, SLG: 0.432 (1, 2) X		0-0 F4 		0-0 5-3 			0-0 5-3 		0-0 HBP 1B SF7 1B 	4 0 1 0 0 0 1 0 1 0 0 0 0 0
Jose Tartabull, L OBP: 0.231, SLG: 0.385 (9, PR) X		0-0 FC6-4 1-2f 			0-0 F8 		0-0 1B 1B 		0-0 HBP 1B 	4 0 2 0 0 0 1
John Donaldson, L OBP: 0.391, SLG: 0.500 (1, 4) X			0-0 5-3 			0-0 4-3 		0-0 1-2 1B 	1-0 HBP 1B 	1 0 0 0 0 0 0 0 0 0 0 0 0 0 1 0 0 0 0 0 0 0 0 0 0 0 0 0 1 0 1 0 0 0 0 0 0 0 0 0 0 0 0 0 0 0 0 0 0
Chuck Dobson, R OBP: 0.171, SLG: 0.195 (1, 1) X										
Marcel Lachemann, R (5, PH)										
Tommy Davis, R OBP: 0.303, SLG: 0.397 (6, 1) X										
Jim Roland, R (8, 1) X										
Steve Hovley, L OBP: 0.372, SLG: 0.363 (7, PH) X										
Paul Lindblad, L (8, 1) X										
Jim Driscoll, L OBP: 0.133, SLG: 0.071 (9, PH) X										

BOTTOM

Kansas City Royals @ Oakland Athletics
Oakland-Alameda County Coliseum, Oakland, CA

Tue Jun 23 1970, 7:05 PM PDT
Att. 5,273 - Unknown - 62 F

livebaseballscorecards.com

AB	33
R	5
H	9
RBI	5
BB	2
SO	5
LOB	9



Inning Stats	R: 0	H: 0	E: 0	K: 1	S: 5	R: 1	H: 1	E: 0	K: 0	S: 4	R: 2	H: 1	E: 0	K: 0	S: 4	R: 0	H: 0	E: 0	K: 1	S: 5	R: 0	H: 0	E: 0	K: 0	S: 3	R: 0	H: 2	E: 0	K: 1	S: 6	R: 0	H: 2	E: 0	K: 1	S: 7	R: 1	H: 1	E: 0	K: 1	S: 6	R: 1	H: 2	E: 0	K: 0	S: 5	1B: 7	SF: 2	2B: 0	SAC: 0	3B: 0	DP: 1	HR: 2	HBP: 1	WP: 0	PA: 38
--------------	------	------	------	------	------	------	------	------	------	------	------	------	------	------	------	------	------	------	------	------	------	------	------	------	------	------	------	------	------	------	------	------	------	------	------	------	------	------	------	------	------	------	------	------	------	-------	-------	-------	--------	-------	-------	-------	--------	-------	--------

PITCHER	IP	WLS	BF	H	R	ER	SO	BB	IBB	HBP	BLK	WP	HR	S	P	ERA	WHIP
Dick Drago, R ERA: 3.92 (1, 1)	8.0	W	32	7	4	4	5	2	0	0	0	0	2	40	48	4.50	1.125
Bob Johnson, R ERA: 3.26 (9, 1)	1.0	S	6	2	1	1	0	0	0	1	0	0	0	5	6	9.00	2.000

Batter	1	2	3	4	5	6	7	8	9	AB R H RBI BB SO LOB	TOP		
Tom Matchick, L (1, 6) OBP: 0.194, SLG: 0.138	0-0 WP 5-4-3 1B		0-0 1B		0-0 F4		0-0 1-3		0-0 1-2 1B	5 0 3 0 0 0 1	Kansas City Royals @ Oakland Athletics Oakland-Alameda County Coliseum, Oakland, CA Wed Jun 24 1970, 7:05 PM PDT Att: 5,737 - Unknown - 66 F livebaseballscorecards.com		
Cookie Rojas, R (1, 4) OBP: 0.221, SLG: 0.232	0-0 5-4-3 1-2		0-0 1B		0-0 1B		0-3 K		0-3 K	5 0 2 0 0 2 3			
Amos Otis, R (1, 8) OBP: 0.362, SLG: 0.445	0-3 K		0-0 F8		0-0 1B			0-0 6-3		4 0 1 1 0 1 3			
Bob Oliver, R (1, 3) OBP: 0.338, SLG: 0.510	0-3 K		0-0 4-3		0-0 L6			0-0 F9		4 0 0 0 0 1 5			
Joe Keough, L (1, 9) OBP: 0.403, SLG: 0.446		0-0 6-3		0-0 6-3		0-0 G4-6-3 1B		0-0 1B		4 0 2 0 0 0 0			
Lou Piniella, R (1, 7) OBP: 0.328, SLG: 0.463		0-0 5-3		0-0 F3		0-0 G4-6-3 1-2f		0-0 6-3		4 0 0 0 0 0 2			
Ed Kirkpatrick, L (1, 2) OBP: 0.299, SLG: 0.444		4-0 S BB		0-0 F5		0-0 1B			0-0 1-3	3 0 1 0 1 0 0			
Paul Schaal, R (1, 5) OBP: 0.312, SLG: 0.305		0-0 6-3 1-2			0-0 6-3		0-0 4-3		0-0 1-3	4 0 0 0 0 0 2			
Jim Rooker, R (1, 1) OBP: 0.229, SLG: 0.294			0-3 K		0-0 1B		0-3 K		0-0 1B	2 1 1 0 0 1 0			
Pat Kelly, L (7, PH) OBP: 0.369, SLG: 0.358										1 0 0 0 0 1 0			
Tom Burgmeier, L (7, 1) OBP: 0.250, SLG: 0.143										0 0 0 0 0 0 0			
Bill Sorrell, L (9, PH) OBP: 0.333, SLG: 0.250										1 0 1 0 0 0 0			
Inning Stats	R: 0 E: 0 K: 2 S: 8 H: 1 LOB: 1 BB: 0 P: 8	R: 0 E: 0 K: 0 S: 3 H: 0 LOB: 1 BB: 1 P: 7	R: 0 E: 0 K: 1 S: 7 H: 2 LOB: 2 BB: 0 P: 7	R: 0 E: 0 K: 0 S: 3 H: 0 LOB: 0 BB: 0 P: 3	R: 1 E: 0 K: 0 S: 6 H: 3 LOB: 2 BB: 0 P: 6	R: 0 E: 0 K: 0 S: 4 H: 2 LOB: 1 BB: 0 P: 4	R: 0 E: 0 K: 2 S: 7 H: 0 LOB: 0 BB: 0 P: 7	R: 0 E: 0 K: 0 S: 4 H: 1 LOB: 1 BB: 0 P: 4	R: 0 E: 0 K: 1 S: 7 H: 2 LOB: 2 BB: 0 P: 7	1B: 11 2B: 0 3B: 0 HR: 0 SF: 0 SAC: 0 DP: 1 HBP: 0	WP: 1 PB: 0 SB: 1 CS: 0 PA: 38		
PITCHER	IP WLS BF H R ER SO BB IBB HBP BLK WP HR S P ERA WHIP											PITCHER	IP WLS BF H R ER SO BB IBB HBP BLK WP HR S P ERA WHIP
Darrell Osteen, R (1, 1) ERA: 1.8	5.0 W 23 7 1 1 3 1 0 0 0 1 0 28 32 1.80 1.600												
Marcel Lachemann, R (6, 1) ERA: 2.91	4.0 S 15 4 0 0 3 0 0 0 0 0 0 21 21 0.00 1.000												

Kansas City Royals @ Oakland Athletics
Oakland-Alameda County Coliseum, Oakland, CA
 Wed Jun 24 1970, 7:05 PM PDT
 Att: 5,737 - Unknown - 66 F

livebaseballscorecards.com

AB	37
R	1
H	11
RBI	1
BB	1
SO	6
LOB	16



Batter	1	2	3	4	5	6	7	8	9
Bert Campaneris, R OBP: 0.312, SLG: 0.432 (1, 6)	0-0 B3	0-3 K			0-0 FC2-6 B1-3	0-0 1B			
Steve Hovley, L OBP: 0.369, SLG: 0.360 (1, 9)	0-0 1B		0-0 6-3		0-0 B1-3		0-3 K		
Reggie Jackson, L OBP: 0.356, SLG: 0.455 (1, 8)	0-3 K		0-0 CS 1B		0-0 G3		0-0 G3		
Sal Bando, R OBP: 0.413, SLG: 0.539 (1, 5)	0-0 1-3		4-0 BB		0-0 SH3 2B 1B		0-0 F8		
Felipe Alou, R OBP: 0.361, SLG: 0.458 (1, 7)		0-0 F9 E 2B		0-0 F2		0-0 SH3		0-0 F8	
Joe Rudi, R OBP: 0.333, SLG: 0.507 (1, 3)		0-0 F9		0-3 K		0-0 2B 2B		0-3 K	
Frank Fernandez, R OBP: 0.340, SLG: 0.468 (1, 2)		0-0 F3		0-3 K		0-3 K		0-0 5-3	
John Donaldson, L OBP: 0.423, SLG: 0.542 Dick Green, R OBP: 0.247, SLG: 0.266 (1, 4) (9, 4)		4-0 E BB		0-0 5-3		0-0 1B 2B			
Darrell Osteen, R Marcel Lachemann, R (1, 1) (6, 1)		0-0 E5			0-0 E6 FC2-6	4-0 1B BB			

Inning Stats	R: 0	H: 1	E: 0	LOB: 1	K: 1	S: 6	R: 2	H: 1	E: 1	LOB: 1	K: 1	S: 7	R: 0	H: 1	E: 0	LOB: 1	K: 0	S: 3	R: 0	H: 0	E: 0	LOB: 0	K: 2	S: 7	R: 0	H: 0	E: 1	LOB: 1	K: 0	S: 4	R: 3	H: 4	E: 0	LOB: 2	K: 1	S: 8	R: 0	H: 0	E: 0	LOB: 0	K: 1	S: 5	R: 0	H: 0	E: 0	LOB: 0	K: 1	S: 5	

PITCHER	IP	WLS	BF	H	R	ER	SO	BB	IBB	HBP	BLK	WP	HR	S	P	ERA	WHIP
Jim Rooker, L ERA: 3.63 (1, 1)	6.0	L	28	7	5	3	5	3	0	0	0	0	0	35	47	4.50	1.667
Tom Burgmeier, L ERA: 2.77 (7, 1)	2.0		6	0	0	0	2	0	0	0	0	0	0	10	10	0.00	0.000

BOTTOM

Kansas City Royals @ Oakland Athletics
Oakland-Alameda County Coliseum, Oakland, CA

Wed Jun 24 1970, 7:05 PM PDT
Att. 5,737 - Unknown - 66 F

AB	30
R	5
H	7
RBI	3
BB	3
SO	7
LOB	10



PITCHER	IP	WLS	BF	H	R	ER	SO	BB	IBB	HBP	BLK	WP	HR	S	P	ERA	WHIP
Jim Rooker, L ERA: 3.63 (1, 1)	6.0	L	28	7	5	3	5	3	0	0	0	0	0	35	47	4.50	1.667
Tom Burgmeier, L ERA: 2.77 (7, 1)	2.0		6	0	0	0	2	0	0	0	0	0	0	10	10	0.00	0.000

Batter	1	2	3	4	5	6	7	8	9	AB R H RBI BB SO LOB	TOP									
Sandy Alomar Sr., S OBP: 0.298, SLG: 0.290 (1, 4)	0-0 5-3	0-0 F9			0-0 F9	0-0 1B BB 1-3 2-H 1B		0-3 K		5 0 1 1 0 1 3										
Jarvis Tatum, R OBP: 0.350, SLG: 0.318 (1, 8)	0-0 2B 1B		0-0 F5		0-0 1-3 1B	4-0 1-2 1B BB		0-3 K		4 1 2 0 1 1 0										
Jim Fregosi, R OBP: 0.352, SLG: 0.471 (1, 6)	0-0 1-H 2B		0-3 K		0-0 F4	0-0 1-2 2-3 3-H 1B		0-0 F3		5 0 2 2 0 1 1										
Alex Johnson, R OBP: 0.366, SLG: 0.447 (1, 7)	0-0 F9		0-0 F8		0-0 F4	0-0 4-3		0-3 K		5 0 0 0 0 1 4										
Billy Cowan, R OBP: 0.377, SLG: 0.600 Jim Spencer, L OBP: 0.308, SLG: 0.383 (1, 3) (6, 3)	0-3 K			0-0 F2		4-0 HR BB	0-3 K		0-0 4-3	2 1 0 0 1 1 1 2 0 0 0 0 1 0										
Joe Azcue, R OBP: 0.328, SLG: 0.374 (1, 2)		0-0 1B 2B		0-0 BB 1B		0-0 1-H HR	0-0 1B 1B		0-0 F3	5 1 4 2 0 0 0										
Tommy Reynolds, R OBP: 0.286, SLG: 0.286 Roger Repoz, L OBP: 0.340, SLG: 0.456 (1, 9) (6, 9)		0-0 2-3 1B		4-0 1-2 G4-3 BB		4-0 BB 1B BB	0-3 K			1 1 1 0 2 0 0 1 0 0 0 0 1 1										
Giraldo Ruiz, S OBP: 0.333, SLG: 0.333 (1, 5)		0-0 F7		0-0 G4-3		4-0 1B 1B BB	0-0 1-2 1B			3 1 1 0 1 0 4										
Rudy May, L OBP: 0.100, SLG: 0.079 Steve Kealey, R OBP: 0.333, SLG: 0.333 Ken McMullen, R OBP: 0.329, SLG: 0.396 Eddie Fisher, R OBP: 0.200, SLG: 0.200 (1, 1) (5, 1) (6, PH) (6, 1)		0-0 F2		4-0 1B BB		0-0 F9	0-0 F3			1 0 0 0 1 0 2 0 0 0 0 0 0 0 1 0 0 0 0 0 2 1 0 0 0 0 0 2										
Inning Stats	R: 1 E: 0 K: 1 S: 7	H: 2 LOB: 1 BB: 0 P: 7	R: 0 E: 0 K: 0 S: 5	H: 2 LOB: 2 BB: 0 P: 5	R: 0 E: 0 K: 1 S: 5	H: 0 LOB: 0 BB: 0 P: 5	R: 0 E: 0 K: 0 S: 3	H: 1 LOB: 1 BB: 1 P: 7	R: 0 E: 0 K: 0 S: 3	H: 1 LOB: 1 BB: 1 P: 7	R: 4 E: 0 K: 0 S: 6	H: 3 LOB: 3 BB: 4 P: 22	R: 0 E: 0 K: 2 S: 9	H: 2 LOB: 2 BB: 0 P: 9	R: 0 E: 0 K: 1 S: 5	H: 0 LOB: 0 BB: 0 P: 5	1B: 8 2B: 2 3B: 0 HR: 1	SF: 0 SAC: 0 DP: 1 HBP: 0	WP: 0 PB: 0 SB: 0 CS: 0	PA: 42
PITCHER	IP WLS BF H R ER SO BB IBB HBP BLK WP HR S P ERA WHIP																			
Bill Butler, L ERA: 4.0 (1, 1)	5.1 L 25 7 4 4 2 4 0 0 0 0 1 25 41 6.75 2.062																			
Tom Burgmeier, L ERA: 3.08 (6, 1)	0.1 4 1 0 0 0 2 0 0 0 0 0 2 10 0.00 9.000																			
Ken Wright, R ERA: 6.48 (6, 1)	0.1 2 1 1 1 0 0 0 0 0 0 0 2 2 27.00 3.000																			
Bob Johnson, R ERA: 3.13 (7, 1)	3.0 11 2 0 0 5 0 0 0 0 0 0 21 21 0.00 0.667																			

California Angels @ Kansas City Royals
Municipal Stadium, Kansas City, MO
Fri Jun 26 1970, 8:05 PM EDT
Att. 9,677 - Unknown

livebaseballscorecards.com

AB	36
R	5
H	11
RBI	5
BB	6
SO	7
LOB	20



Batter	1	2	3	4	5	6	7	8	9	AB R H RBI BB SO LOB
Paul Schaal, R (1, 5) OBP: 0.315, SLG: 0.308	0-0 S 1B		0-0 F8		0-0 G5-4-3 1B		0-0 F7		0-0 6-3	5 1 2 0 0 0 0
Cookie Rojas, R (1, 4) OBP: 0.256, SLG: 0.267	0-0 G6-3 1B		0-0 BB 1B		0-0 G5-4-3 1B		0-0 1B			4 0 4 1 0 0 0
Amos Otis, R (1, 8) OBP: 0.360, SLG: 0.440	0-0 G6-3 1-2f		4-0 FC6 BB 1-2		0-0 G5-4-3 1-2f 2-3f		0-0 5-3			3 0 0 0 1 0 4
Bob Oliver, R (1, 3) OBP: 0.337, SLG: 0.518	0-3 K		0-0 FC6 1-2f			0-0 F3		0-0 HR		4 1 1 1 0 1 2
Joe Keough, L (1, 9) OBP: 0.400, SLG: 0.448		0-0 2-3		0-3 K		0-0 1B 1-3 2B		0-3 K		4 1 1 0 0 2 0
Lou Piniella, R (1, 7) OBP: 0.337, SLG: 0.481		0-0 3B		0-0 1B SH3 1B		0-0 2-3 1B		0-0 F5		4 1 3 0 0 0 0
Ed Kirkpatrick, L (1, 2) OBP: 0.298, SLG: 0.439		0-3 K		0-0 SH3 1B 1-3		0-0 1-3		0-3 K		4 0 1 1 0 2 2
Jackie Hernandez, R (1, 6) OBP: 0.283, SLG: 0.280		0-3 K		0-0 SH3		0-0 F7		0-0 4-3		1 0 0 1 0 1 1
Pat Kelly, L (6, PH) OBP: 0.367, SLG: 0.356										1 0 0 0 0 0 1
Bob Johnson, L (7, 1)										0 0 0 0 0 0 0
Bill Sorrell, L (9, PH) OBP: 0.300, SLG: 0.222										1 0 0 0 0 0 0
Bill Butler, L (1, 1) OBP: 0.121, SLG: 0.033										2 0 0 0 0 2 1
Tom Burgmeier, L (6, 1) OBP: 0.250, SLG: 0.143										0 0 0 0 0 0 0
Ken Wright, R (6, 1)										0 0 0 0 0 0 0
Tom Matchick, L (7, 6) OBP: 0.182, SLG: 0.129										2 0 0 0 0 0 0

Inning Stats	R: 1	H: 2	R: 0	H: 1	R: 0	H: 1	R: 1	H: 2	R: 0	H: 2	R: 1	H: 1	R: 0	H: 0	R: 0	H: 0	R: 0	H: 0	1B: 9	SF: 0	WP: 0	PA: 37
	E: 0	LOB: 0	E: 0	LOB: 1	E: 0	LOB: 1	E: 0	LOB: 1	E: 0	LOB: 0	E: 0	LOB: 1	E: 0	LOB: 0	E: 0	LOB: 0	E: 0	LOB: 0	2B: 1 <td>SAC: 1 <td>PB: 0 <td></td> </td></td>	SAC: 1 <td>PB: 0 <td></td> </td>	PB: 0 <td></td>	
	K: 1	BB: 0	K: 2	BB: 0	K: 1	BB: 1	K: 2	BB: 0	K: 0	BB: 0	K: 0	BB: 0	K: 2	BB: 0	K: 0	BB: 0	K: 0	BB: 0	3B: 2 <td>DP: 1 <td>SB: 1 <td></td> </td></td>	DP: 1 <td>SB: 1 <td></td> </td>	SB: 1 <td></td>	
	S: 6	P: 6	S: 8	P: 8	S: 6	P: 10	S: 9	P: 9	S: 3	P: 3	S: 5	P: 5	S: 4	P: 4	S: 8	P: 8	S: 3	P: 3	HR: 1 <td>HBP: 0 <td>CS: 0</td> <td></td> </td>	HBP: 0 <td>CS: 0</td> <td></td>	CS: 0	

PITCHER	IP	WLS	BF	H	R	ER	SO	BB	IBB	HBP	BLK	WP	HR	S	P	ERA	WHIP
Rudy May, L (1, 1) ERA: 3.0	4.0		20	8	2	2	6	1	0	0	0	0	0	31	35	4.50	2.250
Steve Kealey, R (5, 1) ERA: 2.19	1.0	W	1	0	0	0	0	0	0	0	0	0	0	1	1	0.00	0.000
Eddie Fisher, R (6, 1) ERA: 2.11	4.0	S	16	4	2	2	2	0	0	0	0	0	1	20	20	4.50	1.000

BOTTOM

California Angels @ Kansas City Royals
Municipal Stadium, Kansas City, MO

livebaseballscorecards.com

AB	35
R	4
H	12
RBI	4
BB	1
SO	8
LOB	11



Fri Jun 26 1970, 8:05 PM EDT
Att: 9,677 - Unknown

California Angels @ Kansas City Royals
Municipal Stadium, Kansas City, MO

Sat Jun 27 1970, 4:33 AM EDT
 Att: 7,677 - Unknown - 83 F

livebaseballscorecards.com

AB	29
R	0
H	4
RBI	0
BB	2
SO	8
LOB	7



AB	R	H	RBI	BB	SO	LOB
4	0	1	0	0	1	0
4	0	0	0	0	2	1
3	0	1	0	1	1	0
4	0	0	0	0	1	3
3	0	1	0	0	2	1
2	0	0	0	1	0	0
3	0	0	0	0	0	2
3	0	1	0	0	0	0
2	0	0	0	0	0	0
0	0	0	0	0	0	0
1	0	0	0	0	1	0
0	0	0	0	0	0	0

Batter	1	2	3	4	5	6	7	8	9									
Sandy Alomar Sr., S OBP: 0.298, SLG: 0.293 (1, 4) X	0-0 6-3 ①		0-0 F8 ③			0-0 2B		0-3 K ③										
Roger Repoz, L OBP: 0.333, SLG: 0.446 (1, 9) X	0-0 F9 ②			0-3 K ①		0-3 K ②		0-0 1-3 ①										
Jim Fregosi, R OBP: 0.354, SLG: 0.469 (1, 6) X	0-0 F8 ③			0-0 1B		4-0 BB		0-3 K ②										
Alex Johnson, R OBP: 0.361, SLG: 0.440 (1, 7)		0-0 F9 ①		0-0 F9 ②		0-0 F9 ③		0-3 K ③										
Jim Spencer, L OBP: 0.308, SLG: 0.388 (1, 3)				0-3 K ③			0-3 K ①											
Ken McMullen, R OBP: 0.329, SLG: 0.392 (1, 5)					0-0 F8 ①		0-0 F9 ②											
Joe Azcue, R OBP: 0.322, SLG: 0.367 (1, 2)					0-0 F8 ②		0-0 F8 ③											
Jay Johnstone, L OBP: 0.292, SLG: 0.408 (1, 8)					0-0 F2 ③			0-0 3-1 ①										
Andy Messersmith, R OBP: 0.125, SLG: 0.229 (1, 1)						0-0 F7 ①		0-3 K ②										
Greg Garrett, S (6, 1)																		
Billy Cowan, R OBP: 0.371, SLG: 0.589 (8, PH)																		
Paul Doyle, L (8, 1)																		
Inning Stats	R: 0 E: 0 K: 0 S: 3	H: 0 LOB: 0 BB: 0 P: 3	R: 0 E: 0 K: 0 S: 3	H: 1 LOB: 1 BB: 1 P: 7	R: 0 E: 0 K: 2 S: 8	H: 1 LOB: 1 BB: 0 P: 8	R: 0 E: 0 K: 1 S: 3	H: 0 LOB: 0 BB: 0 P: 3	R: 0 E: 0 K: 1 S: 5	H: 0 LOB: 0 BB: 0 P: 5	R: 0 E: 0 K: 2 S: 7	H: 0 LOB: 0 BB: 0 P: 7	R: 0 E: 0 K: 2 S: 7	H: 0 LOB: 0 BB: 0 P: 7	1B: 2 2B: 2 3B: 0 HR: 0	SF: 0 SAC: 0 DP: 1 HBP: 0	WP: 0 PB: 0 SB: 0 CS: 0	PA: 31

PITCHER																	
IP	WLS	BF	H	R	ER	SO	BB	IBB	HBP	BLK	WP	HR	S	P	ERA	WHIP	
Dave Morehead, R ERA: 3.71 (1, 1)	2.0		7	1	0	0	1	0	0	0	0	0	6	10	0.00	1.000	
Tom Burgmeier, L ERA: 2.67 (3, 1)	4.0	W	15	3	0	3	1	0	0	0	0	0	20	24	0.00	1.000	
Bob Johnson, R ERA: 3.0 (7, 1)	3.0	S	9	0	0	5	0	0	0	0	0	0	19	19	0.00	0.000	

Batter	1	2	3	4	5	6	7	8	9
Tom Matchick, L (1, 6) OBP: 0.194, SLG: 0.147 Ellie Rodriguez, R (6, PH) OBP: 0.336, SLG: 0.333 Bob Johnson, L (7, 1)	0-3 K		0-3 K		0-0 1B	0-3 K			
Cookie Rojas, R (1, 4) OBP: 0.266, SLG: 0.281	0-0 2B		4-0 BB		0-0 F9		0-0 F8		
Amos Otis, R (1, 8) OBP: 0.362, SLG: 0.439	0-0 FC1-6-5		0-0 FC6-4			4-0 1B	0-0 CS		
Bob Oliver, R (1, 3) OBP: 0.339, SLG: 0.515	0-0 F4			0-0 1B		4-0 BB	0-3 K		
Joe Keough, L (1, 9) OBP: 0.392, SLG: 0.438		0-0 F8		0-0 F9		0-3 K		0-0 4-3	
Lou Piniella, R (1, 7) OBP: 0.335, SLG: 0.476		0-0 6-3		0-0 G4-6-3		0-0 BB		0-0 F8	
Ed Kirkpatrick, L (1, 2) OBP: 0.297, SLG: 0.432		0-0 L9			0-0 F2	4-0 BB		0-0 L3	
Paul Schaal, R (1, 5) OBP: 0.321, SLG: 0.311			0-0 BB		0-0 5-3	4-0 BB			
Dave Morehead, R (1, 1) OBP: 0.192, SLG: 0.200 Tom Burgmeier, L (3, 1) OBP: 0.300, SLG: 0.222 Hawk Taylor, R (6, PH) OBP: 0.310, SLG: 0.370 Jackie Hernandez, R (7, 6) OBP: 0.283, SLG: 0.280			0-0 F7		0-0 1B	0-0 1B	0-0 P5		

AB	R	H	RBI	BB	SO	LOB
3	0	1	0	0	2	1
1	0	0	0	0	1	3
0	0	0	0	0	0	0
3	0	1	0	1	0	2
3	1	1	0	1	0	3
3	1	1	0	1	1	2
4	0	0	0	0	1	3
4	0	1	1	0	0	1
3	0	0	0	1	0	0
2	0	1	1	1	0	0
0	0	0	0	0	0	0
2	0	1	0	0	0	1
1	0	0	0	0	0	3
0	0	0	0	0	0	0

BOTTOM

California Angels @ Kansas City Royals
Municipal Stadium, Kansas City, MO

livebaseballscorecards.com

AB	29
R	2
H	7
RBI	2
BB	5
SO	5
LOB	19



1B: 6	SF: 0
2B: 1	SAC: 0
3B: 0	DP: 1
HR: 0	HBP: 0

WP: 0	PA: 34
PB: 0	
SB: 1	
CS: 1	

Inning Stats															PITCHER																
R	H	E	K	S	WLS	BF	H	R	ER	SO	BB	IBB	HBP	BLK	IP	WLS	BF	H	R	ER	SO	BB	IBB	HBP	BLK	WP	HR	S	P	ERA	WHIP
0	1	0	1	6	5.1	26	6	2	2	3	5	0	0	0	5.1	L	26	6	2	2	3	5	0	0	0	0	0	27	47	3.38	2.062
0	0	0	0	5	1.2	5	1	0	0	2	0	0	0	0	1.2		5	1	0	0	2	0	0	0	0	0	0	9	9	0.00	0.600
0	0	0	0	6	1.0	3	0	0	0	0	0	0	0	0	1.0		3	0	0	0	0	0	0	0	0	0	0	3	3	0.00	0.000

Sat Jun 27 1970, 4:33 AM EDT
Att. 7,677 - Unknown - 83 F

Batter	1	2	3	4	5	6	7	8	9	AB R H RBI BB SO LOB	TOP											
Sandy Alomar Sr., S OBP: 0.296, SLG: 0.289 (1, 4)	0-0 4-3	0-0 P3			4-0 G1-6-3 BB		0-0 E4		0-3 K	4 0 0 0 1 1 2												
Jarvis Tatum, R OBP: 0.356, SLG: 0.311 (1, 8)	4-0 2B 4-3 BB		0-3 K		0-0 G1-6-3		4-0 1-2 2-3 BB		0-0 6-3	2 1 0 0 2 1 1 1 0 0 0 0 0 0												
Jim Fregosi, R OBP: 0.355, SLG: 0.482 (1, 6)	0-0 4-3 1-3 2B		0-0 F8		0-0 HR		0-3 K		0-3 K	5 1 2 1 0 2 3												
Alex Johnson, R OBP: 0.360, SLG: 0.438 (1, 7)	0-0 4-3 2-3 3-H		0-0 5-3		0-0 1B		0-3 K			4 0 1 1 0 1 4												
Ken McMullen, R OBP: 0.333, SLG: 0.393 (1, 5)	4-0 BB			0-0 F9 BB 1B		0-3 K		0-0 P6		2 0 1 0 1 1 1 1 0 0 0 0 0 3												
Jay Johnstone, L OBP: 0.290, SLG: 0.406 (7, PH)	4-0 BB																					
Billy Cowan, R OBP: 0.364, SLG: 0.559 (1, 9)	0-3 K			4-0 F9 BB 1B		0-0 F8		0-0 1-3		3 0 0 0 1 1 2 0 0 0 0 0 0 0												
Roger Repoz, L OBP: 0.333, SLG: 0.446 (8, 9)																						
Joe Azcue, R OBP: 0.326, SLG: 0.363 (1, 2)				0-0 F9 BB		0-0 6-3		1-0 BLK HBP		2 0 0 0 1 0 2												
Jim Spencer, L OBP: 0.303, SLG: 0.380 (1, 3)				0-3 K		0-0 4-3		0-0 P6		4 0 0 0 0 1 4												
Tom Murphy, R OBP: 0.167, SLG: 0.133 (1, 1)				0-0 SH1-4 1-2				0-3 K		1 0 0 0 1 0 2 1 0 0 0 0 1 1 0 0 0 0 0 0 0												
Tom Silverio, L (8, PH)																						
Ken Tatum, R (8, 1)																						
Inning Stats	R: 1 E: 0 K: 1 S: 6	H: 1 LOB: 2 BB: 2 P: 14	R: 0 E: 0 K: 0 S: 3	H: 0 LOB: 1 BB: 1 P: 7	R: 0 E: 0 K: 1 S: 5	H: 0 LOB: 0 BB: 0 P: 5	R: 0 E: 0 K: 1 S: 6	H: 1 LOB: 2 BB: 1 P: 10	R: 1 E: 0 K: 1 S: 6	H: 2 LOB: 1 BB: 1 P: 10	R: 0 E: 0 K: 0 S: 3	H: 0 LOB: 0 BB: 0 P: 3	R: 0 E: 2 K: 2 S: 8	H: 0 LOB: 3 BB: 2 P: 16	R: 0 E: 0 K: 1 S: 5	H: 0 LOB: 1 BB: 0 P: 6	R: 0 E: 0 K: 2 S: 7	H: 0 LOB: 0 BB: 0 P: 7	1B: 2 2B: 1 3B: 0 HR: 1	SF: 0 SAC: 1 DP: 1 HBP: 1	WP: 0 PB: 0 SB: 0 CS: 0	PA: 39
PITCHER	IP WLS BF H R ER SO BB IBB HBP BLK WP HR S P ERA WHIP																					
Jim Rooker, L ERA: 3.59 (1, 1)	6.0 L 29 4 2 2 4 7 0 0 0 0 1 30 58 3.00 1.833																					
Ken Wright, R ERA: 5.79 (7, 1)	2.0 7 0 0 0 3 0 0 1 1 0 0 12 13 0.00 0.000																					
Aurelio Monteagudo, R ERA: 4.26 (9, 1)	1.0 3 0 0 0 2 0 0 0 0 0 0 7 7 0.00 0.000																					

California Angels @ Kansas City Royals
Municipal Stadium, Kansas City, MO
Sun Jun 28 1970, 4:33 AM EDT
Unknown - 87 F

livebaseballscorecards.com

AB	30
R	2
H	4
RBI	2
BB	7
SO	9
LOB	25



Batter	1	2	3	4	5	6	7	8	9	AB R H RBI BB SO LOB	TOP		
Sandy Alomar Sr., S OBP: 0.302, SLG: 0.293 (1, 4) X	0-0 F7 WP 1B		4-0 F9 S BB		0-3 K			0-0 BB 1B		3 1 2 0 1 1 2	California Angels @ Kansas City Royals Municipal Stadium, Kansas City, MO Sun Jun 28 1970, 4:38 AM EDT Att. 13,386 - Unknown - 91 F		
Roger Repoz, L OBP: 0.332, SLG: 0.439 (1, 9) X	0-0 F8 1-2		0-0 F9 1-3		0-3 K			4-0 1B BB		3 0 0 0 1 1 4			
Jim Fregosi, R OBP: 0.353, SLG: 0.479 Ray Oylar, R (1, 6) X (8, 6)	0-0 F7 2-3		0-0 F9		0-0 6-3			0-0 1-2 2-H 1B		4 0 1 0 0 0 2 0 0 0 0 0 0 0			
Alex Johnson, R OBP: 0.362, SLG: 0.439 (1, 7) X	0-0 1B 3-H			0-0 G1-6-3 1B		0-0 F9		0-3 K		4 0 2 1 0 1 2			
Jim Spencer, L OBP: 0.298, SLG: 0.373 (1, 3) X	0-0 F8			0-0 G1-6-3 1-2f		0-0 P6		0-0 1-3		4 0 0 0 0 0 4			
Jay Johnstone, L OBP: 0.302, SLG: 0.411 (1, 8) X		0-0 G6-4-3 1B		0-0 P4		4-0 G6-4-3 1B BB		0-0 FC5-4 1B		3 0 2 0 1 0 0			
Giraldo Ruiz, S OBP: 0.321, SLG: 0.321 (1, 5) X		0-0 P3			0-0 6-3		0-0 1-2 G6-4-3 1B		0-0 F9	4 0 1 0 0 0 2			
Tom Egan, R OBP: 0.266, SLG: 0.284 (1, 2) X		0-0 G6-4-3 1-2f			0-0 1B 1B		0-0 G6-4-3 1-2f 2-3		0-0 F7	4 0 1 0 0 0 4			
Mel Queen, L Greg Garrett, S Steve Kealey, R Billy Cowan, R Paul Doyle, L Tommie Reynolds, R OBP: 0.283, SLG: 0.281 (1, 1) (4, 1) (6, 1) (7, PH) (7, 1) (8, PH)			0-0 6-3		0-0 1-2 1B		0-3 K		0-0 FC5-4 1-2f	1 0 0 0 0 0 0 1 0 1 0 0 0 0 0 0 0 0 0 0 0 1 0 0 0 0 0 1 1 0 0 0 0 0 0 0 0 1 0 0 0 0 0 0 1			
Inning Stats	R: 1 H: 2 E: 0 LOB: 1 K: 0 BB: 0 S: 5 P: 5	R: 0 H: 1 E: 0 LOB: 0 K: 0 BB: 0 S: 3 P: 3	R: 0 H: 0 E: 0 LOB: 1 K: 0 BB: 1 S: 3 P: 7	R: 0 H: 1 E: 0 LOB: 0 K: 0 BB: 0 S: 3 P: 3	R: 0 H: 2 E: 0 LOB: 2 K: 2 BB: 0 S: 9 P: 9	R: 0 H: 0 E: 0 LOB: 0 K: 0 BB: 0 S: 3 P: 3	R: 0 H: 1 E: 0 LOB: 1 K: 1 BB: 1 S: 5 P: 9	R: 0 H: 2 E: 0 LOB: 2 K: 1 BB: 1 S: 6 P: 10	R: 0 H: 1 E: 0 LOB: 1 K: 0 BB: 0 S: 4 P: 4	1B: 10 SF: 0 2B: 0 SAC: 0 3B: 0 DP: 3 HR: 0 HBP: 0	WP: 1 PA: 36 PB: 0 SB: 1 CS: 0		
PITCHER	IP WLS BF H R ER SO BB IBB HBP BLK WP HR S P ERA WHIP											PITCHER	IP WLS BF H R ER SO BB IBB HBP BLK WP HR S P ERA WHIP
Al Fitzmorris, R ERA: 3.43 (1, 1)	6.0 W 25 7 1 1 2 2 0 0 0 1 0 27 35 1.50 1.500												
Ken Wright, R ERA: 4.98 (7, 1)	3.0 S 11 3 0 0 2 1 0 0 0 0 0 0 14 18 0.00 1.333												

livebaseballscorecards.com

AB	33
R	1
H	10
RBI	1
BB	3
SO	4
LOB	22



BOTTOM

California Angels @ Kansas City Royals
 Municipal Stadium, Kansas City, MO
 Sun Jun 28 1970, 4:38 AM EDT
 Att: 13,386 - Unknown - 91 F

livebaseballscores.com

AB 38
 R 13
 H 18
 RBI 13
 BB 6
 SO 8
 LOB 15



WP: 0 PA: 47
 PB: 0
 SB: 0
 CS: 2

AB	R	H	RBI	BB	SO	LOB
3	1	1	0	0	1	0
1	1	1	1	1	0	0
5	2	3	1	0	1	1
5	1	4	2	0	0	1
4	0	2	2	1	0	3
0	1	0	0	0	0	0
4	2	3	3	0	0	0
3	1	0	0	2	2	0
5	2	2	2	0	2	3
3	1	1	1	2	0	4
3	1	1	1	0	0	2
2	0	0	0	0	2	1
1B: 11	SF: 1					
2B: 6	SAC: 0					
3B: 0	DP: 1					
HR: 1	HBP: 0					

Batter	1	2	3	4	5	6	7	8	9
Joe Keough, L (1, 9) OBP: 0.393, SLG: 0.443 Pat Kelly, L (6, 9) OBP: 0.375, SLG: 0.360	0-0 F8		0-3 K		0-0 1B	0-0 CS		4-0 2B BB	
Cookie Rojas, R (1, 4) OBP: 0.272, SLG: 0.286	0-0 BB 1B SF9 1B		0-0 F3		0-0 1B 1B	0-0 CS	0-0 4-3 BLK 1B	0-3 K	
Amos Otis, R (1, 8) OBP: 0.368, SLG: 0.461	0-0 SF9 BB 1-2 CS 1B		0-0		0-0 1-3 2-H 1B		0-0 4-3	0-0 1-H 2B	
Ed Kirkpatrick, L (1, 2) OBP: 0.305, SLG: 0.434 Jim Campanis, R (8, PR) OBP: 0.250, SLG: 0.333	4-0 1-2 2-3 BB		0-0 4-3		0-0 G4-6-3 1-2f		0-0 BB 1B 1B	0-0 2-H 1B 2B	
Lou Piniella, R (1, 7) OBP: 0.340, SLG: 0.492	0-0 SF9			0-0 6-3		0-0 HR	0-0 FC5 BB 1-2 1B	0-0 2-H 2B 1B	
Bob Oliver, R (1, 3) OBP: 0.339, SLG: 0.504	0-0 CS	0-3 K		0-3 K		0-0 F5	4-0 1-2 2-3 BB	4-0 1-2 2B BB	
Tom Matchick, L (1, 6) OBP: 0.227, SLG: 0.214		0-3 K		0-3 K		0-0 2B 1B	0-0 P6	0-0 1-H 2-H 2B 2B	
Paul Schaal, R (1, 5) OBP: 0.324, SLG: 0.312		4-0 BB			4-0 1B 1B BB	0-0 L6	0-0 FC5	0-0 2-H 2B	
Al Fitzmorris, S (1, 1) OBP: 0.333, SLG: 0.500 Ken Wright, R (7, 1)		0-0 P5			0-0 P3	0-0 1B 2B		0-0 K	0-0 K
Inning Stats	R: 1 H: 2 E: 0 LOB: 1 K: 0 BB: 1 S: 4 P: 8	R: 0 H: 0 E: 0 LOB: 1 K: 2 BB: 1 S: 7 P: 11	R: 0 H: 1 E: 0 LOB: 1 K: 1 BB: 0 S: 6 P: 6	R: 0 H: 0 E: 0 LOB: 0 K: 2 BB: 0 S: 7 P: 7	R: 2 H: 3 E: 0 LOB: 1 K: 0 BB: 1 S: 5 P: 9	R: 3 H: 4 E: 0 LOB: 0 K: 0 BB: 0 S: 6 P: 6	R: 1 H: 3 E: 0 LOB: 3 K: 0 BB: 1 S: 6 P: 10	R: 6 H: 5 E: 0 LOB: 1 K: 3 BB: 2 S: 14 P: 22	

PITCHER	IP	WLS	BF	H	R	ER	SO	BB	IBB	HBP	BLK	WP	HR	S	P	ERA	WHIP
Mel Queen, R (1, 1) ERA: 3.22	3.0		13	3	1	1	3	2	0	0	0	0	0	17	25	3.00	1.667
Greg Garrett, L (4, 1) ERA: 3.06	2.2	L	15	7	5	5	2	1	0	0	0	0	1	18	22	16.88	3.000
Steve Kealey, R (6, 1) ERA: 2.13	0.1		0	0	0	0	0	0	0	0	0	0	0	0	0	0.00	0.000
Paul Doyle, L (7, 1) ERA: 6.93	2.0		17	8	7	7	3	3	0	0	1	0	0	20	32	31.50	5.500

Batter	1	2	3	4	5	6	7	8	9	AB R H RBI BB SO LOB	TOP									
Pat Kelly, L (1, 9) OBP: 0.376, SLG: 0.365	0-0 F8	0-0 2B	0-0 F8			0-3 K			0-0 1B	5 0 2 0 0 1 2										
Cookie Rojas, R (1, 4) OBP: 0.269, SLG: 0.282	0-0 1B 2B 1B	0-0 F4			0-0 F7		0-0 6-3		0-0 F5	5 1 1 0 0 0 2										
Amos Otis, R (1, 8) OBP: 0.366, SLG: 0.458	0-0 2B 1-2 2B 1B	0-0 F4			0-0 F3		0-0 6-3			4 1 1 0 0 0 1										
Ed Kirkpatrick, L (1, 2) OBP: 0.309, SLG: 0.438	0-0 2B 1-3 2-H 2B	4-0 BB			0-0 L3		0-0 F9			3 1 1 1 1 0 0										
Lou Piniella, R (1, 7) OBP: 0.343, SLG: 0.497	0-0 1B 2B 2-H 3-H 2B	0-0 L9			0-0 L4-3 1B		0-3 K			4 1 2 2 0 1 2										
Bob Oliver, R (1, 3) OBP: 0.334, SLG: 0.496	0-0 F2		0-0 1-3		0-0 L4-3 1-2		0-3 K			4 0 0 0 0 1 2										
Tom Matchick, L (1, 6) OBP: 0.229, SLG: 0.217	0-0 BB 1B 2-H		0-0 F9		0-0 4-3		0-3 K			4 0 1 1 0 1 0										
Paul Schaal, R (1, 5) OBP: 0.328, SLG: 0.312	4-0 BB 1-2 BB		0-0 1B 1B		0-3 K			0-0 F5		3 0 1 0 1 1 0										
Dick Drago, R (1, 1) OBP: 0.135, SLG: 0.086	0-3 K		0-0 1B		0-3 K			0-0 L7		3 0 1 0 0 2 2										
Tom Burgmeier, L (6, 1) OBP: 0.300, SLG: 0.222										0 0 0 0 0 0 0										
Hawk Taylor, R (9, PH) OBP: 0.300, SLG: 0.357			1-3 1B							1 0 0 0 0 0 0										
Inning Stats	R: 4 E: 0 K: 1 S: 10	H: 5 LOB: 2 BB: 1 P: 14	R: 0 E: 0 K: 0 S: 4	H: 1 LOB: 2 BB: 1 P: 8	R: 0 E: 0 K: 0 S: 5	H: 2 LOB: 2 BB: 0 P: 5	R: 0 E: 0 K: 0 S: 3	H: 0 LOB: 0 BB: 0 P: 3	R: 0 E: 0 K: 3 S: 9	H: 0 LOB: 0 BB: 0 P: 9	R: 0 E: 0 K: 0 S: 3	H: 0 LOB: 0 BB: 0 P: 3	R: 0 E: 0 K: 3 S: 9	H: 0 LOB: 0 BB: 0 P: 9	R: 0 E: 0 K: 0 S: 4	H: 1 LOB: 1 BB: 0 P: 4	1B: 7 2B: 4 3B: 0 HR: 0	SF: 0 SAC: 0 DP: 1 HBP: 0	WP: 0 PA: 38 PB: 0 SB: 0 CS: 0	
PITCHER	IP WLS BF H R ER SO BB IBB HBP BLK WP HR S P ERA WHIP																			
Jim Perry, R (1, 1) ERA: 3.18	8.2 W 37 10 4 4 7 2 0 0 0 0 0 0 49 57 4.15 1.385																			
Ron Perranoski, L (9, 1) ERA: 1.74	0.1 S 1 0 0 0 0 0 0 0 0 0 0 0 0 1 1 0.00 0.000																			

Kansas City Royals @ Minnesota Twins
Metropolitan Stadium, Bloomington, MI

Mon Jun 29 1970, 8:05 PM EDT
Att. 14,600 - Unknown - 97 F

livebaseballscorecards.com

AB	36
R	4
H	10
RBI	4
BB	2
SO	7
LOB	11



Batter	1	2	3	4	5	6	7	8	9	AB	R	H	RBI	BB	SO	LOB
Cesar Tovar, R OBP: 0.365, SLG: 0.498 (1, 4)	0-0 1B 1B	0-0 CS 1B		0-0 1B		0-0 2-H 3B		0-0 6-3		5	1	4	1	0	0	0
Herman Hill, L OBP: 0.222, SLG: 0.222 (1, 8)	0-0 1B 1B	0-0 CS 1-2	0-0 FC3-6 1B 1B	0-0 F6		0-0 6-3				4	2	2	0	0	0	2
Tony Oliva, L OBP: 0.359, SLG: 0.522 (1, 9)	0-0 F9 SF8 1B 1B		0-0 FC3-6 1B		0-0 3-1		0-0 F8			4	1	2	1	0	0	0
Harmon Killebrew, R OBP: 0.442, SLG: 0.610 (1, 5)	0-0 1B 1B		0-0 F4		0-0 1B		4-0 BB BB			3	0	2	1	1	0	2
Rich Reese, L OBP: 0.319, SLG: 0.368 (1, 3)	0-0 F9 2-3		0-0 FC3-6 1B 1-2f 2-3		0-0 F8		4-0 FC4-6 BB			3	0	0	0	1	0	5
Jim Holt, L OBP: 0.296, SLG: 0.323 (1, 7)	0-0 SF8 3-H		0-0 1B 3-H		0-0 F2		0-0 FC4-6 1-2f			3	0	1	2	0	0	3
Leo Cardenas, R OBP: 0.330, SLG: 0.404 (1, 6)	0-3 K		0-0 L9		4-0 BB BB		0-0 F8			3	0	0	0	1	1	5
George Mitterwald, R OBP: 0.264, SLG: 0.353 (1, 2)		0-0 6-3		0-3 K		0-0 G6-4-3 1-2f		0-0 CS 1B		4	0	1	0	0	1	1
Jim Perry, S OBP: 0.349, SLG: 0.405 (1, 1)		0-0 4-3		0-0 F8		0-0 3B 2B		0-0 5-3		4	1	1	0	0	0	1
Ron Perranoski, L (9, 1)										0	0	0	0	0	0	0

Inning Stats	R: 3	H: 4	E: 0	LOB: 1	K: 1	S: 9	P: 9	R: 0	H: 1	E: 0	LOB: 0	K: 0	S: 3	R: 1	H: 3	E: 0	LOB: 2	K: 0	S: 6	R: 0	H: 1	E: 0	LOB: 1	K: 1	S: 6	R: 0	H: 1	E: 0	LOB: 1	K: 0	S: 4	R: 1	H: 2	E: 0	LOB: 1	K: 0	S: 4	R: 0	H: 0	E: 0	LOB: 2	K: 0	S: 3	R: 0	H: 1	E: 0	LOB: 0	K: 0	S: 3
1B: 11	SF: 1	2B: 1	SAC: 0	3B: 1	DP: 1	HR: 0	HBP: 0	WP: 0	PA: 38	1B: 11	SF: 1	2B: 1	SAC: 0	3B: 1	DP: 1	HR: 0	HBP: 0	WP: 0	PA: 38	1B: 11	SF: 1	2B: 1	SAC: 0	3B: 1	DP: 1	HR: 0	HBP: 0	WP: 0	PA: 38	1B: 11	SF: 1	2B: 1	SAC: 0	3B: 1	DP: 1	HR: 0	HBP: 0	WP: 0	PA: 38	1B: 11	SF: 1	2B: 1	SAC: 0	3B: 1	DP: 1	HR: 0	HBP: 0	WP: 0	PA: 38

PITCHER	IP	WLS	BF	H	R	ER	SO	BB	IBB	HBP	BLK	WP	HR	S	P	ERA	WHIP
Dick Drago, R ERA: 4.13 (1, 1)	5.2	L	28	12	5	5	2	1	0	0	0	0	0	31	35	7.94	2.294
Tom Burgmeier, L ERA: 2.48 (6, 1)	2.1		9	1	0	0	0	2	0	0	0	0	0	7	15	0.00	1.286

BOTTOM

Kansas City Royals @ Minnesota Twins
 Metropolitan Stadium, Bloomington, MI
 Mon Jun 29 1970, 8:05 PM EDT
 Att: 14,600 - Unknown - 97 F

livebaseballscorecards.com

AB	33
R	5
H	13
RBI	5
BB	3
SO	2
LOB	19



Batter	1	2	3	4	5	6	7	8	9	AB R H RBI BB SO LOB	TOP			
Paul Schaal, R (1, 5) OBP: 0.331, SLG: 0.335	0-0 FC6-4 1B		0-0 F3		0-0 HR		0-0 5-3			4 1 2 1 0 0 0				
Amos Otis, R (1, 8) OBP: 0.368, SLG: 0.458	0-0 FC6-4 1-2f HR		0-0 E1 WP 2B 1B		0-0 1B G6-3 1B		0-3 K			4 3 2 0 0 1 1				
Lou Piniella, R (1, 7) OBP: 0.346, SLG: 0.495	0-0 F9 1-2		4-0 2B 2-3 BB		0-0 1-3 G6-3 1B			0-0 2-3		3 0 1 0 1 0 1				
Bob Oliver, R (1, 3) OBP: 0.337, SLG: 0.511	0-0 HR		0-0 1-3 3-H 2B		0-0 1-2f 3-H G6-3			0-0 F8		4 1 2 3 0 0 1				
Ed Kirkpatrick, L (1, 9) OBP: 0.308, SLG: 0.431	0-0 3-1		0-0 G3		0-0 4-3			4-0 BB		3 0 0 0 1 0 2				
Elie Rodriguez, R (1, 2) OBP: 0.329, SLG: 0.326		0-3 K		0-0 F3		0-0 F6		0-0 G3		3 0 0 0 0 1 0				
Aurelio Montegudo, R (8, 1)										0 0 0 0 0 0 0				
Jackie Hernandez, R (1, 6) OBP: 0.284, SLG: 0.281		0-0 E6 L4-3		0-0 4-3 1B		0-0 6-3		0-0 3-1		3 0 1 0 0 0 0				
Tom Matchick, L (9, PH) OBP: 0.224, SLG: 0.213										1 0 0 0 0 0 0				
Rich Severson, R (1, 4) OBP: 0.287, SLG: 0.289		0-0 L4-3		0-0 4-3		0-0 F9		0-0 5-3		3 0 0 0 0 0 2				
Hawk Taylor, R (9, PH) OBP: 0.290, SLG: 0.345		1-2		1-2						1 0 0 0 0 0 0				
Don O'Riley, R (1, 1)			0-0 6-3		0-0 5-3		0-0 5-3		0-0 F6	2 0 0 0 0 0 1				
Ken Wright, R (6, 1)										0 0 0 0 0 0 0				
Bob Johnson, L (6, 1)										0 0 0 0 0 0 0				
Pat Kelly, L (6, 9) OBP: 0.372, SLG: 0.362										2 0 0 0 0 0 0				
Bill Sorrell, L (8, PH) OBP: 0.273, SLG: 0.200										1 0 0 0 0 0 1				
Inning Stats	R: 2 H: 2 E: 0 LOB: 0 K: 0 BB: 0 S: 5 P: 5	R: 0 H: 0 E: 1 LOB: 0 K: 1 BB: 0 S: 5 P: 5	R: 1 H: 2 E: 1 LOB: 2 K: 0 BB: 1 S: 5 P: 9	R: 0 H: 1 E: 0 LOB: 1 K: 0 BB: 0 S: 4 P: 4	R: 2 H: 3 E: 0 LOB: 0 K: 0 BB: 0 S: 5 P: 5	R: 0 H: 0 E: 0 LOB: 0 K: 0 BB: 0 S: 3 P: 3	R: 0 H: 0 E: 0 LOB: 0 K: 1 BB: 0 S: 5 P: 5	R: 0 H: 0 E: 0 LOB: 1 K: 0 BB: 1 S: 3 P: 7	R: 0 H: 0 E: 0 LOB: 0 K: 0 BB: 0 S: 3 P: 3	1B: 5 SF: 0 2B: 2 SAC: 0 3B: 0 DP: 2 HR: 2 HBP: 0	WP: 1 PA: 36 PB: 0 SB: 1 CS: 0			
PITCHER	IP WLS BF H R ER SO BB IBB HBP BLK WP HR S P ERA WHIP													
Jim Kaat, L (1, 1) ERA: 3.97	4.0		7 5 5 1 1 0 0 0 0 0 1 2 21 25 11.25 2.000											
Bill Zepp, R (5, 1) ERA: 2.74	1.0	3	1 0 0 0 0 0 0 0 0 0 0 0 3 3 0.00 1.000											
Dick Woodson, R (6, 1) ERA: 3.18	1.0	W 3	0 0 0 0 0 0 0 0 0 0 0 0 3 3 0.00 0.000											
Stan Williams, R (7, 1) ERA: 1.7	3.0	S 10	0 0 0 1 1 0 0 0 0 0 0 0 11 15 0.00 0.333											

Kansas City Royals @ Minnesota Twins
Metropolitan Stadium, Bloomington, MI

Tue Jun 30 1970, 8:05 PM EDT
Att. 11,809 - Unknown - 91 F

livebaseballscorecards.com

AB 34
R 5
H 8
RBI 4
BB 2
SO 2
LOB 9



BOTTOM

Kansas City Royals @ Minnesota Twins
Metropolitan Stadium, Bloomington, MI

Tue Jun 30 1970, 8:05 PM EDT
Att. 11,809 - Unknown - 91 F

livebaseballscorecards.com

AB	34
R	8
H	10
RBI	8
BB	3
SO	2
LOB	17



WP:	0	PA:	39
PB:	0	CS:	0
SB:	0		

AB R H RBI BB SO LOB

5	0	2	0	0	0	0
5	0	0	0	0	0	3
5	0	1	0	0	1	3
4	2	2	1	0	0	2
0	0	0	0	0	0	0
3	2	1	0	0	0	0
4	1	2	2	0	0	2
2	1	1	1	1	0	0
2	1	0	0	2	0	3
1	0	0	0	0	0	1
0	0	0	0	0	0	0
1	0	0	0	0	0	1
0	0	0	0	0	0	0
0	0	0	0	0	0	0
1	1	1	4	0	0	0
1	0	0	0	0	1	2

1B:	7	SF:	0
2B:	0	SAC:	0
3B:	1	DP:	1
HR:	2	HBP:	2

Batter	1	2	3	4	5	6	7	8	9
Cesar Tovar, R OBP: 0.366, SLG: 0.496 (1, 4)	0-0 FC5-4 1B		0-0 G3		0-0 1-2 1B	0-0 F9		0-0 L6	
Herman Hill, L OBP: 0.143, SLG: 0.143 (1, 8)	0-0 L7		0-0 4-3		0-0 F8	0-0 1-3		0-0 F5	
Tony Oliva, L OBP: 0.356, SLG: 0.516 (1, 9)	0-0 F7		0-0 1B		0-0 G3		0-0 F6	0-3 K	
Harmon Killebrew, R OBP: 0.443, SLG: 0.621 Danny Thompson, R OBP: 0.176, SLG: 0.188 (1, 5) (8, 5)	0-0 FC5-4 1-2f		0-0 5-3			0-0 HR	0-0 3B 1B		
Rich Reese, L OBP: 0.322, SLG: 0.367 (1, 3)		0-0 E4 4-3 1B		1-0 G4-6-3 HBP		0-0 G3	0-0 3B 1B		
Jim Holt, L OBP: 0.302, SLG: 0.344 (1, 7)		0-0 4-3 2-3		0-0 G4-6-3 1-2f		0-0 BB HR 1B	0-0 1-H 2-H FC5-2-5-1-4 3B		
Leo Cardenas, R OBP: 0.336, SLG: 0.404 (1, 6)		0-0 1B 3-H		0-0 5-3		4-0 BB HR BB	1-0 FC5-2-5-1-6 HBP		
George Mitterwald, R OBP: 0.269, SLG: 0.349 (1, 2)		0-0 L9			4-0 1B BB	4-0 1-2 2-3 HR BB	0-0 FC5-2-5-1-6 2		
Jim Kaat, L OBP: 0.224, SLG: 0.186 Bill Zepp, R OBP: 0.360, SLG: 0.420 Paul Ratliff, L OBP: 0.360, SLG: 0.420 Dick Woodson, R OBP: 0.343, SLG: 0.548 Rick Renick, R OBP: 0.343, SLG: 0.548 Stan Williams, R (1, 1) (5, 1) (5, PH) (6, 1) (6, PH) (7, 1)		0-0 L9			0-0 F8	0-0 1-H 2-H 3-H HR	0-3 K		

Inning Stats	R: 0	H: 1	E: 0	LOB: 1	K: 0	BB: 0	S: 4	P: 4
	R: 1	H: 1	E: 1	LOB: 1	K: 0	BB: 0	S: 5	P: 5
	R: 0	H: 1	E: 0	LOB: 1	K: 0	BB: 0	S: 4	P: 4
	R: 0	H: 0	E: 0	LOB: 0	K: 0	BB: 0	S: 2	P: 3
	R: 0	H: 1	E: 0	LOB: 2	K: 0	BB: 1	S: 4	P: 8
	R: 5	H: 3	E: 0	LOB: 0	K: 0	BB: 2	S: 6	P: 14
	R: 2	H: 3	E: 0	LOB: 2	K: 1	BB: 0	S: 8	P: 9
	R: 0	H: 0	E: 0	LOB: 0	K: 1	BB: 0	S: 5	P: 5

PITCHER	IP	WLS	BF	H	R	ER	SO	BB	IBB	HBP	BLK	WP	HR	S	P	ERA	WHIP
Don O'Riley, R ERA: 5.06 (1, 1)	5.1		25	6	4	3	0	2	0	1	0	0	1	22	31	5.06	1.500
Ken Wright, R ERA: 5.4 (6, 1)	0.0		1	0	0	0	0	1	0	0	0	0	0	0	4	∞	∞
Bob Johnson, R ERA: 3.29 (6, 1)	1.2	L	10	4	4	4	1	0	0	1	0	0	1	11	12	21.60	2.400
Aurelio Monteagudo, R ERA: 3.68 (8, 1)	1.0		3	0	0	0	1	0	0	0	0	0	0	5	5	0.00	0.000

Batter	1	2	3	4	5	6	7	8	9	10	AB R H RBI BB SO LOB
Pat Kelly, L OBP: 0.365, SLG: 0.353 (1, 9) X	0-0 F8		0-0 5-3			0-0 F8		0-3 K		0-3 K	5 0 0 0 0 2 1
Amos Otis, R OBP: 0.372, SLG: 0.462 (1, 8) X	0-0 2B		0-0 FC5-4 1B			0-0 5-3		0-0 5-3		4-0 BB	4 0 2 0 1 0 0
Lou Piniella, R OBP: 0.342, SLG: 0.488 (1, 7) X	0-0 1B		0-0 FC5-4 1-2f			0-0 F7			0-0 5-3	0-0 F4	5 0 1 0 0 0 3
Ed Kirkpatrick, L OBP: 0.307, SLG: 0.427 (1, 2) X	0-0 L9			0-0 F6			0-0 E8 F8 1B		0-0 BB 1B 1B		4 1 1 0 0 0 2
Bob Oliver, R OBP: 0.336, SLG: 0.507 (1, 3) X	0-3 K			0-0 F7			0-0 F8 2-3		0-0 BB 1B		4 0 1 0 0 1 3
Paul Schaal, R OBP: 0.341, SLG: 0.337 (1, 5) X		0-0 CS 1B		4-0 CS BB			0-3 K		4-0 BB 1B		2 0 1 0 2 1 1
Tom Matchick, L OBP: 0.231, SLG: 0.220 Cookie Rojas, R OBP: 0.266, SLG: 0.279 (9, PH) (9, 4)		0-3 K		0-0 CS 1-2	0-3 K		0-0 1B		0-0 G5-4-3 BB		3 0 1 1 0 2 1 1 0 0 0 0 0 3
Jackie Hernandez, R OBP: 0.283, SLG: 0.280 (1, 6) X		0-3 K 1-2			0-3 K		0-3 K			0-0 SH3-4 1B	4 0 1 0 0 3 2
Jim Rooker, R OBP: 0.225, SLG: 0.282 Bob Johnson, L (10, 1)			0-3 K		0-3 K		0-0 F2			0-0 SH3-4 1-2	3 0 0 0 0 2 0 0 0 0 0 0 0 0

Inning Stats	R: 0	H: 2	R: 0	H: 1	R: 0	H: 1	R: 0	H: 0	R: 0	H: 0	R: 1	H: 1	R: 0	H: 0	R: 0	H: 2	R: 0	H: 1	R: 0	H: 1	1B: 7	SF: 0	WP: 0	PA: 40
E: 0	LOB: 2	E: 0	LOB: 1	E: 0	LOB: 1	E: 0	LOB: 0	E: 0	LOB: 0	E: 1	LOB: 1	E: 0	LOB: 0	E: 0	LOB: 2	E: 0	LOB: 2	E: 0	LOB: 2	E: 0	LOB: 2	2B: 2	SAC: 1	PB: 0
K: 1	BB: 0	K: 2	BB: 0	K: 0	BB: 1	K: 0	BB: 0	K: 3	BB: 0	K: 2	BB: 0	K: 1	BB: 0	K: 0	BB: 1	K: 1	BB: 1	K: 1	BB: 1	K: 1	BB: 1	3B: 0	DP: 2	SB: 0
S: 7	P: 7	S: 7	P: 7	S: 6	P: 6	S: 2	P: 6	S: 9	P: 9	S: 9	P: 9	S: 5	P: 5	S: 4	P: 8	S: 6	P: 10	S: 6	P: 10	S: 6	P: 10	HR: 0	HBP: 0	CS: 2

PITCHER	IP	WLS	BF	H	R	ER	SO	BB	IBB	HBP	BLK	WP	HR	S	P	ERA	WHIP
Bert Blyleven, R ERA: 2.38 (1, 1)	7.0		26	5	1	0	9	1	0	0	0	0	0	43	47	0.00	0.857
Ron Perranoski, L ERA: 1.65 (8, 1)	3.0	W	13	3	0	0	2	2	0	0	0	0	0	15	23	0.00	1.667

PITCHER	IP	WLS	BF	H	R	ER	SO	BB	IBB	HBP	BLK	WP	HR	S	P	ERA	WHIP

Kansas City Royals @ Minnesota Twins
 Metropolitan Stadium, Bloomington, MI
 Wed Jul 01 1970, 8:05 PM EDT
 Att. 15,674 - Unknown - 90 F

AB	35
R	1
H	8
RBI	1
BB	3
SO	11
LOB	16



BOTTOM

Kansas City Royals @ Minnesota Twins
Metropolitan Stadium, Bloomington, MI

Wed Jul 01 1970, 8:05 PM EDT
Att. 15,674 - Unknown - 90 F

livebaseballscores.com

AB	30
R	2
H	6
RBI	2
BB	5
SO	5
LOB	12



WP:	0	PA:	38
PB:	0		
SB:	0		
CS:	1		

AB R H RBI BB SO LOB

4	0	2	0	1	0	0
---	---	---	---	---	---	---

3	0	1	0	1	1	1
0	0	0	1	0	0	0

4	0	0	0	0	1	2
---	---	---	---	---	---	---

4	0	1	0	0	0	2
---	---	---	---	---	---	---

4	1	1	1	0	0	2
---	---	---	---	---	---	---

2	0	1	0	1	0	0
1	0	0	0	0	0	0

3	0	0	0	0	1	2
---	---	---	---	---	---	---

3	0	0	0	1	0	2
0	1	0	0	0	0	0

2	0	0	0	0	2	1
0	0	0	0	1	0	0
0	0	0	0	0	0	0
0	0	0	0	0	0	0

R:	1	H:	0	1B:	4	SF:	1
E:	2	LOB:	2	2B:	1	SAC:	2
K:	0	BB:	1	3B:	0	DP:	1
S:	3	P:	7	HR:	1	HBP:	0

Batter	1	2	3	4	5	6	7	8	9	10										
Cesar Tovar, R OBP: 0.370, SLG: 0.497 (1, 8) (8, 7)	F6		CS 1B		6-3		1-2 2-H 1B			4-0 1-2 IBB										
Danny Thompson, R OBP: 0.238, SLG: 0.263 Rich Reese, L OBP: 0.321, SLG: 0.367 (1, 4) (10, PH)	BB		L4			6-3 2B		K		SF8										
Harmon Killebrew, R OBP: 0.437, SLG: 0.611 (1, 3)	F9		K			6-3		4-3												
Tony Oliva, L OBP: 0.355, SLG: 0.512 (1, 9)	F4					4-3		4-3												
Rick Renick, R OBP: 0.338, SLG: 0.576 (1, 5)						L9		F4		F6										
Brant Aylea, R OBP: 0.372, SLG: 0.484 Herman Hill, L OBP: 0.133, SLG: 0.133 (7, PR) (8, 8)			5-3			G4-6-3 BB		SH3-4 1B		4-3										
Leo Cardenas, R OBP: 0.332, SLG: 0.400 (1, 6)			F9			G4-6-3		SH3-4		K										
George Mitterwald, R OBP: 0.269, SLG: 0.343 Jim Kaat, L OBP: 0.234, SLG: 0.186 (1, 2) (10, PR)						1-3		5-3		E5 SH SF8										
Bert Blyleven, R OBP: 0.188, SLG: 0.188 Bob Allison, R OBP: 0.364, SLG: 0.250 Ron Perranoski, L OBP: 0.286, SLG: 0.197 (1, 1) (7, PH) (8, 1) (10, PH)			K			K		1B BB		SH IBB										
Inning Stats	R: 0 E: 0 K: 0 S: 3	H: 0 LOB: 1 BB: 1 P: 7	R: 1 E: 0 K: 1 S: 6	H: 1 LOB: 1 BB: 1 P: 10	R: 0 E: 0 K: 1 S: 5	H: 1 LOB: 0 BB: 0 P: 5	R: 0 E: 0 K: 0 S: 3	H: 1 LOB: 1 BB: 1 P: 7	R: 0 E: 0 K: 1 S: 5	H: 0 LOB: 0 BB: 0 P: 5	R: 0 E: 0 K: 1 S: 5	H: 0 LOB: 0 BB: 0 P: 5	R: 0 E: 0 K: 1 S: 5	H: 0 LOB: 0 BB: 0 P: 5	R: 1 E: 2 K: 0 S: 3	H: 0 LOB: 2 BB: 1 P: 7	1B: 4 2B: 1 3B: 0 HR: 1	SF: 1 SAC: 2 DP: 1 HBP: 0	WP: 0 PB: 0 SB: 0 CS: 1	PA: 38
PITCHER	IP	WLS	BF	H	R	ER	SO	BB	IBB	HBP	BLK	WP	HR	S	P	ERA	WHIP			
Jim Rooker, L ERA: 3.39 Bob Johnson, R ERA: 3.27	(1, 1) (10, 1)	9.0 0.1	37 1	6 0	2 0	1 0	5 0	4 0	1 0	0 0	0 0	0 0	0 0	1 1	62 1	1.00 0.00	1.111 0.000			

Batter	1	2	3	4	5	6	7	8	9	AB R H RBI BB SO LOB	TOP		
Pat Kelly, L (1, 9) OBP: 0.363, SLG: 0.349 Ted Abernathy, R (8, 1)	0-3 K			0-0 F7		0-0 F8		4-0 BB		3 0 0 0 1 1 0 0 0 0 0 0 0 0	Kansas City Royals @ Minnesota Twins Metropolitan Stadium, Bloomington, MI Thu Jul 02 1970, 4:33 AM EDT Att. 20,044 - Unknown - 91 F livebaseballscorecards.com		
Cookie Rojas, R (1, 4) OBP: 0.265, SLG: 0.290	0-0 F8			0-0 F3		0-0 F8	0-0 2B	0-0 SF8		3 0 1 1 0 0 0			
Amos Otis, R (1, 8) OBP: 0.370, SLG: 0.458	0-0 4-3			0-0 L7		0-0 FC6-4	0-0 BB	0-0 F9		3 0 0 0 1 0 2			
Bob Oliver, R (1, 3) OBP: 0.331, SLG: 0.500		0-0 5-3		0-0 6-3		0-3 K		0-0 4-3		4 0 0 0 0 1 2			
Lou Piniella, R (1, 7) OBP: 0.336, SLG: 0.478		0-3 K		0-0 F5		0-0 F8		0-0 L8		4 0 0 0 0 1 2			
Paul Schaal, R (1, 5) OBP: 0.333, SLG: 0.329		0-3 K		0-0 F8		0-0 FC6-4		0-0 L7		4 0 0 0 0 1 2			
Elie Rodriguez, R (1, 2) OBP: 0.335, SLG: 0.348			0-3 K		0-0 SF8			0-0 1B		3 2 2 0 0 1 0			
Jackie Hernandez, R (1, 6) OBP: 0.280, SLG: 0.279 Ed Kirkpatrick, L (8, PH) OBP: 0.310, SLG: 0.430 (8, 9)			0-3 K		0-0 SF8			0-0 FC3-6		1 0 0 1 0 1 0 1 0 1 0 0 0 0			
Al Fitzmorris, S (1, 1) OBP: 0.286, SLG: 0.429 Jim Campanis, R (6, PH) OBP: 0.244, SLG: 0.324 Aurelio Monteagudo, R (6, 1) Hawk Taylor, R (8, PH) OBP: 0.281, SLG: 0.333 Tom Matchick, L (8, 6) OBP: 0.231, SLG: 0.220			0-0 5-3		0-0 4-3			0-0 FC3-6		1 0 0 0 0 0 0 1 0 0 0 0 0 0 0 0 0 0 0 0 0 1 0 0 0 0 0 2 0 0 0 0 0 0 0			
Inning Stats	R: 0 H: 0 E: 0 LOB: 0 K: 1 BB: 0 S: 5 P: 5	R: 0 H: 0 E: 0 LOB: 0 K: 2 BB: 0 S: 7 P: 7	R: 0 H: 0 E: 0 LOB: 0 K: 2 BB: 0 S: 7 P: 7	R: 0 H: 0 E: 0 LOB: 0 K: 0 BB: 0 S: 3 P: 3	R: 0 H: 0 E: 0 LOB: 0 K: 0 BB: 0 S: 3 P: 3	R: 1 H: 1 E: 0 LOB: 0 K: 0 BB: 0 S: 4 P: 4	R: 0 H: 1 E: 0 LOB: 2 K: 1 BB: 1 S: 6 P: 10	R: 1 H: 2 E: 0 LOB: 2 K: 0 BB: 1 S: 5 P: 9	R: 0 H: 0 E: 0 LOB: 0 K: 0 BB: 0 S: 3 P: 3	1B: 2 SF: 2 2B: 1 SAC: 0 3B: 1 DP: 0 HR: 0 HBP: 0		WP: 0 PA: 33 PB: 0 SB: 0 CS: 0	
PITCHER	IP WLS BF H R ER SO BB IBB HBP BLK WP HR S P ERA WHIP											PITCHER	IP WLS BF H R ER SO BB IBB HBP BLK WP HR S P ERA WHIP
Tom Hall, L (1, 1) ERA: 2.05 Stan Williams, R (8, 1) ERA: 1.81	7.0 W 24 2 1 1 6 1 0 0 0 0 0 0 35 39 1.29 0.429												



Batter	1	2	3	4	5	6	7	8	9
Cesar Tovar, R OBP: 0.368, SLG: 0.503 (1, 8) (8, 7)	0-0 F3		0-0 5-3		0-0 HR			0-0 6-3	
Danny Thompson, R OBP: 0.200, SLG: 0.217 (1, 4) (9, 5)	0-0 F3		0-0 F8		0-0 F9			0-3 K	
Tony Oliva, L OBP: 0.351, SLG: 0.507 (1, 9)	0-0 F8		0-0 F5			0-0 L6			
Harmon Killebrew, R OBP: 0.442, SLG: 0.626 Frank Quilici, R OBP: 0.286, SLG: 0.197 (1, 5) (9, 4)		0-0 HR		4-0 FC3-6 BB		0-0 G4-6-3 1B			
Rich Reese, L OBP: 0.321, SLG: 0.367 (1, 3)		0-0 SH1-3 HR 1B		0-0 FC3-6 G6-4-3 1-2f		0-0 G4-6-3 1-2f			
Rick Renick, R OBP: 0.329, SLG: 0.559 Stan Williams, R (1, 7) (8, 1)		0-0 SH1-3		0-0 G6-4-3 1-2f			0-0 5-3		
Leo Cardenas, R OBP: 0.336, SLG: 0.418 (1, 6)		0-0 2-H HR			0-0 WP G4-6-3 2B		0-0 F9		
George Mitterwald, R OBP: 0.270, SLG: 0.339 (1, 2)		0-0 4-3			4-0 G4-6-3 2-3 BB		0-3 K		
Tom Hall, L OBP: 0.167, SLG: 0.167 Herman Hill, L OBP: 0.125, SLG: 0.125 (1, 1) (8, 8)		0-0 4-3			0-0 G4-6-3 1-2f 3-H		0-3 K		

Inning Stats	R: 0	H: 0	E: 0	K: 0	S: 3	LOB: 0	BB: 0	P: 3	R: 3	H: 3	E: 0	K: 0	S: 6	LOB: 0	BB: 0	P: 6	R: 0	H: 0	E: 0	K: 0	S: 3	LOB: 0	BB: 1	P: 6	R: 0	H: 2	E: 0	K: 0	S: 4	LOB: 0	BB: 1	P: 8	R: 0	H: 1	E: 0	K: 0	S: 3	LOB: 0	BB: 0	P: 3	R: 0	H: 0	E: 0	K: 1	S: 5	LOB: 0	BB: 0	P: 5	R: 0	H: 0	E: 0	K: 2	S: 7	LOB: 0	BB: 0	P: 7
--------------	------	------	------	------	------	--------	-------	------	------	------	------	------	------	--------	-------	------	------	------	------	------	------	--------	-------	------	------	------	------	------	------	--------	-------	------	------	------	------	------	------	--------	-------	------	------	------	------	------	------	--------	-------	------	------	------	------	------	------	--------	-------	------

PITCHER	IP	WLS	BF	H	R	ER	SO	BB	IBB	HBP	BLK	WP	HR	S	P	ERA	WHIP
Al Fitzmorris, R ERA: 3.99 (1, 1)	5.0	L	20	5	5	5	0	2	0	0	0	1	3	18	26	9.00	1.400
Aurelio Monteagudo, R ERA: 2.89 (6, 1)	2.0		6	1	0	0	1	0	0	0	0	0	0	8	8	0.00	0.500
Ted Abernathy, R ERA: 2.54 (8, 1)	1.0		3	0	0	0	2	0	0	0	0	0	0	7	7	0.00	0.000

BOTTOM


Kansas City Royals @ Minnesota Twins
Metropolitan Stadium, Bloomington, MI

Thu Jul 02 1970, 4:33 AM EDT
Att: 20,044 - Unknown - 91 F

AB	R	H	RBI	BB	SO	LOB
4	1	1	1	0	0	0
4	0	0	0	0	1	0
3	0	0	0	0	0	0
2	1	2	1	1	0	0
0	0	0	0	0	0	0
3	1	1	0	0	0	2
2	0	0	0	0	0	1
0	0	0	0	0	0	0
3	2	2	2	0	0	0
2	0	0	0	1	1	0
2	0	0	0	0	0	1
1	0	0	0	0	1	0

AB	26
R	5
H	6
RBI	4
BB	2
SO	3
LOB	4

livebaseballscorecards.com



1B: 2	SF: 0	WP: 1	PA: 29
2B: 1	SAC: 1	PB: 0	
3B: 0	DP: 3	SB: 0	
HR: 3	HBP: 0	CS: 0	

Batter	1	2	3	4	5	6	7	8	9	10	AB R H RBI BB SO LOB	TOP												
Pat Kelly, L (1, 9) S OBP: 0.368, SLG: 0.356	0-3 K			0-0 3-1		0-0 2B		0-0 1B		0-0 SH1-4 E FC2 BB	4 0 2 0 1 1 0	Kansas City Royals @ Milwaukee Brewers Milwaukee County Stadium, Milwaukee, WI Fri Jul 03 1970, 8:05 PM EDT Unknown - 79 F livebaseballscorecards.com												
Cookie Rojas, R (1, 4) X OBP: 0.256, SLG: 0.279	0-0 6-3			0-0 5-3		0-0 1-3		0-0 6-3		0-0 SH1-4 1-2	4 0 0 0 0 0 2													
Amos Otis, R (1, 8) X OBP: 0.367, SLG: 0.453	0-0 5-3			0-0 F4		0-0 FC3-6 1B		0-0 K		0-0 E4 2-3 E	5 1 1 0 0 1 1													
Ed Kirkpatrick, L (1, 2) X OBP: 0.317, SLG: 0.429			0-0 F9		0-0 FC6-4 1B		0-0 FC3-6 FC6-4 1B 1-2f WP		1-0 BB BB FC4-6 HBP	4-0 E 1-2 IBB	3 3 1 0 1 0 1													
Lou Piniella, R (1, 7) X OBP: 0.338, SLG: 0.474			0-0 5-3		0-0 FC6-4 1-2f		0-0 FC6-4 1B		4-0 BB BB FC4-6 1B BB	0-0 FC2 1-H 2-H 3-H	4 1 1 0 1 0 2													
Bob Oliver, R (1, 3) X OBP: 0.332, SLG: 0.495			0-0 6-3		0-0 F5		0-0 FC6-4 WP 1-2f 2-3		4-0 FC4-6 1-2 BB	4-0 IBB	3 0 0 0 2 0 3													
Bill Sorrell, L (1, 5) X OBP: 0.267, SLG: 0.214 Ted Abernathy, R (9, 1)				0-0 4-1		0-0 K 1-2 3-H		0-0 FC4-6 1B		0-3 K	4 0 1 1 0 1 4 1 0 0 0 0 1 2													
Tom Matchick, L (1, 6) X OBP: 0.232, SLG: 0.222				0-0 G6-4-3 1B 1-2f		0-0 4-3		0-3 K		0-0 1B 1-2 3-H	4 0 1 1 0 1 1													
Dick Drago, R (1, 1) S OBP: 0.128, SLG: 0.081 Hawk Taylor, R (8, PH) S OBP: 0.273, SLG: 0.323 Ken Wright, R (8, 1) S Paul Schaal, R (9, PH) S OBP: 0.332, SLG: 0.327 (9, 5)				0-3 K		0-3 K		0-0 5-3		0-3 K	2 0 0 0 0 2 0 1 0 0 0 0 0 0 0 0 0 0 0 0 0 1 0 0 0 0 1 2													
Inning Stats	R: 0 E: 0 K: 1 S: 5	H: 0 LOB: 0 BB: 0 P: 5	R: 0 E: 0 K: 0 S: 3	H: 0 LOB: 0 BB: 0 P: 3	R: 0 E: 0 K: 1 S: 5	H: 1 LOB: 0 BB: 0 P: 5	R: 0 E: 0 K: 0 S: 3	H: 0 LOB: 0 BB: 0 P: 3	R: 0 E: 0 K: 1 S: 4	H: 1 LOB: 1 BB: 0 P: 4	R: 1 E: 0 K: 1 S: 7		H: 2 LOB: 1 BB: 0 P: 7	R: 0 E: 0 K: 1 S: 6	H: 1 LOB: 1 BB: 0 P: 6	R: 2 E: 0 K: 2 S: 8	H: 1 LOB: 2 BB: 2 P: 17	R: 2 E: 2 K: 1 S: 6	H: 0 LOB: 2 BB: 3 P: 18	1B: 6 2B: 1 3B: 0 HR: 0	SF: 0 SAC: 1 DP: 1 HBP: 1	WP: 1 PB: 0 SB: 1 CS: 0	PA: 43	
PITCHER	IP WLS BF H R ER SO BB IBB HBP BLK WP HR S P ERA WHIP																							
Marty Pattin, R (1, 1) ERA: 4.77	8.1																							
Bob Humphreys, R (9, 1) ERA: 3.6	0.2	L	6	1	2	1	1	3	0	0	0	0	0	5	17	13.50	6.000							
Dave Baldwin, R (10, 1) ERA: 1.42	1.0		6	0	1	0	1	0	2	0	0	0	0	6	14	0.00	0.000							

AB	36
R	5
H	7
RBI	2
BB	5
SO	8
LOB	18



Batter	1	2	3	4	5	6	7	8	9	AB R H RBI BB SO LOB	TOP											
Pat Kelly, L (1, 9) X OBP: 0.380, SLG: 0.378	0-0 WP S SF9 1B	0-0 2-H 3-H 1B			4-0 F9 5-3 BB		0-0 HR		4-0 FC5-4 BB	3 2 3 3 2 0 0	Kansas City Royals @ Milwaukee Brewers Milwaukee County Stadium, Milwaukee, WI Fri Jul 03 1970, 8:05 PM EDT Att. 29,661 - Unknown - 68 F livebaseballscorecards.com											
Cookie Rojas, R (1, 4) S S S OBP: 0.254, SLG: 0.270	0-3 K 1-3	0-0 F7			0-0 5-3 1-2		4-0 BB		0-0 FC5-4 1-2f	4 0 0 0 1 1 5												
Amos Otis, R (1, 8) B B B OBP: 0.369, SLG: 0.452	4-0 BB				0-0 F9 2-3		0-0 F9			3 0 1 0 1 0 2												
Bob Oliver, R (1, 3) X OBP: 0.328, SLG: 0.490	0-0 SF9				0-0 FC1-4 1B 1-2f		0-0 3-1		0-0 1-3	3 0 0 1 0 0 2												
Lou Piniella, R (1, 7) X OBP: 0.336, SLG: 0.470	0-0 F9 3-H				0-0 6-3 1-2		0-0 L9-3 1B		0-0 L9	4 0 1 0 0 0 2												
Paul Schaaf, R (1, 5) X OBP: 0.335, SLG: 0.327					4-0 SH5-4 1B 1B G6-4-3 BB		0-0 L9-3 1-2		0-0 6-3	3 1 1 0 1 0 1												
Ellie Rodriguez, R (1, 2) X OBP: 0.327, SLG: 0.338					0-0 F3 1-2f		0-0 F9		0-0 3-1	4 0 0 0 0 0 2												
Jackie Hernandez, R (1, 6) X OBP: 0.289, SLG: 0.289					0-0 SH5-4 1B 1B		0-0 1-3		0-0 SH3-4 1B	4 1 3 0 0 0 0												
Bob Johnson, L (1, 1) X Tom Burgmeier, L (7, 1) X Ted Abernathy, R (8, 1) X					0-0 SH5-4 1-2 2-3		0-3 K		0-0 SH3-4 1-2	2 0 0 0 0 2 1 0 0 0 0 0 0 0 0 0 0 0 0 0 0												
Inning Stats	R: 1 E: 0 K: 1 S: 6	H: 1 LOB: 1 BB: 1 P: 10	R: 2 E: 0 K: 0 S: 6	H: 3 LOB: 1 BB: 0 P: 6	R: 0 E: 0 K: 1 S: 3	H: 1 LOB: 0 BB: 0 P: 3	R: 0 E: 0 K: 1 S: 5	H: 1 LOB: 1 BB: 1 P: 9	R: 0 E: 0 K: 0 S: 3	H: 0 LOB: 1 BB: 1 P: 7	R: 0 E: 0 K: 0 S: 3	H: 1 LOB: 0 BB: 0 P: 3	R: 1 E: 0 K: 1 S: 6	H: 1 LOB: 1 BB: 1 P: 10	R: 0 E: 0 K: 0 S: 3	H: 0 LOB: 0 BB: 0 P: 3	R: 0 E: 0 K: 0 S: 4	H: 1 LOB: 2 BB: 1 P: 8	1B: 8 2B: 1 3B: 0 HR: 1	SF: 1 SAC: 2 DP: 2 HBP: 0	WP: 1 PB: 0 SB: 1 CS: 1	PA: 38
PITCHER	IP WLS BF H R ER SO BB IBB HBP BLK WP HR S P ERA WHIP																					
Al Downing, L (1, 1) ERA: 4.74	7.0 L 30 8 4 4 3 4 0 0 0 1 1 32 48 5.14 1.714																					
Ken Sanders, R (8, 1) ERA: 1.46	2.0 8 1 0 0 0 1 0 0 0 0 0 7 11 0.00 1.000																					

Batter	1	2	3	4	5	6	7	8	9	AB	R	H	RBI	BB	SO	LOB
Tommy Harper, R OBP: 0.384, SLG: 0.566 (1, 5) (9, 9)	0-0 HR	4-0 2B BB			0-0 L7		0-0 3-1 1B		0-0 5-3	4	2	2	1	1	0	0
Mike Hegan, L OBP: 0.347, SLG: 0.405 (1, 3) (9, 9)	0-0 F6	0-0 2B 1-H 2-H			0-3 K		0-0 3-1			4	0	1	2	0	1	2
Dave May, L OBP: 0.350, SLG: 0.281 Ken Sanders, R (1, 8) (8, 1)	4-0 FC5-4 BB BB		0-0 5-3		0-0 F3		0-3 K			3	0	0	0	1	1	2
Bob Burda, L OBP: 0.388, SLG: 0.343 Ted Savage, R OBP: 0.359, SLG: 0.427 Jerry McNertney, R OBP: 0.308, SLG: 0.326 (1, 9) (8, PH) (9, 2)	4-0 FC5-4 BB 1-2		0-3 K2-3		0-0 3-1		0-0 6-3			2	0	0	0	1	1	0
Danny Walton, R OBP: 0.368, SLG: 0.487 (1, 7)	0-0 FC5-4 1-2r 2-3		0-3 K		4-0 BB		0-0 E9 1B			3	0	1	0	1	1	2
Roberto Pena, R OBP: 0.302, SLG: 0.326 (1, 6)	0-3 K			0-0 2B	0-0 F3		0-0 4-3			4	0	1	0	0	1	4
Phil Roof, R OBP: 0.305, SLG: 0.443 Tito Francona, L OBP: 0.333, SLG: 0.268 Max Alvis, R OBP: 0.216, SLG: 0.265 (1, 2) (8, PH) (9, 5)		0-3 K		0-0 6-3	0-3 K		0-3 K			3	0	0	0	0	2	2
Gus Gil, R OBP: 0.329, SLG: 0.262 (1, 4)		0-0 2B 2B		0-3 K	0-0 F7		0-0 B5-3			4	1	1	0	0	1	1
Al Downing, R OBP: 0.154, SLG: 0.154 Russ Snyder, L OBP: 0.294, SLG: 0.344 (1, 1) (7, PH) (8, 8)		0-3 K		0-3 K	4-0 3-1 1B BB		0-3 K			2	0	0	0	0	2	2

Inning Stats	R: 1	H: 1	E: 0	K: 1	S: 6	H: 1	LOB: 2	BB: 2	P: 14	R: 2	H: 2	E: 0	K: 2	S: 8	H: 0	LOB: 0	BB: 0	P: 7	R: 0	H: 0	E: 0	K: 2	S: 7	R: 0	H: 1	E: 0	K: 2	S: 8	H: 0	LOB: 0	BB: 0	P: 5	R: 0	H: 0	E: 0	K: 1	S: 5	H: 0	LOB: 1	BB: 1	P: 9	R: 0	H: 1	E: 0	K: 1	S: 6	H: 1	LOB: 2	BB: 1	P: 10	R: 0	H: 1	E: 1	K: 1	S: 6	H: 0	LOB: 0	BB: 0	P: 5	1B: 2	2B: 3	3B: 0	HR: 1	SF: 0	SAC: 0	DP: 0	HBP: 0	WP: 0	PB: 0	SB: 0	CS: 0	PA: 37
--------------	------	------	------	------	------	------	--------	-------	-------	------	------	------	------	------	------	--------	-------	------	------	------	------	------	------	------	------	------	------	------	------	--------	-------	------	------	------	------	------	------	------	--------	-------	------	------	------	------	------	------	------	--------	-------	-------	------	------	------	------	------	------	--------	-------	------	-------	-------	-------	-------	-------	--------	-------	--------	-------	-------	-------	-------	--------

PITCHER	IP	WLS	BF	H	R	ER	SO	BB	IBB	HBP	BLK	WP	HR	S	P	ERA	WHIP
Bob Johnson, R ERA: 3.35 (1, 1)	6.1	W	28	5	3	3	9	5	0	0	0	0	1	41	61	4.26	1.579
Tom Burgmeier, L ERA: 2.43 (7, 1)	0.2		2	0	0	0	1	0	0	0	0	0	0	4	4	0.00	0.000
Ted Abernathy, R ERA: 2.23 (8, 1)	2.0	S	7	1	0	0	2	0	0	0	0	0	0	11	11	0.00	0.500


BOTTOM

Kansas City Royals @ Milwaukee Brewers
Milwaukee County Stadium, Milwaukee, WI

Fri Jul 03 1970, 8:05 PM EDT
Att: 29,661 - Unknown - 68 F

livebaseballscorecards.com

AB	32
R	3
H	6
RBI	3
BB	5
SO	12
LOB	16



Batter	1	2	3	4	5	6	7	8	9	AB	R	H	RBI	BB	SO	LOB	TOP										
Pat Kelly, L (1, 9) OBP: 0.380, SLG: 0.376	0-0 L4	0-0 2-H 1B		0-0 E1		1-0 1B HBP		0-0 F3		4	1	1	1	0	0	1											
Cookie Rojas, R (1, 4) OBP: 0.260, SLG: 0.275	0-0 3B	0-0 F8		0-0 F5		0-0 1B		0-0 F7		5	1	2	0	0	0	3											
Amos Otis, R (1, 8) OBP: 0.375, SLG: 0.461	0-0 1-H 3B		0-0 F3		4-0 5-3 BB	0-0 1-3 2-H 1B		4-0 BB HR BB		3	1	2	2	2	0	0											
Ed Kirkpatrick, L (1, 7) OBP: 0.314, SLG: 0.423	0-3 K		0-0 FC6-4 1B		0-0 5-3	0-0 4-3		0-0 F7		5	0	1	0	0	1	4											
Bob Oliver, R (1, 3) OBP: 0.329, SLG: 0.497		0-0 HR	0-0 FC6-4 FC4		0-0 F5		0-3 K	4-0 1-2 HR BB		4	2	1	1	1	1	2											
Bill Sorrell, L (1, 5) OBP: 0.316, SLG: 0.412		0-0 HR	0-0 FC4		4-0 BB		0-0 4-3	0-3 K		3	1	1	1	1	0	1											
Paul Schaal, R (9, PH) OBP: 0.333, SLG: 0.326		0-0 HR	1-2f		0-0 BB			0-0 K		1	0	0	0	0	1	2											
Ellie Rodriguez, R (1, 2) OBP: 0.325, SLG: 0.331		0-0 6-3		0-0 F2		0-0 5-3		0-0 HR		3	0	0	0	0	0	2											
Lou Piniella, R (9, PH) OBP: 0.339, SLG: 0.486		0-0 SH1 1B		0-0 E SH1-4 1B		0-0 4-3		0-0 F8		1	1	1	3	0	0	0											
Tom Matchick, L (1, 6) OBP: 0.246, SLG: 0.237		0-0 SH1		0-0 SH1-4		0-0 F8		0-3 K		5	1	2	0	0	0	1											
Don O'Riley, R (1, 1) Aurelio Monteagudo, R (5, 1) Tom Burgmeier, L (8, 1) Ted Abernathy, R (8, 1)		0-0 SH1		0-0 SH1-4		0-0 F8				0	0	0	0	0	0	0											
Inning Stats	R: 1 E: 0 K: 1 S: 6	H: 2 LOB: 0 BB: 0 P: 6	R: 3 E: 0 K: 0 S: 7	H: 4 LOB: 1 BB: 0 P: 7	R: 0 E: 0 K: 0 S: 4	H: 1 LOB: 1 BB: 0 P: 4	R: 0 E: 1 K: 0 S: 5	H: 1 LOB: 2 BB: 0 P: 5	R: 0 E: 0 K: 0 S: 3	H: 0 LOB: 2 BB: 2 P: 11	R: 1 E: 0 K: 0 S: 5	H: 2 LOB: 2 BB: 0 P: 6	R: 0 E: 0 K: 1 S: 5	H: 0 LOB: 1 BB: 0 P: 6	R: 0 E: 0 K: 1 S: 5	H: 0 LOB: 0 BB: 0 P: 5	R: 3 E: 0 K: 1 S: 6	H: 1 LOB: 0 BB: 2 P: 14	1B: 7 2B: 0 3B: 1 HR: 3	SF: 0 SAC: 2 DP: 0 HBP: 2	WP: 0 PB: 0 SB: 1 CS: 0	PA: 44					
PITCHER	IP	WLS	BF	H	R	ER	SO	BB	IBB	HBP	BLK	WP	HR	S	P	ERA	WHIP										
Low Krause, R (1, 1) ERA: 4.97	1.2		10	6	4	4	1	0	0	0	0	0	2	12	12	21.60	3.600										
John Gelnar, R (2, 1) ERA: 5.37	3.1		15	2	0	0	0	2	0	0	0	0	0	13	21	0.00	1.200										
Ken Sanders, R (6, 1) ERA: 1.63	3.0		13	2	1	1	2	0	0	2	0	0	0	15	17	3.00	0.667										
Dave Baldwin, R (9, 1) ERA: 2.7	1.0	L	6	1	3	3	1	2	0	0	0	0	1	6	14	27.00	3.000										

Kansas City Royals @ Milwaukee Brewers
 Milwaukee County Stadium, Milwaukee, WI

Sat Jul 04 1970, 8:05 PM EDT
 Att: 9,665 - Unknown - 60 F

AB	36
R	8
H	11
RBI	8
BB	4
SO	4
LOB	16



BOTTOM

Kansas City Royals @ Milwaukee Brewers
Milwaukee County Stadium, Milwaukee, WI

Sat Jul 04 1970, 8:05 PM EDT
Att. 9,665 - Unknown - 60 F

livebaseballscorecards.com

AB	35
R	6
H	10
RBI	6
BB	8
SO	10
LOB	25



WP:	1	PA:	44
PB:	0		
SB:	0		
CS:	0		

AB R H RBI BB SO LOB

5	0	1	2	0	3	2
3	1	2	2	2	0	0
5	1	2	0	0	0	4
5	0	1	1	0	3	6
0	0	0	0	0	0	0
3	0	0	0	2	1	2
4	1	1	0	1	1	4
2	1	1	0	2	0	0
0	1	0	0	0	0	0
1	0	0	0	0	1	1
5	0	1	1	0	1	6
0	0	0	0	0	0	0
1	0	0	0	0	0	0
1	1	1	0	0	0	0
0	0	0	0	0	0	0
0	0	0	0	1	0	0
0	0	0	0	0	0	0
0	0	0	0	0	0	0

Batter	1	2	3	4	5	6	7	8	9
Tommy Harper, R OBP: 0.381, SLG: 0.560 (1, 5) (9, 7)	0-0 F7 1B		0-3 K 1B		0-3 K 1B	0-3 K 1B		0-0 BB 1B	
Mike Hegan, L OBP: 0.357, SLG: 0.423 (1, 3) (9, 7)	0-0 BB 1B		0-0 F9 1B		0-0 HR 1B		4-0 BB 5-3	4-0 BB 1B	
Bob Burda, L OBP: 0.388, SLG: 0.361 (1, 9) (9, 7)	0-0 BB 1B		0-0 F8 1B		0-0 1B 2B		0-0 F3 1B	0-0 F5 1B	
Danny Walton, R OBP: 0.365, SLG: 0.481 Dave Baldwin, R (1, 7) (9, 1)	0-3 K 1B			0-3 K 1B	0-0 G4-6-3 1B		0-0 5-3 1B	0-3 K 1B	
Dave May, L OBP: 0.352, SLG: 0.273 (1, 8) (9, 7)	4-0 BB 1B			0-0 4-3 1B	0-0 G4-6-3 1B		0-3 K 1B		4-0 BB 1B
Roberto Pena, R OBP: 0.304, SLG: 0.325 (1, 6) (9, 7)	0-0 6-3 1B			4-0 1B BB		0-0 6-3 1B		0-0 BB WP 1B	0-3 K 1B
Phil Roof, R OBP: 0.317, SLG: 0.444 Max Alvis, R OBP: 0.216, SLG: 0.265 (1, 2) (8, PR) (9, 5)		4-0 BB 3-3 BB		0-0 1B 1B		0-0 E5 1B		4-0 BB 1B BB	0-3 K 1B
Tito Francona, L OBP: 0.328, SLG: 0.263 (9, PH) (9, 5)				0-0 1B 1B		0-0 SH1-4 1B		0-0 F2 1B	0-3 K 1B
Gus Gil, R OBP: 0.321, SLG: 0.258 (1, 4) (9, 5)				0-0 8-3 1B		0-0 5-3 1B		0-0 F2 1B	0-3 K 1B
Lew Krausse, R OBP: 0.253, SLG: 0.214 John Geiger, R OBP: 0.297, SLG: 0.353 Russ Snyder, L OBP: 0.297, SLG: 0.353 Ken Sanders, R (1, 1) (2, 1) (5, PH) (6, 1)		0-0 6-3 1B				0-0 HR 2B		4-0 BB 1B BB	
Ted Savage, R OBP: 0.364, SLG: 0.427 Marty Pattin, R OBP: 0.182, SLG: 0.200 Jerry McNertney, R OBP: 0.308, SLG: 0.328 (8, PH) (8, PR) (9, 2)								1-2 2-3 BB 1B	

Inning Stats	R: 0 E: 0 K: 1 S: 7	H: 2 LOB: 3 BB: 1 P: 11	R: 0 E: 0 K: 0 S: 2	H: 0 LOB: 0 BB: 1 P: 6	R: 0 E: 0 K: 1 S: 5	H: 0 LOB: 0 BB: 0 P: 5	R: 0 E: 0 K: 1 S: 6	H: 1 LOB: 2 BB: 1 P: 10	R: 3 E: 0 K: 1 S: 8	H: 4 LOB: 0 BB: 0 P: 8	R: 1 E: 1 K: 1 S: 7	H: 1 LOB: 1 BB: 0 P: 7	R: 0 E: 0 K: 1 S: 5	H: 0 LOB: 1 BB: 1 P: 9	R: 2 E: 0 K: 1 S: 7	H: 2 LOB: 3 BB: 3 P: 19	R: 0 E: 0 K: 3 S: 9	H: 0 LOB: 1 BB: 1 P: 13
---------------------	------------------------------	----------------------------------	------------------------------	---------------------------------	------------------------------	---------------------------------	------------------------------	----------------------------------	------------------------------	---------------------------------	------------------------------	---------------------------------	------------------------------	---------------------------------	------------------------------	----------------------------------	------------------------------	----------------------------------

PITCHER	IP	WLS	BF	H	R	ER	SO	BB	IBB	HBP	BLK	WP	HR	S	P	ERA	WHIP
Don O'Riley, R ERA: 5.59 (1, 1)	4.1		21	6	3	3	4	3	0	0	0	0	1	26	38	6.23	2.077
Aurelio Monteaugado, R ERA: 3.75 (5, 1)	2.2		13	3	3	2	2	2	0	0	0	1	0	15	23	6.75	1.875
Tom Burgmeier, L ERA: 2.41 (8, 1)	0.1		2	0	0	0	0	1	0	0	0	0	0	1	5	0.00	3.000
Ted Abernathy, R ERA: 2.12 (8, 1)	1.2	W	8	1	0	0	4	2	0	0	0	0	0	14	22	0.00	1.800

1B:	7	SF:	0	WP:	1	PA:	44
2B:	3	SAC:	1	PB:	0		
3B:	0	DP:	2	SB:	0		
HR:	1	HBP:	0	CS:	0		

Batter	1	2	3	4	5	6	7	8	9	AB R H RBI BB SO LOB	TOP											
Pat Kelly, L (1, 9) OBP: 0.375, SLG: 0.369	0-0 F7			0-3 K		0-0 1-3		0-0 L8		4 0 0 0 0 1 2	Kansas City Royals @ Milwaukee Brewers Milwaukee County Stadium, Milwaukee, WI Sun Jul 05 1970, 4:33 AM EDT Att. 10,323 - Unknown - 73 F livebaseballscorecards.com											
Cookie Rojas, R (1, 4) OBP: 0.252, SLG: 0.266	0-0 4-3			0-0 F6		0-0 5-3		0-0 F8	4 0 0 0 0 0 0													
Amos Otis, R (1, 8) OBP: 0.371, SLG: 0.455	0-0 F3			0-0 5-3			0-0 F4	0-0 F9	4 0 0 0 0 0 0													
Ed Kirkpatrick, L (1, 2) OBP: 0.313, SLG: 0.420		0-0 4-3			0-0 G5-4-3 WP 1B		0-0 F5	0-0 F2	4 1 1 0 0 0 0													
Bob Oliver, R (1, 3) OBP: 0.332, SLG: 0.497		0-0 G4-3 1B			4-0 BB BB BB BB G5-4-3 1-2 BB		0-0 6-3		2 0 1 0 1 0 0													
Lou Piniella, R (1, 7) OBP: 0.335, SLG: 0.480		0-0 G4-3 1-2f			0-0 G5-4-3 1-2f 2-3			0-0 6-3	3 0 0 0 0 0 3													
Bill Sorrell, L (1, 5) OBP: 0.364, SLG: 0.450			0-3 K		0-0 3-H 1B		0-0 HBP 1B		3 0 2 1 0 1 0													
Tom Matchick, L (1, 6) OBP: 0.234, SLG: 0.226			0-0 F9		0-0 3-1		0-0 L7		3 0 0 0 0 0 2													
Bill Butler, L (1, 1) OBP: 0.114, SLG: 0.031 Hawk Taylor, R (8, PH) OBP: 0.294, SLG: 0.323 Rich Severson, R (8, PR) OBP: 0.287, SLG: 0.289 Tom Burgmeier, L (8, 1) OBP: 0.300, SLG: 0.222			0-3 K		0-3 K		1-0 HBP		2 0 0 0 0 2 0													
Inning Stats	R: 0 E: 0 K: 0 S: 3	H: 0 LOB: 0 BB: 0 P: 3	R: 0 E: 0 K: 0 S: 3	H: 1 LOB: 0 BB: 0 P: 3	R: 0 E: 0 K: 2 S: 7	H: 0 LOB: 0 BB: 0 P: 7	R: 0 E: 0 K: 1 S: 5	H: 0 LOB: 0 BB: 0 P: 5	R: 1 E: 0 K: 0 S: 4	H: 2 LOB: 1 BB: 1 P: 8	R: 0 E: 0 K: 1 S: 5	H: 0 LOB: 0 BB: 0 P: 5	R: 0 E: 0 K: 0 S: 3	H: 0 LOB: 0 BB: 0 P: 3	R: 0 E: 0 K: 0 S: 4	H: 1 LOB: 2 BB: 0 P: 5	R: 0 E: 0 K: 0 S: 3	H: 0 LOB: 0 BB: 0 P: 3	1B: 4 2B: 0 3B: 0 HR: 0	SF: 0 SAC: 0 DP: 2 HBP: 1	WP: 1 PB: 0 SB: 0 CS: 0	PA: 31
PITCHER Skip Lockwood, R (1, 1) ERA: 4.14	IP 9.0	WLS W	BF 31	H 4	R 1	ER 1	SO 4	BB 1	IBB 0	HBP 1	BLK 0	WP 1	HR 0	S 37	P 42	ERA 1.00	WHIP 0.556					

AB	29
R	1
H	4
RBI	1
BB	1
SO	4
LOB	7



Batter	1	2	3	4	5	6	7	8	9
Tommy Harper, R OBP: 0.380, SLG: 0.556 (1, 5)	0-3 K		0-0 CS 1B		0-3 K			0-0 L7	
Mike Hegan, L OBP: 0.351, SLG: 0.415 (1, 3)	0-3 K		0-0 CS 1-2	0-0 F9		0-0 F2		0-0 1-3	
Mike Hershberger, R OBP: 0.310, SLG: 0.267 (1, 9)	0-0 F7			0-0 FC4-6 1B		0-0 6-3		0-3 K	
Danny Walton, R OBP: 0.362, SLG: 0.476 (1, 7)		0-0 F8		0-0 F3		0-0 5-3			
Roberto Pena, R OBP: 0.304, SLG: 0.325 (1, 6)		0-0 L8		0-0 FC4-6 1-2f			0-0 WP SH1-4 SF9 1B		
Phil Roof, R OBP: 0.327, SLG: 0.444 (1, 2)		4-0 BB			4-0 1B SF9 BB		0-0 SH1-4 1-2		
Dave May, L OBP: 0.360, SLG: 0.277 (1, 8)		0-0 F3			0-0 SH3-4 1B		4-0 FC6-4 BB		
Gus Gil, R OBP: 0.309, SLG: 0.254 (1, 4)			0-0 5-3		0-0 SF9		0-0 SF9		
Skip Lockwood, R OBP: 0.217, SLG: 0.364 (1, 1)			0-0 F3		0-0 SH3-4 1-2		0-0 FC6-4 1-2f		

Inning Stats	R: 0	H: 0	E: 0	K: 2	S: 7	R: 0	H: 0	E: 0	K: 0	S: 3	R: 0	H: 1	E: 0	K: 0	S: 3	R: 0	H: 1	E: 0	K: 0	S: 4	R: 1	H: 1	E: 0	K: 1	S: 6	R: 0	H: 0	E: 0	K: 0	S: 3	R: 1	H: 1	E: 0	K: 0	S: 4	R: 0	H: 0	E: 0	K: 1	S: 5
	LOB: 0	BB: 0	BB: 7	LOB: 1	BB: 1	LOB: 0	BB: 0	LOB: 1	BB: 0	P: 7	LOB: 0	BB: 0	LOB: 1	BB: 0	P: 3	LOB: 1	BB: 1	LOB: 0	BB: 0	P: 4	LOB: 1	BB: 1	LOB: 1	BB: 1	P: 10	LOB: 0	BB: 0	P: 3	LOB: 1	BB: 1	LOB: 1	BB: 1	P: 8	LOB: 0	BB: 0	P: 5	LOB: 0	BB: 0	P: 5	

PITCHER	IP	WLS	BF	H	R	ER	SO	BB	IBB	HBP	BLK	WP	HR	S	P	ERA	WHIP
Bill Butler, L ERA: 3.9 (1, 1)	7.0	L	27	4	2	2	3	3	0	0	0	1	0	30	42	2.57	1.000
Tom Burgmeier, L ERA: 2.34 (8, 1)	1.0		3	0	0	0	1	0	0	0	0	0	0	5	5	0.00	0.000

BOTTOM


Kansas City Royals @ Milwaukee Brewers
Milwaukee County Stadium, Milwaukee, WI

Sun Jul 05 1970, 4:33 AM EDT
Att: 10,323 - Unknown - 73 F

AB	R	H	RBI	BB	SO	LOB
4	0	1	0	0	2	1
4	0	0	0	0	1	0
4	0	1	0	0	1	0
3	0	0	0	0	0	1
3	1	1	0	0	0	1
0	1	0	0	2	0	0
2	0	1	0	1	0	1
1	0	0	2	0	0	0
2	0	0	0	0	0	1

AB	23
R	2
H	4
RBI	2
BB	3
SO	4
LOB	5

WP: 1 PA: 31
PB: 0
SB: 0
CS: 1



PITCHER	IP	WLS	BF	H	R	ER	SO	BB	IBB	HBP	BLK	WP	HR	S	P	ERA	WHIP
Bill Butler, L ERA: 3.9 (1, 1)	7.0	L	27	4	2	2	3	3	0	0	0	1	0	30	42	2.57	1.000
Tom Burgmeier, L ERA: 2.34 (8, 1)	1.0		3	0	0	0	1	0	0	0	0	0	0	5	5	0.00	0.000

Kansas City Royals @ California Angels
 Anaheim Stadium, Anaheim, CA

Mon Jul 06 1970, 10:05 PM EDT
 Att: 7,476 - Unknown - 76 F

livebaseballscorecards.com

AB	32
R	2
H	8
RBI	2
BB	3
SO	5
LOB	18



WP:	1	PA:	35
PB:	0		
SB:	2		
CS:	0		

Batter	1	2	3	4	5	6	7	8	9	AB	R	H	RBI	BB	SO	LOB
Pat Kelly, L (1, 9) OBP: 0.373, SLG: 0.371	0-0 G3		0-0 1-3			0-0 L3-6 2B		0-3 K		4	0	1	0	0	1	0
Cookie Rojas, R (1, 4) OBP: 0.252, SLG: 0.266	0-0 5-3			0-0 FC3-2 1B		0-0 L3-6 2-3		0-3 K		4	0	1	0	0	1	1
Amos Otis, R (1, 8) OBP: 0.375, SLG: 0.457	0-3 K			0-0 WP FC3-2 1-3 1B		0-0 2B 1B			4-0 S 1B BB	3	2	2	0	1	1	0
Ed Kirkpatrick, L (1, 2) OBP: 0.316, SLG: 0.423		4-0 BB BB BB BB		0-0 FC3-2 WP 1-2 3-H 1B		0-0 1-H 2B			0-0 P6 1-2	3	0	1	1	1	0	3
Bob Oliver, R (1, 3) OBP: 0.328, SLG: 0.490		0-3 K		0-3 K 1-2 2-3		0-0 P6			0-0 E5 1B	4	0	0	0	0	2	5
Lou Piniella, R (1, 7) OBP: 0.337, SLG: 0.480		0-0 1-3 1B		0-0 P4			0-0 5-3		0-0 1-3 2-H S 1B	4	0	2	1	0	0	2
Bill Sorrell, L (1, 5) OBP: 0.346, SLG: 0.391		0-0 G3			4-0 BB BB BB		0-0 5-3		0-0 F8 1-2	3	0	0	0	1	0	3
Tom Matchick, L (1, 6) OBP: 0.235, SLG: 0.227			0-0 G5-4-3 1B		0-0 G4-6-3 1-2f		0-0 F8		0-0 P4	4	0	1	0	0	0	3
Jim Rooker, R (1, 1) OBP: 0.214, SLG: 0.268			0-0 G5-4-3		0-0 4-3			0-0 1-3		2	0	0	0	0	0	1
Ken Wright, R (5, 1)										0	0	0	0	0	0	0
Hawk Taylor, R (8, PH) OBP: 0.286, SLG: 0.313										1	0	0	0	0	0	0
Aurelio Montenegro, R (8, 1)										0	0	0	0	0	0	0

Inning Stats	R: 0	H: 0	E: 0	K: 1	S: 5	P: 5	R: 0	H: 1	E: 0	K: 1	S: 5	P: 9	R: 0	H: 1	E: 0	K: 0	S: 3	R: 0	H: 2	E: 1	K: 1	S: 7	P: 7	R: 0	H: 0	E: 0	K: 0	S: 2	P: 6	R: 1	H: 3	E: 0	K: 0	S: 5	P: 5	R: 0	H: 0	E: 0	K: 0	S: 3	P: 3	R: 0	H: 0	E: 0	K: 2	S: 7	P: 7	R: 1	H: 1	E: 1	K: 0	S: 5	P: 9	1B: 6	2B: 3	3B: 0	HR: 0	SF: 0	SAC: 0	DP: 3	HBP: 0	WP: 1	PA: 35
--------------	------	------	------	------	------	------	------	------	------	------	------	------	------	------	------	------	------	------	------	------	------	------	------	------	------	------	------	------	------	------	------	------	------	------	------	------	------	------	------	------	------	------	------	------	------	------	------	------	------	------	------	------	------	-------	-------	-------	-------	-------	--------	-------	--------	-------	--------

PITCHER	IP	WLS	BF	H	R	ER	SO	BB	IBB	HBP	BLK	WP	HR	S	P	ERA	WHIP
Tom Murphy, R (1, 1) ERA: 3.6	8.1	W	33	8	2	2	5	3	0	0	0	1	0	40	52	2.16	1.320
Eddie Fisher, R (9, 1) ERA: 2.04	0.2	S	2	0	0	0	0	0	0	0	0	0	0	2	2	0.00	0.000

PITCHER	IP	WLS	BF	H	R	ER	SO	BB	IBB	HBP	BLK	WP	HR	S	P	ERA	WHIP
---------	----	-----	----	---	---	----	----	----	-----	-----	-----	----	----	---	---	-----	------

Kansas City Royals @ California Angels
 Anaheim Stadium, Anaheim, CA

Tue Jul 07 1970, 10:05 PM EDT
 Att: 8,481 - Unknown - 81 F

livebaseballscorecards.com

AB	37
R	4
H	13
RBI	3
BB	2
SO	3
LOB	16



WP: 1	PA: 39
PB: 0	
SB: 2	
CS: 1	

Batter	1	2	3	4	5	6	7	8	9	AB	R	H	RBI	BB	SO	LOB
Pat Kelly, L (1, 9) OBP: 0.370, SLG: 0.368	0-0 G1		0-0 1B	0-0 4-3			0-0 4-3		0-0 F7	5	0	1	0	0	0	1
Cookie Rojas, R (1, 4) OBP: 0.257, SLG: 0.271	0-0 F7		0-0 1B		0-0 5-3		0-0 F8		0-0 CS 1B	5	0	2	0	0	0	0
Amos Otis, R (1, 8) OBP: 0.376, SLG: 0.462	0-0 2B		0-0 F9		0-0 6-3		0-0 1B 2B		0-0 P3	5	1	2	0	0	0	2
Lou Piniella, R (1, 7) OBP: 0.340, SLG: 0.478	4-0 FC4-6 BB		0-0 F9		0-0 L3		0-0 2-H 1B			3	0	1	1	1	0	1
Bob Oliver, R (1, 3) OBP: 0.330, SLG: 0.488	0-0 FC4-6			0-0 1B FC6-4 1B		4-0 1B WP BB		0-0 1-6-3		3	1	1	0	1	0	2
Paul Schaal, R (1, 5) OBP: 0.337, SLG: 0.330		0-0 F8		0-0 1B FC6-4 1B		0-3 K 1-2		0-0 4-3 1B 1B		4	1	2	0	0	1	1
Elie Rodriguez, R (1, 2) OBP: 0.325, SLG: 0.331		0-0 6-3		0-0 FC6-4 1B E 1-2f		0-0 2-3 1B		0-0 4-3		3	1	1	1	0	0	1
Ed Kirkpatrick, L (8, PH) OBP: 0.315, SLG: 0.421				1-2f 3-H						1	0	0	0	0	0	1
Jackie Hernandez, R (1, 6) OBP: 0.295, SLG: 0.295		0-0 1B		0-0 S 1B		0-0 L4		0-0 2-H 1B		3	0	2	0	0	0	2
Bill Sorrell, L (8, PH) OBP: 0.370, SLG: 0.417				1-3						1	0	1	1	0	0	0
Tom Matchick, L (8, 6) OBP: 0.235, SLG: 0.227				3-H						0	0	0	0	0	0	0
Al Fitzmorris, S (1, 1) OBP: 0.200, SLG: 0.300		0-3 K		0-3 K		0-0 6-3		0-0 5-3		3	0	0	0	0	2	4
Tom Burgmeier, L (6, 1) OBP: 0.300, SLG: 0.222				3-H						0	0	0	0	0	0	0
Ted Abernathy, R (6, 1) OBP: 0.370, SLG: 0.417										1	0	0	0	0	0	1
Bob Johnson, L (9, 1) OBP: 0.370, SLG: 0.417										0	0	0	0	0	0	0

Inning Stats	R: 0	H: 1	R: 0	H: 1	R: 0	H: 2	R: 2	H: 3	R: 0	H: 0	R: 1	H: 2	R: 1	H: 2	R: 0	H: 1	1B: 11	SF: 0	WP: 1	PA: 39
	E: 0	LOB: 2	E: 0	LOB: 1	E: 0	LOB: 1	E: 0	LOB: 1	E: 0	LOB: 0	E: 0	LOB: 1	E: 0	LOB: 1	E: 0	LOB: 0	2B: 2	SAC: 0	PB: 0	
	K: 0	BB: 1	K: 1	BB: 0	K: 0	BB: 0	K: 1	BB: 0	K: 0	BB: 0	K: 0	BB: 0	K: 0	BB: 0	K: 0	BB: 0	3B: 0	DP: 0	SB: 2	
	S: 4	P: 8	S: 6	P: 6	S: 4	P: 4	S: 8	P: 8	S: 3	P: 3	S: 4	P: 4	S: 5	P: 5	S: 3	P: 3	HR: 0	HBP: 0	CS: 1	

PITCHER	IP	WLS	BF	H	R	ER	SO	BB	IBB	HBP	BLK	WP	HR	S	P	ERA	WHIP
Clyde Wright, L (1, 1) ERA: 2.89	6.2		30	9	3	2	3	2	0	0	0	1	0	34	42	2.70	1.650
Ken Tatum, R (7, 1) ERA: 1.8	0.1		1	1	0	0	0	0	0	0	0	0	0	1	1	0.00	3.000
Eddie Fisher, R (8, 1) ERA: 2.15	1.0	L	5	2	1	1	0	0	0	0	0	0	0	5	5	9.00	2.000
Mel Queen, R (9, 1) ERA: 2.81	1.0		3	1	0	0	0	0	0	0	0	0	0	3	3	0.00	1.000

PITCHER	IP	WLS	BF	H	R	ER	SO	BB	IBB	HBP	BLK	WP	HR	S	P	ERA	WHIP
Clyde Wright, L (1, 1) ERA: 2.89	6.2		30	9	3	2	3	2	0	0	0	1	0	34	42	2.70	1.650
Ken Tatum, R (7, 1) ERA: 1.8	0.1		1	1	0	0	0	0	0	0	0	0	0	1	1	0.00	3.000
Eddie Fisher, R (8, 1) ERA: 2.15	1.0	L	5	2	1	1	0	0	0	0	0	0	0	5	5	9.00	2.000
Mel Queen, R (9, 1) ERA: 2.81	1.0		3	1	0	0	0	0	0	0	0	0	0	3	3	0.00	1.000

BOTTOM

Kansas City Royals @ California Angels
Anaheim Stadium, Anaheim, CA

Tue Jul 07 1970, 10:05 PM EDT
Att. 8,481 - Unknown - 81 F

livebaseballscorecards.com

AB	32
R	3
H	7
RBI	3
BB	5
SO	5
LOB	22



WP	2	PA	40
PB	0		
SB	0		
CS	0		

AB R H RBI BB SO LOB

5 0 1 0 0 0 1

4 1 3 2 1 0 0

4 0 1 1 1 1 4

5 0 0 0 0 1 7

4 0 1 0 0 0 3

2 0 0 0 2 1 2

3 0 0 0 0 0 3

2 1 1 0 1 0 0

0 1 0 0 0 0 0

1 0 0 0 0 0 0

0 0 0 0 0 0 0

0 0 0 0 0 0 0

1 0 0 0 0 1 1

0 0 0 0 0 0 0

1B: 7 SF: 0

2B: 0 SAC: 3

3B: 0 DP: 0

HR: 0 HBP: 0

Batter	1	2	3	4	5	6	7	8	9
Sandy Alomar Sr., S OBP: 0.300, SLG: 0.302 (1, 4)	0-0 F6		0-0 1-3		0-0 4-3		0-0 FC1-2 1B 1-2 2-3 1B		0-0 P4
Roger Repoz, L OBP: 0.341, SLG: 0.466 (1, 8)	0-0 F5		0-0 WP 1B			0-0 E7 1B	0-0 FC1-2 1B		4-0 FC6-4 BB
Jim Fregosi, R OBP: 0.357, SLG: 0.478 (1, 6)	0-0 F9		4-0 1-2 BB			0-0 FC1-6 1B	0-0 FC1-2 1B		0-3 K
Alex Johnson, R OBP: 0.359, SLG: 0.444 (1, 7)		0-0 F8	0-0 F8			0-0 FC1-6 1B	0-3 K		0-0 FC6-4
Jim Spencer, L OBP: 0.314, SLG: 0.409 (1, 3)		0-0 F3		0-0 4-3		0-0 1-3 1B	0-0 L3		
Ken McMullen, R OBP: 0.332, SLG: 0.398 (1, 5)		4-0 FC6-4 BB		0-0 F7		0-3 K		4-0 SH3-4 BB	
Bill Voss, L OBP: 0.353, SLG: 0.384 (1, 9)		0-0 FC6-4		0-0 P6		0-0 1-3		0-0 SH3-4	
Joe Azcue, R OBP: 0.321, SLG: 0.358 (1, 2)			0-0 WP SH1-4 1B		0-0 4-3		4-0 1B SH 1B BB	0-3 K	
Jarvis Tatum, R OBP: 0.352, SLG: 0.309 (7, PR)					0-0 4-3			0-3 K	
Tom Egan, R OBP: 0.263, SLG: 0.281 (8, 2)									
Clyde Wright, R OBP: 0.276, SLG: 0.259 (7, 1)			0-0 SH1-4		0-0 4-3		0-0 SH 1B 1B FC1-2	0-3 K	
Giraldo Ruiz, S OBP: 0.305, SLG: 0.304 (7, PH)									
Eddie Fisher, R OBP: 0.167, SLG: 0.167 (8, PH)									
Jay Johnstone, L OBP: 0.267, SLG: 0.378 (8, PH)									
Mel Queen, L (9, 1)									

Inning Stats	R: 0 H: 0 E: 0 K: 3 S: 3	H: 0 LOB: 0 BB: 0 P: 3	R: 0 H: 0 E: 0 K: 3 S: 3	H: 0 LOB: 1 BB: 1 P: 7	R: 1 H: 2 E: 0 K: 5 S: 5	H: 2 LOB: 2 BB: 1 P: 9	R: 0 H: 0 E: 0 K: 3 S: 3	H: 0 LOB: 0 BB: 0 P: 3	R: 0 H: 0 E: 1 K: 8 S: 8	H: 3 LOB: 2 BB: 0 P: 8	R: 1 H: 2 E: 0 K: 8 S: 8	H: 2 LOB: 3 BB: 1 P: 12	R: 0 H: 0 E: 0 K: 7 S: 7	H: 0 LOB: 1 BB: 1 P: 11	R: 0 H: 0 E: 0 K: 5 S: 5	H: 0 LOB: 1 BB: 1 P: 9	1B: 7 2B: 0 3B: 0 HR: 0	SF: 0 SAC: 3 DP: 0 HBP: 0	WP: 2 PB: 0 SB: 0 CS: 0	PA: 40
--------------	--------------------------	------------------------	--------------------------	------------------------	--------------------------	------------------------	--------------------------	------------------------	--------------------------	------------------------	--------------------------	-------------------------	--------------------------	-------------------------	--------------------------	------------------------	-------------------------	---------------------------	-------------------------	--------

PITCHER	IP	WLS	BF	H	R	ER	SO	BB	IBB	HBP	BLK	WP	HR	S	P	ERA	WHIP
Al Fitzmorris, R ERA: 3.93 (1, 1)	5.1		22	4	2	2	0	2	0	0	0	2	0	20	28	3.38	1.125
Tom Burgmeier, L ERA: 2.34 (6, 1)	0.0		1	1	0	0	0	0	0	0	0	0	0	1	1	∞	∞
Ted Abernathy, R ERA: 2.21 (6, 1)	2.2	W	13	2	1	1	4	2	0	0	0	0	0	19	27	3.38	1.500
Bob Johnson, R ERA: 3.31 (9, 1)	1.0	S	4	0	0	0	1	1	0	0	0	0	0	5	9	0.00	1.000

BOTTOM

Kansas City Royals @ California Angels
Anaheim Stadium, Anaheim, CA
Wed Jul 08 1970, 10:05 PM EDT
Att. 7,733 - Unknown

livebaseballscorecards.com

AB 31
R 3
H 8
RBI 2
BB 0
SO 4
LOB 10



WP: 2 PA: 33
PB: 0
SB: 1
CS: 0

AB R H RBI BB SO LOB

4 0 0 0 0 0 2

4 0 1 0 0 1 2

4 2 3 0 0 1 1

4 0 1 0 0 0 3

3 0 0 1 0 0 0

4 0 0 1 0 1 1

3 1 1 0 0 0 0

3 0 2 0 0 0 0

2 0 0 0 0 1 1

0 0 0 0 0 0 0

1B: 6 SF: 0
2B: 1 SAC: 2
3B: 1 DP: 1
HR: 0 HBP: 0

Batter	1	2	3	4	5	6	7	8	9
Sandy Alomar Sr., S (1, 4) OBP: 0.297, SLG: 0.299	0-0 L6 ①		0-0 FC6-4 ②		0-0 F7 ②			0-0 F7 ②	
Roger Repoz, L (1, 8) OBP: 0.340, SLG: 0.471	0-0 3B ③		0-0 F7 ③		0-3 K ③			0-0 F9 ③	
Jim Fregosi, R (1, 6) OBP: 0.361, SLG: 0.484	0-3 K ②			0-0 WP 4-3 2B		0-0 G4-6-3 1B		0-0 SH1-4 1B FC	
Alex Johnson, R (1, 7) OBP: 0.357, SLG: 0.442	0-0 1-3 ③			0-0 6-3 ①		0-0 G4-6-3 ① ②		0-0 FC SH1-4 1B	
Jim Spencer, L (1, 3) OBP: 0.310, SLG: 0.404		0-0 F7 ①		0-0 4-3 ②		0-0 4-3 ③		0-0 SH1-4 ①	
Ken McMullen, R (1, 5) OBP: 0.327, SLG: 0.392		0-0 5-3 ②		0-3 K ③			0-0 F7 ①	0-0 FC	
Bill Voss, L (1, 9) OBP: 0.353, SLG: 0.382		0-0 G3 ③			0-0 1B WP 1B		0-0 P4 ②	2-3 3-H	
Joe Azcue, R (1, 2) OBP: 0.326, SLG: 0.363			0-0 FC6-4 1B		0-0 SH3 1B		0-0 6-3 ③		
Tom Bradley, R (1, 1)			0-3 K ①		0-0 SH3 ①			0-0 F7 ①	
Ken Tatum, R (9, 1)					1-2				

Inning Stats	R: 0	H: 1	E: 0	K: 1	S: 6	LOB: 1	BB: 0	P: 6	R: 0	H: 0	E: 0	K: 0	S: 3	LOB: 0	BB: 0	P: 3	R: 0	H: 1	E: 0	K: 1	S: 6	LOB: 1	BB: 0	P: 6	R: 1	H: 1	E: 0	K: 1	S: 6	LOB: 0	BB: 0	P: 6	R: 1	H: 2	E: 0	K: 1	S: 7	LOB: 1	BB: 0	P: 7	R: 0	H: 1	E: 0	K: 0	S: 3	LOB: 0	BB: 0	P: 3	R: 0	H: 0	E: 0	K: 0	S: 3	LOB: 0	BB: 0	P: 3	R: 0	H: 0	E: 0	K: 0	S: 3	LOB: 0	BB: 0	P: 3	R: 1	H: 2	E: 0	K: 0	S: 4	LOB: 2	BB: 0	P: 4
--------------	------	------	------	------	------	--------	-------	------	------	------	------	------	------	--------	-------	------	------	------	------	------	------	--------	-------	------	------	------	------	------	------	--------	-------	------	------	------	------	------	------	--------	-------	------	------	------	------	------	------	--------	-------	------	------	------	------	------	------	--------	-------	------	------	------	------	------	------	--------	-------	------	------	------	------	------	------	--------	-------	------

PITCHER	IP	WLS	BF	H	R	ER	SO	BB	IBB	HBP	BLK	WP	HR	S	P	ERA	WHIP
Dick Drago, R (1, 1) ERA: 4.03	7.0		26	6	2	2	4	0	0	0	0	2	0	34	34	2.57	0.857
Ken Wright, R (8, 1) ERA: 4.85	1.0		3	0	0	0	0	0	0	0	0	0	0	3	3	0.00	0.000
Ted Abernathy, R (9, 1) ERA: 2.43	0.1	L	4	2	1	1	0	0	0	0	0	0	0	4	4	27.00	6.000

Batter	1	2	3	4	5	6	7	8	9	AB R H RBI BB SO LOB	TOP											
Ken Berry, R (1, 8) OBP: 0.326, SLG: 0.357	0-3 K	1-0 HBP			0-0 P6		0-0 G6-3		0-0 F7	4 0 0 0 0 1 0	Chicago White Sox @ Kansas City Royals Municipal Stadium, Kansas City, MO Fri Jul 10 1970, 4:33 AM EDT Unknown - 85 F											
Luis Aparicio, R (1, 6) OBP: 0.369, SLG: 0.403	0-0 CS 1B	0-0 P6			0-0 F5		0-0 L7		0-0 BB 1B	5 1 2 0 0 0 3												
Walt Williams, R (1, 9) OBP: 0.306, SLG: 0.360	0-3 K				0-0 G5-3		0-0 G5-3		4-0 BB 1B G4-3 BB	4 1 0 0 1 1 1												
Carlos May, L (1, 7) OBP: 0.363, SLG: 0.458		4-0 E S 1B BB			0-0 G5-3		0-0 FC5-4 1B 1B		0-0 BB BB SF9 1B	4 3 3 1 1 0 0												
Ed Herrmann, L (1, 2) OBP: 0.360, SLG: 0.449		0-3 K			0-0 F9		0-0 FC5-4 1B		4-0 SF9 BB 1B	3 0 1 0 2 1 1												
Rich Morales, R (9, PR) OBP: 0.273, SLG: 0.172							1-2 1B		1-2 2-3 BB G4-3 BB	0 0 0 0 0 0 0												
Bob Spence, L (1, 3) OBP: 0.273, SLG: 0.300		0-3 K			4-0 BB		0-3 K		4-0 BB BB 1B	2 0 0 0 1 2 3												
Barry Moore, L (6, 1) OBP: 0.214, SLG: 0.185									0-0 G4-3	0 0 0 0 0 0 0												
Lee Stange, R (7, 1)									1-2 2-3 BB	0 0 0 0 0 0 0												
Gail Hopkins, L (8, PH) OBP: 0.376, SLG: 0.374		1-3 BB							1-2 2-3 3-H	1 0 0 1 1 0 2												
Rich McKinney, R (1, 5) OBP: 0.192, SLG: 0.188		0-0 E S 1B 1B			0-0 F8		0-0 FC5-4 1B		0-0 SF9	3 1 1 2 0 0 3												
Duane Josephson, R (9, PH) OBP: 0.344, SLG: 0.406							1-2 2-3		0-3 K	1 0 0 0 0 1 3												
Bobby Knoop, R (1, 4) OBP: 0.279, SLG: 0.290		4-0 HBP 1B BB			0-0 F9		0-0 1B		0-3 K	3 0 1 1 1 1 3												
Gerry Janeski, R (1, 1) OBP: 0.093, SLG: 0.093		0-0 HBP 1B			0-0 F9		1-2 3-H 1B															
Tom McCraw, L (6, PH) OBP: 0.305, SLG: 0.341					0-0 G5-3		0-3 K		0-3 K	2 0 1 1 0 0 1												
Floyd Weaver, R (8, 1)		1-2 3-H 1B								2 0 0 0 0 2 4												
										0 0 0 0 0 0 0												
Inning Stats	R: 0 E: 0 K: 2 S: 7	H: 1 LOB: 1 BB: 0 P: 7	R: 2 E: 0 K: 2 S: 9	H: 2 LOB: 3 BB: 2 P: 18	R: 0 E: 0 K: 0 S: 3	H: 0 LOB: 0 BB: 0 P: 3	R: 0 E: 0 K: 0 S: 3	H: 0 LOB: 1 BB: 1 P: 7	R: 0 E: 0 K: 0 S: 3	H: 0 LOB: 0 BB: 0 P: 3	R: 1 E: 0 K: 2 S: 10	H: 3 LOB: 2 BB: 0 P: 10	R: 0 E: 0 K: 0 S: 3	H: 0 LOB: 0 BB: 0 P: 3	R: 1 E: 0 K: 2 S: 8	H: 1 LOB: 2 BB: 2 P: 16	R: 2 E: 0 K: 1 S: 7	H: 2 LOB: 3 BB: 2 P: 15	1B: 9 2B: 1 3B: 0 HR: 0	SF: 1 SAC: 0 DP: 1 HBP: 1	WP: 0 PB: 0 SB: 2 CS: 1	PA: 43
PITCHER	IP WLS BF H R ER SO BB IBB HBP BLK WP HR S P ERA WHIP																					
Bob Johnson, R (1, 1) ERA: 3.45	7.0 W 32 7 4 4 6 4 0 1 0 0 0 0 39 56 5.14 1.571																					
Ken Wright, R (8, 1) ERA: 6.27	1.1 7 1 2 2 2 2 0 0 0 0 0 0 9 17 13.50 2.250																					
Ted Abernathy, R (9, 1) ERA: 2.39	0.2 S 4 1 0 0 1 1 0 0 0 0 0 0 5 9 0.00 3.000																					

AB	34
R	6
H	9
RBI	6
BB	7
SO	9
LOB	24



Batter	1	2	3	4	5	6	7	8	9
Pat Kelly, L OBP: 0.367, SLG: 0.375 (1, 9)	G4-3		HR	1B		G1-3		K	
Cookie Rojas, R OBP: 0.262, SLG: 0.284 Jackie Hernandez, R OBP: 0.293, SLG: 0.293 (1, 4) (8, 6)	G6-3		G6-3	G6-3			SF9 3B	K	
Amos Otis, R OBP: 0.373, SLG: 0.458 (1, 8)	G6-3		2B 1B		L6		SF9		
Ed Kirkpatrick, L OBP: 0.317, SLG: 0.438 (1, 2)		G4-3	1B 2B		P6		HR		
Lou Piniella, R OBP: 0.341, SLG: 0.475 (1, 7)		F9	1B		G6-3		E5 FC5-4 1B		
Bob Oliver, R OBP: 0.331, SLG: 0.487 (1, 3)		K	K			G6-3	FC5-4 BB		
Bill Sorrell, L OBP: 0.364, SLG: 0.379 Paul Schaal, R OBP: 0.337, SLG: 0.330 (1, 5) (6, PH) (7, 5)			P4	F7		HBP 1B	FC5-4		
Tom Matchick, L OBP: 0.263, SLG: 0.264 (1, 6) (8, 4)			HR 3B	SH5-4 1B		HBP	G1-3		
Bob Johnson, L (1, 1) Ken Wright, R (8, 1) Ted Abernathy, R (9, 1)			HR BB	SH5-4		K		F8	

Inning Stats	R: 0	H: 0	E: 0	K: 3	S: 3	L: 0	LOB: 0	BB: 0	P: 3	R: 0	H: 0	E: 0	K: 1	S: 5	R: 5	H: 5	E: 0	K: 1	S: 10	R: 1	H: 2	E: 0	K: 0	S: 5	R: 0	H: 0	E: 0	K: 0	S: 3	R: 0	H: 1	E: 0	K: 1	S: 6	R: 2	H: 3	E: 1	K: 0	S: 6	R: 0	H: 0	E: 0	K: 2	S: 7			
	0	0	0	3	3	0	0	0	3	0	0	0	1	5	5	1	2	0	0	10	0	0	0	5	0	0	0	0	0	0	1	2	0	0	7	3	0	3	1	0	0	0	7	0	0	0	7

PITCHER	IP	WLS	BF	H	R	ER	SO	BB	IBB	HBP	BLK	WP	HR	S	P	ERA	WHIP
Gerry Janeski, R ERA: 4.28 (1, 1)	5.0	L	23	7	6	6	2	1	0	0	0	0	1	26	30	10.80	1.600
Barry Moore, L ERA: 5.63 (6, 1)	1.1		10	4	2	2	1	1	0	1	0	0	1	10	15	13.50	3.750
Lee Stange, R ERA: 6.14 (7, 1)	0.2		2	0	0	0	0	0	0	0	0	0	0	2	2	0.00	0.000
Floyd Weaver, R ERA: 4.05 (8, 1)	1.0		3	0	0	0	2	0	0	0	0	0	0	7	7	0.00	0.000

BOTTOM

Chicago White Sox @ Kansas City Royals
Municipal Stadium, Kansas City, MO


Fri Jul 10 1970, 4:33 AM EDT
Unknown - 85 F

AB	R	H	RBI	BB	SO	LOB
5	1	2	4	0	1	2
4	1	1	0	0	0	1
1	0	0	0	0	1	0
3	1	1	1	0	0	0
4	2	2	2	0	0	0
4	0	2	1	0	0	0
3	0	0	0	1	2	1
2	0	0	0	0	0	0
2	0	1	0	0	0	2
3	2	2	0	0	0	2
1	1	0	0	1	1	2
1	0	0	0	0	0	0
0	0	0	0	0	0	0

AB	33
R	8
H	11
RBI	8
BB	2
SO	5
LOB	10

livebaseballscorecards.com

WP	PA
0	38



Batter	1	2	3	4	5	6	7	8	9	AB R H RBI BB SO LOB	TOP										
Tom McCraw, L (1, 3) OBP: 0.300, SLG: 0.335	0-0 F8		0-3 K		0-0 L1-3			0-0 B1-3		4 0 0 0 0 1 1											
Luis Aparicio, R (1, 6) OBP: 0.370, SLG: 0.404	0-0 G6-4-3 1B		0-0 G6-3			0-0 G6-3		0-0 1B 1B		4 0 2 0 0 0 0											
Walt Williams, R (1, 9) OBP: 0.305, SLG: 0.357	0-0 G6-4-3 1-2f			0-0 G5-3		0-0 G4-3		0-0 1-2 1B		4 0 1 0 0 0 1											
Carlos May, L (1, 7) OBP: 0.368, SLG: 0.459		4-0 FC4-6 BB		0-0 FC6-4 1B		4-0 BB		0-3 K		2 0 1 0 2 1 2											
Duane Josephson, R (1, 2) OBP: 0.342, SLG: 0.401		0-0 FC4-6 1-2f 1B		0-0 FC6-4 1-2f FC5-4		0-0 F9		0-0 1B 1B		4 0 1 0 0 0 3											
Syd O'Brien, R (1, 5) OBP: 0.307, SLG: 0.357		0-0 F8		0-0 FC5-4 1-2f		0-0 F9		0-0 F3		4 0 0 0 0 0 3											
Ken Berry, R (1, 8) OBP: 0.328, SLG: 0.359		0-0 FC6-4 1-2 1B		0-0 G5-3		0-3 K		0-0 1-2 1B		4 0 2 0 0 1 0											
Bobby Knoop, R (1, 4) OBP: 0.279, SLG: 0.285		0-0 FC6-4 1-2f		4-0 BB BB BB		0-0 F7 BB		0-0 L8		3 0 0 0 1 0 4											
Bob Miller, R (1, 1) OBP: 0.308, SLG: 0.182			0-0 G6-3		0-0 F7		0-3 K	0-0 G1-3		2 0 0 0 0 0 1											
Rich McKinney, R (8, PH) OBP: 0.189, SLG: 0.184										1 0 0 0 0 1 0											
Wilbur Wood, R (8, 1) OBP: 0.091, SLG: 0.182										0 0 0 0 0 0 0											
Rich Morales, R (9, PH) OBP: 0.285, SLG: 0.167										1 0 0 0 0 0 2											
Inning Stats	R: 0 E: 0 K: 0 S: 3	H: 1 LOB: 0 BB: 0 P: 3	R: 0 E: 0 K: 0 S: 4	H: 1 LOB: 2 BB: 1 P: 8	R: 0 E: 0 K: 1 S: 5	H: 0 LOB: 0 BB: 0 P: 5	R: 0 E: 0 K: 0 S: 4	H: 1 LOB: 1 BB: 0 P: 4	R: 0 E: 0 K: 0 S: 3	H: 0 LOB: 1 BB: 1 P: 7	R: 0 E: 0 K: 1 S: 5	H: 0 LOB: 0 BB: 0 P: 5	R: 0 E: 0 K: 2 S: 9	H: 2 LOB: 2 BB: 0 P: 9	R: 0 E: 0 K: 0 S: 5	H: 2 LOB: 2 BB: 0 P: 5	1B: 7 2B: 0 3B: 0 HR: 0	SF: 0 SAC: 0 DP: 1 HBP: 0	WP: 0 PB: 0 SB: 0 CS: 0	PA: 36	
PITCHER Jim Rooker, L (1, 1) ERA: 3.23	IP: 9.0 WLS: W BF: 36 H: 7 R: 0 ER: 0 SO: 4 BB: 3 IBB: 0 HBP: 0 BLK: 0 WP: 0 HR: 0 S: 41 P: 53 ERA: 0.00 WHIP: 1.111																			PITCHER	IP: 9.0 WLS: W BF: 36 H: 7 R: 0 ER: 0 SO: 4 BB: 3 IBB: 0 HBP: 0 BLK: 0 WP: 0 HR: 0 S: 41 P: 53 ERA: 0.00 WHIP: 1.111

Chicago White Sox @ Kansas City Royals
Municipal Stadium, Kansas City, MO
Fri Jul 10 1970, 8:05 PM EDT
Att: 12,463 - Unknown

AB	33
R	0
H	7
RBI	0
BB	3
SO	4
LOB	17



Batter	1	2	3	4	5	6	7	8	9
Pat Kelly, L OBP: 0.366, SLG: 0.373 (1, 9) X	0-0 B1-3 ①		0-0 G4-3 1B		0-0 G4-3			0-0 P4	
Cookie Rojas, R OBP: 0.263, SLG: 0.285 (1, 4) X	0-0 G4-3		0-0 G4-3 1-2f			0-0 CS 1B			
Amos Otis, R OBP: 0.370, SLG: 0.454 (1, 8) X	0-0 G6-3			0-0 F8		0-0 G5-3 1-2			
Ed Kirkpatrick, L OBP: 0.317, SLG: 0.450 (1, 2)		0-0 F8		0-0 HR		0-3 K			
Lou Piniella, R OBP: 0.341, SLG: 0.471 (1, 7)		4-0 BB G4-3 BB		0-0 G4-3			0-0 P4		
Bob Oliver, R OBP: 0.331, SLG: 0.484 (1, 3)		4-0 BB BB BB BB G4-3 BB		0-3 K			0-0 G6-3		
Bill Sorrell, L OBP: 0.333, SLG: 0.344 Paul Schaal, R OBP: 0.337, SLG: 0.330 (1, 5) (8, 5)		0-0 G4-3 1-2 2-3			0-0 G3-1		0-3 K		
Tom Matchick, L OBP: 0.266, SLG: 0.293 (1, 6)		0-0 L1-3			0-0 SF8 3B		0-0 F3		
Jim Rooker, R OBP: 0.200, SLG: 0.256 (1, 1)			0-0 G1-3		0-0 SF8 3-H		0-3 K		


AB	R	H	RBI	BB	SO	LOB
4	0	1	0	0	0	0
3	0	1	0	0	0	1
3	0	0	0	0	0	1
3	1	1	1	0	1	0
2	0	0	0	1	0	0
2	0	0	0	1	1	0
3	0	0	0	0	1	2
0	0	0	0	0	0	0
3	1	1	0	0	0	2
2	0	0	1	0	1	0

BOTTOM

Chicago White Sox @ Kansas City Royals
Municipal Stadium, Kansas City, MO

Fri Jul 10 1970, 8:05 PM EDT
Att. 12,463 - Unknown

AB	25
R	2
H	4
RBI	2
BB	2
SO	4
LOB	6



Inning Stats	R: 0	H: 0	E: 0	K: 0	S: 3	H: 0	LOB: 0	BB: 0	P: 3	R: 0	H: 0	E: 0	K: 0	S: 3	H: 0	LOB: 2	BB: 2	P: 11	R: 0	H: 1	E: 0	K: 0	S: 3	H: 1	LOB: 0	BB: 0	P: 3	R: 1	H: 1	E: 0	K: 1	S: 6	H: 1	LOB: 0	BB: 0	P: 6	R: 1	H: 1	E: 0	K: 0	S: 4	H: 1	LOB: 0	BB: 0	P: 4	R: 0	H: 1	E: 0	K: 1	S: 5	H: 0	LOB: 0	BB: 0	P: 5	R: 0	H: 0	E: 0	K: 1	S: 5	H: 0	LOB: 0	BB: 0	P: 5	R: 0	H: 0	E: 0	K: 1	S: 5	H: 0	LOB: 0	BB: 0	P: 5	R: 0	H: 0	E: 0	K: 1	S: 5
1B: 2	2B: 0	3B: 1	HR: 1	SF: 1	SAC: 0	DP: 1	HBP: 0	WP: 0	PA: 28	ERA	WHIP	ERA	WHIP																																																																

PITCHER	IP	WLS	BF	H	R	ER	SO	BB	IBB	HBP	BLK	WP	HR	S	P	ERA	WHIP
Bob Miller, R ERA: 5.33 (1, 1)	7.0	L	25	4	2	2	3	2	0	0	0	0	1	29	37	2.57	0.857
Wilbur Wood, L ERA: 2.92 (8, 1)	1.0		3	0	0	0	1	0	0	0	0	0	0	5	5	0.00	0.000

Batter	1	2	3	4	5	6	7	8	9	AB R H RBI BB SO LOB	TOP
Walt Williams, R (1, 9) OBP: 0.300, SLG: 0.351	0-0 F9		0-3 K		0-0 FC1-4 1B			0-0 F9		4 0 0 0 0 1 2	Chicago White Sox @ Kansas City Royals Municipal Stadium, Kansas City, MO Sat Jul 11 1970, 8:05 PM EDT Att: 10,494 - Unknown livebaseballscorecards.com
Luis Aparicio, R (1, 6) OBP: 0.369, SLG: 0.402	0-0 F2		0-0 F9		0-0 1-2 1B			0-0 G4-3		4 0 1 0 0 0 1	
Syd O'Brien, R (1, 5) OBP: 0.306, SLG: 0.352	0-0 G5-3		4-0 1-2 BB		0-0 P6			0-0 G5-3		3 0 0 0 1 0 2	
Carlos May, L (1, 7) OBP: 0.369, SLG: 0.455		4-0 BB BB	0-0 F7		4-0 G6-4-3 BB			0-0 G4-3		2 0 0 0 2 0 2	
Duane Josephson, R (1, 2) OBP: 0.339, SLG: 0.393		4-0 1-2 BB		0-0 F7		0-0 G6-4-3 1-2f		0-0 L8		3 0 0 0 1 0 1	
Gail Hopkins, L (1, 3) OBP: 0.374, SLG: 0.371		0-0 P3		0-0 G5-4-3 1B		0-0 F9		0-0 L4		4 0 1 0 0 0 2	
Ken Berry, R (1, 8) OBP: 0.325, SLG: 0.354		0-0 P6		0-0 G5-4-3 1-2f		0-0 G6-3				3 0 0 0 0 0 3	
Bobby Knoop, R (1, 4) OBP: 0.275, SLG: 0.280		0-0 G5-3			0-0 F8		0-0 F9			3 0 0 0 0 0 2	
Joe Horlen, R (1, 1) OBP: 0.133, SLG: 0.136 Rich McKinney, R (7, PH) OBP: 0.185, SLG: 0.180 Floyd Weaver, R (7, 1)			4-0 BB BB		0-0 FC1-4 1B		0-0 P4			1 0 1 0 1 0 0 1 0 0 0 0 0 0 0 0 0 0 0 0 0	
Inning Stats	R: 0 E: 0 K: 0 S: 3 H: 0 LOB: 0 BB: 0 P: 3	R: 0 E: 0 K: 0 S: 3 H: 0 LOB: 2 BB: 2 P: 11	R: 0 E: 0 K: 1 S: 5 H: 0 LOB: 2 BB: 2 P: 13	R: 0 E: 0 K: 0 S: 3 H: 1 LOB: 0 BB: 0 P: 3	R: 0 E: 0 K: 0 S: 5 H: 2 LOB: 2 BB: 0 P: 5	R: 0 E: 0 K: 0 S: 2 H: 0 LOB: 0 BB: 1 P: 6	R: 0 E: 0 K: 0 S: 3 H: 0 LOB: 0 BB: 0 P: 3	R: 0 E: 0 K: 0 S: 3 H: 0 LOB: 0 BB: 0 P: 3	R: 0 E: 0 K: 0 S: 3 H: 0 LOB: 0 BB: 0 P: 3	1B: 3 SF: 0 2B: 0 SAC: 0 3B: 0 DP: 2 HR: 0 HBP: 0	WP: 0 PA: 33 PB: 0 SB: 0 CS: 0
PITCHER Bill Butler, L (1, 1) ERA: 3.57	IP WLS BF H R ER SO BB IBB HBP BLK WP HR S P ERA WHIP										
	9.0 W 33 3 0 0 1 5 0 0 0 0 0 0 30 50 0.00 0.889										

AB	28
R	0
H	3
RBI	0
BB	5
SO	1
LOB	15



Batter	1	2	3	4	5	6	7	8	9
Pat Kelly, L OBP: 0.361, SLG: 0.367 (1, 9)	0-0 L8	0-0 G3			0-0 G3		0-3 K		
Cookie Rojas, R OBP: 0.256, SLG: 0.277 (1, 4)	0-0 G6-3		0-0 F8		0-0 G5-3			0-0 G4-3	
Amos Otis, R OBP: 0.371, SLG: 0.458 (1, 8)	0-0 2B		0-0 2B 1B		0-0 G1-3			0-0 G5-3	
Ed Kirkpatrick, L OBP: 0.320, SLG: 0.455 (1, 2)	0-0 G4-3		1-H 1B 2B		0-3 K			0-0 1B	
Lou Piniella, R OBP: 0.344, SLG: 0.475 (1, 7)		0-0 F9 2B	0-0 L6-3 1B		0-0 G4-3			0-0 F9	
Bob Oliver, R OBP: 0.328, SLG: 0.479 (1, 3)		0-0 F9	0-0 L6-3		0-3 K				
Bill Sorrell, L OBP: 0.308, SLG: 0.314 (1, 5)		0-0 F5		0-0 G3-1			0-0 F7		
Tom Matchick, L OBP: 0.280, SLG: 0.321 (1, 6)		0-0 1B 2B		0-0 P4			SH5-4 1B		
Bill Butler, L OBP: 0.135, SLG: 0.059 (1, 1)		0-0 2-H 1B		0-3 K			SH5-4		

Inning Stats	R: 0	H: 1	E: 0	K: 0	S: 4	LOB: 1	BB: 0	P: 4	R: 2	H: 3	E: 0	K: 0	S: 6	LOB: 1	BB: 0	P: 6	R: 2	H: 3	E: 0	K: 0	S: 5	LOB: 0	BB: 0	P: 5	R: 0	H: 0	E: 0	K: 1	S: 5	LOB: 0	BB: 0	P: 5	R: 0	H: 0	E: 0	K: 2	S: 7	LOB: 0	BB: 0	P: 7	R: 0	H: 1	E: 0	K: 1	S: 6	LOB: 1	BB: 0	P: 6	R: 0	H: 1	E: 0	K: 0	S: 4	LOB: 1	BB: 0	P: 4
PITCHER	IP	WLS	BF	H	R	ER	SO	BB	IBB	HBP	BLK	WP	HR	S	P	ERA	WHIP																																							
Joe Horten, R ERA: 4.5 (1, 1)	6.0	L	24	7	4	4	3	0	0	0	0	0	0	30	30	6.00	1.167																																							
Floyd Weaver, R ERA: 3.77 (7, 1)	2.0		8	2	0	0	1	0	0	0	0	0	0	10	10	0.00	1.000																																							

BOTTOM

Chicago White Sox @ Kansas City Royals
Municipal Stadium, Kansas City, MO

Sat Jul 11 1970, 8:05 PM EDT
Att. 10,494 - Unknown

AB	31
R	4
H	9
RBI	4
BB	0
SO	4
LOB	7

livebaseballscorecards.com



1B: 5	SF: 0	WP: 0	PA: 32
2B: 5	SAC: 1	PB: 0	
3B: 0	DP: 1	SB: 0	
HR: 0	HBP: 0	CS: 0	

Batter	1	2	3	4	5	6	7	8	9	AB R H RBI BB SO LOB	TOP			
Tom McCraw, L (1, 9) OBP: 0.296, SLG: 0.329	4-0 BB 2B		0-0 P3		0-0 G4-3		0-0 SF9	0-3 K	0-0 G4-3	4 1 0 1 1 1 4				
Luis Aparicio, R (1, 6) OBP: 0.372, SLG: 0.411 Rich Morales, R (9, 6) OBP: 0.265, SLG: 0.167	0-0 1-H 2B		0-0 G6-4-3 1B		0-0 F8		0-0 F8 2-H 2B		0-0 F9	5 1 3 2 0 0 1 0 0 0 0 0 0 0				
Gail Hopkins, L (1, 3) OBP: 0.371, SLG: 0.368 Jerry Crider, R (7, 1) OBP: 0.118, SLG: 0.176	0-0 2-H 1B		0-0 G6-4-3 1-2f		0-0 G4-3		0-0 F8 2-3		0-0 BB 1B 2B 1B	4 0 1 1 0 0 2 1 1 1 0 0 0 0				
Carlos May, L (1, 7) OBP: 0.367, SLG: 0.451	0-0 L8			0-0 G5-4-3 1B		0-0 L6	0-0 G1-3		0-0 F8	5 0 1 0 0 0 3				
Ed Herrmann, L (1, 2) OBP: 0.361, SLG: 0.448	0-0 1-2f FC4-6 FC6-4			0-0 G5-4-3 1-2f		0-0 1B 1B		0-0 G3	0-0 BB 2B 1B	5 1 2 0 0 0 2				
Syd O'Brien, R (1, 5) OBP: 0.316, SLG: 0.356	0-0 1-2f FC6-4			1-0 HBP		0-0 1-2 1B		0-0 BB 2B 1B	4-0 1-2 2-3 2B BB	3 2 2 0 1 0 1				
Ken Berry, R (1, 8) OBP: 0.326, SLG: 0.364		0-3 K		0-0 G4-3		0-0 G4-3		0-0 S 1B 2B	0-0 1B 2B 2B	5 2 2 4 0 1 3				
Bobby Knoop, R (1, 4) OBP: 0.287, SLG: 0.304		0-0 G5-3			0-0 G4-3 SH1-4 1B		0-0 SF9 3B	0-0 G3 2-H 1B	0-0 2B 1B	5 1 4 1 0 0 0				
Tommy John, R (1, 1) OBP: 0.143, SLG: 0.106 Bob Spence, L (7, PH) OBP: 0.298, SLG: 0.333 (7, 3)		0-0 L9			0-0 SH1-4 1-2		4-0 SF9 2B BB	0-0 G3 1-2	0-0 1-3 3-H 2B	1 0 0 0 0 0 0 2 1 1 1 1 0 1				
Inning Stats	R: 2 H: 2 E: 0 LOB: 1 K: 0 BB: 1 S: 5 P: 9	R: 0 H: 0 E: 0 LOB: 0 K: 1 BB: 0 S: 5 P: 5	R: 0 H: 1 E: 0 LOB: 0 K: 0 BB: 0 S: 3 P: 3	R: 0 H: 1 E: 0 LOB: 1 K: 0 BB: 0 S: 3 P: 4	R: 0 H: 1 E: 0 LOB: 1 K: 0 BB: 0 S: 4 P: 4	R: 0 H: 2 E: 0 LOB: 2 K: 0 BB: 0 S: 5 P: 5	R: 2 H: 2 E: 0 LOB: 1 K: 0 BB: 1 S: 5 P: 9	R: 2 H: 3 E: 0 LOB: 1 K: 1 BB: 0 S: 8 P: 8	R: 4 H: 5 E: 0 LOB: 2 K: 0 BB: 1 S: 8 P: 12	1B: 11 SF: 1 2B: 5 SAC: 1 3B: 1 DP: 2 HR: 0 HBP: 1	WP: 0 PA: 46 PB: 0 SB: 1 CS: 0			
PITCHER	IP WLS BF H R ER SO BB IBB HBP BLK WP HR S P ERA WHIP												PITCHER	IP WLS BF H R ER SO BB IBB HBP BLK WP HR S P ERA WHIP
Dick Drago, R (1, 1) ERA: 4.11	6.1 L 28 8 4 4 1 2 0 1 0 0 0 0 27 36 5.68 1.579													
Aurelio Monteagudo, R (7, 1) ERA: 3.46	0.0 1 1 0 0 0 0 0 0 0 0 0 0 1 1 ∞ ∞													
Tom Burgmeier, L (7, 1) ERA: 2.78	1.0 5 2 2 2 0 0 0 0 0 0 0 0 5 5 18.00 2.000													
Ken Wright, R (8, 1) ERA: 6.28	1.1 10 5 4 4 1 1 0 0 0 0 0 0 11 15 27.00 4.500													
Don O'Riley, R (9, 1) ERA: 5.4	0.1 2 1 0 0 0 0 0 0 0 0 0 0 2 2 0.00 3.000													

Chicago White Sox @ Kansas City Royals
Municipal Stadium, Kansas City, MO

Sun Jul 12 1970, 4:33 AM EDT
Att. 10,565 - Unknown - 88 F

AB	40
R	10
H	17
RBI	10
BB	3
SO	2
LOB	17



Batter	1	2	3	4	5	6	7	8	9	AB R H RBI BB SO LOB
Pat Kelly, L OBP: 0.365, SLG: 0.375 (1, 9)	0-0 BB 1B	0-3 K		0-0 2B		0-0 F8			0-0 E5 1B	5 1 3 0 0 1 3
Cookie Rojas, R OBP: 0.248, SLG: 0.268 (1, 4)	0-0 F8		0-0 F7	0-0 F9			0-0 G6-3		0-0 G6-3	5 0 0 1 0 0 3
Amos Otis, R OBP: 0.372, SLG: 0.455 (1, 8)	0-0 P4		4-0 1B HR BB		0-0 G5-3		0-0 B3-1		0-0 1B	4 1 1 1 1 0 1
Lou Piniella, R OBP: 0.352, SLG: 0.478 (1, 7)	4-0 1-2 BB		0-0 1-2 HR 1B		0-0 FC6-4 1B		4-0 BB		0-0 F9	3 1 2 0 2 0 1
Bob Oliver, R OBP: 0.327, SLG: 0.484 (1, 3)	0-0 F9		0-0 1-2 2-H HR		0-0 FC6-4		0-3 K		0-3 K	5 1 1 3 0 2 5
Hawk Taylor, R OBP: 0.275, SLG: 0.278 (1, 2)		0-0 G6-3	0-0 F3		0-0 P4			0-0 F8		4 0 0 0 0 0 1
Paul Schaal, R OBP: 0.337, SLG: 0.330 Tom Matchick, L OBP: 0.277, SLG: 0.316 (8, PH) (9, 6)		0-0 SH1-3 1B	0-0 G6-3			0-0 F9		0-0 P4		3 0 1 0 0 0 0 1 0 0 0 0 0 0
Jackie Hernandez, R OBP: 0.299, SLG: 0.299 Bill Sorrell, L OBP: 0.300, SLG: 0.306 (8, PH) (9, 5)		0-0 SH1-3 1B		0-0 G1-6-3		0-0 SH1-4 1B		0-0 L7		3 0 2 0 0 0 0 1 0 0 0 0 0 0
Dick Drago, R OBP: 0.119, SLG: 0.075 Aurelio Montegudo, R OBP: 0.300, SLG: 0.222 Tom Burgmeier, L OBP: 0.300, SLG: 0.222 Ken Wright, R OBP: 0.300, SLG: 0.222 Don O'Riley, R OBP: 0.323, SLG: 0.458 (8, 1) (9, PH)		0-0 SH1-3	0-3 K		0-0 SH1-4			0-0 E 1B G6-3 1B		1 0 0 0 0 0 1 0 1 1 1 0 0 0 0 0

Inning Stats	R: 0	H: 1	E: 0	LOB: 2	K: 0	BB: 1	S: 4	P: 8	R: 0	H: 2	E: 0	LOB: 2	K: 1	BB: 0	S: 7	P: 7	R: 3	H: 2	E: 0	LOB: 0	K: 0	BB: 1	S: 5	P: 9	R: 0	H: 1	E: 0	LOB: 1	K: 0	BB: 0	S: 4	P: 4	R: 0	H: 0	E: 0	LOB: 1	K: 1	BB: 1	S: 5	P: 9	R: 0	H: 0	E: 0	LOB: 0	K: 0	BB: 0	S: 3	P: 3	R: 2	H: 3	E: 1	LOB: 1	K: 1	BB: 0	S: 8	P: 8	1B: 9	2B: 1	3B: 0	HR: 1	SF: 0	SAC: 2	DP: 0	HBP: 0	WP: 0	PA: 41					
PITCHER	IP	WLS	BF	H	R	ER	SO	BB	IBB	HBP	BLK	WP	HR	S	P	ERA	WHIP																			IP	WLS	BF	H	R	ER	SO	BB	IBB	HBP	BLK	WP	HR	S	P	ERA	WHIP																			
Tommy John, L ERA: 3.52 Jerry Crider, R ERA: 2.75	(1, 1)	6.0	W	28	8	3	3	2	2	0	0	0	1	30	38	4.50	1.667																			(7, 1)	3.0	S	13	3	2	1	2	1	0	0	0	0	0	16	20	3.00	1.333																		

BOTTOM

Chicago White Sox @ Kansas City Royals
Municipal Stadium, Kansas City, MO
Sun Jul 12 1970, 4:33 AM EDT
Att: 10,565 - Unknown - 88 F

livebaseballscores.com

AB	36
R	5
H	11
RBI	5
BB	3
SO	4
LOB	14



Cleveland Indians @ Kansas City Royals
Municipal Stadium, Kansas City, MO

Thu Jul 16 1970, 8:05 PM EDT
Att: 8,046 - Unknown - 91 F

AB	34
R	6
H	9
RBI	5
BB	2
SO	5
LOB	11



WP	1	PA	38
PB	0		
SB	1		
CS	0		

AB R H RBI BB SO LOB

5	1	1	2	0	0	1
5	1	1	0	0	1	1
4	0	2	1	0	0	0
3	1	0	0	1	0	2
3	0	0	0	1	0	3
3	1	1	1	0	0	1
4	1	1	1	0	1	1
4	1	3	0	0	1	0
3	0	0	0	0	2	2

Batter	1	2	3	4	5	6	7	8	9
Vada Pinson, L (1, 7) OBP: 0.334, SLG: 0.439	0-0 4-3		0-0 F9		0-0 1B 1B		0-0 F8		0-0 3-1
Graig Nettles, L (1, 5) OBP: 0.336, SLG: 0.376	0-3 K			0-0 F7	0-0 1B E 1B		0-0 4-3		0-0 F3
Roy Foster, R (1, 9) OBP: 0.354, SLG: 0.453	0-0 F9			0-0 2B	0-0 E 1B		0-0 6-3		
Ray Fosse, R (1, 2) OBP: 0.364, SLG: 0.522		0-0 F8		0-0 5-3	0-0 F8			4-0 WP S SF8 BB	
Chuck Hinton, R (1, 3) OBP: 0.389, SLG: 0.395		4-0 BB		0-0 6-3	0-0 6-3			0-0 6-3	
Buddy Bradford, R (1, 8) OBP: 0.279, SLG: 0.354		0-0 L9			0-0 1B 3B		0-0 F8		0-0 SF8
Eddie Leon, R (1, 4) OBP: 0.282, SLG: 0.323		0-0 L9			0-0 SH5-3 1B 1B		0-3 K		0-0 3-1
Jack Heidemann, R (1, 6) OBP: 0.256, SLG: 0.277			0-3 K		0-0 1B SH5-3 1B		0-0 1B		0-0 K 2B
Rich Hand, R (1, 1) OBP: 0.172, SLG: 0.154			0-0 6-3		0-0 SH5-3		0-3 K		0-3 K

Inning Stats	R: 0	H: 0	E: 0	LOB: 0	K: 1	BB: 0	S: 5	P: 5	R: 0	H: 0	E: 0	LOB: 1	K: 0	BB: 1	S: 3	P: 7	R: 0	H: 0	E: 0	LOB: 0	K: 1	BB: 0	S: 5	P: 5	R: 0	H: 1	E: 0	LOB: 1	K: 0	BB: 0	S: 4	P: 4	R: 5	H: 6	E: 1	LOB: 1	K: 0	BB: 0	S: 9	P: 9	R: 0	H: 1	E: 0	LOB: 1	K: 2	BB: 0	S: 8	P: 8	R: 0	H: 0	E: 0	LOB: 0	K: 0	BB: 0	S: 3	P: 3	R: 1	H: 0	E: 0	LOB: 0	K: 0	BB: 1	S: 3	P: 7	R: 0	H: 1	E: 0	LOB: 1	K: 1	BB: 0	S: 6	P: 6	1B: 6	SF: 1	2B: 2	SAC: 1	3B: 1	DP: 0	HR: 0	HBP: 0	WP: 1	PA: 38
--------------	------	------	------	--------	------	-------	------	------	------	------	------	--------	------	-------	------	------	------	------	------	--------	------	-------	------	------	------	------	------	--------	------	-------	------	------	------	------	------	--------	------	-------	------	------	------	------	------	--------	------	-------	------	------	------	------	------	--------	------	-------	------	------	------	------	------	--------	------	-------	------	------	------	------	------	--------	------	-------	------	------	-------	-------	-------	--------	-------	-------	-------	--------	-------	--------

PITCHER	IP	WLS	BF	H	R	ER	SO	BB	IBB	HBP	BLK	WP	HR	S	P	ERA	WHIP
Jim Rooker, L (1, 1) ERA: 3.4	4.1	L	20	6	5	4	2	1	0	0	0	0	0	23	27	8.31	1.615
Al Fitzmorris, R (5, 1) ERA: 3.88	0.2		3	1	0	0	0	0	0	0	0	0	0	3	3	0.00	1.500
Don O'Riley, R (6, 1) ERA: 4.85	3.0		11	1	1	1	2	1	0	0	0	1	0	14	18	3.00	0.667
Dave Morehead, R (9, 1) ERA: 3.66	1.0		4	1	0	0	1	0	0	0	0	0	0	6	6	0.00	1.000

PITCHER	IP	WLS	BF	H	R	ER	SO	BB	IBB	HBP	BLK	WP	HR	S	P	ERA	WHIP
---------	----	-----	----	---	---	----	----	----	-----	-----	-----	----	----	---	---	-----	------

Batter	1	2	3	4	5	6	7	8	9	AB	R	H	RBI	BB	SO	LOB
Pat Kelly, L OBP: 0.363, SLG: 0.371 (1, 9) BB	4-0 L1-3 BB		x 0-0 F7 ①		x 0-0 F8 ③			x 0-0 F7 ②		3	0	0	0	1	0	2
Cookie Rojas, R OBP: 0.242, SLG: 0.261 (1, 4) x	0-0 L1-3 1-2 ① ②		x 0-0 F7 ②			x 0-0 F4 ①		x 0-0 F5 ③		4	0	0	0	0	0	2
Amos Otis, R OBP: 0.373, SLG: 0.459 (1, 8) x	0-0 2B		x 0-0 FC6-4 1-2f ③			x 0-0 F4 ②			x 0-0 1B	4	0	2	0	0	0	1
Ed Kirkpatrick, L OBP: 0.322, SLG: 0.452 (1, 2) BB	4-0 BB			0-3 K ①		x 0-0 3-1 ③			x 0-0 L4 ①	3	0	0	0	1	1	1
Lou Piniella, R OBP: 0.347, SLG: 0.470 (1, 7) x	0-0 1-3 ③			x 0-0 6-3 ②			x 0-0 F4 ①		x 0-0 B2 ②	4	0	0	0	0	0	3
Bob Oliver, R OBP: 0.323, SLG: 0.478 (1, 3)		x 0-0 5-3 ①		x 0-0 F4 ③			x 0-3 K ②		x 0-3 K ③	4	0	0	0	0	2	1
Bill Sorrell, L OBP: 0.326, SLG: 0.333 (1, 5)		x 0-0 F9 ②			x 0-0 1B			x 0-0 1B		3	0	2	0	0	0	0
Tom Matchick, L OBP: 0.267, SLG: 0.305 (1, 6)		x 0-0 F9 ③			x 0-0 L9 ①			x 0-0 F2 ③		3	0	0	0	0	0	2
Jim Rooker, R OBP: 0.217, SLG: 0.256 (1, 1) Al Fitzmorris, S OBP: 0.200, SLG: 0.300 (5, 1) Jim Camparis, R OBP: 0.238, SLG: 0.316 (5, PH) Don O'Riley, R (6, 1) Hawk Taylor, R OBP: 0.266, SLG: 0.270 (8, PH) Dave Morehead, R OBP: 0.192, SLG: 0.200 (9, 1)			4-0 FC6-4 BB		0-3 K ②			x 0-0 F4 ①		0	0	0	0	1	0	0

Inning Stats	R: 0	H: 1	E: 0	K: 0	S: 3	LOB: 2	BB: 2	P: 11	R: 0	H: 0	E: 0	K: 0	S: 3	LOB: 0	BB: 0	P: 3	R: 0	H: 0	E: 0	K: 1	S: 5	LOB: 0	BB: 0	P: 5	R: 0	H: 1	E: 0	K: 1	S: 6	LOB: 1	BB: 0	P: 6	R: 0	H: 1	E: 0	K: 1	S: 6	LOB: 1	BB: 0	P: 6	R: 0	H: 0	E: 0	K: 0	S: 3	LOB: 0	BB: 0	P: 3	R: 0	H: 1	E: 0	K: 1	S: 6	LOB: 1	BB: 0	P: 6	R: 0	H: 0	E: 0	K: 0	S: 3	LOB: 0	BB: 0	P: 3
PITCHER Rich Hand, R ERA: 4.05 (1, 1)	IP	WLS	BF	H	R	ER	SO	BB	IBB	HBP	BLK	WP	HR	S	P	ERA	WHIP																																															
																	PITCHER	IP	WLS	BF	H	R	ER	SO	BB	IBB	HBP	BLK	WP	HR	S	P	ERA	WHIP																														

BOTTOM

Cleveland Indians @ Kansas City Royals
Municipal Stadium, Kansas City, MO

Thu Jul 16 1970, 8:05 PM EDT
Att. 8,046 - Unknown - 91 F

AB	30
R	0
H	4
RBI	0
BB	3
SO	4
LOB	13

livebaseballscores.com



WP: 0	PA: 33
PB: 0	CS: 0
1B: 3	SF: 0
2B: 2	SAC: 0
3B: 0	DP: 1
HR: 0	HBP: 0

Batter	1	2	3	4	5	6	7	8	9	AB R H RBI BB SO LOB	TOP											
Vada Pinson, L (1, 7) OBP: 0.332, SLG: 0.435	0-0 1B G3-2 1B		0-3 K		0-0 4-3		0-0 FC4-6		0-0 E3 BB	5 0 1 0 0 1 1												
Graig Nettles, L (1, 5) OBP: 0.340, SLG: 0.378	0-0 G3-2 1-2 1B		0-3 K			0-0 SH2-3 1B	0-0 1-3		4-0 BB 1-2 BB	4 1 2 0 1 1 1												
Roy Foster, R (1, 9) OBP: 0.355, SLG: 0.452	0-0 G3-2 1-2 2-3 1B		0-0 F9			0-0 SH2-3 1-2 1B		0-3 K	0-3 K	5 1 2 0 0 2 2												
Ray Fosse, R (1, 2) OBP: 0.363, SLG: 0.518	0-0 G3-2 1-2 2-3 3-H 1B			0-0 F7		0-0 SH2-3 1-2 2-3		0-0 K 2B 1B	0-0 F5	4 1 1 0 0 0 5												
Duke Sims, L (1, 3) OBP: 0.383, SLG: 0.558 Chuck Hinton, R (8, PH) OBP: 0.402, SLG: 0.402	1-0 HBP			0-0 1B 2B		4-0 1B IBB		0-0 2B 1-2 1B	4-0 BB 1-2 2-3 BB	1 1 1 0 1 0 0 1 1 1 0 1 0 0												
Buddy Bradford, R (1, 8) OBP: 0.284, SLG: 0.364	0-3 K			0-3 K		0-0 L4-3 1-3 2-H 3-H 1B		0-0 1B 2B	0-3 K	5 1 2 3 0 3 7												
Eddie Leon, R (1, 4) OBP: 0.285, SLG: 0.325		0-0 6-3		0-0 CS 1B		0-0 L4-3		0-0 6-3 2-H 3-H 1B		4 0 2 3 0 0 2												
Jack Heidemann, R (1, 6) OBP: 0.253, SLG: 0.273		0-0 F9		0-0 CS	0-0 F8		0-3 K	0-0 6-3		4 0 0 0 0 1 1												
Steve Dunning, R (1, 1) OBP: 0.125, SLG: 0.125 Phil Hennigan, R (9, 1) OBP: 0.444, SLG: 0.333		0-3 K			0-3 K		0-0 FC4-6 1B	0-3 K		4 0 1 0 0 3 1 0 0 0 0 0 0 0												
Inning Stats	R: 0 E: 0 K: 1 S: 7	H: 3 LOB: 3 BB: 0 P: 8	R: 0 E: 0 K: 1 S: 5	H: 0 LOB: 0 BB: 0 P: 5	R: 0 E: 0 K: 2 S: 7	H: 0 LOB: 0 BB: 0 P: 7	R: 1 E: 0 K: 1 S: 6	H: 2 LOB: 0 BB: 0 P: 6	R: 0 E: 0 K: 1 S: 5	H: 0 LOB: 0 BB: 0 P: 5	R: 2 E: 0 K: 0 S: 5	H: 3 LOB: 1 BB: 1 P: 9	R: 0 E: 0 K: 1 S: 6	H: 1 LOB: 1 BB: 0 P: 6	R: 3 E: 0 K: 2 S: 11	H: 4 LOB: 1 BB: 0 P: 11	R: 0 E: 1 K: 2 S: 8	H: 0 LOB: 3 BB: 2 P: 16	1B: 11 2B: 3 3B: 0 HR: 0	SF: 0 SAC: 1 DP: 2 HBP: 1	WP: 0 PB: 0 SB: 0 CS: 1	PA: 43
PITCHER	IP WLS BF H R ER SO BB IBB HBP BLK WP HR S P ERA WHIP																					
Bob Johnson, R (1, 1) ERA: 3.51	6.0 L 25 8 3 3 6 0 1 1 0 0 0 35 40 4.50 1.333																					
Tom Burgmeier, L (7, 1) ERA: 3.41	1.1 8 4 3 3 2 0 0 0 0 0 0 12 12 20.25 3.000																					
Aurelio Monteagudo, R (8, 1) ERA: 3.29	0.2 3 1 0 0 1 0 0 0 0 0 0 5 5 0.00 1.500																					
Ted Abernathy, R (9, 1) ERA: 2.33	1.0 6 0 0 0 2 2 0 0 0 0 0 8 16 0.00 2.000																					

Cleveland Indians @ Kansas City Royals
Municipal Stadium, Kansas City, MO

Fri Jul 17 1970, 8:05 PM EDT
Att. 12,063 - Unknown - 94 F

AB	37
R	6
H	13
RBI	6
BB	3
SO	11
LOB	20



WP: 0	PA: 43
PB: 0	
SB: 0	
CS: 1	

IP	WLS	BF	H	R	ER	SO	BB	IBB	HBP	BLK	WP	HR	S	P	ERA	WHIP
----	-----	----	---	---	----	----	----	-----	-----	-----	----	----	---	---	-----	------

BOTTOM

Cleveland Indians @ Kansas City Royals
Municipal Stadium, Kansas City, MO

livebaseballscorecards.com

AB	30
R	0
H	2
RBI	0
BB	3
SO	11
LOB	9



WP:	0	PA:	33
PB:	0		
SB:	0		
CS:	0		

Fri Jul 17 1970, 8:05 PM EDT
Att: 12,063 - Unknown - 94 F

AB R H RBI BB SO LOB

3	0	0	0	1	2	1
4	0	0	0	0	2	2
4	0	0	0	0	1	1
3	0	0	0	1	2	1
3	0	1	0	1	1	1
4	0	0	0	0	0	2
3	0	0	0	0	0	1
3	0	0	0	0	2	0
1	0	0	0	0	1	0
1	0	1	0	0	0	0
0	0	0	0	0	0	0
0	0	0	0	0	0	0
1	0	0	0	0	0	0
0	0	0	0	0	0	0

Batter	1	2	3	4	5	6	7	8	9
Pat Kelly, L (1, 9) OBP: 0.362, SLG: 0.367	0-0 F7		0-3 K			0-3 K		4-0 BB	
Cookie Rojas, R (1, 4) OBP: 0.237, SLG: 0.255	0-0 6-3			0-3 K		0-3 K		0-0 4-3	
Amos Otis, R (1, 8) OBP: 0.369, SLG: 0.453	0-0 E5			0-3 K		0-0 F8		0-0 1-3	
Ed Kirkpatrick, L (1, 2) OBP: 0.320, SLG: 0.446	0-3 K			4-0 BB		0-0 F7		0-3 K	
Lou Piniella, R (1, 7) OBP: 0.349, SLG: 0.468		0-0 4-3		0-3 K		0-0 6-3 1B		4-0 BB	
Bob Oliver, R (1, 3) OBP: 0.319, SLG: 0.472		0-0 6-3			0-0 4-3		0-0 6-3		0-0 L4
Bill Sorrell, L (1, 5) OBP: 0.304, SLG: 0.310		0-0 6-3			0-0 L4		0-0 F3		
Tom Matchick, L (1, 6) OBP: 0.258, SLG: 0.294			0-3 K		0-3 K			0-0 4-3	
Bob Johnson, L (1, 1) Jim Campanis, R (6, PH) Tom Burdette, L (7, 1) Aurelio Montegudo, R (8, 1) Hawk Taylor, R (8, PH) Ted Abernathy, R (9, 1)			0-3 K			0-0 1B		0-0 5-3	

Inning Stats	R: 0	H: 0	E: 1	LOB: 1	K: 1	P: 6	R: 0	H: 0	E: 0	LOB: 0	K: 0	P: 3	R: 0	H: 0	E: 0	LOB: 0	K: 3	P: 9	R: 0	H: 0	E: 0	LOB: 1	K: 3	P: 13	R: 0	H: 0	E: 0	LOB: 0	K: 1	P: 5	R: 0	H: 1	E: 0	LOB: 1	K: 2	P: 8	R: 0	H: 1	E: 0	LOB: 1	K: 0	P: 4	R: 0	H: 0	E: 0	LOB: 1	K: 0	P: 7	R: 0	H: 0	E: 0	LOB: 1	K: 1	P: 9	1B: 2	SF: 0	2B: 0	SAC: 0	3B: 0	DP: 0	HR: 0	HBP: 0	WP: 0	PA: 33
--------------	------	------	------	--------	------	------	------	------	------	--------	------	------	------	------	------	--------	------	------	------	------	------	--------	------	-------	------	------	------	--------	------	------	------	------	------	--------	------	------	------	------	------	--------	------	------	------	------	------	--------	------	------	------	------	------	--------	------	------	-------	-------	-------	--------	-------	-------	-------	--------	-------	--------

PITCHER	IP	WLS	BF	H	R	ER	SO	BB	IBB	HBP	BLK	WP	HR	S	P	ERA	WHIP
Steve Dunning, R (1, 1) ERA: 4.25	8.0	W	29	2	0	0	10	2	0	0	0	0	0	47	55	0.00	0.500
Phil Hennigan, R (9, 1) ERA: 3.98	1.0	S	4	0	0	0	1	1	0	0	0	0	0	5	9	0.00	1.000

PITCHER	IP	WLS	BF	H	R	ER	SO	BB	IBB	HBP	BLK	WP	HR	S	P	ERA	WHIP
---------	----	-----	----	---	---	----	----	----	-----	-----	-----	----	----	---	---	-----	------

Batter	1	2	3	4	5	6	7	8	9	AB R H RBI BB SO LOB	TOP		
Vada Pinson, L (1, 7) OBP: 0.333, SLG: 0.434	0-0 F7		0-0 2B 1B		0-0 E8 BB 1B		0-0 F5		0-0 4-3	5 1 2 3 0 0 0			
Graig Nettles, L (1, 5) OBP: 0.341, SLG: 0.379	0-0 3-1		0-0 1B 2B		4-0 BB BB		0-3 K		0-0 5-3	4 0 1 1 1 1 0			
Roy Foster, R (1, 9) OBP: 0.356, SLG: 0.451 Chuck Hinton, R (9, 3) OBP: 0.402, SLG: 0.402	0-0 F7		0-0 L8		0-3 K		0-0 1B 1B		0-0 1B	5 0 2 0 0 1 3 0 0 0 0 0 0 0			
Ray Fosse, R (1, 2) OBP: 0.363, SLG: 0.515		0-0 F3		0-0 L6	4-0 BB		0-0 1B		0-0 F9	4 0 1 0 1 0 1			
Tony Horton, R (1, 3) OBP: 0.324, SLG: 0.440 Ted Uhlaender, L (9, 9) OBP: 0.295, SLG: 0.346		0-0 6-3		0-0 5-3	0-0 1-3		0-0 F8			4 0 0 0 0 0 5 0 0 0 0 0 0 0			
Buddy Bradford, R (1, 8) OBP: 0.275, SLG: 0.352		0-0 5-3		0-0 6-3		0-0 4-3		0-3 K		4 0 0 0 0 1 0			
Eddie Leon, R (1, 4) OBP: 0.291, SLG: 0.332			0-0 F8 1B 2B		4-0 SH1-4 BB BB		0-0 1B		0-0 6-3	3 2 2 0 1 0 0			
Jack Heidemann, R (1, 6) OBP: 0.256, SLG: 0.274			0-0 F8 2-3		4-0 SH1-4 BB		0-3 K		0-0 1B	3 1 1 0 1 1 2			
Steve Hargan, R (1, 1)			0-0 1-3		0-0 SH1-4 1-2 2-3		0-0 5-3		0-3 K	3 0 0 0 0 1 3			
Inning Stats	R: 0 H: 0 E: 0 LOB: 0 K: 0 BB: 0 S: 3 P: 3	R: 0 H: 0 E: 0 LOB: 0 K: 0 BB: 0 S: 3 P: 3	R: 2 H: 3 E: 0 LOB: 1 K: 0 BB: 0 S: 6 P: 6	R: 0 H: 0 E: 0 LOB: 0 K: 0 BB: 0 S: 3 P: 3	R: 2 H: 1 E: 1 LOB: 3 K: 1 BB: 4 S: 6 P: 22	R: 0 H: 1 E: 0 LOB: 1 K: 1 BB: 0 S: 6 P: 6	R: 0 H: 2 E: 0 LOB: 2 K: 1 BB: 0 S: 7 P: 7	R: 0 H: 1 E: 0 LOB: 1 K: 2 BB: 0 S: 8 P: 8	R: 0 H: 1 E: 0 LOB: 1 K: 0 BB: 0 S: 4 P: 4	1B: 7 SF: 0 2B: 2 SAC: 1 3B: 0 DP: 0 HR: 0 HBP: 0	WP: 0 PA: 40 PB: 0 SB: 0 CS: 0		
PITCHER	IP WLS BF H R ER SO BB IBB HBP BLK WP HR S P ERA WHIP											PITCHER	IP WLS BF H R ER SO BB IBB HBP BLK WP HR S P ERA WHIP
Bill Butler, L (1, 1) ERA: 3.75	4.1 L 20 4 4 4 0 3 0 0 0 0 0 0 17 29 8.31 1.615												
Ken Wright, R (5, 1) ERA: 5.93	1.2 7 1 0 0 2 1 0 0 0 0 0 0 10 14 0.00 1.200												
Don O'Riley, R (7, 1) ERA: 3.94	3.0 13 4 0 0 3 0 0 0 0 0 0 0 19 19 0.00 1.333												

Cleveland Indians @ Kansas City Royals
Municipal Stadium, Kansas City, MO

Sat Jul 18 1970, 4:33 AM EDT
Att. 7,334 - Unknown

livebaseballscorecards.com

AB 35
R 4
H 9
RBI 4
BB 4
SO 5
LOB 14



Batter	1	2	3	4	5	6	7	8	9	AB R H RBI BB SO LOB
Pat Kelly, L (1, 9) OBP: 0.361, SLG: 0.365	0-0 CS 1B			0-0 F8		0-0 F3			0-0 4-3	4 0 1 0 0 0 0
Cookie Rojas, R (1, 4) OBP: 0.233, SLG: 0.250	0-0 6-3 1-2			0-0 L8			0-0 F8			3 0 0 0 0 0 1
Amos Otis, R (1, 8) OBP: 0.366, SLG: 0.450	0-0 5-3			0-0 L6			0-0 5-3			3 0 0 0 0 0 0
Ed Kirkpatrick, L (1, 2) OBP: 0.317, SLG: 0.440		0-0 3-1			0-0 1-3		0-0 F8			3 0 0 0 0 0 0
Lou Piniella, R (1, 7) OBP: 0.349, SLG: 0.465		0-0 6-3			0-0 F9			4-0 BB BB BB G5-4-3 BB		2 0 0 0 1 0 0
Bill Sorrell, L (1, 5) OBP: 0.306, SLG: 0.378		0-0 F5			0-0 HR			0-0 F7		3 1 1 1 0 0 1
Bob Oliver, R (1, 3) OBP: 0.317, SLG: 0.468			0-0 4-3		0-0 F8			0-0 G5-4-3 1-2f		3 0 0 0 0 0 1
Tom Matchick, L (1, 6) OBP: 0.250, SLG: 0.284			0-0 L8			0-0 F3			0-0 F7	3 0 0 0 0 0 0
Bill Butler, L (1, 1) OBP: 0.132, SLG: 0.057 Ken Wright, R (5, 1)			0-3 K			0-0 6-3			0-3 K	1 0 0 0 0 1 0 0 0 0 0 0 0 0
Jim Campanis, R (6, PH) OBP: 0.250, SLG: 0.325 Don O'Riley, R (7, 1) Paul Schaal, R (9, PH) OBP: 0.335, SLG: 0.328										1 0 1 0 0 0 0 1 0

Inning Stats	R: 0	H: 1	E: 0	K: 0	S: 3	LOB: 0	BB: 0	P: 3	R: 0	H: 0	E: 0	K: 0	S: 3	LOB: 0	BB: 0	P: 3	R: 0	H: 0	E: 0	K: 0	S: 3	LOB: 0	BB: 0	P: 3	R: 1	H: 1	E: 0	K: 0	S: 4	LOB: 0	BB: 0	P: 4	R: 0	H: 0	E: 0	K: 0	S: 3	LOB: 0	BB: 0	P: 3	R: 0	H: 0	E: 0	K: 0	S: 2	LOB: 0	BB: 1	P: 6	R: 0	H: 0	E: 0	K: 1	S: 5	LOB: 0	BB: 0	P: 5	1B: 1	2B: 0	3B: 0	HR: 1	SF: 0	SAC: 0	DP: 1	HBP: 0	WP: 0	PB: 0	SB: 0	CS: 1	PA: 28
PITCHER Steve Hargan, R (1, 1) ERA: 3.24	IP	WLS	BF	H	R	ER	SO	BB	IBB	HBP	BLK	WP	HR	S	P	ERA	WHIP	IP	WLS	BF	H	R	ER	SO	BB	IBB	HBP	BLK	WP	HR	S	P	ERA	WHIP	IP	WLS	BF	H	R	ER	SO	BB	IBB	HBP	BLK	WP	HR	S	P	ERA	WHIP																		

BOTTOM

Cleveland Indians @ Kansas City Royals
Municipal Stadium, Kansas City, MO
Sat Jul 18 1970, 4:33 AM EDT
Att. 7,334 - Unknown

livebaseballscores.com

AB	27
R	1
H	2
RBI	1
BB	1
SO	2
LOB	3



Batter	1	2	3	4	5	6	7	8	9	AB R H RBI BB SO LOB	TOP	
Dick McAuliffe, L (1, 4) OBP: 0.385, SLG: 0.388	0-0 F8		0-0 L9		0-0 3-1		0-0 6-3			4 0 0 0 0 0 2		
Mickey Stanley, R (1, 8) OBP: 0.330, SLG: 0.414	0-0 4-3		0-0 1B			0-0 F3	0-0 6-3			4 0 1 0 0 0 1		
Al Kaline, R (1, 9) OBP: 0.385, SLG: 0.485	0-0 L4-3		0-0 L3			0-0 1B SF7 1B		0-3 K		4 1 1 0 0 1 1		
Willie Horton, R (1, 7) OBP: 0.363, SLG: 0.510		4-0 E BB		0-0 F2		0-0 1B 1B		0-0 1B 2B		3 1 2 0 1 0 0		
Norm Cash, L (1, 3) OBP: 0.360, SLG: 0.467		0-0 F5		0-0 F2		0-0 SF7		0-0 L7-4 1B		3 0 1 2 0 0 1		
Dalton Jones, L (8, PR) OBP: 0.355, SLG: 0.349										0 0 0 0 0 0 0		
Bill Freehan, R (1, 2) OBP: 0.326, SLG: 0.448		0-0 F9		0-3 K		0-0 FC6-4 1B		0-0 L7-4		4 0 1 0 0 1 2		
Don Wert, R (1, 5) OBP: 0.325, SLG: 0.336		0-0 E5			0-0 SH1-4 1B	0-0 FC6-4			0-0 4-3	4 0 1 0 0 0 3	AB 32 R 2 H 7 RBI 2 BB 1 SO 2 LOB 13	
Ken Szotkiewicz, L (1, 6) OBP: 0.220, SLG: 0.239		0-0 4-3			0-0 F3		0-0 E4		0-0 F3	4 0 0 0 0 0 3		
Joe Niekro, R (1, 1) OBP: 0.217, SLG: 0.256			0-0 L4		0-0 SH1-4		0-0 SH3-4		0-0 L3	2 0 0 0 0 0 0		
Tom Timmermann, R (9, 1)										0 0 0 0 0 0 0		
Inning Stats	R: 0 H: 0 E: 0 LOB: 0 K: 0 BB: 0 S: 3 P: 3	R: 0 H: 0 E: 1 LOB: 2 K: 0 BB: 1 S: 4 P: 8	R: 0 H: 1 E: 0 LOB: 1 K: 0 BB: 0 S: 4 P: 4	R: 0 H: 0 E: 0 LOB: 0 K: 1 BB: 0 S: 5 P: 5	R: 0 H: 1 E: 0 LOB: 1 K: 0 BB: 0 S: 4 P: 4	R: 1 H: 3 E: 0 LOB: 2 K: 0 BB: 0 S: 6 P: 6	R: 0 H: 0 E: 1 LOB: 1 K: 0 BB: 0 S: 4 P: 4	R: 1 H: 2 E: 0 LOB: 1 K: 1 BB: 0 S: 6 P: 6	R: 0 H: 0 E: 0 LOB: 0 K: 0 BB: 0 S: 3 P: 3	1B: 6 SF: 1 2B: 2 SAC: 2 3B: 0 DP: 1 HR: 0 HBP: 0	WP: 0 PA: 36 PB: 0 SB: 0 CS: 0	
PITCHER Dick Drago, R (1, 1) ERA: 4.0	IP WLS BF H R ER SO BB IBB HBP BLK WP HR S P ERA WHIP	8.0 L 33 7 2 2 2 1 0 0 0 0 0 0 36 40 2.25 1.000										
Ted Abernathy, R (9, 1) ERA: 2.27	1.0 3 0 0 0 0 0 0 0 0 0 0 0 3 3 0.00 0.000											

Detroit Tigers @ Kansas City Royals
Municipal Stadium, Kansas City, MO
Sun Jul 19 1970, 4:33 AM EDT
Unknown - 88 F

livebaseballscorecards.com



Batter	1	2	3	4	5	6	7	8	9	AB	R	H	RBI	BB	SO	LOB
Pat Kelly, L OBP: 0.359, SLG: 0.361 (1, 9) x	0-0 4-3 		0-0 4-3 		4-0 BB 1-2 2-3 			0-0 F8 		3	0	0	0	1	0	0
Cookie Rojas, R OBP: 0.227, SLG: 0.244 (1, 4) x	0-0 6-3 		0-0 L9 		0-0 L7 			0-0 F3 		4	0	0	0	0	0	3
Amos Otis, R OBP: 0.365, SLG: 0.446 (1, 8) x	0-0 F8 			0-0 6-3 		0-0 L7 			4-0 SH1-3 BB BB 	3	0	0	0	1	0	0
Ed Kirkpatrick, L OBP: 0.316, SLG: 0.435 (1, 2) x		0-0 4-3 		0-0 4-3 		0-0 3-1 			4-0 SH1-3 BB 1-2 	3	0	0	0	1	0	0
Lou Piniella, R OBP: 0.345, SLG: 0.459 (1, 7) x		0-0 L9 		0-0 6-3 		0-0 F4 			0-0 SH1-3 1-2 2-3 	3	0	0	0	0	0	0
Bill Sorrell, L OBP: 0.302, SLG: 0.367 (1, 5) x		0-0 BB 1B 			0-0 4-3 			0-0 F7 	0-3 K 	4	0	1	0	0	1	2
Bob Oliver, R OBP: 0.319, SLG: 0.467 (1, 3) x		4-0 BB 1B 			0-0 FC1-5 1B 1B 			0-0 6-3 	0-3 K 	3	0	1	0	1	1	2
Tom Matchick, L OBP: 0.253, SLG: 0.286 (1, 6) x		0-3 K 			0-0 E FC1-5 1-2 1B 			0-0 F8 		3	0	1	0	0	1	2
Dick Drago, R OBP: 0.114, SLG: 0.071 Hawk Taylor, R OBP: 0.256, SLG: 0.256 Ted Abernathy, R (8, PH) (9, 1) x			0-0 L9 		0-0 FC1-5 1-2 2-3f 			0-0 F6 		2	0	0	0	0	0	2

Inning Stats	R: 0	H: 0	E: 0	K: 0	S: 3	LOB: 0	BB: 0	P: 3	R: 0	H: 1	E: 0	K: 1	S: 6	LOB: 2	BB: 1	P: 10	R: 0	H: 0	E: 0	K: 0	S: 3	LOB: 0	BB: 0	P: 3	R: 0	H: 2	E: 1	K: 0	S: 5	LOB: 3	BB: 1	P: 9	R: 0	H: 0	E: 0	K: 0	S: 3	LOB: 0	BB: 0	P: 3	R: 0	H: 0	E: 0	K: 0	S: 3	LOB: 0	BB: 0	P: 3	R: 0	H: 0	E: 0	K: 2	S: 7	LOB: 2	BB: 2	P: 15	1B: 3	2B: 0	3B: 0	HR: 0	SF: 0	SAC: 1	DP: 0	HBP: 0	WP: 0	PB: 0	SB: 0	CS: 0	PA: 34
PITCHER	IP	WLS	BF	H	R	ER	SO	BB	IBB	HBP	BLK	WP	HR	S	P	ERA	WHIP														PITCHER	IP	WLS	BF	H	R	ER	SO	BB	IBB	HBP	BLK	WP	HR	S	P	ERA	WHIP																					
Joe Niekro, R ERA: 3.05 (1, 1)	8.0	W	31	3	0	0	1	4	0	0	0	0	0	29	45	0.00	0.875																																																				
Tom Timmermann, R ERA: 2.36 (9, 1)	1.0	S	3	0	0	0	2	0	0	0	0	0	0	7	7	0.00	0.000																																																				

DETROIT TIGERS @ KANSAS CITY ROYALS
 Municipal Stadium, Kansas City, MO
 Sun Jul 19 1970, 4:33 AM EDT
 Unknown - 88 F

AB	29
R	0
H	3
RBI	0
BB	4
SO	3
LOB	11



WP: 0	PA: 34
PB: 0	SB: 0
CS: 0	CS: 0

Batter	1	2	3	4	5	6	7	8	9	AB R H RBI BB SO LOB	TOP																									
Mickey Stanley, R (1, 8) OBP: 0.331, SLG: 0.412	0-3 K			0-0 6-3		0-0 BB 1B		4-0 E BB	0-0 F8	4 1 1 0 1 1 1																										
Ike Brown, R (1, 4) Norm Cash, L (6, PH) OBP: 0.368, SLG: 0.576 OBP: 0.366, SLG: 0.467	0-0 5-3			0-3 K		4-0 1-2 BB		4-0 E 1B BB		2 0 0 0 0 1 0 0 1 0 1 2 0 0																										
Dalton Jones, L (1, 3) Al Kaline, R (8, 9) OBP: 0.338, SLG: 0.328 OBP: 0.385, SLG: 0.485	0-0 4-3			0-0 F2		0-0 F5		0-3 K		4 0 0 0 0 1 5 0 0 0 0 0 0 0																										
Willie Horton, R (1, 9) OBP: 0.365, SLG: 0.513		0-3 K			0-0 G3 2B		0-0 G3-6-3 1B	0-0 E6 1B 2B		4 1 2 0 0 1 1																										
Gates Brown, L (1, 7) Tom Timmermann, R (8, 1)		0-0 4-3			0-0 G3		0-0 G3-6-3	0-0 1-2 2B 1B		4 1 1 1 0 0 2 0 0 0 0 0 0 0																										
Don Wert, R (1, 5) OBP: 0.324, SLG: 0.340		0-0 6-3			0-0 6-3		0-0 F9	0-0 1-1 2-H 2B		4 0 1 2 0 0 1																										
Jim Price, R (1, 2) OBP: 0.333, SLG: 0.326			0-0 6-3		0-0 F4			0-0 PB BB BB	0-0 F8	3 1 0 0 1 0 2																										
Ken Szotkiewicz, L (1, 6) Cesar Gutierrez, R (6, 6) Dick McAuliffe, L (8, PH) OBP: 0.226, SLG: 0.260 OBP: 0.259, SLG: 0.285 OBP: 0.386, SLG: 0.387			0-0 4-3			0-0 2B		0-0 F6	4-0 FC1-6 BB	2 0 1 0 0 0 0 0 0 0 0 0 0 0 1 0 0 0 1 0 1																										
Mike Kilkenny, R (1, 1) Bob Reed, R (4, 1) Elliott Maddox, R (8, PH) OBP: 0.091, SLG: 0.095 OBP: 0.322, SLG: 0.381			0-3 K			0-3 K		4-0 BB PB E BB	0-0 FC1-6 CS	1 0 0 0 0 1 0 1 0 0 0 0 1 0 1 1 0 0 1 0 1																										
Inning Stats	R: 0 E: 0 K: 1 S: 5	H: 0 LOB: 0 BB: 0 P: 5	R: 0 E: 0 K: 1 S: 5	H: 0 LOB: 0 BB: 0 P: 5	R: 0 E: 0 K: 1 S: 5	H: 0 LOB: 0 BB: 0 P: 5	R: 0 E: 0 K: 1 S: 4	H: 1 LOB: 1 BB: 0 P: 4	R: 0 E: 0 K: 1 S: 6	H: 2 LOB: 2 BB: 1 P: 10	R: 0 E: 0 K: 0 S: 3	H: 1 LOB: 0 BB: 0 P: 3	R: 6 E: 1 K: 1 S: 8	H: 2 LOB: 1 BB: 4 P: 24	R: 0 E: 0 K: 0 S: 2	H: 0 LOB: 0 BB: 1 P: 6	1B: 3 2B: 3 3B: 0 HR: 0	SF: 0 SAC: 0 DP: 1 HBP: 0	WP: 0 PB: 1 SB: 0 CS: 1	PA: 37																
PITCHER	IP WLS BF H R ER SO BB IBB HBP BLK WP HR S P ERA WHIP																																			
Dave Morehead, R (1, 1) ERA: 3.56	2.1		7	0	0	0	2	0	0	0	0	0	0	11	11	0.00	0.000																			
Al Fitzmorris, R (3, 1) ERA: 3.58	4.2		17	4	0	0	3	1	0	0	0	0	0	22	26	0.00	1.071																			
Ted Abernathy, R (8, 1) ERA: 2.45	0.2	L	8	1	6	1	1	4	0	0	0	0	0	6	22	13.50	7.500																			
Ken Wright, R (8, 1) ERA: 5.68	1.1		5	1	0	0	0	1	0	0	0	0	0	4	8	0.00	1.500																			

Detroit Tigers @ Kansas City Royals
 Municipal Stadium, Kansas City, MO
 Sun Jul 19 1970, 4:38 AM EDT
 Att. 14,377 - Unknown - 83 F

livebaseballscorecards.com

AB	31
R	6
H	6
RBI	4
BB	6
SO	6
LOB	14




Batter	1	2	3	4	5	6	7	8	9	AB	R	H	RBI	BB	SO	LOB
Pat Kelly, L (1, 9) OBP: 0.357, SLG: 0.356	0-3 K		0-3 K		0-0 1-3		4-0 2B BB		0-0 L9	4	1	0	0	1	2	2
Amos Otis, R (1, 8) OBP: 0.365, SLG: 0.448	0-0 F6		0-0 F9		0-0 BB 1B		0-0 2B 2B		0-0 F8	5	1	2	2	0	0	1
Lou Piniella, R (1, 7) OBP: 0.354, SLG: 0.477	0-0 3B			0-0 2B 1B	4-0 FC5-4 BB		0-0 2B			3	1	3	1	1	0	0
Bob Oliver, R (1, 3) OBP: 0.318, SLG: 0.467	0-0 F9			0-0 2B	0-0 FC5-4		0-0 6-3			4	0	1	1	0	0	4
Paul Schaal, R (1, 5) OBP: 0.333, SLG: 0.323		0-0 L8		4-0 BB	0-0 5-3		0-3 K			3	0	0	0	1	1	0
Jim Campanis, R (1, 2) OBP: 0.234, SLG: 0.302		0-0 1-3		0-0 G5-4-3 BB	0-3 K		0-0 1B			3	0	0	0	0	1	2
Bill Sorrell, L (8, PH) OBP: 0.315, SLG: 0.380				1-2f 2-3						1	0	1	0	0	0	0
Tom Matchick, L (9, 6) OBP: 0.253, SLG: 0.286										0	0	0	0	0	0	0
Jackie Hernandez, R (1, 6) OBP: 0.294, SLG: 0.294		0-0 F8		0-0 4-3	0-0 6-3		0-0 F5			3	0	0	0	0	0	1
Ed Kirkpatrick, L (8, PH) OBP: 0.315, SLG: 0.433										1	0	0	0	0	0	1
Rich Severson, R (1, 4) OBP: 0.275, SLG: 0.276			0-0 F6		0-0 6-3		0-0 5-3		0-0 L9	4	0	0	0	0	0	1
Dave Morehead, R (1, 1) OBP: 0.192, SLG: 0.200			0-0 2B		0-0 1B 1B		0-3 K		0-3 K	0	0	0	0	0	0	0
Al Fitzmorris, S (3, 1) OBP: 0.308, SLG: 0.462										3	1	2	0	0	1	0
Ted Abernathy, R (8, 1)										0	0	0	0	0	0	0
Ken Wright, R (8, 1)										0	0	0	0	0	0	0
Hawk Taylor, R (9, PH) OBP: 0.250, SLG: 0.250										1	0	0	0	0	1	0

Inning Stats	R: 0	H: 1	E: 0	K: 1	S: 6	H: 0	LOB: 1	BB: 0	P: 6	R: 0	H: 0	E: 0	K: 0	S: 3	R: 0	H: 1	E: 0	K: 1	S: 6	R: 1	H: 2	E: 0	K: 0	S: 4	R: 1	H: 2	E: 0	K: 0	S: 5	R: 0	H: 0	E: 0	K: 1	S: 5	R: 2	H: 2	E: 0	K: 1	S: 7	R: 0	H: 1	E: 0	K: 1	S: 6	R: 0	H: 0	E: 0	K: 1	S: 5	1B: 4	SF: 0	2B: 4	SAC: 0	3B: 1	DP: 1	HR: 0	HBP: 0	WP: 0	PA: 38
--------------	------	------	------	------	------	------	--------	-------	------	------	------	------	------	------	------	------	------	------	------	------	------	------	------	------	------	------	------	------	------	------	------	------	------	------	------	------	------	------	------	------	------	------	------	------	------	------	------	------	------	-------	-------	-------	--------	-------	-------	-------	--------	-------	--------

PITCHER	IP	WLS	BF	H	R	ER	SO	BB	IBB	HBP	BLK	WP	HR	S	P	ERA	WHIP
Mike Kilkenny, L (1, 1) ERA: 5.29	3.0		14	4	1	1	2	1	0	0	0	0	0	17	21	3.00	1.667
Bob Reed, R (4, 1) ERA: 6.75	4.0	W	17	4	3	3	2	2	0	0	0	0	0	19	27	6.75	1.500
Tom Timmermann, R (8, 1) ERA: 2.27	2.0	S	7	1	0	0	2	0	0	0	0	0	0	11	11	0.00	0.500

DETROIT TIGERS @ KANSAS CITY ROYALS
Municipal Stadium, Kansas City, MO
Sun Jul 19 1970, 4:38 AM EDT
Att: 14,377 - Unknown - 83 F

AB	35
R	4
H	9
RBI	4
BB	3
SO	6
LOB	12



Batter	1	2	3	4	5	6	7	8	9	AB R H RBI BB SO LOB	TOP																
Mickey Stanley, R (1, 8) OBP: 0.326, SLG: 0.405	0-0 F7			0-0 L4		0-0 F9		0-0 F9		4 0 0 0 0 0 1																	
Ike Brown, R (1, 4) OBP: 0.381, SLG: 0.556	0-0 6-3			0-0 FC5-4 1B		4-0 1B BB		0-0 F8		3 0 1 0 1 0 1																	
Al Kaline, R (1, 3) (7, 9) OBP: 0.383, SLG: 0.481	0-3 K			0-0 FC5-4 1-2f		0-0 1B 1-H		0-0 L7		4 0 1 0 0 1 2																	
Willie Horton, R (1, 7) OBP: 0.361, SLG: 0.507		0-0 1-3		0-0 F3			0-0 4-3		0-0 5-3	4 0 0 0 0 0 1																	
Bill Freehan, R (1, 2) OBP: 0.325, SLG: 0.445		0-0 F4			0-0 F7		0-0 1B 1B		0-0 5-3	4 0 1 0 0 0 0																	
Don Wert, R (1, 5) OBP: 0.328, SLG: 0.351		0-0 5-3			0-0 2B		0-0 F7		0-0 1B	4 0 2 0 0 0 1																	
Elliott Maddox, R (1, 9) (7, 6) OBP: 0.326, SLG: 0.380			4-0 B1-3 BB		0-0 6-3		0-0 1-2 FC6-4 1B		0-0 F9	3 0 1 0 1 0 2																	
Cesar Gutierrez, R (1, 6) OBP: 0.257, SLG: 0.283			0-0 B1-3		0-0 6-3		0-0 FC6-4 1-2f			2 0 0 0 0 0 2																	
Jim Price, R (7, PH) OBP: 0.327, SLG: 0.318			1-2f							1 0 0 0 0 0 2																	
Norm Cash, L (7, 3) OBP: 0.366, SLG: 0.467			0-0 F3							0 0 0 0 0 0 0																	
Les Cain, L (1, 1) OBP: 0.108, SLG: 0.189			0-0 F3			0-0 3-1		4-0 BB		2 0 0 0 0 0 0																	
Jim Northrup, L (8, PH) OBP: 0.342, SLG: 0.513										0 0 0 0 1 0 0																	
Mickey Lolich, S (8, PR) OBP: 0.276, SLG: 0.143										0 0 0 0 0 0 0																	
Daryl Patterson, L (8, 1)										0 0 0 0 0 0 0																	
Inning Stats	R: 0 E: 0 K: 1 S: 5	H: 0 LOB: 0 BB: 0 P: 5	R: 0 E: 0 K: 0 S: 3	H: 0 LOB: 0 BB: 0 P: 3	R: 0 E: 0 K: 0 S: 2	H: 0 LOB: 0 BB: 1 P: 6	R: 0 E: 0 K: 0 S: 4	H: 1 LOB: 1 BB: 0 P: 4	R: 0 E: 0 K: 0 S: 4	H: 1 LOB: 1 BB: 0 P: 4	R: 0 E: 0 K: 0 S: 3	H: 1 LOB: 2 BB: 1 P: 7	R: 0 E: 0 K: 0 S: 5	H: 2 LOB: 2 BB: 0 P: 5	R: 0 E: 0 K: 0 S: 3	H: 0 LOB: 1 BB: 1 P: 7	R: 0 E: 0 K: 0 S: 4	H: 1 LOB: 1 BB: 0 P: 4	1B: 5 2B: 2 3B: 0 HR: 0	SF: 0 SAC: 0 DP: 1 HBP: 0	WP: 0 PB: 0 SB: 0 CS: 0	PA: 34					
PITCHER Jim Rooker, L (1, 1) ERA: 3.18	IP 9.0	WLS W	BF 34	H 6	R 0	ER 0	SO 1	BB 3	IBB 0	HBP 0	BLK 0	WP 0	HR 0	S 33	P 45	ERA 0.00	WHIP 1.000						PITCHER				

Detroit Tigers @ Kansas City Royals
Municipal Stadium, Kansas City, MO

Mon Jul 20 1970, 8:05 PM EDT
Att: 7,412 - Unknown - 73 F

livebaseballscorecards.com

AB	31
R	0
H	6
RBI	0
BB	3
SO	1
LOB	12



Batter	1	2	3	4	5	6	7	8	9	AB	R	H	RBI	BB	SO	LOB
Pat Kelly, L OBP: 0.355, SLG: 0.354 (1, 9) X	0-0 F8 ①			0-3 K ① X	0-0 1-2 1B		0-0 F8 ③			4	0	1	0	0	1	1
Amos Otis, R OBP: 0.364, SLG: 0.446 (1, 8) S S S	0-3 K ②			0-0 L6-3 ② X	0-0 F6 ③			0-0 6-3 1B ①		4	1	1	0	0	1	2
Lou Piniella, R OBP: 0.353, SLG: 0.477 (1, 7) X	0-0 L6-3 ③			0-0 1B 2B		0-0 F8 ①		0-0 6-3 ①		4	1	1	0	0	0	1
Bob Oliver, R OBP: 0.317, SLG: 0.465 (1, 3)		0-3 K ①		0-0 1B		0-0 L5-3 ②		0-3 K ②		4	0	1	1	0	2	1
Paul Schaal, R OBP: 0.336, SLG: 0.332 (1, 5)		0-3 K ②		0-0 L5-3 ③		0-0 2B		0-0 WP 1B		4	0	2	1	0	1	1
Elie Rodriguez, R OBP: 0.329, SLG: 0.338 (1, 2)		0-3 K ③			0-0 SH3 1B 2B	0-3 K ③		4-0 1-2 BB		3	1	1	0	1	2	1
Jackie Hernandez, R OBP: 0.290, SLG: 0.290 (1, 6)			0-3 K ①		0-0 SH3 2B		0-0 F7 ① X	0-0 3-1 ③		3	0	0	0	0	1	2
Rich Severson, R OBP: 0.277, SLG: 0.278 (1, 4)			0-0 L5-3 ②		0-0 L3 ②		0-0 SH1-4 1B			3	0	1	0	0	0	1
Jim Rooker, R OBP: 0.229, SLG: 0.267 (1, 1)			0-3 K ③		0-0 3-H 1B 1B		0-0 SH1-4 ②			2	0	1	1	0	1	0

Inning Stats	R: 0	H: 0	E: 0	K: 1	S: 5	LOB: 0	BB: 0	P: 5	R: 0	H: 0	E: 0	K: 3	S: 9	LOB: 0	BB: 0	P: 9	R: 0	H: 0	E: 0	K: 2	S: 7	LOB: 0	BB: 0	P: 7	R: 1	H: 2	E: 0	K: 1	S: 7	LOB: 1	BB: 0	P: 7	R: 1	H: 3	E: 0	K: 0	S: 6	LOB: 2	BB: 0	P: 6	R: 0	H: 1	E: 0	K: 1	S: 6	LOB: 1	BB: 0	P: 6	R: 0	H: 1	E: 0	K: 0	S: 4	LOB: 1	BB: 0	P: 4	R: 1	H: 2	E: 0	K: 1	S: 7	LOB: 2	BB: 1	P: 11
--------------	------	------	------	------	------	--------	-------	------	------	------	------	------	------	--------	-------	------	------	------	------	------	------	--------	-------	------	------	------	------	------	------	--------	-------	------	------	------	------	------	------	--------	-------	------	------	------	------	------	------	--------	-------	------	------	------	------	------	------	--------	-------	------	------	------	------	------	------	--------	-------	-------

PITCHER	IP	WLS	BF	H	R	ER	SO	BB	IBB	HBP	BLK	WP	HR	S	P	ERA	WHIP
Les Cain, L ERA: 3.73 (1, 1)	7.0	L	28	7	2	2	8	0	0	0	0	0	0	44	44	2.57	1.000
Daryl Patterson, R ERA: 4.93 (8, 1)	1.0		6	2	1	1	1	1	0	0	0	1	0	7	11	9.00	3.000

BOTTOM

Detroit Tigers @ Kansas City Royals
Municipal Stadium, Kansas City, MO
Mon Jul 20 1970, 8:05 PM EDT
Att. 7,412 - Unknown - 73 F

AB	31
R	3
H	9
RBI	3
BB	1
SO	9
LOB	10



1B: 6	SF: 0	WP: 1	PA: 34
2B: 3	SAC: 2	PB: 0	
3B: 0	DP: 0	SB: 0	
HR: 0	HBP: 0	CS: 0	

PITCHER	IP	WLS	BF	H	R	ER	SO	BB	IBB	HBP	BLK	WP	HR	S	P	ERA	WHIP
---------	----	-----	----	---	---	----	----	----	-----	-----	-----	----	----	---	---	-----	------

Batter	1	2	3	4	5	6	7	8	9	AB R H RBI BB SO LOB	TOP																				
Don Buford, S (1, 7) OBP: 0.418, SLG: 0.437	0-3 K		0-0 4-3		0-0 F6			0-0 L4		4 0 0 0 0 1 1																					
Bobby Grich, R (1, 4) OBP: 0.310, SLG: 0.308	0-3 K		0-0 1B			0-3 K		0-3 K		4 0 1 1 0 3 0																					
Boog Powell, L (1, 3) OBP: 0.420, SLG: 0.598	0-3 K			0-0 G3 2B		0-0 4-3			4-0 FC1-6 BB	3 0 1 0 1 1 0																					
Brooks Robinson, R (1, 5) OBP: 0.340, SLG: 0.452		0-0 4-3 CS 2B		0-0 G3		0-0 F8			0-0 FC1-6 1B 2B	4 1 1 0 0 0 2																					
Elrod Hendricks, L (1, 2) OBP: 0.309, SLG: 0.399		0-3 K		0-0 F6			0-0 F3		0-0 2B FC1-2 1B	4 0 1 0 0 1 2																					
Terry Crowley, L (1, 9) OBP: 0.416, SLG: 0.420		0-0 4-3		4-0 BB			0-0 1B		0-0 FC1-2 2B	3 0 2 1 1 0 1																					
Merv Rettenmund, R (9, PR) OBP: 0.345, SLG: 0.538		2-3		BB					1-3 2-H	0 0 0 0 0 0 0																					
Paul Blair, R (1, 8) OBP: 0.329, SLG: 0.398		4-0 BB		0-3 K			0-3 K		4-0 FC1-2 IBB	2 0 0 0 2 2 3																					
Mark Belanger, R (1, 6) OBP: 0.283, SLG: 0.229		0-0 CS	0-0 F7		0-0 F8		0-3 K		0-0 FC1-2 FC4	4 0 0 0 0 1 4																					
Jim Hardin, R (1, 1) OBP: 0.032, SLG: 0.032			0-0 1B					0-3 K	0-0 FC4	3 1 1 0 0 2 0																					
Eddie Watt, R (8, 1) OBP: 0.167, SLG: 0.167			4-3 1B						1-2 3-H	1 0 0 0 0 0 3																					
Inning Stats	R: 0 E: 0 K: 3 S: 9	H: 0 LOB: 0 BB: 0 P: 9	R: 0 E: 0 K: 1 S: 5	H: 1 LOB: 1 BB: 1 P: 9	R: 1 E: 0 K: 0 S: 4	H: 2 LOB: 1 BB: 0 P: 4	R: 0 E: 0 K: 1 S: 6	H: 1 LOB: 2 BB: 1 P: 10	R: 0 E: 0 K: 1 S: 5	H: 0 LOB: 0 BB: 0 P: 5	R: 0 E: 0 K: 2 S: 8	H: 1 LOB: 1 BB: 0 P: 8	R: 0 E: 0 K: 2 S: 7	H: 0 LOB: 0 BB: 0 P: 7	R: 1 E: 0 K: 0 S: 5	H: 2 LOB: 3 BB: 2 P: 13	1B: 4 2B: 3 3B: 0 HR: 0	SF: 0 SAC: 0 DP: 0 HBP: 0	WP: 0 PB: 0 SB: 0 CS: 1	PA: 37											
PITCHER Bob Johnson, R (1, 1) ERA: 3.39	IP 9.0	WLS L	BF 36	H 7	R 2	ER 2	SO 11	BB 3	IBB 1	HBP 0	BLK 0	WP 0	HR 0	S 54	P 70	ERA 2.00	WHIP 1.111														
											PITCHER	IP	WLS	BF	H	R	ER	SO	BB	IBB	HBP	BLK	WP	HR	S	P	ERA	WHIP			

Baltimore Orioles @ Kansas City Royals
Municipal Stadium, Kansas City, MO
Tue Jul 21 1970, 8:05 PM EDT
Att. 9,334 - Unknown

AB	32
R	2
H	7
RBI	2
BB	4
SO	11
LOB	16



Batter	1	2	3	4	5	6	7	8	9	AB	R	H	RBI	BB	SO	LOB
Pat Kelly, L OBP: 0.357, SLG: 0.354 (1, 9)	0-0 G3		4-0 FC5-4 BB			0-0 F6		0-0 SH2-4 1B		3	0	1	0	1	0	0
Amos Otis, R OBP: 0.362, SLG: 0.442 (1, 8)	0-0 F4		0-0 FC5-4 1-2f			0-0 6-3		0-0 SH2-4		3	0	0	0	0	0	1
Lou Piniella, R OBP: 0.352, SLG: 0.474 (1, 7)	0-0 F8							0-0 F4		4	1	1	0	0	1	2
Ed Kirkpatrick, L OBP: 0.317, SLG: 0.429 (1, 2)		0-0 F8				0-0 F7		4-0 1B 1B BB		2	0	0	0	2	0	0
Bob Oliver, R OBP: 0.316, SLG: 0.462 (1, 3)		0-0 F4				0-3 K		0-0 1B 1B		4	0	1	0	0	1	3
Bill Sorrell, L OBP: 0.328, SLG: 0.389 (1, 5)		0-0 FC6-4 1B				0-0 F7		0-0 F8		4	0	2	0	0	0	3
Cookie Rojas, R OBP: 0.228, SLG: 0.244 (1, 4)		0-0 FC6-4 1-2f				0-0 F6		0-0 G4-6-3 1B		4	0	1	1	0	1	2
Tom Matchick, L OBP: 0.242, SLG: 0.274 (1, 6)			0-0 4-3			0-0 4-3		0-0 G4-6-3 1-2f		4	0	0	0	0	0	4
Bob Johnson, L OBP: 0.179, SLG: 0.042 (1, 1)			0-3 K			0-0 F5		0-0 SH2-4 1B		3	0	1	0	0	1	0
Hawk Taylor, R OBP: 0.244, SLG: 0.244 (9, PH)										1	0	0	0	0	1	1

Inning Stats	R: 0	H: 0	E: 0	K: 0	S: 3	R: 0	H: 1	E: 0	K: 0	S: 4	R: 0	H: 0	E: 0	K: 1	S: 5	R: 0	H: 0	E: 0	K: 2	S: 7	R: 0	H: 0	E: 0	K: 0	S: 3	R: 0	H: 0	E: 0	K: 0	S: 3	R: 1	H: 3	E: 0	K: 0	S: 5	R: 0	H: 2	E: 0	K: 0	S: 5	R: 0	H: 1	E: 0	K: 2	S: 8	1B: 7	SF: 0	2B: 0	3B: 0	HR: 0	WP: 0	PA: 36				
	LOB: 0	BB: 0	P: 3	LOB: 1	BB: 0	LOB: 1	BB: 0	LOB: 0	BB: 1	P: 4	LOB: 0	BB: 1	LOB: 0	BB: 0	P: 7	LOB: 0	BB: 0	LOB: 0	BB: 0	P: 3	LOB: 2	BB: 1	P: 9	LOB: 3	BB: 1	P: 9	LOB: 1	BB: 0	P: 8	LOB: 1	BB: 0	P: 8	LOB: 3	BB: 1	P: 9	LOB: 1	BB: 0	P: 8	SAC: 1	DP: 1	HBP: 0	WP: 0	PA: 36													
PITCHER	IP	WLS	BF	H	R	ER	SO	BB	IBB	HBP	BLK	WP	HR	S	P	ERA	WHIP															IP	WLS	BF	H	R	ER	SO	BB	IBB	HBP	BLK	WP	HR	S	P	ERA	WHIP								
Jim Hardin, R ERA: 3.67 (1, 1)	7.0		28	6	1	1	3	2	0	0	0	0	0	32	40	1.29	1.143																																							
Eddie Watt, R ERA: 2.92 (8, 1)	2.0	W	8	1	0	0	2	0	1	0	0	0	0	11	15	0.00	0.500																																							

BOTTOM

Baltimore Orioles @ Kansas City Royals
Municipal Stadium, Kansas City, MO
Tue Jul 21 1970, 8:05 PM EDT
Att. 9,334 - Unknown

livebaseballscorecards.com

AB	32
R	1
H	7
RBI	1
BB	3
SO	5
LOB	16



Batter	1	2	3	4	5	6	7	8	9	10	11	12	13	AB R H RBI BB SO LOB	TOP										
Merv Rettenmund, R OBP: 0.352, SLG: 0.542 (1, 9) (5, 7)	0-0 SH1-3 SF9 2B		0-0 F8	0-0 SF9		0-0 FC5-4 1B			4-0 SH3 BB		0-3 K		4-0 BB	4 1 2 1 2 1 0											
Paul Blair, R OBP: 0.324, SLG: 0.391 (1, 8)	0-0 SH1-3		0-0 F4	0-0 2-1	0-0 6-3	0-0 FC5-4			0-0 SH3		0-3 K		0-0 BB	5 0 0 0 0 1 4											
Frank Robinson, R OBP: 0.409, SLG: 0.559 (1, 3) (5, 9)	0-0 SF9		4-0 BB		0-0 E BB 1B	0-0 F9			4-0 G6-4-3 BB			0-0 5-3		3 0 1 1 2 0 2											
Brooks Robinson, R OBP: 0.340, SLG: 0.448 (1, 5)	0-0 1B		0-0 F7		4-0 E BB 1B			0-3 K	0-0 G6-4-3			0-3 K		5 0 1 0 1 2 3											
Curt Motton, R OBP: 0.295, SLG: 0.323 Terry Crowley, L OBP: 0.398, SLG: 0.397 (1, 7) (5, PH) (5, 3)	0-0 L6			4-0 BB BB BB	0-3 K			0-0 6-3		0-0 4-3		0-0 6-3		1 1 0 0 1 0 1 4 0 0 0 0 1 2											
Davey Johnson, R OBP: 0.390, SLG: 0.417 (1, 4) (10, 6) (13, 4)		0-3 K		4-0 BB BB SF9 BB	0-0 E3			0-0 5-3		0-0 FC4-6 1B			4-0 6-3 SH1-3 1B BB	4 2 1 0 2 1 2											
Andy Etchebarren, R OBP: 0.299, SLG: 0.293 Elrod Hendricks, L OBP: 0.308, SLG: 0.397 (1, 2) (10, PH) (10, 2)		0-0 F9		4-0 SF9 BB 2-1 BB	0-0 4-3			0-0 5-3		0-0 FC4-6 WP		0-0 SH1-3		3 0 0 0 1 0 3 1 0 0 0 0 0 1	AB 40 R 4 H 7 RBI 4 BB 11 SO 8 LOB 25										
Mark Belanger, R OBP: 0.289, SLG: 0.231 Don Buford, S OBP: 0.415, SLG: 0.434 (1, 6) (10, PH) (10, 4)		0-0 FC5-4 1B		4-0 BB		4-0 FC5-4 1B BB		0-0 6-3		0-0 3-1		0-0 6-3		2 0 1 1 2 0 0 2 0 0 0 0 0 2 0 0 0 0 0 0 0											
Moe Drabowsky, R OBP: 0.125, SLG: 0.125 (13, 1)		0-0 FC5-4		1-2 2-3 3-H BB		0-3 K		0-0 6-3			0-0 F9		0-0 BB 1B	4 0 0 0 0 0 2 5 0 0 0 0 0 0 0 0 0 0 0 0 0 0 0 0 1 0 0 0 0 0 0 0 0 0 0 0 0 0 0 0 1 0 1 1 0 0 0 0											
Dave McNally, R Eddie Watt, R Dick Hall, R Boog Powell, L Pete Richert, L Chico Salmon, R (1, 1) (8, 1) (8, 1) (11, PH) (11, 1) (13, PH) (13, 6)																									
Inning Stats	R: 1 E: 0 K: 5 S: 5	H: 2 LOB: 1 BB: 0 P: 5	R: 0 E: 0 K: 1 S: 6	H: 1 LOB: 1 BB: 0 P: 6	R: 0 E: 0 K: 0 S: 3	H: 0 LOB: 1 BB: 1 P: 7	R: 2 E: 0 K: 1 S: 4	H: 0 LOB: 2 BB: 4 P: 20	R: 0 E: 1 K: 1 S: 7	H: 1 LOB: 3 BB: 1 P: 11	R: 0 E: 0 K: 1 S: 6	H: 1 LOB: 2 BB: 1 P: 10	R: 0 E: 0 K: 0 S: 5	H: 0 LOB: 0 BB: 0 P: 5	R: 0 E: 0 K: 0 S: 3	R: 0 E: 0 K: 2 S: 7	H: 0 LOB: 0 BB: 0 P: 7	R: 0 E: 0 K: 1 S: 5	H: 0 LOB: 0 BB: 0 P: 5	R: 1 E: 0 K: 0 S: 4	H: 1 LOB: 2 BB: 2 P: 12	1B: 6 2B: 1 3B: 0 HR: 0	SF: 2 SAC: 3 DP: 1 HBP: 0	WP: 1 PB: 0 SB: 0 CS: 0	PA: 56
PITCHER	IP WLS BF H R ER SO BB IBB HBP BLK WP HR S P ERA WHIP														IP WLS BF H R ER SO BB IBB HBP BLK WP HR S P ERA WHIP										
Bill Butler, L ERA: 3.89 (1, 1)	3.0														3.0										
Al Fitzmorris, R ERA: 3.41 (4, 1)	3.0	15	2	0	0	3	3	0	0	0	0	0	0	17	29	0.00	1.667								
Ken Wright, R ERA: 5.35 (7, 1)	2.0	6	0	0	0	1	0	0	0	0	0	0	0	8	8	0.00	0.000								
Ted Abernathy, R ERA: 2.38 (9, 1)	5.0	L	20	2	1	1	3	4	0	0	0	0	1	0	22	38	1.80	1.200							

Baltimore Orioles @ Kansas City Royals
Municipal Stadium, Kansas City, MO
Wed Jul 22 1970, 8:05 PM EDT
Att: 9,130 - Unknown

livebaseballscorecards.com



Batter	1	2	3	4	5	6	7	8	9	AB R H RBI BB SO LOB	TOP																
Don Buford, S (1, 7) <small>OBP: 0.418, SLG: 0.433</small> Mark Belanger, R (9, 6) <small>OBP: 0.289, SLG: 0.231</small>	4-0 S BB		0-0 5-3 HR 1B		0-0 3-1		0-3 K		4-0 WP S FC6-2 BB	3 1 1 0 2 1 1 0 0 0 0 0 0 0																	
Merv Rettenmund, R (1, 8) <small>OBP: 0.353, SLG: 0.536</small>	0-3 K 1-2		0-0 5-3		4-0 BB BB		0-0 1-3 1B		0-3 K	4 0 1 0 1 2 3																	
Frank Robinson, R (1, 9) <small>OBP: 0.411, SLG: 0.568</small>	0-0 F8		0-0 HR		4-0 1-2 BB		0-0 SF9		4-0 E FC6-2 BB	2 1 1 3 2 0 1																	
Terry Crowley, L (1, 3) <small>OBP: 0.392, SLG: 0.390</small> Chico Salmon, R (9, PH) <small>OBP: 0.357, SLG: 0.436</small>	0-0 G3		0-0 FC4-6 1B		0-3 K		0-0 2-3		0-0 FC6-2 E	4 0 1 0 0 1 4 1 0 0 0 0 0 2																	
Brooks Robinson, R (1, 5) <small>OBP: 0.341, SLG: 0.453</small>		0-0 4-3 3B	0-0 FC4-6 1-2f		0-0 F3		0-0 3B 1B		0-0 E6 1-2 2-3	5 2 2 0 0 0 3																	
Elrod Hendricks, L (1, 2) <small>OBP: 0.301, SLG: 0.387</small>		0-0 4-3		0-0 F5		0-0 F7		0-0 F8	0-0 F3	5 0 0 1 0 0 4																	
Davey Johnson, R (1, 4) <small>OBP: 0.389, SLG: 0.413</small>		0-3 K		0-3 K		4-0 BB		0-3 K		3 0 0 0 1 3 1																	
Bobby Grich, R (1, 6) <small>OBP: 0.303, SLG: 0.367</small> Paul Blair, R (9, 8) <small>OBP: 0.324, SLG: 0.391</small>		0-3 K		0-0 F9		0-0 G3		0-0 1-H 3B		4 0 1 1 0 1 1 0 0 0 0 0 0 0																	
Jim Palmer, R (1, 1) <small>OBP: 0.200, SLG: 0.221</small> Pete Richert, L (8, 1) Eddie Watt, R (9, 1) <small>OBP: 0.167, SLG: 0.167</small>			0-3 K		0-3 K		4-0 1B SF9 BB		0-0 F7	3 1 0 0 1 2 1 0 0 0 0 0 0 0 0 0 0 0 0 0 0																	
Inning Stats	R: 0 E: 0 K: 1 S: 5	H: 0 LOB: 1 BB: 1 P: 9	R: 1 E: 0 K: 2 S: 8	H: 1 LOB: 0 BB: 0 P: 8	R: 2 E: 0 K: 1 S: 8	H: 3 LOB: 1 BB: 0 P: 8	R: 0 E: 0 K: 1 S: 5	H: 0 LOB: 0 BB: 0 P: 5	R: 0 E: 0 K: 2 S: 7	H: 0 LOB: 2 BB: 2 P: 15	R: 0 E: 0 K: 0 S: 3	H: 0 LOB: 1 BB: 1 P: 7	R: 1 E: 0 K: 1 S: 6	H: 1 LOB: 1 BB: 1 P: 10	R: 1 E: 0 K: 1 S: 7	H: 2 LOB: 1 BB: 0 P: 7	R: 0 E: 1 K: 1 S: 6	H: 0 LOB: 3 BB: 2 P: 14	1B: 4 2B: 0 3B: 2 HR: 1	SF: 1 SAC: 0 DP: 0 HBP: 0	WP: 1 PB: 0 SB: 2 CS: 0	PA: 42					
PITCHER	IP	WLS	BF	H	R	ER	SO	BB	IBB	HBP	BLK	WP	HR	S	P	ERA	WHIP										
Dick Drago, R (1, 1) <small>ERA: 4.09</small>	8.0	L	36	7	5	5	9	5	0	0	0	0	1	49	69	5.62	1.500										
Don O'Riley, R (9, 1) <small>ERA: 3.86</small>	0.1		3	0	0	0	1	2	0	0	0	1	0	3	11	0.00	6.000										
Tom Burgmeier, L (9, 1) <small>ERA: 3.38</small>	0.1		1	0	0	0	0	0	0	0	0	0	0	1	1	0.00	0.000										
Aurelio Monteagudo, R (9, 1) <small>ERA: 3.21</small>	0.1		2	0	0	0	0	0	0	0	0	0	0	2	2	0.00	0.000										

Baltimore Orioles @ Kansas City Royals
Municipal Stadium, Kansas City, MO
Thu Jul 23 1970, 8:05 PM EDT
Att: 11,222 - Unknown

livebaseballscorecards.com

AB	34
R	5
H	7
RBI	5
BB	7
SO	10
LOB	21



Batter	1	2	3	4	5	6	7	8	9	AB R H RBI BB SO LOB	TOP											
Pat Kelly, L (1, 9) OBP: 0.358, SLG: 0.347	4-0 CS BB	0-0 1B		0-0 E6		0-0 F5			0-0 F8	4 0 1 0 1 0 0												
Cookie Rojas, R (1, 4) OBP: 0.237, SLG: 0.246	0-0 2B	0-0 F7		0-0 P5				4-0 CS BB	0-0 F9	4 0 1 0 1 0 2												
Amos Otis, R (1, 8) OBP: 0.363, SLG: 0.439	0-3 K		0-0 HR 1B	0-0 P6				0-0 FC6-4 1B		4 1 2 0 0 1 2												
Ed Kirkpatrick, L (1, 2) OBP: 0.318, SLG: 0.418	4-0 BB		0-0 F4		0-0 P2			0-0 F9		3 0 0 0 1 0 2												
Lou Piniella, R (1, 7) OBP: 0.344, SLG: 0.463	0-0 F7		0-0 6-3 1-2	0-0 F9				0-0 FC6-4		4 0 0 0 0 0 4												
Bob Oliver, R (1, 3) OBP: 0.317, SLG: 0.468		0-3 K	0-0 HR 2-H	0-0 K				0-0 G6-3 1B		4 1 2 2 0 2 0												
Bill Sorrell, L (1, 5) OBP: 0.338, SLG: 0.422		0-0 E6 HR	0-0 2B			0-0 1B G5-4-3		0-0 F7		4 2 2 0 0 0 1												
Jackie Hernandez, R (1, 6) OBP: 0.283, SLG: 0.282		0-0 F9	0-0 L8			0-0 1B G5-4-3		0-0 G6-3		4 0 1 0 0 0 3												
Jim Rooker, R (1, 1) OBP: 0.235, SLG: 0.333		0-0 HR		0-3 K		0-0 G5-4-3			0-0 P3	3 1 1 2 0 1 1												
Ted Abernathy, R (8, 1)										1 0 0 0 0 0 0												
Inning Stats	R: 0 E: 0 K: 1 S: 5	H: 1 LOB: 2 BB: 2 P: 13	R: 2 E: 1 K: 1 S: 8	H: 2 LOB: 1 BB: 0 P: 8	R: 2 E: 0 K: 0 S: 6	H: 3 LOB: 1 BB: 0 P: 6	R: 0 E: 1 K: 1 S: 6	H: 0 LOB: 1 BB: 0 P: 6	R: 0 E: 0 K: 1 S: 5	H: 0 LOB: 0 BB: 0 P: 5	R: 1 E: 0 K: 0 S: 4	H: 2 LOB: 0 BB: 0 P: 4	R: 0 E: 0 K: 0 S: 3	H: 1 LOB: 1 BB: 1 P: 7	R: 0 E: 0 K: 0 S: 3	H: 1 LOB: 0 BB: 0 P: 3	R: 0 E: 0 K: 0 S: 3	H: 0 LOB: 0 BB: 0 P: 3	1B: 6 2B: 2 3B: 0 HR: 2	SF: 0 SAC: 0 DP: 2 HBP: 0	WP: 0 PB: 0 SB: 0 CS: 2	PA: 38
PITCHER	IP WLS BF H R ER SO BB IBB HBP BLK WP HR S P ERA WHIP																					
Rich Hand, R (1, 1) ERA: 4.11	3.0 L 17 6 4 2 2 2 2 0 0 0 0 2 19 27 6.00 2.667																					
Dennis Higgins, R (4, 1) ERA: 4.89	2.0 7 0 0 0 2 0 0 0 0 0 0 0 11 11 0.00 0.000																					
Dick Ellsworth, L (6, 1) ERA: 4.02	2.0 8 3 1 1 0 1 0 0 0 0 0 0 7 11 4.50 2.000																					
Fred Lasher, R (8, 1) ERA: 3.13	2.0 6 1 0 0 0 0 0 0 0 0 0 0 6 6 0.00 0.500																					

Kansas City Royals @ Cleveland Indians
 Cleveland Municipal Stadium, Cleveland, OH
 Fri Jul 24 1970, 7:05 PM EDT
 Unknown

AB	35
R	5
H	10
RBI	4
BB	3
SO	4
LOB	15



BOTTOM

Kansas City Royals @ Cleveland Indians
Cleveland Municipal Stadium, Cleveland, OH

livebaseballscorecards.com

AB 32
R 2
H 8
RBI 2
BB 5
SO 5
LOB 22



WP: 1 PA: 38
PB: 0
SB: 0
CS: 0

Fri Jul 24 1970, 7:05 PM EDT
Unknown

AB R H RBI BB SO LOB

5 0 2 2 0 0 3

4 0 0 0 0 1 5

4 0 2 0 0 1 2

4 0 0 0 0 1 2

4 0 1 0 0 0 2

2 1 0 0 2 1 1

2 1 2 0 1 0 0

1 0 0 0 0 0 2

2 0 0 0 0 1 3
0 0 0 0 1 0 0

0 0 0 0 0 0 0
1 0 1 0 0 0 0
0 0 0 0 0 0 0
0 0 0 0 1 0 0
0 0 0 0 0 0 0
1 0 0 0 0 0 0
1 0 0 0 0 0 1

1B: 7 SF: 0
2B: 1 SAC: 1
3B: 0 DP: 2
HR: 0 HBP: 0

Batter	1	2	3	4	5	6	7	8	9
Eddie Leon, R (1, 4) OBP: 0.293, SLG: 0.345	0-0 G3-6-3 1B		0-0 F9		0-0 2B		0-0 6-3		0-0 4-3
Graig Nettles, L (1, 5) OBP: 0.343, SLG: 0.390	0-0 G3-6-3		0-3 K		0-0 1-3		0-0 G3		0-0 G3
Fred Lasher, R (8, 1)	1-2f								
Lou Klimchok, L (9, PH) OBP: 0.185, SLG: 0.231									
Roy Foster, R (1, 7) OBP: 0.361, SLG: 0.460	0-0 5-3			0-0 G6-4-3 1B	0-3 K			0-0 WP 1B	
Ray Fosse, R (1, 2) OBP: 0.364, SLG: 0.505		0-3 K		0-0 F8		0-0 P2		0-0 P3	
Tony Horton, R (1, 3) OBP: 0.320, SLG: 0.429		0-0 1-3		0-0 G6-4-3		0-0 1B 1B		0-0 6-3	
Buddy Bradford, R (1, 8) OBP: 0.292, SLG: 0.351		0-3 K			4-0 SH1-3 2B BB	0-0 F9		4-0 BB	
Chuck Hinton, R (1, 9) OBP: 0.416, SLG: 0.412			4-0 1B BB		0-0 SH1-3 2B 1B	0-0 1-2 1B		0-0 F8	
Duke Sims, L (8, PH) OBP: 0.380, SLG: 0.545									
Jack Heidemann, R (1, 6) OBP: 0.257, SLG: 0.272			0-3 K		0-0 SH1-3	0-0 F9		4-0 4-3 4-3 BB	
Ted Uhlaender, L (9, PH) OBP: 0.299, SLG: 0.345					1-2 2-3				
Rich Hand, R (1, 1) OBP: 0.172, SLG: 0.154			0-0		4-0		0-0		0-0
Rich Rollins, R (3, PH) OBP: 0.288, SLG: 0.339									
Dennis Higgins, R (4, 1)									
Larry Brown, R (5, PH) OBP: 0.348, SLG: 0.322									
Dick Ellsworth, L (6, 1)									
Vern Fuller, R (7, PH) OBP: 0.143, SLG: 0.214									
Vada Pinson, L (9, PH) OBP: 0.335, SLG: 0.446			1-2 1B		2B BB		0-0 5-3		0-0 4-3

Inning Stats	R: 0	H: 1	E: 0	LOB: 0	K: 0	S: 3	R: 0	H: 0	E: 0	LOB: 0	K: 2	S: 7	R: 0	H: 1	E: 0	LOB: 2	K: 2	S: 8	R: 0	H: 1	E: 0	LOB: 0	K: 0	S: 3	R: 2	H: 2	E: 0	LOB: 2	K: 1	S: 7	R: 0	H: 2	E: 0	LOB: 2	K: 0	S: 5	R: 0	H: 0	E: 0	LOB: 0	K: 0	S: 3	R: 0	H: 1	E: 0	LOB: 2	K: 0	S: 4	R: 0	H: 0	E: 0	LOB: 1	K: 0	S: 3	1B: 7	SF: 0	2B: 1	SAC: 1	3B: 0	DP: 2	HR: 0	HBP: 0	WP: 1	PA: 38
--------------	------	------	------	--------	------	------	------	------	------	--------	------	------	------	------	------	--------	------	------	------	------	------	--------	------	------	------	------	------	--------	------	------	------	------	------	--------	------	------	------	------	------	--------	------	------	------	------	------	--------	------	------	------	------	------	--------	------	------	-------	-------	-------	--------	-------	-------	-------	--------	-------	--------

PITCHER	IP	WLS	BF	H	R	ER	SO	BB	IBB	HBP	BLK	WP	HR	S	P	ERA	WHIP
Jim Rooker, L (1, 1) ERA: 3.14	7.2	W	33	8	2	2	5	4	0	0	0	1	0	39	55	2.35	1.565
Ted Abernathy, R (8, 1) ERA: 2.31	1.1	S	5	0	0	0	0	1	0	0	0	0	0	4	8	0.00	0.750

Batter	1	2	3	4	5	6	7	8	9	AB R H RBI BB SO LOB	TOP											
Pat Kelly, L (1, 9) OBP: 0.356, SLG: 0.342	0-0 P5		0-0 6-3		0-3 K		0-0 G3		4-0 FC4-6 PB BB	4 0 0 0 1 1 1												
Cookie Rojas, R (1, 4) OBP: 0.246, SLG: 0.251	0-0 1B		0-3 K		0-0 F2			0-0 2B HR 1B	4-0 FC4-6 BB	4 1 2 0 1 1 0												
Amos Otis, R (1, 8) OBP: 0.361, SLG: 0.438	0-0 P6		0-0 L9					0-0 F9	0-0 FC4-6	5 0 1 1 0 0 4												
Ed Kirkpatrick, L (1, 2) OBP: 0.319, SLG: 0.421	0-0 F9			0-0 1-3 HR 1B		0-0 6-3		0-0 1-3 HR 2B	0-0 4-3	5 2 2 0 0 0 4												
Lou Piniella, R (1, 7) OBP: 0.343, SLG: 0.470		0-0 F7		0-0 1-3 1-2		0-0 6-3		0-0 HR		4 1 1 3 0 0 2												
Bob Oliver, R (1, 3) OBP: 0.316, SLG: 0.474		0-0 5-3		0-0 2-H HR		0-0 5-3		0-0 K		4 1 1 2 0 1 1												
Bill Sorrell, L (1, 5) OBP: 0.347, SLG: 0.426		0-0 2B 1B		0-0 4-3			0-0 FC4-6 1B	0-0 3-1		4 0 2 0 0 0 0												
Jackie Hernandez, R (1, 6) OBP: 0.287, SLG: 0.291		0-0 1-3 2B		0-3 K			0-0 FC4-6		0-0 PB BB FC4-6 1B	4 1 2 0 0 1 1												
Wally Bunker, R (1, 1) OBP: 0.273, SLG: 0.111		0-0 6-3			0-0 5-3				0-0 F8	2 0 0 0 0 0 2												
Tom Burgmeier, L (6, 1) OBP: 0.300, SLG: 0.222										0 0 0 0 0 0 0												
Jim Campanis, R (7, PH) OBP: 0.224, SLG: 0.289										1 0 0 0 0 1 1												
Don O'Riley, R (7, 1)										0 0 0 0 0 0 0												
Paul Schaal, R (9, PH) OBP: 0.338, SLG: 0.330										1 0 0 0 0 0 1												
Inning Stats	R: 0 E: 0 K: 0 S: 4	H: 1 LOB: 1 BB: 0 P: 4	R: 0 E: 0 K: 0 S: 5	H: 2 LOB: 2 BB: 0 P: 5	R: 0 E: 0 K: 1 S: 5	H: 0 LOB: 0 BB: 0 P: 5	R: 2 E: 0 K: 1 S: 7	H: 2 LOB: 0 BB: 0 P: 7	R: 0 E: 0 K: 1 S: 5	H: 0 LOB: 0 BB: 0 P: 5	R: 0 E: 0 K: 0 S: 4	H: 1 LOB: 1 BB: 0 P: 4	R: 0 E: 0 K: 1 S: 6	H: 1 LOB: 1 BB: 0 P: 6	R: 3 E: 0 K: 1 S: 8	H: 3 LOB: 0 BB: 0 P: 8	R: 1 E: 0 K: 0 S: 4	H: 1 LOB: 2 BB: 2 P: 12	1B: 6 2B: 3 3B: 0 HR: 2	SF: 0 SAC: 0 DP: 0 HBP: 0	WP: 0 PB: 1 SB: 0 CS: 0	PA: 40
PITCHER	IP WLS BF H R ER SO BB IBB HBP BLK WP HR S P ERA WHIP																					
Dean Chance, R (1, 1) ERA: 4.31	7.1 W 32 10 5 5 4 0 0 0 0 0 2 40 40 6.14 1.364																					
Dennis Higgins, R (8, 1) ERA: 4.97	1.0 6 1 1 1 1 2 0 0 0 0 0 6 14 9.00 3.000																					
Fred Lasher, R (9, 1) ERA: 3.09	0.2 S 2 0 0 0 0 0 0 0 0 0 0 0 2 2 0.00 0.000																					

Kansas City Royals @ Cleveland Indians
 Cleveland Municipal Stadium, Cleveland, OH
 Fri Jul 24 1970, 7:05 PM EDT
 Att. 12,076 - Unknown

AB	38
R	6
H	11
RBI	6
BB	2
SO	5
LOB	17



Batter	1	2	3	4	5	6	7	8	9	AB	R	H	RBI	BB	SO	LOB
Vada Pinson, L OBP: 0.336, SLG: 0.464 (1, 9)	0-0 F3		0-0 HR		0-0 HR		0-3 K	0-0 G4-6-3		5	2	2	3	0	1	1
Graig Nettles, L OBP: 0.345, SLG: 0.393 (1, 5)	0-0 L8		0-3 K		4-0 BB		0-0 HR			3	1	1	0	1	1	0
Roy Foster, R OBP: 0.360, SLG: 0.456 (1, 7)	0-0 P4		0-0 5-3		0-0 F8		4-0 HR			3	1	0	0	1	0	1
Ray Fosse, R OBP: 0.363, SLG: 0.500 (1, 2)		4-0 WP 1B BB		0-0 1-3		0-0 F8	0-0 F8			3	1	0	0	1	0	2
Duke Sims, L OBP: 0.376, SLG: 0.538 (1, 3)		0-0 P6		0-0 G3		0-0 HR	0-0 HR			2	0	0	0	0	0	1
Tony Horton, R OBP: 0.323, SLG: 0.451 (6, PH) (7, 3)		1-2					1-H 2-H			2	2	2	4	0	0	0
Ted Uhlaender, L OBP: 0.301, SLG: 0.346 (1, 8)		0-0		0-0 F9		0-0 1-3	0-0 E5			2	0	1	1	0	0	0
Buddy Bradford, R OBP: 0.288, SLG: 0.346 (6, PH) (7, 8)		2-H 1B								2	0	0	0	0	0	0
Eddie Leon, R OBP: 0.295, SLG: 0.347 (1, 4)		0-0 L9			0-0 SH5-3 HR 1B	0-0 1B	0-0 E 1B			4	2	2	0	0	0	2
Jack Heidemann, R OBP: 0.257, SLG: 0.272 (1, 6)		0-0 F9			0-0 F8	0-0 E5 1B		0-0 F7		4	0	1	0	0	0	2
Dean Chance, R OBP: 0.071, SLG: 0.038 (1, 1)			0-3 K		0-0 SH5-3	0-3 K		4-0 G4-6-3 BB		2	0	0	0	0	2	1
Dennis Higgins, R (8, 1)					1-2					0	0	0	0	1	0	0
Fred Lasher, R (9, 1)										0	0	0	0	0	0	0

Inning Stats	R: 0	H: 0	E: 0	K: 0	S: 3	R: 1	H: 1	E: 0	K: 0	S: 4	R: 1	H: 1	E: 0	K: 2	S: 8	R: 0	H: 0	E: 0	K: 0	S: 3	R: 2	H: 2	E: 0	K: 0	S: 5	R: 2	H: 3	E: 1	K: 1	S: 8	R: 3	H: 2	E: 1	K: 1	S: 8	R: 0	H: 0	E: 0	K: 0	S: 2
	0	0	0	0	3	1	1	0	0	4	0	0	0	2	8	0	0	0	0	3	0	2	2	0	0	5	2	3	1	1	8	3	2	1	1	8	0	0	0	6
	0	0	0	0	3	1	1	0	0	4	0	0	0	2	8	0	0	0	0	3	0	2	2	0	0	5	2	3	1	1	8	3	2	1	1	8	0	0	0	6

BOTTOM

Kansas City Royals @ Cleveland Indians
Cleveland Municipal Stadium, Cleveland, OH

Fri Jul 24 1970, 7:05 PM EDT
Att. 12,076 - Unknown

AB	32
R	9
H	9
RBI	8
BB	4
SO	4
LOB	10

livebaseballscorecards.com



WP: 1	PA: 37
PB: 0	
SB: 0	
CS: 0	

PITCHER	IP	WLS	BF	H	R	ER	SO	BB	IBB	HBP	BLK	WP	HR	S	P	ERA	WHIP
Wally Bunker, R ERA: 8.1 (1, 1)	5.0	L	21	4	4	4	2	2	0	0	0	1	2	23	31	7.20	1.200
Tom Burgmeier, L ERA: 3.52 (6, 1)	1.0		6	3	2	1	1	0	0	0	0	0	1	8	8	9.00	3.000
Don O'Riley, R ERA: 4.91 (7, 1)	2.0		10	2	3	3	1	2	0	0	0	0	1	10	18	13.50	2.000

Kansas City Royals @ Cleveland Indians
Cleveland Municipal Stadium, Cleveland, OH

Sat Jul 25 1970, 3:33 AM EDT
Att. 18,853 - Unknown

AB	35
R	8
H	9
RBI	8
BB	4
SO	5
LOB	8



AB R H RBI BB SO LOB

4	2	2	2	1	0	0
5	1	2	4	0	0	1
5	2	2	2	0	0	2
4	0	1	0	0	1	0
4	0	0	0	0	1	1
2	0	0	0	2	0	0
3	0	1	0	0	1	1
0	1	0	0	0	0	0
1	0	1	0	0	0	0
4	1	0	0	0	1	3
2	0	0	0	0	1	0
0	0	0	0	0	0	0
1	1	0	0	1	0	0

Batter	1	2	3	4	5	6	7	8	9
Pat Kelly, L (1, 9) OBP: 0.359, SLG: 0.344	0-0 F7		0-0 1-3			4-0 HR	0-0 1B		0-0 5-3 1B
Cookie Rojas, R (1, 4) OBP: 0.250, SLG: 0.271	0-0 5-3			0-0 6-3		0-0 HR	0-0 1B		0-0 5-3
Amos Otis, R (1, 8) OBP: 0.362, SLG: 0.453	0-0 HR			0-0 P5		0-0 HR	0-0 G6-4-3		0-0 F9
Lou Piniella, R (1, 7) OBP: 0.342, SLG: 0.467	0-3 K			0-0 1B		0-0 F9		0-0 1-3	
Bob Oliver, R (1, 3) OBP: 0.313, SLG: 0.469		0-0 6-3		0-3 K		0-0 6-3		0-0 1-3	
Paul Schaal, R (1, 5) OBP: 0.341, SLG: 0.327		0-0 F8			4-0 BB		0-0 F7	4-0 1B	
Ellie Rodriguez, R (1, 2) OBP: 0.330, SLG: 0.338		0-3 K			0-0 G4-6-3		0-0 1B	0-0 1B	
Al Fitzmorris, S (7, PR) OBP: 0.357, SLG: 0.571					0-3 K		0-0 E6	0-0 F9	
Ted Abernathy, R (7, 1) OBP: 0.111, SLG: 0.111						0-3 K	0-0 1B	0-0 F9	
Jackie Hernandez, R (1, 6) OBP: 0.282, SLG: 0.286			0-0 L5				0-0 K		0-0 G3
Bob Johnson, L (1, 1) OBP: 0.167, SLG: 0.038			0-0 F3			0-3 K	0-0 1B		
Tom Burgmeier, L (6, 1) OBP: 0.300, SLG: 0.222							0-0 1B		
Ed Kirkpatrick, L (7, PH) OBP: 0.321, SLG: 0.420							0-0 1B		

Inning Stats	R: 1	H: 1	E: 0	LOB: 0	K: 1	BB: 0	S: 6	P: 6	R: 0	H: 0	E: 0	LOB: 0	K: 1	BB: 0	S: 5	P: 5	R: 0	H: 0	E: 0	LOB: 0	K: 0	BB: 0	S: 3	P: 3	R: 0	H: 1	E: 0	LOB: 1	K: 1	BB: 0	S: 6	P: 6	R: 0	H: 0	E: 0	LOB: 0	K: 1	BB: 1	S: 4	P: 8	R: 3	H: 2	E: 0	LOB: 0	K: 1	BB: 1	S: 7	P: 11	R: 4	H: 3	E: 1	LOB: 1	K: 0	BB: 1	S: 6	P: 10	R: 0	H: 1	E: 0	LOB: 2	K: 0	BB: 1	S: 4	P: 8	R: 0	H: 1	E: 0	LOB: 1	K: 0	BB: 0	S: 4	P: 4	1B: 6	SF: 0	2B: 0	SAC: 0	3B: 0	DP: 2	HR: 3	HBP: 0	WP: 0	PA: 39
--------------	------	------	------	--------	------	-------	------	------	------	------	------	--------	------	-------	------	------	------	------	------	--------	------	-------	------	------	------	------	------	--------	------	-------	------	------	------	------	------	--------	------	-------	------	------	------	------	------	--------	------	-------	------	-------	------	------	------	--------	------	-------	------	-------	------	------	------	--------	------	-------	------	------	------	------	------	--------	------	-------	------	------	-------	-------	-------	--------	-------	-------	-------	--------	-------	--------

PITCHER	IP	WLS	BF	H	R	ER	SO	BB	IBB	HBP	BLK	WP	HR	S	P	ERA	WHIP
Rick Austin, L (1, 1) ERA: 5.91	6.0		23	4	4	4	5	2	0	0	0	0	3	31	39	6.00	1.000
Fred Lasher, R (7, 1) ERA: 3.59	1.0	L	7	3	4	3	0	1	0	0	0	0	0	6	10	27.00	4.000
Dennis Higgins, R (8, 1) ERA: 4.88	1.0		5	1	0	0	0	1	0	0	0	0	0	4	8	0.00	2.000
Dick Ellsworth, L (9, 1) ERA: 3.92	1.0		4	1	0	0	0	0	0	0	0	0	0	4	4	0.00	1.000

BOTTOM

Kansas City Royals @ Cleveland Indians
Cleveland Municipal Stadium, Cleveland, OH

Sat Jul 25 1970, 3:33 AM EDT
Att. 18,853 - Unknown

livebaseballscorecards.com

AB	33
R	4
H	6
RBI	4
BB	6
SO	7
LOB	21



WP:	0	PA:	39
PB:	0	SB:	0
CS:	1		

AB	R	H	RBI	BB	SO	LOB
4	1	0	0	1	0	2
4	1	1	0	1	0	2
4	1	0	0	1	1	1
3	0	2	1	1	0	0
4	0	0	1	0	2	5
3	1	2	2	1	0	0
3	0	0	0	1	1	3
2	0	0	0	0	0	3
2	0	1	0	0	0	1
2	0	0	0	0	2	1
1	0	0	0	0	1	2
0	0	0	0	0	0	0
0	0	0	0	0	0	0
1	0	0	0	0	0	1
0	0	0	0	0	0	0

Batter	1	2	3	4	5	6	7	8	9										
Vada Pinson, L OBP: 0.334, SLG: 0.458 (1, 9)	4-0 BB BB 1B BB BB	0-0 F9			0-0 F9	0-0 F9			0-0 1-3										
Graig Nettles, L OBP: 0.346, SLG: 0.394 (1, 5)	4-0 1B BB 1-2 FC6-4 BB	0-0 F8			0-0 2B	0-0 F7			0-0 4-3										
Roy Foster, R OBP: 0.357, SLG: 0.449 (1, 7)	4-0 FC6-4 1B 1-2 2-3 BB		0-3 K		0-0 P6				0-0 1-3										
Duke Sims, L OBP: 0.384, SLG: 0.540 (1, 2)	0-0 FC6-4 1-2 2-3 3-H 1B		0-0 CS 1B		4-0 BB				0-0 4-3										
Tony Horton, R OBP: 0.320, SLG: 0.446 (1, 3)	0-0 FC6-4 1B 1-2f 2-3 3-H		0-3 K 1-2		0-3 K				0-0 5-3										
Ted Uhlaender, L OBP: 0.306, SLG: 0.359 (1, 8)	0-0 1-2 3-H 1B		0-0 F7		0-0 HR			4-0 FC6-4 BB											
Eddie Leon, R OBP: 0.295, SLG: 0.344 (1, 6)	0-3 K		0-0 E5		4-0 1B BB			0-0 FC6-4 1-2f											
Lou Klimchok, L OBP: 0.179, SLG: 0.222 Larry Brown, R OBP: 0.352, SLG: 0.328 (6, PH) (7, 4)	0-0 F9		0-0 F3		0-0 1B			0-0 L9											
Rick Austin, R OBP: 0.231, SLG: 0.250 Buddy Bradford, R OBP: 0.287, SLG: 0.343 Fred LaShier, R Dennis Higgins, R Chuck Hinton, R OBP: 0.412, SLG: 0.407 Dick Ellsworth, L (1, 1) (6, PH) (7, 1) (8, 1) (8, PH) (9, 1)		0-3 K		0-3 K		0-3 K		0-0 5-3											
Inning Stats	R: 3 H: 2 E: 0 K: 1 S: 7	H: 2 LOB: 2 BB: 3 P: 19	R: 0 H: 0 E: 0 K: 1 S: 5	LOB: 0 BB: 0 P: 5	R: 0 H: 1 E: 0 K: 2 S: 7	LOB: 0 BB: 0 P: 7	R: 0 H: 0 E: 1 K: 1 S: 6	H: 1 LOB: 1 BB: 0 P: 6	R: 0 H: 1 E: 0 K: 1 S: 6	H: 2 LOB: 2 BB: 1 P: 10	R: 0 H: 0 E: 0 K: 0 S: 3	H: 0 LOB: 0 BB: 0 P: 3	R: 0 H: 0 E: 0 K: 0 S: 3	H: 0 LOB: 1 BB: 1 P: 7	R: 0 H: 0 E: 0 K: 0 S: 3	H: 0 LOB: 0 BB: 0 P: 3	1B: 4 2B: 1 3B: 0 HR: 1	SF: 0 SAC: 0 DP: 0 HBP: 0	WP: 0 PA: 39
PITCHER	IP WLS BF H R ER SO BB IBB HBP BLK WP HR S P ERA WHIP																		
Bob Johnson, R ERA: 3.56 (1, 1)	5.0		25	5	4	4	6	5	0	0	0	0	0	7.20	2.000				
Tom Burgmeier, L ERA: 3.43 (6, 1)	1.0	W	4	1	0	0	1	0	0	0	0	0	6	0.00	1.000				
Ted Abernathy, R ERA: 2.17 (7, 1)	3.0	S	10	0	0	0	0	1	0	0	0	0	9	0.00	0.333				

Kansas City Royals @ Cleveland Indians
 Cleveland Municipal Stadium, Cleveland, OH

Sun Jul 26 1970, 3:33 AM EDT
 Unknown

livebaseballscorecards.com

AB	29
R	5
H	8
RBI	5
BB	5
SO	5
LOB	16



WP:	0	PA:	35
PB:	0		
SB:	0		
CS:	1		

AB R H RBI BB SO LOB

2	0	0	0	2	1	2
3	1	2	0	1	0	1
3	2	1	0	1	0	2
4	1	1	0	0	2	3
4	0	0	0	0	0	5
4	1	3	5	0	0	0
3	0	0	0	0	0	2
1	0	0	0	0	0	1
3	0	1	0	0	1	0
1	0	0	0	1	1	0
0	0	0	0	0	0	0
1	0	0	0	0	0	0
0	0	0	0	0	0	0

Batter	1	2	3	4	5	6	7	8	9
Pat Kelly, L (1, 9) OBP: 0.361, SLG: 0.342	4-0 BB G4-6-3		0-0 G4-6-3 1-2f		4-0 BB PO		0-3 K		
Cookie Rojas, R (1, 4) OBP: 0.260, SLG: 0.277	0-0 L9			0-0 1B FC5-2 1B	0-0 PO 1-2	0-0 1-3 BB HR 1B		4-0 CS BB	
Amos Otis, R (1, 8) OBP: 0.363, SLG: 0.452	0-0 G4-6-3 1-2f			0-0 FC5-2 1B 1-2		4-0 1-3 BB HR		0-0 F2	
Ed Kirkpatrick, L (1, 2) OBP: 0.320, SLG: 0.417		0-0 F8		0-0 FC5-2 1B 1-2 2-3		0-3 K		0-3 K 1-2	
Lou Piniella, R (1, 7) OBP: 0.338, SLG: 0.461		0-0 6-3		0-0 FC5-2 1B 1-2 2-3 3-H		0-0 1-3		0-0 5-3	
Bob Oliver, R (1, 3) OBP: 0.318, SLG: 0.480		0-0 P5		0-0 G4-6-3 1B 1-2 2-H 3-H		0-0 HR 2-H 3-H		0-0 G6-4-3 1B	
Bill Sorrell, L (1, 5) OBP: 0.333, SLG: 0.408 Hawk Taylor, R (9, PH) OBP: 0.234, SLG: 0.233			0-0 F8	0-0 G4-6-3 1-2f		0-0 F8		0-0 G6-4-3 1-2f	
Jackie Hernandez, R (1, 6) OBP: 0.283, SLG: 0.286			0-0 BB 1B		0-3 K		0-0 F9		
Bill Butler, L (1, 1) OBP: 0.146, SLG: 0.054 Ken Wright, R (5, 1) Paul Schaal, R (7, PH) OBP: 0.339, SLG: 0.325 Tom Burgmeier, L (7, 1) OBP: 0.300, SLG: 0.222			4-0 BB G4-6-3		0-3 K		0-0 F8		

Inning Stats	R: 0	H: 0	E: 0	K: 0	S: 2	P: 6	R: 0	H: 0	E: 0	K: 0	S: 3	P: 3	R: 0	H: 1	E: 0	K: 0	S: 3	P: 7	R: 2	H: 4	E: 0	K: 0	S: 6	P: 6	R: 0	H: 0	E: 0	K: 2	S: 6	P: 10	R: 3	H: 2	E: 0	K: 1	S: 7	P: 11	R: 0	H: 0	E: 0	K: 1	S: 5	P: 5	R: 0	H: 0	E: 0	K: 1	S: 4	P: 8	R: 0	H: 1	E: 0	K: 0	S: 3	P: 3
	0	0	0	0	2	6	0	0	0	0	3	3	0	1	0	0	6	7	0	4	0	0	6	6	0	0	0	2	6	10	0	2	0	1	7	11	0	0	0	1	5	5	0	0	0	1	4	8	0	1	0	0	3	3

PITCHER	IP	WLS	BF	H	R	ER	SO	BB	IBB	HBP	BLK	WP	HR	S	P	ERA	WHIP
Steve Dunning, R (1, 1) ERA: 4.9	6.0	W	25	7	5	5	3	4	0	0	0	0	1	27	43	7.50	1.833
Dennis Higgins, R (7, 1) ERA: 4.79	1.0		3	0	0	0	1	0	0	0	0	0	0	5	5	0.00	0.000
Fred Lasher, R (8, 1) ERA: 3.49	1.1		5	1	0	0	1	1	0	0	0	0	0	6	10	0.00	1.500
Rick Austin, L (9, 1) ERA: 5.8	0.2	S	1	0	0	0	0	0	0	0	0	0	0	1	1	0.00	0.000

1B:	7	SF:	0
2B:	1	SAC:	0
3B:	0	DP:	5
HR:	1	HBP:	0

Batter	1	2	3	4	5	6	7	8	9
Eddie Leon, R OBP: 0.296, SLG: 0.348 (1, 4)	0-0 1B 1B		0-0 P3		0-0 1B 2B	0-0 FC4-6 1B HR		0-0 4-3	
Larry Brown, R OBP: 0.373, SLG: 0.354 (1, 6)	0-0 1-2 1B		0-0 L7		0-0 2B 1B	0-0 1-2 HR 1B			
Roy Foster, R OBP: 0.362, SLG: 0.465 (1, 7)	0-3 K		4-0 BB		0-0 L4-6 2B	0-0 1-H 2-H HR			
Tony Horton, R OBP: 0.316, SLG: 0.440 (1, 3)	0-3 K		0-0 4-3		0-0 6-3	0-0 F9			
Chuck Hinton, R OBP: 0.413, SLG: 0.443 Vada Pinson, L OBP: 0.335, SLG: 0.457 (1, 9) (5, PH) (6, 9)	0-0 L8			0-0 HR	4-0 BB		0-0 L9		
Duke Sims, L OBP: 0.376, SLG: 0.527 (1, 2)		0-0 P4		0-0 G3	0-0 L4-6		0-0 F8		
Buddy Bradford, R OBP: 0.292, SLG: 0.343 (1, 8)		0-0 1B 1B		4-0 BB FC3-6 BB		0-0 L9	0-3 K		
Graig Nettles, L OBP: 0.347, SLG: 0.396 (1, 5)		0-0 CS 1B		0-0 FC3-6		0-0 HBP E 1B	0-0 1-3		
Steve Dunning, R OBP: 0.100, SLG: 0.100 Lou Klimchock, L OBP: 0.193, SLG: 0.222 Dennis Higgins, R Fred Lasher, R Rick Austin, R OBP: 0.231, SLG: 0.250 (1, 1) (6, PH) (7, 1) (8, 1) (9, 1)	0-3 K	0-3 K	0-3 K	0-3 K		1-0 FC4-6 HBP	0-0 4-3		

Inning Stats	R: 0 E: 0 K: 2 S: 9	H: 2 LOB: 2 BB: 0 P: 9	R: 0 E: 0 K: 1 S: 6	H: 2 LOB: 1 BB: 0 P: 6	R: 0 E: 0 K: 0 S: 3	H: 0 LOB: 1 BB: 1 P: 7	R: 1 E: 0 K: 1 S: 6	H: 1 LOB: 1 BB: 1 P: 10	R: 1 E: 0 K: 0 S: 5	H: 3 LOB: 2 BB: 1 P: 9	R: 4 E: 1 K: 0 S: 6	H: 3 LOB: 0 BB: 0 P: 7	R: 0 E: 0 K: 1 S: 5	H: 0 LOB: 0 BB: 0 P: 5	R: 0 E: 0 K: 0 S: 3	H: 0 LOB: 0 BB: 0 P: 3
--------------	------------------------------	---------------------------------	------------------------------	---------------------------------	------------------------------	---------------------------------	------------------------------	----------------------------------	------------------------------	---------------------------------	------------------------------	---------------------------------	------------------------------	---------------------------------	------------------------------	---------------------------------

PITCHER	IP	WLS	BF	H	R	ER	SO	BB	IBB	HBP	BLK	WP	HR	S	P	ERA	WHIP
Bill Butler, L ERA: 3.91 (1, 1)	4.0		21	8	2	2	4	2	0	0	0	0	1	27	35	4.50	2.500
Ken Wright, R ERA: 6.06 (5, 1)	2.0	L	10	3	4	4	0	1	0	1	0	0	1	8	13	18.00	2.000
Tom Burgmeier, L ERA: 3.27 (7, 1)	2.0		6	0	0	0	1	0	0	0	0	0	0	8	8	0.00	0.000

BOTTOM

Kansas City Royals @ Cleveland Indians
Cleveland Municipal Stadium, Cleveland, OH

Sun Jul 26 1970, 3:33 AM EDT
Unknown

AB	R	H	RBI	BB	SO	LOB
5	2	2	0	0	0	1
4	1	3	1	0	0	0
3	1	2	3	1	1	2
4	0	0	0	0	1	5
2	1	1	1	0	0	2
1	0	0	0	1	0	0
4	0	0	0	0	0	3
3	0	1	0	1	1	0
4	1	2	0	0	0	1
2	0	0	0	0	2	3
0	0	0	0	0	0	0
0	0	0	0	0	0	0
1	0	0	0	0	0	0
0	0	0	0	0	0	0

AB	33
R	6
H	11
RBI	5
BB	3
SO	5
LOB	17

livebaseballscorecards.com

WP	PA
0	37
0	
0	
0	



Batter	1	2	3	4	5	6	7	8	9	AB R H RBI BB SO LOB	TOP											
Pat Kelly, L (1, 9) OBP: 0.357, SLG: 0.338	0-0 F7		0-0 G4-6-3			0-3 K		0-0 P6		4 0 0 0 0 1 3												
Cookie Rojas, R (1, 4) OBP: 0.255, SLG: 0.271	0-0 6-3			0-0 L9		0-3 K		0-0 FC5-4		4 0 0 0 0 1 2												
Amos Otis, R (1, 8) OBP: 0.362, SLG: 0.449	0-0 1-3			0-0 6-3			4-0 FC4-6 BB		0-0 6-3	3 0 0 0 1 0 0												
Lou Piniella, R (1, 7) OBP: 0.333, SLG: 0.455		0-0 4-3		0-0 4-3		0-0 FC4-6 1B			0-0 5-3	4 0 0 0 0 0 1												
Bob Oliver, R (1, 3) OBP: 0.322, SLG: 0.480		4-0 BB			0-0 5-3		0-0 1B 1B		4-0 BB	2 0 1 0 2 0 0												
Bill Sorrell, L (1, 5) OBP: 0.329, SLG: 0.400		0-3 K			0-0 1-3		0-0 1B 1B		0-0 G3	4 0 1 0 0 1 2												
Ellie Rodriguez, R (1, 2) OBP: 0.324, SLG: 0.331		0-0 F9			0-0 6-3		0-0 4-3			3 0 0 0 0 0 3												
Rich Severson, R (1, 6) OBP: 0.289, SLG: 0.290			0-0 G4-6-3 1B			0-0 6-3		0-0 FC5-4 1B		3 0 2 0 0 0 0												
Dave Morehead, R (1, 1) OBP: 0.214, SLG: 0.222			0-3 K			0-0 1B		0-0 F7		2 0 1 0 0 1 1												
Tom Burgmeier, L (7, 1) OBP: 0.300, SLG: 0.222										0 0 0 0 0 0 0												
Ed Kirkpatrick, L (8, PH) OBP: 0.319, SLG: 0.415										1 0 0 0 0 0 1												
Don O'Riley, R (8, 1)										0 0 0 0 0 0 0												
Inning Stats	R: 0 E: 0 K: 0 S: 3	H: 0 LOB: 0 BB: 0 P: 3	R: 0 E: 0 K: 1 S: 5	H: 0 LOB: 1 BB: 1 P: 9	R: 0 E: 0 K: 1 S: 5	H: 1 LOB: 0 BB: 0 P: 5	R: 0 E: 0 K: 0 S: 3	H: 0 LOB: 0 BB: 0 P: 3	R: 0 E: 0 K: 0 S: 3	H: 0 LOB: 0 BB: 0 P: 3	R: 0 E: 0 K: 2 S: 8	H: 1 LOB: 1 BB: 0 P: 8	R: 0 E: 0 K: 0 S: 4	H: 2 LOB: 2 BB: 1 P: 8	R: 0 E: 0 K: 0 S: 4	H: 1 LOB: 1 BB: 0 P: 4	R: 0 E: 0 K: 0 S: 3	H: 0 LOB: 1 BB: 1 P: 7	1B: 5 2B: 0 3B: 0 HR: 0	SF: 0 SAC: 0 DP: 1 HBP: 0	WP: 0 PB: 0 SB: 0 CS: 0	PA: 33
PITCHER Steve Hargan, R (1, 1) ERA: 2.43	IP: 9.0 WLS: W BF: 33 H: 5 R: 0 ER: 0 SO: 4 BB: 3 IBB: 0 HBP: 0 BLK: 0 WP: 0 HR: 0 S: 38 P: 50 ERA: 0.00 WHIP: 0.889																					

Kansas City Royals @ Cleveland Indians
 Cleveland Municipal Stadium, Cleveland, OH
 Sun Jul 26 1970, 3:38 AM EDT
 Att: 21,237 - Unknown

AB	30
R	0
H	5
RBI	0
BB	3
SO	4
LOB	13



Batter	1	2	3	4	5	6	7	8	9
Vada Pinson, L (1, 9) OBP: 0.334, SLG: 0.454	0-0 1B		0-0 P4		0-0 F8		0-0 F7		
Graig Nettles, L (1, 5) OBP: 0.346, SLG: 0.403	0-0 F7		0-0 HR		0-0 4-3		0-3 K		
Roy Foster, R (1, 7) OBP: 0.361, SLG: 0.462	0-0 F7		0-0 1B		0-0 P6		0-0 F8		
Duke Sims, L (1, 2) OBP: 0.374, SLG: 0.521	0-0 5-3		0-0 P6		0-0 1B		0-0 4-3		
Tony Horton, R (1, 3) OBP: 0.321, SLG: 0.453		0-0 1B	0-0 6-3		0-0 1B		0-0 HR		
Ted Uhlaender, L (1, 8) OBP: 0.302, SLG: 0.355		0-0 F7		0-0 3-1		0-0 F7		0-0 G3	
Larry Brown, R (1, 6) OBP: 0.354, SLG: 0.333		0-0 P4		0-0 F9		0-0 1-3		0-3 K	
Jack Heidemann, R (9, 6) OBP: 0.257, SLG: 0.272									
Eddie Leon, R (1, 4) OBP: 0.299, SLG: 0.358		4-0 BB		0-0 4-3			0-0 HR		
Steve Hargan, R (1, 1) OBP: 0.100, SLG: 0.100		0-0 FC6-4		0-0 6-3			0-0 1B		

AB	R	H	RBI	BB	SO	LOB
4	0	1	0	0	0	1
4	1	1	1	0	1	2
4	0	1	0	0	0	2
4	0	1	0	0	0	2
4	1	3	1	0	0	1
4	0	0	0	0	0	3
4	0	0	0	0	1	3
0	0	0	0	0	0	0
2	1	1	1	1	0	0
3	0	1	0	0	0	2

BOTTOM

Kansas City Royals @ Cleveland Indians
Cleveland Municipal Stadium, Cleveland, OH

Sun Jul 26 1970, 3:38 AM EDT
Att. 21,237 - Unknown

livebaseballscorecards.com

AB	33
R	3
H	9
RBI	3
BB	1
SO	2
LOB	16



1B: 6	SF: 0
2B: 0	SAC: 0
3B: 0	DP: 0
HR: 3	HBP: 0

WP: 0	PA: 34
PB: 0	
SB: 1	
CS: 0	

Inning Stats	R	H	E	K	S	H	LOB	BB	P	R	H	E	K	S	WP	HR	S	P	ERA	WHIP
	0	1	0	0	4	1	1	0	4	0	2	0	0	3	0	2	26	30	3.00	1.500
	0	1	0	0	4	1	2	0	8	1	2	0	0	5	0	5	5	0.00	0.000	
	0	1	0	0	4	1	1	0	8	0	1	0	0	6	0	6	6	9.00	1.000	

PITCHER	IP	WLS	BF	H	R	ER	SO	BB	IBB	HBP	BLK	WP	HR	S	P	ERA	WHIP
Dave Morehead, R (1, 1) ERA: 3.52	6.0	L	27	8	2	2	0	0	1	0	0	0	0	5	5	3.00	1.500
Tom Burgmeier, L (7, 1) ERA: 3.19	1.0		3	0	0	0	1	0	0	0	0	0	0	5	5	0.00	0.000
Don O'Riley, R (8, 1) ERA: 5.12	1.0		4	1	1	1	1	0	0	0	0	0	1	6	6	9.00	1.000

BOTTOM

Kansas City Royals @ Detroit Tigers
Tiger Stadium, Detroit, MI

AB	29
R	6
H	9
RBI	6
BB	6
SO	5
LOB	14



WP:	0	PA:	38
PB:	0		
SB:	0		
CS:	0		

Tue Jul 28 1970, 7:05 PM EDT
Att: 15,226 - Unknown - 81 F

livebaseballscorecards.com

AB R H RBI BB SO LOB

3	1	0	0	2	0	1
5	1	1	0	0	0	4
3	1	1	0	1	0	0
2	1	2	1	2	0	0
0	0	0	0	0	0	0
3	1	1	3	0	1	4
4	0	2	2	0	0	2
3	0	0	0	0	2	2
4	0	2	0	0	1	1
1	1	0	0	1	0	0
0	0	0	0	0	0	0
0	0	0	0	0	0	0
1	0	0	0	0	1	0

Batter	1	2	3	4	5	6	7	8	9
Dick McAuliffe, L OBP: 0.385, SLG: 0.381 (1, 4)	0-0 1-3 BB BB	0-0 4-3 2-3			4-0 1B BB SF8 BB		0-0 F7		4-0 G6-4-3 BB
Mickey Stanley, R OBP: 0.324, SLG: 0.399 (1, 8)	0-0 BB 1B 1B	0-0 6-3			0-0 F9		0-0 6-3		0-0 G6-4-3 1-2f
Al Kaline, R OBP: 0.380, SLG: 0.476 (1, 9)	0-0 1-2 BB 1B		0-0 L7		4-0 SF8 1B 1-2 BB		0-0 L7		
Gates Brown, L OBP: 0.345, SLG: 0.440 Elliott Maddox, R OBP: 0.328, SLG: 0.384 (1, 7) (9, 7)	4-0 1-2 2-3 BB		4-0 G4-6-3 BB		0-0 1-2 2-3 3-H 1B		0-0 HR 1B		
Norm Cash, L OBP: 0.376, SLG: 0.467 (1, 3)	0-3 K		0-0 G4-6-3 1-2f		0-0 SF8		0-0 1-H HR		
Bill Freehan, R OBP: 0.328, SLG: 0.434 (1, 2)	0-0 1-2 2-H 3-H 1B			0-0 F9	0-0 P3		0-0 SH2-3 K 2B		
Don Wert, R OBP: 0.317, SLG: 0.330 (1, 5)	0-3 K			0-0 5-3		0-3 K	0-0 SH2-3		
Cesar Gutierrez, R OBP: 0.274, SLG: 0.310 (1, 6)		0-0 4-3 SH3 1B		0-0 2B		0-0 F4	0-3 K		
Joe Niekro, R OBP: 0.220, SLG: 0.239 Lerrin LaGrow, R OBP: 0.222, SLG: 0.222 Fred Scherman, L OBP: 0.222, SLG: 0.222 Dalton Jones, L OBP: 0.315, SLG: 0.316 (1, 1) (8, 1) (8, 1) (9, PH)		0-0 SH3			4-0 F9 BB 1B BB	0-0 L9		0-3 K	

Inning Stats	R: 2	H: 3	E: 0	K: 2	S: 10	LOB: 2	BB: 1	P: 14	R: 0	H: 1	E: 0	K: 0	S: 4	LOB: 1	BB: 0	P: 4	R: 0	H: 0	E: 0	K: 0	S: 2	LOB: 0	BB: 1	P: 6	R: 0	H: 1	E: 0	K: 0	S: 3	LOB: 1	BB: 0	P: 3	R: 2	H: 1	E: 0	K: 0	S: 4	LOB: 2	BB: 3	P: 16	R: 0	H: 0	E: 0	K: 1	S: 5	LOB: 0	BB: 0	P: 5	R: 0	H: 0	E: 0	K: 0	S: 3	LOB: 0	BB: 0	P: 3	R: 2	H: 3	E: 0	K: 1	S: 7	LOB: 1	BB: 0	P: 7	R: 0	H: 0	E: 0	K: 1	S: 4	LOB: 0	BB: 1	P: 8	1B: 6	SF: 1	2B: 2	SAC: 2	3B: 0	DP: 2	HR: 1	HBP: 0	WP: 0	PA: 38
--------------	------	------	------	------	-------	--------	-------	-------	------	------	------	------	------	--------	-------	------	------	------	------	------	------	--------	-------	------	------	------	------	------	------	--------	-------	------	------	------	------	------	------	--------	-------	-------	------	------	------	------	------	--------	-------	------	------	------	------	------	------	--------	-------	------	------	------	------	------	------	--------	-------	------	------	------	------	------	------	--------	-------	------	-------	-------	-------	--------	-------	-------	-------	--------	-------	--------

PITCHER	IP	WLS	BF	H	R	ER	SO	BB	IBB	HBP	BLK	WP	HR	S	P	ERA	WHIP
Dick Drago, R ERA: 4.21 (1, 1)	4.1		21	5	4	4	2	5	0	0	0	0	0	20	40	8.31	2.308
Tom Burgmeier, L ERA: 3.16 (5, 1)	0.1		2	1	0	0	0	0	0	0	0	0	0	2	2	0.00	3.000
Ken Wright, R ERA: 5.68 (5, 1)	2.1		7	0	0	0	1	0	0	0	0	0	0	9	9	0.00	0.000
Ted Abernathy, R ERA: 2.44 (8, 1)	2.0	W	8	3	2	2	2	1	0	0	0	0	1	11	15	9.00	2.000

Batter	1	2	3	4	5	6	7	8	9	AB R H RBI BB SO LOB	TOP											
Pat Kelly, L (1, 9) OBP: 0.359, SLG: 0.342	0-0 S 2B 1B		0-3 K			0-0 L5-3 1B	0-0 L8			4 1 2 0 0 1 1												
Cookie Rojas, R (1, 4) OBP: 0.244, SLG: 0.260	0-3 K 1-2		0-0 L9			0-0 L5-3 1-2	0-0 5-3			4 0 0 0 0 1 3												
Amos Otis, R (1, 8) OBP: 0.357, SLG: 0.441	0-0 F9		0-3 K			0-0 L5-3		0-3 K		4 0 0 0 0 2 2												
Lou Piniella, R (1, 7) OBP: 0.339, SLG: 0.459	0-0 2-H 2B			0-3 K		4-0 BB		0-0 F9		3 0 1 1 1 1 0												
Bob Oliver, R (1, 3) OBP: 0.322, SLG: 0.492	0-0 F8			0-0 L6-3 1B		0-3 K		0-3 K		4 0 1 0 0 2 3												
Paul Schaaf, R (1, 5) OBP: 0.341, SLG: 0.327		0-0 F4		0-0 L6-3 1-2			0-0 1B 2B 1B		0-0 1-3	4 1 1 0 0 0 1												
Ellie Rodriguez, R (1, 2) OBP: 0.328, SLG: 0.335		0-0 F7			0-0 F7		0-0 2B E 1B		0-0 1B	4 1 2 0 0 0 0												
Rich Severson, R (1, 6) OBP: 0.305, SLG: 0.310		4-0 BB			0-0 L6-3		0-0 E7 5-3 1-H 2-H 2B		0-3 K	3 0 1 1 1 1 1												
Jim Rooker, R (1, 1) OBP: 0.226, SLG: 0.320		0-3 K			0-3 K		0-0 5-3		0-0 F8	2 0 0 0 0 2 1												
Al Fitzmorris, S (5, 1) OBP: 0.357, SLG: 0.571										0 0 0 0 0 0 0												
Jim Campanis, R (7, PH) OBP: 0.220, SLG: 0.283										1 0 0 0 0 0 1												
Wally Bunker, R (7, 1) OBP: 0.273, SLG: 0.111										0 0 0 0 0 0 0												
Ed Kirkpatrick, L (9, PH) OBP: 0.322, SLG: 0.415										1 0 0 0 0 0 1												
Inning Stats	R: 1 E: 0 K: 1 S: 7	H: 2 LOB: 1 BB: 0 P: 7	R: 0 E: 0 K: 1 S: 5	H: 0 LOB: 1 BB: 1 P: 9	R: 0 E: 0 K: 2 S: 7	H: 0 LOB: 0 BB: 0 P: 7	R: 0 E: 0 K: 1 S: 5	H: 1 LOB: 0 BB: 0 P: 5	R: 0 E: 0 K: 1 S: 5	H: 0 LOB: 0 BB: 0 P: 5	R: 0 E: 0 K: 1 S: 6	H: 1 LOB: 2 BB: 1 P: 10	R: 2 E: 1 K: 0 S: 6	H: 3 LOB: 1 BB: 0 P: 6	R: 0 E: 0 K: 2 S: 7	H: 0 LOB: 0 BB: 0 P: 7	R: 0 E: 0 K: 1 S: 6	H: 1 LOB: 1 BB: 0 P: 6	1B: 6 2B: 2 3B: 0 HR: 0	SF: 0 SAC: 0 DP: 1 HBP: 0	WP: 0 PB: 0 SB: 1 CS: 0	PA: 36
PITCHER	IP WLS BF H R ER SO BB IBB HBP BLK WP HR S P ERA WHIP																					
Les Cain, L (1, 1) ERA: 3.66	6.1 W 27 7 3 3 7 2 0 0 0 0 0 0 39 47 4.26 1.421																					
Tom Timmermann, R (7, 1) ERA: 3.35	2.2 S 9 1 0 0 3 0 0 0 0 0 0 0 15 15 0.00 0.375																					

Kansas City Royals @ Detroit Tigers
Tiger Stadium, Detroit, MI
Wed Jul 29 1970, 7:05 PM EDT
Att. 13,886 - Unknown

livebaseballscorecards.com

AB	34
R	3
H	8
RBI	2
BB	2
SO	10
LOB	14



BOTTOM

Kansas City Royals @ Detroit Tigers
Tiger Stadium, Detroit, MI
Wed Jul 29 1970, 7:05 PM EDT
Att. 13,886 - Unknown

livebaseballscorecards.com

AB 35
R 10
H 11
RBI 8
BB 5
SO 8
LOB 13



WP: 1 PA: 40
PB: 0
SB: 2
CS: 0

AB	R	H	RBI	BB	SO	LOB
4	3	2	2	1	0	0
5	2	2	0	0	2	0
3	2	2	1	1	0	0
1	0	0	0	0	1	1
4	1	2	3	1	0	1
4	1	1	2	0	1	3
3	0	1	0	1	0	2
3	0	0	0	1	2	1
4	0	1	0	0	0	3
3	1	0	0	0	1	1
1	0	0	0	0	1	1
1B: 6	SF: 0					
2B: 1	SAC: 0					
3B: 1	DP: 1					
HR: 3	HBP: 0					

Batter	1	2	3	4	5	6	7	8	9
Mickey Stanley, R (1, 8) OBP: 0.328, SLG: 0.421	0-0 HR		0-0 L7		4-0 E BB	0-0 F9		0-0 HR	
Dick McAuliffe, L (1, 4) OBP: 0.385, SLG: 0.381	0-3 K		0-3 K		0-0 E7 3B	0-0 2B 1B		0-0 G5-4-3 1B	
Al Kaline, R (1, 3) Norm Cash, L (7, 3) OBP: 0.385, SLG: 0.481 OBP: 0.375, SLG: 0.465	0-0 BB 1B		0-0 L6-3		4-0 3B BB	0-0 1B 2B		0-3 K	
Bill Freehan, R (1, 2) OBP: 0.331, SLG: 0.442	4-0 1-2 BB			0-0 1-3	0-0 HR 3B	0-0 WP 1B		0-0 G5-4-3 1-2f	
Don Wert, R (1, 5) OBP: 0.316, SLG: 0.344	0-3 K			0-0 P3	0-0 HR	0-0 5-3			
Elliott Maddox, R (1, 9) OBP: 0.332, SLG: 0.383	0-0 F9			0-0 6-3	0-0 S 1B		4-0 S BB		
Ike Brown, R (1, 7) OBP: 0.380, SLG: 0.512		0-0 6-3			0-0 K		0-3 K		
Cesar Gutierrez, R (1, 6) OBP: 0.274, SLG: 0.309		0-0 6-3			0-0 FC1-6 1B		0-0 F9		
Les Cain, L (1, 1) Tom Timmermann, R (7, 1) OBP: 0.093, SLG: 0.163		0-3 K			0-0 FC1-6 BB E	0-0 4-3	0-3 K		

Inning	R	H	E	K	S	P	SO	BB	IBB	HBP	BLK	WP	HR	S	P	ERA	WHIP
1	1	2	0	2	13												
2	0	0	0	1	5												
3	0	0	0	1	5												
4	0	0	0	0	3												
5	6	4	1	10	22												
6	2	3	0	0	6												
7	0	0	0	2	11												
8	1	2	0	1	6												
9	0	0	0	0	6												

PITCHER	IP	WLS	BF	H	R	ER	SO	BB	IBB	HBP	BLK	WP	HR	S	P	ERA	WHIP
Jim Rooker, L (1, 1) ERA: 3.1	4.2	L	24	6	7	1	5	3	0	0	0	0	2	31	43	1.93	1.929
Al Fitzmorris, R (5, 1) ERA: 3.62	1.1		8	3	2	2	0	1	0	0	0	1	0	7	11	13.50	3.000
Wally Bunker, R (7, 1) ERA: 7.93	2.0		8	2	1	1	3	1	0	0	0	0	1	13	17	4.50	1.500

Batter	1	2	3	4	5	6	7	8	9	10	AB R H RBI BB SO LOB	TOP							
Pat Kelly, L (1, 9) OBP: 0.359, SLG: 0.346	0-0 1B 2B		0-3 K		0-0 F8		0-0 1B		0-0 G3-6-3		5 0 2 1 0 1 1	Kansas City Royals @ Detroit Tigers Tiger Stadium, Detroit, MI Thu Jul 30 1970, 7:05 PM EDT Att. 13,888 - Unknown							
Cookie Rojas, R (1, 4) OBP: 0.252, SLG: 0.268	0-0 L4-3 1B		0-0 1B		0-0 6-3		0-0 F7		0-0 SH1-4 1B		5 1 3 0 0 0 2								
Amos Otis, R (1, 8) OBP: 0.353, SLG: 0.437	0-3 K		0-0 F3		0-0 F3		0-0 L9		0-0 SH1-4		4 0 0 0 0 1 3								
Lou Piniella, R (1, 7) OBP: 0.343, SLG: 0.460	0-0 L4-3 1-2			0-0 1-3 1B		0-0 F7		0-0 HBP 1B	4-0 1B IBB		4 1 2 0 1 0 2								
Bob Oliver, R (1, 3) OBP: 0.325, SLG: 0.492		0-0 G5-4-3 1B		0-0 F8		0-0 4-3		1-0 HBP	0-0 1-3 2-H 1B		4 0 2 1 0 0 1								
Paul Schaal, R (1, 5) OBP: 0.333, SLG: 0.319		0-0 G5-4-3 1-2f		0-0 1-3		0-0 F7		0-0 P3	0-3 K		5 0 0 0 0 1 6								
Ellie Rodriguez, R (1, 2) OBP: 0.333, SLG: 0.341		0-0 1B		0-0 2-H 1B		0-3 K		0-0 3-1	4-0 FC5-4 IBB		3 0 2 1 0 1 0 1 0 0 0 1 0 2								
Ed Kirkpatrick, L (8, PH) OBP: 0.323, SLG: 0.414		0-0 1B		0-0 F4		4-0 BB 1B		0-0 F7	0-0 FC5-4 1-2f		4 1 0 0 1 1 5								
Rich Severson, R (1, 6) OBP: 0.300, SLG: 0.298		0-3 K		0-0 F4		4-0 BB 1B		0-0 F7	0-0 FC5-4 1-2f		4 1 0 0 1 1 5								
Bob Johnson, L (1, 1) OBP: 0.206, SLG: 0.069			0-3 K		0-3 K		4-0 1B BB		0-0 G3-6-3 1B		3 0 1 0 1 2 0 0 0 0 0 0 0 0								
Ted Abernathy, R (9, 1) OBP: 0.100, SLG: 0.100																			
Inning Stats	R: 0 E: 0 K: 1 S: 6	H: 2 LOB: 1 BB: 0 P: 6	R: 0 E: 0 K: 1 S: 6	H: 2 LOB: 1 BB: 0 P: 6	R: 0 E: 0 K: 2 S: 8	H: 1 LOB: 1 BB: 0 P: 8	R: 1 E: 0 K: 0 S: 5	H: 2 LOB: 1 BB: 0 P: 5	R: 0 E: 0 K: 1 S: 5	H: 0 LOB: 0 BB: 0 P: 5	R: 0 E: 0 K: 1 S: 5	H: 0 LOB: 0 BB: 0 P: 3	R: 1 E: 0 K: 1 S: 7	H: 2 LOB: 3 BB: 2 P: 15	1B: 11 2B: 2 3B: 0 HR: 0	SF: 0 SAC: 1 DP: 3 HBP: 1	WP: 0 PB: 0 SB: 0 CS: 0	PA: 44	
PITCHER	IP WLS BF H R ER SO BB IBB HBP BLK WP HR S P ERA WHIP																		
Mike Kilkenny, L (1, 1) ERA: 4.91	6.2		8	2	2	6	2	0	0	0	0	0	0	0	0	2.70	1.500		
Daryl Patterson, R (7, 1) ERA: 4.31	2.1		9	2	0	0	0	0	1	0	0	0	0	8	9	0.00	0.857		
Tom Timmermann, R (10, 1) ERA: 3.46	1.0	L	7	2	1	1	1	0	2	0	0	0	0	7	15	9.00	2.000		

livebaseballscorecards.com

AB	38
R	3
H	12
RBI	3
BB	4
SO	7
LOB	22



Kansas City Royals @ Detroit Tigers
 Tiger Stadium, Detroit, MI
 Thu Jul 30 1970, 7:05 PM EDT
 Att. 13,888 - Unknown

livebaseballscorecards.com

AB	36
R	2
H	7
RBI	2
BB	5
SO	10
LOB	19



WP	0	PA	43
PB	0		
SB	0		
CS	0		

Batter	1	2	3	4	5	6	7	8	9	10	AB	R	H	RBI	BB	SO	LOB
Dick McAuliffe, L (1, 4) OBP: 0.385, SLG: 0.380	0-0 BB BB 1B		0-3 K		4-0 BB		0-0 F9		0-0 L8		4	0	1	0	1	1	2
Mickey Stanley, R (1, 8) OBP: 0.323, SLG: 0.414	0-3 K		0-0 F7		0-0 F9		0-0 F9		0-3 K	0-0 L8	5	0	0	0	0	2	4
Al Kaline, R (1, 9) OBP: 0.382, SLG: 0.475	4-0 BB 1-2 BB		0-3 K		0-0 F3		0-0 L8		0-0 L8	0-0 L9	4	0	0	0	1	1	1
Gates Brown, L (1, 7) OBP: 0.365, SLG: 0.444	0-0 F3			0-0 HR 1B		0-0 1-5-3 1B		1-0 BB HBP		0-0 4-3	4	1	2	0	0	0	2
Norm Cash, L (1, 3) OBP: 0.383, SLG: 0.482 Elliott Maddox, R (10, PR) OBP: 0.332, SLG: 0.383	4-0 BB 1-2 2-3 BB			0-0 HR		0-0 F7		4-0 BB 1-2 BB		0-0 1B 1B	3	1	2	2	2	0	1
Bill Freehan, R (1, 2) OBP: 0.328, SLG: 0.436 Jim Northrup, L (10, PH) OBP: 0.345, SLG: 0.530	0-0 F3			0-0 F9		0-0 1-5-3		0-0 F8		0-0 1B	4	0	0	0	0	0	6
Don Wert, R (1, 5) OBP: 0.313, SLG: 0.340		0-3 K		0-0 F6		0-3 K		0-0 SH3 1B		0-3 K	5	0	1	0	0	3	3
Cesar Gutierrez, R (1, 6) OBP: 0.271, SLG: 0.306		0-0 F4		0-0 F9		0-0 F4		0-0 SH3		0-0 1-2	3	0	0	0	0	0	0
Mike Kilkenny, R (1, 1) OBP: 0.077, SLG: 0.080 Daryl Patterson, L (7, 1) Dalton Jones, L (9, PH) OBP: 0.323, SLG: 0.316 Tom Timmermann, R (10, 1)		0-3 K		0-3 K		0-3 K		4-0 IBB			2	0	0	0	0	2	0

Inning Stats	R: 0	H: 1	E: 0	K: 1	S: 6	P: 14	R: 0	H: 0	E: 0	K: 2	S: 7	P: 7	R: 0	H: 0	E: 0	K: 2	S: 7	P: 7	R: 2	H: 2	E: 0	K: 0	S: 5	P: 5	R: 0	H: 0	E: 0	K: 1	S: 5	P: 9	R: 0	H: 1	E: 0	K: 1	S: 6	P: 6	R: 0	H: 0	E: 0	K: 1	S: 5	P: 5	R: 0	H: 0	E: 0	K: 1	S: 5	P: 10	R: 0	H: 1	E: 0	K: 0	S: 4	P: 8	R: 0	H: 2	E: 0	K: 1	S: 7	P: 7	1B: 6	SF: 0	2B: 0	SAC: 1	3B: 0	DP: 0	HR: 1	HBP: 1	WP: 0	PA: 43
--------------	------	------	------	------	------	-------	------	------	------	------	------	------	------	------	------	------	------	------	------	------	------	------	------	------	------	------	------	------	------	------	------	------	------	------	------	------	------	------	------	------	------	------	------	------	------	------	------	-------	------	------	------	------	------	------	------	------	------	------	------	------	-------	-------	-------	--------	-------	-------	-------	--------	-------	--------

PITCHER	IP	WLS	BF	H	R	ER	SO	BB	IBB	HBP	BLK	WP	HR	S	P	ERA	WHIP
Bob Johnson, R (1, 1) ERA: 3.45	8.2		37	5	2	2	9	4	1	1	0	0	1	49	70	2.08	1.038
Ted Abernathy, R (9, 1) ERA: 2.38	1.1	W	6	2	0	0	1	0	0	0	0	0	0	8	8	0.00	1.500


Batter	1	2	3	4	5	6	7	8	9	AB R H RBI BB SO LOB	TOP									
Pat Kelly, L (1, 9) OBP: 0.356, SLG: 0.341	0-3 K		0-0 5-3			0-0 F7		0-0 4-3		4 0 0 0 0 1 0										
Cookie Rojas, R (1, 4) OBP: 0.252, SLG: 0.267	0-0 F7			0-0 F4		0-0 1B		0-0 F7		4 0 1 0 0 0 0										
Al Fitzmorris, S (8, 1) OBP: 0.357, SLG: 0.571										0 0 0 0 0 0 0										
Amos Otis, R (1, 8) OBP: 0.353, SLG: 0.435	0-0 6-3			0-0 1B		0-0 F9			0-0 6-3	4 0 1 0 0 0 1										
Lou Piniella, R (1, 7) OBP: 0.345, SLG: 0.460		0-0 1B		0-0 L4		0-0 1B SF9 1B			0-0 F9	4 1 2 0 0 0 1										
Bob Oliver, R (1, 3) OBP: 0.325, SLG: 0.490	0-3 K		0-0 F8			0-0 1-3 FC6-4 1B			0-0 5-3	4 0 1 0 0 1 2										
Paul Schaal, R (1, 5) OBP: 0.329, SLG: 0.314		0-0 F9		0-0 F3		0-3 K				3 0 0 0 0 1 3										
Ellie Rodriguez, R (1, 2) OBP: 0.328, SLG: 0.337		0-0 5-3		0-0 4-3		0-0 SF9				2 0 0 1 0 0 1										
Rich Severson, R (1, 6) OBP: 0.292, SLG: 0.290			0-3 K		0-0 F8		3-H 0-0 FC6-4			3 0 0 0 0 1 1										
Bill Butler, L (1, 1) OBP: 0.146, SLG: 0.054			0-0 F3			0-3 K		0-3 K		0 0 0 0 0 0 0										
Dave Morehead, R (2, 1) OBP: 0.200, SLG: 0.207										2 0 0 0 0 1 0										
Hawk Taylor, R (8, PH) OBP: 0.229, SLG: 0.227										1 0 0 0 0 1 0										
Jackie Hernandez, R (8, 6) OBP: 0.283, SLG: 0.286										0 0 0 0 0 0 0										
Inning Stats	R: 0 E: 0 K: 1 S: 5	H: 0 LOB: 0 BB: 0 P: 5	R: 0 E: 0 K: 1 S: 6	H: 1 LOB: 1 BB: 0 P: 6	R: 0 E: 0 K: 1 S: 5	H: 0 LOB: 0 BB: 0 P: 5	R: 0 E: 0 K: 0 S: 4	H: 1 LOB: 1 BB: 0 P: 4	R: 0 E: 0 K: 0 S: 3	H: 0 LOB: 0 BB: 0 P: 3	R: 1 E: 0 K: 1 S: 7	H: 2 LOB: 1 BB: 0 P: 7	R: 0 E: 0 K: 1 S: 5	H: 0 LOB: 0 BB: 0 P: 5	R: 0 E: 0 K: 0 S: 3	H: 0 LOB: 0 BB: 0 P: 3	1B: 5 2B: 0 3B: 0 HR: 0	SF: 1 SAC: 0 DP: 0 HBP: 0	WP: 0 PB: 0 SB: 0 CS: 0	PA: 32
PITCHER Dave McNally, L (1, 1) ERA: 4.01	IP: 9.0 WLS: W BF: 32 H: 5 R: 1 ER: 1 SO: 6 BB: 0 IBB: 0 HBP: 0 BLK: 0 WP: 0 HR: 0 S: 44 P: 44 ERA: 1.00 WHIP: 0.556																			

Kansas City Royals @ Baltimore Orioles
Memorial Stadium, Baltimore, MD
 Fri Jul 31 1970, 7:05 PM EDT
 Att. 10,159 - Unknown

livebaseballscorecards.com

AB 31
R 1
H 5
RBI 1
BB 0
SO 6
LOB 9



Batter	1	2	3	4	5	6	7	8	9	AB R H RBI BB SO LOB	TOP
Pat Kelly, L (1, 9) OBP: 0.355, SLG: 0.338	4-0 BB G6-4-3		0-3 K		0-0 F7			0-0 4-3		3 0 0 0 1 1 2	
Amos Otis, R (1, 8) OBP: 0.354, SLG: 0.441	0-0 G6-4-3 1-2f		0-0 6-3			0-0 S 2B		0-0 1B 2B		4 1 2 0 0 0 2	
Ed Kirkpatrick, L (1, 2) OBP: 0.319, SLG: 0.407	0-3 K			0-3 K		0-0 F6 2-3		0-0 F8		4 0 0 0 0 2 2	
Lou Piniella, R (1, 7) OBP: 0.344, SLG: 0.458		0-0 F6		0-0 4-3		0-0 F9		0-0 1B 2-H 1B		4 0 1 1 0 0 1	
Bob Oliver, R (1, 3) OBP: 0.329, SLG: 0.491		0-0 6-3		0-0 1B		4-0 BB		0-0 1-2 1B		3 0 2 0 1 0 0	
Bill Sorrell, L (1, 5) OBP: 0.322, SLG: 0.378		0-0 E3		0-0 F7 1B		0-0 F7		0-3 K		4 0 0 0 0 1 5	
Rich Severson, R (1, 4) OBP: 0.282, SLG: 0.279		0-3 K			0-0 E5		0-0 L5		0-0 F5	4 0 0 0 0 1 1	AB 33 R 1 H 6 RBI 1 BB 2 SO 5 LOB 15
Jackie Hernandez, R (1, 6) OBP: 0.282, SLG: 0.286			0-0 SH3 1B		0-0 F9		0-0 1-6-3		0-0 5-3	4 0 1 0 0 0 1	
Dick Drago, R (1, 1) OBP: 0.106, SLG: 0.067 Tom Burgmeier, L (4, 1) OBP: 0.300, SLG: 0.222 Ken Wright, R (4, 1) Jim Campanis, R (5, PH) OBP: 0.216, SLG: 0.277 Don O'Riley, R (5, 1) Paul Schaal, R (9, PH) OBP: 0.328, SLG: 0.313			0-0 SH3 1-2		0-0 F4		0-0 F6		0-0 1-3	0 1 0 0 0 0 0 1 1 0 0 0 0 0 0 1 0 0 0 0 0 0	
Inning Stats	R: 0 H: 0 E: 0 LOB: 0 K: 1 BB: 1 S: 4 P: 8	R: 0 H: 0 E: 1 LOB: 1 K: 1 BB: 0 S: 6 P: 6	R: 0 H: 1 E: 0 LOB: 1 K: 1 BB: 0 S: 6 P: 6	R: 0 H: 1 E: 0 LOB: 1 K: 1 BB: 0 S: 6 P: 6	R: 0 H: 0 E: 1 LOB: 1 K: 0 BB: 0 S: 4 P: 4	R: 0 H: 1 E: 0 LOB: 2 K: 0 BB: 1 S: 4 P: 8	R: 0 H: 0 E: 0 LOB: 0 K: 0 BB: 0 S: 3 P: 3	R: 1 H: 3 E: 0 LOB: 2 K: 1 BB: 0 S: 8 P: 8	R: 0 H: 0 E: 0 LOB: 0 K: 0 BB: 0 S: 3 P: 3	1B: 4 SF: 0 2B: 2 SAC: 1 3B: 0 DP: 1 HR: 0 HBP: 0	WP: 0 PA: 36 PB: 0 SB: 1 CS: 0
PITCHER Jim Palmer, R (1, 1) ERA: 2.82	IP WLS BF H R ER SO BB IBB HBP BLK WP HR S P ERA WHIP										
	9.0 W 36 6 1 1 5 2 0 0 0 0 0 0 44 52 1.00 0.889										

Kansas City Royals @ Baltimore Orioles
Memorial Stadium, Baltimore, MD
 Sat Aug 01 1970, 7:05 PM EDT
 Att: 13,640 - Unknown

livebaseballscorecards.com

Batter	1	2	3	4	5	6	7	8	9	AB R H RBI BB SO LOB	TOP		
Pat Kelly, L (1, 9) OBP: 0.355, SLG: 0.337	0-0 G3		0-0 F9			4-0 1B BB 1B BB	0-0 E3 G4-6-3		0-0 E8 1B 1B	4 2 1 0 1 0 1			
Cookie Rojas, R (1, 4) OBP: 0.264, SLG: 0.281 Tom Burgmeier, L (9, PR) OBP: 0.300, SLG: 0.222	0-0 CS 1B			0-0 HR 2B		4-0 1B 1B 1B BB	0-0 G4-6-3 1-2f 3-H		0-0 FC6-4 1B 1B	4 2 3 1 1 0 1 0 0 0 0 0 0 0			
Amos Otis, R (1, 8) OBP: 0.354, SLG: 0.447	0-3 K 1-2			0-0 HR		0-0 1B 1B	0-3 K		0-0 FC6-4 FC6-4 1-2f	5 2 2 2 0 2 2			
Lou Piniella, R (1, 7) OBP: 0.348, SLG: 0.460		0-0 FC5-4 1B		0-0 K 1B		0-0 S 1B 1B		0-0 L4	0-0 FC6-4 FC6-4 1-2f	5 0 3 1 0 0 1			
Bob Oliver, R (1, 3) OBP: 0.325, SLG: 0.485		0-0 F9		0-3 K 1-2		0-0 F3		0-0 F8	0-0 FC6-4 1-2f	5 0 0 0 0 1 6			
Paul Schaal, R (1, 5) OBP: 0.331, SLG: 0.313		0-0 FC5-4 1-2f		0-0 5-3		0-0 1B 1-2 2-3 3-H		4-0 1B BB		3 0 1 2 1 0 1			
Rich Severson, R (1, 6) OBP: 0.277, SLG: 0.274 Ed Kirkpatrick, L (6, PH) OBP: 0.318, SLG: 0.406 Jackie Hernandez, R (6, 6) OBP: 0.285, SLG: 0.289		0-0 F4			0-0 5-3	0-0 F4 2-3		0-0 1B		2 0 0 0 0 0 1 1 0 0 0 0 0 2 1 0 1 0 0 0 0			
Ellie Rodriguez, R (1, 2) OBP: 0.321, SLG: 0.329			0-0 6-3		0-3 K	0-0 F9		0-0 F8		4 0 0 0 0 1 4			
Jim Rooker, R (1, 1) OBP: 0.226, SLG: 0.320 Al Fitzmorris, S (1, 1) OBP: 0.333, SLG: 0.533 Jim Campanis, R (5, PH) OBP: 0.273, SLG: 0.271 Wally Bunker, R (5, 1) OBP: 0.273, SLG: 0.111 Hawk Taylor, R (7, PH) OBP: 0.248, SLG: 0.244 Ken Wright, R (7, 1) OBP: 0.248, SLG: 0.244 Bill Sorrell, L (9, PH) OBP: 0.330, SLG: 0.386			0-3 K		0-3 K		0-0 E G4-6-3 1B		0-0 E 1B 1B	0 0 0 0 0 0 0 1 0 0 0 0 1 0 1 0 0 0 0 1 0 0 0 0 0 0 0 0 1 1 1 0 0 0 0 0 0 0 0 0 0 0 1 1 1 0 0 0 0			
Inning Stats	R: 0 H: 1 E: 0 LOB: 0 K: 1 BB: 0 S: 5 P: 5	R: 0 H: 1 E: 0 LOB: 1 K: 0 BB: 0 S: 4 P: 4	R: 0 H: 0 E: 0 LOB: 0 K: 1 BB: 0 S: 5 P: 5	R: 2 H: 3 E: 0 LOB: 0 K: 1 BB: 0 S: 7 P: 7	R: 0 H: 0 E: 0 LOB: 0 K: 2 BB: 0 S: 7 P: 7	R: 3 H: 3 E: 0 LOB: 2 K: 0 BB: 2 S: 6 P: 14	R: 1 H: 1 E: 1 LOB: 0 K: 1 BB: 0 S: 6 P: 6	R: 0 H: 1 E: 0 LOB: 2 K: 0 BB: 1 S: 4 P: 8	R: 2 H: 3 E: 1 LOB: 1 K: 0 BB: 0 S: 6 P: 6	1B: 11 SF: 0 2B: 1 SAC: 0 3B: 0 DP: 1 HR: 1 HBP: 0	WP: 0 PA: 41 PB: 0 SB: 1 CS: 1		
PITCHER	IP WLS BF H R ER SO BB IBB HBP BLK WP HR S P ERA WHIP											PITCHER	IP WLS BF H R ER SO BB IBB HBP BLK WP HR S P ERA WHIP
Mike Cuellar, L (1, 1) ERA: 3.91	5.1 W 24 8 5 5 5 2 0 0 0 0 0 1 32 40 8.44 1.875												
Dick Hall, R (6, 1) ERA: 2.86	2.2 14 5 3 2 1 1 0 0 0 0 0 0 15 19 6.75 2.250												
Eddie Watt, R (9, 1) ERA: 2.82	1.0 S 3 0 0 0 0 0 0 0 0 0 0 0 3 3 0.00 0.000												

Kansas City Royals @ Baltimore Orioles
Memorial Stadium, Baltimore, MD
 Sun Aug 02 1970, 3:33 AM EDT
 Att: 12,108 - Unknown

livebaseballscorecards.com

AB	38
R	8
H	13
RBI	6
BB	3
SO	6
LOB	19



Batter	1	2	3	4	5	6	7	8	9	AB	R	H	RBI	BB	SO	LOB
Merv Rettenmund, R OBP: 0.369, SLG: 0.522 (1, 9)	0-0 BB 1B 1B	0-0 1-3		0-0 6-3	4-0 BB		0-3 K			4	1	1	0	1	1	0
Paul Blair, R OBP: 0.329, SLG: 0.397 (1, 8)	0-0 1B 1B	0-0 2B		0-0 BB HR 1B	0-0 F9		0-0 WP 2B			5	2	4	0	0	0	2
Frank Robinson, R OBP: 0.404, SLG: 0.536 Terry Crowley, L OBP: 0.408, SLG: 0.402 (1, 3) (5, 3)	4-0 1B 3B BB	0-3 K		4-0 HR BB		0-0 SH1-3 1B	0-0 6-3			1	2	0	0	2	1	1
Brooks Robinson, R OBP: 0.348, SLG: 0.443 (1, 5)	0-0 3B 1B	4-0 BB		0-3 K		0-0 E5 SH1-3 1B		0-0 F8		4	2	1	2	1	1	3
Curt Motton, R OBP: 0.386, SLG: 0.472 (1, 7)	0-0 2B 3B	0-3 K		0-0 HR		0-0 SH1-3		0-0 F8		4	2	2	5	0	1	2
Davey Johnson, R OBP: 0.396, SLG: 0.420 (1, 4)	0-0 F8 FC5-2 2B		0-0 6-3	0-0 L6		4-0 1B 8-2 IBB		0-0 1-3		4	0	1	1	1	0	0
Andy Etchebarren, R OBP: 0.318, SLG: 0.326 (1, 2)	0-0 F8 2-3		0-0 FC5-2-5 3B		0-0 L6	0-0 1-3 2-H 3-H 1B				4	0	2	2	0	0	1
Mark Belanger, R OBP: 0.286, SLG: 0.228 (1, 6)	0-0 FC5-2 3-H		0-0 FC5-2-5		4-0 SH1-3 BB	0-0 8-2				3	0	0	0	1	0	4
Mike Cuellar, L OBP: 0.105, SLG: 0.173 Dick Hall, R OBP: 0.111, SLG: 0.111 Eddie Watt, R OBP: 0.167, SLG: 0.167 (1, 1) (6, 1) (9, 1)	0-3 K		0-0 1-3		0-0 SH1-3		0-0 L4			2	0	0	0	0	1	2

Inning Stats	R: 5	H: 5	LOB: 1	K: 1	S: 10	P: 14	R: 0	H: 1	LOB: 2	K: 2	S: 8	P: 12	R: 0	H: 1	LOB: 1	K: 0	S: 4	P: 4	R: 3	H: 2	LOB: 0	K: 1	S: 7	P: 11	R: 0	H: 0	LOB: 2	K: 0	S: 3	P: 11	R: 2	H: 2	LOB: 1	K: 0	S: 5	P: 9	R: 0	H: 1	LOB: 1	K: 1	S: 6	P: 6	R: 0	H: 0	LOB: 0	K: 0	S: 3	P: 3
--------------	------	------	--------	------	-------	-------	------	------	--------	------	------	-------	------	------	--------	------	------	------	------	------	--------	------	------	-------	------	------	--------	------	------	-------	------	------	--------	------	------	------	------	------	--------	------	------	------	------	------	--------	------	------	------

PITCHER	IP	WLS	BF	H	R	ER	SO	BB	IBB	HBP	BLK	WP	HR	S	P	ERA	WHIP
Jim Rooker, L ERA: 3.4 (1, 1)	0.0	L	5	4	5	5	0	1	0	0	0	0	0	4	8	∞	∞
Al Fitzmorris, R ERA: 3.75 (1, 1)	4.0		19	5	3	3	4	2	0	0	0	0	1	25	33	6.75	1.750
Wally Bunker, R ERA: 7.77 (5, 1)	2.0		11	2	2	1	0	2	1	0	0	0	0	8	20	4.50	2.000
Ken Wright, R ERA: 5.36 (7, 1)	2.0		7	1	0	0	1	0	0	0	0	1	0	9	9	0.00	0.500

BOTTOM

Kansas City Royals @ Baltimore Orioles
Memorial Stadium, Baltimore, MD

Sun Aug 02 1970, 3:33 AM EDT
 Att. 12,108 - Unknown

AB	34
R	10
H	12
RBI	10
BB	6
SO	5
LOB	16



WP	HR	S	P	ERA	WHIP
1	0	0	0	0	0
0	0	0	0	0	0
0	0	0	0	0	0

Batter	1	2	3	4	5	6	7	8	9	AB	R	H	RBI	BB	SO	LOB	TOP					
Pat Kelly, L (1, 9) OBP: 0.351, SLG: 0.332	0-3 K	0-0 G4-6-3		0-3 K		0-0 1-3		0-0 G3		5	0	0	0	0	2	3						
Cookie Rojas, R (1, 4) OBP: 0.272, SLG: 0.302 Jackie Hernandez, R (7, 6) OBP: 0.284, SLG: 0.288	0-0 4-3 3B		0-0 F7		0-0 WP 6-3 1B		0-0 WP 1B	0-0 6-3		4	3	3	0	0	0	0						
Amos Otis, R (1, 8) OBP: 0.353, SLG: 0.443	0-0 4-3		0-0 L7		0-0 6-3		4-0 FC1-5 2-3 1B BB		0-0 6-3	4	0	0	1	1	0	1						
Lou Piniella, R (1, 7) OBP: 0.354, SLG: 0.465	0-0 3-H 1B		0-0 1B		0-0 FC6-4 2-3 1B		0-0 FC1-5 1-2 3-H HR 1B		0-0 6-3	5	1	4	1	0	0	0						
Ed Kirkpatrick, L (1, 2) OBP: 0.323, SLG: 0.409	0-0 L3		0-0 FC6-4 1-2 1B		0-0 FC6-4 1-2 1B		0-0 FC1-5 1-2 2-3f HR		0-0 1B	5	1	3	1	0	0	3						
Bob Oliver, R (1, 3) OBP: 0.323, SLG: 0.489		0-0 5-3	0-0 FC6-4 1-2f		0-0 FC6-4 1-2f 2-3		0-0 1-H 2-H HR		0-3 K	5	1	1	3	0	1	5						
Paul Schaal, R (1, 5) OBP: 0.333, SLG: 0.317		0-0 E 1B		0-3 K	0-3 K		0-0 G5-4-3 1B			4	1	2	0	0	2	2						
Rich Severson, R (1, 6) OBP: 0.276, SLG: 0.282		0-0 E4 1B		0-0 2B		0-0 F7		0-0 G5-4-3		4	0	1	0	0	0	2						
Bob Johnson, L (1, 1) OBP: 0.211, SLG: 0.091		0-0 G4-6-3 1-2 3-H 1B		0-0 F8		0-3 K		0-3 K		4	0	1	1	0	2	1						
Inning Stats	R: 1 E: 0 K: 1 S: 7	H: 2 LOB: 1 BB: 0 P: 7	R: 1 E: 1 K: 0 S: 5	H: 2 LOB: 1 BB: 0 P: 5	R: 0 E: 0 K: 0 S: 5	H: 2 LOB: 2 BB: 0 P: 5	R: 0 E: 0 K: 2 S: 8	H: 1 LOB: 1 BB: 0 P: 8	R: 1 E: 0 K: 1 S: 8	H: 3 LOB: 2 BB: 0 P: 8	R: 0 E: 0 K: 1 S: 5	H: 0 LOB: 0 BB: 0 P: 5	R: 4 E: 0 K: 0 S: 6	H: 4 LOB: 0 BB: 1 P: 10	R: 0 E: 0 K: 1 S: 5	H: 0 LOB: 0 BB: 0 P: 5	R: 0 E: 0 K: 1 S: 6	H: 1 LOB: 1 BB: 0 P: 6	1B: 11 2B: 2 3B: 1 HR: 1	SF: 0 SAC: 0 DP: 2 HBP: 0	WP: 2 PB: 0 SB: 0 CS: 0	PA: 42
PITCHER	IP WLS BF H R ER SO BB IBB HBP BLK WP HR S P ERA WHIP																	PITCHER	IP WLS BF H R ER SO BB IBB HBP BLK WP HR S P ERA WHIP			
Bob Miller, R (1, 1) ERA: 4.42	4.1 L 23 10 3 3 3 0 0 0 0 1 0 29 29 6.23 2.308																					
Barry Moore, L (5, 1) ERA: 5.92	2.0 9 2 3 3 2 1 0 0 0 0 1 0 12 16 13.50 1.500																					
Danny Murphy, R (7, 1) ERA: 4.65	1.2 6 2 1 1 1 0 0 0 0 0 1 8 8 5.40 1.200																					
Bart Johnson, R (9, 1) ERA: 8.27	1.0 4 1 0 0 0 1 0 0 0 0 0 0 6 6 0.00 1.000																					

Kansas City Royals @ Chicago White Sox
Comiskey Park, Chicago, IL
Mon Aug 03 1970, 8:05 PM EDT
Att. 3,587 - Unknown

AB	41
R	7
H	15
RBI	7
BB	1
SO	7
LOB	17



livebaseballscorecards.com

Batter	1	2	3	4	5	6	7	8	9	AB	R	H	RBI	BB	SO	LOB
Syd O'Brien, R OBP: 0.296, SLG: 0.334 (1, 5)	0-0 6-3		0-0 F9			0-0 F8	0-0 FC6-4 1B		0-0 4-3	5	0	1	1	0	0	1
Luis Aparicio, R OBP: 0.370, SLG: 0.409 (1, 6) Rich Morales, R OBP: 0.255, SLG: 0.156 (8, 6)	0-3 K		0-0 F8			0-0 6-3	0-0 FC6-4 1B			4	0	0	0	0	1	2
Carlos May, L OBP: 0.380, SLG: 0.448 (1, 7)	4-0 1B WP BB		0-0 G3			4-0 BB HBP BB	0-3 K			2	1	0	0	2	1	2
Bill Melton, R OBP: 0.329, SLG: 0.486 (1, 9)	0-0 WP 1B			4-0 G4-6-3 BB		1-0 BB HBP		0-0 4-3		2	0	1	0	1	0	0
Duane Josephson, R OBP: 0.362, SLG: 0.397 (1, 2) Ed Herrmann, L OBP: 0.361, SLG: 0.492 (6, PH) (7, 2)	4-0 1-2 3-H BB			0-0 G4-6-3 1-2f		4-0 1-2 2-3 BB		0-0 L4		1	0	0	0	1	0	1
Bob Spence, L OBP: 0.259, SLG: 0.284 (1, 3) Danny Murphy, L OBP: 0.600, SLG: 1.250 (7, 1) Walt Williams, R OBP: 0.299, SLG: 0.346 (8, PH) Bart Johnson, R (9, 1)	0-3 K			0-0 4-3		0-0 F9		0-0 5-3		3	0	0	0	0	1	5
Ken Berry, R OBP: 0.328, SLG: 0.355 (1, 8)		0-0 6-3			0-0 6-3		0-0 F9 1B 1B		4-0 BB	3	1	1	0	1	0	0
Bobby Knoop, R OBP: 0.276, SLG: 0.292 (1, 4)		0-3 K			0-0 4-3		0-0 FC6-4 1B 1B		0-0 F9	4	0	1	0	0	1	1
Bob Miller, R OBP: 0.304, SLG: 0.200 (1, 1) Barry Moore, L OBP: 0.200, SLG: 0.172 (5, 1) Gail Hopkins, L OBP: 0.344, SLG: 0.379 (7, 3)		0-3 K			0-0 F6		0-0 F9 2-3		0-0 F2	1	0	0	0	0	1	0
Inning Stats	R: 1 E: 0 K: 2 S: 8	H: 1 LOB: 2 BB: 2 P: 16	R: 0 E: 0 K: 2 S: 7	H: 0 LOB: 0 BB: 0 P: 7	R: 0 E: 0 K: 0 S: 3	H: 0 LOB: 0 BB: 1 P: 6	R: 0 E: 0 K: 0 S: 3	H: 0 LOB: 3 BB: 2 P: 12	R: 1 E: 0 K: 1 S: 8	H: 3 LOB: 2 BB: 0 P: 8	R: 0 E: 0 K: 0 S: 3	H: 0 LOB: 0 BB: 0 P: 3	R: 0 E: 0 K: 0 S: 3	H: 0 LOB: 1 BB: 1 P: 7	1B: 4 2B: 0 3B: 0 HR: 0	SF: 0 SAC: 0 DP: 1 HBP: 1
PITCHER Bob Johnson, R ERA: 3.35 (1, 1)	IP: 9.0 WLS: W BF: 37 H: 4 R: 2 ER: 2 SO: 5	BB: 6 IBB: 0 HBP: 1 BLK: 0 WP: 1 HR: 0 S: 40 P: 65	ERA: 2.00 WHIP: 1.111													

BOTTOM

Kansas City Royals @ Chicago White Sox
Comiskey Park, Chicago, IL
Mon Aug 03 1970, 8:05 PM EDT
Att. 3,587 - Unknown

AB	30
R	2
H	4
RBI	1
BB	6
SO	5
LOB	15



WP: 1	PA: 37
PB: 0	
SB: 0	
CS: 0	

ERA	WHIP
-----	------

Batter	1	2	3	4	5	6	7	8	9	AB R H RBI BB SO LOB	TOP																						
Pat Kelly, L (1, 9) OBP: 0.346, SLG: 0.328	0-0 4-3		0-3 K		0-0 4-3		0-0 G3		0-0 FC4-6 1-2f	5 0 0 0 0 1 3	Kansas City Royals @ Chicago White Sox Comiskey Park, Chicago, IL Tue Aug 04 1970, 8:05 PM EDT Att. 4,533 - Unknown livebaseballscorecards.com																						
Cookie Rojas, R (1, 4) OBP: 0.267, SLG: 0.297	0-0 6-3			0-0 6-3		0-0 F4		0-0 F7		4 0 0 0 0 0 0																							
Amos Otis, R (1, 8) OBP: 0.354, SLG: 0.442	0-0 5-3			0-0 E 1B		0-3 K		4-0 BB BB		3 1 1 0 0 1 0																							
Lou Piniella, R (1, 7) OBP: 0.358, SLG: 0.467		0-0 K2-4-2 1B		0-0 F9		0-0 1B		4-0 1-2 BB		3 0 2 0 0 1 0 1																							
Bob Oliver, R (1, 3) OBP: 0.321, SLG: 0.484		0-3 K2-4-2 1-2f		0-0 E5 1B		0-3 K		0-0 L8		4 0 0 0 0 2 5																							
Paul Schaal, R (1, 5) OBP: 0.340, SLG: 0.321		0-0 1B		0-0 1-2 2-H 1B		4-0 5-3 BB		0-0 4-3		3 0 2 1 1 0 2																							
Rich Severson, R (1, 6) OBP: 0.276, SLG: 0.281		0-3 K		0-3 K		0-0 F6		0-0 FC6-4 1B		4 0 1 0 0 2 4																							
Ellie Rodriguez, R (1, 2) OBP: 0.315, SLG: 0.322 Jackie Hernandez, R (9, PR) OBP: 0.284, SLG: 0.288			0-3 K		0-0 F8		0-0 5-3	0-0 FC6-4 FC1-6 1-2f		4 0 0 0 0 0 1 2 0 0 0 0 0 0 0 0																							
Bill Butler, L (1, 1) OBP: 0.140, SLG: 0.051 Hawk Taylor, R (7, PH) OBP: 0.260, SLG: 0.244 Al Fitzmorris, S (7, 1) OBP: 0.333, SLG: 0.533 Jim Campanis, R (9, PH) OBP: 0.208, SLG: 0.265 Ed Kirkpatrick, L (9, PR) OBP: 0.323, SLG: 0.409		0-0 1-3		0-3 K		0-3 K	4-0 IBB	0-0 FC1-6 FC4-6 1-2f		2 0 0 0 0 0 1 0 0 0 0 0 0 1 0 0 0 0 0 0 0 0 0 0 1 0 0 0 0 0 0 1 0 0 0 0 0 0 0 0																							
Inning Stats	R: 0 E: 0 K: 0 S: 3	H: 0 LOB: 0 BB: 0 P: 3	R: 0 E: 0 K: 2 S: 8	H: 2 LOB: 1 BB: 0 P: 8	R: 0 E: 0 K: 2 S: 7	H: 0 LOB: 0 BB: 0 P: 7	R: 1 E: 1 K: 1 S: 8	H: 2 LOB: 2 BB: 0 P: 8	R: 0 E: 0 K: 1 S: 5	H: 0 LOB: 0 BB: 0 P: 5		R: 0 E: 0 K: 2 S: 8	H: 1 LOB: 1 BB: 0 P: 8	R: 0 E: 0 K: 0 S: 3	H: 0 LOB: 2 BB: 2 P: 11	R: 0 E: 0 K: 0 S: 3	H: 0 LOB: 2 BB: 2 P: 11	R: 0 E: 0 K: 0 S: 4	H: 1 LOB: 1 BB: 0 P: 4	1B: 6 2B: 1 3B: 0 HR: 0	SF: 0 SAC: 0 DP: 1 HBP: 0	WP: 0 PB: 0 SB: 0 CS: 0	PA: 37										
PITCHER Tommy John, L (1, 1) ERA: 3.21	IP 9.0	WLS W	BF 37	H 6	R 1	ER 0	SO 8	BB 3	IBB 1	HBP 0	BLK 0	WP 0	HR 0	S 49	P 65	ERA 0.00	WHIP 1.000																
											PITCHER	IP	WLS	BF	H	R	ER	SO	BB	IBB	HBP	BLK	WP	HR	S	P	ERA	WHIP					



Batter	1	2	3	4	5	6	7	8	9
Syd O'Brien, R OBP: 0.299, SLG: 0.347 (1, 5)	0-0 4-3		0-0 F7		0-0 HR		0-0 4-3 6-3 1B		
Luis Aparicio, R OBP: 0.371, SLG: 0.407 (1, 6)	0-0 F2			4-0 1B BB	4-0 BB		0-0 6-3 1-2		
Carlos May, L OBP: 0.378, SLG: 0.444 (1, 7)	0-3 K			0-0 F8	4-0 1-2 BB		0-0 4-3 2-3		
Bill Melton, R OBP: 0.328, SLG: 0.482 (1, 9)		0-0 6-3		4-0 1-2 1B BB	0-0 F4		0-0 2-3		
Duane Josephson, R OBP: 0.360, SLG: 0.394 (1, 2)		0-0 6-3		0-0 1-2 2-H 1B		0-0 5-3		0-0 6-3	
Bob Spence, L OBP: 0.259, SLG: 0.282 (1, 3)		0-0 F8		0-0 F2		0-0 G3		0-0 L4-3 1B	
Ken Berry, R OBP: 0.327, SLG: 0.354 (1, 8)			0-0 F8	0-0 F3		0-0 1B 1B		0-0 L4-3 1-2	
Bobby Knoop, R OBP: 0.280, SLG: 0.296 (1, 4)			0-0 FC2-6 1B		0-0 L8	0-0 FC6-4 1B			
Tommy John, R OBP: 0.203, SLG: 0.164 (1, 1)			0-0 FC2-6 1-2f		0-0 F4	0-0 FC6-4 1-2f			

Inning Stats	R: 0	H: 0	E: 0	K: 1	S: 5	LOB: 0	BB: 0	P: 5
	0	0	0	0	0	0	0	3
	0	0	0	0	0	0	0	3
	0	1	0	0	4	1	0	4
	1	1	0	0	4	2	2	12
	1	1	0	0	4	2	2	12
	0	2	0	0	5	2	0	5
	0	1	0	0	4	1	0	3

PITCHER	IP	WLS	BF	H	R	ER	SO	BB	IBB	HBP	BLK	WP	HR	S	P	ERA	WHIP
Bill Butler, L (1, 1)	6.0	L	27	5	2	2	1	4	0	0	0	0	1	25	41	3.00	1.500
Al Fitzmorris, R (7, 1)	2.0		7	2	0	0	0	0	0	0	0	0	0	7	7	0.00	1.000


BOTTOM

Kansas City Royals @ Chicago White Sox
Comiskey Park, Chicago, IL


Tue Aug 04 1970, 8:05 PM EDT
Att. 4,533 - Unknown

AB	R	H	RBI	BB	SO	LOB
4	1	2	1	0	0	1
2	1	0	0	2	0	1
3	0	0	0	1	1	2
3	0	0	0	1	0	3
4	0	1	1	0	0	0
4	0	1	0	0	0	2
4	0	1	0	0	0	3
3	0	2	0	0	0	0
3	0	0	0	0	0	3

AB 30
R 2
H 7
RBI 2
BB 4
SO 1
LOB 15



1B	2B	3B	HR	SF	SAC	DP	HBP	WP	PA
6	1	0	1	0	0	1	0	0	34

Batter	1	2	3	4	5	6	7	8	9	AB R H RBI BB SO LOB	TOP											
Rick Monday, L (1, 8) OBP: 0.391, SLG: 0.464	0-0 6-3		0-0 FC4-6 CS		0-3 K		0-0 4-3			4 0 0 0 0 1 1												
John Donaldson, L (1, 6) OBP: 0.347, SLG: 0.385	4-0 G6-4-3 BB		0-0 CS	0-0 1-3	0-0 4-3		0-0 F8			3 0 0 0 1 0 0												
Joe Rudi, R (1, 7) OBP: 0.327, SLG: 0.444 Felipe Alou, R (4, PR) OBP: 0.327, SLG: 0.407	0-0 G6-4-3			0-0 2B 1B		0-0 5-3		0-0 4-3		2 0 1 0 0 0 1 2 1 0 0 0 0 0												
Sal Bando, R (1, 5) OBP: 0.407, SLG: 0.486		0-3 K		0-0 1B 2B		4-0 2B BB		4-0 BB		2 2 1 1 2 1 0												
Don Mincher, L (1, 3) OBP: 0.316, SLG: 0.471		0-0 4-3 2B		0-0 HBP 1B		0-0 1B 2B		0-3 K		4 1 3 2 0 1 1												
Reggie Jackson, L (1, 9) OBP: 0.344, SLG: 0.444		0-0 4-3 2-3		1-0 FC6 HBP 1B		0-0 2B 1B		0-0 G3		3 0 1 1 0 0 2												
Frank Fernandez, R (1, 2) OBP: 0.335, SLG: 0.445		0-0 F7		0-3 K		4-0 FC4-6 BB		0-0 F4		3 0 0 0 1 1 3	AB 30 R 4 H 6 RBI 4 BB 5 SO 4 LOB 11											
Dick Green, R (1, 4) OBP: 0.260, SLG: 0.252			0-0 F9	0-0 FC6		0-0 FC4-6		0-0 5-3		4 0 0 0 0 0 3												
Chuck Dobson, R (1, 1) OBP: 0.174, SLG: 0.176			4-0 FC4-6 BB		0-0 6-3		0-0 6-3		0-0 F8	3 0 0 0 1 0 0												
Inning Stats	R: 0 E: 0 K: 0 S: 2	H: 0 LOB: 0 BB: 1 P: 6	R: 0 E: 0 K: 1 S: 6	H: 1 LOB: 1 BB: 0 P: 6	R: 0 E: 0 K: 0 S: 2	H: 0 LOB: 0 BB: 1 P: 6	R: 2 E: 0 K: 1 S: 8	H: 3 LOB: 2 BB: 0 P: 9	R: 0 E: 0 K: 1 S: 5	H: 0 LOB: 0 BB: 0 P: 5	R: 2 E: 0 K: 0 S: 4	H: 2 LOB: 1 BB: 2 P: 12	R: 0 E: 0 K: 0 S: 3	H: 0 LOB: 0 BB: 0 P: 3	R: 0 E: 0 K: 1 S: 5	H: 0 LOB: 1 BB: 1 P: 9	R: 0 E: 0 K: 0 S: 3	H: 0 LOB: 0 BB: 0 P: 3	1B: 3 2B: 3 3B: 0 HR: 0	SF: 0 SAC: 0 DP: 1 HBP: 1	WP: 0 PB: 0 SB: 0 CS: 2	PA: 37
PITCHER	IP WLS BF H R ER SO BB IBB HBP BLK WP HR S P ERA WHIP																					
Dick Drago, R (1, 1) ERA: 4.34	7.0 L 29 6 4 4 3 4 0 1 0 0 0 0 30 47 5.14 1.429																					
Tom Burgmeier, L (8, 1) ERA: 3.0	2.0 7 0 0 0 1 1 0 0 0 0 0 0 8 12 0.00 0.500																					

Oakland Athletics @ Kansas City Royals
Municipal Stadium, Kansas City, MO

Wed Aug 05 1970, 8:05 PM EDT
Att: 9,274 - Unknown - 94 F

livebaseballscorecards.com

Batter	1	2	3	4	5	6	7	8	9	AB	R	H	RBI	BB	SO	LOB
Pat Kelly, L (1, 9) OBP: 0.345, SLG: 0.326	0-0 4-3		0-0 G3			0-0 F4	0-0 BB 1B 1B			4	0	1	1	0	0	2
Cookie Rojas, R (1, 4) OBP: 0.271, SLG: 0.297	0-0 1-3		0-0 F2			0-0 F3	0-0 BB 1B			4	0	1	0	0	0	2
Amos Otis, R (1, 8) OBP: 0.352, SLG: 0.444	0-3 K				0-0 F8		0-0 HR			3	1	1	2	1	1	0
Lou Piniella, R (1, 7) OBP: 0.353, SLG: 0.459		0-0 F4		0-0 F9			0-0 HR 1B			4	1	1	0	0	0	3
Ed Kirkpatrick, L (1, 2) OBP: 0.318, SLG: 0.402		0-3 K		0-0 5-3			0-0 F4	0-0 F6		1	0	0	0	0	1	0
Ellie Rodriguez, R (3, 2) OBP: 0.310, SLG: 0.316										3	0	0	0	0	0	1
Bob Oliver, R (1, 3) OBP: 0.317, SLG: 0.484		0-0 5-3			0-0 F3		0-0 1-H HR	0-3 K		4	1	1	2	0	1	0
Paul Schaal, R (1, 5) OBP: 0.345, SLG: 0.329			0-0 F9		0-0 L6		0-0 WP 1B 1B	1-0 HBP		3	1	1	0	0	0	0
Rich Severson, R (1, 6) OBP: 0.269, SLG: 0.273			0-0 G3 1B 1B		0-0 F5		0-3 K 1-2	0-0 F8		4	0	1	0	0	1	2
Jim Rooker, R (1, 1) OBP: 0.226, SLG: 0.320			0-0 K			0-3 K	4-0 1B 1B BB BB			0	0	0	0	0	0	0
Al Fitzmorris, S (2, 1) OBP: 0.353, SLG: 0.529										2	0	1	0	0	1	0
Bill Sorrell, L (7, PH) OBP: 0.326, SLG: 0.381										0	0	0	0	0	0	0
Jim Campanis, R (7, PH) OBP: 0.222, SLG: 0.265										0	1	0	0	1	0	0
Ted Abernathy, R (8, 1) OBP: 0.100, SLG: 0.100										0	0	0	0	0	0	0

Inning Stats	R: 0	H: 0	E: 0	LOB: 0	K: 1	BB: 0	S: 5	P: 5	R: 0	H: 0	E: 0	LOB: 0	K: 1	BB: 0	S: 5	P: 5	R: 0	H: 0	E: 0	LOB: 0	K: 0	BB: 0	S: 3	P: 3	R: 0	H: 0	E: 0	LOB: 0	K: 0	BB: 0	S: 3	P: 3	R: 0	H: 0	E: 0	LOB: 0	K: 1	BB: 0	S: 5	P: 5	R: 5	H: 6	E: 0	LOB: 3	K: 1	BB: 2	S: 11	P: 19	R: 0	H: 0	E: 0	LOB: 1	K: 1	BB: 0	S: 5	P: 6
1B: 6	SF: 0	2B: 0	SAC: 0	3B: 0	DP: 0	HR: 2	HBP: 1	WP: 1	PA: 35																																															

PITCHER	IP	WLS	BF	H	R	ER	SO	BB	IBB	HBP	BLK	WP	HR	S	P	ERA	WHIP
Diego Segui, R (1, 1) ERA: 2.59	6.1		24	5	3	3	3	0	0	0	0	0	2	30	30	4.26	0.789
Bob Locker, R (7, 1) ERA: 3.15	0.1	L	2	1	0	0	1	0	0	0	0	1	0	4	4	0.00	3.000
Paul Lindblad, L (7, 1) ERA: 3.45	0.0		2	1	1	1	0	1	0	0	0	0	0	1	5	∞	∞
Marcel Lachemann, R (7, 1) ERA: 2.45	1.1		7	1	1	1	1	1	0	1	0	0	0	7	12	6.75	1.500

BOTTOM

Oakland Athletics @ Kansas City Royals
Municipal Stadium, Kansas City, MO

Thu Aug 06 1970, 8:05 PM EDT
Att. 9,833 - Unknown - 93 F

livebaseballscorecards.com

AB	32
R	5
H	8
RBI	5
BB	2
SO	5
LOB	10



Batter	1	2	3	4	5	6	7	8	9	AB R H RBI BB SO LOB	TOP											
Russ Snyder, L (1, 7) OBP: 0.292, SLG: 0.339	0-3 K			0-0 F7		0-0 B4		0-0 G4-6-3 1-2f		4 0 0 0 0 1 1	Milwaukee Brewers @ Kansas City Royals Municipal Stadium, Kansas City, MO Fri Aug 07 1970, 8:05 PM EDT Unknown livebaseballscorecards.com											
Roberto Pena, R (1, 6) OBP: 0.280, SLG: 0.289	0-0 6-3			0-3 K		0-0 F8		0-3 K2-3		4 0 0 0 0 2 0												
Dave May, L (1, 8) OBP: 0.341, SLG: 0.337	0-0 3-1			0-0 1B		0-3 K			0-0 L8	4 0 1 0 0 1 0												
Mike Hegan, L (1, 3) OBP: 0.328, SLG: 0.373		0-0 F8		0-0 F7		0-0 F8			0-0 BB BB 1B	4 0 1 0 0 0 1												
Bob Burda, L (1, 9) OBP: 0.310, SLG: 0.318		0-0 6-3			0-0 3-1		0-0 F9		0-0 F9	4 0 0 0 0 0 1												
Jerry McNertney, R (1, 2) OBP: 0.319, SLG: 0.382		0-3 K			0-3 K		0-0 BB 1B		4-0 BB BB 1-2	3 0 1 0 0 2 0 0 0 0 0 1 0 0												
Tito Francona, L (9, PH) OBP: 0.329, SLG: 0.297																						
Gus Gil, R (1, 5) OBP: 0.291, SLG: 0.258			0-0 L8		4-0 BB BB 1B		4-0 BB BB 1-2		4-0 BB BB 1-2 2-3	1 0 0 0 2 0 0 0 0 0 0 1 0 0												
Ted Savage, R (9, PH) OBP: 0.406, SLG: 0.481																						
Ted Kubiak, S (1, 4) OBP: 0.337, SLG: 0.319			0-0 4-3		0-0 1-2 1B		0-0 L6		0-0 L4	4 0 1 0 0 0 5												
Skip Lockwood, R (1, 1) OBP: 0.273, SLG: 0.406			0-0 6-3		0-0 F3			0-0 G4-6-3 1B		2 0 0 0 0 0 2 1 0 1 0 0 0 0 0 0 0 0 0 0 0												
Bernie Smith, R (8, PH) OBP: 0.444, SLG: 0.444																						
John Gelnar, R (8, 1)																						
Inning Stats	R: 0 E: 0 K: 1 S: 5	H: 0 LOB: 0 BB: 0 P: 5	R: 0 E: 0 K: 1 S: 5	H: 0 LOB: 0 BB: 0 P: 5	R: 0 E: 0 K: 0 S: 3	H: 0 LOB: 0 BB: 0 P: 3	R: 0 E: 0 K: 1 S: 6	H: 1 LOB: 1 BB: 0 P: 6	R: 0 E: 0 K: 1 S: 6	H: 1 LOB: 2 BB: 1 P: 10	R: 0 E: 0 K: 0 S: 5	H: 0 LOB: 0 BB: 0 P: 5	R: 0 E: 0 K: 0 S: 4	H: 1 LOB: 2 BB: 1 P: 8	R: 0 E: 0 K: 0 S: 5	H: 1 LOB: 0 BB: 0 P: 5	R: 0 E: 0 K: 0 S: 4	H: 1 LOB: 3 BB: 2 P: 12	1B: 5 2B: 0 3B: 0 HR: 0	SF: 0 SAC: 0 DP: 1 HBP: 0	WP: 0 PB: 0 SB: 0 CS: 0	PA: 35
PITCHER	IP WLS BF H R ER SO BB IBB HBP BLK WP HR S P ERA WHIP																					
Bob Johnson, R (1, 1) ERA: 3.14	8.2 W 34 5 0 0 6 4 0 0 0 0 0 0 42 58 0.00 1.038																					
Ted Abernathy, R (9, 1) ERA: 2.28	0.1 S 1 0 0 0 0 0 0 0 0 0 0 0 1 1 0.00 0.000																					



Batter	1	2	3	4	5	6	7	8	9
Pat Kelly, L (1, 9) OBP: 0.344, SLG: 0.328	0-0 3-1		0-0 F7		0-0 F5			0-0 G3 FC6-2 2B	
Cookie Rojas, R (1, 4) OBP: 0.267, SLG: 0.292	0-0 5-3		0-0 6-3		0-0 6-3			0-0 G3 2-3	
Amos Otis, R (1, 8) OBP: 0.351, SLG: 0.445	0-0 2-3		0-0 1B 2B		0-0 5-3			0-0 FC6-2 3-H	
Lou Piniella, R (1, 7) OBP: 0.352, SLG: 0.456		0-0 F9	0-0 1B 2-H		0-0 F8			0-0 F8 1-2	
Ed Kirkpatrick, L (1, 2) OBP: 0.315, SLG: 0.398		0-0 F3	0-0 4-3		0-0 F3				
Bob Oliver, R (1, 3) OBP: 0.317, SLG: 0.483		0-0 BB HR 1B		0-0 6-3		0-3 K			
Paul Schaal, R (1, 5) OBP: 0.349, SLG: 0.330		4-0 BB BB 1-2 HR BB		0-0 6-3			0-0 CS 1B		
Rich Severson, R (1, 6) OBP: 0.270, SLG: 0.298		0-0 1-H 2-H HR		0-0 6-3			0-0 5-3 1-2		
Bob Johnson, L (1, 1) OBP: 0.220, SLG: 0.139		0-0 4-3			0-0 2B		0-3 K		
Ted Abernathy, R (9, 1) OBP: 0.100, SLG: 0.100									

Inning Stats	R: 0	H: 0	E: 0	K: 0	S: 3	LOB: 0	BB: 0	P: 3
	R: 3	H: 2	E: 0	K: 0	S: 5	LOB: 0	BB: 1	P: 9
	R: 1	H: 2	E: 0	K: 0	S: 5	LOB: 1	BB: 0	P: 5
	R: 0	H: 0	E: 0	K: 0	S: 3	LOB: 0	BB: 0	P: 3
	R: 0	H: 1	E: 0	K: 0	S: 4	LOB: 1	BB: 0	P: 4
	R: 0	H: 0	E: 0	K: 1	S: 5	LOB: 0	BB: 0	P: 5
	R: 0	H: 1	E: 0	K: 1	S: 5	LOB: 0	BB: 0	P: 5
	R: 0	H: 1	E: 0	K: 0	S: 4	LOB: 1	BB: 0	P: 4

PITCHER	IP	WLS	BF	H	R	ER	SO	BB	IBB	HBP	BLK	WP	HR	S	P	ERA	WHIP
Skip Lockwood, R (1, 1) ERA: 5.37	7.0	L	27	6	4	4	2	1	0	0	0	0	1	30	34	5.14	1.000
John Gelnar, R (8, 1) ERA: 4.97	1.0		4	1	0	0	0	0	0	0	0	0	0	4	4	0.00	1.000


AB R H RBI BB SO LOB

BOTTOM

4	0	1	0	0	0	1
4	0	0	0	0	0	2
4	1	1	0	0	0	2
4	0	1	1	0	0	1
3	0	0	0	0	0	1
3	1	1	0	0	1	0
2	1	1	0	1	0	0
3	1	1	3	0	0	1
3	0	1	0	0	1	0
0	0	0	0	0	0	0

1B: 3	SF: 0	WP: 0	PA: 31
2B: 3	SAC: 0	PB: 0	
3B: 0	DP: 0	SB: 1	
HR: 1	HBP: 0	CS: 1	

AB 30
R 4
H 7
RBI 4
BB 1
SO 2
LOB 8



Milwaukee Brewers @ Kansas City Royals
Municipal Stadium, Kansas City, MO
Fri Aug 07 1970, 8:05 PM EDT
Unknown

livebaseballscorecards.com

Batter	1	2	3	4	5	6	7	8	9	AB R H RBI BB SO LOB	TOP	
Russ Snyder, L (1, 7) OBP: 0.297, SLG: 0.344 Danny Walton, R (7, PH) OBP: 0.342, SLG: 0.438 (7, 7)	0-0 4-3 SH2-3 1B	0-0 1-2 1B			0-0 4-3		0-0 F9		0-0 F3	3 0 2 0 0 0 0 2 0 0 0 0 0 1	Milwaukee Brewers @ Kansas City Royals Municipal Stadium, Kansas City, MO Fri Aug 07 1970, 8:05 PM EDT Att. 11,363 - Unknown - 88 F livebaseballscorecards.com	
Gus Gil, R (1, 4) OBP: 0.292, SLG: 0.260	0-0 SH2-3 1-2	0-0 F9			0-0 1B 1B		0-0 5-3 1-2			3 0 1 0 0 0 4		
Ted Savage, R (1, 9) OBP: 0.403, SLG: 0.474	0-0 4-3 2-3				0-0 F9		0-0 F8			3 0 0 0 1 0 3		
Mike Hegan, L (1, 3) OBP: 0.332, SLG: 0.388	0-3 K				0-0 FC3-2 1B		0-0 1-2 1B		0-0 HR	4 1 3 1 0 1 1		
Dave May, L (1, 8) OBP: 0.536, SLG: 0.332 Ken Sanders, R (5, 1) Bob Humphreys, R (7, 1) Tito Francona, L (8, PH) OBP: 0.337, SLG: 0.307 Dick Ellsworth, L (8, 1) Gene Brabender, R (8, 1) OBP: 0.079, SLG: 0.132		0-0 4-3			0-0 FC3-2 G6-4-3 1-2		0-0 F9		0-0 G4-6-3 1B	3 0 0 0 0 0 4 0 0 0 0 0 0 0 0 0 0 0 0 0 0 1 0 1 0 0 0 0 0 0 0 0 0 0 0 0 0 0 0 0 0 0		
Phil Roof, R (1, 2) OBP: 0.321, SLG: 0.410		0-0 E 6-3 1B			0-0 G6-4-3 1-2f		1-0 G4-6-3 HBP		0-0 F7	3 1 1 0 0 0 3		
Ted Kubiak, S (1, 6) OBP: 0.336, SLG: 0.319		0-0 E5 6-3 1B			0-0 F8		0-0 G4-6-3 1-2f		0-0 G4-6-3 1-2f	4 0 1 0 0 0 2		
Max Alvis, R (1, 5) OBP: 0.219, SLG: 0.290		0-0 6-3 2-3 3-H			0-3 K		0-0 5-3		0-0 5-3	4 0 0 1 0 1 1		
Lew Krausse, R (1, 1) OBP: 0.259, SLG: 0.191 Bernie Smith, R (5, 8) OBP: 0.455, SLG: 0.455		4-0 1B BB			0-0 6-3		0-0 5-3 1B		0-0 4-3	1 0 0 0 1 0 0 2 0 1 0 0 0 0		
Inning Stats	R: 0 H: 1 E: 0 LOB: 1 K: 1 BB: 0 S: 6 P: 6	R: 1 H: 3 E: 1 LOB: 3 K: 0 BB: 1 S: 6 P: 10	R: 0 H: 1 E: 0 LOB: 1 K: 0 BB: 1 S: 3 P: 7	R: 0 H: 0 E: 0 LOB: 0 K: 1 BB: 0 S: 5 P: 5	R: 0 H: 2 E: 0 LOB: 2 K: 0 BB: 0 S: 5 P: 5	R: 0 H: 0 E: 0 LOB: 0 K: 0 BB: 0 S: 2 P: 3	R: 0 H: 1 E: 0 LOB: 1 K: 0 BB: 0 S: 4 P: 4	R: 1 H: 2 E: 0 LOB: 0 K: 0 BB: 0 S: 4 P: 4	R: 0 H: 0 E: 0 LOB: 0 K: 0 BB: 0 S: 3 P: 3	1B: 9 SF: 0 2B: 0 SAC: 1 3B: 0 DP: 3 HR: 1 HBP: 1		WP: 0 PA: 37 PB: 0 SB: 0 CS: 0
PITCHER Dave Morehead, R (1, 1) ERA: 3.4 Jim Rooker, L (6, 1) ERA: 3.38 Ted Abernathy, R (8, 1) ERA: 2.35	IP WLS BF H R ER SO BB IBB HBP BLK WP HR S P ERA WHIP											
	5.0 W 23 7 1 1 2 2 0 0 0 0 0 0 25 33 1.80 1.800											
	2.0 7 1 0 0 0 0 0 0 1 0 0 0 6 7 0.00 0.500											
	2.0 S 7 2 1 1 0 0 0 0 0 0 0 1 7 7 4.50 1.000											

AB	33
R	2
H	10
RBI	2
BB	2
SO	2
LOB	19



BOTTOM

Milwaukee Brewers @ Kansas City Royals
Municipal Stadium, Kansas City, MO

Fri Aug 07 1970, 8:05 PM EDT
Att. 11,363 - Unknown - 88 F

livebaseballscores.com

AB	37
R	10
H	14
RBI	10
BB	4
SO	5
LOB	19



WP	2	PA	41
PB	1		
SB	2		
CS	0		

AB R H RBI BB SO LOB

3	3	1	1	2	0	1
5	1	4	4	0	0	0
4	0	0	0	1	3	4
5	0	2	2	0	0	3
5	0	0	0	0	0	6
4	0	0	0	0	0	1
4	2	4	0	0	0	0
4	2	2	2	0	0	2
2	0	0	0	0	2	2
0	1	0	0	1	0	0
1	1	1	1	0	0	0

1B	10	SF	0
2B	4	SAC	0
3B	0	DP	1
HR	0	HBP	0

Batter	1	2	3	4	5	6	7	8	9							
Pat Kelly, L OBP: 0.347, SLG: 0.331 (1, 9)	4-0 S 1B BB		0-0 F7 1		4-0 1-2 1B BB		0-0 1-H 1B 2B	0-0 4-3 1								
Cookie Rojas, R OBP: 0.277, SLG: 0.302 (1, 4)	0-0 1-H E S 1B		0-0 F8 2		0-0 1-2 2-H 1B 1B		0-0 2-H 2B 1B	0-0 6-3 WP 1B								
Amos Otis, R OBP: 0.350, SLG: 0.441 (1, 8)	0-0 1-3 F2 1		0-3 K 3		0-3 K 2		0-3 K 1	4-0 6-3 BB 1-2								
Lou Piniella, R OBP: 0.353, SLG: 0.458 (1, 7)	0-0 F8 2			0-0 6-3 1	0-0 1-3 2-H FC5-4 1B		0-0 1-H PB FC4-2 2B	0-0 6-3 2								
Bob Oliver, R OBP: 0.314, SLG: 0.478 (1, 3)	0-0 5-3			0-0 5-3 2	0-0 1-2 FC5-4 3		0-0 2-H FC4-2 2	0-0 F8 3								
Paul Schaal, R OBP: 0.343, SLG: 0.325 (1, 5)		0-0 F8 1		0-0 L8 3		0-0 6-3 1	0-0 L9 3									
Rich Severson, R OBP: 0.291, SLG: 0.333 (1, 6)		0-0 2B			0-0 E5 1B 1B	0-0 G5-4-3 1B		0-0 2B								
Ellie Rodriguez, R OBP: 0.314, SLG: 0.320 (1, 2)		0-0 5-3 2			0-0 BB 1B 1B	0-0 G5-4-3 2 3		0-0 1B 1B								
Dave Morehead, R OBP: 0.188, SLG: 0.194 (1, 1)		0-3 K 3			0-3 K 1		4-0 2B BB	0-0 4-3 WP 1B 1B								
Jim Rooker, R OBP: 0.241, SLG: 0.320 (6, 1)																
Ted Abernathy, R OBP: 0.182, SLG: 0.182 (8, 1)																
Inning Stats	R: 1 E: 0 K: 0 S: 4	H: 1 LOB: 1 BB: 1 P: 8	R: 0 E: 0 K: 1 S: 6	H: 1 LOB: 1 BB: 0 P: 6	R: 0 E: 0 K: 1 S: 5	H: 0 LOB: 0 BB: 0 P: 5	R: 0 E: 0 K: 0 S: 3	H: 0 LOB: 0 BB: 0 P: 3	R: 3 E: 1 K: 2 S: 11	H: 4 LOB: 2 BB: 1 P: 15	R: 0 E: 0 K: 0 S: 3	H: 1 LOB: 0 BB: 0 P: 3	R: 3 E: 0 K: 1 S: 8	H: 3 LOB: 1 BB: 1 P: 12	R: 3 E: 0 K: 0 S: 7	H: 4 LOB: 2 BB: 1 P: 11

PITCHER	IP	WLS	BF	H	R	ER	SO	BB	IBB	HBP	BLK	WP	HR	S	P	ERA	WHIP
Lew Krausse, R ERA: 4.4 (1, 1)	4.1	L	20	5	4	4	3	2	0	0	0	0	0	24	32	8.31	1.615
Ken Sanders, R ERA: 2.25 (5, 1)	2.0		10	4	3	3	2	1	0	0	0	0	0	13	17	13.50	2.500
Bob Humphreys, R ERA: 3.3 (7, 1)	0.2		3	1	0	0	0	0	0	0	0	0	0	3	3	0.00	1.500
Dick Ellsworth, L ERA: 5.11 (8, 1)	0.1		5	4	3	3	0	0	0	0	0	1	0	5	5	81.00	12.000
Gene Brabender, R ERA: 5.9 (8, 1)	0.2		3	0	0	0	0	1	0	0	0	1	0	2	6	0.00	1.500

WP	HR	S	P	ERA	WHIP
2	0	0	41		

Batter	1	2	3	4	5	6	7	8	9	AB R H RBI BB SO LOB	TOP
Bernie Smith, R (1, 8) <small>OBP: 0.462, SLG: 0.417</small> Dave May, L (4, PH) <small>OBP: 0.332, SLG: 0.327</small> (4, 8)	4-0 1B BB	0-0 F8		0-0 F8		0-0 F5			0-3 K	1 1 0 0 1 0 2 3 0 0 0 0 1 1	Milwaukee Brewers @ Kansas City Royals Municipal Stadium, Kansas City, MO Sat Aug 08 1970, 8:05 PM EDT Att. 8,383 - Unknown livebaseballscorecards.com
Mike Hegan, L (1, 3) <small>OBP: 0.336, SLG: 0.392</small>	0-0 1B 1-2 1B		4-0 HR BB	0-0 2B		0-0 F8		0-0 F8	4 1 2 1 1 0 0		
Ted Savage, R (1, 9) <small>OBP: 0.408, SLG: 0.487</small>	0-0 F3		0-0 HR 1-H	0-0 5-3		4-0 E BB		4-0 BB	3 2 1 2 2 0 3		
Danny Walton, R (1, 7) <small>OBP: 0.341, SLG: 0.435</small> Russ Snyder, L (9, PH) <small>OBP: 0.296, SLG: 0.342</small> (9, 7)	0-0 G6-4-3 1-3 2-H 1B		0-0 F4		0-0 1-3	0-0 F5		0-0 4-3	4 0 1 1 0 0 1 1 0 0 0 0 0 1		
Roberto Pena, R (1, 6) <small>OBP: 0.280, SLG: 0.288</small>	0-0 G6-4-3 1-2f		0-0 E 1B 1B		0-0 F4	0-0 E6 1-H			4 0 1 0 0 0 2		
Phil Roof, R (1, 2) <small>OBP: 0.329, SLG: 0.414</small>		4-0 SH1-4 BB BB	0-0 1B 1-H		0-0 E S 1B	0-0 6-3			3 0 2 0 1 0 1		
Gus Gil, R (1, 5) <small>OBP: 0.291, SLG: 0.253</small>		4-0 SH1-4 BB	0-0 L7		0-3 K	0-0 1-3			3 0 0 0 1 1 2		
Ted Kubiak, S (1, 4) <small>OBP: 0.336, SLG: 0.318</small>		0-0 F8		0-0 SH2-4 2B 1B		0-3 K	0-0 F7		4 1 1 0 0 1 2		
Marty Pattin, R (1, 1) <small>OBP: 0.143, SLG: 0.150</small> Tito Francona, L (8, PH) <small>OBP: 0.333, SLG: 0.303</small> Ken Sanders, R (8, 1)		0-0 SH1-4		0-0 SH2-4		0-0 F9	0-0 6-3		1 0 0 0 0 0 0 1 0 0 0 0 0 0 0 0 0 0 0 0 0		
Inning Stats	R: 1 H: 2 E: 0 LOB: 1 K: 0 BB: 1 S: 4 P: 8	R: 0 H: 0 E: 0 LOB: 2 K: 0 BB: 2 S: 3 P: 11	R: 2 H: 3 E: 1 LOB: 1 K: 0 BB: 1 S: 5 P: 9	R: 1 H: 2 E: 0 LOB: 1 K: 0 BB: 0 S: 5 P: 5	R: 0 H: 1 E: 0 LOB: 1 K: 1 BB: 0 S: 6 P: 6	R: 0 H: 0 E: 0 LOB: 0 K: 1 BB: 0 S: 5 P: 5	R: 1 H: 0 E: 1 LOB: 1 K: 0 BB: 1 S: 4 P: 8	R: 0 H: 0 E: 0 LOB: 0 K: 0 BB: 0 S: 3 P: 3	R: 0 H: 0 E: 0 LOB: 1 K: 1 BB: 1 S: 5 P: 9	1B: 6 SF: 0 2B: 1 SAC: 2 3B: 0 DP: 1 HR: 1 HBP: 0	
PITCHER Bill Butler, L (1, 1) <small>ERA: 3.98</small> Wally Bunker, R (3, 1) <small>ERA: 7.21</small> Ken Wright, R (8, 1) <small>ERA: 5.1</small>	IP WLS BF H R ER SO BB IBB HBP BLK WP HR S P ERA WHIP 2.1 L 14 4 3 3 0 4 0 0 0 0 1 10 26 11.57 3.429										

AB	32
R	5
H	8
RBI	4
BB	6
SO	3
LOB	15



Batter	1	2	3	4	5	6	7	8	9	AB	R	H	RBI	BB	SO	LOB
Pat Kelly, L (1, 9) OBP: 0.346, SLG: 0.332	0-0 G3		0-0 SF8 1-3 2-H 2B		0-3 K		0-0 L8			4	0	1	1	0	1	1
Cookie Rojas, R (1, 4) OBP: 0.280, SLG: 0.302	0-0 F4		4-0 SF8 BB			0-0 G4-3 1B		0-3 K		3	0	1	0	1	1	0
Amos Otis, R (1, 8) OBP: 0.349, SLG: 0.440	0-0 G3		0-0 SF8 1-2 2-3 3-H			0-0 G4-3 1B		0-0 F9		3	0	1	1	0	0	0
Lou Piniella, R (1, 7) OBP: 0.352, SLG: 0.456		0-0 CS 1B	0-0 L9			0-0 G4-3 1-2f 2-3		0-0 6-3		4	0	1	0	0	0	4
Ed Kirkpatrick, L (1, 2) OBP: 0.311, SLG: 0.392		0-0 L8		0-3 K		0-0 F6			0-0 3-1	4	0	0	0	0	1	2
Bob Oliver, R (1, 3) OBP: 0.311, SLG: 0.473		0-3 K 1-2		0-3 K			0-0 5-3		0-0 5-3	4	0	0	0	0	2	1
Paul Schaal, R (1, 5) OBP: 0.346, SLG: 0.325			4-0 FC1-5 BB		0-0 F8		0-0 WP 4-3 1B		0-0 5-3	3	1	1	0	1	0	0
Rich Severson, R (1, 6) OBP: 0.299, SLG: 0.341			0-0 FC1-5 1-2 2B 1B		0-0 5-3		0-0 4-3 WP 1B			3	1	2	0	0	0	0
Bill Butler, L (1, 1) OBP: 0.140, SLG: 0.051			0-0 FC1-5		0-3 K		0-0 4-3			0	0	0	0	0	0	0
Wally Bunker, R (3, 1) OBP: 0.231, SLG: 0.091			1-2 2B SF8				1-3 2-H			2	1	0	0	0	1	2
Bill Sorrell, L (7, PH) OBP: 0.322, SLG: 0.376										1	0	0	1	0	0	1
Ken Wright, R (8, 1)										0	0	0	0	0	0	0

Inning Stats	R: 0	H: 0	R: 0	H: 1	R: 2	H: 2	R: 0	H: 0	R: 0	H: 2	R: 1	H: 2	R: 0	H: 0	R: 0	H: 0	1B: 6	SF: 1	WP: 1	PA: 34
	E: 0	LOB: 0	E: 0	LOB: 0	E: 0	LOB: 2	E: 0	LOB: 0	E: 0	LOB: 1	E: 0	LOB: 1	E: 0	LOB: 0	E: 0	LOB: 0	2B: 1	SAC: 0	PB: 0	
	K: 0	BB: 0	K: 1	BB: 0	K: 0	BB: 2	K: 2	BB: 0	K: 0	BB: 0	K: 0	BB: 0	K: 1	BB: 0	K: 0	BB: 0	3B: 0	DP: 1	SB: 0	
	S: 3	P: 3	S: 5	P: 5	S: 5	P: 13	S: 7	P: 7	S: 4	P: 4	S: 5	P: 5	S: 5	P: 5	S: 3	P: 3	HR: 0	HBP: 0	CS: 1	

PITCHER	IP	WLS	BF	H	R	ER	SO	BB	IBB	HBP	BLK	WP	HR	S	P	ERA	WHIP
Marty Pattin, R (1, 1) ERA: 3.96	7.0	W	28	7	3	3	5	2	0	0	0	1	0	36	44	3.86	1.286
Ken Sanders, R (8, 1) ERA: 2.15	2.0	S	6	0	0	0	1	0	0	0	0	0	0	8	8	0.00	0.000

BOTTOM

Milwaukee Brewers @ Kansas City Royals
Municipal Stadium, Kansas City, MO

Sat Aug 08 1970, 8:05 PM EDT
Att. 8,383 - Unknown

livebaseballscorecards.com

AB	31
R	3
H	7
RBI	3
BB	2
SO	6
LOB	11



Batter	1	2	3	4	5	6	7	8	9	AB R H RBI BB SO LOB	TOP	
Dave May, L (1, 8) OBP: 0.333, SLG: 0.333	0-0 4-3		0-0 L4		0-0 6-3		0-0 BB 1B		0-0 FC4-5-2 2B	5 0 2 2 0 0 0	Milwaukee Brewers @ Kansas City Royals Municipal Stadium, Kansas City, MO Sun Aug 09 1970, 4:33 AM EDT Att: 9,492 - Unknown - 77 F livebaseballscorecards.com	
Ted Kubiak, S (1, 4) OBP: 0.336, SLG: 0.317	0-0 F7		0-0 5-3 1B		0-0 6-3		4-0 BB BB BB BB 1-2 3-H BB		0-0 FC4-5-2 2B	4 1 1 0 1 0 2		
Mike Hegan, L (1, 3) OBP: 0.334, SLG: 0.389	0-0 F9		0-0 5-3 1B				0-0 CS 1B		0-3 2-3 3-H K	5 0 1 0 0 1 5		
Bob Burda, L (1, 9) Bernie Smith, R (8, 9) OBP: 0.315, SLG: 0.323 OBP: 0.462, SLG: 0.417		0-0 1B 1B	0-0 2-H 1B				0-0 F9		0-0 L3	4 0 2 1 0 0 1 0 0 0 0 0 0 0		
Danny Walton, R (1, 7) Russ Snyder, L (8, PH) OBP: 0.341, SLG: 0.434 OBP: 0.299, SLG: 0.342		0-0 PB 1B	0-0 4-3				0-3 K 1-2		4-0 L4-3 BB	3 0 1 0 0 1 2 0 0 0 0 1 0 0		
Roberto Pena, R (1, 6) OBP: 0.260, SLG: 0.291		0-0 6-3 1-2		0-0 4-3			0-0 1B 2B		0-0 L4-3 1-2	4 1 1 0 0 0 3		
Phil Roof, R (1, 2) OBP: 0.328, SLG: 0.408		0-3 K		0-3 K			0-0 F9		1-0 SH3-4 2B HBP	3 1 0 0 0 2 3		
Gus Gil, R (1, 5) OBP: 0.300, SLG: 0.250		4-0 IBB		0-0 4-3			4-0 1B S BB		0-0 SH3-4 1-2	1 1 0 0 2 0 0		
Bobby Bolin, R (1, 1) Tito Francona, L (7, PH) Ken Sanders, R (7, 1) OBP: 0.250, SLG: 0.273 OBP: 0.330, SLG: 0.299		0-3 K		0-3 K			0-3 K		4-0 2B FC4-5-2 BB	2 0 0 0 0 2 3 1 0 0 0 0 1 2 0 0 0 0 1 0 0		
Inning Stats	R: 0 E: 0 K: 0 S: 3 H: 0 LOB: 0 BB: 0 P: 3	R: 0 E: 0 K: 2 S: 9 H: 2 LOB: 3 BB: 1 P: 13	R: 1 E: 0 K: 0 S: 5 H: 2 LOB: 1 BB: 0 P: 5	R: 0 E: 0 K: 1 S: 5 H: 0 LOB: 0 BB: 0 P: 5	R: 0 E: 0 K: 1 S: 5 H: 0 LOB: 0 BB: 0 P: 5	R: 0 E: 0 K: 1 S: 5 H: 1 LOB: 0 BB: 0 P: 5	R: 2 E: 0 K: 1 S: 7 H: 2 LOB: 2 BB: 2 P: 15	R: 0 E: 0 K: 0 S: 2 H: 0 LOB: 0 BB: 1 P: 6	R: 1 E: 0 K: 1 S: 6 H: 1 LOB: 2 BB: 1 P: 11	1B: 6 2B: 3 3B: 0 HR: 0 SF: 0 SAC: 1 DP: 1 HBP: 1		WP: 0 PB: 1 SB: 1 CS: 1 PA: 39
PITCHER	IP WLS BF H R ER SO BB IBB HBP BLK WP HR S P ERA WHIP											
Dick Drago, R (1, 1) ERA: 4.32	7.0 L 30 7 3 3 6 2 1 0 0 0 0 39 51 3.86 1.286											
Ken Wright, R (8, 1) ERA: 6.15	1.1 6 0 1 1 0 2 0 1 0 0 0 3 12 6.75 1.500											
Tom Burgmeier, L (9, 1) ERA: 2.96	0.2 3 1 0 0 0 1 0 0 0 0 0 0 5 5 0.00 1.500											



Batter	1	2	3	4	5	6	7	8	9	AB	R	H	RBI	BB	SO	LOB
Pat Kelly, L OBP: 0.345, SLG: 0.334 (1, 9)	0-0 FC5-4-6 2B		0-0 F7		0-0 F7			0-0 4-3		4	0	1	0	0	0	0
Cookie Rojas, R OBP: 0.280, SLG: 0.302 (1, 4)	0-0 F4		0-0 1B 1B		0-0 L5			0-0 F7		4	0	1	0	0	0	1
Amos Otis, R OBP: 0.348, SLG: 0.438 (1, 8)	0-0 FC5-4-6 2-3		0-0 1B				0-0 6-3	0-0 5-3		4	0	1	0	0	0	1
Lou Piniella, R OBP: 0.351, SLG: 0.452 (1, 7)	0-0 F8		0-0 L7				0-0 F3	BB 4-0 4-3 BB		3	0	0	0	1	0	3
Ed Kirkpatrick, L OBP: 0.313, SLG: 0.414 (1, 2)		0-0 F8		0-0 HR			0-0 HR	0-0 4-3 1-2		4	2	2	2	0	0	1
Bob Oliver, R OBP: 0.308, SLG: 0.469 (1, 3)		0-0 F7		0-0 F8			0-0 L5	0-3 K		4	0	0	0	0	1	1
Paul Schaal, R OBP: 0.344, SLG: 0.321 (1, 5)		4-0 BB		0-0 6-3			0-0 F9	0-0 6-3		3	0	0	0	1	0	1
Rich Severson, R OBP: 0.293, SLG: 0.333 (1, 6)		0-0 1-3		0-0 1-3			0-0 6-3			3	0	0	0	0	0	1
Dick Drago, R OBP: 0.098, SLG: 0.061 (1, 1)			0-3 K		0-3 K					2	0	0	0	0	2	0
Bill Sorrell, L OBP: 0.319, SLG: 0.372 (7, PH)										1	0	0	0	0	0	0
Ken Wright, R (8, 1)										0	0	0	0	0	0	0
Tom Burgmeier, L OBP: 0.300, SLG: 0.222 (9, 1)										0	0	0	0	0	0	0

BOTTOM

Milwaukee Brewers @ Kansas City Royals
Municipal Stadium, Kansas City, MO

Sun Aug 09 1970, 4:33 AM EDT
Att. 9,492 - Unknown - 77 F

livebaseballscorecards.com

AB	32
R	2
H	5
RBI	2
BB	2
SO	3
LOB	9



Inning Stats	R: 0	H: 1	E: 0	K: 0	S: 4	H: 0	LOB: 1	BB: 0	P: 4	R: 0	H: 0	E: 0	K: 0	S: 3	R: 0	H: 2	E: 0	K: 1	S: 7	R: 1	H: 1	E: 0	K: 0	S: 4	R: 0	H: 0	E: 0	K: 1	S: 5	R: 1	H: 1	E: 0	K: 0	S: 4	R: 0	H: 0	E: 0	K: 0	S: 3	R: 0	H: 0	E: 0	K: 1	S: 3	R: 0	H: 0	E: 0	K: 1	S: 5	R: 0	H: 0	E: 0	K: 0	S: 3	R: 0	H: 0	E: 0	K: 1	S: 5	1B: 2	2B: 1	3B: 0	HR: 2	SF: 0	SAC: 0	DP: 0	HBP: 0	WP: 0	PB: 0	SB: 0	CS: 0	PA: 34
--------------	------	------	------	------	------	------	--------	-------	------	------	------	------	------	------	------	------	------	------	------	------	------	------	------	------	------	------	------	------	------	------	------	------	------	------	------	------	------	------	------	------	------	------	------	------	------	------	------	------	------	------	------	------	------	------	------	------	------	------	------	-------	-------	-------	-------	-------	--------	-------	--------	-------	-------	-------	-------	--------

PITCHER	IP	WLS	BF	H	R	ER	SO	BB	IBB	HBP	BLK	WP	HR	S	P	ERA	WHIP
Bobby Bolin, R ERA: 4.53 (1, 1)	6.0	W	24	5	2	2	2	1	0	0	0	0	0	27	31	3.00	1.000
Ken Sanders, R ERA: 2.02 (7, 1)	3.0	S	10	0	0	0	1	1	0	0	0	0	0	11	15	0.00	0.333

Batter	1	2	3	4	5	6	7	8	9	AB R H RBI BB SO LOB	TOP											
Pat Kelly, L (1, 9) OBP: 0.343, SLG: 0.331	4-0 1B BB	0-3 K			0-0 F6	0-3 K		0-0 L8		4 0 0 0 1 2 6												
Cookie Rojas, R (1, 4) OBP: 0.282, SLG: 0.307	0-0 F8		0-0 5-3		0-0 3B 2B	0-0 F9			0-0 HR 1B	5 2 2 0 0 0 4												
Amos Otis, R (1, 8) OBP: 0.347, SLG: 0.436	0-0 1B BB		0-3 K		0-0 F4		0-0 F8		0-0 F3 1B	5 0 1 0 0 1 3												
Lou Piniella, R (1, 7) OBP: 0.351, SLG: 0.456	4-0 1-2 BB		0-0 F8		0-0 3B		0-0 F5		0-0 L9	4 0 1 2 1 0 1												
Bob Oliver, R (1, 3) OBP: 0.309, SLG: 0.477	0-3 K			0-0 F2	0-0 6-3		0-0 2B		0-0 HR	5 1 2 2 0 1 4												
Paul Schaal, R (1, 5) OBP: 0.342, SLG: 0.318	0-0 F6			0-0 L8		0-0 2B 1B	0-0 5-3		0-0 5-3	5 0 1 0 0 0 4												
Rich Severson, R (1, 6) OBP: 0.305, SLG: 0.359		0-3 K		0-0 1B		0-0 2B		0-0 2B		4 0 3 0 0 1 0												
Ellie Rodriguez, R (1, 2) OBP: 0.318, SLG: 0.321		0-0 1B		0-0 L8		4-0 BB		0-0 6-3		3 0 1 0 1 0 2												
Jim Rooker, R (1, 1) OBP: 0.246, SLG: 0.321		0-3 K			0-0 2B 3B 1B			0-3 K		3 1 1 0 0 2 4												
Dave Morehead, R (6, 1) OBP: 0.188, SLG: 0.194										0 0 0 0 0 0 0												
Hawk Taylor, R (8, PH) OBP: 0.255, SLG: 0.239										1 0 0 0 0 1 1												
Ken Wright, R (8, 1)										0 0 0 0 0 0 0												
Inning Stats	R: 0 E: 0 K: 1 S: 6	H: 1 LOB: 3 BB: 2 P: 14	R: 0 E: 0 K: 3 S: 10	H: 1 LOB: 1 BB: 0 P: 10	R: 0 E: 0 K: 1 S: 5	H: 0 LOB: 0 BB: 0 P: 5	R: 0 E: 0 K: 0 S: 4	H: 1 LOB: 1 BB: 0 P: 4	R: 2 E: 0 K: 2 S: 9	H: 3 LOB: 1 BB: 0 P: 6	R: 0 E: 0 K: 2 S: 9	H: 2 LOB: 3 BB: 1 P: 13	R: 0 E: 0 K: 0 S: 4	H: 1 LOB: 1 BB: 0 P: 4	R: 0 E: 0 K: 1 S: 6	H: 1 LOB: 1 BB: 0 P: 6	R: 2 E: 0 K: 0 S: 5	H: 2 LOB: 0 BB: 0 P: 5	1B: 6 2B: 4 3B: 1 HR: 1	SF: 0 SAC: 0 DP: 0 HBP: 0	WP: 0 PB: 0 SB: 0 CS: 0	PA: 42
PITCHER Gary Peters, L (1, 1) ERA: 4.08	IP: 9.0 WLS: W BF: 42 H: 12 R: 4 ER: 4 SO: 8 BB: 3 IBB: 0 HBP: 0 BLK: 0 WP: 0 HR: 1 S: 55 P: 67 ERA: 4.00 WHIP: 1.667											PITCHER	IP: 9.0 WLS: W BF: 42 H: 12 R: 4 ER: 4 SO: 8 BB: 3 IBB: 0 HBP: 0 BLK: 0 WP: 0 HR: 1 S: 55 P: 67 ERA: 4.00 WHIP: 1.667									

Kansas City Royals @ Boston Red Sox
 Fenway Park, Boston, MA
 Wed Aug 12 1970, 7:05 PM EDT
 Unknown - 86 F

AB	39
R	4
H	12
RBI	4
BB	3
SO	8
LOB	29



Batter	1	2	3	4	5	6	7	8	9
Mike Andrews, R OBP: 0.316, SLG: 0.351 (1, 4)	0-0 G3 1B		0-3 K			0-0 2B 1-2 HR 1B	4-0 1B 2B BB		
Reggie Smith, S OBP: 0.367, SLG: 0.488 (1, 8)	0-0 G3 1-2			0-0 5-3		0-0 1-3 2-H HR 2B	0-0 1-3 2B 1B		
Carl Yastrzemski, L OBP: 0.455, SLG: 0.621 (1, 3)	0-0 F6			0-0 3-1		0-0 2-H 3-H HR	0-0 1-H 3-H 2B		
Tony Conigliaro, R OBP: 0.334, SLG: 0.468 (1, 9)	0-3 K		0-3 K			0-0 F5	0-0 F2		
Rico Petrocelli, R OBP: 0.317, SLG: 0.444 (1, 6)		0-0 F4			0-0 F2	0-0 6-3		0-0 F5	
Billy Conigliaro, R OBP: 0.355, SLG: 0.530 (1, 7)		0-0 F4			0-0 F5	4-0 BB	0-0 2B 2B		
John Kennedy, R OBP: 0.318, SLG: 0.471 (1, 5)		0-0 F8			4-0 BB	0-0 F8	0-0 L7-4 2-H 2B		
Jerry Moses, R OBP: 0.310, SLG: 0.384 (1, 2)			0-0 6-3		0-0 5-3		0-3 K	0-0 L7-4	
Gary Peters, L OBP: 0.339, SLG: 0.333 (1, 1)			0-0 5-3			4-0 1B 2B BB	0-0 F7		

Inning Stats	R: 0 E: 0 K: 1 S: 6	H: 1 LOB: 1 BB: 0 P: 6	R: 0 E: 0 K: 0 S: 3	H: 0 LOB: 0 BB: 0 P: 3	R: 0 E: 0 K: 1 S: 5	H: 0 LOB: 0 BB: 0 P: 5	R: 0 E: 0 K: 1 S: 5	H: 0 LOB: 0 BB: 0 P: 5	R: 0 E: 0 K: 0 S: 3	H: 0 LOB: 1 BB: 1 P: 7	R: 4 E: 0 K: 0 S: 6	H: 3 LOB: 1 BB: 2 P: 14	R: 2 E: 0 K: 1 S: 7	H: 2 LOB: 1 BB: 1 P: 11	R: 1 E: 0 K: 0 S: 4	H: 2 LOB: 0 BB: 0 P: 4
1B: 3 2B: 5 3B: 0 HR: 1	SF: 0 SAC: 0 DP: 1 HBP: 0	WP: 0 PB: 0 SB: 0 CS: 0	PA: 35													

PITCHER	IP	WLS	BF	H	R	ER	SO	BB	IBB	HBP	BLK	WP	HR	S	P	ERA	WHIP
Jim Rooker, L ERA: 3.49 (1, 1)	5.0	L	21	4	4	4	3	2	0	0	0	0	1	25	33	7.20	1.200
Dave Morehead, R ERA: 3.51 (6, 1)	2.0		10	2	2	2	1	2	0	0	0	0	0	10	18	9.00	2.000
Ken Wright, R ERA: 5.24 (8, 1)	1.0		4	2	1	1	0	0	0	0	0	0	0	4	4	9.00	2.000

BOTTOM

Kansas City Royals @ Boston Red Sox
Fenway Park, Boston, MA
Wed Aug 12 1970, 7:05 PM EDT
Unknown - 86 F

livebaseballscorecards.com

AB	31
R	7
H	8
RBI	7
BB	4
SO	4
LOB	7



Batter	1	2	3	4	5	6	7	8	9	AB R H RBI BB SO LOB	TOP																									
Pat Kelly, L (1, 9) OBP: 0.342, SLG: 0.328	0-0 B1		0-0 3-1		0-0 4-3			4-0 CS BB		3 0 0 0 1 0 1																										
Cookie Rojas, R (1, 4) OBP: 0.278, SLG: 0.303	0-0 F8		0-0 E5 3B		0-0 F8			0-0 F6		4 1 0 0 0 0 1																										
Amos Otis, R (1, 8) OBP: 0.346, SLG: 0.439	0-3 K		0-0 3-H 3B		0-0 6-3			0-3 K 1-2		4 0 1 1 0 2 1																										
Lou Piniella, R (1, 7) OBP: 0.350, SLG: 0.456		0-0 5-3	0-0 5-3		0-0 6-3			0-0 1B 2B		4 1 1 0 0 0 1																										
Ed Kirkpatrick, L (1, 2) OBP: 0.312, SLG: 0.412		0-0 FC5-4 1B		0-0 3-1		0-0 4-3		0-3 K		4 0 1 0 0 1 1																										
Bob Oliver, R (1, 3) OBP: 0.311, SLG: 0.483		0-0 L8		0-0 HR		0-0 5-3		4-0 1B IBB		3 1 1 1 1 0 1																										
Paul Schaal, R (1, 5) OBP: 0.340, SLG: 0.317		0-0 FC5-4 1-2f		0-0 L5		0-0 F9		0-0 1B		4 0 1 1 0 0 1																										
Rich Severson, R (1, 6) OBP: 0.310, SLG: 0.358			4-0 3-1 SH1-4 WP BB		0-0 G3		0-0 1B	0-0 F6		3 1 1 0 1 0 2																										
Bob Johnson, L (1, 1) OBP: 0.209, SLG: 0.132			0-0 SH1-4		0-0 F8		0-0 1-3	0-3 K		2 0 0 0 0 0 1																										
Ted Abernathy, R (7, 1) OBP: 0.167, SLG: 0.167			1-2							1 0 0 0 0 1 2																										
Inning Stats	R: 0 E: 0 K: 1 S: 5	H: 0 LOB: 0 BB: 0 P: 5	R: 0 E: 0 K: 0 S: 4	H: 1 LOB: 1 BB: 0 P: 4	R: 2 E: 1 K: 0 S: 5	H: 1 LOB: 1 BB: 1 P: 9	R: 1 E: 0 K: 0 S: 4	H: 1 LOB: 0 BB: 0 P: 4	R: 0 E: 0 K: 0 S: 3	H: 0 LOB: 0 BB: 0 P: 3	R: 0 E: 0 K: 0 S: 4	H: 1 LOB: 1 BB: 0 P: 4	R: 0 E: 0 K: 1 S: 4	H: 0 LOB: 1 BB: 1 P: 8	R: 1 E: 0 K: 2 S: 9	H: 2 LOB: 2 BB: 1 P: 13	1B: 3 2B: 2 3B: 1 HR: 1	SF: 0 SAC: 1 DP: 1 HBP: 0	WP: 1 PB: 0 SB: 0 CS: 1	PA: 36																
PITCHER	IP WLS BF H R ER SO BB IBB HBP BLK WP HR S P ERA WHIP																																			
Cal Koonce, R (1, 1) ERA: 3.06	7.0		27	4	3	2	1	1	0	0	0	1	1	28	32	2.57	0.714																			
Ken Brett, L (8, 1) ERA: 4.15	1.1	L	7	2	1	1	2	1	1	0	0	0	0	9	17	6.75	2.250																			
Chuck Hartenstein, R (9, 1) ERA: 5.61	0.2		2	0	0	0	1	0	0	0	0	0	0	4	4	0.00	0.000																			

Kansas City Royals @ Boston Red Sox
 Fenway Park, Boston, MA
 Wed Aug 12 1970, 7:05 PM EDT
 Att: 23,450 - Unknown

livebaseballscorecards.com

AB	32
R	4
H	6
RBI	3
BB	3
SO	4
LOB	12



Batter	1	2	3	4	5	6	7	8	9	AB R H RBI BB SO LOB
Dick Schofield, S (1, 4) OBP: 0.291, SLG: 0.234	0-0 3-1		0-0 G3			0-0 HR 1B	4-0 BB		0-0 1-3	4 1 1 0 1 0 2
Reggie Smith, S (1, 8) OBP: 0.366, SLG: 0.493	0-0 4-3		0-0 F5			0-0 HR 1-H	0-0 4-3			4 1 1 2 0 0 2
Carl Yastrzemski, L (1, 3) OBP: 0.453, SLG: 0.617	0-0 1B			0-0 F7		0-0 G3		0-3 K		4 0 1 0 0 1 0
Tony Conigliaro, R (1, 9) OBP: 0.331, SLG: 0.463	0-0 F9			0-3 K		0-3 K		0-0 L9		4 0 0 0 0 2 1
Rico Petrocelli, R (1, 6) OBP: 0.317, SLG: 0.443		0-0 L8		0-0 FC5-4 1B		0-0 F7		0-0 6-3		4 0 1 0 0 0 0
Billy Conigliaro, R (1, 7) OBP: 0.357, SLG: 0.538		0-0 2B		0-0 FC5-4 1-2f			0-0 1B 2B		0-3 K	4 1 2 0 0 1 1
Carmen Fanzone, R (1, 5) OBP: 0.333, SLG: 0.273		0-0 L8			0-3 K2-3		0-0 SH3-4 1B		4-0 BB BB	3 0 1 1 1 1 1
Tom Satriano, L (1, 2) OBP: 0.344, SLG: 0.412		0-0 F7			0-0 F9		0-0 SH3-4 1-2		0-0 F8	3 0 0 0 0 0 2
Cal Koonce, R (1, 1) Mike Andrews, R (7, PH) Ken Brett, L (8, 1) Chuck Hartenstein, R (9, 1) George Thomas, R (9, PH)			0-0 F8			0-0 1-6-3		0-0 F5	4-0 BB BB BB BB	2 0 0 0 0 0 0 1 0 0 0 0 0 1 0 0 0 0 0 0 0 0 0 0 0 0 0 0 0 0 0 0 1 0 0

Inning Stats	R: 0 E: 0 K: 0 S: 4	H: 1 LOB: 1 BB: 0 P: 4	R: 0 E: 0 K: 0 S: 4	H: 1 LOB: 1 BB: 0 P: 4	R: 0 E: 0 K: 0 S: 3	H: 0 LOB: 0 BB: 0 P: 3	R: 0 E: 0 K: 1 S: 6	H: 1 LOB: 1 BB: 0 P: 6	R: 0 E: 0 K: 1 S: 5	H: 0 LOB: 0 BB: 0 P: 5	R: 2 E: 0 K: 1 S: 7	H: 2 LOB: 0 BB: 0 P: 7	R: 1 E: 0 K: 0 S: 5	H: 2 LOB: 2 BB: 1 P: 9	R: 0 E: 0 K: 1 S: 5	H: 0 LOB: 0 BB: 0 P: 5	R: 0 E: 0 K: 1 S: 5	H: 0 LOB: 2 BB: 2 P: 13	1B: 4 2B: 2 3B: 0 HR: 1	SF: 0 SAC: 1 DP: 0 HBP: 0	WP: 0 PB: 0 SB: 0 CS: 0	PA: 37
--------------	------------------------------	---------------------------------	------------------------------	---------------------------------	------------------------------	---------------------------------	------------------------------	---------------------------------	------------------------------	---------------------------------	------------------------------	---------------------------------	------------------------------	---------------------------------	------------------------------	---------------------------------	------------------------------	----------------------------------	----------------------------------	------------------------------------	----------------------------------	--------

PITCHER	IP	WLS	BF	H	R	ER	SO	BB	IBB	HBP	BLK	WP	HR	S	P	ERA	WHIP
Bob Johnson, R (1, 1) ERA: 3.18	6.2		28	7	3	3	3	1	0	0	0	0	1	33	37	4.05	1.200
Ted Abernathy, R (7, 1) ERA: 2.26	2.1	W	9	0	0	0	2	2	0	0	0	0	0	11	19	0.00	0.857

BOTTOM

Kansas City Royals @ Boston Red Sox
 Fenway Park, Boston, MA
 Wed Aug 12 1970, 7:05 PM EDT
 Att. 23,450 - Unknown

livebaseballscorecards.com

AB	33
R	3
H	7
RBI	3
BB	3
SO	5
LOB	10



Batter	1	2	3	4	5	6	7	8	9	AB R H RBI BB SO LOB	TOP		
Pat Kelly, L (1, 9) OBP: 0.345, SLG: 0.330	0-0 WP 6-3 2B	4-0 E 1B BB	0-3 K		4-0 CS BB			0-0 L9	0-3 K	4 2 1 0 2 2 2			
Cookie Rojas, R (1, 4) OBP: 0.277, SLG: 0.305 Jackie Hernandez, R (8, 6) OBP: 0.283, SLG: 0.286	0-0 F5	0-0 E5 1B 1B		0-0 2B	0-0 CS	0-0 1-3		0-0 E5 1B 1B HR	0-0 G4-6-3	5 2 1 0 0 0 2 1 0 0 0 0 0 1			
Amos Otis, R (1, 8) OBP: 0.346, SLG: 0.438	0-0 6-3	0-0 1B 1B		0-3 K				0-0 1B 1B HR		5 1 2 2 0 2 1			
Lou Piniella, R (1, 7) OBP: 0.353, SLG: 0.457	4-0 1B 1B BB	0-0 1B		0-0 5-3				0-0 1B 1B HR		4 2 2 1 1 0 1			
Ed Kirkpatrick, L (1, 2) OBP: 0.317, SLG: 0.423	0-0 1B 2B 1B	0-0 2-3		0-0 3-1				0-0 1B HR		4 2 2 4 1 0 3			
Bob Oliver, R (1, 3) OBP: 0.312, SLG: 0.482	0-0 1-2 2B 1B		0-3 K		0-0 5-3			0-0 FC1-4 BB	0-0 1B	5 0 2 1 0 1 1			
Paul Schaal, R (1, 5) OBP: 0.348, SLG: 0.335	0-0 1-1 2-H 2-H 2B		0-0 1B 2B		0-0 2B 1B			0-0 6-3 1B	0-0 F8	5 2 4 1 0 0 1			
Rich Severson, R (1, 6) OBP: 0.306, SLG: 0.359		0-3 K	0-3 K		0-0 F9 1-H 2B			0-0 6-3	0-0 L7	5 0 1 1 0 2 4			
Al Fitzmorris, S (1, 1) OBP: 0.364, SLG: 0.476		0-0 1-3	0-0 2-H 1B		0-0 F9 2-3			0-0 F8	4-0 G4-6-3 BB	4 0 1 1 1 0 3			
Inning Stats	R: 3 H: 4 E: 0 LOB: 2 K: 0 BB: 1 S: 6 P: 10	R: 2 H: 2 E: 1 LOB: 2 K: 1 BB: 1 S: 8 P: 12	R: 1 H: 2 E: 0 LOB: 1 K: 3 BB: 0 S: 11 P: 11	R: 0 H: 1 E: 0 LOB: 1 K: 1 BB: 0 S: 6 P: 6	R: 1 H: 2 E: 0 LOB: 1 K: 0 BB: 1 S: 4 P: 8	R: 0 H: 0 E: 0 LOB: 0 K: 1 BB: 0 S: 5 P: 5	R: 0 H: 1 E: 0 LOB: 2 K: 0 BB: 1 S: 4 P: 8	R: 4 H: 4 E: 1 LOB: 1 K: 0 BB: 0 S: 8 P: 8	R: 0 H: 0 E: 0 LOB: 0 K: 1 BB: 1 S: 4 P: 8	1B: 10 SF: 0 2B: 5 SAC: 0 3B: 0 DP: 1 HR: 1 HBP: 0	WP: 1 PA: 48 PB: 0 SB: 0 CS: 1		
PITCHER	IP WLS BF H R ER SO BB IBB HBP BLK WP HR S P ERA WHIP											PITCHER	IP WLS BF H R ER SO BB IBB HBP BLK WP HR S P ERA WHIP
Vicente Romo, R (1, 1) ERA: 3.93	1.2 L 12 5 5 3 1 2 0 0 0 0 1 0 12 20 16.20 4.200											Sparky Lyle, L (9, 1) ERA: 4.59	1.0 3 0 0 0 1 1 0 0 0 0 0 0 4 8 0.00 1.000
Ed Phillips, R (2, 1) ERA: 4.67	2.2 14 6 2 2 4 0 0 0 0 0 0 0 22 22 6.75 2.250												
Chuck Hartenstein, R (5, 1) ERA: 5.52	0.2 2 0 0 0 0 1 0 0 0 0 0 0 1 5 0.00 1.500												
John Curtis, L (6, 1) ERA: 11.57	2.1 13 4 4 3 1 1 0 0 0 0 0 1 14 18 11.57 2.143												
Gary Wagner, R (8, 1) ERA: 3.51	0.2 3 1 0 0 0 0 0 0 0 0 0 0 0 3 0.00 1.500												

Kansas City Royals @ Boston Red Sox
Fenway Park, Boston, MA
 Thu Aug 13 1970, 3:33 AM EDT
 Att. 17,252 - Unknown - 90 F

AB	42
R	11
H	16
RBI	11
BB	5
SO	7
LOB	19



WP	1	PA	48
PB	0		
SB	0		
CS	1		

1B	10	SF	0
2B	5	SAC	0
3B	0	DP	1
HR	1	HBP	0

Batter	1	2	3	4	5	6	7	8	9	AB	R	H	RBI	BB	SO	LOB
Mike Andrews, R OBP: 0.315, SLG: 0.357 (1, 4) X	0-0 HR		0-0 F8			0-0 F3		0-0 F9		4	1	1	1	0	0	1
Reggie Smith, S OBP: 0.365, SLG: 0.493 (1, 8) X	0-0 F6		0-0 F8			0-0 G3		0-0 E9 2-H		4	0	1	1	0	0	0
Carl Yastrzemski, L OBP: 0.451, SLG: 0.613 (1, 3) B B B	4-0 1B BB		0-0 5-3			0-0 4-3		0-0 G3		3	0	0	0	0	1	0
Tony Conigliaro, R OBP: 0.333, SLG: 0.471 (1, 9) X	0-0 FC6-4 1-2 1B			0-3 K				0-0 HR		4	1	2	1	0	1	0
Rico Petrocelli, R OBP: 0.318, SLG: 0.442 (1, 6) X	0-0 F8			0-0 G5-4-3 1B				4-0 G6-4-3 BB		3	0	1	0	1	0	2
Billy Conigliaro, R OBP: 0.352, SLG: 0.529 (1, 7) X	0-0 FC6-4 1-2f			0-0 G5-4-3 1-2f				0-0 G6-4-3 1-2f		4	0	0	0	0	0	5
John Kennedy, R OBP: 0.311, SLG: 0.461 (1, 5)		0-3 K2-3			0-0 5-3			0-0 3-4-1		3	0	0	0	0	1	0
Jerry Moses, R OBP: 0.310, SLG: 0.383 (1, 2)		0-0 6-3			0-0 F5			0-0 5-3 E 1B		3	1	1	0	0	0	0
Vicente Romo, R OBP: 0.336, SLG: 0.250 Ed Phillips, R Chuck Hartenstein, R Gary Peters, L John Curtis, L Gary Wagner, R Dick Schofield, S Sparky Lyle, L		0-0 5-3			0-0 G3			0-0 5-3		0	0	0	0	0	0	0

BOTTOM

Kansas City Royals @ Boston Red Sox
 Fenway Park, Boston, MA
 Thu Aug 13 1970, 3:33 AM EDT
 Att: 17,252 - Unknown - 90 F

AB	31
R	3
H	6
RBI	3
BB	2
SO	2
LOB	10



Inning Stats	R: 1	H: 2	E: 0	LOB: 2	K: 0	BB: 1	S: 5	P: 9	R: 0	H: 0	E: 0	LOB: 0	K: 1	BB: 0	S: 5	P: 5	R: 0	H: 1	E: 0	LOB: 0	K: 1	BB: 0	S: 5	P: 5	R: 0	H: 0	E: 0	LOB: 0	K: 0	BB: 0	S: 3	P: 3	R: 0	H: 0	E: 0	LOB: 0	K: 0	BB: 0	S: 3	P: 3	R: 1	H: 1	E: 0	LOB: 0	K: 0	BB: 1	S: 3	P: 7	R: 1	H: 2	E: 1	LOB: 1	K: 0	BB: 0	S: 5	P: 5	R: 0	H: 0	E: 1	LOB: 0	K: 0	BB: 0	S: 3	P: 3
PITCHER Al Fitzmorris, R ERA: 3.35 (1, 1)	IP	WLS	BF	H	R	ER	SO	BB	IBB	HBP	BLK	WP	HR	S	P	ERA	WHIP																			IP	WLS	BF	H	R	ER	SO	BB	IBB	HBP	BLK	WP	HR	S	P	ERA	WHIP												
	9.0	W	33	6	3	3	2	2	0	0	0	0	2	35	43	3.00	0.889																																															

WP: 0	PA: 33
PB: 0	
SB: 0	
CS: 0	

1B: 3	SF: 0	WP: 0	PA: 33
2B: 1	SAC: 0	PB: 0	
3B: 0	DP: 3	SB: 0	
HR: 2	HBP: 0	CS: 0	

livebaseballscorecards.com

Batter	1	2	3	4	5	6	7	8	9	10	AB R H RBI BB SO LOB	TOP														
Pat Kelly, L OBP: 0.343, SLG: 0.326 (1, 9)	0-3 K	0-3 K			0-0 F9			0-0 1-3		4-0 BB	4 0 0 0 1 2 2	Kansas City Royals @ New York Yankees Yankee Stadium, Bronx, NY Fri Aug 14 1970, 7:05 PM EDT Att: 10,350 - Unknown - 82 F														
Cookie Rojas, R OBP: 0.275, SLG: 0.303 (1, 4)	0-0 6-3		0-0 1-3		0-0 L7			0-0 1B		0-0 F7	5 0 1 0 0 0 1															
Amos Otis, R OBP: 0.345, SLG: 0.436 (1, 8)	0-0 F9		0-0 1B		0-0 1-3			0-0 F3		0-0 F6	5 0 1 0 0 0 2															
Lou Piniella, R OBP: 0.355, SLG: 0.456 (1, 7)		0-0 1B	0-0 1B		0-0 F9			0-0 FC4-6	4-0 SH3-4	BB	3 1 1 0 1 0 1															
Bob Oliver, R OBP: 0.312, SLG: 0.481 (1, 3)		0-0 1B	0-0 F8		0-0 F7			0-0 SH3-4		1-2	3 1 1 0 0 0 2															
Paul Schaal, R OBP: 0.351, SLG: 0.332 (1, 5)		4-0 FC6-4	0-0 CS	0-0 F7			0-0 L8	4-0 FC4-6	IBB		2 0 0 0 2 0 0															
Rich Severson, R OBP: 0.305, SLG: 0.357 (1, 6)		0-0 FC6-4		0-0 6-3			0-0 6-3	0-0 FC4-6		1-2 2-3	4 0 1 2 0 0 2															
Ellie Rodriguez, R OBP: 0.312, SLG: 0.314 (1, 2)		0-0 FC6-4		0-0 F4			0-0 F9	0-0 1-3			4 0 0 0 0 0 4															
Dick Drago, R OBP: 0.091, SLG: 0.057 (1, 1)	0-3 K				0-0 F9			0-3 K		0-0 4-3	4 0 0 0 0 2 2															
Inning Stats	R: 0 E: 0 K: 1 S: 5	H: 0 LOB: 0 BB: 0 P: 5	R: 2 E: 0 K: 2 S: 10	H: 3 LOB: 2 BB: 1 P: 14	R: 0 E: 1 K: 0 S: 4	H: 1 LOB: 1 BB: 0 P: 4	R: 0 E: 0 K: 0 S: 3	H: 0 LOB: 0 BB: 0 P: 3	R: 0 E: 0 K: 0 S: 3	H: 0 LOB: 0 BB: 0 P: 3	R: 0 E: 0 K: 1 S: 6		H: 1 LOB: 1 BB: 0 P: 6	R: 0 E: 0 K: 0 S: 3	H: 0 LOB: 2 BB: 2 P: 11	R: 0 E: 0 K: 0 S: 3	H: 0 LOB: 1 BB: 1 P: 7	1B: 5 2B: 0 3B: 0 HR: 0	SF: 0 SAC: 1 DP: 0 HBP: 0	WP: 0 PB: 0 SB: 1 CS: 1	PA: 40					
PITCHER	IP WLS BF H R ER SO BB IBB HBP BLK WP HR S P ERA WHIP																									
Fritz Peterson, L ERA: 3.39 (1, 1)	9.0		5	2	2	4	2	1	0	0	0	0	0	0	0	0	0	0	0	0	0	0	0	0	2.00	0.778
Lindy McDaniel, R ERA: 1.63 (10, 1)	1.0	W	4	0	0	0	0	1	0	0	0	0	0	0	0	0	0	0	0	0	0	0	0	0	0.00	1.000

AB	34
R	2
H	5
RBI	2
BB	4
SO	4
LOB	16



Batter	1	2	3	4	5	6	7	8	9	10	AB	R	H	RBI	BB	SO	LOB
Horace Clarke, S OBP: 0.291, SLG: 0.318 (1, 4)	0-3 K		0-0 G3			0-0 4-3		0-0 4-3			4	0	0	1	0	1	1
Frank Baker, L OBP: 0.500, SLG: 0.571 (1, 6)	0-0 4-3		0-0 F7			0-3 K		0-0 2B			4	0	1	0	0	1	1
Roy White, S OBP: 0.393, SLG: 0.479 (1, 7)	0-0 4-3			0-0 G3		0-0 6-3		0-0 F8			4	0	0	0	0	0	1
Bobby Murcer, L OBP: 0.356, SLG: 0.421 (1, 8)		0-0 4-3		0-0 L9			0-0 HR		0-0 F9		4	1	1	1	1	0	0
Danny Cater, R OBP: 0.343, SLG: 0.416 (1, 3)		0-0 6-3		0-0 1B			0-0 1-3		0-0 6-3		4	0	1	0	0	0	0
Jim Lyttle, L OBP: 0.371, SLG: 0.467 (1, 9)		0-0 3-1		0-3 K			0-3 K		0-0 F7		4	0	0	0	0	2	1
Jake Gibbs, L OBP: 0.327, SLG: 0.562 (1, 2)			0-0 4-3		0-0 3-1		0-0 FC6-4 1B			0-0 HR	4	1	2	1	0	0	0
Jerry Kenney, L OBP: 0.297, SLG: 0.310 (1, 5)			0-0 2B G3 1B		0-0 4-3		0-0 FC6-4 1-2f				3	1	1	0	0	0	1
Fritz Peterson, S OBP: 0.212, SLG: 0.313 (1, 1)			0-0 G3		0-0 4-3			0-3 K			3	0	1	0	0	1	0
Lindy McDaniel, R OBP: 0.158, SLG: 0.158 (10, 1)			1-3 G3 2B								0	0	0	0	0	0	0

BOTTOM

Kansas City Royals @ New York Yankees
 Yankee Stadium, Bronx, NY

Fri Aug 14 1970, 7:05 PM EDT
 Att. 10,350 - Unknown - 82 F

livebaseballscorecards.com

AB	34
R	3
H	7
RBI	3
BB	0
SO	5
LOB	5



Inning Stats	R: 0	H: 0	E: 0	K: 1	S: 5	P: 5	R: 0	H: 0	E: 0	K: 0	S: 3	P: 3	R: 1	H: 2	E: 0	K: 0	S: 5	R: 0	H: 1	E: 0	K: 1	S: 6	P: 6	R: 0	H: 0	E: 0	K: 0	S: 3	P: 3	R: 0	H: 0	E: 0	K: 1	S: 5	P: 5	R: 1	H: 2	E: 0	K: 1	S: 7	P: 7	R: 0	H: 1	E: 0	K: 1	S: 6	P: 6	R: 0	H: 0	E: 0	K: 0	S: 3	P: 3	R: 1	H: 1	E: 0	K: 0	S: 1	P: 1	1B: 3	SF: 0	2B: 2	SAC: 0	3B: 0	DP: 0	HR: 2	HBP: 0	WP: 0	PA: 34
PITCHER Dick Drago, R ERA: 4.25 (1, 1)	IP	WLS	BF	H	R	ER	SO	BB	IBB	HBP	BLK	WP	HR	S	P	ERA	WHIP																																																				
PITCHER	IP	WLS	BF	H	R	ER	SO	BB	IBB	HBP	BLK	WP	HR	S	P	ERA	WHIP																																																				

Batter	1	2	3	4	5	6	7	8	9	AB R H RBI BB SO LOB	TOP																		
George Spriggs, L (1, 9) OBP: 0.313, SLG: 0.222	0-0 4-3	0-3 K		0-0 SF9		0-0 FC6			0-0 5-3	4 0 0 1 0 1 3																			
Cookie Rojas, R (1, 4) OBP: 0.277, SLG: 0.302	0-0 4-3 1B		4-0 5-3 1B BB	0-0 F7			0-0 5-3		0-0 F9	4 1 1 0 1 0 1																			
Amos Otis, R (1, 8) OBP: 0.346, SLG: 0.434	0-0 1-2 1B		0-0 5-3		0-0 5-3		4-0 G6-4-3 BB		0-0 F3	4 0 1 0 1 0 1																			
Lou Piniella, R (1, 7) OBP: 0.354, SLG: 0.453	0-0 1-2 2-3 4-3		0-0 P3		0-0 G3-6 1B		0-0 G6-4-3			4 0 1 0 0 0 4																			
Ed Kirkpatrick, L (1, 2) OBP: 0.316, SLG: 0.421	0-0 6-3		0-0 1B		0-0 G3-6			0-0 4-3		4 0 1 1 0 0 3																			
Bob Oliver, R (1, 3) OBP: 0.314, SLG: 0.481		0-3 K		0-0 1B 1B		0-0 5-3		0-0 6-3 1B		4 1 2 0 0 1 0																			
Paul Schaal, R (1, 5) OBP: 0.353, SLG: 0.335		0-0 E4		0-0 1B SF9 1B		0-0 1B 1B		0-0 6-3		4 1 2 0 0 0 1																			
Rich Severson, R (1, 6) OBP: 0.315, SLG: 0.363		0-0 FC6-4		0-0 1B		0-0 1B		4-0 IBB		3 1 2 1 1 0 1																			
Wally Bunker, R (1, 1) OBP: 0.176, SLG: 0.067		0-0 E8		0-3 K		0-0 F6		0-0 1-3		4 0 0 0 0 1 6																			
Tom Burgmeier, L (8, 1) OBP: 0.300, SLG: 0.222										0 0 0 0 0 0 0																			
Ted Abernathy, R (8, 1) OBP: 0.167, SLG: 0.167										0 0 0 0 0 0 0																			
Inning Stats	R: 0 E: 0 K: 0 S: 5	H: 2 LOB: 2 BB: 0 P: 5	R: 1 E: 2 K: 2 S: 9	H: 0 LOB: 1 BB: 0 P: 9	R: 1 E: 0 K: 0 S: 3	H: 1 LOB: 1 BB: 1 P: 7	R: 2 E: 0 K: 1 S: 8	H: 3 LOB: 1 BB: 0 P: 8	R: 0 E: 0 K: 0 S: 3	H: 1 LOB: 0 BB: 0 P: 3	R: 0 E: 0 K: 0 S: 5	H: 2 LOB: 2 BB: 0 P: 5	R: 0 E: 0 K: 0 S: 2	H: 0 LOB: 0 BB: 1 P: 6	R: 0 E: 0 K: 0 S: 4	H: 1 LOB: 2 BB: 1 P: 8	R: 0 E: 0 K: 0 S: 3	H: 0 LOB: 0 BB: 0 P: 3	1B: 10 2B: 0 3B: 0 HR: 0	SF: 1 SAC: 0 DP: 2 HBP: 0	WP: 0 PB: 0 SB: 0 CS: 0	PA: 39							
PITCHER	IP WLS BF H R ER SO BB IBB HBP BLK WP HR S P ERA WHIP																												
Mel Stottlemyre, R (1, 1) ERA: 3.0	7.0		31	9	4	3	3	2	0	0	0	0	0	0	35	43	3.86	1.571											
Ron Klimkowski, R (8, 1) ERA: 3.27	1.0	W	5	1	0	0	0	0	1	0	0	0	0	4	8	0.00	1.000												
Lindy McDaniel, R (9, 1) ERA: 1.61	1.0	S	3	0	0	0	0	0	0	0	0	0	0	3	3	0.00	0.000												

Kansas City Royals @ New York Yankees
 Yankee Stadium, Bronx, NY
 Sat Aug 15 1970, 3:33 AM EDT
 Att. 10,098 - Overcast - 92 F

livebaseballscorecards.com


AB	35
R	4
H	10
RBI	3
BB	3
SO	3
LOB	20



Batter	1	2	3	4	5	6	7	8	9	AB R H RBI BB SO LOB	TOP	
George Spriggs, L (1, 9) OBP: 0.333, SLG: 0.323 Aurelio Monteagudo, R (8, 1)	0-0 G3		0-0 1B 3B			0-0 F7		0-0 1-2 1B		4 1 2 0 0 0 0 0 0 0 0 0 0 0	Kansas City Royals @ New York Yankees Yankee Stadium, Bronx, NY Sun Aug 16 1970, 3:33 AM EDT Att. 13,200 - Sunny - 91 F	
Cookie Rojas, R (1, 4) OBP: 0.277, SLG: 0.301	0-0 6-3		0-0 1B			0-0 F8		0-0 F9		4 0 1 1 0 0 2		
Amos Otis, R (1, 8) OBP: 0.345, SLG: 0.435	0-0 2B		0-0 F9			0-0 6-3			0-0 5-3	4 0 1 0 0 0 1		
Lou Piniella, R (1, 7) OBP: 0.350, SLG: 0.449	0-0 F9				0-0 F4		0-0 5-3		0-0 F7	4 0 0 0 0 0 1		
Ed Kirkpatrick, L (1, 2) OBP: 0.315, SLG: 0.422 (8, 9)		0-0 3-1		0-0 4-3		0-0 F2		0-0 2B	0-0 2B	4 0 1 0 0 0 0		
Bob Oliver, R (1, 3) OBP: 0.311, SLG: 0.477		0-0 6-3		0-0 F9		0-3 K		0-0 F8	0-0 F8	4 0 0 0 0 1 1		
Paul Schaal, R (1, 5) OBP: 0.349, SLG: 0.331		0-0 5-3			0-0 6-3			0-0 F8		3 0 0 0 0 0 0		
Rich Severson, R (1, 6) OBP: 0.322, SLG: 0.364			0-0 6-3		0-0 G4-6-3 1B		0-0 1B BB		4-0 1B BB	2 0 1 0 1 0 0		
Jim Rooker, R (1, 1) OBP: 0.241, SLG: 0.315 Dave Morehead, R (3, 1) OBP: 0.189, SLG: 0.194 Bill Sorrell, L (5, PH) OBP: 0.216, SLG: 0.368 Ken Wright, R (5, 1) Pat Kelly, L (8, PH) OBP: 0.342, SLG: 0.326 Buck Martinez, R (8, 2)			0-3 K		0-0 G4-6-3 1-2f		0-3 K		0-3 K	1 0 0 0 0 1 0 0 0 0 0 0 0 0 1 0 0 0 0 0 1 0 0 0 0 0 0 0 1 0 0 0 0 1 1 0 0 0 0 0 0 0		
Inning Stats	R: 0 H: 1 E: 0 LOB: 1 K: 0 BB: 0 S: 4 P: 4	R: 0 H: 0 E: 0 LOB: 0 K: 0 BB: 0 S: 3 P: 3	R: 1 H: 2 E: 0 LOB: 1 K: 1 BB: 0 S: 7 P: 7	R: 0 H: 0 E: 0 LOB: 0 K: 0 BB: 0 S: 3 P: 3	R: 0 H: 1 E: 0 LOB: 0 K: 0 BB: 0 S: 3 P: 3	R: 0 H: 0 E: 0 LOB: 0 K: 0 BB: 0 S: 3 P: 3	R: 0 H: 0 E: 0 LOB: 0 K: 1 BB: 0 S: 5 P: 5	R: 0 H: 1 E: 0 LOB: 2 K: 1 BB: 1 S: 6 P: 10	R: 0 H: 1 E: 0 LOB: 1 K: 0 BB: 0 S: 4 P: 4	1B: 3 SF: 0 2B: 2 SAC: 0 3B: 1 DP: 1 HR: 0 HBP: 0		WP: 0 PA: 33 PB: 0 SB: 0 CS: 0
PITCHER Stan Bahnsen, R (1, 1) ERA: 3.3	IP WLS BF H R ER SO BB IBB HBP BLK WP HR S P ERA WHIP											PITCHER IP WLS BF H R ER SO BB IBB HBP BLK WP HR S P ERA WHIP

AB	32
R	1
H	6
RBI	1
BB	1
SO	3
LOB	7



Batter	1	2	3	4	5	6	7	8	9	AB R H RBI BB SO LOB	TOP	
George Spriggs, L (1, 9) OBP: 0.300, SLG: 0.286	0-0 4-3		0-0 1-3			0-0 F7			0-0 6-3	4 0 0 0 0 0 0	Kansas City Royals @ Washington Senators Robert F. Kennedy Memorial Stadium, Washington, DC Mon Aug 17 1970, 7:05 PM EDT Att. 5,722 - Unknown livebaseballscores.com AB 28 R 0 H 1 RBI 0 BB 2 SO 6 LOB 5 	
Cookie Rojas, R (1, 4) OBP: 0.274, SLG: 0.298 Aurelio Monteagudo, R (6, 1) Pat Kelly, L (9, PH) OBP: 0.341, SLG: 0.325	0-0 5-3			0-0 5-3		0-0 P5			0-0 F8	3 0 0 0 0 0 0 0 0 0 0 0 0 0 1 0 0 0 0 0 0		
Amos Otis, R (1, 8) OBP: 0.342, SLG: 0.431	0-0 E7			0-0 5-3			0-0 6-3		0-3 K	4 0 0 0 0 1 0		
Lou Piniella, R (1, 7) OBP: 0.350, SLG: 0.446	0-0 F8			0-0 P4			4-0 FC4-6 BB			2 0 0 0 1 0 1		
Ed Kirkpatrick, L (1, 2) OBP: 0.315, SLG: 0.419 Buck Martinez, R (7, 2)		0-0 6-3			4-0 G5-4-3 BB		0-0 FC4-6			2 0 0 0 1 0 1 0 0 0 0 0 0 0		
Bob Oliver, R (1, 3) OBP: 0.309, SLG: 0.474		0-3 K			0-0 G5-4-3		0-0 F8			3 0 0 0 0 1 2		
Paul Schaal, R (1, 5) OBP: 0.349, SLG: 0.338		0-0 F8			0-0 3B			0-3 K		3 0 1 0 0 1 0		
Rich Severson, R (1, 6) OBP: 0.316, SLG: 0.358			0-3 K		0-0 F7			0-3 K		3 0 0 0 0 2 1		
Bob Johnson, L (1, 1) OBP: 0.205, SLG: 0.128 Tom Burgmeier, L (3, 1) OBP: 0.300, SLG: 0.222 Tom Matchick, L (6, PH) OBP: 0.250, SLG: 0.273			0-3 K			0-0 F8		0-0 F7		1 0 0 0 0 1 0 0 0 0 0 0 0 0 2 0 0 0 0 0 0		
Inning Stats	R: 0 H: 0 E: 1 LOB: 1 K: 0 BB: 0 S: 4 P: 4	R: 0 H: 0 E: 0 LOB: 0 K: 1 BB: 0 S: 5 P: 5	R: 0 H: 0 E: 0 LOB: 0 K: 2 BB: 0 S: 7 P: 7	R: 0 H: 0 E: 0 LOB: 0 K: 0 BB: 0 S: 3 P: 3	R: 0 H: 1 E: 0 LOB: 1 K: 0 BB: 1 S: 3 P: 7	R: 0 H: 0 E: 0 LOB: 0 K: 0 BB: 0 S: 3 P: 3	R: 0 H: 0 E: 0 LOB: 1 K: 0 BB: 1 S: 3 P: 7	R: 0 H: 0 E: 0 LOB: 0 K: 2 BB: 0 S: 7 P: 7	R: 0 H: 0 E: 0 LOB: 0 K: 1 BB: 0 S: 5 P: 5	1B: 0 SF: 0 2B: 0 SAC: 0 3B: 1 DP: 1 HR: 0 HBP: 0		WP: 0 PA: 30 PB: 0 SB: 0 CS: 0
PITCHER Jim Hannan, R (1, 1) ERA: 3.11	IP WLS BF H R ER SO BB IBB HBP BLK WP HR S P ERA WHIP											PITCHER IP WLS BF H R ER SO BB IBB HBP BLK WP HR S P ERA WHIP

Batter	1	2	3	4	5	6	7	8	9	AB R H RBI BB SO LOB
Ed Stroud, L (1, 8) OBP: 0.348, SLG: 0.363	4-0 4-3 PB HR BB		0-0 1B S 2B 1B	4-0 FC4-6 BB		0-0 P6				2 2 1 0 2 0 0
Del Unser, L (1, 9) OBP: 0.305, SLG: 0.314	0-0 4-3 1-3		0-0 2B 1-3 BLK 1B	0-0 FC4-6 1-2f 3-H			0-0 F8			4 1 1 1 0 0 2
Frank Howard, R (1, 7) Wayne Comer, R (8, 7) OBP: 0.433, SLG: 0.554 OBP: 0.321, SLG: 0.254	0-0 HR		0-3 K	0-0 L6			0-0 6-3			4 1 1 2 0 1 3 0 0 0 0 0 0 0
Mike Epstein, L (1, 3) OBP: 0.354, SLG: 0.445	0-0 HR		0-0 F5		0-0 F9		0-0 F5			4 1 1 1 0 0 2
Aurelio Rodriguez, R (1, 5) OBP: 0.294, SLG: 0.408	0-0 F8		0-0 BLK 1-3 1B 2B		0-0 6-3		0-3 K			4 1 1 1 0 1 0
Ed Brinkman, R (1, 6) OBP: 0.338, SLG: 0.316	0-0 5-3		0-0 2-H 3-H 1B		4-0 BB		0-0 L5			3 0 1 1 1 0 0
Paul Casanova, R (1, 2) OBP: 0.275, SLG: 0.395		0-3 K	0-0 F7		0-0 1-3		0-0 P4			4 0 0 0 0 1 2
Tim Cullen, R (1, 4) OBP: 0.278, SLG: 0.253		0-0 F7		0-0 SH1-3 FC4-6 2B		0-0 5-3				3 1 1 0 0 0 0
Jim Hannan, R (1, 1) OBP: 0.207, SLG: 0.148		0-0 F8		0-0 SH1-3		0-3 K				2 0 0 0 0 1 0

Inning Stats		R: 3	H: 2	E: 0	LOB: 0	K: 0	BB: 1	S: 5	R: 0	H: 0	E: 0	LOB: 0	K: 1	BB: 0	S: 5	R: 3	H: 4	E: 0	LOB: 1	K: 1	BB: 0	S: 9	R: 1	H: 1	E: 0	LOB: 1	K: 0	BB: 1	S: 4	R: 0	H: 0	E: 0	LOB: 1	K: 0	BB: 1	S: 3	R: 0	H: 0	E: 0	LOB: 0	K: 0	BB: 0	S: 3	R: 0	H: 0	E: 0	LOB: 0	K: 1	BB: 0	S: 5	R: 0	H: 0	E: 0	LOB: 0	K: 0	BB: 0	S: 3	R: 0	H: 0	E: 0	LOB: 0	K: 1	BB: 0	S: 5	R: 0	H: 0	E: 0	LOB: 0	K: 1	BB: 0	S: 5
PITCHER	IP	WLS	BF	H	R	ER	SO	BB	IBB	HBP	BLK	WP	HR	S	P	ERA	WHIP																																																						
Bob Johnson, R (1, 1) ERA: 3.49	2.2	L	15	6	6	6	2	1	0	0	1	0	2	18	22	20.25	2.625																																																						
Tom Burgmeier, L (3, 1) ERA: 3.35	2.1		10	1	1	1	0	2	0	0	0	0	0	8	16	3.86	1.286																																																						
Aurelio Montegudo, R (6, 1) ERA: 2.5	3.0		9	0	0	0	2	0	0	0	0	0	0	13	13	0.00	0.000																																																						

BOTTOM

Kansas City Royals @ Washington Senators
Robert F. Kennedy Memorial Stadium, Washington, DC

Mon Aug 17 1970, 7:05 PM EDT
Att. 5,722 - Unknown

AB	30
R	7
H	7
RBI	6
BB	3
SO	4
LOB	9



WP: 0	PA: 34
PB: 1	CS: 0
SB: 1	

Batter	1	2	3	4	5	6	7	8	9	AB R H RBI BB SO LOB	TOP
--------	---	---	---	---	---	---	---	---	---	----------------------	-----

George Spriggs, L (1, 9) <small>OBP: 0.302, SLG: 0.289</small> Hawk Taylor, R (6, PH) <small>OBP: 0.255, SLG: 0.239</small> Pat Kelly, L (6, PH) <small>OBP: 0.344, SLG: 0.324</small> (6, 9)	0-0 4-3			0-3 K	0-0 1B	0-3 K		4-0 SH3-4 1B BB	4-0 1B BB	3 0 1 0 0 1 0 0 0 0 0 0 0 0 1 1 0 0 2 1 1	
Cookie Rojas, R (1, 4) <small>OBP: 0.276, SLG: 0.300</small>	0-0 6-3			0-0 2B 1B	0-0 F8	0-0 1-3		0-0 SH3-4	0-0 1B	5 1 2 1 0 0 3	
Amos Otis, R (1, 8) <small>OBP: 0.344, SLG: 0.435</small>	0-0 L4			0-0 2B		0-3 K	0-0 HR 2B	4-0 1B IBB	0-0 L9	5 2 2 1 1 1 2	
Lou Piniella, R (1, 7) <small>OBP: 0.353, SLG: 0.447</small>		1-0 G6-4-3 HBP		0-0 5-3		0-0 3B 1B	0-0 6-3	0-0 1B 1B		4 1 2 1 0 0 2	
Ed Kirkpatrick, L (1, 2) <small>OBP: 0.322, SLG: 0.428</small>		0-0 F8		4-0 FC5-4 BB		0-0 1B 3B	4-0 HR IBB	0-0 FC6-4 1B		3 2 2 2 2 0 1	
Bob Oliver, R (1, 3) <small>OBP: 0.310, SLG: 0.479</small>		0-0 G6-4-3		0-0 FC5-4		0-0 1B E 1B	0-0 HR	0-0 FC6-4		5 2 2 4 0 0 4	
Paul Schaal, R (1, 5) <small>OBP: 0.350, SLG: 0.339</small>			0-0 G5-4-3 1B		0-0 F7	0-0 E 1B	0-0 5-3		0-0 4-3	5 1 2 0 0 0 0	
Rich Severson, R (1, 6) <small>OBP: 0.318, SLG: 0.355</small>			0-0 G5-4-3		0-0 F6	0-0 E4 E	4-0 BB		0-0 SH1-4 1B 1B	4 2 1 0 1 0 2	
Al Fitzmorris, S (1, 1) <small>OBP: 0.400, SLG: 0.522</small> Ted Abernathy, R (6, 1) <small>OBP: 0.154, SLG: 0.154</small>			0-0 P4		4-0 1B BB	0-0 E6 2B	0-3 K		0-0 SH1-4	2 0 1 2 1 0 0 1 0 0 0 0 1 1	

Inning Stats	R: 0 E: 0 K: 0 S: 3	H: 0 LOB: 0 BB: 0 P: 3	R: 0 E: 0 K: 0 S: 2	H: 0 LOB: 0 BB: 0 P: 3	R: 0 E: 0 K: 0 S: 3	H: 1 LOB: 0 BB: 0 P: 3	R: 1 E: 0 K: 1 S: 7	H: 2 LOB: 2 BB: 1 P: 11	R: 0 E: 0 K: 0 S: 4	H: 1 LOB: 2 BB: 1 P: 8	R: 5 E: 2 K: 2 S: 13	H: 5 LOB: 1 BB: 0 P: 13	R: 3 E: 0 K: 1 S: 7	H: 2 LOB: 1 BB: 2 P: 15	R: 2 E: 0 K: 0 S: 4	H: 2 LOB: 1 BB: 2 P: 12	R: 1 E: 0 K: 0 S: 5	H: 2 LOB: 2 BB: 1 P: 9	1B: 10 2B: 3 3B: 1 HR: 1	SF: 0 SAC: 2 DP: 2 HBP: 1	WP: 0 PB: 0 SB: 0 CS: 0	PA: 48
--------------	------------------------------	---------------------------------	------------------------------	---------------------------------	------------------------------	---------------------------------	------------------------------	----------------------------------	------------------------------	---------------------------------	-------------------------------	----------------------------------	------------------------------	----------------------------------	------------------------------	----------------------------------	------------------------------	---------------------------------	-----------------------------------	------------------------------------	----------------------------------	--------

PITCHER	IP	WLS	BF	H	R	ER	SO	BB	IBB	HBP	BLK	WP	HR	S	P	ERA	WHIP
Dick Bosman, R (1, 1) <small>ERA: 3.2</small>	5.1	L	26	8	6	5	2	2	0	1	0	0	0	27	36	8.44	1.875
Darold Knowles, L (6, 1) <small>ERA: 1.98</small>	0.0		1	1	0	0	0	0	0	0	0	0	0	1	1	∞	∞
Horacio Pina, R (6, 1) <small>ERA: 2.33</small>	0.2		2	0	0	0	1	0	0	0	0	0	0	4	4	0.00	0.000
Jackie Brown, R (7, 1) <small>ERA: 4.4</small>	1.0		7	2	3	3	1	1	1	0	0	0	1	7	15	27.00	3.000
Joe Grzenda, L (8, 1) <small>ERA: 4.99</small>	2.0		12	4	3	3	0	2	1	0	0	0	0	9	21	13.50	3.000

Kansas City Royals @ Washington Senators
 Robert F. Kennedy Memorial Stadium, Washington, DC
 Tue Aug 18 1970, 7:05 PM EDT
 Att: 11,576 - Unknown
livebaseballscorecards.com

AB	38
R	12
H	15
RBI	11
BB	7
SO	4
LOB	16



Batter	1	2	3	4	5	6	7	8	9	AB R H RBI BB SO LOB
Ed Stroud, L OBP: 0.348, SLG: 0.360 (1, 8)	0-0 1-3	0-3 K		0-0 4-3		0-0 1B	0-0 L5		4-0 BB	5 1 1 1 1 1 2
Del Unser, L OBP: 0.306, SLG: 0.312 (1, 9)	0-0 4-3		0-0 P4		0-0 4-3	0-0 HBP 1B	4-0 BB		0-3 K	5 0 1 1 1 1 1
Frank Howard, R OBP: 0.433, SLG: 0.551 (1, 7)	4-0 1B 2B BB		0-0 6-3		0-0 6-3	0-0 HBP 1B	0-3 K			4 1 1 1 1 1 1
Mike Epstein, L OBP: 0.360, SLG: 0.447 (1, 3)	0-0 1-3 2B 1B		0-0 FC5-4 1B		4-0 FC5-4 BB	1-0 1-2 2-3 HBP		0-0 G3		3 1 2 0 1 0 0
Aurelio Rodriguez, R OBP: 0.293, SLG: 0.408 (1, 5)	0-0 1-H 3-H 2B		0-0 FC5-4		0-0 FC5-4	0-3 K		0-0 1-3		5 0 1 2 0 1 5
Ed Brinkman, R OBP: 0.340, SLG: 0.317 (1, 6)	4-0 BB			0-0 6-3		0-0 1-3	0-0 1B HR 1B	0-0 1B		4 1 2 0 1 0 0
Jim French, L OBP: 0.353, SLG: 0.236 (1, 2)	0-0 L1			4-0 FC1-5 1B BB		0-0 6-3	0-3 K	0-0 G3		4 0 0 0 1 1 4
Tim Cullen, R OBP: 0.286, SLG: 0.263 (1, 4)		0-0 F7		0-0 WP FC1-5 1B		0-0 1B BB 1B	0-0 1-3 HR 1B		0-0 F8	5 2 3 0 0 0 0
Dick Bosman, R OBP: 0.107, SLG: 0.107 (6, 1)		0-0 4-3		0-0 FC1-5 WP		4-0 1B BB	0-0 1-3 HR		0-3 K	2 0 0 0 0 0 2
Darold Knowles, L OBP: 0.059, SLG: 0.059 (6, 1)				1-2 2-3f			1-H 3-H HR			0 0 0 0 0 0 0
Horacio Pina, R OBP: 0.344, SLG: 0.385 (6, PH)										0 0 0 0 0 0 0
Bernie Allen, L OBP: 0.296, SLG: 0.296 (7, 1)										0 0 0 0 0 0 0
Jackie Brown, R OBP: 0.333, SLG: 0.416 (7, PH)										1 1 1 3 0 0 0
Lee Mays, L OBP: 0.333, SLG: 0.416 (8, 1)										0 0 0 0 0 0 0
Joe Grzenda, R OBP: 0.400, SLG: 0.375 (9, PH)										1 0 0 0 0 1 0

Inning Stats	R: 2	H: 2	E: 0	LOB: 2	K: 0	BB: 2	S: 5	P: 13	R: 0	H: 0	E: 0	LOB: 0	K: 1	BB: 0	S: 5	P: 5	R: 0	H: 1	E: 0	LOB: 1	K: 0	BB: 0	S: 4	P: 4	R: 0	H: 0	E: 0	LOB: 1	K: 0	BB: 1	S: 3	P: 7	R: 3	H: 4	E: 0	LOB: 3	K: 1	BB: 1	S: 9	P: 14	R: 3	H: 3	E: 0	LOB: 1	K: 2	BB: 1	S: 10	P: 14	R: 0	H: 1	E: 0	LOB: 1	K: 0	BB: 0	S: 4	P: 4	R: 0	H: 0	E: 0	LOB: 1	K: 2	BB: 1	S: 7	P: 11	1B: 10	SF: 0	2B: 1	SAC: 0	3B: 0	DP: 0	HR: 1	HBP: 1	WP: 1	PA: 47
--------------	------	------	------	--------	------	-------	------	-------	------	------	------	--------	------	-------	------	------	------	------	------	--------	------	-------	------	------	------	------	------	--------	------	-------	------	------	------	------	------	--------	------	-------	------	-------	------	------	------	--------	------	-------	-------	-------	------	------	------	--------	------	-------	------	------	------	------	------	--------	------	-------	------	-------	--------	-------	-------	--------	-------	-------	-------	--------	-------	--------

PITCHER	IP	WLS	BF	H	R	ER	SO	BB	IBB	HBP	BLK	WP	HR	S	P	ERA	WHIP
Al Fitzmorris, R ERA: 3.63 (1, 1)	5.2	W	29	7	5	5	1	5	0	0	0	1	0	26	46	7.94	2.118
Ted Abernathy, R ERA: 2.54 (6, 1)	3.1	S	18	5	3	3	5	2	0	1	0	0	1	25	34	8.10	2.100

BOTTOM

Kansas City Royals @ Washington Senators
Robert F. Kennedy Memorial Stadium, Washington, DC

Tue Aug 18 1970, 7:05 PM EDT
Att. 11,576 - Unknown

livebaseballscorecards.com

AB	39
R	8
H	12
RBI	8
BB	7
SO	6
LOB	15



Batter	1	2	3	4	5	6	7	8	9	AB R H RBI BB SO LOB	TOP											
Pat Kelly, L (1, 9) OBP: 0.343, SLG: 0.321	0-0 4-3		0-0 4-3		4-0 CS BB		0-0 L7			3 0 0 0 1 0 0	Kansas City Royals @ Washington Senators Robert F. Kennedy Memorial Stadium, Washington, DC Wed Aug 19 1970, 7:05 PM EDT Att. 5,868 - Unknown livebaseballscorecards.com											
Cookie Rojas, R (1, 4) OBP: 0.273, SLG: 0.296	0-0 4-3		0-0 F7		0-0 F9			0-0 6-3		4 0 0 0 0 0 1												
Amos Otis, R (1, 8) OBP: 0.345, SLG: 0.437	0-0 BB 1B		0-0 6-3			0-0 6-3 2B		0-0 4-3		4 0 2 0 0 0 0												
Lou Piniella, R (1, 7) OBP: 0.355, SLG: 0.448	4-0 1-2 BB			0-0 4-3		0-0 4-3		0-0 2B		3 0 1 0 1 0 1												
Ed Kirkpatrick, L (1, 2) OBP: 0.324, SLG: 0.427	0-0 P6			0-0 2B 1B		0-0 6-3 2-3		4-0 FC4 IBB		3 1 1 0 1 0 3												
Bob Oliver, R (1, 3) OBP: 0.312, SLG: 0.481		4-0 6-3 4-3 BB		0-0 1-H 2B		0-3 K		0-0 FC4 1-2f		3 0 1 1 1 1 3												
Paul Schaal, R (1, 5) OBP: 0.348, SLG: 0.349		0-0 4-3 1-2		0-0 L8		0-0 HR		0-0 E6 CS		4 1 1 1 0 0 2												
Rich Severson, R (1, 6) OBP: 0.311, SLG: 0.347		0-0 6-3 2-3		0-0 5-3		0-0 6-3		0-3 K		4 0 0 0 0 1 3												
Dick Drago, R (1, 1) OBP: 0.085, SLG: 0.053		0-0 4-3			0-0 F9		0-3 K		0-0 F9	4 0 0 0 0 1 1												
Inning Stats	R: 0 E: 0 K: 0 S: 4	H: 1 LOB: 2 BB: 1 P: 8	R: 0 E: 0 K: 0 S: 3	H: 0 LOB: 1 BB: 1 P: 7	R: 0 E: 0 K: 0 S: 3	H: 0 LOB: 0 BB: 0 P: 3	R: 1 E: 0 K: 0 S: 5	H: 2 LOB: 1 BB: 0 P: 5	R: 0 E: 0 K: 0 S: 2	H: 0 LOB: 0 BB: 1 P: 6	R: 0 E: 0 K: 1 S: 6	H: 1 LOB: 1 BB: 0 P: 6	R: 1 E: 0 K: 1 S: 6	H: 1 LOB: 0 BB: 0 P: 6	R: 0 E: 0 K: 0 S: 4	H: 1 LOB: 2 BB: 1 P: 8	R: 0 E: 1 K: 1 S: 5	H: 0 LOB: 0 BB: 0 P: 5	1B: 2 2B: 3 3B: 0 HR: 1	SF: 0 SAC: 0 DP: 0 HBP: 0	WP: 0 PB: 0 SB: 0 CS: 2	PA: 36
PITCHER	IP WLS BF H R ER SO BB IBB HBP BLK WP HR S P ERA WHIP																					
Joe Coleman, R (1, 1) ERA: 3.86	8.0 L 33 6 2 2 2 3 1 0 0 0 1 33 49 2.25 1.125																					
Horacio Pina, R (9, 1) ERA: 2.29	1.0 3 0 0 0 1 0 0 0 0 0 0 5 5 0.00 0.000																					

Batter	1	2	3	4	5	6	7	8	9	AB	R	H	RBI	BB	SO	LOB
Ed Stroud, L (1, 8) OBP: 0.350, SLG: 0.360	0-0 F8			0-0 F9 1B SF9 1B		4-0 CS BB		0-0 F8		3	1	1	0	1	0	0
Del Unser, L (1, 9) OBP: 0.313, SLG: 0.316	0-0 2-3			0-0 1B		0-0 BB 1B 1-2 1B		4-0 BB		3	0	2	0	1	0	0
Frank Howard, R (1, 7) OBP: 0.431, SLG: 0.548	0-0 4-3			0-0 F9 2-3		0-0 BB 1B 1-2		0-3 K		4	0	1	0	0	1	3
Mike Epstein, L (1, 3) OBP: 0.359, SLG: 0.444		0-0 F9		0-0 SF9		4-0 BB 1-2 2-3		0-0 F9		2	0	0	1	1	0	0
Aurelio Rodriguez, R (1, 5) OBP: 0.291, SLG: 0.404		0-0 F9		0-0 F7		0-0 P3		0-0 5-3		4	0	0	0	0	0	4
Ed Brinkman, R (1, 6) OBP: 0.338, SLG: 0.315		0-0 F8			0-0 6-3			0-0 F8		4	0	0	0	0	0	0
Paul Casanova, R (1, 2) OBP: 0.271, SLG: 0.390			0-0 P4		0-0 F8			0-0 5-3		3	0	0	0	0	0	0
Tim Cullen, R (1, 4) OBP: 0.284, SLG: 0.260			0-3 K		0-0 F8			0-0 4-3		2	0	0	0	0	1	0
Bernie Allen, L (7, PH) OBP: 0.343, SLG: 0.383										1	0	0	0	0	0	0
Joe Coleman, R (1, 1) OBP: 0.271, SLG: 0.125			0-0 1-3			0-0 6-3		0-3 K		2	0	0	0	0	0	0
Lee Maye, L (8, PH) OBP: 0.332, SLG: 0.415										1	0	0	0	0	1	0
Horacio Pina, R (9, 1)										0	0	0	0	0	0	0

Inning Stats	R: 0 E: 0 K: 0 S: 3	H: 0 LOB: 0 BB: 0 P: 3	R: 0 E: 0 K: 0 S: 3	H: 0 LOB: 0 BB: 0 P: 3	R: 0 E: 0 K: 1 S: 5	H: 0 LOB: 0 BB: 0 P: 5	R: 1 E: 0 K: 0 S: 5	H: 2 LOB: 1 BB: 0 P: 5	R: 0 E: 0 K: 0 S: 3	H: 0 LOB: 0 BB: 0 P: 3	R: 0 E: 0 K: 0 S: 4	H: 2 LOB: 3 BB: 2 P: 12	R: 0 E: 0 K: 0 S: 3	H: 0 LOB: 0 BB: 0 P: 3	R: 0 E: 0 K: 2 S: 7	H: 0 LOB: 1 BB: 1 P: 11	R: 0 E: 0 K: 0 S: 3	H: 0 LOB: 0 BB: 0 P: 3	1B: 4 2B: 0 3B: 0 HR: 0	SF: 1 SAC: 0 DP: 0 HBP: 0
--------------	------------------------------	---------------------------------	------------------------------	---------------------------------	------------------------------	---------------------------------	------------------------------	---------------------------------	------------------------------	---------------------------------	------------------------------	----------------------------------	------------------------------	---------------------------------	------------------------------	----------------------------------	------------------------------	---------------------------------	----------------------------------	------------------------------------


PITCHER Dick Drago, R (1, 1) ERA: 4.09	IP 9.0 WLS W BF 33 H 4 R 1 ER 1 SO 3 BB 3 IBB 0 HBP 0 BLK 0 WP 0 HR 0 S 36 P 48 ERA 1.00 WHIP 0.778	PITCHER	IP WLS BF H R ER SO BB IBB HBP BLK WP HR S P ERA WHIP
--	---	---------	---

BOTTOM

Kansas City Royals @ Washington Senators
Robert F. Kennedy Memorial Stadium, Washington, DC

Wed Aug 19 1970, 7:05 PM EDT
 Att. 5,868 - Unknown

AB	29
R	1
H	4
RBI	1
BB	3
SO	3
LOB	7



Batter	1	2	3	4	5	6	7	8	9	10	11	12	AB	R	H	RBI	BB	SO	LOB	TOP					
Mike Andrews, R (1, 4) OBP: 0.327, SLG: 0.380	0-0 L7		0-0 F7			0-0 L6-3			0-0 4-3			0-0 F9	5	0	0	0	0	0	1						
Reggie Smith, S (1, 8) OBP: 0.378, SLG: 0.528	4-0 BB			0-0 HR		0-0 F7			0-3 K			0-0 G3	4	1	1	1	1	1	0						
Carl Yastrzemski, L (1, 3) OBP: 0.451, SLG: 0.610	0-0 E6			4-0 CS			0-0 3-1			0-0 F6		0-0 F2	4	0	0	0	1	0	1						
Tony Conigliaro, R (1, 9) OBP: 0.321, SLG: 0.471	0-0 G4-3			0-3 K			0-0 L9			0-0 F4			4	0	0	0	0	1	3						
Rico Petrocelli, R (1, 6) OBP: 0.322, SLG: 0.449		0-0 F2		0-0 L8			4-0 PO			0-0 L7			3	0	0	0	1	0	1						
George Scott, R (1, 5) John Kennedy, R (11, PR)	0-0 6-3				0-0 1-3			0-0 PO	0-0 6-3				4	0	1	0	0	0	0						
Billy Conigliaro, R (1, 7) OBP: 0.353, SLG: 0.518	0-0 L4				0-0 5-3			1-2		0-0 F9		0-0 2B	0	0	0	0	0	0	0						
Tom Satriano, L (1, 2) OBP: 0.336, SLG: 0.392			0-0 G3		0-0 6-3				0-0 F7				4	0	0	0	0	0	1						
Sonny Siebert, R (1, 1) Dick Schofield, S (11, PH)			0-3 K			0-0		0-0 1B		0-0 6-3		0-0 F3	3	0	1	0	0	1	0						
Ken Brett, L (11, 1) Sparky Lyle, L (12, 1) Gary Wagner, R (12, 1) OBP: 0.200, SLG: 0.200													1	0	0	0	0	0	1						
													0	0	0	0	0	0	0						
													0	0	0	0	0	0	0						
													0	0	0	0	0	0	0						
													0	0	0	0	0	0	0						
													0	0	0	0	0	0	0						
Inning Stats	R: 0 E: 1 K: 0 S: 3	H: 0 LOB: 1 BB: 1 P: 7	R: 0 E: 0 K: 0 S: 3	H: 0 LOB: 0 BB: 0 P: 3	R: 0 E: 0 K: 1 S: 5	H: 0 LOB: 0 BB: 0 P: 5	R: 1 E: 0 K: 1 S: 5	H: 1 LOB: 0 BB: 1 P: 9	R: 0 E: 0 K: 0 S: 3	H: 0 LOB: 0 BB: 0 P: 3	R: 0 E: 0 K: 0 S: 2	H: 0 LOB: 0 BB: 1 P: 6	R: 0 E: 0 K: 0 S: 3	H: 0 LOB: 0 BB: 0 P: 3	R: 0 E: 0 K: 1 S: 5	R: 0 E: 0 K: 0 S: 3	H: 1 LOB: 1 BB: 0 P: 4	R: 0 E: 0 K: 0 S: 3	H: 0 LOB: 0 BB: 0 P: 3	R: 0 E: 0 K: 0 S: 3	H: 0 LOB: 0 BB: 0 P: 3	1B: 1 2B: 2 3B: 0 HR: 1	SF: 0 SAC: 0 DP: 2 HBP: 0	WP: 0 PB: 0 SB: 0 CS: 1	PA: 40
PITCHER	IP	WLS	BF	H	R	ER	SO	BB	IBB	HBP	BLK	WP	HR	S	P	ERA	WHIP								
Wally Bunker, R (1, 1) ERA: 5.81	11.0		36	3	1	1	3	3	0	0	0	0	1	39	51	0.82	0.545								
Ted Abernathy, R (12, 1) ERA: 2.51	1.0	W	3	0	0	0	0	0	0	0	0	0	0	3	3	0.00	0.000								

Boston Red Sox @ Kansas City Royals
Municipal Stadium, Kansas City, MO

Fri Aug 21 1970, 8:05 PM EDT
Att. 12,050 - Unknown - 84 F

AB	36
R	1
H	3
RBI	1
BB	3
SO	3
LOB	9



Batter	1	2	3	4	5	6	7	8	9	AB R H RBI BB SO LOB	TOP											
Mike Andrews, R (1, 4) OBP: 0.330, SLG: 0.384				6-3		1B BB 1B		G3-6-3 1B		5 2 3 0 0 1 1	Boston Red Sox @ Kansas City Royals Municipal Stadium, Kansas City, MO Sat Aug 22 1970, 8:05 PM EDT Att: 9,884 - Unknown - 81 F											
Reggie Smith, S (1, 8) OBP: 0.382, SLG: 0.537	0-0 2-H 1B 1B	0-0 1B		HR		1B 1-2 BB		G3-6-3 1-2f		4 2 3 2 1 0 1												
Billy Conigliaro, R (1, 7) OBP: 0.354, SLG: 0.514	4-0 1B 1-2 SF8 BB	0-0 F9		K		1B 1-2 2-3 1B		4-3		4 1 1 0 1 1 1												
Tony Conigliaro, R (1, 9) OBP: 0.324, SLG: 0.471	0-0 1-3 2-H BB 1B 1B	0-0 F9		CS BB		1-2 2-3 3-H 1B		F6		4 1 2 2 1 0 1												
Rico Petrocelli, R (1, 6) OBP: 0.321, SLG: 0.446	0-0 3-H SF8	0-0 L6		CS 1-2	0-3 K	0-0 F9		4-0 BB		3 0 0 1 1 1 4												
George Scott, R (1, 5) OBP: 0.351, SLG: 0.458	0-0 1-2 3B 1B		6-3		0-0 1B	0-0 5-3		0-0 L6		5 1 2 0 0 0 4												
Don Pavletich, R (1, 3) OBP: 0.260, SLG: 0.186	4-0 1-2 2-3 3B BB		F3		0-3 K		0-0 4-3	0-0 L8		4 1 0 0 1 1 2												
Jerry Moses, R (1, 2) OBP: 0.310, SLG: 0.387	0-0 3-H SF8		4-0 BB		0-0 F7		0-0 G4-6-3 1B		2 0 1 1 1 0 1													
Gary Peters, L (1, 1) OBP: 0.333, SLG: 0.359	0-0 1-H 2-H 3B		0-0 F9		0-0 3-1	0-0 G4-6-3			4 0 1 2 0 0 2													
Inning Stats	R: 6 E: 0 K: 1 S: 10	H: 5 LOB: 1 BB: 2 P: 18	R: 0 E: 0 K: 0 S: 4	H: 1 LOB: 1 BB: 0 P: 4	R: 0 E: 0 K: 0 S: 3	H: 0 LOB: 1 BB: 1 P: 7	R: 1 E: 0 K: 1 S: 5	H: 1 LOB: 0 BB: 1 P: 9	R: 0 E: 0 K: 2 S: 8	H: 1 LOB: 1 BB: 0 P: 8	R: 1 E: 0 K: 0 S: 6	H: 3 LOB: 3 BB: 1 P: 10	R: 0 E: 0 K: 0 S: 3	H: 1 LOB: 0 BB: 0 P: 3	R: 0 E: 0 K: 0 S: 3	H: 1 LOB: 0 BB: 0 P: 3	R: 0 E: 0 K: 0 S: 3	H: 0 LOB: 1 BB: 1 P: 7	1B: 10 2B: 1 3B: 1 HR: 1	SF: 2 SAC: 0 DP: 2 HBP: 0	WP: 0 PB: 0 SB: 0 CS: 1	PA: 44
PITCHER	IP WLS BF H R ER SO BB IBB HBP BLK WP HR S P ERA WHIP																					
Jim Rooker, L (1, 1) ERA: 3.94	0.1 L 6 4 5 5 0 1 0 0 0 0 0 0 5 9 135.00 15.000																					
Dave Morehead, R (1, 1) ERA: 3.59	5.2 27 7 3 3 4 4 0 0 0 0 0 1 31 47 4.76 1.941																					
Aurelio Monteagudo, R (7, 1) ERA: 2.25	2.0 6 2 0 0 0 0 0 0 0 0 0 0 6 6 0.00 1.000																					
Ken Wright, R (9, 1) ERA: 4.81	1.0 4 0 0 0 0 0 1 0 0 0 0 0 3 7 0.00 1.000																					

AB	35
R	8
H	13
RBI	8
BB	6
SO	4
LOB	17



Batter	1	2	3	4	5	6	7	8	9
Pat Kelly, L (1, 9) OBP: 0.340, SLG: 0.318	4-0 BB L5-3		0-3 K			0-3 K		0-0 1-3	
Cookie Rojas, R (1, 4) Aurelio Monteaugado, R (7, 1) Hawk Taylor, R (8, PH) Ken Wright, R (9, 1)	0-0 L5-3 1-2			0-0 4-3 2B		0-0 4-3 1B 1-2		0-0 F7	
Amos Otis, R (1, 8)	0-0 5-3			0-0 5-3		0-0 4-3 1B 1-2 2-3		0-0 L6	
Lou Piniella, R (1, 7) OBP: 0.352, SLG: 0.443		0-3 K		0-0 4-3 2-3		0-0 4-3 1-2 2-3 3-H		0-0 1B	
Bob Oliver, R (1, 3) OBP: 0.310, SLG: 0.476		0-3 K		0-3 K		0-0 F3		0-0 F3	
Paul Schaal, R (1, 5) OBP: 0.343, SLG: 0.343		0-0 F5			0-0 F4		0-0 1B	0-0 L7	
Rich Severson, R (1, 6) OBP: 0.298, SLG: 0.331			0-0 F8		0-0 4-3		0-0 F9	0-0 F8	
Buck Martinez, R (1, 2)		4-0 BB		0-0 1-4-3			0-3 K		
Jim Rooker, R (1, 1) Dave Morehead, R (1, 1) Ellie Rodriguez, R (6, PH) Tom Matchick, L (7, 4)			0-3 K			0-0 1B 4-3 1B		0-0 F9	

AB	R	H	RBI	BB	SO	LOB
3	0	0	0	1	2	2
3	0	2	0	0	0	1
0	0	0	0	0	0	0
1	0	0	0	0	0	0
0	0	0	0	0	0	0
4	0	1	0	0	0	1
4	0	1	1	0	1	3
4	0	0	0	0	2	4
4	0	1	0	0	0	1
4	0	0	0	0	0	2
2	0	0	0	1	1	1
0	0	0	0	0	0	0
1	0	0	0	0	1	1
1	1	1	0	0	0	0
1	0	0	0	0	0	1

BOTTOM

Boston Red Sox @ Kansas City Royals
Municipal Stadium, Kansas City, MO

Sat Aug 22 1970, 8:05 PM EDT
Att. 9,884 - Unknown - 81 F

AB	32
R	1
H	6
RBI	1
BB	2
SO	7
LOB	17



Inning Stats	R: 0	H: 0	E: 0	K: 0	S: 2	LOB: 0	BB: 1	P: 6
R: 0 H: 0 E: 0 K: 2 S: 7	R: 0 H: 0 E: 0 K: 2 S: 7	R: 0 H: 0 E: 0 K: 1 S: 6	R: 0 H: 1 E: 0 K: 1 S: 6	R: 0 H: 0 E: 0 K: 0 S: 3	R: 1 H: 3 E: 0 K: 1 S: 8	R: 0 H: 1 E: 0 K: 1 S: 6	R: 0 H: 0 E: 0 K: 0 S: 3	R: 0 H: 1 E: 0 K: 0 S: 4
R: 0 H: 0 E: 0 K: 2 S: 7	R: 0 H: 0 E: 0 K: 2 S: 7	R: 0 H: 0 E: 0 K: 1 S: 6	R: 0 H: 1 E: 0 K: 1 S: 6	R: 0 H: 0 E: 0 K: 0 S: 3	R: 1 H: 3 E: 0 K: 1 S: 8	R: 0 H: 1 E: 0 K: 1 S: 6	R: 0 H: 0 E: 0 K: 0 S: 3	R: 0 H: 1 E: 0 K: 0 S: 4
R: 0 H: 0 E: 0 K: 2 S: 7	R: 0 H: 0 E: 0 K: 2 S: 7	R: 0 H: 0 E: 0 K: 1 S: 6	R: 0 H: 1 E: 0 K: 1 S: 6	R: 0 H: 0 E: 0 K: 0 S: 3	R: 1 H: 3 E: 0 K: 1 S: 8	R: 0 H: 1 E: 0 K: 1 S: 6	R: 0 H: 0 E: 0 K: 0 S: 3	R: 0 H: 1 E: 0 K: 0 S: 4

PITCHER	IP	WLS	BF	H	R	ER	SO	BB	IBB	HBP	BLK	WP	HR	S	P	ERA	WHIP
Gary Peters, L (1, 1) ERA: 4.1	9.0	W	34	6	1	1	7	2	0	0	0	0	0	46	54	1.00	0.889

PITCHER	IP	WLS	BF	H	R	ER	SO	BB	IBB	HBP	BLK	WP	HR	S	P	ERA	WHIP

WP: 0	PA: 34
PB: 0	
SB: 0	
CS: 0	

Batter	1	2	3	4	5	6	7	8	9	AB R H RBI BB SO LOB	TOP
Mike Andrews, R (1, 4) OBP: 0.327, SLG: 0.381	0-0 L9			0-3 K		0-0 5-3		0-3 K		4 0 0 0 0 2 1	Boston Red Sox @ Kansas City Royals Municipal Stadium, Kansas City, MO Sun Aug 23 1970, 4:33 AM EDT Att. 11,992 - Unknown - 83 F livebaseballscorecards.com
Reggie Smith, S (1, 8) OBP: 0.383, SLG: 0.537	0-0 F6			4-0 E FC5 HR BB		0-0 F6		0-0 2B	3 1 1 0 1 0 0		
Billy Conigliaro, R (1, 7) OBP: 0.349, SLG: 0.506	0-3 K			0-0 FC5 1-3 HR		0-0 5-3		0-3 K	4 1 0 0 0 2 2		
Tony Conigliaro, R (1, 9) OBP: 0.323, SLG: 0.476		0-3 K		0-0 1-H 3-H HR		0-0 F9		0-0 F7	4 1 1 3 0 1 1		
Rico Petrocelli, R (1, 6) OBP: 0.320, SLG: 0.443		0-0 F8		0-0 F8		4-0 G4-6-3 BB		0-3 K	3 0 0 0 1 1 1		
George Scott, R (1, 5) OBP: 0.348, SLG: 0.454		0-3 K		0-3 K		0-0 G4-6-3 1-2f			3 0 0 0 0 2 1		
Don Pavletich, R (1, 3) OBP: 0.245, SLG: 0.174			0-0 F4		0-0 5-3		0-0 F7		3 0 0 0 0 0 0		
Jerry Moses, R (1, 2) OBP: 0.307, SLG: 0.383			0-3 K		0-0 5-3		0-3 K		3 0 0 0 0 2 0		
Cal Koonce, R (1, 1) OBP: 0.158, SLG: 0.063 Sparky Lyle, L (7, 1) Chuck Hartenstein, R (7, 1) Carl Yastrzemski, L (8, PH) Gary Wagner, R (8, 1) OBP: 0.452, SLG: 0.610 OBP: 0.200, SLG: 0.200			0-3 K		0-3 K		4-0 S BB		2 0 0 0 0 2 0 0 0 0 0 0 0 0 0 0 0 0 0 0 0 0 0 0 0 1 0 0 0 0 0 0 0 0 0		
Inning Stats	R: 0 H: 0 E: 0 LOB: 0 K: 1 BB: 0 S: 5 P: 5	R: 0 H: 0 E: 0 LOB: 0 K: 2 BB: 0 S: 7 P: 7	R: 0 H: 0 E: 0 LOB: 0 K: 2 BB: 0 S: 7 P: 7	R: 3 H: 1 E: 1 LOB: 0 K: 2 BB: 1 S: 9 P: 13	R: 0 H: 0 E: 0 LOB: 0 K: 1 BB: 0 S: 5 P: 5	R: 0 H: 0 E: 0 LOB: 0 K: 0 BB: 0 S: 3 P: 3	R: 0 H: 0 E: 0 LOB: 0 K: 0 BB: 1 S: 2 P: 6	R: 0 H: 0 E: 0 LOB: 1 K: 2 BB: 1 S: 7 P: 11	R: 0 H: 1 E: 0 LOB: 1 K: 2 BB: 0 S: 8 P: 8	1B: 0 SF: 0 2B: 1 SAC: 0 3B: 0 DP: 1 HR: 1 HBP: 0	WP: 0 PA: 32 PB: 0 SB: 1 CS: 0
PITCHER Bob Johnson, R (1, 1) ERA: 3.4	IP WLS BF H R ER SO BB IBB HBP BLK WP HR S P ERA WHIP										
	9.0 W 32 2 3 2 12 3 0 0 0 0 1 53 65 2.00 0.556										

Boston Red Sox @ Kansas City Royals
Municipal Stadium, Kansas City, MO
Sun Aug 23 1970, 4:33 AM EDT
Att. 11,992 - Unknown - 83 F

AB 29
R 3
H 2
RBI 3
BB 3
SO 12
LOB 6



New York Yankees @ Kansas City Royals
Municipal Stadium, Kansas City, MO

Mon Aug 24 1970, 8:05 PM EDT
 Att: 8,622 - Unknown - 83 F

AB	36
R	7
H	13
RBI	7
BB	0
SO	5
LOB	8



WP:	1	PA:	39
PB:	0		
SB:	2		
CS:	0		

Batter	1	2	3	4	5	6	7	8	9	AB	R	H	RBI	BB	SO	LOB
Horace Clarke, S (1, 4) x OBP: 0.285, SLG: 0.311	0-0 6-3 ① x	0-0 4-3 ③		0-0 2-H 3B			0-0 F7 ① x		0-0 6-3 ① x	5	0	1	1	0	0	0
Thurman Munson, R (1, 2) x OBP: 0.378, SLG: 0.395	0-0 1B SF8 1B		0-0 1B SF9 1B	0-0 F9 ③			0-0 F9 ② x		0-0 6-3 ② x	5	2	2	0	0	0	1
Roy White, S (1, 7) x OBP: 0.395, SLG: 0.472	0-0 1B S 1B		0-0 WP S 1B	0-3 K ①			0-0 1B		0-0 F7 ③ x	5	1	3	0	0	1	0
Bobby Murcer, L (1, 8) x OBP: 0.353, SLG: 0.434	0-0 SF8 ②		0-0 SF9 ①	0-0 HR			0-0 P4 ③			2	1	1	3	0	0	1
Danny Cater, R (1, 3) x OBP: 0.339, SLG: 0.412	0-0 1B 1B		0-0 F3 ②	0-0 6-3 ②				0-0 4-3 1B 1B		4	2	2	1	0	0	1
Jim Lyttle, L (1, 9) x OBP: 0.393, SLG: 0.509	0-0 1B 1B		0-0 5-3 ③	0-0 L8 ③				0-3 K ①		4	0	1	0	0	1	2
Frank Baker, L (1, 6) x OBP: 0.444, SLG: 0.419	0-0 1B		0-0 FC1-6 1B	0-3 K ①				0-0 4-3 ②		4	0	2	1	0	1	1
Jerry Kenney, L (1, 5) Gene Michael, S (8, PH) (8, 5)		0-0 5-3 ①	0-0 FC1-6 SH3-4 3B	0-0 F6 ②				0-0 1B		3	1	0	0	0	0	1
Mei Stottlemire, R (1, 1) Ron Kimkowski, R (3, 1) Steve Hamilton, L (5, 1) Ron Woods, R (8, PH) Gary Waslewski, R (6, 1) John Ellis, R (8, PH) Mike McCormick, L (8, 1)		0-3 K ②	0-0 SH3-4 ②	0-0 G3 ③				0-3 K ③		1	0	0	0	0	0	1
										0	0	0	0	0	0	0
										0	0	0	0	0	0	0
										1	0	0	0	0	0	0
										0	0	0	0	0	0	0
										1	0	0	0	0	0	0
										0	0	0	0	0	0	0
										1	0	0	0	0	1	1
										0	0	0	0	0	0	0

Batter	1	2	3	4	5	6	7	8	9	AB	R	H	RBI	BB	SO	LOB
Horace Clarke, S (1, 4) x OBP: 0.285, SLG: 0.311	0-0 6-3 ① x	0-0 4-3 ③		0-0 2-H 3B			0-0 F7 ① x		0-0 6-3 ① x	5	0	1	1	0	0	0
Thurman Munson, R (1, 2) x OBP: 0.378, SLG: 0.395	0-0 1B SF8 1B		0-0 1B SF9 1B	0-0 F9 ③			0-0 F9 ② x		0-0 6-3 ② x	5	2	2	0	0	0	1
Roy White, S (1, 7) x OBP: 0.395, SLG: 0.472	0-0 1B S 1B		0-0 WP S 1B	0-3 K ①			0-0 1B		0-0 F7 ③ x	5	1	3	0	0	1	0
Bobby Murcer, L (1, 8) x OBP: 0.353, SLG: 0.434	0-0 SF8 ②		0-0 SF9 ①	0-0 HR			0-0 P4 ③			2	1	1	3	0	0	1
Danny Cater, R (1, 3) x OBP: 0.339, SLG: 0.412	0-0 1B 1B		0-0 F3 ②	0-0 6-3 ②				0-0 4-3 1B 1B		4	2	2	1	0	0	1
Jim Lyttle, L (1, 9) x OBP: 0.393, SLG: 0.509	0-0 1B 1B		0-0 5-3 ③	0-0 L8 ③				0-3 K ①		4	0	1	0	0	1	2
Frank Baker, L (1, 6) x OBP: 0.444, SLG: 0.419	0-0 1B		0-0 FC1-6 1B	0-3 K ①				0-0 4-3 ②		4	0	2	1	0	1	1
Jerry Kenney, L (1, 5) Gene Michael, S (8, PH) (8, 5)		0-0 5-3 ①	0-0 FC1-6 SH3-4 3B	0-0 F6 ②				0-0 1B		3	1	0	0	0	0	1
Mei Stottlemire, R (1, 1) Ron Kimkowski, R (3, 1) Steve Hamilton, L (5, 1) Ron Woods, R (8, PH) Gary Waslewski, R (6, 1) John Ellis, R (8, PH) Mike McCormick, L (8, 1)		0-3 K ②	0-0 SH3-4 ②	0-0 G3 ③				0-3 K ③		1	0	0	0	0	0	1
										0	0	0	0	0	0	0
										0	0	0	0	0	0	0
										1	0	0	0	0	0	0
										0	0	0	0	0	0	0
										1	0	0	0	0	0	0
										0	0	0	0	0	0	0
										1	0	0	0	0	1	1
										0	0	0	0	0	0	0

Inning Stats																																																																					
R	H	E	K	S	R	H	E	K	S	R	H	E	K	S	R	H	E	K	S	R	H	E	K	S	R	H	E	K	S	R	H	E	K	S	1B	2B	3B	HR	SF	SAC	DP	HBP	WP	PA																									
3	5	0	0	7	0	0	0	1	5	1	2	0	1	5	1	1	0	1	6	0	0	0	0	5	0	0	0	0	5	0	0	0	0	5	0	0	0	0	4	0	0	0	0	4	0	0	0	0	9	0	0	0	0	3	0	0	0	0	3	11	0	1	1	2	1	0	0	1	39

PITCHER																
IP	WLS	BF	H	R	ER	SO	BB	IBB	HBP	BLK	WP	HR	S	P	ERA	WHIP
2.0		12	7	4	4	1	0	0	0	0	0	0	14	14	18.00	3.500
7.0	W	27	6	3	3	4	0	0	0	0	1	1	35	35	3.86	0.857

Batter	1	2	3	4	5	6	7	8	9
George Spriggs, L (1, 9) OBP: 0.340, SLG: 0.333 Ellie Rodriguez, R (5, PH) OBP: 0.313, SLG: 0.316 Pat Kelly, L (6, 9) OBP: 0.340, SLG: 0.317	0-0 5-3	0-0 6-3		0-0 CS 1B	0-0 P4			0-3 K	
Cookie Rojas, R (1, 4) OBP: 0.277, SLG: 0.303	0-0 6-3 2B	0-0 F9		0-0 F4 1-2		0-0 P4		0-0 BB PB 1B	
Amos Otis, R (1, 8) OBP: 0.349, SLG: 0.438	0-0 6-3 2-3		0-0 F8		0-0 FC1-5 1B	0-0 S 1B		0-0 6-3 1-2	
Lou Piniella, R (1, 7) OBP: 0.350, SLG: 0.438	0-0 1-3		0-0 1B 3B 1B		0-0 FC1-5 1B 2-3	0-0 F8 1-2		4-0 BB IBB	
Ed Kirkpatrick, L (1, 2) OBP: 0.332, SLG: 0.434		4-0 BB 1B 2B BB	0-0 1B 3B 1B		4-0 1B E BB 1-2	0-0 4-3		4-0 1-2 2-3 BB	
Bob Oliver, R (1, 3) OBP: 0.309, SLG: 0.476		0-0 1-2 2B 1B	0-3 K		0-0 E6 1B 1-2 2-3		0-3 K	0-3 K	
Paul Schaal, R (1, 5) OBP: 0.348, SLG: 0.353		4-0 1-2 2-3 2B BB	0-0 1-H 3-H 3B		0-0 SH1-4 1B 1-3 2-H 3-H		0-0 S 1B 1B		
Tom Matchick, L (1, 6) OBP: 0.255, SLG: 0.279 Hawk Taylor, R (5, PH) OBP: 0.259, SLG: 0.245 Rich Severson, R (6, 6) OBP: 0.302, SLG: 0.335		0-0 1-H 2-H 3-H 2B	0-0 F7		0-0 SH1-4 1B 1-2 3-H		0-0 1-H 1B		
Al Fitzmorris, S (1, 1) OBP: 0.385, SLG: 0.500 Tom Burgmeier, L (3, 1) OBP: 0.250, SLG: 0.182		0-3 K		0-3 K		0-0 SH1-4 1-2 2-3		0-0 L7	

AB	R	H	RBI	BB	SO	LOB
3	0	1	0	0	0	1
1	0	0	0	0	0	2
1	0	0	0	0	1	0
5	0	2	0	0	0	2
5	0	2	0	0	0	2
4	2	1	0	1	0	3
2	3	1	0	3	0	1
5	2	1	0	0	3	7
3	1	3	4	1	0	0
2	0	1	3	0	0	1
1	0	1	1	0	0	0
1	0	1	0	0	0	0
1	0	0	0	0	1	1
2	0	0	0	0	1	1

BOTTOM

New York Yankees @ Kansas City Royals
Municipal Stadium, Kansas City, MO

Mon Aug 24 1970, 8:05 PM EDT
Att. 8,622 - Unknown - 83 F

livebaseballscorecards.com

AB	36
R	8
H	14
RBI	8
BB	5
SO	6
LOB	21



1B: 11	SF: 0	WP: 0	PA: 42
2B: 2	SAC: 1	PB: 2	
3B: 1	DP: 0	SB: 2	
HR: 0	HBP: 0	CS: 1	

Inning Stats														
R	H	E	K	S	P	IP	WLS	BF	H	R	ER	SO	BB	IBB
0	1	0	4	4	0	2.2		16	6	5	5	2	2	0
3	2	0	7	15	0	1.2	L	9	3	2	1	1	0	0
0	0	0	0	0	0	0.2		3	1	0	0	0	0	0
0	0	0	0	0	0	2.0		8	3	0	1	0	0	0
0	0	0	0	0	0	1.0		6	1	0	2	1	1	0

PITCHER														
IP	WLS	BF	H	R	ER	SO	BB	IBB	HBP	BLK	WP	HR	S	P
2.2		16	6	5	5	2	2	0	0	0	0	0	18	26
1.2	L	9	3	2	1	1	0	0	0	0	0	0	10	14
0.2		3	1	0	0	0	0	0	0	0	0	0	3	3
2.0		8	3	0	0	1	0	0	0	0	0	0	10	10
1.0		6	1	0	0	2	1	1	0	0	0	0	8	16

ERA	WHIP
16.88	3.000
10.80	2.400
0.00	1.500
0.00	1.500
0.00	2.000

Batter	1	2	3	4	5	6	7	8	9	AB R H RBI BB SO LOB	TOP
Horace Clarke, S (1, 4) OBP: 0.285, SLG: 0.309	0-0 5-3		0-0 F9			4-0 FC4-6 BB		0-3 K		3 0 0 0 1 1 0	
Frank Baker, L (1, 6) OBP: 0.414, SLG: 0.383	0-3 K		0-0 G3			0-0 FC4-6 1B 1-2f		0-0 F8		4 0 0 0 0 1 1	
Roy White, S (1, 7) OBP: 0.398, SLG: 0.475	0-0 CS 1B			0-0 6-3		0-0 1-3 1B		0-0 1B S 1B		4 1 3 0 0 0 0	
Bobby Murcer, L (1, 8) OBP: 0.352, SLG: 0.435	0-0 CS 1-2	0-0 1B 2B		0-0 F4		0-0 6-3		0-0 F8		4 1 1 0 0 0 3	
Danny Cater, R (1, 3) OBP: 0.341, SLG: 0.412		0-0 1-3 1B 2-H		0-0 F9			0-0 6-3		0-0 1B 1-3 1B	4 0 2 1 0 0 0	
Jim Lyttle, L (1, 9) OBP: 0.385, SLG: 0.492		0-3 K		0-0 1-3			0-0 F7		0-0 1-3 3-H 1B	4 0 1 1 0 1 1	
Jake Gibbs, L (1, 2) OBP: 0.325, SLG: 0.535		0-0 1-3 2-3		0-0 E6 G6-3			0-0 F5		0-0 F8	4 0 0 0 0 0 3	
Jerry Kenney, L (1, 5) OBP: 0.290, SLG: 0.296		0-0 6-3		0-0 G6-3 1-2f				0-0 L8		3 0 0 0 0 0 2	
Steve Kline, R (1, 1) OBP: 0.313, SLG: 0.267			0-0 L4-3			0-0 L5-3		0-0 L5-3		3 0 0 0 0 0 0	
Jack Aker, R (8, 1) OBP: 0.067, SLG: 0.067										0 0 0 0 0 0 0	
Fritz Peterson, S (8, 1) OBP: 0.200, SLG: 0.294										0 0 0 0 0 0 0	
Lindy McDaniel, R (9, 1) OBP: 0.182, SLG: 0.227										0 0 0 0 0 0 0	
Inning Stats	R: 0 E: 0 K: 1 S: 5 H: 1 LOB: 0 BB: 0 P: 5	R: 1 E: 0 K: 1 S: 7 H: 2 LOB: 1 BB: 0 P: 7	R: 0 E: 0 K: 0 S: 3 H: 0 LOB: 0 BB: 0 P: 3	R: 0 E: 0 K: 0 S: 3 H: 0 LOB: 0 BB: 0 P: 3	R: 0 E: 1 K: 0 S: 3 H: 0 LOB: 0 BB: 0 P: 3	R: 0 E: 0 K: 0 S: 4 H: 1 LOB: 2 BB: 1 P: 8	R: 0 E: 0 K: 0 S: 3 H: 0 LOB: 0 BB: 0 P: 3	R: 0 E: 0 K: 1 S: 5 H: 0 LOB: 0 BB: 0 P: 5	R: 1 E: 0 K: 0 S: 6 H: 3 LOB: 2 BB: 0 P: 6	1B: 6 2B: 1 3B: 0 HR: 0 SF: 0 SAC: 0 DP: 1 HBP: 0	WP: 0 PB: 0 SB: 1 CS: 1 PA: 35
PITCHER Dick Drago, R (1, 1) ERA: 3.99	IP: 9.0 WLS: L BF: 34 H: 7 R: 2 ER: 2 SO: 3 BB: 1 IBB: 0 HBP: 0 BLK: 0 WP: 0 HR: 0 S: 39 P: 43 ERA: 2.00 WHIP: 0.889										

New York Yankees @ Kansas City Royals
Municipal Stadium, Kansas City, MO

Tue Aug 25 1970, 8:05 PM EDT
Att: 9,353 - Unknown - 86 F

livebaseballscorecards.com

AB	33
R	2
H	7
RBI	2
BB	1
SO	3
LOB	10



Batter	1	2	3	4	5	6	7	8	9	AB	R	H	RBI	BB	SO	LOB
George Spriggs, L (1, 9) OBP: 0.333, SLG: 0.327	0-0 L1-3		0-3 K		0-0 F8			0-0 SH3-4 1B		4	0	1	0	0	1	1
Cookie Rojas, R (1, 4) OBP: 0.274, SLG: 0.300	0-0 5-3		0-3 K			0-0 F7		0-0 SH3-4 1-2		3	0	0	0	0	1	0
Amos Otis, R (1, 8) OBP: 0.350, SLG: 0.437	0-0 1B 1B			0-3 K		0-0 4-3		4-0 IBB		3	0	1	0	1	1	0
Lou Piniella, R (1, 7) OBP: 0.351, SLG: 0.439	0-0 1-2 1B			0-0 5-3		0-0 1B		0-0 F7		4	0	2	0	0	0	2
Ed Kirkpatrick, L (1, 2) OBP: 0.331, SLG: 0.432	0-0 F6			0-0 FC6-4 1B		0-0 4-3		0-0 F4		4	0	1	0	0	0	5
Bob Oliver, R (1, 3) OBP: 0.312, SLG: 0.484		0-0 G4-6-3 1B		0-0 FC6-4 1-2f			0-0 HR		4-0 BB FC1-6 BB	3	1	2	1	1	0	1
Bill Sorrell, L (1, 5) OBP: 0.313, SLG: 0.363 Al Fitzmorris, S (9, PR) OBP: 0.385, SLG: 0.500		0-0 G4-6-3 1-2f			0-0 1B		0-0 K		0-0 FC1-6 1-2f	4	0	1	0	0	1	2
Tom Matchick, L (1, 6) OBP: 0.248, SLG: 0.271 Hawk Taylor, R (9, PH) OBP: 0.255, SLG: 0.240		0-3 K			0-0 F5		0-0 4-3		0-0 F9	3	0	0	0	0	1	1
Dick Drago, R (1, 1) OBP: 0.081, SLG: 0.050 Pat Kelly, L (9, PH) OBP: 0.339, SLG: 0.316			0-0 5-3		0-3 K		0-0 6-3		0-0 5-3	3	0	0	0	0	1	1

Inning Stats	R: 0	H: 2	E: 0	K: 5	S: 5	R: 0	H: 1	E: 0	K: 5	S: 5	R: 0	H: 0	E: 0	K: 1	S: 7	R: 0	H: 1	E: 0	K: 1	S: 6	R: 0	H: 1	E: 0	K: 1	S: 6	R: 1	H: 1	E: 0	K: 1	S: 6	R: 0	H: 1	E: 0	K: 0	S: 3	R: 0	H: 0	E: 0	K: 0	S: 3	
	LOB: 2	BB: 0	P: 5			LOB: 0	BB: 0	P: 5			LOB: 1	BB: 0	P: 6			LOB: 1	BB: 0	P: 6			LOB: 0	BB: 0	P: 6			LOB: 2	BB: 1	P: 8			LOB: 1	BB: 1	P: 7	1B: 7	SF: 0	2B: 0	SAC: 1	3B: 0	DP: 1	HR: 1	HBP: 0

PITCHER	IP	WLS	BF	H	R	ER	SO	BB	IBB	HBP	BLK	WP	HR	S	P	ERA	WHIP
Steve Kline, R (1, 1) ERA: 4.84	7.1		29	8	1	1	6	0	0	0	0	0	1	41	41	1.23	1.091
Jack Aker, R (8, 1) ERA: 2.09	0.0		0	0	0	0	0	0	0	0	0	0	0	0	0	∞	∞
Fritz Peterson, L (8, 1) ERA: 3.22	1.0	W	5	0	0	0	0	1	1	0	0	0	0	3	11	0.00	1.000
Lindy McDaniel, R (9, 1) ERA: 1.99	0.2	S	2	0	0	0	0	0	0	0	0	0	0	2	2	0.00	0.000

BOTTOM

New York Yankees @ Kansas City Royals
Municipal Stadium, Kansas City, MO
 Tue Aug 25 1970, 8:05 PM EDT
 Att. 9,353 - Unknown - 86 F

AB	33
R	1
H	8
RBI	1
BB	2
SO	6
LOB	15



WP	PA	ERA	WHIP
0	36		

New York Yankees @ Kansas City Royals
Municipal Stadium, Kansas City, MO

Wed Aug 26 1970, 8:05 PM EDT
 Att: 8,826 - Unknown - 90 F

AB	33
R	3
H	9
RBI	2
BB	3
SO	3
LOB	17



WP:	0	PA:	36
PB:	0		
SB:	0		
CS:	1		

Batter	1	2	3	4	5	6	7	8	9	AB	R	H	RBI	BB	SO	LOB
Horace Clarke, S (1, 4) X	0-0 1B 1B	0-0 6-3		0-0 F8			0-0 8-2			4	1	1	0	0	0	1
Thurman Munson, R (1, 2) X	0-0 1B 1B	0-0 BB 1B			0-0 FC4-6 1B			0-0 6-3		4	1	3	0	0	0	0
Roy White, S (1, 7) X	0-0 E9 1B 1-H 2-H	4-0 BB BB			0-0 FC4-6 F7 1-2f			0-0 F8 1B 1B		3	1	2	1	1	0	1
Bobby Murcer, L (1, 8) B B B	4-0 1B BB	0-0 4-3			0-0 F7 1-2			0-0 1-2		3	0	1	0	1	0	3
Danny Cater, R (1, 3) X	0-0 F9		0-0 6-3			0-0 4-3		0-0 F8 2-3		4	0	0	0	0	0	4
Jim Lyttle, L (1, 9) X	0-0 1-3 2-H 1B		0-0 G3			4-0 CS BB		0-0 L3		3	0	1	1	1	0	2
Frank Baker, L (1, 6) S S S	0-3 K		0-0 F6			0-0 F5 1-2			0-0 L5	4	0	0	0	0	1	3
Jerry Kenney, L (1, 5) X	0-0 F7			0-0 L6			0-0 8-2 3B		0-0 6-3	4	0	1	0	0	0	2
Stan Bahnsen, R (1, 1)		0-0 F8		0-3 K			0-3 K		0-0 4-3	4	0	0	0	0	2	1

Inning Stats	R: 3	H: 4	E: 1	K: 1	S: 9	LOB: 2	BB: 1	P: 13	R: 0	H: 1	E: 0	K: 0	S: 4	LOB: 2	BB: 1	P: 8	R: 0	H: 0	E: 0	K: 0	S: 3	LOB: 0	BB: 0	P: 3	R: 0	H: 0	E: 0	K: 1	S: 5	LOB: 0	BB: 0	P: 5	R: 0	H: 1	E: 0	K: 0	S: 3	LOB: 0	BB: 0	P: 3	R: 0	H: 0	E: 0	K: 0	S: 2	LOB: 0	BB: 1	P: 6	R: 0	H: 1	E: 0	K: 1	S: 5	LOB: 0	BB: 0	P: 5	R: 0	H: 2	E: 0	K: 0	S: 5	LOB: 2	BB: 0	P: 5	R: 0	H: 0	E: 0	K: 0	S: 3	LOB: 0	BB: 0	P: 3	1B: 8	SF: 0	2B: 1	SAC: 0	3B: 1	DP: 1	HR: 0	HBP: 0
--------------	------	------	------	------	------	--------	-------	-------	------	------	------	------	------	--------	-------	------	------	------	------	------	------	--------	-------	------	------	------	------	------	------	--------	-------	------	------	------	------	------	------	--------	-------	------	------	------	------	------	------	--------	-------	------	------	------	------	------	------	--------	-------	------	------	------	------	------	------	--------	-------	------	------	------	------	------	------	--------	-------	------	-------	-------	-------	--------	-------	-------	-------	--------

PITCHER	IP	WLS	BF	H	R	ER	SO	BB	IBB	HBP	BLK	WP	HR	S	P	ERA	WHIP
Wally Bunker, R (1, 1) ERA: 5.54	8.0	L	33	9	3	3	3	3	0	0	0	0	0	36	48	3.38	1.500
Tom Burgmeier, L (9, 1) ERA: 3.36	1.0		3	0	0	0	0	0	0	0	0	0	0	3	3	0.00	0.000

Batter	1	2	3	4	5	6	7	8	9	AB	R	H	RBI	BB	SO	LOB
George Spriggs, L (1, 9) OBP: 0.328, SLG: 0.321	0-0 1-3 ①		0-0 1-H 1B ③			0-3 K ②		0-0 FC5-4 1-2f ③		4	0	1	0	0	1	3
Cookie Rojas, R (1, 4) OBP: 0.271, SLG: 0.296	0-0 6-3 ②			0-0 F9 ①		0-0 P4 ③			0-0 4-3 ①	4	0	0	0	0	0	1
Amos Otis, R (1, 8) OBP: 0.348, SLG: 0.434	0-0 5-3 ③			0-0 5-3 ②			0-0 F8 ①		0-0 F9 ②	4	0	0	0	0	0	0
Lou Piniella, R (1, 7) OBP: 0.348, SLG: 0.434		0-0 5-3 ①		0-0 F9 ③			0-0 F9 ②		0-0 F8 ③	4	0	0	0	0	0	0
Ed Kirkpatrick, L (1, 2) OBP: 0.331, SLG: 0.431		0-0 G6-4-3 1B ② ③		0-0 3-1 ①		0-3 K ②			0-3 K ③	3	0	1	0	0	1	0
Bob Oliver, R (1, 3) OBP: 0.313, SLG: 0.483		0-0 G6-4-3 1-2f ② ③		0-0 K ②				0-0 1B 1B		3	0	1	0	0	1	1
Bill Sorrell, L (1, 5) OBP: 0.313, SLG: 0.362			0-0 4-3 ①		0-0 F5 ③			0-0 1B FC5-4 1B 1-2		3	0	1	0	0	0	0
Tom Matchick, L (1, 6) OBP: 0.250, SLG: 0.273			0-0 F7 ②			0-0 SH1-4 1B		0-0 F7 ①		3	0	1	0	0	0	2
Wally Bunker, R (1, 1) OBP: 0.190, SLG: 0.056 Pat Kelly, L (8, PH) OBP: 0.338, SLG: 0.315 Tom Burgmeier, L (9, 1) OBP: 0.250, SLG: 0.182			4-0 1B 1B BB			0-0 SH1-4 1-2		0-3 K ②		0	0	0	0	1	0	0

Inning Stats	R: 0	H: 0	E: 0	K: 0	S: 3	R: 0	H: 1	E: 0	K: 0	S: 3	R: 0	H: 0	E: 0	K: 0	S: 3	R: 0	H: 1	E: 0	K: 1	S: 5	R: 0	H: 0	E: 0	K: 1	S: 5	R: 0	H: 2	E: 0	K: 1	S: 7	R: 0	H: 0	E: 0	K: 0	S: 3	1B: 5	SF: 0	2B: 0	3B: 0	HR: 0	SAC: 1	DP: 1	HBP: 0	WP: 0	PB: 0	SB: 0	CS: 0	PA: 31
--------------	------	------	------	------	------	------	------	------	------	------	------	------	------	------	------	------	------	------	------	------	------	------	------	------	------	------	------	------	------	------	------	------	------	------	------	-------	-------	-------	-------	-------	--------	-------	--------	-------	-------	-------	-------	--------

PITCHER	IP	WLS	BF	H	R	ER	SO	BB	IBB	HBP	BLK	WP	HR	S	P	ERA	WHIP
Stan Bahnsen, R (1, 1) ERA: 3.12	9.0	W	31	5	0	0	4	1	0	0	0	0	0	38	42	0.00	0.667

BOTTOM

New York Yankees @ Kansas City Royals
Municipal Stadium, Kansas City, MO

Wed Aug 26 1970, 8:05 PM EDT
Att. 8,826 - Unknown - 90 F

AB	29
R	0
H	5
RBI	0
BB	1
SO	4
LOB	9



Batter	1	2	3	4	5	6	7	8	9	AB R H RBI BB SO LOB	TOP											
Ed Stroud, L (1, 8) OBP: 0.354, SLG: 0.363	0-0 1-3		0-3 K		0-0 2B		0-0 G3			4 0 1 1 0 1 2	Washington Senators @ Kansas City Royals Municipal Stadium, Kansas City, MO Fri Aug 28 1970, 8:05 PM EDT Unknown - 99 F livebaseballscorecards.com											
Del Unser, L (1, 9) OBP: 0.313, SLG: 0.324	0-0 F7		0-0 P6		0-0 SF8			0-0 L9		3 0 0 1 0 0 1												
Frank Howard, R (1, 7) OBP: 0.429, SLG: 0.556 Paul Casanova, R (9, 2) OBP: 0.269, SLG: 0.394	0-0 1B			0-0 F2	0-0 F9			0-3 K		4 0 1 0 0 1 1 0 0 0 0 0 0 0												
Mike Epstein, L (1, 3) OBP: 0.361, SLG: 0.441	0-0 F8			4-0 BB		4-0 BB		0-0 F8		2 0 0 0 2 0 1												
Aurelio Rodriguez, R (1, 5) OBP: 0.296, SLG: 0.415		0-0 F3		0-0 F8		0-0 G5-4-3			0-0 F5	4 0 0 0 0 0 2												
Bernie Allen, L (1, 4) OBP: 0.339, SLG: 0.375 Wayne Comer, R (9, PR) OBP: 0.317, SLG: 0.248		0-0 P4		0-0 P5		0-0 P4		4-0 BB		3 0 0 0 1 0 1 0 0 0 0 0 0 0												
Ed Brinkman, R (1, 6) OBP: 0.338, SLG: 0.316		0-0 F9			0-0 1B		0-0 SH1-4		0-0 FC3-6	4 0 2 0 0 0 1												
Jim French, L (1, 2) OBP: 0.360, SLG: 0.263 Lee Maye, L (9, PH) OBP: 0.327, SLG: 0.408 Tim Cullen, R (9, 4) OBP: 0.294, SLG: 0.280			4-0 BB		0-0 1B		0-0 P6		0-3 K	2 1 1 0 1 0 1 1 0 0 0 0 1 1 0 0 0 0 0 0 0												
Dick Bosman, R (1, 1) OBP: 0.127, SLG: 0.113			0-3 K		0-0 2B		0-0 SH1-4			2 1 0 0 0 1 3												
Inning Stats	R: 0 E: 0 K: 0 S: 4	H: 1 LOB: 1 BB: 0 P: 4	R: 0 E: 0 K: 0 S: 3	H: 0 LOB: 0 BB: 0 P: 3	R: 0 E: 0 K: 2 S: 7	H: 0 LOB: 1 BB: 1 P: 11	R: 0 E: 0 K: 0 S: 3	H: 0 LOB: 1 BB: 1 P: 7	R: 2 E: 0 K: 0 S: 6	H: 3 LOB: 1 BB: 0 P: 6		R: 0 E: 0 K: 0 S: 2	H: 0 LOB: 0 BB: 1 P: 6	R: 0 E: 0 K: 0 S: 4	H: 1 LOB: 1 BB: 0 P: 4	R: 0 E: 0 K: 1 S: 5	H: 0 LOB: 0 BB: 0 P: 5	R: 0 E: 0 K: 1 S: 5	H: 0 LOB: 1 BB: 1 P: 9	1B: 4 2B: 1 3B: 0 HR: 0	SF: 1 SAC: 1 DP: 1 HBP: 0	WP: 0 PB: 0 SB: 0 CS: 0
PITCHER Bob Johnson, R (1, 1) ERA: 3.33	IP: 9.0 WLS: L BF: 35 H: 5 R: 2 ER: 2 SO: 4 BB: 4 IBB: 0 HBP: 0 BLK: 0 WP: 0 HR: 0 S: 39 P: 55 ERA: 2.00 WHIP: 1.000											PITCHER	IP: WLS: BF: H: R: ER: SO: BB: IBB: HBP: BLK: WP: HR: S: P: ERA: WHIP:									



Batter	1	2	3	4	5	6	7	8	9	AB	R	H	RBI	BB	SO	LOB
George Spriggs, L (1, 9) OBP: 0.323, SLG: 0.316	0-3 K		0-0 1B		0-0 F7			0-0 F4		4	0	1	0	0	1	0
Cookie Rojas, R (1, 4) OBP: 0.271, SLG: 0.296	0-0 FC6-4 1B		0-0 F7		0-3 K			0-0 5-3		4	0	1	0	0	1	1
Amos Otis, R (1, 8) OBP: 0.347, SLG: 0.434	0-0 P4			0-0 1B 2B	0-0 P1			0-0 5-3		4	1	1	0	0	0	1
Lou Piniella, R (1, 7) OBP: 0.347, SLG: 0.433	0-0 FC6-4 1-2f			0-0 6-3 BB 2-H 1B	0-0 F9			0-0 P5		4	0	1	1	0	0	1
Ed Kirkpatrick, L (1, 2) OBP: 0.330, SLG: 0.427		0-0 F8		4-0 6-3 1-2 BB	0-3 K			0-0 P6		3	0	0	0	1	1	0
Bob Oliver, R (1, 3) OBP: 0.312, SLG: 0.481		0-0 P4		0-3 K	0-0 1-3			0-0 FC5-4 1B		4	0	1	0	0	1	2
Paul Schaal, R (1, 5) OBP: 0.343, SLG: 0.348		0-0 F9		0-0 6-3 1-2 2-3	0-0 F3			0-0 FC5-4 1-2f		4	0	0	0	0	0	3
Tom Matchick, L (1, 6) OBP: 0.252, SLG: 0.268			0-0 L6	4-0 IBB	0-0 F8			0-0 F8		2	0	0	0	1	0	0
Bob Johnson, L (1, 1) OBP: 0.180, SLG: 0.111			0-0 F9	0-0 F8	0-0 3-1			0-0 3-1		3	0	0	0	0	0	3

Inning Stats	R: 0	H: 1	E: 0	K: 1	S: 6	LOB: 1	BB: 0	P: 6	R: 0	H: 0	E: 0	K: 0	S: 3	LOB: 0	BB: 0	P: 3	R: 0	H: 1	E: 0	K: 0	S: 4	LOB: 1	BB: 0	P: 4	R: 1	H: 2	E: 0	K: 1	S: 7	LOB: 3	BB: 2	P: 15	R: 0	H: 0	E: 0	K: 1	S: 5	LOB: 0	BB: 0	P: 5	R: 0	H: 0	E: 0	K: 1	S: 5	LOB: 0	BB: 0	P: 5	R: 0	H: 0	E: 0	K: 0	S: 3	LOB: 0	BB: 0	P: 3	R: 0	H: 0	E: 0	K: 0	S: 3	LOB: 0	BB: 0	P: 3	R: 0	H: 1	E: 0	K: 0	S: 4	LOB: 1	BB: 0	P: 4	1B: 4	2B: 1	3B: 0	HR: 0	SF: 0	SAC: 0	DP: 0	HBP: 0	WP: 0	PB: 0	SB: 0	CS: 0	PA: 34
PITCHER Dick Bosman, R (1, 1) ERA: 2.98	IP	WLS	BF	H	R	ER	SO	BB	IBB	HBP	BLK	WP	HR	S	P	ERA	WHIP	IP	WLS	BF	H	R	ER	SO	BB	IBB	HBP	BLK	WP	HR	S	P	ERA	WHIP																																																			

BOTTOM

Washington Senators @ Kansas City Royals
Municipal Stadium, Kansas City, MO

Fri Aug 28 1970, 8:05 PM EDT
Unknown - 99 F

AB	32
R	1
H	5
RBI	1
BB	2
SO	4
LOB	11



Washington Senators @ Kansas City Royals

Municipal Stadium, Kansas City, MO

Fri Aug 28 1970, 8:05 PM EDT
Att: 9,317 - Unknown - 91 F

livebaseballscorecards.com

AB	32
R	1
H	7
RBI	1
BB	2
SO	7
LOB	12



Batter	1	2	3	4	5	6	7	8	9	AB	R	H	RBI	BB	SO	LOB
Ed Brinkman, R (1, 6) OBP: 0.336, SLG: 0.314	0-0 4-3		0-0 F9			0-0 FC1-4 1B		0-0 P6		4	1	0	0	0	0	2
Wayne Comer, R (1, 8) OBP: 0.329, SLG: 0.258	0-0 G4-3 1B		0-3 K			0-0 1B 1-2 1B		4-0 1B BB		3	0	2	0	1	1	1
Frank Howard, R (1, 3) OBP: 0.428, SLG: 0.553 (8, 7)	0-0 G4-3 1-2f			0-0 4-3		0-0 L7		0-0 1-2 1B		4	0	1	0	0	0	3
Rick Reichardt, R (1, 7) OBP: 0.350, SLG: 0.510 Mike Epstein, L (8, PH) OBP: 0.360, SLG: 0.439 (8, 3)		0-3 K		0-3 K		0-0 1-3 2-H 1B		0-3 K		3	0	1	1	0	2	0
Aurelio Rodriguez, R (1, 5) OBP: 0.295, SLG: 0.413		0-0 4-3		0-0 CS 1B		0-0 1-3		0-0 F8		4	0	1	0	0	0	2
Tom Grieve, R (1, 9) OBP: 0.288, SLG: 0.394		0-0 2B		0-0 CS 1-2		0-0 F7		0-0 P3		4	0	1	0	0	1	0
Paul Casanova, R (1, 2) OBP: 0.265, SLG: 0.388		0-0 F5			0-0 F8		0-0 F3		0-3 K	4	0	0	0	0	1	1
Tim Cullen, R (1, 4) OBP: 0.294, SLG: 0.277			4-0 BB		0-0 6-3		0-0 P3			2	0	0	0	1	0	0
Jim Hannan, R (1, 1) OBP: 0.194, SLG: 0.138 Greg Goossen, R (6, PH) OBP: 0.397, SLG: 0.373 Jackie Brown, R (6, 1) OBP: 0.286, SLG: 0.286 Lee Maye, L (8, PH) OBP: 0.326, SLG: 0.406 Joe Grzenda, R (8, 1)			0-3 K			0-0 FC1-4 1B		0-0 F7		1	0	0	0	0	1	1
										1	0	1	0	0	0	0
										0	0	0	0	0	0	0
										1	0	0	0	0	0	0
										0	0	0	0	0	0	0

Inning Stats	R: 0 E: 0 K: 0 S: 3	H: 1 LOB: 0 BB: 0 P: 3	R: 0 E: 0 K: 1 S: 6	H: 1 LOB: 1 BB: 0 P: 6	R: 0 E: 0 K: 2 S: 7	H: 0 LOB: 1 BB: 1 P: 11	R: 0 E: 0 K: 1 S: 5	H: 1 LOB: 0 BB: 0 P: 5	R: 0 E: 0 K: 0 S: 3	H: 0 LOB: 0 BB: 0 P: 3	R: 1 E: 0 K: 0 S: 6	H: 3 LOB: 2 BB: 0 P: 6	R: 0 E: 0 K: 0 S: 3	H: 0 LOB: 0 BB: 0 P: 3	R: 0 E: 0 K: 1 S: 6	H: 1 LOB: 2 BB: 1 P: 10	R: 0 E: 0 K: 2 S: 7	H: 0 LOB: 0 BB: 0 P: 7	1B: 6 2B: 1 3B: 0 HR: 0	SF: 0 SAC: 0 DP: 1 HBP: 0	WP: 0 PB: 0 SB: 0 CS: 1	PA: 35
--------------	------------------------------	---------------------------------	------------------------------	---------------------------------	------------------------------	----------------------------------	------------------------------	---------------------------------	------------------------------	---------------------------------	------------------------------	---------------------------------	------------------------------	---------------------------------	------------------------------	----------------------------------	------------------------------	---------------------------------	----------------------------------	------------------------------------	----------------------------------	--------

PITCHER	IP	WLS	BF	H	R	ER	SO	BB	IBB	HBP	BLK	WP	HR	S	P	ERA	WHIP
Jim Rooker, L (1, 1) ERA: 3.82	7.2	W	29	6	1	1	4	2	0	0	0	0	0	35	43	1.17	1.043
Ted Abernathy, R (8, 1) ERA: 2.51	0.0		1	1	0	0	0	0	0	0	0	0	0	1	1	∞	∞
Tom Burgmeier, L (8, 1) ERA: 3.28	1.1	S	4	0	0	0	3	0	0	0	0	0	0	10	10	0.00	0.000

Batter	1	2	3	4	5	6	7	8	9
George Spriggs, L (1, 9) OBP: 0.333, SLG: 0.361	0-0 1B		0-0 FC6-4 CS			0-0 3B		0-3 K	
Cookie Rojas, R (1, 4) OBP: 0.271, SLG: 0.295	0-0 F9		0-0 CS	0-0 6-3		0-0 6-3		0-0 1B	
Amos Otis, R (1, 8) OBP: 0.348, SLG: 0.438	0-0 F8			4-0 BLK HR BB		0-0 FC5-2 3B		0-3 K	
Lou Piniella, R (1, 7) OBP: 0.347, SLG: 0.439	0-0 F8			0-0 HR		0-0 FC5-2			
Bob Oliver, R (1, 3) OBP: 0.312, SLG: 0.479		4-0 BB BB BB BB BB BB BB BB		0-0 6-3		0-0 6-3			
Paul Schaal, R (1, 5) OBP: 0.340, SLG: 0.345		0-0 G4-6-3 BB		0-0 F5			0-0 F8		
Tom Matchick, L (1, 6) OBP: 0.254, SLG: 0.270		0-0 F8			0-0 G6-4-3 1B		0-0 F7		
Buck Martinez, R (1, 2)			0-0 P4		0-0 G6-4-3 1-2f		0-0 F9		
Jim Rooker, R (1, 1) OBP: 0.250, SLG: 0.321			0-0 FC6-4 1B		0-0 P4		0-0 6-3		
Ted Abernathy, R (8, 1) OBP: 0.154, SLG: 0.154									
Tom Burgmeier, L (8, 1) OBP: 0.231, SLG: 0.167									

Inning Stats	R: 0	H: 1	E: 0	K: 0	S: 4	LOB: 1	BB: 0	P: 4	R: 0	H: 0	E: 0	K: 0	S: 2	LOB: 0	BB: 1	P: 6	R: 0	H: 1	E: 0	K: 0	S: 3	LOB: 0	BB: 0	P: 3	R: 2	H: 1	E: 0	K: 0	S: 4	LOB: 0	BB: 1	P: 8	R: 0	H: 1	E: 0	K: 0	S: 3	LOB: 0	BB: 0	P: 3	R: 1	H: 2	E: 0	K: 0	S: 5	LOB: 1	BB: 0	P: 5	R: 0	H: 0	E: 0	K: 0	S: 3	LOB: 0	BB: 0	P: 3	R: 0	H: 1	E: 0	K: 2	S: 8	LOB: 1	BB: 0	P: 8
--------------	------	------	------	------	------	--------	-------	------	------	------	------	------	------	--------	-------	------	------	------	------	------	------	--------	-------	------	------	------	------	------	------	--------	-------	------	------	------	------	------	------	--------	-------	------	------	------	------	------	------	--------	-------	------	------	------	------	------	------	--------	-------	------	------	------	------	------	------	--------	-------	------


AB	R	H	RBI	BB	SO	LOB
4	1	2	0	0	1	1
4	0	1	0	0	0	2
3	1	1	1	1	1	2
3	1	1	2	0	0	2
2	0	0	0	1	0	1
3	0	0	0	0	0	1
3	0	1	0	0	0	0
3	0	0	0	0	0	1
2	0	1	0	0	0	0
0	0	0	0	0	0	0
1	0	0	0	0	0	0

BOTTOM

Washington Senators @ Kansas City Royals
Municipal Stadium, Kansas City, MO

Fri Aug 28 1970, 8:05 PM EDT
Att. 9,317 - Unknown - 91 F

AB	28
R	3
H	7
RBI	3
BB	2
SO	2
LOB	10



PITCHER	IP	WLS	BF	H	R	ER	SO	BB	IBB	HBP	BLK	WP	HR	S	P	ERA	WHIP
Jim Hannan, R (1, 1) ERA: 3.41	5.0	L	18	4	2	2	0	2	0	0	1	0	1	16	24	3.60	1.200
Jackie Brown, R (6, 1) ERA: 4.4	2.0		8	2	1	1	0	0	0	0	0	0	0	8	8	4.50	1.000
Joe Grzenda, L (8, 1) ERA: 4.92	1.0		4	1	0	0	2	0	0	0	0	0	0	8	8	0.00	1.000

Batter	1	2	3	4	5	6	7	8	9	AB R H RBI BB SO LOB	TOP							
Ed Stroud, L (1, 8) OBP: 0.355, SLG: 0.364	0-0 4-3		0-0 6-3		0-0 1-2 3-H 2B 1B	0-0 1-3 1B		0-0 4-3		5 1 2 1 0 0 0	<p>Washington Senators @ Kansas City Royals Municipal Stadium, Kansas City, MO</p> <p>Sat Aug 29 1970, 8:05 PM EDT Att: 7,064 - Unknown - 92 F</p> <p>livebaseballscores.com</p>							
Del Unser, L (1, 9) OBP: 0.314, SLG: 0.325	0-0 HR 1B		0-0 1-3		0-0 1-2 2-3 2B 1B	0-0 4-3		0-3 K	5 2 2 0 0 1 2									
Frank Howard, R (1, 7) OBP: 0.431, SLG: 0.567 Rick Reichardt, R (8, PR) OBP: 0.350, SLG: 0.510 (8, 7)	0-0 1-H HR		0-0 6-3		0-0 F9 1-H 2-H 3-H 3B 2B	0-0 4-3 HBP E 1B		0-0 2B	5 3 4 5 0 0 0 0 0 0 0 0 0 0									
Mike Epstein, L (1, 3) OBP: 0.358, SLG: 0.434	0-0 L8			0-0 G3	0-0 F9		1-0 E 1-2 4-3 HBP	0-0 L3	4 0 0 0 0 0 2									
Aurelio Rodriguez, R (1, 5) OBP: 0.296, SLG: 0.419	0-3 K			0-0 P6	0-0 1B 3B		0-0 4-3	0-0 S E 2B	5 2 2 1 0 1 2									
Ed Brinkman, R (1, 6) OBP: 0.336, SLG: 0.313		0-0 6-3		0-0 5-3	0-0 3-H CS 1B		0-0 E4	4-0 S WP BB	4 1 1 1 1 0 1									
Paul Casanova, R (1, 2) OBP: 0.261, SLG: 0.381		0-0 6-3			0-0 F7 CS	0-3 K	0-3 K	0-3 K	5 0 0 0 0 3 4									
Tim Cullen, R (1, 4) OBP: 0.305, SLG: 0.293		4-0 FC4 BB			0-0 1B 3B	0-0 1B 1B	4-0 IBB	0-3 K	3 1 2 0 2 1 0									
Jim Shellenback, L (1, 1) OBP: 0.120, SLG: 0.125 George Brunet, R (5, 1) OBP: 0.200, SLG: 0.263 Darold Knowles, L (8, 1) OBP: 0.056, SLG: 0.056		0-0 FC4			4-0 1B 1B 2B BB	0-0 F2	0-3 K	0-0 1-3	1 1 0 0 1 0 1 2 0 0 0 0 1 4 1 0 0 0 0 0 0									
Inning Stats	R: 2 E: 0 K: 1 S: 7	H: 2 LOB: 0 BB: 0 P: 7	R: 0 E: 0 K: 0 S: 3	H: 0 LOB: 1 BB: 1 P: 7	R: 0 E: 0 K: 0 S: 3	H: 0 LOB: 0 BB: 0 P: 3	R: 0 E: 0 K: 0 S: 3	H: 2 LOB: 2 BB: 0 P: 7	R: 1 E: 1 K: 2 S: 9	H: 1 LOB: 3 BB: 1 P: 14	R: 0 E: 0 K: 1 S: 6	H: 1 LOB: 1 BB: 0 P: 6	R: 2 E: 0 K: 2 S: 8	H: 1 LOB: 0 BB: 1 P: 12	1B: 7 2B: 3 3B: 2 HR: 1	SF: 0 SAC: 0 DP: 0 HBP: 1	WP: 1 PB: 0 SB: 3 CS: 1	PA: 46
PITCHER	IP WLS BF H R ER SO BB IBB HBP BLK WP HR S P ERA WHIP																	
Al Fitzmorris, R (1, 1) ERA: 4.41	4.1 L 21 6 7 7 1 2 0 0 0 0 0 1 21 29 14.54 1.846																	
Ken Wright, R (5, 1) ERA: 4.93	0.2 3 2 1 1 0 0 0 0 0 0 0 0 3 3 13.50 3.000																	
Aurelio Monteagudo, R (6, 1) ERA: 2.14	1.0 5 2 0 0 1 0 0 0 0 0 0 0 7 7 0.00 2.000																	
Dave Morehead, R (7, 1) ERA: 3.53	2.0 11 2 1 0 3 0 1 1 0 0 0 0 15 20 0.00 1.000																	
Ted Abernathy, R (9, 1) ERA: 2.47	1.0 5 1 2 0 2 1 0 0 0 0 1 0 8 12 0.00 2.000																	



Batter	1	2	3	4	5	6	7	8	9	AB R H RBI BB SO LOB
Rich Severson, R OBP: 0.301, SLG: 0.330 (1, 6)	0-0 F8		0-0 SH1-4		4-0 1B 1B	0-0 FC6-4			0-3 K	3 1 0 0 1 1 2
Cookie Rojas, R OBP: 0.272, SLG: 0.297 (1, 4)	0-0 6-3		0-0 6-3		0-0 1B 1B		0-0 BB 1B		0-0 6-3	5 0 2 2 0 0 1
Amos Otis, R OBP: 0.350, SLG: 0.441 (1, 8)	4-0 S BB		0-0 3B		0-3 K		4-0 G4-6-3 BB		0-0 F3	3 0 1 1 2 1 2
Lou Piniella, R OBP: 0.346, SLG: 0.437 (1, 7)	0-0 F9		0-0 F7		0-0 CS 1B		0-3 K			4 0 1 1 0 1 4
Bob Oliver, R OBP: 0.310, SLG: 0.475 (1, 3)		0-0 5-3		0-0 5-3	0-0 F9		0-0 G4-6-3			4 0 0 0 0 0 4
Paul Schaal, R OBP: 0.342, SLG: 0.347 (1, 5)		0-0 F9		0-0 P4		0-0 1B 1B		0-0 1B		4 0 2 0 0 0 0
George Spriggs, L OBP: 0.329, SLG: 0.344 (1, 9)		0-0 6-3		4-0 BB BB	0-0 BB	0-3 K		0-0 F8		3 0 0 0 1 1 2
Buck Martinez, R OBP: 0.300, SLG: 0.125 (1, 2)			4-0 SH1-4 BB 6-3 BB	0-0 5-3		0-0 FC6-4 1B		0-0 L6		3 1 1 0 1 0 2
Al Fitzmorris, S OBP: 0.457, SLG: 0.500 (5, 1)			4-0 SH1-4 BB		0-0 BB 1B	0-3 K		0-3 K		0 1 0 0 0 1 0 0
Ken Wright, R (5, 1)										0 0 0 0 0 0 0 0
Ellie Rodriguez, R OBP: 0.317, SLG: 0.319 (5, PH)										1 1 1 0 0 0 0 0
Aurelio Montegudo, R (6, 1)										0 0 0 0 0 0 0 0
Hawk Taylor, R OBP: 0.250, SLG: 0.235 (6, PH)										1 0 0 0 0 0 1 2
Dave Morehead, R OBP: 0.182, SLG: 0.188 (7, 1)										0 0 0 0 0 0 0 0
Jackie Hernandez, R OBP: 0.282, SLG: 0.285 (8, PH)										1 0 0 0 0 0 1 1
Ted Abernathy, R OBP: 0.154, SLG: 0.154 (9, 1)										0 0 0 0 0 0 0 0

Inning Stats	R: 0 E: 0 K: 0 S: 3	H: 0 LOB: 1 BB: 1 P: 7	R: 0 E: 0 K: 0 S: 3	H: 0 LOB: 0 BB: 0 P: 3	R: 2 E: 0 K: 0 S: 4	H: 1 LOB: 1 BB: 2 P: 12	R: 0 E: 0 K: 0 S: 3	H: 0 LOB: 1 BB: 1 P: 7	R: 2 E: 0 K: 1 S: 7	H: 3 LOB: 1 BB: 1 P: 11	R: 0 E: 0 K: 2 S: 9	H: 2 LOB: 2 BB: 0 P: 9	R: 0 E: 0 K: 1 S: 5	H: 1 LOB: 1 BB: 1 P: 9	R: 0 E: 0 K: 1 S: 6	H: 1 LOB: 1 BB: 0 P: 6	R: 0 E: 0 K: 1 S: 5	H: 0 LOB: 0 BB: 0 P: 5	1B: 7 2B: 0 3B: 1 HR: 0	SF: 0 SAC: 1 DP: 1 HBP: 0	WP: 0 PB: 0 SB: 1 CS: 1	PA: 39
--------------	------------------------------	---------------------------------	------------------------------	---------------------------------	------------------------------	----------------------------------	------------------------------	---------------------------------	------------------------------	----------------------------------	------------------------------	---------------------------------	------------------------------	---------------------------------	------------------------------	---------------------------------	------------------------------	---------------------------------	----------------------------------	------------------------------------	----------------------------------	--------

PITCHER	IP	WLS	BF	H	R	ER	SO	BB	IBB	HBP	BLK	WP	HR	S	P	ERA	WHIP
Jim Shellenback, L ERA: 3.26 (1, 1)	4.1		22	4	4	4	1	5	0	0	0	0	0	19	39	8.31	2.077
George Brunet, L ERA: 4.42 (5, 1)	2.2	W	10	3	0	0	3	1	0	0	0	0	0	15	19	0.00	1.500
Darold Knowles, L ERA: 1.98 (8, 1)	2.0	S	7	1	0	0	2	0	0	0	0	0	0	11	11	0.00	0.500

BOTTOM

Washington Senators @ Kansas City Royals
Municipal Stadium, Kansas City, MO

livebaseballscorecards.com

AB	32
R	4
H	8
RBI	4
BB	6
SO	6
LOB	20



WP	HR	S	P	ERA	WHIP
0	0	0	0	0.00	1.500
0	0	0	0	0.00	0.500

Sat Aug 29 1970, 8:05 PM EDT
Att. 7,064 - Unknown - 92 F

Batter	1	2	3	4	5	6	7	8	9	AB R H RBI BB SO LOB
--------	---	---	---	---	---	---	---	---	---	----------------------

Ed Stroud, L (1, 8) X OBP: 0.351, SLG: 0.360	0-0 ① 		0-3 ② 			0-0 ① 		0-3 ① 		4 0 0 0 0 2 1
--	-----------	--	-----------	--	--	-----------	--	-----------	--	---------------

Del Unser, L (1, 9) B B B OBP: 0.317, SLG: 0.325	4-0 		0-0 ③ 			0-0 		0-0 ② ③ 		3 1 1 0 1 0 1
--	---------	--	-----------	--	--	---------	--	-------------	--	---------------

Frank Howard, R (1, 7) X OBP: 0.430, SLG: 0.564	0-0 			0-0 ① 		0-0 ② 		0-0 ① 		4 0 1 1 0 0 1
---	---------	--	--	-----------	--	-----------	--	-----------	--	---------------

Mike Epstein, L (1, 3) X Rick Reichardt, R (9, PH) OBP: 0.355, SLG: 0.431 OBP: 0.353, SLG: 0.512	0-0 			0-0 ② 		0-0 ③ 		0-0 		3 0 0 0 0 0 2 1 0 1 0 0 0 0
---	---------	--	--	-----------	--	-----------	--	---------	--	--------------------------------

Aurelio Rodriguez, R (1, 5) X OBP: 0.296, SLG: 0.420	0-0 ② ③ 			0-0 ③ 		0-0 		0-0 ② ③ 		4 1 1 0 0 0 3
--	-------------	--	--	-----------	--	---------	--	-------------	--	---------------

Ed Brinkman, R (1, 6) B B B B OBP: 0.339, SLG: 0.315		4-0 		0-0 		0-0 ① 				1 1 1 0 1 0 0
--	--	---------	--	---------	--	-----------	--	--	--	---------------

Paul Casanova, R (1, 2) X OBP: 0.261, SLG: 0.381		0-0 ① ② 		0-0 		0-0 ② 				2 0 1 1 0 0 1
--	--	-------------	--	---------	--	-----------	--	--	--	---------------

Tim Cullen, R (1, 4) X OBP: 0.301, SLG: 0.289		0-0 ③ 		0-0 ① ② 		0-3 ③ 				3 0 0 0 0 1 1
---	--	-----------	--	-------------	--	-----------	--	--	--	---------------

Joe Coleman, R (1, 1) Greg Goossen, R (8, PH) Horacio Pina, R (8, 1)			0-3 ① 		0-0 ③ 		0-0 			2 0 0 0 0 1 0 1 0 1 0 0 0 0 0 0 0 0 0 0 0
---	--	--	-----------	--	-----------	--	---------	--	--	---

Inning Stats	R: 1	H: 1	R: 0	H: 0	R: 0	H: 0	R: 1	H: 2	R: 0	H: 1	R: 1	H: 1	R: 0	H: 1	R: 0	H: 1	1B: 6	SF: 1	WP: 0	PA: 32
	E: 2	LOB: 1	E: 0	LOB: 0	E: 0	LOB: 0	E: 0	LOB: 0	E: 0	LOB: 1	E: 0	LOB: 0	E: 0	LOB: 0	E: 0	LOB: 0	2B: 1	SAC: 1	PB: 0	
	K: 0	BB: 1	K: 0	BB: 1	K: 2	BB: 0	K: 0	BB: 0	K: 0	BB: 0	K: 1	BB: 0	K: 0	BB: 0	K: 0	BB: 0	3B: 0	DP: 5	SB: 0	
	S: 4	P: 8	S: 2	P: 6	S: 7	P: 7	S: 3	P: 3	S: 4	P: 4	S: 6	P: 6	S: 5	P: 5	S: 3	P: 3	HR: 0	HBP: 0	CS: 0	

PITCHER	IP	WLS	BF	H	R	ER	SO	BB	IBB	HBP	BLK	WP	HR	S	P	ERA	WHIP
Dick Drago, R (1, 1) ERA: 3.94	7.0		26	5	3	2	3	2	0	0	0	0	0	30	38	2.57	1.000
Tom Burgmeier, L (8, 1) ERA: 3.17	2.0	W	6	2	0	0	1	0	0	0	0	0	0	8	8	0.00	1.000

Washington Senators @ Kansas City Royals
 Municipal Stadium, Kansas City, MO
 Sun Aug 30 1970, 4:33 AM EDT
 Att. 9,049 - Unknown

AB 28 R 3 H 7 RBI 2 BB 2 SO 4 LOB 10



WP: 0 PA: 32 PB: 0 SB: 0 CS: 0

Batter	1	2	3	4	5	6	7	8	9	AB	R	H	RBI	BB	SO	LOB	BOTTOM	
George Spriggs, L OBP: 0.338, SLG: 0.343 (1, 9) X	0-0 FC4-6 1B		0-3 K		4-0 1-2 BB		0-0 F8			3	0	1	0	1	1	1		
Cookie Rojas, R OBP: 0.269, SLG: 0.293 (1, 4) X	0-0 F8			0-0 F7	0-0 F8			0-0 1-5-3		4	0	0	0	0	0	3		
Ed Kirkpatrick, L OBP: 0.329, SLG: 0.423 (1, 8) X (8, 2)	0-0 FC4-6 1-2f			4-0 2B BB		0-0 F7		0-0 P4		3	1	0	0	1	0	1		
Bob Oliver, R OBP: 0.311, SLG: 0.476 (1, 3) SSS	0-3 K			0-0 F9 1-H 2B		0-0 F9		4-0 HR BB		3	1	1	1	1	1	1		
Bill Sorrell, L OBP: 0.311, SLG: 0.388 (1, 7)		0-3 K		0-0 F9 2-3		0-0 F7		0-0 HR		4	1	1	2	0	1	1		
Paul Schaal, R OBP: 0.341, SLG: 0.345 (1, 5)		0-0 4-3		0-3 K			0-0 F7		0-0 1B	4	0	1	0	0	1	1		
Tom Matchick, L OBP: 0.262, SLG: 0.271 (1, 6)		0-0 4-3			4-0 FC3-6 BB		0-0 F7 1B E 1B		0-0 6-3	3	1	1	0	1	0	1		
Ellie Rodriguez, R OBP: 0.317, SLG: 0.320 Tom Burgmeier, L OBP: 0.231, SLG: 0.167 (1, 2) (8, 1)			0-0 4-3		0-0 P5		0-0 E2 1-H 1B			3	0	1	0	0	0	1		
Dick Drago, R OBP: 0.078, SLG: 0.048 Amos Otis, R OBP: 0.351, SLG: 0.442 (7, PH) (8, 8)			0-0 P4		0-0 FC3-6 BB 1-2f		0-0 1B			0	0	0	0	0	0	0		
Inning Stats	R: 0 E: 0 K: 1 S: 6	H: 1 LOB: 1 BB: 0 P: 6	R: 0 E: 0 K: 1 S: 5	H: 0 LOB: 0 BB: 0 P: 5	R: 0 E: 0 K: 1 S: 5	H: 0 LOB: 0 BB: 0 P: 5	R: 1 E: 0 K: 1 S: 6	H: 1 LOB: 1 BB: 1 P: 10	R: 0 E: 0 K: 0 S: 3	H: 0 LOB: 0 BB: 0 P: 3	R: 1 E: 1 K: 0 S: 5	H: 3 LOB: 1 BB: 0 P: 5	R: 2 E: 0 K: 0 S: 5	H: 2 LOB: 1 BB: 1 P: 9	1B: 5 2B: 1 3B: 0 HR: 1	SF: 0 SAC: 0 DP: 0 HBP: 0	WP: 0 PB: 0 SB: 0 CS: 0	PA: 34
PITCHER Joe Coleman, R ERA: 3.7 Horacio Pina, R ERA: 2.47	IP 7.0 WLS L	WLS L	BF 28	H 5	R 2	ER 1	SO 4	BB 3	IBB 0	HBP 0	BLK 0	WP 0	HR 0	S 33	P 45	ERA 1.29	WHIP 1.143	
	IP 1.0		BF 6	H 2	R 2	ER 2	SO 0	BB 1	IBB 0	HBP 0	BLK 0	WP 0	HR 1	S 9	P 9	ERA 18.00	WHIP 3.000	

Washington Senators @ Kansas City Royals

Municipal Stadium, Kansas City, MO

Sun Aug 30 1970, 4:33 AM EDT

Att. 9,049 - Unknown

livebaseballscores.com

AB 30
R 4
H 7
RBI 3
BB 4
SO 4
LOB 11



Batter	1	2	3	4	5	6	7	8	9	AB R H RBI BB SO LOB	TOP											
George Spriggs, L (1, 9) OBP: 0.316, SLG: 0.319	0-0 F8		0-0 G3			0-0 FC1-6 1-2f	0-0 FC6-4 1B 1-2f 2-3		0-3 K	5 0 0 0 0 1 5	Kansas City Royals @ California Angels Anaheim Stadium, Anaheim, CA Tue Sep 01 1970, 10:05 PM EDT Att. 9,219 - Unknown livebaseballscorecards.com											
Cookie Rojas, R (1, 4) OBP: 0.269, SLG: 0.293	0-0 G3			0-0 F9		0-0 6-3	0-0 1B 1-2 3-H			4 0 1 1 0 0 1												
Amos Otis, R (1, 8) OBP: 0.351, SLG: 0.440	0-0 5-3			4-0 FC6-4 BB		0-0 F8	0-0 6-3			3 0 0 0 1 0 3												
Ed Kirkpatrick, L (1, 2) OBP: 0.333, SLG: 0.427		0-0 G4-6-3 1B		0-0 F7			0-0 1B 1B	0-0 G4-6-3 1B		4 1 3 0 0 0 1												
Bob Oliver, R (1, 3) OBP: 0.309, SLG: 0.472		0-0 G4-6-3 1-2f		0-0 FC6-4 1-2f			0-0 F8	0-0 F9		4 0 0 0 0 0 4												
Bill Sorrell, L (1, 7) OBP: 0.308, SLG: 0.382		0-0 F9			0-0 4-3		0-0 1B 1B	0-0 G4-6-3 1-2f		4 1 1 0 0 0 1												
Paul Schaal, R (1, 5) OBP: 0.346, SLG: 0.349			0-0 FC3-6 1B		4-0 G4-6-3 BB		0-0 1B 1B 1-3 3-H		0-0 F7	3 1 2 1 1 0 0												
Tom Matchick, L (1, 6) OBP: 0.269, SLG: 0.279			0-0 FC3-6 1-2f		0-0 G4-6-3 1-2f		0-0 FC6-4 1B 1-3 3-H		0-0 1B	4 1 2 1 0 0 2												
Wally Bunker, R (1, 1) OBP: 0.200, SLG: 0.048			0-3 K			4-0 FC1-6 BB	0-0 FC3 FC6-4 1-2 3-H		0-0 P6	3 0 0 1 1 1 3												
Inning Stats	R: 0 E: 0 K: 0 S: 3	H: 0 LOB: 0 BB: 0 P: 3	R: 0 E: 0 K: 0 S: 3	H: 1 LOB: 0 BB: 0 P: 3	R: 0 E: 0 K: 1 S: 6	H: 1 LOB: 1 BB: 0 P: 6	R: 0 E: 0 K: 0 S: 3	H: 0 LOB: 1 BB: 1 P: 7	R: 0 E: 0 K: 0 S: 2	H: 0 LOB: 0 BB: 1 P: 6	R: 0 E: 0 K: 0 S: 3	H: 0 LOB: 1 BB: 1 P: 7	R: 4 E: 0 K: 0 S: 9	H: 5 LOB: 2 BB: 0 P: 9	R: 0 E: 0 K: 0 S: 3	H: 1 LOB: 0 BB: 0 P: 3	R: 0 E: 0 K: 1 S: 6	H: 1 LOB: 1 BB: 0 P: 6	1B: 9 2B: 0 3B: 0 HR: 0	SF: 0 SAC: 0 DP: 3 HBP: 0	WP: 0 PB: 0 SB: 0 CS: 0	PA: 37
PITCHER	IP WLS BF H R ER SO BB IBB HBP BLK WP HR S P ERA WHIP																					
Tom Murphy, R (1, 1) ERA: 3.95	6.1 L 26 6 4 4 1 3 0 0 0 0 0 0 25 37 5.68 1.421																					
Ken Tatum, R (7, 1) ERA: 3.27	0.2 4 1 0 0 0 0 0 0 0 0 0 0 4 4 0.00 1.500																					
Eddie Fisher, R (8, 1) ERA: 3.03	2.0 7 2 0 0 0 1 0 0 0 0 0 0 9 9 0.00 1.000																					

Kansas City Royals @ California Angels
 Anaheim Stadium, Anaheim, CA
 Tue Sep 01 1970, 10:05 PM EDT
 Att. 9,219 - Unknown

AB	34
R	4
H	9
RBI	4
BB	3
SO	2
LOB	20



Batter	1	2	3	4	5	6	7	8	9	AB	R	H	RBI	BB	SO	LOB
Sandy Alomar Sr., S OBP: 0.310, SLG: 0.314 (1, 4)	0-0 BB S G5-2-3 1B		0-0 E4 FC6-4 E		0-0 F9			0-0 F9 B5-3 1B		4	0	2	0	0	0	0
Roger Repoz, L OBP: 0.326, SLG: 0.466 (1, 9)	4-0 G5-2-3 BB 1-2 BB		0-0 P5		0-0 F9			0-0 B5-3 1-2		3	0	0	0	1	0	2
Jim Fregosi, R OBP: 0.357, SLG: 0.464 (1, 6)	4-0 G5-2-3 1-2 2-3 BB		4-0 FC6-4 BB		0-0 F9			0-0 F9 2-3		2	0	0	0	2	0	1
Alex Johnson, R OBP: 0.360, SLG: 0.450 (1, 7)	0-0 G5-2-3 1-2 2-3 3-Hr		0-0 FC6-4 1-2f 2-3		0-0 1B			0-0 6-3		4	0	1	0	0	0	6
Jim Spencer, L OBP: 0.322, SLG: 0.420 (1, 3)	0-0 G3		0-0 F8		0-0 F9			0-0 F9		4	0	0	0	0	0	5
Ken McMullen, R OBP: 0.327, SLG: 0.370 (1, 5)		0-3 K		0-3 K		0-0 6-3		0-0 F7		4	0	0	0	0	2	1
Jay Johnstone, L OBP: 0.291, SLG: 0.408 (1, 8)		0-0 F9		0-0 P4			0-0 F8	0-0 P4		4	0	0	0	0	0	0
Joe Azcue, R OBP: 0.284, SLG: 0.294 (1, 2)		0-0 1B		0-0 F8			0-0 5-3			3	0	1	0	0	0	0
Tom Murphy, R OBP: 0.211, SLG: 0.154 Ken Tatum, R OBP: 0.182, SLG: 0.455 Tony Gonzalez, L OBP: 0.344, SLG: 0.364 Eddie Fisher, R OBP: 0.125, SLG: 0.125 (1, 1) (7, 1) (7, PH) (8, 1)		0-3 K		0-3 K		0-0 4-3				2	0	0	0	0	2	1


Inning Stats	R: 0	H: 1	E: 0	LOB: 2	K: 0	BB: 2	S: 3	R: 0	H: 1	E: 0	LOB: 1	K: 2	BB: 0	S: 8	R: 0	H: 0	E: 2	LOB: 2	K: 0	BB: 1	S: 4	R: 0	H: 0	E: 0	LOB: 0	K: 1	BB: 0	S: 5	R: 0	H: 0	E: 0	LOB: 0	K: 1	BB: 0	S: 5	R: 0	H: 1	E: 0	LOB: 1	K: 0	BB: 0	S: 4	R: 0	H: 0	E: 0	LOB: 0	K: 0	BB: 0	S: 3	R: 0	H: 1	E: 0	LOB: 1	K: 0	BB: 0	S: 4	R: 0	H: 0	E: 0	LOB: 0	K: 0	BB: 0	S: 3	R: 0	H: 0	E: 0	LOB: 0	K: 0	BB: 0	S: 3	R: 0	H: 0	E: 0	LOB: 0	K: 0	BB: 0	S: 3
PITCHER Wally Bunker, R ERA: 4.95 (1, 1)	IP	WLS	BF	H	R	ER	SO	BB	IBB	HBP	BLK	WP	HR	S	P	ERA	WHIP																																																												
	9.0	W	34	4	0	0	4	3	0	0	0	0	0	39	51	0.00	0.778																																																												

BOTTOM

Kansas City Royals @ California Angels
Anaheim Stadium, Anaheim, CA
 Tue Sep 01 1970, 10:05 PM EDT
 Att. 9,219 - Unknown

livebaseballscorecards.com

AB	31
R	0
H	4
RBI	0
BB	3
SO	4
LOB	16



WP: 0	PA: 34
PB: 0	SB: 1
CS: 0	

Kansas City Royals @ California Angels
 Anaheim Stadium, Anaheim, CA
 Wed Sep 02 1970, 10:05 PM EDT
 Att. 9,212 - Unknown

AB	36
R	1
H	10
RBI	1
BB	1
SO	7
LOB	19



WP:	0	PA:	38
PB:	0		
SB:	0		
CS:	0		

Batter	1	2	3	4	5	6	7	8	9	AB	R	H	RBI	BB	SO	LOB					
Rich Severson, R (1, 6) OBP: 0.303, SLG: 0.332	0-0 HBP 1B	0-0 1-2 2-H 1B		0-0 F9			0-0 F3		0-0 F6	5	0	2	1	0	0	1					
Cookie Rojas, R (1, 4) OBP: 0.268, SLG: 0.291	0-0 F9	0-0 F6			0-0 1B 1B		0-0 1-3		0-3 K	5	0	1	0	0	1	3					
Amos Otis, R (1, 8) OBP: 0.352, SLG: 0.439	1-0 1-2 HBP		0-0 4-3		0-0 F8		0-0 BB 1B			3	0	1	0	0	0	1					
Lou Piniella, R (1, 7) OBP: 0.348, SLG: 0.437	0-0 F9		0-0 6-3		0-0 1-2 1B		4-0 BB BB BB FC4-6 BB			3	0	1	0	1	0	2					
Bob Oliver, R (1, 3) OBP: 0.309, SLG: 0.471	0-0 1-3		0-0 1B		0-0 F9		0-0 FC4-6 1-2f			4	0	1	0	0	0	6					
Paul Schaal, R (1, 5) OBP: 0.343, SLG: 0.345		0-0 F8		0-0 F6		0-0 G6-4-3 1B		0-3 K	3	0	0	0	0	0	0	3					
Tom Matchick, L (8, PH) OBP: 0.267, SLG: 0.276 (8, 5)		0-0 5-3		0-0 F4				0-3 K	1	0	0	0	0	0	1	0					
Ed Kirkpatrick, L (1, 9) OBP: 0.335, SLG: 0.428 (8, 2)		0-0 1B 1B		0-0 F6				0-3 K	4	1	2	0	0	1	0						
Ellie Rodriguez, R (1, 2) OBP: 0.317, SLG: 0.320 (8, PH) George Spriggs, L (8, 9) OBP: 0.313, SLG: 0.315 (8, 9)		0-0 1B 1B		0-3 K		0-0 G6-4-3 1-2f		0-0 5-3	3	0	1	0	0	1	1						
Bob Johnson, L (1, 1) OBP: 0.189, SLG: 0.125 (9, PH) Pat Kelly, L (9, PH) OBP: 0.338, SLG: 0.314		0-3 K		0-0 1B		0-3 K		0-3 K	3	0	1	0	0	2	2						
Inning Stats	R: 0 E: 0 K: 0 S: 4	H: 1 LOB: 2 BB: 0 P: 5	R: 1 E: 0 K: 1 S: 8	H: 3 LOB: 2 BB: 0 P: 8	R: 0 E: 0 K: 0 S: 4	H: 1 LOB: 1 BB: 0 P: 4	R: 0 E: 0 K: 1 S: 6	H: 1 LOB: 1 BB: 0 P: 6	R: 0 E: 0 K: 0 S: 5	H: 2 LOB: 2 BB: 0 P: 5	R: 0 E: 0 K: 1 S: 5	H: 1 LOB: 0 BB: 0 P: 5	R: 0 E: 0 K: 0 S: 4	H: 1 LOB: 2 BB: 1 P: 8	R: 0 E: 0 K: 2 S: 7	H: 0 LOB: 0 BB: 0 P: 7	R: 0 E: 0 K: 2 S: 7	H: 0 LOB: 0 BB: 0 P: 7	1B: 10 2B: 0 3B: 0 HR: 0	SF: 0 SAC: 0 DP: 1 HBP: 1	WP: 0 PA: 38
PITCHER	IP WLS BF H R ER SO BB IBB HBP BLK WP HR S P ERA WHIP																	IP WLS BF H R ER SO BB IBB HBP BLK WP HR S P ERA WHIP			
Clyde Wright, L (1, 1) ERA: 2.96	6.2 W 31 10 1 1 3 1 0 1 0 0 0 35 40 1.35 1.650																				
Andy Messersmith, R (7, 1) ERA: 3.04	2.1 S 7 0 0 0 4 0 0 0 0 0 0 15 15 0.00 0.000																				

livebaseballscorecards.com

Batter	1	2	3	4	5	6	7	8	9	AB R H RBI BB SO LOB	TOP														
Tom Matchick, L (1, 6) OBP: 0.267, SLG: 0.276	0-0 4-3		0-0 1B		0-0 1-3			0-3 K		4 0 1 0 0 1 1	Kansas City Royals @ California Angels Anaheim Stadium, Anaheim, CA Thu Sep 03 1970, 10:05 PM EDT Att. 6,960 - Unknown livebaseballscorecards.com														
George Spriggs, L (1, 9) OBP: 0.298, SLG: 0.299	0-3 K		0-0 F7		0-3 K			0-0 F6		4 0 0 0 0 2 2															
Amos Otis, R (1, 8) OBP: 0.354, SLG: 0.441	0-0 1B		0-0 F8			0-0 FC4-6 1B		0-0 1B		4 0 3 0 0 0 1															
Lou Piniella, R (1, 7) OBP: 0.345, SLG: 0.433	0-3 K		0-0 F9			0-0 FC4-6 WP 1-2f		0-0 5-3		4 0 0 0 0 1 4															
Ed Kirkpatrick, L (1, 2) OBP: 0.332, SLG: 0.423		0-0 6-3		0-3 K		0-0 F2 1-2		0-0 F8		4 0 0 0 0 1 1															
Bob Oliver, R (1, 3) OBP: 0.308, SLG: 0.469		0-0 6-3		0-3 K		0-0 6-3		0-0 L4-3 1B		4 0 1 0 0 1 1															
Bill Sorrell, L (1, 5) OBP: 0.306, SLG: 0.371		4-0 1B BB		0-0 F9			0-0 G3	0-0 L4-3 1-2		3 0 0 0 1 0 1															
Cookie Rojas, R (1, 4) OBP: 0.271, SLG: 0.300		0-0 1-3 1B			0-0 3B		0-0 4-3			3 0 2 0 0 0 0															
Jim Rooker, R (1, 1) OBP: 0.238, SLG: 0.305		0-3 K			0-0 5-3		0-3 K			3 0 0 0 0 2 3															
Inning Stats	R: 0 E: 0 K: 2 S: 8	H: 1 LOB: 1 BB: 0 P: 8	R: 0 E: 0 K: 1 S: 6	H: 1 LOB: 2 BB: 1 P: 10	R: 0 E: 0 K: 0 S: 4	H: 1 LOB: 1 BB: 0 P: 4	R: 0 E: 0 K: 2 S: 7	H: 0 LOB: 0 BB: 0 P: 7	R: 0 E: 0 K: 1 S: 6	H: 1 LOB: 1 BB: 0 P: 6	R: 0 E: 0 K: 0 S: 4	H: 1 LOB: 1 BB: 0 P: 4	R: 0 E: 0 K: 1 S: 5	H: 0 LOB: 0 BB: 0 P: 5	R: 0 E: 0 K: 1 S: 6	H: 1 LOB: 1 BB: 0 P: 6	R: 0 E: 0 K: 0 S: 3	H: 1 LOB: 0 BB: 0 P: 3	R: 0 E: 0 K: 0 S: 3	H: 1 LOB: 0 BB: 0 P: 3	1B: 6 2B: 1 3B: 1 HR: 0	SF: 0 SAC: 0 DP: 1 HBP: 0	WP: 1 PB: 0 SB: 0 CS: 0	PA: 34	
PITCHER Tom Bradley, R (1, 1) ERA: 3.44	IP 9.0	WLS W	BF 34	H 7	R 0	ER 0	SO 8	BB 1	IBB 0	HBP 0	BLK 0	WP 1	HR 0	S 49	P 53	ERA 0.00	WHIP 0.889								

Batter	1	2	3	4	5	6	7	8	9
Sandy Alomar Sr., S OBP: 0.308, SLG: 0.311 (1, 4)	0-0 L4		0-0 F9		0-0 6-3			0-0 4-3	
Tony Gonzalez, L OBP: 0.343, SLG: 0.362 (1, 8)	0-3 K		0-0 F7		0-3 K			0-3 K	
Jim Fregosi, R OBP: 0.354, SLG: 0.462 (1, 6)	0-0 F8		0-0 F4			0-0 6-3			
Alex Johnson, R OBP: 0.362, SLG: 0.451 (1, 7)		0-0 1B 4-3 1B		0-0 F3		0-0 F8			
Ken McMullen, R OBP: 0.325, SLG: 0.365 (1, 5)		0-0 F6		0-0 L6		0-0 F6			
Tommie Reynolds, R OBP: 0.310, SLG: 0.330 Roger Repoz, L OBP: 0.328, SLG: 0.467 (1, 9) (8, 9)		0-0 4-3 1-3 1B		0-0 F4			0-0 6-3		
Jim Spencer, L OBP: 0.319, SLG: 0.416 (1, 3)		0-0 4-3			0-0 1B 1B		0-3 K		
Joe Azcue, R OBP: 0.287, SLG: 0.297 (1, 2)		0-0 F9			0-0 SH2-4 1-3 1B		0-0 4-3		
Tom Bradley, R OBP: 0.267, SLG: 0.286 (1, 1)			4-0 BB		0-0 SH2-4 1-2		0-3 K		

Inning Stats	R: 0	H: 0	E: 0	K: 1	S: 5	R: 1	H: 2	E: 0	K: 0	S: 5	R: 0	H: 0	E: 0	K: 0	S: 3	R: 0	H: 2	E: 0	K: 1	S: 7	R: 0	H: 0	E: 0	K: 0	S: 3	R: 0	H: 0	E: 0	K: 1	S: 5	R: 0	H: 0	E: 0	K: 2	S: 7	R: 0	H: 0	E: 0	K: 0	S: 7				
	0	0	0	1	5	1	2	0	0	5	0	0	0	0	3	0	2	0	0	7	0	0	0	0	3	0	0	0	0	5	0	0	0	2	7	0	0	0	7	0	0	0	0	7

PITCHER	IP	WLS	BF	H	R	ER	SO	BB	IBB	HBP	BLK	WP	HR	S	P	ERA	WHIP
Jim Rooker, L ERA: 3.7 (1, 1)	8.0	L	29	4	1	1	5	1	0	0	0	0	0	38	42	1.12	0.625

BOTTOM

AB	R	H	RBI	BB	SO	LOB
4	0	0	0	0	0	3
4	0	0	0	0	3	3
3	0	0	0	0	0	1
3	1	1	0	0	0	0
3	0	0	0	0	0	1
3	0	1	0	0	0	0
0	0	0	0	0	0	0
3	0	1	1	0	1	1
3	0	1	0	0	0	1
1	0	0	0	1	1	0

AB	27
R	1
H	4
RBI	1
BB	1
SO	5
LOB	10



WP	PA
0	29

Kansas City Royals @ California Angels
Anaheim Stadium, Anaheim, CA
 Thu Sep 03 1970, 10:05 PM EDT
 Att. 6,960 - Unknown

livebaseballscorecards.com

Batter	1	2	3	4	5	6	7	8	9	AB R H RBI BB SO LOB	TOP									
George Spriggs, L (1, 9) OBP: 0.307, SLG: 0.313	0-0 F8		4-0 L8-3 BB			0-0 2B		0-0 4-3		3 0 1 0 1 0 1										
Cookie Rojas, R (1, 4) OBP: 0.271, SLG: 0.300	0-0 2B 1B		0-0 L8-3 1-2			0-0 5-3		0-0 4-3		4 0 1 0 0 0 2										
Amos Otis, R (1, 8) OBP: 0.352, SLG: 0.438	0-0 F8			0-0 F8		0-0 F2		0-3 K		4 0 0 0 0 1 2										
Ed Kirkpatrick, L (1, 2) OBP: 0.331, SLG: 0.424	0-0 1-H 2B			0-0 1-3			0-3 K	0-3 K		4 0 1 0 0 2 0										
Lou Piniella, R (1, 7) OBP: 0.343, SLG: 0.430		0-0 F9		0-0 F2		0-0 F9				3 0 0 0 0 0 0										
Bob Oliver, R (1, 3) OBP: 0.306, SLG: 0.466		0-0 6-3			0-0 F9		0-0 5-3			3 0 0 0 0 0 0										
Bill Sorrell, L (1, 5) OBP: 0.316, SLG: 0.380		0-0 E 1B			0-0 F5			0-0 1B		3 0 2 0 0 0 0										
Tom Matchick, L (1, 6) OBP: 0.261, SLG: 0.269		0-3 K 1-2			0-0 F7			0-0 F7		3 0 0 0 0 1 2										
Al Fitzmorris, S (1, 1) OBP: 0.393, SLG: 0.480			0-3 K			0-0 F9		0-3 K		1 0 0 0 0 1 0										
Buck Martinez, R (6, PH) OBP: 0.273, SLG: 0.111										1 0 0 0 0 0 0										
Dave Morehead, R (6, 1) OBP: 0.182, SLG: 0.188										0 0 0 0 0 0 0										
Pat Kelly, L (8, PH) OBP: 0.337, SLG: 0.314										1 0 0 0 0 1 1										
Aurelio Montegudo, R (8, 1)										0 0 0 0 0 0 0										
Inning Stats	R: 0 E: 0 K: 0 S: 4	H: 2 LOB: 2 BB: 0 P: 4	R: 0 E: 1 K: 1 S: 6	H: 1 LOB: 1 BB: 0 P: 6	R: 0 E: 0 K: 1 S: 4	H: 0 LOB: 0 BB: 1 P: 8	R: 0 E: 0 K: 0 S: 3	H: 0 LOB: 0 BB: 0 P: 3	R: 0 E: 0 K: 0 S: 3	H: 0 LOB: 0 BB: 0 P: 3	R: 0 E: 0 K: 1 S: 5	H: 1 LOB: 1 BB: 0 P: 5	R: 0 E: 0 K: 1 S: 6	H: 1 LOB: 1 BB: 0 P: 6	R: 0 E: 0 K: 2 S: 7	H: 0 LOB: 0 BB: 0 P: 7	1B: 3 2B: 3 3B: 0 HR: 0	SF: 0 SAC: 0 DP: 1 HBP: 0	WP: 0 PB: 0 SB: 0 CS: 0	PA: 31
PITCHER Catfish Hunter, R (1, 1) ERA: 3.62	IP: 9.0 WLS: W BF: 31 H: 5 R: 0 ER: 0 SO: 6 BB: 1 IBB: 0 HBP: 0 BLK: 0 WP: 0 HR: 0 S: 42 P: 46 ERA: 0.00 WHIP: 0.667																			
PITCHER	IP	WLS	BF	H	R	ER	SO	BB	IBB	HBP	BLK	WP	HR	S	P	ERA	WHIP			

Kansas City Royals @ Oakland Athletics
Oakland-Alameda County Coliseum, Oakland, CA

Fri Sep 04 1970, 7:05 PM PDT
Att. 3,720 - Unknown

livebaseballscorecards.com

AB	30
R	0
H	5
RBI	0
BB	1
SO	6
LOB	8



Batter	1	2	3	4	5	6	7	8	9
Bert Campaneris, R (1, 6) OBP: 0.318, SLG: 0.447	0-0 6-3		0-0 8-5 1B	0-0 F7		0-3 K			
Rick Monday, L (1, 8) OBP: 0.385, SLG: 0.462	0-0 E4		0-0 8-5 1-3f		0-0 SF7 3B		0-0 CS 1B		
Joe Rudi, R (1, 7) OBP: 0.321, SLG: 0.456 Allan Lewis, S (7, PR) Reggie Jackson, L (8, 9) OBP: 0.345, SLG: 0.431	0-0 F3 1-2		0-0 HR 1B		0-0 SF7 3-H		0-0 S 1-2 2B		
Don Mincher, L (1, 3) OBP: 0.330, SLG: 0.479	0-0 F9		0-0 HR		0-0 FC6-4 1B		0-3 K 2-3		
Felipe Alou, R (1, 9) OBP: 0.319, SLG: 0.385 (8, 7)		0-0 F4	0-0 F8		0-0 F7		0-0 4-3		
Sal Bando, R (1, 5) OBP: 0.393, SLG: 0.439		0-0 6-3		0-0 F8	0-0 FC6-4 1-2f		0-3 K		
Gene Tenace, R (1, 2) OBP: 0.456, SLG: 0.720		0-0 2B		0-0 E5 1B		0-0 HR	0-3 K		
Dick Green, R (1, 4) OBP: 0.258, SLG: 0.237		4-0 BB		0-0 SH2-4 1B 3-H		0-0 G4-6-3 1B	0-0 1B		
Catfish Hunter, R (1, 1) OBP: 0.207, SLG: 0.291		0-0 F2		0-0 SH2-4 1-2		0-0 G4-6-3 1-2f	0-3 K		

Inning Stats	R: 0	H: 0	E: 1	LOB: 1	K: 0	BB: 0	S: 4	P: 4
	R: 0	H: 1	E: 0	LOB: 2	K: 0	BB: 1	S: 4	P: 8
	R: 2	H: 3	E: 0	LOB: 0	K: 0	BB: 0	S: 5	P: 5
	R: 1	H: 1	E: 1	LOB: 1	K: 0	BB: 0	S: 5	P: 5
	R: 1	H: 2	E: 0	LOB: 1	K: 0	BB: 0	S: 5	P: 5
	R: 1	H: 2	E: 0	LOB: 0	K: 1	BB: 0	S: 6	P: 6
	R: 0	H: 2	E: 0	LOB: 2	K: 1	BB: 0	S: 6	P: 6
	R: 0	H: 1	E: 0	LOB: 1	K: 3	BB: 0	S: 10	P: 10

PITCHER	IP	WLS	BF	H	R	ER	SO	BB	IBB	HBP	BLK	WP	HR	S	P	ERA	WHIP
Al Fitzmorris, R (1, 1) ERA: 4.46	5.0	L	24	7	4	3	0	1	0	0	0	0	1	23	27	5.40	1.600
Dave Morehead, R (6, 1) ERA: 3.55	2.0		8	4	1	1	2	0	0	0	0	0	1	12	12	4.50	2.000
Aurelio Montenegro, R (8, 1) ERA: 2.05	1.0		4	1	0	0	3	0	0	0	0	0	0	10	10	0.00	1.000

AB R H RBI BB SO LOB

4	0	1	0	0	1	1
4	1	2	0	0	0	1
3	1	2	1	0	0	1
0	0	0	0	0	0	0
0	0	0	0	0	0	0
4	1	2	2	0	1	2
4	0	0	0	0	0	3
4	0	0	0	0	1	1
4	2	2	1	0	1	0
3	0	3	1	1	0	0
3	0	0	0	0	1	4

WP	HR	S	P	ERA	WHIP
0	0	0	36		
0	0	0	3		
0	0	0	1		

Kansas City Royals @ Oakland Athletics
Oakland-Alameda County Coliseum, Oakland, CA

AB	33
R	5
H	12
RBI	5
BB	1
SO	5
LOB	13



WP: 0 PA: 36
PB: 0
SB: 3
CS: 1

Fri Sep 04 1970, 7:05 PM PDT
Att. 3,720 - Unknown

livebaseballscorecards.com

Batter	1	2	3	4	5	6	7	8	9	AB R H RBI BB SO LOB	TOP																		
George Spriggs, L (1, 9) OBP: 0.319, SLG: 0.317 Ellie Rodriguez, R (8, PH) OBP: 0.316, SLG: 0.318 Pat Kelly, L (8, 9) OBP: 0.337, SLG: 0.314	0-0 FC6-4 1B		4-0 G1-6-3 BB			0-0 F5		0-0 L7		2 1 1 0 1 0 0 1 0 0 0 0 0 0 0 0 0 0 0 0 0																			
Amos Otis, R (1, 8) OBP: 0.351, SLG: 0.437	0-0 FC6-4 1B		0-3 K			0-0 5-3		0-0 F9		4 0 1 0 0 1 1																			
Ed Kirkpatrick, L (1, 2) OBP: 0.330, SLG: 0.430	0-0 FC6-4 1B		0-0 G1-6-3			0-0 HR		0-3 K2-3		4 1 1 2 0 1 2																			
Bob Oliver, R (1, 3) OBP: 0.306, SLG: 0.464	0-0 FC6-4 1B			0-0 6-3		0-0 F7		0-3 K		4 0 1 0 0 1 0																			
Lou Piniella, R (1, 7) OBP: 0.342, SLG: 0.430	0-3 K			0-3 K			0-0 5-3	0-0 2B		4 0 1 0 0 2 2																			
Cookie Rojas, R (1, 4) OBP: 0.271, SLG: 0.299	0-0 FC6-4			0-0 F7			0-0 4-3 1B	0-0 G3		4 1 1 0 0 0 3																			
Bill Sorrell, L (1, 5) OBP: 0.314, SLG: 0.369		0-0 F7			4-0 L3 BB		0-0 4-3	0-0 3-1		3 0 0 0 1 0 2																			
Rich Severson, R (1, 6) OBP: 0.304, SLG: 0.332		0-0 F3			0-0 L3		0-0 1B			3 0 1 1 0 0 1																			
Dick Drago, R (1, 1) OBP: 0.075, SLG: 0.046 Ted Abernathy, R (8, 1) OBP: 0.154, SLG: 0.154 Tom Burgmeier, L (8, 1) OBP: 0.231, SLG: 0.167		0-3 K			0-3 K		0-3 K			3 0 0 0 0 3 1 0 0 0 0 0 0 0 0 0 0 0 0 0 0																			
Inning Stats	R: 1 E: 0 K: 1 S: 8	H: 3 LOB: 2 BB: 0 P: 8	R: 0 E: 0 K: 1 S: 5	H: 0 LOB: 0 BB: 0 P: 5	R: 0 E: 0 K: 1 S: 4	H: 0 LOB: 0 BB: 1 P: 8	R: 0 E: 0 K: 1 S: 4	H: 0 LOB: 0 BB: 1 P: 8	R: 1 E: 0 K: 0 S: 4	H: 1 LOB: 0 BB: 0 P: 4	R: 1 E: 0 K: 1 S: 7	H: 2 LOB: 1 BB: 0 P: 7	R: 0 E: 0 K: 1 S: 5	H: 0 LOB: 0 BB: 0 P: 5	R: 0 E: 0 K: 1 S: 6	H: 1 LOB: 1 BB: 0 P: 6	1B: 5 2B: 2 3B: 0 HR: 1	SF: 0 SAC: 0 DP: 2 HBP: 0	WP: 0 PB: 0 SB: 0 CS: 0	PA: 34									
PITCHER	IP WLS BF H R ER SO BB IBB HBP BLK WP HR S P ERA WHIP																												
Chuck Dobson, R (1, 1) ERA: 3.64	7.0		27	6	3	3	6	2	0	0	0	0	0	1	37	45	3.86	1.143											
Paul Lindblad, L (8, 1) ERA: 3.06	1.0	W	3	0	0	0	1	0	0	0	0	0	0	0	5	5	0.00	0.000											
Bob Locker, R (9, 1) ERA: 2.89	1.0	S	4	1	0	0	1	0	0	0	0	0	0	0	6	6	0.00	1.000											

Kansas City Royals @ Oakland Athletics
 Oakland-Alameda County Coliseum, Oakland, CA

Sat Sep 05 1970, 3:33 AM PDT
 Att. 9,824 - Unknown

AB	32
R	3
H	7
RBI	3
BB	2
SO	8
LOB	12



WP	0	PA	34
PB	0		
SB	0		
CS	0		

Batter	1	2	3	4	5	6	7	8	9
Bert Campaneris, R OBP: 0.319, SLG: 0.447 (1, 6) BB	4-0 2B BB	0-0 F5			0-0 S E 2B		0-3 K	0-0 F9	
Rick Monday, L OBP: 0.384, SLG: 0.462 (1, 8) 1-H	0-0 1B 2B		0-0 F8		0-3 K		0-0 F7		
Joe Rudi, R OBP: 0.327, SLG: 0.468 (1, 7) (9, 3) 2-H	0-0 FC4-6 1B		0-0 FC4-6 2B		0-0 2B			0-3 K	
Don Mincher, L OBP: 0.329, SLG: 0.480 (1, 3) Allan Lewis, S (8, PR) Dave Duncan, R OBP: 0.308, SLG: 0.415 (9, 2) 1-2f	0-0 FC4-6 1B		0-0 FC4-6 2B		0-0 L7			0-0 1B 2B	
Felipe Alou, R OBP: 0.322, SLG: 0.388 (1, 9) (9, 7) 1-2	0-0 1B		0-0 F4			0-0 G4-6-3 1B		0-0 BB 1B HR 1B	
Sal Bando, R OBP: 0.394, SLG: 0.439 (1, 5) 2-3	0-3 K		0-0 F6		0-0 K	0-0 G4-6-3 1B		0-0 1-2 HR 1B	
Gene Tenace, R OBP: 0.443, SLG: 0.679 (1, 2) Bob Locker, S OBP: 0.143, SLG: 0.143 (9, 1) BB		4-0 G1-6-3 E BB		0-3 K	0-0 K	0-0 G4-6-3 1B		0-3 K	
Dick Green, R OBP: 0.258, SLG: 0.235 (1, 4) 1-2		0-0 E3 G1-6-3		0-0 F7		0-0 6-3		4-0 HR BB	
Chuck Dobson, R OBP: 0.145, SLG: 0.146 (1, 1) Steve Hovley, L OBP: 0.326, SLG: 0.305 (7, PH) Paul Lindblad, L (8, 1) Reggie Jackson, L OBP: 0.346, SLG: 0.442 (8, PH) (9, 9) 1-2f 2-3		0-0 G1-6-3			0-3 K		0-0 F5	0-0 HR	

Inning Stats	R: 2	H: 3	E: 0	K: 1	S: 7	H: 3	LOB: 2	BB: 1	P: 11	R: 0	H: 0	E: 1	K: 0	S: 3	H: 0	LOB: 1	BB: 1	P: 7	R: 0	H: 1	E: 0	K: 0	S: 4	H: 0	LOB: 0	BB: 0	P: 5	R: 1	H: 2	E: 0	K: 2	S: 9	H: 2	LOB: 1	BB: 0	P: 9	R: 0	H: 2	E: 0	K: 0	S: 4	H: 0	LOB: 0	BB: 0	P: 4	R: 0	H: 0	E: 0	K: 1	S: 5	H: 4	LOB: 1	BB: 1	P: 15
--------------	------	------	------	------	------	------	--------	-------	-------	------	------	------	------	------	------	--------	-------	------	------	------	------	------	------	------	--------	-------	------	------	------	------	------	------	------	--------	-------	------	------	------	------	------	------	------	--------	-------	------	------	------	------	------	------	------	--------	-------	-------

PITCHER	IP	WLS	BF	H	R	ER	SO	BB	IBB	HBP	BLK	WP	HR	S	P	ERA	WHIP
Dick Drago, R ERA: 4.06 (1, 1)	7.1	L	33	11	6	6	6	2	0	0	0	0	0	43	51	7.36	1.773
Ted Abernathy, R ERA: 2.59 (8, 1)	0.1		2	0	0	0	1	1	0	0	0	0	0	3	7	0.00	3.000
Tom Burgmeier, L ERA: 3.3 (8, 1)	0.1		2	1	2	2	0	0	0	0	0	0	1	2	2	54.00	3.000

BOTTOM

AB	R	H	RBI	BB	SO	LOB
4	2	1	0	1	1	2
4	1	1	1	0	1	0
4	0	3	1	0	1	0
4	0	1	0	0	0	3
0	1	0	0	0	0	0
0	0	0	0	0	0	0
4	1	3	1	0	0	1
4	1	2	0	0	1	2
3	0	0	0	1	2	4
0	0	0	0	0	0	0
3	1	0	0	1	0	2
2	0	0	0	0	1	2
1	0	0	0	0	0	0
0	0	0	0	0	0	0
1	1	1	4	0	0	0

AB 34
R 8
H 12
RBI 7
BB 3
SO 7
LOB 16

WP: 0 **PA: 37**
PB: 0
SB: 1
CS: 1

OAKLAND ATHLETICS

Kansas City Royals @ Oakland Athletics
Oakland-Alameda County Coliseum, Oakland, CA

Sat Sep 05 1970, 3:33 AM PDT
Att. 9,824 - Unknown

livebaseballscores.com

Batter	1	2	3	4	5	6	7	8	9	AB R H RBI BB SO LOB	TOP									
George Spriggs, L (1, 9) OBP: 0.316, SLG: 0.306	4-0 BB	0-0 F8			0-0 3-1		0-3 K			3 0 0 0 1 1 2										
Amos Otis, R (1, 8) OBP: 0.349, SLG: 0.433	0-0 F9		0-3 K		0-0 6-3			0-0 F8		4 0 0 0 0 1 2										
Ed Kirkpatrick, L (1, 2) OBP: 0.334, SLG: 0.429	4-0 BB		4-0 BB		4-0 BB	4-0 BB		0-0 F5		1 0 0 0 3 0 0										
Bob Oliver, R (1, 3) OBP: 0.304, SLG: 0.461	0-0 F6		0-3 K		0-0 FC6-4		0-3 K			4 0 0 0 0 2 4										
Lou Piniella, R (1, 7) OBP: 0.341, SLG: 0.431	0-0 4-3			0-0 F7		0-0 FC4-3-6-3-4-6		0-0 2B		4 0 1 0 0 0 3										
Cookie Rojas, R (1, 4) OBP: 0.271, SLG: 0.297		0-0 5-3		0-0 6-3		4-0 BB		0-0 F8		3 0 0 0 1 0 1										
Bill Sorrell, L (1, 5) OBP: 0.311, SLG: 0.391		0-0 HR		0-0 4-3		0-0 4-3		0-0 4-3		4 1 1 1 0 0 3										
Rich Severson, R (1, 6) OBP: 0.303, SLG: 0.327		0-0 L3		4-0 BB		0-0 FC1-6		0-0 5-3		3 0 0 0 1 0 1										
Wally Bunker, R (1, 1) OBP: 0.222, SLG: 0.045		4-0 BB			0-0 FC1-6		0-0 6-3			1 0 0 0 1 0 1										
Pat Kelly, L (7, PH) OBP: 0.336, SLG: 0.313										1 0 0 0 0 0 0										
Ken Wright, R (7, 1)										0 0 0 0 0 0 0										
Aurelio Montegudo, R (8, 1)										0 0 0 0 0 0 0										
Inning Stats	R: 0 E: 0 K: 0 S: 3	H: 0 LOB: 2 BB: 2 P: 11	R: 1 E: 0 K: 0 S: 4	H: 1 LOB: 1 BB: 1 P: 8	R: 0 E: 0 K: 2 S: 6	H: 0 LOB: 1 BB: 1 P: 10	R: 0 E: 0 K: 0 S: 3	H: 0 LOB: 0 BB: 0 P: 3	R: 0 E: 0 K: 0 S: 3	H: 0 LOB: 1 BB: 1 P: 7	R: 0 E: 0 K: 1 S: 5	H: 0 LOB: 0 BB: 0 P: 5	R: 0 E: 0 K: 1 S: 5	H: 0 LOB: 0 BB: 0 P: 5	R: 0 E: 0 K: 0 S: 4	H: 1 LOB: 1 BB: 0 P: 4	1B: 0 2B: 2 3B: 0 HR: 1	SF: 0 SAC: 0 DP: 1 HBP: 0	WP: 0 PB: 0 SB: 1 CS: 1	PA: 35
PITCHER Blue Moon Odom, R (1, 1) ERA: 4.09	IP: 9.0 WLS: W BF: 35 H: 2 R: 1 ER: 1 SO: 4 BB: 7 IBB: 0 HBP: 0 BLK: 0 WP: 0 HR: 1 S: 36 P: 64 ERA: 1.00 WHIP: 1.000																			

Kansas City Royals @ Oakland Athletics
Oakland-Alameda County Coliseum, Oakland, CA

Sun Sep 06 1970, 3:33 AM PDT
Att: 8,245 - Unknown - 72 F

livebaseballscorecards.com

AB 28
R 1
H 2
RBI 1
BB 7
SO 4
LOB 17



Batter	1	2	3	4	5	6	7	8	9	AB	R	H	RBI	BB	SO	LOB
Bert Campaneris, R (1, 6) OBP: 0.318, SLG: 0.445	0-0 F3			0-0 5-3	0-0 6-3		0-0 SH1-4	4-0 BB		3	0	0	0	1	0	0
Rick Monday, L (1, 8) OBP: 0.387, SLG: 0.465	0-0 F7			0-0 1B	0-0 2B		0-3 K	4-0 BB		4	2	2	0	1	1	1
Joe Rudi, R (1, 7) OBP: 0.326, SLG: 0.469 Steve Hovley, L (8, 7) OBP: 0.324, SLG: 0.303	0-0 L9			0-0 L7	0-0 2B		0-0 L8	0-0 L3		4	0	1	1	0	0	2
Don Mincher, L (1, 3) OBP: 0.328, SLG: 0.476		0-0 L3		4-0 1B	0-3 K			0-0 F6		3	0	0	0	1	1	1
Sal Bando, R (1, 5) OBP: 0.394, SLG: 0.439		0-3 K		0-0 1B		0-0 5-3		4-0 BB		3	1	1	0	1	1	0
Reggie Jackson, L (1, 9) OBP: 0.350, SLG: 0.452		0-0 F2		0-0 1B		0-0 HR		4-0 BB		3	2	2	2	1	0	0
Gene Tenace, R (1, 2) OBP: 0.446, SLG: 0.719			0-0 G4-6-3	0-0 F8		0-0 5-3		0-0 HR		4	1	2	3	0	0	3
Dick Green, R (1, 4) OBP: 0.258, SLG: 0.235			0-0 G4-6-3	0-0 K	0-3 K	0-3 K		0-0 BB		4	0	1	0	0	2	1
Blue Moon Odom, R (1, 1) OBP: 0.304, SLG: 0.512			0-3 K		0-0 HR		4-0 SH1-4	0-0 F5		3	1	1	1	1	1	1

Inning Stats	R: 0	H: 0	E: 0	K: 0	S: 3	LOB: 0	BB: 0	P: 3	R: 0	H: 0	E: 0	K: 1	S: 5	LOB: 0	BB: 0	P: 5	R: 0	H: 1	E: 0	K: 1	S: 5	LOB: 0	BB: 0	P: 5	R: 1	H: 3	E: 0	K: 0	S: 6	LOB: 3	BB: 1	P: 10	R: 2	H: 3	E: 0	K: 2	S: 10	LOB: 1	BB: 0	P: 10	R: 1	H: 1	E: 0	K: 1	S: 6	LOB: 0	BB: 0	P: 6	R: 0	H: 0	E: 0	K: 1	S: 5	LOB: 1	BB: 1	P: 9	R: 3	H: 2	E: 0	K: 0	S: 5	LOB: 3	BB: 4	P: 21	1B: 5	SF: 0	2B: 2	SAC: 1	3B: 0	DP: 1	HR: 3	HBP: 0	WP: 0	PA: 39
--------------	------	------	------	------	------	--------	-------	------	------	------	------	------	------	--------	-------	------	------	------	------	------	------	--------	-------	------	------	------	------	------	------	--------	-------	-------	------	------	------	------	-------	--------	-------	-------	------	------	------	------	------	--------	-------	------	------	------	------	------	------	--------	-------	------	------	------	------	------	------	--------	-------	-------	-------	-------	-------	--------	-------	-------	-------	--------	-------	--------

PITCHER	IP	WLS	BF	H	R	ER	SO	BB	IBB	HBP	BLK	WP	HR	S	P	ERA	WHIP
Wally Bunker, R (1, 1) ERA: 5.02	6.0	L	26	8	4	4	5	1	0	0	0	0	2	35	39	6.00	1.500
Ken Wright, R (7, 1) ERA: 5.33	1.1		9	2	3	3	1	3	0	0	0	0	1	8	20	20.25	3.750
Aurelio Montenegro, R (8, 1) ERA: 1.99	0.2		4	0	0	0	0	2	0	0	0	0	0	2	10	0.00	3.000

BOTTOM

Kansas City Royals @ Oakland Athletics
Oakland-Alameda County Coliseum, Oakland, CA

Sun Sep 06 1970, 3:33 AM PDT
Att. 8,245 - Unknown - 72 F

livebaseballscorecards.com

AB	32
R	7
H	10
RBI	7
BB	6
SO	6
LOB	12



Batter	1	2	3	4	5	6	7	8	9	AB R H RBI BB SO LOB	TOP											
Sandy Alomar Sr., S OBP: 0.304, SLG: 0.306 (1, 4)	0-0 G3			0-0 E BB SF8 1B	0-0 6-3		0-0 FC6-4 1-2f			4 1 1 0 0 0 1	California Angels @ Kansas City Royals Municipal Stadium, Kansas City, MO Mon Sep 07 1970, 8:05 PM EDT Att. 6,626 - Unknown											
Jay Johnstone, L OBP: 0.292, SLG: 0.404 (1, 8)	0-0 G3			0-3 K		0-3 K		4-0 G4-6-3 BB		3 0 0 0 1 2 1												
Jim Fregosi, R OBP: 0.357, SLG: 0.462 (1, 6)	0-3 K			4-0 BB E 1-2 BB		4-0 1B BB		0-3 K		2 0 0 0 2 2 1												
Alex Johnson, R OBP: 0.361, SLG: 0.449 (1, 7)		0-3 K		0-0 E3 1-2 2-3 BB		0-0 1-2 1B		0-0 G4-6-3 1-2f		4 0 1 0 0 1 3												
Jim Spencer, L OBP: 0.315, SLG: 0.409 (1, 3)		0-3 K		0-0 SF8		0-0 F9		0-0 F5		3 0 0 1 0 1 2												
Roger Repoz, L OBP: 0.325, SLG: 0.459 (1, 9)		0-3 K		4-0 3-H 1-2 2-3 BB		0-0 F2		0-0 F9		3 0 0 0 1 1 2												
Ken McMullen, R OBP: 0.320, SLG: 0.354 (1, 5)			0-0 F7	0-0 F8		0-0 F8		0-0 6-3		4 0 0 0 0 0 3												
Joe Azcue, R OBP: 0.287, SLG: 0.297 (1, 2)			0-3 K		0-0 1-3		0-0 FC6-4 1B			3 0 1 0 0 1 0												
Tom Bradley, R OBP: 0.256, SLG: 0.267 (1, 1)			0-3 K		0-0 F9		0-3 K			1 0 0 0 0 0 1 0												
Dave LaRoche, L OBP: 0.429, SLG: 0.500 (4, 1)										0 0 0 0 0 0 0 0												
Mickey Rivers, L (5, PH)										1 0 0 0 0 0 0 0												
Ken Tatum, R OBP: 0.182, SLG: 0.455 (5, 1)										0 0 0 0 0 0 0 0												
Bill Voss, L OBP: 0.332, SLG: 0.351 (7, PH)										1 0 0 0 0 0 1 1												
Eddie Fisher, R OBP: 0.125, SLG: 0.125 (7, 1)										0 0 0 0 0 0 0 0												
Terry Cox, R (8, 1)										0 0 0 0 0 0 0 0												
Inning Stats	R: 0 E: 0 K: 1 S: 5	H: 0 LOB: 0 BB: 0 P: 5	R: 0 E: 0 K: 3 S: 9	H: 0 LOB: 0 BB: 0 P: 9	R: 0 E: 0 K: 2 S: 7	H: 0 LOB: 0 BB: 0 P: 7	R: 1 E: 1 K: 1 S: 7	H: 1 LOB: 3 BB: 2 P: 15	R: 0 E: 0 K: 1 S: 6	H: 0 LOB: 0 BB: 0 P: 3	R: 0 E: 0 K: 1 S: 6	H: 1 LOB: 2 BB: 1 P: 10	R: 0 E: 0 K: 1 S: 6	H: 1 LOB: 1 BB: 0 P: 6	R: 0 E: 0 K: 1 S: 4	H: 0 LOB: 0 BB: 1 P: 8	R: 0 E: 0 K: 0 S: 3	H: 0 LOB: 0 BB: 0 P: 3	1B: 3 2B: 0 3B: 0 HR: 0	SF: 1 SAC: 0 DP: 1 HBP: 0	WP: 0 PB: 0 SB: 0 CS: 0	PA: 34
PITCHER Bob Johnson, R ERA: 3.16 (1, 1)	IP 9.0	WLS W	BF 34	H 3	R 1	ER 0	SO 10	BB 4	IBB 0	HBP 0	BLK 0	WP 0	HR 0	S 50	P 66	ERA 0.00	WHIP 0.778					
PITCHER	IP	WLS	BF	H	R	ER	SO	BB	IBB	HBP	BLK	WP	HR	S	P	ERA	WHIP					

AB	29
R	1
H	3
RBI	1
BB	4
SO	10
LOB	14



1	0	0	0	0	0	1	0
0	0	0	0	0	0	0	0
1	0	0	0	0	0	0	0
0	0	0	0	0	0	0	0
1	0	0	0	0	1	1	
0	0	0	0	0	0	0	
0	0	0	0	0	0	0	

WP: 0	PA: 34
-------	--------

1B: 3	SF: 1
2B: 0	SAC: 0
3B: 0	DP: 1
HR: 0	HBP: 0

Batter	1	2	3	4	5	6	7	8	9
Pat Kelly, L OBP: 0.338, SLG: 0.315 (1, 9)	0-0 4-3 1B	0-0 1-2 3-H 1B		0-0 F7			0-0 S 1B		
Amos Otis, R OBP: 0.347, SLG: 0.430 (1, 8)	0-0 F7	0-0 FC5 2-3f			0-0 F8		0-3 K 1-2		
Ed Kirkpatrick, L OBP: 0.333, SLG: 0.435 (1, 2)	0-0 1-3		0-3 K		0-3 K			0-0 HR	
Bob Oliver, R OBP: 0.305, SLG: 0.461 (1, 3)		0-0 E7 BB 1B	0-0 5-3		0-0 5-3			0-0 FC1-4 1B	
Lou Piniella, R OBP: 0.338, SLG: 0.427 (1, 7)		0-3 K	0-0 5-3			0-0 F3		0-0 F9	
Paul Schaal, R OBP: 0.339, SLG: 0.341 (1, 5)		0-0 E6 BB 1B		0-0 F3		0-0 F8		0-0 FC1-4 1B 1-2f	
Cookie Rojas, R OBP: 0.276, SLG: 0.303 (1, 4)		4-0 1B 1-2 2-3 BB		0-0 SH1-4 2B		0-0 F9		0-0 1-2 1B	
Rich Severson, R OBP: 0.302, SLG: 0.322 (1, 6)		0-3 K		4-0 SH1-4 IBB		0-0 F8		0-0 F3	
Bob Johnson, L OBP: 0.200, SLG: 0.140 (1, 1)		0-0 FC5 1-3 2-H 3-H 1B		0-0 SH1-4 1-2 2-3			0-0 3-1		

Inning Stats	R: 0	H: 0	E: 0	K: 3	S: 3	R: 3	H: 3	E: 2	K: 2	S: 11	R: 0	H: 0	E: 0	K: 1	S: 5	R: 0	H: 0	E: 0	K: 1	S: 5	R: 0	H: 0	E: 0	K: 0	S: 3	R: 0	H: 1	E: 0	K: 1	S: 6	R: 0	H: 0	E: 0	K: 1	S: 6	R: 1	H: 3	E: 0	K: 0	S: 6	1B: 6	SF: 0	3B: 0	HR: 1
	LOB: 0	BB: 0	P: 3	ER: 3	LOB: 2	BB: 1	P: 15	LOB: 0	BB: 0	P: 5	LOB: 2	BB: 1	P: 8	LOB: 0	BB: 0	P: 3	LOB: 0	BB: 0	P: 6	LOB: 1	BB: 0	P: 6	LOB: 2	BB: 0	P: 6	1B: 6 <td>SF: 0 <td>SAC: 1 <td>DP: 0 <td>HBP: 0 </td></td></td></td>	SF: 0 <td>SAC: 1 <td>DP: 0 <td>HBP: 0 </td></td></td>	SAC: 1 <td>DP: 0 <td>HBP: 0 </td></td>	DP: 0 <td>HBP: 0 </td>	HBP: 0														

PITCHER	IP	WLS	BF	H	R	ER	SO	BB	IBB	HBP	BLK	WP	HR	S	P	ERA	WHIP
Tom Bradley, R ERA: 3.24 (1, 1)	3.1	L	17	4	3	0	3	1	1	0	0	0	0	21	29	0.00	1.500
Dave LaRoche, L ERA: 3.79 (4, 1)	0.2		2	0	0	0	0	0	0	0	0	0	0	2	2	0.00	0.000
Ken Tatum, R ERA: 3.18 (5, 1)	2.0		6	0	0	0	1	0	0	0	0	0	0	8	8	0.00	0.000
Eddie Fisher, R ERA: 2.98 (7, 1)	1.2		9	4	1	1	1	0	0	0	0	0	1	11	11	5.40	2.400
Terry Cox, R ERA: (8, 1)	0.1		1	0	0	0	0	0	0	0	0	0	0	1	1	0.00	0.000

BOTTOM

AB	R	H	RBI	BB	SO	LOB
4	0	2	1	0	0	2
4	0	0	0	0	1	3
4	1	1	1	0	2	0
4	1	2	0	0	0	0
4	0	0	0	0	1	2
4	1	0	0	0	0	2
3	1	2	0	1	0	0
3	0	0	0	1	1	5
2	0	1	2	0	0	0

AB	32
R	4
H	8
RBI	4
BB	2
SO	5
LOB	14



WP	PA	ERA	WHIP
0	35		

California Angels @ Kansas City Royals
Municipal Stadium, Kansas City, MO
 Mon Sep 07 1970, 8:05 PM EDT
 Att. 6,626 - Unknown

livebaseballscorecards.com

Batter	1	2	3	4	5	6	7	8	9	AB R H RBI BB SO LOB	TOP											
Sandy Alomar Sr., S (1, 4) OBP: 0.303, SLG: 0.305 Giraldo Ruiz, S (4, 4) OBP: 0.291, SLG: 0.263	0-0 6-3			0-3 K		0-0 F6			0-0 G4-3 1B	2 0 0 0 0 1 0 2 0 1 0 0 0 1												
Jarvis Tatum, R (1, 8) OBP: 0.304, SLG: 0.272	0-3 K			0-0 F3			0-0 4-3		0-0 G4-3 1-2f	4 0 0 0 0 1 1												
Jim Fregosi, R (1, 6) OBP: 0.355, SLG: 0.460	0-3 K			0-3 K			0-0 6-3			2 0 0 0 0 2 0												
Alex Johnson, R (1, 7) OBP: 0.359, SLG: 0.446 Greg Garrett, S (7, 1) OBP: 0.182, SLG: 0.100		0-0 F8			0-3 K		0-0 6-3			3 0 0 0 0 1 0 0 0 0 0 0 0 0												
Billy Cowan, R (1, 3) OBP: 0.336, SLG: 0.491		0-0 F8			0-0 F8			0-0 F7		3 0 0 0 0 0 0												
Ken McMullen, R (1, 5) OBP: 0.319, SLG: 0.352		0-3 K			0-0 6-3			0-0 F7		3 0 0 0 0 1 0												
Tommy Reynolds, R (1, 9) OBP: 0.298, SLG: 0.325			0-0 F3			0-0 F8		0-0 2B		3 0 1 0 0 0 0												
Joe Azcue, R (1, 2) OBP: 0.289, SLG: 0.299 Tom Egan, R (6, 2) OBP: 0.281, SLG: 0.318			0-0 F7			0-0 1B		0-0 5-3		2 0 1 0 0 0 0 1 0 0 0 0 0 1												
Rudy May, L (1, 1) OBP: 0.109, SLG: 0.115 Steve Kealey, R (2, 1) OBP: 0.250, SLG: 0.250 Lloyd Allen, R (4, 1) Ray Oyler, R (4, 6) OBP: 0.200, SLG: 0.059 Jay Johnstone, L (7, PH) OBP: 0.291, SLG: 0.403			0-3 K			0-0 F9			0-0 F5	0 0 0 0 0 0 0 1 0 0 0 0 1 0 0 0 0 0 0 0 0 2 0 0 0 0 0 1 1 0 0 0 0 0 0												
Inning Stats	R: 0 E: 0 K: 2 S: 7	H: 0 LOB: 0 BB: 0 P: 7	R: 0 E: 0 K: 1 S: 5	H: 0 LOB: 0 BB: 0 P: 5	R: 0 E: 0 K: 1 S: 5	H: 0 LOB: 0 BB: 0 P: 5	R: 0 E: 0 K: 2 S: 7	H: 0 LOB: 0 BB: 0 P: 7	R: 0 E: 0 K: 1 S: 5	H: 0 LOB: 0 BB: 0 P: 5	R: 0 E: 0 K: 0 S: 4	H: 1 LOB: 1 BB: 0 P: 4	R: 0 E: 0 K: 0 S: 3	H: 0 LOB: 0 BB: 0 P: 3	R: 0 E: 0 K: 0 S: 4	H: 1 LOB: 1 BB: 0 P: 4	R: 0 E: 0 K: 0 S: 3	H: 1 LOB: 0 BB: 0 P: 3	1B: 2 2B: 1 3B: 0 HR: 0	SF: 0 SAC: 0 DP: 1 HBP: 0	WP: 0 PB: 0 SB: 0 CS: 0	PA: 29
PITCHER Jim Rooker, L (1, 1) ERA: 3.52	IP: 9.0 WLS: W BF: 29 H: 3 R: 0 ER: 0 SO: 7 BB: 0 IBB: 0 HBP: 0 BLK: 0 WP: 0 HR: 0 S: 43 P: 43 ERA: 0.00 WHIP: 0.333											PITCHER	IP: WLS: BF: H: R: ER: SO: BB: IBB: HBP: BLK: WP: HR: S: P: ERA: WHIP:									

California Angels @ Kansas City Royals
Municipal Stadium, Kansas City, MO
Tue Sep 08 1970, 8:05 PM EDT
Att. 6,244 - Unknown

livebaseballscorecards.com

AB	29
R	0
H	3
RBI	0
BB	0
SO	7
LOB	4



Batter	1	2	3	4	5	6	7	8	9
Pat Kelly, L (1, 9) OBP: 0.340, SLG: 0.317 George Spriggs, L (5, 9) OBP: 0.309, SLG: 0.299	0-0 F7	0-0 1B 1B 1B		0-0 1B 1B	0-0 G1		0-0 F7		
Cookie Rojas, R (1, 4) OBP: 0.276, SLG: 0.302 Tom Matchick, L (7, 4) OBP: 0.259, SLG: 0.267	0-0 F9	0-3 K		0-0 1B 1B	0-0 5-3		0-0 F6		
Amos Otis, R (1, 8) OBP: 0.347, SLG: 0.429	0-0 6-3	0-0 1B 1B		4-0 1B WP	0-3 K		0-0 F7		
Bob Oliver, R (1, 3) OBP: 0.311, SLG: 0.465		0-0 1B 1B		0-0 1B WP		0-0 1B FC3-2		4-0 1B BB	
Lou Piniella, R (1, 7) OBP: 0.343, SLG: 0.431		0-0 1B 1B		0-0 1B FC5-4		0-0 1B FC3-2		0-3 K	
Paul Schaal, R (1, 5) OBP: 0.343, SLG: 0.343		0-0 1B 1B		0-0 1B FC5-4		0-0 1B FC3-2		4-0 1B BB	
Elie Rodriguez, R (1, 2) OBP: 0.322, SLG: 0.322		0-0 1B BB 1B		4-0 1B WP		0-0 1B FC3-2		0-0 1B	
Rich Severson, R (1, 6) OBP: 0.300, SLG: 0.315		4-0 1B BB		0-0 6-3		0-3 1B K		0-0 1B F7	
Jim Rooker, R (1, 1) OBP: 0.235, SLG: 0.297		0-0 1B 1B 1B		0-3 1B K		0-0 1B F3		0-0 1B F7	

AB	R	H	RBI	BB	SO	LOB
3	1	2	2	0	0	0
2	0	0	0	0	0	0
4	1	1	0	0	1	2
1	0	0	0	0	0	0
4	2	1	0	1	1	0
4	3	4	3	1	0	0
5	1	4	2	0	1	1
4	1	2	2	1	0	3
4	1	2	1	1	0	3
4	1	0	0	1	1	7
5	1	1	1	0	2	7

BOTTOM

California Angels @ Kansas City Royals
Municipal Stadium, Kansas City, MO
 Tue Sep 08 1970, 8:05 PM EDT
 Att. 6,244 - Unknown

AB	40
R	12
H	17
RBI	11
BB	5
SO	6
LOB	23



1B: 17	SF: 0
2B: 0	SAC: 0
3B: 0	DP: 0
HR: 0	HBP: 0

WP: 2	PA: 45
PB: 0	
SB: 0	
CS: 0	

Inning Stats	R: 0	H: 0	E: 0	K: 0	S: 3												
Inning Stats	R: 7	H: 9	E: 0	K: 1	S: 13												
Inning Stats	R: 0	H: 0	E: 0	K: 1	S: 5												
Inning Stats	R: 4	H: 4	E: 0	K: 1	S: 9												
Inning Stats	R: 0	H: 0	E: 0	K: 1	S: 5												
Inning Stats	R: 0	H: 3	E: 0	K: 1	S: 8												
Inning Stats	R: 0	H: 0	E: 0	K: 0	S: 3												
Inning Stats	R: 1	H: 1	E: 0	K: 1	S: 6												
PITCHER	IP	WLS	BF	H	R	ER	SO	BB	IBB	HBP	BLK	WP	HR	S	P	ERA	WHIP
	Rudy May, L (1, 1) ERA: 4.14	1.0	L	10	6	7	7	0	1	0	0	0	0	0	15	19	63.00
Steve Kealey, R (2, 1) ERA: 4.32	2.0		12	6	4	4	2	1	0	0	0	0	0	19	23	0.00	1.667
Lloyd Allen, R (4, 1) ERA: 4.35	3.0		14	4	0	0	3	1	0	0	0	2	0	19	23	0.00	1.667
Greg Garrett, L (7, 1) ERA: 2.85	2.0		9	1	1	1	1	2	0	0	0	0	0	9	17	4.50	1.500

WP: 2	PA: 45
PB: 0	
SB: 0	
CS: 0	

Batter	1	2	3	4	5	6	7	8	9	AB R H RBI BB SO LOB	TOP
Bernie Smith, R (1, 7) <small>OBP: 0.339, SLG: 0.412</small>	0-0 			0-0 		0-0 			4-0 	3 0 0 0 1 0 0	Milwaukee Brewers @ Kansas City Royals Municipal Stadium, Kansas City, MO Thu Sep 10 1970, 8:05 PM EDT Unknown - 74 F
Roberto Pena, R (1, 6) <small>OBP: 0.280, SLG: 0.316</small>	0-3 			0-0 		0-0 		0-0 	4 0 1 0 0 1 1		
Tommy Harper, R (1, 5) <small>OBP: 0.370, SLG: 0.519</small>	0-0 			1-0 			0-0 	4-0 	2 0 0 0 1 0 0		
Ted Savage, R (1, 9) <small>OBP: 0.400, SLG: 0.469</small> Floyd Wicker, L (9, PH) <small>OBP: 0.273, SLG: 0.200</small>		0-0 		4-0 			0-0 	0-3 	2 0 0 0 1 0 0 1 0 0 0 0 1 2		
Jerry McNertney, R (1, 3) <small>OBP: 0.309, SLG: 0.358</small> (8, 2) Bob Burda, L (9, PH) <small>OBP: 0.316, SLG: 0.325</small> Fred Stanley, R (9, PR)		0-0 		0-0 			0-0 	0-0 	3 0 0 0 0 0 3 1 0 1 0 0 0 0 0 0 0 0 0 0 0		
Phil Roof, R (1, 2) <small>OBP: 0.329, SLG: 0.403</small> Max Alvis, R (8, PR) <small>OBP: 0.209, SLG: 0.273</small> Tito Francona, L (8, 3) <small>OBP: 0.333, SLG: 0.302</small>		0-3 		4-0 			4-0 	0-0 	1 0 0 0 2 1 0 0 0 0 0 0 0 0 1 0 0 0 0 0 3		
Dave May, L (1, 8) <small>OBP: 0.329, SLG: 0.340</small>			0-0 		0-0 			0-0 		3 0 2 0 0 0 1	
Ted Kubiak, S (1, 4) <small>OBP: 0.339, SLG: 0.320</small>			0-0 		0-0 			0-3 		3 0 0 0 0 1 4	
Skip Lockwood, R (1, 1) <small>OBP: 0.255, SLG: 0.348</small> Hank Allen, R (8, PH) <small>OBP: 0.306, SLG: 0.292</small> Ken Sanders, R (8, 1) <small>OBP: 0.364, SLG: 0.125</small>			0-3 		0-0 			0-0 		2 0 0 0 0 1 0 1 0 0 0 0 0 2 0 0 0 0 0 0 0	
Inning Stats	R: 0 H: 0 E: 0 LOB: 0 K: 1 BB: 0 S: 5 P: 5	R: 0 H: 0 E: 0 LOB: 0 K: 1 BB: 0 S: 5 P: 5	R: 0 H: 1 E: 0 LOB: 0 K: 1 BB: 0 S: 5 P: 5	R: 0 H: 1 E: 0 LOB: 2 K: 0 BB: 1 S: 3 P: 8	R: 0 H: 0 E: 0 LOB: 0 K: 0 BB: 1 S: 2 P: 6	R: 0 H: 0 E: 0 LOB: 0 K: 0 BB: 0 S: 3 P: 3	R: 0 H: 0 E: 0 LOB: 0 K: 0 BB: 0 S: 3 P: 3	R: 0 H: 1 E: 0 LOB: 2 K: 1 BB: 1 S: 5 P: 9	R: 0 H: 1 E: 0 LOB: 3 K: 1 BB: 2 S: 6 P: 14	1B: 3 SF: 0 2B: 3 SAC: 0 3B: 0 DP: 4 HR: 0 HBP: 1	
PITCHER Bill Butler, L (1, 1) <small>ERA: 3.73</small> Ted Abernathy, R (9, 1) <small>ERA: 2.57</small>	IP WLS BF H R ER SO BB IBB HBP BLK WP HR S P ERA WHIP 8.1 W 30 3 0 0 4 5 0 1 0 0 0 32 53 0.00 0.960										

livebaseballscorecards.com

AB	27
R	0
H	4
RBI	0
BB	5
SO	5
LOB	16



Batter	1	2	3	4	5	6	7	8	9
Pat Kelly, L (1, 9) OBP: 0.339, SLG: 0.315	0-0 F7		4-0 BB		0-0 4-3		0-0 5-3		
Amos Otis, R (1, 8) OBP: 0.348, SLG: 0.429	0-0 F9		0-0 6-3		0-0 FC3-6 1B			0-0 L1-3 1B	
Ed Kirkpatrick, L (1, 2) OBP: 0.333, SLG: 0.432	0-0 F9			4-0 FC6-4 BB	0-0 FC3-6 1-2f			0-0 L1-3 1-2	
Bob Oliver, R (1, 3) OBP: 0.311, SLG: 0.464		0-0 F7		0-0 FC6-4 BLK 1B 1-2f	0-0 F8			0-0 FC4-6 1B	
Lou Piniella, R (1, 7) OBP: 0.342, SLG: 0.430		0-3 K		0-0 BLK 1B 1-2		0-0 6-3		0-0 FC4-6 1-2f	
Paul Schaal, R (1, 5) OBP: 0.345, SLG: 0.344		4-0 BB		0-0 E S 1B 1-H 2-H		0-3 K			
Cookie Rojas, R (1, 4) OBP: 0.273, SLG: 0.299		0-0 4-3		0-0 F7 1-2		0-0 F9			
Tom Matchick, L (1, 6) OBP: 0.254, SLG: 0.261			0-3 K	0-0 E3 2-3			0-0 L9		
Bill Butler, L (1, 1) OBP: 0.130, SLG: 0.048			0-0 F5	0-3 K			0-3 K		
Ted Abernathy, R (9, 1) OBP: 0.154, SLG: 0.154									

Inning Stats		R: 0	H: 0	E: 0	LOB: 0	K: 0	BB: 0	S: 3	P: 3
R: 0	H: 0	E: 0	LOB: 1	K: 1	BB: 1	S: 5	P: 9		
R: 2	H: 2	E: 1	LOB: 2	K: 1	BB: 1	S: 8	P: 12		
R: 0	H: 1	E: 0	LOB: 1	K: 0	BB: 0	S: 4	P: 4		
R: 0	H: 0	E: 0	LOB: 0	K: 1	BB: 0	S: 5	P: 5		
R: 0	H: 0	E: 0	LOB: 0	K: 1	BB: 0	S: 5	P: 5		
R: 0	H: 2	E: 0	LOB: 1	K: 0	BB: 0	S: 4	P: 4		

PITCHER		IP	WLS	BF	H	R	ER	SO	BB	IBB	HBP	BLK	WP	HR	S	P	ERA	WHIP
Skip Lockwood, R (1, 1) ERA: 4.52	(1, 1)	7.0	L	28	3	2	2	5	3	0	0	1	0	0	35	47	2.57	0.857
Ken Sanders, R (8, 1) ERA: 1.49	(8, 1)	1.0		4	2	0	0	0	0	0	0	0	0	0	4	4	0.00	2.000

BOTTOM

Milwaukee Brewers @ Kansas City Royals
Municipal Stadium, Kansas City, MO

Thu Sep 10 1970, 8:05 PM EDT
Unknown - 74 F

AB	29
R	2
H	5
RBI	2
BB	3
SO	5
LOB	11

livebaseballscorecards.com



1B:	5	SF:	0	WP:	0	PA:	32
2B:	1	SAC:	0	PB:	0		
3B:	0	DP:	1	SB:	2		
HR:	0	HBP:	0	CS:	0		

Batter	1	2	3	4	5	6	7	8	9	AB R H RBI BB SO LOB	TOP									
Tommy Harper, R (1, 5) OBP: 0.368, SLG: 0.515 Bob Humphreys, R (8, 1)	0-3 K		0-3 K			0-0 F7		0-0 FC2-6		4 0 0 0 0 2 1 0 0 0 0 0 0 0	Milwaukee Brewers @ Kansas City Royals Municipal Stadium, Kansas City, MO Thu Sep 10 1970, 8:05 PM EDT Att. 7,369 - Unknown livebaseballscorecards.com									
Floyd Wicker, L (1, 9) OBP: 0.333, SLG: 0.286	0-0 4-3			0-0 6-3			0-0 FC4-6 1B		0-0 G4-6-3 1B	4 0 2 0 0 0 0										
Dave May, L (1, 8) OBP: 0.325, SLG: 0.336	0-0 F3			0-0 4-3			0-0 FC4-6 1B SF7		0-0 G4-6-3	4 1 0 0 0 0 2										
Bob Burda, L (1, 3) OBP: 0.319, SLG: 0.343		0-0 HR		0-0 F3			0-0 1-3 1B		0-0 6-3	4 1 2 1 0 0 0										
Russ Snyder, L (1, 7) OBP: 0.279, SLG: 0.330				0-0 F7		0-0 L8		0-0 SF7		2 0 0 1 0 0 0										
Roberto Pena, R (1, 6) OBP: 0.278, SLG: 0.314				0-0 5-3		0-0 F3		0-0 F9		3 0 0 0 0 0 1										
Jerry McNertney, R (1, 2) OBP: 0.306, SLG: 0.355			0-3 K		0-0 F9			0-0 4-3		3 0 0 0 0 1 0										
Ted Kubiak, S (1, 4) OBP: 0.337, SLG: 0.318 Gus Gil, R (8, 5) OBP: 0.296, SLG: 0.246			0-0 F6			0-0 F6		0-0 6-3		3 0 0 0 0 0 0 0 0 0 0 0 0 0										
John Morris, R (1, 1) OBP: 0.231, SLG: 0.308 Ken Sanders, R (6, 1) OBP: 0.364, SLG: 0.125 Gene Brabender, R (6, 1) OBP: 0.096, SLG: 0.146 Wayne Twitchell, R (7, 1) Tito Francona, L (8, PH) OBP: 0.340, SLG: 0.310 Fred Stanley, R (8, PR) (8, 4)			0-3 K			0-0 5-3		0-0 FC2-6 1B		2 0 0 0 0 1 0 1 0 1 0 0 0 0 0 0 0 0 0 0 0										
Inning Stats	R: 0 E: 0 K: 1 S: 5	H: 0 LOB: 0 BB: 0 P: 5	R: 1 E: 0 K: 1 S: 6	H: 1 LOB: 0 BB: 0 P: 6	R: 0 E: 0 K: 2 S: 7	H: 0 LOB: 0 BB: 0 P: 7	R: 0 E: 0 K: 0 S: 3	H: 0 LOB: 0 BB: 0 P: 3	R: 0 E: 0 K: 0 S: 3	H: 0 LOB: 0 BB: 0 P: 3		R: 1 E: 0 K: 0 S: 5	H: 2 LOB: 1 BB: 0 P: 5	R: 0 E: 0 K: 0 S: 4	H: 1 LOB: 1 BB: 0 P: 4	R: 0 E: 0 K: 0 S: 3	H: 1 LOB: 0 BB: 0 P: 3	1B: 4 2B: 0 3B: 0 HR: 1	SF: 1 SAC: 0 DP: 1 HBP: 0	WP: 0 PB: 0 SB: 0 CS: 0
PITCHER Dick Drago, R (1, 1) ERA: 3.98	IP 9.0 WLS W BF 31 H 5 R 2 ER 2 SO 4 BB 0 IBB 0 HBP 0 BLK 0 WP 0 HR 1 S 39 P 39 ERA 2.00 WHIP 0.556																			



Batter	1	2	3	4	5	6	7	8	9
Pat Kelly, L OBP: 0.337, SLG: 0.314 (1, 9) (8, 8)	0-0 6-3 ①		0-3 K ②			0-0 BB 2B 1B	0-0 4-3 ①	0-0 4-3 ①	
Cookie Rojas, R OBP: 0.273, SLG: 0.299 Tom Matchick, L OBP: 0.252, SLG: 0.259 (1, 4) (8, 4)	0-0 6-3 ②		0-0 F7 ③			0-0 L7 ②	0-0 BB 1B 1B	0-3 K ②	
Amos Otis, R OBP: 0.351, SLG: 0.430 George Spriggs, L OBP: 0.306, SLG: 0.295 (1, 8) (8, 9)	0-0 1B			0-0 6-3 ①		4-0 BB 2B BB	4-0 1B BB	0-0 F7 ③	
Bob Oliver, R OBP: 0.312, SLG: 0.463 (1, 3) (8, 3)	0-0 L8 ③			0-0 F9 ②		4-0 1-2 2-3 2B BB	0-0 1-2 2-H 2B 1B		
Lou Piniella, R OBP: 0.345, SLG: 0.434 (1, 7)		0-0 FC1-6 1B		0-0 F8 ③		0-0 BB 1B 2B	0-0 1-2 2-H 2B 1B		
Paul Schaal, R OBP: 0.347, SLG: 0.347 (1, 5)		0-0 L9 ①			0-0 L7 ①	4-0 BB 1B BB	0-0 1-H 2-H 1B 2B		
Elie Rodriguez, R OBP: 0.321, SLG: 0.317 (1, 2)		0-0 FC1-6 1-2f			0-0 5-3 ②	4-0 1B BB 1-2 2-3	0-3 K ②		
Rich Severson, R OBP: 0.303, SLG: 0.319 (1, 6)		0-3 K ③			0-3 K ③	0-0 1B 1-3 2-H 3-H	0-0 2-H 1B		
Dick Drago, R OBP: 0.070, SLG: 0.043 (1, 1)			0-3 K ①			0-3 K	0-3 K ③		

Inning Stats	R: 0 E: 0 K: 4 S: 4	H: 1 LOB: 1 BB: 0 P: 4	R: 0 E: 0 K: 1 S: 6	H: 1 LOB: 1 BB: 0 P: 6	R: 0 E: 0 K: 2 S: 7	H: 0 LOB: 0 BB: 0 P: 7	R: 0 E: 0 K: 0 S: 3	H: 0 LOB: 0 BB: 0 P: 3	R: 0 E: 0 K: 1 S: 5	H: 0 LOB: 0 BB: 0 P: 5	R: 5 E: 0 K: 2 S: 10	H: 3 LOB: 2 BB: 4 P: 26	R: 5 E: 0 K: 2 S: 12	H: 5 LOB: 1 BB: 1 P: 16	R: 0 E: 0 K: 1 S: 5	H: 0 LOB: 0 BB: 0 P: 5
--------------	------------------------------	---------------------------------	------------------------------	---------------------------------	------------------------------	---------------------------------	------------------------------	---------------------------------	------------------------------	---------------------------------	-------------------------------	----------------------------------	-------------------------------	----------------------------------	------------------------------	---------------------------------

PITCHER	IP	WLS	BF	H	R	ER	SO	BB	IBB	HBP	BLK	WP	HR	S	P	ERA	WHIP
John Morris, L ERA: 3.6 (1, 1)	5.2	L	22	3	3	3	5	2	0	0	0	0	0	30	38	4.76	0.882
Ken Sanders, R ERA: 1.76 (6, 1)	0.0		4	2	2	2	0	2	0	0	0	0	0	2	10	∞	∞
Gene Brabender, R ERA: 6.06 (6, 1)	0.2		5	2	3	3	1	1	0	0	0	0	0	6	10	40.50	4.500
Wayne Twitchell, R ERA: 10.8 (7, 1)	0.2		5	3	2	2	2	0	0	0	0	0	0	9	9	27.00	4.500
Bob Humphreys, R ERA: 3.23 (8, 1)	1.0		3	0	0	0	1	0	0	0	0	0	0	5	5	0.00	0.000

BOTTOM

Milwaukee Brewers @ Kansas City Royals
Municipal Stadium, Kansas City, MO

Thu Sep 10 1970, 8:05 PM EDT
Att. 7,369 - Unknown

AB	R	H	RBI	BB	SO	LOB
5	1	1	0	0	1	0
4	1	1	0	0	0	1
1	0	0	0	0	1	0
2	2	1	0	2	0	0
1	0	0	0	0	0	0
3	2	1	1	1	0	1
4	2	3	4	0	0	0
3	2	1	2	1	0	1
3	0	0	0	1	1	2
4	0	2	3	0	2	1
4	0	0	0	0	4	3

AB	34
R	10
H	10
RBI	10
BB	5
SO	9
LOB	9

WP: 0 PA: 39
PB: 0
SB: 0
CS: 0

1B: 8 SF: 0
2B: 2 SAC: 0
3B: 0 DP: 0
HR: 0 HBP: 0



livebaseballscorecards.com

Batter	1	2	3	4	5	6	7	8	9	AB R H RBI BB SO LOB	TOP	
Bert Campaneris, R (1, 6) OBP: 0.317, SLG: 0.436	0-0 1-3		0-0 F9		0-3 K		0-0 L5	0-0 1B		5 0 1 1 0 1 2		
Rick Monday, L (1, 8) OBP: 0.387, SLG: 0.457 Bobby Brooks, R (8, PH) Steve Hovley, L (8, 8) OBP: 0.326, SLG: 0.305	0-0 5-3 1B		4-0 G4-6-3 1-2 BB		0-0 L5		4-0 BB	0-3 K		2 0 1 0 2 0 0 1 0 0 0 0 1 2 0 0 0 0 0 0 0		
Felipe Alou, R (1, 7) OBP: 0.318, SLG: 0.381	0-0 5-3 1-2		0-0 G4-6-3 1-2f			0-0 F8	0-0 F3		0-0 CS 1B	5 0 1 0 0 0 5		
Tommy Davis, R (1, 3) OBP: 0.309, SLG: 0.385	0-3 K			0-0 F5		0-0 E 2B	0-0 F7		0-0 FC4-6 1B	5 1 2 0 0 1 3		
Sal Bando, R (1, 5) OBP: 0.396, SLG: 0.447		4-0 5-3 BB		0-3 K		0-0 F5		0-0 E 2B 1B	0-0 FC4-6	4 1 1 0 1 1 2		
Reggie Jackson, L (1, 9) OBP: 0.352, SLG: 0.451		0-0 F4		0-0 S 1B		0-0 E9 2-H 1B		0-3 K	0-0 F8	5 0 2 1 0 1 3		
Gene Tenace, R (1, 2) OBP: 0.415, SLG: 0.594		0-0 5-3 1-2		4-0 1-2 BB		4-0 BB		0-0 E5 2B 1B		2 1 0 0 2 0 2		
Dick Green, R (1, 4) OBP: 0.262, SLG: 0.240		0-0 F6		0-0 F9		0-0 F8		0-0 1B 1-3 2B		4 0 1 1 0 0 5		
Vida Blue, S (1, 1) OBP: 0.500, SLG: 1.167			0-0 BB 1B		0-3 K		0-0 2B	0-3 K		4 0 2 0 0 2 2		
Inning Stats	R: 0 E: 0 K: 1 S: 6 H: 1 LOB: 1 BB: 0 P: 6	R: 0 E: 0 K: 0 S: 3 H: 0 LOB: 1 BB: 1 P: 7	R: 0 E: 0 K: 0 S: 3 H: 1 LOB: 1 BB: 1 P: 7	R: 0 E: 0 K: 1 S: 6 H: 1 LOB: 2 BB: 1 P: 10	R: 0 E: 0 K: 2 S: 7 H: 0 LOB: 0 BB: 0 P: 7	R: 1 E: 1 K: 0 S: 5 H: 2 LOB: 2 BB: 1 P: 9	R: 0 E: 0 K: 0 S: 4 H: 1 LOB: 2 BB: 1 P: 8	R: 2 E: 1 K: 3 S: 13 H: 3 LOB: 2 BB: 0 P: 13	R: 0 E: 0 K: 0 S: 4 H: 2 LOB: 1 BB: 0 P: 4	1B: 8 2B: 3 3B: 0 HR: 0 SF: 0 SAC: 0 DP: 1 HBP: 0	WP: 0 PB: 0 SB: 1 CS: 1 PA: 42	
PITCHER	IP WLS BF H R ER SO BB IBB HBP BLK WP HR S P ERA WHIP											
Wally Bunker, R (1, 1) ERA: 4.82	7.1 L 35 8 3 2 5 5 0 0 0 0 0 0 40 60 2.46 1.773											
Tom Burgmeier, L (8, 1) ERA: 3.26	0.2 3 1 0 0 2 0 0 0 0 0 0 0 7 7 0.00 1.500											
Ted Abernathy, R (9, 1) ERA: 2.53	1.0 4 2 0 0 0 0 0 0 0 0 0 0 4 4 0.00 2.000											

Oakland Athletics @ Kansas City Royals
Municipal Stadium, Kansas City, MO
Fri Sep 11 1970, 8:05 PM EDT
Att. 6,993 - Unknown

livebaseballscorecards.com

AB	37
R	3
H	11
RBI	3
BB	5
SO	7
LOB	26



Batter	1	2	3	4	5	6	7	8	9	AB	R	H	RBI	BB	SO	LOB
Pat Kelly, L OBP: 0.339, SLG: 0.314 (1, 9)	0-0 4-3			0-0 F7		4-0 BB		0-0 1B		3	0	1	0	1	0	0
Cookie Rojas, R OBP: 0.270, SLG: 0.296 (1, 4)	0-0 4-3			0-0 F7		0-0 F5		0-0 F6		4	0	0	0	0	0	2
Amos Otis, R OBP: 0.352, SLG: 0.428 (1, 8)	0-3 K			4-0 BB		0-0 5-3		4-0 BB		2	0	0	0	2	1	1
Bob Oliver, R OBP: 0.310, SLG: 0.460 (1, 3)		0-0 F8		0-0 4-3		0-3 K		0-3 K		4	0	0	0	0	2	3
Lou Piniella, R OBP: 0.343, SLG: 0.431 (1, 7)		0-0 F4			0-0 3-1		0-3 K		0-0 F8	4	0	0	0	0	1	1
Paul Schaal, R OBP: 0.343, SLG: 0.343 (1, 5)		0-0 L8			0-0 4-3		0-0 F3		0-0 F5	4	0	0	0	0	0	1
Elie Rodriguez, R OBP: 0.321, SLG: 0.314 (1, 2)			0-0 F3		1-0 BB HBP		0-0 6-3			2	0	0	0	0	0	0
Rich Severson, R OBP: 0.304, SLG: 0.316 (1, 6)			0-0 F7		4-0 BB		0-0 F9			2	0	0	0	1	0	0
Wally Bunker, R OBP: 0.207, SLG: 0.042 (1, 1)			0-3 K		0-3 K			0-3 K		2	0	0	0	0	2	2
Tom Burgmeier, L OBP: 0.231, SLG: 0.167 (8, 1)										0	0	0	0	0	0	0
Hawk Taylor, R OBP: 0.246, SLG: 0.231 (8, PH)										1	0	0	0	0	1	0
Ted Abernathy, R OBP: 0.154, SLG: 0.154 (9, 1)										0	0	0	0	0	0	0

Inning Stats	R: 0	H: 0	R: 0	H: 0	R: 0	H: 0	R: 0	H: 0	R: 0	H: 0	R: 0	H: 1	R: 0	H: 0	R: 0	H: 0	1B: 1	SF: 0
	E: 0	LOB: 0	E: 0	LOB: 0	E: 0	LOB: 1	E: 0	LOB: 2	E: 0	LOB: 1	E: 0	LOB: 0	E: 0	LOB: 1	E: 0	LOB: 1	2B: 0	SAC: 0
	K: 1	BB: 0	K: 0	BB: 0	K: 0	BB: 1	K: 1	BB: 1	K: 1	BB: 1	K: 1	BB: 0	K: 1	BB: 0	K: 1	BB: 1	3B: 0	DP: 0
	S: 5	P: 5	S: 3	P: 3	S: 5	P: 7	S: 5	P: 10	S: 5	P: 9	S: 5	P: 5	S: 6	P: 6	S: 5	P: 9	HR: 0	HBP: 1

PITCHER	IP	WLS	BF	H	R	ER	SO	BB	IBB	HBP	BLK	WP	HR	S	P	ERA	WHIP	PITCHER	IP	WLS	BF	H	R	ER	SO	BB	IBB	HBP	BLK	WP	HR	S	P	ERA	WHIP
Vida Blue, L ERA: 2.7 (1, 1)	9.0	W	33	1	0	0	7	4	0	1	0	0	0	42	59	0.00	0.556																		

BOTTOM

Oakland Athletics @ Kansas City Royals
Municipal Stadium, Kansas City, MO

livebaseballscores.com

AB 28
R 0
H 1
RBI 0
BB 4
SO 7
LOB 10



WP: 0 PA: 33
PB: 0
SB: 2
CS: 0

Fri Sep 11 1970, 8:05 PM EDT
Att. 6,993 - Unknown

Batter	1	2	3	4	5	6	7	8	9	AB R H RBI BB SO LOB	TOP																						
Bert Campaneris, R (1, 6) OBP: 0.317, SLG: 0.436	0-0 F8		0-0 S 4-3 2-H 1B		0-0 F4		0-0 F3		0-0 F2	5 0 2 1 0 0 0																							
Steve Hovley, L (1, 8) OBP: 0.320, SLG: 0.299	0-0 F2		0-0 4-3 1-2		0-0 F4		0-0 F3			4 0 0 0 0 0 3																							
Felipe Alou, R (1, 7) OBP: 0.317, SLG: 0.380	0-0 6-3		0-0 6-3 2-3			0-0 G6-4-3 1B			0-0 F8	4 0 1 0 0 0 1																							
Tommy Davis, R (1, 3) OBP: 0.311, SLG: 0.386		0-0 5-3		0-0 1B 1B		0-0 G6-4-3 1-2f			0-0 HR 1B	4 1 2 0 0 0 1																							
Sal Bando, R (1, 5) OBP: 0.397, SLG: 0.446		0-0 6-3		0-0 1-2 1B		4-0 BB BB			0-3 K SS	3 0 1 0 1 1 1																							
Reggie Jackson, L (1, 9) OBP: 0.353, SLG: 0.459		0-0 E S 1B		0-3 K SS		0-3 K SS			0-0 1-H HR	4 1 2 2 0 2 3																							
Gene Tenace, R (1, 2) OBP: 0.395, SLG: 0.562		0-3 K 1-3		0-3 K SS			0-0 F6		0-0 F7	4 0 0 0 0 2 3																							
Dick Green, R (1, 4) OBP: 0.265, SLG: 0.243			0-0 SH2-4 1B 1B		0-0 F6		0-0 1B S 1B		0-0 4-3	3 1 2 0 0 0 2																							
Allan Lewis, S (7, PR)										0 0 0 0 0 0 0																							
Mudcat Grant, R (7, 1) OBP: 0.500, SLG: 0.222										1 0 0 0 0 0 0																							
Diego Segui, R (1, 1) OBP: 0.114, SLG: 0.116			0-0 SH2-4		0-3 K		0-0 F8		0-0 F9	1 0 0 0 0 1 0																							
John Donaldson, L (7, PH) OBP: 0.326, SLG: 0.338			1-2							2 0 0 0 0 0 1																							
Inning Stats	R: 0 E: 0 K: 0 S: 3	H: 0 LOB: 0 BB: 0 P: 3	R: 0 E: 0 K: 1 S: 6	H: 1 LOB: 1 BB: 0 P: 6	R: 1 E: 0 K: 0 S: 5	H: 2 LOB: 1 BB: 0 P: 5	R: 0 E: 0 K: 2 S: 9	H: 2 LOB: 2 BB: 0 P: 9	R: 0 E: 0 K: 1 S: 5	H: 0 LOB: 0 BB: 0 P: 5	R: 0 E: 0 K: 1 S: 5	H: 1 LOB: 1 BB: 1 P: 9	R: 0 E: 0 K: 0 S: 5	H: 2 LOB: 2 BB: 0 P: 5	R: 2 E: 0 K: 1 S: 7	H: 2 LOB: 0 BB: 0 P: 7	R: 0 E: 0 K: 0 S: 3	H: 0 LOB: 0 BB: 0 P: 3	1B: 9 2B: 0 3B: 0 HR: 1	SF: 0 SAC: 1 DP: 1 HBP: 0	WP: 0 PB: 0 SB: 3 CS: 0	PA: 37											
PITCHER Bob Johnson, R (1, 1) ERA: 3.16	IP 9.0	WLS L	BF 37	H 10	R 3	ER 3	SO 6	BB 1	IBB 0	HBP 0	BLK 0	WP 0	HR 1	S 48	P 52	ERA 3.00	WHIP 1.222																
											PITCHER	IP	WLS	BF	H	R	ER	SO	BB	IBB	HBP	BLK	WP	HR	S	P	ERA	WHIP					

Oakland Athletics @ Kansas City Royals
Municipal Stadium, Kansas City, MO
Sat Sep 12 1970, 4:33 AM EDT
Att. 6,579 - Unknown

livebaseballscorecards.com

AB	35
R	3
H	10
RBI	3
BB	1
SO	6
LOB	15



Batter	1	2	3	4	5	6	7	8	9	AB R H RBI BB SO LOB
George Spriggs, L (1, 9) OBP: 0.314, SLG: 0.319	0-0 1B 3B	4-0 E S BB			0-0 F3		0-0 6-3			3 1 1 0 1 0 1
Amos Otis, R (1, 8) OBP: 0.353, SLG: 0.430	0-0 S BB 1B	0-0 F6 1-3 3-H			0-0 2B		0-0 F4			4 0 2 1 0 0 2
Ed Kirkpatrick, L (1, 2) OBP: 0.329, SLG: 0.427	0-3 K		0-0 4-3		0-0 L8		0-3 K			4 0 0 0 0 2 2
Bob Oliver, R (1, 3) OBP: 0.311, SLG: 0.459	4-0 S 1-2 BB		0-0 CS 1B		0-0 F7		0-0 6-3			3 0 1 0 1 0 1
Lou Piniella, R (1, 7) OBP: 0.342, SLG: 0.429	0-0 F4 1-2 2-3		0-0 1B		0-0 F3		0-0 5-3			4 0 1 0 0 0 2
Paul Schaal, R (1, 5) OBP: 0.342, SLG: 0.341	0-3 K		0-0 F8		0-0 F7		0-0 FC1-6 1B			4 0 1 0 0 1 3
Tom Matchick, L (1, 4) OBP: 0.245, SLG: 0.252		0-0 4-3		0-0 4-3		0-3 K		0-0 FC1-6 1-2f		4 0 0 0 0 1 1
Rich Severson, R (1, 6) OBP: 0.308, SLG: 0.325		0-0 4-3 E 2B		0-0 F7		0-0 SH1-3 1B		0-0 F5		3 1 2 0 0 0 0 1 0 0 0 0 0 1
Bill Sorrell, L (9, PH) OBP: 0.309, SLG: 0.388										
Bob Johnson, L (1, 1) OBP: 0.193, SLG: 0.135		0-0 4-3		0-3 K		0-0 SH1-3		0-3 K		2 0 0 0 0 1 1 1 0 0 0 0 1 1
Pat Kelly, L (9, PH) OBP: 0.338, SLG: 0.313										

Inning Stats	R: 1 E: 0 K: 2 S: 9	H: 2 LOB: 2 BB: 1 P: 13	R: 1 E: 0 K: 0 S: 4	H: 1 LOB: 1 BB: 1 P: 8	R: 0 E: 0 K: 0 S: 4	H: 2 LOB: 1 BB: 0 P: 4	R: 0 E: 0 K: 1 S: 5	H: 0 LOB: 0 BB: 0 P: 5	R: 0 E: 0 K: 0 S: 4	H: 1 LOB: 1 BB: 0 P: 4	R: 0 E: 0 K: 1 S: 5	H: 0 LOB: 0 BB: 0 P: 5	R: 0 E: 0 K: 0 S: 4	H: 1 LOB: 1 BB: 0 P: 4	R: 0 E: 0 K: 1 S: 5	H: 0 LOB: 0 BB: 0 P: 5	R: 0 E: 0 K: 1 S: 6	H: 1 LOB: 1 BB: 0 P: 6	1B: 5 2B: 2 3B: 1 HR: 0	SF: 0 SAC: 1 DP: 0 HBP: 0	WP: 0 PB: 0 SB: 3 CS: 1	PA: 36
--------------	------------------------------	----------------------------------	------------------------------	---------------------------------	------------------------------	---------------------------------	------------------------------	---------------------------------	------------------------------	---------------------------------	------------------------------	---------------------------------	------------------------------	---------------------------------	------------------------------	---------------------------------	------------------------------	---------------------------------	----------------------------------	------------------------------------	----------------------------------	--------

PITCHER	IP	WLS	BF	H	R	ER	SO	BB	IBB	HBP	BLK	WP	HR	S	P	ERA	WHIP
Diego Segui, R (1, 1) ERA: 2.61	6.0		25	6	2	1	4	2	0	0	0	0	0	31	39	1.50	1.333
Mudcat Grant, R (7, 1) ERA: 1.71	3.0	W	11	2	0	0	2	0	0	0	0	0	0	15	15	0.00	0.667

BOTTOM

Oakland Athletics @ Kansas City Royals
Municipal Stadium, Kansas City, MO

Sat Sep 12 1970, 4:33 AM EDT
Att. 6,579 - Unknown

AB	33
R	2
H	8
RBI	1
BB	2
SO	6
LOB	15

PITCHER	IP	WLS	BF	H	R	ER	SO	BB	IBB	HBP	BLK	WP	HR	S	P	ERA	WHIP
---------	----	-----	----	---	---	----	----	----	-----	-----	-----	----	----	---	---	-----	------

Batter	1	2	3	4	5	6	7	8	9	10	11	AB R H RBI BB SO LOB	TOP																	
Bert Campaneris, R OBP: 0.317, SLG: 0.434 (1, 6)	4-0 S 2B BB		0-0 E BB SF9 1B		0-0 F8		0-0 F8		0-0 4-3		0-0 E6 2-H	5 2 1 0 1 0 1	Oakland Athletics @ Kansas City Royals Municipal Stadium, Kansas City, MO Sun Sep 13 1970, 4:33 AM EDT Unknown - 55 F																	
Steve Hovley, L OBP: 0.316, SLG: 0.292 (1, 8)	0-0 4-3		4-0 SF9 BB 1-2		0-0 F7		0-0 F8		0-0 4-3		0-0 F5	5 0 0 0 1 0 2																		
Felipe Alou, R OBP: 0.320, SLG: 0.384 (1, 7)	0-0 4-3 2B 3-H		0-0 SF9 1-2 2-H			0-0 1-3 2B 1B		0-0 SH2-3 1B		0-0 F8		4 2 3 2 0 0 0																		
Tommy Davis, R OBP: 0.310, SLG: 0.385 (1, 3)	0-0 4-3		0-0 L4			0-0 1-3 1-2		0-0 SH2-3 1-2		0-0 BB 1B		4 0 1 0 0 0 3																		
Sal Bando, R OBP: 0.399, SLG: 0.445 (1, 5)	0-0 4-3			0-0 F6		4-0 2B E BB		0-0 CS 1B 2-H		4-0 BB 1-2		3 1 1 1 2 0 1																		
Reggie Jackson, L OBP: 0.356, SLG: 0.472 (1, 9)		0-0 CS 1B		0-0 HR		0-0 E2 1-H 2-H 2B		0-3 K 1-2		0-3 K 3		5 1 3 2 0 2 3																		
Gene Tenace, R OBP: 0.411, SLG: 0.560 Allan Lewis, S (9, PR)		0-3 K		0-0 CS 1B		4-0 IBB		4-0 FC4-6 BB		0-0 1-3		2 0 1 0 2 1 1 0 0 0 0 0 0 0 1 0 0 0 0 0 0																		
Frank Fernandez, R OBP: 0.324, SLG: 0.414 (9, 2)		0-3 K		0-0 CS 1B		0-0 F8		0-0 FC4-6 1-2		0-0 SH1-3 E 1B		5 1 1 0 0 1 3																		
Dick Green, R OBP: 0.264, SLG: 0.243 (1, 4)		0-3 K		0-0 F7		0-0 F8		0-0 F4		0-0 F4		2 0 0 0 0 1 0 1 0 0 0 0 1 0 0 0 0 0 0 0 0 1 0 0 0 0 0 1 0 0 0 0 0 0 0																		
Chuck Dobson, R OBP: 0.138, SLG: 0.140 Rollie Fingers, R OBP: 0.135, SLG: 0.086 Bob Locker, S OBP: 0.143, SLG: 0.143 Bobby Brooks, R (9, PH) Mudcat Grant, R OBP: 0.500, SLG: 0.222 (9, 1)			0-3 K		0-0 F4		0-3 K		0-0 F4		0-0 SH1-3 1-2																			
Inning Stats	R: 1 E: 0 K: 0 S: 4	H: 1 LOB: 1 BB: 1 P: 8	R: 0 E: 0 K: 2 S: 7	H: 1 LOB: 0 BB: 0 P: 7	R: 1 E: 0 K: 1 S: 6	H: 1 LOB: 1 BB: 1 P: 10	R: 1 E: 0 K: 0 S: 4	H: 2 LOB: 0 BB: 0 P: 4	R: 0 E: 0 K: 0 S: 3	H: 0 LOB: 0 BB: 0 P: 3	R: 2 E: 1 K: 0 S: 4	H: 2 LOB: 1 BB: 2 P: 12		R: 0 E: 0 K: 1 S: 5	H: 0 LOB: 0 BB: 0 P: 5	R: 1 E: 0 K: 1 S: 6	H: 2 LOB: 1 BB: 0 P: 6	R: 0 E: 0 K: 0 S: 3	H: 0 LOB: 1 BB: 1 P: 7	R: 0 E: 0 K: 1 S: 6	H: 1 LOB: 2 BB: 1 P: 10	R: 1 E: 1 K: 0 S: 5	H: 1 LOB: 1 BB: 0 P: 5	1B: 8 2B: 4 3B: 0 HR: 1	SF: 1 SAC: 2 DP: 2 HBP: 0	WP: 0 PB: 0 SB: 1 CS: 3	PA: 47			
PITCHER	IP WLS BF H R ER SO BB IBB HBP BLK WP HR S P ERA WHIP																													
Jim Rooker, L ERA: 3.53 (1, 1)	7.0	29	7	5	3	4	3	1	0	0	0	0	1	33	49	3.86	1.429													
Ted Abernathy, R ERA: 2.62 (8, 1)	1.0	4	2	1	1	1	0	0	0	0	0	0	0	6	6	9.00	2.000													
Tom Burgmeier, L ERA: 3.11 (9, 1)	3.0	W 14	2	1	0	1	2	0	0	0	0	0	0	14	22	0.00	1.333													

livebaseballscorecards.com

AB	38
R	7
H	11
RBI	5
BB	6
SO	6
LOB	15



Batter	1	2	3	4	5	6	7	8	9	10	11	AB R H RBI BB SO LOB	BOTTOM
Pat Kelly, L (1, 9) OBP: 0.344, SLG: 0.315												3 2 2 1 3 0 0	<p>Oakland Athletics @ Kansas City Royals</p> <p>Municipal Stadium, Kansas City, MO</p> <p>Sun Sep 13 1970, 4:33 AM EDT Unknown - 55 F</p> <p>livebaseballscores.com</p>
Amos Otis, R (1, 8) OBP: 0.353, SLG: 0.430												5 1 2 0 0 0 5	
Ed Kirkpatrick, L (1, 2) OBP: 0.339, SLG: 0.433												4 1 4 3 2 0 0	
Bob Oliver, R (1, 3) OBP: 0.312, SLG: 0.457												5 0 1 0 1 1 7	
Lou Piniella, R (1, 7) OBP: 0.342, SLG: 0.432												6 0 2 2 0 1 5	
Paul Schaal, R (1, 5) OBP: 0.346, SLG: 0.343												4 2 2 0 1 0 3	
Tom Matchick, L (1, 4) OBP: 0.243, SLG: 0.250												5 0 1 0 0 1 3	
Rich Severson, R (1, 6) OBP: 0.310, SLG: 0.324												4 1 1 1 0 0 1	
Jim Rooker, R (1, 1) OBP: 0.243, SLG: 0.318												2 1 1 0 0 0 2	
Jackie Hernandez, R (7, PH) OBP: 0.262, SLG: 0.285												0 0 0 0 0 0 0	
Ted Abernathy, R (8, 1) OBP: 0.154, SLG: 0.154												0 0 0 0 0 0 0	
George Spriggs, L (8, PH) OBP: 0.320, SLG: 0.337												1 0 1 1 0 0 0	
Tom Burgmeier, L (9, 1) OBP: 0.214, SLG: 0.154												1 0 0 0 0 0 0	

Inning Stats	R: 0	H: 0	R: 0	H: 1	R: 2	H: 4	R: 1	H: 3	R: 1	H: 2	R: 0	H: 0	R: 1	H: 1	R: 1	H: 2	R: 0	H: 2	R: 0	H: 0	R: 2	H: 2	1B: 14	SF: 0	WP: 0	PA: 50	
	E: 0	LOB: 1	E: 0	LOB: 1	E: 0	LOB: 1	E: 0	LOB: 1	E: 0	LOB: 0	E: 0	LOB: 0	E: 0	LOB: 3	E: 0	LOB: 2	E: 0	LOB: 1	E: 0	LOB: 0	E: 0	LOB: 1	2B: 3	SAC: 2	PB: 0		
	K: 0	BB: 2	K: 1	BB: 0	K: 0	BB: 0	K: 0	BB: 0	K: 0	BB: 0	K: 0	BB: 1	K: 0	BB: 2	K: 0	BB: 1	K: 1	BB: 0	K: 1	BB: 0	K: 1	BB: 1	3B: 1	DP: 6	SB: 3		
	S: 2	P: 10	S: 5	P: 5	S: 6	P: 6	S: 5	P: 5	S: 4	P: 4	S: 2	P: 6	S: 4	P: 13	S: 5	P: 9	S: 6	P: 6	S: 3	P: 3	S: 6	P: 10	HR: 0	HBP: 1	CS: 1		
PITCHER	IP	WLS	BF	H	R	ER	SO	BB	IBB	HBP	BLK	WP	HR	S	P	ERA	WHIP										
Chuck Dobson, R (1, 1) ERA: 3.71	5.1		24	10	4	4	1	3	0	0	0	0	0	23	35	6.75	2.438										
Rollie Fingers, R (6, 1) ERA: 3.8	1.0		4	0	1	1	0	1	0	1	0	0	0	2	7	9.00	1.000										
Bob Locker, R (7, 1) ERA: 3.12	1.2		10	3	1	1	0	1	1	0	0	0	0	8	16	5.40	2.400										
Mudcat Grant, R (9, 1) ERA: 1.82	2.2	L	12	4	2	2	2	1	0	0	0	0	0	15	19	6.75	1.875										



Batter	1	2	3	4	5	6	7	8	9	10	11	12	AB R H RBI BB SO LOB	TOP													
Bert Campaneris, R OBP: 0.315, SLG: 0.429 (1, 6)	0-0 5-3	0-0 F4	0-0 FC5-4			0-0 6-3			0-0 6-3		4-0 G3 S BB	0-0 FC4-6	6 0 0 0 1 0 7														
Steve Hovley, L OBP: 0.316, SLG: 0.290 (1, 8)	0-0 1-3	4-0 5-3 1B IBB		0-3 K		0-0 F5			0-0 G3 1B		0-0 F1		5 1 1 0 1 1 1														
Felipe Alou, R OBP: 0.318, SLG: 0.384 (1, 7)	0-0 6-3	0-0 5-3		0-0 4-3		0-0 2B			0-0 G3		0-0 G3		6 0 1 1 0 0 4														
Tommy Davis, R OBP: 0.313, SLG: 0.385 (1, 3)				0-0 4-3		0-0 F4			4-0 BB		0-3 K		5 1 2 2 1 1 2														
Sal Bando, R OBP: 0.400, SLG: 0.444 (1, 5)						0-0 K			0-3 F3			4-0 1B BB	4 1 1 0 2 2 4														
Reggie Jackson, L OBP: 0.362, SLG: 0.475 (1, 9)						0-3 K			4-0 BB		4-0 S BB	0-0 S 1B	4 1 3 1 2 1 1														
Gene Tenace, R OBP: 0.406, SLG: 0.543 (1, 2)						0-0 F4			0-3 K		0-3 K	0-3 K	6 1 2 1 0 3 4														
Dick Green, R OBP: 0.263, SLG: 0.244 (1, 4)						0-0 F5			0-0 F6		0-0 6-3	0-0 F3	6 1 1 1 0 0 6														
Cattish Hunter, R OBP: 0.198, SLG: 0.277 (1, 1)						0-0 5-3			0-0 F7		0-0 4-3	4-0 FC4-6 BB	3 1 0 1 0 1 3														
Paul Lindblad, L OBP: 0.136, SLG: 0.098 (7, 1)													1 0 0 0 0 0 1														
Rollie Fingers, R OBP: 0.222, SLG: 0.333 (8, 1)													0 0 0 0 0 0 0														
John Donaldson, L OBP: 0.143, SLG: 0.143 (10, PH)													1 0 0 0 0 0 1														
Bob Locker, R OBP: 0.194, SLG: 0.139 (10, 1)													0 0 0 0 0 0 0														
Jim Driscoll, L OBP: 0.194, SLG: 0.139 (12, PH)													0 0 0 0 1 0 0														
Marcel Lachemann, R OBP: 0.194, SLG: 0.139 (12, 1)													0 0 0 0 0 0 0														
Inning Stats	R: 0 E: 0 K: 0 S: 3	H: 0 LOB: 0 BB: 0 P: 3	R: 7 E: 1 K: 1 S: 11	H: 5 LOB: 1 BB: 2 P: 19	R: 0 E: 0 K: 1 S: 7	H: 2 LOB: 2 BB: 0 P: 7	R: 0 E: 0 K: 1 S: 5	H: 0 LOB: 0 BB: 0 P: 5	R: 0 E: 0 K: 1 S: 5	H: 1 LOB: 1 BB: 0 P: 6	R: 0 E: 0 K: 1 S: 6	H: 0 LOB: 1 BB: 1 P: 9	R: 0 E: 0 K: 0 S: 4	H: 1 LOB: 2 BB: 1 P: 8	R: 0 E: 0 K: 1 S: 5	H: 0 LOB: 1 BB: 1 P: 9	R: 0 E: 0 K: 1 S: 6	H: 1 LOB: 3 BB: 2 P: 14	1B: 9 2B: 2 3B: 0 HR: 0	SF: 0 SAC: 0 DP: 0 HBP: 0	WP: 1 PB: 0 SB: 3 CS: 1	PA: 55					
PITCHER	IP WLS BF H R ER SO BB IBB HBP BLK WP HR S P ERA WHIP																										
Al Fitzmorris, R ERA: 4.85 (1, 1)	1.0	8	4	5	5	0	1	0	0	0	0	0	0	0	0	0	0	0	0	0	0	0	0	0	45.00	5.000	
Dave Morehead, R ERA: 3.55 (2, 1)	5.0	20	4	2	2	4	0	1	0	0	1	0	0	0	0	0	0	0	0	0	0	0	0	0	0	3.60	0.800
Aurelio Monteagudo, R ERA: 1.82 (7, 1)	2.0	8	1	0	0	2	1	0	0	0	0	0	0	0	0	0	0	0	0	0	0	0	0	0	0	0.00	1.000
Ted Abernathy, R ERA: 2.48 (9, 1)	4.0	W 19	2	0	0	3	5	0	0	0	0	0	0	0	0	0	0	0	0	0	0	0	0	0	0	0.00	1.750

Oakland Athletics @ Kansas City Royals
Municipal Stadium, Kansas City, MO

Sun Sep 13 1970, 8:05 PM EDT
Att: 9,824 - Unknown

AB	47
R	7
H	11
RBI	7
BB	8
SO	9
LOB	34



Batter	1	2	3	4	5	6	7	8	9	10	11	12
Pat Kelly, L OBP: 0.350, SLG: 0.319 (1, 9) X	0-0 FC6-4 1B		0-0 E9 1B	0-0 FC5-4 1B		4-0 G6-4-3 BB		4-0 5-3 1B BB		0-0 4-3		
Amos Otis, R OBP: 0.351, SLG: 0.427 (1, 8) X	0-0 FC6-4 1-2f 2B		4-0 1B BB	0-3 K		0-0 G6-4-3 1-2f		0-0 SF8		0-0 4-3		
Bob Oliver, R OBP: 0.312, SLG: 0.455 (1, 3) X	0-0 5-3 1-2		0-0 1B SF8 1B	0-0 FC5-4 1-2f			0-0 BB 1B	0-0 5-3 1-2 2-3			0-0 6-3	
Lou Piniella, R OBP: 0.344, SLG: 0.435 (1, 7) X	0-0 2B		0-0 FC6-4 1B		0-0 F3		0-3 K	0-0 1B			0-0 5-3	
Paul Schaal, R OBP: 0.343, SLG: 0.339 (1, 5) S	0-3 K		0-0 SF8 3-H		4-0 1B BB		0-3 K	0-0 F2			0-0 4-3	
Elie Rodriguez, R OBP: 0.325, SLG: 0.316 (1, 2) X		0-0 G3-6 1B	0-0 FC6-4 1-2f		0-0 1B		4-0 FC6-4 1-2 BB		0-0 4-3			0-0 6-3
Tom Matchick, L OBP: 0.239, SLG: 0.245 Cookie Rojas, R OBP: 0.270, SLG: 0.295 Jackie Hernandez, R OBP: 0.283, SLG: 0.287 (1, 4) (7, PH) (8, 6)		0-0 G3-6	0-0 F7		0-0 F9		0-0 FC6-4 1-2f		0-3 K			0-0 FC 1B
Rich Severson, R OBP: 0.307, SLG: 0.324 (1, 6) (8, 4)		0-0 2B		0-0 F2	0-0 F7			0-0 E5 BB SF8	0-3 K			0-0 FC 1B
Al Fitzmorris, S OBP: 0.388, SLG: 0.480 Dave Morhead, R OBP: 0.200, SLG: 0.208 George Springer, L OBP: 0.317, SLG: 0.333 Aurelio Montaguado, R OBP: 0.299, SLG: 0.231 Hawk Taylor, R OBP: 0.143, SLG: 0.143 Ted Abernathy, R OBP: 0.143, SLG: 0.143 Ed Killebrew, L OBP: 0.340, SLG: 0.435 (1, 1) (2, 1) (6, PH) (7, 1) (8, PH) (9, 1) (12, PH)		0-3 K		0-0 1B		0-3 K		4-0 5-3 1B BB		0-0 6-3		0-0 1-3 2-H 1B

AB	R	H	RBI	BB	SO	LOB
4	2	3	0	2	0	0
4	2	0	1	1	1	4
6	1	2	1	0	0	5
6	0	3	4	0	1	1
4	0	0	1	1	2	3
5	0	2	0	1	0	1
3	0	0	0	0	0	4
1	0	0	0	0	0	2
2	1	1	0	0	1	0
6	1	1	0	0	1	3
0	0	0	0	0	0	0
2	0	1	0	0	1	1
1	0	0	0	0	1	0
0	0	0	0	0	0	0
1	0	1	0	1	0	0
0	1	0	0	0	0	0
1	0	1	1	0	0	0

AB	R	H	RBI	BB	SO	LOB
46	8	14	8	6	8	24

Inning Stats	R	H	E	K	S	IP	WLS	BF	H	R	ER	SO	BB	IBB	HBP	BLK	WP	HR	S	P	ERA	WHIP
1	1	2	0	7	0	6.2		33	11	4	4	6	4	0	0	0	0	0	41	57	5.40	2.250
2	0	2	0	6	0	0.1		4	0	3	0	0	2	0	0	0	0	0	2	10	0.00	6.000
3	3	3	1	7	0	2.0		7	1	0	0	2	0	0	0	0	0	0	11	11	0.00	0.500
4	0	2	0	7	0	2.0		6	0	0	0	0	0	0	0	0	0	6	6	0.00	0.000	
5	0	2	0	4	0	0.1	L	4	2	1	1	0	0	0	0	0	0	4	4	27.00	6.000	

PITCHER	IP	WLS	BF	H	R	ER	SO	BB	IBB	HBP	BLK	WP	HR	S	P	ERA	WHIP
Catfish Hunter, R ERA: 3.78 (1, 1)	6.2		33	11	4	4	6	4	0	0	0	0	0	41	57	5.40	2.250
Paul Lindblad, L ERA: 3.04 (7, 1)	0.1		4	0	3	0	0	2	0	0	0	0	0	2	10	0.00	6.000
Rolie Fingers, R ERA: 3.74 (8, 1)	2.0		7	1	0	0	2	0	0	0	0	0	0	11	11	0.00	0.500
Bob Locker, R ERA: 3.05 (10, 1)	2.0		6	0	0	0	0	0	0	0	0	0	0	6	6	0.00	0.000
Marcel Lachemann, R ERA: 2.89 (12, 1)	0.1	L	4	2	1	1	0	0	0	0	0	0	0	4	4	27.00	6.000

Oakland Athletics @ Kansas City Royals
Municipal Stadium, Kansas City, MO
Sun Sep 13 1970, 8:05 PM EDT
Att. 9,824 - Unknown

livebaseballscorecards.com



WP	PA
0	54

Batter	1	2	3	4	5	6	7	8	9	10	11	12	13	AB R H RBI BB SO LOB	TOP																						
Pat Kelly, L OBP: 0.348, SLG: 0.318 (1, 9)	0-3 K		0-0 2-3			0-0 1B		0-3 K			0-0 6-3			5 1 1 0 0 2 1																							
Amos Otis, R George Spriggs, L OBP: 0.351, SLG: 0.425 OBP: 0.314, SLG: 0.330 (1, 8) (8, 9)	0-3 K			0-0 F8		4-0 1B BB		0-3 K			0-0 4-3			3 0 0 0 1 2 1 1 0 0 0 0 0 0																							
Ed Kirkpatrick, L OBP: 0.339, SLG: 0.432 (1, 2)	0-3 K			0-0 3-1		0-0 1B			0-0 1-3		0-3 K			5 0 1 1 0 2 0																							
Bob Oliver, R OBP: 0.309, SLG: 0.451 (1, 3)		0-3 K		0-0 6-3		0-0 4-3			0-0 5-3			0-3 K		5 0 0 0 0 2 2																							
Lou Piniella, R OBP: 0.342, SLG: 0.439 (1, 7)		0-0 HR			0-0 L7		0-0 6-3		0-0 F9			0-0 F9		5 1 1 1 0 0 0																							
Paul Schaal, R OBP: 0.341, SLG: 0.346 (1, 5)		0-0 5-3			0-0 6-3		0-0 F3			0-0 HR		0-0 6-3		5 1 1 1 0 0 0																							
Cookie Rojas, R OBP: 0.266, SLG: 0.291 (1, 4)		0-0 F8			0-0 F7		0-0 F9			0-0 F3			0-0 1-3	5 0 0 0 0 0 0																							
Rich Severson, R OBP: 0.305, SLG: 0.322 (1, 6)			0-0 5-3			0-0 L7		0-0 SH1-4 1B		0-3 K			0-0 4-3	5 0 1 0 0 1 0																							
Dick Drago, R Tom Burgmeier, L Ted Abernathy, R OBP: 0.068, SLG: 0.042 OBP: 0.200, SLG: 0.143 OBP: 0.143, SLG: 0.143 (1, 1) (10, 1) (13, 1)	0-3 K		0-3 K			0-3 K		0-0 SH1-4		0-3 K			0-0 F8	3 0 0 0 0 3 0 1 0 0 0 0 0 0 0 0 0 0 0 0 0																							
Inning Stats	R: 0 E: 0 K: 3 S: 9	H: 0 LOB: 0 BB: 0 P: 9	R: 1 E: 0 K: 1 S: 6	H: 1 LOB: 0 BB: 0 P: 6	R: 0 E: 0 K: 1 S: 5	H: 0 LOB: 0 BB: 0 P: 5	R: 0 E: 0 K: 0 S: 3	H: 0 LOB: 0 BB: 0 P: 3	R: 0 E: 0 K: 0 S: 3	H: 0 LOB: 0 BB: 0 P: 3	R: 1 E: 0 K: 2 S: 8	H: 1 LOB: 0 BB: 0 P: 8	R: 0 E: 0 K: 1 S: 5	H: 0 LOB: 0 BB: 0 P: 5	R: 0 E: 0 K: 1 S: 3	H: 0 LOB: 0 BB: 0 P: 5	R: 0 E: 0 K: 0 S: 3	H: 0 LOB: 0 BB: 0 P: 3	R: 0 E: 0 K: 0 S: 3	H: 0 LOB: 0 BB: 0 P: 3	1B: 3 2B: 0 3B: 0 HR: 2	SF: 0 SAC: 1 DP: 0 HBP: 0	WP: 0 PB: 0 SB: 1 CS: 0	PA: 45													
PITCHER	IP WLS BF H R ER SO BB IBB HBP BLK WP HR S P ERA WHIP																				IP WLS BF H R ER SO BB IBB HBP BLK WP HR S P ERA WHIP																
Marty Pattin, R ERA: 3.43 (1, 1)	10.0																																				
Dick Ellsworth, L ERA: 4.3 (11, 1)	1.0	3	0	0	0	1	0	0	0	0	0	0	0	0	5	5	0.00	0.000																			
Ken Sanders, R ERA: 1.8 (12, 1)	2.0	W	6	0	0	0	1	0	0	0	0	0	0	0	8	8	0.00	0.000																			

Kansas City Royals @ Milwaukee Brewers
Milwaukee County Stadium, Milwaukee, WI

Thu Sep 17 1970, 8:05 PM EDT
Att: 7,116 - Unknown

livebaseballscorecards.com

AB	43
R	3
H	5
RBI	3
BB	1
SO	12
LOB	4



Batter	1	2	3	4	5	6	7	8	9	10	11	12	13	AB R H RBI BB SO LOB
Tommy Harper, R OBP: 0.367, SLG: 0.502 (1, 5)	0-0 6-3		0-0 F8		0-0 F9			0-0 F8		4-0 1B BB		0-0 F8		5 0 0 0 1 0 0
Mike Hegan, L OBP: 0.331, SLG: 0.373 (1, 3)	1-0 HR HBP		0-0 1-3			0-0 F7			0-0 SH1-4 G1-2-3 2B	0-0 1-3 3-H 1B		0-0 1-4-3		5 1 2 1 0 0 0
Dave May, L OBP: 0.322, SLG: 0.333 (1, 8)	0-0 1-H HR			0-0 4-3		0-0 F3			4-0 SH1-4 IBB	0-3 K			0-0 SH1-4 SH FC6-2 1B	5 1 2 2 1 1 2
Ted Savage, R OBP: 0.404, SLG: 0.498 (1, 7)	0-0 6-3			0-0 1B		0-0 F3			0-0 SH1-4		0-0 1-3		0-0 SH FC6-2 SH1-4 1B	4 1 1 0 0 0 0
Russ Snyder, L OBP: 0.276, SLG: 0.322 Bernie Smith, R OBP: 0.364, SLG: 0.424 (1, 9) (11, PH) (12, 9)	0-0 L7			0-0 F8		0-0 4-3			4-0 IBB		0-0 4-3		0-0 SH1-4	3 0 0 0 1 0 1 1 0 0 0 0 0 0
Roberto Pena, R OBP: 0.277, SLG: 0.308 Tito Francona, L OBP: 0.333, SLG: 0.304 Gus Gil, R OBP: 0.300, SLG: 0.246 (1, 6) (9, PH) (10, 4)		0-0 F9		0-0 1-3 1B		0-0 1-3			0-0 G1-2-3		0-0 1B		0-0 1B FC6-2 IBB	3 0 1 0 0 0 0 1 0 0 0 0 0 3 1 0 1 0 1 0 0
Phil Roof, R OBP: 0.320, SLG: 0.398 Bob Burda, L OBP: 0.320, SLG: 0.342 Max Alvis, R OBP: 0.209, SLG: 0.273 Jerry McNertney, R OBP: 0.304, SLG: 0.351 (1, 2) (10, PH) (10, PR) (11, 2)		0-3 K		0-0 F8		0-0 6-3			0-0 3-H		0-0 6-3 SH5-3 1B	0-0 1B	0-0 FC6-2 1B IBB	3 0 0 0 0 1 2 1 0 1 0 0 0 0 0 1 0 0 0 0 0 2 0 1 0 0 0 3
Ted Kubiak, S OBP: 0.340, SLG: 0.315 (1, 4) (10, 6)		0-0 F6			0-0 4-3			0-0 F8		0-0 SH5-3	0-3 K		0-0 1-2 2-3 3-H 1B	5 0 1 1 0 1 2
Marty Pattin, R OBP: 0.125, SLG: 0.129 Floyd Wicker, L OBP: 0.226, SLG: 0.233 Dick Ellsworth, L Ken Sanders, R OBP: 0.385, SLG: 0.200 (1, 1) (10, PH) (11, 1) (12, 1)			0-3 K		0-3 K			0-0 L7		0-0 6-3		0-3 K		3 0 0 0 0 2 0 1 0 0 0 0 0 2 0 0 0 0 0 0 0 1 0 0 0 0 1 0

Inning Stats	R: 2	H: 1	E: 0	LOB: 0	K: 0	BB: 0	S: 4	P: 5	R: 0	H: 0	E: 0	LOB: 0	K: 1	BB: 0	S: 5	P: 5	R: 0	H: 2	E: 0	LOB: 2	K: 0	BB: 0	S: 5	P: 5	R: 0	H: 0	E: 0	LOB: 0	K: 0	BB: 0	S: 3	P: 3	R: 0	H: 0	E: 0	LOB: 0	K: 0	BB: 0	S: 3	P: 3	R: 0	H: 1	E: 0	LOB: 2	K: 0	BB: 2	S: 3	P: 11	R: 1	H: 2	E: 0	LOB: 2	K: 1	BB: 1	S: 7	P: 11	R: 0	H: 2	E: 0	LOB: 2	K: 1	BB: 0	S: 7	P: 7	R: 0	H: 0	E: 0	LOB: 0	K: 1	BB: 0	S: 5	P: 5	R: 1	H: 2	E: 0	LOB: 3	K: 0	BB: 1	S: 5	P: 9	1B: 8	SF: 0	2B: 1	SAC: 4	3B: 0	DP: 1	HR: 1	HBP: 1	WP: 0	PA: 53
--------------	------	------	------	--------	------	-------	------	------	------	------	------	--------	------	-------	------	------	------	------	------	--------	------	-------	------	------	------	------	------	--------	------	-------	------	------	------	------	------	--------	------	-------	------	------	------	------	------	--------	------	-------	------	-------	------	------	------	--------	------	-------	------	-------	------	------	------	--------	------	-------	------	------	------	------	------	--------	------	-------	------	------	------	------	------	--------	------	-------	------	------	-------	-------	-------	--------	-------	-------	-------	--------	-------	--------


PITCHER	IP	WLS	BF	H	R	ER	SO	BB	IBB	HBP	BLK	WP	HR	S	P	ERA	WHIP
Dick Drago, R ERA: 3.93 (1, 1)	9.2		38	6	3	3	3	1	2	1	0	0	1	40	53	2.79	0.724
Tom Burgmeier, L ERA: 2.97 (10, 1)	3.0	L	14	3	1	0	3	0	1	0	0	0	0	19	23	0.00	1.000
Ted Abernathy, R ERA: 2.48 (13, 1)	0.0		1	1	0	0	0	0	0	0	0	0	0	1	1	∞	∞

BOTTOM


Kansas City Royals @ Milwaukee Brewers
Milwaukee County Stadium, Milwaukee, WI

livebaseballscorecards.com

AB 44
R 4
H 10
RBI 4
BB 4
SO 6
LOB 15



Thu Sep 17 1970, 8:05 PM EDT
Att. 7,116 - Unknown

Batter	1	2	3	4	5	6	7	8	9	AB R H RBI BB SO LOB	TOP		
Pat Kelly, L (1, 9) OBP: 0.349, SLG: 0.318	0-0 F3		0-0 S 2B 1B		4-0 FC6-4 BB		0-0 4-3			3 1 1 1 1 0 2	Kansas City Royals @ Milwaukee Brewers Milwaukee County Stadium, Milwaukee, WI Fri Sep 18 1970, 8:05 PM EDT Att. 10,424 - Unknown - 58 F		
Cookie Rojas, R (1, 4) OBP: 0.266, SLG: 0.289	4-0 2B BB		0-0 L7		0-0 FC6-4		0-0 F9			3 1 0 0 1 0 4			
Amos Otis, R (1, 8) OBP: 0.351, SLG: 0.426	0-0 F8		0-0 2B		4-0 FC1-4 BB		0-0 F8			3 0 1 1 1 0 1			
Bob Oliver, R (1, 3) OBP: 0.309, SLG: 0.451	0-0 1-H 2B		0-3 K		0-0 FC1-4 G4-3		0-3 K			4 0 1 1 0 2 2			
Lou Piniella, R (1, 7) OBP: 0.342, SLG: 0.437	0-0 F2			0-0 F2		0-0 G4-3		0-0 1B		4 0 1 0 0 0 2			
Paul Schaal, R (1, 5) OBP: 0.340, SLG: 0.345		0-0 5-3		0-0 4-3		0-0 BB SH1-3 4-3 1B		0-0 L8		4 1 1 0 0 0 1			
Ellie Rodriguez, R (1, 2) OBP: 0.322, SLG: 0.313		0-0 F8		0-0 2-3		0-0 SH1-3		0-3 K	2 0 0 0 0 0 0	AB 31 R 3 H 5 RBI 3 BB 4 SO 3 LOB 13			
Tom Matchick, L (9, PH) OBP: 0.237, SLG: 0.243						1-2			1 0 0 0 0 1 0				
Rich Severson, R (1, 6) OBP: 0.301, SLG: 0.317		0-0 6-3			0-0 4-3		0-0 FC 4-3 BB		0-0 4-3	3 0 0 0 0 0 1			
George Spriggs, L (9, PH) OBP: 0.311, SLG: 0.326							4-0 BB		0-0 F6	1 0 0 0 0 0 0			
Bill Butler, L (1, 1) OBP: 0.130, SLG: 0.048			0-0 F8		0-0 F2					0 0 0 0 0 0 0			
Al Fitzmorris, S (2, 1) OBP: 0.367, SLG: 0.444										2 0 0 0 0 0 0			
Hawk Taylor, R (7, PH) OBP: 0.271, SLG: 0.231										0 0 0 0 1 0 0			
Ted Abernathy, R (7, 1) OBP: 0.143, SLG: 0.143										0 0 0 0 0 0 0			
Ed Kirkpatrick, L (9, PH) OBP: 0.338, SLG: 0.430										1 0 0 0 0 0 0			
Inning Stats	R: 1 H: 1 E: 0 LOB: 1 K: 0 BB: 1 S: 4 P: 8	R: 0 H: 0 E: 0 LOB: 0 K: 0 BB: 0 S: 3 P: 3	R: 1 H: 2 E: 0 LOB: 1 K: 1 BB: 0 S: 7 P: 7	R: 0 H: 0 E: 0 LOB: 0 K: 0 BB: 0 S: 3 P: 3	R: 0 H: 0 E: 0 LOB: 1 K: 0 BB: 1 S: 3 P: 7	R: 0 H: 0 E: 0 LOB: 0 K: 0 BB: 1 S: 2 P: 6	R: 1 H: 1 E: 0 LOB: 2 K: 0 BB: 1 S: 5 P: 9	R: 0 H: 1 E: 0 LOB: 1 K: 1 BB: 0 S: 6 P: 6	R: 0 H: 0 E: 0 LOB: 0 K: 1 BB: 0 S: 5 P: 5	1B: 3 SF: 0 2B: 2 SAC: 1 3B: 0 DP: 1 HR: 0 HBP: 0	WP: 0 PA: 36 PB: 0 SB: 1 CS: 0		
PITCHER	IP WLS BF H R ER SO BB IBB HBP BLK WP HR S P ERA WHIP											PITCHER	IP WLS BF H R ER SO BB IBB HBP BLK WP HR S P ERA WHIP
Al Downing, L (1, 1) ERA: 3.38	6.1 W 27 4 3 3 1 4 0 0 0 0 0 0 25 41 4.26 1.263												
Dick Ellsworth, L (7, 1) ERA: 4.27	0.1 1 0 0 0 0 0 0 0 0 0 0 0 1 1 0.00 0.000												
Ken Sanders, R (7, 1) ERA: 1.75	2.1 S 8 1 0 0 2 0 0 0 0 0 0 0 12 12 0.00 0.429												

Batter	1	2	3	4	5	6	7	8	9
Tommy Harper, R OBP: 0.366, SLG: 0.502 (1, 5)	0-0 4-3 E 2B	0-0 F8		0-0 F4		0-0 F7			
Bernie Smith, R OBP: 0.362, SLG: 0.410 Russ Snyder, L OBP: 0.275, SLG: 0.321 (7, PH) (8, 9)	0-0 4-3 2-3	4-0 WP 1B BB		0-0 F8		0-0 6-3			
Dave May, L OBP: 0.323, SLG: 0.333 (1, 8)	4-0 E 1B BB	0-0 WP 1-2 1B		0-0 4-3		0-0 F3			
Ted Savage, R OBP: 0.402, SLG: 0.492 (1, 7)	0-0 E5 1-3 3-H 1B	0-3 K 1-2 2-3		4-0 G1-4 BB		0-0 F7			
Roberto Pena, R OBP: 0.279, SLG: 0.309 (1, 6)	0-0 1B 2-H 3-H 1B	0-0 6-3		0-0 G1-4 1-2f BB		4-0 SH3-4 BB			
Phil Roof, R OBP: 0.320, SLG: 0.395 (1, 2)	0-0 F3		0-0 F6	4-0 BB BB BB BB		0-0 SH3-4 1-2			
Mike Hegan, L OBP: 0.331, SLG: 0.372 (1, 3)	0-0 1B 1-3 1B		0-0 L1	0-0 4-3		0-3 K			
Ted Kubiak, S OBP: 0.339, SLG: 0.315 (1, 4)	0-0 1-3 3-H 1B		0-3 K			0-0 6-3			
Al Downing, R OBP: 0.121, SLG: 0.121 Dick Ellsworth, L Ken Sanders, R OBP: 0.385, SLG: 0.200 (7, 1) (7, 1)	0-3 K			0-0 1B		0-0 1-3			

AB	R	H	RBI	BB	SO	LOB
4	1	1	0	0	0	1
2	0	0	0	1	0	2
1	0	0	0	0	0	0
3	1	1	0	1	0	1
3	1	0	1	1	1	3
3	1	1	2	1	0	3
2	0	0	0	1	0	1
4	0	1	0	0	1	2
4	0	1	1	0	1	1
3	0	1	0	0	1	2
0	0	0	0	0	0	0
0	0	0	0	0	0	0

BOTTOM

Kansas City Royals @ Milwaukee Brewers
Milwaukee County Stadium, Milwaukee, WI

Fri Sep 18 1970, 8:05 PM EDT
Att: 10,424 - Unknown - 58 F

livebaseballscorecards.com

AB	29
R	4
H	6
RBI	4
BB	5
SO	4
LOB	16



1B: 5	SF: 0	WP: 1	PA: 35
2B: 1	SAC: 1	PB: 0	
3B: 0	DP: 1	SB: 0	
HR: 0	HBP: 0	CS: 0	

Inning Stats	R: 4	H: 4	E: 1	K: 10	S: 14	LOB: 2	BB: 1	P: 14	R: 0	H: 1	E: 0	K: 1	S: 6	LOB: 2	BB: 1	P: 10	R: 0	H: 0	E: 0	K: 1	S: 5	LOB: 0	BB: 0	P: 5	R: 0	H: 1	E: 0	K: 0	S: 4	LOB: 1	BB: 1	P: 4	R: 0	H: 0	E: 0	K: 0	S: 2	LOB: 1	BB: 2	P: 10	R: 0	H: 0	E: 0	K: 0	S: 3	LOB: 0	BB: 0	P: 3	R: 0	H: 0	E: 0	K: 0	S: 3	LOB: 0	BB: 0	P: 3	R: 0	H: 0	E: 0	K: 1	S: 5	LOB: 1	BB: 1	P: 9
PITCHER	IP	WLS	BF	H	R	ER	SO	BB	IBB	HBP	BLK	WP	HR	S	P	ERA	WHIP																																															
Bill Butler, L ERA: 3.83 (1, 1)	1.1	L	12	5	4	2	1	2	0	0	0	0	0	12	20	13.50	5.250																																															
Al Fitzmorris, R ERA: 4.64 (7, 1)	4.2		16	1	0	0	2	2	0	0	0	1	0	18	26	0.00	0.643																																															
Ted Abernathy, R ERA: 2.41 (7, 1)	2.0		7	0	0	0	1	1	0	0	0	0	0	8	12	0.00	0.500																																															

Batter	1	2	3	4	5	6	7	8	9	AB R H RBI BB SO LOB	TOP											
Amos Otis, R OBP: 0.352, SLG: 0.426 (1, 8) X	0-0 5-3 ①			X 0-0 F8 ① X	0-0 1B 1B 1-2 2-H		X 0-0 E5 ① X		X 0-0 1B ① X	5 0 2 1 0 0 1	Kansas City Royals @ Milwaukee Brewers Milwaukee County Stadium, Milwaukee, WI Sat Sep 19 1970, 8:05 PM EDT Att: 12,562 - Unknown livebaseballscorecards.com											
Paul Schaal, R OBP: 0.341, SLG: 0.346 (1, 5) X	0-0 F6 ②		X 0-0 E7 1B ② X	0-0 1B 1B 1-3 2-H		X 0-0 1-3 ③ X		0-3 K ③	5 1 2 1 0 1 3													
Lou Piniella, R OBP: 0.341, SLG: 0.436 (1, 7) X	0-0 5-3 ③		X 0-0 1B ③ X	0-0 1B 2-H	0-0 1-3 ③		0-3 K ①		4 0 1 1 0 1 2													
Bob Oliver, R OBP: 0.310, SLG: 0.451 (1, 3)		X 0-0 L4-3 1B ① X		X 0-0 F9 ② X		0-3 K ①		4-0 1B BB S	3 1 1 0 1 1 1													
Cookie Rojas, R OBP: 0.266, SLG: 0.288 (1, 4)		X 0-0 L4-3 1-2 ① ② X		X 0-0 5-3 ③ X		0-0 6-3 ② X		0-0 1B FC4-6 1-H	4 0 1 1 0 0 2													
Ed Kirkpatrick, L OBP: 0.335, SLG: 0.426 (1, 9)		0-3 K ③		X 0-0 F2 ① X	0-0 4-1 ③		0-0 FC4-6 1-2f ② X		4 0 0 0 0 1 1													
Ellie Rodriguez, R OBP: 0.317, SLG: 0.307 (1, 2)		0-3 K ①		X 0-0 1-3 ② X		0-3 K ① X		0-0 FC6-4 1-2f ③ X	4 0 0 0 0 2 1													
Jackie Hernandez, R OBP: 0.283, SLG: 0.283 (1, 6)		X 0-0 6-3 ② X		4-0 1B 1B BB		X 0-0 6-3 ② X		X 0-0 5-3 ① X	3 1 0 0 1 0 0													
Wally Bunker, R OBP: 0.250, SLG: 0.077 (1, 1)		X 0-0 1-3 ③ X		0-0 1B 1B 1-2		X 4-0 E BB		X 0-0 4-3 ② X	2 1 1 0 1 0 0 1 0 0 0 0 0 0													
Ted Abernathy, R OBP: 0.133, SLG: 0.133 (8, 1)																						
Inning Stats	R: 0 E: 0 K: 0 S: 3	H: 0 LOB: 0 BB: 0 P: 3	R: 0 E: 0 K: 1 S: 5	H: 1 LOB: 0 BB: 0 P: 5	R: 0 E: 0 K: 1 S: 5	H: 0 LOB: 0 BB: 0 P: 5	R: 1 E: 1 K: 0 S: 5	H: 2 LOB: 1 BB: 0 P: 5	R: 2 E: 0 K: 0 S: 6	H: 3 LOB: 2 BB: 1 P: 10	R: 0 E: 0 K: 1 S: 5	H: 0 LOB: 0 BB: 0 P: 5	R: 0 E: 1 K: 1 S: 6	H: 0 LOB: 2 BB: 1 P: 10	R: 1 E: 0 K: 1 S: 6	H: 1 LOB: 1 BB: 1 P: 10	R: 0 E: 0 K: 1 S: 6	H: 1 LOB: 1 BB: 0 P: 6	1B: 8 2B: 1 3B: 0 HR: 0	SF: 0 SAC: 0 DP: 1 HBP: 0	WP: 0 PB: 0 SB: 1 CS: 0	PA: 38
PITCHER	IP WLS BF H R ER SO BB IBB HBP BLK WP HR S P ERA WHIP																					
John Morris, L ERA: 4.08 (1, 1)	4.2 L 20 6 3 3 2 1 0 0 0 0 0 0 23 27 5.79 1.500																					
Dave Baldwin, R ERA: 2.67 (5, 1)	2.1 9 0 0 0 2 1 0 0 0 0 0 0 12 16 0.00 0.429																					
John Gelnar, R ERA: 4.3 (8, 1)	1.0 5 1 1 1 1 1 0 0 0 0 0 0 6 10 9.00 2.000																					
Dick Ellsworth, L ERA: 4.19 (9, 1)	1.0 4 1 0 0 1 0 0 0 0 0 0 0 6 6 0.00 1.000																					

AB	35
R	4
H	8
RBI	4
BB	3
SO	6
LOB	11



Batter	1	2	3	4	5	6	7	8	9	AB	R	H	RBI	BB	SO	LOB
Tommy Harper, R OBP: 0.367, SLG: 0.500 (1, 5)	0-3 K		4-0 BB		0-0 F9			4-0 BB E BB		2	0	0	0	2	1	1
Mike Hegan, L OBP: 0.330, SLG: 0.371 (1, 3)	0-0 4-3 1B		0-3 K			0-0 F8		0-0 F5		4	0	1	0	0	1	4
Dave May, L OBP: 0.320, SLG: 0.329 (1, 8)	0-0 4-3 1-2		0-0 F5			0-0 F8		0-0 E6 BB		4	0	0	0	0	0	5
Ted Savage, R OBP: 0.400, SLG: 0.486 (1, 7)	0-0 6-3			0-0 L7		0-0 F3		4-0 BB		3	0	0	1	1	0	1
Russ Snyder, L OBP: 0.273, SLG: 0.319 Dave Baldwin, R (5, 1) Bob Burda, L OBP: 0.318, SLG: 0.341 John Geinar, R OBP: 0.154, SLG: 0.083 Tito Franconia, L OBP: 0.330, SLG: 0.301 Dick Ellsworth, L (9, 1)		0-3 K		0-3 K			0-3 K	0-0 F6		2	0	0	0	0	2	0
Roberto Pena, R OBP: 0.276, SLG: 0.306 (1, 6)		0-0 F5		0-0 F8			0-0 F6		0-3 K	4	0	0	0	0	1	0
Phil Roof, R OBP: 0.316, SLG: 0.390 (1, 2)		0-0 F8			0-0 6-3		0-3 K		0-0 F7	4	0	0	0	0	1	0
Ted Kubiak, S OBP: 0.342, SLG: 0.317 (1, 4)			0-0 WP 1B		0-0 FC4-6 1B			4-0 E F8 BB	0-0 4-3	3	1	2	0	1	0	0
John Morris, R OBP: 0.214, SLG: 0.286 Floyd Wicker, L OBP: 0.212, SLG: 0.219 (5, 9)			0-0 F3		0-0 FC4-6			0-0 F8		1	0	0	0	0	0	1
			1-2		1-2			1-2		2	0	0	0	0	0	2

Inning Stats	R: 0	H: 1	E: 0	K: 1	S: 6	H: 0	LOB: 1	BB: 0	P: 6	R: 0	H: 0	E: 0	K: 1	S: 5	H: 0	LOB: 0	BB: 0	P: 5	R: 0	H: 1	E: 0	K: 1	S: 6	H: 0	LOB: 2	BB: 1	P: 10	R: 0	H: 0	E: 0	K: 1	S: 5	R: 0	H: 0	E: 0	K: 0	S: 4	H: 1	LOB: 1	BB: 0	P: 4	R: 0	H: 0	E: 0	K: 0	S: 3	H: 0	LOB: 0	BB: 0	P: 3	R: 0	H: 0	E: 0	K: 2	S: 7	H: 0	LOB: 0	BB: 0	P: 7	R: 1	H: 0	E: 1	K: 0	S: 4	H: 0	LOB: 3	BB: 3	P: 16	R: 0	H: 0	E: 0	K: 1	S: 5	H: 0	LOB: 0	BB: 0	P: 5	1B: 3	2B: 0	3B: 0	HR: 0	SF: 0	SAC: 0	DP: 0	HBP: 0	WP: 1	PA: 35
--------------	------	------	------	------	------	------	--------	-------	------	------	------	------	------	------	------	--------	-------	------	------	------	------	------	------	------	--------	-------	-------	------	------	------	------	------	------	------	------	------	------	------	--------	-------	------	------	------	------	------	------	------	--------	-------	------	------	------	------	------	------	------	--------	-------	------	------	------	------	------	------	------	--------	-------	-------	------	------	------	------	------	------	--------	-------	------	-------	-------	-------	-------	-------	--------	-------	--------	-------	--------

PITCHER	IP	WLS	BF	H	R	ER	SO	BB	IBB	HBP	BLK	WP	HR	S	P	ERA	WHIP
Wally Bunker, R ERA: 4.47 (1, 1)	7.2	W	30	3	1	0	6	3	0	0	0	1	0	39	51	0.00	0.783
Ted Abernathy, R ERA: 2.37 (8, 1)	1.1	S	5	0	0	0	1	1	0	0	0	0	0	6	10	0.00	0.750

BOTTOM

Kansas City Royals @ Milwaukee Brewers
Milwaukee County Stadium, Milwaukee, WI

livebaseballscorecards.com

AB	31
R	1
H	3
RBI	1
BB	4
SO	7
LOB	17



Sat Sep 19 1970, 8:05 PM EDT
Att. 12,562 - Unknown

Batter	1	2	3	4	5	6	7	8	9	AB R H RBI BB SO LOB	TOP									
Pat Kelly, L (1, 9) OBP: 0.348, SLG: 0.315	0-3 K		0-3 K		0-3 K		4-0 L8 1B 1-2 1B BB	0-3 K		4 1 0 0 1 4 2	Kansas City Royals @ Milwaukee Brewers Milwaukee County Stadium, Milwaukee, WI Sun Sep 20 1970, 4:33 AM EDT Att. 12,841 - Unknown - 80 F livebaseballscorecards.com									
Amos Otis, R (1, 8) OBP: 0.354, SLG: 0.425	0-3 K		4-0 1-2 BB		4-0 S BB		0-0 1-2 1B 2-H 1B	0-0 L6	3 1 1 1 2 1 0											
Lou Piniella, R (1, 7) OBP: 0.338, SLG: 0.431	0-0 F8		0-0 F8		0-0 6-3		0-3 K	0-3 K	5 0 0 0 0 2 6											
Ed Kirkpatrick, L (1, 2) OBP: 0.331, SLG: 0.421		0-0 F9		0-0 F8		0-0 1-3	0-0 L8	0-0 F5	5 0 0 0 0 0 2											
Bob Oliver, R (1, 3) OBP: 0.311, SLG: 0.451		0-0 F3		0-0 BB 1B		0-0 F8	0-0 1B 1B		4 0 2 1 0 0 0											
Paul Schaal, R (1, 5) OBP: 0.345, SLG: 0.348		0-0 6-3		4-0 1-2 BB		0-0 E 1B	0-0 1-3 1B 2-H 1B		3 0 2 1 1 0 0											
Cookie Rojas, R (1, 4) OBP: 0.266, SLG: 0.286			4-0 4-3 S BB	0-0 F9		0-0 E4	0-3 K		3 0 0 0 1 1 5											
Jackie Hernandez, R (1, 6) OBP: 0.280, SLG: 0.280			0-0 4-3	0-0 5-3		0-3 K		0-3 K	3 0 0 0 0 1 5											
Hawk Taylor, R (8, PH) OBP: 0.267, SLG: 0.226			1-3						1 0 0 0 0 1 0											
Rich Severson, R (8, 6) OBP: 0.301, SLG: 0.317									0 0 0 0 0 0 0											
Bob Johnson, L (1, 1) OBP: 0.203, SLG: 0.132			4-0 BB BB		0-3 K		4-0 BB 1B BB	0-0 F8	1 0 0 0 1 1 0											
George Spriggs, L (7, PH) OBP: 0.318, SLG: 0.326									0 1 0 0 1 0 0											
Aurelio Monteaquedo, R (7, 1)									0 0 0 0 0 0 0											
Bill Sorrell, L (8, PH) OBP: 0.306, SLG: 0.385									1 0 0 0 0 0 0											
Ted Abernathy, R (8, 1) OBP: 0.133, SLG: 0.133									0 0 0 0 0 0 0											
Inning Stats	R: 0 E: 0 K: 2 S: 7	H: 0 LOB: 0 BB: 0 P: 7	R: 0 E: 0 K: 0 S: 3	H: 0 LOB: 0 BB: 0 P: 3	R: 0 E: 0 K: 1 S: 5	H: 0 LOB: 3 BB: 3 P: 17	R: 0 E: 0 K: 0 S: 4	H: 1 LOB: 2 BB: 1 P: 8	R: 0 E: 0 K: 0 S: 7	H: 1 LOB: 2 BB: 0 P: 7	R: 3 E: 0 K: 2 S: 10	H: 3 LOB: 2 BB: 2 P: 18	R: 0 E: 0 K: 2 S: 7	H: 0 LOB: 0 BB: 0 P: 7	R: 0 E: 0 K: 1 S: 5	H: 0 LOB: 0 BB: 0 P: 5	1B: 5 2B: 0 3B: 0 HR: 0	SF: 0 SAC: 0 DP: 0 HBP: 0	WP: 0 PB: 0 SB: 2 CS: 0	PA: 40
PITCHER	IP WLS BF H R ER SO BB IBB HBP BLK WP HR S P ERA WHIP																			
Skip Lockwood, R (1, 1) ERA: 4.27	6.0 W 29 3 3 3 6 7 0 0 0 0 0 0 34 62 4.50 1.667																			
Ken Sanders, R (7, 1) ERA: 1.68	3.0 S 11 2 0 0 5 0 0 0 0 0 0 0 21 21 0.00 0.667																			

Kansas City Royals @ Milwaukee Brewers
Milwaukee County Stadium, Milwaukee, WI

Sun Sep 20 1970, 4:33 AM EDT
 Att. 12,841 - Unknown - 80 F

AB	33
R	3
H	5
RBI	3
BB	7
SO	11
LOB	20



Batter	1	2	3	4	5	6	7	8	9	AB	R	H	RBI	BB	SO	LOB
Tommy Harper, R (1, 5) OBP: 0.366, SLG: 0.502	0-0 F2		0-0 4-3		0-0 S 3B		0-0 F2			4	1	1	1	0	0	1
Mike Hegan, L (1, 3) OBP: 0.331, SLG: 0.369	4-0 1B 1-3 BB		0-0 F7		4-0 S BB		0-0 FC6-4 1-2f FC4-6			2	1	0	0	2	0	1
Dave May, L (1, 8) OBP: 0.322, SLG: 0.329	0-0 1-3 1B			0-0 F3	4-0 1-2 3-H BB		0-0 FC4-6 1-2f			3	0	1	0	1	0	1
Ted Savage, R (1, 7) OBP: 0.401, SLG: 0.482	0-0 1-3 1-2 3-H			4-0 BB	0-0 F8			4-0 FC6-5 SH1-3 BB		2	0	0	1	2	0	3
Bob Burda, L (1, 9) OBP: 0.319, SLG: 0.345	0-0 1-3			0-0 F2		0-0 SH5-4 SH1 2B		0-0 SH1-3		3	0	1	0	0	0	2
Russ Snyder, L (6, PR) OBP: 0.273, SLG: 0.319									0-0 SH1-3	0	1	0	0	0	0	0
Roberto Pena, R (1, 6) OBP: 0.277, SLG: 0.304		4-0 CS BB		0-0 F7		0-0 SH5-4 2-3		0-0 FC6-5 2-3 CS		2	0	0	0	1	0	2
Phil Roof, R (1, 2) OBP: 0.314, SLG: 0.387		0-0 F8 1-2			0-0 E6 SH2-3 3B		0-0 SH1 3-H	0-0 CS 1-2		2	1	0	1	0	0	1
Ted Kubiak, S (1, 4) OBP: 0.341, SLG: 0.315		0-0 4-3			0-0 SH2-3 1-2		0-0 K 0-3			2	0	0	0	0	1	1
Skip Lockwood, R (1, 1) OBP: 0.240, SLG: 0.327			0-0 F4		0-3 K			0-0 FC6-4 1B		2	0	0	0	0	1	1
Ken Sanders, R (7, 1) OBP: 0.429, SLG: 0.273										1	0	1	0	0	0	0

Inning Stats		R: 1	H: 1	E: 0	LOB: 1	K: 0	S: 4	P: 8	R: 0	H: 0	E: 0	LOB: 0	K: 0	S: 2	P: 6	R: 0	H: 0	E: 0	LOB: 0	K: 0	S: 3	P: 3	R: 0	H: 0	E: 0	LOB: 1	K: 0	S: 3	P: 7	R: 2	H: 1	E: 1	LOB: 2	K: 1	S: 7	P: 15	R: 1	H: 1	E: 0	LOB: 1	K: 1	S: 6	P: 6	R: 0	H: 1	E: 0	LOB: 1	K: 0	S: 4	P: 4	R: 0	H: 0	E: 0	LOB: 0	K: 0	S: 2	P: 6
PITCHER	IP	WLS	BF	H	R	ER	SO	BB	IBB	HBP	BLK	WP	HR	S	P	ERA	WHIP																																								
Bob Johnson, R (1, 1) ERA: 3.15	6.0	L	26	3	4	2	2	5	0	0	0	0	0	25	45	3.00	1.333																																								
Aurelio Monteaugudo, R (7, 1) ERA: 1.75	1.0		4	1	0	0	0	0	0	0	0	0	0	4	4	0.00	1.000																																								
Ted Abernathy, R (8, 1) ERA: 2.34	1.0		3	0	0	0	0	1	0	0	0	0	0	2	6	0.00	1.000																																								

BOTTOM

Kansas City Royals @ Milwaukee Brewers
Milwaukee County Stadium, Milwaukee, WI

Sun Sep 20 1970, 4:33 AM EDT
Att: 12,841 - Unknown - 80 F

AB	23
R	4
H	4
RBI	3
BB	6
SO	2
LOB	13

livebaseballscorecards.com



WP	HR	S	P	ERA	WHIP
0	0	0	34		

Batter	1	2	3	4	5	6	7	8	9	AB R H RBI BB SO LOB	TOP																	
George Spriggs, L (1, 9) OBP: 0.315, SLG: 0.354	0-3 K2-3		0-0 HR		0-0 G1-3			0-0 G3-1		4 1 1 2 0 1 0	Kansas City Royals @ Chicago White Sox Comiskey Park, Chicago, IL Mon Sep 21 1970, 4:33 AM EDT Unknown																	
Amos Otis, R (1, 8) OBP: 0.353, SLG: 0.423	0-0 G5-3		0-0 F9		0-0 G6-3			4-0 FC6-5 BB		3 0 0 0 1 0 0																		
Lou Piniella, R (1, 7) OBP: 0.339, SLG: 0.430	4-0 BB		1-0 HBP				0-0 G5-3	0-0 FC6-5		2 0 0 0 1 0 1																		
Ed Kirkpatrick, L (1, 2) OBP: 0.328, SLG: 0.416	0-0 G1-6-3		0-0 P5				0-0 P6	0-0 G3		4 0 0 0 0 0 3																		
Bob Oliver, R (1, 3) OBP: 0.309, SLG: 0.448		0-3 K		0-0 E6 1B			0-0 G5-3		0-0 G5-3	4 1 0 0 0 1 0																		
Paul Schaal, R (1, 5) OBP: 0.344, SLG: 0.356		0-0 G5-3		0-0 G4-3			0-0 HR		0-0 G6-3	4 1 1 1 0 0 1																		
Cookie Rojas, R (1, 4) OBP: 0.271, SLG: 0.292		0-0 G4-3		0-0 G6-4-3 1B			4-0 G4-3-6 BB		0-0 2B	3 0 2 1 1 0 0																		
Rich Severson, R (1, 6) OBP: 0.300, SLG: 0.321			0-0 HR 2B		0-0 G6-4-3		0-0 G4-3-6		0-0 F9	4 1 1 0 0 0 3																		
Jim Rooker, R (1, 1) OBP: 0.239, SLG: 0.313		0-3 K		0-3 K			0-0 F3			1 0 0 0 0 1 1																		
Dave Morehead, R (3, 1) OBP: 0.194, SLG: 0.200										1 0 0 0 0 1 0																		
Hawk Taylor, R (7, PH) OBP: 0.262, SLG: 0.222										1 0 0 0 0 0 0																		
Aurelio Montegudo, R (7, 1)										0 0 0 0 0 0 0																		
Tom Burgmeier, L (8, 1) OBP: 0.200, SLG: 0.143										0 0 0 0 0 0 0																		
Inning Stats	R: 0 E: 0 K: 1 S: 5	H: 0 LOB: 1 BB: 1 P: 9	R: 0 E: 0 K: 1 S: 5	H: 0 LOB: 0 BB: 0 P: 5	R: 2 E: 0 K: 1 S: 7	H: 2 LOB: 1 BB: 0 P: 8	R: 1 E: 1 K: 0 S: 4	H: 1 LOB: 0 BB: 0 P: 4	R: 0 E: 0 K: 1 S: 5	H: 0 LOB: 0 BB: 0 P: 5	R: 0 E: 0 K: 0 S: 3	H: 0 LOB: 0 BB: 0 P: 3	R: 1 E: 0 K: 0 S: 3	H: 1 LOB: 0 BB: 1 P: 7	R: 0 E: 0 K: 0 S: 3	H: 0 LOB: 1 BB: 1 P: 7	R: 0 E: 0 K: 0 S: 4	H: 1 LOB: 1 BB: 0 P: 4	1B: 1 2B: 3 3B: 0 HR: 2	SF: 0 SAC: 0 DP: 2 HBP: 1	WP: 0 PB: 0 SB: 2 CS: 0	PA: 35						
PITCHER	IP WLS BF H R ER SO BB IBB HBP BLK WP HR S P ERA WHIP																											
Joe Horlen, R (1, 1) ERA: 4.72	6.0		23	3	3	2	4	1	0	1	0	0	0	1	29	34	3.00	0.667										
Lee Stange, R (7, 1) ERA: 5.44	0.0		2	1	1	1	0	1	0	0	0	0	0	1	1	5	∞	∞										
Wilbur Wood, L (7, 1) ERA: 2.88	3.0	W	10	1	0	0	0	1	0	0	0	0	0	0	9	13	0.00	0.667										

livebaseballscorecards.com

AB	31
R	4
H	5
RBI	4
BB	3
SO	4
LOB	9



Batter	1	2	3	4	5	6	7	8	9
Walt Williams, R OBP: 0.309, SLG: 0.349 (1, 9)	0-0 G5-3	0-0 F2		0-0 F7		4-0 2B BB		0-0 WP 1B	
Luis Aparicio, R OBP: 0.373, SLG: 0.409 (1, 6)	0-0 G4-3		0-0 F7		0-0 E6 G4-3 WP	0-0 2B		0-0 F3	
Carlos May, L OBP: 0.375, SLG: 0.425 (1, 7)	0-0 G6-3		4-0 S BB BB		0-0 G4-3		0-0 G4-3	4-0 S BB	
Bill Melton, R OBP: 0.341, SLG: 0.491 (1, 5)		4-0 1B BB SF8 BB	4-0 1-2 BB		0-0 F3		0-0 HR	4-0 1B BB	
Ed Hermann, L OBP: 0.362, SLG: 0.509 (8, 2)									
Duane Josephson, R OBP: 0.372, SLG: 0.410 (1, 2)		4-0 SF8 1B E BB	0-3 K		0-0 G1-3		1-0 S HBP	0-0 S 1B	
Tom McCraw, L OBP: 0.283, SLG: 0.327 (7, PR)									
Ken Berry, R OBP: 0.341, SLG: 0.358 (1, 8)		0-0 BB 1-2 2-3 1B	0-0 F8			0-0 WP 2B 1B	0-0 F7	0-0 G1	
Bob Spence, L OBP: 0.271, SLG: 0.361 (1, 3)		0-0 SF8		0-0 G4-3		0-0 F5	0-0 G4-3		
Rich Morales, R OBP: 0.245, SLG: 0.216 (8, 5)									
Bobby Knoop, R OBP: 0.290, SLG: 0.312 (1, 4)		4-0 SH1-4 BB	0-3 K		0-0 F9			0-0 FC1-5 2B	
Joe Horten, R OBP: 0.154, SLG: 0.140 (1, 1)		0-0 SH1-4		4-0 BB		0-0 WP 2B 1B		0-0 FC1-5 1B WP	
Gail Hopkins, L OBP: 0.348, SLG: 0.386 (6, PH)									
Jose Ortiz, R (6, PR)									
Lee Stange, R (7, 1)									
Wilbur Wood, R OBP: 0.111, SLG: 0.167 (7, 1)									

Inning Stats	R: 0	H: 0	E: 0	K: 0	S: 3	H: 0	LOB: 0	BB: 0	P: 3	R: 2	H: 1	E: 0	K: 0	S: 4	R: 0	H: 0	E: 0	K: 1	S: 5	R: 0	H: 0	E: 0	K: 1	S: 5	R: 0	H: 0	E: 1	K: 0	S: 4	R: 2	H: 3	E: 0	K: 0	S: 5	R: 1	H: 1	E: 0	K: 0	S: 4	R: 3	H: 3	E: 0	K: 0	S: 6	1B: 5	SF: 1	2B: 2	SAC: 1	3B: 0	DP: 0	HR: 1	HBP: 1
--------------	------	------	------	------	------	------	--------	-------	------	------	------	------	------	------	------	------	------	------	------	------	------	------	------	------	------	------	------	------	------	------	------	------	------	------	------	------	------	------	------	------	------	------	------	------	-------	-------	-------	--------	-------	-------	-------	--------


PITCHER	IP	WLS	BF	H	R	ER	SO	BB	IBB	HBP	BLK	WP	HR	S	P	ERA	WHIP
Jim Rooker, L ERA: 3.54 (1, 1)	2.1		11	1	2	1	0	3	0	0	0	0	0	8	20	3.86	1.714
Dave Morehead, R ERA: 3.59 (3, 1)	3.2		18	3	2	2	2	4	0	0	0	2	0	18	34	4.91	1.909
Aurelio Montegudo, R ERA: 2.96 (7, 1)	1.2	L	10	3	4	4	0	1	0	1	0	1	1	8	13	21.60	2.400
Tom Burgmeier, L ERA: 2.96 (8, 1)	0.1		3	1	0	0	0	1	0	0	0	0	0	2	6	0.00	6.000

BOTTOM

Kansas City Royals @ Chicago White Sox
Comiskey Park, Chicago, IL
Mon Sep 21 1970, 4:33 AM EDT
Unknown

AB	R	H	RBI	BB	SO	LOB
4	1	1	0	1	0	3
5	0	1	2	0	0	1
3	1	0	0	2	0	1
2	2	1	1	2	0	1
0	0	0	0	1	0	0
2	1	0	0	1	1	3
1	0	1	2	0	0	0
5	1	2	0	0	0	5
3	0	0	1	0	0	2
0	0	0	0	0	0	0
3	0	1	0	1	1	1
0	0	0	0	1	0	0
1	0	1	0	0	0	0
0	0	0	0	0	0	0
1	1	0	0	0	0	1

AB	30
R	8
H	8
RBI	6
BB	9
SO	2
LOB	18



PITCHER	IP	WLS	BF	H	R	ER	SO	BB	IBB	HBP	BLK	WP	HR	S	P	ERA	WHIP
Jim Rooker, L ERA: 3.54 (1, 1)	2.1		11	1	2	1	0	3	0	0	0	0	0	8	20	3.86	1.714
Dave Morehead, R ERA: 3.59 (3, 1)	3.2		18	3	2	2	2	4	0	0	0	2	0	18	34	4.91	1.909
Aurelio Montegudo, R ERA: 2.96 (7, 1)	1.2	L	10	3	4	4	0	1	0	1	0	1	1	8	13	21.60	2.400
Tom Burgmeier, L ERA: 2.96 (8, 1)	0.1		3	1	0	0	0	1	0	0	0	0	0	2	6	0.00	6.000

Batter	1	2	3	4	5	6	7	8	9	AB R H RBI BB SO LOB	TOP										
Amos Otis, R OBP: 0.353, SLG: 0.423 (1, 8)	0-0 S S G4-3 1B		0-0 FC4-6 1B		0-0 F7		0-0 G6-3		0-0 G5-3	5 1 2 0 0 0 1											
George Spriggs, L OBP: 0.302, SLG: 0.337 (1, 9)	0-3 K2-3 1-2		0-0 FC4-6 G5-4-3 1-2f			0-0 G4-3		0-0 F8	0-3 K	5 0 0 0 0 2 2											
Lou Piniella, R OBP: 0.341, SLG: 0.430 (1, 7)	0-0 G4-3 2-H		0-0 G5-4-3 1-2f			0-0 1B 3B 1B		4-0 FC4 BB	0-0 1B	4 1 2 1 1 0 1											
Bill Sorrell, L OBP: 0.315, SLG: 0.387 Bob Oliver, R OBP: 0.308, SLG: 0.447 (1, 3) (6, 3)	4-0 1B 1B BB			0-0 L9		0-0 3B 1B		0-0 FC4 BB 1-2f	0-0 G4-3	2 1 1 0 1 0 0 2 1 0 0 0 0 2											
Paul Schaal, R OBP: 0.348, SLG: 0.364 (1, 5)	0-0 1-H 1B			0-0 F9		0-0 G6-3 1-H 2-H 3B		4-0 BB 2B BB		3 2 2 2 1 0 0											
Ellie Rodriguez, R OBP: 0.320, SLG: 0.305 (1, 2)		4-0 S BB		0-3 K		0-0 G6-3 3-H		4-0 BB 2B BB		2 1 0 1 2 1 0											
Tom Matchick, L OBP: 0.233, SLG: 0.238 Cookie Rojas, R OBP: 0.272, SLG: 0.292 (1, 4) (8, PH) (8, 4)		0-0 F7 1-2		0-3 K		0-0 P6		4-0 2B BB		3 0 0 0 0 1 1 0 1 0 1 1 0 0											
Bobby Floyd, R OBP: 0.222, SLG: 0.188 (1, 6)		0-0 G5-3		0-0 1B			0-0 F2	0-0 1-H 2-H 3-H 2B		4 0 2 3 0 0 1											
Bill Butler, L OBP: 0.125, SLG: 0.045 Jim York, R (1, 1) (5, 1)		0-3 K		0-3 K			0-0 G3-1	0-3 K		2 0 0 0 0 2 2 2 0 0 0 0 1 1											
Inning Stats	R: 1 E: 0 K: 1 S: 6	H: 2 LOB: 2 BB: 1 P: 10	R: 0 E: 0 K: 1 S: 5	H: 0 LOB: 1 BB: 1 P: 9	R: 0 E: 0 K: 0 S: 3	H: 1 LOB: 0 BB: 0 P: 3	R: 0 E: 0 K: 1 S: 5	H: 0 LOB: 0 BB: 0 P: 5	R: 0 E: 0 K: 2 S: 8	H: 1 LOB: 1 BB: 0 P: 8	R: 3 E: 0 K: 0 S: 6	H: 3 LOB: 0 BB: 0 P: 6	R: 0 E: 0 K: 0 S: 3	H: 0 LOB: 0 BB: 0 P: 3	R: 4 E: 0 K: 1 S: 6	H: 1 LOB: 1 BB: 4 P: 22	R: 0 E: 0 K: 1 S: 6	H: 1 LOB: 1 BB: 0 P: 6	1B: 7 2B: 1 3B: 1 HR: 0	SF: 0 SAC: 0 DP: 1 HBP: 0	WP: 0 PA: 40 PB: 0 SB: 3 CS: 0
PITCHER	IP WLS BF H R ER SO BB IBB HBP BLK WP HR S P ERA WHIP																				
Floyd Weaver, R ERA: 4.11 (1, 1)	5.1 L 23 7 4 4 5 2 0 0 0 0 0 0 31 39 6.75 1.688																				
Jerry Crider, R ERA: 4.27 (6, 1)	0.2 2 0 0 0 0 0 0 0 0 0 0 0 2 2 0.00 0.000																				
Danny Murphy, R ERA: 5.66 (7, 1)	1.2 8 0 3 3 0 3 0 0 0 0 0 0 5 17 16.20 1.800																				
Steve Hamilton, L ERA: 2.96 (8, 1)	0.1 3 1 1 1 1 1 0 0 0 0 0 0 4 8 27.00 6.000																				
Dennis O'Toole, R ERA: (9, 1)	1.0 4 1 0 0 1 0 0 0 0 0 0 0 6 6 0.00 1.000																				

Kansas City Royals @ Chicago White Sox
 Comiskey Park, Chicago, IL
 Mon Sep 21 1970, 4:38 AM EDT
 Att: 672 - Unknown

AB	34
R	8
H	9
RBI	8
BB	6
SO	7
LOB	11



Batter	1	2	3	4	5	6	7	8	9	AB	R	H	RBI	BB	SO	LOB
Jose Ortiz, R OBP: 0.333, SLG: 0.333 (1, 8)	0-0 F7 ①		0-0 FC6-4 1B		0-0 F9 ①		0-0 1B		0-3 K ②	5	0	2	0	0	1	0
Walt Williams, R OBP: 0.310, SLG: 0.350 (1, 9)	0-0 P6 ②		0-0 FC6-4 1-2f ②		0-0 1B ①		0-0 F8 ①		0-0 1B ①	5	0	2	0	0	0	2
Carlos May, L OBP: 0.375, SLG: 0.425 (1, 7)	0-0 1B		0-0 F7 ③		0-0 BB ①		0-0 F8 ②		0-0 F8 ③	5	0	2	0	0	0	3
Bill Melton, R OBP: 0.343, SLG: 0.493 (1, 5)	0-3 K ③			0-0 1B ①	4-0 BB ①		0-0 P2 ③			3	1	1	0	1	1	2
Rich McKinney, R OBP: 0.196, SLG: 0.202 (1, 6)		0-3 K ①		0-0 CS ①	0-3 K ②			0-0 HR ①		4	1	2	2	0	2	3
Luis Aparicio, R OBP: 0.373, SLG: 0.409 (9, 6)			0-0 2-H ①	0-0 1B ①	0-3 K ③					0	0	0	0	0	0	0
Art Kusnyer, R (1, 2)		0-0 G6-3 ②		0-0 F8 ①	0-3 K ③					4	0	0	0	0	2	4
Bob Spence, L OBP: 0.279, SLG: 0.358 (1, 3)		4-0 BB ①		4-0 BB ②		0-0 G3 ①		0-0 F7 ②		1	0	0	0	2	0	0
John Matias, L OBP: 0.211, SLG: 0.257 (8, PH) (9, 3)		0-0 BB ③		0-0 BB ①		0-0 F9 ②		0-0 K ③		1	0	0	0	0	0	0
Rich Morales, R OBP: 0.245, SLG: 0.228 (1, 4)		0-0 G6-3 ③		0-0 1-3 ①		0-0 F7 ③				4	0	1	0	0	1	1
Floyd Weaver, R (1, 1)			0-0 G3-1 ①		0-3 K ③				0-0 G4-3 ①	2	0	0	0	0	1	2
Jerry Crider, R (6, 1)										0	0	0	0	0	0	0
Tom McCraw, L (6, PH) (7, 1)										0	0	0	0	0	0	0
Danny Murphy, L (7, 1)										0	0	0	0	0	0	0
Steve Hamilton, L (8, 1)										0	0	0	0	0	0	0
Dennis O'Toole, R (9, 1)										0	0	0	0	0	0	0
Lee Mave, L (9, PH)										1	0	0	0	0	0	0

Inning Stats	R: 0	H: 1	E: 0	K: 1	S: 6	LOB: 1	BB: 0	P: 6	R: 0	H: 0	E: 0	K: 1	S: 5	LOB: 1	BB: 1	P: 9	R: 0	H: 1	E: 0	K: 0	S: 4	LOB: 1	BB: 0	P: 4	R: 1	H: 3	E: 0	K: 1	S: 7	LOB: 2	BB: 1	P: 11	R: 0	H: 2	E: 0	K: 2	S: 9	LOB: 3	BB: 1	P: 13	R: 0	H: 0	E: 0	K: 0	S: 3	LOB: 0	BB: 0	P: 3	R: 0	H: 1	E: 0	K: 0	S: 4	LOB: 1	BB: 0	P: 4	R: 1	H: 1	E: 0	K: 2	S: 8	LOB: 0	BB: 0	P: 8	R: 0	H: 1	E: 0	K: 1	S: 6	LOB: 1	BB: 0	P: 6	1B: 7	SF: 0	2B: 2	SAC: 0	3B: 0	DP: 0	HR: 1	HBP: 0	WP: 0	PA: 39
--------------	------	------	------	------	------	--------	-------	------	------	------	------	------	------	--------	-------	------	------	------	------	------	------	--------	-------	------	------	------	------	------	------	--------	-------	-------	------	------	------	------	------	--------	-------	-------	------	------	------	------	------	--------	-------	------	------	------	------	------	------	--------	-------	------	------	------	------	------	------	--------	-------	------	------	------	------	------	------	--------	-------	------	-------	-------	-------	--------	-------	-------	-------	--------	-------	--------

PITCHER	IP	WLS	BF	H	R	ER	SO	BB	IBB	HBP	BLK	WP	HR	S	P	ERA	WHIP
Bill Butler, L (1, 1)	4.1		21	7	1	1	3	2	0	0	0	0	0	25	33	2.08	2.077
Jim York, R (5, 1)	4.2	W	18	3	1	1	5	1	0	0	0	0	1	27	31	1.93	0.857


BOTTOM

Kansas City Royals @ Chicago White Sox
Comiskey Park, Chicago, IL

Mon Sep 21 1970, 4:38 AM EDT
Att. 672 - Unknown

livebaseballscorecards.com

AB	36
R	2
H	10
RBI	2
BB	3
SO	8
LOB	17



Batter	1	2	3	4	5	6	7	8	9	AB	R	H	RBI	BB	SO	LOB
Walt Williams, R (1, 9) OBP: 0.309, SLG: 0.352	0-3 K		0-0 K		0-3 K			0-0 G1-3		4	0	1	0	0	2	0
Luis Aparicio, R (1, 6) OBP: 0.373, SLG: 0.407	4-0 BB		0-0 G6-3					0-0 F7		3	0	0	0	1	0	2
Carlos May, L (1, 7) OBP: 0.376, SLG: 0.425	0-3 K		0-0 G4-3					0-0 1B		4	0	2	0	0	1	3
Bill Melton, R (1, 5) OBP: 0.342, SLG: 0.491	0-0 G6-3							0-0 F9		4	0	1	0	0	0	3
Ed Herrmann, L (1, 2) OBP: 0.362, SLG: 0.511		0-0 G5-3								3	0	1	0	0	0	1
Syd O'Brien, R (7, PR) OBP: 0.286, SLG: 0.342										0	1	0	0	0	0	0
Barry Moore, L (8, 1) OBP: 0.200, SLG: 0.179										0	0	0	0	0	0	0
Bob Spence, L (9, PH) OBP: 0.265, SLG: 0.363										1	0	1	0	0	0	0
Ossie Blanco, R (9, PR) OBP: 0.225, SLG: 0.197										0	0	0	0	0	0	0
Tom McCraw, L (1, 3) OBP: 0.280, SLG: 0.322		0-0 P4								3	0	0	0	0	0	2
Ken Berry, R (1, 8) OBP: 0.340, SLG: 0.356		0-0 F9								3	0	0	1	1	0	2
Bobby Knoop, R (1, 4) OBP: 0.288, SLG: 0.310			0-3 K							2	0	0	0	0	1	0
Gail Hopkins, L (7, PH) OBP: 0.350, SLG: 0.388										1	0	1	0	0	0	0
Rich Morales, R (7, PR) OBP: 0.245, SLG: 0.228										0	0	0	0	0	0	0
John Matias, L (9, PH) OBP: 0.209, SLG: 0.255										1	0	0	0	0	0	2
Billy Wynne, L (1, 1) OBP: 0.154, SLG: 0.083										2	0	1	0	0	1	0
Lee Maye, L (7, PH) OBP: 0.319, SLG: 0.396										1	0	0	0	0	0	2
Chuck Brinkman, R (8, 2) OBP: 0.371, SLG: 0.409										0	0	0	0	0	0	0
Duane Josephson, R (9, PH) OBP: 0.371, SLG: 0.409										1	0	0	0	0	0	2


Inning Stats	R: 0	H: 0	E: 0	K: 2	S: 7	R: 0	H: 0	E: 0	K: 0	S: 3	R: 0	H: 2	E: 0	K: 1	S: 7	R: 0	H: 1	E: 0	K: 0	S: 4	R: 0	H: 0	E: 0	K: 2	S: 7	R: 0	H: 1	E: 0	K: 0	S: 3	R: 1	H: 2	E: 0	K: 0	S: 5	R: 0	H: 1	E: 0	K: 0	S: 4	R: 0	H: 1	E: 0	K: 0	S: 4	1B: 6	2B: 2	3B: 0	HR: 0	SF: 0	SAC: 1	DP: 0	HBP: 0	WP: 0	PB: 0	SB: 2	CS: 1	PA: 37
--------------	------	------	------	------	------	------	------	------	------	------	------	------	------	------	------	------	------	------	------	------	------	------	------	------	------	------	------	------	------	------	------	------	------	------	------	------	------	------	------	------	------	------	------	------	------	-------	-------	-------	-------	-------	--------	-------	--------	-------	-------	-------	-------	--------

PITCHER	IP	WLS	BF	H	R	ER	SO	BB	IBB	HBP	BLK	WP	HR	S	P	ERA	WHIP
Dick Drago, R (1, 1) ERA: 3.82	8.1	W	33	8	1	1	5	1	0	0	0	0	0	42	46	1.08	1.080
Ted Abernathy, R (9, 1) ERA: 2.32	0.2	S	3	0	0	0	0	1	0	0	0	0	0	2	6	0.00	1.500

BOTTOM

Kansas City Royals @ Chicago White Sox
Comiskey Park, Chicago, IL
Tue Sep 22 1970, 8:05 PM EDT
Overcast

AB	33
R	1
H	8
RBI	1
BB	2
SO	5
LOB	19



PITCHER	IP	WLS	BF	H	R	ER	SO	BB	IBB	HBP	BLK	WP	HR	S	P	ERA	WHIP
---------	----	-----	----	---	---	----	----	----	-----	-----	-----	----	----	---	---	-----	------

Batter	1	2	3	4	5	6	7	8	9	AB R H RBI BB SO LOB	TOP
Amos Otis, R OBP: 0.353, SLG: 0.424 (1, 8) X	0-0 F9		0-0 G5-3		0-0 FC4-6 1B		0-0 SH1-4 G4-3 2B		0-3 K	5 1 1 0 0 1 1	
Cookie Rojas, R OBP: 0.277, SLG: 0.296 (1, 4) X	0-0 G5-3		0-0 1B 1B		0-0 1B 1-3		0-0 SH1-4 2-3		0-0 2B 1B	4 1 3 0 0 0 0	
Lou Piniella, R OBP: 0.341, SLG: 0.429 (1, 7) X	0-0 FC6-4 1B		0-0 FC6-4 1B 1-2		0-0 P6		0-0 G4-3		0-0 F9	5 0 2 1 0 0 1	
Bob Oliver, R OBP: 0.310, SLG: 0.450 (1, 3) X	0-0 FC6-4 1-2f		0-0 FC6-4 1-2f		4-0 E 1B 1B BB		0-0 2B		0-0 2B 1-H	4 1 2 1 1 0 3	
Paul Schaal, R OBP: 0.346, SLG: 0.361 (1, 5) X		0-0 PB G4-3 1B		0-0 G1-3		0-0 E 1B 1B		0-0 P6		4 2 2 0 0 0 1	
Ellie Rodriguez, R OBP: 0.315, SLG: 0.299 (1, 2) X		0-3 K 1-3		0-0 G6-3		0-0 E8 1B 1B 1-2 2-3		0-0 G6-3		4 1 0 0 0 1 3	
George Spriggs, L OBP: 0.295, SLG: 0.327 Hawk Taylor, R OBP: 0.258, SLG: 0.218 Pat Kelly, L OBP: 0.349, SLG: 0.315 (1, 9) (6, PH) (6, 9)		0-0 G4-3		0-0 G1-3		0-3 K		1-0 HBP		2 0 0 1 0 0 0 1 0 0 0 0 1 3 0 0 0 0 0 0 0	
Bobby Floyd, R OBP: 0.280, SLG: 0.261 (1, 6) X		0-0 P6		0-0 FC6-4 1B		0-0 1B 1B 1-3 2-H 3-H		0-0 P6		4 0 2 2 0 0 1	
Al Fitzmorris, S OBP: 0.353, SLG: 0.419 (1, 1) X			0-0 P4		0-0 FC6-4 FC4-6 1-2f		0-0 1B 1B 1-3 3-H		0-3 K	4 0 1 1 0 1 2	
Inning Stats	R: 0 E: 0 K: 0 S: 4 H: 1 LOB: 1 BB: 0 P: 4	R: 1 E: 0 K: 1 S: 6 H: 1 LOB: 0 BB: 0 P: 6	R: 0 E: 0 K: 0 S: 5 H: 2 LOB: 2 BB: 0 P: 5	R: 0 E: 0 K: 0 S: 3 H: 0 LOB: 0 BB: 0 P: 3	R: 0 E: 0 K: 0 S: 4 H: 2 LOB: 2 BB: 0 P: 4	R: 3 E: 1 K: 1 S: 8 H: 3 LOB: 2 BB: 1 P: 12	R: 1 E: 0 K: 0 S: 5 H: 2 LOB: 1 BB: 0 P: 5	R: 0 E: 0 K: 1 S: 5 H: 0 LOB: 1 BB: 0 P: 6	R: 1 E: 0 K: 1 S: 6 H: 2 LOB: 1 BB: 0 P: 6	1B: 10 2B: 3 3B: 0 HR: 0 SF: 0 SAC: 1 DP: 0 HBP: 1	WP: 0 PB: 2 SB: 0 CS: 0 PA: 40
PITCHER	IP WLS BF H R ER SO BB IBB HBP BLK WP HR S P ERA WHIP	IP WLS BF H R ER SO BB IBB HBP BLK WP HR S P ERA WHIP	IP WLS BF H R ER SO BB IBB HBP BLK WP HR S P ERA WHIP	IP WLS BF H R ER SO BB IBB HBP BLK WP HR S P ERA WHIP	IP WLS BF H R ER SO BB IBB HBP BLK WP HR S P ERA WHIP	IP WLS BF H R ER SO BB IBB HBP BLK WP HR S P ERA WHIP	IP WLS BF H R ER SO BB IBB HBP BLK WP HR S P ERA WHIP	IP WLS BF H R ER SO BB IBB HBP BLK WP HR S P ERA WHIP	IP WLS BF H R ER SO BB IBB HBP BLK WP HR S P ERA WHIP	IP WLS BF H R ER SO BB IBB HBP BLK WP HR S P ERA WHIP	IP WLS BF H R ER SO BB IBB HBP BLK WP HR S P ERA WHIP
Jim Magnuson, L ERA: 4.46 (1, 1)	5.1 L 23 7 3 0 1 1 0 0 0 0 0 0 24 28 0.00 1.500										
Wilbur Wood, L ERA: 2.87 (6, 1)	0.2 4 2 1 0 1 0 0 0 0 0 0 0 6 6 0.00 3.000										
Jerry Crider, R ERA: 4.33 (7, 1)	3.0 13 4 2 2 2 0 0 1 0 0 0 0 16 17 6.00 1.333										

Kansas City Royals @ Chicago White Sox
Comiskey Park, Chicago, IL
Tue Sep 22 1970, 8:05 PM EDT
Att. 2,369 - Unknown

livebaseballscorecards.com

AB	37
R	6
H	13
RBI	6
BB	1
SO	4
LOB	15



Batter	1	2	3	4	5	6	7	8	9	AB	R	H	RBI	BB	SO	LOB
Walt Williams, R OBP: 0.311, SLG: 0.356 (1, 9)	G6-3		G3-1 2B				G5-3		P4	5	0	2	0	0	0	0
Tom McCraw, L OBP: 0.277, SLG: 0.318 (1, 8)	P6		G3-1 2-3				F2 1-2		K	4	0	0	0	0	1	2
Carlos May, L OBP: 0.375, SLG: 0.423 (1, 7)	G3		K				K BB		K	3	0	0	0	1	2	1
Bill Melton, R OBP: 0.340, SLG: 0.488 (1, 5)			P3				L7		F7	3	0	0	0	0	0	2
Bobby Knoop, R OBP: 0.288, SLG: 0.309 (6, 4)							P4			1	0	0	0	0	0	0
Ed Herrmann, L OBP: 0.364, SLG: 0.510 (1, 2)			WP HR 1B				G4-3		L8 1B	4	1	2	0	0	0	0
Bob Spence, L OBP: 0.291, SLG: 0.370 (1, 3)			K 1-2				BB BB		F7 2B	3	0	1	0	1	1	1
Rich McKinney, R OBP: 0.212, SLG: 0.244 (1, 6)							BB BB		F3 1B	1	1	1	2	1	0	0
Luis Aparicio, R OBP: 0.373, SLG: 0.407 (5, 6)			HR 2-H				1-2 BB		1B	2	0	1	0	0	0	1
Rich Morales, R OBP: 0.245, SLG: 0.229 (1, 4)			G4-3				G2-3		G1-3	4	0	1	0	0	0	2
Jim Magnuson, R (1, 1)							F9		K	2	0	0	0	0	0	0
Wilbur Wood, R OBP: 0.111, SLG: 0.167 (6, 1)							G5-3			0	0	0	0	0	0	0
Gail Hopkins, L OBP: 0.349, SLG: 0.387 (6, PH)										1	0	0	0	0	1	2
Jerry Crider, R OBP: 0.083, SLG: 0.125 (7, 1)										0	0	0	0	0	0	0
Lee Maye, L OBP: 0.318, SLG: 0.395 (9, PH)										1	0	0	0	0	1	0

Inning Stats	R: 0	H: 0	E: 0	K: 0	S: 3	R: 2	H: 2	E: 0	K: 1	S: 7	R: 0	H: 1	E: 0	K: 1	S: 6	R: 0	H: 0	E: 0	K: 0	S: 3	R: 0	H: 1	E: 0	K: 0	S: 4	R: 0	H: 2	E: 0	K: 1	S: 7	R: 0	H: 0	E: 0	K: 2	S: 7	R: 0	H: 2	E: 0	K: 0	S: 4	R: 0	H: 2	E: 0	K: 0	S: 4	R: 0	H: 0	E: 0	K: 1	S: 5	R: 0	H: 0	E: 0	K: 1	S: 5
	LOB: 0	BB: 0	LOB: 0	BB: 0	P: 3	LOB: 0	BB: 0	LOB: 0	BB: 0	P: 7	LOB: 1	BB: 1	LOB: 1	BB: 0	P: 6	LOB: 2	BB: 2	LOB: 2	BB: 1	P: 8	LOB: 2	BB: 0	LOB: 2	BB: 0	P: 7	LOB: 0	BB: 0	LOB: 1	BB: 0	P: 4	LOB: 0	BB: 0	LOB: 0	BB: 0	P: 5	LOB: 0	BB: 0	LOB: 0	BB: 0	P: 5	LOB: 0	BB: 0	LOB: 0	BB: 0	P: 5										


PITCHER	IP	WLS	BF	H	R	ER	SO	BB	IBB	HBP	BLK	WP	HR	S	P	ERA	WHIP
Al Fitzmorris, R ERA: 4.44 (1, 1)	9.0	W	37	8	2	2	6	3	0	0	0	1	1	46	58	2.00	1.222

BOTTOM

Kansas City Royals @ Chicago White Sox
Comiskey Park, Chicago, IL

Tue Sep 22 1970, 8:05 PM EDT
Att. 2,369 - Unknown

AB	34
R	2
H	8
RBI	2
BB	3
SO	6
LOB	11



WP: 1	PA: 37
PB: 1	
SB: 0	
CS: 0	

Batter	1	2	3	4	5	6	7	8	9	AB R H RBI BB SO LOB	TOP	
Amos Otis, R (1, 8) OBP: 0.354, SLG: 0.423	4-0 G1-3 BB G1-2-3 BB		0-0 F3		0-0 F8			4-0 WP BB		2 0 0 0 2 0 2	Kansas City Royals @ Chicago White Sox Comiskey Park, Chicago, IL Wed Sep 23 1970, 4:33 AM EDT Att. 693 - Unknown - 63 F	
George Spriggs, L (1, 9) OBP: 0.302, SLG: 0.321	4-0 G1-3 BB		0-0 F7		0-3 K		4-0 BB		2 0 0 0 2 1 1			
Lou Piniella, R (1, 7) OBP: 0.341, SLG: 0.427	0-0 G1-3		0-0 G5-6-3		0-0 G4-6-3 1B		0-3 K		4 0 1 0 0 1 5			
Ed Kirkpatrick, L (1, 2) OBP: 0.327, SLG: 0.419	4-0 BB		0-0 L8		0-0 G4-6-3 1-2f		0-0 G4-3		3 0 0 0 1 0 1			
Bill Sorrell, L (1, 3) OBP: 0.313, SLG: 0.376	0-0 G1-2-3 3-Hf		0-0 F7		0-0 P6		0-0 G5-3 1B		4 0 1 0 0 0 3			
Paul Schaaf, R (1, 5) OBP: 0.345, SLG: 0.360		0-0 G6-3		0-3 K		0-0 G3		0-0 G5-3 1B	4 0 1 0 0 1 0			
Cookie Rojas, R (1, 4) OBP: 0.276, SLG: 0.294		4-0 CS BB		0-0 G6-3		0-0 F8		0-0 G5-3 2-3f	3 0 0 0 1 0 2			
Bobby Floyd, R (1, 6) OBP: 0.286, SLG: 0.269		0-3 K		0-0 FC3-6 1B		0-0 F8		0-0 G5-3	3 0 1 0 0 1 1			
Paul Splittorff, L (1, 1) OBP: 0.500, SLG: 0.500 Pat Kelly, L (8, PH) OBP: 0.349, SLG: 0.315 Ken Wright, R (8, 1)		0-0 CS	0-0 1B		0-0 FC3-6 1-2f		0-3 K		2 0 1 0 0 0 1 1 0 0 0 0 1 0 0 0 0 0 0 0 0			
Inning Stats	R: 0 H: 0 E: 0 LOB: 2 K: 0 BB: 3 S: 2 P: 14	R: 0 H: 0 E: 0 LOB: 0 K: 1 BB: 1 S: 4 P: 8	R: 0 H: 1 E: 0 LOB: 1 K: 0 BB: 0 S: 4 P: 4	R: 0 H: 0 E: 0 LOB: 0 K: 1 BB: 0 S: 5 P: 5	R: 0 H: 1 E: 0 LOB: 1 K: 0 BB: 0 S: 4 P: 4	R: 0 H: 1 E: 0 LOB: 0 K: 1 BB: 0 S: 5 P: 5	R: 0 H: 0 E: 0 LOB: 0 K: 0 BB: 0 S: 3 P: 3	R: 0 H: 0 E: 0 LOB: 2 K: 2 BB: 2 S: 7 P: 15	R: 0 H: 2 E: 0 LOB: 1 K: 0 BB: 0 S: 4 P: 4	1B: 5 SF: 0 2B: 0 SAC: 0 3B: 0 DP: 3 HR: 0 HBP: 0	WP: 1 PA: 35 PB: 0 SB: 0 CS: 1	
PITCHER Bart Johnson, R (1, 1) ERA: 4.77	IP WLS BF H R ER SO BB IBB HBP BLK WP HR S P ERA WHIP	9.0 W 34 5 0 0 5 6 0 0 0 1 0 38 62 0.00 1.222										

livebaseballscorecards.com

AB	28
R	0
H	5
RBI	0
BB	6
SO	5
LOB	16



Batter	1	2	3	4	5	6	7	8	9	AB R H RBI BB SO LOB
Walt Williams, R OBP: 0.312, SLG: 0.357 (1, 9)	0-0 FC3-6 1B 1B	0-0 G5-3			0-0 FC6-4 1B	0-0 F8		0-0 G5-3		5 1 2 0 0 0 3
Tom McCraw, L OBP: 0.275, SLG: 0.316 (1, 3)	0-0 FC3-6 1-2 1B		0-3 K		0-0 FC6-4 1-2f S 1B		0-0 G6-3	0-0 F9		5 0 1 0 0 1 2
Carlos May, L OBP: 0.377, SLG: 0.423 (1, 7)	0-0 FC3-6 CS 1-2f 2-3 1B		0-0 E 1B		0-0 F8 1-2		0-0 G5-3 HR 1B	4-0 BB BB		4 1 2 0 1 0 3
Bill Melton, R OBP: 0.341, SLG: 0.486 (1, 5)	0-0 CS 1-2 3-H 1B		0-0 E4 1-2		0-0 F7		0-0 G5-3 1-2	4-0 BB 2-3 BB		4 0 1 1 1 0 3
Luis Aparicio, R OBP: 0.374, SLG: 0.407 Rich McKinney, R OBP: 0.223, SLG: 0.280 (1, 6) (2, 6)	4-0 BB BB BB 1-2 2-3 BB		0-3 K		4-0 BB BB BB CS BB		0-0 G5-3 2-H HR	0-0 L7		0 0 0 0 1 0 0 3 1 1 2 1 1 5
Ken Berry, R OBP: 0.341, SLG: 0.359 (1, 8)	0-0 G6-3		0-3 K		0-0 F8 1-2 E 2B		0-0 1B			4 1 2 0 0 1 4
Bobby Knoop, R OBP: 0.285, SLG: 0.306 (1, 4)		0-3 K		0-3 K		0-0 F8 2-3		0-3 K		4 0 0 0 0 3 2
Chuck Brinkman, R OBP: 0.250, SLG: 0.200 (1, 2)		4-0 BB BB BB BB		0-3 K		0-0 E6 3-H 2B		0-0 SH WP 2B		3 2 1 0 1 1 0
Bart Johnson, R OBP: 0.310, SLG: 0.357 (1, 1)		0-3 K		0-0 L9		0-0 1-H 2B		0-0 SH BB WP		3 0 1 1 0 1 1

Inning Stats	R: 1 E: 0 K: 0 S: 5	H: 3 LOB: 2 BB: 1 P: 9	R: 0 E: 0 K: 2 S: 7	H: 0 LOB: 1 BB: 1 P: 11	R: 0 E: 1 K: 3 S: 11	H: 1 LOB: 2 BB: 0 P: 11	R: 0 E: 0 K: 2 S: 7	H: 0 LOB: 0 BB: 0 P: 7	R: 0 E: 0 K: 0 S: 4	H: 1 LOB: 1 BB: 0 P: 4	R: 2 E: 1 K: 0 S: 5	H: 2 LOB: 1 BB: 1 P: 9	R: 2 E: 0 K: 1 S: 8	H: 3 LOB: 1 BB: 0 P: 8	R: 1 E: 1 K: 0 S: 5	H: 1 LOB: 3 BB: 2 P: 13
1B: 7 2B: 3 3B: 0 HR: 1	SF: 0 SAC: 1 DP: 0 HBP: 0	WP: 1 PB: 0 SB: 1 CS: 3	PA: 41													

PITCHER	IP	WLS	BF	H	R	ER	SO	BB	IBB	HBP	BLK	WP	HR	S	P	ERA	WHIP
Paul Splittorf, L ERA: 3.86 (1, 1)	7.0	L	34	10	5	3	8	3	0	0	0	0	1	47	59	3.86	1.857
Ken Wright, R ERA: 5.4 (8, 1)	1.0		7	1	1	1	0	2	0	0	0	1	0	5	13	9.00	3.000

BOTTOM

Kansas City Royals @ Chicago White Sox
Comiskey Park, Chicago, IL
Wed Sep 23 1970, 4:33 AM EDT
Att: 693 - Unknown - 63 F

livebaseballscorecards.com

AB	35
R	6
H	11
RBI	4
BB	5
SO	8
LOB	23



Batter	1	2	3	4	5	6	7	8	9	AB R H RBI BB SO LOB	TOP
Jim Nettles, L (1, 8) <small>OBP: 0.357, SLG: 0.308</small>	0-0 1-3		0-0 3-1		0-0 1B			0-3 K		4 0 1 0 0 1 0	
Leo Cardenas, R (1, 6) <small>OBP: 0.296, SLG: 0.373</small> Frank Quilici, R (5, 4) <small>OBP: 0.305, SLG: 0.304</small>	0-0 5-3			4-0 1B 2B BB	0-0 1-3			0-0 1B		2 1 0 0 1 0 1 1 0 1 0 0 0 0	
Tony Oliva, L (1, 9) <small>OBP: 0.363, SLG: 0.510</small>	0-0 F9			0-0 F7				0-0 F2		4 0 0 0 0 0 2	
Harmon Killebrew, R (1, 5) <small>OBP: 0.415, SLG: 0.556</small>		0-0 6-3		0-0 2B 1-2 1B				0-0 F8	0-0 4-3	4 0 1 0 0 0 0	
Rich Reese, L (1, 3) <small>OBP: 0.333, SLG: 0.374</small>		0-0 F3		0-0 F4				0-0 4-3	0-0 G3	4 0 0 0 0 0 2	
Steve Brye, R (1, 7) <small>OBP: 0.333, SLG: 0.300</small>		4-0 BB		0-0 1-3 2-H 2B				0-0 F8	0-0 6-3	3 0 1 1 1 0 0	
Rick Dempsey, R (1, 2)		0-0 F9		0-0 F9				0-0 6-3		3 0 0 0 0 0 3	
Danny Thompson, R (1, 4) <small>OBP: 0.238, SLG: 0.250</small>			0-0 F3		0-0 F7			0-0 F4		3 0 0 0 0 0 0	
Jim Perry, S (1, 1) <small>OBP: 0.247, SLG: 0.316</small>			0-0 F6		0-0 4-3			0-0 F3		3 0 0 0 0 0 0	
Inning Stats	R: 0 H: 0 E: 0 LOB: 0 K: 0 BB: 0 S: 3 P: 3	R: 0 H: 0 E: 0 LOB: 1 K: 0 BB: 1 S: 3 P: 7	R: 0 H: 0 E: 0 LOB: 0 K: 0 BB: 0 S: 3 P: 3	R: 1 H: 2 E: 0 LOB: 2 K: 0 BB: 1 S: 5 P: 9	R: 0 H: 1 E: 0 LOB: 1 K: 0 BB: 0 S: 4 P: 4	R: 0 H: 0 E: 0 LOB: 0 K: 0 BB: 0 S: 3 P: 3	R: 0 H: 0 E: 0 LOB: 0 K: 0 BB: 0 S: 3 P: 3	R: 0 H: 1 E: 0 LOB: 1 K: 1 BB: 0 S: 6 P: 6	R: 0 H: 0 E: 0 LOB: 0 K: 0 BB: 0 S: 3 P: 3	1B: 3 SF: 0 2B: 1 SAC: 0 3B: 0 DP: 0 HR: 0 HBP: 0	WP: 0 PA: 33 PB: 0 SB: 0 CS: 0
PITCHER Wally Bunker, R (1, 1) <small>ERA: 4.2</small>	IP WLS BF H R ER SO BB IBB HBP BLK WP HR S P ERA WHIP 9.0 L 33 4 1 1 1 2 0 0 0 0 0 0 33 41 1.00 0.667	PITCHER IP WLS BF H R ER SO BB IBB HBP BLK WP HR S P ERA WHIP									

Minnesota Twins @ Kansas City Royals
Municipal Stadium, Kansas City, MO

Fri Sep 25 1970, 8:05 PM EDT
Att: 6,663 - Unknown - 59 F

AB	31
R	1
H	4
RBI	1
BB	2
SO	1
LOB	8



WP: 0	PA: 33
PB: 0	
SB: 0	
CS: 0	

Batter	1	2	3	4	5	6	7	8	9	AB R H RBI BB SO LOB
Amos Otis, R OBP: 0.352, SLG: 0.420 (1, 8)	0-0 5-3			0-0 1-3		0-0 F7			0-0 F9	4 0 0 0 0 0 1
George Spriggs, L OBP: 0.292, SLG: 0.310 (1, 9)	0-0 F6			0-0 4-3			0-3 K		0-0 F8	4 0 0 0 0 1 0
Lou Piniella, R OBP: 0.339, SLG: 0.425 (1, 7)	0-3 K			0-0 L9			0-0 F4			3 0 0 0 0 1 0
Ed Kirkpatrick, L OBP: 0.325, SLG: 0.416 (1, 2)		0-0 F7			0-0 F3		0-0 5-3			3 0 0 0 0 0 0
Bob Oliver, R OBP: 0.309, SLG: 0.447 (1, 3)		0-3 K			0-3 K			0-3 K		3 0 0 0 0 3 0
Paul Schaal, R OBP: 0.343, SLG: 0.357 (1, 5)		0-0 1-3			0-0 G3			0-0 6-3		3 0 0 0 0 0 0
Cookie Rojas, R OBP: 0.279, SLG: 0.296 (1, 4)			0-0 4-3			0-0 1B		0-0 1B		3 0 2 0 0 0 0
Tom Matchick, L OBP: 0.228, SLG: 0.234 (1, 6)			0-0 5-3			0-0 F9		0-0 4-3		3 0 0 0 0 0 2
Wally Bunker, R OBP: 0.235, SLG: 0.071 Bill Sorrell, L OBP: 0.311, SLG: 0.373 (9, PH)			0-3 K			0-3 K			0-0 L9	2 0 0 0 0 2 1 1 0 0 0 0 0 0

Inning Stats	R: 0 E: 0 K: 1 S: 5	H: 0 LOB: 0 BB: 0 P: 5	R: 0 E: 0 K: 1 S: 5	H: 0 LOB: 0 BB: 0 P: 5	R: 0 E: 0 K: 1 S: 5	H: 0 LOB: 0 BB: 0 P: 5	R: 0 E: 0 K: 0 S: 3	H: 0 LOB: 0 BB: 0 P: 3	R: 0 E: 0 K: 1 S: 5	H: 0 LOB: 0 BB: 0 P: 5	R: 0 E: 0 K: 1 S: 6	H: 1 LOB: 1 BB: 0 P: 6	R: 0 E: 0 K: 1 S: 5	H: 0 LOB: 0 BB: 0 P: 5	R: 0 E: 0 K: 1 S: 6	H: 1 LOB: 1 BB: 0 P: 6	R: 0 E: 0 K: 0 S: 3	H: 0 LOB: 0 BB: 0 P: 3	1B: 2 2B: 0 3B: 0 HR: 0	SF: 0 SAC: 0 DP: 0 HBP: 0
PITCHER Jim Perry, R ERA: 2.96 (1, 1)	IP 9.0 WLS W BF 29 H 2 R 0 ER 0 SO 7 BB 0 IBB 0 HBP 0 BLK 0 WP 0 HR 0 S 43 P 43 ERA 0.00 WHIP 0.222																		WP: 0 PB: 0 SB: 0 CS: 0	PA: 29 ERA WHIP

BOTTOM

Minnesota Twins @ Kansas City Royals
Municipal Stadium, Kansas City, MO
Fri Sep 25 1970, 8:05 PM EDT
Att. 6,663 - Unknown - 59 F

livebaseballscorecards.com

AB	29
R	0
H	2
RBI	0
BB	0
SO	7
LOB	4



Batter	1	2	3	4	5	6	7	8	9	AB R H RBI BB SO LOB	TOP	
Jim Nettles, L (1, 7) X OBP: 0.294, SLG: 0.250 Frank Quilici, R (5, 4) OBP: 0.303, SLG: 0.301	0-0 F7		0-0 F5		0-0 FC6-4		0-0 6-3			3 0 0 0 0 0 2 1 0 0 0 0 0 2		
Leo Cardenas, R (1, 6) X OBP: 0.298, SLG: 0.375	0-0 2B			4-0 FC6-4 BB		0-3 K		0-3 K		3 0 1 0 1 2 0		
Tony Oliva, L (1, 9) X OBP: 0.362, SLG: 0.508	0-0 F5			0-0 FC6-4		0-0 FC6-4 1B		0-0 F8		4 0 1 0 0 0 2		
Rich Reese, L (1, 3) S S OBP: 0.330, SLG: 0.371	0-3 K			0-0 F6		0-3 K		0-0 F5		4 0 0 0 0 2 3		
Jim Holt, L (1, 8) X OBP: 0.299, SLG: 0.342		0-0 L8		0-0 4-3		0-0 FC6-4			0-0 G4-6-3 1B	4 0 1 0 0 0 2		
Paul Ratliff, L (1, 2) S S Rick Dempsey, R (5, 2)		0-3 K			1-0 BB HBP		4-0 WP 1B BB		0-0 G4-6-3	1 0 0 0 0 1 0 1 0 0 0 1 0 1		
Rick Renick, R (1, 5) X OBP: 0.320, SLG: 0.397		0-0 6-3			4-0 FC6-4 BB		0-0 WP 1B		0-0 F8	3 0 1 0 1 0 0		
Danny Thompson, R (1, 4) X OBP: 0.237, SLG: 0.249 Charlie Manuel, L (5, PH) (5, 7) OBP: 0.273, SLG: 0.246			0-0 F4		0-3 K		0-0 F7			1 0 0 0 0 0 0 2 0 0 0 0 1 4		
Bert Blyleven, R (1, 1) S S OBP: 0.143, SLG: 0.125 Rod Carew, L (3, PH) (3, 1) OBP: 0.413, SLG: 0.532 Hal Haydel, R (5, PH) (5, 1) OBP: 0.355, SLG: 0.441 Pete Hamm, R (7, PH) (7, 1) OBP: 0.371, SLG: 0.545 Steve Barber, R		0-0 G3			0-3 K		0-3 K			0 0 0 0 0 0 0 1 0 0 0 0 0 0 0 0 0 0 0 0 0 1 0 0 0 0 0 1 2 0 0 0 0 0 0 0 1 0 0 0 0 0 1 2 0 0 0 0 0 0 0 0		
Inning Stats	R: 0 H: 1 E: 0 LOB: 1 K: 1 BB: 0 S: 6 P: 6	R: 0 H: 0 E: 0 LOB: 0 K: 1 BB: 0 S: 5 P: 5	R: 0 H: 0 E: 0 LOB: 0 K: 0 BB: 0 S: 3 P: 3	R: 0 H: 0 E: 0 LOB: 1 K: 0 BB: 1 S: 3 P: 7	R: 0 H: 0 E: 0 LOB: 2 K: 2 BB: 1 S: 7 P: 12	R: 0 H: 1 E: 0 LOB: 1 K: 2 BB: 0 S: 8 P: 8	R: 0 H: 1 E: 0 LOB: 2 K: 1 BB: 1 S: 6 P: 10	R: 0 H: 0 E: 0 LOB: 0 K: 1 BB: 0 S: 5 P: 5	R: 0 H: 1 E: 0 LOB: 0 K: 0 BB: 0 S: 3 P: 3	1B: 3 SF: 0 2B: 1 SAC: 0 3B: 0 DP: 1 HR: 0 HBP: 1	WP: 1 PA: 34 PB: 0 SB: 0 CS: 0	
PITCHER Bob Johnson, R (1, 1) ERA: 3.01	IP WLS BF H R ER SO BB IBB HBP BLK WP HR S P ERA WHIP	9.0 W 34 4 0 0 8 3 0 1 0 1 0 46 59 0.00 0.778										

Minnesota Twins @ Kansas City Royals
 Municipal Stadium, Kansas City, MO
 Sat Sep 26 1970, 8:05 PM EDT
 Att: 7,710 - Unknown - 63 F

livebaseballscorecards.com

AB	30
R	0
H	4
RBI	0
BB	3
SO	8
LOB	20




Batter	1	2	3	4	5	6	7	8	9	AB	R	H	RBI	BB	SO	LOB
Amos Otis, R OBP: 0.352, SLG: 0.421 (1, 8)	0-0 BB 1B	0-0 F9		0-0 2B	0-0 F8			0-0 F3		5	1	2	0	0	0	4
George Spriggs, L OBP: 0.299, SLG: 0.311 (1, 9)	4-0 1B 1-2 FC6-4 BB	0-0 2-H 3-H 1B		0-0 5-3		0-0 G3				3	1	1	2	1	0	1
Lou Piniella, R OBP: 0.342, SLG: 0.425 (1, 7)	0-0 1-3 2-H 1B	4-0 1-2 BB		4-0 BB		0-0 6-3				2	0	1	1	2	0	0
Ed Kirkpatrick, L OBP: 0.322, SLG: 0.412 (1, 2)	0-0 F5	0-0 F4		0-0 F3		0-0 L8				4	0	0	0	0	0	6
Bob Oliver, R OBP: 0.308, SLG: 0.451 (1, 3)	0-0 FC6-4 1-2r 3-H		0-0 HR		0-0 F8			0-0 L1		4	1	1	2	0	0	3
Paul Schaal, R OBP: 0.343, SLG: 0.355 Bobby Floyd, R OBP: 0.276, SLG: 0.259 (1, 5) (5, PR) (6, 5)	0-0 F4		0-0 F9		4-0 1B BB		0-0 F8			2	0	0	0	1	0	1
Cookie Rojas, R OBP: 0.283, SLG: 0.301 (1, 4)		0-0 SH2-4 1B 1B		0-0 1B		0-0 1-2 1B		0-0 F5		4	1	3	0	0	0	0
Tom Matchick, L OBP: 0.229, SLG: 0.234 (1, 6)		0-0 SH2-4 1B 1B		0-0 L9		0-0 F7		0-0 4-3		4	1	1	0	0	0	3
Bob Johnson, L OBP: 0.194, SLG: 0.125 (1, 1)		0-0 SH2-4 1-2 2-3		0-0 6-3		0-3 K		0-3 K		3	0	0	0	0	2	3

Inning Stats	R: 2	H: 2	E: 0	LOB: 1	K: 0	P: 9	R: 2	H: 3	E: 0	LOB: 2	K: 0	P: 10	R: 1	H: 2	E: 0	LOB: 1	K: 0	P: 5	R: 0	H: 1	E: 0	LOB: 2	K: 0	P: 8	R: 0	H: 1	E: 0	LOB: 2	K: 1	P: 10	R: 0	H: 0	E: 0	LOB: 0	K: 0	P: 3	R: 0	H: 0	E: 0	LOB: 0	K: 0	P: 3	R: 0	H: 0	E: 0	LOB: 0	K: 1	P: 5
	S: 5	BB: 1					S: 6	BB: 1					S: 5	BB: 0					S: 4	BB: 1					S: 6	BB: 1							S: 3	BB: 0														


PITCHER	IP	WLS	BF	H	R	ER	SO	BB	IBB	HBP	BLK	WP	HR	S	P	ERA	WHIP
Bert Blyleven, R ERA: 3.29 (1, 1)	2.0	L	13	5	4	4	0	2	0	0	0	0	0	11	19	18.00	3.500
Hal Haydel, R ERA: 3.38 (3, 1)	2.0		10	3	1	1	0	1	0	0	0	0	1	9	13	4.50	2.000
Pete Hamm, R ERA: 5.28 (5, 1)	2.0		8	1	0	0	1	1	0	0	0	0	0	9	13	0.00	1.000
Steve Barber, R ERA: 4.26 (7, 1)	2.0		6	0	0	0	1	0	0	0	0	0	0	8	8	0.00	0.000

MINNESOTA TWINS @ KANSAS CITY ROYALS
Municipal Stadium, Kansas City, MO
Sat Sep 26 1970, 8:05 PM EDT
Att. 7,710 - Unknown - 63 F

AB	32
R	5
H	9
RBI	5
BB	4
SO	2
LOB	21



WP	PA	ERA	WHIP
0	37		

Batter	1	2	3	4	5	6	7	8	9	AB R H RBI BB SO LOB	TOP																
Danny Thompson, R (1, 6) OBP: 0.233, SLG: 0.245 (8, 5)	0-0 F3 ①		0-0 L9 ②		0-0 F8 ②		0-0 F8 ③		0-0 5-3 ②	5 0 0 0 0 0 2																	
Frank Quilici, R (1, 4) OBP: 0.301, SLG: 0.295 Charlie Manuel, L (9, PH) OBP: 0.269, SLG: 0.241	0-0 F5 ②		4-0 1-2 BB ②		0-0 5-3 ③		0-0 6-3 ①	0-3 K ③	3 0 0 0 1 0 0 1 0 0 0 0 1 0																		
Harmon Killebrew, R (1, 3) OBP: 0.414, SLG: 0.554	0-3 K ③		0-3 K ③		0-0 F3 ①		0-0 1B 2B 1B ②		4 1 1 0 0 2 2																		
Tony Oliva, L (1, 8) OBP: 0.363, SLG: 0.511		0-0 1B ①		0-0 4-3 ①		0-0 3B ②		0-3 K ②	4 0 2 0 0 1 1																		
Brant Alyea, R (1, 7) OBP: 0.373, SLG: 0.544 Jim Nettles, L (8, PR) OBP: 0.294, SLG: 0.250 (8, 7)	0-0 F5 ①		0-0 BLK BB 1B ②		0-3 K ②		0-0 2B E 1B ③		4 0 2 0 0 1 2 0 1 0 0 0 0 0																		
Bob Allison, R (1, 9) OBP: 0.353, SLG: 0.329	0-0 F4 ②		4-0 1-2 BLK BB ②		0-0 F9 ③		0-0 E9 1B 2B ③		3 1 1 1 1 0 2																		
Rick Renick, R (1, 5) OBP: 0.315, SLG: 0.390 Rich Reese, L (8, PH) OBP: 0.332, SLG: 0.372 Herman Hill, L (8, PR) OBP: 0.095, SLG: 0.095 Leo Cardenas, R (8, 6) OBP: 0.298, SLG: 0.375	0-0 L8 ③		0-3 K ②		0-0 F3 ①		0-0 FC4-6 1B ③		3 0 0 0 0 0 1 3 1 0 1 1 0 0 0 0 0 0 0 0 0 0 0 0 0 0 0 0 0	AB 36 R 3 H 9 RBI 2 BB 2 SO 8 LOB 17																	
George Mitterwald, R (1, 2) OBP: 0.283, SLG: 0.383 Paul Ratliff, L (8, PH) OBP: 0.361, SLG: 0.424 (8, 2)		0-0 BB 1B ②		0-3 K ③		0-0 2B ②		0-0 FC4-6 1-2f ③	3 0 2 0 0 1 2 1 0 0 0 0 0 1																		
Luis Tiant, R (1, 1) OBP: 0.424, SLG: 0.531 Steve Bnye, R (5, PH) OBP: 0.308, SLG: 0.273 Jim Kaat, L (5, 1) OBP: 0.259, SLG: 0.205 Cesar Tovar, R (7, PH) OBP: 0.394, SLG: 0.440 Bill Zepp, R (7, 1) OBP: 0.156, SLG: 0.136 Jim Holt, L (8, PH) OBP: 0.298, SLG: 0.341	0-0 F3 ①		0-3 K ①		0-0 F3 ②		0-0 4-3 ①		1 0 0 0 0 0 0 1 1 0 0 0 0 0 1 0 0 0 0 0 0 0 0 0 1 0 0 0 0 0 0 1 0 0 0 0 0 0 0 0 1 0 0 0 0 0 0 0																		
Inning Stats	R: 0 E: 0 K: 1 S: 5	H: 0 LOB: 0 BB: 0 P: 5	R: 0 E: 0 K: 0 S: 4	H: 1 LOB: 1 BB: 0 P: 4	R: 0 E: 0 K: 1 S: 6	H: 1 LOB: 2 BB: 1 P: 10	R: 0 E: 0 K: 2 S: 8	H: 1 LOB: 2 BB: 1 P: 12	R: 0 E: 0 K: 1 S: 5	H: 0 LOB: 0 BB: 0 P: 5	R: 0 E: 0 K: 1 S: 6	H: 1 LOB: 1 BB: 0 P: 6	R: 0 E: 0 K: 0 S: 4	H: 1 LOB: 1 BB: 0 P: 4	R: 3 E: 1 K: 1 S: 9	H: 4 LOB: 1 BB: 0 P: 9	R: 0 E: 0 K: 1 S: 5	H: 0 LOB: 0 BB: 0 P: 5	1B: 6 2B: 2 3B: 1 HR: 0	SF: 0 SAC: 0 DP: 0 HBP: 0	WP: 0 PB: 0 SB: 0 CS: 0	PA: 38					
PITCHER	IP	WLS	BF	H	R	ER	SO	BB	IBB	HBP	BLK	WP	HR	S	P	ERA	WHIP									ERA	WHIP
Jim Rooker, L (1, 1) ERA: 3.54	7.2	W	33	8	3	3	7	2	0	0	1	0	0	45	53	3.52	1.304										
Ted Abernathy, R (8, 1) ERA: 2.28	1.1	S	5	1	0	0	1	0	0	0	0	0	0	7	7	0.00	0.750										

Minnesota Twins @ Kansas City Royals
Municipal Stadium, Kansas City, MO
Sun Sep 27 1970, 4:33 AM EDT
Att: 9,390 - Unknown - 70 F

livebaseballscorecards.com



Batter	1	2	3	4	5	6	7	8	9
Amos Otis, R OBP: 0.353, SLG: 0.423 (1, 8)	0-0 WP 1B 1B	0-0 F6			0-0 F4		0-0 4-3 1B 2B		
George Spriggs, L OBP: 0.290, SLG: 0.301 (1, 9)	0-3 K	0-0 F8			0-0 5-3		0-0 4-3 2-3		
Lou Piniella, R OBP: 0.345, SLG: 0.427 (1, 7)	0-0 WP 1-2 1B				0-0 F9 1B		0-0 3-H 1B		
Ed Kirkpatrick, L OBP: 0.321, SLG: 0.410 (1, 2)	0-0 FC5-4 1-H 2-H 1B				0-0 4-3 K		0-3 K		
Bob Oliver, R OBP: 0.309, SLG: 0.452 (1, 3)	0-0 F8				4-0 BB		0-0 G3 2B		
Cookie Rojas, R OBP: 0.281, SLG: 0.298 (1, 4)	0-0 FC5-4 1-2f				0-0 1-3		0-0 G3 2-3		
Bobby Floyd, R OBP: 0.364, SLG: 0.419 (1, 5)					0-0 CS 1B		0-0 3-H 2B		
Tom Matchick, L OBP: 0.229, SLG: 0.235 (1, 6)					0-0 F9 1-2		0-0 4-3		
Jim Rooker, R OBP: 0.230, SLG: 0.300 (1, 1)					0-0 F8		0-3 K		
Ted Abernathy, R OBP: 0.125, SLG: 0.125 (8, 1)									

Inning Stats	R: 2 E: 1 K: 1 S: 8	H: 3 LOB: 1 BB: 0 P: 8	R: 0 E: 0 K: 1 S: 7	H: 2 LOB: 2 BB: 0 P: 7	R: 0 E: 0 K: 0 S: 3	H: 0 LOB: 1 BB: 1 P: 7	R: 0 E: 0 K: 0 S: 3	H: 1 LOB: 0 BB: 0 P: 3	R: 0 E: 0 K: 1 S: 6	H: 1 LOB: 1 BB: 0 P: 6	R: 1 E: 0 K: 1 S: 7	H: 2 LOB: 1 BB: 0 P: 7	R: 1 E: 0 K: 2 S: 9	H: 2 LOB: 1 BB: 0 P: 9	R: 0 E: 0 K: 0 S: 4	H: 1 LOB: 1 BB: 0 P: 4
--------------	------------------------------	---------------------------------	------------------------------	---------------------------------	------------------------------	---------------------------------	------------------------------	---------------------------------	------------------------------	---------------------------------	------------------------------	---------------------------------	------------------------------	---------------------------------	------------------------------	---------------------------------

PITCHER	IP	WLS	BF	H	R	ER	SO	BB	IBB	HBP	BLK	WP	HR	S	P	ERA	WHIP
Luis Tiant, R ERA: 3.4 (1, 1)	4.0	L	18	6	2	2	2	1	0	0	0	1	0	21	25	4.50	1.750
Jim Kaat, L ERA: 3.67 (5, 1)	2.0		9	3	1	1	2	0	0	0	0	0	0	13	13	4.50	1.500
Bill Zepp, R ERA: 3.23 (7, 1)	2.0		9	3	1	1	2	0	0	0	0	0	0	13	13	4.50	1.500

BOTTOM


Minnesota Twins @ Kansas City Royals
Municipal Stadium, Kansas City, MO

Sun Sep 27 1970, 4:33 AM EDT
Att. 9,390 - Unknown - 70 F

AB	R	H	RBI	BB	SO	LOB
4	2	2	0	0	0	2
4	0	0	0	0	1	4
4	1	3	1	0	0	0
4	0	1	1	0	2	2
3	1	1	0	1	1	2
4	0	0	0	0	0	3
4	0	4	1	0	0	0
4	0	1	0	0	0	3
3	0	0	0	0	2	3
1	0	0	0	0	0	1

livebaseballscorecards.com

AB	35
R	4
H	12
RBI	3
BB	1
SO	6
LOB	20



WP	1	PA	36
PB	0	SB	0
CS	1		

Batter	1	2	3	4	5	6	7	8	9	AB R H RBI BB SO LOB	TOP	
Amos Otis, R OBP: 0.353, SLG: 0.422 (1, 8) X	0-0 S 1B		0-0 L8		0-0 F5			0-0 F8		4 0 1 0 0 0 1		
Cookie Rojas, R OBP: 0.283, SLG: 0.300 (1, 4) X	0-0 L7 1-2		0-0 1B 1B		0-0 F5			0-0 1B		4 0 2 0 0 0 2		
Lou Piniella, R OBP: 0.344, SLG: 0.426 (1, 7) S S S	0-3 K		0-0 1B 1-2				0-0 F8	0-0 F3		4 0 1 0 0 1 2		
Bob Oliver, R OBP: 0.308, SLG: 0.449 (1, 3) X	0-0 5-3		0-0 L7				0-0 F4		0-0 6-3	4 0 0 0 0 0 3		
Ellie Rodriguez, R OBP: 0.310, SLG: 0.294 (1, 2) X		0-0 5-3		0-3 K		0-3 K		0-3 K		4 0 0 0 0 3 0		
Bobby Floyd, R OBP: 0.378, SLG: 0.457 (1, 5) X		0-0 2B		0-0 F7			0-3 K		0-0 1B	4 0 2 0 0 1 0		
George Spriggs, L OBP: 0.284, SLG: 0.294 (1, 9) S S S		0-3 K		0-3 K			0-0 F2		0-0 4-3	3 0 0 0 0 2 1 1 0 0 0 0 0 1		
Jackie Hernandez, R OBP: 0.278, SLG: 0.278 (9, PH)												
Rich Severson, R OBP: 0.300, SLG: 0.318 (1, 6) X		0-0 5-3			4-0 FC2-6 BB		0-3 K			2 0 0 0 1 1 1		
Dick Drago, R OBP: 0.077, SLG: 0.053 (1, 1) X			0-0 F8					0-0 F8		2 0 0 0 0 0 1		
Jim Campanis, R OBP: 0.218, SLG: 0.260 (8, PH)					0-0 FC2-6 1-2f					1 0 0 0 0 0 0		
Jim York, R (8, 1)										0 0 0 0 0 0 0		
Inning Stats	R: 0 H: 1 E: 0 LOB: 1 K: 1 BB: 0 S: 6 P: 6	R: 0 H: 1 E: 0 LOB: 1 K: 1 BB: 0 S: 6 P: 6	R: 0 H: 2 E: 0 LOB: 2 K: 0 BB: 0 S: 5 P: 5	R: 0 H: 0 E: 0 LOB: 0 K: 2 BB: 0 S: 7 P: 7	R: 0 H: 0 E: 0 LOB: 1 K: 0 BB: 1 S: 3 P: 7	R: 0 H: 0 E: 0 LOB: 0 K: 1 BB: 0 S: 5 P: 5	R: 0 H: 0 E: 0 LOB: 0 K: 2 BB: 0 S: 7 P: 7	R: 0 H: 1 E: 0 LOB: 1 K: 0 BB: 0 S: 4 P: 4	R: 0 H: 1 E: 0 LOB: 1 K: 1 BB: 0 S: 6 P: 6	1B: 5 SF: 0 2B: 1 SAC: 0 3B: 0 DP: 0 HR: 0 HBP: 0	WP: 0 PA: 34 PB: 0 SB: 1 CS: 0	
PITCHER	IP WLS BF H R ER SO BB IBB HBP BLK WP HR S P ERA WHIP											
Tom Hall, L (1, 1) ERA: 2.55	8.0 W 30 5 0 0 7 1 0 0 0 0 0 0 43 47 0.00 0.750											
Ron Perranoski, L (9, 1) ERA: 2.28	1.0 S 4 1 0 0 1 0 0 0 0 0 0 0 6 6 0.00 1.000											

Kansas City Royals @ Minnesota Twins
Metropolitan Stadium, Bloomington, MI

Mon Sep 28 1970, 4:33 AM EDT
Att: 1,100 - Unknown - 58 F

livebaseballscorecards.com

AB	33
R	0
H	6
RBI	0
BB	1
SO	8
LOB	12



Batter	1	2	3	4	5	6	7	8	9	AB	R	H	RBI	BB	SO	LOB
Cesar Tovar, R OBP: 0.353, SLG: 0.438 (1, 5)	0-0 5-3		0-0 G6-4-3			0-0 5-3				3	0	0	0	0	0	1
Leo Cardenas, R OBP: 0.298, SLG: 0.375 (1, 6)	0-0 G1-6-3 1B		0-3 K			0-0 E6 G4-3				3	0	1	0	0	1	0
Tony Oliva, L OBP: 0.361, SLG: 0.509 (1, 9)	0-0 G1-6-3 1-2f			0-0 6-3		0-0 G4-3 1-2f				3	0	0	0	0	0	2
Harmon Killebrew, R OBP: 0.413, SLG: 0.554 (1, 3)		0-0 1B 2B		0-3 K			0-0 5-3			3	0	1	0	0	1	0
Jim Holt, L OBP: 0.299, SLG: 0.341 (1, 8)		0-0 6-3		0-0 L8			0-0 G6-3 1B			3	0	1	0	0	0	1
Brant Alyea, R OBP: 0.372, SLG: 0.546 (1, 7)		0-0 F8			0-0 SH3 SH1-3 2B		0-0 G6-3 1-2f			3	1	1	0	0	0	2
Jim Nettles, L OBP: 0.294, SLG: 0.250 (8, 7)										0	0	0	0	0	0	0
George Mitterwald, R OBP: 0.284, SLG: 0.382 (1, 2)		4-0 BB BB 1B BB			0-0 SH3 2-3			0-0 5-3		1	0	0	0	1	0	0
Danny Thompson, R OBP: 0.235, SLG: 0.247 (1, 4)		0-0 1-2 2-H 1B			0-0 SH1-3			0-0 F8		2	0	1	1	0	0	0
Tom Hall, L OBP: 0.182, SLG: 0.182 (1, 1)			0-0 G6-4-3 1B			0-0 6-3			0-0 4-3	2	0	1	0	0	0	0
Charlie Manuel, L OBP: 0.265, SLG: 0.237 (8, PH)										1	0	0	0	0	0	0
Ron Perranoski, L OBP: 0.042, SLG: 0.042 (9, 1)										0	0	0	0	0	0	0

Inning Stats	R: 0	H: 1	E: 0	LOB: 0	K: 0	BB: 0	S: 3	P: 3	R: 0	H: 2	E: 0	LOB: 3	K: 0	BB: 1	S: 4	P: 8	R: 0	H: 1	E: 0	LOB: 0	K: 1	BB: 0	S: 5	P: 5	R: 0	H: 0	E: 0	LOB: 0	K: 1	BB: 0	S: 5	P: 5	R: 1	H: 1	E: 0	LOB: 0	K: 0	BB: 0	S: 4	P: 4	R: 0	H: 0	E: 1	LOB: 0	K: 0	BB: 0	S: 3	P: 3	R: 0	H: 1	E: 0	LOB: 0	K: 0	BB: 0	S: 3	P: 3	R: 0	H: 0	E: 0	LOB: 0	K: 0	BB: 0	S: 3	P: 3
--------------	------	------	------	--------	------	-------	------	------	------	------	------	--------	------	-------	------	------	------	------	------	--------	------	-------	------	------	------	------	------	--------	------	-------	------	------	------	------	------	--------	------	-------	------	------	------	------	------	--------	------	-------	------	------	------	------	------	--------	------	-------	------	------	------	------	------	--------	------	-------	------	------


PITCHER	IP	WLS	BF	H	R	ER	SO	BB	IBB	HBP	BLK	WP	HR	S	P	ERA	WHIP
Dick Drago, R ERA: 3.75 (1, 1)	7.0	L	24	6	1	1	2	1	0	0	0	0	0	27	31	1.29	1.000
Jim York, R ERA: 1.59 (8, 1)	1.0		3	0	0	0	0	0	0	0	0	0	0	3	3	0.00	0.000

BOTTOM

Kansas City Royals @ Minnesota Twins
Metropolitan Stadium, Bloomington, MI

Mon Sep 28 1970, 4:33 AM EDT
Att. 1,100 - Unknown - 58 F

AB	24
R	1
H	6
RBI	1
BB	1
SO	2
LOB	6



1B:	4	SF:	0	WP:	0	PA:	27
2B:	2	SAC:	2	PB:	0		
3B:	0	DP:	4	SB:	0		
HR:	0	HBP:	0	CS:	0		

Batter	1	2	3	4	5	6	7	8	9	10	11	12	AB	R	H	RBI	BB	SO	LOB	TOP					
Amos Otis, R OBP: 0.353, SLG: 0.424 Pat Kelly, L OBP: 0.351, SLG: 0.318 Jackie Hernandez, R OBP: 0.281, SLG: 0.282 Ellie Rodriguez, R OBP: 0.312, SLG: 0.293	(1, 8) L6		0-0	0-0	6-3		0-0	G6-4-3	FC6-4		4-0	0-0	F3	2	0	1	0	0	0	0					
George Spriggs, L OBP: 0.288, SLG: 0.295 Tom Burgmeier, L OBP: 0.200, SLG: 0.143 Ken Wright, R OBP: 0.214, SLG: 0.255 Jim Campanis, R OBP: 0.214, SLG: 0.255 Jim York, R OBP: 0.230, SLG: 0.300 Jim Rooker, R OBP: 0.299, SLG: 0.316 Rich Severson, R OBP: 0.299, SLG: 0.316 Ted Abernathy, R OBP: 0.176, SLG: 0.176	(1, 9) L6		0-3	6-3			0-0	G6-4-3	FC6-4		0-0	0-0	SH1-4	3	0	1	0	0	1	2					
Lou Piniella, R OBP: 0.341, SLG: 0.422	(1, 7) F8		0-0	4-3			0-0	6-3	E5		0-0	0-0	F8	7	2	1	1	0	0	5					
Ed Kirkpatrick, L OBP: 0.321, SLG: 0.411	(1, 2) 4-3		0-0	6-3			0-0	F7	6-3		0-0	0-0	F8	6	1	2	3	0	0	1					
Bob Oliver, R OBP: 0.308, SLG: 0.448	(1, 3)		0-0	6-3			0-0	F3	E5		0-0	0-0	F6	6	1	2	0	0	1	1					
Cookie Rojas, R OBP: 0.286, SLG: 0.303	(1, 4) F4		0-0	6-3			0-0	6-3	E5		0-3	0-3	K	6	2	3	0	0	1	3					
Bobby Floyd, R OBP: 0.395, SLG: 0.450	(1, 5) F8		0-0	6-3			0-0	L7	L6		0-0	0-0	L6	5	3	2	1	1	0	2					
Tom Matchick, L OBP: 0.227, SLG: 0.232	(1, 6) F7		0-0	6-3			0-0	G6-4-3	G3		0-0	0-0	G3	6	1	1	1	0	0	5					
Al Fitzmorris, S OBP: 0.353, SLG: 0.419 Paul Splitterff, L OBP: 0.500, SLG: 0.500 Dave Morehead, R OBP: 0.189, SLG: 0.194 Bill Sorrell, L OBP: 0.321, SLG: 0.382	(1, 1) K		0-3	E9			0-0	F2	F2		0-0	0-0	K	0	0	0	0	0	0	0					
Inning Stats	R: 0 E: 0 K: 0 S: 4	H: 1 LOB: 1 BB: 0 P: 4	R: 0 E: 0 K: 0 S: 4	H: 1 LOB: 1 BB: 0 P: 4	R: 0 E: 0 K: 0 S: 8	H: 1 LOB: 0 BB: 0 P: 8	R: 5 E: 1 K: 0 S: 8	H: 6 LOB: 0 BB: 0 P: 8	R: 0 E: 0 K: 0 S: 3	H: 0 LOB: 0 BB: 0 P: 3	R: 0 E: 0 K: 1 S: 5	H: 1 LOB: 0 BB: 0 P: 5	R: 0 E: 0 K: 1 S: 5	H: 0 LOB: 0 BB: 0 P: 5	R: 6 E: 2 K: 0 S: 10	H: 5 LOB: 1 BB: 0 P: 10	R: 0 E: 0 K: 1 S: 5	H: 0 LOB: 0 BB: 0 P: 5	R: 2 E: 0 K: 1 S: 7	H: 2 LOB: 1 BB: 1 P: 11	R: 1 E: 0 K: 0 S: 5	H: 2 LOB: 2 BB: 1 P: 9	1B: 18 2B: 2 3B: 0 HR: 0	SF: 0 SAC: 1 DP: 2 HBP: 0	WP: 0 PA: 57
PITCHER	IP	WLS	BF	H	R	ER	SO	BB	IBB	HBP	BLK	WP	HR	S	P	ERA	WHIP								
Jim Perry, R ERA: 3.04	(1, 1)	5.0	23	9	5	4	2	0	0	0	0	0	0	27	27	7.20	1.800								
Stan Williams, R ERA: 2.01	(6, 1)	3.0	9	2	0	0	1	0	0	0	0	0	0	11	11	0.00	0.667								
Ron Perranoski, L ERA: 2.44	(9, 1)	0.1	5	4	4	2	0	0	0	0	0	0	0	5	5	54.00	12.000								
Bill Zepp, R ERA: 3.22	(9, 1)	0.2	5	1	2	0	0	0	0	0	0	0	0	5	5	0.00	1.500								
Steve Barber, R ERA: 4.61	(10, 1)	2.0	9	2	2	2	2	1	0	0	0	0	0	12	16	9.00	1.500								
PITCHER	IP	WLS	BF	H	R	ER	SO	BB	IBB	HBP	BLK	WP	HR	S	P	ERA	WHIP								
Pete Hamm, R ERA: 5.51	(12, 1)	1.0	6	2	1	1	0	1	0	0	0	0	0	5	9	9.00	3.000								

Kansas City Royals @ Minnesota Twins
Metropolitan Stadium, Bloomington, MI
Tue Sep 29 1970, 8:05 PM EDT
Att: 5,473 - Unknown

AB	54
R	14
H	20
RBI	12
BB	2
SO	5
LOB	24



Batter	1	2	3	4	5	6	7	8	9	10	11	12	AB	R	H	RBI	BB	SO	LOB	BOTTOM						
Cesar Tovar, R OBP: 0.355, SLG: 0.439 (1, 5)	4-0 1B BB	0-0 1B BB	4-0 FC4-6 BB		0-0 6-3		0-0 F6		0-3 K		0-0 1B 2B		5	3	2	0	2	1	3							
Leo Cardenas, R OBP: 0.304, SLG: 0.379 Rick Renick, R OBP: 0.315, SLG: 0.390 (1, 6) (12, 6)	0-0 1B 1B	4-0 1B BB	0-0 FC4-6		0-0 1B E 1B		0-0 1B		0-0 1B		0-0 1B		6	2	5	4	1	0	3							
Tony Oliva, L OBP: 0.363, SLG: 0.510 Stan Williams, R OBP: 0.262, SLG: 0.242 Ron Perranoski, L OBP: 0.156, SLG: 0.136 Bill Zapp, R OBP: 0.271, SLG: 0.246 (1, 9) (6, 1) (9, 1) (9, 1) (9, PH) (10, 7)	0-0 1B 1B	0-0 1B			0-0 E 1B		0-0 FC6-4		0-0 1B		0-0 1B		4	0	3	2	0	0	0							
Harmon Killebrew, R OBP: 0.413, SLG: 0.551 Steve Barber, R OBP: 0.256, SLG: 0.203 Jim Kaat, L OBP: 0.256, SLG: 0.203 Pete Hamm, R (1, 3) (10, 1) (11, PH) (12, 1)	0-0 1B	0-0 F4			0-0 2B BB		0-0 E8		0-3 K		0-0 L9		5	1	1	2	1	1	5							
Jim Holt, L OBP: 0.301, SLG: 0.343 (1, 8)	0-0 G1-6-3 1B				0-0 2B 1B		0-0 G6-4-3		0-0 L8		0-0 1-3		7	1	3	0	0	0	4							
Brant Alyea, R OBP: 0.367, SLG: 0.537 Jim Nettles, L OBP: 0.250, SLG: 0.211 (1, 7) (8, 9)	0-3 K				0-0 L8		0-0 5-3		0-3 K		0-3 K		4	0	0	0	0	1	4							
George Mittenwald, R OBP: 0.291, SLG: 0.388 Rod Carew, L OBP: 0.411, SLG: 0.529 Rick Dempsey, R (1, 2) (9, PH) (10, 2)					0-0 L4		0-0 G6-4-3		0-3 K		0-3 K		2	1	2	2	1	0	0							
Danny Thompson, R OBP: 0.235, SLG: 0.247 Rich Reese, L OBP: 0.333, SLG: 0.372 Frank Quilici, R OBP: 0.297, SLG: 0.291 (1, 4) (9, PH) (9, PR) (10, 4)					0-0 L4		0-0 G6-4-3		4-0 1B BB		0-0 L4		4	1	1	1	0	0	3							
Jim Perry, S OBP: 0.263, SLG: 0.320 Bob Allison, R OBP: 0.346, SLG: 0.319 (1, 1) (5, PH) (6, 9)					0-0 E8		0-0 F8		0-0 1B BB		4-0 2B 1B BB		2	0	1	0	0	1	1							
Steve Bnye, R OBP: 0.198, SLG: 0.273 Paul Ratliff, L OBP: 0.366, SLG: 0.428 Herman Hill, L OBP: 0.096, SLG: 0.095 Cotton Nash, R (8, 7) (9, PH) (9, PR) (10, 3)					0-0 1B				1-2 1B 1B		0-0 2B 1B BB		0	0	0	0	0	0	0							
Inning Stats	R: 2 E: 0 K: 1 S: 7	H: 3 LOB: 1 BB: 1 P: 11	R: 2 E: 0 K: 1 S: 8	H: 3 LOB: 2 BB: 1 P: 12	R: 1 E: 0 K: 0 S: 5	H: 3 LOB: 3 BB: 2 P: 13	R: 2 E: 0 K: 0 S: 5	H: 2 LOB: 1 BB: 1 P: 9	R: 2 E: 2 K: 0 S: 6	H: 2 LOB: 1 BB: 0 P: 6	R: 0 E: 0 K: 0 S: 2	H: 0 LOB: 0 BB: 0 P: 3	R: 0 E: 0 K: 1 S: 5	H: 0 LOB: 0 BB: 0 P: 5	R: 2 E: 0 K: 3 S: 12	H: 3 LOB: 2 BB: 1 P: 16	R: 0 E: 0 K: 2 S: 7	H: 0 LOB: 0 BB: 0 P: 7	R: 2 E: 0 K: 1 S: 7	H: 2 LOB: 1 BB: 1 P: 11	R: 0 E: 0 K: 1 S: 6	H: 1 LOB: 1 BB: 0 P: 6	1B: 18 2B: 2 3B: 0 HR: 0	SF: 0 SAC: 0 DP: 4 HBP: 1	WP: 0 PB: 0 SB: 1 CS: 0	PA: 62
PITCHER	IP	WLS	BF	H	R	ER	SO	BB	IBB	HBP	BLK	WP	HR	S	P	ERA	WHIP									
AI Fitzmorris, R ERA: 4.44 (1, 1)	0.0		0	0	0	0	0	0	0	0	0	0	0	0	0	∞	∞									
Paul Spittorff, L ERA: 7.27 (1, 1)	1.2		12	6	4	4	2	2	0	0	0	0	0	14	22	21.60	4.800									
Dave Morehead, R ERA: 3.62 (2, 1)	1.1		8	3	1	1	0	2	0	0	0	0	0	6	14	6.75	3.750									
Tom Burgmeier, L ERA: 3.16 (4, 1)	1.1		10	4	4	2	0	1	0	0	0	0	0	9	13	13.50	3.750									
Ken Wright, R ERA: 5.23 (5, 1)	1.2		5	0	0	0	0	0	0	1	0	0	0	4	5	0.00	0.000									
PITCHER	IP	WLS	BF	H	R	ER	SO	BB	IBB	HBP	BLK	WP	HR	S	P	ERA	WHIP									
Jim York, R ERA: 1.17 (7, 1)	2.0		7	1	0	0	1	0	0	0	0	0	0	9	9	0.00	0.500									
Ted Abernathy, R ERA: 2.6 (9, 1)	4.0	W	20	6	4	4	7	2	0	0	0	0	0	32	40	9.00	2.000									

Kansas City Royals @ Minnesota Twins
Metropolitan Stadium, Bloomington, MI
Tue Sep 29 1970, 8:05 PM EDT
Att. 5,473 - Unknown

livebaseballscorecards.com

AB	54
R	13
H	20
RBI	12
BB	7
SO	10
LOB	29



Batter	1	2	3	4	5	6	7	8	9	AB R H RBI BB SO LOB	TOP																	
Pat Kelly, L (1, 8) OBP: 0.348, SLG: 0.314	0-0 F8	0-0 F7			0-0 FC4-6		0-0 6-3		0-0 6-3	5 0 0 0 0 0 2																		
Cookie Rojas, R (1, 4) OBP: 0.285, SLG: 0.304	0-0 4-3		0-0 6-3		0-0 L6		0-0 1B 2B			4 1 1 0 0 0 1																		
Lou Piniella, R (1, 7) OBP: 0.343, SLG: 0.425	0-0 2B		0-0 5-3			0-0 F6	0-0 CS 1B			4 0 2 1 0 0 0																		
Ed Kirkpatrick, L (1, 2) OBP: 0.321, SLG: 0.409	0-0 4-3		0-0 4-3			4-0 SF8 BB	0-0 CS 1-2	0-0 F2		3 1 0 0 1 0 1																		
Bob Oliver, R (1, 3) OBP: 0.309, SLG: 0.452		0-0 E 3B		0-0 F4		0-0 E5 1-3		0-0 1B		4 1 2 0 0 0 1																		
Bill Sorrell, L (1, 9) OBP: 0.319, SLG: 0.373		0-3 K		0-0 4-3		4-0 IBB		0-0 F2		3 0 0 0 1 1 2																		
Bobby Floyd, R (1, 5) OBP: 0.383, SLG: 0.429		4-0 WP E BB		0-3 K		0-0 SF8 3-H		0-0 F7		2 1 0 1 1 1 1																		
Tom Matchick, L (1, 6) OBP: 0.222, SLG: 0.227		0-0 L6 1-2		0-3 K		0-0 4-3		0-3 K		4 0 0 0 0 2 4																		
Wally Bunker, R (1, 1) OBP: 0.237, SLG: 0.065 Jim York, R (9, 1)		0-0 E6 2-H 3-H		4-0 FC4-6 BB		0-0 F4		0-3 K		3 0 0 0 1 1 0 0 0 0 0 0 0 0																		
Inning Stats	R: 0 H: 1 E: 0 LOB: 1 K: 0 BB: 0 S: 4 P: 4	R: 2 H: 1 E: 1 LOB: 1 K: 1 BB: 1 S: 7 P: 11	R: 0 H: 0 E: 0 LOB: 0 K: 0 BB: 0 S: 3 P: 3	R: 0 H: 0 E: 0 LOB: 0 K: 1 BB: 0 S: 5 P: 5	R: 0 H: 0 E: 0 LOB: 1 K: 1 BB: 1 S: 5 P: 9	R: 1 H: 0 E: 1 LOB: 2 K: 0 BB: 2 S: 4 P: 12	R: 1 H: 2 E: 0 LOB: 0 K: 0 BB: 0 S: 4 P: 4	R: 0 H: 1 E: 0 LOB: 1 K: 0 BB: 0 S: 4 P: 4	R: 0 H: 0 E: 0 LOB: 0 K: 2 BB: 0 S: 7 P: 7	1B: 2 SF: 1 2B: 2 SAC: 0 3B: 1 DP: 0 HR: 0 HBP: 0	WP: 1 PA: 38 PB: 0 SB: 0 CS: 1																	
PITCHER	IP WLS BF H R ER SO BB IBB HBP BLK WP HR S P ERA WHIP											PITCHER	IP WLS BF H R ER SO BB IBB HBP BLK WP HR S P ERA WHIP															
Bert Blyleven, R (1, 1) ERA: 3.18	8.0	34	5	4	1	3	3	1	0	0	0	1	0	36	52	1.12	1.000											
Hal Haydel, R (9, 1) ERA: 3.0	1.0	W	3	0	0	0	2	0	0	0	0	0	0	7	7	0.00	0.000											

Kansas City Royals @ Minnesota Twins
 Metropolitan Stadium, Bloomington, MI
 Wed Sep 30 1970, 8:05 PM EDT
 Att. 5,219 - Unknown

AB	32
R	4
H	5
RBI	2
BB	4
SO	5
LOB	12



Batter	1	2	3	4	5	6	7	8	9	AB	R	H	RBI	BB	SO	LOB
Cesar Tovar, R OBP: 0.356, SLG: 0.441 (1, 8)	0-0 E WP 1B		0-0 F4		0-0 1-H 2-H 2B			0-0 F8		4	0	2	2	0	0	0
Leo Cardenas, R OBP: 0.302, SLG: 0.377 (1, 6)	0-0 F3 1-2		0-0 4-3		0-3 K			0-3 K		4	0	0	0	0	2	2
Tony Oliva, L OBP: 0.363, SLG: 0.509 (1, 9)	0-0 F8			0-3 K		0-3 K			0-0 PB SF7 1B	4	1	1	0	0	2	1
Harmon Killebrew, R OBP: 0.412, SLG: 0.549 (1, 5)	0-0 E6			0-0 F8		0-0 F3			0-0 PB HR 1B	4	0	1	0	0	0	1
Herman Hill, L OBP: 0.095, SLG: 0.095 (9, PR)	2-3								1-2	0	1	0	0	0	0	0
Rod Carew, L OBP: 0.407, SLG: 0.524 (1, 3)	0-3 K			0-0 6-3		0-0 F7			0-0 SF7	2	0	0	0	0	1	2
Jim Holt, L OBP: 0.300, SLG: 0.342 (6, 3)									1-2 2-H	1	0	0	1	0	0	0
Brant Alyea, R OBP: 0.366, SLG: 0.531 (1, 7)		0-0 5-3			0-0 6-3		0-0 6-3		4-0 HR BB	3	0	0	0	1	0	0
Jim Nettles, L OBP: 0.250, SLG: 0.211 (9, PR)										0	1	0	0	0	0	0
George Mitterwald, R OBP: 0.291, SLG: 0.388 (1, 2)		0-3 K			0-0 1B 2B 1B		0-0 F8		0-0 1-H 2-H HR	3	1	1	0	0	1	0
Paul Ratliff, L OBP: 0.369, SLG: 0.452 (9, PH)										1	1	1	3	0	0	0
Danny Thompson, R OBP: 0.233, SLG: 0.244 (1, 4)		0-0 F6			0-0 F9		0-0 F5			3	0	0	0	0	0	1
Bert Blyleven, R OBP: 0.157, SLG: 0.140 (1, 1)			0-0 6-3		0-0 1-2 2B 1B			0-0 4-3		2	1	1	0	0	0	0
Rich Reese, L OBP: 0.332, SLG: 0.371 (8, PH)										1	0	0	0	0	0	0
Hal Haydel, R OBP: 0.667, SLG: 2.000 (9, 1)										0	0	0	0	0	0	0

BOTTOM

Kansas City Royals @ Minnesota Twins
Metropolitan Stadium, Bloomington, MI

Wed Sep 30 1970, 8:05 PM EDT
Att. 5,219 - Unknown

livebaseballscores.com

AB	32
R	6
H	7
RBI	6
BB	1
SO	6
LOB	7



Inning Stats	R: 0	H: 1	E: 1	K: 1	S: 7	LOB: 2	BB: 0	P: 7
	R: 0	H: 0	E: 0	K: 1	S: 5	LOB: 0	BB: 0	P: 5
	R: 0	H: 0	E: 0	K: 0	S: 3	LOB: 0	BB: 0	P: 3
	R: 0	H: 0	E: 0	K: 1	S: 5	LOB: 0	BB: 0	P: 5
	R: 2	H: 3	E: 0	K: 1	S: 8	LOB: 1	BB: 0	P: 8
	R: 0	H: 0	E: 0	K: 1	S: 5	LOB: 0	BB: 0	P: 5
	R: 0	H: 0	E: 0	K: 0	S: 3	LOB: 0	BB: 0	P: 3
	R: 0	H: 0	E: 0	K: 1	S: 5	LOB: 0	BB: 0	P: 5
	R: 4	H: 3	E: 0	K: 0	S: 4	LOB: 1	BB: 1	P: 8

WP: 1	PA: 34
PB: 1	
SB: 0	
CS: 0	

PITCHER	IP	WLS	BF	H	R	ER	SO	BB	IBB	HBP	BLK	WP	HR	S	P	ERA	WHIP
Wally Bunker, R ERA: 4.22 (1, 1)	8.0		31	6	4	4	6	0	0	0	0	1	0	43	43	4.50	0.750
Jim York, R ERA: 3.38 (9, 1)	0.1	L	3	1	2	2	0	1	0	0	0	0	1	2	6	54.00	6.000

Batter	1	2	3	4	5	6	7	8	9	AB R H RBI BB SO LOB	TOP									
Rich Severson, R (1, 6) OBP: 0.300, SLG: 0.317 Bill Sorrell, L (9, PH) OBP: 0.317, SLG: 0.370	0-0 5-3			0-0 G1-6-3 1B		0-0 6-3			0-0 F8	3 0 1 0 0 0 1 1 0 0 0 0 0 0										
Cookie Rojas, R (1, 4) OBP: 0.283, SLG: 0.302	0-0 5-3			0-3 K		0-0 6-3			0-0 6-3	4 0 0 0 0 1 1										
Lou Piniella, R (1, 7) OBP: 0.342, SLG: 0.424	0-3 K			0-0 G1-6-3 1-2f		0-0 1B 1B				3 0 1 0 0 1 1										
Bob Oliver, R (1, 3) OBP: 0.309, SLG: 0.451		0-3 K		0-3 K		0-0 1-3 1B				3 0 1 0 0 2 0										
Jim Campanis, R (1, 9) OBP: 0.203, SLG: 0.241		0-0 L8		0-3 K		0-0 G6-4-3 1-2f				3 0 0 0 0 1 2										
Ed Kirkpatrick, L (1, 8) OBP: 0.319, SLG: 0.406		0-0 F4		0-3 K				0-0 F3		3 0 0 0 0 1 0										
Bobby Floyd, R (1, 5) OBP: 0.360, SLG: 0.400			0-0 1-3		0-0 5-3			0-0 6-3		3 0 0 0 0 0 0										
Ellie Rodriguez, R (1, 2) OBP: 0.312, SLG: 0.290			0-0 6-3		4-0 SH1-4 BB			0-0 5-3		2 0 0 0 1 0 0										
Bob Johnson, L (1, 1) OBP: 0.190, SLG: 0.123 George Spriggs, L (9, PH) OBP: 0.283, SLG: 0.292			0-3 K		0-0 SH1-4 1-2			0-0 F8		1 0 0 0 0 1 0 1 0 0 0 0 0 0										
Inning Stats	R: 0 E: 0 K: 1 S: 5	H: 0 LOB: 0 BB: 0 P: 5	R: 0 E: 0 K: 1 S: 5	H: 0 LOB: 0 BB: 0 P: 5	R: 0 E: 0 K: 1 S: 5	H: 1 LOB: 0 BB: 0 P: 5	R: 0 E: 0 K: 3 S: 9	H: 0 LOB: 0 BB: 0 P: 9	R: 0 E: 0 K: 0 S: 3	H: 0 LOB: 1 BB: 1 P: 7	R: 0 E: 0 K: 0 S: 4	H: 2 LOB: 1 BB: 0 P: 4	R: 0 E: 0 K: 0 S: 3	H: 0 LOB: 0 BB: 0 P: 3	R: 0 E: 0 K: 0 S: 3	H: 0 LOB: 0 BB: 0 P: 3	1B: 3 2B: 0 3B: 0 HR: 0	SF: 0 SAC: 1 DP: 2 HBP: 0	WP: 0 PB: 0 SB: 0 CS: 0	PA: 29
PITCHER	IP WLS BF H R ER SO BB IBB HBP BLK WP HR S P ERA WHIP																			
Jim Kaat, L (1, 1) ERA: 3.56	7.0 W 23 3 0 0 7 1 0 0 0 0 0 0 36 40 0.00 0.571																			
Stan Williams, R (8, 1) ERA: 1.99	1.2 5 0 0 0 0 0 0 0 0 0 0 0 5 5 0.00 0.000																			
Ron Perranoski, L (9, 1) ERA: 2.43	0.1 S 1 0 0 0 0 0 0 0 0 0 0 0 1 1 0.00 0.000																			

Kansas City Royals @ Minnesota Twins
Metropolitan Stadium, Bloomington, MI

Thu Oct 01 1970, 4:33 AM EDT
Att: 6,008 - Unknown - 73 F

AB	27
R	0
H	3
RBI	0
BB	1
SO	7
LOB	5



Batter	1	2	3	4	5	6	7	8	9
Cesar Tovar, R (1, 8) OBP: 0.356, SLG: 0.442 Rick Renick, R (4, 5) OBP: 0.317, SLG: 0.391	0-0 2B 1B	0-0 F6			0-3 K			0-0 FC5 1B 1B	
Leo Cardenas, R (1, 6) OBP: 0.300, SLG: 0.374	0-3 K		0-0 5-3			0-0 F9		0-3 K	
Tony Oliva, L (1, 9) OBP: 0.364, SLG: 0.514 Jim Nettles, L (7, 9) OBP: 0.286, SLG: 0.250	0-0 1-H 2B		0-3 K			0-0 1B 3B		0-0 1-2 1B	
Harmon Killebrew, R (1, 5) OBP: 0.411, SLG: 0.546 Cotton Nash, R (4, 3) OBP: 0.400, SLG: 0.250	0-0 F5		0-3 K			0-0 CS 1B		0-0 FC5 2-3f	
Paul Ratliff, L (1, 2) OBP: 0.363, SLG: 0.443	0-3 K			0-0 F7		0-3 K 1-2			
Jim Holt, L (1, 3) OBP: 0.300, SLG: 0.342 (4, 8)		0-0 4-3		0-0 6-3			0-0 FC3-6 1B		
Charlie Manuel, L (1, 7) OBP: 0.260, SLG: 0.234 Stan Williams, R (8, 1) Ron Perranoski, L (9, 1) OBP: 0.042, SLG: 0.042		0-3 K		0-0 F7			0-0 FC3-6 G6-4-3 1-2f		
Danny Thompson, R (1, 4) OBP: 0.234, SLG: 0.248		0-0 HR 2B			0-0 6-3		0-0 G6-4-3 1-2f		
Jim Kaat, L (1, 1) OBP: 0.262, SLG: 0.250 Herman Hill, L (8, 7) OBP: 0.091, SLG: 0.091		0-0 2-H HR			0-3 K			0-3 K	

Inning Stats	R: 1	H: 2	E: 0	LOB: 1	K: 2	BB: 0	S: 9	P: 9
	R: 2	H: 2	E: 0	LOB: 0	K: 1	BB: 0	S: 7	P: 7
	R: 0	H: 0	E: 0	LOB: 0	K: 2	BB: 0	S: 7	P: 7
	R: 0	H: 0	E: 0	LOB: 0	K: 0	BB: 0	S: 3	P: 3
	R: 0	H: 0	E: 0	LOB: 0	K: 2	BB: 0	S: 7	P: 7
	R: 1	H: 2	E: 0	LOB: 1	K: 1	BB: 0	S: 6	P: 6
	R: 0	H: 1	E: 0	LOB: 0	K: 0	BB: 0	S: 3	P: 3
	R: 0	H: 2	E: 0	LOB: 2	K: 2	BB: 0	S: 9	P: 9

PITCHER	IP	WLS	BF	H	R	ER	SO	BB	IBB	HBP	BLK	WP	HR	S	P	ERA	WHIP
Bob Johnson, R (1, 1) ERA: 3.07	8.0	L	31	9	4	4	10	0	0	0	0	0	1	51	51	4.50	1.125

BOTTOM


Kansas City Royals @ Minnesota Twins
Metropolitan Stadium, Bloomington, MI

Thu Oct 01 1970, 4:33 AM EDT
Att. 6,008 - Unknown - 73 F

AB	R	H	RBI	BB	SO	LOB
2	1	1	0	0	0	0
2	0	1	0	0	1	0
4	0	0	0	0	2	2
3	1	2	1	0	1	0
1	0	1	0	0	0	0
2	0	0	0	0	1	1
2	0	1	1	0	0	2
3	0	0	0	0	2	2
3	0	1	0	0	0	0
3	0	0	0	0	1	1
0	0	0	0	0	0	0
0	0	0	0	0	0	0
3	1	1	0	0	0	1
2	1	1	2	0	1	0
1	0	0	0	0	1	0

AB	31
R	4
H	9
RBI	4
BB	0
SO	10
LOB	9

livebaseballscores.com



WP	PA
0	31
PB	0
SB	0
CS	1