

Kansas City Royals - 1970

Batter	1	2	3	4	5	6	7	8	9	AB	R	H	RBI	BB	SO	LOB	TOP								
Bert Campaneris, R (1, 6) OBP: 0.200, SLG: 0.600										5	1	1	0	0	1	0									
Rick Monday, L (1, 8) OBP: 0.000, SLG: 1.667										3	2	2	1	2	1	0									
Felipe Alou, R (1, 7) OBP: 0.400, SLG: 0.600										5	1	2	1	0	0	3									
Reggie Jackson, L (1, 9) OBP: 0.400, SLG: 0.250										4	0	1	1	1	2	3									
Sal Bando, R (1, 5) OBP: 0.200, SLG: 0.800										5	1	1	2	0	2	4									
Don Mincher, L (1, 3) OBP: 0.600, SLG: 1.250										4	1	2	1	1	0	0									
Dick Green, R (1, 4) OBP: 0.200, SLG: 0.200										5	0	1	0	0	1	1									
Frank Fernandez, R (1, 2)										2	0	0	0	2	2	1									
Blue Moon Odom, R (1, 1) Rollie Fingers, R (6, 1)										3	0	0	0	0	2	4									
										1	0	0	0	0	0	1									
Inning Stats	R: 1 E: 0 K: 0 S: 5	H: 2 LOB: 1 BB: 0 P: 5	R: 0 E: 0 K: 2 S: 8	H: 1 LOB: 1 BB: 0 P: 8	R: 3 E: 0 K: 2 S: 11	H: 4 LOB: 3 BB: 2 P: 19	R: 1 E: 0 K: 1 S: 6	H: 1 LOB: 1 BB: 1 P: 10	R: 1 E: 0 K: 3 S: 10	H: 1 LOB: 0 BB: 0 P: 10	R: 0 E: 0 K: 0 S: 3	H: 0 LOB: 2 BB: 1 P: 11	R: 0 E: 0 K: 0 S: 3	H: 0 LOB: 1 BB: 1 P: 7	R: 0 E: 0 K: 2 S: 8	H: 1 LOB: 0 BB: 0 P: 8	R: 0 E: 0 K: 1 S: 5	H: 0 LOB: 0 BB: 0 P: 5	1B: 4 2B: 2 3B: 2 HR: 2	SF: 0 SAC: 0 DP: 0 HBP: 0	WP: 0 PB: 2 SB: 1 CS: 0	PA: 43			
PITCHER	IP	WLS	BF	H	R	ER	SO	BB	IBB	HBP	BLK	WP	HR	S	P	ERA	WHIP								
Wally Bunker, R (1, 1) ERA: 10.8	5.0	L	27	9	6	6	8	3	0	0	1	0	2	40	52	10.80	2.400								
Jim Rooker, L (6, 1) ERA:	2.0		9	0	0	0	0	3	0	0	0	0	0	6	18	0.00	1.500								
Moe Drabowsky, R (8, 1) ERA:	2.0		7	1	0	0	3	0	0	0	0	0	0	13	13	0.00	0.500								

Oakland Athletics @ Kansas City Royals
Municipal Stadium, Kansas City, MO
Tue Apr 07 1970, 4:33 AM EST
Att: 18,127 - Unknown - 78 F

AB 37
R 6
H 10
RBI 6
BB 6
SO 11
LOB 17

Batter	1	2	3	4	5	6	7	8	9	AB	R	H	RBI	BB	SO	LOB	BOTTOM								
Pat Kelly, L (1, 9) OBP: 0.750, SLG: 0.667										3	2	2	0	1	0	0									
Mike Fiore, L (1, 3)										4	0	0	0	0	1	5									
Amos Otis, R (1, 8) OBP: 0.500, SLG: 0.500										4	0	2	3	0	0	2									
Bob Oliver, R (1, 5) OBP: 0.500, SLG: 1.000										4	1	2	0	0	0	2									
Lou Piniella, R (1, 7)										3	0	0	0	1	1	2									
Luis Alcaraz, R (1, 4)										4	0	0	0	0	0	1									
Jackie Hernandez, R (1, 6) Ed Kirkpatrick, L (9, PH)										3	0	0	0	0	2	0									
Ellie Rodriguez, R (1, 2)										4	0	0	0	0	0	0									
Wally Bunker, R (1, 1) George Spriggs, L (5, PH) Jim Rooker, R (6, 1) Joe Keough, L (7, PH) Moe Drabowsky, R (8, 1)										0	1	0	0	1	0	0									
										1	0	1	0	0	0	0									
										0	0	0	0	0	0	0									
										0	0	0	0	0	0	0									
										0	0	0	0	0	0	0									
Inning Stats	R: 1 E: 1 K: 0 S: 5	H: 2 LOB: 1 BB: 0 P: 5	R: 0 E: 0 K: 0 S: 3	H: 0 LOB: 0 BB: 0 P: 3	R: 2 E: 0 K: 1 S: 6	H: 2 LOB: 0 BB: 1 P: 10	R: 0 E: 0 K: 2 S: 7	H: 0 LOB: 0 BB: 0 P: 7	R: 0 E: 0 K: 0 S: 4	H: 1 LOB: 2 BB: 1 P: 8	R: 1 E: 0 K: 1 S: 5	H: 1 LOB: 0 BB: 1 P: 9	R: 0 E: 0 K: 0 S: 3	H: 0 LOB: 0 BB: 0 P: 3	R: 0 E: 0 K: 0 S: 4	H: 1 LOB: 1 BB: 0 P: 4	R: 0 E: 0 K: 0 S: 3	H: 0 LOB: 0 BB: 0 P: 3	1B: 6 2B: 0 3B: 1 HR: 0	SF: 0 SAC: 0 DP: 1 HBP: 0	WP: 2 PB: 0 SB: 0 CS: 1	PA: 35			
PITCHER	IP	WLS	BF	H	R	ER	SO	BB	IBB	HBP	BLK	WP	HR	S	P	ERA	WHIP								
Blue Moon Odom, R (1, 1) ERA: 5.4	5.0	W	23	6	4	3	3	3	0	0	0	0	0	26	38	5.40	1.800								
Rollie Fingers, R (6, 1) ERA:	4.0	S	12	1	0	0	1	0	0	0	0	0	0	14	14	0.00	0.250								

Oakland Athletics @ Kansas City Royals
Municipal Stadium, Kansas City, MO
Tue Apr 07 1970, 4:33 AM EST
Att: 18,127 - Unknown - 78 F

AB 32
R 4
H 7
RBI 3
BB 3
SO 4
LOB 12

Batter	1	2	3	4	5	6	7	8	9	AB	R	H	RBI	BB	SO	LOB	TOP			
Bert Campaneris, R OBP: 0.111, SLG: 0.333	F8		K		L7		4-3			4	0	0	0	0	1	1				
Rick Monday, L OBP: 0.667, SLG: 1.000	1B		6-3 BB		F7			F4		3	0	1	0	1	0	0				
Felipe Alou, R OBP: 0.222, SLG: 0.333	F9		6-3		F5			6-3		4	0	0	0	0	0	2				
Reggie Jackson, L OBP: 0.333, SLG: 0.143	F2		F7			CS SH1-3 BB		3-1		3	0	0	0	1	0	2				
Sal Bando, R OBP: 0.375, SLG: 0.750		S 1B				SH1-3		F3		3	0	2	0	0	0	0				
Don Mincher, L OBP: 0.333, SLG: 0.625	K		G3-6-3		F5			2-3		4	0	0	0	0	1	3				
Dick Green, R OBP: 0.222, SLG: 0.222	F6							1-3		4	0	1	0	0	0	1				
Frank Fernandez, R Blue Moon Odom, R (7, PR) Dave Duncan, R		FC6-4 BB								0	0	0	0	3	0	0				
Catfish Hunter, R Tito Francona, L (7, PH) Diego Segui, R	FC6-4				K					2	0	0	0	0	1	4				
										1	0	0	0	0	1	1				
										0	0	0	0	0	0	0				
Inning Stats	R: 0 E: 0 K: 0 S: 4	H: 1 LOB: 1 BB: 0 P: 4	R: 0 E: 0 K: 1 S: 6	H: 1 LOB: 2 BB: 1 P: 10	R: 0 E: 0 K: 1 S: 5	H: 0 LOB: 1 BB: 1 P: 9	R: 0 E: 0 K: 1 S: 6	H: 2 LOB: 2 BB: 1 P: 10	R: 0 E: 0 K: 0 S: 3	H: 0 LOB: 0 BB: 0 P: 3	R: 0 E: 0 K: 1 S: 5	H: 0 LOB: 1 BB: 1 P: 9	R: 0 E: 0 K: 0 S: 3	H: 0 LOB: 0 BB: 0 P: 3	R: 0 E: 0 K: 0 S: 3	H: 0 LOB: 0 BB: 0 P: 3	1B: 4 2B: 0 3B: 0 HR: 0	SF: 0 SAC: 1 DP: 1 HBP: 0	WP: 0 PB: 0 SB: 2 CS: 1	PA: 34
PITCHER Dick Drago, R ERA:	IP: 9.0 W: 0 BF: 34	H: 4 R: 0 ER: 0 SO: 4	BB: 5 IBB: 0 HBP: 0 BLK: 0	WP: 0 HR: 0 S: 37 P: 57	ERA: 0.00 WHIP: 1.000															

Oakland Athletics @ Kansas City Royals
Municipal Stadium, Kansas City, MO
Wed Apr 08 1970, 7:05 PM EST
Att: 8,668 - Unknown - 61 F

AB	28
R	0
H	4
RBI	0
BB	5
SO	4
LOB	14



Batter	1	2	3	4	5	6	7	8	9	AB	R	H	RBI	BB	SO	LOB	BOTTOM		
Pat Kelly, L OBP: 0.625, SLG: 0.400	K		S BB		F5					2	0	0	0	2	1	0			
Paul Schaal, R OBP: 0.250, SLG: 0.500	F4		K				2-3 IBB			4	0	1	0	0	1	3			
Amos Otis, R OBP: 0.500, SLG: 0.500	E8 1B				5-3					4	1	2	0	0	0	4			
Bob Oliver, R OBP: 0.375, SLG: 0.750	K				6-3 1B					4	1	1	0	0	1	2			
Ed Kirkpatrick, L OBP: 0.200, SLG: 0.200			K		E 2H 1B					4	0	1	1	0	1	1			
Luis Alcaraz, R OBP: 0.143, SLG: 0.143		1-3			E6					3	0	1	1	0	0	1			
Jackie Hernandez, R			K		B2-4					4	0	0	0	0	2	3			
Jim Campanis, R George Springs, L (7, PR) Ellie Rodriguez, R					1-3					2	0	0	0	1	0	2			
					6-3					0	0	0	0	0	0	0			
										0	0	0	0	0	0	0			
Dick Drago, R			K							2	0	0	0	0	2	0			
Inning Stats	R: 0 E: 1 K: 2 S: 8	H: 1 LOB: 1 BB: 0 P: 8	R: 0 E: 0 K: 2 S: 7	H: 0 LOB: 0 BB: 0 P: 7	R: 0 E: 0 K: 2 S: 7	H: 0 LOB: 1 BB: 1 P: 11	R: 1 E: 1 K: 0 S: 6	H: 2 LOB: 2 BB: 0 P: 6	R: 0 E: 0 K: 1 S: 6	H: 1 LOB: 1 BB: 0 P: 6	R: 0 E: 0 K: 1 S: 6	H: 1 LOB: 3 BB: 2 P: 11	R: 0 E: 0 K: 0 S: 4	H: 1 LOB: 0 BB: 0 P: 4	1B: 4 2B: 2 3B: 0 HR: 0	SF: 0 SAC: 2 DP: 0 HBP: 0	WP: 0 PB: 0 SB: 3 CS: 0	PA: 34	
PITCHER Catfish Hunter, R ERA: 1.5 Diego Segui, R ERA: 4.5	IP: 6.0 W: 1 BF: 25	H: 5 R: 1 ER: 1 SO: 8	BB: 1 IBB: 0 HBP: 0 BLK: 0	WP: 0 HR: 0 S: 40 P: 44	ERA: 1.50 WHIP: 1.000														

Oakland Athletics @ Kansas City Royals
Municipal Stadium, Kansas City, MO
Wed Apr 08 1970, 7:05 PM EST
Att: 8,668 - Unknown - 61 F

AB	29
R	2
H	6
RBI	2
BB	3
SO	8
LOB	16



Batter	1	2	3	4	5	6	7	8	9	AB	R	H	RBI	BB	SO	LOB	TOP					
Bert Campaneris, R (1, 6) OBP: 0.214, SLG: 0.429										5	1	2	0	0	1	1						
Rick Monday, L (1, 8) OBP: 0.371, SLG: 0.800										4	0	1	0	1	1	3						
Felipe Alou, R (1, 7) OBP: 0.214, SLG: 0.286										5	0	1	1	1	0	6						
Reggie Jackson, L (1, 9) OBP: 0.357, SLG: 0.100										3	0	0	0	2	2	2						
Sal Bando, R (1, 5) OBP: 0.308, SLG: 0.500										4	0	0	0	1	2	5						
Dick Green, R (1, 4) OBP: 0.308, SLG: 0.250										3	0	1	0	1	0	4						
Joe Rudi, R (1, 3) Don Mincher, L (8, PH) OBP: 0.400, SLG: 0.625										3	0	0	0	0	1	2	AB 33					
Frank Fernandez, R (1, 2) Tito Francona, L (8, PH) Dave Duncan, R (8, 2)										2	0	0	0	1	0	1	R 1					
Chuck Dobson, R (1, 1) Bob Johnson, R (7, PH) Mudcat Grant, R (7, 1) Roberto Pena, R (8, PH)										0	0	0	0	1	0	0	H 5					
										0	0	0	0	0	0	0	RBI 1					
										1	0	0	0	0	0	0	BB 8					
										0	0	0	0	0	0	0	SO 7					
										1	0	0	0	0	0	0	LOB 28					
Inning Stats	R: 0 E: 0 K: 2 S: 8	H: 1 LOB: 1 BB: 0 P: 8	R: 0 E: 0 K: 2 S: 7	H: 0 LOB: 2 BB: 2 P: 15	R: 0 E: 1 K: 1 S: 7	H: 1 LOB: 3 BB: 1 P: 11	R: 0 E: 0 K: 0 S: 3	H: 0 LOB: 0 BB: 0 P: 3	R: 0 E: 0 K: 0 S: 3	H: 1 LOB: 1 BB: 1 P: 7	R: 0 E: 0 K: 0 S: 3	H: 0 LOB: 1 BB: 1 P: 7	R: 0 E: 0 K: 1 S: 5	H: 0 LOB: 1 BB: 1 P: 9	R: 0 E: 0 K: 1 S: 6	H: 1 LOB: 2 BB: 1 P: 10	R: 1 E: 1 K: 0 S: 5	H: 1 LOB: 2 BB: 1 P: 9	1B: 3 2B: 2 3B: 0 HR: 0	SF: 0 SAC: 0 DP: 1 HBP: 0	WP: 0 PB: 0 SB: 4 CS: 0	PA: 41
PITCHER	IP WLS BF H R ER SO BB IBB HBP BLK WP HR S P ERA WHIP																					
Bill Butler, L (1, 1) ERA:	6.0 W 27 3 0 0 5 6 0 0 0 0 0 0 31 55 0.00 1.500																					
Dave Morehead, R (7, 1) ERA:	3.0 S 14 2 1 0 2 2 0 0 0 0 0 0 16 24 0.00 1.333																					

Oakland Athletics @ Kansas City Royals
Municipal Stadium, Kansas City, MO
Thu Apr 09 1970, 7:05 PM EST
Alt. 7,529 - Unknown - 60 F

livebaseballscorecards.com

AB 33
R 1
H 5
RBI 1
BB 8
SO 7
LOB 28

Batter	1	2	3	4	5	6	7	8	9	AB	R	H	RBI	BB	SO	LOB	BOTTOM			
Pat Kelly, L (1, 9) OBP: 0.500, SLG: 0.333										4	1	1	0	0	0	2				
Ed Kirkpatrick, L (1, 3) Mike Fiore, L (6, 3) OBP: 0.250, SLG: 0.375										3	1	1	1	0	0	1				
Amos Otis, R (1, 8) OBP: 0.417, SLG: 0.417										4	0	1	0	0	0	4				
Bob Oliver, R (1, 5) OBP: 0.250, SLG: 0.500										4	0	0	0	0	1	3				
Lou Piniella, R (1, 7) OBP: 0.375, SLG: 0.429										4	0	2	0	0	0	0				
Luis Alcaraz, R (1, 4) OBP: 0.091, SLG: 0.091										4	0	0	0	0	1	2				
Jackie Hernandez, R (1, 6)										3	0	0	0	1	0	0	AB 31			
Jim Campanis, R (1, 2) OBP: 0.333, SLG: 0.800										3	1	1	1	0	1	2	R 3			
Bill Butler, L (1, 1) Dave Morehead, R (7, 1) Ellie Rodriguez, R (7, 2) OBP: 0.200, SLG: 0.200										1	0	0	0	1	1	0	H 7			
										0	0	0	0	0	0	0	RBI 2			
										1	0	1	0	0	0	0	BB 3			
										0	0	0	0	0	0	0	SO 4			
										1	0	1	0	0	0	0	LOB 14			
Inning Stats	R: 2 E: 0 K: 1 S: 8	H: 3 LOB: 1 BB: 0 P: 8	R: 0 E: 0 K: 1 S: 5	H: 0 LOB: 0 BB: 0 P: 5	R: 0 E: 0 K: 0 S: 4	H: 1 LOB: 1 BB: 0 P: 4	R: 0 E: 0 K: 0 S: 3	H: 0 LOB: 0 BB: 0 P: 3	R: 1 E: 0 K: 0 S: 4	H: 1 LOB: 1 BB: 1 P: 8	R: 0 E: 0 K: 1 S: 6	H: 1 LOB: 2 BB: 1 P: 10	R: 0 E: 1 K: 0 S: 4	H: 1 LOB: 2 BB: 1 P: 8	R: 0 E: 0 K: 1 S: 5	H: 0 LOB: 0 BB: 0 P: 5	1B: 4 2B: 2 3B: 0 HR: 1	SF: 0 SAC: 0 DP: 0 HBP: 0	WP: 1 PB: 0 SB: 2 CS: 0	PA: 34
PITCHER	IP WLS BF H R ER SO BB IBB HBP BLK WP HR S P ERA WHIP																			
Chuck Dobson, R (1, 1) ERA: 4.5	6.0 L 26 6 3 3 3 2 0 0 0 0 1 1 30 38 4.50 1.333																			
Mudcat Grant, R (7, 1) ERA:	2.0 8 1 0 0 1 1 0 0 0 0 0 0 9 13 0.00 1.000																			

Oakland Athletics @ Kansas City Royals
Municipal Stadium, Kansas City, MO
Thu Apr 09 1970, 7:05 PM EST
Alt. 7,529 - Unknown - 60 F

livebaseballscorecards.com

AB 31
R 3
H 7
RBI 2
BB 3
SO 4
LOB 14

Batter	1	2	3	4	5	6	7	8	9	AB R H RBI BB SO LOB	TOP									
Sandy Alomar Sr. S OBP: 0.500, SLG: 0.526 (1.4)										4 1 1 0 1 0 0	California Angels @ Kansas City Royals Municipal Stadium, Kansas City, MO Sat Apr 11 1970, 7:05 PM EST Alt. 9,434 - Unknown - 74 F AB 35 R 6 H 9 RBI 6 BB 4 SO 3 LOB 14									
Jim Fregosi R OBP: 0.500, SLG: 0.529 (1.6)										5 1 1 0 0 1 2										
Bill Voss L OBP: 0.600, SLG: 0.929 (1.9)										3 2 1 0 2 0 0										
Alex Johnson R OBP: 0.438, SLG: 1.000 (1.7)										4 2 2 6 0 0 1										
Jim Spencer L OBP: 0.333, SLG: 0.400 (1.3)										4 0 1 0 0 0 0										
Roger Repoz L OBP: 0.444, SLG: 0.813 (1.8)										4 0 2 0 0 0 1										
Joe Azcue R OBP: 0.222, SLG: 0.278 (1.2)										4 0 0 0 0 0 3										
Aurelio Rodriguez R OBP: 0.389, SLG: 0.500 (1.5)										3 0 1 0 1 1 2										
Andy Messersmith R OBP: 0.167, SLG: 0.167 (8. PH) Rick Reichardt R OBP: 0.167, SLG: 0.167 (8. PH) Paul Doyle L OBP: 0.167, SLG: 0.167 (8.1)										3 0 0 0 0 1 3 1 0 0 0 0 0 2 0 0 0 0 0 0 0										
Inning Stats	R: 3 E: 0 K: 0 S: 5	H: 2 LOB: 1 BB: 2 P: 13	R: 0 E: 0 K: 0 S: 3	H: 0 LOB: 0 BB: 0 P: 3	R: 0 E: 0 K: 0 S: 3	H: 0 LOB: 0 BB: 0 P: 3	R: 0 E: 0 K: 0 S: 3	H: 1 LOB: 0 BB: 0 P: 3	R: 3 E: 1 K: 2 S: 12	H: 4 LOB: 2 BB: 0 P: 12	R: 0 E: 0 K: 1 S: 5	H: 0 LOB: 1 BB: 1 P: 9	R: 0 E: 0 K: 0 S: 4	H: 1 LOB: 2 BB: 1 P: 8	R: 0 E: 0 K: 0 S: 3	H: 1 LOB: 0 BB: 0 P: 3	1B: 3 2B: 5 3B: 0 HR: 2	SF: 0 SAC: 0 DP: 2 HBP: 0	WP: 0 PB: 0 SB: 3 CS: 0	PA: 39
PITCHER	IP WLS BF H R ER SO BB IBB HBP BLK WP HR S P ERA WHIP	5.1 L 25 7 6 6 0 2 0 0 0 0 2 23 31 10.12 1.688	6.1 1.2 6 0 0 0 3 1 0 0 0 0 0 11 15 0.00 0.600	8.1 2.0 8 2 0 0 0 1 0 0 0 0 0 7 11 0.00 1.500											IP WLS BF H R ER SO BB IBB HBP BLK WP HR S P ERA WHIP					

Batter	1	2	3	4	5	6	7	8	9	AB R H RBI BB SO LOB	BOTTOM											
Pat Kelly L OBP: 0.429, SLG: 0.353 (1.9)										4 0 1 0 0 3 0	California Angels @ Kansas City Royals Municipal Stadium, Kansas City, MO Sat Apr 11 1970, 7:05 PM EST Alt. 9,434 - Unknown - 74 F AB 32 R 3 H 6 RBI 3 BB 0 SO 7 LOB 7											
Amos Otis R OBP: 0.300, SLG: 0.263 (1.8)										3 0 0 0 0 0 0												
Ed Kirkpatrick L OBP: 0.294, SLG: 0.563 (1.3)										4 0 0 0 0 1 1												
Bob Oliver R OBP: 0.235, SLG: 0.471 (1.5)										4 1 1 0 0 0 1												
Lou Piniella R OBP: 0.412, SLG: 0.533 (1.7)										4 0 1 1 0 0 0												
Luis Alcaraz R OBP: 0.158, SLG: 0.421 (1.4)										4 1 1 1 0 0 1												
Jackie Hernandez R OBP: 0.188, SLG: 0.267 (1.6)										3 1 2 0 0 1 1												
Ellie Rodriguez R OBP: 0.100, SLG: 0.100 (1.2)										3 0 0 1 0 0 2												
Wally Bunker R OBP: 0.167, SLG: 0.167 (8. PH) Bob Johnson L OBP: 0.167, SLG: 0.167 (8.1) George Spriggs L OBP: 0.500, SLG: 0.500 (7. PH) Ken Wright R OBP: 0.167, SLG: 0.167 (8.1)										2 0 0 0 0 1 1 0 0 0 0 0 0 0 1 0 0 0 0 1 0 0 0 0 0 0 0 0												
Inning Stats	R: 0 E: 0 K: 2 S: 7	H: 0 LOB: 0 BB: 0 P: 7	R: 1 E: 0 K: 1 S: 7	H: 2 LOB: 1 BB: 0 P: 7	R: 0 E: 0 K: 2 S: 7	H: 0 LOB: 0 BB: 0 P: 7	R: 0 E: 0 K: 0 S: 3	H: 0 LOB: 0 BB: 0 P: 3	R: 0 E: 0 K: 0 S: 4	H: 1 LOB: 1 BB: 0 P: 4	R: 0 E: 0 K: 0 S: 4	H: 1 LOB: 1 BB: 0 P: 4	R: 2 E: 0 K: 1 S: 7	H: 2 LOB: 0 BB: 0 P: 7	R: 0 E: 0 K: 1 S: 5	H: 0 LOB: 0 BB: 0 P: 5	R: 0 E: 0 K: 0 S: 3	H: 0 LOB: 0 BB: 0 P: 3	1B: 2 2B: 2 3B: 1 HR: 1	SF: 0 SAC: 1 DP: 0 HBP: 0	WP: 0 PB: 0 SB: 0 CS: 0	PA: 33
PITCHER	IP WLS BF H R ER SO BB IBB HBP BLK WP HR S P ERA WHIP	7.0 W 27 6 3 3 0 0 0 0 0 0 1 39 39 3.86 0.857	2.0 S 6 0 0 0 1 0 0 0 0 0 0 8 8 0.00 0.000											IP WLS BF H R ER SO BB IBB HBP BLK WP HR S P ERA WHIP								

Batter	1	2	3	4	5	6	7	8	9	AB	R	H	RBI	BB	SO	LOB	TOP	
Sandy Alomar Sr. S OBP: 0.480, SLG: 0.500 (1, 4)										5	0	2	0	0	0	3	California Angels @ Kansas City Royals Municipal Stadium, Kansas City, MO Sun Apr 12 1970, 4:33 AM EST Att: 13,078 - Unknown - 52 F	
Jim Fregosi R OBP: 0.440, SLG: 0.591 (1, 6)										5	1	1	3	0	1	3		
Bill Voss, L OBP: 0.560, SLG: 0.789 (1, 9)										5	0	2	0	0	1	1		
Alex Johnson, R OBP: 0.381, SLG: 0.789 (1, 7)										4	1	0	0	0	1	3		
Jim Spencer, L OBP: 0.368, SLG: 0.500 Jay Johnstone, L OBP: 0.667, SLG: 0.833 (3, 8)										1	0	1	1	0	0	0		
Roger Repoz, L OBP: 0.409, SLG: 0.850 (3, 3)										4	1	1	2	0	0	3		
Joe Azcue, R OBP: 0.182, SLG: 0.227 (1, 2)										4	0	0	0	0	0	3		
Aurelio Rodriguez, R OBP: 0.500, SLG: 0.650 (1, 5)										4	1	4	1	0	0	0		
Tom Murphy, R Rudy May, L Rick Reichardt, R Eddie Fisher, R (6, 1)										2	0	0	0	0	1	3		
Inning Stats	R: 0 H: 1 E: 0 LOB: 1 K: 1 BB: 0 S: 5 P: 5	R: 1 H: 2 E: 0 LOB: 2 K: 0 BB: 0 S: 5 P: 6	R: 0 H: 1 E: 0 LOB: 1 K: 0 BB: 0 S: 4 P: 4	R: 1 H: 2 E: 0 LOB: 1 K: 1 BB: 0 S: 7 P: 7	R: 0 H: 2 E: 0 LOB: 1 K: 0 BB: 0 S: 4 P: 4	R: 5 H: 5 E: 0 LOB: 0 K: 0 BB: 0 S: 8 P: 8	R: 0 H: 1 E: 0 LOB: 1 K: 1 BB: 0 S: 6 P: 6	R: 0 H: 1 E: 0 LOB: 1 K: 1 BB: 0 S: 6 P: 6	R: 0 H: 1 E: 0 LOB: 1 K: 0 BB: 0 S: 4 P: 4	1B: 11 SF: 0 2B: 4 SAC: 2 3B: 0 DP: 2 HR: 2 HBP: 1	WP: 0 PA: 42 SB: 0 CS: 1							
PITCHER	IP WLS BF H R ER SO BB IBB HBP BLK WP HR S P ERA WHIP	IP WLS BF H R ER SO BB IBB HBP BLK WP HR S P ERA WHIP																
Dick Drago, R ERA: 4.2 (1, 1)	6.0 L 30 13 7 7 2 0 0 0 1 0 0 2 33 34 10.50 2.167																	
Moe Drabowsky, R ERA: 1.5 (7, 1)	3.0 12 3 0 0 2 0 0 0 0 0 0 0 16 16 0.00 1.000																	

Batter	1	2	3	4	5	6	7	8	9	AB	R	H	RBI	BB	SO	LOB	BOTTOM	
Pat Kelly, L OBP: 0.423, SLG: 0.364 (1, 9)										5	1	2	0	0	1	1	California Angels @ Kansas City Royals Municipal Stadium, Kansas City, MO Sun Apr 12 1970, 4:33 AM EST Att: 13,078 - Unknown - 52 F	
Amos Otis, R OBP: 0.333, SLG: 0.318 (1, 8)										3	1	1	0	1	0	1		
Ed Kirkpatrick, L OBP: 0.238, SLG: 0.450 (1, 3)										4	0	0	0	0	0	3		
Bob Oliver, R OBP: 0.286, SLG: 0.450 (1, 5)										3	1	1	1	1	0	0		
Lou Piniella, R OBP: 0.429, SLG: 0.556 (1, 7)										3	0	2	1	0	0	0		
Luis Alcaraz, R OBP: 0.130, SLG: 0.348 (1, 4)										4	0	0	1	0	0	4		
Rich Severson, R OBP: 0.333, SLG: 0.333 Joe Keough, L OBP: 0.333, SLG: 0.333 (9, PH)										3	0	1	0	0	0	0		
Jim Campanis, R OBP: 0.333, SLG: 1.000 George Springs, L OBP: 0.667, SLG: 0.500 (9, PH)										3	1	1	1	0	0	2		
Dick Drago, R Mike Fiore, L Moe Drabowsky, R Hawk Taylor, R (9, PH)										1	0	0	0	0	0	1		
Inning Stats	R: 0 H: 0 E: 0 LOB: 0 K: 0 BB: 0 S: 3 P: 3	R: 0 H: 0 E: 0 LOB: 0 K: 0 BB: 0 S: 3 P: 3	R: 1 H: 1 E: 0 LOB: 0 K: 1 BB: 0 S: 6 P: 6	R: 2 H: 4 E: 0 LOB: 2 K: 0 BB: 0 S: 7 P: 7	R: 2 H: 1 E: 0 LOB: 2 K: 0 BB: 3 S: 4 P: 16	R: 0 H: 0 E: 0 LOB: 0 K: 1 BB: 0 S: 5 P: 5	R: 0 H: 1 E: 0 LOB: 0 K: 0 BB: 0 S: 3 P: 3	R: 0 H: 1 E: 0 LOB: 0 K: 0 BB: 0 S: 3 P: 3	R: 0 H: 0 E: 0 LOB: 1 K: 0 BB: 1 S: 3 P: 7	1B: 6 SF: 1 2B: 2 SAC: 0 3B: 0 DP: 1 HR: 1 HBP: 0	WP: 2 PA: 37 SB: 1 CS: 1							
PITCHER	IP WLS BF H R ER SO BB IBB HBP BLK WP HR S P ERA WHIP	IP WLS BF H R ER SO BB IBB HBP BLK WP HR S P ERA WHIP																
Tom Murphy, R ERA: 5.06 (5, 1)	1.0 4 0 0 0 0 0 0 1 0 0 1 0 3 7 0.00 0.000																	
Eddie Fisher, R ERA: (6, 1)	4.0 W 13 2 0 0 1 1 0 0 0 0 0 0 14 18 0.00 0.750																	

Batter	1	2	3	4	5	6	7	8	9	AB	R	H	RBI	BB	SO	LOB	TOP			
Pat Kelly, L OBP: 0.419, SLG: 0.370 (1, 9)										5	2	2	0	0	2	1	Kansas City Royals @ Milwaukee Brewers Milwaukee County Stadium, Milwaukee, WI Thu Apr 16 1970, 4:33 AM EST Att. 7,110 - Unknown - 64 F			
Ed Kirkpatrick, L OBP: 0.280, SLG: 0.435 Mike Fiore, L (7, 3)										3	2	1	0	1	0	2				
Amos Otis, R OBP: 0.379, SLG: 0.346 (1, 8)										4	2	2	3	1	0	2				
Bob Oliver, R OBP: 0.269, SLG: 0.375 Paul Schaaf, R OBP: 0.333, SLG: 0.444 (9, 5)										4	0	0	0	0	2	5				
Lou Piniella, R OBP: 0.462, SLG: 0.696 (1, 7)										5	1	3	3	0	0	3				
Luis Alcaraz, R OBP: 0.179, SLG: 0.393 (1, 4)										5	0	2	2	0	0	2				
Jackie Hernandez, R George Spriggs, L Rich Severson, R (9, 6)										3	0	0	0	0	3	2				
Ellie Rodriguez, R OBP: 0.286, SLG: 0.231 (1, 2)										3	1	2	0	1	0	0				
Bill Butler, L Roger Nelson, R Moe Drabowsky, R (7, 1)										3	0	0	0	0	2	4				
Inning Stats	R: 2 E: 1 K: 1 S: 6	H: 1 LOB: 2 BB: 2 P: 14	R: 0 E: 0 K: 1 S: 5	H: 1 LOB: 0 BB: 0 P: 5	R: 4 E: 0 K: 2 S: 11	H: 4 LOB: 1 BB: 0 P: 11	R: 2 E: 0 K: 2 S: 10	H: 3 LOB: 1 BB: 0 P: 10	R: 0 E: 0 K: 1 S: 5	H: 0 LOB: 0 BB: 0 P: 5	R: 0 E: 0 K: 1 S: 6	H: 2 LOB: 1 BB: 0 P: 6	R: 0 E: 1 K: 1 S: 7	H: 1 LOB: 2 BB: 0 P: 7	R: 0 E: 0 K: 0 S: 3	H: 0 LOB: 1 BB: 0 P: 4		1B: 11 2B: 1 3B: 0 HR: 1	SF: 0 SAC: 1 DP: 1 HBP: 1	WP: 0 PB: 0 SB: 3 CS: 0
PITCHER	IP WLS BF H R ER SO BB IBB HBP BLK WP HR S P ERA WHIP																			
Lew Krausse, R ERA: 7.94 John Gelnar, R ERA: 6.14 George Lauzerique, R ERA: 1.38 John O'Donoghue, L ERA: 3.38 Bob Locker, R ERA:	3.0 1.0 2.0 1.2 1.1	WLS L 6 8 0	BF 16 6 8 3 5	H 6 3 1 0	R 6 2 1 0	ER 4 2 0 0 0	SO 4 2 0 2 0	BB 2 0 1 0 0	IBB 0 0 0 0 0	HBP 0 0 0 0 1	BLK 0 0 0 0 0	WP 0 0 0 0 0	HR 1 0 0 0 0	S 22 10 11 12 4	P 30 10 15 12 5	ERA 12.00 18.00 0.00 0.00 0.00	WHIP 2.667 3.000 1.000 1.800 0.000			

Batter	1	2	3	4	5	6	7	8	9	AB	R	H	RBI	BB	SO	LOB	BOTTOM						
Tommy Harper, R OBP: 0.308, SLG: 0.314 (1, 4)										5	1	1	0	0	2	0	Kansas City Royals @ Milwaukee Brewers Milwaukee County Stadium, Milwaukee, WI Thu Apr 16 1970, 4:33 AM EST Att. 7,110 - Unknown - 64 F						
Steve Howley, L OBP: 0.483, SLG: 0.538 (8, 9)										5	1	2	1	0	0	0							
Jerry McNertney, R OBP: 0.235, SLG: 0.167 (1, 2)										4	1	0	0	1	1	2							
Danny Walton, R OBP: 0.425, SLG: 0.784 (1, 7)										4	1	2	3	0	0	1							
Wayne Comer, R Russ Snyder, L OBP: 0.364, SLG: 0.345 (7, PH) (8, 8)										3	1	0	0	0	1	0							
Greg Goossen, R OBP: 0.481, SLG: 0.571 Bob Locker, S (8, 1)										4	1	2	1	0	1	3							
Max Alvis, R OBP: 0.229, SLG: 0.212 (1, 5)										4	0	1	1	0	1	1							
Ted Kubiak, S OBP: 0.324, SLG: 0.219 (1, 6)										3	0	0	0	1	1	2							
Lew Krausse, R Ted Savatone, R John Gelnar, R John Kennedy, R George Lauzerique, R Sandy Valdespino, L John O'Donoghue, R Mike Hegan, L (1, 1) (3, PH) (4, 1) (4, PH) (5, 1) (6, PH) (7, 1) (8, 3)	R: 0 E: 0 K: 1 S: 5	H: 0 LOB: 0 BB: 0 P: 5	R: 1 E: 1 K: 1 S: 7	H: 1 LOB: 1 BB: 0 P: 7	R: 1 E: 0 K: 0 S: 5	H: 2 LOB: 1 BB: 0 P: 5	R: 1 E: 0 K: 1 S: 6	H: 1 LOB: 1 BB: 1 P: 10	R: 2 E: 0 K: 1 S: 6	H: 1 LOB: 0 BB: 1 P: 10	R: 0 E: 0 K: 1 S: 6	H: 1 LOB: 1 BB: 0 P: 6	R: 1 E: 0 K: 0 S: 5	H: 2 LOB: 2 BB: 1 P: 9	R: 0 E: 0 K: 3 S: 9	H: 0 LOB: 0 BB: 0 P: 9		R: 0 E: 0 K: 1 S: 5	H: 0 LOB: 0 BB: 0 P: 5	1B: 4 2B: 2 3B: 0 HR: 2	SF: 0 SAC: 0 DP: 0 HBP: 0	WP: 2 PB: 0 SB: 0 CS: 0	PA: 39
PITCHER	IP WLS BF H R ER SO BB IBB HBP BLK WP HR S P ERA WHIP																						
Bill Butler, L ERA: 3.27 Roger Nelson, R ERA: 7.71 Moe Drabowsky, R ERA: 1.08	5.0 1.2 2.1	WLS W S	BF 23 8 8	H 5 0	R 5 0	ER 4 1 0	SO 4 1 4	BB 0 0 0	IBB 0 0 0	HBP 0 0 0	BLK 0 0 0	WP 0 1 1	HR 2 0 0	S 29 10 15	P 37 10 19	ERA 7.20 5.40 0.00	WHIP 1.400 1.800 0.429						

AB	38
R	8
H	13
RBI	8
BB	3
SO	10
LOB	24



Batter	1	2	3	4	5	6	7	8	9	AB	R	H	RBI	BB	SO	LOB	TOP									
George Spriggs, L OBP: 0.667, SLG: 0.625										5	3	4	0	0	1	1										
Ed Kirkpatrick, L OBP: 0.310, SLG: 0.444										4	1	2	0	0	0	2										
Paul Schaal, R OBP: 0.300, SLG: 0.400										4	0	0	1	0	2	6										
Amos Otis, R OBP: 0.324, SLG: 0.300										4	0	0	1	0	2	6										
Bob Oliver, R OBP: 0.267, SLG: 0.444										3	0	1	3	0	0	2										
Lou Piniella, R OBP: 0.400, SLG: 0.593										4	0	0	0	0	0	2										
Luis Alcaraz, R OBP: 0.219, SLG: 0.387										3	1	1	0	1	0	0										
Rich Severson, R OBP: 0.300, SLG: 0.300										4	0	1	0	0	0	1										
Ellie Rodriguez, R OBP: 0.333, SLG: 0.200										2	1	0	0	1	0	0										
Dave Morehead, R OBP: 1.000, SLG: 1.000										2	1	0	0	1	1	2										
Jim Rooker, R OBP: 1.000, SLG: 1.000										1	0	1	1	0	0	0										
Inning Stats	R: 1 E: 1 K: 0 S: 5	H: 2 LOB: 1 BB: 0 P: 5	R: 1 E: 0 K: 1 S: 5	H: 1 LOB: 1 BB: 1 P: 10	R: 1 E: 2 K: 0 S: 4	H: 0 LOB: 0 BB: 0 P: 4	R: 0 E: 0 K: 0 S: 3	H: 1 LOB: 0 BB: 0 P: 3	R: 2 E: 0 K: 1 S: 7	H: 2 LOB: 1 BB: 1 P: 11	R: 0 E: 0 K: 0 S: 3	H: 0 LOB: 0 BB: 0 P: 3	R: 1 E: 0 K: 1 S: 7	H: 2 LOB: 1 BB: 0 P: 7	R: 0 E: 0 K: 0 S: 3	H: 0 LOB: 0 BB: 0 P: 3	R: 1 E: 0 K: 1 S: 6	H: 2 LOB: 1 BB: 1 P: 10	1B: 9 2B: 0 3B: 1 HR: 0	SF: 2 SAC: 0 DP: 2 HBP: 1	WP: 0 PB: 2 SB: 1 CS: 1	PA: 39				
PITCHER	IP	WLS	BF	H	R	ER	SO	BB	IBB	HBP	BLK	WP	HR	S	P	ERA	WHIP									
Tom Murphy, R ERA: 5.29	(1, 1)	6.1	L	29	8	6	4	3	2	0	1	0	0	0	32	41	5.68	1.579								
Eddie Fisher, R ERA:	(7, 1)	1.2		7	1	1	0	0	1	0	0	0	0	0	6	10	0.00	1.200								
Paul Doyle, L ERA:	(9, 1)	1.0		3	1	0	0	1	0	0	0	1	0	0	5	5	0.00	1.000								

Kansas City Royals @ California Angels
Anaheim Stadium, Anaheim, CA

AB 33
R 7
H 10
RBI 5
BB 3
SO 4
LOB 18



WP: 0 PA: 39
PB: 2
SB: 1
CS: 1

livebaseballscores.com

Fri Apr 17 1970, 9:05 PM EST
Att: 24,154 - Unknown - 61 F

Batter	1	2	3	4	5	6	7	8	9	AB	R	H	RBI	BB	SO	LOB	BOTTOM
Sandy Alomar Sr., S OBP: 0.357, SLG: 0.366										5	1	1	0	0	1	1	
Jim Fregosi, R OBP: 0.425, SLG: 0.514										3	2	0	0	1	1	1	
Bill Voss, L OBP: 0.415, SLG: 0.485										4	0	0	0	0	0	3	
Alex Johnson, R OBP: 0.378, SLG: 0.600										4	1	2	1	0	1	0	
Jay Johnstone, L OBP: 0.550, SLG: 0.950										4	1	3	4	0	0	0	
Roger Repoz, L OBP: 0.343, SLG: 0.581										3	0	1	0	0	0	2	
Billy Cowan, R OBP: 0.500, SLG: 0.950										1	0	0	0	0	0	0	
Joe Azcue, R OBP: 0.189, SLG: 0.216										4	0	0	0	0	1	2	
Aurelio Rodriguez, R OBP: 0.351, SLG: 0.486										4	0	0	0	0	0	2	
Tom Murphy, R OBP: 0.351, SLG: 0.486										4	0	0	0	0	0	2	
Tom Murphy, R OBP: 0.351, SLG: 0.486										4	0	0	0	0	0	2	
Tom Murphy, R OBP: 0.351, SLG: 0.486										4	0	0	0	0	0	2	
Tom Murphy, R OBP: 0.351, SLG: 0.486										4	0	0	0	0	0	2	
Tom Murphy, R OBP: 0.351, SLG: 0.486										4	0	0	0	0	0	2	
Tom Murphy, R OBP: 0.351, SLG: 0.486										4	0	0	0	0	0	2	
Tom Murphy, R OBP: 0.351, SLG: 0.486										4	0	0	0	0	0	2	
Tom Murphy, R OBP: 0.351, SLG: 0.486										4	0	0	0	0	0	2	
Tom Murphy, R OBP: 0.351, SLG: 0.486										4	0	0	0	0	0	2	
Tom Murphy, R OBP: 0.351, SLG: 0.486										4	0	0	0	0	0	2	
Tom Murphy, R OBP: 0.351, SLG: 0.486										4	0	0	0	0	0	2	
Tom Murphy, R OBP: 0.351, SLG: 0.486										4	0	0	0	0	0	2	
Tom Murphy, R OBP: 0.351, SLG: 0.486										4	0	0	0	0	0	2	
Tom Murphy, R OBP: 0.351, SLG: 0.486										4	0	0	0	0	0	2	
Tom Murphy, R OBP: 0.351, SLG: 0.486										4	0	0	0	0	0	2	
Tom Murphy, R OBP: 0.351, SLG: 0.486										4	0	0	0	0	0	2	
Tom Murphy, R OBP: 0.351, SLG: 0.486										4	0	0	0	0	0	2	
Tom Murphy, R OBP: 0.351, SLG: 0.486										4	0	0	0	0	0	2	
Tom Murphy, R OBP: 0.351, SLG: 0.486										4	0	0	0	0	0	2	
Tom Murphy, R OBP: 0.351, SLG: 0.486										4	0	0	0	0	0	2	
Tom Murphy, R OBP: 0.351, SLG: 0.486										4	0	0	0	0	0	2	
Tom Murphy, R OBP: 0.351, SLG: 0.486										4	0	0	0	0	0	2	
Tom Murphy, R OBP: 0.351, SLG: 0.486										4	0	0	0	0	0	2	
Tom Murphy, R OBP: 0.351, SLG: 0.486										4	0	0	0	0	0	2	
Tom Murphy, R OBP: 0.351, SLG: 0.486										4	0	0	0	0	0	2	
Tom Murphy, R OBP: 0.351, SLG: 0.486										4	0	0	0	0	0	2	
Tom Murphy, R OBP: 0.351, SLG: 0.486										4	0	0	0	0	0	2	
Tom Murphy, R OBP: 0.351, SLG: 0.486										4	0	0	0	0	0	2	
Tom Murphy, R OBP: 0.351, SLG: 0.486										4	0	0	0	0	0	2	
Tom Murphy, R OBP: 0.351, SLG: 0.486										4	0	0	0	0	0	2	
Tom Murphy, R OBP: 0.351, SLG: 0.486										4	0	0	0	0	0	2	
Tom Murphy, R OBP: 0.351, SLG: 0.486										4	0	0	0	0	0	2	
Tom Murphy, R OBP: 0.351, SLG: 0.486										4	0	0	0	0	0	2	
Tom Murphy, R OBP: 0.351, SLG: 0.486										4	0	0	0	0	0	2	
Tom Murphy, R OBP: 0.351, SLG: 0.486										4	0	0	0	0	0	2	
Tom Murphy, R OBP: 0.351, SLG: 0.486										4	0	0	0	0	0	2	
Tom Murphy, R OBP: 0.351, SLG: 0.486										4	0	0	0	0	0	2	
Tom Murphy, R OBP: 0.351, SLG: 0.486										4	0	0	0	0	0	2	
Tom Murphy, R OBP: 0.351, SLG: 0.486																	

Batter	1	2	3	4	5	6	7	8	9	AB	R	H	RBI	BB	SO	LOB	TOP			
George Spriggs, L OBP: 0.500, SLG: 0.417	6-3		4-3	5-3					K	4	0	0	0	1	1	1				
Ed Kirkpatrick, L OBP: 0.303, SLG: 0.419 Al Fitzmorris, S Paul Schaal, R OBP: 0.273, SLG: 0.364	4-3		BB 1B 1B	F8 L9				1-2 2-3 BB	1-3	4	0	1	0	0	0	3				
Amos Otis, R OBP: 0.289, SLG: 0.265	F9		L8						6-3	4	0	0	0	0	1	1				
Bob Oliver, R OBP: 0.324, SLG: 0.484		F9	BB 1B	FC6-4 1B					G1-6-3 1B	4	0	3	0	0	0	0				
Lou Piniella, R OBP: 0.412, SLG: 0.567		WP 1B 1B	1-2 2-3 BB	FC6-4 1-2					G1-6-3 1-2	3	1	1	0	1	0	2				
Luis Alcaraz, R OBP: 0.194, SLG: 0.343	1-3		5-3						F3 F4	4	0	0	0	0	0	4				
Rich Severson, R OBP: 0.286, SLG: 0.286		2-H 1B 1B		5-3					F7 K	4	0	1	1	0	1	0				
Ellie Rodriguez, R OBP: 0.429, SLG: 0.250 Jim Campanis, R OBP: 0.300, SLG: 0.889			1B BB						BB 1B BB K	1	0	1	0	2	0	0				
Wally Bunker, R OBP: 0.400, SLG: 0.250 Bob Johnson, L Joe Keough, L OBP: 0.400, SLG: 0.400			1-2 2-H 1B	1-3					1-2 BB 1B K	2	0	1	0	0	0	1				
Inning Stats	R: 0 E: 0 K: 0 S: 3	H: 0 LOB: 0 BB: 0 P: 3	R: 1 E: 0 K: 0 S: 5	H: 3 LOB: 3 BB: 1 P: 9	R: 0 E: 0 K: 0 S: 5	H: 2 LOB: 3 BB: 1 P: 9	R: 0 E: 0 K: 0 S: 4	H: 1 LOB: 1 BB: 0 P: 4	R: 0 E: 0 K: 1 S: 6	H: 1 LOB: 3 BB: 0 P: 6	R: 0 E: 0 K: 0 S: 4	H: 1 LOB: 0 BB: 2 P: 12	R: 0 E: 0 K: 2 S: 7	H: 0 LOB: 0 BB: 0 P: 7	R: 0 E: 0 K: 2 S: 7	H: 0 LOB: 0 BB: 0 P: 7	1B: 9 2B: 0 3B: 0 HR: 0	SF: 0 SAC: 0 DP: 1 HBP: 0	WP: 1 PB: 1 SB: 0 CS: 0	PA: 38
PITCHER Clyde Wright, L ERA: 2.86	IP: 9.0 WLS: W BF: 38 H: 9 R: 1 ER: 1 SO: 5 BB: 4 IBB: 0 HBP: 0 BLK: 0 WP: 1 HR: 0 S: 44 P: 60 ERA: 1.00 WHIP: 1.444											PITCHER	IP: WLS: BF: H: R: ER: SO: BB: IBB: HBP: BLK: WP: HR: S: P: ERA: WHIP:							

Kansas City Royals @ California Angels
 Anaheim Stadium, Anaheim, CA
 Sat Apr 18 1970, 9:05 PM EST
 Att: 10,094 - Unknown - 64 F


AB	34
R	1
H	9
RBI	1
BB	4
SO	5
LOB	12



Batter	1	2	3	4	5	6	7	8	9	AB	R	H	RBI	BB	SO	LOB	BOTTOM			
Sandy Alomar Sr, S OBP: 0.383, SLG: 0.391	4-3 S SF9 1B		4-3					F8		5	2	3	1	0	0	1				
Jim Fregosi, R OBP: 0.432, SLG: 0.590	4-3			HR	HR	5-3				4	2	2	1	0	0	2				
Bill Voss, L OBP: 0.444, SLG: 0.588	SF9			HR	HR					1	1	1	5	2	0	0				
Alex Johnson, R OBP: 0.366, SLG: 0.564	4-3		G4-6-3 BB	G4-6-3 1-2	2B 1B			K		4	0	1	0	0	1	2				
Jay Johnstone, L OBP: 0.542, SLG: 0.864			G5-4-3 BB					F4		2	0	0	0	2	1	2				
Roger Repoz, L OBP: 0.333, SLG: 0.571		F8		L8				F5		4	0	1	0	0	0	3				
Aurelio Rodriguez, R OBP: 0.317, SLG: 0.436		G5-4-3						K		4	0	0	0	0	1	3				
Tom Egan, R OBP: 0.500, SLG: 0.500			6-3					F3		4	1	2	0	0	0	0				
Clyde Wright, R			1-3					K		4	1	0	0	0	1	2				
Inning Stats	R: 1 E: 0 K: 0 S: 4	H: 1 LOB: 0 BB: 0 P: 4	R: 0 E: 0 K: 0 S: 2	H: 0 LOB: 0 BB: 1 P: 6	R: 0 E: 0 K: 0 S: 3	H: 0 LOB: 0 BB: 0 P: 3	R: 1 E: 0 K: 0 S: 3	H: 1 LOB: 1 BB: 2 P: 11	R: 5 E: 1 K: 1 S: 12	H: 6 LOB: 2 BB: 0 P: 12	R: 0 E: 0 K: 0 S: 4	H: 1 LOB: 1 BB: 0 P: 4	R: 0 E: 0 K: 1 S: 5	H: 0 LOB: 1 BB: 1 P: 9	R: 0 E: 0 K: 2 S: 8	H: 1 LOB: 1 BB: 0 P: 8	1B: 7 2B: 1 3B: 0 HR: 2	SF: 1 SAC: 0 DP: 2 HBP: 0	WP: 0 PB: 0 SB: 3 CS: 0	PA: 37
PITCHER Wally Bunker, R ERA: 11.05 Bob Johnson, R ERA: 5.4 Al Fitzmorris, R ERA: 1.8	IP: 4.1 WLS: L BF: 21 H: 6 R: 7 ER: 6 SO: 0 BB: 6 IBB: 0 HBP: 0 BLK: 0 WP: 0 HR: 2 S: 18 P: 30 ERA: 12.46 WHIP: 2.077											PITCHER	IP: WLS: BF: H: R: ER: SO: BB: IBB: HBP: BLK: WP: HR: S: P: ERA: WHIP:							

Kansas City Royals @ California Angels
 Anaheim Stadium, Anaheim, CA
 Sat Apr 18 1970, 9:05 PM EST
 Att: 10,094 - Unknown - 64 F

AB	32
R	7
H	10
RBI	7
BB	4
SO	4
LOB	15



Batter	1	2	3	4	5	6	7	8	9	10	11	12	13	AB R H RBI BB SO LOB	TOP		
George Spriggs, L OBP: 0.450, SLG: 0.353				1-3		G3								5 1 1 0 1 2 0	Kansas City Royals @ California Angels Anaheim Stadium, Anaheim, CA Sun Apr 19 1970, 6:33 AM EST Att: 11,643 - Unknown - 69 F livebaseballscorecards.com		
Ed Kirkpatrick, L OBP: 0.306, SLG: 0.389				E3 1B CS										5 0 1 0 1 1 1			
Amos Otis, R OBP: 0.302, SLG: 0.308														5 1 2 1 0 1 0			
Bob Oliver, R OBP: 0.325, SLG: 0.488														6 0 2 1 0 1 4			
Lou Piniella, R OBP: 0.425, SLG: 0.529														4 0 1 0 2 0 1			
Luis Alcaraz, R OBP: 0.167, SLG: 0.293														6 0 0 0 0 1 6			
Rich Severson, R OBP: 0.222, SLG: 0.222														4 0 0 0 0 0 0			
Joe Kneough, L OBP: 0.533, SLG: 0.333														1 0 0 0 0 0 2			
Jackie Hernandez, R OBP: 0.158, SLG: 0.222														0 0 0 0 0 0 0			
Elie Rodriguez, R OBP: 0.385, SLG: 0.200														4 1 0 0 1 2 0			
Dick Drago, R OBP: 0.667, SLG: 0.500														3 0 0 0 0 3 0			
Jim Rooker, R OBP: 0.667, SLG: 0.500														1 1 0 0 0 1 0			
Inning Stats	R: 0 E: 0 K: 2 S: 7	H: 0 LOB: 0 BB: 0 P: 7	R: 0 E: 0 K: 1 S: 5	H: 0 LOB: 0 BB: 0 P: 5	R: 0 E: 0 K: 1 S: 5	H: 1 LOB: 2 BB: 0 P: 6	R: 0 E: 0 K: 1 S: 5	H: 0 LOB: 0 BB: 0 P: 5	R: 0 E: 0 K: 2 S: 7	H: 1 LOB: 2 BB: 1 P: 8	R: 0 E: 0 K: 0 S: 4	H: 0 LOB: 0 BB: 0 P: 5	R: 0 E: 0 K: 1 S: 6	H: 1 LOB: 2 BB: 2 P: 10		1B: 5 2B: 3 3B: 0 HR: 0	SF: 0 SAC: 1 DP: 1 HBP: 1
PITCHER	IP WLS BF H R ER SO BB IBB HBP BLK WP HR S P ERA WHIP	Andy Messersmith, R (1, 1) 8.0 28 2 1 0 8 1 1 0 0 0 0 0 42 50 0.00 0.375 Paul Doyle, L (8, 1) 0.1 1 0 0 0 0 0 0 0 0 0 0 0 1 1 0.00 0.000 Ken Tatum, R (8, 1) 0.2 3 0 0 0 0 0 0 0 0 0 0 0 3 3 0.00 0.000 Eddie Fisher, R (10, 1) 2.0 6 0 0 0 0 3 0 0 0 0 0 0 12 12 0.00 0.000 Mel Queen, R (12, 1) 1.2 L 12 5 3 3 1 2 1 1 0 0 0 0 10 23 16.20 4.200															
PITCHER	IP WLS BF H R ER SO BB IBB HBP BLK WP HR S P ERA WHIP	Wally Wolf, R (13, 1) 0.1 0.1 1 0 0 0 0 0 0 0 0 0 0 0 0 0.00 0.000															

Batter	1	2	3	4	5	6	7	8	9	10	11	12	13	AB R H RBI BB SO LOB	BOTTOM						
Sandy Alomar Sr., S OBP: 0.386, SLG: 0.333														5 0 0 0 1 1 1	Kansas City Royals @ California Angels Anaheim Stadium, Anaheim, CA Sun Apr 19 1970, 6:33 AM EST Att: 11,643 - Unknown - 69 F livebaseballscorecards.com						
Jim Fregosi, R OBP: 0.460, SLG: 0.622														6 0 4 1 0 0 0							
Bill Voss, L OBP: 0.412, SLG: 0.525														6 0 1 0 0 0 4							
Alex Johnson, R OBP: 0.302, SLG: 0.533														6 0 2 0 0 0 5							
Jay Johnstone, L OBP: 0.483, SLG: 0.741														5 0 1 0 0 1 2							
Roger Repoz, L OBP: 0.333, SLG: 0.525														5 0 1 0 1 0 2							
Aurelio Rodriguez, R OBP: 0.316, SLG: 0.415														2 0 0 0 1 0 1							
Rick Reichardt, R OBP: 0.400, SLG: 0.250														1 0 0 0 0 0 2							
Ginelle Ruiz, S OBP: 0.333, SLG: 0.667														2 0 1 0 0 0 2							
Tom Egan, R OBP: 0.286, SLG: 0.286														3 0 0 0 0 0 3							
Jim Spencer, L OBP: 0.400, SLG: 0.500														0 0 0 0 1 0 0							
Clyde Wright, R OBP: 0.500, SLG: 0.500														0 0 0 0 0 0 0							
Joe Azcue, R OBP: 0.211, SLG: 0.237														1 0 1 0 0 0 0							
Andy Messersmith, R OBP: 0.450, SLG: 0.271														3 1 1 0 0 2 3							
Paul Doyle, L OBP: 0.450, SLG: 0.271														0 0 0 0 0 0 0							
Ken Tatum, R OBP: 0.450, SLG: 0.271														0 0 0 0 0 0 0							
Billy Cowan, R OBP: 0.450, SLG: 0.271														1 0 0 0 0 0 3							
Eddie Fisher, R OBP: 0.450, SLG: 0.271														0 0 0 0 0 0 0							
Jim Hicks, R OBP: 0.450, SLG: 0.271														1 0 0 0 0 0 1							
Mel Queen, L OBP: 0.450, SLG: 0.271														0 0 0 0 0 0 0							
Wally Wolf, R OBP: 0.450, SLG: 0.271														0 0 0 0 0 0 0							
Inning Stats	R: 0 E: 0 K: 0 S: 3	H: 0 LOB: 0 BB: 0 P: 3	R: 0 E: 0 K: 0 S: 3	H: 0 LOB: 0 BB: 0 P: 3	R: 0 E: 0 K: 1 S: 4	H: 2 LOB: 1 BB: 0 P: 6	R: 0 E: 0 K: 1 S: 6	H: 1 LOB: 2 BB: 0 P: 6	R: 0 E: 0 K: 0 S: 4	H: 1 LOB: 1 BB: 1 P: 5	R: 1 E: 0 K: 0 S: 5	H: 2 LOB: 1 BB: 0 P: 5	R: 0 E: 0 K: 0 S: 4	H: 1 LOB: 3 BB: 2 P: 12	R: 0 E: 0 K: 1 S: 6	H: 2 LOB: 1 BB: 0 P: 6	R: 0 E: 0 K: 0 S: 3	H: 0 LOB: 0 BB: 0 P: 3	1B: 9 2B: 4 3B: 0 HR: 0	SF: 0 SAC: 1 DP: 3 HBP: 0	WIP: 0 PB: 0 SB: 0 CS: 1
PITCHER	IP WLS BF H R ER SO BB IBB HBP BLK WP HR S P ERA WHIP	Dick Drago, R (1, 1) 9.0 38 8 1 1 4 2 2 0 0 0 0 0 42 58 1.00 1.111 Jim Rooker, L (10, 1) 4.0 W 14 4 0 0 1 0 0 0 0 0 0 0 16 16 0.00 1.000																			

AB	44
R	4
H	7
RBI	2
BB	5
SO	12
LOB	14



Batter	1	2	3	4	5	6	7	8	9	AB	R	H	RBI	BB	SO	LOB	TOP					
Pat Kelly, L OBP: 0.472, SLG: 0.419 (1, 9)										3	1	3	0	1	0	0	Kansas City Royals @ Oakland Athletics Oakland-Alameda County Coliseum, Oakland, CA Tue Apr 21 1970, 6:05 PM PST Att: 2,635 - Unknown livebaseballscorecards.com					
Ed Kirkpatrick, L OBP: 0.319, SLG: 0.419 (1, 3)										3	0	0	0	0	2	3						
Amos Otis, R OBP: 0.269, SLG: 0.255 (1, 8)										4	0	0	0	0	0	0						
Bob Oliver, R OBP: 0.347, SLG: 0.600 (1, 5)										3	1	0	0	1	1	1						
Lou Piniella, R OBP: 0.388, SLG: 0.488 (1, 7)										4	1	2	1	0	0	1						
Luis Alcaraz, R OBP: 0.160, SLG: 0.265 (1, 4)										4	0	1	1	0	0	2						
Jackie Hernandez, R OBP: 0.159, SLG: 0.190 (7, PH)										2	0	0	0	0	0	0						
George Spriggs, L OBP: 0.385, SLG: 0.273 (7, PH)										1	0	0	0	0	1	1						
Paul Schaal, R OBP: 0.385, SLG: 0.462 (7, 6)										1	0	1	0	0	0	0						
Ellie Rodriguez, R OBP: 0.323, SLG: 0.160 (1, 2)										3	0	0	0	0	0	1						
Dave Morehead, R OBP: 0.286, SLG: 0.286 (7, PH)										2	0	0	0	0	0	0						
Joe Keough, L OBP: 0.667, SLG: 0.500 (7, 1)										1	0	0	0	0	1	2						
Jim Rooker, R OBP: 0.667, SLG: 0.500 (8, 1)										0	0	0	0	0	0	0						
Moe Drabowsky, R OBP: 1.000, SLG: 1.000 (8, 1)										0	0	0	0	0	0	0						
Inning Stats	R: 0 E: 0 K: 1 S: 5	H: 1 LOB: 0 BB: 0 P: 5	R: 1 E: 1 K: 1 S: 6	H: 2 LOB: 0 BB: 0 P: 6	R: 0 E: 0 K: 1 S: 5	H: 0 LOB: 1 BB: 1 P: 9	R: 0 E: 1 K: 0 S: 4	H: 0 LOB: 1 BB: 0 P: 4	R: 0 E: 0 K: 0 S: 3	H: 0 LOB: 0 BB: 0 P: 3	R: 0 E: 0 K: 0 S: 3	H: 1 LOB: 0 BB: 0 P: 3	R: 1 E: 1 K: 2 S: 9	H: 1 LOB: 2 BB: 1 P: 13	R: 1 E: 1 K: 0 S: 4	H: 1 LOB: 0 BB: 0 P: 4	R: 0 E: 0 K: 0 S: 3	H: 1 LOB: 1 BB: 0 P: 3	1B: 6 2B: 2 3B: 0 HR: 0	SF: 0 SAC: 1 DP: 1 HBP: 0	WP: 0 PB: 0 SB: 1 CS: 1	PA: 34
PITCHER Caffish Hunter, R ERA: 1.16 (1, 1)	IP: 9.0 WLS: W BF: 34 H: 7 R: 3 ER: 1 SO: 5 BB: 2 IBB: 0 HBP: 0 BLK: 0 WP: 0 HR: 0 S: 42 P: 50 ERA: 1.00 WHIP: 1.000															PITCHER	IP: 9.0 WLS: W BF: 34 H: 7 R: 3 ER: 1 SO: 5 BB: 2 IBB: 0 HBP: 0 BLK: 0 WP: 0 HR: 0 S: 42 P: 50 ERA: 1.00 WHIP: 1.000					

Batter	1	2	3	4	5	6	7	8	9	AB	R	H	RBI	BB	SO	LOB	BOTTOM			
Felipe Alou, R OBP: 0.316, SLG: 0.315 (1, 7)										4	0	2	0	0	0	1	Kansas City Royals @ Oakland Athletics Oakland-Alameda County Coliseum, Oakland, CA Tue Apr 21 1970, 6:05 PM PST Att: 2,635 - Unknown livebaseballscorecards.com			
Rick Monday, L OBP: 0.439, SLG: 0.551 (1, 8)										3	1	0	0	1	0	3				
Roberto Pena, R OBP: 0.389, SLG: 0.400 (1, 6)										3	0	0	0	0	1	1				
Don Mincher, L OBP: 0.310, SLG: 0.595 (1, 3)										4	1	2	2	0	0	1				
Bob Johnson, R OBP: 0.296, SLG: 0.400 (1, 5)										4	0	0	0	0	0	1				
Dick Green, R OBP: 0.340, SLG: 0.326 (1, 4)										3	1	1	0	1	0	1				
Reggie Jackson, L OBP: 0.250, SLG: 0.333 (1, 9)										3	1	1	2	1	2	1				
Dave Duncan, R OBP: 0.267, SLG: 0.429 (1, 2)										3	0	0	0	0	0	1				
Caffish Hunter, R OBP: 0.300, SLG: 0.222 (1, 1)										2	0	1	0	1	0	0				
Inning Stats	R: 0 E: 0 K: 0 S: 4	H: 1 LOB: 1 BB: 0 P: 4	R: 2 E: 0 K: 0 S: 6	H: 3 LOB: 2 BB: 1 P: 10	R: 0 E: 0 K: 0 S: 4	H: 1 LOB: 1 BB: 0 P: 4	R: 0 E: 0 K: 0 S: 2	H: 0 LOB: 0 BB: 1 P: 6	R: 0 E: 0 K: 1 S: 5	H: 0 LOB: 0 BB: 0 P: 5	R: 0 E: 0 K: 0 S: 3	H: 0 LOB: 0 BB: 0 P: 3	R: 0 E: 0 K: 1 S: 5	H: 0 LOB: 1 BB: 1 P: 9	R: 2 E: 0 K: 1 S: 7	H: 2 LOB: 1 BB: 1 P: 11		1B: 5 2B: 1 3B: 0 HR: 2	SF: 0 SAC: 1 DP: 1 HBP: 0	WP: 0 PB: 0 SB: 2 CS: 0
PITCHER Dave Morehead, R ERA: 2.81 (7, 1)	IP: 6.0 WLS: L BF: 7 H: 1 R: 2 ER: 2 SO: 1 BB: 2 IBB: 0 HBP: 0 BLK: 0 WP: 0 HR: 1 S: 7 P: 15 ERA: 3.00 WHIP: 2.250															PITCHER	IP: 6.0 WLS: L BF: 7 H: 1 R: 2 ER: 2 SO: 1 BB: 2 IBB: 0 HBP: 0 BLK: 0 WP: 0 HR: 1 S: 7 P: 15 ERA: 3.00 WHIP: 2.250			
PITCHER Jim Rooker, L ERA: 5.93 (8, 1)	IP: 1.1 WLS: L BF: 7 H: 2 R: 2 ER: 2 SO: 1 BB: 0 IBB: 0 HBP: 0 BLK: 0 WP: 0 HR: 1 S: 7 P: 15 ERA: 13.50 WHIP: 2.250															PITCHER	IP: 1.1 WLS: L BF: 7 H: 2 R: 2 ER: 2 SO: 1 BB: 0 IBB: 0 HBP: 0 BLK: 0 WP: 0 HR: 1 S: 7 P: 15 ERA: 13.50 WHIP: 2.250			
PITCHER Moe Drabowsky, R ERA: 0.93 (8, 1)	IP: 0.2 WLS: L BF: 3 H: 1 R: 0 ER: 0 SO: 1 BB: 0 IBB: 0 HBP: 0 BLK: 0 WP: 0 HR: 0 S: 5 P: 5 ERA: 0.00 WHIP: 1.500															PITCHER	IP: 0.2 WLS: L BF: 3 H: 1 R: 0 ER: 0 SO: 1 BB: 0 IBB: 0 HBP: 0 BLK: 0 WP: 0 HR: 0 S: 5 P: 5 ERA: 0.00 WHIP: 1.500			

Batter	1	2	3	4	5	6	7	8	9	AB	R	H	RBI	BB	SO	LOB	TOP								
Don Buford, S (1, 7) OBP: 0.328, SLG: 0.388	0-0 HBP 2B	4-0 BB BB		0-0 F5		0-0 9-3-2			0-0 3-1	4	1	1	0	1	0	4									
Mark Belanger, R (1, 6) OBP: 0.195, SLG: 0.204	1-0 2B HBP	0-0 F4		0-0 L8			0-0 F2		0-3 K	4	1	0	0	0	1	2									
Frank Robinson, R (1, 9) OBP: 0.481, SLG: 0.682	0-0 4-3 1-H 2-H	4-0 BB			0-0 F2		0-0 HR		0-0 2B 1B	4	2	3	3	1	0	0									
Boog Powell, L (1, 3) OBP: 0.276, SLG: 0.392	0-0 4-3	0-3 K			0-0 F7		0-0 HR		0-0 1-H 2B	5	1	2	2	0	1	3									
Paul Blair, R (1, 8) OBP: 0.356, SLG: 0.314	0-3 K			0-0 F7		0-0 F3		0-3 K	0-3 K	5	0	0	0	0	3	2									
Brooks Robinson, R (1, 5) OBP: 0.345, SLG: 0.453	0-0 F8			0-0 6-3		0-0 1B 9-3-2 2B		0-3 K		4	0	1	0	0	1	1									
Davey Johnson, R (1, 4) OBP: 0.473, SLG: 0.609		0-0 HR 2B		0-0 6-3		4-0 1B BB		0-0 F8		3	1	1	0	1	0	0									
Eliot Hendricks, L (1, 2) OBP: 0.344, SLG: 0.286		0-0 F6			0-0 SH1-4 1B		0-0 1-2 2-3 1B		0-0 F9	4	0	2	0	0	0	1									
Mike Cuellar, L (1, 1) OBP: 0.100, SLG: 0.400		0-0			0-0 SH1-4		0-3 K		0-3 K	2	1	1	2	0	1	3									
Jim Hardin, R (6, 1)										1	0	0	0	0	1	0									
Pete Richert, L (8, 1)		2-H HR			1-2					0	0	0	0	0	0	0									
Inning Stats	R: 2 E: 0 K: 1 S: 7	H: 2 LOB: 1 BB: 0 P: 8	R: 2 E: 0 K: 1 S: 7	H: 2 LOB: 2 BB: 2 P: 15	R: 0 E: 0 K: 0 S: 3	H: 0 LOB: 0 BB: 0 P: 3	R: 0 E: 0 K: 0 S: 4	H: 1 LOB: 1 BB: 0 P: 4	R: 0 E: 0 K: 0 S: 3	H: 0 LOB: 0 BB: 0 P: 3	R: 0 E: 0 K: 1 S: 6	H: 2 LOB: 2 BB: 1 P: 10	R: 2 E: 0 K: 2 S: 9	H: 2 LOB: 0 BB: 0 P: 9	R: 0 E: 0 K: 1 S: 5	H: 0 LOB: 0 BB: 0 P: 5	R: 1 E: 0 K: 2 S: 9	H: 2 LOB: 1 BB: 0 P: 9	1B: 4 2B: 5 3B: 0 HR: 3	SF: 0 SAC: 1 DP: 1 HBP: 1	WP: 0 PB: 0 SB: 0 CS: 0	PA: 41			
PITCHER	IP	WLS	BF	H	R	ER	SO	BB	IBB	HBP	BLK	WP	HR	S	P	ERA	WHIP								
Dick Drago, R (1, 1) ERA: 4.26	1.1		10	4	4	4	1	1	0	1	0	0	1	10	15	27.00	3.750								
Mike Hedlund, R (2, 1) ERA: 2.57	5.0	L	21	5	2	2	2	2	0	0	0	0	2	23	31	3.60	1.400								
Moe Drabowsky, R (7, 1) ERA: 1.46	2.2		10	2	1	1	5	0	0	0	0	0	0	20	20	3.38	0.750								

Baltimore Orioles @ Kansas City Royals
Municipal Stadium, Kansas City, MO
Fri Apr 24 1970, 4:33 AM EST
Att: 9,011 - Unknown

AB 36
R 7
H 11
RBI 7
BB 3
SO 8
LOB 16



Batter	1	2	3	4	5	6	7	8	9	AB	R	H	RBI	BB	SO	LOB	BOTTOM								
Pat Kelly, L (1, 9) OBP: 0.422, SLG: 0.359	4-0 1B CS E BB	0-3 K			0-0 F3 1B		0-0 1-3		0-0 F6	4	1	1	0	1	1	0									
Ed Kirkpatrick, L (1, 3) OBP: 0.304, SLG: 0.431	0-0 F7			0-0 4-3		0-0 F3		0-0 4-3	0-0 1-3	5	0	0	0	0	0	2									
Amos Otis, R (1, 8) OBP: 0.283, SLG: 0.315	0-0 F2 2-3 1B			0-0 5-3		0-0 HR		4-0 1B 1B BB		3	1	2	1	1	0	0									
Bob Oliver, R (1, 5) OBP: 0.339, SLG: 0.673	0-0 E5			0-0 HR		0-0 HR		0-0 F9		4	2	2	3	0	0	2									
Lou Piniella, R (1, 7) OBP: 0.375, SLG: 0.460	0-0 F2			0-0 5-3		0-0 4-3		0-0 1B 1B		4	0	1	0	0	0	2									
Luis Alcaraz, R (1, 4) OBP: 0.158, SLG: 0.250	0-0 FC6-4			0-0 F6		0-0 5-3		0-0 1-2 2-3 1B		4	0	1	0	0	0	2									
Jackie Hernandez, R (1, 6) OBP: 0.214, SLG: 0.370		0-0			0-0 5-3			0-3 K		3	1	2	1	0	0	0									
George Spriggs, L (8, PH) OBP: 0.385, SLG: 0.273										0	0	0	0	0	0	0									
Paul Scheall, R (8, PH) OBP: 0.357, SLG: 0.429										1	0	0	0	0	1	3									
Ellie Rodriguez, R (1, 2) OBP: 0.294, SLG: 0.143		0-0 5-3			0-0 F7		0-3 K		0-0 G3	3	0	0	0	0	1	1									
Hawk Taylor, R (8, 2)										1	0	0	0	0	0	3									
Dick Drago, R (1, 1)		0-3 K								0	0	0	0	0	0	0									
Mike Hedlund, R (2, 1)										2	0	0	0	0	2	0									
Moe Drabowsky, R (7, 1)										1	0	0	0	0	0	0									
Mike Fiore, L (8, PH)										1	0	0	0	0	1	0									
Inning Stats	R: 1 E: 1 K: 0 S: 5	H: 1 LOB: 2 BB: 1 P: 9	R: 1 E: 0 K: 2 S: 8	H: 1 LOB: 0 BB: 0 P: 8	R: 1 E: 0 K: 0 S: 4	H: 1 LOB: 0 BB: 0 P: 4	R: 0 E: 0 K: 0 S: 3	H: 0 LOB: 0 BB: 0 P: 3	R: 0 E: 0 K: 1 S: 5	H: 1 LOB: 0 BB: 0 P: 5	R: 2 E: 0 K: 1 S: 8	H: 3 LOB: 1 BB: 0 P: 8	R: 0 E: 0 K: 0 S: 3	H: 0 LOB: 0 BB: 0 P: 3	R: 0 E: 0 K: 1 S: 7	H: 2 LOB: 3 BB: 1 P: 11	R: 0 E: 0 K: 1 S: 5	H: 0 LOB: 0 BB: 0 P: 5	1B: 5 2B: 0 3B: 0 HR: 4	SF: 0 SAC: 0 DP: 0 HBP: 0	WP: 0 PB: 0 SB: 0 CS: 1	PA: 38			
PITCHER	IP	WLS	BF	H	R	ER	SO	BB	IBB	HBP	BLK	WP	HR	S	P	ERA	WHIP								
Mike Cuellar, L (1, 1) ERA: 4.15	5.0		22	6	5	4	3	1	0	0	0	0	0	12	16	0.00	1.714								
Jim Hardin, R (6, 1) ERA: 2.53	2.1	W	11	3	0	0	1	1	0	0	0	0	0	9	9	0.00	0.000								
Pete Richert, L (8, 1)	1.2	S	5	0	0	0	2	0	0	0	0	0	0	9	9	0.00	0.000								

Baltimore Orioles @ Kansas City Royals
Municipal Stadium, Kansas City, MO
Fri Apr 24 1970, 4:33 AM EST
Att: 9,011 - Unknown

AB 36
R 5
H 9
RBI 5
BB 2
SO 6
LOB 15




Batter	1	2	3	4	5	6	7	8	9	AB	R	H	RBI	BB	SO	LOB	TOP			
Don Buford, S OBP: 0.349, SLG: 0.407 (1, 7)										5	1	3	1	0	0	2	Baltimore Orioles @ Kansas City Royals Municipal Stadium, Kansas City, MO Sat Apr 25 1970, 4:33 AM EST Att: 10,311 - Unknown			
Mark Belanger, R OBP: 0.210, SLG: 0.220 (1, 6)										5	0	2	1	0	1	2				
Frank Robinson, R OBP: 0.456, SLG: 0.633 (1, 9)										5	0	1	0	0	3	3				
Boog Powell, L OBP: 0.286, SLG: 0.370 (1, 3)										3	2	0	0	2	0	2				
Paul Blair, R OBP: 0.359, SLG: 0.375 (1, 8)										5	1	2	3	0	0	3				
Brooks Robinson, R OBP: 0.349, SLG: 0.534 (1, 5)										5	2	2	2	0	0	1				
Davey Johnson, R OBP: 0.492, SLG: 0.604 (1, 4)										2	2	1	0	2	1	0				
Andy Etchebarren, R OBP: 0.346, SLG: 0.435 (1, 2)										3	0	1	1	1	0	1				
Jim Palmer, R OBP: 0.300, SLG: 0.222 Eddie Watt, R OBP: 1.000, SLG: 1.000 (7, 1)										3	0	1	1	0	0	0				
Inning Stats	R: 5 E: 0 K: 1 S: 9	H: 4 LOB: 2 BB: 3 P: 21	R: 0 E: 0 K: 1 S: 6	H: 1 LOB: 1 BB: 0 P: 6	R: 0 E: 0 K: 1 S: 5	H: 0 LOB: 0 BB: 0 P: 5	R: 0 E: 0 K: 1 S: 5	H: 1 LOB: 1 BB: 0 P: 5	R: 0 E: 0 K: 0 S: 2	H: 0 LOB: 0 BB: 1 P: 6	R: 0 E: 0 K: 0 S: 4	H: 1 LOB: 1 BB: 0 P: 4	R: 4 E: 0 K: 0 S: 7	H: 6 LOB: 1 BB: 1 P: 11	R: 0 E: 0 K: 0 S: 4	H: 1 LOB: 1 BB: 0 P: 4	1B: 11 2B: 0 3B: 1 HR: 2	SF: 0 SAC: 0 DP: 1 HBP: 0	WP: 1 PB: 0 SB: 0 CS: 0	PA: 42
PITCHER	IP WLS BF H R ER SO BB IBB HBP BLK WP HR S P ERA WHIP	IP WLS BF H R ER SO BB IBB HBP BLK WP HR S P ERA WHIP																		
Bill Butler, L ERA: 5.21 (1, 1)	0.2 L 7 3 5 5 1 2 0 0 0 0 0 2 7 15 67.50 7.500																			
Bob Johnson, R ERA: 1.85 (1, 1)	6.1 24 4 0 0 4 2 0 0 0 1 0 29 37 0.00 0.947																			
Al Fitzmorris, R ERA: 3.6 (8, 1)	0.0 1 0 1 1 0 1 0 0 0 0 0 0 4 4 0.00 0.000																			
Moe Drabowsky, R ERA: 2.84 (8, 1)	0.1 3 2 0 0 0 0 0 0 0 0 0 0 3 3 0.00 6.000																			
Ken Wright, R ERA: 1.59 (8, 1)	0.0 2 2 1 1 0 0 0 0 0 0 0 0 2 2 0.00 0.000																			
PITCHER	IP WLS BF H R ER SO BB IBB HBP BLK WP HR S P ERA WHIP	IP WLS BF H R ER SO BB IBB HBP BLK WP HR S P ERA WHIP																		
Jim Rooker, L ERA: 4.5 (8, 1)	1.2 6 3 2 2 0 0 0 0 0 0 0 0 6 6 10.80 1.800																			

Batter	1	2	3	4	5	6	7	8	9	AB	R	H	RBI	BB	SO	LOB	BOTTOM					
Pat Kelly, L OBP: 0.440, SLG: 0.386 (1, 9)										5	0	3	0	0	1	2	Baltimore Orioles @ Kansas City Royals Municipal Stadium, Kansas City, MO Sat Apr 25 1970, 4:33 AM EST Att: 10,311 - Unknown					
Ed Kirkpatrick, L OBP: 0.295, SLG: 0.411 (1, 3)									5	0	1	0	0	1	5							
Amos Otis, R OBP: 0.281, SLG: 0.345 (1, 8)										4	1	1	0	0	0	3						
Bob Oliver, R OBP: 0.333, SLG: 0.643 (1, 5)										4	1	1	1	0	0	3						
Lou Piniella, R OBP: 0.383, SLG: 0.519 (1, 7)										4	1	2	2	0	0	0						
Luis Alcaraz, R OBP: 0.148, SLG: 0.233 (1, 4)										4	0	0	0	0	0	1						
Jackie Hernandez, R OBP: 0.250, SLG: 0.400 (1, 6)										3	0	1	0	1	0	0						
Ellie Rodriguez, R OBP: 0.316, SLG: 0.188 (1, 2)										4	0	2	0	0	0	2						
Bill Butler, L George Springs, L Al Fitzmorris, S Moe Drabowsky, R Ken Wright, R Jim Rooker, R Mike Fiore, L (1, 1) (1, 1) (7, 9) (8, 1) (8, 1) (8, 1) (8, 1) (8, 9)	R: 0 E: 0 K: 1 S: 6	H: 1 LOB: 1 BB: 0 P: 6	R: 0 E: 0 K: 0 S: 4	H: 1 LOB: 1 BB: 0 P: 4	R: 0 E: 0 K: 0 S: 2	H: 0 LOB: 0 BB: 1 P: 6	R: 0 E: 0 K: 0 S: 4	H: 1 LOB: 1 BB: 0 P: 4	R: 0 E: 0 K: 0 S: 7	H: 2 LOB: 2 BB: 0 P: 7	R: 3 E: 0 K: 0 S: 5	H: 3 LOB: 0 BB: 1 P: 9	R: 0 E: 0 K: 0 S: 7	H: 2 LOB: 2 BB: 0 P: 7	R: 0 E: 0 K: 0 S: 3	H: 0 LOB: 0 BB: 0 P: 3	R: 0 E: 0 K: 2 S: 8	H: 1 LOB: 1 BB: 0 P: 8	1B: 8 2B: 2 3B: 1 HR: 1	SF: 0 SAC: 0 DP: 2 HBP: 0	WP: 1 PB: 0 SB: 1 CS: 0	PA: 38
PITCHER	IP WLS BF H R ER SO BB IBB HBP BLK WP HR S P ERA WHIP	IP WLS BF H R ER SO BB IBB HBP BLK WP HR S P ERA WHIP																				
Jim Palmer, R ERA: 3.86 (7, 1)	6.1 W 29 10 3 3 3 2 0 0 0 0 0 0 13 41 4.26 1.895																					
Eddie Watt, R ERA: 1.59 (7, 1)	2.2 S 9 1 0 0 2 0 0 0 0 0 0 0 13 13 0.00 0.375																					

Batter	1	2	3	4	5	6	7	8	9	AB	R	H	RBI	BB	SO	LOB	TOP					
Dick McAuliffe, L (1,4) OBP: 0.430, SLG: 0.484	0-3 K		0-0 1B 2B	4-0 2B WP BB	0-0 S 2B		0-3 K		4-0 FC4 BB	4	2	2	2	2	2	0						
Mickey Stanley, R (1,8) OBP: 0.400, SLG: 0.486	4-0 L6-3 BB		0-0 HR 1B	4-0 WP 2B	4-0 FC4-6 BB		0-0 6-3		0-0 FC4	4	1	2	2	2	0	3						
Al Kaline, R (1,9) OBP: 0.413, SLG: 0.460	0-0 L6-3		0-0 HR	4-0 WP BB	0-0 FC4-6			0-0 L6-3		4	1	1	2	1	0	3						
Norm Cash, L (1,3) OBP: 0.333, SLG: 0.405	4-0 BB		0-3 K	4-0 FC6-4 BB		0-0 4-3		0-3 K		3	0	0	0	2	2	0						
Willie Horton, R (1,7) OBP: 0.380, SLG: 0.344	0-3 K		0-0 G5-4-3 1B	0-0 FC6-4		4-0 E BB		0-0 F7		4	0	1	0	1	1	5						
Bill Freehan, R (1,2) OBP: 0.408, SLG: 0.439		0-0 5-3	0-0 G5-4-3 1B		0-0 2B PB 1B		0-0 E5		0-0 F7	5	1	1	0	0	0	2						
Don Wert, R (1,5) OBP: 0.406, SLG: 0.360		0-0 5-3		0-0 L8	0-0 1B 2B		0-3 K		0-0 BB 1B	5	1	2	0	0	1	2						
Cesar Gutierrez, R (1,6) OBP: 0.338, SLG: 0.369		0-0 G3		0-0 SH2-4 2B 1B	0-0 2B 1B		0-0 4-3		0-0 BB 1B	5	1	3	1	0	0	2						
Joe Niekro, R (1,1) OBP: 0.214, SLG: 0.429			0-0 2B	0-0 SH2-4	0-0 6-3		0-0 6-3		0-0 L8	4	1	1	0	0	0	4						
Inning Stats	R: 0 E: 0 K: 2 S: 7	H: 0 LOB: 2 BB: 2 P: 15	R: 0 E: 0 K: 0 S: 3	H: 0 LOB: 0 BB: 0 P: 3	R: 4 E: 0 K: 1 S: 9	H: 5 LOB: 0 BB: 0 P: 9	R: 2 E: 0 K: 0 S: 5	H: 2 LOB: 3 BB: 3 P: 17	R: 2 E: 0 K: 0 S: 6	H: 4 LOB: 2 BB: 1 P: 10	R: 0 E: 1 K: 1 S: 6	H: 0 LOB: 2 BB: 1 P: 10	R: 0 E: 0 K: 1 S: 5	H: 0 LOB: 0 BB: 0 P: 5	R: 0 E: 0 K: 1 S: 5	H: 0 LOB: 0 BB: 0 P: 5	R: 0 E: 0 K: 0 S: 5	H: 2 LOB: 3 BB: 1 P: 9	1B: 7 2B: 5 3B: 0 HR: 1	SF: 0 SAC: 1 DP: 1 HBP: 0	WP: 1 PB: 1 SB: 1 CS: 0	PA: 47
PITCHER	IP WLS BF H R ER SO BB IBB HBP BLK WP HR S P ERA WHIP	IP WLS BF H R ER SO BB IBB HBP BLK WP HR S P ERA WHIP															IP WLS BF H R ER SO BB IBB HBP BLK WP HR S P ERA WHIP					
Wally Bunker, R (1,1) ERA: 8.88	2.1 L 14 5 4 4 3 2 0 0 0 0 1 18 26 15.43 3.000																					
Ken Wright, R (3,1) ERA: 1.69	0.2 1 0 0 0 0 0 0 0 0 0 0 0 1 1 0.00 0.000																					
Jim Rooker, L (4,1) ERA: 5.0	6.0 32 8 4 4 3 6 0 0 0 1 0 32 56 6.00 2.333																					

Detroit Tigers @ Kansas City Royals
Municipal Stadium, Kansas City, MO
Tue Apr 28 1970, 8:05 PM EDT
Att. 7,237 - Unknown - 87 F


AB 38
R 8
H 13
RBI 7
BB 8
SO 6
LOB 21





Batter	1	2	3	4	5	6	7	8	9	AB	R	H	RBI	BB	SO	LOB	BOTTOM					
Pat Kelly, L (1,9) OBP: 0.464, SLG: 0.396	0-3 K		0-0 4-3			0-0 L8		0-0 L8		1	0	0	0	0	1	0						
Joe Keough, L (3,9) OBP: 0.182, SLG: 0.182						2-3 F4		0-0 3-1		3	0	0	0	0	0	2						
Amos Otis, R (1,8) OBP: 0.315, SLG: 0.409	0-0 L4-3 1B			0-0 2B		0-0 F4		0-0 3-1		4	0	2	0	0	0	1						
Lou Piniella, R (1,7) OBP: 0.377, SLG: 0.540	0-0 L4-3			0-3 K		0-0 HR		0-0 3-1		4	1	1	2	0	1	2						
Bob Oliver, R (1,5) OBP: 0.364, SLG: 0.683		0-0 L9-3 1B		0-0 L8		0-0 HR		0-0 L5		1	0	1	0	0	0	0						
Paul Schaaf, R (4,5) OBP: 0.333, SLG: 0.556				0-0 L8		0-0 HR		0-0 L5		3	1	1	1	0	0	1						
Ed Kirkpatrick, L (1,3) OBP: 0.286, SLG: 0.431		0-0 F5		0-3 K		0-0 F8		0-0 F6		4	0	0	0	0	1	2						
Jerry Adair, R (1,4) OBP: 0.444, SLG: 0.286		0-0 L9-3			0-0 6-3		0-0 5-3		0-0 1B	4	0	1	0	0	0	1						
Jackie Hernandez, R (1,6) OBP: 0.225, SLG: 0.342			0-0 1-3 1B		0-0 F4		0-0 5-3		0-0 F4	4	0	1	0	0	0	1						
Jim Campanis, R (1,2) OBP: 0.235, SLG: 0.563			0-0 F5		0-0 5-3		0-0 1B			3	0	1	0	0	0	1						
Wally Bunker, R (1,1) OBP: 0.429, SLG: 0.200			0-0 1-3			0-0 E5		0-0 L1		0	0	0	0	0	0	0						
Ken Wright, R (3,1) ERA: 1.69						0-0 L8 HR				0	0	0	0	0	0	0						
Jim Rooker, R (3,PH) OBP: 0.333, SLG: 0.200			0-0 1-2							3	1	0	0	0	0	2						
Inning Stats	R: 0 E: 0 K: 1 S: 5	H: 1 LOB: 0 BB: 0 P: 5	R: 0 E: 0 K: 0 S: 3	H: 1 LOB: 0 BB: 0 P: 3	R: 0 E: 0 K: 2 S: 8	H: 1 LOB: 1 BB: 0 P: 8	R: 0 E: 0 K: 2 S: 8	H: 1 LOB: 1 BB: 0 P: 8	R: 0 E: 0 K: 0 S: 3	H: 0 LOB: 0 BB: 0 P: 3	R: 3 E: 1 K: 0 S: 6	H: 2 LOB: 0 BB: 0 P: 6	R: 0 E: 0 K: 0 S: 4	H: 1 LOB: 1 BB: 0 P: 4	R: 0 E: 0 K: 0 S: 3	H: 0 LOB: 0 BB: 0 P: 3	R: 0 E: 0 K: 0 S: 4	H: 1 LOB: 1 BB: 0 P: 4	1B: 5 2B: 3 3B: 0 HR: 2	SF: 0 SAC: 0 DP: 2 HBP: 0	WP: 0 PB: 0 SB: 0 CS: 0	PA: 34
PITCHER	IP WLS BF H R ER SO BB IBB HBP BLK WP HR S P ERA WHIP	IP WLS BF H R ER SO BB IBB HBP BLK WP HR S P ERA WHIP															IP WLS BF H R ER SO BB IBB HBP BLK WP HR S P ERA WHIP					
Joe Niekro, R (1,1) ERA: 2.13	9.0 W 34 8 3 0 3 0 0 0 0 0 2 40 40 0.00 0.889																					

Detroit Tigers @ Kansas City Royals
Municipal Stadium, Kansas City, MO
Tue Apr 28 1970, 8:05 PM EDT
Att. 7,237 - Unknown - 87 F

AB 34
R 3
H 8
RBI 3
BB 0
SO 3
LOB 13



Batter	1	2	3	4	5	6	7	8	9	AB	R	H	RBI	BB	SO	LOB	TOP										
Dick McAuliffe, L (1,4) OBP: 0.428, SLG: 0.470	F8		K						K	4	0	1	0	1	2	1	Detroit Tigers @ Kansas City Royals Municipal Stadium, Kansas City, MO Wed Apr 29 1970, 8:05 PM EDT Att: 6,165 - Unknown										
Mickey Stanley, R (1,8) OBP: 0.422, SLG: 0.500	3B		FC6-4						HR	5	3	3	0	0	0	2											
Al Kaline, R (1,9) OBP: 0.347, SLG: 0.493	1B		L6-3						F9	4	1	2	1	0	0	1											
Dalton Jones, L (7,3) OBP: 0.182, SLG: 0.100	1-H								1B	1	0	0	0	0	0	1											
Norm Cash, L (1,3) Elliott Maddox, R (7,9) OBP: 0.345, SLG: 0.400	K								HR	4	1	2	1	0	1	1											
Willie Horton, R (1,7) OBP: 0.382, SLG: 0.424	F5								6-3	1	1	1	2	0	0	0											
Bill Freehan, R (1,2) OBP: 0.400, SLG: 0.426		K								4	0	1	1	0	1	0											
Don Wert, R (1,5) OBP: 0.389, SLG: 0.321	1-3									3	0	0	0	1	0	1											
Cesar Gutierrez, R (1,6) OBP: 0.319, SLG: 0.348	6-3									4	0	0	0	0	0	2											
Mike Kilkenny, R (1,1) Fred Lasher, R (9,1) OBP: 0.250, SLG: 0.250									K	4	0	1	0	0	3	1											
									K	0	0	0	0	0	0	0											
Inning Stats	R: 1 E: 0 K: 1 S: 7	H: 2 LOB: 1 BB: 0 P: 7	R: 0 E: 0 K: 1 S: 5	H: 0 LOB: 0 BB: 0 P: 5	R: 0 E: 0 K: 1 S: 6	H: 1 LOB: 1 BB: 0 P: 6	R: 1 E: 0 K: 0 S: 4	H: 1 LOB: 0 BB: 0 P: 4	R: 0 E: 0 K: 1 S: 5	H: 0 LOB: 1 BB: 1 P: 9	R: 2 E: 0 K: 0 S: 6	H: 3 LOB: 1 BB: 0 P: 6	R: 2 E: 1 K: 1 S: 8	H: 4 LOB: 1 BB: 0 P: 8	R: 0 E: 0 K: 1 S: 5	H: 0 LOB: 1 BB: 1 P: 9		R: 2 E: 0 K: 1 S: 7	H: 2 LOB: 0 BB: 0 P: 7	1B: 8 2B: 1 3B: 2 HR: 2	SF: 0 SAC: 0 DP: 0 HBP: 0	WP: 0 PB: 0 SB: 1 CS: 1	PA: 41				
PITCHER	IP	WLS	BF	H	R	ER	SO	BB	IBB	HBP	BLK	WP	HR	S	P	ERA	WHIP										
Dick Drago, R (1,1) ERA: 4.88	6.2	L	31	11	6	5	5	1	0	0	0	0	1	40	44	6.75	1.800										
Ken Wright, R (7,1) ERA: 1.59	0.1		1	0	0	0	0	0	0	0	0	0	0	1	1	0.00	0.000										
Al Fitzmorris, R (8,1) ERA: 4.82	1.0	4	0	0	0	1	1	0	0	0	0	0	0	5	9	0.00	1.000										
Mike Hedlund, R (9,1) ERA: 4.5	1.0	5	2	2	2	1	0	0	0	0	0	0	1	7	7	18.00	2.000										

Batter	1	2	3	4	5	6	7	8	9	AB	R	H	RBI	BB	SO	LOB	BOTTOM										
Pat Kelly, L (1,9) OBP: 0.443, SLG: 0.365	K		G4-6-3						K	4	0	0	0	1	2	1	Detroit Tigers @ Kansas City Royals Municipal Stadium, Kansas City, MO Wed Apr 29 1970, 8:05 PM EDT Att: 6,165 - Unknown										
Amos Otis, R (1,8) OBP: 0.321, SLG: 0.429	5-3		1B						SF8	4	1	1	0	1	0	1											
Lou Piniella, R (1,7) OBP: 0.365, SLG: 0.522	6-3								SF8	4	0	1	1	0	0	1											
Bob Oliver, R (1,3) OBP: 0.352, SLG: 0.646		6-3	5-3						K	5	0	1	0	0	1	2											
Paul Schaaf, R (1,5) OBP: 0.364, SLG: 0.545		WP							FC5-4	4	1	2	0	0	0	1											
Jerry Adair, R (1,4) OBP: 0.308, SLG: 0.182		L9							F3	4	0	0	0	0	0	4											
Jackie Hernandez, R (1,6) OBP: 0.273, SLG: 0.333									1-3	1	0	0	0	3	0	2											
Ellie Rodriguez, R (1,2) OBP: 0.348, SLG: 0.231									1B	4	0	2	1	0	0	4											
Dick Drago, R (1,1) Ken Wright, R (7,1) Luis Alcaraz, R (7,PH) Al Fitzmorris, R (8,1) Rich Severson, R (8,PH) Mike Hedlund, R (9,1) OBP: 0.145, SLG: 0.250									E6	2	0	0	0	0	1	2											
									K	0	0	0	0	0	0	0											
Inning Stats	R: 0 E: 0 K: 1 S: 5	H: 0 LOB: 0 BB: 0 P: 5	R: 0 E: 0 K: 0 S: 4	H: 1 LOB: 2 BB: 1 P: 8	R: 0 E: 1 K: 0 S: 4	H: 1 LOB: 2 BB: 1 P: 8	R: 0 E: 0 K: 1 S: 6	H: 1 LOB: 2 BB: 1 P: 10	R: 0 E: 0 K: 0 S: 3	H: 0 LOB: 0 BB: 0 P: 3	R: 0 E: 1 K: 0 S: 5	H: 1 LOB: 2 BB: 0 P: 5	R: 0 E: 0 K: 0 S: 3	H: 0 LOB: 1 BB: 1 P: 7	R: 1 E: 0 K: 1 S: 7	H: 2 LOB: 2 BB: 1 P: 11		R: 1 E: 0 K: 2 S: 8	H: 1 LOB: 0 BB: 0 P: 8	1B: 6 2B: 0 3B: 1 HR: 0	SF: 1 SAC: 0 DP: 1 HBP: 0	WP: 1 PB: 0 SB: 1 CS: 0	PA: 40				
PITCHER	IP	WLS	BF	H	R	ER	SO	BB	IBB	HBP	BLK	WP	HR	S	P	ERA	WHIP										
Mike Kilkenny, L (1,1) ERA: 6.3	8.1	W	38	7	2	2	4	5	0	0	0	0	0	41	61	2.16	1.440										
Fred Lasher, R (9,1) ERA:	0.2	S	2	0	0	0	1	0	0	0	0	0	0	4	4	0.00	0.000										

Batter	1	2	3	4	5	6	7	8	9	10	AB	R	H	RBI	BB	SO	LOB	TOP						
Dick McAuliffe, L (1, 4) OBP: 0.427, SLG: 0.449	4-0 FC4-6 BB		4-0 BB		0-0 F7			0-0 F5	0-0 F9		3	0	0	0	2	0	4							
Cesar Gutierrez, R (1, 6) OBP: 0.320, SLG: 0.375	0-0 F7		0-0 F4					0-0 F9		0-3 K	3	1	1	0	0	0	2							
Nom Cash, L (8, PH) OBP: 0.340, SLG: 0.429																								
Tom Timmermann, R (8, 1)																								
Gates Brown, L (10, PH)																								
Fred Lasher, R (10, 1)																								
Al Kaline, R (1, 3) OBP: 0.417, SLG: 0.507	0-0 FC4-6				0-0 L3			0-0 L6		4-0 FC6-4 1B BB	4	0	1	1	1	0	1							
Willie Horton, R (1, 7) OBP: 0.395, SLG: 0.420	0-3 K				4-0 BB			0-0 5-3		4-0 FC6-4 1B BB	3	0	1	0	2	1	1							
Mickey Stanley, R (1, 8) OBP: 0.400, SLG: 0.444					0-0 F7			0-0 F5		0-0 FC6-4 1B BB	5	0	0	0	0	0	5							
Elliott Madrox, R (1, 9) OBP: 0.324, SLG: 0.367		0-3 K			0-0 4-3			0-0 6-3		0-0 SH3-4 1B	5	0	1	0	0	2	3							
Don Wert, R (1, 5) OBP: 0.385, SLG: 0.300					0-0 F7			4-0 FC1-4 1B BB		0-0 SH3-4 1B	2	0	0	0	1	0	0							
Jim Price, R (1, 2) OBP: 0.400, SLG: 0.250			0-3 K		0-0 FC1-4 1B BB			0-0 F7		0-0 F6	4	0	1	0	0	1	1							
Mickey Lolich, S (1, 1) OBP: 0.261, SLG: 0.150					0-0 4-3			0-0 FC1-5-4 1B BB		4-0 3B BB	2	0	0	0	0	0	2							
Ike Brown, R (8, PH)											0	1	0	0	1	0	0							
Ken Szotkiewicz, L (8, 6)											0	0	0	0	1	0	0							
Inning Stats	R: 0 E: 0 K: 1 S: 5	H: 0 LOB: 1 BB: 1 P: 9	R: 0 E: 0 K: 1 S: 5	H: 0 LOB: 0 BB: 0 P: 5	R: 0 E: 0 K: 1 S: 5	H: 0 LOB: 1 BB: 1 P: 9	R: 0 E: 0 K: 0 S: 3	H: 0 LOB: 1 BB: 1 P: 7	R: 0 E: 0 K: 0 S: 3	H: 1 LOB: 1 BB: 1 P: 7	R: 1 E: 0 K: 0 S: 4	H: 0 LOB: 0 BB: 0 P: 3	R: 1 E: 0 K: 0 S: 4	H: 1 LOB: 2 BB: 2 P: 12	R: 0 E: 0 K: 0 S: 4	H: 1 LOB: 2 BB: 1 P: 8	R: 0 E: 0 K: 2 S: 8	H: 1 LOB: 1 BB: 1 P: 12	1B: 3 2B: 0 3B: 2 HR: 0	SF: 0 SAC: 1 DP: 1 HBP: 0	WP: 0 PB: 0 SB: 0 CS: 0	PA: 42		
PITCHER	IP WLS BF H R ER SO BB IBB HBP BLK WP HR S P ERA WHIP	IP WLS BF H R ER SO BB IBB HBP BLK WP HR S P ERA WHIP	IP WLS BF H R ER SO BB IBB HBP BLK WP HR S P ERA WHIP	IP WLS BF H R ER SO BB IBB HBP BLK WP HR S P ERA WHIP	IP WLS BF H R ER SO BB IBB HBP BLK WP HR S P ERA WHIP	IP WLS BF H R ER SO BB IBB HBP BLK WP HR S P ERA WHIP	IP WLS BF H R ER SO BB IBB HBP BLK WP HR S P ERA WHIP	IP WLS BF H R ER SO BB IBB HBP BLK WP HR S P ERA WHIP	IP WLS BF H R ER SO BB IBB HBP BLK WP HR S P ERA WHIP	IP WLS BF H R ER SO BB IBB HBP BLK WP HR S P ERA WHIP	IP WLS BF H R ER SO BB IBB HBP BLK WP HR S P ERA WHIP	IP WLS BF H R ER SO BB IBB HBP BLK WP HR S P ERA WHIP	IP WLS BF H R ER SO BB IBB HBP BLK WP HR S P ERA WHIP	IP WLS BF H R ER SO BB IBB HBP BLK WP HR S P ERA WHIP	IP WLS BF H R ER SO BB IBB HBP BLK WP HR S P ERA WHIP	IP WLS BF H R ER SO BB IBB HBP BLK WP HR S P ERA WHIP	IP WLS BF H R ER SO BB IBB HBP BLK WP HR S P ERA WHIP	IP WLS BF H R ER SO BB IBB HBP BLK WP HR S P ERA WHIP	IP WLS BF H R ER SO BB IBB HBP BLK WP HR S P ERA WHIP	IP WLS BF H R ER SO BB IBB HBP BLK WP HR S P ERA WHIP	IP WLS BF H R ER SO BB IBB HBP BLK WP HR S P ERA WHIP	IP WLS BF H R ER SO BB IBB HBP BLK WP HR S P ERA WHIP	IP WLS BF H R ER SO BB IBB HBP BLK WP HR S P ERA WHIP	IP WLS BF H R ER SO BB IBB HBP BLK WP HR S P ERA WHIP

Detroit Tigers @ Kansas City Royals
Municipal Stadium, Kansas City, MO
Thu Apr 30 1970, 8:05 PM EDT
Att: 6,237 - Unknown

AB	33
R	2
H	5
RBI	1
BB	8
SO	5
LOB	20



Batter	1	2	3	4	5	6	7	8	9	10	AB	R	H	RBI	BB	SO	LOB	BOTTOM						
Jackie Hernandez, R (1, 6) OBP: 0.327, SLG: 0.372	0-0 FC6-4 1B		0-0 L4-3 1B		0-0 1B			4-0 BB		0-0 L6-3	4	0	3	0	1	0	0							
Pat Kelly, L (1, 9) OBP: 0.409, SLG: 0.333	0-3 K		0-0 L4-3 1-2		0-0 L4-3			0-0 F5		0-0 F8	5	0	0	0	0	1	4							
Amos Otis, R (1, 8) OBP: 0.337, SLG: 0.473	0-0 FC6-4 1B 1-2f		0-0 L3					0-0 HR		0-0 L6-4-3 1B	4	2	2	1	1	0	1							
Bob Oliver, R (1, 5) OBP: 0.355, SLG: 0.643	0-0 1B				0-0 L1-3			0-3 K		0-0 L6-4-3 1-2	5	0	2	1	0	1	1							
Joe Keough, L (1, 7) OBP: 0.297, SLG: 0.429	0-0 F7				4-0 BB			0-0 HR		0-0 L6-3	3	1	1	1	1	0	2							
Mike Fiore, L (1, 3) OBP: 0.133, SLG: 0.071					0-3 K			0-3 K		0-0 L4-3	4	0	1	0	0	2	1							
Jerry Adair, R (1, 4) OBP: 0.235, SLG: 0.133					0-0 FC6-4 1-2f			0-0 F9		0-0 L4-3	4	0	0	0	0	0	2							
Eliee Rodriguez, R (1, 2) OBP: 0.340, SLG: 0.256					0-0 FC6-4 1-2f			0-3 K		0-0 L6-3 2B	4	0	1	0	0	1	1							
Bill Butler, L (1, 1)					0-3 K			0-3 K		0-0 F7	3	0	0	0	0	3	1							
Moe Drabowsky, R (8, 1) OBP: 0.500, SLG: 0.500					0-0 K			0-0 K			0	0	0	0	0	0	0							
Ed Kirkpatrick, L (9, PH) OBP: 0.282, SLG: 0.424					0-0 K			0-0 K			1	0	0	0	0	0	1							
Ken Wright, R (10, 1) ERA: 1.5					0-0 K			0-0 K			0	0	0	0	0	0	0							
Inning Stats	R: 0 E: 0 K: 1 S: 7	H: 2 LOB: 2 BB: 0 P: 7	R: 0 E: 0 K: 1 S: 6	H: 1 LOB: 1 BB: 0 P: 6	R: 0 E: 0 K: 0 S: 3	H: 0 LOB: 1 BB: 1 P: 9	R: 0 E: 0 K: 1 S: 5	H: 0 LOB: 1 BB: 1 P: 9	R: 2 E: 0 K: 2 S: 9	H: 2 LOB: 0 BB: 0 P: 9	R: 0 E: 0 K: 1 S: 5	H: 0 LOB: 1 BB: 1 P: 9	R: 0 E: 0 K: 0 S: 3	H: 1 LOB: 0 BB: 0 P: 3	R: 0 E: 0 K: 0 S: 4	H: 1 LOB: 1 BB: 0 P: 4	R: 1 E: 0 K: 0 S: 3	H: 1 LOB: 1 BB: 1 P: 7	1B: 6 2B: 2 3B: 0 HR: 2	SF: 0 SAC: 0 DP: 1 HBP: 0	WP: 0 PB: 0 SB: 0 CS: 0	PA: 40		
PITCHER	IP WLS BF H R ER SO BB IBB HBP BLK WP HR S P ERA WHIP	IP WLS BF H R ER SO BB IBB HBP BLK WP HR S P ERA WHIP	IP WLS BF H R ER SO BB IBB HBP BLK WP HR S P ERA WHIP	IP WLS BF H R ER SO BB IBB HBP BLK WP HR S P ERA WHIP	IP WLS BF H R ER SO BB IBB HBP BLK WP HR S P ERA WHIP	IP WLS BF H R ER SO BB IBB HBP BLK WP HR S P ERA WHIP	IP WLS BF H R ER SO BB IBB HBP BLK WP HR S P ERA WHIP	IP WLS BF H R ER SO BB IBB HBP BLK WP HR S P ERA WHIP	IP WLS BF H R ER SO BB IBB HBP BLK WP HR S P ERA WHIP	IP WLS BF H R ER SO BB IBB HBP BLK WP HR S P ERA WHIP	IP WLS BF H R ER SO BB IBB HBP BLK WP HR S P ERA WHIP	IP WLS BF H R ER SO BB IBB HBP BLK WP HR S P ERA WHIP	IP WLS BF H R ER SO BB IBB HBP BLK WP HR S P ERA WHIP	IP WLS BF H R ER SO BB IBB HBP BLK WP HR S P ERA WHIP	IP WLS BF H R ER SO BB IBB HBP BLK WP HR S P ERA WHIP	IP WLS BF H R ER SO BB IBB HBP BLK WP HR S P ERA WHIP	IP WLS BF H R ER SO BB IBB HBP BLK WP HR S P ERA WHIP	IP WLS BF H R ER SO BB IBB HBP BLK WP HR S P ERA WHIP	IP WLS BF H R ER SO BB IBB HBP BLK WP HR S P ERA WHIP	IP WLS BF H R ER SO BB IBB HBP BLK WP HR S P ERA WHIP	IP WLS BF H R ER SO BB IBB HBP BLK WP HR S P ERA WHIP	IP WLS BF H R ER SO BB IBB HBP BLK WP HR S P ERA WHIP	IP WLS BF H R ER SO BB IBB HBP BLK WP HR S P ERA WHIP	IP WLS BF H R ER SO BB IBB HBP BLK WP HR S P ERA WHIP

Detroit Tigers @ Kansas City Royals
Municipal Stadium, Kansas City, MO
Thu Apr 30 1970, 8:05 PM EDT
Att: 6,237 - Unknown

AB	37
R	3
H	10
RBI	3
BB	3
SO	8
LOB	14



Batter	1	2	3	4	5	6	7	8	9	AB	R	H	RBI	BB	SO	LOB	TOP					
Ted Uhlhaender, L OBP: 0.297, SLG: 0.364 (1, 8)	E3 WP F1 WP	K 1-2		F3				2B 1-3 2-H 2B	1B 1-2	5	2	2	1	1	1	1	Cleveland Indians @ Kansas City Royals Municipal Stadium, Kansas City, MO Fri May 01 1970, 8:05 PM EDT Att: 6,365 - Unknown					
Eddie Leon, R OBP: 0.297, SLG: 0.323 (1, 4)	F1		5-3	K		F3				3	0	0	0	0	1	1						
Lou Klimchok, L OBP: 0.176, SLG: 0.313 (6, PH)										1	0	0	0	0	0	2						
Phil Hennigan, R (6, 1)										0	0	0	0	0	0	0						
Chuck Hinton, R OBP: 0.444, SLG: 0.500 (8, PH)										2	1	2	2	0	0	0						
Vada Pinson, L OBP: 0.357, SLG: 0.484 (1, 9)	F8 2-3		1B 2B			F3		3B 2-H 3-H	1B 1-2 2-3	6	1	2	1	0	0	6						
Tony Horton, R OBP: 0.344, SLG: 0.483 (1, 3)	WP BB		5-3			F9				3	0	1	0	1	0	1						
Graig Nettles, L OBP: 0.313, SLG: 0.140 (1, 5)	4-3 1-2 3-H		1B BB			E6 BB		F7	K HBP	4	0	0	0	1	1	4						
Ray Fosse, R OBP: 0.447, SLG: 0.487 (1, 2)		1B SF9	1B 1-3 2-H			BB		FC5-4 1-2	G5-4-3 1-2	4	1	2	1	1	0	3						
Roy Foster, R OBP: 0.338, SLG: 0.379 (1, 7)						F5		FC5-4 1-2		4	0	1	0	1	0	3						
Jack Heidemann, R OBP: 0.200, SLG: 0.210 (8, PH)		K	F6			5-3			BB 2B 1B	3	0	0	0	0	1	5						
Larry Brown, R OBP: 0.545, SLG: 0.900 (8, 6)									FC3-6 1B	2	1	2	0	0	0	0						
Dean Chance, R (1, 1)		SF9				1-3			FC3-6 1B BB	1	0	0	1	0	0	0						
Bob Miller, R (4, 1)										0	0	0	0	0	0	0						
Russ Nagelson, L OBP: 0.350, SLG: 0.350 (6, PH)										0	0	0	0	0	0	0						
Vern Feltner, R OBP: 0.300, SLG: 0.300 (6, 4)										0	0	0	0	0	0	0						
Duke Sims, L OBP: 0.200, SLG: 0.100 (8, PH)										0	0	0	0	0	0	0						
Steve Hargan, R (8, PH)										0	1	0	0	0	0	0						
Dennis Higgins, R (8, 1)										1	0	0	0	0	0	1						
Inning Stats	R: 1 E: 1 K: 0 S: 4	H: 0 LOB: 1 BB: 1 P: 8	R: 1 E: 0 K: 2 S: 9	H: 2 LOB: 1 BB: 0 P: 9	R: 1 E: 0 K: 0 S: 5	H: 2 LOB: 3 BB: 2 P: 13	R: 0 E: 0 K: 1 S: 5	H: 0 LOB: 0 BB: 0 P: 5	R: 0 E: 1 K: 0 S: 4	H: 0 LOB: 2 BB: 1 P: 8	R: 0 E: 0 K: 0 S: 4	H: 1 LOB: 1 BB: 0 P: 4	R: 0 E: 0 K: 1 S: 8	H: 4 LOB: 2 BB: 1 P: 13	R: 0 E: 0 K: 0 S: 5	H: 2 LOB: 3 BB: 1 P: 9	1B: 8 2B: 3 3B: 1 HR: 0	SF: 1 SAC: 0 DP: 1 HBP: 1	WP: 3 PB: 0 SB: 0 CS: 0	PA: 48		
PITCHER	IP WLS BF H R ER SO BB IBB HBP BLK WP HR S P ERA WHIP	IP WLS BF H R ER SO BB IBB HBP BLK WP HR S P ERA WHIP	IP WLS BF H R ER SO BB IBB HBP BLK WP HR S P ERA WHIP	IP WLS BF H R ER SO BB IBB HBP BLK WP HR S P ERA WHIP	IP WLS BF H R ER SO BB IBB HBP BLK WP HR S P ERA WHIP	IP WLS BF H R ER SO BB IBB HBP BLK WP HR S P ERA WHIP	IP WLS BF H R ER SO BB IBB HBP BLK WP HR S P ERA WHIP	IP WLS BF H R ER SO BB IBB HBP BLK WP HR S P ERA WHIP	IP WLS BF H R ER SO BB IBB HBP BLK WP HR S P ERA WHIP	IP WLS BF H R ER SO BB IBB HBP BLK WP HR S P ERA WHIP	IP WLS BF H R ER SO BB IBB HBP BLK WP HR S P ERA WHIP	IP WLS BF H R ER SO BB IBB HBP BLK WP HR S P ERA WHIP	IP WLS BF H R ER SO BB IBB HBP BLK WP HR S P ERA WHIP	IP WLS BF H R ER SO BB IBB HBP BLK WP HR S P ERA WHIP	IP WLS BF H R ER SO BB IBB HBP BLK WP HR S P ERA WHIP	IP WLS BF H R ER SO BB IBB HBP BLK WP HR S P ERA WHIP	IP WLS BF H R ER SO BB IBB HBP BLK WP HR S P ERA WHIP	IP WLS BF H R ER SO BB IBB HBP BLK WP HR S P ERA WHIP	IP WLS BF H R ER SO BB IBB HBP BLK WP HR S P ERA WHIP	IP WLS BF H R ER SO BB IBB HBP BLK WP HR S P ERA WHIP	IP WLS BF H R ER SO BB IBB HBP BLK WP HR S P ERA WHIP	
Dave Morehead, R ERA: 3.0 (1, 1)	6.0	31	6	3	2	3	4	1	0	0	3	0	32	52	3.00	1.667						
Mike Hedlund, R ERA: 6.0 (7, 1)	1.0	5	1	2	2	0	1	0	0	0	0	0	4	8	18.00	2.000						
Moe Drabowsky, R ERA: 3.77 (8, 1)	0.0	L	2	2	1	1	0	0	0	0	0	0	2	2	∞	∞						
Ken Wright, R ERA: 1.17 (8, 1)	1.0	4	1	1	1	1	0	0	1	0	0	0	5	6	9.00	1.000						
Wally Bunker, R ERA: 8.53 (9, 1)	1.0	6	2	0	0	0	1	0	0	0	0	0	5	9	0.00	3.000						
PITCHER	IP WLS BF H R ER SO BB IBB HBP BLK WP HR S P ERA WHIP	IP WLS BF H R ER SO BB IBB HBP BLK WP HR S P ERA WHIP	IP WLS BF H R ER SO BB IBB HBP BLK WP HR S P ERA WHIP	IP WLS BF H R ER SO BB IBB HBP BLK WP HR S P ERA WHIP	IP WLS BF H R ER SO BB IBB HBP BLK WP HR S P ERA WHIP	IP WLS BF H R ER SO BB IBB HBP BLK WP HR S P ERA WHIP	IP WLS BF H R ER SO BB IBB HBP BLK WP HR S P ERA WHIP	IP WLS BF H R ER SO BB IBB HBP BLK WP HR S P ERA WHIP	IP WLS BF H R ER SO BB IBB HBP BLK WP HR S P ERA WHIP	IP WLS BF H R ER SO BB IBB HBP BLK WP HR S P ERA WHIP	IP WLS BF H R ER SO BB IBB HBP BLK WP HR S P ERA WHIP	IP WLS BF H R ER SO BB IBB HBP BLK WP HR S P ERA WHIP	IP WLS BF H R ER SO BB IBB HBP BLK WP HR S P ERA WHIP	IP WLS BF H R ER SO BB IBB HBP BLK WP HR S P ERA WHIP	IP WLS BF H R ER SO BB IBB HBP BLK WP HR S P ERA WHIP	IP WLS BF H R ER SO BB IBB HBP BLK WP HR S P ERA WHIP	IP WLS BF H R ER SO BB IBB HBP BLK WP HR S P ERA WHIP	IP WLS BF H R ER SO BB IBB HBP BLK WP HR S P ERA WHIP	IP WLS BF H R ER SO BB IBB HBP BLK WP HR S P ERA WHIP	IP WLS BF H R ER SO BB IBB HBP BLK WP HR S P ERA WHIP	IP WLS BF H R ER SO BB IBB HBP BLK WP HR S P ERA WHIP	
Jackie Hernandez, R OBP: 0.333, SLG: 0.375 (1, 6)	2B HR 1B			B1-3		K		5-3		5	1	2	0	0	1	1	Cleveland Indians @ Kansas City Royals Municipal Stadium, Kansas City, MO Fri May 01 1970, 8:05 PM EDT Att: 6,365 - Unknown					
Pat Kelly, L OBP: 0.408, SLG: 0.328 (1, 9)	F8		K			1B 2-H				4	0	1	1	1	2	3						
Amos Otis, R OBP: 0.375, SLG: 0.519 (1, 8)	HR 2B		G6-4-3 1B			FC5-4 1B				5	2	5	0	0	0	0						
Bob Oliver, R OBP: 0.346, SLG: 0.613 (1, 5)	K		G6-4-3 1B			FC5-4 1-2				5	0	1	0	0	2	6						
Lou Piniella, R OBP: 0.367, SLG: 0.556 (1, 7)	HR 2-H 3-H		G6-4-3 1-2 2-3			4-3 1B		F9		5	1	2	3	0	1	3						
Joe Keough, L OBP: 0.316, SLG: 0.412 (1, 3)	2-4 BB					4-3 1-2		K		3	0	1	1	1	1	1						
Jerry Adair, R OBP: 0.286, SLG: 0.167 (1, 4)	2-4		G5-4-3 1B			BB		F9		3	0	1	0	1	0	1						
Ellie Rodriguez, R OBP: 0.333, SLG: 0.250 (1, 2)			G5-4-3 1-2			F2		K		1	0	0	0	0	0	1						
Jim Campanis, R OBP: 0.250, SLG: 0.526 (3, 2)						SH3-4 1B				3	1	1	0	0	1	2						
Dave Morehead, R OBP: 0.250, SLG: 0.143 (7, 1)						SH3-4 1B				2	0	1	0	0	0	2						
Mike Hedlund, R (7, 1)										0	0	0	0	0	0	0						
Moe Drabowsky, R OBP: 0.300, SLG: 0.300 (8, 1)										0	0	0	0	0	0	0						
Ken Wright, R (8, 1)										0	0	0	0	0	0	0						
Ed Kirkpatrick, L OBP: 0.200, SLG: 0.413 (8, PH)										0	1	0	0	0	0	0						
Wally Bunker, R OBP: 0.420, SLG: 0.200 (9, 1)										0	0	0	0	0	0	0						
Inning Stats	R: 3 E: 0 K: 1 S: 7	H: 3 LOB: 1 BB: 1 P: 11	R: 0 E: 0 K: 1 S: 7	H: 3 LOB: 0 BB: 0 P: 7	R: 1 E: 0 K: 0 S: 5	H: 3 LOB: 1 BB: 0 P: 5	R: 1 E: 0 K: 0 S: 6	H: 3 LOB: 0 BB: 0 P: 6	R: 0 E: 0 K: 0 S: 4	H: 1 LOB: 2 BB: 1 P: 8	R: 0 E: 0 K: 1 S: 5	H: 1 LOB: 1 BB: 1 P: 9	R: 0 E: 0 K: 1 S: 5	H: 0 LOB: 0 BB: 0 P: 5	R: 0 E: 0 K: 1 S: 5	H: 0 LOB: 0 BB: 0 P: 5	R: 0 E: 0 K: 3 S: 10	H: 1 LOB: 1 BB: 0 P: 10	1B: 13 2B: 1 3B: 0 HR: 1	SF: 0 SAC: 1 DP: 2 HBP: 0	WP: 0 PB: 0 SB: 0 CS: 0	PA: 41
PITCHER	IP WLS BF H R ER SO BB IBB HBP BLK WP HR S P ERA WHIP	IP WLS BF H R ER SO BB IBB HBP BLK WP HR S P ERA WHIP	IP WLS BF H R ER SO BB IBB HBP BLK WP HR S P ERA WHIP	IP WLS BF H R ER SO BB IBB HBP BLK WP HR S P ERA WHIP	IP WLS BF H R ER SO BB IBB HBP BLK WP HR S P ERA WHIP	IP WLS BF H R ER SO BB IBB HBP BLK WP HR S P ERA WHIP	IP WLS BF H R ER SO BB IBB HBP BLK WP HR S P ERA WHIP	IP WLS BF H R ER SO BB IBB HBP BLK WP HR S P ERA WHIP	IP WLS BF H R ER SO BB IBB HBP BLK WP HR S P ERA WHIP	IP WLS BF H R ER SO BB IBB HBP BLK WP HR S P ERA WHIP	IP WLS BF H R ER SO BB IBB HBP BLK WP HR S P ERA WHIP	IP WLS BF H R ER SO BB IBB HBP BLK WP HR S P ERA WHIP	IP WLS BF H R ER SO BB IBB HBP BLK WP HR S P ERA WHIP	IP WLS BF H R ER SO BB IBB HBP BLK WP HR S P ERA WHIP	IP WLS BF H R ER SO BB IBB HBP BLK WP HR S P ERA WHIP	IP WLS BF H R ER SO BB IBB HBP BLK WP HR S P ERA WHIP	IP WLS BF H R ER SO BB IBB HBP BLK WP HR S P ERA WHIP	IP WLS BF H R ER SO BB IBB HBP BLK WP HR S P ERA WHIP	IP WLS BF H R ER SO BB IBB HBP BLK WP HR S P ERA WHIP	IP WLS BF H R ER SO BB IBB HBP BLK WP HR S P ERA WHIP	IP WLS BF H R ER SO BB IBB HBP BLK WP HR S P ERA WHIP	
Dean Chance, R ERA: 3.86 (1, 1)	3.2	22	12	5	5	2	1	0	0	0	0	0	5	9	0.00	1.500						
Bob Miller, R ERA: 2.84 (4, 1)	1.1	6	1	0	0	0	1	0	0	0	0	0	5	9	0.00	1.500						
Phil Hennigan, R ERA: 6.23 (6, 1)	2.0	W	7	1	0	0	2	1	0	0	0	0	10	14	0.00	1.000						
Dennis Higgins, R ERA: 4.97 (8, 1)	2.0	S	7	1	0	0	4	0	0	0	0	0	15	15	0.00	0.500						

Batter	1	2	3	4	5	6	7	8	9	10	11	12	13	14	15	16	17	AB	R	H	RBI	BB	SO	LOB	TOP					
Ted Uhlander, L OBP: 0.305, SLG: 0.370																		7	1	2	0	1	1	4						
Edgie Logan, Jr. OBP: 0.300, SLG: 0.366																		3	0	0	1	0	1	2						
Russ Nageston, L OBP: 0.297, SLG: 0.333																		1	0	0	0	0	1	0						
Vada Pinson, L OBP: 0.359, SLG: 0.465																		7	0	2	0	1	0	3						
Tony Horton, R OBP: 0.324, SLG: 0.452																		4	0	0	0	0	1	4						
Ted Ford, R OBP: 0.238, SLG: 0.368																		4	0	1	0	0	0	0						
Larry Brown, R OBP: 0.407, SLG: 0.714																		4	0	1	0	0	0	2						
Graig Nettles, L OBP: 0.324, SLG: 0.228																		7	1	3	2	0	1	3						
Ray Fosse, R OBP: 0.426, SLG: 0.444																		6	0	1	0	0	2	3						
Roy Foster, R OBP: 0.306, SLG: 0.338																		7	0	0	0	0	3	5						
Jack Heidemann, R OBP: 0.194, SLG: 0.203																		2	0	0	0	2	2							
Lou Klimchok, L OBP: 0.187, SLG: 0.294																		1	0	0	0	1	1							
Chuck Hinton, R OBP: 0.482, SLG: 0.400																		2	0	0	0	2	0							
Sam McDowell, L OBP: 0.250, SLG: 0.250																		4	0	0	0	0	2	2						
Dennis Higgins, R OBP: 0.333, SLG: 0.250																		0	0	0	0	0	0	0						
Mike Paul, L OBP: 0.333, SLG: 0.250																		0	0	0	0	0	0	0						
Phil Hennigan, R OBP: 0.333, SLG: 0.250																		0	0	0	0	0	0	0						
Bob Miller, R OBP: 0.333, SLG: 0.250																		0	0	0	0	0	0	0						
Inning Stats	R: 0 E: 0 K: 2 S: 8	H: 1 LOB: 2 BB: 1 P: 12	R: 0 E: 0 K: 1 S: 5	H: 0 LOB: 0 BB: 0 P: 5	R: 1 E: 1 K: 0 S: 5	H: 1 LOB: 1 BB: 0 P: 5	R: 0 E: 0 K: 2 S: 9	H: 2 LOB: 2 BB: 0 P: 9	R: 0 E: 0 K: 0 S: 4	H: 1 LOB: 1 BB: 0 P: 4	R: 0 E: 0 K: 3 S: 10	H: 1 LOB: 1 BB: 0 P: 10	R: 0 E: 0 K: 1 S: 5	H: 0 LOB: 0 BB: 0 P: 5	R: 0 E: 0 K: 2 S: 7	H: 0 LOB: 0 BB: 1 P: 12	R: 0 E: 0 K: 1 S: 5	H: 0 LOB: 1 BB: 0 P: 6	R: 0 E: 0 K: 0 S: 3	H: 1 LOB: 1 BB: 0 P: 4	R: 0 E: 0 K: 0 S: 3	H: 0 LOB: 0 BB: 1 P: 3	R: 0 E: 0 K: 0 S: 3	H: 1 LOB: 0 BB: 0 P: 3	1B: 7 2B: 1 3B: 0 HR: 1	SF: 0 SAC: 3 DP: 1 HBP: 2	WP: 0 PB: 2 CS: 1	PA: 67		
PITCHER	IP: 8.0 WLS: 8.0 BF: 34	H: 7 R: 3 ER: 1	SO: 10	BB: 1 IBB: 0 HBP: 0 BLK: 0	WP: 0 HR: 1 S: 53 P: 57	ERA: 1.12 WHIP: 1.000																								
Bob Johnson, R ERA: 1.53																														
Al Fitzmorris, R ERA: 4.35																														
Moe Drabowsky, R ERA: 2.66																														
Mike Hedlund, R ERA: 4.51																														

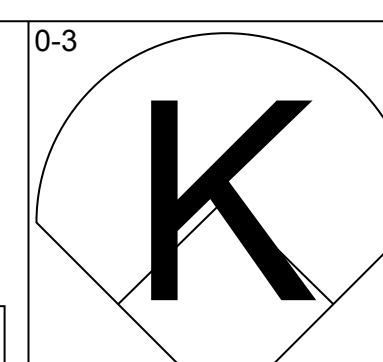
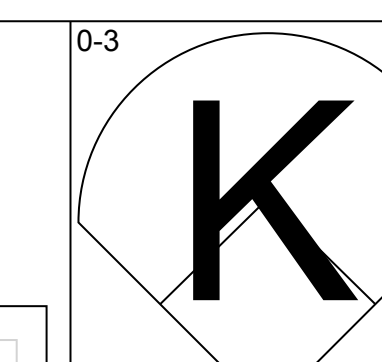
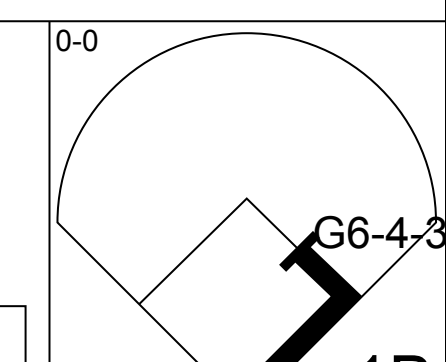
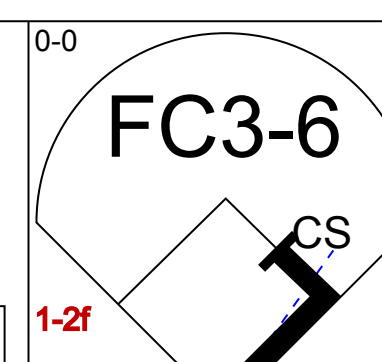
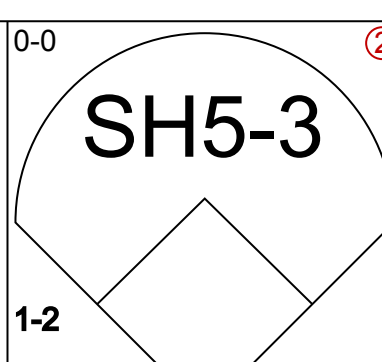
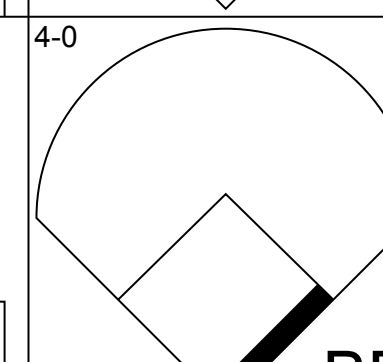
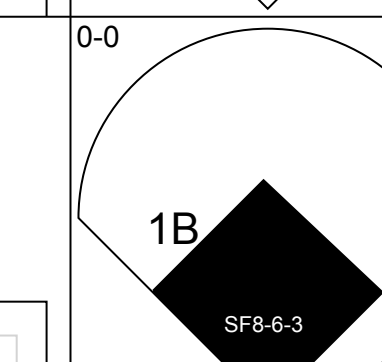
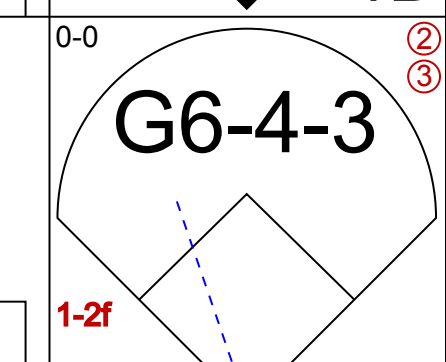
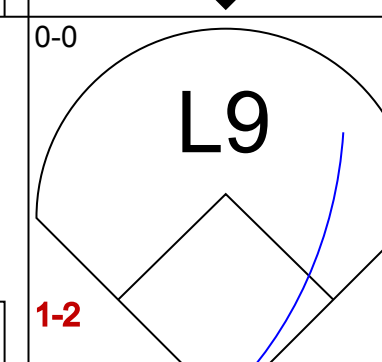
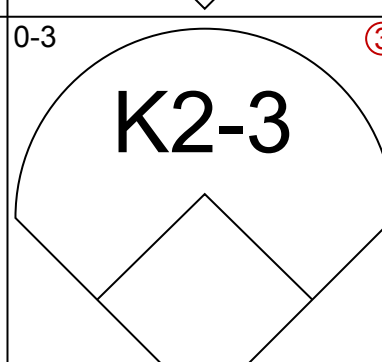
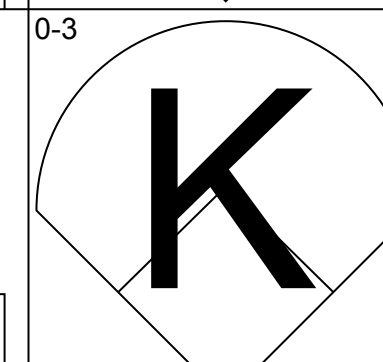
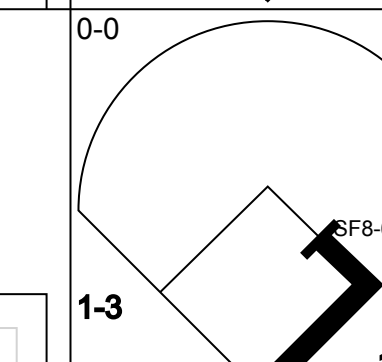
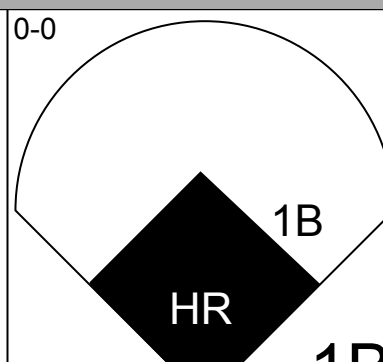
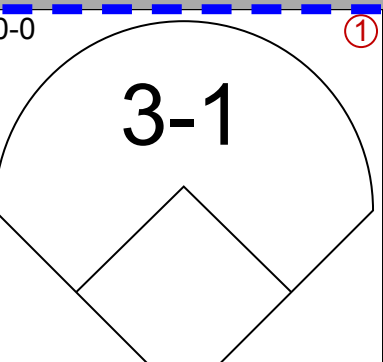
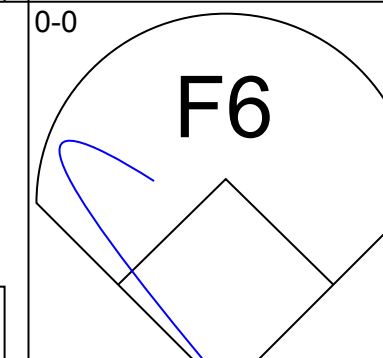
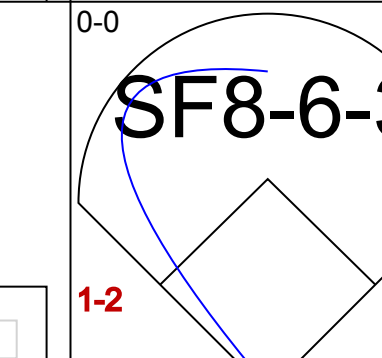
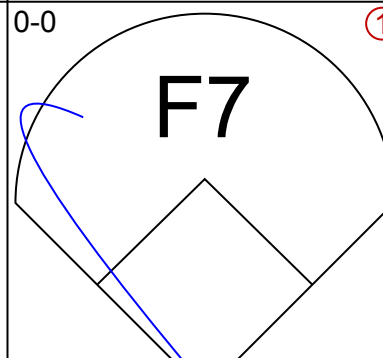
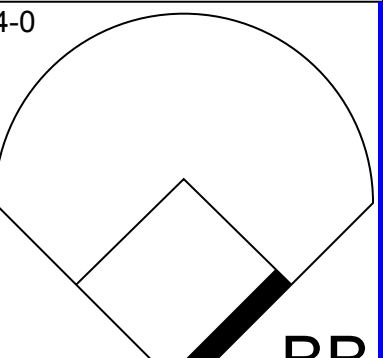
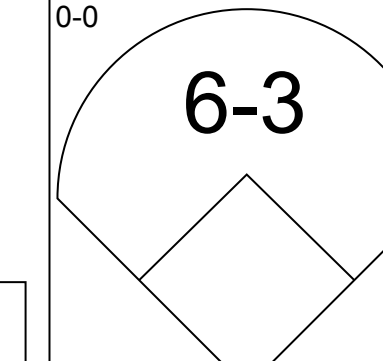
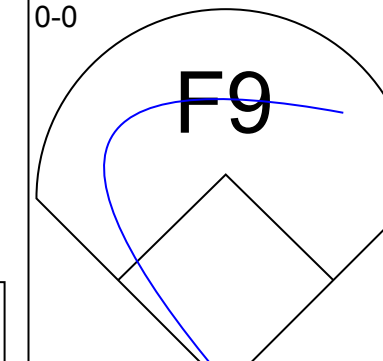
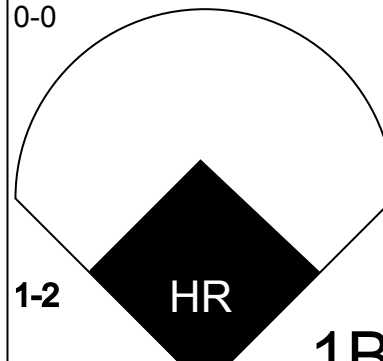
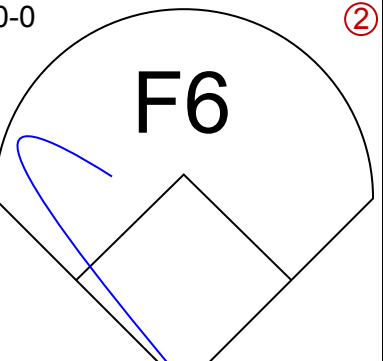

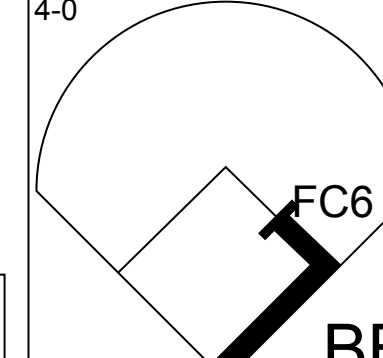
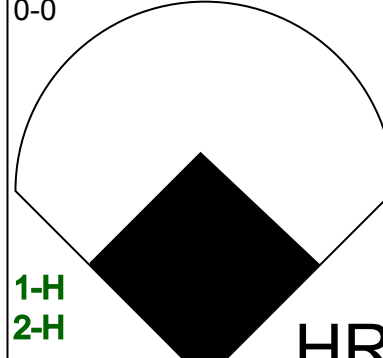
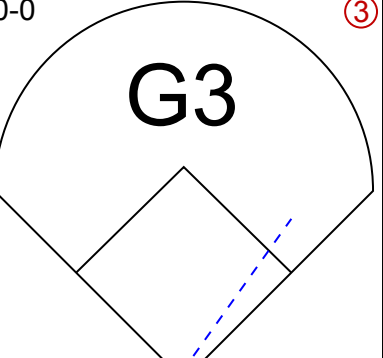
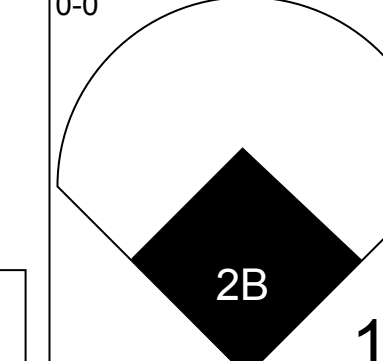
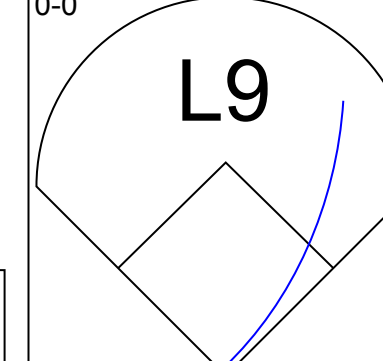
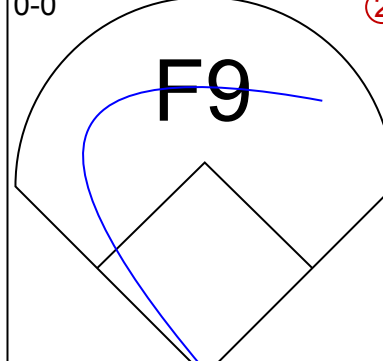
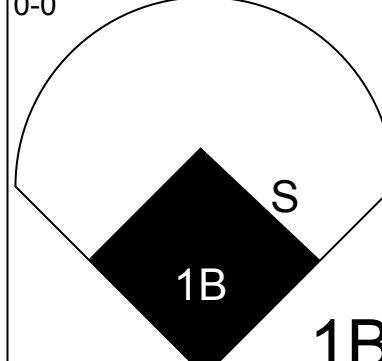

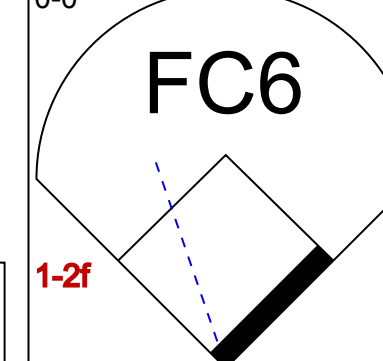
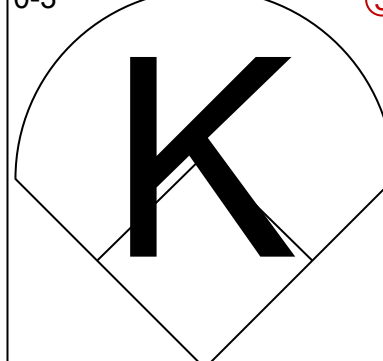
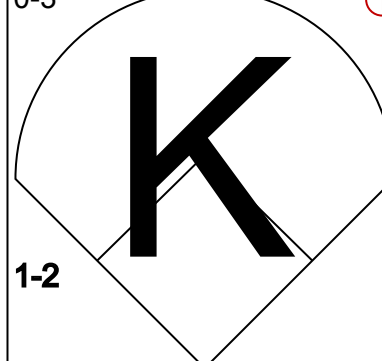
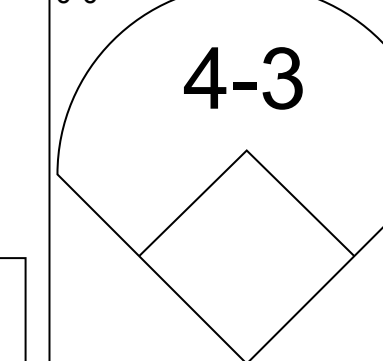
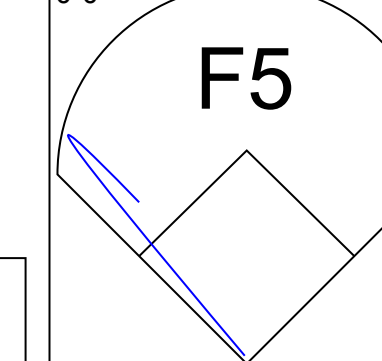
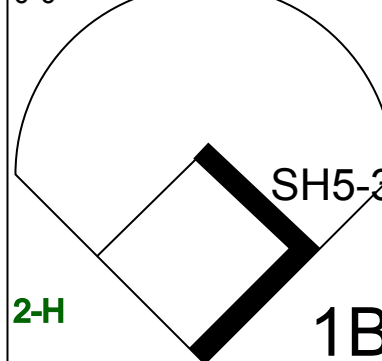
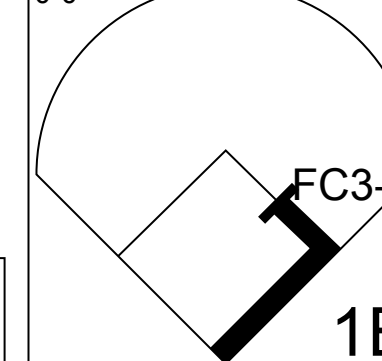
Cleveland Indians @ Kansas City Royals
Municipal Stadium, Kansas City, MO
Sat May 02 1970, 8:05 PM EDT
Att. 8,016 - Unknown - 70 F

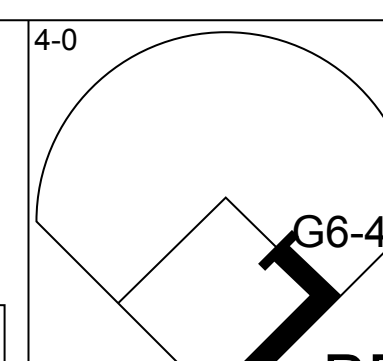
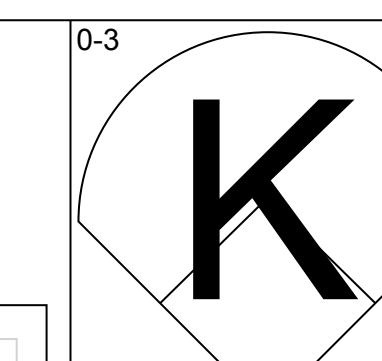
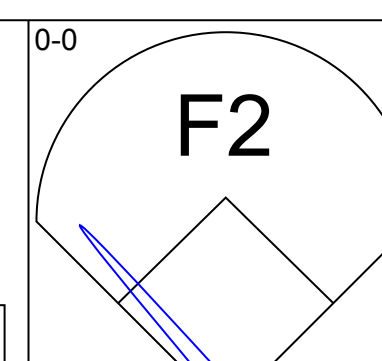
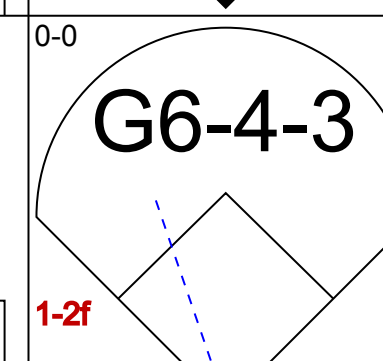
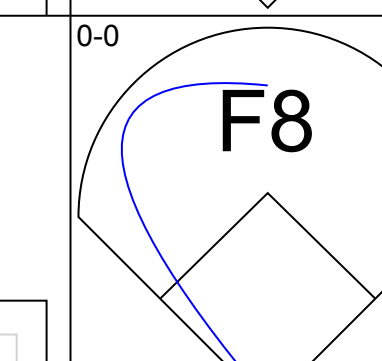
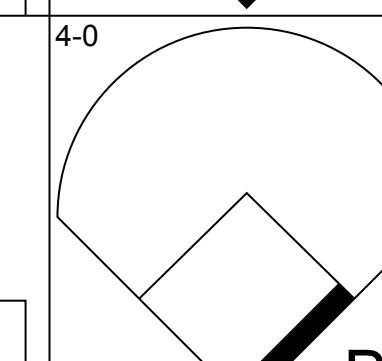
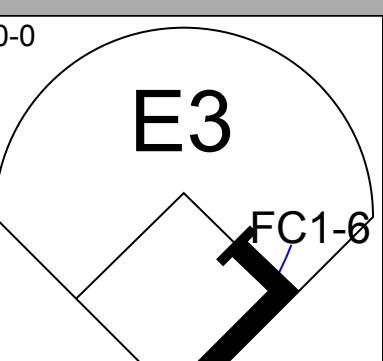
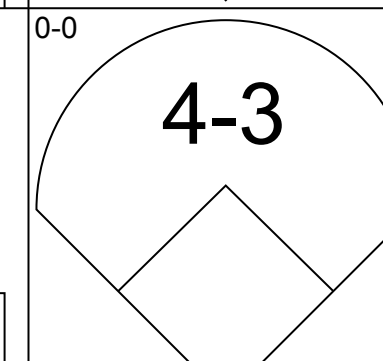
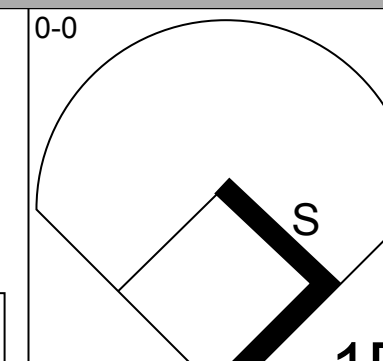
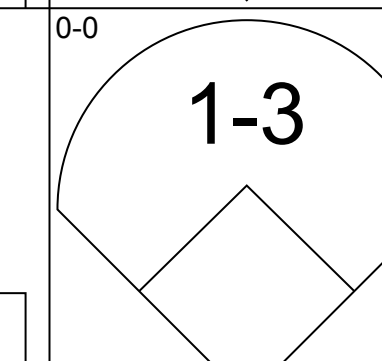
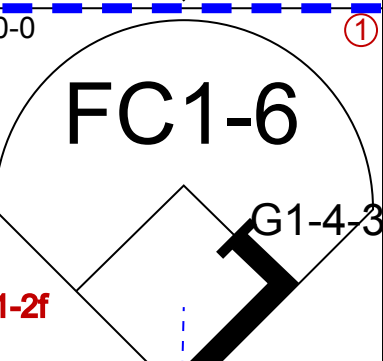
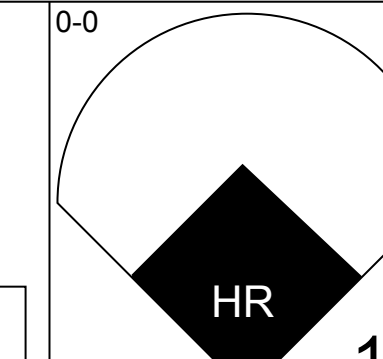
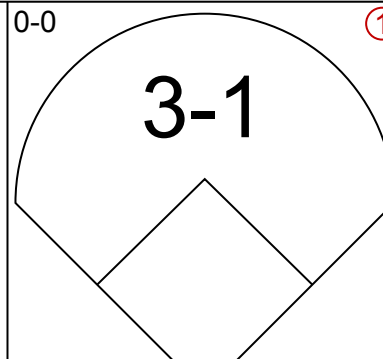
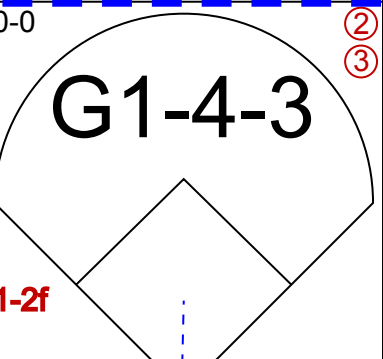
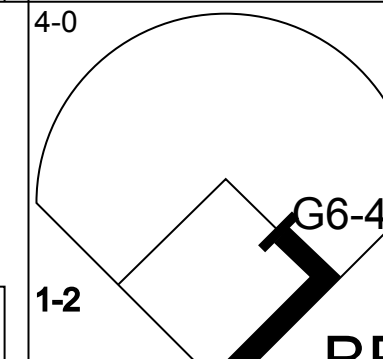
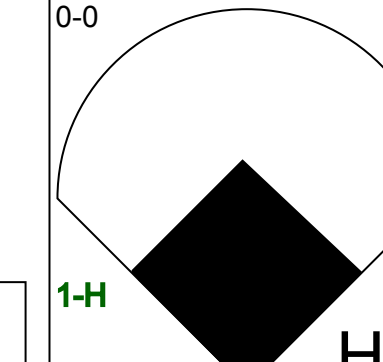
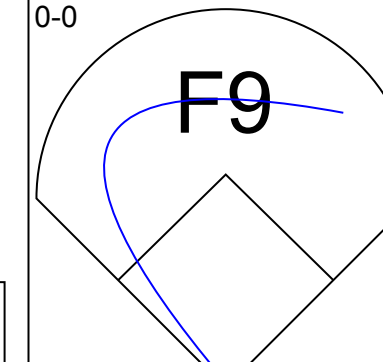
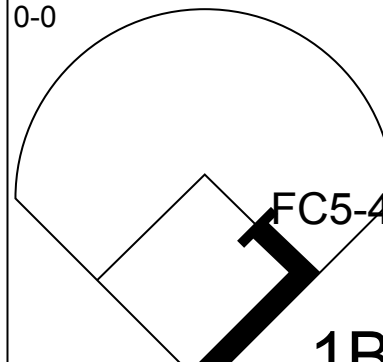
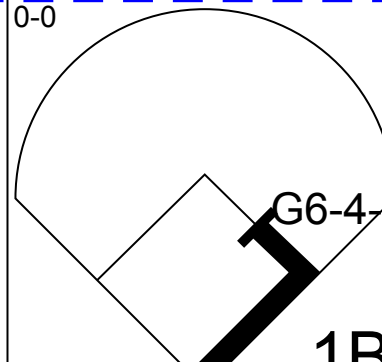
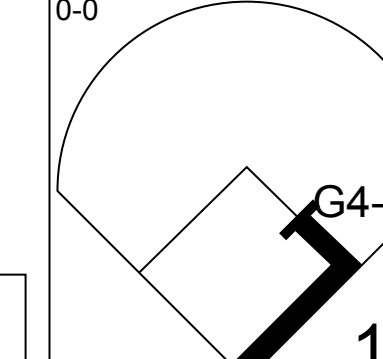
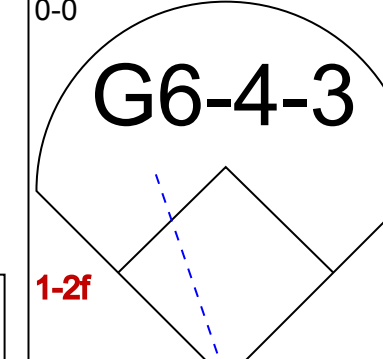
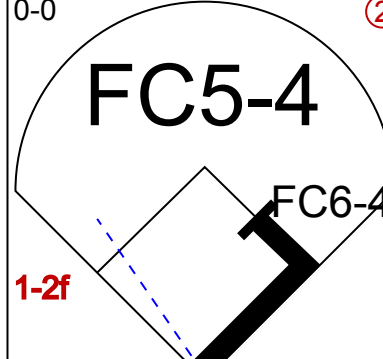
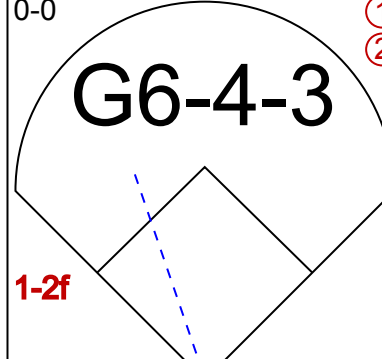

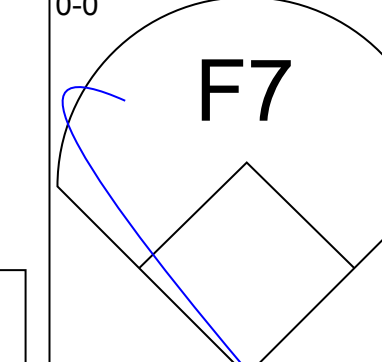
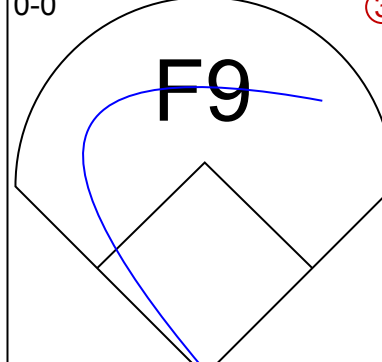
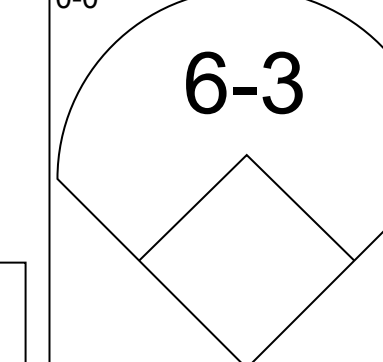
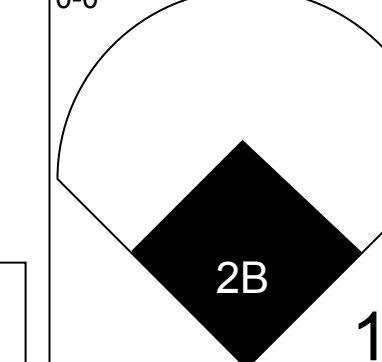
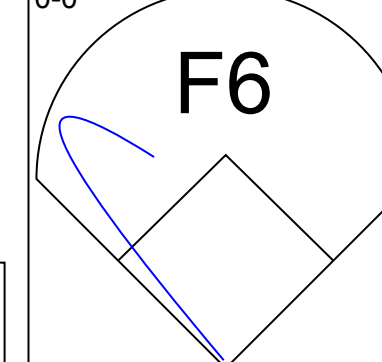
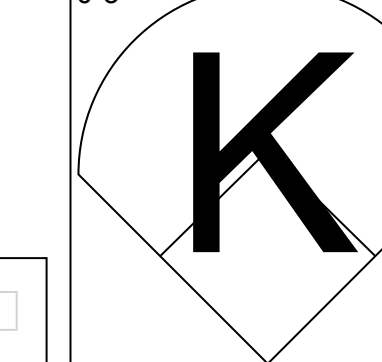
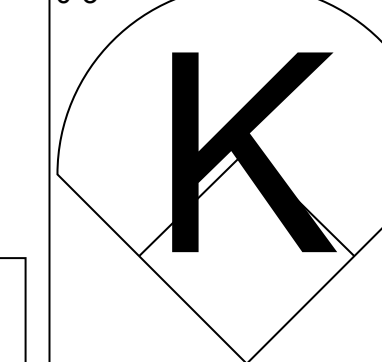
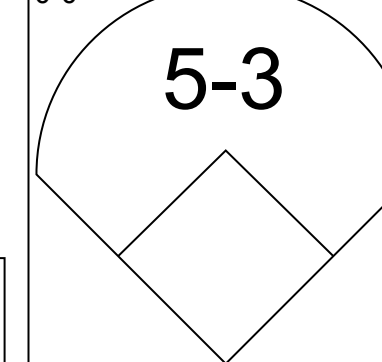
AB 58
R 3
H 9
RBI 3
BB 4
SO 17
LOB 34

Batter	1	2	3	4	5	6	7	8	9	10	11	12	13	14	15	16	17	AB	R	H	RBI	BB	SO	LOB	BOTTOM					
Jackie Hernandez, R OBP: 0.323, SLG: 0.345																		7	0	1	1	1	3	4						
Pat Kelly, L OBP: 0.302, SLG: 0.299																		6	1	0	0	2	3	4						
Amos Otis, R OBP: 0.386, SLG: 0.518																		6	1	3	0	2	2	1						
Ed Kirkpatrick, L OBP: 0.276, SLG: 0.392																		7	1	1	0	1	2	5						
Lou Piniella, R OBP: 0.368, SLG: 0.532																		7	0	2	1	1	1	3						
Elie Rodriguez, R OBP: 0.333, SLG: 0.250																		0	0	0	0	0	0	0						
Paul Schaaf, R OBP: 0.400, SLG: 0.500																		6	0	2	2	2	0	2						
Jerry Adair, R OBP: 0.321, SLG: 0.174																			5	0	1	0	2	1	3					
Jim Campanis, R OBP: 0.259, SLG: 0.440																		6	0	1	0	1	2	7						
Jim Rooker, R OBP: 0.286, SLG: 0.167																		1	1	0	0	0	0	1						
Bob Johnson, L OBP: 0.300, SLG: 0.300																		2	0	0	0	1	2	3						
Luis Alcaraz, R OBP: 0.286, SLG: 0.300																		0	0	0	0	0	0	0						
Al Fitzmorris, R ERA: 2.04																		0	0	0	0	0	0	0						
Moe Drabowsky, R ERA: 2.66																		1	0	0	0	0	0	3						
Rich Severino, L OBP: 0.250, SLG: 0.167																		1	0	0	0	0	0	1						
Mike Hedlund, R ERA: 4.51																		0	0	0	0	0	0	0						
Inning Stats	R: 0 E: 0 K: 0 S: 3	H: 0 LOB: 1 BB: 1 P: 7	R: 0 E: 0 K: 2 S: 8	H: 1 LOB: 3 BB: 2 P: 16	R: 2 E: 0 K: 1 S: 7	H: 2 LOB: 2 BB: 2 P: 15	R: 0 E: 0 K: 2 S: 7	H: 0 LOB: 0 BB: 2 P: 7	R: 0 E: 0 K: 2 S: 7	H: 0 LOB: 0 BB: 0 P: 7	R: 0 E: 0 K: 1 S: 6	H: 0 LOB: 1 BB: 1 P: 10	R: 1 E: 1 K: 1 S: 7	H: 2 LOB: 3 BB: 2 P: 15	R: 0 E: 0 K: 1 S: 4	H: 0 LOB: 0 BB: 0 P: 3	R: 0 E: 0 K: 1 S: 4	H: 0 LOB: 0 BB: 0 P: 8	R: 0 E: 0 K: 0 S: 3	H: 1 LOB: 1 BB: 0 P: 6	R: 0 E: 0 K: 0 S: 6	H: 1 LOB: 1 BB: 0 P: 6	R: 0 E: 0 K: 0 S: 3	H: 1 LOB: 0 BB: 0 P: 3	1B: 11 2B: 0 3B: 0 HR: 0	SF: 0 SAC: 3 DP: 0 HBP: 0	WP: 1 PB: 0 CS: 2	PA: 73		
PITCHER	IP: 8.1 WLS: 8.1 BF: 41	H: 5 R: 3 ER: 3	SO: 10	BB: 8 IBB: 2 HBP: 0 BLK: 0	WP: 1 HR: 0 S: 51 P: 91	ERA: 3.24 WHIP: 1.560																								
Sam McDowell, L ERA: 2.04																														
Dennis Higgins, R ERA: 4.85																														
Mike Paul, L ERA: 5.4																														
Phil Hennigan, R ERA: 3.77																														
Bob Miller, R ERA: 3.38																														

Cleveland Indians @ Kansas City Royals
Municipal Stadium, Kansas City, MO
Sat May 02 1970, 8:05 PM EDT
Att. 8,016 - Unknown - 70 F

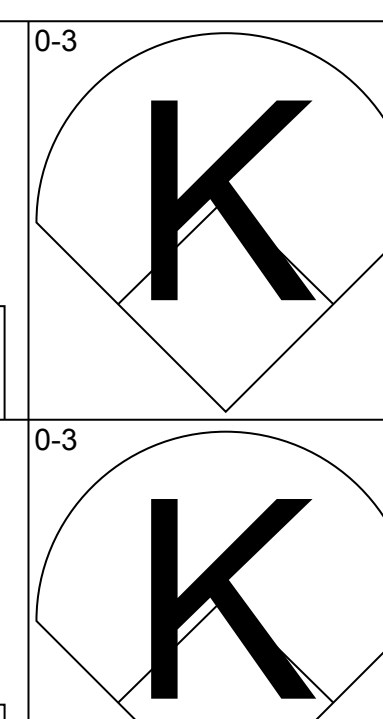
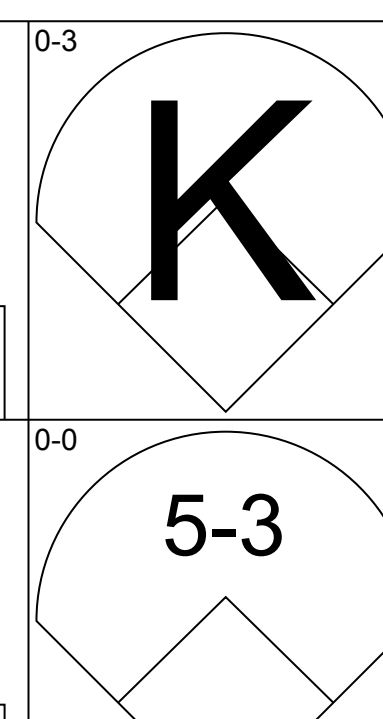
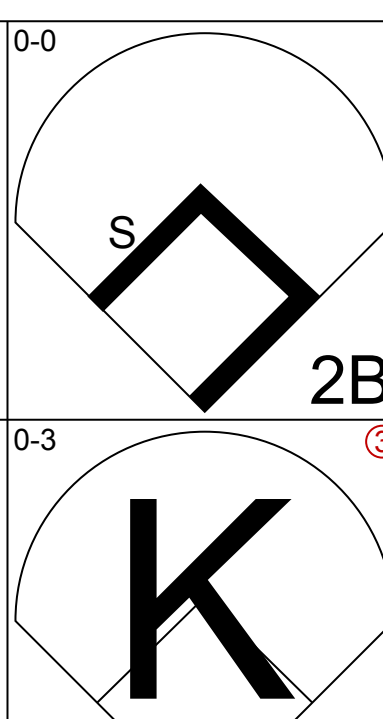
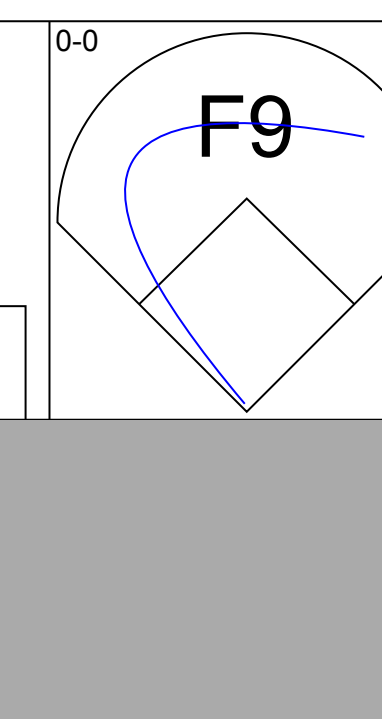
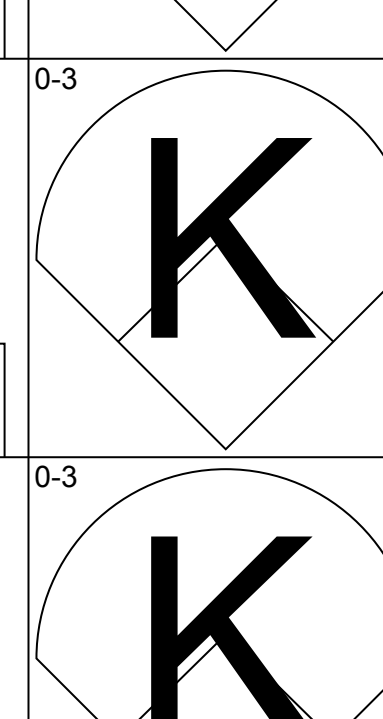
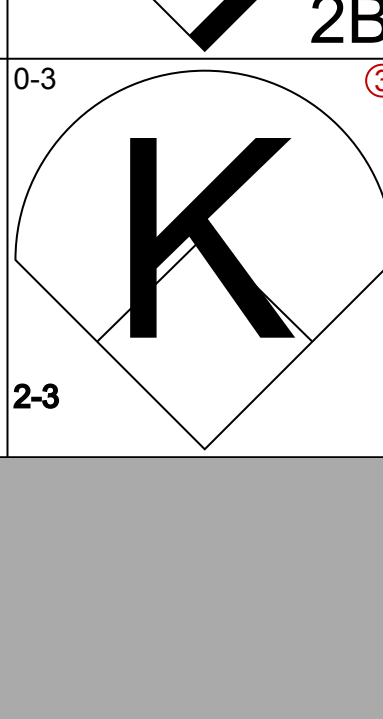
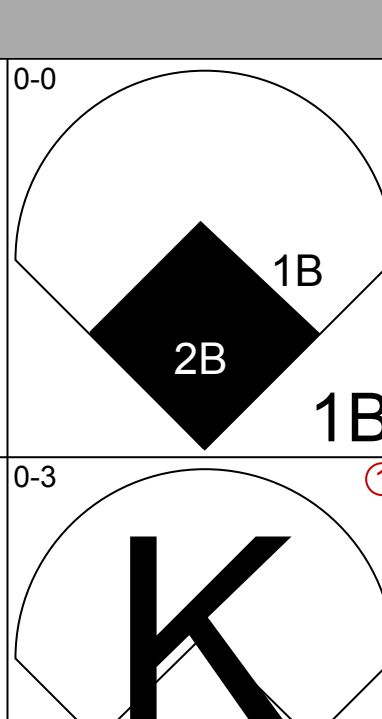
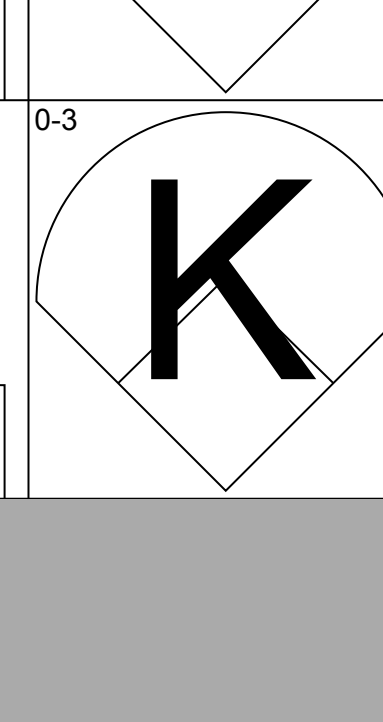
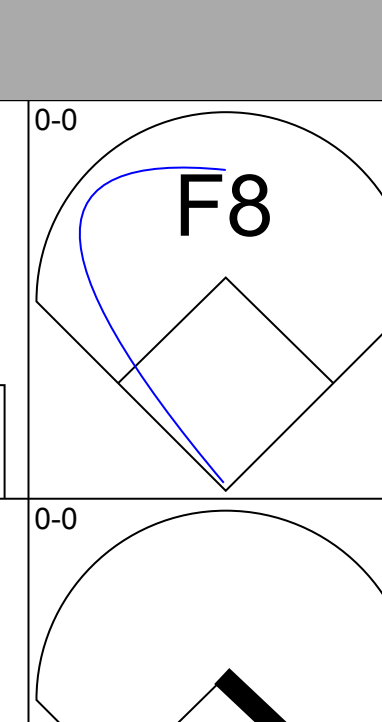
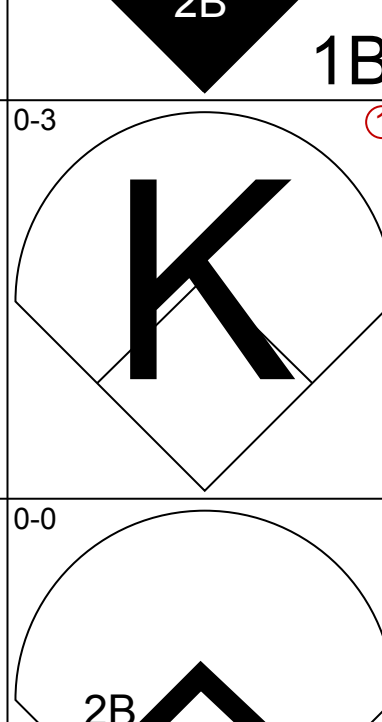
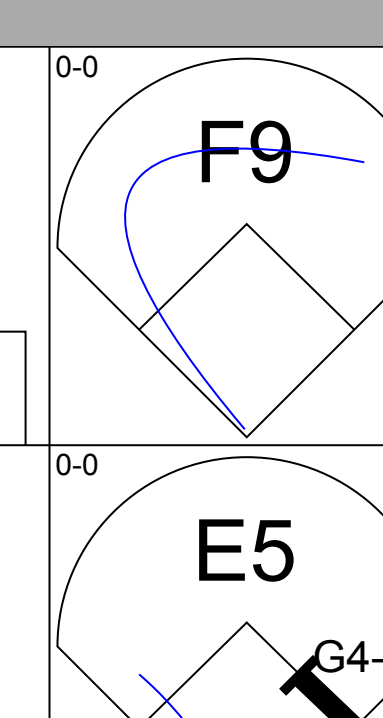
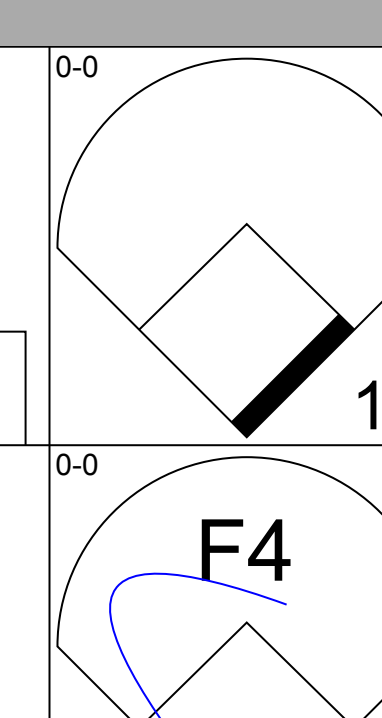
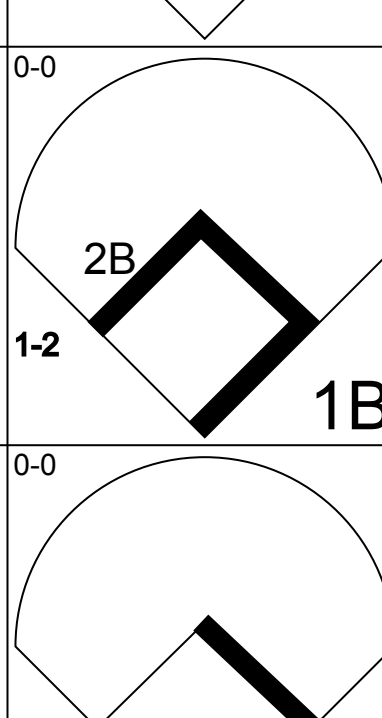
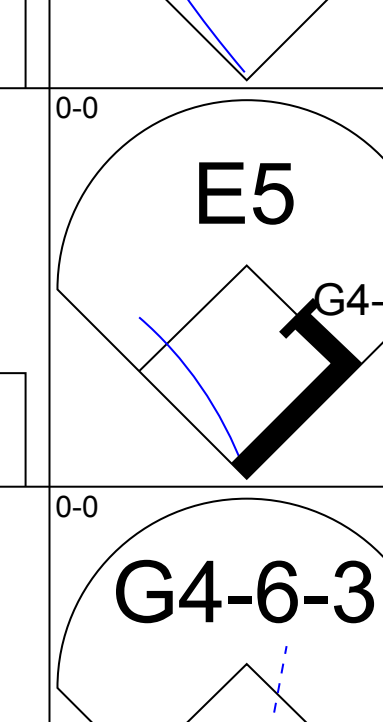
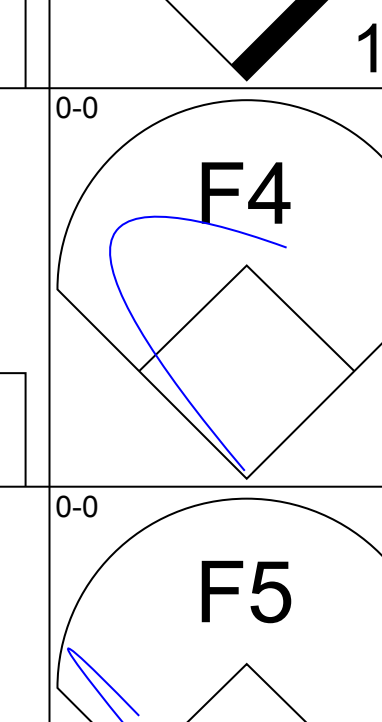
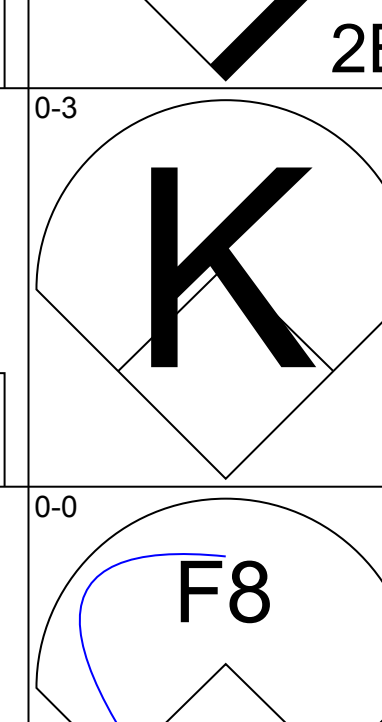
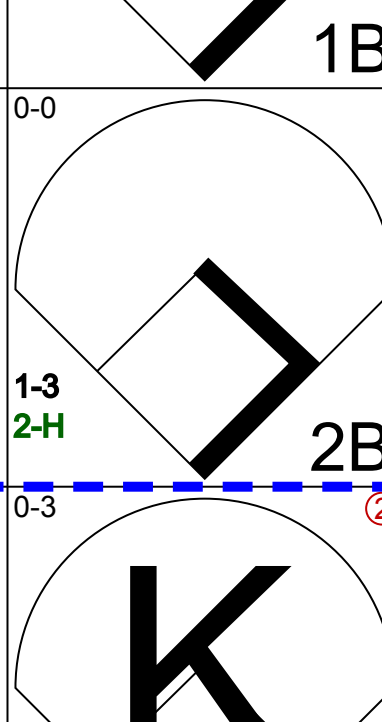
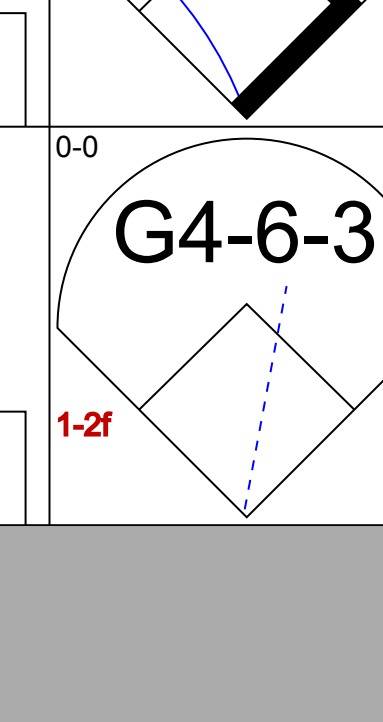
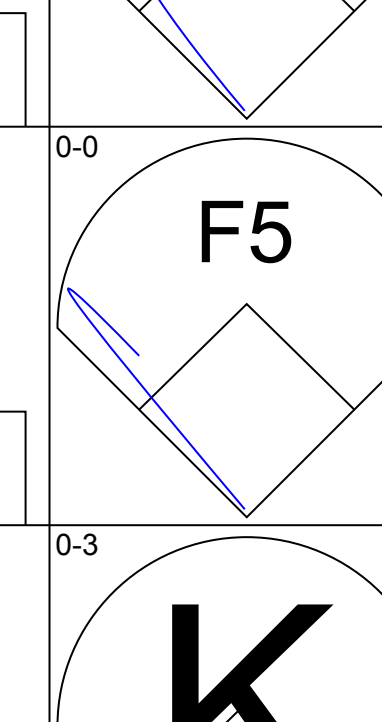
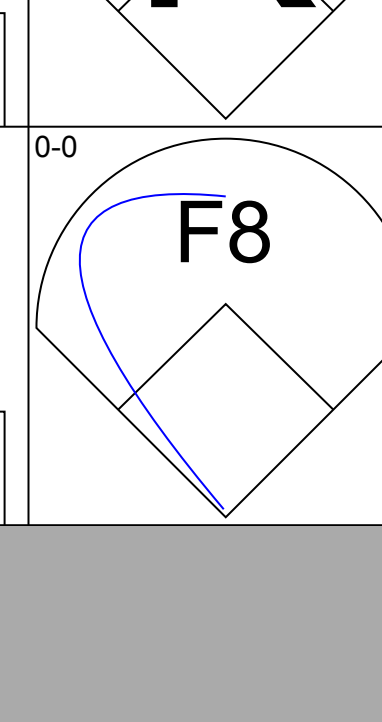
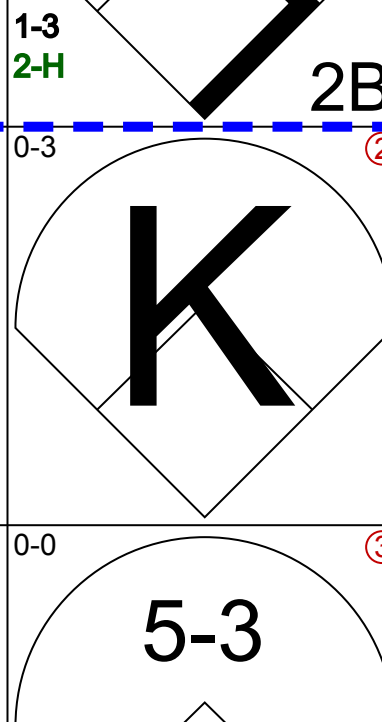
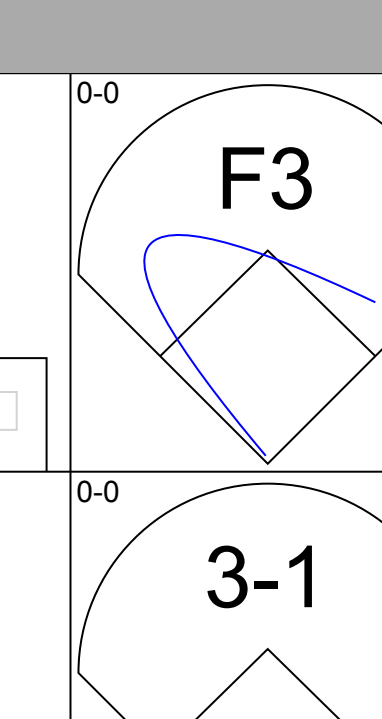
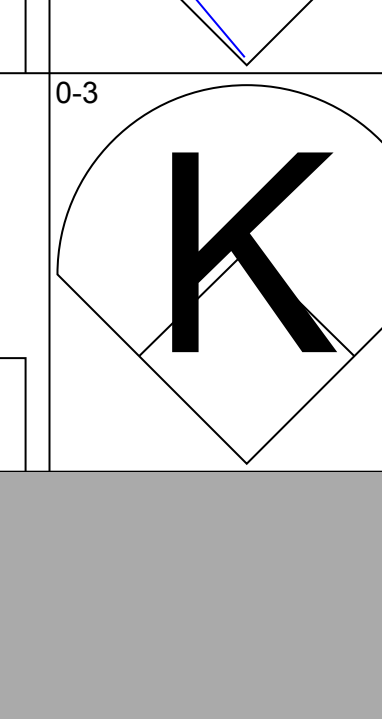
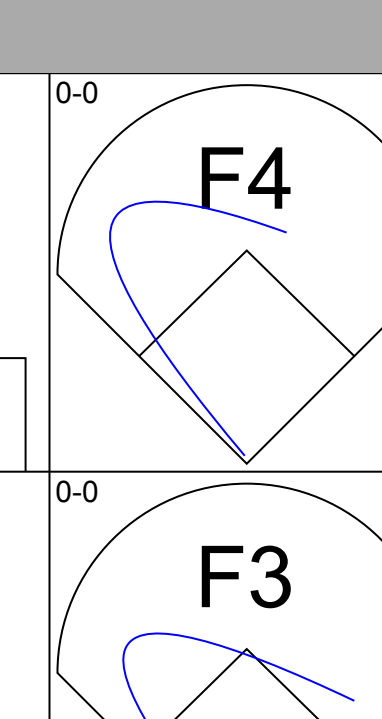
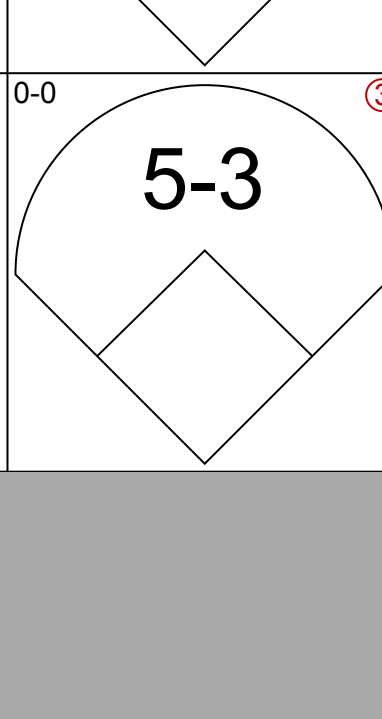
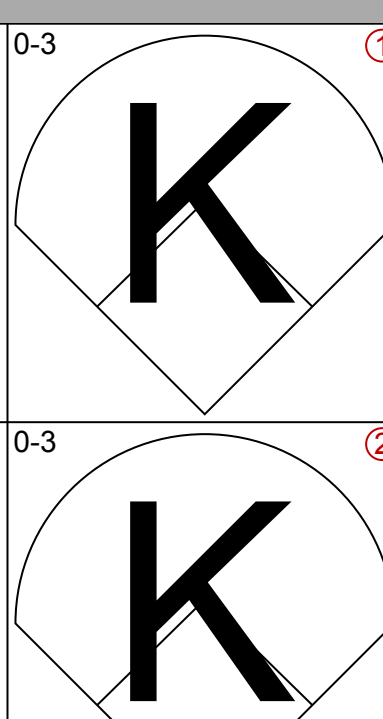
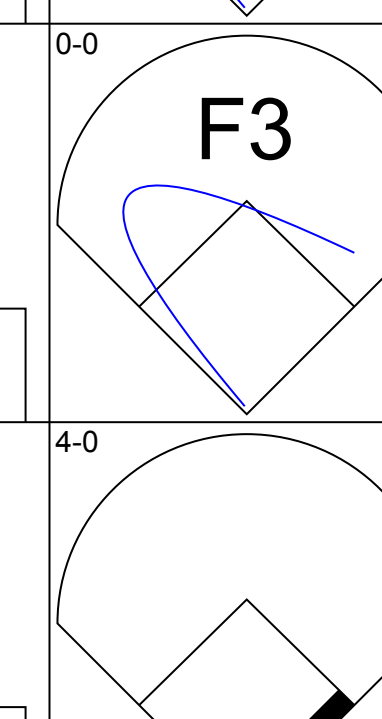
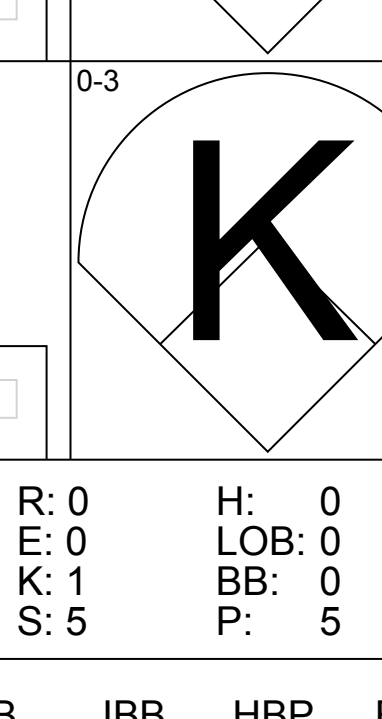
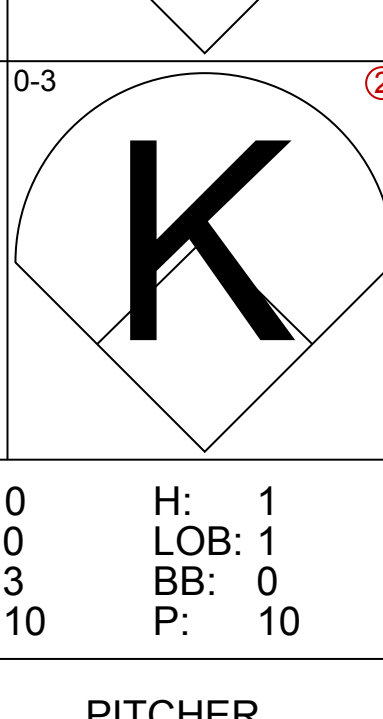
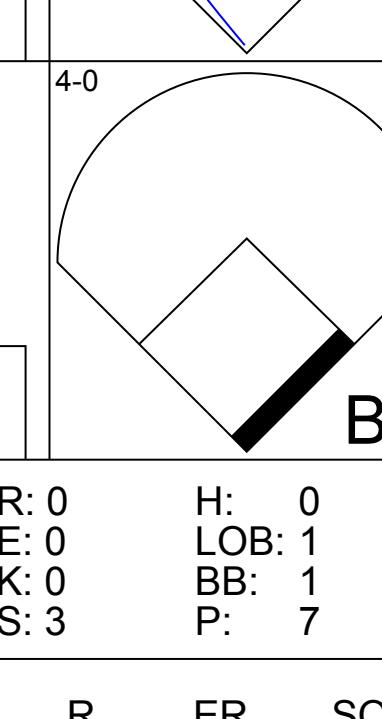
AB 56
R 4
H 11
RBI 4
BB 13
SO 17
LOB 37

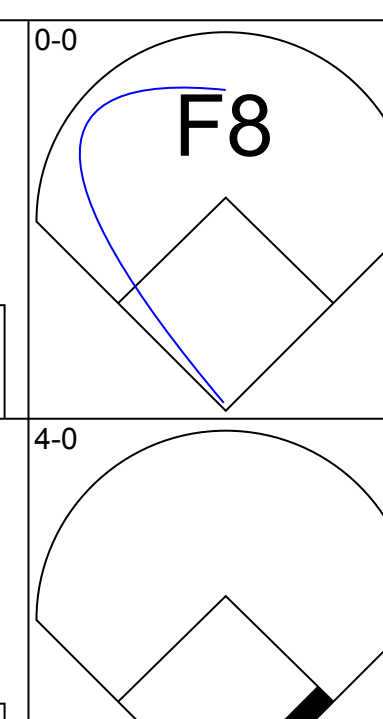
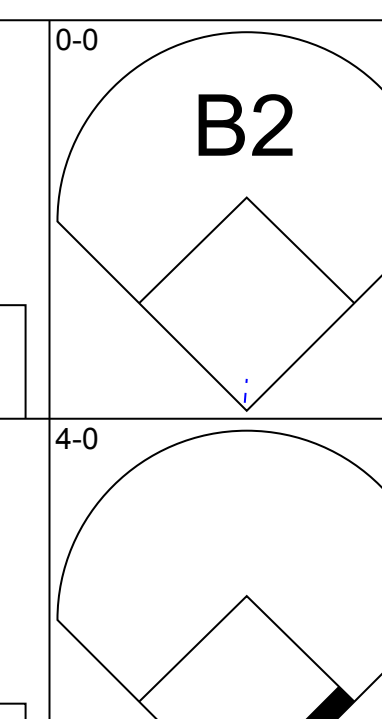
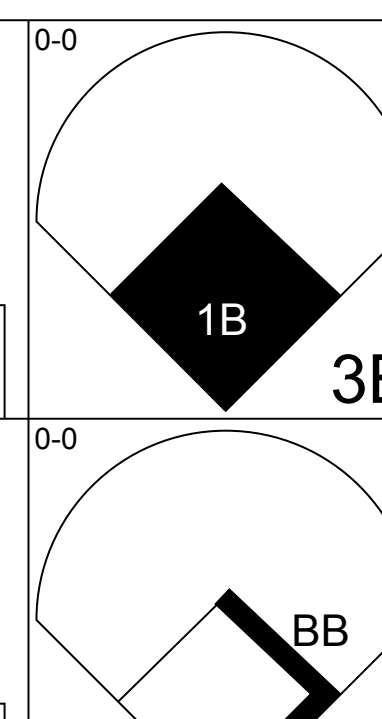
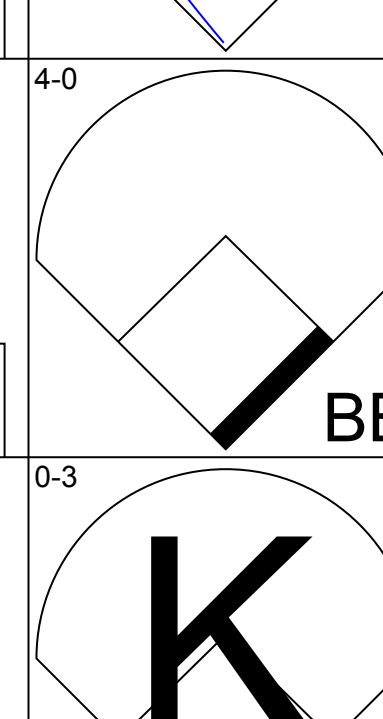
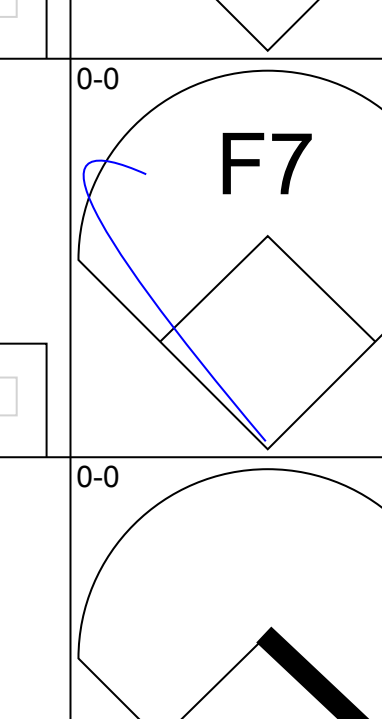
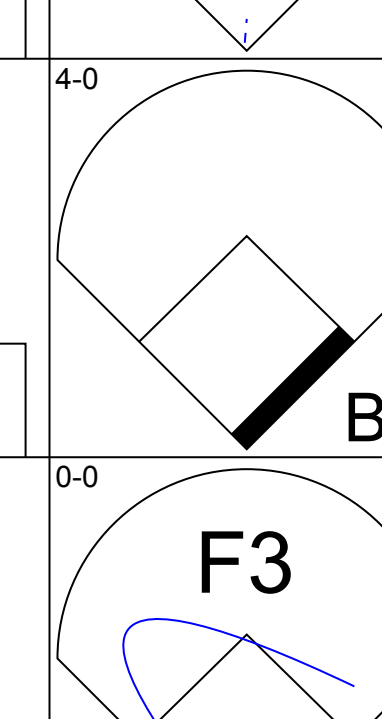
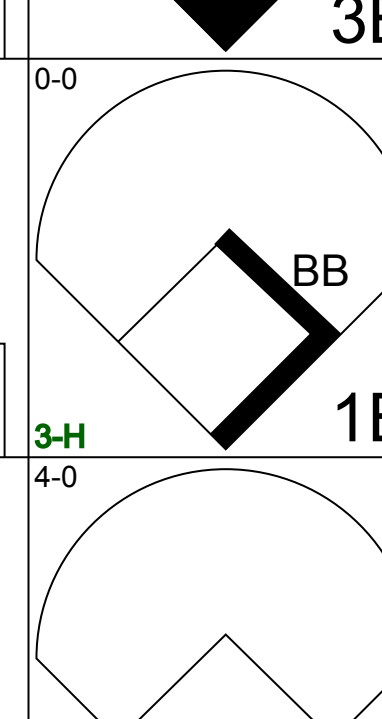
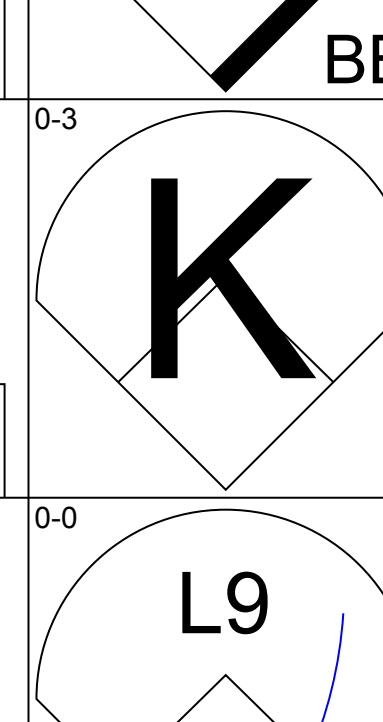
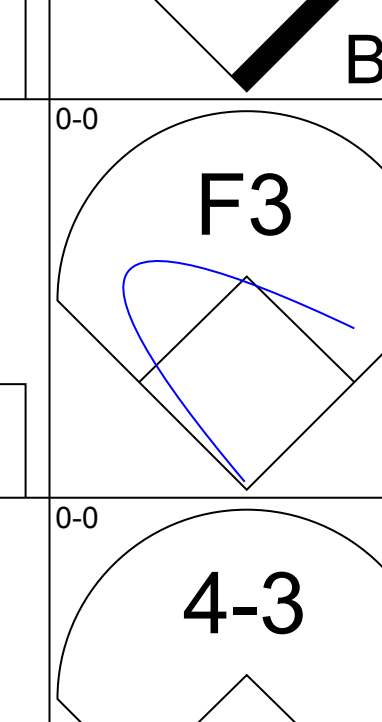
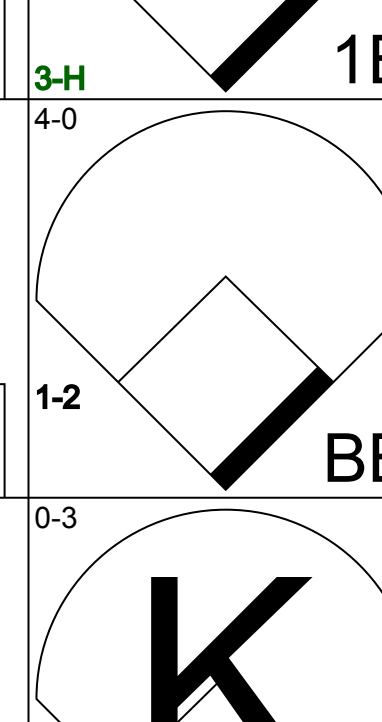
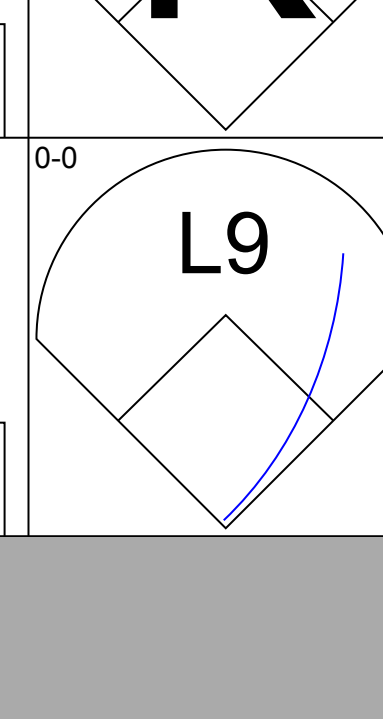
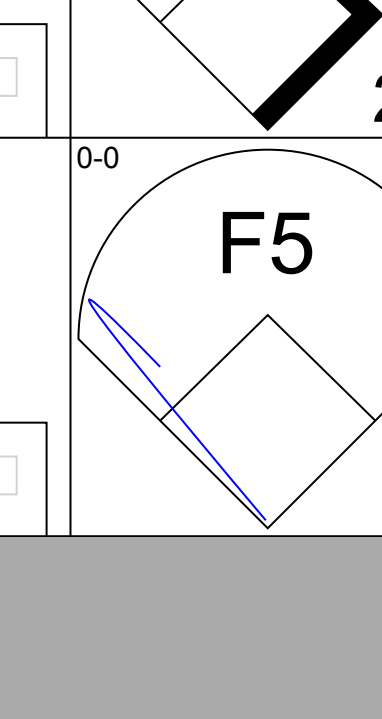
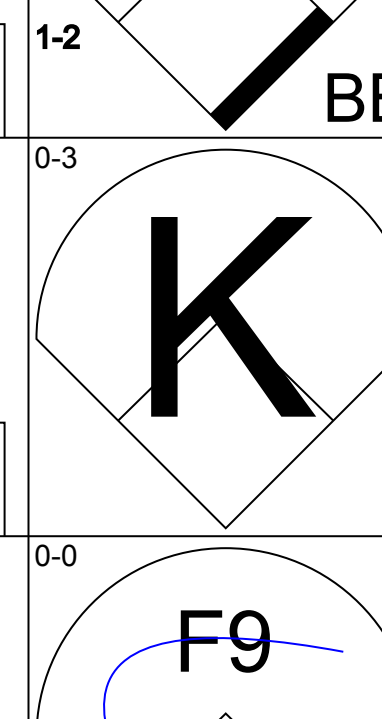
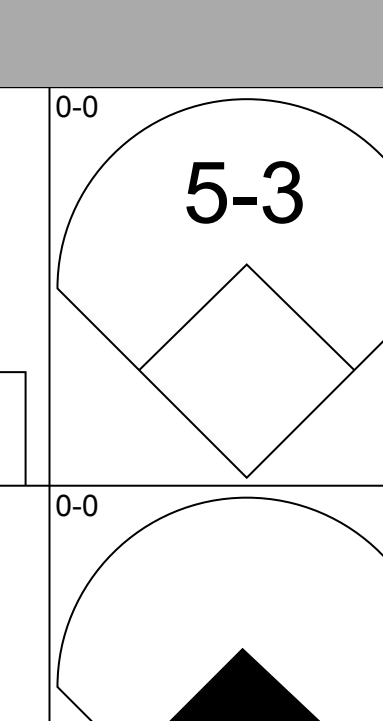
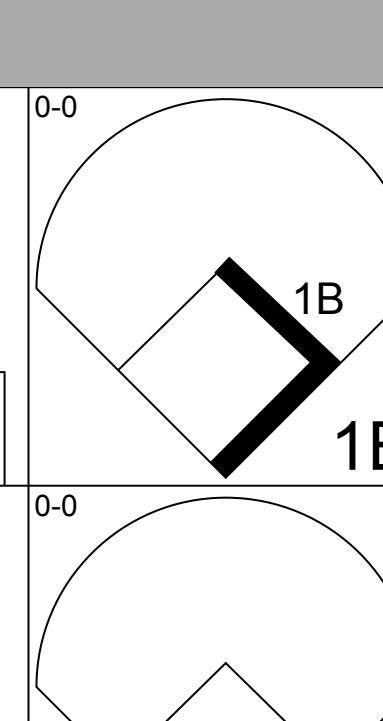
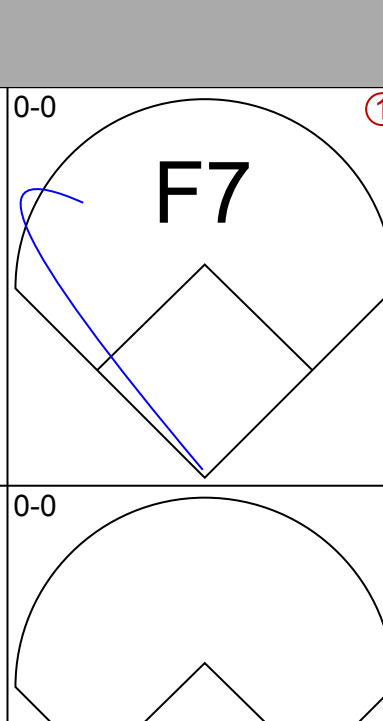
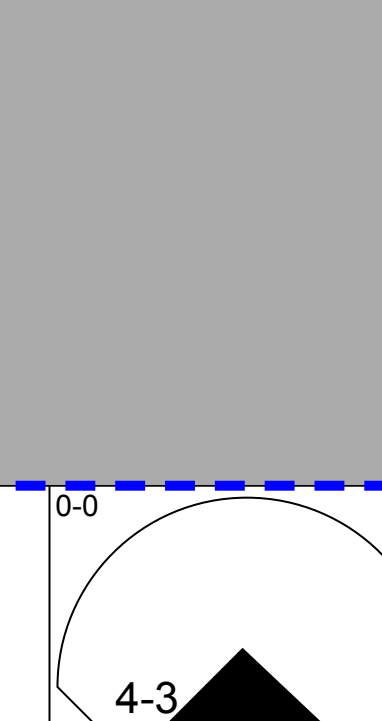
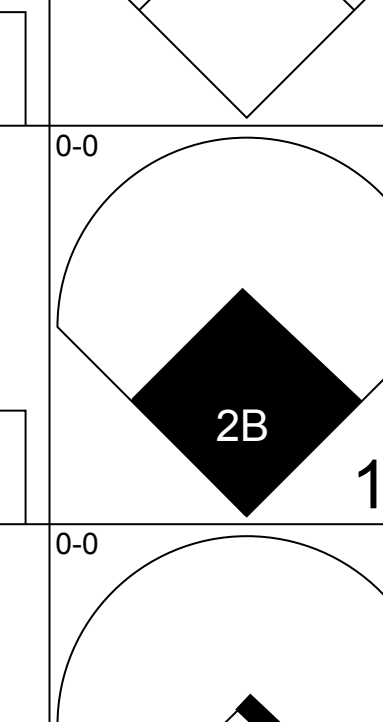
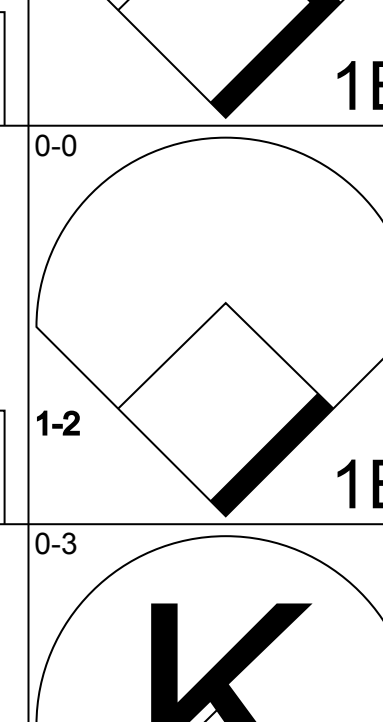
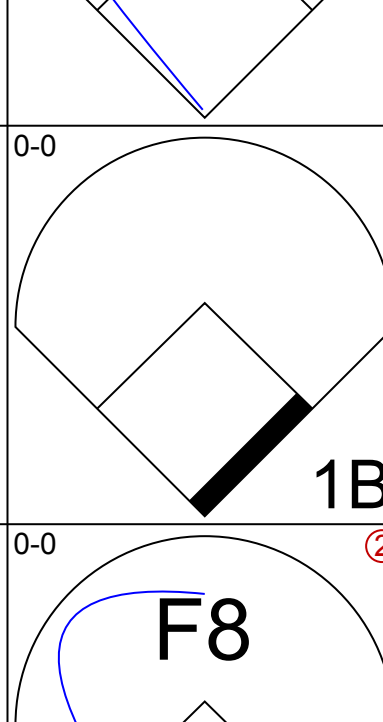
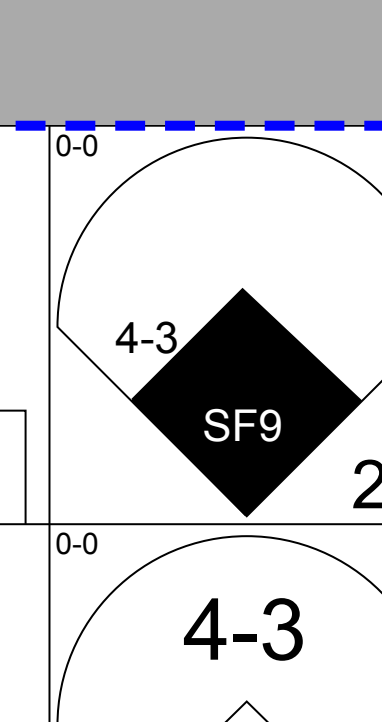
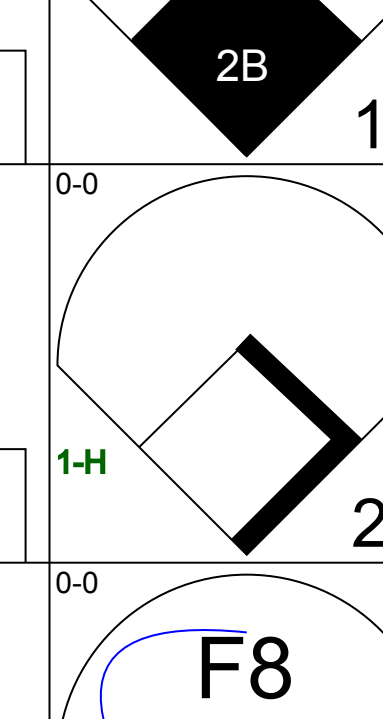
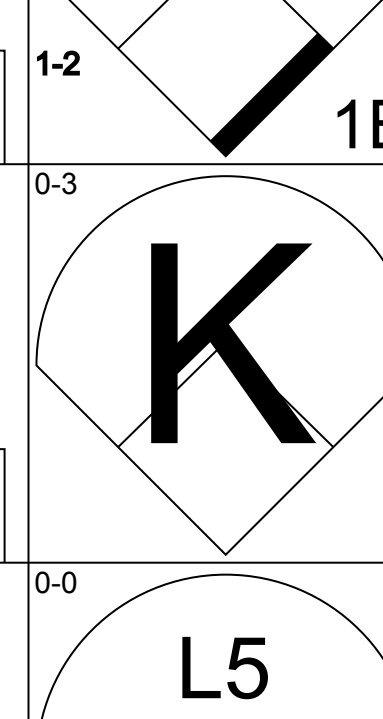
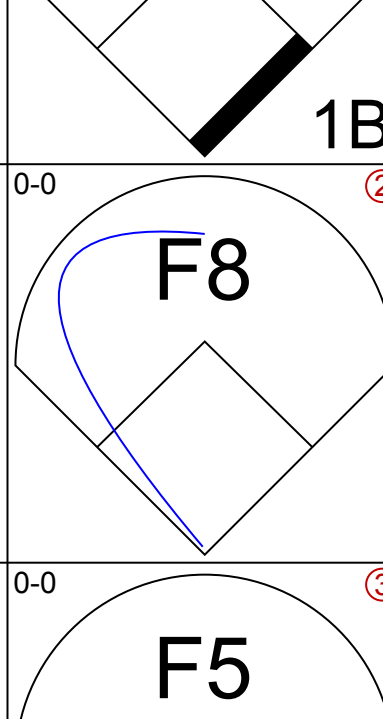
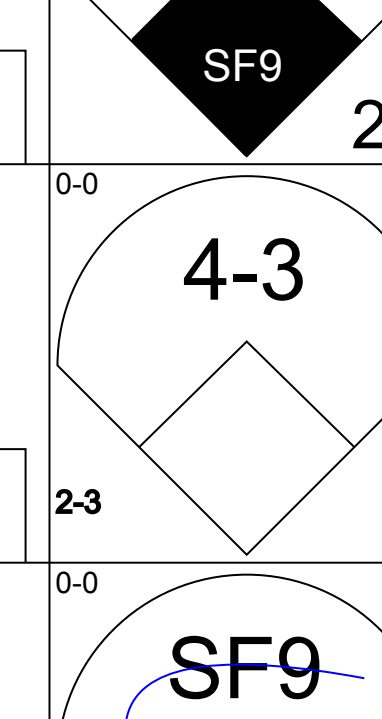
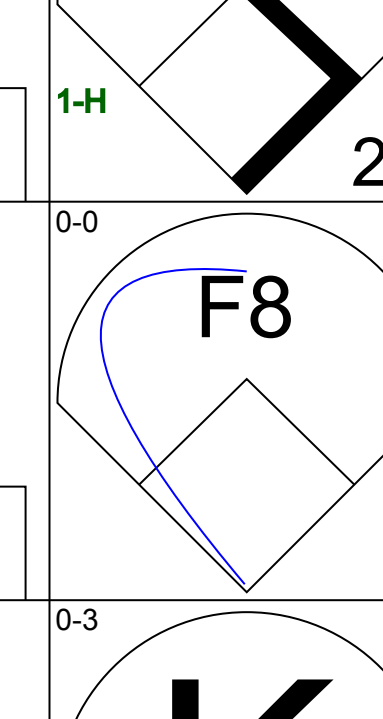
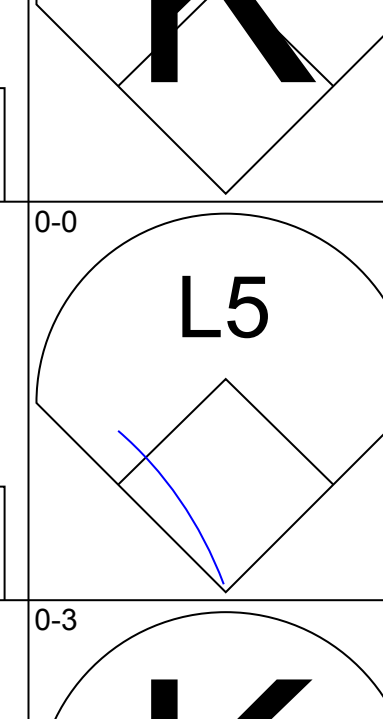
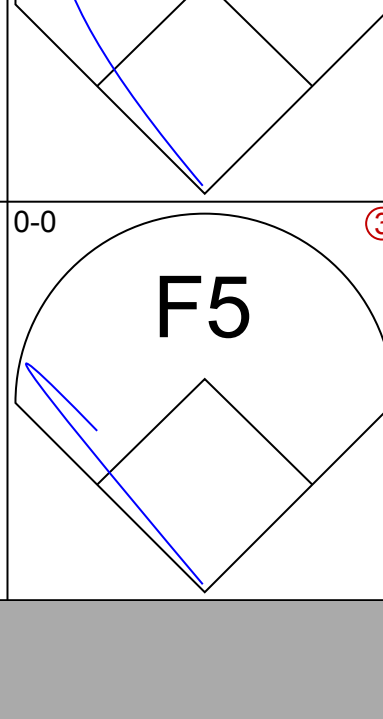
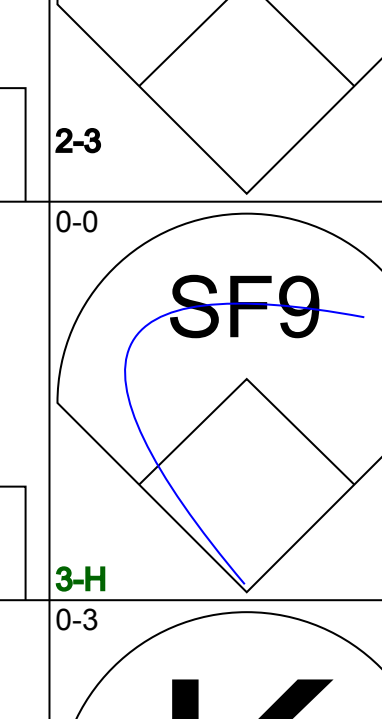
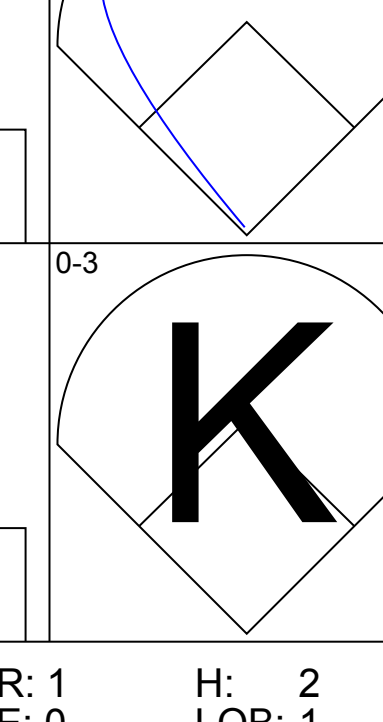
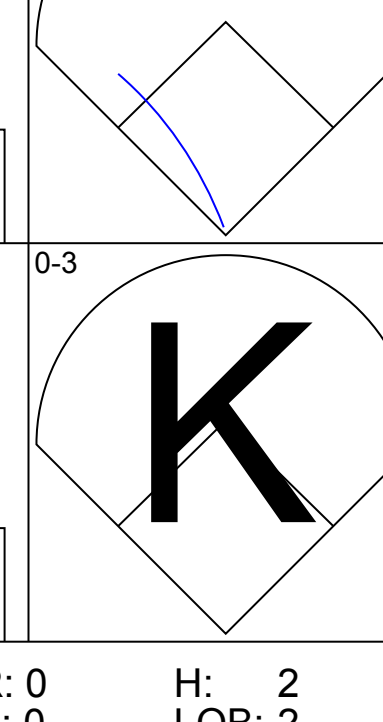
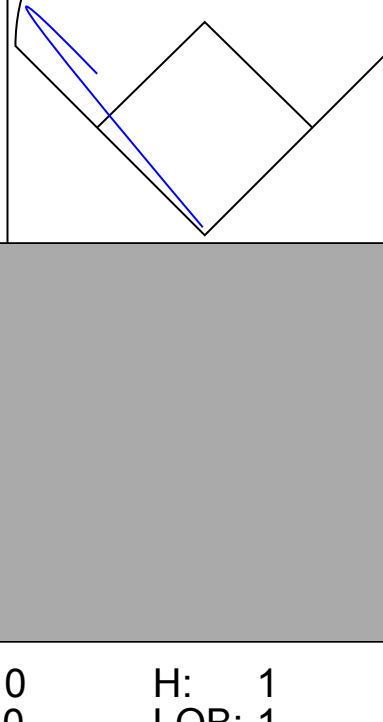
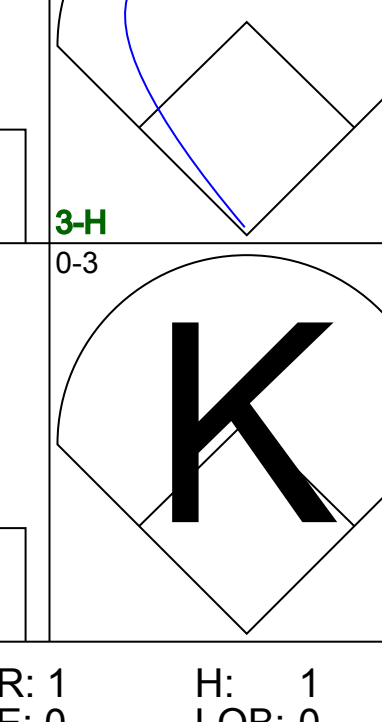
Batter	1	2	3	4	5	6	7	8	9	AB	R	H	RBI	BB	SO	LOB	TOP																									
Ted Uhlhaender, L (1,8) OBP: 0.302, SLG: 0.364										4	0	1	0	0	2	1	Cleveland Indians @ Kansas City Royals Municipal Stadium, Kansas City, MO Sun May 03 1970, 4:33 AM EDT Att: 8,808 - Unknown - 78 F																									
Eddie Leon, R (1,4) OBP: 0.256, SLG: 0.306										4	1	1	0	1	1	3																										
Vada Pinson, L (1,9) OBP: 0.366, SLG: 0.467										4	1	2	0	0	1	1																										
Tony Horton, R (1,3) OBP: 0.319, SLG: 0.438										2	0	0	1	1	0	2																										
Ted Ford, R (8, PR) OBP: 0.238, SLG: 0.368										0	0	0	0	0	0	0																										
Chuck Hinton, R (8, 3) OBP: 0.462, SLG: 0.400										0	0	0	0	0	0	0																										
Ray Fosse, R (1,2) OBP: 0.414, SLG: 0.429										4	1	1	0	0	0	1																										
Graig Nettles, L (1,5) OBP: 0.333, SLG: 0.283										3	1	1	3	1	1	1																										
Roy Foster, R (1,7) OBP: 0.316, SLG: 0.348										4	2	2	0	0	0	1																										
Jack Heidemann, R (1,6) OBP: 0.197, SLG: 0.221										4	0	1	1	0	2	2																										
Barry Moore, L (1,1) OBP: 0.100, SLG: 0.100										3	0	1	0	0	0	1																										
Dennis Higgins, R (8, 1)										0	0	0	0	0	0	0																										
Dick Ellsworth, L (8, 1)										0	0	0	0	0	0	0																										
Russ Nagelson, L (8, PH) OBP: 0.238, SLG: 0.368										1	0	1	1	0	0	0																										
Rich Hand, R (9, 1)										0	0	0	0	0	0	0																										
Inning Stats	R: 0 E: 0 K: 2 S: 7	H: 0 LOB: 1 BB: 1 P: 11	R: 1 E: 0 K: 1 S: 7	H: 2 LOB: 1 BB: 0 P: 7	R: 1 E: 0 K: 1 S: 6	H: 2 LOB: 0 BB: 0 P: 6	R: 0 E: 0 K: 0 S: 3	H: 0 LOB: 1 BB: 1 P: 7	R: 0 E: 0 K: 0 S: 3	H: 1 LOB: 0 BB: 0 P: 3	R: 3 E: 0 K: 1 S: 8	H: 3 LOB: 0 BB: 0 P: 8	R: 0 E: 0 K: 0 S: 3	H: 1 LOB: 0 BB: 0 P: 3	R: 0 E: 0 K: 0 S: 3	H: 0 LOB: 1 BB: 1 P: 7	R: 0 E: 0 K: 0 S: 3	H: 0 LOB: 1 BB: 1 P: 3	R: 0 E: 0 K: 0 S: 3	H: 0 LOB: 1 BB: 1 P: 7	R: 1 E: 0 K: 2 S: 7	H: 2 LOB: 0 BB: 0 P: 7	R: 2 E: 0 K: 0 S: 5	H: 3 LOB: 0 BB: 0 P: 5	R: 0 E: 0 K: 2 S: 7	H: 0 LOB: 0 BB: 0 P: 7	R: 0 E: 0 K: 0 S: 3	H: 1 LOB: 1 BB: 1 P: 7	R: 1 E: 0 K: 1 S: 7	H: 2 LOB: 2 BB: 1 P: 11	R: 0 E: 0 K: 0 S: 4	H: 1 LOB: 1 BB: 0 P: 4	R: 0 E: 0 K: 0 S: 3	H: 0 LOB: 0 BB: 0 P: 3	R: 0 E: 1 K: 0 S: 3	H: 0 LOB: 0 BB: 0 P: 3	R: 0 E: 0 K: 0 S: 3	H: 1 LOB: 0 BB: 0 P: 3	1B: 9 2B: 2 3B: 0 HR: 1	SF: 1 SAC: 1 DP: 2 HBP: 0	WP: 0 PB: 0 SB: 1 CS: 1	PA: 38
PITCHER	IP WLS BF H R ER SO BB IBB HBP BLK WP HR S P ERA WHIP	7.0 L 29 9 5 5 5 2 0 0 0 0 1 37 45 6.43 1.571	2.0 9 2 1 1 2 1 0 0 0 0 0 12 16 4.50 1.500																																							
Jim Rooker, L (1,1) ERA: 5.4																																										
Al Fitzmorris, R (8,1) ERA: 4.35																																										

Batter	1	2	3	4	5	6	7	8	9	AB	R	H	RBI	BB	SO	LOB	BOTTOM					
Jackie Hernandez, R (1,6) OBP: 0.333, SLG: 0.362										3	0	1	1	1	1	0	Cleveland Indians @ Kansas City Royals Municipal Stadium, Kansas City, MO Sun May 03 1970, 4:33 AM EDT Att: 8,808 - Unknown - 78 F					
Pat Kelly, L (1,9) OBP: 0.386, SLG: 0.286										3	0	0	0	1	0	1						
Amos Otis, R (1,8) OBP: 0.390, SLG: 0.506										4	0	1	0	0	0	3						
Joe Keough, L (1,3) OBP: 0.348, SLG: 0.400										2	1	1	0	1	0	0						
Bob Oliver, R (9, PH) OBP: 0.341, SLG: 0.605										1	0	0	0	0	0	1						
Lou Piniella, R (1,7) OBP: 0.385, SLG: 0.578										4	1	3	2	0	0	2						
Paul Schaaf, R (1,5) OBP: 0.382, SLG: 0.469										4	0	1	0	0	0	4						
Jerry Adair, R (1,4) OBP: 0.281, SLG: 0.148										4	0	0	0	0	0	2						
Jim Campanis, R (1,2) OBP: 0.267, SLG: 0.429										3	1	1	0	0	0	0						
Jim Rooker, R (1,1) OBP: 0.222, SLG: 0.125										2	0	0	0	0	2	1						
Luis Alcaraz, R (7, PH) OBP: 0.143, SLG: 0.226										1	0	0	0	0	0	0						
Al Fitzmorris, S (8,1) OBP: 1.000, SLG: 1.000										0	0	0	0	0	0	0						
Inning Stats	R: 0 E: 0 K: 0 S: 2	H: 0 LOB: 0 BB: 1 P: 6	R: 2 E: 0 K: 0 S: 5	H: 3 LOB: 0 BB: 0 P: 5	R: 0 E: 0 K: 2 S: 7	H: 0 LOB: 0 BB: 0 P: 7	R: 0 E: 0 K: 0 S: 3	H: 1 LOB: 1 BB: 1 P: 7	R: 1 E: 0 K: 1 S: 7	H: 2 LOB: 2 BB: 1 P: 11	R: 0 E: 0 K: 0 S: 4	H: 1 LOB: 1 BB: 0 P: 4	R: 0 E: 0 K: 0 S: 3	H: 0 LOB: 0 BB: 0 P: 3	R: 0 E: 0 K: 0 S: 3	H: 0 LOB: 0 BB: 0 P: 3	R: 0 E: 0 K: 0 S: 3	H: 1 LOB: 0 BB: 0 P: 3	1B: 6 2B: 1 3B: 0 HR: 1	SF: 0 SAC: 0 DP: 5 HBP: 0	WP: 0 PB: 0 SB: 1 CS: 0	PA: 34
PITCHER	IP WLS BF H R ER SO BB IBB HBP BLK WP HR S P ERA WHIP	7.0 W 29 7 3 3 3 3 0 0 0 0 0 32 44 3.86 1.429	0.1 1 0 0 0 0 0 0 0 0 0 0 1 1 0.00 0.000	0.2 1 0 0 0 0 0 0 0 0 0 0 1 1 0.00 0.000	1.0 S 3 1 0 0 0 0 0 0 0 0 0 3 3 0.00 1.000																	
Barry Moore, L (1,1) ERA: 3.0																						
Dennis Higgins, R (8,1) ERA: 4.73																						
Dick Ellsworth, L (8,1) ERA: 9.45																						
Rich Hand, R (9,1) ERA: 6.46																						

Batter	1	2	3	4	5	6	7	8	9	AB	R	H	RBI	BB	SO	LOB	TOP			
Pat Kelly, L OBP: 0.391, SLG: 0.338 (1, 9)	0-0 3-1		0-0 SF8 1B		0-0 IHR			0-3 K		4	2	2	1	0	1	0	Kansas City Royals @ Baltimore Orioles Memorial Stadium, Baltimore, MD Tue May 05 1970, 7:05 PM EDT Att: 4,614 - Unknown livebaseballscorecards.com			
Jackie Hernandez, R OBP: 0.329, SLG: 0.344 (1, 6)	1-0 5-3 HBP		0-3 K 1-3		0-0 F4			0-0 F2		3	0	0	0	0	1	1				
Amos Otis, R OBP: 0.375, SLG: 0.489 (1, 8)	0-0 5-3		0-0 SF8		0-0 F7			0-0 F7		3	0	0	1	0	0	1				
Bob Oliver, R OBP: 0.326, SLG: 0.575 (1, 5)	0-0 F8		0-0 3-H 6-3		0-0 K			0-0 F9		4	0	0	0	0	1	1				
Lou Piniella, R OBP: 0.379, SLG: 0.575 (1, 7)		0-0 2B		0-0 F2				0-0 F3		4	1	1	0	0	0	0				
Mike Fiore, L OBP: 0.283, SLG: 0.188 (1, 3)		0-0 2B		0-0 G3			4-0 5-3 BB	4-0 FC6 BB		2	0	1	1	2	0	0				
Luis Alcaraz, R OBP: 0.149, SLG: 0.242 (1, 4)		0-0 2B		0-0 6-3			0-0 5-3	0-0 FC6		4	0	1	0	0	0	2				
Ellie Rodriguez, R OBP: 0.315, SLG: 0.234 (1, 2)		0-0 F8		0-0 5-3			0-0 F6			3	0	0	0	0	0	2				
Dick Drago, R (1, 1)		0-0 4-3		0-0 F9			0-0 4-3			1	0	0	0	0	0	1				
Wally Bunker, R (4, 1)										1	0	0	0	0	0	0				
Ed Kirkpatrick, L (7, PH)										1	0	0	0	0	0	1				
Al Fitzmorris, S (7, 1)										0	0	0	0	0	0	0				
Inning Stats	R: 0 E: 0 K: 0 S: 3	H: 0 LOB: 1 BB: 0 P: 4	R: 1 E: 0 K: 0 S: 5	H: 3 LOB: 1 BB: 0 P: 5	R: 1 E: 0 K: 1 S: 6	H: 1 LOB: 0 BB: 0 P: 6	R: 0 E: 0 K: 0 S: 3	H: 0 LOB: 2 BB: 0 P: 3	R: 1 E: 0 K: 1 S: 4	H: 1 LOB: 0 BB: 0 P: 4	R: 0 E: 0 K: 1 S: 5	H: 0 LOB: 0 BB: 0 P: 5	R: 0 E: 0 K: 0 S: 3	H: 0 LOB: 1 BB: 1 P: 7	R: 0 E: 0 K: 0 S: 3	H: 0 LOB: 0 BB: 1 P: 7	1B: 1 2B: 3 3B: 0 HR: 1	SF: 1 SAC: 0 DP: 0 HBP: 1	WP: 0 PB: 0 SB: 1 CS: 0	PA: 34
PITCHER Tom Phoebus, R ERA: 1.15 (1, 1)	IP: 9.0 WLS: W BF: 34 H: 5 R: 3 ER: 2 SO: 3 BB: 2 IBB: 0 HBP: 1 BLK: 0 WP: 0 HR: 0 S: 37 P: 46 ERA: 2.00 WHIP: 0.778															PITCHER Tom Phoebus, R ERA: 1.15 (1, 1)	IP: 9.0 WLS: W BF: 34 H: 5 R: 3 ER: 2 SO: 3 BB: 2 IBB: 0 HBP: 1 BLK: 0 WP: 0 HR: 0 S: 37 P: 46 ERA: 2.00 WHIP: 0.778			

Batter	1	2	3	4	5	6	7	8	9	AB	R	H	RBI	BB	SO	LOB	BOTTOM			
Don Buford, S (1, 7)	0-0 4-3		0-0 F2	4-0 1-2 BB		0-0 F8		0-0 F9		3	0	0	0	1	0	0	Kansas City Royals @ Baltimore Orioles Memorial Stadium, Baltimore, MD Tue May 05 1970, 7:05 PM EDT Att: 4,614 - Unknown livebaseballscorecards.com			
Merv Rettenmund, R (7, 7)			0-0 F8	0-0 F9		0-0 F8		0-0 F9		4	0	1	0	0	0	2				
Mark Belanger, R (1, 6)			0-0 1B	0-0 F9		0-0 F8		0-3 K		4	1	1	0	0	1	1				
Frank Robinson, R (1, 9)	0-0 1B 2B		0-0 5-3		0-0 F9		0-0 F7		0-0 F8	4	1	3	2	0	0	0				
Boog Powell, L (1, 3)	0-0 2H 1B		0-0 FC6-4 2B	0-0 FC6-4 2B HR	0-0 F7		0-0 HR		0-3 K	4	2	1	0	0	2	2				
Paul Blair, R (1, 8)	0-3 K		0-0 FC6-4 HR	0-0 HR 2B	0-0 HR 2B		0-0 K		0-0 K	4	2	1	0	0	2	2				
Brooks Robinson, R (1, 5)		0-0 F8		0-0 F8	0-0 HR		0-0 5-3		0-0 F8	4	1	1	2	0	0	1				
Davey Johnson, R (1, 4)		0-0 5-3		0-0 HR	0-3 K		0-0 1B 1B		0-0 F6	4	1	2	2	0	1	0				
Eliot Hendricks, L (1, 2)		0-0 F5		0-0 HR	0-0 HR		0-0 F8		0-0 F6	4	1	1	1	0	0	1				
Tom Phoebus, R (1, 1)			0-0 6-3	0-0 BB 1B		0-0 F2		0-0 1B		4	0	2	0	0	0	0				
Inning Stats	R: 1 E: 0 K: 1 S: 7	H: 2 LOB: 1 BB: 0 P: 7	R: 0 E: 0 K: 0 S: 3	H: 0 LOB: 0 BB: 0 P: 3	R: 0 E: 0 K: 0 S: 4	H: 1 LOB: 1 BB: 0 P: 4	R: 3 E: 0 K: 0 S: 7	H: 4 LOB: 2 BB: 1 P: 11	R: 2 E: 0 K: 1 S: 7	H: 2 LOB: 0 BB: 0 P: 7	R: 0 E: 0 K: 0 S: 3	H: 0 LOB: 0 BB: 0 P: 3	R: 1 E: 0 K: 2 S: 8	H: 1 LOB: 0 BB: 0 P: 8	R: 0 E: 0 K: 0 S: 5	H: 2 LOB: 2 BB: 0 P: 5	1B: 5 2B: 3 3B: 0 HR: 4	SF: 0 SAC: 0 DP: 0 HBP: 0	WP: 0 PB: 0 SB: 0 CS: 0	PA: 37
PITCHER Dick Drago, R ERA: 5.2 (1, 1)	IP: 3.2 WLS: L BF: 19 H: 7 R: 4 ER: 4 SO: 1 BB: 1 IBB: 0 HBP: 0 BLK: 0 WP: 0 HR: 2 S: 20 P: 24 ERA: 9.82 WHIP: 2.182															PITCHER Wally Bunker, R ERA: 8.46 (4, 1)	IP: 2.1 WLS: 9 BF: 2 H: 2 R: 2 ER: 2 SO: 1 BB: 0 IBB: 0 HBP: 0 BLK: 0 WP: 0 HR: 1 S: 11 P: 11 ERA: 7.71 WHIP: 0.857			
PITCHER Al Fitzmorris, R ERA: 4.4 (7, 1)	IP: 2.0 WLS: 9 BF: 3 H: 3 R: 1 ER: 1 SO: 2 BB: 0 IBB: 0 HBP: 0 BLK: 0 WP: 0 HR: 1 S: 13 P: 13 ERA: 4.50 WHIP: 1.500															PITCHER Al Fitzmorris, R ERA: 4.4 (7, 1)	IP: 2.0 WLS: 9 BF: 3 H: 3 R: 1 ER: 1 SO: 2 BB: 0 IBB: 0 HBP: 0 BLK: 0 WP: 0 HR: 1 S: 13 P: 13 ERA: 4.50 WHIP: 1.500			

Batter	1	2	3	4	5	6	7	8	9	AB	R	H	RBI	BB	SO	LOB	TOP									
Pat Kelly, L OBP: 0.385, SLG: 0.346 (1, 9)						 2B				4	0	1	0	0	2	1	Kansas City Royals @ Baltimore Orioles Memorial Stadium, Baltimore, MD Wed May 06 1970, 7:05 PM EDT Att: 5,080 - Unknown livebaseballscorecards.com									
Jackie Hernandez, R OBP: 0.315, SLG: 0.328 Paul Schaal, R OBP: 0.400, SLG: 0.485 (1, 6) (9, PH)				5-3					 1B	3	0	0	0	0	2	1										
Amos Otis, R OBP: 0.361, SLG: 0.469 (1, 8)				5-3						4	0	0	0	0	2	1										
Bob Oliver, R OBP: 0.344, SLG: 0.595 (1, 5)									 1B	4	0	3	0	0	0	0										
Lou Piniella, R OBP: 0.374, SLG: 0.571 (1, 7)									 1B	4	0	1	1	0	1	2										
Mike Fiore, L OBP: 0.217, SLG: 0.150 (1, 3)										4	0	0	0	0	1	5										
Luis Alcaraz, R OBP: 0.141, SLG: 0.229 (1, 4)										4	0	0	0	0	1	3										
Ellie Rodriguez, R OBP: 0.298, SLG: 0.220 (1, 2)			3-1							3	0	0	0	0	1	0										
Bill Butler, L (1, 1)										2	0	0	0	0	2	0										
Hawk Taylor, R (8, PH)										0	0	0	0	1	0	0										
Joe Keough, L OBP: 0.348, SLG: 0.400 Moe Drabowsky, R OBP: 0.333, SLG: 0.333 (8, 1) (8, 1)										0	0	0	0	0	0	0										
Inning Stats	R: 0 E: 0 K: 3 S: 9	H: 0 LOB: 0 BB: 0 P: 9	R: 0 E: 1 K: 0 S: 3	H: 0 LOB: 0 BB: 0 P: 3	R: 0 E: 0 K: 1 S: 5	H: 0 LOB: 0 BB: 0 P: 5	R: 0 E: 0 K: 1 S: 5	H: 0 LOB: 0 BB: 0 P: 5	R: 0 E: 0 K: 1 S: 6	H: 1 LOB: 1 BB: 0 P: 6	R: 0 E: 0 K: 3 S: 10	H: 1 LOB: 1 BB: 0 P: 10	R: 0 E: 0 K: 1 S: 6	H: 1 LOB: 1 BB: 0 P: 6	R: 0 E: 0 K: 0 S: 3	H: 0 LOB: 1 BB: 1 P: 7	R: 1 E: 0 K: 2 S: 10	H: 3 LOB: 2 BB: 0 P: 10	1B: 3 2B: 3 3B: 0 HR: 0	SF: 0 SAC: 0 DP: 1 HBP: 0	WP: 0 PB: 0 SB: 1 CS: 0	PA: 34				
PITCHER	IP	WLS	BF	H	R	ER	SO	BB	IBB	HBP	BLK	WP	HR	S	P	ERA	WHIP									
Dave McNally, L ERA: 3.94 Pete Richert, L ERA:	(1, 1)	8.1	W	32	6	1	1	11	1	0	0	0	0	0	53	57	1.08	0.840								
(9, 1)	0.2	S	2	0	0	0	1	0	0	0	0	0	0	4	4	0.00	0.000									

Batter	1	2	3	4	5	6	7	8	9	AB	R	H	RBI	BB	SO	LOB	BOTTOM									
Don Buford, S OBP: 0.333, SLG: 0.375 Merv Rettenmund, R OBP: 0.375, SLG: 0.500 (1, 7) (7, PR) (8, 7)			4-3				 3B			4	0	1	0	0	0	0	Kansas City Royals @ Baltimore Orioles Memorial Stadium, Baltimore, MD Wed May 06 1970, 7:05 PM EDT Att: 5,080 - Unknown livebaseballscorecards.com									
Mark Belanger, R OBP: 0.275, SLG: 0.234 (1, 6)							 1B			2	0	1	1	2	0	0										
Frank Robinson, R OBP: 0.455, SLG: 0.645 (1, 9)							 1B			3	0	1	0	1	1	2										
Boog Powell, L OBP: 0.353, SLG: 0.518 (1, 3)					4-3					4	0	0	0	0	1	6										
Paul Blair, R OBP: 0.356, SLG: 0.456 (1, 8)					 1B					4	0	1	0	0	0	3										
Brooks Robinson, R OBP: 0.366, SLG: 0.532 (1, 5)		 1B			 1B				 SF9 2B	4	2	4	0	0	0	0										
Davey Johnson, R OBP: 0.484, SLG: 0.610 (1, 4)		 2B								4	0	1	1	0	1	4										
Andy Etchebarren, R OBP: 0.297, SLG: 0.344 (1, 2)										3	0	0	1	0	0	4										
Dave McNally, R OBP: 0.263, SLG: 0.294 Pete Richert, L ERA: 2.95 (1, 1) (9, 1)										4	0	0	0	0	3	3										
Inning Stats	R: 0 E: 0 K: 1 S: 5	H: 0 LOB: 1 BB: 1 P: 9	R: 1 E: 0 K: 1 S: 7	H: 2 LOB: 1 BB: 0 P: 7	R: 0 E: 0 K: 0 S: 4	H: 1 LOB: 1 BB: 0 P: 4	R: 0 E: 0 K: 2 S: 9	H: 2 LOB: 2 BB: 0 P: 9	R: 0 E: 0 K: 0 S: 3	H: 0 LOB: 1 BB: 1 P: 7	R: 0 E: 0 K: 0 S: 4	H: 1 LOB: 1 BB: 0 P: 4	R: 1 E: 0 K: 1 S: 7	H: 2 LOB: 3 BB: 1 P: 11	R: 1 E: 0 K: 1 S: 6	H: 1 LOB: 0 BB: 0 P: 6		1B: 5 2B: 3 3B: 1 HR: 0	SF: 1 SAC: 0 DP: 0 HBP: 0	WP: 0 PB: 0 SB: 0 CS: 0	PA: 36					
PITCHER	IP	WLS	BF	H	R	ER	SO	BB	IBB	HBP	BLK	WP	HR	S	P	ERA	WHIP									
Bill Butler, L ERA: 4.05 Moe Drabowsky, R ERA: 2.95	(1, 1)	7.0	L	32	8	2	2	5	3	0	0	0	0	0	39	51	2.57	1.571								
(8, 1)	1.0	4	1	1	1	1	1	0	0	0	0	0	0	6	6	9.00	1.000									

Batter	1	2	3	4	5	6	7	8	9	AB	R	H	RBI	BB	SO	LOB	TOP															
Pat Kelly, L OBP: 0.396, SLG: 0.354 (1, 9)										4	2	2	0	1	2	1	Kansas City Royals @ Baltimore Orioles Memorial Stadium, Baltimore, MD Thu May 07 1970, 7:05 PM EDT Att: 5,063 - Unknown															
Paul Schaaf, R OBP: 0.425, SLG: 0.486 (1, 6) (8, 5)										4	1	2	1	1	0	1																
Amos Otis, R OBP: 0.363, SLG: 0.455 (1, 8)										3	1	0	0	2	0	2																
Bob Oliver, R OBP: 0.358, SLG: 0.640 Jackie Hernandez, R OBP: 0.315, SLG: 0.328 (1, 5) (8, 6)										5	1	3	4	0	1	1																
Lou Piniella, R OBP: 0.385, SLG: 0.568 (1, 7)										4	1	2	0	1	0	2																
Mike Fiore, L OBP: 0.321, SLG: 0.217 (1, 3)										3	0	2	0	2	1	3																
Luis Alcaraz, R OBP: 0.132, SLG: 0.213 (1, 4)										5	0	0	1	0	2	9																
Ellie Rodriguez, R OBP: 0.295, SLG: 0.208 (1, 2)										3	0	0	0	1	0	4																
Dave Morehead, R OBP: 0.250, SLG: 0.182 Moe Drabowsky, R OBP: 0.333, SLG: 0.333 (1, 1) (7, 1)										4	0	1	0	0	2	3																
										0	0	0	0	0	0	0	 WP: 0 PA: 43 FB: 0 SB: 2 CS: 1															
Inning Stats	R: 1 E: 0 K: 1 S: 8	H: 3 LOB: 3 P: 12	R: 0 E: 0 K: 2 S: 7	H: 0 LOB: 0 BB: 0 P: 7	R: 0 E: 0 K: 0 S: 3	H: 0 LOB: 0 BB: 0 P: 3	R: 1 E: 0 K: 0 S: 5	H: 2 LOB: 1 BB: 0 P: 5	R: 2 E: 0 K: 1 S: 8	H: 3 LOB: 3 BB: 2 P: 16	R: 0 E: 0 K: 1 S: 5	H: 1 LOB: 0 BB: 0 P: 5	R: 2 E: 0 K: 2 S: 8	H: 2 LOB: 2 BB: 3 P: 20	R: 0 E: 0 K: 1 S: 4	H: 0 LOB: 1 BB: 2 P: 12	R: 0 E: 0 K: 0 S: 3	H: 1 LOB: 0 BB: 0 P: 3	1B: 10 SF: 0 2B: 1 SAC: 0 3B: 0 DP: 2 HR: 1 HBP: 0													
PITCHER	IP WLS BF H R ER SO BB IBB HBP BLK WP HR S P ERA WHIP																															
Mike Cuellar, L ERA: 4.24 (1, 1)	4.0	22	8	4	4	3	1	1	0	1	0	0	26	34	9.00	2.250																
Jim Hardin, R ERA: 5.85 (5, 1)	2.0	10	3	2	2	2	2	0	0	0	0	1	12	20	9.00	2.500																
Marcelino Lopez, L ERA: 1.42 (7, 1)	0.2	3	0	0	0	1	2	0	0	0	0	0	3	11	0.00	3.000																
Dick Hall, R ERA: 2.84 (7, 1)	0.1	1	0	0	0	1	0	0	0	0	0	0	3	3	0.00	0.000																
Eddie Watt, R ERA: 1.0 (8, 1)	2.0	W 7	1	0	0	1	2	0	0	0	0	0	7	15	0.00	1.500																

Batter	1	2	3	4	5	6	7	8	9	AB	R	H	RBI	BB	SO	LOB	BOTTOM															
Don Buford, S OBP: 0.347, SLG: 0.381 (1, 7)										4	2	2	0	1	1	2	Kansas City Royals @ Baltimore Orioles Memorial Stadium, Baltimore, MD Thu May 07 1970, 7:05 PM EDT Att: 5,063 - Unknown															
Mark Belanger, R OBP: 0.287, SLG: 0.255 Merv Rettenmund, R OBP: 0.400, SLG: 0.500 (1, 6) (9, PH)										4	0	2	1	0	0	1																
Frank Robinson, R OBP: 0.452, SLG: 0.667 (1, 9)										5	2	2	3	0	0	3																
Boog Powell, L OBP: 0.368, SLG: 0.562 (1, 3)										4	1	3	3	0	1	0																
Paul Blair, R OBP: 0.343, SLG: 0.436 (1, 8)										4	0	0	0	0	2	2																
Brooks Robinson, R OBP: 0.352, SLG: 0.510 (1, 5)										4	0	0	0	0	1	2																
Davey Johnson, R OBP: 0.455, SLG: 0.593 (1, 4)										4	0	1	0	0	0	2																
Eliud Hendricks, L OBP: 0.302, SLG: 0.429 (1, 2)										4	0	0	0	0	0	1																
Mike Cuellar, L OBP: 0.289, SLG: 0.235 Jim Hardin, R Marcelino Lopez, R Dick Hall, R Dave May, L Eddie Watt, R Terry Crowley, L (1, 1) (5, 1) (7, 1) (7, PH) (8, 1) (9, PH)										0	0	0	0	0	0	0																
										1B: 7 SF: 0 2B: 1 SAC: 1 3B: 0 DP: 0 HR: 2 HBP: 0	WP: 0 PA: 39 FB: 0 SB: 0 CS: 0																					
Inning Stats	R: 3 E: 0 K: 0 S: 6	H: 3 LOB: 0 BB: 0 P: 6	R: 0 E: 0 K: 1 S: 6	H: 1 LOB: 0 BB: 0 P: 6	R: 0 E: 0 K: 1 S: 5	H: 0 LOB: 0 BB: 0 P: 5	R: 0 E: 0 K: 1 S: 5	H: 0 LOB: 0 BB: 0 P: 5	R: 1 E: 0 K: 1 S: 6	H: 1 LOB: 1 BB: 1 P: 10	R: 0 E: 0 K: 0 S: 4	H: 1 LOB: 1 BB: 0 P: 4	R: 0 E: 0 K: 0 S: 5	H: 2 LOB: 2 BB: 0 P: 5	R: 0 E: 0 K: 2 S: 8	H: 1 LOB: 1 BB: 0 P: 8	R: 3 E: 0 K: 0 S: 3	H: 1 LOB: 0 BB: 2 P: 11	1B: 7 SF: 0 2B: 1 SAC: 1 3B: 0 DP: 0 HR: 2 HBP: 0													
PITCHER	IP WLS BF H R ER SO BB IBB HBP BLK WP HR S P ERA WHIP																															
Dave Morehead, R ERA: 3.48 (1, 1)	6.2	29	8	4	4	4	1	0	0	0	0	1	36	40	5.40	1.350																
Moe Drabowsky, R ERA: 3.95 (7, 1)	2.0	L 10	2	3	3	2	2	0	0	0	0	1	12	20	13.50	2.000																

AB	35
R	6
H	12
RBI	6
BB	8
SO	8
LOB	26



Batter	1	2	3	4	5	6	7	8	9	AB	R	H	RBI	BB	SO	LOB	TOP										
Pat Kelly, L OBP: 0.391, SLG: 0.319 (1, 9)										3	0	0	0	2	1	1	Kansas City Royals @ Detroit Tigers Tiger Stadium, Detroit, MI Sun May 10 1970, 4:33 AM EDT Att: 31,546 - Unknown										
Mike Fiore, L OBP: 0.286, SLG: 0.171 (1, 3)										4	0	0	1	1	3	1											
Amos Otis, R OBP: 0.362, SLG: 0.487 (1, 8)										5	1	1	1	0	0	4											
Bob Oliver, R OBP: 0.358, SLG: 0.612 (1, 5)										5	0	0	0	0	3	1											
Joe Keough, L OBP: 0.400, SLG: 0.500 (1, 7)										3	3	2	0	2	0	0											
Paul Schaaf, R OBP: 0.426, SLG: 0.480 (1, 6)										4	1	1	0	1	0	2											
Rich Severson, R OBP: 0.273, SLG: 0.333 (1, 4)										4	2	1	2	0	0	2											
Ed Kirkpatrick, L OBP: 0.281, SLG: 0.451 (1, 2)										3	2	1	4	1	0	2											
Dick Drago, R Hawk Taylor, R Al Fitzmorris, S (6, PH)										2	0	0	0	0	2	1											
Inning Stats	R: 0 E: 0 K: 1 S: 5	H: 0 LOB: 1 BB: 1 P: 9	R: 1 E: 1 K: 1 S: 7	H: 1 LOB: 1 BB: 0 P: 7	R: 0 E: 0 K: 2 S: 7	H: 0 LOB: 0 BB: 0 P: 7	R: 4 E: 0 K: 2 S: 10	H: 3 LOB: 0 BB: 1 P: 14	R: 1 E: 0 K: 0 S: 4	H: 1 LOB: 1 BB: 1 P: 8	R: 0 E: 0 K: 1 S: 5	H: 0 LOB: 0 BB: 0 P: 5	R: 2 E: 1 K: 1 S: 6	H: 0 LOB: 3 BB: 4 P: 22	R: 0 E: 0 K: 1 S: 5	H: 1 LOB: 0 BB: 0 P: 5	1B: 4 2B: 1 3B: 0 HR: 2	SF: 0 SAC: 0 DP: 1 HBP: 0	WP: 0 PB: 0 SB: 2 CS: 0	PA: 42							
PITCHER	IP	WLS	BF	H	R	ER	SO	BB	IBB	HBP	BLK	WP	HR	S	P	ERA	WHIP										
Earl Wilson, R ERA: 5.11 (1, 1)	4.1		21	5	6	5	7	2	0	0	0	0	2	33	41	10.38	1.615										
Tom Timmermann, R ERA: 7.5 (5, 1)	0.2		2	0	0	0	0	0	0	0	0	0	0	2	2	0.00	0.000										
Mike Kikenny, L ERA: 5.85 (6, 1)	2.0		8	1	1	1	1	1	0	0	0	0	0	9	13	4.50	1.000										
Fred Lasher, R ERA: 2.45 (8, 1)	0.2	L	6	0	2	1	1	3	0	0	0	0	0	5	17	13.50	4.500										
Fred Scherman, L ERA: 5.09 (8, 1)	0.0		1	0	0	0	0	1	0	0	0	0	0	0	4	∞	∞										

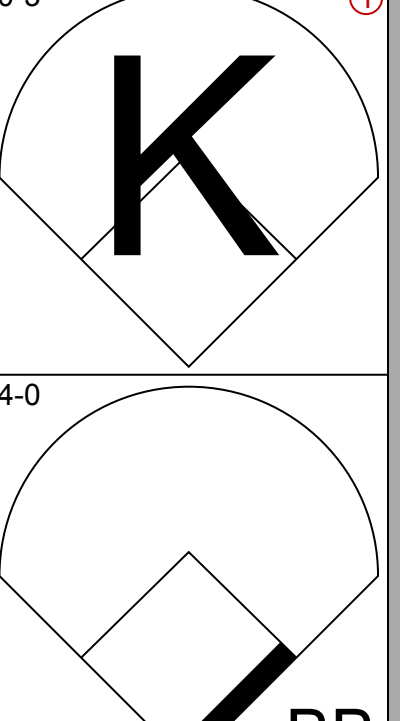
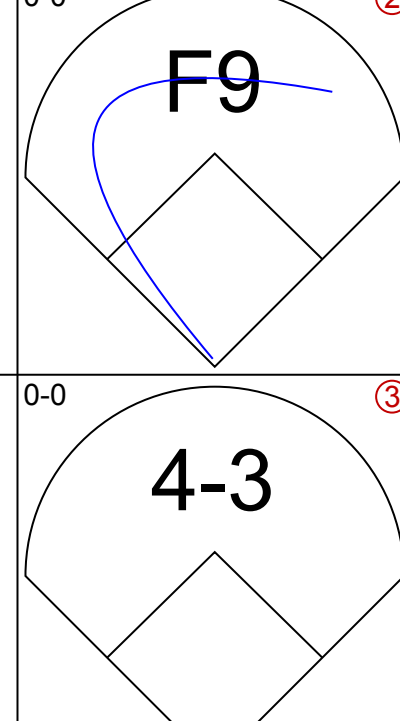
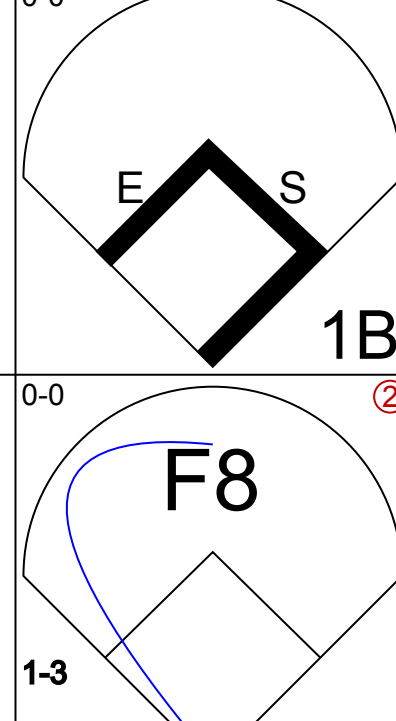
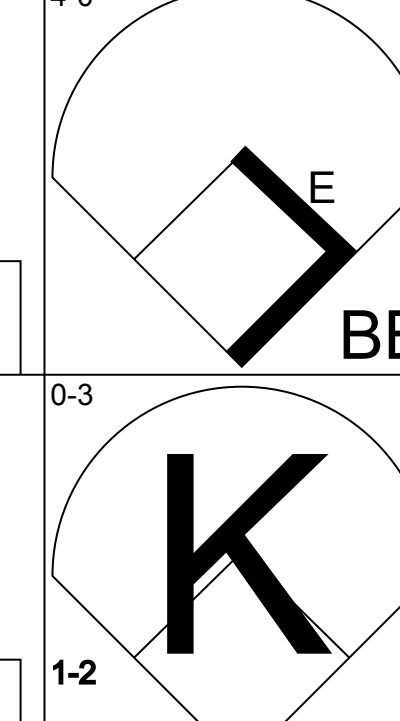

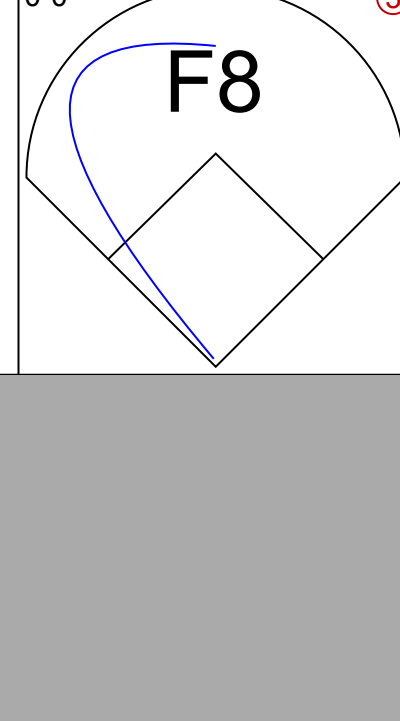
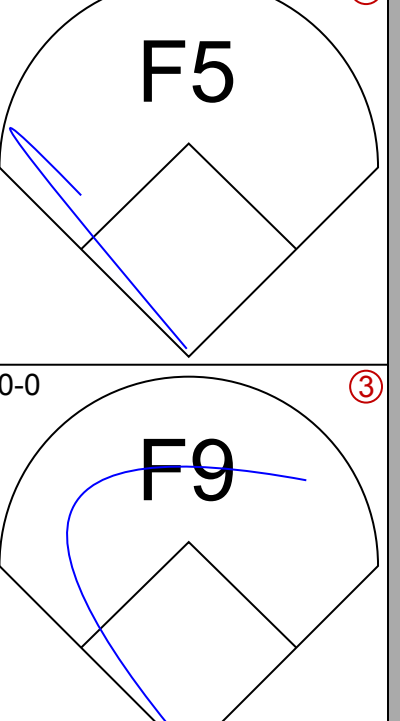

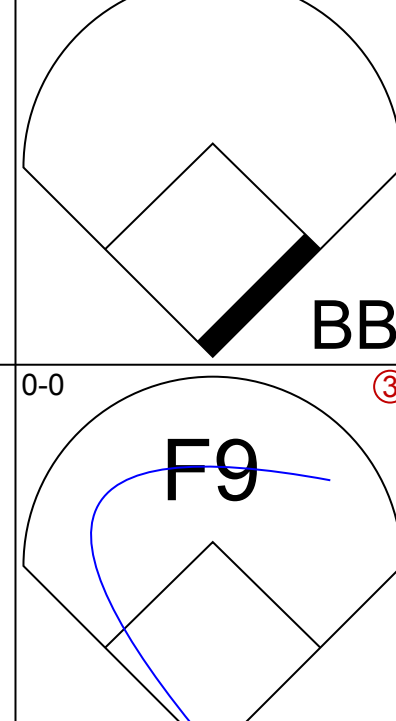

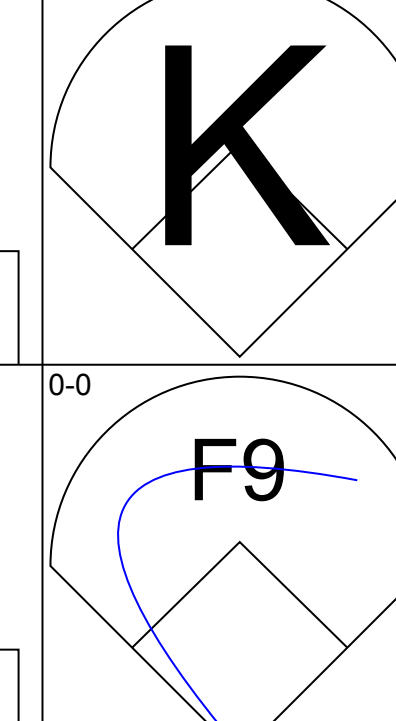

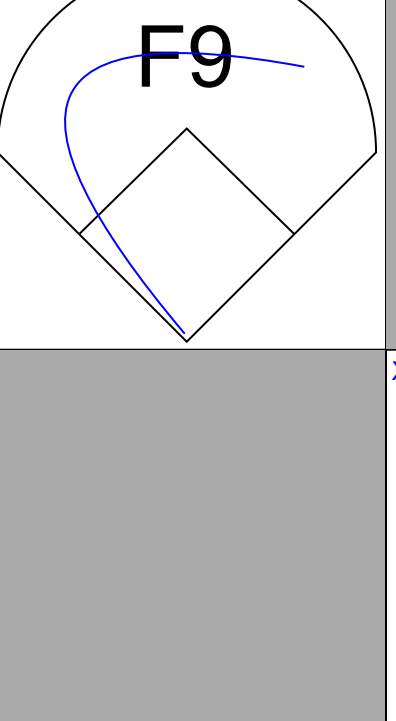
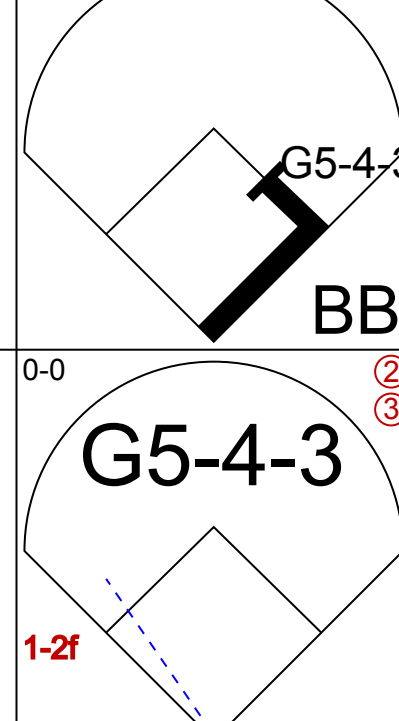






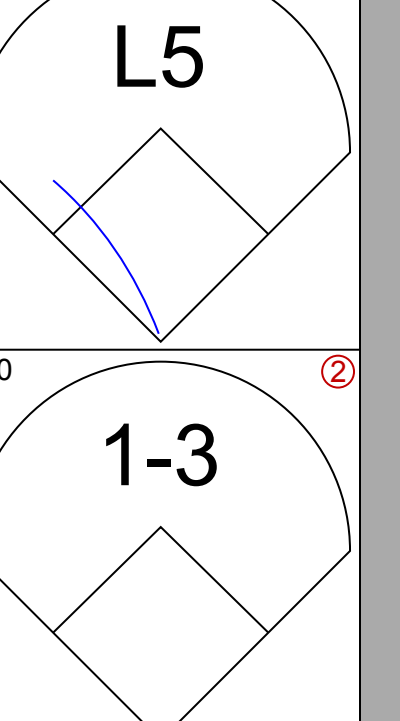
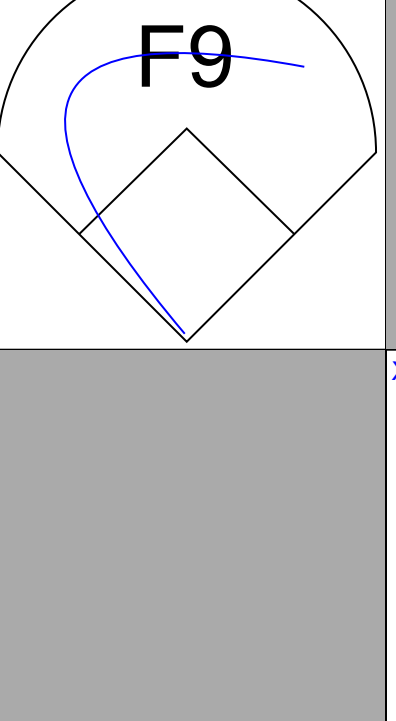
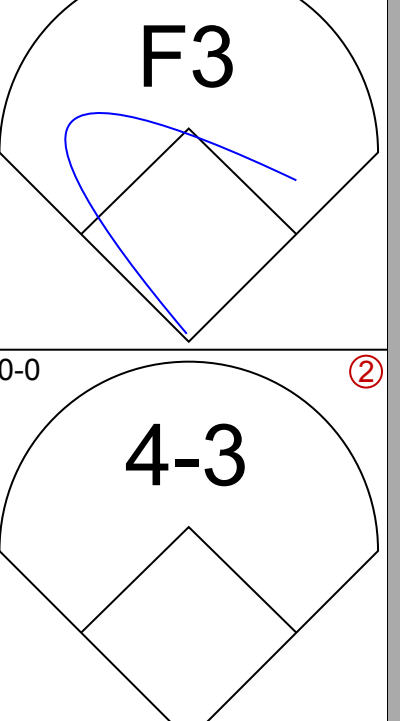
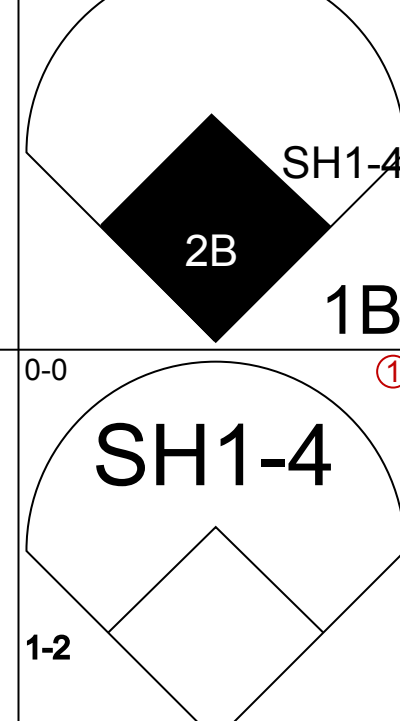
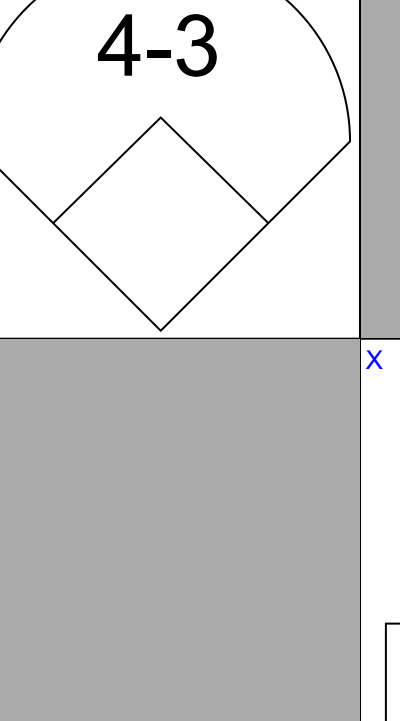
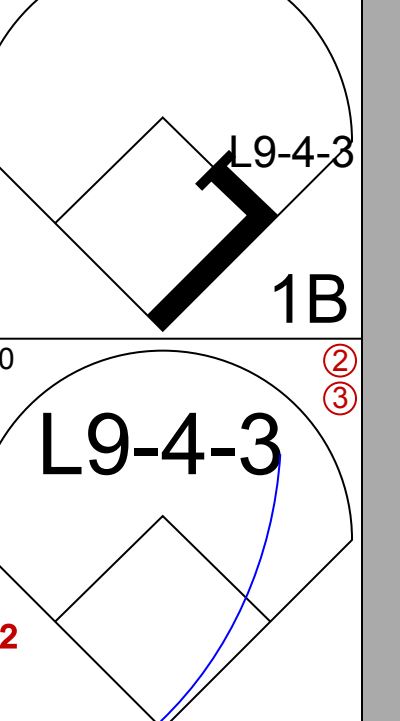
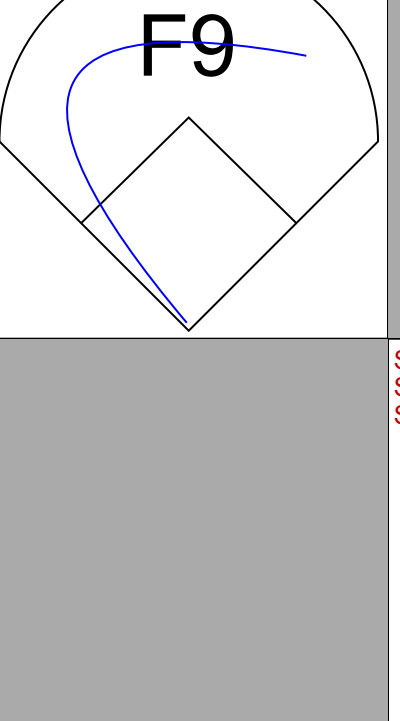

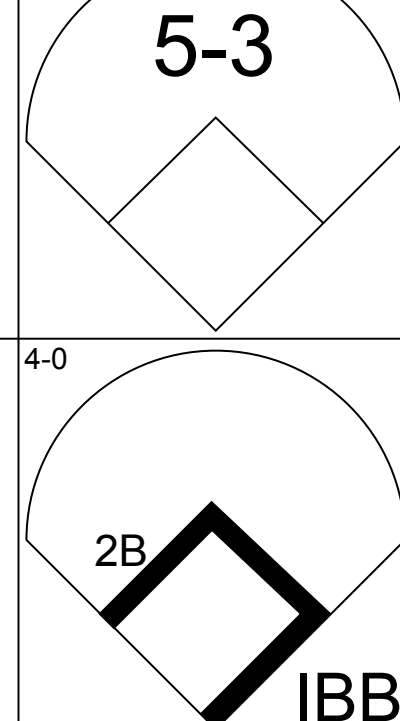
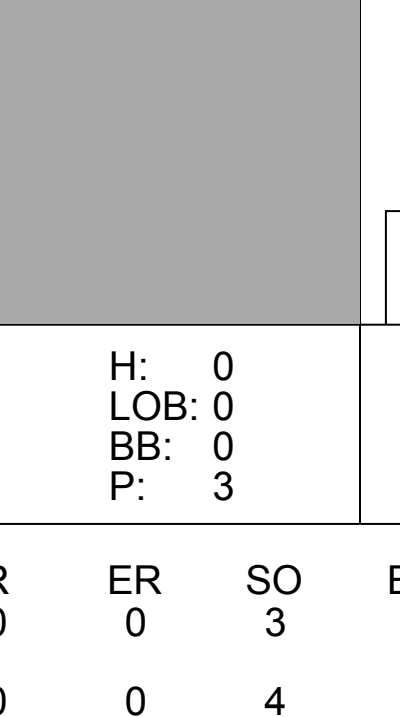
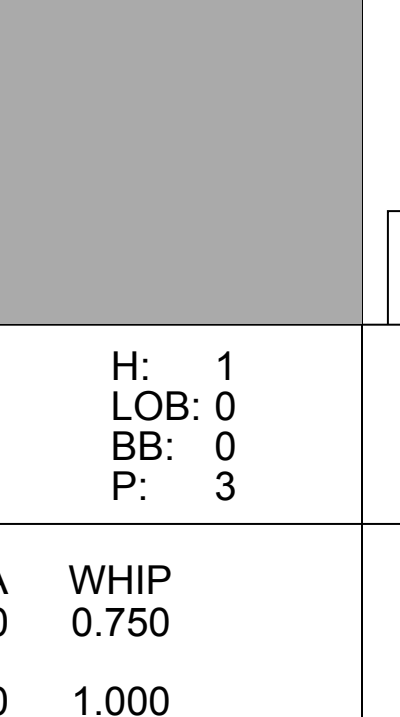
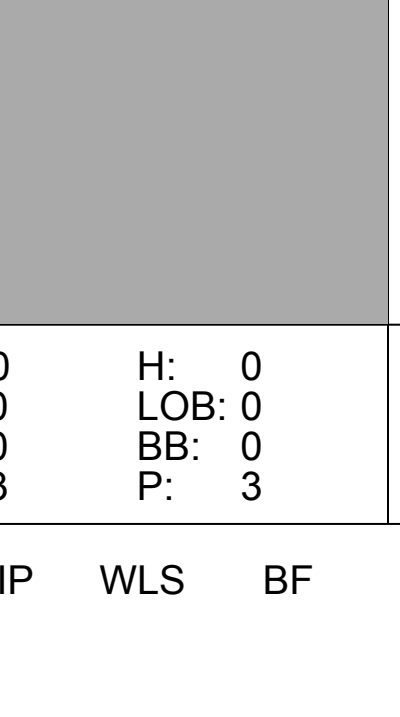
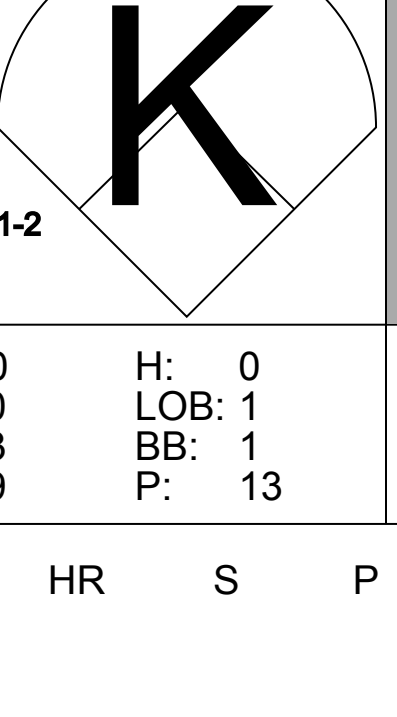
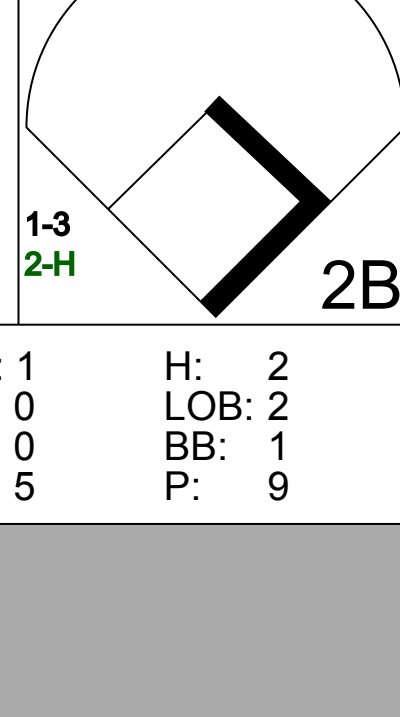
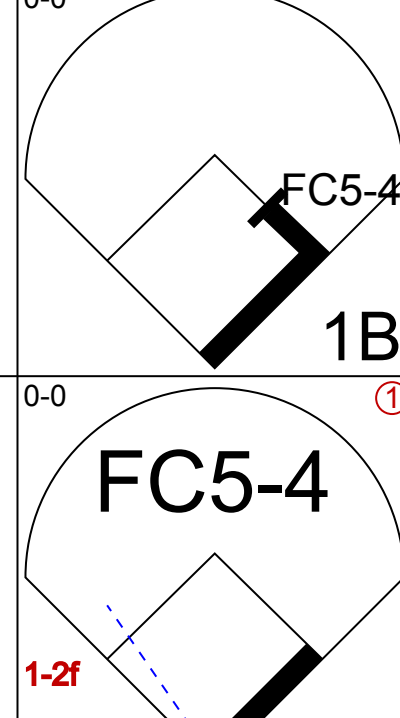
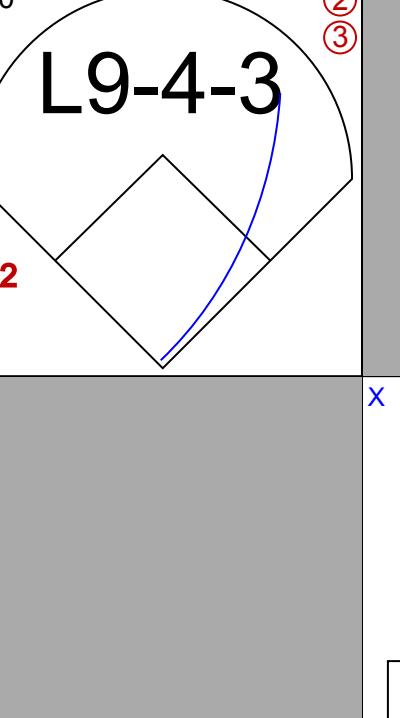
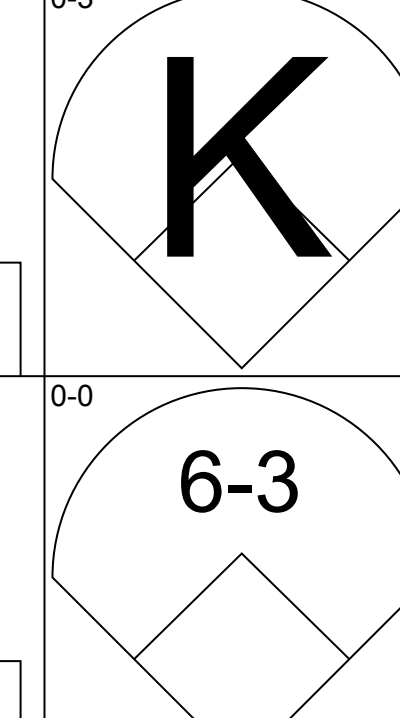
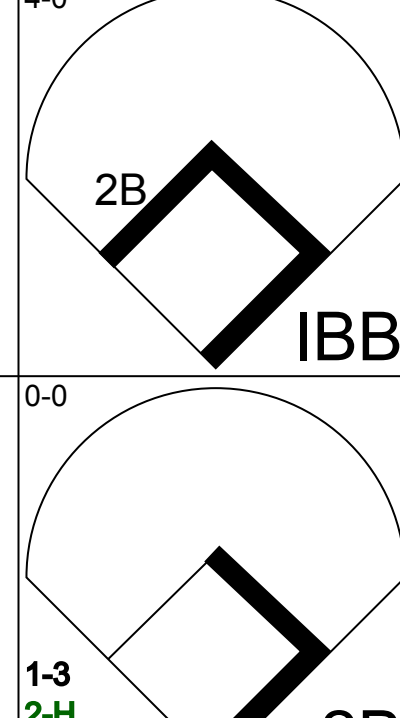
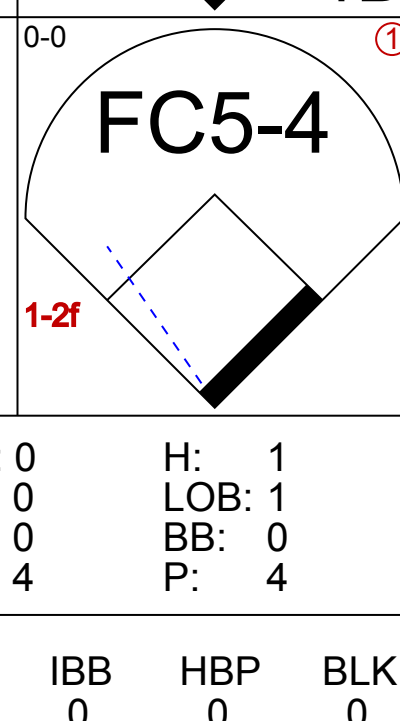
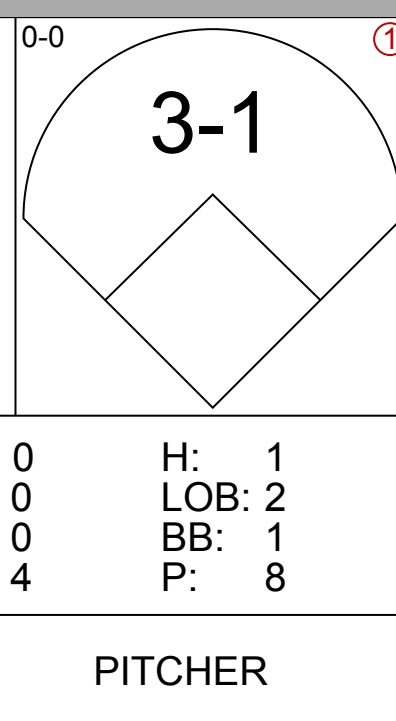
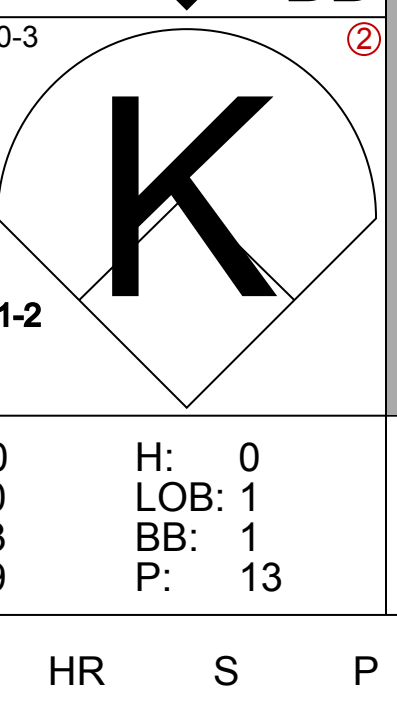
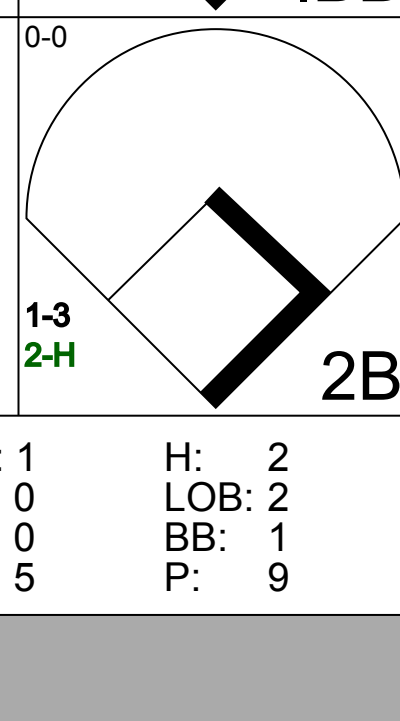
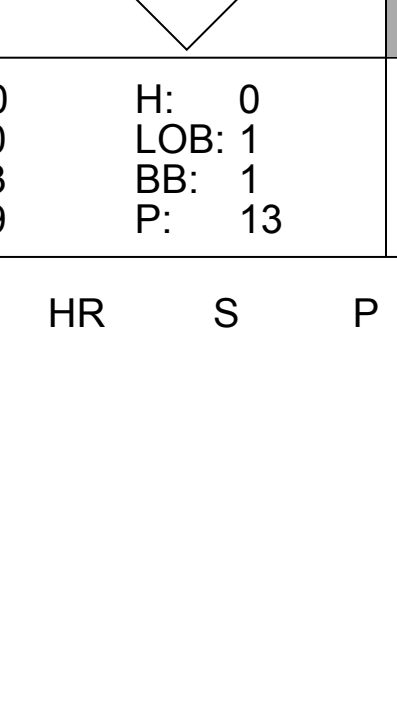

Batter	1	2	3	4	5	6	7	8	9	AB	R	H	RBI	BB	SO	LOB	BOTTOM										
Dick McAuliffe, L OBP: 0.430, SLG: 0.447 (1, 4)										4	1	0	0	0	0	1	Kansas City Royals @ Detroit Tigers Tiger Stadium, Detroit, MI Sun May 10 1970, 4:33 AM EDT Att: 31,546 - Unknown										
Dalton Jones, L OBP: 0.300, SLG: 0.394 (1, 5)										4	1	1	1	0	1	2											
Al Kaline, R OBP: 0.420, SLG: 0.554 (1, 9)										3	1	1	1	1	0	0											
Norm Cash, L OBP: 0.349, SLG: 0.471 (1, 3)										4	2	2	4	0	1	1											
Willie Horton, R OBP: 0.390, SLG: 0.505 (1, 7)										4	1	1	0	0	0	0											
Jim Northrup, L OBP: 0.385, SLG: 0.432 (1, 8)										4	0	1	0	0	1	0											
Bill Freehan, R OBP: 0.398, SLG: 0.494 (1, 2)										3	0	0	0	1	1	2											
Ken Szotkiewicz, L OBP: 0.313, SLG: 0.308 Gates Brown, L (9, PH)										2	1	1	1	0	0	0											
Inning Stats	R: 0 E: 0 K: 0 S: 3	H: 0 LOB: 0 BB: 0 P: 3	R: 2 E: 1 K: 1 S: 8	H: 3 LOB: 1 BB: 0 P: 8	R: 1 E: 0 K: 1 S: 5	H: 1 LOB: 1 BB: 1 P: 9	R: 0 E: 0 K: 1 S: 5	H: 0 LOB: 0 BB: 0 P: 5	R: 4 E: 1 K: 2 S: 11	H: 3 LOB: 0 BB: 0 P: 11	R: 0 E: 0 K: 1 S: 5	H: 0 LOB: 0 BB: 0 P: 5	R: 0 E: 0 K: 0 S: 3	H: 0 LOB: 0 BB: 0 P: 3	R: 0 E: 0 K: 0 S: 3	H: 0 LOB: 0 BB: 0 P: 3	R: 0 E: 0 K: 0 S: 3	H: 0 LOB: 1 BB: 1 P: 7	1B: 4 2B: 1 3B: 0 HR: 3	SF: 1 SAC: 0 DP: 1 HBP: 0	WP: 0 PB: 0 SB: 0 CS: 1	PA: 36					
PITCHER	IP	WLS	BF	H	R	ER	SO	BB	IBB	HBP	BLK	WP	HR	S	P	ERA	WHIP										
Dick Drago, R ERA: 5.23 (1, 1)	5.0		23	7	7	3	5	1	0	0	0	0	0	14	18	5.40	1.600										
Al Fitzmorris, R ERA: 3.44 (6, 1)	4.0	W	13	0	0	0	1	1	0	0	0	0	0	14	18	0.00	0.250										

AB	35
R	9
H	7
RBI	9
BB	7
SO	10
LOB	16



AB	33
R	7
H	7
RBI	7
BB	2
SO	6
LOB	10



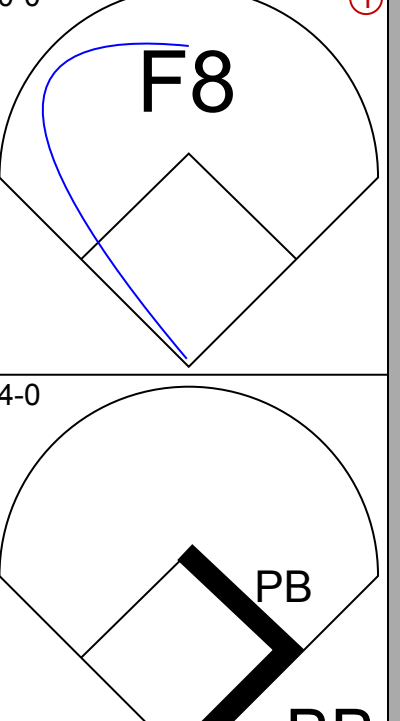
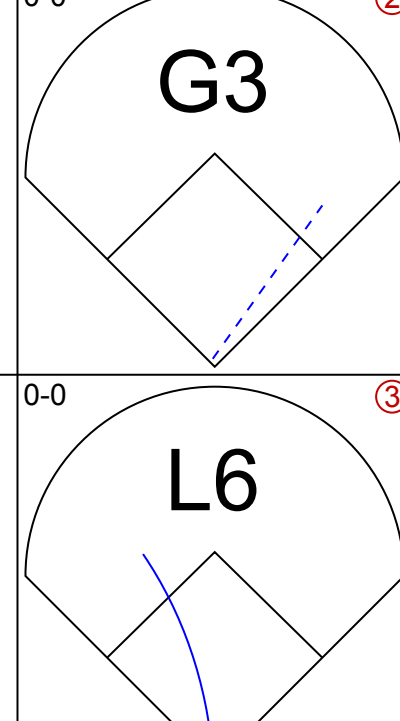
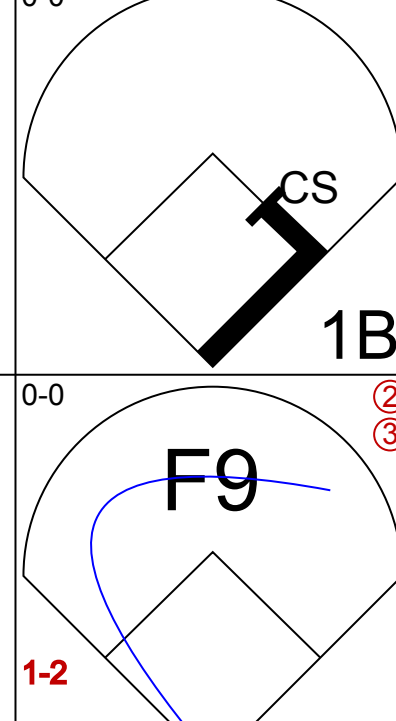
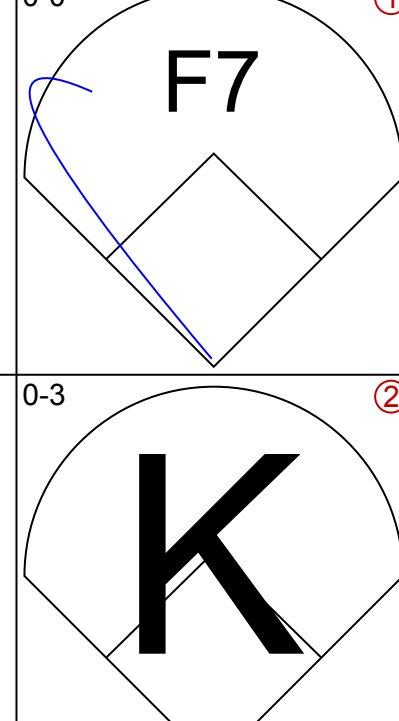
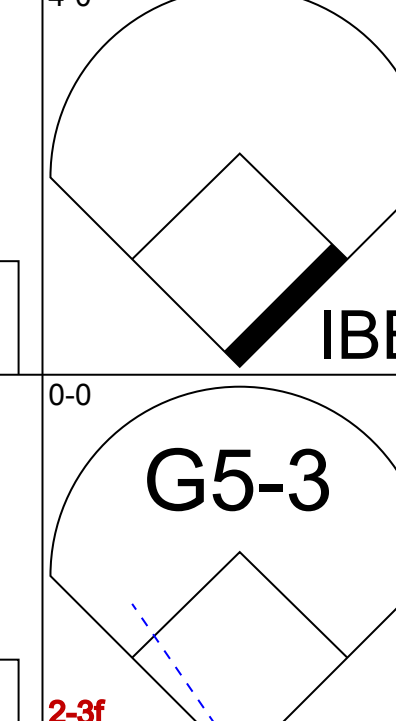
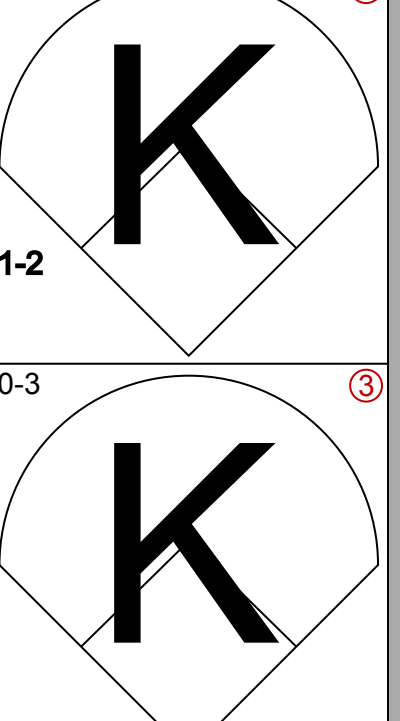


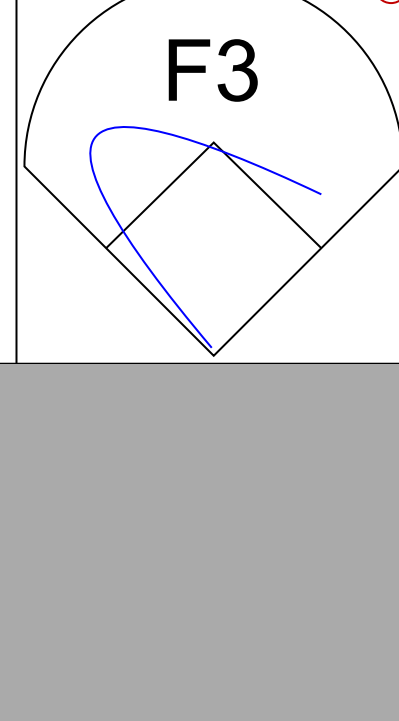


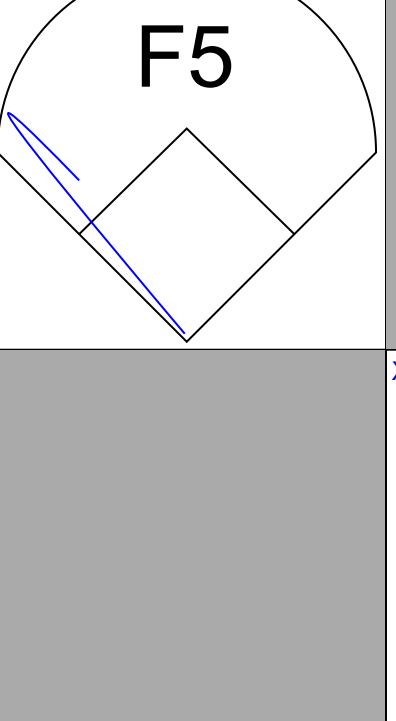
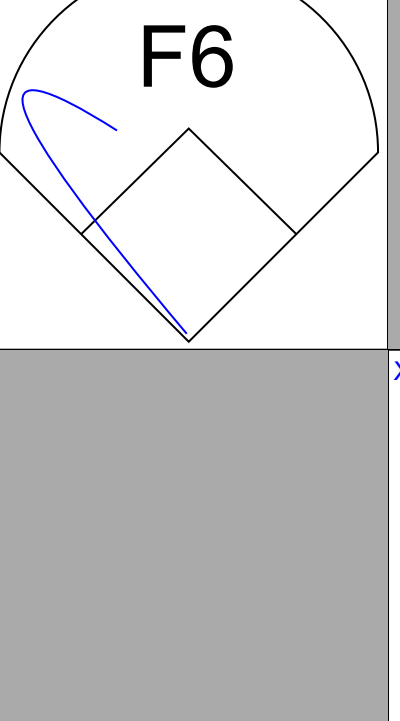

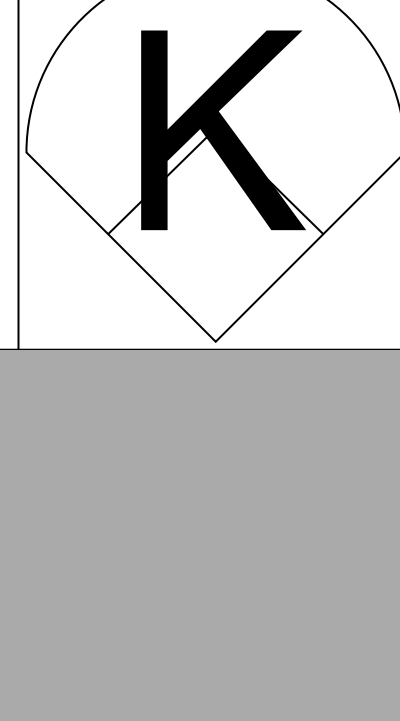



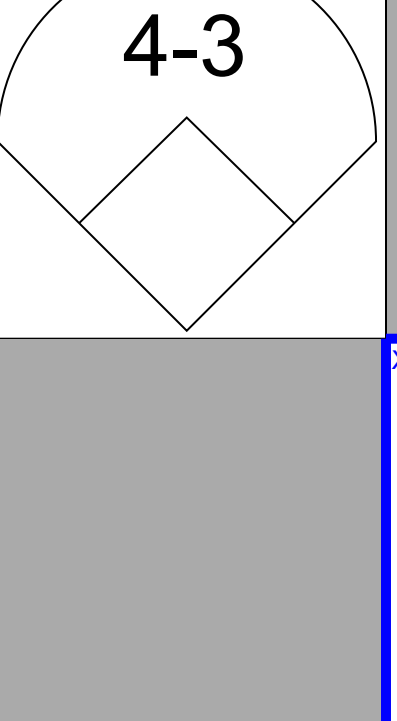

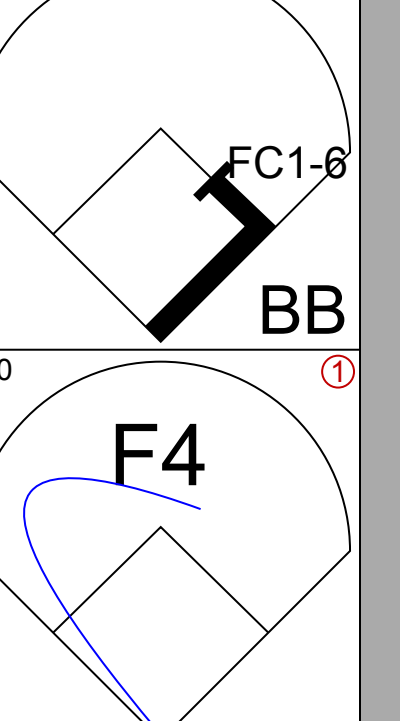
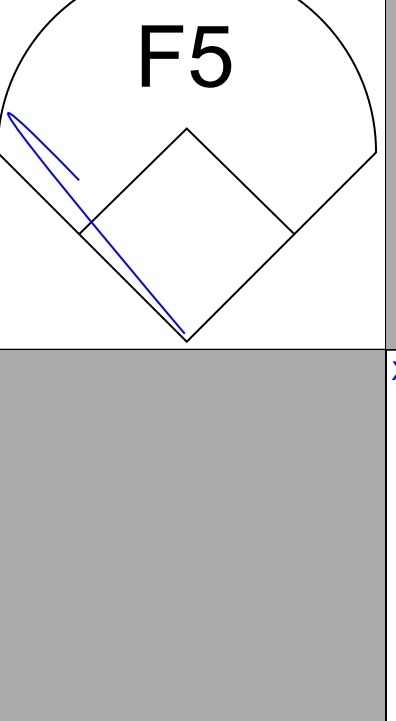
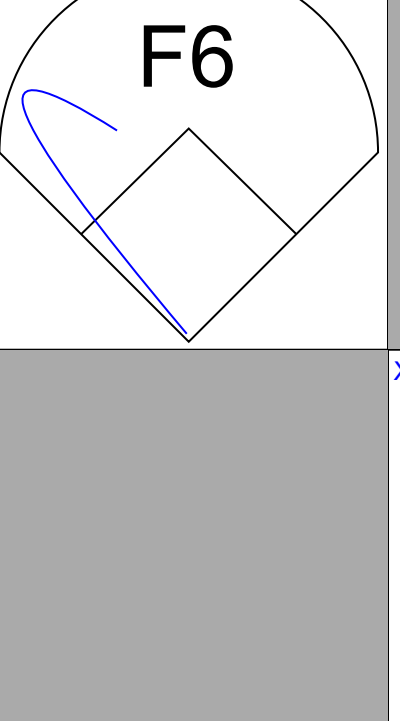
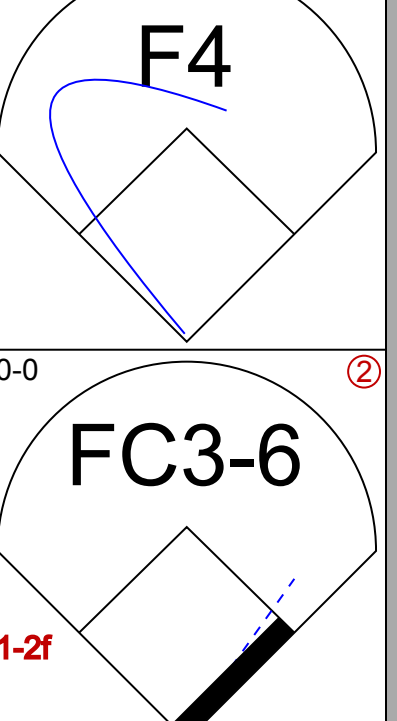
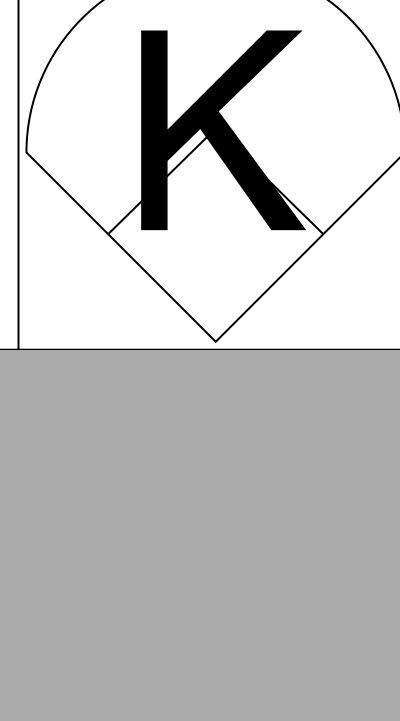
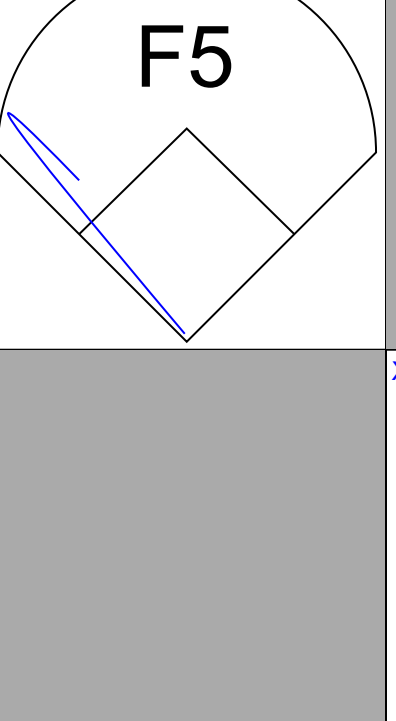
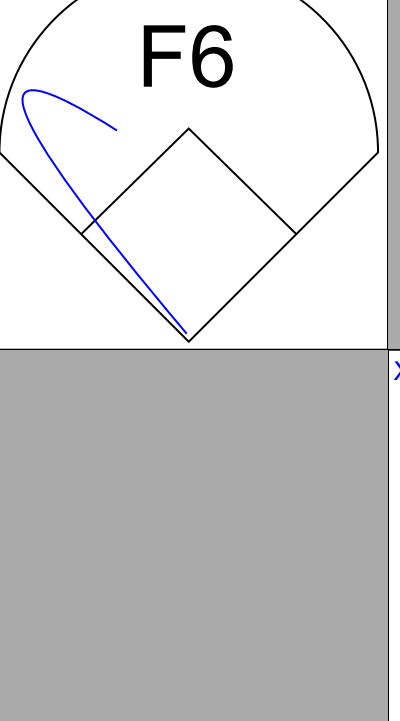
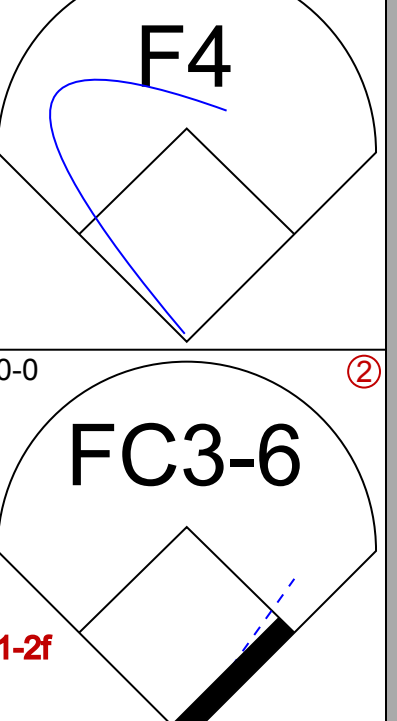
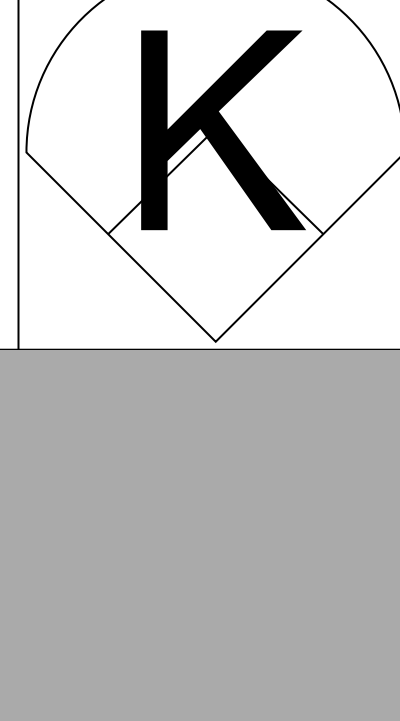
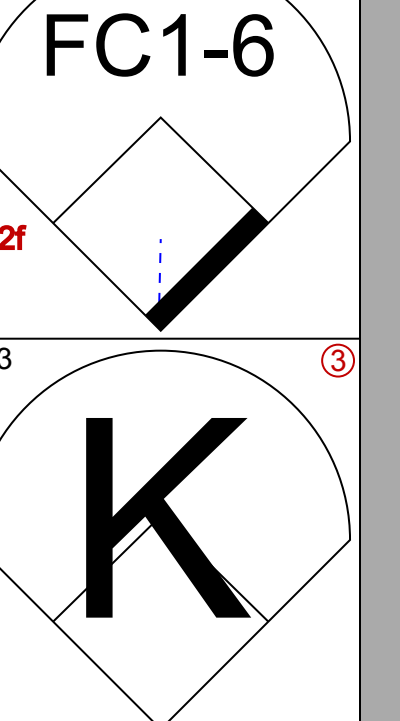
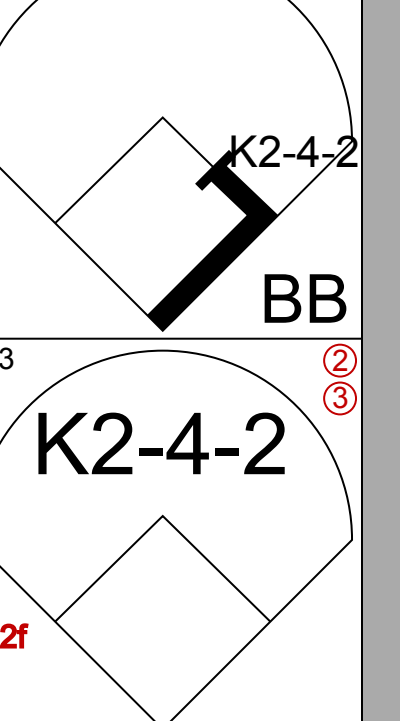
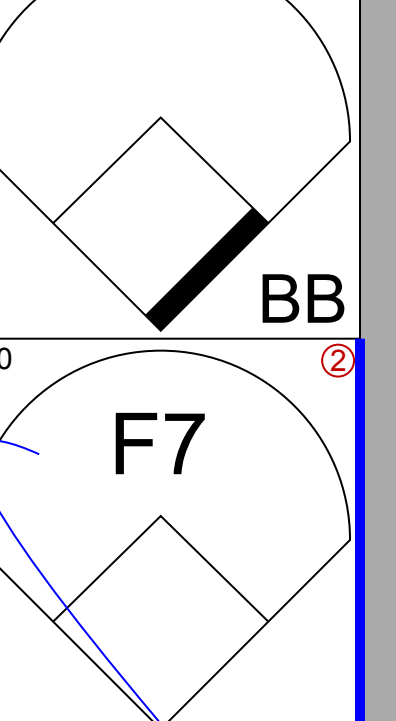
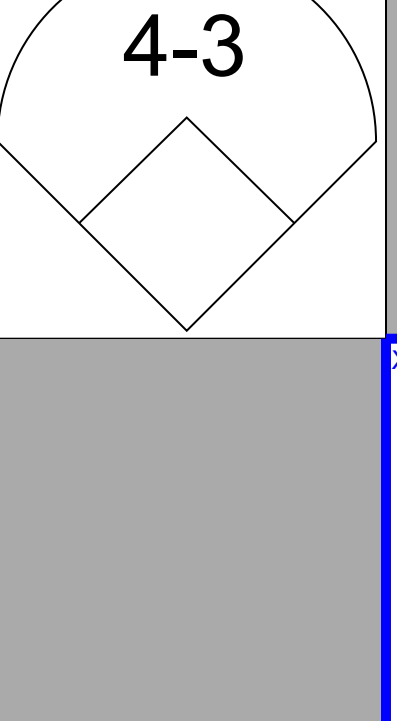
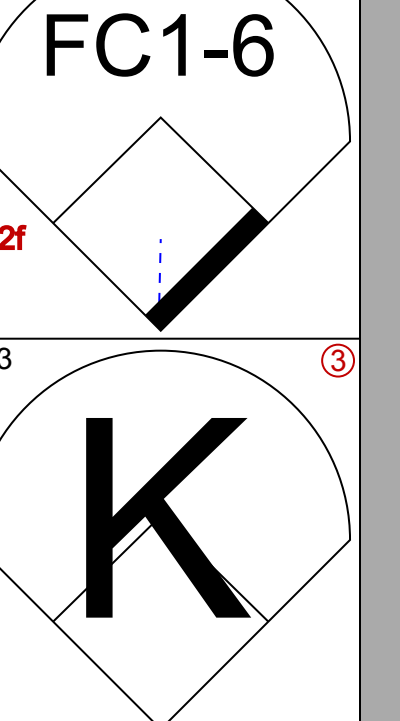
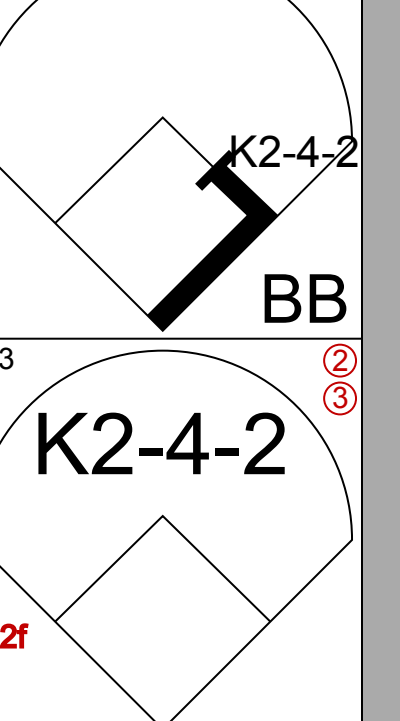
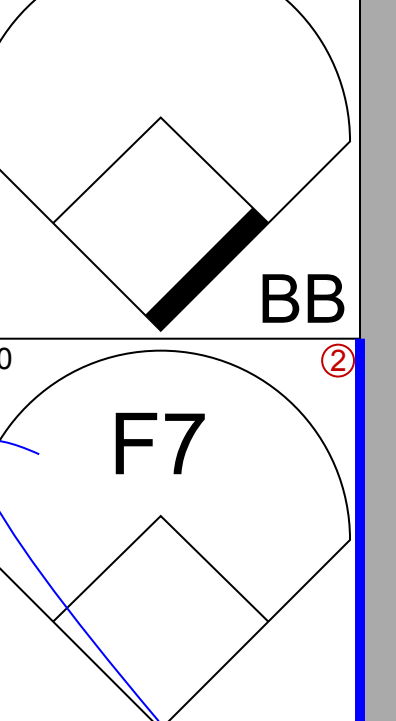
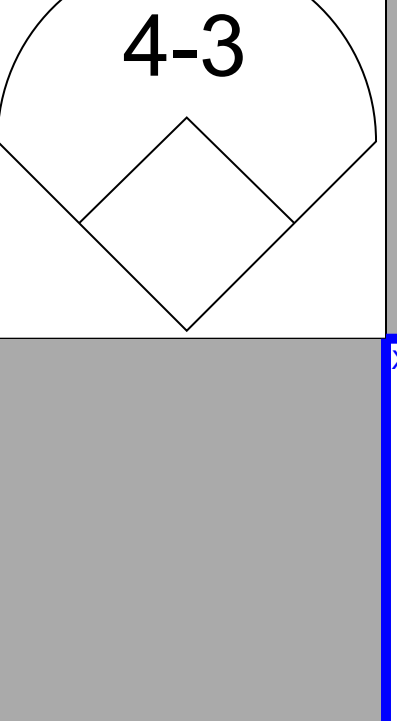
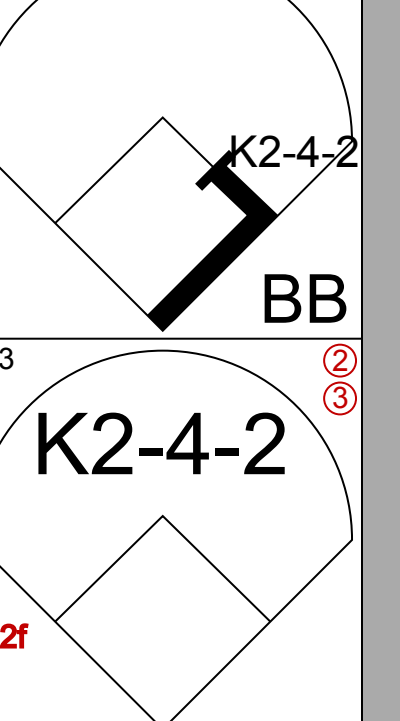
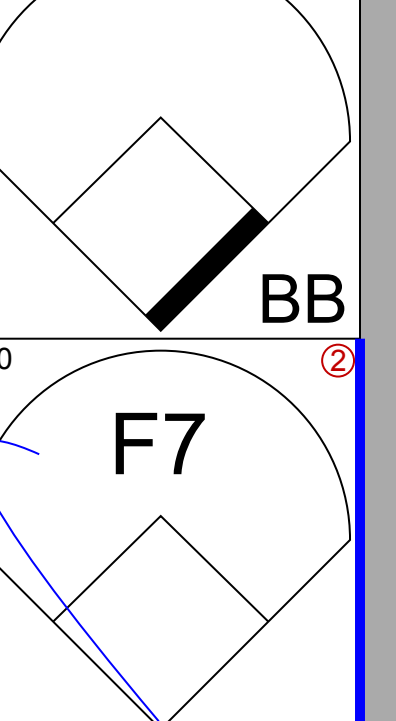
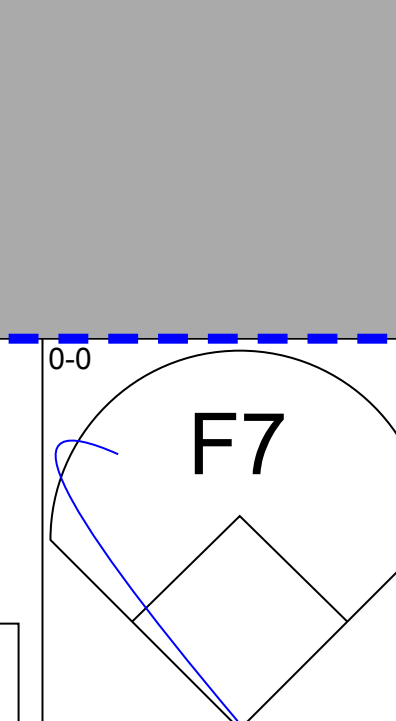
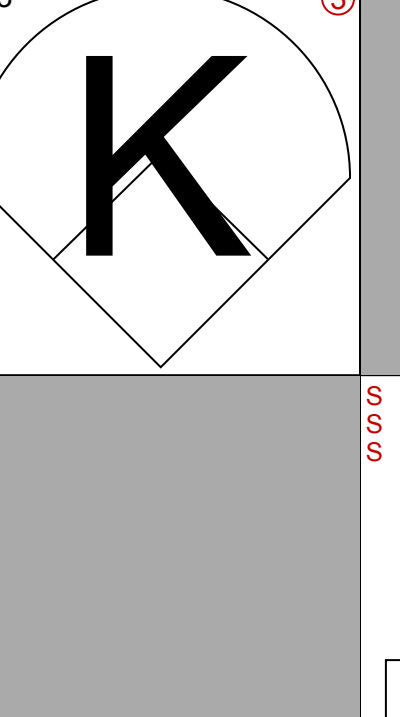
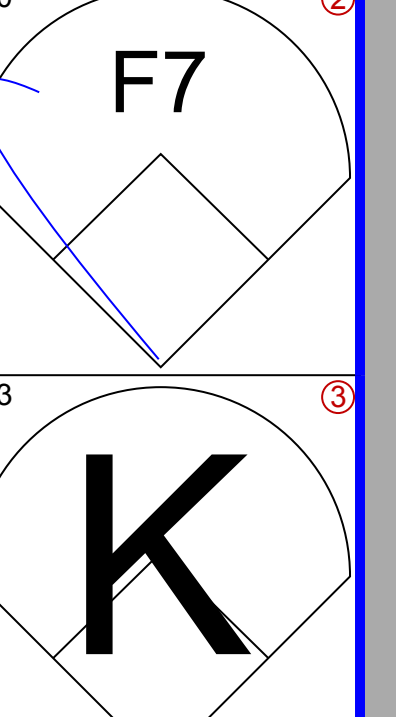
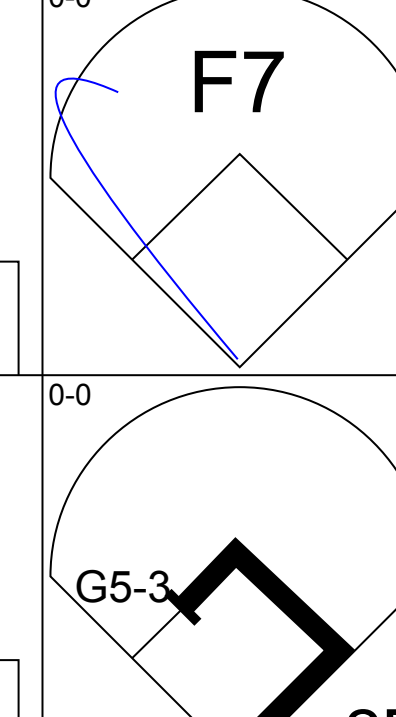
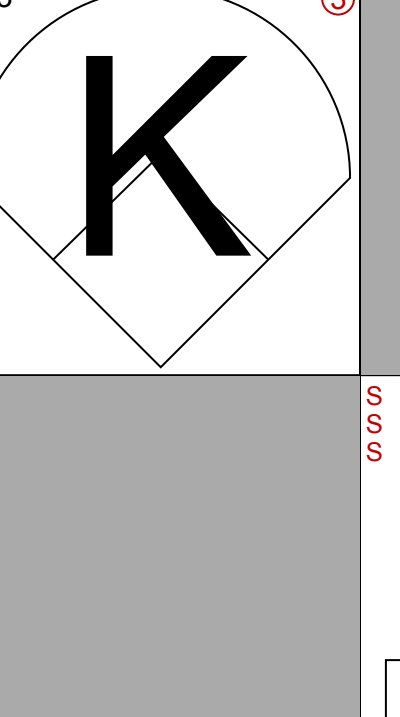
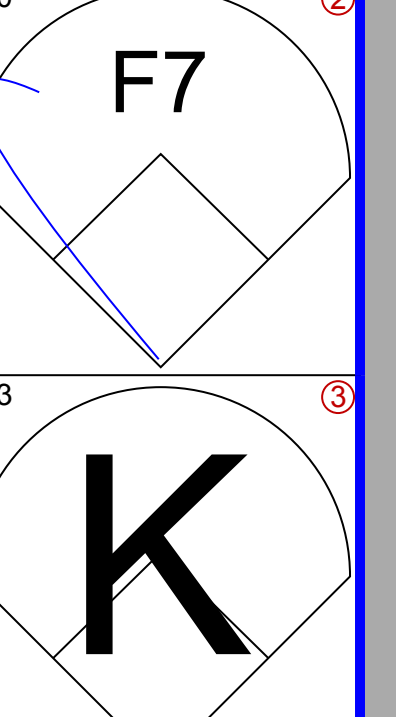
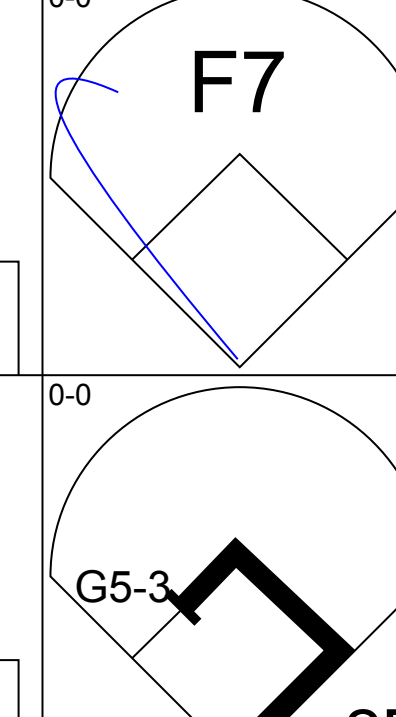
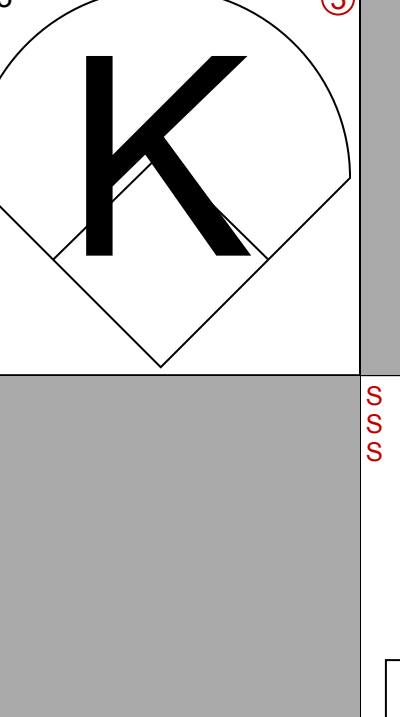
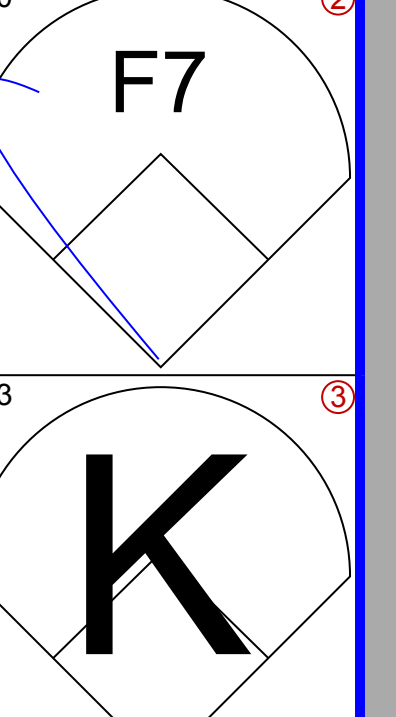
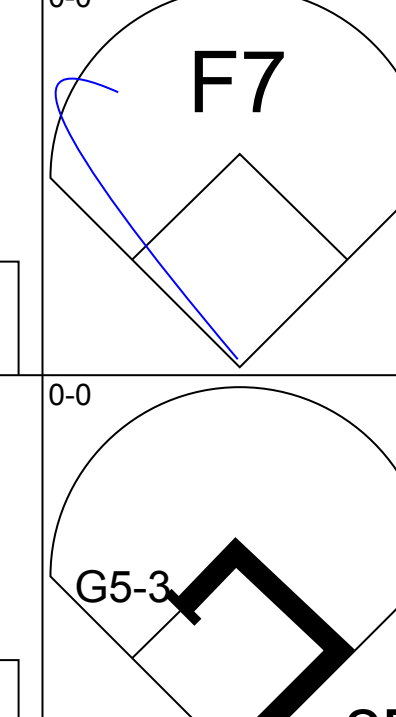
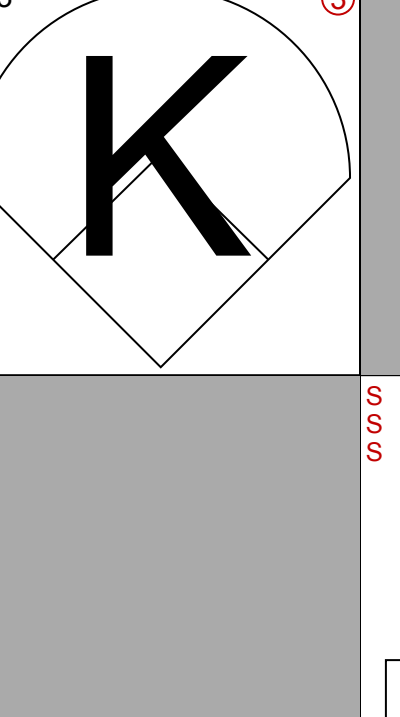
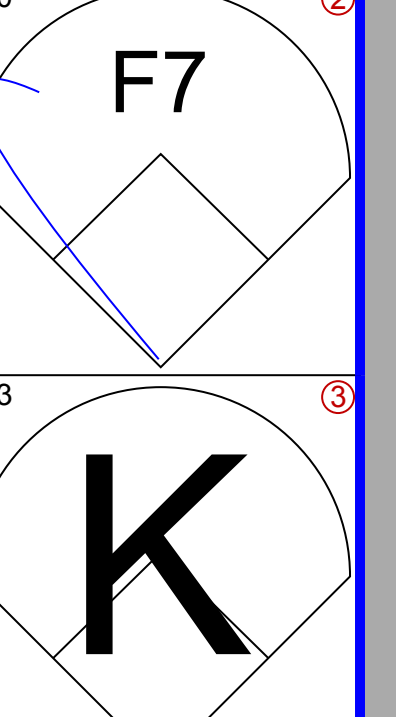
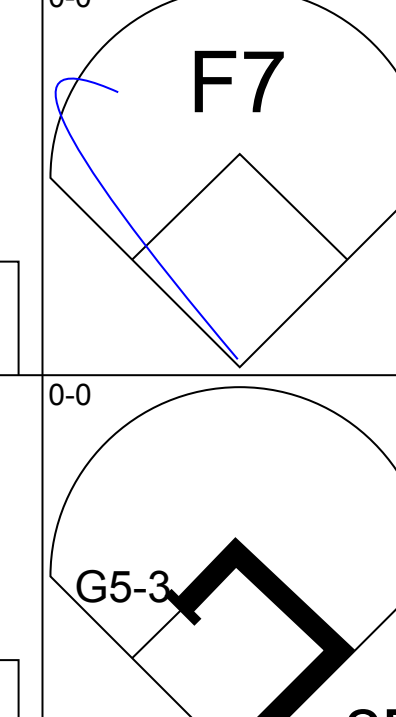
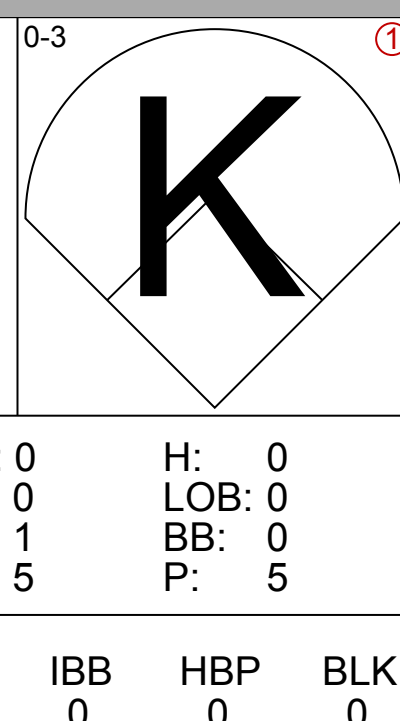
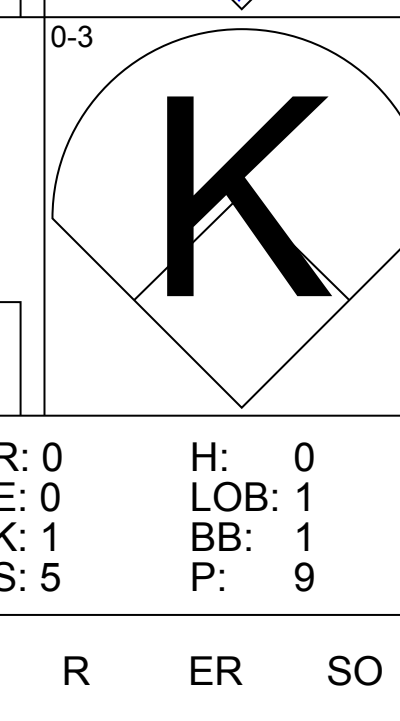
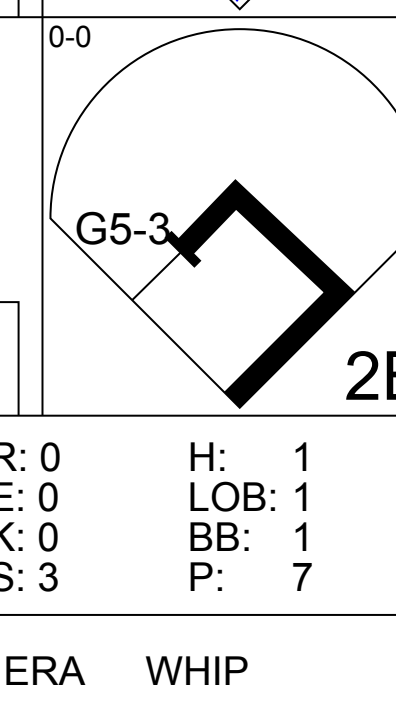
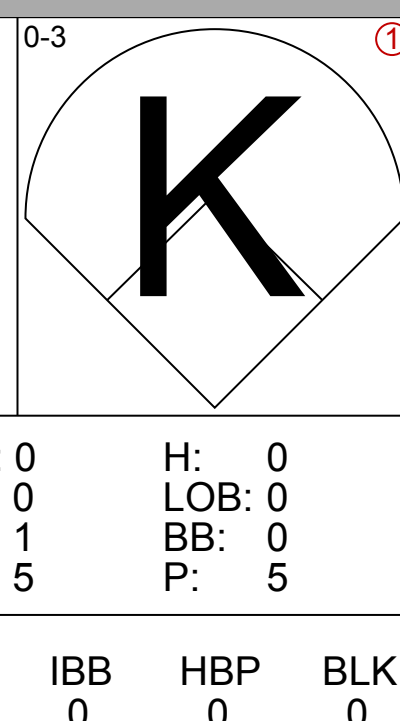
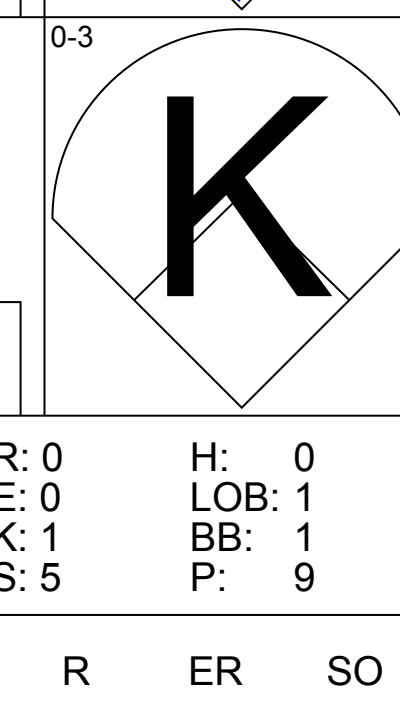
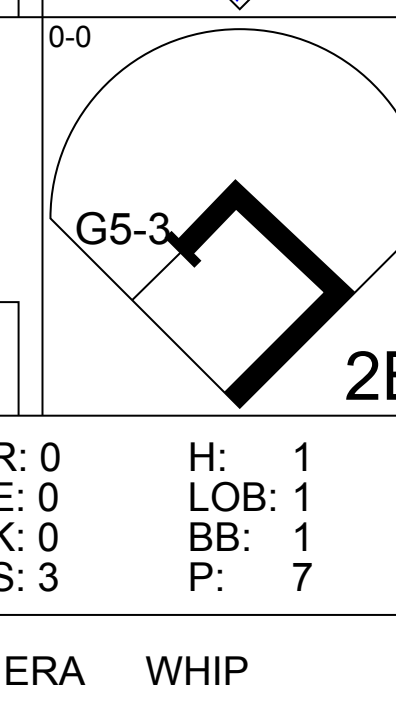
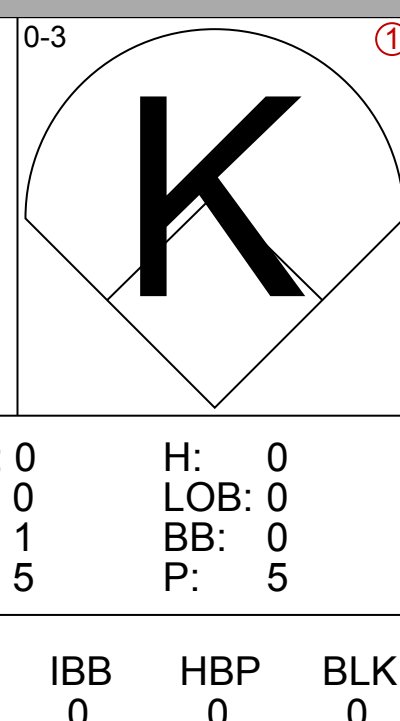
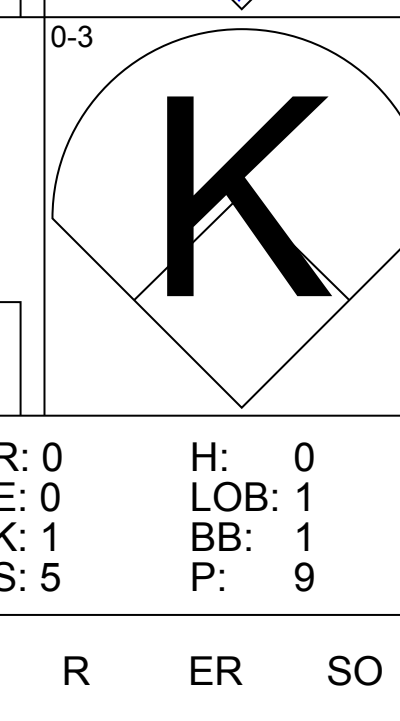
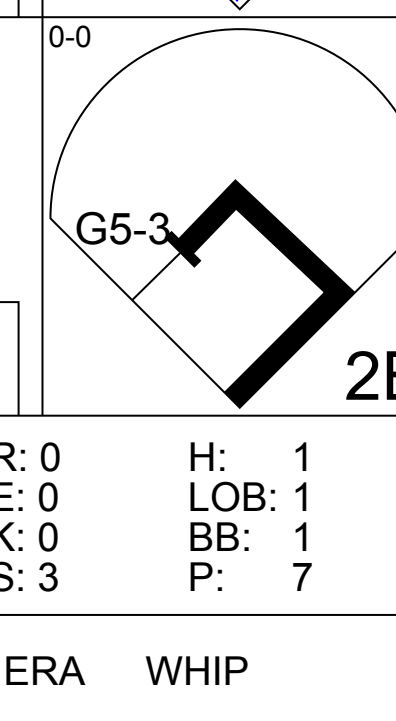
Batter	1	2	3	4	5	6	7	8	9	10	11	12	AB	R	H	RBI	BB	SO	LOB	TOP		
Pat Kelly, L OBP: 0.368, SLG: 0.313 (1.9)													5	0	1	0	1	2	4			
Mike Fiore, L OBP: 0.277, SLG: 0.154 (1.3)														4	0	0	0	1	1	3		
Amos Otis, R OBP: 0.364, SLG: 0.474 (1.8)														3	0	0	0	2	1	1		
Bob Oliver, R OBP: 0.345, SLG: 0.589 (1.5)														4	0	0	0	0	0	4		
Joe Keough, L OBP: 0.400, SLG: 0.471 (1.7)														4	1	1	0	1	0	0		
Paul Schaaf, R OBP: 0.387, SLG: 0.444 (1.6)														4	0	0	0	0	0	2		
Rich Severson, R OBP: 0.263, SLG: 0.316 (1.4)														5	0	1	0	0	1	1		
Ed Kirkpatrick, L OBP: 0.258, SLG: 0.447 (1.2)													3	0	1	0	2	1	1			
Bill Butler, L (1.1)													4	0	0	0	0	1	2			
Al Fitzmorris, S OBP: 0.500, SLG: 0.500 (11.1)													0	0	0	0	0	0	0			
Hawk Taylor, R OBP: 0.300, SLG: 0.444 (12, PH)													0	0	0	0	0	0	0			
Ken Wright, R (12.1)													0	0	0	0	0	0	0			
Inning Stats	R: 0 E: 0 K: 1 S: 5	H: 0 LOB: 1 BB: 1 P: 9	R: 0 E: 0 K: 0 S: 3	H: 0 LOB: 0 BB: 0 P: 3	R: 0 E: 0 K: 0 S: 4	H: 1 LOB: 1 BB: 0 P: 4	R: 0 E: 1 K: 0 S: 3	H: 0 LOB: 0 BB: 0 P: 3	R: 0 E: 0 K: 0 S: 3	H: 1 LOB: 0 BB: 1 P: 3	R: 0 E: 0 K: 2 S: 7	H: 0 LOB: 1 BB: 1 P: 11	R: 0 E: 0 K: 0 S: 5	H: 0 LOB: 1 BB: 1 P: 13	R: 0 E: 0 K: 1 S: 5	H: 0 LOB: 0 BB: 0 P: 5	R: 1 E: 0 K: 0 S: 5	H: 2 LOB: 2 BB: 1 P: 9	1B: 4 2B: 2 3B: 0 HR: 0	SF: 0 SAC: 2 DP: 3 HBP: 0	WP: 0 PB: 0 SB: 0 CS: 1	PA: 46
PITCHER	IP WLS BF H R ER SO BB IBB HBP BLK WP HR S P ERA WHIP	IP WLS BF H R ER SO BB IBB HBP BLK WP HR S P ERA WHIP	IP WLS BF H R ER SO BB IBB HBP BLK WP HR S P ERA WHIP	IP WLS BF H R ER SO BB IBB HBP BLK WP HR S P ERA WHIP	IP WLS BF H R ER SO BB IBB HBP BLK WP HR S P ERA WHIP	IP WLS BF H R ER SO BB IBB HBP BLK WP HR S P ERA WHIP	IP WLS BF H R ER SO BB IBB HBP BLK WP HR S P ERA WHIP	IP WLS BF H R ER SO BB IBB HBP BLK WP HR S P ERA WHIP	IP WLS BF H R ER SO BB IBB HBP BLK WP HR S P ERA WHIP	IP WLS BF H R ER SO BB IBB HBP BLK WP HR S P ERA WHIP	IP WLS BF H R ER SO BB IBB HBP BLK WP HR S P ERA WHIP	IP WLS BF H R ER SO BB IBB HBP BLK WP HR S P ERA WHIP	IP WLS BF H R ER SO BB IBB HBP BLK WP HR S P ERA WHIP	IP WLS BF H R ER SO BB IBB HBP BLK WP HR S P ERA WHIP	IP WLS BF H R ER SO BB IBB HBP BLK WP HR S P ERA WHIP	IP WLS BF H R ER SO BB IBB HBP BLK WP HR S P ERA WHIP	IP WLS BF H R ER SO BB IBB HBP BLK WP HR S P ERA WHIP	IP WLS BF H R ER SO BB IBB HBP BLK WP HR S P ERA WHIP	IP WLS BF H R ER SO BB IBB HBP BLK WP HR S P ERA WHIP	IP WLS BF H R ER SO BB IBB HBP BLK WP HR S P ERA WHIP	IP WLS BF H R ER SO BB IBB HBP BLK WP HR S P ERA WHIP	
Barry Moore, L ERA: 3.33 (1.1)	8.0	29	3	0	0	3	3	0	0	1	0	0	0	0	0	16	28	0.00	1.000			
Rich Hand, R ERA: 4.71 (9.1)	3.0	11	0	0	0	4	3	0	0	1	0	0	0	0	0	5	9	9.00	2.000			
Phil Hennigan, R ERA: 3.78 (12.1)	1.0	L	6	2	1	1	0	0	1	0	0	0	0	0	0	5	9	9.00	2.000			

Kansas City Royals @ Cleveland Indians
Cleveland Municipal Stadium, Cleveland, OH

Wed May 13 1970, 7:05 PM EDT
Att. 3,028 - Unknown

AB 37
R 1
H 5
RBI 1
BB 7
SO 7
LOB 18




Batter	1	2	3	4	5	6	7	8	9	10	11	12	AB	R	H	RBI	BB	SO	LOB	BOTTOM		
Ted Uhlhaender, L OBP: 0.333, SLG: 0.402 (1.8)														4	0	1	0	1	0	0		
Larry Brown, R OBP: 0.375, SLG: 0.448 (1.4) (9.6)														4	0	0	0	1	1	3		
Vada Pinson, L OBP: 0.355, SLG: 0.500 (1.9)													5	0	1	0	0	1	1			
Tony Horton, R OBP: 0.309, SLG: 0.376 (1.3)													5	0	1	0	0	1	2			
Roy Foster, R OBP: 0.280, SLG: 0.374 (1.7)													3	0	0	0	1	0	1			
Duke Sims, L OBP: 0.287, SLG: 0.414 (12, PH)													1	0	0	0	0	1	0			
Ray Fosse, R OBP: 0.551, SLG: 0.343 (1.2)														4	0	0	0	0	2			
Graig Nettles, L OBP: 0.294, SLG: 0.232 (1.5)														2	0	0	0	2	2			
Jack Heidemann, R OBP: 0.222, SLG: 0.238 (1.6)														2	0	0	0	2	2			
Rich Rollins, R OBP: 0.287, SLG: 0.231 (8, PH)														1	0	0	0	0	1			
Rich Hand, R (9.1)														0	0	0	0	0	0			
Russ Nagelson, L OBP: 0.217, SLG: 0.333 (11, PH)														1	0	0	0	0	0			
Phil Hennigan, R (12.1)														0	0	0	0	0	0			
Barry Moore, L OBP: 0.133, SLG: 0.133 (1.1)														2	0	0	0	1	0			
Chuck Hinton, R OBP: 0.375, SLG: 0.308 (8, PH)														1	0	0	0	1	1			
Vern Fuller, R OBP: 0.400, SLG: 0.600 (9.4)														1	0	1	0	0	0			
Inning Stats	R: 0 E: 0 K: 2 S: 7	H: 0 LOB: 1 BB: 1 P: 11	R: 0 E: 0 K: 1 S: 5	H: 0 LOB: 1 BB: 1 P: 9	R: 0 E: 0 K: 1 S: 5	H: 0 LOB: 0 BB: 0 P: 5	R: 0 E: 0 K: 1 S: 3	H: 0 LOB: 0 BB: 0 P: 3	R: 0 E: 0 K: 0 S: 3	H: 0 LOB: 1 BB: 1 P: 8	R: 0 E: 0 K: 0 S: 3	H: 1 LOB: 1 BB: 0 P: 9	R: 0 E: 0 K: 0 S: 5	H: 1 LOB: 1 BB: 0 P: 4	R: 0 E: 0 K: 0 S: 3	H: 1 LOB: 1 BB: 1 P: 7	R: 0 E: 0 K: 1 S: 5	H: 0 LOB: 0 BB: 0 P: 5	1B: 3 2B: 2 3B: 0 HR: 0	SF: 0 SAC: 0 DP: 3 HBP: 0	WP: 0 PB: 0 SB: 0 CS: 1	PA: 41
PITCHER	IP WLS BF H R ER SO BB IBB HBP BLK WP HR S P ERA WHIP	IP WLS BF H R ER SO BB IBB HBP BLK WP HR S P ERA WHIP	IP WLS BF H R ER SO BB IBB HBP BLK WP HR S P ERA WHIP	IP WLS BF H R ER SO BB IBB HBP BLK WP HR S P ERA WHIP	IP WLS BF H R ER SO BB IBB HBP BLK WP HR S P ERA WHIP	IP WLS BF H R ER SO BB IBB HBP BLK WP HR S P ERA WHIP	IP WLS BF H R ER SO BB IBB HBP BLK WP HR S P ERA WHIP	IP WLS BF H R ER SO BB IBB HBP BLK WP HR S P ERA WHIP	IP WLS BF H R ER SO BB IBB HBP BLK WP HR S P ERA WHIP	IP WLS BF H R ER SO BB IBB HBP BLK WP HR S P ERA WHIP	IP WLS BF H R ER SO BB IBB HBP BLK WP HR S P ERA WHIP	IP WLS BF H R ER SO BB IBB HBP BLK WP HR S P ERA WHIP	IP WLS BF H R ER SO BB IBB HBP BLK WP HR S P ERA WHIP	IP WLS BF H R ER SO BB IBB HBP BLK WP HR S P ERA WHIP	IP WLS BF H R ER SO BB IBB HBP BLK WP HR S P ERA WHIP	IP WLS BF H R ER SO BB IBB HBP BLK WP HR S P ERA WHIP	IP WLS BF H R ER SO BB IBB HBP BLK WP HR S P ERA WHIP	IP WLS BF H R ER SO BB IBB HBP BLK WP HR S P ERA WHIP	IP WLS BF H R ER SO BB IBB HBP BLK WP HR S P ERA WHIP	IP WLS BF H R ER SO BB IBB HBP BLK WP HR S P ERA WHIP	IP WLS BF H R ER SO BB IBB HBP BLK WP HR S P ERA WHIP	
Bill Butler, L ERA: 3.28 (11.1)	10.0	34	3	0	0	7	4	0	0	0	0	0	0	0	0	44	60	0.00	0.700			
Al Fitzmorris, S ERA: 3.28 (11.1)	1.0	W																				

Batter	1	2	3	4	5	6	7	8	9	AB	R	H	RBI	BB	SO	LOB	TOP		
Pat Kelly, L OBP: 0.392, SLG: 0.320 (1, 9)										4	0	2	0	0	1	0	Kansas City Royals @ Minnesota Twins Metropolitan Stadium, Bloomington, MI Thu May 14 1970, 8:05 PM EDT Att: 2,121 - Cloudy - 48 F		
Mike Fiore, L OBP: 0.275, SLG: 0.143 (1, 3)										3	0	0	0	1	1				
Amos Otis, R OBP: 0.353, SLG: 0.458 (1, 8)										4	0	0	0	0	1	2			
Bob Oliver, R OBP: 0.342, SLG: 0.577 (1, 5)										4	1	1	0	0	2	2			
Joe Keough, L OBP: 0.409, SLG: 0.526 (1, 7)										4	1	2	1	0	1	0			
Paul Schaaf, R OBP: 0.371, SLG: 0.421 (1, 6)										3	0	0	1	0	0	1			
Rich Severson, R OBP: 0.286, SLG: 0.300 (1, 4)										2	0	0	0	2	1	0			
Ed Kirkpatrick, L OBP: 0.296, SLG: 0.432 (1, 2)										3	0	0	0	1	1	3			
Dave Morehead, R OBP: 0.214, SLG: 0.154 (1, 1)										2	0	0	0	0	1	3			
Jim Rooker, R OBP: 0.167, SLG: 0.091 (4, 1)										1	0	0	0	0	1	0			
Inning Stats	R: 0 E: 0 K: 1 S: 5	H: 1 LOB: 1 BB: 1 P: 9	R: 0 E: 0 K: 0 S: 4	H: 1 LOB: 2 BB: 1 P: 8	R: 0 E: 0 K: 1 S: 5	H: 0 LOB: 0 BB: 0 P: 5	R: 2 E: 0 K: 1 S: 7	H: 2 LOB: 1 BB: 1 P: 11	R: 0 E: 0 K: 2 S: 3	H: 0 LOB: 0 BB: 0 P: 3	R: 0 E: 0 K: 0 S: 7	H: 0 LOB: 0 BB: 0 P: 7	R: 0 E: 0 K: 2 S: 6	H: 1 LOB: 1 BB: 0 P: 6	R: 0 E: 0 K: 2 S: 7	H: 0 LOB: 1 BB: 1 P: 11	1B: 4 2B: 0 3B: 1 HR: 0	SF: 1 SAC: 0 DP: 0 HBP: 0	WP: 1 PA: 35 SB: 0 CS: 1
PITCHER	IP WLS BF H R ER SO BB IBB HBP BLK WP HR S P ERA WHIP																		
Luis Tiant, R ERA: 2.96 (1, 1)	4.0	W	18	4	2	2	3	3	0	0	0	0	0	0	21	33	4.50	1.750	
Tom Hall, L ERA: 3.24 (5, 1)	5.0	L	17	1	0	0	7	1	0	0	0	1	0	30	34	0.00	0.400		


Batter	1	2	3	4	5	6	7	8	9	AB	R	H	RBI	BB	SO	LOB	BOTTOM		
Cesar Tovar, R OBP: 0.353, SLG: 0.492 (1, 8)										5	1	1	0	0	0	4	Kansas City Royals @ Minnesota Twins Metropolitan Stadium, Bloomington, MI Thu May 14 1970, 8:05 PM EDT Att: 2,121 - Cloudy - 48 F		
Rod Carew, L OBP: 0.405, SLG: 0.472 (1, 4)										4	0	3	2	0	1	1			
Tony Oliva, L OBP: 0.369, SLG: 0.570 (1, 9)										3	1	1	1	1	2	1			
Harmon Killebrew, R OBP: 0.430, SLG: 0.654 (1, 5)										2	0	0	0	2	1	3			
Rich Reese, L OBP: 0.309, SLG: 0.295 (1, 3)										4	0	2	1	0	0	3			
Jim Holt, L OBP: 0.200, SLG: 0.152 (1, 7)										4	1	1	0	0	0	4			
Leo Cardenas, R OBP: 0.333, SLG: 0.414 (1, 6)										3	1	2	0	1	0	2			
Paul Ratliff, L OBP: 0.378, SLG: 0.438 (1, 2)										4	1	2	1	0	1	1			
Luis Tiant, R OBP: 0.444, SLG: 0.529 (1, 1)										1	0	0	0	0	0	0			
Charlie Manuel, L OBP: 0.375, SLG: 0.286 (4, PH)										0	0	0	0	0	0	0			
Rick Renick, R OBP: 0.286, SLG: 0.643 (4, PH)										1	0	0	0	0	1	2			
Tom Hall, L OBP: 0.250, SLG: 0.250 (5, 1)										1	0	0	0	0	0	0			
Inning Stats	R: 2 E: 0 K: 1 S: 7	H: 3 LOB: 1 BB: 1 P: 11	R: 0 E: 0 K: 1 S: 4	H: 0 LOB: 0 BB: 1 P: 8	R: 0 E: 0 K: 1 S: 6	H: 1 LOB: 2 BB: 1 P: 10	R: 3 E: 0 K: 1 S: 8	H: 4 LOB: 0 BB: 0 P: 8	R: 0 E: 0 K: 0 S: 6	H: 1 LOB: 2 BB: 1 P: 10	R: 0 E: 0 K: 0 S: 3	H: 0 LOB: 0 BB: 0 P: 3	R: 0 E: 0 K: 1 S: 6	H: 1 LOB: 1 BB: 0 P: 6	R: 0 E: 0 K: 0 S: 5	H: 2 LOB: 2 BB: 0 P: 5	1B: 11 2B: 1 3B: 0 HR: 0	SF: 0 SAC: 1 DP: 1 HBP: 0	WP: 0 PA: 38 SB: 1 CS: 2
PITCHER	IP WLS BF H R ER SO BB IBB HBP BLK WP HR S P ERA WHIP																		
Dave Morehead, R ERA: 4.42 (1, 1)	3.0	L	17	7	5	5	3	3	0	0	0	0	0	20	32	15.00	3.333		
Jim Rooker, L ERA: 4.99 (4, 1)	5.0	L	20	5	0	0	3	1	0	0	0	0	0	25	29	0.00	1.200		


AB 30
R 2
H 5
RBI 2
BB 4
SO 10
LOB 12



AB 32
R 5
H 12
RBI 5
BB 4
SO 6
LOB 21



Batter	1	2	3	4	5	6	7	8	9	AB	R	H	RBI	BB	SO	LOB	TOP					
Pat Kelly, L OBP: 0.384, SLG: 0.314 (1, 9)	0-0 4-3		0-0 4-3		0-0 FC6-4 1B		0-0 4-3		0-0 4-3	5	0	1	2	0	0	2	Kansas City Royals @ Chicago White Sox Comiskey Park, Chicago, IL Fri May 15 1970, 8:05 PM EDT Att: 5,196 - Cloudy AB 36 R 3 H 10 RBI 2 BB 3 SO 5 LOB 22 					
Jackie Hernandez, R OBP: 0.308, SLG: 0.319 (1, 6)	0-0 4-3			0-0 1-3	0-0 FC6-4 1B		0-0 F3		0-0 FC6-4 1B	5	0	1	0	0	0	3						
Amos Otis, R OBP: 0.348, SLG: 0.448 (1, 8)	0-3 K			0-0 5-3		0-0 6-3		0-0 FC3-6 FC1-2 1B	0-0 FC6-4 1B	5	0	1	0	0	1	1						
Bob Oliver, R OBP: 0.355, SLG: 0.579 (1, 5)		0-0 CS 1B		4-0 BB		0-3 K		0-0 FC3-6 1B		3	0	2	0	1	1	0						
Joe Keough, L OBP: 0.396, SLG: 0.500 (1, 7) (5, 3)	0-3 K			0-0 F8		0-0 1B		0-0 FC3-6 FC1-2 BB WP		4	1	1	0	0	1	4						
Mike Fiore, L OBP: 0.283, SLG: 0.159 Mike Hedlund, R (5, 1)	0-0 4-3				0-0 F7 1B		0-3 K		4-0 WP FC1-2 BB	2	1	1	0	0	0	0						
Paul Schaal, R OBP: 0.381, SLG: 0.421 Al Fitzmorris, S OBP: 0.500, SLG: 0.500 (8, PH) (8, 1)										0	0	0	0	1	0	0						
Rich Severson, R OBP: 0.304, SLG: 0.318 (1, 4)			0-0 F8		0-0 FC5-4 1B		0-0 2B 4-3 1B		0-0 FC1-2	4	1	2	0	0	0	3						
Ed Kirkpatrick, L OBP: 0.294, SLG: 0.435 (1, 2) (5, 7)			0-0 4-3		0-0 F7		0-0 2B		0-0 F5	4	0	1	0	0	0	4						
Roger Nelson, R OBP: 0.242, SLG: 0.387 Jim Campanis, R (5, PH) (5, 2)			4-0 BB		0-0 FC5-4 1B		0-0 5-3		0-3 K	0	0	0	0	1	0	0						
										3	0	0	0	0	1	4						
Inning Stats	R: 0 E: 0 K: 1 S: 5	H: 0 LOB: 0 BB: 0 P: 5	R: 0 E: 0 K: 1 S: 5	H: 1 LOB: 0 BB: 0 P: 5	R: 0 E: 0 K: 0 S: 3	H: 0 LOB: 1 BB: 1 P: 7	R: 0 E: 0 K: 0 S: 3	H: 0 LOB: 1 BB: 1 P: 7	R: 1 E: 0 K: 0 S: 6	H: 3 LOB: 2 BB: 0 P: 6	R: 0 E: 0 K: 2 S: 8	H: 1 LOB: 1 BB: 0 P: 8	R: 1 E: 0 K: 0 S: 5	H: 2 LOB: 1 BB: 0 P: 5	R: 1 E: 0 K: 0 S: 5	H: 2 LOB: 2 BB: 1 P: 9		R: 0 E: 0 K: 1 S: 6	H: 1 LOB: 1 BB: 0 P: 6	1B: 9 2B: 2 3B: 0 HR: 0	SF: 0 SAC: 0 DP: 1 HBP: 0	WP: 1 PB: 0 SB: 0 CS: 1
PITCHER Joe Horlen, R ERA: 3.02 (1, 1)	IP: 9.0 WLS: W BF: 39 H: 10 R: 3 ER: 3 SO: 5 BB: 3 IBB: 0 HBP: 0 BLK: 0 WP: 1 HR: 0 S: 46 P: 58 ERA: 3.00 WHIP: 1.444															PITCHER	IP: 9.0 WLS: W BF: 39 H: 10 R: 3 ER: 3 SO: 5 BB: 3 IBB: 0 HBP: 0 BLK: 0 WP: 1 HR: 0 S: 46 P: 58 ERA: 3.00 WHIP: 1.444					

Batter	1	2	3	4	5	6	7	8	9	AB	R	H	RBI	BB	SO	LOB	BOTTOM				
Tom McCraw, L OBP: 0.368, SLG: 0.317 (1, 9) (7, 3)	0-0 F6		0-0 4-3		0-0 F8		4-0 4-3 1B BB		0-0 4-3	4	1	0	0	1	0	0	Kansas City Royals @ Chicago White Sox Comiskey Park, Chicago, IL Fri May 15 1970, 8:05 PM EDT Att: 5,196 - Cloudy AB 36 R 9 H 12 RBI 9 BB 1 SO 2 LOB 9 				
Luis Aparicio, R OBP: 0.451, SLG: 0.476 (1, 6)	0-0 2B		0-0 6-3		0-0 WP 1B		0-0 F9		0-0 F7	5	2	2	0	0	0	1					
Gail Hopkins, L OBP: 0.429, SLG: 0.478 John Matias, L OBP: 0.173, SLG: 0.220 (1, 3) (7, 9)	0-0 1B				0-0 HR		0-0 4-3		0-0 F8	4	2	3	3	0	0	1					
Carlos May, L OBP: 0.403, SLG: 0.527 (1, 7)	0-0 1B		0-0 F6		0-0 4-3		0-0 FC6-4 1B			4	0	2	2	0	0	1					
Syd O'Brien, R OBP: 0.302, SLG: 0.322 (1, 5)	0-3 K		0-0 1-3		0-0 HR 3B		0-0 FC6-4			4	1	1	0	0	1	2					
Ed Herrmann, L OBP: 0.370, SLG: 0.438 (1, 2)	0-0 E4 HBP 1B		0-0 HR		0-0 F4		0-0 F8			4	1	2	0	0	0	1					
Ken Berry, R OBP: 0.386, SLG: 0.449 (1, 8)	1-0 FC4-6 HBP		0-0 HR		0-0 HR		0-0 F9		0-0 F9	3	2	2	4	0	0	0					
Bobby Knoop, R OBP: 0.277, SLG: 0.333 (1, 4)	0-0 FC4-6		0-0 6-3		0-0 F8		0-0 F9			4	0	0	0	0	0	3					
Joe Horlen, R OBP: 0.143, SLG: 0.190 (1, 1)		0-0 F8		0-3 K		0-0 F2		0-0 F4		4	0	0	0	0	1	0					
										4	0	0	0	0	1	0					
Inning Stats	R: 2 E: 1 K: 1 S: 9	H: 4 LOB: 3 BB: 0 P: 10	R: 0 E: 0 K: 0 S: 3	H: 0 LOB: 0 BB: 0 P: 3	R: 3 E: 0 K: 0 S: 6	H: 3 LOB: 0 BB: 0 P: 6	R: 1 E: 0 K: 1 S: 7	H: 2 LOB: 1 BB: 0 P: 7	R: 2 E: 0 K: 0 S: 5	H: 2 LOB: 0 BB: 0 P: 5	R: 1 E: 0 K: 0 S: 4	H: 1 LOB: 1 BB: 1 P: 8	R: 0 E: 0 K: 0 S: 3	H: 0 LOB: 0 BB: 0 P: 3	R: 0 E: 0 K: 0 S: 3	H: 0 LOB: 0 BB: 0 P: 3		1B: 7 2B: 1 3B: 1 HR: 3	SF: 0 SAC: 0 DP: 0 HBP: 1	WP: 1 PB: 0 SB: 0 CS: 0	PA: 38
PITCHER Roger Nelson, R ERA: 10.38 Mike Hedlund, R ERA: 7.39 Al Fitzmorris, R ERA: 3.1 (1, 1) (5, 1) (8, 1)	IP: 4.0 WLS: L BF: 22 H: 9 R: 6 ER: 6 SO: 2 BB: 0 IBB: 0 HBP: 1 BLK: 0 WP: 1 HR: 2 S: 25 P: 26 ERA: 13.50 WHIP: 2.250															PITCHER		IP: 4.0 WLS: L BF: 22 H: 9 R: 6 ER: 6 SO: 2 BB: 0 IBB: 0 HBP: 1 BLK: 0 WP: 1 HR: 2 S: 25 P: 26 ERA: 13.50 WHIP: 2.250			

Batter	1	2	3	4	5	6	7	8	9	AB	R	H	RBI	BB	SO	LOB	TOP			
Pat Kelly, L OBP: 0.380, SLG: 0.306 (1, 9)	1-3		S BB		G3		4-3			3	0	0	0	1	0	2	Kansas City Royals @ Chicago White Sox Comiskey Park, Chicago, IL Sat May 16 1970, 4:33 AM EDT Att: 3,655 - Cloudy			
Jackie Hernandez, R OBP: 0.293, SLG: 0.301 (1, 6)	4-3		1-3		4-3			F8		4	0	0	0	0	0	1				
Amos Otis, R OBP: 0.352, SLG: 0.441 (1, 8)	BB BB		BB BB	G4-6-3 BB		K		4-3		2	0	0	0	2	1	0				
Bob Oliver, R OBP: 0.352, SLG: 0.564 (1, 3)	1-2 BB		G4-6-3 1-2		1-3			6-3		3	0	0	0	1	0	2				
Joe Keough, L OBP: 0.385, SLG: 0.478 (1, 7)	1-3			G4-6-3 1B		F2			3-1	4	0	1	0	0	0	2				
Paul Schaaf, R OBP: 0.373, SLG: 0.410 (1, 5)		K		G4-6-3 1-2			SH1-3 1B		5-3	4	0	1	0	0	1	1				
Rich Severson, R OBP: 0.286, SLG: 0.298 (1, 4)		6-3		E6			SH1-3 1-2		K	3	0	0	0	0	1	0				
Ellie Rodriguez, R OBP: 0.294, SLG: 0.276 (1, 2)		HR		4-3			F6			3	1	1	1	0	0	2				
Bob Johnson, L Hawk Taylor, R Ken Wright, R Al Fitzmorris, S OBP: 0.500, SLG: 0.500 (7, 1)		K		1-3			1B			2	0	0	0	0	1	0				
										0	0	0	0	1	0	0				
										0	0	0	0	0	0	0				
										0	0	0	0	0	0	0				
Inning Stats	R: 0 E: 0 K: 0 S: 3	H: 0 LOB: 2 BB: 2 P: 11	R: 1 E: 0 K: 2 S: 8	H: 1 LOB: 0 BB: 0 P: 8	R: 0 E: 0 K: 0 S: 2	H: 0 LOB: 1 BB: 2 P: 10	R: 0 E: 1 K: 0 S: 4	H: 1 LOB: 0 BB: 0 P: 4	R: 0 E: 0 K: 1 S: 5	H: 0 LOB: 0 BB: 0 P: 5	R: 0 E: 0 K: 0 S: 4	H: 1 LOB: 2 BB: 1 P: 8	R: 0 E: 0 K: 1 S: 3	H: 0 LOB: 0 BB: 0 P: 5	R: 0 E: 0 K: 1 S: 5	H: 0 LOB: 0 BB: 0 P: 5	1B: 2 2B: 0 3B: 0 HR: 1	SF: 0 SAC: 1 DP: 2 HBP: 0	WP: 0 PB: 0 SB: 1 CS: 0	PA: 34
PITCHER Tommy John, L ERA: 3.75 (1, 1)	IP: 9.0 WLS: W BF: 34 H: 3 R: 1 ER: 1 SO: 4 BB: 4 IBB: 1 HBP: 0 BLK: 0 WP: 0 HR: 1 S: 37 P: 57 ERA: 1.00 WHIP: 0.778																			

Batter	1	2	3	4	5	6	7	8	9	AB	R	H	RBI	BB	SO	LOB	BOTTOM			
Tom McCraw, L OBP: 0.384, SLG: 0.373 (1, 9)	F7							F6		4	1	2	1	1	0	0	Kansas City Royals @ Chicago White Sox Comiskey Park, Chicago, IL Sat May 16 1970, 4:33 AM EDT Att: 3,655 - Cloudy			
Luis Aparicio, R OBP: 0.441, SLG: 0.468 (1, 6)	F2	SF9		F8			1B 2B	6-3		4	1	1	1	0	0	1				
Gail Hopkins, L John Matias, L OBP: 0.170, SLG: 0.216 (7, 9)	1B	F3			1-3		1B HR	4-3		4	0	2	1	0	0	2				
Carlos May, L OBP: 0.414, SLG: 0.560 (1, 7)	1B			1B			1B HR			4	1	3	3	0	0	0				
Syd O'Brien, R OBP: 0.299, SLG: 0.317 (1, 5)	1-3			S		K	F8			4	0	1	0	0	1	3				
Ed Herrmann, L OBP: 0.397, SLG: 0.490 (1, 2)		1B BB		F7			2B	BB		3	1	2	0	1	0	1				
Ken Berry, R OBP: 0.391, SLG: 0.444 (1, 8)		BB HBP		5-3			K	BB		3	1	1	0	1	1	2				
Bobby Knoop, R OBP: 0.267, SLG: 0.319 (1, 4)		K			F6		K	K		4	0	0	0	0	3	5				
Tommy John, R OBP: 0.222, SLG: 0.176 (1, 1)		BB HBP			K		F7	F8		3	0	0	0	0	1	3				
										1B: 7 2B: 3 3B: 1 HR: 1	SF: 1 SAC: 0 DP: 0 HBP: 1	WP: 0 PB: 0 SB: 1 CS: 0	PA: 39							
Inning Stats	R: 0 E: 0 K: 0 S: 5	H: 2 LOB: 2 BB: 0 P: 5	R: 2 E: 0 K: 1 S: 7	H: 2 LOB: 1 BB: 1 P: 12	R: 0 E: 0 K: 0 S: 4	H: 2 LOB: 1 BB: 0 P: 4	R: 0 E: 0 K: 1 S: 6	H: 1 LOB: 0 BB: 0 P: 6	R: 0 E: 0 K: 2 S: 8	H: 1 LOB: 1 BB: 0 P: 8	R: 4 E: 0 K: 1 S: 9	H: 4 LOB: 2 BB: 2 P: 17	R: 0 E: 0 K: 0 S: 3	H: 0 LOB: 0 BB: 0 P: 3	R: 0 E: 0 K: 1 S: 5	H: 0 LOB: 0 BB: 0 P: 5	1B: 7 2B: 3 3B: 1 HR: 1	SF: 1 SAC: 0 DP: 0 HBP: 1	WP: 0 PB: 0 SB: 1 CS: 0	PA: 39
PITCHER Bob Johnson, R Ken Wright, R Al Fitzmorris, R ERA: 3.22 (1, 1)	IP: 6.0 WLS: L BF: 27 H: 8 R: 2 ER: 2 SO: 5 BB: 1 IBB: 1 HBP: 0 BLK: 0 WP: 0 HR: 0 S: 35 P: 40 ERA: 3.00 WHIP: 1.500																			

Batter	1	2	3	4	5	6	7	8	9	10	AB	R	H	RBI	BB	SO	LOB	TOP				
Pat Kelly, L OBP: 0.381, SLG: 0.304 (1, 9)	0-0 5-3 1B		4-0 CS BB		0-0 FC4-6			0-0 FC3-6 1B		0-3 K	4	0	1	0	1	1	3					
Mike Fiore, L OBP: 0.293, SLG: 0.184 (1, 3)	0-0 F3		0-0 CS	0-0 1B 1B	0-0 G3			0-0 1B		0-3 K	5	1	2	0	0	1	3					
Amos Otis, R OBP: 0.353, SLG: 0.447 (1, 8)	0-0 5-3			0-0 L6-4 1B				0-0 F7		0-0 E 2B	5	1	2	0	0	0	3					
Bob Oliver, R OBP: 0.338, SLG: 0.541 (1, 5)	0-0 6-3			0-0 F4				0-0 1-3		0-0 E 2B	5	0	0	0	0	0	6					
Joe Keough, L OBP: 0.421, SLG: 0.529 (1, 7)		0-0 G6-4-3 1B		0-0 1-2 2-H 1B				0-0 F9		0-0 SH1-3 1B	5	1	4	2	0	0	0					
Rich Severson, R OBP: 0.264, SLG: 0.275 (1, 4)	0-0 G6-4-3			0-0 L6-4				0-0 F3		0-0 SH1-3	4	0	0	0	0	1	5					
Jackie Hernandez, R OBP: 0.282, SLG: 0.289 Paul Schaaf, R OBP: 0.368, SLG: 0.403 (9, PH) (9, 6)	0-3 K				0-0 F9			0-0 F4		0-3 K	3	0	0	0	0	1	0					
Ed Kirkpatrick, L OBP: 0.302, SLG: 0.438 (1, 2)				0-0 F8				0-0 4-3		0-0 1B	4	0	2	1	0	0	0					
Dick Drago, R OBP: 0.143, SLG: 0.077 Hawk Taylor, L OBP: 0.141, SLG: 0.090 Luis Alcaraz, R OBP: 0.102, SLG: 0.213 Ken Wright, R (8, 1) Mike Hedlund, R (9, PH) Lou Piniella, R OBP: 0.198, SLG: 0.561 Al Fitzmorris, R OBP: 0.508, SLG: 0.800 (9, 1)				0-0 F7				0-0 FC4-6 1B		0-0 5-3	2	0	1	0	0	0	0					
Inning Stats	R: 0 E: 0 K: 0 S: 4	H: 1 LOB: 1 BB: 0 P: 4	R: 0 E: 0 K: 1 S: 5	H: 1 LOB: 0 BB: 0 P: 5	R: 0 E: 0 K: 0 S: 2	H: 0 LOB: 0 BB: 1 P: 6	R: 1 E: 0 K: 0 S: 5	H: 3 LOB: 1 BB: 0 P: 5	R: 0 E: 0 K: 0 S: 3	H: 0 LOB: 0 BB: 0 P: 3	R: 0 E: 0 K: 0 S: 3	H: 0 LOB: 0 BB: 0 P: 3	R: 0 E: 0 K: 0 S: 5	H: 2 LOB: 2 BB: 0 P: 5	R: 1 E: 0 K: 1 S: 7	H: 2 LOB: 1 BB: 0 P: 7	R: 1 E: 1 K: 3 S: 12	H: 2 LOB: 2 BB: 0 P: 12	1B: 11 2B: 3 3B: 0 HR: 0	SF: 0 SAC: 1 DP: 2 HBP: 0	WP: 0 PB: 0 SB: 0 CS: 1	PA: 43
PITCHER	IP 9.0	WLS L	BF 36	H 11	R 2	ER 2	SO 2	BB 1	IBB 0	HBP 0	BLK 0	WP 0	HR 0	S 39	P 43	ERA 2.00	WHIP 1.333					
Gerry Janeski, R ERA: 2.91 Wilbur Wood, L ERA: 1.96 (10, 1)	1.0	L	6	2	1	0	3	0	0	0	0	0	0	12	12	0.00	2.000					

Kansas City Royals @ Chicago White Sox
Comiskey Park, Chicago, IL
Sun May 17 1970, 4:33 AM EDT
Unknown - 53 F

livebaseballscores.com

AB 40
R 3
H 13
RBI 3
BB 1
SO 5
LOB 22




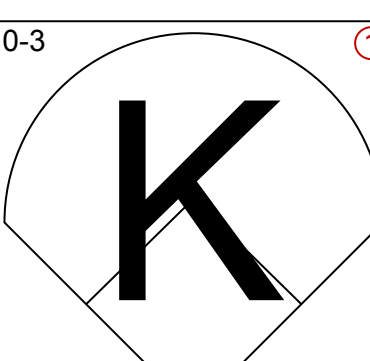
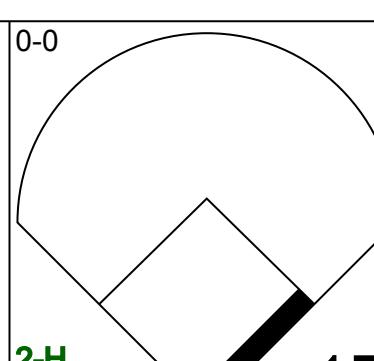
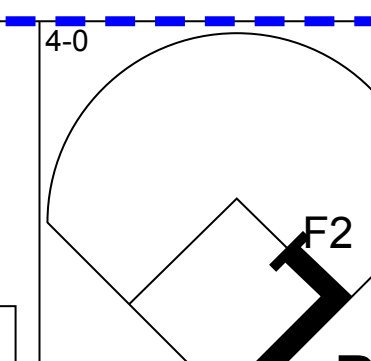
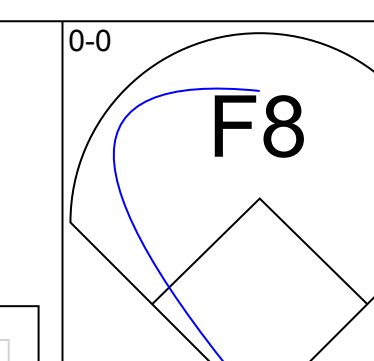
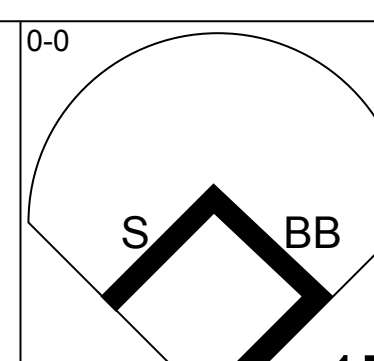
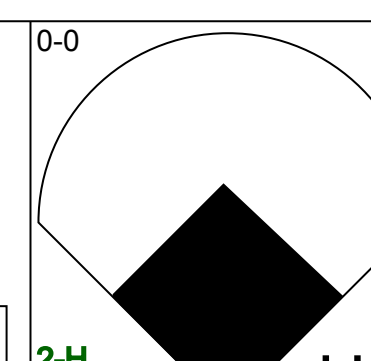
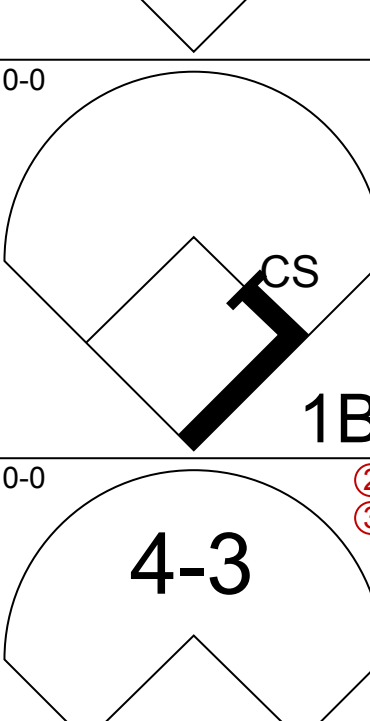
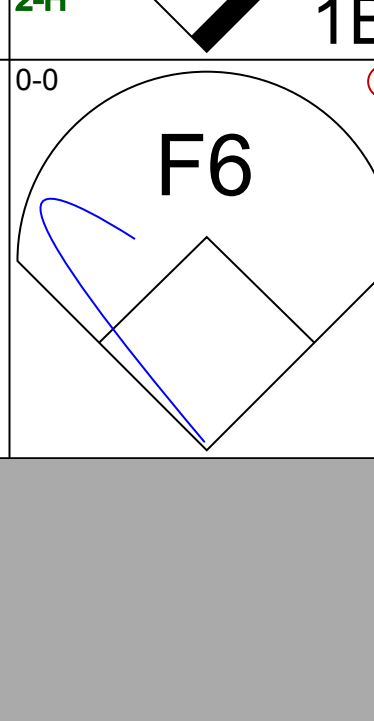
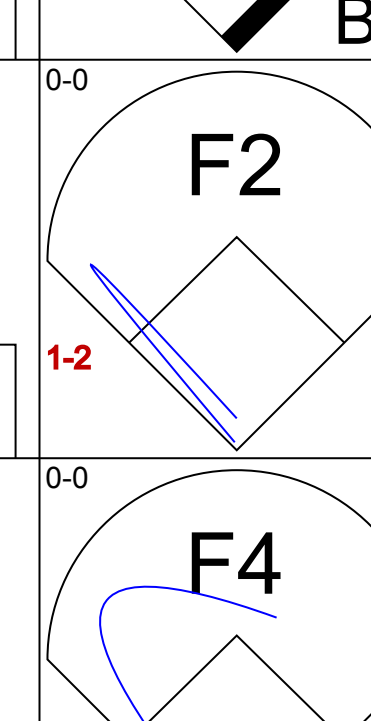
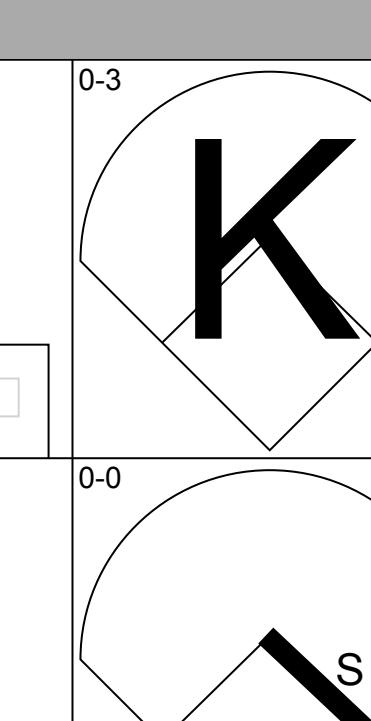
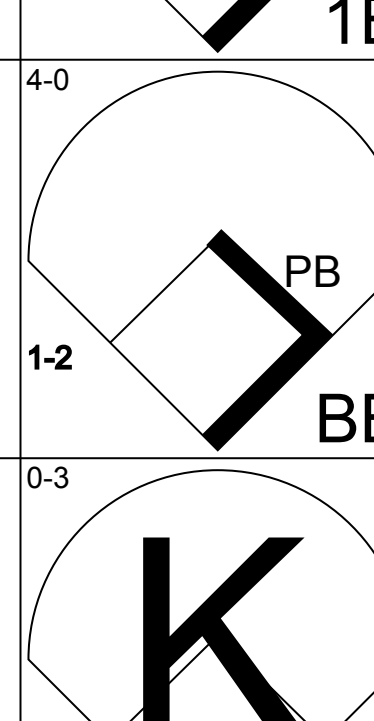
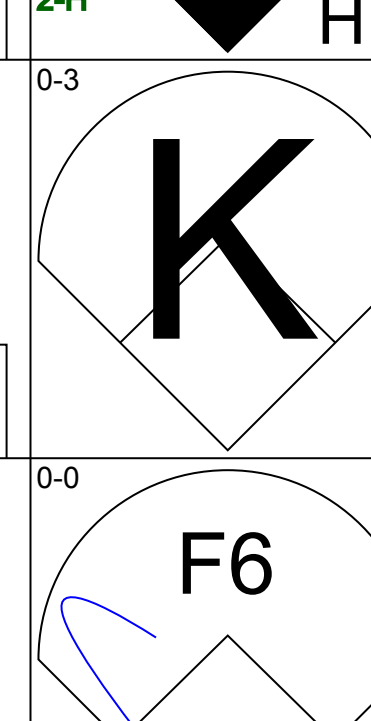
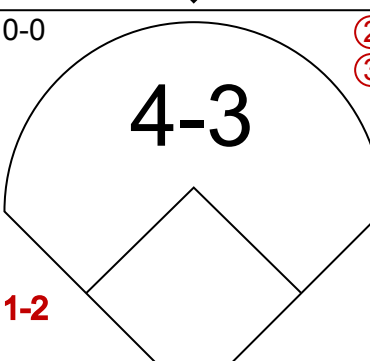
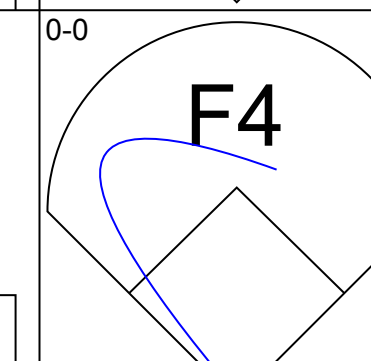
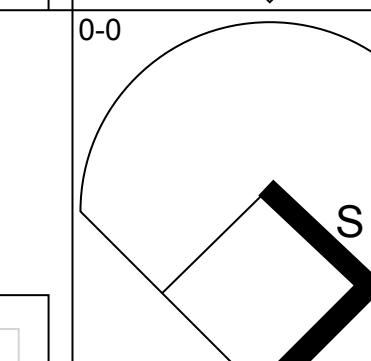
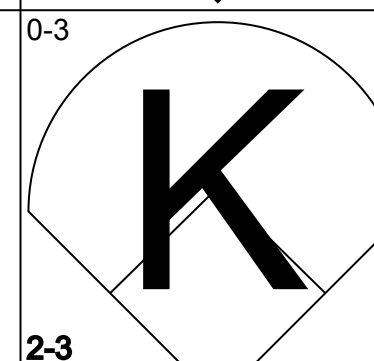
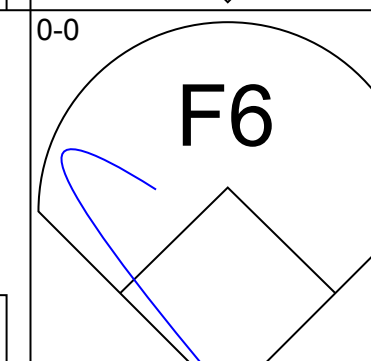
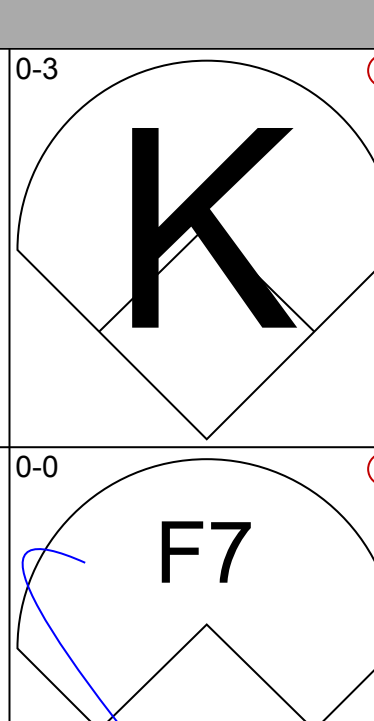
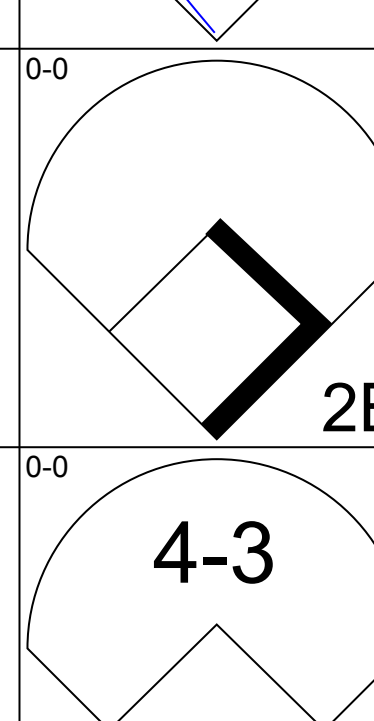
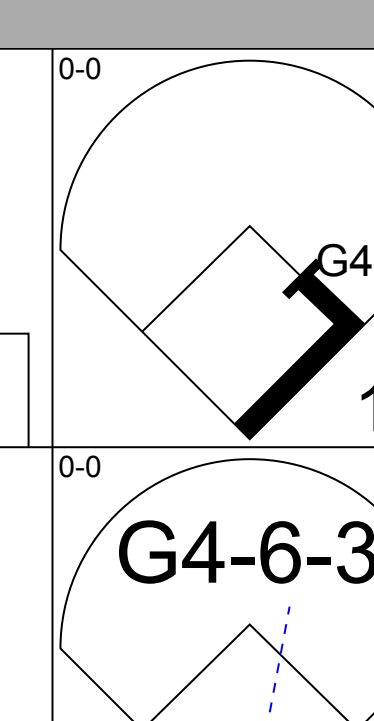
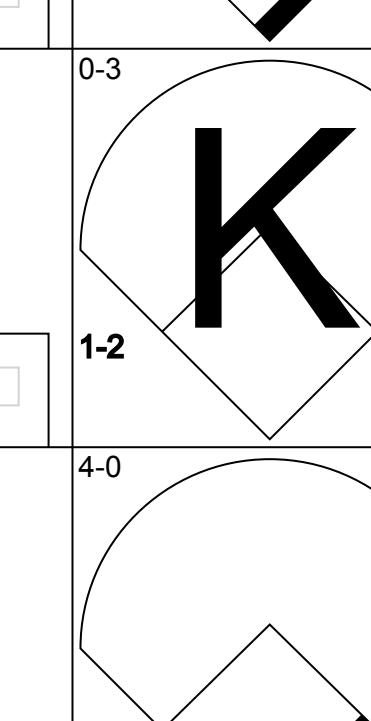
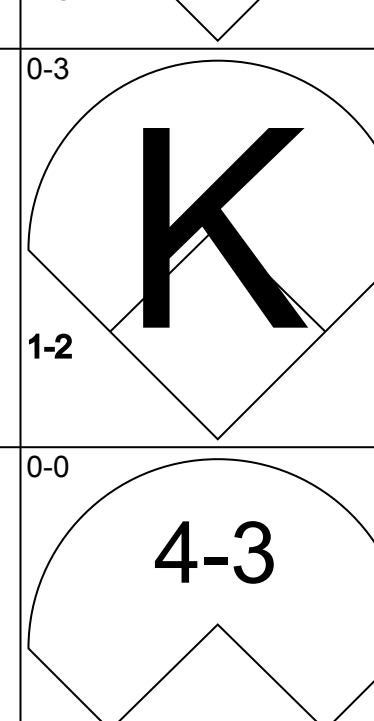
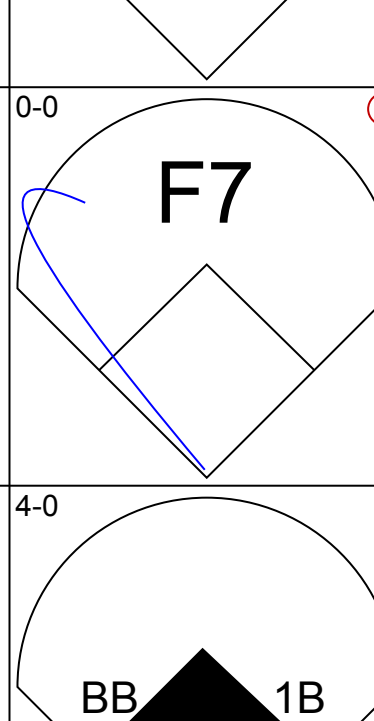
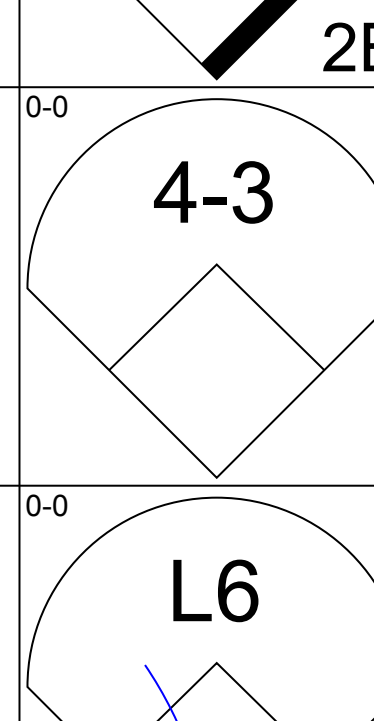
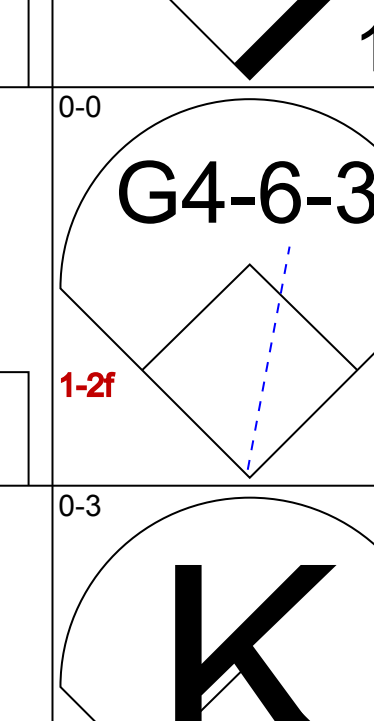
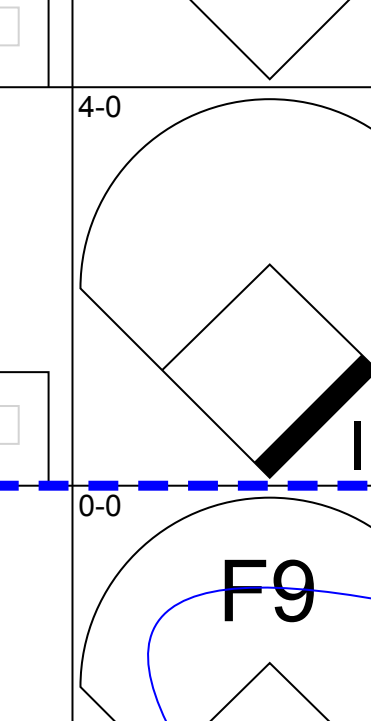
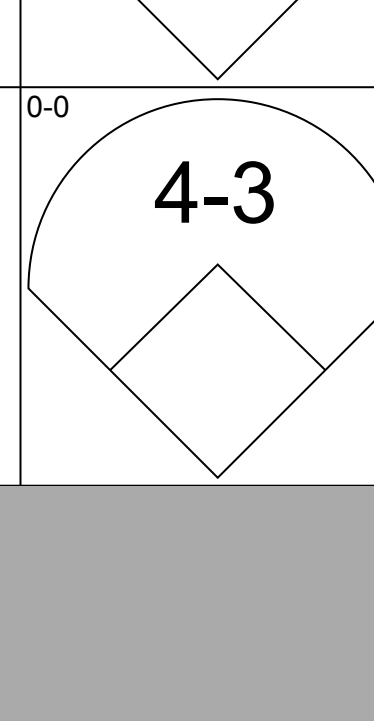
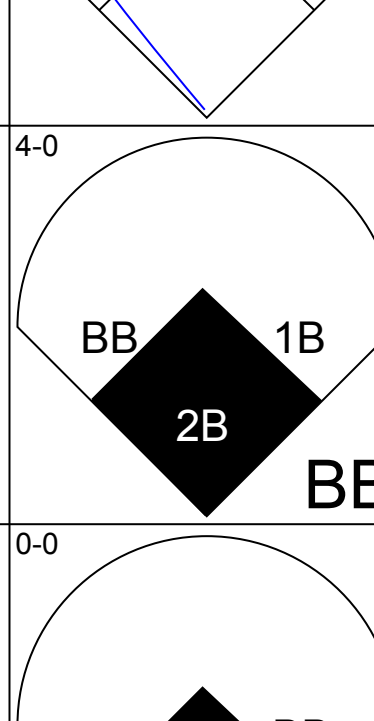
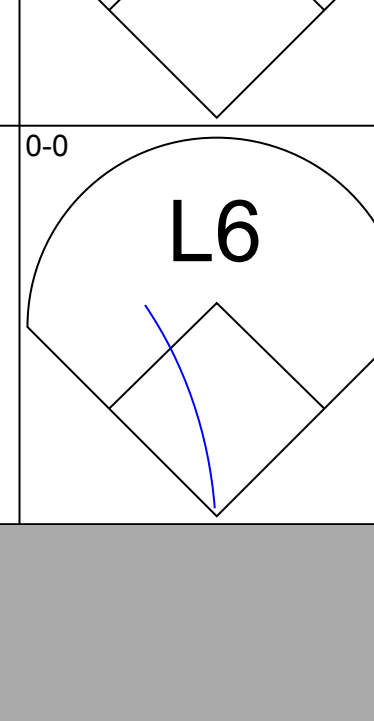
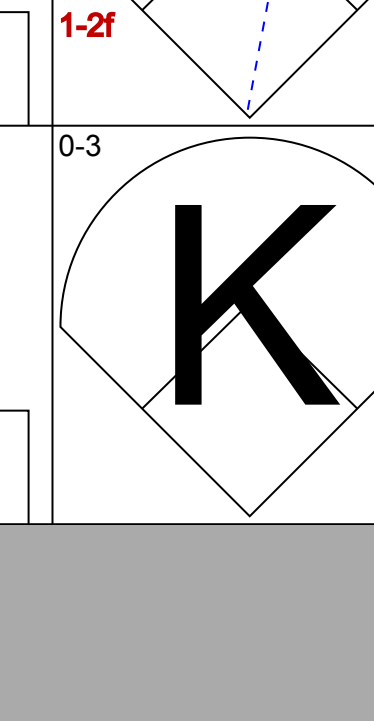
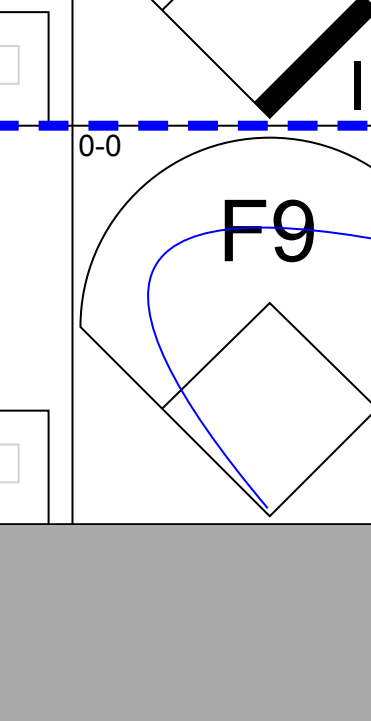
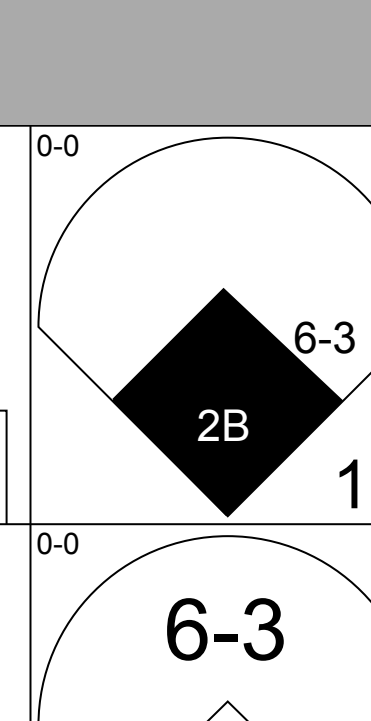
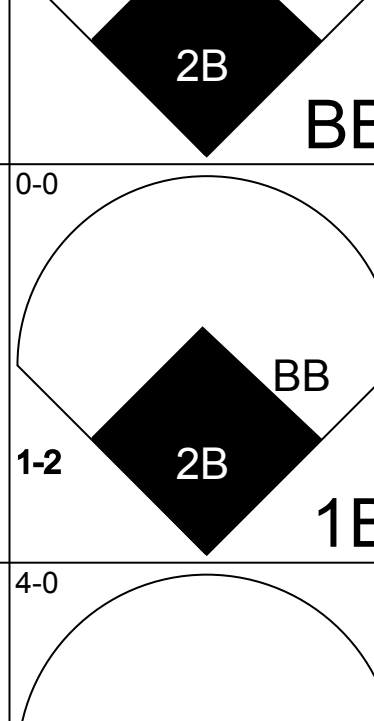
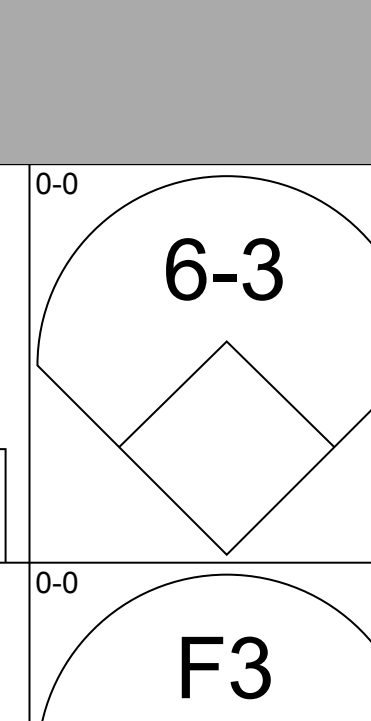
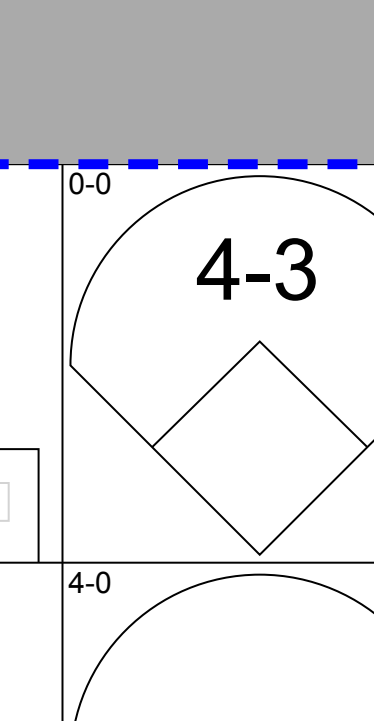
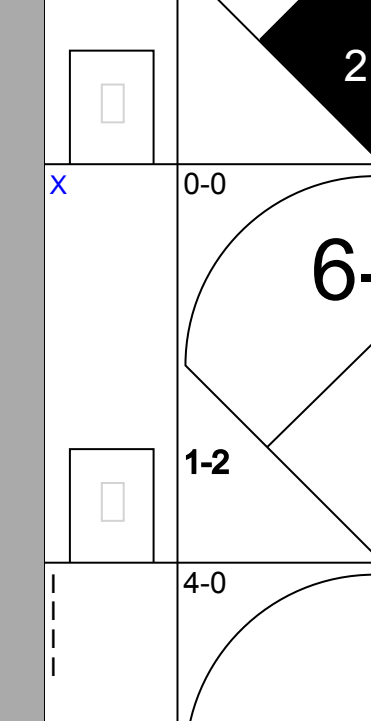
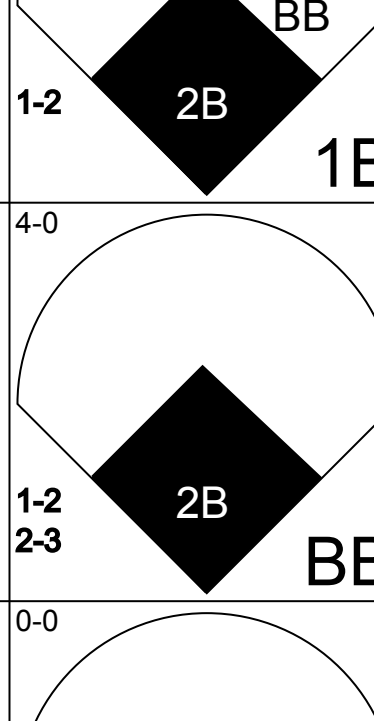
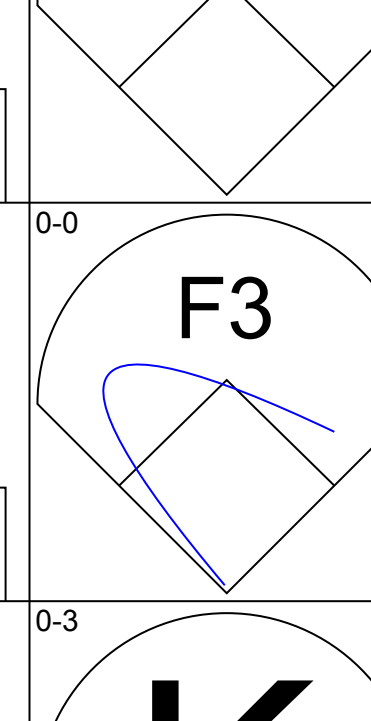
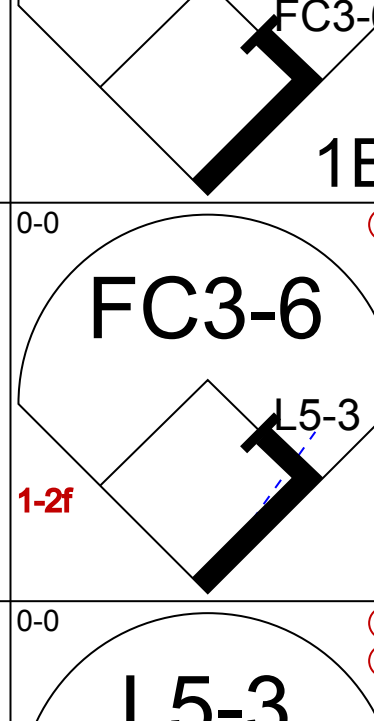
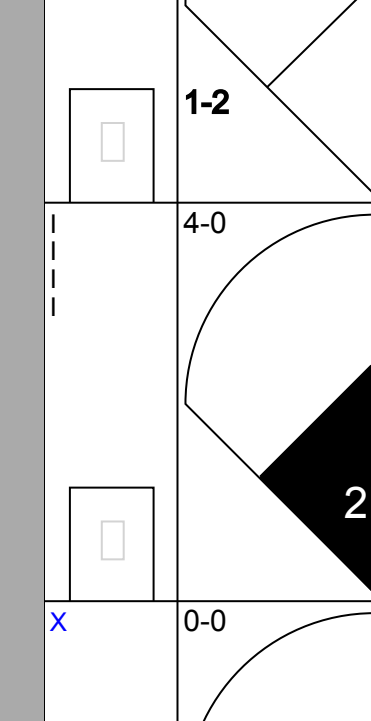
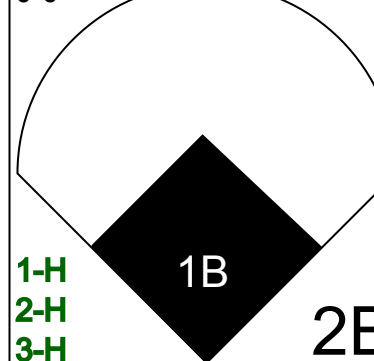
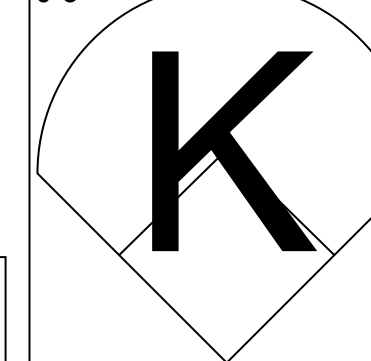
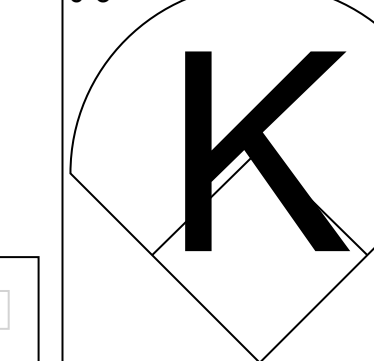
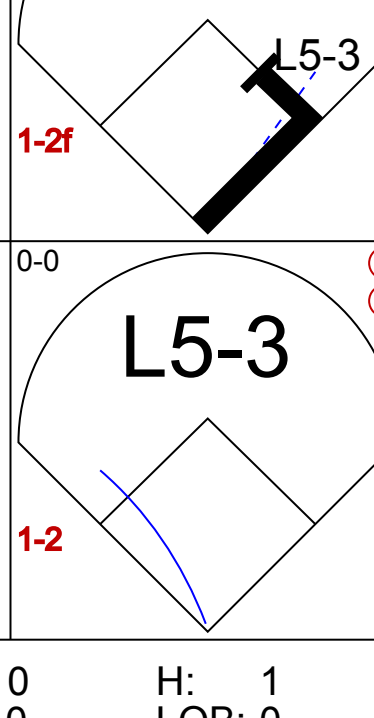
Batter	1	2	3	4	5	6	7	8	9	10	AB	R	H	RBI	BB	SO	LOB	BOTTOM						
Tom McCraw, L OBP: 0.372, SLG: 0.352 (1, 9) (10, 3)	0-0 F6			4-0 E BB	0-0 4-3			0-0 G3	0-0 G3		4	0	0	0	1	0	3							
Luis Aparicio, R OBP: 0.432, SLG: 0.451 (1, 6)	0-0 F6			0-0 E5 L4-6 BB				0-0 F7	4-0 IBB		4	0	0	0	1	1	1							
Gail Hopkins, L OBP: 0.430, SLG: 0.461 Wilbur Wood, R (10, 1)	0-0 F5			4-0 1-2 BB				4-0 BB 1B BB	0-0 3-1		3	0	0	0	2	0	3							
Carlos May, L OBP: 0.413, SLG: 0.550 (1, 7)		0-0 1-4-3		0-0 L4-6 2-3 BB				0-0 BB 1B		0-0 4-3	4	0	1	0	1	0	3							
Syd O'Brien, R OBP: 0.292, SLG: 0.299 (1, 5)		0-0 5-3		0-3 K				4-0 BB		0-0 5-3	4	0	0	0	1	2	3							
Ed Herrmann, L OBP: 0.397, SLG: 0.589 (1, 2)		0-0 F7			0-0 HR			0-0 HR		0-0 4-3	5	2	2	2	0	0	3							
Ken Berry, R OBP: 0.375, SLG: 0.424 (1, 8)			0-3 K		0-0 4-3			0-0 F9		0-0 E3 G3 3-4	4	0	0	0	0	1	0							
Bobby Knoop, R OBP: 0.266, SLG: 0.309 (1, 4)			0-3 K		4-0 G3 BB			0-3 K		0-0 3-4	3	0	0	0	1	2	1							
Gerry Janeski, R OBP: 0.059, SLG: 0.059 John Matias, L OBP: 0.185, SLG: 0.216 (9, PH) (10, 9)			0-3 K		0-0 G3			0-0 F2		4-0 G3 IBB	3	0	0	0	0	1	1							
Inning Stats	R: 0 E: 0 K: 0 S: 3	H: 0 LOB: 0 BB: 0 P: 3	R: 0 E: 0 K: 0 S: 3	H: 0 LOB: 0 BB: 0 P: 3	R: 0 E: 0 K: 3 S: 9	H: 0 LOB: 0 BB: 0 P: 9	R: 0 E: 1 K: 1 S: 5	H: 0 LOB: 2 BB: 2 P: 13	R: 1 E: 0 K: 0 S: 4	H: 1 LOB: 1 BB: 1 P: 8	R: 0 E: 0 K: 0 S: 7	H: 0 LOB: 1 BB: 0 P: 11	R: 1 E: 0 K: 1 S: 6	H: 1 LOB: 0 BB: 0 P: 6	R: 0 E: 0 K: 0 S: 4	H: 1 LOB: 3 BB: 2 P: 12	R: 0 E: 1 K: 0 S: 4	H: 0 LOB: 3 BB: 2 P: 12	R: 0 E: 0 K: 0 S: 3	H: 0 LOB: 0 BB: 0 P: 3	1B: 1 2B: 1 3B: 0 HR: 2	SF: 0 SAC: 0 DP: 1 HBP: 0	WP: 0 PB: 0 SB: 0 CS: 0	PA: 42
PITCHER	IP 7.0	WLS 0.2	BF 27	H 5	R 1	ER 0	SO 2	BB 2	IBB 0	HBP 0	BLK 0	WP 0	HR 0	S 37	P 53	ERA 2.57	WHIP 0.857							
Dick Drago, R ERA: 4.84 Ken Wright, R ERA: 3.72 Mike Hedlund, R ERA: 7.2 Al Fitzmorris, R ERA: 2.96 (8, 1) (8, 1) (9, 1)	0.2	0.1	2.0	1	0	0	0	0	0	0	0	0	0	0	7	15	0.00	0.000						

Kansas City Royals @ Chicago White Sox
Comiskey Park, Chicago, IL
Sun May 17 1970, 4:33 AM EDT
Unknown - 53 F

livebaseballscores.com

AB 34
R 2
H 3
RBI 2
BB 8
SO 7
LOB 18

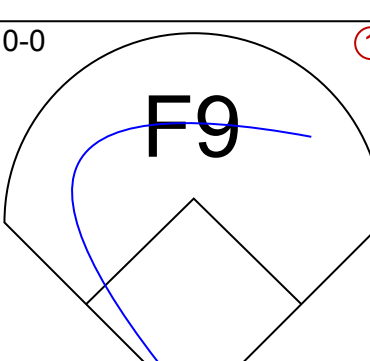
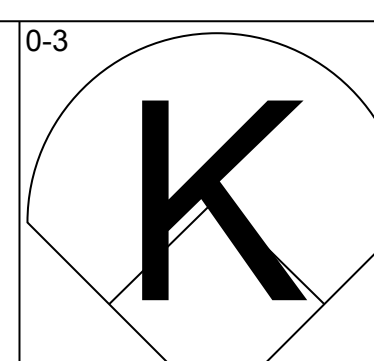
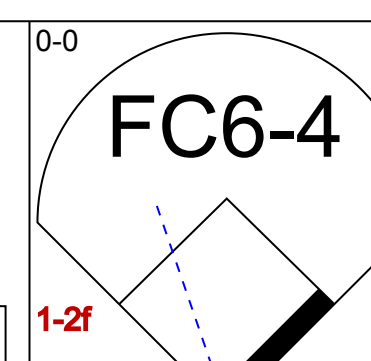
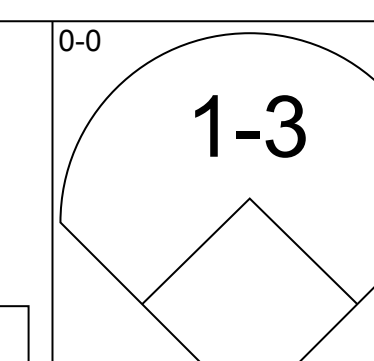
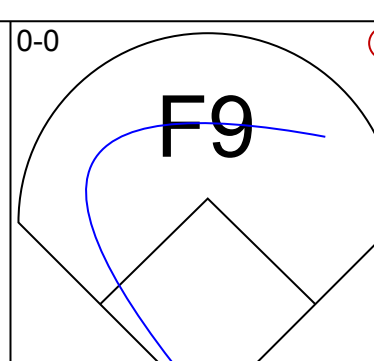
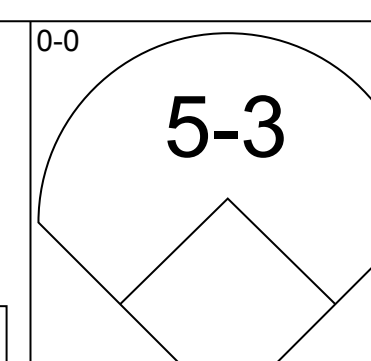
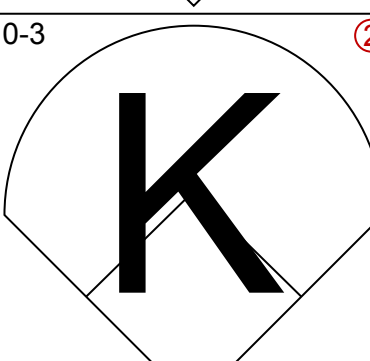
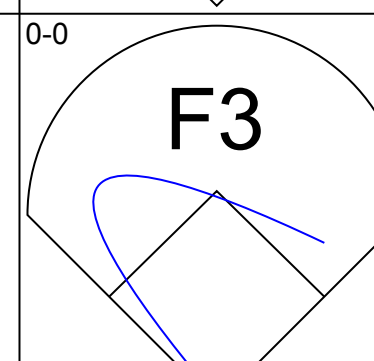
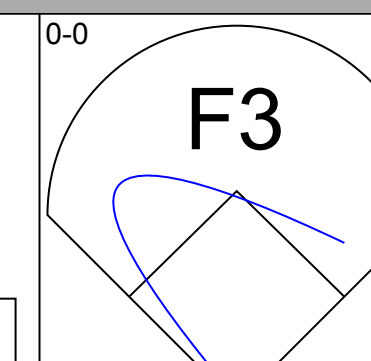
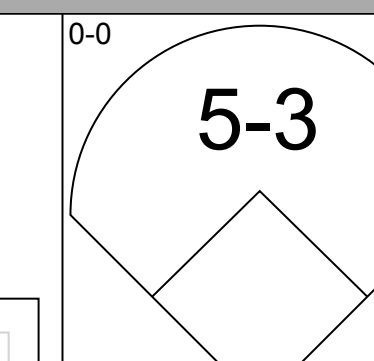
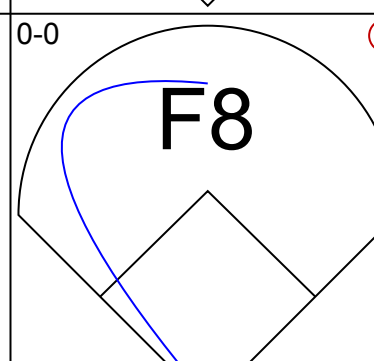
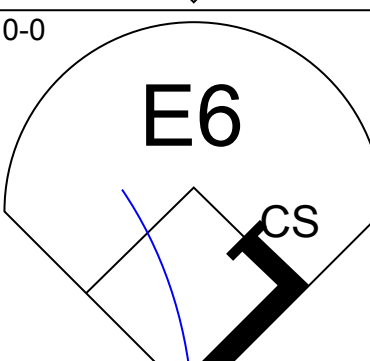
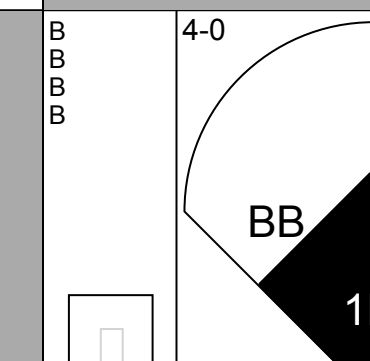
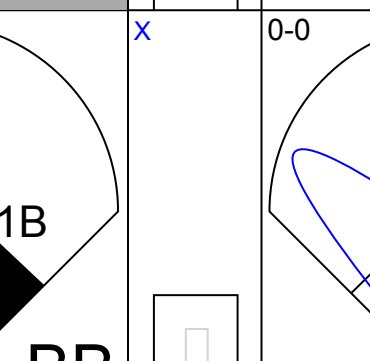

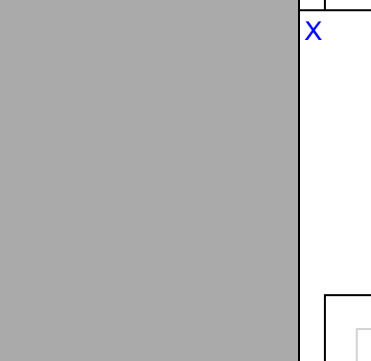
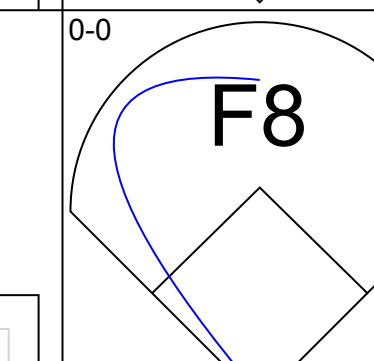
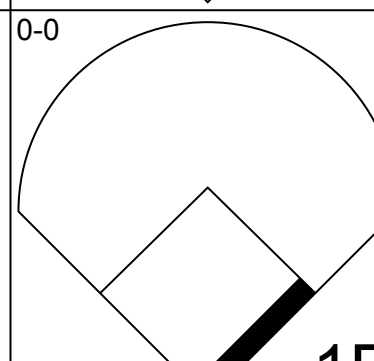

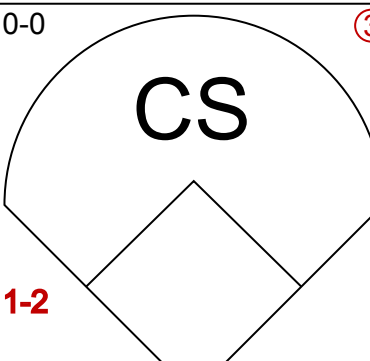
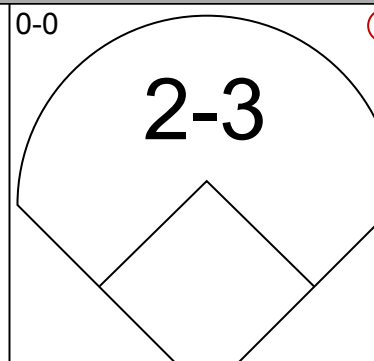
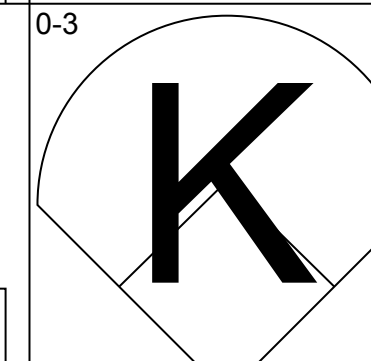
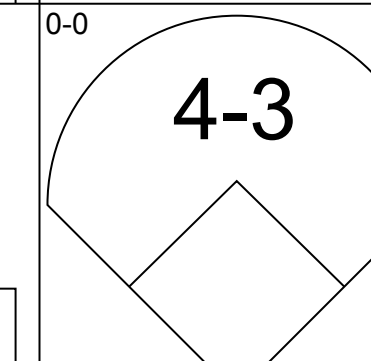
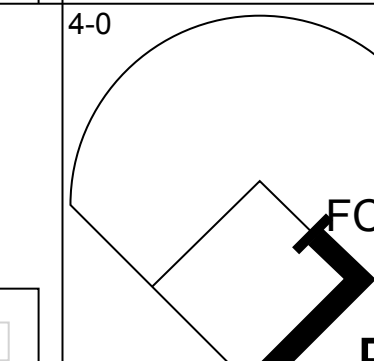

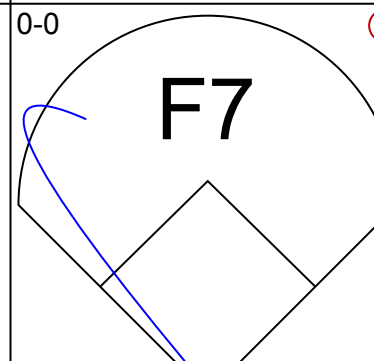
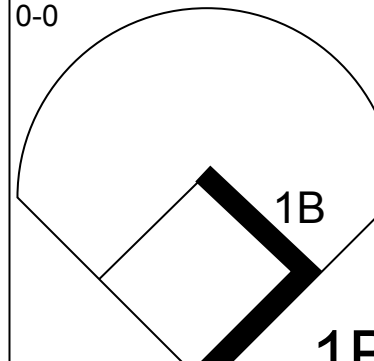
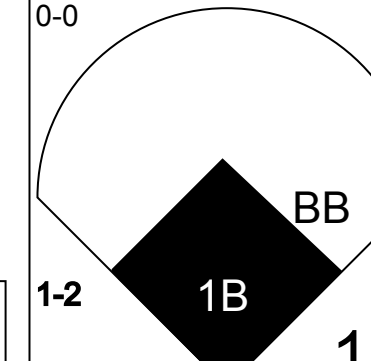

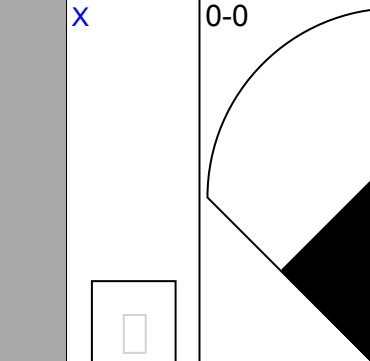
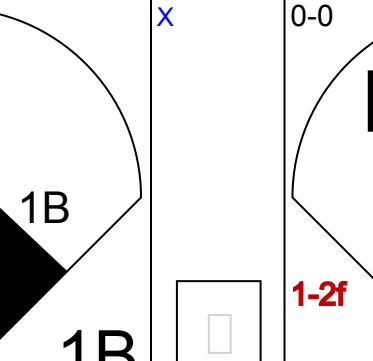
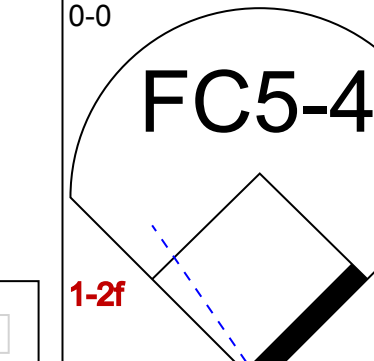

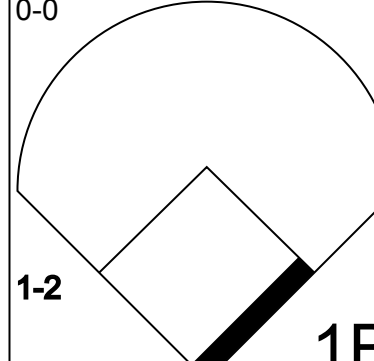
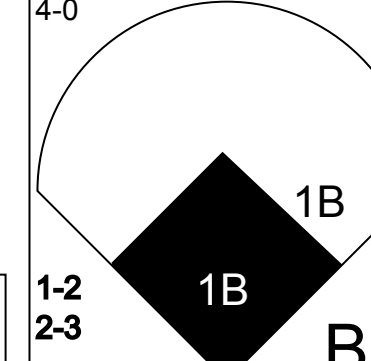

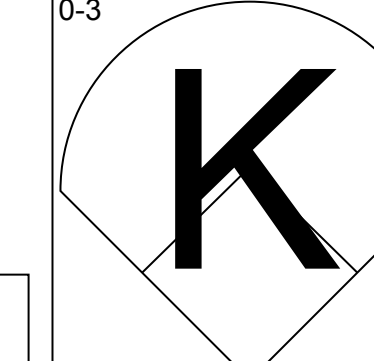
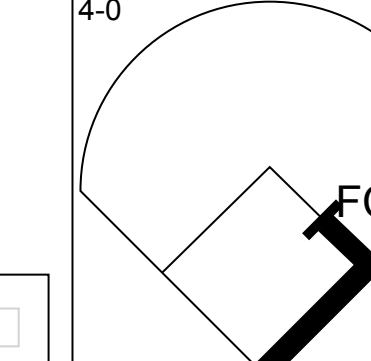

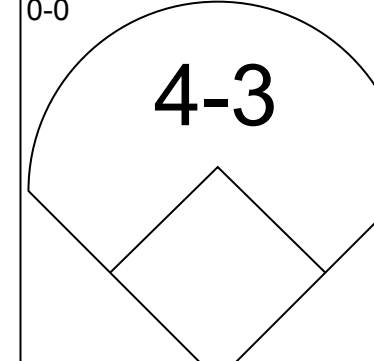
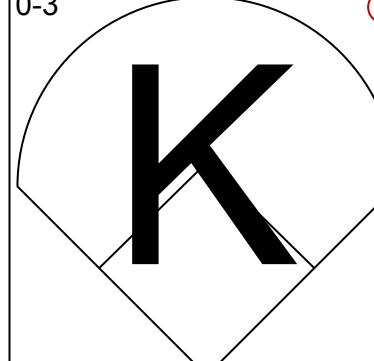
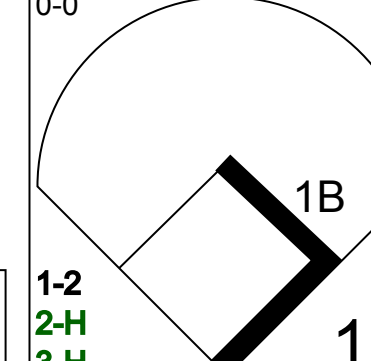

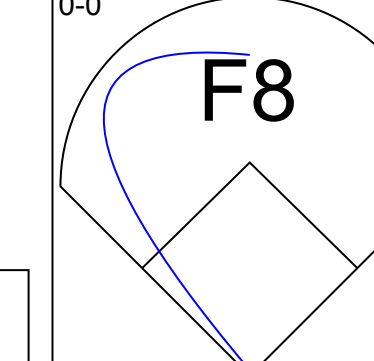
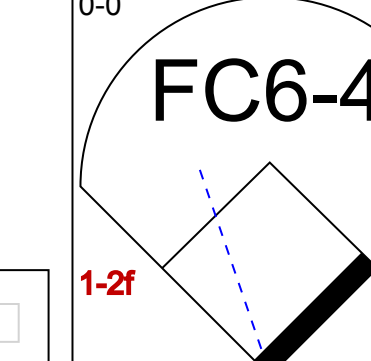

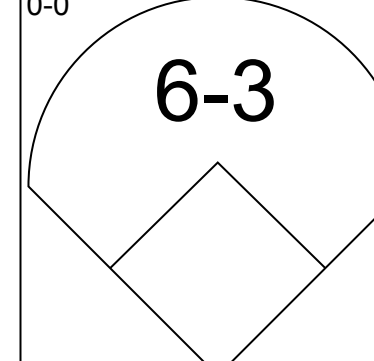
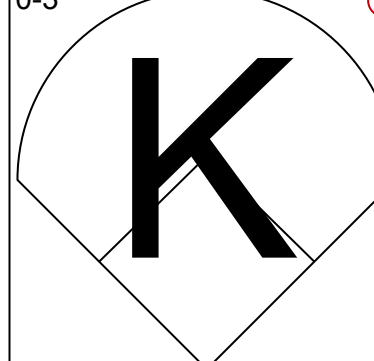
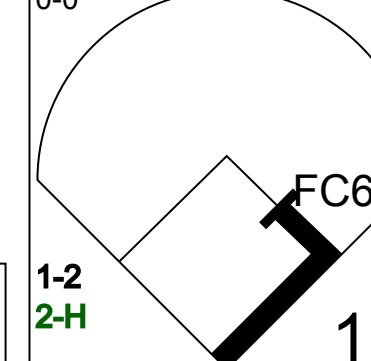

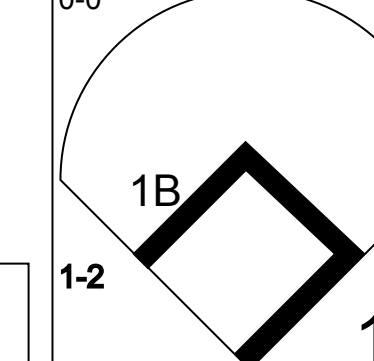



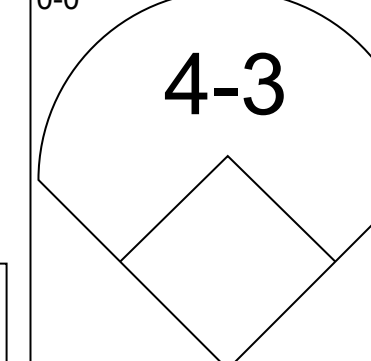
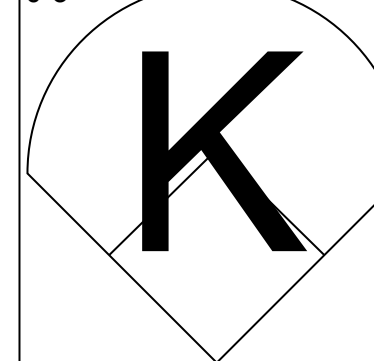
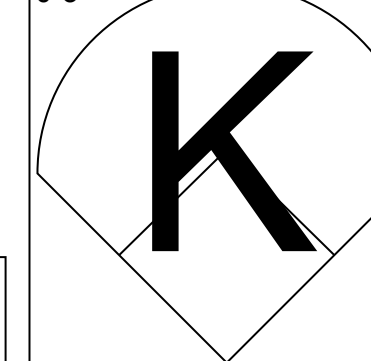
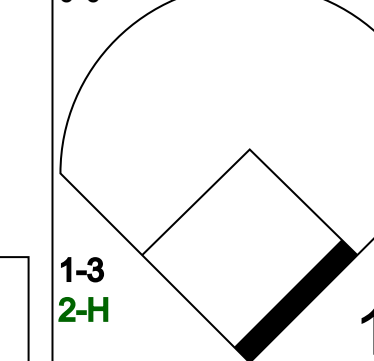

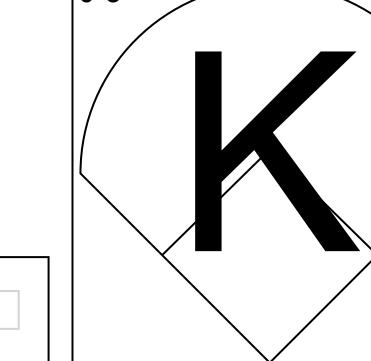

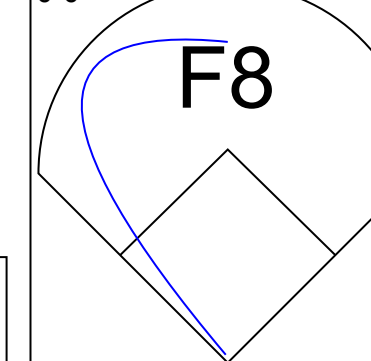


Batter	1	2	3	4	5	6	7	8	9	10	11	AB	R	H	RBI	BB	SO	LOB	TOP						
Pat Kelly, L OBP: 0.393, SLG: 0.342 (1, 9)												5	1	3	3	1	1	1							
Mike Fiore, L OBP: 0.297, SLG: 0.185 (1, 3)												5	0	1	0	1	2	2							
Amos Otis, R OBP: 0.346, SLG: 0.435 (1, 8)												6	0	1	0	0	1	3							
Bob Oliver, R OBP: 0.341, SLG: 0.543 (1, 5)												5	0	2	0	0	3	3							
Joe Keough, L OBP: 0.403, SLG: 0.491 (1, 7)												4	0	0	0	1	0	4							
Rich Saverson, R OBP: 0.288, SLG: 0.264 Ed Kirkpatrick, L OBP: 0.299, SLG: 0.433 Luis Alcaraz, R OBP: 0.143, SLG: 0.224 (1, 4)												2	1	0	0	1	1	1							
Jackie Hernandez, R OBP: 0.269, SLG: 0.286 (1, 6)												5	1	2	0	0	0	1							
Elie Rodriguez, R OBP: 0.315, SLG: 0.267 (1, 2)												2	2	0	0	3	0	1							
Jim Rooker, R OBP: 0.235, SLG: 0.313 (1, 1)												5	2	2	5	0	2	2							
Inning Stats	R: 0 E: 0 K: 1 S: 5	H: 1 LOB: 0 BB: 0 P: 5	R: 4 E: 0 K: 1 S: 8	H: 3 LOB: 1 BB: 2 P: 16	R: 0 E: 0 K: 2 S: 4	H: 1 LOB: 0 BB: 0 P: 4	R: 0 E: 0 K: 1 S: 5	H: 0 LOB: 0 BB: 0 P: 5	R: 0 E: 0 K: 0 S: 2	H: 1 LOB: 0 BB: 0 P: 6	R: 0 E: 0 K: 1 S: 5	H: 0 LOB: 1 BB: 1 P: 9	R: 0 E: 0 K: 2 S: 8	H: 1 LOB: 2 BB: 1 P: 12	R: 0 E: 0 K: 0 S: 3	H: 1 LOB: 0 BB: 0 P: 3	R: 0 E: 0 K: 2 S: 8	H: 1 LOB: 2 BB: 1 P: 12	R: 4 E: 0 K: 1 S: 8	H: 3 LOB: 0 BB: 1 P: 12	1B: 8 2B: 4 3B: 0 HR: 1	SF: 0 SAC: 0 DP: 2 HBP: 0	WP: 0 PB: 1 SB: 2 CS: 1	PA: 48	
PITCHER	IP ERA WLS BF H R ER SO BB IBB HBP BLK WP HR S P ERA WHIP	IP ERA WLS BF H R ER SO BB IBB HBP BLK WP HR S P ERA WHIP	IP ERA WLS BF H R ER SO BB IBB HBP BLK WP HR S P ERA WHIP	IP ERA WLS BF H R ER SO BB IBB HBP BLK WP HR S P ERA WHIP	IP ERA WLS BF H R ER SO BB IBB HBP BLK WP HR S P ERA WHIP	IP ERA WLS BF H R ER SO BB IBB HBP BLK WP HR S P ERA WHIP	IP ERA WLS BF H R ER SO BB IBB HBP BLK WP HR S P ERA WHIP	IP ERA WLS BF H R ER SO BB IBB HBP BLK WP HR S P ERA WHIP	IP ERA WLS BF H R ER SO BB IBB HBP BLK WP HR S P ERA WHIP	IP ERA WLS BF H R ER SO BB IBB HBP BLK WP HR S P ERA WHIP	IP ERA WLS BF H R ER SO BB IBB HBP BLK WP HR S P ERA WHIP	IP ERA WLS BF H R ER SO BB IBB HBP BLK WP HR S P ERA WHIP	IP ERA WLS BF H R ER SO BB IBB HBP BLK WP HR S P ERA WHIP	IP ERA WLS BF H R ER SO BB IBB HBP BLK WP HR S P ERA WHIP	IP ERA WLS BF H R ER SO BB IBB HBP BLK WP HR S P ERA WHIP	IP ERA WLS BF H R ER SO BB IBB HBP BLK WP HR S P ERA WHIP	IP ERA WLS BF H R ER SO BB IBB HBP BLK WP HR S P ERA WHIP	IP ERA WLS BF H R ER SO BB IBB HBP BLK WP HR S P ERA WHIP	IP ERA WLS BF H R ER SO BB IBB HBP BLK WP HR S P ERA WHIP	IP ERA WLS BF H R ER SO BB IBB HBP BLK WP HR S P ERA WHIP	IP ERA WLS BF H R ER SO BB IBB HBP BLK WP HR S P ERA WHIP	IP ERA WLS BF H R ER SO BB IBB HBP BLK WP HR S P ERA WHIP	IP ERA WLS BF H R ER SO BB IBB HBP BLK WP HR S P ERA WHIP	IP ERA WLS BF H R ER SO BB IBB HBP BLK WP HR S P ERA WHIP	IP ERA WLS BF H R ER SO BB IBB HBP BLK WP HR S P ERA WHIP

Kansas City Royals @ Chicago White Sox
Comiskey Park, Chicago, IL
Sun May 17 1970, 4:38 AM EDT
Att: 18,145 - Unknown

AB	41
R	8
H	12
RBI	8
BB	7
SO	10
LOB	20



Batter	1	2	3	4	5	6	7	8	9	10	11	AB	R	H	RBI	BB	SO	LOB	BOTTOM						
Walt Williams, R OBP: 0.321, SLG: 0.329 (1, 9)												6	0	0	0	1	4								
Luis Aparicio, R OBP: 0.416, SLG: 0.432 (1, 6)												5	0	0	0	1	0								
Syd O'Brien, R OBP: 0.299, SLG: 0.296 (1, 4)												4	1	1	0	1	0	0							
Carlos May, L OBP: 0.406, SLG: 0.532 (1, 7)												4	0	0	0	1	1	2							
Bill Melton, R OBP: 0.390, SLG: 0.484 (1, 5)												5	2	3	0	0	0	1							
Tom McCraw, L OBP: 0.386, SLG: 0.351 (1, 3)												3	1	1	0	2	1	1							
Ken Berry, R OBP: 0.366, SLG: 0.411 (1, 8)												5	0	1	2	0	1	4							
Ed Herrmann, L OBP: 0.397, SLG: 0.574 (1, 2)												5	0	2	1	0	1	3							
Bart Johnson, R Buddy Brundage, R Jerry Griffin, R Bob Christian, R Tommie Sisk, R Wilbur Wood, L Rich Morales, R (1, 1)												1	0	0	0	0	1	0							
Inning Stats	R: 0 E: 1 K: 1 S: 5	H: 0 LOB: 0 BB: 0 P: 5	R: 0 E: 0 K: 2 S: 9	H: 2 LOB: 2 BB: 0 P: 9	R: 0 E: 0 K: 2 S: 7	H: 0 LOB: 0 BB: 0 P: 7	R: 3 E: 0 K: 2 S: 10	H: 3 LOB: 2 BB: 2 P: 18	R: 0 E: 0 K: 0 S: 3	H: 3 LOB: 2 BB: 0 P: 3	R: 1 E: 0 K: 1 S: 8	H: 2 LOB: 1 BB: 1 P: 8	R: 0 E: 0 K: 0 S: 3	H: 0 LOB: 1 BB: 0 P: 4	R: 0 E: 0 K: 0 S: 4	H: 1 LOB: 1 BB: 0 P: 4	R: 0 E: 0 K: 0 S: 3	H: 0 LOB: 0 BB: 0 P: 3	R: 0 E: 0 K: 0 S: 3	H: 0 LOB: 0 BB: 0 P: 3	1B: 9 2B: 0 3B: 0 HR: 0	SF: 0 SAC: 0 DP: 0 HBP: 0	WP: 0 PB: 0 SB: 0 CS: 1	PA: 47	
PITCHER	IP ERA WLS BF H R ER SO BB IBB HBP BLK WP HR S P ERA WHIP	IP ERA WLS BF H R ER SO BB IBB HBP BLK WP HR S P ERA WHIP	IP ERA WLS BF H R ER SO BB IBB HBP BLK WP HR S P ERA WHIP	IP ERA WLS BF H R ER SO BB IBB HBP BLK WP HR S P ERA WHIP	IP ERA WLS BF H R ER SO BB IBB HBP BLK WP HR S P ERA WHIP	IP ERA WLS BF H R ER SO BB IBB HBP BLK WP HR S P ERA WHIP	IP ERA WLS BF H R ER SO BB IBB HBP BLK WP HR S P ERA WHIP	IP ERA WLS BF H R ER SO BB IBB HBP BLK WP HR S P ERA WHIP	IP ERA WLS BF H R ER SO BB IBB HBP BLK WP HR S P ERA WHIP	IP ERA WLS BF H R ER SO BB IBB HBP BLK WP HR S P ERA WHIP	IP ERA WLS BF H R ER SO BB IBB HBP BLK WP HR S P ERA WHIP	IP ERA WLS BF H R ER SO BB IBB HBP BLK WP HR S P ERA WHIP	IP ERA WLS BF H R ER SO BB IBB HBP BLK WP HR S P ERA WHIP	IP ERA WLS BF H R ER SO BB IBB HBP BLK WP HR S P ERA WHIP	IP ERA WLS BF H R ER SO BB IBB HBP BLK WP HR S P ERA WHIP	IP ERA WLS BF H R ER SO BB IBB HBP BLK WP HR S P ERA WHIP	IP ERA WLS BF H R ER SO BB IBB HBP BLK WP HR S P ERA WHIP	IP ERA WLS BF H R ER SO BB IBB HBP BLK WP HR S P ERA WHIP	IP ERA WLS BF H R ER SO BB IBB HBP BLK WP HR S P ERA WHIP	IP ERA WLS BF H R ER SO BB IBB HBP BLK WP HR S P ERA WHIP	IP ERA WLS BF H R ER SO BB IBB HBP BLK WP HR S P ERA WHIP	IP ERA WLS BF H R ER SO BB IBB HBP BLK WP HR S P ERA WHIP	IP ERA WLS BF H R ER SO BB IBB HBP BLK WP HR S P ERA WHIP	IP ERA WLS BF H R ER SO BB IBB HBP BLK WP HR S P ERA WHIP	IP ERA WLS BF H R ER SO BB IBB HBP BLK WP HR S P ERA WHIP

Kansas City Royals @ Chicago White Sox
Comiskey Park, Chicago, IL
Sun May 17 1970, 4:38 AM EDT
Att: 18,145 - Unknown

AB	42
R	4
H	9
RBI	4
BB	4
SO	9
LOB	18



Batter	1	2	3	4	5	6	7	8	9	AB	R	H	RBI	BB	SO	LOB	TOP					
Cesar Tovar, R OBP: 0.377, SLG: 0.500 (1, 8)	4-0 CS BB	0-0 1-3 1B					4-0 S HR BB		4-0 1B BB	0-0 6-3	2	2	1	0	3	0						
Rod Carew, L OBP: 0.438, SLG: 0.558 (1, 4)	0-0 1-2 1B	0-0 F8					0-0 1-H HR		0-0 1B 1B	0-0 L7	5	1	3	2	0	0						
Harmon Killebrew, R OBP: 0.423, SLG: 0.664 (1, 3)	0-0 F3		0-0 F3				4-0 BB		0-3 K	0-0 HR	4	1	1	1	1	1						
Frank Quilici, R OBP: 0.299, SLG: 0.167 (8, 5)	0-0 F7		0-0 F8				0-0 F9		0-0 G6-4-3	0-0 F5	5	0	1	1	0	0						
Tony Oliva, L OBP: 0.361, SLG: 0.570 (1, 9)	0-0 F7		0-0 F8				0-0 F9		0-0 G6-4-3	0-0 F5	5	0	1	1	0	0						
Brant Aylea, R OBP: 0.365, SLG: 0.559 (1, 7)		0-0 F3	0-0 F3				0-0 F9		0-0 G6-4-3	0-0 F5	4	0	0	0	0	0						
Jim Holt, L OBP: 0.216, SLG: 0.147 (7, 7)		0-0 F3	0-0 F3				0-0 F9		0-0 G6-4-3	0-0 F5	0	0	0	0	0	0						
Rick Renick, R OBP: 0.353, SLG: 0.625 (1, 5)		0-0 HR		4-0 FC5-4 BB			0-0 F6		4-0 WP SF7 BB		2	1	1	0	1	0						
Rich Reese, L OBP: 0.299, SLG: 0.281 (8, 3)		0-0 HR		4-0 FC5-4 BB			0-0 F6		4-0 WP SF7 BB		0	1	0	0	1	0						
Leo Cardenas, R OBP: 0.338, SLG: 0.443 (1, 6)		0-0 HR		0-0 FC5-4			0-0 F8		4-0 G3 WP BB		3	1	1	2	1	0						
George Mitterwald, R OBP: 0.244, SLG: 0.276 (1, 2)		0-3 K		0-0 F8			0-0 F5		0-0 SF7		3	0	0	0	0	1						
Charlie Manuel OBP: 0.333, SLG: 0.286 (8, PH)		0-0 K		0-0 F8			0-0 F5		0-0 SF7		0	0	0	1	0	0						
Ron Perranoski, L (8, 1)		0-0 K		0-0 F8			0-0 F5		0-0 SF7		0	0	0	0	0	0						
Jim Kaat, L OBP: 0.217, SLG: 0.150 (1, 1)		4-0 1B		0-0 5-3			0-0 F8		0-0 G3		2	0	0	0	1	0						
Bill Zepp, R (7, 1)		4-0 1B		0-0 5-3			0-0 F8		0-0 G3		0	0	0	0	0	0						
Paul Ratliff, L OBP: 0.362, SLG: 0.400 (8, 2)		4-0 1B		0-0 5-3			0-0 F8		0-0 G3		1	0	0	0	0	0						
Inning Stats	R: 0 E: 0 K: 0 S: 3	H: 1 LOB: 1 BB: 1 P: 7	R: 2 E: 0 K: 1 S: 8	H: 3 LOB: 2 BB: 1 P: 12	R: 0 E: 0 K: 0 S: 3	H: 0 LOB: 0 BB: 0 P: 3	R: 0 E: 0 K: 0 S: 3	H: 0 LOB: 1 BB: 1 P: 7	R: 2 E: 0 K: 0 S: 4	H: 1 LOB: 1 BB: 2 P: 12	R: 0 E: 0 K: 0 S: 3	H: 0 LOB: 0 BB: 0 P: 3	R: 1 E: 0 K: 1 S: 6	H: 2 LOB: 1 BB: 1 P: 10	R: 1 E: 0 K: 0 S: 2	H: 0 LOB: 1 BB: 2 P: 10	R: 1 E: 0 K: 0 S: 4	H: 1 LOB: 0 BB: 0 P: 4	1B: 5 2B: 0 3B: 0 HR: 3	SF: 1 SAC: 0 DP: 1 HBP: 0	WP: 2 PB: 2 CS: 1	PA: 40
PITCHER	IP	WLS	BF	H	R	ER	SO	BB	IBB	HBP	BLK	WP	HR	S	P	ERA	WHIP					
Bill Butler, L ERA: 3.85	6.0		29	6	5	5	1	6	0	0	0	0	2	25	49	7.50	2.000					
Ken Wright, R ERA: 3.39	1.0		3	1	0	0	1	0	0	0	0	0	0	5	5	0.00	1.000					
Mike Hedlund, R ERA: 7.2	0.0	L	2	0	1	0	0	2	0	0	0	1	0	0	8	∞	∞					
Al Fitzmorris, R ERA: 3.08	2.0		6	1	1	1	0	0	0	0	0	1	1	6	6	4.50	0.500					

Minnesota Twins @ Kansas City Royals
Municipal Stadium, Kansas City, MO
Mon May 18 1970, 8:05 PM EDT
Att: 8,560 - Unknown - 81 F

AB 31
R 7
H 8
RBI 7
BB 8
SO 2
LOB 15



Batter	1	2	3	4	5	6	7	8	9	AB	R	H	RBI	BB	SO	LOB	BOTTOM					
Pat Kelly, L OBP: 0.379, SLG: 0.328 (1, 9)	0-0 4-3	0-0 G3			0-0 F8		0-3 K		0-3 K	5	0	0	0	0	2	3						
Mike Fiore, L OBP: 0.290, SLG: 0.186 (1, 3)	0-0 1-3	0-3 K			0-0 4-3		0-0 F7		0-0 1B	5	0	1	0	0	1	3						
Amos Otis, R OBP: 0.348, SLG: 0.455 (1, 8)	0-0 1B		0-0 F8		0-0 6-3		0-0 1-H HR		0-0 6-3	5	1	2	2	0	0	1						
Bob Oliver, R OBP: 0.331, SLG: 0.527 (1, 5)	0-0 1-4-3		0-0 6-3		0-0 6-3		0-3 K		0-0 6-3	4	0	0	0	0	1	1						
Joe Keough, L OBP: 0.424, SLG: 0.508 (1, 7)		0-0 2B 1B		0-0 1B		0-0 WP 4-3 1B 1B		0-0 5-3		4	2	3	0	0	0	0						
Rich Severson, R OBP: 0.287, SLG: 0.281 (1, 4)		0-0 1-H 1B 2B		0-0 L6		0-0 4-3		0-0 4-3		4	1	1	1	0	0	1						
Jackie Hernandez, R OBP: 0.309, SLG: 0.310 (1, 6)		0-0 1B 2-H 1B		0-0 1-3		0-0 2-H 1B		1-0 HBP		3	0	2	2	0	0	0						
Ellie Rodriguez, R OBP: 0.325, SLG: 0.270 (1, 2)		0-0 1-3 1B		4-0 BB		0-0 F9		0-0 6-3		3	0	1	0	1	0	2						
Bill Butler, L ERA: 3.39	6.2		30	5	5	3	3	1	0	0	0	0	0	0	0	13						
Paul Schaaf, R ERA: 2.03	0.1	W	1	0	0	0	1	0	0	0	0	0	0	0	0	0						
Al Fitzmorris, R ERA: 1.57	2.0	S	8	1	0	0	2	0	0	0	1	0	0	0	11	12	0.00	0.500				
Inning Stats	R: 0 E: 0 K: 0 S: 4	H: 1 LOB: 1 BB: 0 P: 4	R: 2 E: 1 K: 1 S: 9	H: 4 LOB: 2 BB: 0 P: 9	R: 0 E: 0 K: 1 S: 5	H: 1 LOB: 1 BB: 1 P: 3	R: 0 E: 0 K: 1 S: 5	H: 0 LOB: 1 BB: 1 P: 9	R: 0 E: 0 K: 0 S: 3	H: 0 LOB: 0 BB: 0 P: 3	R: 1 E: 0 K: 0 S: 5	H: 2 LOB: 1 BB: 0 P: 5	R: 2 E: 1 K: 2 S: 9	H: 1 LOB: 0 BB: 0 P: 9	R: 0 E: 0 K: 0 S: 3	H: 0 LOB: 1 BB: 0 P: 4	R: 0 E: 0 K: 2 S: 8	H: 1 LOB: 1 BB: 0 P: 8	1B: 8 2B: 1 3B: 0 HR: 1	SF: 0 SAC: 0 DP: 0 HBP: 1	WP: 1 PB: 0 CS: 0	PA: 39
PITCHER	IP	WLS	BF	H	R	ER	SO	BB	IBB	HBP	BLK	WP	HR	S	P	ERA	WHIP					
Jim Kaat, L ERA: 3.39	6.2		30	5	5	3	3	1	0	0	0	0	0	0	0	13						
Bill Zepp, R ERA: 2.03	0.1	W	1	0	0	0	1	0	0	0	0	0	0	0	0	0						
Ron Perranoski, L ERA: 1.57	2.0	S	8	1	0	0	2	0	0	0	1	0	0	0	11	12	0.00	0.500				

Minnesota Twins @ Kansas City Royals
Municipal Stadium, Kansas City, MO
Mon May 18 1970, 8:05 PM EDT
Att: 8,560 - Unknown - 81 F

AB 37
R 5
H 10
RBI 5
BB 1
SO 6
LOB 14



Batter	1	2	3	4	5	6	7	8	9	10	AB	R	H	RBI	BB	SO	LOB	TOP									
Cesar Tovar, R OBP: 0.385, SLG: 0.500 (1, 8)	6-3		G4-6-3 2B 1B		F9		G4-6-3 BB		CS 1B		4	1	2	1	1	0	0	Minnesota Twins @ Kansas City Royals Municipal Stadium, Kansas City, MO Tue May 19 1970, 8:05 PM EDT Att: 7,766 - Unknown - 82 F									
Rod Carew, L OBP: 0.436, SLG: 0.544 (1, 4)	K		G4-6-3 BB		1-3		G4-6-3 BB		CS 1B	L8 1B WP	4	1	1	0	1	1	2										
Tony Oliva, L OBP: 0.362, SLG: 0.561 (1, 9)	K		G4-6-3 1-2f 2-3						G3	WP 1B	4	0	1	0	1	1	2										
Harmon Killebrew, R OBP: 0.422, SLG: 0.656 Bob Allison, R OBP: 0.350, SLG: 0.235 (1, 5) (10, 7)		FC3-6 1B FC6-4 BB	1B 2B		K				F7	K	4	2	1	1	1	2	3										
Rich Reese, L OBP: 0.313, SLG: 0.290 (1, 3)		FC3-6 1B	CS 1B		4-3				FC4-6 BB	L8	4	0	2	1	1	0	2										
Jim Holt, L OBP: 0.220, SLG: 0.158 Rick Renick, R OBP: 0.389, SLG: 0.625 Frank Quilici, R OBP: 0.238, SLG: 0.167 (1, 7) (10, PH) (10, 5)		FC3-6 1B	CS 1B		F8				FC4-6 1-2f	BB	4	0	1	0	0	0	3										
Leo Cardenas, R OBP: 0.333, SLG: 0.433 (1, 6)		FC6-4 1B			F9				WP 1B	5-3	5	1	1	1	0	0	4										
Paul Rattiff, L OBP: 0.373, SLG: 0.409 (1, 2)		3-H 1B			F8				SH3-4 1B	F9	4	0	2	0	0	0	2										
Luis Tiant, R OBP: 0.400, SLG: 0.474 Tom Hall, L OBP: 0.250, SLG: 0.250 Bill Zepp, R OBP: 0.250, SLG: 0.250 Charlie Manuel, L OBP: 0.300, SLG: 0.250 Ron Perranoski, L OBP: 0.250, SLG: 0.250 (1, 1) (8, 1) (8, 1) (9, PH) (9, 1)		6-3			6-3				SH3-4 1B	6-3	2	0	0	0	0	0	3										
Inning Stats	R: 0 E: 0 K: 2 S: 7	H: 0 LOB: 0 BB: 0 P: 7	R: 1 E: 1 K: 0 S: 5	H: 2 LOB: 2 BB: 1 P: 9	R: 2 E: 0 K: 0 S: 4	H: 3 LOB: 0 BB: 1 P: 8	R: 0 E: 0 K: 0 S: 4	H: 1 LOB: 1 BB: 0 P: 4	R: 0 E: 0 K: 1 S: 5	H: 0 LOB: 0 BB: 1 P: 9	R: 0 E: 0 K: 0 S: 3	H: 0 LOB: 0 BB: 0 P: 3	R: 0 E: 0 K: 0 S: 3	H: 1 LOB: 1 BB: 1 P: 7	R: 0 E: 0 K: 0 S: 3	H: 0 LOB: 1 BB: 1 P: 7	R: 1 E: 0 K: 0 S: 4		H: 2 LOB: 0 BB: 0 P: 4	R: 1 E: 0 K: 1 S: 7	H: 2 LOB: 2 BB: 1 P: 11	1B: 10 2B: 1 3B: 0 HR: 0	SF: 0 SAC: 1 DP: 2 HBP: 0	WP: 3 PB: 0 SB: 0 CS: 2	PA: 45		
PITCHER	IP 9.0	WLS 37	BF 9	H 4	R 4	ER 4	SO 3	BB 5	IBB 0	HBP 0	BLK 0	WP 2	HR 0	S 38	P 58	ERA 4.00	WHIP 1.556										
Dave Morehead, R ERA: 4.34 Tom Burgmeier, L ERA: 9.0 (1, 1) (10, 1)	1.0	L	6	2	1	1	1	1	0	0	0	1	0	7	11	9.00	3.000										

AB	36
R	5
H	11
RBI	4
BB	6
SO	4
LOB	22



Batter	1	2	3	4	5	6	7	8	9	10	AB	R	H	RBI	BB	SO	LOB	BOTTOM									
Pat Kelly, L OBP: 0.367, SLG: 0.315 (1, 9)	K	K			F8				L8	F7	5	0	0	0	0	2	3	Minnesota Twins @ Kansas City Royals Municipal Stadium, Kansas City, MO Tue May 19 1970, 8:05 PM EDT Att: 7,766 - Unknown - 82 F									
Mike Fiore, L OBP: 0.297, SLG: 0.190 (1, 3)					F6				4-3	4-3	4	2	1	0	1	0	2										
Amos Otis, R OBP: 0.349, SLG: 0.449 (1, 8)					F9				6-3 1B BB		4	1	1	0	1	0	1										
Bob Oliver, R OBP: 0.333, SLG: 0.544 (1, 5)					F3				F3	F2	5	1	2	4	0	0	1										
Joe Keough, L OBP: 0.437, SLG: 0.508 (1, 7)					G3				6-3	FC3	4	0	2	0	1	0	1										
Luis Alcaraz, R OBP: 0.148, SLG: 0.225 (1, 4)					G5-4-3				FC4-6 BB	1B	4	0	1	0	0	1	4										
Jackie Hernandez, R OBP: 0.327, SLG: 0.322 (1, 6)					F9						3	0	2	0	1	0	0										
Ed Kirkpatrick, L OBP: 0.297, SLG: 0.420 (1, 2)					F7				G1-6-3 1B	G1-6-3	3	0	0	0	1	0	3										
Dave Morehead, R OBP: 0.235, SLG: 0.188 Hawk Taylor, R OBP: 0.357, SLG: 0.417 Tom Burgmeier, L OBP: 0.250, SLG: 0.250 (1, 1) (9, PH) (10, 1)					5-3				F2	1-3 BB	3	0	1	0	0	0	0										
Inning Stats	R: 3 E: 0 K: 1 S: 8	H: 4 LOB: 0 BB: 0 P: 8	R: 0 E: 0 K: 1 S: 6	H: 1 LOB: 1 BB: 0 P: 6	R: 0 E: 0 K: 0 S: 3	H: 0 LOB: 0 BB: 0 P: 3	R: 0 E: 0 K: 0 S: 4	H: 2 LOB: 1 BB: 0 P: 4	R: 0 E: 0 K: 0 S: 3	H: 0 LOB: 0 BB: 0 P: 3	R: 0 E: 0 K: 1 S: 5	H: 0 LOB: 1 BB: 1 P: 9	R: 0 E: 0 K: 0 S: 2	H: 0 LOB: 0 BB: 1 P: 6	R: 1 E: 0 K: 0 S: 4	H: 1 LOB: 2 BB: 2 P: 12	R: 0 E: 0 K: 0 S: 4		H: 1 LOB: 2 BB: 0 P: 8	R: 0 E: 0 K: 0 S: 3	H: 1 LOB: 1 BB: 0 P: 3	1B: 9 2B: 0 3B: 0 HR: 1	SF: 0 SAC: 0 DP: 3 HBP: 0	WP: 0 PB: 0 SB: 1 CS: 0	PA: 41		
PITCHER	IP 7.2	WLS 31	BF 8	H 4	R 4	ER 4	SO 3	BB 3	IBB 0	HBP 0	BLK 0	WP 0	HR 1	S 34	P 46	ERA 4.70	WHIP 1.435										
Luis Tiant, R ERA: 3.21 Tom Hall, L ERA: 3.24 Bill Zepp, R ERA: 1.98 Ron Perranoski, L ERA: 1.47 (1, 1) (8, 1) (8, 1) (9, 1)	0.0	1	0	0	0	0	0	0	0	0	0	0	0	1	1	0.00	0.000										
	2.0	W	8	2	0	0	0	1	0	0	0	0	0	7	11	0.00	1.500										

AB	36
R	4
H	10
RBI	4
BB	5
SO	3
LOB	17



Batter	1	2	3	4	5	6	7	8	9	AB	R	H	RBI	BB	SO	LOB	TOP																				
Cesar Tovar, R OBP: 0.385, SLG: 0.500 (1, 8)	5-3	F8		K		2B		3B BB		4	1	1	0	1	1	4																					
Rod Carew, L OBP: 0.455, SLG: 0.621 (1, 4)	1B 1B		HR		2B	4-3		1B 3B		5	2	4	2	0	0	1																					
Tony Oliva, L OBP: 0.357, SLG: 0.549 (1, 9)	1B		4-3		K		4-3	K		5	0	1	0	0	2	2																					
Harmon Killebrew, R OBP: 0.421, SLG: 0.645 (8, PR) Frank Quilici, R OBP: 0.239, SLG: 0.167 (8, 5)	1-2 BB		6-3		K		F9	HR 1B		4	0	1	1	1	1	1																					
Rich Reese, L OBP: 0.316, SLG: 0.317 (1, 3)	K		F2		1-3		1B HR BB	1B HR		4	2	1	2	1	1	3																					
Jim Holt, L OBP: 0.261, SLG: 0.233 (1, 7)		L9		2B		HR 1B	1-3 HR 1B	1-3		5	2	3	0	0	0	1																					
Leo Cardenas, R OBP: 0.329, SLG: 0.447 (1, 6)		L1		1-3		K	HR	F9		5	1	1	3	0	1	2																					
Paul Ratliff, L OBP: 0.400, SLG: 0.478 (1, 2) Tom Hall, L OBP: 0.200, SLG: 0.200 (7, 1)	E BB			BB		HR	K	F6		2	1	1	2	2	1	0																					
Dave Boswell, R OBP: 0.133, SLG: 0.133 George Mittenwald, R OBP: 0.238, SLG: 0.289 (7, 2)	E5			K		F2		F6		3	0	0	0	0	1	3																					
Inning Stats	R: 0 E: 0 K: 1 S: 6	H: 2 LOB: 2 BB: 1 P: 10	R: 0 E: 1 K: 0 S: 4	H: 0 LOB: 2 BB: 1 P: 8	R: 1 E: 0 K: 0 S: 4	H: 1 LOB: 0 BB: 0 P: 4	R: 0 E: 0 K: 2 S: 8	H: 1 LOB: 2 BB: 1 P: 12	R: 0 E: 0 K: 2 S: 8	H: 1 LOB: 1 BB: 0 P: 8	R: 0 E: 0 K: 1 S: 7	H: 2 LOB: 0 BB: 1 P: 11	R: 4 E: 0 K: 1 S: 8	H: 3 LOB: 1 BB: 1 P: 12	R: 0 E: 0 K: 1 S: 5	H: 0 LOB: 0 BB: 0 P: 5	1B: 5 2B: 3 3B: 1 HR: 4	SF: 0 SAC: 0 DP: 0 HBP: 0	WP: 0 PB: 0 SB: 1 CS: 0	PA: 45																	
PITCHER	IP	WLS	BF	H	R	ER	SO	BB	IBB	HBP	BLK	WP	HR	S	P	ERA	WHIP	PITCHER			IP	WLS	BF	H	R	ER	SO	BB	IBB	HBP	BLK	WP	HR	S	P	ERA	WHIP
Bob Johnson, R ERA: 2.95 (1, 1)	7.0	L	35	10	6	6	7	4	0	0	0	0	3	45	61	7.71	2.000																				
Al Fitzmorris, R ERA: 3.71 (8, 1)	0.1		3	1	2	2	0	1	0	0	0	0	0	2	6	54.00	6.000																				
Tom Burgmeier, L ERA: 10.13 (8, 1)	1.2		7	2	2	2	2	0	0	0	0	0	1	11	11	10.80	1.200																				

Minnesota Twins @ Kansas City Royals
Municipal Stadium, Kansas City, MO
Wed May 20 1970, 8:05 PM EDT
Att. 7,710 - Unknown - 85 F

AB 40
R 10
H 13
RBI 10
BB 5
SO 9
LOB 17



Batter	1	2	3	4	5	6	7	8	9	AB	R	H	RBI	BB	SO	LOB	BOTTOM																				
Pat Kelly, L OBP: 0.374, SLG: 0.321 (1, 9)	F9		K2-5-2 S 1B		2B BB		1B		K	4	1	2	0	1	1	0																					
Mike Fiore, L OBP: 0.304, SLG: 0.221 (1, 3)	F8		K2-5-2 1-3F		1H 2H 2B		K	2B 1B		5	0	2	2	0	2	2																					
Amos Otis, R OBP: 0.351, SLG: 0.474 (1, 8)	HR			F7	K			F7	1-3 2B	5	1	2	1	0	1	1																					
Bob Oliver, R OBP: 0.322, SLG: 0.525 (1, 5)	6-3			F4		F9		F9	K	5	0	0	0	0	1	2																					
Joe Keough, L OBP: 0.453, SLG: 0.561 (1, 7)		E4 4-3		1B		HR		BB BB		3	1	2	1	1	0	0																					
Luis Alcaraz, R OBP: 0.153, SLG: 0.217 (1, 4)	4-3			5-3		G3		1-2 BB		3	0	0	0	1	0	2																					
Jackie Hernandez, R OBP: 0.314, SLG: 0.388 (1, 6)		6-3			K	F3		K		4	0	0	0	0	2	3																					
Ellie Rodriguez, R OBP: 0.333, SLG: 0.328 (1, 2)	5-3				2B 2B		K		SF9 3B	4	2	2	0	0	1	1																					
Bob Johnson, L (1, 1) Paul Schaal, R OBP: 0.357, SLG: 0.391 (7, PH) Al Fitzmorris, S OBP: 0.500, SLG: 0.500 (8, 1) Tom Burgmeier, L (8, 1) Lou Piniella, R OBP: 0.380, SLG: 0.561 (8, PH)				F9			F7		SF9	2	0	0	0	0	1	1																					
Inning Stats	R: 1 E: 0 K: 0 S: 4	H: 1 LOB: 0 BB: 0 P: 4	R: 0 E: 1 K: 0 S: 4	H: 0 LOB: 0 BB: 0 P: 4	R: 0 E: 0 K: 1 S: 5	H: 1 LOB: 1 BB: 0 P: 5	R: 0 E: 0 K: 0 S: 4	H: 1 LOB: 1 BB: 0 P: 4	R: 2 E: 0 K: 3 S: 11	H: 2 LOB: 1 BB: 1 P: 15	R: 1 E: 0 K: 0 S: 4	H: 1 LOB: 0 BB: 0 P: 4	R: 0 E: 0 K: 2 S: 8	H: 1 LOB: 1 BB: 0 P: 8	R: 0 E: 0 K: 1 S: 5	H: 0 LOB: 2 BB: 2 P: 13	R: 1 E: 0 K: 2 S: 10	H: 3 LOB: 2 BB: 0 P: 10	1B: 4 2B: 4 3B: 1 HR: 2	SF: 1 SAC: 0 DP: 1 HBP: 0	WP: 0 PB: 0 SB: 1 CS: 0	PA: 40															
PITCHER	IP	WLS	BF	H	R	ER	SO	BB	IBB	HBP	BLK	WP	HR	S	P	ERA	WHIP	PITCHER			IP	WLS	BF	H	R	ER	SO	BB	IBB	HBP	BLK	WP	HR	S	P	ERA	WHIP
Dave Boswell, R ERA: 6.31 (1, 1)	6.0	W	25	6	4	4	4	1	0	0	0	0	2	32	36	6.00	1.167																				
Tom Hall, L ERA: 3.2 (7, 1)	3.0	S	15	4	1	1	5	2	0	0	0	0	0	23	31	3.00	2.000																				

Minnesota Twins @ Kansas City Royals
Municipal Stadium, Kansas City, MO
Wed May 20 1970, 8:05 PM EDT
Att. 7,710 - Unknown - 85 F

AB 36
R 5
H 10
RBI 5
BB 3
SO 9
LOB 12



Batter	1	2	3	4	5	6	7	8	9	AB	R	H	RBI	BB	SO	LOB	TOP										
Tommy Harper, R (1, 5) OBP: 0.344, SLG: 0.456	0-0 G3 2B		0-0 4-3 WP 1B	0-3 K			0-0 F7	0-0 F9		5	2	2	0	0	1	2											
Ted Kubiak, S (1, 6) OBP: 0.364, SLG: 0.343	0-0 1-3 2-3		0-3 K 1-2		0-0 BB S 1B		4-0 BB BB		0-0 1-3	4	0	1	0	1	1	2											
Mike Hegan, L (1, 3) OBP: 0.312, SLG: 0.298	0-0 G3		0-0 4-3 2-3		0-3 K 1-2		0-0 F8		0-3 K	5	0	0	1	0	2	3											
Danny Walton, R (1, 7) OBP: 0.406, SLG: 0.536	4-0 BB BB		4-0 1B BB		4-0 BB BB		4-0 BB BB		4-0 BB BB	0	0	0	0	5	0	0											
Steve Hovley, L (1, 9) OBP: 0.376, SLG: 0.364	4-0 1-2 BB		0-0 1-2 1B		4-0 BB BB		0-0 3-1		0-3 K	3	0	1	0	2	1	3											
Hank Allen, R (1, 8) George Lauzerique, R (8, 1) OBP: 0.336, SLG: 0.278 OBP: 0.222, SLG: 0.556	0-3 K		0-0 1-2 1B		0-0 BB BB		0-0 G6-4-3 BB		4-0 2B 4-3 BB	3	0	0	0	0	1	7											
Gus Gil, R (1, 4) Roberto Pena, R (8, PH) OBP: 0.182, SLG: 0.100 OBP: 0.292, SLG: 0.274		0-0 6-3		4-0 BB BB		0-0 F8		0-3 K		2	0	0	0	1	0	0											
Phil Roof, R (1, 2) Jerry McNettney, R (8, PH) OBP: 0.271, SLG: 0.352 OBP: 0.327, SLG: 0.372		0-0 6-3		0-3 K 1-2		0-0 6-3		0-0 4-3 1-3 2B		3	0	0	0	0	1	1											
Bobby Bolin, R (1, 1) Bob Locker, S (5, 1) Marty Pattin, R (5, 1) Russ Snyder, L (5, 8) Ted Savage, R (8, PH) OBP: 0.286, SLG: 0.417 OBP: 0.330, SLG: 0.354 OBP: 0.375, SLG: 0.520		0-0 6-3		0-0 F8		0-0 F7		0-0 4-3		2	0	0	0	0	0	1											
Inning Stats	R: 1 E: 0 K: 1 S: 6	H: 1 LOB: 2 BB: 2 P: 14	R: 0 E: 0 K: 0 S: 3	H: 0 LOB: 0 BB: 0 P: 3	R: 1 E: 0 K: 1 S: 7	H: 2 LOB: 1 BB: 1 P: 11	R: 0 E: 0 K: 2 S: 5	H: 0 LOB: 2 BB: 2 P: 13	R: 0 E: 0 K: 0 S: 3	H: 0 LOB: 1 BB: 1 P: 3	R: 0 E: 0 K: 0 S: 3	H: 0 LOB: 2 BB: 2 P: 11	R: 1 E: 0 K: 1 S: 6	H: 1 LOB: 1 BB: 1 P: 10	R: 0 E: 0 K: 2 S: 7	H: 0 LOB: 1 BB: 1 P: 11	1B: 3 2B: 2 3B: 0 HR: 0	SF: 0 SAC: 0 DP: 1 HBP: 0	WP: 1 PB: 0 SB: 3 CS: 0	PA: 41							
PITCHER	IP 7.1	WLS W	BF 35	H 5	R 3	ER 3	SO 6	BB 9	IBB 0	HBP 0	BLK 0	WP 1	HR 0	S 38	P 74	ERA 3.68	WHIP 1.909										
Dick Drago, R (1, 1) Al Fitzmorris, R (8, 1) ERA: 4.69 ERA: 3.49	IP 1.2	WLS S	BF 6	H 0	R 0	ER 0	SO 2	BB 1	IBB 0	HBP 0	BLK 0	WP 0	HR 0	S 9	P 13	ERA 0.00	WHIP 0.600										

Milwaukee Brewers @ Kansas City Royals
Municipal Stadium, Kansas City, MO
Fri May 22 1970, 8:05 PM EDT
Att: 8,201 - Unknown

AB 31
R 3
H 5
RBI 2
BB 10
SO 8
LOB 21



Batter	1	2	3	4	5	6	7	8	9	AB	R	H	RBI	BB	SO	LOB	BOTTOM										
Pat Kelly, L (1, 9) OBP: 0.384, SLG: 0.341	0-0 1B		0-0 F4		0-0 BB 1B 1B	0-0 S 2B				4	1	3	0	0	0	0											
Mike Fiore, L (1, 3) OBP: 0.313, SLG: 0.214	0-0 F6		0-0 F3		4-0 BB BB	4-0 S BB				2	1	0	0	2	0	1											
Amos Otis, R (1, 8) OBP: 0.349, SLG: 0.465	0-0 F8		0-0 F9		4-0 BB 2B BB	0-0 F8				3	1	0	1	1	0	3											
Bob Oliver, R (1, 5) OBP: 0.327, SLG: 0.538	0-0 1-3		0-0 1B 3B		0-0 2B SF7 1B	0-3 K				4	2	2	2	0	1	1											
Joe Keough, L (1, 7) OBP: 0.443, SLG: 0.557		0-3 K		0-0 F6		0-0 F8				4	0	1	1	0	1	1											
Luis Alcaraz, R (1, 4) OBP: 0.357, SLG: 0.221		0-0 F3		0-0 1B		0-0 SF7				3	0	1	2	0	0	0											
Jackie Hernandez, R (1, 6) OBP: 0.330, SLG: 0.326		0-0 1B		0-0 1B		0-0 FC6-5 CS				4	0	3	0	0	0	1											
Ellie Rodriguez, R (1, 2) OBP: 0.318, SLG: 0.310		0-0 F2		0-0 F8		0-0 CS				4	0	0	0	0	0	4											
Dick Drago, R (1, 1) Al Fitzmorris, S (8, 1) OBP: 0.176, SLG: 0.067 OBP: 0.333, SLG: 0.333			0-3 K		4-0 BB BB	0-0 L8				2	1	0	0	1	1	0											
Inning Stats	R: 0 E: 0 K: 0 S: 4	H: 1 LOB: 1 BB: 0 P: 4	R: 0 E: 0 K: 1 S: 6	H: 1 LOB: 0 BB: 0 P: 6	R: 0 E: 0 K: 1 S: 5	H: 0 LOB: 0 BB: 0 P: 5	R: 1 E: 0 K: 0 S: 6	H: 3 LOB: 2 BB: 0 P: 6	R: 5 E: 0 K: 0 S: 5	H: 3 LOB: 0 BB: 3 P: 17	R: 0 E: 0 K: 0 S: 4	H: 1 LOB: 2 BB: 1 P: 8	R: 0 E: 0 K: 1 S: 5	H: 0 LOB: 0 BB: 0 P: 5	R: 0 E: 0 K: 0 S: 3	H: 1 LOB: 0 BB: 0 P: 3	1B: 7 2B: 2 3B: 1 HR: 0	SF: 1 SAC: 0 DP: 1 HBP: 0	WP: 0 PB: 0 SB: 2 CS: 1	PA: 37							
PITCHER	IP 4.0	WLS L	BF 19	H 6	R 3	ER 3	SO 2	BB 1	IBB 0	HBP 0	BLK 0	WP 0	HR 0	S 22	P 26	ERA 6.75	WHIP 1.750										
Bobby Bolin, R (1, 1) Bob Locker, R (5, 1) Marty Pattin, R (5, 1) George Lauzerique, R (8, 1) ERA: 4.97 ERA: 3.8 ERA: 5.81 ERA: 5.73	IP 0.0	WLS 1	BF 1	H 0	R 0	ER 0	SO 0	BB 1	IBB 0	HBP 0	BLK 0	WP 0	HR 0	S 4	P 4	ERA -	WHIP -										
	IP 3.0	WLS 13	BF 3	H 3	R 3	ER 3	SO 1	BB 2	IBB 0	HBP 0	BLK 0	WP 0	HR 0	S 13	P 21	ERA 9.00	WHIP 1.667										
	IP 1.0	WLS 3	BF 1	H 0	R 0	ER 0	SO 0	BB 0	IBB 0	HBP 0	BLK 0	WP 0	HR 0	S 3	P 3	ERA 0.00	WHIP 1.000										

Milwaukee Brewers @ Kansas City Royals
Municipal Stadium, Kansas City, MO
Fri May 22 1970, 8:05 PM EDT
Att: 8,201 - Unknown

AB 31
R 6
H 10
RBI 6
BB 4
SO 3
LOB 11



Batter	1	2	3	4	5	6	7	8	9	AB	R	H	RBI	BB	SO	LOB	TOP			
Tommy Harper, R OBP: 0.347, SLG: 0.457 (1, 5)										4	1	2	0	0	0	1				
Ted Kubiak, S OBP: 0.361, SLG: 0.336 (1, 6)										3	0	0	0	1	0	1				
Ted Savage, R OBP: 0.367, SLG: 0.519 (1, 9)										4	0	1	0	0	1	2				
Danny Walton, R OBP: 0.396, SLG: 0.521 (1, 7)										4	0	0	1	0	1	2				
Hank Allen, R OBP: 0.333, SLG: 0.328 (1, 8)										4	0	3	0	0	0	1				
Roberto Pena, R OBP: 0.275, SLG: 0.258 (1, 3)										4	0	0	0	0	0	4				
Phil Roof, R OBP: 0.258, SLG: 0.333 (1, 2)										3	0	0	0	0	0	0				
John Gelnar, R (7, 1)										0	0	0	0	0	0	0				
Gus Gil, R OBP: 0.214, SLG: 0.154 (1, 4)										3	0	1	0	0	0	0				
Lew Krausse, R OBP: 0.294, SLG: 0.375 (1, 1)										2	0	1	0	0	0	1				
Jerry McNertney, R OBP: 0.323, SLG: 0.368 (7, 2)										1	0	0	0	0	0	0				
Inning Stats	R: 1 E: 0 K: 0 S: 5	H: 2 LOB: 2 BB: 1 P: 9	R: 0 E: 0 K: 0 S: 4	H: 1 LOB: 1 BB: 0 P: 4	R: 0 E: 0 K: 1 S: 5	H: 0 LOB: 0 BB: 0 P: 5	R: 0 E: 0 K: 0 S: 3	H: 1 LOB: 0 BB: 0 P: 3	R: 0 E: 0 K: 0 S: 4	H: 2 LOB: 1 BB: 0 P: 4	R: 0 E: 0 K: 0 S: 3	H: 0 LOB: 0 BB: 0 P: 3	R: 0 E: 0 K: 0 S: 3	H: 0 LOB: 0 BB: 0 P: 3	R: 0 E: 0 K: 1 S: 6	H: 1 LOB: 1 BB: 0 P: 6	1B: 5 2B: 2 3B: 1 HR: 0	SF: 0 SAC: 0 DP: 1 HBP: 0	WP: 0 PB: 0 CS: 1	PA: 34
PITCHER Jim Rooker, L ERA: 3.74 (1, 1)	IP: 9.0 WLS: W BF: 33 H: 8 R: 1 ER: 1 SO: 2 BB: 1 IBB: 0 HBP: 0 BLK: 0 WP: 0 HR: 0 S: 36 P: 40 ERA: 1.00 WHIP: 1.000																			

Milwaukee Brewers @ Kansas City Royals
Municipal Stadium, Kansas City, MO
Sat May 23 1970, 8:05 PM EDT
Alt. 9,001 - Unknown - 84 F

AB	32
R	1
H	8
RBI	1
BB	1
SO	2
LOB	12



Batter	1	2	3	4	5	6	7	8	9	AB	R	H	RBI	BB	SO	LOB	BOTTOM			
Pat Kelly, L OBP: 0.387, SLG: 0.341 (1, 9)										3	0	1	0	1	0	1				
Mike Fiore, L OBP: 0.306, SLG: 0.208 (1, 3)										2	0	0	0	0	0	2				
Ed Kirkpatrick, L OBP: 0.292, SLG: 0.412 (5, PH) (6, 7)										2	0	0	0	0	0	2				
Amos Otis, R OBP: 0.341, SLG: 0.453 (1, 8)										4	0	0	0	0	0	0				
Bob Oliver, R OBP: 0.325, SLG: 0.530 (1, 5)										4	1	1	0	0	0	0				
Joe Keough, L OBP: 0.422, SLG: 0.527 (6, 3) (1, 7)										4	0	0	0	0	0	1				
Luis Alcaraz, R OBP: 0.163, SLG: 0.225 (1, 4)										3	0	1	0	0	1	0				
Jackie Hernandez, R OBP: 0.339, SLG: 0.340 (1, 6)										2	1	1	0	1	1	1				
Ellie Rodriguez, R OBP: 0.341, SLG: 0.351 (1, 2)										3	1	3	0	0	0	0				
Jim Rooker, R OBP: 0.250, SLG: 0.316 (1, 1)										3	0	1	2	0	2	2				
Inning Stats	R: 0 E: 0 K: 0 S: 3	H: 0 LOB: 0 BB: 0 P: 3	R: 0 E: 0 K: 0 S: 3	H: 0 LOB: 0 BB: 0 P: 3	R: 0 E: 0 K: 1 S: 6	H: 2 LOB: 2 BB: 1 P: 10	R: 1 E: 1 K: 1 S: 7	H: 2 LOB: 1 BB: 0 P: 7	R: 0 E: 0 K: 1 S: 6	H: 1 LOB: 1 BB: 0 P: 6	R: 0 E: 0 K: 0 S: 3	H: 0 LOB: 0 BB: 0 P: 3	R: 2 E: 0 K: 1 S: 7	H: 3 LOB: 1 BB: 1 P: 11	R: 0 E: 0 K: 0 S: 3	H: 0 LOB: 0 BB: 0 P: 3	1B: 6 2B: 2 3B: 0 HR: 0	SF: 0 SAC: 0 DP: 0 HBP: 0	WP: 0 PB: 0 CS: 0	PA: 32
PITCHER Lew Krausse, R ERA: 4.4 (1, 1)	IP: 6.1 WLS: L BF: 26 H: 6 R: 3 ER: 2 SO: 4 BB: 2 IBB: 0 HBP: 0 BLK: 0 WP: 0 HR: 0 S: 32 P: 40 ERA: 2.84 WHIP: 1.263																			
John Gelnar, R ERA: 4.68 (7, 1)	IP: 1.2 WLS: 6 BF: 2 H: 2 R: 0 ER: 0 SO: 0 BB: 0 IBB: 0 HBP: 0 BLK: 0 WP: 0 HR: 0 S: 6 P: 6 ERA: 0.00 WHIP: 1.200																			

Milwaukee Brewers @ Kansas City Royals
Municipal Stadium, Kansas City, MO
Sat May 23 1970, 8:05 PM EDT
Alt. 9,001 - Unknown - 84 F

AB	30
R	3
H	8
RBI	2
BB	2
SO	4
LOB	9




Batter	1	2	3	4	5	6	7	8	9	10	AB	R	H	RBI	BB	SO	LOB								
Tommy Harper, R (1.5) OBP: 0.349, SLG: 0.487 (6, 8)	E5 CS		F8			HR		6-3		1B 3B	5	2	2	1	0	0	0								
Ted Kubiak, S (1.6) OBP: 0.356, SLG: 0.331	F8 1-2			F5		F9		F6		1B	5	0	1	1	0	0	1								
Ted Savage, R (1.9) OBP: 0.354, SLG: 0.483	F8			F3		F6			WP 1B BB	F3	4	1	0	0	1	0	1								
Hank Allen, R (1.8) OBP: 0.319, SLG: 0.311 John Geinar, R (6, 1)		5-3		F9		F9			F3	F7	3	0	0	0	0	0	0								
Mike Hershberger, R (9, PH) OBP: 0.250, SLG: 0.242 Gene Brabender, R (9, 1) OBP: 0.143, SLG: 0.124 John O'Donoghue, R (10, 1)											0	0	0	0	0	0	0								
Jerry McNertney, R (1, 2) OBP: 0.330, SLG: 0.385 Russ Snyder, L (9, PR) OBP: 0.330, SLG: 0.354 Phil Roof, R (9, 2) OBP: 0.238, SLG: 0.333		4-3			3-1 2B			F5		1B SF8 1B	4	1	2	0	0	0	0								
Danny Walton, R (1, 7) OBP: 0.405, SLG: 0.521						F7				1B	2	0	1	1	2	0	1								
Roberto Pena, R (1, 3) OBP: 0.264, SLG: 0.246 Mike Hegan, L (9, PH) OBP: 0.309, SLG: 0.298 (9, 3)								F5		1B SF8	3	0	0	0	0	0	3								
Gus Gil, R (1, 4) OBP: 0.222, SLG: 0.235				F7				F3		K	4	0	1	1	0	1	2								
John Morris, R (1, 1) OBP: 0.273, SLG: 0.384 Max Alvis, R (6, 5) OBP: 0.200, SLG: 0.211											2	0	0	0	0	2	1								
Inning Stats	R: 0 E: 1 K: 0 S: 3	H: 0 LOB: 0 BB: 0 P: 3	R: 0 E: 0 K: 0 S: 3	H: 0 LOB: 1 BB: 1 P: 7	R: 0 E: 0 K: 1 S: 5	H: 0 LOB: 0 BB: 0 P: 3	R: 0 E: 0 K: 0 S: 3	H: 0 LOB: 0 BB: 0 P: 3	R: 1 E: 0 K: 1 S: 7	H: 2 LOB: 1 BB: 0 P: 7	R: 1 E: 0 K: 0 S: 4	H: 1 LOB: 0 BB: 0 P: 4	R: 0 E: 0 K: 0 S: 3	H: 0 LOB: 1 BB: 1 P: 7	R: 0 E: 0 K: 0 S: 3	H: 0 LOB: 0 BB: 0 P: 3	R: 2 E: 0 K: 1 S: 7	H: 2 LOB: 1 BB: 1 P: 11	R: 1 E: 0 K: 0 S: 5	H: 2 LOB: 1 BB: 0 P: 5	1B: 3 2B: 2 3B: 1 HR: 1	SF: 1 SAC: 0 DP: 0 HBP: 0	WP: 1 PB: 0 SB: 0 CS: 1	PA: 40	
PITCHER	IP	WLS	BF	H	R	ER	SO	BB	IBB	HBP	BLK	WP	HR	S	P	ERA	WHIP								
Bill Butler, L ERA: 3.75	(1, 1)	8.1	32	4	4	4	2	3	0	0	0	0	1	33	45	4.32	0.840								
Al Fitzmorris, R ERA: 3.49	(9, 1)	0.0	1	1	0	0	0	0	0	0	0	1	0	1	1	∞	∞								
Moe Drabowsky, R ERA: 3.86	(9, 1)	1.2	W	7	2	1	1	1	0	0	0	0	0	9	9	5.40	1.200								

Milwaukee Brewers @ Kansas City Royals
Municipal Stadium, Kansas City, MO
Sun May 24 1970, 4:33 AM EDT
Att: 30,035 - Cloudy - 81 F

livebaseballscorecards.com

AB 36
R 5
H 7
RBI 5
BB 3
SO 3
LOB 11

WP: 1 PA: 40
PB: 0
SB: 0
CS: 1



Batter	1	2	3	4	5	6	7	8	9	10	AB	R	H	RBI	BB	SO	LOB								
Jackie Hernandez, R (1, 6) OBP: 0.342, SLG: 0.343	1B 1B	5-3			F3	FC6-4 1-2r				BB 1B 1B	5	1	2	0	0	0	2								
Paul Schaal, R (1, 5) OBP: 0.360, SLG: 0.391	1B 1B				F8			5-3		BB 1B	5	1	2	0	0	0	0								
Amos Otis, R (1, 8) OBP: 0.348, SLG: 0.460	1B FC4-6 1B				6-3			5-3		1B BB	4	1	2	1	1	0	0								
Bob Oliver, R (1, 3) OBP: 0.315, SLG: 0.513	L7				F8			6-3		F2	5	0	0	0	0	1	6								
Lou Piniella, R (1, 7) OBP: 0.362, SLG: 0.560 Ed Kirkpatrick, L (6, 7) OBP: 0.284, SLG: 0.400	FC4-6 1B				F9			F7		4-3	2	0	1	1	0	0	0								
Joe Keough, L (1, 9) OBP: 0.432, SLG: 0.526	FC4-6 1-2r 3-H					K				BB BB 1B	4	1	2	1	1	1	1								
Luis Alcaraz, R (1, 4) OBP: 0.175, SLG: 0.237	F6							K		BB BB 1B	4	2	1	0	1	1	3								
Elie Rodriguez, R (1, 2) OBP: 0.355, SLG: 0.351					F7					6-3	3	0	1	0	2	0	0								
Bill Butler, L (1, 1) OBP: 0.091, SLG: 0.048 Al Fitzmorris, S (9, 1) OBP: 0.333, SLG: 0.333 Moe Drabowsky, R (9, 1) OBP: 0.250, SLG: 0.250 Pat Kelly, L (10, PH) OBP: 0.387, SLG: 0.341 Hawk Taylor, R (10, PH) OBP: 0.400, SLG: 0.462		5-3			4-3					K	3	0	1	1	0	0	2								
Inning Stats	R: 3 E: 0 K: 0 S: 7	H: 4 LOB: 1 BB: 0 P: 7	R: 0 E: 0 K: 0 S: 3	H: 0 LOB: 0 BB: 0 P: 3	R: 0 E: 0 K: 0 S: 3	H: 0 LOB: 0 BB: 0 P: 3	R: 0 E: 0 K: 1 S: 6	H: 1 LOB: 2 BB: 1 P: 10	R: 0 E: 0 K: 0 S: 4	H: 1 LOB: 0 BB: 0 P: 5	R: 0 E: 0 K: 1 S: 5	H: 1 LOB: 0 BB: 0 P: 5	R: 0 E: 0 K: 1 S: 7	H: 2 LOB: 3 BB: 2 P: 11	R: 2 E: 0 K: 0 S: 3	H: 2 LOB: 2 BB: 2 P: 11	1B: 11 2B: 2 3B: 0 HR: 0	SF: 0 SAC: 0 DP: 0 HBP: 0	WP: 0 PB: 0 SB: 0 CS: 1	PA: 45					
PITCHER	IP	WLS	BF	H	R	ER	SO	BB	IBB	HBP	BLK	WP	HR	S	P	ERA	WHIP								
John Morris, L ERA: 2.83	(1, 1)	5.2	27	8	4	4	1	1	1	0	0	0	0	27	35	6.35	1.588								
John Geinar, R ERA: 4.28	(6, 1)	2.1	7	1	0	0	2	0	0	0	0	0	0	11	11	0.00	0.429								
Gene Brabender, R ERA: 5.6	(9, 1)	1.1	L	10	3	2	2	1	3	0	0	0	0	9	21	13.50	4.500								
John O'Donoghue, L ERA: 4.11	(10, 1)	0.0	1	1	0	0	0	0	0	0	0	0	0	1	1	∞	∞								

Milwaukee Brewers @ Kansas City Royals
Municipal Stadium, Kansas City, MO
Sun May 24 1970, 4:33 AM EDT
Att: 30,035 - Cloudy - 81 F

livebaseballscorecards.com

AB 40
R 6
H 13
RBI 6
BB 5
SO 4
LOB 14



Batter	1	2	3	4	5	6	7	8	9	AB	R	H	RBI	BB	SO	LOB	TOP	
Walt Williams, R (1, 9) OBP: 0.309, SLG: 0.326										4	1	2	0	0	0	0	Chicago White Sox @ Kansas City Royals Municipal Stadium, Kansas City, MO Mon May 25 1970, 8:05 PM EDT Att. 6,643 - Unknown - 74 F	
Luis Aparicio, R (1, 6) OBP: 0.401, SLG: 0.400										4	0	1	0	0	1	1		
Gail Hopkins, L (1, 3) OBP: 0.405, SLG: 0.412										4	0	1	0	0	0	0		
John Matias, L (1, 7) OBP: 0.256, SLG: 0.321										4	0	0	0	0	1	2		
Bill Melton, R (1, 5) OBP: 0.341, SLG: 0.425										4	0	1	0	0	1	2		
Ed Herrmann, L (1, 2) OBP: 0.387, SLG: 0.524										3	0	0	0	0	1	3		
Ken Berry, R (1, 8) OBP: 0.336, SLG: 0.357										3	0	0	0	0	0	1		
Bobby Knoop, R (1, 4) OBP: 0.256, SLG: 0.287 (8, PH) Syd O'Brien, R (8, PH) OBP: 0.295, SLG: 0.278 (8, 4)										2	0	0	0	0	2	0		
Jerry Crider, R (1, 1) Tom McCraw, L (8, PH) OBP: 0.351, SLG: 0.310 Danny Murphy, L (8, 1) Floyd Weaver, R (8, 1)										2	0	0	0	0	0	0		
Inning Stats	R: 1 E: 0 K: 3 S: 12	H: 3 LOB: 2 BB: 0 P: 12	R: 0 E: 0 K: 1 S: 5	H: 0 LOB: 0 BB: 0 P: 5	R: 0 E: 0 K: 0 S: 3	H: 0 LOB: 0 BB: 0 P: 3	R: 0 E: 0 K: 1 S: 5	H: 0 LOB: 0 BB: 0 P: 5	R: 0 E: 0 K: 0 S: 3	H: 1 LOB: 1 BB: 0 P: 4	R: 0 E: 0 K: 1 S: 6	H: 1 LOB: 1 BB: 0 P: 6	R: 0 E: 0 K: 0 S: 3	H: 0 LOB: 0 BB: 0 P: 3	1B: 5 2B: 0 3B: 0 HR: 0	SF: 0 SAC: 0 DP: 0 HBP: 0		WP: 0 PB: 1 SB: 0 CS: 0
PITCHER Dave Morehead, R (1, 1) ERA: 3.62	IP: 9.0 WLS: W BF: 32 H: 5 R: 1 ER: 0 SO: 7 BB: 0 IBB: 0 HBP: 0 BLK: 0 WP: 0 HR: 0 S: 46 P: 46 ERA: 0.00 WHIP: 0.556															PITCHER		

Batter	1	2	3	4	5	6	7	8	9	AB	R	H	RBI	BB	SO	LOB	BOTTOM			
Pat Kelly, L (1, 9) OBP: 0.393, SLG: 0.345										4	1	2	1	1	1	0	Chicago White Sox @ Kansas City Royals Municipal Stadium, Kansas City, MO Mon May 25 1970, 8:05 PM EDT Att. 6,643 - Unknown - 74 F			
Paul Schaaf, R (1, 5) OBP: 0.350, SLG: 0.392										5	1	1	0	0	4	4				
Amos Otis, R (1, 8) OBP: 0.351, SLG: 0.458										3	1	1	0	1	0	1				
Bob Oliver, R (1, 3) OBP: 0.313, SLG: 0.506										4	1	1	2	0	0	1				
Joe Keough, L (1, 7) OBP: 0.424, SLG: 0.506										3	0	0	0	1	1	0				
Luis Alcaraz, R (1, 4) OBP: 0.198, SLG: 0.250										3	2	2	1	1	1	0				
Jackie Hernandez, R (1, 6) OBP: 0.339, SLG: 0.333										3	0	0	1	1	1	2				
Ellie Rodriguez, R (1, 2) OBP: 0.361, SLG: 0.370										4	1	2	0	0	0	3				
Dave Morehead, R (1, 1) OBP: 0.238, SLG: 0.250										4	0	1	1	0	1	4				
Inning Stats	R: 0 E: 0 K: 1 S: 6	H: 1 LOB: 1 BB: 0 P: 6	R: 1 E: 0 K: 1 S: 7	H: 3 LOB: 2 BB: 0 P: 7	R: 0 E: 0 K: 0 S: 3	H: 0 LOB: 0 BB: 0 P: 3	R: 0 E: 0 K: 1 S: 6	H: 1 LOB: 1 BB: 0 P: 6	R: 1 E: 0 K: 0 S: 5	H: 2 LOB: 1 BB: 0 P: 5	R: 0 E: 0 K: 1 S: 5	H: 0 LOB: 0 BB: 0 P: 5	R: 0 E: 0 K: 0 S: 3	H: 0 LOB: 0 BB: 0 P: 3	R: 5 E: 0 K: 1 S: 8	H: 3 LOB: 3 BB: 5 P: 28		1B: 7 2B: 3 3B: 0 HR: 0	SF: 0 SAC: 0 DP: 0 HBP: 0	WP: 1 PB: 0 SB: 1 CS: 0
PITCHER Jerry Crider, R (1, 1) ERA: 2.95 Danny Murphy, R (8, 1) ERA: 8.43 Floyd Weaver, R (8, 1) ERA:	IP: 7.0 WLS: L BF: 27 H: 7 R: 2 ER: 2 SO: 4 BB: 0 IBB: 0 HBP: 0 BLK: 0 WP: 0 HR: 0 S: 35 P: 35 ERA: 2.57 WHIP: 1.000															PITCHER				

AB	32
R	1
H	5
RBI	0
BB	0
SO	7
LOB	9




AB	33
R	7
H	10
RBI	6
BB	5
SO	5
LOB	15



Batter	1	2	3	4	5	6	7	8	9	AB	R	H	RBI	BB	SO	LOB	TOP								
Walt Williams, R OBP: 0.317, SLG: 0.337 (1, 9)	0-0 4-3 1B 2B		4-0 1B BB		0-0 1-3		0-0 F3			3	2	1	0	1	0	0									
Luis Aparicio, R OBP: 0.398, SLG: 0.403 (1, 6)	0-0 4-3 2-3		0-0 F7		0-0 E 2B			0-0 5-3		4	1	1	0	0	0	2									
Tom McCraw, L OBP: 0.356, SLG: 0.319 (1, 7) (8, 3)	0-0 S 1B		0-0 1B 1-2		0-0 E7 2-H			0-0 G3		4	0	2	1	0	0	0									
Ossie Blanco, R OBP: 0.250, SLG: 0.250 Ken Berry, R OBP: 0.336, SLG: 0.357 (1, 3) (8, 8)	0-3 K		0-3 FC6-4 1B		0-3 K			0-0 F9		4	0	1	1	0	2	2									
Bill Melton, R OBP: 0.331, SLG: 0.411 (1, 5)	0-0 6-3		0-0 FC6-4 1-2		0-0 F7			0-0 F8		4	0	0	0	0	0	3									
Syd O'Brien, R OBP: 0.294, SLG: 0.277 Bobby Knoop, R OBP: 0.256, SLG: 0.287 (1, 4) (9, 4)		0-3 K		0-0 6-3		0-3 K		0-0 5-3 1B		4	0	1	0	0	2	0									
Buddy Bradford, R OBP: 0.277, SLG: 0.324 (1, 8) (8, 7)		0-3 K		0-3 K		0-3 K		0-0 5-3 1-2		4	0	0	0	0	3	1									
Ed Herrmann, L OBP: 0.381, SLG: 0.506 (1, 2)		0-0 G3		0-0 F9			0-0 F6		4-0 IBB	3	0	0	0	1	0	0									
Gerry Janeski, R OBP: 0.043, SLG: 0.043 Wilbur Wood, R (7, 1)			0-3 K		0-0 F7		0-0 F3		0-0 1-3	3	0	0	0	0	1	0									
Inning Stats	R: 1 E: 0 K: 1 S: 7	H: 2 LOB: 1 BB: 0 P: 7	R: 0 E: 0 K: 2 S: 7	H: 0 LOB: 0 BB: 0 P: 7	R: 1 E: 0 K: 1 S: 7	H: 2 LOB: 2 BB: 1 P: 11	R: 0 E: 0 K: 1 S: 5	H: 0 LOB: 0 BB: 0 P: 5	R: 1 E: 1 K: 1 S: 7	H: 1 LOB: 1 BB: 0 P: 7	R: 0 E: 0 K: 2 S: 7	H: 0 LOB: 0 BB: 0 P: 7	R: 0 E: 0 K: 0 S: 3	H: 0 LOB: 0 BB: 0 P: 3	R: 0 E: 0 K: 0 S: 3	H: 0 LOB: 0 BB: 0 P: 3	R: 0 E: 0 K: 0 S: 4	H: 1 LOB: 2 BB: 1 P: 8	1B: 4 2B: 2 3B: 0 HR: 0	SF: 0 SAC: 0 DP: 0 HBP: 0	WP: 0 PB: 0 CS: 1	PA: 36			
PITCHER	IP	WLS	BF	H	R	ER	SO	BB	IBB	HBP	BLK	WP	HR	S	P	ERA	WHIP								
Bob Johnson, R ERA: 2.89 Wally Bunker, R ERA: 7.53	(1, 1) (8, 1)	7.0 L	28 28	5 1	3 0	2 0	8 0	1 0	0 1	0 0	0 0	0 0	0 0	43 7	47 11	2.57 0.00	0.857 0.500								

Chicago White Sox @ Kansas City Royals
Municipal Stadium, Kansas City, MO
Tue May 26 1970, 8:05 PM EDT
Att. 7,270 - Unknown - 83 F


AB	34
R	3
H	6
RBI	2
BB	2
SO	8
LOB	10



Batter	1	2	3	4	5	6	7	8	9	AB	R	H	RBI	BB	SO	LOB	BOTTOM								
Pat Kelly, L OBP: 0.399, SLG: 0.349 (1, 9)	0-0 1B 1B		4-0 1B BB BB		0-0 1-3		0-0 S FC5-2 1B		0-0 F8	4	0	2	0	1	0	0									
Paul Schaaf, R OBP: 0.357, SLG: 0.390 (1, 5)	0-0 F5		4-0 1B BB		0-0 L8		0-0 PB S 1B			3	0	1	1	1	0	1									
Amos Otis, R OBP: 0.354, SLG: 0.459 (1, 8)	0-0 1-2 1B		0-0 1-2 2-3 1B		0-0 F8		0-0 FC5-2 PB			4	0	2	0	0	0	2									
Bob Oliver, R OBP: 0.306, SLG: 0.494 (1, 3)	0-0 L4		0-3 K		0-0 6-3		0-3 K			4	0	0	0	0	2	7									
Joe Keough, L OBP: 0.417, SLG: 0.494 (1, 7)	0-0 L3		0-0 F6		0-0 1B			0-0 L9		4	0	1	0	0	0	5									
Luis Alcaraz, R OBP: 0.190, SLG: 0.240 (1, 4)		0-0 F7		0-0 6-3		0-0 F7		0-0 5-3		4	0	0	0	0	0	1									
Jackie Hernandez, R OBP: 0.329, SLG: 0.321 (1, 6)		0-3 K		0-0 6-3		0-3 K		0-0 1-3		4	0	0	0	0	2	1									
Ellie Rodriguez, R OBP: 0.366, SLG: 0.381 (1, 2)		0-0 L4		0-0 2B			4-0 1B WP 1B BB		0-0 6-3	3	1	1	0	1	0	0									
Bob Johnson, L Ed Kirkpatrick, L Wally Bunker, R Lou Piniella, R (1, 1) (7, PH) (8, 1) (8, PH)			0-3 K		0-3 K		0-0 F4		0-0 1-3	2	0	0	0	0	2	1									
Inning Stats	R: 0 E: 0 K: 0 S: 5	H: 2 LOB: 0 BB: 0 P: 5	R: 0 E: 0 K: 1 S: 5	H: 0 LOB: 0 BB: 0 P: 5	R: 0 E: 0 K: 2 S: 8	H: 1 LOB: 3 BB: 2 P: 16	R: 0 E: 0 K: 1 S: 6	H: 1 LOB: 1 BB: 0 P: 6	R: 0 E: 0 K: 1 S: 6	H: 1 LOB: 1 BB: 0 P: 6	R: 1 E: 0 K: 1 S: 7	H: 2 LOB: 2 BB: 1 P: 11	R: 0 E: 0 K: 0 S: 3	H: 0 LOB: 0 BB: 0 P: 3	R: 0 E: 0 K: 0 S: 3	H: 0 LOB: 0 BB: 0 P: 3	R: 0 E: 0 K: 0 S: 3	H: 0 LOB: 0 BB: 0 P: 3	1B: 6 2B: 1 3B: 0 HR: 0	SF: 0 SAC: 0 DP: 0 HBP: 0	WP: 1 PB: 1 CS: 0	PA: 37			
PITCHER	IP	WLS	BF	H	R	ER	SO	BB	IBB	HBP	BLK	WP	HR	S	P	ERA	WHIP								
Gerry Janeski, R ERA: 3.22 Wilbur Wood, L ERA: 2.6	(1, 1) (7, 1)	6.1 S	28 9	6 1	1 0	1 0	5 1	3 0	0 0	0 0	0 0	0 0	0 0	35 11	47 11	1.42 0.00	1.421 0.375								

Chicago White Sox @ Kansas City Royals
Municipal Stadium, Kansas City, MO
Tue May 26 1970, 8:05 PM EDT
Att. 7,270 - Unknown - 83 F

AB	34
R	1
H	7
RBI	1
BB	3
SO	6
LOB	19



Batter	1	2	3	4	5	6	7	8	9	AB	R	H	RBI	BB	SO	LOB	TOP			
Walt Williams, R (1, 9) OBP: 0.314, SLG: 0.326 Danny Murphy, L (7, 1) Carlos May, L (9, PH) OBP: 0.376, SLG: 0.497	1-0 FC4 HBP		0-0 L9		0-0 F9		0-0 G6-3		0-3 K	3	0	0	0	0	0	3				
Luis Aparicio, R (1, 6) OBP: 0.400, SLG: 0.406	0-0 FC4 FC6-4		0-0 HR		0-0 1B			0-0 F8		4	1	2	0	0	0	1				
Tom McCraw, L (1, 7) OBP: 0.362, SLG: 0.358	0-0 FC6-4		0-0 HR		0-0 F7			0-0 4-3 1B		4	2	2	2	0	0	3				
Ossie Blanco, R (1, 3) OBP: 0.125, SLG: 0.125	0-0 F8		0-0 F8					0-0 4-3		4	0	0	0	0	0	2				
Bill Melton, R (1, 5) OBP: 0.329, SLG: 0.406		0-0 F7		0-0 1-3		0-0 5-3		0-0 2H 1B		4	0	1	1	0	0	0				
Syd O'Brien, R (1, 4) OBP: 0.277, SLG: 0.276		0-0 G3		0-0 1B		0-0 F9		0-0 4-3		4	0	1	0	0	0	1				
Ken Berry, R (1, 8) OBP: 0.339, SLG: 0.354 Gail Hopkins, L (7, PH) OBP: 0.407, SLG: 0.423	4-0 FC6-4 BB		0-3 K				0-0 2B		0-0 4-3	1	0	0	0	1	1	1	AB 34 R 3 H 9 RBI 3 BB 2 SO 4 LOB 16			
Chuck Brinkman, R (1, 2) Ed Herrmann, L (7, PH) OBP: 0.394, SLG: 0.512 Buddy Bradford, R (9, PR) OBP: 0.277, SLG: 0.324	0-0 FC6-4				0-0 6-3		4-0 BB		0-0 FC4-6 1B	2	0	0	0	0	0	1				
Joe Horlen, R (1, 1) OBP: 0.160, SLG: 0.200 John Matias, L (7, PH) OBP: 0.250, SLG: 0.313			0-3 K				0-0 1B		0-0 FC4-6	2	0	1	0	0	1	0				
Inning Stats	R: 0 E: 0 K: 0 S: 3	H: 0 LOB: 1 BB: 0 P: 4	R: 0 E: 0 K: 0 S: 3	H: 0 LOB: 1 BB: 1 P: 7	R: 2 E: 0 K: 1 S: 7	H: 2 LOB: 0 BB: 0 P: 7	R: 0 E: 0 K: 1 S: 5	H: 1 LOB: 1 BB: 0 P: 5	R: 0 E: 0 K: 0 S: 5	H: 0 LOB: 0 BB: 0 P: 3	R: 0 E: 0 K: 1 S: 5	H: 1 LOB: 1 BB: 1 P: 9	R: 1 E: 0 K: 0 S: 5	H: 2 LOB: 1 BB: 0 P: 5	R: 0 E: 0 K: 1 S: 6	H: 1 LOB: 1 BB: 0 P: 6	1B: 7 2B: 1 3B: 0 HR: 1	SF: 0 SAC: 0 DP: 1 HBP: 1	WP: 0 PB: 0 SB: 0 CS: 0	PA: 37
PITCHER	IP WLS BF H R ER SO BB IBB HBP BLK WP HR S P ERA WHIP																			
Dick Drago, R (1, 1) ERA: 4.55 Moe Drabowsky, R (8, 1) ERA: 3.67	7.2 W 32 8 3 3 3 2 0 1 0 0 1 35 44 3.52 1.304																			
	1.1 S 5 1 0 0 1 0 0 0 0 0 0 7 7 0.00 0.750																			

Chicago White Sox @ Kansas City Royals
Municipal Stadium, Kansas City, MO
Wed May 27 1970, 8:05 PM EDT
Att: 11,054 - Unknown - 76 F

livebaseballscorecards.com



Batter	1	2	3	4	5	6	7	8	9	AB	R	H	RBI	BB	SO	LOB	BOTTOM			
Pat Kelly, L (1, 9) OBP: 0.395, SLG: 0.347	0-0 S E 1B		0-0 G3		0-0 4-3		0-0 6-3			4	1	1	0	0	0	1				
Paul Schaaf, R (1, 5) OBP: 0.394, SLG: 0.400	4-0 E SF7 BB		0-0 E7 1B		0-0 5-3		0-0 2B			3	2	1	0	1	0	0				
Ed Kirkpatrick, L (1, 7) OBP: 0.289, SLG: 0.400	0-0 SF7 1-3 2H 1B		0-0 G3-1-5 1H 1B		0-3 K		0-0 4-3			4	0	2	2	0	1	1				
Bob Oliver, R (1, 3) OBP: 0.316, SLG: 0.521	0-0 SF7		0-0 G3-1-5 1B		0-0 HR			0-0 SH5-3 1B		3	1	3	2	0	0	0				
Joe Keough, L (1, 8) OBP: 0.414, SLG: 0.483	4-0 IBB		0-0 G3-1-5		0-0 G3			0-0 SH5-3		2	0	0	0	1	0	2				
Luis Alcaraz, R (1, 4) OBP: 0.183, SLG: 0.231	0-0 F7		0-0 5-3			0-0 6-3		0-0 5-3		4	0	0	0	0	0	4				
Jackie Hernandez, R (1, 6) OBP: 0.317, SLG: 0.310	0-0 6-3			0-0 6-3		0-0 F7		0-3 K		4	0	0	0	0	1	3	AB 28 R 4 H 7 RBI 4 BB 3 SO 3 LOB 11			
Ellie Rodriguez, R (1, 2) OBP: 0.365, SLG: 0.372		0-0 4-3		4-0 SH1-4 BB		0-0 2-3				2	0	0	0	1	0	0				
Dick Drago, R (1, 1) ERA: 3.95 Moe Drabowsky, R (8, 1) ERA: 5.67	6.0 L 26 5 4 3 3 2 1 0 0 0 0 25 37 4.50 1.167																			
	2.0 8 2 0 0 2 0 0 0 0 0 0 12 12 0.00 1.000																			
Inning Stats	R: 2 E: 1 K: 0 S: 5	H: 2 LOB: 2 BB: 2 P: 13	R: 0 E: 0 K: 0 S: 3	H: 0 LOB: 0 BB: 0 P: 3	R: 1 E: 1 K: 0 S: 5	H: 2 LOB: 1 BB: 0 P: 5	R: 0 E: 0 K: 0 S: 3	H: 0 LOB: 1 BB: 1 P: 7	R: 1 E: 0 K: 1 S: 6	H: 1 LOB: 0 BB: 0 P: 6	R: 0 E: 0 K: 0 S: 3	H: 0 LOB: 0 BB: 0 P: 3	R: 0 E: 0 K: 1 S: 6	H: 1 LOB: 1 BB: 0 P: 6	R: 0 E: 0 K: 1 S: 6	H: 1 LOB: 1 BB: 0 P: 6	1B: 5 2B: 1 3B: 0 HR: 1	SF: 1 SAC: 2 DP: 1 HBP: 0	WP: 0 PB: 0 SB: 1 CS: 0	PA: 34
PITCHER	IP WLS BF H R ER SO BB IBB HBP BLK WP HR S P ERA WHIP																			
Joe Horlen, R (1, 1) ERA: 3.95 Danny Murphy, R (7, 1) ERA: 5.67	6.0 L 26 5 4 3 3 2 1 0 0 0 0 25 37 4.50 1.167																			
	2.0 8 2 0 0 2 0 0 0 0 0 0 12 12 0.00 1.000																			

Chicago White Sox @ Kansas City Royals
Municipal Stadium, Kansas City, MO
Wed May 27 1970, 8:05 PM EDT
Att: 11,054 - Unknown - 76 F

livebaseballscorecards.com




Batter	1	2	3	4	5	6	7	8	9	10	11	12	AB	R	H	RBI	BB	SO	LOB	TOP
Pat Kelly, L OBP: 0.368, SLG: 0.335 (1.9)	F9		G3		K		P6		K				5	0	0	0	1	2	0	
Paul Schaal, R OBP: 0.351, SLG: 0.384 (1.5)	5-3		BB 1B 1B		6-3		5-3			K2-3	K		6	0	1	0	0	2	2	
Amos Otis, R OBP: 0.348, SLG: 0.449 (1.8)	F8		BB 1B		F9			6-3		F8		F7	6	0	1	0	0	0	0	
Bob Oliver, R OBP: 0.322, SLG: 0.515 (1.3)		BB 1B BB	BB 1B BB			K		6-3		1B 1B		K PB HR	4	1	1	0	2	2	0	
Joe Keough, L OBP: 0.429, SLG: 0.516 (1.7)		1B BB	P6			K		HR BB		1B		HR	4	2	2	2	2	1	3	
Ed Kirkpatrick, L OBP: 0.281, SLG: 0.417 (1.2)					K			1B BB		4-3		4-1	5	1	1	2	1	2	4	
Rich Severson, R OBP: 0.288, SLG: 0.302 (1.4)		1-3 2-H 1B						1-2 1B		F3		1-3 F8	6	0	3	0	0	0	0	
Jackie Hernandez, R OBP: 0.305, SLG: 0.297 (1.6)			P6		K		F6						5	0	0	0	0	2	5	
Pat Kelly, L OBP: 0.368, SLG: 0.335 (1.9)					F9					4-3			3	0	0	0	0	0	1	
Pat Kelly, L OBP: 0.368, SLG: 0.335 (1.9)													3	0	0	0	0	0	1	
Pat Kelly, L OBP: 0.368, SLG: 0.335 (1.9)													3	0	0	0	0	0	1	
Pat Kelly, L OBP: 0.368, SLG: 0.335 (1.9)													3	0	0	0	0	0	1	
Pat Kelly, L OBP: 0.368, SLG: 0.335 (1.9)													3	0	0	0	0	0	1	
Pat Kelly, L OBP: 0.368, SLG: 0.335 (1.9)													3	0	0	0	0	0	1	
Pat Kelly, L OBP: 0.368, SLG: 0.335 (1.9)													3	0	0	0	0	0	1	
Pat Kelly, L OBP: 0.368, SLG: 0.335 (1.9)													3	0	0	0	0	0	1	
Pat Kelly, L OBP: 0.368, SLG: 0.335 (1.9)													3	0	0	0	0	0	1	
Pat Kelly, L OBP: 0.368, SLG: 0.335 (1.9)													3	0	0	0	0	0	1	
Pat Kelly, L OBP: 0.368, SLG: 0.335 (1.9)													3	0	0	0	0	0	1	
Pat Kelly, L OBP: 0.368, SLG: 0.335 (1.9)													3	0	0	0	0	0	1	
Pat Kelly, L OBP: 0.368, SLG: 0.335 (1.9)													3	0	0	0	0	0	1	
Pat Kelly, L OBP: 0.368, SLG: 0.335 (1.9)													3	0	0	0	0	0	1	
Pat Kelly, L OBP: 0.368, SLG: 0.335 (1.9)													3	0	0	0	0	0	1	
Pat Kelly, L OBP: 0.368, SLG: 0.335 (1.9)													3	0	0	0	0	0	1	
Pat Kelly, L OBP: 0.368, SLG: 0.335 (1.9)													3	0	0	0	0	0	1	
Pat Kelly, L OBP: 0.368, SLG: 0.335 (1.9)													3	0	0	0	0	0	1	
Pat Kelly, L OBP: 0.368, SLG: 0.335 (1.9)													3	0	0	0	0	0	1	
Pat Kelly, L OBP: 0.368, SLG: 0.335 (1.9)													3	0	0	0	0	0	1	
Pat Kelly, L OBP: 0.368, SLG: 0.335 (1.9)													3	0	0	0	0	0	1	
Pat Kelly, L OBP: 0.368, SLG: 0.335 (1.9)													3	0	0	0	0	0	1	
Pat Kelly, L OBP: 0.368, SLG: 0.335 (1.9)													3	0	0	0	0	0	1	
Pat Kelly, L OBP: 0.368, SLG: 0.335 (1.9)													3	0	0	0	0	0	1	
Pat Kelly, L OBP: 0.368, SLG: 0.335 (1.9)													3	0	0	0	0	0	1	
Pat Kelly, L OBP: 0.368, SLG: 0.335 (1.9)													3	0	0	0	0	0	1	
Pat Kelly, L OBP: 0.368, SLG: 0.335 (1.9)													3	0	0	0	0	0	1	
Pat Kelly, L OBP: 0.368, SLG: 0.335 (1.9)													3	0	0	0	0	0	1	
Pat Kelly, L OBP: 0.368, SLG: 0.335 (1.9)													3	0	0	0	0	0	1	
Pat Kelly, L OBP: 0.368, SLG: 0.335 (1.9)													3	0	0	0	0	0	1	
Pat Kelly, L OBP: 0.368, SLG: 0.335 (1.9)													3	0	0	0	0	0	1	
Pat Kelly, L OBP: 0.368, SLG: 0.335 (1.9)													3	0	0	0	0	0	1	
Pat Kelly, L OBP: 0.368, SLG: 0.335 (1.9)													3	0	0	0	0	0	1	
Pat Kelly, L OBP: 0.368, SLG: 0.335 (1.9)													3	0	0	0	0	0	1	
Pat Kelly, L OBP: 0.368, SLG: 0.335 (1.9)													3	0	0	0	0	0	1	
Pat Kelly, L OBP: 0.368, SLG: 0.335 (1.9)													3	0	0	0	0	0	1	
Pat Kelly, L OBP: 0.368, SLG: 0.335 (1.9)													3	0	0	0	0	0	1	
Pat Kelly, L OBP: 0.368, SLG: 0.335 (1.9)													3	0	0	0	0	0	1	
Pat Kelly, L OBP: 0.368, SLG: 0.335 (1.9)													3	0	0	0	0	0	1	
Pat Kelly, L OBP: 0.368, SLG: 0.335 (1.9)													3	0	0	0	0	0	1	
Pat Kelly, L OBP: 0.368, SLG: 0.335 (1.9)													3	0	0	0	0	0	1	
Pat Kelly, L OBP: 0.368, SLG: 0.335 (1.9)													3	0	0	0	0	0	1	
Pat Kelly, L OBP: 0.368, SLG: 0.335 (1.9)													3	0	0	0	0	0	1	
Pat Kelly, L OBP: 0.368, SLG: 0.335 (1.9)													3	0	0	0	0	0	1	
Pat Kelly, L OBP: 0.368, SLG: 0.335 (1.9)													3	0	0	0	0	0	1	
Pat Kelly, L OBP: 0.368, SLG: 0.335 (1.9)													3	0	0	0	0	0	1	
Pat Kelly, L OBP: 0.368, SLG: 0.335 (1.9)													3	0	0	0	0	0	1	
Pat Kelly, L OBP: 0.368, SLG: 0.335 (1.9)													3	0	0	0	0	0	1	
Pat Kelly, L OBP: 0.368, SLG: 0.335 (1.9)													3	0	0	0	0	0	1	
Pat Kelly, L OBP: 0.368, SLG: 0.335 (1.9)													3	0	0	0	0	0	1	
Pat Kelly, L OBP: 0.368, SLG: 0.335 (1.9)													3	0	0	0	0	0	1	
Pat Kelly, L OBP: 0.368, SLG: 0.335 (1.9)													3	0	0	0	0	0	1	
Pat Kelly, L OBP: 0.368, SLG: 0.335 (1.9)													3	0	0	0	0	0	1	
Pat Kelly, L OBP: 0.368, SLG: 0.335 (1.9)													3	0	0	0	0	0	1	
Pat Kelly, L OBP: 0.368, SLG: 0.335 (1.9)													3	0	0	0	0	0	1	
Pat Kelly, L OBP: 0.368, SLG: 0.335 (1.9)													3	0	0	0	0	0	1	
Pat Kelly, L OBP: 0.368, SLG: 0.335 (1.9)													3	0	0	0	0	0	1	
Pat Kelly, L OBP: 0.368, SLG: 0.335 (1.9)													3	0	0	0	0	0	1	
Pat Kelly, L OBP: 0.368, SLG: 0.335 (1.9)													3	0	0	0	0	0	1	
Pat Kelly, L OBP: 0.368, SLG: 0.335 (1.9)													3	0	0	0	0	0	1	
Pat Kelly, L OBP: 0.368, SLG: 0.335 (1.9)													3	0	0	0	0	0	1	
Pat Kelly, L OBP: 0.368, SLG: 0.335 (1.9)													3	0	0	0	0	0	1	
Pat Kelly, L OBP: 0.368, SLG: 0.335 (1.9)													3	0	0	0	0	0	1	
Pat Kelly, L OBP: 0.368, SLG: 0.335 (1.9)													3	0	0	0	0	0	1	
Pat Kelly, L OBP: 0.368, SLG: 0.335 (1.9)													3	0	0	0	0	0	1	
Pat Kelly, L OBP: 0.368, SLG: 0.335 (1.9)													3	0	0	0	0	0	1	
Pat Kelly, L OBP: 0.368, SLG: 0.335 (1.9)													3	0	0	0	0	0	1	
Pat Kelly, L OBP: 0.368, SLG: 0.335 (1.9)													3	0	0	0	0	0	1	
Pat																				

Batter	1	2	3	4	5	6	7	8	9	AB	R	H	RBI	BB	SO	LOB	TOP	
Pat Kelly, L OBP: 0.385, SLG: 0.329 (1, 9)	G3		L8					F8		3	0	0	0	1	0	1	Kansas City Royals @ Washington Senators Robert F. Kennedy Memorial Stadium, Washington, DC Sat May 30 1970, 3:33 AM EDT Att: 11,982 - Sunny livebaseballscorecards.com	
Ed Kirkpatrick, L OBP: 0.290, SLG: 0.412 (1, 7)	K		K				FC6	FC4 1B		4	0	1	0	0	2	2		
Amos Otis, R OBP: 0.351, SLG: 0.447 (1, 8)	2B		FC6-4				F8	FC4 1B		3	1	1	0	1	0	1		
Bob Oliver, R OBP: 0.326, SLG: 0.538 (8, 3)	1H 2B			K				FC4		4	1	2	2	0	1	2		
Joe Keough, L OBP: 0.417, SLG: 0.500 (1, 3) Hawk Taylor, R OBP: 0.412, SLG: 0.467 (8, PH) Paul Schaaf, R OBP: 0.351, SLG: 0.384 (8, 5)	4-3			E3			4-3	FC6-4		3	0	0	0	0	0	1		
Rich Severson, R OBP: 0.286, SLG: 0.299 (1, 4)				FC9-4-6			5-3			4	0	1	0	0	1	1		
Jackie Hernandez, R OBP: 0.299, SLG: 0.299 (1, 6) Lou Piniella, R OBP: 0.381, SLG: 0.549 (9, PH) Jim Rooker, R OBP: 0.217, SLG: 0.273 (9, PR)	FC6-4			FC6-4			1-3			3	0	0	0	0	0	2		
Ellie Rodriguez, R OBP: 0.361, SLG: 0.367 (1, 2)	G5-4-3						5-3			4	0	1	0	0	0	1		
Bill Butler, L OBP: 0.120, SLG: 0.043 (1, 1) Jim Campanis, R OBP: 0.235, SLG: 0.375 (9, PH)				FC6-4			K	G5-4-3		2	0	0	0	1	2	0		
Inning Stats	R: 1 E: 0 K: 1 S: 6	H: 1 LOB: 1 BB: 1 P: 10	R: 0 E: 0 K: 0 S: 3	H: 1 LOB: 0 BB: 0 P: 3	R: 0 E: 0 K: 1 S: 5	H: 0 LOB: 1 BB: 1 P: 9	R: 0 E: 1 K: 1 S: 6	H: 0 LOB: 1 BB: 0 P: 6	R: 0 E: 0 K: 1 S: 5	H: 0 LOB: 0 BB: 0 P: 4	R: 0 E: 0 K: 1 S: 5	H: 2 LOB: 2 BB: 0 P: 5	R: 0 E: 0 K: 1 S: 5	H: 1 LOB: 2 BB: 1 P: 9	1B: 4 2B: 1 3B: 0 HR: 1	SF: 0 SAC: 0 DP: 2 HBP: 0		WP: 0 PB: 0 CS: 0
PITCHER	IP WLS BF H R ER SO BB IBB HBP BLK WP HR S P ERA WHIP																	
Dick Bosman, R ERA: 3.5 (1, 1)	7.2 W 31 5 2 2 5 3 0 0 0 0 1 38 50 2.35 1.043																	
Darold Knowles, L ERA: 1.77 (8, 1)	1.1 S 5 1 0 0 1 1 0 0 0 0 0 6 10 0.00 1.500																	

Batter	1	2	3	4	5	6	7	8	9	AB	R	H	RBI	BB	SO	LOB	BOTTOM	
Ed Brinkman, R OBP: 0.346, SLG: 0.304 (1, 6)	1B WP 2B		6-3					FC1-6 1B		4	1	2	0	0	0	0	Kansas City Royals @ Washington Senators Robert F. Kennedy Memorial Stadium, Washington, DC Sat May 30 1970, 3:33 AM EDT Att: 11,982 - Sunny livebaseballscorecards.com	
Wayne Comer, R OBP: 0.212, SLG: 0.184 (1, 9)	2-3 HR 1B		L5				BB	FC1-6		3	1	1	0	1	0	1		
Frank Howard, R OBP: 0.429, SLG: 0.562 (1, 3)	1H 3H HR						F8	K		3	1	1	2	1	1	2		
Rick Reichardt, R OBP: 0.360, SLG: 0.603 (1, 7)	CS 1B						F9	F8		4	0	1	0	0	1	3		
Aurelio Rodriguez, R OBP: 0.319, SLG: 0.409 (1, 5)	F2						P6			2	0	0	0	1	0	1		
Ed Stroud, L OBP: 0.365, SLG: 0.388 (1, 8)	P5						4-3	L8		3	0	0	0	0	0	3		
Paul Casanova, R OBP: 0.221, SLG: 0.262 (1, 2)							F8			3	0	0	0	0	1	0		
Tim Cullen, R OBP: 0.317, SLG: 0.229 (1, 4)							F7	F2		3	0	0	0	0	1	0		
Dick Bosman, R OBP: 0.115, SLG: 0.115 (1, 1) Darold Knowles, L ERA: 1.77 (8, 1)							K	K		3	0	0	0	0	3	0		
Inning Stats	R: 3 E: 0 K: 0 S: 6	H: 4 LOB: 0 BB: 0 P: 6	R: 0 E: 0 K: 3 S: 9	H: 0 LOB: 0 BB: 0 P: 9	R: 0 E: 0 K: 1 S: 5	H: 0 LOB: 1 BB: 1 P: 9	R: 0 E: 0 K: 0 S: 3	H: 0 LOB: 0 BB: 0 P: 3	R: 0 E: 0 K: 1 S: 5	H: 0 LOB: 2 BB: 2 P: 11	R: 0 E: 0 K: 1 S: 5	H: 0 LOB: 0 BB: 0 P: 5	R: 0 E: 0 K: 1 S: 6	H: 1 LOB: 1 BB: 0 P: 6	1B: 3 2B: 1 3B: 0 HR: 1	SF: 0 SAC: 0 DP: 0 HBP: 0		WP: 1 PB: 0 CS: 1
PITCHER	IP WLS BF H R ER SO BB IBB HBP BLK WP HR S P ERA WHIP																	
Bill Butler, L ERA: 3.7 (1, 1)	8.0 L 31 5 3 3 7 3 0 0 0 0 1 42 54 3.38 1.000																	

Batter	1	2	3	4	5	6	7	8	9	AB	R	H	RBI	BB	SO	LOB	TOP								
Pat Kelly, L OBP: 0.385, SLG: 0.323 (1, 9)	4-0 SH1-3 BB		0-0 6-3		0-0 F8		4-0 1-3 BB	0-3 K		3	0	0	0	2	1	2	Kansas City Royals @ Washington Senators Robert F. Kennedy Memorial Stadium, Washington, DC Sun May 31 1970, 3:33 AM EDT Att: 23,889 - Unknown livebaseballscorecards.com								
Jackie Hernandez, R OBP: 0.297, SLG: 0.288 (1, 6)	0-0 SH1-3		0-3 K			0-0 FC1-5 1B	0-0 F7	0-0 6-3		4	0	1	0	0	1	4									
Amos Otis, R OBP: 0.348, SLG: 0.440 (1, 8)	0-0 6-3		0-0 P6			0-0 FC3-6 1B	0-0 1-3		0-0 P4	5	1	1	0	0	0	3									
Bob Oliver, R OBP: 0.323, SLG: 0.528 (1, 5)		0-0 1B G6-3 1B		0-0 F9		0-0 FC1-5 1B	0-0 1-3		0-0 6-3	5	1	1	0	0	0	4									
Joe Keough, L OBP: 0.425, SLG: 0.500 (1, 3)		0-0 G6-3 1B		0-0 F8		0-0 FC3-6 1B		0-0 2B	4-0 2B BB	4	2	2	0	1	0	2									
Ed Kirkpatrick, L OBP: 0.301, SLG: 0.452 (1, 7)		0-0 G6-3		0-0 HR		0-0 2B		0-3 K	0-0 2B	5	1	3	2	0	1	2									
Rich Severson, R OBP: 0.286, SLG: 0.299 Luis Alcaraz, R OBP: 0.202, SLG: 0.266 (2, PH)		0-0 HBP 1B		0-0 6-3		0-0 1B		0-0 1B 2B	0-3 K	0	0	0	0	0	0	0									
Ellie Rodriguez, R OBP: 0.366, SLG: 0.366 (1, 2)		1-0 1-2 HBP		0-0 6-3		0-0 1-3		0-0 2B		3	0	1	0	0	0	2									
Dave Morehead, R OBP: 0.227, SLG: 0.238 Moe Drabowsky, R OBP: 0.250, SLG: 0.250 Tom Burgmeier, L Hawk Taylor, R OBP: 0.444, SLG: 0.563 Ken Wright, R (8, 1)		0-0 1-3		0-0 F7		0-0 F7 BB		0-0 1-3 2B		1	0	0	0	0	0	2									
Inning Stats	R: 0 E: 0 K: 0 S: 2	H: 0 LOB: 0 BB: 1 P: 6	R: 1 E: 0 K: 0 S: 5	H: 3 LOB: 2 BB: 0 P: 6	R: 0 E: 0 K: 1 S: 5	H: 0 LOB: 0 BB: 0 P: 5	R: 1 E: 0 K: 0 S: 4	H: 1 LOB: 0 BB: 0 P: 4	R: 0 E: 0 K: 0 S: 3	H: 0 LOB: 0 BB: 0 P: 3	R: 2 E: 0 K: 0 S: 7	H: 4 LOB: 2 BB: 0 P: 7	R: 0 E: 0 K: 0 S: 3	H: 0 LOB: 2 BB: 2 P: 11	R: 2 E: 0 K: 2 S: 11	H: 4 LOB: 2 BB: 0 P: 11		R: 0 E: 0 K: 1 S: 6	H: 1 LOB: 2 BB: 1 P: 10	1B: 8 2B: 4 3B: 0 HR: 1	SF: 0 SAC: 1 DP: 1 HBP: 1	WP: 0 PB: 0 SB: 0 CS: 0	PA: 43		
PITCHER	IP	WLS	BF	H	R	ER	SO	BB	IBB	HBP	BLK	WP	HR	S	P	ERA		WHIP							
Casey Cox, R ERA: 4.99	(1, 1)	5.0	21	6	4	4	1	1	0	1	0	0	1	21	26	7.20	1.400								
Horacio Pina, R ERA: 2.09	(6, 1)	1.0	5	2	0	0	0	0	0	0	0	0	0	5	5	0.00	2.000								
Jim Shellenback, L ERA: 6.04	(7, 1)	0.0	2	0	0	0	0	2	0	0	0	0	0	0	8	∞	∞								
Jim Hannan, R ERA: 3.6	(7, 1)	1.0	4	1	1	1	0	0	0	0	0	0	0	4	4	9.00	1.000								
Darold Knowles, L ERA: 1.99	(8, 1)	1.0	L 6	3	1	1	2	0	0	0	0	0	0	10	10	9.00	3.000								

Batter	1	2	3	4	5	6	7	8	9	AB	R	H	RBI	BB	SO	LOB	BOTTOM								
Del Unser, L OBP: 0.321, SLG: 0.314 (1, 8)	0-0 4-3		0-0 F7		0-0 1-2 3H 1B		0-0 L8		0-0 1-3	5	0	1	1	0	0	2	Kansas City Royals @ Washington Senators Robert F. Kennedy Memorial Stadium, Washington, DC Sun May 31 1970, 3:33 AM EDT Att: 23,889 - Unknown livebaseballscorecards.com								
Ed Stroud, L OBP: 0.373, SLG: 0.392 (1, 9)	4-0 E SF7 BB		0-0 FC6-4 1B		0-3 K		0-0 G3		0-0 S 1B	4	1	2	0	1	1	2									
Frank Howard, R OBP: 0.424, SLG: 0.570 (1, 7)	0-0 E6 SF7		0-0 FC6-4 1B		0-0 F9		0-0 HR		0-3 K	5	1	1	1	0	1	5									
Mike Epstein, L OBP: 0.370, SLG: 0.448 (1, 3)	0-0 SF7		0-0 FC3-6		0-3 K		0-0 L6		0-0 6-3	4	0	0	1	0	1	4									
Bernie Allen, L OBP: 0.426, SLG: 0.483 Tim Cullen, R OBP: 0.317, SLG: 0.229 (8, 4)	0-3 K		0-0 4-3		4-0 FC4-6 BB		0-0 L9			3	0	0	0	1	1	2									
Aurelio Rodriguez, R OBP: 0.323, SLG: 0.408 (1, 5)		0-0 6-3		4-0 BB 1B BB		0-3 K		0-0 CS 1B		3	1	1	0	1	1	1									
Ed Brinkman, R OBP: 0.344, SLG: 0.299 (1, 6)		0-0 5-3		4-0 BB 1B BB		0-0 FC4-6 E S		0-0 CS	0-0 5-3	3	1	0	0	1	0	1									
Jim French, L OBP: 0.333, SLG: 0.222 John Roseboro, L OBP: 0.400, SLG: 0.260 (9, 2)		0-0 BB 1B		4-0 1B 1B BB		0-3 K		0-3 K		2	1	1	0	1	1	1									
Casey Cox, R OBP: 0.200, SLG: 0.158 Horacio Pina, R OBP: 0.202, SLG: 0.138 Davey Nelson, R OBP: 0.192, SLG: 0.160 Jim Shellenback, L OBP: 0.502, SLG: 0.500 Darold Knowles, L Lee Maye, L OBP: 0.398, SLG: 0.398 Bob Humphreys, R (8, 1)		4-0 1-2 BB		0-0 1-3 2H 3H 1B		0-0 1-3		0-0 1-3		1	0	1	2	1	0	0									
Inning Stats	R: 1 E: 1 K: 1 S: 6	H: 0 LOB: 1 BB: 1 P: 10	R: 0 E: 0 K: 0 S: 4	H: 1 LOB: 2 BB: 1 P: 8	R: 0 E: 0 K: 0 S: 4	H: 1 LOB: 1 BB: 0 P: 4	R: 3 E: 0 K: 2 S: 9	H: 2 LOB: 2 BB: 3 P: 21	R: 0 E: 0 K: 2 S: 7	H: 0 LOB: 0 BB: 1 P: 11	R: 0 E: 0 K: 0 S: 3	H: 0 LOB: 0 BB: 0 P: 3	R: 1 E: 0 K: 0 S: 4	H: 2 LOB: 0 BB: 0 P: 4	R: 0 E: 0 K: 1 S: 5	H: 0 LOB: 0 BB: 0 P: 5		R: 0 E: 0 K: 1 S: 6	H: 1 LOB: 1 BB: 0 P: 6	1B: 6 2B: 0 3B: 0 HR: 1	SF: 1 SAC: 0 DP: 0 HBP: 0	WP: 0 PB: 0 SB: 0 CS: 1	PA: 41		
PITCHER	IP	WLS	BF	H	R	ER	SO	BB	IBB	HBP	BLK	WP	HR	S	P	ERA		WHIP							
Dave Morehead, R ERA: 3.9	(1, 1)	3.0	17	2	4	3	1	5	0	0	0	0	0	14	34	9.00	2.333								
Moe Drabowsky, R ERA: 3.59	(4, 1)	0.0	2	2	0	0	0	0	0	0	0	0	0	2	2	∞	∞								
Tom Burgmeier, L ERA: 5.14	(4, 1)	4.0	W 14	2	1	1	4	1	0	0	0	0	1	21	25	2.25	0.750								
Ken Wright, R ERA: 2.7	(8, 1)	2.0	S 7	1	0	0	2	0	0	0	0	0	0	11	11	0.00	0.500								

Batter	1	2	3	4	5	6	7	8	9	AB	R	H	RBI	BB	SO	LOB	TOP						
Pat Kelly, L OBP: 0.378, SLG: 0.315 (1, 9)	G3		1-3		4-3			G3		4	0	0	0	0	0	0	Kansas City Royals @ New York Yankees Yankee Stadium, Bronx, NY Wed Jun 03 1970, 7:05 PM EDT Alt. 6,891 - Unknown - 78 F						
Jackie Hernandez, R OBP: 0.255, SLG: 0.255 (1, 6)	K		6-3		F8			E1		4	0	0	0	0	1	0							
Amos Otis, R OBP: 0.353, SLG: 0.458 (1, 8)	HR			1-3		6-3		FC6-4		4	1	1	1	0	0	1							
Bob Oliver, R OBP: 0.325, SLG: 0.522 (1, 5)	K			1B	1B	FC6-4		F8		4	1	2	0	0	1	1							
Lou Piniella, R OBP: 0.380, SLG: 0.536 (1, 7)		K		1B	1B	L9			K	4	1	1	0	0	2	1							
Joe Keough, L OBP: 0.413, SLG: 0.481 (1, 3)		6-3		1B	1B	FC6-4			WP	4	0	2	1	0	0	1							
Rich Severson, R OBP: 0.301, SLG: 0.304 Ed Kirkpatrick, L OBP: 0.291, SLG: 0.434 (9, PH)				F3					L4	2	0	1	0	1	0	2							
Ellie Rodriguez, R OBP: 0.367, SLG: 0.366 (1, 2)		F6				G6-4-3			6-3	4	0	1	1	0	0	3							
Dick Drago, R OBP: 0.143, SLG: 0.053 Tom Burgmeier, L (5, 1)			K			K				2	0	0	0	0	2	0							
										1	0	0	0	0	1	0							
Inning Stats	R: 1 E: 0 K: 2 S: 8	H: 1 LOB: 0 BB: 0 P: 8	R: 0 E: 0 K: 1 S: 6	H: 1 LOB: 1 BB: 0 P: 6	R: 0 E: 0 K: 1 S: 5	H: 0 LOB: 0 BB: 0 P: 5	R: 2 E: 0 K: 0 S: 6	H: 4 LOB: 2 BB: 0 P: 6	R: 0 E: 0 K: 1 S: 5	H: 0 LOB: 0 BB: 0 P: 5	R: 0 E: 0 K: 0 S: 4	H: 1 LOB: 1 BB: 0 P: 4	R: 0 E: 0 K: 1 S: 4	H: 0 LOB: 0 BB: 1 P: 8	R: 0 E: 1 K: 0 S: 4	H: 0 LOB: 1 BB: 0 P: 4	R: 0 E: 0 K: 1 S: 6	H: 1 LOB: 1 BB: 0 P: 6	1B: 7 2B: 0 3B: 0 HR: 1	SF: 0 SAC: 0 DP: 1 HBP: 0	WP: 1 PB: 0 SB: 0 CS: 0	PA: 35	
PITCHER	IP WLS BF H R ER SO BB IBB HBP BLK WP HR S P ERA WHIP	IP WLS BF H R ER SO BB IBB HBP BLK WP HR S P ERA WHIP															IP WLS BF H R ER SO BB IBB HBP BLK WP HR S P ERA WHIP						
Mike Kekich, L ERA: 7.96 Jack Aker, R ERA: 1.87	(1, 1) (7, 1)	6.0 W 25	7 3 3 5	1 0 0 2	1 0 0 0	0 0 0 0	1 0 14 14	0.00 0.333															ERA WHIP

Batter	1	2	3	4	5	6	7	8	9	AB	R	H	RBI	BB	SO	LOB	BOTTOM					
Horace Clarke, S OBP: 0.325, SLG: 0.333 (1, 4)	F8		G1	4-3		F5				4	1	2	0	0	0	2	Kansas City Royals @ New York Yankees Yankee Stadium, Bronx, NY Wed Jun 03 1970, 7:05 PM EDT Alt. 6,891 - Unknown - 78 F					
Jerry Kenney, L OBP: 0.307, SLG: 0.298 (1, 5)			G1		4-3		1-3			4	0	1	0	0	0	1						
Bobby Murcer, L OBP: 0.365, SLG: 0.374 (1, 8)	K		1B	2B	3B	F8				4	2	2	1	0	1	2						
Roy White, S OBP: 0.426, SLG: 0.534 (1, 7)	F8		1B	HR	2B					4	1	2	2	0	1	2						
Danny Cater, R OBP: 0.347, SLG: 0.468 (1, 3)	FC6-4		FC6-4		HR			L9		4	1	1	2	0	0	3						
Curt Blefary, L OBP: 0.303, SLG: 0.238 Ron Woods, R OBP: 0.326, SLG: 0.420 (7, 9)		4-3		1B	K			1-3		3	0	1	0	0	1	0						
Thurman Munson, R OBP: 0.381, SLG: 0.331 (1, 2)		K		F3	1-3			F7		4	0	0	0	0	1	1						
Gene Michael, S OBP: 0.314, SLG: 0.283 (1, 6)		3-1		L8		L8				3	0	0	0	0	0	1						
Mike Kekich, R OBP: 0.250, SLG: 0.250 Jack Aker, R OBP: 0.125, SLG: 0.125 (7, 1)			K		1B	4-3				3	0	1	0	0	1	0						
Inning Stats	R: 0 E: 0 K: 1 S: 7	H: 2 LOB: 2 BB: 0 P: 7	R: 0 E: 0 K: 1 S: 5	H: 0 LOB: 0 BB: 0 P: 5	R: 2 E: 0 K: 1 S: 8	H: 3 LOB: 1 BB: 0 P: 8	R: 0 E: 0 K: 0 S: 5	H: 2 LOB: 2 BB: 0 P: 5	R: 3 E: 0 K: 1 S: 8	H: 3 LOB: 0 BB: 0 P: 8	R: 0 E: 0 K: 0 S: 3	H: 0 LOB: 0 BB: 0 P: 3	R: 0 E: 0 K: 1 S: 5	H: 0 LOB: 0 BB: 1 P: 5	R: 0 E: 0 K: 0 S: 3	H: 0 LOB: 0 BB: 0 P: 3	R: 0 E: 0 K: 0 S: 7	H: 0 LOB: 0 BB: 0 P: 7	1B: 7 2B: 1 3B: 1 HR: 1	SF: 0 SAC: 0 DP: 0 HBP: 0	WP: 0 PB: 0 SB: 0 CS: 0	PA: 34
PITCHER	IP WLS BF H R ER SO BB IBB HBP BLK WP HR S P ERA WHIP	IP WLS BF H R ER SO BB IBB HBP BLK WP HR S P ERA WHIP															IP WLS BF H R ER SO BB IBB HBP BLK WP HR S P ERA WHIP					
Dick Drago, R ERA: 4.92 Tom Burgmeier, L ERA: 3.35	(1, 1) (5, 1)	4.1 L 23	10 5 5 3	0 0 0 2	0 0 0 0	0 0 15 15	0.00 0.000															ERA WHIP



Batter	1	2	3	4	5	6	7	8	9	10	11	12	AB	R	H	RBI	BB	SO	LOB	TOP																			
Jackie Hernandez, R OBP: 0.298, SLG: 0.299	(1, 6) 0-3 K		X 0-0 G1-6-3 1B		X 0-0 1-3			X 0-0 4-3			X 0-0 4-1 1B		5	0	2	0	0	1	1																				
Joe Keough, L OBP: 0.405, SLG: 0.468	(1, 3) 0-0 E1 1B		X 0-0 G1-6-3			X 0-0 4-3			X 0-0 SH5-3 1B		X 0-0 4-1		5	1	1	0	0	0	2																				
Amos Otis, R OBP: 0.352, SLG: 0.454	(1, 8) 0-0 6-3			X 0-0 G4-6-3 1B		X 0-0 F3			X 0-0 SH5-3 1B		X 0-0 L8		4	0	1	0	0	0	2																				
Bob Oliver, R OBP: 0.327, SLG: 0.518	(1, 5) 0-0 1B			X 0-0 G4-6-3 1B		X 0-0 F4			X 0-0 K			X 0-0 6-3	5	0	2	1	0	1	1																				
Lou Piniella, R OBP: 0.365, SLG: 0.513	(1, 7) 0-0 3-1			X 0-0 G4-6-3 1B		X 0-0 K			X 0-0 6-3			X 0-0 F9	5	0	0	0	0	1	3																				
Ed Kirtpatrick, L OBP: 0.281, SLG: 0.418	(1, 9) 0-0 G3			X 0-0 K		X 0-0 3-1			X 0-0 F6			X 0-0 K	5	0	0	0	0	2	1																				
Rich Severson, R OBP: 0.299, SLG: 0.301	(1, 4) 0-0 FC4-6 1B			X 0-0 5-3		X 0-0 F3			X 0-0 F8				4	0	1	0	0	0	0																				
Elie Rodriguez, R OBP: 0.363, SLG: 0.362	(1, 2) 0-0 FC4-6 1B			X 0-0 4-3				X 0-0 CS 1B		X 0-0 6-3			4	0	1	0	0	0	1																				
Jim Rooker, R OBP: 0.222, SLG: 0.269	(1, 1) 0-0 L9			X 0-0 1B				X 0-0 K			X 0-0 1-3		4	0	1	0	0	1	1																				
Moe Drabowsky, R OBP: 0.250, SLG: 0.250	(12, 1) 0-0 1B							X 0-0 K					0	0	0	0	0	0	0																				
Inning Stats	R: 1 E: 1 K: 1 S: 6	H: 1 LOB: 1 BB: 0 P: 6	R: 0 E: 0 K: 0 S: 4	H: 1 LOB: 1 BB: 0 P: 4	R: 0 E: 0 K: 0 S: 3	H: 1 LOB: 0 BB: 0 P: 3	R: 0 E: 0 K: 1 S: 6	H: 2 LOB: 1 BB: 0 P: 6	R: 0 E: 0 K: 0 S: 4	H: 1 LOB: 1 BB: 0 P: 4	R: 0 E: 0 K: 1 S: 5	H: 1 LOB: 0 BB: 0 P: 5	R: 0 E: 0 K: 1 S: 6	H: 1 LOB: 1 BB: 0 P: 6	R: 0 E: 0 K: 0 S: 3	H: 0 LOB: 0 BB: 0 P: 3	R: 0 E: 0 K: 1 S: 5	H: 0 LOB: 0 BB: 0 P: 5	R: 0 E: 0 K: 1 S: 6	H: 1 LOB: 1 BB: 0 P: 6	R: 0 E: 0 K: 0 S: 3	H: 0 LOB: 0 BB: 0 P: 3	R: 0 E: 0 K: 1 S: 4	H: 1 LOB: 1 BB: 0 P: 4	R: 0 E: 0 K: 1 S: 5	H: 0 LOB: 0 BB: 0 P: 6	1B: 9 2B: 1 3B: 0 HR: 0	SF: 0 SAC: 1 DP: 3 HBP: 0	WP: 0 PB: 0 SB: 0 CS: 1	PA: 42									
PITCHER	IP WLS BF H R ER SO BB IBB HBP BLK WP HR S P ERA WHIP																																						
Stan Bahnsen, R ERA: 2.95	(1, 1) 8.0	28	7	1	0	0	1	0	0	0	0	0	0	0	6	6	0.00	1.000																					
Gary Waslewski, R ERA: 4.29	(9, 1) 1.0	4	1	0	0	1	0	0	0	0	0	0	0	0	6	6	0.00	1.000																					
Lindy McDaniel, R ERA: 1.14	(10, 1) 3.0	W 10	1	0	0	1	0	0	0	0	0	0	0	0	12	12	0.00	0.333																					

Kansas City Royals @ New York Yankees
Yankee Stadium, Bronx, NY
Thu Jun 04 1970, 7:05 PM EDT
Att: 6,510 - Unknown - 61 F

AB	41
R	1
H	9
RBI	1
BB	0
SO	6
LOB	12



Batter	1	2	3	4	5	6	7	8	9	10	11	12	AB	R	H	RBI	BB	SO	LOB	BOTTOM																			
Horace Clarke, S OBP: 0.325, SLG: 0.332	(1, 4) 4-0 WP BB		X 0-0 5-3			X 0-0 5-3			X 0-0 2B 1B		X 0-0 F8	X 0-0 SF8	4	1	1	1	1	0	0																				
Bobby Murcer, L OBP: 0.366, SLG: 0.380	(1, 8) 0-3 K		X 0-0 F3			X 0-0 L8			X 0-0 2B		X 0-0 1B 1B		5	0	2	1	0	1	1																				
Roy White, S OBP: 0.426, SLG: 0.528	(1, 7) 0-0 L6			X 0-3 K			X 0-0 F4		X 0-0 FC6-4 IBB		X 0-0 1B		4	0	1	0	1	1	1																				
Danny Cater, R OBP: 0.344, SLG: 0.459	(1, 5) 0-0 5-3			X 0-0 5-3			X 0-3 K		X 0-0 F4		X 0-0 1B		4	0	0	0	1	1	3																				
Thurman Munson, R OBP: 0.382, SLG: 0.325	(1, 2) 4-0 E BB			X 0-3 K			X 4-0 BB		X 0-0 L9		X 0-0 F9		3	0	0	0	2	1	4																				
Ron Woods, R OBP: 0.330, SLG: 0.412	(1, 9) 0-0 E1				X 4-0 G5-4-3 BB		X 0-0 5-3		X 0-0 FC6-4			X 0-0 FC6-4 1B	4	0	1	0	1	0	4																				
John Ellis, R OBP: 0.294, SLG: 0.302	(1, 3) 0-3 K				X 0-0 F8			X 0-0 4-3		X 0-0 F8		X 0-0 FC6-4 BB 1B SF8	5	0	0	0	0	1	4																				
Jerry Kenney, L OBP: 0.307, SLG: 0.298	(12, PR) 0-0 K												0	1	0	0	0	0	0																				
Gene Michael, S OBP: 0.312, SLG: 0.281	(1, 6) 0-0 G6-3			X 0-0 G5-4-3			X 0-0 L9		X 0-3 K			X 0-0 BB 1B	5	0	1	0	0	1	3																				
Stan Bahnsen, R ERA: 3.3	(1, 1) 11.1	L 45	6	2	2	8	5	2	0	0			2	0	0	0	0	2	0																				
Gary Waslewski, R ERA: 4.29	(9, 1) 1.0	4	1	0	0	1	0	0	0	0			0	0	0	0	0	0	0																				
Lindy McDaniel, R ERA: 1.14	(10, 1) 3.0	W 10	1	0	0	1	0	0	0	0			0	0	0	0	0	0	0																				
Pete Ward, L OBP: 0.250, SLG: 0.250	(12, PR) 0-0 K												0	0	0	0	0	0	0																				
Jim Lytle, L ERA: 1.14	(12, PR) 0-0 K												0	0	0	0	0	0	0																				
Inning Stats	R: 0 E: 0 K: 1 S: 5	H: 0 LOB: 1 BB: 1 P: 9	R: 0 E: 1 K: 1 S: 5	H: 0 LOB: 1 BB: 1 P: 9	R: 0 E: 0 K: 1 S: 5	H: 0 LOB: 0 BB: 0 P: 5	R: 0 E: 0 K: 2 S: 7	H: 0 LOB: 0 BB: 0 P: 7	R: 0 E: 0 K: 2 S: 7	H: 0 LOB: 0 BB: 0 P: 7	R: 0 E: 0 K: 1 S: 5	H: 0 LOB: 1 BB: 1 P: 9	R: 0 E: 0 K: 0 S: 3	H: 0 LOB: 0 BB: 0 P: 5	R: 1 E: 0 K: 0 S: 5	H: 2 LOB: 2 BB: 1 P: 9	R: 0 E: 0 K: 1 S: 5	H: 0 LOB: 0 BB: 0 P: 5	R: 0 E: 0 K: 0 S: 4	H: 2 LOB: 2 BB: 1 P: 8	R: 0 E: 0 K: 0 S: 4	H: 2 LOB: 2 BB: 1 P: 8	R: 1 E: 0 K: 0 S: 4	H: 2 LOB: 2 BB: 1 P: 8	1B: 5 2B: 1 3B: 0 HR: 0	SF: 1 SAC: 0 DP: 2 HBP: 0	WP: 1 PB: 0 SB: 0 CS: 0	PA: 46											
PITCHER	IP WLS BF H R ER SO BB IBB HBP BLK WP HR S P ERA WHIP																																						
Jim Rooker, L ERA: 3.3	(1, 1) 11.1	L 45	6	2	2	8	5	2	0	0			2	0	0	0	0	2	0																				
Moe Drabowsky, R ERA: 3.72	(12, 1) 0.1	1	0	0	0	0	0	0	0	0			0	0	0	1	1	0.00	0.000																				

Kansas City Royals @ New York Yankees
Yankee Stadium, Bronx, NY
Thu Jun 04 1970, 7:05 PM EDT
Att: 6,510 - Unknown - 61 F

AB	38
R	2
H	6
RBI	2
BB	7
SO	8
LOB	20



Batter	1	2	3	4	5	6	7	8	9	AB	R	H	RBI	BB	SO	LOB	TOP										
Jackie Hernandez, R (1, 6) Pat Kelly, L (9, PH) OBP: 0.290, SLG: 0.262 OBP: 0.351, SLG: 0.319	F9		L9		F8	5-3			G1 1B	4	0	0	0	0	0	1											
Joe Keough, L (1, 3) OBP: 0.420, SLG: 0.482	FC6-4 BB				1B BB			G6-4-3 1B	G1 1-2	3	1	2	0	2	0	1											
Amos Otis, R (1, 8) OBP: 0.348, SLG: 0.448	K		F9		BB 1B			G6-4-3 1-2	F8	5	0	1	0	0	1	4											
Bob Oliver, R (1, 5) OBP: 0.330, SLG: 0.533	FC6-4 1-2				HR BB 1B			F2		4	1	2	2	0	0	1											
Lou Piniella, R (1, 7) OBP: 0.362, SLG: 0.500		F4		F4				L6		3	0	0	0	1	0	0											
Ed Kirkpatrick, L (1, 9) OBP: 0.287, SLG: 0.423		4-3		FC6-4 BB						3	0	1	0	1	0	3											
Elie Rodriguez, R (1, 2) OBP: 0.367, SLG: 0.370				FC6-4 1-2					6-3	3	0	1	0	1	0	2											
Luis Alcaraz, R (1, 4) Hawk Taylor, R (8, PH) Rich Severson, R (8, 4) OBP: 0.190, SLG: 0.250 OBP: 0.421, SLG: 0.529 OBP: 0.299, SLG: 0.301	F4			FC6-4 1-2					K	3	0	0	0	0	1	3											
Bill Butler, L (1, 1) Bill Sorrell, L (6, PH) Al Fitzmorris, S (6, 1) Paul Schaal, R (9, PH) OBP: 0.111, SLG: 0.040 OBP: 0.333, SLG: 0.333 OBP: 0.344, SLG: 0.375			K		K			F7	F9	2	0	0	0	0	2	0											
Inning Stats	R: 0 E: 0 K: 1 S: 5	H: 0 LOB: 1 BB: 1 P: 9	R: 0 E: 0 K: 0 S: 3	H: 0 LOB: 1 BB: 1 P: 7	R: 0 E: 0 K: 1 S: 6	H: 1 LOB: 1 BB: 0 P: 6	R: 1 E: 0 K: 0 S: 4	H: 1 LOB: 1 BB: 1 P: 8	R: 1 E: 0 K: 1 S: 7	H: 2 LOB: 3 BB: 2 P: 15	R: 0 E: 0 K: 1 S: 6	H: 1 LOB: 1 BB: 0 P: 6	R: 0 E: 0 K: 0 S: 3	H: 1 LOB: 1 BB: 0 P: 3	R: 0 E: 0 K: 1 S: 6	H: 1 LOB: 1 BB: 0 P: 6	R: 0 E: 0 K: 0 S: 4	H: 1 LOB: 1 BB: 4 P: 4	1B: 4 2B: 3 HR: 1	SF: 0 SAC: 0 HBP: 0	WP: 0 PB: 0 SB: 0 CS: 0	PA: 39					
PITCHER	IP	WLS	BF	H	R	ER	SO	BB	IBB	HBP	BLK	WP	HR	S	P	ERA	WHIP										
Mike Nagy, R (1, 1) ERA: 2.74	7.1	W	33	7	2	2	4	5	0	0	0	0	1	36	56	2.46	1.636										
Vicente Romo, R (8, 1) ERA: 3.53	1.2	S	6	1	0	0	1	0	0	0	0	0	0	8	8	0.00	0.600										

Kansas City Royals @ Boston Red Sox
Fenway Park, Boston, MA
Fri Jun 05 1970, 7:05 PM EDT
Att: 19,412 - Unknown

AB 34
R 2
H 8
RBI 2
BB 5
SO 5
LOB 17



Batter	1	2	3	4	5	6	7	8	9	AB	R	H	RBI	BB	SO	LOB	BOTTOM										
Mike Andrews, R (1, 4) OBP: 0.328, SLG: 0.364	F6		F5		E2 4-3 HR				F7	4	1	0	0	0	0	0											
Reggie Smith, S (1, 8) OBP: 0.412, SLG: 0.500	BB 1B				4-3				F8	4	1	2	0	0	0	1											
Carl Yastrzemski, L (1, 7) OBP: 0.432, SLG: 0.542	1B FC5-4 BB		F6		2-3				K	3	2	1	2	1	1	1											
Tony Conigliaro, R (1, 9) Billy Conigliaro, R (9, 9) OBP: 0.376, SLG: 0.535 OBP: 0.354, SLG: 0.571	FC5-4 1-3 2H		F8		3H HR				F7	4	0	1	1	0	1	1											
Rico Petrocelli, R (1, 5) OBP: 0.273, SLG: 0.407	FC5-4 1-2				K				F3	4	0	1	1	0	1	1											
George Scott, R (1, 3) OBP: 0.340, SLG: 0.494	K				2B				F8	4	0	1	0	0	1	2											
Don Pavletich, R (1, 2)		F8			6-3				6-3	3	0	0	0	0	0	1											
Luis Alvarado, R (1, 6) OBP: 0.282, SLG: 0.309		K			IBB				F8	2	0	0	0	1	1	0											
Mike Nagy, R (1, 1) Vicente Romo, R (8, 1) OBP: 0.111, SLG: 0.111 OBP: 0.167, SLG: 0.364		G3			L7				5-3	3	0	0	0	0	0	0											
Inning Stats	R: 2 E: 0 K: 1 S: 7	H: 2 LOB: 1 BB: 1 P: 11	R: 0 E: 0 K: 1 S: 5	H: 0 LOB: 0 BB: 0 P: 5	R: 0 E: 0 K: 0 S: 4	H: 1 LOB: 1 BB: 0 P: 4	R: 0 E: 0 K: 1 S: 6	H: 1 LOB: 2 BB: 1 P: 10	R: 2 E: 0 K: 0 S: 6	H: 2 LOB: 1 BB: 0 P: 6	R: 0 E: 0 K: 0 S: 3	H: 0 LOB: 0 BB: 0 P: 3	R: 0 E: 0 K: 1 S: 5	H: 0 LOB: 0 BB: 0 P: 5	R: 0 E: 0 K: 1 S: 5	H: 0 LOB: 0 BB: 0 P: 5	R: 0 E: 0 K: 1 S: 5	H: 0 LOB: 0 BB: 0 P: 5	1B: 3 2B: 2 3B: 0 HR: 1	SF: 0 SAC: 0 DP: 0 HBP: 0	WP: 0 PB: 0 SB: 0 CS: 0	PA: 33					
PITCHER	IP	WLS	BF	H	R	ER	SO	BB	IBB	HBP	BLK	WP	HR	S	P	ERA	WHIP										
Bill Butler, L (1, 1) ERA: 3.82	5.0	L	24	6	4	3	3	1	0	0	0	0	1	28	36	5.40	1.400										
Al Fitzmorris, R (6, 1) ERA: 3.03	3.0		9	0	0	0	2	0	0	0	0	0	0	13	13	0.00	0.000										

Kansas City Royals @ Boston Red Sox
Fenway Park, Boston, MA
Fri Jun 05 1970, 7:05 PM EDT
Att: 19,412 - Unknown

AB 31
R 4
H 6
RBI 4
BB 2
SO 5
LOB 9



Batter	1	2	3	4	5	6	7	8	9	AB	R	H	RBI	BB	SO	LOB	TOP										
Pat Kelly, L OBP: 0.386, SLG: 0.341 (1, 9)										4	1	2	2	1	0	1	Kansas City Royals @ Boston Red Sox Fenway Park, Boston, MA Sun Jun 07 1970, 3:33 AM EDT Unknown										
Rich Severson, R OBP: 0.293, SLG: 0.295 (1, 4)										5	0	1	0	0	1	4											
Amos Otis, R OBP: 0.345, SLG: 0.439 (1, 8)										4	0	0	0	1	3	1											
Bob Oliver, R OBP: 0.322, SLG: 0.520 (1, 5)										5	0	0	0	0	1	4											
Lou Piniella, R OBP: 0.378, SLG: 0.516 (1, 7)										4	0	3	0	1	0	0											
Joe Keough, L OBP: 0.419, SLG: 0.470 (1, 3)										3	1	0	0	2	0	3											
Jackie Hernandez, R OBP: 0.300, SLG: 0.303 (1, 6)										3	1	1	2	2	0	4											
Ed Kirkpatrick, L OBP: 0.287, SLG: 0.423 Jim Campanis, R OBP: 0.293, SLG: 0.353 (1, 2)									0	0	0	0	0	0	0	0											
Dave Morehead, R OBP: 0.227, SLG: 0.238 Tom Burgmeier, L OBP: 0.333, SLG: 0.200 Ken Wright, R (6, 1) Hawk Taylor, R OBP: 0.400, SLG: 0.500 Moe Drabowsky, R OBP: 0.250, SLG: 0.250 (7, 1)									0	0	0	0	0	0	0	0											
Inning Stats	R: 0 E: 0 K: 1 S: 5	H: 1 LOB: 0 BB: 0 P: 5	R: 0 E: 0 K: 1 S: 6	H: 1 LOB: 2 BB: 1 P: 10	R: 2 E: 0 K: 1 S: 9	H: 4 LOB: 3 BB: 1 P: 13	R: 0 E: 0 K: 1 S: 5	H: 0 LOB: 0 BB: 0 P: 6	R: 0 E: 0 K: 0 S: 4	H: 0 LOB: 0 BB: 0 P: 5	R: 2 E: 0 K: 0 S: 4	H: 1 LOB: 3 BB: 4 P: 20	R: 0 E: 0 K: 2 S: 7	H: 0 LOB: 2 BB: 2 P: 15	R: 0 E: 0 K: 1 S: 5	H: 0 LOB: 1 BB: 0 P: 5		R: 0 E: 0 K: 1 S: 6	H: 1 LOB: 1 BB: 0 P: 6	1B: 5 2B: 1 3B: 0 HR: 2	SF: 0 SAC: 0 DP: 0 HBP: 1	WP: 0 PB: 0 SB: 0 CS: 1	PA: 43				
PITCHER	IP	WLS	BF	H	R	ER	SO	BB	IBB	HBP	BLK	WP	HR	S	P	ERA	WHIP										
Ray Culp, R ERA: 2.86 Lee Stange, R ERA: 3.56 Ken Brett, L ERA: 3.57	(1, 1) (6, 1) (7, 1)	5.0 1.0 3.0	26 5 12	7 0 1	4 0 0	4 0 0	5 0 4	4 2 2	0 0 0	1 0 0	0 0 0	0 0 0	2 0 0	31 3 18	48 11 26	7.20 0.00 0.00	2.200 2.000 1.000										

Batter	1	2	3	4	5	6	7	8	9	AB	R	H	RBI	BB	SO	LOB	BOTTOM										
Mike Andrews, R OBP: 0.335, SLG: 0.363 (1, 4)										3	2	1	0	2	0	1	Kansas City Royals @ Boston Red Sox Fenway Park, Boston, MA Sun Jun 07 1970, 3:33 AM EDT Unknown										
Reggie Smith, S OBP: 0.406, SLG: 0.494 (1, 8)										4	1	1	1	0	1	2											
Carl Yastrzemski, L OBP: 0.431, SLG: 0.532 (1, 7)										3	1	0	0	2	0	1											
Tony Conigliaro, R OBP: 0.382, SLG: 0.538 (1, 9)										5	0	3	3	0	0	1											
Rico Petrocelli, R OBP: 0.277, SLG: 0.416 (1, 5)										3	1	1	0	1	0	2											
George Scott, R OBP: 0.343, SLG: 0.494 Mike Fiore, L OBP: 0.297, SLG: 0.195 (1, 3) (8, 3)									4	0	2	1	0	1	2	0											
Tom Satriano, L OBP: 0.349, SLG: 0.333 (1, 2)									3	0	0	0	1	0	2	AB 32 R 7 H 9 RBI 6 BB 7 SO 4 LOB 14											
Luis Alvarado, R OBP: 0.275, SLG: 0.301 (1, 6)										4	0	0	0	0	1	3											
Ray Culp, R OBP: 0.125, SLG: 0.156 Lee Stange, R OBP: 0.276, SLG: 0.163 Dick Schofield, S OBP: 0.867, SLG: 2.000 Ken Brett, L OBP: 0.276, SLG: 2.000 (1, 1) (6, 1) (6, PH) (7, 1)										2	0	0	0	0	1	0											
Inning Stats	R: 3 E: 1 K: 0 S: 4	H: 2 LOB: 1 BB: 3 P: 16	R: 0 E: 0 K: 1 S: 5	H: 0 LOB: 1 BB: 1 P: 9	R: 1 E: 0 K: 0 S: 5	H: 2 LOB: 1 BB: 0 P: 5	R: 0 E: 0 K: 1 S: 6	H: 1 LOB: 1 BB: 0 P: 6	R: 0 E: 0 K: 0 S: 5	H: 2 LOB: 3 BB: 1 P: 9	R: 2 E: 1 K: 0 S: 5	H: 1 LOB: 1 BB: 1 P: 9	R: 0 E: 0 K: 1 S: 5	H: 0 LOB: 0 BB: 0 P: 5	R: 1 E: 0 K: 1 S: 6	H: 1 LOB: 1 BB: 1 P: 10		1B: 7 2B: 0 3B: 1 HR: 1	SF: 1 SAC: 0 DP: 1 HBP: 0	WP: 0 PB: 0 SB: 0 CS: 0	PA: 40						
PITCHER	IP	WLS	BF	H	R	ER	SO	BB	IBB	HBP	BLK	WP	HR	S	P	ERA	WHIP										
Dave Morehead, R ERA: 4.37 Tom Burgmeier, L ERA: 2.79 Ken Wright, R ERA: 2.63 Moe Drabowsky, R ERA: 3.77	(1, 1) (1, 1) (6, 1) (7, 1)	0.0 5.2 0.1 2.0	4 27 1 8	2 6 0 1	3 3 0 1	3 1 0 1	0 2 0 2	2 4 0 1	0 0 0 0	0 0 0 0	0 0 0 0	0 0 0 0	0 0 1 1	27 43 1 15	1.59 0.00 0.00 4.50	1.765 0.000 0.000 1.000											

Batter	1	2	3	4	5	6	7	8	9	AB	R	H	RBI	BB	SO	LOB	TOP										
Pat Kelly, L OBP: 0.391, SLG: 0.345 (1, 9)										4	0	2	1	1	0	1											
Paul Schaaf, R OBP: 0.347, SLG: 0.370 (1, 5)										4	0	1	0	1	0	3											
Amos Otis, R OBP: 0.343, SLG: 0.435 (1, 8)										4	0	1	0	0	0	4											
Bob Oliver, R OBP: 0.321, SLG: 0.512 (1, 3)										3	0	0	0	1	2	5											
Lou Piniella, R OBP: 0.367, SLG: 0.500 (1, 7)										4	0	0	0	0	0	3											
Luis Alcaraz, R OBP: 0.192, SLG: 0.250 (1, 4)										4	1	1	0	0	0	1											
Jackie Hernandez, R OBP: 0.305, SLG: 0.309 (1, 6)										4	1	2	0	0	0	1											
Ellie Rodriguez, R OBP: 0.364, SLG: 0.360 (1, 2)										3	0	0	0	1	0	1											
Bob Johnson, L (1, 1)										2	0	0	0	0	2	0											
Hawk Taylor, R OBP: 0.381, SLG: 0.474 (7, PH)										1	0	0	0	0	1	3											
Al Fitzmorris, S OBP: 0.333, SLG: 0.333 (7, 1)										0	0	0	0	0	0	0											
Rich Severson, R OBP: 0.301, SLG: 0.304 (9, PH)										1	0	1	0	0	0	0											
Inning Stats	R: 0 E: 0 K: 1 S: 7	H: 2 LOB: 2 BB: 0 P: 7	R: 0 E: 0 K: 0 S: 3	H: 1 LOB: 0 BB: 0 P: 3	R: 0 E: 0 K: 1 S: 6	H: 1 LOB: 1 BB: 0 P: 6	R: 0 E: 0 K: 0 S: 3	H: 0 LOB: 1 BB: 1 P: 7	R: 0 E: 0 K: 1 S: 5	H: 0 LOB: 1 BB: 1 P: 9	R: 0 E: 0 K: 0 S: 3	H: 0 LOB: 0 BB: 0 P: 3	R: 2 E: 1 K: 2 S: 10	H: 3 LOB: 3 BB: 2 P: 18	R: 0 E: 0 K: 0 S: 3	H: 0 LOB: 0 BB: 0 P: 3	R: 0 E: 0 K: 0 S: 4	H: 1 LOB: 1 BB: 0 P: 4	1B: 8 2B: 0 3B: 0 HR: 0	SF: 0 SAC: 0 DP: 1 HBP: 0	WP: 0 PB: 1 SB: 1 CS: 0	PA: 38					
PITCHER	IP	WLS	BF	H	R	ER	SO	BB	IBB	HBP	BLK	WP	HR	S	P	ERA	WHIP										
Gary Peters, L ERA: 5.67 (1, 1)	6.1		28	7	2	2	4	3	0	0	0	0	0	33	45	2.84	1.579										
Vicente Romo, R ERA: 3.39 (7, 1)	1.2	W	6	0	0	0	1	1	0	0	0	0	0	7	11	0.00	0.600										
Sparky Lyle, L ERA: 5.82 (9, 1)	1.0	S	4	1	0	0	0	0	0	0	0	0	0	4	4	0.00	1.000										

Kansas City Royals @ Boston Red Sox
Fenway Park, Boston, MA
Sun Jun 07 1970, 3:38 AM EDT
Att: 30,434 - Unknown

AB 34
R 2
H 8
RBI 1
BB 4
SO 5
LOB 22



Batter	1	2	3	4	5	6	7	8	9	AB	R	H	RBI	BB	SO	LOB	BOTTOM										
Mike Andrews, R OBP: 0.335, SLG: 0.363 (1, 4)										3	1	1	0	0	0	1											
Reggie Smith, S OBP: 0.403, SLG: 0.488 (1, 8)										4	0	1	1	0	0	1											
Carl Yastrzemski, L OBP: 0.429, SLG: 0.523 (1, 7)										3	1	0	0	1	1	1											
Tony Conigliaro, R OBP: 0.385, SLG: 0.531 (1, 9)										2	1	0	0	1	2	1											
Rico Petrocelli, R OBP: 0.277, SLG: 0.429 (8, 6)										4	1	1	4	0	0	1											
George Scott, R OBP: 0.337, SLG: 0.483 (1, 3)										4	0	0	0	0	2	0											
Don Pavletich, R OBP: 0.143, SLG: 0.053 (1, 2)										3	0	1	0	0	1	0											
Luis Alvarado, R OBP: 0.278, SLG: 0.304 (1, 6)										2	0	1	0	0	0	0											
Dick Schofield, S OBP: 0.271, SLG: 0.160 (8, 5)										1	0	0	0	0	0	1											
Gary Peters, L OBP: 0.292, SLG: 0.304 (1, 1)										2	1	1	0	0	1	1											
Vicente Romo, R OBP: 0.167, SLG: 0.364 (7, 1)										0	0	0	0	0	0	0											
Mike Derrick, L OBP: 0.250, SLG: 0.296 (8, PH)										1	0	0	0	0	0	0											
Sparky Lyle, L (9, 1)										0	0	0	0	0	0	0											
Inning Stats	R: 0 E: 0 K: 0 S: 3	H: 0 LOB: 0 BB: 0 P: 3	R: 0 E: 0 K: 2 S: 7	H: 0 LOB: 0 BB: 0 P: 7	R: 0 E: 0 K: 1 S: 6	H: 1 LOB: 1 BB: 0 P: 6	R: 0 E: 0 K: 0 S: 3	H: 0 LOB: 1 BB: 0 P: 4	R: 0 E: 0 K: 2 S: 7	H: 0 LOB: 0 BB: 0 P: 7	R: 1 E: 0 K: 2 S: 9	H: 2 LOB: 1 BB: 0 P: 9	R: 0 E: 0 K: 0 S: 4	H: 1 LOB: 1 BB: 0 P: 4	R: 4 E: 0 K: 0 S: 5	H: 2 LOB: 0 BB: 2 P: 13	1B: 5 2B: 0 3B: 0 HR: 1	SF: 0 SAC: 1 DP: 0 HBP: 1	WP: 1 PB: 1 SB: 1 CS: 0	PA: 33							
PITCHER	IP	WLS	BF	H	R	ER	SO	BB	IBB	HBP	BLK	WP	HR	S	P	ERA	WHIP										
Bob Johnson, R ERA: 2.7 (1, 1)	6.0		22	3	1	1	7	0	0	1	0	0	0	35	36	1.50	0.500										
Al Fitzmorris, R ERA: 3.89 (7, 1)	2.0	L	11	3	4	4	0	2	0	0	0	0	1	9	17	18.00	2.500										

Kansas City Royals @ Boston Red Sox
Fenway Park, Boston, MA
Sun Jun 07 1970, 3:38 AM EDT
Att: 30,434 - Unknown

AB 29
R 5
H 6
RBI 5
BB 2
SO 7
LOB 7



Batter	1	2	3	4	5	6	7	8	9	AB	R	H	RBI	BB	SO	LOB	TOP			
Lee Mays, L OBP: 0.336, SLG: 0.444 (1, 9)										3	0	1	0	1	0	0				
Ed Stroud, L OBP: 0.380, SLG: 0.400 (1, 8)										3	0	1	0	1	0	2				
Frank Howard, R OBP: 0.419, SLG: 0.555 (1, 3)										4	0	0	0	0	1	4				
Rick Reichardt, R OBP: 0.350, SLG: 0.557 (1, 7)										4	1	1	0	0	0	4				
Bernie Allen, L OBP: 0.398, SLG: 0.429 Tim Cullen, R OBP: 0.289, SLG: 0.205 (8, 4)										4	0	1	0	0	0	2				
Aurelio Rodriguez, R OBP: 0.324, SLG: 0.425 (1, 5)										3	0	1	1	0	1	1				
Ed Brinkman, R OBP: 0.332, SLG: 0.282 (1, 6)										4	0	1	0	0	0	1				
Jim French, L OBP: 0.356, SLG: 0.246 (1, 2)										3	0	1	0	1	0	1				
Casey Cox, R OBP: 0.182, SLG: 0.143 Del Unser, L OBP: 0.298, SLG: 0.289 Jim Sheltenback, L OBP: 0.443, SLG: 0.286 John Rosenthal, R OBP: 0.502, SLG: 0.277 Jim Hannan, R OBP: 0.502, SLG: 0.333 Dick Nen, L (8, 7)										1	0	0	0	0	1	2				
Inning Stats	R: 0 E: 0 K: 0 S: 4	H: 1 LOB: 1 BB: 0 P: 4	R: 0 E: 0 K: 1 S: 6	H: 1 LOB: 2 BB: 1 P: 10	R: 0 E: 0 K: 0 S: 3	H: 0 LOB: 1 BB: 1 P: 7	R: 0 E: 0 K: 0 S: 4	H: 2 LOB: 1 BB: 0 P: 4	R: 0 E: 0 K: 1 S: 6	H: 1 LOB: 0 BB: 0 P: 6	R: 1 E: 0 K: 0 S: 4	H: 1 LOB: 0 BB: 0 P: 4	R: 0 E: 0 K: 0 S: 3	H: 0 LOB: 1 BB: 1 P: 7	R: 0 E: 1 K: 0 S: 3	H: 0 LOB: 1 BB: 1 P: 6	1B: 6 2B: 1 3B: 0 HR: 0	SF: 1 SAC: 0 DP: 2 HBP: 0	WP: 0 PB: 0 SB: 0 CS: 0	PA: 36
PITCHER Dick Drago, R ERA: 4.46 (1, 1)	IP: 9.0 WLS: W BF: 36 H: 7 R: 1 ER: 1 SO: 3 BB: 3 IBB: 0 HBP: 0 BLK: 0 WP: 0 HR: 0 S: 39 P: 51 ERA: 1.00 WHIP: 1.11																			

Washington Senators @ Kansas City Royals
Municipal Stadium, Kansas City, MO
Tue Jun 09 1970, 8:05 PM EDT
Att. 7,404 - Unknown - 82 F

AB	32
R	1
H	7
RBI	1
BB	3
SO	3
LOB	18

1B	6	SF	1
2B	1	SAC	0
3B	0	DP	2
HR	0	HBP	0

Batter	1	2	3	4	5	6	7	8	9	AB	R	H	RBI	BB	SO	LOB	BOTTOM			
Pat Kelly, L OBP: 0.398, SLG: 0.362 (1, 9)										3	2	0	1	0	1					
Paul Schaaf, R OBP: 0.343, SLG: 0.358 (1, 4)										3	1	0	0	1	2	1				
Amos Otis, R OBP: 0.350, SLG: 0.448 (1, 8)										3	3	2	3	1	0	0				
Bob Oliver, R OBP: 0.329, SLG: 0.541 (1, 5)										4	2	3	2	0	0	1				
Joe Keough, L OBP: 0.421, SLG: 0.475 (1, 3)										3	0	2	2	0	0	1				
Lou Piniella, R OBP: 0.384, SLG: 0.496 (1, 7)										3	0	1	1	0	0	2				
Ellie Rodriguez, R OBP: 0.353, SLG: 0.348 (1, 2)										4	0	0	0	0	0	0				
Jackie Hernandez, R OBP: 0.304, SLG: 0.307 (1, 6)										4	0	1	0	0	0	0				
Dick Drago, R OBP: 0.160, SLG: 0.087 (1, 1)										4	0	1	0	0	2	1				
Inning Stats	R: 4 E: 0 K: 0 S: 6	H: 3 LOB: 0 BB: 1 P: 10	R: 0 E: 0 K: 1 S: 4	H: 1 LOB: 0 BB: 1 P: 8	R: 1 E: 0 K: 1 S: 7	H: 2 LOB: 0 BB: 0 P: 7	R: 0 E: 0 K: 0 S: 4	H: 1 LOB: 1 BB: 0 P: 4	R: 1 E: 0 K: 0 S: 4	H: 1 LOB: 1 BB: 1 P: 8	R: 0 E: 0 K: 1 S: 5	H: 0 LOB: 0 BB: 0 P: 5	R: 2 E: 0 K: 1 S: 8	H: 4 LOB: 2 BB: 0 P: 8	R: 0 E: 0 K: 0 S: 3	H: 0 LOB: 0 BB: 0 P: 3	1B: 7 2B: 2 3B: 2 HR: 1	SF: 2 SAC: 0 DP: 0 HBP: 0	WP: 0 PB: 0 SB: 1 CS: 2	PA: 37
PITCHER Casey Cox, R ERA: 5.1 Jim Sheltenback, L ERA: 4.78 Jim Hannan, R ERA: 5.06 (5, 1)	IP: 4.0 WLS: L BF: 19 H: 7 R: 5 ER: 5 SO: 2 BB: 2 IBB: 0 HBP: 0 BLK: 0 WP: 0 HR: 1 S: 21 P: 29 ERA: 11.25 WHIP: 2.250																			

Washington Senators @ Kansas City Royals
Municipal Stadium, Kansas City, MO
Tue Jun 09 1970, 8:05 PM EDT
Att. 7,404 - Unknown - 82 F

AB	31
R	8
H	12
RBI	8
BB	3
SO	4
LOB	7

1B	7	SF	2
2B	2	SAC	0
3B	2	DP	0
HR	1	HBP	0

Batter	1	2	3	4	5	6	7	8	9	AB	R	H	RBI	BB	SO	LOB	TOP								
Horace Clarke, S OBP: 0.313, SLG: 0.341 (1, 4)	F3	L7	G4-6-3	L5	F6					5	0	0	0	0	0	4	New York Yankees @ Kansas City Royals Municipal Stadium, Kansas City, MO Fri Jun 12 1970, 8:05 PM EDT Att: 9,272 - Unknown - 87 F livebaseballscorecards.com								
Jerry Kenney, L OBP: 0.296, SLG: 0.313 (1, 5)	5-3		F8	F9		1B	3B		HR	5	2	2	1	0	0										
Bobby Murcer, L OBP: 0.378, SLG: 0.413 (1, 8)	1B		FC3-6	6-3			CS		4-3	4	1	2	1	1	0										
Roy White, S OBP: 0.424, SLG: 0.520 (1, 7)	1B		FC3-6	1B		3B	CS		F8	3	1	1	0	2	1										
Danny Cater, R OBP: 0.344, SLG: 0.450 (1, 3)	6-3		FC3-6	1B						4	1	1	1	0	1										
Curt Blefary, L OBP: 0.296, SLG: 0.230 Jim Lyttle, L (8, 9)		F8	E3	F9					4-3	4	0	0	0	0	0	1									
Thurman Munson, R OBP: 0.383, SLG: 0.331 (1, 2)		E	K		F7				6-3	4	0	1	0	0	1										
Gene Michael, S OBP: 0.320, SLG: 0.284 (1, 6)		E3		6-3		SH2-4				2	0	1	0	2	0										
Fritz Peterson, S OBP: 0.297, SLG: 0.472 (1, 1)		K			SH2-4				1-3	3	0	1	0	0	1										
Inning Stats	R: 0 E: 0 K: 0 S: 4	H: 1 LOB: 2 BB: 1 P: 8	R: 0 E: 1 K: 1 S: 7	H: 2 LOB: 2 BB: 0 P: 7	R: 2 E: 2 K: 1 S: 7	H: 1 LOB: 1 BB: 1 P: 11	R: 0 E: 0 K: 0 S: 3	H: 1 LOB: 0 BB: 0 P: 3	R: 1 E: 0 K: 0 S: 4	H: 1 LOB: 1 BB: 1 P: 8	R: 0 E: 0 K: 0 S: 3	H: 0 LOB: 1 BB: 1 P: 7	R: 1 E: 0 K: 2 S: 8	H: 2 LOB: 0 BB: 0 P: 8	R: 0 E: 0 K: 0 S: 3	H: 0 LOB: 1 BB: 1 P: 7	R: 1 E: 0 K: 0 S: 4	H: 1 LOB: 0 BB: 0 P: 4	1B: 7 2B: 1 3B: 1 HR: 1	SF: 0 SAC: 1 DP: 2 HBP: 0	WP: 0 PB: 0 SB: 2 CS: 1	PA: 40			
PITCHER	IP	WLS	BF	H	R	ER	SO	BB	IBB	HBP	BLK	WP	HR	S	P	ERA	WHIP								
Dave Morehead, R ERA: 4.1 (1, 1)	6.0	L	28	6	3	1	2	4	0	0	0	0	0	28	44	1.50	1.667								
Al Fitzmorris, R ERA: 4.15 (7, 1)	0.0		2	2	1	1	0	0	0	0	0	0	0	2	2										
Aurelio Montegudo, R ERA: 3.0 (7, 1)	3.0		10	1	1	1	2	1	0	0	0	0	1	13	17	3.00	0.667								

Batter	1	2	3	4	5	6	7	8	9	AB	R	H	RBI	BB	SO	LOB	BOTTOM								
Pat Kelly, L OBP: 0.388, SLG: 0.351 (1, 9)	F7		4-3			4-3			4-3	4	0	0	0	0	0		New York Yankees @ Kansas City Royals Municipal Stadium, Kansas City, MO Fri Jun 12 1970, 8:05 PM EDT Att: 9,272 - Unknown - 87 F livebaseballscorecards.com								
Paul Schaaf, R OBP: 0.327, SLG: 0.340 (1, 4)	K			4-1		F5			FC5-4	4	0	1	0	0	1										
Amos Otis, R OBP: 0.347, SLG: 0.445 (1, 8)				F3		F8			FC5-4	4	0	1	0	0	0	1									
Bob Oliver, R OBP: 0.327, SLG: 0.531 (1, 5)	K			K		1-3				3	0	0	0	0	2	1									
Lou Piniella, R OBP: 0.347, SLG: 0.471 (1, 7)		F3			F9				F7	3	0	0	0	0	0										
Joe Keough, L OBP: 0.422, SLG: 0.472 (1, 3)				F7		G6-4-3			3-1	3	0	2	0	0	0										
Ellie Rodriguez, R OBP: 0.357, SLG: 0.355 (1, 2)		F7			G6-4-3					3	0	1	0	0	0	2									
Jackie Hernandez, R OBP: 0.291, SLG: 0.294 (1, 6)				F7		B2			5-3	3	0	0	0	0	1										
Dave Morehead, R OBP: 0.217, SLG: 0.227 Rich Severson, R OBP: 0.238, SLG: 0.300 Al Fitzmorris, S OBP: 0.333, SLG: 0.333 Aurelio Montegudo, R Hawk Taylor, R OBP: 0.364, SLG: 0.450 (1, 1)				K		F3			F4	1	0	0	0	0	1										
Inning Stats	R: 0 E: 0 K: 2 S: 8	H: 1 LOB: 0 BB: 0 P: 8	R: 0 E: 0 K: 0 S: 3	H: 1 LOB: 0 BB: 0 P: 3	R: 0 E: 0 K: 1 S: 5	H: 0 LOB: 0 BB: 0 P: 5	R: 0 E: 0 K: 1 S: 5	H: 0 LOB: 0 BB: 0 P: 5	R: 0 E: 0 K: 0 S: 3	H: 1 LOB: 0 BB: 0 P: 3	R: 0 E: 0 K: 0 S: 3	H: 0 LOB: 0 BB: 0 P: 3	R: 0 E: 0 K: 0 S: 4	H: 1 LOB: 0 BB: 0 P: 4	R: 0 E: 0 K: 0 S: 4	H: 1 LOB: 1 BB: 0 P: 4	1B: 4 2B: 1 3B: 0 HR: 0	SF: 0 SAC: 0 DP: 1 HBP: 0	WP: 0 PB: 0 SB: 0 CS: 0	PA: 30					
PITCHER	IP	WLS	BF	H	R	ER	SO	BB	IBB	HBP	BLK	WP	HR	S	P	ERA	WHIP								
Fritz Peterson, L ERA: 3.18 (1, 1)	9.0	W	30	5	0	0	4	0	0	0	0	0	0	38	38	0.00	0.556								

Batter	1	2	3	4	5	6	7	8	9	AB	R	H	RBI	BB	SO	LOB	TOP								
Horace Clarke, S (1,4) OBP: 0.312, SLG: 0.346	F6			F8		3-1		1B		4	0	1	1	0	0	0	New York Yankees @ Kansas City Royals Municipal Stadium, Kansas City, MO Sun Jun 14 1970, 4:33 AM EDT Att: 12,332 - Overcast - 84 F								
Jerry Kenney, L (1,5) OBP: 0.291, SLG: 0.302 Ron Hansen, R (8,PH) OBP: 0.421, SLG: 0.250	F6			K		4-3		FC6-3-5-1-2		3	0	0	0	0	1	0									
Bobby Murcer, L (1,8) OBP: 0.371, SLG: 0.490	F8			G3				F8		4	0	0	0	0	0	2									
Roy White, S (1,7) OBP: 0.438, SLG: 0.550		F6			1B					4	2	3	0	0	0	0									
Danny Cater, R (1,3) OBP: 0.343, SLG: 0.441		F9			1B					4	0	1	0	0	0	2									
Curt Blefary, L (1,9) OBP: 0.296, SLG: 0.225 Ron Woods, R (9,PH) OBP: 0.333, SLG: 0.387		F7			G4-3					3	0	0	0	0	0	2									
Jake Gibbs, L (1,2) OBP: 0.276, SLG: 0.276 Thurman Munson, R (9,PH) OBP: 0.384, SLG: 0.331			L8					1-3		2	0	0	0	0	0	0									
Gene Michael, S (1,6) OBP: 0.315, SLG: 0.277			K					1B		4	1	1	0	0	1	3									
Stan Bahnsen, R (1,1) OBP: 0.188, SLG: 0.200 Pete Ward, L (8,PH) OBP: 0.323, SLG: 0.462 Jim Lytle, L (8,PH) OBP: 0.323, SLG: 0.462 Steve Hamilton, L (8,1) OBP: 0.323, SLG: 0.462			K					1B		2	0	0	0	0	1	0									
								1B		1	0	1	0	0	0	0									
								1B		1	0	0	0	0	0	0									
								1B		1	0	0	0	0	1	2									
Inning Stats	R: 0 E: 0 K: 0 S: 3	H: 0 LOB: 0 BB: 0 P: 3	R: 0 E: 0 K: 0 S: 3	H: 0 LOB: 0 BB: 0 P: 3	R: 0 E: 0 K: 2 S: 7	H: 0 LOB: 0 BB: 0 P: 7	R: 0 E: 0 K: 1 S: 5	H: 0 LOB: 0 BB: 0 P: 5	R: 1 E: 0 K: 0 S: 4	H: 2 LOB: 1 BB: 0 P: 5	R: 0 E: 0 K: 0 S: 3	H: 0 LOB: 0 BB: 0 P: 3	R: 0 E: 0 K: 0 S: 4	H: 1 LOB: 1 BB: 0 P: 4	R: 1 E: 0 K: 0 S: 6	H: 3 LOB: 2 BB: 0 P: 6	R: 1 E: 0 K: 1 S: 7	H: 2 LOB: 2 BB: 1 P: 11	1B: 7 2B: 1 3B: 0 HR: 0	SF: 0 SAC: 0 DP: 1 HBP: 1	WP: 0 PB: 0 SB: 0 CS: 1	PA: 36			
PITCHER	IP	WLS	BF	H	R	ER	SO	BB	IBB	HBP	BLK	WP	HR	S	P	ERA	WHIP								
Dick Drago, R (1,1) ERA: 4.29	7.1		28	6	2	2	3	0	0	1	0	0	0	33	34	2.46	0.818								
Tom Burgmeier, L (8,1) ERA: 3.0	1.0	L	5	1	1	1	0	1	0	0	0	0	0	4	8	9.00	2.000								
Moe Drabowsky, R (9,1) ERA: 3.28	0.2		3	1	0	0	1	0	0	0	0	0	0	5	5	0.00	1.500								

AB 34
R 3
H 8
RBI 2
BB 1
SO 4
LOB 13



Batter	1	2	3	4	5	6	7	8	9	AB	R	H	RBI	BB	SO	LOB	BOTTOM								
Pat Kelly, L (1,9) OBP: 0.382, SLG: 0.356 Hawk Taylor, R (9,PH) OBP: 0.308, SLG: 0.375	4-3					L6			F2	3	0	1	0	0	0	0	New York Yankees @ Kansas City Royals Municipal Stadium, Kansas City, MO Sun Jun 14 1970, 4:33 AM EDT Att: 12,332 - Overcast - 84 F								
Amos Otis, R (1,8) OBP: 0.357, SLG: 0.454				4-3-2		6-3				4	1	2	0	0	0	1									
Joe Keough, L (1,3) OBP: 0.420, SLG: 0.463				4-3-2		F8				4	1	1	1	0	0	2									
Bob Oliver, R (1,5) OBP: 0.328, SLG: 0.520		F8								3	0	0	0	0	0	1									
Ed Kirkpatrick, L (1,2) OBP: 0.284, SLG: 0.423										3	0	1	1	0	0	0									
Lou Piniella, R (1,7) OBP: 0.342, SLG: 0.486										3	0	0	0	0	0	1									
Paul Schaal, R (1,4) OBP: 0.328, SLG: 0.327										2	0	0	0	1	0	0									
Jackie Hernandez, R (1,6) OBP: 0.284, SLG: 0.286										3	0	0	0	0	0	1									
Dick Drago, R (1,1) OBP: 0.148, SLG: 0.080 Tom Burgmeier, L (8,1) OBP: 0.250, SLG: 0.143 Moe Drabowsky, R (9,1) OBP: 0.250, SLG: 0.250										2	0	0	0	0	2	0									
										1	0	0	0	0	1	0									
										0	0	0	0	0	0	0									
Inning Stats	R: 2 E: 0 K: 0 S: 6	H: 3 LOB: 1 BB: 0 P: 6	R: 0 E: 0 K: 1 S: 4	H: 0 LOB: 0 BB: 1 P: 8	R: 0 E: 0 K: 0 S: 3	H: 1 LOB: 0 BB: 0 P: 3	R: 0 E: 0 K: 0 S: 3	H: 0 LOB: 0 BB: 0 P: 3	R: 0 E: 0 K: 0 S: 3	H: 0 LOB: 0 BB: 0 P: 3	R: 0 E: 0 K: 1 S: 5	H: 0 LOB: 0 BB: 0 P: 5	R: 0 E: 0 K: 0 S: 3	H: 0 LOB: 0 BB: 0 P: 3	R: 0 E: 0 K: 1 S: 5	H: 0 LOB: 0 BB: 0 P: 5	R: 0 E: 0 K: 0 S: 3	H: 1 LOB: 0 BB: 0 P: 3	1B: 2 2B: 3 3B: 1 HR: 0	SF: 0 SAC: 0 DP: 3 HBP: 0	WP: 0 PB: 0 SB: 0 CS: 0	PA: 30			
PITCHER	IP	WLS	BF	H	R	ER	SO	BB	IBB	HBP	BLK	WP	HR	S	P	ERA	WHIP								
Stan Bahnsen, R (1,1) ERA: 2.83	7.0		24	4	2	2	2	1	0	0	0	0	0	27	31	2.57	0.714								
Steve Hamilton, L (8,1) ERA: 2.54	2.0	W	6	1	0	0	1	0	0	0	0	0	0	8	8	0.00	0.500								



Batter	1	2	3	4	5	6	7	8	9	AB	R	H	RBI	BB	SO	LOB	TOP					
Mike Andrews, R OBP: 0.335, SLG: 0.348	0-0 G1-6-3 1B		0-0 FC4-6 E 2H 1B		4-0 6-3 1B BB		0-0 FC4-6 1B	4-0 1-2 BB		3	1	3	1	2	0	0	Boston Red Sox @ Kansas City Royals Municipal Stadium, Kansas City, MO Mon Jun 15 1970, 8:05 PM EDT Att. 7,324 - Unknown - 89 F					
George Thomas, R OBP: 0.467, SLG: 0.643	0-0 G1-6-3 1-2		0-0 FC4 FC4-6 1-2		0-0 6-3 1-2		0-3 K	0-0 4-3		5	0	0	0	0	1	6						
Carl Yastrzemski, L OBP: 0.422, SLG: 0.515	0-0 1B E 1B		0-0 FC4-6 1-2 2-3		0-3 K		0-0 L8	0-0 F5		5	1	1	0	0	1	4						
Reggie Smith, S OBP: 0.382, SLG: 0.462	0-0 E9 1-H 1B		0-0 L9		0-0 1B 2H		0-0 FC4-6 1-2	0-0 1B E 1B		5	1	3	1	0	0	3						
Rico Petrocelli, R OBP: 0.274, SLG: 0.411		0-3 K		4-0 G6-4-3 BB		0-0 L8		4-0 1B FC6-4 BB	0-0 S 1-3 1B	3	1	1	0	2	1	1						
George Scott, R OBP: 0.328, SLG: 0.454		0-0 L4		0-0 G6-4-3 1-2		0-0 F8		0-0 FC6-4 1B	0-3 K 3-H 4-0	5	0	1	0	0	1	2						
Billy Conigliaro, R OBP: 0.349, SLG: 0.552		0-3 K		4-0 E BB		0-0 2B		0-0 FC6-4 1B 1-2 FC5-4 3-H	0-0 PB BB	3	1	1	1	2	1	1						
Jerry Moses, R OBP: 0.342, SLG: 0.433			0-0 SH2-4 1B 1B	0-0 E6 1-2		0-0 F8		0-0 FC5-4 1B 1-3	4-0 BB	4	1	2	0	1	0	2						
Mike Nagy, R Don Frawley, R Vicente Romo, R Dick Schofield, L Sparky Lyle, L Cal Koonce, R			0-0 SH2-4 1-2	0-0 3-1		0-3 K		0-0 FC5-4 1B 1-2 3-H	0-0 B1	1	0	0	0	0	0	2						
Inning Stats	R: 1 E: 1 K: 0 S: 4	H: 3 LOB: 1 BB: 0 P: 4	R: 0 E: 0 K: 2 S: 7	H: 0 LOB: 0 BB: 0 P: 7	R: 1 E: 1 K: 0 S: 6	H: 2 LOB: 2 BB: 0 P: 6	R: 0 E: 1 K: 0 S: 3	H: 0 LOB: 2 BB: 2 P: 11	R: 1 E: 0 K: 1 S: 6	H: 1 LOB: 1 BB: 0 P: 10	R: 0 E: 0 K: 1 S: 6	H: 1 LOB: 1 BB: 0 P: 6	R: 0 E: 0 K: 1 S: 6	H: 1 LOB: 1 BB: 0 P: 6	R: 2 E: 0 K: 0 S: 5	H: 2 LOB: 2 BB: 2 P: 13		R: 1 E: 1 K: 1 S: 7	H: 2 LOB: 2 BB: 2 P: 15	1B: 11 2B: 1 3B: 0 HR: 0	SF: 0 SAC: 1 DP: 2 HBP: 0	WP: 0 PB: 1 SB: 2 CS: 0
PITCHER	IP WLS BF H R ER SO BB IBB HBP BLK WP HR S P ERA WHIP	IP WLS BF H R ER SO BB IBB HBP BLK WP HR S P ERA WHIP	IP WLS BF H R ER SO BB IBB HBP BLK WP HR S P ERA WHIP	IP WLS BF H R ER SO BB IBB HBP BLK WP HR S P ERA WHIP	IP WLS BF H R ER SO BB IBB HBP BLK WP HR S P ERA WHIP	IP WLS BF H R ER SO BB IBB HBP BLK WP HR S P ERA WHIP	IP WLS BF H R ER SO BB IBB HBP BLK WP HR S P ERA WHIP	IP WLS BF H R ER SO BB IBB HBP BLK WP HR S P ERA WHIP	IP WLS BF H R ER SO BB IBB HBP BLK WP HR S P ERA WHIP	IP WLS BF H R ER SO BB IBB HBP BLK WP HR S P ERA WHIP	IP WLS BF H R ER SO BB IBB HBP BLK WP HR S P ERA WHIP	IP WLS BF H R ER SO BB IBB HBP BLK WP HR S P ERA WHIP	IP WLS BF H R ER SO BB IBB HBP BLK WP HR S P ERA WHIP	IP WLS BF H R ER SO BB IBB HBP BLK WP HR S P ERA WHIP	IP WLS BF H R ER SO BB IBB HBP BLK WP HR S P ERA WHIP	IP WLS BF H R ER SO BB IBB HBP BLK WP HR S P ERA WHIP						
Jim Rooker, L ERA: 3.55	(1, 1)	8.1	41	12	6	4	5	5	0	0	0	0	0	0	46	66	4.32	2.040				
Ken Wright, R ERA: 5.06	(9, 1)	0.1	3	0	0	0	1	2	0	0	0	0	0	0	3	11	0.00	6.000				
Aurelio Monteagudo, R ERA: 6.23	(9, 1)	0.1	W	1	0	0	0	0	0	0	0	0	0	0	1	1	0.00	0.000				

AB	37
R	6
H	12
RBI	4
BB	7
SO	6
LOB	26



Batter	1	2	3	4	5	6	7	8	9	AB	R	H	RBI	BB	SO	LOB	BOTTOM			
Pat Kelly, L OBP: 0.378, SLG: 0.369	0-0 6-3		0-3 K		0-0 2H HR		0-3 K		0-0 SF7 2-3 3-H	4	1	1	3	0	2	2	Boston Red Sox @ Kansas City Royals Municipal Stadium, Kansas City, MO Mon Jun 15 1970, 8:05 PM EDT Att. 7,324 - Unknown - 89 F			
Amos Otis, R OBP: 0.362, SLG: 0.455	0-0 F3		0-0 6-3	0-0 6-3	0-0 PO 1B		4-0 L8 SH2-3 BB	0-0 1-2 3-H 1B		4	0	2	1	1	0	0				
Joe Keough, L OBP: 0.413, SLG: 0.453	0-0 6-3		0-0 F8	0-0 PO 1-2	0-0 4-3		0-0 SH2-3 1-2			3	0	0	0	0	0	0				
Bob Oliver, R OBP: 0.331, SLG: 0.520		0-0 F3		0-0 HR 1B		0-0 G3-6-3 1B		0-0 L8 2-3		4	1	2	0	0	0	1				
Ed Kirkpatrick, L OBP: 0.283, SLG: 0.438		0-0 F2		0-0 HR 1H		0-0 G3-6-3 1-2		0-0 4-3		4	1	1	2	0	0	2				
Lou Piniella, R OBP: 0.346, SLG: 0.486		0-0 1B		0-0 4-3		0-3 K		0-0 1B E 1B		4	1	2	0	0	1	0				
Paul Schaal, R OBP: 0.333, SLG: 0.327		0-0 F8		0-0 F7		4-0 S BB		0-0 E SF7 1B		3	1	1	0	1	0	1				
Jackie Hernandez, R OBP: 0.289, SLG: 0.287		0-0 F8		0-0 F7		4-0 1-2 BB		0-0 E3 SF7 1B 1B		3	1	1	0	1	0	0				
Jim Rooker, R Ken Wright, R Aurelio Monteagudo, R Bill Sorrell, L		0-3 K		0-0 HR 2B		0-3 K		4-0 1B IBB		3	1	1	0	0	2	2				
Inning Stats	R: 0 E: 0 K: 0 S: 3	H: 0 LOB: 0 BB: 0 P: 3	R: 0 E: 0 K: 0 S: 4	H: 1 LOB: 1 BB: 0 P: 4	R: 0 E: 0 K: 2 S: 7	H: 0 LOB: 0 BB: 0 P: 7	R: 2 E: 0 K: 0 S: 5	H: 2 LOB: 0 BB: 0 P: 5	R: 2 E: 0 K: 0 S: 5	H: 3 LOB: 0 BB: 0 P: 5	R: 0 E: 0 K: 3 S: 9	H: 1 LOB: 0 BB: 2 P: 17	R: 0 E: 0 K: 0 S: 3	H: 0 LOB: 1 BB: 1 P: 7	R: 3 E: 1 K: 0 S: 5	H: 4 LOB: 2 BB: 1 P: 9		1B: 8 2B: 1 3B: 0 HR: 2	SF: 1 SAC: 1 DP: 1 HBP: 0	WP: 0 PB: 0 SB: 1 CS: 0
PITCHER	IP WLS BF H R ER SO BB IBB HBP BLK WP HR S P ERA WHIP	IP WLS BF H R ER SO BB IBB HBP BLK WP HR S P ERA WHIP	IP WLS BF H R ER SO BB IBB HBP BLK WP HR S P ERA WHIP	IP WLS BF H R ER SO BB IBB HBP BLK WP HR S P ERA WHIP	IP WLS BF H R ER SO BB IBB HBP BLK WP HR S P ERA WHIP	IP WLS BF H R ER SO BB IBB HBP BLK WP HR S P ERA WHIP	IP WLS BF H R ER SO BB IBB HBP BLK WP HR S P ERA WHIP	IP WLS BF H R ER SO BB IBB HBP BLK WP HR S P ERA WHIP	IP WLS BF H R ER SO BB IBB HBP BLK WP HR S P ERA WHIP	IP WLS BF H R ER SO BB IBB HBP BLK WP HR S P ERA WHIP	IP WLS BF H R ER SO BB IBB HBP BLK WP HR S P ERA WHIP	IP WLS BF H R ER SO BB IBB HBP BLK WP HR S P ERA WHIP	IP WLS BF H R ER SO BB IBB HBP BLK WP HR S P ERA WHIP	IP WLS BF H R ER SO BB IBB HBP BLK WP HR S P ERA WHIP	IP WLS BF H R ER SO BB IBB HBP BLK WP HR S P ERA WHIP	IP WLS BF H R ER SO BB IBB HBP BLK WP HR S P ERA WHIP				
Mike Nagy, R ERA: 4.11	(1, 1)	5.0	20	6	4	4	2	0	0	0	0	0	0	0	24	24	7.20	1.200		
Vicente Romo, R ERA: 2.95	(6, 1)	2.0	8	1	0	0	3	2	0	0	0	0	0	12	20	0.00	1.500			
Sparky Lyle, L ERA: 5.47	(8, 1)	1.0	6	2	2	2	0	1	0	0	0	0	0	5	9	18.00	3.000			
Cal Koonce, R ERA: 3.91	(9, 1)	0.1	L	4	2	1	1	0	1	0	0	0	0	3	7	27.00	6.000			



Batter	1	2	3	4	5	6	7	8	9	AB	R	H	RBI	BB	SO	LOB	TOP										
Mike Andrews, R (1,4) OBP: 0.339, SLG: 0.361 Dick Schofield, S (8,4) OBP: 0.278, SLG: 0.150	0-0 2B 4-3 1B		0-0 L7				0-0 L6-4		0-0 F7	4	1	1	0	0	0	2											
George Thomas, R (1,5) OBP: 0.400, SLG: 0.522	0-3 K		0-0 6-3				0-0 F8		0-0 G4-6-3	5	0	0	0	0	0	2											
Carl Yastrzemski, L (1,7) OBP: 0.423, SLG: 0.517	0-0 4-3 1-3 2B		4-0 CS BB				4-0 BB WP FC6-4 BB		0-0 E6 SH1-4 1B FC5-2	2	1	1	0	2	0	0											
Reggie Smith, S (1,8) OBP: 0.380, SLG: 0.453	0-0 4-3		0-0 CS		0-0 F8		4-0 BB E BB		0-0 FC5-2 SH1-4 1B	3	1	1	1	1	0	1											
Rico Petrocelli, R (1,6) OBP: 0.285, SLG: 0.422	4-0 BB				0-0 F9		4-0 FC6-4 BB		0-0 SH1-4	1	0	0	0	2	0	0											
George Scott, R (1,3) OBP: 0.328, SLG: 0.441	0-3 K				0-0 6-3		0-0 FC6-4		4-0 FC5-2 IBB	3	0	0	1	1	1	3											
Billy Conigliaro, R (1,9) OBP: 0.351, SLG: 0.508			0-0 1-3				4-0 FC4-6 BB		0-0 FC5-2	2	0	0	0	2	0	3											
Jerry Moses, R (1,2) OBP: 0.327, SLG: 0.412			0-0 F3				0-0 FC4-6 L6-4 BB		0-3 K	4	0	0	0	0	1	6											
Ken Brett, L (1,1) OBP: 0.500, SLG: 0.833			0-3 K				4-0 1-2 BB		0-0 F5	3	0	1	0	1	1	0											
Inning Stats	R: 1 E: 0 K: 2 S: 9	H: 2 LOB: 2 BB: 1 P: 13	R: 0 E: 0 K: 1 S: 5	H: 0 LOB: 0 BB: 0 P: 5	R: 0 E: 0 K: 0 S: 2	H: 0 LOB: 0 BB: 1 P: 6	R: 0 E: 0 K: 0 S: 3	H: 0 LOB: 0 BB: 0 P: 3	R: 0 E: 0 K: 0 S: 2	H: 0 LOB: 1 BB: 2 P: 10	R: 2 E: 1 K: 1 S: 5	H: 0 LOB: 2 BB: 4 P: 21	R: 0 E: 0 K: 1 S: 5	H: 0 LOB: 0 BB: 0 P: 5	R: 0 E: 1 K: 0 S: 5	H: 1 LOB: 3 BB: 1 P: 9	R: 0 E: 0 K: 0 S: 3	H: 1 LOB: 0 BB: 0 P: 3	1B: 3 2B: 2 3B: 0 HR: 0	SF: 0 SAC: 1 DP: 2 HBP: 0	WP: 1 PB: 0 SB: 0 CS: 1	PA: 39					
PITCHER	IP	WLS	BF	H	R	ER	SO	BB	IBB	HBP	BLK	WP	HR	S	P	ERA	WHIP										
Dave Morehead, R (1,1) ERA: 4.0	6.0	L	26	2	3	2	4	8	0	0	0	1	0	26	58	3.00	1.667										
Tom Burgmeier, L (7,1) ERA: 2.99	1.0		3	0	0	0	1	0	0	0	0	0	0	5	5	0.00	0.000										
Al Fitzmorris, R (8,1) ERA: 3.93	2.0		9	2	0	0	0	0	1	0	0	0	0	8	12	0.00	1.000										

Boston Red Sox @ Kansas City Royals
Municipal Stadium, Kansas City, MO
Wed Jun 17 1970, 8:05 PM EDT
Alt. 9,493 - Unknown - 93 F

AB 28
R 3
H 4
RBI 2
BB 9
SO 5
LOB 18



Batter	1	2	3	4	5	6	7	8	9	AB	R	H	RBI	BB	SO	LOB	BOTTOM										
Paul Schaaf, R (1,5) OBP: 0.348, SLG: 0.336	0-0 6-3				0-3 K				4-0 BB	2	0	0	0	2	1	0											
Cookie Rojas, R (1,4) OBP: 0.183, SLG: 0.125	0-0 F8		0-0 F9		0-0 F7				0-0 B4	4	0	0	0	0	0	3											
Amos Otis, R (1,8) OBP: 0.361, SLG: 0.448	0-0 E4 1B		0-0 F4		0-3 K2-3				0-0 F8	4	1	0	0	0	1	0											
Bob Oliver, R (1,3) OBP: 0.339, SLG: 0.530	4-0 1B 1-2 BB		0-0 F2		4-0 E BB				0-0 2B	2	0	1	0	2	0	0											
Lou Piniella, R (1,7) OBP: 0.345, SLG: 0.481	0-0 FC4-6 1-2 2-H 1B		0-0 6-3		0-0 FC5				0-0 F8	4	0	1	1	0	0	1											
Joe Keough, L (1,9) OBP: 0.399, SLG: 0.435	0-0 FC4-6 1-2		0-0 3-1		0-0 L9				0-0 F5	4	0	0	0	0	0	4											
Bobby Floyd, R (1,6)			0-0 F9		0-3 K				0-3 K	4	0	0	0	0	3	2											
Ed Kirkpatrick, L (1,2) OBP: 0.287, SLG: 0.444			0-0 2B		0-3 K				0-0 B1	4	0	1	0	0	1	0											
Dave Morehead, R (1,1) OBP: 0.200, SLG: 0.208			0-3 K		0-0 6-3				0-3 K	2	0	0	0	0	1	1											
Tom Burgmeier, L (7,1) OBP: 0.250, SLG: 0.143										0	0	0	0	0	0	0											
Jim Campanis, R (7,PH) OBP: 0.256, SLG: 0.343										1	0	0	0	0	1	0											
Al Fitzmorris, S (8,1) OBP: 0.333, SLG: 0.333										0	0	0	0	0	0	0											
Inning Stats	R: 1 E: 1 K: 0 S: 5	H: 1 LOB: 2 BB: 1 P: 9	R: 0 E: 0 K: 1 S: 6	H: 1 LOB: 1 BB: 1 P: 10	R: 0 E: 0 K: 2 S: 7	H: 0 LOB: 0 BB: 0 P: 7	R: 0 E: 0 K: 1 S: 5	H: 0 LOB: 0 BB: 0 P: 5	R: 0 E: 1 K: 2 S: 8	H: 0 LOB: 2 BB: 1 P: 12	R: 0 E: 0 K: 1 S: 5	H: 0 LOB: 1 BB: 1 P: 9	R: 0 E: 0 K: 0 S: 3	H: 1 LOB: 0 BB: 0 P: 3	R: 0 E: 0 K: 1 S: 5	H: 0 LOB: 0 BB: 0 P: 5	1B: 1 2B: 2 3B: 0 HR: 0	SF: 0 SAC: 0 DP: 0 HBP: 0	WP: 0 PB: 0 SB: 1 CS: 0	PA: 35							
PITCHER	IP	WLS	BF	H	R	ER	SO	BB	IBB	HBP	BLK	WP	HR	S	P	ERA	WHIP										
Ken Brett, L (1,1) ERA: 2.43	9.0	W	35	3	1	0	8	4	0	0	0	0	0	47	63	0.00	0.778										

Boston Red Sox @ Kansas City Royals
Municipal Stadium, Kansas City, MO
Wed Jun 17 1970, 8:05 PM EDT
Alt. 9,493 - Unknown - 93 F

AB 31
R 1
H 3
RBI 1
BB 4
SO 8
LOB 11



Batter	1	2	3	4	5	6	7	8	9	AB	R	H	RBI	BB	SO	LOB	TOP			
Cesar Tovar, R OBP: 0.352, SLG: 0.474 (1, 8)										4	1	0	0	0	0	1	Minnesota Twins @ Kansas City Royals Municipal Stadium, Kansas City, MO Fri Jun 19 1970, 8:05 PM EDT Att: 8,571 - Unknown - 77 F			
Rod Carew, L OBP: 0.410, SLG: 0.525 (1, 4)										4	0	3	1	0	0	0				
Tony Oliva, L OBP: 0.357, SLG: 0.498 (1, 9)										4	0	0	0	0	0	3				
Harmon Killebrew, R OBP: 0.447, SLG: 0.609 (1, 5)										4	0	0	0	0	1	1				
Rich Reese, L OBP: 0.299, SLG: 0.366 (1, 3)										4	0	0	0	0	0	1				
Leo Cardenas, R OBP: 0.348, SLG: 0.434 (1, 6)										3	0	1	0	1	0	0				
Jim Holt, L OBP: 0.291, SLG: 0.337 (1, 7)										4	0	2	0	0	0	0				
George Mitterwald, R OBP: 0.273, SLG: 0.349 (1, 2)										3	0	0	0	0	3	4				
Paul Raitiff, L OBP: 0.352, SLG: 0.432 (9, PH)										1	0	0	0	0	1	0				
Bert Blyleven, R OBP: 0.286, SLG: 0.286 (1, 1)										2	0	1	0	0	0	0				
Tom Hall, L OBP: 0.167, SLG: 0.167 (5, 1)										0	0	0	0	0	0	0				
Charlie Manuel, L OBP: 0.211, SLG: 0.176 (7, PH)										1	0	0	0	0	0	2				
Steve Barber, R OBP: 0.211, SLG: 0.176 (7, 1)										0	0	0	0	0	0	0				
Inning Stats	R: 0 E: 0 K: 0 S: 3	H: 1 LOB: 0 BB: 0 P: 3	R: 0 E: 0 K: 1 S: 6	H: 1 LOB: 2 BB: 1 P: 10	R: 0 E: 0 K: 1 S: 4	H: 1 LOB: 1 BB: 0 P: 4	R: 0 E: 0 K: 1 S: 5	H: 0 LOB: 0 BB: 0 P: 5	R: 0 E: 0 K: 1 S: 6	H: 1 LOB: 1 BB: 0 P: 6	R: 0 E: 0 K: 1 S: 7	H: 2 LOB: 2 BB: 0 P: 7	R: 1 E: 1 K: 0 S: 5	H: 1 LOB: 1 BB: 0 P: 5	R: 0 E: 0 K: 1 S: 5	H: 0 LOB: 0 BB: 0 P: 5	1B: 7 2B: 0 3B: 0 HR: 0	SF: 0 SAC: 0 DP: 1 HBP: 0	WP: 0 PB: 0 SB: 0 CS: 0	PA: 35
PITCHER Dick Drago, R ERA: 3.87 (1, 1)	IP: 9.0 WLS: W BF: 35 H: 7 R: 1 ER: 0 SO: 5 BB: 1 IBB: 0 HBP: 0 BLK: 0 WP: 0 HR: 0 S: 44 P: 48 ERA: 0.00 WHIP: 0.889															PITCHER				

AB	34
R	1
H	7
RBI	1
BB	1
SO	5
LOB	12



Batter	1	2	3	4	5	6	7	8	9	AB	R	H	RBI	BB	SO	LOB	BOTTOM			
Paul Schaaf, R OBP: 0.338, SLG: 0.325 (1, 5)										4	0	0	0	0	1	4	Minnesota Twins @ Kansas City Royals Municipal Stadium, Kansas City, MO Fri Jun 19 1970, 8:05 PM EDT Att: 8,571 - Unknown - 77 F			
Cookie Rojas, R OBP: 0.188, SLG: 0.133 (1, 4)										4	0	1	1	0	1	1				
Amos Otis, R OBP: 0.366, SLG: 0.457 (1, 8)										4	1	3	0	0	0	1				
Bob Oliver, R OBP: 0.341, SLG: 0.534 (1, 3)										4	2	2	1	0	0	2				
Joe Keough, L OBP: 0.401, SLG: 0.437 (1, 9)										4	1	2	0	0	0	1				
Lou Piniella, R OBP: 0.343, SLG: 0.481 (1, 7)										4	0	1	2	0	1	2				
Ed Kirkpatrick, L OBP: 0.292, SLG: 0.438 (1, 2)										2	0	0	0	2	1	1				
Bobby Floyd, R OBP: 0.292, SLG: 0.438 (1, 2)										2	1	0	1	2	0	3				
Dick Drago, R OBP: 0.129, SLG: 0.069 (1, 1)										4	0	0	0	0	2	4				
Inning Stats	R: 0 E: 0 K: 0 S: 4	H: 1 LOB: 0 BB: 0 P: 4	R: 0 E: 0 K: 1 S: 5	H: 0 LOB: 0 BB: 0 P: 5	R: 1 E: 0 K: 1 S: 6	H: 1 LOB: 1 BB: 1 P: 10	R: 2 E: 0 K: 0 S: 6	H: 3 LOB: 2 BB: 1 P: 10	R: 2 E: 0 K: 1 S: 8	H: 3 LOB: 1 BB: 0 P: 8	R: 0 E: 0 K: 2 S: 7	H: 0 LOB: 1 BB: 1 P: 11	R: 0 E: 0 K: 0 S: 4	H: 1 LOB: 1 BB: 0 P: 4	R: 0 E: 0 K: 1 S: 4	H: 0 LOB: 0 BB: 1 P: 8		1B: 6 2B: 3 3B: 0 HR: 0	SF: 0 SAC: 0 DP: 0 HBP: 0	WP: 1 PB: 0 SB: 0 CS: 1
PITCHER Bert Blyleven, R ERA: 3.86 (1, 1)	IP: 4.1 WLS: L BF: 22 H: 7 R: 5 ER: 5 SO: 2 BB: 1 IBB: 0 HBP: 0 BLK: 0 WP: 0 HR: 0 S: 24 P: 32 ERA: 10.38 WHIP: 1.846															PITCHER				
PITCHER Tom Hall, L ERA: 2.3 (5, 1)	IP: 1.2 WLS: L BF: 7 H: 1 R: 0 ER: 0 SO: 3 BB: 1 IBB: 0 HBP: 0 BLK: 0 WP: 0 HR: 0 S: 12 P: 16 ERA: 0.00 WHIP: 1.200															PITCHER				
PITCHER Steve Barber, R ERA: 2.87 (7, 1)	IP: 2.0 WLS: L BF: 7 H: 1 R: 0 ER: 0 SO: 1 BB: 1 IBB: 0 HBP: 0 BLK: 0 WP: 1 HR: 0 S: 8 P: 12 ERA: 0.00 WHIP: 1.000															PITCHER				

AB	32
R	5
H	9
RBI	5
BB	4
SO	6
LOB	19



Batter	1	2	3	4	5	6	7	8	9	AB	R	H	RBI	BB	SO	LOB	TOP
Cesar Tovar, R (1, 8) OBP: 0.348, SLG: 0.468 Dick Woodson, R (5, 1) Brant Aylea, R (8, PH) OBP: 0.380, SLG: 0.488 Jim Kaat, L (8, FR) OBP: 0.205, SLG: 0.167 Stan Williams, R (8, 1)	0-0 F7		0-0 6-3		0-0 F4			4-0 HR BB		3	0	0	0	0	0	1	Minnesota Twins @ Kansas City Royals Municipal Stadium, Kansas City, MO Sat Jun 20 1970, 8:05 PM EDT Att: 10,016 - Unknown - 74 F
Rod Carew, L (1, 4) OBP: 0.411, SLG: 0.541	0-0 BB 1B		0-3 K		0-3 K			0-0 HR		4	1	2	3	0	2	0	
Harmon Killebrew, R (1, 5) OBP: 0.447, SLG: 0.693	4-0 BB		0-0 F5		4-0 BB G3-6			0-0 4-3		2	0	0	0	2	0	1	
Tony Oliva, L (1, 9) OBP: 0.351, SLG: 0.490	0-0 BB				0-0 5-3			0-0 L7		4	0	0	0	0	0	4	
Leo Cardenas, R (1, 6) OBP: 0.343, SLG: 0.426	0-0 BB				0-0 5-3			0-3 K		4	0	0	0	0	2	4	
Rick Renick, R (1, 7) OBP: 0.339, SLG: 0.527					0-0 6-3			0-0 E5 4-3		4	0	0	0	0	2	0	
Rich Reese, L (1, 3) OBP: 0.304, SLG: 0.375								0-0 4-3 1B		4	0	2	0	0	1	1	
George Mitterwald, R (1, 2) OBP: 0.288, SLG: 0.341 Charlie Manuel (8, PH) OBP: 0.200, SLG: 0.167	0-0 BB				0-0 F8			0-3 K		3	0	0	0	0	0	2	
Dave Boswell, R (1, 1) OBP: 0.211, SLG: 0.263 Bob Allison, R (5, PH) OBP: 0.320, SLG: 0.273	0-0 BB				0-0 F2			0-0 4-3 2B		1	0	0	0	0	0	1	
					0-0 4-3			0-0 HR 2B		3	1	1	0	0	1	2	
Inning Stats	R: 0 H: 1 E: 1 LOB: 2 K: 0 BB: 1 S: 4 P: 8	R: 0 H: 0 E: 1 LOB: 1 K: 2 BB: 0 S: 8 P: 8	R: 0 H: 0 E: 0 LOB: 0 K: 1 BB: 0 S: 5 P: 5	R: 0 H: 0 E: 0 LOB: 0 K: 0 BB: 0 S: 3 P: 3	R: 0 H: 1 E: 0 LOB: 1 K: 0 BB: 0 S: 4 P: 4	R: 0 H: 0 E: 0 LOB: 0 K: 1 BB: 1 S: 4 P: 8	R: 0 H: 0 E: 1 LOB: 1 K: 1 BB: 0 S: 6 P: 6	R: 3 H: 2 E: 0 LOB: 1 K: 3 BB: 1 S: 7 P: 11	R: 0 H: 1 E: 0 LOB: 1 K: 3 BB: 0 S: 10 P: 10	1B: 2 SF: 0 2B: 2 SAC: 0 3B: 0 DP: 2 HR: 1 HBP: 0	WP: 0 PA: 36 PB: 0 SB: 0 CS: 0						
PITCHER	IP WLS BF H R ER SO BB IBB HBP BLK WP HR S P ERA WHIP																
Jim Rooker, L (1, 1) ERA: 3.57	7.0 W 29 4 3 3 5 3 0 0 0 0 1 36 48 3.86 1.000																
Bob Johnson, R (8, 1) ERA: 3.18	2.0 S 7 1 0 0 4 0 0 0 0 0 0 15 15 0.00 0.500																

Batter	1	2	3	4	5	6	7	8	9	AB	R	H	RBI	BB	SO	LOB	BOTTOM
Paul Schaaf, R (1, 5) OBP: 0.329, SLG: 0.315	0-0 F8				0-0 F6			0-0 6-3		4	0	0	0	0	0	0	Minnesota Twins @ Kansas City Royals Municipal Stadium, Kansas City, MO Sat Jun 20 1970, 8:05 PM EDT Att: 10,016 - Unknown - 74 F
Cookie Rojas, R (1, 4) OBP: 0.191, SLG: 0.156	0-0 BB 1B 2B				0-0 F9			0-0 F9		4	1	1	0	0	0	0	
Amos Otis, R (1, 8) OBP: 0.368, SLG: 0.458	0-0 BB 1B				0-0 F2			0-0 F9		4	1	2	1	0	0	0	
Bob Oliver, R (1, 3) OBP: 0.340, SLG: 0.527	0-0 BB 2B				0-0 1-3			0-0 F9 SH2-3 HBP		3	1	0	0	0	0	2	
Joe Keough, L (1, 9) OBP: 0.406, SLG: 0.451	4-0 BB 2B				0-0 3B			0-0 SH2-3		2	1	1	0	1	0	1	
Lou Piniella, R (1, 7) OBP: 0.341, SLG: 0.478 Pat Kelly, L (2, 7) OBP: 0.373, SLG: 0.364	0-3 K				0-0 4-3			0-0 6-3		1	0	0	0	0	1	3	
								0-3 K		3	0	0	0	0	1	2	
Ed Kirkpatrick, L (1, 2) OBP: 0.298, SLG: 0.468	0-0 BB 2B				0-0 HR			0-3 K		3	1	2	4	0	1	0	
Bobby Floyd, R (1, 6) OBP: 0.298, SLG: 0.468	0-3 K				0-3 K			0-0 4-3		3	0	0	0	0	2	1	
Jim Rooker, R (1, 1) OBP: 0.212, SLG: 0.281 Bob Johnson, L (8, 1) ERA: 1.85					0-0 5-3			0-3 K		3	0	0	0	0	2	0	
								0-3 K		0	0	0	0	0	0	0	
Inning Stats	R: 4 H: 3 E: 1 LOB: 1 K: 2 BB: 1 S: 11 P: 15	R: 0 H: 0 E: 0 LOB: 0 K: 0 BB: 0 S: 3 P: 3	R: 0 H: 1 E: 0 LOB: 1 K: 0 BB: 0 S: 4 P: 4	R: 1 H: 1 E: 0 LOB: 0 K: 2 BB: 0 S: 8 P: 8	R: 0 H: 1 E: 0 LOB: 1 K: 0 BB: 0 S: 4 P: 4	R: 0 H: 0 E: 0 LOB: 0 K: 2 BB: 0 S: 7 P: 7	R: 0 H: 0 E: 1 LOB: 1 K: 1 BB: 0 S: 5 P: 5	R: 0 H: 0 E: 0 LOB: 0 K: 0 BB: 0 S: 3 P: 4	1B: 2 SF: 0 2B: 2 SAC: 1 3B: 1 DP: 0 HR: 1 HBP: 1	WP: 0 PA: 33 PB: 0 SB: 0 CS: 0							
PITCHER	IP WLS BF H R ER SO BB IBB HBP BLK WP HR S P ERA WHIP																
Dave Boswell, R (1, 1) ERA: 6.89	4.0 L 19 5 5 2 4 1 0 0 0 0 0 26 30 4.50 1.500																
Dick Woodson, R (5, 1) ERA: 2.35	3.0 10 1 0 0 3 0 0 0 0 0 0 16 16 0.00 0.333																
Stan Williams, R (8, 1) ERA: 1.85	1.0 4 0 0 0 0 0 0 0 1 0 0 0 3 4 0.00 0.000																

Batter	1	2	3	4	5	6	7	8	9	AB	R	H	RBI	BB	SO	LOB	TOP								
Tom Matchick, L (1, 6) OBP: 0.143, SLG: 0.053	1-3		F7		4-3			1-3		4	0	0	0	0	0	2									
Cookie Rojas, R (1, 4) OBP: 0.197, SLG: 0.167	K			1B		6-3		E5		4	0	1	0	0	1	0									
Amos Otis, R (1, 8) OBP: 0.361, SLG: 0.447	K			1B		F9		1-3		4	0	1	0	0	1	1									
Bob Oliver, R (1, 3) OBP: 0.337, SLG: 0.518		K		F5			1B	K		4	0	1	0	0	2	3									
Joe Keough, L (1, 9) OBP: 0.399, SLG: 0.447	K			F6				F9		4	0	0	0	0	1	3									
Lou Piniella, R (1, 7) OBP: 0.337, SLG: 0.467	F4			F8				F9		4	0	0	0	0	0	2									
Ed Kirkpatrick, L (1, 2) OBP: 0.296, SLG: 0.454			F2					F8		3	0	0	0	1	0	0									
Paul Schaaf, R (1, 5) OBP: 0.329, SLG: 0.323				F9						3	1	2	0	0	0	1									
Dave Morehead, R (1, 1) OBP: 0.192, SLG: 0.200				SH3-4				E		1	0	0	0	0	0	1									
Pat Kelly, L (7, PH) OBP: 0.372, SLG: 0.362			SH3-4					E4		1	0	0	0	0	0	0									
Tom Burgmeier, L (7, 1) OBP: 0.250, SLG: 0.143					F6					0	0	0	0	0	0	0									
Inning Stats	R: 0 E: 0 K: 2 S: 7	H: 0 LOB: 0 BB: 0 P: 7	R: 0 E: 0 K: 2 S: 7	H: 0 LOB: 0 BB: 0 P: 7	R: 0 E: 0 K: 0 S: 4	H: 1 LOB: 1 BB: 0 P: 4	R: 0 E: 0 K: 0 S: 5	H: 2 LOB: 2 BB: 0 P: 5	R: 0 E: 0 K: 0 S: 3	H: 0 LOB: 1 BB: 1 P: 7	R: 0 E: 0 K: 0 S: 4	H: 1 LOB: 1 BB: 0 P: 4	R: 1 E: 1 K: 0 S: 4	H: 1 LOB: 1 BB: 0 P: 4	R: 0 E: 1 K: 1 S: 6	H: 0 LOB: 1 BB: 0 P: 6	R: 0 E: 0 K: 0 S: 3	H: 0 LOB: 0 BB: 0 P: 3	1B: 4 2B: 1 3B: 0 HR: 0	SF: 0 SAC: 1 DP: 0 HBP: 0	WP: 0 PB: 0 SB: 1 CS: 0	PA: 34			
PITCHER	IP	WLS	BF	H	R	ER	SO	BB	IBB	HBP	BLK	WP	HR	S	P	ERA	WHIP								
Diego Segui, R (1, 1) ERA: 2.88	7.0		27	5	1	0	4	1	0	0	0	0	0	34	38	0.00	0.857								
Bob Locker, R (8, 1) ERA: 2.92	2.0	W	7	0	0	0	1	0	0	0	0	0	0	9	9	0.00	0.000								

Kansas City Royals @ Oakland Athletics
Oakland-Alameda County Coliseum, Oakland, CA

Mon Jun 22 1970, 7:05 PM PDT
Att: 3,815 - Unknown

AB 32
R 1
H 5
RBI 0
BB 1
SO 5
LOB 13



Batter	1	2	3	4	5	6	7	8	9	AB	R	H	RBI	BB	SO	LOB	BOTTOM								
Bert Campaneris, R (1, 6) OBP: 0.315, SLG: 0.440	6-3			6-3		5-3				3	0	0	0	0	0	1									
Joe Rudi, R (1, 7) OBP: 0.333, SLG: 0.488				6-3		6-3				3	0	1	0	0	0	1									
Reggie Jackson, L (1, 8) OBP: 0.359, SLG: 0.448	G4-6-3			4-3				G5-3-6		3	0	1	0	0	0	1									
Sal Bando, R (1, 5) OBP: 0.410, SLG: 0.545		K						G5-3-6		3	1	1	1	0	1	1									
Felipe Alou, R (1, 9) OBP: 0.362, SLG: 0.458		6-3				6-3		F7		3	0	0	0	0	0	0									
Don Mincher, L (1, 3) OBP: 0.329, SLG: 0.502		G3				F4		F7		3	0	0	0	0	0	0									
Dave Duncan, R (1, 2) OBP: 0.295, SLG: 0.438				F9		F7		6-3		3	0	0	0	0	0	0									
John Donaldson, L (1, 4) OBP: 0.368, SLG: 0.500								6-3		3	0	2	0	0	0	0									
Dick Green, R (9, 4) OBP: 0.247, SLG: 0.266				G2-6-4		SH5-4		6-3		0	0	0	0	0	0	0									
Diego Segui, R (1, 1)				G2-6-4		SH5-4				1	0	0	0	0	0	1									
Bob Locker, S (8, 1)				G2-6-4						0	0	0	0	0	0	0									
Frank Fernandez, R (9, PH) OBP: 0.350, SLG: 0.484						SH5-4				1	1	1	1	0	0	0									
Inning Stats	R: 0 E: 0 K: 0 S: 3	H: 1 LOB: 0 BB: 0 P: 3	R: 0 E: 0 K: 1 S: 5	H: 0 LOB: 0 BB: 0 P: 5	R: 0 E: 0 K: 0 S: 3	H: 1 LOB: 0 BB: 0 P: 3	R: 0 E: 0 K: 0 S: 3	H: 0 LOB: 0 BB: 0 P: 3	R: 1 E: 0 K: 0 S: 4	H: 1 LOB: 1 BB: 0 P: 4	R: 0 E: 0 K: 0 S: 3	H: 1 LOB: 0 BB: 0 P: 3	R: 0 E: 0 K: 0 S: 3	H: 0 LOB: 0 BB: 0 P: 3	R: 1 E: 0 K: 0 S: 1	H: 1 LOB: 0 BB: 0 P: 1	1B: 4 2B: 0 3B: 0 HR: 2	SF: 0 SAC: 1 DP: 3 HBP: 0	WP: 0 PB: 0 SB: 0 CS: 0	PA: 27					
PITCHER	IP	WLS	BF	H	R	ER	SO	BB	IBB	HBP	BLK	WP	HR	S	P	ERA	WHIP								
Dave Morehead, R (1, 1) ERA: 3.81	6.0		20	4	1	1	1	0	0	0	0	0	1	22	22	1.50	0.667								
Tom Burgmeier, L (7, 1) ERA: 3.0	2.0	L	7	2	1	1	0	0	0	0	0	0	1	7	7	4.50	1.000								

Kansas City Royals @ Oakland Athletics
Oakland-Alameda County Coliseum, Oakland, CA

Mon Jun 22 1970, 7:05 PM PDT
Att: 3,815 - Unknown

AB 26
R 2
H 6
RBI 2
BB 0
SO 1
LOB 5



Batter	1	2	3	4	5	6	7	8	9	AB	R	H	RBI	BB	SO	LOB	TOP		
Tom Matchick, L (1, 6) OBP: 0.115, SLG: 0.042	4-3	F8			F7	1-3			F8	5	0	0	0	0	0	0			
Cookie Rojas, R (1, 4) OBP: 0.210, SLG: 0.221	K	HR			BB 1B			F8	F2	5	2	2	1	0	1	0			
Amos Otis, R (1, 8) OBP: 0.363, SLG: 0.448	BB 1B	4-3			BB 1B			5-3		4	2	2	0	0	0	0			
Bob Oliver, R (1, 3) OBP: 0.343, SLG: 0.518	BB 1B				F8					2	1	1	0	2	0	0			
Joe Keough, L (1, 9) OBP: 0.401, SLG: 0.445	1-2 3B	BB			4-3				F7	3	1	1	2	1	0	1			
Lou Piniella, R (1, 7) OBP: 0.335, SLG: 0.474	1-2 2-3 BB	WP			F9				F6	4	1	1	3	0	0	2			
Ed Kirkpatrick, L (1, 2) OBP: 0.295, SLG: 0.446	3B				L1				L7	3	0	0	0	1	0	2			
Paul Schaal, R (1, 5) OBP: 0.320, SLG: 0.314	F8				F6				F6	4	0	0	0	0	0	1			
Dick Drago, R (1, 1) OBP: 0.118, SLG: 0.063										3	0	0	0	0	3	0			
Pat Kelly, L (9, PH) OBP: 0.370, SLG: 0.360		K								1	0	0	0	0	0	0			
Bob Johnson, L (9, 1)									F8	0	0	0	0	0	0	0			
Inning Stats	R: 4 E: 0 K: 1 S: 8	H: 3 LOB: 1 BB: 2 P: 16	R: 1 E: 0 K: 1 S: 6	H: 1 LOB: 0 BB: 0 P: 6	R: 0 E: 0 K: 0 S: 3	H: 0 LOB: 0 BB: 0 P: 3	R: 0 E: 0 K: 1 S: 5	H: 0 LOB: 0 BB: 0 P: 5	R: 2 E: 0 K: 0 S: 6	H: 3 LOB: 2 BB: 1 P: 10	R: 0 E: 0 K: 0 S: 3	H: 0 LOB: 1 BB: 1 P: 7	R: 0 E: 0 K: 0 S: 3	H: 0 LOB: 0 BB: 0 P: 3	R: 0 E: 0 K: 0 S: 3	H: 0 LOB: 0 BB: 0 P: 3	1B: 5 2B: 0 3B: 1 HR: 1	SF: 0 SAC: 0 DP: 0 HBP: 0	WP: 1 PA: 38 CS: 0
PITCHER	IP WLS BF H R ER SO BB IBB HBP BLK WP HR S P ERA WHIP																		
Chuck Dobson, R (1, 1) ERA: 4.54	4.1 L 23 7 7 7 3 3 0 0 0 0 1 1 26 38 14.54 2.308																		
Marcel Lachemann, R (5, 1) ERA: 3.57	0.2 2 0 0 0 0 0 0 0 0 0 0 0 2 2 0.00 0.000																		
Jim Roland, L (6, 1) ERA: 2.84	2.0 7 0 0 0 1 1 0 0 0 0 0 0 8 12 0.00 0.500																		
Paul Lindblad, L (8, 1) ERA: 4.23	2.0 6 0 0 0 0 0 0 0 0 0 0 0 6 6 0.00 0.000																		

Kansas City Royals @ Oakland Athletics
Oakland-Alameda County Coliseum, Oakland, CA
Tue Jun 23 1970, 7:05 PM PDT
Att: 5,273 - Unknown - 62 F

AB 34
R 7
H 7
RBI 6
BB 4
SO 4
LOB 6



Batter	1	2	3	4	5	6	7	8	9	AB	R	H	RBI	BB	SO	LOB	BOTTOM		
Bert Campaneris, R (1, 6) OBP: 0.313, SLG: 0.435	F4		HR		F8		K		SF7	3	1	0	1	1	1	2			
Joe Rudi, R (1, 7) OBP: 0.336, SLG: 0.507	B5		HR			1B		1-3	F9	5	1	2	2	0	0	2			
Reggie Jackson, L (1, 8) OBP: 0.357, SLG: 0.459	K		F3			K			HR	4	1	1	1	0	2	1			
Sal Bando, R (1, 5) OBP: 0.411, SLG: 0.542		1B	5-3			G1-6-3		K		3	1	1	0	1	1	0			
Felipe Alou, R (1, 9) OBP: 0.361, SLG: 0.455		FC6-4			F4	G1-6-3		6-3		4	0	1	0	0	0	2			
Don Mincher, L (1, 3) OBP: 0.324, SLG: 0.495		SF7			K		F4		G3	3	0	0	1	0	1	0			
Dave Duncan, R (1, 2) OBP: 0.293, SLG: 0.432		3H			F4					4	0	1	0	0	0	1			
Jose Tartabull, L (9, PR) OBP: 0.231, SLG: 0.385		F4			5-3				HBP 1B	0	1	0	0	0	0	0			
John Donaldson, L (1, 4) OBP: 0.391, SLG: 0.500		FC6-4			F8		1B		1B	4	0	2	0	0	0	1			
Chuck Dobson, R (1, 1) ERA: 4.54										1	0	0	0	0	0	0			
Marcel Lachemann, R (5, 1) ERA: 3.57										0	0	0	0	0	0	0			
Tommy Davis, R (5, 1) OBP: 0.305, SLG: 0.397										1	0	0	0	0	0	0			
Jim Roland, L (6, 1) ERA: 2.84										0	0	0	0	0	0	0			
Steve Hovley, L (7, PH) OBP: 0.303										1	0	1	0	0	0	0			
Paul Lindblad, L (8, 1) ERA: 4.23										0	0	0	0	0	0	0			
Jim Driscoll, L (9, PH) SLG: 0.071										0	0	0	0	0	0	0			
Inning Stats	R: 0 E: 0 K: 1 S: 5	H: 0 LOB: 0 BB: 0 P: 5	R: 1 E: 0 K: 0 S: 4	H: 1 LOB: 1 BB: 1 P: 8	R: 2 E: 0 K: 0 S: 4	H: 1 LOB: 0 BB: 1 P: 8	R: 0 E: 0 K: 1 S: 5	H: 0 LOB: 0 BB: 0 P: 5	R: 0 E: 0 K: 1 S: 6	H: 2 LOB: 1 BB: 0 P: 6	R: 0 E: 0 K: 1 S: 7	H: 2 LOB: 2 BB: 0 P: 7	R: 1 E: 0 K: 1 S: 6	H: 1 LOB: 0 BB: 0 P: 6	R: 1 E: 0 K: 0 S: 5	H: 2 LOB: 2 BB: 0 P: 6	1B: 7 2B: 0 3B: 0 HR: 2	SF: 2 SAC: 0 DP: 1 HBP: 1	WP: 0 PA: 38 CS: 0
PITCHER	IP WLS BF H R ER SO BB IBB HBP BLK WP HR S P ERA WHIP																		
Dick Drago, R (1, 1) ERA: 3.92	8.0 W 32 7 4 4 4 2 0 0 0 0 0 2 40 48 4.50 1.125																		
Bob Johnson, R (9, 1) ERA: 3.25	1.0 S 6 2 1 1 0 0 0 0 1 0 0 0 5 6 9.00 2.000																		

Kansas City Royals @ Oakland Athletics
Oakland-Alameda County Coliseum, Oakland, CA
Tue Jun 23 1970, 7:05 PM PDT
Att: 5,273 - Unknown - 62 F

AB 33
R 5
H 9
RBI 5
BB 2
SO 5
LOB 9



Batter	1	2	3	4	5	6	7	8	9	AB	R	H	RBI	BB	SO	LOB	TOP				
Tom Matchick, L (1, 6) OBP: 0.194, SLG: 0.138	WP 5-4-3 1B		1B		F4		1-3		1-2 1B	5	0	3	0	0	0	1	Kansas City Royals @ Oakland Athletics Oakland-Alameda County Coliseum, Oakland, CA Wed Jun 24 1970, 7:05 PM PDT Att: 5,737 - Unknown - 66 F livebaseballscorecards.com				
Cookie Rojas, R (1, 4) OBP: 0.221, SLG: 0.232	5-4-3 1-2		1B		1B		K		K	5	0	2	0	0	2	3					
Amos Otis, R (1, 8) OBP: 0.362, SLG: 0.445	K 2-3		F8		1B			6-3		4	0	1	1	0	1	3					
Bob Oliver, R (1, 3) OBP: 0.338, SLG: 0.510	K		4-3		L6			F9		4	0	0	0	0	1	5					
Joe Keough, L (1, 9) OBP: 0.403, SLG: 0.446		6-3		6-3		G4-6-3 1B		1B		4	0	2	0	0	0	0					
Lou Piniella, R (1, 7) OBP: 0.328, SLG: 0.463	5-3			F3		G4-6-3 1-2		6-3		4	0	0	0	0	0	2					
Ed Kirkpatrick, L (1, 2) OBP: 0.299, SLG: 0.444		S BB		F5		1B		1-3		3	0	1	0	1	0	0					
Paul Schaal, R (1, 5) OBP: 0.312, SLG: 0.305	6-3 1-2				6-3	4-3		1-3		4	0	0	0	0	0	2					
Jim Rooker, R (1, 1) OBP: 0.229, SLG: 0.294										2	1	1	0	0	1	0					
Pat Kelly, L (7, PH) OBP: 0.369, SLG: 0.358										1	0	0	0	0	1	0					
Tom Burgmeier, L (7, PH) OBP: 0.250, SLG: 0.143										0	0	0	0	0	0	0					
Bill Sorrell, L (9, PH) OBP: 0.333, SLG: 0.250						1B 1B			1B	1	0	1	0	0	0	0					
Inning Stats	R: 0 E: 0 K: 2 S: 8	H: 1 LOB: 1 BB: 0 P: 8	R: 0 E: 0 K: 0 S: 3	H: 0 LOB: 1 BB: 1 P: 7	R: 0 E: 0 K: 1 S: 7	H: 2 LOB: 2 BB: 0 P: 7	R: 0 E: 0 K: 0 S: 3	H: 0 LOB: 0 BB: 0 P: 3	R: 1 E: 0 K: 0 S: 6	H: 3 LOB: 2 BB: 0 P: 6	R: 0 E: 0 K: 0 S: 4	H: 2 LOB: 1 BB: 0 P: 4	R: 0 E: 0 K: 2 S: 7	H: 0 LOB: 0 BB: 0 P: 7	R: 0 E: 0 K: 0 S: 4	H: 1 LOB: 1 BB: 0 P: 4	R: 0 E: 0 K: 1 S: 7	H: 2 LOB: 2 BB: 0 P: 7	1B: 11 2B: 0 3B: 0 HR: 0	SF: 0 SAC: 0 DP: 1 HBP: 0	WP: 1 PA: 38 SB: 0 CS: 1
PITCHER	IP WLS BF H R ER SO BB IBB HBP BLK WP HR S P ERA WHIP	IP WLS BF H R ER SO BB IBB HBP BLK WP HR S P ERA WHIP																			
Darrell Osteen, R (1, 1) ERA: 1.8	5.0 L 23 7 1 1 3 1 0 0 0 1 0 28 32 1.80 1.600																				
Marcel Lachemann, R (6, 1) ERA: 2.91	4.0 S 15 4 0 0 3 0 0 0 0 0 0 21 21 0.00 1.000																				

Batter	1	2	3	4	5	6	7	8	9	AB	R	H	RBI	BB	SO	LOB	BOTTOM		
Bert Campaneris, R (1, 6) OBP: 0.312, SLG: 0.432	B3		K		FC2-6 B1-3	1-2				4	0	1	1	0	1	2	Kansas City Royals @ Oakland Athletics Oakland-Alameda County Coliseum, Oakland, CA Wed Jun 24 1970, 7:05 PM PDT Att: 5,737 - Unknown - 66 F livebaseballscorecards.com		
Steve Howley, L (1, 9) OBP: 0.365, SLG: 0.360	S 1B		6-3		B1-3 1-2			K		4	0	1	0	0	1	1			
Reggie Jackson, L (1, 8) OBP: 0.356, SLG: 0.455	K 1-2				G3			G3		4	0	1	0	0	1	2			
Sal Bando, R (1, 5) OBP: 0.413, SLG: 0.539	1-3					SH3 2B		F8		3	1	1	0	1	0	1			
Felipe Alou, R (1, 7) OBP: 0.361, SLG: 0.458		F9 E 2B		F2		SH3 1-2		F8		3	1	1	0	0	0	1			
Joe Rudi, R (1, 3) OBP: 0.333, SLG: 0.507		F9 2-3			K			K		4	1	1	1	0	2	1			
Frank Fernandez, R (1, 2) OBP: 0.340, SLG: 0.468		F3			K			K		4	0	0	0	0	2	2			
John Donaldson, L (1, 4) OBP: 0.423, SLG: 0.542										2	2	1	1	1	0	0			
Dick Green, R (9, 4) OBP: 0.247, SLG: 0.266		E BB			5-3			1B 2B		0	0	0	0	0	0	0			
Darrell Osteen, R (1, 1) Marcel Lachemann, R (6, 1)		E5 1-H 3H				E6 FC2-6		1B BB		2	0	0	0	0	0	0			
Inning Stats	R: 0 E: 0 K: 1 S: 6	H: 1 LOB: 1 BB: 0 P: 6	R: 2 E: 1 K: 1 S: 7	H: 1 LOB: 1 BB: 1 P: 11	R: 0 E: 0 K: 0 S: 3	H: 1 LOB: 1 BB: 1 P: 7	R: 0 E: 0 K: 2 S: 7	H: 0 LOB: 0 BB: 0 P: 7	R: 0 E: 1 K: 0 S: 4	H: 0 LOB: 1 BB: 0 P: 4	R: 3 E: 0 K: 1 S: 8	H: 4 LOB: 2 BB: 1 P: 12	R: 0 E: 0 K: 1 S: 5	H: 0 LOB: 0 BB: 0 P: 5	R: 0 E: 0 K: 1 S: 5	H: 0 LOB: 0 BB: 0 P: 5	1B: 4 2B: 3 3B: 0 HR: 0	SF: 0 SAC: 1 DP: 0 HBP: 0	WP: 0 PA: 34 SB: 0 CS: 1
PITCHER	IP WLS BF H R ER SO BB IBB HBP BLK WP HR S P ERA WHIP	IP WLS BF H R ER SO BB IBB HBP BLK WP HR S P ERA WHIP																	
Jim Rooker, L (1, 1) ERA: 3.63	6.0 L 28 7 5 3 5 3 0 0 0 0 0 35 47 4.50 1.667																		
Tom Burgmeier, L (7, 1) ERA: 2.77	2.0 6 0 0 0 0 2 0 0 0 0 0 0 10 10 0.00 0.000																		

Batter	1	2	3	4	5	6	7	8	9	AB	R	H	RBI	BB	SO	LOB	TOP			
Sandy Alomar Sr. S OBP: 0.298, SLG: 0.290	5-3	F9			F9	1B BB		K		5	0	1	1	0	1	3	California Angels @ Kansas City Royals Municipal Stadium, Kansas City, MO Fri Jun 26 1970, 8:05 PM EDT Att: 9,677 - Unknown			
Jarvis Tatum R OBP: 0.350, SLG: 0.318	2B 1B		F5		F9	1B BB		K		4	1	2	0	1	1	0				
Jim Fregosi R OBP: 0.352, SLG: 0.471	1-H 2B		K		F4	1B BB		F3		5	0	2	2	0	1	1				
Alex Johnson R OBP: 0.366, SLG: 0.447	F9		F8		F4	4-3		K		5	0	0	0	0	1	4				
Billy Cowan R OBP: 0.377, SLG: 0.600	K			F2		HR BB		K		2	1	0	0	1	1	1				
Jim Spencer L OBP: 0.308, SLG: 0.383								4-3		2	0	0	0	0	1	0				
Joe Azcue R OBP: 0.326, SLG: 0.374		1B 2B				HR		F3		5	1	4	2	0	0	0				
Tommie Reynolds R OBP: 0.286, SLG: 0.286										1	1	1	0	2	0	0				
Roger Repoz L OBP: 0.340, SLG: 0.456										1	0	0	0	0	1	1				
Giraldo Ruiz S OBP: 0.333, SLG: 0.333										3	1	1	0	1	0	4				
Rudy May L OBP: 0.100, SLG: 0.079										1	0	0	0	1	0	2				
Steve Kealey R OBP: 0.333, SLG: 0.333										0	0	0	0	0	0	0				
Ken McMullen R OBP: 0.329, SLG: 0.396										1	0	0	0	0	0	2				
Eddie Fisher R OBP: 0.200, SLG: 0.200										1	0	0	0	0	0	2				
Inning Stats	R: 1 E: 0 K: 1 S: 7	H: 2 LOB: 1 BB: 0 P: 7	R: 0 E: 0 K: 0 S: 5	H: 2 LOB: 2 BB: 0 P: 5	R: 0 E: 0 K: 1 S: 5	H: 0 LOB: 0 BB: 0 P: 5	R: 0 E: 0 K: 0 S: 3	H: 1 LOB: 1 BB: 1 P: 7	R: 0 E: 0 K: 0 S: 3	H: 1 LOB: 1 BB: 1 P: 7	R: 4 E: 0 K: 0 S: 6	H: 3 LOB: 3 BB: 4 P: 22	R: 0 E: 0 K: 2 S: 9	H: 2 LOB: 2 BB: 0 P: 9	R: 0 E: 0 K: 1 S: 5	H: 0 LOB: 0 BB: 0 P: 5	1B: 8 2B: 2 3B: 0 HR: 1	SF: 0 SAC: 0 DP: 1 HBP: 0	WP: 0 PB: 0 SB: 1 CS: 0	PA: 42
PITCHER	IP WLS BF H R ER SO BB IBB HBP BLK WP HR S P ERA WHIP																			
Bill Butler L ERA: 4.0	5.1 L 25 7 4 4 2 4 0 0 0 0 0 1 25 41 6.75 2.062																			
Tom Burgmeier L ERA: 3.09	0.1 4 1 0 0 0 2 0 0 0 0 0 0 2 10 0.00 9.000																			
Ken Wright R ERA: 6.48	0.1 2 1 1 1 0 0 0 0 0 0 0 0 2 2 27.00 3.000																			
Bob Johnson R ERA: 3.13	3.0 11 2 0 0 5 0 0 0 0 0 0 0 21 21 0.00 0.667																			

Batter	1	2	3	4	5	6	7	8	9	AB	R	H	RBI	BB	SO	LOB	BOTTOM					
Paul Schaal R OBP: 0.315, SLG: 0.308	S 1B		F8						6-3	5	1	2	0	0	0	0	California Angels @ Kansas City Royals Municipal Stadium, Kansas City, MO Fri Jun 26 1970, 8:05 PM EDT Att: 9,677 - Unknown					
Cookie Rojas R OBP: 0.256, SLG: 0.267	1B									4	0	4	1	0	0	0						
Amos Otis R OBP: 0.360, SLG: 0.440	1B									3	0	0	0	1	0	4						
Bob Oliver R OBP: 0.337, SLG: 0.518	K									4	1	1	1	0	1	2						
Joe Keough L OBP: 0.400, SLG: 0.448										4	1	1	0	0	2	0						
Lou Piniella R OBP: 0.337, SLG: 0.481										4	1	3	0	0	0	0						
Ed Kirkpatrick L OBP: 0.298, SLG: 0.439										4	0	1	1	0	2	2						
Jackie Hernandez R OBP: 0.283, SLG: 0.280										1	0	0	1	0	1	1						
Pat Kelly L OBP: 0.367, SLG: 0.356										1	0	0	0	0	0	1						
Bob Johnson L										0	0	0	0	0	0	0						
Bill Sorrell L OBP: 0.300, SLG: 0.222										1	0	0	0	0	0	0						
Bill Butler L OBP: 0.121, SLG: 0.033										2	0	0	0	0	2	1						
Tom Burgmeier L OBP: 0.250, SLG: 0.143										0	0	0	0	0	0	0						
Ken Wright R										0	0	0	0	0	0	0						
Tom Matchick L OBP: 0.182, SLG: 0.129										2	0	0	0	0	0	0						
Inning Stats	R: 1 E: 0 K: 1 S: 6	H: 2 LOB: 0 BB: 0 P: 6	R: 0 E: 0 K: 2 S: 8	H: 1 LOB: 1 BB: 0 P: 8	R: 0 E: 0 K: 1 S: 6	H: 1 LOB: 2 BB: 1 P: 10	R: 1 E: 0 K: 2 S: 9	H: 2 LOB: 1 BB: 0 P: 9	R: 0 E: 0 K: 0 S: 3	H: 2 LOB: 0 BB: 0 P: 3	R: 1 E: 0 K: 0 S: 5	H: 2 LOB: 1 BB: 0 P: 5	R: 0 E: 0 K: 0 S: 4	H: 1 LOB: 1 BB: 0 P: 4	R: 1 E: 0 K: 2 S: 8	H: 1 LOB: 0 BB: 0 P: 8	R: 0 E: 0 K: 0 S: 3	H: 0 LOB: 0 BB: 0 P: 3	1B: 9 2B: 1 3B: 2 HR: 1	SF: 0 SAC: 1 DP: 1 HBP: 0	WP: 0 PB: 0 SB: 1 CS: 0	PA: 37
PITCHER	IP WLS BF H R ER SO BB IBB HBP BLK WP HR S P ERA WHIP																					
Rudy May L ERA: 3.0	4.0 20 8 2 2 2 6 1 0 0 0 0 0 0 31 35 4.50 2.250																					
Steve Kealey R ERA: 2.19	1.0 W 1 0 0 0 0 0 0 0 0 0 0 0 1 1 0.00 0.000																					
Eddie Fisher R ERA: 2.11	4.0 S 16 4 2 2 2 2 0 0 0 0 0 0 1 20 20 4.50 1.000																					



Batter	1	2	3	4	5	6	7	8	9	AB	R	H	RBI	BB	SO	LOB	TOP										
Sandy Alomar Sr. S OBP: 0.298, SLG: 0.293 (1, 4)	0-0 6-3		0-0 F8			0-0 2B		0-3 K		4	0	1	0	0	1	0											
Roger Repoz L OBP: 0.333, SLG: 0.446 (1, 9)	0-0 F9			0-3 K		0-3 K		0-0 1-3		4	0	0	0	0	2	1											
Jim Fregosi R OBP: 0.354, SLG: 0.469 (1, 6)	0-0 F8			0-0 1B		4-0 BB		0-3 K		3	0	1	0	1	1	0											
Alex Johnson R OBP: 0.361, SLG: 0.440 (1, 7)		0-0 F9		0-0 F9		0-0 F9		0-3 K		4	0	0	0	0	1	3											
Jim Spencer L OBP: 0.308, SLG: 0.388 (1, 3)		0-0 2B		0-3 K			0-3 K			3	0	1	0	0	2	1											
Ken McMullen R OBP: 0.329, SLG: 0.392 (1, 5)		4-0 BB G5-4-3			0-0 F8		0-0 F9			2	0	0	0	1	0	0											
Joe Azcue R OBP: 0.322, SLG: 0.367 (1, 2)		0-0 G5-4-3 1-2			0-0 F8		0-0 F8			3	0	0	0	0	0	2											
Jay Johnstone L OBP: 0.292, SLG: 0.408 (1, 8)			0-0 1B		0-0 F2			0-0 3-1		3	0	1	0	0	0	0											
Andy Messersmith R OBP: 0.125, SLG: 0.229 Greg Garrett S (6, 1) Billy Cowan R OBP: 0.371, SLG: 0.589 Paul Doyle L (8, 1)			0-0 6-3			0-0 F7		0-3 K		2	0	0	0	0	0	0											
Inning Stats	R: 0 E: 0 K: 0 S: 3	H: 0 LOB: 0 BB: 0 P: 3	R: 0 E: 0 K: 0 S: 3	H: 1 LOB: 1 BB: 1 P: 7	R: 0 E: 0 K: 0 S: 3	H: 1 LOB: 0 BB: 0 P: 3	R: 0 E: 0 K: 2 S: 8	H: 1 LOB: 1 BB: 0 P: 8	R: 0 E: 0 K: 0 S: 3	H: 0 LOB: 0 BB: 0 P: 3	R: 0 E: 0 K: 1 S: 5	H: 0 LOB: 0 BB: 0 P: 5	R: 0 E: 0 K: 2 S: 7	H: 0 LOB: 0 BB: 0 P: 7	R: 0 E: 0 K: 2 S: 7	H: 0 LOB: 0 BB: 0 P: 7	1B: 2 2B: 2 3B: 0 HR: 0	SF: 0 SAC: 0 DP: 1 HBP: 0	WP: 0 PB: 0 SB: 0 CS: 0	PA: 31							
PITCHER	IP	WLS	BF	H	R	ER	SO	BB	IBB	HBP	BLK	WP	HR	S	P	ERA	WHIP										
Dave Morehead R ERA: 3.71 (1, 1)	2.0		7	1	0	0	0	1	0	0	0	0	0	6	10	0.00	1.000										
Tom Burgmeier L ERA: 2.57 (3, 1)	4.0	W	15	3	0	0	3	1	0	0	0	0	0	20	24	0.00	1.000										
Bob Johnson R ERA: 3.0 (7, 1)	3.0	S	9	0	0	0	5	0	0	0	0	0	0	19	19	0.00	0.000										

California Angels @ Kansas City Royals
Municipal Stadium, Kansas City, MO
Sat Jun 27 1970, 4:33 AM EDT
Att. 7,677 - Unknown - 83 F

AB	29
R	0
H	4
RBI	0
BB	2
SO	8
LOB	7



Batter	1	2	3	4	5	6	7	8	9	AB	R	H	RBI	BB	SO	LOB	BOTTOM										
Tom Matchick L OBP: 0.194, SLG: 0.147 Elie Rodriguez R OBP: 0.336, SLG: 0.333 Bob Johnson L (7, 1)	0-3 K		0-3 K		0-0 1-2 1B	0-3 K				3	0	1	0	0	2	1											
Cookie Rojas R OBP: 0.266, SLG: 0.281 (1, 4)	0-0 2B FC1-6-5		4-0 BB FC6-4		0-0 F9		0-0 F8			3	0	1	0	1	0	2											
Amos Otis R OBP: 0.362, SLG: 0.439 (1, 8)	0-0 FC1-6-5 2-3		0-0 FC6-4 1-2			4-0 BB 1B		0-0 CS 1B		3	1	1	0	1	0	3											
Bob Oliver R OBP: 0.339, SLG: 0.515 (1, 3)	0-0 F4			0-0 G4-6-3 1B		4-0 BB 1B BB		0-3 K 1-2		3	1	1	0	1	1	2											
Joe Keough L OBP: 0.392, SLG: 0.438 (1, 9)		0-0 F8		0-0 F9		0-3 K		0-0 4-3		4	0	0	0	0	1	3											
Lou Piniella R OBP: 0.335, SLG: 0.476 (1, 7)		0-0 6-3		0-0 G4-6-3 1-2		0-0 BB BB 1B		0-0 F8		4	0	1	1	0	0	1											
Ed Kirkpatrick L OBP: 0.297, SLG: 0.432 (1, 2)		0-0 L9			0-0 F2	4-0 BB BB		0-0 L3		3	0	0	0	1	0	0											
Paul Schaal R OBP: 0.321, SLG: 0.311 (1, 5)			0-0 BB 1B		0-0 5-3	4-0 BB BB				2	0	1	1	1	0	0											
Dave Morehead R OBP: 0.192, SLG: 0.200 Tom Burgmeier L OBP: 0.300, SLG: 0.222 Hawk Taylor R OBP: 0.370, SLG: 0.370 Jackie Hernandez R OBP: 0.283, SLG: 0.280 (7, 6)			0-0 F7		0-0 1B	4-0 BB BB		0-0 P5		0	0	0	0	0	0	0											
Inning Stats	R: 0 E: 0 K: 1 S: 6	H: 1 LOB: 1 BB: 0 P: 6	R: 0 E: 0 K: 0 S: 3	H: 0 LOB: 0 BB: 0 P: 3	R: 0 E: 0 K: 1 S: 6	H: 1 LOB: 2 BB: 1 P: 10	R: 0 E: 0 K: 0 S: 3	H: 1 LOB: 0 BB: 0 P: 3	R: 0 E: 0 K: 2 S: 5	H: 2 LOB: 2 BB: 4 P: 24	R: 0 E: 0 K: 1 S: 5	H: 1 LOB: 0 BB: 0 P: 5	R: 0 E: 0 K: 0 S: 3	H: 0 LOB: 0 BB: 0 P: 3	R: 0 E: 0 K: 0 S: 3	H: 0 LOB: 0 BB: 0 P: 3	1B: 6 2B: 1 3B: 0 HR: 0	SF: 0 SAC: 0 DP: 1 HBP: 0	WP: 0 PB: 0 SB: 1 CS: 1	PA: 34							
PITCHER	IP	WLS	BF	H	R	ER	SO	BB	IBB	HBP	BLK	WP	HR	S	P	ERA	WHIP										
Andy Messersmith R ERA: 3.15 (1, 1)	5.1	L	26	6	2	2	3	5	0	0	0	0	0	27	47	3.38	2.062										
Greg Garrett L ERA: 0.6 (6, 1)	1.2		5	1	0	0	2	0	0	0	0	0	0	9	9	0.00	0.600										
Paul Doyle L ERA: 4.76 (8, 1)	1.0		3	0	0	0	0	0	0	0	0	0	0	3	3	0.00	0.000										

California Angels @ Kansas City Royals
Municipal Stadium, Kansas City, MO
Sat Jun 27 1970, 4:33 AM EDT
Att. 7,677 - Unknown - 83 F

AB	29
R	2
H	7
RBI	2
BB	5
SO	5
LOB	19





Batter	1	2	3	4	5	6	7	8	9	AB	R	H	RBI	BB	SO	LOB	TOP			
Pat Kelly, L OBP: 0.376, SLG: 0.365 (1, 9)										5	0	2	0	0	1	2	Kansas City Royals @ Minnesota Twins Metropolitan Stadium, Bloomington, MI Mon Jun 29 1970, 8:05 PM EDT Att: 14,600 - Unknown - 97 F livebaseballscores.com AB 36 R 4 H 10 RBI 4 BB 2 SO 7 LOB 11 			
Cookie Rojas, R OBP: 0.269, SLG: 0.282 (1, 4)										5	1	1	0	0	0	2				
Amos Otis, R OBP: 0.366, SLG: 0.458 (1, 8)										4	1	1	0	0	0	1				
Ed Kirkpatrick, L OBP: 0.309, SLG: 0.438 (1, 2)										3	1	1	1	1	0	0				
Lou Piniella, R OBP: 0.343, SLG: 0.497 (1, 7)										4	1	2	2	0	1	2				
Bob Oliver, R OBP: 0.334, SLG: 0.496 (1, 3)										4	0	0	0	0	1	2				
Tom Matchick, L OBP: 0.229, SLG: 0.217 (1, 6)										4	0	1	1	0	1	0				
Paul Schaaf, R OBP: 0.328, SLG: 0.312 (1, 5)										3	0	1	0	1	1	0				
Dick Drago, R OBP: 0.135, SLG: 0.086 (1, 1)										3	0	1	0	0	2	2				
Tom Burgmeier, L OBP: 0.300, SLG: 0.222 (6, 1)										0	0	0	0	0	0	0				
Hawk Taylor, R OBP: 0.300, SLG: 0.357 (9, PH)										1	0	0	0	0	0	0				
Inning Stats	R: 4 E: 0 K: 1 S: 10	H: 5 LOB: 2 BB: 1 P: 14	R: 0 E: 0 K: 0 S: 4	H: 1 LOB: 2 BB: 1 P: 8	R: 0 E: 0 K: 0 S: 5	H: 2 LOB: 2 BB: 0 P: 5	R: 0 E: 0 K: 0 S: 3	H: 0 LOB: 0 BB: 0 P: 3	R: 0 E: 0 K: 0 S: 3	H: 0 LOB: 0 BB: 0 P: 3	R: 0 E: 0 K: 0 S: 9	H: 0 LOB: 0 BB: 0 P: 9	R: 0 E: 0 K: 0 S: 3	H: 0 LOB: 0 BB: 0 P: 3	R: 0 E: 0 K: 0 S: 9	H: 1 LOB: 1 BB: 0 P: 4	1B: 7 2B: 4 3B: 0 HR: 0	SF: 0 SAC: 0 DP: 1 HBP: 0	WP: 0 PB: 0 SB: 0 CS: 0	PA: 38
PITCHER	IP WLS BF H R ER SO BB IBB HBP BLK WP HR S P ERA WHIP																			
Jim Perry, R ERA: 3.18 (1, 1)	8.2 W 37 10 4 4 7 2 0 0 0 0 0 0 49 57 4.15 1.385																			
Ron Perranoski, L ERA: 1.74 (9, 1)	0.1 S 1 0 0 0 0 0 0 0 0 0 0 0 1 1 0.00 0.000																			

Batter	1	2	3	4	5	6	7	8	9	AB	R	H	RBI	BB	SO	LOB	BOTTOM			
Cesar Tovar, R OBP: 0.365, SLG: 0.498 (1, 4)										5	1	4	1	0	0	0	Kansas City Royals @ Minnesota Twins Metropolitan Stadium, Bloomington, MI Mon Jun 29 1970, 8:05 PM EDT Att: 14,600 - Unknown - 97 F livebaseballscores.com AB 33 R 5 H 13 RBI 5 BB 3 SO 2 LOB 19 			
Herman Hill, L OBP: 0.222, SLG: 0.222 (1, 8)										4	2	2	0	0	0	2				
Tony Oliva, L OBP: 0.359, SLG: 0.522 (1, 9)										4	1	2	1	0	0	0				
Harmon Killebrew, R OBP: 0.442, SLG: 0.610 (1, 5)										3	0	2	1	1	0	2				
Rich Reese, L OBP: 0.319, SLG: 0.368 (1, 3)										3	0	0	0	1	0	5				
Jim Holt, L OBP: 0.296, SLG: 0.323 (1, 7)										3	0	1	2	0	0	3				
Leo Cardenas, R OBP: 0.330, SLG: 0.404 (1, 6)										3	0	0	0	1	1	5				
George Mitterwald, R OBP: 0.264, SLG: 0.353 (1, 2)										4	0	1	0	0	1	1				
Jim Perry, S OBP: 0.349, SLG: 0.405 (1, 1)										4	1	1	0	0	0	1				
Ron Perranoski, L ERA: 1.74 (9, 1)										0	0	0	0	0	0	0				
Inning Stats	R: 3 E: 0 K: 1 S: 9	H: 4 LOB: 1 BB: 0 P: 9	R: 0 E: 0 K: 0 S: 3	H: 1 LOB: 0 BB: 0 P: 3	R: 1 E: 0 K: 0 S: 6	H: 3 LOB: 2 BB: 0 P: 6	R: 0 E: 0 K: 1 S: 6	H: 1 LOB: 1 BB: 0 P: 6	R: 0 E: 0 K: 0 S: 4	H: 1 LOB: 1 BB: 0 P: 4	R: 1 E: 0 K: 0 S: 4	H: 2 LOB: 1 BB: 1 P: 8	R: 0 E: 0 K: 0 S: 3	H: 0 LOB: 2 BB: 2 P: 11	R: 0 E: 0 K: 0 S: 3	H: 1 LOB: 0 BB: 0 P: 3	1B: 11 2B: 1 3B: 1 HR: 0	SF: 1 SAC: 0 DP: 1 HBP: 0	WP: 0 PB: 0 SB: 0 CS: 2	PA: 38
PITCHER	IP WLS BF H R ER SO BB IBB HBP BLK WP HR S P ERA WHIP																			
Dick Drago, R ERA: 4.13 (1, 1)	5.2 L 28 12 5 5 2 1 0 0 0 0 0 0 7 31 35 7.94 2.294																			
Tom Burgmeier, L ERA: 2.45 (6, 1)	2.1 9 1 0 0 0 2 0 0 0 0 0 0 7 15 0.00 1.286																			

Batter	1	2	3	4	5	6	7	8	9	AB	R	H	RBI	BB	SO	LOB	TOP										
Paul Schaaf, R OBP: 0.331, SLG: 0.335 (1, 5)										4	1	2	1	0	0	0	Kansas City Royals @ Minnesota Twins Metropolitan Stadium, Bloomington, MI Tue Jun 30 1970, 8:05 PM EDT Att: 11,809 - Unknown - 91 F livebaseballscorecards.com										
Amos Otis, R OBP: 0.366, SLG: 0.458 (1, 8)										4	3	2	0	0	1												
Lou Piniella, R OBP: 0.346, SLG: 0.495 (1, 7)										3	0	1	0	1	0												
Bob Oliver, R OBP: 0.337, SLG: 0.511 (1, 3)										4	1	2	3	0	0	1											
Ed Kirkpatrick, L OBP: 0.308, SLG: 0.431 (1, 9) (6, 2)										3	0	0	0	1	0	2											
Elie Rodriguez, R OBP: 0.359, SLG: 0.326 (1, 2)										3	0	0	0	0	1	0											
Aurelio Monteaugado, R (8, 1)										0	0	0	0	0	0	0											
Jackie Hernandez, R OBP: 0.294, SLG: 0.281 (9, PH)										3	0	1	0	0	0	0											
Tom Matchick, L OBP: 0.224, SLG: 0.213 (9, PH)										1	0	0	0	0	0	0											
Rich Severson, R OBP: 0.287, SLG: 0.289 (9, PH)										3	0	0	0	0	0	2											
Hawk Taylor, R OBP: 0.230, SLG: 0.345 (9, PH)										1	0	0	0	0	0	0											
Don O'Riley, R (1, 1)										2	0	0	0	0	0	1											
Ken Wright, R (6, 1)										0	0	0	0	0	0	0											
Bob Johnson, L (6, 1)										0	0	0	0	0	0	0											
Pat Kelly, L OBP: 0.372, SLG: 0.362 (6, PH)										2	0	0	0	0	0	0											
Bill Sorrell, L OBP: 0.273, SLG: 0.200 (6, PH)										1	0	0	0	0	0	1											
Inning Stats	R: 2 E: 0 K: 0 S: 5	H: 2 LOB: 0 BB: 0 P: 5	R: 0 E: 1 K: 1 S: 5	H: 0 LOB: 0 BB: 0 P: 5	R: 1 E: 1 K: 0 S: 5	H: 2 LOB: 2 BB: 1 P: 9	R: 0 E: 0 K: 0 S: 4	H: 1 LOB: 1 BB: 0 P: 4	R: 2 E: 0 K: 0 S: 5	H: 3 LOB: 0 BB: 0 P: 5	R: 0 E: 0 K: 0 S: 3	H: 0 LOB: 0 BB: 0 P: 3	R: 0 E: 0 K: 1 S: 5	H: 0 LOB: 0 BB: 0 P: 5	R: 0 E: 0 K: 0 S: 3	H: 0 LOB: 1 BB: 1 P: 7	R: 0 E: 0 K: 0 S: 3	H: 0 LOB: 0 BB: 0 P: 3	1B: 5 2B: 2 3B: 0 HR: 2	SF: 0 SAC: 0 DP: 2 HBP: 0	WP: 1 PB: 0 SB: 1 CS: 0	PA: 36					
PITCHER	IP	WLS	BF	H	R	ER	SO	BB	IBB	HBP	BLK	WP	HR	S	P	ERA	WHIP										
Jim Kaat, L ERA: 3.97	4.0		20	7	5	5	1	1	0	0	0	1	2	21	25	11.25	2.000										
Bill Zepp, R ERA: 2.74	1.0	3	1	0	0	0	0	0	0	0	0	0	0	3	3	0.00	1.000										
Dick Woodson, R ERA: 3.18	1.0	W	3	0	0	0	0	0	0	0	0	0	0	3	3	0.00	0.000										
Stan Williams, R ERA: 1.7	3.0	S	10	0	0	0	1	1	0	0	0	0	0	11	15	0.00	0.333										

Batter	1	2	3	4	5	6	7	8	9	AB	R	H	RBI	BB	SO	LOB	BOTTOM										
Cesar Tovar, R OBP: 0.366, SLG: 0.496 (1, 4)										5	0	2	0	0	0	0	Kansas City Royals @ Minnesota Twins Metropolitan Stadium, Bloomington, MI Tue Jun 30 1970, 8:05 PM EDT Att: 11,809 - Unknown - 91 F livebaseballscorecards.com										
Herman Hill, L OBP: 0.143, SLG: 0.143 (1, 8)										5	0	0	0	0	3												
Tony Oliva, L OBP: 0.356, SLG: 0.516 (1, 9)										5	0	1	0	0	1	3											
Harmon Killebrew, R OBP: 0.443, SLG: 0.621 (1, 5)										4	2	2	1	0	0	2											
Danny Thompson, R OBP: 0.176, SLG: 0.188 (6, 5)										0	0	0	0	0	0	0											
Rich Reese, L OBP: 0.322, SLG: 0.367 (1, 3)										3	2	1	0	0	0	0											
Jim Holt, L OBP: 0.302, SLG: 0.344 (1, 7)										4	1	2	2	0	0	2											
Leo Cardenas, R OBP: 0.336, SLG: 0.404 (1, 6)										2	1	1	1	1	0	0											
George Mitterwald, R OBP: 0.269, SLG: 0.349 (1, 2)										2	1	0	0	2	0	3											
Jim Kaat, L OBP: 0.234, SLG: 0.186 (1, 1)										1	0	0	0	0	0	1											
Bill Zepp, R ERA: 5.08										0	0	0	0	0	0	0											
Paul Rattiff, L OBP: 0.366, SLG: 0.420 (5, PH)										1	0	0	0	0	0	0											
Dick Woodson, R ERA: 3.29										1	1	1	4	0	0	0											
Rick Renick, R OBP: 0.341, SLG: 0.548 (5, PH)										1	0	0	0	0	1	2											
Stan Williams, R (7, 1)										1	0	0	0	0	1	2											
Inning Stats	R: 0 E: 0 K: 0 S: 4	H: 1 LOB: 1 BB: 0 P: 4	R: 1 E: 1 K: 0 S: 5	H: 1 LOB: 1 BB: 0 P: 5	R: 0 E: 0 K: 0 S: 4	H: 0 LOB: 0 BB: 0 P: 4	R: 0 E: 0 K: 0 S: 2	H: 0 LOB: 0 BB: 0 P: 3	R: 0 E: 0 K: 0 S: 4	H: 1 LOB: 2 BB: 1 P: 8	R: 5 E: 0 K: 0 S: 6	H: 3 LOB: 0 BB: 2 P: 14	R: 2 E: 0 K: 1 S: 8	H: 3 LOB: 2 BB: 0 P: 9	R: 0 E: 0 K: 1 S: 5	H: 0 LOB: 0 BB: 0 P: 5	1B: 7 2B: 0 3B: 1 HR: 2	SF: 0 SAC: 0 DP: 1 HBP: 2	WP: 0 PB: 0 SB: 0 CS: 0	PA: 39							
PITCHER	IP	WLS	BF	H	R	ER	SO	BB	IBB	HBP	BLK	WP	HR	S	P	ERA	WHIP										
Don O'Riley, R ERA: 5.08	5.1		25	6	4	3	0	2	0	1	0	0	1	22	31	5.06	1.500										
Ken Wright, R ERA: 5.4	0.0		1	0	0	0	0	1	0	0	0	0	0	0	4	-	-										
Bob Johnson, R ERA: 3.29	1.2	L	10	4	4	4	1	0	0	1	0	0	1	11	12	21.60	2.400										
Aurelio Monteaugado, R ERA: 3.68	1.0		3	0	0	0	1	0	0	0	0	0	0	5	5	0.00	0.000										

Batter	1	2	3	4	5	6	7	8	9	AB	R	H	RBI	BB	SO	LOB	TOP					
Pat Kelly, L OBP: 0.363, SLG: 0.349 Ted Abernathy, R (8, 1)	K			F7		F8				3	0	0	0	1	1	0	Kansas City Royals @ Minnesota Twins Metropolitan Stadium, Bloomington, MI Thu Jul 02 1970, 4:33 AM EDT Att: 20,044 - Unknown - 91 F AB 29 R 2 H 4 RBI 2 BB 2 SO 6 LOB 10 					
Cookie Rojas, R OBP: 0.265, SLG: 0.290 (1, 4)	F8			F3				SF8		3	0	1	1	0	0							
Amos Otis, R OBP: 0.370, SLG: 0.458 (1, 8)	4-3			L7				F9		3	0	0	0	1	0	2						
Bob Oliver, R OBP: 0.331, SLG: 0.500 (1, 3)		5-3			6-3				4-3	4	0	0	0	0	1	2						
Lou Piniella, R OBP: 0.336, SLG: 0.478 (1, 7)	K			F5				L8		4	0	0	0	0	1	2						
Paul Schaaf, R OBP: 0.333, SLG: 0.329 (1, 5)	K			F8				L7		4	0	0	0	0	1	2						
Elie Rodriguez, R OBP: 0.335, SLG: 0.348 (1, 2)			K							3	2	2	0	0	1	0						
Jackie Hernandez, R OBP: 0.280, SLG: 0.279 Ed Kirkpatrick, L OBP: 0.310, SLG: 0.430 (8, PH) (8, 9)			K							1	0	0	1	0	1	0						
Al Fitzmorris, S OBP: 0.286, SLG: 0.429 Jim Campanis, R OBP: 0.244, SLG: 0.324 Aurelio Monteguado, R (6, PH) Hawk Taylor, R OBP: 0.281, SLG: 0.333 Tom Matchick, L OBP: 0.231, SLG: 0.220 (8, 6)			5-3							1	0	0	0	0	0	0						
Inning Stats	R: 0 E: 0 K: 1 S: 5	H: 0 LOB: 0 BB: 0 P: 5	R: 0 E: 0 K: 2 S: 7	H: 0 LOB: 0 BB: 0 P: 7	R: 0 E: 0 K: 2 S: 7	H: 0 LOB: 0 BB: 0 P: 7	R: 0 E: 0 K: 0 S: 3	H: 0 LOB: 0 BB: 0 P: 3	R: 0 E: 0 K: 0 S: 3	H: 0 LOB: 0 BB: 0 P: 3	R: 1 E: 0 K: 0 S: 4	H: 1 LOB: 0 BB: 1 P: 4	R: 0 E: 0 K: 1 S: 6	H: 1 LOB: 2 BB: 1 P: 10	R: 1 E: 0 K: 0 S: 5	H: 2 LOB: 2 BB: 1 P: 9		R: 0 E: 0 K: 0 S: 3	H: 0 LOB: 0 BB: 0 P: 3	1B: 2 2B: 1 3B: 1 HR: 0	SF: 2 SAC: 0 DP: 0 HBP: 0	WP: 0 PB: 0 SB: 0 CS: 0
PITCHER	IP WLS BF H R ER SO BB IBB HBP BLK WP HR S P ERA WHIP																					
Tom Hall, L ERA: 2.05 Stan Williams, R ERA: 1.81	(1, 1) (8, 1)	7.0 W 24 2 1 1 6 1 0 0 0 0 0 0 35 39 1.29 0.429																				

Batter	1	2	3	4	5	6	7	8	9	AB	R	H	RBI	BB	SO	LOB	BOTTOM			
Cesar Tovar, R OBP: 0.368, SLG: 0.503 (8, 7)	F3		5-3					6-3		4	1	1	1	0	0	0	Kansas City Royals @ Minnesota Twins Metropolitan Stadium, Bloomington, MI Thu Jul 02 1970, 4:33 AM EDT Att: 20,044 - Unknown - 91 F AB 26 R 5 H 6 RBI 4 BB 2 SO 3 LOB 4 			
Danny Thompson, R OBP: 0.200, SLG: 0.217 (1, 4) (9, 5)	F3		F8		F9			K		4	0	0	0	0	1	0				
Tony Oliva, L OBP: 0.351, SLG: 0.507 (1, 9)	F8		F5			L6				3	0	0	0	0	0	0				
Harmon Killebrew, R OBP: 0.442, SLG: 0.626 Frank Quilici, R OBP: 0.286, SLG: 0.197 (8, 4)		HR								2	1	2	1	1	0	0				
Rich Reese, L OBP: 0.321, SLG: 0.367 (1, 3)		HR								0	0	0	0	0	0	0				
Rich Renick, R OBP: 0.329, SLG: 0.559 Stan Williams, R (8, 1)		HR								3	1	1	0	0	0	2				
Rick Renick, R OBP: 0.329, SLG: 0.559 Stan Williams, R (8, 1)		HR								2	0	0	0	0	0	1				
Leo Cardenas, R OBP: 0.336, SLG: 0.418 (1, 6)		HR								3	2	2	2	0	0	0				
George Mitterwald, R OBP: 0.270, SLG: 0.339 (1, 2)		HR								2	0	0	0	1	1	0				
Tom Hall, L OBP: 0.167, SLG: 0.167 Herman Hill, L OBP: 0.125, SLG: 0.125 (8, 8)		HR								2	0	0	0	0	0	1				
Inning Stats	R: 0 E: 0 K: 0 S: 3	H: 3 LOB: 0 BB: 0 P: 6	R: 0 E: 0 K: 0 S: 3	H: 0 LOB: 0 BB: 0 P: 3	R: 0 E: 0 K: 0 S: 2	H: 0 LOB: 0 BB: 1 P: 6	R: 2 E: 0 K: 0 S: 4	H: 2 LOB: 1 BB: 1 P: 8	R: 0 E: 0 K: 0 S: 3	H: 1 LOB: 0 BB: 0 P: 3	R: 0 E: 0 K: 1 S: 5	H: 0 LOB: 0 BB: 0 P: 5	R: 0 E: 0 K: 2 S: 7	H: 0 LOB: 0 BB: 0 P: 7	R: 0 E: 0 K: 0 S: 3	H: 0 LOB: 0 BB: 0 P: 3	1B: 2 2B: 1 3B: 0 HR: 3	SF: 0 SAC: 1 DP: 3 HBP: 0	WP: 1 PB: 0 SB: 0 CS: 0	PA: 29
PITCHER	IP WLS BF H R ER SO BB IBB HBP BLK WP HR S P ERA WHIP																			
Al Fitzmorris, R ERA: 3.99 Aurelio Monteguado, R ERA: 2.89 Ted Abernathy, R ERA: 2.54	(1, 1) (6, 1) (8, 1)	5.0 L 20 5 5 5 0 2 0 0 0 0 0 0 3 18 26 9.00 1.400																		

Batter	1	2	3	4	5	6	7	8	9	10	AB	R	H	RBI	BB	SO	LOB							
Pat Kelly, L OBP: 0.368, SLG: 0.356 (1.9)	K			3-1													4 0 2 0 1 1 0							
Cookie Rojas, R OBP: 0.256, SLG: 0.279 (1.4)	6-3			5-3													4 0 0 0 0 0 2							
Amos Otis, R OBP: 0.367, SLG: 0.453 (1.8)	5-3			F4													5 1 1 0 0 1 1							
Ed Kirkpatrick, L OBP: 0.317, SLG: 0.429 (1.2)																	3 3 1 0 1 0 1							
Lou Piniella, R OBP: 0.273, SLG: 0.474 (1.7)																	4 1 1 0 1 0 2							
Bob Oliver, R OBP: 0.332, SLG: 0.495 (1.3)																	3 0 0 0 2 0 3							
Bill Sorrell, L OBP: 0.267, SLG: 0.214 Ted Abernathy, R (9.1)																	4 0 1 1 0 1 4 1 0 0 0 0 1 2							
Tom Matchick, L OBP: 0.232, SLG: 0.222 (1.6)																	4 0 1 1 0 1 1							
Dick Drago, R OBP: 0.128, SLG: 0.081 Hawk Taylor, R OBP: 0.273, SLG: 0.323 Ken Wright, R (8.1) Paul Schaal, R OBP: 0.332, SLG: 0.327 (9.5)																	2 0 0 0 0 2 0 1 0 0 0 0 0 0 0 0 0 0 0 0 0 1 0 0 0 0 1 2							
Inning Stats	R: 0 E: 0 K: 1 S: 5	H: 0 LOB: 0 BB: 0 P: 5	R: 0 E: 0 K: 0 S: 3	H: 0 LOB: 0 BB: 0 P: 3	R: 0 E: 0 K: 1 S: 5	H: 1 LOB: 0 BB: 0 P: 5	R: 0 E: 0 K: 0 S: 3	H: 0 LOB: 0 BB: 0 P: 3	R: 0 E: 0 K: 1 S: 4	H: 1 LOB: 1 BB: 0 P: 4	R: 0 E: 0 K: 1 S: 6	H: 1 LOB: 1 BB: 0 P: 6	R: 1 E: 0 K: 1 S: 7	H: 2 LOB: 1 BB: 0 P: 7	R: 0 E: 0 K: 1 S: 6	H: 1 LOB: 1 BB: 0 P: 6	R: 2 E: 0 K: 2 S: 8	H: 1 LOB: 2 BB: 2 P: 17	R: 2 E: 2 K: 1 S: 6	H: 0 LOB: 2 BB: 3 P: 18	1B: 6 2B: 1 3B: 0 HR: 0	SF: 0 SAC: 1 DP: 1 HBP: 1	WP: 1 PB: 0 SB: 1 CS: 0	PA: 43
PITCHER	IP WLS BF H R ER SO BB IBB HBP BLK WP HR S P ERA WHIP	8.1 L 6 1 2 1 1 3 0 0 0 0 0 5 17 13.50 6.000	10.1 L 6 0 1 0 1 0 2 0 0 0 0 6 14 0.00 0.000																					


TOP

Kansas City Royals @ Milwaukee Brewers
Milwaukee County Stadium, Milwaukee, WI

Fri Jul 03 1970, 8:05 PM EDT
Unknown - 79 F

livebaseballscorecards.com

AB 36
R 5
H 7
RBI 2
BB 5
SO 8
LOB 18



Batter	1	2	3	4	5	6	7	8	9	10	AB	R	H	RBI	BB	SO	LOB					
Tommy Harper, R OBP: 0.381, SLG: 0.556 (1.5)	5-3																4 1 2 0 1 0 0					
Mike Hegan, L OBP: 0.349, SLG: 0.403 (1.3)																	5 1 3 1 0 0 1					
Dave May, L OBP: 0.354, SLG: 0.290 (1.8)																	4 1 0 0 1 1 4					
Bob Burda, L OBP: 0.330, SLG: 0.354 (1.9)																	4 0 1 1 1 0 3					
Danny Walton, R OBP: 0.366, SLG: 0.489 Russ Snyder, L OBP: 0.291, SLG: 0.346 (9.7)																	4 0 3 1 0 0 1 0 0 0 0 0 0 0					
Roberto Pena, R OBP: 0.303, SLG: 0.322 (1.6)																	4 0 0 0 0 1 4					
Jerry McNertney, R OBP: 0.308, SLG: 0.326 (1.2)																	4 0 1 0 0 0 0					
Ted Kubiak, S OBP: 0.338, SLG: 0.313 (1.4)																	4 0 0 0 0 1 2					
Marty Pattin, R OBP: 0.182, SLG: 0.200 Bob Humphreys, R (9.1) Dave Baldwin, R (10.1)																	3 0 0 0 0 1 0 1 0 0 0 0 1 0 0 0 0 0 0 0 0					
Inning Stats	R: 1 E: 1 K: 1 S: 7	H: 2 LOB: 1 BB: 0 P: 7	R: 0 E: 0 K: 1 S: 5	H: 0 LOB: 0 BB: 0 P: 5	R: 0 E: 0 K: 1 S: 7	H: 2 LOB: 2 BB: 0 P: 7	R: 0 E: 0 K: 1 S: 6	H: 2 LOB: 2 BB: 0 P: 6	R: 2 E: 0 K: 0 S: 4	H: 2 LOB: 2 BB: 3 P: 16	R: 0 E: 0 K: 0 S: 3	H: 0 LOB: 0 BB: 0 P: 3	R: 0 E: 0 K: 0 S: 3	H: 1 LOB: 1 BB: 0 P: 3	R: 0 E: 0 K: 1 S: 5	H: 0 LOB: 0 BB: 0 P: 5	R: 0 E: 0 K: 0 S: 4	H: 1 LOB: 1 BB: 0 P: 4	1B: 9 2B: 2 3B: 0 HR: 0	SF: 0 SAC: 0 DP: 2 HBP: 0	WP: 0 PB: 0 SB: 2 CS: 1	PA: 40
PITCHER	IP WLS BF H R ER SO BB IBB HBP BLK WP HR S P ERA WHIP	7.0 3 8 1 0 0 4 3 0 0 0 0 0 35 3.86 1.571	8.1 W 7 1 0 0 1 0 0 0 0 0 0 9 0.00 0.500																			


BOTTOM

Kansas City Royals @ Milwaukee Brewers
Milwaukee County Stadium, Milwaukee, WI

Fri Jul 03 1970, 8:05 PM EDT
Unknown - 79 F

livebaseballscorecards.com

AB 37
R 3
H 10
RBI 3
BB 3
SO 5
LOB 15



Batter	1	2	3	4	5	6	7	8	9	AB	R	H	RBI	BB	SO	LOB	TOP					
Pat Kelly, L OBP: 0.380, SLG: 0.378 (1, 9)										3	2	3	3	2	0	0	Kansas City Royals @ Milwaukee Brewers Milwaukee County Stadium, Milwaukee, WI Fri Jul 03 1970, 8:05 PM EDT Att: 29,661 - Unknown - 68 F livebaseballscorecards.com					
Cookie Rojas, R OBP: 0.254, SLG: 0.270 (1, 4)										4	0	0	0	1	1	5						
Amos Otis, R OBP: 0.369, SLG: 0.452 (1, 8)										3	0	1	0	1	0	2						
Bob Oliver, R OBP: 0.328, SLG: 0.490 (1, 3)										3	0	0	1	0	0	2						
Lou Piniella, R OBP: 0.336, SLG: 0.470 (1, 7)										4	0	1	0	0	0	2						
Paul Schaaf, R OBP: 0.335, SLG: 0.327 (1, 5)										3	1	1	0	1	0	1						
Elie Rodriguez, R OBP: 0.327, SLG: 0.338 (1, 2)										4	0	0	0	0	0	2						
Jackie Hernandez, R OBP: 0.289, SLG: 0.289 (1, 6)										4	1	3	0	0	0	0						
Bob Johnson, L (1, 1)										2	0	0	0	0	0	2	1					
Tom Burgmeier, L OBP: 0.300, SLG: 0.222 Ted Abernathy, R (8, 1)										0	0	0	0	0	0	0						
Inning Stats	R: 1 E: 0 K: 1 S: 6	H: 1 LOB: 1 BB: 1 P: 10	R: 2 E: 0 K: 0 S: 6	H: 3 LOB: 1 BB: 0 P: 6	R: 0 E: 0 K: 0 S: 3	H: 1 LOB: 0 BB: 0 P: 3	R: 0 E: 0 K: 1 S: 5	H: 1 LOB: 1 BB: 1 P: 9	R: 0 E: 0 K: 0 S: 3	H: 1 LOB: 0 BB: 1 P: 7	R: 0 E: 0 K: 0 S: 3	H: 1 LOB: 0 BB: 0 P: 3	R: 1 E: 0 K: 1 S: 6	H: 1 LOB: 1 BB: 1 P: 10	R: 0 E: 0 K: 0 S: 3	H: 0 LOB: 0 BB: 0 P: 3	R: 0 E: 0 K: 0 S: 4	H: 1 LOB: 2 BB: 1 P: 8	1B: 8 2B: 1 3B: 0 HR: 1	SF: 1 SAC: 2 DP: 2 HBP: 0	WP: 1 PB: 0 CS: 1	PA: 38
PITCHER	IP WLS BF H R ER SO BB IBB HBP BLK WP HR S P ERA WHIP	IP WLS BF H R ER SO BB IBB HBP BLK WP HR S P ERA WHIP															IP WLS BF H R ER SO BB IBB HBP BLK WP HR S P ERA WHIP					
Al Downing, L ERA: 4.74 Ken Sanders, R ERA: 1.46	(1, 1) (8, 1)	7.0 L 30 8 4 4 3 4 0 0 0 1 1 32 48 5.14 1.714															(1, 1) (8, 1)	2.0 8 1 0 0 0 1 0 0 0 0 0 0 7 11 0.00 1.000				

Batter	1	2	3	4	5	6	7	8	9	AB	R	H	RBI	BB	SO	LOB	BOTTOM					
Tommy Harper, R OBP: 0.384, SLG: 0.566 (9, 9)										4	2	2	1	1	0	0	Kansas City Royals @ Milwaukee Brewers Milwaukee County Stadium, Milwaukee, WI Fri Jul 03 1970, 8:05 PM EDT Att: 29,661 - Unknown - 68 F livebaseballscorecards.com					
Mike Hegan, L OBP: 0.347, SLG: 0.405 (1, 3)										4	0	1	2	0	1	2						
Dave May, L OBP: 0.350, SLG: 0.281 Ken Sanders, R (8, 1)										3	0	0	0	1	1	2						
Bob Burda, L OBP: 0.388, SLG: 0.343 Ted Savage, R OBP: 0.359, SLG: 0.427 Jerry McNertney, R OBP: 0.308, SLG: 0.326										2	0	0	0	1	1	0						
Danny Walton, R OBP: 0.368, SLG: 0.487 (1, 7)										3	0	1	0	1	1	2						
Roberto Pena, R OBP: 0.302, SLG: 0.326 (1, 6)										4	0	1	0	0	1	4						
Phil Roof, R OBP: 0.305, SLG: 0.443 Tito Francona, L OBP: 0.333, SLG: 0.268 Max Alvis, R OBP: 0.216, SLG: 0.265										3	0	0	0	0	2	2						
Gus Gil, R OBP: 0.329, SLG: 0.262 (1, 4)										4	1	1	0	0	1	1						
Al Downing, R OBP: 0.154, SLG: 0.154 Russ Snyder, L OBP: 0.294, SLG: 0.344 (7, PH) (8, 8)										2	0	0	0	0	2	2						
Inning Stats	R: 1 E: 0 K: 1 S: 6	H: 1 LOB: 2 BB: 2 P: 14	R: 2 E: 0 K: 2 S: 8	H: 2 LOB: 1 BB: 1 P: 12	R: 0 E: 0 K: 2 S: 7	H: 0 LOB: 0 BB: 0 P: 7	R: 0 E: 0 K: 2 S: 8	H: 1 LOB: 1 BB: 0 P: 8	R: 0 E: 0 K: 1 S: 5	H: 0 LOB: 0 BB: 0 P: 5	R: 0 E: 0 K: 1 S: 5	H: 0 LOB: 1 BB: 1 P: 9	R: 0 E: 0 K: 1 S: 6	H: 1 LOB: 2 BB: 1 P: 10	R: 0 E: 1 K: 1 S: 6	H: 1 LOB: 1 BB: 0 P: 6	R: 0 E: 0 K: 1 S: 5	H: 0 LOB: 0 BB: 0 P: 5	1B: 2 2B: 3 3B: 0 HR: 1	SF: 0 SAC: 0 DP: 0 HBP: 0	WP: 0 PB: 0 CS: 0	PA: 37
PITCHER	IP WLS BF H R ER SO BB IBB HBP BLK WP HR S P ERA WHIP	IP WLS BF H R ER SO BB IBB HBP BLK WP HR S P ERA WHIP															IP WLS BF H R ER SO BB IBB HBP BLK WP HR S P ERA WHIP					
Bob Johnson, R ERA: 3.35 Tom Burgmeier, L ERA: 2.43 Ted Abernathy, R ERA: 2.23	(1, 1) (7, 1) (8, 1)	6.1 W 28 5 3 3 9 5 0 0 0 0 0 4 4 0.00 0.000															(1, 1) (7, 1) (8, 1)	2.0 S 7 1 0 0 2 0 0 0 0 0 0 11 11 0.00 0.500				

Batter	1	2	3	4	5	6	7	8	9	AB	R	H	RBI	BB	SO	LOB	TOP				
Pat Kelly, L OBP: 0.375, SLG: 0.369 (1, 9)										4	0	0	0	0	1	2	Kansas City Royals @ Milwaukee Brewers Milwaukee County Stadium, Milwaukee, WI Sun Jul 05 1970, 4:33 AM EDT Att: 10,323 - Unknown - 73 F livebaseballscorecards.com				
Cookie Rojas, R OBP: 0.252, SLG: 0.266 (1, 4)										4	0	0	0	0	0	0					
Amos Otis, R OBP: 0.371, SLG: 0.455 (1, 8)										4	0	0	0	0	0	0					
Ed Kirkpatrick, L OBP: 0.313, SLG: 0.420 (1, 2)										4	1	1	0	0	0	0					
Bob Oliver, R OBP: 0.332, SLG: 0.497 (1, 3)										2	0	1	0	1	0	0					
Lou Piniella, R OBP: 0.335, SLG: 0.480 (1, 7)										3	0	0	0	0	0	3					
Bill Sorrell, L OBP: 0.364, SLG: 0.450 (1, 5)										3	0	2	1	0	1	0					
Tom Matchick, L OBP: 0.234, SLG: 0.226 (1, 6)										3	0	0	0	0	0	2					
Bill Butler, L OBP: 0.114, SLG: 0.031 (8, PH)										2	0	0	0	0	0	2					
Hawk Taylor, R OBP: 0.294, SLG: 0.323 (8, PR)										0	0	0	0	0	0	0					
Rich Severson, R OBP: 0.287, SLG: 0.289 (8, PR)										0	0	0	0	0	0	0					
Tom Burgmeier, L OBP: 0.300, SLG: 0.222 (8, 1)										0	0	0	0	0	0	0					
Inning Stats	R: 0 E: 0 K: 0 S: 3	H: 0 LOB: 0 BB: 0 P: 3	R: 0 E: 0 K: 0 S: 3	H: 1 LOB: 0 BB: 0 P: 3	R: 0 E: 0 K: 2 S: 7	H: 0 LOB: 0 BB: 0 P: 7	R: 0 E: 0 K: 1 S: 5	H: 0 LOB: 0 BB: 0 P: 5	R: 1 E: 0 K: 0 S: 4	H: 2 LOB: 1 BB: 1 P: 8	R: 0 E: 0 K: 1 S: 5	H: 0 LOB: 0 BB: 0 P: 5	R: 0 E: 0 K: 0 S: 3	H: 0 LOB: 0 BB: 0 P: 3	R: 0 E: 0 K: 0 S: 4	H: 1 LOB: 2 BB: 0 P: 5	R: 0 E: 0 K: 0 S: 3	H: 0 LOB: 0 BB: 0 P: 3	1B: 4 2B: 0 3B: 0 HR: 0	SF: 0 SAC: 0 DP: 2 HBP: 1	WP: 1 PA: 31 PB: 0 SB: 0 CS: 0
PITCHER Skip Lockwood, R ERA: 4.14 (1, 1)	IP: 9.0 WLS: W BF: 31 H: 4 R: 1 ER: 1 SO: 4 BB: 1 IBB: 0 HBP: 1 BLK: 0 WP: 1 HR: 0 S: 37 P: 42 ERA: 1.00 WHIP: 0.556															PITCHER					

Batter	1	2	3	4	5	6	7	8	9	AB	R	H	RBI	BB	SO	LOB	BOTTOM				
Tommy Harper, R OBP: 0.380, SLG: 0.556 (1, 5)										4	0	1	0	0	2	1	Kansas City Royals @ Milwaukee Brewers Milwaukee County Stadium, Milwaukee, WI Sun Jul 05 1970, 4:33 AM EDT Att: 10,323 - Unknown - 73 F livebaseballscorecards.com				
Mike Hegan, L OBP: 0.351, SLG: 0.415 (1, 3)										4	0	0	0	0	1	0					
Mike Hershberger, R OBP: 0.310, SLG: 0.267 (1, 9)										4	0	1	0	0	1	0					
Danny Walton, R OBP: 0.362, SLG: 0.476 (1, 7)										3	0	0	0	0	0	1					
Roberto Pena, R OBP: 0.304, SLG: 0.325 (1, 6)										3	1	1	0	0	0	1					
Phil Roof, R OBP: 0.327, SLG: 0.444 (1, 2)										0	1	0	0	2	0	0					
Dave May, L OBP: 0.360, SLG: 0.277 (1, 8)										2	0	1	0	1	0	1					
Gus Gil, R OBP: 0.309, SLG: 0.254 (1, 4)										1	0	0	2	0	0	0					
Skip Lockwood, R OBP: 0.217, SLG: 0.364 (1, 1)										2	0	0	0	0	0	1					
Inning Stats	R: 0 E: 0 K: 2 S: 7	H: 0 LOB: 0 BB: 0 P: 7	R: 0 E: 0 K: 0 S: 3	H: 0 LOB: 1 BB: 1 P: 7	R: 0 E: 0 K: 0 S: 3	H: 1 LOB: 0 BB: 0 P: 3	R: 0 E: 0 K: 0 S: 4	H: 1 LOB: 1 BB: 0 P: 4	R: 1 E: 0 K: 1 S: 6	H: 1 LOB: 1 BB: 1 P: 10	R: 0 E: 0 K: 0 S: 3	H: 0 LOB: 0 BB: 0 P: 3	R: 1 E: 0 K: 0 S: 4	H: 1 LOB: 1 BB: 1 P: 8	R: 0 E: 0 K: 1 S: 5	H: 0 LOB: 0 BB: 0 P: 5		R: 0 E: 0 K: 1 S: 5	H: 0 LOB: 0 BB: 0 P: 5	1B: 4 2B: 0 3B: 0 HR: 0	SF: 2 SAC: 2 DP: 0 HBP: 0
PITCHER Bill Butler, L ERA: 3.9 (1, 1)	IP: 7.0 WLS: L BF: 27 H: 4 R: 2 ER: 2 SO: 3 BB: 3 IBB: 0 HBP: 0 BLK: 0 WP: 1 HR: 0 S: 30 P: 42 ERA: 2.57 WHIP: 1.000															PITCHER					
Tom Burgmeier, L ERA: 2.34 (8, 1)	IP: 1.0 WLS: L BF: 3 H: 0 R: 0 ER: 0 SO: 1 BB: 0 IBB: 0 HBP: 0 BLK: 0 WP: 0 HR: 0 S: 5 P: 5 ERA: 0.00 WHIP: 0.000															PITCHER					

Batter	1	2	3	4	5	6	7	8	9	AB	R	H	RBI	BB	SO	LOB	TOP										
Pat Kelly, L OBP: 0.367, SLG: 0.362 (1, 9)	0-3 K		0-0 3-1			0-0 L4		0-3 K	4-0 BB	4	0	0	1	1	2	1	Kansas City Royals @ California Angels Anaheim Stadium, Anaheim, CA Wed Jul 08 1970, 10:05 PM EDT Att: 7,733 - Unknown livebaseballscorecards.com										
Cookie Rojas, R OBP: 0.262, SLG: 0.270 (1, 4)	0-0 L1		4-0 PO BB			0-0 6-3		0-0 1B	0-0 FC5	4	0	1	0	1	0	3											
Amos Otis, R OBP: 0.374, SLG: 0.460 (1, 8)	0-0 5-3		0-0 PO	0-0 1-4-3		0-0 E S 1B		0-0 P4		4	0	1	0	0	0	2											
Lou Piniella, R OBP: 0.339, SLG: 0.474 (1, 7)		0-0 6-3		0-0 FC4-6 1B		0-0 P6			0-0 4-3	4	0	1	0	0	0	1											
Ed Kirkpatrick, L OBP: 0.314, SLG: 0.418 (1, 2)	0-3 K		0-0 FC4-6 1-2			0-0 F7			0-0 1B 1B	4	1	1	0	0	1	1											
Bob Oliver, R OBP: 0.332, SLG: 0.492 (1, 3)	0-0 2B		0-3 K			0-0 1-3			0-0 1B BB 1B	4	1	2	0	0	1	1											
Bill Sorrell, L OBP: 0.397, SLG: 0.407 Jackie Hernandez, R OBP: 0.295, SLG: 0.295 Ted Abernathy, R (9, 1)	4-0 IBB		0-0 5-3			0-0 F7			0-0 BB BB FC5 1B	3	0	1	1	1	0	0											
Tom Matchick, L OBP: 0.236, SLG: 0.217 (1, 6)	0-0 G3		0-0 4-3			0-0 L3			4-0 1-2 BB	3	0	0	0	1	0	2											
Dick Drago, R OBP: 0.122, SLG: 0.077 Hawk Taylor, R OBP: 0.306, SLG: 0.313 Ken Wright, R (9, PH) Paul Schaal, R OBP: 0.335, SLG: 0.328 (9, 5)		0-3 K		0-0 5-3				4-0 1B BB	0-0 F3	2	0	0	0	0	1	0											
Inning Stats	R: 0 E: 0 K: 1 S: 5	H: 0 LOB: 0 BB: 0 P: 5	R: 0 E: 0 K: 1 S: 6	H: 1 LOB: 2 BB: 1 P: 10	R: 0 E: 0 K: 1 S: 4	H: 0 LOB: 0 BB: 1 P: 8	R: 0 E: 0 K: 1 S: 6	H: 1 LOB: 1 BB: 0 P: 6	R: 0 E: 0 K: 0 S: 3	H: 0 LOB: 0 BB: 0 P: 3	R: 0 E: 0 K: 0 S: 4	H: 1 LOB: 1 BB: 0 P: 4	R: 0 E: 0 K: 0 S: 3	H: 0 LOB: 0 BB: 0 P: 3	R: 0 E: 0 K: 1 S: 6	H: 1 LOB: 2 BB: 1 P: 10		R: 2 E: 0 K: 0 S: 6	H: 3 LOB: 3 BB: 2 P: 14	1B: 6 2B: 1 3B: 0 HR: 0	SF: 0 SAC: 0 DP: 0 HBP: 0	WP: 0 PB: 0 SB: 1 CS: 0	PA: 39				
PITCHER	IP	WLS	BF	H	R	ER	SO	BB	IBB	HBP	BLK	WP	HR	S	P	ERA	WHIP										
Tom Bradley, R ERA: 2.16 Ken Tatum, R ERA: 1.77	(1, 1) (9, 1)	8.1 0.2	34 W 4	7 0	2 0	2 0	5 0	2 2	1 0	0 0	0 0	0 0	0 0	41 2	53 10	2.16 0.00	1.080 3.000										

Batter	1	2	3	4	5	6	7	8	9	AB	R	H	RBI	BB	SO	LOB	BOTTOM										
Sandy Alomar Sr., S OBP: 0.297, SLG: 0.299 (1, 4)	0-0 L6		0-0 FC6-4 1-2			0-0 F7		0-0 F7		4	0	0	0	0	0	2	Kansas City Royals @ California Angels Anaheim Stadium, Anaheim, CA Wed Jul 08 1970, 10:05 PM EDT Att: 7,733 - Unknown livebaseballscorecards.com										
Roger Repoz, L OBP: 0.340, SLG: 0.471 (1, 8)	0-0 3B		0-0 F7 1-2		0-3 K			0-0 F9		4	0	1	0	0	1	2											
Jim Fregosi, R OBP: 0.361, SLG: 0.484 (1, 6)	0-3 K			0-0 WP 4-3 2B		0-0 G4-6-3 1B			0-0 SH1-4 FC 1B	4	2	3	0	0	1	1											
Alex Johnson, R OBP: 0.357, SLG: 0.442 (1, 7)	0-0 1-3			0-0 6-3		0-0 G4-6-3 1-2			0-0 FC SH1-4 1B	4	0	1	0	0	0	3											
Jim Spencer, L OBP: 0.310, SLG: 0.404 (1, 3)		0-0 F7		0-0 4-3		0-0 4-3			0-0 SH1-4	3	0	0	1	0	0	0											
Ken McMullen, R OBP: 0.327, SLG: 0.392 (1, 5)		0-0 5-3		0-3 K			0-0 F7		0-0 FC	4	0	0	1	0	1	1											
Bill Voss, L OBP: 0.353, SLG: 0.382 (1, 9)	0-0 G3				0-0 1B WP 1B		0-0 P4		2-3 3-H	3	1	1	0	0	0	0											
Joe Azcue, R OBP: 0.326, SLG: 0.363 (1, 2)			0-0 FC6-4 1B		0-0 SH3 1B		0-0 6-3			3	0	2	0	0	0	0											
Tom Bradley, R Ken Tatum, R (9, 1)			0-3 K		0-0 SH3			0-0 F7		2	0	0	0	0	1	1											
Inning Stats	R: 0 E: 0 K: 1 S: 6	H: 1 LOB: 1 BB: 0 P: 6	R: 0 E: 0 K: 0 S: 3	H: 0 LOB: 0 BB: 0 P: 3	R: 0 E: 0 K: 1 S: 6	H: 1 LOB: 1 BB: 0 P: 6	R: 1 E: 0 K: 1 S: 6	H: 1 LOB: 0 BB: 0 P: 6	R: 1 E: 0 K: 1 S: 7	H: 2 LOB: 1 BB: 0 P: 7	R: 0 E: 0 K: 0 S: 3	H: 1 LOB: 0 BB: 0 P: 3	R: 0 E: 0 K: 0 S: 3	H: 0 LOB: 0 BB: 0 P: 3	R: 0 E: 0 K: 0 S: 3	H: 0 LOB: 2 BB: 0 P: 3		R: 1 E: 0 K: 0 S: 4	H: 2 LOB: 2 BB: 0 P: 4	1B: 6 2B: 1 3B: 1 HR: 0	SF: 0 SAC: 2 DP: 1 HBP: 0	WP: 2 PB: 0 SB: 1 CS: 0	PA: 33				
PITCHER	IP	WLS	BF	H	R	ER	SO	BB	IBB	HBP	BLK	WP	HR	S	P	ERA	WHIP										
Dick Drago, R ERA: 4.03 Ken Wright, R ERA: 4.55 Ted Abernathy, R ERA: 2.43	(1, 1) (8, 1) (9, 1)	7.0 1.0 0.1	26 3 L 4	6 0 2	2 0 1	2 0 1	4 0 0	0 0 0	0 0 0	0 0 0	0 0 0	0 0 0	0 0 4	3 3 4	3 3 4	0.00 0.000 27.00	0.857 0.000 6.000										

Batter	1	2	3	4	5	6	7	8	9	AB	R	H	RBI	BB	SO	LOB	TOP								
Ken Berry, R (1, 8) OBP: 0.326, SLG: 0.357	0-3 K	1-0 HBP			0-0 P6		0-0 G6-3		0-0 F7	4	0	0	0	0	1	0									
Luis Aparicio, R (1, 6) OBP: 0.369, SLG: 0.403	0-0 CS 1B	0-0 P6			0-0 F5		0-0 L7		0-0 BB 1B	5	1	2	0	0	0	3									
Walt Williams, R (1, 9) OBP: 0.306, SLG: 0.360	0-3 K		0-0 G6-3		0-0 G5-3		0-0 G5-3		4-0 BB 1B G4-3 BB	4	1	0	0	1	1	1									
Carlos May, L (1, 7) OBP: 0.363, SLG: 0.458		4-0 E S 1B BB	0-0 G5-3		0-0 FC5-4 1B 1B		0-0 BB BB SF9 1B		4-0 G4-3 BB 1B	4	3	3	1	1	0	0									
Ed Herrmann, L (1, 2) OBP: 0.360, SLG: 0.449	0-3 K	0-0 F9			0-0 FC5-4 1B		4-0 SF9 BB BB		4-0 G4-3 BB	3	0	1	0	2	1	1									
Rich Morales, R (9, PR) OBP: 0.273, SLG: 0.172		0-3 K			0-3 K		4-0 BB BB		0-0 G4-3	0	0	0	0	0	0	0									
Bob Spence, L (1, 3) OBP: 0.273, SLG: 0.300	0-3 K			4-0 BB		0-3 K		4-0 BB BB	2	2	0	0	0	1	2	3									
Barry Moore, L (6, 1) OBP: 0.214, SLG: 0.185									0-0 G4-3	0	0	0	0	0	0	0									
Lee Stange, R (7, 1)									1-2 2-3 BB	0	0	0	0	0	0	0									
Gail Hopkins, L (8, PH) OBP: 0.376, SLG: 0.374	1-3 K								1-2 2-3 3-H	1	0	0	1	1	0	2									
Rich McKinney, R (1, 5) OBP: 0.093, SLG: 0.093	0-0 E S 1B				0-0 F8		0-0 FC5-4 1B		0-0 K	3	1	1	2	0	0	3									
Duane Josephson, R (9, PH) OBP: 0.344, SLG: 0.406	0-0 E S 1B				1-2 2-3 BB		1-2 2-3 BB		0-3 K	1	0	0	0	0	1	3									
Bobby Knoop, R (1, 4) OBP: 0.279, SLG: 0.290	4-0 HBP 1B BB				0-0 F9		0-0 K		0-3 K	3	0	1	1	1	1	3									
Gerry Janeski, R (1, 1) OBP: 0.093, SLG: 0.093	0-0 HBP 1B				0-0 G5-3		0-3 K			2	0	1	1	0	0	1									
Tom McCraw, L (6, PH) OBP: 0.305, SLG: 0.341	1-2 3-H 1B									2	0	0	0	0	2	4									
Floyd Weaver, R (8, 1)										0	0	0	0	0	0	0									
Inning Stats	R: 0 E: 0 K: 2 S: 7	H: 1 LOB: 1 BB: 0 P: 7	R: 2 E: 0 K: 2 S: 9	H: 2 LOB: 3 BB: 2 P: 18	R: 0 E: 0 K: 0 S: 3	H: 0 LOB: 1 BB: 0 P: 3	R: 0 E: 0 K: 0 S: 3	H: 0 LOB: 1 BB: 1 P: 7	R: 0 E: 0 K: 0 S: 3	H: 0 LOB: 0 BB: 0 P: 3	R: 1 E: 0 K: 2 S: 10	H: 3 LOB: 2 BB: 0 P: 10	R: 0 E: 0 K: 0 S: 3	H: 0 LOB: 0 BB: 0 P: 3	R: 1 E: 0 K: 2 S: 8	H: 1 LOB: 2 BB: 2 P: 16	R: 2 E: 0 K: 1 S: 7	H: 2 LOB: 3 BB: 2 P: 15	1B: 9 2B: 1 3B: 0 HR: 0	SF: 1 SAC: 0 DP: 1 HBP: 1	WP: 0 PB: 0 SB: 2 CS: 1	PA: 43			
PITCHER	IP	WLS	BF	H	R	ER	SO	BB	IBB	HBP	BLK	WP	HR	S	P	ERA	WHIP	PITCHER							
Bob Johnson, R (1, 1) ERA: 3.45	7.0	W	32	7	4	4	6	4	0	1	0	0	0	39	56	5.14	1.571								
Ken Wright, R (8, 1) ERA: 5.27	1.1		7	1	2	2	2	2	0	0	0	0	0	9	17	13.50	2.250								
Ted Abernathy, R (9, 1) ERA: 2.39	0.2	S	4	1	0	0	1	1	0	0	0	0	0	5	9	0.00	3.000								

Chicago White Sox @ Kansas City Royals
Municipal Stadium, Kansas City, MO
Fri Jul 10 1970, 4:33 AM EDT
Unknown - 85 F

AB 34
R 6
H 9
RBI 6
BB 7
SO 9
LOB 24



Batter	1	2	3	4	5	6	7	8	9	AB	R	H	RBI	BB	SO	LOB	BOTTOM								
Pat Kelly, L (1, 9) OBP: 0.367, SLG: 0.375	0-0 G4-3		0-0 HR	0-0 1B		0-0 G1-3		0-3 K		5	1	2	4	0	1	2									
Cookie Rojas, R (1, 4) OBP: 0.282, SLG: 0.284	0-0 G6-3		0-0 G6-3	0-0 G6-3			0-0 SF9	0-3 K		4	1	1	0	0	0	1									
Jackie Hernandez, R (8, 6) OBP: 0.293, SLG: 0.293										1	0	0	0	0	1	0									
Amos Otis, R (1, 8) OBP: 0.373, SLG: 0.458	0-0 G6-3		0-0 2B 1B		0-0 L6		0-0 SF9			3	1	1	1	0	0	0									
Ed Kirkpatrick, L (1, 2) OBP: 0.317, SLG: 0.438		0-0 G4-3	0-0 1B 2B		0-0 P6		0-0 HR			4	2	2	2	0	0	0									
Lou Piniella, R (1, 7) OBP: 0.341, SLG: 0.475		0-0 F9	0-0 1B		0-0 G6-3		0-0 E5 FC5-4 1B			4	0	2	1	0	0	0									
Bob Oliver, R (1, 3) OBP: 0.331, SLG: 0.487	0-3 K	0-3 K			0-0 G6-3		4-0 FC5-4 BB			3	0	0	0	1	2	1									
Bill Sorrell, L (1, 5) OBP: 0.394, SLG: 0.379			0-0 P4	0-0 F7		0-0 HBP 1B	0-0 FC5-4			2	0	0	0	0	0	0									
Paul Schaal, R (6, PH) OBP: 0.337, SLG: 0.330							1-2 2-3 BB			2	0	1	0	0	0	2									
Tom Matchick, L (1, 6) OBP: 0.263, SLG: 0.264			0-0 HR 3B	0-0 SH5-4 1B 1B		1-0 HBP	0-0 G1-3			3	2	2	0	0	0	2									
Bob Johnson, L (1, 1)			4-0 HR BB	0-0 SH5-4		0-3 K		0-0 F8		1	1	0	0	1	1	2									
Ken Wright, R (8, 1)										1	0	0	0	0	0	0									
Ted Abernathy, R (9, 1)										0	0	0	0	0	0	0									
Inning Stats	R: 0 E: 0 K: 0 S: 3	H: 0 LOB: 0 BB: 0 P: 3	R: 0 E: 0 K: 1 S: 5	H: 0 LOB: 0 BB: 0 P: 5	R: 5 E: 0 K: 1 S: 10	H: 5 LOB: 1 BB: 1 P: 14	R: 1 E: 0 K: 0 S: 5	H: 2 LOB: 1 BB: 0 P: 5	R: 0 E: 0 K: 0 S: 3	H: 0 LOB: 0 BB: 0 P: 3	R: 0 E: 0 K: 1 S: 6	H: 1 LOB: 2 BB: 0 P: 7	R: 2 E: 0 K: 0 S: 6	H: 3 LOB: 2 BB: 1 P: 10	R: 0 E: 0 K: 2 S: 7	H: 0 LOB: 0 BB: 0 P: 7	1B: 6 2B: 1 3B: 2 HR: 2	SF: 1 SAC: 1 DP: 0 HBP: 1	WP: 0 PB: 0 SB: 0 CS: 0	PA: 38					
PITCHER	IP	WLS	BF	H	R	ER	SO	BB	IBB	HBP	BLK	WP	HR	S	P	ERA	WHIP	PITCHER							
Gerry Janeski, R (1, 1) ERA: 4.28	5.0	L	23	7	6	6	2	1	0	1	0	0	0	1	26	10.80	1.600								
Barry Moore, L (6, 1) ERA: 5.63	1.1		10	4	2	2	1	1	0	1	0	0	0	1	10	13.50	3.750								
Lee Stange, R (7, 1) ERA: 6.14	0.2		2	0	0	0	0	0	0	0	0	0	0	2	2	0.00	0.000								
Floyd Weaver, R (8, 1) ERA: 4.05	1.0		3	0	0	0	2	0	0	0	0	0	0	7	7	0.00	0.000								

Chicago White Sox @ Kansas City Royals
Municipal Stadium, Kansas City, MO
Fri Jul 10 1970, 4:33 AM EDT
Unknown - 85 F

AB 33
R 8
H 11
RBI 8
BB 2
SO 5
LOB 10



Batter	1	2	3	4	5	6	7	8	9	AB	R	H	RBI	BB	SO	LOB	TOP		
Tom McCraw, L (1, 3) OBP: 0.300, SLG: 0.335	F8		K		L1-3			B1-3		4	0	0	0	0	1	1			
Luis Aparicio, R (1, 6) OBP: 0.370, SLG: 0.404	G6-4-3 1B		G6-3			G6-3		1B 1B		4	0	2	0	0	0	0			
Walt Williams, R (1, 9) OBP: 0.305, SLG: 0.357	G6-4-3 1-2			G5-3		G4-3		1-2 1B		4	0	1	0	0	0	1			
Carlos May, L (1, 7) OBP: 0.368, SLG: 0.459		FC4-6 BB		FC6-4 1B		FC6-4 BB		FC6-4 K		2	0	1	0	2	1	2			
Duane Josephson, R (1, 2) OBP: 0.342, SLG: 0.401	FC4-6 1B 1-2		FC6-4 FC5-4		FC6-4 FC5-4		F9		1B 1B	4	0	1	0	0	0	3			
Syd O'Brien, R (1, 5) OBP: 0.307, SLG: 0.357	F8		FC5-4				F9		F3	4	0	0	0	0	0	3			
Ken Berry, R (1, 8) OBP: 0.328, SLG: 0.359	FC6-4 1B 1-2				G5-3		K		1-2 1B	4	0	2	0	0	1	0			
Bobby Knoop, R (1, 4) OBP: 0.279, SLG: 0.285	FC6-4 1-2					F7			L8	3	0	0	0	1	0	4			
Bob Miller, R (1, 1) OBP: 0.308, SLG: 0.182			G6-3							2	0	0	0	0	0	1			
Rich McKinney, R (8, PH) OBP: 0.189, SLG: 0.184					F7					1	0	0	0	0	1	0			
Wilbur Wood, R (8, PH) OBP: 0.091, SLG: 0.182								K		0	0	0	0	0	0	0			
Rich Morales, R (8, PH) OBP: 0.265, SLG: 0.167									G1-3	1	0	0	0	0	0	2			
Inning Stats	R: 0 E: 0 K: 0 S: 3	H: 1 LOB: 0 BB: 0 P: 3	R: 0 E: 0 K: 0 S: 4	H: 1 LOB: 2 BB: 1 P: 8	R: 0 E: 0 K: 1 S: 5	H: 0 LOB: 0 BB: 0 P: 5	R: 0 E: 0 K: 0 S: 4	H: 1 LOB: 1 BB: 0 P: 4	R: 0 E: 0 K: 0 S: 3	H: 0 LOB: 1 BB: 1 P: 7	R: 0 E: 0 K: 1 S: 5	H: 0 LOB: 0 BB: 0 P: 5	R: 0 E: 0 K: 2 S: 9	H: 2 LOB: 2 BB: 0 P: 9	R: 0 E: 0 K: 0 S: 5	H: 2 LOB: 2 BB: 0 P: 5	1B: 7 2B: 0 3B: 0 HR: 0	SF: 0 SAC: 0 DP: 1 HBP: 0	WP: 0 PA: 36 CS: 0
PITCHER Jim Rooker, L (1, 1) ERA: 3.23	IP: 9.0 WLS: W BF: 36 H: 7 R: 0 ER: 0 SO: 4 BB: 3 IBB: 0 HBP: 0 BLK: 0 WP: 0 HR: 0 S: 41 P: 53 ERA: 0.00 WHIP: 1.111															PITCHER			

Chicago White Sox @ Kansas City Royals
Municipal Stadium, Kansas City, MO
Fri Jul 10 1970, 8:05 PM EDT
Att: 12,463 - Unknown

AB	33
R	0
H	7
RBI	0
BB	3
SO	4
LOB	17



Batter	1	2	3	4	5	6	7	8	9	AB	R	H	RBI	BB	SO	LOB	BOTTOM		
Pat Kelly, L (1, 9) OBP: 0.366, SLG: 0.373	B1-3		G4-3 1B		G4-3			P4		4	0	1	0	0	0	0			
Cookie Rojas, R (1, 4) OBP: 0.283, SLG: 0.285	G4-3		G4-3 1-2			CS 1B				3	0	1	0	0	0	1			
Amos Otis, R (1, 8) OBP: 0.370, SLG: 0.454	G6-3			F8		G5-3 1-2				3	0	0	0	0	0	1			
Ed Kirkpatrick, L (1, 2) OBP: 0.317, SLG: 0.450		F8			HR	K				3	1	1	1	0	1	0			
Lou Piniella, R (1, 7) OBP: 0.341, SLG: 0.471		G4-3 BB BB		G4-3			P4			2	0	0	0	1	0	0			
Bob Oliver, R (1, 3) OBP: 0.331, SLG: 0.484		G4-3 BB 1-2		K			G6-3			2	0	0	0	1	1	0			
Bill Sorrell, L (1, 5) OBP: 0.333, SLG: 0.344		G4-3			G3-1			K		3	0	0	0	0	1	2			
Paul Schaal, R (8, 5) OBP: 0.337, SLG: 0.330										0	0	0	0	0	0	0			
Tom Matchick, L (1, 6) OBP: 0.266, SLG: 0.293		L1-3						F3		3	1	1	0	0	0	2			
Jim Rooker, R (1, 1) OBP: 0.200, SLG: 0.256			G1-3			SF8 3B		K		2	0	0	1	0	1	0			
Inning Stats	R: 0 E: 0 K: 0 S: 3	H: 0 LOB: 0 BB: 0 P: 3	R: 0 E: 0 K: 0 S: 3	H: 0 LOB: 2 BB: 2 P: 11	R: 0 E: 0 K: 0 S: 3	H: 1 LOB: 0 BB: 0 P: 3	R: 1 E: 0 K: 1 S: 6	H: 1 LOB: 0 BB: 0 P: 6	R: 1 E: 0 K: 0 S: 4	H: 1 LOB: 0 BB: 0 P: 4	R: 0 E: 0 K: 1 S: 5	H: 1 LOB: 0 BB: 0 P: 5	R: 0 E: 0 K: 1 S: 5	H: 0 LOB: 0 BB: 0 P: 5	R: 0 E: 0 K: 1 S: 5	H: 0 LOB: 0 BB: 0 P: 5	1B: 2 2B: 0 3B: 1 HR: 1	SF: 1 SAC: 0 DP: 1 HBP: 0	WP: 0 PA: 28 CS: 1
PITCHER Bob Miller, R (1, 1) ERA: 5.33 Wilbur Wood, L (8, 1) ERA: 2.92	IP: 7.0 WLS: L BF: 25 H: 4 R: 2 ER: 2 SO: 2 BB: 2 IBB: 0 HBP: 0 BLK: 0 WP: 0 HR: 1 S: 29 P: 37 ERA: 2.57 WHIP: 0.857															PITCHER			

Chicago White Sox @ Kansas City Royals
Municipal Stadium, Kansas City, MO
Fri Jul 10 1970, 8:05 PM EDT
Att: 12,463 - Unknown

AB	25
R	2
H	4
RBI	2
BB	2
SO	4
LOB	6



Batter	1	2	3	4	5	6	7	8	9	AB	R	H	RBI	BB	SO	LOB	TOP			
Walt Williams, R OBP: 0.300, SLG: 0.351 (1, 9)	F9		K		FC1-4 1B			F9		4	0	0	0	0	1	2				
Luis Aparicio, R OBP: 0.369, SLG: 0.402 (1, 6)	F2		F9					G4-3		4	0	1	0	0	0	1				
Syd O'Brien, R OBP: 0.306, SLG: 0.352 (1, 5)	G5-3							G5-3		3	0	0	0	1	0	2				
Carlos May, L OBP: 0.369, SLG: 0.455 (1, 7)		BB	F7					G4-3		2	0	0	0	2	0	2				
Duane Josephson, R OBP: 0.339, SLG: 0.393 (1, 2)		BB			F7			L8		3	0	0	0	1	0	1				
Gail Hopkins, L OBP: 0.374, SLG: 0.371 (1, 3)	P3							L4		4	0	1	0	0	0	2				
Ken Berry, R OBP: 0.325, SLG: 0.354 (1, 8)	P6				G5-4-3 1B					3	0	0	0	0	0	3				
Bobby Knoop, R OBP: 0.275, SLG: 0.280 (1, 4)	G5-3									3	0	0	0	0	0	2				
Joe Horlen, R OBP: 0.133, SLG: 0.136 (7, PH)										1	0	1	0	1	0	0				
Rich McKinney, R OBP: 0.165, SLG: 0.160 (7, 1)			BB							1	0	0	0	0	0	0				
Floyd Weaver, R (7, 1)			BB		FC1-4 1B			P4		0	0	0	0	0	0	0				
Inning Stats	R: 0 E: 0 K: 0 S: 3	H: 0 LOB: 0 BB: 0 P: 3	R: 0 E: 0 K: 0 S: 3	H: 0 LOB: 2 BB: 2 P: 11	R: 0 E: 1 K: 1 S: 5	H: 0 LOB: 2 BB: 2 P: 13	R: 0 E: 0 K: 0 S: 3	H: 1 LOB: 0 BB: 0 P: 3	R: 0 E: 0 K: 0 S: 5	H: 2 LOB: 2 BB: 0 P: 5	R: 0 E: 0 K: 0 S: 2	H: 0 LOB: 0 BB: 1 P: 6	R: 0 E: 0 K: 0 S: 3	H: 0 LOB: 0 BB: 0 P: 3	R: 0 E: 0 K: 0 S: 3	H: 0 LOB: 0 BB: 0 P: 3	1B: 3 2B: 0 3B: 0 HR: 0	SF: 0 SAC: 0 DP: 2 HBP: 0	WP: 0 PB: 0 CS: 0	PA: 33
PITCHER Bill Butler, L ERA: 3.57 (1, 1)	IP: 9.0 WLS: W BF: 33 H: 3 R: 0 ER: 0 SO: 1 BB: 5 IBB: 0 HBP: 0 BLK: 0 WP: 0 HR: 0 S: 30 P: 50 ERA: 0.00 WHIP: 0.889															PITCHER				

Chicago White Sox @ Kansas City Royals
Municipal Stadium, Kansas City, MO
Sat Jul 11 1970, 8:05 PM EDT
Att: 10,494 - Unknown

AB	28
R	0
H	3
RBI	0
BB	5
SO	1
LOB	15



Batter	1	2	3	4	5	6	7	8	9	AB	R	H	RBI	BB	SO	LOB	BOTTOM			
Pat Kelly, L OBP: 0.361, SLG: 0.367 (1, 9)	L8	G3			G3		K			4	0	0	0	0	1	2				
Cookie Rojas, R OBP: 0.226, SLG: 0.277 (1, 4)	G6-3		F8		G5-3			G4-3		4	0	0	0	0	0	0				
Amos Otis, R OBP: 0.371, SLG: 0.458 (1, 8)	2B		1B		G1-3			G5-3		4	1	2	0	0	0	0				
Ed Kirkpatrick, L OBP: 0.320, SLG: 0.455 (1, 2)	G4-3		1B				K	1B		4	1	2	1	0	1	1				
Lou Piniella, R OBP: 0.344, SLG: 0.475 (1, 7)		F9	1B				G4-3	F9		4	1	2	1	0	0	1				
Bob Oliver, R OBP: 0.326, SLG: 0.479 (1, 3)	F9		L6-3				K			3	0	0	0	0	1	2				
Bill Sorrell, L OBP: 0.308, SLG: 0.314 (1, 5)	F5				G3-1			F7		3	0	0	0	0	0	1				
Tom Matchick, L OBP: 0.280, SLG: 0.321 (1, 6)		1B			P4			SH5-4 1B		3	1	2	1	0	0	0				
Bill Butler, L OBP: 0.135, SLG: 0.059 (1, 1)		1B			K			SH5-4		2	0	1	1	0	1	0				
Inning Stats	R: 0 E: 0 K: 0 S: 4	H: 1 LOB: 1 BB: 0 P: 4	R: 2 E: 0 K: 0 S: 6	H: 3 LOB: 1 BB: 0 P: 6	R: 2 E: 0 K: 0 S: 5	H: 3 LOB: 0 BB: 0 P: 5	R: 0 E: 0 K: 1 S: 5	H: 0 LOB: 0 BB: 0 P: 5	R: 0 E: 0 K: 2 S: 7	H: 0 LOB: 0 BB: 0 P: 7	R: 0 E: 0 K: 1 S: 6	H: 1 LOB: 1 BB: 0 P: 6	R: 0 E: 0 K: 0 S: 4	H: 1 LOB: 1 BB: 0 P: 4	R: 0 E: 0 K: 0 S: 4	H: 0 LOB: 0 BB: 0 P: 4	1B: 5 2B: 5 3B: 0 HR: 0	SF: 0 SAC: 1 DP: 1 HBP: 0	WP: 0 PB: 0 CS: 0	PA: 32
PITCHER Joe Horlen, R ERA: 4.5 Floyd Weaver, R ERA: 3.77 (7, 1)	IP: 6.0 WLS: L BF: 24 H: 7 R: 4 ER: 4 SO: 3 BB: 0 IBB: 0 HBP: 0 BLK: 0 WP: 0 HR: 0 S: 30 P: 30 ERA: 6.00 WHIP: 1.167															PITCHER				

Chicago White Sox @ Kansas City Royals
Municipal Stadium, Kansas City, MO
Sat Jul 11 1970, 8:05 PM EDT
Att: 10,494 - Unknown

AB	31
R	4
H	9
RBI	4
BB	0
SO	4
LOB	7



Batter	1	2	3	4	5	6	7	8	9	AB	R	H	RBI	BB	SO	LOB	TOP										
Vada Pinson, L OBP: 0.334, SLG: 0.439 (1, 7)	0-0 4-3		0-0 F9		0-0 1B 1B		0-0 F8		0-0 3-1	5	1	2	0	0	1		Cleveland Indians @ Kansas City Royals Municipal Stadium, Kansas City, MO Thu Jul 16 1970, 8:05 PM EDT Att: 8,046 - Unknown - 91 F										
Grain Nettles, L OBP: 0.336, SLG: 0.376 (1, 5)	0-3 K			0-0 F7	0-0 1B E 1B		0-0 4-3		0-0 F3	5	1	1	0	0	1												
Roy Foster, R OBP: 0.354, SLG: 0.453 (1, 9)	0-0 F9			0-0 2B	0-0 E 1B		0-0 6-3			4	0	2	1	0	0												
Ray Fosse, R OBP: 0.364, SLG: 0.522 (1, 2)		0-0 F8		0-0 5-3	0-0 F8			4-0 WP S SF8 BB		3	1	0	0	1	0	2											
Chuck Hinton, R OBP: 0.389, SLG: 0.395 (1, 3)		4-0 BB		0-0 6-3	0-0 6-3			0-0 6-3		3	0	0	0	1	0	3											
Buddy Bradford, R OBP: 0.279, SLG: 0.354 (1, 8)		0-0 L9		0-0 1B 3B	0-0 F8			0-0 SF8		3	1	1	1	0	0	1											
Eddie Leon, R OBP: 0.282, SLG: 0.323 (1, 4)		0-0 L9		0-0 SH5-3 1B 1B	0-3 K			0-0 3-1		4	1	1	1	0	1												
Jack Heidemann, R OBP: 0.256, SLG: 0.277 (1, 6)			0-3 K		0-0 SH5-3 1B 1B					4	1	3	0	0	1	0											
Rich Hand, R OBP: 0.172, SLG: 0.154 (1, 1)			0-0 6-3		0-0 SH5-3 1B 1B			0-3 K		3	0	0	0	0	2	2											
Inning Stats	R: 0 E: 0 K: 1 S: 5	H: 0 LOB: 0 BB: 0 P: 5	R: 0 E: 0 K: 0 S: 3	H: 0 LOB: 1 BB: 1 P: 7	R: 0 E: 0 K: 1 S: 5	H: 0 LOB: 0 BB: 0 P: 5	R: 0 E: 0 K: 0 S: 4	H: 1 LOB: 1 BB: 0 P: 4	R: 5 E: 1 K: 0 S: 9	H: 6 LOB: 1 BB: 0 P: 9	R: 0 E: 0 K: 2 S: 8	H: 1 LOB: 0 BB: 0 P: 8	R: 0 E: 0 K: 0 S: 3	H: 0 LOB: 0 BB: 0 P: 3	R: 1 E: 0 K: 0 S: 3	H: 0 LOB: 0 BB: 1 P: 7		R: 0 E: 0 K: 1 S: 6	H: 1 LOB: 1 BB: 0 P: 6	1B: 6 2B: 2 3B: 1 HR: 0	SF: 1 SAC: 1 DP: 0 HBP: 0	WP: 1 PB: 0 SB: 1 CS: 0	PA: 38				
PITCHER	IP	WLS	BF	H	R	ER	SO	BB	IBB	HBP	BLK	WP	HR	S	P	ERA	WHIP										
Jim Rooker, L ERA: 3.4 (1, 1)	4.1	L	20	6	5	4	2	1	0	0	0	0	0	23	27	8.31	1.615										
Al Fitzmorris, R ERA: 3.89 (5, 1)	0.2		3	1	0	0	0	0	0	0	0	0	0	3	3	0.00	1.500										
Don O'Riley, R ERA: 4.85 (6, 1)	3.0		11	1	1	1	2	1	0	0	0	1	0	14	18	3.00	0.667										
Dave Morehead, R ERA: 3.66 (9, 1)	1.0		4	1	0	0	1	0	0	0	0	0	0	6	6	0.00	1.000										

Batter	1	2	3	4	5	6	7	8	9	AB	R	H	RBI	BB	SO	LOB	BOTTOM										
Pat Kelly, L OBP: 0.363, SLG: 0.371 (1, 9)	4-0 L1-3 BB		0-0 F7		0-0 F8			0-0 F7		3	0	0	0	1	0	2	Cleveland Indians @ Kansas City Royals Municipal Stadium, Kansas City, MO Thu Jul 16 1970, 8:05 PM EDT Att: 8,046 - Unknown - 91 F										
Cookie Rojas, R OBP: 0.242, SLG: 0.261 (1, 4)	0-0 L1-3		0-0 F7			0-0 F4		0-0 F5		4	0	0	0	0	0	2											
Amos Otis, R OBP: 0.373, SLG: 0.459 (1, 8)	0-0 2B		0-0 FC6-4			0-0 F4			0-0 1B	4	0	2	0	0	0	1											
Ed Kirkpatrick, L OBP: 0.322, SLG: 0.452 (1, 2)	4-0 BB			0-3 K		0-0 3-1			0-0 L4	3	0	0	0	1	1												
Lou Piniella, R OBP: 0.347, SLG: 0.470 (1, 7)	0-0 1-3			0-0 6-3			0-0 F4		0-0 B2	4	0	0	0	0	0	3											
Bob Oliver, R OBP: 0.323, SLG: 0.478 (1, 3)		0-0 5-3		0-0 F4			0-3 K		0-3 K	4	0	0	0	0	2	1											
Bill Sorrell, L OBP: 0.326, SLG: 0.333 (1, 5)		0-0 F9			0-0 1B					3	0	2	0	0	0	0											
Tom Matchick, L OBP: 0.267, SLG: 0.305 (1, 6)		0-0 F9			0-0 L9			0-0 F2		3	0	0	0	0	0	2											
Jim Rooker, R OBP: 0.215, SLG: 0.256 (5, 1)			4-0 FC6-4 BB		0-3 K			0-0 F4		0	0	0	0	0	0	0											
Inning Stats	R: 0 E: 0 K: 0 S: 3	H: 1 LOB: 2 BB: 2 P: 11	R: 0 E: 0 K: 0 S: 3	H: 0 LOB: 0 BB: 0 P: 3	R: 0 E: 0 K: 0 S: 3	H: 0 LOB: 1 BB: 1 P: 7	R: 0 E: 0 K: 1 S: 5	H: 0 LOB: 0 BB: 0 P: 5	R: 0 E: 0 K: 1 S: 6	H: 1 LOB: 1 BB: 0 P: 6	R: 0 E: 0 K: 0 S: 3	H: 0 LOB: 0 BB: 0 P: 3	R: 0 E: 0 K: 0 S: 3	H: 0 LOB: 0 BB: 0 P: 3	R: 0 E: 0 K: 1 S: 6	H: 1 LOB: 1 BB: 0 P: 6		R: 0 E: 0 K: 1 S: 6	H: 1 LOB: 1 BB: 0 P: 6	1B: 3 2B: 2 3B: 0 HR: 0	SF: 0 SAC: 0 DP: 1 HBP: 0	WP: 0 PB: 0 SB: 0 CS: 0	PA: 33				
PITCHER	IP	WLS	BF	H	R	ER	SO	BB	IBB	HBP	BLK	WP	HR	S	P	ERA	WHIP										
Rich Hand, R ERA: 4.05 (1, 1)	9.0	W	33	4	0	0	4	3	0	0	0	0	0	38	50	0.00	0.778										




Batter	1	2	3	4	5	6	7	8	9	AB	R	H	RBI	BB	SO	LOB	TOP				
Vada Pinson, L (1,7) OBP: 0.333, SLG: 0.434	F7		2B		E8		F5		4-3	5	1	2	3	0	0	0	Cleveland Indians @ Kansas City Royals Municipal Stadium, Kansas City, MO Sat Jul 18 1970, 4:33 AM EDT Att: 7,334 - Unknown				
Graig Nettles, L (1,5) OBP: 0.341, SLG: 0.379	3-1		1B		BB		K		5-3	4	0	1	1	1	1	0					
Roy Foster, R (1,9) OBP: 0.356, SLG: 0.451 Chuck Hinton, R (9,3) OBP: 0.402, SLG: 0.402	F7		L8		K		1B		1B	5	0	2	0	0	1	3					
Ray Fosse, R (1,2) OBP: 0.363, SLG: 0.515		F3		L6		BB			F9	4	0	1	0	1	0	1					
Tony Horton, R (1,3) OBP: 0.324, SLG: 0.440 Ted Uhlhaender, L (9,9) OBP: 0.295, SLG: 0.346		6-3		5-3		1-3			F8	4	0	0	0	0	0	5					
Buddy Bradford, R (1,8) OBP: 0.275, SLG: 0.352		5-3		6-3		4-3			K	4	0	0	0	0	1	0					
Eddie Leon, R (1,4) OBP: 0.291, SLG: 0.332			F8		SH1-4				6-3	3	2	2	0	1	0	0					
Jack Heidemann, R (1,6) OBP: 0.256, SLG: 0.274			F8		SH1-4				1B	3	1	1	0	1	1	2					
Steve Hargan, R (1,1)			1-3		SH1-4				K	3	0	0	0	0	1	3					
Inning Stats	R: 0 E: 0 K: 0 S: 3	H: 0 LOB: 0 BB: 0 P: 3	R: 0 E: 0 K: 0 S: 3	H: 0 LOB: 0 BB: 0 P: 3	R: 2 E: 0 K: 0 S: 6	H: 3 LOB: 1 BB: 0 P: 6	R: 0 E: 0 K: 0 S: 3	H: 0 LOB: 0 BB: 0 P: 3	R: 2 E: 1 K: 1 S: 6	H: 1 LOB: 3 BB: 4 P: 22	R: 0 E: 0 K: 1 S: 7	H: 2 LOB: 2 BB: 0 P: 7	R: 0 E: 0 K: 2 S: 8	H: 1 LOB: 1 BB: 0 P: 8	R: 0 E: 0 K: 0 S: 4	H: 1 LOB: 1 BB: 0 P: 4		1B: 7 2B: 2 3B: 0 HR: 0	SF: 0 SAC: 1 DP: 0 HBP: 0	WP: 0 PB: 0 SB: 0 CS: 0	PA: 40
PITCHER	IP	WLS	BF	H	R	ER	SO	BB	IBB	HBP	BLK	WP	HR	S	P	ERA	WHIP				
Bill Butler, L (1,1) ERA: 3.75	4.1	L	20	4	4	4	0	3	0	0	0	0	0	17	29	8.31	1.615				
Ken Wright, R (5,1) ERA: 5.93	1.2		7	1	0	0	2	1	0	0	0	0	0	10	14	0.00	1.200				
Don O'Riley, R (7,1) ERA: 3.94	3.0		13	4	0	0	3	0	0	0	0	0	0	19	19	0.00	1.333				

Batter	1	2	3	4	5	6	7	8	9	AB	R	H	RBI	BB	SO	LOB	BOTTOM				
Pat Kelly, L (1,9) OBP: 0.361, SLG: 0.365	CS			F8		F3			4-3	4	0	1	0	0	0	0	Cleveland Indians @ Kansas City Royals Municipal Stadium, Kansas City, MO Sat Jul 18 1970, 4:33 AM EDT Att: 7,334 - Unknown				
Cookie Rojas, R (1,4) OBP: 0.233, SLG: 0.250	1B			L8		F8				3	0	0	0	0	0	1					
Amos Otis, R (1,8) OBP: 0.366, SLG: 0.450	1-2			L6		5-3				3	0	0	0	0	0	0					
Ed Kirkpatrick, L (1,2) OBP: 0.317, SLG: 0.440		3-1		1-3		F8				3	0	0	0	0	0	0					
Lou Piniella, R (1,7) OBP: 0.349, SLG: 0.465		6-3		F9		G5-4-3				2	0	0	0	1	0	0					
Bill Sorrell, L (1,5) OBP: 0.306, SLG: 0.378		F5		HR		F7				3	1	1	1	0	0	1					
Bob Oliver, R (1,3) OBP: 0.317, SLG: 0.468			4-3	F8		G5-4-3				3	0	0	0	0	0	1					
Tom Matchick, L (1,6) OBP: 0.250, SLG: 0.284			L8		F3				F7	3	0	0	0	0	0	0					
Bill Butler, L (1,1) OBP: 0.132, SLG: 0.057 Ken Wright, R (5,1)				K		6-3			K	1	0	0	0	0	0	0					
Jim Campanis, R (6,PH) OBP: 0.250, SLG: 0.325 Don O'Riley, R (7,1) Paul Schaal, R (9,PH) OBP: 0.335, SLG: 0.328										1	0	0	0	0	0	0					
Inning Stats	R: 0 E: 0 K: 0 S: 3	H: 1 LOB: 0 BB: 0 P: 3	R: 0 E: 0 K: 0 S: 3	H: 0 LOB: 0 BB: 0 P: 3	R: 0 E: 0 K: 1 S: 5	H: 0 LOB: 0 BB: 0 P: 5	R: 0 E: 0 K: 0 S: 3	H: 0 LOB: 0 BB: 0 P: 3	R: 1 E: 0 K: 0 S: 4	H: 1 LOB: 0 BB: 0 P: 4	R: 0 E: 0 K: 0 S: 3	H: 0 LOB: 0 BB: 0 P: 3	R: 0 E: 0 K: 0 S: 2	H: 0 LOB: 0 BB: 1 P: 6	R: 0 E: 0 K: 1 S: 5	H: 0 LOB: 0 BB: 0 P: 5	1B: 1 2B: 0 3B: 0 HR: 1	SF: 0 SAC: 0 DP: 1 HBP: 0	WP: 0 PB: 0 SB: 0 CS: 1	PA: 28	
PITCHER	IP	WLS	BF	H	R	ER	SO	BB	IBB	HBP	BLK	WP	HR	S	P	ERA	WHIP				
Steve Hargan, R (1,1) ERA: 3.24	9.0	W	28	2	1	1	2	1	0	0	0	0	1	31	35	1.00	0.333				

Batter	1	2	3	4	5	6	7	8	9	AB	R	H	RBI	BB	SO	LOB	TOP					
Dick McAuliffe, L (1,4) OBP: 0.385, SLG: 0.388	F8		L9		3-1		6-3			4	0	0	0	0	0	2						
Mickey Stanley, R (1,8) OBP: 0.330, SLG: 0.414	4-3		1B			F3	6-3			4	0	1	0	0	0	1						
Al Kaline, R (1,9) OBP: 0.385, SLG: 0.485	L4-3		L3			1B SF7		K		4	1	1	0	0	1	1						
Willie Horton, R (1,7) OBP: 0.363, SLG: 0.510		E BB		F2		1B		1B		3	1	2	0	1	0	0						
Norm Cash, L (1,3) OBP: 0.360, SLG: 0.467	F5			F2		SF7		2B		3	0	1	2	0	0	1						
Dalton Jones, L (8, PR) OBP: 0.355, SLG: 0.349								L7-4		0	0	0	0	0	0	0						
Bill Freehan, R (1,2) OBP: 0.326, SLG: 0.448	F9			K				L7-4		4	0	1	0	0	1	2						
Don Wert, R (1,5) OBP: 0.325, SLG: 0.336	E5					SH1-4		4-3		4	0	1	0	0	0	3						
Ken Szotkiewicz, L (1,6) OBP: 0.220, SLG: 0.239	4-3			F3				F3		4	0	0	0	0	0	3						
Joe Niekro, R (1,1) OBP: 0.217, SLG: 0.256			L4			SH1-4		L3		2	0	0	0	0	0	0						
Tom Timmermann, R (9,1)										0	0	0	0	0	0	0						
Inning Stats	R: 0 E: 0 K: 0 S: 3	H: 0 LOB: 0 BB: 0 P: 3	R: 0 E: 1 K: 0 S: 4	H: 0 LOB: 2 BB: 1 P: 8	R: 0 E: 0 K: 0 S: 4	H: 1 LOB: 1 BB: 0 P: 4	R: 0 E: 0 K: 1 S: 5	H: 0 LOB: 0 BB: 0 P: 5	R: 0 E: 0 K: 0 S: 4	H: 1 LOB: 1 BB: 0 P: 4	R: 1 E: 0 K: 0 S: 6	H: 3 LOB: 2 BB: 0 P: 6	R: 0 E: 1 K: 0 S: 4	H: 0 LOB: 1 BB: 0 P: 4	R: 1 E: 0 K: 1 S: 6	H: 2 LOB: 1 BB: 0 P: 6	R: 0 E: 0 K: 0 S: 3	H: 0 LOB: 0 BB: 0 P: 3	1B: 6 2B: 2 HR: 0	SF: 1 SAC: 2 DP: 1 HBP: 0	WP: 0 PB: 0 SB: 0 CS: 0	PA: 36
PITCHER	IP WLS BF H R ER SO BB IBB HBP BLK WP HR S P ERA WHIP																					
Dick Drago, R (1,1) ERA: 4.0	8.0 L 33 7 2 2 2 1 0 0 0 0 0 0 36 40 2.25 1.000																					
Ted Abernathy, R (9,1) ERA: 2.27	1.0 3 0 0 0 0 0 0 0 0 0 0 0 3 3 0.00 0.000																					

Detroit Tigers @ Kansas City Royals
Municipal Stadium, Kansas City, MO
Sun Jul 19 1970, 4:33 AM EDT
Unknown - 88 F


AB 32
R 2
H 7
RBI 2
BB 1
SO 2
LOB 13



Batter	1	2	3	4	5	6	7	8	9	AB	R	H	RBI	BB	SO	LOB	BOTTOM			
Pat Kelly, L (1,9) OBP: 0.359, SLG: 0.361	4-3		4-3					F8		3	0	0	0	1	0	0				
Cookie Rojas, R (1,4) OBP: 0.227, SLG: 0.244	6-3		L9		L7			F3		4	0	0	0	0	0	3				
Amos Otis, R (1,8) OBP: 0.365, SLG: 0.446	F8			6-3		L7			SH1-3 BB	3	0	0	0	1	0	0				
Ed Kirkpatrick, L (1,2) OBP: 0.316, SLG: 0.435		4-3		4-3		3-1			SH1-3 BB	3	0	0	0	1	0	0				
Lou Piniella, R (1,7) OBP: 0.345, SLG: 0.459		L9		6-3		F4			SH1-3	3	0	0	0	0	0	0				
Bill Sorrell, L (1,5) OBP: 0.302, SLG: 0.367					4-3		F7			4	0	1	0	0	1	2				
Bob Oliver, R (1,3) OBP: 0.319, SLG: 0.467						FC1-5	6-3			3	0	1	0	1	1	2				
Tom Matchick, L (1,6) OBP: 0.253, SLG: 0.286							F8			3	0	1	0	0	1	2				
Dick Drago, R (1,1) OBP: 0.114, SLG: 0.071								F6		2	0	0	0	0	0	2				
Hawk Taylor, R (8, PH) OBP: 0.256, SLG: 0.256										1	0	0	0	0	0	0				
Ted Abernathy, R (9,1) ERA: 2.36										0	0	0	0	0	0	0				
Inning Stats	R: 0 E: 0 K: 0 S: 3	H: 0 LOB: 0 BB: 0 P: 3	R: 0 E: 0 K: 1 S: 6	H: 1 LOB: 2 BB: 1 P: 10	R: 0 E: 0 K: 0 S: 3	H: 0 LOB: 0 BB: 0 P: 3	R: 0 E: 0 K: 0 S: 3	H: 0 LOB: 0 BB: 0 P: 3	R: 0 E: 1 K: 0 S: 5	H: 2 LOB: 3 BB: 1 P: 9	R: 0 E: 0 K: 0 S: 3	H: 0 LOB: 0 BB: 0 P: 3	R: 0 E: 0 K: 0 S: 3	H: 0 LOB: 0 BB: 0 P: 3	R: 0 E: 0 K: 2 S: 7	H: 0 LOB: 2 BB: 2 P: 15	1B: 3 2B: 0 3B: 0 HR: 0	SF: 0 SAC: 1 DP: 0 HBP: 0	WP: 0 PB: 0 SB: 0 CS: 0	PA: 34
PITCHER	IP WLS BF H R ER SO BB IBB HBP BLK WP HR S P ERA WHIP																			
Joe Niekro, R (1,1) ERA: 3.05	8.0 W 31 3 0 0 0 4 0 0 0 0 0 0 29 45 0.00 0.875																			
Tom Timmermann, R (9,1) ERA: 2.36	1.0 S 3 0 0 0 0 0 0 0 0 0 0 0 7 7 0.00 0.000																			

Detroit Tigers @ Kansas City Royals
Municipal Stadium, Kansas City, MO
Sun Jul 19 1970, 4:33 AM EDT
Unknown - 88 F

AB 29
R 0
H 3
RBI 0
BB 4
SO 3
LOB 11



Batter	1	2	3	4	5	6	7	8	9	AB	R	H	RBI	BB	SO	LOB	TOP								
Mickey Stanley, R OBP: 0.331, SLG: 0.412	0-3 K			0-0 6-3		0-0 BB 1B		0-0 BB E BB	0-0 F8	4	1	1	0	1	1	1									
Ike Brown, R OBP: 0.368, SLG: 0.576	0-0 5-3			0-3 K		4-0 BB		4-0 E BB		2	0	0	0	0	1	0									
Norm Cash, L OBP: 0.366, SLG: 0.467										0	1	0	1	2	0	0									
Dalton Jones, L OBP: 0.338, SLG: 0.328	0-0 4-3			0-0 F2		0-0 F5		0-3 K		4	0	0	0	0	1	5									
Al Kaline, R OBP: 0.385, SLG: 0.485										0	0	0	0	0	0	0									
Willie Horton, R OBP: 0.365, SLG: 0.513		0-3 K			0-0 G3 2B		0-0 G3-6-3 1B	0-0 E6 1B 2B		4	1	2	0	0	1	1									
Gates Brown, L OBP: 0.273, SLG: 0.308	0-0 4-3				0-0 G3		0-0 G3-6-3 1B	0-0 2B 1B		4	1	1	1	0	0	2									
Tom Timmermann, R OBP: 0.259, SLG: 0.285					2-3		1-2	1-2 2B 1B		0	0	0	0	0	0	0									
Don Wert, R OBP: 0.324, SLG: 0.340	0-0 6-3				0-0 6-3			3-H F9	0-0 2B	4	0	1	2	0	0	1									
Jim Price, R OBP: 0.333, SLG: 0.326				0-0 6-3		0-0 F4		0-0 BB BB	0-0 F8	3	1	0	0	1	0	2									
Ken Szotkiewicz, L OBP: 0.226, SLG: 0.260				0-0 4-3			0-0 2B			2	0	1	0	0	0	0									
Cesar Gutierrez, R OBP: 0.259, SLG: 0.285										0	0	0	0	0	0	0									
Dick McAuliffe, L OBP: 0.386, SLG: 0.387										1	0	0	0	1	0	1									
Mike Kilkenny, R OBP: 0.091, SLG: 0.095				0-3 K						1	0	0	0	0	1	0									
Bob Reed, R OBP: 0.322, SLG: 0.381										1	0	0	0	0	1	0									
Elliott Maddox, R OBP: 0.322, SLG: 0.381								0-0 BB PB E BB	0-0 FC1-6 CS	1	1	0	0	1	0	1									
Inning Stats	R: 0 E: 0 K: 1 S: 5	H: 0 LOB: 0 BB: 0 P: 5	R: 0 E: 0 K: 1 S: 5	H: 0 LOB: 0 BB: 0 P: 5	R: 0 E: 0 K: 1 S: 5	H: 0 LOB: 0 BB: 0 P: 5	R: 0 E: 0 K: 1 S: 5	H: 0 LOB: 0 BB: 0 P: 5	R: 0 E: 0 K: 0 S: 4	H: 1 LOB: 1 BB: 0 P: 4	R: 0 E: 0 K: 1 S: 6	H: 2 LOB: 2 BB: 1 P: 10	R: 0 E: 0 K: 0 S: 3	H: 1 LOB: 0 BB: 0 P: 3	R: 6 E: 1 K: 1 S: 8	H: 2 LOB: 1 BB: 4 P: 24	R: 0 E: 0 K: 0 S: 2	H: 0 LOB: 0 BB: 1 P: 6	1B: 3 2B: 3 3B: 0 HR: 0	SF: 0 SAC: 0 DP: 1 HBP: 0	WP: 0 PB: 1 SB: 0 CS: 1	PA: 37			
PITCHER	IP	WLS	BF	H	R	ER	SO	BB	IBB	HBP	BLK	WP	HR	S	P	ERA	WHIP								
Dave Morehead, R ERA: 3.56	2.1		7	0	0	0	2	0	0	0	0	0	0	11	11	0.00	0.000								
Al Fitzmorris, R ERA: 3.56	4.2	L	17	4	0	0	3	1	0	0	0	0	0	22	26	0.00	1.071								
Ted Abernathy, R ERA: 2.45	0.2		8	1	6	1	1	4	0	0	0	0	0	6	22	13.50	7.500								
Ken Wright, R ERA: 5.68	1.1		5	1	0	0	0	1	0	0	0	0	0	4	8	0.00	1.500								

Detroit Tigers @ Kansas City Royals
 Municipal Stadium, Kansas City, MO
 Sun Jul 19 1970, 4:38 AM EDT
 Att: 14,377 - Unknown - 83 F

AB	31
R	6
H	6
RBI	4
BB	6
SO	6
LOB	14



Batter	1	2	3	4	5	6	7	8	9	AB	R	H	RBI	BB	SO	LOB	BOTTOM								
Pat Kelly, L OBP: 0.357, SLG: 0.356	0-3 K		0-3 K		0-0 1-3		4-0 2B BB		0-0 L9	4	1	0	0	1	2	2									
Amos Otis, R OBP: 0.365, SLG: 0.448	0-0 F6		0-0 F9		0-0 BB 1B		1-H 2B 2B		0-0 F8	5	1	2	2	0	0	1									
Lou Piniella, R OBP: 0.354, SLG: 0.477					4-0 2B 1B		0-0 FC5-4 BB		0-0 2B	3	1	3	1	1	0	0									
Bob Oliver, R OBP: 0.318, SLG: 0.467	0-0 F9			0-0 2B 1B	0-0 FC5-4		0-0 6-3			4	0	1	1	0	0	4									
Paul Schaaf, R OBP: 0.333, SLG: 0.323		0-0 L8		4-0 BB 2B		0-0 5-3		0-3 K		3	0	0	0	1	1	0									
Jim Camparis, R OBP: 0.234, SLG: 0.302		0-0 1-3		0-0 G5-4-3 BB		0-3 K		0-0 1B		3	0	0	0	0	1	2									
Bill Sorrell, L OBP: 0.315, SLG: 0.380				1-2 2-3						1	0	1	0	0	0	0									
Tom Matchick, L OBP: 0.253, SLG: 0.286										0	0	0	0	0	0	0									
Jackie Hernandez, R OBP: 0.294, SLG: 0.294		0-0 F8		0-0 4-3		0-0 6-3		0-0 F5		3	0	0	0	0	0	1									
Ed Kirkpatrick, L OBP: 0.315, SLG: 0.433										1	0	0	0	0	0	1									
Rich Severson, R OBP: 0.275, SLG: 0.276			0-0 F6		0-0 6-3		0-0 5-3		0-0 L9	4	0	0	0	0	0	1									
Dave Morehead, R OBP: 0.192, SLG: 0.200		0-0			0-0		0-3		0-3	0	0	0	0	0	0	0									
Al Fitzmorris, S OBP: 0.308, SLG: 0.462										3	1	2	0	0	1	0									
Ted Abernathy, R OBP: 0.308, SLG: 0.462										0	0	0	0	0	0	0									
Ken Wright, R OBP: 0.308, SLG: 0.462										0	0	0	0	0	0	0									
Hawk Taylor, R OBP: 0.250, SLG: 0.250					1-3 1B 1B					1	0	0	0	0	1	0									
Inning Stats	R: 0 E: 0 K: 1 S: 6	H: 1 LOB: 1 BB: 0 P: 6	R: 0 E: 0 K: 0 S: 3	H: 0 LOB: 0 BB: 0 P: 3	R: 0 E: 0 K: 1 S: 6	H: 1 LOB: 1 BB: 0 P: 6	R: 1 E: 0 K: 0 S: 4	H: 2 LOB: 1 BB: 1 P: 8	R: 1 E: 0 K: 0 S: 5	H: 2 LOB: 2 BB: 1 P: 9	R: 0 E: 0 K: 1 S: 5	H: 0 LOB: 0 BB: 0 P: 5	R: 2 E: 0 K: 1 S: 7	H: 2 LOB: 1 BB: 1 P: 11	R: 0 E: 0 K: 1 S: 6	H: 1 LOB: 1 BB: 0 P: 6	R: 0 E: 0 K: 1 S: 5	H: 0 LOB: 0 BB: 0 P: 5	1B: 4 2B: 4 3B: 1 HR: 0	SF: 0 SAC: 0 DP: 1 HBP: 0	WP: 0 PB: 0 SB: 0 CS: 0	PA: 38			
PITCHER	IP	WLS	BF	H	R	ER	SO	BB	IBB	HBP	BLK	WP	HR	S	P	ERA	WHIP								
Mike Kilkenny, L ERA: 5.29	3.0		14	4	1	1	2	2	0	0	0	0	0	19	27	6.75	1.667								
Bob Reed, R ERA: 5.75	4.0	W	17	4	3	3	2	2	0	0	0	0	0	19	27	6.75	1.500								
Tom Timmermann, R ERA: 2.27	2.0	S	7	1	0	0	2	0	0	0	0	0	0	11	11	0.00	0.500								

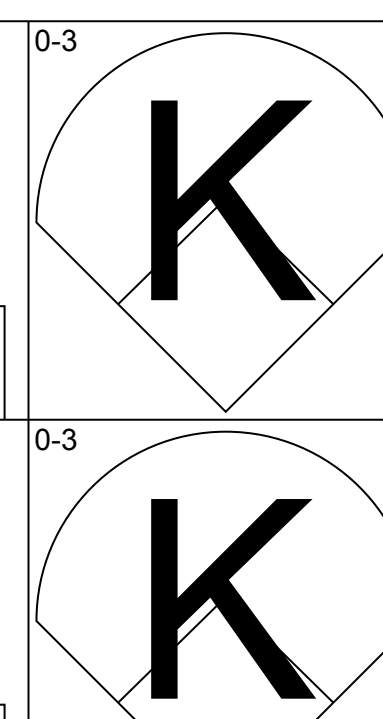
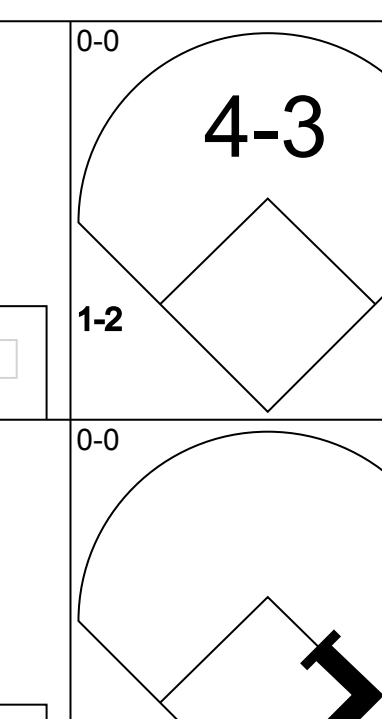
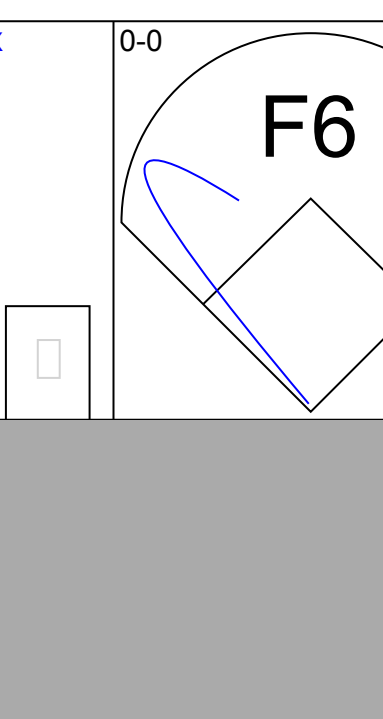
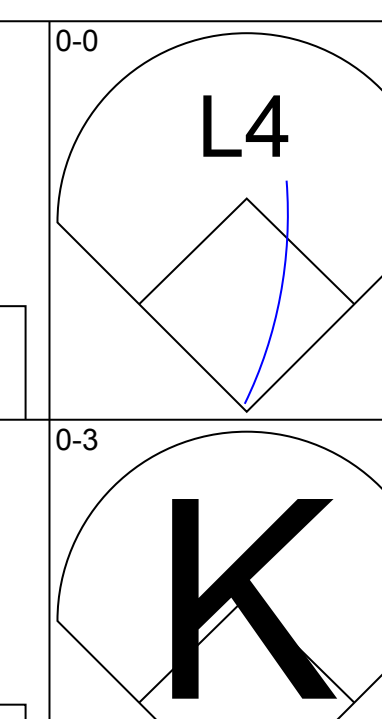

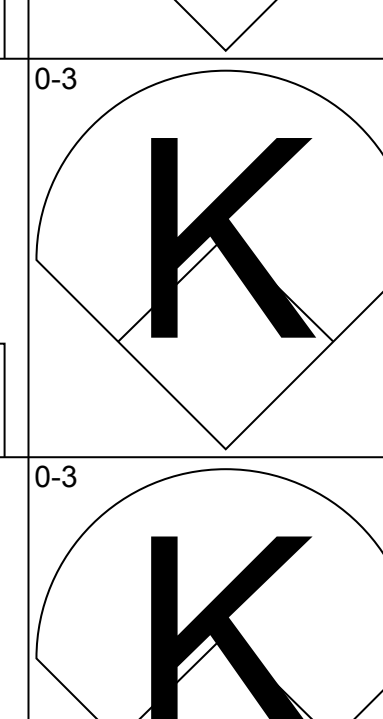
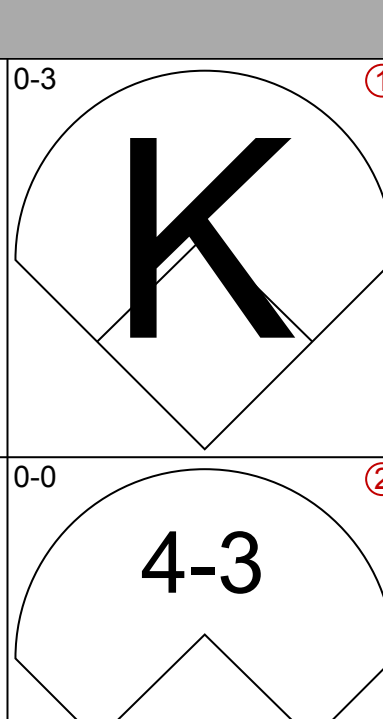
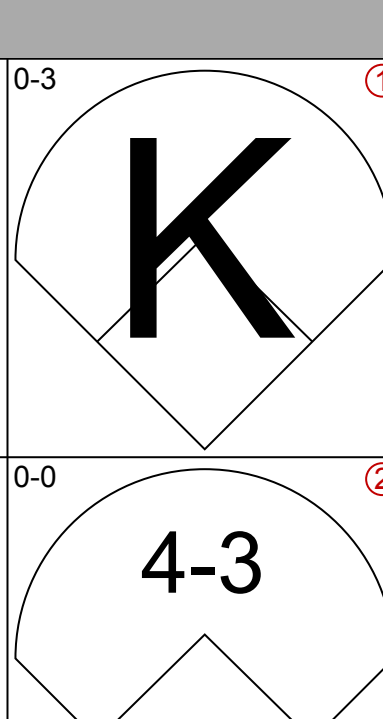
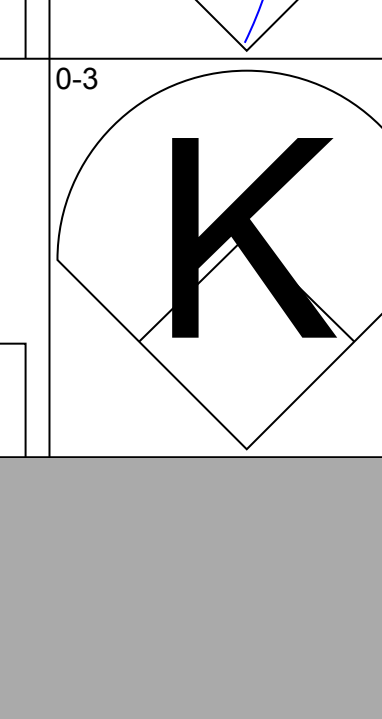
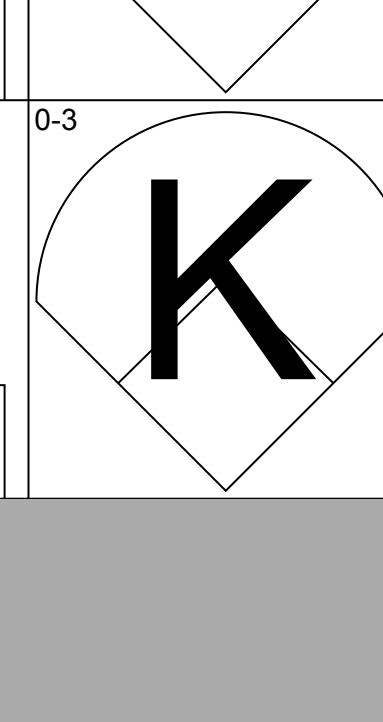
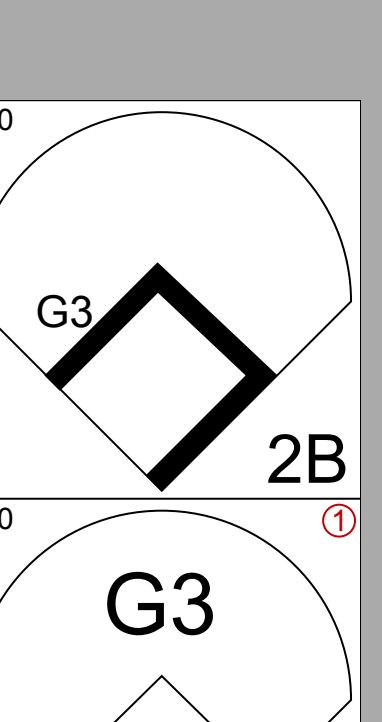

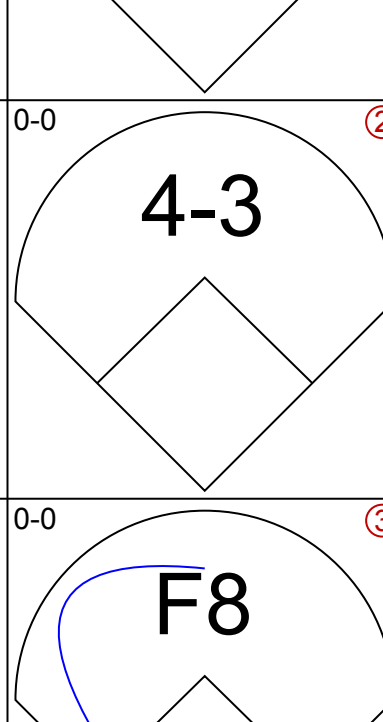
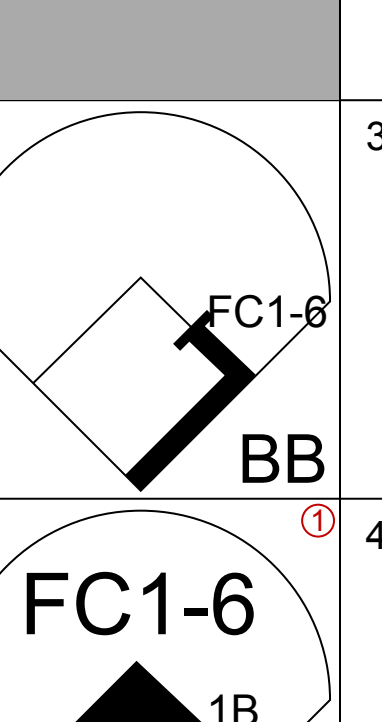
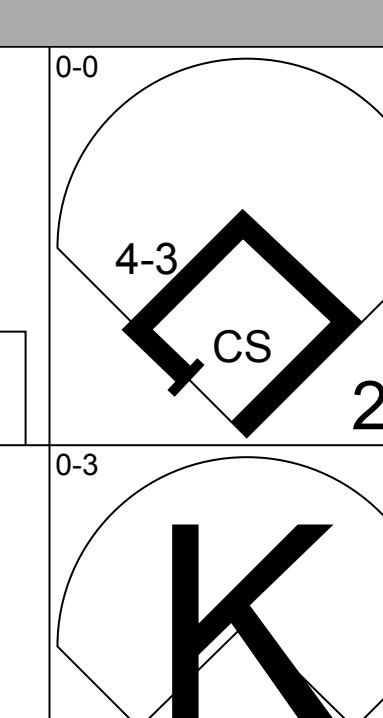
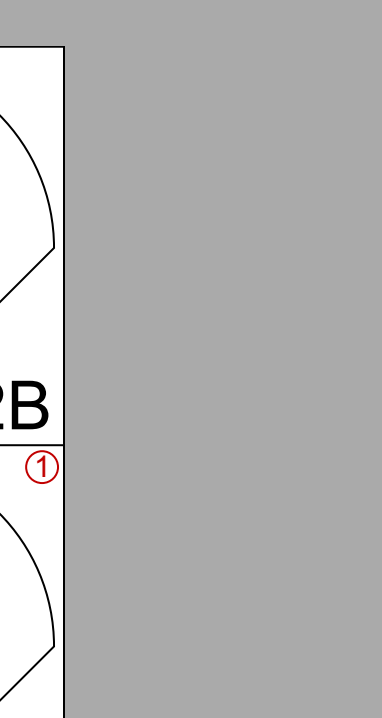
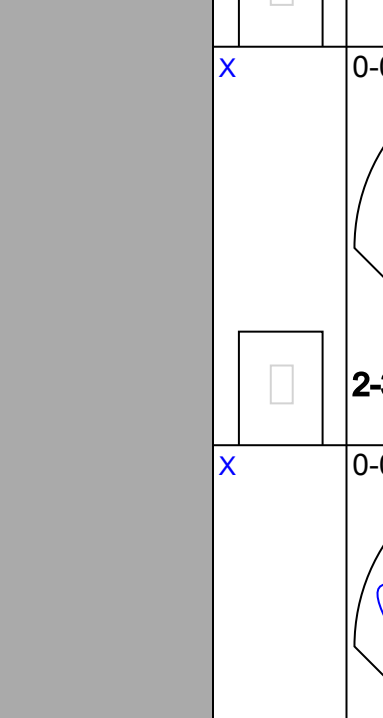
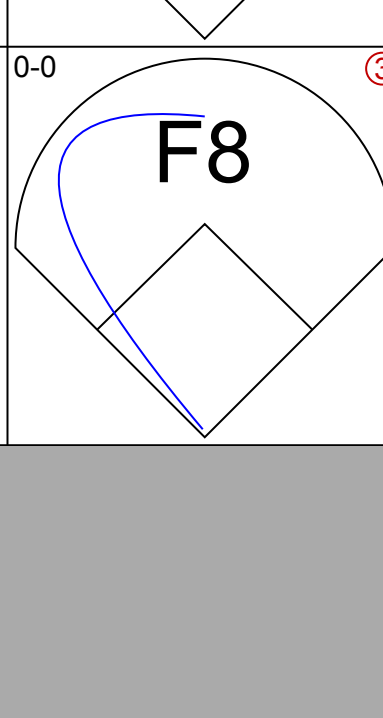
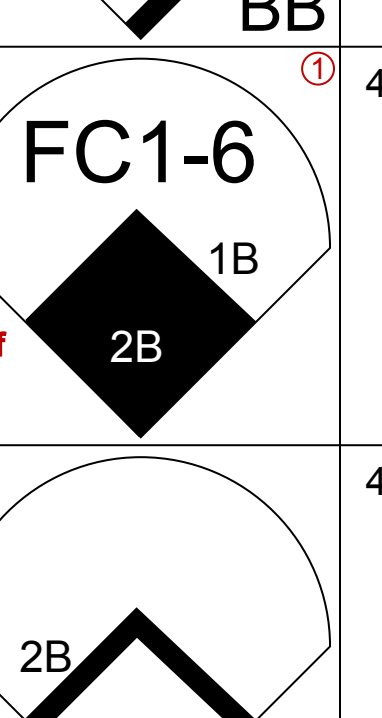
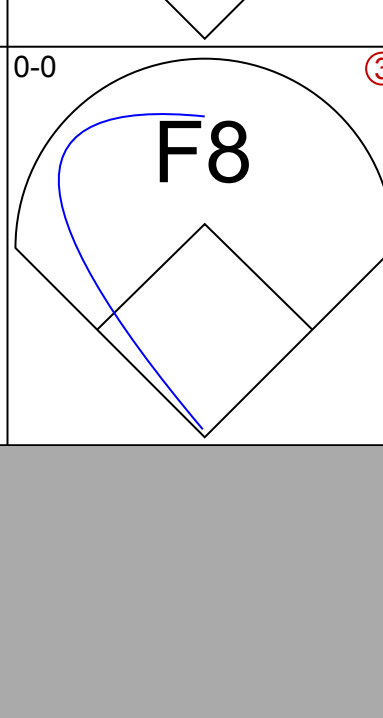
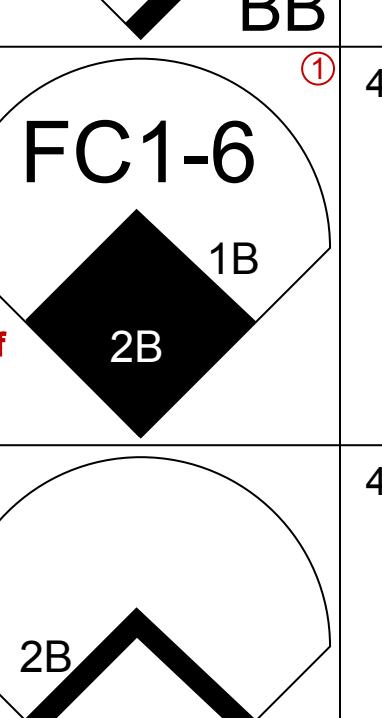

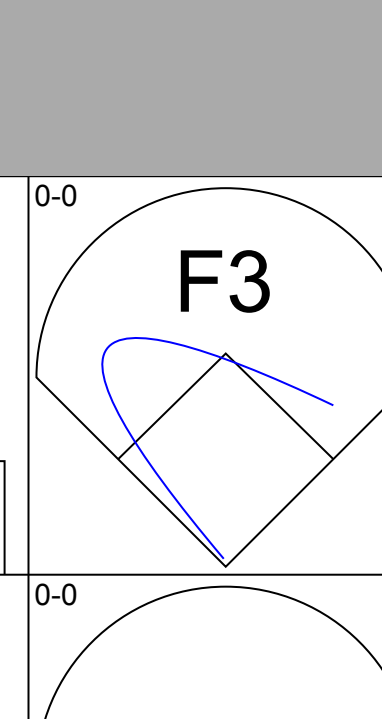
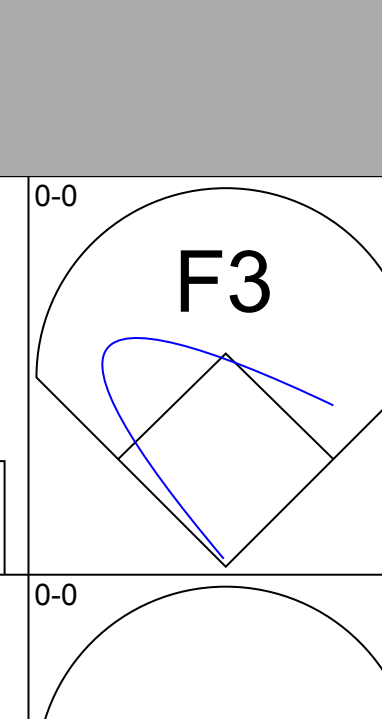
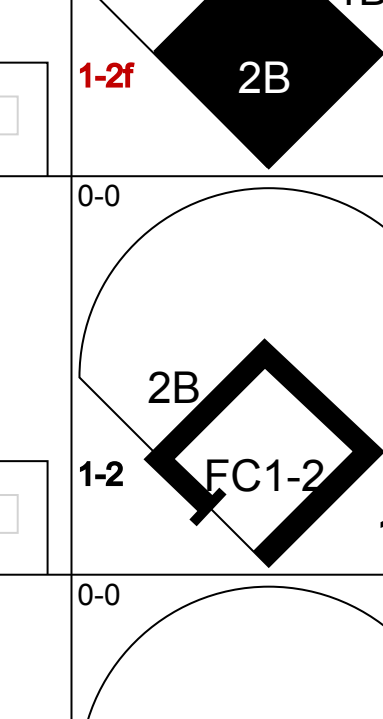
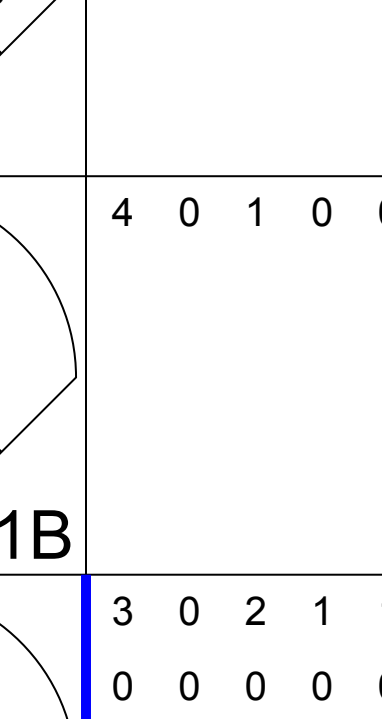

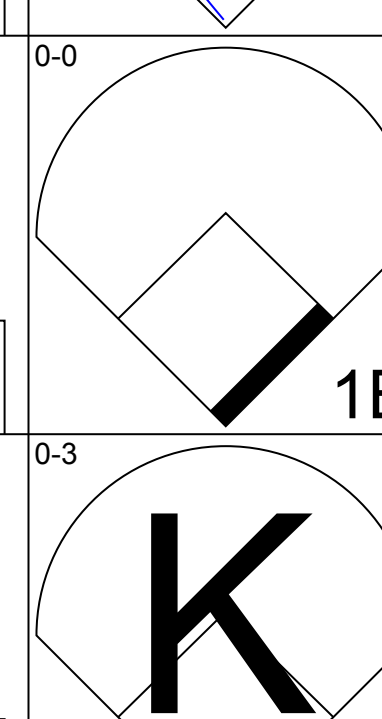
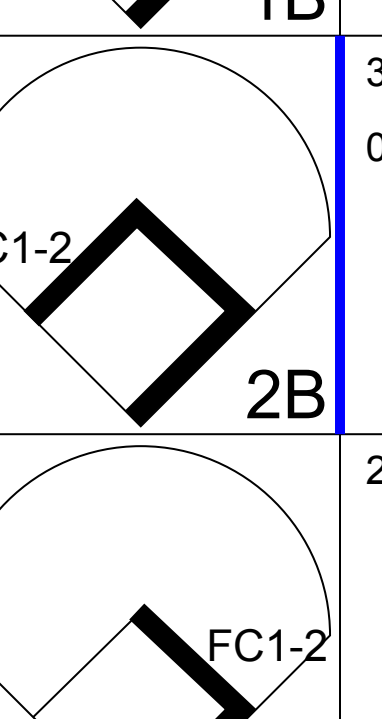
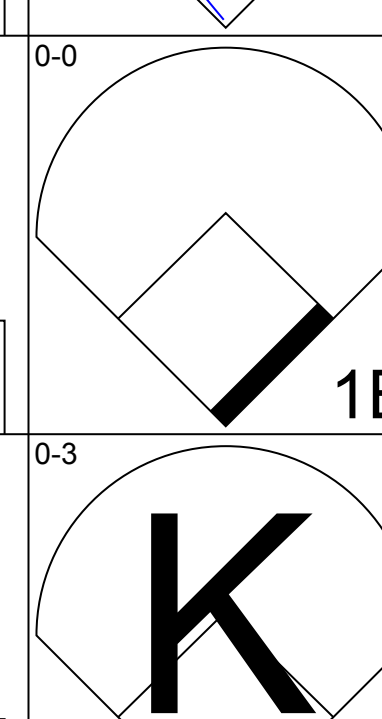
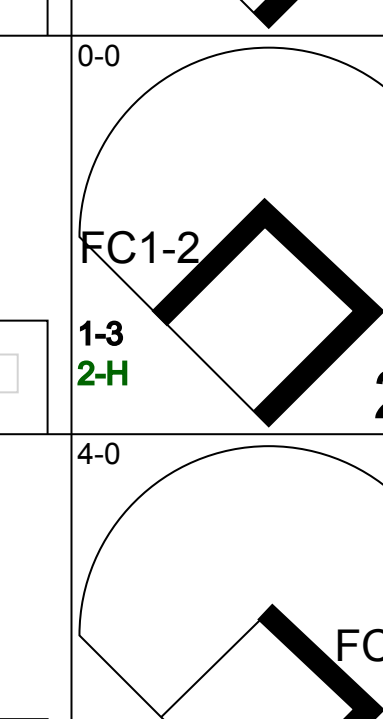
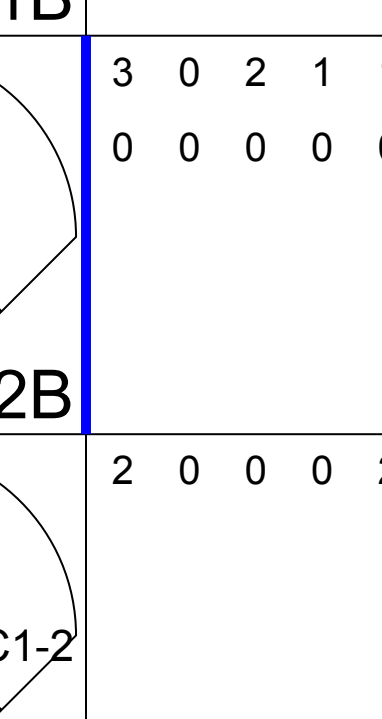
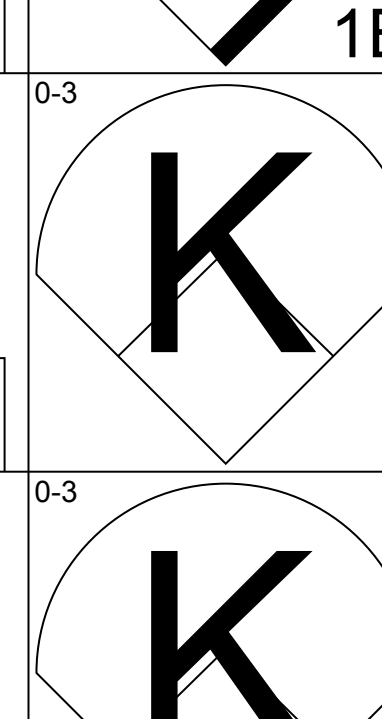
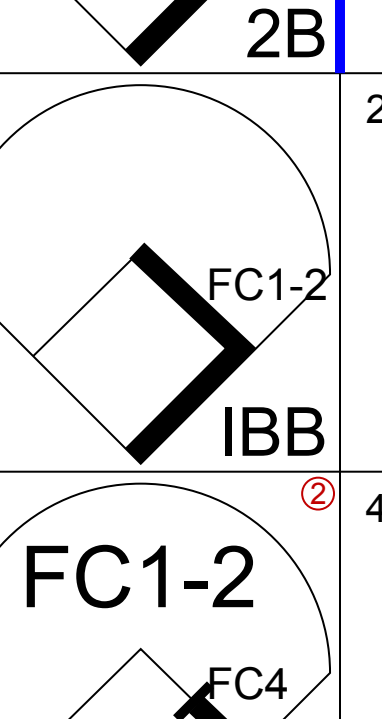
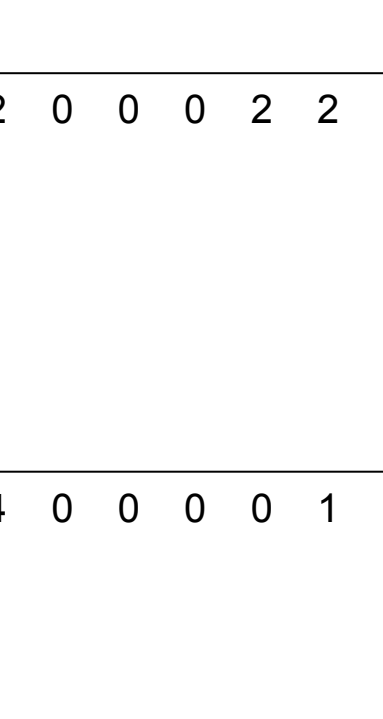

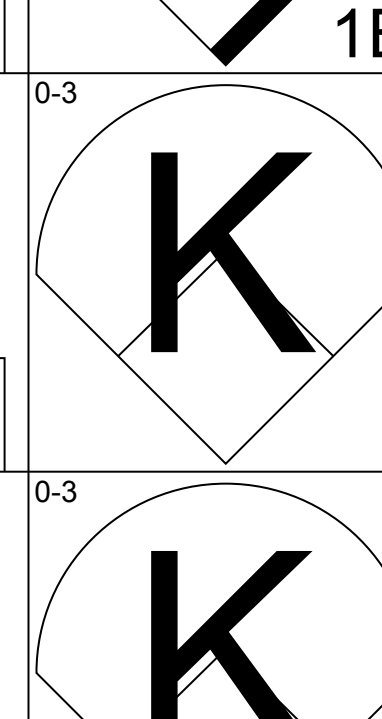
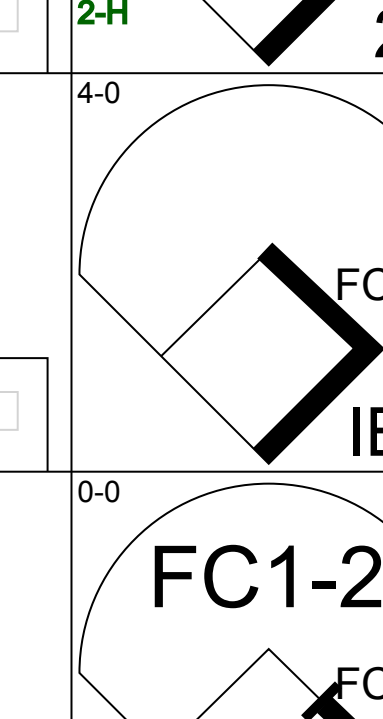
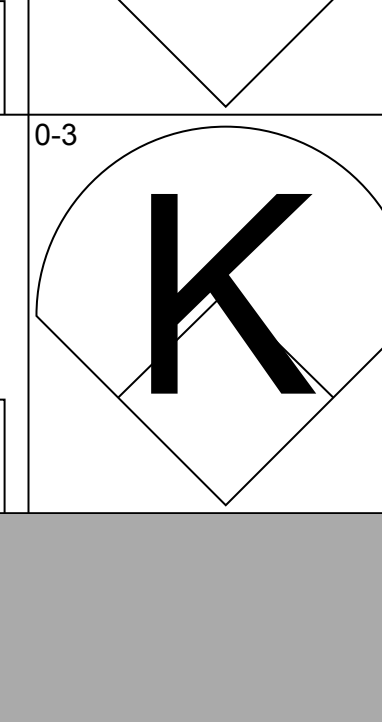
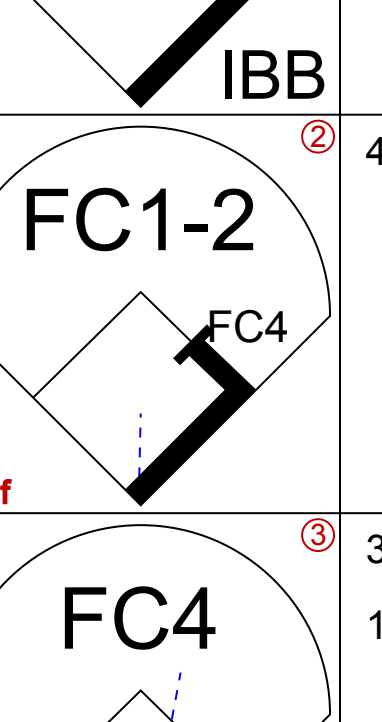

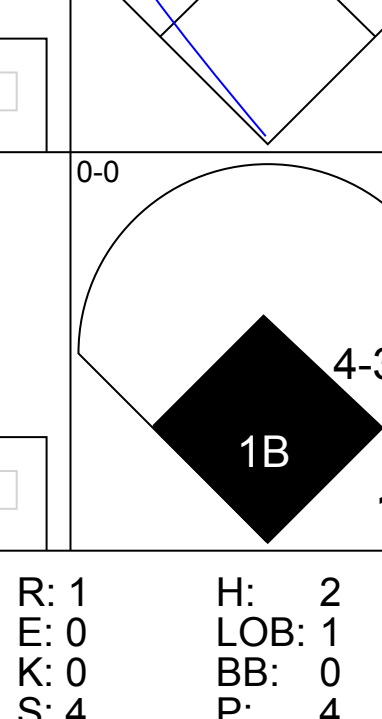

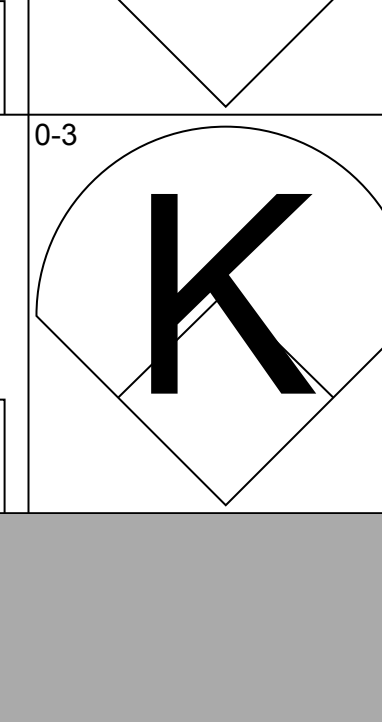
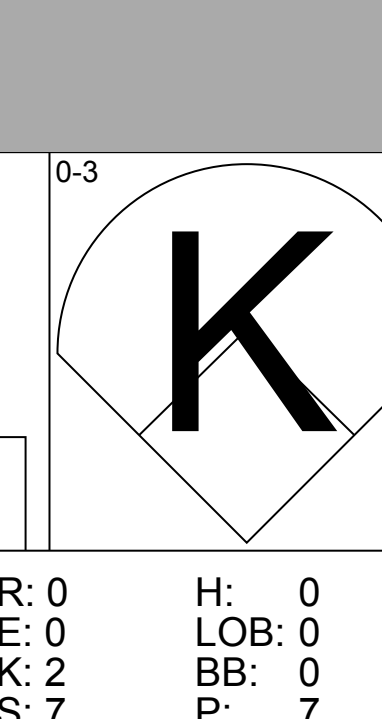
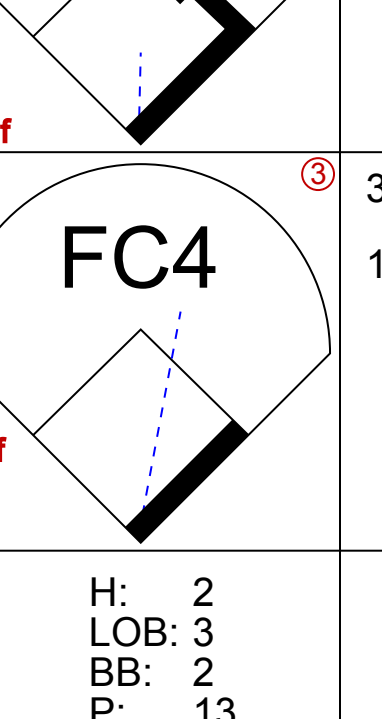
Detroit Tigers @ Kansas City Royals
 Municipal Stadium, Kansas City, MO
 Sun Jul 19 1970, 4:38 AM EDT
 Att: 14,377 - Unknown - 83 F

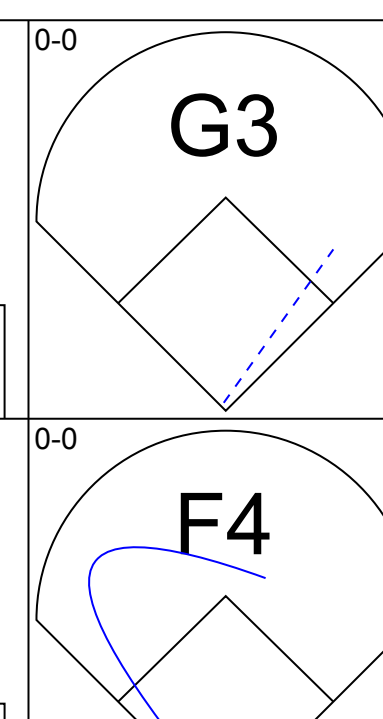
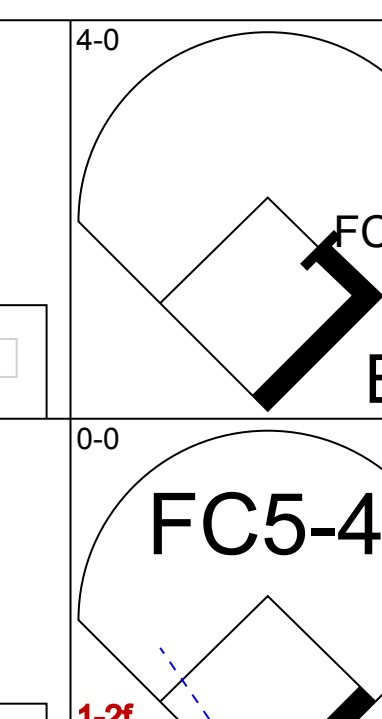
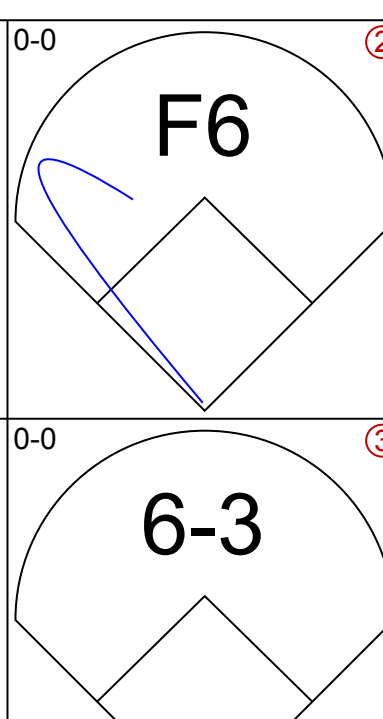
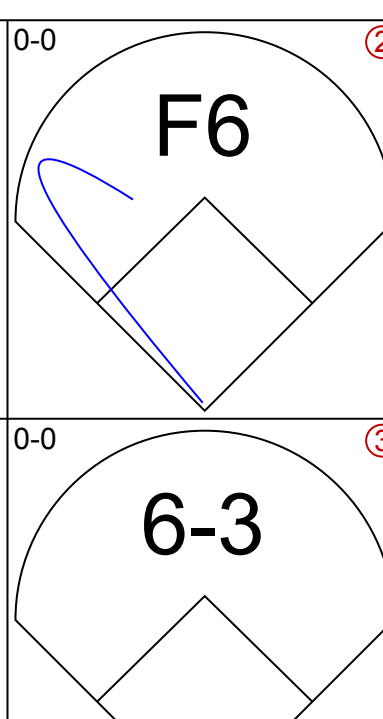
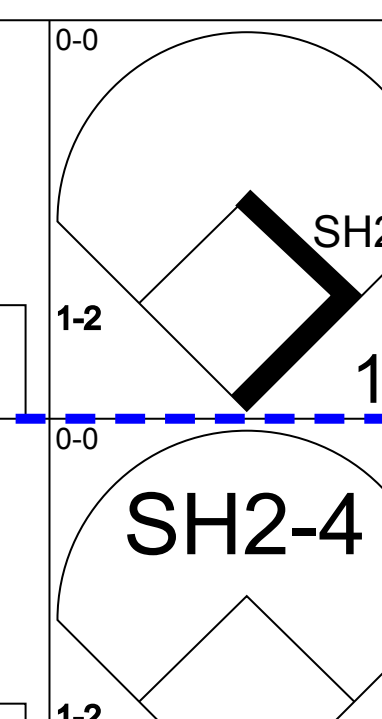
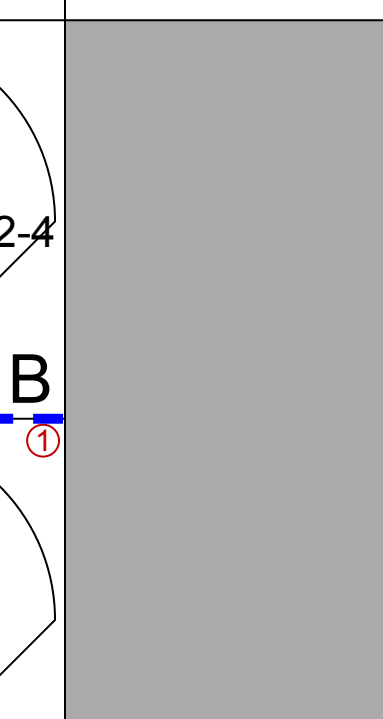
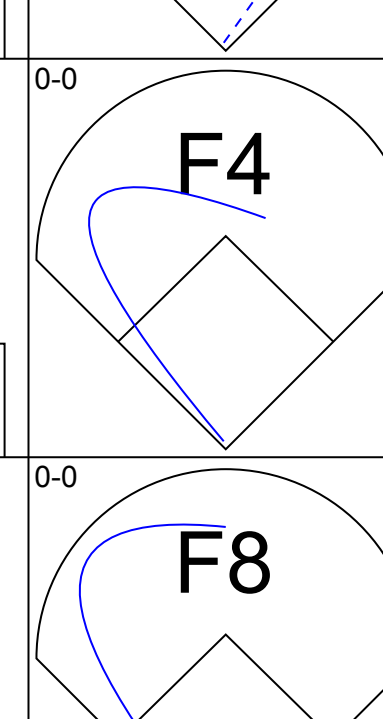
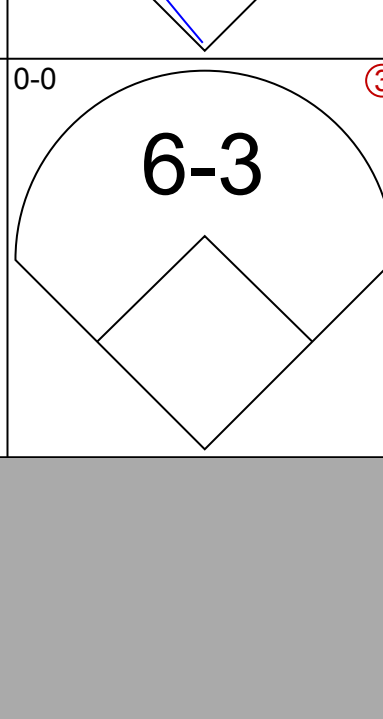
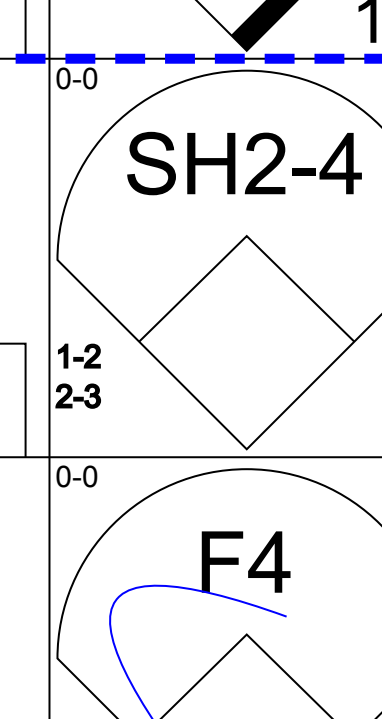
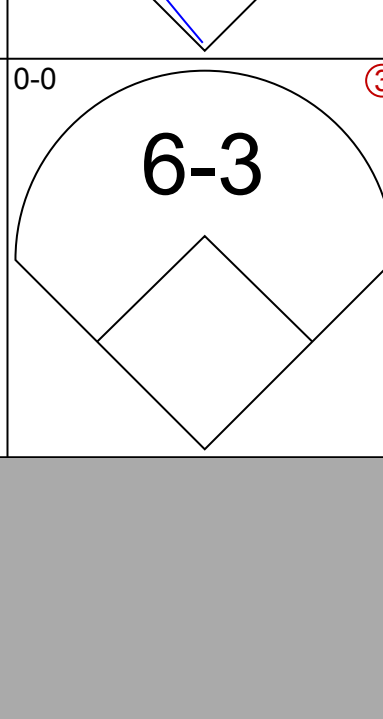
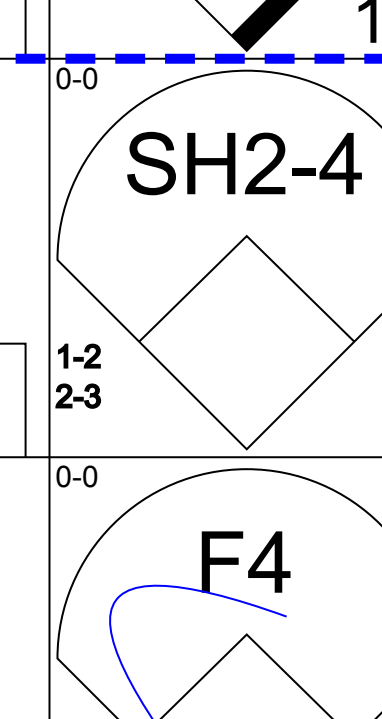
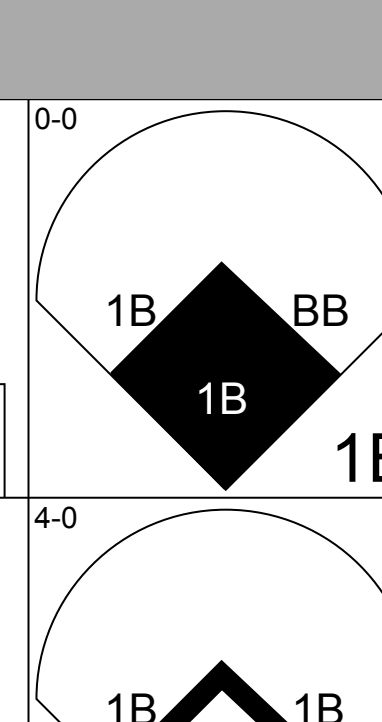
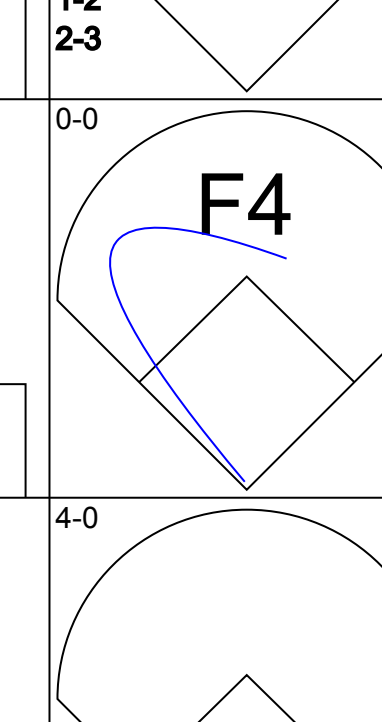
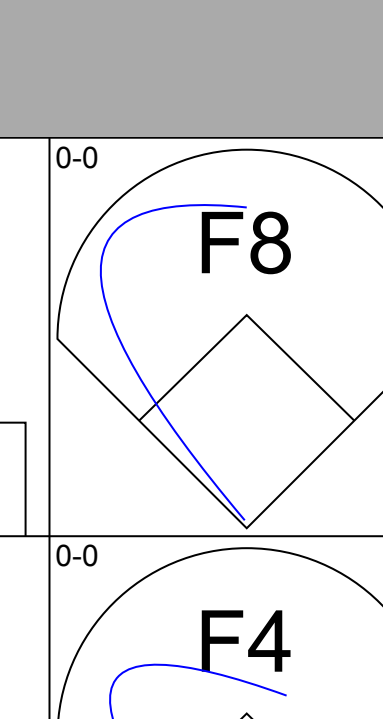
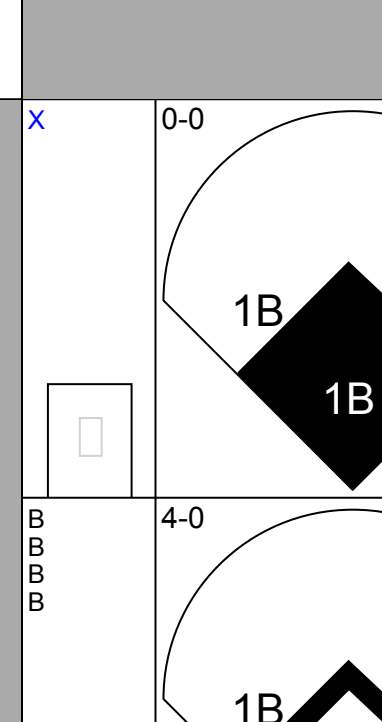
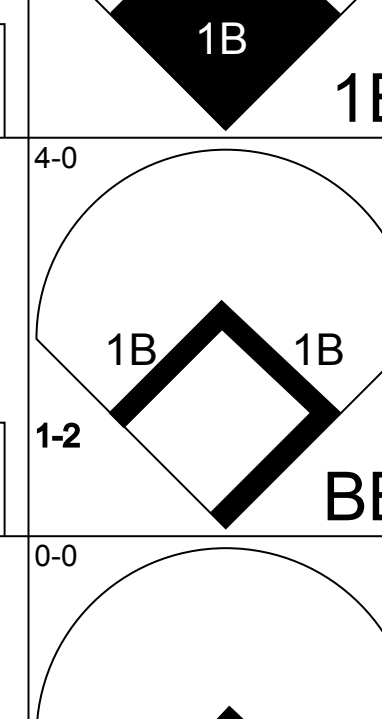
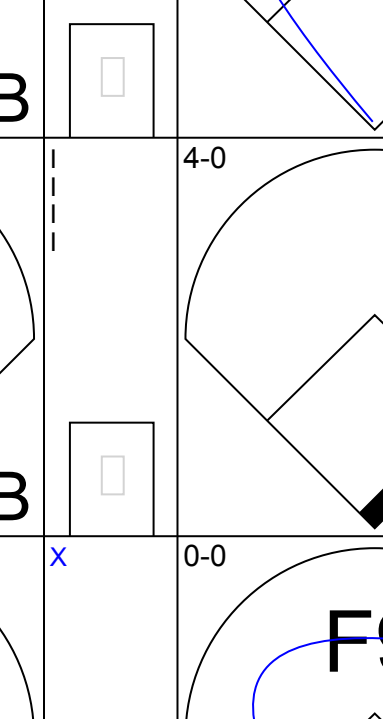

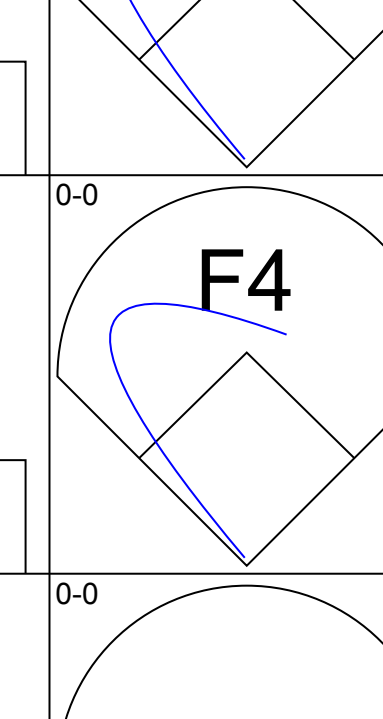
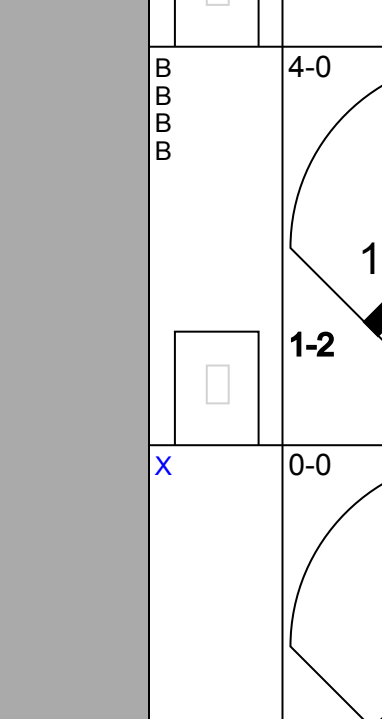
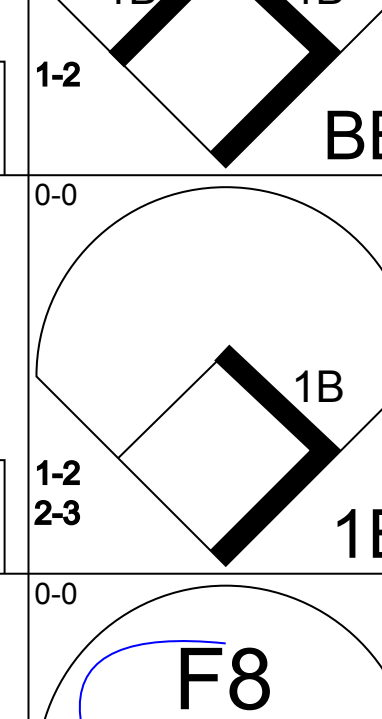
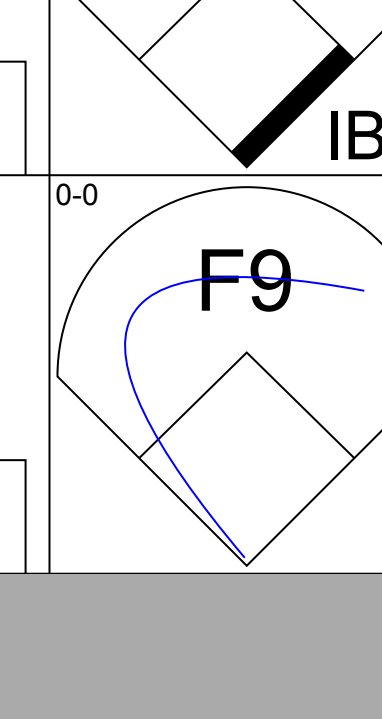

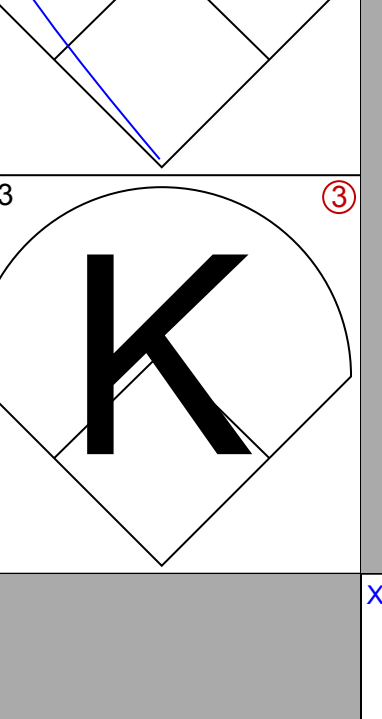
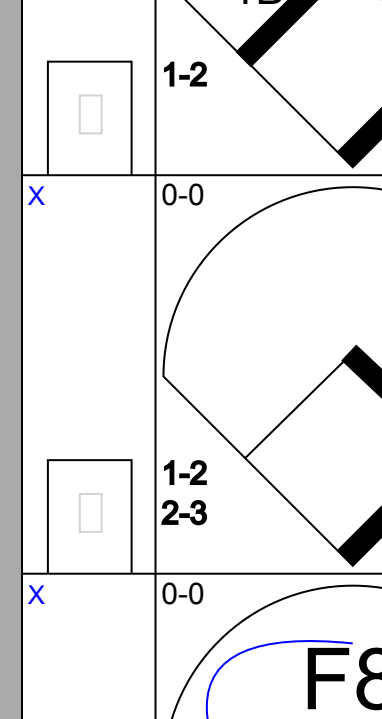
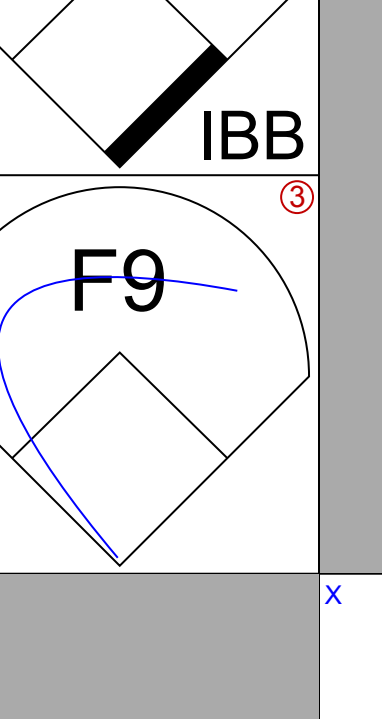
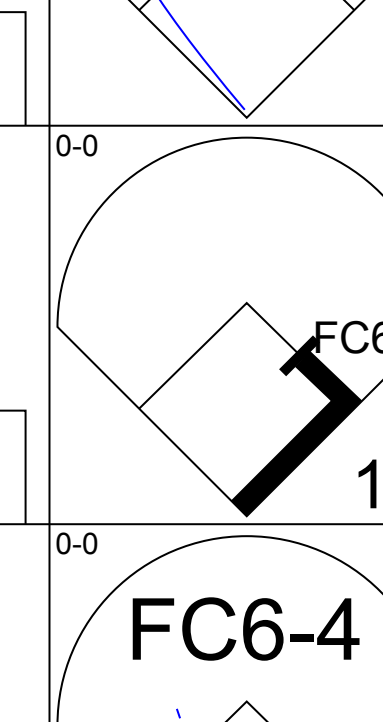
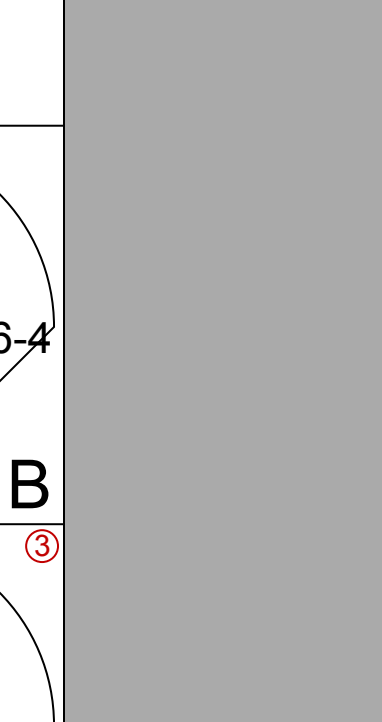
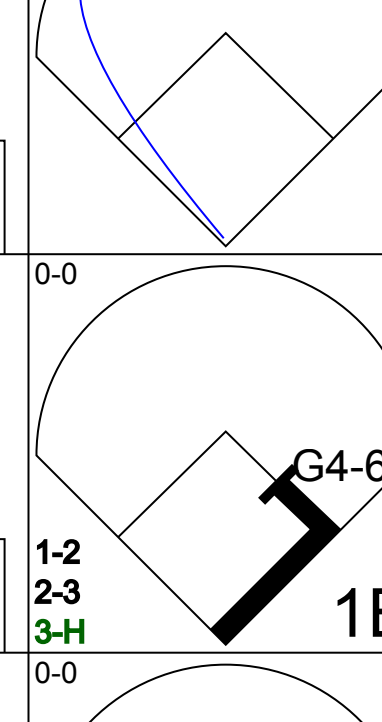
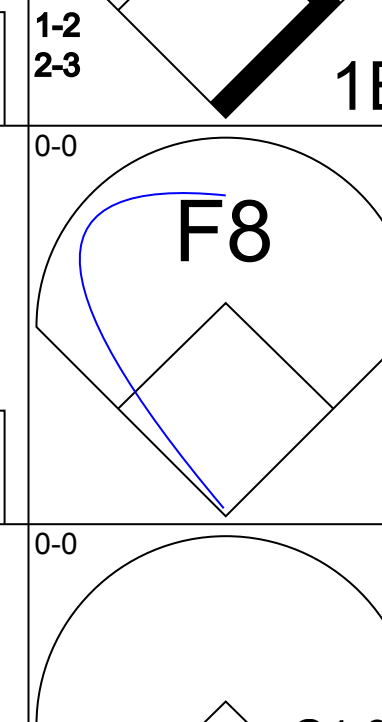
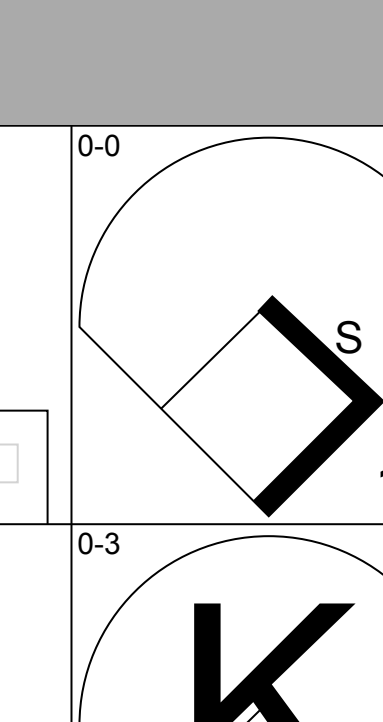

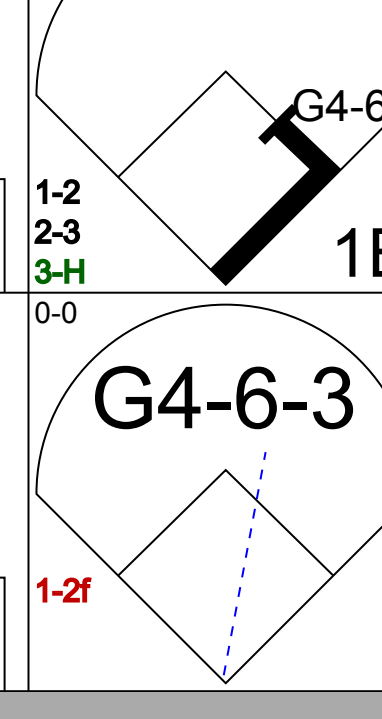
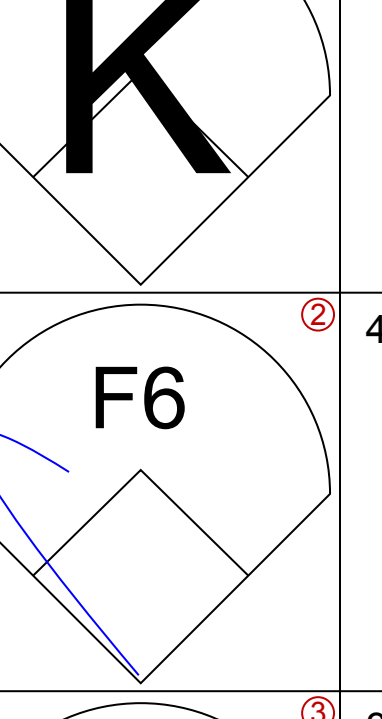
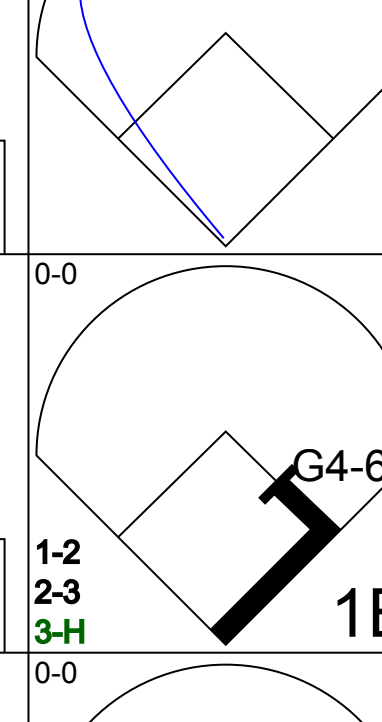
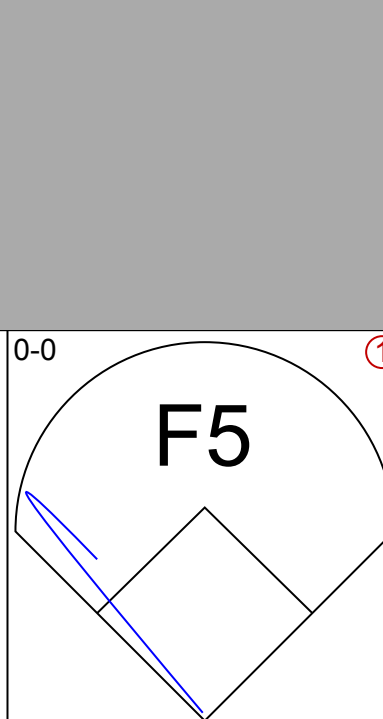
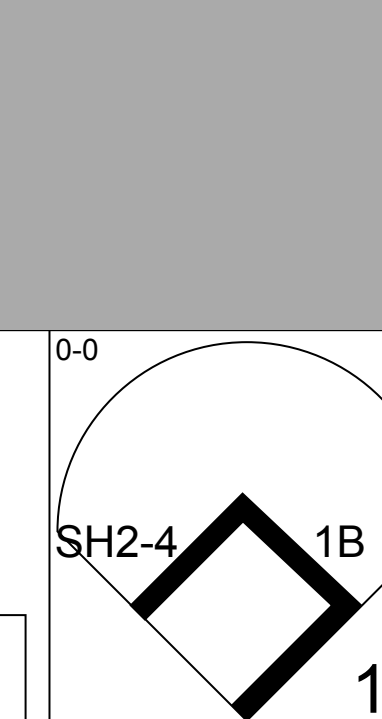
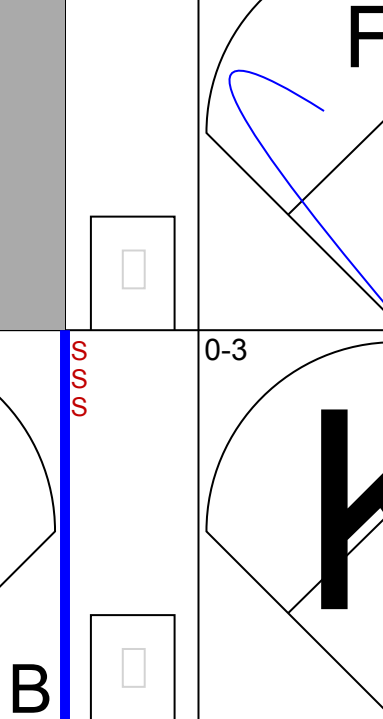
AB	35
R	4
H	9
RBI	4
BB	3
SO	6
LOB	12



Batter	1	2	3	4	5	6	7	8	9	AB	R	H	RBI	BB	SO	LOB	TOP		
Mickey Stanley, R (1, 8) OBP: 0.326, SLG: 0.405	F7			L4		F9		F9		4	0	0	0	0	0	1	Detroit Tigers @ Kansas City Royals Municipal Stadium, Kansas City, MO Mon Jul 20 1970, 8:05 PM EDT Att. 7,412 - Unknown - 73 F		
Ike Brown, R (1, 4) OBP: 0.381, SLG: 0.556	6-3			FC5-4 1B		4-0 1B BB		F8		3	0	1	0	1	0	1			
Al Kaline, R (1, 3) OBP: 0.383, SLG: 0.481 (7, 9)	K			FC5-4 1-2		0-0 1-1 1B		L7		4	0	1	0	0	1	2			
Willie Horton, R (1, 7) OBP: 0.361, SLG: 0.507		1-3		F3			4-3		5-3	4	0	0	0	0	0	1			
Bill Freehan, R (1, 2) OBP: 0.325, SLG: 0.445	F4				F7		1B 1B		5-3	4	0	1	0	0	0	0			
Don Wert, R (1, 5) OBP: 0.328, SLG: 0.351	5-3				2B		F7		1B	4	0	2	0	0	0	1			
Elliott Maddox, R (1, 9) OBP: 0.326, SLG: 0.380 (7, 6)			4-0 BB BB	B1-3 BB	6-3		1-2 FC6-4 1B		F9	3	0	1	0	1	0	2			
Cesar Gutierrez, R (1, 6) OBP: 0.257, SLG: 0.283				B1-3	6-3		FC6-4			2	0	0	0	0	0	2			
Jim Price, R (7, PH) OBP: 0.327, SLG: 0.318				1-2						1	0	0	0	0	0	2			
Norm Cash, L (7, 3) OBP: 0.366, SLG: 0.467				1-2			1-2			0	0	0	0	0	0	0			
Les Cain, L (1, 1) OBP: 0.108, SLG: 0.189				F3						2	0	0	0	0	0	0			
Jim Northrup, L (8, PH) OBP: 0.342, SLG: 0.513						3-1				0	0	0	0	1	0	0			
Mickey Lolich, S (8, PR) OBP: 0.276, SLG: 0.143										0	0	0	0	0	0	0			
Daryl Patterson, L (8, 1)										0	0	0	0	0	0	0			
Inning Stats	R: 0 E: 0 K: 1 S: 5	H: 0 LOB: 0 BB: 0 P: 5	R: 0 E: 0 K: 0 S: 3	H: 0 LOB: 0 BB: 0 P: 3	R: 0 E: 0 K: 0 S: 2	H: 0 LOB: 0 BB: 1 P: 6	R: 0 E: 0 K: 0 S: 4	H: 1 LOB: 1 BB: 0 P: 4	R: 0 E: 0 K: 0 S: 4	H: 1 LOB: 2 BB: 1 P: 7	R: 0 E: 0 K: 0 S: 5	H: 2 LOB: 2 BB: 0 P: 5	R: 0 E: 0 K: 0 S: 3	H: 0 LOB: 1 BB: 1 P: 7	R: 0 E: 0 K: 0 S: 4	H: 1 LOB: 1 BB: 0 P: 4	1B: 5 2B: 2 3B: 0 HR: 0	SF: 0 SAC: 0 DP: 1 HBP: 0	WP: 0 PA: 34 PB: 0 SB: 0 CS: 0
PITCHER Jim Rooker, L (1, 1) ERA: 3.18	IP: 9.0 WLS: W BF: 34 H: 6 R: 0 ER: 0 SO: 1 BB: 3 IBB: 0 HBP: 0 BLK: 0 WP: 0 HR: 0 S: 33 P: 45 ERA: 0.00 WHIP: 1.000																		

Batter	1	2	3	4	5	6	7	8	9	AB	R	H	RBI	BB	SO	LOB	BOTTOM			
Pat Kelly, L (1, 9) OBP: 0.355, SLG: 0.354	F8			K	1-2 1B		F8			4	0	1	0	0	1	1	Detroit Tigers @ Kansas City Royals Municipal Stadium, Kansas City, MO Mon Jul 20 1970, 8:05 PM EDT Att. 7,412 - Unknown - 73 F			
Amos Otis, R (1, 8) OBP: 0.364, SLG: 0.446	K			L6-3	F6			6-3 1B		4	1	1	0	0	1	2				
Lou Piniella, R (1, 7) OBP: 0.353, SLG: 0.477	L6-3			1B 2B			F8	6-3 1-2		4	1	1	0	0	0	1				
Bob Oliver, R (1, 3) OBP: 0.317, SLG: 0.465		K		1B 1B			L5-3	K		4	0	1	1	0	2	1				
Paul Schaaf, R (1, 5) OBP: 0.336, SLG: 0.332		K		L5-3				WP 1B		4	0	2	1	0	1	1				
Elie Rodriguez, R (1, 2) OBP: 0.329, SLG: 0.338		K			SH3 1B 2B		K	1-2 BB		3	1	1	0	1	2	1				
Jackie Hernandez, R (1, 6) OBP: 0.290, SLG: 0.290			K		SH3 2-3		F7	3-1		3	0	0	0	0	1	2				
Rich Severson, R (1, 4) OBP: 0.277, SLG: 0.278			L5-3		L3			SH1-4 1B		3	0	1	0	0	0	1				
Jim Rooker, R (1, 1) OBP: 0.229, SLG: 0.267			K		1B 1B		SH1-4 1-2			2	0	1	1	0	1	0				
Inning Stats	R: 0 E: 0 K: 1 S: 5	H: 0 LOB: 0 BB: 0 P: 5	R: 0 E: 0 K: 3 S: 9	H: 0 LOB: 0 BB: 0 P: 9	R: 0 E: 0 K: 2 S: 7	H: 0 LOB: 0 BB: 0 P: 7	R: 1 E: 0 K: 1 S: 7	H: 2 LOB: 1 BB: 0 P: 7	R: 0 E: 0 K: 0 S: 6	H: 3 LOB: 2 BB: 0 P: 6	R: 0 E: 0 K: 1 S: 6	H: 1 LOB: 1 BB: 0 P: 6	R: 0 E: 0 K: 0 S: 4	H: 1 LOB: 1 BB: 0 P: 4	R: 1 E: 0 K: 1 S: 7	H: 2 LOB: 2 BB: 1 P: 11		1B: 6 2B: 3 3B: 0 HR: 0	SF: 0 SAC: 2 DP: 0 HBP: 0	WP: 1 PA: 34 PB: 0 SB: 0 CS: 0
PITCHER Les Cain, L (1, 1) ERA: 3.73 Daryl Patterson, R (8, 1) ERA: 4.93	IP: 7.0 WLS: L BF: 28 H: 7 R: 2 ER: 2 SO: 8 BB: 0 IBB: 0 HBP: 0 BLK: 0 WP: 1 HR: 0 S: 44 P: 44 ERA: 2.57 WHIP: 1.000																			

Batter	1	2	3	4	5	6	7	8	9	AB	R	H	RBI	BB	SO	LOB	TOP			
Don Buford, S OBP: 0.418, SLG: 0.437 (1, 7)										4	0	0	0	0	1	1	<p>Baltimore Orioles @ Kansas City Royals Municipal Stadium, Kansas City, MO Tue Jul 21 1970, 8:05 PM EDT Att: 9,334 - Unknown</p> <p>AB 32 R 2 H 7 RBI 2 BB 4 SO 11 LOB 16</p> 			
Bobby Grich, R OBP: 0.310, SLG: 0.308 (1, 4)										4	0	1	1	0	3	0				
Boog Powell, L OBP: 0.420, SLG: 0.598 (1, 3)										3	0	1	0	1	1	0				
Brooks Robinson, R OBP: 0.340, SLG: 0.452 (1, 5)										4	1	1	0	0	0	2				
Eliot Hendricks, L OBP: 0.309, SLG: 0.399 (1, 2)										4	0	1	0	0	1	2				
Terry Crowley, L OBP: 0.416, SLG: 0.420 Merv Rettenmund, R OBP: 0.345, SLG: 0.538 (9, PR) (9, 9)										3	0	2	1	1	0	1				
Paul Blair, R OBP: 0.329, SLG: 0.398 (1, 8)										2	0	0	0	2	2	3				
Mark Belanger, R OBP: 0.283, SLG: 0.229 (1, 6)										4	0	0	0	0	1	4				
Jim Hardin, R OBP: 0.032, SLG: 0.032 Eddie Watt, R OBP: 0.167, SLG: 0.167 (1, 1) (8, 1)										3	1	1	0	0	2	0				
Inning Stats	R: 0 E: 0 K: 3 S: 9	H: 0 LOB: 0 BB: 0 P: 9	R: 0 E: 0 K: 1 S: 5	H: 1 LOB: 1 BB: 1 P: 9	R: 1 E: 0 K: 0 S: 4	H: 2 LOB: 1 BB: 0 P: 4	R: 0 E: 0 K: 1 S: 6	H: 1 LOB: 2 BB: 1 P: 10	R: 0 E: 0 K: 1 S: 5	H: 0 LOB: 0 BB: 0 P: 5	R: 0 E: 0 K: 2 S: 8	H: 1 LOB: 1 BB: 0 P: 8	R: 0 E: 0 K: 2 S: 7	H: 0 LOB: 0 BB: 0 P: 7	R: 1 E: 0 K: 0 S: 5	H: 2 LOB: 3 BB: 2 P: 13		1B: 4 2B: 3 3B: 0 HR: 0	SF: 0 SAC: 0 DP: 0 HBP: 0	WP: 0 PB: 0 SB: 0 CS: 1
PITCHER Bob Johnson, R ERA: 3.39 (1, 1)	IP: 9.0 WLS: L BF: 36 H: 7 R: 2 ER: 2 SO: 11 BB: 3 IBB: 1 HBP: 0 BLK: 0 WP: 0 HR: 0 S: 54 P: 70 ERA: 2.00 WHIP: 1.111															PITCHER				

Batter	1	2	3	4	5	6	7	8	9	AB	R	H	RBI	BB	SO	LOB	BOTTOM			
Pat Kelly, L OBP: 0.357, SLG: 0.354 (1, 9)										3	0	1	0	1	0	0	<p>Baltimore Orioles @ Kansas City Royals Municipal Stadium, Kansas City, MO Tue Jul 21 1970, 8:05 PM EDT Att: 9,334 - Unknown</p> <p>AB 32 R 1 H 7 RBI 1 BB 3 SO 5 LOB 16</p> 			
Amos Otis, R OBP: 0.382, SLG: 0.442 (1, 8)										3	0	0	0	0	0	1				
Lou Piniella, R OBP: 0.352, SLG: 0.474 (1, 7)										4	1	1	0	0	1	2				
Ed Kirkpatrick, L OBP: 0.317, SLG: 0.429 (1, 2)										2	0	0	0	2	0	0				
Bob Oliver, R OBP: 0.316, SLG: 0.462 (1, 3)										4	0	1	0	0	1	3				
Bill Sorrell, L OBP: 0.328, SLG: 0.389 (1, 5)										4	0	2	0	0	0	3				
Cookie Rojas, R OBP: 0.228, SLG: 0.244 (1, 4)										4	0	1	1	0	1	2				
Tom Matchick, L OBP: 0.242, SLG: 0.274 (1, 6)										4	0	0	0	0	0	4				
Bob Johnson, L OBP: 0.179, SLG: 0.042 Hawk Taylor, R OBP: 0.244, SLG: 0.244 (1, 1) (9, PH)										3	0	1	0	0	1	0				
Inning Stats	R: 0 E: 0 K: 0 S: 3	H: 0 LOB: 0 BB: 0 P: 3	R: 0 E: 0 K: 0 S: 4	H: 1 LOB: 1 BB: 0 P: 4	R: 0 E: 0 K: 1 S: 5	H: 0 LOB: 1 BB: 1 P: 9	R: 0 E: 0 K: 2 S: 7	H: 0 LOB: 0 BB: 0 P: 7	R: 0 E: 0 K: 0 S: 3	H: 0 LOB: 0 BB: 0 P: 3	R: 1 E: 0 K: 0 S: 5	H: 3 LOB: 2 BB: 1 P: 9	R: 0 E: 0 K: 0 S: 5	H: 2 LOB: 3 BB: 1 P: 9	R: 0 E: 0 K: 2 S: 8	H: 1 LOB: 1 BB: 0 P: 8		1B: 7 2B: 0 3B: 0 HR: 0	SF: 0 SAC: 1 DP: 1 HBP: 0	WP: 0 PB: 0 SB: 1 CS: 0
PITCHER Jim Hardin, R ERA: 3.67 Eddie Watt, R ERA: 2.92 (8, 1)	IP: 7.0 WLS: W BF: 8 H: 1 R: 0 ER: 0 SO: 2 BB: 0 IBB: 1 HBP: 0 BLK: 0 WP: 0 HR: 0 S: 11 P: 15 ERA: 0.00 WHIP: 0.500															PITCHER				

Batter	1	2	3	4	5	6	7	8	9	10	11	12	13	AB	R	H	RBI	BB	SO	LOB	TOP	
Merv Rettenmund, R (1, 9) OBP: 0.352, SLG: 0.542 (5, 7)	SH1-3 SF9 2B		F8	SF9		FC5-4 1B			SH3 BB		K			4	1	2	1	2	1	0		
Paul Blair, R (1, 8) OBP: 0.324, SLG: 0.391	SH1-3		F4	2-1	6-3	FC5-4			SH3		K			5	0	0	0	0	1	4		
Frank Robinson, R (1, 3) OBP: 0.409, SLG: 0.559 (5, 9)	SF9					BB 1B			F9			5-3		3	0	1	1	2	0	2		
Brooks Robinson, R (1, 5) OBP: 0.340, SLG: 0.448			F7						G6-4-3 BB			K		5	0	1	0	1	2	3		
Curt Molton, R (1, 7) OBP: 0.385, SLG: 0.323 Terry Crowley, L (5, PH) OBP: 0.398, SLG: 0.397 (5, 3)	L6					BB BB			K		4-3			1	1	0	0	1	0	1		
Davey Johnson, R (1, 4) OBP: 0.390, SLG: 0.417 (10, 6) (13, 4)		K				BB BB			6-3					4	2	1	0	2	1	2		
Andy Etchebarren, R (1, 2) Eliot Hendricks, L (10, PH) OBP: 0.308, SLG: 0.397 (10, 2)	F9					BB BB			5-3					3	0	0	0	1	0	3		
Mark Belanger, R (1, 6) OBP: 0.289, SLG: 0.231 Don Buford, S (10, PH) OBP: 0.416, SLG: 0.434 (10, 4)						SF9 BB			4-3		FC4-6 1B			1	0	0	0	0	0	1		
Moe Drabowsky, R (13, 1) OBP: 0.125, SLG: 0.125						BB			6-3		3-1			2	0	1	1	2	0	0		
Dave McNally, R (1, 1) Eddie Watt, R (8, 1) Dick Hall, R (8, 1) Boog Powell, L (11, PH) Pete Richert, L (13, PH) Chris Salmons, R (13, 6)	FC5-4 1B					BB			6-3					4	0	0	0	0	2	5		
Inning Stats	R: 1 E: 0 K: 0 S: 5	H: 2 LOB: 1 BB: 0 P: 5	R: 0 E: 0 K: 1 S: 6	H: 1 LOB: 1 BB: 0 P: 6	R: 0 E: 0 K: 0 S: 3	H: 0 LOB: 1 BB: 1 P: 7	R: 2 E: 0 K: 1 S: 4	H: 0 LOB: 2 BB: 4 P: 20	R: 0 E: 1 K: 1 S: 7	H: 1 LOB: 3 BB: 1 P: 11	R: 0 E: 0 K: 1 S: 6	H: 1 LOB: 2 BB: 1 P: 10	R: 0 E: 0 K: 0 S: 5	H: 0 LOB: 0 BB: 0 P: 5	R: 0 E: 0 K: 0 S: 5	H: 0 LOB: 0 BB: 0 P: 5	R: 0 E: 0 K: 1 S: 4	H: 1 LOB: 2 BB: 0 P: 12	1B: 6 2B: 1 3B: 0 HR: 0	SF: 2 SAC: 3 DP: 1 HBP: 0	WP: 1 PB: 0 SB: 0 CS: 0	PA: 56
PITCHER	IP	WLS	BF	H	R	ER	SO	BB	IBB	HBP	BLK	WP	HR	S	P	ERA	WHIP					
Bill Butler, L ERA: 3.89	3.0		16	3	3	3	1	4	0	0	0	0	0	14	30	9.00	2.333					
Al Fitzmorris, R ERA: 3.41	3.0	15	2	0	0	3	3	0	0	0	0	0	0	17	29	0.00	1.667					
Ken Wright, R ERA: 5.35	2.0	6	0	0	0	1	0	0	0	0	0	0	0	8	8	0.00	0.000					
Ted Abernathy, R ERA: 2.38	5.0	L	20	2	1	1	3	4	0	0	0	1	0	22	38	1.80	1.200					

Baltimore Orioles @ Kansas City Royals
Municipal Stadium, Kansas City, MO
Wed Jul 22 1970, 8:05 PM EDT
Att: 9,130 - Unknown

AB 40
R 4
H 7
RBI 4
BB 11
SO 8
LOB 25



Batter	1	2	3	4	5	6	7	8	9	10	11	12	13	AB	R	H	RBI	BB	SO	LOB	BOTTOM	
Pat Kelly, L (1, 9) OBP: 0.357, SLG: 0.352	4-3								1B 1B		4-3			5	2	1	0	1	0	1		
Amos Otis, R (1, 8) OBP: 0.359, SLG: 0.438	6-3								F9					6	0	1	1	0	1	2		
Lou Piniella, R (1, 7) OBP: 0.355, SLG: 0.478									6-3					6	1	3	0	0	1	1		
Bob Oliver, R (1, 3) OBP: 0.314, SLG: 0.457	F4								F9					6	0	1	1	0	0	3		
Paul Schaaf, R (1, 5) OBP: 0.396, SLG: 0.332 Ed Kirkpatrick, L (8, PH) OBP: 0.318, SLG: 0.426 (9, 2)									F3					3	0	1	0	0	0	0		
Cookie Rojas, R (1, 4) OBP: 0.227, SLG: 0.239									F9					2	0	0	0	1	0	1		
Eliee Rodriguez, R (1, 2) OBP: 0.350, SLG: 0.338 Bill Sorensen, L (8, PH) OBP: 0.317, SLG: 0.376 (9, 5)									F8					4	0	0	1	1	1	1		
Eliee Rodriguez, R (1, 2) OBP: 0.350, SLG: 0.338 Bill Sorensen, L (8, PH) OBP: 0.317, SLG: 0.376 (9, 5)									F9					3	0	1	0	0	0	0		
Jackie Hernandez, R (1, 6) OBP: 0.284, SLG: 0.283									F9					2	0	0	0	1	0	1		
Bill Butler, L (1, 1) OBP: 0.128, SLG: 0.056 Al Fitzmorris, R (4, 1) Eddie Watt, R (8, 1) Dick Hall, R (8, 1) Pete Richert, L (11, 1) Moe Drabowsky, R (13, 1)									F8					4	0	0	1	1	1	1		
Inning Stats	R: 0 E: 0 K: 0 S: 4	H: 1 LOB: 1 BB: 0 P: 4	R: 0 E: 0 K: 0 S: 4	H: 2 LOB: 1 BB: 0 P: 4	R: 1 E: 0 K: 1 S: 5	H: 1 LOB: 1 BB: 1 P: 10	R: 0 E: 0 K: 1 S: 5	H: 0 LOB: 0 BB: 0 P: 5	R: 0 E: 0 K: 2 S: 7	H: 0 LOB: 0 BB: 0 P: 7	R: 2 E: 0 K: 0 S: 6	H: 3 LOB: 3 BB: 2 P: 14	R: 0 E: 0 K: 0 S: 3	H: 0 LOB: 0 BB: 0 P: 3	R: 0 E: 0 K: 0 S: 3	H: 0 LOB: 0 BB: 0 P: 3	R: 0 E: 0 K: 1 S: 5	H: 1 LOB: 1 BB: 0 P: 4	1B: 7 2B: 2 3B: 0 HR: 0	SF: 0 SAC: 0 DP: 1 HBP: 0	WP: 0 PB: 0 SB: 1 CS: 0	PA: 50
PITCHER	IP	WLS	BF	H	R	ER	SO	BB	IBB	HBP	BLK	WP	HR	S	P	ERA	WHIP					
Dave McNally, L ERA: 4.34	7.2		31	8	3	3	5	1	0	0	0	0	0	40	44	3.52	1.174					
Eddie Watt, R ERA: 2.92	0.0	2	0	0	0	0	0	2	0	0	0	0	0	8	8	=	=					
Dick Hall, R ERA: 2.68	2.1	7	0	0	0	0	0	0	0	0	0	0	0	7	7	0.00	0.000					
Pete Richert, L ERA: 2.41	2.0	W	6	0	0	0	1	0	0	0	0	0	0	8	8	0.00	0.000					
Moe Drabowsky, R ERA: 3.48	1.0	S	4	1	0	0	0	0	0	0	0	0	0	4	4	0.00	1.000					

Baltimore Orioles @ Kansas City Royals
Municipal Stadium, Kansas City, MO
Wed Jul 22 1970, 8:05 PM EDT
Att: 9,130 - Unknown

AB 47
R 3
H 9
RBI 3
BB 3
SO 6
LOB 14



Batter	1	2	3	4	5	6	7	8	9	AB	R	H	RBI	BB	SO	LOB	TOP			
Pat Kelly, L OBP: 0.356, SLG: 0.342 (1, 9)										4	0	0	0	1	1	1	Kansas City Royals @ Cleveland Indians Cleveland Municipal Stadium, Cleveland, OH Fri Jul 24, 1970, 7:05 PM EDT Att: 12,076 - Unknown livebaseballscorecards.com			
Cookie Rojas, R OBP: 0.246, SLG: 0.251 (1, 4)										4	1	2	0	1	1	0				
Amos Otis, R OBP: 0.361, SLG: 0.438 (1, 8)										5	0	1	1	0	0	4				
Ed Kirkpatrick, L OBP: 0.319, SLG: 0.421 (1, 2)										5	2	2	0	0	0	4				
Lou Piniella, R OBP: 0.343, SLG: 0.470 (1, 7)										4	1	1	3	0	0	2				
Bob Oliver, R OBP: 0.316, SLG: 0.474 (1, 3)										4	1	1	2	0	1	1				
Bill Sorrell, L OBP: 0.347, SLG: 0.426 (1, 5)										4	0	2	0	0	0	0				
Jackie Hernandez, R OBP: 0.287, SLG: 0.291 (1, 6)										4	1	2	0	0	1	1				
Wally Bunker, R OBP: 0.273, SLG: 0.111 (1, 1)										2	0	0	0	0	0	2				
Tom Burgmeier, L OBP: 0.300, SLG: 0.222 (6, 1)										0	0	0	0	0	0	0				
Jim Campanis, R OBP: 0.224, SLG: 0.289 (7, PH)										1	0	0	0	0	1	1				
Don O'Riley, R (7, 1)										0	0	0	0	0	0	0				
Paul Schaal, R OBP: 0.338, SLG: 0.330 (9, PH)										1	0	0	0	0	0	1				
Inning Stats	R: 0 E: 0 K: 0 S: 4	H: 1 LOB: 1 BB: 0 P: 4	R: 0 E: 0 K: 0 S: 5	H: 2 LOB: 2 BB: 0 P: 5	R: 0 E: 0 K: 1 S: 5	H: 0 LOB: 0 BB: 0 P: 5	R: 2 E: 0 K: 1 S: 7	H: 2 LOB: 0 BB: 0 P: 7	R: 0 E: 0 K: 1 S: 5	H: 1 LOB: 1 BB: 0 P: 4	R: 0 E: 0 K: 1 S: 6	H: 1 LOB: 1 BB: 0 P: 6	R: 3 E: 0 K: 1 S: 8	H: 3 LOB: 0 BB: 0 P: 8	R: 1 E: 0 K: 0 S: 4	H: 1 LOB: 2 BB: 2 P: 12	1B: 6 2B: 3 3B: 0 HR: 2	SF: 0 SAC: 0 DP: 0 HBP: 0	WP: 0 PB: 1 SB: 0 CS: 0	PA: 40
PITCHER	IP WLS BF H R ER SO BB IBB HBP BLK WP HR S P ERA WHIP																			
Dean Chance, R ERA: 4.31 (1, 1)	7.1 W 32 10 5 5 4 0 0 0 0 0 2 40 40 6.14 1.364																			
Dennis Higgins, R ERA: 4.97 (8, 1)	1.0 6 1 1 1 1 2 0 0 0 0 0 6 14 9.00 3.000																			
Fred Lasher, R ERA: 3.09 (9, 1)	0.2 S 2 0 0 0 0 0 0 0 0 0 0 2 2 0.00 0.000																			

Batter	1	2	3	4	5	6	7	8	9	AB	R	H	RBI	BB	SO	LOB	BOTTOM			
Vada Pinson, L OBP: 0.336, SLG: 0.464 (1, 9)										5	2	3	0	1	1		Kansas City Royals @ Cleveland Indians Cleveland Municipal Stadium, Cleveland, OH Fri Jul 24, 1970, 7:05 PM EDT Att: 12,076 - Unknown livebaseballscorecards.com			
Graig Nettles, L OBP: 0.345, SLG: 0.393 (1, 5)										3	1	1	0	1	1	0				
Roy Foster, R OBP: 0.360, SLG: 0.456 (1, 7)										3	1	0	0	1	0	1				
Ray Fosse, R OBP: 0.363, SLG: 0.500 (1, 2)										3	1	0	0	1	0	2				
Duke Sims, L OBP: 0.376, SLG: 0.538 (6, PH)										2	0	0	0	0	0	1				
Tony Horton, R OBP: 0.323, SLG: 0.451 (7, 3)										2	2	2	4	0	0	0				
Ted Uhlhaender, L OBP: 0.301, SLG: 0.346 (1, 8)										2	0	1	1	0	0	0				
Buddy Bradford, R OBP: 0.288, SLG: 0.346 (6, PH)										2	0	0	0	0	0	0				
Eddie Leon, R OBP: 0.295, SLG: 0.347 (1, 4)										4	2	2	0	0	0	2				
Jack Heidemann, R OBP: 0.257, SLG: 0.272 (1, 6)										4	0	1	0	0	0	2				
Dean Chance, R OBP: 0.071, SLG: 0.038 (8, 1)										2	0	0	0	0	2	1				
Fred Lasher, R (9, 1)										0	0	0	0	0	0	0				
Inning Stats	R: 0 E: 0 K: 0 S: 3	H: 0 LOB: 0 BB: 0 P: 3	R: 1 E: 0 K: 0 S: 4	H: 1 LOB: 1 BB: 1 P: 8	R: 1 E: 0 K: 2 S: 8	H: 1 LOB: 0 BB: 0 P: 8	R: 0 E: 0 K: 0 S: 3	H: 0 LOB: 0 BB: 0 P: 3	R: 2 E: 0 K: 1 S: 5	H: 2 LOB: 1 BB: 1 P: 9	R: 2 E: 1 K: 1 S: 8	H: 3 LOB: 1 BB: 0 P: 8	R: 3 E: 1 K: 1 S: 8	H: 2 LOB: 1 BB: 1 P: 12	R: 0 E: 0 K: 0 S: 2	H: 0 LOB: 0 BB: 1 P: 6	1B: 4 2B: 1 3B: 0 HR: 4	SF: 0 SAC: 1 DP: 1 HBP: 0	WP: 1 PB: 0 SB: 0 CS: 0	PA: 37
PITCHER	IP WLS BF H R ER SO BB IBB HBP BLK WP HR S P ERA WHIP																			
Wally Bunker, R ERA: 8.1 (1, 1)	5.0 L 21 4 4 4 4 2 0 0 0 0 0 1 23 31 7.20 1.200																			
Tom Burgmeier, L ERA: 3.52 (6, 1)	1.0 6 3 2 1 1 0 0 0 0 0 0 1 8 9.00 3.000																			
Don O'Riley, R ERA: 4.91 (7, 1)	2.0 10 2 3 3 1 2 0 0 0 0 0 1 10 13.50 2.000																			

Batter	1	2	3	4	5	6	7	8	9	AB	R	H	RBI	BB	SO	LOB	TOP					
Pat Kelly, L OBP: 0.361, SLG: 0.342 (1, 9)																	2 0 0 0 2 1 2					
Cookie Rojas, R OBP: 0.260, SLG: 0.277 (1, 4)																	3 1 2 0 1 0 1					
Amos Otis, R OBP: 0.363, SLG: 0.452 (1, 8)																	3 2 1 0 1 0 2					
Ed Kirkpatrick, L OBP: 0.320, SLG: 0.417 (1, 2)																	4 1 1 0 0 2 3					
Lou Piniella, R OBP: 0.338, SLG: 0.461 (1, 7)																	4 0 0 0 0 0 5					
Bob Oliver, R OBP: 0.318, SLG: 0.480 (1, 3)																	4 1 3 5 0 0 0					
Bill Sorrell, L OBP: 0.333, SLG: 0.408 Hawk Taylor, R OBP: 0.234, SLG: 0.233 (9, PH)																	3 0 0 0 0 0 2 1 0 0 0 0 0 1					
Jackie Hernandez, R OBP: 0.283, SLG: 0.286 (1, 6)																	3 0 1 0 0 1 0					
Bill Butler, L OBP: 0.146, SLG: 0.054 Ken Wright, R (5, 1)																	1 0 0 0 1 1 0 0 0 0 0 0 0 0 1 0 0 0 0 0 0 0 0 0 0 0 0 0					
Paul Schaal, R OBP: 0.339, SLG: 0.325 Tom Burgmeier, L OBP: 0.300, SLG: 0.222 (7, 1)																						
Inning Stats	R: 0 E: 0 K: 0 S: 2	H: 0 LOB: 0 BB: 1 P: 6	R: 0 E: 0 K: 0 S: 3	H: 0 LOB: 0 BB: 0 P: 3	R: 0 E: 0 K: 0 S: 3	H: 1 LOB: 1 BB: 1 P: 7	R: 2 E: 0 K: 0 S: 6	H: 4 LOB: 1 BB: 0 P: 6	R: 0 E: 0 K: 2 S: 6	H: 0 LOB: 0 BB: 1 P: 10	R: 3 E: 0 K: 1 S: 7	H: 2 LOB: 0 BB: 1 P: 11	R: 0 E: 0 K: 1 S: 5	H: 0 LOB: 0 BB: 0 P: 5	R: 0 E: 0 K: 1 S: 4	H: 0 LOB: 1 BB: 1 P: 8	R: 0 E: 0 K: 0 S: 3	H: 1 LOB: 0 BB: 0 P: 3	1B: 7 2B: 1 3B: 0 HR: 1	SF: 0 SAC: 0 DP: 5 HBP: 0	WP: 0 PB: 0 SB: 0 CS: 1	PA: 35
PITCHER	IP WLS BF H R ER SO BB IBB HBP BLK WP HR S P ERA WHIP																					
Steve Dunning, R ERA: 4.9 (1, 1)	6.0 W 25 7 5 5 3 4 0 0 0 0 0 1 27 43 7.50 1.833																					
Dennis Higgins, R ERA: 4.79 (7, 1)	1.0 3 0 0 0 1 0 0 0 0 0 0 0 5 5 0.00 0.000																					
Fred Lasher, R ERA: 3.49 (8, 1)	1.1 5 1 0 0 1 1 0 0 0 0 0 0 6 10 0.00 1.500																					
Rick Austin, L ERA: 5.8 (9, 1)	0.2 S 1 0 0 0 0 0 0 0 0 0 0 0 1 1 0.00 0.000																					

Kansas City Royals @ Cleveland Indians
Cleveland Municipal Stadium, Cleveland, OH
Sun Jul 26 1970, 3:33 AM EDT
Unknown

AB 29
R 5
H 8
RBI 5
BB 5
SO 5
LOB 16



Batter	1	2	3	4	5	6	7	8	9	AB	R	H	RBI	BB	SO	LOB	BOTTOM			
Eddie Leon, R OBP: 0.296, SLG: 0.348 (1, 4)																	5 2 2 0 0 0 1			
Larry Brown, R OBP: 0.373, SLG: 0.354 (1, 6)																	4 1 3 1 0 0 0			
Roy Foster, R OBP: 0.362, SLG: 0.465 (1, 7)																	3 1 2 3 1 1 2			
Tony Horton, R OBP: 0.316, SLG: 0.440 (1, 3)																	4 0 0 0 0 1 5			
Chuck Hinton, R OBP: 0.413, SLG: 0.443 Vada Pinson, L OBP: 0.335, SLG: 0.457 (5, PH) (6, 9)																	2 1 1 1 0 0 2 1 0 0 0 1 0 0			
Duke Sims, L OBP: 0.376, SLG: 0.527 (1, 2)																	4 0 0 0 0 0 3			
Buddy Bradford, R OBP: 0.292, SLG: 0.343 (1, 8)																	3 0 1 0 1 1 0			
Graig Nettles, L OBP: 0.347, SLG: 0.396 (1, 5)																	4 1 2 0 0 0 1			
Steve Dunning, R OBP: 0.100, SLG: 0.100 Lou Klimchock, L OBP: 0.193, SLG: 0.222 Dennis Higgins, R Fred Lasher, R Rick Austin, R OBP: 0.231, SLG: 0.250 (1, 1) (6, PH) (7, 1) (8, 1) (9, 1)																	2 0 0 0 0 2 3 0 0 0 0 0 0 0 0 0 0 0 0 0 0 1 0 0 0 0 0 0 0 0 0 0 0 0 0			
Inning Stats	R: 0 E: 0 K: 2 S: 9	H: 2 LOB: 2 BB: 0 P: 9	R: 0 E: 0 K: 1 S: 6	H: 2 LOB: 1 BB: 0 P: 6	R: 0 E: 0 K: 0 S: 3	H: 0 LOB: 1 BB: 1 P: 7	R: 1 E: 0 K: 1 S: 6	H: 1 LOB: 1 BB: 1 P: 10	R: 1 E: 0 K: 0 S: 5	H: 3 LOB: 2 BB: 1 P: 9	R: 4 E: 1 K: 0 S: 6	H: 3 LOB: 0 BB: 0 P: 7	R: 0 E: 0 K: 1 S: 5	H: 0 LOB: 0 BB: 0 P: 5	R: 0 E: 0 K: 0 S: 3	H: 0 LOB: 0 BB: 0 P: 3	1B: 7 2B: 3 3B: 0 HR: 2	SF: 0 SAC: 0 DP: 1 HBP: 1	WP: 0 PB: 0 SB: 0 CS: 1	PA: 37
PITCHER	IP WLS BF H R ER SO BB IBB HBP BLK WP HR S P ERA WHIP																			
Bill Butler, L ERA: 3.91 (5, 1)	2.0 L 10 3 4 4 0 1 0 1 0 0 0 1 8 13 18.00 2.000																			
Tom Burgmeier, L ERA: 3.27 (7, 1)	2.0 6 0 0 0 1 0 0 0 0 0 0 0 8 8 0.00 0.000																			

Kansas City Royals @ Cleveland Indians
Cleveland Municipal Stadium, Cleveland, OH
Sun Jul 26 1970, 3:33 AM EDT
Unknown

AB 33
R 6
H 11
RBI 5
BB 3
SO 5
LOB 17



Batter	1	2	3	4	5	6	7	8	9	AB	R	H	RBI	BB	SO	LOB	TOP			
Pat Kelly, L OBP: 0.357, SLG: 0.338 (1, 9)										4	0	0	0	0	1	3				
Cookie Rojas, R OBP: 0.255, SLG: 0.271 (1, 4)										4	0	0	0	0	1	2				
Amos Otis, R OBP: 0.362, SLG: 0.449 (1, 8)										3	0	0	0	1	0	0				
Lou Piniella, R OBP: 0.333, SLG: 0.455 (1, 7)										4	0	0	0	0	0	1				
Bob Oliver, R OBP: 0.322, SLG: 0.480 (1, 3)										2	0	1	0	2	0	0				
Bill Sorrell, L OBP: 0.325, SLG: 0.400 (1, 5)										4	0	1	0	0	1	2				
Elie Rodriguez, R OBP: 0.324, SLG: 0.331 (1, 2)										3	0	0	0	0	0	3				
Rich Severson, R OBP: 0.289, SLG: 0.290 (1, 6)										3	0	2	0	0	0	0				
Dave Morehead, R OBP: 0.214, SLG: 0.222 (1, 1)										2	0	1	0	0	1	1				
Tom Burgmeier, L OBP: 0.300, SLG: 0.222 (7, 1)										0	0	0	0	0	0	0				
Ed Kirkpatrick, L OBP: 0.319, SLG: 0.415 (6, PH)										1	0	0	0	0	0	1				
Don O'Riley, R (8, 1)										0	0	0	0	0	0	0				
Inning Stats	R: 0 E: 0 K: 0 S: 3	H: 0 LOB: 0 BB: 0 P: 3	R: 0 E: 0 K: 1 S: 5	H: 0 LOB: 1 BB: 1 P: 9	R: 0 E: 0 K: 1 S: 5	H: 1 LOB: 0 BB: 0 P: 5	R: 0 E: 0 K: 0 S: 3	H: 0 LOB: 0 BB: 0 P: 3	R: 0 E: 0 K: 2 S: 8	H: 1 LOB: 1 BB: 0 P: 8	R: 0 E: 0 K: 0 S: 4	H: 2 LOB: 2 BB: 1 P: 8	R: 0 E: 0 K: 0 S: 4	H: 1 LOB: 1 BB: 0 P: 4	R: 0 E: 0 K: 0 S: 3	H: 0 LOB: 1 BB: 1 P: 7	1B: 5 2B: 0 3B: 0 HR: 0	SF: 0 SAC: 0 DP: 1 HBP: 0	WP: 0 PB: 0 SB: 0 CS: 0	PA: 33
PITCHER Steve Hargan, R ERA: 2.43 (1, 1)	IP: 9.0 WLS: W BF: 33 H: 5 R: 0 ER: 0 SO: 4 BB: 3 IBB: 0 HBP: 0 BLK: 0 WP: 0 HR: 0 S: 38 P: 50 ERA: 0.00 WHIP: 0.889															PITCHER				

Kansas City Royals @ Cleveland Indians
Cleveland Municipal Stadium, Cleveland, OH

AB 30
R 0
H 5
RBI 0
BB 3
SO 4
LOB 13



WP: 0 PA: 33
PB: 0
SB: 0
CS: 0

Sun Jul 26 1970, 3:38 AM EDT
Att: 21,237 - Unknown

livebaseballscores.com

Batter	1	2	3	4	5	6	7	8	9	AB	R	H	RBI	BB	SO	LOB	BOTTOM	
Vada Pinson, L OBP: 0.334, SLG: 0.454 (1, 9)										4	0	1	0	0	0	1		
Graig Nettles, L OBP: 0.346, SLG: 0.403 (1, 5)										4	1	1	1	0	1	2		
Roy Foster, R OBP: 0.361, SLG: 0.462 (1, 7)										4	0	1	0	0	0	2		
Duke Sims, L OBP: 0.374, SLG: 0.521 (1, 2)										4	0	1	0	0	0	2		
Tony Horton, R OBP: 0.321, SLG: 0.453 (1, 3)										4	1	3	1	0	0	1		
Ted Uhlhaender, L OBP: 0.302, SLG: 0.355 (1, 8)										4	0	0	0	0	0	3		
Larry Brown, R OBP: 0.354, SLG: 0.333 (1, 6)										4	0	0	0	0	1	3		
Jack Heidemann, R OBP: 0.257, SLG: 0.272 (9, 6)										0	0	0	0	0	0	0		
Eddie Leon, R OBP: 0.299, SLG: 0.358 (1, 4)										2	1	1	1	1	0	0		
Steve Hargan, R OBP: 0.100, SLG: 0.100 (1, 1)										3	0	1	0	0	0	2		
Inning Stats	R: 0 E: 0 K: 0 S: 4	H: 1 LOB: 1 BB: 0 P: 4	R: 0 E: 0 K: 0 S: 4	H: 1 LOB: 2 BB: 1 P: 8	R: 1 E: 0 K: 0 S: 5	H: 2 LOB: 1 BB: 0 P: 5	R: 0 E: 0 K: 0 S: 3	H: 0 LOB: 0 BB: 0 P: 3	R: 0 E: 0 K: 0 S: 5	H: 2 LOB: 2 BB: 0 P: 5	R: 1 E: 0 K: 1 S: 7	H: 2 LOB: 1 BB: 0 P: 7	R: 1 E: 0 K: 1 S: 6	H: 1 LOB: 0 BB: 0 P: 6	1B: 6 2B: 0 3B: 0 HR: 3	SF: 0 SAC: 0 DP: 0 HBP: 0	WP: 0 PB: 0 SB: 1 CS: 0	PA: 34
PITCHER Dave Morehead, R ERA: 3.52 (1, 1)	IP: 6.0 WLS: L BF: 27 H: 8 R: 2 ER: 2 SO: 2 BB: 2 IBB: 2 HBP: 0 BLK: 0 WP: 0 HR: 2 S: 26 P: 30 ERA: 3.00 WHIP: 1.500															PITCHER		
Tom Burgmeier, L ERA: 3.19 (7, 1)	1.0 3 0 0 0 1 0 0 0 0 0 0 5 5 0.00 0.000																	
Don O'Riley, R ERA: 5.12 (8, 1)	1.0 4 1 1 1 1 0 0 0 0 0 1 6 6 9.00 1.000																	

Kansas City Royals @ Cleveland Indians
Cleveland Municipal Stadium, Cleveland, OH

AB 33
R 3
H 9
RBI 3
BB 1
SO 2
LOB 16



WP: 0 PA: 34
PB: 0
SB: 1
CS: 0

Sun Jul 26 1970, 3:38 AM EDT
Att: 21,237 - Unknown

livebaseballscores.com

Batter	1	2	3	4	5	6	7	8	9	AB	R	H	RBI	BB	SO	LOB	TOP						
Pat Kelly, L OBP: 0.357, SLG: 0.340 (1, 9)										4	1	1	0	1	2	3							
Cookie Rojas, R OBP: 0.248, SLG: 0.265 (1, 4)										5	0	0	0	0	1	7							
Amos Otis, R OBP: 0.360, SLG: 0.446 (1, 8)										5	1	1	1	0	2	0							
Ed Kirkpatrick, L OBP: 0.323, SLG: 0.417 (1, 2)										4	1	2	0	1	1	0							
Lou Piniella, R OBP: 0.337, SLG: 0.457 (1, 7)										5	2	3	1	0	1	2							
Bob Oliver, R OBP: 0.323, SLG: 0.495 (1, 3)										5	2	2	4	0	1	3							
Bill Sorrell, L OBP: 0.337, SLG: 0.397 Ted Abernathy, R OBP: 0.100, SLG: 0.100 (8, 1)										3	0	1	0	1	0	2	AB 39						
Rich Severson, R OBP: 0.297, SLG: 0.299 (1, 6)										4	0	2	1	0	0	0	R 7						
Dick Drago, R OBP: 0.106, SLG: 0.067 Tom Burgmeier, L OBP: 0.300, SLG: 0.222 Ken Wright, R OBP: 0.342, SLG: 0.328 (8, 5)										1	0	0	0	0	0	0	H 13						
Inning Stats	R: 1 E: 0 K: 1 S: 6	H: 1 LOB: 1 BB: 1 P: 10	R: 0 E: 0 K: 0 S: 4	H: 1 LOB: 3 BB: 2 P: 12	R: 0 E: 0 K: 0 S: 5	H: 2 LOB: 2 BB: 0 P: 5	R: 0 E: 0 K: 1 S: 5	H: 0 LOB: 0 BB: 0 P: 5	R: 3 E: 0 K: 0 S: 6	H: 3 LOB: 0 BB: 0 P: 6	R: 0 E: 0 K: 0 S: 3	H: 0 LOB: 0 BB: 0 P: 3	R: 0 E: 0 K: 2 S: 7	H: 0 LOB: 0 BB: 0 P: 7	R: 1 E: 0 K: 2 S: 11	H: 4 LOB: 3 BB: 0 P: 11	R: 2 E: 0 K: 3 S: 11	H: 2 LOB: 0 BB: 0 P: 11	1B: 10 2B: 1 3B: 0 HR: 2	SF: 0 SAC: 1 DP: 0 HBP: 0	WP: 0 PB: 0 SB: 0 CS: 0	PA: 43	
PITCHER	IP WLS BF H R ER SO BB IBB HBP BLK WP HR S P ERA WHIP																						
Joe Niekro, R ERA: 3.14 Lerrin LaGrow, R ERA: Fred Scherman, L ERA: 2.93	(1, 1) (8, 1) (8, 1)	7.1 0.0 1.2	L L	35 1 7	10 1 2	5 0 2	5 0 2	5 0 4	3 0 0	0 0 0	0 0 0	0 0 0	0 0 0	0 0 0	1 1 15	42 1 15	54 1 15	10.80	1.200				

Kansas City Royals @ Detroit Tigers
Tiger Stadium, Detroit, MI
Tue Jul 28 1970, 7:05 PM EDT
Att: 15,226 - Unknown - 81 F

livebaseballscorecards.com

AB 39
R 7
H 13
RBI 7
BB 3
SO 9
LOB 17

Batter	1	2	3	4	5	6	7	8	9	AB	R	H	RBI	BB	SO	LOB	BOTTOM						
Dick McAuliffe, L OBP: 0.385, SLG: 0.381 (1, 4)										3	1	0	0	2	0	1							
Mickey Stanley, R OBP: 0.324, SLG: 0.399 (1, 8)										5	1	1	0	0	0	4							
Al Kaline, R OBP: 0.380, SLG: 0.476 (1, 9)										3	1	1	0	1	0	0							
Gates Brown, L OBP: 0.345, SLG: 0.440 Elliott Maddox, R OBP: 0.326, SLG: 0.384 (9, 7)										2	1	2	1	2	0	0							
Norm Cash, L OBP: 0.376, SLG: 0.467 (1, 3)										3	1	1	3	0	1	4							
Bill Freehan, R OBP: 0.328, SLG: 0.434 (1, 2)										4	0	2	2	0	0	2							
Don Wert, R OBP: 0.317, SLG: 0.330 (1, 5)										3	0	0	0	0	2	2	AB 29						
Cesar Gutierrez, R OBP: 0.274, SLG: 0.310 (1, 6)										4	0	2	0	0	1	1	R 6						
Joe Niekro, R OBP: 0.220, SLG: 0.239 Lerrin LaGrow, R ERA: 3.16 Fred Scherman, L OBP: 0.222, SLG: 0.222 Dalton Jones, L OBP: 0.315, SLG: 0.316 (8, 1)										1	1	0	0	1	0	0	H 9						
Inning Stats	R: 2 E: 0 K: 2 S: 10	H: 3 LOB: 2 BB: 1 P: 14	R: 0 E: 0 K: 0 S: 4	H: 1 LOB: 1 BB: 0 P: 4	R: 0 E: 0 K: 0 S: 2	H: 0 LOB: 0 BB: 1 P: 6	R: 0 E: 0 K: 0 S: 3	H: 1 LOB: 1 BB: 0 P: 3	R: 2 E: 0 K: 0 S: 4	H: 1 LOB: 2 BB: 3 P: 16	R: 0 E: 0 K: 1 S: 5	H: 0 LOB: 0 BB: 0 P: 5	R: 0 E: 0 K: 0 S: 3	H: 0 LOB: 0 BB: 0 P: 3	R: 2 E: 0 K: 1 S: 7	H: 3 LOB: 1 BB: 0 P: 7	R: 0 E: 0 K: 1 S: 4	H: 0 LOB: 0 BB: 1 P: 8	1B: 6 2B: 2 3B: 0 HR: 1	SF: 1 SAC: 2 DP: 2 HBP: 0	WP: 0 PB: 0 SB: 0 CS: 0	PA: 38	
PITCHER	IP WLS BF H R ER SO BB IBB HBP BLK WP HR S P ERA WHIP																						
Dick Drago, R ERA: 4.21 Tom Burgmeier, L ERA: 3.16 Ken Wright, R ERA: 5.68 Ted Abernathy, R ERA: 2.44	(1, 1) (5, 1) (5, 1) (8, 1)	4.1 0.1 2.1 2.0	W	21 2 7 8	4 1 0 3	4 0 0 2	4 0 0 2	2 0 0 2	5 0 0 1	0 0 0 0	0 0 0 0	0 0 0 0	0 0 0 0	0 0 0 0	2 2 9 11	20 2 9 15	40 2 9 15	8.31	2.308				

Kansas City Royals @ Detroit Tigers
Tiger Stadium, Detroit, MI
Tue Jul 28 1970, 7:05 PM EDT
Att: 15,226 - Unknown - 81 F

livebaseballscorecards.com

AB 29
R 6
H 9
RBI 6
BB 6
SO 5
LOB 14

Batter	1	2	3	4	5	6	7	8	9	AB	R	H	RBI	BB	SO	LOB	TOP					
Pat Kelly, L OBP: 0.359, SLG: 0.342 (1, 9)										4	1	2	0	0	1	1	Kansas City Royals @ Detroit Tigers Tiger Stadium, Detroit, MI Wed Jul 29 1970, 7:05 PM EDT Att: 13,886 - Unknown					
Cookie Rojas, R OBP: 0.244, SLG: 0.260 (1, 4)										4	0	0	0	0	1	3						
Amos Otis, R OBP: 0.357, SLG: 0.441 (1, 8)										4	0	0	0	0	2	2						
Lou Piniella, R OBP: 0.339, SLG: 0.459 (1, 7)										3	0	1	1	1	1	0						
Bob Oliver, R OBP: 0.322, SLG: 0.492 (1, 3)										4	0	1	0	0	2	3						
Paul Schaaf, R OBP: 0.341, SLG: 0.327 (1, 5)										4	1	1	0	0	0	1						
Elie Rodriguez, R OBP: 0.328, SLG: 0.335 (1, 2)										4	1	2	0	0	0	0						
Rich Severson, R OBP: 0.305, SLG: 0.310 (1, 6)									3	0	1	1	1	1	1							
Jim Rooker, R OBP: 0.226, SLG: 0.320 (1, 1)										2	0	0	0	0	2	1						
Al Fitzmorris, S OBP: 0.357, SLG: 0.571 (7, PH)										0	0	0	0	0	0	0						
Jim Campanis, R OBP: 0.220, SLG: 0.283 (7, PH)										1	0	0	0	0	0	1						
Wally Bunker, R OBP: 0.273, SLG: 0.111 (9, PH)										0	0	0	0	0	0	0						
Ed Kirkpatrick, L OBP: 0.322, SLG: 0.415 (9, PH)										1	0	0	0	0	0	1						
Inning Stats	R: 1 E: 0 K: 1 S: 7	H: 2 LOB: 1 BB: 0 P: 7	R: 0 E: 0 K: 1 S: 5	H: 0 LOB: 1 BB: 1 P: 9	R: 0 E: 0 K: 2 S: 7	H: 0 LOB: 0 BB: 0 P: 7	R: 0 E: 0 K: 1 S: 5	H: 1 LOB: 0 BB: 0 P: 5	R: 0 E: 0 K: 1 S: 5	H: 0 LOB: 0 BB: 0 P: 5	R: 0 E: 0 K: 1 S: 6	H: 1 LOB: 2 BB: 1 P: 10	R: 2 E: 1 K: 0 S: 6	H: 3 LOB: 1 BB: 0 P: 6	R: 0 E: 0 K: 2 S: 7	H: 0 LOB: 0 BB: 0 P: 7	R: 0 E: 0 K: 1 S: 6	H: 1 LOB: 1 BB: 0 P: 6	1B: 6 2B: 2 3B: 0 HR: 0	SF: 0 SAC: 0 DP: 1 HBP: 0	WP: 0 PB: 0 SB: 1 CS: 0	PA: 36
PITCHER	IP WLS BF H R ER SO BB IBB HBP BLK WP HR S P ERA WHIP																					
Les Cain, L ERA: 3.66 (1, 1)	6.1 W 27 7 3 3 7 2 0 0 0 0 0 0 39 47 4.26 1.421																					
Tom Timmermann, R ERA: 3.35 (7, 1)	2.2 S 9 1 0 0 3 0 0 0 0 0 0 0 15 15 0.00 0.375																					

Batter	1	2	3	4	5	6	7	8	9	AB	R	H	RBI	BB	SO	LOB	BOTTOM	
Mickey Stanley, R OBP: 0.328, SLG: 0.421 (1, 8)										4	3	2	2	1	0	0	Kansas City Royals @ Detroit Tigers Tiger Stadium, Detroit, MI Wed Jul 29 1970, 7:05 PM EDT Att: 13,886 - Unknown	
Dick McAuliffe, L OBP: 0.385, SLG: 0.381 (1, 4)										5	2	2	0	0	2	0		
Al Kaline, R OBP: 0.365, SLG: 0.481 (1, 3)										3	2	2	1	1	0	0		
Norm Cash, L OBP: 0.375, SLG: 0.465 (7, 3)										1	0	0	0	0	1	1		
Bill Freehan, R OBP: 0.331, SLG: 0.442 (1, 2)										4	1	2	3	1	0	1		
Don Wert, R OBP: 0.316, SLG: 0.344 (1, 5)										4	1	1	2	0	1	3		
Elliott Maddox, R OBP: 0.332, SLG: 0.383 (1, 9)									3	0	1	0	1	0	2			
Ike Brown, R OBP: 0.380, SLG: 0.512 (1, 7)									3	0	0	0	1	2	1			
Cesar Gutierrez, R OBP: 0.274, SLG: 0.309 (1, 6)									4	0	1	0	0	0	3			
Les Cain, L OBP: 0.093, SLG: 0.163 (1, 1)										3	1	0	0	0	1	1		
Tom Timmermann, R (7, 1)									1	0	0	0	0	1	1			
Inning Stats	R: 1 E: 0 K: 2 S: 9	H: 2 LOB: 2 BB: 1 P: 13	R: 0 E: 0 K: 1 S: 5	H: 0 LOB: 0 BB: 0 P: 5	R: 0 E: 0 K: 0 S: 3	H: 0 LOB: 0 BB: 0 P: 3	R: 6 E: 1 K: 1 S: 10	H: 4 LOB: 2 BB: 3 P: 22	R: 2 E: 0 K: 0 S: 6	H: 3 LOB: 1 BB: 0 P: 6	R: 0 E: 0 K: 2 S: 7	H: 0 LOB: 1 BB: 1 P: 11	R: 1 E: 0 K: 1 S: 6	H: 2 LOB: 0 BB: 0 P: 6	1B: 6 2B: 1 3B: 1 HR: 3	SF: 0 SAC: 0 DP: 1 HBP: 0	WP: 1 PB: 0 SB: 2 CS: 0	PA: 40
PITCHER	IP WLS BF H R ER SO BB IBB HBP BLK WP HR S P ERA WHIP																	
Jim Rooker, L ERA: 3.1 (1, 1)	4.2 L 24 6 7 1 5 3 0 0 0 0 1 0 7 11 13.50 3.000																	
Al Fitzmorris, R ERA: 3.92 (5, 1)	1.1 8 3 2 2 0 1 0 0 0 0 1 0 7 11 13.50 3.000																	
Wally Bunker, R ERA: 7.93 (7, 1)	2.0 8 2 1 1 3 1 0 0 0 0 0 1 13 17 4.50 1.500																	

Batter	1	2	3	4	5	6	7	8	9	10	AB	R	H	RBI	BB	SO	LOB							
Pat Kelly, L OBP: 0.359, SLG: 0.346 (1, 9)											5	0	2	1	0	1	1							
Cookie Rojas, R OBP: 0.252, SLG: 0.268 (1, 4)											5	1	3	0	0	0	2							
Amos Otis, R OBP: 0.353, SLG: 0.437 (1, 8)											4	0	0	0	0	1	3							
Lou Piniella, R OBP: 0.343, SLG: 0.460 (1, 7)											4	1	2	0	1	0	2							
Bob Oliver, R OBP: 0.325, SLG: 0.492 (1, 3)											4	0	2	1	0	0	1							
Paul Schaaf, R OBP: 0.333, SLG: 0.319 (1, 5)											5	0	0	0	0	1	6							
Elie Rodriguez, R OBP: 0.333, SLG: 0.341 Ed Kirkpatrick, L OBP: 0.323, SLG: 0.414 (8, PH) (8, 2)										3	0	2	1	0	1	0	0							
Rich Severson, R OBP: 0.300, SLG: 0.298 (1, 6)										4	1	0	0	1	1	5								
Bob Johnson, L OBP: 0.206, SLG: 0.069 Ted Abernathy, R OBP: 0.100, SLG: 0.100 (9, 1)										3	0	1	0	1	2	0	0							
Inning Stats	R: 0 E: 0 K: 1 S: 6	H: 2 LOB: 1 BB: 0 P: 6	R: 0 E: 0 K: 1 S: 6	H: 2 LOB: 1 BB: 0 P: 6	R: 0 E: 0 K: 2 S: 8	H: 1 LOB: 1 BB: 0 P: 8	R: 1 E: 0 K: 0 S: 5	H: 2 LOB: 1 BB: 0 P: 5	R: 0 E: 0 K: 1 S: 5	H: 0 LOB: 0 BB: 0 P: 5	R: 0 E: 0 K: 0 S: 3	H: 0 LOB: 0 BB: 0 P: 3	R: 1 E: 0 K: 1 S: 6	H: 1 LOB: 2 BB: 2 P: 14	R: 0 E: 0 K: 0 S: 4	H: 1 LOB: 2 BB: 0 P: 5	R: 0 E: 0 K: 0 S: 3	H: 1 LOB: 0 BB: 0 P: 3	R: 1 E: 0 K: 1 S: 7	H: 2 LOB: 3 BB: 2 P: 15	1B: 11 2B: 2 3B: 0 HR: 0	SF: 0 SAC: 1 DP: 3 HBP: 1	WP: 0 PA: 44	
PITCHER	IP WLS BF H R ER SO BB IBB HBP BLK WP HR S P ERA WHIP	IP WLS BF H R ER SO BB IBB HBP BLK WP HR S P ERA WHIP	IP WLS BF H R ER SO BB IBB HBP BLK WP HR S P ERA WHIP	IP WLS BF H R ER SO BB IBB HBP BLK WP HR S P ERA WHIP	IP WLS BF H R ER SO BB IBB HBP BLK WP HR S P ERA WHIP	IP WLS BF H R ER SO BB IBB HBP BLK WP HR S P ERA WHIP	IP WLS BF H R ER SO BB IBB HBP BLK WP HR S P ERA WHIP	IP WLS BF H R ER SO BB IBB HBP BLK WP HR S P ERA WHIP	IP WLS BF H R ER SO BB IBB HBP BLK WP HR S P ERA WHIP	IP WLS BF H R ER SO BB IBB HBP BLK WP HR S P ERA WHIP	IP WLS BF H R ER SO BB IBB HBP BLK WP HR S P ERA WHIP	IP WLS BF H R ER SO BB IBB HBP BLK WP HR S P ERA WHIP	IP WLS BF H R ER SO BB IBB HBP BLK WP HR S P ERA WHIP	IP WLS BF H R ER SO BB IBB HBP BLK WP HR S P ERA WHIP	IP WLS BF H R ER SO BB IBB HBP BLK WP HR S P ERA WHIP	IP WLS BF H R ER SO BB IBB HBP BLK WP HR S P ERA WHIP	IP WLS BF H R ER SO BB IBB HBP BLK WP HR S P ERA WHIP	IP WLS BF H R ER SO BB IBB HBP BLK WP HR S P ERA WHIP	IP WLS BF H R ER SO BB IBB HBP BLK WP HR S P ERA WHIP	IP WLS BF H R ER SO BB IBB HBP BLK WP HR S P ERA WHIP	IP WLS BF H R ER SO BB IBB HBP BLK WP HR S P ERA WHIP	IP WLS BF H R ER SO BB IBB HBP BLK WP HR S P ERA WHIP	IP WLS BF H R ER SO BB IBB HBP BLK WP HR S P ERA WHIP	IP WLS BF H R ER SO BB IBB HBP BLK WP HR S P ERA WHIP

TOP

Kansas City Royals @ Detroit Tigers
Tiger Stadium, Detroit, MI
Thu Jul 30 1970, 7:05 PM EDT
Att: 13,886 - Unknown

AB 38
R 3
H 12
RBI 3
BB 4
SO 7
LOB 22

Batter	1	2	3	4	5	6	7	8	9	10	AB	R	H	RBI	BB	SO	LOB							
Dick McAuliffe, L OBP: 0.385, SLG: 0.380 (1, 4)											4	0	1	0	1	1	2							
Mickey Stanley, R OBP: 0.323, SLG: 0.414 (1, 8)											5	0	0	0	0	2	4							
Al Kaline, R OBP: 0.362, SLG: 0.475 (1, 9)											4	0	0	0	1	1	1							
Gates Brown, L OBP: 0.365, SLG: 0.444 (1, 7)											4	1	2	0	0	0	2							
Norm Cash, L OBP: 0.383, SLG: 0.482 Elliott Maddox, R OBP: 0.332, SLG: 0.383 (10, PR)										3	1	2	2	2	0	1	0							
Bill Freehan, R OBP: 0.328, SLG: 0.436 Jim Northrup, L OBP: 0.345, SLG: 0.530 (10, PH)										4	0	0	0	0	0	6	0							
Don Wert, R OBP: 0.313, SLG: 0.340 (1, 5)											5	0	1	0	0	3	3							
Cesar Gutierrez, R OBP: 0.271, SLG: 0.306 (1, 6)											3	0	0	0	0	0	0							
Mike Kilkenny, R OBP: 0.077, SLG: 0.080 Daryl Patterson, L (7, 1) Dalton Jones, L OBP: 0.323, SLG: 0.316 Tom Timmermann, R (10, 1)											2	0	0	0	0	2	0							
Inning Stats	R: 0 E: 0 K: 1 S: 6	H: 1 LOB: 3 BB: 2 P: 14	R: 0 E: 0 K: 2 S: 7	H: 0 LOB: 0 BB: 0 P: 7	R: 0 E: 0 K: 2 S: 7	H: 0 LOB: 0 BB: 0 P: 7	R: 2 E: 0 K: 0 S: 5	H: 2 LOB: 0 BB: 0 P: 5	R: 0 E: 0 K: 1 S: 5	H: 0 LOB: 0 BB: 0 P: 5	R: 0 E: 0 K: 1 S: 6	H: 1 LOB: 1 BB: 0 P: 6	R: 0 E: 0 K: 1 S: 5	H: 0 LOB: 0 BB: 0 P: 5	R: 0 E: 0 K: 1 S: 5	H: 0 LOB: 2 BB: 1 P: 10	R: 0 E: 0 K: 0 S: 4	H: 1 LOB: 2 BB: 1 P: 8	R: 0 E: 0 K: 1 S: 7	H: 2 LOB: 2 BB: 0 P: 7	1B: 6 2B: 0 3B: 0 HR: 1	SF: 0 SAC: 1 DP: 0 HBP: 1	WP: 0 PA: 43	
PITCHER	IP WLS BF H R ER SO BB IBB HBP BLK WP HR S P ERA WHIP	IP WLS BF H R ER SO BB IBB HBP BLK WP HR S P ERA WHIP	IP WLS BF H R ER SO BB IBB HBP BLK WP HR S P ERA WHIP	IP WLS BF H R ER SO BB IBB HBP BLK WP HR S P ERA WHIP	IP WLS BF H R ER SO BB IBB HBP BLK WP HR S P ERA WHIP	IP WLS BF H R ER SO BB IBB HBP BLK WP HR S P ERA WHIP	IP WLS BF H R ER SO BB IBB HBP BLK WP HR S P ERA WHIP	IP WLS BF H R ER SO BB IBB HBP BLK WP HR S P ERA WHIP	IP WLS BF H R ER SO BB IBB HBP BLK WP HR S P ERA WHIP	IP WLS BF H R ER SO BB IBB HBP BLK WP HR S P ERA WHIP	IP WLS BF H R ER SO BB IBB HBP BLK WP HR S P ERA WHIP	IP WLS BF H R ER SO BB IBB HBP BLK WP HR S P ERA WHIP	IP WLS BF H R ER SO BB IBB HBP BLK WP HR S P ERA WHIP	IP WLS BF H R ER SO BB IBB HBP BLK WP HR S P ERA WHIP	IP WLS BF H R ER SO BB IBB HBP BLK WP HR S P ERA WHIP	IP WLS BF H R ER SO BB IBB HBP BLK WP HR S P ERA WHIP	IP WLS BF H R ER SO BB IBB HBP BLK WP HR S P ERA WHIP	IP WLS BF H R ER SO BB IBB HBP BLK WP HR S P ERA WHIP	IP WLS BF H R ER SO BB IBB HBP BLK WP HR S P ERA WHIP	IP WLS BF H R ER SO BB IBB HBP BLK WP HR S P ERA WHIP	IP WLS BF H R ER SO BB IBB HBP BLK WP HR S P ERA WHIP	IP WLS BF H R ER SO BB IBB HBP BLK WP HR S P ERA WHIP	IP WLS BF H R ER SO BB IBB HBP BLK WP HR S P ERA WHIP	IP WLS BF H R ER SO BB IBB HBP BLK WP HR S P ERA WHIP

BOTTOM

Kansas City Royals @ Detroit Tigers
Tiger Stadium, Detroit, MI
Thu Jul 30 1970, 7:05 PM EDT
Att: 13,886 - Unknown

AB 36
R 2
H 7
RBI 2
BB 5
SO 10
LOB 19

Batter	1	2	3	4	5	6	7	8	9	AB	R	H	RBI	BB	SO	LOB	TOP			
Pat Kelly, L OBP: 0.356, SLG: 0.341 (1, 9)	0-3 K		0-0 5-3			0-0 F7		0-0 4-3		4	0	0	0	0	1	0	Kansas City Royals @ Baltimore Orioles Memorial Stadium, Baltimore, MD Fri Jul 31 1970, 7:05 PM EDT Att: 10,159 - Unknown livebaseballscores.com			
Cookie Rojas, R OBP: 0.252, SLG: 0.267 Al Fitzmorris, S OBP: 0.357, SLG: 0.571 (1, 4) (8, 1)	0-0 F7			0-0 F4		0-0 1B		0-0 F7		4	0	1	0	0	0	0				
Amos Otis, R OBP: 0.353, SLG: 0.435 (1, 8)	0-0 6-3			0-0 1B		0-0 F9			0-0 6-3	4	0	1	0	0	0	1				
Lou Piniella, R OBP: 0.345, SLG: 0.460 (1, 7)		0-0 1B		0-0 L4			0-0 1B SF9		0-0 F9	4	1	2	0	0	0	1				
Bob Oliver, R OBP: 0.325, SLG: 0.490 (1, 3)	0-3 K			0-0 F8			0-0 FC6-4 1B		0-0 5-3	4	0	1	0	0	1	2				
Paul Schaaf, R OBP: 0.329, SLG: 0.314 (1, 5)	0-0 F9				0-0 F3		0-3 K			3	0	0	0	0	1	3				
Elie Rodriguez, R OBP: 0.328, SLG: 0.337 (1, 2)	0-0 5-3				0-0 4-3		0-0 SF9			2	0	0	1	0	0	1				
Rich Severson, R OBP: 0.292, SLG: 0.290 (1, 6) (8, 4)			0-3 K		0-0 F8		0-3 FC6-4			3	0	0	0	0	1	1				
Bill Butler, L OBP: 0.146, SLG: 0.054 Dave Morehead, R OBP: 0.250, SLG: 0.257 Hawk Taylor, R OBP: 0.229, SLG: 0.227 Jackie Hernandez, R OBP: 0.283, SLG: 0.286 (1, 1) (2, 1) (8, PH) (8, 6)			0-0 F3			0-3 K		0-3 K		0	0	0	0	0	0	0				
Inning Stats	R: 0 E: 0 K: 1 S: 5	H: 0 LOB: 0 BB: 0 P: 5	R: 0 E: 0 K: 1 S: 6	H: 1 LOB: 1 BB: 0 P: 6	R: 0 E: 0 K: 1 S: 5	H: 0 LOB: 0 BB: 0 P: 5	R: 0 E: 0 K: 0 S: 4	H: 1 LOB: 1 BB: 0 P: 4	R: 0 E: 0 K: 0 S: 3	H: 0 LOB: 0 BB: 0 P: 3	R: 1 E: 0 K: 1 S: 7	H: 2 LOB: 1 BB: 0 P: 7	R: 0 E: 0 K: 1 S: 5	H: 0 LOB: 0 BB: 0 P: 5	R: 0 E: 0 K: 0 S: 3	H: 0 LOB: 0 BB: 0 P: 3	1B: 5 2B: 0 3B: 0 HR: 0	SF: 1 SAC: 0 DP: 0 HBP: 0	WP: 0 PB: 0 SB: 0 CS: 0	PA: 32
PITCHER Dave McNally, L ERA: 4.01 (1, 1)	IP: 9.0 WLS: W BF: 32 H: 5 R: 1 ER: 1 SO: 6 BB: 0 IBB: 0 HBP: 0 BLK: 0 WP: 0 HR: 0 S: 44 P: 44 ERA: 1.00 WHIP: 0.556																			

Batter	1	2	3	4	5	6	7	8	9	AB	R	H	RBI	BB	SO	LOB	BOTTOM			
Merv Rettenmund, R OBP: 0.359, SLG: 0.521 (1, 7)	4-0 G5-4-3 1B BB	4-0 FC6-4 BB		0-0 S 1B			4-0 SH5-3 BB			1	0	1	2	3	0	0	Kansas City Royals @ Baltimore Orioles Memorial Stadium, Baltimore, MD Fri Jul 31 1970, 7:05 PM EDT Att: 10,159 - Unknown livebaseballscores.com			
Paul Blair, R OBP: 0.322, SLG: 0.384 (1, 8)	0-0 G5-4-3 1B	0-0 FC6-4		0-0 F4		0-0 SH5-3				3	0	1	0	0	0	4				
Frank Robinson, R OBP: 0.399, SLG: 0.538 (1, 9)	0-0 G5-4-3 1B		0-3 K		0-0 F7		0-3 K			4	0	0	0	0	2	3				
Boog Powell, L OBP: 0.422, SLG: 0.601 (1, 3)	0-0 F3		0-0 3-1		0-0 5-3		0-0 4-3			4	0	0	0	0	0	2				
Brooks Robinson, R OBP: 0.349, SLG: 0.450 (1, 5)		4-0 G6-4-3 BB	0-0 FC6-4 1B		0-0 F8			0-0 SH1-4 1B		3	1	2	0	1	0	0				
Davey Johnson, R OBP: 0.393, SLG: 0.417 (1, 4)		0-0 G6-4-3	0-0 FC6-4			0-0 G6-4-3 1B		0-0 SH1-4		3	0	1	0	0	0	2				
Andy Etchebarren, R OBP: 0.313, SLG: 0.304 (1, 2)		4-0 E BB BB		0-3 K		0-0 G6-4-3 1B		0-0 E1 1B		3	1	1	0	1	1	1				
Mark Belanger, R OBP: 0.290, SLG: 0.233 (1, 6)		0-0 E6 BB 1B		0-0 S 1B 1B				0-0 6-3		4	1	3	0	0	0	1				
Dave McNally, R OBP: 0.278, SLG: 0.246 (1, 1)		4-0 BB BB		0-0 L7		0-3 K		0-0 F6		3	0	0	0	1	1	3				
Inning Stats	R: 0 E: 0 K: 0 S: 3	H: 1 LOB: 1 BB: 1 P: 7	R: 1 E: 1 K: 0 S: 3	H: 1 LOB: 3 BB: 4 P: 19	R: 0 E: 0 K: 1 S: 6	H: 1 LOB: 1 BB: 0 P: 6	R: 1 E: 0 K: 1 S: 7	H: 2 LOB: 1 BB: 0 P: 7	R: 0 E: 0 K: 0 S: 3	H: 0 LOB: 0 BB: 0 P: 3	R: 0 E: 0 K: 1 S: 6	H: 2 LOB: 1 BB: 0 P: 6	R: 0 E: 0 K: 1 S: 5	H: 0 LOB: 1 BB: 1 P: 9	R: 1 E: 1 K: 0 S: 5	H: 2 LOB: 1 BB: 0 P: 5	1B: 9 2B: 0 3B: 0 HR: 0	SF: 0 SAC: 2 DP: 3 HBP: 0	WP: 0 PB: 0 SB: 2 CS: 0	PA: 36
PITCHER Bill Butler, L ERA: 3.88 Dave Morehead, R ERA: 3.48 Al Fitzmorris, R ERA: 3.56 (1, 1) (2, 1) (8, 1)	IP: 1.0 WLS: L BF: 26 H: 6 R: 1 ER: 1 SO: 4 BB: 4 IBB: 0 HBP: 0 BLK: 0 WP: 0 HR: 0 S: 30 P: 46 ERA: 1.50 WHIP: 1.667																			

Batter	1	2	3	4	5	6	7	8	9	AB	R	H	RBI	BB	SO	LOB	TOP				
Pat Kelly, L OBP: 0.355, SLG: 0.338 (1, 9)										3	0	0	0	1	1	2					
Amos Otis, R OBP: 0.354, SLG: 0.441 (1, 8)										4	1	2	0	0	0	2					
Ed Kirkpatrick, L OBP: 0.319, SLG: 0.407 (1, 2)										4	0	0	0	0	2	2					
Lou Piniella, R OBP: 0.344, SLG: 0.458 (1, 7)										4	0	1	1	0	0	1					
Bob Oliver, R OBP: 0.329, SLG: 0.491 (1, 3)										3	0	2	0	1	0	0					
Bill Sorrell, L OBP: 0.322, SLG: 0.378 (1, 5)										4	0	0	0	0	1	5					
Rich Severson, R OBP: 0.282, SLG: 0.279 (1, 4)											4	0	0	0	0	1					
Jackie Hernandez, R OBP: 0.282, SLG: 0.286 (1, 6)											4	0	1	0	0	0	1				
Dick Drago, R OBP: 0.106, SLG: 0.067 (4, 1)											0	0	0	0	0	0					
Tom Burgmeier, L OBP: 0.309, SLG: 0.222 (4, 1)										0	0	0	0	0	0	0					
Ken Wright, R OBP: 0.276, SLG: 0.277 (5, PH)										0	0	0	0	0	0	0					
Jim Campanis, R OBP: 0.276, SLG: 0.277 (5, PH)										1	0	0	0	0	0	1					
Don O'Riley, R OBP: 0.208, SLG: 0.313 (5, PH)										1	0	0	0	0	0	0					
Paul Schaal, R OBP: 0.208, SLG: 0.313 (5, PH)										1	0	0	0	0	0	0					
Inning Stats	R: 0 E: 0 K: 1 S: 4	H: 0 LOB: 0 BB: 1 P: 8	R: 0 E: 1 K: 1 S: 6	H: 0 LOB: 1 BB: 0 P: 6	R: 0 E: 0 K: 1 S: 6	H: 1 LOB: 1 BB: 0 P: 6	R: 0 E: 0 K: 1 S: 6	H: 1 LOB: 1 BB: 0 P: 6	R: 0 E: 1 K: 0 S: 4	H: 0 LOB: 1 BB: 0 P: 4	R: 0 E: 0 K: 0 S: 4	H: 1 LOB: 2 BB: 1 P: 8	R: 0 E: 0 K: 0 S: 3	H: 0 LOB: 0 BB: 0 P: 3	R: 1 E: 0 K: 1 S: 8	H: 3 LOB: 2 BB: 0 P: 8	R: 0 E: 0 K: 0 S: 3	H: 0 LOB: 0 BB: 0 P: 3	1B: 4 2B: 2 3B: 0 HR: 0	SF: 0 SAC: 1 DP: 1 HBP: 0	WP: 0 PA: 36 PB: 0 SB: 1 CS: 0
PITCHER Jim Palmer, R ERA: 2.82 (1, 1)	IP: 9.0 WLS: W BF: 36 H: 6 R: 1 ER: 1 SO: 5 BB: 2 IBB: 0 HBP: 0 BLK: 0 WP: 0 HR: 0 S: 44 P: 52 ERA: 1.00 WHIP: 0.889															PITCHER					

Kansas City Royals @ Baltimore Orioles
Memorial Stadium, Baltimore, MD
Sat Aug 01 1970, 7:05 PM EDT
Att: 13,640 - Unknown

AB 33
R 1
H 6
RBI 1
BB 2
SO 5
LOB 15



Batter	1	2	3	4	5	6	7	8	9	AB	R	H	RBI	BB	SO	LOB	BOTTOM		
Don Buford, S OBP: 0.403, SLG: 0.426 (1, 7)										5	0	0	0	0	1	4			
Mery Rettenmund, R OBP: 0.368, SLG: 0.527 (1, 8)										5	4	4	1	0	0	0			
Boog Powell, L OBP: 0.419, SLG: 0.595 (1, 3)										5	1	1	1	0	1	4			
Frank Robinson, R OBP: 0.402, SLG: 0.538 (1, 9)										4	0	2	1	1	0	1			
Eliud Hendricks, L OBP: 0.307, SLG: 0.389 (1, 2)										4	1	3	3	1	0	1			
Brooks Robinson, R OBP: 0.348, SLG: 0.445 (1, 5)										4	0	0	1	0	1	5			
Davey Johnson, R OBP: 0.396, SLG: 0.419 (1, 4)										5	1	3	0	0	0	3			
Mark Belanger, R OBP: 0.287, SLG: 0.230 (1, 6)										4	1	0	0	0	1	3			
Jim Palmer, R OBP: 0.200, SLG: 0.219 (1, 1)										3	1	1	1	0	0	1			
Inning Stats	R: 1 E: 0 K: 2 S: 9	H: 2 LOB: 2 BB: 1 P: 13	R: 0 E: 0 K: 0 S: 4	H: 1 LOB: 1 BB: 0 P: 4	R: 1 E: 0 K: 0 S: 5	H: 2 LOB: 1 BB: 0 P: 5	R: 4 E: 1 K: 1 S: 10	H: 4 LOB: 3 BB: 1 P: 15	R: 0 E: 0 K: 0 S: 3	H: 0 LOB: 0 BB: 0 P: 3	R: 0 E: 1 K: 0 S: 5	H: 1 LOB: 2 BB: 0 P: 5	R: 0 E: 0 K: 1 S: 6	H: 1 LOB: 1 BB: 0 P: 6	R: 3 E: 1 K: 0 S: 6	H: 3 LOB: 0 BB: 0 P: 6	1B: 13 2B: 0 3B: 0 HR: 1	SF: 0 SAC: 1 DP: 0 HBP: 1	WP: 1 PA: 43 PB: 0 SB: 0 CS: 0
PITCHER Dick Drago, R ERA: 4.3 (1, 1)	IP: 3.1 WLS: L BF: 20 H: 8 R: 6 ER: 3 SO: 3 BB: 1 IBB: 0 HBP: 0 BLK: 0 WP: 0 HR: 0 S: 25 P: 29 ERA: 8.10 WHIP: 2.700															PITCHER			
Tom Burgmeier, L ERA: 3.14 (4, 1)	0.1	3	1	0	0	0	1	0	0	0	0	0	2	6	0.00	6.000			
Ken Wright, R ERA: 5.63 (4, 1)	0.1	2	0	0	0	0	0	0	1	0	0	0	1	2	0.00	0.000			
Don O'Riley, R ERA: 5.4 (5, 1)	4.0	18	5	3	3	1	0	0	0	0	0	1	1	20	6.75	1.250			

Kansas City Royals @ Baltimore Orioles
Memorial Stadium, Baltimore, MD
Sat Aug 01 1970, 7:05 PM EDT
Att: 13,640 - Unknown

AB 39
R 9
H 14
RBI 8
BB 2
SO 4
LOB 22



Batter	1	2	3	4	5	6	7	8	9	AB	R	H	RBI	BB	SO	LOB	TOP										
Pat Kelly, L OBP: 0.355, SLG: 0.337 (1, 9)	G3		F9			1B BB	E3		E8	4	2	1	0	1	0	1											
Cookie Rojas, R OBP: 0.284, SLG: 0.281 Tom Burgmeier, L OBP: 0.300, SLG: 0.222 (9, FR)	CS 1B			HR		1B BB	G4-6-3		1B	4	2	3	1	1	0	1											
Amos Otis, R OBP: 0.354, SLG: 0.447 (1, 8)	K			HR		1B	K		FC6-4	5	2	2	2	0	2	2											
Lou Piniella, R OBP: 0.348, SLG: 0.460 (1, 7)		FC5-4 1B				1B			FC6-4	5	0	3	1	0	0	1											
Bob Oliver, R OBP: 0.325, SLG: 0.485 (1, 3)	F9			K		F3			FC6-4	5	0	0	0	0	1	6											
Paul Schaaf, R OBP: 0.331, SLG: 0.313 (1, 5)	FC5-4 1-2			5-3						3	0	1	2	1	0	1											
Rich Severson, R OBP: 0.228, SLG: 0.274 Ed Kirkpatrick, L OBP: 0.318, SLG: 0.406 Jackie Hernandez, R OBP: 0.285, SLG: 0.289 (6, PH)	F4			5-3		F4				2	0	0	0	0	0	1											
Ellie Rodriguez, R OBP: 0.321, SLG: 0.329 (1, 2)			6-3			F9			F8	4	0	0	0	0	1	4											
Jim Rooker, R OBP: 0.228, SLG: 0.320 Al Fitzmorris, R OBP: 0.333, SLG: 0.533 Wally Bunker, R OBP: 0.372, SLG: 0.271 Hawk Taylor, R OBP: 0.352, SLG: 0.244 Ken Wright, R OBP: 0.330, SLG: 0.386 (5, PH)			K			K			E G4-6-3 1B	0	0	0	0	0	0	0											
Inning Stats	R: 0 E: 0 K: 1 S: 5	H: 1 LOB: 0 BB: 0 P: 5	R: 0 E: 0 K: 0 S: 4	H: 1 LOB: 1 BB: 0 P: 4	R: 0 E: 0 K: 1 S: 5	H: 0 LOB: 0 BB: 0 P: 5	R: 2 E: 0 K: 1 S: 7	H: 3 LOB: 0 BB: 0 P: 7	R: 0 E: 0 K: 2 S: 7	H: 0 LOB: 0 BB: 0 P: 7	R: 3 E: 0 K: 0 S: 6	H: 3 LOB: 2 BB: 2 P: 14	R: 1 E: 1 K: 1 S: 6	H: 1 LOB: 0 BB: 0 P: 6	R: 0 E: 0 K: 0 S: 4	H: 1 LOB: 2 BB: 1 P: 8	R: 2 E: 1 K: 0 S: 6	H: 3 LOB: 1 BB: 0 P: 6	1B: 11 2B: 1 3B: 0 HR: 1	SF: 0 SAC: 0 DP: 1 HBP: 0	WP: 0 PB: 0 SB: 1 CS: 1	PA: 41					
PITCHER	IP	WLS	BF	H	R	ER	SO	BB	IBB	HBP	BLK	WP	HR	S	P	ERA	WHIP										
Mike Cuellar, L ERA: 3.91 (1, 1)	5.1	W	24	8	5	5	5	2	0	0	0	0	1	32	40	8.44	1.875										
Dick Hall, R ERA: 2.99 (6, 1)	2.2		14	5	3	2	1	1	0	0	0	0	0	15	19	6.75	2.250										
Eddie Watt, R ERA: 2.82 (9, 1)	1.0	S	3	0	0	0	0	0	0	0	0	0	0	3	3	0.00	0.000										

Kansas City Royals @ Baltimore Orioles
Memorial Stadium, Baltimore, MD
Sun Aug 02 1970, 3:33 AM EDT
Att: 12,108 - Unknown

AB	38
R	8
H	13
RBI	6
BB	3
SO	6
LOB	19

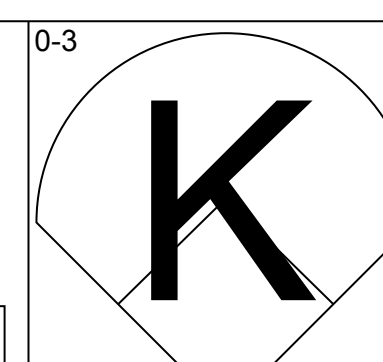
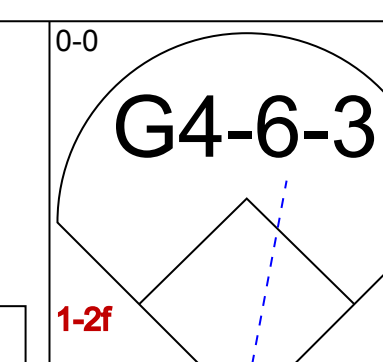
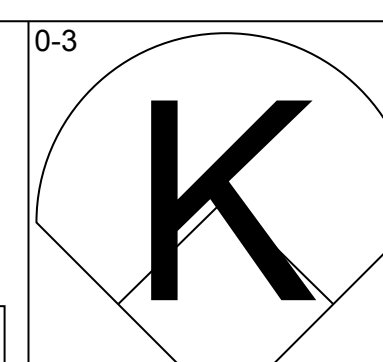
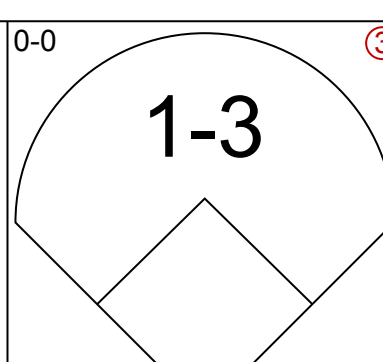
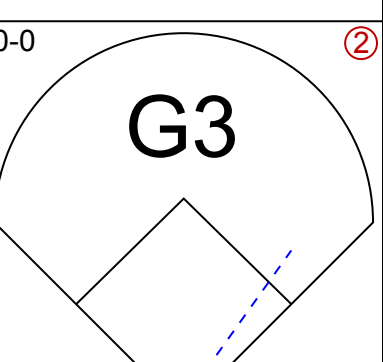
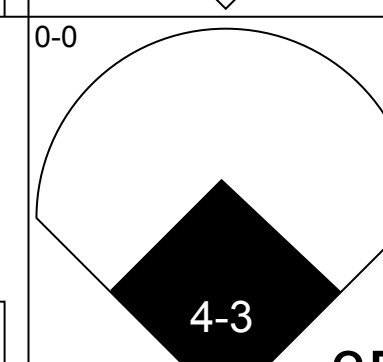
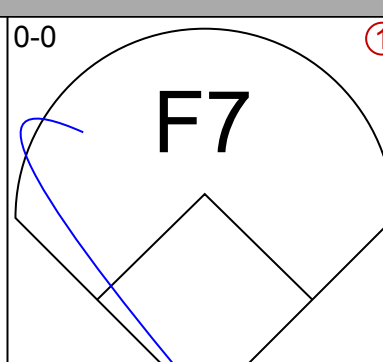
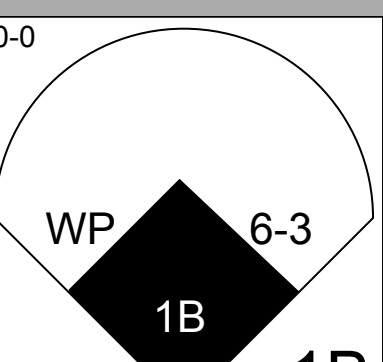
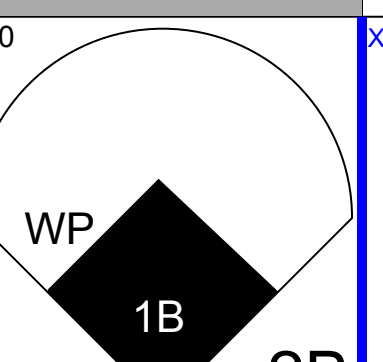
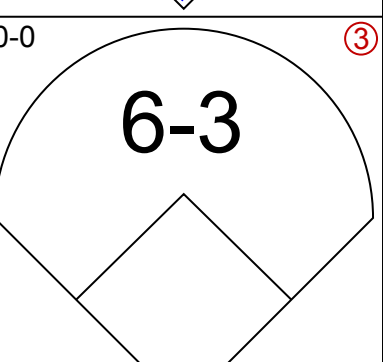
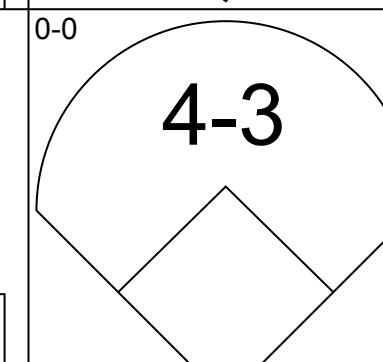
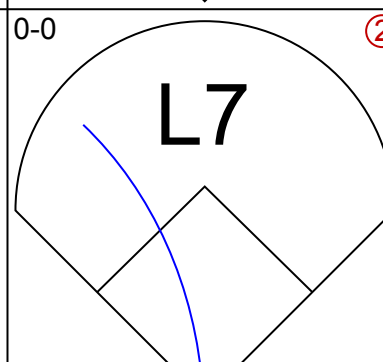
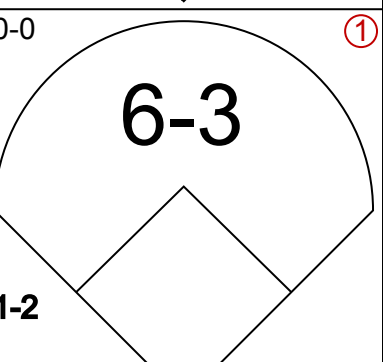
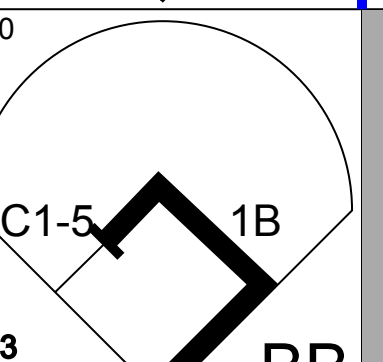

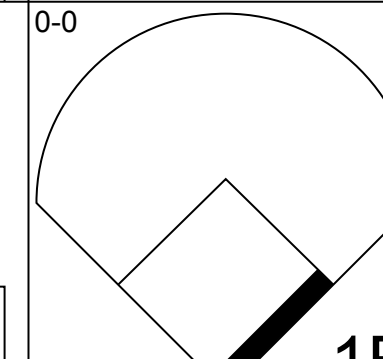
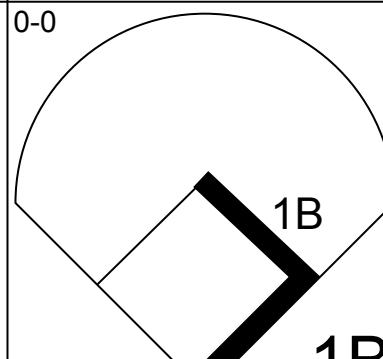
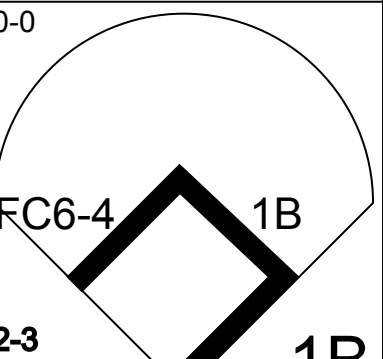
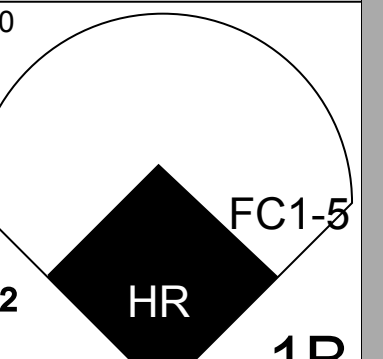

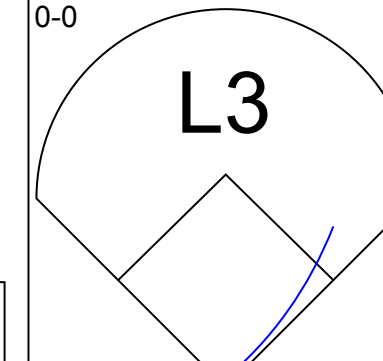
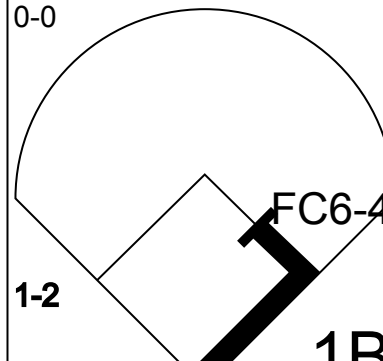
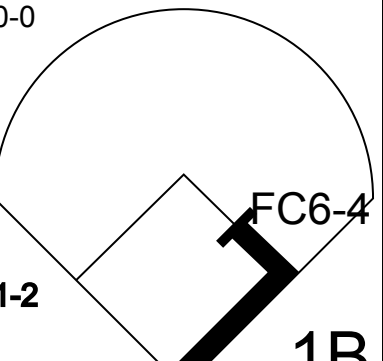
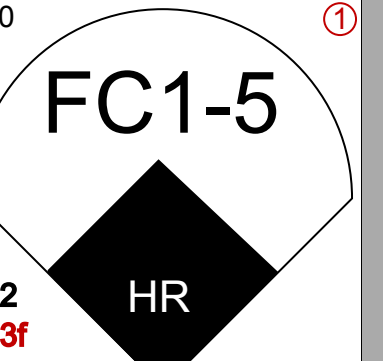

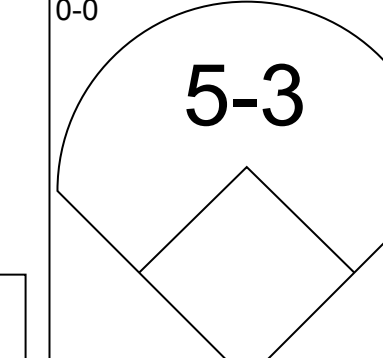
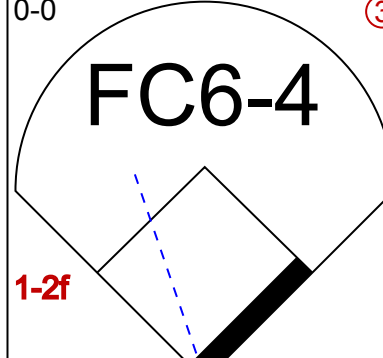
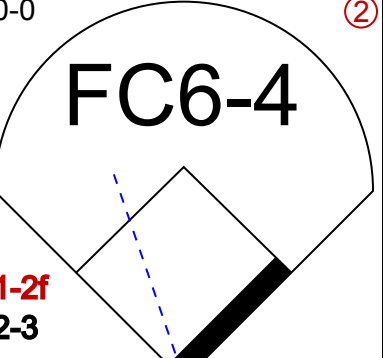
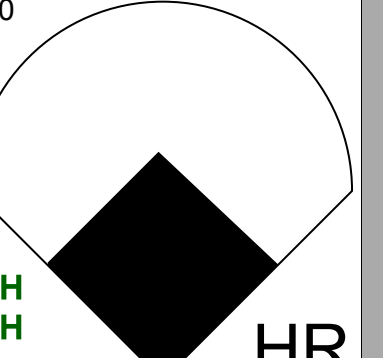

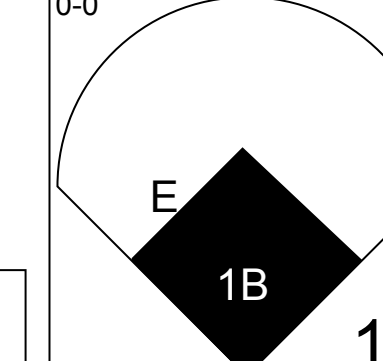
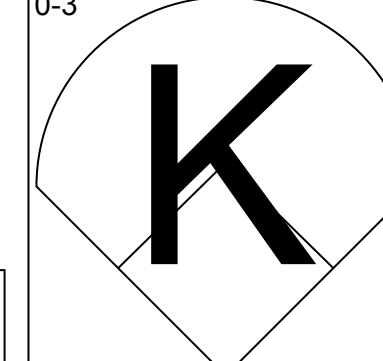
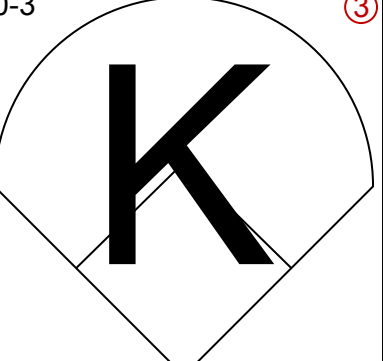
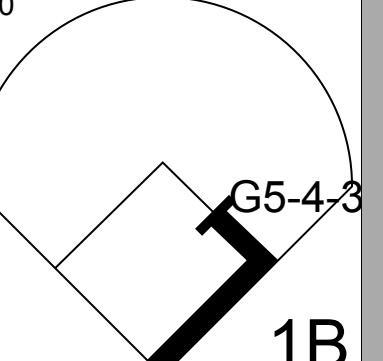
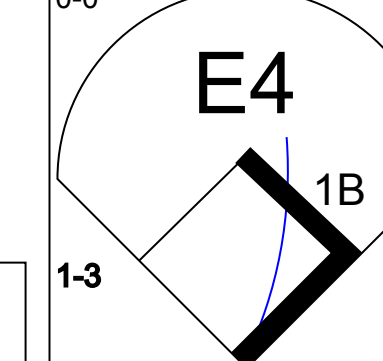
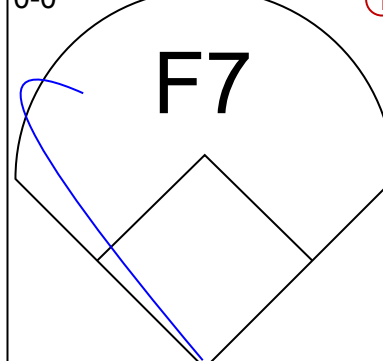
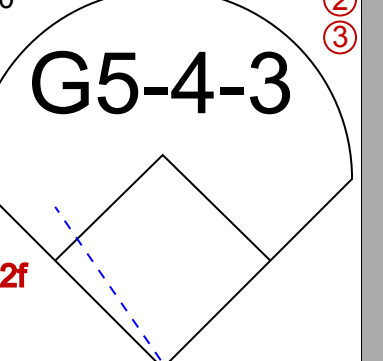
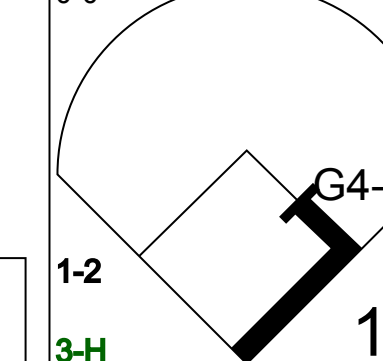
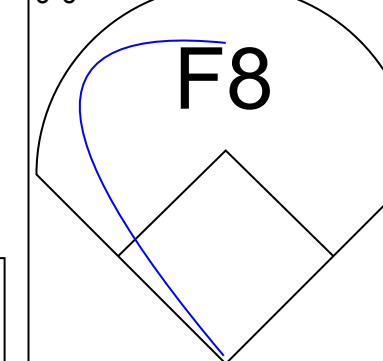

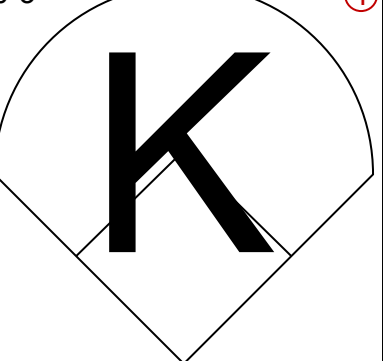


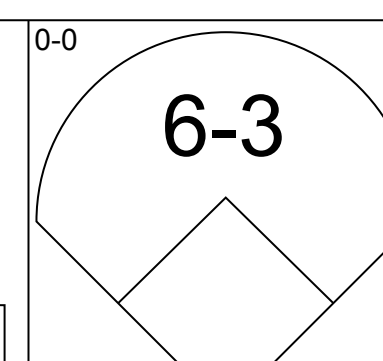
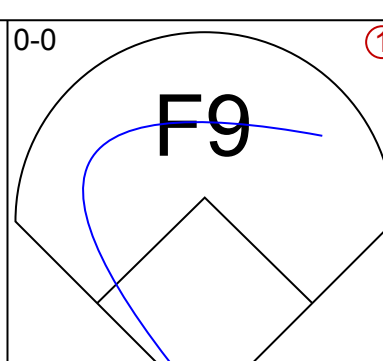
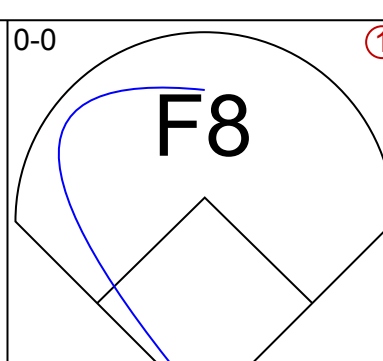
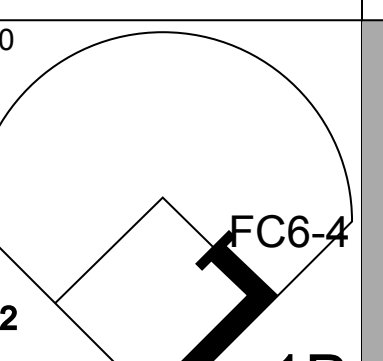

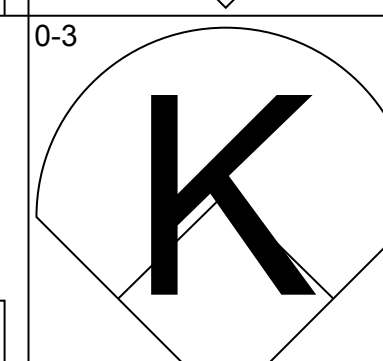
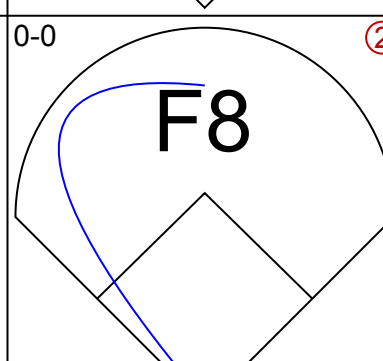
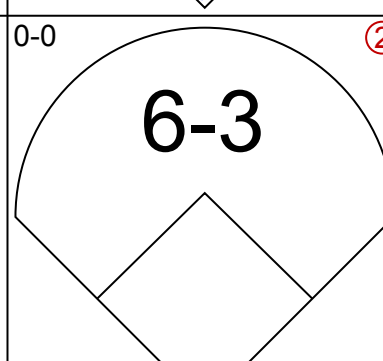
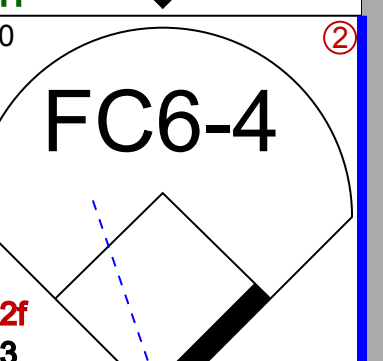
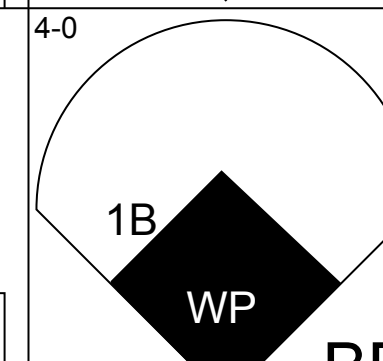
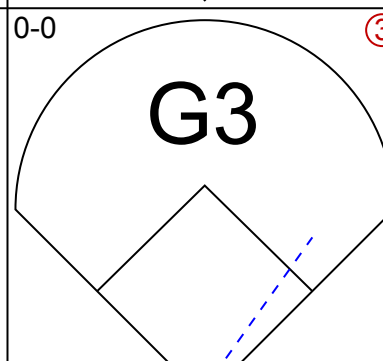
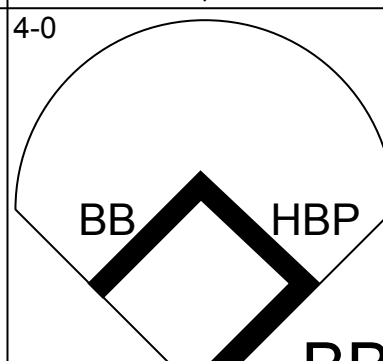
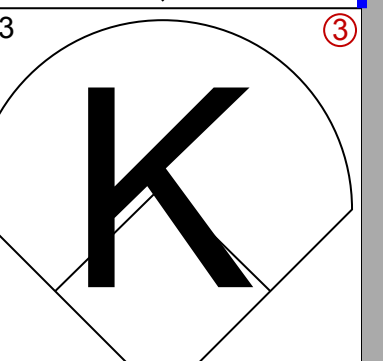
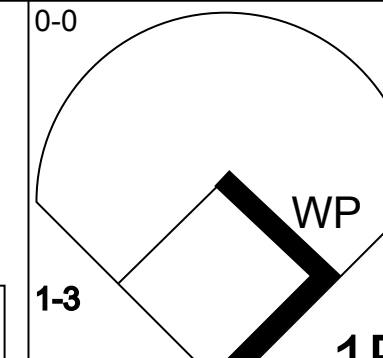
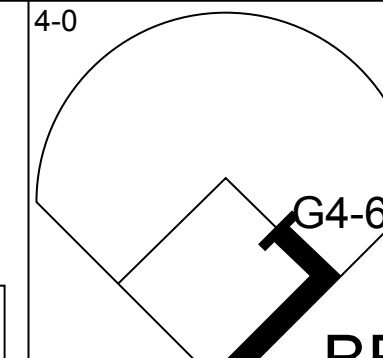
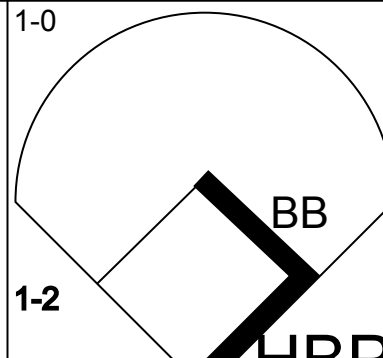
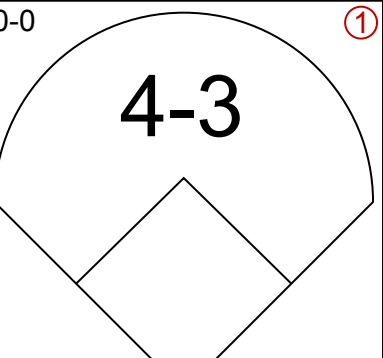
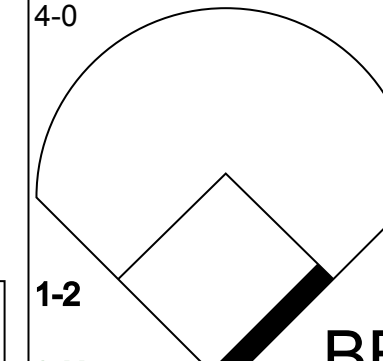

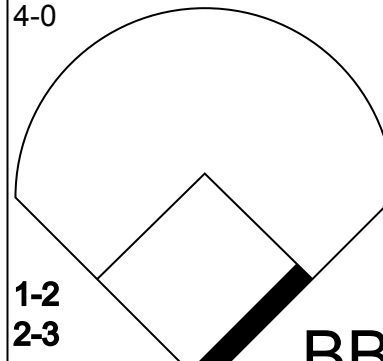
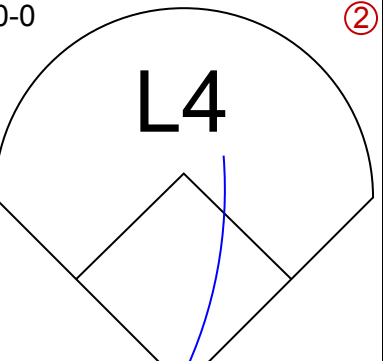
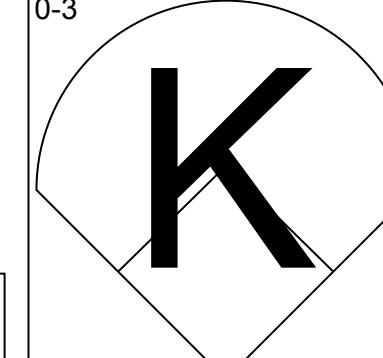

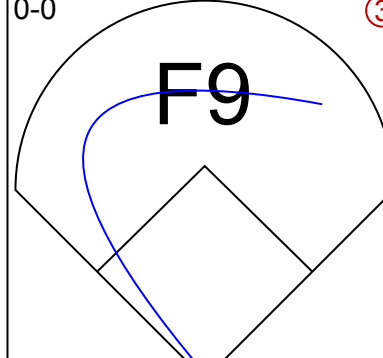
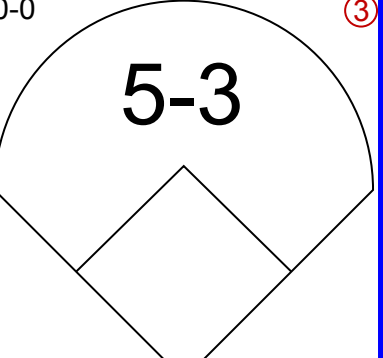
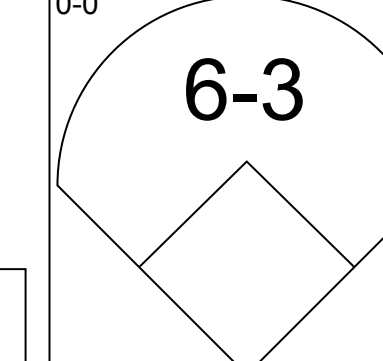
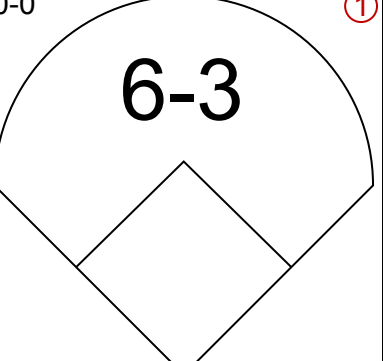
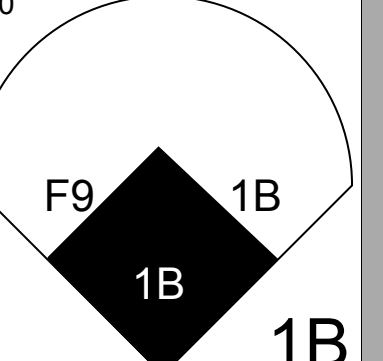

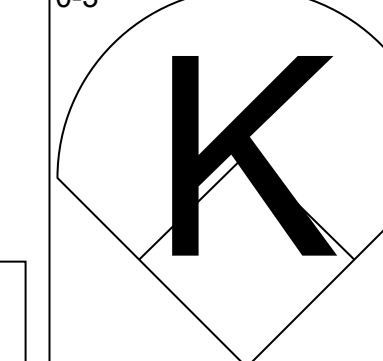

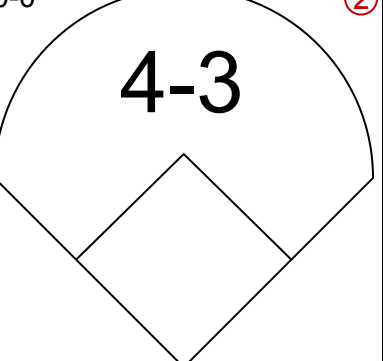
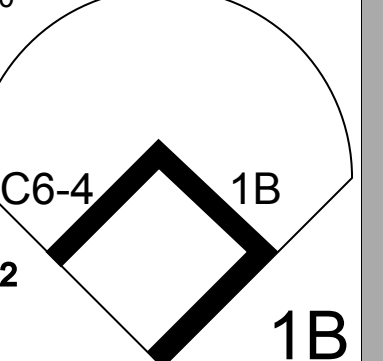

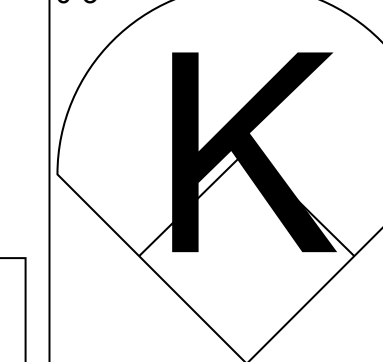
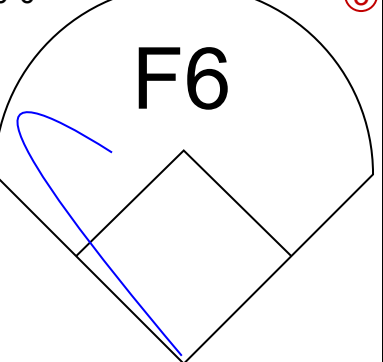
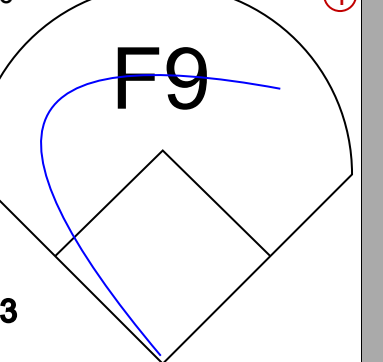

Batter	1	2	3	4	5	6	7	8	9	AB	R	H	RBI	BB	SO	LOB	BOTTOM										
Merv Rettenmund, R OBP: 0.369, SLG: 0.522 (1, 9)	BB 1B	1-3		6-3			K			4	1	1	0	1	1	0											
Paul Blair, R OBP: 0.329, SLG: 0.397 (1, 8)	BB 1B			HR		F9	WP			5	2	4	0	0	0	2											
Frank Robinson, R OBP: 0.404, SLG: 0.536 Terry Crowley, L OBP: 0.408, SLG: 0.402 (5, 3)	BB 1B			HR		SH1-3 1B	6-3			1	2	0	0	2	1	1											
Brooks Robinson, R OBP: 0.348, SLG: 0.443 (1, 5)	BB 1B			K		E5 SH1-3 1B			F8	4	2	1	2	1	1	3											
Curt Motton, R OBP: 0.386, SLG: 0.472 (1, 7)	BB 1B			K		SH1-3			F8	4	2	2	5	0	1	2											
Davey Johnson, R OBP: 0.396, SLG: 0.420 (1, 4)	F8 FC5-2 2B			L6		1B 8-2 IBB			1-3	4	0	1	1	1	0	0											
Andy Etchebarren, R OBP: 0.319, SLG: 0.326 (1, 2)	F8			FC5-5 3B		L6			L6	4	0	2	2	0	0	1											
Mark Belanger, R OBP: 0.286, SLG: 0.228 (1, 6)	FC5-2			FC5-2-5		SH1-3 BB	8-2			3	0	0	0	1	0	4											
Mike Cuellar, L OBP: 0.105, SLG: 0.173 Dick Hall, R OBP: 0.111, SLG: 0.111 Eddie Watt, R OBP: 0.167, SLG: 0.167 (6, 1)	K			1-3		SH1-3			L4	2	0	0	0	0	1	2											
Inning Stats	R: 5 E: 0 K: 1 S: 10	H: 5 LOB: 1 BB: 1 P: 14	R: 0 E: 0 K: 2 S: 8	H: 1 LOB: 2 BB: 1 P: 12	R: 0 E: 0 K: 0 S: 4	H: 1 LOB: 1 BB: 0 P: 4	R: 3 E: 0 K: 1 S: 7	H: 2 LOB: 0 BB: 1 P: 11	R: 0 E: 0 K: 0 S: 3	H: 0 LOB: 2 BB: 2 P: 11	R: 2 E: 1 K: 0 S: 5	H: 2 LOB: 1 BB: 1 P: 9	R: 0 E: 0 K: 1 S: 6	H: 1 LOB: 0 BB: 0 P: 6	R: 0 E: 0 K: 0 S: 3	H: 0 LOB: 0 BB: 0 P: 3	1B: 6 2B: 4 3B: 2 HR: 1	SF: 0 SAC: 2 DP: 1 HBP: 0	WP: 1 PB: 0 SB: 0 CS: 0	PA: 42							
PITCHER	IP	WLS	BF	H	R	ER	SO	BB	IBB	HBP	BLK	WP	HR	S	P	ERA	WHIP										
Jim Rooker, L ERA: 3.4 (1, 1)	0.0	L	5	4	5	5	0	1	0	0	0	0	0	4	8	∞	∞										
Al Fitzmorris, R ERA: 3.75 (1, 1)	4.0		19	5	3	3	4	2	0	0	0	0	1	25	33	6.75	1.750										
Wally Bunker, R ERA: 7.77 (5, 1)	2.0		11	2	2	1	0	2	1	0	0	0	0	8	20	4.50	2.000										
Ken Wright, R ERA: 5.36 (7, 1)	2.0		7	1	0	0	1	0	0	0	0	1	0	9	9	0.00	0.500										

Kansas City Royals @ Baltimore Orioles
Memorial Stadium, Baltimore, MD
Sun Aug 02 1970, 3:33 AM EDT
Att: 12,108 - Unknown

AB	34
R	10
H	12
RBI	10
BB	6
SO	5
LOB	16




Batter	1	2	3	4	5	6	7	8	9	AB	R	H	RBI	BB	SO	LOB	TOP					
Pat Kelly, L OBP: 0.351, SLG: 0.332 (1, 9)										5	0	0	0	0	2	3	Kansas City Royals @ Chicago White Sox Comiskey Park, Chicago, IL Mon Aug 03 1970, 8:05 PM EDT Att: 3,587 - Unknown					
Cookie Rojas, R OBP: 0.272, SLG: 0.302 Jackie Hernandez, R OBP: 0.284, SLG: 0.288 (1, 4) (7, 6)										4	3	3	0	0	0	0						
Amos Otis, R OBP: 0.353, SLG: 0.443 (1, 8)										4	0	0	1	1	0	1						
Lou Piniella, R OBP: 0.354, SLG: 0.465 (1, 7)										5	1	4	1	0	0	0						
Ed Kirkpatrick, L OBP: 0.323, SLG: 0.409 (1, 2)										5	1	3	1	0	0	3						
Bob Oliver, R OBP: 0.323, SLG: 0.489 (1, 3)										5	1	1	3	0	1	5						
Paul Schaal, R OBP: 0.333, SLG: 0.317 (1, 5)										4	1	2	0	0	2	2						
Rich Severson, R OBP: 0.276, SLG: 0.282 (1, 6) (7, 4)										4	0	1	0	0	0	2						
Bob Johnson, L OBP: 0.211, SLG: 0.091 (1, 1)										4	0	1	1	0	2	1						
Inning Stats	R: 1 E: 0 K: 1 S: 7	H: 2 LOB: 1 BB: 0 P: 7	R: 1 E: 1 K: 0 S: 5	H: 2 LOB: 1 BB: 0 P: 5	R: 0 E: 0 K: 0 S: 5	H: 2 LOB: 2 BB: 0 P: 5	R: 0 E: 0 K: 2 S: 8	H: 1 LOB: 1 BB: 0 P: 8	R: 1 E: 0 K: 1 S: 8	H: 3 LOB: 2 BB: 0 P: 8	R: 0 E: 0 K: 1 S: 5	H: 0 LOB: 0 BB: 0 P: 5	R: 4 E: 0 K: 0 S: 6	H: 4 LOB: 0 BB: 1 P: 10	R: 0 E: 0 K: 1 S: 5	H: 0 LOB: 0 BB: 0 P: 5	R: 0 E: 0 K: 1 S: 6	H: 1 LOB: 1 BB: 0 P: 6	1B: 11 2B: 2 3B: 1 HR: 1	SF: 0 SAC: 0 DP: 2 HBP: 0	WP: 2 PB: 0 CS: 0	PA: 42
PITCHER	IP WLS BF H R ER SO BB IBB HBP BLK WP HR S P ERA WHIP																					
Bob Miller, R ERA: 4.42 (1, 1)	4.1 L 23 10 3 3 3 0 0 0 0 0 1 0 29 29 6.23 2.308																					
Barry Moore, L ERA: 5.92 (5, 1)	2.0 9 2 3 3 2 1 0 0 0 0 1 0 12 16 13.50 1.500																					
Danny Murphy, R ERA: 4.65 (7, 1)	1.2 6 2 1 1 1 0 0 0 0 0 0 1 8 8 5.40 1.200																					
Bart Johnson, R ERA: 8.27 (9, 1)	1.0 4 1 0 0 1 0 0 0 0 0 0 0 6 6 0.00 1.000																					

Batter	1	2	3	4	5	6	7	8	9	AB	R	H	RBI	BB	SO	LOB	BOTTOM					
Syd O'Brien, R OBP: 0.296, SLG: 0.334 (1, 5)										5	0	1	1	0	0	1	Kansas City Royals @ Chicago White Sox Comiskey Park, Chicago, IL Mon Aug 03 1970, 8:05 PM EDT Att: 3,587 - Unknown					
Luis Aparicio, R OBP: 0.370, SLG: 0.409 Rich Morales, R OBP: 0.255, SLG: 0.156 (1, 6) (8, 6)										4	0	0	0	0	1	2						
Carlos May, L OBP: 0.380, SLG: 0.448 (1, 7)										2	1	0	0	2	1	2						
Bill Melton, R OBP: 0.329, SLG: 0.486 (1, 9)										2	0	1	0	1	0	0						
Duane Josephson, R OBP: 0.362, SLG: 0.397 Ed Herrmann, L OBP: 0.361, SLG: 0.492 (1, 2) (6, PH) (7, 2)										1	0	0	0	1	0	1						
Bob Spence, L OBP: 0.259, SLG: 0.284 Danny Murphy, L OBP: 0.600, SLG: 1.250 Walt Williams, R OBP: 0.299, SLG: 0.346 Bart Johnson, R (1, 3) (7, 1) (8, PH) (9, 1)										3	0	0	0	0	1	5						
Ken Berry, R OBP: 0.328, SLG: 0.355 (1, 8)										3	1	1	0	1	0	0						
Bobby Knoop, R OBP: 0.276, SLG: 0.292 (1, 4)										4	0	1	0	0	1	1						
Bob Miller, R OBP: 0.304, SLG: 0.200 Barry Moore, L OBP: 0.200, SLG: 0.172 Gail Hopkins, L OBP: 0.344, SLG: 0.379 (1, 1) (5, 1) (7, 3)										1	0	0	0	0	1	0						
Inning Stats	R: 1 E: 0 K: 2 S: 8	H: 1 LOB: 2 BB: 2 P: 16	R: 0 E: 0 K: 2 S: 7	H: 0 LOB: 0 BB: 0 P: 7	R: 0 E: 0 K: 0 S: 3	H: 0 LOB: 0 BB: 0 P: 3	R: 0 E: 0 K: 0 S: 2	H: 0 LOB: 0 BB: 1 P: 6	R: 0 E: 0 K: 0 S: 3	H: 0 LOB: 0 BB: 0 P: 3	R: 0 E: 0 K: 0 S: 3	H: 0 LOB: 3 BB: 2 P: 12	R: 1 E: 0 K: 1 S: 8	H: 3 LOB: 2 BB: 0 P: 8	R: 0 E: 0 K: 0 S: 3	H: 0 LOB: 0 BB: 0 P: 3	R: 0 E: 0 K: 0 S: 3	H: 0 LOB: 1 BB: 1 P: 7	1B: 4 2B: 0 3B: 0 HR: 0	SF: 0 SAC: 0 DP: 1 HBP: 1	WP: 1 PB: 0 CS: 0	PA: 37
PITCHER	IP WLS BF H R ER SO BB IBB HBP BLK WP HR S P ERA WHIP																					
Bob Johnson, R ERA: 3.35 (1, 1)	9.0 W 37 4 2 2 5 6 0 1 0 1 0 40 65 2.00 1.111																					

Batter	1	2	3	4	5	6	7	8	9	AB	R	H	RBI	BB	SO	LOB	TOP						
Pat Kelly, L OBP: 0.346, SLG: 0.328 (1, 9)	4-3		K		4-3		G3		FC4-6	5	0	0	0	0	1	3							
Cookie Rojas, R OBP: 0.297, SLG: 0.297 (1, 4)	6-3			6-3		F4		F7		4	0	0	0	0	0	0							
Amos Otis, R OBP: 0.354, SLG: 0.442 (1, 8)	5-3			E 1B		K		BB BB		3	1	1	0	1	1	0							
Lou Piniella, R OBP: 0.358, SLG: 0.467 (1, 7)		K2-4-2 1B		F9			1B		1-2 BB	3	0	2	0	1	0	1							
Bob Oliver, R OBP: 0.321, SLG: 0.484 (1, 3)	K2-4-2 1-2		E5 1B		K			BB		4	0	0	0	0	2	5							
Paul Schaaf, R OBP: 0.340, SLG: 0.321 (1, 5)		1B		1-2 2-H 1B			5-3 BB		4-3	3	0	2	1	1	0	2							
Rich Severson, R OBP: 0.276, SLG: 0.281 (1, 6)	K		K			F6			FC6-4 1B	4	0	1	0	0	2	4	AB 33						
Elie Rodriguez, R OBP: 0.315, SLG: 0.322 (1, 2)			K			F8			FC6-4 FC1-6	4	0	0	0	0	1	2	R 1						
Jackie Hernandez, R OBP: 0.284, SLG: 0.288 (9, PR)							5-3		FC6-4 FC1-6 1-2	0	0	0	0	0	0	0	H 6						
Bill Butler, L OBP: 0.140, SLG: 0.051 (1, 1)			1-3						FC1-6 FC4-6 1-2	2	0	0	0	0	1	0	RBI 1						
Hawk Taylor, R OBP: 0.269, SLG: 0.244 (7, PH)										0	0	0	0	1	0	0	BB 4						
Al Fitzmorris, S OBP: 0.333, SLG: 0.533 (7, 1)										0	0	0	0	0	0	0	SO 8						
Jim Campanis, R OBP: 0.208, SLG: 0.265 (9, PH)										1	0	0	0	0	0	1	LOB 18						
Ed Kirkpatrick, L OBP: 0.323, SLG: 0.409 (9, PR)							IBB			0	0	0	0	0	0	0							
Inning Stats	R: 0 E: 0 K: 0 S: 3	H: 0 LOB: 0 BB: 0 P: 3	R: 0 E: 0 K: 2 S: 8	H: 2 LOB: 1 BB: 0 P: 8	R: 0 E: 0 K: 2 S: 7	H: 0 LOB: 0 BB: 0 P: 7	R: 1 E: 1 K: 1 S: 8	H: 2 LOB: 2 BB: 0 P: 8	R: 0 E: 0 K: 1 S: 5	H: 0 LOB: 0 BB: 0 P: 5	R: 0 E: 0 K: 0 S: 8	H: 1 LOB: 1 BB: 0 P: 8	R: 0 E: 0 K: 0 S: 3	H: 0 LOB: 2 BB: 2 P: 11	R: 0 E: 0 K: 0 S: 3	H: 0 LOB: 2 BB: 2 P: 11	R: 0 E: 0 K: 0 S: 4	H: 1 LOB: 1 BB: 0 P: 4	1B: 6 2B: 1 3B: 0 HR: 0	SF: 0 SAC: 0 DP: 1 HBP: 0	WP: 0 PB: 0 SB: 0 CS: 0	PA: 37	
PITCHER Tommy John, L ERA: 3.21 (1, 1)	IP: 9.0 WLS: W BF: 37 H: 6 R: 1 ER: 0 SO: 8 BB: 3 IBB: 1 HBP: 0 BLK: 0 WP: 0 HR: 0 S: 49 P: 65 ERA: 0.00 WHIP: 1.000											PITCHER Tommy John, L ERA: 3.21 (1, 1)	IP: 9.0 WLS: W BF: 37 H: 6 R: 1 ER: 0 SO: 8 BB: 3 IBB: 1 HBP: 0 BLK: 0 WP: 0 HR: 0 S: 49 P: 65 ERA: 0.00 WHIP: 1.000										

Kansas City Royals @ Chicago White Sox
Comiskey Park, Chicago, IL
Tue Aug 04 1970, 8:05 PM EDT
Att: 4,533 - Unknown


AB 33
R 1
H 6
RBI 1
BB 4
SO 8
LOB 18



Batter	1	2	3	4	5	6	7	8	9	AB	R	H	RBI	BB	SO	LOB	BOTTOM						
Syd O'Brien, R OBP: 0.299, SLG: 0.347 (1, 5)	4-3		F7				4-3 6-3 1B			4	1	2	1	0	0	1							
Luis Aparicio, R OBP: 0.371, SLG: 0.407 (1, 6)	F2			BB 1B BB		BB BB	6-3		1-2	2	1	0	0	2	0	1							
Carlos May, L OBP: 0.378, SLG: 0.444 (1, 7)	K			F8		1-2 BB	4-3		2-3	3	0	0	0	1	1	2							
Bill Melton, R OBP: 0.328, SLG: 0.482 (1, 9)		6-3		1-2 BB		F4	2-3			3	0	0	0	1	0	3							
Duane Josephson, R OBP: 0.360, SLG: 0.394 (1, 2)		6-3		1-2 2-H 1B			5-3		6-3	4	0	1	1	0	0	0							
Bob Spence, L OBP: 0.299, SLG: 0.282 (1, 3)		F8		F2			G3		L4-3 1B	4	0	1	0	0	0	2							
Ken Berry, R OBP: 0.327, SLG: 0.354 (1, 8)			F8	F3			1B 1B		L4-3 1-2	4	0	1	0	0	0	3	AB 30						
Bobby Knoop, R OBP: 0.280, SLG: 0.296 (1, 4)				FC2-6 1B			L8		FC6-4 1B	3	0	2	0	0	0	0	R 2						
Tommy John, R OBP: 0.203, SLG: 0.164 (1, 1)			FC2-6 1-2				F4		FC6-4	3	0	0	0	0	0	3	H 7						
Inning Stats	R: 0 E: 0 K: 1 S: 5	H: 0 LOB: 0 BB: 0 P: 5	R: 0 E: 0 K: 0 S: 3	H: 0 LOB: 0 BB: 0 P: 3	R: 0 E: 0 K: 0 S: 4	H: 1 LOB: 1 BB: 0 P: 4	R: 1 E: 0 K: 0 S: 4	H: 1 LOB: 2 BB: 2 P: 12	R: 1 E: 0 K: 0 S: 4	H: 1 LOB: 2 BB: 2 P: 12	R: 0 E: 0 K: 0 S: 5	H: 2 LOB: 2 BB: 0 P: 5	R: 0 E: 0 K: 0 S: 4	H: 1 LOB: 1 BB: 0 P: 4	R: 0 E: 0 K: 0 S: 3	H: 1 LOB: 0 BB: 0 P: 3	1B: 6 2B: 1 3B: 0 HR: 1	SF: 0 SAC: 0 DP: 1 HBP: 0	WP: 0 PB: 0 SB: 0 CS: 0	PA: 34			
PITCHER Bill Butler, L ERA: 3.84 (1, 1)	IP: 6.0 WLS: L BF: 27 H: 5 R: 2 ER: 2 SO: 1 BB: 4 IBB: 0 HBP: 0 BLK: 0 WP: 0 HR: 1 S: 25 P: 41 ERA: 3.00 WHIP: 1.500											PITCHER Al Fitzmorris, R ERA: 3.64 (7, 1)	IP: 2.0 WLS: 7 BF: 2 H: 2 R: 0 ER: 0 SO: 0 BB: 0 IBB: 0 HBP: 0 BLK: 0 WP: 0 HR: 0 S: 7 P: 7 ERA: 0.00 WHIP: 1.000										

Kansas City Royals @ Chicago White Sox
Comiskey Park, Chicago, IL
Tue Aug 04 1970, 8:05 PM EDT
Att: 4,533 - Unknown

AB 30
R 2
H 7
RBI 2
BB 4
SO 1
LOB 15



Batter	1	2	3	4	5	6	7	8	9	AB	R	H	RBI	BB	SO	LOB	TOP								
Rick Monday, L OBP: 0.391, SLG: 0.464 (1, 8)	0-0 6-3		0-0 FC4-6		0-3 K		0-0 4-3			4	0	0	0	0	1	1									
John Donaldson, L OBP: 0.347, SLG: 0.385 (1, 6)	4-0 BB		0-0 CS	0-0 1-3	0-0 4-3		0-0 F8			3	0	0	0	1	0	0									
Joe Rudi, R OBP: 0.327, SLG: 0.444 (1, 7)	0-0 G6-4-3			0-0 2B		0-0 5-3		0-0 4-3		2	0	1	0	0	0	1									
Felipe Alou, R OBP: 0.327, SLG: 0.407 (4, PR) (4, 7)	0-0 BB			0-0 1B						2	1	0	0	0	0	0									
Sal Bando, R OBP: 0.407, SLG: 0.486 (1, 5)		0-3 K		0-0 1B		4-0 2B		4-0 BB		2	2	1	1	2	1	0									
Don Mincher, L OBP: 0.316, SLG: 0.471 (1, 3)	0-0 4-3		0-0 2B	0-0 HBP		0-0 1B		0-3 K		4	1	3	2	0	1	1									
Reggie Jackson, L OBP: 0.344, SLG: 0.444 (1, 9)	0-0 2B		0-0 4-3	0-0 HBP		0-0 2B		0-0 G3		3	0	1	1	0	0	2									
Frank Fernandez, R OBP: 0.335, SLG: 0.445 (1, 2)	0-0 F7		0-0 K	0-3 K		4-0 BB		0-0 F4		3	0	0	0	1	1	3									
Dick Green, R OBP: 0.260, SLG: 0.252 (1, 4)			0-0 F9	0-0 FC6		0-0 FC4-6		0-0 5-3		4	0	0	0	0	0	3									
Chuck Dobson, R OBP: 0.174, SLG: 0.176 (1, 1)	4-0 BB		0-0 FC4-6		0-0 6-3		0-0 6-3		0-0 F8		3	0	0	0	1	0									
Inning Stats	R: 0 E: 0 K: 0 S: 2	H: 0 LOB: 0 BB: 1 P: 6	R: 0 E: 0 K: 1 S: 6	H: 1 LOB: 1 BB: 0 P: 6	R: 0 E: 0 K: 0 S: 2	H: 0 LOB: 0 BB: 1 P: 6	R: 2 E: 0 K: 1 S: 8	H: 3 LOB: 2 BB: 0 P: 9	R: 0 E: 0 K: 1 S: 5	H: 0 LOB: 0 BB: 0 P: 5	R: 2 E: 0 K: 0 S: 4	H: 2 LOB: 1 BB: 2 P: 12	R: 0 E: 0 K: 0 S: 3	H: 0 LOB: 0 BB: 0 P: 3	R: 0 E: 0 K: 1 S: 5	H: 0 LOB: 1 BB: 0 P: 9	R: 0 E: 0 K: 0 S: 3	H: 0 LOB: 0 BB: 0 P: 3	1B: 3 2B: 3 3B: 0 HR: 0	SF: 0 SAC: 0 DP: 1 HBP: 1	WP: 0 PB: 0 SB: 0 CS: 2	PA: 37			
PITCHER	IP	WLS	BF	H	R	ER	SO	BB	IBB	HBP	BLK	WP	HR	S	P	ERA	WHIP								
Dick Drago, R ERA: 4.34 (1, 1)	7.0	L	29	6	4	4	3	4	0	1	0	0	0	30	47	5.14	1.429								
Tom Burgmeier, L ERA: 3.0 (8, 1)	2.0		7	0	0	0	1	1	0	0	0	0	0	8	12	0.00	0.500								

Oakland Athletics @ Kansas City Royals
Municipal Stadium, Kansas City, MO
Wed Aug 05 1970, 8:05 PM EDT
Alt: 9,274 - Unknown - 94 F

AB	30
R	4
H	6
RBI	4
BB	5
SO	4
LOB	11





Batter	1	2	3	4	5	6	7	8	9	AB	R	H	RBI	BB	SO	LOB	BOTTOM								
Pat Kelly, L OBP: 0.345, SLG: 0.327 (1, 9)	0-3 K		0-0 1B		0-0 F8		0-3 K			4	0	1	0	0	2	2									
Cookie Rojas, R OBP: 0.271, SLG: 0.297 (1, 4)	0-0 1B		0-0 F7		4-0 BB		0-0 F4			3	0	1	0	1	0	2									
Amos Otis, R OBP: 0.351, SLG: 0.438 (1, 8)	0-0 FC5-4		0-0 F4		0-0 FC5		0-3 K			4	0	0	0	0	1	5									
Lou Piniella, R OBP: 0.354, SLG: 0.461 (1, 7)	0-0 6-3			0-0 6-3		0-3 K		0-0 F9		4	0	0	0	0	1	1									
Ed Kirkpatrick, L OBP: 0.319, SLG: 0.404 (1, 2)			0-0 F9		0-0 F3		0-0 F7		0-3 K	4	0	0	0	0	1	0									
Bob Oliver, R OBP: 0.318, SLG: 0.479 (1, 3)			0-0 5-3		0-0 5-3		0-0 F3		0-3 K	4	0	0	0	0	1	0									
Paul Schaal, R OBP: 0.343, SLG: 0.329 (1, 5)			0-0 4-3		0-0 FC		0-0 WP		0-0 F9	4	1	2	0	0	0	0									
Rich Severson, R OBP: 0.269, SLG: 0.274 (1, 6)			0-0 E5		0-0 4-3		0-0 F2			3	0	0	0	0	0	2									
Dick Drago, R OBP: 0.102, SLG: 0.064 (1, 1)			0-0 FC3-6		0-0 FC		0-0 G3			2	0	0	1	0	0	1									
Bill Sorrell, L OBP: 0.326, SLG: 0.381 (7, PH)			0-0 1B		0-0 FC					1	0	0	0	0	0	1									
Tom Burgmeier, L OBP: 0.300, SLG: 0.222 (8, 1)			0-0 1B		0-0 FC					0	0	0	0	0	0	0									
Inning Stats	R: 0 E: 0 K: 1 S: 6	H: 1 LOB: 0 BB: 0 P: 6	R: 0 E: 0 K: 0 S: 3	H: 0 LOB: 0 BB: 0 P: 3	R: 0 E: 1 K: 0 S: 5	H: 1 LOB: 2 BB: 0 P: 5	R: 0 E: 0 K: 0 S: 3	H: 0 LOB: 0 BB: 0 P: 3	R: 1 E: 0 K: 0 S: 5	H: 1 LOB: 2 BB: 1 P: 9	R: 0 E: 0 K: 1 S: 6	H: 0 LOB: 0 BB: 0 P: 6	R: 0 E: 0 K: 1 S: 5	H: 0 LOB: 0 BB: 0 P: 5	R: 0 E: 0 K: 2 S: 7	H: 0 LOB: 0 BB: 0 P: 7	1B: 3 2B: 1 3B: 0 HR: 0	SF: 0 SAC: 0 DP: 0 HBP: 0	WP: 1 PB: 0 SB: 0 CS: 0	PA: 34					
PITCHER	IP	WLS	BF	H	R	ER	SO	BB	IBB	HBP	BLK	WP	HR	S	P	ERA	WHIP								
Chuck Dobson, R ERA: 3.67 (1, 1)	9.0	W	34	4	1	1	6	1	0	0	0	1	0	45	49	1.00	0.556								

Oakland Athletics @ Kansas City Royals
Municipal Stadium, Kansas City, MO
Wed Aug 05 1970, 8:05 PM EDT
Alt: 9,274 - Unknown - 94 F

AB	33
R	1
H	4
RBI	1
BB	1
SO	6
LOB	14



Batter	1	2	3	4	5	6	7	8	9	AB	R	H	RBI	BB	SO	LOB	TOP										
Bert Campaneris, R OBP: 0.307, SLG: 0.437 (1, 6)	F9	BB BB	4-0		4-3		F5		K	4	0	0	1	1	1	0	Oakland Athletics @ Kansas City Royals Municipal Stadium, Kansas City, MO Thu Aug 06 1970, 8:05 PM EDT Alt: 9,833 - Unknown - 93 F AB 30 R 3 H 3 RBI 3 BB 7 SO 6 LOB 16 										
Rick Monday, L OBP: 0.391, SLG: 0.461 (1, 8)	6-3	BB BB	4-0		4-3	1B	K		4-3	4	0	1	1	1	1	0											
Felipe Alou, R OBP: 0.326, SLG: 0.406 (1, 7)	F9	F8			4-3	1B	6-3			4	0	1	0	0	0	3											
Sal Bando, R OBP: 0.405, SLG: 0.482 (1, 5)		SH1-3 E 1B BB	0-3		4-3			F2		3	1	0	0	1	1	2											
Tommy Davis, R OBP: 0.306, SLG: 0.374 (1, 9)		E4 1B SH1-3 BB			4-3			F8		4	1	0	0	0	0	3											
Don Mincher, L OBP: 0.319, SLG: 0.469 (1, 3)		SH1-3			3-1			BB BB		1	0	0	0	2	0	0											
Frank Fernandez, R OBP: 0.335, SLG: 0.443 (8, PH)					5-3			F8		3	1	1	1	0	0	1											
Reggie Jackson, L OBP: 0.346, SLG: 0.444 (8, 2)		BB BB						1-2 BB		0	0	0	0	1	0	0											
Dave Duncan, R OBP: 0.306, SLG: 0.420 (8, 2)		2-3 3-H 1B						BB		0	0	0	0	0	0	0											
Dick Green, R OBP: 0.261, SLG: 0.250 (8, PH)					5-3			4-3		2	0	0	0	1	1	1											
John Donaldson, L OBP: 0.342, SLG: 0.379 (8, 4)		BB BB						K		1	0	0	0	0	0	2											
Diego Segui, R OBP: 0.077, SLG: 0.080 (7, 1)					F3					3	0	0	0	0	2	4											
Bob Locker, S (7, 1)										0	0	0	0	0	0	0											
Paul Lindblad, L (7, 1)										0	0	0	0	0	0	0											
Marcel Lachemann, R (9, PH)										1	0	0	0	0	0	0											
Steve Hovley, L OBP: 0.337, SLG: 0.319 (9, PH)										1	0	0	0	0	0	0											
Inning Stats	R: 0 E: 0 K: 0 S: 3	H: 0 LOB: 0 BB: 0 P: 3	R: 3 E: 1 K: 1 S: 7	H: 1 LOB: 3 BB: 4 P: 23	R: 0 E: 0 K: 1 S: 5	H: 0 LOB: 0 BB: 0 P: 5	R: 0 E: 0 K: 0 S: 3	H: 0 LOB: 0 BB: 0 P: 3	R: 0 E: 0 K: 0 S: 5	H: 2 LOB: 2 BB: 1 P: 11	R: 0 E: 0 K: 1 S: 5	H: 0 LOB: 0 BB: 0 P: 5	R: 0 E: 0 K: 0 S: 3	H: 0 LOB: 2 BB: 2 P: 11	R: 0 E: 0 K: 1 S: 5	H: 0 LOB: 0 BB: 0 P: 5	R: 0 E: 0 K: 1 S: 5	H: 0 LOB: 0 BB: 0 P: 5	1B: 3 2B: 0 3B: 0 HR: 0	SF: 0 SAC: 1 DP: 0 HBP: 0	WP: 0 PB: 0 SB: 0 CS: 0	PA: 38					
PITCHER	IP	WLS	BF	H	R	ER	SO	BB	IBB	HBP	BLK	WP	HR	S	P	ERA	WHIP										
Jim Rooker, L ERA: 3.42	1.2		11	1	3	1	1	4	0	0	0	0	0	9	25	5.40	3.000										
Al Fitzmorris, R ERA: 3.39	5.1	W	19	2	0	0	4	1	0	0	0	0	0	26	30	0.00	0.562										
Ted Abernathy, R ERA: 2.29	2.0	S	8	0	0	0	1	2	0	0	0	0	0	8	16	0.00	1.000										

Batter	1	2	3	4	5	6	7	8	9	AB	R	H	RBI	BB	SO	LOB	BOTTOM										
Pat Kelly, L OBP: 0.345, SLG: 0.326 (1, 9)	4-3		G3			F4	BB 1B			4	0	1	1	0	0	2	Oakland Athletics @ Kansas City Royals Municipal Stadium, Kansas City, MO Thu Aug 06 1970, 8:05 PM EDT Alt: 9,833 - Unknown - 93 F AB 32 R 5 H 8 RBI 5 BB 2 SO 5 LOB 10 										
Cookie Rojas, R OBP: 0.271, SLG: 0.297 (1, 4)	1-3		F2			F3	BB 1B			4	0	1	0	0	0	2											
Amos Otis, R OBP: 0.352, SLG: 0.444 (1, 8)	K				F8		HR			3	1	1	2	1	1	0											
Lou Piniella, R OBP: 0.353, SLG: 0.459 (1, 7)		F4			F9		HR 1B			4	1	1	0	0	0	3											
Ed Kirkpatrick, L OBP: 0.318, SLG: 0.402 (3, 2)		K			5-3			F4	F6	1	0	0	0	0	1	0											
Ellie Rodriguez, R OBP: 0.310, SLG: 0.316 (7, PH)										3	0	0	0	0	0	1											
Bob Oliver, R OBP: 0.317, SLG: 0.484 (1, 3)		5-3			F3		HR		K	4	1	1	2	0	1	0											
Paul Schaal, R OBP: 0.345, SLG: 0.329 (1, 5)					F9	L6		WP 1B		3	1	1	0	0	0	0											
Rich Severson, R OBP: 0.269, SLG: 0.273 (1, 6)					G3 1B	F5		K	F8	4	0	1	0	0	1	2											
Jim Rooker, R OBP: 0.226, SLG: 0.320 (2, 1)										0	0	0	0	0	0	0											
Al Fitzmorris, S OBP: 0.353, SLG: 0.529 (7, PH)										2	0	1	0	0	1	0											
Bill Sorrell, L OBP: 0.326, SLG: 0.381 (7, PH)										0	0	0	0	0	0	0											
Jim Campanis, R OBP: 0.222, SLG: 0.265 (7, PH)										0	1	0	0	1	0	0											
Ted Abernathy, R OBP: 0.100, SLG: 0.100 (8, 1)										0	0	0	0	0	0	0											
Inning Stats	R: 0 E: 0 K: 1 S: 5	H: 0 LOB: 0 BB: 0 P: 5	R: 0 E: 0 K: 1 S: 5	H: 0 LOB: 0 BB: 0 P: 5	R: 0 E: 0 K: 0 S: 5	H: 2 LOB: 2 BB: 0 P: 5	R: 0 E: 0 K: 0 S: 3	H: 0 LOB: 0 BB: 0 P: 3	R: 0 E: 0 K: 1 S: 5	H: 0 LOB: 0 BB: 0 P: 3	R: 5 E: 0 K: 1 S: 11	H: 6 LOB: 6 BB: 2 P: 19	R: 0 E: 0 K: 1 S: 5	H: 0 LOB: 1 BB: 0 P: 6	R: 0 E: 0 K: 1 S: 5	H: 0 LOB: 0 BB: 0 P: 6	1B: 6 2B: 0 3B: 0 HR: 2	SF: 0 SAC: 0 DP: 0 HBP: 1	WP: 1 PB: 0 SB: 0 CS: 0	PA: 35							
PITCHER	IP	WLS	BF	H	R	ER	SO	BB	IBB	HBP	BLK	WP	HR	S	P	ERA	WHIP										
Diego Segui, R ERA: 2.96	6.1		24	5	3	3	3	0	0	0	0	0	2	30	30	4.26	0.789										
Bob Locker, R ERA: 3.15	0.1	L	2	1	0	0	1	0	0	0	0	0	1	4	4	0.00	3.000										
Paul Lindblad, L ERA: 3.45	0.0		2	1	1	1	0	1	0	0	0	0	0	1	5	∞	∞										
Marcel Lachemann, R ERA: 2.45	1.1		7	1	1	1	1	1	0	1	0	0	0	7	12	6.75	1.500										

Batter	1	2	3	4	5	6	7	8	9	AB	R	H	RBI	BB	SO	LOB	TOP				
Russ Snyder, L (1, 7) OBP: 0.292, SLG: 0.339	K			F7		B4		G4-6-3		4	0	0	0	0	1	1	Milwaukee Brewers @ Kansas City Royals Municipal Stadium, Kansas City, MO Fri Aug 07 1970, 8:05 PM EDT Unknown livebaseballscorecards.com				
Roberto Pena, R (1, 6) OBP: 0.280, SLG: 0.289	6-3			K		F8		K2-3		4	0	0	0	0	2	0					
Dave May, L (1, 8) OBP: 0.341, SLG: 0.337	3-1					K			L8	4	0	1	0	0	1	0					
Mike Hegan, L (1, 3) OBP: 0.328, SLG: 0.373				F8		F7				4	0	1	0	0	0	1					
Bob Burda, L (1, 9) OBP: 0.310, SLG: 0.318				6-3		3-1				4	0	0	0	0	0	1					
Jerry McNettney, R (1, 2) OBP: 0.319, SLG: 0.382 Tito Francona, L (9, PH) OBP: 0.329, SLG: 0.297				K		K				3	0	1	0	0	2	0					
Gus Gil, R (1, 5) OBP: 0.273, SLG: 0.258 Ted Savage, R (9, PH) OBP: 0.406, SLG: 0.481				L8		1B				1	0	0	0	2	0	0					
Ted Kubiak, S (1, 4) OBP: 0.337, SLG: 0.319				4-3						4	0	1	0	0	0	5					
Skip Lockwood, R (1, 1) OBP: 0.273, SLG: 0.406 Bernie Smith, R (8, PH) OBP: 0.444, SLG: 0.444 John Geinar, R (8, 1)				6-3		F3				2	0	0	0	0	0	2					
										1	0	1	0	0	0	0					
										0	0	0	0	0	0	0					
Inning Stats	R: 0 E: 0 K: 1 S: 5	H: 0 LOB: 0 BB: 0 P: 5	R: 0 E: 0 K: 1 S: 5	H: 0 LOB: 0 BB: 0 P: 5	R: 0 E: 0 K: 0 S: 3	H: 0 LOB: 0 BB: 0 P: 3	R: 0 E: 0 K: 1 S: 6	H: 1 LOB: 1 BB: 0 P: 6	R: 0 E: 0 K: 1 S: 6	H: 1 LOB: 2 BB: 1 P: 10	R: 0 E: 0 K: 1 S: 5	H: 0 LOB: 0 BB: 0 P: 5	R: 0 E: 0 K: 0 S: 4	H: 1 LOB: 2 BB: 1 P: 8	R: 0 E: 0 K: 1 S: 5	H: 1 LOB: 3 BB: 2 P: 12	1B: 5 2B: 0 3B: 0 HR: 0	SF: 0 SAC: 0 DP: 1 HBP: 0	WP: 0 PB: 0 CS: 0	PA: 35	
PITCHER	IP	WLS	BF	H	R	ER	SO	BB	IBB	HBP	BLK	WP	HR	S	P	ERA	WHIP				
Bob Johnson, R (1, 1) ERA: 3.14	8.2	W	34	5	0	0	6	4	0	0	0	0	0	42	58	0.00	1.038				
Ted Abernathy, R (9, 1) ERA: 2.28	0.1	S	1	0	0	0	0	0	0	0	0	0	0	1	1	0.00	0.000				

Batter	1	2	3	4	5	6	7	8	9	AB	R	H	RBI	BB	SO	LOB	BOTTOM				
Pat Kelly, L (1, 9) OBP: 0.344, SLG: 0.328	3-1			F7		F5		G3		4	0	1	0	0	0	1	Milwaukee Brewers @ Kansas City Royals Municipal Stadium, Kansas City, MO Fri Aug 07 1970, 8:05 PM EDT Unknown livebaseballscorecards.com				
Cookie Rojas, R (1, 4) OBP: 0.287, SLG: 0.292	5-3			6-3		6-3		G3		4	0	0	0	0	0	2					
Amos Otis, R (1, 8) OBP: 0.351, SLG: 0.445	2-3			1B		5-3		FC6-2		4	1	1	0	0	0	2					
Lou Piniella, R (1, 7) OBP: 0.352, SLG: 0.456				F9				F8		4	0	1	1	0	0	1					
Ed Kirkpatrick, L (1, 2) OBP: 0.315, SLG: 0.398				F3		4-3		F3		3	0	0	0	0	0	1					
Bob Oliver, R (1, 3) OBP: 0.317, SLG: 0.483						6-3		K		3	1	1	0	0	1	0					
Paul Schaal, R (1, 5) OBP: 0.349, SLG: 0.330						6-3				2	1	1	0	1	0	0					
Rich Severson, R (1, 6) OBP: 0.270, SLG: 0.298						6-3				3	1	1	3	0	0	1					
Bob Johnson, L (1, 1) OBP: 0.220, SLG: 0.139 Ted Abernathy, R (9, 1) OBP: 0.100, SLG: 0.100										3	0	1	0	0	1	0					
										0	0	0	0	0	0	0					
Inning Stats	R: 0 E: 0 K: 0 S: 3	H: 2 LOB: 0 BB: 1 P: 9	R: 3 E: 0 K: 0 S: 5	H: 2 LOB: 0 BB: 1 P: 9	R: 1 E: 0 K: 0 S: 5	H: 2 LOB: 1 BB: 0 P: 5	R: 0 E: 0 K: 0 S: 3	H: 0 LOB: 0 BB: 0 P: 3	R: 0 E: 0 K: 0 S: 4	H: 1 LOB: 1 BB: 0 P: 4	R: 0 E: 0 K: 1 S: 5	H: 0 LOB: 0 BB: 0 P: 5	R: 0 E: 0 K: 1 S: 5	H: 1 LOB: 1 BB: 0 P: 5	R: 0 E: 0 K: 0 S: 4	H: 1 LOB: 1 BB: 0 P: 4	1B: 3 2B: 3 3B: 0 HR: 1	SF: 0 SAC: 0 DP: 0 HBP: 0	WP: 0 PB: 0 CS: 1	PA: 31	
PITCHER	IP	WLS	BF	H	R	ER	SO	BB	IBB	HBP	BLK	WP	HR	S	P	ERA	WHIP				
Skip Lockwood, R (1, 1) ERA: 5.37	7.0	L	27	6	4	4	2	1	0	0	0	0	0	30	34	5.14	1.000				
John Geinar, R (8, 1) ERA: 4.97	1.0		4	1	0	0	0	0	0	0	0	0	0	4	4	0.00	1.000				

Batter	1	2	3	4	5	6	7	8	9	AB	R	H	RBI	BB	SO	LOB	TOP		
Russ Snyder, L (1.7) OBP: 0.297, SLG: 0.344 Danny Walton, R (7, PH) OBP: 0.342, SLG: 0.438 (7.7)	0-0 SH2-3 1B	0-0 1-2 1B			0-0 4-3 1B		0-0 F9 1B		0-0 F3 1B	3	0	2	0	0	0	0			
Gus Gil, R (1.4) OBP: 0.292, SLG: 0.260	0-0 SH2-3 1-2	0-0 F9 1B			0-0 1B 1B		0-0 5-3 1-2			3	0	1	0	0	0	4			
Ted Savage, R (1.9) OBP: 0.403, SLG: 0.474	0-0 4-3 2-3			4-0 1B FC3-2 BB		0-0 F9 1B		0-0 F8 1B		3	0	0	0	1	0	3			
Mike Hegan, L (1.3) OBP: 0.332, SLG: 0.388	0-3 K			0-0 FC3-2 1B		0-0 1-2 1B		0-0 HR		4	1	3	1	0	1	1			
Dave May, L (1.8) Ken Sanders, R (5.1) Bob Humphreys, R (7.1) Tito Francona, L (8. PH) Dick Ellsworth, L (8.1) Gene Brabender, R (8.1) OBP: 0.078, SLG: 0.132		0-0 4-3 1B		0-0 FC3-2 G6-4-3		0-0 F9 1B		0-0 G4-6-3 1B		3	0	0	0	0	0	4			
Phil Roof, R (1.2) OBP: 0.321, SLG: 0.410	0-0 E 1B 6-3			0-0 G6-4-3 1-2		1-6 G4-6-3 HBP		0-0 F7 1B		3	1	1	0	0	0	3			
Ted Kubiak, S (1.6) OBP: 0.336, SLG: 0.319	0-0 E5 6-3 1B			0-0 F8 1-3		0-0 G4-6-3 1-2		0-0 G4-6-3 1-2		4	0	1	0	0	0	2			
Max Alvis, R (1.5) OBP: 0.219, SLG: 0.290	0-0 6-3 2-3 3-H			0-3 K		0-0 5-3		0-0 5-3		4	0	0	1	0	1	1			
Lew Krausse, R (1.1) Bernie Smith, R (5.8) OBP: 0.455, SLG: 0.455	0-0 1B BB			0-0 6-3				0-0 4-3		1	0	0	0	1	0	0			
Inning Stats	R: 0 E: 0 K: 1 S: 6	H: 1 LOB: 1 BB: 0 P: 6	R: 1 E: 1 K: 0 S: 6	H: 3 LOB: 3 BB: 1 P: 10	R: 0 E: 0 K: 0 S: 3	H: 1 LOB: 1 BB: 1 P: 7	R: 0 E: 0 K: 1 S: 5	H: 0 LOB: 0 BB: 0 P: 5	R: 0 E: 0 K: 0 S: 2	H: 0 LOB: 0 BB: 0 P: 3	R: 0 E: 0 K: 0 S: 4	H: 1 LOB: 1 BB: 0 P: 4	R: 1 E: 0 K: 0 S: 4	H: 2 LOB: 2 BB: 0 P: 4	R: 0 E: 0 K: 0 S: 3	H: 0 LOB: 0 BB: 0 P: 3	1B: 9 2B: 0 3B: 0 HR: 1	SF: 0 SAC: 1 DP: 3 HBP: 1	WP: 0 PA: 37 CS: 0
PITCHER	IP WLS BF H R ER SO BB IBB HBP BLK WP HR S P ERA WHIP																		
Dave Morehead, R (1.1) ERA: 3.4	5.0 W 23 7 1 1 2 2 0 0 0 0 0 25 33 1.80 1.800																		
Jim Rooker, L (6.1) ERA: 3.38	2.0 7 1 0 0 0 0 0 1 0 0 0 6 7 0.00 0.500																		
Ted Abernathy, R (8.1) ERA: 2.35	2.0 S 7 2 1 1 0 0 0 0 0 0 0 1 7 7 4.50 1.000																		

Milwaukee Brewers @ Kansas City Royals
Municipal Stadium, Kansas City, MO
Fri Aug 07 1970, 8:05 PM EDT
Att: 11,363 - Unknown - 88 F

AB 33
R 2
H 10
RBI 2
BB 2
SO 2
LOB 19



Batter	1	2	3	4	5	6	7	8	9	AB	R	H	RBI	BB	SO	LOB	BOTTOM		
Pat Kelly, L (1.9) OBP: 0.347, SLG: 0.331	4-0 S 1B BB		0-0 F7 1B		4-0 1B 1B BB		0-0 1B 2B	0-0 4-3		3	3	1	1	2	0	1			
Cookie Rojas, R (1.4) OBP: 0.277, SLG: 0.302	0-0 E 1B		0-0 F8 1B		0-0 1B 1B 2-H		0-0 2B 1B	0-0 6-3 WP 1B		5	1	4	4	0	0	0			
Amos Otis, R (1.8) OBP: 0.350, SLG: 0.441	0-0 F2 1-3		0-3 K		0-3 K		0-3 K	0-0 6-3 BB		4	0	0	0	1	3	4			
Lou Piniella, R (1.7) OBP: 0.353, SLG: 0.458	0-0 F8			0-0 6-3	0-0 FC5-4 1B		0-0 PB FC4-2 2B	0-0 6-3		5	0	2	2	0	0	3			
Bob Oliver, R (1.3) OBP: 0.314, SLG: 0.478	0-0 5-3			0-0 5-3	0-0 FC5-4 1-2		0-0 FC4-2 2-H	0-0 F8		5	0	0	0	0	0	6			
Paul Schaaf, R (1.5) OBP: 0.343, SLG: 0.325		0-0 F8		0-0 L8		0-0 6-3	0-0 L9			4	0	0	0	0	0	1			
Rich Severson, R (1.6) OBP: 0.291, SLG: 0.333					0-0 E5 1B 1B		0-0 G5-4-3 1B	0-0 1B 2B		4	2	4	0	0	0	0			
Ellie Rodriguez, R (1.2) OBP: 0.314, SLG: 0.320		0-0 5-3			0-0 BB 1B 1B		0-0 G5-4-3 1-2	0-0 1B 1B		4	2	2	2	0	0	2			
Dave Morehead, R (1.1) Ken Sanders, R (5.1) Bob Humphreys, R (7.1) Dick Ellsworth, L (8.1) Gene Brabender, R (8.1) OBP: 0.182, SLG: 0.182		0-3 K			0-3 3-H 1B 1B		4-0 2B BB	0-0 4-3 WP 1B 1B		2	0	0	0	0	2	2			
Inning Stats	R: 1 E: 0 K: 0 S: 4	H: 1 LOB: 1 BB: 1 P: 8	R: 0 E: 0 K: 1 S: 6	H: 1 LOB: 1 BB: 0 P: 6	R: 0 E: 0 K: 1 S: 5	H: 0 LOB: 0 BB: 0 P: 5	R: 0 E: 0 K: 0 S: 3	H: 0 LOB: 0 BB: 0 P: 3	R: 3 E: 1 K: 2 S: 11	H: 4 LOB: 2 BB: 1 P: 15	R: 0 E: 0 K: 0 S: 3	H: 1 LOB: 0 BB: 0 P: 3	R: 3 E: 0 K: 1 S: 8	H: 3 LOB: 1 BB: 1 P: 12	R: 3 E: 0 K: 0 S: 7	H: 4 LOB: 2 BB: 1 P: 11	1B: 10 2B: 4 3B: 0 HR: 0	SF: 0 SAC: 0 DP: 1 HBP: 0	WP: 2 PA: 41 CS: 0
PITCHER	IP WLS BF H R ER SO BB IBB HBP BLK WP HR S P ERA WHIP																		
Lew Krausse, R (1.1) ERA: 4.4	4.1 L 20 4 3 3 2 1 0 0 0 0 0 24 32 8.31 1.615																		
Ken Sanders, R (5.1)	2.0 4 3 3 2 1 0 0 0 0 0 0 13 17 13.50 2.500																		
Bob Humphreys, R (7.1)	0.2 3 1 0 0 0 0 0 0 0 0 0 3 3 0.00 1.500																		
Dick Ellsworth, L (8.1)	0.1 5 4 3 3 0 0 0 0 0 0 1 0 5 5 81.00 12.000																		
Gene Brabender, R (8.1)	0.2 3 0 0 0 0 1 0 0 0 0 1 0 2 6 0.00 1.500																		

Milwaukee Brewers @ Kansas City Royals
Municipal Stadium, Kansas City, MO
Fri Aug 07 1970, 8:05 PM EDT
Att: 11,363 - Unknown - 88 F

AB 37
R 10
H 14
RBI 10
BB 4
SO 5
LOB 19



Batter	1	2	3	4	5	6	7	8	9	AB	R	H	RBI	BB	SO	LOB	TOP		
Bernie Smith, R (1, 8) OBP: 0.462, SLG: 0.417 Dave May, L (4, PH) OBP: 0.332, SLG: 0.327										1	1	0	0	1	0	2			
Mike Hegan, L (1, 3) OBP: 0.336, SLG: 0.392										4	1	2	1	1	0	0			
Ted Savage, R (1, 9) OBP: 0.408, SLG: 0.487										3	2	1	2	2	0	3			
Danny Walton, R (1, 7) OBP: 0.341, SLG: 0.435 Russ Snyder, L (9, PH) OBP: 0.326, SLG: 0.342										4	0	1	1	0	0	1			
Roberto Pena, R (1, 6) OBP: 0.280, SLG: 0.288										4	0	1	0	0	0	2			
Phil Roof, R (1, 2) OBP: 0.329, SLG: 0.414										3	0	2	0	1	0	1			
Gus Gil, R (1, 5) OBP: 0.291, SLG: 0.253										3	0	0	0	1	1	2			
Ted Kubiak, S (1, 4) OBP: 0.336, SLG: 0.318										4	1	1	0	0	1	2			
Marty Pattin, R (1, 1) OBP: 0.143, SLG: 0.150 Tito Francona, L (8, PH) OBP: 0.333, SLG: 0.303 Ken Sanders, R (8, 1)										1	0	0	0	0	0	0			
Inning Stats	R: 1 E: 0 K: 0 S: 4	H: 2 LOB: 1 BB: 1 P: 8	R: 0 E: 0 K: 0 S: 3	H: 0 LOB: 2 BB: 2 P: 11	R: 2 E: 1 K: 0 S: 5	H: 3 LOB: 1 BB: 1 P: 9	R: 1 E: 0 K: 0 S: 5	H: 2 LOB: 1 BB: 0 P: 5	R: 0 E: 0 K: 1 S: 6	H: 1 LOB: 1 BB: 0 P: 6	R: 0 E: 0 K: 1 S: 5	H: 0 LOB: 1 BB: 1 P: 8	R: 0 E: 0 K: 0 S: 3	H: 0 LOB: 0 BB: 0 P: 3	R: 0 E: 0 K: 1 S: 5	H: 0 LOB: 1 BB: 1 P: 9	1B: 6 2B: 1 3B: 0 HR: 1	SF: 0 SAC: 2 DP: 1 HBP: 0	WP: 0 PA: 40 PB: 0 SB: 0 CS: 1
PITCHER	IP	WLS	BF	H	R	ER	SO	BB	IBB	HBP	BLK	WP	HR	S	P	ERA	WHIP		
Bill Butler, L (1, 1) ERA: 3.98	2.1	L	14	4	3	3	0	4	0	0	0	0	1	10	26	11.57	3.429		
Wally Bunker, R (3, 1) ERA: 7.21	4.2		19	4	2	1	2	1	0	0	0	0	0	22	26	1.93	1.071		
Ken Wright, R (8, 1) ERA: 5.1	2.0		7	0	0	0	1	1	0	0	0	0	0	8	12	0.00	0.500		

Milwaukee Brewers @ Kansas City Royals
Municipal Stadium, Kansas City, MO
Sat Aug 08 1970, 8:05 PM EDT
Att: 8,383 - Unknown

AB	32
R	5
H	8
RBI	4
BB	6
SO	3
LOB	15



Batter	1	2	3	4	5	6	7	8	9	AB	R	H	RBI	BB	SO	LOB	BOTTOM		
Pat Kelly, L (1, 9) OBP: 0.346, SLG: 0.332										4	0	1	1	0	1	1			
Cookie Rojas, R (1, 4) OBP: 0.280, SLG: 0.302										3	0	1	0	1	1	0			
Amos Otis, R (1, 8) OBP: 0.349, SLG: 0.440										3	0	1	1	0	0	0			
Lou Piniella, R (1, 7) OBP: 0.352, SLG: 0.456										4	0	1	0	0	0	4			
Ed Kirkpatrick, L (1, 2) OBP: 0.311, SLG: 0.392										4	0	0	0	0	1	2			
Bob Oliver, R (1, 3) OBP: 0.311, SLG: 0.473										4	0	0	0	0	2	1			
Paul Schaal, R (1, 5) OBP: 0.346, SLG: 0.325										3	1	1	0	1	0	0			
Rich Severson, R (1, 6) OBP: 0.299, SLG: 0.341										3	1	2	0	0	0	0			
Bill Butler, L (1, 1) OBP: 0.140, SLG: 0.051 Wally Bunker, R (3, 1) OBP: 0.231, SLG: 0.091 Bill Sorrell, L (7, PH) OBP: 0.322, SLG: 0.376 Ken Wright, R (8, 1)										0	0	0	0	0	0	0			
Inning Stats	R: 0 E: 0 K: 0 S: 3	H: 0 LOB: 0 BB: 0 P: 3	R: 0 E: 0 K: 1 S: 5	H: 1 LOB: 0 BB: 0 P: 5	R: 2 E: 0 K: 0 S: 5	H: 2 LOB: 2 BB: 2 P: 13	R: 0 E: 0 K: 2 S: 7	H: 0 LOB: 0 BB: 0 P: 7	R: 0 E: 0 K: 0 S: 4	H: 2 LOB: 1 BB: 0 P: 4	R: 1 E: 0 K: 0 S: 5	H: 2 LOB: 1 BB: 0 P: 5	R: 0 E: 0 K: 1 S: 5	H: 0 LOB: 0 BB: 0 P: 5	R: 0 E: 0 K: 0 S: 3	H: 0 LOB: 0 BB: 0 P: 3	1B: 6 2B: 1 3B: 0 HR: 0	SF: 1 SAC: 0 DP: 1 HBP: 0	WP: 1 PA: 34 PB: 0 SB: 0 CS: 1
PITCHER	IP	WLS	BF	H	R	ER	SO	BB	IBB	HBP	BLK	WP	HR	S	P	ERA	WHIP		
Marty Pattin, R (1, 1) ERA: 3.96	7.0		28	7	3	3	5	2	0	0	0	0	0	36	44	3.86	1.286		
Ken Sanders, R (8, 1) ERA: 2.15	2.0	S	6	0	0	0	1	0	0	0	0	0	0	8	8	0.00	0.000		

Milwaukee Brewers @ Kansas City Royals
Municipal Stadium, Kansas City, MO
Sat Aug 08 1970, 8:05 PM EDT
Att: 8,383 - Unknown

AB	31
R	3
H	7
RBI	3
BB	2
SO	6
LOB	11




Batter	1	2	3	4	5	6	7	8	9	AB	R	H	RBI	BB	SO	LOB	TOP					
Pat Kelly, L OBP: 0.343, SLG: 0.331 (1, 9)	4-0 1B BB	0-3 K			0-0 F6	0-3 K		0-0 L8		4	0	0	0	1	2	6						
Cookie Rojas, R OBP: 0.282, SLG: 0.307 (1, 4)	0-0 F8		0-0 5-3		0-0 3B 2B	0-0 F9			0-0 HR 1B	5	2	2	0	0	0	4						
Amos Otis, R OBP: 0.347, SLG: 0.436 (1, 8)	0-0 1B BB		0-3 K		0-0 F4		0-0 F8		0-0 F3	5	0	1	0	0	1	3						
Lou Piniella, R OBP: 0.351, SLG: 0.456 (1, 7)	4-0 1-2 BB		0-0 F8		0-0 3B		0-0 F5		0-0 L9	4	0	1	2	1	0	1						
Bob Oliver, R OBP: 0.309, SLG: 0.477 (1, 3)	0-3 K			0-0 F2	0-0 6-3		0-0 2B		0-0 HR	5	1	2	2	0	1	4						
Paul Schaaf, R OBP: 0.342, SLG: 0.318 (1, 5)	0-0 F6			0-0 L8		0-0 2B 1B	0-0 5-3		0-0 5-3	5	0	1	0	0	0	4						
Rich Severson, R OBP: 0.305, SLG: 0.359 (1, 6)		0-3 K		0-0 1B		0-0 2B		0-0 6-3 2B		4	0	3	0	0	1	0						
Ellie Rodriguez, R OBP: 0.318, SLG: 0.321 (1, 2)		0-0 1B		0-0 L8		0-0 BB		0-0 6-3		3	0	1	0	1	0	2						
Jim Rooker, R OBP: 0.246, SLG: 0.321 Dave Morehead, R OBP: 0.189, SLG: 0.194 Hawk Taylor, R OBP: 0.255, SLG: 0.239 Ken Wright, R OBP: 0.255, SLG: 0.239 (1, 1)	0-3 K			0-0 2B 3B 1B	0-3 K		0-3 K		0-3 K	3	1	1	0	0	2	4						
Inning Stats	R: 0 E: 0 K: 1 S: 6	H: 1 LOB: 3 BB: 2 P: 14	R: 0 E: 0 K: 3 S: 10	H: 1 LOB: 1 BB: 0 P: 10	R: 0 E: 0 K: 1 S: 5	H: 0 LOB: 0 BB: 0 P: 5	R: 0 E: 0 K: 0 S: 4	H: 1 LOB: 1 BB: 0 P: 4	R: 2 E: 0 K: 0 S: 6	H: 3 LOB: 1 BB: 0 P: 6	R: 0 E: 0 K: 2 S: 9	H: 2 LOB: 3 BB: 1 P: 13	R: 0 E: 0 K: 0 S: 4	H: 1 LOB: 1 BB: 0 P: 4	R: 0 E: 0 K: 1 S: 6	H: 1 LOB: 1 BB: 0 P: 6	R: 2 E: 0 K: 0 S: 5	H: 2 LOB: 2 BB: 0 P: 5	1B: 6 2B: 4 3B: 1 HR: 1	SF: 0 SAC: 0 DP: 0 HBP: 0	WP: 0 PB: 0 SB: 0 CS: 0	PA: 42
PITCHER Gary Peters, L ERA: 4.08 (1, 1)	IP: 9.0 WLS: W BF: 42	H: 12 R: 4 ER: 4 SO: 8	BB: 3 IBB: 0 HBP: 0 BLK: 0	WP: 0 HR: 1 S: 55 P: 67	ERA: 4.00 WHIP: 1.667																	

Kansas City Royals @ Boston Red Sox
Fenway Park, Boston, MA
Wed Aug 12 1970, 7:05 PM EDT
Unknown - 86 F

livebaseballscorecards.com

AB 39
R 4
H 12
RBI 4
BB 3
SO 8
LOB 29




Batter	1	2	3	4	5	6	7	8	9	AB	R	H	RBI	BB	SO	LOB	BOTTOM			
Mike Andrews, R OBP: 0.316, SLG: 0.351 (1, 4)	0-0 G3 1B		0-3 K			0-0 2B HR 1B	4-0 1B 2B BB			3	2	2	0	1	1	0				
Reggie Smith, S OBP: 0.397, SLG: 0.488 (1, 8)	0-0 G3 1-2			0-0 5-3		0-0 HR 2B	0-0 2B 1B			4	2	2	1	0	0	1				
Carl Yastrzemski, L OBP: 0.495, SLG: 0.621 (1, 3)	0-0 F6			0-0 3-1		0-0 HR 2B	0-0 1H 2B			4	1	2	5	0	0	1				
Tony Conigliaro, R OBP: 0.334, SLG: 0.468 (1, 9)	0-3 K			0-3 K		0-0 F5 HR	0-0 F2			4	0	0	0	0	2	2				
Rico Petrocelli, R OBP: 0.317, SLG: 0.444 (1, 6)		0-0 F4			0-0 F2	0-0 6-3		0-0 F5		4	0	0	0	0	0	0				
Billy Conigliaro, R OBP: 0.355, SLG: 0.530 (1, 7)		0-0 F4			0-0 F5	4-0 BB		0-0 2B 2B		3	1	1	0	1	0	0				
John Kennedy, R OBP: 0.318, SLG: 0.471 (1, 5)		0-0 F8			4-0 BB	0-0 F8		0-0 L7-4 2B		3	0	1	1	1	0	1				
Jerry Moses, R OBP: 0.310, SLG: 0.384 (1, 2)			0-0 6-3		0-0 5-3		0-3 K	0-0 L7-4		4	0	0	0	0	1	2				
Gary Peters, L OBP: 0.339, SLG: 0.333 (1, 1)			0-0 5-3			4-0 2B 1B BB	0-0 F7			2	1	0	0	1	0	0				
Inning Stats	R: 0 E: 0 K: 1 S: 6	H: 1 LOB: 1 BB: 0 P: 6	R: 0 E: 0 K: 0 S: 3	H: 0 LOB: 0 BB: 0 P: 3	R: 0 E: 0 K: 1 S: 5	H: 0 LOB: 0 BB: 0 P: 5	R: 0 E: 0 K: 1 S: 5	H: 0 LOB: 1 BB: 0 P: 5	R: 4 E: 0 K: 0 S: 6	H: 3 LOB: 2 BB: 2 P: 14	R: 2 E: 0 K: 1 S: 7	H: 2 LOB: 1 BB: 1 P: 11	R: 1 E: 0 K: 0 S: 4	H: 2 LOB: 0 BB: 0 P: 4	R: 0 E: 0 K: 0 S: 4	H: 2 LOB: 0 BB: 0 P: 4	1B: 3 2B: 5 3B: 0 HR: 1	SF: 0 SAC: 0 DP: 1 HBP: 0	WP: 0 PB: 0 SB: 0 CS: 0	PA: 35
PITCHER Jim Rooker, L ERA: 3.49 Dave Morehead, R ERA: 3.51 Ken Wright, R ERA: 5.24 (1, 1)	IP: 5.0 WLS: L BF: 21	H: 4 R: 4 ER: 4 SO: 3	BB: 2 IBB: 0 HBP: 0 BLK: 0	WP: 0 HR: 1 S: 25 P: 33	ERA: 7.20 WHIP: 1.200															

Kansas City Royals @ Boston Red Sox
Fenway Park, Boston, MA
Wed Aug 12 1970, 7:05 PM EDT
Unknown - 86 F

livebaseballscorecards.com

AB 31
R 7
H 8
RBI 7
BB 4
SO 4
LOB 7



Batter	1	2	3	4	5	6	7	8	9	AB	R	H	RBI	BB	SO	LOB	TOP										
Pat Kelly, L OBP: 0.342, SLG: 0.328 (1, 9)	B1		3-1		4-3			CS BB		3	0	0	0	1	0	1	Kansas City Royals @ Boston Red Sox Fenway Park, Boston, MA Wed Aug 12 1970, 7:05 PM EDT Att: 23,450 - Unknown										
Cookie Rojas, R OBP: 0.278, SLG: 0.303 (1, 4)	F8		E5 3B		F8			F6		4	1	0	0	0	0	1											
Amos Otis, R OBP: 0.346, SLG: 0.439 (1, 8)	K		3-H 0-0 3B		6-3			K		4	0	1	1	0	2	1											
Lou Piniella, R OBP: 0.350, SLG: 0.456 (1, 7)		5-3	5-3		6-3			1B 2B		4	1	1	0	0	0	1											
Ed Kirkpatrick, L OBP: 0.312, SLG: 0.412 (1, 2)		FC5-4 1B		3-1	4-3			K		4	0	1	0	0	1	1											
Bob Oliver, R OBP: 0.311, SLG: 0.483 (1, 3)	L8			HR	5-3			1B IBB		3	1	1	1	1	0	1											
Paul Schaal, R OBP: 0.340, SLG: 0.317 (1, 5)	FC5-4 1-2			L5	F9			1-2 2-H 1B		4	0	1	1	0	0	1											
Rich Severson, R OBP: 0.310, SLG: 0.358 (1, 6)			3-1 SH1-4 WP BB	G3				F6		3	1	1	0	1	0	2											
Bob Johnson, L OBP: 0.209, SLG: 0.132 Ted Abernathy, R OBP: 0.167, SLG: 0.167 (7, 1)			SH1-4 1-2	F8	1-3			K		2	0	0	0	0	0	1											
										1	0	0	0	0	1	2											
Inning Stats	R: 0 E: 0 K: 1 S: 5	H: 0 LOB: 0 BB: 0 P: 5	R: 0 E: 0 K: 0 S: 4	H: 1 LOB: 1 BB: 0 P: 4	R: 2 E: 1 K: 0 S: 5	H: 1 LOB: 1 BB: 1 P: 9	R: 1 E: 0 K: 0 S: 4	H: 1 LOB: 0 BB: 0 P: 4	R: 0 E: 0 K: 0 S: 3	H: 0 LOB: 0 BB: 0 P: 3	R: 0 E: 0 K: 0 S: 4	H: 1 LOB: 1 BB: 0 P: 4	R: 0 E: 0 K: 1 S: 5	H: 0 LOB: 1 BB: 1 P: 8	R: 1 E: 0 K: 2 S: 9	H: 2 LOB: 2 BB: 1 P: 13	1B: 3 2B: 2 3B: 1 HR: 1	SF: 0 SAC: 1 DP: 1 HBP: 0	WP: 1 PB: 0 SB: 0 CS: 1	PA: 36							
PITCHER	IP	WLS	BF	H	R	ER	SO	BB	IBB	HBP	BLK	WP	HR	S	P	ERA	WHIP										
Cal Koonce, R ERA: 3.06 Ken Brett, L ERA: 4.15 Chuck Hartenstein, R ERA: 5.61	(1, 1)	7.0	27	4	3	2	1	1	0	0	0	1	1	28	32	2.57	0.714										
	(8, 1)	1.1	L	7	2	1	1	2	1	1	0	0	0	9	17	6.75	2.250										
	(9, 1)	0.2		2	0	0	0	1	0	0	0	0	0	4	4	0.00	0.000										

AB	32
R	4
H	6
RBI	3
BB	3
SO	4
LOB	12




Batter	1	2	3	4	5	6	7	8	9	AB	R	H	RBI	BB	SO	LOB	BOTTOM											
Dick Schofield, S OBP: 0.291, SLG: 0.234 (1, 4)	3-1		G3			HR 1B			1-3	4	1	1	0	1	0	2	Kansas City Royals @ Boston Red Sox Fenway Park, Boston, MA Wed Aug 12 1970, 7:05 PM EDT Att: 23,450 - Unknown											
Reggie Smith, S OBP: 0.366, SLG: 0.493 (1, 8)	4-3		F5			1-H HR	4-3			4	1	1	2	0	0	2												
Carl Yastrzemski, L OBP: 0.493, SLG: 0.617 (1, 3)					F7			K		4	0	1	0	0	1	0												
Tony Conigliaro, R OBP: 0.331, SLG: 0.463 (1, 9)					K			L9		4	0	0	0	0	2	1												
Rico Petrocelli, R OBP: 0.317, SLG: 0.443 (1, 6)		L8		FC5-4 1B		F7		6-3		4	0	1	0	0	0	0												
Billy Conigliaro, R OBP: 0.357, SLG: 0.538 (1, 7)				FC5-4 1-2			1B 2B	K		4	1	2	0	0	1	1												
Carmen Fanzone, R OBP: 0.333, SLG: 0.273 (1, 5)		L8			K2-3		SH3-4 1B	BB BB		3	0	1	1	1	1	1												
Tom Satriano, L OBP: 0.344, SLG: 0.412 (1, 2)		F7			F9		SH3-4	F8		3	0	0	0	0	0	2												
Cal Koonce, R Mike Andrews, R Ken Brett, L Chuck Hartenstein, R George Thomas, R	(1, 1) (7, PH) (8, 1) (9, 1) (9, PH)	6.2	28	7	3	3	3	1	0	0	0	0	0	33	37	4.05	1.200											
	(7, 1)	2.1	W	9	0	0	0	2	2	0	0	0	0	0	0	0	0.00	0.857										
Inning Stats	R: 0 E: 0 K: 0 S: 4	H: 1 LOB: 1 BB: 0 P: 4	R: 0 E: 0 K: 0 S: 4	H: 1 LOB: 1 BB: 0 P: 4	R: 0 E: 0 K: 0 S: 3	H: 0 LOB: 0 BB: 0 P: 3	R: 0 E: 0 K: 1 S: 6	H: 1 LOB: 1 BB: 0 P: 6	R: 0 E: 0 K: 1 S: 5	H: 0 LOB: 0 BB: 0 P: 5	R: 2 E: 0 K: 1 S: 7	H: 2 LOB: 2 BB: 0 P: 7	R: 1 E: 0 K: 0 S: 5	H: 2 LOB: 2 BB: 1 P: 9	R: 0 E: 0 K: 1 S: 5	H: 0 LOB: 0 BB: 0 P: 5	R: 0 E: 0 K: 1 S: 5	H: 0 LOB: 2 BB: 2 P: 13	1B: 4 2B: 2 3B: 0 HR: 1	SF: 0 SAC: 1 DP: 0 HBP: 0	WP: 0 PB: 0 SB: 0 CS: 0	PA: 37						
PITCHER	IP	WLS	BF	H	R	ER	SO	BB	IBB	HBP	BLK	WP	HR	S	P	ERA	WHIP											



Batter	1	2	3	4	5	6	7	8	9	10	AB	R	H	RBI	BB	SO	LOB	TOP
Pat Kelly, L OBP: 0.343, SLG: 0.326 (1.9)	K	K			F9			1-3				4	0	0	0	1	2	2
Cookie Rojas, R OBP: 0.275, SLG: 0.303 (1.4)	6-3		1-3		L7			1B		F7		5	0	1	0	0	0	1
Amos Otis, R OBP: 0.345, SLG: 0.436 (1.8)	F9				F8	E		F3		F6		5	0	1	0	0	0	2
Lou Piniella, R OBP: 0.355, SLG: 0.456 (1.7)		1B			E9	CS		F9		FC4-6	SH3-4	3	1	1	0	1	0	1
Bob Oliver, R OBP: 0.312, SLG: 0.481 (1.3)		1B			F8			F7		SH3-4		3	1	1	0	0	0	2
Paul Schaaf, R OBP: 0.351, SLG: 0.332 (1.5)		1B			CS			F7		FC4-6	IBB	2	0	0	0	2	0	0
Rich Severson, R OBP: 0.305, SLG: 0.357 (1.6)					6-3			6-3		FC4-6		4	0	1	2	0	0	2
Elie Rodriguez, R OBP: 0.312, SLG: 0.314 (1.2)		FC6-4			F4			F9		1-3		4	0	0	0	0	0	4
Dick Drago, R OBP: 0.091, SLG: 0.057 (1.1)	K				F9			K		4-3		4	0	0	0	0	2	2
Inning Stats	R: 0 E: 0 K: 1 S: 5	H: 0 LOB: 0 BB: 0 P: 5	R: 2 E: 0 K: 2 S: 10	H: 3 LOB: 2 BB: 1 P: 14	R: 0 E: 1 K: 0 S: 3	H: 1 LOB: 1 BB: 0 P: 4	R: 0 E: 0 K: 0 S: 3	H: 0 LOB: 0 BB: 0 P: 3	R: 0 E: 0 K: 1 S: 6	H: 1 LOB: 1 BB: 0 P: 6	R: 0 E: 0 K: 0 S: 3	H: 0 LOB: 2 BB: 2 P: 11	R: 0 E: 0 K: 0 S: 3	H: 0 LOB: 1 BB: 1 P: 7	1B: 5 2B: 0 3B: 0 HR: 0	SF: 0 SAC: 1 DP: 0 HBP: 0	WP: 0 PA: 40 PB: 0 SB: 1 CS: 1	
PITCHER	IP 9.0	WLS L	BF 35	H 5	R 2	ER 2	SO 4	BB 2	IBB 1	HBP 0	BLK 0	WP 0	HR 0	S 40	P 52	ERA 2.00	WHIP 0.778	
Fritz Peterson, L ERA: 3.39 Lindy McDaniel, R ERA: 1.63 (10, 1)	1.0	W	4	0	0	0	0	1	0	0	0	0	0	3	7	0.00	1.000	

Kansas City Royals @ New York Yankees
 Yankee Stadium, Bronx, NY
 Fri Aug 14 1970, 7:05 PM EDT
 Att: 10,350 - Unknown - 82 F

AB	34
R	2
H	5
RBI	2
BB	4
SO	4
LOB	16



Batter	1	2	3	4	5	6	7	8	9	10	AB	R	H	RBI	BB	SO	LOB	BOTTOM			
Horace Clarke, S OBP: 0.291, SLG: 0.318 (1.4)	K		G3			4-3		4-3			4	0	0	1	0	1	1				
Frank Baker, L OBP: 0.500, SLG: 0.571 (1.6)	4-3		F7			K		2B			4	0	1	0	0	1	1				
Roy White, S OBP: 0.350, SLG: 0.479 (1.7)	4-3				G3	6-3		F8			4	0	0	0	0	0	1				
Bobby Murcer, L OBP: 0.356, SLG: 0.421 (1.8)		4-3			L9		HR			F9	4	1	1	1	0	0	0				
Danny Cater, R OBP: 0.343, SLG: 0.416 (1.3)		6-3					1-3			6-3	4	0	1	0	0	0	0				
Jim Lytle, L OBP: 0.371, SLG: 0.467 (1.9)		3-1			K					F7	4	0	0	0	0	2	1				
Jake Gibbs, L OBP: 0.327, SLG: 0.562 (1.2)			4-3			3-1		FC6-4			4	1	2	1	0	0	0				
Jerry Kenney, L OBP: 0.297, SLG: 0.310 (1.5)			2B	G3	1B	4-3		FC6-4			3	1	1	0	0	0	1				
Fritz Peterson, S OBP: 0.212, SLG: 0.313 Lindy McDaniel, R OBP: 0.158, SLG: 0.158 (10, 1)	1.1	L	34	7	3	3	5	0	0	0	0	0	0	0	0	0	0				
Inning Stats	R: 0 E: 0 K: 1 S: 5	H: 0 LOB: 0 BB: 0 P: 5	R: 0 E: 0 K: 0 S: 3	H: 0 LOB: 0 BB: 0 P: 3	R: 1 E: 0 K: 0 S: 5	H: 2 LOB: 1 BB: 0 P: 5	R: 0 E: 0 K: 1 S: 6	H: 1 LOB: 1 BB: 0 P: 6	R: 0 E: 0 K: 0 S: 3	H: 0 LOB: 0 BB: 0 P: 3	R: 1 E: 0 K: 1 S: 7	H: 2 LOB: 1 BB: 0 P: 7	R: 0 E: 0 K: 1 S: 6	H: 1 LOB: 1 BB: 0 P: 6	R: 0 E: 0 K: 0 S: 3	H: 0 LOB: 0 BB: 0 P: 3	R: 1 E: 0 K: 0 S: 1	H: 1 LOB: 0 BB: 0 P: 1	1B: 3 2B: 2 3B: 0 HR: 2	SF: 0 SAC: 0 DP: 0 HBP: 0	WP: 0 PA: 34 PB: 0 SB: 0 CS: 0
PITCHER	IP 9.0	WLS L	BF 34	H 7	R 3	ER 3	SO 5	BB 0	IBB 0	HBP 0	BLK 0	WP 0	HR 2	S 44	P 44	ERA 3.00	WHIP 0.778				
Dick Drago, R ERA: 4.25 (1.1)	1.1	L	34	7	3	3	5	0	0	0	0	0	0	0	0	0	0				

Kansas City Royals @ New York Yankees
 Yankee Stadium, Bronx, NY
 Fri Aug 14 1970, 7:05 PM EDT
 Att: 10,350 - Unknown - 82 F

AB	34
R	3
H	7
RBI	3
BB	0
SO	5
LOB	5



Batter	1	2	3	4	5	6	7	8	9	AB	R	H	RBI	BB	SO	LOB	TOP										
George Spriggs, L (1,9) OBP: 0.313, SLG: 0.222	4-3	K		SF9		FC6			5-3	4	0	0	1	0	1	3											
Cookie Rojas, R (1,4) OBP: 0.217, SLG: 0.302	4-3 1B		5-3 1B	F7			5-3		F9	4	1	1	0	1	0	1											
Amos Otis, R (1,8) OBP: 0.346, SLG: 0.434	4-3 1B		5-3		5-3		G6-4-3		F3	4	0	1	0	1	0	1											
Lou Piniella, R (1,7) OBP: 0.354, SLG: 0.453	4-3		P3		G3-6 1B		G6-4-3			4	0	1	0	0	0	4											
Ed Kirkpatrick, L (1,2) OBP: 0.316, SLG: 0.421	6-3				G3-6				4-3	4	0	1	1	0	0	3											
Bob Oliver, R (1,3) OBP: 0.314, SLG: 0.481		K		1B		5-3			6-3 1B	4	1	2	0	0	1	0											
Paul Schaal, R (1,5) OBP: 0.353, SLG: 0.335		E4		1B		1B			6-3	4	1	2	0	0	0	1											
Rich Severson, R (1,6) OBP: 0.315, SLG: 0.363		FC6-4								3	1	2	1	1	0	1											
Wally Bunker, R (1,1) OBP: 0.176, SLG: 0.067										4	0	0	0	0	1	6											
Tom Burgmeier, L (8,1) OBP: 0.300, SLG: 0.222		E8								0	0	0	0	0	0	0											
Ted Abernathy, R (8,1) OBP: 0.167, SLG: 0.167				K		F6			1-3	0	0	0	0	0	0	0											
Inning Stats	R: 0 E: 0 K: 0 S: 5	H: 2 LOB: 2 BB: 0 P: 5	R: 1 E: 2 K: 2 S: 9	H: 0 LOB: 1 BB: 0 P: 9	R: 1 E: 0 K: 0 S: 3	H: 1 LOB: 1 BB: 1 P: 7	R: 2 E: 0 K: 1 S: 8	H: 3 LOB: 1 BB: 0 P: 8	R: 0 E: 0 K: 0 S: 3	H: 1 LOB: 0 BB: 0 P: 3	R: 0 E: 0 K: 0 S: 5	H: 2 LOB: 2 BB: 0 P: 5	R: 0 E: 0 K: 0 S: 2	H: 0 LOB: 0 BB: 1 P: 6	R: 0 E: 0 K: 0 S: 4	H: 1 LOB: 2 BB: 1 P: 8	R: 0 E: 0 K: 0 S: 3	H: 0 LOB: 0 BB: 0 P: 3	1B: 10 2B: 0 3B: 0 HR: 0	SF: 1 SAC: 0 DP: 2 HBP: 0	WP: 0 PA: 39 CS: 0						
PITCHER	IP	WLS	BF	H	R	ER	SO	BB	IBB	HBP	BLK	WP	HR	S	P	ERA	WHIP										
Mel Stottlemyre, R (1,1) ERA: 3.0	7.0		31	9	4	3	3	2	0	0	0	0	0	35	43	3.86	1.571										
Ron Klimkowski, R (8,1) ERA: 3.27	1.0	W	5	1	0	0	0	0	1	0	0	0	0	4	8	0.00	1.000										
Lindy McDaniel, R (9,1) ERA: 1.61	1.0	S	3	0	0	0	0	0	0	0	0	0	0	3	3	0.00	0.000										

Kansas City Royals @ New York Yankees
 Yankee Stadium, Bronx, NY
 Sat Aug 15 1970, 3:33 AM EDT
 Att: 10,098 - Overcast - 92 F

AB	35
R	4
H	10
RBI	3
BB	3
SO	3
LOB	20



Batter	1	2	3	4	5	6	7	8	9	AB	R	H	RBI	BB	SO	LOB	BOTTOM										
Horace Clarke, S (1,4) OBP: 0.289, SLG: 0.315	L7		1-3		L9		5-3			4	0	0	0	0	0	3											
Thurman Munson, R (1,2) OBP: 0.384, SLG: 0.400	K		E9		L8			SH5-4 1B		4	1	2	1	0	1	1											
Roy White, S (1,7) OBP: 0.396, SLG: 0.487					K			SH5-4		3	2	2	1	1	1	1											
Bobby Murcer, L (1,8) OBP: 0.355, SLG: 0.421	F7		F8					SH5-4		3	0	1	0	0	0	2											
Danny Cater, R (1,3) OBP: 0.343, SLG: 0.414		L9			6-3		L4-3		E3	4	1	1	2	0	0	1											
Jim Lytle, L (1,9) OBP: 0.395, SLG: 0.485										3	0	2	0	0	0	0											
Ron Woods, R (8,PH) OBP: 0.328, SLG: 0.363										0	0	0	0	0	0	0											
Jake Gibbs, L (8,PH) OBP: 0.333, SLG: 0.567										1	0	1	1	0	0	0											
Lindy McDaniel, R (9,1) OBP: 0.158, SLG: 0.158										0	0	0	0	0	0	0											
Frank Baker, L (1,6) OBP: 0.500, SLG: 0.583	L3				FC4-6					3	0	1	0	1	0	2											
Jerry Kenney, L (1,5) OBP: 0.296, SLG: 0.307					F6					3	0	0	0	1	0	4											
Mel Stottlemyre, R (1,1) ERA: 6.79										1	1	0	0	1	0	1											
Pete Ward, L (7,PH) OBP: 0.342, SLG: 0.496										1	0	0	0	0	0	1											
Ron Klimkowski, R (8,1) ERA: 3.33										0	0	0	0	0	0	0											
Curt Blefary, L (9,9) OBP: 0.324, SLG: 0.335										0	0	0	0	0	0	0											
Inning Stats	R: 1 E: 0 K: 1 S: 6	H: 1 LOB: 0 BB: 0 P: 6	R: 0 E: 0 K: 0 S: 3	H: 1 LOB: 0 BB: 0 P: 3	R: 1 E: 1 K: 0 S: 4	H: 1 LOB: 2 BB: 2 P: 12	R: 0 E: 0 K: 0 S: 4	H: 1 LOB: 1 BB: 0 P: 4	R: 0 E: 0 K: 1 S: 5	H: 0 LOB: 1 BB: 1 P: 9	R: 0 E: 0 K: 0 S: 3	H: 1 LOB: 0 BB: 0 P: 3	R: 0 E: 0 K: 0 S: 4	H: 1 LOB: 1 BB: 0 P: 4	R: 3 E: 1 K: 0 S: 6	H: 4 LOB: 1 BB: 1 P: 10	R: 0 E: 0 K: 0 S: 3	H: 0 LOB: 0 BB: 0 P: 3	1B: 8 2B: 2 3B: 0 HR: 1	SF: 0 SAC: 1 DP: 2 HBP: 0	WP: 1 PA: 35 CS: 0						
PITCHER	IP	WLS	BF	H	R	ER	SO	BB	IBB	HBP	BLK	WP	HR	S	P	ERA	WHIP										
Wally Bunker, R (1,1) ERA: 6.79	7.0		29	7	3	3	2	3	0	0	0	0	0	30	42	3.86	1.429										
Tom Burgmeier, L (8,1) ERA: 3.33	0.1	L	3	2	1	1	0	0	0	0	0	0	0	3	3	27.00	6.000										
Ted Abernathy, R (8,1) ERA: 2.24	0.2		3	1	1	1	0	1	0	0	0	0	0	2	6	13.50	3.000										

Kansas City Royals @ New York Yankees
 Yankee Stadium, Bronx, NY
 Sat Aug 15 1970, 3:33 AM EDT
 Att: 10,098 - Overcast - 92 F

AB	30
R	5
H	10
RBI	5
BB	4
SO	2
LOB	16



Batter	1	2	3	4	5	6	7	8	9	AB	R	H	RBI	BB	SO	LOB	TOP
George Spriggs, L OBP: 0.533, SLG: 0.323 Aurelio Monteaquedo, R (8, 1)	G3		1B 3B			F7		1-2 1B		4	1	2	0	0	0	0	
Cookie Rojas, R OBP: 0.277, SLG: 0.301 (1, 4)	6-3		1B			F8		F9		4	0	1	1	0	0	2	
Amos Otis, R OBP: 0.345, SLG: 0.435 (1, 8)	2B		F9			6-3			5-3	4	0	1	0	0	0	1	
Lou Piniella, R OBP: 0.350, SLG: 0.449 (1, 7)	F9			F4			5-3		F7	4	0	0	0	0	0	1	
Ed Kirkpatrick, L OBP: 0.315, SLG: 0.422 (8, 9)		3-1		4-3			F2			4	0	1	0	0	0	0	
Bob Oliver, R OBP: 0.311, SLG: 0.477 (1, 3)	6-3			F9			K		F8	4	0	0	0	0	1	1	
Paul Schaal, R OBP: 0.349, SLG: 0.331 (1, 5)	5-3			6-3				F8		3	0	0	0	0	0	0	
Rich Severson, R OBP: 0.322, SLG: 0.364 (1, 6)			6-3							2	0	1	0	1	0	0	
Jim Rooker, R OBP: 0.241, SLG: 0.315 Dave Morehead, R OBP: 0.189, SLG: 0.194 Bill Scorsone, L OBP: 0.312, SLG: 0.368 Ken Wright, R OBP: 0.421, SLG: 0.328 Pat Kelly, L OBP: 0.362, SLG: 0.326 Buck Martinez, R (8, 2)			K			G4-6-3 1B			K	1	0	0	0	0	1	0	
Inning Stats	R: 0 E: 0 K: 0 S: 4	H: 1 LOB: 1 BB: 0 P: 4	R: 0 E: 0 K: 0 S: 3	H: 0 LOB: 0 BB: 0 P: 3	R: 1 E: 0 K: 1 S: 7	H: 2 LOB: 1 BB: 0 P: 7	R: 0 E: 0 K: 0 S: 3	H: 0 LOB: 0 BB: 0 P: 3	R: 0 E: 0 K: 0 S: 3	H: 0 LOB: 0 BB: 0 P: 3	R: 0 E: 0 K: 1 S: 5	H: 1 LOB: 2 BB: 1 P: 10	R: 0 E: 0 K: 0 S: 4	H: 1 LOB: 1 BB: 0 P: 4	1B: 3 2B: 2 3B: 1 HR: 0	SF: 0 SAC: 0 DP: 1 HBP: 0	WP: 0 PA: 33 CS: 0
PITCHER Stan Bahnsen, R ERA: 3.3 (1, 1)	IP: 9.0 WLS: W BF: 33 H: 6 R: 1 ER: 1 SO: 3 BB: 1 IBB: 0 HBP: 0 BLK: 0 WP: 0 HR: 0 S: 38 P: 42 ERA: 1.00 WHIP: 0.778																

Kansas City Royals @ New York Yankees
Yankee Stadium, Bronx, NY
Sun Aug 16 1970, 3:33 AM EDT
Att. 13,200 - Sunny - 91 F

AB	32
R	1
H	6
RBI	1
BB	1
SO	3
LOB	7



Batter	1	2	3	4	5	6	7	8	9	AB	R	H	RBI	BB	SO	LOB	BOTTOM
Horace Clarke, S OBP: 0.289, SLG: 0.315 (1, 4)	6-3			L8			4-3			4	0	1	1	0	0	0	
Thurman Munson, R OBP: 0.383, SLG: 0.401 (1, 2)	F8	2H 1B		1B 2B			4-3			4	1	1	0	0	0	1	
Roy White, S OBP: 0.398, SLG: 0.489 (1, 7)	BB		1B 1B	CS 1B			F5			3	1	2	1	1	0	0	
Danny Cater, R OBP: 0.344, SLG: 0.413 (9, 3)	4-3		FC4-6 1B	CS 1B		F9		FC3-6 BB		3	0	1	0	1	0	1	
Bobby Murcer, L OBP: 0.357, SLG: 0.421 (1, 8)		2B SF8 1B	FC4-6 1B	L9			FC3-6			4	1	2	1	0	0	1	
John Ellis, R OBP: 0.302, SLG: 0.392 Jerry Kenney, L OBP: 0.296, SLG: 0.307 (9, 5)		SF8 1B 2B	F4	F5			F7			4	1	1	0	0	0	3	
Ron Woods, R OBP: 0.326, SLG: 0.362 (1, 9)		SF8 2-3 3H	FC4-6	G6-4-3 1B			F7			3	0	1	1	0	0	3	
Gene Michael, S OBP: 0.301, SLG: 0.268 (1, 6)		SH1-3 1B 1B	G3	G6-4-3						3	1	1	1	0	0	3	
Stan Bahnsen, R OBP: 0.190, SLG: 0.196 (1, 1)		SH1-3		F5			K			2	0	0	0	0	1	0	
Inning Stats	R: 0 E: 0 K: 0 S: 3	H: 0 LOB: 1 BB: 1 P: 7	R: 3 E: 0 K: 0 S: 7	H: 4 LOB: 1 BB: 0 P: 7	R: 1 E: 0 K: 0 S: 6	H: 3 LOB: 2 BB: 0 P: 6	R: 1 E: 0 K: 0 S: 4	H: 2 LOB: 0 BB: 0 P: 4	R: 0 E: 0 K: 1 S: 5	H: 1 LOB: 0 BB: 0 P: 5	R: 0 E: 0 K: 0 S: 3	H: 0 LOB: 0 BB: 0 P: 3	R: 0 E: 0 K: 0 S: 3	H: 0 LOB: 1 BB: 1 P: 7	1B: 8 2B: 2 3B: 0 HR: 0	SF: 1 SAC: 1 DP: 1 HBP: 0	WP: 0 PA: 35 CS: 1
PITCHER Jim Rooker, L ERA: 3.67 (1, 1) Dave Morehead, R ERA: 3.53 (3, 1) Ken Wright, R ERA: 4.91 (5, 1) Aurelio Monteaquedo, R ERA: 3.0 (8, 1)	IP: 2.0 WLS: L BF: 14 H: 7 R: 4 ER: 4 SO: 4 BB: 0 IBB: 0 HBP: 0 BLK: 0 WP: 0 HR: 0 S: 7 P: 7 ERA: 4.50 WHIP: 1.000																

Kansas City Royals @ New York Yankees
Yankee Stadium, Bronx, NY
Sun Aug 16 1970, 3:33 AM EDT
Att. 13,200 - Sunny - 91 F

AB	30
R	5
H	10
RBI	5
BB	2
SO	1
LOB	12



Batter	1	2	3	4	5	6	7	8	9	AB	R	H	RBI	BB	SO	LOB	TOP			
George Spriggs, L OBP: 0.300, SLG: 0.286 (1, 9)	0-0 4-3		0-0 1-3			0-0 F7			0-0 6-3	4	0	0	0	0	0	0	Kansas City Royals @ Washington Senators Robert F. Kennedy Memorial Stadium, Washington, DC Mon Aug 17 1970, 7:05 PM EDT Att: 5,722 - Unknown livebaseballscorecards.com			
Cookie Rojas, R OBP: 0.274, SLG: 0.298 Aurelio Montegudo, R Pat Kelly, L OBP: 0.341, SLG: 0.325 (1, 4) (6, 1) (9, PH)	0-0 5-3			0-0 5-3		0-0 P5			0-0 F8	3	0	0	0	0	0	0				
Amos Otis, R OBP: 0.342, SLG: 0.431 (1, 8)	0-0 E7			0-0 5-3					0-3 K	4	0	0	0	0	1	0				
Lou Piniella, R OBP: 0.350, SLG: 0.446 (1, 7)	0-0 F8			0-0 P4					4-0 FC4-6 BB	2	0	0	0	1	0	1				
Ed Kirkpatrick, L OBP: 0.315, SLG: 0.419 Buck Martinez, R (1, 2) (7, 2)		0-0 6-3			4-0 G5-4-3 BB				0-0 FC4-6	2	0	0	0	1	0	1				
Bob Oliver, R OBP: 0.306, SLG: 0.474 (1, 3)	0-3 K			0-0 G5-4-3					0-0 F8	3	0	0	0	0	1	2				
Paul Schaal, R OBP: 0.349, SLG: 0.338 (1, 5)	0-0 F8								0-3 K	3	0	1	0	0	1	0				
Rich Severson, R OBP: 0.316, SLG: 0.358 (1, 6)			0-3 K						0-3 K	3	0	0	0	0	2	1				
Bob Johnson, L OBP: 0.205, SLG: 0.128 Tom Burgmeier, L Tom Matchick, L OBP: 0.250, SLG: 0.273 (1, 1) (3, 1) (6, PH) (6, 4)			0-3 K						0-0 F7	1	0	0	0	0	1	0				
Inning Stats	R: 0 E: 1 K: 0 S: 4	H: 0 LOB: 1 BB: 0 P: 4	R: 0 E: 0 K: 1 S: 5	H: 0 LOB: 0 BB: 0 P: 5	R: 0 E: 0 K: 2 S: 7	H: 0 LOB: 0 BB: 0 P: 7	R: 0 E: 0 K: 0 S: 3	H: 1 LOB: 1 BB: 1 P: 7	R: 0 E: 0 K: 0 S: 3	H: 0 LOB: 0 BB: 0 P: 3	R: 0 E: 0 K: 0 S: 3	H: 0 LOB: 1 BB: 1 P: 7	R: 0 E: 0 K: 2 S: 7	H: 0 LOB: 0 BB: 0 P: 7	R: 0 E: 0 K: 1 S: 5	H: 0 LOB: 0 BB: 0 P: 5	1B: 0 2B: 0 3B: 1 HR: 0	SF: 0 SAC: 0 DP: 1 HBP: 0	WP: 0 PB: 0 CS: 0	PA: 30
PITCHER Jim Hannan, R ERA: 3.11 (1, 1)	IP: 9.0 WLS: W BF: 30 H: 1 R: 0 ER: 0 SO: 6 BB: 2 IBB: 0 HBP: 0 BLK: 0 WP: 0 HR: 0 S: 40 P: 48 ERA: 0.00 WHIP: 0.333															PITCHER				

Batter	1	2	3	4	5	6	7	8	9	AB	R	H	RBI	BB	SO	LOB	BOTTOM			
Ed Stroud, L OBP: 0.348, SLG: 0.363 (1, 8)	4-0 4-3 HR PB BB		0-0 1B S 2B	4-0 FC4-6 BB		0-0 P6				2	2	1	0	2	0	0	Kansas City Royals @ Washington Senators Robert F. Kennedy Memorial Stadium, Washington, DC Mon Aug 17 1970, 7:05 PM EDT Att: 5,722 - Unknown livebaseballscorecards.com			
Del Unser, L OBP: 0.305, SLG: 0.314 (1, 9)	0-0 4-3		0-0 2B BLK 1B	0-0 FC4-6 BB					0-0 F8	4	1	1	1	0	0	2				
Frank Howard, R Wayne Comer, R OBP: 0.554 OBP: 0.321, SLG: 0.254 (1, 7) (8, 7)	0-0 HR 3H		0-3 K	0-0 L6					0-0 6-3	4	1	1	2	0	1	3				
Mike Epstein, L OBP: 0.354, SLG: 0.445 (1, 3)	0-0 HR		0-0 F5		0-0 F9				0-0 F5	4	1	1	1	0	0	2				
Aurelio Rodriguez, R OBP: 0.294, SLG: 0.408 (1, 5)	0-0 F8		0-0 BLK 1B 2B		0-0 6-3				0-3 K	4	1	1	1	0	1	0				
Ed Brinkman, R OBP: 0.338, SLG: 0.316 (1, 6)	0-0 5-3		0-0 2H 3H 1B		4-0 BB				0-0 L5	3	0	1	1	1	0	0				
Paul Casanova, R OBP: 0.275, SLG: 0.395 (1, 2)		0-3 K	0-0 F7		0-0 1-3				0-0 P4	4	0	0	0	0	1	2				
Tim Cullen, R OBP: 0.278, SLG: 0.253 (1, 4)		0-0 F7		0-0 SH1-3 FC4-6 2B		0-0 5-3				3	1	1	0	0	0	0				
Jim Hannan, R OBP: 0.207, SLG: 0.148 (1, 1)		0-0 F8		0-0 SH1-3		0-3 K				2	0	0	0	0	1	0				
Inning Stats	R: 3 E: 0 K: 0 S: 5	H: 2 LOB: 0 BB: 1 P: 9	R: 0 E: 0 K: 1 S: 5	H: 0 LOB: 0 BB: 0 P: 5	R: 3 E: 0 K: 1 S: 9	H: 4 LOB: 1 BB: 0 P: 9	R: 1 E: 0 K: 0 S: 4	H: 1 LOB: 1 BB: 1 P: 8	R: 0 E: 0 K: 0 S: 3	H: 0 LOB: 0 BB: 1 P: 7	R: 0 E: 0 K: 1 S: 5	H: 0 LOB: 0 BB: 0 P: 5	R: 0 E: 0 K: 0 S: 3	H: 0 LOB: 0 BB: 0 P: 3	R: 0 E: 0 K: 1 S: 5	H: 0 LOB: 0 BB: 0 P: 5	1B: 3 2B: 2 3B: 0 HR: 2	SF: 0 SAC: 1 DP: 0 HBP: 0	WP: 0 PB: 1 CS: 0	PA: 34
PITCHER Bob Johnson, R Tom Burgmeier, L Aurelio Montegudo, R ERA: 3.48 ERA: 3.35 ERA: 2.5 (1, 1) (3, 1) (6, 1)	IP: 2.2 WLS: L BF: 15 H: 6 R: 6 ER: 6 SO: 2 BB: 1 IBB: 0 HBP: 0 BLK: 0 WP: 0 HR: 0 S: 18 P: 22 ERA: 20.25 WHIP: 2.625															PITCHER				

Batter	1	2	3	4	5	6	7	8	9	AB	R	H	RBI	BB	SO	LOB	TOP								
Pat Kelly, L OBP: 0.343, SLG: 0.321 (1, 9)	0-0 4-3		0-0 4-3		4-0 CS BB		0-0 L7			3	0	0	0	1	0	0									
Cookie Rojas, R OBP: 0.273, SLG: 0.296 (1, 4)	0-0 4-3		0-0 F7		0-0 F9			0-0 6-3		4	0	0	0	0	0	1									
Amos Otis, R OBP: 0.345, SLG: 0.437 (1, 8)	0-0 BB 1B		0-0 6-3			0-0 6-3 2B		0-0 4-3		4	0	2	0	0	0	0									
Lou Piniella, R OBP: 0.355, SLG: 0.448 (1, 7)	4-0 1-2 BB			0-0 4-3		0-0 4-3		0-0 4-3		3	0	1	0	1	0	1									
Ed Kirkpatrick, L OBP: 0.324, SLG: 0.427 (1, 2)	0-0 P6			0-0 2B 1B		0-0 6-3		4-0 FC4 IBB		3	1	1	0	1	0	3									
Bob Oliver, R OBP: 0.312, SLG: 0.481 (1, 3)		4-0 BB BB	4-0 6-3 4-3 BB	0-0 1B 2B	0-0 1-H 2B	0-0 K		0-0 FC4		3	0	1	1	1	1	3									
Paul Schaal, R OBP: 0.318, SLG: 0.349 (1, 5)		0-0 4-3	0-0 1-2	0-0 L8			0-0 HR		0-0 E6	4	1	1	1	0	0	2									
Rich Severson, R OBP: 0.311, SLG: 0.347 (1, 6)		0-0 6-3	0-0 2-3	0-0 5-3			0-0 6-3		0-3 K	4	0	0	0	0	1	3									
Dick Drago, R OBP: 0.085, SLG: 0.053 (1, 1)		0-0 4-3			0-0 F9		0-3 K		0-0 F9	4	0	0	0	0	1	1									
Inning Stats	R: 0 E: 0 K: 0 S: 4	H: 1 LOB: 2 BB: 1 P: 8	R: 0 E: 0 K: 0 S: 3	H: 0 LOB: 1 BB: 1 P: 7	R: 0 E: 0 K: 0 S: 3	H: 0 LOB: 0 BB: 0 P: 3	R: 1 E: 0 K: 0 S: 5	H: 2 LOB: 1 BB: 0 P: 5	R: 0 E: 0 K: 1 S: 6	H: 0 LOB: 0 BB: 1 P: 6	R: 0 E: 0 K: 1 S: 6	H: 1 LOB: 0 BB: 0 P: 6	R: 1 E: 0 K: 1 S: 6	H: 1 LOB: 0 BB: 0 P: 6	R: 0 E: 0 K: 0 S: 4	H: 1 LOB: 2 BB: 1 P: 8	R: 0 E: 1 K: 1 S: 5	H: 0 LOB: 0 BB: 0 P: 5	1B: 2 2B: 3 3B: 0 HR: 1	SF: 0 SAC: 0 DP: 0 HBP: 0	WP: 0 PB: 0 SB: 0 CS: 2	PA: 36			
PITCHER	IP	WLS	BF	H	R	ER	SO	BB	IBB	HBP	BLK	WP	HR	S	P	ERA	WHIP								
Joe Coleman, R ERA: 3.86 (1, 1)	8.0	L	33	6	2	2	2	3	1	0	0	0	1	33	49	2.25	1.125								
Horacio Pina, R ERA: 2.29 (9, 1)	1.0		3	0	0	0	1	0	0	0	0	0	0	5	5	0.00	0.000								

Kansas City Royals @ Washington Senators
Robert F. Kennedy Memorial Stadium, Washington, DC
Wed Aug 19 1970, 7:05 PM EDT
Att: 5,868 - Unknown

AB 32
R 2
H 6
RBI 2
BB 4
SO 3
LOB 14



Batter	1	2	3	4	5	6	7	8	9	AB	R	H	RBI	BB	SO	LOB	BOTTOM								
Ed Stroud, L OBP: 0.350, SLG: 0.360 (1, 8)	0-0 F8			0-0 F9 1B SF9 1B		4-0 CS BB		0-0 F8		3	1	1	0	1	0	0									
Del Unser, L OBP: 0.313, SLG: 0.316 (1, 9)	0-0 2-3			0-0 1B 1-2 1B		0-0 BB 1B 1-2 1B		4-0 BB		3	0	2	0	1	0	0									
Frank Howard, R OBP: 0.431, SLG: 0.548 (1, 7)	0-0 4-3			0-0 F9		0-0 BB 1B 1-2 1B		0-3 K		4	0	1	0	0	1	3									
Mike Epstein, L OBP: 0.359, SLG: 0.444 (1, 3)		0-0 F9		0-0 SF9		4-0 BB		0-0 F9		2	0	0	1	1	0	0									
Aurelio Rodriguez, R OBP: 0.291, SLG: 0.404 (1, 5)		0-0 F9		0-0 F7		0-0 P3		0-0 5-3		4	0	0	0	0	0	4									
Ed Brinkman, R OBP: 0.338, SLG: 0.315 (1, 6)		0-0 F8			0-0 6-3		0-0 F8		0-0 6-3	4	0	0	0	0	0	0									
Paul Casanova, R OBP: 0.271, SLG: 0.390 (1, 2)			0-0 P4		0-0 F8		0-0 5-3			3	0	0	0	0	0	0									
Tim Cullen, R OBP: 0.284, SLG: 0.260 (1, 4)			0-3 K		0-0 F8					2	0	0	0	0	1	0									
Bernie Allen, L OBP: 0.332, SLG: 0.383 (7, PH) (8, 4)					0-0 K		0-0 F8		0-0 4-3	1	0	0	0	0	0	0									
Joe Coleman, R OBP: 0.271, SLG: 0.125 (1, 1)			0-0 1-3			0-0 6-3		0-3 K		2	0	0	0	0	0	0									
Lee Maye, L OBP: 0.343, SLG: 0.415 (8, PH)										1	0	0	0	0	1	0									
Horacio Pina, R (9, 1)										0	0	0	0	0	0	0									
Inning Stats	R: 0 E: 0 K: 0 S: 3	H: 0 LOB: 0 BB: 0 P: 3	R: 0 E: 0 K: 0 S: 3	H: 0 LOB: 0 BB: 0 P: 3	R: 0 E: 0 K: 1 S: 5	H: 0 LOB: 0 BB: 0 P: 5	R: 1 E: 0 K: 0 S: 5	H: 2 LOB: 1 BB: 0 P: 5	R: 0 E: 0 K: 0 S: 3	H: 0 LOB: 0 BB: 0 P: 3	R: 0 E: 0 K: 0 S: 4	H: 2 LOB: 3 BB: 2 P: 12	R: 0 E: 0 K: 0 S: 3	H: 0 LOB: 0 BB: 0 P: 3	R: 0 E: 0 K: 2 S: 7	H: 0 LOB: 1 BB: 1 P: 11	R: 0 E: 0 K: 0 S: 3	H: 0 LOB: 0 BB: 0 P: 3	1B: 4 2B: 0 3B: 0 HR: 0	SF: 1 SAC: 0 DP: 0 HBP: 0	WP: 0 PB: 0 SB: 0 CS: 1	PA: 33			
PITCHER	IP	WLS	BF	H	R	ER	SO	BB	IBB	HBP	BLK	WP	HR	S	P	ERA	WHIP								
Dick Drago, R ERA: 4.09 (1, 1)	9.0	W	33	4	1	1	3	3	0	0	0	0	0	36	48	1.00	0.778								

Kansas City Royals @ Washington Senators
Robert F. Kennedy Memorial Stadium, Washington, DC
Wed Aug 19 1970, 7:05 PM EDT
Att: 5,868 - Unknown

AB 29
R 1
H 4
RBI 1
BB 3
SO 3
LOB 7



Batter	1	2	3	4	5	6	7	8	9	10	11	12	AB	R	H	RBI	BB	SO	LOB	TOP		
Mike Andrews, R OBP: 0.327, SLG: 0.380 (1.4)	L7		F7			L6-3			4-3			F9	5	0	0	0	0	0	0	1		
Reggie Smith, S OBP: 0.378, SLG: 0.528 (1.8)	BB			HR		F7			K			G3	4	1	1	1	1	1	0			
Carl Yastrzemski, L OBP: 0.451, SLG: 0.610 (1.3)	E6			CS				3-1		F6		F2	4	0	0	0	0	1	0			
Tony Conigliaro, R OBP: 0.321, SLG: 0.471 (1.9)	G4-3			K				L9		F4			4	0	0	0	0	0	1			
Rico Petrocelli, R OBP: 0.322, SLG: 0.449 (1.6)		F2		L8						L7			3	0	0	0	1	0	1			
George Scott, R OBP: 0.351, SLG: 0.459 (11, PR)	6-3					1-3		PO		6-3			4	0	1	0	0	0	0			
John Kennedy, R OBP: 0.305, SLG: 0.434 (11, 5)												2B	0	0	0	0	0	0	0			
Billy Conigliaro, R OBP: 0.353, SLG: 0.518 (1.7)	L4					5-3			F9			F6	4	0	0	0	0	0	1			
Tom Satriano, L OBP: 0.336, SLG: 0.392 (1.2)			G3			6-3			F7			F7	4	0	0	0	0	0	1			
Sonny Siebert, R OBP: 0.138, SLG: 0.143 (11, PH)												F3	3	0	1	0	0	0	1			
Dick Schofield, S OBP: 0.292, SLG: 0.237 (11, 1)			K						6-3				1	0	0	0	0	0	1			
Ken Brett, L OBP: 0.280, SLG: 0.318 (12, 1)													0	0	0	0	0	0	0			
Sparky Lytle, L OBP: 0.200, SLG: 0.200 (12, 1)													0	0	0	0	0	0	0			
Gary Wagner, R OBP: 0.200, SLG: 0.200 (12, 1)													0	0	0	0	0	0	0			
Inning Stats	R: 0 E: 1 K: 0 S: 3	H: 0 LOB: 1 BB: 1 P: 7	R: 0 E: 0 K: 0 S: 3	H: 0 LOB: 0 BB: 0 P: 3	R: 0 E: 0 K: 1 S: 5	H: 0 LOB: 0 BB: 0 P: 5	R: 1 E: 0 K: 1 S: 5	H: 1 LOB: 1 BB: 1 P: 9	R: 0 E: 0 K: 0 S: 3	H: 0 LOB: 0 BB: 0 P: 3	R: 0 E: 0 K: 0 S: 3	H: 0 LOB: 0 BB: 0 P: 3	R: 0 E: 0 K: 1 S: 5	H: 0 LOB: 0 BB: 0 P: 5	R: 0 E: 0 K: 0 S: 3	H: 1 LOB: 1 BB: 0 P: 4	R: 0 E: 0 K: 0 S: 3	H: 0 LOB: 0 BB: 0 P: 3	1B: 1 2B: 2 3B: 0 HR: 1	SF: 0 SAC: 0 DP: 2 HBP: 0	WP: 0 PB: 0 SB: 0 CS: 1	PA: 40
PITCHER	IP WLS BF H R ER SO BB IBB HBP BLK WP HR S P ERA WHIP																					
Wally Bunker, R ERA: 5.81 (1.1)	11.0	3	36	3	1	3	3	0	0	0	0	0	0	0	0	3	3	0.00	0.000			
Ted Abernathy, R ERA: 2.51 (12, 1)	1.0	W	3	0	0	0	0	0	0	0	0	0	0	0	0	0	0	0.00	0.000			

Boston Red Sox @ Kansas City Royals
Municipal Stadium, Kansas City, MO

Fri-Aug 21 1970, 8:05 PM EDT
Att: 12,050 - Unknown - 84 F

AB 36
R 1
H 3
RBI 1
BB 3
SO 3
LOB 9



Batter	1	2	3	4	5	6	7	8	9	10	11	12	AB	R	H	RBI	BB	SO	LOB	BOTTOM		
Pat Kelly, L OBP: 0.341, SLG: 0.320 (1.9)	S		1-3			L7			G3			F5	5	0	1	0	0	0	0			
Cookie Rojas, R OBP: 0.272, SLG: 0.292 (1.4)	F3			F6		L7			F6			1B	4	0	0	0	1	0	1			
George Springer, L OBP: 0.302, SLG: 0.289 (12, PR)												FC4-2	0	0	0	0	0	0	0			
Amos Otis, R OBP: 0.348, SLG: 0.441 (1.8)	F9			5-3					F6			FC4-2	3	2	1	0	2	0	1			
Lou Piniella, R OBP: 0.353, SLG: 0.445 (1.7)	1-3			1B								1B	5	0	1	0	0	0	2			
Ed Kirkpatrick, L OBP: 0.322, SLG: 0.424 (1.2)		4-3										FC4-2	5	0	1	1	0	0	3			
Bob Oliver, R OBP: 0.312, SLG: 0.480 (1.3)		6-3		2H								FC4-2	5	0	2	1	0	1	1			
Paul Schaal, R OBP: 0.344, SLG: 0.344 (1.5)	K					F7			6-3			F3	4	0	0	0	0	1	1			
Rich Severson, R OBP: 0.305, SLG: 0.339 (1.6)			K			F6			F8			K	4	0	0	0	0	2	0			
Wally Bunker, R OBP: 0.150, SLG: 0.056 (11, PH)													3	0	0	0	0	3	0			
Hawk Taylor, R OBP: 0.250, SLG: 0.234 (11, PH)													1	0	0	0	0	0	0			
Ted Abernathy, R OBP: 0.154, SLG: 0.154 (12, 1)													0	0	0	0	0	0	0			
Inning Stats	R: 0 E: 0 K: 0 S: 4	H: 1 LOB: 1 BB: 0 P: 4	R: 0 E: 0 K: 1 S: 5	H: 0 LOB: 0 BB: 0 P: 5	R: 0 E: 0 K: 2 S: 5	H: 0 LOB: 0 BB: 0 P: 7	R: 1 E: 0 K: 1 S: 6	H: 1 LOB: 1 BB: 1 P: 10	R: 0 E: 0 K: 0 S: 5	H: 0 LOB: 0 BB: 0 P: 5	R: 0 E: 0 K: 1 S: 5	H: 0 LOB: 0 BB: 0 P: 5	R: 0 E: 0 K: 0 S: 3	H: 1 LOB: 1 BB: 0 P: 4	R: 0 E: 0 K: 0 S: 5	H: 0 LOB: 0 BB: 0 P: 5	R: 1 E: 0 K: 0 S: 3	H: 2 LOB: 3 BB: 2 P: 11	1B: 5 2B: 0 3B: 1 HR: 0	SF: 0 SAC: 0 DP: 0 HBP: 0	WP: 0 PB: 0 SB: 1 CS: 0	PA: 42
PITCHER	IP WLS BF H R ER SO BB IBB HBP BLK WP HR S P ERA WHIP																					
Sonny Siebert, R ERA: 3.34 (1.1)	10.0	L	34	4	1	1	6	1	0	0	0	0	0	0	0	6	14	9.00	3.000			
Ken Brett, L ERA: 4.35 (11, 1)	1.0	L	6	1	1	1	1	2	0	0	0	0	0	0	0	0	0	0.00	0.000			
Sparky Lytle, L ERA: 4.54 (12, 1)	0.1		1	0	0	0	0	0	0	0	0	0	0	0	0	1	1	0.00	0.000			
Gary Wagner, R ERA: 3.14 (12, 1)	0.0		1	1	0	0	0	0	0	0	0	0	0	0	0	1	1	∞	∞			

Boston Red Sox @ Kansas City Royals
Municipal Stadium, Kansas City, MO

Fri-Aug 21 1970, 8:05 PM EDT
Att: 12,050 - Unknown - 84 F

AB 39
R 2
H 6
RBI 2
BB 3
SO 7
LOB 9



Batter	1	2	3	4	5	6	7	8	9	AB	R	H	RBI	BB	SO	LOB	TOP			
Mike Andrews, R (1.4) OBP: 0.330, SLG: 0.384										5	2	3	0	0	1	1	Boston Red Sox @ Kansas City Royals Municipal Stadium, Kansas City, MO Sat Aug 22 1970, 8:05 PM EDT Alt: 9,884 - Unknown - 81 F			
Reggie Smith, S (1.8) OBP: 0.382, SLG: 0.537										4	2	3	2	1	0	1				
Billy Conigliaro, R (1.7) OBP: 0.354, SLG: 0.514										4	1	1	0	1	1	1				
Tony Conigliaro, R (1.9) OBP: 0.324, SLG: 0.471										4	1	2	2	1	0	1				
Rico Petrocelli, R (1.6) OBP: 0.321, SLG: 0.446										3	0	0	1	1	1	4				
George Scott, R (1.5) OBP: 0.351, SLG: 0.458										5	1	2	0	0	0	4				
Don Pavletich, R (1.3) OBP: 0.260, SLG: 0.186										4	1	0	0	1	1	2				
Jerry Moses, R (1.2) OBP: 0.310, SLG: 0.387										2	0	1	1	1	0	1				
Gary Peters, L (1.1) OBP: 0.333, SLG: 0.359										4	0	1	2	0	0	2				
Inning Stats	R: 6 E: 0 K: 1 S: 10	H: 5 LOB: 1 BB: 2 P: 18	R: 0 E: 0 K: 0 S: 4	H: 1 LOB: 1 BB: 0 P: 4	R: 0 E: 0 K: 0 S: 3	H: 0 LOB: 1 BB: 1 P: 7	R: 1 E: 0 K: 1 S: 5	H: 1 LOB: 0 BB: 1 P: 9	R: 0 E: 0 K: 2 S: 8	H: 1 LOB: 1 BB: 0 P: 8	R: 1 E: 0 K: 0 S: 6	H: 3 LOB: 3 BB: 1 P: 10	R: 0 E: 0 K: 0 S: 3	H: 1 LOB: 0 BB: 0 P: 3	R: 0 E: 0 K: 0 S: 3	H: 0 LOB: 1 BB: 1 P: 7	1B: 10 2B: 1 3B: 1 HR: 1	SF: 2 SAC: 0 DP: 2 HBP: 0	WP: 0 PB: 0 SB: 0 CS: 1	PA: 44
PITCHER	IP WLS BF H R ER SO BB IBB HBP BLK WP HR S P ERA WHIP																			
Jim Rooker, L (1.1) ERA: 3.94	0.1 L 6 4 5 5 0 1 0 0 0 0 0 0 5 9 135.00 15.000																			
Dave Morehead, R (1.1) ERA: 3.59	5.2 27 7 3 3 4 4 0 0 0 0 0 1 31 47 4.76 1.941																			
Aurelio Monteagudo, R (7.1) ERA: 2.25	2.0 6 2 0 0 0 0 0 0 0 0 0 0 6 6 0.00 1.000																			
Ken Wright, R (9.1) ERA: 4.81	1.0 4 0 0 0 0 0 1 0 0 0 0 0 0 3 7 0.00 1.000																			


Batter	1	2	3	4	5	6	7	8	9	AB	R	H	RBI	BB	SO	LOB	BOTTOM					
Pat Kelly, L (1.9) OBP: 0.340, SLG: 0.318										3	0	0	0	1	2	2	Boston Red Sox @ Kansas City Royals Municipal Stadium, Kansas City, MO Sat Aug 22 1970, 8:05 PM EDT Alt: 9,884 - Unknown - 81 F					
Cookie Rojas, R (1.4) OBP: 0.275, SLG: 0.299										3	0	2	0	0	0	1						
Aurelio Monteagudo, R (7.1)										0	0	0	0	0	0	0						
Hawk Taylor, R (8. PH) OBP: 0.245, SLG: 0.229										1	0	0	0	0	0	0						
Ken Wright, R (9.1)										0	0	0	0	0	0	0						
Amos Otis, R (1.8) OBP: 0.347, SLG: 0.439										4	0	1	0	0	0	1						
Lou Piniella, R (1.7) OBP: 0.352, SLG: 0.443										4	0	1	1	0	1	3						
Bob Oliver, R (1.3) OBP: 0.310, SLG: 0.476										4	0	0	0	0	2	4						
Paul Schaaf, R (1.5) OBP: 0.343, SLG: 0.343										4	0	1	0	0	0	1						
Rich Severson, R (1.6) OBP: 0.298, SLG: 0.331										4	0	0	0	0	0	2						
Buck Martinez, R (1.2)										2	0	0	0	1	1	1						
Jim Rooker, R (1.1) OBP: 0.241, SLG: 0.315										0	0	0	0	0	0	0						
Dave Morehead, R (1.1) OBP: 0.192, SLG: 0.188										1	0	0	0	0	1	1						
Ellie Rodriguez, R (6. PH) OBP: 0.315, SLG: 0.317										1	1	1	0	0	0	0						
Tom Matchick, L (7.4) OBP: 0.248, SLG: 0.270										1	0	0	0	0	0	1						
Inning Stats	R: 0 E: 0 K: 0 S: 2	H: 0 LOB: 0 BB: 1 P: 6	R: 0 E: 0 K: 2 S: 7	H: 0 LOB: 0 BB: 0 P: 7	R: 0 E: 0 K: 2 S: 7	H: 0 LOB: 1 BB: 1 P: 11	R: 0 E: 0 K: 1 S: 6	H: 1 LOB: 1 BB: 0 P: 6	R: 0 E: 0 K: 0 S: 3	H: 0 LOB: 0 BB: 0 P: 3	R: 1 E: 0 K: 1 S: 8	H: 3 LOB: 2 BB: 0 P: 8	R: 0 E: 0 K: 1 S: 6	H: 1 LOB: 1 BB: 0 P: 6	R: 0 E: 0 K: 0 S: 3	H: 0 LOB: 0 BB: 0 P: 3	R: 0 E: 0 K: 0 S: 4	H: 1 LOB: 1 BB: 0 P: 4	1B: 5 2B: 2 3B: 0 HR: 0	SF: 0 SAC: 0 DP: 1 HBP: 0	WP: 0 PB: 0 SB: 0 CS: 0	PA: 34
PITCHER	IP WLS BF H R ER SO BB IBB HBP BLK WP HR S P ERA WHIP																					
Gary Peters, L (1.1) ERA: 4.1	9.0 W 34 6 1 1 7 2 0 0 0 0 0 0 46 54 1.00 0.889																					


AB 35
R 8
H 13
RBI 8
BB 6
SO 4
LOB 17



AB 32
R 1
H 6
RBI 1
BB 2
SO 7
LOB 17



Batter	1	2	3	4	5	6	7	8	9	AB	R	H	RBI	BB	SO	LOB	TOP					
Mike Andrews, R (1.4) OBP: 0.327, SLG: 0.381	L9			K		5-3		K		4	0	0	0	0	2	1	Boston Red Sox @ Kansas City Royals Municipal Stadium, Kansas City, MO Sun Aug 23 1970, 4:33 AM EDT Att: 11,992 - Unknown - 83 F AB 29 R 3 H 2 RBI 3 BB 3 SO 12 LOB 6 					
Reggie Smith, S (1.8) OBP: 0.383, SLG: 0.537	F6			FC5 HR BB		F6			2B	3	1	1	0	1	0	0						
Billy Conigliaro, R (1.7) OBP: 0.349, SLG: 0.506	K			FC5 HR		5-3		K		4	1	0	0	0	2	2						
Tony Conigliaro, R (1.9) OBP: 0.323, SLG: 0.476		K		HR			F9		F7	4	1	1	3	0	1	1						
Rico Petrocelli, R (1.6) OBP: 0.320, SLG: 0.443	F8			F8			G4-6-3 BB		K	3	0	0	0	1	1	1						
George Scott, R (1.5) OBP: 0.348, SLG: 0.454	K			K			G4-6-3 1-2f			3	0	0	0	0	2	1						
Don Pavletich, R (1.3) OBP: 0.245, SLG: 0.174			F4			5-3		F7		3	0	0	0	0	0	0						
Jerry Moses, R (1.2) OBP: 0.307, SLG: 0.383			K			5-3		K		3	0	0	0	0	2	0						
Cal Koonce, R (1.1) OBP: 0.158, SLG: 0.063			K			K				2	0	0	0	0	2	0						
Sparky Lytle, L (7.1) OBP: 0.452, SLG: 0.610								S		0	0	0	0	0	0	0						
Chuck Hartenstein, R (7.1) OBP: 0.200, SLG: 0.200								BB		0	0	0	0	0	0	0						
Carl Yastrzemski, L (8. PH) OBP: 0.452, SLG: 0.610										0	0	0	0	1	0	0						
Gary Wagner, R (8.1) OBP: 0.200, SLG: 0.200								BB		0	0	0	0	0	0	0						
Inning Stats	R: 0 E: 0 K: 1 S: 5	H: 0 LOB: 0 BB: 0 P: 5	R: 0 E: 0 K: 2 S: 7	H: 0 LOB: 0 BB: 0 P: 7	R: 0 E: 0 K: 2 S: 7	H: 0 LOB: 0 BB: 0 P: 7	R: 3 E: 1 K: 2 S: 9	H: 1 LOB: 0 BB: 1 P: 13	R: 0 E: 0 K: 1 S: 5	H: 0 LOB: 0 BB: 0 P: 5	R: 0 E: 0 K: 0 S: 3	H: 0 LOB: 0 BB: 0 P: 3	R: 0 E: 0 K: 0 S: 2	H: 0 LOB: 0 BB: 1 P: 6	R: 0 E: 0 K: 2 S: 7	H: 0 LOB: 1 BB: 1 P: 11	R: 0 E: 0 K: 2 S: 8	H: 1 LOB: 1 BB: 0 P: 8	1B: 0 2B: 1 3B: 0 HR: 1	SF: 0 SAC: 0 DP: 1 HBP: 0	WP: 0 PB: 0 SB: 1 CS: 0	PA: 32
PITCHER Bob Johnson, R (1.1) ERA: 3.4	IP: 9.0 WLS: W BF: 32 H: 2 R: 3 ER: 2 SO: 12 BB: 3 IBB: 0 HBP: 0 BLK: 0 WP: 0 HR: 1 S: 53 P: 65 ERA: 2.00 WHIP: 0.556															PITCHER	IP: 9.0 WLS: W BF: 32 H: 2 R: 3 ER: 2 SO: 12 BB: 3 IBB: 0 HBP: 0 BLK: 0 WP: 0 HR: 1 S: 53 P: 65 ERA: 2.00 WHIP: 0.556					

Batter	1	2	3	4	5	6	7	8	9	AB	R	H	RBI	BB	SO	LOB	BOTTOM			
George Spriggs, L (1.9) OBP: 0.340, SLG: 0.333	1B 1B		4-3					G4-6-3 1B		4	1	3	0	0	0	0	Boston Red Sox @ Kansas City Royals Municipal Stadium, Kansas City, MO Sun Aug 23 1970, 4:33 AM EDT Att: 11,992 - Unknown - 83 F AB 25 R 4 H 6 RBI 4 BB 4 SO 4 LOB 5 			
Cookie Rojas, R (1.4) OBP: 0.275, SLG: 0.298	G5-4-3 1B			K		5-3		G4-6-3 1-2f		4	0	1	1	0	1	1				
Amos Otis, R (1.8) OBP: 0.349, SLG: 0.438	G5-4-3 1-2f			G6-4-3 BB			E 3B BB			1	1	0	0	2	0	1				
Lou Piniella, R (1.7) OBP: 0.349, SLG: 0.440	K			G6-4-3 1-2f			F9			3	0	0	0	0	1	2				
Ed Kirkpatrick, L (1.2) OBP: 0.325, SLG: 0.433		F9			HR		3B BB			2	2	1	1	1	0	0				
Bob Oliver, R (1.3) OBP: 0.310, SLG: 0.479		F6			L7		1-2f PO 3B			3	0	1	2	0	0	0				
Paul Schaal, R (1.5) OBP: 0.340, SLG: 0.339		K2-3			F8		1-2f 3H 6-3			3	0	0	0	0	1	1				
Tom Matchick, L (1.6) OBP: 0.250, SLG: 0.265			1-3		F8			IBB		2	0	0	0	1	0	0				
Bob Johnson, L (1.1) OBP: 0.191, SLG: 0.119			K			F7		PO 3-1		3	0	0	0	0	1	0				
Inning Stats	R: 1 E: 0 K: 1 S: 6	H: 2 LOB: 0 BB: 0 P: 6	R: 0 E: 0 K: 1 S: 5	H: 0 LOB: 0 BB: 0 P: 5	R: 0 E: 0 K: 1 S: 5	H: 0 LOB: 0 BB: 0 P: 5	R: 0 E: 0 K: 1 S: 4	H: 0 LOB: 1 BB: 1 P: 8	R: 1 E: 0 K: 0 S: 4	H: 1 LOB: 0 BB: 0 P: 4	R: 0 E: 0 K: 0 S: 3	H: 1 LOB: 0 BB: 0 P: 3	R: 2 E: 1 K: 0 S: 3	H: 1 LOB: 1 BB: 3 P: 15	R: 0 E: 0 K: 0 S: 3	H: 1 LOB: 0 BB: 0 P: 3		1B: 4 2B: 0 3B: 1 HR: 1	SF: 0 SAC: 0 DP: 3 HBP: 0	WP: 0 PB: 0 SB: 0 CS: 0
PITCHER Cal Koonce, R (1.1) ERA: 3.12	IP: 6.1 WLS: L BF: 22 H: 4 R: 3 ER: 3 SO: 4 BB: 2 IBB: 0 HBP: 0 BLK: 0 WP: 0 HR: 1 S: 28 P: 36 ERA: 4.26 WHIP: 0.947															PITCHER	IP: 6.1 WLS: L BF: 22 H: 4 R: 3 ER: 3 SO: 4 BB: 2 IBB: 0 HBP: 0 BLK: 0 WP: 0 HR: 1 S: 28 P: 36 ERA: 4.26 WHIP: 0.947			
Sparky Lytle, L (7.1) ERA: 4.82	0.0 WLS: L BF: 2 H: 1 R: 1 ER: 1 SO: 0 BB: 1 IBB: 0 HBP: 0 BLK: 0 WP: 0 HR: 0 S: 1 P: 5 ERA: 4.82															PITCHER	0.0 WLS: L BF: 2 H: 1 R: 1 ER: 1 SO: 0 BB: 1 IBB: 0 HBP: 0 BLK: 0 WP: 0 HR: 0 S: 1 P: 5 ERA: 4.82			
Chuck Hartenstein, R (7.1) ERA: 0.52	0.2 WLS: 0 BF: 2 H: 0 R: 0 ER: 0 SO: 0 BB: 0 IBB: 0 HBP: 0 BLK: 0 WP: 0 HR: 0 S: 0 P: 0 ERA: 0.00 WHIP: 0.000															PITCHER	0.2 WLS: 0 BF: 2 H: 0 R: 0 ER: 0 SO: 0 BB: 0 IBB: 0 HBP: 0 BLK: 0 WP: 0 HR: 0 S: 0 P: 0 ERA: 0.00 WHIP: 0.000			
Gary Wagner, R (8.1) ERA: 3.03	1.0 WLS: 0 BF: 3 H: 1 R: 0 ER: 0 SO: 0 BB: 0 IBB: 0 HBP: 0 BLK: 0 WP: 0 HR: 0 S: 3 P: 3 ERA: 0.00 WHIP: 1.000															PITCHER	1.0 WLS: 0 BF: 3 H: 1 R: 0 ER: 0 SO: 0 BB: 0 IBB: 0 HBP: 0 BLK: 0 WP: 0 HR: 0 S: 3 P: 3 ERA: 0.00 WHIP: 1.000			

Batter	1	2	3	4	5	6	7	8	9	AB	R	H	RBI	BB	SO	LOB	TOP			
Horace Clarke, S OBP: 0.285, SLG: 0.309 (1,4)	5-3		F9			FC4-6 BB		K		3	0	0	0	1	1	0				
Frank Baker, L OBP: 0.414, SLG: 0.383 (1,6)	K		G3			FC4-6 1B 1-2		F8		4	0	0	0	0	1	1				
Roy White, S OBP: 0.398, SLG: 0.475 (1,7)	CS 1B			6-3				1B 1-3		4	1	3	0	0	0	0				
Bobby Murcer, L OBP: 0.352, SLG: 0.435 (1,8)	CS 1-2	1B 2B		F4		6-3		F8		4	1	1	0	0	0	3				
Danny Cater, R OBP: 0.341, SLG: 0.412 (1,3)		1-3 2H 1B		F9				1B 1-3		4	0	2	1	0	0	0				
Jim Lytle, L OBP: 0.385, SLG: 0.492 (1,9)	K				1-3			1-3 3H 1B		4	0	1	1	0	1	1				
Jake Gibbs, L OBP: 0.325, SLG: 0.535 (1,2)	1-3			E6 G6-3				F8		4	0	0	0	0	0	3				
Jerry Kenney, L OBP: 0.290, SLG: 0.296 (1,5)	6-3			G6-3				L8		3	0	0	0	0	0	2				
Steve Kline, R OBP: 0.313, SLG: 0.267 Jack Aker, R OBP: 0.067, SLG: 0.067 Fritz Peterson, S OBP: 0.200, SLG: 0.294 Lindy McDaniel, R OBP: 0.182, SLG: 0.227 (1,1)	L4-3					L5-3		L5-3		3	0	0	0	0	0	0				
										0	0	0	0	0	0	0				
										0	0	0	0	0	0	0				
										0	0	0	0	0	0	0				
Inning Stats	R: 0 E: 0 K: 1 S: 5	H: 1 LOB: 0 BB: 0 P: 5	R: 1 E: 0 K: 1 S: 7	H: 2 LOB: 1 BB: 0 P: 7	R: 0 E: 0 K: 0 S: 3	H: 0 LOB: 0 BB: 0 P: 3	R: 0 E: 0 K: 0 S: 3	H: 0 LOB: 0 BB: 0 P: 3	R: 0 E: 1 K: 0 S: 4	H: 1 LOB: 2 BB: 1 P: 8	R: 0 E: 0 K: 0 S: 3	H: 0 LOB: 0 BB: 0 P: 3	R: 0 E: 0 K: 1 S: 5	H: 0 LOB: 0 BB: 0 P: 5	R: 1 E: 0 K: 0 S: 6	H: 3 LOB: 2 BB: 0 P: 6	1B: 6 2B: 1 3B: 0 HR: 0	SF: 0 SAC: 0 DP: 1 HBP: 0	WP: 0 PB: 0 SB: 1 CS: 1	PA: 35
PITCHER Dick Drago, R ERA: 3.99 (1,1)	IP: 9.0 WLS: L BF: 34	H: 7 R: 2 ER: 2 SO: 3	BB: 1 IBB: 0 HBP: 0 BLK: 0	WP: 0 HR: 0 S: 39 P: 43	ERA: 2.00 WHIP: 0.889															

New York Yankees @ Kansas City Royals
Municipal Stadium, Kansas City, MO
Tue Aug 25 1970, 8:05 PM EDT
Alt: 9,353 - Unknown - 86 F

AB 33
R 2
H 7
RBI 2
BB 1
SO 3
LOB 10



Batter	1	2	3	4	5	6	7	8	9	AB	R	H	RBI	BB	SO	LOB	BOTTOM												
George Spriggs, L OBP: 0.333, SLG: 0.327 (1,9)	L1-3		K			F8		SH3-4 1B		4	0	1	0	0	1	1													
Cookie Rojas, R OBP: 0.274, SLG: 0.300 (1,4)	5-3		K			F7		SH3-4 1-2		3	0	0	0	0	1	0													
Amos Otis, R OBP: 0.350, SLG: 0.437 (1,8)	1B 1B			K		4-3		1B IBB		3	0	1	0	1	1	0													
Lou Piniella, R OBP: 0.351, SLG: 0.439 (1,7)	1-2 1B			5-3		1B		F7		4	0	2	0	0	0	2													
Ed Kirkpatrick, L OBP: 0.331, SLG: 0.432 (1,2)	F6			FC6-4 1B		4-3		F4		4	0	1	0	0	0	5													
Bob Oliver, R OBP: 0.312, SLG: 0.484 (1,3)		G4-6-3 1B		FC6-4 1-2			HR	FC1-6 BB		3	1	2	1	1	0	1													
Bill Sorrell, L OBP: 0.313, SLG: 0.363 Al Fitzmorris, S OBP: 0.385, SLG: 0.500 (9, PR)	G4-6-3 1-2							FC1-6 1-2		4	0	1	0	0	1	2													
										0	0	0	0	0	0	0													
Tom Matchick, L OBP: 0.248, SLG: 0.271 Hawk Taylor, R OBP: 0.255, SLG: 0.240 (9, PH)	K					F5		F9		3	0	0	0	0	1	1													
										1	0	0	0	0	0	1													
Dick Drago, R OBP: 0.081, SLG: 0.050 Pat Kelly, L OBP: 0.339, SLG: 0.316 (9, PH)	5-3					K		5-3		3	0	0	0	0	1	1													
										1	0	0	0	0	0	1													
Inning Stats	R: 0 E: 0 K: 0 S: 5	H: 2 LOB: 2 BB: 0 P: 5	R: 0 E: 0 K: 1 S: 5	H: 1 LOB: 0 BB: 0 P: 5	R: 0 E: 0 K: 2 S: 7	H: 0 LOB: 0 BB: 0 P: 7	R: 0 E: 0 K: 1 S: 6	H: 1 LOB: 1 BB: 0 P: 6	R: 0 E: 0 K: 0 S: 4	H: 1 LOB: 1 BB: 0 P: 4	R: 1 E: 0 K: 1 S: 6	H: 1 LOB: 0 BB: 0 P: 6	R: 0 E: 0 K: 0 S: 4	H: 1 LOB: 2 BB: 1 P: 8	R: 0 E: 0 K: 0 S: 3	H: 0 LOB: 1 BB: 1 P: 7	1B: 7 2B: 0 3B: 0 HR: 1	SF: 0 SAC: 1 DP: 1 HBP: 0	WP: 0 PB: 0 SB: 0 CS: 0	PA: 36									
PITCHER Steve Kline, R ERA: 4.84 Jack Aker, R ERA: 2.09 Fritz Peterson, L ERA: 3.22 Lindy McDaniel, R ERA: 1.99 (1,1)	IP: 7.1 WLS: 0 BF: 29	H: 8 R: 1 ER: 1 SO: 6	BB: 0 IBB: 0 HBP: 0 BLK: 0	WP: 0 HR: 0 S: 41 P: 41	ERA: 1.23 WHIP: 1.091																								
	0.0	0	0	0	0	0	0	0	0	0	0	0	0	0	0	0	0												
	1.0	W	5	0	0	0	1	1	0	0	0	3	11	0.00	1.000														
	0.2	S	2	0	0	0	0	0	0	0	0	2	2	0.00	0.000														

New York Yankees @ Kansas City Royals
Municipal Stadium, Kansas City, MO
Tue Aug 25 1970, 8:05 PM EDT
Alt: 9,353 - Unknown - 86 F

AB 33
R 1
H 8
RBI 1
BB 2
SO 6
LOB 15



Batter	1	2	3	4	5	6	7	8	9	AB	R	H	RBI	BB	SO	LOB	TOP			
Horace Clarke, S OBP: 0.285, SLG: 0.309 (1,4)										4	1	1	0	0	0	1				
Thurman Munson, R OBP: 0.382, SLG: 0.399 (1,2)										4	1	3	0	0	0	0				
Roy White, S OBP: 0.400, SLG: 0.476 (1,7)										3	1	2	1	1	0	1				
Bobby Murcer, L OBP: 0.353, SLG: 0.434 (1,8)										3	0	1	0	1	0	3				
Danny Cater, R OBP: 0.338, SLG: 0.409 (1,3)										4	0	0	0	0	0	4				
Jim Lytle, L OBP: 0.391, SLG: 0.484 (1,9)										3	0	1	1	1	0	2				
Frank Baker, L OBP: 0.387, SLG: 0.353 (1,6)										4	0	0	0	0	1	3				
Jerry Kenney, L OBP: 0.290, SLG: 0.301 (1,5)										4	0	1	0	0	0	2				
Stan Bahnsen, R OBP: 0.175, SLG: 0.180 (1,1)										4	0	0	0	0	2	1				
Inning Stats	R: 3 E: 1 K: 1 S: 9	H: 4 LOB: 2 BB: 1 P: 13	R: 0 E: 0 K: 0 S: 4	H: 1 LOB: 2 BB: 1 P: 8	R: 0 E: 0 K: 0 S: 3	H: 0 LOB: 0 BB: 0 P: 3	R: 0 E: 0 K: 1 S: 5	H: 0 LOB: 0 BB: 1 P: 5	R: 0 E: 0 K: 0 S: 2	H: 0 LOB: 0 BB: 1 P: 6	R: 0 E: 0 K: 1 S: 5	H: 1 LOB: 0 BB: 0 P: 5	R: 0 E: 0 K: 0 S: 5	H: 2 LOB: 2 BB: 0 P: 5	R: 0 E: 0 K: 0 S: 3	H: 0 LOB: 0 BB: 0 P: 3	1B: 8 2B: 1 3B: 1 HR: 0	SF: 0 SAC: 0 DP: 1 HBP: 0	WP: 0 PB: 0 SB: 0 CS: 1	PA: 36
PITCHER	IP	WLS	BF	H	R	ER	SO	BB	IBB	HBP	BLK	WP	HR	S	P	ERA	WHIP			
Wally Bunker, R ERA: 5.54 (1,1)	8.0	L	33	9	3	3	3	3	0	0	0	0	0	36	48	3.38	1.500			
Tom Burgmeier, L ERA: 3.36 (9,1)	1.0		3	0	0	0	0	0	0	0	0	0	0	3	3	0.00	0.000			

New York Yankees @ Kansas City Royals
Municipal Stadium, Kansas City, MO
Wed Aug 26 1970, 8:05 PM EDT
Alt: 8,826 - Unknown - 90 F

AB 33
R 3
H 9
RBI 2
BB 3
SO 3
LOB 17



Batter	1	2	3	4	5	6	7	8	9	AB	R	H	RBI	BB	SO	LOB	BOTTOM			
George Spriggs, L OBP: 0.328, SLG: 0.321 (1,9)										4	0	1	0	0	1	3				
Cookie Rojas, R OBP: 0.271, SLG: 0.296 (1,4)										4	0	0	0	0	0	1				
Amos Otis, R OBP: 0.348, SLG: 0.434 (1,8)										4	0	0	0	0	0	0				
Lou Piniella, R OBP: 0.348, SLG: 0.434 (1,7)										4	0	0	0	0	0	0				
Ed Kirkpatrick, L OBP: 0.331, SLG: 0.431 (1,2)										3	0	1	0	0	1	0				
Bob Oliver, R OBP: 0.313, SLG: 0.483 (1,3)										3	0	1	0	0	1	1				
Bill Sorrell, L OBP: 0.313, SLG: 0.362 (1,5)										3	0	1	0	0	0	0				
Tom Matchick, L OBP: 0.250, SLG: 0.273 (1,6)										3	0	1	0	0	0	2				
Wally Bunker, R OBP: 0.190, SLG: 0.056 (1,1)										0	0	0	0	1	0	0				
Pat Kelly, L OBP: 0.338, SLG: 0.315 (8,PH)										1	0	0	0	0	1	2				
Tom Burgmeier, L OBP: 0.250, SLG: 0.182 (9,1)										0	0	0	0	0	0	0				
Inning Stats	R: 0 E: 0 K: 0 S: 3	H: 0 LOB: 0 BB: 0 P: 3	R: 0 E: 0 K: 0 S: 3	H: 1 LOB: 0 BB: 0 P: 3	R: 0 E: 0 K: 0 S: 3	H: 1 LOB: 2 BB: 1 P: 7	R: 0 E: 0 K: 0 S: 3	H: 0 LOB: 0 BB: 0 P: 3	R: 0 E: 0 K: 1 S: 5	H: 0 LOB: 0 BB: 0 P: 6	R: 0 E: 0 K: 1 S: 5	H: 0 LOB: 0 BB: 0 P: 5	R: 0 E: 0 K: 1 S: 7	H: 2 LOB: 2 BB: 0 P: 7	R: 0 E: 0 K: 0 S: 3	H: 0 LOB: 0 BB: 0 P: 3	1B: 5 2B: 0 3B: 0 HR: 0	SF: 0 SAC: 1 DP: 1 HBP: 0	WP: 0 PB: 0 SB: 0 CS: 0	PA: 31
PITCHER	IP	WLS	BF	H	R	ER	SO	BB	IBB	HBP	BLK	WP	HR	S	P	ERA	WHIP			
Stan Bahnsen, R ERA: 3.12 (1,1)	9.0	W	31	5	0	0	4	1	0	0	0	0	0	38	42	0.00	0.667			


New York Yankees @ Kansas City Royals
Municipal Stadium, Kansas City, MO
Wed Aug 26 1970, 8:05 PM EDT
Alt: 8,826 - Unknown - 90 F


AB 29
R 0
H 5
RBI 0
BB 1
SO 4
LOB 9



Batter	1	2	3	4	5	6	7	8	9	AB	R	H	RBI	BB	SO	LOB	TOP					
Ed Stroud, L (1,8) OBP: 0.354, SLG: 0.363	1-3		K				G3			4	0	1	1	0	1	2	Washington Senators @ Kansas City Royals Municipal Stadium, Kansas City, MO Fri Aug 28 1970, 8:05 PM EDT Unknown - 99 F livebaseballscorecards.com					
Del Unser, L (1,9) OBP: 0.313, SLG: 0.324	F7		P6				SF8		L9	3	0	0	1	0	0	1						
Frank Howard, R (1,7) OBP: 0.429, SLG: 0.556 Paul Casanova, R (9,2) OBP: 0.269, SLG: 0.394				F2	F9			K		4	0	1	0	0	1	1						
Mike Epstein, L (1,3) OBP: 0.361, SLG: 0.441	F8			BB				F8		0	0	0	0	0	0	0						
Aurelio Rodriguez, R (1,5) OBP: 0.296, SLG: 0.415		F3		F8			G5-4-3		F5	4	0	0	0	0	0	2						
Bernie Allen, L (1,4) OBP: 0.339, SLG: 0.375 Wayne Comer, R (9, PR) OBP: 0.317, SLG: 0.248		P4		P5			P4		FC3-6 BB	3	0	0	0	1	0	1						
Ed Brinkman, R (1,6) OBP: 0.338, SLG: 0.316		F9					FC3-5 1B		FC3-6 1-2	4	0	2	0	0	0	1						
Jim French, L (1,2) OBP: 0.360, SLG: 0.263 Lee Mays, L (9, PH) OBP: 0.327, SLG: 0.408 Tim Cullen, R (9,4) OBP: 0.294, SLG: 0.280							P6		K	2	1	1	0	1	0	1						
Dick Bosman, R (1,1) OBP: 0.127, SLG: 0.113			K				FC3-5 2B		SH1-4	1	0	0	0	0	0	0						
Inning Stats	R: 0 E: 0 K: 0 S: 4	H: 1 LOB: 1 BB: 0 P: 4	R: 0 E: 0 K: 0 S: 3	H: 0 LOB: 0 BB: 0 P: 3	R: 0 E: 0 K: 2 S: 7	H: 0 LOB: 1 BB: 1 P: 11	R: 0 E: 0 K: 0 S: 3	H: 0 LOB: 1 BB: 1 P: 7	R: 2 E: 0 K: 0 S: 6	H: 3 LOB: 0 BB: 0 P: 6	R: 0 E: 0 K: 0 S: 2	H: 0 LOB: 0 BB: 1 P: 6	R: 0 E: 0 K: 0 S: 4	H: 1 LOB: 1 BB: 0 P: 4	R: 0 E: 0 K: 1 S: 5	H: 0 LOB: 0 BB: 1 P: 5		R: 0 E: 0 K: 1 S: 5	H: 0 LOB: 1 BB: 1 P: 9	1B: 4 2B: 1 3B: 0 HR: 0	SF: 1 SAC: 1 DP: 1 HBP: 0	WP: 0 PB: 0 SB: 0 CS: 0
PITCHER Bob Johnson, R (1,1) ERA: 3.33	IP: 9.0 WLS: L BF: 35	H: 5 R: 2 ER: 2 SO: 4	BB: 4 IBB: 0 HBP: 0 BLK: 0	WP: 0 HR: 0 S: 39 P: 55	ERA: 2.00 WHIP: 1.000	PITCHER																

Batter	1	2	3	4	5	6	7	8	9	AB	R	H	RBI	BB	SO	LOB	BOTTOM					
George Spriggs, L (1,9) OBP: 0.323, SLG: 0.316	K							F7		4	0	1	0	0	1	0	Washington Senators @ Kansas City Royals Municipal Stadium, Kansas City, MO Fri Aug 28 1970, 8:05 PM EDT Unknown - 99 F livebaseballscorecards.com					
Cookie Rojas, R (1,4) OBP: 0.271, SLG: 0.296				F7			K		5-3	4	0	1	0	0	1	1						
Amos Otis, R (1,8) OBP: 0.347, SLG: 0.434							P1		5-3	4	1	1	0	0	0	1						
Lou Piniella, R (1,7) OBP: 0.347, SLG: 0.433	FC6-4						F9		P5	4	0	1	1	0	0	1						
Ed Kirkpatrick, L (1,2) OBP: 0.330, SLG: 0.427							K		P6	3	0	0	0	1	1	0						
Bob Oliver, R (1,3) OBP: 0.312, SLG: 0.481							1-3		FC5-4	4	0	1	0	0	1	2						
Paul Schaal, R (1,5) OBP: 0.343, SLG: 0.348									FC5-4	4	0	0	0	0	0	3						
Tom Matchick, L (1,6) OBP: 0.252, SLG: 0.268									F8	2	0	0	0	1	0	0						
Bob Johnson, L (1,1) OBP: 0.180, SLG: 0.111									3-1	3	0	0	0	0	0	3						
Inning Stats	R: 0 E: 0 K: 1 S: 6	H: 1 LOB: 0 BB: 0 P: 6	R: 0 E: 0 K: 0 S: 3	H: 0 LOB: 0 BB: 0 P: 3	R: 0 E: 0 K: 0 S: 4	H: 1 LOB: 1 BB: 0 P: 4	R: 1 E: 0 K: 1 S: 7	H: 2 LOB: 2 BB: 2 P: 15	R: 0 E: 0 K: 1 S: 5	H: 0 LOB: 0 BB: 0 P: 5	R: 0 E: 0 K: 1 S: 3	H: 0 LOB: 0 BB: 0 P: 3	R: 0 E: 0 K: 0 S: 3	H: 0 LOB: 0 BB: 0 P: 3	R: 0 E: 0 K: 0 S: 4	H: 1 LOB: 1 BB: 0 P: 4		R: 0 E: 0 K: 1 S: 4	H: 0 LOB: 1 BB: 0 P: 4	1B: 4 2B: 1 3B: 0 HR: 0	SF: 0 SAC: 0 DP: 0 HBP: 0	WP: 0 PB: 0 SB: 0 CS: 0
PITCHER Dick Bosman, R (1,1) ERA: 2.98	IP: 9.0 WLS: W BF: 34	H: 5 R: 1 ER: 1 SO: 4	BB: 1 IBB: 1 HBP: 0 BLK: 0	WP: 0 HR: 0 S: 40 P: 48	ERA: 1.00 WHIP: 0.667	PITCHER																

Batter	1	2	3	4	5	6	7	8	9	AB	R	H	RBI	BB	SO	LOB	TOP								
Ed Brinkman, R OBP: 0.336, SLG: 0.314 (1, 6)	4-3		F9			FC1-4 1B		P6		4	1	0	0	0	0	2	Washington Senators @ Kansas City Royals Municipal Stadium, Kansas City, MO Fri Aug 28 1970, 8:05 PM EDT Alt. 9,317 - Unknown - 91 F 								
Wayne Comer, R OBP: 0.329, SLG: 0.258 (1, 8)	G4-3 1B		K			1B 1-2		1B BB		3	0	2	0	1	1	1									
Frank Howard, R OBP: 0.428, SLG: 0.553 (1, 3) (8, 7)	G4-3 1-2			4-3		L7		1B 1-2		4	0	1	0	0	0	3									
Rick Reichardt, R OBP: 0.350, SLG: 0.510 Mike Epstein, L OBP: 0.329, SLG: 0.439 (8, PH) (8, 3)		K		K		1B 1-3 2H		K		3	0	1	1	0	2	0									
Aurelio Rodriguez, R OBP: 0.295, SLG: 0.413 (1, 5)		4-3		CS 1B		1-3			F8	4	0	1	0	0	0	2									
Tom Grieve, R OBP: 0.288, SLG: 0.394 (1, 9)				CS 1-2	F7		P3		K	4	0	1	0	0	1	0									
Paul Casanova, R OBP: 0.265, SLG: 0.388 (1, 2)		F5			F8		F3		K	4	0	0	0	0	1	1									
Tim Cullen, R OBP: 0.294, SLG: 0.277 (1, 4)					6-3		P3			2	0	0	0	1	0	0									
Jim Hannan, R OBP: 0.194, SLG: 0.138 Greg Goossen, R OBP: 0.397, SLG: 0.373 Jackie Brown, R OBP: 0.286, SLG: 0.286 Lee Maye, L OBP: 0.326, SLG: 0.406 Joe Grzenda, R OBP: 0.306, SLG: 0.406 (8, 1)								F7		1	0	0	0	0	1	1									
Inning Stats	R: 0 E: 0 K: 0 S: 3	H: 1 LOB: 0 BB: 0 P: 3	R: 0 E: 0 K: 1 S: 6	H: 1 LOB: 1 BB: 0 P: 6	R: 0 E: 0 K: 2 S: 7	H: 0 LOB: 1 BB: 1 P: 11	R: 0 E: 0 K: 1 S: 5	H: 1 LOB: 0 BB: 0 P: 5	R: 0 E: 0 K: 0 S: 3	H: 0 LOB: 0 BB: 0 P: 3	R: 1 E: 0 K: 0 S: 6	H: 3 LOB: 2 BB: 0 P: 6	R: 0 E: 0 K: 0 S: 3	H: 0 LOB: 0 BB: 0 P: 3	R: 0 E: 0 K: 1 S: 6	H: 1 LOB: 2 BB: 1 P: 10		R: 0 E: 0 K: 2 S: 7	H: 0 LOB: 0 BB: 0 P: 7	1B: 6 2B: 1 3B: 0 HR: 0	SF: 0 SAC: 0 DP: 1 HBP: 0	WP: 0 PB: 0 SB: 0 CS: 1	PA: 35		
PITCHER	IP	WLS	BF	H	R	ER	SO	BB	IBB	HBP	BLK	WP	HR	S	P	ERA		WHIP							
Jim Rooker, L ERA: 3.82 Ted Abernathy, R ERA: 2.51 Tom Burgmeier, L ERA: 3.28	7.2	W	29	6	1	1	4	2	0	0	0	0	0	35	43	1.17	1.043								
	0.0		1	1	0	0	0	0	0	0	0	0	0	1	1	∞	∞								
	1.1	S	4	0	0	0	3	0	0	0	0	0	0	10	10	0.00	0.000								

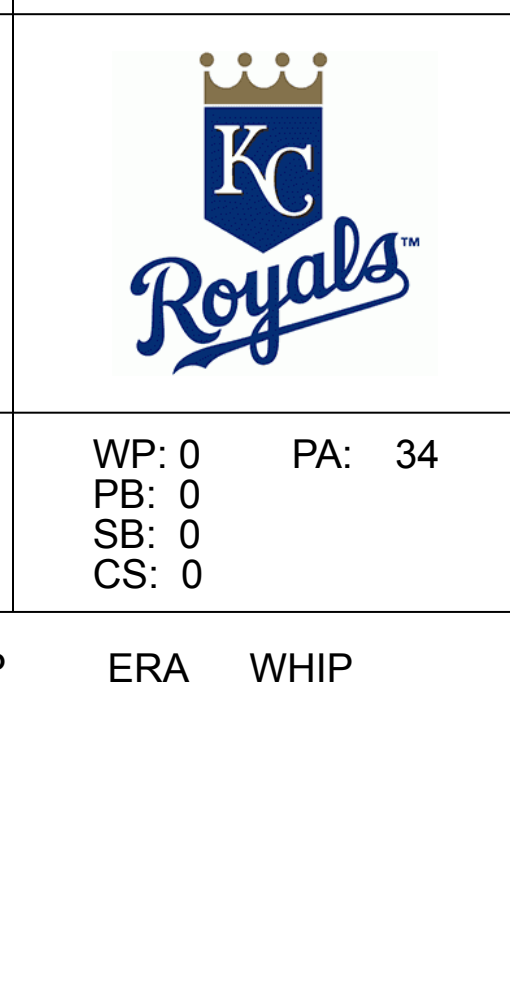
Batter	1	2	3	4	5	6	7	8	9	AB	R	H	RBI	BB	SO	LOB	BOTTOM									
George Spriggs, L OBP: 0.333, SLG: 0.361 (1, 9)			FC6-4 CS			3B		K		4	1	2	0	0	1	1	Washington Senators @ Kansas City Royals Municipal Stadium, Kansas City, MO Fri Aug 28 1970, 8:05 PM EDT Alt. 9,317 - Unknown - 91 F 									
Cookie Rojas, R OBP: 0.271, SLG: 0.295 (1, 4)	1B		CS	6-3		6-3		1B		4	0	1	0	0	0	2										
Amos Otis, R OBP: 0.348, SLG: 0.438 (1, 8)					4-0 BLK HR BB	FC5-2 3B		K		3	1	1	1	1	1	2										
Lou Piniella, R OBP: 0.347, SLG: 0.439 (1, 7)					1-H HR	FC5-2		K		3	1	1	2	0	0	2										
Bob Oliver, R OBP: 0.312, SLG: 0.479 (1, 3)					6-3	6-3				2	0	0	0	1	0	1										
Paul Schaaf, R OBP: 0.340, SLG: 0.345 (1, 5)		G4-6-3 BB			F5			F8		3	0	0	0	0	0	1										
Tom Matchick, L OBP: 0.254, SLG: 0.270 (1, 6)								F7		3	0	1	0	0	0	0										
Buck Martinez, R (1, 2)								F9		3	0	0	0	0	0	1										
Jim Rooker, R OBP: 0.250, SLG: 0.321 Ted Abernathy, R OBP: 0.154, SLG: 0.154 Tom Burgmeier, L OBP: 0.231, SLG: 0.167 (8, 1)								6-3		2	0	1	0	0	0	0										
Inning Stats	R: 0 E: 0 K: 0 S: 4	H: 1 LOB: 1 BB: 0 P: 4	R: 0 E: 0 K: 0 S: 2	H: 0 LOB: 0 BB: 1 P: 6	R: 0 E: 0 K: 0 S: 3	H: 1 LOB: 0 BB: 0 P: 3	R: 2 E: 0 K: 0 S: 4	H: 1 LOB: 0 BB: 1 P: 8	R: 0 E: 0 K: 0 S: 3	H: 1 LOB: 0 BB: 0 P: 3	R: 1 E: 0 K: 0 S: 5	H: 2 LOB: 1 BB: 0 P: 5	R: 0 E: 0 K: 0 S: 3	H: 0 LOB: 0 BB: 0 P: 3	R: 0 E: 0 K: 2 S: 8	H: 1 LOB: 1 BB: 0 P: 8		1B: 4 2B: 0 3B: 2 HR: 1	SF: 0 SAC: 0 DP: 2 HBP: 0	WP: 0 PB: 0 SB: 0 CS: 1	PA: 31					
PITCHER	IP	WLS	BF	H	R	ER	SO	BB	IBB	HBP	BLK	WP	HR	S	P	ERA		WHIP								
Jim Hannan, R ERA: 3.41 Jackie Brown, R ERA: 4.4 Joe Grzenda, L ERA: 4.92	5.0	L	18	4	2	2	0	4	2	0	0	0	0	1	16	24	3.60	1.200								
	2.0		8	2	1	1	0	0	0	0	0	0	0	8	8	4.50	1.000									
	1.0		4	1	0	0	2	0	0	0	0	0	0	8	8	0.00	1.000									

Batter	1	2	3	4	5	6	7	8	9	AB	R	H	RBI	BB	SO	LOB	TOP								
Ed Stroud, L (1, 8) OBP: 0.351, SLG: 0.360	6-3		K			4-3		K		4	0	0	0	0	2	1	Washington Senators @ Kansas City Royals Municipal Stadium, Kansas City, MO Sun Aug 30 1970, 4:33 AM EDT Att: 9,049 - Unknown								
Del Unser, L (1, 9) OBP: 0.317, SLG: 0.325	1B		P4			4-3		G3-6		3	1	1	0	1	0	1									
Frank Howard, R (1, 7) OBP: 0.430, SLG: 0.564	1B				4-3			4-3		4	0	1	1	0	0	1									
Mike Epstein, L (1, 3) OBP: 0.355, SLG: 0.431 Rick Reichardt, R (9, PH) OBP: 0.353, SLG: 0.512	E3				F7			6-3		3	0	0	0	0	0	2									
Aurelio Rodriguez, R (1, 5) OBP: 0.296, SLG: 0.420	G5-4-3				5-3			G6-4-3		1	0	1	0	0	0	3									
Ed Brinkman, R (1, 6) OBP: 0.339, SLG: 0.315								SH5-3		1	1	1	0	1	0	0									
Paul Casanova, R (1, 2) OBP: 0.261, SLG: 0.381								SF7		2	0	1	1	0	0	1									
Tim Cullen, R (1, 4) OBP: 0.301, SLG: 0.289								K		3	0	0	0	0	1	1									
Joe Coleman, R (1, 1) OBP: 0.254, SLG: 0.115 Greg Goossen, R (8, PH) OBP: 0.406, SLG: 0.385 Horacio Pina, R (8, 1)								G3-6		2	0	0	0	0	1	0									
										1	0	1	0	0	0	0									
										0	0	0	0	0	0	0									
Inning Stats	R: 1 E: 2 K: 0 S: 4	H: 1 LOB: 1 BB: 1 P: 8	R: 0 E: 0 K: 0 S: 2	H: 0 LOB: 0 BB: 1 P: 6	R: 0 E: 0 K: 2 S: 7	H: 0 LOB: 0 BB: 0 P: 7	R: 0 E: 0 K: 0 S: 3	H: 0 LOB: 0 BB: 0 P: 3	R: 1 E: 0 K: 0 S: 4	H: 2 LOB: 2 BB: 0 P: 4	R: 0 E: 0 K: 0 S: 4	H: 1 LOB: 1 BB: 0 P: 4	R: 1 E: 0 K: 1 S: 6	H: 1 LOB: 0 BB: 0 P: 6	R: 0 E: 0 K: 1 S: 5	H: 1 LOB: 0 BB: 0 P: 5	R: 0 E: 0 K: 0 S: 3	H: 1 LOB: 0 BB: 0 P: 3	1B: 6 2B: 1 3B: 0 HR: 0	SF: 1 SAC: 1 DP: 5 HBP: 0	WP: 0 PB: 0 SB: 0 CS: 0	PA: 32			
PITCHER	IP	WLS	BF	H	R	ER	SO	BB	IBB	HBP	BLK	WP	HR	S	P	ERA	WHIP								
Dick Drago, R (1, 1) ERA: 3.94	7.0		26	5	3	2	3	2	0	0	0	0	0	30	38	2.57	1.000								
Tom Burgmeier, L (8, 1) ERA: 3.17	2.0	W	6	2	0	0	1	0	0	0	0	0	0	8	8	0.00	1.000								

Batter	1	2	3	4	5	6	7	8	9	AB	R	H	RBI	BB	SO	LOB	BOTTOM								
George Spriggs, L (1, 9) OBP: 0.338, SLG: 0.343	1B		K					F8		3	0	1	0	1	1	1	Washington Senators @ Kansas City Royals Municipal Stadium, Kansas City, MO Sun Aug 30 1970, 4:33 AM EDT Att: 9,049 - Unknown								
Cookie Rojas, R (1, 4) OBP: 0.269, SLG: 0.293	F8				F7			F8		4	0	0	0	0	0	3									
Ed Kirkpatrick, L (1, 8) OBP: 0.329, SLG: 0.423	FC4-6							P4		3	1	0	0	1	0	1									
Bob Oliver, R (1, 3) OBP: 0.311, SLG: 0.476	K							HR		3	1	1	1	1	1	1									
Bill Sorrell, L (1, 7) OBP: 0.311, SLG: 0.388								HR		4	1	1	2	0	1	1									
Paul Schaaf, R (1, 5) OBP: 0.341, SLG: 0.345	4-3							1B		4	0	1	0	0	1	1									
Tom Matchick, L (1, 6) OBP: 0.262, SLG: 0.271	4-3							6-3		3	1	1	0	1	0	1									
Ellie Rodriguez, R (1, 2) OBP: 0.317, SLG: 0.320 Tom Burgmeier, L (8, 1) OBP: 0.231, SLG: 0.167								E2		3	0	1	0	0	0	1									
Dick Drago, R (1, 1) OBP: 0.078, SLG: 0.048 Amos Otis, R (7, PH) OBP: 0.351, SLG: 0.442								1B		2	0	0	0	0	0	1									
										1	0	1	0	0	0	0									
Inning Stats	R: 0 E: 0 K: 1 S: 6	H: 1 LOB: 1 BB: 0 P: 6	R: 0 E: 0 K: 1 S: 5	H: 0 LOB: 0 BB: 0 P: 5	R: 0 E: 0 K: 1 S: 5	H: 0 LOB: 0 BB: 0 P: 5	R: 1 E: 0 K: 1 S: 6	H: 1 LOB: 1 BB: 1 P: 10	R: 0 E: 0 K: 0 S: 3	H: 0 LOB: 2 BB: 2 P: 11	R: 0 E: 0 K: 0 S: 3	H: 0 LOB: 0 BB: 0 P: 3	R: 1 E: 1 K: 0 S: 5	H: 3 LOB: 1 BB: 0 P: 5	R: 2 E: 0 K: 0 S: 5	H: 2 LOB: 1 BB: 1 P: 9	R: 0 E: 0 K: 0 S: 3	H: 1 LOB: 1 BB: 0 P: 9	1B: 5 2B: 1 3B: 0 HR: 1	SF: 0 SAC: 0 DP: 0 HBP: 0	WP: 0 PB: 0 SB: 0 CS: 0	PA: 34			
PITCHER	IP	WLS	BF	H	R	ER	SO	BB	IBB	HBP	BLK	WP	HR	S	P	ERA	WHIP								
Joe Coleman, R (1, 1) ERA: 3.7	7.0		28	5	2	1	4	3	0	0	0	0	0	33	45	1.29	1.143								
Horacio Pina, R (8, 1) ERA: 2.47	1.0	L	6	2	2	2	0	1	0	0	0	0	1	5	9	18.00	3.000								

AB	28
R	3
H	7
RBI	2
BB	2
SO	4
LOB	10

AB	30
R	4
H	7
RBI	3
BB	4
SO	4
LOB	11



Batter	1	2	3	4	5	6	7	8	9	AB	R	H	RBI	BB	SO	LOB	TOP										
George Spriggs, L OBP: 0.316, SLG: 0.319 (1, 9)										5	0	0	0	0	1	5											
Cookie Rojas, R OBP: 0.269, SLG: 0.293 (1, 4)										4	0	1	1	0	0	1											
Amos Otis, R OBP: 0.351, SLG: 0.440 (1, 8)										3	0	0	0	1	0	3											
Ed Kirkpatrick, L OBP: 0.333, SLG: 0.427 (1, 2)										4	1	3	0	0	0	1											
Bob Oliver, R OBP: 0.309, SLG: 0.472 (1, 3)										4	0	0	0	0	0	4											
Bill Sorrell, L OBP: 0.306, SLG: 0.382 (1, 7)										4	1	1	0	0	0	1											
Paul Schaal, R OBP: 0.346, SLG: 0.349 (1, 5)										3	1	2	1	1	0	0											
Tom Matchick, L OBP: 0.269, SLG: 0.279 (1, 6)										4	1	2	1	0	0	2											
Wally Bunker, R OBP: 0.200, SLG: 0.048 (1, 1)										3	0	0	1	1	1	3											
Inning Stats	R: 0 E: 0 K: 0 S: 3	H: 0 LOB: 0 BB: 0 P: 3	R: 0 E: 0 K: 0 S: 3	H: 1 LOB: 0 BB: 0 P: 3	R: 0 E: 0 K: 1 S: 6	H: 1 LOB: 1 BB: 0 P: 6	R: 0 E: 0 K: 0 S: 3	H: 0 LOB: 1 BB: 1 P: 7	R: 0 E: 0 K: 0 S: 2	H: 0 LOB: 0 BB: 1 P: 6	R: 0 E: 0 K: 0 S: 3	H: 0 LOB: 1 BB: 1 P: 7	R: 4 E: 0 K: 0 S: 9	H: 5 LOB: 2 BB: 0 P: 9	R: 0 E: 0 K: 0 S: 3	H: 1 LOB: 0 BB: 0 P: 3	R: 0 E: 0 K: 1 S: 6	H: 1 LOB: 1 BB: 0 P: 6	1B: 9 2B: 0 3B: 0 HR: 0	SF: 0 SAC: 0 DP: 3 HBP: 0	WP: 0 PB: 0 SB: 0 CS: 0	PA: 37					
PITCHER	IP	WLS	BF	H	R	ER	SO	BB	IBB	HBP	BLK	WP	HR	S	P	ERA	WHIP										
Tom Murphy, R ERA: 3.95 (1, 1)	6.1	L	26	6	4	4	1	3	0	0	0	0	0	25	37	5.68	1.421										
Ken Tatum, R ERA: 3.27 (7, 1)	0.2		4	1	0	0	0	0	0	0	0	0	0	4	4	0.00	1.500										
Eddie Fisher, R ERA: 3.03 (8, 1)	2.0		7	2	0	0	1	0	0	0	0	0	0	9	9	0.00	1.000										

Kansas City Royals @ California Angels
Anaheim Stadium, Anaheim, CA
Tue Sep 01 1970, 10:05 PM EDT
Att: 9,219 - Unknown

livebaseballscores.com

AB 34
R 4
H 9
RBI 4
BB 3
SO 2
LOB 20

Batter	1	2	3	4	5	6	7	8	9	AB	R	H	RBI	BB	SO	LOB	BOTTOM										
Sandy Alomar Sr., S OBP: 0.310, SLG: 0.314 (1, 4)										4	0	2	0	0	0	0											
Roger Repoz, L OBP: 0.326, SLG: 0.466 (1, 9)										3	0	0	0	1	0	2											
Jim Fregosi, R OBP: 0.357, SLG: 0.464 (1, 6)										2	0	0	0	2	0	1											
Alex Johnson, R OBP: 0.360, SLG: 0.450 (1, 7)										4	0	1	0	0	0	6											
Jim Spencer, L OBP: 0.322, SLG: 0.420 (1, 3)										4	0	0	0	0	0	5											
Ken McMullen, R OBP: 0.327, SLG: 0.370 (1, 5)										4	0	0	0	0	2	1											
Jay Johnstone, L OBP: 0.291, SLG: 0.408 (1, 8)										4	0	0	0	0	0	0											
Joe Azcue, R OBP: 0.284, SLG: 0.294 (1, 2)										3	0	1	0	0	0	0											
Tom Murphy, R OBP: 0.211, SLG: 0.154 (1, 1)										2	0	0	0	0	2	1											
Ken Tatum, R OBP: 0.162, SLG: 0.455 (7, 1)										0	0	0	0	0	0	0											
Tony Gonzalez, L OBP: 0.344, SLG: 0.364 (7, PH)										1	0	0	0	0	0	0											
Eddie Fisher, R OBP: 0.125, SLG: 0.125 (8, 1)										0	0	0	0	0	0	0											
Inning Stats	R: 0 E: 0 K: 0 S: 3	H: 1 LOB: 2 BB: 2 P: 11	R: 0 E: 0 K: 2 S: 8	H: 1 LOB: 1 BB: 0 P: 8	R: 0 E: 2 K: 1 S: 5	H: 0 LOB: 2 BB: 1 P: 8	R: 0 E: 0 K: 1 S: 5	H: 0 LOB: 0 BB: 0 P: 5	R: 0 E: 0 K: 0 S: 4	H: 1 LOB: 1 BB: 0 P: 4	R: 0 E: 0 K: 0 S: 3	H: 0 LOB: 0 BB: 0 P: 3	R: 0 E: 0 K: 0 S: 4	H: 1 LOB: 1 BB: 0 P: 4	R: 0 E: 0 K: 0 S: 3	H: 0 LOB: 0 BB: 0 P: 3	1B: 4 2B: 0 3B: 0 HR: 0	SF: 0 SAC: 0 DP: 1 HBP: 0	WP: 0 PB: 0 SB: 1 CS: 0	PA: 34							
PITCHER	IP	WLS	BF	H	R	ER	SO	BB	IBB	HBP	BLK	WP	HR	S	P	ERA	WHIP										
Wally Bunker, R ERA: 4.95 (1, 1)	9.0	W	34	4	0	0	4	3	0	0	0	0	0	39	51	0.00	0.778										

Kansas City Royals @ California Angels
Anaheim Stadium, Anaheim, CA
Tue Sep 01 1970, 10:05 PM EDT
Att: 9,219 - Unknown

livebaseballscores.com

AB 31
R 0
H 4
RBI 0
BB 3
SO 4
LOB 16

Batter	1	2	3	4	5	6	7	8	9	AB	R	H	RBI	BB	SO	LOB	TOP					
Rich Severson, R OBP: 0.303, SLG: 0.332 (1, 6)										5	0	2	1	0	0	1						
Cookie Rojas, R OBP: 0.268, SLG: 0.291 (1, 4)										5	0	1	0	0	1	3						
Amos Otis, R OBP: 0.352, SLG: 0.439 (1, 8)										3	0	1	0	0	0	1						
Lou Piniella, R OBP: 0.348, SLG: 0.437 (1, 7)										3	0	1	0	1	0	2						
Bob Oliver, R OBP: 0.309, SLG: 0.471 (1, 3)										4	0	1	0	0	0	6						
Paul Schaaf, R OBP: 0.343, SLG: 0.345 (8, PH)									3	0	0	0	0	0	3							
Tom Matchick, L OBP: 0.267, SLG: 0.276 (8, 5)									1	0	0	0	0	1	0							
Ed Kirkpatrick, L OBP: 0.335, SLG: 0.428 (8, 2)									4	1	2	0	0	1	0							
Ellie Rodriguez, R OBP: 0.317, SLG: 0.320 (8, PH)									3	0	1	0	0	1	1							
George Springs, L OBP: 0.313, SLG: 0.315 (8, 9)									1	0	0	0	0	0	0							
Bob Johnson, L OBP: 0.189, SLG: 0.125 (9, PH)									3	0	1	0	0	2	2							
Pat Kelly, L OBP: 0.338, SLG: 0.314 (9, PH)									1	0	0	0	0	1	0							
Inning Stats	R: 0 E: 0 K: 0 S: 4	H: 1 LOB: 2 BB: 0 P: 5	R: 1 E: 0 K: 1 S: 8	H: 3 LOB: 2 BB: 0 P: 8	R: 0 E: 0 K: 0 S: 4	H: 1 LOB: 1 BB: 0 P: 4	R: 0 E: 0 K: 1 S: 6	H: 1 LOB: 1 BB: 0 P: 6	R: 0 E: 0 K: 0 S: 5	H: 2 LOB: 2 BB: 0 P: 5	R: 0 E: 0 K: 0 S: 5	H: 1 LOB: 0 BB: 1 P: 8	R: 0 E: 0 K: 2 S: 7	H: 0 LOB: 0 BB: 0 P: 7	R: 0 E: 0 K: 2 S: 7	H: 0 LOB: 0 BB: 0 P: 7	R: 0 E: 0 K: 2 S: 7	H: 0 LOB: 0 BB: 0 P: 7	1B: 10 2B: 0 3B: 0 HR: 0	SF: 0 SAC: 0 DP: 1 HBP: 1	WP: 0 PB: 0 SB: 0 CS: 0	PA: 38
PITCHER	IP WLS BF H R ER SO BB IBB HBP BLK WP HR S P ERA WHIP																					
Clyde Wright, L ERA: 2.96 (1, 1)	6.2 W 31 10 1 1 3 1 0 1 0 0 0 35 40 1.35 1.650																					
Andy Messersmith, R ERA: 3.04 (7, 1)	2.1 S 7 0 0 0 4 0 0 0 0 0 0 0 15 15 0.00 0.000																					

Kansas City Royals @ California Angels
Anaheim Stadium, Anaheim, CA
Wed Sep 02 1970, 10:05 PM EDT
Att: 9,212 - Unknown

AB 36
R 1
H 10
RBI 1
BB 1
SO 7
LOB 19

Batter	1	2	3	4	5	6	7	8	9	AB	R	H	RBI	BB	SO	LOB	BOTTOM			
Sandy Alomar Sr., S OBP: 0.310, SLG: 0.313 (1, 4)										4	1	1	0	0	0	0				
Tony Gonzalez, L OBP: 0.346, SLG: 0.366 (1, 8)										4	0	2	1	0	0	0				
Jim Fregosi, R OBP: 0.356, SLG: 0.464 (1, 6)										4	1	1	0	0	2	3				
Alex Johnson, R OBP: 0.363, SLG: 0.452 (1, 7)										4	0	3	2	0	0	0				
Jim Spencer, L OBP: 0.319, SLG: 0.416 (1, 3)										4	0	0	0	0	3	5				
Ken McMullen, R OBP: 0.327, SLG: 0.367 (1, 5)									3	0	0	0	1	1	0					
Roger Repoz, L OBP: 0.328, SLG: 0.467 (1, 9)									3	0	1	0	1	0	1					
Joe Azcue, R OBP: 0.287, SLG: 0.297 (1, 2)										4	1	2	0	0	2					
Clyde Wright, R OBP: 0.213, SLG: 0.310 (7, 1)										2	0	0	0	2	2					
Andy Messersmith, R OBP: 0.197, SLG: 0.243 (7, 1)									1	0	0	0	0	1	1					
Inning Stats	R: 0 E: 0 K: 1 S: 5	H: 0 LOB: 0 BB: 0 P: 5	R: 0 E: 0 K: 1 S: 5	H: 0 LOB: 1 BB: 1 P: 9	R: 2 E: 0 K: 2 S: 11	H: 4 LOB: 2 BB: 0 P: 11	R: 0 E: 0 K: 1 S: 6	H: 1 LOB: 1 BB: 0 P: 6	R: 1 E: 0 K: 1 S: 7	H: 2 LOB: 1 BB: 0 P: 7	R: 0 E: 0 K: 1 S: 5	H: 0 LOB: 2 BB: 1 P: 9	R: 0 E: 0 K: 0 S: 5	H: 2 LOB: 2 BB: 0 P: 5	R: 0 E: 0 K: 2 S: 8	H: 1 LOB: 1 BB: 0 P: 8	1B: 8 2B: 2 3B: 0 HR: 0	SF: 0 SAC: 1 DP: 0 HBP: 0	WP: 0 PB: 0 SB: 3 CS: 0	PA: 36
PITCHER	IP WLS BF H R ER SO BB IBB HBP BLK WP HR S P ERA WHIP																			
Bob Johnson, R ERA: 3.33 (1, 1)	8.0 L 36 10 3 3 9 2 0 0 0 0 0 0 52 60 3.38 1.500																			

Kansas City Royals @ California Angels
Anaheim Stadium, Anaheim, CA
Wed Sep 02 1970, 10:05 PM EDT
Att: 9,212 - Unknown

AB 33
R 3
H 10
RBI 3
BB 2
SO 9
LOB 14


Batter	1	2	3	4	5	6	7	8	9	AB	R	H	RBI	BB	SO	LOB	TOP					
Tom Matchick, L (1,6) OBP: 0.267, SLG: 0.276	0-0 4-3		0-0 1B		0-0 1-3			0-3 K		4	0	1	0	0	1	1	Kansas City Royals @ California Angels Anaheim Stadium, Anaheim, CA Thu Sep 03 1970, 10:05 PM EDT Att: 6,960 - Unknown livebaseballscorecards.com					
George Springs, L (1,9) OBP: 0.296, SLG: 0.299	0-3 K		0-0 F7		0-3 K			0-0 F6		4	0	0	0	0	2	2						
Amos Otis, R (1,8) OBP: 0.354, SLG: 0.441	0-0 1B		0-0 F8			0-0 FC4-6 1B		0-0 1B		4	0	3	0	0	0	1						
Lou Piniella, R (1,7) OBP: 0.345, SLG: 0.433	0-3 K		0-0 F9			0-0 FC4-6 WP 1-2		0-0 5-3		4	0	0	0	0	1	4						
Ed Kirkpatrick, L (1,2)		0-0 6-3		0-3 K		0-0 F2 1-2		0-0 F8		4	0	0	0	0	1	1						
Bob Oliver, R (1,3)		0-0 6-3		0-3 K		0-0 6-3		0-0 L4-3 1B		4	0	1	0	0	1	1						
Bill Sorrell, L (1,5) OBP: 0.306, SLG: 0.371		4-0 1B BB		0-0 F9			0-0 G3	0-0 L4-3 1-2		3	0	0	0	1	0	1						
Cookie Rojas, R (1,4) OBP: 0.271, SLG: 0.300		0-0 1-3 1B			0-0 3B		0-0 4-3			3	0	2	0	0	0	0						
Jim Rooker, R (1,1) OBP: 0.238, SLG: 0.305		0-3 K			0-0 5-3		0-3 K			3	0	0	0	0	2	3						
Inning Stats	R: 0 E: 0 K: 2 S: 8	H: 1 LOB: 1 BB: 0 P: 8	R: 0 E: 0 K: 1 S: 6	H: 1 LOB: 2 BB: 1 P: 10	R: 0 E: 0 K: 0 S: 4	H: 1 LOB: 0 BB: 0 P: 4	R: 0 E: 0 K: 2 S: 7	H: 0 LOB: 0 BB: 0 P: 7	R: 0 E: 0 K: 1 S: 6	H: 1 LOB: 1 BB: 0 P: 6	R: 0 E: 0 K: 0 S: 4	H: 0 LOB: 0 BB: 0 P: 4	R: 0 E: 0 K: 1 S: 5	H: 0 LOB: 0 BB: 0 P: 5	R: 0 E: 0 K: 1 S: 6	H: 1 LOB: 1 BB: 0 P: 6	R: 0 E: 0 K: 0 S: 3	H: 1 LOB: 0 BB: 0 P: 3	1B: 6 2B: 1 3B: 1 HR: 0	SF: 0 SAC: 0 DP: 1 HBP: 0	WP: 1 PB: 0 SB: 0 CS: 0	PA: 34
PITCHER Tom Bradley, R (1,1) ERA: 3.44	IP: 9.0 WLS: W BF: 34 H: 7 R: 0 ER: 0 SO: 8 BB: 1 IBB: 0 HBP: 0 BLK: 0 WP: 1 HR: 0 S: 49 P: 53 ERA: 0.00 WHIP: 0.889															PITCHER	IP: WLS: BF: H: R: ER: SO: BB: IBB: HBP: BLK: WP: HR: S: P: ERA: WHIP:					

Batter	1	2	3	4	5	6	7	8	9	AB	R	H	RBI	BB	SO	LOB	BOTTOM					
Sandy Alomar Sr., S (1,4) OBP: 0.308, SLG: 0.311	0-0 L4		0-0 F9		0-0 6-3			0-0 4-3		4	0	0	0	0	0	3	Kansas City Royals @ California Angels Anaheim Stadium, Anaheim, CA Thu Sep 03 1970, 10:05 PM EDT Att: 6,960 - Unknown livebaseballscorecards.com					
Tony Gonzalez, L (1,8) OBP: 0.343, SLG: 0.362	0-3 K		0-0 F7		0-3 K			0-3 K		4	0	0	0	0	3	3						
Jim Fregosi, R (1,6) OBP: 0.354, SLG: 0.462	0-0 F8		0-0 F4			0-0 6-3				3	0	0	0	0	0	1						
Alex Johnson, R (1,7) OBP: 0.362, SLG: 0.451		0-0 1B 4-3 1B		0-0 F3		0-0 F8				3	1	1	0	0	0	0						
Ken McMullen, R (1,5) OBP: 0.325, SLG: 0.365		0-0 F6		0-0 L6		0-0 F6				3	0	0	0	0	0	1						
Tommie Reynolds, R (1,9) OBP: 0.310, SLG: 0.330		0-0 4-3 1-3 1B		0-0 F4			0-0 6-3			3	0	1	0	0	0	0						
Roger Repoz, L (8,9)										0	0	0	0	0	0	0						
Jim Spencer, L (1,3) OBP: 0.319, SLG: 0.416		0-0 4-3			0-0 1B 1B		0-3 K			3	0	1	1	0	1	1						
Joe Azcue, R (1,2) OBP: 0.287, SLG: 0.297		0-0 2-3 3-H F9			0-0 SH2-4 1B		0-0 4-3			3	0	1	0	0	0	1						
Tom Bradley, R (1,1) OBP: 0.267, SLG: 0.286			4-0 BB		0-0 SH2-4		0-3 K			1	0	0	0	1	1	0						
Inning Stats	R: 0 E: 0 K: 1 S: 5	H: 0 LOB: 0 BB: 0 P: 5	R: 1 E: 0 K: 0 S: 5	H: 2 LOB: 1 BB: 0 P: 5	R: 0 E: 0 K: 0 S: 3	H: 0 LOB: 0 BB: 0 P: 3	R: 0 E: 0 K: 0 S: 3	H: 0 LOB: 0 BB: 0 P: 3	R: 0 E: 0 K: 1 S: 5	H: 0 LOB: 0 BB: 0 P: 5	R: 0 E: 0 K: 2 S: 7	H: 0 LOB: 0 BB: 0 P: 7	R: 0 E: 0 K: 0 S: 3	H: 0 LOB: 0 BB: 0 P: 3	R: 0 E: 0 K: 1 S: 5	H: 0 LOB: 0 BB: 0 P: 5	R: 0 E: 0 K: 2 S: 7	H: 0 LOB: 0 BB: 0 P: 7	1B: 4 2B: 0 3B: 0 HR: 0	SF: 0 SAC: 1 DP: 0 HBP: 0	WP: 0 PB: 0 SB: 0 CS: 0	PA: 29
PITCHER Jim Rooker, L (1,1) ERA: 3.7	IP: 8.0 WLS: L BF: 29 H: 4 R: 1 ER: 1 SO: 5 BB: 1 IBB: 0 HBP: 0 BLK: 0 WP: 0 HR: 0 S: 38 P: 42 ERA: 1.12 WHIP: 0.625															PITCHER	IP: WLS: BF: H: R: ER: SO: BB: IBB: HBP: BLK: WP: HR: S: P: ERA: WHIP:					

Batter	1	2	3	4	5	6	7	8	9	AB	R	H	RBI	BB	SO	LOB	TOP		
George Spriggs, L (1,9) OBP: 0.307, SLG: 0.313	F8		L8-3 BB			2B		4-3		3	0	1	0	1	0	1			
Cookie Rojas, R (1,4) OBP: 0.271, SLG: 0.300	2B 1B		L8-3 1-2			5-3		4-3		4	0	1	0	0	0	2			
Amos Otis, R (1,8) OBP: 0.352, SLG: 0.438	F8			F8		F2		K		4	0	0	0	0	1	2			
Ed Kirkpatrick, L (1,2) OBP: 0.331, SLG: 0.424	1-H 2B			1-3			K	K		4	0	1	0	0	2	0			
Lou Piniella, R (1,7) OBP: 0.343, SLG: 0.430		F9		F2			F9			3	0	0	0	0	0	0			
Bob Oliver, R (1,3) OBP: 0.306, SLG: 0.466		6-3			F9		5-3			3	0	0	0	0	0	0			
Bill Sorrell, L (1,5) OBP: 0.316, SLG: 0.380					F5			1B		3	0	2	0	0	0	0			
Tom Matchick, L (1,6) OBP: 0.261, SLG: 0.269					F7			F7		3	0	0	0	0	1	2			
Al Fitzmorris, S (1,1) OBP: 0.393, SLG: 0.480										1	0	0	0	0	1	0			
Buck Martinez, R (6, PH) OBP: 0.273, SLG: 0.111										1	0	0	0	0	0	0			
Dave Morehead, R (6, PH) OBP: 0.182, SLG: 0.188										0	0	0	0	0	0	0			
Pat Kelly, L (8, PH) OBP: 0.337, SLG: 0.314										1	0	0	0	0	1	1			
Aurelio Monteaugado, R (8, PH)										0	0	0	0	0	0	0			
Inning Stats	R: 0 E: 0 K: 0 S: 4	H: 2 LOB: 2 BB: 0 P: 4	R: 0 E: 1 K: 1 S: 6	H: 1 LOB: 1 BB: 0 P: 6	R: 0 E: 0 K: 1 S: 4	H: 0 LOB: 0 BB: 1 P: 8	R: 0 E: 0 K: 0 S: 3	H: 0 LOB: 0 BB: 0 P: 3	R: 0 E: 0 K: 0 S: 4	H: 1 LOB: 1 BB: 0 P: 4	R: 0 E: 0 K: 1 S: 5	H: 0 LOB: 0 BB: 0 P: 5	R: 0 E: 0 K: 1 S: 6	H: 1 LOB: 1 BB: 0 P: 6	R: 0 E: 0 K: 2 S: 7	H: 0 LOB: 0 BB: 0 P: 7	1B: 3 2B: 3 3B: 0 HR: 0	SF: 0 SAC: 0 DP: 1 HBP: 0	WP: 0 PA: 31 SB: 0 CS: 0
PITCHER Caffish Hunter, R (1,1) ERA: 3.62	IP: 9.0 WLS: W BF: 31 H: 5 R: 0 ER: 0 SO: 6 BB: 1 IBB: 0 HBP: 0 BLK: 0 WP: 0 HR: 0 S: 42 P: 46 ERA: 0.00 WHIP: 0.667															PITCHER			

Kansas City Royals @ Oakland Athletics
Oakland-Alameda County Coliseum, Oakland, CA
Fri Sep 04 1970, 7:05 PM PDT
Att: 3,720 - Unknown


AB	30
R	0
H	5
RBI	0
BB	1
SO	6
LOB	8



Batter	1	2	3	4	5	6	7	8	9	AB	R	H	RBI	BB	SO	LOB	BOTTOM		
Bert Campaneris, R (1,6) OBP: 0.318, SLG: 0.447	6-3		8-5 1B	F7		K				4	0	1	0	0	1	1			
Rick Monday, L (1,8) OBP: 0.385, SLG: 0.462	E4 S		8-5 1-3F		SF7 3B		CS 1B			4	1	2	0	0	0	1			
Joe Rudi, R (1,7) OBP: 0.321, SLG: 0.456	F3				SF7		S 1B			3	1	2	1	0	0	1			
Allan Lewis, S (7, PR)							1-2 2B			0	0	0	0	0	0	0			
Reggie Jackson, L (8,9) OBP: 0.345, SLG: 0.431	1-2		HR 1B		3-H 1B		1-2 2B			0	0	0	0	0	0	0			
Don Mincher, L (1,3) OBP: 0.330, SLG: 0.479	F9		1-H HR		FC6-4 1B		K			4	1	2	2	0	1	2			
Felipe Alou, R (1,9) OBP: 0.319, SLG: 0.385		F4	F8		F7		4-3			4	0	0	0	0	0	3			
Sal Bando, R (1,5) OBP: 0.393, SLG: 0.439		6-3		F8	FC6-4 1-2F		K			4	0	0	0	0	1	1			
Gene Tenace, R (1,2) OBP: 0.456, SLG: 0.720				E5 1B		HR		K		4	2	2	1	0	1	0			
Dick Green, R (1,4) OBP: 0.258, SLG: 0.237					SH2-4 1B					3	0	3	1	1	0	0			
Caffish Hunter, R (1,1) OBP: 0.207, SLG: 0.291				3-H 1B	SH2-4		G4-6-3 1B			3	0	0	0	0	1	4			
Inning Stats	R: 0 E: 1 K: 0 S: 4	H: 0 LOB: 1 BB: 0 P: 4	R: 0 E: 0 K: 0 S: 4	H: 1 LOB: 2 BB: 1 P: 8	R: 2 E: 0 K: 0 S: 5	H: 3 LOB: 0 BB: 0 P: 5	R: 1 E: 1 K: 0 S: 5	H: 1 LOB: 1 BB: 0 P: 5	R: 1 E: 0 K: 0 S: 5	H: 2 LOB: 1 BB: 0 P: 5	R: 1 E: 0 K: 1 S: 6	H: 2 LOB: 0 BB: 0 P: 6	R: 0 E: 0 K: 1 S: 6	H: 2 LOB: 2 BB: 0 P: 6	R: 0 E: 0 K: 3 S: 10	H: 1 LOB: 1 BB: 0 P: 10	1B: 7 2B: 3 3B: 1 HR: 2	SF: 1 SAC: 1 DP: 2 HBP: 0	WP: 0 PA: 36 SB: 0 CS: 1
PITCHER Al Fitzmorris, R (1,1) ERA: 4.48	IP: 5.0 WLS: L BF: 24 H: 7 R: 4 ER: 3 SO: 0 BB: 1 IBB: 0 HBP: 0 BLK: 0 WP: 0 HR: 1 S: 23 P: 27 ERA: 5.40 WHIP: 1.600															PITCHER			
Dave Morehead, R (6,1) ERA: 3.55	IP: 2.0 WLS: 8 BF: 4 H: 4 R: 1 ER: 1 SO: 2 BB: 0 IBB: 0 HBP: 0 BLK: 0 WP: 0 HR: 1 S: 12 P: 12 ERA: 4.50 WHIP: 2.000															PITCHER			
Aurelio Monteaugado, R (8,1) ERA: 2.05	IP: 1.0 WLS: 4 BF: 1 H: 0 R: 0 ER: 0 SO: 3 BB: 0 IBB: 0 HBP: 0 BLK: 0 WP: 0 HR: 0 S: 10 P: 10 ERA: 0.00 WHIP: 1.000															PITCHER			

Kansas City Royals @ Oakland Athletics
Oakland-Alameda County Coliseum, Oakland, CA
Fri Sep 04 1970, 7:05 PM PDT
Att: 3,720 - Unknown

AB	33
R	5
H	12
RBI	5
BB	1
SO	5
LOB	13



Batter	1	2	3	4	5	6	7	8	9	AB	R	H	RBI	BB	SO	LOB	TOP										
George Springs, L (1,9) OBP: 0.319, SLG: 0.317 Elie Rodriguez, R (8,PH) OBP: 0.316, SLG: 0.318 Pat Kelly, L (8,9) OBP: 0.337, SLG: 0.314	0-0 FC6-4 1B		4-0 G1-6-3 BB			0-0 F5		0-0 L7		2	1	1	0	1	0	0											
Amos Otis, R (1,8) OBP: 0.351, SLG: 0.437	0-0 FC6-4 1B		0-3 K			0-0 5-3		0-0 F9		4	0	1	0	0	0	1											
Ed Kirkpatrick, L (1,2) OBP: 0.330, SLG: 0.430	0-0 FC6-4 1B		0-0 G1-6-3			0-0 HR		0-3 K2-3		4	1	1	2	0	1	2											
Bob Oliver, R (1,3) OBP: 0.306, SLG: 0.464	0-0 FC6-4 1B			0-0 6-3		0-0 F7		0-3 K		4	0	1	0	0	1	0											
Lou Piniella, R (1,7) OBP: 0.342, SLG: 0.430	0-3 K			0-3 K			0-0 5-3		0-0 2B	4	0	1	0	0	2	2											
Cookie Rojas, R (1,4) OBP: 0.271, SLG: 0.299	0-0 FC6-4			0-0 F7			0-0 4-3 1B		0-0 G3	4	1	1	0	0	0	3											
Bill Sorrell, L (1,5) OBP: 0.314, SLG: 0.369		0-0 F7			4-0 L3 BB		0-0 4-3		0-0 3-1	3	0	0	0	1	0	2											
Rich Severson, R (1,6) OBP: 0.304, SLG: 0.332		0-0 F3			0-0 L3		0-0 2H 1B			3	0	1	1	0	0	1											
Dick Drago, R (1,1) OBP: 0.075, SLG: 0.046 Ted Abernathy, R (8,1) OBP: 0.154, SLG: 0.154 Tom Burgmeier, L (8,1) OBP: 0.231, SLG: 0.167		0-3 K			0-3 K		0-3 K			3	0	0	0	0	3	1											
Inning Stats	R: 1 E: 0 K: 1 S: 8	H: 3 LOB: 2 BB: 0 P: 8	R: 0 E: 0 K: 1 S: 5	H: 0 LOB: 0 BB: 0 P: 5	R: 0 E: 0 K: 1 S: 4	H: 0 LOB: 0 BB: 1 P: 8	R: 0 E: 0 K: 1 S: 4	H: 0 LOB: 0 BB: 1 P: 8	R: 1 E: 0 K: 1 S: 4	H: 1 LOB: 0 BB: 0 P: 4	R: 1 E: 0 K: 1 S: 7	H: 2 LOB: 1 BB: 0 P: 7	R: 0 E: 0 K: 1 S: 5	H: 0 LOB: 0 BB: 0 P: 5	R: 0 E: 0 K: 1 S: 6	H: 1 LOB: 1 BB: 0 P: 6	1B: 5 2B: 2 3B: 0 HR: 1	SF: 0 SAC: 0 DP: 2 HBP: 0	WP: 0 PB: 0 SB: 0 CS: 0	PA: 34							
PITCHER	IP	WLS	BF	H	R	ER	SO	BB	IBB	HBP	BLK	WP	HR	S	P	ERA	WHIP										
Chuck Dobson, R (1,1) ERA: 3.64	7.0		27	6	3	3	6	2	0	0	0	0	1	37	45	3.86	1.143										
Paul Lindblad, L (8,1) ERA: 3.09	1.0	W	3	0	0	0	1	0	0	0	0	0	0	5	5	0.00	0.000										
Bob Locker, R (9,1) ERA: 2.89	1.0	S	4	1	0	0	1	0	0	0	0	0	0	6	6	0.00	1.000										

Kansas City Royals @ Oakland Athletics
Oakland-Alameda County Coliseum, Oakland, CA
Sat Sep 05 1970, 3:33 AM PDT
Att: 9,824 - Unknown

livebaseballscorecards.com

AB 32
R 3
H 7
RBI 3
BB 2
SO 8
LOB 12



Batter	1	2	3	4	5	6	7	8	9	AB	R	H	RBI	BB	SO	LOB	BOTTOM										
Bert Campaneris, R (1,6) OBP: 0.319, SLG: 0.447	4-0 2B BB		0-0 F5			0-0 S E 2B		0-3 K		0-0 F9	4	2	1	0	1	2											
Rick Monday, L (1,8) OBP: 0.394, SLG: 0.462	0-0 1B 2B		0-0 F8			0-3 K		0-0 F7		4	1	1	1	0	1	0											
Joe Rudi, R (1,7) OBP: 0.327, SLG: 0.468	0-0 FC4-6 1B		0-0 FC4-6 2B			0-0 2B		0-3 K		4	0	3	1	0	1	0											
Don Mincher, L (1,3) OBP: 0.329, SLG: 0.480 Allan Lewis, S (8,PR) Dave Duncan, R (9,2) OBP: 0.308, SLG: 0.415	0-0 FC4-6 1B		0-0 FC4-6 2B			0-0 L7		0-0 1B 2B		4	0	1	0	0	0	3											
Felipe Alou, R (1,9) OBP: 0.322, SLG: 0.388	0-0 1B		0-0 F4			0-0 G4-6-3 1B		0-0 BB 1B HR 1B		4	1	3	1	0	0	1											
Sal Bando, R (1,5) OBP: 0.394, SLG: 0.439	0-3 K			0-0 F6		0-0 G4-6-3 1B		0-0 1B HR 1B		4	1	2	0	0	1	2											
Gene Tenace, R (1,2) OBP: 0.443, SLG: 0.679 Bob Locker, S (9,1) OBP: 0.143, SLG: 0.143		4-0 G1-6-3 E BB		0-3 K		0-0 G4-6-3		0-3 K		3	0	0	0	1	2	4											
Dick Green, R (1,4) OBP: 0.258, SLG: 0.235		0-0 E3		0-0 F7		0-0 6-3		4-0 1B HR BB		3	1	0	0	1	0	2											
Chuck Dobson, R (1,1) OBP: 0.145, SLG: 0.146 Steve Howley, L (7,PH) OBP: 0.326, SLG: 0.305 Paul Lindblad, L (8,1) Reggie Jackson, L (8,PH) OBP: 0.346, SLG: 0.442		0-0 G1-6-3			0-3 K		0-0 F5		0-0 HR	2	0	0	0	0	1	2											
Inning Stats	R: 2 E: 0 K: 1 S: 7	H: 3 LOB: 2 BB: 1 P: 11	R: 0 E: 1 K: 0 S: 3	H: 0 LOB: 1 BB: 1 P: 7	R: 0 E: 0 K: 1 S: 4	H: 1 LOB: 0 BB: 0 P: 4	R: 0 E: 0 K: 1 S: 5	H: 0 LOB: 0 BB: 0 P: 5	R: 1 E: 0 K: 2 S: 9	H: 2 LOB: 1 BB: 0 P: 9	R: 0 E: 0 K: 0 S: 4	H: 2 LOB: 0 BB: 0 P: 4	R: 0 E: 0 K: 1 S: 5	H: 0 LOB: 0 BB: 0 P: 5	R: 5 E: 0 K: 2 S: 11	H: 4 LOB: 1 BB: 1 P: 15	1B: 6 2B: 6 3B: 0 HR: 1	SF: 0 SAC: 0 DP: 3 HBP: 0	WP: 0 PB: 0 SB: 1 CS: 1	PA: 37							
PITCHER	IP	WLS	BF	H	R	ER	SO	BB	IBB	HBP	BLK	WP	HR	S	P	ERA	WHIP										
Dick Drago, R (1,1) ERA: 4.06	7.1	L	33	11	6	6	6	2	0	0	0	0	0	43	51	7.36	1.773										
Ted Abernathy, R (8,1) ERA: 2.59	0.1		2	0	0	0	1	1	0	0	0	0	0	3	7	0.00	3.000										
Tom Burgmeier, L (8,1) ERA: 3.3	0.1		2	1	2	2	0	0	0	0	0	0	1	2	2	54.00	3.000										

Kansas City Royals @ Oakland Athletics
Oakland-Alameda County Coliseum, Oakland, CA
Sat Sep 05 1970, 3:33 AM PDT
Att: 9,824 - Unknown

livebaseballscorecards.com

AB 34
R 8
H 12
RBI 7
BB 3
SO 7
LOB 16



Batter	1	2	3	4	5	6	7	8	9	AB	R	H	RBI	BB	SO	LOB	TOP			
George Spriggs, L (1,9) OBP: 0.316, SLG: 0.306										3	0	0	0	1	1	2				
Amos Otis, R (1,8) OBP: 0.345, SLG: 0.433										4	0	0	0	0	1	2				
Ed Kirkpatrick, L (1,2) OBP: 0.334, SLG: 0.429										1	0	0	0	3	0	0				
Bob Oliver, R (1,3) OBP: 0.304, SLG: 0.461										4	0	0	0	0	2	4				
Lou Piniella, R (1,7) OBP: 0.341, SLG: 0.431										4	0	1	0	0	0	3				
Cookie Rojas, R (1,4) OBP: 0.271, SLG: 0.297										3	0	0	0	1	0	1				
Bill Sorrell, L (1,5) OBP: 0.311, SLG: 0.391										4	1	1	1	0	0	3				
Rich Severson, R (1,6) OBP: 0.303, SLG: 0.327										3	0	0	0	1	0	1				
Wally Bunker, R (1,1) OBP: 0.222, SLG: 0.045										1	0	0	0	1	0	1				
Pat Kelly, L (7, PH) OBP: 0.336, SLG: 0.313										1	0	0	0	0	0	0				
Ken Wright, R (7, 1)										0	0	0	0	0	0	0				
Aurelio Monteagudo, R (8, 1)										0	0	0	0	0	0	0				
Inning Stats	R: 0 E: 0 K: 0 S: 3	H: 0 LOB: 2 BB: 2 P: 11	R: 1 E: 0 K: 0 S: 4	H: 1 LOB: 1 BB: 1 P: 8	R: 0 E: 0 K: 2 S: 6	H: 0 LOB: 1 BB: 1 P: 10	R: 0 E: 0 K: 0 S: 3	H: 0 LOB: 0 BB: 0 P: 3	R: 0 E: 0 K: 0 S: 3	H: 0 LOB: 2 BB: 2 P: 11	R: 0 E: 0 K: 1 S: 5	H: 0 LOB: 0 BB: 0 P: 5	R: 0 E: 0 K: 1 S: 5	H: 0 LOB: 0 BB: 0 P: 5	R: 0 E: 0 K: 0 S: 4	H: 1 LOB: 1 BB: 0 P: 4	1B: 0 2B: 2 3B: 0 HR: 1	SF: 0 SAC: 0 DP: 1 HBP: 0	WP: 0 PB: 0 SB: 1 CS: 1	PA: 35
PITCHER Blue Moon Odom, R (1,1) ERA: 4.09	IP: 9.0 WLS: W BF: 35 H: 2 R: 1 ER: 1 SO: 4 BB: 7 IBB: 0 HBP: 0 BLK: 0 WP: 0 HR: 1 S: 36 P: 64 ERA: 1.00 WHIP: 1.000															PITCHER	IP: 9.0 WLS: W BF: 35 H: 2 R: 1 ER: 1 SO: 4 BB: 7 IBB: 0 HBP: 0 BLK: 0 WP: 0 HR: 1 S: 36 P: 64 ERA: 1.00 WHIP: 1.000			

Kansas City Royals @ Oakland Athletics
Oakland-Alameda County Coliseum, Oakland, CA
Sun Sep.06 1970, 3:33 AM PDT
Att: 8,245 - Unknown - 72 F

AB	28
R	1
H	2
RBI	1
BB	7
SO	4
LOB	17



Batter	1	2	3	4	5	6	7	8	9	AB	R	H	RBI	BB	SO	LOB	BOTTOM			
Bert Campaneris, R (1,6) OBP: 0.318, SLG: 0.445										3	0	0	0	1	0	0				
Rick Monday, L (1,8) OBP: 0.397, SLG: 0.465										4	2	2	0	1	1	1				
Joe Rudi, R (1,7) OBP: 0.328, SLG: 0.469										4	0	1	1	0	0	2				
Steve Hovley, L (8, 7)										1	0	0	0	0	0	3				
Don Mincher, L (1,3) OBP: 0.328, SLG: 0.476										3	0	0	0	1	1	1				
Sal Bando, R (1,5) OBP: 0.394, SLG: 0.439										3	1	1	0	1	1	0				
Reggie Jackson, L (1,9) OBP: 0.350, SLG: 0.452										3	2	2	2	1	0	0				
Gene Tenace, R (1,2) OBP: 0.446, SLG: 0.719										4	1	2	3	0	0	3				
Dick Green, R (1,4) OBP: 0.258, SLG: 0.235										4	0	1	0	0	2	1				
Blue Moon Odom, R (1,1) OBP: 0.304, SLG: 0.512										3	1	1	1	1	1	1				
Inning Stats	R: 0 E: 0 K: 0 S: 3	H: 0 LOB: 0 BB: 0 P: 3	R: 0 E: 0 K: 1 S: 5	H: 0 LOB: 0 BB: 0 P: 5	R: 0 E: 0 K: 1 S: 5	H: 1 LOB: 0 BB: 0 P: 5	R: 1 E: 0 K: 0 S: 6	H: 3 LOB: 3 BB: 1 P: 10	R: 2 E: 0 K: 2 S: 10	H: 3 LOB: 1 BB: 0 P: 10	R: 1 E: 0 K: 1 S: 6	H: 1 LOB: 0 BB: 0 P: 6	R: 0 E: 0 K: 1 S: 5	H: 0 LOB: 1 BB: 1 P: 9	R: 3 E: 0 K: 0 S: 5	H: 2 LOB: 3 BB: 4 P: 21	1B: 5 2B: 2 3B: 0 HR: 3	SF: 0 SAC: 1 DP: 1 HBP: 0	WP: 0 PB: 0 SB: 1 CS: 0	PA: 39
PITCHER Wally Bunker, R (1,1) ERA: 5.02	IP: 6.0 WLS: L BF: 26 H: 8 R: 4 ER: 4 SO: 5 BB: 1 IBB: 0 HBP: 0 BLK: 0 WP: 0 HR: 2 S: 2 P: 35 ERA: 6.00 WHIP: 1.500															PITCHER Ken Wright, R (7, 1) ERA: 5.33	IP: 1.1 WLS: 9 BF: 2 H: 3 R: 3 ER: 3 SO: 1 BB: 3 IBB: 0 HBP: 0 BLK: 0 WP: 0 HR: 8 S: 20 P: 20 ERA: 20.25 WHIP: 3.750			
PITCHER Aurelio Monteagudo, R (8, 1) ERA: 1.99	IP: 0.2 WLS: 4 BF: 0 H: 0 R: 0 ER: 0 SO: 0 BB: 2 IBB: 0 HBP: 0 BLK: 0 WP: 0 HR: 2 S: 2 P: 10 ERA: 0.00 WHIP: 3.000															PITCHER	IP: 0.2 WLS: 4 BF: 0 H: 0 R: 0 ER: 0 SO: 0 BB: 2 IBB: 0 HBP: 0 BLK: 0 WP: 0 HR: 2 S: 2 P: 10 ERA: 0.00 WHIP: 3.000			

Kansas City Royals @ Oakland Athletics
Oakland-Alameda County Coliseum, Oakland, CA
Sun Sep.06 1970, 3:33 AM PDT
Att: 8,245 - Unknown - 72 F

AB	32
R	7
H	10
RBI	7
BB	6
SO	6
LOB	12



Batter	1	2	3	4	5	6	7	8	9	AB	R	H	RBI	BB	SO	LOB	TOP					
Sandy Alomar Sr. S OBP: 0.304, SLG: 0.306 (1.4)	G3			E BB SF8 1B	6-3		FC6-4			4	1	1	0	0	0	1						
Jay Johnstone L OBP: 0.292, SLG: 0.404 (1.8)	G3			K			K	G4-6-3 BB		3	0	0	0	1	2	1						
Jim Fregosi R OBP: 0.357, SLG: 0.462 (1.6)	K			BB E 1-2 BB			1B BB	K		2	0	0	0	2	2	1						
Alex Johnson R OBP: 0.361, SLG: 0.449 (1.7)		K		E3 BB 1-2 2-3			1B	G4-6-3		4	0	1	0	0	1	3						
Jim Spencer L OBP: 0.315, SLG: 0.409 (1.3)	K			SF8			F9	F5		3	0	0	1	0	1	2						
Roger Repoz L OBP: 0.325, SLG: 0.459 (1.9)	K			3-H 4-0			F2	F9		3	0	0	0	1	1	2						
Ken McMullen R OBP: 0.320, SLG: 0.354 (1.5)			F7	F8			F8	6-3		4	0	0	0	0	0	3						
Joe Azcue R OBP: 0.287, SLG: 0.297 (1.2)			K		1-3		FC6-4 1B			3	0	1	0	0	1	0						
Tom Bradley R OBP: 0.258, SLG: 0.287 Dave LaRoche L OBP: 0.429, SLG: 0.500 Mickey Rivers L (5. Ph) Ken Tatum R OBP: 0.342, SLG: 0.455 Bill Voss L OBP: 0.302, SLG: 0.391 Eddie Fisher R OBP: 0.125, SLG: 0.125 Terry Cox R (8.1)			K		F9		K			1	0	0	0	0	0	0						
Inning Stats	R: 0 E: 0 K: 1 S: 5	H: 0 LOB: 0 BB: 0 P: 5	R: 0 E: 0 K: 3 S: 9	H: 0 LOB: 0 BB: 0 P: 9	R: 0 E: 0 K: 2 S: 7	H: 0 LOB: 0 BB: 0 P: 7	R: 1 E: 1 K: 1 S: 7	H: 1 LOB: 3 BB: 2 P: 15	R: 0 E: 0 K: 0 S: 3	H: 0 LOB: 0 BB: 0 P: 3	R: 0 E: 0 K: 1 S: 6	H: 1 LOB: 2 BB: 1 P: 10	R: 0 E: 0 K: 1 S: 6	H: 1 LOB: 1 BB: 0 P: 6	R: 0 E: 0 K: 1 S: 4	H: 0 LOB: 0 BB: 1 P: 8	R: 0 E: 0 K: 0 S: 3	H: 0 LOB: 0 BB: 0 P: 3	1B: 3 2B: 0 3B: 0 HR: 0	SF: 1 SAC: 0 DP: 1 HBP: 0	WP: 0 PB: 0 SB: 0 CS: 0	PA: 34
PITCHER Bob Johnson R ERA: 3.16 (1.1)	IP: 9.0 WLS: W BF: 34 H: 3 R: 1 ER: 0 SO: 10 BB: 4 IBB: 0 HBP: 0 BLK: 0 WP: 0 HR: 0 S: 50 P: 66 ERA: 0.00 WHIP: 0.778											PITCHER	IP: 9.0 WLS: W BF: 34 H: 3 R: 1 ER: 0 SO: 10 BB: 4 IBB: 0 HBP: 0 BLK: 0 WP: 0 HR: 0 S: 50 P: 66 ERA: 0.00 WHIP: 0.778									

California Angels @ Kansas City Royals
Municipal Stadium, Kansas City, MO
Mon Sep 07 1970, 8:05 PM EDT
Att: 6,626 - Unknown

AB 29
R 1
H 3
RBI 1
BB 4
SO 10
LOB 14



Batter	1	2	3	4	5	6	7	8	9	AB	R	H	RBI	BB	SO	LOB	BOTTOM			
Pat Kelly L OBP: 0.338, SLG: 0.315 (1.9)	4-3			F7			S 1B			4	0	2	1	0	0	2				
Amos Otis R OBP: 0.347, SLG: 0.430 (1.8)	F7	FC5		F8			K			4	0	0	0	0	1	3				
Ed Kirkpatrick L OBP: 0.333, SLG: 0.435 (1.2)	1-3		K		K		HR			4	1	1	1	0	2	0				
Bob Oliver R OBP: 0.305, SLG: 0.461 (1.3)		E7 BB 1B	5-3	5-3			FC1-4 1B			4	1	2	0	0	0	0				
Lou Piniella R OBP: 0.338, SLG: 0.427 (1.7)		K	5-3				F3	F9		4	0	0	0	0	1	2				
Paul Schaaf R OBP: 0.339, SLG: 0.341 (1.5)		E6 BB 1B		F3			F8	FC1-4 1B		4	1	0	0	0	0	2				
Cookie Rojas R OBP: 0.276, SLG: 0.303 (1.4)		1B BB		SH1-4 2B			F9			3	1	2	0	1	0	0				
Rich Severson R OBP: 0.302, SLG: 0.322 (1.6)		K		SH1-4 IBB			F8	F3		3	0	0	0	1	1	5				
Bob Johnson L OBP: 0.200, SLG: 0.140 (1.1)		FC5 1B		SH1-4			3-1			2	0	1	2	0	0	0				
Inning Stats	R: 0 E: 0 K: 0 S: 3	H: 0 LOB: 0 BB: 0 P: 3	R: 3 E: 2 K: 2 S: 11	H: 3 LOB: 2 BB: 1 P: 15	R: 0 E: 0 K: 1 S: 5	H: 0 LOB: 0 BB: 0 P: 5	R: 0 E: 0 K: 0 S: 4	H: 1 LOB: 2 BB: 1 P: 8	R: 0 E: 0 K: 0 S: 5	H: 0 LOB: 0 BB: 0 P: 5	R: 0 E: 0 K: 0 S: 3	H: 0 LOB: 0 BB: 0 P: 3	R: 0 E: 0 K: 1 S: 6	H: 1 LOB: 1 BB: 0 P: 6	R: 1 E: 0 K: 0 S: 6	H: 3 LOB: 2 BB: 0 P: 6	1B: 6 2B: 1 3B: 0 HR: 1	SF: 0 SAC: 1 DP: 0 HBP: 0	WP: 0 PB: 0 SB: 1 CS: 0	PA: 35
PITCHER Tom Bradley R ERA: 3.24 Dave LaRoche L ERA: 3.79 Ken Tatum R ERA: 3.18 Eddie Fisher R ERA: 2.98 Terry Cox R ERA: (8.1)	IP: 3.1 WLS: L BF: 17 H: 4 R: 3 ER: 0 SO: 3 BB: 1 IBB: 0 HBP: 0 BLK: 0 WP: 0 HR: 0 S: 21 P: 29 ERA: 0.00 WHIP: 1.500											PITCHER	IP: 3.1 WLS: L BF: 17 H: 4 R: 3 ER: 0 SO: 3 BB: 1 IBB: 0 HBP: 0 BLK: 0 WP: 0 HR: 0 S: 21 P: 29 ERA: 0.00 WHIP: 1.500							

California Angels @ Kansas City Royals
Municipal Stadium, Kansas City, MO
Mon Sep 07 1970, 8:05 PM EDT
Att: 6,626 - Unknown

AB 32
R 4
H 8
RBI 4
BB 2
SO 5
LOB 14



Batter	1	2	3	4	5	6	7	8	9	AB	R	H	RBI	BB	SO	LOB	TOP
Sandy Alomar Sr. S OBP: 0.303, SLG: 0.305 Giraldo Ruiz S OBP: 0.291, SLG: 0.263	0-0 6-3			0-3 K		0-0 F6			0-0 G4-3 1B	2	0	0	0	0	1	0	
Jarvis Tatum R OBP: 0.304, SLG: 0.272	0-3 K			0-0 F3			0-0 4-3		0-0 G4-3 1-2	4	0	0	0	0	1	1	
Jim Fregosi R OBP: 0.355, SLG: 0.460	0-3 K			0-3 K			0-0 6-3			2	0	0	0	0	2	0	
Alex Johnson R OBP: 0.359, SLG: 0.446 Greg Garrett S OBP: 0.182, SLG: 0.100		0-0 F8			0-3 K		0-0 6-3			3	0	0	0	0	1	0	
Billy Cowan R OBP: 0.336, SLG: 0.491		0-0 F8			0-0 F8			0-0 F7		3	0	0	0	0	0	0	
Ken McMullen R OBP: 0.318, SLG: 0.352		0-3 K			0-0 6-3			0-0 F7		3	0	0	0	0	1	0	
Tommie Reynolds R OBP: 0.296, SLG: 0.325			0-0 F3			0-0 F8		0-0 2B		3	0	1	0	0	0	0	
Joe Azcue R OBP: 0.289, SLG: 0.299 Tom Egan R OBP: 0.281, SLG: 0.318			0-0 F7			0-0 1B		0-0 5-3		2	0	1	0	0	0	0	
Rudy May L OBP: 0.106, SLG: 0.115 Steve Kestley R OBP: 0.229, SLG: 0.250 Lloyd Allen R OBP: 0.300, SLG: 0.359 Ray Oyler R OBP: 0.291, SLG: 0.403			0-3 K			0-0 F9		0-0 F5		0	0	0	0	0	0	0	
Inning Stats	R: 0 E: 0 K: 2 S: 7	H: 0 LOB: 0 BB: 0 P: 7	R: 0 E: 0 K: 1 S: 5	H: 0 LOB: 0 BB: 0 P: 5	R: 0 E: 0 K: 1 S: 5	H: 0 LOB: 0 BB: 0 P: 5	R: 0 E: 0 K: 2 S: 7	H: 1 LOB: 1 BB: 0 P: 4	R: 0 E: 0 K: 0 S: 3	H: 0 LOB: 0 BB: 0 P: 3	R: 0 E: 0 K: 0 S: 4	H: 1 LOB: 1 BB: 0 P: 4	R: 0 E: 0 K: 0 S: 3	H: 1 LOB: 0 BB: 0 P: 3	1B: 2 2B: 1 3B: 0 HR: 0	SF: 0 SAC: 0 DP: 1 HBP: 0	WP: 0 PA: 29 PB: 0 SB: 0 CS: 0
PITCHER Jim Rooker L ERA: 3.52	IP: 9.0 WLS: W BF: 29 H: 3 R: 0 ER: 0 SO: 7 BB: 0 IBB: 0 HBP: 0 BLK: 0 WP: 0 HR: 0 S: 43 P: 43 ERA: 0.00 WHIP: 0.333																

California Angels @ Kansas City Royals
Municipal Stadium, Kansas City, MO
Tue Sep 08 1970, 8:05 PM EDT
Att: 6,244 - Unknown

AB 29
R 0
H 3
RBI 0
BB 0
SO 7
LOB 4





Batter	1	2	3	4	5	6	7	8	9	AB	R	H	RBI	BB	SO	LOB	BOTTOM
Pat Kelly L OBP: 0.340, SLG: 0.317 George Spriggs L OBP: 0.309, SLG: 0.299	0-0 F7	1-2 2-H 3-H 1B		0-0 BB 1B	0-0 G1		0-0 F7			3	1	2	2	0	0	0	
Cookie Rojas R OBP: 0.276, SLG: 0.302 Tom Matchick L OBP: 0.259, SLG: 0.267	0-0 F9	0-3 K		0-0 BB 1B	0-0 5-3		0-0 F6			4	1	1	0	0	1	2	
Amos Otis R OBP: 0.347, SLG: 0.429	0-0 6-3	1-2 2-3 1B		4-0 1B WP BB	0-3 K		0-0 F7			4	2	1	0	1	1	0	
Bob Oliver R OBP: 0.311, SLG: 0.465		1-2 2-3 1B		0-0 1B WP 1B		0-0 1B FC3-2 1B		4-0 BB 1B BB		4	3	4	3	1	0	0	
Lou Piniella R OBP: 0.343, SLG: 0.431		1-2 2-3 1B		1-3 2-H 3-H 1B		0-0 FC3-2 1B		0-3 K BB		5	1	4	2	0	1	1	
Paul Schaaf R OBP: 0.343, SLG: 0.343		1-2 2-3 1B		1-H 3-H 1B		0-0 FC3-2 1B		4-0 1B BB		4	1	2	2	1	0	3	
Elie Rodriguez R OBP: 0.322, SLG: 0.322		0-0 1B BB 1B		0-0 F3		0-0 FC3-2		0-0 1B		4	1	2	1	1	0	3	
Rich Severson R OBP: 0.300, SLG: 0.315		4-0 1B BB		0-0 6-3		0-0 K		0-0 F7		4	1	0	0	1	1	7	
Jim Rooker R OBP: 0.235, SLG: 0.297		0-0 1B BB 1B		0-3 K		0-0 F3		0-0 F7		5	1	1	1	0	2	7	
Inning Stats	R: 0 E: 0 K: 0 S: 3	H: 9 LOB: 2 BB: 1 P: 17	R: 0 E: 0 K: 1 S: 5	H: 0 LOB: 0 BB: 0 P: 5	R: 4 E: 0 K: 1 S: 9	H: 4 LOB: 2 BB: 2 P: 17	R: 0 E: 0 K: 1 S: 5	H: 3 LOB: 3 BB: 0 P: 8	R: 0 E: 0 K: 0 S: 3	H: 0 LOB: 0 BB: 0 P: 3	R: 1 E: 0 K: 1 S: 6	H: 1 LOB: 2 BB: 2 P: 14	R: 0 E: 0 K: 1 S: 6	H: 1 LOB: 2 BB: 2 P: 14	1B: 17 2B: 0 3B: 0 HR: 0	SF: 0 SAC: 0 DP: 0 HBP: 0	WP: 2 PA: 45 PB: 0 SB: 0 CS: 0
PITCHER Rudy May L ERA: 4.14 Steve Kestley R ERA: 4.32 Lloyd Allen R ERA: 4.35 Greg Garrett L ERA: 2.85	IP: 1.0 WLS: L BF: 10 H: 6 R: 4 ER: 4 SO: 2 BB: 1 IBB: 0 HBP: 0 BLK: 0 WP: 0 HR: 0 S: 15 P: 19 ERA: 18.00 WHIP: 3.500																

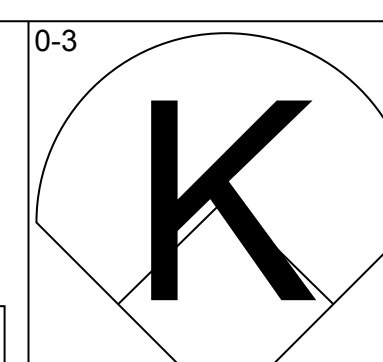
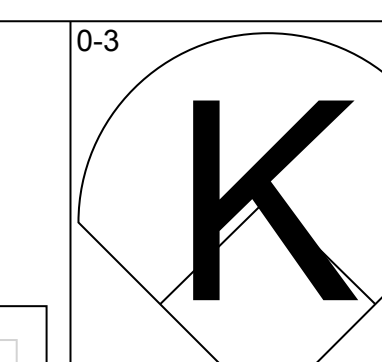
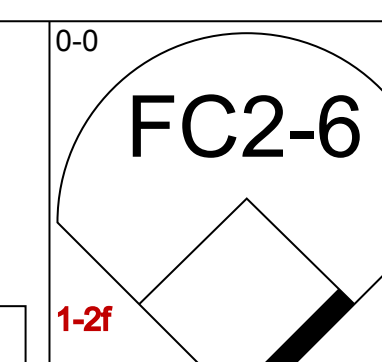
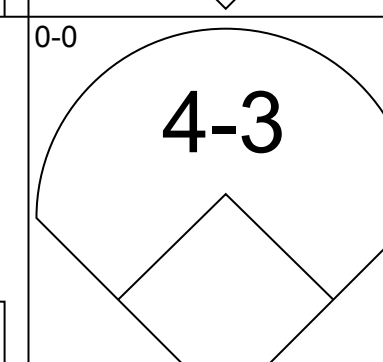
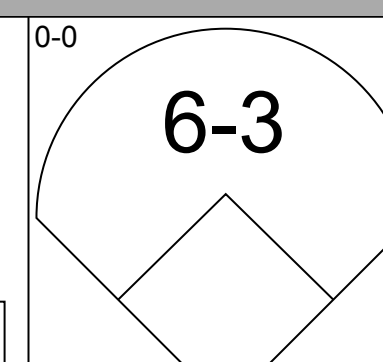
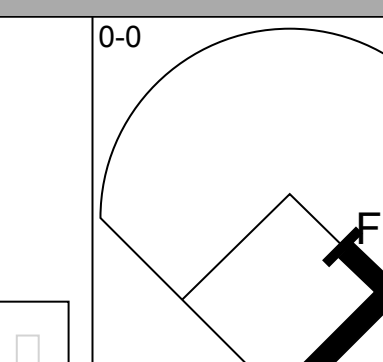
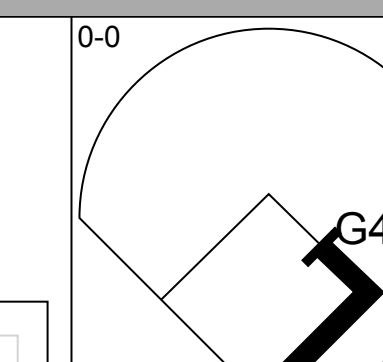
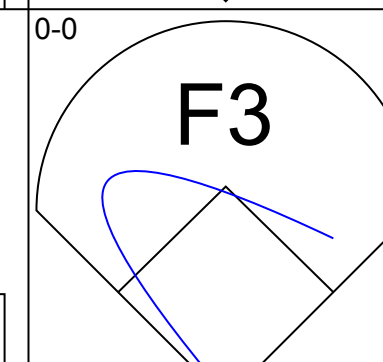
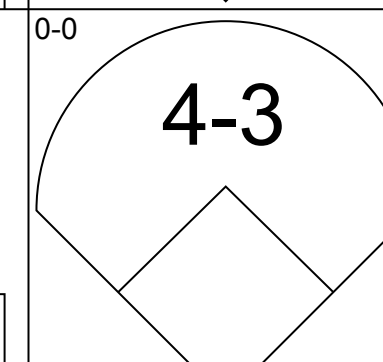
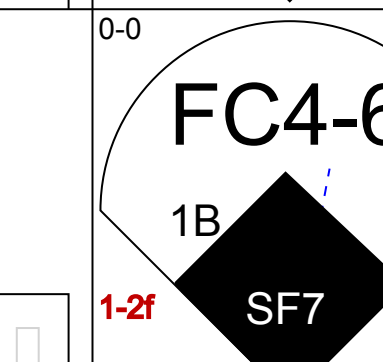
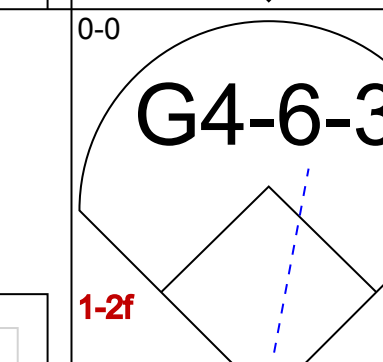
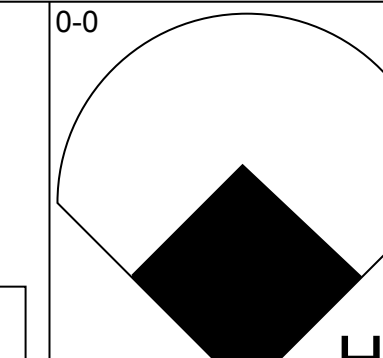
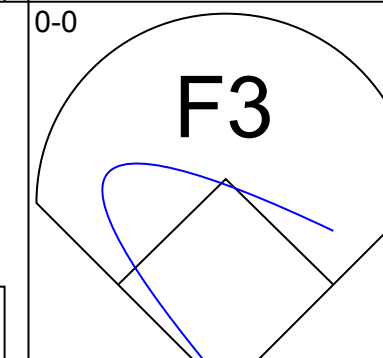
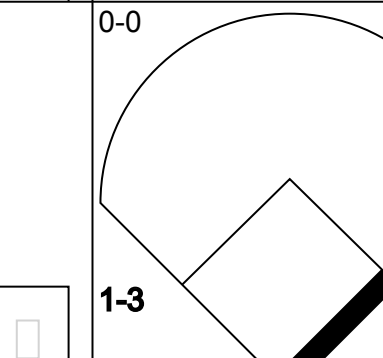
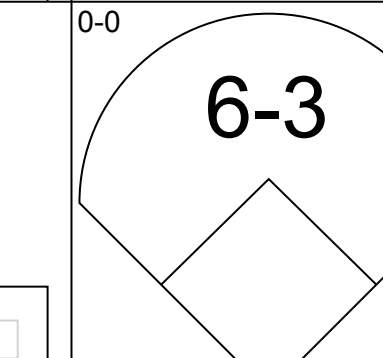
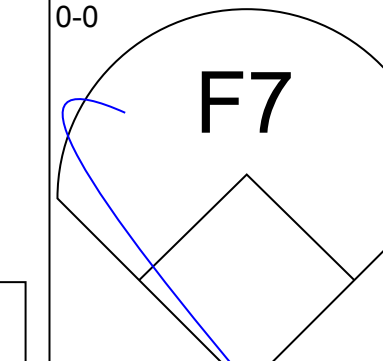
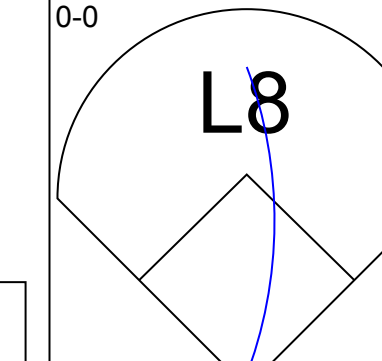
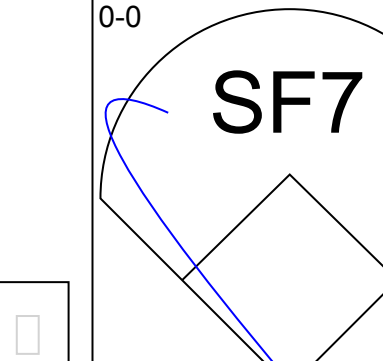
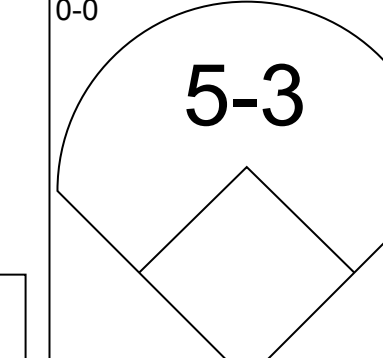
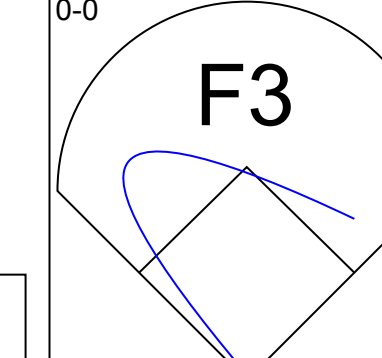
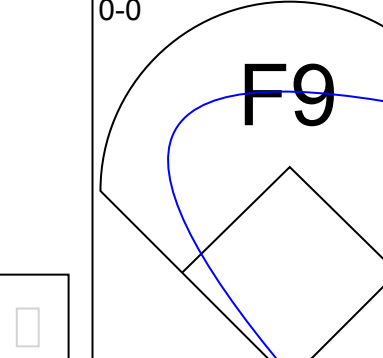
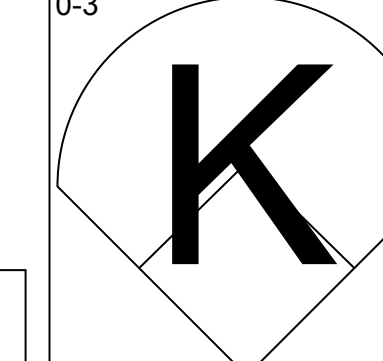
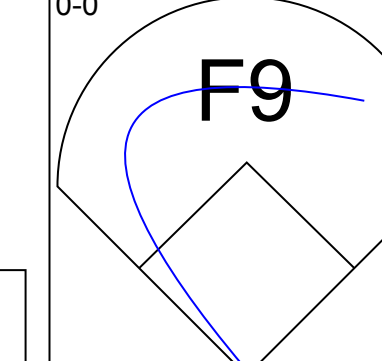
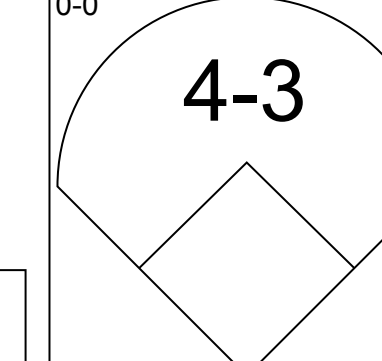
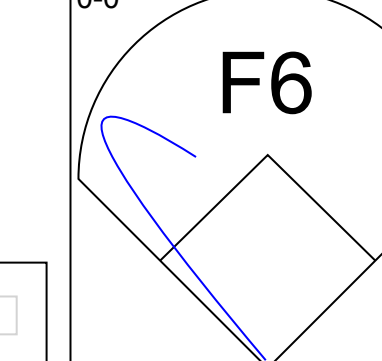
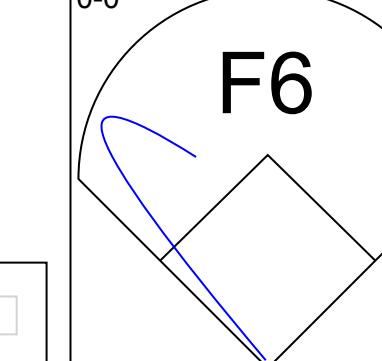
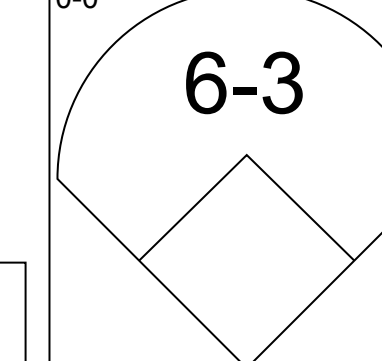
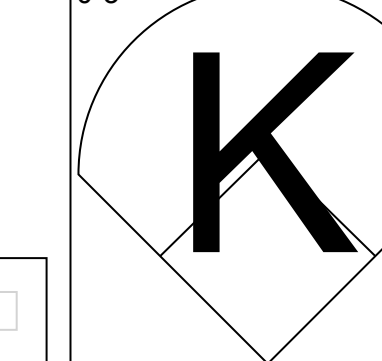
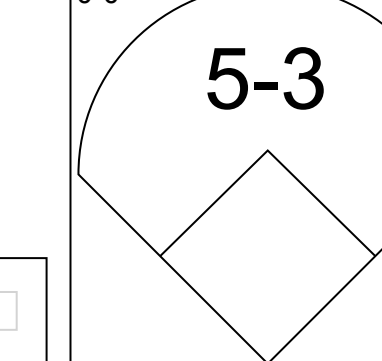
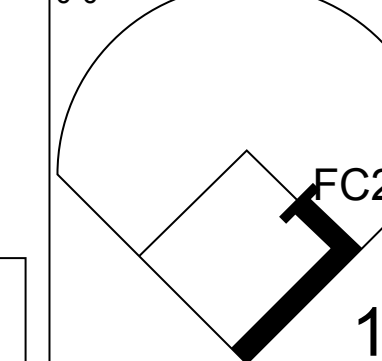
California Angels @ Kansas City Royals
Municipal Stadium, Kansas City, MO
Tue Sep 08 1970, 8:05 PM EDT
Att: 6,244 - Unknown

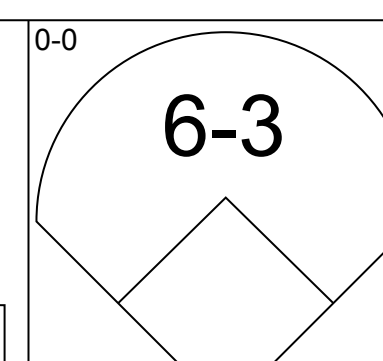
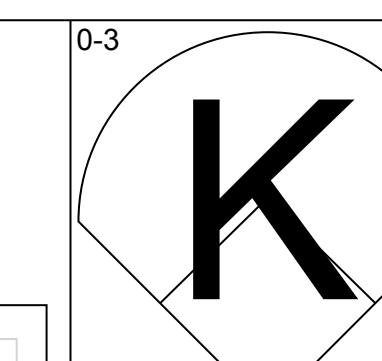
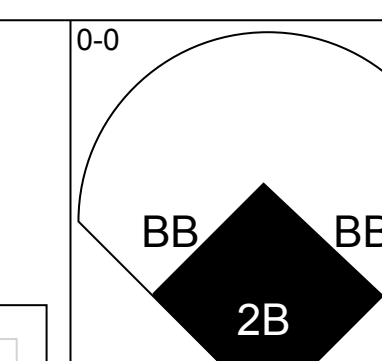
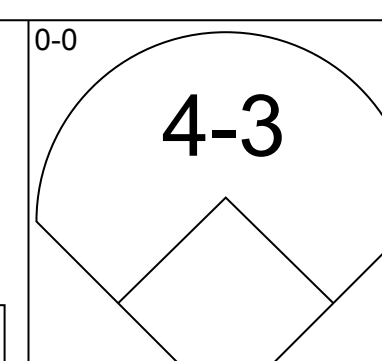
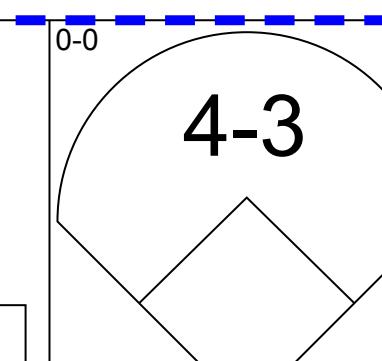
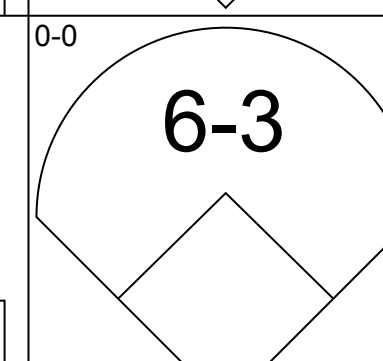
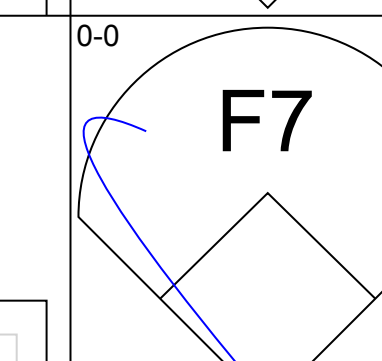
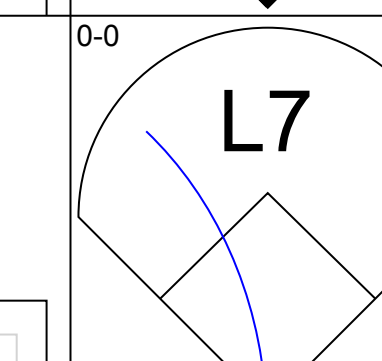
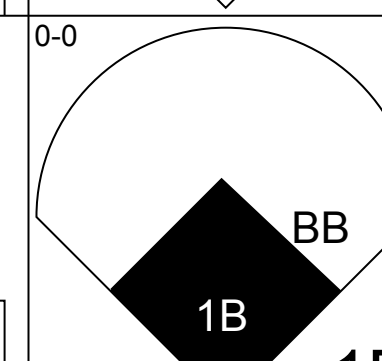
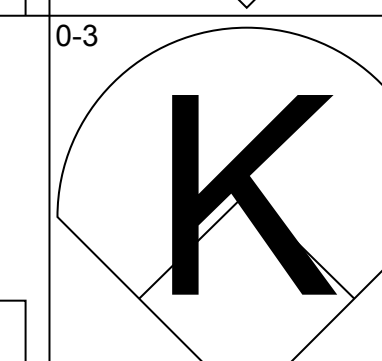

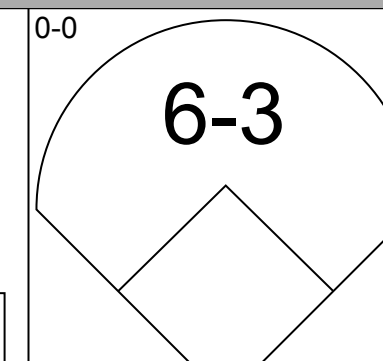
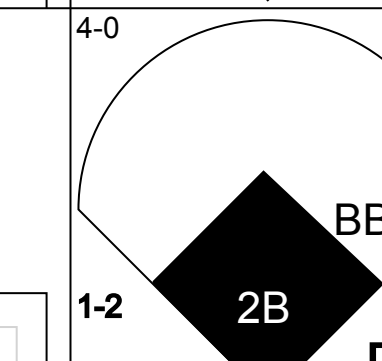
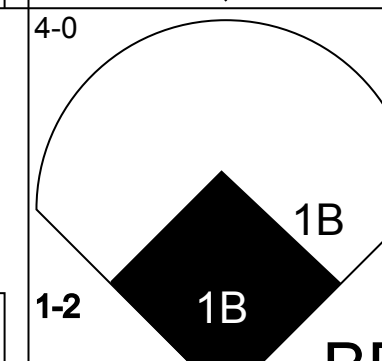
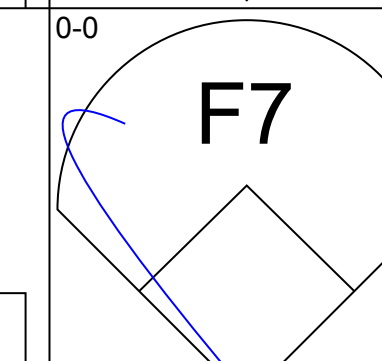

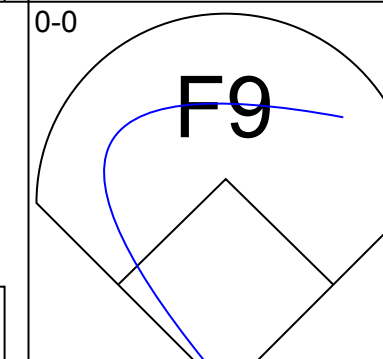
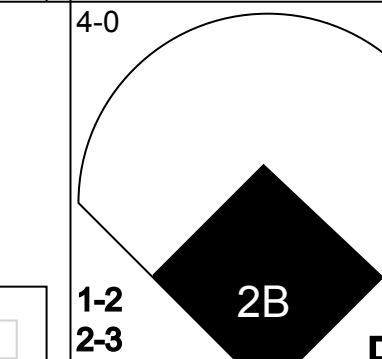
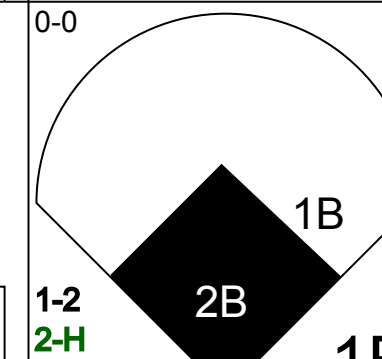
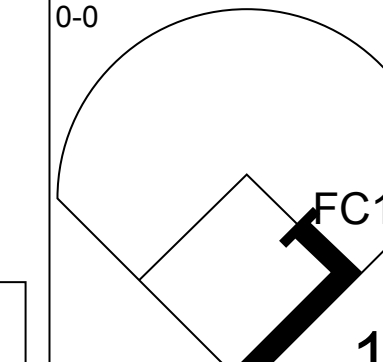
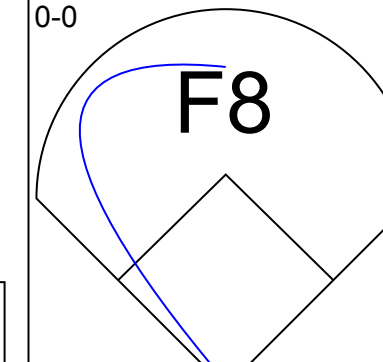
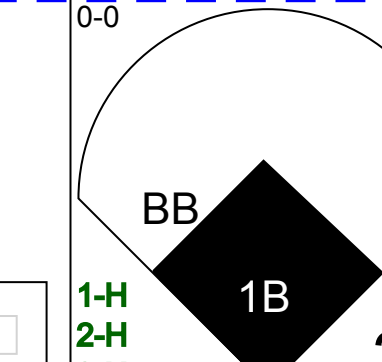
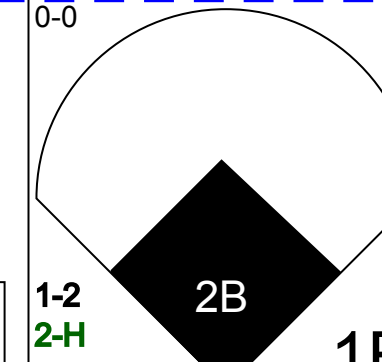

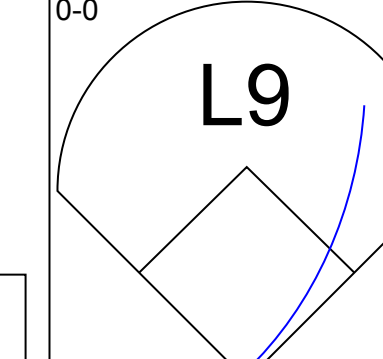
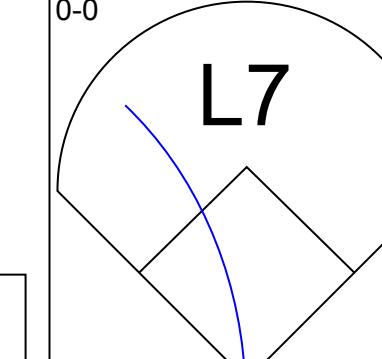
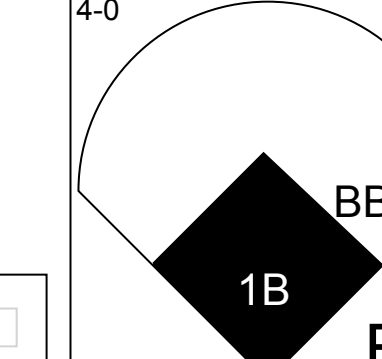
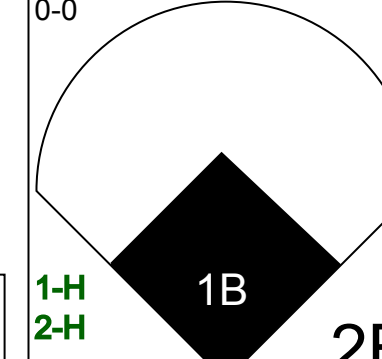

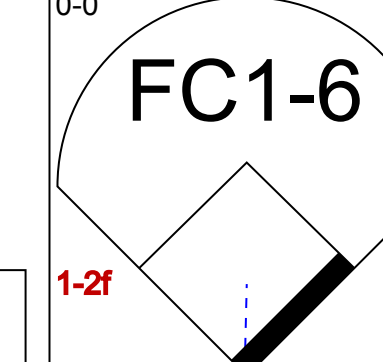
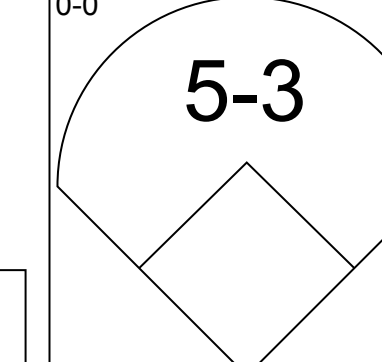
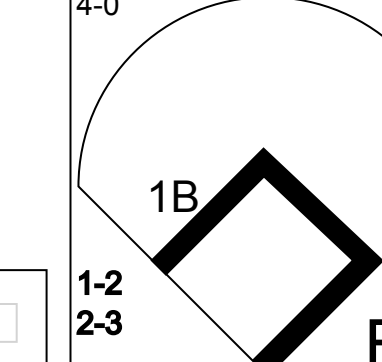
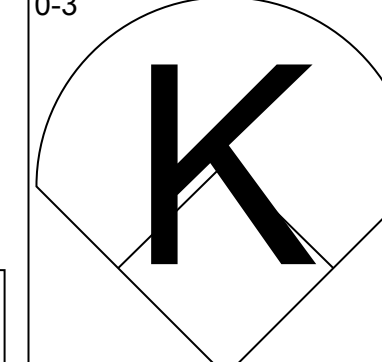
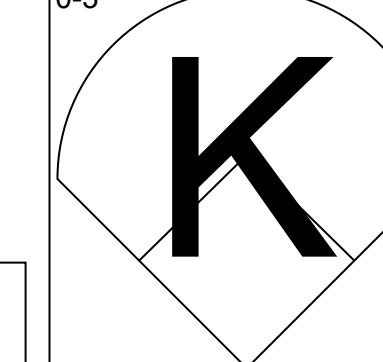
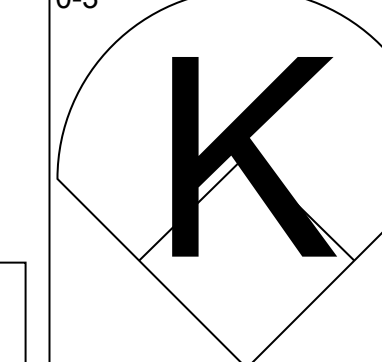
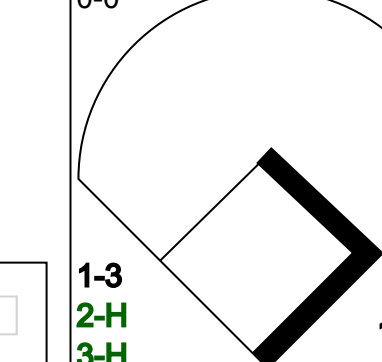
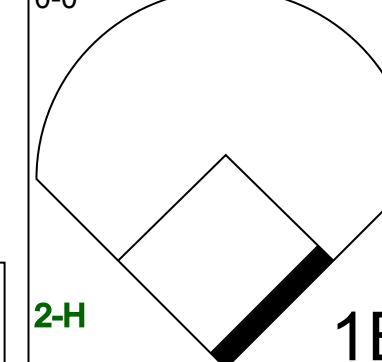
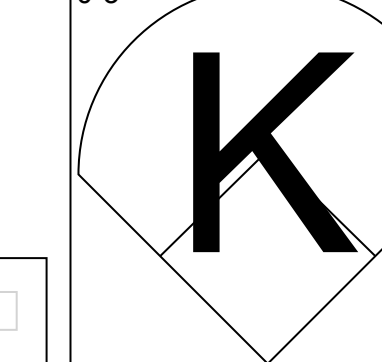
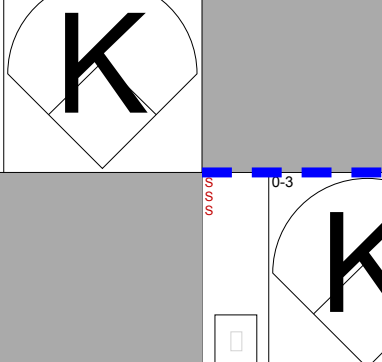
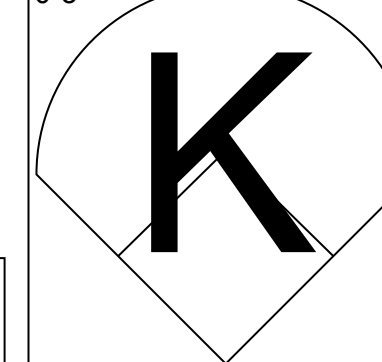
AB 40
R 12
H 17
RBI 11
BB 5
SO 6
LOB 23



Batter	1	2	3	4	5	6	7	8	9	AB	R	H	RBI	BB	SO	LOB	TOP			
Bernie Smith, R (1, 7) OBP: 0.339, SLG: 0.412	F3			6-3		6-3			1B BB BB	3	0	0	0	1	0	0	Milwaukee Brewers @ Kansas City Royals Municipal Stadium, Kansas City, MO Thu Sep 10 1970, 8:05 PM EDT Unknown - 74 F AB 27 R 0 H 4 RBI 0 BB 5 SO 5 LOB 16 			
Roberto Pena, R (1, 6) OBP: 0.280, SLG: 0.316	K			BB		6-3			F3	4	0	1	0	0	1	1				
Tommy Harper, R (1, 5) OBP: 0.370, SLG: 0.519	F4			HBP					1B BB	2	0	0	0	1	0	0				
Ted Savage, R (1, 9) OBP: 0.400, SLG: 0.469		5-3							K	2	0	0	0	1	0	0				
Floyd Wicker, L (9, PH) OBP: 0.273, SLG: 0.200				L6-3		F9				1	0	0	0	0	1	2				
Jerry McNertney, R (1, 3) OBP: 0.309, SLG: 0.358				BB		F7				3	0	0	0	0	0	3				
Bob Burda, L (9, PH) OBP: 0.316, SLG: 0.325				L6-3						1	0	1	0	0	0	0				
Fred Stanley, R (9, PR)				1-2					1B	0	0	0	0	0	0	0				
Phil Roof, R (1, 2) OBP: 0.329, SLG: 0.403										1	0	0	0	2	1	0				
Max Alvis, R (8, PR) OBP: 0.209, SLG: 0.273										0	0	0	0	0	0	0				
Tito Francona, L (8, 3) OBP: 0.333, SLG: 0.302	K								F9	1	0	0	0	0	0	3				
Dave May, L (1, 8) OBP: 0.329, SLG: 0.340				L4-3		F7				3	0	2	0	0	0	1				
Ted Kubiak, S (1, 4) OBP: 0.339, SLG: 0.320				L4-3		G6-4-3			1B	3	0	0	0	0	1	4				
Skip Lockwood, R (1, 1) OBP: 0.255, SLG: 0.348				1-2						2	0	0	0	0	1	0				
Hank Allen, R (8, PH) OBP: 0.306, SLG: 0.292				K		F7			G6-3	1	0	0	0	0	0	2				
Ken Sanders, R (8, 1) OBP: 0.364, SLG: 0.125									1-2	0	0	0	0	0	0	0				
Inning Stats	R: 0 E: 0 K: 1 S: 5	H: 0 LOB: 0 BB: 0 P: 5	R: 0 E: 0 K: 1 S: 5	H: 0 LOB: 0 BB: 0 P: 5	R: 0 E: 0 K: 1 S: 5	H: 1 LOB: 0 BB: 0 P: 5	R: 0 E: 0 K: 0 S: 3	H: 1 LOB: 2 BB: 1 P: 8	R: 0 E: 0 K: 0 S: 2	H: 0 LOB: 0 BB: 0 P: 6	R: 0 E: 0 K: 0 S: 3	H: 0 LOB: 0 BB: 0 P: 3	R: 0 E: 0 K: 1 S: 5	H: 1 LOB: 2 BB: 1 P: 9	R: 0 E: 0 K: 1 S: 6	H: 1 LOB: 3 BB: 2 P: 14	1B: 3 2B: 3 3B: 0 HR: 0	SF: 0 SAC: 0 DP: 4 HBP: 1	WP: 0 PB: 0 CS: 0	PA: 33
PITCHER	IP	WLS	BF	H	R	ER	SO	BB	IBB	HBP	BLK	WP	HR	S	P	ERA	WHIP			
Bill Butler, L (1, 1) ERA: 3.73	8.1	W	30	3	0	0	4	5	0	1	0	0	0	32	53	0.00	0.960			
Ted Abernathy, R (9, 1) ERA: 2.57	0.2	S	3	1	0	0	1	0	0	0	0	0	0	5	5	0.00	1.500			

Batter	1	2	3	4	5	6	7	8	9	AB	R	H	RBI	BB	SO	LOB	BOTTOM				
Pat Kelly, L (1, 9) OBP: 0.339, SLG: 0.315	F7			S		4-3			5-3	3	0	0	0	1	0	0	Milwaukee Brewers @ Kansas City Royals Municipal Stadium, Kansas City, MO Thu Sep 10 1970, 8:05 PM EDT Unknown - 74 F AB 29 R 2 H 5 RBI 2 BB 3 SO 5 LOB 11 				
Amos Otis, R (1, 8) OBP: 0.348, SLG: 0.429	F9			BB		6-3			L1-3	4	0	2	0	0	0	1					
Ed Kirkpatrick, L (1, 2) OBP: 0.333, SLG: 0.432	F9					FC3-6			1B	3	0	0	0	1	0	2					
Bob Oliver, R (1, 3) OBP: 0.311, SLG: 0.464				FC6-4		FC3-6			L1-3	4	1	1	0	0	0	2					
Lou Piniella, R (1, 7) OBP: 0.342, SLG: 0.430				BLK		6-3			1B	4	1	1	0	0	1	1					
Paul Schaaf, R (1, 5) OBP: 0.345, SLG: 0.344				1B		K			FC4-6	2	0	1	2	1	1	0					
Cookie Rojas, R (1, 4) OBP: 0.273, SLG: 0.299				1B		K			1B	3	0	0	0	0	0	2					
Tom Matchick, L (1, 6) OBP: 0.254, SLG: 0.261				1B		F7			F9	3	0	0	0	0	1	1					
Bill Butler, L (1, 1) ERA: 4.52				E3					L9	3	0	0	0	0	1	1					
Ted Abernathy, R (9, 1) OBP: 0.154, SLG: 0.154				2-3					K	3	0	0	0	0	2	2					
Inning Stats	R: 0 E: 0 K: 0 S: 3	H: 0 LOB: 0 BB: 0 P: 3	R: 0 E: 0 K: 1 S: 5	H: 0 LOB: 1 BB: 1 P: 9	R: 0 E: 0 K: 1 S: 5	H: 0 LOB: 1 BB: 1 P: 9	R: 2 E: 1 K: 1 S: 8	H: 2 LOB: 2 BB: 1 P: 12	R: 0 E: 0 K: 0 S: 4	H: 1 LOB: 1 BB: 0 P: 4	R: 0 E: 0 K: 1 S: 5	H: 0 LOB: 0 BB: 0 P: 5	R: 0 E: 0 K: 1 S: 5	H: 0 LOB: 0 BB: 0 P: 5	R: 0 E: 0 K: 0 S: 4	H: 2 LOB: 1 BB: 0 P: 4		1B: 5 2B: 1 3B: 0 HR: 0	SF: 0 SAC: 0 DP: 1 HBP: 0	WP: 0 PB: 0 CS: 0	PA: 32
PITCHER	IP	WLS	BF	H	R	ER	SO	BB	IBB	HBP	BLK	WP	HR	S	P	ERA		WHIP			
Skip Lockwood, R (1, 1) ERA: 4.52	7.0	L	28	3	2	2	5	3	0	0	1	0	0	35	47	2.57		0.857			
Ken Sanders, R (8, 1) ERA: 1.49	1.0		4	2	0	0	0	0	0	0	0	0	0	4	4	0.00		2.000			

Batter	1	2	3	4	5	6	7	8	9	AB	R	H	RBI	BB	SO	LOB	TOP		
Tommy Harper, R (1.5) OBP: 0.368, SLG: 0.515 Bob Humphreys, R (8.1)										4	0	0	0	0	0	2	1	Milwaukee Brewers @ Kansas City Royals Municipal Stadium, Kansas City, MO Thu Sep 10 1970, 8:05 PM EDT Att: 7,369 - Unknown livebaseballscorecards.com	
Floyd Wicker, L (1.9) OBP: 0.333, SLG: 0.286									4	0	2	0	0	0	0	0			
Dave May, L (1.8) OBP: 0.325, SLG: 0.336									4	1	0	0	0	0	2				
Bob Burda, L (1.3) OBP: 0.319, SLG: 0.343									4	1	2	1	0	0	0				
Russ Snyder, L (1.7) OBP: 0.279, SLG: 0.330									2	0	0	1	0	0	0				
Roberto Pena, R (1.6) OBP: 0.276, SLG: 0.314									3	0	0	0	0	0	1				
Jerry McNertney, R (1.2) OBP: 0.306, SLG: 0.355									3	0	0	0	0	1	0				
Ted Kubiak, S (1.4) OBP: 0.337, SLG: 0.318 Gus Gil, R (8.5) OBP: 0.296, SLG: 0.246									3	0	0	0	0	0	0	0			
John Morris, R (1.1) Ken Sanders, R (6.1) Gene Brabender, R (6.1) Wayne Twitchell, R (7.1) Tilo Francona, L (8. PR) Fred Stanley, R (8.4)									2	0	0	0	0	0	1	0			
Inning Stats	R: 0 E: 0 K: 1 S: 5	H: 0 LOB: 0 BB: 0 P: 5	R: 1 E: 0 K: 1 S: 6	H: 1 LOB: 0 BB: 0 P: 6	R: 0 E: 0 K: 2 S: 7	H: 0 LOB: 0 BB: 0 P: 7	R: 0 E: 0 K: 0 S: 3	H: 0 LOB: 0 BB: 0 P: 3	R: 0 E: 0 K: 0 S: 3	H: 0 LOB: 0 BB: 0 P: 3	R: 1 E: 0 K: 0 S: 5	H: 2 LOB: 1 BB: 0 P: 5	R: 0 E: 0 K: 0 S: 4	H: 1 LOB: 1 BB: 0 P: 4	R: 0 E: 0 K: 0 S: 3	H: 1 LOB: 0 BB: 0 P: 3	1B: 4 2B: 2 3B: 0 HR: 1		SF: 1 SAC: 0 DP: 1 HBP: 0

Batter	1	2	3	4	5	6	7	8	9	AB	R	H	RBI	BB	SO	LOB	BOTTOM		
Pat Kelly, L (1.9) OBP: 0.337, SLG: 0.314										5	1	1	0	0	1	0	Milwaukee Brewers @ Kansas City Royals Municipal Stadium, Kansas City, MO Thu Sep 10 1970, 8:05 PM EDT Att: 7,369 - Unknown livebaseballscorecards.com		
Cookie Rojas, R (1.4) OBP: 0.273, SLG: 0.299 Tom Matchick, L (8.4) OBP: 0.252, SLG: 0.259										4	1	1	0	0	0	1			
Amos Otis, R (1.8) OBP: 0.351, SLG: 0.430 George Spriggs, L (8.9) OBP: 0.306, SLG: 0.295										2	2	1	0	2	0	0			
Bob Oliver, R (1.3) OBP: 0.312, SLG: 0.463									3	2	1	1	1	0	1				
Lou Piniella, R (1.7) OBP: 0.345, SLG: 0.434										4	2	3	4	0	0	0			
Paul Schaaf, R (1.5) OBP: 0.347, SLG: 0.347										3	2	1	2	1	0	1			
Elie Rodriguez, R (1.2) OBP: 0.321, SLG: 0.317									3	0	0	0	1	1	2				
Rich Severson, R (1.6) OBP: 0.303, SLG: 0.319									4	0	2	3	0	2	1				
Dick Drago, R (1.1) OBP: 0.070, SLG: 0.043									4	0	0	0	0	4	3				
Inning Stats	R: 0 E: 0 K: 0 S: 4	H: 1 LOB: 1 BB: 0 P: 4	R: 0 E: 0 K: 1 S: 6	H: 1 LOB: 0 BB: 0 P: 6	R: 0 E: 0 K: 2 S: 7	H: 0 LOB: 0 BB: 0 P: 7	R: 0 E: 0 K: 0 S: 3	H: 0 LOB: 0 BB: 0 P: 3	R: 0 E: 0 K: 1 S: 5	H: 0 LOB: 0 BB: 0 P: 5	R: 5 E: 0 K: 2 S: 10	H: 3 LOB: 2 BB: 4 P: 26	R: 5 E: 0 K: 2 S: 12	H: 5 LOB: 1 BB: 1 P: 16	R: 0 E: 0 K: 1 S: 5	H: 0 LOB: 0 BB: 0 P: 5		1B: 8 2B: 2 3B: 0 HR: 0	SF: 0 SAC: 0 DP: 0 HBP: 0

Batter	1	2	3	4	5	6	7	8	9	AB	R	H	RBI	BB	SO	LOB	TOP										
Bert Campaneris, R OBP: 0.317, SLG: 0.436 (1, 6)	0-0 1-3		0-0 F9		0-3 K		0-0 L5	0-0 1B		5	0	1	1	0	1	2	Oakland Athletics @ Kansas City Royals Municipal Stadium, Kansas City, MO Fri Sep 11 1970, 8:05 PM EDT Att: 6,993 - Unknown livebaseballscorecards.com										
Rick Monday, L OBP: 0.397, SLG: 0.457 (1, 8)	0-0		4-0		0-0 L5		4-0	0-3 K		2	0	1	0	2	0	0											
Bobby Brooks, R (8, PH)	5-3 1B		1-2 G4-6-3 BB							1	0	0	0	0	1	2											
Steve Hovley, L OBP: 0.326, SLG: 0.305 (8, 8)										0	0	0	0	0	0	0											
Felipe Alou, R OBP: 0.318, SLG: 0.381 (1, 7)	0-0 5-3 1-2		0-0 G4-6-3 1-2				0-0 F8	0-0 F3		5	0	1	0	0	0	5											
Tommy Davis, R OBP: 0.309, SLG: 0.385 (1, 3)	0-3 K				0-0 F5		0-0	0-0 F7		5	1	2	0	0	1	3											
Sal Bando, R OBP: 0.396, SLG: 0.447 (1, 5)		4-0 5-3 BB			0-3 K		0-0 F5		0-0 FC4-6 1B	4	1	1	0	1	1	2											
Reggie Jackson, L OBP: 0.352, SLG: 0.451 (1, 9)	0-0 F4		0-0		0-0 S 1B		0-0 E9 1B	0-3 K	0-0 F8	5	0	2	1	0	1	3											
Gene Tenace, R OBP: 0.415, SLG: 0.594 (1, 2)	0-0 5-3 1-2		0-0		4-0 1-2 BB		4-0	0-0 E5 2B 1B		2	1	0	0	2	0	2											
Dick Green, R OBP: 0.262, SLG: 0.240 (1, 4)	0-0 F6		0-0		0-0 F9		0-0	0-0 F8	0-0 1B 2B	4	0	1	1	0	0	5											
Vida Blue, S OBP: 0.500, SLG: 1.167 (1, 1)			0-0 BB 1B		0-3 K		0-0	0-3 K		4	0	2	0	0	2	2											
Inning Stats	R: 0 E: 0 K: 1 S: 6	H: 1 LOB: 1 BB: 0 P: 6	R: 0 E: 0 K: 0 S: 3	H: 0 LOB: 1 BB: 1 P: 7	R: 0 E: 0 K: 0 S: 3	H: 1 LOB: 1 BB: 1 P: 7	R: 0 E: 0 K: 1 S: 6	H: 1 LOB: 2 BB: 0 P: 10	R: 0 E: 0 K: 0 S: 5	H: 2 LOB: 2 BB: 1 P: 9	R: 0 E: 0 K: 0 S: 4	H: 1 LOB: 2 BB: 1 P: 8	R: 2 E: 1 K: 3 S: 13	H: 3 LOB: 2 BB: 0 P: 13	R: 0 E: 0 K: 0 S: 4	H: 2 LOB: 1 BB: 0 P: 4	1B: 8 2B: 3 3B: 0 HR: 0	SF: 0 SAC: 0 DP: 1 HBP: 0	WP: 0 PB: 0 SB: 1 CS: 1	PA: 42							
PITCHER	IP	WLS	BF	H	R	ER	SO	BB	IBB	HBP	BLK	WP	HR	S	P	ERA	WHIP										
Wally Bunker, R ERA: 4.82 (1, 1)	7.1	L	35	8	3	2	5	5	0	0	0	0	0	40	60	2.46	1.773										
Tom Burgmeier, L ERA: 3.25 (8, 1)	0.2		3	1	0	0	2	0	0	0	0	0	0	7	7	0.00	1.500										
Ted Abernathy, R ERA: 2.53 (9, 1)	1.0		4	2	0	0	0	0	0	0	0	0	0	4	4	0.00	2.000										

Batter	1	2	3	4	5	6	7	8	9	AB	R	H	RBI	BB	SO	LOB	BOTTOM										
Pat Kelly, L OBP: 0.339, SLG: 0.314 (1, 9)	0-0 4-3			0-0 F7		4-0 S BB		0-0 1B		3	0	1	0	1	0	0	Oakland Athletics @ Kansas City Royals Municipal Stadium, Kansas City, MO Fri Sep 11 1970, 8:05 PM EDT Att: 6,993 - Unknown livebaseballscorecards.com										
Cookie Rojas, R OBP: 0.270, SLG: 0.296 (1, 4)	0-0 4-3			0-0 F7		0-0 F5		0-0 F6		4	0	0	0	0	0	2											
Amos Otis, R OBP: 0.352, SLG: 0.428 (1, 8)	0-3 K			4-0 BB		0-0 5-3			4-0 S BB	2	0	0	0	2	1	1											
Bob Oliver, R OBP: 0.310, SLG: 0.460 (1, 3)		0-0 F8		0-0 4-3		0-3 K		0-3 K	0-3 K	4	0	0	0	0	2	3											
Lou Piniella, R OBP: 0.343, SLG: 0.431 (1, 7)		0-0 F4				0-0 3-1		0-3 K	0-0 F8	4	0	0	0	0	1	1											
Paul Schaaf, R OBP: 0.343, SLG: 0.343 (1, 5)		0-0 L8				0-0 4-3		0-0 F3	0-0 F5	4	0	0	0	0	0	1											
Elie Rodriguez, R OBP: 0.321, SLG: 0.314 (1, 2)			0-0 F3		1-0 BB HBP		0-0 6-3			2	0	0	0	0	0	0											
Rich Severson, R OBP: 0.304, SLG: 0.316 (1, 6)			0-0 F7		4-0 1-2 BB		0-0 F9			2	0	0	0	1	0	0											
Wally Bunker, R OBP: 0.207, SLG: 0.042 (1, 1)			0-3 K			0-3 K		0-3 K		2	0	0	0	0	2	2											
Tom Burgmeier, L OBP: 0.231, SLG: 0.167 (8, 1)										0	0	0	0	0	0	0											
Hawk Taylor, R OBP: 0.246, SLG: 0.231 (8, PH)										1	0	0	0	0	1	0											
Ted Abernathy, R OBP: 0.154, SLG: 0.154 (9, 1)										0	0	0	0	0	0	0											
Inning Stats	R: 0 E: 0 K: 1 S: 5	H: 0 LOB: 0 BB: 0 P: 5	R: 0 E: 0 K: 0 S: 3	H: 0 LOB: 0 BB: 0 P: 3	R: 0 E: 0 K: 1 S: 5	H: 0 LOB: 0 BB: 0 P: 5	R: 0 E: 0 K: 0 S: 3	H: 0 LOB: 1 BB: 1 P: 7	R: 0 E: 0 K: 1 S: 5	H: 0 LOB: 2 BB: 1 P: 10	R: 0 E: 0 K: 1 S: 5	H: 0 LOB: 1 BB: 1 P: 9	R: 0 E: 0 K: 1 S: 5	H: 0 LOB: 0 BB: 0 P: 5	R: 0 E: 0 K: 1 S: 6	H: 1 LOB: 1 BB: 0 P: 6	R: 0 E: 0 K: 1 S: 5	H: 0 LOB: 1 BB: 1 P: 9	1B: 1 2B: 0 3B: 0 HR: 0	SF: 0 SAC: 0 DP: 0 HBP: 1	WP: 0 PB: 0 SB: 2 CS: 0	PA: 33					
PITCHER	IP	WLS	BF	H	R	ER	SO	BB	IBB	HBP	BLK	WP	HR	S	P	ERA	WHIP										
Vida Blue, L ERA: 2.7 (1, 1)	9.0	W	33	1	0	0	7	4	0	1	0	0	0	42	59	0.00	0.556										

Batter	1	2	3	4	5	6	7	8	9	AB	R	H	RBI	BB	SO	LOB	TOP										
Bert Campaneris, R (1, 6) OBP: 0.317, SLG: 0.436										5	0	2	1	0	0	0	Oakland Athletics @ Kansas City Royals Municipal Stadium, Kansas City, MO Sat Sep 12 1970, 4:33 AM EDT Att: 6,579 - Unknown livebaseballscorecards.com										
Steve Hoyley, L (1, 8) OBP: 0.320, SLG: 0.299										4	0	0	0	0	0	3											
Felipe Alou, R (1, 7) OBP: 0.317, SLG: 0.380										4	0	1	0	0	0	1											
Tommy Davis, R (1, 3) OBP: 0.311, SLG: 0.386										4	1	2	0	0	0	1											
Sal Bando, R (1, 5) OBP: 0.397, SLG: 0.446										3	0	1	0	1	1	1											
Reggie Jackson, L (1, 9) OBP: 0.353, SLG: 0.459										4	1	2	2	0	2	3											
Gene Tenace, R (1, 2) OBP: 0.395, SLG: 0.562										4	0	0	0	0	2	3											
Dick Green, R (1, 4) OBP: 0.265, SLG: 0.243										3	1	2	0	0	0	2											
Allan Lewis, S (7, PR)										0	0	0	0	0	0	0											
Mudcat Grant, R (7, 1) OBP: 0.500, SLG: 0.222										1	0	0	0	0	0	0											
Diego Segui, R (1, 1) OBP: 0.314, SLG: 0.116										1	0	0	0	0	1	0											
John Donaldson, L (7, PH) OBP: 0.326, SLG: 0.338										2	0	0	0	0	0	1											
Inning Stats	R: 0 E: 0 K: 0 S: 3	H: 0 LOB: 0 BB: 0 P: 3	R: 0 E: 0 K: 1 S: 6	H: 1 LOB: 1 BB: 0 P: 6	R: 1 E: 0 K: 0 S: 5	H: 2 LOB: 1 BB: 0 P: 5	R: 0 E: 0 K: 2 S: 9	H: 2 LOB: 2 BB: 0 P: 9	R: 0 E: 0 K: 1 S: 5	H: 1 LOB: 0 BB: 1 P: 9	R: 0 E: 0 K: 0 S: 5	H: 2 LOB: 2 BB: 0 P: 5	R: 2 E: 0 K: 1 S: 7	H: 2 LOB: 0 BB: 0 P: 7	R: 0 E: 0 K: 0 S: 3	H: 0 LOB: 0 BB: 0 P: 3	1B: 9 2B: 0 3B: 0 HR: 1	SF: 0 SAC: 1 DP: 1 HBP: 0	WP: 0 PB: 0 SB: 3 CS: 0	PA: 37							
PITCHER	IP	WLS	BF	H	R	ER	SO	BB	IBB	HBP	BLK	WP	HR	S	P	ERA	WHIP										
Bob Johnson, R (1, 1) ERA: 3.16	9.0	L	37	10	3	3	6	1	0	0	0	0	1	48	52	3.00	1.222										

Batter	1	2	3	4	5	6	7	8	9	AB	R	H	RBI	BB	SO	LOB	BOTTOM										
George Spriggs, L (1, 9) OBP: 0.314, SLG: 0.319										3	1	1	0	1	0	1	Oakland Athletics @ Kansas City Royals Municipal Stadium, Kansas City, MO Sat Sep 12 1970, 4:33 AM EDT Att: 6,579 - Unknown livebaseballscorecards.com										
Amos Otis, R (1, 8) OBP: 0.353, SLG: 0.430										4	0	2	1	0	0	2											
Ed Kirkpatrick, L (1, 2) OBP: 0.329, SLG: 0.427										4	0	0	0	0	2	2											
Bob Oliver, R (1, 3) OBP: 0.311, SLG: 0.459										3	0	1	0	1	0	1											
Lou Piniella, R (1, 7) OBP: 0.342, SLG: 0.429										4	0	1	0	0	0	2											
Paul Schaaf, R (1, 5) OBP: 0.342, SLG: 0.341										4	0	1	0	0	1	3											
Tom Matchick, L (1, 4) OBP: 0.245, SLG: 0.252										4	0	0	0	0	1	1											
Rich Severson, R (1, 6) OBP: 0.308, SLG: 0.325										3	1	2	0	0	0	0											
Bill Sorrell, L (9, PH) OBP: 0.305, SLG: 0.388										1	0	0	0	0	0	1											
Bob Johnson, L (1, 1) OBP: 0.193, SLG: 0.135										2	0	0	0	0	1	1											
Pat Kelly, L (9, PH) OBP: 0.338, SLG: 0.313										1	0	0	0	0	1	1											
Inning Stats	R: 1 E: 0 K: 2 S: 9	H: 2 LOB: 2 BB: 1 P: 13	R: 1 E: 0 K: 0 S: 4	H: 1 LOB: 1 BB: 1 P: 8	R: 0 E: 0 K: 0 S: 4	H: 2 LOB: 1 BB: 0 P: 4	R: 0 E: 0 K: 1 S: 5	H: 0 LOB: 0 BB: 0 P: 5	R: 0 E: 0 K: 0 S: 4	H: 1 LOB: 1 BB: 0 P: 4	R: 0 E: 0 K: 1 S: 5	H: 0 LOB: 0 BB: 0 P: 5	R: 0 E: 0 K: 0 S: 4	H: 0 LOB: 0 BB: 0 P: 5	R: 0 E: 0 K: 1 S: 6	H: 1 LOB: 1 BB: 0 P: 6	1B: 5 2B: 2 3B: 1 HR: 0	SF: 0 SAC: 1 DP: 0 HBP: 0	WP: 0 PB: 0 SB: 3 CS: 1	PA: 36							
PITCHER	IP	WLS	BF	H	R	ER	SO	BB	IBB	HBP	BLK	WP	HR	S	P	ERA	WHIP										
Diego Segui, R (1, 1) ERA: 2.61	6.0		25	6	2	1	4	2	0	0	0	0	0	31	39	1.50	1.333										
Mudcat Grant, R (7, 1) ERA: 1.71	3.0	W	11	2	0	0	2	0	0	0	0	0	0	15	15	0.00	0.667										

Batter	1	2	3	4	5	6	7	8	9	10	11	12	AB	R	H	RBI	BB	SO	LOB	TOP		
Bert Campaneris, R OBP: 0.315, SLG: 0.429 (1.6)	5-3	F4	FC5-4			6-3			6-3		G3 S BB	FC4-6	6	0	0	0	1	0	7			
Steve Hovley, L OBP: 0.316, SLG: 0.290 (1.8)	1-3	5-3 1B IBB		K			F5		G3 1B		F1		5	1	1	0	1	1	1			
Felipe Alou, R OBP: 0.318, SLG: 0.384 (1.7)	6-3	5-3		4-3					G3		G3		6	0	1	1	0	0	4			
Tommy Davis, R OBP: 0.313, SLG: 0.385 (1.3)				4-3			F4					K	5	1	2	2	1	1	2			
Sal Bando, R OBP: 0.400, SLG: 0.444 (1.5)									F3			1B BB	4	1	1	0	2	2	4			
Reggie Jackson, L OBP: 0.362, SLG: 0.475 (1.9)												1B BB	4	1	3	1	2	1	1			
Gene Tenace, R OBP: 0.406, SLG: 0.543 (1.2)												1B S	6	1	2	1	0	3	4			
Dick Green, R OBP: 0.263, SLG: 0.244 (1.4)												1B S	6	1	1	1	0	0	6			
Carlton Hunter, R OBP: 0.277, SLG: 0.377 (1.1)												FC4-6 BB	3	1	0	1	0	1	3			
Paul Lindblad, L ERA: 4.55 (7.1)													0	0	0	0	0	0	1			
Rollie Fingers, R ERA: 3.55 (10.9)													0	0	0	0	0	0	0			
John Montague, R ERA: 3.55 (10.9)													0	0	0	0	0	0	1			
Bob Locker, S ERA: 1.82 (12.9)													0	0	0	0	0	0	0			
Jim Dincuff, L ERA: 2.48 (12.1)													0	0	0	0	0	0	0			
Marcel Lachemann, R ERA: 2.48 (12.1)													0	0	0	0	0	0	0			
Inning Stats	R: 0 E: 0 K: 3 S: 3	H: 0 LOB: 0 BB: 0 P: 3	R: 7 E: 1 K: 1 S: 11	H: 5 LOB: 1 BB: 2 P: 19	R: 0 E: 0 K: 1 S: 7	H: 2 LOB: 2 BB: 0 P: 7	R: 0 E: 0 K: 1 S: 5	H: 1 LOB: 0 BB: 0 P: 6	R: 0 E: 0 K: 1 S: 5	H: 1 LOB: 1 BB: 0 P: 6	R: 0 E: 0 K: 1 S: 5	H: 1 LOB: 2 BB: 1 P: 9	R: 0 E: 0 K: 1 S: 4	H: 0 LOB: 1 BB: 1 P: 8	R: 0 E: 0 K: 1 S: 5	H: 0 LOB: 1 BB: 1 P: 9	R: 0 E: 0 K: 1 S: 6	H: 1 LOB: 3 BB: 2 P: 14	1B: 9 2B: 2 3B: 0 HR: 0	SF: 0 SAC: 0 DP: 0 HBP: 0	WP: 1 PB: 0 SB: 3 CS: 1	PA: 55
PITCHER	IP WLS BF H R ER SO BB IBB HBP BLK WP HR S P ERA WHIP	IP WLS BF H R ER SO BB IBB HBP BLK WP HR S P ERA WHIP	IP WLS BF H R ER SO BB IBB HBP BLK WP HR S P ERA WHIP	IP WLS BF H R ER SO BB IBB HBP BLK WP HR S P ERA WHIP	IP WLS BF H R ER SO BB IBB HBP BLK WP HR S P ERA WHIP	IP WLS BF H R ER SO BB IBB HBP BLK WP HR S P ERA WHIP	IP WLS BF H R ER SO BB IBB HBP BLK WP HR S P ERA WHIP	IP WLS BF H R ER SO BB IBB HBP BLK WP HR S P ERA WHIP	IP WLS BF H R ER SO BB IBB HBP BLK WP HR S P ERA WHIP	IP WLS BF H R ER SO BB IBB HBP BLK WP HR S P ERA WHIP	IP WLS BF H R ER SO BB IBB HBP BLK WP HR S P ERA WHIP	IP WLS BF H R ER SO BB IBB HBP BLK WP HR S P ERA WHIP	IP WLS BF H R ER SO BB IBB HBP BLK WP HR S P ERA WHIP	IP WLS BF H R ER SO BB IBB HBP BLK WP HR S P ERA WHIP	IP WLS BF H R ER SO BB IBB HBP BLK WP HR S P ERA WHIP	IP WLS BF H R ER SO BB IBB HBP BLK WP HR S P ERA WHIP	IP WLS BF H R ER SO BB IBB HBP BLK WP HR S P ERA WHIP	IP WLS BF H R ER SO BB IBB HBP BLK WP HR S P ERA WHIP	IP WLS BF H R ER SO BB IBB HBP BLK WP HR S P ERA WHIP	IP WLS BF H R ER SO BB IBB HBP BLK WP HR S P ERA WHIP	IP WLS BF H R ER SO BB IBB HBP BLK WP HR S P ERA WHIP	IP WLS BF H R ER SO BB IBB HBP BLK WP HR S P ERA WHIP

Oakland Athletics @ Kansas City Royals
Municipal Stadium, Kansas City, MO

Sun Sep 13 1970, 8:05 PM EDT
Att: 9,824 - Unknown

AB 47
R 7
H 11
RBI 7
BB 8
SO 9
LOB 34



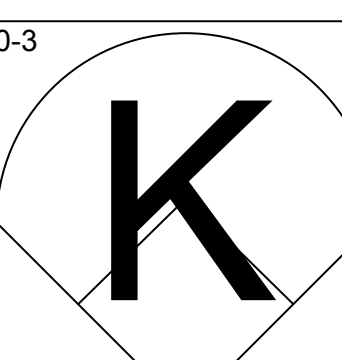
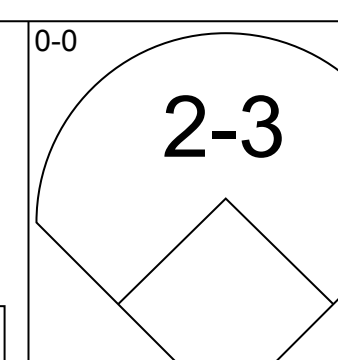
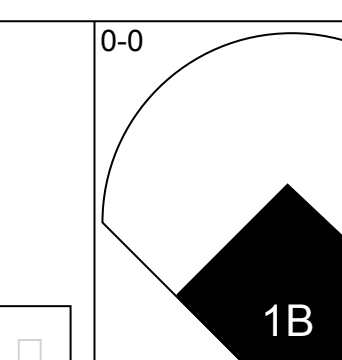
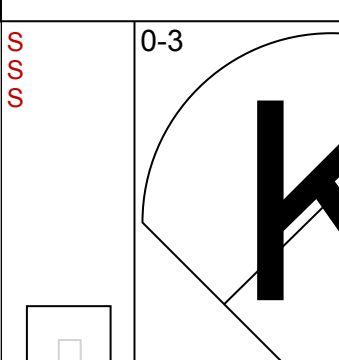
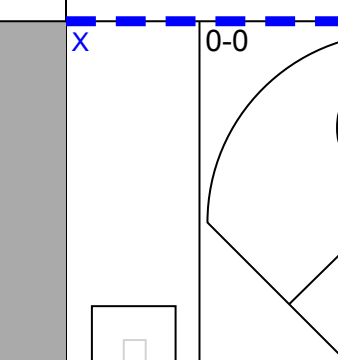
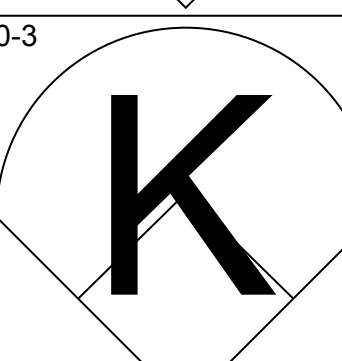
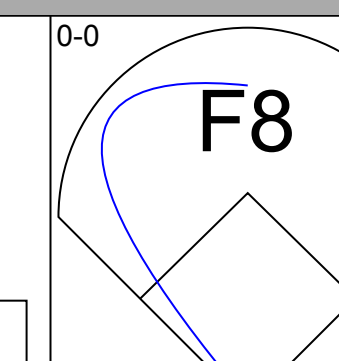
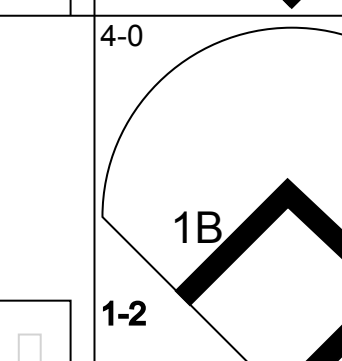
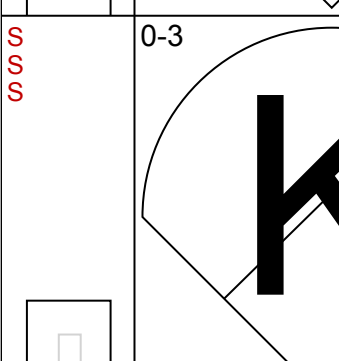
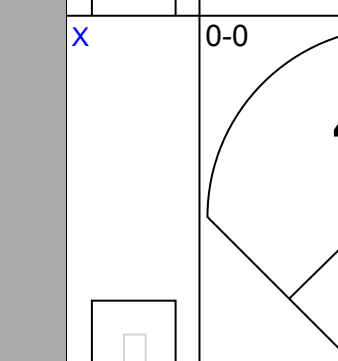
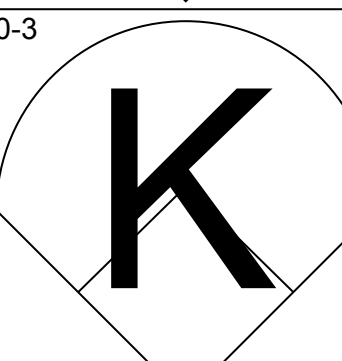
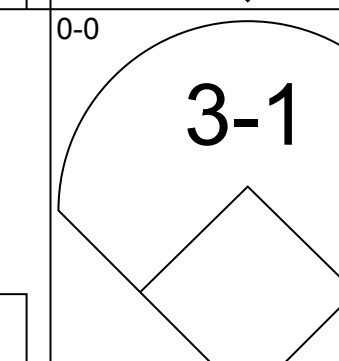
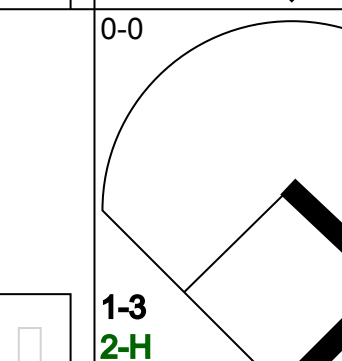
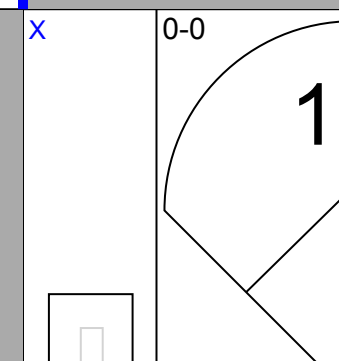
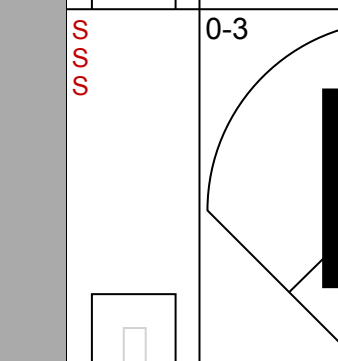
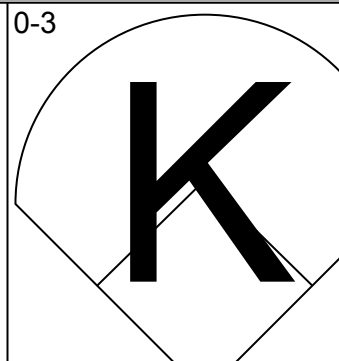
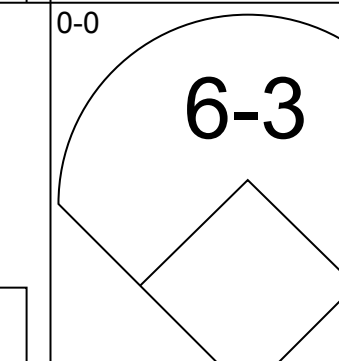
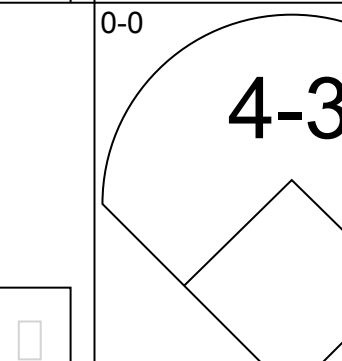
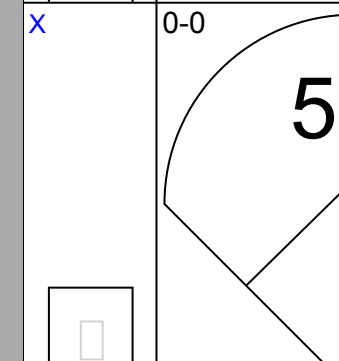
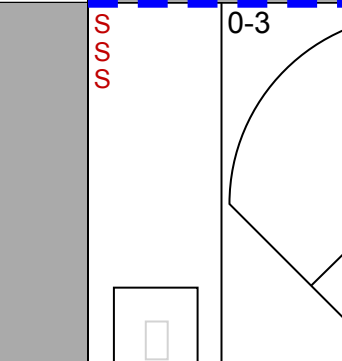
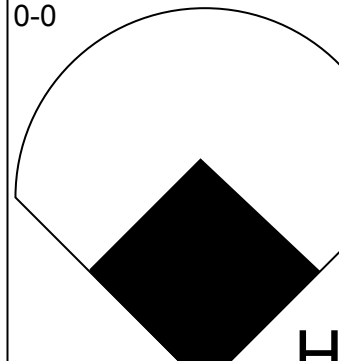
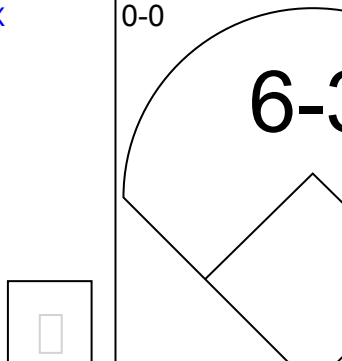
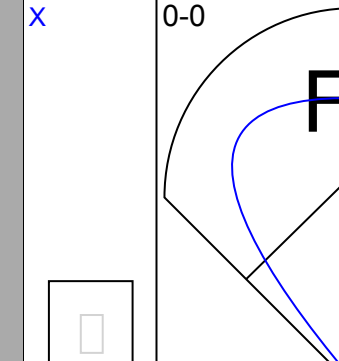
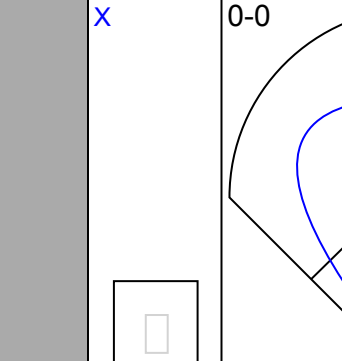
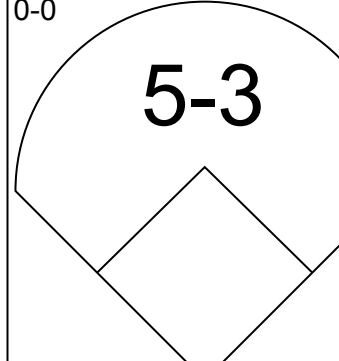
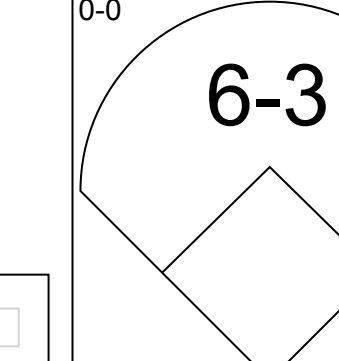
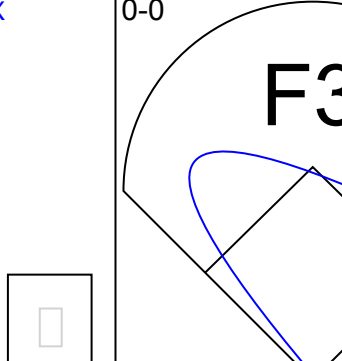
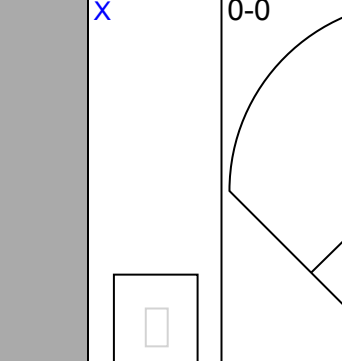
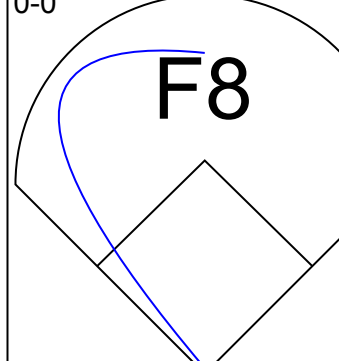
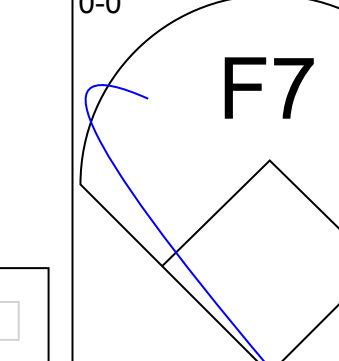
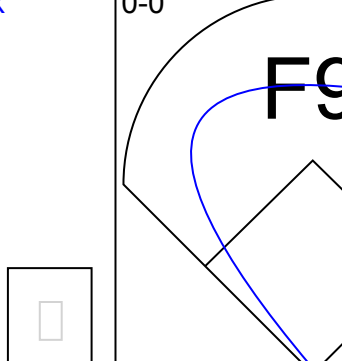
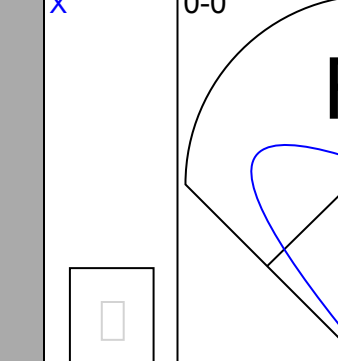
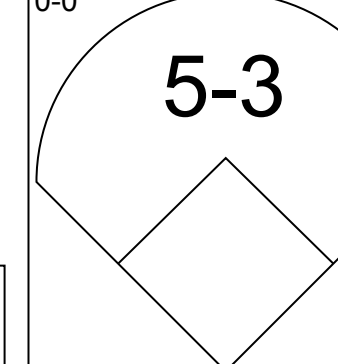
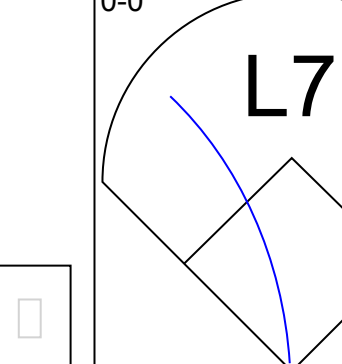
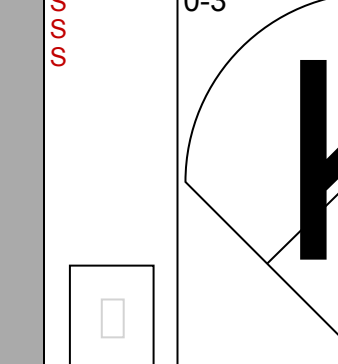
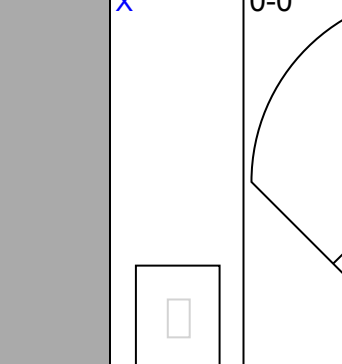
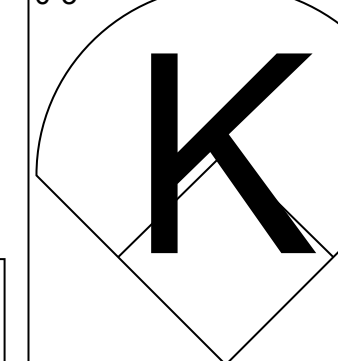
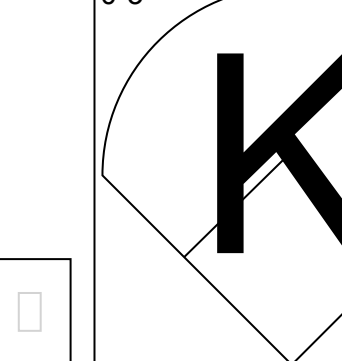
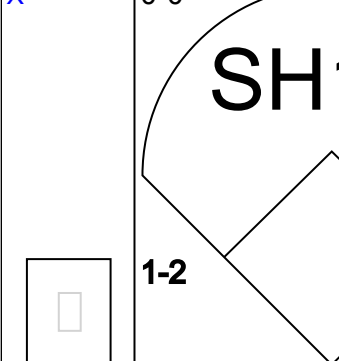
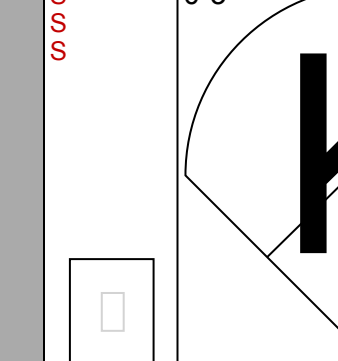
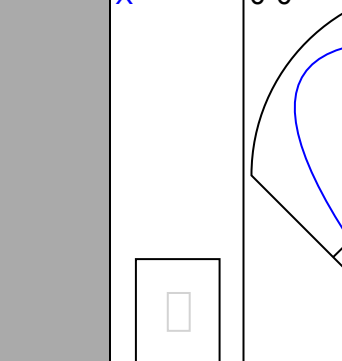
Batter	1	2	3	4	5	6	7	8	9	10	11	12	AB	R	H	RBI	BB	SO	LOB	BOTTOM				
Pat Kelly, L OBP: 0.350, SLG: 0.319 (1.9)	FC6-4 1B		E9 1B 1B	FC5-4 1B		G6-4-3 BB		5-3 1B BB		4-3			4	2	3	0	2	0	0					
Amos Otis, R OBP: 0.351, SLG: 0.427 (1.8)	FC6-4 2B S		1B BB	K		G6-4-3		SF8		4-3			4	2	0	1	1	1	4					
Bob Oliver, R OBP: 0.312, SLG: 0.455 (1.3)	5-3		1B SF8 1B	FC5-4				5-3			6-3		6	1	2	1	0	0	5					
Lou Piniella, R OBP: 0.344, SLG: 0.435 (1.7)			FC6-4 1B			F3		K			5-3		6	0	3	4	0	1	1					
Paul Schaal, R OBP: 0.343, SLG: 0.339 (1.5)	K		SF8					K		F2		4-3	4	0	0	1	1	2	3					
Elia Rodriguez, R OBP: 0.325, SLG: 0.316 (1.2)			FC6-4 1B					FC6-4 BB		4-3		6-3	5	0	2	0	1	0	1					
Tom Matchick, L OBP: 0.299, SLG: 0.245 (1.4)			G3-6 1B					FC6-4 BB					3	0	0	0	0	0	4					
Cookie Rojas, R OBP: 0.270, SLG: 0.296 (7.9)			F7			F9		FC6-4		K		1B FC	1	0	0	0	0	2						
Jackie Hernandez, R OBP: 0.283, SLG: 0.287 (8.6)												1B	2	1	1	0	0	1	0					
Rich Severson, R OBP: 0.307, SLG: 0.324 (8.4)								E5 BB SF8		K		FC	6	1	1	0	0	1	3					
Al Fitzmorris, S ERA: 3.78 (7.1)										6-3			0	0	0	0	0	0	0					
Paul Lindblad, L ERA: 3.04 (8.1)													2	0	1	0	0	1	0					
Rollie Fingers, R ERA: 3.74 (10.1)													0	0	0	0	0	0	0					
Bob Locker, R ERA: 3.05 (12.1)													0	1	0	0	0	0	0					
Ted Abernathy, R ERA: 2.89 (12.1)													1	0	0	0	0	0	0					
Ed Kubiak, R ERA: 4.85 (12.1)													1	0	1	1	0	0	0					
Inning Stats	R: 1 E: 0 K: 1 S: 7	H: 2 LOB: 1 BB: 0 P: 7	R: 0 E: 0 K: 1 S: 6	H: 2 LOB: 1 BB: 0 P: 6	R: 3 E: 1 K: 0 S: 10	H: 3 LOB: 1 BB: 1 P: 10	R: 0 E: 0 K: 0 S: 4	H: 2 LOB: 2 BB: 1 P: 8	R: 0 E: 0 K: 0 S: 4	H: 1 LOB: 1 BB: 1 P: 12	R: 3 E: 1 K: 0 S: 5	H: 1 LOB: 1 BB: 2 P: 13	R: 0 E: 0 K: 2 S: 7	H: 0 LOB: 0 BB: 0 P: 7	R: 0 E: 0 K: 0 S: 3	H: 0 LOB: 0 BB: 0 P: 3	R: 0 E: 0 K: 0 S: 3	H: 0 LOB: 0 BB: 0 P: 3	R: 1 E: 0 K: 0 S: 4	H: 2 LOB: 2 BB: 0 P: 4	1B: 12 2B: 2 3B: 0 HR: 0	SF: 2 SAC: 0 DP: 2 HBP: 0	WP: 0 PB: 0 SB: 1 CS: 0	PA: 54
PITCHER	IP WLS BF H R ER SO BB IBB HBP BLK WP HR S P ERA WHIP	IP WLS BF H R ER SO BB IBB HBP BLK WP HR S P ERA WHIP	IP WLS BF H R ER SO BB IBB HBP BLK WP HR S P ERA WHIP	IP WLS BF H R ER SO BB IBB HBP BLK WP HR S P ERA WHIP	IP WLS BF H R ER SO BB IBB HBP BLK WP HR S P ERA WHIP	IP WLS BF H R ER SO BB IBB HBP BLK WP HR S P ERA WHIP	IP WLS BF H R ER SO BB IBB HBP BLK WP HR S P ERA WHIP	IP WLS BF H R ER SO BB IBB HBP BLK WP HR S P ERA WHIP	IP WLS BF H R ER SO BB IBB HBP BLK WP HR S P ERA WHIP	IP WLS BF H R ER SO BB IBB HBP BLK WP HR S P ERA WHIP	IP WLS BF H R ER SO BB IBB HBP BLK WP HR S P ERA WHIP	IP WLS BF H R ER SO BB IBB HBP BLK WP HR S P ERA WHIP	IP WLS BF H R ER SO BB IBB HBP BLK WP HR S P ERA WHIP	IP WLS BF H R ER SO BB IBB HBP BLK WP HR S P ERA WHIP	IP WLS BF H R ER SO BB IBB HBP BLK WP HR S P ERA WHIP	IP WLS BF H R ER SO BB IBB HBP BLK WP HR S P ERA WHIP	IP WLS BF H R ER SO BB IBB HBP BLK WP HR S P ERA WHIP	IP WLS BF H R ER SO BB IBB HBP BLK WP HR S P ERA WHIP	IP WLS BF H R ER SO BB IBB HBP BLK WP HR S P ERA WHIP	IP WLS BF H R ER SO BB IBB HBP BLK WP HR S P ERA WHIP	IP WLS BF H R ER SO BB IBB HBP BLK WP HR S P ERA WHIP	IP WLS BF H R ER SO BB IBB HBP BLK WP HR S P ERA WHIP	IP WLS BF H R ER SO BB IBB HBP BLK WP HR S P ERA WHIP	

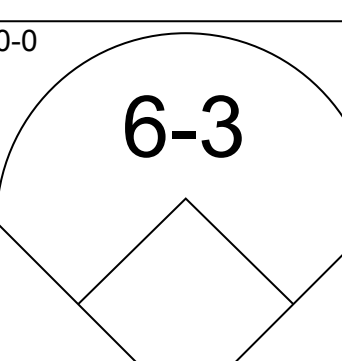
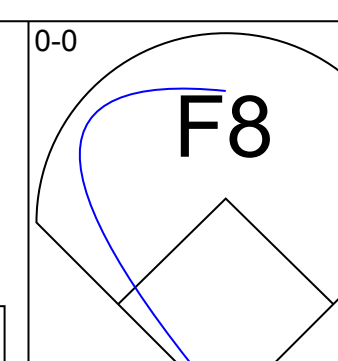
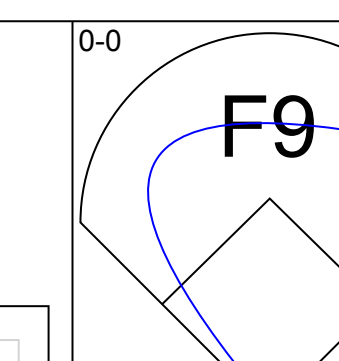
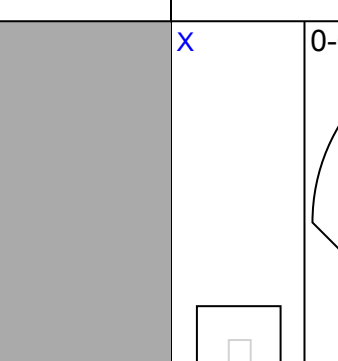
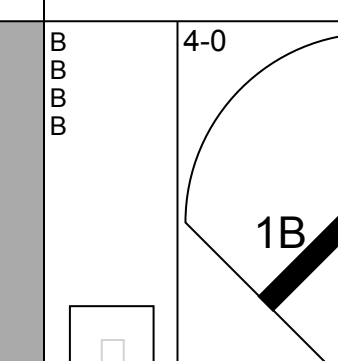
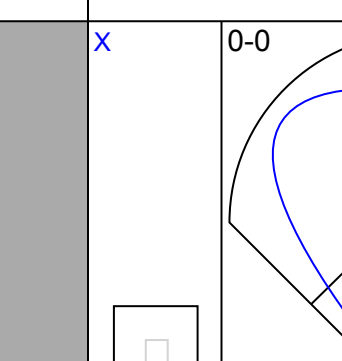
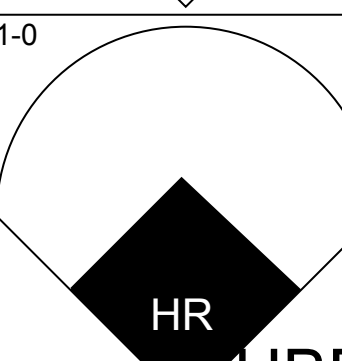
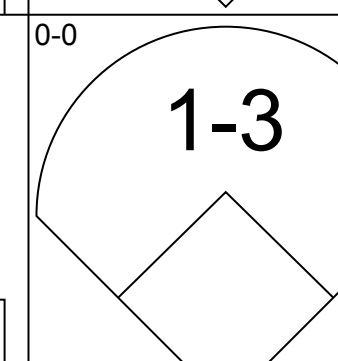
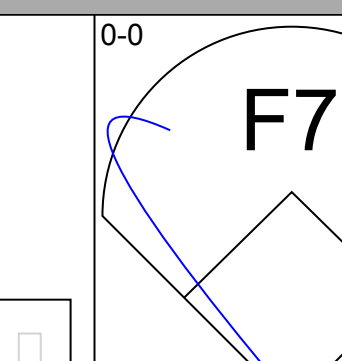
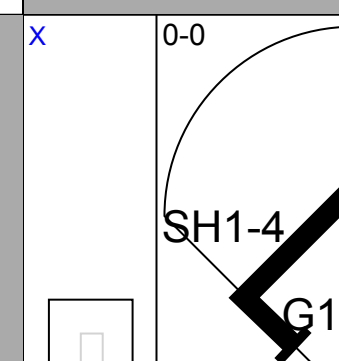
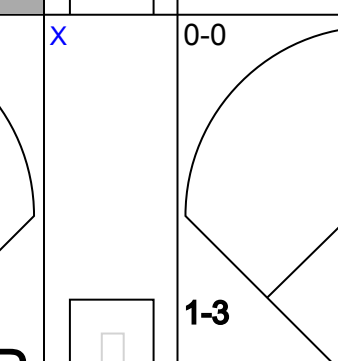
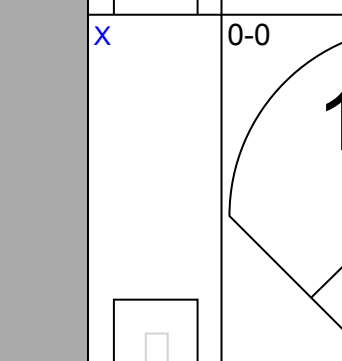
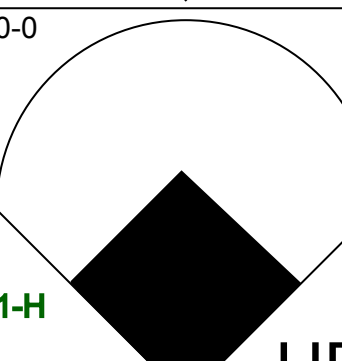
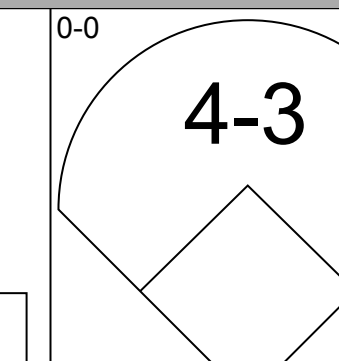
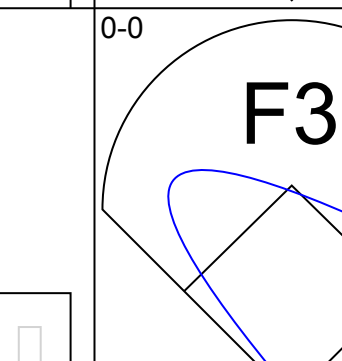
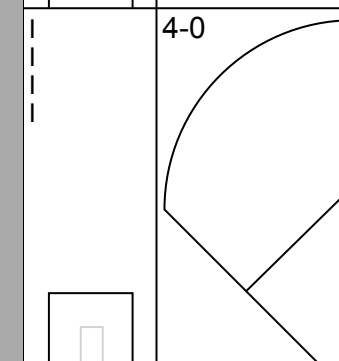
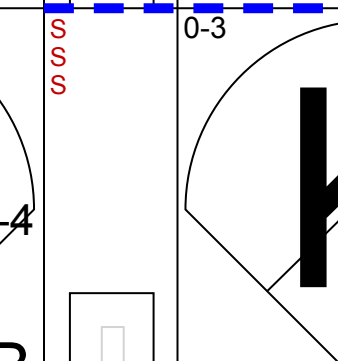
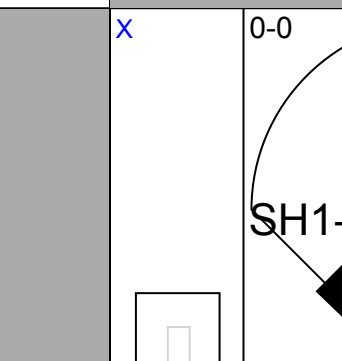
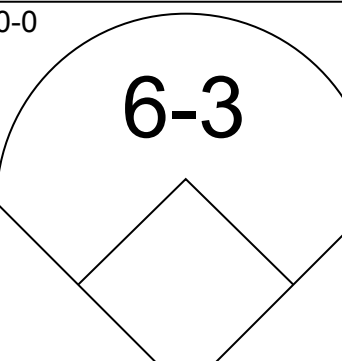
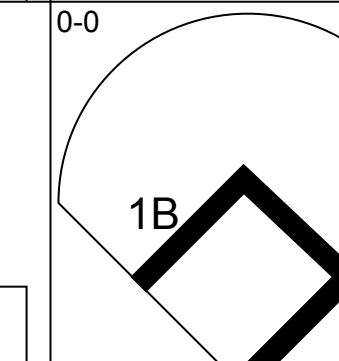
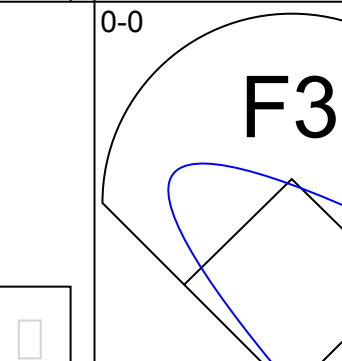
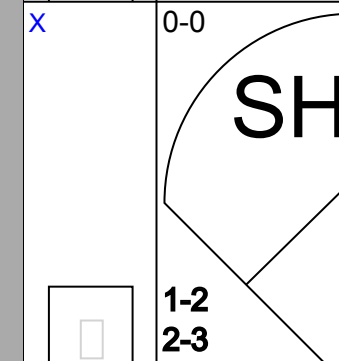
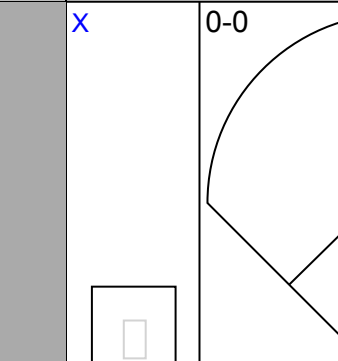
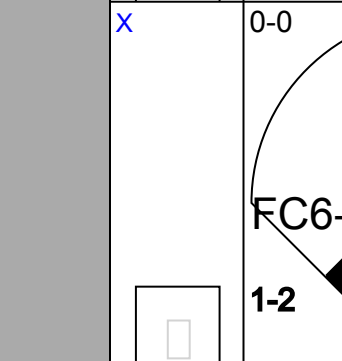
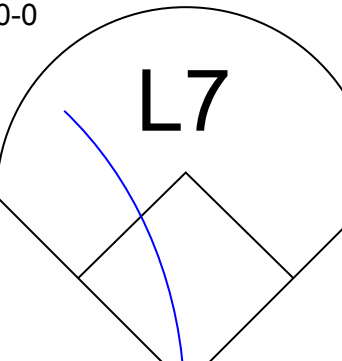
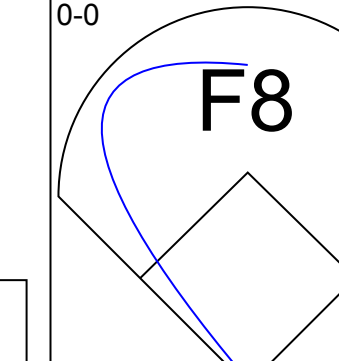
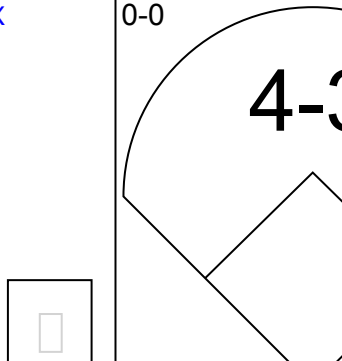
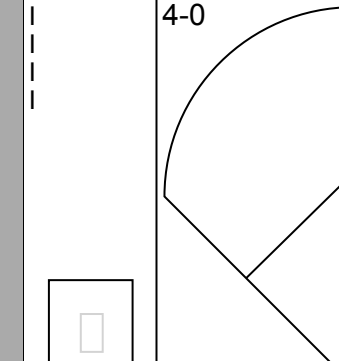
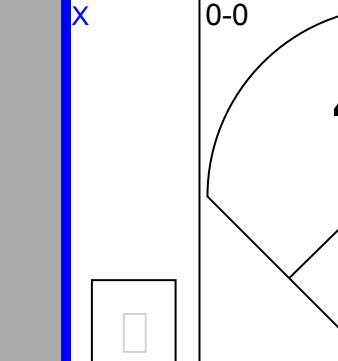
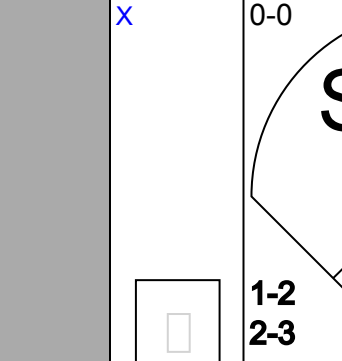
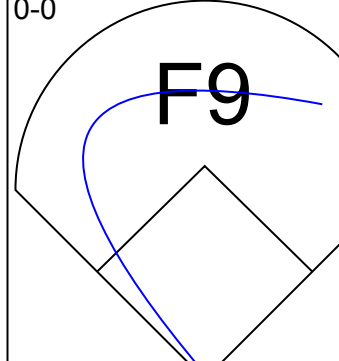
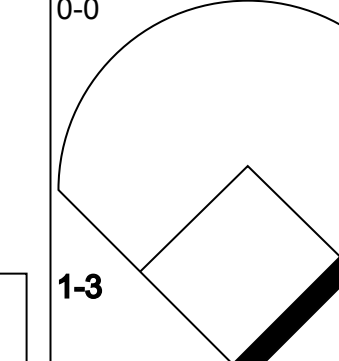
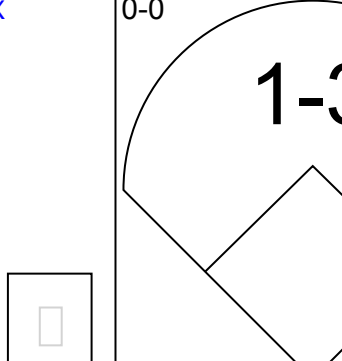
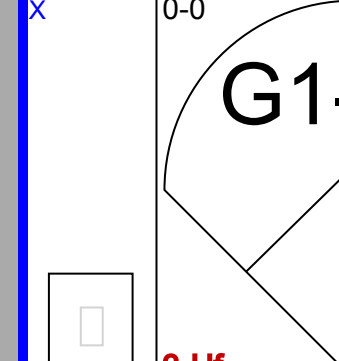
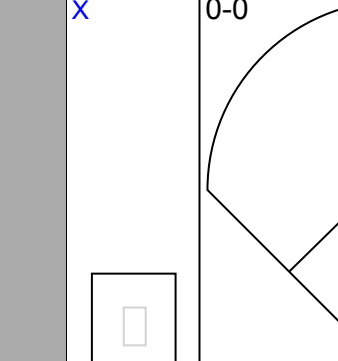
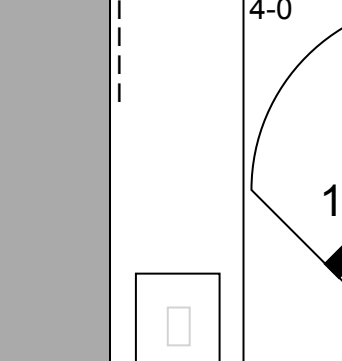
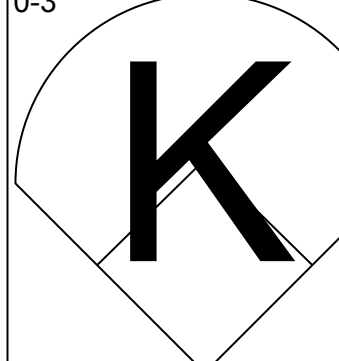
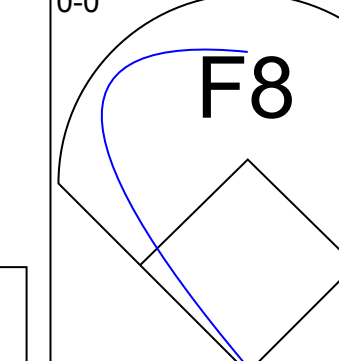
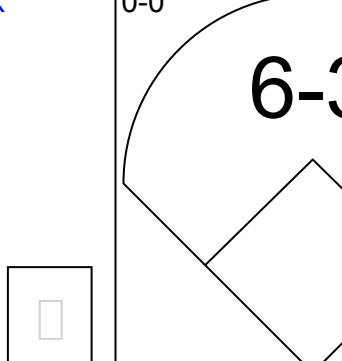
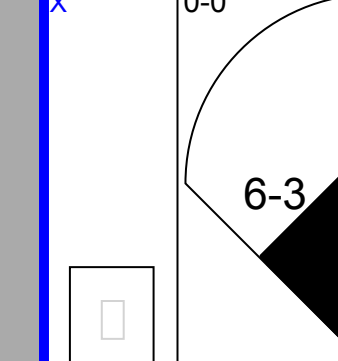
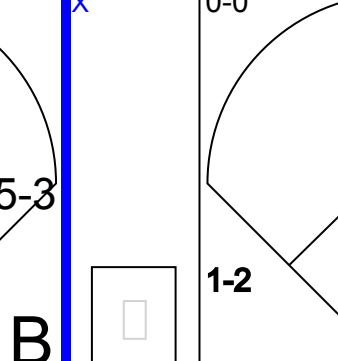
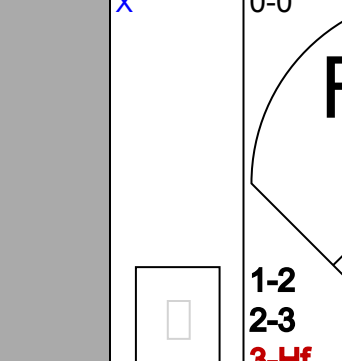
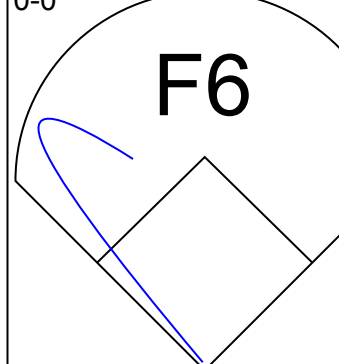
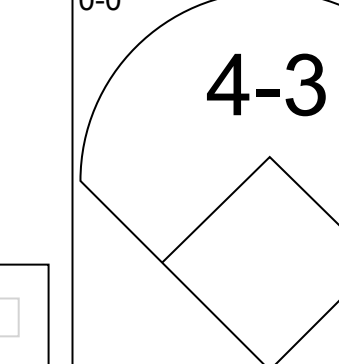
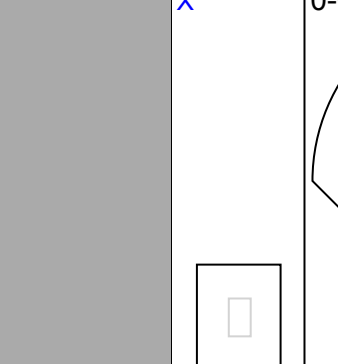
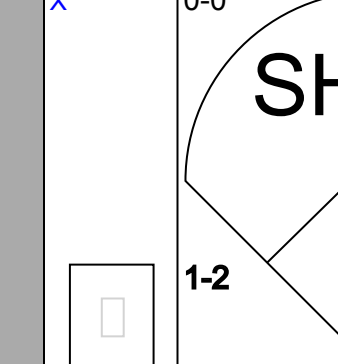
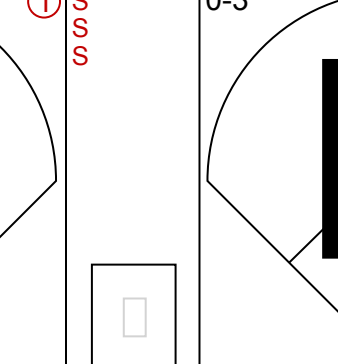
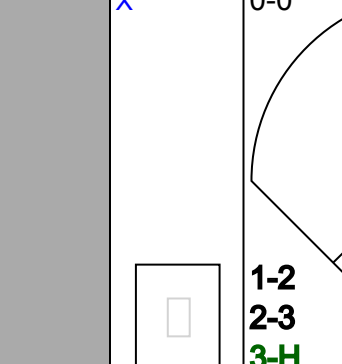
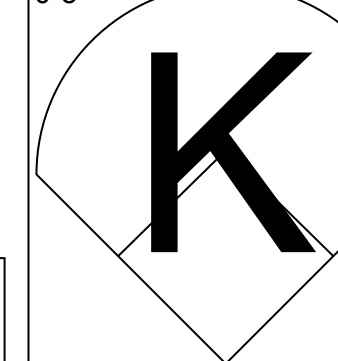
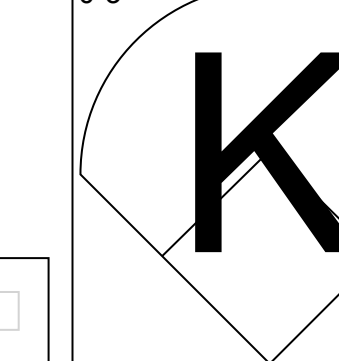
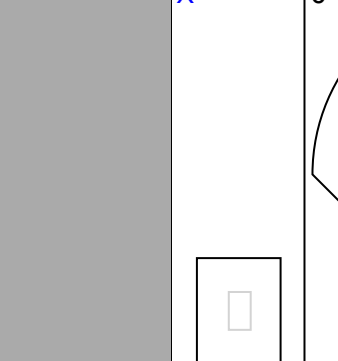
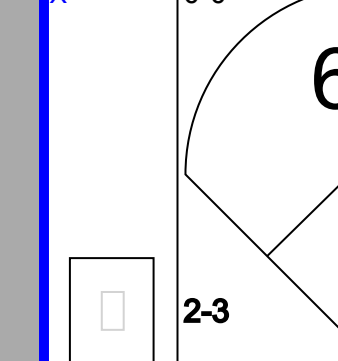
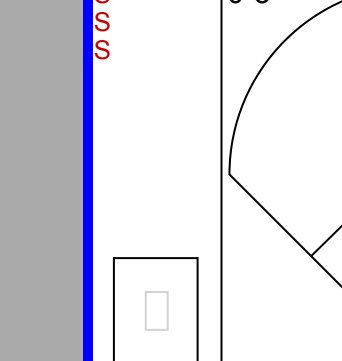
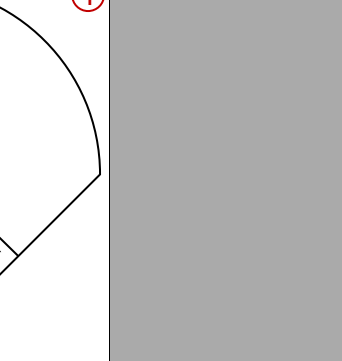
Oakland Athletics @ Kansas City Royals
Municipal Stadium, Kansas City, MO

Sun Sep 13 1970, 8:05 PM EDT
Att: 9,824 - Unknown

AB 46
R 8
H 14
RBI 8
BB 6
SO 8
LOB 24



Batter	1	2	3	4	5	6	7	8	9	10	11	12	13	AB R H RBI BB SO LOB	TOP								
Pat Kelly, L (1, 9) OBP: 0.348, SLG: 0.318 (8, 8)														5 1 1 0 0 2 1	Kansas City Royals @ Milwaukee Brewers Milwaukee County Stadium, Milwaukee, WI Thu Sep 17 1970, 8:05 PM EDT Att. 7,116 - Unknown								
Amos Otis, R (1, 8) OBP: 0.320, SLG: 0.425 George Spriggs, L (8, 9) OBP: 0.314, SLG: 0.330														3 0 0 0 1 2 1 1 0 0 0 0 0 0									
Ed Kirkpatrick, L (1, 2) OBP: 0.339, SLG: 0.432														5 0 1 1 0 2 0									
Bob Oliver, R (1, 3) OBP: 0.309, SLG: 0.451														5 0 0 0 0 2 2									
Lou Piniella, R (1, 7) OBP: 0.342, SLG: 0.439														5 1 1 1 0 0 0									
Paul Schaaf, R (1, 5) OBP: 0.341, SLG: 0.346														5 1 1 1 0 0 0									
Cookie Rojas, R (1, 4) OBP: 0.266, SLG: 0.291														5 0 0 0 0 0 0									
Rich Severson, R (1, 6) OBP: 0.305, SLG: 0.322														5 0 1 0 0 1 0									
Dick Drago, R (1, 1) OBP: 0.068, SLG: 0.042 Tom Burgmeier, L (10, 1) OBP: 0.200, SLG: 0.143 Ted Abernathy, R (13, 1) OBP: 0.143, SLG: 0.143														3 0 0 0 0 3 0 1 0 0 0 0 0 0 0 0 0 0 0 0 0									
Inning Stats	R: 0 E: 0 K: 3 S: 9	H: 0 LOB: 0 BB: 0 P: 9	R: 1 E: 0 K: 1 S: 6	H: 1 LOB: 0 BB: 0 P: 6	R: 0 E: 0 K: 1 S: 5	H: 0 LOB: 0 BB: 0 P: 5	R: 0 E: 0 K: 0 S: 3	H: 0 LOB: 0 BB: 0 P: 3	R: 0 E: 0 K: 0 S: 3	H: 0 LOB: 0 BB: 0 P: 3	R: 0 E: 0 K: 2 S: 8	H: 1 LOB: 1 BB: 0 P: 8	R: 0 E: 0 K: 1 S: 5	H: 0 LOB: 0 BB: 0 P: 5		R: 0 E: 0 K: 1 S: 5	H: 0 LOB: 0 BB: 0 P: 5	R: 0 E: 0 K: 0 S: 3	H: 0 LOB: 0 BB: 0 P: 3	1B: 3 2B: 0 3B: 0 HR: 2	SF: 0 SAC: 1 DP: 0 HBP: 0	W/P: 0 PB: 0 SB: 1 CS: 0	PA: 45
PITCHER	IP WLS BF H R ER SO BB IBB HBP BLK WP HR S P ERA WHIP																						
Marty Pattin, R (1, 1) ERA: 3.43 Dick Ellsworth, L (11, 1) ERA: 4.5 Ken Sanders, R (12, 1) ERA: 1.8	10.0 1.0 2.0	WLS 36 3	BF 5 0	H 3 0	R 3 0	ER 3 0	SO 10 1	BB 1 0	IBB 0 0	HBP 0 0	BLK 0 0	WP 0 0	HR 2 0	S 55 5		P 59 5	ERA 2.70 0.00	WHIP 0.600 0.000					

Batter	1	2	3	4	5	6	7	8	9	10	11	12	13	AB R H RBI BB SO LOB	BOTTOM										
Tommy Harper, R (1, 5) OBP: 0.367, SLG: 0.502															5 0 0 0 1 0 0	Kansas City Royals @ Milwaukee Brewers Milwaukee County Stadium, Milwaukee, WI Thu Sep 17 1970, 8:05 PM EDT Att. 7,116 - Unknown									
Mike Hegan, L (1, 3) OBP: 0.351, SLG: 0.373														5 1 2 1 0 0 0											
Dave May, L (1, 8) OBP: 0.322, SLG: 0.333														5 1 2 2 1 1 2											
Ted Savage, R (1, 7) OBP: 0.404, SLG: 0.498														4 1 1 0 0 0 0											
Russ Snyder, L (1, 9) OBP: 0.278, SLG: 0.322 Bernie Smith, R (11, PH) OBP: 0.364, SLG: 0.424 (12, 9)															3 0 0 0 1 0 1 1 0 0 0 0 0 0										
Roberto Pena, R (1, 6) OBP: 0.277, SLG: 0.308 Tito Francone, L (8, PH) OBP: 0.333, SLG: 0.304 Gus Gil, R (10, 4) OBP: 0.300, SLG: 0.246															3 0 1 0 0 0 0 1 0 0 0 0 0 3 1 0 1 0 1 0 0										
Phil Roof, R (1, 2) OBP: 0.320, SLG: 0.398 Bob Burns, L (10, PH) OBP: 0.320, SLG: 0.342 Max Alvis, R (10, PH) OBP: 0.200, SLG: 0.273 Jerry McNertney, R (11, 2) OBP: 0.304, SLG: 0.351															3 0 0 0 0 1 2 1 0 1 0 0 0 0 0 1 0 0 0 0 0 2 0 1 0 0 0 3										
Ted Kubiak, S (1, 4) OBP: 0.340, SLG: 0.315 (10, 6)															5 0 1 1 0 1 2										
Marty Pattin, R (1, 1) OBP: 0.125, SLG: 0.129 Floyd Wicker, L (10, PH) OBP: 0.220, SLG: 0.233 Dick Ellsworth, L (11, 1) Ken Sanders, R (12, 1) OBP: 0.385, SLG: 0.200															3 0 0 0 0 2 0 1 0 0 0 0 0 2 0 0 0 0 0 0 0 1 0 0 0 0 1 0										
Inning Stats	R: 2 E: 0 K: 0 S: 4	H: 1 LOB: 0 BB: 0 P: 5	R: 0 E: 0 K: 1 S: 5	H: 0 LOB: 0 BB: 0 P: 5	R: 0 E: 0 K: 1 S: 5	H: 2 LOB: 2 BB: 0 P: 5	R: 0 E: 0 K: 0 S: 3	H: 0 LOB: 0 BB: 0 P: 3	R: 0 E: 0 K: 0 S: 3	H: 0 LOB: 0 BB: 0 P: 3	R: 0 E: 0 K: 0 S: 3	H: 1 LOB: 2 BB: 2 P: 11	R: 1 E: 0 K: 1 S: 7	H: 2 LOB: 2 BB: 1 P: 11	R: 0 E: 0 K: 1 S: 7		H: 2 LOB: 2 BB: 0 P: 7	R: 0 E: 0 K: 1 S: 5	H: 0 LOB: 0 BB: 0 P: 5	R: 1 E: 0 K: 0 S: 5	H: 2 LOB: 3 BB: 1 P: 9	1B: 8 2B: 1 3B: 0 HR: 1	SF: 0 SAC: 4 DP: 1 HBP: 1	W/P: 0 PB: 0 SB: 0 CS: 0	PA: 53
PITCHER	IP WLS BF H R ER SO BB IBB HBP BLK WP HR S P ERA WHIP																								
Dick Drago, R (1, 1) ERA: 3.93 Tom Burgmeier, L (10, 1) ERA: 2.97 Ted Abernathy, R (13, 1) ERA: 2.48	9.2 3.0 0.0	WLS 38 L 14	BF 6 3	H 3 1	R 3 0	ER 3 0	SO 3 0	BB 1 0	IBB 2 0	HBP 1 0	BLK 0 0	WP 0 0	HR 1 0	S 40 19	P 53 23		ERA 2.79 0.00	WHIP 0.724 1.000							



Batter	1	2	3	4	5	6	7	8	9	AB	R	H	RBI	BB	SO	LOB	TOP			
Pat Kelly, L OBP: 0.349, SLG: 0.318 (1, 9)	F3		2B 1B		FC6-4 BB		4-3			3	1	1	1	1	0	2				
Cookie Rojas, R OBP: 0.266, SLG: 0.289 (1, 4)	2B BB		L7		FC6-4		F9			3	1	0	0	1	0	4				
Amos Otis, R OBP: 0.351, SLG: 0.426 (1, 8)	F8		2B		FC1-4 BB		F8			3	0	1	1	1	0	1				
Bob Oliver, R OBP: 0.309, SLG: 0.451 (1, 3)	1-H 2B		K		FC1-4 G4-3		K			4	0	1	1	0	2	2				
Lou Piniella, R OBP: 0.342, SLG: 0.437 (1, 7)	F2				G4-3					4	0	1	0	0	0	2				
Paul Schaaf, R OBP: 0.340, SLG: 0.345 (1, 5)		5-3		4-3			BB SH1-3 4-3 1B	L8		4	1	1	0	0	0	1				
Elie Rodriguez, R OBP: 0.322, SLG: 0.313 (9, PH)	F8		2-3				SH1-3		K	2	0	0	0	0	0	0	AB 31			
Tom Matchick, L OBP: 0.237, SLG: 0.243 (9, PH)							1-2			1	0	0	0	0	1	0	R 3			
Rich Severson, R OBP: 0.301, SLG: 0.317 (9, PH)	6-3			4-3			FC 4-3 BB	4-3		3	0	0	0	0	0	1	H 5			
George Springs, L OBP: 0.311, SLG: 0.326 (9, PH)										1	0	0	0	0	0	0	RBI 3			
Bill Butler, L OBP: 0.130, SLG: 0.048 (2, 1)			F8		F2		4-3	F6		0	0	0	0	0	0	0	BB 4			
Al Fitzmorris, S OBP: 0.367, SLG: 0.444 (7, PH)							1-2 2-3 BB			2	0	0	0	0	0	0	SO 3			
Hawk Taylor, R OBP: 0.271, SLG: 0.231 (7, PH)										0	0	0	0	1	0	0	LOB 13			
Ted Abernathy, R OBP: 0.143, SLG: 0.143 (9, PH)										1	0	0	0	0	0	0				
Ed Kirkpatrick, L OBP: 0.338, SLG: 0.430 (9, PH)										1	0	0	0	0	0	0				
Inning Stats	R: 1 E: 0 K: 0 S: 4	H: 1 LOB: 1 BB: 1 P: 8	R: 0 E: 0 K: 0 S: 3	H: 0 LOB: 0 BB: 0 P: 3	R: 1 E: 0 K: 1 S: 7	H: 2 LOB: 1 BB: 0 P: 7	R: 0 E: 0 K: 0 S: 3	H: 0 LOB: 1 BB: 1 P: 7	R: 0 E: 0 K: 0 S: 2	H: 0 LOB: 0 BB: 1 P: 6	R: 1 E: 0 K: 0 S: 5	H: 1 LOB: 2 BB: 1 P: 9	R: 0 E: 0 K: 1 S: 6	H: 1 LOB: 1 BB: 0 P: 6	R: 0 E: 0 K: 1 S: 5	H: 0 LOB: 0 BB: 0 P: 5	1B: 3 2B: 2 3B: 0 HR: 0	SF: 0 SAC: 1 DP: 1 HBP: 0	WP: 0 PB: 0 SB: 1 CS: 1	PA: 36
PITCHER	IP WLS BF H R ER SO BB IBB HBP BLK WP HR S P ERA WHIP																			
Al Downing, L ERA: 3.38 (1, 1)	6.1 W 27 4 3 3 1 4 0 0 0 0 0 0 25 41 4.26 1.263																			
Dick Ellsworth, L ERA: 4.27 (7, 1)	0.1 1 0 0 0 0 0 0 0 0 0 0 0 1 1 0.00 0.000																			
Ken Sanders, R ERA: 1.75 (7, 1)	2.1 S 8 1 0 0 2 0 0 0 0 0 0 0 12 12 0.00 0.429																			

Kansas City Royals @ Milwaukee Brewers
Milwaukee County Stadium, Milwaukee, WI
Fri Sep 18 1970, 8:05 PM EDT
Att: 10,424 - Unknown - 58 F


AB 31
R 3
H 5
RBI 3
BB 4
SO 3
LOB 13





Batter	1	2	3	4	5	6	7	8	9	AB	R	H	RBI	BB	SO	LOB	BOTTOM			
Tommy Harper, R OBP: 0.366, SLG: 0.502 (1, 5)	4-3 E 2B	F8		F4		F7				4	1	1	0	0	0	1				
Bernie Smith, R OBP: 0.382, SLG: 0.410 (1, 9)	4-3	WP 1B BB		F8		6-3				2	0	0	0	1	0	2				
Russ Snyder, L OBP: 0.275, SLG: 0.321 (8, 9)	2-3									1	0	0	0	0	0	0				
Dave May, L OBP: 0.323, SLG: 0.333 (1, 8)	E 1B BB	WP 1B		4-3		F3				3	1	1	0	1	0	1				
Ted Savage, R OBP: 0.402, SLG: 0.492 (1, 7)	E5 1B	K				F7				3	1	0	1	1	1	3				
Roberto Pena, R OBP: 0.279, SLG: 0.309 (1, 6)	1B 1B	6-3		G1-4		SH3-4 BB				3	1	1	2	1	0	3				
Phil Roof, R OBP: 0.320, SLG: 0.395 (1, 2)	F3			F6		SH3-4				2	0	0	0	1	0	1				
Mike Hegan, L OBP: 0.331, SLG: 0.372 (1, 3)	1B 1B			L1		4-3				4	0	1	0	0	1	2				
Ted Kubiak, S OBP: 0.339, SLG: 0.315 (1, 4)	1B			K		6-3				4	0	1	1	0	1	1				
Al Downing, R OBP: 0.121, SLG: 0.121 (7, 1)	K					1-3				3	0	1	0	0	1	2				
Dick Ellsworth, L (7, 1)										0	0	0	0	0	0	0				
Ken Sanders, R OBP: 0.385, SLG: 0.200 (7, 1)										0	0	0	0	0	0	0				
Inning Stats	R: 4 E: 1 K: 1 S: 10	H: 4 LOB: 2 BB: 1 P: 14	R: 0 E: 0 K: 1 S: 6	H: 1 LOB: 2 BB: 1 P: 10	R: 0 E: 0 K: 1 S: 5	H: 0 LOB: 0 BB: 0 P: 5	R: 0 E: 0 K: 0 S: 4	H: 1 LOB: 1 BB: 0 P: 4	R: 0 E: 0 K: 0 S: 2	H: 0 LOB: 0 BB: 2 P: 10	R: 0 E: 0 K: 0 S: 3	H: 0 LOB: 0 BB: 0 P: 3	R: 0 E: 0 K: 1 S: 5	H: 0 LOB: 1 BB: 1 P: 9	R: 0 E: 0 K: 1 S: 5	H: 0 LOB: 0 BB: 0 P: 5	1B: 5 2B: 1 3B: 0 HR: 0	SF: 0 SAC: 1 DP: 1 HBP: 0	WP: 1 PB: 0 SB: 0 CS: 0	PA: 35
PITCHER	IP WLS BF H R ER SO BB IBB HBP BLK WP HR S P ERA WHIP																			
Bill Butler, L ERA: 3.83 (1, 1)	1.1 L 12 5 4 2 1 2 0 0 0 0 1 0 18 26 0.00 0.643																			
Al Fitzmorris, R ERA: 4.64 (2, 1)	4.2 16 1 0 0 2 2 0 0 0 0 0 0 8 12 0.00 0.500																			
Ted Abernathy, R ERA: 2.41 (7, 1)	2.0 7 0 0 0 1 1 0 0 0 0 0 0 8 12 0.00 0.500																			

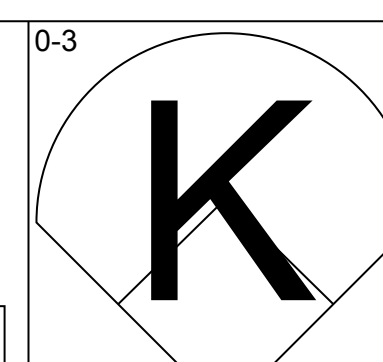
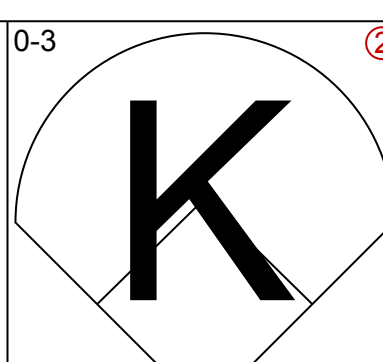
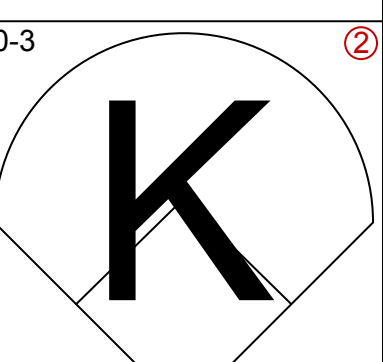
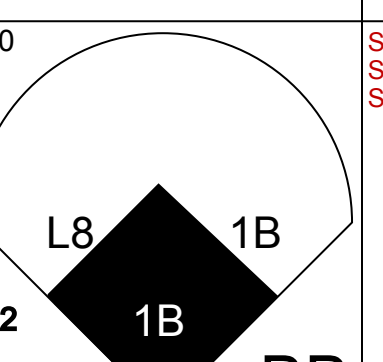
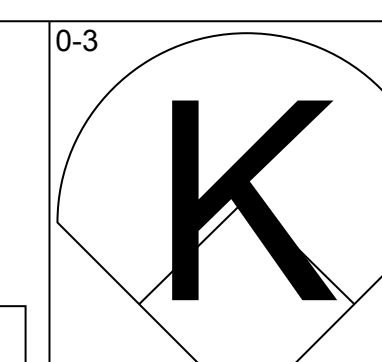

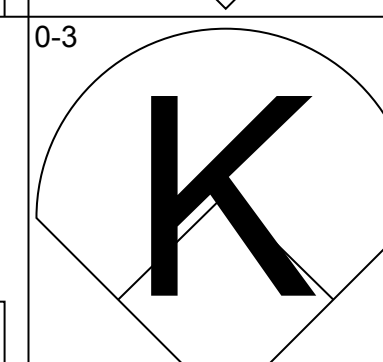
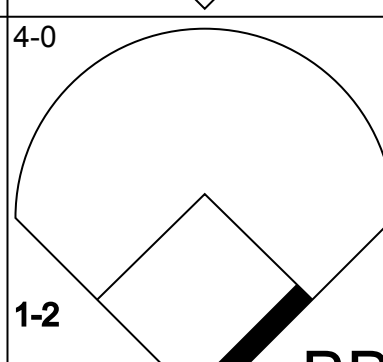
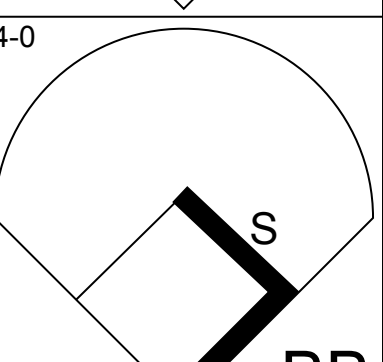
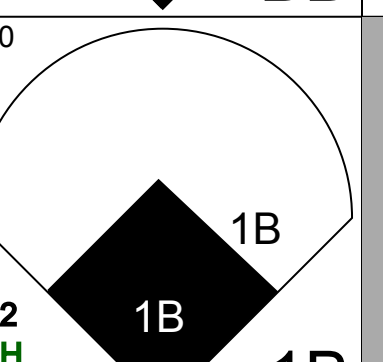
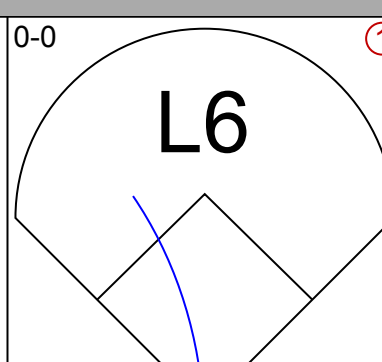
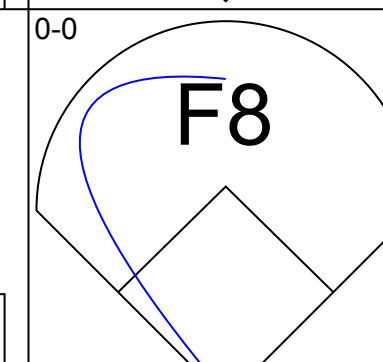
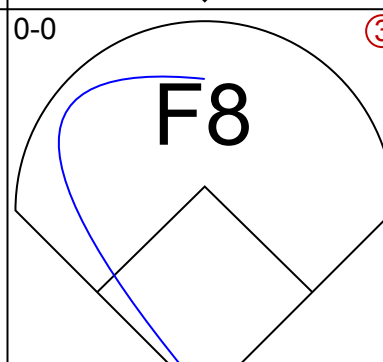
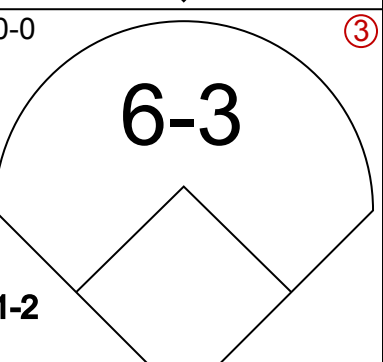
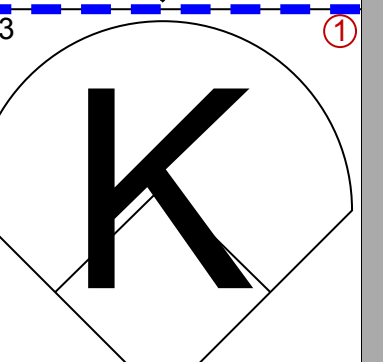
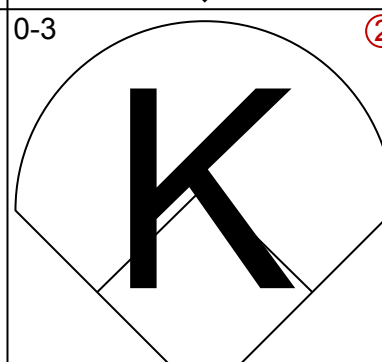
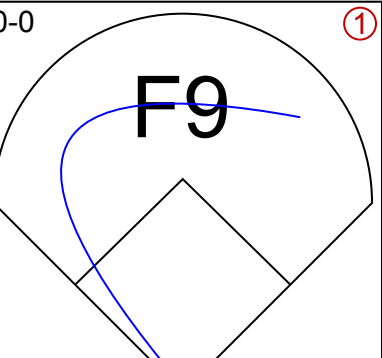
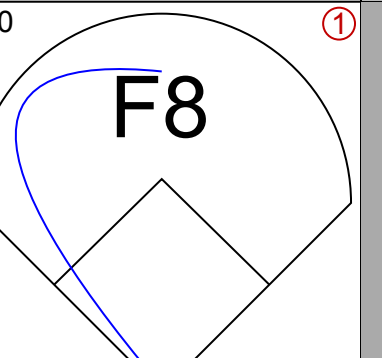
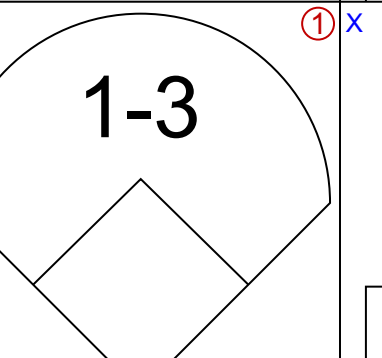
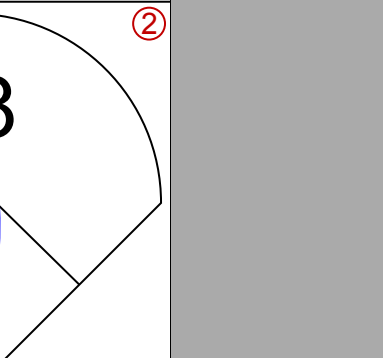
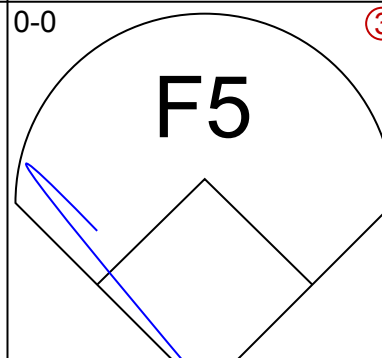
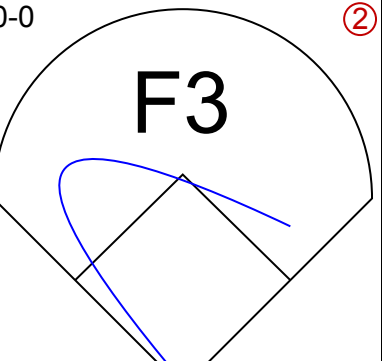
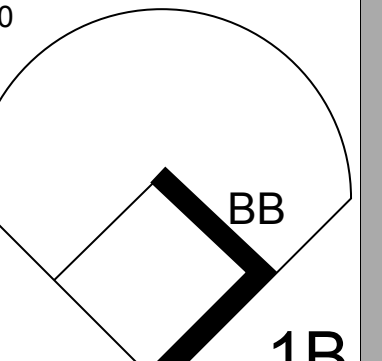
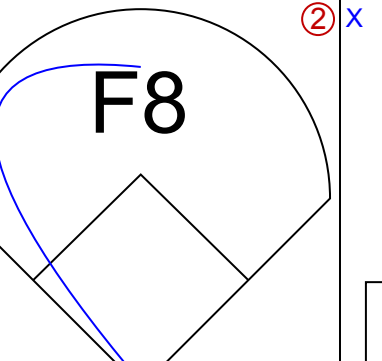
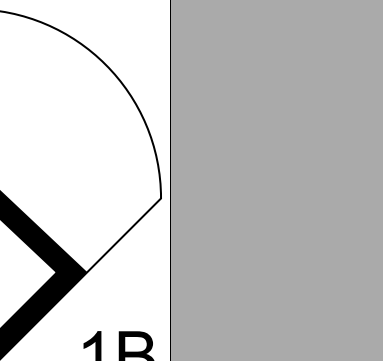
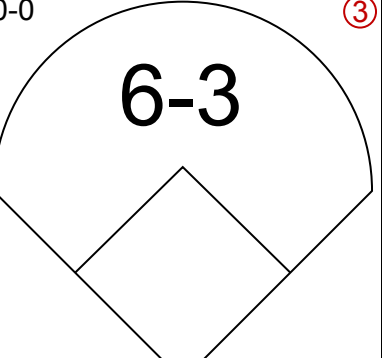
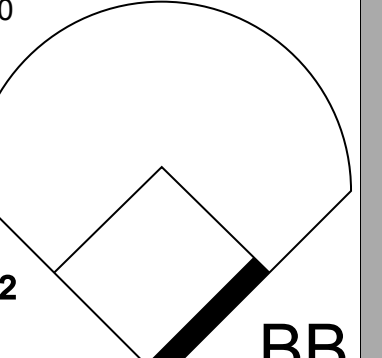
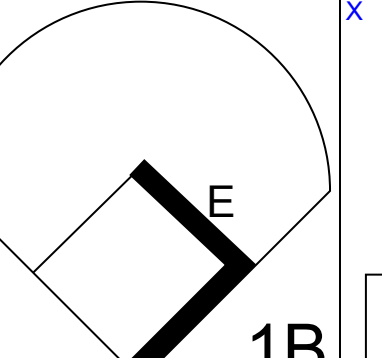
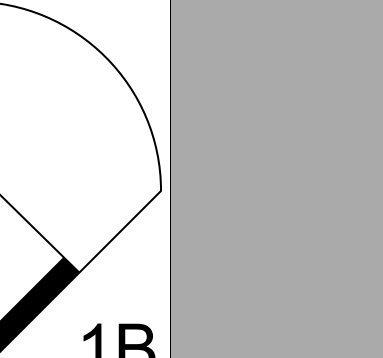
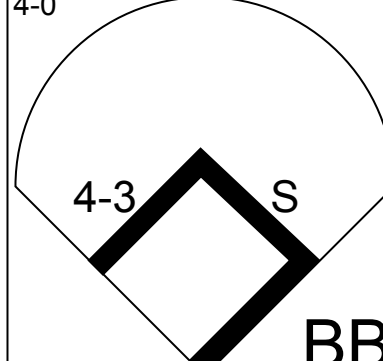
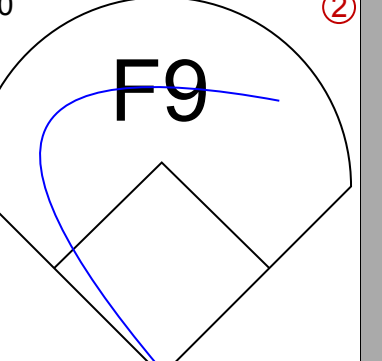
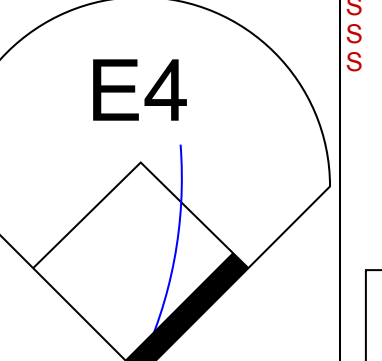
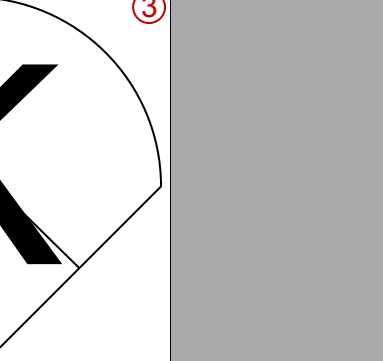
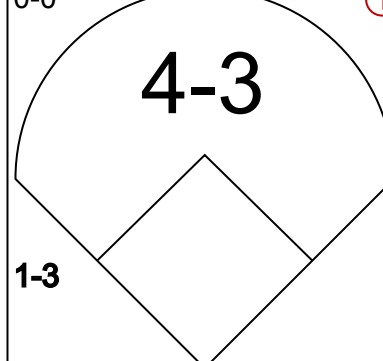
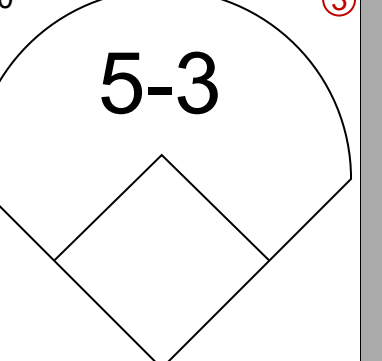
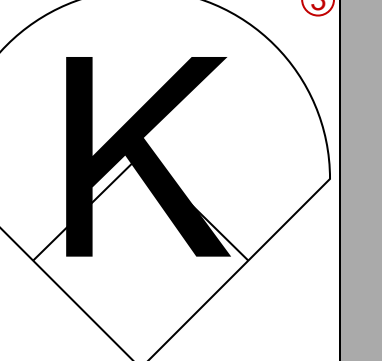
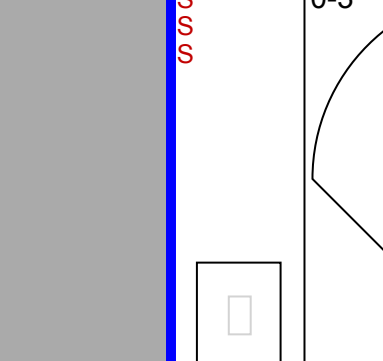
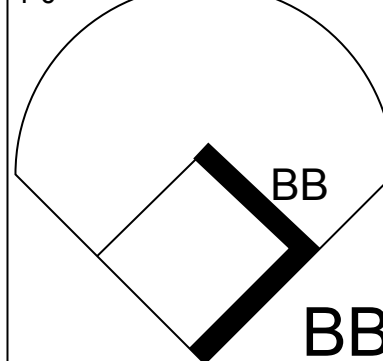
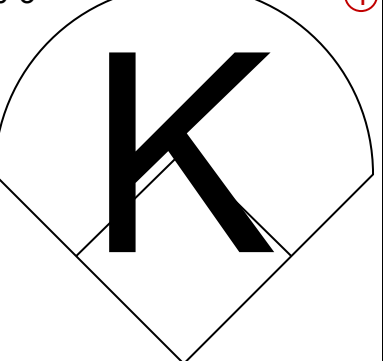
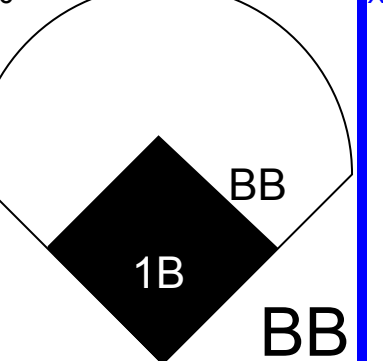
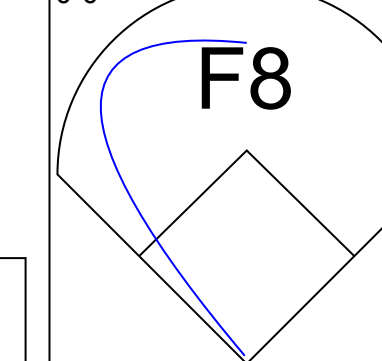
Kansas City Royals @ Milwaukee Brewers
Milwaukee County Stadium, Milwaukee, WI
Fri Sep 18 1970, 8:05 PM EDT
Att: 10,424 - Unknown - 58 F

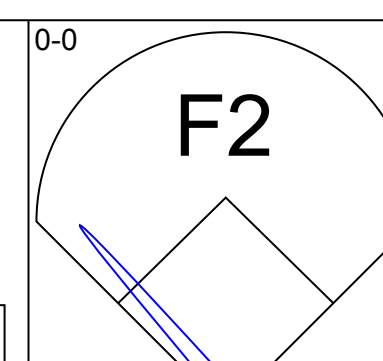
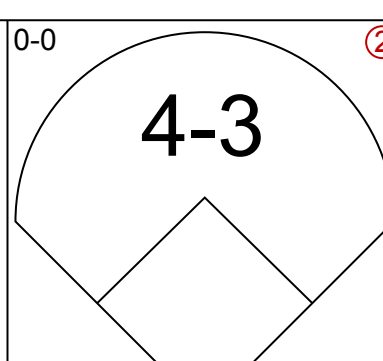
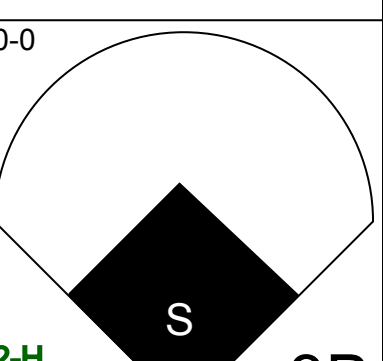
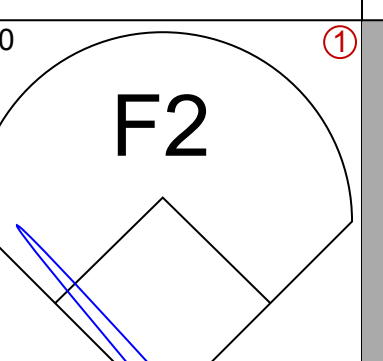

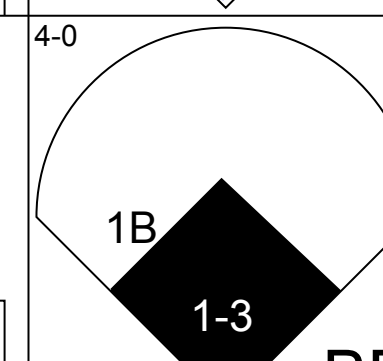
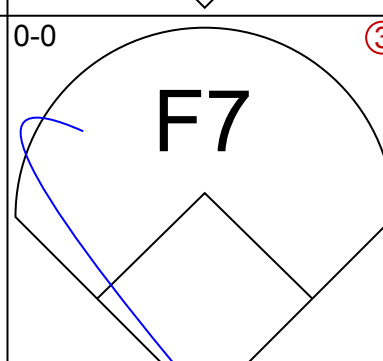
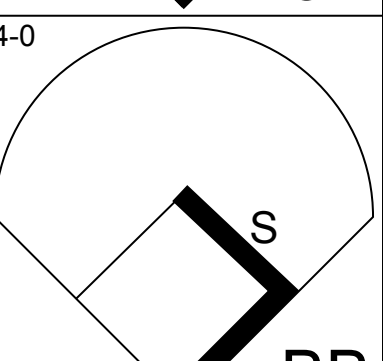
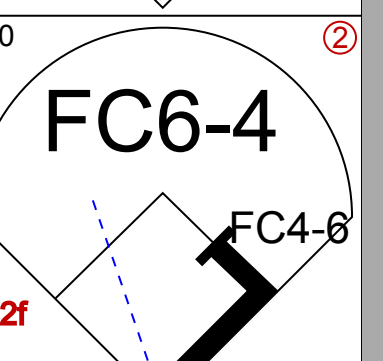
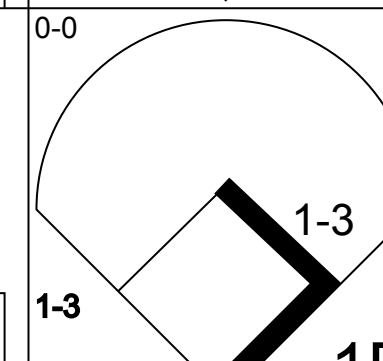
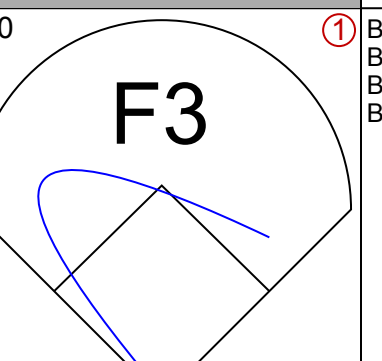

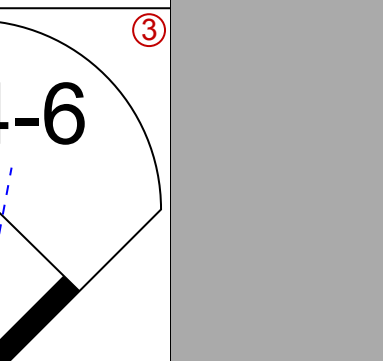
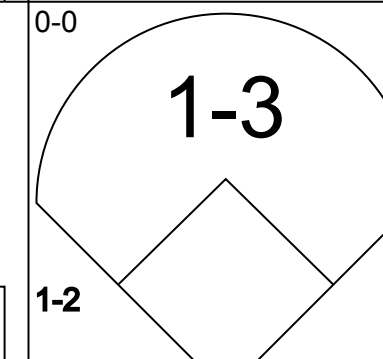
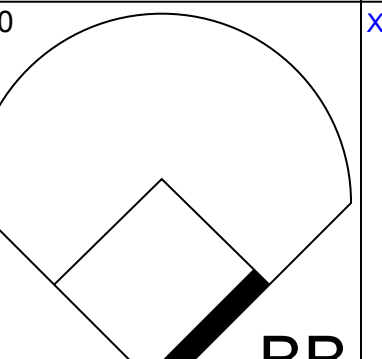
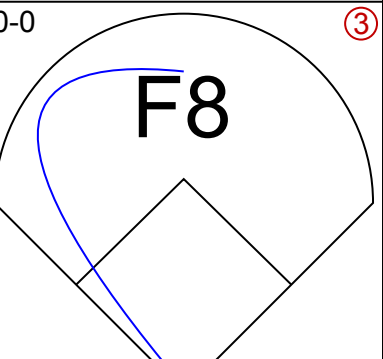
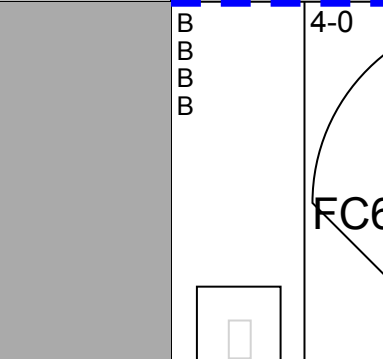
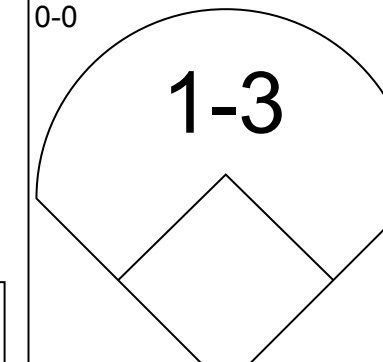
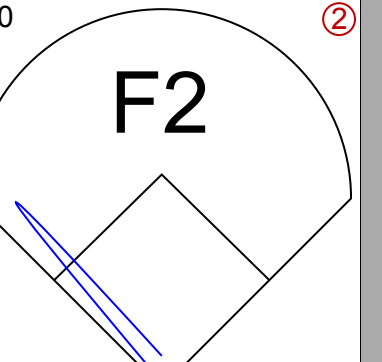
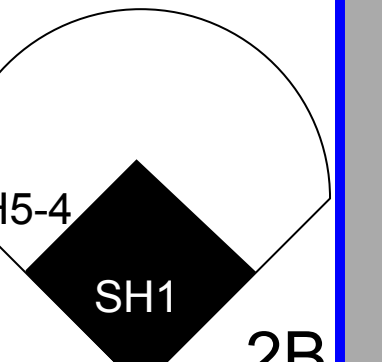
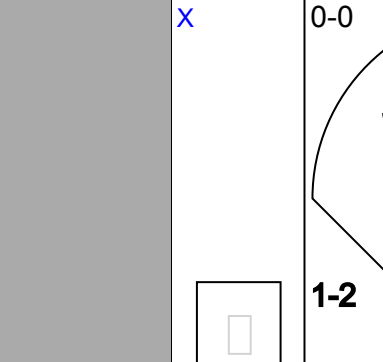
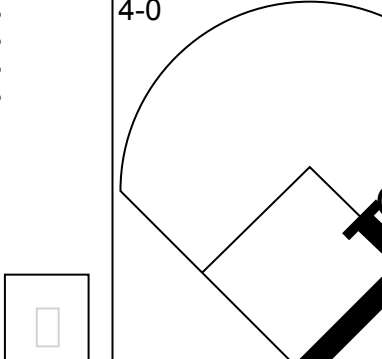
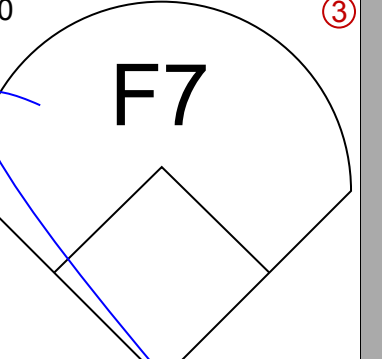
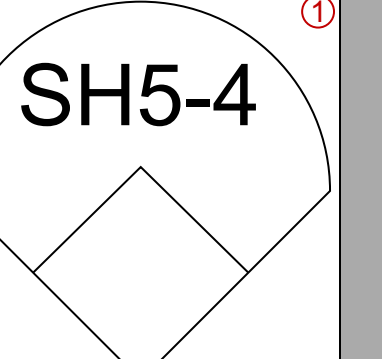
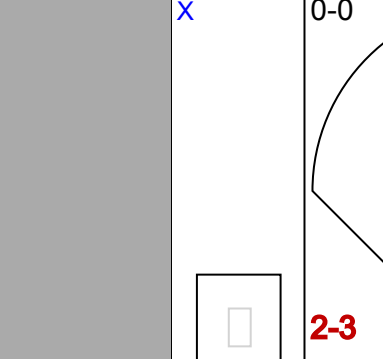
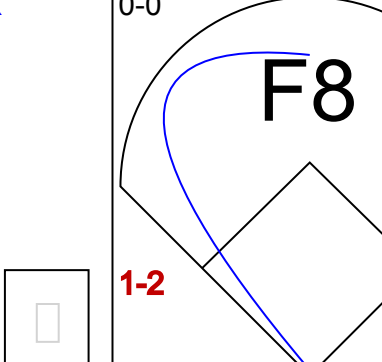
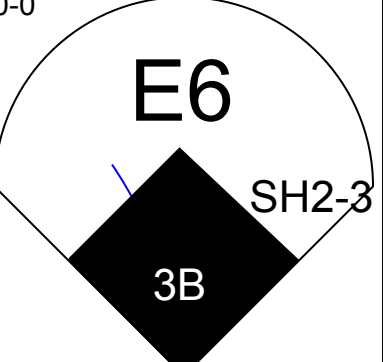
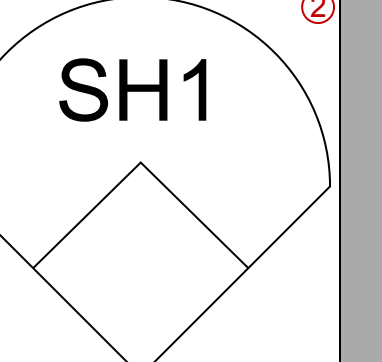
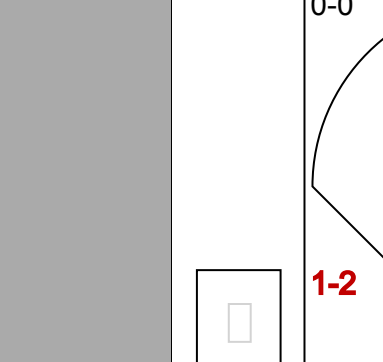
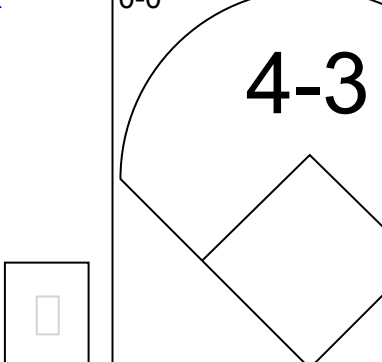
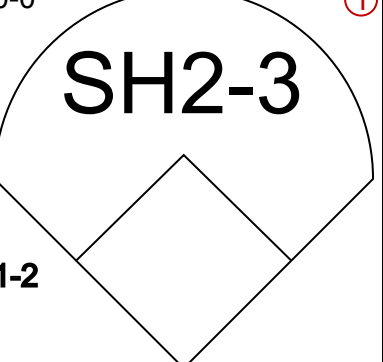
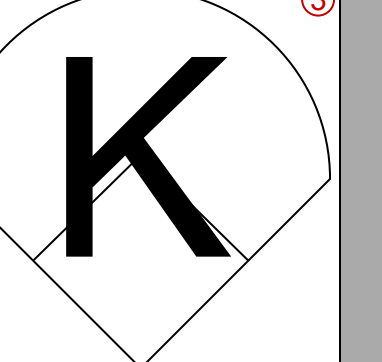
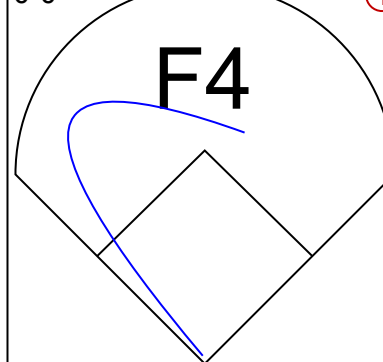
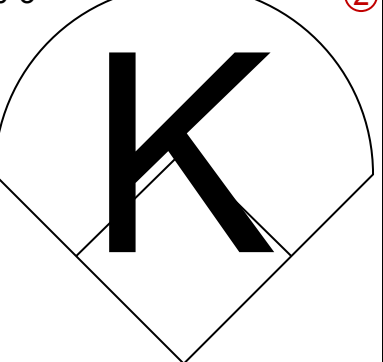
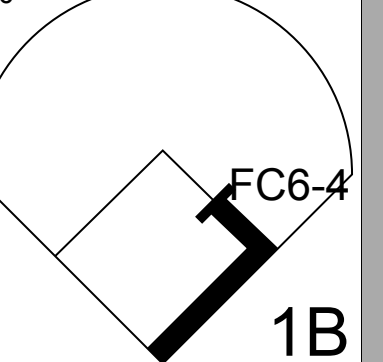
AB 29
R 4
H 6
RBI 4
BB 5
SO 4
LOB 16



Batter	1	2	3	4	5	6	7	8	9	AB	R	H	RBI	BB	SO	LOB	TOP								
Amos Otis, R OBP: 0.352, SLG: 0.426 (1, 8)	5-3			F8	1B		E5			5	0	2	1	0	0	1	Kansas City Royals @ Milwaukee Brewers Milwaukee County Stadium, Milwaukee, WI Sat Sep 19 1970, 8:05 PM EDT Att: 12,562 - Unknown AB 35 R 4 H 8 RBI 4 BB 3 SO 6 LOB 11 								
Paul Schaaf, R OBP: 0.341, SLG: 0.346 (1, 5)	F6			E7	1B		1-3		K	5	1	2	1	0	1	3									
Lou Piniella, R OBP: 0.341, SLG: 0.436 (1, 7)	5-3			1B	1-3				K	4	0	1	1	0	1	2									
Bob Oliver, R OBP: 0.310, SLG: 0.451 (1, 3)		L4-3		F9			K			3	1	1	0	1	1	1									
Cookie Rojas, R OBP: 0.266, SLG: 0.288 (1, 4)	L4-3			5-3			6-3			4	0	1	1	0	0	2									
Ed Kirkpatrick, L OBP: 0.335, SLG: 0.426 (1, 9)							F2		FC4-6	4	0	0	0	0	1	1									
Elie Rodriguez, R OBP: 0.317, SLG: 0.307 (1, 2)							1-3		FC6-4	4	0	0	0	0	2	1									
Jackie Hernandez, R OBP: 0.283, SLG: 0.283 (1, 6)				6-3	1B		6-3		5-3	3	1	0	0	1	0	0									
Wally Bunker, R OBP: 0.250, SLG: 0.077 Ted Abernathy, R OBP: 0.133, SLG: 0.133 (8, 1)				1-3	1B				4-3	2	1	1	0	1	0	0									
Inning Stats	R: 0 E: 0 K: 0 S: 3	H: 0 LOB: 0 BB: 0 P: 3	R: 0 E: 0 K: 1 S: 5	H: 1 LOB: 0 BB: 0 P: 5	R: 0 E: 0 K: 1 S: 5	H: 0 LOB: 0 BB: 0 P: 5	R: 1 E: 1 K: 0 S: 5	H: 2 LOB: 1 BB: 0 P: 5	R: 2 E: 0 K: 0 S: 6	H: 3 LOB: 2 BB: 1 P: 10	R: 0 E: 0 K: 1 S: 5	H: 0 LOB: 0 BB: 0 P: 5	R: 0 E: 1 K: 1 S: 6	H: 0 LOB: 2 BB: 1 P: 10	R: 1 E: 0 K: 1 S: 6	H: 1 LOB: 1 BB: 0 P: 10	R: 0 E: 0 K: 1 S: 6	H: 1 LOB: 1 BB: 0 P: 6	1B: 8 2B: 1 3B: 0 HR: 0	SF: 0 SAC: 0 DP: 1 HBP: 0	WP: 0 PB: 0 SB: 1 CS: 0	PA: 38			
PITCHER	IP	WLS	BF	H	R	ER	SO	BB	IBB	HBP	BLK	WP	HR	S	P	ERA	WHIP								
John Morris, L ERA: 4.08 Dave Baldwin, R ERA: 2.57 John Gelnar, R ERA: 4.3 Dick Ellsworth, L ERA: 4.19	4.2	L	20	6	3	3	2	1	0	0	0	0	0	23	27	5.79	1.500								

Batter	1	2	3	4	5	6	7	8	9	AB	R	H	RBI	BB	SO	LOB	BOTTOM								
Tommy Harper, R OBP: 0.367, SLG: 0.500 (1, 5)	K				F9					2	0	0	0	2	1	1	Kansas City Royals @ Milwaukee Brewers Milwaukee County Stadium, Milwaukee, WI Sat Sep 19 1970, 8:05 PM EDT Att: 12,562 - Unknown AB 31 R 1 H 3 RBI 1 BB 4 SO 7 LOB 17 								
Mike Hegan, L OBP: 0.330, SLG: 0.371 (1, 3)							F8		F5	4	0	1	0	0	1	4									
Dave May, L OBP: 0.320, SLG: 0.329 (1, 8)							F8		E6	4	0	0	0	0	0	5									
Ted Savage, R OBP: 0.400, SLG: 0.486 (1, 7)					L7		F3			3	0	0	1	1	0	1									
Russ Snyder, L OBP: 0.275, SLG: 0.319 Dave Baldwin, R OBP: 0.341, SLG: 0.341 Bob Burda, L OBP: 0.133, SLG: 0.083 John Gelnar, R OBP: 0.283, SLG: 0.283 Tito Francona, L OBP: 0.302, SLG: 0.302 Dick Ellsworth, L ERA: 4.19 (7, 9)									F6	2	0	0	0	0	2	0									
Roberto Pena, R OBP: 0.276, SLG: 0.306 (1, 6)							F6			4	0	0	0	0	1	0									
Phil Roof, R OBP: 0.316, SLG: 0.390 (1, 2)									F7	4	0	0	0	0	1	0									
Ted Kubiak, S OBP: 0.342, SLG: 0.317 (1, 4)									4-3	3	1	2	0	1	0	0									
John Morris, R OBP: 0.214, SLG: 0.286 Floyd Wicker, L OBP: 0.212, SLG: 0.219 (5, 9)									F8	1	0	0	0	0	0	1									
Inning Stats	R: 0 E: 0 K: 1 S: 6	H: 1 LOB: 1 BB: 0 P: 6	R: 0 E: 0 K: 1 S: 5	H: 0 LOB: 0 BB: 0 P: 5	R: 0 E: 0 K: 1 S: 6	H: 1 LOB: 2 BB: 1 P: 10	R: 0 E: 0 K: 1 S: 5	H: 0 LOB: 0 BB: 0 P: 5	R: 0 E: 0 K: 0 S: 4	H: 1 LOB: 1 BB: 0 P: 4	R: 0 E: 0 K: 0 S: 3	H: 0 LOB: 0 BB: 0 P: 3	R: 0 E: 2 K: 2 S: 7	H: 0 LOB: 0 BB: 0 P: 7	R: 1 E: 1 K: 0 S: 4	H: 0 LOB: 3 BB: 3 P: 16	R: 0 E: 0 K: 1 S: 5	H: 0 LOB: 0 BB: 0 P: 5	1B: 3 2B: 0 3B: 0 HR: 0	SF: 0 SAC: 0 DP: 0 HBP: 0	WP: 1 PB: 0 SB: 0 CS: 0	PA: 35			
PITCHER	IP	WLS	BF	H	R	ER	SO	BB	IBB	HBP	BLK	WP	HR	S	P	ERA	WHIP								
Wally Bunker, R ERA: 4.47 Ted Abernathy, R ERA: 2.37	7.2	W	30	3	1	0	6	3	0	0	0	0	0	39	51	0.00	0.783								

Batter	1	2	3	4	5	6	7	8	9	AB	R	H	RBI	BB	SO	LOB	TOP			
Pat Kelly, L OBP: 0.348, SLG: 0.315 (1, 9)										4	1	0	0	1	4	2	Kansas City Royals @ Milwaukee Brewers Milwaukee County Stadium, Milwaukee, WI Sun Sep 20 1970, 4:33 AM EDT Att: 12,841 - Unknown - 80 F AB 33 R 3 H 5 RBI 3 BB 7 SO 11 LOB 20 			
Amos Otis, R OBP: 0.354, SLG: 0.425 (1, 8)										3	1	1	1	2	1	0				
Lou Piniella, R OBP: 0.338, SLG: 0.431 (1, 7)										5	0	0	0	0	2	6				
Ed Kirkpatrick, L OBP: 0.331, SLG: 0.421 (1, 2)										5	0	0	0	0	0	2				
Bob Oliver, R OBP: 0.311, SLG: 0.451 (1, 3)										4	0	2	1	0	0	0				
Paul Schaaf, R OBP: 0.345, SLG: 0.348 (1, 5)										3	0	2	1	1	0	0				
Cookie Rojas, R OBP: 0.286, SLG: 0.286 (1, 4)										3	0	0	0	1	1	5				
Jackie Hernandez, R Hawk Taylor, R Rich Severson, R OBP: 0.280, SLG: 0.280 (1, 6) OBP: 0.267, SLG: 0.226 (8, PH) OBP: 0.301, SLG: 0.317 (8, 6)										3	0	0	0	0	1	5				
Bob Johnson, L George Spriggs, L Aurelio Montague, R Bill Sorrell, L Ted Abernathy, R OBP: 0.203, SLG: 0.132 (1, 1) OBP: 0.316, SLG: 0.326 (7, PH) OBP: 0.273, SLG: 0.319 (7, 1) OBP: 0.306, SLG: 0.385 (8, PH) OBP: 0.153, SLG: 0.133 (8, 1)										1	0	0	0	1	1	0				
Inning Stats	R: 0 E: 0 K: 2 S: 7	H: 0 LOB: 0 BB: 0 P: 7	R: 0 E: 0 K: 0 S: 3	H: 0 LOB: 0 BB: 0 P: 3	R: 0 E: 0 K: 1 S: 5	H: 0 LOB: 3 BB: 3 P: 17	R: 0 E: 0 K: 0 S: 4	H: 1 LOB: 2 BB: 1 P: 8	R: 0 E: 1 K: 1 S: 7	H: 0 LOB: 1 BB: 1 P: 11	R: 3 E: 0 K: 2 S: 10	H: 3 LOB: 2 BB: 2 P: 18	R: 0 E: 0 K: 2 S: 7	H: 0 LOB: 0 BB: 0 P: 7	R: 0 E: 0 K: 1 S: 5	H: 0 LOB: 0 BB: 0 P: 5		1B: 5 2B: 0 3B: 0 HR: 0	SF: 0 SAC: 0 DP: 0 HBP: 0	WP: 0 PB: 0 SB: 2 CS: 0
PITCHER	IP WLS BF H R ER SO BB IBB HBP BLK WP HR S P ERA WHIP	IP WLS BF H R ER SO BB IBB HBP BLK WP HR S P ERA WHIP																		
Skip Lockwood, R ERA: 4.27 (1, 1)	6.0 W 29 3 3 3 6 7 0 0 0 0 0 0 34 62 4.50 1.667																			
Ken Sanders, R ERA: 1.68 (7, 1)	3.0 S 11 2 0 0 5 0 0 0 0 0 0 0 21 21 0.00 0.667																			

Batter	1	2	3	4	5	6	7	8	9	AB	R	H	RBI	BB	SO	LOB	BOTTOM			
Tommy Harper, R OBP: 0.366, SLG: 0.502 (1, 5)										4	1	1	1	0	0	1	Kansas City Royals @ Milwaukee Brewers Milwaukee County Stadium, Milwaukee, WI Sun Sep 20 1970, 4:33 AM EDT Att: 12,841 - Unknown - 80 F AB 23 R 4 H 4 RBI 3 BB 6 SO 2 LOB 13 			
Mike Hegan, L OBP: 0.331, SLG: 0.369 (1, 3)										2	1	0	0	2	0	1				
Dave May, L OBP: 0.322, SLG: 0.329 (1, 8)										3	0	1	0	1	0	1				
Ted Savage, R OBP: 0.401, SLG: 0.482 (1, 7)										2	0	0	1	2	0	3				
Bob Burda, L Russ Snyder, L OBP: 0.319, SLG: 0.345 (1, 9) OBP: 0.273, SLG: 0.319 (6, PR) (7, 9)										3	0	1	0	0	0	2				
Roberto Pena, R OBP: 0.277, SLG: 0.304 (1, 6)										2	0	0	0	1	0	2				
Phil Roof, R OBP: 0.314, SLG: 0.387 (1, 2)											2	1	0	1	0	1				
Ted Kubiak, S OBP: 0.341, SLG: 0.315 (1, 4)										2	0	0	0	0	1	1				
Skip Lockwood, R Ken Sanders, R OBP: 0.240, SLG: 0.327 (1, 1) OBP: 0.429, SLG: 0.273 (7, 1)										2	0	0	0	0	1	1				
Inning Stats	R: 1 E: 0 K: 0 S: 4	H: 1 LOB: 1 BB: 1 P: 8	R: 0 E: 0 K: 0 S: 2	H: 0 LOB: 0 BB: 1 P: 6	R: 0 E: 0 K: 0 S: 3	H: 0 LOB: 0 BB: 0 P: 3	R: 0 E: 0 K: 0 S: 3	H: 0 LOB: 1 BB: 1 P: 7	R: 2 E: 1 K: 1 S: 7	H: 1 LOB: 2 BB: 2 P: 15	R: 1 E: 0 K: 0 S: 6	H: 1 LOB: 1 BB: 0 P: 6	R: 0 E: 0 K: 0 S: 4	H: 1 LOB: 1 BB: 0 P: 4	R: 0 E: 0 K: 0 S: 2	H: 0 LOB: 0 BB: 1 P: 6		1B: 2 2B: 1 3B: 1 HR: 0	SF: 0 SAC: 4 DP: 0 HBP: 0	WP: 0 PB: 0 SB: 2 CS: 2
PITCHER	IP WLS BF H R ER SO BB IBB HBP BLK WP HR S P ERA WHIP	IP WLS BF H R ER SO BB IBB HBP BLK WP HR S P ERA WHIP																		
Bob Johnson, R ERA: 3.15 (1, 1)	6.0 L 26 3 4 2 2 2 5 0 0 0 0 0 25 45 3.00 1.333																			
Aurelio Montague, R ERA: 1.75 (7, 1)	1.0 4 1 0 0 0 0 0 0 0 0 0 0 4 4 0.00 1.000																			
Ted Abernathy, R ERA: 2.34 (8, 1)	1.0 3 0 0 0 0 0 1 0 0 0 0 0 0 2 6 0.00 1.000																			

Batter	1	2	3	4	5	6	7	8	9	AB	R	H	RBI	BB	SO	LOB	TOP																	
George Spriggs, L (1, 9) OBP: 0.315, SLG: 0.354	K2-3		HR		G1-3			G3-1		4	1	1	2	0	1	0	Kansas City Royals @ Chicago White Sox Comiskey Park, Chicago, IL Mon Sep 21 1970, 4:33 AM EDT Unknown																	
Amos Otis, R (1, 8) OBP: 0.353, SLG: 0.423	G5-3		F9		G6-3			FC6-5 BB		3	0	0	0	1	0	0																		
Lou Piniella, R (1, 7) OBP: 0.339, SLG: 0.430	BB		HBP		G5-3			FC6-5 1-3		2	0	0	0	1	0	1																		
Ed Kirkpatrick, L (1, 2) OBP: 0.328, SLG: 0.416	G1-6-3		P5		P6			G3		4	0	0	0	0	0	3																		
Bob Oliver, R (1, 3) OBP: 0.309, SLG: 0.448	K		E6 G4-3 1B		G5-3			G5-3		4	1	0	0	0	1	0																		
Paul Schaaf, R (1, 5) OBP: 0.344, SLG: 0.356	G5-3		G4-3		HR			G6-3		4	1	1	1	0	0	1																		
Cookie Rojas, R (1, 4) OBP: 0.271, SLG: 0.292	G4-3		G6-4-3 1B		HR			2B		3	0	2	1	1	0	0																		
Rich Severson, R (1, 6) OBP: 0.300, SLG: 0.321			G6-4-3 HR 2B		G4-3-6			F9		4	1	1	0	0	0	3																		
Jim Rooker, R (1, 1) OBP: 0.239, SLG: 0.313			K		F3					1	0	0	0	0	1	1																		
Dave Morehead, R (3, 1) OBP: 0.194, SLG: 0.200										1	0	0	0	0	1	0																		
Hawk Taylor, R (7, PH) OBP: 0.282, SLG: 0.222										1	0	0	0	0	0	0																		
Aurelio Monteaugudo, R (7, 1) OBP: 0.283, SLG: 0.327										0	0	0	0	0	0	0																		
Tom Burgmeier, L (8, 1) OBP: 0.250, SLG: 0.143										0	0	0	0	0	0	0																		
Inning Stats	R: 0 E: 0 K: 1 S: 5	H: 0 LOB: 1 BB: 1 P: 9	R: 0 E: 0 K: 1 S: 5	H: 0 LOB: 0 BB: 0 P: 5	R: 2 E: 0 K: 1 S: 7	H: 2 LOB: 1 BB: 0 P: 8	R: 1 E: 1 K: 0 S: 4	H: 1 LOB: 0 BB: 0 P: 4	R: 0 E: 0 K: 1 S: 5	H: 0 LOB: 0 BB: 0 P: 5	R: 1 E: 0 K: 0 S: 3	H: 1 LOB: 0 BB: 1 P: 7	R: 0 E: 0 K: 0 S: 3	H: 0 LOB: 1 BB: 1 P: 7	R: 0 E: 0 K: 0 S: 4	H: 1 LOB: 1 BB: 0 P: 4	1B: 1 2B: 3 3B: 0 HR: 2	SF: 0 SAC: 0 DP: 2 HBP: 1	WP: 0 PB: 0 SB: 2 CS: 0	PA: 35														
PITCHER	IP WLS BF H R ER SO BB IBB HBP BLK WP HR S P ERA WHIP																																	
Joe Horlen, R (1, 1) ERA: 4.72	6.0	23	3	3	2	4	1	0	1	0	0	0	0	1	29	34	3.00	0.667																
Lee Stange, R (7, 1) ERA: 5.44	0.0	2	1	1	1	0	1	0	0	0	0	0	0	1	1	5	∞	∞																
Wilbur Wood, L (7, 1) ERA: 2.88	3.0	W 10	1	0	0	0	1	0	0	0	0	0	0	0	9	13	0.00	0.667																

Batter	1	2	3	4	5	6	7	8	9	AB	R	H	RBI	BB	SO	LOB	BOTTOM																	
Walt Williams, R (1, 9) OBP: 0.309, SLG: 0.349	G5-3	F2		F7		2B BB		WP 1B		4	1	1	0	1	0	3	Kansas City Royals @ Chicago White Sox Comiskey Park, Chicago, IL Mon Sep 21 1970, 4:33 AM EDT Unknown																	
Luis Aparicio, R (1, 6) OBP: 0.373, SLG: 0.409	G4-3		F7		E6 G4-3 WP	2B		F3		5	0	1	2	0	0	1																		
Carlos May, L (1, 7) OBP: 0.375, SLG: 0.425	G6-3		S BB		G4-3			G4-3		3	1	0	0	2	0	1																		
Bill Melton, R (1, 5) OBP: 0.341, SLG: 0.491		1B BB SF8		BB		F3		HR		2	2	1	1	2	0	1																		
Ed Herrmann, L (8, 2) OBP: 0.362, SLG: 0.509		1B BB		BB		F3		1B BB		0	0	0	0	1	0	0																		
Duane Josephson, R (1, 2) OBP: 0.372, SLG: 0.410		1B BB SF8		K		G1-3		S		2	1	0	0	1	1	3																		
Tom McCraw, L (7, PR) OBP: 0.283, SLG: 0.327		1-2 E BB		K		G1-3		S		1	0	1	2	0	0	0																		
Ken Berry, R (1, 8) OBP: 0.341, SLG: 0.358		BB 1B		F8		WP 1B 2B		F7		5	1	2	0	0	0	5																		
Bob Spence, L (1, 3) ERA: 3.54		SF8		G4-3		F5		G4-3		3	0	0	1	0	0	2																		
Rich Morales, R (8, 5) OBP: 0.245, SLG: 0.216		2-3 3-H		G4-3		F5		G4-3		0	0	0	0	0	0	0																		
Bobby Knoop, R (1, 4) OBP: 0.290, SLG: 0.312		SH1-4 BB		K		F9		FC1-5 2B		3	0	1	0	1	1	1																		
Joe Horlen, R (1, 1) OBP: 0.194, SLG: 0.140		SH1-4				WP 2B 1B		FC1-5 1B WP		0	0	0	0	1	0	0																		
Gail Hopkins, L (6, PH) OBP: 0.349, SLG: 0.386										1	0	1	0	0	0	0																		
Jose Ortiz, R (6, PR)										0	1	0	0	0	0	0																		
Lee Stange, R (7, 1)										0	0	0	0	0	0	0																		
Wilbur Wood, R (7, 1) OBP: 0.311, SLG: 0.167										1	1	0	0	0	0	1																		
Inning Stats	R: 0 E: 0 K: 0 S: 3	H: 0 LOB: 0 BB: 0 P: 3	R: 2 E: 0 K: 0 S: 4	H: 1 LOB: 2 BB: 3 P: 16	R: 0 E: 0 K: 1 S: 5	H: 0 LOB: 2 BB: 2 P: 13	R: 0 E: 0 K: 1 S: 5	H: 0 LOB: 1 BB: 1 P: 9	R: 0 E: 1 K: 0 S: 4	H: 0 LOB: 1 BB: 0 P: 4	R: 2 E: 0 K: 0 S: 5	H: 3 LOB: 3 BB: 1 P: 9	R: 1 E: 0 K: 0 S: 4	H: 1 LOB: 2 BB: 0 P: 5	R: 3 E: 0 K: 0 S: 6	H: 3 LOB: 2 BB: 2 P: 14	1B: 5 2B: 2 3B: 0 HR: 1	SF: 1 SAC: 1 DP: 0 HBP: 1	WP: 4 PB: 0 SB: 4 CS: 0	PA: 42														
PITCHER	IP WLS BF H R ER SO BB IBB HBP BLK WP HR S P ERA WHIP																																	
Jim Rooker, L (1, 1) ERA: 3.59	2.1	11	1	2	1	0	3	0	0	0	0	0	0	2	0	18	4.91	1.909																
Aurelio Monteaugudo, R (7, 1) ERA: 2.96	1.2	L 10	3	4	4	0	1	0	1	0	1	1	8	13	21.60	2.400																		
Tom Burgmeier, L (8, 1) ERA: 2.96	0.1	3	1	0	0	0	1	0	0	0	0	0	2	6	0.00	6.000																		



Batter	1	2	3	4	5	6	7	8	9	AB	R	H	RBI	BB	SO	LOB	TOP					
Amos Otis, R OBP: 0.353, SLG: 0.423 (1, 8)										5	1	2	0	0	0	1	Kansas City Royals @ Chicago White Sox Comiskey Park, Chicago, IL Mon Sep 21 1970, 4:38 AM EDT Att: 672 - Unknown					
George Springs, L OBP: 0.302, SLG: 0.337 (1, 9)										5	0	0	0	0	2	2						
Lou Piniella, R OBP: 0.341, SLG: 0.430 (1, 7)										4	1	2	1	1	0	1						
Bill Sorrell, L OBP: 0.315, SLG: 0.387 Bob Oliver, R OBP: 0.306, SLG: 0.447 (6, 3)										2	1	1	0	1	0	0						
Paul Schaaf, R OBP: 0.348, SLG: 0.364 (1, 5)										3	2	2	2	1	0	0						
Elie Rodriguez, R OBP: 0.281, SLG: 0.305 (1, 2)										2	1	0	1	2	1	0						
Tom Matchick, L OBP: 0.233, SLG: 0.238 Cookie Rojas, R OBP: 0.272, SLG: 0.292 (8, PH)										3	0	0	0	0	1	1						
Bobby Floyd, R OBP: 0.222, SLG: 0.188 (1, 6)										4	0	2	3	0	0	1						
Bill Butler, L OBP: 0.125, SLG: 0.045 Jim York, R (5, 1)										2	0	0	0	0	2	2						
										2	0	0	0	0	1	1						
Inning Stats	R: 1 E: 0 K: 1 S: 6	H: 2 LOB: 2 BB: 1 P: 10	R: 0 E: 0 K: 1 S: 5	H: 0 LOB: 1 BB: 1 P: 9	R: 0 E: 0 K: 0 S: 3	H: 1 LOB: 0 BB: 0 P: 3	R: 0 E: 0 K: 1 S: 5	H: 0 LOB: 0 BB: 0 P: 5	R: 0 E: 0 K: 2 S: 8	H: 1 LOB: 1 BB: 0 P: 8	R: 3 E: 0 K: 0 S: 6	H: 3 LOB: 0 BB: 0 P: 6	R: 0 E: 0 K: 0 S: 3	H: 0 LOB: 0 BB: 0 P: 3	R: 4 E: 0 K: 1 S: 6	H: 1 LOB: 1 BB: 4 P: 22	R: 0 E: 0 K: 1 S: 6	H: 1 LOB: 1 BB: 0 P: 6	1B: 7 2B: 1 3B: 1 HR: 0	SF: 0 SAC: 0 DP: 1 HBP: 0	WP: 0 PB: 0 SB: 3 CS: 0	PA: 40
PITCHER	IP WLS BF H R ER SO BB IBB HBP BLK WP HR S P ERA WHIP																					
Floyd Weaver, R ERA: 4.11 (1, 1)	5.1 L 23 7 4 4 5 2 0 0 0 0 0 0 0 31 39 6.75 1.688																					
Jerry Crider, R ERA: 4.27 (6, 1)	0.2 2 0 0 0 0 0 0 0 0 0 0 0 0 2 2 0.00 0.000																					
Danny Murphy, R ERA: 5.66 (7, 1)	1.2 8 0 3 3 0 3 0 0 0 0 0 0 0 5 17 16.20 1.800																					
Steve Hamilton, L ERA: 2.96 (8, 1)	0.1 3 1 1 1 1 1 0 0 0 0 0 0 0 4 8 27.00 6.000																					
Dennis O'Toole, R ERA: (9, 1)	1.0 4 1 0 0 1 0 0 0 0 0 0 0 0 6 6 0.00 1.000																					
Batter	1	2	3	4	5	6	7	8	9	AB	R	H	RBI	BB	SO	LOB	BOTTOM					
Jose Ortiz, R OBP: 0.333, SLG: 0.333 (1, 8)										5	0	2	0	0	1	0	Kansas City Royals @ Chicago White Sox Comiskey Park, Chicago, IL Mon Sep 21 1970, 4:38 AM EDT Att: 672 - Unknown					
Walt Williams, R OBP: 0.310, SLG: 0.350 (1, 9)										5	0	2	0	0	0	2						
Carlos May, L OBP: 0.375, SLG: 0.425 (1, 7)										5	0	2	0	0	0	3						
Bill Melton, R OBP: 0.343, SLG: 0.493 (1, 5)										3	1	1	0	1	1	2						
Rich McKinney, R OBP: 0.196, SLG: 0.202 Luis Aparicio, R OBP: 0.373, SLG: 0.409 (9, 6)										4	1	2	2	0	2	3						
Art Kusnyer, R (1, 2)										4	0	0	0	0	2	4						
Bob Spence, L OBP: 0.283, SLG: 0.125 John Matias, L OBP: 0.211, SLG: 0.257 (6, PH)										1	0	0	0	2	0	0						
Rich Morales, R OBP: 0.245, SLG: 0.228 (1, 4)										4	0	1	0	0	1	1						
Floyd Weaver, R JERRY CRIDER, R Tom McKinney, L Danny Murphy, L Steve Hamilton, L Dennis O'Toole, R Lee Maye, L OBP: 0.320, SLG: 0.398 (9, PH)										2	0	0	0	0	1	2						
										0	0	0	0	0	0	0						
										1	0	0	0	0	0	0						
										0	0	0	0	0	0	0						
										0	0	0	0	0	0	0						
										0	0	0	0	0	0	0						
										1	0	0	0	0	0	0						
Inning Stats	R: 0 E: 0 K: 1 S: 6	H: 1 LOB: 1 BB: 0 P: 6	R: 0 E: 0 K: 1 S: 5	H: 0 LOB: 1 BB: 1 P: 9	R: 0 E: 0 K: 0 S: 4	H: 1 LOB: 1 BB: 0 P: 4	R: 1 E: 0 K: 1 S: 7	H: 3 LOB: 2 BB: 1 P: 11	R: 0 E: 0 K: 2 S: 9	H: 2 LOB: 3 BB: 1 P: 13	R: 0 E: 0 K: 0 S: 3	H: 0 LOB: 0 BB: 0 P: 3	R: 0 E: 0 K: 0 S: 4	H: 1 LOB: 1 BB: 0 P: 4	R: 1 E: 0 K: 2 S: 8	H: 1 LOB: 0 BB: 0 P: 8	R: 0 E: 0 K: 1 S: 6	H: 1 LOB: 1 BB: 0 P: 6	1B: 7 2B: 2 3B: 0 HR: 1	SF: 0 SAC: 0 DP: 0 HBP: 0	WP: 0 PB: 0 SB: 0 CS: 1	PA: 39
PITCHER	IP WLS BF H R ER SO BB IBB HBP BLK WP HR S P ERA WHIP																					
Bill Butler, L ERA: 3.77 (1, 1)	4.1 W 18 3 1 1 5 2 0 0 0 0 0 0 1 27 31 2.08 2.077																					
Jim York, R ERA: 1.93 (5, 1)	4.2 W 18 3 1 1 5 1 0 0 0 0 0 0 1 27 31 1.93 0.857																					

Batter	1	2	3	4	5	6	7	8	9	AB	R	H	RBI	BB	SO	LOB	TOP					
Amos Otis, R OBP: 0.353, SLG: 0.424 (1, 8)	F9		G5-3		FC4-6 1B		SH1-4 2B		K	5	1	1	0	0	1	1	Kansas City Royals @ Chicago White Sox Comiskey Park, Chicago, IL Tue Sep 22 1970, 8:05 PM EDT Att: 2,369 - Unknown livebaseballscorecards.com					
Cookie Rojas, R OBP: 0.277, SLG: 0.296 (1, 4)	G5-3		1B		1B		SH1-4		2B	4	1	3	0	0	0	0						
Lou Piniella, R OBP: 0.341, SLG: 0.429 (1, 7)	FC6-4 1B		FC6-4 1B				G4-3		F9	5	0	2	1	0	0	1						
Bob Oliver, R OBP: 0.310, SLG: 0.450 (1, 3)	FC6-4 1-2		FC6-4 1-2				P6		1B	4	1	2	1	1	0	3						
Paul Schaaf, R OBP: 0.346, SLG: 0.361 (1, 5)		PB G4-3 1B			G1-3		P6			4	2	2	0	0	0	1						
Elie Rodriguez, R OBP: 0.315, SLG: 0.299 (1, 2)	K		G6-3		G6-3		E8 1B		G6-3	4	1	0	0	0	1	3						
George Spriggs, L OBP: 0.295, SLG: 0.327 (6, PH)	G4-3		G1-3				K			2	0	0	1	0	0	0						
Hawk Taylor, R OBP: 0.258, SLG: 0.218 (6, PH)										1	0	0	0	0	1	3						
Pat Kelly, L OBP: 0.349, SLG: 0.315 (6, 9)										0	0	0	0	0	0	0						
Bobby Floyd, R OBP: 0.280, SLG: 0.261 (1, 6)	P6								HBP	4	0	2	2	0	0	1						
AJ Fitzmorris, S OBP: 0.353, SLG: 0.419 (1, 1)			P4		FC6-4 1B		1B		K	4	0	1	1	0	1	2						
Inning Stats	R: 0 E: 0 K: 0 S: 4	H: 1 LOB: 1 BB: 0 P: 4	R: 1 E: 0 K: 1 S: 6	H: 1 LOB: 0 BB: 0 P: 6	R: 0 E: 0 K: 0 S: 5	H: 2 LOB: 2 BB: 0 P: 5	R: 0 E: 0 K: 0 S: 3	H: 0 LOB: 0 BB: 0 P: 3	R: 0 E: 0 K: 0 S: 4	H: 2 LOB: 2 BB: 0 P: 4	R: 3 E: 1 K: 1 S: 8	H: 3 LOB: 2 BB: 1 P: 12	R: 1 E: 0 K: 0 S: 5	H: 2 LOB: 1 BB: 0 P: 5	R: 0 E: 0 K: 1 S: 5	H: 0 LOB: 1 BB: 0 P: 6	R: 1 E: 0 K: 1 S: 6	H: 2 LOB: 1 BB: 0 P: 6	1B: 10 2B: 3 3B: 0 HR: 0	SF: 0 SAC: 1 DP: 0 HBP: 1	WP: 0 PB: 2 SB: 0 CS: 0	PA: 40
PITCHER	IP WLS BF H R ER SO BB IBB HBP BLK WP HR S P ERA WHIP																					
Jim Magnuson, L ERA: 4.46 (1, 1)	5.1 L 23 7 3 0 1 1 0 0 0 0 0 0 24 28 0.00 1.500																					
Wilbur Wood, L ERA: 2.97 (6, 1)	0.2 4 2 1 0 1 0 0 0 0 0 0 0 6 6 0.00 3.000																					
Jerry Crider, R ERA: 4.33 (7, 1)	3.0 13 4 2 2 2 0 0 1 0 0 0 0 16 17 6.00 1.333																					

Batter	1	2	3	4	5	6	7	8	9	AB	R	H	RBI	BB	SO	LOB	BOTTOM					
Walt Williams, R OBP: 0.311, SLG: 0.356 (1, 9)	G6-3		G3-1 2B		PB 1B		G5-3		P4	5	0	2	0	0	0	0	Kansas City Royals @ Chicago White Sox Comiskey Park, Chicago, IL Tue Sep 22 1970, 8:05 PM EDT Att: 2,369 - Unknown livebaseballscorecards.com					
Tom McCraw, L OBP: 0.277, SLG: 0.318 (1, 8)	P6		G3-1 2-3		F2		K			4	0	0	0	0	1	2						
Carlos May, L OBP: 0.375, SLG: 0.423 (1, 7)	G3		K		BB		K			3	0	0	0	1	2	1						
Bill Melton, R OBP: 0.340, SLG: 0.488 (1, 5)										3	0	0	0	0	0	2						
Bobby Knoop, R OBP: 0.298, SLG: 0.309 (6, 4)	P3				P4				F7	1	0	0	0	0	0	0						
Ed Herrmann, L OBP: 0.364, SLG: 0.510 (1, 2)	WP HR 1B				G4-3		L8		1B	4	1	2	0	0	0	0						
Bob Spence, L OBP: 0.291, SLG: 0.370 (1, 3)	K				BB		F7		1B	3	0	1	0	1	1	1						
Rich McKinney, R OBP: 0.212, SLG: 0.244 (1, 6)					BB					1	1	1	2	1	0	0						
Luis Aparicio, R OBP: 0.373, SLG: 0.407 (5, 6)	HR				BB		1B		F3	2	0	1	0	0	0	1						
Rich Morales, R OBP: 0.245, SLG: 0.229 (1, 4)	G4-3				G2-3		1B			4	0	1	0	0	0	2						
Jim Magnuson, R (1, 1)										2	0	0	0	0	0	0						
Wilbur Wood, R OBP: 0.111, SLG: 0.167 (6, 1)										0	0	0	0	0	0	0						
Gail Hopkins, L OBP: 0.349, SLG: 0.387 (6, PH)										1	0	0	0	1	2							
Jerry Crider, R OBP: 0.083, SLG: 0.125 (7, 1)										0	0	0	0	0	0	0						
Lee Maye, L OBP: 0.316, SLG: 0.395 (9, PH)										1	0	0	0	0	1	0						
Inning Stats	R: 0 E: 0 K: 0 S: 3	H: 0 LOB: 0 BB: 0 P: 3	R: 2 E: 0 K: 1 S: 7	H: 2 LOB: 0 BB: 0 P: 7	R: 0 E: 0 K: 1 S: 6	H: 1 LOB: 1 BB: 0 P: 6	R: 0 E: 0 K: 0 S: 3	H: 0 LOB: 2 BB: 2 P: 11	R: 0 E: 0 K: 0 S: 4	H: 1 LOB: 2 BB: 1 P: 8	R: 0 E: 0 K: 1 S: 7	H: 2 LOB: 2 BB: 0 P: 7	R: 0 E: 0 K: 2 S: 7	H: 0 LOB: 0 BB: 0 P: 7	R: 0 E: 0 K: 0 S: 4	H: 2 LOB: 1 BB: 0 P: 4	R: 0 E: 0 K: 1 S: 5	H: 0 LOB: 0 BB: 0 P: 5	1B: 5 2B: 2 3B: 0 HR: 1	SF: 0 SAC: 0 DP: 0 HBP: 0	WP: 1 PB: 1 SB: 0 CS: 0	PA: 37
PITCHER	IP WLS BF H R ER SO BB IBB HBP BLK WP HR S P ERA WHIP																					
AJ Fitzmorris, R ERA: 4.44 (1, 1)	9.0 W 37 8 2 2 6 3 0 0 0 0 1 1 46 58 2.00 1.222																					

Batter	1	2	3	4	5	6	7	8	9	AB	R	H	RBI	BB	SO	LOB	TOP					
Amos Otis, R (1, 8) OBP: 0.354, SLG: 0.423										2	0	0	0	2	0	2	Kansas City Royals @ Chicago White Sox Comiskey Park, Chicago, IL Wed Sep 23 1970, 4:33 AM EDT Att: 693 - Unknown - G3 F					
George Springs, L (1, 9) OBP: 0.302, SLG: 0.321										2	0	0	0	2	1	1						
Lou Piniella, R (1, 7) OBP: 0.341, SLG: 0.427										4	0	1	0	0	1	5						
Ed Kirkpatrick, L (1, 2) OBP: 0.327, SLG: 0.419										3	0	0	0	1	0	1						
Bill Sorrell, L (1, 3) OBP: 0.313, SLG: 0.376										4	0	1	0	0	0	3						
Paul Schaaf, R (1, 5) OBP: 0.345, SLG: 0.360										4	0	1	0	0	1	0						
Cookie Rojas, R (1, 4) OBP: 0.276, SLG: 0.294										3	0	0	0	1	0	2						
Bobby Floyd, R (1, 6) OBP: 0.286, SLG: 0.269										3	0	1	0	0	1	1						
Paul Splitterff, L (1, 1) OBP: 0.500, SLG: 0.500 (8, PH)										2	0	1	0	0	0	1						
Pat Kelly, L (8, PH) OBP: 0.349, SLG: 0.315										1	0	0	0	0	1	0						
Ken Wright, R (8, 1)										0	0	0	0	0	0	0						
Inning Stats	R: 0 E: 0 K: 0 S: 2	H: 0 LOB: 2 BB: 3 P: 14	R: 0 E: 0 K: 1 S: 4	H: 0 LOB: 0 BB: 1 P: 8	R: 0 E: 0 K: 1 S: 4	H: 1 LOB: 1 BB: 0 P: 4	R: 0 E: 0 K: 1 S: 5	H: 0 LOB: 0 BB: 0 P: 5	R: 0 E: 0 K: 1 S: 4	H: 1 LOB: 1 BB: 0 P: 4	R: 0 E: 0 K: 1 S: 5	H: 1 LOB: 0 BB: 0 P: 5	R: 0 E: 0 K: 0 S: 3	H: 0 LOB: 0 BB: 0 P: 3	R: 0 E: 0 K: 2 S: 7	H: 0 LOB: 2 BB: 2 P: 15	R: 0 E: 0 K: 0 S: 4	H: 2 LOB: 1 BB: 0 P: 4	1B: 5 2B: 0 3B: 0 HR: 0	SF: 0 SAC: 0 DP: 3 HBP: 0	WP: 1 PB: 0 SB: 0 CS: 1	PA: 35
PITCHER Bart Johnson, R (1, 1) ERA: 4.77	IP: 9.0 WLS: W BF: 34 H: 5 R: 0 ER: 0 SO: 5 BB: 6 IBB: 0 HBP: 0 BLK: 0 WP: 1 HR: 0 S: 38 P: 62 ERA: 0.00 WHIP: 1.222															PITCHER						

Batter	1	2	3	4	5	6	7	8	9	AB	R	H	RBI	BB	SO	LOB	BOTTOM					
Walt Williams, R (1, 9) OBP: 0.312, SLG: 0.357										5	1	2	0	0	0	3	Kansas City Royals @ Chicago White Sox Comiskey Park, Chicago, IL Wed Sep 23 1970, 4:33 AM EDT Att: 693 - Unknown - G3 F					
Tom McCraw, L (1, 3) OBP: 0.275, SLG: 0.316										5	0	1	0	0	1	2						
Carlos May, L (1, 7) OBP: 0.377, SLG: 0.423										4	1	2	0	1	0	3						
Bill Melton, R (1, 5) OBP: 0.341, SLG: 0.486										4	0	1	1	1	0	3						
Luis Aparicio, R (1, 6) OBP: 0.374, SLG: 0.407										0	0	0	0	1	0	0						
Rich McKinney, R (2, 6) OBP: 0.223, SLG: 0.280										3	1	1	2	1	1	5						
Ken Berry, R (1, 8) OBP: 0.341, SLG: 0.359										4	1	2	0	0	1	4						
Bobby Knoop, R (1, 4) OBP: 0.285, SLG: 0.306										4	0	0	0	0	3	2						
Chuck Brinkman, R (1, 2) OBP: 0.250, SLG: 0.200										3	2	1	0	1	1	0						
Bart Johnson, R (1, 1) OBP: 0.310, SLG: 0.357										3	0	1	1	0	1	1						
Inning Stats	R: 1 E: 0 K: 0 S: 5	H: 3 LOB: 2 BB: 1 P: 9	R: 0 E: 0 K: 2 S: 7	H: 0 LOB: 1 BB: 1 P: 11	R: 0 E: 1 K: 3 S: 11	H: 1 LOB: 2 BB: 0 P: 11	R: 0 E: 0 K: 2 S: 7	H: 0 LOB: 0 BB: 0 P: 7	R: 0 E: 0 K: 0 S: 4	H: 1 LOB: 1 BB: 0 P: 4	R: 2 E: 1 K: 0 S: 5	H: 2 LOB: 1 BB: 1 P: 9	R: 2 E: 0 K: 1 S: 8	H: 3 LOB: 1 BB: 0 P: 8	R: 1 E: 1 K: 0 S: 5	H: 1 LOB: 3 BB: 2 P: 13	R: 0 E: 0 K: 0 S: 4	H: 0 LOB: 0 BB: 0 P: 11	1B: 7 2B: 3 3B: 0 HR: 1	SF: 0 SAC: 1 DP: 0 HBP: 0	WP: 1 PB: 0 SB: 1 CS: 3	PA: 41
PITCHER Paul Splitterff, L (1, 1) ERA: 3.86	IP: 7.0 WLS: L BF: 34 H: 10 R: 5 ER: 3 SO: 8 BB: 3 IBB: 0 HBP: 0 BLK: 0 WP: 0 HR: 1 S: 47 P: 59 ERA: 3.86 WHIP: 1.857															PITCHER						
Ken Wright, R (8, 1) ERA: 5.4	IP: 1.0 WLS: 7 BF: 1 H: 1 R: 1 ER: 1 SO: 0 BB: 2 IBB: 0 HBP: 0 BLK: 0 WP: 1 HR: 0 S: 5 P: 13 ERA: 9.00 WHIP: 3.000															PITCHER						



Batter	1	2	3	4	5	6	7	8	9	AB	R	H	RBI	BB	SO	LOB	TOP			
Jim Nettles, L (1, 8) OBP: 0.357, SLG: 0.308	1-3		3-1					K		4	0	1	0	0	1	0	Minnesota Twins @ Kansas City Royals Municipal Stadium, Kansas City, MO Fri Sep 25 1970, 8:05 PM EDT Att. 6,663 - Unknown - 59 F			
Leo Cardenas, R (1, 6) OBP: 0.296, SLG: 0.373 Frank Quilici, R (5, 4) OBP: 0.305, SLG: 0.304	5-3			1B 2B BB	1-3			1B		2	1	0	0	1	0	1				
Tony Oliva, L (1, 9) OBP: 0.363, SLG: 0.510	F9				F7			F5		4	0	0	0	0	2					
Harmon Killebrew, R (1, 5) OBP: 0.415, SLG: 0.556		6-3						F8		4	0	1	0	0	0	0				
Rich Reese, L (1, 3) OBP: 0.333, SLG: 0.374		F3			2B 1-2 1B			4-3		4	0	0	0	0	2					
Steve Brye, R (1, 7) OBP: 0.333, SLG: 0.300								F8		3	0	1	1	1	0	0				
Rick Dempsey, R (1, 2)								6-3		3	0	0	0	0	3					
Danny Thompson, R (1, 4) (5, 6) OBP: 0.238, SLG: 0.250								F4		3	0	0	0	0	0	0				
Jim Perry, S (1, 1) OBP: 0.247, SLG: 0.316								F3		3	0	0	0	0	0	0				
Inning Stats	R: 0 E: 0 K: 0 S: 3	H: 0 LOB: 0 BB: 0 P: 3	R: 0 E: 0 K: 0 S: 3	H: 0 LOB: 1 BB: 1 P: 7	R: 0 E: 0 K: 0 S: 3	H: 0 LOB: 0 BB: 0 P: 3	R: 1 E: 0 K: 0 S: 5	H: 2 LOB: 2 BB: 1 P: 9	R: 0 E: 0 K: 0 S: 4	H: 1 LOB: 1 BB: 0 P: 4	R: 0 E: 0 K: 0 S: 3	H: 0 LOB: 0 BB: 0 P: 3	R: 0 E: 0 K: 1 S: 6	H: 1 LOB: 1 BB: 0 P: 6	R: 0 E: 0 K: 0 S: 3	H: 0 LOB: 0 BB: 0 P: 3		1B: 3 2B: 1 3B: 0 HR: 0	SF: 0 SAC: 0 DP: 0 HBP: 0	WP: 0 PB: 0 SB: 0 CS: 0
PITCHER Wally Bunker, R (1, 1) ERA: 4.2	IP: 9.0 WLS: L BF: 33 H: 4 R: 1 ER: 1 SO: 1 BB: 2 IBB: 0 HBP: 0 BLK: 0 WP: 0 HR: 0 S: 33 P: 41 ERA: 1.00 WHIP: 0.667															PITCHER				

AB	31
R	1
H	4
RBI	1
BB	2
SO	1
LOB	8



Batter	1	2	3	4	5	6	7	8	9	AB	R	H	RBI	BB	SO	LOB	BOTTOM					
Amos Otis, R (1, 8) OBP: 0.352, SLG: 0.420	5-3			1-3				F7		4	0	0	0	0	0	1	Minnesota Twins @ Kansas City Royals Municipal Stadium, Kansas City, MO Fri Sep 25 1970, 8:05 PM EDT Att. 6,663 - Unknown - 59 F					
George Springs, L (1, 9) OBP: 0.292, SLG: 0.310	F6			4-3				K		4	0	0	0	0	1	0						
Lou Piniella, R (1, 7) OBP: 0.339, SLG: 0.425	K			L9				F4		3	0	0	0	0	1	0						
Ed Kirkpatrick, L (1, 2) OBP: 0.325, SLG: 0.416								F3		3	0	0	0	0	0	0						
Bob Oliver, R (1, 3) OBP: 0.309, SLG: 0.447								K		3	0	0	0	0	3	0						
Paul Schaaf, R (1, 5) OBP: 0.343, SLG: 0.357								G3		3	0	0	0	0	0	0						
Cookie Rojas, R (1, 4) OBP: 0.279, SLG: 0.296								4-3		3	0	2	0	0	0	0						
Tom Matchick, L (1, 6) OBP: 0.228, SLG: 0.234								5-3		3	0	0	0	0	2							
Wally Bunker, R (1, 1) OBP: 0.235, SLG: 0.071 Bill Sorrell, L (9, PH) OBP: 0.311, SLG: 0.373								K		2	0	0	0	0	2	1						
Inning Stats	R: 0 E: 0 K: 1 S: 5	H: 0 LOB: 0 BB: 0 P: 5	R: 0 E: 0 K: 1 S: 5	H: 0 LOB: 0 BB: 0 P: 5	R: 0 E: 0 K: 1 S: 5	H: 0 LOB: 0 BB: 0 P: 5	R: 0 E: 0 K: 0 S: 3	H: 0 LOB: 0 BB: 0 P: 3	R: 0 E: 0 K: 1 S: 5	H: 0 LOB: 0 BB: 0 P: 5	R: 0 E: 0 K: 1 S: 6	H: 1 LOB: 1 BB: 0 P: 6	R: 0 E: 0 K: 1 S: 5	H: 0 LOB: 0 BB: 0 P: 5	R: 0 E: 0 K: 1 S: 6	H: 1 LOB: 1 BB: 0 P: 6		R: 0 E: 0 K: 0 S: 3	H: 0 LOB: 0 BB: 0 P: 3	1B: 2 2B: 0 3B: 0 HR: 0	SF: 0 SAC: 0 DP: 0 HBP: 0	WP: 0 PB: 0 SB: 0 CS: 0
PITCHER Jim Perry, R (1, 1) ERA: 2.96	IP: 9.0 WLS: W BF: 29 H: 2 R: 0 ER: 0 SO: 7 BB: 0 IBB: 0 HBP: 0 BLK: 0 WP: 0 HR: 0 S: 43 P: 43 ERA: 0.00 WHIP: 0.222															PITCHER						

AB	29
R	0
H	2
RBI	0
BB	0
SO	7
LOB	4



Batter	1	2	3	4	5	6	7	8	9	AB	R	H	RBI	BB	SO	LOB	TOP				
Jim Nettles, L (1, 7) OBP: 0.294, SLG: 0.250 Frank Quilici, R (5, 4) OBP: 0.303, SLG: 0.301	F7		F5		FC6-4		6-3			3	0	0	0	0	0	2					
Leo Cardenas, R (1, 6) OBP: 0.238, SLG: 0.375	2B				FC6-4 BB		K		K	3	0	1	0	1	2	0					
Tony Oliva, L (1, 9) OBP: 0.362, SLG: 0.508	F5				FC6-4		FC6-4 1B		F8	4	0	1	0	0	0	2					
Rich Reese, L (1, 3) OBP: 0.330, SLG: 0.371	K				F6		K		F5	4	0	0	0	0	2	3					
Jim Holt, L (1, 8) OBP: 0.299, SLG: 0.342		L8			4-3		FC6-4			4	0	1	0	0	0	2					
Paul Retzliff, L (1, 2) OBP: 0.384, SLG: 0.427 Rick Dempsey, R (5, 2)	K						BB HBP		WP 1B BB	1	0	0	0	0	1	0					
Rick Renick, R (1, 5) OBP: 0.320, SLG: 0.397	6-3						FC6-4 BB		F8	3	0	1	0	1	0	0					
Danny Thompson, R (1, 4) OBP: 0.237, SLG: 0.249 Charlie Manuel, L (5, PH) OBP: 0.273, SLG: 0.246			F4				K		F7	1	0	0	0	0	0	0					
Bert Blyleven, R (1, 1) OBP: 0.143, SLG: 0.125 Rod Garvin, L (3, PH) OBP: 0.417, SLG: 0.532 Hal Haydel, R (3, 1) OBP: 0.287, SLG: 0.200 Cesar Torres, R (5, PH) OBP: 0.252, SLG: 0.441 Pete Hamm, R (5, 1) OBP: 0.371, SLG: 0.543 Brant Aylva, R (7, PH) OBP: 0.275, SLG: 0.246 Steve Barber, R (7, 1)			G3				K		K	0	0	0	0	0	0	0					
Inning Stats	R: 0 E: 0 K: 1 S: 6	H: 1 LOB: 1 BB: 0 P: 6	R: 0 E: 0 K: 1 S: 5	H: 0 LOB: 0 BB: 0 P: 5	R: 0 E: 0 K: 0 S: 3	H: 0 LOB: 0 BB: 0 P: 3	R: 0 E: 0 K: 0 S: 3	H: 0 LOB: 1 BB: 1 P: 7	R: 0 E: 0 K: 2 S: 7	H: 0 LOB: 2 BB: 1 P: 12	R: 0 E: 0 K: 2 S: 8	H: 1 LOB: 1 BB: 0 P: 8	R: 0 E: 0 K: 1 S: 6	H: 1 LOB: 2 BB: 1 P: 10	R: 0 E: 0 K: 1 S: 5	H: 0 LOB: 0 BB: 0 P: 5	R: 0 E: 0 K: 0 S: 3	H: 1 LOB: 0 BB: 0 P: 3	1B: 3 2B: 1 3B: 0 HR: 0	SF: 0 SAC: 0 DP: 1 HBP: 1	WP: 1 PA: 34
PITCHER Bob Johnson, R (1, 1) ERA: 3.01	IP: 9.0 WLS: W BF: 34 H: 4 R: 0 ER: 0 SO: 8 BB: 3 IBB: 0 HBP: 1 BLK: 0 WP: 1 HR: 0 S: 46 P: 59 ERA: 0.00 WHIP: 0.778															PITCHER					

Minnesota Twins @ Kansas City Royals
Municipal Stadium, Kansas City, MO
Sat Sep 26 1970, 8:05 PM EDT
Att: 7,710 - Unknown - 63 F

AB 30
R 0
H 4
RBI 0
BB 3
SO 8
LOB 20



Batter	1	2	3	4	5	6	7	8	9	AB	R	H	RBI	BB	SO	LOB	BOTTOM		
Amos Otis, R (1, 8) OBP: 0.352, SLG: 0.421	BB 1B	F9			F8			F3		5	1	2	0	0	0	4			
George Springs, L (1, 9) OBP: 0.299, SLG: 0.311	1B FC6-4 BB	S 1B		5-3		G3				3	1	1	2	1	0	1			
Lou Piniella, R (1, 7) OBP: 0.342, SLG: 0.425	FC6-4 1B	2H 3H 1B				6-3				2	0	1	1	2	0	0			
Ed Kirkpatrick, L (1, 2) OBP: 0.322, SLG: 0.412	F5	F4		F3		L8				4	0	0	0	0	0	6			
Bob Oliver, R (1, 3) OBP: 0.308, SLG: 0.451	FC6-4			HR	F8		L1			4	1	1	2	0	0	3			
Paul Schaaf, R (1, 5) OBP: 0.343, SLG: 0.355 Bobby Floyd, R (5, FR) OBP: 0.276, SLG: 0.259	F4				F9		F8			2	0	0	0	1	0	1			
Cookie Rojas, R (1, 4) OBP: 0.283, SLG: 0.301		SH2-4 1B					F5			4	1	3	0	0	0	0			
Tom Matchick, L (1, 6) OBP: 0.229, SLG: 0.234		SH2-4 1B		L9		F7		4-3		4	1	1	0	0	0	3			
Bob Johnson, L (1, 1) OBP: 0.194, SLG: 0.125		SH2-4		6-3		K		K		3	0	0	0	0	2	3			
Inning Stats	R: 2 E: 0 K: 0 S: 5	H: 2 LOB: 1 BB: 1 P: 9	R: 2 E: 0 K: 0 S: 6	H: 3 LOB: 2 BB: 1 P: 10	R: 1 E: 0 K: 0 S: 5	H: 2 LOB: 1 BB: 0 P: 5	R: 0 E: 0 K: 0 S: 4	H: 1 LOB: 2 BB: 1 P: 8	R: 0 E: 0 K: 1 S: 6	H: 1 LOB: 2 BB: 1 P: 10	R: 0 E: 0 K: 0 S: 3	H: 0 LOB: 0 BB: 0 P: 3	R: 0 E: 0 K: 0 S: 3	H: 0 LOB: 0 BB: 0 P: 3	R: 0 E: 0 K: 1 S: 5	H: 0 LOB: 0 BB: 0 P: 5	1B: 7 2B: 1 3B: 0 HR: 1	SF: 0 SAC: 1 DP: 0 HBP: 0	WP: 0 PA: 37
PITCHER Bert Blyleven, R (1, 1) ERA: 3.29 Hal Haydel, R (3, 1) ERA: 3.38 Pete Hamm, R (5, 1) ERA: 5.28 Steve Barber, R (7, 1) ERA: 4.26	IP: 2.0 WLS: L BF: 13 H: 3 R: 4 ER: 4 SO: 4 BB: 2 IBB: 0 HBP: 0 BLK: 0 WP: 0 HR: 0 S: 11 P: 19 ERA: 18.00 WHIP: 3.500															PITCHER			

Minnesota Twins @ Kansas City Royals
Municipal Stadium, Kansas City, MO
Sat Sep 26 1970, 8:05 PM EDT
Att: 7,710 - Unknown - 63 F

AB 32
R 5
H 9
RBI 5
BB 4
SO 2
LOB 21



Batter	1	2	3	4	5	6	7	8	9	AB	R	H	RBI	BB	SO	LOB	TOP					
Amos Otis, R OBP: 0.353, SLG: 0.422 (1, 8)										4	0	1	0	0	0	1	Kansas City Royals @ Minnesota Twins Metropolitan Stadium, Bloomington, MI Mon Sep 28 1970, 4:33 AM EDT Att. 1,100 - Unknown - 58 F					
Cookie Rojas, R OBP: 0.283, SLG: 0.300 (1, 4)										4	0	2	0	0	0	2						
Lou Piniella, R OBP: 0.344, SLG: 0.426 (1, 7)										4	0	1	0	0	1	2						
Bob Oliver, R OBP: 0.308, SLG: 0.449 (1, 3)										4	0	0	0	0	0	3						
Elie Rodriguez, R OBP: 0.310, SLG: 0.294 (1, 2)										4	0	0	0	0	3	0						
Bobby Floyd, R OBP: 0.376, SLG: 0.457 (1, 5)										4	0	2	0	0	1	0						
George Spriggs, L OBP: 0.294, SLG: 0.294 (1, 9)										3	0	0	0	0	2	1						
Jackie Hernandez, R OBP: 0.278, SLG: 0.278 (9, PH)										1	0	0	0	0	0	1						
Rich Severson, R OBP: 0.300, SLG: 0.318 (1, 6)										2	0	0	0	1	1	1						
Dick Drago, R OBP: 0.077, SLG: 0.053 (1, 1)										2	0	0	0	0	0	1						
Jim Campanis, R OBP: 0.218, SLG: 0.260 (8, PH)										1	0	0	0	0	0	0						
Jim York, R OBP: 0.218, SLG: 0.260 (8, 1)										0	0	0	0	0	0	0						
Inning Stats	R: 0 E: 0 K: 1 S: 6	H: 1 LOB: 1 BB: 0 P: 6	R: 0 E: 0 K: 1 S: 6	H: 1 LOB: 1 BB: 0 P: 6	R: 0 E: 0 K: 0 S: 5	H: 2 LOB: 2 BB: 0 P: 5	R: 0 E: 0 K: 2 S: 7	H: 0 LOB: 0 BB: 0 P: 7	R: 0 E: 0 K: 0 S: 3	H: 0 LOB: 1 BB: 1 P: 7	R: 0 E: 0 K: 2 S: 5	H: 0 LOB: 0 BB: 0 P: 5	R: 0 E: 0 K: 2 S: 7	H: 0 LOB: 0 BB: 0 P: 7	R: 0 E: 0 K: 0 S: 4	H: 1 LOB: 1 BB: 0 P: 4	R: 0 E: 0 K: 1 S: 6	H: 1 LOB: 1 BB: 0 P: 6	1B: 5 2B: 1 3B: 0 HR: 0	SF: 0 SAC: 0 DP: 0 HBP: 0	WP: 0 PB: 0 SB: 1 CS: 0	PA: 34
PITCHER	IP: 8.0 WLS: W BF: 30 ERA: 2.55	H: 5 R: 0 ER: 0 SO: 7	BB: 1 IBB: 0 HBP: 0 BLK: 0	WP: 0 HR: 0 S: 43 P: 47	ERA: 0.00 WHIP: 0.750	IP: 1.0 WLS: S BF: 4 ERA: 2.28	H: 1 R: 0 ER: 0 SO: 1	BB: 0 IBB: 0 HBP: 0 BLK: 0	WP: 0 HR: 0 S: 6 P: 6	ERA: 0.00 WHIP: 1.000												

AB	33
R	0
H	6
RBI	0
BB	1
SO	8
LOB	12





Batter	1	2	3	4	5	6	7	8	9	AB	R	H	RBI	BB	SO	LOB	BOTTOM			
Cesar Tovar, R OBP: 0.353, SLG: 0.438 (1, 5)										3	0	0	0	0	0	1	Kansas City Royals @ Minnesota Twins Metropolitan Stadium, Bloomington, MI Mon Sep 28 1970, 4:33 AM EDT Att. 1,100 - Unknown - 58 F			
Leo Cardenas, R OBP: 0.288, SLG: 0.375 (1, 6)										3	0	1	0	0	1	0				
Tony Oliva, L OBP: 0.361, SLG: 0.509 (1, 9)										3	0	0	0	0	0	2				
Harmon Killebrew, R OBP: 0.413, SLG: 0.554 (1, 3)										3	0	1	0	0	1	0				
Jim Holt, L OBP: 0.299, SLG: 0.341 (1, 8)										3	0	1	0	0	0	1				
Brant Aylva, R OBP: 0.372, SLG: 0.546 (1, 7)										3	1	1	0	0	0	2				
Jim Nettles, L OBP: 0.294, SLG: 0.250 (8, 7)										0	0	0	0	0	0	0				
George Mitterwald, R OBP: 0.294, SLG: 0.362 (1, 2)										1	0	0	0	1	0	0				
Danny Thompson, R OBP: 0.235, SLG: 0.247 (1, 4)										2	0	1	1	0	0	0				
Tom Hall, L OBP: 0.182, SLG: 0.182 (1, 1)										2	0	1	0	0	0	0				
Charlie Manuel, L OBP: 0.265, SLG: 0.237 (8, PH)										1	0	0	0	0	0	0				
Ron Perranoski, L OBP: 0.042, SLG: 0.042 (9, 1)										0	0	0	0	0	0	0				
Inning Stats	R: 0 E: 0 K: 0 S: 3	H: 1 LOB: 0 BB: 0 P: 3	R: 0 E: 0 K: 0 S: 4	H: 2 LOB: 3 BB: 1 P: 8	R: 0 E: 0 K: 1 S: 5	H: 1 LOB: 0 BB: 0 P: 5	R: 0 E: 0 K: 1 S: 5	H: 0 LOB: 0 BB: 0 P: 5	R: 1 E: 0 K: 0 S: 4	H: 1 LOB: 0 BB: 0 P: 4	R: 0 E: 1 K: 0 S: 3	H: 0 LOB: 0 BB: 0 P: 3	R: 0 E: 0 K: 0 S: 3	H: 0 LOB: 0 BB: 0 P: 3	R: 0 E: 0 K: 0 S: 3	H: 0 LOB: 0 BB: 0 P: 3	1B: 4 2B: 2 3B: 0 HR: 0	SF: 0 SAC: 2 DP: 4 HBP: 0	WP: 0 PB: 0 SB: 0 CS: 0	PA: 27
PITCHER	IP: 7.0 WLS: L BF: 24 ERA: 3.75	H: 6 R: 1 ER: 1 SO: 2	BB: 1 IBB: 0 HBP: 0 BLK: 0	WP: 0 HR: 0 S: 27 P: 31	ERA: 1.29 WHIP: 1.000	IP: 1.0 WLS: 3 BF: 3 ERA: 1.59	H: 0 R: 0 ER: 0 SO: 0	BB: 0 IBB: 0 HBP: 0 BLK: 0	WP: 0 HR: 0 S: 3 P: 3	ERA: 0.00 WHIP: 0.000										



Batter	1	2	3	4	5	6	7	8	9	AB	R	H	RBI	BB	SO	LOB	TOP					
Pat Kelly, L OBP: 0.348, SLG: 0.314 (1, 8)	F8	F7			FC4-6		6-3		6-3	5	0	0	0	0	0	2	Kansas City Royals @ Minnesota Twins Metropolitan Stadium, Bloomington, MI Wed Sep 30 1970, 8:05 PM EDT Att: 5,219 - Unknown livebaseballscorecards.com					
Cookie Rojas, R OBP: 0.265, SLG: 0.304 (1, 4)	4-3		6-3		L6		1B			4	1	1	0	0	0	1						
Lou Piniella, R OBP: 0.343, SLG: 0.425 (1, 7)			5-3			F6	2B			4	0	2	1	0	0	0						
Ed Kirkpatrick, L OBP: 0.321, SLG: 0.409 (1, 2)	4-3		4-3			F6	1B	CS		3	1	0	0	1	0	1						
Bob Oliver, R OBP: 0.309, SLG: 0.452 (1, 3)				F4		E5				4	1	2	0	0	0	1						
Bill Sorrell, L OBP: 0.319, SLG: 0.373 (1, 9)		K		4-3						3	0	0	0	1	1	2						
Bobby Floyd, R OBP: 0.383, SLG: 0.429 (1, 5)				K		SF8				2	1	0	1	1	1	1						
Tom Matchick, L OBP: 0.222, SLG: 0.227 (1, 6)		L6			K	4-3				4	0	0	0	0	2	4						
Wally Bunker, R OBP: 0.237, SLG: 0.065 Jim York, R (9, 1)		E6					F4			3	0	0	0	1	1	0						
										0	0	0	0	0	0	0						
Inning Stats	R: 0 E: 0 K: 0 S: 4	H: 1 LOB: 1 BB: 0 P: 4	R: 2 E: 1 K: 1 S: 7	H: 1 LOB: 1 BB: 1 P: 11	R: 0 E: 0 K: 1 S: 3	H: 0 LOB: 0 BB: 0 P: 3	R: 0 E: 0 K: 1 S: 5	H: 0 LOB: 0 BB: 0 P: 5	R: 0 E: 0 K: 1 S: 5	H: 0 LOB: 1 BB: 1 P: 9	R: 1 E: 1 K: 0 S: 4	H: 0 LOB: 2 BB: 2 P: 12	R: 1 E: 0 K: 0 S: 4	H: 2 LOB: 0 BB: 0 P: 4	R: 0 E: 0 K: 0 S: 4	H: 1 LOB: 1 BB: 0 P: 4	R: 0 E: 0 K: 2 S: 7	H: 0 LOB: 0 BB: 0 P: 7	1B: 2 2B: 2 3B: 1 HR: 0	SF: 1 SAC: 0 DP: 0 HBP: 0	WP: 1 PB: 1 SB: 0 CS: 1	PA: 38
PITCHER	IP WLS BF H R ER SO BB IBB HBP BLK WP HR S P ERA WHIP																					
Bert Blyleven, R ERA: 3.18 Hal Haydel, R ERA: 3.0	(1, 1) (9, 1)	8.0 1.0	WLS W	34 3	H 0	R 0	ER 0	SO 2	BB 0	IBB 0	HBP 0	BLK 0	WP 0	HR 0	S 36	P 52	ERA 1.12	WHIP 1.000				

Batter	1	2	3	4	5	6	7	8	9	AB	R	H	RBI	BB	SO	LOB	BOTTOM					
Cesar Tovar, R OBP: 0.356, SLG: 0.441 (1, 8)			F4					F8		4	0	2	2	0	0	0	Kansas City Royals @ Minnesota Twins Metropolitan Stadium, Bloomington, MI Wed Sep 30 1970, 8:05 PM EDT Att: 5,219 - Unknown livebaseballscorecards.com					
Leo Cardenas, R OBP: 0.302, SLG: 0.377 (1, 6)	F3		4-3		K			K		4	0	0	0	0	2	2						
Tony Oliva, L OBP: 0.363, SLG: 0.509 (1, 9)	F8			K				K		4	1	1	0	0	2	1						
Harmon Killebrew, R OBP: 0.412, SLG: 0.549 Herman Hill, L OBP: 0.095, SLG: 0.095 (9, PR)	E6			F8			F3			4	0	1	0	0	0	1						
Rod Carew, L OBP: 0.407, SLG: 0.524 Jim Holt, L OBP: 0.300, SLG: 0.342 (6, 3)				K			6-3			0	1	0	0	0	0	0						
Brant Alyea, R OBP: 0.386, SLG: 0.531 Jim Nettles, L OBP: 0.250, SLG: 0.211 (9, FR)		5-3			6-3			6-3		3	0	0	0	1	0	0						
George Mitterwald, R OBP: 0.291, SLG: 0.368 Paul Ratliff, L OBP: 0.369, SLG: 0.452 (9, PH)				K				F8		3	1	1	0	0	1	0						
Danny Thompson, R OBP: 0.233, SLG: 0.244 (1, 4)								F8		1	1	1	3	0	0	0						
Bert Blyleven, R OBP: 0.157, SLG: 0.140 Rich Reese, L OBP: 0.332, SLG: 0.371 Hal Haydel, R OBP: 0.667, SLG: 2.000 (8, PH) (9, 1)	(1, 1) (8, PH) (9, 1)	8.0 0.1	WLS L	31 3	H 1	R 2	ER 2	SO 0	BB 1	IBB 0	HBP 0	BLK 0	WP 0	HR 1	S 43	P 43		ERA 4.50	WHIP 6.000			
PITCHER	IP WLS BF H R ER SO BB IBB HBP BLK WP HR S P ERA WHIP																					
Wally Bunker, R ERA: 4.22 Jim York, R ERA: 3.39	(1, 1) (9, 1)	8.0 0.1	WLS L	31 3	H 1	R 2	ER 2	SO 0	BB 1	IBB 0	HBP 0	BLK 0	WP 0	HR 1	S 43	P 43	ERA 4.50	WHIP 6.000				
Inning Stats	R: 0 E: 1 K: 1 S: 7	H: 1 LOB: 2 BB: 0 P: 7	R: 0 E: 0 K: 1 S: 5	H: 0 LOB: 0 BB: 0 P: 5	R: 0 E: 0 K: 1 S: 3	H: 0 LOB: 0 BB: 0 P: 3	R: 0 E: 0 K: 1 S: 5	H: 0 LOB: 0 BB: 0 P: 5	R: 2 E: 0 K: 1 S: 8	H: 3 LOB: 1 BB: 0 P: 8	R: 0 E: 0 K: 1 S: 5	H: 0 LOB: 0 BB: 0 P: 5	R: 0 E: 0 K: 0 S: 3	H: 0 LOB: 0 BB: 0 P: 3	R: 0 E: 0 K: 1 S: 5	H: 0 LOB: 0 BB: 0 P: 5	R: 4 E: 0 K: 0 S: 4	H: 3 LOB: 1 BB: 1 P: 8	1B: 5 2B: 1 3B: 0 HR: 1	SF: 1 SAC: 0 DP: 0 HBP: 0	WP: 1 PB: 1 SB: 0 CS: 0	PA: 34

Batter	1	2	3	4	5	6	7	8	9	AB	R	H	RBI	BB	SO	LOB	TOP		
Rich Severson, R (1, 6) OBP: 0.300, SLG: 0.317	0-0 5-3			0-0 G1-6-3 1B		0-0 6-3			0-0 F8	3	0	1	0	0	0	1	Kansas City Royals @ Minnesota Twins Metropolitan Stadium, Bloomington, MI Thu Oct 01 1970, 4:33 AM EDT Alt: 6,008 - Unknown - 73 F AB 27 R 0 H 3 RBI 0 BB 1 SO 7 LOB 5 		
Bill Sorrell, L (9, PH) OBP: 0.317, SLG: 0.370	0-0 5-3			0-3 K					0-0 6-3	4	0	0	0	0	1				
Cookie Rojas, R (1, 4) OBP: 0.283, SLG: 0.302	0-0 5-3			0-0 K					0-0 6-3	3	0	1	0	0	1				
Lou Piniella, R (1, 7) OBP: 0.342, SLG: 0.424	0-3 K			0-0 G1-6-3 1-2					0-0 1B	3	0	1	0	0	1				
Bob Oliver, R (1, 3) OBP: 0.309, SLG: 0.451		0-3 K			0-3 K				0-0 1B	3	0	1	0	0	2				
Jim Campanis, R (1, 9) OBP: 0.203, SLG: 0.241		0-0 L8			0-3 K				0-0 G6-4-3 1-2	3	0	0	0	0	1				
Ed Kirkpatrick, L (1, 8) OBP: 0.319, SLG: 0.406		0-0 F4			0-3 K				0-0 F3	3	0	0	0	0	1				
Bobby Floyd, R (1, 5) OBP: 0.380, SLG: 0.400			0-0 1-3			0-0 5-3			0-0 6-3	3	0	0	0	0	0				
Ellie Rodriguez, R (1, 2) OBP: 0.312, SLG: 0.290			0-0 6-3			4-0 SH1-4 BB			0-0 5-3	2	0	0	0	1	0				
Bob Johnson, L (1, 1) OBP: 0.190, SLG: 0.123			0-3 K			0-0 SH1-4			0-0 F8	1	0	0	0	0	1				
George Spriggs, L (9, PH) OBP: 0.283, SLG: 0.292						1-2 SH1-4				1	0	0	0	0	0				
Inning Stats	R: 0 E: 0 K: 1 S: 5	H: 0 LOB: 0 BB: 0 P: 5	R: 0 E: 0 K: 1 S: 5	H: 0 LOB: 0 BB: 0 P: 5	R: 0 E: 0 K: 1 S: 5	H: 1 LOB: 0 BB: 0 P: 5	R: 0 E: 0 K: 3 S: 9	H: 0 LOB: 0 BB: 0 P: 9	R: 0 E: 0 K: 0 S: 3	H: 2 LOB: 1 BB: 0 P: 4	R: 0 E: 0 K: 0 S: 3	H: 0 LOB: 0 BB: 0 P: 3	R: 0 E: 0 K: 0 S: 3	H: 0 LOB: 0 BB: 0 P: 3	1B: 3 2B: 0 3B: 0 HR: 0	SF: 0 SAC: 1 DP: 2 HBP: 0	WP: 0 PA: 29 SB: 0 CS: 0		
PITCHER	IP	WLS	BF	H	R	ER	SO	BB	IBB	HBP	BLK	WP	HR	S	P	ERA	WHIP		
Jim Kaat, L (1, 1) ERA: 3.56	7.0	W	23	3	0	0	7	1	0	0	0	0	0	36	40	0.00	0.571		
Stan Williams, R (8, 1) ERA: 1.99	1.2		5	0	0	0	0	0	0	0	0	0	0	5	5	0.00	0.000		
Ron Perranoski, L (9, 1) ERA: 2.43	0.1	S	1	0	0	0	0	0	0	0	0	0	0	1	1	0.00	0.000		

Batter	1	2	3	4	5	6	7	8	9	AB	R	H	RBI	BB	SO	LOB	BOTTOM		
Cesar Tovar, R (1, 8) OBP: 0.356, SLG: 0.442	0-0 2B	0-0 F6			0-3 K			0-0 FC5 1B		2	1	1	0	0	0	0	Kansas City Royals @ Minnesota Twins Metropolitan Stadium, Bloomington, MI Thu Oct 01 1970, 4:33 AM EDT Alt: 6,008 - Unknown - 73 F AB 31 R 4 H 9 RBI 4 BB 0 SO 10 LOB 9 		
Rick Renick, R (4, 5) OBP: 0.317, SLG: 0.391	0-0 1B							0-0 K		2	0	1	0	0	1				
Leo Cardenas, R (1, 6) OBP: 0.300, SLG: 0.374	0-3 K		0-0 5-3			0-0 F9		0-3 K		4	0	0	0	0	2				
Tony Oliva, L (1, 9) OBP: 0.364, SLG: 0.514	0-0 1H		0-3 K			0-0 1B		0-0 1B		3	1	2	1	0	1				
Jim Nettles, L (7, 9) OBP: 0.286, SLG: 0.250	0-0 2B		0-3 K			0-0 3B		0-0 1B		1	0	1	0	0	0				
Harmon Killebrew, R (1, 5) OBP: 0.411, SLG: 0.546	0-0 F5		0-3 K			0-0 CS 1B		0-0 FC5		2	0	0	0	0	1				
Cotton Nash, R (4, 3) OBP: 0.400, SLG: 0.250	0-0 K					0-3 3H 1-2		0-3 K		2	0	1	1	0	0				
Paul Ratliff, L (1, 2) OBP: 0.363, SLG: 0.443	0-3 K			0-0 F7		0-3 K				3	0	0	0	0	2				
Jim Holt, L (1, 3) OBP: 0.300, SLG: 0.342		0-0 4-3		0-0 6-3				0-0 FC3-6 1B		3	0	1	0	0	0				
Charlie Manuel, L (1, 7) OBP: 0.260, SLG: 0.234		0-3 K		0-0 F7				0-0 FC3-6		0	0	0	0	0	0				
Stan Williams, R (8, 1) OBP: 0.042, SLG: 0.042								0-0 G6-4-3 1-2		0	0	0	0	0	0				
Danny Thompson, R (1, 4) OBP: 0.234, SLG: 0.248		0-0 HR 2B			0-0 6-3			0-0 G6-4-3 1-2		3	1	1	0	0	0				
Jim Kaat, L (1, 1) OBP: 0.262, SLG: 0.250		0-0 2H			0-3 K			0-3 K		2	1	1	2	0	1				
Herman Hill, L (8, 7) OBP: 0.091, SLG: 0.091										1	0	0	0	0	1				
Inning Stats	R: 1 E: 0 K: 2 S: 9	H: 2 LOB: 1 BB: 0 P: 9	R: 2 E: 0 K: 1 S: 7	H: 2 LOB: 0 BB: 0 P: 7	R: 0 E: 0 K: 2 S: 7	H: 0 LOB: 0 BB: 0 P: 7	R: 0 E: 0 K: 0 S: 3	H: 0 LOB: 0 BB: 0 P: 3	R: 0 E: 0 K: 2 S: 7	H: 2 LOB: 1 BB: 0 P: 7	R: 1 E: 0 K: 1 S: 6	H: 2 LOB: 1 BB: 0 P: 6	R: 0 E: 0 K: 0 S: 3	H: 1 LOB: 0 BB: 0 P: 3	R: 0 E: 0 K: 2 S: 9	H: 2 LOB: 2 BB: 0 P: 9	1B: 5 2B: 3 3B: 1 HR: 1	SF: 0 SAC: 0 DP: 2 HBP: 0	WP: 0 PA: 31 SB: 0 CS: 1
PITCHER	IP	WLS	BF	H	R	ER	SO	BB	IBB	HBP	BLK	WP	HR	S	P	ERA	WHIP		
Bob Johnson, R (1, 1) ERA: 3.07	8.0	L	31	9	4	4	10	0	0	0	0	0	1	51	51	4.50	1.125		