

Kansas City Royals - 1971

Batter	1	2	3	4	5	6	7	8	9	AB R H RBI BB SO LOB	TOP
Freddie Patek, R (1, 6) OBP: 0.444, SLG: 0.625	4-0 BB G3		0-0 5-3		0-0 E6		0-0 1B			3 0 1 0 1 0 0	Kansas City Royals @ California Angels Anaheim Stadium, Anaheim, CA Wed Apr 07 1971, 9:05 PM EST Att: 8,042 - Unknown - 64 F
Joe Keough, L (1, 9) OBP: 0.222, SLG: 0.125	0-0 G3		0-0 F8		0-0 1-3		0-0 F9			4 0 0 0 0 0 3	
Amos Otis, R (1, 8) OBP: 0.250, SLG: 0.375	0-0 F3			0-0 FC6-4		0-0 F8		0-0 F9		4 0 1 0 0 0 3	
Lou Piniella, R (1, 7) OBP: 0.375, SLG: 0.500	0-0 F9			0-0 FC6-4		0-0 1B		0-0 5-3		4 2 1 0 0 0 2	
Ed Kirkpatrick, L (1, 2) OBP: 0.750, SLG: 0.750		0-0 G6-4-3		0-0 1B		0-0 6-3		0-0 F9		4 1 3 0 0 0 0	
Bob Oliver, R (1, 3) OBP: 0.429, SLG: 0.429		0-0 G6-4-3		0-0 1B		0-0 6-3		0-0 F3		4 0 2 1 0 0 1	
Cookie Rojas, R (1, 4) OBP: 0.375, SLG: 0.333		0-0 G6-4-3		0-0 G6-4-3		0-0 1B		0-0 F4		4 0 2 2 0 0 2	
Paul Schaal, R (1, 5) OBP: 0.250, SLG: 0.250		0-0 F7		0-0 G6-4-3		0-0 4-3		0-0 5-3		4 0 0 0 0 0 4	
Wally Bunker, R (1, 1) Jim York, R (4, 1) Rich Severson, R (5, PH) Ken Wright, R (5, 1) Carl Taylor, R (7, PH) Tom Burgmeier, L (7, 1) Gail Hopkins, L (9, PH)			0-3 K		0-0 5-3		0-0 4-3		0-0 F8	1 0 0 0 0 0 1 0 0 0 0 0 0 0 0 0 1 0 0 0 0 0 0 0 0 0 0 0 0 0 0 0 1 0 0 0 0 0 0 0 0 0 0 0 0 0 0 0 1 0 0 0 0 0 0 0	
Inning Stats	R: 0 H: 0 E: 0 LOB: 1 K: 0 BB: 1 S: 3 P: 7	R: 0 H: 2 E: 0 LOB: 1 K: 0 BB: 0 S: 4 P: 4	R: 0 H: 0 E: 0 LOB: 0 K: 1 BB: 0 S: 5 P: 5	R: 1 H: 4 E: 0 LOB: 2 K: 0 BB: 0 S: 6 P: 6	R: 0 H: 0 E: 1 LOB: 1 K: 0 BB: 0 S: 4 P: 4	R: 2 H: 3 E: 0 LOB: 0 K: 0 BB: 0 S: 5 P: 5	R: 0 H: 1 E: 0 LOB: 1 K: 0 BB: 0 S: 4 P: 4	R: 0 H: 0 E: 0 LOB: 0 K: 0 BB: 0 S: 3 P: 3	R: 0 H: 0 E: 0 LOB: 0 K: 0 BB: 0 S: 3 P: 3	1B: 10 SF: 0 2B: 0 SAC: 0 3B: 0 DP: 2 HR: 0 HBP: 0	WP: 0 PA: 36 PB: 0 SB: 1 CS: 0
PITCHER Tom Murphy, R (1, 1) ERA: 3.0	IP WLS BF H R ER SO BB IBB HBP BLK WP HR S P ERA WHIP										

livebaseballscorecards.com

AB 35
R 3
H 10
RBI 3
BB 1
SO 1
LOB 15



Batter	1	2	3	4	5	6	7	8	9
Sandy Alomar Sr., S OBP: 0.222, SLG: 0.222 (1, 4)	0-0 5-3 ①		0-0 1B E 1B	0-0 2-H S 1B		0-0 F7 ②		0-0 F9 ②	
Jim Fregosi, R OBP: 0.111, SLG: 0.111 (1, 6)	0-0 5-3 ②		0-0 F7 ①	0-3 K 1-2 ②		0-0 2-H 1B ③		0-0 F6 ③	
Alex Johnson, R OBP: 0.500, SLG: 0.500 (1, 7)	0-0 1B ③		0-0 SF7 1B ①	0-3 K ③		0-0 F3 ③			
Tony Conigliaro, R OBP: 0.250, SLG: 0.375 (1, 9)	0-0 F4 ③		0-0 E5 SF7 1-3 3-H ②	0-3 K ①		0-0 4-3 FC9-2 2B ①			
Jim Spencer, L OBP: 0.250, SLG: 0.266 (1, 3)		0-0 F4 ①	0-0 SF7 1-2 3-H ②		0-0 F3 ②		0-0 4-3 ①		
Ken McMullen, R OBP: 0.429, SLG: 0.833 (1, 5)		0-0 HR ③	0-0 5-3 ③		0-0 F9 ③		4-0 BB ③		
Jerry Moses, R OBP: 0.429, SLG: 0.571 (1, 2)		0-0 1B ③		0-0 2B 1B ③		0-0 1B 2B ③		0-0 FC9-2 ② ③	
Ken Berry, R (1, 8)		0-0 F9 ②		0-0 F4 ①		0-0 5-3 ①		4-0 SH1-4 BB ③	
Tom Murphy, R OBP: 0.667, SLG: 1.000 (1, 1)		0-0 F3 ③		0-0 1B 2B 1-H ③		0-0 1B 1B 2-H ③		0-0 SH1-4 ①	

Inning Stats	R: 0	H: 1	E: 0	LOB: 1	K: 0	BB: 0	S: 4	P: 4
	R: 1	H: 2	E: 0	LOB: 1	K: 0	BB: 0	S: 5	P: 5
	R: 2	H: 2	E: 1	LOB: 1	K: 0	BB: 0	S: 6	P: 6
	R: 2	H: 3	E: 0	LOB: 1	K: 2	BB: 0	S: 10	P: 10
	R: 0	H: 0	E: 0	LOB: 0	K: 1	BB: 0	S: 5	P: 5
	R: 2	H: 3	E: 0	LOB: 1	K: 0	BB: 0	S: 6	P: 6
	R: 0	H: 1	E: 0	LOB: 1	K: 0	BB: 1	S: 3	P: 7
	R: 0	H: 0	E: 0	LOB: 1	K: 0	BB: 1	S: 3	P: 7

PITCHER	IP	WLS	BF	H	R	ER	SO	BB	IBB	HBP	BLK	WP	HR	S	P	ERA	WHIP
Wally Bunker, R ERA: 10.8	3.1	L	19	8	5	4	0	0	0	0	0	0	1	19	19	10.80	2.400
Jim York, R ERA:	0.2		2	0	0	0	2	0	0	0	0	0	0	6	6	0.00	0.000
Ken Wright, R ERA: 9.0	2.0		9	3	2	2	1	0	0	0	0	0	0	11	11	9.00	1.500
Tom Burgmeier, L ERA:	2.0		8	1	0	0	0	2	0	0	0	0	0	6	14	0.00	1.500


BOTTOM

Kansas City Royals @ California Angels
Anaheim Stadium, Anaheim, CA

Wed Apr 07 1971, 9:05 PM EST
Att. 8,042 - Unknown - 64 F

AB	R	H	RBI	BB	SO	LOB
5	1	2	1	0	0	2
5	0	1	1	0	1	3
4	1	2	0	0	1	2
4	0	1	1	0	1	2
3	0	0	1	0	0	1
3	1	1	1	1	0	1
4	2	3	0	0	0	2
3	0	0	0	1	0	3
3	2	2	2	0	0	1

AB	34
R	7
H	12
RBI	7
BB	2
SO	3
LOB	17



1B	8	SF	1	WP	0	PA	38
2B	4	SAC	1	PB	0		
3B	0	DP	1	SB	1		
HR	1	HBP	0	CS	0		

Kansas City Royals @ California Angels
 Anaheim Stadium, Anaheim, CA

Thu Apr 08 1971, 9:05 PM EST
 Att. 8,754 - Unknown

livebaseballscorecards.com

AB	36
R	3
H	7
RBI	3
BB	4
SO	8
LOB	15



AB	R	H	RBI	BB	SO	LOB
5	0	0	0	0	0	2
5	0	0	0	0	2	0
5	1	2	0	0	0	0
5	0	0	0	0	1	2
2	1	1	0	2	0	0
4	1	1	0	0	1	3
4	0	2	2	0	0	3
2	0	0	0	2	1	2
3	0	1	1	0	2	3
1	0	0	0	0	1	0
0	0	0	0	0	0	0

Batter	1	2	3	4	5	6	7	8	9
Freddie Patek, R (1, 6) OBP: 0.286, SLG: 0.385	0-0 F7	0-0 F8		0-0 6-3		0-0 1-3		0-0 6-3	
Joe Keough, L (1, 9) OBP: 0.143, SLG: 0.077	0-0 6-3		0-0 F6	0-0 1-3		0-3 K		0-3 K	
Amos Otis, R (1, 8) OBP: 0.308, SLG: 0.385	0-0 E5 1B		0-0 E7 E 2B 1B	0-0 5-3			0-0 F8	0-0 6-3	
Lou Piniella, R (1, 7) OBP: 0.231, SLG: 0.308	0-0 6-3		0-0 L8		0-0 5-3		0-0 F8	0-3 K	
Ed Kirkpatrick, L (1, 2) OBP: 0.750, SLG: 0.667		0-0 5-3	4-0 E 2B IBB		0-0 1B 1B		4-0 1B BB		0-0 6-3
Bob Oliver, R (1, 3) OBP: 0.364, SLG: 0.364		0-0 E6 1B 6-3	0-0 E6 2B 1-2 1B 2-3		0-3 K		0-0 1-2 1B		0-0 6-3
Cookie Rojas, R (1, 4) OBP: 0.417, SLG: 0.500		0-0 6-3	0-0 1-3 2-H 3-H 2B		0-0 1-2 1B		0-0 F8		0-0 6-3
Paul Schaal, R (1, 5) OBP: 0.333, SLG: 0.200		4-0 1B BB	4-0 1B IBB		0-3 K			0-0 6-3	
Mike Hedlund, R (1, 1) OBP: 0.333, SLG: 0.333		0-0 1-3 2-H 1B	0-3 K			0-3 K		0-3 K	
Gail Hopkins, L (8, PH)									
Jim York, R (8, 1)									

Inning	R	H	E	K	S	P	1B	2B	3B	HR	BB	IBB	HBP	BLK	WP	HR	S	P	ERA	WHIP
1	0	1	1	0	4															
2	1	1	2	0	5	9														
3	2	2	3	0	3	9														
4	0	0	0	0	3	9														
5	0	0	2	2	7	7														
6	0	0	0	0	7	7														
7	0	1	2	1	4	8														
8	0	0	0	0	5	5														
9	0	0	0	0	7	7														

PITCHER	IP	WLS	BF	H	R	ER	SO	BB	IBB	HBP	BLK	WP	HR	S	P	ERA	WHIP
Andy Messersmith, R (1, 1) ERA:	8.0	L	37	7	3	0	6	2	2	0	0	0	0	45	61	0.00	1.125
Mel Queen, R (9, 1) ERA:	1.0		3	0	0	0	2	0	0	0	0	0	0	7	7	0.00	0.000

1B: 6	SF: 0
2B: 1	SAC: 0
3B: 0	DP: 0
HR: 0	HBP: 0

WP: 0	PA: 40
PB: 0	
SB: 0	
CS: 0	

Batter	1	2	3	4	5	6	7	8	9	AB	R	H	RBI	BB	SO	LOB
Sandy Alomar Sr., S (1, 4) OBP: 0.308, SLG: 0.182	4-0 FC1-6 BB		4-0 E 1B BB		0-0 L8			0-3 K		2	1	0	0	2	1	0
Jim Fregosi, R (1, 6) OBP: 0.231, SLG: 0.231	0-0 FC1-6 G4-3 1-2f		0-0 E7 1B 1B		0-0 F8			0-0 1B		4	0	2	0	0	0	1
Alex Johnson, R (1, 7) OBP: 0.417, SLG: 0.417	0-0 G4-3 1-2f		0-0 1-3 3-H 1B			0-0 6-3		0-0 F9		4	0	1	1	0	0	2
Tony Conigliaro, R (1, 9) OBP: 0.250, SLG: 0.333		0-0 6-3	0-0 L8			0-0 G3-6 1B			0-0 5-3	4	0	1	0	0	0	2
Jim Spencer, L (1, 3) OBP: 0.250, SLG: 0.273		0-0 4-3		0-0 G6-4-3 1B		0-0 G3-6			0-0 4-3	4	0	1	0	0	0	1
Ken McMullen, R (1, 5) OBP: 0.455, SLG: 0.667		4-0 BB		0-0 G6-4-3 1-2f		0-0 B1-6-4 1B		0-3 K		3	0	1	0	1	1	1
Jerry Moses, R (1, 2) OBP: 0.300, SLG: 0.400		0-0 F4		0-0 B1		0-0 B1-6-4 1-2f				3	0	0	0	0	0	2
Ken Berry, R (1, 8)			0-0 6-3		0-0 F7		0-0 F8			3	0	0	0	0	0	0
Andy Messersmith, R (1, 1) OBP: 0.500, SLG: 2.000 Tony Gonzalez, L (8, PH) Mel Queen, L (9, 1)			0-3 K		0-0 HR			0-3 K		2	1	1	1	0	1	0
										1	0	0	0	0	1	0
										0	0	0	0	0	0	0

Inning Stats	R: 0	H: 0	E: 0	K: 0	S: 2	LOB: 0	BB: 1	P: 6	R: 0	H: 0	E: 0	K: 0	S: 3	LOB: 1	BB: 1	P: 7	R: 1	H: 2	E: 1	K: 1	S: 7	LOB: 2	BB: 1	P: 11	R: 0	H: 1	E: 0	K: 0	S: 3	LOB: 0	BB: 0	P: 3	R: 1	H: 1	E: 0	K: 0	S: 4	LOB: 0	BB: 0	P: 4	R: 0	H: 1	E: 0	K: 0	S: 3	LOB: 0	BB: 0	P: 3	R: 0	H: 1	E: 0	K: 0	S: 3	LOB: 0	BB: 0	P: 3	R: 0	H: 1	E: 0	K: 2	S: 8	LOB: 1	BB: 0	P: 8	R: 0	H: 0	E: 0	K: 1	S: 5	LOB: 0	BB: 0	P: 5	1B: 6	SF: 0	2B: 0	SAC: 0	3B: 0	DP: 4	HR: 1	HBP: 0	WP: 0	PA: 33
PITCHER	IP	WLS	BF	H	R	ER	SO	BB	IBB	HBP	BLK	WP	HR	S	P	ERA	WHIP																																																																	
Mike Hedlund, R ERA: 2.57	(1, 1)	7.0	W	26	6	2	2	1	3	0	0	0	0	25	37	2.57	1.286																																																																	
Jim York, R ERA:	(8, 1)	2.0	S	7	1	0	0	3	0	0	0	0	0	13	13	0.00	0.500																																																																	

BOTTOM

Kansas City Royals @ California Angels
Anaheim Stadium, Anaheim, CA

Thu Apr 08 1971, 9:05 PM EST
 Att. 8,754 - Unknown

livebaseballscorecards.com

AB	30
R	2
H	7
RBI	2
BB	3
SO	4
LOB	9



Batter	1	2	3	4	5	6	7	8	9	AB R H RBI BB SO LOB	TOP	
Freddie Patek, R (1, 6) OBP: 0.353, SLG: 0.357	0-3 K		4-0 BB		4-0 BB					1 0 0 0 2 1 0	Kansas City Royals @ Oakland Athletics Oakland-Alameda County Coliseum, Oakland, CA Fri Apr 09 1971, 6:05 PM PST Att. 3,131 - Unknown livebaseballscorecards.com	
Cookie Rojas, R (1, 4) OBP: 0.333, SLG: 0.385	0-3 K		0-3 K		0-0 1-3					3 0 0 0 0 2 2		
Amos Otis, R (1, 8) OBP: 0.313, SLG: 0.375	0-0 4-3			0-0 E6 1B		0-0 1B				3 0 1 0 0 0 0		
Lou Piniella, R (1, 7) OBP: 0.250, SLG: 0.313		0-0 1B		0-3 K		0-3 K				3 0 1 0 0 2 2		
Bob Oliver, R (1, 3) OBP: 0.286, SLG: 0.286		0-3 K		0-3 K		0-3 K				3 0 0 0 0 3 3		
Dennis Paepke, R (1, 9) OBP: 0.333, SLG: 0.333		0-0 F8		0-0 1-3 1B		0-3 K				3 0 1 0 0 1 2		
Paul Schaal, R (1, 5) OBP: 0.286, SLG: 0.167		0-3 K		0-0 4-3						2 0 0 0 0 1 3		
Jerry May, R (1, 2)			0-3 K		0-3 K					2 0 0 0 0 2 0		
Jim Rooker, R (1, 1) Buck Martinez, R (3, PH) Ken Wright, R (3, 1)			0-3 K		0-0 4-3					0 0 0 0 0 0 0 1 0 0 0 0 1 0 1 0 0 0 0 0 0		
Inning Stats	R: 0 H: 0 E: 0 LOB: 0 K: 2 BB: 0 S: 7 P: 7	R: 0 H: 1 E: 0 LOB: 1 K: 2 BB: 0 S: 8 P: 8	R: 0 H: 0 E: 0 LOB: 1 K: 3 BB: 1 S: 9 P: 13	R: 0 H: 1 E: 1 LOB: 2 K: 2 BB: 0 S: 9 P: 9	R: 0 H: 0 E: 0 LOB: 1 K: 1 BB: 1 S: 5 P: 9	R: 0 H: 1 E: 0 LOB: 1 K: 3 BB: 0 S: 10 P: 10				1B: 3 SF: 0 2B: 0 SAC: 0 3B: 0 DP: 0 HR: 0 HBP: 0		WP: 0 PA: 24 PB: 0 SB: 0 CS: 0
PITCHER Vida Blue, L (1, 1) ERA: 1.17	IP WLS BF H R ER SO BB IBB HBP BLK WP HR S P ERA WHIP											PITCHER IP WLS BF H R ER SO BB IBB HBP BLK WP HR S P ERA WHIP

Batter	1	2	3	4	5	6	7	8	9	AB R H RBI BB SO LOB
--------	---	---	---	---	---	---	---	---	---	----------------------

Bert Campaneris, R OBP: 0.235, SLG: 0.294 (1, 6)	0-3 K	0-0 E5 1B SF9		0-3 K						3 1 0 1 0 2 3
Joe Rudi, R OBP: 0.250, SLG: 0.143 (1, 7)	4-0 1-3 BB	0-0 1-3 2-H 3-H 1B		0-0 5-3						2 0 1 2 1 0 1
Reggie Jackson, L OBP: 0.188, SLG: 0.286 (1, 9)	0-0 1-3 1-2	0-0 SF9			0-3 K					2 0 0 1 0 1 1
Don Mincher, L (1, 3)	0-3 K	0-0 L8			4-0 BB BB					2 0 0 0 1 1 2
Sal Bando, R OBP: 0.333, SLG: 0.538 (1, 5)		4-0 BB BB BB BB		0-0 E4 CS	0-0 F7					2 1 0 0 1 0 1
Rick Monday, L OBP: 0.533, SLG: 0.545 (1, 8)		4-0 BB BB BB BB		0-3 K	4-0 BB					1 1 0 0 2 1 1
Dave Duncan, R OBP: 0.500, SLG: 0.444 (1, 2)		4-0 E BB 1B BB		0-0 F7	0-0 5-3					2 1 0 0 1 0 2
Dick Green, R OBP: 0.333, SLG: 0.200 (1, 4)		4-0 1-2 2-3 3-H 1B BB			0-0 SH2-3 1B					1 1 1 1 1 0 0
Vida Blue, S (1, 1)		0-3 K			0-0 SH2-3					1 0 0 0 0 1 3

Inning Stats	R: 0 E: 0 K: 2 S: 7	H: 0 LOB: 1 BB: 1 P: 11	R: 5 E: 1 K: 1 S: 7	H: 1 LOB: 1 BB: 4 P: 23	R: 0 E: 1 K: 1 S: 5	H: 0 LOB: 0 BB: 0 P: 5	R: 0 E: 0 K: 1 S: 6	H: 1 LOB: 1 BB: 0 P: 6	R: 0 E: 0 K: 1 S: 5	H: 0 LOB: 2 BB: 2 P: 13
--------------	------------------------------	----------------------------------	------------------------------	----------------------------------	------------------------------	---------------------------------	------------------------------	---------------------------------	------------------------------	----------------------------------

PITCHER	IP	WLS	BF	H	R	ER	SO	BB	IBB	HBP	BLK	WP	HR	S	P	ERA	WHIP
Jim Rooker, L ERA: 18.0 (1, 1)	2.0	L	13	1	5	4	3	5	0	0	0	0	0	14	34	18.00	3.000
Ken Wright, R ERA: 3.6 (3, 1)	3.0		12	1	0	0	3	2	0	0	0	0	0	16	24	0.00	1.000

BOTTOM

Kansas City Royals @ Oakland Athletics
Oakland-Alameda County Coliseum, Oakland, CA
Fri Apr 09 1971, 6:05 PM PST
Att. 3,131 - Unknown

livebaseballscorecards.com

AB	16
R	5
H	2
RBI	5
BB	7
SO	6
LOB	14



1B: 2	SF: 1	WP: 0	PA: 25
2B: 0	SAC: 1	PB: 0	
3B: 0	DP: 0	SB: 0	
HR: 0	HBP: 0	CS: 1	

PITCHER	IP	WLS	BF	H	R	ER	SO	BB	IBB	HBP	BLK	WP	HR	S	P	ERA	WHIP
---------	----	-----	----	---	---	----	----	----	-----	-----	-----	----	----	---	---	-----	------

Batter	1	2	3	4	5	6	7	8	9	AB R H RBI BB SO LOB	TOP																									
Freddie Patek, R (1, 6) OBP: 0.381, SLG: 0.444	0-0 F8		0-0 F8 1B		0-3 K		0-0 1-H 2B			4 1 2 0 0 1 0	Kansas City Royals @ Oakland Athletics Oakland-Alameda County Coliseum, Oakland, CA Sat Apr 10 1971, 3:33 AM PST Att. 4,444 - Unknown livebaseballscorecards.com																									
Joe Keough, L (1, 9) OBP: 0.167, SLG: 0.063	4-0 5-3 2B BB		0-0 F8 1-3		0-0 F8			0-0 F7		3 1 0 0 1 0 1																										
Amos Otis, R (1, 8) OBP: 0.300, SLG: 0.350	0-0 5-3 1-2		0-0 3-H K2-3 1B		0-0 6-3			0-0 6-3		4 0 1 1 0 0 1																										
Lou Piniella, R (1, 7) OBP: 0.250, SLG: 0.350	0-0 2-H 2B		0-3 K2-3 1-2		0-0 F9			0-0 F4		4 0 1 1 0 1 1																										
Ed Kirkpatrick, L (1, 2) OBP: 0.500, SLG: 0.400	0-0 F4		0-0 4-3		0-0 4-3			0-3 K		4 0 0 0 0 1 2																										
Bob Oliver, R (1, 3) OBP: 0.278, SLG: 0.444		0-0 HR		0-3 K		0-3 K		0-3 K		4 1 1 1 0 3 0																										
Cookie Rojas, R (1, 4) OBP: 0.368, SLG: 0.588		0-0 F9		0-0 HR		0-0 FC3-6 1B		0-0 1-3		4 1 2 1 0 0 0																										
Paul Schaal, R (1, 5) OBP: 0.235, SLG: 0.133		0-0 F8		0-0 6-3		0-0 F6				3 0 0 0 0 0 1																										
Bruce Dal Canton, R (1, 1) Jim York, R (7, 1)		0-0 1-3		0-0 5-3		0-0 FC3-6 2B				3 0 0 0 0 0 1 0 0 0 0 0 0 0																										
Inning Stats	R: 1 E: 0 K: 0 S: 4	H: 1 LOB: 1 BB: 1 P: 8	R: 1 E: 0 K: 0 S: 4	H: 1 LOB: 0 BB: 0 P: 4	R: 1 E: 0 K: 1 S: 7	H: 2 LOB: 1 BB: 0 P: 7	R: 1 E: 0 K: 1 S: 6	H: 1 LOB: 0 BB: 0 P: 6	R: 0 E: 0 K: 1 S: 5	H: 0 LOB: 0 BB: 0 P: 5	R: 0 E: 0 K: 0 S: 4	H: 2 LOB: 2 BB: 0 P: 4	R: 0 E: 0 K: 0 S: 3	H: 0 LOB: 0 BB: 0 P: 3	R: 0 E: 0 K: 2 S: 7	H: 0 LOB: 0 BB: 0 P: 7	1B: 3 2B: 2 3B: 0 HR: 2	SF: 0 SAC: 0 DP: 0 HBP: 0	WP: 0 PB: 0 SB: 2 CS: 0	PA: 34																
PITCHER	IP WLS BF H R ER SO BB IBB HBP BLK WP HR S P ERA WHIP																																			
Diego Segui, R (1, 1) ERA: 7.2	5.0		21	5	4	4	3	1	0	0	0	0	2	26	30	7.20	1.200																			
Paul Lindblad, L (6, 1) ERA:	3.0		10	2	0	0	1	0	0	0	0	0	0	12	12	0.00	0.667																			
Bob Locker, R (9, 1) ERA: 6.23	1.0	W	3	0	0	0	2	0	0	0	0	0	0	7	7	0.00	0.000																			

Kansas City Royals @ Oakland Athletics
 Oakland-Alameda County Coliseum, Oakland, CA
 Sat Apr 10 1971, 3:33 AM PST
 Att. 4,444 - Unknown

AB	33
R	4
H	7
RBI	4
BB	1
SO	6
LOB	7



Batter	1	2	3	4	5	6	7	8	9	AB R H RBI BB SO LOB	TOP											
Freddie Patek, R OBP: 0.444, SLG: 0.455 (1, 6)	0-0 1B E 1B	4-0 WP 1B S BB		0-0 1-3 1B	0-0 1-2 1B		4-0 2B IBB		0-0 L9	4 3 2 0 2 0 0												
Joe Keough, L OBP: 0.182, SLG: 0.100 (1, 9)	0-0 1B E 1B	0-0 F6		0-0 3-1 1B	0-0 F7		0-0 2B 1-H 2-H			4 1 1 0 0 0 3												
Bobby Knoop, R OBP: 1.000, SLG: 2.000 (7, PH)										1 0 1 2 0 0 0												
Ted Abernathy, R (7, 1)										0 0 0 0 0 0 0												
Amos Otis, R OBP: 0.280, SLG: 0.320 (1, 8)	0-0 F3	0-0 S 1B		0-3 K		0-0 L9	0-0 5-3			5 0 1 1 0 1 3												
Lou Piniella, R OBP: 0.240, SLG: 0.320 (1, 7)	0-0 E8 1B 1B	0-0 L9			0-0 4-3	0-3 K		0-0 1-3		5 1 1 1 0 1 1												
Ed Kirkpatrick, L OBP: 0.467, SLG: 0.385 (1, 2)	0-0 2B 1B	0-3 K			0-0 6-3	0-0 1B		0-0 1B		3 1 1 2 0 1 1												
Carl Taylor, R OBP: 0.500, SLG: 0.500 (6, PH)										1 0 1 0 0 0 0												
Buck Martinez, R OBP: 0.333, SLG: 0.250 (6, 2)										1 0 1 0 0 0 0												
Bob Oliver, R OBP: 0.261, SLG: 0.522 (1, 3)	0-0 F7		0-0 F7		0-0 HR	0-3 K		0-3 K		5 1 1 1 0 2 3												
Cookie Rojas, R OBP: 0.417, SLG: 0.571 (1, 4)	0-0 2B 1B		0-0 F9		0-0 E 1B		4-0 BLK 2B BB	0-0 F6		4 2 2 0 1 0 1												
Paul Schaal, R OBP: 0.273, SLG: 0.250 (1, 5)	0-0 2B		0-0 1B		0-0 E9 1B		0-0 F2		0-0 5-3	5 1 2 1 0 0 1												
Al Fitzmorris, S OBP: 0.333, SLG: 0.333 (1, 1)	0-3 K		0-3 K		0-0 1B		0-0 F9		0-0 5-3	3 0 1 1 0 2 3												
Tom Burgmeier, L (6, 1)										0 0 0 0 0 0 0												
Dennis Paepke, R OBP: 0.200, SLG: 0.200 (7, PH) (7, 9)					2-H 1B					2 0 0 0 0 0 1												
Inning Stats	R: 4 E: 1 K: 1 S: 11	H: 6 LOB: 2 BB: 0 P: 11	R: 1 E: 0 K: 1 S: 6	H: 1 LOB: 1 BB: 1 P: 10	R: 0 E: 0 K: 1 S: 6	H: 1 LOB: 1 BB: 0 P: 6	R: 0 E: 0 K: 1 S: 5	H: 0 LOB: 0 BB: 0 P: 5	R: 3 E: 1 K: 0 S: 8	H: 4 LOB: 2 BB: 0 P: 8	R: 0 E: 0 K: 2 S: 8	H: 1 LOB: 1 BB: 0 P: 8	R: 2 E: 0 K: 0 S: 4	H: 1 LOB: 1 BB: 2 P: 12	R: 0 E: 0 K: 1 S: 6	H: 1 LOB: 1 BB: 0 P: 6	R: 0 E: 0 K: 0 S: 3	H: 0 LOB: 0 BB: 0 P: 3	1B: 12 2B: 2 3B: 0 HR: 1	SF: 0 SAC: 0 DP: 0 HBP: 0	WP: 1 PB: 0 SB: 2 CS: 0	PA: 46
PITCHER	IP WLS BF H R ER SO BB IBB HBP BLK WP HR S P ERA WHIP																					
Catfish Hunter, R (1, 1) ERA: 11.25	1.1 L 12 7 5 5 1 1 0 0 0 0 1 0 13 17 33.75 6.000																					
Jim Panther, R (2, 1) ERA: 11.12	3.2 17 5 3 1 3 0 0 0 0 0 1 23 23 2.46 1.364																					
Jim Roland, L (6, 1) ERA: 9.0	2.0 10 2 2 2 2 1 1 0 1 0 0 12 20 9.00 1.500																					
Bob Locker, R (8, 1) ERA: 4.26	2.0 7 1 0 0 1 0 0 0 0 0 0 9 9 0.00 0.500																					

Kansas City Royals @ Oakland Athletics
Oakland-Alameda County Coliseum, Oakland, CA
Sun Apr 11 1971, 6:05 PM PST
Att. 5,238 - Unknown

livebaseballscorecards.com

AB	43
R	10
H	15
RBI	9
BB	3
SO	7
LOB	17



Batter	1	2	3	4	5	6	7	8	9	AB R H RBI BB SO LOB
Bert Campaneris, R (1, 6) OBP: 0.222, SLG: 0.200	0-0 1-3 		0-0 5-3 		0-0 4-3 		4-0 BB BB 		0-0 5-3 	4 0 0 0 1 0 1
Joe Rudi, R (1, 7) OBP: 0.250, SLG: 0.077	0-0 F8 			0-0 F9 		0-0 5-3 	4-0 BB BB 		4-0 BB 	3 0 0 0 2 0 0
Reggie Jackson, L (1, 9) OBP: 0.160, SLG: 0.217	0-0 4-3 			0-0 G3 		0-0 WP 2B 1B 	0-0 F5 		0-0 1-3 	5 1 1 0 0 0 3
Don Mincher, L (1, 3)		0-0 E1 		0-0 3-1 		4-0 2B 4-3 BB 		0-0 4-3 		3 1 0 0 1 0 0
Sal Bando, R (1, 5) OBP: 0.348, SLG: 0.474		0-0 G5-4-3 			0-0 5-3 	0-0 4-3 2B 		4-0 BB BB 		3 0 1 1 1 0 1
Rick Monday, L (1, 8) OBP: 0.565, SLG: 0.706		0-0 HR 			0-0 PB HR 1B 	0-0 4-3 		4-0 BB 		3 2 2 2 1 0 1
Dave Duncan, R (1, 2) OBP: 0.389, SLG: 0.412		0-0 5-3 			0-3 K 1-2 	0-0 F8 		0-3 K 		4 0 0 0 0 2 4
Dick Green, R (1, 4) OBP: 0.350, SLG: 0.611			0-0 L6 		0-0 HR 2-H 		0-3 K 	0-3 K 		4 1 1 2 0 2 2
Catfish Hunter, R (1, 1) Jim Panther, R (2, 1) Angel Mangual, R (5, PH) Jim Roland, R (6, 1) Tony La Russa, R (7, PH) Bob Locker, S (8, 1) Steve Hovley, L (9, PH)			0-3 K 		4-0 BB 		0-0 1-3 		0-0 4-3 	0 0 0 0 0 0 0 1 0 0 0 0 0 1 0 0 0 0 1 0 0 0 0 0 0 0 0 0 1 0 0 0 0 0 0 0 0 0 0 0 0 0 1 0 0 0 0 0 0

Inning Stats	R: 0	H: 0	E: 0	K: 0	S: 3	R: 1	H: 1	E: 1	K: 0	S: 4	R: 0	H: 0	E: 0	K: 1	S: 5	R: 0	H: 0	E: 0	K: 0	S: 3	R: 2	H: 2	E: 0	K: 1	S: 7	R: 2	H: 2	E: 0	K: 0	S: 5	R: 0	H: 0	E: 0	K: 1	S: 5	R: 0	H: 0	E: 0	K: 2	S: 7	R: 0	H: 0	E: 0	K: 0	S: 3	R: 0	H: 0	E: 0	K: 0	S: 3	1B: 2	2B: 1	3B: 0	SF: 0	SAC: 0	DP: 1	HBP: 0	WP: 2	PB: 1	SB: 0	CS: 0	PA: 39
--------------	------	------	------	------	------	------	------	------	------	------	------	------	------	------	------	------	------	------	------	------	------	------	------	------	------	------	------	------	------	------	------	------	------	------	------	------	------	------	------	------	------	------	------	------	------	------	------	------	------	------	-------	-------	-------	-------	--------	-------	--------	-------	-------	-------	-------	--------

PITCHER	IP	WLS	BF	H	R	ER	SO	BB	IBB	HBP	BLK	WP	HR	S	P	ERA	WHIP
Al Fitzmorris, R (1, 1) ERA: 8.44	5.1	W	22	4	5	5	2	2	0	0	0	1	2	24	32	8.44	1.125
Tom Burgmeier, L (6, 1) ERA:	0.2		3	1	0	0	0	0	0	0	0	0	0	3	3	0.00	1.500
Ted Abernathy, R (7, 1) ERA:	3.0	S	14	0	0	0	3	5	0	0	0	0	0	15	35	0.00	1.667

BOTTOM

Kansas City Royals @ Oakland Athletics
Oakland-Alameda County Coliseum, Oakland, CA

Sun Apr 11 1971, 6:05 PM PST
Att. 5,238 - Unknown

livebaseballscorecards.com

AB	32
R	5
H	5
RBI	5
BB	7
SO	5
LOB	12



Batter	1	2	3	4	5	6	7	8	9	AB R H RBI BB SO LOB	TOP											
Cesar Tovar, R (1, 7) OBP: 0.552, SLG: 0.630	0-0 F7		H 1-0 G6-4-3 HBP		0-0 2B 1B		0-0 1B 2B		0-0 CS 1B	4 1 3 0 0 0 0												
Rod Carew, L (1, 4) OBP: 0.296, SLG: 0.346	0-0 CS 1B		0-0 G6-4-3		0-0 1-3 2B		0-0 2B 1B		0-3 K	5 0 3 1 0 1 2												
Tony Oliva, L (1, 9) OBP: 0.440, SLG: 0.667	0-0 4-3			0-0 L7	0-0 6-3		0-0 1-3 2B			4 0 1 0 0 0 3												
Harmon Killebrew, R (1, 5) OBP: 0.560, SLG: 0.714 (7, 3)		0-0 4-3 1B 2B		0-0 1B 1B		0-0 6-3	4-0 IBB			3 1 2 0 1 0 0												
Rich Reese, L (1, 3) OBP: 0.125, SLG: 0.125 Brant Alyea, R (7, PH) Danny Thompson, R (7, 5)		0-0 4-3		0-0 FC5-4 1B		0-0 1-3	0-3 K			3 0 1 0 0 0 1 1 0 0 0 0 1 3 0 0 0 0 0 0 0												
Jim Holt, L (1, 8) OBP: 0.333, SLG: 0.389		0-0 5-3 1B		0-0 F7		0-0 1B		0-0 F9		4 0 2 1 0 0 2												
Leo Cardenas, R (1, 6) OBP: 0.240, SLG: 0.182		0-0 5-3		0-0 FC5-4		0-0 F9		0-0 F8		4 0 0 0 0 0 4												
George Mitterwald, R (1, 2) OBP: 0.158, SLG: 0.111		0-3 K		0-3 K		0-0 6-3		0-0 F9		4 0 0 0 0 2 1												
Bert Blyleven, R (1, 1) OBP: 0.143, SLG: 0.143			0-0 B1-3		0-0 6-3		0-0 F4		0-0 1-3	4 0 0 0 0 0 0												
Inning Stats	R: 0 E: 0 K: 0 S: 3	H: 1 LOB: 0 BB: 0 P: 3	R: 1 E: 0 K: 1 S: 7	H: 2 LOB: 1 BB: 0 P: 7	R: 0 E: 0 K: 0 S: 2	H: 0 LOB: 0 BB: 0 P: 3	R: 0 E: 0 K: 0 S: 5	H: 2 LOB: 2 BB: 0 P: 5	R: 0 E: 0 K: 1 S: 7	H: 2 LOB: 2 BB: 0 P: 7	R: 0 E: 0 K: 0 S: 4	H: 1 LOB: 1 BB: 0 P: 4	R: 1 E: 0 K: 1 S: 8	H: 3 LOB: 3 BB: 1 P: 12	R: 0 E: 0 K: 0 S: 3	H: 0 LOB: 0 BB: 0 P: 3	R: 0 E: 0 K: 1 S: 5	H: 1 LOB: 0 BB: 0 P: 5	1B: 8 2B: 4 3B: 0 HR: 0	SF: 0 SAC: 0 DP: 1 HBP: 1	WP: 0 PB: 0 SB: 0 CS: 2	PA: 38
PITCHER	IP WLS BF H R ER SO BB IBB HBP BLK WP HR S P ERA WHIP												PITCHER	IP WLS BF H R ER SO BB IBB HBP BLK WP HR S P ERA WHIP								
Dick Drago, R (1, 1) ERA: 1.15	6.2 L 31 11 2 2 2 0 0 1 1 0 0 0 33 38 2.70 1.650																					
Tom Burgmeier, L (7, 1) ERA:	1.1 4 0 0 0 1 0 0 0 0 0 0 6 6 0.00 0.000																					
Ted Abernathy, R (9, 1) ERA:	1.0 3 1 0 0 1 0 0 0 0 0 0 5 5 0.00 1.000																					

Minnesota Twins @ Kansas City Royals
Municipal Stadium, Kansas City, MO
Mon Apr 12 1971, 7:05 PM EST
Att. 32,728 - Unknown - 84 F

AB	36
R	2
H	12
RBI	2
BB	1
SO	4
LOB	16



WP: 0	PA: 38
PB: 0	
SB: 0	
CS: 2	

1B: 8	SF: 0
2B: 4	SAC: 0
3B: 0	DP: 1
HR: 0	HBP: 1

livebaseballscorecards.com

Batter	1	2	3	4	5	6	7	8	9	AB R H RBI BB SO LOB
Freddie Patek, R OBP: 0.387, SLG: 0.385 (1, 6)	0-0 F9		0-0 L5			0-0 6-3			0-0 5-3	4 0 0 0 0 0 3
Joe Keough, L OBP: 0.154, SLG: 0.083 (1, 9)	0-0 F7			0-0 G2		0-0 5-3			0-0 F5	4 0 0 0 0 0 1
Amos Otis, R OBP: 0.310, SLG: 0.321 (1, 8)	0-0 F3			0-3 K			0-0 FC4-6 1B		4-0 BB	3 0 1 0 1 1 0
Lou Piniella, R OBP: 0.207, SLG: 0.276 (1, 7)		0-0 6-3		0-0 4-3			0-0 F6		0-0 F7	4 0 0 0 0 0 2
Ed Kirkpatrick, L OBP: 0.389, SLG: 0.313 (1, 2)		0-0 1-3		0-3 K			0-0 FC4-6 1-2f			3 0 0 0 0 1 1
Bob Oliver, R OBP: 0.231, SLG: 0.462 (1, 3)		0-0 F4			0-0 F7		0-0 F7			3 0 0 0 0 0 1
Cookie Rojas, R OBP: 0.407, SLG: 0.583 (1, 4)			0-0 1B L5 2B		0-0 F7			0-0 1-3		3 0 1 0 0 0 0
Paul Schaal, R OBP: 0.320, SLG: 0.273 (1, 5)						4-0 SH1-4 BB		0-0 1-3		2 0 1 0 1 0 0
Dick Drago, R (1, 1)			0-3 K			0-0 SH1-4 1-2		0-0 4-3		1 0 0 0 0 1 2
Tom Burgmeier, L (7, 1)										0 0 0 0 0 0 0
Gail Hopkins, L (8, PH)										1 0 0 0 0 0 0
Ted Abernathy, R (9, 1)										0 0 0 0 0 0 0

Inning Stats	R: 0	H: 0	E: 0	LOB: 0	K: 0	BB: 0	S: 3	P: 3	R: 0	H: 0	E: 0	LOB: 0	K: 1	BB: 0	S: 6	P: 6	R: 0	H: 0	E: 0	LOB: 0	K: 1	BB: 0	S: 5	P: 5	R: 0	H: 0	E: 0	LOB: 1	K: 0	BB: 1	S: 3	P: 7	R: 0	H: 1	E: 0	LOB: 1	K: 0	BB: 0	S: 4	P: 4	R: 0	H: 0	E: 0	LOB: 0	K: 0	BB: 0	S: 3	P: 3	R: 0	H: 0	E: 0	LOB: 1	K: 0	BB: 1	S: 3	P: 7	1B: 2	SF: 0	2B: 2	SAC: 1	3B: 0	DP: 1	HR: 0	HBP: 0	WP: 0	PA: 31
PITCHER Bert Blyleven, R ERA:	IP	WLS	BF	H	R	ER	SO	BB	IBB	HBP	BLK	WP	HR	S	P	ERA	WHIP	IP	WLS	BF	H	R	ER	SO	BB	IBB	HBP	BLK	WP	HR	S	P	ERA	WHIP	IP	WLS	BF	H	R	ER	SO	BB	IBB	HBP	BLK	WP	HR	S	P	ERA	WHIP															


MINNESOTA TWINS @ KANSAS CITY ROYALS
Municipal Stadium, Kansas City, MO
Mon Apr 12 1971, 7:05 PM EST
Att: 32,728 - Unknown - 84 F

AB	28
R	0
H	3
RBI	0
BB	2
SO	3
LOB	10



WP: 0	PA: 31
PB: 0	
SB: 0	
CS: 0	

livebaseballscores.com

Batter	1	2	3	4	5	6	7	8	9	AB R H RBI BB SO LOB	TOP																							
Cesar Tovar, R (1, 7) OBP: 0.500, SLG: 0.548	0-0 L8		0-0 5-3		0-0 5-3		4-0 G4-6-3 BB 1-2 2-3		0-0 F3	4 0 0 0 1 0 1	<p>Minnesota Twins @ Kansas City Royals Municipal Stadium, Kansas City, MO</p> <p>Tue Apr 13 1971, 7:05 PM EST Att: 6,740 - Unknown - 61 F</p> <p></p>																							
Rod Carew, L (1, 4) OBP: 0.281, SLG: 0.323	0-0 6-3		0-0 F8		0-0 4-3		0-0 G4-6-3 1-2f	1-2 1B	0-0 4-3	5 0 1 0 0 0 3																								
Tony Oliva, L (1, 9) OBP: 0.400, SLG: 0.690	0-0 HR		0-0 F8		0-0 G3			0-0 F5	0-0 4-3	5 1 1 1 0 0 2																								
Harmon Killebrew, R (1, 5) OBP: 0.533, SLG: 0.654	0-0 1B			0-3 K		0-0 L8		0-0 HBP 1B	0-3 K	5 1 2 0 0 2 2																								
Rich Reese, L (1, 3) OBP: 0.214, SLG: 0.154	0-3 K			0-0 1B SF8 1B		1-0 HBP G4-6-3		1-0 HBP 1B		2 1 1 0 0 1 1																								
Jim Holt, L (1, 8) OBP: 0.318, SLG: 0.364		0-0 F6		0-0 1B 1-3 1B		0-0 G4-6-3 1-2f		0-0 F5		4 0 1 0 0 0 3																								
Leo Cardenas, R (1, 6) OBP: 0.310, SLG: 0.217		4-0 BB		0-0 SF8 3-H		1-0 BB HBP		0-0 1-2 2-H 1B		1 0 1 2 1 0 0																								
George Mitterwald, R (1, 2) OBP: 0.182, SLG: 0.143		0-0 F7		0-0 1B 1-3		0-0 F9		0-0 F8		3 0 1 0 0 0 2 1 0 0 0 0 0 2																								
Paul Ratliff, L (8, PH) (8, 2)		0-0 L9		0-0 F9		4-0 BB 1-2 BB		1-0 4-3 1B HBP		2 0 0 0 0 0 0 3 0 0 0 0 0 0 0 0 0 0 0 0 1 0																								
Steve Barber, R (1, 1) Stan Williams, R (5, 1) Rick Renick, R (7, PH) Paul Powell, R (7, PR) Ron Perranoski, L (7, 1) Steve Braun, L (9, PH)																																		
Inning Stats	R: 1 E: 0 K: 1 S: 7	H: 2 LOB: 1 BB: 0 P: 7	R: 0 E: 0 K: 0 S: 3	H: 0 LOB: 1 BB: 1 P: 7	R: 0 E: 0 K: 0 S: 3	H: 0 LOB: 0 BB: 0 P: 3	R: 1 E: 0 K: 1 S: 8	H: 3 LOB: 2 BB: 0 P: 8	R: 0 E: 0 K: 0 S: 3	H: 0 LOB: 0 BB: 0 P: 3	R: 0 E: 0 K: 0 S: 2	H: 0 LOB: 3 BB: 2 P: 11	R: 1 E: 0 K: 0 S: 5	H: 2 LOB: 2 BB: 0 P: 6	R: 0 E: 0 K: 1 S: 6	H: 1 LOB: 2 BB: 0 P: 7	1B: 7 2B: 0 3B: 0 HR: 1	SF: 1 SAC: 0 DP: 2 HBP: 4	WP: 0 PB: 0 SB: 0 CS: 0	PA: 40														
PITCHER	IP WLS BF H R ER SO BB IBB HBP BLK WP HR S P ERA WHIP																	PITCHER	IP WLS BF H R ER SO BB IBB HBP BLK WP HR S P ERA WHIP															
Mike Hedlund, R (1, 1) ERA: 3.0	5.0	W	21	5	2	2	2	1	0	0	0	0	1	24	28	3.60	1.200																	
Tom Burgmeier, L (6, 1) ERA:	1.1		6	0	0	0	0	1	0	2	0	0	0	3	9	0.00	0.750																	
Jim York, R (7, 1) ERA: 4.26	1.1		7	2	1	1	0	1	0	1	0	0	0	5	10	6.75	2.250																	
Ted Abernathy, R (8, 1) ERA:	1.1	S	6	1	0	0	1	0	0	1	0	0	0	7	8	0.00	0.750																	

livebaseballscorecards.com

AB 32
R 3
H 8
RBI 3
BB 3
SO 3
LOB 19



Batter	1	2	3	4	5	6	7	8	9
Freddie Patek, R (1, 6) OBP: 0.361, SLG: 0.333	0-0 F4		0-0 L7		4-0 BB 1-2 2-3 3-H		0-0 F4	0-0 L8	
Joe Keough, L (1, 9) OBP: 0.138, SLG: 0.074 Carl Taylor, R (7, PH) OBP: 0.667, SLG: 0.500 (8, 9)	0-0 L8			0-0 F6	0-0 6-3		4-0 HBP 1B BB		
Amos Otis, R (1, 8) OBP: 0.303, SLG: 0.290	0-0 L8			0-3 K	0-0 6-3		1-0 1B 1-2 2-3 HBP		
Lou Piniella, R (1, 7) OBP: 0.242, SLG: 0.281		0-0 F4		0-0 5-3		1-0 HBP F8	0-0 1B 1-3 2-H 3-H		
Ed Kirkpatrick, L (1, 2) OBP: 0.364, SLG: 0.263		0-3 K			4-0 BB FC6-4	0-0 F8 1-2	0-0 F8		
Bob Oliver, R (1, 3) OBP: 0.250, SLG: 0.464 Tom Burgmeier, L (6, 1) OBP: 1.000, SLG: 1.000 Jim York, R (7, 1) Ted Abernathy, R (8, 1)		0-0 1B			0-0 FC6-4 BB 1-2f	0-0 1B		0-3 K	
Cookie Rojas, R (1, 4) OBP: 0.419, SLG: 0.538		0-0 5-3			4-0 BB 2B BB	0-0 F6		4-0 FC5-4 BB	
Paul Schaal, R (1, 5) OBP: 0.345, SLG: 0.320			0-0 F3		0-0 BB 6-3 1-3 2-H		4-0 HBP 1B BB	0-0 FC5-4 HBP	
Mike Hedlund, R (1, 1) OBP: 0.250, SLG: 0.250 Gail Hopkins, L (5, PH) (6, 3)			0-0 F8		4-0 BB 6-3 IBB		0-0 6-3	1-0 HBP	

Inning Stats	R: 0 E: 0 K: 0 S: 3	H: 0 LOB: 0 BB: 0 P: 3	R: 0 E: 0 K: 1 S: 6	H: 1 LOB: 1 BB: 0 P: 6	R: 0 E: 0 K: 0 S: 3	H: 0 LOB: 0 BB: 0 P: 3	R: 0 E: 0 K: 1 S: 5	H: 0 LOB: 0 BB: 0 P: 5	R: 3 E: 0 K: 0 S: 4	H: 1 LOB: 2 BB: 4 P: 20	R: 0 E: 0 K: 0 S: 3	H: 1 LOB: 1 BB: 0 P: 4	R: 2 E: 0 K: 0 S: 4	H: 1 LOB: 2 BB: 2 P: 13	R: 0 E: 0 K: 1 S: 5	H: 0 LOB: 2 BB: 1 P: 10
1B: 3 2B: 1 3B: 0 HR: 0	SF: 0 SAC: 0 DP: 0 HBP: 3	WP: 0 PA: 37														

PITCHER	IP	WLS	BF	H	R	ER	SO	BB	IBB	HBP	BLK	WP	HR	S	P	ERA	WHIP
Steve Barber, R (1, 1) ERA: 4.15	4.1		16	1	2	2	2	2	2	0	0	0	0	18	26	4.15	0.692
Stan Williams, R (5, 1) ERA: 1.08	1.2	L	9	2	1	1	0	1	1	1	0	0	0	6	15	5.40	1.800
Ron Perranoski, L (7, 1) ERA: 10.13	2.0		12	1	2	2	1	3	0	2	0	0	0	9	23	9.00	2.000

BOTTOM

Minnesota Twins @ Kansas City Royals
Municipal Stadium, Kansas City, MO

livebaseballscores.com

AB 27
R 5
H 4
RBI 5
BB 7
SO 3
LOB 15



WP	PA	ERA	WHIP
0	37		

Tue Apr 13 1971, 7:05 PM EST
Att. 6,740 - Unknown - 61 F

Batter	1	2	3	4	5	6	7	8	9	AB R H RBI BB SO LOB	TOP											
Sandy Alomar Sr., S OBP: 0.278, SLG: 0.194 (1, 4)	0-0 6-3		0-0 FC1-6-5-6		0-0 4-3		4-0 2B IBB		0-0 1-3	4 1 0 0 1 0 5												
Ken Berry, R OBP: 0.111, SLG: 0.115 Tony Gonzalez, L OBP: 0.250, SLG: 0.500 (7, PH) (7, 8)	0-0 G3			0-0 F9		0-0 5-3	0-0 2B			3 0 0 0 0 0 0 1 0 1 3 0 0 0												
Alex Johnson, R OBP: 0.333, SLG: 0.290 (1, 7)	4-0 FC6-4 BB			0-0 FC6-4 1B		0-0 5-3	0-3 K			3 0 1 0 1 1 1												
Tony Conigliaro, R OBP: 0.152, SLG: 0.212 (1, 9)	0-0 FC6-4		0-0 FC6-4		0-0 6-3			0-0 F7		4 0 0 0 0 0 2												
Jim Fregosi, R OBP: 0.304, SLG: 0.364 (1, 6)		0-0 5-3		0-0 L8			0-0 2B 1B	0-0 L9		4 1 1 0 0 0 1												
Ken McMullen, R OBP: 0.300, SLG: 0.385 (1, 5)		0-0 L4			0-0 E 1B		0-0 F8	0-0 F8		4 0 1 0 0 0 1												
Jim Spencer, L OBP: 0.300, SLG: 0.320 (1, 3)		0-0 G3			0-0 F9		0-0 2B 1B		0-0 L9	4 1 1 0 0 0 1												
Jerry Moses, R OBP: 0.368, SLG: 0.474 Giraldo Ruiz, S OBP: 1.000, SLG: 1.000 Jeff Torborg, R (9, 2)			0-0 FC1-6-5-6 SH2-4 1B		0-0 E6		0-0 2B 2B		0-0 SH3 1B	4 1 3 1 0 0 1 0 0 0 0 0 0 0 0 0 0 0 0 0 0												
Clyde Wright, R (1, 1) Mel Queen, L (8, 1)			0-0 SH2-4		0-0 F8		0-0 4-3		0-0 SH3	2 0 0 0 0 0 4 0 0 0 0 0 0 0												
Inning Stats	R: 0 E: 0 K: 0 S: 3	H: 0 LOB: 1 BB: 1 P: 7	R: 0 E: 0 K: 0 S: 3	H: 0 LOB: 0 BB: 0 P: 3	R: 0 E: 0 K: 0 S: 3	H: 1 LOB: 0 BB: 0 P: 3	R: 0 E: 0 K: 0 S: 4	H: 1 LOB: 1 BB: 0 P: 4	R: 0 E: 1 K: 0 S: 5	H: 1 LOB: 2 BB: 0 P: 5	R: 0 E: 0 K: 0 S: 3	H: 0 LOB: 0 BB: 0 P: 3	R: 4 E: 0 K: 1 S: 9	H: 4 LOB: 1 BB: 1 P: 13	R: 0 E: 0 K: 0 S: 3	H: 0 LOB: 0 BB: 0 P: 3	R: 0 E: 0 K: 0 S: 4	H: 1 LOB: 2 BB: 0 P: 4	1B: 6 2B: 3 3B: 0 HR: 0	SF: 0 SAC: 2 DP: 1 HBP: 0	WP: 0 PB: 0 SB: 0 CS: 0	PA: 37
PITCHER	IP WLS BF H R ER SO BB IBB HBP BLK WP HR S P ERA WHIP																					
Jim Rooker, L ERA: 7.56 (1, 1)	6.1 L 26 6 3 3 0 1 0 0 0 0 0 0 25 29 4.26 1.105																					
Jim York, R ERA: 5.14 (7, 1)	0.2 4 1 1 1 1 0 1 0 0 0 0 0 5 9 13.50 1.500																					
Ken Wright, R ERA: 3.0 (8, 1)	1.0 3 0 0 0 0 0 0 0 0 0 0 0 0 3 3 0.00 0.000																					
Al Fitzmorris, R ERA: 7.11 (9, 1)	1.0 4 1 0 0 0 0 0 0 0 0 0 0 0 4 4 0.00 1.000																					

California Angels @ Kansas City Royals
Municipal Stadium, Kansas City, MO
Wed Apr 14 1971, 7:05 PM EST
Att. 6,885 - Unknown

livebaseballscorecards.com

AB	33
R	4
H	8
RBI	4
BB	2
SO	1
LOB	16



Batter	1	2	3	4	5	6	7	8	9	AB	R	H	RBI	BB	SO	LOB																		
Freddie Patek, R OBP: 0.350, SLG: 0.324 (1, 6)	0-0 F3		0-0 FC5-4		0-0 F9			0-0 1B		4	0	1	0	0	0	3																		
Cookie Rojas, R OBP: 0.400, SLG: 0.500 (1, 4)	0-0 G1-4-3 1B			0-0 1-3		0-3 K		0-3 K		4	0	1	0	0	2	2																		
Amos Otis, R OBP: 0.270, SLG: 0.257 (1, 8)	0-0 G1-4-3 1-2f			0-0 F9		0-0 4-3		0-0 B5-3		4	0	0	0	0	0	3																		
Lou Piniella, R OBP: 0.216, SLG: 0.250 (1, 7)		0-0 F8		0-0 F9		0-0 1-3			0-0 F9	4	0	0	0	0	0	0																		
Bob Oliver, R OBP: 0.219, SLG: 0.406 (1, 3)		0-0 L8			0-0 6-3		0-0 6-3		0-0 5-3	4	0	0	0	0	0	0																		
Carl Taylor, R OBP: 0.286, SLG: 0.167 (1, 9)		0-0 5-3			0-0 E5 1B		0-0 F9		0-3 K	4	1	0	0	0	1	0																		
Paul Schaal, R OBP: 0.344, SLG: 0.321 (1, 5)			0-0 4-3		0-0 SH2-3 1-2 1B		0-0 6-3			3	0	1	0	0	0	0																		
Jerry May, R OBP: 0.600, SLG: 0.600 (1, 2)			0-0 FC5-4 1B		0-0 SH2-3 1-2 2-H 1B			0-0 1B 1B		3	0	3	1	0	0	0																		
Jim Rooker, R (1, 1)			0-3 K		0-0 SH2-3			0-3 K		1	0	0	0	0	1	1																		
Jim York, R (7, 1)										0	0	0	0	0	0	0																		
Ken Wright, R (8, 1)										0	0	0	0	0	0	0																		
Dennis Paepke, R OBP: 0.167, SLG: 0.167 (8, PH)										1	0	0	0	0	1	1																		
Al Fitzmorris, S OBP: 0.333, SLG: 0.333 (9, 1)										0	0	0	0	0	0	0																		
Inning Stats	R: 0 E: 0 K: 0 S: 3	H: 1 LOB: 0 BB: 0 P: 3	R: 0 E: 0 K: 0 S: 3	H: 0 LOB: 0 BB: 0 P: 3	R: 0 E: 0 K: 1 S: 6	H: 1 LOB: 1 BB: 0 P: 6	R: 0 E: 0 K: 0 S: 3	H: 0 LOB: 0 BB: 0 P: 3	R: 0 E: 1 K: 0 S: 6	H: 2 LOB: 2 BB: 0 P: 6	R: 0 E: 0 K: 1 S: 5	H: 0 LOB: 0 BB: 0 P: 5	R: 0 E: 0 K: 0 S: 3	H: 0 LOB: 0 BB: 0 P: 3	R: 0 E: 0 K: 2 S: 9	H: 2 LOB: 2 BB: 0 P: 9	R: 0 E: 0 K: 1 S: 5	H: 0 LOB: 0 BB: 0 P: 5	1B: 6 2B: 0 3B: 0 HR: 0	SF: 0 SAC: 1 DP: 1 HBP: 0	WP: 0 PB: 0 SB: 0 CS: 0	PA: 33												
PITCHER	IP WLS ERA	WLS W ERA	BF 28 3.54	H 6	R 1	ER 0	SO 3	BB 0	IBB 0	HBP 0	BLK 0	WP 0	HR 0	S 34	P 34	ERA 0.00	WHIP 0.818	PITCHER	IP WLS ERA	BF 5 -	H 0	R 0	ER 0	SO 3	BB 0	IBB 0	HBP 0	BLK 0	WP 0	HR 0	S 9	P 9	ERA 0.00	WHIP 0.000

BOTTOM

California Angels @ Kansas City Royals
Municipal Stadium, Kansas City, MO
 Wed Apr 14 1971, 7:05 PM EST
 Att. 6,885 - Unknown

livebaseballscorecards.com

AB	32
R	1
H	6
RBI	1
BB	0
SO	5
LOB	10



Batter	1	2	3	4	5	6	7	8	9	10	11	AB R H RBI BB SO LOB	TOP	
Sandy Alomar Sr., S OBP: 0.310, SLG: 0.297 (1, 4)	0-3 K		0-0 2B 1B		0-3 K		0-0 2H 3B		0-0 6-3		0-0 1B 1B	6 1 3 2 0 2 0	California Angels @ Kansas City Royals Municipal Stadium, Kansas City, MO Thu Apr 15 1971, 7:05 PM EST Att. 7,510 - Unknown - 78 F	
Jim Fregosi, R OBP: 0.345, SLG: 0.407 (1, 6)	0-0 5-3		0-0 1B 2B		0-0 F8		4-0 BB		0-0 5-3		0-0 1B	5 1 2 2 1 0 0		
Alex Johnson, R OBP: 0.308, SLG: 0.270 (1, 7)	0-0 1-3		0-0 1B				0-0 F8				0-0 L8	6 0 1 1 0 1 3		
Tony Conigliaro, R OBP: 0.211, SLG: 0.297 (1, 9)		0-0 L8 2B	0-0 4-3				0-0 G3 2B		4-0 HBP BB		0-3 K	4 0 2 0 1 1 1		
Jim Spencer, L OBP: 0.314, SLG: 0.286 (1, 3)		4-0 BB		0-0 6-3		0-0 G3		H 1-0 HBP		0-0 F8		3 0 0 0 1 0 1		
Ken McMullen, R OBP: 0.314, SLG: 0.419 Syd O'Brien, R OBP: 0.091, SLG: 0.091 (11, PR) (11, 5)		0-3 K		0-0 2B		0-0 6-3		0-0 F4			0-0 BB 1B 1B	5 0 2 0 0 1 5 0 1 0 0 0 0 0		
Jerry Moses, R OBP: 0.318, SLG: 0.409 Tony Gonzalez, L OBP: 0.200, SLG: 0.400 Jeff Torborg, R Giraldo Ruiz, S OBP: 1.000, SLG: 1.000 Lloyd Allen, R (11, 1)		0-0 L8		0-0 F8		0-0 F8		0-0 F8			4-0 1B 1B BB	3 0 0 0 0 0 3 1 0 0 0 0 0 2 0 0 0 0 0 0 0 0 1 0 0 1 0 0 0 0 0 0 0 0 0		
Ken Berry, R OBP: 0.125, SLG: 0.161 (1, 8)	0-3 K		0-0 5-3				0-0 3B 2B		0-0 3-1		0-3 K	5 1 1 0 0 2 7		
Tom Murphy, R OBP: 0.225, SLG: 0.333 Dave LaRoche, L OBP: 0.500, SLG: 0.500 Mel Queen, L Eddie Fisher, R John Stephenson, L (11, 2)			0-0 4-3		0-0 F4		0-3 K		0-3 K		0-0 F4	4 0 0 0 0 2 1 0 1 0 0 0 0 0 2		
Inning Stats	R: 0 H: 0 E: 0 K: 1 S: 5	R: 0 H: 1 E: 0 K: 2 S: 8	R: 1 H: 3 E: 0 K: 0 S: 5	R: 0 H: 1 E: 0 K: 0 S: 4	R: 0 H: 0 E: 0 K: 1 S: 5	R: 0 H: 1 E: 0 K: 0 S: 4	R: 1 H: 2 E: 0 K: 1 S: 7	R: 0 H: 0 E: 0 K: 0 S: 3	R: 0 H: 0 E: 0 K: 1 S: 5	R: 0 H: 0 E: 0 K: 2 S: 7	R: 3 H: 3 E: 0 K: 1 S: 8	1B: 5 SF: 0 2B: 5 SAC: 0 3B: 1 DP: 0 HR: 0 HBP: 1		WP: 0 PA: 48 PB: 0 SB: 1 CS: 0
PITCHER	IP WLS BF H R ER SO BB IBB HBP BLK WP HR S P ERA WHIP													
Bruce Dal Canton, R ERA: 3.38 Ted Abernathy, R ERA: Jim York, R ERA: 7.0	(1, 1) 7.0 30 8 2 2 5 2 0 0 0 0 0 0 38 46 2.57 1.429													

livebaseballscorecards.com

AB	43
R	5
H	11
RBI	5
BB	4
SO	9
LOB	25



Batter	1	2	3	4	5	6	7	8	9	10	11	AB R H RBI BB SO LOB
Freddie Patek, R OBP: 0.356, SLG: 0.359 (1, 6)	0-3 K		0-0 6-3		0-0 2B		0-0 F2			0-0 FC6-4 1B		5 0 2 0 0 1 2
Ed Kirkpatrick, L OBP: 0.296, SLG: 0.208 (1, 9) (8, 2)	0-0 4-3		0-0 3-1		0-0 L4			0-0 F9		0-0 B2		5 0 0 0 0 0 1
Amos Otis, R OBP: 0.286, SLG: 0.282 (1, 8)	0-0 2B		0-0 F7			0-0 F2		0-0 L7		4-0 FC6-4 IBB		4 0 1 0 1 0 0
Lou Piniella, R OBP: 0.214, SLG: 0.225 (1, 7)	4-0 CS BB			0-0 4-3		0-0 F4		0-0 F8		0-0 FC6-4		4 0 0 0 1 0 2
Bob Oliver, R OBP: 0.216, SLG: 0.378 (1, 3)	0-0 CS	0-0 FC5-4 1B		0-0 1-3		0-3 K			0-3 K	0-3 K		5 0 1 0 0 3 2
Cookie Rojas, R OBP: 0.400, SLG: 0.514 (1, 4)		0-0 FC5-4 1-3 1-2f		0-0 E7 1B			0-0 5-3		0-0 2B		0-3 K	5 1 2 0 0 1 1
Paul Schaal, R OBP: 0.378, SLG: 0.364 (1, 5)		0-0 1-3 1-2		0-0 FC6-4 1B			0-0 1B		0-0 1B		0-3 K	5 1 3 0 0 1 1
Jerry May, R OBP: 0.625, SLG: 0.571 (7, PR) Joe Krougri, L OBP: 0.138, SLG: 0.074 (8, 9)		4-0 BB		0-0 FC6-4			0-0 1-2 1B		0-3 K		0-3 K	2 0 1 0 1 0 2 0 0 0 0 0 0 0
Carl Taylor, R OBP: 0.250, SLG: 0.143 (9, PH) Jim York, R OBP: 0.000, SLG: 1.000 (10, 1) Bobby Knoop, R OBP: 0.000, SLG: 1.000 (11, PH)		0-3 BB		0-0 1-2f			0-0 1-2 1B		0-3 K		0-3 K	1 0 0 0 0 1 2 0 0 0 0 0 0 0 1 0 0 0 0 1 0
Bruce Dal Canton, R (1, 1) Gail Hopkins, L (7, PH) Ted Abernathy, R (8, 1) Dennis Paepke, R OBP: 0.286, SLG: 0.429 (9, PH) (10, 9)		0-3 K			0-0 F8		0-0 F8		0-0 1-H 2-H 2B			2 0 0 0 0 1 2 1 0 0 0 0 0 2 0 0 0 0 0 0 0 1 0 1 2 0 0 0

Inning Stats	R: 0	H: 1	E: 0	K: 1	S: 5	H: 1	LOB: 1	BB: 1	P: 9	R: 0	H: 1	E: 0	K: 1	S: 6	H: 1	LOB: 2	BB: 1	P: 10	R: 0	H: 0	E: 0	K: 0	S: 3	H: 0	LOB: 0	BB: 0	P: 3	R: 0	H: 2	E: 1	K: 0	S: 5	H: 1	LOB: 0	BB: 0	P: 3	R: 0	H: 0	E: 0	K: 1	S: 5	H: 2	LOB: 2	BB: 0	P: 5	R: 0	H: 0	E: 0	K: 0	S: 3	H: 0	LOB: 0	BB: 0	P: 3	R: 2	H: 3	E: 0	K: 2	S: 9	H: 3	LOB: 1	BB: 0	P: 9	R: 0	H: 1	E: 0	K: 1	S: 6	H: 1	LOB: 2	BB: 1	P: 10	R: 0	H: 0	E: 0	K: 3	S: 9	H: 0	LOB: 0	BB: 0	P: 9
1B: 7	SF: 0	2B: 4	SAC: 0	3B: 0	DP: 0	HR: 0	HBP: 0	WP: 0	PA: 45																																																																								

PITCHER	IP	WLS	BF	H	R	ER	SO	BB	IBB	HBP	BLK	WP	HR	S	P	ERA	WHIP
Tom Murphy, R ERA: 2.59 (1, 1)	8.1		34	9	2	2	4	2	0	0	0	0	0	40	48	2.16	1.320
Dave LaRoche, L ERA: (9, 1)	0.1		1	0	0	0	1	0	0	0	0	0	0	3	3	0.00	0.000
Mel Queen, R ERA: (9, 1)	0.1		1	1	0	0	0	0	0	0	0	0	0	1	1	0.00	3.000
Eddie Fisher, R ERA: 1.5 (10, 1)	1.0	W	5	1	0	0	1	0	1	0	0	0	0	6	10	0.00	1.000
Lloyd Allen, R ERA: 3.6 (11, 1)	1.0	S	3	0	0	0	3	0	0	0	0	0	0	9	9	0.00	0.000

PITCHER	IP	WLS	BF	H	R	ER	SO	BB	IBB	HBP	BLK	WP	HR	S	P	ERA	WHIP

BOTTOM

California Angels @ Kansas City Royals
Municipal Stadium, Kansas City, MO
Thu Apr 15 1971, 7:05 PM EST
Att. 7,510 - Unknown - 78 F

livebaseballscores.com

AB	41
R	2
H	11
RBI	2
BB	3
SO	9
LOB	17




Batter	1	2	3	4	5	6	7	8	9	AB R H RBI BB SO LOB	TOP											
Freddie Patek, R (1, 6) OBP: 0.340, SLG: 0.341	0-0 6-3		0-0 6-3		0-0 2B		0-0 6-3	0-0 F3		5 1 1 1 0 0 3	Kansas City Royals @ Milwaukee Brewers Milwaukee County Stadium, Milwaukee, WI Sat Apr 17 1971, 4:33 AM EST Att. 7,509 - Sunny - 60 F											
Joe Keough, L (1, 9) OBP: 0.206, SLG: 0.161	0-0 CS 1B		0-0 F9		0-0 1B 2B		4-0 CS BB	0-0 F7		4 0 2 1 1 0 3												
Amos Otis, R (1, 8) OBP: 0.319, SLG: 0.386	0-3 K		0-0 F4		0-0 1B		0-0 1B		0-0 HR	5 1 3 1 0 1 1												
Ed Kirkpatrick, L (1, 2) OBP: 0.281, SLG: 0.310		0-0 HR		0-0 F3	0-3 K		0-3 K		0-0 4-3	5 1 1 1 0 2 3												
Cookie Rojas, R (1, 4) OBP: 0.400, SLG: 0.550		0-0 5-3		0-0 6-3		0-0 L9 2B		0-0 5-3	0-0 2B	5 0 2 0 0 0 0												
Lou Piniella, R (1, 7) OBP: 0.255, SLG: 0.250		0-0 BB 1B		0-0 1-3		0-0 L9 2-3		0-0 BB 1B 1B	4-0 G5-4-3 IBB	4 1 2 0 1 0 1												
Bob Oliver, R (1, 3) OBP: 0.214, SLG: 0.357		0-0 F7			0-3 K	0-0 F9		0-0 1B BB 1B	0-0 G5-4-3	5 0 1 0 0 1 4												
Paul Schaal, R (1, 5) OBP: 0.439, SLG: 0.364		4-0 1-2 BB			4-0 SH 1B BB	4-0 IBB		4-0 1-2 2-3 BB		0 1 0 0 4 0 0												
Dick Drago, R (1, 1) OBP: 0.125, SLG: 0.125		0-3 K			0-0 SH 1B	0-3 K		0-0 1-2 2-3 3-H 1B		3 0 1 1 0 2 4												
Ted Abernathy, R (9, 1)										0 0 0 0 0 0 0												
Inning Stats	R: 0 E: 0 K: 1 S: 5	H: 1 LOB: 1 BB: 0 P: 5	R: 1 E: 0 K: 1 S: 7	H: 2 LOB: 2 BB: 1 P: 11	R: 0 E: 0 K: 0 S: 3	H: 0 LOB: 0 BB: 0 P: 3	R: 0 E: 0 K: 0 S: 3	H: 0 LOB: 0 BB: 0 P: 3	R: 2 E: 0 K: 2 S: 10	H: 3 LOB: 2 BB: 1 P: 14	R: 0 E: 0 K: 1 S: 6	H: 1 LOB: 2 BB: 1 P: 10	R: 0 E: 0 K: 1 S: 5	H: 1 LOB: 1 BB: 1 P: 9	R: 1 E: 0 K: 0 S: 6	H: 3 LOB: 3 BB: 1 P: 10	R: 1 E: 0 K: 0 S: 4	H: 2 LOB: 1 BB: 1 P: 8	1B: 8 2B: 4 3B: 0 HR: 2	SF: 0 SAC: 1 DP: 2 HBP: 0	WP: 0 PB: 0 SB: 0 CS: 2	PA: 43
PITCHER	IP WLS BF H R ER SO BB IBB HBP BLK WP HR S P ERA WHIP																					
Marty Pattin, R (1, 1) ERA: 2.13	7.1 L 34 10 4 4 6 3 1 0 0 0 1 42 58 4.91 1.773																					
Ken Sanders, R (8, 1) ERA: 5.79	1.2 9 3 1 1 0 1 1 0 0 0 1 7 15 5.40 2.400																					

livebaseballscorecards.com

AB	36
R	5
H	13
RBI	5
BB	6
SO	6
LOB	19



Batter	1	2	3	4	5	6	7	8	9	AB	R	H	RBI	BB	SO	LOB	BOTTOM																	
Tommy Harper, R OBP: 0.256, SLG: 0.200 (1, 5)	0-0 F6 ①			0-0 L8 ①		0-3 K ①			0-0 3B 1B	4	1	1	0	0	1	0	Kansas City Royals @ Milwaukee Brewers Milwaukee County Stadium, Milwaukee, WI Sat Apr 17 1971, 4:33 AM EST Att. 7,509 - Sunny - 60 F																	
Mike Hegan, L OBP: 0.444, SLG: 0.467 (1, 3)	0-0 G3 ②			0-0 1-3 ②		0-0 4-3 ②			0-0 1-H SF9 3B	4	1	1	1	0	0	0																		
Dave May, L OBP: 0.278, SLG: 0.281 (1, 8)	0-0 4-3 ③			0-0 L8 ③		0-0 4-3 ③			0-0 SF9 ①	3	0	0	1	0	0	0																		
Danny Walton, R OBP: 0.500, SLG: 0.538 Ron Theobald, R (9, PR)		0-0 4-3 ①			0-0 FC1-6 1B ①		0-3 K ①		0-0 FC3-6 BB 1B	4	0	2	0	0	1	0																		
Bill Voss, L OBP: 0.400, SLG: 0.250 Ken Sanders, R (8, 1)		0-0 G3 1B			0-0 FC1-6 1B 1-2f		0-0 F9 ②		4-0 BB BB BB FC3-6 BB 1-2	3	1	1	0	0	0	1																		
Ted Savage, R OBP: 0.286, SLG: 0.167 (9, PH)		0-0 G3 1B			0-0 F7 ②		0-0 F7 ③		0-0 FC3-6 ②	4	0	0	0	0	1	0																		
Ted Kubiak, S OBP: 0.333, SLG: 0.367 (1, 4)		0-0 G3 1-2f			0-0 F7 ②		0-0 F7 ③		0-0 FC3-6 ②	4	0	0	0	0	0	4																		
Phil Roof, R OBP: 0.286, SLG: 0.211 (1, 2)			0-3 K ①		0-0 1B 1-2			0-0 F8 ①	0-0 1-3 ③	4	0	1	0	0	1	2																		
Rick Auerbach, R OBP: 0.385, SLG: 0.273 (1, 6)			0-3 K ②		0-0 1B 1-3 2-H			0-0 L6 ②		3	0	1	1	0	1	0																		
Marty Pattin, R OBP: 0.333, SLG: 0.143 Bernie Smith, R OBP: 0.179, SLG: 0.321 (8, 9)			0-0 F9 ③		0-0 4-3 ③			0-3 K ③		2	0	0	0	0	0	2																		
										1	0	0	0	0	1	0																		
Inning Stats	R: 0 E: 0 K: 0 S: 3	H: 0 LOB: 0 BB: 0 P: 3	R: 0 E: 0 K: 0 S: 3	H: 1 LOB: 0 BB: 0 P: 3	R: 0 E: 0 K: 2 S: 7	H: 0 LOB: 0 BB: 0 P: 7	R: 0 E: 0 K: 0 S: 3	H: 0 LOB: 0 BB: 0 P: 3	R: 1 E: 0 K: 0 S: 6	H: 3 LOB: 2 BB: 0 P: 6	R: 0 E: 0 K: 1 S: 5	H: 0 LOB: 0 BB: 0 P: 5	R: 0 E: 0 K: 1 S: 5	H: 0 LOB: 0 BB: 0 P: 5	R: 0 E: 0 K: 1 S: 5	H: 0 LOB: 0 BB: 0 P: 5			R: 2 E: 0 K: 0 S: 6	H: 3 LOB: 2 BB: 1 P: 10	1B: 6 2B: 0 3B: 1 HR: 0	SF: 1 SAC: 0 DP: 1 HBP: 0	WP: 0 PB: 0 SB: 0 CS: 0	PA: 34										
PITCHER Dick Drago, R ERA: 1.88 Ted Abernathy, R ERA:	IP 8.1 0.2	WLS W S	BF 31 3	H 7 0	R 3 0	ER 3 0	SO 5 0	BB 0 1	IBB 0 0	HBP 0 0	BLK 0 0	WP 0 0	HR 0 0	S 41 2	P 41 6	ERA 3.24 0.00	WHIP 0.840 1.500	IP 9.0	WLS S	BF 3	H 0	R 0	ER 0	SO 0	BB 1	IBB 0	HBP 0	BLK 0	WP 0	HR 0	S 0	P 0	ERA 0.00	WHIP 1.500

Batter	1	2	3	4	5	6	7	8	9	AB R H RBI BB SO LOB	TOP											
Freddie Patek, R (1, 6) OBP: 0.345, SLG: 0.333	0-0 F9		4-0 1B BB		0-0 1B S 1B		0-0 F6		0-0 6-3	4 1 1 0 1 0 1	Kansas City Royals @ Milwaukee Brewers Milwaukee County Stadium, Milwaukee, WI Sun Apr 18 1971, 4:33 AM EST Cloudy - 46 F livebaseballscorecards.com											
Joe Keough, L (1, 9) OBP: 0.231, SLG: 0.194	0-0 4-3		0-0 1B 1-2		0-0 1B BB 1-2 H		0-0 F5		0-3 K	5 0 2 1 0 1 1												
Amos Otis, R (1, 8) OBP: 0.333, SLG: 0.370	4-0 BB		0-0 F2		4-0 BB 1-2 BB		0-0 F7			2 0 0 0 2 0 3												
Ed Kirkpatrick, L (1, 2) OBP: 0.278, SLG: 0.281	0-0 4-3		0-0 4-3		4-0 BB 1-2 2-3 FC5-4			0-0 L3		3 0 0 0 1 0 3												
Cookie Rojas, R (1, 4) OBP: 0.367, SLG: 0.500		0-0 3-1		0-0 L6		0-0 FC5-4 1-2f		0-0 F9		4 0 0 0 0 0 3												
Lou Piniella, R (1, 7) OBP: 0.275, SLG: 0.271		0-0 1B		0-0 F8		0-0 F8		0-0 1B		4 0 2 0 0 0 0												
Bob Oliver, R (1, 3) OBP: 0.196, SLG: 0.326		0-3 K		0-0 F9		0-0 5-3		0-3 K		4 0 0 0 0 2 2												
Paul Schaal, R (1, 5) OBP: 0.422, SLG: 0.432		0-0 F9			0-0 F9		0-0 4-3			4 1 1 1 0 0 1												
Mike Hedlund, R (1, 1) OBP: 0.286, SLG: 0.167			0-3 K		0-3 K		4-0 BB		0-0 F7 HR	2 0 0 0 1 2 0												
Tom Burgmeier, L (8, 1) OBP: 0.500, SLG: 0.500										1 0 0 0 0 0 0												
Inning Stats	R: 0 E: 0 K: 0 S: 3	H: 0 LOB: 1 BB: 1 P: 7	R: 0 E: 0 K: 1 S: 6	H: 1 LOB: 1 BB: 0 P: 6	R: 0 E: 0 K: 1 S: 6	H: 1 LOB: 2 BB: 1 P: 10	R: 0 E: 0 K: 0 S: 3	H: 0 LOB: 0 BB: 0 P: 3	R: 1 E: 0 K: 1 S: 7	H: 2 LOB: 3 BB: 2 P: 15	R: 0 E: 0 K: 0 S: 3	H: 0 LOB: 0 BB: 0 P: 3	R: 0 E: 0 K: 0 S: 3	H: 0 LOB: 1 BB: 1 P: 7	R: 0 E: 0 K: 1 S: 6	H: 1 LOB: 1 BB: 0 P: 6	R: 1 E: 0 K: 1 S: 6	H: 1 LOB: 0 BB: 0 P: 6	1B: 5 2B: 0 3B: 0 HR: 1	SF: 0 SAC: 0 DP: 0 HBP: 0	WP: 0 PB: 0 SB: 1 CS: 0	PA: 38
PITCHER Bill Parsons, R (1, 1) ERA: 2.0	IP: 9.0 WLS: L BF: 38 H: 6 R: 2 ER: 2 SO: 5 BB: 5 IBB: 0 HBP: 0 BLK: 0 WP: 0 HR: 1 S: 43 P: 63 ERA: 2.00 WHIP: 1.222											PITCHER	IP: WLS: BF: H: R: ER: SO: BB: IBB: HBP: BLK: WP: HR: S: P: ERA: WHIP:									

Batter	1	2	3	4	5	6	7	8	9	AB R H RBI BB SO LOB
Tommy Harper, R (1, 5) OBP: 0.256, SLG: 0.184	0-0 F9		0-3 K		0-0 5-3			4-0 BB		3 0 0 0 1 1 1
Mike Hegan, L (1, 3) OBP: 0.381, SLG: 0.389 Andy Kosco, R (8, PH) OBP: 0.357, SLG: 0.417	0-0 3-1			0-0 F6		0-0 B1-3		4-0 BB		3 0 0 0 0 0 0 0 0 0 0 1 0 0
Dave May, L (1, 8) OBP: 0.275, SLG: 0.278	0-0 4-3			0-0 4-3		0-0 CS		0-0 G4-6-3		4 0 1 0 0 0 3
Danny Walton, R (1, 7) OBP: 0.455, SLG: 0.471		0-3 K		0-0 1B		0-3 K		0-3 K		4 1 1 0 0 3 1
Bill Voss, L (1, 9) OBP: 0.385, SLG: 0.273 Ted Savage, R (9, PH) OBP: 0.250, SLG: 0.143		0-0 F6		0-0 1B		0-0 4-3		0-3 K		3 0 1 0 0 0 0 1 0 0 0 0 1 0
Ted Kubiak, S (1, 4) OBP: 0.351, SLG: 0.382		0-0 6-3		0-0 1B		0-0 1-3		0-0 1B		4 0 2 1 0 0 0
Phil Roof, R (1, 2) OBP: 0.240, SLG: 0.174			0-0 5-3		0-0 F9		0-3 K		0-3 K	4 0 0 0 0 2 3
Rick Auerbach, R (1, 6) OBP: 0.438, SLG: 0.308			4-0 SH1-4		0-0 5-3		0-0 BB		0-0 SH3-4	2 0 1 0 1 0 0
Bill Parsons, R (1, 1)			0-0 SH1-4		0-0 1-3		0-0 SH3-4			1 0 0 0 0 0 0

Inning Stats	R: 0	H: 0	E: 0	K: 0	S: 3	LOB: 0	BB: 0	P: 3	R: 0	H: 0	E: 0	K: 1	S: 5	LOB: 0	BB: 0	P: 5	R: 0	H: 0	E: 0	K: 0	S: 5	LOB: 0	BB: 0	P: 3	R: 1	H: 3	E: 0	K: 0	S: 6	LOB: 2	BB: 0	P: 6	R: 0	H: 0	E: 0	K: 0	S: 3	LOB: 0	BB: 0	P: 3	R: 0	H: 1	E: 0	K: 1	S: 5	LOB: 0	BB: 0	P: 5	R: 0	H: 0	E: 0	K: 1	S: 5	LOB: 0	BB: 0	P: 5	R: 0	H: 1	E: 0	K: 0	S: 3	LOB: 2	BB: 2	P: 11	R: 0	H: 1	E: 0	K: 3	S: 10	LOB: 1	BB: 0	P: 10	1B: 6	2B: 0	3B: 0	HR: 0	SF: 0	SAC: 2	DP: 1	HBP: 0	WP: 0	PB: 0	SB: 0	CS: 1	PA: 34
--------------	------	------	------	------	------	--------	-------	------	------	------	------	------	------	--------	-------	------	------	------	------	------	------	--------	-------	------	------	------	------	------	------	--------	-------	------	------	------	------	------	------	--------	-------	------	------	------	------	------	------	--------	-------	------	------	------	------	------	------	--------	-------	------	------	------	------	------	------	--------	-------	-------	------	------	------	------	-------	--------	-------	-------	-------	-------	-------	-------	-------	--------	-------	--------	-------	-------	-------	-------	--------

PITCHER	IP	WLS	BF	H	R	ER	SO	BB	IBB	HBP	BLK	WP	HR	S	P	ERA	WHIP
Mike Hedlund, R (1, 1) ERA: 2.33	7.1		28	5	1	1	4	2	0	0	0	0	0	34	42	1.23	0.955
Tom Burgmeier, L (8, 1) ERA:	1.2	W	6	1	0	0	3	1	0	0	0	0	0	11	15	0.00	1.200


BOTTOM

Kansas City Royals @ Milwaukee Brewers
Milwaukee County Stadium, Milwaukee, WI

Sun Apr 18 1971, 4:33 AM EST
Cloudy - 46 F

livebaseballscorecards.com

AB 29
R 1
H 6
RBI 1
BB 3
SO 7
LOB 8



Batter	1	2	3	4	5	6	7	8	9	10	11	12	13	AB R H RBI BB SO LOB	TOP											
Freddie Patek, R OBP: 0.328, SLG: 0.302 (1, 6)	0-3 K		0-0 5-3		0-0 F6		4-0 IBB		0-3 K			0-3 K		5 0 0 0 1 3 3												
Joe Keough, L OBP: 0.214, SLG: 0.179 Dennis Paepke, R OBP: 0.300, SLG: 0.400 (1, 9) (7, PH) (7, 9)	0-0 5-3		0-0 G3		0-0 F6		0-0 F8			0-0 1B		0-0 F5		3 0 0 0 0 0 3 3 0 1 0 0 0 2												
Amos Otis, R OBP: 0.333, SLG: 0.423 (1, 8)	0-0 F9			0-0 HR		0-3 K		0-0 F9		0-3 K		0-0 1B		6 1 2 1 0 2 1												
Ed Kirkpatrick, L OBP: 0.282, SLG: 0.286 Jerry May, R OBP: 0.545, SLG: 0.444 (1, 2) (8, PH) (8, 2)		0-0 FC6-4 1B		0-0 4-3		0-0 4-3		4-0 1B 1B BB		0-0 F8		0-3 K		3 0 1 0 0 0 0 2 0 0 0 1 1 2												
Gail Hopkins, L OBP: 0.200, SLG: 0.320 (1, 3) (6, PH) (6, 3)		0-0 L8		0-0 F4		0-0 1-3		0-0 1B 1B		0-3 K			0-0 B1-3	2 0 0 0 0 0 1 4 0 1 0 0 1 1												
Cookie Rojas, R OBP: 0.382, SLG: 0.500 (1, 4)		0-0 FC6-4 1-2		0-0 6-3		0-0 E SF8 1B		0-0 1-2 2-3 1B					0-0 5-3	6 1 3 0 0 0 1												
Lou Piniella, R OBP: 0.298, SLG: 0.269 (1, 7)	0-3 K		0-0 K		4-0 1B BB		0-0 SF8 E 1B		0-0 4-3			0-0 6-3 1-2		4 0 1 0 2 1 4												
Paul Schaaf, R OBP: 0.431, SLG: 0.488 (1, 5)			0-0 3B		0-0 1-3 1B		0-0 5-3		0-0 6-3			0-0 1B		6 0 3 0 0 0 3												
Wally Bunker, R Carl Taylor, R Ken Wright, R Bobby Knoop, R Jim York, R Tom Burgmeier, L Ted Abernathy, R (1, 1) (7, PH) (7, 1) (8, PH) (8, 1) (11, 1) (13, 1)			0-0 F7		0-3 K		0-0 SF8		0-3 K			0-0 1-3		2 0 0 0 0 0 1 3 0 0 0 0 1 0 0 0 0 0 0 0 0 0 0 0 1 0 0 0 0 0 1 0 1 0 0 0 0 0 0 1 0 0 0 0 0 0 0 0 0 0 0 0 0 0 0 0												
Inning Stats	R: 0 E: 0 K: 1 S: 5	H: 0 LOB: 0 BB: 0 P: 5	R: 0 E: 0 K: 1 S: 6	H: 1 LOB: 1 BB: 0 P: 6	R: 0 E: 0 K: 0 S: 4	H: 1 LOB: 1 BB: 0 P: 4	R: 1 E: 0 K: 0 S: 4	H: 1 LOB: 0 BB: 0 P: 4	R: 0 E: 0 K: 1 S: 5	H: 0 LOB: 0 BB: 0 P: 5	R: 0 E: 0 K: 2 S: 7	H: 0 LOB: 0 BB: 0 P: 7	R: 0 E: 0 K: 2 S: 8	H: 1 LOB: 1 BB: 0 P: 8	R: 0 E: 0 K: 0 S: 4	H: 2 LOB: 1 BB: 0 P: 4	R: 0 E: 1 K: 2 S: 8	H: 1 LOB: 1 BB: 0 P: 8	R: 0 E: 0 K: 0 S: 3	H: 0 LOB: 1 BB: 1 P: 7	1B: 10 2B: 0 3B: 1 HR: 1	SF: 1 SAC: 0 DP: 0 HBP: 0	WP: 0 PB: 0 SB: 1 CS: 1	PA: 53		
PITCHER	IP WLS BF H R ER SO BB IBB HBP BLK WP HR S P ERA WHIP														IP WLS BF H R ER SO BB IBB HBP BLK WP HR S P ERA WHIP											
Lew Krausse, R ERA: 3.12 (1, 1)	5.0																									
Marcelino Lopez, L ERA: (6, 1)	2.1		12	3	1	0	1	1	1	0	0	0	0	0	0	0	0	0	0	0	0	0	0	0	0	0
Ken Sanders, R ERA: 2.61 (8, 1)	5.2	W	21	5	0	0	6	1	0	0	0	0	0	0	0	0	0	0	0	0	0	0	0	0	0	0

Kansas City Royals @ Milwaukee Brewers
Milwaukee County Stadium, Milwaukee, WI

Sun Apr 18 1971, 4:38 AM EST
Att: 20,622 - Unknown - 47 F

livebaseballscorecards.com

AB	48
R	2
H	12
RBI	2
BB	4
SO	10
LOB	25



Batter	1	2	3	4	5	6	7	8	9	10	11	12	13	AB R H RBI BB SO LOB
Tommy Harper, R (1,5) OBP: 0.265, SLG: 0.205	0-3 K		0-0 1-3			0-0 5-3		0-3 K			0-0 1B		0-0 1B	6 0 2 1 0 2 0
Mike Hegan, L (1,3) OBP: 0.423, SLG: 0.545	4-0 BB		0-3 K			0-0 HR			0-0 1B		0-0 G3-6-3-6-1 1-2f			4 1 2 1 1 1 1
Dave May, L (1,8) OBP: 0.267, SLG: 0.268	0-0 L8			0-0 4-3 1B		0-3 K			0-0 F6			0-0 4-3		5 0 1 0 0 1 2
Danny Walton, R (1,7) Bernie Smith, R (7,7) OBP: 0.400, SLG: 0.400 OBP: 0.167, SLG: 0.300	0-0 F3			0-0 F8		0-0 L7			0-0 FC4-6 1-2f			0-0 G3		3 0 0 0 0 0 2 2 0 0 0 0 0 1
Bill Voss, L (1,9) OBP: 0.389, SLG: 0.500		0-0 HR		0-0 4-3 1-2			0-3 K		0-3 K			0-0 1B		5 1 2 1 0 2 2
Ted Kubiak, S (1,4) OBP: 0.310, SLG: 0.333		0-0 4-3		0-0 5-3			0-0 4-3			0-0 6-3		0-0 2-4-3-6 1-2	0-3 K2-3	5 0 0 0 0 1 1
Ellie Rodriguez, R (1,2) Ken Sanders, R (8,1) Ted Savage, R (13, PH) OBP: 0.287, SLG: 0.214 OBP: 0.333, SLG: 0.143		0-0 6-3			0-3 K		0-3 K		0-3 K	0-0 6-3			4-0 S BB 1B BB	3 0 0 0 0 2 0 1 0 0 0 0 0 0 0 1 0 0 1 0 0
Rick Auerbach, R (1,6) Roberto Pena, R (13, PH) OBP: 0.350, SLG: 0.235 OBP: 0.300, SLG: 0.235		0-3 K			0-3 K		0-3 K		0-3 K	0-3 K			4-0 1B S BB	4 0 0 0 0 4 0 0 0 0 0 1 0 0
Lew Krausse, R (1,1) Pete Koegel, R (5, PH) Marcelino Lopez, R (6,1) Phil Roof, R (8,2) OBP: 0.250, SLG: 0.160			0-3 K		0-3 K		0-0 F8				0-0 L7		4-0 1B BB	1 0 0 0 0 1 0 1 0 0 0 0 1 0 0 0 0 0 0 0 0 2 0 0 0 1 0 0

Inning Stats	R: 0	H: 0	R: 1	H: 1	R: 0	H: 0	R: 0	H: 0	R: 1	H: 1	R: 0	H: 0	R: 0	H: 0	R: 0	H: 1	R: 1	H: 1	R: 0	H: 0	R: 0	H: 1	R: 0	H: 1	R: 1	H: 1	AB	R	H	RBI	BB	SO	LOB
	E: 0	LOB: 1	E: 0	LOB: 0	E: 0	LOB: 0	E: 0	LOB: 0	E: 0	LOB: 1	E: 0	LOB: 0	E: 0	LOB: 0	E: 0	LOB: 0	E: 0	LOB: 1	E: 0	LOB: 0	E: 0	LOB: 0	E: 0	LOB: 1	E: 0	LOB: 3	1B: 5	SF: 0	WP: 0	PA: 46			
	K: 1	BB: 1	K: 1	BB: 0	K: 2	BB: 0	K: 3	BB: 0	K: 1	BB: 0	K: 1	BB: 0	K: 1	BB: 0	K: 1	BB: 0	K: 1	BB: 0	K: 1	BB: 0	K: 1	BB: 0	K: 0	BB: 0	K: 1	BB: 3	2B: 0	SAC: 0	PB: 0				
	S: 5	P: 9	S: 6	P: 6	S: 7	P: 7	S: 9	P: 9	S: 6	P: 6	S: 7	P: 7	S: 5	P: 5	S: 3	P: 3	S: 3	P: 3	S: 3	P: 3	S: 3	P: 3	S: 3	P: 3	S: 4	P: 16	3B: 0	DP: 1	SB: 2				

PITCHER	IP	WLS	BF	H	R	ER	SO	BB	IBB	HBP	BLK	WP	HR	S	P	ERA	WHIP
Wally Bunker, R (1,1) ERA: 5.79	6.0		22	3	2	2	8	1	0	0	0	0	2	37	41	3.00	0.667
Ken Wright, R (7,1) ERA: 2.25	2.0		6	0	0	0	4	0	0	0	0	0	0	14	14	0.00	0.000
Jim York, R (9,1) ERA: 5.56	2.1		9	2	0	0	2	0	0	0	0	0	0	13	13	0.00	0.857
Tom Burgmeier, L (11,1) ERA: 1.0	2.0	L	8	1	1	1	1	2	0	0	0	0	0	7	15	4.50	1.500
Ted Abernathy, R (13,1) ERA:	0.0		2	1	0	0	0	1	0	0	0	0	0	1	5	∞	∞

BOTTOM

Kansas City Royals @ Milwaukee Brewers
 Milwaukee County Stadium, Milwaukee, WI
 Sun Apr 18 1971, 4:38 AM EST
 Att: 20,622 - Unknown - 47 F

livebaseballscorecards.com

AB	42
R	3
H	7
RBI	3
BB	4
SO	15
LOB	9



Batter	1	2	3	4	5	6	7	8	9	AB R H RBI BB SO LOB
Freddie Patek, R (1, 6) OBP: 0.318, SLG: 0.328	0-0 4-3			0-0 1B 3B	0-0 F9	0-0 6-3			0-0 F7	5 1 1 0 0 0 3
Cookie Rojas, R (1, 4) OBP: 0.383, SLG: 0.491	0-3 K			0-0 S 1B 1B	0-0 BB HR 1B			0-0 5-3	0-0 F5	5 1 2 3 0 1 0
Amos Otis, R (1, 8) OBP: 0.344, SLG: 0.418 Joe Keough, L (7, 8) OBP: 0.214, SLG: 0.179 Bobby Knoop, R (9, PH) OBP: 0.250, SLG: 0.500	0-3 K			0-0 L8	0-0 BB HR 1B			4-0 S BB	0-0 6-3	3 1 1 1 1 1 1 0 0 0 0 0 0 0 1 0 0 0 0 0 0
Lou Piniella, R (1, 7) OBP: 0.311, SLG: 0.273				0-0 S 1B	0-0 HR BB			0-0 F3		3 1 1 0 1 0 1
Bob Oliver, R (1, 3) OBP: 0.222, SLG: 0.389				0-3 K	0-0 HR			0-0 F6		4 1 2 4 0 1 3
Dennis Paepke, R (1, 9) OBP: 0.231, SLG: 0.308 Ed Kirkpatrick, L (8, PH) OBP: 0.275, SLG: 0.278				0-0 G2-6-3 1B	0-0 6-3	0-0 5-3			0-0 L8	3 0 0 0 0 0 3 1 0 0 0 0 0 0
Paul Schaal, R (1, 5) OBP: 0.436, SLG: 0.478				0-0 F2	0-0 E 1B 1B			4-0 BB		3 1 1 0 1 0 0
Jerry May, R (1, 2) OBP: 0.429, SLG: 0.333 Gail Hopkins, L (8, PH) Ted Abernathy, R (8, 1)				0-0 F8	0-0 E5 1B 1B	0-0 F8		0-0 F8		3 1 0 0 0 0 1 1 0 0 0 0 0 1 0 0 0 0 0 0 0
Jim Rooker, R (1, 1) Al Fitzmorris, S (2, 1) OBP: 0.333, SLG: 0.333 Carl Taylor, R (8, PH) OBP: 0.200, SLG: 0.125				0-0 4-3	0-0 1B 1B	0-0 3-1		0-3 K		0 0 0 0 0 0 0 3 1 1 0 0 0 0 1 0 0 0 0 1 1

Inning Stats	R: 0 E: 0 K: 2 S: 7	H: 0 LOB: 0 BB: 0 P: 7	R: 0 E: 0 K: 0 S: 3	H: 1 LOB: 0 BB: 0 P: 3	R: 0 E: 0 K: 0 S: 3	H: 0 LOB: 0 BB: 0 P: 3	R: 1 E: 0 K: 1 S: 8	H: 3 LOB: 2 BB: 0 P: 8	R: 7 E: 1 K: 0 S: 9	H: 5 LOB: 0 BB: 1 P: 13	R: 0 E: 0 K: 0 S: 3	H: 0 LOB: 0 BB: 0 P: 3	R: 0 E: 0 K: 0 S: 3	H: 0 LOB: 1 BB: 1 P: 7	R: 0 E: 0 K: 1 S: 5	H: 0 LOB: 1 BB: 1 P: 9	R: 0 E: 0 K: 0 S: 3	H: 0 LOB: 0 BB: 0 P: 3	1B: 7 2B: 0 3B: 1 HR: 1	SF: 0 SAC: 0 DP: 1 HBP: 0	WP: 0 PB: 0 SB: 3 CS: 0	PA: 39
--------------	------------------------------	---------------------------------	------------------------------	---------------------------------	------------------------------	---------------------------------	------------------------------	---------------------------------	------------------------------	----------------------------------	------------------------------	---------------------------------	------------------------------	---------------------------------	------------------------------	---------------------------------	------------------------------	---------------------------------	----------------------------------	------------------------------------	----------------------------------	--------


PITCHER	IP	WLS	BF	H	R	ER	SO	BB	IBB	HBP	BLK	WP	HR	S	P	ERA	WHIP
Jim Kaat, L (1, 1) ERA: 4.26	4.1		21	8	6	5	3	0	0	0	0	0	0	27	27	10.38	1.846
Steve Barber, R (5, 1) ERA: 4.5	3.2	W	15	1	2	2	1	3	0	0	0	0	1	14	26	4.91	1.091
Ron Perranoski, L (9, 1) ERA: 3.86	1.0	S	3	0	0	0	0	0	0	0	0	0	0	3	3	0.00	0.000

Kansas City Royals @ Minnesota Twins

Metropolitan Stadium, Bloomington , MI

Mon Apr 19 1971 , 4:33 AM EST
Att: 2,908 - Cloudy - 70 F

AB	36
R	8
H	9
RBI	8
BB	3
SO	4
LOB	14



Batter	1	2	3	4	5	6	7	8	9	AB	R	H	RBI	BB	SO	LOB
Cesar Tovar, R OBP: 0.452, SLG: 0.464 (1, 7)	0-0 1B 1B	0-0 1B 5-3 1B	0-0 BB HR 1B		0-0 L7			0-0 F8		5	3	3	0	0	0	0
Danny Thompson, R OBP: 0.385, SLG: 0.333 (1, 4)	0-0 PB 1B 1B	0-0 BB 5-3 HBP 1B	4-0 HR BB		0-0 5-3			0-0 6-3		4	3	2	1	1	0	0
Harmon Killebrew, R OBP: 0.400, SLG: 0.510 (1, 3)	0-0 1B 1B	0-0 5-3	0-0 HR					0-0 1-3		4	1	2	6	0	0	1
Tony Oliva, L OBP: 0.370, SLG: 0.558 (1, 9)	0-0 S 1B	4-0 HBP WP IBB	0-0 F7					0-0 G3		3	1	1	0	1	0	0
Paul Powell, R OBP: 0.375, SLG: 0.500 (1, 8)	0-3 K 1-2	4-0 WP HBP BB			0-0 F5			0-0 F2		3	0	0	0	1	1	2
Rick Renick, R OBP: 0.429, SLG: 0.400 (1, 5)	0-3 K	1-0 WP HBP			0-0 E9			0-0 3-1		2	0	0	1	0	1	2
Steve Braun, L OBP: 0.500, SLG: 0.333 (7, 5)	0-3 K	1-2 2-3 3-H			0-0 F4			0-0 6-3		1	0	0	0	0	0	0
Leo Cardenas, R OBP: 0.288, SLG: 0.256 (1, 6)	0-0 F8	0-0 1-3			0-0 F4			0-0 6-3		4	0	0	0	0	0	5
Tom Tischinski, R (1, 2)		0-0 6-3			0-0 F2			0-3 K		4	0	0	0	0	1	1
Jim Kaat, L OBP: 0.375, SLG: 0.625 (1, 1)		0-0 1B 2B			0-0 F9			0-0 4-3		2	1	1	0	0	0	0
Steve Barber, R (5, 1)					0-3 K					1	0	0	0	0	1	0
Rod Carew, L OBP: 0.273, SLG: 0.286 (8, PH)										1	0	0	0	0	0	0
Ron Perranoski, L (9, 1)										0	0	0	0	0	0	0

Inning Stats	R: 2	H: 4	E: 0	LOB: 2	K: 2	BB: 0	S: 11	R: 4	H: 3	E: 0	LOB: 2	K: 0	BB: 2	S: 6	R: 3	H: 2	E: 0	LOB: 0	K: 0	BB: 1	S: 5	R: 0	H: 0	E: 1	LOB: 1	K: 0	BB: 0	S: 4	R: 0	H: 0	E: 0	LOB: 0	K: 1	BB: 0	S: 5	R: 0	H: 0	E: 0	LOB: 0	K: 0	BB: 0	S: 3	R: 0	H: 0	E: 0	LOB: 0	K: 1	BB: 0	S: 5	R: 0	H: 0	E: 0	LOB: 0	K: 0	BB: 0	S: 3	R: 0	H: 0	E: 0	LOB: 0	K: 0	BB: 0	S: 3
PITCHER	IP	WLS	BF	H	R	ER	SO	BB	IBB	HBP	BLK	WP	HR	S	P	ERA	WHIP																																														
Jim Rooker, L (1, 1)	1.1	L	10	6	4	4	2	0	0	0	0	0	0	14	14	27.00	4.500																																														
Al Fitzmorris, R (2, 1)	5.2		25	3	5	5	2	2	1	1	0	1	1	25	38	7.94	0.882																																														
Ted Abernathy, R (8, 1)	1.0		3	0	0	0	0	0	0	0	0	0	0	3	3	0.00	0.000																																														

BOTTOM


Kansas City Royals @ Minnesota Twins
Metropolitan Stadium, Bloomington, MI

Mon Apr 19 1971, 4:33 AM EST
Att. 2,908 - Cloudy - 70 F

livebaseballscorecards.com

AB	34
R	9
H	9
RBI	8
BB	3
SO	4
LOB	11

WP: 1 PA: 38
PB: 1
SB: 1
CS: 0



Batter	1	2	3	4	5	6	7	8	9	AB R H RBI BB SO LOB	TOP	
Freddie Patek, R (1, 6) OBP: 0.324, SLG: 0.333	0-0 1B SF8 1B		0-0 CS 1B		0-3 K			0-0 F8	0-0 G5-3	5 1 2 0 0 1 3		
Cookie Rojas, R (1, 4) OBP: 0.391, SLG: 0.492	0-0 1B BB 1B		0-0 1B			0-0 F8		0-0 F6		4 0 2 0 0 0 1		
Ed Kirkpatrick, L (1, 8) OBP: 0.273, SLG: 0.263	0-0 SF8		0-0 F8			4-0 BB G6-3 BB		0-0 4-3		2 0 0 1 1 0 2		
Lou Piniella, R (1, 7) OBP: 0.323, SLG: 0.276	4-0 3-H 1B BB			0-0 F8		0-0 G6-3			0-0 1B 2B 1B	3 1 1 0 1 0 1		
Bob Oliver, R (1, 3) OBP: 0.241, SLG: 0.397	0-0 G6-4-3			0-0 6-3			0-0 1-3 1B		0-0 2B 2B 1B	4 1 2 0 0 0 2		
Paul Schaal, R (1, 5) OBP: 0.441, SLG: 0.490		0-3 K		4-0 BB		0-0 F3		0-0 2B 2B		3 1 1 1 1 1 1		
Joe Keough, L (1, 9) OBP: 0.222, SLG: 0.190 Carl Taylor, R (9, PH) OBP: 0.182, SLG: 0.111		0-0 G4-6-3 1B		0-0 F7		0-0 1-3		0-3 K		3 0 1 0 0 0 2 1 0 0 0 0 1 2		
Jerry May, R (1, 2) OBP: 0.389, SLG: 0.375 Jim Rooker, R (9, PR)		0-0 G4-6-3		0-3 K		0-0 F9		0-0 G5-3 2B		4 0 1 2 0 1 2 0 0 0 0 0 0 0		
Bruce Dal Canton, R (1, 1) Ken Wright, R (6, 1) Tom Burgmeier, L (7, 1) Gail Hopkins, L (8, PH) Jim York, R (8, 1) Dennis Paepke, R (9, PH)			0-3 K		0-3 K			4-0 BB	4-0 BB	2 0 0 0 0 0 2 0 1 0 0 0 0 0 0 0 0 0 0 0 0 0 0 0 1 0 0		
Inning Stats	R: 1 H: 2 E: 0 LOB: 1 K: 0 BB: 1 S: 4 P: 8	R: 0 H: 1 E: 0 LOB: 0 K: 1 BB: 0 S: 5 P: 5	R: 0 H: 2 E: 0 LOB: 1 K: 1 BB: 0 S: 6 P: 6	R: 0 H: 0 E: 0 LOB: 1 K: 0 BB: 1 S: 3 P: 7	R: 0 H: 0 E: 0 LOB: 0 K: 3 BB: 0 S: 9 P: 9	R: 0 H: 0 E: 0 LOB: 0 K: 0 BB: 1 S: 2 P: 6	R: 0 H: 1 E: 0 LOB: 1 K: 0 BB: 0 S: 4 P: 4	R: 0 H: 0 E: 0 LOB: 1 K: 0 BB: 1 S: 3 P: 7	R: 3 H: 4 E: 0 LOB: 2 K: 1 BB: 1 S: 8 P: 12	1B: 8 SF: 1 2B: 2 SAC: 0 3B: 0 DP: 4 HR: 0 HBP: 0	WP: 0 PA: 37 PB: 0 SB: 0 CS: 1	
PITCHER	IP WLS BF H R ER SO BB IBB HBP BLK WP HR S P ERA WHIP											
Jim Perry, R (1, 1) ERA: 4.44	8.0 W 33 9 4 4 5 4 0 0 0 0 0 0 39 55 4.50 1.625											
Ron Perranoski, L (9, 1) ERA: 3.38	1.0 S 4 1 0 0 1 1 0 0 0 0 0 0 5 9 0.00 2.000											

Kansas City Royals @ Minnesota Twins
Metropolitan Stadium, Bloomington, MI

Tue Apr 20 1971, 4:33 AM EST
Att: 3,491 - Unknown - 78 F

livebaseballscorecards.com

AB	31
R	4
H	10
RBI	4
BB	5
SO	6
LOB	16



Batter	1	2	3	4	5	6	7	8	9	AB R H RBI BB SO LOB	TOP											
John Lowenstein, L (1, 4) OBP: 0.303, SLG: 0.276	0-0 F7		0-0 E9		0-0 F6		0-3 K			4 0 0 0 0 1 4												
Roy Foster, R (1, 9) OBP: 0.265, SLG: 0.375	0-0 5-3		0-0 5-3			0-0 5-3	0-0 F8			4 0 0 0 0 0 4												
Vada Pinson, L (1, 8) OBP: 0.302, SLG: 0.306	0-0 5-3		0-0 F9			0-0 1-3		0-0 1-4-3		4 0 0 0 0 0 2												
Ray Fosse, R (1, 2) OBP: 0.321, SLG: 0.449		0-0 F8		0-3 K		0-0 1B		0-0 FC2-8 1B		4 0 2 0 0 1 0												
Graig Nettles, L (1, 5) OBP: 0.291, SLG: 0.311		0-0 F7		0-0 L8		0-0 4-3		0-0 FC2-6 1-2f		4 0 0 0 0 0 2												
Ken Harrelson, R (1, 3) OBP: 0.229, SLG: 0.227		0-0 5-3		0-3 K			0-0 6-3		0-0 L8	4 0 0 0 0 1 1												
Steve Mingori, L (8, 1)										0 0 0 0 0 0 0												
Ted Uhlaender, L (1, 7) OBP: 0.368, SLG: 0.389			0-0 S 1B 1B		4-0 G6-4-3 BB		0-0 1B 1B		0-0 F8	3 2 2 0 1 0 0	AB 35 R 2 H 8 RBI 2 BB 1 SO 3 LOB 15											
Larry Brown, R (1, 6) OBP: 0.278, SLG: 0.240			0-0 1-3		0-0 G6-4-3		0-0 1B 1B		0-0 F2	4 0 1 0 0 0 2												
Sam McDowell, L (1, 1) OBP: 0.286, SLG: 0.286			0-0 E 1B		0-0 1B		0-0 1B 2-H		0-0 1-3	2 0 2 1 0 0 0	C											
Vince Colbert, R (6, 1)										0 0 0 0 0 0 0												
Gomer Hodge, S (7, PH) OBP: 0.667, SLG: 0.800										1 0 1 1 0 0 0												
Chuck Machemehl, R (7, 1) OBP: 0.500, SLG: 0.500										0 0 0 0 0 0 0												
Chuck Hinton, R (8, 3)										1 0 0 0 0 0 0												
Inning Stats	R: 0 E: 0 K: 0 S: 3	H: 0 LOB: 0 BB: 0 P: 3	R: 0 E: 0 K: 0 S: 3	H: 0 LOB: 0 BB: 0 P: 3	R: 1 E: 1 K: 0 S: 6	H: 2 LOB: 2 BB: 0 P: 6	R: 0 E: 0 K: 2 S: 7	H: 0 LOB: 0 BB: 0 P: 7	R: 0 E: 0 K: 1 S: 3	H: 1 LOB: 1 BB: 1 P: 7	R: 0 E: 0 K: 0 S: 4	H: 1 LOB: 1 BB: 0 P: 4	R: 1 E: 0 K: 1 S: 8	H: 3 LOB: 2 BB: 0 P: 8	R: 0 E: 0 K: 0 S: 4	H: 1 LOB: 1 BB: 0 P: 4	R: 0 E: 0 K: 0 S: 3	H: 0 LOB: 0 BB: 0 P: 3	1B: 8 2B: 0 3B: 0 HR: 0	SF: 0 SAC: 0 DP: 1 HBP: 0	WP: 0 PB: 0 SB: 1 CS: 0	PA: 36
PITCHER	IP WLS BF H R ER SO BB IBB HBP BLK WP HR S P ERA WHIP																					
Dick Drago, R (1, 1) ERA: 2.01	7.1 W 31 8 2 2 3 1 0 0 0 0 0 0 36 40 2.46 1.227																					
Tom Burgmeier, L (8, 1) ERA: 0.87	0.2 S 2 0 0 0 0 0 0 0 0 0 0 0 2 2 0.00 0.000																					
Ted Abernathy, R (9, 1) ERA:	1.0 3 0 0 0 0 0 0 0 0 0 0 0 0 3 3 0.00 0.000																					

Cleveland Indians @ Kansas City Royals
Municipal Stadium, Kansas City, MO
Fri Apr 23 1971, 7:05 PM EST
Att: 7,696 - Unknown - 65 F

livebaseballscorecards.com

Batter	1	2	3	4	5	6	7	8	9	AB	R	H	RBI	BB	SO	LOB
Freddie Patek, R (1, 6) OBP: 0.329, SLG: 0.328	0-3 K		0-0 F8	4-0 BB		0-0 F9		0-0 FC5-4 1B		4	0	1	3	1	1	2
Cookie Rojas, R (1, 4) OBP: 0.377, SLG: 0.460	0-0 5-3		4-0 BB	0-0 F3			0-0 F7	0-0 FC5-4		4	0	0	0	1	0	5
Lou Piniella, R (1, 7) OBP: 0.300, SLG: 0.254	0-0 F3		0-3 K	0-3 K			0-3 K	0-0 F3		5	0	0	0	0	3	7
Bob Oliver, R (1, 3) OBP: 0.258, SLG: 0.393		0-0 5-3		4-0 BB 1B BB		0-0 F5		0-0 1B		3	1	1	0	1	0	0
Dennis Paepke, R (1, 9) OBP: 0.278, SLG: 0.294		0-0 5-3		0-0 BB BB 1B		0-0 6-3		0-0 1-3		4	1	1	0	0	0	1
Paul Schaal, R (1, 5) OBP: 0.444, SLG: 0.519		4-0 BB		0-0 F5		0-0 F4		0-0 1B 3B		3	1	1	0	1	0	2
Ed Kirkpatrick, L (1, 8) OBP: 0.313, SLG: 0.256		0-0 4-3		4-0 BB BB BB		4-0 SH3-1 BB		4-0 BB 1B IBB		1	2	0	0	3	0	1
Jerry May, R (1, 2) OBP: 0.364, SLG: 0.316			0-0 L6	4-0 BB BB BB		0-3 K		0-3 K		3	0	0	1	1	2	3
Dick Drago, R (1, 1) OBP: 0.300, SLG: 0.125			4-0 BB	4-0 BB BB		0-0 SH3-1		4-0 FC5-4 1B		0	0	0	1	2	0	0
Tom Burgmeier, L (8, 1) OBP: 0.500, SLG: 0.500										0	0	0	0	0	0	0
Gail Hopkins, L (8, PH)										0	0	0	0	0	0	0
Carl Taylor, R (8, PH) OBP: 0.250, SLG: 0.111										0	0	0	0	1	0	0
Ted Abernathy, R (9, 1)										0	0	0	0	0	0	0

Inning Stats	R: 0	H: 0	E: 0	K: 1	S: 5	R: 0	H: 0	E: 0	K: 0	S: 3	R: 0	H: 0	E: 0	K: 1	S: 5	R: 3	H: 1	E: 0	K: 1	S: 6	R: 0	H: 0	E: 0	K: 0	S: 3	R: 0	H: 1	E: 0	K: 1	S: 6	R: 2	H: 2	E: 0	K: 1	S: 7
	LOB: 0	BB: 0	P: 5	LOB: 1	BB: 1	P: 7	LOB: 2	BB: 2	P: 13	LOB: 3	BB: 5	P: 26	LOB: 1	BB: 1	P: 9	LOB: 0	BB: 0	P: 3	LOB: 2	BB: 2	LOB: 2	BB: 2	P: 15	LOB: 0	BB: 0	P: 6	LOB: 0	SF: 0	SAC: 1	DP: 0	HBP: 0	WP: 0	PA: 39		

PITCHER	IP	WLS	BF	H	R	ER	SO	BB	IBB	HBP	BLK	WP	HR	S	P	ERA	WHIP
Sam McDowell, L (1, 1) ERA: 4.13	5.1	L	26	1	3	3	4	9	0	0	0	0	0	25	61	5.06	1.875
Vince Colbert, R (6, 1) ERA: 3.0	0.2		2	0	0	0	0	0	0	0	0	0	2	2	0.00	0.000	
Chuck Machemehl, R (7, 1) ERA: 7.94	1.1		7	2	2	2	2	0	1	0	0	0	0	10	14	13.50	1.500
Steve Mingori, L (8, 1) ERA: 1.93	0.2		4	1	0	0	0	1	0	0	0	0	0	3	7	0.00	3.000


BOTTOM


Cleveland Indians @ Kansas City Royals
Municipal Stadium, Kansas City, MO

Fri Apr 23 1971, 7:05 PM EST
Att. 7,696 - Unknown - 65 F

livebaseballscorecards.com

AB	27
R	5
H	4
RBI	5
BB	11
SO	6
LOB	21



Batter	1	2	3	4	5	6	7	8	9	AB R H RBI BB SO LOB	TOP														
Ted Ford, R (1, 9) X	0-0 4-3 ①		0-0 6-3 ②			0-0 6-3 ②		0-0 F8 ②		4 0 0 0 0 0 2	<p>Cleveland Indians @ Kansas City Royals Municipal Stadium, Kansas City, MO</p> <p>Sat Apr 24 1971, 4:33 AM EST Att: 7,625 - Unknown - 77 F</p> <p>livebaseballscorecards.com</p> <table border="1"> <tr><td>AB</td><td>28</td></tr> <tr><td>R</td><td>0</td></tr> <tr><td>H</td><td>3</td></tr> <tr><td>RBI</td><td>0</td></tr> <tr><td>BB</td><td>4</td></tr> <tr><td>SO</td><td>1</td></tr> <tr><td>LOB</td><td>13</td></tr> </table> 	AB	28	R	0	H	3	RBI	0	BB	4	SO	1	LOB	13
AB	28																								
R	0																								
H	3																								
RBI	0																								
BB	4																								
SO	1																								
LOB	13																								
Vada Pinson, L (1, 7) X OBP: 0.281, SLG: 0.283	0-0 F8 ②		0-0 PO ③ X	0-0 1-3 ①		0-0 F4 ③		0-0 L3 ③		4 0 0 0 0 0 1															
Ray Fosse, R (1, 2) X OBP: 0.317, SLG: 0.434	0-0 5-3 ③			0-0 1-3 ②			0-0 2-3 1B		0-0 5-3 ①	4 0 1 0 0 0 0															
Graig Nettles, L (1, 5) X		0-0 4-3 ①		0-3 K ③			0-0 F9 ①		0-0 4-3 ②	4 0 0 0 0 1 1															
Ken Harrelson, R (1, 3) X OBP: 0.269, SLG: 0.239					4-0 BB BB BB	4-3 4-3 BB	0-0 2-3 ②		4-0 BB BB BB BB	2 0 1 0 2 0 1															
John Lowenstein, L (1, 6) X OBP: 0.297, SLG: 0.250						0-0 4-3 ①	4-0 BB BB BB BB		0-0 G3 ③	3 0 0 0 1 0 3															
Eddie Leon, R (1, 4) X OBP: 0.182, SLG: 0.129						0-0 4-3 ②			0-0 BB BB	3 0 0 0 0 0 4															
Buddy Bradford, R (1, 8) X OBP: 0.314, SLG: 0.310						0-0 6-3 ③			0-0 L7 ①	3 0 1 0 0 0 1															
Alan Foster, R (1, 1) X OBP: 0.143, SLG: 0.288 Chuck Machedoni, R (5, 1) X OBP: 0.500, SLG: 0.500 Ted Uhlander, L (6, PH) X OBP: 0.350, SLG: 0.368 Rick Austin, R (6, 1) X OBP: 0.682, SLG: 0.800 Gomer Hodge, S (8, PH) X OBP: 0.682, SLG: 0.800 Steve Minton, L (8, 1) X									0-0 SH2-3 ①	0 0 0 0 0 0 0 0 0 0 0 0 0 0 0 0 1 0 0 0 0 0 0 0 0 0 0 0 0 0 0 0 0 0 0 0 1 0 0 0 0 0 0 0 0 0 0 0															
Inning Stats	R: 0 H: 0 E: 0 LOB: 0 K: 0 BB: 0 S: 3 P: 3	R: 0 H: 1 E: 0 LOB: 1 K: 0 BB: 0 S: 4 P: 4	R: 0 H: 1 E: 0 LOB: 0 K: 0 BB: 0 S: 3 P: 3	R: 0 H: 0 E: 0 LOB: 0 K: 1 BB: 0 S: 5 P: 5	R: 0 H: 0 E: 0 LOB: 1 K: 0 BB: 1 S: 3 P: 7	R: 0 H: 0 E: 0 LOB: 0 K: 0 BB: 0 S: 3 P: 3	R: 0 H: 1 E: 0 LOB: 2 K: 0 BB: 1 S: 4 P: 8	R: 0 H: 0 E: 0 LOB: 1 K: 0 BB: 1 S: 3 P: 7	R: 0 H: 0 E: 0 LOB: 1 K: 0 BB: 1 S: 3 P: 7	1B: 3 SF: 0 2B: 0 SAC: 1 3B: 0 DP: 0 HR: 0 HBP: 0	WP: 0 PA: 34 PB: 0 SB: 0 CS: 0														
PITCHER Mike Hedlund, R (1, 1) X ERA: 1.59	IP WLS BF H R ER SO BB IBB HBP BLK WP HR S P ERA WHIP	9.0 W 33 3 0 0 1 4 0 0 0 0 0 0 31 47 0.00 0.778																							

Batter	1	2	3	4	5	6	7	8	9	AB	R	H	RBI	BB	SO	LOB
Freddie Patek, R OBP: 0.325, SLG: 0.324 (1, 6)	0-0 5-3	0-0 F8				0-0 1B 1B				4	1	1	0	0	0	2
Cookie Rojas, R OBP: 0.397, SLG: 0.470 (1, 4)	0-0 1B		4-0 2B 6-3 BB			0-0 1B SF8 1B				3	2	2	0	1	0	0
Ed Kirkpatrick, L OBP: 0.327, SLG: 0.302 (1, 8)	0-0 F6		0-0 1B 2B			0-0 1B 1B 1B				4	1	2	1	0	1	1
Lou Piniella, R OBP: 0.284, SLG: 0.242 (1, 7)	0-0 5-3		0-0 6-3			0-0 SF8				3	0	0	2	0	0	2
Bob Oliver, R OBP: 0.273, SLG: 0.391 (1, 3)		4-0 2B HBP BB	0-0 G4-6-3 1B			0-0 F5				3	1	1	0	1	1	2
Paul Schaal, R OBP: 0.433, SLG: 0.491 (1, 5)		0-0 F9	0-0 G4-6-3			4-0 1B 1B BB				3	1	0	0	1	0	4
Joe Keough, L OBP: 0.245, SLG: 0.200 (1, 9)		1-0 2B HBP				0-0 1B 1B				3	0	1	0	0	0	0
Jerry May, R OBP: 0.385, SLG: 0.391 (1, 2)		0-0 2B				0-0 1B				4	0	2	3	0	1	0
Mike Hedlund, R OBP: 0.182, SLG: 0.100 (1, 1)		0-3 K				0-3 K				4	0	0	0	0	2	2

Inning Stats	R: 0	H: 1	E: 0	LOB: 1	K: 0	BB: 0	S: 4	R: 1	H: 1	E: 0	LOB: 2	K: 1	BB: 1	S: 6	R: 1	H: 2	E: 0	LOB: 1	K: 0	BB: 1	S: 4	R: 0	H: 0	E: 0	LOB: 0	K: 0	BB: 0	S: 3	R: 4	H: 5	E: 0	LOB: 2	K: 0	BB: 1	S: 7	R: 0	H: 0	E: 0	LOB: 0	K: 1	BB: 0	S: 5	R: 0	H: 0	E: 1	LOB: 1	K: 2	BB: 0	S: 8	R: 0	H: 0	E: 0	LOB: 0	K: 1	BB: 0	S: 5	R: 0	H: 0	E: 0	LOB: 0	K: 1	BB: 0	S: 5
--------------	------	------	------	--------	------	-------	------	------	------	------	--------	------	-------	------	------	------	------	--------	------	-------	------	------	------	------	--------	------	-------	------	------	------	------	--------	------	-------	------	------	------	------	--------	------	-------	------	------	------	------	--------	------	-------	------	------	------	------	--------	------	-------	------	------	------	------	--------	------	-------	------


PITCHER	IP	WLS	BF	H	R	ER	SO	BB	IBB	HBP	BLK	WP	HR	S	P	ERA	WHIP
Alan Foster, R ERA: 5.14 (1, 1)	4.0	L	21	7	5	5	1	2	0	1	0	0	0	20	29	11.25	2.250
Chuck Machedehl, R ERA: 8.03 (5, 1)	1.0		5	2	1	1	0	1	0	0	0	0	0	4	8	9.00	3.000
Rick Austin, L ERA: (6, 1)	2.0		7	0	0	0	3	0	0	0	0	0	0	13	13	0.00	0.000
Steve Mingori, L ERA: 1.59 (8, 1)	1.0		3	0	0	0	1	0	0	0	0	0	0	5	5	0.00	0.000

BOTTOM

Cleveland Indians @ Kansas City Royals
Municipal Stadium, Kansas City, MO

Sat Apr 24 1971, 4:33 AM EST
Att. 7,625 - Unknown - 77 F

AB	31
R	6
H	9
RBI	6
BB	3
SO	5
LOB	13



WP	HR	S	P	ERA	WHIP
0	0	5	5	0.00	0.000
0	0	1	1	0.00	0.000
0	0	0	0	0.00	0.000
0	0	0	0	0.00	0.000

Batter	1	2	3	4	5	6	7	8	9	AB R H RBI BB SO LOB	TOP											
Ted Uhlaender, L (1, 7) OBP: 0.375, SLG: 0.391	0-0 L8			0-0 1B G5-4-3		0-0 1B 2B	0-0 L6			4 2 2 0 0 0 0	Cleveland Indians @ Kansas City Royals Municipal Stadium, Kansas City, MO Sun Apr 25 1971, 4:33 AM EDT Att: 9,648 - Unknown - 61 F livebaseballscorecards.com											
Vada Pinson, L (1, 8) OBP: 0.311, SLG: 0.316	0-0 F9			0-0 1B G5-4-3		0-0 1B 2B		0-0 1B S		4 0 3 1 0 0 0												
Ray Fosse, R (1, 2) OBP: 0.313, SLG: 0.439	0-0 1-3			0-0 1B G5-4-3		0-0 2B 1-3 2-H		0-0 1B F8		4 0 1 1 0 0 2												
Graig Nettles, L (1, 5) OBP: 0.262, SLG: 0.275		0-0 F5		0-0 F7		0-0 1-3		0-3 K		2 0 0 0 0 0 0												
Chuck Hinton, R (6, PH)										1 0 0 0 0 0 2												
Camilo Pascual, R (6, 1) OBP: 0.500, SLG: 0.500										0 0 0 0 0 0 0												
Ted Ford, R (8, PH)										1 0 0 0 0 1 1												
Steve Mingori, L (8, 1)										0 0 0 0 0 0 0												
Ken Harrelson, R (1, 3) OBP: 0.286, SLG: 0.245		0-0 F5			0-0 1B G5-4-3	4-0 BB		0-0 6-3		3 0 1 0 1 0 1												
Roy Foster, R (1, 9) OBP: 0.237, SLG: 0.333		0-0 5-3			0-0 1B G5-4-3	0-0 F9		0-0 6-3		4 0 0 0 0 0 4												
John Lowenstein, L (1, 6) OBP: 0.293, SLG: 0.333			0-0 F4		0-3 K2-3		0-0 HR		0-0 F5	4 1 1 1 0 1 0												
Eddie Leon, R (1, 4) OBP: 0.216, SLG: 0.171			0-0 1B G5-4-3			0-0 1B 1B	0-3 K		0-0 5-3	4 1 2 0 0 1 0												
Steve Hargan, R (1, 1)			0-0 1B G5-4-3			0-0 F8	0-0 4-3			1 0 0 0 0 0 1												
Gomer Hodge, S (6, PH) OBP: 0.600, SLG: 0.667			0-0 1B G5-4-3							2 0 0 0 0 0 1												
Inning Stats	R: 0 E: 0 K: 0 S: 3	H: 0 LOB: 0 BB: 0 P: 3	R: 0 E: 0 K: 0 S: 3	H: 0 LOB: 0 BB: 0 P: 3	R: 0 E: 0 K: 0 S: 3	H: 1 LOB: 0 BB: 0 P: 3	R: 1 E: 0 K: 0 S: 4	H: 2 LOB: 0 BB: 0 P: 4	R: 0 E: 0 K: 1 S: 5	H: 1 LOB: 0 BB: 0 P: 5	R: 2 E: 0 K: 0 S: 7	H: 4 LOB: 3 BB: 1 P: 11	R: 1 E: 0 K: 1 S: 6	H: 1 LOB: 0 BB: 0 P: 6	R: 0 E: 0 K: 1 S: 6	H: 1 LOB: 1 BB: 0 P: 6	R: 0 E: 0 K: 0 S: 3	H: 0 LOB: 0 BB: 0 P: 3	1B: 8 2B: 1 3B: 0 HR: 1	SF: 0 SAC: 0 DP: 3 HBP: 0	WP: 0 PB: 0 SB: 1 CS: 0	PA: 35
PITCHER	IP WLS BF H R ER SO BB IBB HBP BLK WP HR S P ERA WHIP																					
Wally Bunker, R (1, 1) ERA: 5.52	5.1 W 21 8 3 3 1 0 0 0 0 0 0 0 23 23 5.06 1.500																					
Tom Burgmeier, L (6, 1) ERA: 0.84	0.1 2 0 0 0 0 1 0 0 0 0 0 0 1 5 0.00 3.000																					
Ken Wright, R (6, 1) ERA: 2.19	3.1 S 12 2 1 1 2 0 0 0 0 0 0 1 16 16 2.70 0.600																					



Batter	1	2	3	4	5	6	7	8	9	AB	R	H	RBI	BB	SO	LOB
Freddie Patek, R OBP: 0.321, SLG: 0.320 (1, 6)	0-0 1B 1B	0-0 F8		0-0 5-3			0-0 6-3			4	0	1	0	0	0	1
Cookie Rojas, R OBP: 0.390, SLG: 0.457 (1, 4)	0-0 1-2 HR 1B	0-0 5-3			0-0 5-3		0-0 F9			4	1	1	0	0	0	0
Amos Otis, R OBP: 0.354, SLG: 0.414 (1, 8)	4-0 1-2 HR BB	0-0 F9			0-0 1B S 1B		0-0 L9			3	1	1	0	1	0	0
Ed Kirkpatrick, L OBP: 0.321, SLG: 0.362 (1, 7)	0-0 1-H 2-H HR		0-0 F8		0-0 L4			0-3 K		4	1	1	3	0	1	1
Bob Oliver, R OBP: 0.271, SLG: 0.382 (1, 3)	0-0 F4		0-0 F2		0-0 2-3 1B			0-0 F7		4	0	1	0	0	0	0
Paul Schaal, R OBP: 0.423, SLG: 0.475 (1, 5)	0-0 2B 1B		0-0 3-1		0-0 F7			0-0 F9		4	1	1	0	0	0	2
Joe Keough, L OBP: 0.269, SLG: 0.250 (1, 9)	0-0 1-H HR 2B			0-0 F8 WP 1B		0-0 F3				3	1	2	1	0	0	0
Jerry May, R OBP: 0.379, SLG: 0.500 (1, 2)	0-0 2-H HR		0-0 L3		0-0 L3		0-0 G1			3	1	1	2	0	0	1
Wally Bunker, R Tom Burgmeier, L Ken Wright, R (1, 1) (6, 1) (6, 1)	0-0 6-3		0-0 F8		0-0 F8		0-0 F8			2	0	0	0	0	0	1

Inning Stats	R: 6	H: 6	LOB: 0	K: 0	S: 8	P: 12	R: 0	H: 0	LOB: 0	K: 0	S: 3	R: 0	H: 0	LOB: 0	K: 0	S: 3	R: 0	H: 1	LOB: 1	K: 0	S: 4	R: 0	H: 2	LOB: 2	K: 0	S: 5	R: 0	H: 0	LOB: 0	K: 0	S: 3	R: 0	H: 0	LOB: 0	K: 1	S: 5	R: 0	H: 0	LOB: 0	K: 0	S: 5	R: 0	H: 0	LOB: 0	K: 0	S: 5
--------------	------	------	--------	------	------	-------	------	------	--------	------	------	------	------	--------	------	------	------	------	--------	------	------	------	------	--------	------	------	------	------	--------	------	------	------	------	--------	------	------	------	------	--------	------	------	------	------	--------	------	------

PITCHER	IP	WLS	BF	H	R	ER	SO	BB	IBB	HBP	BLK	WP	HR	S	P	ERA	WHIP
Steve Hargan, R ERA: 10.8 (1, 1)	5.0	L	24	9	6	6	0	1	0	0	0	1	2	23	27	10.80	2.000
Camilo Pascual, R ERA: 3.57 (6, 1)	2.0		6	0	0	0	0	0	0	0	0	0	0	6	6	0.00	0.000
Steve Mingori, L ERA: 1.35 (8, 1)	1.0		3	0	0	0	1	0	0	0	0	0	0	5	5	0.00	0.000

BOTTOM


Cleveland Indians @ Kansas City Royals
Municipal Stadium, Kansas City, MO

Sun Apr 25 1971, 4:33 AM EDT
Att. 9,648 - Unknown - 61 F

livebaseballscores.com

AB	32
R	6
H	9
RBI	6
BB	1
SO	1
LOB	6

WP: 1 **PA: 33**
PB: 0 **SB: 2**
CS: 0



Batter	1	2	3	4	5	6	7	8	9	AB R H RBI BB SO LOB	TOP											
Mickey Stanley, R (1, 8) OBP: 0.279, SLG: 0.268	0-3 K		0-0 5-3	0-0 F4			0-0 5-3	0-3 K		5 0 0 0 0 2 6												
Jim Northrup, L (1, 3) OBP: 0.408, SLG: 0.582	0-0 6-3		4-0 1B E BB	0-0 3-1			0-0 F7		0-0 BB S 1B	4 2 1 0 1 0 2												
Al Kaline, R (1, 9) OBP: 0.444, SLG: 0.379	4-0 BB		0-0 E9 2B 1B				4-0 BB		0-0 L9 1-2	3 1 1 1 2 0 1												
Willie Horton, R (1, 7) OBP: 0.254, SLG: 0.439	0-3 K		0-0 1B 2B				0-0 F1		0-3 K	5 1 2 1 0 2 3												
Bill Freehan, R (1, 2) OBP: 0.397, SLG: 0.621		0-3 K	0-0 G6-4-3 1B				0-0 F3		0-0 HBP G3 1B	4 1 2 1 1 1 1												
Aurelio Rodriguez, R (1, 5) OBP: 0.298, SLG: 0.318		0-0 WP 4-3 2B	0-0 G6-4-3				0-0 F7		0-0 G3 1-2	4 2 1 0 1 0 3												
Dick McAuliffe, L (1, 4) OBP: 0.313, SLG: 0.394		0-0 4-3		0-0 G3			0-3 K		4-0 HBP IBB 2B 1B	4 0 1 3 1 1 0												
Ed Brinkman, R (1, 6) OBP: 0.265, SLG: 0.200		0-0 G3		0-0 1B 1B			0-0 6-3		1-0 HBP 2B	4 0 2 1 0 0 0												
Joe Niekro, R (1, 1) OBP: 0.333, SLG: 0.200			4-0 1B BB				0-0 F8		0-0 F9	3 1 1 0 1 0 3												
Bill Zepp, R (9, 1)				1-2 1B						0 0 0 0 0 0 0												
Inning Stats	R: 0 E: 0 K: 2 S: 7	H: 0 LOB: 1 BB: 1 P: 11	R: 1 E: 0 K: 1 S: 6	H: 1 LOB: 0 BB: 0 P: 6	R: 4 E: 1 K: 0 S: 5	H: 3 LOB: 0 BB: 2 P: 13	R: 0 E: 0 K: 0 S: 5	H: 2 LOB: 2 BB: 0 P: 5	R: 0 E: 0 K: 0 S: 4	H: 1 LOB: 1 BB: 0 P: 4	R: 0 E: 0 K: 1 S: 5	H: 0 LOB: 0 BB: 0 P: 5	R: 0 E: 0 K: 0 S: 3	H: 0 LOB: 1 BB: 1 P: 7	R: 0 E: 0 K: 1 S: 6	H: 1 LOB: 3 BB: 1 P: 11	R: 3 E: 0 K: 1 S: 7	H: 3 LOB: 2 BB: 2 P: 15	1B: 7 2B: 4 3B: 0 HR: 0	SF: 0 SAC: 0 DP: 1 HBP: 1	WP: 1 PB: 0 SB: 1 CS: 0	PA: 44
PITCHER	IP WLS BF H R ER SO BB IBB HBP BLK WP HR S P ERA WHIP																					
Jim Rooker, L (1, 1) ERA: 12.0	2.1 L 14 4 5 5 3 3 0 0 0 1 0 17 29 19.29 3.000																					
Al Fitzmorris, R (3, 1) ERA: 5.4	4.2 17 3 0 0 1 1 0 0 0 0 0 18 22 0.00 0.857																					
Jim York, R (8, 1) ERA: 6.43	1.2 11 2 3 3 2 2 1 1 0 0 0 11 24 16.20 2.400																					
Tom Burgmeier, L (9, 1) ERA: 0.82	0.1 2 2 0 0 0 0 0 0 0 0 0 2 2 0.00 6.000																					

Detroit Tigers @ Kansas City Royals
Municipal Stadium, Kansas City, MO

Mon Apr 26 1971, 8:05 PM EDT
Att: 6,424 - Unknown - 77 F

livebaseballscorecards.com

AB	36
R	8
H	11
RBI	7
BB	7
SO	6
LOB	19



Batter	1	2	3	4	5	6	7	8	9	AB	R	H	RBI	BB	SO	LOB
Freddie Patek, R OBP: 0.315, SLG: 0.313 (1, 6)	0-0 F8 BB 1B	0-0 5-3			0-0 1-3		0-0 F8		0-0 1-3	5	0	1	0	0	0	3
Cookie Rojas, R OBP: 0.395, SLG: 0.444 (1, 4)	4-0 G4-6-3 1-2 BB		0-3 K			4-0 1B 2B BB		0-0 F8		2	1	0	0	2	1	0
Amos Otis, R OBP: 0.348, SLG: 0.403 (1, 8)	0-0 F8 2-3		0-0 F7			0-0 1-2 2B 1B		0-0 F4		4	1	1	0	0	0	2
Ed Kirkpatrick, L OBP: 0.333, SLG: 0.392 (1, 7)	0-0 G4-6-3 1-2f		0-0 F8			0-0 1B 1H 2H 2B		0-0 BB 1B		4	0	2	2	0	0	2
Bob Oliver, R OBP: 0.270, SLG: 0.366 (1, 3)		0-0 1-3		0-0 F7		0-3 K		4-0 1-2 FC6-4 BB 1B		3	0	0	0	1	1	1
Paul Schaal, R OBP: 0.427, SLG: 0.476 (1, 5)		0-0 1B 2B 1B		0-0 4-3		0-0 G4-6-3 2-3 1B		0-0 FC6-4		4	1	2	0	0	0	2
Joe Keough, L OBP: 0.286, SLG: 0.269 (1, 9)		0-0 2B 1-3 1B		0-0 4-3		0-0 G4-6-3 1-2f			0-0 G4-6-3 1B 1B	4	0	2	0	0	0	2
Dennis Paepke, R OBP: 0.316, SLG: 0.381 (1, 2)		0-0 1-3 3-H 2B		0-0 6-3		0-3 K		0-0 1-2 G4-6-3 1B		4	0	2	1	0	1	0
Jim Rooker, R Al Fitzmorris, S Gail Hopkins, L Jim York, R Tom Burgmeier, L Lou Piniella, R (1, 1) (3, 1) (7, PH) (8, 1) (9, 1) (9, PH)		0-3 K		0-3 K		0-0 F8		0-0 1-2f 2-3 G4-6-3		1	0	0	0	0	1	2

BOTTOM

Detroit Tigers @ Kansas City Royals
Municipal Stadium, Kansas City, MO
Mon Apr 26 1971, 8:05 PM EDT
Att. 6,424 - Unknown - 77 F

livebaseballscorecards.com

AB	34
R	3
H	10
RBI	3
BB	3
SO	5
LOB	16



Inning Stats	R: 0	H: 1	E: 0	K: 0	S: 3	LOB: 1	BB: 1	P: 7	R: 1	H: 3	E: 0	K: 1	S: 8	LOB: 2	BB: 0	P: 8	R: 0	H: 0	E: 0	K: 1	S: 5	LOB: 0	BB: 0	P: 5	R: 0	H: 0	E: 0	K: 1	S: 5	LOB: 0	BB: 0	P: 5	R: 2	H: 3	E: 0	K: 1	S: 7	LOB: 1	BB: 1	P: 11	R: 0	H: 0	E: 0	K: 1	S: 5	LOB: 0	BB: 0	P: 5	R: 0	H: 1	E: 0	K: 0	S: 4	LOB: 2	BB: 1	P: 8	R: 0	H: 2	E: 0	K: 0	S: 4	LOB: 1	BB: 0	P: 4	1B: 8	2B: 2	3B: 0	HR: 0	SF: 0	SAC: 0	DP: 3	HBP: 0	WP: 0	PB: 0	SB: 0	CS: 0	PA: 37	ERA	WHIP
PITCHER	IP	WLS	BF	H	R	ER	SO	BB	IBB	HBP	BLK	WP	HR	S	P	ERA	WHIP																																																														
Joe Niekro, R ERA: 5.09 (1, 1)	8.0	W	35	10	3	3	5	3	0	0	0	0	0	42	54	3.38	1.625																																																														
Bill Zepp, R ERA: 14.54 (9, 1)	1.0	S	2	0	0	0	0	0	0	0	0	0	0	2	2	0.00	0.000																																																														

Batter	1	2	3	4	5	6	7	8	9	AB R H RBI BB SO LOB	TOP											
Dick McAuliffe, L (1, 4) OBP: 0.310, SLG: 0.387	0-0 G3		0-0 1B 2-H 1B		0-0 F7			0-0 F5		4 0 1 1 0 0 1												
Al Kaline, R (1, 9) OBP: 0.434, SLG: 0.371	0-3 K		0-0 BB 1-3 1B			0-0 L5-3		0-0 FC5-4 1-2f		4 0 1 0 0 1 1												
Jim Northrup, L (1, 8) OBP: 0.413, SLG: 0.565	0-0 1-3		4-0 BB 1-2 BB			4-0 BB		0-0 4-3		2 0 0 0 2 0 1												
Willie Horton, R (1, 7) OBP: 0.238, SLG: 0.410		0-0 F7	0-0 F3			0-0 F3		0-0 5-3		4 0 0 0 0 0 4												
Norm Cash, L (1, 3) OBP: 0.381, SLG: 0.618		0-0 4-3		0-0 FC8-2 3B		0-0 F9		0-0 F6		4 0 1 0 0 0 1												
Bill Freehan, R (1, 2) OBP: 0.388, SLG: 0.590		0-3 K		0-0 5-3			0-0 5-3	4-0 1B BB		3 0 0 0 1 1 1												
Aurelio Rodriguez, R (1, 5) OBP: 0.293, SLG: 0.314			0-0 5-3	0-0 FC8-2 3-H			0-3 K	0-0 1-3 1B		4 0 1 0 0 1 1												
Ed Brinkman, R (1, 6) OBP: 0.264, SLG: 0.203			0-0 WP SH1-4 1B 1B		0-0 5-3		0-3 K	0-0 F3		4 1 1 0 0 1 2												
Dean Chance, R (1, 1)			0-0 SH1-4		0-3 K			0-0 FC5-4 1B		1 0 0 0 0 1 0												
Daryl Patterson, L (7, 1)										0 0 0 0 0 0 0												
Dalton Jones, L (8, PH) OBP: 0.750, SLG: 0.714										1 0 1 0 0 0 0												
Dave Boswell, R (8, 1)										0 0 0 0 0 0 0												
Inning Stats	R: 0 E: 0 K: 1 S: 5	H: 0 LOB: 0 BB: 0 P: 5	R: 0 E: 0 K: 1 S: 5	H: 0 LOB: 0 BB: 0 P: 5	R: 1 E: 0 K: 0 S: 6	H: 3 LOB: 3 BB: 1 P: 10	R: 0 E: 0 K: 0 S: 3	H: 1 LOB: 0 BB: 0 P: 3	R: 0 E: 0 K: 1 S: 5	H: 0 LOB: 0 BB: 0 P: 5	R: 0 E: 0 K: 2 S: 7	H: 0 LOB: 0 BB: 0 P: 7	R: 0 E: 0 K: 2 S: 7	H: 0 LOB: 0 BB: 0 P: 7	R: 0 E: 0 K: 0 S: 4	H: 1 LOB: 1 BB: 0 P: 4	R: 0 E: 0 K: 0 S: 4	H: 1 LOB: 2 BB: 1 P: 8	1B: 5 2B: 1 3B: 1 HR: 0	SF: 0 SAC: 1 DP: 1 HBP: 0	WP: 1 PB: 0 SB: 0 CS: 0	PA: 35
PITCHER Bruce Dal Canton, R (1, 1) ERA: 3.25	IP: 9.0 WLS: W BF: 35 H: 6 R: 1 ER: 1 SO: 5 BB: 3 IBB: 0 HBP: 0 BLK: 0 WP: 1 HR: 0 S: 42 P: 54 ERA: 1.00 WHIP: 1.000											PITCHER	IP: 9.0 WLS: W BF: 35 H: 6 R: 1 ER: 1 SO: 5 BB: 3 IBB: 0 HBP: 0 BLK: 0 WP: 1 HR: 0 S: 42 P: 54 ERA: 1.00 WHIP: 1.000									

Detroit Tigers @ Kansas City Royals
 Municipal Stadium, Kansas City, MO
 Tue Apr 27 1971, 8:05 PM EDT
 Att. 6,275 - Unknown

livebaseballscorecards.com

AB	31
R	1
H	6
RBI	1
BB	3
SO	5
LOB	12



Batter	1	2	3	4	5	6	7	8	9	AB	R	H	RBI	BB	SO	LOB
Freddie Patek, R OBP: 0.309, SLG: 0.306 (1, 6)	0-0 F8	0-0 FC6-4			0-0 FC1-4 1B	0-3 K	0-0 6-3			5	0	1	0	0	1	6
Cookie Rojas, R OBP: 0.384, SLG: 0.429 (1, 4)	0-0 1-3	0-0 5-3			0-0 FC1-4 1B	0-0 FC5-4		0-0 BB 1B		5	1	1	0	0	0	6
Amos Otis, R OBP: 0.365, SLG: 0.455 (1, 8)	0-0 S 1B		0-0 F3		0-3 K		0-0 HR	4-0 1B SF7 BB		4	2	2	1	1	1	1
Ed Kirkpatrick, L OBP: 0.354, SLG: 0.411 (1, 2)	0-3 K		0-0 FC6-4 1B		0-0 1-3 1B		0-0 3B 1B	0-3 K		5	1	3	0	0	2	3
Bob Oliver, R OBP: 0.278, SLG: 0.368 (1, 3)		0-0 BB HBP 1B	0-0 F8		0-0 4-3		0-3 K	0-0 PB 1B		5	1	2	1	0	1	4
Lou Piniella, R OBP: 0.288, SLG: 0.282 (1, 7)		0-0 HBP BB FC5-2 1B	0-0 FC6-4			0-0 E5 FC4-6	0-0 BLK 3B	0-0 SF7		4	1	2	2	0	0	1
Joe Keough, L OBP: 0.295, SLG: 0.255 (1, 9)		4-0 FC5-2 HBP FC6-4 BB		0-0 4-3		0-0 FC4-6 SH BB	4-0 BLK 1B BB	0-3 K		3	2	0	0	2	1	2
Paul Schaal, R OBP: 0.443, SLG: 0.477 (1, 5)		1-0 FC6-4 FC5-2 HBP		0-0 L7		4-0 SH BB	0-0 SH1-4 1B			2	0	1	2	1	0	0
Bruce Dal Canton, R (1, 1)		0-0 FC5-2 FC6-4		0-3 K		0-0 SH FC5-4	0-0 SH1-4			2	0	0	0	0	1	3

Inning Stats	R: 0	H: 1	E: 0	K: 1	S: 6	LOB: 1	BB: 0	P: 6	R: 2	H: 2	E: 1	K: 0	S: 5	LOB: 2	BB: 1	P: 10	R: 0	H: 1	E: 0	K: 0	S: 4	LOB: 1	BB: 0	P: 4	R: 0	H: 2	E: 0	K: 1	S: 5	LOB: 2	BB: 0	P: 7	R: 0	H: 0	E: 1	K: 1	S: 7	LOB: 3	BB: 1	P: 11	R: 4	H: 4	E: 0	K: 1	S: 9	LOB: 1	BB: 1	P: 13	R: 2	H: 2	E: 0	K: 2	S: 9	LOB: 1	BB: 1	P: 13
--------------	------	------	------	------	------	--------	-------	------	------	------	------	------	------	--------	-------	-------	------	------	------	------	------	--------	-------	------	------	------	------	------	------	--------	-------	------	------	------	------	------	------	--------	-------	-------	------	------	------	------	------	--------	-------	-------	------	------	------	------	------	--------	-------	-------

PITCHER	IP	WLS	BF	H	R	ER	SO	BB	IBB	HBP	BLK	WP	HR	S	P	ERA	WHIP
Dean Chance, R ERA: 2.51 (1, 1)	6.1	L	33	9	5	4	5	2	0	1	0	0	1	40	49	5.68	1.737
Daryl Patterson, R ERA: 1.8 (7, 1)	0.2		4	1	1	1	0	1	0	0	1	0	0	3	7	13.50	3.000
Dave Boswell, R ERA: 6.23 (8, 1)	1.0		6	2	2	2	2	1	0	0	0	0	0	9	13	18.00	3.000


BOTTOM

Detroit Tigers @ Kansas City Royals
Municipal Stadium, Kansas City, MO

Tue Apr 27 1971, 8:05 PM EDT
Att. 6,275 - Unknown

livebaseballscorecards.com

AB	35
R	8
H	12
RBI	6
BB	4
SO	7
LOB	26



WP: 0	PA: 43
PB: 1	
SB: 1	
CS: 0	

Batter	1	2	3	4	5	6	7	8	9	10	AB R H RBI BB SO LOB	TOP													
Dick McAuliffe, L (1, 4) OBP: 0.303, SLG: 0.380	0-0 4-3		0-0 4-3			0-0 4-3		0-0 1B 1-2 1B		0-0 SF9	4 0 1 1 0 0 0	Detroit Tigers @ Kansas City Royals Municipal Stadium, Kansas City, MO Wed Apr 28 1971, 8:05 PM EDT Att. 7,006 - Unknown - 62 F													
Aurelio Rodriguez, R (1, 5) OBP: 0.300, SLG: 0.333	0-0 F9			0-0 F7		0-0 2B		0-0 1B 1-2 2-H		0-3 K	5 0 2 1 0 1 1														
Jim Northrup, L (1, 8) OBP: 0.405, SLG: 0.548	0-0 F8			0-0 L1-6-3 1B		0-0 6-3		0-0 F8			4 0 1 0 0 0 3														
Al Kaline, R (1, 9) OBP: 0.425, SLG: 0.354		0-3 K		0-0 L1-6-3 1-2			0-0 F2		4-0 BB BB BB BB CS BB		3 0 0 0 1 1 1														
Willie Horton, R (1, 7) OBP: 0.224, SLG: 0.385		0-0 6-3			0-0 5-3		0-3 K		0-0 1-3 1-2		4 0 0 0 0 1 1														
Norm Cash, L (1, 3) OBP: 0.370, SLG: 0.579		0-0 1B			0-0 6-3		0-0 6-3		0-3 K		4 0 1 0 0 1 0														
Bill Freehan, R (1, 2) OBP: 0.394, SLG: 0.578		0-0 F8			0-0 1B		0-0 1-3			4-0 BB BB BB 1B BB SF9	3 1 1 0 1 0 1														
Ed Brinkman, R (1, 6) OBP: 0.263, SLG: 0.206			0-0 6-3		0-0 F9		0-0 5-3			0-0 1B 1-3	4 0 1 0 0 0 1														
Mickey Lolich, S (1, 1) OBP: 0.333, SLG: 0.222			0-3 K			0-3 K		0-0 1B 1B		0-3 K	4 1 1 0 0 3 2														
Inning Stats	R: 0 E: 0 K: 0 S: 3	H: 0 LOB: 0 BB: 0 P: 3	R: 0 E: 0 K: 1 S: 6	H: 1 LOB: 1 BB: 0 P: 6	R: 0 E: 0 K: 1 S: 5	H: 0 LOB: 0 BB: 0 P: 5	R: 0 E: 0 K: 0 S: 3	H: 1 LOB: 0 BB: 0 P: 3	R: 0 E: 0 K: 0 S: 4	H: 1 LOB: 1 BB: 0 P: 4	R: 0 E: 0 K: 1 S: 6		H: 1 LOB: 1 BB: 0 P: 6	R: 0 E: 0 K: 1 S: 5	H: 0 LOB: 0 BB: 0 P: 5	R: 1 E: 0 K: 0 S: 6	H: 3 LOB: 2 BB: 0 P: 6	R: 0 E: 0 K: 1 S: 4	H: 0 LOB: 0 BB: 1 P: 8	R: 1 E: 0 K: 2 S: 8	H: 1 LOB: 1 BB: 1 P: 12	1B: 7 2B: 1 3B: 0 HR: 0	SF: 1 SAC: 0 DP: 1 HBP: 0	WP: 0 PB: 0 SB: 0 CS: 1	PA: 38
PITCHER	IP WLS BF H R ER SO BB IBB HBP BLK WP HR S P ERA WHIP												IP WLS BF H R ER SO BB IBB HBP BLK WP HR S P ERA WHIP												
Dick Drago, R (1, 1) ERA: 1.83	8.0	L	30	7	1	1	4	0	0	0	0	0	0	0	0	0	38	38	1.12	0.875					
Ted Abernathy, R (9, 1) ERA: 0.75	2.0	L	8	1	1	1	3	2	0	0	0	0	0	0	0	0	12	20	4.50	1.500					

AB	35
R	2
H	8
RBI	2
BB	2
SO	7
LOB	10



livebaseballscores.com

BOTTOM

Detroit Tigers @ Kansas City Royals
Municipal Stadium, Kansas City, MO

Wed Apr 28 1971, 8:05 PM EDT
Att. 7,006 - Unknown - 62 F

livebaseballscorecards.com

AB	38
R	1
H	10
RBI	1
BB	2
SO	8
LOB	20



WP	0	PA	41
PB	0		
SB	0		
CS	1		

AB R H RBI BB SO LOB

5	1	2	0	0	1	3
5	0	1	0	0	0	4
5	0	2	1	0	1	0
5	0	0	0	0	1	5
5	0	1	0	0	0	3
4	0	1	0	0	2	1
3	0	2	0	1	1	1
4	0	1	0	0	1	2
1	0	0	0	0	1	1
1	0	0	0	0	0	0
0	0	0	0	0	0	0
0	0	0	0	1	0	0

Batter	1	2	3	4	5	6	7	8	9	10
Freddie Patek, R OBP: 0.313, SLG: 0.311 (1, 6)	0-0 6-3		0-3 K		0-0 L9			0-0 1B 1B		0-0 1-2 1B
Cookie Rojas, R OBP: 0.374, SLG: 0.415 (1, 4)	0-0 F8		0-0 5-3			0-0 6-3		0-0 FC5 1-3 1B 1B		0-0 F2
Amos Otis, R OBP: 0.367, SLG: 0.451 (1, 8)	0-0 L9			0-0 L9		0-3 K		0-0 1-2 3-H 0-0 1B		0-0 1-2 2-3 1B
Lou Piniella, R OBP: 0.271, SLG: 0.263 (1, 7)		0-0 L9		0-0 F5		0-0 6-3		0-0 FC5 2-3f		0-3 K
Bob Oliver, R OBP: 0.274, SLG: 0.358 (1, 3)		0-0 F8		0-0 1B			0-0 6-3		0-0 F3	0-0 L9
Carl Taylor, R OBP: 0.250, SLG: 0.154 (1, 9)		0-0 5-3		0-3 K			0-0 CS 1B		0-3 K	
Paul Schaal, R OBP: 0.458, SLG: 0.485 (1, 5)			0-0 1B 1B		4-0 1-3 BB		0-3 K 1-2		0-0 1B	
Ed Kirkpatrick, L OBP: 0.348, SLG: 0.400 (1, 2)			0-0 SH1-3 1-3 1B		0-0 1-3			0-0 B1-3	0-3 K	
Dick Drago, R OBP: 0.273, SLG: 0.111 (1, 1)			0-0 SH1-3		0-3 K			0-0 4-3		4-0 1B 1B BB
Dennis Paepke, R OBP: 0.304, SLG: 0.364 (8, PH)										
Ted Abernathy, R (9, 1)										
Bobby Knoop, R OBP: 0.400, SLG: 0.500 (10, PH)										

Inning Stats

R: 0 E: 0 K: 0 S: 3	H: 0 LOB: 0 BB: 0 P: 3	R: 0 E: 0 K: 0 S: 3	H: 0 LOB: 0 BB: 0 P: 3	R: 0 E: 0 K: 1 S: 7	H: 2 LOB: 2 BB: 0 P: 7	R: 0 E: 0 K: 1 S: 6	H: 1 LOB: 1 BB: 0 P: 6	R: 0 E: 0 K: 1 S: 5	H: 0 LOB: 1 BB: 1 P: 9	R: 0 E: 0 K: 1 S: 5	H: 0 LOB: 0 BB: 0 P: 5	R: 0 E: 0 K: 1 S: 5	H: 1 LOB: 0 BB: 0 P: 5	R: 1 E: 0 K: 0 S: 6	H: 3 LOB: 2 BB: 0 P: 6	R: 0 E: 0 K: 2 S: 8	H: 1 LOB: 1 BB: 0 P: 8	R: 0 E: 0 K: 1 S: 7	H: 2 LOB: 3 BB: 1 P: 11	1B: 10 2B: 0 3B: 0 HR: 0	SF: 0 SAC: 1 DP: 0 HBP: 0
------------------------------	---------------------------------	------------------------------	---------------------------------	------------------------------	---------------------------------	------------------------------	---------------------------------	------------------------------	---------------------------------	------------------------------	---------------------------------	------------------------------	---------------------------------	------------------------------	---------------------------------	------------------------------	---------------------------------	------------------------------	----------------------------------	-----------------------------------	------------------------------------

PITCHER Mickey Lolich, L ERA: 3.06 (1, 1)	IP	WLS	BF	H	R	ER	SO	BB	IBB	HBP	BLK	WP	HR	S	P	ERA	WHIP											
	10.0	W	41	10	1	1	8	2	0	0	0	0	0	55	63	0.90	1.200											

PITCHER	IP	WLS	BF	H	R	ER	SO	BB	IBB	HBP	BLK	WP	HR	S	P	ERA	WHIP											
---------	----	-----	----	---	---	----	----	----	-----	-----	-----	----	----	---	---	-----	------	--	--	--	--	--	--	--	--	--	--	--

Batter	1	2	3	4	5	6	7	8	9	AB R H RBI BB SO LOB	TOP																							
Don Buford, S (1, 7) OBP: 0.419, SLG: 0.524	4-0 BB 2B	0-0 F7			0-0 6-3			0-0 F2		3 1 0 0 1 0 1																								
Paul Blair, R (1, 8) OBP: 0.318, SLG: 0.372	4-0 BB 2B		0-0 1-3			0-0 F8 SF8 2B		0-0 F9		3 2 1 0 1 0 0																								
Boog Powell, L (1, 3) OBP: 0.372, SLG: 0.478	0-0 F9 1-H 2-H 2B		0-0 4-3			0-0 F8 2-3		0-0 1-3		4 0 1 2 0 0 1																								
Brooks Robinson, R (1, 5) OBP: 0.287, SLG: 0.278	0-0 F9 2-3		0-0 5-3			0-0 SF8 3-H			0-0 SH3-4 1B	3 0 1 1 0 0 1 0 1 0 0 0 0 0																								
Jerry Davanon, R (9, PR) OBP: 1.000, SLG: 1.000																																		
Elrod Hendricks, L (1, 2) OBP: 0.239, SLG: 0.244	0-0 4-3				0-0 F8			0-0 F8		3 0 0 0 0 0 1																								
Davey Johnson, R (1, 4) OBP: 0.388, SLG: 0.568	0-0 P4				0-0 G1-6-3 1B			0-0 F7		3 0 1 0 1 0 3																								
Merv Rettenmund, R (1, 9) OBP: 0.439, SLG: 0.372			0-3 K		0-0 G1-6-3 1-2f			0-0 FC1-5 BB BB		3 0 1 1 1 1 1																								
Mark Belanger, R (1, 6) OBP: 0.366, SLG: 0.319								0-0 FC1-5 BB		3 0 1 0 0 0 2																								
Pat Dobson, R (1, 1)			0-3 K					0-0 FC1-5 G5-4-3 1-2 2-3f		3 0 1 0 0 0 2																								
Tom Shopay, L (7, PH) OBP: 0.333, SLG: 0.200								0-0 G5-4-3 1-2f		2 0 0 0 0 1 1																								
Frank Robinson, R (7, PH) OBP: 0.385, SLG: 0.351										0 0 0 0 0 0 0																								
Tom Dukes, R (7, 1)										1 0 0 0 0 0 2																								
										0 0 0 0 0 0 0																								
Inning Stats	R: 2 E: 0 K: 0 S: 4	H: 1 LOB: 1 BB: 2 P: 12	R: 0 E: 0 K: 2 S: 8	H: 1 LOB: 1 BB: 0 P: 8	R: 0 E: 0 K: 0 S: 3	H: 0 LOB: 0 BB: 0 P: 3	R: 0 E: 0 K: 0 S: 3	H: 1 LOB: 0 BB: 0 P: 3	R: 0 E: 0 K: 0 S: 2	H: 0 LOB: 1 BB: 2 P: 10	R: 0 E: 0 K: 0 S: 3	H: 0 LOB: 0 BB: 0 P: 3	R: 1 E: 0 K: 0 S: 4	H: 2 LOB: 1 BB: 0 P: 4	1B: 4 2B: 2 3B: 0 HR: 0	SF: 1 SAC: 1 DP: 2 HBP: 0	WP: 0 PB: 0 SB: 0 CS: 0	PA: 34																
PITCHER	IP WLS BF H R ER SO BB IBB HBP BLK WP HR S P ERA WHIP																																	
Mike Hedlund, R (1, 1) ERA: 2.1	6.0		24	4	3	3	2	3	0	0	0	0	0	25	37	4.50	1.167																	
Al Fitzmorris, R (7, 1) ERA: 5.29	0.1		2	0	0	0	0	1	0	0	0	0	0	1	5	0.00	3.000																	
Tom Burgmeier, L (7, 1) ERA: 1.38	2.0		6	1	1	1	0	0	0	0	0	0	0	6	6	4.50	0.500																	
Ted Abernathy, R (9, 1) ERA: 0.71	0.2	W	3	1	0	0	0	0	0	0	0	0	0	2	2	0.00	1.500																	

Baltimore Orioles @ Kansas City Royals
Municipal Stadium, Kansas City, MO

Fri Apr 30 1971, 8:05 PM EDT
Att: 9,432 - Unknown - 69 F

livebaseballscorecards.com

AB 28
R 4
H 6
RBI 4
BB 4
SO 2
LOB 13



Batter	1	2	3	4	5	6	7	8	9	AB R H RBI BB SO LOB
Freddie Patek, R (1, 6) OBP: 0.317, SLG: 0.316	0-0 FC6-4 1B		0-0 F2	0-0 F8			0-3 K		0-0 1-2 3-H 1B	5 0 2 1 0 1 0
Joe Keough, L (1, 9) OBP: 0.292, SLG: 0.254	0-0 FC6-4 1B WP 1-2f G3		0-0 FC6-4 1B			0-0 F7	0-0 4-3			4 1 1 0 0 0 1
Amos Otis, R (1, 8) OBP: 0.361, SLG: 0.440	0-0 G3 S 1-3 1B		0-0 FC6-4 1B S 1-2f			0-3 K		0-0 5-3		4 1 1 0 0 1 1
Ed Kirkpatrick, L (1, 2) OBP: 0.342, SLG: 0.391	0-0 G3 1-3 3-H		0-0 BB 2B 1B 1-H			0-0 4-1		0-0 P6		4 1 1 2 0 0 1
Lou Piniella, R (1, 7) OBP: 0.270, SLG: 0.253	0-0 1-3		4-0 BB 2B 1-2			0-0 6-3		0-0 4-3		3 1 0 0 1 0 1
Bob Oliver, R (1, 3) OBP: 0.273, SLG: 0.365		0-0 5-3	0-0 1-H 2-H 2B			0-3 K		0-0 6-3		4 0 1 2 0 1 0
Cookie Rojas, R (1, 4) OBP: 0.368, SLG: 0.407		0-0 F2	0-0 6-3			0-0 S 1B		0-0 4-3		4 0 1 0 0 0 1
Paul Schaal, R (1, 5) OBP: 0.460, SLG: 0.479		4-0 BB		0-0 6-3		0-0 1-2 6-3		0-0 1B 1B		3 1 1 0 1 0 1
Mike Hedlund, R (1, 1) OBP: 0.154, SLG: 0.083		0-0 F8		0-0 F3		0-3 K		0-0 1-3 1B		2 0 0 0 0 0 1
Al Fitzmorris, S (7, 1) OBP: 0.286, SLG: 0.286										0 0 0 0 0 0 0
Tom Burgmeier, L (7, 1) OBP: 0.333, SLG: 0.333										1 0 0 0 0 1 0
Ted Abernathy, R (9, 1)										0 0 0 0 0 0 0
Gail Hopkins, L (9, PH) OBP: 0.308, SLG: 0.100										1 0 1 0 0 0 0

Inning Stats	R: 1	H: 2	E: 0	K: 0	S: 5	H: 2	LOB: 1	BB: 0	P: 5	R: 0	H: 0	E: 0	K: 0	S: 3	R: 0	H: 3	E: 0	K: 0	S: 6	R: 0	H: 0	E: 0	K: 1	S: 5	R: 0	H: 1	E: 0	K: 1	S: 6	R: 0	H: 0	E: 0	K: 2	S: 7	R: 0	H: 0	E: 0	K: 0	S: 3	R: 1	H: 3	E: 0	K: 0	S: 5	H: 3	LOB: 2	BB: 0	P: 5	1B: 8	SF: 0	2B: 1	3B: 0	HR: 0	SAC: 0	DP: 0	HBP: 0
--------------	------	------	------	------	------	------	--------	-------	------	------	------	------	------	------	------	------	------	------	------	------	------	------	------	------	------	------	------	------	------	------	------	------	------	------	------	------	------	------	------	------	------	------	------	------	------	--------	-------	------	-------	-------	-------	-------	-------	--------	-------	--------

PITCHER	IP	WLS	BF	H	R	ER	SO	BB	IBB	HBP	BLK	WP	HR	S	P	ERA	WHIP
Pat Dobson, R (1, 1) ERA: 2.8	6.0		26	6	4	4	2	2	0	0	0	1	0	28	36	6.00	1.333
Tom Dukes, R (7, 1) ERA: 3.86	2.2	L	11	3	1	1	2	0	0	0	0	0	0	15	15	3.38	1.125

BOTTOM

Baltimore Orioles @ Kansas City Royals
Municipal Stadium, Kansas City, MO

Fri Apr 30 1971, 8:05 PM EDT
Att. 9,432 - Unknown - 69 F

AB	35
R	5
H	9
RBI	5
BB	2
SO	4
LOB	7

WP: 1 PA: 37
PB: 0
SB: 3
CS: 0



livebaseballscores.com

Batter	1	2	3	4	5	6	7	8	9	AB R H RBI BB SO LOB	TOP											
Don Buford, S (1, 7) OBP: 0.405, SLG: 0.493	0-0 4-3		0-3 K		0-0 4-3		0-0 F8		4-0 BB	4 0 0 0 1 1 2												
Davey Johnson, R (1, 4) OBP: 0.388, SLG: 0.570	0-0 F8 2B		0-0 F7			0-0 F9		0-0 1B	0-0 F8	5 0 2 0 0 0 3												
Boog Powell, L (1, 3) OBP: 0.367, SLG: 0.507	0-0 F8 2-3			0-0 F9		0-0 HR		0-0 P4		4 1 1 1 0 0 2												
Frank Robinson, R (1, 9) OBP: 0.377, SLG: 0.393	0-0 4-3			0-0 5-3		0-0 HR		0-0 L9		4 1 1 1 0 0 2												
Paul Blair, R (1, 8) OBP: 0.303, SLG: 0.354		0-0 F9		0-0 L3		0-0 F8		0-0 F8		4 0 0 0 0 0 1												
Brooks Robinson, R (1, 5) OBP: 0.297, SLG: 0.280		0-0 1-3			0-0 2B 1B	4-0 BB			0-0 5-3	3 0 1 0 1 0 0												
Andy Etchebarren, R (1, 2) OBP: 0.242, SLG: 0.267		4-0 BB			0-0 F9	0-0 F9			4-0 WP 1B BB	2 0 0 0 1 0 2 0 0 0 0 1 0 0												
Clay Dalrymple, L (9, PH) OBP: 0.333, SLG: 0.200																						
Mark Belanger, R (1, 6) OBP: 0.365, SLG: 0.333		0-0 F9			0-0 2B		0-0 F7		0-0 WP 1B	3 0 1 0 0 0 1 1 0 1 0 0 0 0												
Elrod Hendricks, L (9, PH) OBP: 0.255, SLG: 0.262																						
Dave McNally, R (1, 1) OBP: 0.235, SLG: 0.188			0-0 F7		0-0 L5		0-3 K		0-3 K	1 0 0 0 0 0 0 1 0 0 0 0 0 2 0 0 0 0 0 0 0 1 0 0 0 0 0 1 0 0 0 0 0 0 0 0 0 1 0 0 0 0 0 1 2												
Tom Shopay, L (5, PH) OBP: 0.286, SLG: 0.167																						
Jim Hardin, R (5, 1) OBP: 0.125, SLG: 0.125																						
Chico Salmon, R (7, PH) OBP: 0.125, SLG: 0.125																						
Eddie Watt, R (7, 1) OBP: 0.431, SLG: 0.364																						
Merv Rettenmund, R (9, PH) OBP: 0.431, SLG: 0.364																						
Inning Stats	R: 0 E: 0 K: 0 S: 4	H: 1 LOB: 1 BB: 0 P: 4	R: 0 E: 0 K: 0 S: 3	H: 0 LOB: 1 BB: 1 P: 7	R: 0 E: 0 K: 1 S: 5	H: 0 LOB: 0 BB: 0 P: 5	R: 0 E: 0 K: 0 S: 3	H: 0 LOB: 0 BB: 0 P: 3	R: 0 E: 0 K: 0 S: 5	H: 2 LOB: 2 BB: 0 P: 5	R: 2 E: 0 K: 0 S: 5	H: 2 LOB: 1 BB: 1 P: 9	R: 0 E: 0 K: 1 S: 5	H: 0 LOB: 0 BB: 0 P: 5	R: 0 E: 0 K: 0 S: 4	H: 1 LOB: 1 BB: 0 P: 4	R: 0 E: 0 K: 1 S: 6	H: 1 LOB: 3 BB: 2 P: 14	1B: 3 2B: 2 3B: 0 HR: 2	SF: 0 SAC: 0 DP: 0 HBP: 0	WP: 1 PB: 0 SB: 0 CS: 0	PA: 38
PITCHER	IP WLS BF H R ER SO BB IBB HBP BLK WP HR S P ERA WHIP																					
Wally Bunker, R (1, 1) ERA: 4.87	5.2 W 24 5 2 2 1 2 2 0 0 0 0 2 24 32 3.18 1.235																					
Jim York, R (6, 1) ERA: 5.29	3.0 13 2 0 0 2 2 0 0 0 1 0 15 23 0.00 1.333																					
Ted Abernathy, R (9, 1) ERA: 0.69	0.1 S 1 0 0 0 0 0 0 0 0 0 0 1 1 0.00 0.000																					

Baltimore Orioles @ Kansas City Royals
Municipal Stadium, Kansas City, MO
Sat May 01 1971, 4:33 AM EDT
Att: 8,151 - Unknown - 66 F

livebaseballscorecards.com

AB	34
R	2
H	7
RBI	2
BB	4
SO	3
LOB	17



Batter	1	2	3	4	5	6	7	8	9	AB	R	H	RBI	BB	SO	LOB
Freddie Patek, R OBP: 0.321, SLG: 0.323 (1, 6)	0-0 F8		4-0 BB		0-0 F7		0-0 2B	0-0 F2		4	1	1	0	1	0	2
Cookie Rojas, R OBP: 0.384, SLG: 0.444 (1, 4)	0-0 G5-4-3 1B		0-0 F7		0-0 1B		0-0 SH1-3 2B			4	1	3	1	0	0	1
Amos Otis, R OBP: 0.360, SLG: 0.449 (1, 8)	0-0 G5-4-3 1-2f			0-0 2B	0-0 6-3		0-0 SH1-3			3	1	1	0	0	0	2
Lou Piniella, R OBP: 0.280, SLG: 0.277 (1, 7)		0-0 5-3		0-0 2B	0-0 1B		0-0 6-3			4	1	2	2	0	0	1
Bob Oliver, R OBP: 0.261, SLG: 0.348 (1, 3)		0-0 6-3		0-0 5-3	0-3 K		0-3 K			4	0	0	0	0	2	3
Paul Schaal, R OBP: 0.462, SLG: 0.486 (1, 5)		4-0 FC4-6 BB		0-0 1B		0-0 F9		0-0 5-3		3	1	1	1	1	0	0
Carl Taylor, R OBP: 0.300, SLG: 0.235 (1, 9)		0-0 FC4-6 1-2f		0-0 1B		0-3 K		0-0 PB BB 1B		4	0	2	1	0	1	1
Ed Kirkpatrick, L OBP: 0.338, SLG: 0.382 (1, 2)			0-3 K	0-0 FC3-6 FC5-4 1-2f		0-0 1B		0-3 K		4	0	1	0	0	2	2
Wally Bunker, R (1, 1)			0-3 K		0-0 FC5-4 1-2f		0-0 4-3		4-0 PB BB	2	0	0	0	0	1	1
Jim York, R (6, 1)										1	0	0	0	1	0	1
Ted Abernathy, R (9, 1)										0	0	0	0	0	0	0

Inning Stats	R: 0	H: 1	E: 0	K: 0	S: 3	LOB: 0	BB: 0	P: 3	R: 0	H: 0	E: 0	K: 0	S: 3	LOB: 1	BB: 1	P: 7	R: 0	H: 0	E: 0	K: 2	S: 7	LOB: 1	BB: 1	P: 11	R: 3	H: 4	E: 0	K: 0	S: 7	LOB: 1	BB: 0	P: 7	R: 1	H: 2	E: 0	K: 1	S: 7	LOB: 1	BB: 0	P: 7	R: 0	H: 1	E: 0	K: 1	S: 6	LOB: 1	BB: 0	P: 6	R: 1	H: 2	E: 0	K: 1	S: 7	LOB: 1	BB: 0	P: 7	R: 0	H: 1	E: 0	K: 1	S: 6	LOB: 2	BB: 1	P: 10
--------------	------	------	------	------	------	--------	-------	------	------	------	------	------	------	--------	-------	------	------	------	------	------	------	--------	-------	-------	------	------	------	------	------	--------	-------	------	------	------	------	------	------	--------	-------	------	------	------	------	------	------	--------	-------	------	------	------	------	------	------	--------	-------	------	------	------	------	------	------	--------	-------	-------

PITCHER	IP	WLS	BF	H	R	ER	SO	BB	IBB	HBP	BLK	WP	HR	S	P	ERA	WHIP
Dave McNally, L ERA: 2.81 (1, 1)	4.0	L	18	5	3	3	2	2	0	0	0	0	0	20	28	6.75	1.750
Jim Hardin, R ERA: 6.75 (5, 1)	2.0		9	3	1	1	2	0	0	0	0	0	0	13	13	4.50	1.500
Eddie Watt, R ERA: 3.18 (7, 1)	2.0		10	3	1	1	2	1	0	0	0	0	0	13	17	4.50	2.000

BOTTOM


Baltimore Orioles @ Kansas City Royals
Municipal Stadium, Kansas City, MO

Sat May 01 1971, 4:33 AM EDT
Att. 8,151 - Unknown - 66 F

livebaseballscorecards.com

AB	33
R	5
H	11
RBI	5
BB	3
SO	6
LOB	14

WP: 0 PA: 37
PB: 1 SB: 0
CS: 0



Batter	1	2	3	4	5	6	7	8	9	AB R H RBI BB SO LOB	TOP
Don Buford, S (1, 7) OBP: 0.398, SLG: 0.471	4-0 S BB	0-0 F9		0-0 F9		0-0 SH1-3		0-3 K		3 0 0 0 1 1 2	
Davey Johnson, R (1, 4) OBP: 0.389, SLG: 0.566	0-3 K		0-3 K		0-0 2B	4-0 SF7 1B BB		0-0 5-3		4 1 1 0 1 2 1	
Boog Powell, L (1, 3) OBP: 0.358, SLG: 0.487	0-0 P4		0-0 F7		0-3 K	0-0 SF7 1B				5 0 1 0 0 2 2	
Frank Robinson, R (1, 9) OBP: 0.378, SLG: 0.415	0-0 F9		0-0 FC6-4 1B		0-0 1B 2B	0-0 SF7		0-0 F8		4 0 2 2 0 0 1	
Paul Blair, R (1, 8) OBP: 0.309, SLG: 0.349		4-0 E S E BB	0-0 FC6-4		0-0 1B	0-3 K		0-0 5-3		4 1 1 0 1 1 3	
Brooks Robinson, R (1, 5) OBP: 0.305, SLG: 0.282		0-3 K		0-0 HR 1B	4-0 IBB		0-0 6-3			3 1 1 0 1 1 1	
Elrod Hendricks, L (1, 2) OBP: 0.235, SLG: 0.239		0-0 E3 SH5-3 BB		0-0 F9	0-3 K		0-0 F8			4 0 0 0 0 1 4	
Mark Belanger, R (1, 6) OBP: 0.360, SLG: 0.320		4-0 SH5-3 BB		0-3 K	0-0 F9		0-0 P6			3 0 0 0 1 1 4	
Mike Cuellar, L (1, 1) OBP: 0.235, SLG: 0.333		0-0 SH5-3		0-0 HR		4-0 1B SH1-3 SF7 BB		0-3 K		2 2 1 2 1 1 0	
Inning Stats	R: 0 H: 0 E: 0 LOB: 1 K: 1 BB: 1 S: 5 P: 9	R: 1 H: 0 E: 1 LOB: 2 K: 1 BB: 2 S: 6 P: 14	R: 0 H: 1 E: 0 LOB: 1 K: 1 BB: 0 S: 6 P: 6	R: 2 H: 2 E: 0 LOB: 0 K: 1 BB: 0 S: 7 P: 7	R: 1 H: 3 E: 0 LOB: 3 K: 2 BB: 1 S: 10 P: 14	R: 1 H: 1 E: 0 LOB: 2 K: 1 BB: 2 S: 6 P: 14	R: 0 H: 0 E: 0 LOB: 0 K: 0 BB: 0 S: 3 P: 3	R: 0 H: 0 E: 0 LOB: 0 K: 2 BB: 0 S: 7 P: 7	R: 0 H: 0 E: 0 LOB: 0 K: 1 BB: 0 S: 5 P: 5	1B: 4 SF: 1 2B: 2 SAC: 2 3B: 0 DP: 0 HR: 1 HBP: 0	WP: 0 PA: 41 PB: 0 SB: 2 CS: 0
PITCHER	IP WLS BF H R ER SO BB IBB HBP BLK WP HR S P ERA WHIP										
Ken Wright, R (1, 1) ERA: 3.24	4.1 L 22 5 4 3 5 3 0 0 0 0 0 1 29 41 6.23 1.846										
Jim Rooker, L (5, 1) ERA: 11.77	1.0 8 2 1 1 1 2 1 0 0 0 0 0 7 19 9.00 4.000										
Al Fitzmorris, R (6, 1) ERA: 5.09	0.2 2 0 0 0 1 0 0 0 0 0 0 0 4 4 0.00 0.000										
Tom Burgmeier, L (7, 1) ERA: 1.13	3.0 9 0 0 0 3 0 0 0 0 0 0 0 15 15 0.00 0.000										

Baltimore Orioles @ Kansas City Royals
Municipal Stadium, Kansas City, MO

Sun May 02 1971, 4:33 AM EDT
Att. 29,120 - Unknown - 57 F

livebaseballscorecards.com

AB	32
R	5
H	7
RBI	4
BB	6
SO	10
LOB	18



Batter	1	2	3	4	5	6	7	8	9	AB R H RBI BB SO LOB
Freddie Patek, R (1, 6) OBP: 0.333, SLG: 0.330	0-0 F9 SH5-3 1B		0-0 6-3		0-0 F2		0-0 FC1-6 1B		4-0 BB	4 0 2 0 1 0 0
Cookie Rojas, R (1, 4) OBP: 0.379, SLG: 0.436	0-0 SH5-3 1-2		0-0 1B 1B		0-0 5-3		0-0 FC1-6 FC5 1B 1-2f		0-0 F7	4 0 1 0 0 0 2
Amos Otis, R (1, 8) OBP: 0.352, SLG: 0.434	0-0 F9 2-3		0-0 FC6-4 1B		0-0 F9		0-3 K		0-0 F7	5 0 1 0 0 1 3
Lou Piniella, R (1, 7) OBP: 0.278, SLG: 0.276	0-0 F8		0-0 FC6-4 1-2f			0-0 P4	0-0 1-2 1B			4 0 1 0 0 0 3
Bob Oliver, R (1, 3) OBP: 0.260, SLG: 0.355		0-0 6-3		0-0 3B 2B		0-0 L7	0-0 FC5 2-3f			4 1 1 0 0 0 2
Paul Schaal, R (1, 5) OBP: 0.463, SLG: 0.513		0-0 L7		0-0 SF7 3B		0-0 WP 1B		0-0 F8		4 2 2 1 0 0 0
Carl Taylor, R (1, 9) OBP: 0.333, SLG: 0.263		0-0 1B		0-0 SF7 3-H		4-0 1B 1-2 BB		0-0 5-3		2 0 1 1 1 0 0
Ed Kirkpatrick, L (1, 2) OBP: 0.333, SLG: 0.375		0-3 K		0-0 F9 3-H		0-0 1-2 2-H 1B		0-0 4-3		4 0 1 1 0 1 1
Ken Wright, R (1, 1) Jim Rooker, R (5, 1) Al Fitzmorris, S (6, 1) Dennis Paepke, R (6, PH) Tom Burgmeier, L (7, 1) Bobby Knoop, R (9, PH)			0-3 K	0-0 6-3		0-0 F8		0-0 6-3		2 0 0 0 0 1 0 0 0 0 0 0 0 0 0 0 0 0 0 0 0 1 0 0 0 0 0 2 0 0 0 0 0 0 0 1 0 0 0 0 0 0

BOTTOM

Baltimore Orioles @ Kansas City Royals
Municipal Stadium, Kansas City, MO
Sun May 02 1971, 4:33 AM EDT
Att: 29,120 - Unknown - 57 F

livebaseballscorecards.com

AB	35
R	3
H	10
RBI	3
BB	2
SO	3
LOB	13



Inning Stats	R: 0	H: 1	E: 0	LOB: 1	K: 0	BB: 0	S: 4	P: 4	R: 0	H: 1	E: 0	LOB: 1	K: 1	BB: 0	S: 6	P: 6	R: 0	H: 2	E: 0	LOB: 2	K: 1	BB: 0	S: 7	P: 7	R: 2	H: 2	E: 0	LOB: 0	K: 0	BB: 0	S: 5	P: 5	R: 0	H: 0	E: 0	LOB: 0	K: 0	BB: 0	S: 3	P: 3	R: 1	H: 2	E: 0	LOB: 2	K: 0	BB: 1	S: 5	P: 9	R: 0	H: 2	E: 0	LOB: 2	K: 1	BB: 0	S: 7	P: 7	R: 0	H: 0	E: 0	LOB: 0	K: 0	BB: 0	S: 3	P: 3	R: 0	H: 0	E: 0	LOB: 1	K: 0	BB: 1	S: 3	P: 7	1B: 8	SF: 1	2B: 1	SAC: 1	3B: 1	DP: 0	HR: 0	HBP: 0	WP: 1	PA: 39
PITCHER Mike Cuellar, L (1, 1) ERA: 4.09	IP	WLS	BF	H	R	ER	SO	BB	IBB	HBP	BLK	WP	HR	S	P	ERA	WHIP																			PITCHER	IP	WLS	BF	H	R	ER	SO	BB	IBB	HBP	BLK	WP	HR	S	P	ERA	WHIP																													

Batter	1	2	3	4	5	6	7	8	9	AB R H RBI BB SO LOB	TOP											
Freddie Patek, R OBP: 0.322, SLG: 0.321 (1, 6) X	0-0 4-3		0-0 5-3		0-0 SF8			0-3 K		3 0 0 1 0 1 0												
Joe Keough, L OBP: 0.290, SLG: 0.254 (1, 9) X	0-0 L7		0-0 4-3		0-0 6-3			0-0 1B		4 0 1 0 0 0 1												
Amos Otis, R OBP: 0.347, SLG: 0.419 (1, 8) B B B	4-0 S 1B BB			0-0 F8		0-0 F6		0-0 F8		3 1 0 0 1 0 1												
Ed Kirkpatrick, L OBP: 0.329, SLG: 0.368 (1, 2) X	0-0 PB 1B			0-0 G3		0-0 G3		0-3 K		4 0 1 1 0 1 1												
Lou Piniella, R OBP: 0.293, SLG: 0.284 Carl Taylor, R OBP: 0.385, SLG: 0.263 (1, 7) X (4, 7)	0-0 1B			1-0 HBP		4-0 FC6-4 BB		4-0 G5-4-3 BB		1 0 1 0 0 0 0 0 0 0 0 2 0 0												
Bob Oliver, R OBP: 0.260, SLG: 0.351 (1, 3) X		0-0 G4-6-3 1B		0-0 L5		0-0 FC6-4		0-3 K		4 0 1 0 0 1 3												
Cookie Rojas, R OBP: 0.374, SLG: 0.429 (1, 4) X		0-0 F9			0-0 SH1-4 SF8 1B		0-0 F3		0-0 G5-4-3	4 1 1 0 0 0 2												
Paul Schaal, R OBP: 0.449, SLG: 0.494 (1, 5) X		0-0 G4-6-3			0-0 E3 SH1-4		0-0 5-3			3 0 0 0 0 0 2												
Bruce Dal Canton, R Ted Abernathy, R (1, 1) (9, 1) X			0-0 5-3		0-0 SH1-4		0-0 5-3			2 0 0 0 0 0 0 0 0 0 0 0 0 0												
Inning Stats	R: 1 E: 0 K: 0 S: 4	H: 2 LOB: 2 BB: 1 P: 8	R: 0 E: 0 K: 0 S: 3	H: 1 LOB: 0 BB: 0 P: 3	R: 0 E: 0 K: 0 S: 3	H: 0 LOB: 0 BB: 0 P: 3	R: 0 E: 0 K: 0 S: 3	H: 0 LOB: 1 BB: 0 P: 4	R: 1 E: 1 K: 0 S: 5	H: 1 LOB: 1 BB: 0 P: 5	R: 0 E: 0 K: 0 S: 3	H: 0 LOB: 1 BB: 1 P: 7	R: 0 E: 0 K: 0 S: 3	H: 0 LOB: 0 BB: 0 P: 3	R: 0 E: 0 K: 2 S: 8	H: 1 LOB: 1 BB: 0 P: 8	R: 0 E: 0 K: 1 S: 4	H: 0 LOB: 0 BB: 1 P: 8	1B: 5 2B: 0 3B: 0 HR: 0	SF: 1 SAC: 1 DP: 2 HBP: 1	WP: 0 PB: 1 SB: 1 CS: 0	PA: 34
PITCHER	IP WLS BF H R ER SO BB IBB HBP BLK WP HR S P ERA WHIP																					
Steve Hargan, R ERA: 7.85 (1, 1)	4.0 L 17 4 2 1 0 1 0 0 0 0 0 0 0 20 2.25 1.250																					
Vince Colbert, R ERA: 3.43 (5, 1)	1.0 3 0 0 0 0 0 0 0 0 0 0 0 0 3 3 0.00 0.000																					
Alan Foster, R ERA: 5.26 (6, 1)	2.0 7 0 0 0 0 1 0 0 0 0 0 0 6 10 0.00 0.500																					
Steve Mingori, L ERA: 1.74 (8, 1)	2.0 7 1 0 0 0 3 1 0 0 0 0 0 0 12 16 0.00 1.000																					

Kansas City Royals @ Cleveland Indians
 Cleveland Municipal Stadium, Cleveland, OH
 Tue May 04 1971, 3:33 AM EDT
 Att. 2,931 - Unknown - 59 F

AB	28
R	2
H	5
RBI	2
BB	3
SO	3
LOB	10



WP: 0	PA: 34
-------	--------

Kansas City Royals @ Cleveland Indians
Cleveland Municipal Stadium, Cleveland, OH

Tue May 04 1971, 3:33 AM EDT
Att. 2,931 - Unknown - 59 F

AB	35
R	0
H	9
RBI	0
BB	2
SO	4
LOB	17



Batter	1	2	3	4	5	6	7	8	9	AB	R	H	RBI	BB	SO	LOB	
Ted Ford, R (1, 9) OBP: 0.278, SLG: 0.373	0-0 6-3 		0-0 1B 1B 		0-0 FC5-4 BB 1-2f 			0-0 G3-6-3 1B 	0-0 F9 	5	0	2	0	0	0	3	
Ted Uhlender, L (1, 7) OBP: 0.280, SLG: 0.255	0-0 4-3 		0-0 1-2 1B 		4-0 1-2 BB 			0-0 G3-6-3 1-2f 		3	0	1	0	1	0	1	
Vada Pinson, L (1, 8) OBP: 0.313, SLG: 0.330	0-0 G3 		0-3 K 		0-0 4-3 			0-0 1B 1B 		4	0	1	0	0	1	4	
Ray Fosse, R (1, 2) OBP: 0.316, SLG: 0.384		0-0 F3 		0-0 5-3 1B 			0-0 F7 		0-0 1-2 1B 	4	0	2	0	0	0	0	
Graig Nettles, L (1, 5) OBP: 0.330, SLG: 0.346		0-3 K 		0-0 F8 			0-0 F5 		0-0 4-3 	4	0	0	0	0	1	3	
Ken Harrelson, R (1, 3) OBP: 0.271, SLG: 0.286		4-0 BB 		0-0 5-3 1-2 			0-0 F7 		0-0 1B 1B 	3	0	1	0	1	0	1	
Roy Foster, R (9, PR) OBP: 0.227, SLG: 0.381										0	0	0	0	0	0	0	
John Lowenstein, L (1, 4) OBP: 0.220, SLG: 0.226		0-0 4-3 		0-0 4-3 			0-0 3-1 		0-0 F7 	4	0	0	0	0	0	3	
Jack Heidemann, R (1, 6) OBP: 0.207, SLG: 0.179			0-0 F4 		0-0 FC5-4 1B 			0-0 F8 		0-0 F4 	3	0	1	0	0	0	0
Gomer Hodge, S (9, PH) OBP: 0.435, SLG: 0.444										1	0	0	0	0	0	1	
Steve Hargan, R (1, 1) OBP: 0.180, SLG: 0.100										0	0	0	0	0	0	0	
Vince Colbert, R (5, 1)										1	0	0	0	0	0	1	
Lou Camilli, S (5, PH) OBP: 0.143, SLG: 0.143										0	0	0	0	0	0	0	
Alan Foster, R (6, 1) OBP: 0.125, SLG: 0.286										1	0	0	0	0	1	0	
Buddy Bradford, R (7, PH) OBP: 0.275, SLG: 0.285										0	0	0	0	0	0	0	
Steve Mingo, L (8, 1)										0	0	0	0	0	0	0	
Chuck Hinton, R (9, PH) OBP: 0.348, SLG: 0.364										1	0	1	0	0	0	0	

Inning Stats	R: 0	H: 0	E: 0	K: 0	S: 3	R: 0	H: 0	E: 0	K: 1	S: 5	R: 0	H: 2	E: 0	K: 2	S: 9	R: 0	H: 1	E: 0	K: 0	S: 4	R: 0	H: 1	E: 0	K: 0	S: 4	R: 0	H: 0	E: 0	K: 1	S: 5	R: 0	H: 3	E: 0	K: 0	S: 5	R: 0	H: 2	E: 0	K: 0	S: 5	1B: 9	2B: 0	3B: 0	HR: 0	SF: 0	SAC: 0	DP: 1	HBP: 0	WP: 0	PA: 37
PITCHER	IP	WLS	BF	H	R	ER	SO	BB	IBB	HBP	BLK	WP	HR	S	P	ERA	WHIP																		ERA	WHIP														
Bruce Dal Canton, R (1, 1) ERA: 2.48	8.2	W	36	9	0	0	4	2	0	0	0	0	0	42	50	0.00	1.269																																	
Ted Abernathy, R (9, 1) ERA: 0.68	0.1	S	1	0	0	0	0	0	0	0	0	0	0	1	1	0.00	0.000																																	

Batter	1	2	3	4	5	6	7	8	9	AB R H RBI BB SO LOB	TOP											
Freddie Patek, R (1, 6) OBP: 0.317, SLG: 0.309	0-0 E1 CS SH5-3		0-0 F5		0-0 L1	4-0 BB		0-3 K		4 0 0 1 1 1 3												
Joe Keough, L (1, 9) OBP: 0.301, SLG: 0.258	0-0 SH5-3		4-0 BB			1-2 2-3 3-H HR 1B			0-0 F7	3 1 1 0 1 0 3												
Amos Otis, R (1, 8) OBP: 0.350, SLG: 0.444	4-0 BB		0-0 F8			0-0 HR	0-3 K		0-0 L8	4 1 1 2 1 1 1												
Ed Kirkpatrick, L (1, 2) OBP: 0.311, SLG: 0.346	0-3 K			0-3 K		0-0 1-3	0-0 F9		0-3 K	5 0 0 0 0 3 1												
Bob Oliver, R (1, 3) OBP: 0.260, SLG: 0.347		0-0 F7		0-3 K		0-0 1B 2B 1B	0-0 F3			4 1 1 0 0 1 0												
Carl Taylor, R (1, 7) OBP: 0.400, SLG: 0.304		0-0 4-3		0-0 1-3		0-0 2B 1B BB		0-0 BB 1B		4 1 2 0 0 0 0												
Cookie Rojas, R (1, 4) OBP: 0.378, SLG: 0.436		4-0 S BB			0-0 F9	0-0 BB 2B		0-0 F9		3 0 1 1 1 0 1												
Paul Schaal, R (1, 5) OBP: 0.451, SLG: 0.488		0-0 4-3			0-0 1B	4-0 BB IBB		0-0 F2		3 0 1 0 1 0 2												
Dick Drago, R (1, 1) OBP: 0.267, SLG: 0.083			0-3 K		0-3 K	0-3 K		4-0 BB		3 0 0 0 1 3 4												
Tom Burgmeier, L (9, 1) OBP: 0.333, SLG: 0.333								1-2 BB		0 0 0 0 0 0 0												
Inning Stats	R: 0 E: 1 K: 1 S: 5	H: 0 LOB: 1 BB: 1 P: 9	R: 0 E: 0 K: 0 S: 3	H: 0 LOB: 1 BB: 1 P: 7	R: 0 E: 0 K: 1 S: 5	H: 0 LOB: 1 BB: 1 P: 9	R: 0 E: 0 K: 2 S: 7	H: 0 LOB: 0 BB: 0 P: 7	R: 0 E: 0 K: 1 S: 6	H: 1 LOB: 1 BB: 0 P: 6	R: 4 E: 0 K: 1 S: 10	H: 5 LOB: 3 BB: 2 P: 18	R: 0 E: 0 K: 1 S: 5	H: 0 LOB: 0 BB: 0 P: 5	R: 0 E: 0 K: 1 S: 6	H: 1 LOB: 2 BB: 1 P: 10	R: 0 E: 0 K: 1 S: 5	H: 0 LOB: 0 BB: 0 P: 5	1B: 5 2B: 1 3B: 0 HR: 1	SF: 0 SAC: 1 DP: 0 HBP: 0	WP: 0 PB: 0 SB: 1 CS: 1	PA: 40
PITCHER	IP WLS BF H R ER SO BB IBB HBP BLK WP HR S P ERA WHIP																					
Steve Dunning, R (1, 1) ERA: 3.1	5.2 L 28 6 4 4 6 4 1 0 0 0 1 35 55 6.35 1.765																					
Steve Mingori, L (6, 1) ERA: 1.69	0.1 1 0 0 0 0 0 0 0 0 0 0 0 1 1 0.00 0.000																					
Chuck Machemehl, R (7, 1) ERA: 6.06	1.0 3 0 0 0 1 0 0 0 0 0 0 0 5 5 0.00 0.000																					
Camilo Pascual, R (8, 1) ERA: 3.09	2.0 8 1 0 0 2 1 0 0 0 0 0 0 11 15 0.00 1.000																					

Kansas City Royals @ Cleveland Indians
Cleveland Municipal Stadium, Cleveland, OH

livebaseballscorecards.com

AB	33
R	4
H	7
RBI	4
BB	6
SO	9
LOB	15

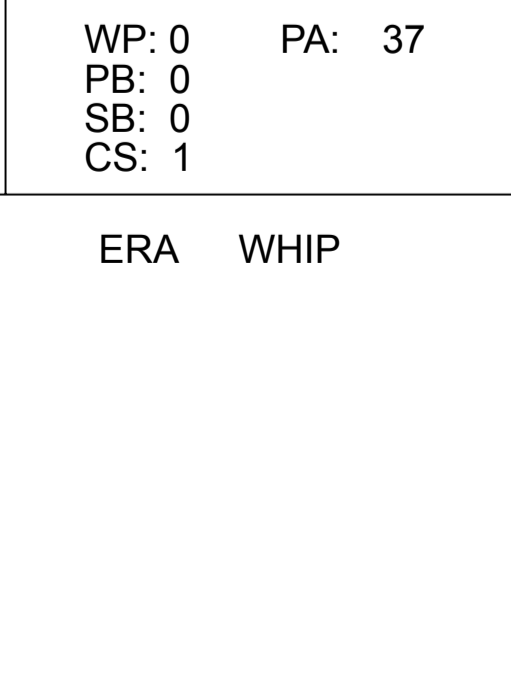


Wed May 05 1971, 3:33 AM EDT
Att: 3,056 - Unknown - 63 F

Batter	1	2	3	4	5	6	7	8	9	AB R H RBI BB SO LOB
Jack Heidemann, R (1, 6) OBP: 0.265, SLG: 0.242	0-0 1B SF8 1B		0-0 6-3 SH1-3 1B		0-0 F8			0-0 5-3 1B	0-0 F3	5 1 3 0 0 0 2
Eddie Leon, R (1, 4) OBP: 0.241, SLG: 0.170	0-0 1-3 BB 1B		0-0 SH1-3 1-2			0-3 K		0-0 5-3 1-2		3 0 1 0 0 1 1
Ted Ford, R (1, 9) OBP: 0.259, SLG: 0.345	0-0 F4		0-0 6-3 2-3			0-0 F8		0-0 6-3		4 0 0 0 0 0 4
Vada Pinson, L (1, 8) OBP: 0.301, SLG: 0.319	0-0 SF8		0-0 F6			0-3 K		0-3 K		3 0 0 1 0 2 2
Ray Fosse, R (1, 2) OBP: 0.333, SLG: 0.393	3-H 4-0 1-2 BB			0-0 F9			0-0 1B 1B		0-0 FC4-6 1B 1B	3 1 2 0 1 0 0
Graig Nettles, L (1, 5) OBP: 0.317, SLG: 0.329	0-3 K			0-0 F8			0-0 F9		0-0 L8	4 0 0 0 0 1 4
Ken Harrelson, R (1, 3) OBP: 0.281, SLG: 0.309		0-0 2B		0-0 6-3			0-0 F8		0-0 FC4-6 1-2 1B	4 0 2 0 0 0 1
Ted Uhlaender, L (1, 7) OBP: 0.302, SLG: 0.280		0-0 F8			0-0 CS 1B		0-0 1-2 1B		0-0 FC4-6 1B	3 0 2 0 0 0 0
Chuck Hinton, R (9, PH) OBP: 0.333, SLG: 0.348									1-2 2-3	1 0 0 0 0 0 2
Steve Dunning, R (1, 1) Steve Mingori, L (6, 1) Chuck Machemehl, R (7, 1) Gomer Hodge, S (7, PH) Camilo Pascual, R (8, 1) Buddy Bradford, R (9, PH)		0-3 K			0-3 K 1-2		0-0 F7		0-0 1-2 3-H 1B	2 0 0 0 0 0 2 1 0 0 0 0 0 0 0 0 0 0 0 0 0 0 0 0 1 0 0 0 0 0 0 2 0 0 0 0 0 0 0 0 1 0 1 1 0 0 0 0

BOTTOM													
<p style="text-align: center;">Kansas City Royals @ Cleveland Indians Cleveland Municipal Stadium, Cleveland, OH</p> <p style="text-align: right;">Wed May 05 1971, 3:33 AM EDT Att. 3,056 - Unknown - 63 F</p>													
AB	34	R	2	H	11	RBI	2	BB	1	SO	6	LOB	19
WP	0	PA	37	PB	0	SB	0	CS	1				

Inning Stats		R: 1	H: 2	E: 0	K: 1	S: 7	LOB: 2	BB: 1	P: 11	R: 0	H: 1	E: 0	K: 1	S: 5	LOB: 0	BB: 0	P: 5	R: 0	H: 1	E: 0	K: 0	S: 4	LOB: 1	BB: 0	P: 4	R: 0	H: 0	E: 0	K: 0	S: 3	LOB: 0	BB: 0	P: 3	R: 0	H: 1	E: 0	K: 1	S: 5	LOB: 0	BB: 0	P: 5	R: 0	H: 2	E: 0	K: 0	S: 5	LOB: 2	BB: 0	P: 5	R: 0	H: 1	E: 0	K: 1	S: 6	LOB: 1	BB: 0	P: 6	R: 1	H: 3	E: 0	K: 0	S: 6	LOB: 2	BB: 0	P: 6	1B: 10	SF: 1	2B: 1	SAC: 1	3B: 0	DP: 0	HR: 0	HBP: 0
PITCHER	Dick Drago, R (1, 1) ERA: 1.89	8.1	WLS	W	34	H	10	R	2	ER	2	SO	6	BB	1	IBB	0	HBP	0	BLK	0	WP	0	HR	0	S	45	P	49	ERA	2.16	WHIP	1.320	PITCHER	Tom Burgmeier, L (9, 1) ERA: 1.08	0.2	S	3	H	1	R	0	ER	0	SO	0	BB	0	IBB	0	HBP	0	BLK	0	WP	0	HR	0	S	3	P	3	ERA	0.00	WHIP	1.500							



Batter	1	2	3	4	5	6	7	8	9	AB R H RBI BB SO LOB	TOP									
Freddie Patek, R (1, 6) OBP: 0.313, SLG: 0.304	0-0 6-3		0-3 K		0-0 1-3		0-0 1B FC6-4	0-0 L8		5 1 1 0 0 1 3										
Cookie Rojas, R (1, 4) OBP: 0.397, SLG: 0.448	0-0 WP 1B		0-0 F9		0-0 1B		0-0 1-3 1B FC6-4	4-0 BB		4 0 3 0 1 0 0										
Amos Otis, R (1, 8) OBP: 0.343, SLG: 0.432	0-3 K 1-2		0-0 S 1B		0-0 F9		0-0 1-2f 3-H FC6-4	0-3 K		5 0 1 1 0 2 4										
Bob Oliver, R (1, 3) OBP: 0.248, SLG: 0.330	0-3 K		0-3 K 1-2		0-0 F8		0-3 K	0-3 K		5 0 0 0 0 4 5										
Carl Taylor, R (1, 7) OBP: 0.343, SLG: 0.250		0-0 6-3		0-0 6-3		0-0 4-3		0-0 F8	0-3 K	5 0 0 0 0 1 1										
Paul Schaal, R (1, 5) OBP: 0.472, SLG: 0.500		4-0 BB BB		0-0 S 1B		4-0 BB FC6-4		0-0 2B 1B		2 0 2 0 2 0 0										
Dennis Paepke, R (1, 9) OBP: 0.321, SLG: 0.385		4-0 BB BB		0-3 K 1-2		0-0 1-2f FC6-4		0-0 1-3 2B		3 0 1 0 1 1 2										
Ed Kirkpatrick, L (1, 2) OBP: 0.312, SLG: 0.337		0-3 K		4-0 BB		0-0 F8		4-0 BB		2 0 0 0 1 1 3										
Bobby Knoop, R (8, PH) OBP: 0.429, SLG: 0.400										0 0 0 0 1 0 0										
Ted Abernathy, R (8, 1)										0 0 0 0 0 0 0										
Mike Hedlund, R (1, 1) OBP: 0.125, SLG: 0.067		0-0 1-3		0-3 K		0-3 K		0-3 K		3 0 0 0 0 2 4										
Tom Burgmeier, L (7, 1) OBP: 0.333, SLG: 0.333										0 0 0 0 0 0 0										
Jerry May, R (8, PH) OBP: 0.367, SLG: 0.481										1 0 0 0 0 1 3										
Inning Stats	R: 0 E: 0 K: 2 S: 8	H: 1 LOB: 1 BB: 0 P: 8	R: 0 E: 0 K: 1 S: 5	H: 0 LOB: 2 BB: 2 P: 13	R: 0 E: 0 K: 2 S: 8	H: 1 LOB: 1 BB: 0 P: 8	R: 0 E: 0 K: 2 S: 8	H: 1 LOB: 2 BB: 1 P: 12	R: 0 E: 0 K: 0 S: 3	H: 0 LOB: 1 BB: 1 P: 7	R: 1 E: 0 K: 2 S: 9	H: 2 LOB: 1 BB: 0 P: 9	R: 0 E: 0 K: 1 S: 7	H: 2 LOB: 3 BB: 1 P: 11	R: 0 E: 0 K: 3 S: 9	H: 0 LOB: 1 BB: 1 P: 13	1B: 7 2B: 1 3B: 0 HR: 0	SF: 0 SAC: 0 DP: 0 HBP: 0	WP: 1 PB: 0 SB: 2 CS: 0	PA: 41
PITCHER Mickey Lolich, L (1, 1) ERA: 2.95	IP: 9.0 WLS: W BF: 41 H: 8 R: 1 ER: 1 SO: 13 BB: 6 IBB: 0 HBP: 0 BLK: 0 WP: 1 HR: 0 S: 61 P: 85 ERA: 1.00 WHIP: 1.556											PITCHER	IP: 9.0 WLS: W BF: 41 H: 8 R: 1 ER: 1 SO: 13 BB: 6 IBB: 0 HBP: 0 BLK: 0 WP: 1 HR: 0 S: 61 P: 85 ERA: 1.00 WHIP: 1.556							

Kansas City Royals @ Detroit Tigers
 Tiger Stadium, Detroit, MI
 Fri May 07 1971, 7:05 PM EDT
 Att. 13,973 - Unknown - 60 F

livebaseballscorecards.com

AB	35
R	1
H	8
RBI	1
BB	6
SO	13
LOB	25



Batter	1	2	3	4	5	6	7	8	9	AB R H RBI BB SO LOB	TOP	
Freddie Patek, R (1, 6) OBP: 0.318, SLG: 0.311	0-0 G6-3 1B			0-0 4-3		0-0 B1		0-0 1-2 G4-6-3 1B		4 0 2 0 0 0 1		
Joe Keough, L (1, 9) OBP: 0.289, SLG: 0.246 Dennis Paepke, R (8, PH) OBP: 0.310, SLG: 0.370 (8, 9)	0-0 G6-3 1-2f			0-0 4-3		0-0 4-3		0-0 G4-6-3 1-2f		3 0 0 0 0 0 2 1 0 0 0 0 0 3		
Amos Otis, R (1, 8) OBP: 0.330, SLG: 0.414	0-0 6-3			0-0 F5		0-0 F8			0-0 6-3	4 0 0 0 0 0 1		
Ed Kirkpatrick, L (1, 2) OBP: 0.309, SLG: 0.326		0-0 L8			4-0 BB 1B		0-0 3-1		0-0 3-1	3 0 0 0 1 0 0		
Cookie Rojas, R (1, 4) OBP: 0.392, SLG: 0.440		0-0 1-3			0-0 1B 1-2 1B		0-0 F8		0-3 K	4 1 1 0 0 1 0		
Paul Schaal, R (1, 5) OBP: 0.468, SLG: 0.494		0-0 5-3			0-0 1B 1-3 1B		0-0 4-3			3 0 1 0 0 0 0		
Bob Oliver, R (1, 3) OBP: 0.259, SLG: 0.339			0-0 5-3		0-0 1B 1-2 G4-3 1B			0-0 1B 1B 1B		3 0 2 1 0 0 0		
Carl Taylor, R (1, 7) OBP: 0.316, SLG: 0.226			0-0 6-3		0-0 G4-3 1-2f			0-3 K		3 0 0 0 0 1 3		
Wally Bunker, R (1, 1) Gail Hopkins, L (8, PH) OBP: 0.357, SLG: 0.182 Mike McCormick, L (8, 1)		0-3 K			4-0 BB 4-3 E BB			0-0 1B 1-2 1B		1 0 0 0 1 1 0 1 0 1 0 0 0 0 0 0 0 0 0 0 0		
Inning Stats	R: 0 H: 1 E: 0 LOB: 0 K: 0 BB: 0 S: 3 P: 3	R: 0 H: 0 E: 0 LOB: 0 K: 0 BB: 0 S: 3 P: 3	R: 0 H: 0 E: 0 LOB: 0 K: 1 BB: 0 S: 5 P: 5	R: 0 H: 0 E: 0 LOB: 0 K: 0 BB: 0 S: 3 P: 3	R: 1 H: 3 E: 0 LOB: 1 K: 0 BB: 1 S: 4 P: 8	R: 0 H: 0 E: 1 LOB: 1 K: 0 BB: 1 S: 3 P: 7	R: 0 H: 0 E: 0 LOB: 0 K: 0 BB: 0 S: 3 P: 3	R: 0 H: 3 E: 0 LOB: 2 K: 1 BB: 0 S: 7 P: 7	R: 0 H: 0 E: 0 LOB: 0 K: 1 BB: 0 S: 5 P: 5	1B: 7 SF: 0 2B: 0 SAC: 0 3B: 0 DP: 3 HR: 0 HBP: 0	WP: 0 PA: 32 PB: 0 SB: 0 CS: 0	
PITCHER	IP WLS BF H R ER SO BB IBB HBP BLK WP HR S P ERA WHIP											
Joe Coleman, R (1, 1) ERA: 3.0	7.1 W 28 7 1 1 2 2 0 0 0 0 0 0 30 38 1.23 1.227											
Fred Scherman, L (8, 1) ERA: 1.88	1.2 S 4 0 0 0 1 0 0 0 0 0 0 0 6 6 0.00 0.000											

Kansas City Royals @ Detroit Tigers
 Tiger Stadium, Detroit, MI
 Sat May 08 1971, 4:33 AM EDT
 Att: 15,441 - Unknown

livebaseballscorecards.com

AB	30
R	1
H	7
RBI	1
BB	2
SO	3
LOB	10



Batter	1	2	3	4	5	6	7	8	9
Dick McAuliffe, L (1, 4) OBP: 0.282, SLG: 0.352	0-0 L8		0-0 F6		0-0 4-3			0-0 F9	
Aurelio Rodriguez, R (1, 5) OBP: 0.287, SLG: 0.327	0-0 6-3		0-3 K		0-0 6-3			0-0 G3 1B	
Jim Northrup, L (1, 9) OBP: 0.400, SLG: 0.510	0-0 4-3			0-0 4-3		0-0 F9		0-0 G3 1-2	
Norm Cash, L (1, 3) OBP: 0.365, SLG: 0.604		0-0 4-3		0-0 HR		0-0 HR		0-0 G3	
Willie Horton, R (1, 7) OBP: 0.255, SLG: 0.409		0-0 6-3		0-0 F6		0-0 5-3			
Bill Freehan, R (1, 2) OBP: 0.355, SLG: 0.500		0-0 F8		0-0 1B		0-0 5-3			
Mickey Stanley, R (1, 8) OBP: 0.308, SLG: 0.295			0-0 1B	0-0 F9			0-0 6-3		
Ed Brinkman, R (1, 6) OBP: 0.290, SLG: 0.275			0-0 1B		0-0 4-3	0-3 K			
Joe Coleman, R (1, 1) Fred Scherman, L (8, 1)			0-0 F4		0-3 K		0-0 1-3		

AB	R	H	RBI	BB	SO	LOB
4	0	0	0	0	0	3
4	0	1	0	0	1	3
4	0	0	0	0	0	1
4	2	2	2	0	0	1
3	0	0	0	0	0	0
3	0	1	0	0	0	0
3	0	1	0	0	0	1
3	0	2	0	0	1	0
3	0	0	0	0	1	3
0	0	0	0	0	0	0

BOTTOM

Kansas City Royals @ Detroit Tigers
Tiger Stadium, Detroit, MI
Sat May 08 1971, 4:33 AM EDT
Att. 15,441 - Unknown

AB	31
R	2
H	7
RBI	2
BB	0
SO	3
LOB	12



Inning Stats		R: 0	H: 0	E: 0	LOB: 0	K: 0	BB: 0	S: 3	P: 3									
R: 0 H: 0 E: 0 LOB: 0 K: 0 BB: 0 S: 3 P: 3		R: 0 H: 0 E: 0 LOB: 0 K: 0 BB: 0 S: 3 P: 3		R: 0 H: 2 E: 0 LOB: 2 K: 1 BB: 0 S: 7 P: 7		R: 1 H: 2 E: 0 LOB: 1 K: 0 BB: 0 S: 5 P: 5		R: 0 H: 1 E: 0 LOB: 1 K: 1 BB: 0 S: 6 P: 6		R: 1 H: 1 E: 0 LOB: 0 K: 0 BB: 0 S: 4 P: 4		R: 0 H: 0 E: 0 LOB: 0 K: 1 BB: 0 S: 5 P: 5		R: 0 H: 1 E: 0 LOB: 1 K: 0 BB: 0 S: 4 P: 4				
PITCHER		IP	WLS	BF	H	R	ER	SO	BB	IBB	HBP	BLK	WP	HR	S	P	ERA	WHIP
Wally Bunker, R (1, 1) ERA: 4.28		7.0	L	27	6	2	2	3	0	0	0	0	0	0	33	33	2.57	0.857
Mike McCormick, L (8, 1) ERA:		1.0		4	1	0	0	0	0	0	0	0	0	4	4	0.00	1.000	

WP	HR	S	P	ERA	WHIP
0	0	0	0	0	0

Batter	1	2	3	4	5	6	7	8	9	AB	R	H	RBI	BB	SO	LOB	TOP										
Freddie Patek, R (1, 6) OBP: 0.316, SLG: 0.309	0-0 F4	0-0 G6-3 1B		0-0 SH1-4		0-3 K	0-0 F3			4	0	1	0	0	1	2											
Joe Keough, L (1, 7) OBP: 0.296, SLG: 0.236	4-0 BB 1B 3B BB	0-0 G6-3		4-0 FC5-4 BB		0-0 F9		0-0 L8		3	1	0	0	2	0	2											
Amos Otis, R (1, 8) OBP: 0.333, SLG: 0.423	0-0 BB 1B 3B		0-0 6-3	0-0 FC5-4		0-0 2B		0-0 L8		5	1	2	1	0	0	2											
Ed Kirkpatrick, L (1, 2) OBP: 0.324, SLG: 0.337	4-0 BB 1B 3B		0-0 2B	0-0 6-3		0-0 6-3		4-0 BB		3	1	1	0	2	0	3											
Gail Hopkins, L (1, 3) OBP: 0.368, SLG: 0.563	0-0 3B		0-0 F9		0-0 4-3		0-0 HR	0-0 4-3		5	1	2	4	0	0	2											
Cookie Rojas, R (1, 4) OBP: 0.392, SLG: 0.434	0-0 5-3		0-0 F8		4-0 WP BB		0-0 FC6-4 1B	0-0 5-3		4	0	1	0	1	0	2											
Paul Schaal, R (1, 5) OBP: 0.465, SLG: 0.478	0-0 L8			4-0 2B BB	0-3 K	0-0 FC6-4 WP	0-0 5-3	4-0 S BB		3	1	0	0	2	1	3	AB 34										
Bob Oliver, R (1, 9) OBP: 0.265, SLG: 0.345		0-0 6-3		0-0 SH1-4 FC5-4 2B	4-0 IBB	0-0 5-3	0-0 K	0-3 K		4	1	1	1	1	1	2	R 6										
Ken Wright, R (1, 1) OBP: 0.286, SLG: 0.167				4-0 FC5-4 SH1-4 BB	0-3 K	4-0 BB	0-3 K			2	0	1	0	1	1	2	H 9										
Jim York, R (5, 1)										0	0	0	0	0	0	0	RBI 6										
Tom Burgmeier, L (6, 1) OBP: 0.400, SLG: 0.250										1	0	0	0	1	1	1	BB 10										
										0	0	0	0	0	0	0	SO 5										
										1	0	0	0	1	1	1	LOB 21										
Inning Stats	R: 3 E: 0 K: 0 S: 5	H: 2 LOB: 1 BB: 2 P: 13	R: 0 E: 0 K: 0 S: 4	H: 2 LOB: 1 BB: 0 P: 4	R: 0 E: 0 K: 0 S: 4	H: 1 LOB: 1 BB: 0 P: 4	R: 2 E: 0 K: 0 S: 4	H: 1 LOB: 2 BB: 3 P: 16	R: 0 E: 0 K: 2 S: 7	H: 0 LOB: 2 BB: 2 P: 15	R: 0 E: 0 K: 1 S: 6	H: 1 LOB: 1 BB: 0 P: 6	R: 1 E: 0 K: 0 S: 5	H: 2 LOB: 2 BB: 1 P: 9	R: 0 E: 0 K: 0 S: 3	H: 0 LOB: 1 BB: 1 P: 7	R: 0 E: 0 K: 2 S: 7	H: 0 LOB: 1 BB: 1 P: 11	1B: 4 2B: 3 3B: 1 HR: 1	SF: 0 SAC: 1 DP: 1 HBP: 0	WP: 2 PB: 0 SB: 1 CS: 0	PA: 45					
PITCHER	IP	WLS	BF	H	R	ER	SO	BB	IBB	HBP	BLK	WP	HR	S	P	ERA	WHIP										
Joe Niekro, R (1, 1) ERA: 5.58	3.0	L	17	6	5	5	0	3	0	0	0	0	0	14	26	15.00	3.000										
Bill Denehy, R (4, 1) ERA:	1.0		5	0	0	0	0	2	0	0	0	0	0	3	11	0.00	2.000										
Bill Zepp, R (5, 1) ERA: 7.71	2.0		9	1	0	0	3	1	1	0	0	1	0	13	21	0.00	1.000										
Daryl Patterson, R (7, 1) ERA: 4.5	2.0		10	2	1	1	0	2	0	0	0	1	1	8	16	4.50	2.000										
Jim Hannan, R (9, 1) ERA: 3.27	1.0		4	0	0	0	2	1	0	0	0	0	0	7	11	0.00	1.000										

Kansas City Royals @ Detroit Tigers
 Tiger Stadium, Detroit, MI
 Sun May 09 1971, 4:33 AM EDT
 Att. 25,570 - Unknown - 70 F

livebaseballscorecards.com

AB	34
R	6
H	9
RBI	6
BB	10
SO	5
LOB	21



Batter	1	2	3	4	5	6	7	8	9	AB R H RBI BB SO LOB
Dick McAuliffe, L OBP: 0.270, SLG: 0.336 (1, 4)	0-0 4-3	0-0 F8		0-3 K		0-0 L8			0-0 4-3	5 0 0 0 0 1 3
Aurelio Rodriguez, R OBP: 0.292, SLG: 0.324 (1, 5)	0-0 BB BB 1B		0-0 F7		0-0 5-3	4-0 FC6 BB			0-0 L6	4 0 1 0 1 0 0
Jim Northrup, L OBP: 0.408, SLG: 0.505 (1, 9)	4-0 BB 1-2 BB		0-0 BB 1B		4-0 HR BB	0-0 FC6 1-2f			0-0 1-3	3 1 1 0 2 0 2
Norm Cash, L OBP: 0.373, SLG: 0.643 (1, 3)	0-0 F8		4-0 BB		0-0 HR				0-0 3-1	3 1 1 2 1 0 2
Willie Horton, R OBP: 0.265, SLG: 0.407 (1, 7)	4-0 1-2 2-3 BB		0-3 K		0-0 WP 1B				0-0 6-3	3 0 1 0 1 1 2
Bill Freehan, R OBP: 0.340, SLG: 0.478 (1, 2)	0-3 K		0-0 F8		0-3 K				0-0 F3	4 0 0 0 0 2 6
Mickey Stanley, R OBP: 0.304, SLG: 0.292 (1, 8)		0-0 6-3		0-0 1B		0-0 F7			0-3 K	4 0 1 0 0 1 1
Ed Brinkman, R OBP: 0.279, SLG: 0.263 (1, 6)		0-0 E6		0-0 F8		0-0 5-3			0-3 K	4 0 0 0 0 1 1
Joe Niekro, R OBP: 0.308, SLG: 0.182 (1, 1)		0-3 K		0-0 L4		0-0 PB 1B			0-3 K	1 0 0 0 0 0 1 1
Bill Denney, S (4, 1)										0 0 0 0 0 0 0 0
Kevin Collins, L OBP: 0.143, SLG: 0.429 (4, PH)										1 0 0 0 0 0 0 1
Bill Zepp, R (5, 1)										0 0 0 0 0 0 0 0
Gates Brown, L OBP: 0.263, SLG: 0.222 (6, PH)										0 0 0 0 0 0 0 0
Daryl Patterson, L (7, 1)										1 0 1 0 0 0 0 0
Ike Brown, R OBP: 0.143, SLG: 0.571 (8, PH)										0 0 0 0 0 0 0 0
Jim Hannan, R (9, 1)										1 0 0 0 0 0 1 0
										0 0 0 0 0 0 0 0

Inning Stats	R: 0 E: 0 K: 1 S: 6	H: 1 LOB: 3 BB: 2 P: 14	R: 0 E: 1 K: 1 S: 6	H: 0 LOB: 1 BB: 0 P: 6	R: 0 E: 0 K: 1 S: 6	H: 1 LOB: 2 BB: 1 P: 10	R: 0 E: 0 K: 1 S: 6	H: 1 LOB: 1 BB: 0 P: 6	R: 2 E: 0 K: 1 S: 7	H: 2 LOB: 1 BB: 1 P: 11	R: 0 E: 0 K: 0 S: 4	H: 1 LOB: 2 BB: 1 P: 8	R: 0 E: 0 K: 0 S: 3	H: 0 LOB: 0 BB: 0 P: 3	R: 0 E: 0 K: 3 S: 9	H: 0 LOB: 0 BB: 0 P: 9	R: 0 E: 0 K: 0 S: 3	H: 0 LOB: 0 BB: 0 P: 3	1B: 5 2B: 0 3B: 0 HR: 1	SF: 0 SAC: 0 DP: 0 HBP: 0	WP: 1 PB: 1 SB: 0 CS: 0	PA: 39
--------------	------------------------------	----------------------------------	------------------------------	---------------------------------	------------------------------	----------------------------------	------------------------------	---------------------------------	------------------------------	----------------------------------	------------------------------	---------------------------------	------------------------------	---------------------------------	------------------------------	---------------------------------	------------------------------	---------------------------------	----------------------------------	------------------------------------	----------------------------------	--------


PITCHER	IP	WLS	BF	H	R	ER	SO	BB	IBB	HBP	BLK	WP	HR	S	P	ERA	WHIP
Ken Wright, R ERA: 3.43 (1, 1)	4.1		23	5	2	2	4	4	0	0	0	0	1	27	43	4.15	2.077
Jim York, R ERA: 4.91 (5, 1)	1.1		6	1	0	0	1	1	0	0	0	1	0	7	11	0.00	1.500
Tom Burgmeier, L ERA: 0.86 (6, 1)	3.1	W	10	0	0	0	3	0	0	0	0	0	0	16	16	0.00	0.000

BOTTOM

Kansas City Royals @ Detroit Tigers
Tiger Stadium, Detroit, MI
Sun May 09 1971, 4:33 AM EDT
Att: 25,570 - Unknown - 70 F

livebaseballscorecards.com

AB	34
R	2
H	6
RBI	2
BB	5
SO	8
LOB	19



Batter	1	2	3	4	5	6	7	8	9	AB R H RBI BB SO LOB	TOP
Freddie Patek, R (1, 6) OBP: 0.319, SLG: 0.313	0-0 F8		0-0 F9		0-0 1B		0-0 F3		0-0 1B	5 1 2 0 0 0 1	
Cookie Rojas, R (1, 4) OBP: 0.395, SLG: 0.431 Bobby Knoop, R (8, 4) OBP: 0.375, SLG: 0.333	0-0 F9		0-0 F2		0-0 FC5 1B		4-0 1-2 HR BB		0-3 K	3 1 1 0 1 0 0 1 0 0 0 0 1 1	
Amos Otis, R (1, 8) OBP: 0.356, SLG: 0.481	0-0 2B		0-0 CS 1B		0-0 1B		0-0 1-H 2-H HR			4 1 4 4 0 0 0	
Bob Oliver, R (1, 3) OBP: 0.256, SLG: 0.333	0-0 P6		0-0 CS 1-2		0-0 F8 1-2		0-0 FC5 2-3f		0-0 1-3	4 0 0 0 0 0 3	
Dennis Paepke, R (1, 9) OBP: 0.303, SLG: 0.355		0-0 6-3		0-0 FC6-4 1B		0-0 F9		0-0 F8		4 0 1 0 0 0 0	
Paul Schaal, R (1, 5) OBP: 0.458, SLG: 0.469		0-0 1B 1B		0-0 FC6-4 1-2f		0-3 K		0-0 P3		4 0 1 0 0 1 1	
Carl Taylor, R (1, 7) OBP: 0.286, SLG: 0.200		0-3 K		0-3 K		0-3 K		0-0 6-3		4 0 0 0 0 3 2	
Jerry May, R (1, 2) OBP: 0.382, SLG: 0.516		0-0 1-2 1B		0-0 F9		0-0 FC1-5 2B		0-0 1-3		4 0 2 0 0 0 0	
Bruce Dal Canton, R (1, 1) OBP: 0.382, SLG: 0.516		0-0 F9		0-3 K		0-0 FC1-5 HR BB		0-0 4-3		4 1 0 0 0 1 3	
Inning Stats	R: 0 H: 1 E: 0 LOB: 1 K: 0 BB: 0 S: 4 P: 4	R: 0 H: 2 E: 0 LOB: 2 K: 1 BB: 0 S: 7 P: 7	R: 0 H: 1 E: 0 LOB: 0 K: 0 BB: 0 S: 3 P: 3	R: 0 H: 1 E: 0 LOB: 1 K: 1 BB: 0 S: 6 P: 6	R: 1 H: 3 E: 0 LOB: 2 K: 1 BB: 0 S: 8 P: 8	R: 0 H: 0 E: 0 LOB: 0 K: 2 BB: 0 S: 7 P: 7	R: 3 H: 2 E: 0 LOB: 0 K: 0 BB: 1 S: 5 P: 9	R: 0 H: 0 E: 0 LOB: 0 K: 0 BB: 0 S: 3 P: 3	R: 0 H: 1 E: 0 LOB: 1 K: 1 BB: 0 S: 6 P: 6	1B: 8 SF: 0 2B: 2 SAC: 0 3B: 0 DP: 0 HR: 1 HBP: 0	WP: 0 PA: 39 PB: 0 SB: 0 CS: 1
PITCHER	IP WLS BF H R ER SO BB IBB HBP BLK WP HR S P ERA WHIP										
Dave McNally, L (1, 1) ERA: 2.77	8.0 L 34 10 4 4 5 1 0 0 0 0 0 1 43 47 4.50 1.375										
Pete Richert, L (9, 1) ERA: 3.86	1.0 4 1 0 0 1 0 0 0 0 0 0 0 6 6 0.00 1.000										

Kansas City Royals @ Baltimore Orioles
Memorial Stadium, Baltimore, MD
 Mon May 10 1971, 7:05 PM EDT
 Att: 5,577 - Unknown - 70 F

livebaseballscorecards.com

AB	37
R	4
H	11
RBI	4
BB	1
SO	6
LOB	11



Kansas City Royals @ Baltimore Orioles
 Memorial Stadium, Baltimore, MD

Tue May 11 1971, 7:05 PM EDT
 Att: 4,979 - Unknown

AB	41
R	4
H	10
RBI	4
BB	3
SO	4
LOB	22



WP:	1	PA:	44
PB:	1		
SB:	0		
CS:	0		

AB R H RBI BB SO LOB

5	0	1	0	0	0	0
4	2	2	0	1	0	3
5	1	3	1	0	1	1
5	0	1	2	0	1	3
5	0	2	0	0	0	1
5	1	0	0	0	0	3
3	0	1	1	2	0	1
5	0	0	0	0	1	6
2	0	0	0	0	0	3
1	0	0	0	0	0	1
0	0	0	0	0	0	0
1	0	0	0	0	1	0
0	0	0	0	0	0	0

Batter	1	2	3	4	5	6	7	8	9	10
Freddie Patek, R (1, 6) OBP: 0.315, SLG: 0.308	0-0 6-3	0-0 1B			0-0 F9		0-0 6-3		0-0 5-3	
Joe Keough, L (1, 9) OBP: 0.314, SLG: 0.276	4-0 1B 2B BB	0-0 G3-2-3			0-0 1-3		0-0 2B		0-0 3B 2B	
Amos Otis, R (1, 8) OBP: 0.366, SLG: 0.504	0-0 2B 1B		0-0 G3		0-0 WP 1B		0-3 K		0-0 2-H 3B	
Gail Hopkins, L (1, 3) OBP: 0.333, SLG: 0.524	0-0 4-3 1-H 2-H 2B		0-0 4-3		0-0 4-3		0-0 F5		0-3 K	
Ed Kirkpatrick, L (1, 7) OBP: 0.327, SLG: 0.340	0-0 4-3		0-0 F9		0-0 FC4-6 1B		0-0 G5-3 E 1B		0-0 4-3	
Cookie Rojas, R (1, 4) OBP: 0.381, SLG: 0.413	0-0 P4		0-0 5-3		0-0 FC4-6 1B 1-2f		0-0 F8		0-0 F8	
Paul Schaal, R (1, 5) OBP: 0.463, SLG: 0.465		4-0 FC1-5 E BB		0-0 E6 FC6-4		0-0 1-H 1B		0-0 E6	4-0 BB BB BB	
Jerry May, R (1, 2) OBP: 0.333, SLG: 0.444		0-0 E4 1B FC1-5		0-0 FC6-4		0-3 K		0-0 G5-3	0-0 F6	
Dick Drago, R (1, 1) OBP: 0.235, SLG: 0.071		0-0 FC1-5		0-0 G3		0-0 6-3		0-3 K		
Bob Oliver, R (6, PH) OBP: 0.254, SLG: 0.331										
Jim Rooker, R (6, 1)										
Dennis Paepke, R (9, PH) OBP: 0.294, SLG: 0.344		1-2 2-3f								
Ted Abernathy, R (9, 1)										

Inning Stats	R: 2	H: 2	E: 0	LOB: 1	K: 0	S: 5	P: 9	R: 0	H: 1	E: 1	LOB: 2	K: 0	S: 4	P: 8	R: 0	H: 0	E: 0	LOB: 0	K: 0	S: 3	P: 3	R: 0	H: 0	E: 1	LOB: 1	K: 0	S: 4	P: 4	R: 0	H: 1	E: 0	LOB: 1	K: 1	S: 7	P: 7	R: 0	H: 1	E: 0	LOB: 1	K: 1	S: 6	P: 6	R: 0	H: 1	E: 1	LOB: 1	K: 0	S: 4	P: 4	R: 1	H: 2	E: 0	LOB: 1	K: 2	S: 9	P: 9	R: 0	H: 0	E: 0	LOB: 1	K: 0	S: 3	P: 7	1B: 6	2B: 3	3B: 1	HR: 0	SF: 0	SAC: 0	DP: 2	HBP: 0	WP: 1	PA: 44
--------------	------	------	------	--------	------	------	------	------	------	------	--------	------	------	------	------	------	------	--------	------	------	------	------	------	------	--------	------	------	------	------	------	------	--------	------	------	------	------	------	------	--------	------	------	------	------	------	------	--------	------	------	------	------	------	------	--------	------	------	------	------	------	------	--------	------	------	------	-------	-------	-------	-------	-------	--------	-------	--------	-------	--------

PITCHER	IP	WLS	BF	H	R	ER	SO	BB	IBB	HBP	BLK	WP	HR	S	P	ERA	WHIP
Pat Dobson, R (1, 1) ERA: 2.55	8.2		39	10	4	3	3	2	0	0	0	1	0	43	51	3.12	1.385
Pete Richert, L (9, 1) ERA: 3.6	0.1		1	0	0	0	1	0	0	0	0	0	0	3	3	0.00	0.000
Eddie Watt, R (10, 1) ERA: 2.7	1.0	W	4	0	0	0	0	1	0	0	0	0	0	3	7	0.00	1.000

Kansas City Royals @ Baltimore Orioles
Memorial Stadium, Baltimore, MD

Tue May 11 1971, 7:05 PM EDT
 Att. 4,979 - Unknown

livebaseballscorecards.com

AB	35
R	5
H	11
RBI	5
BB	5
SO	5
LOB	17



WP:	0	PA:	42
PB:	0		
SB:	1		
CS:	0		

AB R H RBI BB SO LOB

5	1	1	0	0	0	2
5	1	3	0	0	1	2
2	1	0	1	2	0	2
5	0	0	0	0	1	5
3	1	1	0	2	1	0
5	1	4	2	0	0	1
3	0	0	0	0	1	4
0	0	0	1	0	0	0
4	0	2	1	0	0	0
2	0	0	0	1	1	1
0	0	0	0	0	0	0
1	0	0	0	0	0	0
0	0	0	0	0	0	0

Batter	1	2	3	4	5	6	7	8	9	10
Don Buford, S (1.7) OBP: 0.404, SLG: 0.437	G3		P4		SF8 1B	5-3			4-3	
Paul Blair, R (1.8) OBP: 0.287, SLG: 0.327	G1-6-3 1B		K		SF8 1B 2B				P5	
Brooks Robinson, R (1.5) OBP: 0.339, SLG: 0.318	G1-6-3 1-2f		BB		SF8				G6-4-3 1-2f	BB 1B BB
Boog Powell, L (1.3) OBP: 0.323, SLG: 0.448		4-3	F8		L4				K	L8
Davey Johnson, R (1.4) OBP: 0.357, SLG: 0.490		K		6-3	1B BB				4-3 SF8 2B	BB 1B BB
Merv Rettenmund, R (1.9) OBP: 0.395, SLG: 0.328		1B		1B S 1B	1B 3-H 1B				4-3 1	BB 1B 1-2 2-H
Eirol Hendricks, L (1.2) OBP: 0.197, SLG: 0.186 Andy Etchebarren, R (8, PH) OBP: 0.275, SLG: 0.306			P4		K 1-2				SF8 2	
Mark Belanger, R (1.6) OBP: 0.376, SLG: 0.330					BB BB 1B 2-H 1B				6-3 1	
Pat Dobson, R (1.1) OBP: 0.176, SLG: 0.067 Pete Richert, L (9, 1) Tom Shopay, L (9, PH) OBP: 0.308, SLG: 0.250 Eddie Watt, R (10, 1)					BB BB 1B 2-H 1B				4-3 3	
										F7 1

Inning Stats	R: 0	H: 1	E: 0	LOB: 0	K: 0	S: 3	P: 3	R: 0	H: 1	E: 0	LOB: 1	K: 1	BB: 0	S: 6	P: 6	R: 0	H: 1	E: 0	LOB: 3	K: 1	BB: 2	S: 6	P: 14	R: 1	H: 2	E: 0	LOB: 1	K: 2	BB: 0	S: 9	P: 9	R: 2	H: 3	E: 0	LOB: 2	K: 0	BB: 1	S: 6	P: 10	R: 0	H: 0	E: 0	LOB: 0	K: 0	BB: 0	S: 3	P: 3	R: 0	H: 1	E: 0	LOB: 0	K: 1	BB: 0	S: 5	P: 5	R: 1	H: 1	E: 0	LOB: 0	K: 0	BB: 0	S: 4	P: 4	R: 0	H: 0	E: 0	LOB: 0	K: 0	BB: 0	S: 3	P: 3	R: 1	H: 1	E: 0	LOB: 2	K: 0	BB: 2	S: 2	P: 10	1B: 9	SF: 2	2B: 2	SAC: 0	3B: 0	DP: 2	HR: 0	HBP: 0
--------------	------	------	------	--------	------	------	------	------	------	------	--------	------	-------	------	------	------	------	------	--------	------	-------	------	-------	------	------	------	--------	------	-------	------	------	------	------	------	--------	------	-------	------	-------	------	------	------	--------	------	-------	------	------	------	------	------	--------	------	-------	------	------	------	------	------	--------	------	-------	------	------	------	------	------	--------	------	-------	------	------	------	------	------	--------	------	-------	------	-------	-------	-------	-------	--------	-------	-------	-------	--------

PITCHER	IP	WLS	BF	H	R	ER	SO	BB	IBB	HBP	BLK	WP	HR	S	P	ERA	WHIP
Dick Drago, R (1.1) ERA: 2.22	5.0		25	8	3	3	4	3	0	0	0	0	0	30	42	5.40	2.200
Jim Rooker, L (6.1) ERA: 10.13	3.0		10	2	1	1	1	0	0	0	0	0	0	12	12	3.00	0.667
Ted Abernathy, R (9.1) ERA: 1.15	1.1	L	7	1	1	1	0	2	0	0	0	0	0	5	13	6.75	2.250

WP:	0
PB:	0
SB:	1
CS:	0

Batter	1	2	3	4	5	6	7	8	9	AB R H RBI BB SO LOB	TOP								
Freddie Patek, R (1, 6) OBP: 0.307, SLG: 0.299	0-0 6-3		0-0 6-3			0-0 L6			0-0 6-3	4 0 0 0 0 0 1									
Cookie Rojas, R (1, 4) OBP: 0.370, SLG: 0.400	0-0 F9			0-0 6-3			0-0 F8		0-0 4-3	4 0 0 0 0 0 0									
Amos Otis, R (1, 8) OBP: 0.357, SLG: 0.491	0-0 F8			0-0 L7			0-0 F7			3 0 0 0 0 0 0									
Bob Oliver, R (1, 3) OBP: 0.256, SLG: 0.325		0-0 5-3		0-0 F2			4-0 FC6-4 BB			2 0 0 0 1 0 0									
Paul Schaal, R (1, 5) OBP: 0.452, SLG: 0.451		0-0 5-3			0-0 P6		0-0 FC6-4 1-2f			3 0 0 0 0 0 1									
Dennis Paepke, R (1, 9) OBP: 0.270, SLG: 0.314		0-0 F9			0-0 6-3			0-0 5-3		3 0 0 0 0 0 0									
Carl Taylor, R (1, 7) OBP: 0.273, SLG: 0.189			0-3 K		0-0 1-3			0-0 G3		2 0 0 0 0 1 0									
Mike McCormick, L (6, 1)										0 0 0 0 0 0 0	AB 27								
Jim York, R (7, 1)										0 0 0 0 0 0 0	R 0								
Rich Severson, R (8, PH)										1 0 0 0 0 0 0	H 1								
Al Fitzmorris, S (8, 1)										0 0 0 0 0 0 0	RBI 0								
Jerry May, R (1, 2) OBP: 0.333, SLG: 0.436			0-0 SH1-4 1B			0-0 F8		0-0 F7		3 0 1 0 0 0 0	BB 1								
Mike Hedlund, R (1, 1) OBP: 0.125, SLG: 0.067										0 0 0 0 0 0 0	SO 1								
Ed Kirkpatrick, L (6, PH) OBP: 0.321, SLG: 0.333			0-0 SH1-4			0-0 P6		0-0 G3		2 0 0 0 0 0 0	LOB 2								
Inning Stats	R: 0 E: 0 K: 0 S: 3	H: 0 LOB: 0 BB: 0 P: 3	R: 0 E: 0 K: 0 S: 3	H: 0 LOB: 0 BB: 0 P: 3	R: 0 E: 0 K: 1 S: 6	H: 1 LOB: 1 BB: 0 P: 6	R: 0 E: 0 K: 0 S: 3	H: 0 LOB: 0 BB: 0 P: 3	R: 0 E: 0 K: 0 S: 3	H: 0 LOB: 1 BB: 1 P: 7	R: 0 E: 0 K: 0 S: 3	H: 0 LOB: 0 BB: 0 P: 3	R: 0 E: 0 K: 0 S: 3	H: 0 LOB: 0 BB: 0 P: 3	1B: 1 2B: 0 3B: 0 HR: 0	SF: 0 SAC: 1 DP: 0 HBP: 0	WP: 0 PB: 0 SB: 0 CS: 0	PA: 29	
PITCHER Mike Cuellar, L (1, 1) ERA: 3.86	IP 9.0 WLS W BF 29 H 1 R 0 ER 0 SO 1 BB 1 IBB 0 HBP 0 BLK 0 WP 0 HR 0 S 30 P 34 ERA 0.00 WHIP 0.222																		

Kansas City Royals @ Baltimore Orioles
Memorial Stadium, Baltimore, MD
 Wed May 12 1971, 7:05 PM EDT
 Att. 5,900 - Unknown - 70 F

livebaseballscorecards.com



Batter	1	2	3	4	5	6	7	8	9
Don Buford, S (1, 7) OBP: 0.404, SLG: 0.435	0-3 K	0-0 4-3			0-0 L7 SH5-3 1B		0-0 1B 1B	0-0 6-3	
Paul Blair, R (1, 8) OBP: 0.294, SLG: 0.333	0-0 BB BB 1B		0-0 F9		0-0 SH5-3 1-2		0-0 1B SF8 1B	0-0 G3	
Boog Powell, L (1, 3) OBP: 0.336, SLG: 0.449	4-0 L6 BB 1-2 BB		4-0 G5-3 1B BB		0-0 L7 2-3		0-0 1-3 2-H E 1B		
Brooks Robinson, R (1, 5) OBP: 0.352, SLG: 0.330	4-0 1-2 2-3 BB		0-0 1-2 1B		0-0 3-H 1B		0-0 SF8		
Davey Johnson, R (1, 4) OBP: 0.345, SLG: 0.472	0-0 L6 2-3		0-0 G5-3 2-3f		0-0 F8		0-0 P4		
Merv Rettenmund, R (1, 9) OBP: 0.413, SLG: 0.400		0-0 1B 3B		0-0 SH1-3 1B		0-0 F8	0-0 1B 2B		
Elrod Hendricks, L (1, 2) OBP: 0.217, SLG: 0.210		0-0 4-3 PB 1B 3-H		0-0 SH1-3 1-2		0-0 F9	0-0 2-H 1B		
Mark Belanger, R (1, 6) OBP: 0.372, SLG: 0.319		0-0 F3 1-2		0-0 5-3		4-0 BB	0-0 4-3		
Mike Cuellar, L (1, 1) OBP: 0.174, SLG: 0.238		0-0 4-3 2-3		0-0 F9		0-0 P2		0-0 4-3	

Inning Stats	R: 0	H: 1	E: 0	K: 1	S: 5	LOB: 2	P: 13	R: 1	H: 2	E: 0	K: 0	S: 5	LOB: 1	P: 5	R: 0	H: 1	E: 0	K: 0	S: 3	R: 0	H: 1	E: 0	K: 0	S: 4	R: 1	H: 2	E: 0	K: 0	S: 5	R: 0	H: 0	E: 0	K: 0	S: 3	R: 4	H: 5	E: 1	K: 0	S: 8	R: 0	H: 0	E: 0	K: 0	S: 3	LOB: 0	P: 3
--------------	------	------	------	------	------	--------	-------	------	------	------	------	------	--------	------	------	------	------	------	------	------	------	------	------	------	------	------	------	------	------	------	------	------	------	------	------	------	------	------	------	------	------	------	------	------	--------	------

AB	R	H	RBI	BB	SO	LOB
5	2	2	0	0	1	1
4	1	2	0	0	0	0
2	1	1	1	2	0	1
2	0	2	2	1	0	0
4	0	0	0	0	0	6
4	2	3	0	0	0	0
3	0	2	2	0	0	0
3	0	0	0	1	0	3
4	0	0	0	0	0	3

BOTTOM

Kansas City Royals @ Baltimore Orioles
Memorial Stadium, Baltimore, MD
 Wed May 12 1971, 7:05 PM EDT
 Att. 5,900 - Unknown - 70 F

livebaseballscorecards.com

AB	31
R	6
H	12
RBI	5
BB	4
SO	1
LOB	14



PITCHER	IP	WLS	BF	H	R	ER	SO	BB	IBB	HBP	BLK	WP	HR	S	P	ERA	WHIP
Mike Hedlund, R (1, 1) ERA: 2.58	5.0	L	23	7	2	2	1	3	0	0	0	0	0	22	34	3.60	2.000
Mike McCormick, L (6, 1) ERA: 13.5	1.0		7	3	3	3	0	1	0	0	0	0	0	6	10	27.00	4.000
Jim York, R (7, 1) ERA: 5.12	1.0		5	2	1	1	0	0	0	0	0	0	0	5	5	9.00	2.000
Al Fitzmorris, R (8, 1) ERA: 4.82	1.0		3	0	0	0	0	0	0	0	0	0	0	3	3	0.00	0.000

Batter	1	2	3	4	5	6	7	8	9	AB R H RBI BB SO LOB	TOP	
Bert Campaneris, R (1, 6) OBP: 0.276, SLG: 0.319	0-0 F5		0-0 F8		4-0 1B 1B BB	0-0 4-3			0-0 SH1-4 1B	4 1 1 0 1 0 1		
Joe Rudi, R (1, 9) OBP: 0.340, SLG: 0.421 Steve Hovley, L (9, 9) OBP: 0.360, SLG: 0.278	0-0 4-1		0-0 G3 1-H 2B		0-0 1B 1B		0-0 6-3		0-0 SH1-4	4 1 2 2 0 0 0 0 0 0 0 0 0 0		
Mike Epstein, L (1, 3) OBP: 0.380, SLG: 0.330	0-0 F8		0-0 G3		0-0 1B 1B		0-3 K		4-0 IBB	4 1 1 2 1 1 1		
Tommy Davis, R (1, 7) OBP: 0.366, SLG: 0.412 Angel Mangual, R (9, 7) OBP: 0.270, SLG: 0.382		0-0 1-3 BB 1B	0-0 4-3		0-0 SH5-3 1B 1B		0-0 F8		0-3 K	5 0 2 1 0 1 4 0 0 0 0 0 0 0		
Sal Bando, R (1, 5) OBP: 0.393, SLG: 0.456		0-0 F9		0-0 5-3	0-0 B3-5 SH5-3 1B			0-0 1B	0-3 K	5 0 2 1 0 1 4		
Rick Monday, L (1, 8) OBP: 0.370, SLG: 0.398		4-0 1-3 BB		0-0 F5	0-0 SH5-3			0-0 F6		2 0 0 0 1 0 1		
Dave Duncan, R (1, 2) OBP: 0.282, SLG: 0.297		0-0 1-3		0-3 K	0-0 B3-5			0-0 F8		4 0 0 0 0 1 5		
Dick Green, R (1, 4) OBP: 0.353, SLG: 0.355		0-3 K			0-0 BB FC 1B 1B		0-0 6-3		0-3 K	4 1 1 0 0 2 3		
Catfish Hunter, R (1, 1) OBP: 0.393, SLG: 0.346			4-0 2B BB		0-0 FC 1B BB 1B		0-0 1-3		4-0 SH1-4 1B BB	2 2 0 0 2 0 1		
Inning Stats	R: 0 E: 0 K: 0 S: 3 H: 0 LOB: 0 BB: 0 P: 3	R: 0 E: 0 K: 1 S: 6 H: 1 LOB: 2 BB: 1 P: 10	R: 1 E: 0 K: 0 S: 4 H: 1 LOB: 1 BB: 1 P: 8	R: 0 E: 0 K: 1 S: 5 H: 0 LOB: 0 BB: 0 P: 5	R: 5 E: 0 K: 0 S: 8 H: 5 LOB: 1 BB: 1 P: 12	R: 0 E: 0 K: 0 S: 3 H: 0 LOB: 0 BB: 0 P: 3	R: 0 E: 0 K: 1 S: 5 H: 0 LOB: 0 BB: 0 P: 5	R: 0 E: 0 K: 1 S: 6 H: 1 LOB: 1 BB: 0 P: 6	R: 0 E: 0 K: 2 S: 8 H: 1 LOB: 3 BB: 2 P: 16	1B: 8 2B: 2 3B: 0 HR: 0 SF: 0 SAC: 2 DP: 1 HBP: 0	WP: 0 PB: 0 SB: 0 CS: 0 PA: 41	
PITCHER	IP WLS BF H R ER SO BB IBB HBP BLK WP HR S P ERA WHIP											
Wally Bunker, R (1, 1) ERA: 5.17	4.0 L 20 4 5 5 2 3 0 0 0 0 0 0 21 33 11.25 1.750											
Tom Burgmeier, L (5, 1) ERA: 1.27	0.1 4 3 1 1 0 0 0 0 0 0 0 0 4 4 27.00 9.000											
Al Fitzmorris, R (5, 1) ERA: 4.22	2.2 7 0 0 0 1 0 0 0 0 0 0 0 9 9 0.00 0.000											
Jim York, R (8, 1) ERA: 4.64	2.0 10 2 0 0 3 1 1 0 0 0 0 0 14 22 0.00 1.500											

Oakland Athletics @ Kansas City Royals
Municipal Stadium, Kansas City, MO
Thu May 13 1971, 8:05 PM EDT
Att. 9,796 - Unknown - 76 F

livebaseballscorecards.com

AB	34
R	6
H	9
RBI	6
BB	5
SO	6
LOB	20



Batter	1	2	3	4	5	6	7	8	9	AB	R	H	RBI	BB	SO	LOB
Freddie Patek, R OBP: 0.299, SLG: 0.291 (1, 6)	0-0 F4			0-0 6-3		0-0 6-3		0-0 F9		4	0	0	0	0	0	0
Joe Keough, L OBP: 0.322, SLG: 0.288 (1, 9)	0-0 F6			0-0 E6 1B SF8		0-0 FC5-4 1B		0-0 1B		4	1	2	0	0	0	0
Amos Otis, R OBP: 0.354, SLG: 0.483 (1, 8)	0-0 6-3			0-0 E8 1-3 2B 1B		0-0 FC5-4 1-2f		0-3 K		4	1	1	0	0	1	2
Gail Hopkins, L OBP: 0.286, SLG: 0.458 (1, 3)		0-0 F7		0-0 SF8		0-0 4-3		0-0 6-3		3	0	0	1	0	0	2
Ed Kirkpatrick, L OBP: 0.319, SLG: 0.340 (1, 7)		0-0 F7		0-0 3-H 2B			0-0 F9		0-0 1-3	4	0	1	1	0	0	0
Cookie Rojas, R OBP: 0.366, SLG: 0.395 (1, 4)		0-0 F4		0-0 6-3			0-0 2B 1B		0-0 F8	4	1	1	0	0	0	1
Paul Schaal, R OBP: 0.438, SLG: 0.434 (1, 5)			0-0 F7		0-0 F9		0-0 F7		0-0 F9	4	0	0	0	0	0	1
Jerry May, R OBP: 0.333, SLG: 0.452 (1, 2)			0-0 6-3		0-3 K		0-0 1-H 2B			3	0	1	1	0	1	0
Wally Bunker, R (1, 1)			0-3 K		0-3 K		0-0 6-3			1	0	0	0	0	1	0
Tom Burgmeier, L (5, 1)										0	0	0	0	0	0	0
Al Fitzmorris, S (5, 1)										1	0	0	0	0	1	0
Ted Savage, R (7, PH)										1	0	0	0	0	0	1
Jim York, R (8, 1)										0	0	0	0	0	0	0

Inning Stats	R: 0	H: 0	E: 0	LOB: 0	K: 0	BB: 0	S: 3	P: 3	R: 0	H: 0	E: 0	LOB: 0	K: 1	BB: 0	S: 5	R: 2	H: 2	E: 2	LOB: 1	K: 0	BB: 0	S: 6	R: 0	H: 0	E: 0	LOB: 0	K: 2	BB: 0	S: 7	R: 0	H: 1	E: 0	LOB: 1	K: 0	BB: 0	S: 4	R: 1	H: 2	E: 0	LOB: 1	K: 0	BB: 0	S: 5	R: 0	H: 1	E: 0	LOB: 1	K: 1	BB: 0	S: 6	R: 0	H: 0	E: 0	LOB: 0	K: 0	BB: 0	S: 3	1B: 4	SF: 1	2B: 2	SAC: 0	3B: 0	DP: 0	HR: 0	HBP: 0	WP: 0	PA: 34
PITCHER Catfish Hunter, R (1, 1) ERA: 3.31	IP	WLS	BF	H	R	ER	SO	BB	IBB	HBP	BLK	WP	HR	S	P	ERA	WHIP																			PITCHER	IP	WLS	BF	H	R	ER	SO	BB	IBB	HBP	BLK	WP	HR	S	P	ERA	WHIP														

BOTTOM

Oakland Athletics @ Kansas City Royals
Municipal Stadium, Kansas City, MO

Thu May 13 1971, 8:05 PM EDT
Att. 9,796 - Unknown - 76 F

livebaseballscores.com

AB 33
R 3
H 6
RBI 3
BB 0
SO 4
LOB 7



Batter	1	2	3	4	5	6	7	8	9	AB R H RBI BB SO LOB	TOP																										
Bert Campaneris, R (1, 6) OBP: 0.293, SLG: 0.327	0-0 G5-4-3 1B		0-0 E5 FC5-4		4-0 S BB			4-0 G6-4-3 BB	0-0 2-H 3-H 1B	3 0 2 2 2 0 0																											
Joe Rudi, R (1, 7) OBP: 0.329, SLG: 0.405	0-0 G5-4-3 1-2f		0-0 FC5-4 1-2f		0-0 6-3 1-2			0-0 G6-4-3 1-2f	0-3 K	5 0 0 0 0 1 6																											
Reggie Jackson, L (1, 9) OBP: 0.320, SLG: 0.405	0-0 BB 1B		0-0 4-3		0-0 F7			4-0 BB FC1-2 BB	4-0 BB FC1-2 BB	3 0 1 0 1 0 1																											
Mike Epstein, L (1, 3) OBP: 0.392, SLG: 0.327	4-0 1-2 BB			0-3 K		4-0 G1-6-3 BB		4-0 FC1-2 BB BB	4-0 FC1-2 BB BB	1 1 0 0 3 1 0																											
Sal Bando, R (1, 5) OBP: 0.396, SLG: 0.449	0-3 K			4-0 G4-6-3 BB		0-0 G1-6-3 1-2f		4-0 BB FC1-2 1B BB	4-0 BB FC1-2 1B BB	2 1 0 0 2 1 3																											
Rick Monday, L (1, 8) OBP: 0.366, SLG: 0.385		0-0 F7		0-0 G4-6-3 1-2f		4-0 G6-4-3 BB		0-0 FC1-2 1B BB	0-0 FC1-2 1B BB	3 1 0 0 1 0 4																											
Larry Brown, R (9, 4) OBP: 0.265, SLG: 0.234								1-2 2-3 3-H 1B	1-2 2-3 3-H 1B	0 0 0 0 0 0 0																											
Dave Duncan, R (1, 2) OBP: 0.292, SLG: 0.308		0-0 F8-3 1B				0-0 PB SH1-3 1B		4-0 1B BB	4-0 1B BB	3 0 2 0 0 0 1																											
Steve Hovley, L (9, PH) (9, 8)								1-2 2-3 3-H 1B	1-2 2-3 3-H 1B	0 1 0 1 1 0 0																											
Dick Green, R (1, 4) OBP: 0.346, SLG: 0.345		0-0 F8-3				0-3 K		0-0 6-3	0-0 6-3	3 0 0 0 0 1 2																											
Tommy Davis, R (9, PH) (9, 1)								1-3 2-H 3-H 1B	1-3 2-H 3-H 1B	1 1 1 2 0 0 0																											
Darold Knowles, L (9, 1)								1-3 2-H 3-H 1B	1-3 2-H 3-H 1B	0 0 0 0 0 0 0																											
Vida Blue, S (1, 1) OBP: 0.192, SLG: 0.200			0-3 K			0-0 SH1-3		0-3 K	0-3 K	1 0 0 0 0 1 0																											
Angel Mangual, R (8, PH) (8, 1)										1 0 0 0 0 1 0																											
Bob Locker, S (8, 1)										0 0 0 0 0 0 0																											
Gene Tenace, R (9, PH) (9, 2)										1 0 0 0 0 1 2																											
Inning Stats	R: 0 E: 0 K: 1 S: 6	H: 2 LOB: 2 BB: 1 P: 10	R: 0 E: 0 K: 0 S: 3	H: 1 LOB: 0 BB: 0 P: 3	R: 0 E: 2 K: 1 S: 6	H: 0 LOB: 1 BB: 0 P: 6	R: 0 E: 0 K: 1 S: 4	H: 0 LOB: 0 BB: 1 P: 8	R: 0 E: 0 K: 0 S: 2	H: 0 LOB: 0 BB: 1 P: 6	R: 0 E: 0 K: 0 S: 2	H: 0 LOB: 0 BB: 1 P: 6	R: 0 E: 0 K: 1 S: 4	H: 0 LOB: 0 BB: 1 P: 8	R: 5 E: 0 K: 2 S: 9	H: 2 LOB: 1 BB: 4 P: 25	1B: 6 2B: 1 3B: 0 HR: 0	SF: 0 SAC: 1 DP: 6 HBP: 0	WP: 0 PB: 1 SB: 2 CS: 0	PA: 38																	
PITCHER	IP WLS BF H R ER SO BB IBB HBP BLK WP HR S P ERA WHIP																																				
Ken Wright, R (1, 1) ERA: 2.79	8.0		30	4	1	1	5	7	0	0	0	0	0	0	33	61	1.12	1.375																			
Tom Burgmeier, L (9, 1) ERA: 1.69	0.0		1	0	0	0	0	1	0	0	0	0	0	0	4		∞	∞																			
Ted Abernathy, R (9, 1) ERA: 2.25	0.1	L	3	0	0	0	0	2	0	0	0	0	0	1	9		0.00	6.000																			
Al Fitzmorris, R (9, 1) ERA: 4.64	0.0		1	1	2	2	0	0	0	0	0	0	0	1	1		∞	∞																			
Jim York, R (9, 1) ERA: 4.5	0.2		3	1	2	2	2	0	0	0	0	0	0	7	7		27.00	1.500																			

Oakland Athletics @ Kansas City Royals
Municipal Stadium, Kansas City, MO

Fri May 14 1971, 8:05 PM EDT
Att. 21,237 - Unknown - 77 F

AB	27
R	5
H	6
RBI	5
BB	10
SO	7
LOB	19



Batter	1	2	3	4	5	6	7	8	9	AB	R	H	RBI	BB	SO	LOB	BOTTOM								
Freddie Patek, R (1, 6) OBP: 0.310, SLG: 0.317	0-3 K		0-0 1B		0-0 SF7 3B			0-0 1B		4	1	3	1	0	1	0	Oakland Athletics @ Kansas City Royals Municipal Stadium, Kansas City, MO Fri May 14 1971, 8:05 PM EDT Att: 21,237 - Unknown - 77 F								
Cookie Rojas, R (1, 4) OBP: 0.377, SLG: 0.409	0-0 1B		0-0 1B		0-0 SF7			0-0 1B		3	0	3	1	0	0	0									
Amos Otis, R (1, 8) OBP: 0.343, SLG: 0.468	0-0 G4-6-3		0-0 G4-6-3		0-0 6-3			0-0 E5		4	0	0	0	0	0	4									
Bob Oliver, R (1, 3) OBP: 0.248, SLG: 0.315		0-0 3-1		0-0 6-3		0-3 K		0-3 K		4	0	0	0	0	2	2									
Dennis Paepke, R (1, 9) OBP: 0.300, SLG: 0.395		0-0 4-3		0-0 1B		0-0 F6		4-0 IBB		3	1	2	0	0	0	0									
Ed Kirkpatrick, L (8, PH) OBP: 0.325, SLG: 0.340										0	0	0	0	1	0	0									
Paul Schaal, R (1, 5) OBP: 0.433, SLG: 0.422		0-0 4-3		4-0 1B		0-0 L6		0-3 K		3	0	0	0	1	1	4									
Ted Savage, R (1, 7) OBP: 0.333, SLG: 0.182		0-0 L3		0-0 1B			0-0 5-3		0-0 5-3	4	0	1	1	0	0	1									
Jerry May, R (1, 2) OBP: 0.327, SLG: 0.435			0-0 SH1-4 WP	0-0 FC9-2		0-3 K		0-0 6-3		4	1	1	0	0	1	2									
Ken Wright, R (1, 1) OBP: 0.222, SLG: 0.125			0-0 SH1-4		0-0 5-3		0-0 F7		0-0 F8	2	0	0	0	0	0	0									
Tom Burgmeier, L (9, 1) OBP: 0.400, SLG: 0.250										0	0	0	0	0	0	0									
Ted Abernathy, R (9, 1) OBP: 0.400, SLG: 0.250										0	0	0	0	0	0	0									
Al Fitzmorris, S (9, 1) OBP: 0.250, SLG: 0.250										0	0	0	0	0	0	0									
Jim York, R (9, 1) OBP: 0.250, SLG: 0.250										0	0	0	0	0	0	0									
Bobby Knoop, R (9, PH) OBP: 0.333, SLG: 0.286										1	0	0	0	0	0	0									
Inning Stats	R: 0 E: 0 K: 1 S: 5	H: 1 LOB: 0 BB: 0 P: 5	R: 0 E: 0 K: 0 S: 4	H: 1 LOB: 1 BB: 0 P: 4	R: 1 E: 0 K: 0 S: 5	H: 3 LOB: 1 BB: 0 P: 5	R: 1 E: 0 K: 0 S: 4	H: 2 LOB: 1 BB: 1 P: 8	R: 1 E: 0 K: 0 S: 4	H: 1 LOB: 0 BB: 0 P: 4	R: 0 E: 0 K: 1 S: 5	H: 0 LOB: 0 BB: 0 P: 5	R: 0 E: 0 K: 1 S: 5	H: 0 LOB: 0 BB: 0 P: 5	R: 0 E: 1 K: 2 S: 9	H: 2 LOB: 3 BB: 1 P: 13	R: 0 E: 0 K: 0 S: 3	H: 0 LOB: 0 BB: 0 P: 3	1B: 7 2B: 3 3B: 1 HR: 0	SF: 1 SAC: 1 DP: 3 HBP: 0	WP: 1 PB: 0 SB: 1 CS: 0	PA: 36			
PITCHER	IP	WLS	BF	H	R	ER	SO	BB	IBB	HBP	BLK	WP	HR	S	P	ERA	WHIP								
Vida Blue, L (1, 1) ERA: 1.27	7.0		27	8	3	3	3	1	0	0	0	1	0	32	36	3.86	1.286								
Bob Locker, R (8, 1) ERA: 3.38	1.0	W	6	2	0	0	2	0	1	0	0	0	0	9	13	0.00	2.000								
Darold Knowles, L (9, 1) ERA: 3.24	1.0	S	3	0	0	0	0	0	0	0	0	0	0	3	3	0.00	0.000								

livebaseballscorecards.com

AB	32
R	3
H	10
RBI	3
BB	2
SO	5
LOB	13



Batter	1	2	3	4	5	6	7	8	9	AB R H RBI BB SO LOB	TOP											
Bert Campaneris, R (1, 6) OBP: 0.290, SLG: 0.322	0-0 5-3		0-0 F4		0-0 SH5-4 E 1B		0-0 E6		0-0 F9	5 1 1 0 0 0 1												
Joe Rudi, R (1, 7) Blue Moon Odom, R (9, PR) OBP: 0.327, SLG: 0.400	0-0 F5		0-0 F9		0-0 SH5-4		0-0 F9		0-0 F9 1B	4 0 1 0 0 0 2 0 0 0 0 0 0 0												
Reggie Jackson, L (1, 9) OBP: 0.335, SLG: 0.421	4-0 BB		0-0 1-H 3B		4-0 FC3-6 BB			4-0 E 4-3 BB	0-0 4-3	2 1 1 1 3 0 1												
Mike Epstein, L (1, 3) OBP: 0.388, SLG: 0.324	0-0 F7		0-0 L8		0-0 FC3-6 CS			0-0 4-3 E 1B		4 0 1 1 0 0 3												
Sal Bando, R (1, 5) OBP: 0.392, SLG: 0.438		4-0 BB		0-0 F3	0-0 CS	0-0 F9		0-0 4-3		3 0 0 1 1 0 1												
Steve Hovley, L (1, 8) Angel Mangual, R (8, PH) OBP: 0.345, SLG: 0.238 OBP: 0.262, SLG: 0.371		0-0 F7		0-0 6-3		0-0 4-3		4-0 BB		3 0 0 0 0 0 1 0 0 0 0 0 1 0 0												
Dave Duncan, R (1, 2) Tommy Davis, R (8, PH) Larry Brown, R (8, 4) OBP: 0.293, SLG: 0.308 OBP: 0.372, SLG: 0.417 OBP: 0.265, SLG: 0.234		0-3 K		0-0 1B		0-3 K		0-3 K		3 0 1 0 0 0 2 1 1 0 0 0 0 0 1 2 0 0 0 0 0 0 0 0												
Dick Green, R (1, 4) Ray Webster, L (8, PH) Bob Locker, S (8, 1) OBP: 0.338, SLG: 0.336 OBP: 0.273, SLG: 0.111		0-0 5-3		0-3 K			0-0 F6	0-0 6-3		3 0 0 0 0 0 1 2 1 0 0 0 0 0 0 2 0 0 0 0 0 0 0 0												
Rollie Fingers, R (1, 1) Darold Knowles, L (6, 1) Gene Tenace, R (8, 2) OBP: 0.333, SLG: 0.294			0-0 3B 1B		0-0 SH5-4 FC3-6 1B		0-0 F5		0-3 K	2 2 2 0 0 0 0 1 0 0 0 0 0 0 1 0 0 0 0 0 1 0												
Inning Stats	R: 0 E: 0 K: 0 S: 3	H: 0 LOB: 1 BB: 1 P: 7	R: 0 E: 0 K: 1 S: 5	H: 0 LOB: 1 BB: 1 P: 9	R: 1 E: 0 K: 0 S: 5	H: 2 LOB: 1 BB: 0 P: 5	R: 0 E: 0 K: 1 S: 6	H: 1 LOB: 1 BB: 0 P: 6	R: 2 E: 1 K: 0 S: 4	H: 2 LOB: 0 BB: 1 P: 8	R: 0 E: 0 K: 1 S: 5	H: 0 LOB: 0 BB: 0 P: 5	R: 0 E: 1 K: 0 S: 4	H: 0 LOB: 1 BB: 0 P: 4	R: 1 E: 1 K: 1 S: 6	H: 1 LOB: 2 BB: 2 P: 14	R: 0 E: 0 K: 1 S: 6	H: 1 LOB: 1 BB: 0 P: 6	1B: 6 2B: 0 3B: 1 HR: 0	SF: 0 SAC: 1 DP: 0 HBP: 0	WP: 0 PB: 0 SB: 0 CS: 1	PA: 40
PITCHER	IP WLS BF H R ER SO BB IBB HBP BLK WP HR S P ERA WHIP																					
Bruce Dal Canton, R (1, 1) ERA: 2.06	7.0 W 29 5 3 2 3 3 0 0 0 0 0 0 32 44 2.57 1.143																					
Tom Burgmeier, L (8, 1) ERA: 1.66	0.1 4 1 1 0 0 2 0 0 0 0 0 0 2 10 0.00 9.000																					
Ted Abernathy, R (8, 1) ERA: 2.04	1.2 S 6 1 0 0 2 0 0 0 0 0 0 0 10 10 0.00 0.600																					

Oakland Athletics @ Kansas City Royals
Municipal Stadium, Kansas City, MO

Sat May 15 1971, 4:33 AM EDT
Att. 12,667 - Unknown - 81 F

livebaseballscorecards.com

AB	33
R	4
H	7
RBI	3
BB	5
SO	5
LOB	16



Batter	1	2	3	4	5	6	7	8	9
Freddie Patek, R OBP: 0.319, SLG: 0.318 (1, 6)	0-0 CS S 1B		0-0 5-3		1-0 HBP		4-0 1-2 1B 2B BB	0-0 L6	
Joe Keough, L OBP: 0.333, SLG: 0.284 Dennis Paepke, R OBP: 0.317, SLG: 0.410 Tom Burgmeier, L OBP: 0.400, SLG: 0.250 Ted Abernathy, R (8, 1)	4-0 1-3 BB			4-0 2B BB	0-0 1-6-3		0-0 1-2 2-3 2B 1B 1B		
Amos Otis, R OBP: 0.348, SLG: 0.477 (1, 8)	0-0 F8			0-3 K		0-0 FC1-6 1B	0-0 1-3 2-H 3-H 1B 2B		
Gail Hopkins, L OBP: 0.313, SLG: 0.464 Bob Oliver, R OBP: 0.248, SLG: 0.315 (8, 3)	0-0 F7			0-0 F6		0-0 1-2 1B	0-0 2-H 1B		
Ed Kirkpatrick, L OBP: 0.322, SLG: 0.346 (8, 2)		0-0 F8		0-0 1-H 2B		0-0 1-2f 2-3 FC1-6	0-0 1-2f FC1-6		
Cookie Rojas, R OBP: 0.373, SLG: 0.400 (8, 7)		4-0 F3 BB		0-0 F7		0-3 K	0-3 K		
Paul Schaal, R OBP: 0.435, SLG: 0.414 (1, 5)		0-0 F3 1-2			1-0 FC3-6 HBP	0-0 1-3		4-0 FC5-4 BB	
Jerry May, R OBP: 0.327, SLG: 0.429 Bobby Knoop, R OBP: 0.300, SLG: 0.250 (8, 4)			0-0 5-3		0-0 FC3-6 1-2f		0-0 FC1-4 1B	0-0 F9	
Bruce Dal Canton, R Ted Savage, R OBP: 0.310, SLG: 0.167 (7, PH) (8, 9)			0-3 K		0-0 FC3-6 1-2f HBP		0-0 1-2f 1B 2B BB	0-0 FC5-4	

Inning Stats	R: 0	H: 1	E: 0	K: 0	S: 3	P: 7	R: 0	H: 0	E: 0	K: 0	S: 2	P: 6	R: 0	H: 0	E: 0	K: 1	S: 5	R: 1	H: 1	E: 0	K: 1	S: 6	P: 10	R: 0	H: 2	E: 0	K: 1	S: 7	P: 7	R: 4	H: 4	E: 0	K: 1	S: 9	P: 13	R: 0	H: 0	E: 0	K: 0	S: 3	P: 7	1B: 6	2B: 2	3B: 0	HR: 0	SF: 0	SAC: 0	DP: 0	HBP: 2	WP: 0	PB: 0	SB: 1	CS: 1	PA: 37
--------------	------	------	------	------	------	------	------	------	------	------	------	------	------	------	------	------	------	------	------	------	------	------	-------	------	------	------	------	------	------	------	------	------	------	------	-------	------	------	------	------	------	------	-------	-------	-------	-------	-------	--------	-------	--------	-------	-------	-------	-------	--------

PITCHER	IP	WLS	BF	H	R	ER	SO	BB	IBB	HBP	BLK	WP	HR	S	P	ERA	WHIP
Rollie Fingers, R ERA: 3.76 (1, 1)	5.0		22	4	1	1	2	3	0	2	0	0	0	21	35	1.80	1.400
Darold Knowles, L ERA: 4.82 (6, 1)	2.0	L	11	4	4	4	2	1	0	0	0	0	0	14	18	18.00	2.500
Bob Locker, R ERA: 3.18 (8, 1)	1.0		4	0	0	0	0	1	0	0	0	0	0	3	7	0.00	1.000

BOTTOM

Oakland Athletics @ Kansas City Royals
Municipal Stadium, Kansas City, MO
Sat May 15 1971, 4:33 AM EDT
Att: 12,667 - Unknown - 81 F

livebaseballscorecards.com

AB	30
R	5
H	8
RBI	5
BB	5
SO	4
LOB	22



Batter	1	2	3	4	5	6	7	8	9	AB R H RBI BB SO LOB
Bert Campaneris, R (1, 6) OBP: 0.293, SLG: 0.325	0-0 2B 1B		0-0 5-3		0-3 K		0-0 1B 1-2 2-H		0-0 6-3	5 1 2 1 0 1 1
Joe Rudi, R (1, 7) OBP: 0.329, SLG: 0.403	0-0 1-H 2B		4-0 FC5-4 BB		0-0 4-3		0-0 F9		0-0 F4	4 0 1 1 1 0 3
Reggie Jackson, L (1, 9) OBP: 0.331, SLG: 0.413	0-3 K		0-0 FC5-4 1-2f		0-0 4-3		0-0 1-3 2-H 1B		0-0 F8	5 0 1 1 0 1 3
Mike Epstein, L (1, 3) OBP: 0.398, SLG: 0.327	4-0 G1-4-3 BB			4-0 BB BB		0-0 1B		0-0 4-3		2 0 1 0 2 0 2
Sal Bando, R (1, 5) OBP: 0.389, SLG: 0.429	0-0 G1-4-3 1-2f			4-0 1B SF7 BB		0-0 F9		0-3 K		3 1 0 0 1 1 3
Angel Mangual, R (1, 8) OBP: 0.302, SLG: 0.410		0-0 L4		0-0 1-3 1B		0-0 1-3		0-0 2B		4 0 2 0 0 0 1
Dave Duncan, R (1, 2) OBP: 0.283, SLG: 0.300		0-0 5-3		0-0 SF7 3-H		0-0 4-3		0-3 K		3 0 0 1 0 1 1
Dick Green, R (1, 4) OBP: 0.336, SLG: 0.333		0-0 F7		0-3 K		0-0 1B E 1B		0-3 K		4 1 1 0 0 2 2
Chuck Dobson, R (1, 1) OBP: 0.250, SLG: 0.375			0-0 F4		0-0 5-3		0-0 E6 1B 1B		0-0 E5 6-3	3 1 0 0 0 0 1 1 0 0 0 0 0 0
Bob Locker, S (7, 1)										

Inning Stats	R: 1	H: 2	E: 0	K: 1	S: 6	P: 10	R: 0	H: 0	E: 0	K: 0	S: 3	P: 3	R: 0	H: 0	E: 0	K: 0	S: 3	P: 7	R: 1	H: 1	E: 0	K: 1	S: 5	P: 13	R: 0	H: 0	E: 0	K: 1	S: 5	P: 5	R: 0	H: 1	E: 0	K: 0	S: 4	P: 4	R: 2	H: 3	E: 1	K: 0	S: 7	P: 7	R: 0	H: 1	E: 0	K: 3	S: 10	P: 10	R: 0	H: 0	E: 1	K: 0	S: 4	P: 4	1B: 6	SF: 1	2B: 2	SAC: 0	3B: 0	DP: 1	HR: 0	HBP: 0	WP: 0	PA: 39
--------------	------	------	------	------	------	-------	------	------	------	------	------	------	------	------	------	------	------	------	------	------	------	------	------	-------	------	------	------	------	------	------	------	------	------	------	------	------	------	------	------	------	------	------	------	------	------	------	-------	-------	------	------	------	------	------	------	-------	-------	-------	--------	-------	-------	-------	--------	-------	--------

PITCHER	IP	WLS	BF	H	R	ER	SO	BB	IBB	HBP	BLK	WP	HR	S	P	ERA	WHIP
Dick Drago, R (1, 1) ERA: 2.28	2.2		10	2	1	1	1	1	0	0	0	0	0	11	15	3.38	1.125
Jim Rooker, L (3, 1) ERA: 8.41	4.1	L	21	5	3	1	2	3	0	0	0	0	0	22	34	2.08	1.846
Jim York, R (8, 1) ERA: 4.13	2.0		8	1	0	0	3	0	0	0	0	0	0	14	14	0.00	0.500

TOP

Oakland Athletics @ Kansas City Royals
Municipal Stadium, Kansas City, MO
 Sun May 16 1971, 4:33 AM EDT
 Cloudy - 76 F

livebaseballscorecards.com

AB	34
R	4
H	8
RBI	4
BB	4
SO	6
LOB	17



Batter	1	2	3	4	5	6	7	8	9	AB R H RBI BB SO LOB
Freddie Patek, R OBP: 0.321, SLG: 0.320 (1, 6)	0-3 K		0-0 BB 1B		0-0 E S 1B		0-0 FC1-5 FC6-4		0-0 1-3	5 0 2 0 0 1 3
Joe Keough, L OBP: 0.330, SLG: 0.274 (1, 9)	0-0 F7		4-0 BB		0-0 F1		0-0 FC6-4			3 0 0 0 1 0 3
Amos Otis, R OBP: 0.352, SLG: 0.496 (1, 8)	4-0 PO BB		0-0 F9			0-0 HR	0-0 F7			3 1 1 1 1 0 4
Gail Hopkins, L OBP: 0.333, SLG: 0.548 (1, 3)	0-0 PO	0-0 HR		0-0 1-3		4-0 G1-6-3 BB		0-0 F9		3 1 1 1 1 0 0
Ed Kirkpatrick, L OBP: 0.320, SLG: 0.336 (1, 7)		0-0 F3		4-0 BB		0-0 G1-6-3		0-0 F9		3 0 0 0 1 0 1
Cookie Rojas, R OBP: 0.370, SLG: 0.396 (1, 4)		0-0 F9		0-0 F8		0-0 1B		0-0 5-3		4 0 1 0 0 0 1
Paul Schaal, R OBP: 0.423, SLG: 0.400 (1, 5)		0-0 F9		0-0 F9		0-0 1-3			0-0 5-3	4 0 0 0 0 0 2
Jerry May, R OBP: 0.321, SLG: 0.404 (1, 2)			0-0 F7		0-0 6-3		4-0 FC1-5 1B BB		0-0 E5	3 0 0 0 1 0 0
Dick Drago, R OBP: 0.235, SLG: 0.071 Jim Rooker, R (3, 1)			0-0 F8		0-3 K		0-0 FC6-4 FC1-5 1B		0-0 5-3	0 0 0 0 0 0 0 2 0 0 0 0 1 0
Ted Savage, R OBP: 0.333, SLG: 0.200 Jim York, R (8, 1)										1 0 1 0 0 0 0 0 0 0 0 0 0 0
Dennis Paepke, R OBP: 0.310, SLG: 0.400 (9, PH)										1 0 0 0 0 0 1

Inning Stats	R: 0	H: 0	E: 0	K: 1	S: 4	LOB: 0	BB: 1	P: 8	R: 1	H: 1	E: 0	K: 0	S: 4	LOB: 0	BB: 0	P: 4	R: 0	H: 1	E: 0	K: 0	S: 4	LOB: 2	BB: 1	P: 8	R: 0	H: 0	E: 0	K: 0	S: 3	LOB: 1	BB: 1	P: 7	R: 0	H: 1	E: 0	K: 1	S: 6	LOB: 1	BB: 0	P: 6	R: 1	H: 2	E: 0	K: 0	S: 4	LOB: 1	BB: 1	P: 8	R: 0	H: 1	E: 0	K: 0	S: 4	LOB: 2	BB: 1	P: 8	R: 0	H: 0	E: 0	K: 0	S: 3	LOB: 0	BB: 0	P: 3	R: 0	H: 0	E: 1	K: 0	S: 4	LOB: 1	BB: 0	P: 4	1B: 4	2B: 0	3B: 0	HR: 2	SF: 0	SAC: 0	DP: 1	HBP: 0	WP: 0	PB: 0	SB: 1	CS: 0	PA: 38
PITCHER	IP	WLS	BF	H	R	ER	SO	BB	IBB	HBP	BLK	WP	HR	S	P	ERA	WHIP																			IP	WLS	BF	H	R	ER	SO	BB	IBB	HBP	BLK	WP	HR	S	P	ERA	WHIP																																	
Chuck Dobson, R ERA: 1.42 Bob Locker, R ERA: 2.7	(1, 1)	6.0	W	27	6	2	2	2	5	0	0	0	0	26	46	3.00	1.833																			(7, 1)	3.0	S	10	0	0	0	0	0	0	0	0	0	10	10	0.00	0.000																																	

BOTTOM

Oakland Athletics @ Kansas City Royals
Municipal Stadium, Kansas City, MO
Sun May 16 1971, 4:33 AM EDT
Cloudy - 76 F

livebaseballscorecards.com

AB	32
R	2
H	6
RBI	2
BB	5
SO	2
LOB	15



Batter	1	2	3	4	5	6	7	8	9	AB R H RBI BB SO LOB	TOP										
Bert Campaneris, R (1, 6) OBP: 0.302, SLG: 0.329	0-0 S 1B	0-3 K			4-0 S BB		0-0 F9 1-2		0-0 FC6-4 1B	4 1 2 0 1 1 1											
Joe Rudi, R (1, 7) OBP: 0.331, SLG: 0.403	0-0 FC1-4 1-H 1B		0-0 G3		0-3 K		0-0 1B		0-0 FC6-4 1-2f	5 1 2 2 0 1 3											
Reggie Jackson, L (1, 9) OBP: 0.341, SLG: 0.418	4-0 FC1-4 1-2 BB		0-0 CS 1B		0-0 1-3		0-0 1-2 1B			3 0 2 0 1 0 2											
Tommy Davis, R (1, 3) OBP: 0.340, SLG: 0.375	0-0 FC1-4 1-2f 2-3 S 1B		0-0 F8 1-2		0-0 F8		0-0 6-3			4 1 0 0 0 0 5											
Sal Bando, R (1, 5) OBP: 0.392, SLG: 0.431	0-0 1-H 3-H 1B			0-0 F7		0-0 1B		0-0 F8		4 0 2 2 0 0 0											
Angel Mangual, R (1, 8) OBP: 0.298, SLG: 0.395	0-0 F7 1-2		0-0 CS 1B		0-0 F9		0-3 K			4 0 1 0 0 1 2											
Gene Tenace, R (1, 2) OBP: 0.344, SLG: 0.259	0-0 F7		0-0 6-3 1-2		0-3 K		0-0 5-3			4 0 0 0 0 1 3											
Larry Brown, R (1, 4) OBP: 0.278, SLG: 0.250		0-0 F8			0-0 S SH1-4 1B		0-0 F8		0-0 G3-6-3 1B	4 0 2 0 0 0 0											
Blue Moon Odom, R (1, 1) Steve Hovley, L (7, PH) Darold Knowles, L (7, 1) Bob Locker, S (7, 1) Ron Klimkowski, R (8, 1) Jim Roland, R (8, 1) Mike Epstein, L (9, PH) OBP: 0.386, SLG: 0.324		0-0 1-3			0-0 SH1-4 1-2		4-0 S 1B BB		0-0 G3-6-3 1-2f	1 0 0 0 0 0 0 0 1 0 0 1 0 1 0 0 0 0 0 1											
Inning Stats	R: 3 E: 1 K: 0 S: 6	H: 3 LOB: 1 BB: 1 P: 10	R: 0 E: 0 K: 1 S: 5	H: 0 LOB: 0 BB: 0 P: 5	R: 0 E: 0 K: 0 S: 3	H: 1 LOB: 0 BB: 0 P: 3	R: 0 E: 0 K: 0 S: 3	H: 1 LOB: 0 BB: 0 P: 3	R: 0 E: 0 K: 1 S: 6	H: 1 LOB: 1 BB: 0 P: 6	R: 1 E: 0 K: 0 S: 5	H: 2 LOB: 2 BB: 1 P: 9	R: 0 E: 0 K: 1 S: 5	H: 0 LOB: 0 BB: 0 P: 5	R: 0 E: 0 K: 0 S: 4	H: 2 LOB: 1 BB: 0 P: 4	1B: 11 2B: 0 3B: 0 HR: 0	SF: 0 SAC: 1 DP: 1 HBP: 0	WP: 0 PB: 0 SB: 5 CS: 2	PA: 38	
PITCHER	IP WLS BF H R ER SO BB IBB HBP BLK WP HR S P ERA WHIP																				
Mike McCormick, L (1, 1) ERA: 7.36	5.1		22	6	3	3	2	2	0	0	0	0	0	24	32	5.06	1.500				
Al Fitzmorris, R (6, 1) ERA: 4.76	1.1		7	2	1	1	1	1	0	0	0	0	0	8	12	6.75	2.250				
Tom Burgmeier, L (7, 1) ERA: 1.66	0.0		1	1	0	0	0	0	0	0	0	0	0	1	1	∞	∞				
Jim York, R (7, 1) ERA: 4.07	0.1	W	1	0	0	0	0	0	0	0	0	0	0	1	1	0.00	0.000				
Ted Abernathy, R (8, 1) ERA: 1.83	2.0	S	7	2	0	0	1	0	0	0	0	0	0	9	9	0.00	1.000				

Oakland Athletics @ Kansas City Royals
Municipal Stadium, Kansas City, MO

Sun May 16 1971, 4:38 AM EDT
Att. 21,316 - Unknown - 85 F

livebaseballscorecards.com

AB	34
R	4
H	11
RBI	4
BB	3
SO	4
LOB	17



BOTTOM

Oakland Athletics @ Kansas City Royals
Municipal Stadium, Kansas City, MO

livebaseballscores.com

AB	34
R	10
H	12
RBI	9
BB	3
SO	3
LOB	11



WP	3	PA	40
PB	0		
SB	1		
CS	0		

	IP	WLS	BF	H	R	ER	SO	BB	IBB	HBP	BLK	WP	HR	S	P	ERA	WHIP
Blue Moon Odom, R ERA: 3.0	(1, 1)	6.0		3	2	2	3	0	0	0	0	0	1	27	27	3.00	0.500
Darold Knowles, L ERA: 5.68	(7, 1)	0.1		3	2	2	0	0	0	0	0	0	3	3	54.00	6.000	
Bob Locker, R ERA: 3.92	(7, 1)	0.2	L	8	4	3	0	0	2	0	0	0	6	14	40.50	6.000	
Ron Klimkowski, R ERA: 4.11	(8, 1)	0.0		3	3	2	0	0	0	0	0	2	0	3	∞	∞	
Jim Roland, L ERA: 5.11	(8, 1)	1.0		5	0	1	0	1	0	1	0	1	0	3	8	9.00	1.000

Sun May 16 1971, 4:38 AM EDT
Att: 21,316 - Unknown - 85 F

Batter	1	2	3	4	5	6	7	8	9	AB	R	H	RBI	BB	SO	LOB
Freddie Patek, R (1, 6) OBP: 0.329, SLG: 0.331 Rich Severson, R (8, PR) (9, 6)	0-0 F7		0-0 F7			0-0 1B	0-0 2B	1-0 FC5 WP HBP		4	0	2	1	0	0	0
Joe Keough, L (1, 9) OBP: 0.333, SLG: 0.264	0-0 F8		0-0 4-1			0-3 K	4-0 FC6-4 IBB	4-0 1-2 2-3 BB		3	0	0	0	2	1	1
Amos Otis, R (1, 8) OBP: 0.340, SLG: 0.481	0-0 B2			0-0 4-3		0-0 L7	0-0 F2	0-0 SF8		4	0	0	1	0	0	4
Gail Hopkins, L (1, 3) OBP: 0.316, SLG: 0.515 Ted Savage, R (7, PH) (8, 7)		0-0 F5		0-0 F8			6-3	0-0 FC5		2	0	0	0	0	0	0
Ed Kirkpatrick, L (1, 7) OBP: 0.323, SLG: 0.339 Bob Oliver, R (7, PH) (8, 3)		0-0 HR 1B		0-0 F8			0-0 1B 2B 1B	0-0 1B 1B		2	1	1	0	0	0	0
Cookie Rojas, R (1, 4) OBP: 0.373, SLG: 0.399		0-0 F9			0-0 F6		0-0 2B 1B 1B	0-0 1B 1B		4	2	2	1	0	0	1
Paul Schaal, R (1, 5) OBP: 0.432, SLG: 0.445		0-0 HR			0-0 6-3		0-0 1B 2B	0-0 1B 1B		4	3	3	3	0	0	0
Dennis Paepke, R (1, 2) OBP: 0.311, SLG: 0.381 Jerry May, R (8, 2) OBP: 0.333, SLG: 0.415		0-0 L4			0-3 K2-3		4-0 1B 2B IBB	0-0 WP SF8 SH3-4 1B		2	1	0	0	1	1	0
Mike McCormick, L (1, 1) Al Fitzmorris, S (6, 1) Tom Burgmeier, L (7, 1) Jim York, R (7, 1) Bobby Knopp, R (7, PH) Ted Abernathy, R (8, 1)			0-0 4-3			0-3 K	0-0 2B 1B	0-0 SH3-4		1	0	0	0	0	0	0
Inning Stats	R: 0 E: 0 K: 0 S: 3	H: 0 LOB: 0 BB: 0 P: 3	R: 2 E: 0 K: 0 S: 5	H: 2 LOB: 0 BB: 0 P: 5	R: 0 E: 0 K: 0 S: 3	H: 0 LOB: 0 BB: 0 P: 3	R: 0 E: 0 K: 1 S: 5	H: 1 LOB: 1 BB: 0 P: 8	R: 4 E: 0 K: 0 S: 8	H: 5 LOB: 3 BB: 2 P: 16	R: 4 E: 0 K: 0 S: 7	H: 4 LOB: 2 BB: 1 P: 12	1B: 9 2B: 2 3B: 0 HR: 1	SF: 1 SAC: 1 DP: 0 HBP: 1	WP: 3 PB: 0 SB: 1 CS: 0	PA: 40

Batter	1	2	3	4	5	6	7	8	9
Freddie Patek, R (1, 6) OBP: 0.329, SLG: 0.331 Rich Severson, R (8, PR) (9, 6)	0-0 F7		0-0 F7			0-0 1B	0-0 2B	1-0 FC5 WP HBP	
Joe Keough, L (1, 9) OBP: 0.333, SLG: 0.264	0-0 F8		0-0 4-1			0-3 K	4-0 FC6-4 IBB	4-0 1-2 2-3 BB	
Amos Otis, R (1, 8) OBP: 0.340, SLG: 0.481	0-0 B2			0-0 4-3		0-0 L7	0-0 F2	0-0 SF8	
Gail Hopkins, L (1, 3) OBP: 0.316, SLG: 0.515 Ted Savage, R (7, PH) (8, 7)		0-0 F5		0-0 F8			6-3	0-0 FC5	
Ed Kirkpatrick, L (1, 7) OBP: 0.323, SLG: 0.339 Bob Oliver, R (7, PH) (8, 3)		0-0 HR 1B		0-0 F8			0-0 1B 2B 1B	0-0 1B 1B	
Cookie Rojas, R (1, 4) OBP: 0.373, SLG: 0.399		0-0 F9			0-0 F6		0-0 2B 1B 1B	0-0 1B 1B	
Paul Schaal, R (1, 5) OBP: 0.432, SLG: 0.445		0-0 HR			0-0 6-3		0-0 1B 2B	0-0 1B 1B	
Dennis Paepke, R (1, 2) OBP: 0.311, SLG: 0.381 Jerry May, R (8, 2) OBP: 0.333, SLG: 0.415		0-0 L4			0-3 K2-3		4-0 1B 2B IBB	0-0 WP SF8 SH3-4 1B	
Mike McCormick, L (1, 1) Al Fitzmorris, S (6, 1) Tom Burgmeier, L (7, 1) Jim York, R (7, 1) Bobby Knopp, R (7, PH) Ted Abernathy, R (8, 1)			0-0 4-3			0-3 K	0-0 2B 1B	0-0 SH3-4	

Batter	1	2	3	4	5	6	7	8	9	AB R H RBI BB SO LOB	TOP											
Lee Richard, R (1, 6) OBP: 0.276, SLG: 0.281	0-0 F3		0-0 L3 1B		0-0 G6-4-3 1-2f		0-0 F6			4 0 1 0 0 0 3												
Jay Johnstone, L (1, 8) OBP: 0.312, SLG: 0.354	0-0 4-3		0-0 L3 1-2			0-0 F8		0-0 F4		4 0 0 0 0 0 1												
Carlos May, L (1, 3) OBP: 0.351, SLG: 0.398	0-0 F8		0-0 F7			4-0 FC6-4 BB BB		0-0 L9		3 0 0 0 1 0 0												
Rich McKinney, R (1, 9) OBP: 0.463, SLG: 0.475		0-0 F8		0-0 6-3		4-0 FC6-4 1-2 BB		0-0 L8		3 0 0 0 1 0 0												
Bill Melton, R (1, 5) OBP: 0.374, SLG: 0.430		0-0 F8		0-0 F7		0-0 FC6-4 1-2f 2-3		0-0 L4		4 0 0 0 0 0 2												
Rick Reichardt, R (1, 7) OBP: 0.351, SLG: 0.528		0-0 BB 1B 1B		0-3 K		0-0 F8		0-0 6-3		4 0 1 0 0 1 2												
Ed Herrmann, L (1, 2) OBP: 0.364, SLG: 0.474		0-0 BB 1B 1B			0-0 F7		0-0 G3		0-0 1B 1B 1B	4 0 2 0 0 0 0 0 0 0 0 0 0 0												
Luis Alvarado, R (9, PR) OBP: 0.256, SLG: 0.220		0-0 BB 1B 1B			0-0 E6 E		0-0 1B		0-0 1B 1B 1B	3 0 2 0 1 0 0												
Mike Andrews, R (1, 4) OBP: 0.380, SLG: 0.413		4-0 BB 1-2 2-3 BB			0-0 E6		0-0 L8		0-0 F4	2 0 0 0 0 0 4 1 0 0 0 0 0 1 0 0 0 0 0 0 0 1 0 0 0 0 0 2												
Bart Johnson, R (1, 1) OBP: 0.231, SLG: 0.269		0-0 G3			0-0 E6 G6-4-3 1-2																	
Ed Stroud, L (7, PH) OBP: 0.228, SLG: 0.222																						
Joe Herten, R (7, 1)																						
Walt Williams, R (9, PH) OBP: 0.305, SLG: 0.333																						
Inning Stats	R: 0 E: 0 K: 0 S: 3	H: 0 LOB: 0 BB: 0 P: 3	R: 0 E: 0 K: 0 S: 5	H: 2 LOB: 3 BB: 1 P: 9	R: 0 E: 0 K: 0 S: 3	H: 1 LOB: 0 BB: 0 P: 3	R: 0 E: 0 K: 1 S: 5	H: 0 LOB: 0 BB: 0 P: 5	R: 0 E: 2 K: 0 S: 4	H: 0 LOB: 1 BB: 0 P: 4	R: 0 E: 0 K: 0 S: 3	H: 0 LOB: 2 BB: 2 P: 11	R: 0 E: 0 K: 0 S: 4	H: 1 LOB: 1 BB: 0 P: 4	R: 0 E: 0 K: 0 S: 3	H: 0 LOB: 0 BB: 0 P: 3	R: 0 E: 0 K: 0 S: 5	H: 2 LOB: 2 BB: 0 P: 5	1B: 6 2B: 1 3B: 0 HR: 0	SF: 0 SAC: 0 DP: 2 HBP: 0	WP: 0 PB: 0 SB: 0 CS: 0	PA: 36
PITCHER	IP WLS BF H R ER SO BB IBB HBP BLK WP HR S P ERA WHIP																					
Mike Hedlund, R (1, 1) ERA: 2.17	8.2 W 35 6 0 0 1 3 0 0 0 0 0 0 34 46 0.00 1.038																					
Ted Abernathy, R (9, 1) ERA: 1.8	0.1 S 1 0 0 0 0 0 0 0 0 0 0 0 1 1 0.00 0.000																					

Chicago White Sox @ Kansas City Royals
Municipal Stadium, Kansas City, MO
Wed May 19 1971, 8:05 PM EDT
Att: 7,015 - Unknown - 67 F

AB	33
R	0
H	6
RBI	0
BB	3
SO	1
LOB	15



Batter	1	2	3	4	5	6	7	8	9	AB	R	H	RBI	BB	SO	LOB
Rich Severson, R OBP: 0.333, SLG: 0.200 (1, 6) X	0-0 4-3 1B		4-0 BB		0-0 E3		0-3 K			3	0	1	0	1	1	1
Joe Keough, L OBP: 0.321, SLG: 0.253 (1, 9) X	0-0 4-3 1-2		0-3 K		0-0 F2		0-0 4-3			4	0	0	0	0	1	4
Amos Otis, R OBP: 0.338, SLG: 0.496 (1, 8) S S	0-3 K			0-0 F3	0-3 K		0-0 HR			4	1	1	1	0	2	3
Gail Hopkins, L OBP: 0.310, SLG: 0.486 (1, 3) X	0-0 5-3			0-0 F7		0-0 G3	0-0 1B			4	0	1	0	0	0	1
Ed Kirkpatrick, L OBP: 0.336, SLG: 0.336 (1, 7) X		0-0 F7		4-0 BB BB		4-0 3B BB		4-0 1-6-3 1B BB		1	1	0	0	3	0	0
Cookie Rojas, R OBP: 0.377, SLG: 0.397 (1, 4) X		0-0 4-3		4-0 1-2 BB		0-0 F7		0-0 1-6-3 1B		3	0	1	0	1	0	1
Paul Schaal, R OBP: 0.427, SLG: 0.455 (1, 5) X		0-0 5-3		0-3 K		0-0 3B		0-0 F9		4	0	1	1	0	1	4
Jerry May, R OBP: 0.344, SLG: 0.400 (1, 2) S S			0-3 K		4-0 E SH3-4 BB	4-0 IBB		0-0 1-6-3		2	0	0	0	2	1	2
Mike Hedlund, R OBP: 0.105, SLG: 0.056 Ted Abernathy, R (9, 1) S S			0-3 K		0-0 SH3-4	0-0 G1		0-3 K		3	0	0	0	0	2	4
										0	0	0	0	0	0	0

Inning Stats	R: 0	H: 1	E: 0	K: 1	S: 6	LOB: 1	BB: 0	P: 6
	R: 0	H: 0	E: 0	K: 0	S: 3	LOB: 0	BB: 0	P: 3
	R: 0	H: 0	E: 0	K: 3	S: 9	LOB: 1	BB: 1	P: 13
	R: 0	H: 0	E: 0	K: 1	S: 5	LOB: 2	BB: 2	P: 13
	R: 0	H: 0	E: 1	K: 1	S: 6	LOB: 2	BB: 1	P: 10
	R: 1	H: 1	E: 0	K: 0	S: 4	LOB: 2	BB: 2	P: 12
	R: 1	H: 2	E: 0	K: 1	S: 6	LOB: 1	BB: 0	P: 6
	R: 0	H: 1	E: 0	K: 1	S: 6	LOB: 2	BB: 1	P: 10

PITCHER	IP	WLS	BF	H	R	ER	SO	BB	IBB	HBP	BLK	WP	HR	S	P	ERA	WHIP
Bart Johnson, R ERA: 3.61 (1, 1)	6.0	L	27	2	1	1	6	5	1	0	0	0	0	33	57	1.50	1.167
Joe Horlen, R ERA: 1.54 (7, 1)	2.0		9	3	1	1	2	1	0	0	0	0	1	12	16	4.50	2.000


BOTTOM

Chicago White Sox @ Kansas City Royals
Municipal Stadium, Kansas City, MO

Wed May 19 1971, 8:05 PM EDT
Att. 7,015 - Unknown - 67 F

livebaseballscorecards.com

AB	28
R	2
H	5
RBI	2
BB	7
SO	8
LOB	20



WP: 0	PA: 36
PB: 0	
SB: 0	
CS: 0	

Batter	1	2	3	4	5	6	7	8	9	AB R H RBI BB SO LOB	TOP														
Tommy Harper, R (1, 5) OBP: 0.278, SLG: 0.277	0-0 F4	0-0 1B		0-0 1B 2B		0-0 1B	0-0 2B		4-0 1B BB	5 1 4 3 1 0 0															
Ron Theobald, R (1, 4) OBP: 0.462, SLG: 0.435	4-0 BB	0-0 F8		0-0 1B		0-0 1B	0-0 1-3		0-0 1B	5 2 2 2 1 0 4															
Dave May, L (1, 8) OBP: 0.339, SLG: 0.404	0-3 K			0-0 1B 2B		0-0 1B	0-0 F7		0-0 4-3	6 2 2 0 0 1 5															
Bill Voss, L (1, 9) OBP: 0.306, SLG: 0.373	0-0 F8			0-0 1B		0-0 1B		0-0 F9		5 0 2 2 0 0 2															
John Briggs, L (1, 7) OBP: 0.344, SLG: 0.359		4-0 1B BB		4-0 1B BB		4-0 1B		0-3 K		2 2 0 1 3 1 1															
Mike Hegan, L (1, 3) OBP: 0.342, SLG: 0.344		4-0 1B BB		0-0 1B		0-0 1B		0-0 4-3		3 2 1 1 2 0 2															
Ellie Rodriguez, R (1, 2) OBP: 0.348, SLG: 0.397		0-0 1B		0-0 G1-6-3		0-0 F8			0-0 1B 2B	5 2 3 3 0 0 2															
Rick Auerbach, R (1, 6) OBP: 0.289, SLG: 0.250		4-0 1B CS BB		4-0 2B BB		0-0 6-3		0-0 F4		3 1 0 0 2 0 2															
Marty Pattin, R (1, 1) OBP: 0.269, SLG: 0.174		0-3 K		0-0 SH1-4		0-0 6-3		0-3 K		4 0 0 0 0 2 4															
Inning Stats	R: 0 E: 0 K: 1 S: 5	H: 0 LOB: 1 BB: 1 P: 9	R: 3 E: 0 K: 1 S: 6	H: 2 LOB: 1 BB: 3 P: 18	R: 1 E: 0 K: 0 S: 4	H: 2 LOB: 1 BB: 1 P: 8	R: 3 E: 0 K: 0 S: 6	H: 3 LOB: 2 BB: 2 P: 14	R: 0 E: 0 K: 0 S: 3	H: 0 LOB: 0 BB: 0 P: 3	R: 4 E: 0 K: 0 S: 7	H: 4 LOB: 1 BB: 1 P: 11	R: 0 E: 0 K: 1 S: 6	H: 1 LOB: 1 BB: 0 P: 6	R: 0 E: 0 K: 1 S: 5	H: 0 LOB: 0 BB: 0 P: 5	R: 1 E: 0 K: 0 S: 5	H: 2 LOB: 2 BB: 1 P: 9	1B: 10 2B: 4 3B: 0 HR: 0	SF: 0 SAC: 1 DP: 1 HBP: 0	WP: 1 PB: 0 SB: 0 CS: 1	PA: 48			
PITCHER	IP WLS BF H R ER SO BB IBB HBP BLK WP HR S P ERA WHIP												PITCHER	IP WLS BF H R ER SO BB IBB HBP BLK WP HR S P ERA WHIP											
Ken Wright, R (1, 1) ERA: 3.56	1.1 L 10 2 3 3 2 4 0 0 0 0 0 0 10 26 20.25 4.500												Ted Abernathy, R (9, 1) ERA: 2.14	1.0 6 2 1 1 0 1 0 0 0 0 0 0 5 9 9.00 3.000											
Al Fitzmorris, R (2, 1) ERA: 5.76	2.1 12 5 4 4 0 2 0 0 0 1 0 10 18 15.43 3.000																								
Mike McCormick, L (4, 1) ERA: 9.31	2.1 13 4 4 4 0 2 0 0 0 0 0 11 19 15.43 2.571																								
Jim York, R (7, 1) ERA: 3.91	1.0 4 1 0 0 1 0 0 0 0 0 0 6 6 0.00 1.000																								
Tom Burgmeier, L (8, 1) ERA: 1.59	1.0 3 0 0 0 1 0 0 0 0 0 0 5 5 0.00 0.000																								

Milwaukee Brewers @ Kansas City Royals
Municipal Stadium, Kansas City, MO
Sat May 22 1971, 4:33 AM EDT
Att: 6,654 - Unknown - 66 F

AB	38
R	12
H	14
RBI	12
BB	9
SO	4
LOB	22



Batter	1	2	3	4	5	6	7	8	9
Freddie Patek, R OBP: 0.326, SLG: 0.327 Rich Severson, R OBP: 0.250, SLG: 0.143	0-3 K		0-0 F7		0-3 K		0-0 6-3-6		
Joe Keough, L OBP: 0.327, SLG: 0.263	0-0 1B		0-0 G3			0-0 BB 1B		0-0 L8	
Amos Otis, R OBP: 0.329, SLG: 0.483	0-3 K			0-0 F7		0-0 F4		0-0 5-3	
Gail Hopkins, L OBP: 0.326, SLG: 0.512 Ted Abernathy, R (9, 1)	0-0 4-3			0-0 2B		0-0 F7		0-0 1B	
Ed Kirkpatrick, L OBP: 0.333, SLG: 0.327		0-0 4-1		0-3 K		4-0 BB 1-2		0-0 F7	
Cookie Rojas, R OBP: 0.376, SLG: 0.392 Jim York, R (7, 1) Tom Burgmeier, L OBP: 0.400, SLG: 0.250 Bob Oliver, R OBP: 0.258, SLG: 0.323		0-0 F4		4-0 BB		0-0 F9		0-3 K	
Paul Schaal, R OBP: 0.416, SLG: 0.441		0-0 4-3		0-0 F9			0-0 6-3		0-0 5-3
Jerry May, R OBP: 0.338, SLG: 0.379			4-0 BB		0-3 K		0-0 E5 1B		0-0 5-3
Ken Wright, R OBP: 0.222, SLG: 0.125 Al Fitzmorris, S OBP: 0.200, SLG: 0.200 Mike McCormick, L (4, 1) Bobby Knoop, R OBP: 0.417, SLG: 0.400			0-3 K		0-0 4-3		0-0 E8 6-3-6 1B		

AB	R	H	RBI	BB	SO	LOB
2	0	0	0	0	1	1
2	0	0	0	0	1	2
4	0	2	0	0	0	1
4	0	0	0	0	1	2
4	0	2	0	0	0	2
0	0	0	0	0	0	0
3	0	0	0	1	1	2
2	0	0	0	1	0	2
0	0	0	0	0	0	0
0	0	0	0	0	0	0
1	0	0	0	0	1	0
4	0	0	0	0	0	2
3	0	0	0	1	1	0
0	0	0	0	0	0	0
1	0	0	0	0	1	1
1	0	0	0	0	0	0
1	0	1	0	0	0	0


BOTTOM

Milwaukee Brewers @ Kansas City Royals
Municipal Stadium, Kansas City, MO

Sat May 22 1971, 4:33 AM EDT
Att. 6,654 - Unknown - 66 F

livebaseballscorecards.com

AB	32
R	0
H	5
RBI	0
BB	3
SO	7
LOB	15



Inning Stats	R: 0	H: 1	E: 0	LOB: 1	K: 2	BB: 0	S: 8	P: 8
	R: 0	H: 0	E: 0	LOB: 0	K: 0	BB: 0	S: 3	P: 3
	R: 0	H: 0	E: 0	LOB: 1	K: 1	BB: 1	S: 5	P: 9
	R: 0	H: 1	E: 0	LOB: 2	K: 1	BB: 1	S: 6	P: 10
	R: 0	H: 0	E: 0	LOB: 0	K: 2	BB: 0	S: 7	P: 7
	R: 0	H: 1	E: 0	LOB: 2	K: 0	BB: 1	S: 4	P: 8
	R: 0	H: 1	E: 2	LOB: 1	K: 0	BB: 0	S: 4	P: 4
	R: 0	H: 1	E: 0	LOB: 1	K: 0	BB: 0	S: 4	P: 4
	R: 0	H: 0	E: 0	LOB: 0	K: 1	BB: 0	S: 5	P: 5
	1B: 4	SF: 0	2B: 2	SAC: 0	3B: 0	DP: 1	HR: 0	HBP: 0

PITCHER	IP	WLS	BF	H	R	ER	SO	BB	IBB	HBP	BLK	WP	HR	S	P	ERA	WHIP
Marty Pattin, R ERA: 2.5	(1, 1)	9.0	35	5	0	0	7	3	0	0	0	0	0	46	58	0.00	0.889


WP	PA
0	35

Batter	1	2	3	4	5	6	7	8	9	AB R H RBI BB SO LOB	TOP											
Tommy Harper, R (1, 5) OBP: 0.276, SLG: 0.270	0-0 6-3		0-3 K		0-3 K		4-0 1B S BB	0-0 F7		4 0 0 0 1 2 4												
Ron Theobald, R (1, 4) OBP: 0.484, SLG: 0.423	0-0 6-3		0-0 4-3		0-0 1B 2-3 1B		4-0 1B BB		4-0 1B FC3-2-5 BB	3 0 1 0 2 0 1												
Dave May, L (1, 8) OBP: 0.356, SLG: 0.420	0-0 1B			0-0 4-3	0-0 1-3 1B		0-0 1-2 2-3 1B		0-0 FC3-2-5 1-3 1B	5 0 4 1 0 0 0												
Bill Voss, L (1, 9) OBP: 0.293, SLG: 0.355	0-3 K			0-0 4-3	0-0 3-H F9		0-3 K		0-0 FC3-2-5 1-3 3-H	5 0 0 0 0 2 8												
John Briggs, L (1, 7) OBP: 0.347, SLG: 0.390		0-3 K		0-0 G3		0-0 4-3		0-0 HR	4-0 IBB	4 1 1 1 1 1 0												
Mike Hegan, L (1, 3) OBP: 0.339, SLG: 0.333		0-0 6-3			0-0 4-3	0-0 4-3		4-0 SH1-4 BB BB	0-0 F9	3 0 0 0 1 0 0 1 0 0 0 0 0 3												
Roberto Pena, R (9, PH) OBP: 0.243, SLG: 0.262																						
Phil Roof, R (1, 2) OBP: 0.250, SLG: 0.209		0-0 5-3			0-0 2B 1B	0-0 6-3		0-0 F7	0-3 K	5 1 1 0 0 1 4												
Rick Auerbach, R (1, 6) OBP: 0.299, SLG: 0.266			0-0 L5		0-0 1-3 2B 2B		0-0 6-3	4-0 SH1-4 BB		3 1 1 0 1 0 0												
Bill Parsons, R (1, 1) OBP: 0.158, SLG: 0.167			4-0 BB		0-0 2-H 3-H 1B 2B		0-3 K	0-0 SH1-4		2 1 1 2 1 1 0												
Inning Stats	R: 0 E: 0 K: 1 S: 6	H: 1 LOB: 1 BB: 0 P: 6	R: 0 E: 0 K: 1 S: 5	H: 0 LOB: 0 BB: 0 P: 5	R: 0 E: 0 K: 1 S: 5	H: 0 LOB: 1 BB: 1 P: 9	R: 0 E: 0 K: 0 S: 3	H: 0 LOB: 0 BB: 0 P: 3	R: 3 E: 0 K: 1 S: 10	H: 5 LOB: 2 BB: 0 P: 10	R: 0 E: 0 K: 0 S: 3	H: 0 LOB: 0 BB: 0 P: 3	R: 0 E: 0 K: 2 S: 8	H: 1 LOB: 3 BB: 2 P: 16	R: 1 E: 0 K: 0 S: 4	H: 1 LOB: 2 BB: 2 P: 12	R: 0 E: 0 K: 1 S: 6	H: 1 LOB: 3 BB: 2 P: 14	1B: 6 2B: 2 3B: 0 HR: 1	SF: 0 SAC: 1 DP: 0 HBP: 0	WP: 0 PB: 0 SB: 1 CS: 0	PA: 43
PITCHER	IP WLS BF H R ER SO BB IBB HBP BLK WP HR S P ERA WHIP																					
Bruce Dal Canton, R (1, 1) ERA: 2.37	4.2 L 21 6 3 3 4 1 0 0 0 0 0 0 28 32 5.79 1.500																					
Tom Burgmeier, L (5, 1) ERA: 1.5	1.1 4 0 0 0 0 0 0 0 0 0 0 0 4 4 0.00 0.000																					
Jim York, R (7, 1) ERA: 3.95	2.0 12 2 1 1 2 4 0 0 0 0 1 12 28 4.50 3.000																					
Ted Abernathy, R (9, 1) ERA: 2.11	0.1 4 1 0 0 0 1 1 0 0 0 0 0 2 10 0.00 6.000																					
Jim Rooker, L (9, 1) ERA: 8.14	0.2 2 0 0 0 0 1 0 0 0 0 0 0 4 4 0.00 0.000																					

Milwaukee Brewers @ Kansas City Royals
Municipal Stadium, Kansas City, MO
Sun May 23 1971, 4:33 AM EDT
Att. 26,765 - Unknown - 74 F

AB	35
R	4
H	9
RBI	4
BB	7
SO	7
LOB	20



Batter	1	2	3	4	5	6	7	8	9	AB	R	H	RBI	BB	SO	LOB	BOTTOM																			
Freddie Patek, R (1, 6) x OBP: 0.318, SLG: 0.319	0-0 F4 ① 		0-0 1-3 ③ 			0-0 L5 ③ 			0-0 5-3 ① 	4	0	0	0	0	0	0	Milwaukee Brewers @ Kansas City Royals Municipal Stadium, Kansas City, MO Sun May 23 1971, 4:33 AM EDT Att: 26,765 - Unknown - 74 F																			
Joe Keough, L (1, 9) x OBP: 0.325, SLG: 0.263	0-0 F8 ② 			0-3 K ① 			0-0 2B 1B 		0-0 F7 ② 	4	0	1	0	0	1	0			<table border="1"> <tr><td>AB</td><td>30</td></tr> <tr><td>R</td><td>0</td></tr> <tr><td>H</td><td>4</td></tr> <tr><td>RBI</td><td>0</td></tr> <tr><td>BB</td><td>0</td></tr> <tr><td>SO</td><td>5</td></tr> <tr><td>LOB</td><td>8</td></tr> </table> 		AB	30	R	0	H	4	RBI	0	BB	0	SO	5	LOB	8		
AB	30																																			
R	0																																			
H	4																																			
RBI	0																																			
BB	0																																			
SO	5																																			
LOB	8																																			
Amos Otis, R (1, 8) x OBP: 0.333, SLG: 0.490	0-0 1B 			0-0 6-3 ② 			0-0 2B 		0-0 F9 ③ 	4	0	2	0	0	0	0	<table border="1"> <tr><td>WP</td><td>0</td><td>PA</td><td>30</td></tr> <tr><td>PB</td><td>0</td><td></td><td></td></tr> <tr><td>SB</td><td>0</td><td></td><td></td></tr> <tr><td>CS</td><td>0</td><td></td><td></td></tr> </table>				WP	0	PA	30	PB	0			SB	0			CS	0		
WP	0	PA	30																																	
PB	0																																			
SB	0																																			
CS	0																																			
Gail Hopkins, L (1, 3) x OBP: 0.306, SLG: 0.477	0-0 F6 ③ 			0-3 K ③ 			0-0 2-3 ① 			3	0	0	0	0	1	3			<table border="1"> <tr><td>1B</td><td>3</td><td>SF</td><td>0</td></tr> <tr><td>2B</td><td>1</td><td>SAC</td><td>0</td></tr> <tr><td>3B</td><td>0</td><td>DP</td><td>1</td></tr> <tr><td>HR</td><td>0</td><td>HBP</td><td>0</td></tr> </table>		1B	3	SF	0	2B	1	SAC	0	3B	0	DP	1	HR	0	HBP	0
1B	3	SF	0																																	
2B	1	SAC	0																																	
3B	0	DP	1																																	
HR	0	HBP	0																																	
Ed Kirkpatrick, L (1, 7) OBP: 0.326, SLG: 0.319		0-0 4-3 ① 			0-0 F6 ① 		0-0 1-3 ② 			3	0	0	0	0	0	2	<table border="1"> <tr><td>1B</td><td>3</td><td>SF</td><td>0</td></tr> <tr><td>2B</td><td>1</td><td>SAC</td><td>0</td></tr> <tr><td>3B</td><td>0</td><td>DP</td><td>1</td></tr> <tr><td>HR</td><td>0</td><td>HBP</td><td>0</td></tr> </table>				1B	3	SF	0	2B	1	SAC	0	3B	0	DP	1	HR	0	HBP	0
1B	3	SF	0																																	
2B	1	SAC	0																																	
3B	0	DP	1																																	
HR	0	HBP	0																																	
Cookie Rojas, R (1, 4) OBP: 0.369, SLG: 0.384		0-0 F9 ② 			0-0 5-3 ② 		0-0 F7 ③ 			3	0	0	0	0	0	2			<table border="1"> <tr><td>1B</td><td>3</td><td>SF</td><td>0</td></tr> <tr><td>2B</td><td>1</td><td>SAC</td><td>0</td></tr> <tr><td>3B</td><td>0</td><td>DP</td><td>1</td></tr> <tr><td>HR</td><td>0</td><td>HBP</td><td>0</td></tr> </table>		1B	3	SF	0	2B	1	SAC	0	3B	0	DP	1	HR	0	HBP	0
1B	3	SF	0																																	
2B	1	SAC	0																																	
3B	0	DP	1																																	
HR	0	HBP	0																																	
Paul Schaal, R (1, 5) OBP: 0.408, SLG: 0.431		0-0 F7 ③ 			0-0 L7 ③ 			0-0 F8 ① 		3	0	0	0	0	0	0	<table border="1"> <tr><td>1B</td><td>3</td><td>SF</td><td>0</td></tr> <tr><td>2B</td><td>1</td><td>SAC</td><td>0</td></tr> <tr><td>3B</td><td>0</td><td>DP</td><td>1</td></tr> <tr><td>HR</td><td>0</td><td>HBP</td><td>0</td></tr> </table>				1B	3	SF	0	2B	1	SAC	0	3B	0	DP	1	HR	0	HBP	0
1B	3	SF	0																																	
2B	1	SAC	0																																	
3B	0	DP	1																																	
HR	0	HBP	0																																	
Jerry May, R (1, 2) OBP: 0.338, SLG: 0.377			0-3 K ① 			0-0 G6-4-3 1B 		0-0 1-3 ② 		3	0	1	0	0	1	0			<table border="1"> <tr><td>1B</td><td>3</td><td>SF</td><td>0</td></tr> <tr><td>2B</td><td>1</td><td>SAC</td><td>0</td></tr> <tr><td>3B</td><td>0</td><td>DP</td><td>1</td></tr> <tr><td>HR</td><td>0</td><td>HBP</td><td>0</td></tr> </table>		1B	3	SF	0	2B	1	SAC	0	3B	0	DP	1	HR	0	HBP	0
1B	3	SF	0																																	
2B	1	SAC	0																																	
3B	0	DP	1																																	
HR	0	HBP	0																																	
Bruce Dal Canton, R (1, 1) Tom Burgmeier, L (5, 1) Ted Savage, R (6, PH) Jim York, R (7, 1) Bob Oliver, R (8, PH) Ted Abernathy, R (9, 1) Jim Rooker, R (9, 1)			0-3 K ② 			0-0 G6-4-3 ① ② 		0-3 K ③ 		1	0	0	0	0	1	0	<table border="1"> <tr><td>1B</td><td>3</td><td>SF</td><td>0</td></tr> <tr><td>2B</td><td>1</td><td>SAC</td><td>0</td></tr> <tr><td>3B</td><td>0</td><td>DP</td><td>1</td></tr> <tr><td>HR</td><td>0</td><td>HBP</td><td>0</td></tr> </table>				1B	3	SF	0	2B	1	SAC	0	3B	0	DP	1	HR	0	HBP	0
1B	3	SF	0																																	
2B	1	SAC	0																																	
3B	0	DP	1																																	
HR	0	HBP	0																																	
Inning Stats	R: 0 E: 0 K: 0 S: 4	H: 1 LOB: 1 BB: 0 P: 4	R: 0 E: 0 K: 0 S: 3	H: 0 LOB: 0 BB: 0 P: 3	R: 0 E: 0 K: 2 S: 7	H: 0 LOB: 0 BB: 0 P: 7	R: 0 E: 0 K: 0 S: 3	H: 0 LOB: 0 BB: 0 P: 3	R: 0 E: 0 K: 0 S: 3	H: 1 LOB: 0 BB: 0 P: 3	R: 0 E: 0 K: 0 S: 5	H: 2 LOB: 2 BB: 0 P: 5	R: 0 E: 0 K: 1 S: 5	H: 0 LOB: 0 BB: 0 P: 5	R: 0 E: 0 K: 0 S: 3	H: 0 LOB: 0 BB: 0 P: 3			<table border="1"> <tr><td>1B</td><td>3</td><td>SF</td><td>0</td></tr> <tr><td>2B</td><td>1</td><td>SAC</td><td>0</td></tr> <tr><td>3B</td><td>0</td><td>DP</td><td>1</td></tr> <tr><td>HR</td><td>0</td><td>HBP</td><td>0</td></tr> </table>		1B	3	SF	0	2B	1	SAC	0	3B	0	DP	1	HR	0	HBP	0
1B	3	SF	0																																	
2B	1	SAC	0																																	
3B	0	DP	1																																	
HR	0	HBP	0																																	
PITCHER Bill Parsons, R (1, 1) ERA: 1.8	IP: 9.0 WLS: W BF: 30 H: 4 R: 0 ER: 0 SO: 5 BB: 0 IBB: 0 HBP: 0 BLK: 0 WP: 0 HR: 0 S: 40 P: 40 ERA: 0.00 WHIP: 0.444															PITCHER																				

Batter	1	2	3	4	5	6	7	8	9	AB R H RBI BB SO LOB	TOP											
Freddie Patek, R (1, 6) OBP: 0.321, SLG: 0.333	0-0 FC5-4 FC1-2-5 2B	0-0 FC5-4 1-2f 2B		0-0 6-3		0-0 6-3			0-0 1B 2B	5 2 2 0 0 0 1												
Paul Schaal, R (1, 5) OBP: 0.414, SLG: 0.463	4-0 FC5-4 BB	0-0 1-H 2B			0-0 5-3		0-0 HR		0-0 F3	4 1 2 2 1 0 1												
Amos Otis, R (1, 8) OBP: 0.335, SLG: 0.487	0-0 FC5-4 FC1-2-5 1-2f 2-3 1B	0-0 1-3			0-3 K		0-0 CS 4-3 1B		0-0 1B 2-H 1B	5 2 2 1 0 1 3												
Gail Hopkins, L (1, 3) OBP: 0.302, SLG: 0.521	0-0 FC1-2-5 1B		0-0 4-3		0-0 HR		0-0 4-3		0-0 1B 2B	4 1 1 1 0 0 3												
Bob Oliver, R (7, 3) OBP: 0.261, SLG: 0.326	1-3 3-H						1-2		2-3 1B	1 1 1 0 0 0 0												
Ed Kirkpatrick, L (1, 7) OBP: 0.343, SLG: 0.333	0-0 BB 1-3 3-H 1B		0-0 1B		4-0 E S BB		0-3 K 2-3		0-0 1-2 3-H 2B 1B	4 1 3 2 1 1 1												
Cookie Rojas, R (1, 4) OBP: 0.352, SLG: 0.396	4-0 FC6-4 1-2 BB		0-0 WP 1-3 1B		4-0 1-3 BB			0-0 4-3	0-0 1-H 2-H 2B	3 0 2 2 2 0 0												
Jerry May, R (1, 2) OBP: 0.315, SLG: 0.348	0-0 FC6-4 1-2f		0-3 K		0-0 F9			0-0 5-3	0-0 5-3	5 0 0 0 0 1 7												
Joe Keough, L (1, 9) OBP: 0.328, SLG: 0.262		0-0 4-3		0-3 K		0-0 4-3		0-0 1B	4-0 IBB	4 0 1 0 1 1 0												
Dick Drago, R (1, 1) OBP: 0.263, SLG: 0.067		4-0		0-3 K		0-3 K		0-0 F6	0-3 K	1 0 0 0 1 1 0												
Jim York, R (5, 1)										1 0 0 0 0 1 0												
Tom Burgmeier, L (7, 1) OBP: 0.400, SLG: 0.250		FC5-4								0 0 0 0 0 0 0												
Ted Abernathy, R (7, 1)		BB								2 0 0 0 0 1 3												
Inning Stats	R: 1 E: 0 K: 0 S: 5	H: 2 LOB: 3 BB: 2 P: 13	R: 1 E: 0 K: 0 S: 4	H: 1 LOB: 1 BB: 1 P: 8	R: 0 E: 0 K: 1 S: 6	H: 2 LOB: 1 BB: 0 P: 6	R: 0 E: 0 K: 2 S: 7	H: 0 LOB: 0 BB: 0 P: 7	R: 1 E: 0 K: 1 S: 6	H: 1 LOB: 2 BB: 2 P: 14	R: 0 E: 0 K: 1 S: 5	H: 0 LOB: 0 BB: 0 P: 5	R: 1 E: 0 K: 1 S: 6	H: 2 LOB: 1 BB: 0 P: 6	R: 0 E: 0 K: 0 S: 4	H: 1 LOB: 1 BB: 0 P: 4	R: 4 E: 0 K: 1 S: 10	H: 5 LOB: 2 BB: 1 P: 14	1B: 8 2B: 5 3B: 0 HR: 2	SF: 0 SAC: 0 DP: 1 HBP: 0	WP: 1 PB: 0 SB: 2 CS: 1	PA: 45
PITCHER	IP WLS BF H R ER SO BB IBB HBP BLK WP HR S P ERA WHIP																					
Tom Bradley, R (1, 1) ERA: 1.52	5.0 L 25 6 3 3 4 5 0 0 0 1 1 28 48 5.40 2.200																					
Tommy John, L (6, 1) ERA: 6.08	2.0 7 2 1 1 2 0 0 0 0 0 1 11 11 4.50 1.000																					
Joe Horlen, R (8, 1) ERA: 3.95	2.0 13 6 4 4 1 0 1 0 0 0 0 14 18 18.00 3.000																					

Kansas City Royals @ Chicago White Sox
 Comiskey Park, Chicago, IL
 Tue May 25 1971, 8:05 PM EDT
 Att. 2,241 - Unknown

AB	39
R	8
H	14
RBI	8
BB	6
SO	7
LOB	19



Batter	1	2	3	4	5	6	7	8	9	AB	R	H	RBI	BB	SO	LOB
Ed Stroud, L (1, 8) OBP: 0.233, SLG: 0.244	0-0 G3		0-3 K		0-0 FC4-6		4-0 BB BB		0-0 4-3	4	0	0	1	1	1	2
Lee Maye, L (1, 9) OBP: 0.474, SLG: 0.500 Mike Hershberger, R (7, PH) Joe Horlen, R (8, 1) Rich McKinney, R (9, PH) OBP: 0.464, SLG: 0.391	0-3 K		0-0 4-3		0-0 SF8		0-0 L7		0-0 F2	2	0	0	1	0	1	0
Carlos May, L (1, 3) OBP: 0.371, SLG: 0.416	0-0 1B		0-0 1B		0-0 1B		4-0 BB BB		0-3 K	4	0	3	0	1	1	0
Bill Melton, R (1, 5) OBP: 0.382, SLG: 0.467	0-0 F8			0-0 5-3	0-3 K		4-0 BB BB			3	0	0	0	1	1	3
Rick Reichardt, R (1, 7) OBP: 0.344, SLG: 0.496		0-0 6-3		0-0 F7		0-0 F4	0-0 L6			4	0	0	0	0	0	3
Ed Herrmann, L (1, 2) OBP: 0.356, SLG: 0.462		0-0 2B		0-0 F6		0-0 F9		0-0 1-3		4	0	1	0	0	0	0
Mike Andrews, R (1, 4) OBP: 0.377, SLG: 0.385		4-0 FC6-4 BB			0-0 1B FC4-6 1B	0-0 L6		0-0 F6		3	1	1	0	1	0	0
Lee Richard, R (1, 6) OBP: 0.287, SLG: 0.289		0-0 F4			0-0 FC4-6 1B SF8 1B		0-3 K	0-0 S 1B		4	1	2	0	0	1	2
Tom Bradley, R (1, 1) OBP: 0.120, SLG: 0.083 Walt Williams, R (5, PH) Tommy John, R (6, 1) Jay Johnstone, L (7, PH) OBP: 0.325, SLG: 0.396		0-0 FC6-4			0-0 1-2 FC4-6 1B		0-0 HR	0-0 F9		1	0	0	0	0	0	2
										1	0	1	0	0	0	0
										0	0	0	0	0	0	0
										2	1	1	1	0	0	1

Inning Stats	R: 0	H: 1	E: 0	LOB: 1	K: 1	S: 6	P: 6	R: 0	H: 1	E: 0	LOB: 2	K: 0	S: 4	P: 8	R: 0	H: 1	E: 0	LOB: 1	K: 1	S: 5	P: 5	R: 0	H: 0	E: 0	LOB: 0	K: 0	S: 3	R: 2	H: 4	E: 0	LOB: 2	K: 1	S: 9	P: 9	R: 0	H: 0	E: 0	LOB: 0	K: 0	S: 3	R: 1	H: 1	E: 0	LOB: 3	K: 1	S: 6	P: 18	R: 0	H: 1	E: 0	LOB: 1	K: 0	S: 4	P: 4	R: 0	H: 0	E: 0	LOB: 0	K: 1	S: 5	P: 5	1B: 7	SF: 1	2B: 1	SAC: 0	3B: 0	DP: 0	HR: 1	HBP: 0	WP: 0	PA: 39
--------------	------	------	------	--------	------	------	------	------	------	------	--------	------	------	------	------	------	------	--------	------	------	------	------	------	------	--------	------	------	------	------	------	--------	------	------	------	------	------	------	--------	------	------	------	------	------	--------	------	------	-------	------	------	------	--------	------	------	------	------	------	------	--------	------	------	------	-------	-------	-------	--------	-------	-------	-------	--------	-------	--------

PITCHER	IP	WLS	BF	H	R	ER	SO	BB	IBB	HBP	BLK	WP	HR	S	P	ERA	WHIP
Dick Drago, R (1, 1) ERA: 2.4	4.2		21	7	2	2	2	1	0	0	0	0	0	24	28	3.86	1.714
Jim York, R (5, 1) ERA: 4.03	1.2	W	7	1	1	1	2	1	0	0	0	0	1	10	14	5.40	1.200
Tom Burgmeier, L (7, 1) ERA: 1.48	0.1		2	0	0	0	0	1	0	0	0	0	0	1	5	0.00	3.000
Ted Abernathy, R (7, 1) ERA: 1.9	2.1	S	9	1	0	0	1	1	0	0	0	0	0	10	14	0.00	0.857


BOTTOM

Kansas City Royals @ Chicago White Sox
Comiskey Park, Chicago, IL

Tue May 25 1971, 8:05 PM EDT
Att. 2,241 - Unknown

livebaseballscorecards.com

AB	34
R	3
H	9
RBI	3
BB	4
SO	5
LOB	14



Batter	1	2	3	4	5	6	7	8	9	AB R H RBI BB SO LOB	TOP									
Freddie Patek, R (1, 6) OBP: 0.314, SLG: 0.326	0-0 F7		0-0 F3			0-0 1-3		0-0 4-3		4 0 0 0 0 0 2	Kansas City Royals @ Chicago White Sox Comiskey Park, Chicago, IL Wed May 26 1971, 8:05 PM EDT Att. 2,605 - Unknown									
Paul Schaal, R (1, 5) OBP: 0.410, SLG: 0.457	0-0 6-3			0-0 F2		0-0 1B		0-0 F2		4 0 1 0 0 0 1										
Amos Otis, R (1, 8) OBP: 0.333, SLG: 0.481	0-0 F8			0-0 1B		0-3 K		0-0 L5		4 0 1 0 0 1 2										
Bob Oliver, R (1, 3) OBP: 0.268, SLG: 0.331		0-0 1B		0-3 K		0-0 1B		0-0 4-3		4 0 2 0 0 1 1										
Cookie Rojas, R (1, 4) OBP: 0.373, SLG: 0.386		0-0 F3		0-0 L7		0-0 FC1-6 HR		0-0 6-3		4 1 0 0 0 0 3										
Dennis Paepke, R (1, 7) OBP: 0.306, SLG: 0.435		0-0 G1-6-3			0-0 6-3		0-0 HR		0-0 5-3	4 1 1 2 0 0 1										
Ted Savage, R (1, 9) OBP: 0.270, SLG: 0.156			0-3 K		0-3 K		0-3 K			3 0 0 0 0 3 0										
Jerry May, R (1, 2) OBP: 0.316, SLG: 0.362			0-0 2B		0-0 6-3		0-0 5-3			3 0 1 0 0 0 0										
Mike Hedlund, R (1, 1) OBP: 0.095, SLG: 0.050			0-3 K			0-0 F3		0-0 E5		2 0 0 0 0 1 1										
Jim York, R (6, 1)										0 0 0 0 0 0 0										
Al Fitzmorris, S (7, 1) OBP: 0.200, SLG: 0.200										0 0 0 0 0 0 0										
Carl Taylor, R (8, PH) OBP: 0.267, SLG: 0.184										1 0 0 0 0 0 0										
Wally Bunker, R (8, 1)										0 0 0 0 0 0 0										
Inning Stats	R: 0 E: 0 K: 0 S: 3	H: 0 LOB: 0 BB: 0 P: 3	R: 0 E: 0 K: 0 S: 3	H: 1 LOB: 0 BB: 0 P: 3	R: 0 E: 0 K: 2 S: 8	H: 1 LOB: 1 BB: 0 P: 8	R: 0 E: 0 K: 1 S: 6	H: 1 LOB: 1 BB: 0 P: 6	R: 0 E: 0 K: 1 S: 5	H: 0 LOB: 0 BB: 0 P: 5	R: 2 E: 1 K: 1 S: 7	H: 2 LOB: 0 BB: 0 P: 7	R: 0 E: 1 K: 0 S: 4	H: 0 LOB: 1 BB: 0 P: 4	R: 0 E: 0 K: 0 S: 3	H: 0 LOB: 0 BB: 0 P: 3	1B: 4 2B: 1 3B: 0 HR: 1	SF: 0 SAC: 0 DP: 1 HBP: 0	WP: 0 PB: 0 SB: 1 CS: 0	PA: 33
PITCHER Wilbur Wood, L (1, 1) ERA: 1.99	IP: 9.0 WLS: W BF: 33 H: 6 R: 2 ER: 2 SO: 6 BB: 0 IBB: 0 HBP: 0 BLK: 0 WP: 0 HR: 1 S: 45 P: 45 ERA: 2.00 WHIP: 0.667																			

AB	33
R	2
H	6
RBI	2
BB	0
SO	6
LOB	11



livebaseballscorecards.com

Batter	1	2	3	4	5	6	7	8	9
Lee Richard, R OBP: 0.291, SLG: 0.302 (1, 6)	0-3 K		0-0 F4			1B E		0-0 2B	
Jay Johnstone, L OBP: 0.328, SLG: 0.391 (1, 9)	4-0 S BB			0-0 F5		1B E	3-1	0-0 F8	
Carlos May, L OBP: 0.378, SLG: 0.418 (1, 3)	0-3 K			0-0 1-3 1B		1-2 1B BB	0-0 S 1B	0-0 4-3	
Bill Melton, R OBP: 0.379, SLG: 0.468 (1, 5)	0-0 5-3			0-0 1-3		0-0 F2	0-0 1B 2B		
Rick Reichardt, R OBP: 0.348, SLG: 0.496 (1, 7)		0-0 G4-6-3 1B		0-0 1B		0-0 E5 1B	0-0 6-3		
Ed Herrmann, L OBP: 0.362, SLG: 0.452 (1, 2)		0-0 G4-6-3 1-2f		0-0 1-3		4-0 1B 1B IBB	4-0 1B BB		
Mike Andrews, R OBP: 0.380, SLG: 0.389 (1, 4)		0-0 F9			0-0 5-3	0-0 SH SF7 1B	0-0 1-2 2-3 1B		
Mike Hershberger, R OBP: 0.438, SLG: 0.370 (1, 8)			0-0 3-1		0-0 4-3	0-0 SH 1B	0-3 K		
Wilbur Wood, R (1, 1)			0-3 K		0-0 F6	0-0 SH	0-3 K		

Inning Stats	R: 0	H: 0	E: 0	K: 2	S: 7	R: 0	H: 1	E: 0	K: 0	S: 3	R: 0	H: 0	E: 0	K: 1	S: 5	R: 0	H: 2	E: 0	K: 0	S: 5	R: 0	H: 0	E: 0	K: 0	S: 3	R: 6	H: 4	E: 2	K: 0	S: 9	R: 1	H: 3	E: 0	K: 2	S: 10	R: 0	H: 1	E: 0	K: 0	S: 3
	LOB: 1	BB: 1	P: 11	LOB: 0	BB: 0	P: 3	LOB: 0	BB: 0	P: 5	LOB: 2	BB: 0	P: 5	LOB: 0	BB: 0	P: 3	LOB: 2	BB: 2	P: 17	LOB: 3	BB: 1	P: 14	LOB: 0	BB: 0	P: 3	LOB: 0	BB: 0	P: 3	LOB: 0	BB: 2	P: 14	LOB: 0	SAC: 1	DP: 1	HBP: 0	1B: 9	SF: 1	2B: 2	3B: 0	HR: 0	


PITCHER	IP	WLS	BF	H	R	ER	SO	BB	IBB	HBP	BLK	WP	HR	S	P	ERA	WHIP
Mike Hedlund, R (1, 1) ERA: 2.58	5.1	L	25	6	6	4	3	2	1	0	0	0	0	28	40	6.75	1.500
Jim York, R (6, 1) ERA: 4.2	1.0		9	4	1	1	0	1	0	0	0	0	0	8	12	9.00	5.000
Al Fitzmorris, R (7, 1) ERA: 5.61	0.2		2	0	0	0	2	0	0	0	0	0	0	6	6	0.00	0.000
Wally Bunker, R (8, 1) ERA: 5.01	1.0		3	1	0	0	0	0	0	0	0	0	0	3	3	0.00	1.000

BOTTOM

Kansas City Royals @ Chicago White Sox
Comiskey Park, Chicago, IL
Wed May 26 1971, 8:05 PM EDT
Att. 2,605 - Unknown


AB	R	H	RBI	BB	SO	LOB
4	1	2	1	0	1	0
4	1	1	0	1	0	2
4	2	2	0	1	1	1
4	0	1	1	0	0	5
4	1	2	0	0	0	2
2	1	0	0	2	0	3
4	1	2	2	0	0	0
4	0	1	1	0	1	3
3	0	0	0	0	2	3

AB	33
R	7
H	11
RBI	5
BB	4
SO	5
LOB	19



WP: 0	PA: 39
PB: 0	SB: 2
CS: 0	

PITCHER	IP	WLS	BF	H	R	ER	SO	BB	IBB	HBP	BLK	WP	HR	S	P	ERA	WHIP
Mike Hedlund, R (1, 1) ERA: 2.58	5.1	L	25	6	6	4	3	2	1	0	0	0	0	28	40	6.75	1.500
Jim York, R (6, 1) ERA: 4.2	1.0		9	4	1	1	0	1	0	0	0	0	0	8	12	9.00	5.000
Al Fitzmorris, R (7, 1) ERA: 5.61	0.2		2	0	0	0	2	0	0	0	0	0	0	6	6	0.00	0.000
Wally Bunker, R (8, 1) ERA: 5.01	1.0		3	1	0	0	0	0	0	0	0	0	0	3	3	0.00	1.000

Batter	1	2	3	4	5	6	7	8	9	AB R H RBI BB SO LOB	TOP
Freddie Patek, R (1, 6) OBP: 0.306, SLG: 0.316	0-0 F8	0-0 F7			0-0 F2		0-0 F8		0-0 F8	5 0 0 0 0 0 1	Kansas City Royals @ Washington Senators Robert F. Kennedy Memorial Stadium, Washington, DC Fri May 28 1971, 7:05 PM EDT Att. 4,139 - Unknown AB 34 R 5 H 9 RBI 4 BB 4 SO 5 LOB 13 
Paul Schaal, R (1, 5) OBP: 0.404, SLG: 0.448	0-0 WP 1B	0-0 FC6-4			0-0 F8		0-0 5-3		0-0 L9	5 1 1 0 0 0 1	
Amos Otis, R (1, 8) OBP: 0.329, SLG: 0.472	0-0 F9				0-0 F5		0-0 F8		0-0 1B	5 0 1 0 0 0 1	
Ed Kirkpatrick, L (1, 7) OBP: 0.345, SLG: 0.331	4-0 1B E BB				0-0 P6		0-0 2B SF8 1B		0-0 F5	4 2 1 0 1 0 1	
Cookie Rojas, R (1, 4) OBP: 0.387, SLG: 0.404	0-0 E9 1B				4-0 FC5-4 BB		0-0 1-3 2B		0-0 1B SF8 1B	3 1 3 1 1 0 0	
Bob Oliver, R (1, 3) OBP: 0.268, SLG: 0.328	0-3 K				0-0 FC5-4		0-3 K		0-0 BB 1B	4 0 1 0 0 2 4	
Joe Keough, L (1, 9) OBP: 0.341, SLG: 0.295					0-0 3-1		4-0 IBB		4-0 BB 1B	2 1 1 1 2 0 0	
Jerry May, R (1, 2) OBP: 0.313, SLG: 0.366					0-3 K		0-0 SF8		0-0 SF8	2 0 1 2 0 1 0	
Ken Wright, R (1, 1) OBP: 0.154, SLG: 0.083					0-3 K		0-0 F7		0-3 K	4 0 0 0 0 2 5	
Inning Stats	R: 2 H: 2 E: 1 LOB: 1 K: 1 BB: 1 S: 7 P: 11	R: 1 H: 2 E: 0 LOB: 1 K: 0 BB: 0 S: 5 P: 5	R: 0 H: 0 E: 0 LOB: 1 K: 0 BB: 1 S: 3 P: 7	R: 0 H: 0 E: 0 LOB: 0 K: 2 BB: 0 S: 7 P: 7	R: 0 H: 0 E: 0 LOB: 0 K: 0 BB: 0 S: 3 P: 3	R: 1 H: 2 E: 0 LOB: 2 K: 1 BB: 1 S: 7 P: 11	R: 0 H: 0 E: 0 LOB: 0 K: 0 BB: 0 S: 3 P: 3	R: 1 H: 2 E: 0 LOB: 2 K: 1 BB: 1 S: 7 P: 11	R: 0 H: 1 E: 0 LOB: 1 K: 0 BB: 0 S: 4 P: 4	1B: 7 SF: 2 2B: 1 SAC: 0 3B: 0 DP: 0 HR: 1 HBP: 0	WP: 1 PA: 40 PB: 0 SB: 1 CS: 0
PITCHER	IP WLS BF H R ER SO BB IBB HBP BLK WP HR S P ERA WHIP										
Denny McLain, R (1, 1) ERA: 4.07	7.0 L 30 6 4 3 4 2 1 0 0 1 1 35 47 3.86 1.143										
Jim Shellenback, L (8, 1) ERA: 4.62	2.0 10 3 1 1 1 1 0 0 0 0 0 11 15 4.50 2.000										

Batter	1	2	3	4	5	6	7	8	9	AB	R	H	RBI	BB	SO	LOB
Del Unser, L OBP: 0.350, SLG: 0.409 (1, 8)	0-0 F7		0-0 F9		0-0 FC4-6			0-3 K2-3		4	0	0	0	0	1	2
Bernie Allen, L OBP: 0.323, SLG: 0.414 (1, 5) (8, 4)	0-3 K			0-0 FC4-6 1B		0-0 4-3		0-0 G3 2B		4	0	2	0	0	1	0
Don Mincher, L OBP: 0.373, SLG: 0.410 (1, 3)	0-3 K			0-0 FC4-6 1B		0-0 F7		0-0 G3		4	0	0	0	0	1	2
Frank Howard, R OBP: 0.367, SLG: 0.470 (1, 7)		0-3 K		0-3 K		0-0 4-3		0-3 K		4	0	0	0	0	3	2
Larry Bittner, L OBP: 0.370, SLG: 0.320 (1, 9)		0-0 1-3		0-0 1-2 1B			0-0 1-3		0-0 P4	4	0	1	0	0	0	0
Paul Casanova, R OBP: 0.276, SLG: 0.383 (1, 2)		0-3 K		0-3 K			0-0 1B 1B		0-0 G3	4	0	1	0	0	2	2
Toby Harrah, R OBP: 0.293, SLG: 0.291 (1, 6)			0-0 F9		0-0 F7		0-0 1-2 1B		4-0 BB BB BB	3	0	1	0	1	0	0
Tim Cullen, R OBP: 0.215, SLG: 0.199 (1, 4)			4-0 SH1-4 BB		0-0 P4		0-0 F7		0-0 1-3	1	0	0	0	1	0	0
Tom McCraw, L OBP: 0.283, SLG: 0.453 (7, PH)										1	0	0	0	0	0	2
Jim Shellenback, L (8, 1)										0	0	0	0	0	0	0
Elliott Maddox, R OBP: 0.286, SLG: 0.208 (9, PH)										1	0	0	0	0	0	1
Denny McLain, R OBP: 0.167, SLG: 0.217 (1, 1)			0-0 SH1-4		0-0 FC4-6 1B					1	0	1	0	0	0	0
Dick Billings, R OBP: 0.277, SLG: 0.304 (7, PH) (8, 5)										1	0	0	0	0	1	2

Inning Stats	R: 0	H: 0	E: 0	K: 2	S: 7	R: 0	H: 0	E: 0	K: 2	S: 7	R: 0	H: 0	E: 0	K: 0	S: 3	R: 0	H: 2	E: 0	K: 2	S: 9	R: 0	H: 1	E: 0	K: 0	S: 4	R: 0	H: 0	E: 0	K: 1	S: 7	R: 0	H: 1	E: 0	K: 2	S: 8	R: 0	H: 0	E: 0	K: 0	S: 3	R: 0	H: 0	E: 0	K: 0	S: 3	R: 0	H: 0	E: 0	K: 0	S: 3	R: 0	H: 1	E: 0	K: 2	S: 8	R: 0	H: 0	E: 0	K: 0	S: 3	1B: 5	SF: 0	2B: 1	SAC: 1	3B: 0	DP: 0	HR: 0	HBP: 0	WP: 0	PA: 35
PITCHER Ken Wright, R ERA: 2.75 (1, 1)	IP	WLS	BF	H	R	ER	SO	BB	IBB	HBP	BLK	WP	HR	S	P	ERA	WHIP																																																					

BOTTOM

Kansas City Royals @ Washington Senators
Robert F. Kennedy Memorial Stadium, Washington, DC

Fri May 28 1971, 7:05 PM EDT
 Att. 4,139 - Unknown

livebaseballscorecards.com

AB	32
R	0
H	6
RBI	0
BB	2
SO	9
LOB	13



Batter	1	2	3	4	5	6	7	8	9	AB R H RBI BB SO LOB	TOP											
Freddie Patek, R (1, 6) OBP: 0.303, SLG: 0.309	4-0 1B SF9 BB	0-0 F7		0-0 L9		0-0 F8	0-0 G3			4 1 0 0 1 0 4												
Paul Schaal, R (1, 5) OBP: 0.409, SLG: 0.456	0-0 1-3 1B	0-0 2-H 3-H 2B		0-0 4-3		4-0 1-2 HR BB		0-0 F8		4 1 2 2 1 0 0												
Amos Otis, R (1, 8) OBP: 0.331, SLG: 0.485	0-3 K	4-0 IBB		0-0 6-3		0-0 1-H 2-H HR		0-0 5-3		4 1 1 3 1 1 2												
Ed Kirkpatrick, L (1, 7) OBP: 0.347, SLG: 0.344	0-0 3-H SF9	0-0 F2			0-3 K	0-0 FC6-4 1B		0-0 2B		4 0 2 1 0 1 2												
Cookie Rojas, R (1, 4) OBP: 0.382, SLG: 0.404	0-3 K		0-0 G3		0-0 2B	0-0 L7		0-0 F9		5 0 1 0 0 1 3												
Bob Oliver, R (1, 3) OBP: 0.272, SLG: 0.333		1-0 1B BB HBP	0-0 2B		0-0 F9	0-0 FC6-4		0-0 6-3		4 1 1 0 0 0 2												
Joe Keough, L (1, 9) OBP: 0.344, SLG: 0.287		4-0 1-2 WP 1B 2B BB	0-3 K		4-0 BB		0-0 4-3	0-0 G3		3 1 0 0 2 1 1												
Jerry May, R (1, 2) OBP: 0.341, SLG: 0.392		0-0 1-2 2-H WP 2B 1B	4-0 IBB		0-3 K		4-0 SH1-4 BB	0-0 2B		3 1 2 1 2 1 2												
Bruce Dal Canton, R (1, 1) OBP: 0.048, SLG: 0.048		0-3 1-2 2-3 K	0-0 F5			0-0 HR 1B		0-0 1-3		3 1 1 0 0 1 4												
Ted Abernathy, R (8, 1)										1 0 0 0 0 0 1												
Inning Stats	R: 1 E: 0 K: 2 S: 8	H: 1 LOB: 1 BB: 1 P: 12	R: 3 E: 0 K: 1 S: 7	H: 2 LOB: 2 BB: 2 P: 16	R: 0 E: 0 K: 1 S: 6	H: 1 LOB: 2 BB: 1 P: 10	R: 0 E: 0 K: 0 S: 3	H: 0 LOB: 0 BB: 0 P: 3	R: 0 E: 0 K: 2 S: 8	H: 1 LOB: 2 BB: 1 P: 12	R: 3 E: 0 K: 0 S: 6	H: 3 LOB: 1 BB: 1 P: 10	R: 0 E: 0 K: 0 S: 3	H: 0 LOB: 1 BB: 1 P: 7	R: 0 E: 0 K: 0 S: 4	H: 1 LOB: 1 BB: 0 P: 4	R: 0 E: 0 K: 0 S: 4	H: 1 LOB: 1 BB: 0 P: 4	1B: 4 2B: 5 3B: 0 HR: 1	SF: 1 SAC: 1 DP: 0 HBP: 1	WP: 1 PB: 0 SB: 0 CS: 0	PA: 45
PITCHER	IP WLS BF H R ER SO BB IBB HBP BLK WP HR S P ERA WHIP																					
Ray Culp, R (1, 1) ERA: 4.54	1.2 L 11 3 4 4 3 2 0 1 0 1 0 14 23 21.60 3.000																					
Bill Lee, L (2, 1) ERA: 3.27	3.2 20 5 3 3 3 2 2 0 0 0 1 22 38 7.36 1.909																					
Roger Moret, L (6, 1) ERA: 3.6	2.2 10 1 0 0 0 1 0 0 0 0 0 9 13 0.00 0.750																					
Cal Koonce, R (9, 1) ERA: 7.15	1.0 4 1 0 0 0 0 0 0 0 0 0 4 4 0.00 1.000																					

Kansas City Royals @ Boston Red Sox
 Fenway Park, Boston, MA
 Mon May 31 1971, 3:33 AM EDT
 Cloudy - 64 F

livebaseballscorecards.com

AB 35
R 7
H 10
RBI 7
BB 7
SO 6
LOB 21



BOTTOM

Batter	1	2	3	4	5	6	7	8	9	AB	R	H	RBI	BB	SO	LOB	
Doug Griffin, R OBP: 0.322, SLG: 0.327 (1, 4)	0-0 5-3 ①		0-0 6-3 ②		0-0 5-3 ③			0-0 2-H BB 1B		4	0	1	1	0	0	2	
Reggie Smith, S OBP: 0.379, SLG: 0.514 (1, 9)	0-3 K ②		0-0 3-1 ③			0-0 F9 ①		0-3 K ①		4	0	0	0	0	2	2	
Carl Yastrzemski, L OBP: 0.453, SLG: 0.532 (1, 7)	0-0 6-3 ③			0-0 6-3 ①		0-0 G3 ②		4-0 1-2 BB		3	0	0	0	1	0	0	
Rico Petrocelli, R OBP: 0.386, SLG: 0.490 (1, 5)		4-0 BB BB G5-4-3 BB		0-0 6-3 ②		0-3 K ③		0-3 K ②		3	0	0	0	1	2	2	
George Scott, R OBP: 0.344, SLG: 0.449 (1, 3)		0-0 G5-4-3 ① 1-2f		0-0 L6 ③		0-0 HR		0-3 K ③		4	1	1	1	0	1	3	
Billy Conigliaro, R OBP: 0.353, SLG: 0.529 (1, 8)		0-0 1B		0-0 6-3 ① 2B		0-0 G5-4-3 1B		4-0 2-3 BB		3	1	3	0	1	0	0	
Luis Aparicio, R OBP: 0.209, SLG: 0.251 (1, 6)		0-0 1-3 ③		0-0 6-3 ① 2-3		0-0 L7		0-0 F7		4	0	0	0	0	0	4	
Duane Josephson, R OBP: 0.273, SLG: 0.365 (1, 2)			4-0 BB BB SH3-4 BB		0-0 6-3 ②		0-0 G5-4-3 ② 1-2f		0-0 2-3 ②		3	0	0	1	1	0	2
Ray Culp, R OBP: 0.136, SLG: 0.136 (1, 1)			0-0 SH3-4 ①		0-0 1B		0-0 BB 2B		0-3 K ③		0	0	0	0	0	0	
Bill Lee, L OBP: 0.143, SLG: 0.143 (2, 1)										1	0	1	0	0	0	0	
Roger Moret, S (6, 1)										0	0	0	0	0	0	0	
Joe Lahoud, L OBP: 0.441, SLG: 0.429 (8, PH)										1	1	1	0	0	0	0	
Cal Koonce, R (9, 1)										0	0	0	0	0	0	0	
Phil Gagliano, R OBP: 0.625, SLG: 0.667 (9, PH)										1	0	0	0	0	1	1	

Kansas City Royals @ Boston Red Sox
 Fenway Park, Boston, MA
 Mon May 31 1971, 3:33 AM EDT
 Cloudy - 64 F

livebaseballscorecards.com

AB	31
R	3
H	7
RBI	3
BB	4
SO	6
LOB	16



Inning Stats	R: 0 E: 0 K: 1 S: 5	H: 0 LOB: 0 BB: 0 P: 5	R: 0 E: 0 K: 0 S: 3	H: 1 LOB: 1 BB: 1 P: 7	R: 0 E: 0 K: 0 S: 3	H: 0 LOB: 1 BB: 1 P: 7	R: 0 E: 0 K: 0 S: 3	H: 0 LOB: 0 BB: 0 P: 3	R: 1 E: 0 K: 0 S: 5	H: 2 LOB: 1 BB: 0 P: 5	R: 0 E: 0 K: 1 S: 5	H: 0 LOB: 0 BB: 0 P: 5	R: 1 E: 0 K: 0 S: 4	H: 2 LOB: 0 BB: 0 P: 4	R: 1 E: 0 K: 3 S: 11	H: 2 LOB: 2 BB: 1 P: 15	R: 0 E: 0 K: 1 S: 5	H: 0 LOB: 1 BB: 1 P: 9	1B: 4 2B: 2 3B: 0 HR: 1	SF: 0 SAC: 1 DP: 2 HBP: 0	WP: 0 PB: 0 SB: 0 CS: 0	PA: 36
---------------------	------------------------------	---------------------------------	------------------------------	---------------------------------	------------------------------	---------------------------------	------------------------------	---------------------------------	------------------------------	---------------------------------	------------------------------	---------------------------------	------------------------------	---------------------------------	-------------------------------	----------------------------------	------------------------------	---------------------------------	----------------------------------	------------------------------------	----------------------------------	--------

PITCHER										PITCHER																	
Bruce Dal Canton, R ERA: 2.52 (1, 1)	IP	WLS	BF	H	R	ER	SO	BB	IBB	HBP	BLK	WP	HR	S	P	ERA	WHIP										
Ted Abernathy, R ERA: 1.78 (8, 1)	7.1	W	30	7	3	3	3	3	0	0	0	0	1	33	45	3.68	1.364										
	1.2	S	6	0	0	0	3	1	0	0	0	0	0	11	15	0.00	0.600										

Batter	1	2	3	4	5	6	7	8	9	AB R H RBI BB SO LOB	TOP											
Freddie Patek, R (1, 6) OBP: 0.305, SLG: 0.308	0-0 F3		0-0 2B 1B	0-0 FC7-2			0-0 L8		4-0 BB 1B BB	4 2 1 0 1 0 2												
Paul Schaal, R (1, 5) OBP: 0.409, SLG: 0.457	0-0 E6 5-3		0-0 1B HR 2B			0-0 F9	0-0 F8		4-0 1B BB	4 2 1 0 1 0 0												
Amos Otis, R (1, 8) OBP: 0.344, SLG: 0.509	0-0 5-3		0-0 HR 1B			0-0 HR		4-0 1B BB	0-0 1B 4-3 1B	4 4 3 3 1 0 1												
Bob Oliver, R (1, 3) OBP: 0.276, SLG: 0.336	0-3 K		0-0 F4 1B			0-0 L8		0-0 1B 1B	0-0 4-3 1B	5 0 2 1 0 1 3												
Cookie Rojas, R (1, 4) OBP: 0.377, SLG: 0.415		0-0 F7	0-0 HR			0-0 5-3		0-0 F5	0-0 F3	5 1 1 3 0 0 4												
Dennis Paepke, R (1, 9) OBP: 0.327, SLG: 0.438		0-0	0-0 1B	0-0 1-3		4-0 G6-4-3 BB		0-0 F5	0-0 4-3	2 0 1 0 1 0 0 2 0 0 1 0 0 3												
Joe Keough, L (8, PH) OBP: 0.338, SLG: 0.282																						
Ted Savage, R (1, 7) OBP: 0.250, SLG: 0.143		0-0 F9		0-0 L9		0-0 G6-4-3 1-2		0-0 BB 1B	0-0 1-3	3 0 0 0 0 0 2 2 0 1 1 0 0 1												
Ed Kirkpatrick, L (8, PH) OBP: 0.349, SLG: 0.346																						
Jerry May, R (1, 2) OBP: 0.348, SLG: 0.390		0-0 6-3		0-0 1B FC7-2 1B		0-0 F8		4-0 1B BB		3 0 1 0 1 0 1												
Dick Drago, R (1, 1) OBP: 0.273, SLG: 0.111			0-3 K	0-0 1B			0-3 K	0-3 K		3 0 1 0 0 2 0 1 0 0 0 0 1 3 0 0 0 0 0 0 0												
Bobby Knoop, R (8, PH) OBP: 0.385, SLG: 0.364																						
Tom Burgmeier, L (8, 1) OBP: 0.400, SLG: 0.250																						
Inning Stats	R: 0 E: 1 K: 1 S: 6	H: 0 LOB: 1 BB: 0 P: 6	R: 0 E: 0 K: 0 S: 4	H: 1 LOB: 1 BB: 0 P: 4	R: 4 E: 0 K: 1 S: 9	H: 4 LOB: 0 BB: 0 P: 9	R: 0 E: 0 K: 0 S: 4	H: 2 LOB: 1 BB: 0 P: 4	R: 1 E: 0 K: 0 S: 4	H: 1 LOB: 0 BB: 0 P: 4	R: 0 E: 0 K: 0 S: 2	H: 0 LOB: 0 BB: 1 P: 6	R: 0 E: 0 K: 1 S: 5	H: 0 LOB: 0 BB: 0 P: 5	R: 1 E: 0 K: 1 S: 7	H: 2 LOB: 3 BB: 2 P: 15	R: 3 E: 0 K: 0 S: 5	H: 2 LOB: 1 BB: 2 P: 13	1B: 9 2B: 2 3B: 0 HR: 2	SF: 0 SAC: 0 DP: 2 HBP: 0	WP: 0 PB: 0 SB: 1 CS: 0	PA: 43
PITCHER	IP WLS BF H R ER SO BB IBB HBP BLK WP HR S P ERA WHIP																					
Gary Peters, L (1, 1) ERA: 5.5	7.0 L 31 9 6 6 3 2 0 0 0 0 0 2 35 43 7.71 1.571																					
Bobby Bolin, R (8, 1) ERA: 3.27	1.0 5 1 0 0 1 1 0 0 0 0 0 6 10 0.00 2.000																					
Ken Brett, L (9, 1) ERA: 4.23	1.0 7 2 3 3 0 2 0 0 0 0 0 5 13 27.00 4.000																					

Kansas City Royals @ Boston Red Sox
 Fenway Park, Boston, MA
 Mon May 31 1971, 3:38 AM EDT
 Att: 31,110 - Unknown

livebaseballscorecards.com

AB	38
R	9
H	12
RBI	9
BB	5
SO	4
LOB	20



Batter	1	2	3	4	5	6	7	8	9
Doug Griffin, R OBP: 0.320, SLG: 0.325 (1, 4)	0-0 4-3			0-0 L8		0-0 G6-4-3 2-H 1B		0-0 4-3	
Reggie Smith, S OBP: 0.376, SLG: 0.508 (1, 9)	0-3 K			0-0 G3		0-0 G6-4-3 1-2f		0-0 1B	
Carl Yastrzemski, L OBP: 0.451, SLG: 0.525 (1, 7)	0-0 1B			0-0 4-3		0-0 4-3		0-3 K	
Rico Petrocelli, R OBP: 0.383, SLG: 0.484 (1, 5)		0-0 6-3			0-0 1B 1B		0-0 E5 1B		0-0 F5
George Scott, R OBP: 0.342, SLG: 0.444 (1, 3)		0-0 E5 G5-4-3			0-3 K		0-3 K		0-0 2B E 1B
Billy Conigliaro, R OBP: 0.356, SLG: 0.534 (1, 8)		0-0 G5-4-3 1-2f			0-0 1B 1-2 1B		0-0 L9		0-0 E 1-3 2B
John Kennedy, R OBP: 0.485, SLG: 0.500 (1, 6)			0-0 6-3		0-0 1-3 2-H 1B		0-0 1-2 1B		0-0 F9
Bob Montgomery, R OBP: 0.333, SLG: 0.273 (1, 2)			0-0 1-3		0-0 6-3		0-3 K		0-0 E5 2-H 3-H
Gary Peters, L OBP: 0.310, SLG: 0.370 (1, 1)			0-0 L4			0-0 1B 2B		0-3 K	0-0 6-3
Bobby Bolin, R OBP: 0.500, SLG: 0.500 (8, 1)									
George Thomas, R OBP: 0.154, SLG: 0.083 (8, PH)									
Ken Brett, L OBP: 0.250, SLG: 0.250 (9, 1)									
Phil Gagliano, R OBP: 0.556, SLG: 0.571 (9, PH)									


Inning Stats	R: 0	H: 1	E: 0	K: 1	S: 5	LOB: 1	BB: 0	P: 5	R: 0	H: 0	E: 1	K: 0	S: 3	LOB: 0	BB: 0	P: 3	R: 0	H: 0	E: 0	K: 0	S: 3	LOB: 0	BB: 0	P: 3	R: 1	H: 3	E: 0	K: 1	S: 7	LOB: 1	BB: 0	P: 7	R: 1	H: 2	E: 0	K: 0	S: 4	LOB: 0	BB: 0	P: 4	R: 0	H: 1	E: 1	K: 2	S: 9	LOB: 2	BB: 0	P: 9	R: 0	H: 1	E: 0	K: 2	S: 8	LOB: 1	BB: 0	P: 8	R: 2	H: 2	E: 1	K: 0	S: 6	LOB: 1	BB: 0	P: 6	1B: 8	2B: 2	3B: 0	HR: 0	SF: 0	SAC: 0	DP: 2	HBP: 0	WP: 0	PB: 0	SB: 0	CS: 0	PA: 36
--------------	------	------	------	------	------	--------	-------	------	------	------	------	------	------	--------	-------	------	------	------	------	------	------	--------	-------	------	------	------	------	------	------	--------	-------	------	------	------	------	------	------	--------	-------	------	------	------	------	------	------	--------	-------	------	------	------	------	------	------	--------	-------	------	------	------	------	------	------	--------	-------	------	-------	-------	-------	-------	-------	--------	-------	--------	-------	-------	-------	-------	--------

PITCHER	IP	WLS	BF	H	R	ER	SO	BB	IBB	HBP	BLK	WP	HR	S	P	ERA	WHIP
Dick Drago, R ERA: 2.42 (1, 1)	7.0	W	26	7	2	2	4	0	0	0	0	0	0	34	34	2.57	1.000
Tom Burgmeier, L ERA: 1.37 (8, 1)	2.0	S	10	3	2	0	2	0	0	0	0	0	0	14	14	0.00	1.500

BOTTOM

Kansas City Royals @ Boston Red Sox
Fenway Park, Boston, MA
Mon May 31 1971, 3:38 AM EDT
Att. 31,110 - Unknown

AB	36
R	4
H	10
RBI	2
BB	0
SO	6
LOB	12



Batter	1	2	3	4	5	6	7	8	9	AB R H RBI BB SO LOB	TOP											
Freddie Patek, R (1, 6) OBP: 0.303, SLG: 0.305	0-3 K		0-0 FC6-4		0-3 K			0-0 HR	0-3 K	5 1 1 0 0 3 2												
Paul Schaal, R (1, 5) OBP: 0.405, SLG: 0.452	0-0 G6-4-3 1B			0-0 G3		0-0 6-3		0-0 F8		4 0 1 0 0 0 1												
Amos Otis, R (1, 8) OBP: 0.342, SLG: 0.520	0-0 G6-4-3			0-0 6-3		0-0 5-3		0-0 HR		4 1 1 2 0 0 1												
Ed Kirkpatrick, L (1, 7) OBP: 0.353, SLG: 0.353		0-0 F4		0-0 6-3		0-0 2B		4-0 1B 1B BB		3 0 1 0 1 0 0												
Cookie Rojas, R (1, 4) OBP: 0.379, SLG: 0.423		0-0 1-3			0-0 1B 2B	0-0 6-3		0-0 1-2 1B		4 1 2 0 0 0 1												
Bob Oliver, R (1, 3) OBP: 0.282, SLG: 0.336		0-0 F5			1-0 1B SF7 HBP		0-0 F8	0-0 1-2 2-3 1B		3 1 1 0 0 0 0												
Joe Keough, L (1, 9) OBP: 0.336, SLG: 0.281			0-0 4-3		0-0 1-3 2-H SH5-3 1B	0-0 6-3	0-0 L7			4 0 1 1 0 0 3												
Jerry May, R (1, 2) OBP: 0.333, SLG: 0.375			0-3 K		0-0 SF7	0-3 K			0-3 K	3 0 0 1 0 3 0												
Mike Hedlund, R (1, 1) OBP: 0.083, SLG: 0.043			0-0 E4 FC6-4		0-0 SH5-3	0-3 K		0-3 K	0-3 K	3 0 0 0 0 2 0												
Inning Stats	R: 0 E: 0 K: 1 S: 5	H: 1 LOB: 0 BB: 0 P: 5	R: 0 E: 0 K: 0 S: 3	H: 0 LOB: 0 BB: 0 P: 3	R: 0 E: 1 K: 1 S: 6	H: 0 LOB: 1 BB: 0 P: 6	R: 0 E: 0 K: 0 S: 3	H: 0 LOB: 0 BB: 0 P: 3	R: 2 E: 0 K: 1 S: 7	H: 2 LOB: 1 BB: 0 P: 8	R: 0 E: 0 K: 1 S: 4	H: 1 LOB: 1 BB: 0 P: 4	R: 0 E: 0 K: 1 S: 5	H: 0 LOB: 0 BB: 0 P: 5	R: 2 E: 0 K: 1 S: 9	H: 4 LOB: 3 BB: 1 P: 13	R: 0 E: 0 K: 3 S: 9	H: 0 LOB: 0 BB: 0 P: 9	1B: 5 2B: 2 3B: 0 HR: 1	SF: 1 SAC: 1 DP: 1 HBP: 1	WP: 0 PB: 0 SB: 0 CS: 0	PA: 37
PITCHER	IP WLS BF H R ER SO BB IBB HBP BLK WP HR S P ERA WHIP																					
Jim Lonborg, R (1, 1) ERA: 5.11	7.2 L 32 7 4 4 5 1 0 1 0 0 0 1 40 45 4.70 1.043																					
Bobby Bolin, R (8, 1) ERA: 3.22	0.1 2 1 0 0 0 0 0 0 0 0 0 0 2 2 0.00 3.000																					
Sparky Lyle, L (9, 1) ERA: 1.74	1.0 3 0 0 0 0 3 0 0 0 0 0 0 9 9 0.00 0.000																					

Kansas City Royals @ Boston Red Sox
 Fenway Park, Boston, MA
 Tue Jun 01 1971, 3:33 AM EDT
 Att: 9,816 - Unknown - 62 F

livebaseballscorecards.com

AB	33
R	4
H	8
RBI	4
BB	1
SO	8
LOB	8



Batter	1	2	3	4	5	6	7	8	9	AB	R	H	RBI	BB	SO	LOB
Doug Griffin, R (1, 4) OBP: 0.324, SLG: 0.329	0-0 1B 3-2 1B		0-0 CS 1B			0-0 5-3		0-0 F7		4	0	2	0	0	0	0
Reggie Smith, S (1, 9) OBP: 0.383, SLG: 0.511	0-0 1-3 1B		0-0 F9			4-0 FC6 BB			0-0 HR 1B	3	1	2	0	1	0	1
Carl Yastrzemski, L (1, 7) OBP: 0.442, SLG: 0.512	0-0 1-2 3-Hf 3-2		0-0 CS	0-0 L9		0-0 L8			0-0 F4	4	0	0	0	0	0	4
Rico Petrocelli, R (1, 5) OBP: 0.376, SLG: 0.473	0-0 5-3			0-0 6-3		0-0 FC6			0-0 F9	4	0	0	0	0	0	3
George Scott, R (1, 3) OBP: 0.346, SLG: 0.463		0-0 F4		0-0 1B		0-0 5-3			0-0 HR	4	1	2	2	0	0	0
Billy Conigliaro, R (1, 8) OBP: 0.348, SLG: 0.521		0-3 K		0-0 F9		0-3 K			0-0 F6	4	0	0	0	0	2	1
Luis Aparicio, R (1, 6) OBP: 0.211, SLG: 0.253		0-0 1B			0-0 F9		0-0 F9			3	0	1	0	0	0	0
Duane Josephson, R (1, 2) OBP: 0.268, SLG: 0.358		0-0 L7			0-0 F7			0-0 3-1		3	0	0	0	0	0	1
Jim Lonborg, R (1, 1) OBP: 0.250, SLG: 0.143			0-0 1-3		0-3 K2-3			0-0 F9		2	0	0	0	0	1	0
Bobby Bolin, R (8, 1) OBP: 0.500, SLG: 0.500										0	0	0	0	0	0	0
Joe Lahoud, L (8, PH) OBP: 0.429, SLG: 0.414										1	0	0	0	0	0	0
Sparky Lyle, L (9, 1)										0	0	0	0	0	0	0

Inning Stats	R: 0	H: 2	E: 0	K: 0	S: 4	R: 0	H: 1	E: 0	K: 1	S: 6	R: 0	H: 1	E: 0	K: 0	S: 3	R: 0	H: 1	E: 0	K: 0	S: 4	R: 0	H: 0	E: 0	K: 1	S: 5	R: 0	H: 0	E: 0	K: 1	S: 5	R: 0	H: 0	E: 0	K: 0	S: 3	R: 2	H: 2	E: 0	K: 0	S: 5	R: 0	H: 0	E: 0	K: 0	S: 3		
	LOB: 1	BB: 0	P: 4	LOB: 1	BB: 0	P: 6	LOB: 0	BB: 0	P: 3	LOB: 1	BB: 0	P: 4	LOB: 0	BB: 0	P: 5	LOB: 1	BB: 1	P: 7	LOB: 0	BB: 0	P: 5	LOB: 0	BB: 0	P: 3	LOB: 0	BB: 0	P: 5	LOB: 0	BB: 0	P: 3	LOB: 0	BB: 0	P: 5	LOB: 0	BB: 0	P: 5	LOB: 0	BB: 0	P: 5	1B: 6	SF: 0	2B: 1	SAC: 0	3B: 0	DP: 1	HR: 1	HBP: 0

PITCHER	IP	WLS	BF	H	R	ER	SO	BB	IBB	HBP	BLK	WP	HR	S	P	ERA	WHIP
Mike Hedlund, R (1, 1) ERA: 2.5	9.0	W	33	7	2	2	3	1	0	0	0	0	1	38	42	2.00	0.889

BOTTOM

Kansas City Royals @ Boston Red Sox
 Fenway Park, Boston, MA
 Tue Jun 01 1971, 3:33 AM EDT
 Att. 9,816 - Unknown - 62 F

AB	32
R	2
H	7
RBI	2
BB	1
SO	3
LOB	10



WP	PA	ERA	WHIP
0	34		

Batter	1	2	3	4	5	6	7	8	9	AB R H RBI BB SO LOB	TOP											
Freddie Patek, R OBP: 0.310, SLG: 0.313 (1, 6) X	0-0 6-3		0-0 G6-3 1B		0-0 F9		0-0 1-2 2-H 1B		0-0 2-H 3-H 1B	5 0 3 3 0 0 0	Kansas City Royals @ New York Yankees Yankee Stadium, Bronx, NY Fri Jun 04 1971, 7:05 PM EDT Att. 10,803 - Unknown - 83 F											
Paul Schaal, R OBP: 0.400, SLG: 0.463 (1, 5) X	0-0 HR		0-0 G6-3 1-2f		0-0 5-3		0-0 F9		0-0 5-3	5 1 1 1 0 0 4												
Amos Otis, R OBP: 0.346, SLG: 0.520 (1, 8) X	0-0 HR 1B		0-0 1B 1B		0-3 K		0-0 F8			4 1 2 0 0 1 0												
Bob Oliver, R OBP: 0.288, SLG: 0.336 (1, 3) S S S	0-3 K		0-0 FC6-4 1B		0-3 K		4-0 G6-3 BB			3 0 1 0 1 2 1												
Cookie Rojas, R OBP: 0.377, SLG: 0.436 (1, 4) X	0-0 1-H HR		0-0 FC6-4 1-2f		0-0 5-3		0-0 G6-3 1-2f			4 1 1 2 0 0 3												
Dennis Paepke, R OBP: 0.309, SLG: 0.412 (1, 9) S S S	0-3 K		0-0 6-3		0-0 6-3		0-0 1-3		0-0 4-3	3 0 0 0 0 1 0 1 0 0 0 0 0 0												
Joe Keough, L OBP: 0.333, SLG: 0.278 (9, PH) (9, 9)																						
Ted Savage, R OBP: 0.279, SLG: 0.162 (1, 7)		0-0 5-3		0-0 G3-6-3 1B		4-0 FC1-5 E BB		0-0 2B 1B 1B		2 0 1 0 1 0 0 1 1 1 0 0 0 0												
Ed Kirkpatrick, L OBP: 0.357, SLG: 0.358 (9, PH) (9, 7)																						
Jerry May, R OBP: 0.330, SLG: 0.381 (1, 2) X		0-0 6-3		0-0 G3-6-3 1-2f		0-0 E5 FC1-5 1B		0-0 1B 2B		4 2 1 0 0 0 2												
Ken Wright, R OBP: 0.133, SLG: 0.071 (1, 1)					0-3 K		0-0 FC1-5 1B 1-2 2-3f		0-0 L7	2 0 0 0 0 2 0 2 0 0 0 0 0 4												
Tom Burgmeier, L OBP: 0.286, SLG: 0.167 (6, 1)																						
Inning Stats	R: 3 E: 0 K: 2 S: 10	H: 3 LOB: 0 BB: 0 P: 10	R: 0 E: 0 K: 1 S: 5	H: 0 LOB: 0 BB: 0 P: 5	R: 0 E: 0 K: 0 S: 5	H: 3 LOB: 2 BB: 0 P: 5	R: 0 E: 0 K: 0 S: 3	H: 1 LOB: 0 BB: 0 P: 3	R: 0 E: 0 K: 1 S: 5	H: 0 LOB: 0 BB: 0 P: 5	R: 0 E: 0 K: 2 S: 7	H: 0 LOB: 0 BB: 0 P: 7	R: 1 E: 1 K: 0 S: 5	H: 1 LOB: 2 BB: 1 P: 9	R: 0 E: 0 K: 0 S: 2	H: 0 LOB: 0 BB: 1 P: 6	R: 2 E: 0 K: 0 S: 6	H: 3 LOB: 1 BB: 0 P: 6	1B: 8 2B: 1 3B: 0 HR: 2	SF: 0 SAC: 0 DP: 3 HBP: 0	WP: 0 PB: 0 SB: 0 CS: 0	PA: 38
PITCHER	IP WLS BF H R ER SO BB IBB HBP BLK WP HR S P ERA WHIP																					
Fritz Peterson, L ERA: 4.06 (1, 1)	7.0 L 29 8 4 3 6 1 0 0 0 0 0 2 40 44 3.86 1.286																					
Jim Hardin, R ERA: 5.06 (8, 1)	2.0 9 3 2 2 0 1 0 0 0 0 0 0 8 12 9.00 2.000																					

livebaseballscorecards.com

AB	36
R	6
H	11
RBI	6
BB	2
SO	6
LOB	14



Batter	1	2	3	4	5	6	7	8	9	AB	R	H	RBI	BB	SO	LOB
Horace Clarke, S OBP: 0.363, SLG: 0.327 (1, 4)	0-3 K		0-3 K			0-0 G3	0-0 1-3			4	0	0	0	0	2	1
Thurman Munson, R OBP: 0.347, SLG: 0.354 (1, 2)	0-0 E6 1B		0-0 F8			0-0 5-3		0-0 1-3		4	1	0	0	0	0	0
Bobby Murcer, L OBP: 0.477, SLG: 0.617 (1, 8)	0-0 1B		0-3 K			4-0 BB		0-0 G3		3	0	1	0	1	1	0
Roy White, S OBP: 0.364, SLG: 0.494 (1, 7)	0-0 1B			0-0 F4		4-0 BB		0-0 2B		3	0	2	1	1	0	0
John Ellis, R OBP: 0.446, SLG: 0.547 (1, 3)	0-3 K			0-0 F7		0-0 F5		0-3 K		4	0	0	0	0	2	5
Felipe Alou, R OBP: 0.297, SLG: 0.350 (1, 9)	0-0 F4			0-0 4-3			0-0 L8		0-0 F8	4	0	0	0	0	0	2
Danny Cater, R OBP: 0.240, SLG: 0.260 Ron Hansen, R OBP: 0.302, SLG: 0.289 (1, 5) (7, 5)		0-3 K			0-0 F4		0-0 E5 2B WP		0-0 6-3	2	0	0	0	0	1	0
Gene Michael, S OBP: 0.365, SLG: 0.306 (1, 6)		0-3 K			0-0 6-3		0-0 B2		0-0 F9	4	0	0	0	0	1	1
Fritz Peterson, S OBP: 0.207, SLG: 0.080 Ron Woods, R OBP: 0.258, SLG: 0.241 Jim Hardin, R (7, PH) (8, 1)		0-3 K			0-3 K		0-0 WP 1-3 2B			2	0	0	0	0	2	0
										1	0	1	0	0	0	0
										0	0	0	0	0	0	0

Inning Stats	R: 1	H: 2	E: 1	K: 2	S: 10	LOB: 2	BB: 0	P: 10	R: 0	H: 0	E: 0	K: 3	S: 9	LOB: 0	BB: 0	P: 9	R: 0	H: 0	E: 0	K: 2	S: 7	LOB: 0	BB: 0	P: 7	R: 0	H: 0	E: 0	K: 0	S: 3	LOB: 0	BB: 0	P: 3	R: 0	H: 0	E: 0	K: 1	S: 5	LOB: 2	BB: 2	P: 11	R: 1	H: 1	E: 1	K: 0	S: 5	LOB: 1	BB: 0	P: 5	R: 0	H: 1	E: 0	K: 1	S: 6	LOB: 1	BB: 0	P: 6	R: 0	H: 0	E: 0	K: 0	S: 3	LOB: 0	BB: 0	P: 3	1B: 2	2B: 2	3B: 0	HR: 0	SF: 0	SAC: 0	DP: 0	HBP: 0	WP: 1	PB: 0	SB: 0	CS: 0	PA: 35
PITCHER	IP	WLS	BF	H	R	ER	SO	BB	IBB	HBP	BLK	WP	HR	S	P	ERA	WHIP																																																												
Ken Wright, R ERA: 2.4 (1, 1)	5.2	W	21	2	1	0	8	1	0	0	0	0	0	36	40	0.00	0.529																																																												
Tom Burgmeier, L ERA: 1.21 (6, 1)	3.1	S	14	2	1	0	1	1	0	0	0	1	0	15	19	0.00	0.900																																																												

BOTTOM

Kansas City Royals @ New York Yankees
 Yankee Stadium, Bronx, NY
 Fri Jun 04 1971, 7:05 PM EDT
 Att: 10,803 - Unknown - 83 F

livebaseballscorecards.com

AB	33
R	2
H	4
RBI	1
BB	2
SO	9
LOB	9



Kansas City Royals @ New York Yankees
 Yankee Stadium, Bronx, NY

Sat Jun 05 1971, 3:33 AM EDT
 Att. 10,874 - Unknown - 81 F

AB	40
R	11
H	12
RBI	10
BB	3
SO	1
LOB	14



WP:	0	PA:	43
PB:	0		
SB:	0		
CS:	0		

Batter	1	2	3	4	5	6	7	8	9	AB	R	H	RBI	BB	SO	LOB
Freddie Patek, R (1, 6) OBP: 0.307, SLG: 0.310	0-0 L6		0-0 2B 1B	0-0 F9		0-0 F8	0-0 F7			5	1	1	0	0	0	3
Paul Schaal, R (1, 5) OBP: 0.400, SLG: 0.463	0-0 L1-3		0-0 2B		0-0 L7		4-0 2B 4-3 BB	0-0 F9		4	1	1	2	1	0	0
Amos Otis, R (1, 8) OBP: 0.342, SLG: 0.516	0-0 F6		0-0 5-3		0-0 L1-3		0-0 4-3 1B 2B	0-0 F9		5	1	1	0	0	0	1
Ed Kirkpatrick, L (1, 7) OBP: 0.352, SLG: 0.353		0-0 4-3	0-0 L3-1		0-0 HR 1B		0-0 4-3	0-0 F4		5	1	1	1	0	0	2
Cookie Rojas, R (1, 4) OBP: 0.382, SLG: 0.454		0-0 4-3		0-0 FC1-6 1B	0-0 HR		4-0 1B 4-3 IBB	0-0 F8		4	2	2	2	1	0	0
Bob Oliver, R (1, 3) OBP: 0.291, SLG: 0.338		0-0 1B		0-0 FC1-6 2B E	0-0 F2		0-0 4-3 HR 1B	0-0 F7		5	2	2	1	0	0	1
Joe Keough, L (1, 9) OBP: 0.329, SLG: 0.283		0-0 L1-3		0-0 E FC1-2 2B		0-0 L4	0-0 4-3	0-0 3-1		5	0	1	1	0	0	2
Jerry May, R (1, 2) OBP: 0.347, SLG: 0.391			0-0 FC3-6 1B	0-0 FC5 FC1-2		0-0 1B	4-0 HR BB			3	1	2	0	1	0	1
Bruce Dal Canton, R (1, 1) OBP: 0.042, SLG: 0.042			0-0 FC3-6 1B	0-0 FC1-2		0-3 K	0-0 HR			3	1	0	0	0	1	4
Jim Rooker, R (6, 1)										0	0	0	0	0	0	0
Gail Hopkins, L (7, PH) OBP: 0.315, SLG: 0.592			0-0 2B	0-0 FC1-2						1	1	1	3	0	0	0
Ted Abernathy, R (7, 1)			0-0 2B	0-0 FC1-2						0	0	0	0	0	0	0

Inning Stats	R: 0	H: 0	E: 0	K: 0	S: 3	P: 3	R: 0	H: 1	E: 0	K: 0	S: 4	P: 4	R: 2	H: 3	E: 0	K: 0	S: 6	P: 6	R: 1	H: 2	E: 1	K: 0	S: 6	P: 6	R: 2	H: 2	E: 0	K: 0	S: 5	P: 5	R: 0	H: 1	E: 0	K: 1	S: 6	P: 6	R: 6	H: 3	E: 0	K: 0	S: 6	P: 18	R: 0	H: 0	E: 0	K: 0	S: 3	P: 3	R: 0	H: 0	E: 0	K: 0	S: 3	P: 3	R: 0	H: 0	E: 0	K: 0	S: 3	P: 3	1B: 7	SF: 0	2B: 3	SAC: 0	3B: 0	DP: 0	HR: 2	HBP: 0	WP: 0	PA: 43
--------------	------	------	------	------	------	------	------	------	------	------	------	------	------	------	------	------	------	------	------	------	------	------	------	------	------	------	------	------	------	------	------	------	------	------	------	------	------	------	------	------	------	-------	------	------	------	------	------	------	------	------	------	------	------	------	------	------	------	------	------	------	-------	-------	-------	--------	-------	-------	-------	--------	-------	--------

PITCHER	IP	WLS	BF	H	R	ER	SO	BB	IBB	HBP	BLK	WP	HR	S	P	ERA	WHIP
Steve Kline, R (1, 1) ERA: 3.12	5.0		24	8	5	4	0	0	0	0	0	0	1	24	24	7.20	1.600
Gary Waslewski, R (6, 1) ERA: 3.29	1.0	L	6	2	2	2	1	1	0	0	0	0	0	7	11	18.00	3.000
Lindy McDaniel, R (7, 1) ERA: 7.11	2.0		10	2	4	4	0	1	1	0	0	0	1	8	16	18.00	1.500
Gary Jones, L (9, 1) ERA: 2.89	1.0		3	0	0	0	0	0	0	0	0	0	0	3	3	0.00	0.000

Batter	1	2	3	4	5	6	7	8	9	AB	R	H	RBI	BB	SO	LOB
Horace Clarke, S OBP: 0.355, SLG: 0.319 (1, 4)	0-0 G3		0-0 G3		0-0 4-3		0-3 K	0-0 FC6-4		5	0	0	1	0	1	3
Jerry Kenney, L OBP: 0.324, SLG: 0.269 (1, 5)	4-0 IHR BB		0-0 E6			4-0 1B BB	4-0 FC3-6 1B BB	0-0 L8		2	2	0	0	3	0	2
Bobby Murcer, L OBP: 0.476, SLG: 0.609 (1, 8)	0-0 6-3		4-0 L3 BB			0-0 F8	0-0 FC3-6 1B	0-0 F7		4	0	1	0	1	0	2
Roy White, S OBP: 0.370, SLG: 0.508 (1, 7)	0-0 IHR		0-0 L3			4-0 1B BB	0-0 FC3-6	4-0 BB BB		3	2	1	2	2	0	4
John Ellis, R OBP: 0.432, SLG: 0.515 (1, 3)	0-3 K			0-0 5-3		0-0 F6	0-0 F7	4-0 FC6-4 BB		4	0	0	0	1	1	4
Jake Gibbs, L OBP: 0.242, SLG: 0.264 (1, 2)		0-0 F8		0-0 E3	G4-6-3	0-0 1B BB		0-0 F9	0-0 F7	5	1	1	1	0	0	2
Jim Lyttle, L OBP: 0.200, SLG: 0.308 (1, 9)		0-0 G3		0-0 G4-6-3		0-0 1B BB		0-0 FC6-4		2	0	0	0	0	0	1
Felipe Alou, R OBP: 0.303, SLG: 0.356 (6, PH)					1-2f	1-3 2-H		BB FC6-4 1B	1-2f	3	1	2	1	0	0	2
Gene Michael, S OBP: 0.368, SLG: 0.312 (1, 6)		0-0 G3				0-0 F7		FC6-4 BB 1B		4	0	2	1	0	0	0
Steve Kline, R OBP: 0.286, SLG: 0.280 (1, 1)			0-0 G3			0-0 F8	0-3 K	4-0 FC6-4 BB		1	1	1	0	0	0	0
Frank Iepedino, L OBP: 0.281, SLG: 0.241 (5, PH)								1-2 2-3		1	0	0	0	0	0	0
Gary Waslewski, R OBP: 0.333, SLG: 0.333 (6, 1)										1	0	0	0	0	0	0
Lindy McDaniel, R OBP: 0.281, SLG: 0.241 (7, 1)										1	0	0	0	0	1	2
Ron Woods, R OBP: 0.281, SLG: 0.241 (8, PH)										0	0	0	0	0	0	0
Gary Jones, L OBP: 0.281, SLG: 0.241 (9, 1)										0	0	0	0	0	0	0

BOTTOM

Kansas City Royals @ New York Yankees
Yankee Stadium, Bronx, NY

Sat Jun 05 1971, 3:33 AM EDT
Att: 10,874 - Unknown - 81 F

livebaseballscorecards.com

AB	35
R	7
H	8
RBI	6
BB	8
SO	3
LOB	22



Inning	R	H	E	K	S	P	BB	IBB	HBP	BLK	WP	HR	S	P	ERA	WHIP
1	2	1	0	1	6	10	0	0	0	0	0	0	22	38	7.94	1.235
6	0	0	0	0	3	10	0	0	0	0	0	0	5	5	0.00	6.000
7	0	0	0	0	3	10	0	0	0	0	0	0	14	30	3.00	2.333

PITCHER	IP	WLS	BF	H	R	ER	SO	BB	IBB	HBP	BLK	WP	HR	S	P	ERA	WHIP
Bruce Dal Canton, R ERA: 2.96 (1, 1)	5.2		24	3	6	5	1	4	0	0	0	0	0	22	38	7.94	1.235
Jim Rooker, L ERA: 8.02 (6, 1)	0.1		3	2	0	0	1	0	0	0	0	0	0	5	5	0.00	6.000
Ted Abernathy, R ERA: 1.91 (7, 1)	3.0	W	16	3	1	1	1	4	0	0	0	0	0	14	30	3.00	2.333

WP	PA	ERA	WHIP
0	43		
0			
0			

Batter	1	2	3	4	5	6	7	8	9	AB R H RBI BB SO LOB	TOP	
Freddie Patek, R OBP: 0.306, SLG: 0.309 (1, 6) X	0-0 1B 5-3 1B		0-0 F8			0-0 5-3		0-0 6-3		4 0 1 0 0 0 0	Kansas City Royals @ New York Yankees Yankee Stadium, Bronx, NY Sun Jun 06 1971, 3:33 AM EDT Att. 59,348 - Unknown - 80 F livebaseballscorecards.com	
Paul Schaal, R OBP: 0.397, SLG: 0.464 (1, 5) X	0-0 5-3 1-2		0-0 2B			0-0 L7		0-0 6-3		4 0 1 0 0 0 1		
Amos Otis, R OBP: 0.345, SLG: 0.532 (1, 8) X	0-0 G4-6-3 2-3 1B		0-0 L7			0-0 HR		0-0 5-3		4 1 2 1 0 0 1		
Ed Kirkpatrick, L OBP: 0.349, SLG: 0.371 (1, 7) X	0-0 G4-6-3 1-2f				0-0 4-3	0-0 HR		0-0 F8		4 1 1 1 0 0 2		
Cookie Rojas, R OBP: 0.380, SLG: 0.449 (1, 4) X		0-0 F8			0-0 F4	0-0 1B		0-3 K		4 0 1 0 0 1 0		
Bob Oliver, R OBP: 0.284, SLG: 0.329 (1, 3) X		0-3 K			0-0 F8	0-3 K		0-3 K		4 0 0 0 0 3 1		
Joe Keough, L OBP: 0.329, SLG: 0.279 (1, 9) X		4-0 BB			0-0 4-3			0-0 F7		2 0 0 0 1 0 0		
Jerry May, R OBP: 0.337, SLG: 0.378 (1, 2) X	0-0 1-3				0-0 4-3			0-0 6-3		3 0 0 0 0 0 1		
Dick Drago, R OBP: 0.261, SLG: 0.105 (3, 1) X Al Fitzmorris, S OBP: 0.200, SLG: 0.200 (5, PH) X Carl Taylor, R OBP: 0.251, SLG: 0.179 (5, 1) X Jim York, R OBP: 0.273, SLG: 0.158 (7, PH) X Ted Savage, R OBP: 0.273, SLG: 0.158 (7, 1) X Jim Rooker, R (7, 1) X			0-0 5-3			0-0 3-1		0-3 K		1 0 0 0 0 0 0 0 0 0 0 0 0 0 1 0 0 0 0 0 0 0 0 0 0 0 0 0 1 0 0 0 0 0 1 0 0 0 0 0 0 0		
Inning Stats	R: 0 H: 2 E: 0 LOB: 1 K: 0 BB: 0 S: 4 P: 4	R: 0 H: 0 E: 0 LOB: 1 K: 1 BB: 1 S: 5 P: 9	R: 0 H: 1 E: 0 LOB: 1 K: 0 BB: 0 S: 4 P: 4	R: 0 H: 0 E: 0 LOB: 0 K: 0 BB: 0 S: 3 P: 3	R: 0 H: 0 E: 0 LOB: 0 K: 0 BB: 0 S: 3 P: 3	R: 2 H: 3 E: 0 LOB: 1 K: 1 BB: 0 S: 8 P: 8	R: 0 H: 0 E: 0 LOB: 0 K: 1 BB: 0 S: 5 P: 5	R: 0 H: 0 E: 0 LOB: 0 K: 2 BB: 0 S: 7 P: 7	R: 0 H: 0 E: 0 LOB: 0 K: 2 BB: 0 S: 7 P: 7	1B: 3 SF: 0 2B: 1 SAC: 0 3B: 0 DP: 1 HR: 2 HBP: 0	WP: 0 PA: 33 PB: 0 SB: 0 CS: 0	
PITCHER Stan Bahnsen, R ERA: 3.66 (1, 1)	IP WLS BF H R ER SO BB IBB HBP BLK WP HR S P ERA WHIP											PITCHER IP WLS BF H R ER SO BB IBB HBP BLK WP HR S P ERA WHIP

Kansas City Royals @ New York Yankees
 Yankee Stadium, Bronx, NY
 Sun Jun 06 1971, 3:33 AM EDT
 Att. 59,348 - Unknown - 80 F

AB 32
R 2
H 6
RBI 2
BB 1
SO 5
LOB 6



Batter	1	2	3	4	5	6	7	8	9	AB	R	H	RBI	BB	SO	LOB
Horace Clarke, S OBP: 0.363, SLG: 0.338 (1, 4)	SH5-3 2B		FC4 1B	SH5-3 1-2		1B				3	1	3	0	0	0	0
Jerry Kenney, L OBP: 0.316, SLG: 0.260 (1, 5)	SH5-3 2-3		FC4 1B	4-3 2-3		K				3	1	0	1	0	1	3
Bobby Murcer, L OBP: 0.476, SLG: 0.604 (1, 8)	G4-6-3 BB		1B 1B	K			K			3	1	1	1	1	2	1
Roy White, S OBP: 0.372, SLG: 0.508 (1, 7)	G4-6-3 1-2f		1B 1B		6-3 1B		F8			4	1	2	1	0	0	2
John Ellis, R OBP: 0.413, SLG: 0.486 (1, 3)		6-3	K		F9		F7			4	0	0	0	0	1	3
Thurman Munson, R OBP: 0.357, SLG: 0.362 (1, 2)		5-3 HBP	1B 1B		6-3			G5-4-3 1B		3	0	2	1	0	0	1
Felipe Alou, R OBP: 0.302, SLG: 0.354 (1, 9)		5-3	G1-6-3 1B		F8		F9			4	0	1	1	0	0	3
Gene Michael, S OBP: 0.359, SLG: 0.303 (1, 6)		F8	G1-6-3 1-2f			F5		G5-4-3		4	0	0	0	0	0	4
Stan Bahnsen, R OBP: 0.160, SLG: 0.208 (1, 1)			2B FC4 1B	4-3 SH5-3 BB		K				2	1	1	0	1	1	0

Inning Stats	R: 0	H: 1	E: 0	K: 0	S: 3	H: 1	LOB: 1	BB: 1	P: 7	R: 0	H: 0	E: 0	K: 0	S: 3	R: 5	H: 6	E: 0	K: 1	S: 11	R: 0	H: 0	E: 0	K: 1	S: 5	R: 0	H: 1	E: 0	K: 0	S: 4	R: 0	H: 1	E: 0	K: 2	S: 8	R: 0	H: 0	E: 0	K: 1	S: 5	R: 0	H: 1	E: 0	K: 0	S: 3	1B: 8	SF: 0	3B: 0	HR: 0
--------------	------	------	------	------	------	------	--------	-------	------	------	------	------	------	------	------	------	------	------	-------	------	------	------	------	------	------	------	------	------	------	------	------	------	------	------	------	------	------	------	------	------	------	------	------	------	-------	-------	-------	-------

PITCHER	IP	WLS	BF	H	R	ER	SO	BB	IBB	HBP	BLK	WP	HR	S	P	ERA	WHIP
Dick Drago, R ERA: 2.99 (1, 1)	2.1	L	15	6	5	5	1	1	0	0	0	0	0	15	20	19.29	3.000
Al Fitzmorris, R ERA: 5.27 (3, 1)	1.2		6	1	0	0	1	1	0	0	0	0	0	7	11	0.00	1.200
Jim York, R ERA: 3.94 (5, 1)	2.0		8	2	0	0	2	0	0	0	0	0	0	12	12	0.00	1.000
Jim Rooker, L ERA: 7.33 (7, 1)	2.0		6	1	0	0	1	0	0	0	0	0	0	8	8	0.00	0.500

BOTTOM

Kansas City Royals @ New York Yankees
Yankee Stadium, Bronx, NY

Sun Jun 06 1971, 3:33 AM EDT
Att: 59,348 - Unknown - 80 F

livebaseballscorecards.com

AB	30
R	5
H	10
RBI	5
BB	2
SO	5
LOB	17



WP: 0	PA: 35
PB: 0	
SB: 0	
CS: 0	

Batter	1	2	3	4	5	6	7	8	9	AB R H RBI BB SO LOB	TOP											
Del Unser, L (1, 8) OBP: 0.339, SLG: 0.382	0-0 6-3		0-0 1-3			0-3 K		4-0 BB		3 0 0 0 1 1 0												
Elliott Maddox, R (1, 5) OBP: 0.291, SLG: 0.260	0-0 6-3			0-0 F9		0-0 FC8-2 2B 1B		0-0 F7		4 0 1 0 0 0 2												
Frank Howard, R (1, 3) OBP: 0.362, SLG: 0.452	0-0 FC4-6 1B			0-0 F9		0-0 1-3 2B		0-0 1-3		4 0 2 0 0 0 2												
Dick Billings, R (1, 7) OBP: 0.224, SLG: 0.246	0-0 FC4-6			0-0 6-3		0-0 FC8-2			0-0 HR	3 0 0 0 0 0 3												
Tom McCraw, L (9, PH) OBP: 0.283, SLG: 0.473	1-2f					3-H				1 1 1 1 0 0 0												
Paul Casanova, R (1, 2) OBP: 0.261, SLG: 0.342		0-0 F8			0-3 K		0-0 F9		0-0 P3	4 0 0 0 0 1 0												
Toby Harrah, R (1, 6) OBP: 0.328, SLG: 0.315		0-0 L1-3 1B			4-0 1B SF9 BB		0-0 F9		0-0 5-3	3 1 1 0 1 0 0												
Larry Bittner, L (1, 9) OBP: 0.327, SLG: 0.288		0-0 L1-3			0-0 FC5-4 1B		0-0 F8		4-0 BB BB	3 0 1 0 0 0 1												
Horacio Pina, R (7, 1) OBP: 0.391, SLG: 0.419		1-2			1-3				BB BB	0 0 0 0 0 0 0												
Don Mincher, L (9, PH)									BB BB	0 0 0 0 1 0 0												
Tim Cullen, R (1, 4) OBP: 0.238, SLG: 0.205			0-0 P3		0-0 SF9		0-0 E3 2-3		4-0 1-2 BB	2 0 0 1 0 0 0												
Bernie Allen, L (9, PH) OBP: 0.351, SLG: 0.435					3-H				BB	0 0 0 0 1 0 0												
Casey Cox, R (1, 1) OBP: 0.188, SLG: 0.133		0-0 4-3			0-0 FC5-4		0-0 2-3		0-0 F8	1 0 0 0 0 0 0												
Frank Fernandez, R (5, PH) OBP: 0.179, SLG: 0.080					1-2f					1 0 0 0 0 0 1												
Jackie Brown, R (5, 1)										0 0 0 0 0 0 0												
Denny Riddleberger, R (7, 1)										0 0 0 0 0 0 0												
Don Wert, R (7, 5) OBP: 0.159, SLG: 0.077										2 0 0 0 0 0 3												
Inning Stats	R: 0 E: 0 K: 0 S: 4	H: 1 LOB: 1 BB: 0 P: 4	R: 0 E: 0 K: 0 S: 3	H: 1 LOB: 0 BB: 0 P: 3	R: 0 E: 0 K: 0 S: 3	H: 0 LOB: 0 BB: 0 P: 3	R: 0 E: 0 K: 0 S: 3	H: 0 LOB: 0 BB: 0 P: 3	R: 1 E: 0 K: 1 S: 6	H: 1 LOB: 1 BB: 1 P: 10	R: 0 E: 0 K: 1 S: 6	H: 2 LOB: 1 BB: 0 P: 6	R: 0 E: 0 K: 0 S: 3	H: 0 LOB: 0 BB: 0 P: 3	R: 0 E: 1 K: 0 S: 4	H: 0 LOB: 2 BB: 1 P: 8	R: 1 E: 0 K: 0 S: 4	H: 1 LOB: 2 BB: 2 P: 12	1B: 4 2B: 3 3B: 0 HR: 1	SF: 1 SAC: 0 DP: 2 HBP: 0	WP: 0 PB: 0 SB: 0 CS: 0	PA: 36
PITCHER	IP WLS BF H R ER SO BB IBB HBP BLK WP HR S P ERA WHIP																					
Paul Splittorff, L (1, 1) ERA: 1.17	7.2 W 29 5 1 1 2 2 0 0 0 0 0 0 31 39 1.17 0.913																					
Ted Abernathy, R (8, 1) ERA: 2.12	1.1 S 7 1 1 1 0 2 0 0 0 0 0 1 5 13 6.75 2.250																					

Washington Senators @ Kansas City Royals
Municipal Stadium, Kansas City, MO

Tue Jun 08 1971, 8:05 PM EDT
Att. 13,207 - Unknown - 80 F

AB	31
R	2
H	6
RBI	2
BB	4
SO	2
LOB	12



Batter	1	2	3	4	5	6	7	8	9	AB	R	H	RBI	BB	SO	LOB
Freddie Patek, R OBP: 0.305, SLG: 0.308 (1, 6)	0-0 6-3		0-0 E6 BB 2B S	0-0 FC6-4 1-2f			0-0 1B S E 1B			4	2	1	0	0	0	2
Paul Schaal, R OBP: 0.394, SLG: 0.456 (1, 5)	0-0 6-3		4-0 BB 1-2 2B BB			0-0 P3	0-0 5-3 1-2			3	1	0	0	1	0	1
Amos Otis, R OBP: 0.353, SLG: 0.540 (1, 8)	0-3 K		4-0 2B 1-2 2-3 3-H BB			0-0 2B	0-0 E S 2-3 1B			3	0	2	1	1	1	0
Ed Kirkpatrick, L OBP: 0.359, SLG: 0.384 (1, 7)		0-0 G5-4-3 1B	0-0 1-3 2-H 3-H 2B			4-0 IBB	0-3 K			3	0	2	2	1	1	2
Cookie Rojas, R OBP: 0.373, SLG: 0.440 (1, 4)		0-0 G5-4-3 1-2f	0-0 6-3			0-0 F7	0-0 E5 1-3 3-H			4	0	0	0	0	0	6
Bob Oliver, R OBP: 0.283, SLG: 0.323 (1, 3)		1-0 FC6-4 HBP	0-0 4-3			0-0 F7	0-3 K			3	0	0	0	0	1	6
Joe Keough, L OBP: 0.320, SLG: 0.270 (1, 9)		0-0 FC6-4 1-2f		0-0 4-3		0-0 G3		0-0 3-1		4	0	0	0	0	0	1
Jerry May, R OBP: 0.343, SLG: 0.383 (1, 2)			0-0 4-3	0-0 FC6-4 1B		0-0 G5-4-3 1B		0-0 1-3		4	0	2	0	0	0	0
Paul Splittorf, L OBP: 0.333, SLG: 0.333 (1, 1)			0-0 E7 E BB 1B	0-0 F7		0-0 G5-4-3 1-2f		0-0 F3		3	1	1	0	0	0	2
Ted Abernathy, R (8, 1)										1	0	0	0	0	0	0

Inning Stats	R: 0	H: 0	E: 0	K: 1	S: 5	LOB: 0	BB: 0	P: 5	R: 0	H: 1	E: 0	K: 0	S: 3	LOB: 1	BB: 0	P: 4	R: 3	H: 2	E: 2	K: 0	S: 6	LOB: 2	BB: 2	P: 14	R: 0	H: 1	E: 0	K: 0	S: 4	LOB: 1	BB: 0	P: 4	R: 0	H: 1	E: 0	K: 0	S: 4	LOB: 2	BB: 1	P: 8	R: 0	H: 1	E: 0	K: 0	S: 3	LOB: 0	BB: 0	P: 3	R: 1	H: 2	E: 1	K: 2	S: 10	LOB: 2	BB: 0	P: 10	R: 0	H: 0	E: 0	K: 0	S: 3	LOB: 0	BB: 0	P: 3
--------------	------	------	------	------	------	--------	-------	------	------	------	------	------	------	--------	-------	------	------	------	------	------	------	--------	-------	-------	------	------	------	------	------	--------	-------	------	------	------	------	------	------	--------	-------	------	------	------	------	------	------	--------	-------	------	------	------	------	------	-------	--------	-------	-------	------	------	------	------	------	--------	-------	------

PITCHER	IP	WLS	BF	H	R	ER	SO	BB	IBB	HBP	BLK	WP	HR	S	P	ERA	WHIP
Casey Cox, R ERA: 4.19 (1, 1)	4.0	L	19	4	3	2	1	2	0	1	0	0	0	18	27	4.50	1.500
Jackie Brown, R ERA: (5, 1)	2.1		11	4	1	0	0	0	1	0	0	0	0	10	14	0.00	1.714
Denny Riddleberger, L ERA: 5.33 (7, 1)	0.1		1	0	0	0	1	0	0	0	0	0	0	3	3	0.00	0.000
Horacio Pina, R ERA: 3.09 (7, 1)	1.1		5	0	0	0	1	0	0	0	0	0	0	7	7	0.00	0.000

BOTTOM

Washington Senators @ Kansas City Royals
Municipal Stadium, Kansas City, MO
Tue Jun 08 1971, 8:05 PM EDT
Att: 13,207 - Unknown - 80 F

AB	32
R	4
H	8
RBI	3
BB	3
SO	3
LOB	20



WP	PA	ERA	WHIP
0	36		

Batter	1	2	3	4	5	6	7	8	9	AB R H RBI BB SO LOB	TOP					
Del Unser, L (1, 8) OBP: 0.335, SLG: 0.377	0-0 4-3	0-0 F7		0-0 B5-3		0-0 F7			0-0 FC5 SH1-4 1B	5 0 1 0 0 0 3						
Elliott Maddox, R (1, 5) OBP: 0.289, SLG: 0.253	0-0 E6 1B	4-0 1B BB			0-0 G3		0-3 K		0-0 SH1-4 1-2	3 1 0 0 1 1 0						
Don Mincher, L (1, 3) Tom McCraw, L (9, 9) OBP: 0.402, SLG: 0.424 OBP: 0.283, SLG: 0.473	0-0 1B 1B SF7 1B	0-0 1B			4-0 HR BB				0-3 K	3 2 2 0 2 1 1 0 0 0 0 0 0 0						
Frank Howard, R (1, 7) OBP: 0.367, SLG: 0.468	0-0 1B 1B				0-0 HR		0-3 K		4-0 IBB	4 1 2 3 1 2 1						
Larry Bittner, L (1, 9) Paul Lindblad, L (7, 1) OBP: 0.322, SLG: 0.286 OBP: 0.143, SLG: 0.143	0-0 1B				0-0 4-3		0-0 L6		0-0 FC5 2-3f	4 0 1 0 0 0 1 1 0 0 0 0 0 2						
Frank Fernandez, R (1, 2) OBP: 0.188, SLG: 0.074	0-0 SF7				0-3 K				0-0 P6	2 0 0 1 1 1 0						
Toby Harrah, R (1, 6) OBP: 0.326, SLG: 0.310	0-0 1-3			0-0 2-4		0-0 F8		0-0 6-3		3 0 0 0 1 0 2						
Tim Cullen, R (1, 4) OBP: 0.244, SLG: 0.228				0-0 1-2		0-0 F9		0-0 2B		4 0 2 0 0 0 1						
Gerry Janeski, R (1, 1) Horacio Pina, R (6, 1) Dick Billings, R (7, 9) OBP: 0.231, SLG: 0.231 OBP: 0.220, SLG: 0.241				0-0 3B		0-0 F9		0-0 1B		3 0 2 0 0 1 1 0 0 0 0 0 0 0 1 0 0 0 0 0 1						
Inning Stats	R: 2 H: 3 E: 1 LOB: 2 K: 0 BB: 0 S: 7 P: 7	R: 0 H: 2 E: 0 LOB: 3 K: 0 BB: 1 S: 4 P: 8	R: 0 H: 0 E: 0 LOB: 1 K: 1 BB: 1 S: 4 P: 8	R: 0 H: 1 E: 0 LOB: 1 K: 1 BB: 0 S: 6 P: 6	R: 2 H: 1 E: 0 LOB: 0 K: 1 BB: 1 S: 6 P: 10	R: 0 H: 1 E: 0 LOB: 1 K: 0 BB: 1 S: 3 P: 7	R: 0 H: 0 E: 0 LOB: 1 K: 2 BB: 1 S: 7 P: 11	R: 0 H: 1 E: 0 LOB: 1 K: 0 BB: 0 S: 4 P: 4	R: 0 H: 1 E: 0 LOB: 2 K: 1 BB: 1 S: 6 P: 10	1B: 7 SF: 1 2B: 1 SAC: 1 3B: 1 DP: 0 HR: 1 HBP: 0	WP: 0 PA: 41 PB: 0 SB: 0 CS: 0					
PITCHER	IP WLS BF H R ER SO BB IBB HBP BLK WP HR S P ERA WHIP															
Mike Hedlund, R (1, 1) ERA: 2.54	6.0	29	8	4	2	3	4	0	0	0	0	1	30	46	3.00	2.000
Jim Rooker, L (7, 1) ERA: 6.75	2.0	8	1	0	0	2	1	0	0	0	0	0	11	15	0.00	1.000
Tom Burgmeier, L (9, 1) ERA: 1.17	1.0	W 5	1	0	0	1	0	1	0	0	0	0	6	10	0.00	1.000

Washington Senators @ Kansas City Royals
Municipal Stadium, Kansas City, MO

Wed Jun 09 1971, 8:05 PM EDT
Att: 9,242 - Unknown - 81 F

AB	33
R	4
H	10
RBI	4
BB	6
SO	6
LOB	13



Batter	1	2	3	4	5	6	7	8	9	AB	R	H	RBI	BB	SO	LOB
Freddie Patek, R (1, 6) OBP: 0.316, SLG: 0.319	0-0 3-1 S 1B	0-0 S 1B		0-0 1-3 2-H S 1B		0-0 1-3 S 1B			0-3 K	5	1	4	1	0	1	0
Paul Schaal, R (1, 5) OBP: 0.394, SLG: 0.448	0-0 3-1 1-3	0-0 4-3 1-2		0-0 5-3 1-2		4-0 S 1B			4-0 2B 1B BB	3	1	0	0	2	0	4
Amos Otis, R (1, 8) OBP: 0.349, SLG: 0.536	0-0 P4		0-0 6-3		0-0 F8	0-0 F3			0-0 1-3 1B 2B	5	1	1	0	0	0	4
Ed Kirkpatrick, L (1, 7) OBP: 0.358, SLG: 0.378 Lou Piniella, R (7, PH) OBP: 0.297, SLG: 0.281	4-0 E 1B BB		0-0 F9		0-0 6-3		0-3 K		4-0 1B IBB	2	0	0	0	1	0	0
Cookie Rojas, R (1, 4) OBP: 0.369, SLG: 0.434	0-0 1-2 3-H E 1B		0-0 5-3		0-0 F7		0-0 6-3		0-3 K	5	0	1	1	0	1	3
Chuck Harrison, R (1, 3) OBP: 0.400, SLG: 0.600	0-0 E6 1-2 2-3		0-0 5-3		0-0 1B 2B		0-0 P4		0-0 1-2 2-H 3-H 1B	5	1	2	2	0	0	2
Joe Keough, L (1, 9) OBP: 0.320, SLG: 0.271 Ted Savage, R (8, PH) OBP: 0.267, SLG: 0.154	0-0 F8		0-0 G3		0-0 G6-4-3 1B		0-3 K		0-0 F3	3	0	1	1	0	0	3
Jerry May, R (1, 2) OBP: 0.339, SLG: 0.378		0-0 P3		0-0 1B 1B		0-0 G6-4-3 1-2f 1B		0-0 F3	4	1	1	0	0	0	1	
Mike Hedlund, R (1, 1) OBP: 0.115, SLG: 0.080 Gail Hopkins, L (6, PH) OBP: 0.327, SLG: 0.592 Jim Rooker, R (7, 1) Dennis Paepke, R (8, PH) OBP: 0.304, SLG: 0.404 Tom Burgmeier, L (9, 1) OBP: 0.286, SLG: 0.167		0-0 P6		0-0 1B 1B		4-0 1B BB		0-3 K	2	0	1	0	0	0	0	

Inning Stats	R: 1	H: 2	E: 1	K: 0	S: 6	LOB: 3	BB: 1	P: 10	R: 0	H: 1	E: 0	K: 0	S: 4	LOB: 1	BB: 0	P: 4	R: 0	H: 0	E: 0	K: 0	S: 3	LOB: 0	BB: 0	P: 3	R: 1	H: 3	E: 0	K: 0	S: 6	LOB: 2	BB: 0	P: 6	R: 0	H: 0	E: 0	K: 0	S: 3	LOB: 0	BB: 0	P: 3	R: 1	H: 3	E: 0	K: 0	S: 5	LOB: 3	BB: 2	P: 13	R: 0	H: 0	E: 0	K: 1	S: 5	LOB: 0	BB: 0	P: 5	R: 0	H: 0	E: 0	K: 2	S: 7	LOB: 0	BB: 0	P: 7	R: 2	H: 2	E: 0	K: 2	S: 8	LOB: 2	BB: 2	P: 16	1B: 9	2B: 2	3B: 0	HR: 0	SF: 0	SAC: 0	DP: 1	HBP: 0	WP: 0	PA: 42
--------------	------	------	------	------	------	--------	-------	-------	------	------	------	------	------	--------	-------	------	------	------	------	------	------	--------	-------	------	------	------	------	------	------	--------	-------	------	------	------	------	------	------	--------	-------	------	------	------	------	------	------	--------	-------	-------	------	------	------	------	------	--------	-------	------	------	------	------	------	------	--------	-------	------	------	------	------	------	------	--------	-------	-------	-------	-------	-------	-------	-------	--------	-------	--------	-------	--------


PITCHER	IP	WLS	BF	H	R	ER	SO	BB	IBB	HBP	BLK	WP	HR	S	P	ERA	WHIP
Gerry Janeski, R (1, 1) ERA: 3.88	5.2		27	8	3	3	0	2	0	0	0	0	0	25	33	4.76	1.765
Horacio Pina, R (6, 1) ERA: 3.04	0.1		3	1	0	0	0	1	0	0	0	0	0	2	6	0.00	6.000
Paul Lindblad, L (7, 1) ERA: 2.75	2.2	L	12	2	2	2	5	1	1	0	0	0	0	20	28	6.75	1.125

BOTTOM

Washington Senators @ Kansas City Royals
Municipal Stadium, Kansas City, MO

Wed Jun 09 1971, 8:05 PM EDT
Att. 9,242 - Unknown - 81 F

AB	37
R	5
H	11
RBI	5
BB	5
SO	5
LOB	17



PITCHER	IP	WLS	BF	H	R	ER	SO	BB	IBB	HBP	BLK	WP	HR	S	P	ERA	WHIP
---------	----	-----	----	---	---	----	----	----	-----	-----	-----	----	----	---	---	-----	------

Batter	1	2	3	4	5	6	7	8	9	AB R H RBI BB SO LOB	TOP									
Doug Griffin, R (1, 4) OBP: 0.299, SLG: 0.297	0-0 4-3		0-0 6-3		0-0 6-3		0-0 5-3		0-0 F7	5 0 0 0 0 0 2	Boston Red Sox @ Kansas City Royals Municipal Stadium, Kansas City, MO Fri Jun 11 1971, 8:05 PM EDT Att. 15,827 - Unknown - 84 F									
Luis Aparicio, R (1, 6) OBP: 0.217, SLG: 0.239	0-0 F7			0-0 6-3	0-0 1-6-3			0-0 FC6-4 1B	4 0 1 0 0 0 1											
Reggie Smith, S (1, 9) OBP: 0.379, SLG: 0.523	0-0 F7			0-0 HR		0-0 BB 1B		0-3 K	4 1 2 1 0 1 1											
Carl Yastrzemski, L (1, 7) OBP: 0.429, SLG: 0.492		0-0 6-3		0-0 F7		0-0 L7		0-0 FC6-4 1B	4 0 1 0 0 0 1											
Rico Petrocelli, R (1, 5) OBP: 0.370, SLG: 0.451		0-0 5-3		4-0 HR BB		0-0 F7		0-0 FC6-4 1-2f 2-3	3 1 0 0 1 0 3											
George Scott, R (1, 3) OBP: 0.350, SLG: 0.460		0-0 1B		0-0 HR		4-0 1-2 BB		0-0 F3	3 1 2 2 1 0 2											
Billy Conigliaro, R (1, 8) OBP: 0.335, SLG: 0.495		0-0 F6		0-0 F9		0-3 K		0-0 1-3	4 0 0 0 0 1 3											
Bob Montgomery, R (1, 2) OBP: 0.294, SLG: 0.250			0-0 5-3		0-0 SH1-4 1B		0-3 K	0-3 K	3 0 1 0 0 1 0											
Gary Peters, L (9, PH) OBP: 0.324, SLG: 0.400					0-0 SH1-4		0-3 K	0-0 1B	1 0 0 0 0 1 0											
Luis Tiant, R (1, 1)			0-0 6-3		1-2				0 0 0 0 0 0 0											
Ken Brett, L (2, 1) OBP: 0.222, SLG: 0.222									1 0 0 0 0 0 0											
Joe Lahoud, L (7, PH) OBP: 0.390, SLG: 0.457									1 0 0 0 0 1 0											
Bill Lee, L (7, 1) OBP: 0.143, SLG: 0.143									0 0 0 0 0 0 0											
Mike Fiore, L (9, PH) OBP: 0.250, SLG: 0.045									1 0 1 0 0 0 0											
Inning Stats	R: 0 E: 0 K: 0 S: 3	H: 0 LOB: 0 BB: 0 P: 3	R: 0 E: 0 K: 0 S: 4	H: 1 LOB: 1 BB: 0 P: 4	R: 0 E: 0 K: 0 S: 3	H: 0 LOB: 0 BB: 0 P: 3	R: 3 E: 0 K: 0 S: 5	H: 2 LOB: 0 BB: 1 P: 9	R: 0 E: 0 K: 1 S: 6	H: 1 LOB: 1 BB: 1 P: 10	R: 0 E: 0 K: 2 S: 7	H: 0 LOB: 0 BB: 0 P: 7	R: 0 E: 0 K: 1 S: 7	H: 2 LOB: 2 BB: 0 P: 7	R: 0 E: 0 K: 1 S: 6	H: 1 LOB: 1 BB: 0 P: 6	1B: 6 2B: 0 3B: 0 HR: 2	SF: 0 SAC: 1 DP: 0 HBP: 0	WP: 0 PB: 0 SB: 0 CS: 0	PA: 37
PITCHER	IP WLS BF H R ER SO BB IBB HBP BLK WP HR S P ERA WHIP																			
Bruce Dal Canton, R (1, 1) ERA: 3.03	7.1 W 31 7 3 3 4 2 0 0 0 0 2 37 45 3.68 1.227																			
Ted Abernathy, R (8, 1) ERA: 2.01	1.2 S 6 1 0 0 1 0 0 0 0 0 0 0 8 8 0.00 0.600																			

AB	34
R	3
H	8
RBI	3
BB	2
SO	5
LOB	13



Batter	1	2	3	4	5	6	7	8	9	AB	R	H	RBI	BB	SO	LOB
Freddie Patek, R OBP: 0.315, SLG: 0.315 (1, 6)	4-0 WP S 3B BB	0-0 G4-3 1-2f 3-H			0-3 K		0-0 5-3			3	1	0	0	1	1	1
Paul Schaal, R OBP: 0.392, SLG: 0.441 (1, 5)	0-0 F9 1-2	4-0 BB			0-0 F7		0-0 5-3			3	0	0	0	1	0	1
Amos Otis, R OBP: 0.347, SLG: 0.528 (1, 8)	4-0 BB 3B 2-3	0-0 L8			0-0 F6		0-0 1-3			3	1	0	0	1	0	1
Ed Kirkpatrick, L OBP: 0.367, SLG: 0.404 (1, 7)	4-0 1-2 3B BB		0-0 G6-4-3 1B			0-0 HR		0-0 4-3		3	2	2	1	1	0	0
Cookie Rojas, R OBP: 0.367, SLG: 0.440 (1, 4)	0-0 1-H 2-H 3-H SF8 3B		0-0 G6-4-3 1-2f		0-3 K		0-0 5-3			4	1	1	3	0	1	1
Chuck Harrison, R OBP: 0.333, SLG: 0.625 (1, 3)	0-0 SF8 3-H		0-3 K		0-0 2B		0-0 F3			3	0	1	1	0	1	0
Joe Keough, L OBP: 0.314, SLG: 0.265 (1, 9)	0-0 6-3			0-0 5-3		0-3 K				3	0	0	0	0	1	1
Jerry May, R OBP: 0.348, SLG: 0.390 (1, 2)		0-0 1B G4-3 2B		0-0 F9		4-0 FC6-4 IBB				2	1	1	0	1	0	0
Bruce Dal Canton, R OBP: 0.074, SLG: 0.074 (1, 1)		0-0 G4-3 1B		0-3 K		0-0 FC6-4 1-2f				3	0	1	0	0	1	2
Ted Abernathy, R (8, 1)										0	0	0	0	0	0	0

Inning Stats	R: 4	H: 1	E: 0	K: 0	S: 4	LOB: 0	BB: 3	P: 16	R: 1	H: 2	E: 0	K: 0	S: 4	LOB: 1	BB: 1	P: 8	R: 0	H: 1	E: 0	K: 1	S: 5	LOB: 0	BB: 0	P: 5	R: 0	H: 0	E: 0	K: 1	S: 5	LOB: 0	BB: 0	P: 5	R: 1	H: 2	E: 0	K: 2	S: 9	LOB: 2	BB: 1	P: 13	R: 0	H: 0	E: 0	K: 0	S: 3	LOB: 0	BB: 0	P: 3	R: 0	H: 0	E: 0	K: 0	S: 3	LOB: 0	BB: 0	P: 3
--------------	------	------	------	------	------	--------	-------	-------	------	------	------	------	------	--------	-------	------	------	------	------	------	------	--------	-------	------	------	------	------	------	------	--------	-------	------	------	------	------	------	------	--------	-------	-------	------	------	------	------	------	--------	-------	------	------	------	------	------	------	--------	-------	------

PITCHER	IP	WLS	BF	H	R	ER	SO	BB	IBB	HBP	BLK	WP	HR	S	P	ERA	WHIP
Luis Tiant, R ERA: 45.0 (1, 1)	1.0	L	9	3	5	5	0	3	0	0	0	1	0	6	18	45.00	6.000
Ken Brett, L ERA: 3.82 (2, 1)	5.0		18	3	1	1	5	1	1	0	0	0	1	26	34	1.80	0.800
Bill Lee, L ERA: 3.18 (7, 1)	2.0		6	0	0	0	0	0	0	0	0	0	0	6	6	0.00	0.000

BOTTOM

Boston Red Sox @ Kansas City Royals
Municipal Stadium, Kansas City, MO

Fri Jun 11 1971, 8:05 PM EDT
Att: 15,827 - Unknown - 84 F

livebaseballscorecards.com

AB	27
R	6
H	6
RBI	5
BB	5
SO	5
LOB	7



1B: 2	SF: 1	WP: 1	PA: 33
2B: 2	SAC: 0	PB: 0	
3B: 1	DP: 2	SB: 1	
HR: 1	HBP: 0	CS: 0	

Batter	1	2	3	4	5	6	7	8	9	AB R H RBI BB SO LOB	TOP
Doug Griffin, R OBP: 0.298, SLG: 0.296 (1, 4) X	0-0 CS 1B		0-0 1-3			0-0 5-3		0-0 G6-4-3 1-2f		4 0 1 0 0 0 3	
John Kennedy, R OBP: 0.475, SLG: 0.515 (1, 6) X	0-0 1-2 1B			0-0 6-3		0-0 5-3		0-0 G4-6-3 1B		4 0 2 0 0 0 0	
Reggie Smith, S OBP: 0.373, SLG: 0.513 (1, 9) X	0-0 F9			0-0 4-3			0-0 F6		0-0 G4-6-3 1-2f	4 0 0 0 0 0 2	
Carl Yastrzemski, L OBP: 0.426, SLG: 0.485 (1, 7) X	0-0 G3			4-0 BB			0-0 F7		0-0 5-3	3 0 0 0 1 0 1	
Rico Petrocelli, R OBP: 0.365, SLG: 0.444 (1, 5) X		0-0 5-3		0-3 K			0-0 L8			3 0 0 0 0 1 1	
George Scott, R OBP: 0.354, SLG: 0.463 (1, 3) X		0-0 4-3			0-0 G1-6-3 1B			0-0 1B G3 1B		3 0 2 0 0 0 0	
Billy Conigliaro, R OBP: 0.330, SLG: 0.487 (1, 8) X		0-3 K			0-0 G1-6-3 1-2f			0-0 G3 1-2		3 0 0 0 0 1 2	
Bob Montgomery, R OBP: 0.350, SLG: 0.316 (1, 2) X			0-0 G4-6-3 1B		0-0 5-3			0-0 1B 1B		3 0 2 0 0 0 0	
Jim Lonborg, R OBP: 0.273, SLG: 0.111 (1, 1) X			0-0 G4-6-3			0-3 K		0-0 G6-4-3 1-2 2-3 1B		1 0 0 0 0 0 1	
Mike Fiore, L OBP: 0.241, SLG: 0.043 (6, PH)										1 0 0 0 0 1 0	
Cal Koonce, R (6, 1)										0 0 0 0 0 0 0	
Joe Lahoud, L OBP: 0.405, SLG: 0.472 (8, PH)										1 0 1 0 0 0 0	
Sparky Lyle, L (8, 1)										0 0 0 0 0 0 0	
Inning Stats	R: 0 E: 0 K: 0 S: 4 H: 2 LOB: 1 BB: 0 P: 4	R: 0 E: 0 K: 1 S: 5 H: 0 LOB: 0 BB: 0 P: 5	R: 0 E: 0 K: 0 S: 3 H: 1 LOB: 0 BB: 0 P: 3	R: 0 E: 0 K: 1 S: 5 H: 0 LOB: 1 BB: 1 P: 9	R: 0 E: 0 K: 0 S: 3 H: 1 LOB: 0 BB: 0 P: 3	R: 0 E: 0 K: 1 S: 5 H: 0 LOB: 0 BB: 0 P: 5	R: 0 E: 0 K: 0 S: 3 H: 0 LOB: 0 BB: 0 P: 3	R: 0 E: 0 K: 0 S: 5 H: 3 LOB: 2 BB: 0 P: 5	R: 0 E: 0 K: 0 S: 3 H: 1 LOB: 0 BB: 0 P: 3	1B: 8 2B: 0 3B: 0 HR: 0 SF: 0 SAC: 0 DP: 4 HBP: 0	WP: 0 PB: 0 SB: 0 CS: 1 PA: 31
PITCHER Dick Drago, R ERA: 2.64 (1, 1)	IP: 9.0 WLS: W BF: 31 H: 8 R: 0 ER: 0 SO: 3 BB: 1 IBB: 0 HBP: 0 BLK: 0 WP: 0 HR: 0 S: 36 P: 40 ERA: 0.00 WHIP: 1.000										

Boston Red Sox @ Kansas City Royals
Municipal Stadium, Kansas City, MO

AB	30
R	0
H	8
RBI	0
BB	1
SO	3
LOB	10



Sat Jun 12 1971, 8:05 PM EDT
Att. 21,557 - Unknown - 85 F

livebaseballscorecards.com

Batter	1	2	3	4	5	6	7	8	9	AB R H RBI BB SO LOB	BOTTOM
--------	---	---	---	---	---	---	---	---	---	----------------------	--------

Freddie Patek, R OBP: 0.317, SLG: 0.314 (1, 6) X	0-0 E 1B	H 1-0 E S HBP		X 0-0 6-3		X 0-0 F5		S S S 0-3 K		4 1 1 0 0 1 1	
Paul Schaal, R OBP: 0.394, SLG: 0.439 (1, 5) S S S	0-3 K	0-0 F2		X 0-0 3B 1B		B B B 4-0 S 1B BB				3 2 1 0 1 1 2	
Amos Otis, R OBP: 0.355, SLG: 0.542 (1, 8) X	0-0 BB 2B 1B	0-0 F3		X 0-0 1-H 3B		X 0-0 1-H 1B				4 1 3 3 0 0 1	
Ed Kirkpatrick, L OBP: 0.365, SLG: 0.396 (1, 7) B B B	4-0 1-2 2B BB	0-0 F5		X 0-0 F4		S S S 0-3 K				3 1 0 0 1 1 2	
Cookie Rojas, R OBP: 0.364, SLG: 0.433 (1, 4) B B B	4-0 1-2 2-3 2B BB		X 0-0 E6 FC3-6 BB	S S S 0-3 K		X 0-0 5-3				3 1 0 0 1 1 1	
Chuck Harrison, R OBP: 0.462, SLG: 0.700 (1, 3) X	0-0 1-H 2-H 3-H 2B		B B B 4-0 FC3-6 1-2 BB		B B B 4-0 L4-3 BB	X 0-0 F5				2 1 1 3 2 0 0	
Joe Keough, L OBP: 0.318, SLG: 0.287 (1, 9) X	0-0 2-H 2B		X 0-0 FC3-6 1-2f 2-3		X 0-0 L4-3 1-2	X 0-0 2B				4 0 2 1 0 0 3	
Jerry May, R OBP: 0.336, SLG: 0.375 (1, 2) X	0-0 4-3		X 0-0 F9		X 0-0 6-3	X 0-0 F8				4 0 0 0 0 0 4	
Dick Drago, R OBP: 0.222, SLG: 0.087 (1, 1) S S S	0-3 K		S S S 0-3 K		S S S 0-3 K	S S S 0-3 K				4 0 0 0 0 4 4	

Inning Stats	R: 5 E: 1 K: 2 S: 11	H: 4 LOB: 1 BB: 2 P: 19	R: 0 E: 0 K: 0 S: 3	H: 0 LOB: 1 BB: 0 P: 4	R: 0 E: 1 K: 1 S: 6	H: 0 LOB: 2 BB: 1 P: 10	R: 1 E: 0 K: 1 S: 7	H: 2 LOB: 1 BB: 0 P: 7	R: 0 E: 0 K: 0 S: 2	H: 0 LOB: 0 BB: 1 P: 6	R: 1 E: 0 K: 1 S: 5	H: 1 LOB: 1 BB: 1 P: 9	R: 0 E: 0 K: 1 S: 5	H: 0 LOB: 0 BB: 0 P: 5	R: 0 E: 0 K: 2 S: 8	H: 1 LOB: 1 BB: 0 P: 8	1B: 4 2B: 4 3B: 1 HR: 0	SF: 0 SAC: 0 DP: 1 HBP: 1	WP: 0 PB: 0 SB: 2 CS: 0	PA: 37
--------------	-------------------------------	----------------------------------	------------------------------	---------------------------------	------------------------------	----------------------------------	------------------------------	---------------------------------	------------------------------	---------------------------------	------------------------------	---------------------------------	------------------------------	---------------------------------	------------------------------	---------------------------------	----------------------------------	------------------------------------	----------------------------------	--------

PITCHER															PITCHER																		
IP	WLS	BF	H	R	ER	SO	BB	IBB	HBP	BLK	WP	HR	S	P	ERA	WHIP	IP	WLS	BF	H	R	ER	SO	BB	IBB	HBP	BLK	WP	HR	S	P	ERA	WHIP
Jim Lonborg, R	(1, 1)	5.0	L	26	6	6	4	4	0	1	0	0	29	46	10.80	2.000																	
Cal Koonce, R	(6, 1)	2.0		7	1	1	2	1	0	0	0	0	10	14	4.50	1.000																	
Sparky Lyle, L	(8, 1)	1.0		4	1	0	2	0	0	0	0	0	8	8	0.00	1.000																	

Boston Red Sox @ Kansas City Royals
Municipal Stadium, Kansas City, MO

Sat Jun 12 1971, 8:05 PM EDT
Att: 21,557 - Unknown - 85 F

livebaseballscorecards.com

AB	31
R	7
H	8
RBI	7
BB	5
SO	8
LOB	18



Batter	1	2	3	4	5	6	7	8	9	AB R H RBI BB SO LOB	TOP																
Doug Griffin, R (1, 4) OBP: 0.296, SLG: 0.291	0-0 6-3	0-0 L9		4-0 WP BB		0-0 4-3			0-0 F8	4 0 0 0 1 0 0																	
John Kennedy, R (1, 6) OBP: 0.467, SLG: 0.500	0-0 BB 1B 1B		0-0 F8	0-3 K			0-0 F6		0-0 1B	5 1 2 0 0 1 2																	
Reggie Smith, S (1, 9) OBP: 0.374, SLG: 0.511	0-0 BB 1B 1B		0-0 1B		0-0 4-3		0-0 5-3		0-0 1-3	5 1 2 0 0 0 1																	
Carl Yastrzemski, L (1, 7) OBP: 0.431, SLG: 0.482	4-0 1B BB		0-0 L7		4-0 1B BB		4-0 BB			1 0 0 0 3 0 1																	
Rico Petrocelli, R (1, 5) OBP: 0.367, SLG: 0.445	0-0 FC5-4 1B		0-0 F8		0-0 1B		0-0 L6			4 0 2 2 0 0 2																	
George Scott, R (1, 3) OBP: 0.348, SLG: 0.455	0-0 F8			0-0 1-3	0-0 5-3		0-0 6-3			4 0 0 0 0 0 4																	
Billy Conigliaro, R (1, 8) OBP: 0.324, SLG: 0.478	0-0 FC5-4			0-3 K	0-0 F7		0-0 5-3		0-0 5-3	4 0 0 0 0 1 4																	
Duane Josephson, R (1, 2) OBP: 0.281, SLG: 0.388		0-0 F3		0-0 BB WP 1B		0-0 5-3		0-0 1-3		4 1 1 0 0 0 0																	
Sonny Siebert, R (1, 1) OBP: 0.270, SLG: 0.500				0-0 K		0-0 F5		0-0 F9		3 0 1 0 0 1 0																	
Bobby Bolin, R (6, 1) OBP: 0.500, SLG: 0.500										0 0 0 0 0 0 0																	
Don Pavletich, R (9, PH) OBP: 0.423, SLG: 0.476				0-0 WP BB 1B						1 0 0 0 0 0 0																	
Inning Stats	R: 2 E: 0 K: 0 S: 6	H: 3 LOB: 2 BB: 1 P: 10	R: 0 E: 0 K: 1 S: 5	H: 0 LOB: 0 BB: 0 P: 5	R: 0 E: 0 K: 0 S: 4	H: 1 LOB: 1 BB: 0 P: 4	R: 1 E: 0 K: 2 S: 9	H: 2 LOB: 2 BB: 1 P: 13	R: 0 E: 0 K: 0 S: 4	H: 1 LOB: 2 BB: 1 P: 8	R: 0 E: 0 K: 0 S: 3	H: 0 LOB: 0 BB: 0 P: 3	R: 0 E: 0 K: 0 S: 3	H: 0 LOB: 1 BB: 1 P: 7	R: 0 E: 0 K: 0 S: 3	H: 0 LOB: 0 BB: 0 P: 3	R: 0 E: 0 K: 0 S: 4	H: 1 LOB: 1 BB: 0 P: 4	1B: 8 2B: 0 3B: 0 HR: 0	SF: 0 SAC: 0 DP: 0 HBP: 0	WP: 1 PB: 0 SB: 0 CS: 0	PA: 39					
PITCHER	IP WLS BF H R ER SO BB IBB HBP BLK WP HR S P ERA WHIP																										
Paul Splittorf, L (1, 1) ERA: 3.18	3.2		19	6	3	3	2	2	0	0	0	0	0	21	29	7.36	2.182										
Al Fitzmorris, R (4, 1) ERA: 5.02	1.1		6	1	0	0	1	1	0	0	0	1	0	7	11	0.00	1.500										
Jim York, R (6, 1) ERA: 3.82	1.0	W	3	0	0	0	0	0	0	0	0	0	0	3	3	0.00	0.000										
Tom Burgmeier, L (7, 1) ERA: 1.07	3.0	S	11	1	0	0	0	1	0	0	0	0	0	10	14	0.00	0.667										

Boston Red Sox @ Kansas City Royals
Municipal Stadium, Kansas City, MO
 Sun Jun 13 1971, 4:33 AM EDT
 Att. 15,631 - Unknown

livebaseballscorecards.com

AB	35
R	3
H	8
RBI	2
BB	4
SO	3
LOB	14



Batter	1	2	3	4	5	6	7	8	9	AB R H RBI BB SO LOB	TOP																												
Horace Clarke, S (1, 4) OBP: 0.353, SLG: 0.321	0-0 F5		0-0 1-3		0-0 F8			0-0 F5		4 0 0 0 0 0 3	New York Yankees @ Kansas City Royals Municipal Stadium, Kansas City, MO Mon Jun 14 1971, 8:05 PM EDT Att. 11,870 - Unknown - 78 F livebaseballscorecards.com																												
Jerry Kenney, L (1, 5) OBP: 0.331, SLG: 0.287	0-0 F7			0-0 F8		0-0 G3		0-0 1-3		4 0 0 0 0 0 0																													
Bobby Murcer, L (1, 8) OBP: 0.469, SLG: 0.576	0-3 K			0-3 K		0-0 1B		0-0 F3		4 0 1 0 0 2 0																													
Roy White, S (1, 7) OBP: 0.378, SLG: 0.512		0-0 G3		0-0 4-3		0-0 1B		0-3 K		4 0 1 0 0 1 0																													
Danny Cater, R (1, 3) OBP: 0.258, SLG: 0.294		0-0 F3			0-0 6-3	0-0 F6		0-0 F8		4 0 0 0 0 0 2																													
Thurman Munson, R (1, 2) OBP: 0.357, SLG: 0.344		0-0 6-3			0-0 1B	0-0 F9		0-0 F9		4 1 1 0 0 0 2																													
Jim Lyttle, L (1, 9) OBP: 0.216, SLG: 0.286			0-0 4-3		0-0 SH2-4		0-0 3-1			3 0 1 0 0 0 0																													
Gene Michael, S (1, 6) OBP: 0.345, SLG: 0.285			0-0 SH1-4		0-0 SH2-4		0-0 4-3			3 0 2 1 0 0 0																													
Mike Kekich, R (1, 1) OBP: 0.182, SLG: 0.182			0-0 SH1-4		0-0 SH2-4		0-0 F8			0 0 0 0 0 0 0																													
Gary Waslewski, R (6, 1)										0 0 0 0 0 0 0																													
John Ellis, R (7, PH) OBP: 0.402, SLG: 0.463										1 0 0 0 0 0 0																													
Lindy McDaniel, R (7, 1) OBP: 0.333, SLG: 0.333			1-2		1-2 2-3					0 0 0 0 0 0 0																													
Inning Stats	R: 0 E: 0 K: 1 S: 5	H: 0 LOB: 0 BB: 0 P: 5	R: 0 E: 0 K: 0 S: 3	H: 0 LOB: 0 BB: 0 P: 3	R: 0 E: 0 K: 0 S: 4	H: 1 LOB: 1 BB: 0 P: 4	R: 0 E: 0 K: 1 S: 5	H: 0 LOB: 0 BB: 0 P: 5	R: 0 E: 0 K: 0 S: 6	H: 3 LOB: 2 BB: 0 P: 6	R: 0 E: 0 K: 0 S: 5	H: 2 LOB: 2 BB: 0 P: 5	R: 0 E: 0 K: 0 S: 3	H: 0 LOB: 0 BB: 0 P: 3	R: 0 E: 0 K: 1 S: 5	H: 0 LOB: 0 BB: 0 P: 5	1B: 6 2B: 0 3B: 0 HR: 0	SF: 0 SAC: 2 DP: 0 HBP: 0	WP: 0 PB: 0 SB: 0 CS: 0	PA: 33																			
PITCHER Mike Hedlund, R (1, 1) ERA: 2.38	IP 9.0	WLS W	BF 33	H 6	R 1	ER 1	SO 3	BB 0	IBB 0	HBP 0	BLK 0	WP 0	HR 0	S 39	P 39	ERA 1.00	WHIP 0.667					PITCHER	IP 9.0	WLS W	BF 33	H 6	R 1	ER 1	SO 3	BB 0	IBB 0	HBP 0	BLK 0	WP 0	HR 0	S 39	P 39	ERA 1.00	WHIP 0.667



Batter	1	2	3	4	5	6	7	8	9	AB	R	H	RBI	BB	SO	LOB
Freddie Patek, R OBP: 0.319, SLG: 0.313 (1, 6)	4-0 FC1-6 BB		0-0 5-3		0-0 G5-3 2-3f		0-3 K			3	0	0	0	1	1	2
Paul Schaal, R OBP: 0.397, SLG: 0.444 (1, 5)	0-0 FC1-6 FC5-4 1-2f		4-0 WP S BB			0-0 1B 1B	0-0 6-3			3	1	1	0	1	0	1
Amos Otis, R OBP: 0.356, SLG: 0.531 (1, 8)	0-0 F8		0-0 F7 1-3			0-0 1B 1B WP	4-0 BB			3	1	1	0	1	0	2
Chuck Harrison, R OBP: 0.476, SLG: 0.611 (1, 3)	0-0 FC5-4 1-2f			0-0 6-3		0-0 WP 1B 1B	0-0 F5			4	1	1	1	0	0	2
Lou Piniella, R OBP: 0.302, SLG: 0.267 (1, 7)		0-0 5-3 1B		0-3 K		0-0 1B WP 1B		0-3 K		4	1	2	0	0	2	0
Bob Oliver, R OBP: 0.282, SLG: 0.321 (1, 9)		0-0 F8		0-3 K		0-0 4-3 PB 1B		0-0 F6		4	0	1	2	0	1	1
Bobby Knoop, R OBP: 0.353, SLG: 0.333 (1, 4)		0-0 5-3 1-2			0-0 FC1-5 1B 1B	0-0 4-3		0-3 K		4	0	1	0	0	1	2
Jerry May, R OBP: 0.333, SLG: 0.369 (1, 2)		0-0 F3			0-0 G5-3 FC1-5 1B	0-0 F6				3	0	1	0	0	0	2
Mike Hedlund, R OBP: 0.103, SLG: 0.071 (1, 1)			0-3 K		0-0 FC1-5 1-2 2-3f	0-0 F9				3	0	0	0	0	1	3

Inning Stats	R: 0	H: 0	E: 0	K: 0	S: 3	R: 0	H: 1	E: 0	K: 0	S: 4	R: 0	H: 0	E: 0	K: 1	S: 5	R: 0	H: 0	E: 0	K: 2	S: 7	R: 0	H: 2	E: 0	K: 0	S: 4	R: 4	H: 5	E: 0	K: 0	S: 8	R: 0	H: 0	E: 0	K: 1	S: 5	R: 0	H: 0	E: 0	K: 2	S: 7	1B: 8	2B: 0	3B: 0	HR: 0	SF: 0	SAC: 0	DP: 1	HBP: 0	WP: 2	PB: 1	SB: 1	CS: 0	PA: 34
--------------	------	------	------	------	------	------	------	------	------	------	------	------	------	------	------	------	------	------	------	------	------	------	------	------	------	------	------	------	------	------	------	------	------	------	------	------	------	------	------	------	-------	-------	-------	-------	-------	--------	-------	--------	-------	-------	-------	-------	--------

PITCHER	IP	WLS	BF	H	R	ER	SO	BB	IBB	HBP	BLK	WP	HR	S	P	ERA	WHIP
Mike Kekich, L ERA: 5.52 (1, 1)	5.0	L	22	6	3	3	3	2	0	0	0	1	0	26	34	5.40	1.600
Gary Waslewski, R ERA: 3.49 (6, 1)	1.0		5	2	1	1	0	0	0	0	0	1	0	5	5	9.00	2.000
Lindy McDaniel, R ERA: 7.06 (7, 1)	2.0		7	0	0	0	3	1	0	0	0	0	0	12	16	0.00	0.500

BOTTOM

New York Yankees @ Kansas City Royals
Municipal Stadium, Kansas City, MO
Mon Jun 14 1971, 8:05 PM EDT
Att. 11,870 - Unknown - 78 F

livebaseballscorecards.com

AB	31
R	4
H	8
RBI	3
BB	3
SO	6
LOB	15



Batter	1	2	3	4	5	6	7	8	9	AB R H RBI BB SO LOB	TOP											
Horace Clarke, S (1, 4) OBP: 0.351, SLG: 0.319	0-0 3-1			0-0 F8		0-0 3-4	0-0 1-2			4 0 1 0 0 0 1	New York Yankees @ Kansas City Royals Municipal Stadium, Kansas City, MO Tue Jun 15 1971, 8:05 PM EDT Att. 15,348 - Unknown - 78 F											
Jerry Kenney, L (1, 5) OBP: 0.321, SLG: 0.277	0-0 4-3		0-3 K	0-3 K		0-0 6-3	0-0 6-3			4 0 0 0 0 1 3												
Bobby Murcer, L (1, 8) OBP: 0.469, SLG: 0.589	0-3 K		0-0 K	0-0 1B		0-0 HR		0-0 F6		4 1 2 2 0 1 0												
Roy White, S (1, 7) OBP: 0.376, SLG: 0.505		0-0 4-3		0-0 F7		1-0 1B		0-0 F9		3 0 0 0 0 0 1												
Thurman Munson, R (1, 2) OBP: 0.355, SLG: 0.342		0-3 K			0-0 4-3	0-0 FC5-4		0-0 L9		4 0 1 0 0 1 0												
John Ellis, R (1, 3) OBP: 0.387, SLG: 0.442		0-0 F4			0-3 K	0-0 FC5-4			0-3 K	4 0 0 0 0 2 2												
Danny Cater, R (9, 3) OBP: 0.258, SLG: 0.294						1-2 K				0 0 0 0 0 0 0												
Felipe Alou, R (1, 9) OBP: 0.315, SLG: 0.368			0-0 WP		4-0 BB		0-0 1B		0-0 5-3	3 0 2 0 1 0 0												
Gene Michael, S (1, 6) OBP: 0.348, SLG: 0.290			0-0 L9		0-0 F8		0-0 1B		0-0 1B	4 0 2 0 0 0 2												
Steve Kline, R (1, 1) OBP: 0.273, SLG: 0.258			0-0 FC1-2-5-4			0-0 HR	0-3 K		0-3 K	4 1 1 0 0 2 3												
Inning Stats	R: 0 E: 0 K: 1 S: 5	H: 0 LOB: 0 BB: 0 P: 5	R: 0 E: 0 K: 1 S: 5	H: 0 LOB: 0 BB: 0 P: 5	R: 0 E: 0 K: 0 S: 3	H: 1 LOB: 0 BB: 0 P: 3	R: 0 E: 0 K: 1 S: 6	H: 1 LOB: 1 BB: 0 P: 6	R: 0 E: 0 K: 1 S: 5	H: 0 LOB: 1 BB: 1 P: 9	R: 2 E: 0 K: 0 S: 6	H: 3 LOB: 2 BB: 0 P: 7	R: 0 E: 0 K: 1 S: 7	H: 3 LOB: 2 BB: 0 P: 7	R: 0 E: 0 K: 0 S: 3	H: 0 LOB: 0 BB: 0 P: 3	R: 0 E: 0 K: 2 S: 8	H: 1 LOB: 1 BB: 0 P: 8	1B: 7 2B: 2 3B: 0 HR: 1	SF: 0 SAC: 0 DP: 1 HBP: 1	WP: 1 PB: 0 SB: 0 CS: 0	PA: 36
PITCHER	IP WLS BF H R ER SO BB IBB HBP BLK WP HR S P ERA WHIP												PITCHER	IP WLS BF H R ER SO BB IBB HBP BLK WP HR S P ERA WHIP								
Ken Wright, R (1, 1) ERA: 2.38	8.0 L 32 8 2 2 5 1 0 1 0 1 0 1 1 40 45 2.25 1.125																					
Jim York, R (9, 1) ERA: 3.71	1.0 4 1 0 0 2 0 0 0 0 0 0 0 0 8 8 0.00 1.000																					

livebaseballscorecards.com

AB	34
R	2
H	9
RBI	2
BB	1
SO	7
LOB	12



Batter	1	2	3	4	5	6	7	8	9	AB	R	H	RBI	BB	SO	LOB
Freddie Patek, R (1, 6) OBP: 0.321, SLG: 0.317	0-0 F9		0-0 2B			4-0 BB		0-0 F9		3	0	1	0	1	0	0
Paul Schaal, R (1, 5) OBP: 0.395, SLG: 0.437	0-0 4-3		4-0 BB			0-0 4-3		0-0 F8		3	0	0	0	1	0	1
Amos Otis, R (1, 8) OBP: 0.354, SLG: 0.536	0-0 6-3		0-0 L6			0-0 L6			0-0 SF7 3B	4	1	1	0	0	0	3
Ed Kirkpatrick, L (1, 9) OBP: 0.354, SLG: 0.388		0-0 G5-3 1B		0-0 F7		0-0 L3-1			0-0 SF7	3	0	1	1	0	0	1
Chuck Harrison, R (1, 3) OBP: 0.400, SLG: 0.500		0-0 L9		0-0 F7			0-0 5-3		0-0 F3	4	0	0	0	0	0	1
Lou Piniella, R (1, 7) OBP: 0.309, SLG: 0.296		0-0 1-2 1B		0-0 5-3			0-0 FC4-6 1B		0-0 6-3	4	0	2	0	0	0	0
Bobby Knoop, R (1, 4) OBP: 0.316, SLG: 0.294		0-0 G5-3		0-0 F9			0-0 F8			2	0	0	0	0	0	2
Gail Hopkins, L (7, PH) OBP: 0.321, SLG: 0.580		2-3f								1	0	0	0	0	0	1
Rich Severson, R (8, 4) OBP: 0.250, SLG: 0.143										0	0	0	0	0	0	0
Jerry May, R (1, 2) OBP: 0.326, SLG: 0.360			0-0 F8		0-0 6-3		0-0 FC4-6			3	0	0	0	0	0	1
Ken Wright, R (1, 1) OBP: 0.118, SLG: 0.063			0-0 4-3		0-0 5-3			0-3 K		2	0	0	0	0	0	0
Cookie Rojas, R (8, PH) OBP: 0.361, SLG: 0.425										1	0	0	0	0	1	0
Jim York, R (9, 1)										0	0	0	0	0	0	0


Inning Stats	R: 0	H: 0	E: 0	K: 0	S: 3	R: 0	H: 2	E: 0	K: 0	S: 4	R: 0	H: 1	E: 0	K: 0	S: 4	R: 0	H: 0	E: 0	K: 0	S: 3	R: 0	H: 0	E: 0	K: 0	S: 3	R: 0	H: 0	E: 0	K: 0	S: 3	R: 0	H: 0	E: 0	K: 0	S: 3	R: 0	H: 1	E: 0	K: 1	S: 5	R: 1	H: 1	E: 0	K: 0	S: 4	1B: 3	SF: 1	2B: 1	SAC: 0	3B: 1	DP: 1	HR: 0	HBP: 0	WP: 0	PA: 33
PITCHER Steve Kline, R (1, 1) ERA: 3.01	IP: 9.0	WLS: W	BF: 33	H: 5	R: 1	ER: 1	SO: 1	BB: 2	IBB: 0	HBP: 0	BLK: 0	WP: 0	HR: 0	S: 33	P: 41	ERA: 1.00	WHIP: 0.778																																						
																		PITCHER	IP	WLS	BF	H	R	ER	SO	BB	IBB	HBP	BLK	WP	HR	S	P	ERA	WHIP																				

BOTTOM

New York Yankees @ Kansas City Royals
Municipal Stadium, Kansas City, MO

Tue Jun 15 1971, 8:05 PM EDT
Att: 15,348 - Unknown - 78 F

AB	30
R	1
H	5
RBI	1
BB	2
SO	1
LOB	10



WP: 0	PA: 33
PB: 0	CS: 1

Batter	1	2	3	4	5	6	7	8	9	AB	R	H	RBI	BB	SO	LOB	TOP										
Horace Clarke, S OBP: 0.349, SLG: 0.321 (1, 4) X	0-0 FC5-2 1B 2B		0-0 F8		0-0 F5		0-0 F8		0-0 F4	5	0	1	0	0	0	2											
Jerry Kenney, L OBP: 0.333, SLG: 0.293 (1, 5) X	0-0 FC5-2 2-3 1B		0-0 G3		0-0 1B			0-0 BB 1B 1B		4	1	3	1	0	0	0											
Bobby Murcer, L OBP: 0.470, SLG: 0.585 (1, 8) X	0-0 FC5-2 1-2 3-H			4-0 FC4-6 BB	0-0 F8			0-0 FC6 BB G5-2-3 1B		3	0	1	0	1	0	4											
Roy White, S OBP: 0.378, SLG: 0.502 (1, 7) X	0-0 F7			0-0 FC4-6 S 1-2f		0-0 1B SF8 1B		4-0 G5-2-3 FC6 1-2 2-3 BB		3	1	1	0	1	0	3											
Felipe Alou, R OBP: 0.314, SLG: 0.366 (1, 9) X	0-0 F6			0-0 F7		0-0 CS 1B		0-0 FC6 G5-2-3		4	0	1	1	0	0	5											
Thurman Munson, R OBP: 0.347, SLG: 0.335 (1, 2) X		0-0 5-3		0-0 1-3		0-0 SF8		0-0 G5-2-3		3	0	0	1	0	0	4											
John Ellis, R OBP: 0.382, SLG: 0.433 (1, 3) X		0-0 F7			0-0 1B 1B	0-0 F3		0-0 6-3		4	1	1	0	0	0	3											
Danny Cater, R OBP: 0.258, SLG: 0.294 (9, 3) X										0	0	0	0	0	0	0											
Gene Michael, S OBP: 0.347, SLG: 0.289 (1, 6) X		0-0 5-3			0-0 FC5-4 1B	0-0 CS	0-0 F2		0-0 F7	4	0	1	0	0	0	0											
Stan Bahnsen, R OBP: 0.156, SLG: 0.226 (1, 1) X			0-3 K		0-0 FC5-4 1B		0-0 F8		0-0 5-3	4	0	0	0	0	1	2											
Inning Stats	R: 0 E: 0 K: 0 S: 5	H: 2 LOB: 2 BB: 0 P: 5	R: 0 E: 0 K: 0 S: 3	H: 0 LOB: 0 BB: 0 P: 3	R: 0 E: 0 K: 1 S: 5	H: 0 LOB: 0 BB: 0 P: 5	R: 0 E: 0 K: 0 S: 3	H: 0 LOB: 1 BB: 1 P: 7	R: 1 E: 0 K: 0 S: 6	H: 3 LOB: 2 BB: 0 P: 6	R: 1 E: 0 K: 0 S: 4	H: 2 LOB: 0 BB: 0 P: 4	R: 0 E: 0 K: 0 S: 3	H: 0 LOB: 0 BB: 0 P: 3	R: 1 E: 0 K: 0 S: 5	H: 2 LOB: 2 BB: 1 P: 9	R: 0 E: 0 K: 0 S: 3	H: 0 LOB: 0 BB: 0 P: 3	1B: 8 2B: 1 3B: 0 HR: 0	SF: 1 SAC: 0 DP: 1 HBP: 0	WP: 0 PB: 0 SB: 1 CS: 1	PA: 38					
PITCHER	IP	WLS	BF	H	R	ER	SO	BB	IBB	HBP	BLK	WP	HR	S	P	ERA	WHIP										
Bruce Dal Canton, R ERA: 2.99 (1, 1)	7.0		28	7	2	2	1	1	0	0	0	0	0	29	33	2.57	1.143										
Tom Burgmeier, L ERA: 1.34 (8, 1)	0.0	L	3	2	1	1	0	1	0	0	0	0	0	2	6	∞	∞										
Ted Abernathy, R ERA: 1.89 (8, 1)	2.0		6	0	0	0	0	0	0	0	0	0	0	6	6	0.00	0.000										

New York Yankees @ Kansas City Royals
Municipal Stadium, Kansas City, MO

Wed Jun 16 1971, 8:05 PM EDT
Att. 25,496 - Unknown - 85 F

livebaseballscorecards.com

AB	34
R	3
H	9
RBI	3
BB	2
SO	1
LOB	23



Batter	1	2	3	4	5	6	7	8	9	AB	R	H	RBI	BB	SO	LOB
Paul Schaal, R OBP: 0.399, SLG: 0.435 (1, 5)	4-0 BB 1B	4-0 BB			x 0-0 F3		x 0-0 SF7 1B		x 0-0 6-3	3	1	1	0	2	0	2
Cookie Rojas, R OBP: 0.355, SLG: 0.419 (1, 4)	0-0 4-3	0-0 F8			x 0-0 6-3		x 0-0 SF7			3	0	0	1	0	0	4
Amos Otis, R OBP: 0.352, SLG: 0.528 (1, 8)	0-0 6-3		x 0-0 F8		B 4-0 BB		x 0-0 1-3			3	0	0	0	1	0	2
Ed Kirkpatrick, L OBP: 0.358, SLG: 0.387 (1, 9)	0-0 FC6-4 1B		B 4-0 BB		x 0-0 4-1			x 0-0 4-3		3	0	1	1	1	0	1
Chuck Harrison, R OBP: 0.345, SLG: 0.423 (1, 3)	0-0 FC6-4		S 0-3 K		x 0-0 F8			x 0-0 5-3		4	0	0	0	0	1	2
Lou Piniella, R OBP: 0.298, SLG: 0.284 (1, 7)		x 0-0 F3	x 0-0 F2		x 0-0 6-3			x 0-0 6-3		4	0	0	0	0	0	1
Jerry May, R OBP: 0.331, SLG: 0.368 (1, 2)		x 0-0 SH1-4 2B		x 0-0 F9		x 0-0 F3			B 4-0 S SH1-3 BB	3	0	1	0	1	0	0
Freddie Patek, R OBP: 0.321, SLG: 0.317 (9, PR)										0	0	0	0	0	0	0
Rich Severson, R OBP: 0.364, SLG: 0.222 (1, 6)		B 4-0 SH1-4 BB		x 0-0 1-3			x 0-0 1B SF7 1B		x 0-0 SH1-3	2	1	1	0	1	0	0
Joe Keough, L OBP: 0.317, SLG: 0.281 (9, PH)									1-2 SH1-3	0	0	0	0	0	0	0
Bruce Dal Canton, R OBP: 0.071, SLG: 0.071 (1, 1)		x 0-0 SH1-4		S 0-3 K					x 0-0 L9	1	0	0	0	0	1	0
Gail Hopkins, L OBP: 0.316, SLG: 0.569 (7, PH)										1	0	0	0	0	1	1
Tom Burgmeier, L OBP: 0.286, SLG: 0.167 (8, 1)										0	0	0	0	0	0	0
Ted Abernathy, R OBP: 0.281, SLG: 0.320 (9, PH)		1-2 2-3								0	0	0	0	0	0	0
Bob Oliver, R OBP: 0.281, SLG: 0.320 (9, PH)										1	0	0	0	0	0	2

BOTTOM

New York Yankees @ Kansas City Royals
Municipal Stadium, Kansas City, MO
 Wed Jun 16 1971, 8:05 PM EDT
 Att: 25,496 - Unknown - 85 F

livebaseballscorecards.com

AB	28
R	2
H	4
RBI	2
BB	6
SO	3
LOB	15



Inning Stats	R: 1 E: 0 K: 0 S: 4	H: 1 LOB: 1 BB: 1 P: 8	R: 0 E: 0 K: 0 S: 4	H: 1 LOB: 3 BB: 2 P: 12	R: 0 E: 0 K: 1 S: 5	H: 0 LOB: 1 BB: 1 P: 9	R: 0 E: 0 K: 1 S: 5	H: 0 LOB: 0 BB: 0 P: 5	R: 0 E: 0 K: 0 S: 3	H: 0 LOB: 1 BB: 1 P: 7	R: 0 E: 0 K: 0 S: 3	H: 0 LOB: 0 BB: 0 P: 3	R: 0 E: 0 K: 0 S: 3	H: 0 LOB: 0 BB: 0 P: 3	R: 0 E: 0 K: 0 S: 3	H: 0 LOB: 2 BB: 1 P: 7	1B: 3 2B: 1 3B: 0 HR: 0	SF: 1 SAC: 2 DP: 0 HBP: 0	WP: 0 PB: 0 SB: 1 CS: 0	PA: 37
---------------------	------------------------------	---------------------------------	------------------------------	----------------------------------	------------------------------	---------------------------------	------------------------------	---------------------------------	------------------------------	---------------------------------	------------------------------	---------------------------------	------------------------------	---------------------------------	------------------------------	---------------------------------	----------------------------------	------------------------------------	----------------------------------	--------

PITCHER	IP	WLS	BF	H	R	ER	SO	BB	IBB	HBP	BLK	WP	HR	S	P	ERA	WHIP
Stan Bahnsen, R ERA: 3.26 (1, 1)	9.0	W	37	4	2	2	3	6	0	0	0	0	0	37	61	2.00	1.111

Batter	1	2	3	4	5	6	7	8	9	AB R H RBI BB SO LOB	TOP									
Sandy Alomar Sr., S OBP: 0.274, SLG: 0.269 (1, 4)	0-0 6-3		0-3 K		0-0 F8			0-0 G1-6-3 1B		4 0 1 0 0 1 0										
Jim Fregosi, R OBP: 0.301, SLG: 0.322 (1, 6)	0-3 K		0-3 K			0-0 F3		0-0 F9		4 0 0 0 0 2 1										
Tony Gonzalez, L OBP: 0.333, SLG: 0.284 (1, 9)	0-0 BB 1B		0-0 F8			0-0 F7		0-0 G1-6-3 1-2f		4 0 1 0 0 0 1										
Alex Johnson, R OBP: 0.310, SLG: 0.305 (1, 7)	4-0 FC6-4 1-2 BB			0-0 5-3		0-0 F9			0-0 5-3	3 0 0 0 1 0 0										
Ken McMullen, R OBP: 0.302, SLG: 0.397 (1, 5)	0-0 FC6-4 1-2f			0-0 1B 1B			0-0 HBP 1B		0-0 6-3	4 0 2 0 0 0 2										
Jim Spencer, L OBP: 0.282, SLG: 0.351 (1, 3)		0-0 F2		0-0 1-2 G1-6-3 1B			0-0 F9		4-0 BB	3 0 1 0 1 0 1										
Ken Berry, R OBP: 0.282, SLG: 0.329 (1, 8)				0-0 G1-6-3 1-2f			1-0 1-2 HBP		0-0 4-3	3 0 1 0 0 0 3										
Jeff Torborg, R OBP: 0.085, SLG: 0.067 (1, 2)					0-0 F7		0-0 F7			2 0 0 0 0 0 1										
John Stephenson, L OBP: 0.359, SLG: 0.417 (7, PH) (7, 2)		0-0 L4								1 0 0 0 0 0 2										
Rudy May, L OBP: 0.222, SLG: 0.222 (1, 1)		0-3 K			0-0 4-3		0-0 F8			1 0 0 0 0 1 1										
Clyde Wright, R OBP: 0.217, SLG: 0.279 (5, PH)										1 0 0 0 0 0 0										
Lloyd Allen, R (5, 1)										0 0 0 0 0 0 0										
Roger Repoz, L OBP: 0.367, SLG: 0.336 (7, PH)										1 0 0 0 0 0 2										
Mel Queen, L (7, 1)										0 0 0 0 0 0 0										
Inning Stats	R: 0 E: 0 K: 1 S: 6	H: 1 LOB: 2 BB: 1 P: 10	R: 0 E: 0 K: 1 S: 6	H: 1 LOB: 1 BB: 0 P: 6	R: 0 E: 0 K: 2 S: 7	H: 0 LOB: 0 BB: 0 P: 7	R: 0 E: 0 K: 0 S: 4	H: 2 LOB: 1 BB: 0 P: 4	R: 0 E: 0 K: 0 S: 3	H: 0 LOB: 0 BB: 0 P: 3	R: 0 E: 0 K: 0 S: 3	H: 1 LOB: 2 BB: 0 P: 5	R: 0 E: 0 K: 0 S: 3	H: 1 LOB: 0 BB: 0 P: 3	R: 0 E: 0 K: 0 S: 3	H: 0 LOB: 1 BB: 1 P: 7	1B: 5 2B: 1 3B: 0 HR: 0	SF: 0 SAC: 0 DP: 2 HBP: 1	WP: 0 PB: 0 SB: 0 CS: 0	PA: 34
PITCHER Dick Drago, R ERA: 2.37 (1, 1)	IP: 9.0 WLS: W BF: 34 H: 6 R: 0 ER: 0 SO: 4 BB: 2 IBB: 0 HBP: 1 BLK: 0 WP: 0 HR: 0 S: 39 P: 48 ERA: 0.00 WHIP: 0.889																			

California Angels @ Kansas City Royals
Municipal Stadium, Kansas City, MO

Thu Jun 17 1971, 8:05 PM EDT
Att. 10,509 - Unknown - 88 F

livebaseballscorecards.com

AB	31
R	0
H	6
RBI	0
BB	2
SO	4
LOB	14



Batter	1	2	3	4	5	6	7	8	9	AB	R	H	RBI	BB	SO	LOB
Paul Schaal, R OBP: 0.405, SLG: 0.442 (1, 5)	0-0 1B 2B 1B	0-0 1B		0-0 2-H 1B			0-0 4-3			4	1	3	1	0	0	0
Cookie Rojas, R OBP: 0.357, SLG: 0.421 (1, 4)	0-0 2B 1-3 6-3 1B	0-0 F7		0-0 F8			0-0 1B WP 1B			4	2	2	0	0	0	2
Amos Otis, R OBP: 0.354, SLG: 0.532 (1, 8)	0-0 1-3 3-H 1B 2B		0-3 K			0-0 L4	0-0 1-3 1B			4	1	2	1	0	1	0
Chuck Harrison, R OBP: 0.333, SLG: 0.400 (1, 3)	0-0 6-3		0-0 1B		0-0 5-3		0-0 F9			4	0	1	1	0	0	1
Lou Piniella, R OBP: 0.305, SLG: 0.292 (1, 7)	0-0 2-H 1B		0-0 F9		0-0 1B		0-0 F8			4	0	2	1	0	0	1
Bob Oliver, R OBP: 0.275, SLG: 0.312 (1, 9)	0-0 5-3		0-0 F7		0-3 K		0-0 F5			4	0	0	0	0	1	3
Jerry May, R OBP: 0.321, SLG: 0.355 (1, 2)	0-0 P4			0-0 F7			0-0 6-3		0-3 K	4	0	0	0	0	1	1
Rich Severson, R OBP: 0.357, SLG: 0.182 (1, 6)		0-0 6-3		4-0 SH2-4 1B BB		0-0 1-3				2	1	0	0	1	0	0
Dick Drago, R OBP: 0.207, SLG: 0.080 (1, 1)		0-0 6-3		0-0 SH2-4 1-2		0-3 K				2	0	0	0	0	1	0

Inning Stats	R: 3	H: 4	E: 0	LOB: 1	K: 0	P: 7	R: 0	H: 1	E: 0	LOB: 1	K: 0	P: 4	R: 0	H: 1	E: 0	LOB: 1	K: 1	P: 6	R: 1	H: 1	E: 0	LOB: 1	K: 0	P: 8	R: 0	H: 1	E: 0	LOB: 1	K: 1	P: 6	R: 0	H: 0	E: 0	LOB: 0	K: 1	P: 5	R: 1	H: 2	E: 0	LOB: 0	K: 0	P: 4	R: 0	H: 0	E: 0	LOB: 0	K: 1	P: 5
	S: 7	BB: 0	S: 4	BB: 0	S: 6	S: 4	S: 6	S: 6	S: 5	S: 4	S: 5	S: 4	S: 5	S: 4	S: 5	S: 4	S: 5	S: 5	S: 4	S: 5	S: 4	S: 5	S: 4	S: 5	S: 4	S: 5	S: 4	S: 5	S: 4	S: 5	S: 4	S: 5	S: 4	S: 5	S: 4	S: 5	S: 4	S: 5	S: 4	S: 5	S: 4	S: 5	S: 4	S: 5	S: 4	S: 5		

PITCHER	IP	WLS	BF	H	R	ER	SO	BB	IBB	HBP	BLK	WP	HR	S	P	ERA	WHIP
Rudy May, L ERA: 3.65 (1, 1)	4.0	L	20	7	4	4	1	1	0	0	0	0	0	21	25	9.00	2.000
Lloyd Allen, R ERA: 4.81 (5, 1)	2.0		7	1	0	0	2	0	0	0	0	0	0	11	11	0.00	0.500
Mel Queen, R ERA: 1.61 (7, 1)	2.0		7	2	1	1	1	0	0	0	0	1	0	9	9	4.50	1.000

BOTTOM

California Angels @ Kansas City Royals
Municipal Stadium, Kansas City, MO
 Thu Jun 17 1971, 8:05 PM EDT
 Att: 10,509 - Unknown - 88 F

AB	32
R	5
H	10
RBI	4
BB	1
SO	4
LOB	8



WP	PA	ERA	WHIP
1	34		

Batter	1	2	3	4	5	6	7	8	9	AB R H RBI BB SO LOB	TOP																												
Sandy Alomar Sr., S OBP: 0.276, SLG: 0.275 (1, 4)	0-0 6-3		0-0 F8			0-0 FC5 1B		0-0 6-3	0-0	5 0 2 0 0 0 1																													
Jim Fregosi, R OBP: 0.298, SLG: 0.313 (1, 6)	0-3 K			0-3 K		0-3 K		4-0 2B BB	0-0 F7	4 1 0 0 1 3 3																													
Alex Johnson, R OBP: 0.309, SLG: 0.304 (1, 7)	0-3 K			0-0 E4		0-0 1-2 1B		0-3 K		4 0 1 0 0 2 1																													
Ken McMullen, R OBP: 0.301, SLG: 0.394 (1, 5)		0-0 P3		0-0 L6		0-0 F8		0-0 2B 1B		4 0 1 0 0 0 3																													
Billy Cowan, R OBP: 0.294, SLG: 0.424 (1, 3)		0-3 K		0-3 K		0-0 FC5 2-3f		0-0 1-3 2-H 2B		4 0 1 1 0 2 3																													
Syd O'Brien, R OBP: 0.264, SLG: 0.382 (1, 9)		0-0 6-3			0-0 E5		0-3 K	0-0 5-3		4 0 0 0 0 1 2																													
Ken Berry, R OBP: 0.283, SLG: 0.329 (1, 8)			0-0 SH1-4 1B		0-0 F9		0-0 6-3		0-0 6-3	3 0 1 0 0 0 1																													
Tony Gonzalez, L OBP: 0.329, SLG: 0.280 (7, 8)										1 0 0 0 0 0 0																													
Jeff Torborg, R OBP: 0.086, SLG: 0.061 (1, 2)			0-0 F8		0-0 F7		4-0 BB		0-0 F7	3 0 0 0 1 0 2																													
Andy Hassler, L Eddie Fisher, R Jerry Moses, R Jim Maloney, L Dave LaRoche, L Tony Cogliandro, R OBP: 0.320, SLG: 0.385 (1, 1) (4, 1) (7, PH) (7, 1) (8, 1) (8, PH)			0-0 SH1-4		0-0 5-3		0-3 K		0-0 2B 1B	0 0 0 0 0 0 0 1 0 0 0 0 0 1 1 0 0 0 0 0 1 0 0 0 0 0 0 0 0 0 0 0 0 0 0 1 0 1 0 0 0 0																													
Inning Stats	R: 0 E: 0 K: 2 S: 7	H: 0 LOB: 0 BB: 0 P: 7	R: 0 E: 0 K: 1 S: 5	H: 0 LOB: 0 BB: 0 P: 5	R: 0 E: 0 K: 0 S: 4	H: 1 LOB: 1 BB: 0 P: 4	R: 0 E: 1 K: 2 S: 8	H: 0 LOB: 1 BB: 0 P: 8	R: 0 E: 1 K: 0 S: 4	H: 0 LOB: 1 BB: 0 P: 4	R: 0 E: 0 K: 1 S: 7	H: 2 LOB: 2 BB: 0 P: 7	R: 0 E: 0 K: 2 S: 7	H: 0 LOB: 1 BB: 1 P: 11	R: 1 E: 0 K: 1 S: 7	H: 2 LOB: 2 BB: 1 P: 11	R: 0 E: 0 K: 0 S: 5	H: 2 LOB: 2 BB: 0 P: 5	1B: 5 2B: 2 3B: 0 HR: 0	SF: 0 SAC: 1 DP: 0 HBP: 0	WP: 0 PB: 0 SB: 0 CS: 0	PA: 38																	
PITCHER Paul Splittorff, L ERA: 2.21 (1, 1)	IP 9.0	WLS W	BF 38	H 7	R 1	ER 1	SO 9	BB 2	IBB 0	HBP 0	BLK 0	WP 0	HR 0	S 54	P 62	ERA 1.00	WHIP 1.000						PITCHER IP 9.0	WLS W	BF 38	H 7	R 1	ER 1	SO 9	BB 2	IBB 0	HBP 0	BLK 0	WP 0	HR 0	S 54	P 62	ERA 1.00	WHIP 1.000

California Angels @ Kansas City Royals
Municipal Stadium, Kansas City, MO
Fri Jun 18 1971, 8:05 PM EDT
Att. 14,657 - Unknown - 96 F

livebaseballscorecards.com

AB	35
R	1
H	7
RBI	1
BB	2
SO	9
LOB	18



Batter	1	2	3	4	5	6	7	8	9
Freddie Patek, R OBP: 0.323, SLG: 0.319 (1, 6)	0-0 5-3	0-0 1-3 S 1B		0-0 F8		0-0 CS 1B		0-0 1-3	
Paul Schaal, R OBP: 0.413, SLG: 0.442 (1, 5)	4-0 2B SF9 BB	0-3 K 1-2		0-0 1B E 1B		4-0 1B 1-2 BB		4-0 1B SF8 BB	
Amos Otis, R OBP: 0.364, SLG: 0.543 (1, 8)	0-0 SF9 1-3 2B		0-0 E7 1B	0-0 F8		0-0 S 1B		0-0 2B 1B	
Chuck Harrison, R OBP: 0.368, SLG: 0.424 (1, 3)	0-0 SF9 2-3 3-H		0-0 2B 1B	0-0 E7 1-H 1B		0-0 F7 1-2		4-0 2B IBB	
Cookie Rojas, R OBP: 0.362, SLG: 0.429 (1, 4)	4-0 BB		0-0 2B	0-0 5-3			0-0 1B 1B	0-0 SF8 3-H	
Lou Piniella, R OBP: 0.309, SLG: 0.306 (1, 7)	0-0 5-3		0-3 K		0-3 K		0-0 1-2 1B	0-0 1-3 2-H 2B	
Bob Oliver, R OBP: 0.273, SLG: 0.309 (1, 9)		0-0 G4-6-3 1B	0-0 F3		0-0 5-3		0-0 L3	0-3 K	
Jerry May, R OBP: 0.319, SLG: 0.347 (1, 2)		0-0 G4-6-3 1-2f	4-0 IBB		0-0 6-3		0-0 F8		
Paul Splittorf, L OBP: 0.250, SLG: 0.143 (1, 1)		4-0 1B BB	0-0 P6			0-0 F5	0-0 4-3		

Inning Stats	R: 1 E: 0 K: 0 S: 4	H: 1 LOB: 2 BB: 2 P: 12	R: 0 E: 0 K: 1 S: 6	H: 2 LOB: 2 BB: 1 P: 10	R: 2 E: 1 K: 1 S: 8	H: 3 LOB: 2 BB: 1 P: 12	R: 1 E: 1 K: 0 S: 5	H: 2 LOB: 1 BB: 0 P: 5	R: 0 E: 0 K: 1 S: 5	H: 0 LOB: 0 BB: 0 P: 5	R: 0 E: 0 K: 0 S: 4	H: 2 LOB: 2 BB: 1 P: 8	R: 0 E: 0 K: 0 S: 5	H: 2 LOB: 2 BB: 0 P: 5	R: 2 E: 0 K: 1 S: 7	H: 2 LOB: 2 BB: 2 P: 15
1B: 11	SF: 2	2B: 3	SAC: 0	3B: 0	DP: 1	HR: 0	HBP: 0	WP: 0	PA: 43							

PITCHER	IP	WLS	BF	H	R	ER	SO	BB	IBB	HBP	BLK	WP	HR	S	P	ERA	WHIP
Andy Hassler, L ERA: 3.86 (1, 1)	3.0	L	18	6	3	2	2	3	1	0	0	0	0	18	34	6.00	3.000
Eddie Fisher, R ERA: 1.85 (4, 1)	3.0		13	4	1	0	1	1	0	0	0	0	0	14	18	0.00	1.667
Jim Maloney, R ERA: 6.17 (7, 1)	1.1		7	2	1	1	0	1	0	0	0	0	0	6	10	6.75	2.250
Dave LaRoche, L ERA: 2.16 (8, 1)	0.2		5	2	1	1	1	0	1	0	0	0	0	6	10	13.50	3.000

BOTTOM

California Angels @ Kansas City Royals
Municipal Stadium, Kansas City, MO

AB	34
R	6
H	14
RBI	5
BB	7
SO	4
LOB	21



WP	PA	ERA	WHIP
0	43		

Fri Jun 18 1971, 8:05 PM EDT
Att: 14,657 - Unknown - 96 F

livebaseballscores.com

Batter	1	2	3	4	5	6	7	8	9	AB R H RBI BB SO LOB	TOP																
Sandy Alomar Sr., S OBP: 0.278, SLG: 0.277 (1, 4) X	0-0 L4	0-0 HR 1B			0-0 F8		0-0 F8		0-0	5 1 2 1 0 0 1																	
Jim Fregosi, R OBP: 0.301, SLG: 0.342 (1, 6) X	0-0 1B 2B	0-0 HR			0-0 F9		0-0 F8		0-3 K	5 2 2 3 0 1 3																	
Tony Gonzalez, L OBP: 0.322, SLG: 0.266 (1, 8) (8, 7) B B B	4-0 1B BB	0-0 F7			0-0 P6			0-0 5-3	0-3 K	4 0 0 0 1 1 2																	
Alex Johnson, R OBP: 0.312, SLG: 0.321 (1, 7) X	0-0 1B				0-0 F8		0-0 HR	0-0 6-3		4 1 2 2 0 0 0																	
Roger Repoz, L OBP: 0.367, SLG: 0.336 (8, 8)	1-2 2-H									0 0 0 0 0 0 0																	
Ken McMullen, R OBP: 0.296, SLG: 0.388 (1, 5) S S S	0-3 K				0-3 K		0-3 K	0-0 6-3		4 0 0 0 0 3 2																	
Tony Conigliaro, R OBP: 0.314, SLG: 0.377 (1, 9) S S S	0-3 K				0-0 F9		0-3 K		0-0 4-3	4 0 0 0 0 2 2																	
Jim Spencer, L OBP: 0.282, SLG: 0.354 (1, 3) S S S		0-3 K			0-0 P5		0-0 F7		0-0 2B 2B	4 1 1 0 0 1 0																	
Jeff Torborg, R OBP: 0.128, SLG: 0.162 (1, 2) X		0-0 F7			0-0 P6			0-0 SH1-4 2B	0-0 1B 2B	4 1 2 1 0 0 0																	
Andy Messersmith, R OBP: 0.222, SLG: 0.242 (1, 1) B B B		4-0 HR BB			0-3 K		0-0 SH1-4		0-0 1B	1 1 0 0 1 1 0																	
John Stephenson, L OBP: 0.364, SLG: 0.422 (9, PH)									2-3 1B	1 0 1 0 0 0 0																	
Giraldo Ruiz, S OBP: 0.333, SLG: 0.250 (9, PR)										0 0 0 0 0 0 0																	
Lloyd Allen, R (9, 1)										0 0 0 0 0 0 0																	
Dave LaRoche, L OBP: 0.400, SLG: 0.250 (9, 1)										0 0 0 0 0 0 0																	
Inning Stats	R: 1 E: 0 K: 2 S: 9	H: 2 LOB: 2 BB: 1 P: 13	R: 3 E: 0 K: 1 S: 7	H: 2 LOB: 0 BB: 1 P: 11	R: 0 E: 0 K: 1 S: 5	H: 0 LOB: 0 BB: 0 P: 5	R: 0 E: 0 K: 1 S: 5	H: 0 LOB: 0 BB: 0 P: 5	R: 0 E: 0 K: 0 S: 3	H: 0 LOB: 0 BB: 0 P: 3	R: 1 E: 0 K: 2 S: 8	H: 1 LOB: 0 BB: 0 P: 8	R: 0 E: 0 K: 0 S: 4	H: 1 LOB: 1 BB: 0 P: 4	R: 0 E: 0 K: 0 S: 3	H: 0 LOB: 0 BB: 0 P: 3	R: 2 E: 0 K: 2 S: 11	H: 4 LOB: 2 BB: 0 P: 11	1B: 4 2B: 4 3B: 0 HR: 2	SF: 0 SAC: 1 DP: 0 HBP: 0	WP: 0 PB: 0 SB: 0 CS: 0	PA: 39					
PITCHER	IP WLS BF H R ER SO BB IBB HBP BLK WP HR S P ERA WHIP																										
Mike Hedlund, R ERA: 2.65 (1, 1)	1.2		10	3	3	3	3	2	0	0	0	0	0	14	22	16.20	3.000										
Jim York, R ERA: 3.76 (2, 1)	4.1	L	15	2	2	2	4	0	0	0	0	0	2	23	23	4.15	0.462										
Tom Burgmeier, L ERA: 1.26 (7, 1)	2.0		7	1	0	0	0	0	0	0	0	0	0	7	7	0.00	0.500										
Ted Abernathy, R ERA: 2.36 (9, 1)	1.0		7	4	2	2	2	0	0	0	0	0	0	11	11	18.00	4.000										

California Angels @ Kansas City Royals
Municipal Stadium, Kansas City, MO
Sat Jun 19 1971, 4:33 AM EDT
Att: 9,800 - Unknown - 93 F

livebaseballscorecards.com

AB	36
R	7
H	10
RBI	7
BB	2
SO	9
LOB	10



BOTTOM

California Angels @ Kansas City Royals
Municipal Stadium, Kansas City, MO

livebaseballscorecards.com

AB	35
R	4
H	9
RBI	4
BB	4
SO	2
LOB	20



WP:	0	PA:	40
PB:	0	SB:	1
CS:	0		

Sat Jun 19 1971, 4:33 AM EDT
Att. 9,800 - Unknown - 93 F

AB R H RBI BB SO LOB

5	0	2	1	0	0	1
4	0	1	0	1	0	0
4	1	1	0	0	0	4
5	1	1	2	0	0	2
3	0	0	0	1	0	0
3	1	2	0	1	0	0
4	0	1	0	0	0	4
3	1	1	1	1	0	3
0	0	0	0	0	0	0
2	0	0	0	0	1	3
1	0	0	0	0	0	1
0	0	0	0	0	0	0
1	0	0	0	0	1	2
0	0	0	0	0	0	0

Batter	1	2	3	4	5	6	7	8	9
Freddie Patek, R OBP: 0.324, SLG: 0.321 (1, 6)	0-0 5-3		0-0 P6	0-0 1B 2-H 1B		0-0 5-3			0-0 G6-4-3 S 1B
Paul Schaal, R OBP: 0.413, SLG: 0.438 (1, 5)	0-0 F7		0-0 F8	0-0 1-2 1B			0-0 F9		4-0 G6-4-3 BB
Amos Otis, R OBP: 0.364, SLG: 0.546 (1, 8)	0-0 3B		1-0 HR HBP	0-0 F9			0-0 F8		0-0 G6-4-3 1-2f 2-3
Ed Kirkpatrick, L OBP: 0.354, SLG: 0.399 (1, 9)	0-0 F7		0-0 HR		0-0 F9		0-0 F9		0-0 1-3
Chuck Harrison, R OBP: 0.357, SLG: 0.389 (1, 3)		4-0 BB BB	0-0 F7		0-0 5-3			0-0 P6	
Cookie Rojas, R OBP: 0.368, SLG: 0.436 (1, 4)		4-0 FC6-4 BB		0-0 E7 2B 1B	0-0 5-3			0-0 2B	
Lou Piniella, R OBP: 0.307, SLG: 0.304 (1, 7)		0-0 F9		0-0 6-3		0-0 G3 1B		0-0 F7	
Jerry May, R OBP: 0.324, SLG: 0.354 (1, 2)		0-0 F9		0-0 1B 2B		0-0 G3		4-0 BB	
Mike Hedlund, R OBP: 0.303, SLG: 0.071 Jim York, R Gail Hopkins, L OBP: 0.310, SLG: 0.558 Tom Burmeier, L OBP: 0.296, SLG: 0.167 Joe Keough, L OBP: 0.319, SLG: 0.279 Ted Abernathy, R (1, 1) (2, 1) (6, PH) (7, 1) (8, PH) (9, 1)		0-0 FC6-4		0-3 K		0-0 F9		0-3 K	

Inning Stats	R: 0	H: 1	E: 0	LOB: 1	K: 0	BB: 0	S: 4	R: 0	H: 0	E: 0	LOB: 0	K: 0	BB: 0	S: 4	R: 2	H: 4	E: 1	LOB: 2	K: 1	BB: 0	S: 9	R: 0	H: 0	E: 0	LOB: 0	K: 0	BB: 0	S: 3	R: 0	H: 1	E: 0	LOB: 1	K: 0	BB: 0	S: 4	R: 0	H: 0	E: 0	LOB: 0	K: 0	BB: 0	S: 3	R: 0	H: 1	E: 0	LOB: 2	K: 1	BB: 1	S: 6	R: 0	H: 1	E: 0	LOB: 1	K: 0	BB: 1	S: 3	R: 0	H: 1	E: 0	LOB: 1	K: 0	BB: 1	S: 7
--------------	------	------	------	--------	------	-------	------	------	------	------	--------	------	-------	------	------	------	------	--------	------	-------	------	------	------	------	--------	------	-------	------	------	------	------	--------	------	-------	------	------	------	------	--------	------	-------	------	------	------	------	--------	------	-------	------	------	------	------	--------	------	-------	------	------	------	------	--------	------	-------	------

PITCHER	IP	WLS	BF	H	R	ER	SO	BB	IBB	HBP	BLK	WP	HR	S	P	ERA	WHIP
Andy Messersmith, R ERA: 3.83 (1, 1)	8.0	W	36	8	4	4	2	3	0	1	0	0	0	36	49	4.50	1.375
Lloyd Allen, R ERA: 4.72 (9, 1)	0.2		3	1	0	0	0	1	0	0	0	0	0	2	6	0.00	3.000
Dave LaRoche, L ERA: 2.14 (9, 1)	0.1	S	1	0	0	0	0	0	0	0	0	0	0	1	1	0.00	0.000

Batter	1	2	3	4	5	6	7	8	9	AB R H RBI BB SO LOB	TOP											
Sandy Alomar Sr., S OBP: 0.275, SLG: 0.273 (1, 4)	0-0 F7		0-0 FC6			0-0 5-3		0-0 5-3		4 0 0 0 0 0 2												
Jim Fregosi, R OBP: 0.299, SLG: 0.335 (1, 6)	0-0 5-3			0-0 6-3		0-0 F8			4-0 1B BB G1-2-3 BB	3 0 0 0 1 0 0												
Tony Gonzalez, L OBP: 0.319, SLG: 0.265 (1, 8)	0-0 3-1			0-0 1-3			0-0 FC4-6 1B 1B		0-0 P6	4 0 1 0 0 0 1												
Alex Johnson, R OBP: 0.315, SLG: 0.321 (1, 7)		0-0 5-3		0-0 P4			0-0 FC4-6 1-2 1B		4-0 1B BB	3 0 1 0 1 0 0												
John Stephenson, L OBP: 0.355, SLG: 0.411 (1, 2)		0-0 F5			0-0 4-3		0-0 FC4-6 1-2f 2-3 G5-4-3		0-0 1B	3 0 0 0 0 0 2												
Billy Cowan, R OBP: 0.314, SLG: 0.441 (9, PH)		0-0 5-3			0-3 K		0-0 G5-4-3 1-2f		1-2 2-3 1B	1 0 1 0 0 0 0												
Tony Conigliaro, R OBP: 0.308, SLG: 0.369 (1, 9)		0-0 5-3							0-0 G1-2-3 3-Hf	4 0 0 0 0 1 5												
Ken McMullen, R OBP: 0.293, SLG: 0.383 (1, 5)			0-0 3-1		0-0 5-3			0-0 F7		3 0 0 0 0 0 0												
Jim Spencer, L OBP: 0.286, SLG: 0.372 (1, 3)			0-0 F8			0-0 HR		0-0 1B		3 1 2 1 0 0 0												
Clyde Wright, R OBP: 0.229, SLG: 0.289 (1, 1)			0-0 FC6			0-0 F8		0-0 P5		2 0 1 0 0 0 0												
Mel Queen, L OBP: 0.262, SLG: 0.379 (8, PH)										0 0 0 0 0 0 0												
Eddie Fisher, R (8, 1)										1 0 0 0 0 0 1												
										0 0 0 0 0 0 0												
Inning Stats	R: 0 E: 0 K: 0 S: 3	H: 0 LOB: 0 BB: 0 P: 3	R: 0 E: 0 K: 0 S: 3	H: 0 LOB: 0 BB: 0 P: 3	R: 0 E: 0 K: 0 S: 4	H: 1 LOB: 1 BB: 0 P: 4	R: 0 E: 0 K: 0 S: 3	H: 0 LOB: 0 BB: 0 P: 3	R: 0 E: 0 K: 1 S: 5	H: 0 LOB: 0 BB: 0 P: 5	R: 1 E: 0 K: 0 S: 4	H: 1 LOB: 0 BB: 0 P: 4	R: 0 E: 0 K: 0 S: 4	H: 2 LOB: 1 BB: 0 P: 4	R: 0 E: 0 K: 0 S: 4	H: 1 LOB: 1 BB: 0 P: 4	R: 0 E: 0 K: 0 S: 3	H: 1 LOB: 2 BB: 2 P: 11	1B: 5 2B: 0 3B: 0 HR: 1	SF: 0 SAC: 0 DP: 2 HBP: 0	WP: 0 PB: 0 SB: 0 CS: 0	PA: 33
PITCHER	IP WLS BF H R ER SO BB IBB HBP BLK WP HR S P ERA WHIP																					
Bruce Dal Canton, R ERA: 2.82 (1, 1)	8.1 W 31 5 1 1 1 2 0 0 0 0 0 1 31 39 1.08 0.840																					
Tom Burgmeier, L ERA: 1.26 (9, 1)	0.0 1 1 0 0 0 0 0 0 0 0 0 0 1 1 ∞ ∞																					
Ted Abernathy, R ERA: 2.31 (9, 1)	0.2 S 1 0 0 0 0 0 0 0 0 0 0 0 1 1 0.00 0.000																					

California Angels @ Kansas City Royals
Municipal Stadium, Kansas City, MO
Sun Jun 20 1971, 4:33 AM EDT
Unknown - 89 F

livebaseballscorecards.com

AB	31
R	1
H	6
RBI	1
BB	2
SO	1
LOB	11



Batter	1	2	3	4	5	6	7	8	9
Freddie Patek, R OBP: 0.327, SLG: 0.321 (1, 6)	4-0 WP 1B BB		0-0 F9			0-0 1B SF8	0-0 FC4-2 PB		
Paul Schaal, R OBP: 0.418, SLG: 0.439 (1, 5)	4-0 1B FC6-4 BB		0-0 6-3			0-0 1B	4-0 FC5-4 BB		
Amos Otis, R OBP: 0.363, SLG: 0.541 (1, 8)	0-0 FC6-4 1B		0-0 6-3			0-0 P6	0-3 K		
Chuck Harrison, R OBP: 0.326, SLG: 0.359 (1, 3)	0-0 FC6-4 G6-4-3		0-0 F8			0-0 SF8	0-0 FC5-4		
Lou Piniella, R OBP: 0.298, SLG: 0.294 (1, 7)	0-0 G6-4-3		0-0 6-3			0-0 F8		0-0 5-3	
Cookie Rojas, R OBP: 0.371, SLG: 0.438 (1, 4)		0-0 P1		0-0 F8			0-0 2B 1B	0-0 1B	
Bob Oliver, R OBP: 0.277, SLG: 0.315 (1, 9)		0-0 F8		4-0 G4-3 BB			0-0 1B 2B	0-3 K	
Jerry May, R OBP: 0.329, SLG: 0.349 (1, 2)		4-0 BB		0-0 G4-3			4-0 1B FC4-2 IBB	0-0 F3	
Bruce Dal Canton, R OBP: 0.097, SLG: 0.097 (1, 1)		0-3 K		0-0 F9			0-0 PB FC4-2 1B		

Inning Stats	R: 2 E: 0 K: 0 S: 3	H: 1 LOB: 0 BB: 2 P: 11	R: 0 E: 0 K: 1 S: 5	H: 0 LOB: 1 BB: 1 P: 9	R: 0 E: 0 K: 0 S: 3	H: 0 LOB: 0 BB: 0 P: 3	R: 0 E: 0 K: 0 S: 3	H: 0 LOB: 0 BB: 0 P: 3	R: 0 E: 0 K: 0 S: 2	H: 0 LOB: 0 BB: 1 P: 6	R: 1 E: 0 K: 0 S: 5	H: 2 LOB: 1 BB: 0 P: 5	R: 2 E: 0 K: 1 S: 8	H: 3 LOB: 3 BB: 2 P: 16	R: 0 E: 0 K: 1 S: 6	H: 1 LOB: 1 BB: 0 P: 6
1B: 6 2B: 1 3B: 0 HR: 0	SF: 1 SAC: 0 DP: 2 HBP: 0	WP: 1 PB: 1 SB: 0 CS: 0	PA: 35													

PITCHER	IP	WLS	BF	H	R	ER	SO	BB	IBB	HBP	BLK	WP	HR	S	P	ERA	WHIP
Clyde Wright, L ERA: 2.83 (1, 1)	6.0	L	26	5	5	5	1	4	1	0	0	1	0	23	43	7.50	1.500
Mel Queen, R ERA: 1.55 (7, 1)	1.0		5	1	0	0	1	1	0	0	0	0	0	6	10	0.00	2.000
Eddie Fisher, R ERA: 1.81 (8, 1)	1.0		4	1	0	0	1	0	0	0	0	0	0	6	6	0.00	1.000

BOTTOM

California Angels @ Kansas City Royals
Municipal Stadium, Kansas City, MO
Sun Jun 20 1971, 4:33 AM EDT
Unknown - 89 F

livebaseballscores.com

AB	28
R	5
H	7
RBI	5
BB	6
SO	3
LOB	17



Batter	1	2	3	4	5	6	7	8	9	AB R H RBI BB SO LOB	TOP											
Sandy Alomar Sr., S OBP: 0.270, SLG: 0.268 (1, 4)	0-0 4-3		0-0 E1 S G1 E	0-0 F8		0-0 F6		0-0 G1-6-3 1-2f		5 1 0 0 0 0 2												
Jim Fregosi, R OBP: 0.297, SLG: 0.331 (1, 6)	0-0 2B SF9 1B		0-0 G1 1-2	0-0 5-3		0-3 K			0-0 F2	5 1 1 0 0 1 2												
Tony Gonzalez, L OBP: 0.343, SLG: 0.291 (1, 8) (9, 7)	0-0 1-3 2B		4-0 BB BB BB BB		0-0 2B 1B 1B		4-0 1B BB		0-0 E3 3B	3 2 2 0 2 0 0												
Alex Johnson, R OBP: 0.313, SLG: 0.324 Tony Conigliaro, R OBP: 0.308, SLG: 0.369 (1, 7) (9, 9)	0-0 SF9		0-0 F9		0-0 1B 2B		0-0 F9		0-0 F9	4 1 1 1 0 0 3 0 0 0 0 0 0 0												
Jim Spencer, L OBP: 0.293, SLG: 0.386 (1, 3)	0-0 F3		0-0 F9		0-0 1B 1B		0-0 1-2 1B		0-0 3B	5 1 3 3 0 0 2												
Roger Repoz, L OBP: 0.368, SLG: 0.333 (1, 9) (9, 8)		0-0 F8		4-0 2B BB	0-0 CS 1B		0-3 K		0-0 3-1	4 1 1 1 1 1 3												
Syd O'Brien, R OBP: 0.254, SLG: 0.367 (1, 5)		0-0 F9		0-0 P4	0-0 5-3		0-0 F8			4 0 0 0 0 0 4												
Jeff Torborg, R OBP: 0.183, SLG: 0.220 (1, 2)		0-0 FC4-6 1B		0-0 2B 2B	0-0 3-1			0-0 F8		4 1 2 0 0 0 0												
Tom Murphy, R OBP: 0.083, SLG: 0.139 Lloyd Allen, R OBP: 0.200, SLG: 0.200 (1, 1) (7, 1)		0-0 FC4-6 1-2f		0-0 2B		0-0 P4		0-0 G1-6-3 1B		3 0 1 2 0 0 1 1 0 1 0 0 0 0												
Inning Stats	R: 1 E: 0 K: 0 S: 5	H: 2 LOB: 1 BB: 0 P: 5	R: 0 E: 0 K: 0 S: 4	H: 1 LOB: 1 BB: 0 P: 4	R: 1 E: 1 K: 0 S: 4	H: 0 LOB: 1 BB: 1 P: 8	R: 2 E: 0 K: 0 S: 5	H: 2 LOB: 1 BB: 1 P: 9	R: 3 E: 0 K: 0 S: 6	H: 4 LOB: 0 BB: 0 P: 6	R: 0 E: 0 K: 1 S: 5	H: 0 LOB: 0 BB: 0 P: 5	R: 0 E: 0 K: 1 S: 6	H: 1 LOB: 2 BB: 1 P: 10	R: 0 E: 0 K: 0 S: 3	H: 1 LOB: 0 BB: 0 P: 3	R: 1 E: 1 K: 0 S: 5	H: 1 LOB: 1 BB: 0 P: 5	1B: 7 2B: 4 3B: 1 HR: 0	SF: 1 SAC: 0 DP: 1 HBP: 0	WP: 0 PB: 0 SB: 1 CS: 1	PA: 42
PITCHER	IP WLS BF H R ER SO BB IBB HBP BLK WP HR S P ERA WHIP																					
Al Fitzmorris, R ERA: 5.79 (1, 1)	4.0 L 22 7 6 5 0 2 0 0 0 0 0 0 20 28 11.25 2.250																					
Tom Burgmeier, L ERA: 1.47 (5, 1)	1.0 4 2 1 1 0 0 0 0 0 0 0 0 4 4 9.00 2.000																					
Jim York, R ERA: 3.57 (6, 1)	2.0 8 1 0 0 2 1 0 0 0 0 0 0 11 15 0.00 1.000																					
Mike Hedlund, R ERA: 2.59 (8, 1)	2.0 8 2 1 0 0 0 0 0 0 0 0 0 8 8 0.00 1.000																					

California Angels @ Kansas City Royals
Municipal Stadium, Kansas City, MO

AB 38
R 8
H 12
RBI 7
BB 3
SO 2
LOB 17



Sun Jun 20 1971, 4:38 AM EDT
Att. 35,295 - Unknown - 91 F

livebaseballscorecards.com

Batter	1	2	3	4	5	6	7	8	9	AB R H RBI BB SO LOB
--------	---	---	---	---	---	---	---	---	---	----------------------

Freddie Patek, R <small>(1, 6)</small> <small>OBP: 0.328, SLG: 0.331</small>	 <small>0-0</small> <small>2B</small> <small>3B</small>	 <small>0-0</small> <small>2-3</small> <small>1B</small>		 <small>0-0</small> <small>6-3</small>	 <small>0-0</small> <small>F7</small>			 <small>0-0</small> <small>P4</small>		5 1 2 0 0 0 2
Paul Schaal, R <small>(1, 5)</small> <small>OBP: 0.422, SLG: 0.445</small> Bobby Knoop, R <small>(9, 5)</small> <small>OBP: 0.316, SLG: 0.294</small>	 <small>0-0</small> <small>4-3</small> <small>2B</small>	 <small>0-0</small> <small>F8</small> <small>1-2</small>		 <small>0-0</small> <small>1B</small>		 <small>0-0</small> <small>5-3</small>		 <small>4-0</small> <small>FC1-4</small> <small>BB</small>		4 0 2 1 1 0 2 0 0 0 0 0 0 0
Amos Otis, R <small>(1, 8)</small> <small>OBP: 0.355, SLG: 0.530</small>	 <small>0-0</small> <small>4-3</small> <small>2-3</small>		 <small>0-0</small> <small>1-3</small>	 <small>0-0</small> <small>F9</small>		 <small>0-0</small> <small>6-3</small>		 <small>0-0</small> <small>FC1-4</small> <small>1-2f</small>		5 0 0 0 0 0 3
Ed Kirkpatrick, L <small>(1, 2)</small> <small>OBP: 0.350, SLG: 0.393</small>	 <small>0-0</small> <small>F3</small>		 <small>0-0</small> <small>BB</small> <small>2B</small> <small>1B</small>	 <small>0-0</small> <small>G3</small>		 <small>0-0</small> <small>F9</small>		 <small>0-0</small> <small>G3</small>		5 1 1 0 0 0 3
Chuck Harrison, R <small>(1, 3)</small> <small>OBP: 0.314, SLG: 0.326</small>	 <small>0-3</small> <small>K</small>		 <small>4-0</small> <small>2B</small> <small>1-2</small> <small>BB</small>		 <small>0-0</small> <small>5-3</small>			 <small>0-0</small> <small>5-3</small>		4 0 0 0 1 1 1
Cookie Rojas, R <small>(1, 4)</small> <small>OBP: 0.375, SLG: 0.445</small>		 <small>0-0</small> <small>4-3</small>	 <small>0-0</small> <small>1-3</small> <small>2-H</small> <small>2B</small>		 <small>0-0</small> <small>FC5-4</small> <small>1B</small>		 <small>0-0</small> <small>WP</small> <small>1B</small>		 <small>0-3</small> <small>K</small>	5 0 3 1 0 1 0
Lou Piniella, R <small>(1, 7)</small> <small>OBP: 0.309, SLG: 0.309</small>		 <small>4-0</small> <small>2B</small> <small>BB</small>	 <small>0-0</small> <small>F9</small>		 <small>0-0</small> <small>FC5-4</small> <small>1B</small> <small>1-2f</small>		 <small>0-0</small> <small>WP</small> <small>1B</small> <small>1-2</small>		 <small>0-0</small> <small>DI</small> <small>2B</small>	4 2 2 0 1 0 3
Bob Oliver, R <small>(1, 9)</small> <small>OBP: 0.286, SLG: 0.324</small>		 <small>0-0</small> <small>1B</small> <small>1-H</small> <small>2B</small>	 <small>4-0</small> <small>IBB</small>		 <small>0-0</small> <small>1B</small> <small>1-2</small> <small>1B</small>		 <small>0-0</small> <small>L5</small> <small>1-2</small> <small>2-3</small>		 <small>0-3</small> <small>K</small>	4 0 2 1 1 1 3
Al Fitzmorris, S <small>(1, 1)</small> <small>OBP: 0.167, SLG: 0.167</small> Tom Burgmeier, L <small>(5, 1)</small> <small>OBP: 0.286, SLG: 0.167</small> Gail Hopkins, L <small>(5, PH)</small> <small>OBP: 0.322, SLG: 0.566</small> Jim York, R <small>(6, 1)</small> <small>OBP: 0.322, SLG: 0.566</small> Joe Keough, L <small>(7, PH)</small> <small>OBP: 0.313, SLG: 0.277</small> Mike Hedlund, R <small>(8, 1)</small> <small>OBP: 0.103, SLG: 0.071</small>		 <small>0-0</small> <small>F8</small>	 <small>0-0</small> <small>P4</small>		 <small>0-0</small> <small>1-2</small> <small>2-H</small> <small>1B</small>		 <small>0-0</small> <small>F7</small>		2 0 0 0 0 0 4 0 0 0 0 0 0 0 1 0 1 1 0 0 0 0 0 0 0 0 0 0 1 0 0 0 0 0 2 0 0 0 0 0 0 0	

Inning Stats	R: 1	H: 2	E: 0	LOB: 1	K: 1	BB: 0	S: 7	R: 1	H: 2	E: 0	LOB: 2	K: 0	BB: 1	S: 5	R: 1	H: 2	E: 0	LOB: 3	K: 0	BB: 2	S: 5	R: 0	H: 1	E: 0	LOB: 1	K: 0	BB: 0	S: 4	R: 1	H: 3	E: 0	LOB: 2	K: 0	BB: 0	S: 6	R: 0	H: 0	E: 0	LOB: 0	K: 0	BB: 0	S: 3	R: 0	H: 2	E: 0	LOB: 2	K: 0	BB: 0	S: 5	R: 0	H: 0	E: 0	LOB: 1	K: 0	BB: 1	S: 3	R: 0	H: 1	E: 0	LOB: 1	K: 2	BB: 0	S: 8	R: 0	H: 1	E: 0	LOB: 1	K: 2	BB: 0	S: 8	1B: 8	SF: 0	2B: 4	SAC: 0	3B: 1	DP: 0	HR: 0	HBP: 0	WP: 1	PA: 44
--------------	------	------	------	--------	------	-------	------	------	------	------	--------	------	-------	------	------	------	------	--------	------	-------	------	------	------	------	--------	------	-------	------	------	------	------	--------	------	-------	------	------	------	------	--------	------	-------	------	------	------	------	--------	------	-------	------	------	------	------	--------	------	-------	------	------	------	------	--------	------	-------	------	------	------	------	--------	------	-------	------	-------	-------	-------	--------	-------	-------	-------	--------	-------	--------

PITCHER	IP	WLS	BF	H	R	ER	SO	BB	IBB	HBP	BLK	WP	HR	S	P	ERA	WHIP
Tom Murphy, R <small>(1, 1)</small> <small>ERA: 4.58</small>	6.1	W	34	12	4	4	1	2	1	0	0	0	0	33	45	5.68	2.211
Lloyd Allen, R <small>(7, 1)</small> <small>ERA: 4.38</small>	2.2	S	10	1	0	0	2	1	0	0	0	1	0	13	17	0.00	0.750

BOTTOM

California Angels @ Kansas City Royals
Municipal Stadium, Kansas City, MO
Sun Jun 20 1971, 4:38 AM EDT
Att: 35,295 - Unknown - 91 F

livebaseballscorecards.com

AB	40
R	4
H	13
RBI	4
BB	4
SO	3
LOB	23



Batter	1	2	3	4	5	6	7	8	9	AB R H RBI BB SO LOB	TOP											
Freddie Patek, R OBP: 0.327, SLG: 0.341 (1, 6) X	0-0 HR		0-0 FC2-6 1-2f			0-0 1-3		0-0 F7		4 1 1 1 0 0 1												
Paul Schaal, R OBP: 0.427, SLG: 0.450 (1, 5) B B B	4-0 FC4-6 BB		4-0 G6-4-3 1-2 BB			0-3 K		0-0 2B		2 0 1 0 2 1 0												
Amos Otis, R OBP: 0.354, SLG: 0.525 (1, 8) X	0-0 L8		0-0 G6-4-3 1-2f			0-0 WP S 1B		0-0 F7		4 0 1 0 0 0 4												
Chuck Harrison, R OBP: 0.291, SLG: 0.298 (1, 3) S S	0-3 K			0-0 F2		0-0 5-3		0-0 4-3		4 0 0 0 0 1 3												
Cookie Rojas, R OBP: 0.373, SLG: 0.442 (1, 4) X	0-0 FC4-6 1-2f			0-0 6-3			0-0 FC4-6 1B		0-0 5-3	4 0 1 0 0 0 1												
Lou Piniella, R OBP: 0.307, SLG: 0.307 (1, 7) X		0-0 G5-4-3 1B		0-0 L8			0-0 FC4-6 1B 1-2f		0-0 6-3	4 0 1 0 0 0 1												
Bob Oliver, R OBP: 0.280, SLG: 0.317 (1, 9) X		0-0 G5-4-3 1-2f			0-3 K		0-0 F9		0-0 6-3	4 0 0 0 0 1 2												
Jerry May, R OBP: 0.329, SLG: 0.348 (1, 2) X		0-0 6-3			0-0 6-3		0-0 1-2 1B			3 0 1 0 0 0 0												
Jim Rooker, R (1, 1)			4-0 FC2-6 BB		0-0 4-3		0-0 5-3			1 0 0 0 1 0 0												
Ted Savage, R OBP: 0.277, SLG: 0.150 (7, PH)										1 0 0 0 0 0 2												
Jim York, R (7, 1)										0 0 0 0 0 0 0												
Al Fitzmorris, S OBP: 0.167, SLG: 0.167 (8, 1)										0 0 0 0 0 0 0												
Inning Stats	R: 1 E: 0 K: 1 S: 6	H: 1 LOB: 1 BB: 1 P: 10	R: 0 E: 0 K: 0 S: 3	H: 1 LOB: 0 BB: 0 P: 3	R: 0 E: 0 K: 0 S: 2	H: 0 LOB: 1 BB: 2 P: 10	R: 0 E: 0 K: 0 S: 3	H: 0 LOB: 0 BB: 0 P: 3	R: 0 E: 0 K: 1 S: 5	H: 0 LOB: 0 BB: 0 P: 5	R: 0 E: 0 K: 1 S: 6	H: 1 LOB: 1 BB: 0 P: 6	R: 0 E: 0 K: 0 S: 5	H: 2 LOB: 2 BB: 0 P: 5	R: 0 E: 0 K: 0 S: 4	H: 1 LOB: 1 BB: 0 P: 4	R: 0 E: 0 K: 0 S: 3	H: 0 LOB: 0 BB: 0 P: 3	1B: 4 2B: 1 3B: 0 HR: 1	SF: 0 SAC: 0 DP: 2 HBP: 0	WP: 1 PB: 0 SB: 2 CS: 0	PA: 34
PITCHER Tommy John, L ERA: 4.15 (1, 1)	IP: 9.0 WLS: W BF: 34 H: 6 R: 1 ER: 1 SO: 3 BB: 3 IBB: 0 HBP: 0 BLK: 0 WP: 1 HR: 1 S: 37 P: 49 ERA: 1.00 WHIP: 1.000											PITCHER	IP: 9.0 WLS: W BF: 34 H: 6 R: 1 ER: 1 SO: 3 BB: 3 IBB: 0 HBP: 0 BLK: 0 WP: 1 HR: 1 S: 37 P: 49 ERA: 1.00 WHIP: 1.000									

Kansas City Royals @ Chicago White Sox
 Comiskey Park, Chicago, IL
 Mon Jun 21 1971, 8:05 PM EDT
 Att. 7,821 - Unknown

livebaseballscorecards.com

AB	31
R	1
H	6
RBI	1
BB	3
SO	3
LOB	14



Batter	1	2	3	4	5	6	7	8	9	AB	R	H	RBI	BB	SO	LOB
Lee Richard, R (1, 8) OBP: 0.299, SLG: 0.290 Lee Maye, L (7, PH) OBP: 0.289, SLG: 0.333 Ed Stroud, L (8, 8) OBP: 0.245, SLG: 0.263	4-0 WP 1B BB		0-0 B5-3		0-0 1-3		0-0 F5 1-2 2-3 3-H			2	1	0	0	1	0	0
Walt Williams, R (1, 7) OBP: 0.350, SLG: 0.441 Jay Johnstone, L (7, PH) OBP: 0.328, SLG: 0.391	0-0 WP 1-3 1B		0-0 1B 2B		0-0 F8		0-0 FC9-2 3-H			3	1	2	0	0	0	0
Rick Reichardt, R (1, 3) OBP: 0.343, SLG: 0.503 Carlos May, L (6, PR) OBP: 0.341, SLG: 0.352	0-3 K 2-3 3-H		0-0 F8		0-0 1B 2B		0-0 FC5-4 1B			3	0	1	0	0	1	2
Bill Melton, R (1, 5) OBP: 0.366, SLG: 0.509	0-0 F6		0-0 1B		0-0 1B		0-0 F9			4	0	2	1	0	0	2
Rich McKinney, R (1, 9) OBP: 0.376, SLG: 0.429	0-0 F9		0-0 F8		0-0 F8		0-0 FC5-4 2B 1-2f			4	1	0	0	0	0	4
Mike Andrews, R (1, 4) OBP: 0.389, SLG: 0.394		4-0 S K2-3 BB		0-0 CS 1B		0-0 3-1		0-0 1-H 2B		3	1	2	1	1	0	1
Tom Egan, R (1, 2) OBP: 0.360, SLG: 0.510		0-0 5-3 1-2		0-3 K 1-2		0-0 BB WP BB		0-3 K		3	1	0	0	1	2	3
Luis Alvarado, R (1, 6) OBP: 0.256, SLG: 0.310		0-3 K2-3 2-H		0-0 4-3		0-0 E6 WP BB FC9-2				3	0	0	0	0	1	1
Tommy John, R (1, 1) OBP: 0.160, SLG: 0.125		0-3 K		0-0 5-3		0-0 WP BB 1-2 2-3				2	0	0	0	1	1	0


Inning Stats	R: 1	H: 1	R: 1	H: 0	R: 1	H: 2	R: 0	H: 1	R: 0	H: 0	R: 0	H: 2	R: 1	H: 0	R: 1	H: 2
	E: 0	LOB: 1	E: 0	LOB: 0	E: 0	LOB: 1	E: 0	LOB: 0	E: 0	LOB: 0	E: 0	LOB: 1	E: 1	LOB: 1	E: 0	LOB: 1
	K: 1	BB: 1	K: 2	BB: 1	K: 0	BB: 0	K: 1	BB: 0	K: 0	BB: 0	K: 0	BB: 0	K: 1	BB: 0	K: 1	BB: 0
	S: 6	P: 10	S: 7	P: 11	S: 5	P: 5	S: 5	P: 5	S: 3	P: 3	S: 4	P: 4	S: 3	P: 11	S: 7	P: 7

PITCHER	IP	WLS	BF	H	R	ER	SO	BB	IBB	HBP	BLK	WP	HR	S	P	ERA	WHIP
Jim Rooker, L (1, 1) ERA: 6.32	6.0	L	24	6	3	3	4	2	0	0	0	1	0	30	38	4.50	1.333
Jim York, R (7, 1) ERA: 3.48	1.0		5	0	1	0	0	2	0	0	0	1	0	3	11	0.00	2.000
Al Fitzmorris, R (8, 1) ERA: 5.88	1.0		5	2	1	1	1	0	0	0	0	0	0	7	7	9.00	2.000

BOTTOM

Kansas City Royals @ Chicago White Sox
Comiskey Park, Chicago, IL
Mon Jun 21 1971, 8:05 PM EDT
Att. 7,821 - Unknown

AB	30
R	5
H	8
RBI	2
BB	4
SO	5
LOB	17



WP	PA
2	34

Batter	1	2	3	4	5	6	7	8	9	AB	R	H	RBI	BB	SO	LOB	TOP					
Freddie Patek, R (1, 6) OBP: 0.325, SLG: 0.339	0-0 6-3		0-0 F7 SF8 1B	0-0 FC5-4		0-3 K		0-0 FC6-4		5	1	1	1	0	1	4						
Paul Schaal, R (1, 5) OBP: 0.430, SLG: 0.449	4-0 1B BB		4-0 1-2 BB	0-0 4-3		0-3 K			0-0 E 1B	3	1	1	0	2	1	3						
Amos Otis, R (1, 8) OBP: 0.355, SLG: 0.522	0-0 1-3 1B		0-0 F7		0-0 5-3		0-0 4-3 1B		0-0 E6 G4-6-3	5	1	2	0	0	0	3						
Ed Kirkpatrick, L (1, 7) OBP: 0.346, SLG: 0.390	0-0 G3-6-3 1B		0-0 SF8		0-0 L7		0-0 4-3		0-3 K	4	0	1	3	0	1	3						
Gail Hopkins, L (1, 3) OBP: 0.297, SLG: 0.517	0-0 G3-6-3		0-0 4-3		0-0 F8		0-0 L8		0-0 G4-6-3	5	0	0	0	0	0	5						
Cookie Rojas, R (1, 4) OBP: 0.367, SLG: 0.435		0-0 G3		0-0 F9		0-0 4-3		0-3 K		4	0	0	0	0	1	1						
Joe Keough, L (1, 9) OBP: 0.317, SLG: 0.283		0-0 5-3		0-0 2B E 1B		0-0 1B 1B		0-0 1-3		4	2	2	0	0	0	0						
Jerry May, R (1, 2) OBP: 0.342, SLG: 0.370		0-0		0-0 E FC5-4 2B		0-0 1B 1B		0-0 FC6-4 1B		3	1	3	0	0	0	0						
Dennis Paepke, R (6, 2) OBP: 0.316, SLG: 0.415		0-0 1B		0-0 E6 FC5-4		0-0 1B		0-0 F9		1	0	1	0	0	0	0						
Dick Drago, R (1, 1) OBP: 0.200, SLG: 0.077		0-3 K		0-0 2-3 3-H		0-0 1B		0-0 F9		1	0	0	0	0	0	1						
Tom Burmeier, L (2, 1) OBP: 0.250, SLG: 0.143										0	0	0	0	0	0	1						
Jim York, R (4, 1)										0	0	0	0	0	0	0						
Lou Piniella, R (6, PH) OBP: 0.312, SLG: 0.313										0	0	1	1	0	0	0						
Al Fitzmorris, S (6, 1) OBP: 0.167, SLG: 0.167										0	0	0	0	0	0	0						
Ted Savage, R (8, PH) OBP: 0.271, SLG: 0.146										1	0	0	0	0	0	1						
Jim Rooker, R (8, 1)										0	0	0	0	0	0	0						
Inning Stats	R: 2 E: 0 K: 0 S: 4	H: 2 LOB: 0 BB: 1 P: 8	R: 0 E: 0 K: 1 S: 6	H: 1 LOB: 1 BB: 0 P: 6	R: 1 E: 0 K: 0 S: 4	H: 1 LOB: 1 BB: 1 P: 8	R: 2 E: 1 K: 0 S: 6	H: 2 LOB: 1 BB: 0 P: 6	R: 0 E: 0 K: 0 S: 3	H: 0 LOB: 0 BB: 0 P: 3	R: 1 E: 0 K: 2 S: 10	H: 3 LOB: 2 BB: 0 P: 10	R: 0 E: 0 K: 1 S: 6	H: 1 LOB: 1 BB: 0 P: 6	R: 0 E: 0 K: 0 S: 4	H: 1 LOB: 1 BB: 0 P: 4	R: 0 E: 1 K: 1 S: 6	H: 1 LOB: 1 BB: 0 P: 6	1B: 11 2B: 1 3B: 0 HR: 0	SF: 1 SAC: 0 DP: 2 HBP: 0	WP: 0 PB: 0 SB: 2 CS: 0	PA: 41
PITCHER	IP WLS BF H R ER SO BB IBB HBP BLK WP HR S P ERA WHIP																	PITCHER	IP WLS BF H R ER SO BB IBB HBP BLK WP HR S P ERA WHIP			
Tom Bradley, R (1, 1) ERA: 2.45	5.1 W 26 8 6 4 1 2 0 0 0 0 0 0 26 34 6.75 1.875																					
Bart Johnson, R (6, 1) ERA: 3.64	3.2 S 15 4 0 0 4 0 0 0 0 0 0 0 23 23 0.00 1.091																					

Kansas City Royals @ Chicago White Sox
Comiskey Park, Chicago, IL
Tue Jun 22 1971, 8:05 PM EDT
Att: 9,105 - Unknown - 81 F

livebaseballscorecards.com

AB 38
R 6
H 12
RBI 5
BB 2
SO 5
LOB 22



Batter	1	2	3	4	5	6	7	8	9	AB	R	H	RBI	BB	SO	LOB
Walt Williams, R OBP: 0.356, SLG: 0.443 (1, 9)	0-0 1B 1B 1B	0-0 2B 1B 1-2 2-3 3-H	0-0 F8		0-0 6-3		0-0 SH5-3 1-2			4	1	2	1	0	0	0
Jay Johnstone, L OBP: 0.324, SLG: 0.392 (1, 8)	0-0 F9	0-0 1B 2B 1-3 2-H 3-H	0-0 G3		0-0 F6		0-0 F9			5	1	1	2	0	0	2
Rich McKinney, R OBP: 0.385, SLG: 0.436 (1, 4)	0-0 L6-4 1B 1-2	0-0 1B HR 2-H 3-H		0-0 1B BB 1B	0-0 F9		0-3 K			5	2	3	2	0	1	1
Bill Melton, R OBP: 0.375, SLG: 0.527 (1, 5)	0-0 1B 1-2 2-3	0-0 HR 1-H		4-0 1B BB 1-2		0-3 K		0-0 2B 1B		4	2	3	2	1	1	0
Rick Reichardt, R OBP: 0.349, SLG: 0.508 (1, 7)	0-0 L6-4 2-3	0-0 5-3		0-0 1B 1-3 2-H		4-0 PB BB BB		0-0 2B 2B 1-3		4	0	2	1	1	0	3
Ed Stroud, L OBP: 0.245, SLG: 0.263 (8, PR) (9, 7)										0	1	0	0	0	0	0
Carlos May, L OBP: 0.349, SLG: 0.357 (1, 3)		1B BB E HBP		4-0 BB		4-0 PB BB 1-2		0-0 2B 2-H 3-H		2	1	1	2	2	0	0
Tom Egan, R OBP: 0.361, SLG: 0.500 (1, 2)		1B BB E		0-3 K		0-3 K 1-2 2-3		0-0 F9 2-3		4	1	1	0	1	2	6
Luis Alvarado, R OBP: 0.254, SLG: 0.305 (1, 6)		1B BB E		0-3 K		0-0 G3		0-0 F8		5	1	1	0	0	1	8
Tom Bradley, R OBP: 0.103, SLG: 0.079 (1, 1)		0-0 E6 1B 1-2 2-3 3-H	0-0 1-3	0-3 K2-3				0-0 SH5-3 1B		3	1	0	1	0	1	5
Bart Johnson, R OBP: 0.211, SLG: 0.237 (6, 1)								0-0 F8		2	0	1	0	0	0	2

Inning Stats	R: 0	H: 3	E: 0	K: 5	S: 5	LOB: 2	BB: 0	P: 5	R: 8	H: 6	E: 1	K: 10	S: 10	LOB: 1	BB: 1	P: 15	R: 0	H: 0	E: 0	K: 3	S: 3	LOB: 0	BB: 0	P: 3	R: 1	H: 2	E: 0	K: 3	S: 11	LOB: 3	BB: 2	P: 19	R: 0	H: 0	E: 0	K: 0	S: 3	LOB: 0	BB: 0	P: 3	R: 0	H: 0	E: 0	K: 2	S: 7	LOB: 2	BB: 2	P: 15	R: 0	H: 1	E: 0	K: 1	S: 6	LOB: 1	BB: 0	P: 6	R: 2	H: 3	E: 0	K: 0	S: 6	LOB: 2	BB: 0	P: 6
--------------	------	------	------	------	------	--------	-------	------	------	------	------	-------	-------	--------	-------	-------	------	------	------	------	------	--------	-------	------	------	------	------	------	-------	--------	-------	-------	------	------	------	------	------	--------	-------	------	------	------	------	------	------	--------	-------	-------	------	------	------	------	------	--------	-------	------	------	------	------	------	------	--------	-------	------

PITCHER	IP	WLS	BF	H	R	ER	SO	BB	IBB	HBP	BLK	WP	HR	S	P	ERA	WHIP
Dick Drago, R ERA: 3.06 (1, 1)	1.0	L	13	8	8	7	0	1	0	1	0	0	1	11	16	63.00	9.000
Tom Burgmeier, L ERA: 1.63 (2, 1)	2.0		11	3	1	1	0	2	0	0	0	0	9	17	4.50	2.500	
Jim York, R ERA: 3.32 (4, 1)	2.0		6	0	0	0	3	0	0	0	0	0	12	12	0.00	0.000	
Al Fitzmorris, R ERA: 5.55 (6, 1)	2.0		9	1	0	0	3	2	0	0	0	0	13	21	0.00	1.500	
Jim Rooker, L ERA: 6.68 (8, 1)	1.0		6	3	2	2	0	0	0	0	0	0	6	6	18.00	3.000	


BOTTOM

Kansas City Royals @ Chicago White Sox
Comiskey Park, Chicago, IL

Tue Jun 22 1971, 8:05 PM EDT
Att. 9,105 - Unknown - 81 F

AB	38
R	11
H	15
RBI	11
BB	5
SO	6
LOB	27

WP: 0 PA: 45
PB: 1
SB: 0
CS: 0



PITCHER	IP	WLS	BF	H	R	ER	SO	BB	IBB	HBP	BLK	WP	HR	S	P	ERA	WHIP
---------	----	-----	----	---	---	----	----	----	-----	-----	-----	----	----	---	---	-----	------

Batter	1	2	3	4	5	6	7	8	9	AB R H RBI BB SO LOB	TOP
Freddie Patek, R (1, 6) <small>OBP: 0.325, SLG: 0.338</small> Rich Severson, R (6, 6) <small>OBP: 0.333, SLG: 0.167</small>	0-0 F3		0-0 1B		0-0 F2			0-0 6-3		3 1 1 0 0 0 1 1 0 0 0 0 0 0	Kansas City Royals @ Chicago White Sox Comiskey Park, Chicago, IL Wed Jun 23 1971, 4:33 AM EDT Att. 5,910 - Cloudy
Cookie Rojas, R (1, 4) <small>OBP: 0.371, SLG: 0.450</small> Tom Burgmeier, L (6, 1) <small>OBP: 0.250, SLG: 0.143</small> Amos Otis, R (8, PH) <small>OBP: 0.353, SLG: 0.520</small> Ted Abernathy, R (8, 1)	0-0 HR		0-0 1B		0-0 F7			0-0 F3		3 1 2 2 0 0 1 0 0 0 0 0 0 0 1 0 0 0 0 0 0 0 0 0 0 0 0 0	
Paul Schaal, R (1, 5) <small>OBP: 0.434, SLG: 0.451</small> Bob Oliver, R (6, PH) <small>OBP: 0.282, SLG: 0.335</small>	0-0 F8-3 1B		4-0 1-2 BB		0-0 HR			0-0 F4		1 0 1 0 1 0 0 2 1 1 1 0 0 0	
Chuck Harrison, R (1, 3) <small>OBP: 0.271, SLG: 0.275</small>	0-0 F8-3 1-2		0-0 F8		0-0 F9			0-0 6-3		4 0 0 0 0 0 3	
Lou Piniella, R (1, 7) <small>OBP: 0.303, SLG: 0.303</small>		0-0 1-3		0-0 E6 G4-6-3		0-0 5-3		0-0 F8		4 0 0 0 0 0 0	
Dennis Paepke, R (1, 9) <small>OBP: 0.295, SLG: 0.386</small>		0-3 K		0-3 K		0-0 5-3		0-0 F3		4 0 0 0 0 2 1	
Ed Kirkpatrick, L (1, 8) <small>OBP: 0.346, SLG: 0.389</small>		0-0 F5		0-0 G4-6-3 1-2f			0-0 G6-4-3 1B		3 0 1 0 0 0 1		
Buck Martinez, R (1, 2) <small>OBP: 0.222, SLG: 0.143</small>		0-3 K		0-0 G3			0-3 K		3 0 0 0 0 2 1		
Paul Splittorf, L (1, 1) <small>OBP: 0.222, SLG: 0.125</small> Ted Savage, R (5, PH) <small>OBP: 0.286, SLG: 0.146</small> Dick Drago, R (5, 1) <small>OBP: 0.200, SLG: 0.077</small> Al Fitzmorris, S (5, 1) <small>OBP: 0.167, SLG: 0.167</small> Bobby Knoop, R (6, 4) <small>OBP: 0.300, SLG: 0.278</small>		0-3 K		4-0 BB			0-0 G6-4-3 1-2f		1 0 0 0 0 1 0 0 0 0 0 1 0 0 0 0 0 0 0 0 0 0 0 0 0 0 0 0 1 0 0 0 0 0 1		
Inning Stats	R: 1 H: 2 E: 0 LOB: 0 K: 0 BB: 0 S: 4 P: 4	R: 0 H: 0 E: 0 LOB: 0 K: 1 BB: 0 S: 5 P: 5	R: 1 H: 2 E: 0 LOB: 2 K: 2 BB: 1 S: 9 P: 13	R: 0 H: 0 E: 1 LOB: 0 K: 1 BB: 0 S: 5 P: 5	R: 0 H: 0 E: 0 LOB: 1 K: 0 BB: 1 S: 3 P: 7	R: 1 H: 1 E: 0 LOB: 0 K: 0 BB: 0 S: 4 P: 4	R: 0 H: 1 E: 0 LOB: 0 K: 1 BB: 0 S: 5 P: 5	R: 0 H: 0 E: 0 LOB: 0 K: 0 BB: 0 S: 3 P: 3	R: 0 H: 0 E: 0 LOB: 0 K: 0 BB: 0 S: 3 P: 3	1B: 4 SF: 0 2B: 1 SAC: 0 3B: 0 DP: 3 HR: 2 HBP: 0	
PITCHER Wilbur Wood, L (1, 1) <small>ERA: 2.12</small>	IP WLS BF H R ER SO BB IBB HBP BLK WP HR S P ERA WHIP 9.0 W 33 6 3 3 5 2 0 0 0 0 0 2 41 49 3.00 0.889										

AB	31
R	3
H	6
RBI	3
BB	2
SO	5
LOB	9



livebaseballscorecards.com

Batter	1	2	3	4	5	6	7	8	9	AB	R	H	RBI	BB	SO	LOB
Lee Richard, R OBP: 0.301, SLG: 0.298 (1, 8)	0-0 4-3		0-0 1B 2B	0-3 K	0-0 2B 1B		0-0 E5 1-3			5	2	2	0	0	1	1
Walt Williams, R OBP: 0.358, SLG: 0.461 (1, 9)	0-0 6-3		0-0 B3	0-0 2B	0-0 1B 2B		0-0 1-3			5	0	2	2	0	0	2
Rich McKinney, R OBP: 0.385, SLG: 0.434 (1, 4)	0-0 F8		0-0 WP 1B 2B	0-0 F9	0-0 WP 1B		0-0 F9			5	1	2	1	0	0	2
Bill Melton, R OBP: 0.387, SLG: 0.545 (1, 5)		0-0 FC5-4 1B	4-0 WP 1B BB		0-0 HR		4-0 BB			2	2	2	1	3	0	0
Rick Reichardt, R OBP: 0.347, SLG: 0.503 (1, 7)		0-0 FC5-4 2B	0-3 K		0-0 BB 1B		0-3 K			4	2	1	0	0	1	5
Ed Stroud, L OBP: 0.243, SLG: 0.261 (8, PH) (9, 7)		1-2 2B	1-2 2-3		0-0 FC5-4		0-0 K			1	0	0	0	0	1	1
Carlos May, L OBP: 0.350, SLG: 0.355 (1, 3)		0-0 L9	0-0 1B		4-0 2B BB		0-0 F8			4	1	1	2	1	0	2
Tom Egan, R OBP: 0.363, SLG: 0.514 (1, 2)		0-0 1B 2B	0-0 F7		0-0 1B 2B		0-3 K			5	2	2	3	0	1	2
Luis Alvarado, R OBP: 0.270, SLG: 0.320 (1, 6)		0-0 1B		0-0 SH3-4 2B 1B	0-0 1B WP 1B		0-3 K			4	2	3	2	0	1	0
Wilbur Wood, R OBP: 0.114, SLG: 0.031 (1, 1)		0-3 K		0-0 SH3-4	0-3 K		0-3 K			3	0	0	0	0	3	2

Inning Stats	R: 0	H: 0	E: 0	K: 0	S: 3	LOB: 0	BB: 0	P: 3	R: 2	H: 3	E: 0	K: 1	S: 8	LOB: 1	BB: 0	P: 8	R: 3	H: 3	E: 0	K: 1	S: 8	LOB: 1	BB: 1	P: 12	R: 1	H: 2	E: 0	K: 1	S: 7	LOB: 1	BB: 0	P: 7	R: 6	H: 7	E: 0	K: 1	S: 11	LOB: 2	BB: 2	P: 19	R: 0	H: 0	E: 0	K: 2	S: 7	LOB: 0	BB: 0	P: 7	R: 0	H: 0	E: 1	K: 1	S: 6	LOB: 1	BB: 0	P: 6	R: 0	H: 0	E: 0	K: 1	S: 5	LOB: 1	BB: 1	P: 9
--------------	------	------	------	------	------	--------	-------	------	------	------	------	------	------	--------	-------	------	------	------	------	------	------	--------	-------	-------	------	------	------	------	------	--------	-------	------	------	------	------	------	-------	--------	-------	-------	------	------	------	------	------	--------	-------	------	------	------	------	------	------	--------	-------	------	------	------	------	------	------	--------	-------	------

PITCHER	IP	WLS	BF	H	R	ER	SO	BB	IBB	HBP	BLK	WP	HR	S	P	ERA	WHIP
Paul Splittorf, L ERA: 4.07 (1, 1)	4.0	L	21	8	6	6	3	1	0	0	0	1	0	26	30	13.50	2.250
Dick Drago, R ERA: 3.65 (5, 1)	0.1		7	5	6	6	1	1	0	0	0	0	1	8	12	162.00	18.000
Al Fitzmorris, R ERA: 5.45 (5, 1)	0.2		4	2	0	0	0	1	0	0	0	2	0	3	7	0.00	4.500
Tom Burgmeier, L ERA: 1.55 (6, 1)	2.0		7	0	0	0	3	0	0	0	0	0	0	13	13	0.00	0.000
Ted Abernathy, R ERA: 2.25 (8, 1)	1.0		4	0	0	0	1	1	0	0	0	0	0	5	9	0.00	1.000


BOTTOM

Kansas City Royals @ Chicago White Sox
Comiskey Park, Chicago, IL

Wed Jun 23 1971, 4:33 AM EDT
Att. 5,910 - Cloudy

livebaseballscorecards.com

AB	38
R	12
H	15
RBI	11
BB	4
SO	8
LOB	17



1B: 9	SF: 0	WP: 3	PA: 43
2B: 5	SAC: 1	PB: 0	
3B: 0	DP: 0	SB: 0	
HR: 1	HBP: 0	CS: 0	

Batter	1	2	3	4	5	6	7	8	9	AB R H RBI BB SO LOB	TOP											
Freddie Patek, R (1, 6) OBP: 0.321, SLG: 0.333	0-3 K		0-3 K			0-0 F6		0-0 F7		4 0 0 0 0 2 0	Kansas City Royals @ Oakland Athletics Oakland-Alameda County Coliseum, Oakland, CA Fri Jun 25 1971, 7:05 PM PDT Att: 33,888 - Cloudy livebaseballscorecards.com											
Paul Schaal, R (1, 5) OBP: 0.428, SLG: 0.443	0-3 K			0-0 F8		0-0 F9		0-3 K		4 0 0 0 0 2 0												
Amos Otis, R (1, 8) OBP: 0.356, SLG: 0.518	0-0 1B			4-0 S BB		0-0 F9			0-3 K	3 0 1 0 1 1 0												
Chuck Harrison, R (1, 3) OBP: 0.254, SLG: 0.255	0-3 K			0-0 6-3		0-0 F9			0-0 F4	4 0 0 0 0 1 2												
Cookie Rojas, R (1, 4) OBP: 0.373, SLG: 0.451		0-0 F7		0-0 4-3		0-0 1B 1B			0-0 1B	4 0 2 0 0 0 1												
Lou Piniella, R (1, 7) OBP: 0.302, SLG: 0.301		0-0 F7			0-0 6-3	0-0 1B 1B			0-0 F8	4 0 1 0 0 0 1												
Bob Oliver, R (1, 9) OBP: 0.283, SLG: 0.335		0-3 K			0-0 1B	0-0 F1				3 0 1 0 0 1 2												
Buck Martinez, R (1, 2) OBP: 0.182, SLG: 0.111			0-3 K		0-3 K	0-0 L7				2 0 0 0 0 2 1												
Dennis Paepke, R (7, PH) OBP: 0.290, SLG: 0.379										1 0 0 0 0 0 2												
Mike Hedlund, R (1, 1) OBP: 0.097, SLG: 0.067			0-3 K		0-3 K			0-3 K		2 0 0 0 0 2 1												
Tom Burgmeier, L (7, 1) OBP: 0.250, SLG: 0.143										0 0 0 0 0 0 0												
Ted Savage, R (8, PH) OBP: 0.280, SLG: 0.143										1 0 0 0 0 1 0												
Al Fitzmorris, S (8, 1) OBP: 0.167, SLG: 0.167										0 0 0 0 0 0 0												
Inning Stats	R: 0 E: 0 K: 3 S: 10	H: 1 LOB: 1 BB: 0 P: 10	R: 0 E: 0 K: 1 S: 5	H: 0 LOB: 0 BB: 0 P: 5	R: 0 E: 0 K: 3 S: 9	H: 0 LOB: 0 BB: 0 P: 9	R: 0 E: 0 K: 0 S: 3	H: 0 LOB: 1 BB: 1 P: 7	R: 0 E: 0 K: 2 S: 8	H: 1 LOB: 1 BB: 0 P: 8	R: 0 E: 0 K: 0 S: 3	H: 0 LOB: 0 BB: 0 P: 3	R: 0 E: 0 K: 0 S: 5	H: 2 LOB: 2 BB: 0 P: 5	R: 0 E: 0 K: 2 S: 7	H: 0 LOB: 0 BB: 0 P: 7	R: 0 E: 0 K: 1 S: 6	H: 1 LOB: 1 BB: 0 P: 6	1B: 5 2B: 0 3B: 0 HR: 0	SF: 0 SAC: 0 DP: 0 HBP: 0	WP: 0 PB: 0 SB: 1 CS: 0	PA: 33
PITCHER Vida Blue, L (1, 1) ERA: 1.37	IP: 9.0 WLS: W BF: 33 H: 5 R: 0 ER: 0 SO: 12 BB: 1 IBB: 0 HBP: 0 BLK: 0 WP: 0 HR: 0 S: 56 P: 60 ERA: 0.00 WHIP: 0.667											PITCHER	IP: WLS: BF: H: R: ER: SO: BB: IBB: HBP: BLK: WP: HR: S: P: ERA: WHIP:									

Batter	1	2	3	4	5	6	7	8	9	AB	R	H	RBI	BB	SO	LOB
Bert Campaneris, R OBP: 0.287, SLG: 0.350 (1, 6)	0-3 K		0-0 1B	0-0 6-3			0-0 1-3	0-0 G6-4-3 1B		5	1	2	0	0	1	1
Joe Rudi, R OBP: 0.307, SLG: 0.415 (1, 7)	0-0 L8		0-0 F9 1-2	0-0 F7			4-0 2B 1B BB	0-0 G6-4-3 1-2f		4	1	0	0	1	0	3
Reggie Jackson, L OBP: 0.376, SLG: 0.535 (1, 9)	4-0 BB		0-3 K				0-0 F8 1-3 1B 2B			3	1	1	0	1	1	1
Mike Epstein, L OBP: 0.382, SLG: 0.478 (1, 3)	0-0 4-3		4-0 1B 1B BB				0-0 HR	0-3 K		3	2	1	1	1	1	3
Sal Bando, R OBP: 0.377, SLG: 0.447 (1, 5)		4-0 SH BB BB	0-0 1B 1-3 2-H				0-0 L6	0-0 1B 2-H 3-H		3	1	2	3	1	0	0
Rick Monday, L OBP: 0.341, SLG: 0.405 (1, 8)		4-0 SH 1-2 SH3-4 BB	0-0 1B 1-3 3-H				0-3 K	0-0 BB 2-3 1B		3	1	2	1	1	1	0
Dave Duncan, R OBP: 0.276, SLG: 0.413 (1, 2)		0-0 SH SH3-4 1-3 2-H	0-0 F6				0-0 5-3	4-0 FC4-6 1-2 BB		2	0	0	0	1	0	2
Dick Green, R OBP: 0.355, SLG: 0.419 (1, 4)		0-0 SH3-4 2-3 3-H					0-0 E6	0-0 5-3 FC4-6 1-2f		3	0	0	1	0	0	3
Vida Blue, S OBP: 0.161, SLG: 0.132 (1, 1)		0-3 K					0-0 B1-4	0-0 G3	0-3 K	4	0	0	0	0	2	1

Inning Stats	R: 0	H: 0	E: 0	K: 1	S: 5	LOB: 1	BB: 1	P: 9	R: 2	H: 0	E: 1	K: 1	S: 5	LOB: 0	BB: 2	P: 13	R: 2	H: 3	E: 0	K: 1	S: 8	LOB: 2	BB: 1	P: 12	R: 0	H: 0	E: 1	K: 0	S: 4	LOB: 1	BB: 0	P: 4	R: 1	H: 1	E: 0	K: 1	S: 6	LOB: 0	BB: 0	P: 6	R: 0	H: 0	E: 0	K: 0	S: 3	LOB: 0	BB: 0	P: 3	R: 2	H: 3	E: 0	K: 1	S: 8	LOB: 3	BB: 2	P: 16	R: 0	H: 1	E: 0	K: 1	S: 5	LOB: 0	BB: 0	P: 5
--------------	------	------	------	------	------	--------	-------	------	------	------	------	------	------	--------	-------	-------	------	------	------	------	------	--------	-------	-------	------	------	------	------	------	--------	-------	------	------	------	------	------	------	--------	-------	------	------	------	------	------	------	--------	-------	------	------	------	------	------	------	--------	-------	-------	------	------	------	------	------	--------	-------	------

PITCHER																	1B: 6	SF: 0	WP: 0	PA: 38				
IP	WLS	BF	H	R	ER	SO	BB	IBB	HBP	BLK	WP	HR	S	P	ERA	WHIP	2B: 1	SAC: 2	PB: 0	3B: 0	DP: 1	SB: 1	CS: 0	
Mike Hedlund, R (1, 1)	6.1	L	30	5	7	6	4	5	0	0	0	1	33	53	8.53	1.579								
Tom Burgmeier, L (7, 1)	0.2		5	2	0	0	1	1	0	0	0	0	6	10	0.00	4.500								
Al Fitzmorris, R (8, 1)	1.0		3	1	0	0	1	0	0	0	0	0	5	5	0.00	1.000								

BOTTOM

Kansas City Royals @ Oakland Athletics
Oakland-Alameda County Coliseum, Oakland, CA

Fri Jun 25 1971, 7:05 PM PDT
Att: 33,888 - Cloudy

livebaseballscorecards.com

AB	30
R	7
H	8
RBI	6
BB	6
SO	6
LOB	14



Batter	1	2	3	4	5	6	7	8	9	AB R H RBI BB SO LOB	TOP									
Freddie Patek, R (1, 6) OBP: 0.318, SLG: 0.328	0-3 K	0-0 F8			0-0 F7		4-0 S BB	0-0 F4		4 0 0 0 1 1 3										
Paul Schaal, R (1, 5) OBP: 0.428, SLG: 0.439	0-0 1B		4-0 BB 1B BB		0-3 K		0-0 F9	0-0 F9	4 1 1 0 1 1 1											
Amos Otis, R (1, 8) OBP: 0.360, SLG: 0.518	0-0 S 1B		4-0 1B BB		0-0 1B		0-0 F5	0-3 K	4 0 2 0 1 1 1											
Ed Kirkpatrick, L (1, 2) OBP: 0.338, SLG: 0.378	0-3 K		0-3 K		0-0 1-3		0-3 K	0-0 3-1	5 0 0 0 0 3 6											
Gail Hopkins, L (1, 3) OBP: 0.324, SLG: 0.525	4-0 BB		0-0 G6-4-3 1B			0-0 F6		0-0 1B SF9 1B	3 1 2 1 1 0 0											
Cookie Rojas, R (1, 4) OBP: 0.375, SLG: 0.456	0-3 K2-3		0-0 G6-4-3 1-2f			0-0 WP 2B		0-0 1B 1-3 1B	4 0 2 0 0 1 5											
Lou Piniella, R (1, 7) OBP: 0.294, SLG: 0.295		0-0 5-3		0-0 F8		0-0 F4		0-0 SF9	3 0 0 1 0 0 1											
Joe Keough, L (1, 9) OBP: 0.322, SLG: 0.284		0-3 K		0-3 K		4-0 BB		0-0 1-3 1B	3 0 1 0 1 2 0											
Bruce Dal Canton, R (1, 1) OBP: 0.121, SLG: 0.121		0-0 1B		0-3 K		0-3 K		0-3 K	2 0 1 0 0 1 0											
Bob Oliver, R (6, PH) OBP: 0.282, SLG: 0.333									1 0 0 0 0 1 2											
Roger Nelson, R (6, 1)									0 0 0 0 0 0 0											
Chuck Harrison, R (8, PH) OBP: 0.250, SLG: 0.250									1 0 0 0 0 1 2											
Ted Abernathy, R (8, 1)									0 0 0 0 0 0 0											
Inning Stats	R: 0 E: 0 K: 3 S: 11	H: 2 LOB: 3 BB: 1 P: 15	R: 0 E: 0 K: 1 S: 6	H: 1 LOB: 1 BB: 0 P: 6	R: 1 E: 0 K: 1 S: 5	H: 1 LOB: 1 BB: 2 P: 13	R: 0 E: 0 K: 2 S: 7	H: 0 LOB: 0 BB: 0 P: 7	R: 0 E: 0 K: 1 S: 6	H: 1 LOB: 1 BB: 0 P: 6	R: 0 E: 0 K: 1 S: 5	H: 0 LOB: 1 BB: 1 P: 9	R: 1 E: 0 K: 1 S: 8	H: 3 LOB: 2 BB: 0 P: 8	R: 0 E: 0 K: 1 S: 5	H: 0 LOB: 0 BB: 0 P: 5	1B: 8 2B: 1 3B: 0 HR: 0	SF: 1 SAC: 0 DP: 1 HBP: 0	WP: 1 PB: 0 SB: 2 CS: 0	PA: 40
PITCHER	IP WLS BF H R ER SO BB IBB HBP BLK WP HR S P ERA WHIP																			
Catfish Hunter, R (1, 1) ERA: 3.45	7.0 W 33 8 2 2 10 5 0 0 0 1 0 48 68 2.57 1.857																			
Rollie Fingers, R (8, 1) ERA: 2.87	2.0 S 7 1 0 0 2 0 0 0 0 0 0 0 11 11 0.00 0.500																			

Kansas City Royals @ Oakland Athletics
Oakland-Alameda County Coliseum, Oakland, CA

Sat Jun 26 1971, 3:33 AM PDT
Att: 39,920 - Cloudy

livebaseballscorecards.com

AB 34
R 2
H 9
RBI 2
BB 5
SO 12
LOB 21



Batter	1	2	3	4	5	6	7	8	9	AB	R	H	RBI	BB	SO	LOB
Bert Campaneris, R (1, 6) OBP: 0.287, SLG: 0.349	0-0 6-3		0-0 F7		0-0 5-3 1B	0-0 F8				4	1	1	0	0	0	2
Joe Rudi, R (1, 7) OBP: 0.303, SLG: 0.409	0-0 1-3		0-0 F7		0-0 5-3					4	0	0	0	0	0	2
Reggie Jackson, L (1, 9) OBP: 0.377, SLG: 0.538	0-0 2B		0-0 2B 1B		0-3 K					4	1	2	0	0	1	1
Mike Epstein, L (1, 3) OBP: 0.384, SLG: 0.483	0-0 4-3		0-0 2B		0-0 1B					4	0	2	3	0	0	1
Sal Bando, R (1, 5) OBP: 0.372, SLG: 0.441		0-3 K	0-0 F7		0-0 F5					4	0	0	0	0	1	2
Rick Monday, L (1, 8) OBP: 0.333, SLG: 0.395		0-0 1-6-3		0-0 3-1		0-0 3-1				4	0	0	0	0	0	0
Dave Duncan, R (1, 2) OBP: 0.285, SLG: 0.420		0-0 1B		0-0 1B		0-0 3B 1B				4	1	3	0	0	0	0
Dick Green, R (1, 4) OBP: 0.355, SLG: 0.417		0-3 K		0-0 1B		0-0 F3				3	0	1	0	0	1	2
Catfish Hunter, R (1, 1) OBP: 0.389, SLG: 0.423			0-0 1B 2B 1B		0-0 G4-6-3					3	1	2	1	0	0	2
Rollie Fingers, R (8, 1) OBP: 0.250, SLG: 0.217				0-0 1B 2B 1B	0-0 G4-6-3	0-0 3B				0	0	0	0	0	0	0

Inning Stats	R: 0	H: 1	R: 0	H: 1	R: 2	H: 3	R: 0	H: 2	R: 1	H: 2	R: 0	H: 0	R: 0	H: 0	R: 0	H: 0	1B: 8	SF: 0	WP: 0	PA: 34	
E: 0	LOB: 1	E: 0	LOB: 1	E: 0	LOB: 1	E: 0	LOB: 1	E: 0	LOB: 1	E: 0	LOB: 0	E: 0	LOB: 0	E: 0	LOB: 0	E: 0	LOB: 0	2B: 2	SAC: 0	PB: 0	
K: 0	BB: 0	K: 2	BB: 0	K: 0	BB: 0	K: 0	BB: 0	K: 1	BB: 0	K: 0	BB: 0	K: 0	BB: 0	K: 0	BB: 0	K: 0	BB: 0	3B: 1	DP: 1	SB: 0	
S: 4	P: 4	S: 8	P: 8	S: 6	P: 6	S: 4	P: 4	S: 7	P: 7	S: 5	P: 5	S: 3	P: 3	S: 3	P: 3	S: 3	P: 3	HR: 0	HBP: 0	CS: 0	

PITCHER	IP	WLS	BF	H	R	ER	SO	BB	IBB	HBP	BLK	WP	HR	S	P	ERA	WHIP													
Bruce Dal Canton, R (1, 1) ERA: 2.95	5.0	L	23	9	3	3	3	0	0	0	0	0	0	29	29	5.40	1.800													
Roger Nelson, R (6, 1) ERA: 4.5	2.0		8	2	1	1	0	0	0	0	0	0	0	8	8	4.50	1.000													
Ted Abernathy, R (8, 1) ERA: 2.19	1.0		3	0	0	0	0	0	0	0	0	0	0	3	3	0.00	0.000													

BOTTOM

Kansas City Royals @ Oakland Athletics
Oakland-Alameda County Coliseum, Oakland, CA

livebaseballscorecards.com

AB	34
R	4
H	11
RBI	4
BB	0
SO	3
LOB	12



WP	HR	S	P	ERA	WHIP
0	0	0	0	0.00	0.000

Sat Jun 26 1971, 3:33 AM PDT
 Att: 39,920 - Cloudy

Batter	1	2	3	4	5	6	7	8	9	AB R H RBI BB SO LOB	TOP	
Freddie Patek, R (1, 6) <small>OBP: 0.321, SLG: 0.331</small> Bobby Knoop, R (8, 4) <small>OBP: 0.300, SLG: 0.278</small>	0-0 FC4-6 1B		0-0 FC1-4 1B		0-0 F9			0-0 F5		4 0 2 0 0 0 1 0 0 0 0 0 0 0		
Paul Schaal, R (1, 5) <small>OBP: 0.425, SLG: 0.436</small>	0-0 FC4-6 1-2f S		0-0 FC1-4 1-2f 2-3			0-0 5-3		0-0 1-2 1B		4 0 1 0 0 0 3		
Amos Otis, R (1, 8) <small>OBP: 0.355, SLG: 0.510</small>	0-0 F8 1-2		0-0 F8			0-0 4-3		0-0 F7		4 0 0 0 0 0 5		
Ed Kirkpatrick, L (1, 2) <small>OBP: 0.332, SLG: 0.370</small>	0-0 F7		0-0 4-3			0-0 G3		0-0 L9		4 0 0 0 0 0 5		
Gail Hopkins, L (1, 3) <small>OBP: 0.319, SLG: 0.500</small>		4-0 BB G5-4-3 1B BB		0-0 4-3			0-0 4-3		0-0 6-3	3 0 0 0 1 0 0		
Cookie Rojas, R (1, 4) <small>OBP: 0.373, SLG: 0.452</small> (8, 6)		0-0 1-2 G5-4-3 1B		0-0 F7			0-0 6-3		0-0 F4	4 0 1 0 0 0 0		
Lou Piniella, R (1, 7) <small>OBP: 0.293, SLG: 0.301</small>		0-0 1-2f 2-3 G5-4-3		0-0 F4			0-0 2B		0-0 F6	4 0 1 0 0 0 2		
Bob Oliver, R (1, 9) <small>OBP: 0.278, SLG: 0.328</small>		0-3 K			0-0 F5		0-3 K			3 0 0 0 0 2 2		
Dick Drago, R (1, 1) <small>OBP: 0.219, SLG: 0.143</small> Joe Keough, L (8, PH) <small>OBP: 0.326, SLG: 0.289</small> Ted Abernathy, R (8, 1) Jim Rooker, R (8, 1) Jim York, R (8, 1)			0-0 FC1-4 E 2B		0-3 K			0-0 1B 1B		2 0 1 0 0 1 0 1 0 1 0		
Inning Stats	R: 0 H: 1 E: 0 LOB: 1 K: 0 BB: 0 S: 4 P: 4	R: 0 H: 1 E: 0 LOB: 1 K: 1 BB: 1 S: 5 P: 9	R: 0 H: 2 E: 1 LOB: 2 K: 0 BB: 0 S: 5 P: 5	R: 0 H: 0 E: 0 LOB: 0 K: 0 BB: 0 S: 3 P: 3	R: 0 H: 0 E: 0 LOB: 0 K: 1 BB: 0 S: 5 P: 5	R: 0 H: 0 E: 0 LOB: 0 K: 0 BB: 0 S: 3 P: 3	R: 0 H: 1 E: 0 LOB: 1 K: 1 BB: 0 S: 6 P: 6	R: 0 H: 2 E: 0 LOB: 2 K: 0 BB: 0 S: 5 P: 5	R: 0 H: 0 E: 0 LOB: 0 K: 0 BB: 0 S: 3 P: 3	1B: 5 SF: 0 2B: 2 SAC: 0 3B: 0 DP: 1 HR: 0 HBP: 0	WP: 0 PA: 34 PB: 0 SB: 1 CS: 0	
PITCHER Blue Moon Odom, R (1, 1) <small>ERA: 3.25</small>	IP WLS BF H R ER SO BB IBB HBP BLK WP HR S P ERA WHIP 9.0 W 34 7 0 0 3 1 0 0 0 0 0 0 39 43 0.00 0.889											PITCHER IP WLS BF H R ER SO BB IBB HBP BLK WP HR S P ERA WHIP

Kansas City Royals @ Oakland Athletics
 Oakland-Alameda County Coliseum, Oakland, CA
 Sun Jun 27 1971, 3:33 AM PDT
 Unknown

livebaseballscores.com

AB 33
R 0
H 7
RBI 0
BB 1
SO 3
LOB 18



Batter	1	2	3	4	5	6	7	8	9	AB	R	H	RBI	BB	SO	LOB
Bert Campaneris, R OBP: 0.289, SLG: 0.350 (1, 6)										4	0	2	0	0	0	1
Joe Rudi, R OBP: 0.306, SLG: 0.414 (1, 7)										4	1	2	1	0	0	1
Reggie Jackson, L OBP: 0.376, SLG: 0.538 (1, 9)										4	0	1	1	0	1	2
Mike Epstein, L OBP: 0.382, SLG: 0.476 (1, 3)										3	0	0	0	1	0	1
Sal Bando, R OBP: 0.373, SLG: 0.439 (1, 5)										3	1	1	0	0	1	3
Rick Monday, L OBP: 0.339, SLG: 0.400 (1, 8)										3	0	2	0	0	0	1
Curt Blefary, L OBP: 0.310, SLG: 0.396 (1, 2)										3	0	1	1	0	0	1
Dick Green, R OBP: 0.358, SLG: 0.421 (1, 4)										3	0	2	0	0	1	0
Blue Moon Odom, R (1, 1)										3	1	0	0	0	1	2

Inning Stats	R: 1	H: 2	E: 0	LOB: 0	K: 0	BB: 0	S: 4	P: 4	R: 0	H: 1	E: 0	LOB: 0	K: 1	BB: 0	S: 5	P: 5	R: 0	H: 0	E: 0	LOB: 0	K: 1	BB: 0	S: 5	P: 5	R: 0	H: 0	E: 0	LOB: 0	K: 0	BB: 0	S: 2	P: 3	R: 0	H: 1	E: 0	LOB: 1	K: 2	BB: 0	S: 8	P: 8	R: 1	H: 3	E: 0	LOB: 2	K: 0	BB: 0	S: 5	P: 5	R: 1	H: 3	E: 0	LOB: 3	K: 0	BB: 1	S: 6	P: 10
	1B: 9	SF: 0	2B: 2	SAC: 0	3B: 0	DP: 2	HR: 0	HBP: 1	WP: 0	PA: 32	1B: 9	SF: 0	2B: 2	SAC: 0	3B: 0	DP: 2	HR: 0	HBP: 1	WP: 0	PA: 32	1B: 9	SF: 0	2B: 2	SAC: 0	3B: 0	DP: 2	HR: 0	HBP: 1	WP: 0	PA: 32	1B: 9	SF: 0	2B: 2	SAC: 0	3B: 0	DP: 2	HR: 0	HBP: 1	WP: 0	PA: 32	1B: 9	SF: 0	2B: 2	SAC: 0	3B: 0	DP: 2	HR: 0	HBP: 1	WP: 0	PA: 32						

PITCHER	IP	WLS	BF	H	R	ER	SO	BB	IBB	HBP	BLK	WP	HR	S	P	ERA	WHIP
Dick Drago, R ERA: 3.57 (1, 1)	7.0	L	25	8	2	2	4	0	0	1	0	0	0	32	33	2.57	1.143
Ted Abernathy, R ERA: 2.41 (8, 1)	0.1		4	3	1	1	0	0	0	0	0	0	0	4	4	27.00	9.000
Jim Rooker, L ERA: 6.61 (8, 1)	0.1		2	0	0	0	0	1	0	0	0	0	0	1	5	0.00	3.000
Jim York, R ERA: 3.3 (8, 1)	0.1		1	0	0	0	0	0	0	0	0	0	0	1	1	0.00	0.000

BOTTOM

Kansas City Royals @ Oakland Athletics
Oakland-Alameda County Coliseum, Oakland, CA

Sun Jun 27 1971, 3:33 AM PDT
Unknown

livebaseballscorecards.com

AB	30
R	3
H	11
RBI	3
BB	1
SO	4
LOB	12

Batter	1	2	3	4	5	6	7	8	9	AB R H RBI BB SO LOB	TOP											
Paul Schaal, R (1, 5) OBP: 0.421, SLG: 0.444	0-3 K		0-3 K		0-0 HR	4-3		0-3 K		5 1 1 1 0 3 2												
Cookie Rojas, R (1, 6) OBP: 0.370, SLG: 0.445	4-0 1B BB		0-0 4-3		0-0 5-3		0-0 1-3		0-0 L8	4 0 0 0 1 0 0												
Amos Otis, R (1, 8) OBP: 0.356, SLG: 0.508	0-0 1-2 1B			0-0 F3	0-0 S E 1B		0-0 6-3		0-0 6-3	5 1 2 0 0 0 0												
Ed Kirkpatrick, L (1, 2) OBP: 0.338, SLG: 0.373	0-0 F7			0-0 1B 2B 1B	4-0 1-H BB		0-0 FC5-4 1B		0-0 4-3	4 1 2 0 1 0 2												
Gail Hopkins, L (1, 3) OBP: 0.324, SLG: 0.500	0-0 F8			0-0 2B 1B	0-0 F9		0-0 FC5-4			2 1 1 0 0 0 2												
Chuck Harrison, R (5, PH) OBP: 0.242, SLG: 0.241				1-3 2B 1B			1-2f			2 0 0 0 0 0 2												
Lou Piniella, R (1, 7) OBP: 0.304, SLG: 0.329		4-0 BB BB		0-0 1B 2B	0-0 G3			0-0 SH 3B		3 2 2 2 1 0 1												
Joe Keough, L (1, 9) OBP: 0.324, SLG: 0.288		0-0 G6-4-3 1-2f		0-0 FC9-6 1B	0-3 K			0-0 5-3		4 0 1 0 0 1 2												
Bobby Knoop, R (1, 4) OBP: 0.304, SLG: 0.286		0-3 K		0-0 FC9-6 1-2f	0-0 FC5-6 1B			0-0 SH 1-3		3 0 1 2 0 1 1												
Bill Butler, L (1, 1)			0-3 K	0-3 K	0-0 FC5-6 1-2f			0-0 1-3 2-3		3 0 0 0 0 2 2												
Bob Oliver, R (8, PH) OBP: 0.276, SLG: 0.327										1 0 0 0 0 0 1												
Ted Abernathy, R (8, 1)										0 0 0 0 0 0 0												
Inning Stats	R: 0 E: 0 K: 1 S: 6	H: 1 LOB: 2 BB: 1 P: 10	R: 0 E: 0 K: 1 S: 4	H: 0 LOB: 0 BB: 1 P: 8	R: 0 E: 0 K: 2 S: 7	H: 0 LOB: 0 BB: 0 P: 7	R: 3 E: 0 K: 1 S: 9	H: 4 LOB: 1 BB: 0 P: 9	R: 2 E: 0 K: 0 S: 5	H: 2 LOB: 1 BB: 1 P: 9	R: 0 E: 0 K: 1 S: 6	H: 1 LOB: 1 BB: 0 P: 6	R: 0 E: 0 K: 0 S: 4	H: 1 LOB: 1 BB: 0 P: 4	R: 1 E: 1 K: 1 S: 7	H: 1 LOB: 1 BB: 0 P: 7	R: 0 E: 0 K: 0 S: 3	H: 0 LOB: 0 BB: 0 P: 3	1B: 7 2B: 1 3B: 1 HR: 1	SF: 0 SAC: 1 DP: 1 HBP: 0	WP: 0 PB: 0 SB: 2 CS: 0	PA: 40
PITCHER	IP WLS BF H R ER SO BB IBB HBP BLK WP HR S P ERA WHIP																				PITCHER	IP WLS BF H R ER SO BB IBB HBP BLK WP HR S P ERA WHIP
Diego Segui, R (1, 1) ERA: 3.32	4.0 L 18 5 3 3 5 2 0 0 0 0 0 26 34 6.75 1.750																					
Ron Klimkowski, R (5, 1) ERA: 5.32	0.1 4 2 2 2 0 1 0 0 0 0 0 1 3 7 54.00 9.000																					
Jim Roland, L (5, 1) ERA: 3.81	1.2 6 1 0 0 1 0 0 0 0 0 0 0 8 8 0.00 0.600																					
Bob Locker, R (7, 1) ERA: 4.01	3.0 12 2 1 1 1 0 0 0 0 0 0 0 14 14 3.00 0.667																					

Kansas City Royals @ Oakland Athletics
Oakland-Alameda County Coliseum, Oakland, CA

AB	36
R	6
H	10
RBI	5
BB	3
SO	7
LOB	15



Sun Jun 27 1971, 3:38 AM PDT
Att: 33,477 - Unknown

livebaseballscorecards.com

Batter	1	2	3	4	5	6	7	8	9	AB R H RBI BB SO LOB	TOP	
Paul Schaal, R (1, 5) OBP: 0.419, SLG: 0.441	0-0 4-3		0-0 2B WP 1B		0-0 6-3		0-0 6-3			4 1 1 0 0 0 0	Kansas City Royals @ California Angels Anaheim Stadium, Anaheim, CA Mon Jun 28 1971, 10:05 PM EDT Att: 8,920 - Unknown - 75 F livebaseballscorecards.com	
Cookie Rojas, R (1, 4) OBP: 0.372, SLG: 0.450	0-0 6-3		0-0 WP 1B 2B		0-0 1B		0-0 6-3			4 1 2 0 0 0 0		
Amos Otis, R (1, 8) OBP: 0.354, SLG: 0.504	0-3 K		0-0 2-H 3-H 1B		0-0 F9		0-0 P5			4 0 1 1 0 1 1		
Ed Kirkpatrick, L (1, 2) OBP: 0.336, SLG: 0.371		0-0 1B FC6-4 1B	0-0 6-3		0-0 F9		0-0 F7			4 1 1 0 0 0 2		
Gail Hopkins, L (1, 3) OBP: 0.333, SLG: 0.500		0-0 1-3 FC6-4 1B		0-0 6-3		0-0 1B CS 4-3 1B		0-0 4-3		4 0 2 0 0 0 0		
Lou Piniella, R (1, 7) OBP: 0.303, SLG: 0.333		0-0 F8		0-0 2B		0-0 4-3		0-0 1-3		4 0 1 0 0 0 3		
Joe Keough, L (1, 9) OBP: 0.333, SLG: 0.290		0-0 FC6-4 CS 1-2 3-H		4-0 IBB		4-0 CS 1B IBB		0-0 CS 1B		2 0 1 1 2 0 1		
Bobby Floyd, R (1, 6) OBP: 0.250, SLG: 0.250	0-0 CS 1-2	0-0 P4	0-0 F8		0-0 CS 1B 1-2 2-3 3-H		0-3 K 1-2			4 0 1 0 0 1 3		
Paul Splittorff, L (1, 1) OBP: 0.154, SLG: 0.083		0-0 4-3	0-0 F7		0-0 F9		0-0 G3			4 0 0 0 0 0 5		
Inning Stats	R: 0 H: 0 E: 0 K: 1 S: 5	R: 1 H: 2 E: 0 K: 0 S: 4	R: 2 H: 3 E: 0 K: 0 S: 6	R: 0 H: 1 E: 0 K: 0 S: 4	R: 0 H: 1 E: 0 K: 0 S: 4	R: 0 H: 2 E: 0 K: 0 S: 4	R: 0 H: 0 E: 0 K: 0 S: 3	R: 0 H: 0 E: 0 K: 1 S: 5	R: 0 H: 1 E: 0 K: 1 S: 5	1B: 8 SF: 0 2B: 3 SAC: 0 3B: 0 DP: 1 HR: 0 HBP: 0	WP: 1 PA: 37 PB: 0 SB: 0 CS: 5	
PITCHER	IP WLS BF H R ER SO BB IBB HBP BLK WP HR S P ERA WHIP											
Archie Reynolds, R (1, 1) ERA: 4.94	6.0 L 27 9 3 3 1 0 2 0 0 0 1 0 27 35 4.50 1.500											
Eddie Fisher, R (7, 1) ERA: 2.4	2.0 6 0 0 0 0 0 0 0 0 0 0 0 6 6 0.00 0.000											
Mel Queen, R (9, 1) ERA: 1.57	1.0 3 1 0 0 1 0 0 0 0 0 0 0 5 5 0.00 1.000											



Batter	1	2	3	4	5	6	7	8	9
Sandy Alomar Sr., S (1, 4) OBP: 0.288, SLG: 0.294	0-0 4-3 ①		0-0 G4-6-3 ② 1-2f			0-0 P4 ②		0-0 F8 ③	
Mickey Rivers, L (1, 8) OBP: 0.500, SLG: 0.500	0-0 S 1B			0-0 4-3 ①		0-0 1B		0-0 E4 FC6-4	
Tony Conigliaro, R (1, 9) OBP: 0.302, SLG: 0.360	0-0 6-3 ② 1-2			0-0 P5		0-3 K ③		0-3 K ①	
Billy Cowan, R (1, 7) OBP: 0.313, SLG: 0.426	0-0 F9 ③			0-0 5-3 ③			0-0 G6-4-3 1B	0-0 F8 ②	
Ken McMullen, R (1, 5) OBP: 0.300, SLG: 0.391		0-0 CS 1B			0-0 5-3 ①		0-0 P4 ①	0-0 FC6-4 ③ 1-2f	
Syd O'Brien, R (1, 6) OBP: 0.261, SLG: 0.380		0-3 K ② 1-2			0-0 FC3-6 1B		0-0 G6-4-3 ② ③ 1-2f		
Jim Spencer, L (1, 3) OBP: 0.297, SLG: 0.375		0-0 F9 ③			0-0 FC3-6 ② 1-2f			0-0 F7 ①	
Jerry Moses, R (1, 2) OBP: 0.258, SLG: 0.371			0-0 G4-6-3 1B		0-0 L4 ③		0-3 K ②		
Archie Reynolds, R (1, 1)			0-0 L9 ①			0-3 K ①		0-0 1B	
Giraldo Ruiz, S (6, PH) OBP: 0.300, SLG: 0.222									
Eddie Fisher, R (7, 1)									
Tony Gonzalez, L (8, PH) OBP: 0.321, SLG: 0.275									
Mel Queen, L (9, 1)									

AB R H RBI BB SO LOB

BOTTOM

4	0	0	0	0	0	2
4	0	2	0	0	0	0
4	0	0	0	0	2	3
4	0	1	0	0	0	2
4	0	1	0	0	0	2
3	0	1	0	0	1	2
3	0	0	0	0	0	1
3	0	1	0	0	1	1
1	0	0	0	0	0	1
1	0	0	0	0	1	0
0	0	0	0	0	0	0
1	0	1	0	0	0	0
0	0	0	0	0	0	0

Kansas City Royals @ California Angels
Anaheim Stadium, Anaheim, CA
Mon Jun 28 1971, 10:05 PM EDT
Att. 8,920 - Unknown - 75 F

livebaseballscores.com

AB	32
R	0
H	7
RBI	0
BB	0
SO	5
LOB	14



Inning Stats	R: 0	H: 1	E: 0	LOB: 1	K: 0	BB: 0	S: 4	P: 4	R: 0	H: 1	E: 0	LOB: 0	K: 1	BB: 0	S: 5	P: 5	R: 0	H: 1	E: 0	LOB: 0	K: 0	BB: 0	S: 3	P: 3	R: 0	H: 0	E: 0	LOB: 0	K: 0	BB: 0	S: 3	P: 3	R: 0	H: 1	E: 0	LOB: 1	K: 0	BB: 0	S: 4	P: 4	R: 0	H: 1	E: 0	LOB: 1	K: 2	BB: 0	S: 8	P: 8	R: 0	H: 1	E: 0	LOB: 0	K: 0	BB: 0	S: 3	P: 3	R: 0	H: 1	E: 0	LOB: 1	K: 1	BB: 0	S: 6	P: 6	R: 0	H: 0	E: 1	LOB: 1	K: 1	BB: 0	S: 6	P: 6	1B: 7	SF: 0	2B: 1	SAC: 0	3B: 0	DP: 3	HR: 0	HBP: 0	WP: 0	PA: 32	PB: 0	SB: 1	CS: 1
PITCHER Paul Splittorf, L (1, 1) ERA: 2.97	IP: 9.0	WLS: W	BF: 32	H: 7	R: 0	ER: 0	SO: 5	BB: 0	IBB: 0	HBP: 0	BLK: 0	WP: 0	HR: 0	S: 42	P: 42	ERA: 0.00	WHIP: 0.778																																																																				

Batter	1	2	3	4	5	6	7	8	9	AB R H RBI BB SO LOB
Paul Schaal, R (1, 5) OBP: 0.420, SLG: 0.437	4-0 BB L3		0-0 5-3		4-0 BB 2-3			0-0 F8		2 0 0 0 2 0 0
Cookie Rojas, R (1, 4) OBP: 0.366, SLG: 0.443	0-0 L3 1-2			0-0 F9	0-3 K			0-0 4-3		4 0 0 0 0 1 3
Amos Otis, R (1, 8) OBP: 0.360, SLG: 0.517	4-0 BB BB			0-0 2B SF9 1B		0-0 F8		0-0 HR		3 2 2 1 1 0 0
Ed Kirkpatrick, L (1, 2) OBP: 0.339, SLG: 0.378	0-0 4-3			0-0 SF9 1-3 2B		0-0 4-3		0-0 FC3-6 1B		4 0 2 0 0 0 1
Gail Hopkins, L (1, 3) OBP: 0.317, SLG: 0.479		0-0 1-3		0-0 SF9		0-0 F8		0-0 FC3-6 1-2f		3 0 0 1 0 0 1
Ted Savage, R (9, PR) OBP: 0.280, SLG: 0.143				2-3 3-H						0 0 0 0 0 0 0
Bob Oliver, R (9, 3) OBP: 0.276, SLG: 0.327										0 0 0 0 0 0 0
Lou Piniella, R (1, 7) OBP: 0.296, SLG: 0.325		0-0 4-3		0-0 5-3		0-0 6-3		0-0 P6 1-2		4 0 0 0 0 0 2
Joe Keough, L (1, 9) OBP: 0.326, SLG: 0.283		0-0 6-3			0-0 6-3		0-0 3-1		0-0 F8	4 0 0 0 0 0 2
Bobby Floyd, R (1, 6) OBP: 0.286, SLG: 0.167			0-0 F7		4-0 PB SH2-4 BB		0-0 4-3			2 0 0 0 1 0 0
Mike Hedlund, R (1, 1) OBP: 0.091, SLG: 0.063			0-0 5-3		0-0 SH2-4 1-2			0-0 5-3		2 0 0 0 0 0 0

Inning Stats	R: 0 E: 0 K: 0 S: 2	H: 0 LOB: 1 BB: 2 P: 10	R: 0 E: 0 K: 0 S: 3	H: 0 LOB: 0 BB: 0 P: 3	R: 0 E: 0 K: 0 S: 3	H: 0 LOB: 0 BB: 0 P: 3	R: 1 E: 0 K: 0 S: 5	H: 2 LOB: 1 BB: 0 P: 5	R: 0 E: 0 K: 1 S: 5	H: 0 LOB: 2 BB: 2 P: 13	R: 0 E: 0 K: 0 S: 3	H: 0 LOB: 0 BB: 0 P: 3	R: 0 E: 0 K: 0 S: 3	H: 0 LOB: 0 BB: 0 P: 3	R: 0 E: 0 K: 0 S: 3	H: 0 LOB: 0 BB: 0 P: 3	R: 1 E: 0 K: 0 S: 5	H: 2 LOB: 2 BB: 0 P: 5	1B: 2 2B: 2 3B: 0 HR: 1	SF: 1 SAC: 1 DP: 1 HBP: 0	WP: 0 PB: 1 SB: 1 CS: 0	PA: 34
--------------	------------------------------	----------------------------------	------------------------------	---------------------------------	------------------------------	---------------------------------	------------------------------	---------------------------------	------------------------------	----------------------------------	------------------------------	---------------------------------	------------------------------	---------------------------------	------------------------------	---------------------------------	------------------------------	---------------------------------	----------------------------------	------------------------------------	----------------------------------	--------


PITCHER	IP	WLS	BF	H	R	ER	SO	BB	IBB	HBP	BLK	WP	HR	S	P	ERA	WHIP
Tom Murphy, R (1, 1) ERA: 4.37	8.0	L	31	4	2	2	1	4	0	0	0	0	1	29	45	2.25	1.000
Dave LaRoche, L (9, 1) ERA: 2.08	1.0		3	0	0	0	0	0	0	0	0	0	0	3	3	0.00	0.000

TOP

Kansas City Royals @ California Angels
Anaheim Stadium, Anaheim, CA

Tue Jun 29 1971, 10:05 PM EDT
Att: 8,297 - Unknown - 77 F

AB	28
R	2
H	4
RBI	2
BB	4
SO	1
LOB	9



livebaseballscores.com

Batter	1	2	3	4	5	6	7	8	9	AB	R	H	RBI	BB	SO	LOB							
Sandy Alomar Sr., S (1, 4) OBP: 0.285, SLG: 0.292	0-0 P5		0-0 SH SH5-3		0-0 F7			0-0 F8		3	0	0	0	0	0	0							
Mickey Rivers, L (1, 8) OBP: 0.571, SLG: 0.714	0-0 2B		0-0 SH5-3			0-0 CS 1B		0-0 P6		3	1	2	0	0	0	0							
Tony Gonzalez, L (1, 7) OBP: 0.319, SLG: 0.282	0-0 2B		0-0 F7			0-0 F7		0-0 F5		4	0	1	1	0	0	3							
Jim Spencer, L (1, 3) OBP: 0.297, SLG: 0.373	0-0 L3		0-0 F7			0-0 1B		0-0 F8		4	0	1	0	0	0	3							
Tony Conigliaro, R (1, 9) OBP: 0.287, SLG: 0.354	0-0 F8			0-0 L8		0-0 6-3		0-3 K		4	0	0	0	0	1	3							
Ken McMullen, R (1, 5) OBP: 0.303, SLG: 0.391		0-0 5-3		0-3 K			4-0 SH2-4 BB	0-0 1B		3	0	1	0	1	1	0							
Giraldo Ruiz, S (9, PR) OBP: 0.300, SLG: 0.222										0	0	0	0	0	0	0							
Syd O'Brien, R (1, 6) OBP: 0.256, SLG: 0.373		0-0 P6		0-0 1-3			0-0 SH2-4	0-3 K		3	0	0	0	0	1	1							
Jerry Moses, R (1, 2) OBP: 0.252, SLG: 0.361		0-3 K			0-0 L7		0-0 5-3			3	0	0	0	0	1	1							
Tom Murphy, R (1, 1) OBP: 0.098, SLG: 0.125			4-0 SH5-3 SH		0-0 6-3		0-0 5-3			2	0	0	0	1	0	1							
Dave LaRoche, L (9, 1) OBP: 0.286, SLG: 0.167										0	0	0	0	0	0	0							
Inning Stats	R: 1 E: 0 K: 0 S: 5	H: 2 LOB: 1 BB: 0 P: 5	R: 0 E: 0 K: 1 S: 5	H: 0 LOB: 0 BB: 0 P: 5	R: 0 E: 1 K: 0 S: 4	H: 0 LOB: 2 BB: 1 P: 8	R: 0 E: 0 K: 1 S: 5	H: 0 LOB: 0 BB: 0 P: 5	R: 0 E: 0 K: 0 S: 3	H: 2 LOB: 1 BB: 0 P: 4	R: 0 E: 0 K: 0 S: 4	H: 0 LOB: 1 BB: 0 P: 4	R: 0 E: 0 K: 0 S: 3	H: 0 LOB: 1 BB: 1 P: 7	R: 0 E: 0 K: 0 S: 3	H: 0 LOB: 0 BB: 0 P: 3	R: 0 E: 0 K: 2 S: 8	H: 1 LOB: 1 BB: 0 P: 8	1B: 3 2B: 2 3B: 0 HR: 0	SF: 0 SAC: 3 DP: 0 HBP: 0	WP: 0 PB: 0 SB: 0 CS: 1	PA: 34	
PITCHER Mike Hedlund, R (1, 1) ERA: 2.81	IP: 9.0 WLS: W BF: 34 H: 5 R: 1 ER: 1 SO: 4		BB: 2 IBB: 0 HBP: 0 BLK: 0	WP: 0 HR: 0 S: 40 P: 48	ERA: 1.00 WHIP: 0.778			PITCHER	IP: 9.0 WLS: W BF: 34 H: 5 R: 1 ER: 1 SO: 4		BB: 2 IBB: 0 HBP: 0 BLK: 0	WP: 0 HR: 0 S: 40 P: 48	ERA: 1.00 WHIP: 0.778										

BOTTOM

Kansas City Royals @ California Angels
Anaheim Stadium, Anaheim, CA
 Tue Jun 29 1971, 10:05 PM EDT
 Att. 8,297 - Unknown - 77 F

livebaseballscorecards.com

AB	29
R	1
H	5
RBI	1
BB	2
SO	4
LOB	12



Batter	1	2	3	4	5	6	7	8	9	AB R H RBI BB SO LOB	TOP											
Paul Schaal, R (1, 5) OBP: 0.423, SLG: 0.438	4-0 2B BB	0-0 1B		0-0 F9			0-0 CS 1B		0-0 4-3	4 1 2 1 1 0 0												
Cookie Rojas, R (1, 4) OBP: 0.369, SLG: 0.449	0-0 1B	0-0 1B			0-0 5-3		4-0 1B BB		0-3 K	1 1 1 1 0 0 0 3 0 1 0 1 1 0												
Bobby Knoop, R (1, 4) OBP: 0.333, SLG: 0.292	1-2 2B	1-2 1B					1-2 BB															
Amos Otis, R (1, 8) OBP: 0.357, SLG: 0.511	0-3 K	0-0 FC6			0-3 K		0-0 1B		0-0 6-3	5 0 1 0 0 2 3												
Chuck Harrison, R (1, 3) OBP: 0.229, SLG: 0.226	0-0 F7				0-0 1-6-3		0-3 K			4 0 0 0 0 2 3												
Dennis Paepke, R (1, 2) OBP: 0.288, SLG: 0.371	0-0 1B			0-0 F5		0-0 G3		0-3 K2-3		4 0 1 1 0 1 0												
Lou Piniella, R (1, 7) OBP: 0.301, SLG: 0.325	0-0 5-3			0-0 1B		0-0 5-3		4-0 1B BB		3 0 1 0 1 0 1												
Bob Oliver, R (1, 9) OBP: 0.280, SLG: 0.327		1-0 1B SH3 HBP		0-0 P6		0-0 FC4-6 1B		0-0 L7		3 1 1 0 0 0 2												
Bobby Floyd, R (1, 6) OBP: 0.273, SLG: 0.200		0-3 K		0-3 K		0-0 FC4-6		0-0 FC6-4 1B		4 0 1 0 0 2 2												
Bruce Dal Canton, R (1, 1) OBP: 0.111, SLG: 0.111		0-0 SH3		0-3 K		0-0 P3		0-0 FC6-4		3 0 0 0 0 1 2												
Tom Burgmeier, L (8, 1) OBP: 0.250, SLG: 0.143										0 0 0 0 0 0 0												
Ted Abernathy, R (8, 1)										0 0 0 0 0 0 0												
Inning Stats	R: 2 E: 0 K: 1 S: 7	H: 2 LOB: 1 BB: 1 P: 11	R: 1 E: 0 K: 1 S: 7	H: 2 LOB: 2 BB: 0 P: 8	R: 0 E: 0 K: 1 S: 6	H: 1 LOB: 1 BB: 0 P: 6	R: 0 E: 0 K: 2 S: 7	H: 0 LOB: 0 BB: 0 P: 7	R: 0 E: 0 K: 1 S: 5	H: 0 LOB: 0 BB: 0 P: 5	R: 0 E: 0 K: 0 S: 4	H: 1 LOB: 1 BB: 0 P: 4	R: 0 E: 0 K: 1 S: 6	H: 2 LOB: 2 BB: 1 P: 10	R: 0 E: 0 K: 1 S: 6	H: 1 LOB: 2 BB: 1 P: 10	R: 0 E: 0 K: 1 S: 5	H: 0 LOB: 0 BB: 0 P: 5	1B: 8 2B: 1 3B: 0 HR: 0	SF: 0 SAC: 1 DP: 0 HBP: 1	WP: 0 PB: 0 SB: 0 CS: 1	PA: 39
PITCHER	IP WLS BF H R ER SO BB IBB HBP BLK WP HR S P ERA WHIP											PITCHER	IP WLS BF H R ER SO BB IBB HBP BLK WP HR S P ERA WHIP									
Rudy May, L (1, 1) ERA: 3.4	8.0 36 9 3 3 8 3 0 1 0 0 0 0 48 61 3.38 1.500											Lloyd Allen, R (9, 1) ERA: 3.74	1.0 3 0 0 0 1 0 0 0 0 0 0 0 5 5 0.00 0.000									

Kansas City Royals @ California Angels
Anaheim Stadium, Anaheim, CA

Wed Jun 30 1971, 10:05 PM EDT
Att. 20,635 - Unknown - 76 F

livebaseballscorecards.com

AB 34
R 3
H 9
RBI 3
BB 3
SO 9
LOB 13



Batter	1	2	3	4	5	6	7	8	9	AB	R	H	RBI	BB	SO	LOB
Mickey Rivers, L (1, 8) OBP: 0.364, SLG: 0.455	0-0 F8			0-3 K		0-3 K		0-0 F9		4	0	0	0	0	2	2
Jim Fregosi, R (1, 6) OBP: 0.282, SLG: 0.304	0-3 K			0-0 5-3		0-0 F8		4-0 BB		3	0	0	0	1	1	0
Tony Gonzalez, L (1, 7) OBP: 0.324, SLG: 0.291	0-0 F7			4-0 BB		0-0 3-1		0-0 BB		3	0	1	2	1	0	0
Jim Spencer, L (1, 3) OBP: 0.296, SLG: 0.369		0-3 K		0-0 F6		0-0 L8		4-0 FC4-6 IBB		3	0	0	0	1	1	1
Tony Conigliaro, R (1, 9) OBP: 0.282, SLG: 0.348		0-3 K			0-0 5-3		0-0 F8	0-0 FC4-6		4	0	0	0	0	1	3
John Stephenson, L (1, 2) OBP: 0.338, SLG: 0.417		0-0 F8			0-0 HR		0-0 F3		0-0 F3	4	1	1	1	0	0	0
Ken McMullen, R (1, 5) OBP: 0.305, SLG: 0.392			0-0 L5		0-0 FC4-6 1B			0-0 SH2-4 2B 1B	0-0 1-6-3	4	1	2	0	0	0	0
Sandy Alomar Sr., S (1, 4) OBP: 0.285, SLG: 0.291			0-0 F7		0-0 FC4-6			0-0 SH2-4 2B 1B	0-0 E1 E S 1B	4	2	1	0	0	0	1
Rudy May, L (1, 1) OBP: 0.240, SLG: 0.208			0-3 K		0-3 K			0-0 SH2-4	0-0	2	0	0	0	0	2	1
Giraldo Ruiz, S (8, PH) OBP: 0.300, SLG: 0.222								1-2 2-3	1-H	0	0	0	0	0	0	0
Lloyd Allen, R (9, 1) OBP: 0.167, SLG: 0.167										0	0	0	0	0	0	0
Billy Cowan, R (9, PH) OBP: 0.327, SLG: 0.438										1	0	1	1	0	0	0

Inning Stats		R: 0	H: 0	R: 0	H: 0	R: 0	H: 0	R: 1	H: 2	R: 0	H: 0	R: 0	H: 0	R: 2	H: 3	R: 1	H: 1	1B: 4	SF: 0		
R: 0 H: 0 R: 0 H: 0 R: 0 H: 0 R: 1 H: 2 R: 0 H: 0 R: 0 H: 0 R: 2 H: 3 R: 1 H: 1		E: 0	LOB: 0	E: 0	LOB: 0	E: 0	LOB: 1	E: 0	LOB: 1	E: 0	LOB: 0	E: 0	LOB: 0	E: 0	LOB: 3	E: 1	LOB: 1	2B: 1	SAC: 1		
K: 1 BB: 0 K: 2 BB: 0 K: 1 BB: 1 K: 1 BB: 0 K: 0 BB: 0 K: 0 BB: 2 K: 0 BB: 0		S: 5	P: 5	S: 7	P: 7	S: 5	P: 9	S: 7	P: 7	S: 5	P: 5	S: 3	P: 3	S: 6	P: 14	S: 4	P: 4	3B: 0	DP: 0		
S: 5 P: 5 S: 7 P: 7 S: 5 P: 9 S: 7 P: 7 S: 5 P: 5 S: 3 P: 3 S: 6 P: 14 S: 4 P: 4		WP: 0 HR: 1 S: 39 P: 43 ERA: 3.86 WHIP: 0.714		WP: 0 HR: 0 S: 2 P: 2 ERA: 0.00 WHIP: 0.000		WP: 0 HR: 0 S: 6 P: 14 ERA: 0.00 WHIP: 3.000		WP: 0 HR: 0 S: 6 P: 14 ERA: 0.00 WHIP: 3.000		WP: 0 HR: 0 S: 6 P: 14 ERA: 0.00 WHIP: 3.000		WP: 0 HR: 0 S: 6 P: 14 ERA: 0.00 WHIP: 3.000		WP: 0 HR: 0 S: 6 P: 14 ERA: 0.00 WHIP: 3.000		WP: 0 HR: 0 S: 6 P: 14 ERA: 0.00 WHIP: 3.000		WP: 0 HR: 0 S: 6 P: 14 ERA: 0.00 WHIP: 3.000		WP: 0 HR: 0 S: 6 P: 14 ERA: 0.00 WHIP: 3.000	


BOTTOM

Kansas City Royals @ California Angels
Anaheim Stadium, Anaheim, CA

Wed Jun 30 1971, 10:05 PM EDT
Att: 20,635 - Unknown - 76 F

livebaseballscorecards.com

AB	32
R	4
H	6
RBI	4
BB	3
SO	7
LOB	8



WP: 0	PA: 36
PB: 0	SB: 1
CS: 0	

Batter	1	2	3	4	5	6	7	8	9	AB R H RBI BB SO LOB	TOP											
Paul Schaal, R (1, 5) OBP: 0.426, SLG: 0.441	0-0 F9	0-3 K		0-0 1B 2B		4-0 BB			4-0 1B 2B BB	3 2 1 2 2 1 0												
Joe Keough, L (1, 9) OBP: 0.333, SLG: 0.293	0-0 HR 1B		0-3 K	0-0 1B		0-3 K			0-0 2B SF9 1B	5 2 3 1 0 2 1												
Amos Otis, R (1, 8) OBP: 0.358, SLG: 0.523	0-0 HR		0-0 5-3	0-0 P6			0-0 F7		0-0 SF9 1B 2B	5 2 2 3 0 0 1												
Ed Kirkpatrick, L (1, 2) OBP: 0.336, SLG: 0.385	0-0 F8		0-0 3B		0-0 4-3		0-0 4-3		0-0 SF9	4 0 1 1 0 0 0												
Gail Hopkins, L (1, 3) Bob Oliver, R (9, 3) OBP: 0.322, SLG: 0.468 OBP: 0.280, SLG: 0.327	4-0 1B BB		0-0 F9		0-0 E3		0-3 K		0-0 BB FC6-4 1B	4 1 1 1 1 1 1 0 0 0 0 0 0 0												
Lou Piniella, R (1, 7) OBP: 0.303, SLG: 0.327	0-0 1-2 1B		0-0 F7	0-0 L8			0-3 K	0-3 K	0-0 FC6-4 BB 1B	5 0 2 0 0 1 1												
Bobby Knoop, R (1, 4) OBP: 0.313, SLG: 0.250	0-0 F9		0-0 6-3	0-0 F9			0-3 K	0-3 K	4-0 1-2 2-3 BB FC6-4	4 0 0 0 1 1 3												
Bobby Floyd, R (1, 6) OBP: 0.313, SLG: 0.154		0-3 K		4-0 1B 2B BB		0-0 G3		4-0 BB	0-0 FC6-4	3 1 0 1 2 1 2												
Dick Drago, R (1, 1) OBP: 0.216, SLG: 0.152		0-3 K		0-0 1-2 2B 1B		0-3 K		0-3 K	0-3 K	5 1 1 0 0 4 3												
Inning Stats	R: 2 E: 0 K: 0 S: 6	H: 3 LOB: 2 BB: 1 P: 10	R: 0 E: 0 K: 3 S: 9	H: 0 LOB: 0 BB: 0 P: 9	R: 0 E: 0 K: 1 S: 6	H: 1 LOB: 1 BB: 0 P: 6	R: 3 E: 0 K: 0 S: 6	H: 3 LOB: 1 BB: 1 P: 10	R: 0 E: 1 K: 0 S: 4	H: 0 LOB: 1 BB: 0 P: 4	R: 0 E: 0 K: 2 S: 7	H: 0 LOB: 1 BB: 1 P: 11	R: 0 E: 0 K: 1 S: 5	H: 0 LOB: 0 BB: 0 P: 5	R: 0 E: 0 K: 3 S: 9	H: 0 LOB: 1 BB: 1 P: 13	R: 4 E: 0 K: 1 S: 9	H: 4 LOB: 2 BB: 2 P: 17	1B: 7 2B: 2 3B: 1 HR: 1	SF: 1 SAC: 0 DP: 0 HBP: 0	WP: 0 PB: 0 SB: 0 CS: 0	PA: 45
PITCHER	IP WLS BF H R ER SO BB IBB HBP BLK WP HR S P ERA WHIP																					
Andy Messersmith, R (1, 1) ERA: 3.92	5.0 L 25 7 5 5 4 2 0 0 0 0 0 1 31 39 9.00 1.800																					
Eddie Fisher, R (6, 1) ERA: 2.29	3.0 11 0 0 0 6 2 0 0 0 0 0 0 21 29 0.00 0.667																					
Fred Lasher, R (9, 1) ERA: 27.0	0.1 6 4 4 4 0 1 0 0 0 0 0 0 5 9 108.00 15.000																					
Archie Reynolds, R (9, 1) ERA: 4.81	0.2 3 0 0 0 0 1 1 0 0 0 0 0 4 8 0.00 1.500																					

Kansas City Royals @ California Angels
Anaheim Stadium, Anaheim, CA

Thu Jul 01 1971, 10:05 PM EDT
Att: 6,657 - Unknown - 74 F

livebaseballscorecards.com

AB	38
R	9
H	11
RBI	9
BB	6
SO	11
LOB	12



Batter	1	2	3	4	5	6	7	8	9	AB R H RBI BB SO LOB
Mickey Rivers, L (1, 8) OBP: 0.267, SLG: 0.333	0-3 K ①		0-3 K ①		0-0 4-3 ③			0-3 K ②		4 0 0 0 0 3 1
Jim Fregosi, R (1, 6) OBP: 0.276, SLG: 0.298	0-3 K ②		0-0 6-3 ②			0-0 P4 ①		0-0 5-3 ③		4 0 0 0 0 1 1
Tony Gonzalez, L (1, 7) OBP: 0.329, SLG: 0.292	0-0 F9 ③		0-0 1B			0-0 6-3 ②		4-0 HR BB		3 1 1 0 1 0 0
John Stephenson, L (1, 2) OBP: 0.336, SLG: 0.412		0-0 1B 1B	0-0 4-3 ③			0-0 1-3 ③		0-0 L5 ①		4 1 1 0 0 0 2
Jim Spencer, L (1, 3) OBP: 0.296, SLG: 0.378		0-0 F8 ①		0-0 P3 ①			0-0 F2 ①	0-0 HR		4 1 1 2 0 0 1
Ken McMullen, R (1, 5) OBP: 0.305, SLG: 0.390		0-0 1B FC6-4 1B		0-0 6-3 ②			0-0 1-3 ②	0-0 L8 ②		4 1 1 0 0 0 0
Tony Conigliaro, R (1, 9) OBP: 0.292, SLG: 0.346		0-0 1B FC6-4		0-3 K ③			0-3 K ③	0-0 5-3 ③		4 0 1 1 0 2 0
Sandy Alomar Sr., S (1, 4) OBP: 0.283, SLG: 0.289		0-0 FC6-4 ②		0-0 6-3 ①			0-3 K ①			3 0 0 1 0 1 1
Andy Messersmith, R (1, 1) Mel Queen, L (5, PH) Eddie Fisher, R (6, 1) Syd O'Brien, R (8, PH) Fred Lasher, R (9, 1) Archie Reynolds, R (9, 1)		0-3 K ③		0-0 4-3 ②			0-0 1B			1 0 0 0 0 0 1 1 1 0 0 0 0 0 0 0 0 0 0 0 0 0 0 0 1 0 1 0

Inning Stats	R: 0 E: 0 K: 2 S: 7	H: 0 LOB: 0 BB: 0 P: 7	R: 2 E: 0 K: 1 S: 8	H: 3 LOB: 1 BB: 0 P: 8	R: 0 E: 0 K: 1 S: 6	H: 1 LOB: 1 BB: 0 P: 6	R: 0 E: 0 K: 1 S: 5	H: 0 LOB: 0 BB: 0 P: 5	R: 0 E: 0 K: 0 S: 3	H: 0 LOB: 0 BB: 0 P: 3	R: 0 E: 0 K: 1 S: 5	H: 0 LOB: 0 BB: 0 P: 5	R: 0 E: 0 K: 2 S: 8	H: 1 LOB: 1 BB: 0 P: 8	R: 2 E: 0 K: 0 S: 4	H: 1 LOB: 0 BB: 1 P: 8	1B: 5 2B: 0 3B: 0 HR: 1	SF: 0 SAC: 0 DP: 0 HBP: 0	WP: 0 PB: 0 SB: 0 CS: 0	PA: 34
--------------	------------------------------	---------------------------------	------------------------------	---------------------------------	------------------------------	---------------------------------	------------------------------	---------------------------------	------------------------------	---------------------------------	------------------------------	---------------------------------	------------------------------	---------------------------------	------------------------------	---------------------------------	----------------------------------	------------------------------------	----------------------------------	--------

PITCHER	IP	WLS	BF	H	R	ER	SO	BB	IBB	HBP	BLK	WP	HR	S	P	ERA	WHIP
Dick Drago, R (1, 1) ERA: 3.61	9.0	W	34	6	4	4	8	1	0	0	0	0	1	49	53	4.00	0.778


BOTTOM

Kansas City Royals @ California Angels
Anaheim Stadium, Anaheim, CA

Thu Jul 01 1971, 10:05 PM EDT
 Att. 6,657 - Unknown - 74 F

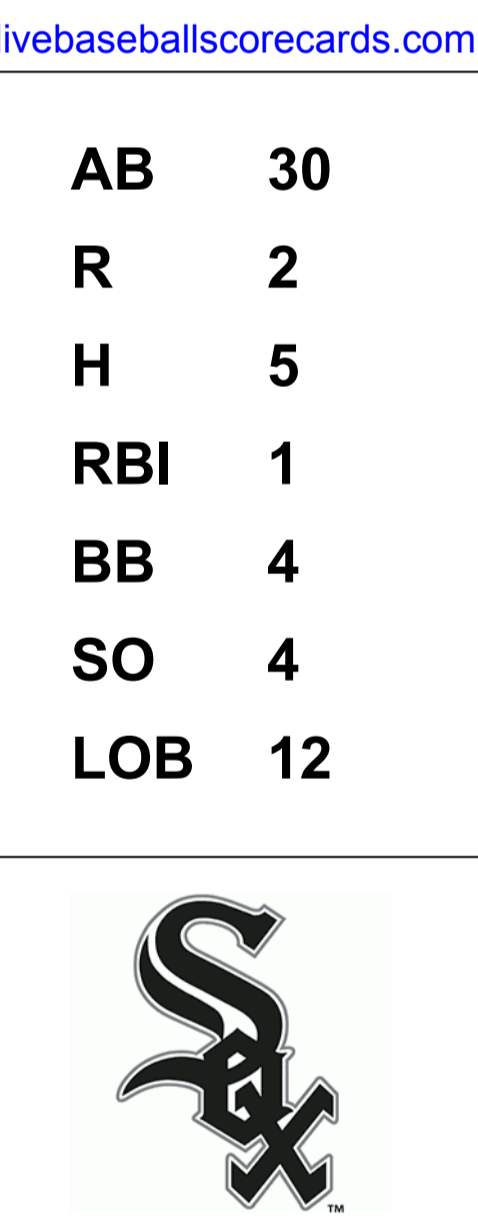
livebaseballscorecards.com

AB	33
R	4
H	6
RBI	4
BB	1
SO	8
LOB	7



Batter	1	2	3	4	5	6	7	8	9	AB R H RBI BB SO LOB	TOP	
Walt Williams, R (1, 9) OBP: 0.392, SLG: 0.504 Jay Johnstone, L (7, PH) OBP: 0.325, SLG: 0.386 (7, 9)	0-0 G5-4-3 BB 1B		0-0 F7			0-0 4-3	0-0 2-1	0-0 F4		3 0 1 0 0 0 1 1 0 0 0 0 0 0		
Mike Hershberger, R (1, 8) OBP: 0.443, SLG: 0.394	4-0 G5-4-3 BB 1-2		0-0 F8			0-3 K	3-H	0-0 F9		3 0 0 0 1 1 1		
Rich McKinney, R (1, 4) OBP: 0.352, SLG: 0.426	0-0 G5-4-3 1-2f 2-3			0-0 5-3			0-0 F8	0-0 F4		4 0 0 0 0 0 2		
Bill Melton, R (1, 5) OBP: 0.379, SLG: 0.569	0-0 F6			0-0 F8			0-0 FC5-4 1B		0-0 SH2-4 1B	4 0 2 0 0 0 1		
Rick Reichardt, R (1, 7) OBP: 0.337, SLG: 0.481		0-0 F7		0-0 5-3			0-0 FC5-4 1B E		0-0 SH2-4	3 1 0 0 0 0 1		
Carlos May, L (1, 3) OBP: 0.351, SLG: 0.362		0-0 6-3			0-0 F7		0-0 BB E 1-3 1B		4-0 IBB	3 1 1 0 1 0 0		
Tom Egan, R (1, 2) OBP: 0.351, SLG: 0.489		0-0 F7			0-3 K		0-0 E4 BB BB 1-2 2-1		0-3 K	4 0 0 0 0 2 3	AB 30 R 2 H 5 RBI 1 BB 4 SO 4 LOB 12	
Rich Morales, R (1, 6) OBP: 0.373, SLG: 0.422			0-0 FC1-6 1B		0-0 6-3		0-0 6-3 BB 1-2 2-3 BB		0-0 6-3	3 0 1 0 1 0 2		
Jim Magnuson, R (1, 1) Mike Andrews, R (7, PH) OBP: 0.391, SLG: 0.387 Tom Bradley, R (7, 1) OBP: 0.133, SLG: 0.114 Terry Forster, L (9, 1) Bart Johnson, R (9, 1) OBP: 0.200, SLG: 0.225			0-0 FC1-6		0-3 K		4-0 BB BB 1-2 2-3 3-H BB			2 0 0 0 0 1 1 0 0 0 1 1 0		
Inning Stats	R: 0 H: 1 E: 0 LOB: 1 K: 0 BB: 1 S: 3 P: 7	R: 0 H: 0 E: 0 LOB: 0 K: 0 BB: 0 S: 3 P: 3	R: 0 H: 1 E: 0 LOB: 1 K: 0 BB: 0 S: 4 P: 4	R: 0 H: 0 E: 0 LOB: 0 K: 0 BB: 0 S: 3 P: 3	R: 0 H: 0 E: 0 LOB: 0 K: 1 BB: 0 S: 5 P: 5	R: 0 H: 0 E: 0 LOB: 0 K: 2 BB: 0 S: 7 P: 7	R: 2 H: 2 E: 1 LOB: 3 K: 0 BB: 2 S: 5 P: 13	R: 0 H: 0 E: 0 LOB: 0 K: 0 BB: 0 S: 3 P: 3	R: 0 H: 1 E: 0 LOB: 2 K: 1 BB: 1 S: 6 P: 10	1B: 5 SF: 0 2B: 0 SAC: 1 3B: 0 DP: 1 HR: 0 HBP: 0	WP: 0 PA: 35 PB: 0 SB: 0 CS: 0	
PITCHER	IP WLS BF H R ER SO BB IBB HBP BLK WP HR S P ERA WHIP											
Bill Butler, L (1, 1) ERA: 1.98	6.2 L 27 4 2 0 3 3 0 0 0 0 0 0 30 42 0.00 1.050											
Jim York, R (7, 1) ERA: 3.27	0.1 1 0 0 0 0 0 0 0 0 0 0 0 0 0 0.00 0.000											
Al Fitzmorris, R (8, 1) ERA: 5.03	2.0 8 1 0 0 1 0 1 0 0 0 0 0 9 13 0.00 0.500											

Chicago White Sox @ Kansas City Royals
Municipal Stadium, Kansas City, MO
Fri Jul 02 1971, 8:05 PM EDT
Att. 11,050 - Unknown



Batter	1	2	3	4	5	6	7	8	9	AB R H RBI BB SO LOB
Freddie Patek, R (1, 6) OBP: 0.322, SLG: 0.332	0-0 F9		0-0 1B		0-0 1-3		0-0 1B		0-0 F2	5 1 2 0 0 0 3
Paul Schaal, R (1, 5) OBP: 0.419, SLG: 0.432	0-0 F8		0-0 5-3		0-0 F8		0-0 G3		0-0 F3	5 0 0 0 0 0 6
Amos Otis, R (1, 8) OBP: 0.356, SLG: 0.519	0-0 5-3		0-0 1B		0-0 1B		0-0 F7	0-3 K		4 0 1 1 0 1 0
Lou Piniella, R (1, 7) OBP: 0.308, SLG: 0.337		0-0 F9	0-0 1B		0-0 2B		0-0 K	0-3 K		4 0 2 0 0 1 0
Dennis Paepke, R (1, 2) OBP: 0.300, SLG: 0.369		0-0 1B	0-0 G5-4-3		4-0 BB		0-0 5-3			3 0 1 0 1 0 2
Bob Oliver, R (1, 3) OBP: 0.280, SLG: 0.325		0-0 FC6-4	0-0 1B		0-0 F8		0-0 G6-4-3		0-0 1B	4 0 1 0 0 0 3
Ted Savage, R (1, 9) OBP: 0.288, SLG: 0.159		0-0 BB	0-0 1B		0-0 1-3		0-0 F6		0-0 SH1-4	2 0 1 0 0 0 0
Joe Keough, L (7, PH) OBP: 0.332, SLG: 0.291		1-2 BB	1-2 1B		0-0 1-3		0-0 F8		1-2 SH1-4	1 0 0 0 0 0 0
Al Fitzmorris, S (8, 1) OBP: 0.167, SLG: 0.167		1-2 BB	1-2 1B		0-0 5-3		0-0 F8		4-0 BB	1 0 0 0 0 1 0 0
Bobby Knoop, R (1, 4) OBP: 0.324, SLG: 0.241		4-0 BB	4-0 BB		0-0 5-3		0-0 F8		4-0 BB	1 0 0 0 0 0 0 0
Gail Hopkins, L (7, PH) OBP: 0.318, SLG: 0.462		1-2 BB	1-2 BB		0-0 5-3		0-0 F8		4-0 BB	1 0 0 0 0 0 0 0
Bobby Floyd, R (8, 4) OBP: 0.313, SLG: 0.154		1-2 BB	1-2 BB		0-0 5-3		0-0 F8		4-0 BB	0 0 0 0 0 0 0 0
Cookie Rojas, R (9, PH) OBP: 0.371, SLG: 0.449		2-3 BB	2-3 BB		0-0 5-3		0-0 F8		4-0 BB	0 0 0 0 0 1 0 0
Tom Burgmeier, L (9, PR) OBP: 0.250, SLG: 0.143		0-3 K	0-3 K		0-0 5-3		0-0 F8		4-0 BB	0 0 0 0 0 0 0 0
Bill Butler, L (1, 1)		0-3 K	0-3 K		0-3 K		0-0 F8		4-0 BB	2 0 0 0 0 0 2 3
Jim York, R (7, 1)					0-3 K		0-0 F8		1-2 BB	0 0 0 0 0 0 0 0
Ed Kirkpatrick, L (7, PH) OBP: 0.342, SLG: 0.385					0-3 K		0-0 F8		1-2 BB	0 0 0 0 0 2 0 0

BOTTOM

Chicago White Sox @ Kansas City Royals
Municipal Stadium, Kansas City, MO

livebaseballscorecards.com

AB	32
R	1
H	8
RBI	1
BB	5
SO	4
LOB	17



WP: 0	PA: 38
PB: 0	
SB: 1	
CS: 0	

Inning Stats	R: 0	H: 0	E: 0	K: 3	S: 3	H: 0	LOB: 0	BB: 0	P: 3	R: 0	H: 2	E: 0	K: 1	S: 7	R: 1	H: 3	E: 0	K: 0	S: 5	R: 0	H: 0	E: 0	K: 0	S: 3	R: 0	H: 1	E: 0	K: 0	S: 5	R: 0	H: 1	E: 0	K: 0	S: 4	R: 0	H: 0	E: 0	K: 2	S: 7	R: 0	H: 1	E: 0	K: 0	S: 4	R: 0	H: 0	E: 0	K: 2	S: 7	R: 0	H: 1	E: 0	K: 0	S: 4	1B: 7	2B: 1	3B: 0	HR: 0	SF: 0	SAC: 1	DP: 2	HBP: 0	WP: 0	PA: 38
--------------	------	------	------	------	------	------	--------	-------	------	------	------	------	------	------	------	------	------	------	------	------	------	------	------	------	------	------	------	------	------	------	------	------	------	------	------	------	------	------	------	------	------	------	------	------	------	------	------	------	------	------	------	------	------	------	-------	-------	-------	-------	-------	--------	-------	--------	-------	--------

PITCHER		IP	WLS	BF	H	R	ER	SO	BB	IBB	HBP	BLK	WP	HR	S	P	ERA	WHIP
Jim Magnuson, L (1, 1)	ERA: 2.2	6.0	W	24	6	1	1	2	2	0	0	0	0	0	26	34	1.50	1.333
Tom Bradley, R (7, 1)	ERA: 2.57	2.1		11	2	0	0	2	2	0	0	0	0	0	13	21	0.00	1.714
Terry Forster, L (9, 1)	ERA: 4.33	0.0	S	1	0	0	0	0	1	0	0	0	0	0	4		∞	∞
Bart Johnson, R (9, 1)	ERA: 3.35	0.2	S	2	0	0	0	0	0	0	0	0	0	0	2	2	0.00	0.000

Fri Jul 02 1971, 8:05 PM EDT
Att. 11,050 - Unknown

Batter	1	2	3	4	5	6	7	8	9	AB R H RBI BB SO LOB	TOP									
Walt Williams, R (1, 9) OBP: 0.395, SLG: 0.517	0-0 1-3			0-0 F7		0-0 2B 1B		0-0 FC4-2-5-4 3B		4 0 2 0 0 0 0	Chicago White Sox @ Kansas City Royals Municipal Stadium, Kansas City, MO Sat Jul 03 1971, 8:05 PM EDT Att. 11,520 - Unknown livebaseballscorecards.com									
Mike Hershberger, R (1, 8) OBP: 0.446, SLG: 0.413	0-0 F9			0-0 S 1B		0-0 1-3 2B		0-0 FC4-2-5-4 3B		4 1 2 0 0 0 1										
Rich McKinney, R (1, 4) OBP: 0.356, SLG: 0.436	0-0 F8			0-0 F8		4-0 BB		0-0 3-H 1-H 3B		3 0 1 1 1 0 1										
Bill Melton, R (1, 5) OBP: 0.374, SLG: 0.560				0-3 K		0-3 K		0-0 5-3		4 0 0 0 0 2 5										
Rick Reichardt, R (1, 7) OBP: 0.336, SLG: 0.477					0-0 6-3		0-3 K		0-3 K	4 0 1 0 0 2 0										
Carlos May, L (1, 3) OBP: 0.350, SLG: 0.360					0-0 PO 1B		0-0 1-3		0-0 F7	4 0 1 0 0 0 1										
Tom Egan, R (1, 2) OBP: 0.348, SLG: 0.483				0-3 K		0-3 K		0-0 FC5-4 1B	0-3 K	4 0 1 0 0 3 1										
Rich Morales, R (1, 6) OBP: 0.370, SLG: 0.417				0-0 PO 1B		0-0 PO 1-2		0-0 F2	0-0 FC5-4	3 0 1 0 0 0 1										
Tommy John, R (1, 1) OBP: 0.176, SLG: 0.125				0-0 F8		0-3 K		0-0 F9		3 0 0 0 0 1 0										
Inning Stats	R: 0 E: 0 K: 0 S: 3	H: 0 LOB: 0 BB: 0 P: 3	R: 0 E: 0 K: 0 S: 3	H: 1 LOB: 0 BB: 0 P: 3	R: 0 E: 0 K: 1 S: 6	H: 1 LOB: 1 BB: 0 P: 6	R: 0 E: 0 K: 1 S: 5	H: 1 LOB: 0 BB: 0 P: 5	R: 0 E: 0 K: 2 S: 9	H: 2 LOB: 3 BB: 1 P: 13	R: 0 E: 0 K: 1 S: 6	H: 1 LOB: 1 BB: 0 P: 6	R: 1 E: 0 K: 0 S: 5	H: 2 LOB: 1 BB: 0 P: 5	R: 0 E: 0 K: 2 S: 7	H: 0 LOB: 0 BB: 0 P: 7	1B: 6 2B: 1 3B: 2 HR: 0	SF: 0 SAC: 0 DP: 1 HBP: 0	WP: 0 PB: 0 SB: 1 CS: 0	PA: 35
PITCHER	IP WLS BF H R ER SO BB IBB HBP BLK WP HR S P ERA WHIP																			
Paul Splittorff, L (1, 1) ERA: 2.63	7.2 L 30 9 1 1 6 1 0 0 0 0 0 0 41 45 1.17 1.304																			
Jim York, R (8, 1) ERA: 3.18	1.1 4 0 0 0 2 0 0 0 0 0 0 0 8 8 0.00 0.000																			



Batter	1	2	3	4	5	6	7	8	9	AB R H RBI BB SO LOB
Freddie Patek, R (1, 6) OBP: 0.317, SLG: 0.326	0-3 K		0-0 E6		0-0 F8		0-0 G3		0-0 F8	5 0 0 0 0 1 1
Paul Schaal, R (1, 5) OBP: 0.417, SLG: 0.429	0-0 FC6-4 HBP 1B		0-3 K		0-3 K		0-0 F8			4 0 1 0 0 2 1
Cookie Rojas, R (1, 4) OBP: 0.376, SLG: 0.449	1-0 FC6-4 1-2 HBP		1-0 HBP		0-0 1B		0-0 5-3			2 0 1 0 0 0 0
Amos Otis, R (1, 8) OBP: 0.352, SLG: 0.512	0-0 FC6-4 FC4-6 1-2f 2-3		0-0 F6		0-0 F8		0-0 F7			4 0 0 0 0 0 5
Lou Piniella, R (1, 7) OBP: 0.301, SLG: 0.329	0-0 FC4-6 1-2f		0-0 1-3		0-0 5-3		0-0 5-3			4 0 0 0 0 0 4
Ed Kirkpatrick, L (1, 2) OBP: 0.336, SLG: 0.378		0-3 K		0-3 K		0-0 G3		0-0 F7		4 0 0 0 0 2 0
Bob Oliver, R (1, 3) OBP: 0.284, SLG: 0.329 (6, 9)		0-3 K		0-0 FC5-4 1B		0-0 BB 1B		0-0 5-3		4 0 2 0 0 1 0
Ted Savage, R (1, 9) OBP: 0.296, SLG: 0.174 Chuck Harrison, R (6, 3) OBP: 0.236, SLG: 0.222		0-0 1B		0-0 FC5-4 1-2f		4-0 1-2 BB		0-0 4-3		2 0 1 0 0 0 1 1 0 0 0 1 0 0
Paul Splittorf, L (1, 1) OBP: 0.125, SLG: 0.067 Jim York, R (8, 1) Gail Hopkins, L (9, PH) OBP: 0.326, SLG: 0.468 Bobby Floyd, R (9, PR) OBP: 0.313, SLG: 0.154		0-0 4-3		0-0 4-3		0-0 F7		0-0 E8 1B		3 0 0 0 0 0 4 0 0 0 0 0 0 0 1 0 1 0 0 0 0 0 0 0 0 0 0 0

Inning Stats	R: 0	H: 1	E: 0	LOB: 2	K: 1	BB: 0	S: 6	P: 7	R: 0	H: 1	E: 0	LOB: 1	K: 2	BB: 0	S: 8	P: 8	R: 0	H: 0	E: 1	LOB: 2	K: 1	BB: 0	S: 6	P: 7	R: 0	H: 1	E: 0	LOB: 1	K: 1	BB: 0	S: 6	P: 6	R: 0	H: 1	E: 0	LOB: 2	K: 0	BB: 1	S: 4	P: 8	R: 0	H: 0	E: 0	LOB: 0	K: 0	BB: 0	S: 3	P: 3	R: 0	H: 0	E: 1	LOB: 1	K: 0	BB: 0	S: 4	P: 4	1B: 6	SF: 0	2B: 0	SAC: 0	3B: 0	DP: 0	HR: 0	HBP: 2	WP: 0	PA: 37
PITCHER Tommy John, L (1, 1) ERA: 3.48	IP	WLS	BF	H	R	ER	SO	BB	IBB	HBP	BLK	WP	HR	S	P	ERA	WHIP	IP	WLS	BF	H	R	ER	SO	BB	IBB	HBP	BLK	WP	HR	S	P	ERA	WHIP	IP	WLS	BF	H	R	ER	SO	BB	IBB	HBP	BLK	WP	HR	S	P	ERA	WHIP															

BOTTOM

Chicago White Sox @ Kansas City Royals
Municipal Stadium, Kansas City, MO

Sat Jul 03 1971, 8:05 PM EDT
Att. 11,520 - Unknown

livebaseballscorecards.com

AB	34
R	0
H	6
RBI	0
BB	1
SO	6
LOB	16



Batter	1	2	3	4	5	6	7	8	9	AB R H RBI BB SO LOB	TOP
Walt Williams, R (1, 9) OBP: 0.398, SLG: 0.514	4-0 1B BB		x 0-0 F8		x 0-0 1B			x 0-0 6-3		3 0 1 0 1 0 1	Chicago White Sox @ Kansas City Royals Municipal Stadium, Kansas City, MO Sun Jul 04 1971, 4:33 AM EDT Att: 12,146 - Unknown livebaseballscorecards.com
Jay Johnstone, L (1, 8) OBP: 0.324, SLG: 0.383	x 0-0 1-3 1B		x 0-0 F7		0-3 K			x 0-0 G3		4 0 1 0 0 1 2	
Rich McKinney, R (1, 4) OBP: 0.353, SLG: 0.432	0-3 K			x 0-0 5-3			x 0-0 F9	x 0-0 1B		4 0 1 0 0 1 1	
Bill Melton, R (1, 5) OBP: 0.372, SLG: 0.559	x 0-0 F5			x 0-0 1B 1B 2B			x 0-0 F5	x 0-0 F8		4 1 1 0 0 0 2	
Rick Reichardt, R (1, 7) OBP: 0.339, SLG: 0.477		x 0-0 6-3		x 0-0 1B 1B			x 0-0 F3	x 0-0 G3 WP 1B		4 0 2 0 0 0 0	
Carlos May, L (1, 3) OBP: 0.352, SLG: 0.362		x 0-0 L3		x 0-0 1-2 3-H 1B			x 0-0 S 1B	0-3 K		4 0 2 1 0 1 1	
Ed Herrmann, L (1, 2) OBP: 0.326, SLG: 0.393		0-3 K		x 0-0 G4-6-3 1-2f			0-3 K	x 0-0 G3		4 0 0 0 0 2 4	
Rich Morales, R (1, 6) OBP: 0.379, SLG: 0.412			x 0-0 FC3-6 1B		x 0-0 L5		x 0-0 6-3	4-0 S IBB		3 0 1 0 1 0 1	
Wilbur Wood, R (1, 1) OBP: 0.152, SLG: 0.049			x 0-0 FC3-6 1-2f		0-3 K		x 0-0 6-3	0-3 K		4 0 0 0 0 2 4	
Inning Stats	R: 0 H: 1 E: 0 LOB: 1 K: 1 BB: 1 S: 5 P: 9	R: 0 H: 0 E: 0 LOB: 0 K: 1 BB: 0 S: 5 P: 5	R: 0 H: 1 E: 0 LOB: 1 K: 0 BB: 0 S: 4 P: 4	R: 1 H: 3 E: 0 LOB: 1 K: 0 BB: 0 S: 5 P: 5	R: 0 H: 1 E: 0 LOB: 1 K: 2 BB: 0 S: 8 P: 8	R: 0 H: 0 E: 0 LOB: 0 K: 0 BB: 0 S: 3 P: 3	R: 0 H: 1 E: 0 LOB: 1 K: 1 BB: 0 S: 6 P: 6	R: 0 H: 1 E: 0 LOB: 1 K: 0 BB: 0 S: 4 P: 4	R: 0 H: 1 E: 0 LOB: 2 K: 2 BB: 1 S: 8 P: 12	1B: 8 SF: 0 2B: 1 SAC: 0 3B: 0 DP: 1 HR: 0 HBP: 0	WP: 1 PA: 36 PB: 0 SB: 2 CS: 0
PITCHER	IP WLS BF H R ER SO BB IBB HBP BLK WP HR S P ERA WHIP										
Mike Hedlund, R (1, 1) ERA: 2.69	8.0 L 31 8 1 1 5 1 0 0 0 0 0 0 40 44 1.12 1.125										
Tom Burgmeier, L (9, 1) ERA: 1.47	1.0 5 1 0 0 2 0 1 0 0 1 0 8 12 0.00 1.000										



Batter	1	2	3	4	5	6	7	8	9	AB R H RBI BB SO LOB
Freddie Patek, R OBP: 0.316, SLG: 0.325 (1, 6) x	0-0 F9 ①		0-0 F5 ③			0-0 5-3 ③			0-0 FC1-6 1B	4 0 1 0 0 0 0
Paul Schaal, R OBP: 0.415, SLG: 0.424 (1, 5) x	0-0 F8 ②			4-0 F7 BB			0-0 F7 ①		0-0 FC1-6 6-3 1-2f	3 0 0 0 1 0 1
Cookie Rojas, R OBP: 0.371, SLG: 0.443 (1, 4) x	0-0 6-3 ③			0-0 F7 1-2 ① ②			0-0 F3 ②		0-0 6-3 1-2 ②	4 0 0 0 0 0 2
Amos Otis, R OBP: 0.350, SLG: 0.509 (1, 8)		0-3 K ①		0-0 5-3 ③			0-0 1B S		0-0 F4 ③	4 0 1 0 0 1 1
Lou Piniella, R OBP: 0.296, SLG: 0.324 (1, 7) x		0-0 6-3 ②			0-0 F9 ①		0-0 F9 1-2 ③			3 0 0 0 0 0 1
Gail Hopkins, L OBP: 0.326, SLG: 0.463 (1, 3) x		0-0 1B			0-0 F2 ②			0-0 F9 ①		3 0 1 0 0 0 0
Bob Oliver, R OBP: 0.284, SLG: 0.329 (1, 9) x		0-0 F6 ③			0-3 K ③			0-0 1B		3 0 1 0 0 1 1
Ed Kirkpatrick, L OBP: 0.332, SLG: 0.373 (1, 2) x			0-0 F5 ①			0-0 L9 ①		0-0 F8 ②		3 0 0 0 0 0 1
Mike Hedlund, R OBP: 0.086, SLG: 0.059 (1, 1) x			0-0 5-3 ②			0-3 K ②		0-0 L6 ③		2 0 0 0 0 1 0
Chuck Harrison, R OBP: 0.233, SLG: 0.219 (8, PH)										1 0 0 0 0 0 1
Tom Burgmeier, L OBP: 0.250, SLG: 0.143 (9, 1)										0 0 0 0 0 0 0

Inning Stats	R: 0	H: 0	E: 0	K: 0	S: 3	R: 0	H: 1	E: 0	K: 1	S: 6	R: 0	H: 0	E: 0	K: 0	S: 3	R: 0	H: 0	E: 0	K: 0	S: 3	R: 0	H: 0	E: 0	K: 1	S: 5	R: 0	H: 0	E: 0	K: 1	S: 5	R: 0	H: 1	E: 0	K: 0	S: 4	R: 0	H: 1	E: 0	K: 0	S: 4	R: 0	H: 1	E: 0	K: 0	S: 4	R: 0	H: 1	E: 0	K: 0	S: 4
	LOB: 0	BB: 0	P: 3	LOB: 1	BB: 0	P: 6	LOB: 0	BB: 1	P: 3	LOB: 0	BB: 0	LOB: 0	BB: 0	P: 5	LOB: 0	BB: 0	LOB: 1	BB: 0	P: 4	LOB: 1	BB: 0	P: 4	LOB: 1	BB: 0	P: 4	LOB: 1	BB: 0	P: 4	LOB: 1	BB: 0	P: 4	LOB: 1	BB: 0	P: 4	LOB: 1	BB: 0	P: 4	LOB: 1	BB: 0	P: 4	LOB: 1	BB: 0	P: 4	LOB: 1	BB: 0	P: 4	LOB: 1	BB: 0	P: 4	
	1B: 4	2B: 0	3B: 0	HR: 0	SF: 0	SAC: 0	DP: 0	HBP: 0	WP: 0	HR: 0	S: 36	P: 40	ERA: 0.00	WHIP: 0.556	WP: 0	HR: 0	S: 36	P: 40	ERA: 0.00	WHIP: 0.556	WP: 0	HR: 0	S: 36	P: 40	ERA: 0.00	WHIP: 0.556	WP: 0	HR: 0	S: 36	P: 40	ERA: 0.00	WHIP: 0.556	WP: 0	HR: 0	S: 36	P: 40	ERA: 0.00	WHIP: 0.556	WP: 0	HR: 0	S: 36	P: 40	ERA: 0.00	WHIP: 0.556	WP: 0	HR: 0	S: 36	P: 40	ERA: 0.00	WHIP: 0.556

BOTTOM

Chicago White Sox @ Kansas City Royals
Municipal Stadium, Kansas City, MO

Sun Jul 04 1971, 4:33 AM EDT
Att. 12,146 - Unknown

livebaseballscorecards.com

AB	30
R	0
H	4
RBI	0
BB	1
SO	3
LOB	8



WP: 0	PA: 31
PB: 0	SB: 1
CS: 0	

Batter	1	2	3	4	5	6	7	8	9	AB R H RBI BB SO LOB	TOP											
Walt Williams, R (1, 9) OBP: 0.392, SLG: 0.503	0-0 5-3		0-0 F8		0-0 F6		0-0 G3		0-0 1B	5 0 1 0 0 0 2												
Jay Johnstone, L (1, 8) Lee Richard, R (3, 8) Steve Kealey, R (7, 1) Mike Andrews, R (9, PH) OBP: 0.326, SLG: 0.381 OBP: 0.308, SLG: 0.332 OBP: 0.389, SLG: 0.385	4-0 1B BB		0-0 L3		0-0 E4 3B		0-0 F9		0-3 K	1 0 0 0 1 0 1 2 1 1 0 0 0 1 0 0 0 0 0 0 0 1 0 0 0 0 0 1												
Rich McKinney, R (1, 4) OBP: 0.354, SLG: 0.431	0-0 1-2 1B		0-0 F4		0-0 1B 1B		0-0 E5 2B		0-0 F8	5 0 2 0 0 0 3												
Bill Melton, R (1, 5) OBP: 0.368, SLG: 0.551	0-0 F3		0-0 5-3		0-0 F4		0-0 F7			4 0 0 0 0 0 3												
Rick Reichardt, R (1, 7) OBP: 0.341, SLG: 0.482		0-0 FC2-6 1B		0-0 F3		0-3 K		0-0 1-3 2B		4 0 2 0 0 1 1												
Carlos May, L (1, 3) OBP: 0.353, SLG: 0.371		0-0 FC2-6 FC5-4 1-2f		0-0 3B		0-0 1B		0-0 G3		4 0 2 0 0 0 3												
Ed Herrmann, L (1, 2) Tom Egan, R (8, PH) OBP: 0.319, SLG: 0.384 OBP: 0.346, SLG: 0.479		0-0 L9		0-0 G3		0-0 L1		0-0 1-3		3 0 0 0 0 0 4 1 0 0 0 0 0 2												
Rich Morales, R (1, 6) OBP: 0.355, SLG: 0.382		0-0 FC5-4 1-2f		0-0 L5		0-0 F7		0-0 5-3		4 0 0 0 0 0 1												
Tom Bradley, R (1, 1) Vicente Romo, R (2, 1) Terry Forster, L (6, 1) Mike Hershberger, R (7, PH) OBP: 0.133, SLG: 0.114 OBP: 0.457, SLG: 0.421		4-0 BB		0-0 L6		0-0 G3 1B		4-0 1B BB		0 0 0 0 0 0 0 1 0 0 0 1 0 0 0 0 0 0 0 0 0 1 0 1 0 1 0 0												
Inning Stats	R: 0 E: 0 K: 0 S: 3	H: 1 LOB: 1 BB: 1 P: 7	R: 0 E: 0 K: 0 S: 4	H: 1 LOB: 1 BB: 0 P: 4	R: 0 E: 0 K: 0 S: 3	H: 0 LOB: 1 BB: 1 P: 7	R: 0 E: 0 K: 0 S: 4	H: 1 LOB: 1 BB: 0 P: 4	R: 0 E: 0 K: 0 S: 3	H: 0 LOB: 0 BB: 0 P: 3	R: 1 E: 1 K: 1 S: 8	H: 3 LOB: 2 BB: 0 P: 8	R: 0 E: 0 K: 0 S: 4	H: 1 LOB: 1 BB: 0 P: 4	R: 0 E: 1 K: 0 S: 5	H: 1 LOB: 2 BB: 0 P: 5	R: 0 E: 0 K: 1 S: 6	H: 1 LOB: 2 BB: 1 P: 10	1B: 6 2B: 1 3B: 2 HR: 0	SF: 0 SAC: 0 DP: 0 HBP: 0	WP: 0 PB: 0 SB: 0 CS: 0	PA: 39
PITCHER	IP WLS BF H R ER SO BB IBB HBP BLK WP HR S P ERA WHIP																					
Bruce Dal Canton, R (1, 1) ERA: 2.89	7.1 W 32 8 1 1 1 1 2 0 0 0 0 0 0 32 40 1.23 1.364																					
Tom Burgmeier, L (8, 1) ERA: 1.41	1.2 S 7 1 0 0 1 1 0 0 0 0 0 0 0 8 12 0.00 1.200																					

Chicago White Sox @ Kansas City Royals
Municipal Stadium, Kansas City, MO
Mon Jul 05 1971, 4:33 AM EDT
Unknown

livebaseballscorecards.com

AB	36
R	1
H	9
RBI	0
BB	3
SO	2
LOB	23



Batter	1	2	3	4	5	6	7	8	9	AB	R	H	RBI	BB	SO	LOB
Freddie Patek, R OBP: 0.315, SLG: 0.328 (1, 6)	0-3 K	0-0 6-3	0-0 6-3			0-0 BB 2B		0-0 SH1-3		4	0	1	0	0	1	2
Paul Schaal, R OBP: 0.417, SLG: 0.433 (1, 5)	0-0 1B 2B	0-0 1B 2B			0-0 F8	4-0 BB BB		0-0 1-3		4	2	2	0	1	0	1
Amos Otis, R OBP: 0.354, SLG: 0.512 (1, 8)	0-0 F3	0-0 CS 1B			0-0 F7	4-0 BB 1-2 2-3		0-0 2B 3-H		4	0	2	2	1	0	1
Ed Kirkpatrick, L OBP: 0.333, SLG: 0.370 (1, 2)	0-0 1B S 1B	4-0 BB BB 1B			0-0 4-3	0-0 F9		0-3 K		4	1	1	1	1	1	4
Gail Hopkins, L OBP: 0.333, SLG: 0.459 (1, 3)	0-0 1B S 1B	0-0 F4			0-0 F8	4-0 FC6-5 1-3 BB				3	1	1	0	1	0	1
Cookie Rojas, R OBP: 0.373, SLG: 0.444 (1, 4)	0-0 1B 1B				0-0 1-3	0-0 1-3		0-0 1-3		4	1	2	1	0	0	1
Lou Piniella, R OBP: 0.295, SLG: 0.322 (1, 7)	0-0 1B 1B				0-0 F9	0-0 FC6-5		0-0 FC6-5		4	0	1	0	0	1	2
Joe Keough, L OBP: 0.335, SLG: 0.296 (1, 9)	0-0 1B				0-0 FC1-5 1B	0-0 F4		0-0 F8		4	0	2	1	0	0	1
Bruce Dal Canton, R OBP: 0.103, SLG: 0.103 (1, 1)	0-3 K				0-0 FC1-5	0-0 F9				3	0	0	0	0	1	4
Tom Burgmeier, L OBP: 0.333, SLG: 0.250 (8, 1)					1-2 2-3f			0-0 SH1-3 WP 2B 1B		1	1	1	0	0	0	0

Inning Stats	R: 4	H: 6	E: 0	LOB: 2	K: 2	P: 13	R: 1	H: 2	E: 0	LOB: 1	K: 0	P: 8	R: 0	H: 2	E: 0	LOB: 2	K: 1	P: 7	R: 0	H: 0	E: 0	LOB: 0	K: 0	P: 3	R: 0	H: 0	E: 0	LOB: 0	K: 0	P: 3	R: 0	H: 1	E: 0	LOB: 3	K: 0	P: 12	R: 0	H: 0	E: 0	LOB: 1	K: 0	P: 7	R: 1	H: 2	E: 0	LOB: 1	K: 1	P: 7		
1B: 9	SF: 0	2B: 4	SAC: 1	3B: 0	DP: 0	HR: 0	HBP: 0	WP: 1	PA: 40	PB: 0	SB: 2	CS: 1																																						

PITCHER	IP	WLS	BF	H	R	ER	SO	BB	IBB	HBP	BLK	WP	HR	S	P	ERA	WHIP
Tom Bradley, R ERA: 2.86 (1, 1)	1.1	L	12	8	5	5	2	0	0	0	0	0	0	16	16	33.75	6.000
Vicente Romo, R ERA: 5.71 (2, 1)	4.1		18	3	0	0	1	3	0	0	0	0	0	17	29	0.00	1.385
Terry Forster, L ERA: 4.28 (6, 1)	0.1		1	0	0	0	0	0	0	0	0	0	0	1	1	0.00	0.000
Steve Kealey, R ERA: 4.65 (7, 1)	2.0		9	2	1	1	1	1	0	0	0	1	0	10	14	4.50	1.500

BOTTOM

Chicago White Sox @ Kansas City Royals
Municipal Stadium, Kansas City, MO

AB	35
R	6
H	13
RBI	5
BB	4
SO	4
LOB	17



PITCHER	IP	WLS	BF	H	R	ER	SO	BB	IBB	HBP	BLK	WP	HR	S	P	ERA	WHIP
Tom Bradley, R ERA: 2.86 (1, 1)	1.1	L	12	8	5	5	2	0	0	0	0	0	0	16	16	33.75	6.000
Vicente Romo, R ERA: 5.71 (2, 1)	4.1		18	3	0	0	1	3	0	0	0	0	0	17	29	0.00	1.385
Terry Forster, L ERA: 4.28 (6, 1)	0.1		1	0	0	0	0	0	0	0	0	0	0	1	1	0.00	0.000
Steve Kealey, R ERA: 4.65 (7, 1)	2.0		9	2	1	1	1	1	0	0	0	1	0	10	14	4.50	1.500

Mon Jul 05 1971, 4:33 AM EDT
Unknown

livebaseballscorecards.com

Batter	1	2	3	4	5	6	7	8	9	AB R H RBI BB SO LOB	TOP									
Walt Williams, R (1, 9) OBP: 0.382, SLG: 0.490	0-0 F8		0-0 6-3			0-0 F8		0-0 F9		4 0 0 0 0 0 3	Chicago White Sox @ Kansas City Royals Municipal Stadium, Kansas City, MO Mon Jul 05 1971, 4:38 AM EDT Att. 13,296 - Unknown livebaseballscorecards.com									
Mike Hershberger, R (1, 8) OBP: 0.449, SLG: 0.405	0-0 F8			0-0 F6		4-0 BB		0-0 6-3		3 0 0 0 1 0 2										
Mike Andrews, R (1, 4) OBP: 0.387, SLG: 0.387	0-0 2B			0-0 F4		0-0 F8			0-0 6-3	4 0 1 0 0 0 2										
Bill Melton, R (1, 5) OBP: 0.363, SLG: 0.542	0-3 K			0-0 F8			0-0 F7		0-0 F6	4 0 0 0 0 1 1										
Rick Reichardt, R (1, 7) OBP: 0.340, SLG: 0.478		0-0 F9			0-0 5-3		0-0 FC6-4 1B		0-0 F6	4 0 1 0 0 0 0										
Carlos May, L (1, 3) OBP: 0.353, SLG: 0.369		0-0 F7			4-0 G6-4-3 BB		0-0 FC6-4 1-2f			2 0 0 0 1 0 1										
Tom Egan, R (1, 2) OBP: 0.340, SLG: 0.469		0-3 K			0-0 G6-4-3 1-2f		0-3 K			3 0 0 0 0 2 2										
Rich Morales, R (1, 6) OBP: 0.369, SLG: 0.386			0-0 F6					4-0 E S BB		2 0 1 0 1 0 0										
Pat Kelly, L (8, PR) OBP: 1.000, SLG: 1.000										0 0 0 0 0 0 0										
Bart Johnson, R (8, 1) OBP: 0.200, SLG: 0.225										0 0 0 0 0 0 0										
Joe Herten, R (1, 1) OBP: 0.063, SLG: 0.067			0-0 6-3			0-0 SH3-4 1-2		0-3 K		1 0 0 0 0 0 0										
Lee Richard, R (8, PH) OBP: 0.306, SLG: 0.330										1 0 0 0 0 1 1										
Inning Stats	R: 0 E: 0 K: 1 S: 6	H: 1 LOB: 1 BB: 0 P: 6	R: 0 E: 0 K: 1 S: 5	H: 0 LOB: 0 BB: 0 P: 5	R: 0 E: 0 K: 0 S: 3	H: 0 LOB: 0 BB: 0 P: 3	R: 0 E: 0 K: 0 S: 2	H: 0 LOB: 0 BB: 1 P: 6	R: 0 E: 0 K: 1 S: 4	H: 1 LOB: 2 BB: 1 P: 8	R: 0 E: 0 K: 1 S: 6	H: 1 LOB: 1 BB: 0 P: 6	R: 0 E: 0 K: 1 S: 5	H: 0 LOB: 2 BB: 1 P: 9	R: 0 E: 0 K: 0 S: 3	H: 0 LOB: 0 BB: 0 P: 3	1B: 2 2B: 1 3B: 0 HR: 0	SF: 0 SAC: 1 DP: 1 HBP: 0	WP: 0 PB: 0 SB: 1 CS: 0	PA: 32
PITCHER Jim Rooker, L (1, 1) ERA: 5.18	IP: 9.0 WLS: W BF: 32 H: 3 R: 0 ER: 0 SO: 4 BB: 3 IBB: 0 HBP: 0 BLK: 0 WP: 0 HR: 0 S: 37 P: 49 ERA: 0.00 WHIP: 0.667																			



Batter	1	2	3	4	5	6	7	8	9	AB	R	H	RBI	BB	SO	LOB
Freddie Patek, R OBP: 0.315, SLG: 0.331 (1, 6)	0-0 1B 2B		0-0 5-3			0-0 F7				3	1	1	0	0	0	0
Paul Schaal, R OBP: 0.414, SLG: 0.428 (1, 5)	0-0 F9			0-3 K		0-3 K				3	0	0	0	0	2	1
Amos Otis, R OBP: 0.354, SLG: 0.510 (1, 8)	0-0 CS 2-H 1B			0-0 5-3			0-0 6-3			3	0	1	1	0	0	0
Ed Kirkpatrick, L OBP: 0.329, SLG: 0.365 (1, 2)	0-0 F4 1-2			0-0 F8			0-0 3-1			3	0	0	0	0	0	1
Gail Hopkins, L OBP: 0.323, SLG: 0.443 (1, 3)		0-0 F8			0-0 G3		0-0 F7			3	0	0	0	0	0	0
Cookie Rojas, R OBP: 0.369, SLG: 0.439 (1, 4)		0-0 F9			0-0 5-3		0-0 F9			3	0	0	0	0	0	0
Lou Piniella, R OBP: 0.296, SLG: 0.322 (1, 7)		0-0 F8			0-0 1B		0-0 6-3			3	0	1	0	0	0	0
Joe Keough, L OBP: 0.330, SLG: 0.291 (1, 9)			0-0 F7		0-0 F8		0-0 4-3			3	0	0	0	0	0	1
Jim Rooker, R (1, 1)			0-0 5-3			0-0 5-3				2	0	0	0	0	0	0

Inning Stats	R: 1	H: 2	E: 0	LOB: 0	K: 0	S: 4	P: 4	R: 0	H: 0	E: 0	LOB: 0	K: 0	S: 3	P: 3	R: 0	H: 0	E: 0	LOB: 0	K: 1	S: 5	P: 5	R: 0	H: 1	E: 0	LOB: 1	K: 0	S: 4	P: 4	R: 0	H: 0	E: 0	LOB: 0	K: 0	S: 3	P: 3	R: 0	H: 0	E: 0	LOB: 0	K: 0	S: 3	P: 3	R: 0	H: 0	E: 0	LOB: 0	K: 0	S: 3	P: 3
--------------	------	------	------	--------	------	------	------	------	------	------	--------	------	------	------	------	------	------	--------	------	------	------	------	------	------	--------	------	------	------	------	------	------	--------	------	------	------	------	------	------	--------	------	------	------	------	------	------	--------	------	------	------

PITCHER	IP	WLS	BF	H	R	ER	SO	BB	IBB	HBP	BLK	WP	HR	S	P	ERA	WHIP
Joe Horlen, R ERA: 4.47 (1, 1)	7.0	L	23	3	1	1	2	0	0	0	0	0	0	27	27	1.29	0.429
Bart Johnson, R ERA: 3.32 (8, 1)	1.0		3	0	0	0	0	0	0	0	0	0	0	3	3	0.00	0.000


BOTTOM

Chicago White Sox @ Kansas City Royals
Municipal Stadium, Kansas City, MO

Mon Jul 05 1971, 4:38 AM EDT
Att. 13,296 - Unknown

livebaseballscorecards.com

AB	26
R	1
H	3
RBI	1
BB	0
SO	2
LOB	3



WP: 0 PA: 26
PB: 0
SB: 0
CS: 1

Batter	1	2	3	4	5	6	7	8	9	AB R H RBI BB SO LOB	TOP											
Freddie Patek, R (1, 6) OBP: 0.312, SLG: 0.327	0-0 5-3		0-0 E8 CS			0-0 6-3		0-0 L7		4 0 0 0 0 0 0	Kansas City Royals @ Milwaukee Brewers Milwaukee County Stadium, Milwaukee, WI Tue Jul 06 1971, 8:05 PM EDT Att: 6,947 - Unknown - 82 F livebaseballscorecards.com											
Paul Schaal, R (1, 5) OBP: 0.412, SLG: 0.423	0-0 1-5-3		0-0 CS	4-0 1B SF7 BB		0-0 F5		0-0 F8	3 1 0 0 1 0 0													
Amos Otis, R (1, 8) OBP: 0.359, SLG: 0.513	0-0 F9			0-0 SF7 S 1-3 2-1 1B		0-0 1B		0-0 G4-6-3 1B	4 0 3 0 0 0 0													
Ed Kirkpatrick, L (1, 2) OBP: 0.324, SLG: 0.359		0-3 K		0-0 F4		0-0 F7		0-0 G4-6-3	4 0 0 0 0 1 4													
Gail Hopkins, L (1, 3) OBP: 0.333, SLG: 0.444		0-0 F8 1B		4-0 SF7 IBB		0-0 F9			2 0 1 0 1 0 0													
Bob Oliver, R (9, 3) OBP: 0.284, SLG: 0.329									0 0 0 0 0 0 0													
Cookie Rojas, R (1, 4) OBP: 0.365, SLG: 0.436		0-0 F8		0-0 SF7		0-0 6-3			2 0 0 1 0 0 1													
Lou Piniella, R (1, 7) OBP: 0.291, SLG: 0.317		0-0 L8		0-0 2-1	0-0 F8	0-0 4-3			3 0 0 0 0 0 1													
Joe Keough, L (1, 9) OBP: 0.325, SLG: 0.286			0-0 4-3		0-0 G3		0-0 F8		3 0 0 0 0 0 0													
Dick Drago, R (1, 1) OBP: 0.200, SLG: 0.139		0-3 K		0-3 K			0-0 P3		3 0 0 0 0 2 0													
Inning Stats	R: 0 E: 0 K: 0 S: 3	H: 0 LOB: 0 BB: 0 P: 3	R: 0 E: 0 K: 1 S: 6	H: 1 LOB: 1 BB: 0 P: 6	R: 0 E: 1 K: 1 S: 5	H: 0 LOB: 0 BB: 0 P: 5	R: 1 E: 0 K: 0 S: 3	H: 1 LOB: 2 BB: 2 P: 11	R: 0 E: 0 K: 1 S: 5	H: 0 LOB: 0 BB: 0 P: 5	R: 0 E: 0 K: 0 S: 4	H: 1 LOB: 1 BB: 0 P: 4	R: 0 E: 0 K: 0 S: 3	H: 0 LOB: 0 BB: 0 P: 3	R: 0 E: 0 K: 0 S: 3	H: 0 LOB: 0 BB: 0 P: 3	R: 0 E: 0 K: 0 S: 3	H: 1 LOB: 0 BB: 0 P: 3	1B: 4 2B: 0 3B: 0 HR: 0	SF: 1 SAC: 0 DP: 1 HBP: 0	WP: 0 PB: 0 SB: 1 CS: 1	PA: 32
PITCHER	IP WLS BF H R ER SO BB IBB HBP BLK WP HR S P ERA WHIP																					
Marty Pattin, R (1, 1) ERA: 2.98	8.0 L 29 3 1 1 3 1 1 0 0 0 0 0 0 32 40 1.12 0.500																					
Ken Sanders, R (9, 1) ERA: 1.76	1.0 3 1 0 0 0 0 0 0 0 0 0 0 0 3 3 0.00 1.000																					

AB	28
R	1
H	4
RBI	1
BB	2
SO	3
LOB	6



Batter	1	2	3	4	5	6	7	8	9	AB	R	H	RBI	BB	SO	LOB
Tommy Harper, R (1, 7) OBP: 0.306, SLG: 0.353	0-0 6-3 ①		0-0 6-3 ③			0-3 K ②		0-0 F9 ③		4	0	0	0	0	1	0
Ron Theobald, R (1, 4) OBP: 0.375, SLG: 0.359	0-0 4-3 2B			0-0 6-3 ①		0-0 1B 1B			0-0 SH1-4 1B	4	0	3	0	0	0	0
Dave May, L (1, 8) OBP: 0.366, SLG: 0.431	0-0 4-3 ②			0-0 L7		0-0 1B 1B			0-0 SH1-4 ①	3	0	1	0	0	0	1
John Briggs, L (1, 3) OBP: 0.371, SLG: 0.430	0-0 2-3 F6 ③			0-0 5-3 ③		0-0 F7 ③			0-0 6-3 ②	4	0	0	0	0	0	4
Rob Ellis, R (1, 5) OBP: 0.309, SLG: 0.266		0-0 6-3 ①			0-0 F7 ①			0-0 5-3 ①	0-0 5-3 ③	4	0	0	0	0	0	1
Bill Voss, L (1, 9) OBP: 0.312, SLG: 0.373		0-0 CS 1B			0-0 4-3 ②			0-0 G6-4-3 1B		3	0	2	0	0	0	0
Ted Kubiak, S (1, 6) OBP: 0.328, SLG: 0.283		0-0 F8 ② ③			4-0 BB BB			0-0 G6-4-3 ② ③		2	0	0	0	1	0	2
Elie Rodriguez, R (1, 2) OBP: 0.299, SLG: 0.252			0-3 K ①		0-0 6-3 ③			0-0 6-3 ①		3	0	0	0	0	1	1
Marty Pattin, R (1, 1) OBP: 0.229, SLG: 0.186			0-3 K ②			0-3 K ①		0-0 F7 ②		2	0	0	0	0	2	0
Frank Tepedino, L (8, PH) OBP: 0.150, SLG: 0.231										1	0	0	0	0	0	0
Ken Sanders, R (9, 1)										0	0	0	0	0	0	0

Inning Stats	R: 0 E: 0 K: 0 S: 4	H: 1 LOB: 1 BB: 0 P: 4	R: 0 E: 0 K: 0 S: 3	H: 1 LOB: 0 BB: 0 P: 3	R: 0 E: 0 K: 2 S: 7	H: 0 LOB: 0 BB: 0 P: 7	R: 0 E: 0 K: 0 S: 3	H: 0 LOB: 0 BB: 0 P: 3	R: 0 E: 0 K: 0 S: 3	H: 0 LOB: 1 BB: 1 P: 7	R: 0 E: 0 K: 2 S: 9	H: 2 LOB: 2 BB: 0 P: 9	R: 0 E: 0 K: 0 S: 3	H: 1 LOB: 0 BB: 0 P: 3	R: 0 E: 0 K: 0 S: 3	H: 0 LOB: 0 BB: 0 P: 3	R: 0 E: 0 K: 0 S: 4	H: 1 LOB: 1 BB: 0 P: 4	1B: 5 2B: 1 3B: 0 HR: 0	SF: 0 SAC: 1 DP: 1 HBP: 0	WP: 0 PB: 0 SB: 0 CS: 1	PA: 32
PITCHER Dick Drago, R (1, 1) ERA: 3.33	IP: 9.0 WLS: W BF: 32 H: 6 R: 0 ER: 0 SO: 4	BB: 1 IBB: 0 HBP: 0 BLK: 0	WP: 0 HR: 0 S: 39 P: 43	ERA: 0.00 WHIP: 0.778	PITCHER	IP: 9.0 WLS: W BF: 32 H: 6 R: 0 ER: 0 SO: 4	BB: 1 IBB: 0 HBP: 0 BLK: 0	WP: 0 HR: 0 S: 39 P: 43	ERA: 0.00 WHIP: 0.778	PITCHER	IP: 9.0 WLS: W BF: 32 H: 6 R: 0 ER: 0 SO: 4	BB: 1 IBB: 0 HBP: 0 BLK: 0	WP: 0 HR: 0 S: 39 P: 43	ERA: 0.00 WHIP: 0.778	PITCHER	IP: 9.0 WLS: W BF: 32 H: 6 R: 0 ER: 0 SO: 4	BB: 1 IBB: 0 HBP: 0 BLK: 0	WP: 0 HR: 0 S: 39 P: 43	ERA: 0.00 WHIP: 0.778	WP: 0 PB: 0 SB: 0 CS: 1	PA: 32	

BOTTOM

Kansas City Royals @ Milwaukee Brewers
Milwaukee County Stadium, Milwaukee, WI

Tue Jul 06 1971, 8:05 PM EDT
Att. 6,947 - Unknown - 82 F

livebaseballscores.com

AB	30
R	0
H	6
RBI	0
BB	1
SO	4
LOB	9



Batter	1	2	3	4	5	6	7	8	9	AB R H RBI BB SO LOB	TOP											
Freddie Patek, R (1, 6) OBP: 0.311, SLG: 0.323	0-0 F9		4-0 BB		0-0 6-3			0-3 K		3 0 0 0 1 1 0	Kansas City Royals @ Milwaukee Brewers Milwaukee County Stadium, Milwaukee, WI Wed Jul 07 1971, 8:05 PM EDT Att: 7,469 - Unknown - 81 F											
Paul Schaal, R (1, 5) OBP: 0.410, SLG: 0.419	4-0 CS BB		0-0 F8		0-0 4-3			0-0 5-3		3 0 0 0 1 0 2												
Amos Otis, R (1, 8) OBP: 0.361, SLG: 0.523	0-0 6-3			0-0 1B S 1B		0-0 6-3			0-0 HR	4 2 2 1 0 0 1												
Ed Kirkpatrick, L (1, 2) OBP: 0.319, SLG: 0.352		0-0 1-3		0-0 P3		0-0 4-3			0-0 3-1	4 0 0 0 0 0 1												
Gail Hopkins, L (1, 3) OBP: 0.340, SLG: 0.447		0-0 1B		0-0 F8		0-0 F8			0-0 G6-4-3 1B	4 0 2 0 0 0 1												
Lou Piniella, R (1, 7) OBP: 0.291, SLG: 0.316		0-0 F3		0-0 1B 2-3 1B		0-0 F8			0-0 G6-4-3 1-2f	4 0 1 0 0 0 1												
Joe Keough, L (1, 9) OBP: 0.330, SLG: 0.292			0-0 4-3	0-0 1-3 3-H 1B		0-0 G6-4-3 1B				3 0 2 1 0 0 0												
Bobby Knoop, R (1, 4) OBP: 0.297, SLG: 0.219			0-0 F8	0-0 P4		0-0 G6-4-3 1-2f				3 0 0 0 0 0 3												
Bill Butler, L (1, 1) OBP: 0.143, SLG: 0.143			0-0 BB 1B		0-3 K			0-0 F8		2 0 1 0 0 1 0												
Roger Nelson, R (5, 1)										0 0 0 0 0 0 0												
Jim York, R (7, 1)										0 0 0 0 0 0 0												
Bob Oliver, R (8, PH) OBP: 0.283, SLG: 0.327										1 0 0 0 0 0 0												
Al Fitzmorris, S (8, 1) OBP: 0.167, SLG: 0.167										0 0 0 0 0 0 0												
Inning Stats	R: 0 E: 0 K: 0 S: 2	H: 0 LOB: 0 BB: 1 P: 6	R: 0 E: 0 K: 0 S: 3	H: 1 LOB: 0 BB: 0 P: 3	R: 0 E: 0 K: 0 S: 4	H: 1 LOB: 2 BB: 1 P: 8	R: 1 E: 0 K: 0 S: 6	H: 3 LOB: 2 BB: 0 P: 6	R: 0 E: 0 K: 1 S: 5	H: 0 LOB: 0 BB: 0 P: 5	R: 0 E: 0 K: 0 S: 3	H: 0 LOB: 0 BB: 0 P: 3	R: 0 E: 0 K: 0 S: 3	H: 1 LOB: 0 BB: 0 P: 3	R: 0 E: 0 K: 1 S: 5	H: 0 LOB: 0 BB: 0 P: 5	R: 1 E: 0 K: 0 S: 4	H: 2 LOB: 0 BB: 0 P: 4	1B: 7 2B: 0 3B: 0 HR: 1	SF: 0 SAC: 0 DP: 2 HBP: 0	WP: 0 PB: 0 SB: 1 CS: 1	PA: 33
PITCHER Bill Parsons, R (1, 1) ERA: 2.34	IP: 9.0 WLS: W BF: 33 H: 8 R: 2 ER: 2 SO: 2 BB: 2 IBB: 0 HBP: 0 BLK: 0 WP: 0 HR: 1 S: 35 P: 43 ERA: 2.00 WHIP: 1.111											PITCHER	IP: WLS: BF: H: R: ER: SO: BB: IBB: HBP: BLK: WP: HR: S: P: ERA: WHIP:									

AB	31
R	2
H	8
RBI	2
BB	2
SO	2
LOB	9



livebaseballscorecards.com

Batter	1	2	3	4	5	6	7	8	9
Tommy Harper, R (1, 7) OBP: 0.301, SLG: 0.347	0-0 6-3		0-0 6-3	0-0 6-3		0-0 F8		0-0 F7	
Ron Theobald, R (1, 4) OBP: 0.383, SLG: 0.377	0-0 1B		0-0 L4		0-0 CS SH3-4 1B		0-0 1B 2B	0-0 L9	
Rob Ellis, R (1, 5) OBP: 0.305, SLG: 0.283	0-0 F7		0-3 K		0-0 SH3-4 1-2		0-0 G3 1B 2-3 E 1B	0-0 1-3	
Andy Kosco, R (1, 3) OBP: 0.315, SLG: 0.336	0-0 5-3			0-0 P6	4-0 BB 2-3 BB		0-0 F8		
Al Yates, R (1, 9) OBP: 0.311, SLG: 0.400		0-0 SH5-3 FC5-2 2B		0-0 HR 2B	4-0 BB 1-2 BB		0-0 G3 1-2 E 1B		
Bill Voss, L (7, PH) OBP: 0.315, SLG: 0.376 (8, 9)									
Ted Kubiak, S (1, 6) OBP: 0.331, SLG: 0.280		4-0 BB FC5-2 SH5-3 BB		4-0 HR BB	0-0 1-3		0-0 G3 1-2 2-3		
Dave May, L (1, 8) OBP: 0.369, SLG: 0.442		0-0 SH5-3 1-2 2-3		0-0 HR 1-H 2-H		0-3 K	4-0 E IBB		
Phil Roof, R (1, 2) OBP: 0.252, SLG: 0.254		0-0 FC5-2 2-3 3-H		4-0 SH1-4 BB		0-0 SH1-4 1B	0-0 E6 1-H 2-H 3-H 3B		
Bill Parsons, R (1, 1) OBP: 0.205, SLG: 0.229		0-3 K		0-0 SH1-4 1-2		0-0 SH1-4 1-2	0-3 K		

AB	R	H	RBI	BB	SO	LOB
5	0	0	0	0	0	2
5	1	3	0	0	0	0
4	1	1	0	0	1	1
3	0	0	0	1	0	3
2	1	2	0	1	0	0
1	1	1	1	0	0	0
2	1	0	0	2	0	4
2	2	1	3	1	1	0
3	1	2	3	1	0	2
2	0	0	0	0	2	2

BOTTOM

Kansas City Royals @ Milwaukee Brewers
Milwaukee County Stadium, Milwaukee, WI
 Wed Jul 07 1971, 8:05 PM EDT
 Att. 7,469 - Unknown - 81 F

livebaseballscorecards.com

AB	29
R	8
H	10
RBI	7
BB	6
SO	4
LOB	14



Inning Stats		R: 0	H: 1	E: 0	LOB: 1	K: 0	BB: 0	S: 4	P: 4
Inning Stats		R: 0	H: 1	E: 0	LOB: 2	K: 1	BB: 1	S: 6	P: 10
Inning Stats		R: 0	H: 0	E: 0	LOB: 0	K: 1	BB: 0	S: 5	P: 5
Inning Stats		R: 3	H: 2	E: 0	LOB: 1	K: 0	BB: 2	S: 5	P: 13
Inning Stats		R: 0	H: 1	E: 0	LOB: 2	K: 0	BB: 2	S: 3	P: 11
Inning Stats		R: 0	H: 1	E: 0	LOB: 1	K: 1	BB: 0	S: 6	P: 6
Inning Stats		R: 5	H: 4	E: 1	LOB: 0	K: 1	BB: 1	S: 9	P: 13
Inning Stats		R: 0	H: 0	E: 0	LOB: 0	K: 0	BB: 0	S: 3	P: 3

PITCHER	IP	WLS	BF	H	R	ER	SO	BB	IBB	HBP	BLK	WP	HR	S	P	ERA	WHIP
Bill Butler, L (1, 1) ERA: 2.95	4.2	L	23	5	3	3	2	5	0	0	0	0	1	22	42	5.79	2.143
Roger Nelson, R (5, 1) ERA: 9.82	1.2		9	4	3	3	1	0	0	0	0	0	0	11	11	16.20	2.400
Jim York, R (7, 1) ERA: 3.33	0.2		4	1	2	1	1	0	1	0	0	0	0	5	9	13.50	1.500
Al Fitzmorris, R (8, 1) ERA: 4.91	1.0		3	0	0	0	0	0	0	0	0	0	0	3	3	0.00	0.000

PITCHER	IP	WLS	BF	H	R	ER	SO	BB	IBB	HBP	BLK	WP	HR	S	P	ERA	WHIP
PITCHER	IP	WLS	BF	H	R	ER	SO	BB	IBB	HBP	BLK	WP	HR	S	P	ERA	WHIP

WP: 0	PA: 39
PB: 0	
SB: 0	
CS: 1	

Batter	1	2	3	4	5	6	7	8	9	AB R H RBI BB SO LOB	TOP											
Freddie Patek, R (1, 6) OBP: 0.313, SLG: 0.323	0-0 6-3		0-0 1B			0-0 6-3			4-0 BB	3 0 1 0 1 0 0	Kansas City Royals @ Milwaukee Brewers Milwaukee County Stadium, Milwaukee, WI Thu Jul 08 1971, 8:05 PM EDT Att: 7,367 - Unknown - 77 F livebaseballscorecards.com											
Paul Schaal, R (1, 5) OBP: 0.408, SLG: 0.416	0-0 1B		0-3 K			0-0 5-3			0-3 K	4 0 1 0 0 2 2												
Amos Otis, R (1, 8) OBP: 0.362, SLG: 0.524	0-3 K					0-3 K			4-0 BB	3 1 1 0 1 2 1												
Lou Piniella, R (1, 7) OBP: 0.290, SLG: 0.314	0-0 1-3					0-3 K			0-0 P4	4 0 1 1 0 1 3												
Bob Oliver, R (1, 9) OBP: 0.278, SLG: 0.321						0-3 K			0-3 K	4 0 0 0 0 2 3												
Chuck Harrison, R (1, 3) OBP: 0.224, SLG: 0.209						0-0 P4				3 0 0 0 0 0 0												
Jerry May, R (1, 2) OBP: 0.342, SLG: 0.370						0-0 5-3				3 0 1 0 0 0 0												
Bobby Floyd, R (8, PR) OBP: 0.313, SLG: 0.154										0 0 0 0 0 0 0												
Ted Abernathy, R (8, 1)										0 0 0 0 0 0 0												
Bobby Knoop, R (1, 4) OBP: 0.275, SLG: 0.200						0-0 F8			0-0 L1-3	3 0 0 0 0 1 1												
Paul Splittorff, L (1, 1) OBP: 0.111, SLG: 0.059						0-3 K			0-3 K	2 0 0 0 0 1 0												
Dennis Paepke, R (8, PH) OBP: 0.296, SLG: 0.364						0-0 2-3				1 0 0 0 0 1 1												
Inning Stats	R: 0 E: 0 K: 1 S: 6	H: 1 LOB: 1 BB: 0 P: 6	R: 0 E: 0 K: 0 S: 3	H: 0 LOB: 0 BB: 0 P: 3	R: 0 E: 0 K: 3 S: 10	H: 1 LOB: 1 BB: 0 P: 10	R: 1 E: 0 K: 0 S: 4	H: 2 LOB: 0 BB: 0 P: 4	R: 0 E: 0 K: 0 S: 3	H: 0 LOB: 0 BB: 0 P: 3	R: 0 E: 0 K: 1 S: 5	H: 0 LOB: 0 BB: 0 P: 5	R: 0 E: 0 K: 2 S: 7	H: 0 LOB: 0 BB: 0 P: 7	R: 0 E: 0 K: 1 S: 5	H: 1 LOB: 1 BB: 0 P: 5	R: 0 E: 0 K: 2 S: 7	H: 0 LOB: 2 BB: 2 P: 15	1B: 4 2B: 2 3B: 0 HR: 0	SF: 0 SAC: 0 DP: 2 HBP: 0	WP: 0 PB: 0 SB: 1 CS: 0	PA: 32
PITCHER	IP WLS BF H R ER SO BB IBB HBP BLK WP HR S P ERA WHIP																					
Marcelino Lopez, L (1, 1) ERA: 3.72	8.0 W 28 5 1 1 8 1 0 0 0 0 0 0 43 47 1.12 0.750																					
Ken Sanders, R (9, 1) ERA: 1.73	1.0 S 4 0 0 0 2 1 0 0 0 0 0 0 7 11 0.00 1.000																					

Kansas City Royals @ Milwaukee Brewers
Milwaukee County Stadium, Milwaukee, WI

Thu Jul 08 1971, 8:05 PM EDT
 Att: 7,367 - Unknown - 77 F

AB	30
R	1
H	5
RBI	1
BB	2
SO	10
LOB	11



Batter	1	2	3	4	5	6	7	8	9
Tommy Harper, R OBP: 0.307, SLG: 0.355 (1, 7) X	0-0 4-3 2B		0-0 6-3 1B 2-H 3-H		0-3 K			0-0 6-3 SH1-4 1B	
Ron Theobald, R OBP: 0.375, SLG: 0.368 (1, 4) X	0-0 4-3 2-3		0-0 6-3 1-2		0-0 F9			0-0 SH1-4 1-2	
Rob Ellis, R OBP: 0.302, SLG: 0.268 (1, 5) (5, 9) B B B B	4-0 G6-3 BB		0-0 5-3		0-3 K			0-0 6-3 2-3	
Andy Kosco, R OBP: 0.307, SLG: 0.327 (1, 3) X	0-0 G6-3 1-2f		0-0 L8		0-0 P4			0-3 K	
Al Yates, R OBP: 0.319, SLG: 0.405 (1, 9) X		0-0 3-1		0-0 1B		0-0 FC6 1B			
Bob Heise, R OBP: 0.179, SLG: 0.214 (4, PR) (5, 5) X		0-0 CS 1B		0-0 F9 1-2		0-0 FC6 1-2f			
Ted Kubiak, S OBP: 0.331, SLG: 0.281 (1, 6) X		0-0 G3 1-2		0-3 K			0-0 4-3		
Dave May, L OBP: 0.365, SLG: 0.438 (1, 8) X		0-0 G3 1-2		0-0 5-3			0-0 6-3		
Ellie Rodriguez, R OBP: 0.295, SLG: 0.247 (1, 2) X			0-0 E6 SH 1B		0-0 5-3		0-0 6-3		
Marcelino Lopez, R OBP: 0.100, SLG: 0.100 (1, 1) X			0-0 SH 1B		0-0 1-3		0-3 K		
Ken Sanders, R (9, 1)									

AB	R	H	RBI	BB	SO	LOB	BOTTOM	
4	0	3	2	0	1	0		
3	0	0	0	0	0	2		
3	0	0	0	1	1	2		
4	0	0	0	0	1	4		
2	0	1	0	0	0	0		
1	0	1	0	0	0	0		
3	0	1	0	0	0	2		
3	0	0	0	0	1	2		
3	1	0	0	0	0	1		
2	1	0	0	0	1	0		
0	0	0	0	0	0	0		

AB	28
R	2
H	6
RBI	2
BB	1
SO	5
LOB	13
WP: 0	PA: 31
PB: 0	
SB: 1	
CS: 1	

Inning Stats		R: 0	H: 1	R: 0	H: 1	R: 2	H: 1	R: 0	H: 0	R: 0	H: 1	R: 0	H: 0	R: 0	H: 1	R: 0	H: 1
Paul Splittorf, L (1, 1) ERA: 2.25		E: 0	LOB: 1	E: 0	LOB: 0	E: 2	LOB: 1	E: 0	LOB: 0	E: 0	LOB: 1	E: 0	LOB: 0	E: 0	LOB: 1	E: 0	LOB: 1
Ted Abernathy, R (8, 1) ERA: 2.18		K: 0	BB: 1	K: 0	BB: 0	K: 0	BB: 0	K: 1	BB: 0	K: 1	BB: 0	K: 1	BB: 0	K: 1	BB: 0	K: 1	BB: 0
		S: 3	P: 7	S: 3	P: 3	S: 6	P: 6	S: 6	P: 6	S: 5	P: 5	S: 5	P: 5	S: 5	P: 5	S: 6	P: 6



Kansas City Royals @ Milwaukee Brewers
Milwaukee County Stadium, Milwaukee, WI
 Thu Jul 08 1971, 8:05 PM EDT
 Att. 7,367 - Unknown - 77 F

livebaseballscorecards.com

Batter	1	2	3	4	5	6	7	8	9	AB R H RBI BB SO LOB	TOP											
Freddie Patek, R (1, 6) OBP: 0.320, SLG: 0.351	0-0 1B 2B	0-0 1B 1B		0-0 3B			0-0 FC6-4 CS		0-0 HR	5 3 4 2 0 0 1												
Paul Schaal, R (1, 5) OBP: 0.411, SLG: 0.428	0-0 G6-4-3 1B	4-0 1B BB		0-3 K			0-0 F8		0-0 HR	4 1 2 2 1 1 2												
Amos Otis, R (1, 8) OBP: 0.360, SLG: 0.519	0-0 G6-4-3 1-2f	0-0 S 1B					0-0 F9		0-0 F2	5 0 1 2 0 0 1												
Gail Hopkins, L (1, 3) OBP: 0.345, SLG: 0.443	4-0 BB BB	0-3 K					0-0 6-3			3 0 1 0 1 1 2												
Bob Oliver, R (9, 3) OBP: 0.278, SLG: 0.321	4-0 BB BB	1-2 K					0-0 6-3		0-0 1B	0 0 0 0 0 0 0												
Ed Kirkpatrick, L (1, 7) OBP: 0.322, SLG: 0.352	4-0 1-2 BB						0-0 6-3		0-0 F5	3 0 1 0 1 0 1												
Jerry May, R (1, 2) OBP: 0.333, SLG: 0.359	0-0 F3						0-0 F9		0-0 F9	4 0 0 0 0 1 4												
Joe Keough, L (1, 9) OBP: 0.324, SLG: 0.286		0-0 4-1		0-0 3-1			0-0 6-3		0-0 F6	4 0 0 0 0 0 0												
Bobby Knoop, R (1, 4) OBP: 0.285, SLG: 0.231		0-0 SH 1B 1B		0-3 K			0-0 5-3		0-0 HR 1B	4 1 2 0 0 1 0												
Mike Hedlund, R (1, 1) OBP: 0.108, SLG: 0.083		0-0 SH		0-3 K			0-0 FC6-4 1B		0-3 K	2 1 1 0 0 1 0												
Tom Burgmeier, L (8, 1) OBP: 0.333, SLG: 0.250		BB 1B 1B								0 0 0 0 0 0 0												
Lou Piniella, R (9, PH) OBP: 0.288, SLG: 0.313		1-2 1B								1 0 0 0 0 1 1												
Ted Abernathy, R (9, 1)										0 0 0 0 0 0 0												
Inning Stats	R: 1 E: 0 K: 0 S: 4	H: 2 LOB: 2 BB: 2 P: 12	R: 2 E: 0 K: 1 S: 8	H: 3 LOB: 2 BB: 1 P: 12	R: 0 E: 0 K: 1 S: 5	H: 1 LOB: 0 BB: 0 P: 5	R: 0 E: 0 K: 3 S: 10	H: 1 LOB: 1 BB: 0 P: 10	R: 0 E: 0 K: 0 S: 3	H: 0 LOB: 0 BB: 0 P: 3	R: 0 E: 0 K: 0 S: 3	H: 0 LOB: 0 BB: 0 P: 3	R: 0 E: 0 K: 0 S: 3	H: 1 LOB: 0 BB: 0 P: 3	R: 0 E: 0 K: 0 S: 4	H: 1 LOB: 1 BB: 0 P: 4	R: 3 E: 0 K: 1 S: 8	H: 3 LOB: 0 BB: 0 P: 8	1B: 8 2B: 2 3B: 1 HR: 2	SF: 0 SAC: 1 DP: 2 HBP: 0	WP: 0 PB: 0 SB: 1 CS: 2	PA: 39
PITCHER	IP WLS BF H R ER SO BB IBB HBP BLK WP HR S P ERA WHIP																				IP WLS BF H R ER SO BB IBB HBP BLK WP HR S P ERA WHIP	
Jim Perry, R (1, 1) ERA: 4.1	8.2 L 38 12 6 6 6 3 0 0 0 0 2 47 59 6.23 1.731																					
Hal Haydel, R (9, 1) ERA: 8.31	0.1 1 0 0 0 0 0 0 0 0 0 0 0 1 1 0.00 0.000																					

Kansas City Royals @ Minnesota Twins
Metropolitan Stadium, Bloomington, MI

Fri Jul 09 1971, 8:05 PM EDT
Att. 11,698 - Unknown - 76 F

livebaseballscorecards.com

AB 35
R 6
H 12
RBI 6
BB 3
SO 6
LOB 12



BOTTOM

Kansas City Royals @ Minnesota Twins
Metropolitan Stadium, Bloomington, MI

Fri Jul 09 1971, 8:05 PM EDT
Att: 11,698 - Unknown - 76 F

livebaseballscorecards.com

AB	35
R	3
H	9
RBI	3
BB	2
SO	2
LOB	14



WP:	0	PA:	37
PB:	0		
SB:	0		
CS:	0		

AB R H RBI BB SO LOB

4	1	1	0	1	0	1
3	1	0	0	1	0	2
4	1	1	1	0	0	0
4	0	2	1	0	0	1
4	0	2	1	0	0	1
3	0	1	0	0	0	1
1	0	0	0	0	1	2
0	0	0	0	0	0	0
4	0	0	0	0	0	4
4	0	0	0	0	1	2
3	0	1	0	0	0	0
0	0	0	0	0	0	0
1	0	1	0	0	0	0

Batter	1	2	3	4	5	6	7	8	9
Steve Braun, L (1, 5) OBP: 0.354, SLG: 0.365	0-0 F7		4-0 BB 1B	0-0 FC4-6 1B			0-0 F8		0-0 G6-3
Cesar Tovar, R (1, 9) OBP: 0.350, SLG: 0.351	0-0 5-3		4-0 1B 6-3 BB	0-0 FC4-6 1B			0-0 F8		
Harmon Killebrew, R (1, 3) OBP: 0.376, SLG: 0.431	0-0 6-3		0-0 3B 1B		0-0 6-3			0-0 5-3	
Rod Carew, L (1, 4) OBP: 0.322, SLG: 0.358		0-0 FC5-4 1B	0-0 6-3		0-0 F8			0-0 1B 1B	
Leo Cardenas, R (1, 6) OBP: 0.343, SLG: 0.460		0-0 FC5-4 1B	0-0 3B		0-0 L3			0-0 1B	
Jim Holt, L (1, 8) OBP: 0.306, SLG: 0.350		0-0 1B	0-0 F8		0-0 L7			0-3 K	
Brant Alyea, R (8, PH) OBP: 0.282, SLG: 0.276		0-0 1B							
Jim Nettles, L (9, 8) OBP: 0.318, SLG: 0.381		0-0 1B							
Rich Reese, L (1, 7) OBP: 0.245, SLG: 0.319		0-0 F9		0-0 4-3		0-0 6-3		0-0 G3	
George Mitterwald, R (1, 2) OBP: 0.328, SLG: 0.341		0-0 1-3		0-0 5-3		0-0 4-3			0-3 K
Jim Perry, S (1, 1) OBP: 0.255, SLG: 0.180			0-0 F8		0-0 1B		0-0 F8		0-0 G6-3 1B
Hal Haydel, R (9, 1)									
Jim Kaat, L (9, PH) OBP: 0.245, SLG: 0.269									

Inning Stats	R: 0 H: 0 E: 0 K: 3 S: 3	H: 0 LOB: 0 BB: 0 P: 3	R: 0 H: 2 E: 0 K: 5 S: 5	H: 2 LOB: 2 BB: 0 P: 5	R: 3 H: 2 E: 0 K: 5 S: 5	H: 2 LOB: 1 BB: 2 P: 13	R: 0 H: 2 E: 0 K: 5 S: 5	H: 2 LOB: 2 BB: 0 P: 5	R: 0 H: 0 E: 0 K: 3 S: 3	H: 0 LOB: 0 BB: 0 P: 3	R: 0 H: 0 E: 0 K: 3 S: 3	H: 0 LOB: 0 BB: 0 P: 3	R: 0 H: 2 E: 0 K: 1 S: 7	H: 2 LOB: 2 BB: 0 P: 7	R: 0 H: 1 E: 0 K: 5 S: 5	H: 1 LOB: 0 BB: 0 P: 5	1B: 8 2B: 0 3B: 1 HR: 0	SF: 0 SAC: 0 DP: 1 HBP: 0
--------------	--------------------------	------------------------	--------------------------	------------------------	--------------------------	-------------------------	--------------------------	------------------------	--------------------------	------------------------	--------------------------	------------------------	--------------------------	------------------------	--------------------------	------------------------	-------------------------	---------------------------

PITCHER	IP	WLS	BF	H	R	ER	SO	BB	IBB	HBP	BLK	WP	HR	S	P	ERA	WHIP
Mike Hedlund, R (1, 1) ERA: 2.75	7.1		32	8	3	3	0	2	0	0	0	0	0	30	38	3.68	1.364
Tom Burgmeier, L (8, 1) ERA: 1.39	0.2	W	2	0	0	0	1	0	0	0	0	0	0	4	4	0.00	0.000
Ted Abernathy, R (9, 1) ERA: 2.13	1.0	S	3	1	0	0	1	0	0	0	0	0	0	5	5	0.00	1.000

TOP

Kansas City Royals @ Minnesota Twins
Metropolitan Stadium, Bloomington, MI

Sun Jul 11 1971, 4:33 AM EDT
Unknown - 77 F

livebaseballscorecards.com

AB	40
R	5
H	13
RBI	5
BB	5
SO	7
LOB	18



AB	R	H	RBI	BB	SO	LOB
5	1	3	0	0	0	1
2	2	2	1	3	0	0
4	1	3	2	0	1	1
1	0	0	0	0	0	2
5	0	1	1	0	1	6
5	0	2	1	0	0	1
4	0	1	0	0	1	3
1	0	0	0	0	0	0
4	0	0	0	0	2	2
0	0	0	0	1	0	0
5	0	1	0	0	0	0
2	1	0	0	1	1	0
1	0	0	0	0	1	0
1	0	0	0	0	0	2
0	0	0	0	0	0	0

1B	12	SF	0
2B	1	SAC	0
3B	0	DP	1
HR	0	HBP	0

WP	0	PA	46
PB	0		
SB	3		
CS	0		

Batter	1	2	3	4	5	6	7	8	9	10
Freddie Patek, R (1, 6) OBP: 0.324, SLG: 0.355	0-0 F9	0-0 1B		0-0 F3		0-0 PO			0-0 3-1 BB	
Paul Schaal, R (1, 5) OBP: 0.419, SLG: 0.432	4-0 1B	0-0 2B		4-0 1B		0-0 PO			4-0 3-1	
Amos Otis, R (1, 8) OBP: 0.364, SLG: 0.525	0-0 1B	0-0 2B		0-0 1B					0-0 3-1	
Ed Kirkpatrick, L (7, 8) OBP: 0.321, SLG: 0.351	1-2 1B	1-H 2B		1-3 2-H 1B					1-2 2-3	
Lou Piniella, R (1, 7) OBP: 0.286, SLG: 0.310	0-0 1B	0-0 4-3		0-3 K					0-0 F8	
Cookie Rojas, R (1, 4) OBP: 0.366, SLG: 0.435	0-0 1B		0-0 G5-4-3		0-0 L7				0-0 L9	
Bob Oliver, R (1, 9) OBP: 0.278, SLG: 0.320	0-0 F3		0-0 G5-4-3		0-0 1B				0-0 L3	
Joe Keough, L (8, 9) OBP: 0.322, SLG: 0.284	1-2 2-3		1-2f						0-3 K	
Chuck Harrison, R (1, 3) OBP: 0.213, SLG: 0.197	0-3 K		0-0 6-3		0-0 F8				0-3 K	
Gail Hopkins, L (10, PH) OBP: 0.351, SLG: 0.443									4-0 1B	
Jerry May, R (1, 2) OBP: 0.329, SLG: 0.354		0-0 F9		0-0 4-3		0-0 F4			0-0 F6	
Bruce Dal Canton, R (1, 1) OBP: 0.119, SLG: 0.098		0-0 5-3		4-0 1B		0-3 K			0-3 K	
Ted Abernathy, R (7, 1)				BB					0-0 L8	
Bobby Knoop, R (10, PH) OBP: 0.289, SLG: 0.225				1B						
Tom Burgmeier, L (10, 1) OBP: 0.333, SLG: 0.250				BB						

Inning Stats	R: 2	H: 3	R: 2	H: 3	R: 0	H: 1	R: 1	H: 1	R: 0	H: 1	R: 0	H: 1	R: 0	H: 0	R: 0	H: 1	R: 0	H: 1	R: 0	H: 1	R: 0	H: 1	R: 0	H: 1	1B: 12	SF: 0	WP: 0	PA: 46
	E: 0	LOB: 2	E: 0	LOB: 1	E: 0	LOB: 0	E: 0	LOB: 2	E: 0	LOB: 0	E: 0	LOB: 1	E: 0	LOB: 0	E: 0	LOB: 2	E: 0	LOB: 2	E: 0	LOB: 2	E: 0	LOB: 2	E: 0	LOB: 2	2B: 1	SAC: 0	PB: 0	
	K: 1	BB: 1	K: 0	BB: 0	K: 0	BB: 0	K: 1	BB: 2	K: 0	BB: 0	K: 1	BB: 0	K: 2	BB: 0	K: 1	BB: 1	K: 0	BB: 1	K: 0	BB: 1	K: 0	BB: 1	K: 0	BB: 1	3B: 0	DP: 1	SB: 3	
	S: 8	P: 12	S: 6	P: 6	S: 3	P: 3	S: 6	P: 14	S: 3	P: 3	S: 5	P: 5	S: 6	P: 6	S: 7	P: 7	S: 6	P: 10	S: 4	P: 8	S: 4	P: 8	S: 4	P: 8	HR: 0	HBP: 0	CS: 0	

PITCHER	IP	WLS	BF	H	R	ER	SO	BB	IBB	HBP	BLK	WP	HR	S	P	ERA	WHIP
Jim Kaat, L (1, 1) ERA: 3.46	2.0		13	6	4	4	1	1	0	0	0	0	0	14	18	18.00	3.500
Hal Haydel, R (3, 1) ERA: 4.82	5.0		19	5	1	1	3	2	0	0	0	0	0	23	31	1.80	1.400
Tom Hall, L (8, 1) ERA: 3.05	2.0		8	1	0	0	3	1	0	0	0	0	0	13	17	0.00	1.000
Steve Luebber, R (10, 1) ERA: 7.24	1.0	W	5	1	0	0	0	1	0	0	0	0	0	4	8	0.00	2.000

Kansas City Royals @ Minnesota Twins
 Metropolitan Stadium, Bloomington, MI
 Sun Jul 11 1971, 4:33 AM EDT
 Unknown - 77 F

livebaseballscorecards.com

AB	40
R	6
H	10
RBI	6
BB	2
SO	4
LOB	16



WP	0	PA	42
PB	0		
SB	0		
CS	0		

Batter	1	2	3	4	5	6	7	8	9	10	AB	R	H	RBI	BB	SO	LOB
Steve Braun, L OBP: 0.360, SLG: 0.371 (1, 4)	4-0 BB		0-0 F4			0-0 L3	0-0 1B 2B		4-0 1B BB		3	1	1	1	2	0	0
Cesar Tovar, R OBP: 0.354, SLG: 0.358 (1, 5)	0-0 F2		0-0 E6 FC6-4			0-0 1B 2B	0-0 1B		0-0 1-3 1B		5	1	3	2	0	0	1
Harmon Killebrew, R OBP: 0.373, SLG: 0.427 (1, 3)	0-0 F6		0-0 FC6-4 1-2f			0-0 1B	0-0 5-3		0-0 L7		5	0	1	1	0	0	5
Jim Holt, L OBP: 0.300, SLG: 0.343 (1, 9)	0-0 F6			0-0 1-3		0-0 F4		0-0 6-3		0-0 6-3	5	0	0	0	0	0	2
Leo Cardenas, R OBP: 0.341, SLG: 0.456 (1, 6)		0-0 1-3 4-3 1B		0-3 K		0-0 5-3		0-0 F8		0-0 L8	5	0	1	0	0	1	1
Jim Nettles, L OBP: 0.333, SLG: 0.500 (1, 8)		0-0 4-3 1-2		0-0 F3			0-0 1B 2B 1B		0-3 K		5	2	2	1	0	1	1
Rich Reese, L OBP: 0.245, SLG: 0.318 (1, 7)		0-0 1-3 2-3			0-0 F8		0-0 2B 1B 1B		0-0 5-3		4	1	1	0	0	0	1
George Mitterwald, R OBP: 0.327, SLG: 0.352 (1, 2)		0-0 5-3			0-0 F7		0-0 F6		0-0 HR		4	1	1	1	0	0	3
Jim Kaat, L OBP: 0.246, SLG: 0.269 (1, 1)			0-0 F7		0-3 K		0-0 F8		0-3 K		0	0	0	0	0	0	0
Hal Haydel, R OBP: 0.280, SLG: 0.274 (3, 1)											2	0	0	0	0	1	0
Brant Aylva, R OBP: 0.333, SLG: 0.350 (7, PH)											1	0	0	0	0	0	2
Tom Hall, L OBP: 0.302, SLG: 0.237 (8, 1)											0	0	0	0	0	0	0
Danny Thompson, R OBP: 0.302, SLG: 0.237 (9, PH)											1	0	0	0	0	1	0
Steve Luebber, R OBP: 0.302, SLG: 0.237 (10, 1)											0	0	0	0	0	0	0

Inning Stats	R: 0	H: 0	E: 0	K: 0	S: 3	P: 7	R: 0	H: 1	E: 0	K: 0	S: 4	P: 4	R: 0	H: 0	E: 1	K: 0	S: 4	P: 4	R: 0	H: 0	E: 0	K: 1	S: 5	P: 5	R: 0	H: 0	E: 0	K: 1	S: 5	P: 5	R: 1	H: 2	E: 0	K: 0	S: 5	R: 3	H: 4	E: 0	K: 0	S: 7	P: 7	R: 0	H: 0	E: 0	K: 1	S: 5	P: 5	R: 1	H: 2	E: 0	K: 1	S: 7	P: 11	R: 1	H: 1	E: 0	K: 0	S: 3	P: 3	1B: 6	SF: 0	2B: 2	SAC: 0	3B: 0	DP: 0	HR: 2	HBP: 0	WP: 0	PA: 42
--------------	------	------	------	------	------	------	------	------	------	------	------	------	------	------	------	------	------	------	------	------	------	------	------	------	------	------	------	------	------	------	------	------	------	------	------	------	------	------	------	------	------	------	------	------	------	------	------	------	------	------	------	------	-------	------	------	------	------	------	------	-------	-------	-------	--------	-------	-------	-------	--------	-------	--------

PITCHER	IP	WLS	BF	H	R	ER	SO	BB	IBB	HBP	BLK	WP	HR	S	P	ERA	WHIP
Bruce Dal Canton, R ERA: 3.03 (1, 1)	6.2		29	7	4	4	2	1	0	0	0	0	0	32	36	5.40	1.200
Ted Abernathy, R ERA: 2.22 (7, 1)	2.1		10	2	1	1	2	1	0	0	0	0	1	13	17	3.86	1.286
Tom Burgmeier, L ERA: 1.57 (10, 1)	0.2	L	3	1	1	1	0	0	0	0	0	0	1	3	3	13.50	1.500

Batter	1	2	3	4	5	6	7	8	9	AB R H RBI BB SO LOB	TOP											
Freddie Patek, R (1, 6) OBP: 0.323, SLG: 0.352	0-0 L8		0-3 K		0-0 1B		0-0 5-3		0-0 6-3	5 0 1 0 0 1 2												
Paul Schaal, R (1, 5) OBP: 0.413, SLG: 0.425	0-0 6-3		0-0 F6		0-0 4-3		0-0 L6		0-0 6-3	5 0 0 0 0 0 4												
Amos Otis, R (1, 8) OBP: 0.363, SLG: 0.522	0-0 1B			0-0 F6		0-0 F8		0-3 K		4 0 1 0 0 1 0												
Gail Hopkins, L (1, 3) OBP: 0.357, SLG: 0.446	0-0 1B			0-0 6-3		0-0 BB 1B		0-0 4-3		4 0 2 0 0 0 0												
Ed Kirkpatrick, L (1, 7) OBP: 0.320, SLG: 0.349	0-3 K			0-0 G3		0-0 F8		0-0 1B		4 0 1 0 0 1 3												
Cookie Rojas, R (1, 4) OBP: 0.368, SLG: 0.446		0-0 1-3			0-0 HR	0-0 FC5 BB		0-0 F7		4 1 2 1 0 0 1												
Joe Keough, L (1, 9) OBP: 0.330, SLG: 0.290		0-0 F9			0-0 1B	4-0 BB			0-0 FC4-6	3 0 2 0 1 0 0												
Jerry May, R (1, 2) OBP: 0.322, SLG: 0.344		0-0 F1			0-0 F4	0-0 FC5			0-0 FC4-6	4 0 0 0 0 0 5												
Dick Drago, R (1, 1) OBP: 0.195, SLG: 0.135 Bobby Knopp, R (5, PH) OBP: 0.283, SLG: 0.220 Jim Rooker, R (5, 1) Dennis Paepke, R (7, PH) OBP: 0.252, SLG: 0.358 Jim York, R (7, 1) Lou Piniella, R (8, PH) OBP: 0.290, SLG: 0.313			0-3 K		0-3 K		0-0 F3		0-0 6-3	1 0 0 0 0 0 1 0 1 0 0 0 0 0 1 1 0 0 0 0 0 0 0 0 1 0 0 0 0 0 0 0 0 0 0 0 0 0 0 0 1 0 1 0 0 0 0 0												
Inning Stats	R: 0 E: 0 K: 1 S: 7	H: 2 LOB: 2 BB: 0 P: 7	R: 0 E: 0 K: 0 S: 3	H: 0 LOB: 0 BB: 0 P: 3	R: 0 E: 0 K: 2 S: 7	H: 0 LOB: 0 BB: 0 P: 7	R: 0 E: 0 K: 0 S: 3	H: 0 LOB: 0 BB: 0 P: 3	R: 1 E: 0 K: 1 S: 8	H: 3 LOB: 2 BB: 0 P: 8	R: 0 E: 0 K: 0 S: 5	H: 2 LOB: 3 BB: 1 P: 9	R: 0 E: 0 K: 0 S: 3	H: 0 LOB: 0 BB: 0 P: 3	R: 0 E: 0 K: 1 S: 6	H: 1 LOB: 1 BB: 0 P: 6	R: 0 E: 0 K: 0 S: 5	H: 2 LOB: 2 BB: 0 P: 5	1B: 9 2B: 0 3B: 0 HR: 1	SF: 0 SAC: 0 DP: 0 HBP: 0	WP: 0 PB: 0 SB: 0 CS: 0	PA: 38
PITCHER Ray Corbin, R (1, 1) ERA: 3.42	IP: 9.0 WLS: W BF: 38 H: 10 R: 1 ER: 1 SO: 5 BB: 1 IBB: 0 HBP: 0 BLK: 0 WP: 0 HR: 1 S: 47 P: 51 ERA: 1.00 WHIP: 1.222											PITCHER IP: WLS: BF: H: R: ER: SO: BB: IBB: HBP: BLK: WP: HR: S: P: ERA: WHIP:										

Kansas City Royals @ Minnesota Twins
 Metropolitan Stadium, Bloomington, MI
 Sun Jul 11 1971, 4:38 AM EDT
 Att: 18,207 - Unknown

livebaseballscorecards.com

AB	37
R	1
H	10
RBI	1
BB	1
SO	5
LOB	16



Batter	1	2	3	4	5	6	7	8	9
Steve Braun, L OBP: 0.361, SLG: 0.374 (1, 5) (5, 6)	0-0 L7 ①		0-0 1B 1B ②		0-0 1B SF8 1B ③	0-0 E1 FC5-4 ④		0-0 SF7 ⑤	
Cesar Tovar, R OBP: 0.357, SLG: 0.361 (1, 9) (5, 5)	0-0 1B ②		0-0 1B ②		0-0 SF8 1B 1B ③	0-0 FC5-4 ③		0-3 K ③	
Rod Carew, L OBP: 0.324, SLG: 0.360 (1, 4) S S	0-3 K ③		0-0 1B ③		0-0 SF8 1B ①		0-0 6-3 ①		
Harmon Killebrew, R OBP: 0.372, SLG: 0.424 Rich Reese, L OBP: 0.245, SLG: 0.318 (1, 3) (8, 3)		4-0 HR BB ①	0-0 F6 ③		0-0 SF8 ①		0-3 K ②		
Leo Cardenas, R OBP: 0.339, SLG: 0.453 George Thomas, R OBP: 0.160, SLG: 0.125 (1, 6) (5, 7)		0-0 F9 ①		0-0 F6 ①	0-3 K ②		0-0 1-4-3 ③		
Jim Nettles, L OBP: 0.387, SLG: 0.633 (1, 8) S S		0-0 HR ②		0-0 FC4-6 1B ②	0-0 L5 ③			0-0 E S 2B 1B	
Jim Holt, L OBP: 0.295, SLG: 0.337 (1, 7) (5, 9)		0-0 F7 ②		0-0 FC4-6 1B ②		0-0 L7 ①		0-0 FC 2B SF7	
Phil Roof, R OBP: 0.260, SLG: 0.271 (1, 2) S S		0-3 K ③		0-0 FC6 1B ③		0-0 4-3 ②		0-0 2B ③	
Ray Corbin, R OBP: 0.200, SLG: 0.200 (1, 1)			0-0 G3 ①		0-0 FC6 ③		0-0 E 1B ③	0-0 F7 ①	


Inning Stats	R: 0	H: 1	E: 0	K: 1	S: 5	R: 2	H: 1	E: 0	K: 1	S: 6	R: 1	H: 3	E: 0	K: 0	S: 5	R: 1	H: 2	E: 1	K: 0	S: 5	R: 1	H: 3	E: 0	K: 1	S: 8	R: 0	H: 1	E: 1	K: 0	S: 5	R: 0	H: 0	E: 0	K: 1	S: 5	R: 2	H: 2	E: 0	K: 1	S: 8
	LOB: 0	BB: 0	P: 5	LOB: 0	BB: 1	P: 10	LOB: 1	BB: 0	P: 5	LOB: 1	BB: 0	P: 5	LOB: 2	BB: 0	P: 8	LOB: 2	BB: 0	LOB: 2	BB: 0	P: 8	LOB: 0	BB: 0	P: 5	LOB: 1	BB: 0	P: 8	LOB: 0	BB: 0	P: 5	LOB: 0	BB: 0	P: 5	LOB: 1	BB: 0	P: 8	LOB: 1	BB: 0	P: 8		

PITCHER	IP	WLS	BF	H	R	ER	SO	BB	IBB	HBP	BLK	WP	HR	S	P	ERA	WHIP
Dick Drago, R ERA: 3.44 (1, 1)	4.0	L	18	7	4	3	2	1	0	0	0	0	1	21	25	6.75	2.000
Jim Rooker, L ERA: 5.15 (5, 1)	2.0		11	4	1	1	1	0	0	0	0	0	0	13	13	4.50	2.000
Jim York, R ERA: 3.56 (7, 1)	2.0		9	2	2	2	2	0	0	0	0	0	0	13	13	9.00	1.000

BOTTOM

AB	R	H	RBI	BB	SO	LOB
4	2	2	1	0	0	1
5	0	3	0	0	1	3
4	0	2	1	0	1	0
2	1	0	1	1	1	1
0	0	0	0	0	0	0
2	0	0	0	0	0	1
2	0	0	0	0	1	2
4	2	3	2	0	0	2
4	2	0	0	0	0	2
4	0	2	2	0	1	0
4	0	1	0	0	0	3

AB 35
R 7
H 13
RBI 7
BB 1
SO 5
LOB 15



Kansas City Royals @ Minnesota Twins
Metropolitan Stadium, Bloomington, MI

Sun Jul 11 1971, 4:38 AM EDT
Att. 18,207 - Unknown

WP	PA	ERA	WHIP
0	38		
0			
1			
0			

Batter	1	2	3	4	5	6	7	8	9	AB R H RBI BB SO LOB	TOP									
Ted Uhlaender, L (1, 8) OBP: 0.345, SLG: 0.325	0-0 G6-4-3 1B		0-0 6-3			0-0 P6		0-0 1-3		4 0 1 0 0 0 2										
Vada Pinson, L (1, 7) OBP: 0.303, SLG: 0.390	0-0 G6-4-3 1-2f			0-0 F9		0-0 G4-6-3 1B		0-0 F6		4 0 1 0 0 0 1										
Graig Nettles, L (1, 5) OBP: 0.353, SLG: 0.421	0-0 F2			0-0 F2		0-0 G4-6-3 1-2f		0-0 2B		4 0 1 0 0 0 1										
Chris Chambliss, L (1, 3) OBP: 0.390, SLG: 0.463		0-0 FC5-4 1B		0-0 1B 1B		0-0 1-3		4-0 7-6-4 BB		3 0 2 0 1 0 0										
Roy Foster, R (1, 9) OBP: 0.329, SLG: 0.428		0-0 FC5-4 G6-4-3 1-2f		0-0 1-2 1B		0-0 F8		0-0 7-6-4 1-2f		4 0 1 0 0 0 3										
Eddie Leon, R (1, 4) OBP: 0.326, SLG: 0.326		0-0 G6-4-3 1-2f		0-3 K		0-0 F7				3 0 0 0 0 1 3										
Jack Heidemann, R (1, 6) OBP: 0.238, SLG: 0.217			0-0 G3 1B		0-0 5-3			0-0 FC6-4 1B		2 0 1 0 0 0 0										
Gomer Hodge, S (8, PH) OBP: 0.298, SLG: 0.294										1 0 1 0 0 0 0										
Fred Stanley, R (8, 6) OBP: 0.449, SLG: 0.182										0 0 0 0 0 0 0										
Ken Suarez, R (1, 2) OBP: 0.266, SLG: 0.200			0-0 G3		0-0 F8			0-0 F8		2 0 0 0 0 0 1										
Frank Baker, L (8, PH) OBP: 0.257, SLG: 0.330			1-2		1-2					1 0 0 0 0 0 1										
Phil Hennigan, R (8, 1)										0 0 0 0 0 0 0										
Sam McDowell, L (1, 1) OBP: 0.222, SLG: 0.208			0-3 K		0-0 F7			0-0 FC6-4 1-2f		2 0 0 0 0 1 1										
Chuck Hinton, R (8, PH) OBP: 0.357, SLG: 0.488										1 0 0 0 0 0 1										
Inning Stats	R: 0 E: 0 K: 0 S: 3	H: 1 LOB: 0 BB: 0 P: 3	R: 0 E: 0 K: 0 S: 3	H: 1 LOB: 0 BB: 0 P: 3	R: 0 E: 0 K: 1 S: 6	H: 1 LOB: 1 BB: 0 P: 6	R: 0 E: 0 K: 1 S: 7	H: 2 LOB: 2 BB: 0 P: 7	R: 0 E: 0 K: 0 S: 3	H: 0 LOB: 0 BB: 0 P: 3	R: 0 E: 0 K: 0 S: 3	H: 1 LOB: 0 BB: 0 P: 3	R: 0 E: 0 K: 0 S: 4	H: 1 LOB: 1 BB: 0 P: 4	R: 0 E: 0 K: 0 S: 3	H: 1 LOB: 1 BB: 1 P: 7	1B: 7 2B: 2 3B: 0 HR: 0	SF: 0 SAC: 0 DP: 4 HBP: 0	WP: 0 PB: 0 SB: 0 CS: 0	PA: 32
PITCHER Dick Drago, R (1, 1) ERA: 3.2	IP: 9.0 WLS: W BF: 32 H: 8 R: 0 ER: 0 SO: 2 BB: 1 IBB: 0 HBP: 0 BLK: 0 WP: 0 HR: 0 S: 35 P: 39 ERA: 0.00 WHIP: 1.000																			
PITCHER	IP	WLS	BF	H	R	ER	SO	BB	IBB	HBP	BLK	WP	HR	S	P	ERA	WHIP			

Cleveland Indians @ Kansas City Royals
Municipal Stadium, Kansas City, MO

Thu Jul 15 1971, 8:05 PM EDT
Att: 9,663 - Unknown - 86 F

livebaseballscorecards.com

AB	31
R	0
H	8
RBI	0
BB	1
SO	2
LOB	14



Batter	1	2	3	4	5	6	7	8	9
Freddie Patek, R OBP: 0.320, SLG: 0.349 (1, 6) X	0-0 F8 ①		0-0 4-3 ②			0-0 SH3-4 ①		0-0 F8 ②	
Paul Schaal, R OBP: 0.411, SLG: 0.422 (1, 5) X	0-0 FC6-4 1B		0-0 F7 ③			0-0 L9 ②		0-0 5-3 ③	
Cookie Rojas, R OBP: 0.367, SLG: 0.443 (1, 4) X	0-0 L6 ②				0-0 5-3 ①	4-0 1B BB			
Lou Piniella, R OBP: 0.290, SLG: 0.313 (1, 7) X	0-0 FC6-4 1-2f				0-0 F3 ②	0-0 FC6-4 1B 1-3 2-H			
Dennis Paepke, R OBP: 0.290, SLG: 0.343 (1, 9)		0-0 6-3 ①			0-3 K ③	0-0 FC6-4 1-2f			
Joe Keough, L OBP: 0.330, SLG: 0.290 (8, 9)									
Bob Oliver, R OBP: 0.278, SLG: 0.317 (1, 3)		4-0 BB			0-3 K ①			0-0 F9 ①	
Jerry May, R OBP: 0.316, SLG: 0.338 (1, 2)		0-3 K ②			0-0 5-3 ②			0-0 5-3 ②	
Ed Kirkpatrick, L OBP: 0.316, SLG: 0.345 (1, 8)		0-3 K ③			0-0 6-3 ③			0-0 F5 ③	
Dick Drago, R OBP: 0.205, SLG: 0.128 (1, 1)			0-0 5-3 ①			4-0 1B SH3-4 BB		0-3 K ①	

Inning Stats		R: 0	H: 1	E: 0	LOB: 1	K: 0	BB: 0	S: 4	P: 4	R: 0	H: 0	E: 0	LOB: 1	K: 2	BB: 1	S: 7	P: 11	R: 0	H: 0	E: 0	LOB: 0	K: 0	BB: 0	S: 3	P: 3	R: 0	H: 0	E: 0	LOB: 0	K: 1	BB: 0	S: 5	P: 5	R: 0	H: 0	E: 0	LOB: 0	K: 1	BB: 0	S: 5	P: 5	R: 1	H: 1	E: 0	LOB: 2	K: 0	BB: 2	S: 4	P: 12	R: 0	H: 0	E: 0	LOB: 0	K: 0	BB: 0	S: 3	P: 3	R: 0	H: 0	E: 0	LOB: 0	K: 1	BB: 0	S: 5	P: 5		
PITCHER	IP	WLS	BF	H	R	ER	SO	BB	IBB	HBP	BLK	WP	HR	S	P	ERA	WHIP																			PITCHER	IP	WLS	BF	H	R	ER	SO	BB	IBB	HBP	BLK	WP	HR	S	P	ERA	WHIP														
Sam McDowell, L ERA: 3.0 (1, 1)	7.0	L	26	2	1	1	4	3	0	0	0	0	0	31	43	1.29	0.714																																																		
Phil Hennigan, R ERA: 4.0 (8, 1)	1.0		3	0	0	0	1	0	0	0	0	0	0	5	5	0.00	0.000																																																		

BOTTOM

Cleveland Indians @ Kansas City Royals

Municipal Stadium, Kansas City, MO

Thu Jul 15 1971, 8:05 PM EDT
Att. 9,663 - Unknown - 86 F

livebaseballscorecards.com

AB	25
R	1
H	2
RBI	1
BB	3
SO	5
LOB	7

WP: 0 PA: 29
PB: 0
SB: 0
CS: 0



1B	2B	3B	HR	SF	SAC	DP	HBP
2	0	0	0	0	1	0	0

Batter	1	2	3	4	5	6	7	8	9	AB R H RBI BB SO LOB	TOP											
Ted Uhlender, L (1, 8) OBP: 0.346, SLG: 0.324	0-0 4-3	0-0 P5			4-0 1B SH1-3 3B BB	0-0 1B WP 1-2 1B		0-0 F7 1-2		4 1 1 0 1 0 2												
Vada Pinson, L (1, 7) OBP: 0.303, SLG: 0.388	0-0 F5	0-0 4-3			0-0 SH1-3 1-2	0-0 F6 1-2 2-3		0-0 3-6 1B		4 0 1 0 0 0 3												
Graig Nettles, L (1, 5) OBP: 0.356, SLG: 0.420	4-0 BB			4-0 G4-3 BB	0-0 1-3	0-0 2-3 3-H 1B		0-0 8-6 1-2f		3 0 1 1 2 0 2												
Chris Chambliss, L (1, 3) OBP: 0.385, SLG: 0.453	0-0 4-3			0-0 F7	4-0 1B 3B BB	0-0 F8		0-0 6-3		4 1 0 0 1 0 4												
Roy Foster, R (1, 9) OBP: 0.332, SLG: 0.434		0-0 1B 2B		0-0 G4-3 1-2f	0-0 1-2 2-3 3B 1B		0-3 K			4 2 2 0 0 1 1												
Kurt Bevacqua, R (1, 4) OBP: 0.226, SLG: 0.275		0-3 K		0-0 WP SH2-3 SF8 1B	0-0 1-H 2-H 3-H 3B		0-0 F7			4 1 2 3 0 1 1												
Jack Heidemann, R (1, 6) OBP: 0.240, SLG: 0.219		0-0 2B 1B		0-0 SH2-3 1-2	0-0 4-3		0-3 K			3 1 1 1 0 1 1												
Ken Suarez, R (1, 2) OBP: 0.279, SLG: 0.241		0-0 E 2B		0-0 SF8		0-0 WP 1B 1B 1B		0-0 4-3		3 2 2 2 0 0 0												
Steve Dunning, R (1, 1) OBP: 0.195, SLG: 0.282		0-0 E5		0-0 4-3		0-0 F9		0-0 CS 1B		2 0 0 0 0 0 0												
Jim Clark, R (6, PH)										1 0 0 0 0 0 1												
Ed Farmer, R (6, 1)										0 0 0 0 0 0 0												
Frank Baker, L (8, PH) OBP: 0.285, SLG: 0.337										1 0 1 0 0 0 0												
Phil Hennigan, R (8, 1)										0 0 0 0 0 0 0												
Inning Stats	R: 0 E: 0 K: 0 S: 3	H: 0 LOB: 1 BB: 1 P: 7	R: 3 E: 1 K: 1 S: 9	H: 3 LOB: 1 BB: 0 P: 9	R: 0 E: 0 K: 0 S: 2	H: 0 LOB: 0 BB: 1 P: 6	R: 1 E: 0 K: 0 S: 4	H: 1 LOB: 0 BB: 0 P: 4	R: 3 E: 0 K: 0 S: 5	H: 2 LOB: 1 BB: 2 P: 13	R: 1 E: 0 K: 0 S: 6	H: 3 LOB: 2 BB: 0 P: 6	R: 0 E: 0 K: 2 S: 7	H: 0 LOB: 0 BB: 0 P: 7	R: 0 E: 0 K: 0 S: 3	H: 1 LOB: 0 BB: 0 P: 3	R: 0 E: 0 K: 0 S: 3	H: 1 LOB: 0 BB: 0 P: 3	1B: 8 2B: 3 3B: 1 HR: 0	SF: 1 SAC: 2 DP: 2 HBP: 0	WP: 2 PB: 0 SB: 0 CS: 1	PA: 40
PITCHER	IP WLS BF H R ER SO BB IBB HBP BLK WP HR S P ERA WHIP																					
Bruce Dal Canton, R (1, 1) ERA: 3.36	4.2 L 24 6 7 6 1 4 0 0 0 1 0 22 38 11.57 2.143																					
Al Fitzmorris, R (5, 1) ERA: 4.97	1.1 7 3 1 1 0 0 0 0 0 1 0 7 7 6.75 2.250																					
Jim York, R (7, 1) ERA: 3.42	2.0 6 1 0 0 2 0 0 0 0 0 0 10 10 0.00 0.500																					
Roger Nelson, R (9, 1) ERA: 7.71	1.0 3 1 0 0 0 0 0 0 0 0 0 3 3 0.00 1.000																					

Cleveland Indians @ Kansas City Royals
Municipal Stadium, Kansas City, MO
Fri Jul 16 1971, 8:05 PM EDT
Att. 11,221 - Unknown - 92 F

livebaseballscorecards.com

AB	33
R	8
H	11
RBI	7
BB	4
SO	3
LOB	15



Batter	1	2	3	4	5	6	7	8	9	AB	R	H	RBI	BB	SO	LOB
Freddie Patek, R OBP: 0.318, SLG: 0.345 (1, 6)	0-0 L8	0-3 K		0-0 P5		1-0 WP S HBP		0-3 K		4	0	0	0	0	2	1
Paul Schaal, R OBP: 0.414, SLG: 0.421 (1, 5)	4-0 S BB	4-0 1-2 2-3 BB			0-0 F7	0-3 K		0-0 1B		3	0	1	0	2	1	1
Cookie Rojas, R OBP: 0.368, SLG: 0.441 (1, 4)	4-0 1-2 BB	0-0 F8			0-0 WP S 1B		0-0 5-3	0-0 F8		4	1	1	0	1	0	4
Ed Kirkpatrick, L OBP: 0.318, SLG: 0.370 (1, 8)	0-0 P5		0-0 F7		0-0 P6		0-0 HR		0-0 HR	5	2	2	2	0	0	3
Gail Hopkins, L OBP: 0.367, SLG: 0.457 (1, 3)	0-0 P6		0-0 P6		4-0 1B BB		0-0 2B		0-0 FC6-4 1B	4	0	2	0	1	0	2
Lou Piniella, R OBP: 0.293, SLG: 0.312 (1, 7)		0-0 1-3	4-0 BB		0-0 1-3 3-H 1B		0-0 5-3		0-3 K	4	0	1	1	1	1	2
Joe Keough, L OBP: 0.332, SLG: 0.289 (1, 9)		0-0 1B WP 1B	0-0 F7		0-0 4-1		4-0 BB		0-0 F9	4	1	1	0	1	0	4
Jerry May, R OBP: 0.313, SLG: 0.333 (1, 2)		0-0 BB WP 1B		0-3 K		0-3 K	0-3 K		0-0 FC6-4	5	0	1	0	0	3	3
Bruce Dal Canton, R OBP: 0.114, SLG: 0.093 (1, 1)		0-0 B3		0-3 K		0-3 K		0-3 K		2	0	0	0	0	1	2
Al Fitzmorris, S OBP: 0.167, SLG: 0.167 (5, 1)										0	0	0	0	0	0	0
Chuck Harrison, R OBP: 0.210, SLG: 0.194 (6, PH)										1	0	0	0	0	1	0
Jim York, R OBP: 0.254, SLG: 0.143 (7, 1)										0	0	0	0	0	0	0
Bobby Floyd, R OBP: 0.254, SLG: 0.143 (8, PH)										1	0	0	0	0	1	0
Roger Nelson, R (9, 1)										0	0	0	0	0	0	0

Inning Stats	R: 0	H: 0	E: 0	K: 0	S: 3	R: 1	H: 2	E: 0	K: 1	S: 8	R: 0	H: 0	E: 0	K: 0	S: 3	R: 0	H: 0	E: 0	K: 2	S: 7	R: 1	H: 2	E: 0	K: 0	S: 5	R: 0	H: 0	E: 0	K: 3	S: 9	R: 1	H: 2	E: 0	K: 1	S: 7	R: 0	H: 1	E: 0	K: 2	S: 8	R: 1	H: 2	E: 0	K: 1	S: 7	R: 1	H: 2	E: 0	K: 1	S: 7	1B: 6	SF: 0	2B: 1	SAC: 0	3B: 0	DP: 0	HR: 2	HBP: 1	WP: 3	PA: 44
--------------	------	------	------	------	------	------	------	------	------	------	------	------	------	------	------	------	------	------	------	------	------	------	------	------	------	------	------	------	------	------	------	------	------	------	------	------	------	------	------	------	------	------	------	------	------	------	------	------	------	------	-------	-------	-------	--------	-------	-------	-------	--------	-------	--------

PITCHER	IP	WLS	BF	H	R	ER	SO	BB	IBB	HBP	BLK	WP	HR	S	P	ERA	WHIP
Steve Dunning, R ERA: 4.32 (1, 1)	5.0	W	25	4	2	2	3	5	0	0	0	2	0	26	46	3.60	1.800
Ed Farmer, R ERA: 1.86 (6, 1)	2.0		10	2	1	1	4	1	0	1	0	1	1	16	21	4.50	1.500
Phil Hennigan, R ERA: 4.02 (8, 1)	2.0	S	9	3	1	1	3	0	0	0	0	0	1	15	15	4.50	1.500

BOTTOM

Cleveland Indians @ Kansas City Royals
Municipal Stadium, Kansas City, MO

livebaseballscorecards.com

AB	37
R	4
H	9
RBI	3
BB	6
SO	10
LOB	22



Fri Jul 16 1971, 8:05 PM EDT
Att: 11,221 - Unknown - 92 F

Batter	1	2	3	4	5	6	7	8	9	AB R H RBI BB SO LOB	TOP	
Ted Uhlaender, L (1, 8) X OBP: 0.349, SLG: 0.327	0-0 FC4-6 1B		0-0 4-3		0-0 1B			0-0 1-3		4 0 2 0 0 0 0		
Vada Pinson, L (1, 7) X OBP: 0.302, SLG: 0.387	0-0 FC4-6 G1-6-3 1-2f			0-0 4-3	0-0 F8			0-0 L4-3 1B		4 0 1 0 0 0 2		
Jim Clark, R (1, 3) X OBP: 0.331, SLG: 0.431	0-0 G1-6-3 1-2f			0-0 6-3		0-3 K		0-0 L4-3 1-2		4 0 0 0 0 1 2		
Graig Nettles, L (1, 5) X OBP: 0.357, SLG: 0.429		0-0 F7		0-0 HR		0-0 P6		0-0 1B		4 1 2 1 0 0 0		
Roy Foster, R (1, 9) X OBP: 0.331, SLG: 0.431		0-0 5-3		0-0 1B 1B		0-0 P5		0-0 F9		4 0 1 0 0 0 1		
Kurt Bevacqua, R (1, 4) X OBP: 0.228, SLG: 0.273		0-0 L7		0-0 1-2 1B		0-0 P6		0-0 L6		4 0 1 0 0 0 1		
Jack Heidemann, R (1, 6) X OBP: 0.240, SLG: 0.225			0-0 F9 4-3 2B	0-0 1-3		0-0 4-3		0-0 L3		4 1 1 0 0 0 3		
Ken Suarez, R (1, 2) X OBP: 0.282, SLG: 0.262			0-0 F9 2-3		0-0 6-3		0-0 2B			3 0 1 0 0 0 1		
Ray Lamb, R (1, 1) X OBP: 0.156, SLG: 0.129			0-0 4-3		0-3 K		0-0 F7			0 0 0 0 0 0 0		
Mike Paul, L (2, 1) X OBP: 0.222, SLG: 0.333			0-0 3-H							0 0 0 0 0 0 0		
Chris Chambliss, L (3, PH) X OBP: 0.222, SLG: 0.333										1 0 0 0 1 0 0 0		
Vince Colbert, R (3, 1) X OBP: 0.354, SLG: 0.483										1 0 0 0 0 0 1 0		
Chuck Hinton, R (7, PH) X OBP: 0.354, SLG: 0.483										1 0 0 0 0 0 1 0		
Steve Mingori, L (7, 1) X OBP: 0.500, SLG: 0.500										0 0 0 0 0 0 0 0		
Inning Stats	R: 0 H: 1 E: 0 LOB: 0 K: 0 BB: 0 S: 3 P: 3	R: 0 H: 0 E: 0 LOB: 0 K: 0 BB: 0 S: 3 P: 3	R: 1 H: 1 E: 0 LOB: 0 K: 0 BB: 0 S: 4 P: 4	R: 1 H: 3 E: 0 LOB: 2 K: 0 BB: 0 S: 6 P: 6	R: 0 H: 1 E: 0 LOB: 1 K: 1 BB: 0 S: 6 P: 6	R: 0 H: 0 E: 0 LOB: 0 K: 1 BB: 0 S: 5 P: 5	R: 0 H: 1 E: 0 LOB: 1 K: 0 BB: 0 S: 4 P: 4	R: 0 H: 1 E: 0 LOB: 0 K: 0 BB: 0 S: 3 P: 3	R: 0 H: 1 E: 0 LOB: 1 K: 0 BB: 0 S: 4 P: 4	1B: 6 SF: 0 2B: 3 SAC: 0 3B: 0 DP: 2 HR: 1 HBP: 0	WP: 0 PA: 34 PB: 0 SB: 0 CS: 0	
PITCHER	IP WLS BF H R ER SO BB IBB HBP BLK WP HR S P ERA WHIP											
Mike Hedlund, R (1, 1) ERA: 2.79	5.0 W 20 6 2 2 1 0 0 0 0 0 0 1 22 22 3.60 1.200											
Tom Burgmeier, L (6, 1) ERA: 1.44	4.0 S 14 3 0 0 1 0 0 0 0 0 0 0 16 16 0.00 0.750											

Cleveland Indians @ Kansas City Royals
Municipal Stadium, Kansas City, MO
Sat Jul 17 1971, 4:33 AM EDT
Att. 10,319 - Unknown - 97 F

livebaseballscorecards.com

AB	34
R	2
H	9
RBI	2
BB	0
SO	2
LOB	11



Batter	1	2	3	4	5	6	7	8	9
Freddie Patek, R OBP: 0.319, SLG: 0.348 (1, 6)	0-0 E S SF8 1B	0-0 F3	0-0 F9			0-0 1B 2B		0-0 1-3	
Paul Schaal, R OBP: 0.416, SLG: 0.422 (1, 5)	4-0 SF8 E 1B BB	0-0 1-2 1B		0-0 F9		0-0 FC4-6 1B 2-H		0-0 P6	
Cookie Rojas, R OBP: 0.365, SLG: 0.437 (1, 4)	0-0 E1 1B SF8 BLK	0-0 F8		0-0 4-3		0-0 FC4-6 1-2f		0-0 1B	
Ed Kirkpatrick, L OBP: 0.316, SLG: 0.368 (1, 8)	0-0 SF8 1-2 2-3 3-H	0-3 K		0-0 F8		0-0 E SF9 1B		0-3 K	
Gail Hopkins, L OBP: 0.374, SLG: 0.467 (1, 3)	4-0 BLK 1B IBB		0-0 2B 2B		0-0 3-1		0-0 E5 SF9 1-3		0-0 1-3
Bob Oliver, R OBP: 0.277, SLG: 0.316 (7, 3)									
Lou Piniella, R OBP: 0.296, SLG: 0.321 (1, 7)	0-0 G5-3 BLK 1B		0-0 E G4-6-3 2B		0-0 6-3		0-0 1-3		0-0 1-2
Joe Keough, L OBP: 0.330, SLG: 0.286 (1, 9)	4-0 1-2 2-3 3-H BB		0-0 E3 G4-6-3 BB 2-3		0-3 K		0-0 SF9		0-0 2-3 3-H
Jerry May, R OBP: 0.317, SLG: 0.329 (1, 2)	0-0 G5-3 2-3f		4-0 1-2 G4-6-3 BB		0-3 K		4-0 IBB		0-3 IBB
Mike Hedlund, R OBP: 0.128, SLG: 0.105 (1, 1)		0-0 1B	0-0 G4-6-3		0-3 K		0-3 K		0-3 K
Tom Burgmeier, L OBP: 0.273, SLG: 0.200 (6, 1)									


AB	R	H	RBI	BB	SO	LOB
5	2	2	0	0	0	2
4	1	2	1	1	0	0
5	1	1	0	0	0	5
4	1	1	1	0	2	3
2	1	1	0	1	0	0
1	0	0	0	0	0	1
4	1	2	2	0	0	2
2	0	0	1	1	1	1
2	0	0	0	2	1	3
2	0	1	0	0	0	2
2	0	0	0	0	2	2

AB	33
R	7
H	10
RBI	5
BB	5
SO	6
LOB	21

Inning Stats	R: 3	H: 2	E: 1	LOB: 2	K: 0	BB: 3	S: 5	P: 17	R: 0	H: 2	E: 0	LOB: 2	K: 1	BB: 0	S: 7	P: 7	R: 2	H: 2	E: 1	LOB: 1	K: 0	BB: 1	S: 5	P: 9	R: 0	H: 0	E: 0	LOB: 0	K: 0	BB: 0	S: 3	P: 3	R: 0	H: 0	E: 0	LOB: 0	K: 1	BB: 0	S: 5	P: 5	R: 1	H: 2	E: 0	LOB: 1	K: 2	BB: 0	S: 9	P: 9	R: 1	H: 1	E: 1	LOB: 2	K: 1	BB: 1	S: 7	P: 11	R: 0	H: 1	E: 0	LOB: 1	K: 1	BB: 0	S: 6	P: 6							
WP: 0	HR: 0	S: 8	P: 20	ERA: 20.25	WHIP: 4.500	WP: 0	HR: 0	S: 4	P: 4	ERA: 0.00	WHIP: 0.000	WP: 0	HR: 0	S: 22	P: 26	ERA: 4.50	WHIP: 1.250	WP: 0	HR: 0	S: 13	P: 17	ERA: 0.00	WHIP: 1.000	WP: 0	HR: 0	S: 8	P: 20	ERA: 20.25	WHIP: 4.500	WP: 0	HR: 0	S: 4	P: 4	ERA: 0.00	WHIP: 0.000	WP: 0	HR: 0	S: 22	P: 26	ERA: 4.50	WHIP: 1.250	WP: 0	HR: 0	S: 13	P: 17	ERA: 0.00	WHIP: 1.000	WP: 0	HR: 0	S: 8	P: 20	ERA: 20.25	WHIP: 4.500	WP: 0	HR: 0	S: 4	P: 4	ERA: 0.00	WHIP: 0.000	WP: 0	HR: 0	S: 22	P: 26	ERA: 4.50	WHIP: 1.250	WP: 0	HR: 0	S: 13	P: 17	ERA: 0.00	WHIP: 1.000

Cleveland Indians @ Kansas City Royals
Municipal Stadium, Kansas City, MO
Sat Jul 17 1971, 4:33 AM EDT
Att: 10,319 - Unknown - 97 F



Batter	1	2	3	4	5	6	7	8	9	AB R H RBI BB SO LOB	TOP
Aurelio Rodriguez, R OBP: 0.283, SLG: 0.378 (1, 5)	0-0 G3 2B	0-0 F7		0-0 G6-4-3 1-2f			0-0 1-H 2B 2B		0-0 L5	5 1 2 1 0 0 4	
Tony Taylor, R OBP: 0.294, SLG: 0.308 (1, 4)	0-0 G3 2-3		0-0 L8		0-0 L1		0-0 6-3			4 0 0 0 0 0 2	
Willie Horton, R OBP: 0.344, SLG: 0.486 (1, 7)	0-0 1-3		0-0 2B		0-0 F8		0-0 2-H 2B			4 0 2 1 0 0 1	
Al Kaline, R OBP: 0.443, SLG: 0.449 (1, 9)	4-0 BB BB		0-0 L9		0-0 L5-3		0-0 L6			3 0 0 0 1 0 2	
Bill Freehan, R OBP: 0.344, SLG: 0.477 (1, 2)	4-0 1-2 BB		0-0 P4		4-0 G6-4-3 BB		0-0 F8			2 0 0 0 2 0 1	
Mickey Stanley, R OBP: 0.332, SLG: 0.372 (1, 8)	0-0 1-3		0-0 F8		0-0 F8		0-0 1-3			4 0 0 0 0 0 4	
Ike Brown, R OBP: 0.358, SLG: 0.507 Jim Northrup, L OBP: 0.377, SLG: 0.489 (8, PH) (8, 3)		0-3 K		4-0 BB 1B BB		0-0 G6-4-3 1-2f		0-0 4-3		2 0 0 0 1 1 1 1 0 0 0 0 0 0	AB 32 R 2 H 8 RBI 2 BB 5 SO 1 LOB 18
Ed Brinkman, R OBP: 0.275, SLG: 0.261 Kevin Collins, L OBP: 0.350, SLG: 0.500 (9, PH)		0-0 FC1-6 1B		0-0 BB 1-2 1B		0-0 2B 1B		0-0 L3 1B		3 1 3 0 0 0 0 1 0 1 0 0 0 0	
Bill Gilbreth, L OBP: 0.200, SLG: 0.200 Tom Timmermann, R OBP: 0.222, SLG: 0.125 Bill Denehy, S Dalton Jones, L OBP: 0.292, SLG: 0.422 Mike Kilkenny, R Jim Price, R OBP: 0.375, SLG: 0.406 Dean Chance, R Norm Cash, L OBP: 0.357, SLG: 0.596 (1, 1) (2, 1) (2, 1) (4, PH) (4, 1) (7, PH) (7, 1) (9, PH)		0-0 FC1-6 1-2f		4-0 BB BB BB 1-2 2-3 BB		0-0 P3		0-0 L3		1 0 0 0 0 0 0 1 0 1 0 0 0 0 0 0 0 0 0 0 1 0 0 0 0 0 0 1 0 0 0 0 0 0 0 0 1 0 0 0 0 0 0 1	
Inning Stats	R: 0 H: 1 E: 0 LOB: 3 K: 0 BB: 2 S: 4 P: 12	R: 0 H: 1 E: 0 LOB: 1 K: 1 BB: 0 S: 6 P: 6	R: 0 H: 1 E: 0 LOB: 1 K: 0 BB: 0 S: 4 P: 4	R: 0 H: 1 E: 0 LOB: 2 K: 0 BB: 2 S: 3 P: 11	R: 0 H: 0 E: 0 LOB: 0 K: 0 BB: 0 S: 3 P: 3	R: 0 H: 0 E: 0 LOB: 0 K: 0 BB: 1 S: 2 P: 6	R: 2 H: 3 E: 0 LOB: 1 K: 0 BB: 0 S: 6 P: 6	R: 0 H: 0 E: 0 LOB: 0 K: 0 BB: 0 S: 3 P: 3	R: 0 H: 1 E: 0 LOB: 0 K: 0 BB: 0 S: 3 P: 3	1B: 4 SF: 0 2B: 5 SAC: 0 3B: 0 DP: 3 HR: 0 HBP: 0	WP: 0 PA: 37 PB: 0 SB: 0 CS: 0
PITCHER Paul Splittorff, L ERA: 2.29 Ted Abernathy, R ERA: 2.12 (1, 1) (8, 1)	IP WLS BF H R ER SO BB IBB HBP BLK WP HR S P ERA WHIP	7.0 W 31 7 2 2 1 5 0 0 0 0 0 0 28 48 2.57 1.714	2.0 S 6 1 0 0 0 0 0 0 0 0 0 0 6 6 0.00 0.500								

Detroit Tigers @ Kansas City Royals
Municipal Stadium, Kansas City, MO
Sun Jul 18 1971, 4:33 AM EDT
Overcast - 83 F

livebaseballscorecards.com

Batter	1	2	3	4	5	6	7	8	9	10	AB R H RBI BB SO LOB	TOP															
Mickey Stanley, R (1, 8) OBP: 0.325, SLG: 0.364	0-0 6-3		0-0 F8		0-0 4-3		0-0 F8			0-0 F5	5 0 0 0 0 0 1																
Jim Northrup, L (1, 9) OBP: 0.378, SLG: 0.489	0-0 1B 1B		0-0 F8		0-0 BB 1B			0-0 6-3			4 1 2 1 0 0 0																
Willie Horton, R (1, 7) OBP: 0.346, SLG: 0.487	0-0 1-3			0-0 2B	4-0 BB			0-0 P4			3 0 1 0 1 0 1																
Bill Freehan, R (1, 2) OBP: 0.343, SLG: 0.474	0-0 1B			0-0 L7	0-0 F9			0-0 P2			4 0 1 1 0 0 3																
Aurelio Rodriguez, R (1, 5) OBP: 0.280, SLG: 0.373	0-0 F6			0-0 5-3		0-0 F7			0-3 K		4 0 0 0 0 1 2																
Tony Taylor, R (1, 4) OBP: 0.268, SLG: 0.301		0-0 1-3		0-0 5-3		0-0 6-3			0-0 L6		4 0 0 0 0 0 1																
Norm Cash, L (1, 3) OBP: 0.385, SLG: 0.602		0-0 F7			0-0 HR	0-0 F2			0-3 K		4 1 1 1 0 1 0																
Ed Brinkman, R (1, 6) OBP: 0.275, SLG: 0.258		0-3 K			4-0 1B SH1-4 BB		0-0 G3			0-0 F2	3 1 0 0 1 1 0																
Joe Niekro, R (1, 1) OBP: 0.286, SLG: 0.263			0-3 K			0-0 SH1-4		0-3 K		0-3 K	2 0 0 0 0 2 0																
Fred Scherman, L (8, 1) OBP: 0.308, SLG: 0.250						1-2 K					1 0 0 0 0 1 0																
Inning Stats	R: 1 E: 0 K: 0 S: 5	H: 2 LOB: 1 BB: 0 P: 5	R: 0 E: 0 K: 1 S: 5	H: 0 LOB: 0 BB: 0 P: 5	R: 0 E: 0 K: 1 S: 5	H: 0 LOB: 0 BB: 0 P: 5	R: 0 E: 0 K: 0 S: 4	H: 1 LOB: 1 BB: 0 P: 4	R: 2 E: 0 K: 0 S: 5	H: 2 LOB: 2 BB: 2 P: 13	R: 0 E: 0 K: 0 S: 3	H: 0 LOB: 0 BB: 0 P: 3	R: 0 E: 0 K: 1 S: 5	H: 0 LOB: 0 BB: 0 P: 5	R: 0 E: 0 K: 0 S: 3	H: 0 LOB: 0 BB: 0 P: 3	R: 0 E: 0 K: 2 S: 7	H: 0 LOB: 0 BB: 0 P: 7	R: 0 E: 0 K: 1 S: 5	H: 0 LOB: 0 BB: 0 P: 5	1B: 3 2B: 1 3B: 0 HR: 1	SF: 0 SAC: 1 DP: 0 HBP: 0	WP: 0 PB: 0 SB: 0 CS: 0	PA: 37			
PITCHER	IP WLS BF H R ER SO BB IBB HBP BLK WP HR S P ERA WHIP																										
Bill Butler, L (1, 1) ERA: 3.52	4.2	20	5	3	3	2	1	0	0	0	0	0	23	27	5.79	1.286											
Jim York, R (5, 1) ERA: 3.09	5.1	17	0	0	0	4	1	0	0	0	0	0	24	28	0.00	0.188											

Detroit Tigers @ Kansas City Royals
Municipal Stadium, Kansas City, MO

Sun Jul 18 1971, 4:38 AM EDT
Att. 26,182 - Unknown

livebaseballscores.com

AB	34
R	3
H	5
RBI	3
BB	2
SO	6
LOB	8



Detroit Tigers @ Kansas City Royals
Municipal Stadium, Kansas City, MO

Sun Jul 18 1971, 4:38 AM EDT
Att. 26,182 - Unknown



WP: 0 PA: 42
PB: 0
SB: 0
CS: 0

AB 37
R 4
H 10
RBI 4
BB 4
SO 3
LOB 17

livebaseballscorecards.com

Batter	1	2	3	4	5	6	7	8	9	10	AB	R	H	RBI	BB	SO	LOB	
Freddie Patek, R OBP: 0.318, SLG: 0.353 (1, 6)	0-0 5-3	0-0 F7			0-0 6-3		0-0 F9		0-0 6-3		5	0	0	0	0	0	2	
Paul Schaal, R OBP: 0.409, SLG: 0.414 (1, 5)	0-0 F8			0-0 1B	0-0 6-3		0-0 6-3		0-0 F9		5	0	1	0	0	0	1	
Amos Otis, R OBP: 0.365, SLG: 0.520 (1, 8)	0-0 5-3			0-0 L8	0-0 5-3			0-0 SH5-3 2B		0-0 FC5-6 BB	4	0	1	0	1	0	1	
Ed Kirkpatrick, L OBP: 0.311, SLG: 0.358 (1, 9)		0-3 K		0-0 F8		0-0 P6		0-0 SH5-3		0-0 FC5-6 1B	4	1	0	0	0	1	2	
Cookie Rojas, R OBP: 0.370, SLG: 0.438 (1, 4)		0-0 1B BB		0-0 F9		0-0 1-3		4-0 BB IBB		0-0 1B 1-3	4	1	2	0	1	0	1	
Gail Hopkins, L OBP: 0.391, SLG: 0.486 (1, 3)		4-0 1B 3B BB			0-0 FC4-5 2B		0-0 1B		0-0 F5		0-0 2-3 3-H 1B	4	1	3	1	1	0	2
Lou Piniella, R OBP: 0.303, SLG: 0.338 (1, 7)		0-0 3B 1B			0-0 FC4-5		0-0 6-3		4-0 1-2 BB		3	1	1	1	1	0	2	
Jerry May, R OBP: 0.325, SLG: 0.341 (1, 2)		0-0 3B			0-0 F5		0-0 F8		0-0 5-3		4	0	1	2	0	0	4	
Bill Butler, L OBP: 0.111, SLG: 0.111 (1, 1)		0-3 K			0-3 K				0-0 F3		2	0	0	0	0	2	2	
Jim York, R OBP: 0.250, SLG: 0.286 (5, 1)											2	0	1	0	0	0	0	

Inning Stats	R: 0	H: 0	E: 0	K: 0	S: 3	P: 3	R: 3	H: 3	E: 0	K: 2	S: 10	P: 14	R: 0	H: 1	E: 0	K: 0	S: 4	P: 4	R: 0	H: 1	E: 0	K: 1	S: 6	P: 6	R: 0	H: 0	E: 0	K: 0	S: 3	P: 3	R: 0	H: 1	E: 0	K: 0	S: 4	P: 4	R: 0	H: 1	E: 0	K: 0	S: 4	P: 4	R: 0	H: 1	E: 0	K: 0	S: 4	P: 4	R: 0	H: 1	E: 0	K: 0	S: 4	P: 12	R: 0	H: 0	E: 0	K: 0	S: 3	P: 3	R: 1	H: 2	E: 0	K: 0	S: 3	P: 7	1B: 6	SF: 0	2B: 3	SAC: 1	3B: 1	DP: 0	HR: 0	HBP: 0	WP: 0	PA: 42
--------------	------	------	------	------	------	------	------	------	------	------	-------	-------	------	------	------	------	------	------	------	------	------	------	------	------	------	------	------	------	------	------	------	------	------	------	------	------	------	------	------	------	------	------	------	------	------	------	------	------	------	------	------	------	------	-------	------	------	------	------	------	------	------	------	------	------	------	------	-------	-------	-------	--------	-------	-------	-------	--------	-------	--------

PITCHER	IP	WLS	BF	H	R	ER	SO	BB	IBB	HBP	BLK	WP	HR	S	P	ERA	WHIP
Joe Niekro, R ERA: 4.79 (1, 1)	7.0		30	8	3	3	3	1	0	0	0	0	0	35	39	3.86	1.286
Fred Scherman, L ERA: 2.64 (8, 1)	2.1	L	12	2	1	1	0	2	1	0	0	0	0	9	21	3.86	1.714

Batter	1	2	3	4	5	6	7	8	9	AB R H RBI BB SO LOB	TOP											
Aurelio Rodriguez, R (1, 5) OBP: 0.279, SLG: 0.369	0-0 F5		0-0 6-3		0-0 5-3		4-0 1B BB		0-0 F9	4 0 0 0 1 0 0												
Tony Taylor, R (1, 4) OBP: 0.287, SLG: 0.296	0-0 F9			4-0 1B BB	0-0 6-3		0-0 F4			3 1 0 0 1 0 1												
Al Kaline, R (1, 9) OBP: 0.447, SLG: 0.458	0-0 L8			0-0 1B 1B		0-0 2B	0-0 1B			4 2 3 0 0 0 0												
Willie Horton, R (1, 7) OBP: 0.345, SLG: 0.484		0-0 4-3		0-0 1B 1B		0-0 L7	0-0 1-3			4 1 1 1 0 0 3												
Bill Freehan, R (1, 2) OBP: 0.348, SLG: 0.481		0-0 2B 1B		0-0 1B 1B		0-0 2B		0-0 4-3		4 1 3 2 0 0 0												
Norm Cash, L (1, 3) OBP: 0.386, SLG: 0.599		0-3 K		0-0 1B		1-0 HBP		0-3 K		3 0 1 1 0 2 1												
Mickey Stanley, R (1, 8) OBP: 0.324, SLG: 0.367		0-0 2B		0-0 G4-6-3		0-0 F7		0-0 6-3		4 0 1 0 0 0 3												
Ed Brinkman, R (1, 6) OBP: 0.272, SLG: 0.255			0-0 5-3	0-0 6-3		0-3 K			0-0 6-3	4 0 0 0 0 1 2												
Mickey Lolich, S (1, 1) OBP: 0.238, SLG: 0.116			0-3 K		0-0 4-3		0-3 K		0-3 K	4 0 0 0 0 3 0												
Inning Stats	R: 0 E: 0 K: 0 S: 3	H: 0 LOB: 0 BB: 0 P: 3	R: 0 E: 0 K: 1 S: 6	H: 2 LOB: 2 BB: 0 P: 6	R: 0 E: 0 K: 1 S: 5	H: 0 LOB: 0 BB: 0 P: 5	R: 4 E: 0 K: 0 S: 6	H: 4 LOB: 0 BB: 1 P: 10	R: 0 E: 0 K: 0 S: 3	H: 0 LOB: 0 BB: 0 P: 3	R: 1 E: 0 K: 1 S: 7	H: 2 LOB: 2 BB: 0 P: 8	R: 0 E: 0 K: 1 S: 6	H: 1 LOB: 2 BB: 1 P: 10	R: 0 E: 0 K: 1 S: 5	H: 0 LOB: 0 BB: 0 P: 5	R: 0 E: 0 K: 1 S: 5	H: 0 LOB: 0 BB: 0 P: 5	1B: 6 2B: 3 3B: 0 HR: 0	SF: 0 SAC: 0 DP: 1 HBP: 1	WP: 0 PB: 0 SB: 0 CS: 0	PA: 37
PITCHER	IP WLS BF H R ER SO BB IBB HBP BLK WP HR S P ERA WHIP																					
Jim Rooker, L (1, 1) ERA: 5.51	5.1 L 24 8 5 5 2 1 0 1 0 0 0 0 26 31 8.44 1.688																					
Roger Nelson, R (6, 1) ERA: 5.68	1.2 7 1 0 0 2 1 0 0 0 0 0 0 10 14 0.00 1.200																					
Ted Abernathy, R (8, 1) ERA: 2.03	2.0 6 0 0 0 2 0 0 0 0 0 0 0 10 10 0.00 0.000																					

Detroit Tigers @ Kansas City Royals
Municipal Stadium, Kansas City, MO

Mon Jul 19 1971, 8:05 PM EDT
Att: 9,831 - Unknown - 77 F

livebaseballscorecards.com

AB	34
R	5
H	9
RBI	4
BB	2
SO	6
LOB	10



Batter	1	2	3	4	5	6	7	8	9	AB	R	H	RBI	BB	SO	LOB
Freddie Patek, R (1, 6) OBP: 0.317, SLG: 0.352	0-0 5-3		0-0 P6			0-0 1B SF9		0-0 L7		4	1	1	0	0	0	1
Paul Schaal, R (1, 5) OBP: 0.410, SLG: 0.419	0-0 G3		0-0 L7			0-0 1B		0-0 2B		4	0	2	0	0	0	1
Amos Otis, R (1, 8) OBP: 0.361, SLG: 0.515	0-3 K				0-0 F3	0-0 SF9		0-3 K		3	0	0	1	0	2	1
Cookie Rojas, R (1, 4) OBP: 0.366, SLG: 0.433		0-3 K			0-0 F7	0-0 F7		0-0 P4		4	0	0	0	0	1	2
Lou Piniella, R (1, 7) OBP: 0.307, SLG: 0.345		0-0 1B			0-0 2B	0-0 6-3			0-0 L9	4	0	2	0	0	0	1
Bob Oliver, R (1, 3) OBP: 0.276, SLG: 0.322		0-3 K			0-0 F8				0-0 3B	4	1	2	0	0	1	2
Ed Kirkpatrick, L (1, 9) OBP: 0.306, SLG: 0.353		0-3 K				0-3 K			0-0 F2	4	0	0	0	0	2	3
Jerry May, R (1, 2) OBP: 0.323, SLG: 0.351			0-0 4-3			0-0 6-3			0-0 3B	4	0	1	1	0	0	1
Jim Rooker, R (1, 1)			4-0 BB			0-3 K			0-0 5-3	1	0	0	0	1	1	0
Roger Nelson, R (6, 1)										0	0	0	0	0	0	0
Bobby Knoop, R (7, PH)										1	0	0	0	0	0	1
Ted Abernathy, R (8, 1)										0	0	0	0	0	0	0
Chuck Harrison, R (9, PH)										1	0	0	0	0	0	1

Inning Stats	R: 0	H: 0	E: 0	K: 1	S: 5	R: 0	H: 1	E: 0	K: 3	S: 10	R: 0	H: 0	E: 0	K: 0	S: 3	R: 0	H: 1	E: 0	K: 0	S: 4	R: 0	H: 0	E: 0	K: 2	S: 7	R: 1	H: 2	E: 0	K: 0	S: 5	R: 0	H: 1	E: 0	K: 1	S: 6	R: 0	H: 1	E: 0	K: 1	S: 6	R: 1	H: 2	E: 0	K: 0	S: 5	1B: 4	2B: 2	3B: 2	HR: 0	SF: 1	SAC: 0	DP: 0	HBP: 0	WP: 0	PA: 36
PITCHER Mickey Lolich, L (1, 1) ERA: 2.99	IP	WLS	BF	H	R	ER	SO	BB	IBB	HBP	BLK	WP	HR	S	P	ERA	WHIP	IP	WLS	BF	H	R	ER	SO	BB	IBB	HBP	BLK	WP	HR	S	P	ERA	WHIP	IP	WLS	BF	H	R	ER	SO	BB	IBB	HBP	BLK	WP	HR	S	P	ERA	WHIP				

DETROIT TIGERS @ KANSAS CITY ROYALS
Municipal Stadium, Kansas City, MO
Mon Jul 19 1971, 8:05 PM EDT
Att. 9,831 - Unknown - 77 F

AB	34
R	2
H	8
RBI	2
BB	1
SO	7
LOB	14



Batter	1	2	3	4	5	6	7	8	9	AB R H RBI BB SO LOB	TOP	
Don Buford, S (1, 7) <small>OBP: 0.428, SLG: 0.510</small>	0-0 		0-3 		0-0 		0-0 			4 0 0 0 0 1 2	Baltimore Orioles @ Kansas City Royals Municipal Stadium, Kansas City, MO Tue Jul 20 1971, 8:05 PM EDT Att. 13,165 - Unknown	
Mark Belanger, R (1, 6) <small>OBP: 0.386, SLG: 0.332</small>	1-0 		0-3 		0-0 			0-0 		3 0 1 0 0 1 1		
Boog Powell, L (1, 3) <small>OBP: 0.361, SLG: 0.420</small> Paul Blair, R (4, 8) <small>OBP: 0.302, SLG: 0.375</small>	0-3 			0-3 	0-0 			0-0 		2 0 0 0 0 2 1 2 0 1 0 0 0 1		
Frank Robinson, R (1, 9) <small>OBP: 0.408, SLG: 0.526</small> (4, 3)		0-0 		0-0 		0-0 		4-0 		3 0 1 0 1 0 0		
Merv Rettenmund, R (1, 8) <small>OBP: 0.417, SLG: 0.426</small> (4, 9)		0-0 		4-0 		0-0 		0-0 		3 0 1 0 1 0 2		
Brooks Robinson, R (1, 5) <small>OBP: 0.356, SLG: 0.424</small>		4-0 		0-0 		0-0 		0-0 		3 0 0 0 1 0 4		
Davey Johnson, R (1, 4) <small>OBP: 0.355, SLG: 0.413</small>		0-0 		0-0 		0-0 		0-0 		4 0 0 0 0 0 4		
Elrod Hendricks, L (1, 2) <small>OBP: 0.342, SLG: 0.379</small>			4-0 		0-0 		4-0 		0-0 			2 1 1 1 2 0 0
Mike Cuellar, L (1, 1) <small>OBP: 0.088, SLG: 0.106</small> Dave Boswell, R (3, 1) <small>OBP: 0.250, SLG: 0.500</small> Orlando Peña, R (3, 1) <small>OBP: 0.387, SLG: 0.379</small> Tom Shopay, L (7, PH) <small>OBP: 0.387, SLG: 0.379</small> Pete Richert, L (7, 1) <small>OBP: 0.353, SLG: 0.241</small> Clay Dalrymple, L (9, PH)			0-0 		0-3 		0-0 		0-3 			1 0 0 0 0 0 1 0 0 0 0 0 0 0 1 0 0 0 0 0 1 1 0 0 0 0 0 1 0 0 0 0 0 0 0 1 0 0 0 0 1 0
Inning Stats	R: 0 H: 0 E: 0 LOB: 0 K: 1 BB: 0 S: 4 P: 5	R: 0 H: 1 E: 0 LOB: 1 K: 0 BB: 1 S: 3 P: 7	R: 0 H: 0 E: 0 LOB: 1 K: 2 BB: 1 S: 7 P: 11	R: 0 H: 1 E: 0 LOB: 2 K: 1 BB: 1 S: 6 P: 10	R: 1 H: 2 E: 0 LOB: 1 K: 1 BB: 0 S: 7 P: 7	R: 0 H: 0 E: 0 LOB: 0 K: 0 BB: 0 S: 3 P: 3	R: 0 H: 0 E: 0 LOB: 1 K: 0 BB: 1 S: 3 P: 7	R: 0 H: 1 E: 0 LOB: 2 K: 0 BB: 1 S: 4 P: 8	R: 0 H: 0 E: 0 LOB: 0 K: 1 BB: 0 S: 5 P: 5	1B: 4 SF: 0 2B: 0 SAC: 0 3B: 0 DP: 1 HR: 1 HBP: 1	WP: 1 PA: 36 PB: 0 SB: 0 CS: 1	
PITCHER Dick Drago, R (1, 1) <small>ERA: 3.05</small>	IP WLS BF H R ER SO BB IBB HBP BLK WP HR S P ERA WHIP 9.0 W 36 5 1 1 6 5 0 1 0 1 1 42 63 1.00 1.111											

livebaseballscorecards.com

AB	30
R	1
H	5
RBI	1
BB	5
SO	6
LOB	17



Batter	1	2	3	4	5	6	7	8	9	AB	R	H	RBI	BB	SO	LOB
Freddie Patek, R OBP: 0.321, SLG: 0.354 (1, 6)	0-3 K		0-0 1B	0-0 CS 1B		0-0 F5	4-0 FC6 BB			4	1	2	1	1	1	1
Paul Schaal, R OBP: 0.410, SLG: 0.419 (1, 5)	0-0 G6-4-3 1B		0-0 1B 2B	0-3 K		0-0 6-3	0-0 FC6			5	1	2	0	0	1	5
Amos Otis, R OBP: 0.362, SLG: 0.512 (1, 8)	0-0 G6-4-3 1-2f		0-0 2B 3-H	4-0 1B BB		0-0 F9		0-0 5-3		4	1	1	1	1	0	2
Cookie Rojas, R OBP: 0.372, SLG: 0.445 (1, 4)		0-0 1B 2B	0-0 SF7 2B	0-0 1B			0-0 P4	0-0 G4-6-3 1B		5	2	4	2	0	0	0
Lou Piniella, R OBP: 0.305, SLG: 0.348 (1, 7)		0-0 F9	0-0 SF7	0-0 F8			0-0 2B	0-0 G4-6-3		4	1	1	1	0	0	4
Bob Oliver, R OBP: 0.276, SLG: 0.318 (1, 9) (8, 3)		0-0 P4	4-0 1B BB		0-0 6-3		0-3 K			3	0	0	0	1	1	2
Gail Hopkins, L OBP: 0.402, SLG: 0.504 Ed Kirkpatrick, L OBP: 0.306, SLG: 0.353 (1, 3) (8, 9)		0-0 2-H 1B	0-0 FC5 S 1B		0-0 L3		0-0 PB BB 2B			4	1	3	2	0	0	0
Jerry May, R OBP: 0.327, SLG: 0.347 (1, 2)		0-0 F7	4-0 1B BB		0-0 L5		4-0 BB PB IBB			2	0	0	0	2	0	1
Dick Drago, R OBP: 0.229, SLG: 0.167 (1, 1)			0-3 K			0-0 2B	4-0 1-2 2-3 BB			3	0	1	0	1	1	3

Inning Stats	R: 0	H: 1	E: 0	K: 1	S: 5	LOB: 0	BB: 0	P: 5	R: 1	H: 2	E: 0	K: 0	S: 5	LOB: 1	BB: 0	P: 5	R: 4	H: 5	E: 0	K: 1	S: 10	LOB: 3	BB: 2	P: 18	R: 0	H: 2	E: 0	K: 0	S: 6	LOB: 0	BB: 0	P: 3	R: 0	H: 1	E: 0	K: 0	S: 4	LOB: 1	BB: 0	P: 4	R: 2	H: 2	E: 0	K: 1	S: 7	LOB: 3	BB: 3	P: 19	R: 0	H: 1	E: 0	K: 0	S: 3	LOB: 0	BB: 0	P: 3
1B: 9	SF: 1	2B: 5	SAC: 0	3B: 0	DP: 2	HR: 0	HBP: 0	WP: 0	PA: 41																																															

PITCHER	IP	WLS	BF	H	R	ER	SO	BB	IBB	HBP	BLK	WP	HR	S	P	ERA	WHIP
Mike Cuellar, L ERA: 3.21 (1, 1)	2.1	L	13	7	5	5	2	0	0	0	0	0	0	17	17	19.29	3.000
Dave Boswell, R ERA: 6.19 (3, 1)	0.1		4	1	0	0	0	2	0	0	0	0	0	2	10	0.00	9.000
Orlando Pena, R ERA: (3, 1)	3.1		13	3	0	0	1	1	0	0	0	0	0	14	18	0.00	1.200
Pete Richert, L ERA: 5.75 (7, 1)	2.0		11	3	2	2	1	2	1	0	0	0	0	10	22	9.00	2.500


BOTTOM

Baltimore Orioles @ Kansas City Royals
Municipal Stadium, Kansas City, MO
Tue Jul 20 1971, 8:05 PM EDT
Att. 13,165 - Unknown

livebaseballscorecards.com

AB	34
R	7
H	14
RBI	7
BB	6
SO	4
LOB	18



Batter	1	2	3	4	5	6	7	8	9	AB R H RBI BB SO LOB	TOP											
Don Buford, S (1, 7) OBP: 0.425, SLG: 0.505	0-0 2B 1B		0-0 F9	0-0 G3			0-3 K		0-0 FC6-4	5 1 1 0 0 1 3												
Paul Blair, R (1, 8) OBP: 0.304, SLG: 0.376	0-0 F9		0-0 S 1B		0-0 CS 1B		0-0 L7			4 0 2 0 0 0 1												
Brooks Robinson, R (1, 5) OBP: 0.357, SLG: 0.426	0-0 1-H 2B		4-0 G6-4-3 BB		0-0 1-2		0-0 P3		0-0 4-3	3 0 1 1 1 0 1												
Frank Robinson, R (1, 3) OBP: 0.406, SLG: 0.520	4-0 BB		0-0 G6-4-3		0-3 K			0-3 K		3 0 0 0 1 2 2												
Merv Rettenmund, R (1, 9) OBP: 0.418, SLG: 0.427	0-0 F8			0-3 K		0-0 G6-4-3 1B 1B		0-0 FC4-6 1B		4 0 2 0 0 1 2												
Elrod Hendricks, L (1, 2) OBP: 0.345, SLG: 0.379	0-0 G3			4-0 1B BB		0-0 G6-4-3 1B 1B		0-0 FC4-6		3 1 1 0 1 0 3												
Davey Johnson, R (1, 4) OBP: 0.354, SLG: 0.411		0-0 P4		0-0 1B 1B		0-0 G6-4-3		0-0 F2		4 0 1 0 0 0 2												
Mark Belanger, R (1, 6) OBP: 0.381, SLG: 0.328		0-0 F8		0-0 P4		0-0 6-3		0-0 F9		4 0 0 0 0 0 3												
Jim Palmer, R (1, 1) OBP: 0.210, SLG: 0.197		0-0 F8		0-0 1B			0-3 K		0-0 FC6-4 1B	2 0 1 1 0 0 0												
Curt Motton, R (7, PH) OBP: 0.321, SLG: 0.435				1-2 2-H						1 0 0 0 0 1 0												
Dave Boswell, R (7, 1) OBP: 0.250, SLG: 0.500										0 0 0 0 0 0 0												
Chico Salmon, R (9, PH) OBP: 0.137, SLG: 0.180										1 0 1 0 0 0 0												
Inning Stats	R: 1 E: 0 K: 0 S: 5	H: 2 LOB: 2 BB: 1 P: 9	R: 0 E: 0 K: 0 S: 3	H: 0 LOB: 0 BB: 0 P: 3	R: 0 E: 0 K: 0 S: 3	H: 1 LOB: 1 BB: 1 P: 7	R: 1 E: 0 K: 1 S: 7	H: 2 LOB: 2 BB: 1 P: 11	R: 0 E: 0 K: 1 S: 5	H: 1 LOB: 0 BB: 0 P: 5	R: 0 E: 0 K: 0 S: 4	H: 2 LOB: 1 BB: 0 P: 4	R: 0 E: 0 K: 2 S: 7	H: 0 LOB: 0 BB: 0 P: 7	R: 0 E: 0 K: 1 S: 6	H: 1 LOB: 1 BB: 0 P: 6	R: 0 E: 0 K: 0 S: 4	H: 1 LOB: 1 BB: 0 P: 4	1B: 9 2B: 1 3B: 0 HR: 0	SF: 0 SAC: 0 DP: 2 HBP: 0	WP: 0 PB: 0 SB: 1 CS: 1	PA: 37
PITCHER	IP WLS BF H R ER SO BB IBB HBP BLK WP HR S P ERA WHIP																					
Al Fitzmorris, R (1, 1) ERA: 4.82	5.0 W 24 8 2 2 2 3 0 0 0 0 0 0 25 37 3.60 2.200																					
Tom Burgmeier, L (6, 1) ERA: 1.33	4.0 S 13 2 0 0 3 0 0 0 0 0 0 0 19 19 0.00 0.500																					

Baltimore Orioles @ Kansas City Royals
Municipal Stadium, Kansas City, MO
Wed Jul 21 1971, 8:05 PM EDT
Att: 13,239 - Unknown

livebaseballscorecards.com

AB 34
R 2
H 10
RBI 2
BB 3
SO 5
LOB 17

Batter	1	2	3	4	5	6	7	8	9
Freddie Patek, R OBP: 0.317, SLG: 0.350 (1, 6)	0-3 K		0-0 F7	0-0 F8		0-0 F5			
Paul Schaal, R OBP: 0.413, SLG: 0.419 (1, 5)	0-0 FC5-4 1B		4-0 WP SF8 1B BB		0-0 1-3	4-0 G4-3 BB			
Amos Otis, R OBP: 0.366, SLG: 0.515 (1, 8)	0-0 FC5-4 1-2 1B		0-0 S BB 1-2 BLK 1B		0-0 2B 1B	0-0 G4-3			
Gail Hopkins, L OBP: 0.412, SLG: 0.508 Bob Oliver, R OBP: 0.276, SLG: 0.318 (1, 3) (8, 3)	0-0 FC5-4 1-2f 2-3		4-0 BLK S 1-2 2-3 BB		0-0 2B 1B	0-0 G5-4-3 1B			
Cookie Rojas, R OBP: 0.371, SLG: 0.447 (1, 4)	0-0 4-3		0-0 SF8		0-0 3B 2B	0-0 G5-4-3			
Lou Piniella, R OBP: 0.308, SLG: 0.373 (1, 7)		0-0 HR	0-3 K		0-0 SF8 3B	0-0 5-3			
Joe Keough, L OBP: 0.329, SLG: 0.292 (1, 9)		0-3 K		0-0 L1-6 2B	0-0 SF8		0-0 3-1		
Jerry May, R OBP: 0.330, SLG: 0.343 (1, 2)		0-0 F3		4-0 BB	4-0 BB		0-0 P4		
Al Fitzmorris, S OBP: 0.133, SLG: 0.133 Tom Burgmeier, L OBP: 0.250, SLG: 0.182 (1, 1) (6, 1)		0-3 K		0-0 L1-6 2-3	0-3 K		0-0 F9		

AB R H RBI BB SO LOB

4	0	0	0	0	1	1
2	1	1	0	2	0	0
4	2	3	0	0	0	1
3	1	2	0	1	0	2
0	0	0	0	0	0	0
3	1	1	3	0	0	3
4	2	2	2	0	1	1
3	0	1	1	0	1	0
2	0	0	0	2	0	0
3	0	0	0	0	2	3
1	0	0	0	0	0	0

AB	29
R	7
H	10
RBI	6
BB	5
SO	5
LOB	11



1B:	6	SF:	2	WP:	1	PA:	36
2B:	3	SAC:	0	PB:	0		
3B:	1	DP:	3	SB:	2		
HR:	1	HBP:	0	CS:	0		

Inning Stats	R: 0	H: 2	E: 0	K: 1	S: 7	R: 1	H: 1	E: 0	K: 2	S: 8	R: 2	H: 1	E: 0	K: 1	S: 6	R: 0	H: 1	E: 0	K: 0	S: 3	R: 4	H: 4	E: 0	K: 1	S: 9	R: 0	H: 0	E: 0	K: 0	S: 2	R: 0	H: 1	E: 0	K: 0	S: 3	R: 0	H: 0	E: 0	K: 0	S: 3
PITCHER	IP	WLS	BF	H	R	ER	SO	BB	IBB	HBP	BLK	WP	HR	S	P	ERA	WHIP	PITCHER	IP	WLS	BF	H	R	ER	SO	BB	IBB	HBP	BLK	WP	HR	S	P	ERA	WHIP					
Jim Palmer, R ERA: 2.9 (1, 1)	6.0	L	30	9	7	7	5	5	0	0	1	1	1	35	55	10.50	2.333																							
Dave Boswell, R ERA: 5.5 (7, 1)	2.0		6	1	0	0	0	0	0	0	0	0	0	6	6	0.00	0.500																							

Baltimore Orioles @ Kansas City Royals
Municipal Stadium, Kansas City, MO
 Wed Jul 21 1971, 8:05 PM EDT
 Att. 13,239 - Unknown

livebaseballscores.com

Batter	1	2	3	4	5	6	7	8	9	AB R H RBI BB SO LOB	TOP									
Don Buford, S (1, 7) x OBP: 0.425, SLG: 0.502	0-0 F8 ①			x 0-0 BB 1B	4-0 2B BB		0-3 K ①		0-3 K ②	4 0 1 0 1 2 1										
Paul Blair, R (1, 8) x OBP: 0.303, SLG: 0.376	0-0 6-3 ②			x 0-0 L7 ① x	0-0 1-3 2B		0-3 K ②		0-0 P6 ③	5 0 1 0 0 1 2										
Frank Robinson, R (1, 3) x OBP: 0.401, SLG: 0.513	0-0 5-3 ③			x 0-0 F8 ② x	0-0 6-3 ③		0-0 F8 ③			4 0 0 0 0 0 3										
Brooks Robinson, R (1, 5) OBP: 0.361, SLG: 0.426		x 0-0 5-3 ①		B B B B 4-0 1-2 BB		x 0-0 G4-6-3 1B		B B B B 4-0 FC5-6 BB		2 0 1 0 2 0 0										
Elrod Hendricks, L (1, 2) OBP: 0.339, SLG: 0.371		x 0-0 P6 ②		x 0-0 4-1 ③		x 0-0 G4-6-3 ① ② 1-2f		x 0-0 FC5-6 ① BB 1-2f		4 0 0 0 0 0 4										
Merv Rettenmund, R (1, 9) OBP: 0.422, SLG: 0.445		x 0-0 1-4-3 ③			x 0-0 HR 2B	x 0-0 HR		B B B B 4-0 G5-4-3 BB 1-2		3 2 2 1 1 0 0										
Davey Johnson, R (1, 4) OBP: 0.356, SLG: 0.425			x 0-0 5-3 ①		x 0-0 HR 2B	x 0-0 2B 2B		x 0-0 G5-4-3 ② ③ 1-2f		4 2 2 2 0 0 2										
Mark Belanger, R (1, 6) OBP: 0.380, SLG: 0.330			x 0-0 4-3 ②		x 0-0 F9 ① x	0-0 2B		S O S O 0-3 K ①		4 0 1 1 0 1 0										
Dave Leonhard, R (1, 1) OBP: 0.375, SLG: 0.375			x 0-0 P4 ③		0-3 K ② x	0-0 1-3 ③		x 0-0 1B		4 0 1 0 0 1 1										
Inning Stats	R: 0 E: 0 K: 0 S: 3	H: 0 LOB: 0 BB: 0 P: 3	R: 0 E: 0 K: 0 S: 3	H: 0 LOB: 0 BB: 0 P: 3	R: 0 E: 0 K: 0 S: 4	H: 1 LOB: 2 BB: 1 P: 8	R: 2 E: 0 K: 1 S: 8	H: 3 LOB: 2 BB: 1 P: 12	R: 2 E: 0 K: 0 S: 6	H: 4 LOB: 1 BB: 0 P: 6	R: 0 E: 0 K: 2 S: 7	H: 0 LOB: 0 BB: 0 P: 7	R: 0 E: 0 K: 0 S: 2	H: 0 LOB: 1 BB: 2 P: 10	R: 0 E: 0 K: 2 S: 8	H: 1 LOB: 1 BB: 0 P: 8	1B: 3 2B: 4 3B: 0 HR: 2	SF: 0 SAC: 0 DP: 2 HBP: 0	WP: 0 PB: 0 SB: 0 CS: 0	PA: 38
PITCHER	IP WLS BF H R ER SO BB IBB HBP BLK WP HR S P ERA WHIP																			
Mike Hedlund, R (1, 1) ERA: 2.95	5.2 L 25 7 4 4 1 2 0 0 0 0 0 2 25 33 6.35 1.588																			
Jim York, R (6, 1) ERA: 3.02	1.1 5 1 0 0 2 0 0 0 0 0 0 0 9 9 0.00 0.750																			
Ted Abernathy, R (8, 1) ERA: 1.95	2.0 8 1 0 0 2 2 0 0 0 0 0 0 10 18 0.00 1.500																			

Baltimore Orioles @ Kansas City Royals
Municipal Stadium, Kansas City, MO
Thu Jul 22 1971, 8:05 PM EDT
Att. 15,615 - Unknown

AB	34
R	4
H	9
RBI	4
BB	4
SO	5
LOB	13



Batter	1	2	3	4	5	6	7	8	9	AB	R	H	RBI	BB	SO	LOB
--------	---	---	---	---	---	---	---	---	---	----	---	---	-----	----	----	-----

Freddie Patek, R (1, 6) <small>OBP: 0.319, SLG: 0.349</small>	0-0 6-3			x 0-0 1-3 1B		x 0-0 6-3		B B B 4-0 S BB		3	0	1	0	1	0	1
Paul Schaal, R (1, 5) <small>OBP: 0.409, SLG: 0.414</small>	0-0 3-1			x 0-0 1-3 1-2		x 0-0 F9		x 0-0 F8 1-2		4	0	0	0	0	0	3
Amos Otis, R (1, 8) <small>OBP: 0.365, SLG: 0.512</small>	0-0 4-3			x 0-0 F3		x 0-0 FC3-6 1B		x 0-0 6-3		4	0	1	0	0	0	1
Gail Hopkins, L (1, 3) <small>OBP: 0.400, SLG: 0.492</small>		S 0-3 K		x 0-0 4-3		x 0-0 FC3-6 1B 1-2f		x 0-0 F9		4	0	0	0	0	1	2
Cookie Rojas, R (1, 4) <small>OBP: 0.369, SLG: 0.444</small>		X 0-0 CS 1B		x 0-0 F2		x 0-0 F7		x 0-0 5-3		4	0	1	0	0	0	1
Lou Piniella, R (1, 7) <small>OBP: 0.308, SLG: 0.372</small>		S 0-3 K 1-2		x 0-0 F8		x 0-0 FC6-4 1B				3	0	1	0	0	1	1
Joe Keough, L (1, 9) <small>OBP: 0.326, SLG: 0.289</small> Jim York, R (6, 1) <small>OBP: 0.250, SLG: 0.286</small> Bob Oliver, R (7, PH) <small>OBP: 0.275, SLG: 0.316</small> Ted Abernathy, R (8, 1)			x 0-0 F5		x 0-0 6-3		x 0-0 FC6-4 1-2f			2	0	0	0	0	0	0
Jerry May, R (1, 2) <small>OBP: 0.330, SLG: 0.348</small>			x 0-0 P6		x 0-0 4-3 2B		x 0-0 6-3			3	0	1	0	0	0	0
Mike Hedlund, R (1, 1) <small>OBP: 0.125, SLG: 0.103</small> Ed Kirkpatrick, L (6, 9) <small>OBP: 0.304, SLG: 0.350</small>			x 0-0 P4		x 0-0 4-3 2-3		S S 0-3 K			1	0	0	0	0	0	0
										2	0	0	0	0	1	1

Inning Stats	R: 0	H: 0	R: 0	H: 1	R: 0	H: 0	R: 0	H: 0	R: 0	H: 1	R: 0	H: 2	R: 0	H: 0	R: 0	H: 0	R: 0	H: 0	R: 0	H: 1	R: 0	H: 0	1B: 4	SF: 0	WP: 0	PA: 32
E: 0	LOB: 0	E: 0	LOB: 0	E: 0	LOB: 0	E: 0	LOB: 0	E: 0	LOB: 1	E: 0	LOB: 1	E: 0	LOB: 2	E: 0	LOB: 1	E: 0	LOB: 0	E: 0	LOB: 0	E: 0	LOB: 0	E: 0	LOB: 1	2B: 1	SAC: 0	PB: 0
K: 0	BB: 0	K: 2	BB: 0	K: 0	BB: 0	K: 0	BB: 0	K: 0	BB: 0	K: 0	BB: 0	K: 0	BB: 0	K: 1	BB: 1	K: 0	BB: 0	K: 0	BB: 0	K: 0	BB: 0	K: 1	BB: 1	3B: 0	DP: 0	SB: 1
S: 3	P: 3	S: 7	P: 7	S: 3	P: 3	S: 4	P: 4	S: 3	P: 3	S: 4	P: 4	S: 5	P: 5	S: 5	P: 9	S: 3	P: 3	S: 3	P: 3	S: 3	P: 3	S: 5	P: 9	HR: 0	HBP: 0	CS: 1

PITCHER	IP	WLS	BF	H	R	ER	SO	BB	IBB	HBP	BLK	WP	HR	S	P	ERA	WHIP	PITCHER	IP	WLS	BF	H	R	ER	SO	BB	IBB	HBP	BLK	WP	HR	S	P	ERA	WHIP	
Dave Leonhard, R (1, 1) <small>ERA: 0.47</small>	9.0	W	32	5	0	0	3	1	0	0	0	0	0	37	41	0.00	0.667																			

BOTTOM

Baltimore Orioles @ Kansas City Royals
 Municipal Stadium, Kansas City, MO

AB	31
R	0
H	5
RBI	0
BB	1
SO	3
LOB	12



WP: 0	PA: 32
PB: 0	
SB: 1	
CS: 1	

Thu Jul 22 1971, 8:05 PM EDT
 Att. 15,615 - Unknown

livebaseballscorecards.com

Batter	1	2	3	4	5	6	7	8	9	AB R H RBI BB SO LOB	TOP
Freddie Patek, R (1, 6) OBP: 0.318, SLG: 0.347	0-0 L7		0-0 E5		0-0 BB 1B 1B	0-0 P6		0-0 F3		5 1 1 0 0 0 1	
Paul Schaal, R (1, 5) OBP: 0.404, SLG: 0.409	0-0 F9		0-0 4-3		0-0 SF7	0-0 FC6-4		0-0 1-3		4 0 0 1 0 0 2	
Amos Otis, R (1, 8) OBP: 0.370, SLG: 0.523	0-0 1B			0-0 CS 1B	4-0 FC6-4 1B BB		0-0 HR		0-3 K	4 1 3 1 1 1 0	
Cookie Rojas, R (1, 4) OBP: 0.373, SLG: 0.445	0-3 K			4-0 BB	0-0 FC6-4 1B		0-0 P4		0-0 1B	4 0 2 2 1 1 1	
Lou Piniella, R (1, 7) OBP: 0.306, SLG: 0.369		0-0 P5		0-0 L8	0-0 FC6-4		0-0 1B 1B		0-0 1-3	5 0 1 0 0 0 4	
Dennis Paepke, R (1, 9) OBP: 0.273, SLG: 0.333		0-3 K		0-3 K	0-0 L8		0-0 G6-4-3 1B			2 0 0 0 0 2 1	
Ed Kirkpatrick, L (5, PH) OBP: 0.306, SLG: 0.351							1-3			2 0 1 0 0 0 2	
Gail Hopkins, L (1, 3) OBP: 0.403, SLG: 0.496		0-0 5-3			4-0 2B BB	0-0 1B 2B	0-0 G6-4-3			3 2 1 0 1 0 2	
Bob Oliver, R (9, 3) OBP: 0.275, SLG: 0.316							1-2f			0 0 0 0 0 0 0	AB 36 R 6 H 11 RBI 6 BB 4 SO 4 LOB 14
Jerry May, R (1, 2) OBP: 0.333, SLG: 0.357			0-0 1-4-3		0-0 1B SF7 2B	0-0 FC6-4 1B		0-0 1-3		4 1 2 2 0 0 0	
Paul Splittorff, L (1, 1) OBP: 0.143, SLG: 0.053			0-0 P5		4-0 BB 1B BB	0-0 B1		0-0 F8		1 0 0 0 0 0 0	
Chuck Harrison, R (5, PH) OBP: 0.217, SLG: 0.192										0 1 0 0 1 0 0	
Jim Rooker, R (5, 1)										2 0 0 0 0 0 1	
Ted Abernathy, R (8, 1)										0 0 0 0 0 0 0	
Tom Burgmeier, L (9, 1) OBP: 0.250, SLG: 0.182										0 0 0 0 0 0 0	
Inning Stats	R: 0 H: 1 E: 0 LOB: 1 K: 1 BB: 0 S: 6 P: 6	R: 0 H: 0 E: 0 LOB: 0 K: 1 BB: 0 S: 5 P: 5	R: 0 H: 0 E: 1 LOB: 1 K: 0 BB: 0 S: 4 P: 4	R: 0 H: 1 E: 0 LOB: 1 K: 1 BB: 1 S: 5 P: 9	R: 4 H: 3 E: 0 LOB: 2 K: 0 BB: 3 S: 6 P: 18	R: 1 H: 2 E: 0 LOB: 1 K: 0 BB: 0 S: 5 P: 5	R: 1 H: 3 E: 0 LOB: 1 K: 0 BB: 0 S: 5 P: 5	R: 0 H: 0 E: 0 LOB: 0 K: 0 BB: 0 S: 3 P: 3	R: 0 H: 1 E: 0 LOB: 1 K: 1 BB: 0 S: 6 P: 6	1B: 8 SF: 1 2B: 2 SAC: 0 3B: 0 DP: 1 HR: 1 HBP: 0	WP: 0 PA: 41 PB: 0 SB: 0 CS: 1
PITCHER	IP WLS BF H R ER SO BB IBB HBP BLK WP HR S P ERA WHIP										
Sam McDowell, L (1, 1) ERA: 2.97	4.1 L 22 5 4 4 3 4 0 0 0 0 0 0 24 40 8.31 2.077										
Phil Hennigan, R (5, 1) ERA: 4.26	1.2 8 3 2 2 0 0 0 0 0 0 0 1 8 8 10.80 1.800										
Ed Farmer, R (7, 1) ERA: 1.72	0.1 3 2 0 0 0 0 0 0 0 0 0 0 3 3 0.00 6.000										
Steve Mingori, L (7, 1) ERA: 1.87	1.2 4 0 0 0 0 0 0 0 0 0 0 0 4 4 0.00 0.000										
Vince Colbert, R (9, 1) ERA: 4.52	1.0 4 1 0 0 1 0 0 0 0 0 0 0 6 6 0.00 1.000										

Kansas City Royals @ Cleveland Indians
Cleveland Municipal Stadium, Cleveland, OH
 Fri Jul 23 1971, 7:05 PM EDT
 Att. 14,004 - Unknown - 80 F

livebaseballscorecards.com



Batter	1	2	3	4	5	6	7	8	9	AB	R	H	RBI	BB	SO	LOB
Ted Uhlender, L (1, 8) OBP: 0.337, SLG: 0.314	0-0 6-3		0-0 1-3	0-0 4-3			0-0 P6		4-0 4-1 1B BB	4	0	0	0	1	0	3
Vada Pinson, L (1, 7) OBP: 0.303, SLG: 0.383	0-0 5-3		0-0 4-1		0-0 F8		0-0 P6		0-0 1-2 4-1 1B	5	0	1	0	0	0	1
Graig Nettles, L (1, 5) OBP: 0.362, SLG: 0.448	0-0 F8		0-0 CS 1B		0-0 HR		0-0 P4		0-0 1-2 2-3 4-1	5	1	2	1	0	0	3
Roy Foster, R (1, 9) OBP: 0.319, SLG: 0.420		0-0 FC4-6 4-3 1B	0-0 CS 1-2	0-0 F8	0-0 5-3			0-0 HR	0-0 6-3	5	1	2	1	0	0	2
Chris Chambliss, L (1, 3) OBP: 0.384, SLG: 0.451		0-0 4-3		0-0 2B 3B	0-0 4-1			0-0 FC3-6 1B		4	1	2	0	0	0	1
Eddie Leon, R (1, 4) OBP: 0.327, SLG: 0.325		4-0 FC4-6 BB		0-0 3-H 2B		0-0 L4		0-0 P4		3	1	1	1	1	0	1
Jack Heidemann, R (1, 6) OBP: 0.237, SLG: 0.220		0-0 FC4-6 HBP		0-0 2B		0-0 F9		0-0 FC3-6		3	0	1	0	0	0	2
Steve Mingori, L (7, 1) OBP: 0.500, SLG: 0.500		0-0 FC4-6 HBP		0-0 2B 1B		0-0 F9		0-0 FC3-6		0	0	0	0	0	0	0
Frank Baker, L (8, PH) OBP: 0.250, SLG: 0.316		1-2f 2-3		0-0 2B 1B		0-0 F9		0-0 FC3-6		1	0	0	0	0	0	1
Vince Colbert, R (9, 1) OBP: 0.222, SLG: 0.333		1-2f 2-3		0-0 2B 1B		0-0 F9		0-0 FC3-6		0	0	0	0	0	0	0
Ken Suarez, R (1, 2) OBP: 0.303, SLG: 0.316		1-0 HBP		0-0 1-3 3-H 2B		0-0 F8		0-0 1-3		3	0	1	1	0	0	1
Sam McDowell, L (1, 1) OBP: 0.217, SLG: 0.203		0-3 K		0-0 L4					0-0 5-3	2	0	0	0	0	1	5
Phil Hennigan, R (5, 1)										0	0	0	0	0	0	0
Ed Farmer, R (7, 1)										0	0	0	0	0	0	0
Kurt Bevacqua, R (7, 4) OBP: 0.222, SLG: 0.250										1	0	0	0	1	0	0

Inning Stats	R: 0	H: 0	E: 0	K: 0	S: 3	H: 0	LOB: 0	BB: 0	P: 3	R: 0	H: 1	E: 0	K: 1	S: 6	H: 1	LOB: 3	BB: 1	P: 11	R: 0	H: 1	E: 0	K: 0	S: 3	R: 2	H: 4	E: 0	K: 0	S: 7	R: 1	H: 1	E: 0	K: 0	S: 4	R: 0	H: 0	E: 0	K: 0	S: 3	R: 0	H: 2	E: 0	K: 0	S: 5	R: 1	H: 2	E: 0	K: 0	S: 5	R: 0	H: 1	E: 0	K: 0	S: 4	1B: 5	2B: 2	3B: 1	SF: 0	SAC: 0	DP: 0	HBP: 1	WP: 0	PA: 41
--------------	------	------	------	------	------	------	--------	-------	------	------	------	------	------	------	------	--------	-------	-------	------	------	------	------	------	------	------	------	------	------	------	------	------	------	------	------	------	------	------	------	------	------	------	------	------	------	------	------	------	------	------	------	------	------	------	-------	-------	-------	-------	--------	-------	--------	-------	--------


PITCHER	IP	WLS	BF	H	R	ER	SO	BB	IBB	HBP	BLK	WP	HR	S	P	ERA	WHIP
Paul Splittorf, L (1, 1) ERA: 2.44	4.0		19	6	2	2	1	1	0	1	0	0	0	19	24	4.50	1.750
Jim Rooker, L (5, 1) ERA: 5.54	3.0	W	13	3	2	2	0	1	0	0	0	0	2	12	16	6.00	1.333
Ted Abernathy, R (8, 1) ERA: 1.9	1.1		6	1	0	0	0	1	0	0	0	0	0	5	9	0.00	1.500
Tom Burgmeier, L (9, 1) ERA: 1.32	0.2	S	2	0	0	0	0	0	0	0	0	0	0	2	2	0.00	0.000

BOTTOM

Kansas City Royals @ Cleveland Indians
Cleveland Municipal Stadium, Cleveland, OH

Fri Jul 23 1971, 7:05 PM EDT
Att: 14,004 - Unknown - 80 F

AB	36
R	4
H	10
RBI	4
BB	3
SO	1
LOB	20



PITCHER	IP	WLS	BF	H	R	ER	SO	BB	IBB	HBP	BLK	WP	HR	S	P	ERA	WHIP
Paul Splittorf, L (1, 1) ERA: 2.44	4.0		19	6	2	2	1	1	0	1	0	0	0	19	24	4.50	1.750
Jim Rooker, L (5, 1) ERA: 5.54	3.0	W	13	3	2	2	0	1	0	0	0	0	2	12	16	6.00	1.333
Ted Abernathy, R (8, 1) ERA: 1.9	1.1		6	1	0	0	0	1	0	0	0	0	0	5	9	0.00	1.500
Tom Burgmeier, L (9, 1) ERA: 1.32	0.2	S	2	0	0	0	0	0	0	0	0	0	0	2	2	0.00	0.000

Batter	1	2	3	4	5	6	7	8	9	AB R H RBI BB SO LOB	TOP											
Freddie Patek, R (1, 6) OBP: 0.319, SLG: 0.357 Bobby Floyd, R (3, 6) OBP: 0.286, SLG: 0.118	0-0 HR		0-0 6-3	0-3 K			0-3 K		4-0 FC6-4 BB	2 1 1 1 0 0 0 2 0 0 0 1 2 0												
Paul Schaal, R (1, 5) OBP: 0.401, SLG: 0.404	0-0 6-3		0-0 6-3		0-0 L3		4-0 2B BB		0-0 FC6-4 1-2f	4 0 0 0 1 0 1												
Amos Otis, R (1, 8) OBP: 0.366, SLG: 0.516	0-0 6-3			0-0 P4	0-0 6-3		0-3 K		0-3 K	5 0 0 0 0 2 2												
Gail Hopkins, L (1, 3) OBP: 0.412, SLG: 0.508	4-0 BB			0-0 F8 1B 1B	0-0 4-3		0-0 1-3 2B			3 1 2 0 1 0 0												
Cookie Rojas, R (1, 4) OBP: 0.371, SLG: 0.443	0-0 L4			0-0 F8 1B 1B		0-0 F8	0-3 K			4 1 1 0 0 1 3												
Lou Piniella, R (1, 7) OBP: 0.305, SLG: 0.367		0-3 K		0-0 F8 2-3		0-0 F2		0-0 G1-6-3 1B		4 0 1 0 0 1 2												
Ed Kirkpatrick, L (1, 9) OBP: 0.308, SLG: 0.348		0-0 6-3		4-0 1B 1-2 HR BB		1-0 1B HBP		0-0 G1-6-3 1-2f		2 1 0 0 1 0 1												
Dennis Paepke, R (1, 2) OBP: 0.284, SLG: 0.342		0-0 F8		0-0 HR 1B		0-0 1-3 1B		0-0 F4		4 1 2 2 0 0 0												
Bill Butler, L (1, 1) OBP: 0.111, SLG: 0.111 Jim York, R (2, 1) OBP: 0.250, SLG: 0.545			0-0 F8	0-0 HR		0-3 K		0-0 L8		0 0 0 0 0 0 0 4 1 1 3 0 1 2												
Inning Stats	R: 1 E: 0 K: 0 S: 4	H: 1 LOB: 1 BB: 1 P: 8	R: 0 E: 0 K: 1 S: 5	H: 0 LOB: 0 BB: 0 P: 5	R: 0 E: 0 K: 0 S: 3	H: 0 LOB: 0 BB: 0 P: 3	R: 5 E: 0 K: 1 S: 9	H: 4 LOB: 0 BB: 1 P: 13	R: 0 E: 0 K: 0 S: 3	H: 0 LOB: 0 BB: 0 P: 3	R: 0 E: 0 K: 1 S: 6	H: 1 LOB: 2 BB: 0 P: 7	R: 0 E: 0 K: 3 S: 10	H: 1 LOB: 2 BB: 1 P: 14	R: 0 E: 0 K: 0 S: 3	H: 1 LOB: 0 BB: 0 P: 3	R: 0 E: 0 K: 1 S: 5	H: 0 LOB: 1 BB: 1 P: 9	1B: 5 2B: 1 3B: 0 HR: 2	SF: 0 SAC: 0 DP: 1 HBP: 1	WP: 0 PB: 0 SB: 0 CS: 0	PA: 39
PITCHER	IP WLS BF H R ER SO BB IBB HBP BLK WP HR S P ERA WHIP																					
Alan Foster, R (1, 1) ERA: 4.02 Steve Hargan, R (5, 1) ERA: 6.46 Ed Farmer, R (8, 1) ERA: 1.62	4.0 L 19 5 6 6 2 2 0 0 0 0 0 2 21 29 13.50 1.750																					
	3.0 13 2 0 0 4 1 0 1 0 0 0 0 19 24 0.00 1.000																					
	2.0 7 1 0 0 1 1 0 0 0 0 0 0 8 12 0.00 1.000																					

Kansas City Royals @ Cleveland Indians
 Cleveland Municipal Stadium, Cleveland, OH
 Sat Jul 24 1971, 3:33 AM EDT
 Att. 8,930 - Overcast - 70 F

AB	34
R	6
H	8
RBI	6
BB	4
SO	7
LOB	11



Batter	1	2	3	4	5	6	7	8	9	AB	R	H	RBI	BB	SO	LOB
--------	---	---	---	---	---	---	---	---	---	----	---	---	-----	----	----	-----

Ted Uhlaender, L (1, 8) <small>OBP: 0.332, SLG: 0.309</small>	0-0 P4	0-0 P6		0-0 P6			0-0 F8			4	0	0	0	0	0	3	
Eddie Leon, R (1, 4) <small>OBP: 0.326, SLG: 0.321</small>	4-0 1B BB	0-3 K			0-0 F8		0-0 P6			3	0	0	0	1	1	2	
Roy Foster, R (1, 9) <small>OBP: 0.318, SLG: 0.417</small>	0-0 1-2 1B		0-0 F2		0-0 F2			0-0 P6		4	0	1	0	0	0	0	
Graig Nettles, L (1, 5) <small>OBP: 0.364, SLG: 0.447</small>	0-3 K		0-0 E3 FC4		0-0 1B			4-0 WP BB		3	0	1	0	1	1	2	
Chuck Hinton, R (1, 7) Frank Baker, L (3, PH) (4, 7) <small>OBP: 0.336, SLG: 0.469</small> <small>OBP: 0.243, SLG: 0.307</small>	0-0 F3		0-0 FC4 FC6-4		0-3 K			0-0 F3		1	0	0	0	0	0	2	
Chris Chambliss, L (1, 3) <small>OBP: 0.381, SLG: 0.444</small>		4-0 BB BB BB FC1-6-4 BB	0-0 FC6-4		0-3 K			0-0 F2		3	1	0	0	1	1	2	
Jack Heidemann, R (1, 6) <small>OBP: 0.238, SLG: 0.216</small>		4-0 FC1-6-4 BB BB 1-2 BB		0-3 K		0-3 K			0-0 F9	3	0	0	0	1	2	0	
Ken Suarez, R (1, 2) <small>OBP: 0.301, SLG: 0.304</small>		4-0 FC1-6-4 BB 1-2 2-3 BB		0-0 F8		0-3 K			0-0 6-3	3	0	0	0	1	1	0	
Alan Foster, R (1, 1) <small>OBP: 0.083, SLG: 0.088</small> Gomer Hodge, S (4, PH) <small>OBP: 0.317, SLG: 0.302</small> Steve Hargan, R (5, 1) <small>OBP: 0.091, SLG: 0.091</small> Vada Pinson, L (7, PH) <small>OBP: 0.392, SLG: 0.382</small> Ed Farmer, R (8, 1) <small>OBP: 0.143, SLG: 0.143</small> Jim Clark, R (9, PH)		0-0 FC1-6-4 1-2 2-3 3-H		4-0 BB		0-3 K			0-3 K	1	0	0	0	1	0	0	2

Inning Stats	R: 0	H: 1	E: 0	LOB: 2	K: 1	S: 6	P: 10	R: 1	H: 0	E: 0	LOB: 2	K: 1	S: 5	P: 17	R: 0	H: 0	E: 1	LOB: 1	K: 0	S: 4	P: 4	R: 0	H: 0	E: 0	LOB: 1	K: 1	S: 5	P: 9	R: 0	H: 1	E: 0	LOB: 0	K: 3	S: 9	P: 9	R: 0	H: 0	E: 0	LOB: 0	K: 1	S: 5	P: 5	R: 0	H: 0	E: 0	LOB: 1	K: 0	S: 3	P: 7	R: 0	H: 0	E: 0	LOB: 0	K: 1	S: 5	P: 5	R: 0	H: 0	E: 0	LOB: 0	K: 1	S: 5	P: 5
--------------	------	------	------	--------	------	------	-------	------	------	------	--------	------	------	-------	------	------	------	--------	------	------	------	------	------	------	--------	------	------	------	------	------	------	--------	------	------	------	------	------	------	--------	------	------	------	------	------	------	--------	------	------	------	------	------	------	--------	------	------	------	------	------	------	--------	------	------	------

PITCHER	IP	WLS	BF	H	R	ER	SO	BB	IBB	HBP	BLK	WP	HR	S	P	ERA	WHIP
Bill Butler, L (1, 1) <small>ERA: 3.75</small>	1.0		8	1	1	1	1	4	0	0	0	0	0	6	22	9.00	5.000
Jim York, R (2, 1) <small>ERA: 2.64</small>	8.0	W	28	1	0	0	8	2	0	0	0	1	0	42	50	0.00	0.375

BOTTOM

Kansas City Royals @ Cleveland Indians
 Cleveland Municipal Stadium, Cleveland, OH

Sat Jul 24 1971, 3:33 AM EDT
 Att. 8,930 - Overcast - 70 F

AB	30
R	1
H	2
RBI	1
BB	6
SO	9
LOB	16



WP: 1	PA: 36
PB: 0	
SB: 0	
CS: 0	

PITCHER	IP	WLS	BF	H	R	ER	SO	BB	IBB	HBP	BLK	WP	HR	S	P	ERA	WHIP
---------	----	-----	----	---	---	----	----	----	-----	-----	-----	----	----	---	---	-----	------

Batter	1	2	3	4	5	6	7	8	9	AB R H RBI BB SO LOB
Freddie Patek, R (1, 6) OBP: 0.317, SLG: 0.354	0-0 F9		0-0 F5	0-0 CS E 1B			0-0 6-3		0-0 5-3	5 0 1 0 0 0 2
Paul Schaal, R (1, 5) OBP: 0.401, SLG: 0.405	0-0 2B		4-0 1B 1B BB	0-0 1-2 E9		0-3 K		0-0 6-3	4 1 1 0 1 1 2	
Amos Otis, R (1, 8) OBP: 0.367, SLG: 0.514	4-0 FC5-4 BB		0-0 1-3 2-H 1B 1B	0-3 K		0-0 6-3			3 1 1 1 1 1 2	
Gail Hopkins, L (1, 3) OBP: 0.408, SLG: 0.496 Bob Oliver, R (8, 3) OBP: 0.275, SLG: 0.316	0-0 P4		4-0 1B 1-2 4-3 IBB		0-0 4-3		0-0 E1 G4-6-3		3 1 0 0 1 0 2 0 0 0 0 0 0 0	
Cookie Rojas, R (1, 4) OBP: 0.370, SLG: 0.440	0-0 FC5-4 1-2f		0-0 1-3 2-H 3-H 1B		0-0 F2		0-0 G4-6-3 1-2f		4 0 1 2 0 0 3	
Lou Piniella, R (1, 7) OBP: 0.304, SLG: 0.365		0-0 5-3	0-0 4-3		0-3 K		0-0 1B		4 0 1 1 0 1 1	
Ed Kirkpatrick, L (1, 9) OBP: 0.307, SLG: 0.345		0-3 K	4-0 FC5-4 IBB		0-0 F8		0-0 F8		3 0 0 0 1 1 1	
Dennis Paepke, R (1, 2) OBP: 0.282, SLG: 0.329		0-0 6-3	0-0 FC5-4 1-2f		0-0 F9		4-0 SH3-4 BB		3 0 0 0 1 0 2	
Dick Drago, R (1, 1) OBP: 0.235, SLG: 0.159			4-0 BB 1B BB		0-0 F9		0-3 K		0-0 SH3-4	2 1 0 0 1 1 0

TOP

Kansas City Royals @ Cleveland Indians
Cleveland Municipal Stadium, Cleveland, OH

Sun Jul 25 1971, 3:33 AM EDT
Cloudy - 73 F

livebaseballscorecards.com

AB	31
R	4
H	5
RBI	4
BB	6
SO	5
LOB	15



Inning Stats	R: 0 E: 0 K: 0 S: 4	H: 1 LOB: 2 BB: 1 P: 8	R: 0 E: 0 K: 1 S: 5	H: 0 LOB: 0 BB: 0 P: 5	R: 4 E: 0 K: 0 S: 5	H: 2 LOB: 2 BB: 4 P: 21	R: 0 E: 1 K: 1 S: 6	H: 1 LOB: 2 BB: 0 P: 6	R: 0 E: 0 K: 1 S: 5	H: 0 LOB: 0 BB: 0 P: 5	R: 0 E: 0 K: 1 S: 5	H: 0 LOB: 0 BB: 0 P: 5	R: 0 E: 1 K: 0 S: 4	H: 1 LOB: 1 BB: 0 P: 4	R: 0 E: 0 K: 0 S: 3	H: 0 LOB: 1 BB: 1 P: 7	1B: 4 2B: 2 3B: 0 HR: 0	SF: 0 SAC: 1 DP: 2 HBP: 0	WP: 0 PB: 0 SB: 1 CS: 1	PA: 38
--------------	------------------------------	---------------------------------	------------------------------	---------------------------------	------------------------------	----------------------------------	------------------------------	---------------------------------	------------------------------	---------------------------------	------------------------------	---------------------------------	------------------------------	---------------------------------	------------------------------	---------------------------------	----------------------------------	------------------------------------	----------------------------------	--------

PITCHER	IP	WLS	BF	H	R	ER	SO	BB	IBB	HBP	BLK	WP	HR	S	P	ERA	WHIP
Ray Lamb, R (1, 1) ERA: 3.12	2.1	L	12	2	3	3	1	3	0	0	0	0	0	11	23	11.57	2.143
Vince Colbert, R (3, 1) ERA: 4.48	2.2		12	2	1	1	2	0	2	0	0	0	0	14	22	3.38	0.750
Alan Foster, R (6, 1) ERA: 3.95	2.0		6	0	0	0	2	0	0	0	0	0	0	10	10	0.00	0.000
Steve Hargan, R (8, 1) ERA: 6.25	2.0		8	1	0	0	0	1	0	0	0	0	0	7	11	0.00	1.000

PITCHER	IP	WLS	BF	H	R	ER	SO	BB	IBB	HBP	BLK	WP	HR	S	P	ERA	WHIP
---------	----	-----	----	---	---	----	----	----	-----	-----	-----	----	----	---	---	-----	------

Kansas City Royals @ Cleveland Indians
 Cleveland Municipal Stadium, Cleveland, OH

Sun Jul 25 1971, 3:38 AM EDT
 Att. 12,247 - Cloudy

AB	31
R	1
H	6
RBI	1
BB	1
SO	5
LOB	14



AB R H RBI BB SO LOB

3	0	0	0	0	0	0
4	0	0	0	0	1	2
4	0	1	0	0	0	2
4	0	1	0	0	0	1
3	0	1	0	0	0	0
2	0	0	0	0	0	0
1	0	0	0	0	0	1
2	0	0	0	0	0	0
1	0	0	0	0	0	1
3	1	2	1	1	0	0
4	0	0	0	0	3	5
2	0	0	0	0	1	3
1	0	1	0	0	0	0

Batter	1	2	3	4	5	6	7	8	9
Freddie Patek, R (1, 6) OBP: 0.315, SLG: 0.351	0-0 5-3			0-0 P5		0-0 F8		0-0 SH FC6-2	
Paul Schaal, R (1, 5) OBP: 0.398, SLG: 0.400	0-3 K			0-0 P3		0-0 4-3		0-0 FC6-2 G6-4-3	
Amos Otis, R (1, 8) OBP: 0.366, SLG: 0.511	0-0 P3			0-0 6-3		0-0 1B		0-0 G6-4-3 1-2f	
Lou Piniella, R (1, 7) OBP: 0.303, SLG: 0.367		0-0 F9			0-0 SH5-4 2B	0-0 F7			0-0 5-3
Bob Oliver, R (1, 9) OBP: 0.278, SLG: 0.317		0-0 F4			1-0 SH5-4 HBP	0-0 6-3			0-0 1B 1B
Gail Hopkins, L (1, 3) OBP: 0.403, SLG: 0.489		0-0 F2			0-0 SH5-4	0-0 4-3			0-0 L5
Cookie Rojas, R (9, PH) OBP: 0.369, SLG: 0.439					1-2 2-3				
Bobby Knoop, R (1, 4) OBP: 0.314, SLG: 0.311			0-0 F9		4-0 IBB	0-0 HR			0-0 1B 1-3
Dennis Paepke, R (1, 2) OBP: 0.270, SLG: 0.313			0-3 K		0-3 K	0-3 K			0-0 F9
Bruce Dal Canton, R (1, 1) OBP: 0.109, SLG: 0.089			0-3 K		0-0 F9			0-0 SH FC6-2 2B	
Tom Burgmeier, L (7, 1) OBP: 0.308, SLG: 0.333									

Inning Stats	R: 0	H: 0	E: 0	K: 1	S: 5	P: 5	R: 0	H: 0	E: 0	K: 0	S: 3	P: 3	R: 0	H: 0	E: 0	K: 2	S: 7	P: 7	R: 0	H: 0	E: 0	K: 0	S: 3	P: 3	R: 0	H: 1	E: 0	K: 1	S: 6	P: 11	R: 0	H: 1	E: 0	K: 0	S: 4	P: 4	R: 1	H: 1	E: 0	K: 1	S: 6	P: 6	R: 0	H: 1	E: 1	K: 0	S: 4	P: 4	R: 0	H: 2	E: 0	K: 0	S: 5	P: 5	1B: 3	2B: 2	3B: 0	HR: 1	SF: 0	SAC: 2	DP: 1	HBP: 1	WP: 0	PA: 35
--------------	------	------	------	------	------	------	------	------	------	------	------	------	------	------	------	------	------	------	------	------	------	------	------	------	------	------	------	------	------	-------	------	------	------	------	------	------	------	------	------	------	------	------	------	------	------	------	------	------	------	------	------	------	------	------	-------	-------	-------	-------	-------	--------	-------	--------	-------	--------

PITCHER	IP	WLS	BF	H	R	ER	SO	BB	IBB	HBP	BLK	WP	HR	S	P	ERA	WHIP
Mike Paul, L (1, 1) ERA: 1.72	7.0		26	3	1	1	5	0	1	1	0	0	1	34	39	1.29	0.429
Ed Farmer, R (8, 1) ERA: 1.56	1.1	W	6	2	0	0	0	0	0	0	0	0	0	6	6	0.00	1.500
Steve Mingori, L (9, 1) ERA: 1.84	0.2	S	3	1	0	0	0	0	0	0	0	0	0	3	3	0.00	1.500

PITCHER	IP	WLS	BF	H	R	ER	SO	BB	IBB	HBP	BLK	WP	HR	S	P	ERA	WHIP
---------	----	-----	----	---	---	----	----	----	-----	-----	-----	----	----	---	---	-----	------

Batter	1	2	3	4	5	6	7	8	9	AB	R	H	RBI	BB	SO	LOB				
Ted Uhlaender, L OBP: 0.330, SLG: 0.311 (1, 8)	0-0 G3 ①		0-0 F8 ②		0-0 1B 1B		0-0 E 1-3 2B			4	0	2	0	0	0	0				
Eddie Leon, R OBP: 0.327, SLG: 0.326 (1, 4)	0-3 K ②		0-0 2B ③		0-0 1-3 1B		0-0 5-3 ①			4	0	2	0	0	1	2				
Vada Pinson, L OBP: 0.298, SLG: 0.376 (1, 9) (8, 3) (9, 7)	0-0 1B 1B		0-0 F8 ③		0-0 G3 ③		0-3 K ②			4	0	1	0	0	1	5				
Graig Nettles, L OBP: 0.368, SLG: 0.461 (1, 5)	0-0 1-3 1B			0-0 G6-3 1B		0-0 3-1 ①	0-0 E4			4	0	2	0	0	0	1				
Chris Chambliss, L OBP: 0.372, SLG: 0.446 Ed Farmer, R (8, 1) Steve Mingori, L OBP: 0.500, SLG: 0.500 (9, 1)	0-0 F8 ③			0-0 G6-3 ① ② 1-2f		0-0 3-1 ②	0-0 6-3 ③			4	0	0	0	0	0	5				
Frank Baker, L OBP: 0.252, SLG: 0.314 Jim Clark, R OBP: 0.188, SLG: 0.133 Chuck Hinton, R OBP: 0.333, SLG: 0.465 (1, 7) (8, PH) (9, 3)		0-3 K ①		0-0 1B		0-0 1B 1B		4-0 SH1-4 1B BB		3	0	2	0	0	1	0				
Jack Heidemann, R OBP: 0.240, SLG: 0.220 (1, 6)		0-0 F8 ②		0-0 1-3 ③		0-0 1B 1-3 1B		0-0 SH1-4 ① 1-2		3	0	1	0	0	0	1				
Ken Suarez, R OBP: 0.290, SLG: 0.294 (1, 2)		0-0 P6 ③			0-0 6-3 ①	0-0 F9 ③		0-0 G6-4-3 1B 2-H		4	0	1	1	0	0	2				
Mike Paul, L Roy Foster, R OBP: 0.318, SLG: 0.415 (1, 1) (7, PH) (8, 9)			0-0 P6 ①		0-0 F8 ②		0-0 2B E 1B	0-0 G6-4-3 ② ③ 1-2f		2	0	0	0	0	0	0				
										2	1	1	0	0	0	1				
Inning Stats	R: 0 E: 0 K: 1 S: 7	H: 2 LOB: 2 BB: 0 P: 7	R: 0 E: 0 K: 1 S: 5	H: 0 LOB: 0 BB: 0 P: 5	R: 0 E: 0 K: 0 S: 4	H: 1 LOB: 1 BB: 0 P: 4	R: 0 E: 0 K: 0 S: 4	H: 2 LOB: 1 BB: 0 P: 4	R: 0 E: 0 K: 0 S: 5	H: 2 LOB: 2 BB: 0 P: 5	R: 0 E: 0 K: 0 S: 5	H: 2 LOB: 2 BB: 0 P: 5	R: 1 E: 1 K: 1 S: 8	H: 2 LOB: 2 BB: 0 P: 8	R: 1 E: 0 K: 0 S: 3	H: 1 LOB: 0 BB: 1 P: 7	1B: 10 2B: 2 3B: 0 HR: 0	SF: 0 SAC: 1 DP: 2 HBP: 0	WP: 0 PB: 0 SB: 0 CS: 0	PA: 36

BOTTOM

Kansas City Royals @ Cleveland Indians
Cleveland Municipal Stadium, Cleveland, OH

Sun Jul 25 1971, 3:38 AM EDT
Att: 12,247 - Cloudy

livebaseballscorecards.com

AB 34
R 2
H 12
RBI 1
BB 1
SO 3
LOB 17



PITCHER															PITCHER																		
IP	WLS	BF	H	R	ER	SO	BB	IBB	HBP	BLK	WP	HR	S	P	ERA	WHIP	IP	WLS	BF	H	R	ER	SO	BB	IBB	HBP	BLK	WP	HR	S	P	ERA	WHIP
Bruce Dal Canton, R ERA: 3.19 (1, 1)	6.1		29	11	1	0	2	0	0	0	0	0	33	33	0.00	1.737	Tom Burgmeier, L ERA: 1.44 (7, 1)	1.2	L	7	1	1	1	1	0	0	0	0	0	5.40	1.200		

Batter	1	2	3	4	5	6	7	8	9	10	11	AB R H RBI BB SO LOB	TOP	
Freddie Patek, R OBP: 0.317, SLG: 0.358 (1, 6)												4 1 2 0 0 0 2	Kansas City Royals @ Detroit Tigers Tiger Stadium, Detroit, MI Tue Jul 27 1971, 7:05 PM EDT Att: 18,718 - Unknown - 72 F	
Paul Schaal, R OBP: 0.393, SLG: 0.395 (1, 5)												4 0 0 1 0 1 2		
Amos Otis, R OBP: 0.366, SLG: 0.510 (1, 8)												5 0 2 0 0 2 0		
Cookie Rojas, R OBP: 0.364, SLG: 0.433 (1, 4)												5 0 0 0 0 3 2		
Lou Piniella, R OBP: 0.301, SLG: 0.364 (1, 7)												5 0 1 0 0 2 1		
Bob Oliver, R OBP: 0.273, SLG: 0.310 (1, 9) (9, 3)												5 0 0 0 0 0 3		
Gail Hopkins, L OBP: 0.399, SLG: 0.482 (9, 1) Ted Abernathy, R (9, 1) Jim York, R OBP: 0.231, SLG: 0.500 (9, 1)												4 0 1 0 0 0 0 0 0 0 0 0 0 0 1 0 0 0 0 1 0		
Dennis Paepke, R OBP: 0.277, SLG: 0.352 (1, 2)												5 2 2 1 0 1 1		
Mike Hedlund, R OBP: 0.250, SLG: 0.300 Jim Rooker, R OBP: 0.250, SLG: 0.300 Roger Nelson, R OBP: 0.250, SLG: 0.300 Bobby Jorgensen, R OBP: 0.250, SLG: 0.300 Al Fitzsimmons, R OBP: 0.250, SLG: 0.300 Chuck Harrison, R OBP: 0.250, SLG: 0.300 Tom Burghauer, L OBP: 0.250, SLG: 0.300 Ed Kirkpatrick, L OBP: 0.250, SLG: 0.300												1 0 0 0 0 0 1 0 0 0 0 0 0 0 0 0 0 0 0 1 0 0 0 0 0 0 0 0 1 1 1 2 0 0 0 0 0 0 0 0 0 0 1 0 1 0 0 0 0		
Inning Stats	R: 1 H: 3 E: 0 LOB: 2 K: 1 BB: 0 S: 8 P: 8	R: 0 H: 1 E: 0 LOB: 1 K: 0 BB: 0 S: 4 P: 4	R: 0 H: 0 E: 0 LOB: 0 K: 2 BB: 0 S: 7 P: 7	R: 0 H: 1 E: 0 LOB: 1 K: 1 BB: 0 S: 6 P: 6	R: 0 H: 0 E: 0 LOB: 0 K: 0 BB: 1 S: 2 P: 6	R: 0 H: 0 E: 0 LOB: 0 K: 0 BB: 0 S: 3 P: 3	R: 2 H: 2 E: 1 LOB: 1 K: 1 BB: 0 S: 8 P: 8	R: 0 H: 1 E: 0 LOB: 1 K: 1 BB: 0 S: 6 P: 6	R: 1 H: 2 E: 0 LOB: 1 K: 0 BB: 0 S: 5 P: 5	R: 0 H: 0 E: 0 LOB: 0 K: 2 BB: 0 S: 7 P: 7	R: 0 H: 0 E: 0 LOB: 0 K: 2 BB: 0 S: 7 P: 7	1B: 7 SF: 1 2B: 0 SAC: 1 3B: 1 DP: 1 HR: 2 HBP: 0		WP: 0 PA: 44 PB: 0 SB: 2 CS: 0
PITCHER Mickey Lolich, L ERA: 3.08 (1, 1)	IP WLS BF H R ER SO BB IBB HBP BLK WP HR S P ERA WHIP													

livebaseballscorecards.com

AB	41
R	4
H	10
RBI	4
BB	1
SO	10
LOB	12



Batter	1	2	3	4	5	6	7	8	9	10	11	AB R H RBI BB SO LOB	BOTTOM	
Dick McAuliffe, L (1, 4) OBP: 0.274, SLG: 0.341	0-0 HR		4-0 1B WP BB	0-0 F8			0-0 E 2B		4-0 WP IBB		4-0 1-2 2-3 BB IBB	3 2 2 1 3 0 0	Kansas City Royals @ Detroit Tigers Tiger Stadium, Detroit, MI Tue Jul 27 1971, 7:05 PM EDT Att. 18,718 - Unknown - 72 F	
Aurelio Rodriguez, R (1, 5) OBP: 0.260, SLG: 0.370	0-0 4-3		0-0 F8			0-0 F8	0-0 E5 2-3		0-3 K 1-2 2-3		4-0 1-2 2-3 3-H BB	5 0 0 1 1 1 4		
Gates Brown, L (1, 7) OBP: 0.478, SLG: 0.613 Mickey Stanley, R (7, PH) OBP: 0.315, SLG: 0.362 (8, 8)	0-0 1B		0-0 1-3 WP 1B			0-0 1-3	0-0 F8		0-0 F7			3 1 2 0 0 0 0 2 0 0 0 0 0 4		
Willie Horton, R (1, 9) OBP: 0.333, SLG: 0.457 (8, 7)	0-0 1-2 1B		4-0 1-2 WP 1B BB			0-0 P4		0-0 G1-6-3 1B		0-3 K		4 1 2 0 1 1 0		
Norm Cash, L (1, 3) OBP: 0.382, SLG: 0.573	0-0 F8		0-3 K 1-3 2-H 3-H			0-3 K		0-0 G1-6-3 1-2f		4-0 G4-6-3 BB		4 0 0 0 1 2 4		
Jim Northrup, L (1, 8) OBP: 0.373, SLG: 0.473 (8, 9)	0-0 1-3		0-0 3-H 1B			0-0 6-3		1-0 HBP		0-0 G4-6-3 1-2f		4 0 1 1 0 0 3		
Jim Price, R (1, 2) OBP: 0.356, SLG: 0.378 Tony Taylor, R (11, PR) OBP: 0.298, SLG: 0.319		0-0 E5 FC6-4	0-0 F6			0-0 6-3		0-0 F8			0-0 WP SH1-4 BB 1B	5 0 1 0 0 0 2 0 1 0 0 0 0 0		
Ed Brinkman, R (1, 6) OBP: 0.279, SLG: 0.276		0-0 FC6-4 G2-6-4 1-2f		0-0 6-3			0-0 F7		0-0 WP SH2-4 1B		0-0 SH1-4 1-2	4 0 1 0 0 0 1		
Mickey Lolich, S (1, 1) OBP: 0.224, SLG: 0.108 Dalton Jones, L (11, PH) OBP: 0.304, SLG: 0.407		0-0 G2-6-4 1-2f		0-0 F8			0-0 1-3		0-0 SH2-4 1-2		4-0 BB WP IBB	3 0 0 0 0 0 1 0 0 0 0 1 0 0		
Inning Stats	R: 1 H: 3 E: 0 LOB: 2 K: 0 BB: 0 S: 6 P: 6	R: 0 H: 0 E: 1 LOB: 0 K: 0 BB: 0 S: 3 P: 3	R: 3 H: 2 E: 0 LOB: 1 K: 1 BB: 2 S: 7 P: 15	R: 0 H: 0 E: 0 LOB: 0 K: 0 BB: 0 S: 3 P: 3	R: 0 H: 0 E: 0 LOB: 0 K: 0 BB: 0 S: 3 P: 3	R: 0 H: 0 E: 0 LOB: 0 K: 1 BB: 0 S: 5 P: 5	R: 0 H: 1 E: 1 LOB: 2 K: 0 BB: 0 S: 5 P: 5	R: 0 H: 1 E: 0 LOB: 1 K: 0 BB: 0 S: 3 P: 4	R: 0 H: 1 E: 0 LOB: 2 K: 1 BB: 1 S: 6 P: 10	R: 0 H: 0 E: 0 LOB: 0 K: 1 BB: 1 S: 4 P: 8	R: 1 H: 1 E: 0 LOB: 3 K: 0 BB: 3 S: 2 P: 14	1B: 7 SF: 0 2B: 1 SAC: 2 3B: 0 DP: 3 HR: 1 HBP: 1		WP: 4 PA: 47 PB: 0 SB: 0 CS: 0
PITCHER	IP WLS BF H R ER SO BB IBB HBP BLK WP HR S P ERA WHIP													
Mike Hedlund, R (1, 1) ERA: 3.17	2.1 13 4 4 4 0 2 0 0 0 0 1 11 19 15.43 2.571													
Jim Rooker, L (3, 1) ERA: 5.5	0.1 2 1 0 0 1 0 0 0 0 0 1 0 4 4 0.00 3.000													
Roger Nelson, R (3, 1) ERA: 4.7	1.1 4 0 0 0 0 0 0 0 0 0 0 0 4 4 0.00 0.000													
Al Fitzmorris, R (5, 1) ERA: 4.62	2.0 6 0 0 0 1 0 0 0 0 0 0 0 8 8 0.00 0.000													
Tom Burgmeier, L (7, 1) ERA: 1.39	2.0 9 2 0 0 0 0 0 1 0 0 0 0 8 9 0.00 1.000													
PITCHER	IP WLS BF H R ER SO BB IBB HBP BLK WP HR S P ERA WHIP													
Ted Abernathy, R (9, 1) ERA: 1.89	0.1 3 1 0 0 0 0 0 0 0 0 0 0 4 6 0.00 3.000													
Jim York, R (9, 1) ERA: 2.7	2.0 L 10 1 1 1 2 2 2 0 0 2 0 10 26 4.50 1.500													



Batter	1	2	3	4	5	6	7	8	9	AB R H RBI BB SO LOB	TOP																									
Freddie Patek, R (1, 6) OBP: 0.323, SLG: 0.359	0-3 K	4-0 FC5-4 BB		0-0 1B		4-0 BB			4-0 1B BB	2 1 1 2 3 1 0																										
Paul Schaal, R (1, 5) OBP: 0.388, SLG: 0.390	0-0 P4	0-0 FC5-4			0-3 K	0-3 K			0-0 4-3	5 0 0 0 0 2 5																										
Amos Otis, R (1, 8) OBP: 0.367, SLG: 0.507	4-0 S BB		0-3 K		0-0 P6		0-0 F3		0-0 1B 5-3 1B	4 1 1 1 1 1 0																										
Cookie Rojas, R (1, 4) OBP: 0.362, SLG: 0.429	0-0 F8		0-0 4-3		0-3 K		0-3 K		0-0 5-3 1B	5 0 1 0 0 2 1																										
Lou Piniella, R (1, 7) OBP: 0.300, SLG: 0.360		0-0 FC6-4 1B	0-0 F8		0-3 K 1B HR		0-0 5-3		0-0 5-3 1B 1-2 3-H	5 1 1 1 0 1 1																										
Bob Oliver, R (1, 9) OBP: 0.275, SLG: 0.312		0-0 FC6-4 WP 1B BB		0-3 K		0-0 HR 1B		0-0 6-3 1B	0-0 6-3	5 2 2 0 0 1 2																										
Chuck Harrison, R (1, 3) OBP: 0.250, SLG: 0.308		0-0 BB WP 1B		0-0 FC1-5 1B		0-0 HR		0-0 L8		4 1 3 3 0 0 1	AB 38																									
Ed Kirkpatrick, L (1, 2) OBP: 0.309, SLG: 0.346		0-3 K		0-0 FC1-5 1B		4-3		0-0 6-3		4 1 1 0 0 1 3	R 7																									
Paul Splittorff, L (1, 1) OBP: 0.125, SLG: 0.045		0-3 K		0-0 FC1-5 1B		6-3		0-3 K		3 0 0 0 0 1 4	H 10																									
Ted Abernathy, R (7, 1)										1 0 0 0 0 1 1	RBI 7																									
Jim York, R (9, 1) OBP: 0.231, SLG: 0.500										0 0 0 0 0 0 0	BB 4																									
Inning Stats	R: 0 E: 0 K: 1 S: 5	H: 0 LOB: 1 BB: 1 P: 9	R: 1 E: 0 K: 2 S: 10	H: 2 LOB: 3 BB: 1 P: 14	R: 0 E: 0 K: 1 S: 5	H: 0 LOB: 0 BB: 0 P: 5	R: 1 E: 0 K: 1 S: 7	H: 3 LOB: 2 BB: 0 P: 7	R: 0 E: 0 K: 2 S: 7	H: 0 LOB: 0 BB: 0 P: 7	R: 3 E: 0 K: 2 S: 10	H: 2 LOB: 1 BB: 1 P: 14	R: 0 E: 0 K: 1 S: 5	H: 0 LOB: 0 BB: 0 P: 5	R: 0 E: 0 K: 1 S: 6	H: 1 LOB: 1 BB: 0 P: 6	R: 2 E: 0 K: 0 S: 5	H: 2 LOB: 1 BB: 1 P: 9	1B: 9 2B: 0 3B: 0 HR: 1	SF: 0 SAC: 0 DP: 0 HBP: 0	WP: 1 PB: 1 SB: 2 CS: 0	PA: 42														
PITCHER	IP WLS BF H R ER SO BB IBB HBP BLK WP HR S P ERA WHIP																																			
Les Cain, L (1, 1) ERA: 4.04	7.0		32	7	5	4	10	3	0	0	0	1	1	49	61	5.14	1.429																			
Dean Chance, R (8, 1) ERA: 3.36	2.0	W	10	3	2	2	1	1	0	0	0	0	0	11	15	9.00	2.000																			

Kansas City Royals @ Detroit Tigers
Tiger Stadium, Detroit, MI
Wed Jul 28 1971, 7:05 PM EDT
Att. 10,928 - Unknown - 62 F

livebaseballscorecards.com



BOTTOM

Kansas City Royals @ Detroit Tigers
Tiger Stadium, Detroit, MI
Wed Jul 28 1971, 7:05 PM EDT
Att: 10,928 - Unknown - 62 F

livebaseballscorecards.com

AB 32
R 8
H 10
RBI 8
BB 5
SO 6
LOB 13



WP: 0 PA: 39
PB: 0
SB: 1
CS: 1

AB R H RBI BB SO LOB

3 0 0 0 0 1 0
1 1 1 2 0 0 0
3 2 2 1 0 0 0
0 0 0 1 2 0 0
0 1 0 0 0 0 0

3 1 1 3 1 1 0
4 0 1 1 0 1 3
0 0 0 0 0 0 0

3 0 0 0 1 1 1
4 0 1 0 0 0 3

3 1 2 0 0 0 1
1 0 0 0 0 0 0

2 0 0 0 1 0 2
1 1 1 0 0 0 0


2 0 0 0 0 2 2
1 1 1 0 0 0 0
1 0 0 0 0 0 1

1B: 7 SF: 1
2B: 0 SAC: 0
3B: 0 DP: 1
HR: 3 HBP: 1

Batter	1	2	3	4	5	6	7	8	9
Aurelio Rodriguez, R (1, 5) Gates Brown, L (7, PH) OBP: 0.278, SLG: 0.367 OBP: 0.493, SLG: 0.667	0-0 P4		0-3 K		0-0 P4		1-0 SF7 BB 1-2 HBP		0-0 HR
Tony Taylor, R (1, 4) Dalton Jones, L (7, PH) OBP: 0.303, SLG: 0.340 OBP: 0.315, SLG: 0.407	0-0 E S FC4-6 1B		0-0 HR		0-0 L9		4-0 BB 1-2 BB		4-0 HR BB
Joe Niekro, R (9, PR) OBP: 0.286, SLG: 0.263	4-0 FC4-6 BB		0-3 K		0-0 L8		0-0 SF7		0-0 HR
Al Kaline, R (1, 9) OBP: 0.437, SLG: 0.453	1-3 BB						2-3 3-H		1-H
Willie Horton, R (1, 7) Dean Chance, R (8, 1)	0-0 FC4-6 BB 1-2f 3-H		0-0 F8		0-0 G3-6-1 1B		0-3 K		
Bill Freehan, R (1, 2) OBP: 0.346, SLG: 0.471	4-0 BB				0-3 K		0-0 L6		0-0 5-3
Norm Cash, L (1, 3)	0-0 L8				0-0 FC6-4 1B		0-0 G3-6-1 1-2f		0-0 4-3
Mickey Stanley, R (1, 8) Jim Northrup, L (8, PH) OBP: 0.319, SLG: 0.366 OBP: 0.372, SLG: 0.471		0-0 CS 1B			0-0 FC6-4 BB 1-2f		0-0 1B BB 1B		0-0 4-3
Ed Brinkman, R (1, 6) Dick McAuliffe, L (9, PH) OBP: 0.280, SLG: 0.274 OBP: 0.276, SLG: 0.343		0-0 4-3			4-0 BB		0-0 F9		0-0 HR 1B
Les Cain, L (1, 1) Ike Brown, R (7, PH) OBP: 0.214, SLG: 0.222 OBP: 0.365, SLG: 0.500		0-3 K			0-3 K		0-0 BB HBP 1-3 SF7 1B		0-0 F8
Kevin Collins, L (9, PH) OBP: 0.333, SLG: 0.583									

Inning Stats	R: 1	H: 1	E: 0	K: 0	S: 4	LOB: 2	BB: 2	P: 12
	R: 0	H: 1	E: 0	K: 1	S: 5	LOB: 0	BB: 0	P: 5
	R: 1	H: 1	E: 0	K: 2	S: 8	LOB: 0	BB: 0	P: 8
	R: 0	H: 1	E: 0	K: 2	S: 8	LOB: 2	BB: 1	P: 12
	R: 0	H: 0	E: 0	K: 0	S: 3	LOB: 0	BB: 0	P: 3
	R: 0	H: 1	E: 0	K: 0	S: 3	LOB: 0	BB: 0	P: 3
	R: 2	H: 2	E: 0	K: 1	S: 7	LOB: 2	BB: 1	P: 12
	R: 0	H: 0	E: 0	K: 0	S: 3	LOB: 0	BB: 0	P: 3
	R: 4	H: 3	E: 0	K: 0	S: 4	LOB: 1	BB: 1	P: 8

PITCHER	IP	WLS	BF	H	R	ER	SO	BB	IBB	HBP	BLK	WP	HR	S	P	ERA	WHIP
Paul Splittorff, L (1, 1) ERA: 2.62	6.1		27	7	4	3	5	3	0	0	0	0	1	34	46	4.26	1.579
Ted Abernathy, R (7, 1) ERA: 2.32	2.0		11	2	3	3	1	2	0	1	0	0	1	10	19	13.50	2.000
Jim York, R (9, 1) ERA: 2.84	0.0	L	1	1	1	1	0	0	0	0	0	0	1	1	1	∞	∞

Batter	1	2	3	4	5	6	7	8	9	AB R H RBI BB SO LOB	TOP					
Freddie Patek, R (1, 6) OBP: 0.326, SLG: 0.371	0-0 F3		0-3 K	0-0 1B 2B		0-0 HR			4-0 CS BB	4 2 2 4 1 1 0	Kansas City Royals @ Detroit Tigers Tiger Stadium, Detroit, MI Thu Jul 29 1971, 7:05 PM EDT Att. 23,207 - Unknown - 74 F livebaseballscorecards.com AB 36 R 9 H 13 RBI 9 BB 4 SO 4 LOB 14 					
Joe Keough, L (1, 9) OBP: 0.332, SLG: 0.302	0-0 1B		0-0 2B	0-0 1B		0-0 1-3		0-0 4-3	5 0 3 1 0 0 1							
Amos Otis, R (1, 8) OBP: 0.365, SLG: 0.503	0-0 F7		0-3 K	0-0 L9		0-0 F3		0-0 WP 1B	5 1 1 0 0 1 3							
Gail Hopkins, L (1, 3) OBP: 0.400, SLG: 0.478 Bob Oliver, R (4, 3) OBP: 0.276, SLG: 0.312	0-0 F8			4-0 1B BB	0-0 F8		0-0 1-3	0-0 1B	1 1 0 0 1 0 1 3 0 1 1 0 0 0							
Lou Piniella, R (1, 7) OBP: 0.305, SLG: 0.369		0-0 G3 1B 2B		0-0 1B SF8 1B	0-0 L9		0-0 4-3-6 1B	0-0 L9	5 2 3 0 0 0 1							
Cookie Rojas, R (1, 4) OBP: 0.363, SLG: 0.430		0-0 G3		0-0 SF8 2B 1B	0-0 FC6-4 1B		0-0 4-3-6		4 1 2 1 0 0 2							
Paul Schaal, R (1, 5) OBP: 0.387, SLG: 0.388		0-0 G3-6-3 1B		0-0 F2	0-0 FC6-4			0-0 E3 FC3-8	4 0 1 1 0 0 3							
Ed Kirkpatrick, L (1, 2) OBP: 0.308, SLG: 0.342		0-0 G3-6-3		4-0 2B IBB		0-0 F2		0-0 FC3-6 CS	3 1 0 0 1 0 2							
Bill Butler, L (1, 1) OBP: 0.091, SLG: 0.100 Roger Nelson, R (5, 1) Ted Abernathy, R (9, 1) Tom Burgmeier, L (9, 1) OBP: 0.308, SLG: 0.333			0-3 K	0-0 SF8		4-0 HR BB		0-3 K	1 0 0 1 0 1 0 1 1 0 0 1 1 1 0 0 0 0 0 0 0 0 0 0 0 0 0 0							
Inning Stats	R: 0 H: 1 E: 0 LOB: 1 K: 0 BB: 0 S: 4 P: 4	R: 1 H: 2 E: 0 LOB: 0 K: 0 BB: 0 S: 4 P: 4	R: 0 H: 1 E: 0 LOB: 1 K: 3 BB: 0 S: 10 P: 10	R: 5 H: 4 E: 0 LOB: 1 K: 0 BB: 2 S: 7 P: 15	R: 0 H: 1 E: 0 LOB: 1 K: 0 BB: 0 S: 4 P: 4	R: 2 H: 1 E: 0 LOB: 0 K: 0 BB: 1 S: 4 P: 8	R: 0 H: 1 E: 0 LOB: 0 K: 0 BB: 0 S: 3 P: 3	R: 0 H: 0 E: 1 LOB: 1 K: 1 BB: 0 S: 5 P: 5	R: 1 H: 2 E: 0 LOB: 1 K: 0 BB: 1 S: 4 P: 8	1B: 9 SF: 1 2B: 5 SAC: 0 3B: 0 DP: 3 HR: 1 HBP: 0		WP: 1 PA: 41 PB: 0 SB: 0 CS: 2				
PITCHER	IP WLS BF H R ER SO BB IBB HBP BLK WP HR S P ERA WHIP	Fred Scherman, L (9, 1) ERA: 2.88 1.0 W 4 2 0 0 0 0 0 0 0 0 1 0 4 4 0.00 2.000														
Joe Coleman, R (1, 1) ERA: 3.68	3.2	19	7	6	6	3	1	1	0	0	0	0	23	31	14.73	2.182
Mike Kilkenny, L (4, 1) ERA: 5.75	0.1	2	1	0	0	0	0	0	0	0	0	0	2	2	0.00	3.000
Bill Denehy, R (5, 1) ERA: 3.96	2.0	9	2	2	2	0	1	0	0	0	0	1	8	12	9.00	1.500
Tom Timmermann, R (7, 1) ERA: 3.8	2.0	6	1	0	0	1	0	0	0	0	0	0	8	8	0.00	0.500
Dean Chance, R (9, 1) ERA: 3.36	0.0	1	0	1	1	0	1	0	0	0	0	0	0	4	∞	∞

Batter	1	2	3	4	5	6	7	8	9	AB	R	H	RBI	BB	SO	LOB
Aurelio Rodriguez, R (1, 5) OBP: 0.277, SLG: 0.373	0-0 HR	0-0 7-2 3-H		0-0 F8		0-3 K			0-0 F7	5	1	1	1	0	1	5
Tony Taylor, R (1, 4) OBP: 0.302, SLG: 0.338 Gates Brown, L (9, PH) OBP: 0.500, SLG: 0.672	0-0 1B		0-0 L9		0-0 F9	0-0 F9			0-0 BB HBP 1B	4	0	1	0	0	0	0
Al Kaline, R (1, 9) OBP: 0.436, SLG: 0.450	0-0 L9 1-2		0-3 K		4-0 1B HR BB			0-0 L5-3	0-0 HBP BB 1B	4	2	1	0	1	1	1
Willie Horton, R (1, 7) OBP: 0.336, SLG: 0.455	0-0 F7		0-0 FC5-4 1B		0-0 1B HR 1B			0-0 P4	4-0 1B HBP BB	4	2	2	0	1	0	1
Bill Freehan, R (1, 2) OBP: 0.344, SLG: 0.466	0-0 P6		0-0 FC5-4 1-2		0-0 1B HR 1B			0-0 F3	0-3 K	5	1	1	0	0	1	5
Norm Cash, L (1, 3) OBP: 0.384, SLG: 0.578		0-0 E8 1B 7-2 1B		0-3 K		0-0 HR		0-0 5-3	1-0 BB HBP HBP	4	2	2	5	0	1	0
Mickey Stanley, R (1, 8) OBP: 0.322, SLG: 0.367 Jim Northrup, L (8, PH) OBP: 0.373, SLG: 0.471		0-0 BB 1B		4-0 CI BB		0-0 1-3		0-0 F3	0-0 HBP BB 1B	2	0	1	0	1	0	0
Ed Brinkman, R (1, 6) OBP: 0.280, SLG: 0.272 Dick McAuliffe, L (8, PH) OBP: 0.280, SLG: 0.355		4-0 BB		0-0 F8		0-0 F8		0-0 HR	4-0 HBP BB	2	0	0	0	1	0	1
Joe Coleman, R Mike Kikenny, R Jim Price, R Earl Dewberry, S Dalton Jones, L Tom Timmermann, R Kevin Collins, L Dean Chance, R Fred Scherman, L		0-3 K		0-1 CI		0-3 K		0-3 K	1-0 HBP	1	0	0	0	0	1	3

BOTTOM

Kansas City Royals @ Detroit Tigers
 Tiger Stadium, Detroit, MI
 Thu Jul 29 1971, 7:05 PM EDT
 Att: 23,207 - Unknown - 74 F

AB	37
R	10
H	12
RBI	10
BB	5
SO	7
LOB	16



WP:	0	PA:	45
PB:	0		
SB:	1		
CS:	0		

PITCHER	IP	WLS	BF	H	R	ER	SO	BB	IBB	HBP	BLK	WP	HR	S	P	ERA	WHIP
Bill Butler, L (1, 1) ERA: 4.76	4.1		24	8	5	5	3	3	0	0	0	0	2	27	39	10.38	2.538
Roger Nelson, R (5, 1) ERA: 5.4	4.0		15	3	3	3	3	0	0	0	0	0	1	21	21	6.75	0.750
Ted Abernathy, R (9, 1) ERA: 2.47	0.1		2	0	0	0	1	1	0	0	0	0	0	3	7	0.00	3.000
Tom Burgmeier, L (9, 1) ERA: 1.54	0.0	L	4	1	2	2	0	1	0	2	0	0	0	1	7	∞	∞

Batter	1	2	3	4	5	6	7	8	9	AB R H RBI BB SO LOB	TOP	
Freddie Patek, R OBP: 0.327, SLG: 0.370 (1, 6) X	0-0 F7			4-0 1B BB						1 0 0 0 1 0 0	Kansas City Royals @ Baltimore Orioles Memorial Stadium, Baltimore, MD Fri Jul 30 1971, 7:05 PM EDT Att. 6,828 - Unknown livebaseballscorecards.com	
Joe Keough, L OBP: 0.333, SLG: 0.304 (1, 9) X	0-0 4-3			0-0 1-2 G6-4-3 1B						2 0 1 0 0 0 0		
Amos Otis, R OBP: 0.363, SLG: 0.500 (1, 8) X	0-0 F8			0-3 K						2 0 0 0 0 1 2		
Gail Hopkins, L OBP: 0.395, SLG: 0.471 (1, 3) X		0-0 P3		0-0 G6-4-3 1-2f						2 0 0 0 0 0 2		
Lou Piniella, R OBP: 0.303, SLG: 0.366 (1, 7) X		0-0 4-3		0-0 F8						2 0 0 0 0 0 0		
Cookie Rojas, R OBP: 0.364, SLG: 0.431 (1, 4) SSS		0-3 K		0-0 FC6 1B						2 0 1 0 0 1 0		
Paul Schaal, R OBP: 0.385, SLG: 0.386 (1, 5) X			0-0 F8	0-3 K						2 0 0 0 0 1 1		
Ed Kirkpatrick, L OBP: 0.306, SLG: 0.339 (1, 2) X			0-0 3-1	0-0 FC6 1-2f						2 0 0 0 0 0 1		
Dick Drago, R OBP: 0.231, SLG: 0.156 (1, 1) SSS			0-3 K							1 0 0 0 0 1 0		
Inning Stats	R: 0 E: 0 K: 0 S: 3 H: 0 LOB: 0 BB: 0 P: 3	R: 0 E: 0 K: 1 S: 5 H: 0 LOB: 0 BB: 0 P: 5	R: 0 E: 0 K: 1 S: 5 H: 0 LOB: 0 BB: 0 P: 5	R: 0 E: 0 K: 1 S: 5 H: 1 LOB: 1 BB: 1 P: 9	R: 0 E: 0 K: 1 S: 6 H: 1 LOB: 1 BB: 0 P: 6						1B: 2 SF: 0 2B: 0 SAC: 0 3B: 0 DP: 1 HR: 0 HBP: 0	WP: 0 PA: 17 PB: 0 SB: 0 CS: 0
PITCHER Jim Palmer, R (1, 1) ERA: 2.94	IP WLS BF H R ER SO BB IBB HBP BLK WP HR S P ERA WHIP											PITCHER IP WLS BF H R ER SO BB IBB HBP BLK WP HR S P ERA WHIP

Batter	1	2	3	4	5	6	7	8	9	AB R H RBI BB SO LOB	TOP
Freddie Patek, R (1, 6) OBP: 0.324, SLG: 0.366	0-0 P6		0-3 K			0-0 F7			0-0 5-3	4 0 0 0 0 1 0	Kansas City Royals @ Baltimore Orioles Memorial Stadium, Baltimore, MD Sat Jul 31 1971, 7:05 PM EDT Att. 13,222 - Unknown livebaseballscorecards.com
Joe Keough, L (1, 9) OBP: 0.336, SLG: 0.313	0-0 F8			0-0 G5-4-3 1B		0-0 2B		0-0 5-3	4 0 2 0 0 0 0		
Amos Otis, R (1, 8) OBP: 0.362, SLG: 0.500	0-0 2B			0-0 G5-4-3 1-2f		0-0 F8		0-3 K	4 0 1 0 0 1 2		
Gail Hopkins, L (1, 3) OBP: 0.388, SLG: 0.462	0-0 F7			0-0 F8			0-0 4-3		3 0 0 0 0 0 1		
Lou Piniella, R (1, 7) OBP: 0.300, SLG: 0.362		0-0 6-3			0-0 P4		0-3 K		3 0 0 0 0 1 0		
Cookie Rojas, R (1, 4) OBP: 0.361, SLG: 0.427		0-0 6-3			0-0 F8		0-0 6-3		3 0 0 0 0 0 0		
Paul Schaaf, R (1, 5) OBP: 0.387, SLG: 0.388		0-3 K			0-0 1B			0-0 FC3-6 1B	3 0 2 0 0 1 0		
Ed Kirkpatrick, L (1, 2) OBP: 0.303, SLG: 0.336			0-3 K		0-0 F9			0-0 FC3-6 G5-4-3 1-2f	3 0 0 0 0 1 2		
Bruce Dal Canton, R (1, 1) OBP: 0.106, SLG: 0.087 Jim Rooker, R (4, 1) Bobby Knoop, R (6, PH) Mike Hedlund, R (6, 1) Bob Oliver, R (8, PH) Ted Abernathy, R (8, 1)			0-3 K			0-0 5-3		0-0 G5-4-3 1-2f	1 0 0 0 0 0 1 0 0 0 0 0 0 0 0 0 1 0 0 0 0 0 0 0 0 0 0 0 0 0 0 0 1 0 0 0 0 0 0 1 0 0 0 0 0 0 0 0		
Inning Stats	R: 0 H: 1 E: 0 LOB: 1 K: 0 BB: 0 S: 4 P: 4	R: 0 H: 0 E: 0 LOB: 0 K: 1 BB: 0 S: 5 P: 5	R: 0 H: 0 E: 0 LOB: 0 K: 3 BB: 0 S: 9 P: 9	R: 0 H: 1 E: 0 LOB: 0 K: 0 BB: 0 S: 3 P: 3	R: 0 H: 1 E: 0 LOB: 1 K: 0 BB: 0 S: 4 P: 4	R: 0 H: 1 E: 0 LOB: 1 K: 0 BB: 0 S: 4 P: 4	R: 0 H: 0 E: 0 LOB: 0 K: 1 BB: 0 S: 5 P: 5	R: 0 H: 1 E: 0 LOB: 0 K: 0 BB: 0 S: 3 P: 3	R: 0 H: 0 E: 0 LOB: 0 K: 1 BB: 0 S: 5 P: 5	1B: 3 SF: 0 2B: 2 SAC: 0 3B: 0 DP: 2 HR: 0 HBP: 0	WP: 0 PA: 30 PB: 0 SB: 0 CS: 0
PITCHER Pat Dobson, R (1, 1) ERA: 2.65	IP WLS BF H R ER SO BB IBB HBP BLK WP HR S P ERA WHIP										
	9.0 W 30 5 0 0 6 0 0 0 0 0 0 0 42 42 0.00 0.556										

AB	30
R	0
H	5
RBI	0
BB	0
SO	6
LOB	6



Batter	1	2	3	4	5	6	7	8	9
Don Buford, S (1, 7) OBP: 0.418, SLG: 0.472 Paul Blair, R (8, 8) OBP: 0.292, SLG: 0.368	0-0 F8 	4-0 		0-3 K 		0-0 F8 			
Mark Belanger, R (1, 6) OBP: 0.374, SLG: 0.324	0-0 FC3-6 1B 	0-3 K 		4-0 1-2 3-H BB 			0-0 G6-3 1B 		
Boog Powell, L (1, 3) OBP: 0.371, SLG: 0.435	0-0 FC3-6 1-2 1B 		0-0 F9 		0-0 		0-0 G6-3 1-2f 		
Frank Robinson, R (1, 9) OBP: 0.397, SLG: 0.517	0-0 FC3-6 1-2f 2-3 2B 		0-0 2-3 		0-3 K 		4-0 BB 		
Merv Rettenmund, R (1, 8) OBP: 0.424, SLG: 0.439 (8, 7)	0-0 1-2 3-H 2B 1B 		0-0 F8 		0-0 6-3 		0-0 4-3 		
Brooks Robinson, R (1, 5) OBP: 0.355, SLG: 0.432	0-0 1-H 2-H 2B 		0-0 G3 BB 1B 		0-0 6-3 		0-0 F9 		
Davey Johnson, R (1, 4) OBP: 0.355, SLG: 0.437	0-0 F8 		4-0 BB 1B 1-2 CS BB 		0-0 F8 		0-0 1B 		
Elrod Hendricks, L (1, 2) OBP: 0.332, SLG: 0.358		0-0 P6 		0-0 G3 1-2 2-3 		4-0 SH3 BB 		0-0 F7 	
Pat Dobson, R (1, 1) OBP: 0.182, SLG: 0.143		0-0 4-3 		0-0 CS 1B 2-3 3-H 		0-0 SH3 1-2 		0-3 K 	

AB	R	H	RBI	BB	SO	LOB
3	0	0	0	1	1	3
0	0	0	0	0	0	0
3	1	2	0	1	1	1
4	0	2	0	0	0	1
3	1	0	0	1	1	3
4	1	1	1	0	0	2
4	1	2	2	0	0	1
3	0	1	0	1	0	1
3	0	0	0	1	0	3
3	0	1	1	0	1	1

AB	R	H	RBI	BB	SO	LOB
30	4	9	4	5	4	16

Inning Stats		R: 3	H: 4	E: 0	LOB: 1	K: 0	BB: 0	S: 7	R: 0	H: 0	E: 0	LOB: 0	K: 0	BB: 0	S: 3	R: 0	H: 0	E: 0	LOB: 0	K: 1	BB: 1	S: 6	R: 0	H: 1	E: 0	LOB: 1	K: 1	BB: 0	S: 6	R: 0	H: 0	E: 0	LOB: 1	K: 0	BB: 1	S: 3	R: 0	H: 1	E: 0	LOB: 1	K: 1	BB: 0	S: 6	R: 0	H: 1	E: 0	LOB: 1	K: 1	BB: 0	S: 6				
PITCHER		IP	WLS	BF	H	R	ER	SO	BB	IBB	HBP	BLK	WP	HR	S	P	ERA	WHIP	PITCHER		IP	WLS	BF	H	R	ER	SO	BB	IBB	HBP	BLK	WP	HR	S	P	ERA	WHIP																	
Bruce Dal Canton, R (1, 1) ERA: 3.38		3.1	L	18	6	4	4	1	2	0	0	0	0	0	18	26	10.80	2.400	Bruce Dal Canton, R (1, 1) ERA: 3.38		3.1	L	18	6	4	4	1	2	0	0	0	0	18	26	10.80	2.400	Bruce Dal Canton, R (1, 1) ERA: 3.38		3.1	L	18	6	4	4	1	2	0	0	0	0	18	26	10.80	2.400
Jim Rooker, L (4, 1) ERA: 5.33		1.2		6	1	0	0	2	1	0	0	0	0	0	9	13	0.00	1.200	Jim Rooker, L (4, 1) ERA: 5.33		1.2		6	1	0	0	2	1	0	0	0	0	9	13	0.00	1.200	Jim Rooker, L (4, 1) ERA: 5.33		1.2		6	1	0	0	2	1	0	0	0	0	9	13	0.00	1.200
Mike Hedlund, R (6, 1) ERA: 3.12		2.0		8	1	0	0	0	2	0	0	0	0	0	6	14	0.00	1.500	Mike Hedlund, R (6, 1) ERA: 3.12		2.0		8	1	0	0	0	2	0	0	0	0	6	14	0.00	1.500	Mike Hedlund, R (6, 1) ERA: 3.12		2.0		8	1	0	0	0	2	0	0	0	0	6	14	0.00	1.500
Ted Abernathy, R (8, 1) ERA: 2.43		1.0		4	1	0	0	1	0	0	0	0	0	0	6	6	0.00	1.000	Ted Abernathy, R (8, 1) ERA: 2.43		1.0		4	1	0	0	1	0	0	0	0	6	6	0.00	1.000	Ted Abernathy, R (8, 1) ERA: 2.43		1.0		4	1	0	0	1	0	0	0	6	6	0.00	1.000			

Kansas City Royals @ Baltimore Orioles
 Memorial Stadium, Baltimore, MD
 Sat Jul 31 1971, 7:05 PM EDT
 Att. 13,222 - Unknown

livebaseballscorecards.com

AB 30
R 4
H 9
RBI 4
BB 5
SO 4
LOB 16

WP: 0 PA: 36
 PB: 0
 SB: 0
 CS: 2

Batter	1	2	3	4	5	6	7	8	9	AB	R	H	RBI	BB	SO	LOB	TOP
Bert Campaneris, R OBP: 0.276, SLG: 0.327 (1, 6) X	0-0 F8		0-0 F8		0-0 F9			0-0 6-3		4	0	0	0	0	0	0	
Angel Mangual, R OBP: 0.356, SLG: 0.402 (1, 7) X	0-0 5-3		0-0 F3			0-3 K		0-0 L7		4	0	0	0	0	1	0	
Reggie Jackson, L OBP: 0.352, SLG: 0.462 (1, 9) X	0-0 1-3			0-0 1B SF7 1B		0-0 CS 1B		0-0 G6-3 1B		4	1	3	0	0	0	0	
Tommy Davis, R OBP: 0.366, SLG: 0.389 (1, 3)		0-0 1-3		0-0 1B		0-0 F9 1-2		0-0 G6-3 1-2f		4	0	1	0	0	0	2	
Mike Hegan, L OBP: 0.363, SLG: 0.372 (9, 3)				1-3 1B						0	0	0	0	0	0	0	
Sal Bando, R OBP: 0.380, SLG: 0.453 (1, 5) X		0-0 FC1-6 1B 1B		0-0 SF7				0-0 6-3		3	0	1	1	0	0	0	
Gene Tenace, R OBP: 0.435, SLG: 0.506 (1, 2) X		0-0 FC1-6 1B		0-0 F9 3-H				0-0 HR		3	1	2	1	0	0	1	
Rick Monday, L OBP: 0.335, SLG: 0.422 (1, 8) X		0-0 FC1-6 FC6 1-2f 2-3		0-3 K				0-3 K		3	0	0	0	0	2	3	
Dick Green, R OBP: 0.333, SLG: 0.361 (1, 4) X		0-0 FC6 1-2f		0-3 K				0-0 1-3		3	0	0	0	0	1	2	
Diego Segui, R OBP: 0.094, SLG: 0.161 (1, 1)			0-3 K2-3		0-3 K			0-0 G3		2	0	0	0	0	2	0	
Darold Knowles, L OBP: 0.200, SLG: 0.200 (7, 1)										0	0	0	0	0	0	0	
Rollie Fingers, R OBP: 0.226, SLG: 0.200 (7, 1)										1	0	0	0	0	0	0	
Inning Stats	R: 0 H: 0 E: 0 LOB: 0 K: 0 BB: 0 S: 3 P: 3	R: 0 H: 2 E: 0 LOB: 2 K: 0 BB: 0 S: 5 P: 5	R: 0 H: 0 E: 0 LOB: 0 K: 1 BB: 0 S: 5 P: 5	R: 1 H: 2 E: 0 LOB: 1 K: 1 BB: 0 S: 7 P: 7	R: 0 H: 0 E: 0 LOB: 0 K: 2 BB: 0 S: 7 P: 7	R: 0 H: 1 E: 0 LOB: 0 K: 1 BB: 0 S: 5 P: 5	R: 1 H: 1 E: 0 LOB: 0 K: 1 BB: 0 S: 6 P: 6	R: 0 H: 0 E: 0 LOB: 0 K: 0 BB: 0 S: 3 P: 3	R: 0 H: 1 E: 0 LOB: 0 K: 0 BB: 0 S: 3 P: 3	1B: 6 SF: 1 2B: 0 SAC: 0 3B: 0 DP: 1 HR: 1 HBP: 0	WP: 0 PA: 32 PB: 0 SB: 0 CS: 1						
PITCHER	IP WLS BF H R ER SO BB IBB HBP BLK WP HR S P ERA WHIP																
Paul Splittorff, L ERA: 2.58 (1, 1)	8.0 L 30 7 2 2 6 0 0 0 0 0 0 1 42 42 2.25 0.875																
Jim York, R ERA: 2.79 (9, 1)	1.0 2 0 0 0 0 0 0 0 0 0 0 0 2 2 0.00 0.000																

Oakland Athletics @ Kansas City Royals
Municipal Stadium, Kansas City, MO

Mon Aug 02 1971, 8:05 PM EDT
Att. 14,726 - Unknown - 84 F

livebaseballscorecards.com

AB	31
R	2
H	7
RBI	2
BB	0
SO	6
LOB	8



Batter	1	2	3	4	5	6	7	8	9	AB	R	H	RBI	BB	SO	LOB	
Freddie Patek, R OBP: 0.321, SLG: 0.363 (1, 6)	0-0 6-3		0-0 F2		0-0 L8		0-0 F9			4	0	0	0	0	0	3	
Joe Keough, L OBP: 0.335, SLG: 0.311 (1, 9)	0-0 F5		0-0 BB 1B		0-0 FC6 1-2f		0-0 4-3			4	0	1	0	0	0	3	
Amos Otis, R OBP: 0.363, SLG: 0.499 (1, 8)	0-0 1B		4-0 1-2 BB			0-0 F4		0-3 K		3	0	1	0	1	1	0	
Gail Hopkins, L OBP: 0.385, SLG: 0.456 (1, 3)	0-0 F9		0-0 4-3			0-0 FC6-4 1B		0-0 L8		4	0	1	0	0	0	3	
Lou Piniella, R OBP: 0.299, SLG: 0.358 (1, 7)		0-0 F9		4-0 G4-6-3 BB		0-0 FC6-4 1-2f		0-0 1-3		3	0	0	0	1	0	1	
Cookie Rojas, R OBP: 0.358, SLG: 0.422 (1, 4)	0-0 6-3		0-0 F8		0-0 L7			0-3 K		4	0	0	0	0	1	2	
Paul Schaal, R OBP: 0.386, SLG: 0.385 (1, 5)	0-0 5-3		0-0 G4-6-3 1-2f			4-0 FC1-6 BB BB		0-0 F9		3	0	0	0	1	0	1	
Ed Kirkpatrick, L OBP: 0.309, SLG: 0.348 (1, 2)			0-0 HR		4-0 FC6 BB		4-0 FC1-6 BB		0-3 K		2	1	1	1	2	1	0
Paul Splittorf, L OBP: 0.111, SLG: 0.040 (1, 1)			0-3 K		0-0 F4		0-0 FC1-6 1-2 2-3f			3	0	0	0	0	1	3	
Jim York, R OBP: 0.231, SLG: 0.500 (9, 1)										0	0	0	0	0	0	0	

Inning Stats	R: 0	H: 1	E: 0	K: 0	S: 4	LOB: 1	BB: 0	P: 4	R: 0	H: 0	E: 0	K: 0	S: 3	LOB: 0	BB: 0	P: 3	R: 1	H: 2	E: 0	K: 1	S: 7	LOB: 2	BB: 1	P: 11	R: 0	H: 0	E: 0	K: 0	S: 2	LOB: 0	BB: 1	P: 6	R: 0	H: 0	E: 0	K: 0	S: 3	LOB: 1	BB: 1	P: 7	R: 0	H: 1	E: 0	K: 0	S: 4	LOB: 1	BB: 0	P: 4	R: 0	H: 0	E: 0	K: 0	S: 3	LOB: 2	BB: 2	P: 11	R: 0	H: 0	E: 0	K: 1	S: 5	LOB: 0	BB: 0	P: 5	R: 0	H: 0	E: 0	K: 2	S: 7	LOB: 0	BB: 0	P: 7	1B: 3	SF: 0	2B: 0	SAC: 0	3B: 0	DP: 1	HR: 1	HBP: 0	WP: 0	PA: 35
PITCHER	IP	WLS	BF	H	R	ER	SO	BB	IBB	HBP	BLK	WP	HR	S	P	ERA	WHIP																																																																	
Diego Segui, R ERA: 3.24 (1, 1)	6.0	W	25	4	1	1	1	4	0	0	0	0	0	23	39	1.50	1.333																																																																	
Darold Knowles, L ERA: 4.43 (7, 1)	0.1		2	0	0	0	0	1	0	0	0	0	0	1	5	0.00	3.000																																																																	
Rollie Fingers, R ERA: 2.7 (7, 1)	2.2	S	8	0	0	0	3	0	0	0	0	0	0	14	14	0.00	0.000																																																																	

BOTTOM

Oakland Athletics @ Kansas City Royals
Municipal Stadium, Kansas City, MO

Mon Aug 02 1971, 8:05 PM EDT
Att: 14,726 - Unknown - 84 F

livebaseballscorecards.com

AB	30
R	1
H	4
RBI	1
BB	5
SO	4
LOB	16



Batter	1	2	3	4	5	6	7	8	9	AB R H RBI BB SO LOB	TOP																										
Bert Campaneris, R (1, 6) OBP: 0.278, SLG: 0.333	0-0 F9		0-0 L5		0-0 3B		0-0 F9		0-0 2B	5 1 2 1 0 0 1																											
Rick Monday, L (1, 8) OBP: 0.339, SLG: 0.440	0-0 1-3			4-0 1B BB	0-3 K		0-0 1-H HR		0-0 2B	4 2 2 4 1 1 1																											
Reggie Jackson, L (1, 9) OBP: 0.355, SLG: 0.465	4-0 BB			0-0 SH5-4 1B 1B		0-0 2B	0-0 4-3		0-3 K	4 1 2 0 1 1 1																											
Mike Epstein, L (1, 3) OBP: 0.376, SLG: 0.443	0-0 F8			0-0 1B SH5-4 CS 1B		4-0 BB		0-0 1-3		2 0 1 1 1 0 1																											
Larry Brown, R (8, PH) OBP: 0.246, SLG: 0.238										1 0 0 0 0 0 0																											
Mike Hegan, L (8, 3) OBP: 0.363, SLG: 0.372										0 0 0 0 0 0 0																											
Sal Bando, R (1, 5) OBP: 0.377, SLG: 0.449		0-0 F8		0-0 SH5-4		0-0 F5		0-0 6-3		3 0 0 0 0 0 2																											
Gene Tenace, R (1, 2) OBP: 0.438, SLG: 0.505						0-3 K		0-0 1-3		4 0 2 1 0 1 2																											
Angel Mangual, R (1, 7) OBP: 0.350, SLG: 0.395										3 0 0 0 0 0 5																											
Bob Locker, S (6, 1)										0 0 0 0 0 0 0																											
Tommy Davis, R (9, PH) OBP: 0.370, SLG: 0.392										1 0 1 0 0 0 0																											
Blue Moon Odom, R (9, PR) OBP: 0.121, SLG: 0.188										0 1 0 0 0 0 0																											
Rollie Fingers, R (9, 1) OBP: 0.226, SLG: 0.200										0 0 0 0 0 0 0																											
Dick Green, R (1, 4) OBP: 0.335, SLG: 0.362			0-0 1-3	0-0 CS	0-0 F8		0-0 HR 1B		0-0 1B 2B 1B	4 2 2 0 0 0 0																											
Vida Blue, S (1, 1) OBP: 0.165, SLG: 0.122										2 0 0 0 0 2 0																											
George Hendrick, R (6, 7) OBP: 0.290, SLG: 0.353										1 0 0 0 0 1 1																											
Curt Blefary, L (9, PH) OBP: 0.316, SLG: 0.391										1 0 0 0 0 1 2																											
Inning Stats	R: 0 E: 0 K: 0 S: 3	H: 0 LOB: 1 BB: 1 P: 7	R: 0 E: 0 K: 0 S: 3	H: 1 LOB: 0 BB: 0 P: 3	R: 0 E: 0 K: 1 S: 5	H: 0 LOB: 0 BB: 0 P: 5	R: 2 E: 0 K: 0 S: 5	H: 3 LOB: 1 BB: 1 P: 9	R: 0 E: 0 K: 2 S: 8	H: 1 LOB: 1 BB: 0 P: 8	R: 0 E: 0 K: 1 S: 6	H: 1 LOB: 2 BB: 1 P: 10	R: 2 E: 0 K: 1 S: 7	H: 2 LOB: 0 BB: 0 P: 7	R: 0 E: 0 K: 0 S: 3	H: 0 LOB: 0 BB: 0 P: 3	R: 3 E: 0 K: 2 S: 10	H: 4 LOB: 1 BB: 0 P: 10	1B: 8 2B: 2 3B: 1 HR: 1	SF: 0 SAC: 1 DP: 1 HBP: 0	WP: 0 PB: 0 SB: 0 CS: 1	PA: 40															
PITCHER	IP WLS BF H R ER SO BB IBB HBP BLK WP HR S P ERA WHIP																																				
Ken Wright, R (1, 1) ERA: 2.56	3.1		15	4	2	2	1	2	0	0	0	0	0	15	23	5.40	1.800																				
Jim York, R (4, 1) ERA: 2.92	3.1		14	4	2	2	4	1	0	0	0	0	1	21	25	5.40	1.500																				
Tom Burgmeier, L (7, 1) ERA: 1.81	1.1	L	6	2	2	2	0	0	0	0	0	0	0	6	6	13.50	1.500																				
Ted Abernathy, R (9, 1) ERA: 2.57	0.1		2	1	0	0	1	0	0	0	0	0	0	4	4	0.00	3.000																				
Bill Butler, L (9, 1) ERA: 4.66	0.2		2	1	1	1	1	0	0	0	0	0	0	4	4	13.50	1.500																				

Oakland Athletics @ Kansas City Royals
Municipal Stadium, Kansas City, MO

Tue Aug 03 1971, 8:05 PM EDT
Att. 35,623 - Unknown - 83 F

livebaseballscorecards.com

AB	35
R	7
H	12
RBI	7
BB	3
SO	7
LOB	16



Batter	1	2	3	4	5	6	7	8	9	AB	R	H	RBI	BB	SO	LOB
Freddie Patek, R OBP: 0.320, SLG: 0.362 (1, 6)	0-0 F4 ①		0-3 K ②		0-0 E4 2B 1B		0-0 L9 ②			4	1	1	0	0	1	0
Cookie Rojas, R OBP: 0.358, SLG: 0.421 Bobby Knoop, R OBP: 0.315, SLG: 0.298 (1, 4) (6, 4)	0-0 F7 ②		0-0 K 1B		0-3 K ①		0-3 K ③			3	0	1	0	0	1	1
Amos Otis, R OBP: 0.364, SLG: 0.500 (1, 8)	4-0 1B S BB		0-3 K ③		0-0 K 2B 2-H		0-0 1-3 ①			3	1	1	1	1	1	1
Lou Piniella, R OBP: 0.308, SLG: 0.375 (1, 7)	0-0 1-3 1B			0-0 K 2B	0-0 K 1B 2-H		0-0 K 2B ②			4	0	4	1	0	0	0
Chuck Harrison, R OBP: 0.264, SLG: 0.321 Tom Burgmeier, L OBP: 0.286, SLG: 0.308 Ted Abernathy, R Bill Butler, L OBP: 0.091, SLG: 0.100 (1, 3) (7, 1) (9, 1) (9, 1)	0-3 K ③			0-0 K BLK HR 1B 2-H	0-0 K 1B ② ③		0-3 K ③			3	1	2	0	0	1	2
Paul Schaal, R OBP: 0.387, SLG: 0.384 (1, 5)		0-0 F9 ①		4-0 K HR BB 1-2		0-0 F8 ①		0-0 K G1-4-3 1B		3	1	1	0	1	0	0
Dennis Paepke, R OBP: 0.278, SLG: 0.352 Joe Keough, L OBP: 0.333, SLG: 0.310 (1, 2) (9, PH)		0-0 F6 ②		0-0 F7 ②		0-0 K G6-4-3 1B		0-0 F7 ①		3	0	1	0	0	0	2
Bob Oliver, R OBP: 0.275, SLG: 0.322 (1, 9) (7, 3)		0-0 F8 ③		0-0 K HR 1-H 2-H		0-0 K G6-4-3 ② ③ 1-2f		0-0 K G1-4-3 ② ③ 1-2f		4	1	1	3	0	0	2
Ken Wright, R OBP: 0.111, SLG: 0.059 Jim York, R OBP: 0.214, SLG: 0.462 Ed Kirkpatrick, L OBP: 0.308, SLG: 0.346 (1, 1) (4, 1) (7, 9)			0-3 K ①	0-3 K ③			0-0 F9 ①			1	0	0	0	0	1	0

Inning Stats	R: 0	H: 1	E: 0	LOB: 2	K: 1	BB: 1	S: 6	R: 0	H: 0	E: 0	LOB: 0	K: 0	BB: 0	S: 3	R: 0	H: 1	E: 0	LOB: 1	K: 3	BB: 0	S: 10	R: 3	H: 3	E: 0	LOB: 0	K: 1	BB: 1	S: 7	R: 2	H: 4	E: 1	LOB: 2	K: 1	BB: 0	S: 7	R: 0	H: 1	E: 0	LOB: 0	K: 0	BB: 0	S: 3	R: 0	H: 0	E: 0	LOB: 0	K: 1	BB: 0	S: 5	R: 0	H: 1	E: 0	LOB: 0	K: 0	BB: 0	S: 3	R: 0	H: 1	E: 0	LOB: 0	K: 0	BB: 0	S: 3	R: 0	H: 1	E: 0	LOB: 0	K: 0	BB: 0	S: 3
PITCHER	IP	WLS	BF	H	R	ER	SO	BB	IBB	HBP	BLK	WP	HR	S	P	ERA	WHIP																																																					
Vida Blue, L ERA: 1.63 (1, 1)	5.0		23	9	5	4	6	2	0	0	1	0	0	33	41	7.20	2.200																																																					
Bob Locker, R ERA: 3.42 (6, 1)	3.0	W	9	2	0	0	2	0	0	0	0	0	0	13	13	0.00	0.667																																																					
Rollie Fingers, R ERA: 2.67 (9, 1)	1.0	S	3	1	0	0	0	0	0	0	0	0	0	3	3	0.00	1.000																																																					


BOTTOM

Oakland Athletics @ Kansas City Royals
Municipal Stadium, Kansas City, MO

Tue Aug 03 1971, 8:05 PM EDT
Att: 35,623 - Unknown - 83 F

livebaseballscores.com

AB	33
R	5
H	12
RBI	5
BB	2
SO	8
LOB	9



WP	PA	ERA	WHIP
0	35		

Batter	1	2	3	4	5	6	7	8	9	AB R H RBI BB SO LOB	TOP										
Cesar Tovar, R (1, 7) OBP: 0.366, SLG: 0.365	0-0 1B 1B		0-0 6-3		0-0 F7			0-0 6-3		4 1 1 0 0 0 0											
Rod Carew, L (1, 4) OBP: 0.320, SLG: 0.354	0-0 G4-3 1B 1B		0-0 4-3			0-0 BB 1B		0-0 4-3		4 0 2 0 0 0 0											
Tony Oliva, L (1, 9) OBP: 0.397, SLG: 0.627 Jim Kaat, L (9, PR) OBP: 0.246, SLG: 0.270	0-0 G4-3 1B			0-0 F8		0-0 F7			0-0 G3 WP 1B	4 0 2 1 0 0 1 0 0 0 0 0 0 0											
Harmon Killebrew, R (1, 5) OBP: 0.381, SLG: 0.412	0-0 G4-3 1-2f 2-3			0-0 1B 1B		4-0 G4-6-3 1-2 BB			0-3 K 1-2	3 0 1 0 1 1 3											
Rich Reese, L (1, 3) OBP: 0.261, SLG: 0.331	0-0 F6			0-3 K		0-0 G4-6-3 1-2f			0-0 G3 2-3	4 0 0 0 0 1 6											
Leo Cardenas, R (1, 6) OBP: 0.356, SLG: 0.454		0-0 L4		0-0 1-2 1B			0-0 6-3		0-0 F8	4 0 1 0 0 0 2											
Jim Holt, L (1, 8) OBP: 0.290, SLG: 0.328		0-0 L8		0-0 L6			0-0 1-3			3 0 0 0 0 0 2											
George Mitterwald, R (1, 2) OBP: 0.321, SLG: 0.401		0-0 F7			0-0 6-3		0-0 6-3			3 0 0 0 0 0 0											
Bert Blyleven, R (1, 1) OBP: 0.100, SLG: 0.085 Steve Braun, L (8, PH) OBP: 0.348, SLG: 0.343 Bob Gebhard, R (8, 1)			0-0 G3		0-0 4-3			0-0 F7		2 0 0 0 0 0 0 1 0 0 0 0 0 0 0 0 0 0 0 0 0											
Inning Stats	R: 1 E: 0 K: 0 S: 5	H: 3 LOB: 1 BB: 0 P: 5	R: 0 E: 0 K: 0 S: 3	H: 0 LOB: 0 BB: 0 P: 3	R: 0 E: 0 K: 0 S: 3	H: 0 LOB: 0 BB: 0 P: 3	R: 0 E: 0 K: 1 S: 7	H: 2 LOB: 2 BB: 0 P: 7	R: 0 E: 0 K: 0 S: 3	H: 1 LOB: 1 BB: 1 P: 7	R: 0 E: 0 K: 0 S: 3	H: 0 LOB: 0 BB: 0 P: 3	R: 0 E: 0 K: 0 S: 3	H: 0 LOB: 0 BB: 0 P: 3	R: 0 E: 0 K: 1 S: 6	H: 1 LOB: 2 BB: 0 P: 6	1B: 7 2B: 0 3B: 0 HR: 0	SF: 0 SAC: 0 DP: 2 HBP: 0	WP: 1 PB: 0 SB: 0 CS: 0	PA: 33	
PITCHER Dick Drago, R (1, 1) ERA: 2.91	IP: 9.0 WLS: W BF: 33 H: 7 R: 1 ER: 1 SO: 2 BB: 1 IBB: 0 HBP: 0 BLK: 0 WP: 1 HR: 0 S: 36 P: 40 ERA: 1.00 WHIP: 0.889																			PITCHER	IP: WLS: BF: H: R: ER: SO: BB: IBB: HBP: BLK: WP: HR: S: P: ERA: WHIP:

Minnesota Twins @ Kansas City Royals
Municipal Stadium, Kansas City, MO
Wed Aug 04 1971, 8:05 PM EDT
Unknown - 69 F

livebaseballscorecards.com

AB 32
R 1
H 7
RBI 1
BB 1
SO 2
LOB 14



Batter	1	2	3	4	5	6	7	8	9	AB	R	H	RBI	BB	SO	LOB
Freddie Patek, R OBP: 0.322, SLG: 0.365 (1, 6) X	0-0 SH5-3 1B 2B		0-3 K		0-0 F9		0-0 1B			4	1	2	0	0	1	0
Joe Keough, L OBP: 0.333, SLG: 0.315 (1, 9) X	0-0 SH5-3 2-3		0-0 1B 2B		0-0 6-3		0-0 F8			3	0	1	0	0	0	1
Amos Otis, R OBP: 0.366, SLG: 0.500 (1, 8) X	0-0 S 1B		0-0 G6-3 2-3 1B		0-0 F8		0-0 F5			4	1	2	1	0	0	1
Gail Hopkins, L OBP: 0.387, SLG: 0.453 (1, 3) X	0-0 1B		0-0 G6-3 1-2f		4-0 BB 1B		0-0 F9			3	0	1	1	1	0	2
Bob Oliver, R OBP: 0.275, SLG: 0.322 (9, 3) X	0-0 1B									0	0	0	0	0	0	0
Lou Piniella, R OBP: 0.311, SLG: 0.376 (1, 7) X	0-0 F9		0-3 K		0-0 1-3 1B		0-0 1B			4	0	2	0	0	1	1
Ed Kirkpatrick, L OBP: 0.304, SLG: 0.341 (1, 2) X	0-0 4-3		0-0 F2		0-0 1-2 1B		0-0 F4			4	0	0	0	0	0	4
Paul Schaal, R OBP: 0.388, SLG: 0.382 (1, 5) X		0-0 F3	4-0 BB		4-0 IBB		0-0 F3			2	0	0	0	2	0	1
Bobby Knoop, R OBP: 0.298, SLG: 0.280 (1, 4) X		0-0 F9	0-0 5-3		0-3 K					3	0	0	0	0	1	4
Dick Drago, R OBP: 0.218, SLG: 0.146 (1, 1) X		0-3 K			0-3 K		0-3 K			3	0	0	0	0	3	0

Inning Stats	R: 2	H: 3	E: 0	K: 0	S: 6	LOB: 1	BB: 0	P: 6	R: 0	H: 0	E: 0	K: 1	S: 5	LOB: 0	BB: 0	P: 5	R: 0	H: 2	E: 0	K: 1	S: 6	LOB: 1	BB: 0	P: 6	R: 0	H: 0	E: 0	K: 1	S: 5	LOB: 0	BB: 0	P: 5	R: 0	H: 1	E: 0	K: 1	S: 6	LOB: 3	BB: 2	P: 14	R: 0	H: 1	E: 0	K: 1	S: 6	LOB: 1	BB: 0	P: 4	R: 0	H: 1	E: 0	K: 0	S: 4	LOB: 1	BB: 0	P: 4
1B: 6	SF: 0	2B: 2	SAC: 1	3B: 0	DP: 1	HR: 0	HBP: 0	WP: 0	PA: 34	ERA: 0	WHIP: 0																																													

PITCHER	IP	WLS	BF	H	R	ER	SO	BB	IBB	HBP	BLK	WP	HR	S	P	ERA	WHIP
Bert Blyleven, R ERA: 3.31 (1, 1)	7.0	L	30	7	2	2	6	2	1	0	0	0	0	39	51	2.57	1.286
Bob Gebhard, R ERA: (8, 1)	1.0		4	1	0	0	0	0	0	0	0	0	0	4	4	0.00	1.000

BOTTOM

Minnesota Twins @ Kansas City Royals
Municipal Stadium, Kansas City, MO
Wed Aug 04 1971, 8:05 PM EDT
Unknown - 69 F

livebaseballscores.com

AB	30
R	2
H	8
RBI	2
BB	3
SO	6
LOB	14



Batter	1	2	3	4	5	6	7	8	9	AB R H RBI BB SO LOB	TOP								
Cesar Tovar, R (1, 7) OBP: 0.363, SLG: 0.362	0-0 F5		0-0 F6			0-0 E4 FC1-5		0-0 F7		4 0 0 0 0 0 3									
Steve Braun, L (1, 5) OBP: 0.342, SLG: 0.336	0-0 F6			0-0 4-3		0-0 FC1-5 G4-3		0-0 FC6		4 0 0 0 0 0 3									
Rod Carew, L (1, 4) OBP: 0.317, SLG: 0.350	0-0 1-3			0-0 G3		0-0 G4-3			0-0 4-3	4 0 0 0 0 0 2									
Harmon Killebrew, R (1, 3) OBP: 0.382, SLG: 0.412		0-3 K		4-0 BB		0-0 1B		0-0 F8		3 0 1 0 1 1 0									
Jim Holt, L (1, 9) OBP: 0.286, SLG: 0.324		0-0 6-3		0-0 L8		0-0 F7		0-0 1-3		4 0 0 0 0 0 2									
Leo Cardenas, R (1, 6) OBP: 0.354, SLG: 0.451		0-0 5-3			0-0 6-3		0-0 F8			3 0 0 0 0 0 1									
Jim Nettles, L (1, 8) OBP: 0.304, SLG: 0.446			0-0 3-1		0-0 F8		0-0 F7			3 0 0 0 0 0 1									
Phil Roof, R (1, 2) OBP: 0.257, SLG: 0.255			4-0 BB		0-0 F9			0-0 F9		2 0 0 0 1 0 0									
Ray Corbin, R (1, 1) OBP: 0.267, SLG: 0.241		0-3 K		4-0 FC1-5 E BB				0-0 FC6 1B		2 0 1 0 1 1 1									
Inning Stats	R: 0 E: 0 K: 0 S: 3	H: 0 LOB: 0 BB: 0 P: 3	R: 0 E: 0 K: 1 S: 5	H: 0 LOB: 0 BB: 0 P: 5	R: 0 E: 0 K: 1 S: 5	H: 0 LOB: 1 BB: 1 P: 9	R: 0 E: 0 K: 0 S: 3	H: 0 LOB: 1 BB: 1 P: 7	R: 0 E: 0 K: 0 S: 4	H: 1 LOB: 1 BB: 0 P: 4	R: 0 E: 0 K: 0 S: 4	H: 1 LOB: 1 BB: 0 P: 4	R: 0 E: 0 K: 0 S: 3	H: 0 LOB: 0 BB: 0 P: 3	1B: 2 2B: 0 3B: 0 HR: 0	SF: 0 SAC: 0 DP: 1 HBP: 0	WP: 0 PB: 0 SB: 0 CS: 0	PA: 32	
PITCHER Al Fitzmorris, R (1, 1) ERA: 3.9	IP 9.0	WLS W	BF 32	H 2	R 0	ER 0	SO 2	BB 3	IBB 0	HBP 0	BLK 0	WP 0	HR 0	S 33	P 45	ERA 0.00	WHIP 0.556		
PITCHER	IP	WLS	BF	H	R	ER	SO	BB	IBB	HBP	BLK	WP	HR	S	P	ERA	WHIP		

Minnesota Twins @ Kansas City Royals
Municipal Stadium, Kansas City, MO
 Wed Aug 04 1971, 8:05 PM EDT
 Att: 10,803 - Unknown

livebaseballscorecards.com

AB	29
R	0
H	2
RBI	0
BB	3
SO	2
LOB	13



Batter	1	2	3	4	5	6	7	8	9
Freddie Patek, R (1, 6) OBP: 0.319, SLG: 0.362	0-3 K			0-3 K		0-0 6-3		0-0 L9	
Joe Keough, L (1, 9) OBP: 0.336, SLG: 0.327	0-0 L5-3 1B			0-3 K		0-0 F8		0-0 2B 3B	
Amos Otis, R (1, 8) OBP: 0.369, SLG: 0.500	0-0 L5-3 1-2			0-0 WP E 1B		4-0 BB		4-0 2B BB	
Gail Hopkins, L (1, 3) OBP: 0.390, SLG: 0.458 Bob Oliver, R (8, PR) OBP: 0.275, SLG: 0.322 (9, 3)		0-0 L8		4-0 1-3 BB		0-0 F6		0-0 2B	
Lou Piniella, R (1, 7) OBP: 0.307, SLG: 0.371		0-3 K		0-0 1-3		0-0 F9		0-0 F9	
Dennis Paepke, R (1, 2) OBP: 0.270, SLG: 0.340		0-0 6-3		0-3 K		0-0 L7			
Paul Schaal, R (1, 5) OBP: 0.385, SLG: 0.379			0-0 6-3		0-0 F8		0-0 L7		
Bobby Knoop, R (1, 4) OBP: 0.300, SLG: 0.302			0-3 K		0-0 2B		0-0 6-3		
Al Fitzmorris, S (1, 1) OBP: 0.167, SLG: 0.167			0-0 1-3		0-0 F3		0-0 3B 1B		

Inning Stats	R: 0 E: 0 K: 1 S: 5	H: 1 LOB: 0 BB: 0 P: 5	R: 0 E: 0 K: 1 S: 5	H: 0 LOB: 0 BB: 0 P: 5	R: 0 E: 0 K: 1 S: 5	H: 0 LOB: 0 BB: 0 P: 5	R: 0 E: 1 K: 2 S: 8	H: 1 LOB: 2 BB: 1 P: 12	R: 0 E: 0 K: 1 S: 6	H: 1 LOB: 1 BB: 0 P: 6	R: 0 E: 0 K: 0 S: 3	H: 0 LOB: 0 BB: 0 P: 3	R: 3 E: 0 K: 0 S: 6	H: 3 LOB: 1 BB: 1 P: 10
--------------	------------------------------	---------------------------------	------------------------------	---------------------------------	------------------------------	---------------------------------	------------------------------	----------------------------------	------------------------------	---------------------------------	------------------------------	---------------------------------	------------------------------	----------------------------------

PITCHER	IP	WLS	BF	H	R	ER	SO	BB	IBB	HBP	BLK	WP	HR	S	P	ERA	WHIP
Ray Corbin, R (1, 1) ERA: 3.73	8.0	L	32	6	3	3	6	3	0	0	0	1	0	41	53	3.38	1.125

BOTTOM

AB	R	H	RBI	BB	SO	LOB
4	0	0	0	0	2	1
4	1	2	1	0	1	0
2	1	1	0	2	0	1
3	0	1	2	1	0	1
0	0	0	0	0	0	0
4	0	0	0	0	1	3
3	0	0	0	0	1	0
3	0	0	0	0	0	0
3	0	1	0	0	1	0
3	1	1	0	0	0	1

AB	29
R	3
H	6
RBI	3
BB	3
SO	6
LOB	7



WP	PA
1	32

Minnesota Twins @ Kansas City Royals
Municipal Stadium, Kansas City, MO
 Wed Aug 04 1971, 8:05 PM EDT
 Att. 10,803 - Unknown

livebaseballscorecards.com

Batter	1	2	3	4	5	6	7	8	9	AB R H RBI BB SO LOB	TOP																	
Steve Braun, L (1, 5) OBP: 0.336, SLG: 0.329	0-3 K		0-0 F4	0-0 L7		0-3 K		0-0 1-3		5 0 0 0 0 2 2																		
Cesar Tovar, R (1, 7) OBP: 0.364, SLG: 0.362 (8, 8)	0-0 6-3		0-0 1B SF9 1B	0-0 1B 1-3		0-0 6-3		0-0 F9		5 1 2 0 0 0 0																		
Tony Oliva, L (1, 9) OBP: 0.397, SLG: 0.624	0-3 K		0-0 SF9 BB 1B 1-3	0-0 1B 1-3 3-H		0-0 3-1		0-0 4-3		5 1 2 1 0 1 0																		
Rod Carew, L (1, 4) OBP: 0.318, SLG: 0.352		0-0 SH1-3 1B 2B	4-0 1B 1-2 BB	0-0 F7		0-3 K		0-0 1-3		4 1 1 0 1 1 2																		
Leo Cardenas, R (1, 6) OBP: 0.354, SLG: 0.451		0-0 SH1-3 2-3	0-0 SF9 2-3 3-H		0-0 E6 1B		0-0 1B			2 0 1 1 0 0 0																		
Jim Holt, L (1, 3) OBP: 0.292, SLG: 0.330		0-0 2B 1B 3-H	0-0 S 1B 3-H		0-0 L3 1B		0-0 1-3			4 0 3 2 0 0 1																		
Rich Reese, L (7, 3) OBP: 0.261, SLG: 0.331										0 0 0 0 0 0 0																		
George Mitterwald, R (1, 2) OBP: 0.320, SLG: 0.403		0-0 1-3 2B	0-3 K 1-2		0-3 K			0-0 F4		4 0 1 0 0 2 4																		
Jim Nettles, L (1, 8) OBP: 0.305, SLG: 0.436		4-0 BB G6-4-3		0-0 F5		0-0 L3		0-0 G3		2 0 0 0 1 0 2																		
George Thomas, R (8, PH) OBP: 0.212, SLG: 0.161 (8, 7)					1-2					1 0 0 0 0 0 0																		
Tom Hall, L (1, 1) OBP: 0.321, SLG: 0.333		0-0 G6-4-3		0-0 1B 1B		0-0 4-3		0-0 1B		3 1 1 0 0 0 3																		
Stan Williams, R (7, 1)										0 0 0 0 0 0 0																		
Bob Gebhard, R (7, 1)										0 0 0 0 0 0 0																		
Danny Thompson, R (8, PH) OBP: 0.333, SLG: 0.289		1-2								1 0 1 0 0 0 0																		
Jim Strickland, L (8, 1)										0 0 0 0 0 0 0																		
Inning Stats	R: 0 E: 0 K: 2 S: 7	H: 0 LOB: 0 BB: 0 P: 7	R: 1 E: 0 K: 0 S: 5	H: 3 LOB: 2 BB: 1 P: 9	R: 2 E: 0 K: 1 S: 8	H: 3 LOB: 2 BB: 1 P: 12	R: 1 E: 0 K: 0 S: 6	H: 3 LOB: 2 BB: 0 P: 6	R: 0 E: 1 K: 1 S: 6	H: 1 LOB: 1 BB: 0 P: 6	R: 0 E: 0 K: 1 S: 5	H: 0 LOB: 0 BB: 0 P: 5	R: 0 E: 0 K: 1 S: 6	H: 1 LOB: 1 BB: 0 P: 6	R: 0 E: 0 K: 0 S: 4	H: 1 LOB: 1 BB: 0 P: 4	R: 0 E: 0 K: 0 S: 3	H: 0 LOB: 0 BB: 0 P: 3	1B: 10 2B: 3 3B: 0 HR: 0	SF: 1 SAC: 1 DP: 2 HBP: 0	WP: 0 PB: 0 SB: 1 CS: 0	PA: 40						
PITCHER	IP WLS BF H R ER SO BB IBB HBP BLK WP HR S P ERA WHIP																											
Roger Nelson, R (1, 1) ERA: 6.14	3.0		16	6	3	3	3	2	0	0	0	0	0	0	20	28	9.00	2.667										
Bill Butler, L (4, 1) ERA: 4.8	1.0		6	3	1	1	0	0	0	0	0	0	0	6	6	9.00	3.000											
Ted Abernathy, R (5, 1) ERA: 2.44	3.0	W	11	2	0	0	3	0	0	0	0	0	0	17	17	0.00	0.667											
Tom Burgmeier, L (8, 1) ERA: 1.75	2.0	S	7	1	0	0	0	0	0	0	0	0	0	7	7	0.00	0.500											

Minnesota Twins @ Kansas City Royals
Municipal Stadium, Kansas City, MO
Thu Aug 05 1971, 8:05 PM EDT
Att: 9,255 - Unknown - 77 F

livebaseballscorecards.com

AB	36
R	4
H	12
RBI	4
BB	2
SO	6
LOB	14



BOTTOM

Minnesota Twins @ Kansas City Royals
Municipal Stadium, Kansas City, MO

Thu Aug 05 1971, 8:05 PM EDT
Att. 9,255 - Unknown - 77 F

livebaseballscorecards.com

AB	32
R	7
H	9
RBI	7
BB	5
SO	6
LOB	15



WP:	0	PA:	39
PB:	0	SB:	1
CS:	0		

AB R H RBI BB SO LOB

4	1	0	0	0	2	1
2	2	1	0	3	0	1
5	1	1	3	0	1	4
4	1	2	1	0	0	1
3	0	1	1	1	0	1
3	1	0	0	1	0	3
3	0	2	2	0	1	0
1	0	0	0	0	1	0
3	0	0	0	0	0	4
1	0	0	0	0	1	0
0	0	0	0	0	0	0
1	0	1	0	0	0	0
1	1	1	0	0	0	0
1	0	0	0	0	0	0

1B:	4	SF:	1
2B:	3	SAC:	0
3B:	2	DP:	1
HR:	0	HBP:	1

WP HR S P ERA WHIP

IP	WLS	BF	H	R	ER	SO	BB	IBB	HBP	BLK	WP	HR	S	P	ERA	WHIP
6.0		27	5	4	3	5	4	0	0	0	0	0	33	49	4.50	1.500
0.0	L	3	1	2	2	0	1	0	1	0	0	0	1	6	∞	∞
1.0		5	2	1	1	0	0	0	0	0	0	0	5	5	9.00	2.000
1.0		4	1	0	0	1	0	0	0	0	0	0	6	6	0.00	1.000

Batter	1	2	3	4	5	6	7	8	9
Freddie Patek, R OBP: 0.317, SLG: 0.358 (1, 6)	0-3 K		0-3 K		0-0 F7		1-0 2B HBP	0-0 5-3	
Cookie Rojas, R OBP: 0.363, SLG: 0.422 (1, 4)	4-0 3B BB		4-0 G6-4-3 BB		0-0 F3		4-0 2B BB	0-0 1B	
Amos Otis, R OBP: 0.367, SLG: 0.499 (1, 8)	0-0 F4		0-0 G6-4-3 1-2f		0-0 FC5-4 1-2f		0-0 1B 2B	0-3 K	
Lou Piniella, R OBP: 0.309, SLG: 0.383 (1, 7)	0-0 3B			0-0 F8 SF8 2B		0-0 F9	0-0 5-3		
Chuck Harrison, R OBP: 0.274, SLG: 0.321 (1, 3)	4-0 BB			0-0 F8 2-3		0-0 L7	0-0 1B 2-H 1B		
Paul Schaal, R OBP: 0.384, SLG: 0.376 (1, 5)	0-0 F7			4-0 BB		0-0 E5 2B	0-0 F7		
Bob Oliver, R OBP: 0.278, SLG: 0.330 (1, 9)		0-3 K		0-0 SF8 3-H 2B		0-0 F7 1-H 2B	0-0 1B		
Jerry May, R OBP: 0.332, SLG: 0.355 Dennis Paepke, R OBP: 0.262, SLG: 0.330 (4, PH) (5, 2)		0-3 K		0-0 F7		0-0 F7	0-0 1-2-3		
Roger Nelson, R OBP: 0.091, SLG: 0.100 Bill Butler, L OBP: 0.111, SLG: 0.111 Ted Abernathy, R OBP: 0.311, SLG: 0.352 Bobby Knoop, R OBP: 0.267, SLG: 0.286 Tom Burgmeier, L OBP: 0.267, SLG: 0.286 (7, PH) (8, 1)		0-3 K			0-0 FC5-4 1B		0-0 2B 3B	0-0 L8	

Inning Stats	R: 1	H: 1	E: 0	K: 1	S: 6	H: 1	LOB: 2	BB: 2	P: 14	R: 0	H: 0	E: 0	K: 3	S: 9	H: 0	LOB: 0	BB: 0	P: 9	R: 0	H: 0	E: 0	K: 1	S: 4	H: 1	LOB: 1	BB: 1	P: 8	R: 0	H: 1	E: 0	K: 0	S: 4	H: 1	LOB: 1	BB: 0	P: 4	R: 1	H: 1	E: 1	K: 0	S: 5	H: 1	LOB: 1	BB: 0	P: 5	R: 4	H: 4	E: 0	K: 0	S: 7	H: 2	LOB: 2	BB: 1	P: 12	R: 0	H: 1	E: 0	K: 1	S: 6	H: 1	LOB: 1	BB: 0	P: 6
--------------	------	------	------	------	------	------	--------	-------	-------	------	------	------	------	------	------	--------	-------	------	------	------	------	------	------	------	--------	-------	------	------	------	------	------	------	------	--------	-------	------	------	------	------	------	------	------	--------	-------	------	------	------	------	------	------	------	--------	-------	-------	------	------	------	------	------	------	--------	-------	------

PITCHER	IP	WLS	BF	H	R	ER	SO	BB	IBB	HBP	BLK	WP	HR	S	P	ERA	WHIP
Tom Hall, L ERA: 3.43 (1, 1)	6.0		27	5	4	3	5	4	0	0	0	0	0	33	49	4.50	1.500
Stan Williams, R ERA: 4.0 (7, 1)	0.0	L	3	1	2	2	0	1	0	1	0	0	0	1	6	∞	∞
Bob Gebhard, R ERA: (7, 1)	1.0		5	2	1	1	0	0	0	0	0	0	0	5	5	9.00	2.000
Jim Strickland, L ERA: 1.45 (8, 1)	1.0		4	1	0	0	1	0	0	0	0	0	0	6	6	0.00	1.000

Batter	1	2	3	4	5	6	7	8	9	AB R H RBI BB SO LOB	TOP
Tommy Harper, R (1, 7) OBP: 0.314, SLG: 0.376	0-0 F9			0-0 5-3		0-0 S BB 1B			0-0 SH1-4 SF7 2B	4 1 2 0 0 0 0	Milwaukee Brewers @ Kansas City Royals Municipal Stadium, Kansas City, MO Fri Aug 06 1971, 8:05 PM EDT Att: 8,730 - Unknown - 77 F livebaseballscorecards.com
Ron Theobald, R (1, 4) OBP: 0.357, SLG: 0.338	0-0 G6-4-3 1B			0-0 SF7 3B		4-0 S 1-2 BB		0-0 SH1-4 2-3	2 1 2 0 1 0 0		
John Briggs, L (1, 3) OBP: 0.397, SLG: 0.479	0-0 G6-4-3 1-2f			0-0 SF7		0-0 6-3 1-2 2-3		0-0 SF7 3-H	2 0 0 2 0 0 3		
Jose Cardenal, R (1, 8) OBP: 0.304, SLG: 0.375		0-0 6-3		0-0 1-3		0-0 F2		0-0 F7	4 0 0 0 0 0 0		
Bobby Mitchell, R (1, 9) OBP: 0.265, SLG: 0.452		0-3 K		0-3 K		0-3 K			3 0 0 0 0 3 0		
Roberto Pena, R (1, 5) OBP: 0.283, SLG: 0.349		0-0 F3		0-0 F8		0-3 K			3 0 0 0 0 1 0		
Ellie Rodriguez, R (1, 2) OBP: 0.276, SLG: 0.213			0-3 K		0-0 F8			0-0 1-3	3 0 0 0 0 1 0		
Rick Auerbach, R (1, 6) OBP: 0.274, SLG: 0.231			0-0 5-3		0-0 L8			0-0 1-3	3 0 0 0 0 0 0		
Skip Lockwood, R (1, 1) OBP: 0.174, SLG: 0.119 Ken Sanders, R (9, 1)			0-3 K		0-0 2-3			0-0 F3	3 0 0 0 0 1 0 0 0 0 0 0 0 0		
Inning Stats	R: 0 H: 1 E: 0 LOB: 0 K: 0 BB: 0 S: 3 P: 3	R: 0 H: 0 E: 0 LOB: 0 K: 1 BB: 0 S: 5 P: 5	R: 0 H: 0 E: 0 LOB: 0 K: 2 BB: 0 S: 7 P: 7	R: 1 H: 1 E: 0 LOB: 0 K: 0 BB: 0 S: 4 P: 4	R: 0 H: 0 E: 0 LOB: 0 K: 1 BB: 0 S: 5 P: 5	R: 0 H: 1 E: 0 LOB: 2 K: 0 BB: 1 S: 4 P: 8	R: 0 H: 0 E: 0 LOB: 0 K: 2 BB: 0 S: 7 P: 7	R: 0 H: 0 E: 0 LOB: 0 K: 0 BB: 0 S: 3 P: 3	R: 1 H: 1 E: 0 LOB: 0 K: 0 BB: 0 S: 4 P: 4	1B: 2 SF: 2 2B: 1 SAC: 1 3B: 1 DP: 1 HR: 0 HBP: 0	WP: 0 PA: 31 PB: 0 SB: 2 CS: 0
PITCHER Paul Splittorff, L (1, 1) ERA: 2.51	IP WLS BF H R ER SO BB IBB HBP BLK WP HR S P ERA WHIP										
	9.0 L 31 4 2 2 6 1 0 0 0 0 0 0 42 46 2.00 0.556										



Batter	1	2	3	4	5	6	7	8	9	AB	R	H	RBI	BB	SO	LOB
Freddie Patek, R OBP: 0.314, SLG: 0.355 (1, 6)	0-0 P4		0-3 K			0-3 K		0-0 F8		4	0	0	0	0	2	1
Joe Keough, L OBP: 0.339, SLG: 0.330 (1, 9)	0-0 1B			0-0 2B		0-0 FC3-6			0-0 F7	4	1	2	0	0	0	1
Amos Otis, R OBP: 0.371, SLG: 0.504 (1, 8)	0-0 K2-6-2			0-0 2B		0-0 L9			0-0 5-3	4	0	3	0	0	0	1
Gail Hopkins, L OBP: 0.387, SLG: 0.452 (1, 3)	0-3 K2-6-2			0-0 G1-4-3				0-0 F8	0-0 5-3	4	0	1	1	0	1	3
Lou Piniella, R OBP: 0.305, SLG: 0.378 (1, 7)		0-3 K		0-0 G1-4-3				0-0 6-3	0-0 F9	4	0	0	0	0	1	2
Cookie Rojas, R OBP: 0.363, SLG: 0.420 (1, 4)		0-0 F8			0-0 L9			4-0 BB		2	0	0	0	1	0	0
Paul Schaal, R OBP: 0.381, SLG: 0.373 (1, 5)		0-0 4-3			0-0 6-3			0-0 F8		3	0	0	0	0	0	1
Ed Kirkpatrick, L OBP: 0.301, SLG: 0.338 (1, 2)			0-0 F3		0-0 G3			0-0 4-3		3	0	0	0	0	0	0
Paul Splittorf, L OBP: 0.133, SLG: 0.071 (1, 1)			0-0 F6			0-0 FC3-6		0-0 4-3		3	0	1	0	0	0	0

Inning Stats	R: 0	H: 2	E: 0	LOB: 2	K: 1	BB: 0	S: 6	P: 6	R: 0	H: 0	E: 0	LOB: 0	K: 1	BB: 0	S: 5	P: 5	R: 0	H: 0	E: 0	LOB: 0	K: 1	BB: 0	S: 5	P: 5	R: 1	H: 3	E: 0	LOB: 0	K: 0	BB: 0	S: 4	P: 4	R: 0	H: 0	E: 0	LOB: 0	K: 0	BB: 0	S: 3	P: 3	R: 0	H: 1	E: 0	LOB: 1	K: 1	BB: 0	S: 6	P: 6	R: 0	H: 0	E: 0	LOB: 1	K: 0	BB: 1	S: 3	P: 7	R: 0	H: 0	E: 0	LOB: 0	K: 0	BB: 0	S: 3	P: 3	R: 0	H: 1	E: 0	LOB: 1	K: 0	BB: 0	S: 4	P: 4	1B: 6	SF: 0	2B: 2	SAC: 0	3B: 0	DP: 2	HR: 0	HBP: 0	WP: 0	PA: 32
--------------	------	------	------	--------	------	-------	------	------	------	------	------	--------	------	-------	------	------	------	------	------	--------	------	-------	------	------	------	------	------	--------	------	-------	------	------	------	------	------	--------	------	-------	------	------	------	------	------	--------	------	-------	------	------	------	------	------	--------	------	-------	------	------	------	------	------	--------	------	-------	------	------	------	------	------	--------	------	-------	------	------	-------	-------	-------	--------	-------	-------	-------	--------	-------	--------

PITCHER	IP	WLS	BF	H	R	ER	SO	BB	IBB	HBP	BLK	WP	HR	S	P	ERA	WHIP
Skip Lockwood, R ERA: 2.9 (1, 1)	8.1	W	30	7	1	1	4	1	0	0	0	0	0	37	41	1.08	0.960
Ken Sanders, R ERA: 2.11 (9, 1)	0.2	S	2	0	0	0	0	0	0	0	0	0	0	2	2	0.00	0.000

BOTTOM

Milwaukee Brewers @ Kansas City Royals
Municipal Stadium, Kansas City, MO

Fri Aug 06 1971, 8:05 PM EDT
Att. 8,730 - Unknown - 77 F

livebaseballscorecards.com

AB	31
R	1
H	7
RBI	1
BB	1
SO	4
LOB	9



Batter	1	2	3	4	5	6	7	8	9	AB R H RBI BB SO LOB	TOP		
Tommy Harper, R (1, 7) OBP: 0.320, SLG: 0.379	4-0 BB		0-0 1B		1-0 1B HBP	0-0 1B				2 1 2 2 1 0 0	Milwaukee Brewers @ Kansas City Royals Municipal Stadium, Kansas City, MO Sat Aug 07 1971, 8:05 PM EDT Att: 9,738 - Unknown - 78 F		
Ron Theobald, R (1, 4) OBP: 0.353, SLG: 0.333	0-0 6-3		0-0 6-3		0-0 SH1-4	0-3 K				3 0 0 0 0 1 3			
John Briggs, L (1, 3) OBP: 0.392, SLG: 0.471	0-0 F9			0-0 G3	0-0 F6				0-0 1-3	4 0 0 0 0 0 3			
Jose Cardenal, R (1, 8) OBP: 0.307, SLG: 0.380	0-0 4-3			0-0 5-3	0-0 CS 1B				0-0 2B	4 0 2 2 0 0 1			
Dave May, L (1, 9) OBP: 0.355, SLG: 0.438		0-0 5-3		4-0 1B WP BB	0-0 CS	0-0 HR			0-3 K	3 2 1 1 1 1 1			
Tom Matchick, L (1, 5) OBP: 0.261, SLG: 0.190 Ken Sanders, R (7, 1)		0-0 G3		0-0 WP 1B		4-0 E S 1B BB			0-0 F8	3 1 1 0 1 0 1 0 0 0 0 0 0 0			
Ellie Rodriguez, R (1, 2) OBP: 0.277, SLG: 0.211		0-0 6-3		4-0 1-2 3-H BB		0-3 K				2 0 0 0 1 1 1			
Rick Auerbach, R (1, 6) OBP: 0.275, SLG: 0.228			0-0 5-3	0-0 P6		4-0 SH3 1B BB				2 1 0 0 1 0 2			
Marty Pattin, R (1, 1) OBP: 0.203, SLG: 0.155 Floyd Weaver, R (7, 1) Roberto Pena, R (7, 5) OBP: 0.283, SLG: 0.349			0-0 6-3		4-0 SH1-4 HBP 1B BB	0-0 SH3				1 1 0 0 1 0 0 0 0 0 0 0 0 0 0 0 0 0 0 0 0			
Inning Stats	R: 0 H: 0 E: 0 LOB: 1 K: 0 BB: 1 S: 3 P: 7	R: 0 H: 0 E: 0 LOB: 0 K: 0 BB: 0 S: 3 P: 3	R: 0 H: 1 E: 0 LOB: 1 K: 0 BB: 0 S: 4 P: 4	R: 1 H: 1 E: 0 LOB: 2 K: 0 BB: 2 S: 4 P: 12	R: 2 H: 1 E: 0 LOB: 0 K: 0 BB: 1 S: 3 P: 8	R: 3 H: 2 E: 0 LOB: 1 K: 2 BB: 2 S: 9 P: 17	R: 0 H: 1 E: 0 LOB: 1 K: 1 BB: 0 S: 6 P: 6			1B: 4 SF: 0 2B: 1 SAC: 2 3B: 0 DP: 0 HR: 1 HBP: 1	WP: 1 PA: 34 PB: 0 SB: 2 CS: 1		
PITCHER	IP WLS BF H R ER SO BB IBB HBP BLK WP HR S P ERA WHIP											PITCHER	IP WLS BF H R ER SO BB IBB HBP BLK WP HR S P ERA WHIP
Ken Wright, R (1, 1) ERA: 3.08	5.0 L 24 4 5 5 0 5 0 1 0 1 1 18 39 9.00 1.800												
Jim York, R (6, 1) ERA: 3.0	1.0 5 1 1 1 2 1 0 0 0 0 0 8 12 9.00 2.000												
Roger Nelson, R (7, 1) ERA: 5.74	1.0 4 1 0 0 1 0 0 0 0 0 0 6 6 0.00 1.000												

livebaseballscorecards.com

AB	24
R	6
H	6
RBI	5
BB	6
SO	3
LOB	12



Batter	1	2	3	4	5	6	7	8	9
Freddie Patek, R OBP: 0.317, SLG: 0.357 (1, 6)	0-0 5-3			0-0 CS 1B		0-0 2B 1B	0-0		
Joe Keough, L OBP: 0.339, SLG: 0.335 (1, 9)	0-0 F8			0-0 F7 1-2		0-0 5-3 1-H 6-3 2B			
Amos Otis, R OBP: 0.368, SLG: 0.500 (1, 8)	0-3 K			0-0 6-3		0-0 5-3 2-3			
Gail Hopkins, L OBP: 0.380, SLG: 0.444 (1, 3)		0-0 F8			0-0 F2	0-0 6-3			
Lou Piniella, R OBP: 0.306, SLG: 0.378 (1, 7)		0-0 G5-4-3 1B			0-0 F2	0-0 F3 3-H			
Cookie Rojas, R OBP: 0.365, SLG: 0.422 (1, 4)		0-0 G5-4-3 1-2f			0-0 1B		0-0 1B 2B 1B		
Paul Schaal, R OBP: 0.381, SLG: 0.373 (1, 5)			0-3 K		0-0 L7		0-0 2B 1B 1-3		
Dennis Paepke, R OBP: 0.264, SLG: 0.330 (1, 2)			0-0 F8			0-0 HR 1B	0-0 F8		
Ken Wright, R OBP: 0.105, SLG: 0.056 (1, 1)			0-3 K			0-0 HR	0-0		
Jim York, R OBP: 0.214, SLG: 0.462 (6, 1)						1-H HR	1-3 2B		
Ed Kirkpatrick, L OBP: 0.304, SLG: 0.351 (6, PH)							3-H		
Roger Nelson, R (7, 1)									
Bob Oliver, R OBP: 0.281, SLG: 0.336 (7, PH)									

Inning Stats	R: 0	H: 0	E: 0	K: 1	S: 5	LOB: 0	BB: 0	P: 5	R: 0	H: 1	E: 0	K: 0	S: 3	LOB: 0	BB: 0	P: 3	R: 0	H: 1	E: 0	K: 2	S: 7	LOB: 0	BB: 0	P: 7	R: 0	H: 1	E: 0	K: 0	S: 4	LOB: 1	BB: 0	P: 4	R: 4	H: 4	E: 0	K: 0	S: 7	LOB: 0	BB: 0	P: 7	R: 1	H: 3	E: 0	K: 0	S: 4	LOB: 2	BB: 0	P: 4
	0	0	0	1	5	0	0	5	0	1	0	2	3	0	0	3	0	1	0	0	7	0	0	0	7	0	1	0	1	4	0	0	4	0	4	0	7	0	0	4	1	3	0	0	4	0	2	4

PITCHER	IP	WLS	BF	H	R	ER	SO	BB	IBB	HBP	BLK	WP	HR	S	P	ERA	WHIP
Marty Pattin, R ERA: 2.96 (1, 1)	6.0	W	23	7	4	4	3	0	0	0	0	0	1	29	29	6.00	1.167
Floyd Weaver, R ERA: 4.4 (7, 1)	0.1		4	3	1	1	0	0	0	0	0	0	0	4	4	27.00	9.000
Ken Sanders, R ERA: 2.11 (7, 1)	0.0		1	0	0	0	0	0	0	0	0	0	0	0	0	∞	∞

BOTTOM

Milwaukee Brewers @ Kansas City Royals
Municipal Stadium, Kansas City, MO

Sat Aug 07 1971, 8:05 PM EDT
Att. 9,738 - Unknown - 78 F

AB	28
R	5
H	10
RBI	5
BB	0
SO	3
LOB	8

livebaseballscorecards.com



WP: 0	PA: 28
PB: 0	
SB: 0	
CS: 1	

Batter	1	2	3	4	5	6	7	8	9	AB R H RBI BB SO LOB	TOP																						
Tommy Harper, R (1, 7) OBP: 0.319, SLG: 0.385	0-0 F7		0-0 HR		0-0 L8		0-0 FC5-4			4 1 1 1 0 0 1																							
Ron Theobald, R (1, 4) Roberto Pena, R (8, 5) OBP: 0.351, SLG: 0.332 OBP: 0.283, SLG: 0.349	0-0 F2		0-0 1B		0-3 K			0-0 L9		4 0 1 0 0 1 0 0 0 0 0 0 0 0																							
John Briggs, L (1, 3) OBP: 0.393, SLG: 0.471	0-0 6-3		0-0 1B			0-0 1B		0-0 4-3		4 0 2 0 0 0 0																							
Jose Cardenal, R (1, 8) OBP: 0.306, SLG: 0.378		0-0 G4-6-3 1B	0-0 L7			0-0 F8		0-0 F9		4 0 1 0 0 0 3																							
Dave May, L (1, 9) OBP: 0.356, SLG: 0.448		0-0 G4-6-3		0-0 FC4-6 1B		0-0 L8			0-0 HR	4 1 2 1 0 0 2																							
Tom Matchick, L (1, 5) OBP: 0.296, SLG: 0.208		4-0 BB		0-0 FC4-6		0-0 F2			0-0 G3-5 1B	3 0 1 0 1 0 2																							
Elie Rodriguez, R (1, 2) Bill Voss, L (9, PH) OBP: 0.273, SLG: 0.209 OBP: 0.310, SLG: 0.383		0-0 4-3		0-0 P3			0-0 F3		0-0 G3-5	3 0 0 0 0 0 2 1 0 0 0 0 0 1																							
Rick Auerbach, R (1, 6) OBP: 0.275, SLG: 0.235			0-0 6-3	0-0 F7			0-0 L6		0-0 2B	4 0 1 0 0 0 1																							
Jim Slaton, R (1, 1) Frank Tepedino, L (5, PH) Lew Krausse, R (5, 1) Dick Schofield, S (7, PH) Floyd Weaver, R (7, 1) John Morris, R (7, 1) Paul Katliff, L (9, PH) OBP: 0.250, SLG: 0.143 OBP: 0.225, SLG: 0.279 OBP: 0.329, SLG: 0.273			0-3 K		0-3 K		1-0 FC5-4 HBP		0-3 K	1 0 0 0 0 0 1 0 1 0 0 0 0 0 1 0 1 0 0 0 0 0 1 1																							
Inning Stats	R: 0 E: 0 K: 0 S: 3	H: 0 LOB: 0 BB: 0 P: 3	R: 0 E: 0 K: 0 S: 3	H: 1 LOB: 1 BB: 1 P: 7	R: 1 E: 0 K: 1 S: 8	H: 3 LOB: 2 BB: 0 P: 8	R: 0 E: 0 K: 0 S: 4	H: 1 LOB: 1 BB: 0 P: 4	R: 0 E: 0 K: 2 S: 7	H: 0 LOB: 0 BB: 0 P: 7	R: 0 E: 0 K: 0 S: 4	H: 1 LOB: 1 BB: 0 P: 4	R: 0 E: 0 K: 0 S: 3	H: 0 LOB: 1 BB: 0 P: 4	R: 0 E: 0 K: 0 S: 3	H: 0 LOB: 0 BB: 0 P: 3	R: 1 E: 0 K: 1 S: 7	H: 3 LOB: 1 BB: 0 P: 7	1B: 6 2B: 2 3B: 0 HR: 2	SF: 0 SAC: 0 DP: 2 HBP: 1	WP: 0 PB: 0 SB: 0 CS: 0	PA: 36											
PITCHER Dick Drago, R (1, 1) ERA: 2.86	IP 9.0	WLS W	BF 36	H 9	R 2	ER 2	SO 4	BB 1	IBB 0	HBP 1	BLK 0	WP 0	HR 2	S 42	P 47	ERA 2.00	WHIP 1.111																
											PITCHER	IP	WLS	BF	H	R	ER	SO	BB	IBB	HBP	BLK	WP	HR	S	P	ERA	WHIP					

Milwaukee Brewers @ Kansas City Royals
Municipal Stadium, Kansas City, MO

Sun Aug 08 1971, 4:33 AM EDT
Att. 16,758 - Unknown - 83 F

AB	34
R	2
H	9
RBI	2
BB	1
SO	4
LOB	13



Batter	1	2	3	4	5	6	7	8	9
Freddie Patek, R (1, 6) OBP: 0.320, SLG: 0.365	0-0 1-3 1B		0-0 BLK BB SF7 1B	0-0 L7		0-0 1B		0-0 1B 3B	
Joe Keough, L (1, 9) OBP: 0.336, SLG: 0.329	0-0 4-3		4-0 BLK BB 1-2	0-0 L9		0-0 F6		0-0 G3	
Amos Otis, R (1, 8) OBP: 0.369, SLG: 0.499	0-3 K		0-0 SF7 1-2 2-H		0-0 1B FC4-2 1B		4-0 2B 1B BB	0-0 6-3	
Gail Hopkins, L (1, 3) OBP: 0.397, SLG: 0.482		0-0 HR	4-0 IBB		0-0 F9 FC4-2 1B 1-3		0-0 1B 2B	0-0 1B 3-H	
Lou Piniella, R (1, 7) OBP: 0.301, SLG: 0.371		0-0 F8	0-0 F9		0-0 FC4-2 1-2 3-H		0-0 F4	0-0 F9	
Cookie Rojas, R (1, 4) OBP: 0.364, SLG: 0.418		0-0 F6		0-0 4-3	0-0 F9 2-3		4-0 1B IBB		
Paul Schaal, R (1, 5) OBP: 0.384, SLG: 0.379		0-0 1B CS 1B		0-0 2B	0-0 F5		0-0 1B 1-3 2-H 3-H		
Ed Kirkpatrick, L (1, 2) OBP: 0.306, SLG: 0.350		0-0 1B 1-3		4-0 2B BB		0-0 4-3	0-0 F9		
Dick Drago, R (1, 1) OBP: 0.220, SLG: 0.173		0-0 CS 3-H	0-3 K	0-0 2B 1-H 2-H		0-0 L6	0-0 6-3		

Inning Stats	R: 0	H: 0	E: 0	K: 1	S: 5	LOB: 0	BB: 0	P: 5
	R: 1	H: 3	E: 0	K: 0	S: 5	LOB: 1	BB: 0	P: 5
	R: 1	H: 1	E: 0	K: 1	S: 6	LOB: 2	BB: 2	P: 14
	R: 2	H: 2	E: 0	K: 0	S: 5	LOB: 1	BB: 1	P: 9
	R: 0	H: 2	E: 0	K: 0	S: 5	LOB: 2	BB: 0	P: 5
	R: 0	H: 1	E: 0	K: 0	S: 4	LOB: 1	BB: 0	P: 4
	R: 2	H: 2	E: 0	K: 0	S: 5	LOB: 2	BB: 2	P: 13
	R: 1	H: 2	E: 0	K: 0	S: 5	LOB: 1	BB: 0	P: 5

PITCHER															PITCHER																			
IP	WLS	BF	H	R	ER	SO	BB	IBB	HBP	BLK	WP	HR	S	P	ERA	WHIP	IP	WLS	BF	H	R	ER	SO	BB	IBB	HBP	BLK	WP	HR	S	P	ERA	WHIP	
Jim Slaton, R (1, 1) ERA: 3.91	4.0	L	20	6	4	4	2	2	1	0	1	1	21	33	9.00	2.000																		
Lew Krausse, R (5, 1) ERA: 3.23	2.0		9	3	0	0	0	0	0	0	0	0	9	9	0.00	1.500																		
Floyd Weaver, R (7, 1) ERA: 5.52	0.1		5	2	2	2	0	1	1	0	0	0	3	11	54.00	9.000																		
John Morris, L (7, 1) ERA: 3.4	1.2		7	2	1	1	0	0	0	0	0	0	7	7	5.40	1.200																		

AB R H RBI BB SO LOB

5	2	3	0	0	0	1
4	0	0	0	1	0	3
3	1	1	1	1	1	1
4	2	4	2	1	0	0
5	0	0	0	0	0	7
3	0	0	0	1	0	2
4	1	3	2	0	0	2
3	1	1	0	1	0	2
4	0	1	2	0	1	2

1B: 8	SF: 1	WP: 0	PA: 42
2B: 3	SAC: 0	PB: 0	
3B: 1	DP: 0	SB: 0	
HR: 1	HBP: 0	CS: 1	

Milwaukee Brewers @ Kansas City Royals
Municipal Stadium, Kansas City, MO
Sun Aug 08 1971, 4:33 AM EDT
Att: 16,758 - Unknown - 83 F

livebaseballscorecards.com

AB	35
R	7
H	13
RBI	7
BB	5
SO	2
LOB	20



Batter	1	2	3	4	5	6	7	8	9	AB R H RBI BB SO LOB	TOP											
Freddie Patek, R (1, 6) OBP: 0.319, SLG: 0.363	0-0 E HR 1B	0-0 F8			0-0 F7		0-0 P4	0-0 L9		5 1 1 0 0 0 3	Kansas City Royals @ Washington Senators Robert F. Kennedy Memorial Stadium, Washington, DC Tue Aug 10 1971, 7:05 PM EDT Unknown livebaseballscorecards.com											
Joe Keough, L (1, 9) OBP: 0.337, SLG: 0.328	0-0 E3 HR 1-2	0-0 3-1			4-0 1B BB		0-0 1-3		0-0 4-3 1B 1B	4 2 1 0 1 0 2												
Amos Otis, R (1, 8) OBP: 0.367, SLG: 0.495	0-0 F8				0-0 G6-3 1B		0-0 F8		0-0 4-3	5 0 1 0 0 0 3												
Gail Hopkins, L (1, 3) OBP: 0.397, SLG: 0.494	0-0 HR 1-H 2-H				0-0 G6-3 1-2f			0-0 F9	4-0 1B 1B SF8 IBB	4 2 1 3 1 0 2												
Cookie Rojas, R (1, 4) OBP: 0.367, SLG: 0.418	4-0 BB				0-0 6-3		0-0 4-3	4-0 1B SF9 BB	0-0 1-2 2-H 1B	3 1 1 1 2 0 0												
Lou Piniella, R (1, 7) OBP: 0.306, SLG: 0.375	0-0 L9				0-0 1B G5-4-3 1B		0-0 4-3	0-0 1-3 1B 1B	0-0 1-2 2-3 1B	5 2 3 0 0 0 1												
Paul Schaal, R (1, 5) OBP: 0.384, SLG: 0.382	0-0 6-3				0-0 1-3 G5-4-3 1B		0-0 2B 1B	0-0 SF9	0-0 SF8	3 1 2 2 0 0 1 0 0 0 0 0 0 0												
Bobby Floyd, R (9, 5) OBP: 0.286, SLG: 0.118								1-2 3-H	3-H													
Dennis Paepke, R (1, 2) OBP: 0.270, SLG: 0.343					0-0 P3 1-2f 3-H		0-0 G5-4-3	0-0 E 1B	0-0 4-3	5 0 2 2 0 0 3												
Al Fitzmorris, S (1, 1) OBP: 0.190, SLG: 0.190					0-0 K 0-3		0-0 G3	0-0 E6 1-2		3 0 1 0 0 1 1 1 0 0 0 0 0 1												
Jim York, R (6, 1) OBP: 0.200, SLG: 0.429																						
Inning Stats	R: 3 E: 1 K: 0 S: 6	H: 2 LOB: 1 BB: 1 P: 10	R: 0 E: 0 K: 0 S: 4	H: 1 LOB: 1 BB: 0 P: 4	R: 0 E: 0 K: 0 S: 3	H: 0 LOB: 0 BB: 0 P: 3	R: 1 E: 0 K: 1 S: 6	H: 2 LOB: 0 BB: 0 P: 6	R: 0 E: 0 K: 0 S: 3	H: 1 LOB: 1 BB: 1 P: 7	R: 1 E: 0 K: 0 S: 5	H: 2 LOB: 1 BB: 0 P: 5	R: 0 E: 0 K: 0 S: 3	H: 0 LOB: 0 BB: 0 P: 3	R: 2 E: 1 K: 0 S: 6	H: 2 LOB: 2 BB: 1 P: 10	R: 2 E: 0 K: 0 S: 6	H: 3 LOB: 2 BB: 1 P: 10	1B: 11 2B: 1 3B: 0 HR: 1	SF: 2 SAC: 0 DP: 2 HBP: 0	WP: 0 PB: 1 SB: 0 CS: 0	PA: 44
PITCHER	IP WLS BF H R ER SO BB IBB HBP BLK WP HR S P ERA WHIP																					
Dick Bosman, R (1, 1) ERA: 3.95	6.0 L 27 8 5 4 1 2 0 0 0 0 0 1 27 35 6.00 1.667																					
Denny Riddleberger, L (7, 1) ERA: 3.88	1.0 3 0 0 0 0 0 0 0 0 0 0 0 3 3 0.00 0.000																					
Casey Cox, R (8, 1) ERA: 3.34	2.0 14 5 4 4 0 1 1 0 0 0 0 0 12 20 18.00 3.000																					



Batter	1	2	3	4	5	6	7	8	9	AB	R	H	RBI	BB	SO	LOB
Del Unser, L OBP: 0.342, SLG: 0.366 (1, 8)	0-0 E G4-6-3 1B		0-0 F7		0-0 FC3-6 BB 1-2f		0-0 F5			4	1	1	0	0	0	1
Lenny Randle, S OBP: 0.307, SLG: 0.325 Casey Cox, R OBP: 0.115, SLG: 0.080 (1, 4) (8, 1)	0-0 E5 G4-6-3 1-3		0-3 K		4-0 BB 1-2		0-3 K			3	0	0	0	1	2	1
Don Mincher, L OBP: 0.413, SLG: 0.436 (1, 3)	0-0 G4-6-3 1-2f 3-H		0-0 G3		0-3 K		0-3 K			4	0	0	0	0	2	3
Frank Howard, R OBP: 0.379, SLG: 0.491 (1, 7)	0-3 K			0-0 WP 1B	0-0 F8		0-0 L8			4	1	1	0	0	1	2
Jeff Burroughs, R OBP: 0.314, SLG: 0.406 (1, 9)		0-0 F7		0-0 FC6-4 1B 1-H	0-3 K		0-0 F8			4	0	1	1	0	1	0
Davey Nelson, R OBP: 0.329, SLG: 0.395 (1, 5)		0-0 6-3		0-0 FC6-4 FC5-4 1-2f	0-0 F8		0-0 4-3			4	0	0	0	0	0	1
Paul Casanova, R OBP: 0.243, SLG: 0.305 (1, 2)		0-0 1B 1B		0-0 FC5-4 FC6-4 1-2f	0-0 1B		0-0 F8			4	0	2	0	0	0	1
Toby Harrah, R OBP: 0.297, SLG: 0.284 (1, 6)		0-0 1B 1-2		0-0 FC6-4 1-2f	0-3 K		0-0 4-3			4	0	1	0	0	1	2
Dick Bosman, R OBP: 0.236, SLG: 0.128 Denny Riddleberger, R OBP: 0.363, SLG: 0.385 (1, 1) (7, 1) (7, PH) (8, 4)		0-0 F8			4-0 FC3-6 BB		0-3 K			1	0	0	0	1	0	2
										0	0	0	0	0	0	0
										1	0	0	0	0	1	0

Inning Stats	R: 1	H: 1	E: 1	K: 1	S: 6	LOB: 0	BB: 0	P: 6	R: 0	H: 2	E: 0	K: 0	S: 5	LOB: 2	BB: 0	P: 5	R: 0	H: 0	E: 0	K: 1	S: 5	LOB: 0	BB: 0	P: 5	R: 1	H: 2	E: 0	K: 0	S: 5	LOB: 1	BB: 0	P: 5	R: 0	H: 0	E: 0	K: 1	S: 5	LOB: 2	BB: 2	P: 13	R: 0	H: 1	E: 0	K: 2	S: 8	LOB: 1	BB: 0	P: 8	R: 0	H: 0	E: 0	K: 2	S: 7	LOB: 0	BB: 0	P: 7	R: 0	H: 0	E: 0	K: 1	S: 5	LOB: 0	BB: 0	P: 5	R: 0	H: 0	E: 0	K: 0	S: 3	LOB: 0	BB: 0	P: 3	1B: 6	SF: 0	2B: 0	3B: 0	HR: 0	SAC: 0	DP: 1	HBP: 0	WP: 1	PB: 0	SB: 0	CS: 0	PA: 35
PITCHER	IP	WLS	BF	H	R	ER	SO	BB	IBB	HBP	BLK	WP	HR	S	P	ERA	WHIP																																																																				
Al Fitzmorris, R ERA: 3.73 Jim York, R ERA: 2.84	(1, 1) (6, 1)	5.0 4.0	W S	22 13	5 1	2 0	1 0	3 5	2 0	0 0	0 0	1 0	0 0	26 23	34 23	1.80 0.00	1.400 0.250																																																																				

BOTTOM

Kansas City Royals @ Washington Senators
Robert F. Kennedy Memorial Stadium, Washington, DC

livebaseballscorecards.com

AB	33
R	2
H	6
RBI	1
BB	2
SO	8
LOB	13



Tue Aug 10 1971, 7:05 PM EDT
Unknown

Batter	1	2	3	4	5	6	7	8	9	AB R H RBI BB SO LOB	TOP											
Freddie Patek, R (1, 6) OBP: 0.322, SLG: 0.365	4-0 F9 S BB		0-0 G5-4-3 1B		0-0 G6-4-3 1-2f			0-0 1B 1B		3 1 2 0 1 0 1	Kansas City Royals @ Washington Senators Robert F. Kennedy Memorial Stadium, Washington, DC Tue Aug 10 1971, 7:05 PM EDT Att. 6,409 - Unknown											
Joe Keough, L (1, 9) OBP: 0.336, SLG: 0.326	0-3 K 1-2		0-0 G5-4-3 1-2f			0-0 5-3		0-0 1B 1B		4 0 1 0 0 1 2												
Amos Otis, R (1, 8) OBP: 0.368, SLG: 0.494	0-0 F9 2-3			4-0 4-3 WP 1B BB		0-0 P3		0-0 1B 1B G3-6-3		3 1 1 1 1 0 1												
Gail Hopkins, L (1, 3) OBP: 0.389, SLG: 0.483	0-0 F9			0-0 4-3 1-3		0-0 3-1		0-0 G3-6-3 1-2f		4 0 0 0 0 0 4												
Cookie Rojas, R (1, 4) OBP: 0.368, SLG: 0.417		0-0 6-3		0-0 WP 4-3 1B			4-0 1B S BB		0-0 P4	3 1 1 1 1 0 0												
Lou Piniella, R (1, 7) OBP: 0.305, SLG: 0.373		0-0 P3		0-0 4-3 1-2			0-0 1B 1H		0-0 F8	4 0 1 1 0 0 1												
Paul Schaal, R (1, 5) OBP: 0.385, SLG: 0.380		4-0 BB		0-0 4-3 2-3			4-0 G3-6-3 BB		0-0 F9	2 0 0 0 2 0 1												
Ed Kirkpatrick, L (1, 2) OBP: 0.303, SLG: 0.347		0-0 F8			0-0 F3		0-0 G3-6-3 1-2f		0-0 F9	3 0 0 0 0 0 2												
Mike Hedlund, R (1, 1) OBP: 0.136, SLG: 0.095			0-3 K		4-0 G6-4-3 BB			0-0 F9		2 0 0 0 1 1 0												
Ted Abernathy, R (8, 1) OBP: 0.111, SLG: 0.111										0 0 0 0 0 0 0												
Inning Stats	R: 0 E: 0 K: 1 S: 5	H: 0 LOB: 1 BB: 1 P: 9	R: 0 E: 0 K: 0 S: 3	H: 0 LOB: 1 BB: 1 P: 7	R: 0 E: 0 K: 1 S: 5	H: 1 LOB: 0 BB: 0 P: 5	R: 1 E: 0 K: 0 S: 4	H: 1 LOB: 1 BB: 1 P: 8	R: 0 E: 0 K: 0 S: 2	H: 0 LOB: 0 BB: 1 P: 6	R: 0 E: 0 K: 0 S: 3	H: 0 LOB: 0 BB: 0 P: 3	R: 1 E: 0 K: 0 S: 2	H: 1 LOB: 0 BB: 2 P: 10	R: 1 E: 0 K: 0 S: 5	H: 3 LOB: 1 BB: 0 P: 5	R: 0 E: 0 K: 0 S: 3	H: 0 LOB: 0 BB: 0 P: 3	1B: 6 2B: 0 3B: 0 HR: 0	SF: 0 SAC: 0 DP: 4 HBP: 0	WP: 2 PB: 0 SB: 2 CS: 0	PA: 34
PITCHER	IP WLS BF H R ER SO BB IBB HBP BLK WP HR S P ERA WHIP																					
Mike Thompson, R (1, 1) ERA: 4.58	7.1 L 29 5 3 3 2 6 0 0 0 2 0 27 51 3.68 1.500																					
Horacio Pina, R (8, 1) ERA: 2.98	0.0 1 1 0 0 0 0 0 0 0 0 0 0 1 1 ∞ ∞																					
Denny Riddleberger, L (8, 1) ERA: 3.83	0.2 1 0 0 0 0 0 0 0 0 0 0 0 1 1 0.00 0.000																					
Casey Cox, R (9, 1) ERA: 3.31	1.0 3 0 0 0 0 0 0 0 0 0 0 0 0 3 3 0.00 0.000																					

livebaseballscores.com

AB	28
R	3
H	6
RBI	3
BB	6
SO	2
LOB	12



Batter	1	2	3	4	5	6	7	8	9	AB	R	H	RBI	BB	SO	LOB
--------	---	---	---	---	---	---	---	---	---	----	---	---	-----	----	----	-----

Del Unser, L <small>(1, 8) OBP: 0.343, SLG: 0.366</small>										3	0	1	0	1	0	1
Lenny Randle, S <small>(1, 4) OBP: 0.300, SLG: 0.317</small>										4	0	0	0	0	1	2
Don Mincher, L <small>(1, 3) OBP: 0.411, SLG: 0.434</small>										4	1	1	0	0	0	1
Frank Howard, R <small>(1, 7) OBP: 0.378, SLG: 0.489</small>										4	0	1	1	0	0	1
Jeff Burroughs, R <small>(1, 9) OBP: 0.308, SLG: 0.371</small>										3	0	0	0	1	3	0
Davey Nelson, R <small>(1, 5) OBP: 0.324, SLG: 0.388</small> Horacio Pina, R <small>(8, 1)</small> Denny Riddleberger, R <small>(8, 1)</small> Casey Cox, R <small>(9, 1) OBP: 0.115, SLG: 0.080</small>										3	0	0	0	0	0	2
Dick Billings, R <small>(1, 2) OBP: 0.288, SLG: 0.338</small>										2	0	0	0	1	0	0
Tim Cullen, R <small>(1, 6) OBP: 0.247, SLG: 0.250</small>										3	0	1	0	0	0	0
Mike Thompson, R <small>(1, 1) OBP: 0.200, SLG: 0.111</small> Bernie Allen, L <small>(8, 5) OBP: 0.361, SLG: 0.383</small>										2	0	0	0	0	1	2
										1	0	0	0	0	0	0

Inning Stats	R: 1	H: 1	E: 0	K: 0	S: 4	LOB: 2	BB: 2	P: 12	R: 0	H: 0	E: 0	K: 0	S: 3	LOB: 0	BB: 0	P: 3	R: 0	H: 0	E: 0	K: 1	S: 5	LOB: 0	BB: 0	P: 3	R: 0	H: 0	E: 0	K: 1	S: 5	LOB: 0	BB: 0	P: 5	R: 0	H: 0	E: 0	K: 1	S: 5	LOB: 0	BB: 0	P: 5	R: 0	H: 1	E: 0	K: 0	S: 4	LOB: 1	BB: 0	P: 4	R: 0	H: 1	E: 0	K: 1	S: 5	LOB: 0	BB: 0	P: 5
--------------	------	------	------	------	------	--------	-------	-------	------	------	------	------	------	--------	-------	------	------	------	------	------	------	--------	-------	------	------	------	------	------	------	--------	-------	------	------	------	------	------	------	--------	-------	------	------	------	------	------	------	--------	-------	------	------	------	------	------	------	--------	-------	------

PITCHER	IP	WLS	BF	H	R	ER	SO	BB	IBB	HBP	BLK	WP	HR	S	P	ERA	WHIP
Mike Hedlund, R <small>ERA: 3.03</small>	(1, 1)	7.0	W	25	2	1	1	4	3	0	0	0	0	30	42	1.29	0.714
Ted Abernathy, R <small>ERA: 2.36</small>	(8, 1)	2.0	S	7	2	0	1	0	0	0	0	0	0	9	9	0.00	1.000

BOTTOM

Kansas City Royals @ Washington Senators
Robert F. Kennedy Memorial Stadium, Washington, DC
 Tue Aug 10 1971, 7:05 PM EDT
 Att. 6,409 - Unknown

AB	29
R	1
H	4
RBI	1
BB	3
SO	5
LOB	9



WP	PA	3B	HR	S	P	ERA	WHIP
0	32	0	0	1	0	0.00	1.000

Batter	1	2	3	4	5	6	7	8	9	AB R H RBI BB SO LOB	TOP								
Freddie Patek, R (1, 6) OBP: 0.323, SLG: 0.365	0-3 K	0-0 F3			0-0 FC6-4 1B					3 0 1 0 0 1 2	Kansas City Royals @ Washington Senators Robert F. Kennedy Memorial Stadium, Washington, DC Wed Aug 11 1971, 7:05 PM EDT Att. 2,799 - Unknown livebaseballscorecards.com								
Joe Keough, L (1, 9) OBP: 0.336, SLG: 0.326	0-0 2B SF9 1B	0-0 P5			0-0 F9					3 1 1 0 0 0 3									
Amos Otis, R (1, 8) OBP: 0.370, SLG: 0.498	0-0 SF9 1-3 2B		0-0 CS 1B		0-0 FC6-4 1-2f					3 0 2 0 0 0 1									
Gail Hopkins, L (1, 3) OBP: 0.388, SLG: 0.477	4-0 FC4-6 IBB		0-3 K 1-2		0-0 4-3					2 0 0 0 1 1 1									
Cookie Rojas, R (1, 4) OBP: 0.365, SLG: 0.415	0-0 SF9 2-3 3-H		0-3 K		0-0 L8					2 0 0 1 0 1 0									
Lou Piniella, R (1, 7) OBP: 0.303, SLG: 0.371	0-0 FC4-6 1-2f		0-0 F8		0-0 F9					2 0 0 0 0 0 2									
Paul Schaal, R (1, 5) OBP: 0.386, SLG: 0.380		0-0 1B 1B		0-0 F9						2 0 1 0 0 0 0									
Ed Kirkpatrick, L (1, 2) OBP: 0.301, SLG: 0.344		0-0 F2		0-0 4-3						2 0 0 0 0 0 1									
Paul Splittorff, L (1, 1) OBP: 0.156, SLG: 0.100		0-0 1B		0-0 F7						2 0 1 0 0 0 0									
Inning Stats	R: 1 E: 0 K: 1 S: 7	H: 2 LOB: 2 BB: 1 P: 11	R: 0 E: 0 K: 0 S: 5	H: 2 LOB: 2 BB: 0 P: 5	R: 0 E: 0 K: 2 S: 7	H: 1 LOB: 0 BB: 0 P: 7	R: 0 E: 0 K: 0 S: 3	H: 0 LOB: 0 BB: 0 P: 3	R: 0 E: 0 K: 0 S: 4	H: 1 LOB: 1 BB: 0 P: 4	R: 0 E: 0 K: 0 S: 2	H: 0 LOB: 0 BB: 0 P: 2	1B: 5 2B: 1 3B: 0 HR: 0	SF: 1 SAC: 0 DP: 0 HBP: 0	WP: 0 PB: 0 SB: 0 CS: 1	PA: 23			
PITCHER Bill Gogolewski, R (1, 1) ERA: 2.76	IP 5.2	WLS L	BF 23	H 6	R 1	ER 1	SO 3	BB 0	IBB 1	HBP 0	BLK 0	WP 0	HR 0	S 28	P 32	ERA 1.59	WHIP 1.059	PITCHER	IP WLS BF H R ER SO BB IBB HBP BLK WP HR S P ERA WHIP

Batter	1	2	3	4	5	6	7	8	9	AB	R	H	RBI	BB	SO	LOB
Davey Nelson, R OBP: 0.320, SLG: 0.383 (1, 5)	0-3 K ①		0-0 4-3 ③							2	0	0	0	0	1	0
Lenny Randle, S OBP: 0.297, SLG: 0.313 (1, 4)	0-0 5-3 ②				0-0 1-3 ①					2	0	0	0	0	0	0
Frank Howard, R OBP: 0.376, SLG: 0.487 (1, 3)	0-0 E6 FC6				0-3 K ②					2	0	0	0	0	1	0
Dick Billings, R OBP: 0.286, SLG: 0.335 (1, 7)	0-0 FC6 1-2f				0-0 6-3 ③					2	0	0	0	0	0	1
Jeff Burroughs, R OBP: 0.317, SLG: 0.405 (1, 9)		0-0 1-3 ①				0-0 4-3 2B				2	0	1	0	0	0	0
Paul Casanova, R OBP: 0.242, SLG: 0.302 (1, 2)		0-3 K ②				0-0 5-3 ①				2	0	0	0	0	1	1
Del Unser, L OBP: 0.342, SLG: 0.364 (1, 8)		0-0 5-3 ③				0-0 4-3 ②				2	0	0	0	0	0	1
Toby Harrah, R OBP: 0.296, SLG: 0.282 (1, 6)			0-0 5-3 ①			0-3 K ③				2	0	0	0	0	1	1
Bill Gogolewski, L OBP: 0.176, SLG: 0.067 (1, 1)			0-3 K ②							1	0	0	0	0	1	0

Inning Stats	R: 0	H: 0	E: 1	LOB: 1	K: 1	BB: 0	S: 6	P: 6
	R: 0	H: 0	E: 0	LOB: 0	K: 1	BB: 0	S: 5	P: 5
	R: 0	H: 0	E: 0	LOB: 0	K: 1	BB: 0	S: 5	P: 5
	R: 0	H: 1	E: 0	LOB: 1	K: 1	BB: 0	S: 6	P: 6

PITCHER	IP	WLS	BF	H	R	ER	SO	BB	IBB	HBP	BLK	WP	HR	S	P	ERA	WHIP
Paul Splittorf, L ERA: 2.37 (1, 1)	5.0	W	17	1	0	0	5	0	0	0	0	0	0	27	27	0.00	0.200

BOTTOM

Kansas City Royals @ Washington Senators
 Robert F. Kennedy Memorial Stadium, Washington, DC

Wed Aug 11 1971, 7:05 PM EDT
 Att. 2,799 - Unknown

livebaseballscores.com

AB	17
R	0
H	1
RBI	0
BB	0
SO	5
LOB	4



WP	HR	S	P	ERA	WHIP
0	0	0	0	0.00	0.200

Batter	1	2	3	4	5	6	7	8	9	AB R H RBI BB SO LOB	TOP											
Freddie Patek, R (1, 6) OBP: 0.324, SLG: 0.366	0-0 F9		0-0 1B			0-0 F9		0-0 G4-6-3 1B		4 0 2 0 0 0 0	Kansas City Royals @ Washington Senators Robert F. Kennedy Memorial Stadium, Washington, DC Thu Aug 12 1971, 7:05 PM EDT Unknown											
Cookie Rojas, R (1, 4) OBP: 0.367, SLG: 0.421	0-0 F7		0-0 CS 1B			0-0 1B 3B		0-0 G4-6-3 1-2f		4 1 2 1 0 0 1												
Amos Otis, R (1, 8) OBP: 0.369, SLG: 0.495	0-0 1-3		0-0 CS 1-2	0-0 L8		0-0 FC5-4 1B		0-0 4-3		4 0 1 1 0 0 0												
Lou Piniella, R (1, 7) OBP: 0.299, SLG: 0.366		0-0 F9		0-0 P3		0-0 FC5-4 1-2f		0-0 5-3		4 0 0 0 0 0 1												
Bob Oliver, R (1, 9) OBP: 0.280, SLG: 0.335		0-3 K		0-0 6-3			0-0 L4 1B 1B		0-0 F7	4 0 1 0 0 1 0												
Chuck Harrison, R (1, 3) OBP: 0.286, SLG: 0.333		0-0 5-3					0-0 G6-4-3 1B			3 0 2 0 0 0 0												
Paul Schaal, R (1, 5) OBP: 0.383, SLG: 0.377			0-0 6-3		0-0 G6-4-3 1-2f		0-0 L4 2-3			3 0 0 0 0 0 3												
Dennis Paepke, R (1, 2) OBP: 0.272, SLG: 0.336			4-0 FC6-4 BB		0-0 6-3		0-0 P6			2 0 0 0 1 0 1												
Ken Wright, R (1, 1) OBP: 0.091, SLG: 0.048			0-0 FC6-4 1B			0-3 K		0-3 K		3 1 0 0 0 2 1												
Tom Burgmeier, L (9, 1) OBP: 0.267, SLG: 0.286			1-2f 1B							0 0 0 0 0 0 0												
Inning Stats	R: 0 E: 0 K: 0 S: 3	H: 0 LOB: 0 BB: 0 P: 3	R: 0 E: 0 K: 1 S: 5	H: 0 LOB: 0 BB: 0 P: 5	R: 1 E: 0 K: 0 S: 4	H: 2 LOB: 1 BB: 1 P: 8	R: 0 E: 0 K: 0 S: 3	H: 0 LOB: 0 BB: 0 P: 3	R: 0 E: 0 K: 0 S: 3	H: 1 LOB: 0 BB: 0 P: 3	R: 1 E: 0 K: 1 S: 7	H: 2 LOB: 1 BB: 0 P: 7	R: 0 E: 0 K: 0 S: 4	H: 2 LOB: 1 BB: 0 P: 4	R: 0 E: 0 K: 1 S: 5	H: 1 LOB: 0 BB: 0 P: 5	R: 0 E: 0 K: 0 S: 3	H: 0 LOB: 0 BB: 0 P: 3	1B: 7 2B: 1 3B: 1 HR: 0	SF: 0 SAC: 0 DP: 3 HBP: 0	WP: 0 PB: 0 SB: 0 CS: 1	PA: 33
PITCHER	IP WLS BF H R ER SO BB IBB HBP BLK WP HR S P ERA WHIP																					
Jim Shellenback, L (1, 1) ERA: 3.41	6.0 L 23 6 2 2 2 1 0 0 0 0 0 0 26 30 3.00 1.167																					
Casey Cox, R (7, 1) ERA: 3.22	3.0 9 2 0 0 1 0 0 0 0 0 0 0 11 11 0.00 0.667																					

livebaseballscorecards.com

AB	31
R	2
H	8
RBI	2
BB	1
SO	3
LOB	7



Batter	1	2	3	4	5	6	7	8	9	AB	R	H	RBI	BB	SO	LOB
Del Unser, L (1, 8) OBP: 0.344, SLG: 0.365	4-0 CS BB		0-3 K		0-0 F9		0-0 BB 1B		0-0 BB 1B	4	0	2	0	1	1	1
Lenny Randle, S (1, 4) OBP: 0.297, SLG: 0.319	0-3 K		0-0 F9		0-0 BB 2B		0-0 F2		0-0 F9	3	0	1	0	0	1	2
Bernie Allen, L (7, PH) OBP: 0.359, SLG: 0.380										1	0	0	0	0	0	1
Dick Billings, R (9, PH) OBP: 0.285, SLG: 0.333										1	0	0	0	0	0	1
Don Mincher, L (1, 3) OBP: 0.415, SLG: 0.438	0-0 BB 2B		0-0 F7		4-0 FC5 BB BB		4-0 BB 1-2		4-0 BB 1-2	2	0	1	0	2	0	1
Frank Howard, R (1, 7) OBP: 0.375, SLG: 0.483	0-0 F7			0-0 1-3	4-0 BB 1-2 2-3		0-0 1-3		0-0 1-3	3	0	0	0	1	0	3
Jeff Burroughs, R (1, 9) OBP: 0.311, SLG: 0.415		0-0 6-3		0-0 BB 2B	0-0 FC5 2-3f		0-0 F9		0-0 F9	4	0	1	0	0	0	3
Davey Nelson, R (1, 5) OBP: 0.318, SLG: 0.380		0-0 BB 1B		0-0 F7		0-0 6-3		0-0 1-3		4	0	1	0	0	0	1
Paul Casanova, R (1, 2) OBP: 0.242, SLG: 0.299		0-0 F7		4-0 BB BB		0-3 K		0-0 F2		3	0	0	0	1	1	1
Tim Cullen, R (1, 6) OBP: 0.245, SLG: 0.248		0-3 K		0-3 K		0-3 K			0-0 4-3	3	0	0	0	0	3	3
Jim Shellenback, L (1, 1) OBP: 0.179, SLG: 0.185			4-0 BB		0-0 4-3		0-0 G3		0-0 1-3	1	0	0	0	1	0	0
Toby Harrah, R (7, 6) OBP: 0.294, SLG: 0.280										2	0	0	0	0	0	0
Casey Cox, R (7, 1) OBP: 0.115, SLG: 0.080										0	0	0	0	0	0	0
Tom McCraw, L (9, PH) OBP: 0.280, SLG: 0.406										1	0	0	0	0	0	0

Inning Stats	R: 0	H: 1	E: 0	LOB: 1	K: 1	S: 5	P: 9	R: 0	H: 1	E: 0	LOB: 1	K: 1	S: 6	P: 6	R: 0	H: 0	E: 0	LOB: 1	K: 1	S: 5	R: 0	H: 1	E: 0	LOB: 2	K: 1	S: 6	P: 10	R: 0	H: 1	E: 0	LOB: 3	K: 0	S: 4	P: 12	R: 0	H: 0	E: 0	LOB: 0	K: 2	S: 7	P: 7	R: 0	H: 1	E: 0	LOB: 2	K: 0	S: 4	P: 8	R: 0	H: 0	E: 0	LOB: 0	K: 0	S: 3	P: 3	R: 0	H: 1	E: 0	LOB: 1	K: 0	S: 4	P: 4	1B: 3	SF: 0	2B: 3	SAC: 0	3B: 0	DP: 0	HR: 0	HBP: 0	WP: 0	PA: 38
--------------	------	------	------	--------	------	------	------	------	------	------	--------	------	------	------	------	------	------	--------	------	------	------	------	------	--------	------	------	-------	------	------	------	--------	------	------	-------	------	------	------	--------	------	------	------	------	------	------	--------	------	------	------	------	------	------	--------	------	------	------	------	------	------	--------	------	------	------	-------	-------	-------	--------	-------	-------	-------	--------	-------	--------


PITCHER	IP	WLS	BF	H	R	ER	SO	BB	IBB	HBP	BLK	WP	HR	S	P	ERA	WHIP
Ken Wright, R (1, 1) ERA: 2.7	8.2	W	37	6	0	0	6	6	0	0	0	0	0	43	67	0.00	1.385
Tom Burgmeier, L (9, 1) ERA: 1.74	0.1	S	1	0	0	0	0	0	0	0	0	0	0	1	1	0.00	0.000

BOTTOM

Kansas City Royals @ Washington Senators
Robert F. Kennedy Memorial Stadium, Washington, DC

livebaseballscores.com

AB	32
R	0
H	6
RBI	0
BB	6
SO	6
LOB	17



WP	PA	ERA	WHIP
0	38		

Thu Aug 12 1971, 7:05 PM EDT
Unknown

Batter 1 2 3 4 5 6 7 8 9 AB R H RBI BB SO LOB TOP

Freddie Patek, R (1, 6) <small>OBP: 0.325, SLG: 0.365</small>	0-0 		4-0 		0-0 		0-0 		0-0 	4 0 1 0 1 0 1
Joe Keough, L (1, 9) <small>OBP: 0.331, SLG: 0.321</small>	0-0 		0-0 				0-0 		0-0 	4 0 0 0 0 0 2
Amos Otis, R (1, 8) <small>OBP: 0.368, SLG: 0.493</small>	0-0 		0-0 				0-0 		0-0 	4 1 1 0 0 0 2
Gail Hopkins, L (1, 3) <small>OBP: 0.385, SLG: 0.469</small> Bobby Floyd, R (8, PR) <small>OBP: 0.286, SLG: 0.118</small> Dennis Paepke, R (8, 2) <small>OBP: 0.272, SLG: 0.336</small>	0-0 			0-0 			0-0 		1-0 	3 0 0 0 0 0 2 0 0 0 0 0 0 0 0 0 0 0 0 0 0
Cookie Rojas, R (1, 4) <small>OBP: 0.368, SLG: 0.420</small>		0-0 		0-0 			0-0 		4-0 	3 0 1 1 1 0 0
Ed Kirkpatrick, L (1, 7) <small>OBP: 0.302, SLG: 0.344</small> Chuck Harrison, R (8, PH) <small>OBP: 0.283, SLG: 0.330</small>		0-3 		0-0 			0-0 		0-0 	3 0 1 0 0 1 1 1 0 0 0 0 0 3
Paul Schaal, R (1, 5) <small>OBP: 0.384, SLG: 0.377</small>		4-0 		0-0 			0-0 		0-0 	3 0 1 0 1 0 4
Buck Martinez, R (1, 2) <small>OBP: 0.154, SLG: 0.091</small> Lou Piniella, R (7, PH) <small>OBP: 0.299, SLG: 0.365</small> Jim York, R (7, 1) <small>OBP: 0.200, SLG: 0.429</small> Bobby Knopp, R (9, PH) <small>OBP: 0.306, SLG: 0.345</small>		0-3 			0-0 		0-0 		0-0 	2 0 0 0 0 1 1 1 0 0 0 0 0 1 0 0 0 0 0 0 0 1 0 0 0 0 0 0
Lance Clemons, L (1, 1) <small>OBP: 0.282, SLG: 0.336</small> Roger Nelson, R (3, 1) Bob Oliver, R (7, PH) <small>OBP: 0.282, SLG: 0.336</small>			0-0 		0-0 		0-0 		0-3 	1 0 0 0 0 0 0 1 0 0 0 0 0 0 2 0 1 0 0 1 0

Kansas City Royals @ Washington Senators
 Robert F. Kennedy Memorial Stadium, Washington, DC
 Thu Aug 12 1971, 7:05 PM EDT
 Att. 5,477 - Unknown

AB	33
R	1
H	6
RBI	1
BB	3
SO	3
LOB	17



Inning Stats	R: 0	H: 1	R: 0	H: 0	R: 0	H: 0	R: 0	H: 1	R: 0	H: 0	R: 1	H: 1	R: 0	H: 2	R: 0	H: 1	R: 0	H: 0	1B: 6	SF: 0	WP: 0	PA: 37
	E: 0	LOB: 1	E: 0	LOB: 1	E: 0	LOB: 1	E: 0	LOB: 1	E: 0	LOB: 0	E: 1	LOB: 1	E: 0	LOB: 1	E: 0	LOB: 3	E: 0	LOB: 0	2B: 0	SAC: 0	PB: 0	
	K: 0	BB: 0	K: 2	BB: 1	K: 0	BB: 1	K: 0	BB: 0	K: 0	BB: 0	K: 0	BB: 0	K: 0	BB: 0	K: 1	BB: 1	K: 1	BB: 0	3B: 0	DP: 1	SB: 2	
	S: 4	P: 4	S: 7	P: 11	S: 3	P: 7	S: 4	P: 4	S: 3	P: 3	S: 5	P: 5	S: 4	P: 4	S: 4	P: 9	S: 5	P: 5	HR: 0	HBP: 1	CS: 0	

PITCHER	IP	WLS	BF	H	R	ER	SO	BB	IBB	HBP	BLK	WP	HR	S	P	ERA	WHIP														
Pete Broberg, R (1, 1) <small>ERA: 2.91</small>	7.1	W	32	6	1	0	2	3	0	1	0	0	0	32	45	0.00	1.227														
Paul Lindblad, L (8, 1) <small>ERA: 2.57</small>	0.1		1	0	0	0	0	0	0	0	0	0	0	1	1	0.00	0.000														
Casey Cox, R (8, 1) <small>ERA: 3.18</small>	1.1	S	4	0	0	0	1	0	0	0	0	0	0	6	6	0.00	0.000														

WP: 0	PA: 37
PB: 0	
SB: 2	
CS: 0	

Batter	1	2	3	4	5	6	7	8	9
Davey Nelson, R OBP: 0.311, SLG: 0.371 (1, 5)	0-0 5-3 ①		0-0 P5 ①	0-0 F8 ③			0-3 K ③		
Lenny Randle, S OBP: 0.302, SLG: 0.320 (1, 4)	4-0 BB ②		0-0 1B 1-2 1B ②		0-3 K ①		0-0 F5 ①		
Frank Howard, R OBP: 0.372, SLG: 0.479 Tom McCraw, L OBP: 0.280, SLG: 0.406 (1, 3) (9, 3)	0-3 K ②		0-3 K ②		0-3 K ②		0-0 5-3 ②		
Jeff Burroughs, R OBP: 0.306, SLG: 0.400 Del Unser, L OBP: 0.344, SLG: 0.365 (1, 9) (9, 9)	0-0 F7 ③		0-0 1B 1-3 2-H 1B ③		0-3 K ③		0-3 K ③		
Dick Billings, R OBP: 0.285, SLG: 0.333 (1, 7)		0-0 6-3 ①	0-0 1B 1-3 3-H 1B ①		0-0 F7 ①				
Paul Casanova, R OBP: 0.239, SLG: 0.295 (1, 2)		0-0 P3 ②	0-0 F7 ③		0-3 K ②				
Elliott Maddox, R OBP: 0.314, SLG: 0.258 (1, 8)		0-0 1B ③		0-0 1-3 ①		0-0 P4 ③			
Toby Harrah, R OBP: 0.291, SLG: 0.277 (1, 6)		0-0 P6 ③		0-0 E5 ③		0-3 K ①			
Pete Broberg, R OBP: 0.087, SLG: 0.045 Paul Lindblad, L OBP: 0.211, SLG: 0.316 Casey Cox, R OBP: 0.115, SLG: 0.080 (1, 1) (8, 1) (8, 1)			4-0 1B BB ②	0-3 K ②		0-3 K ②			

Inning Stats	R: 0 E: 0 K: 1 S: 5	H: 0 LOB: 1 BB: 1 P: 9	R: 0 E: 0 K: 0 S: 4	H: 1 LOB: 1 BB: 0 P: 4	R: 2 E: 0 K: 1 S: 8	H: 3 LOB: 2 BB: 1 P: 12	R: 0 E: 1 K: 1 S: 6	H: 0 LOB: 1 BB: 0 P: 6	R: 0 E: 0 K: 3 S: 9	H: 0 LOB: 0 BB: 0 P: 9	R: 0 E: 0 K: 1 S: 5	H: 0 LOB: 0 BB: 0 P: 5	R: 0 E: 0 K: 3 S: 9	H: 0 LOB: 0 BB: 0 P: 9	R: 0 E: 0 K: 1 S: 5	H: 0 LOB: 0 BB: 0 P: 5
1B: 4 2B: 0 3B: 0 HR: 0	SF: 0 SAC: 0 DP: 0 HBP: 0	WP: 0 PB: 0 SB: 0 CS: 0														

PITCHER	IP	WLS	BF	H	R	ER	SO	BB	IBB	HBP	BLK	WP	HR	S	P	ERA	WHIP
Lance Clemons, L ERA: 5.49 (1, 1)	2.0		8	1	0	0	1	1	0	0	0	0	0	9	13	0.00	1.000
Roger Nelson, R ERA: 5.49 (3, 1)	4.0	L	17	3	2	2	6	1	0	0	0	0	0	28	32	4.50	1.000
Jim York, R ERA: 2.77 (7, 1)	2.0		6	0	0	0	4	0	0	0	0	0	0	14	14	0.00	0.000

BOTTOM

Kansas City Royals @ Washington Senators
Robert F. Kennedy Memorial Stadium, Washington, DC

Thu Aug 12 1971, 7:05 PM EDT
 Att. 5,477 - Unknown

livebaseballscorecards.com

AB	29
R	2
H	4
RBI	2
BB	2
SO	11
LOB	10



WP: 0	PA: 31
PB: 0	
SB: 0	
CS: 0	

Batter	1	2	3	4	5	6	7	8	9	AB R H RBI BB SO LOB	TOP	
Freddie Patek, R OBP: 0.326, SLG: 0.373 (1, 6) X	0-0 HR		0-0 CS 1B		0-3 K			0-0 6-3		4 1 2 1 0 1 0		
Joe Keough, L OBP: 0.333, SLG: 0.319 (1, 9) BBB	4-0 G6-4-3 BB		0-0 CS 1-2	4-0 G1 1B BB	0-0 F5			0-0 F8		2 1 0 0 2 0 0		
Amos Otis, R OBP: 0.365, SLG: 0.488 (1, 8) X	0-0 G6-4-3 1-2f			0-0 G1 1-2				0-0 1-3		4 0 0 0 0 0 2		
Gail Hopkins, L OBP: 0.385, SLG: 0.464 Bob Oliver, R OBP: 0.281, SLG: 0.335 (1, 3) X (9, PH) (9, 3)	0-0 L9			4-0 1B 1B BB				0-0 3-1		2 1 0 0 1 1 0 1 0 0 0 0 0 0		
Cookie Rojas, R OBP: 0.367, SLG: 0.418 (1, 4) X		0-0 5-3		0-0 1B 1B				0-0 F7		4 1 1 1 0 0 0		
Lou Piniella, R OBP: 0.301, SLG: 0.376 (1, 7) X		0-0 4-3		0-0 2-H 3-H 1B				0-0 HR		4 1 2 3 0 0 0		
Paul Schaal, R OBP: 0.383, SLG: 0.378 (1, 5) X		0-0 F5		0-0 F7				0-0 F8 2B		4 0 1 0 0 0 1		
Dennis Paepke, R OBP: 0.265, SLG: 0.327 (1, 2) X			0-3 K	0-0 F8				0-0 F7		3 0 0 0 0 1 2		
Dick Drago, R OBP: 0.210, SLG: 0.164 (1, 1) X			0-0 L9		0-0 F9			0-0 6-3		3 0 0 0 0 0 1		
Inning Stats	R: 1 E: 0 K: 0 S: 3 H: 1 LOB: 0 BB: 1 P: 7	R: 0 E: 0 K: 0 S: 3 H: 0 LOB: 0 BB: 0 P: 3	R: 0 E: 0 K: 1 S: 5 H: 1 LOB: 0 BB: 0 P: 5	R: 3 E: 0 K: 0 S: 5 H: 2 LOB: 1 BB: 2 P: 13	R: 0 E: 0 K: 1 S: 5 H: 0 LOB: 0 BB: 0 P: 5	R: 0 E: 0 K: 1 S: 5 H: 0 LOB: 0 BB: 0 P: 5	R: 0 E: 0 K: 0 S: 4 H: 1 LOB: 1 BB: 0 P: 4	R: 0 E: 0 K: 0 S: 3 H: 0 LOB: 0 BB: 0 P: 3	R: 1 E: 0 K: 0 S: 4 H: 1 LOB: 0 BB: 0 P: 4	1B: 3 2B: 1 3B: 0 HR: 2 SF: 0 SAC: 0 DP: 1 HBP: 0	WP: 0 PB: 0 SB: 0 CS: 1 PA: 35	
PITCHER Jim Lonborg, R ERA: 4.62 Sparky Lyle, L ERA: 3.0	IP 8.0 WLS L BF 30 H 5 R 4 ER 4 SO 3 BB 3 IBB 0 HBP 0 BLK 0 WP 0 HR 1 S 33 P 45 ERA 4.50 WHIP 1.000	IP 1.0 WLS L BF 4 H 1 R 1 ER 1 SO 0 BB 0 IBB 0 HBP 0 BLK 0 WP 0 HR 1 S 4 P 4 ERA 9.00 WHIP 1.000	PITCHER IP WLS BF H R ER SO BB IBB HBP BLK WP HR S P ERA WHIP									

Kansas City Royals @ Boston Red Sox
 Fenway Park, Boston, MA
 Fri Aug 13 1971, 7:05 PM EDT
 Att. 22,700 - Unknown - 84 F

livebaseballscorecards.com

AB	31
R	5
H	6
RBI	5
BB	3
SO	3
LOB	6



Batter	1	2	3	4	5	6	7	8	9	AB	R	H	RBI	BB	SO	LOB
--------	---	---	---	---	---	---	---	---	---	----	---	---	-----	----	----	-----

Doug Griffin, R OBP: 0.299, SLG: 0.324 (1, 4)	0-0 8-3 1B		0-3 K			0-0 1B			0-0 F9	4	0	2	0	0	1	0
Luis Aparicio, R OBP: 0.281, SLG: 0.286 (1, 6)	0-0 8-3 1-2f			0-0 G1-6-3 1B		0-0 F7			0-0 6-3	4	0	1	0	0	0	2
Reggie Smith, S OBP: 0.372, SLG: 0.527 (1, 8)	0-0 HR			0-0 G1-6-3 1-2f			0-0 4-3		0-0 2B	4	1	2	1	0	0	1
Carl Yastrzemski, L OBP: 0.390, SLG: 0.415 (1, 7)	0-0 F6		0-3 K				0-0 1-3		0-0 L8	4	0	0	0	0	1	1
Rico Petrocelli, R OBP: 0.354, SLG: 0.461 (1, 5)		0-0 6-3			0-0 G5-4-3 1B		0-0 1B			3	0	2	0	0	0	0
George Scott, R OBP: 0.325, SLG: 0.448 (1, 3)		0-0 G4-6-3 1B			0-0 G5-4-3 1-2f		0-0 1-3			3	0	1	0	0	0	2
Joe Lahoud, L OBP: 0.336, SLG: 0.462 (1, 9)		0-0 G4-6-3 1-2f			0-3 K				0-0 L4-3 1B	3	0	1	0	0	1	1
Bob Montgomery, R OBP: 0.327, SLG: 0.404 (1, 2)			0-0 4-3			0-0 6-3		0-0 L4-3	0-0 F9	3	0	0	0	0	0	1
Jim Lonborg, R OBP: 0.216, SLG: 0.147 (1, 1)			0-3 K			0-0 F3		0-0 F9		2	0	0	0	0	1	0
Mike Fiore, L OBP: 0.294, SLG: 0.233 (8, PH)										1	0	0	0	0	0	0
Sparky Lyle, L OBP: 1.000, SLG: 1.000 (9, 1)										0	0	0	0	0	0	0

Inning Stats	R: 1	H: 2	R: 0	H: 1	R: 0	H: 0	R: 0	H: 1	R: 0	H: 1	R: 0	H: 1	R: 0	H: 1	R: 0	H: 1	R: 0	H: 1	R: 0	H: 1	1B: 7	SF: 0	WP: 0	PA: 31
E: 0	LOB: 0	E: 0	LOB: 0	E: 0	LOB: 0	E: 0	LOB: 0	E: 0	LOB: 1	E: 0	LOB: 1	E: 0	LOB: 0	E: 0	LOB: 1	E: 0	LOB: 1	E: 0	LOB: 1	E: 0	LOB: 0	2B: 3 <td>SAC: 0 <td>PB: 0 </td></td>	SAC: 0 <td>PB: 0 </td>	PB: 0
K: 0	BB: 0	K: 0	BB: 0	K: 2	BB: 0	K: 1	BB: 0	K: 1	BB: 0	K: 0	BB: 0	K: 0	BB: 0	K: 0	BB: 0	K: 0	BB: 0	K: 0	BB: 0	K: 0	BB: 0	3B: 0	DP: 5 <td>SB: 0 </td>	SB: 0
S: 4	P: 4	S: 3	P: 3	S: 7	P: 7	S: 5	P: 5	S: 5	P: 5	S: 4	P: 4	S: 4	P: 3	S: 4	P: 4	S: 4	P: 4	S: 4	P: 4	S: 3	P: 3	HR: 1	HBP: 0 <td>CS: 0</td>	CS: 0

PITCHER	IP	WLS	BF	H	R	ER	SO	BB	IBB	HBP	BLK	WP	HR	S	P	ERA	WHIP
Dick Drago, R ERA: 2.77 (1, 1)	9.0	W	31	9	1	1	4	0	0	0	0	0	1	39	39	1.00	1.000

BOTTOM

Kansas City Royals @ Boston Red Sox
 Fenway Park, Boston, MA
 Fri Aug 13 1971, 7:05 PM EDT
 Att: 22,700 - Unknown - 84 F

AB	31
R	1
H	9
RBI	1
BB	0
SO	4
LOB	8



WP: 0	PA: 31
PB: 0	
SB: 0	
CS: 0	

livebaseballscorecards.com

Batter	1	2	3	4	5	6	7	8	9	AB R H RBI BB SO LOB	TOP											
Freddie Patek, R (1, 6) OBP: 0.327, SLG: 0.370	4-0 E BB 1B BB	0-0 F6		0-0 1-3			4-0 WP E E BB	0-0 6-3		3 2 0 0 2 0 1												
Paul Schaal, R (1, 5) OBP: 0.384, SLG: 0.379	4-0 E 1B BB	0-3 K				0-0 F7	0-3 K		0-0 2B	4 1 1 0 1 2 1												
Amos Otis, R (1, 8) OBP: 0.361, SLG: 0.483	0-0 E1 S 1B 2B	0-3 K				0-0 F8	0-0 F4		0-3 K	5 1 0 0 0 2 4												
Lou Piniella, R (1, 7) OBP: 0.302, SLG: 0.377	0-0 2B 1B 1B					0-0 1B	0-0 E6 E WP		0-0 F8	5 1 2 2 0 0 2												
Cookie Rojas, R (1, 4) OBP: 0.367, SLG: 0.419	0-0 1B 2B					0-3 K	0-0 E3		0-0 5-3	4 1 1 1 1 1 3												
Bob Oliver, R (1, 9) OBP: 0.280, SLG: 0.333	0-0 1B					0-3 K	0-3 K			4 0 1 2 0 2 3												
Chuck Harrison, R (1, 3) OBP: 0.291, SLG: 0.337	0-0 F6					0-0 1B			0-0 1B	4 0 2 0 0 1 2												
Dennis Paepke, R (1, 2) OBP: 0.256, SLG: 0.316	0-0 F6					0-0 5-3	0-3 K		0-0 F7	4 0 0 0 0 1 3												
Al Fitzmorris, S (1, 1) OBP: 0.167, SLG: 0.167	0-3 K					0-0 F7	0-3 K		0-3 K	3 0 0 0 0 2 2												
Jim York, R (7, 1) OBP: 0.188, SLG: 0.400										1 0 0 0 0 1 1												
Inning Stats	R: 5 E: 1 K: 1 S: 9	H: 3 LOB: 1 BB: 2 P: 17	R: 0 E: 0 K: 2 S: 7	H: 0 LOB: 0 BB: 0 P: 7	R: 0 E: 0 K: 2 S: 7	H: 0 LOB: 1 BB: 1 P: 11	R: 0 E: 0 K: 0 S: 3	H: 0 LOB: 0 BB: 0 P: 3	R: 0 E: 0 K: 1 S: 6	H: 1 LOB: 1 BB: 0 P: 6	R: 0 E: 0 K: 2 S: 8	H: 1 LOB: 1 BB: 0 P: 8	R: 1 E: 2 K: 2 S: 9	H: 0 LOB: 2 BB: 1 P: 13	R: 0 E: 0 K: 1 S: 6	H: 1 LOB: 1 BB: 0 P: 6	R: 0 E: 0 K: 1 S: 6	H: 1 LOB: 1 BB: 0 P: 6	1B: 5 2B: 2 3B: 0 HR: 0	SF: 0 SAC: 0 DP: 0 HBP: 0	WP: 1 PB: 0 SB: 1 CS: 0	PA: 41
PITCHER	IP WLS BF H R ER SO BB IBB HBP BLK WP HR S P ERA WHIP																					
Gary Peters, L (1, 1) ERA: 4.86	0.0 L 5 2 5 4 0 2 2 0 0 0 0 0 0 3 11 ∞ ∞																					
Luis Tiant, R (1, 1) ERA: 5.46	7.0 28 3 1 0 10 2 0 0 0 1 0 46 54 0.00 0.714																					
Bobby Bolin, R (8, 1) ERA: 3.97	2.0 8 2 0 0 2 0 0 0 0 0 0 12 12 0.00 1.000																					

Kansas City Royals @ Boston Red Sox
 Fenway Park, Boston, MA
 Sat Aug 14 1971, 3:33 AM EDT
 Att. 21,325 - Unknown - 74 F

livebaseballscorecards.com

AB	37
R	6
H	7
RBI	5
BB	4
SO	12
LOB	22



Batter	1	2	3	4	5	6	7	8	9	AB R H RBI BB SO LOB
Doug Griffin, R OBP: 0.306, SLG: 0.337 (1, 4)	0-0 2B		0-0 F4		0-0 1B		0-0 1B		0-0 2B	5 0 4 0 0 0 0
John Kennedy, R OBP: 0.337, SLG: 0.423 (1, 6)	4-0 BB		0-0 1B		0-0 G1-6-3		0-0 1B		0-0 5-3	4 0 2 0 1 0 2
Reggie Smith, S OBP: 0.369, SLG: 0.522 (1, 8)	0-0 F3		0-3 K			0-0 3-1	0-3 K2-3		0-3 K	5 0 0 0 0 3 6
Carl Yastrzemski, L OBP: 0.391, SLG: 0.418 (1, 7)	0-0 G4-6-3		0-0 F5			0-0 WP SF8		0-0 BB		4 1 2 0 0 0 3
Rico Petrocelli, R OBP: 0.355, SLG: 0.459 (1, 5)		0-0 6-3		4-0 BB		4-0 BB		0-3 K		2 0 0 0 2 1 1
George Scott, R OBP: 0.324, SLG: 0.447 (1, 3)		0-0 G3 1B		0-3 K		0-0 SF8		0-0 F4		3 0 1 1 0 1 2
Joe Lahoud, L OBP: 0.340, SLG: 0.459 (1, 9)		0-0 G3 1B		0-0 F9		0-0 FC1-4-6		4-0 BB		3 0 1 0 1 0 2
Bob Montgomery, R OBP: 0.319, SLG: 0.393 (1, 2)		0-0 G3		0-3 K			0-3 K	0-3 K		4 0 0 0 0 3 5
Gary Peters, L OBP: 0.284, SLG: 0.325 (1, 1)		0-0 L8			0-0 6-3		0-3 K		0-0 F8	0 0 0 0 0 0 0
Luis Tiant, R OBP: 0.125, SLG: 0.188 (1, 1)										2 0 0 0 0 0 2
Phil Gagliano, R OBP: 0.440, SLG: 0.429 (7, PH)										1 0 0 0 0 1 0
Bobby Bolin, R OBP: 0.273, SLG: 0.273 (8, 1)										0 0 0 0 0 0 0
Billy Conigliaro, R OBP: 0.321, SLG: 0.448 (9, PH)										1 0 0 0 0 0 0

BOTTOM

Kansas City Royals @ Boston Red Sox
 Fenway Park, Boston, MA
 Sat Aug 14 1971, 3:33 AM EDT
 Att: 21,325 - Unknown - 74 F

livebaseballscorecards.com

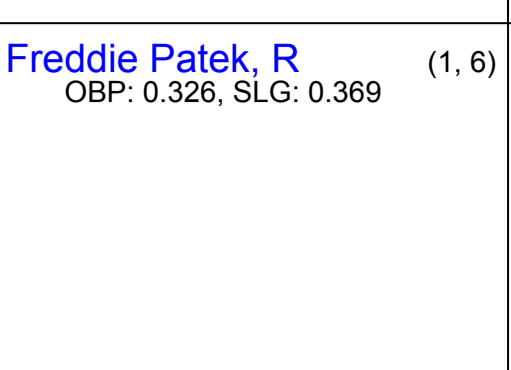
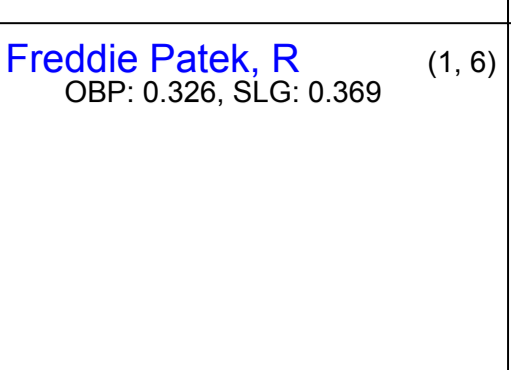
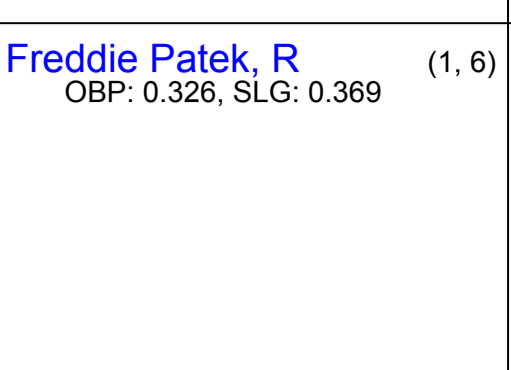
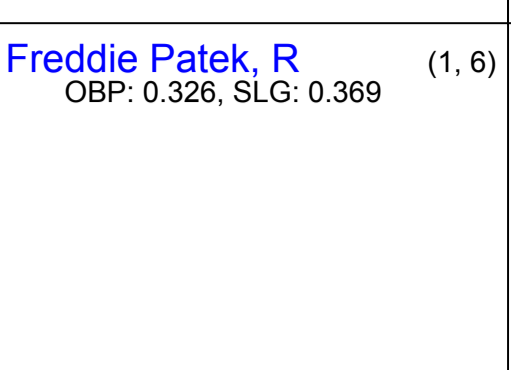
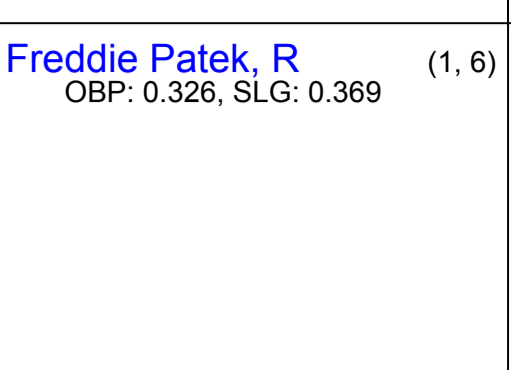
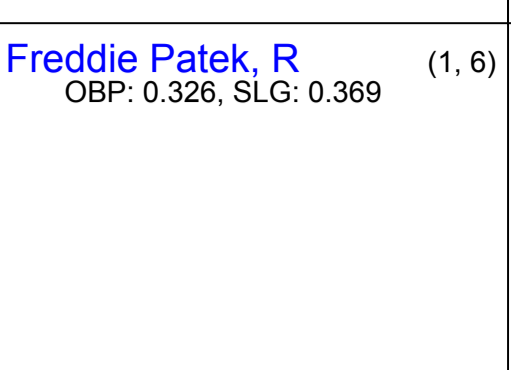
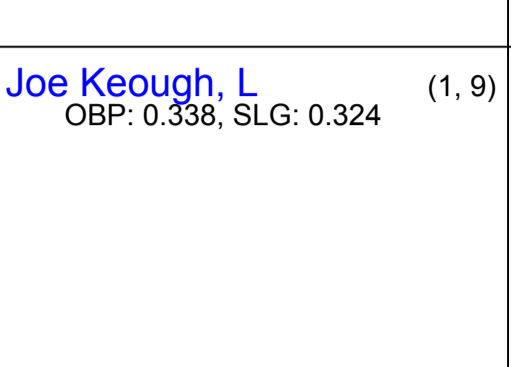
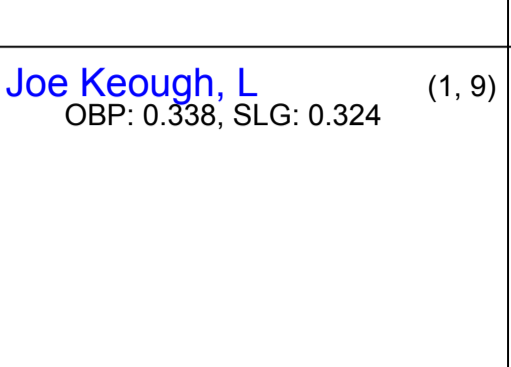
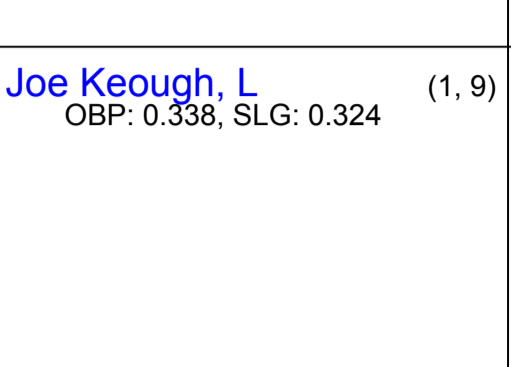
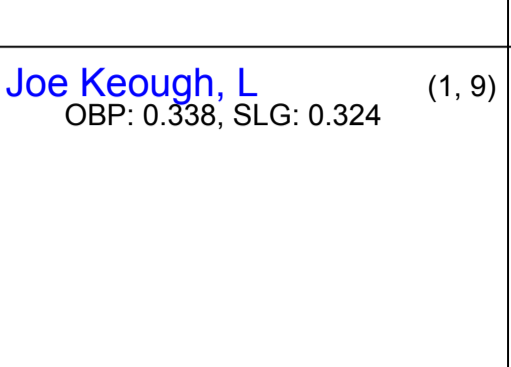
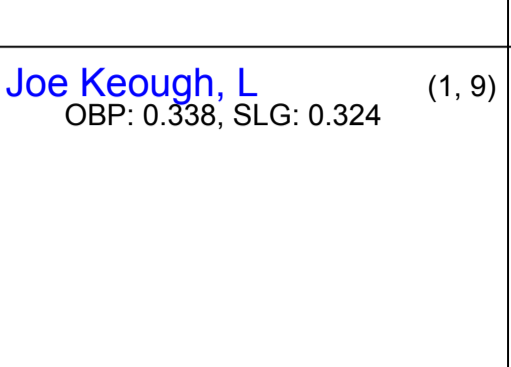
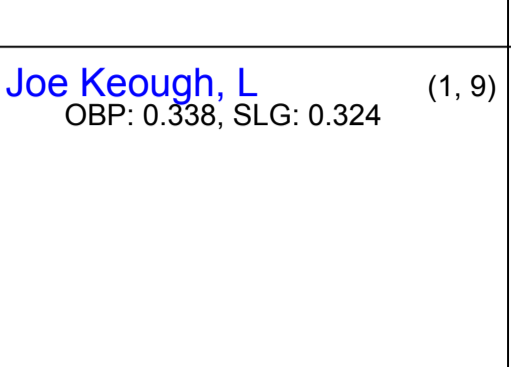
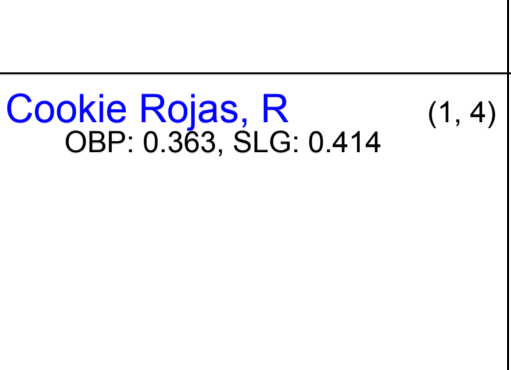
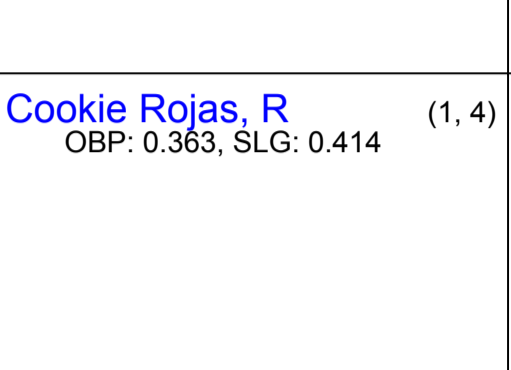
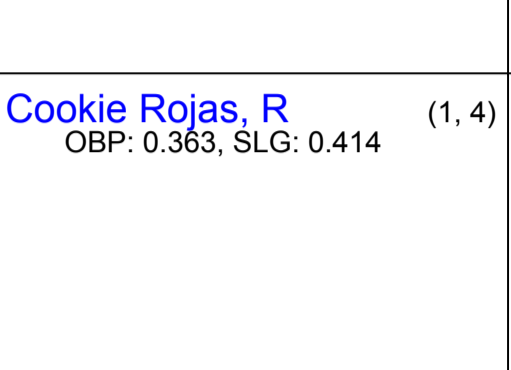
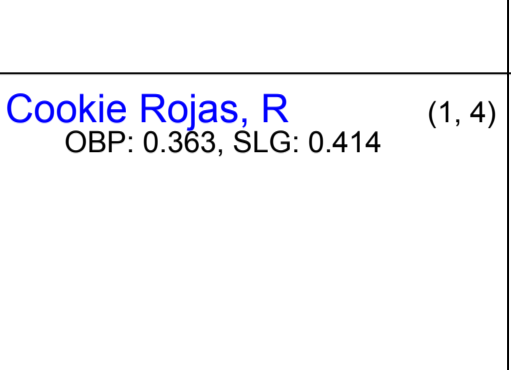
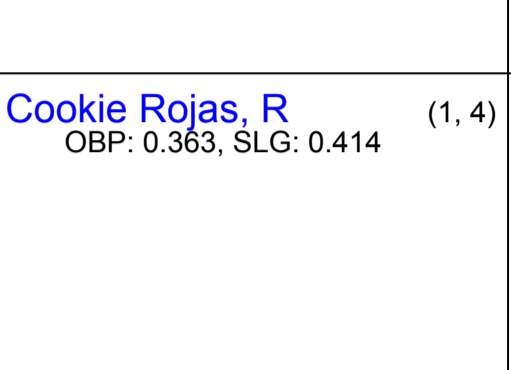
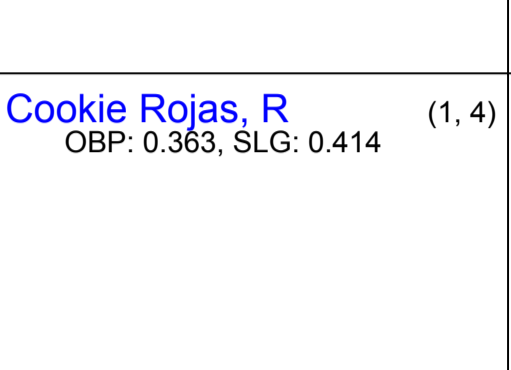
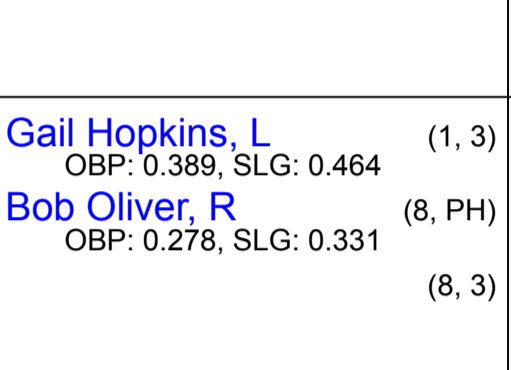
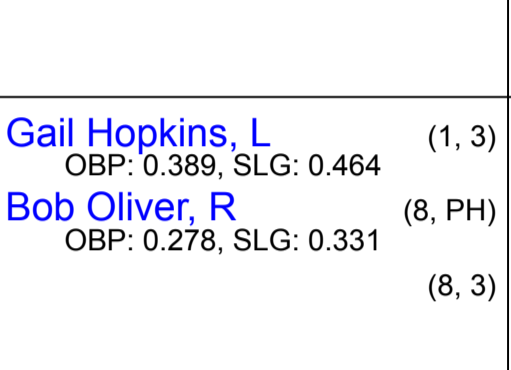
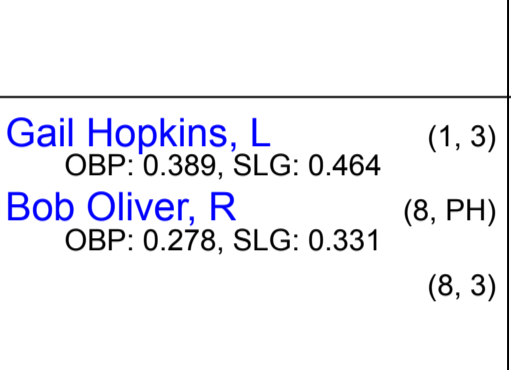
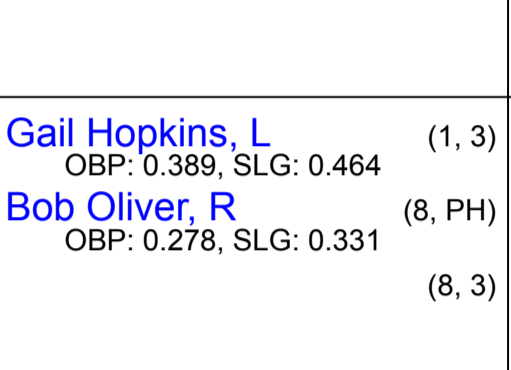
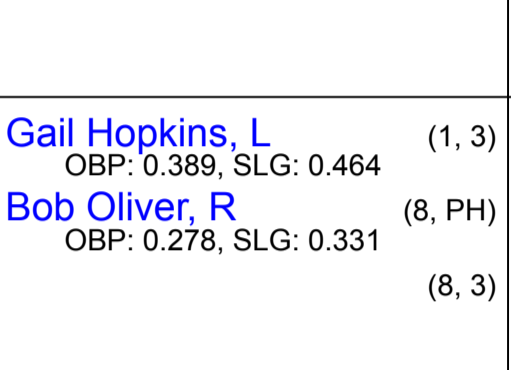
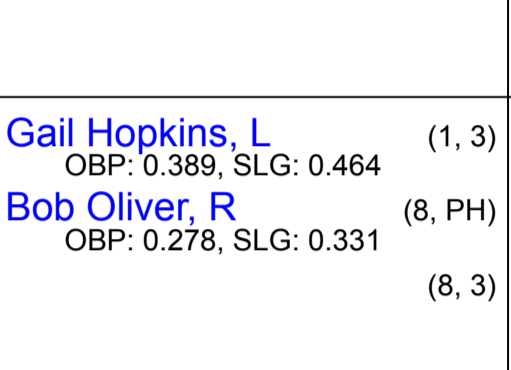
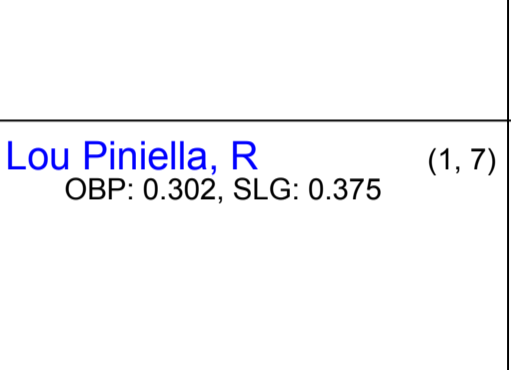
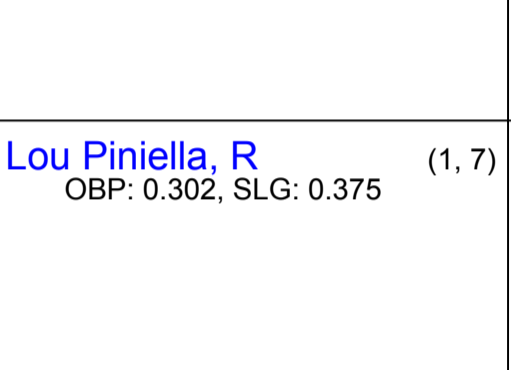
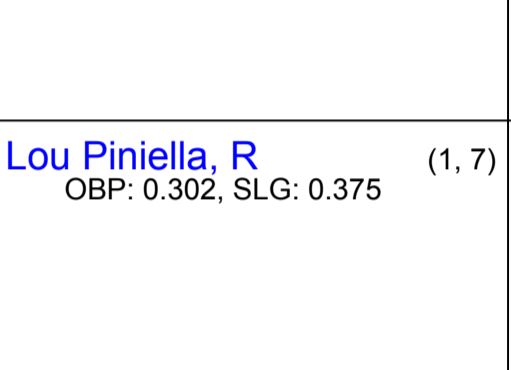
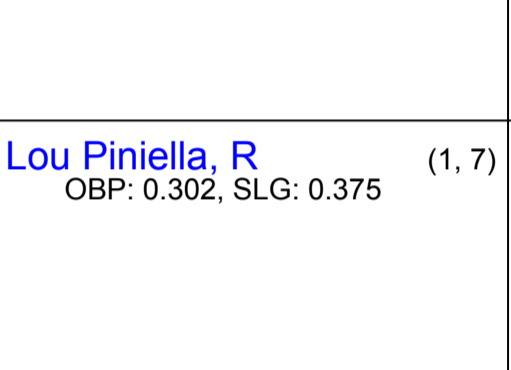
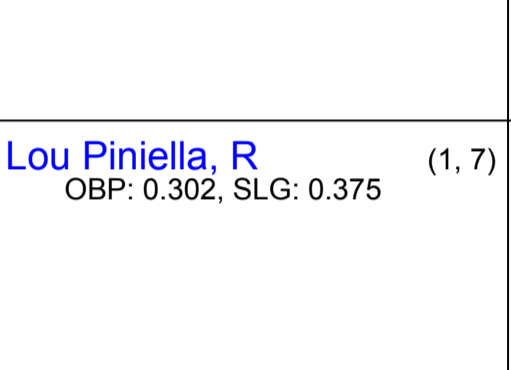
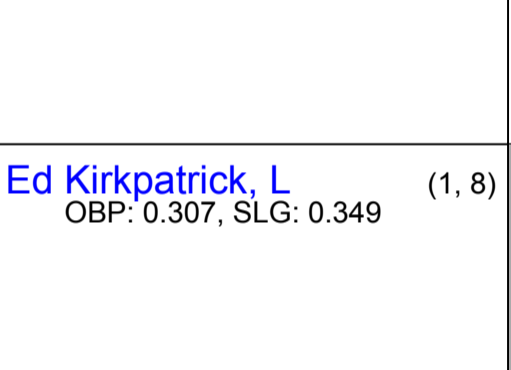
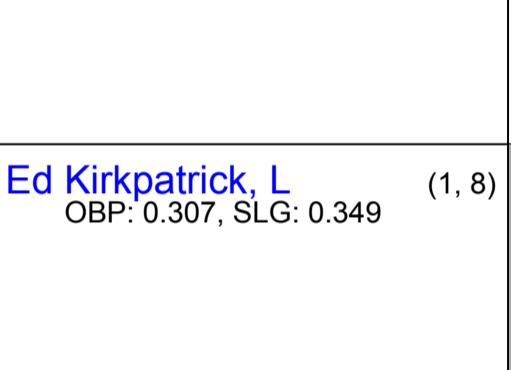
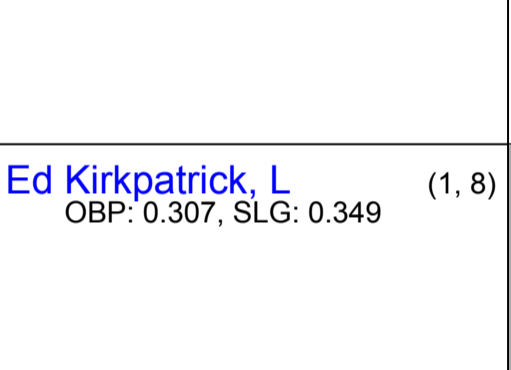
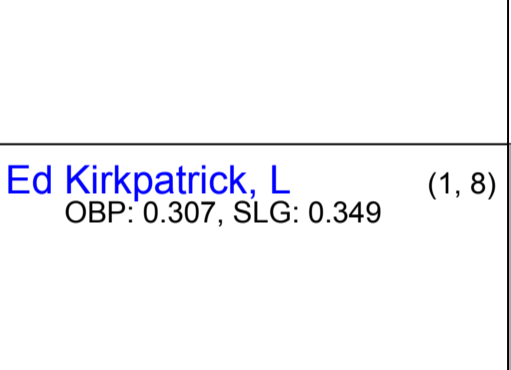
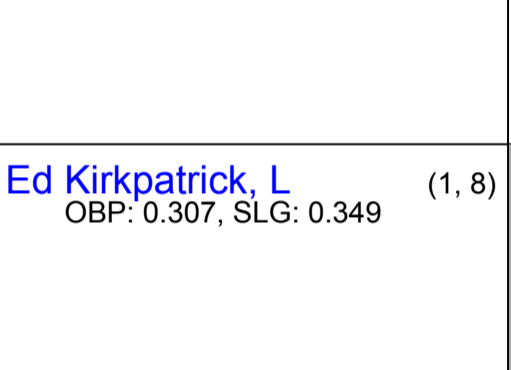
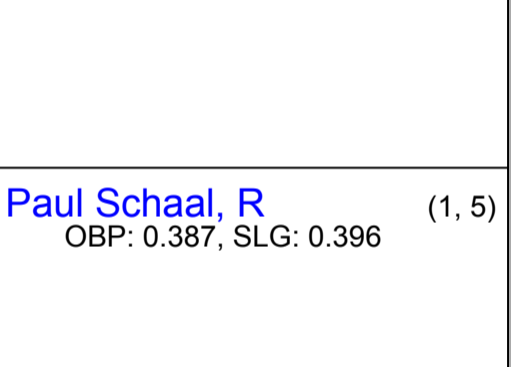
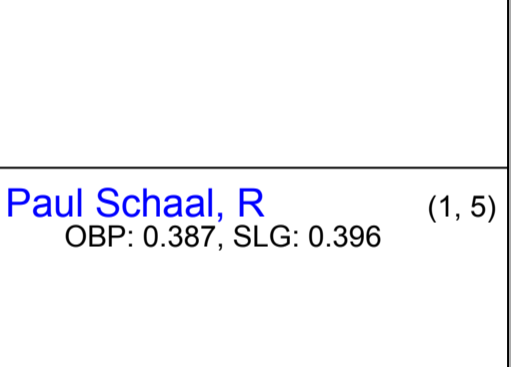
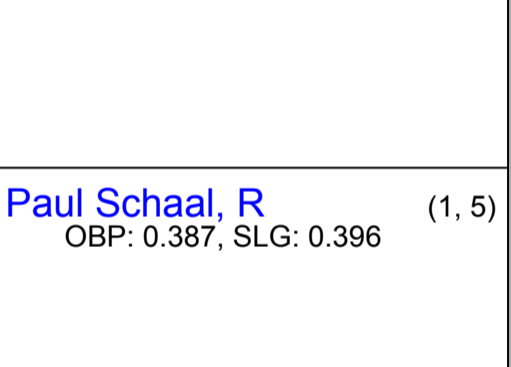
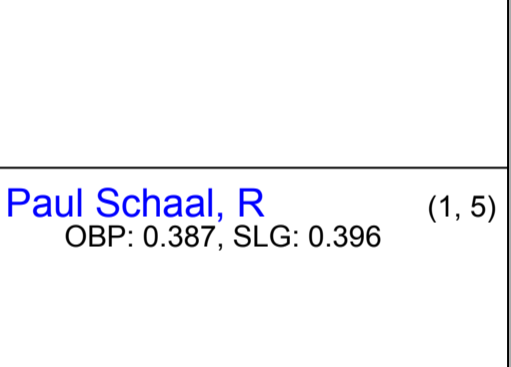
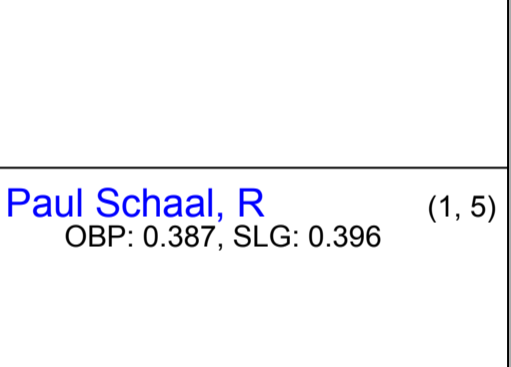
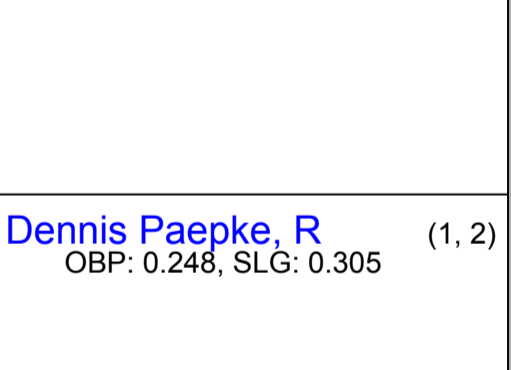
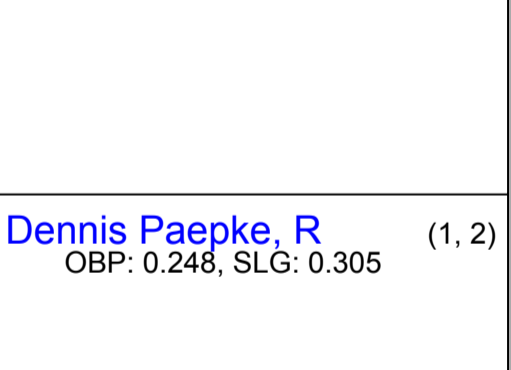
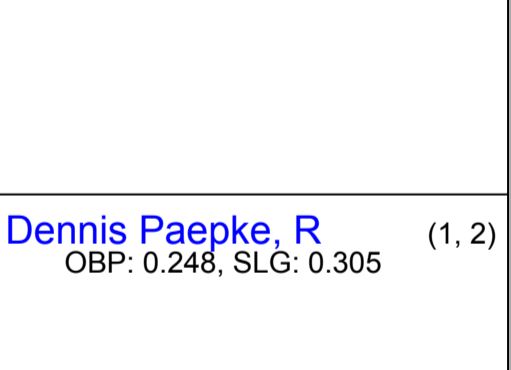
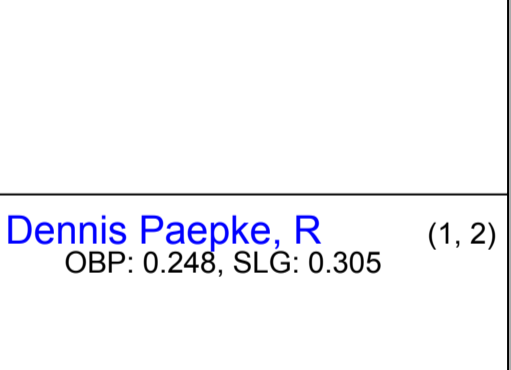
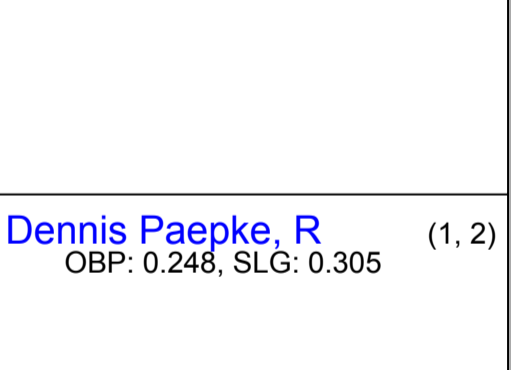
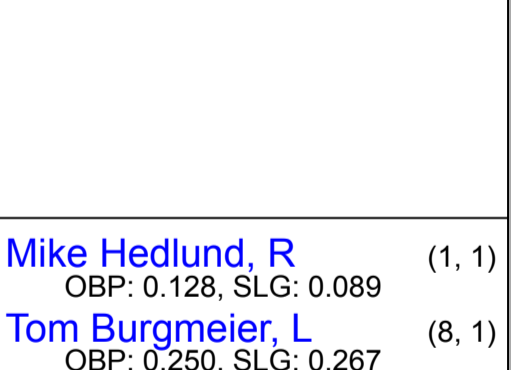
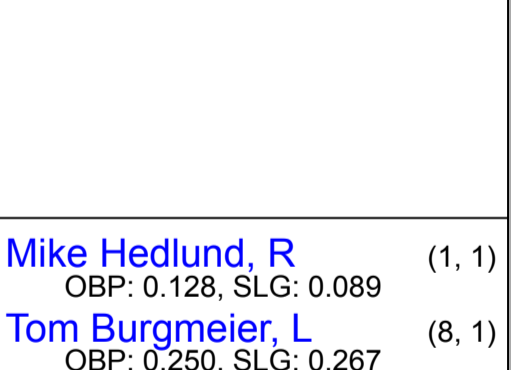
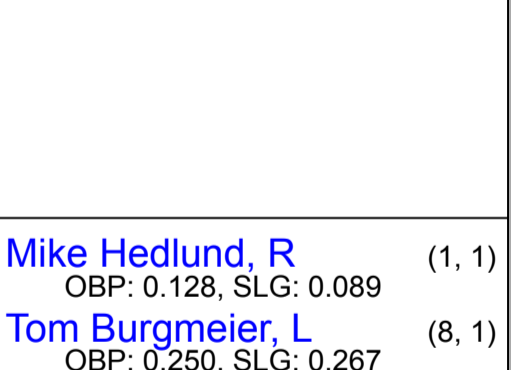
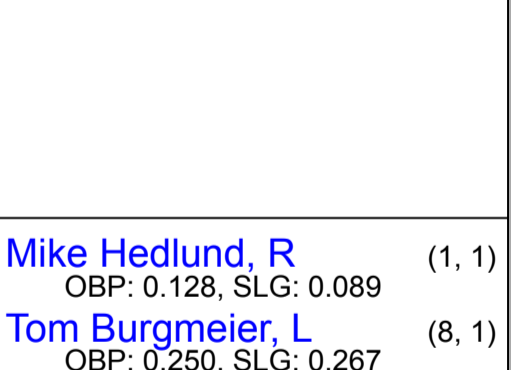
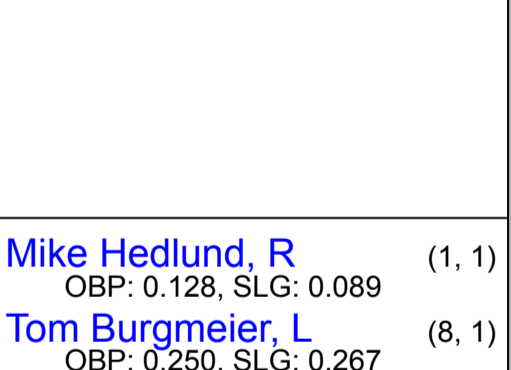
AB	34
R	1
H	10
RBI	1
BB	4
SO	9
LOB	23



Inning Stats	R: 0	H: 1	E: 0	LOB: 1	K: 0	BB: 1	S: 3	P: 7
	R: 0	H: 2	E: 0	LOB: 2	K: 0	BB: 0	S: 5	P: 5
	R: 0	H: 1	E: 0	LOB: 1	K: 1	BB: 0	S: 6	P: 6
	R: 0	H: 0	E: 0	LOB: 1	K: 2	BB: 1	S: 7	P: 11
	R: 0	H: 1	E: 0	LOB: 0	K: 0	BB: 0	S: 3	P: 3
	R: 1	H: 1	E: 0	LOB: 1	K: 0	BB: 1	S: 4	P: 8
	R: 0	H: 2	E: 0	LOB: 2	K: 3	BB: 0	S: 11	P: 11
	R: 0	H: 1	E: 0	LOB: 2	K: 2	BB: 1	S: 8	P: 12
	R: 0	H: 1	E: 0	LOB: 1	K: 1	BB: 0	S: 6	P: 6
	1B: 7	SF: 1	2B: 3	SAC: 0	3B: 0	DP: 2	HR: 0	HBP: 0
	WP: 1	PA: 39	PB: 0	SB: 0	CS: 0			

PITCHER	IP	WLS	BF	H	R	ER	SO	BB	IBB	HBP	BLK	WP	HR	S	P	ERA	WHIP
Al Fitzmorris, R ERA: 3.54 (1, 1)	6.0	W	25	6	1	1	3	3	0	0	0	1	0	28	40	1.50	1.500
Jim York, R ERA: 2.67 (7, 1)	3.0	S	14	4	0	0	6	1	0	0	0	0	0	25	29	0.00	1.667

Batter	1	2	3	4	5	6	7	8	9	AB R H RBI BB SO LOB	TOP
--------	---	---	---	---	---	---	---	---	---	----------------------	-----

Freddie Patek, R <small>OBP: 0.326, SLG: 0.369</small> (1, 6) 										5 0 1 0 0 1 0	
Joe Keough, L <small>OBP: 0.338, SLG: 0.324</small> (1, 9) 										5 0 3 0 0 0 1	
Cookie Rojas, R <small>OBP: 0.363, SLG: 0.414</small> (1, 4) 										5 0 0 0 0 0 6	
Gail Hopkins, L <small>OBP: 0.389, SLG: 0.464</small> (1, 3) Bob Oliver, R <small>OBP: 0.278, SLG: 0.331</small> (8, PH) <small>(8, 3)</small> 										2 1 1 0 0 0 1 2 0 0 0 0 0 2	
Lou Piniella, R <small>OBP: 0.302, SLG: 0.375</small> (1, 7) 										4 0 1 0 0 1 2	
Ed Kirkpatrick, L <small>OBP: 0.307, SLG: 0.349</small> (1, 8) 										2 3 1 0 2 0 2	
Paul Schaaf, R <small>OBP: 0.387, SLG: 0.396</small> (1, 5) 										4 1 3 5 0 0 1	
Dennis Paepke, R <small>OBP: 0.248, SLG: 0.305</small> (1, 2) 										4 0 0 0 0 0 3	
Mike Hedlund, R <small>OBP: 0.128, SLG: 0.089</small> (1, 1) Tom Burgmeier, L <small>OBP: 0.250, SLG: 0.267</small> (8, 1) 										3 0 0 0 0 1 1 1 0 0 0 0 1 0	

Kansas City Royals @ Boston Red Sox
Fenway Park, Boston, MA
Sun Aug 15 1971, 3:33 AM EDT
Att. 22,453 - Unknown - 70 F

AB	37
R	5
H	10
RBI	5
BB	2
SO	4
LOB	19



Inning Stats	R: 0 E: 0 K: 2 S: 8	H: 1 LOB: 2 BB: 0 P: 9	R: 0 E: 0 K: 1 S: 6	H: 1 LOB: 1 BB: 0 P: 6	R: 0 E: 0 K: 0 S: 4	H: 1 LOB: 1 BB: 0 P: 4	R: 0 E: 1 K: 0 S: 4	H: 0 LOB: 1 BB: 0 P: 4	R: 3 E: 0 K: 0 S: 6	H: 3 LOB: 0 BB: 0 P: 6	R: 0 E: 1 K: 0 S: 3	H: 0 LOB: 0 BB: 0 P: 3	R: 1 E: 0 K: 0 S: 4	H: 1 LOB: 1 BB: 1 P: 8	R: 0 E: 0 K: 1 S: 7	H: 2 LOB: 2 BB: 0 P: 7	1B: 7 2B: 2 3B: 1 HR: 1	SF: 0 SAC: 0 DP: 2 HBP: 1	WP: 1 PB: 0 SB: 1 CS: 0	PA: 40
--------------	------------------------------	---------------------------------	------------------------------	---------------------------------	------------------------------	---------------------------------	------------------------------	---------------------------------	------------------------------	---------------------------------	------------------------------	---------------------------------	------------------------------	---------------------------------	------------------------------	---------------------------------	----------------------------------	------------------------------------	----------------------------------	--------

PITCHER	IP	WLS	BF	H	R	ER	SO	BB	IBB	HBP	BLK	WP	HR	S	P	ERA	WHIP											
Ray Culp, R <small>ERA: 3.32</small> (1, 1)	7.0	L	30	7	4	4	3	1	0	1	0	0	1	34	39	5.14	1.143											
Bill Lee, L <small>ERA: 2.4</small> (8, 1)	2.0		10	3	1	1	1	1	0	0	0	1	0	11	15	4.50	2.000											

Batter	1	2	3	4	5	6	7	8	9	AB	R	H	RBI	BB	SO	LOB
Doug Griffin, R (1, 4) OBP: 0.306, SLG: 0.339	0-0 F2		0-0 1B 2B		0-0 5-3		0-0 L8			4	0	1	1	0	0	1
Luis Aparicio, R (1, 6) OBP: 0.283, SLG: 0.291	0-0 1-3		0-0 2-3 1B			0-0 F8		0-0 F9 2B		4	0	2	0	0	0	0
Reggie Smith, S (1, 8) OBP: 0.366, SLG: 0.517	0-0 F9		0-3 K			0-0 F7		0-0 F9 2-3		4	0	0	0	0	1	3
Carl Yastrzemski, L (1, 7) OBP: 0.390, SLG: 0.416		0-0 5-3	0-0 6-3			0-0 E 1B 1B		0-0 6-3		4	0	1	0	0	0	3
Rico Petrocelli, R (1, 5) OBP: 0.354, SLG: 0.457		0-3 K		0-3 K		0-0 E7 1B		0-0 6-3		4	0	1	0	0	2	1
George Scott, R (1, 3) OBP: 0.324, SLG: 0.444		4-0 BB		0-0 F9		0-0 L8		0-0 F8		3	0	0	0	1	0	2
Joe Lahoud, L (1, 9) OBP: 0.335, SLG: 0.452		0-0 F9		0-3 K			0-0 3-1		0-0 F7	3	0	0	0	0	1	1
Phil Gagliano, R (9, PH) OBP: 0.431, SLG: 0.419										1	0	0	0	0	0	0
Bob Montgomery, R (1, 2) OBP: 0.324, SLG: 0.392			4-0 SH1-4 2B BB		0-0 F9		0-0 1B		0-0 F9	3	1	1	0	1	0	0
Ray Culp, R (1, 1) OBP: 0.217, SLG: 0.145			0-0 SH1-4		0-0 6-3					1	0	0	0	0	0	0
Gary Peters, L (7, PH) OBP: 0.280, SLG: 0.321										1	0	0	0	0	0	1
Bill Lee, L (8, 1) OBP: 0.286, SLG: 0.250			1-2							0	0	0	0	0	0	0


Inning Stats	R: 0	H: 0	E: 0	K: 0	S: 3	R: 0	H: 0	E: 0	K: 1	S: 5	R: 1	H: 2	E: 0	K: 1	S: 7	R: 0	H: 0	E: 0	K: 2	S: 7	R: 0	H: 0	E: 1	K: 0	S: 5	R: 0	H: 1	E: 0	K: 0	S: 4	R: 0	H: 1	E: 0	K: 0	S: 4	R: 0	H: 0	E: 0	K: 0	S: 3	R: 0	H: 0	E: 0	K: 0	S: 3	1B: 4	2B: 2	3B: 0	HR: 0	SF: 0	SAC: 1	DP: 0	HBP: 0	WP: 0	PB: 0	SB: 0	CS: 0	PA: 35
--------------	------	------	------	------	------	------	------	------	------	------	------	------	------	------	------	------	------	------	------	------	------	------	------	------	------	------	------	------	------	------	------	------	------	------	------	------	------	------	------	------	------	------	------	------	------	-------	-------	-------	-------	-------	--------	-------	--------	-------	-------	-------	-------	--------

PITCHER	IP	WLS	BF	H	R	ER	SO	BB	IBB	HBP	BLK	WP	HR	S	P	ERA	WHIP
Mike Hedlund, R (1, 1) ERA: 2.95	7.0	W	28	5	1	1	4	2	0	0	0	0	0	34	42	1.29	1.000
Tom Burgmeier, L (8, 1) ERA: 1.69	2.0	S	7	1	0	0	0	0	0	0	0	0	0	7	7	0.00	0.500

BOTTOM

Kansas City Royals @ Boston Red Sox
 Fenway Park, Boston, MA
 Sun Aug 15 1971, 3:33 AM EDT
 Att: 22,453 - Unknown - 70 F

AB	32
R	1
H	6
RBI	1
BB	2
SO	4
LOB	12



Batter	1	2	3	4	5	6	7	8	9	AB R H RBI BB SO LOB	TOP									
Freddie Patek, R (1, 6) OBP: 0.323, SLG: 0.365	0-0 F8		0-0 5-3		0-0 F7			0-0 F7		4 0 0 0 0 0 2	Kansas City Royals @ New York Yankees Yankee Stadium, Bronx, NY Tue Aug 17 1971, 3:33 AM EDT Sunny - 82 F									
Cookie Rojas, R (1, 4) OBP: 0.362, SLG: 0.412	0-0 F6		0-0 6-3		0-0 K	0-3 K		0-0 FC5-4 1B		4 0 1 0 0 1 0										
Amos Otis, R (1, 8) OBP: 0.358, SLG: 0.478	0-0 F8			0-0 F9		0-3 K		0-0 FC5-4 1-2f		4 0 0 0 0 1 1										
Lou Piniella, R (1, 7) OBP: 0.301, SLG: 0.373		0-0 6-3		0-0 5-3		0-0 1B		0-0 6-3		4 0 1 0 0 0 0										
Bob Oliver, R (1, 9) OBP: 0.278, SLG: 0.330		0-0 1B		0-3 K		0-0 4-3		0-0 F9		4 0 1 0 0 1 1										
Chuck Harrison, R (1, 3) OBP: 0.299, SLG: 0.344		0-0 1B		0-0 FC1-5 BB 1B		0-3 K		0-0 F8		4 0 2 0 0 1 0										
Paul Schaal, R (1, 5) OBP: 0.386, SLG: 0.394		0-0 F3		4-0 FC1-5 BB		0-3 K				2 0 0 0 1 1 2										
Dennis Paepke, R (1, 2) OBP: 0.242, SLG: 0.298		0-0 5-3		0-0 F8		0-0 L7				3 0 0 0 0 0 4										
Paul Splittorff, L (1, 1) OBP: 0.147, SLG: 0.094 Bobby Knoop, R (8, PH) OBP: 0.302, SLG: 0.339 Jim York, R (8, 1) OBP: 0.188, SLG: 0.400			0-0 F9		0-0 FC1-5 1-2 2-3f		0-3 K			2 0 0 0 0 0 2 1 0 0 0 0 1 0 0 0 0 0 0 0 0										
Inning Stats	R: 0 E: 0 K: 0 S: 3	H: 0 LOB: 0 BB: 0 P: 3	R: 0 E: 0 K: 0 S: 5	H: 2 LOB: 2 BB: 0 P: 5	R: 0 E: 0 K: 0 S: 3	H: 0 LOB: 0 BB: 0 P: 3	R: 0 E: 0 K: 1 S: 5	H: 0 LOB: 0 BB: 0 P: 5	R: 0 E: 0 K: 2 S: 8	H: 1 LOB: 1 BB: 0 P: 8	R: 0 E: 0 K: 2 S: 7	H: 0 LOB: 0 BB: 0 P: 7	R: 0 E: 0 K: 1 S: 6	H: 1 LOB: 1 BB: 0 P: 6	R: 0 E: 0 K: 0 S: 3	H: 0 LOB: 0 BB: 0 P: 3	1B: 5 2B: 0 3B: 0 HR: 0	SF: 0 SAC: 0 DP: 0 HBP: 0	WP: 0 PB: 0 SB: 0 CS: 0	PA: 33
PITCHER Fritz Peterson, L (1, 1) ERA: 2.96	IP: 9.0 WLS: W BF: 33 H: 5 R: 0 ER: 0 SO: 6 BB: 1 IBB: 0 HBP: 0 BLK: 0 WP: 0 HR: 0 S: 44 P: 48 ERA: 0.00 WHIP: 0.667											PITCHER	IP: 9.0 WLS: W BF: 33 H: 5 R: 0 ER: 0 SO: 6 BB: 1 IBB: 0 HBP: 0 BLK: 0 WP: 0 HR: 0 S: 44 P: 48 ERA: 0.00 WHIP: 0.667							

AB	32
R	0
H	5
RBI	0
BB	1
SO	6
LOB	12



livebaseballscorecards.com

Batter	1	2	3	4	5	6	7	8	9
Horace Clarke, S (1, 4) OBP: 0.324, SLG: 0.313	0-0 5-3		0-0 1B 2B		0-0 F9		0-0 6-3		
Thurman Munson, R (1, 2) OBP: 0.336, SLG: 0.389	0-0 G4-6-3 1B		0-0 2-H 1B		4-0 BB		0-3 K2-3		
Bobby Murcer, L (1, 8) OBP: 0.428, SLG: 0.547	0-0 G4-6-3 1-2f		0-0 L7		0-0 4-3		0-0 3-1		
Roy White, S (1, 7) OBP: 0.385, SLG: 0.478		0-0 E 1B 1B	0-0 6-3		0-0 G6-4-3 1B 1B		0-3 K		
Felipe Alou, R (1, 3) OBP: 0.320, SLG: 0.380		0-0 E5 L6-4 1-2 1B		0-0 G5-4-3 1B		0-0 G6-4-3 1-2 1B			
Danny Cater, R (1, 5) OBP: 0.296, SLG: 0.357		0-0 1-2 2-H 1B		0-0 G5-4-3 1-2f		0-0 G6-4-3 1-2f 2-3			
Ron Swoboda, R (1, 9) OBP: 0.367, SLG: 0.347		0-0 F9		0-0 1-3		0-0 6-3			
Gene Michael, S (1, 6) OBP: 0.328, SLG: 0.311		0-0 L6-4 2-3		0-0 SH3-4 1B		0-0 F9			
Fritz Peterson, S (1, 1) OBP: 0.159, SLG: 0.097			0-0 1-3		0-0 SH3-4 1-2		0-0 F8		

Inning Stats	R: 0 E: 0 K: 0 S: 3	H: 1 LOB: 0 BB: 0 P: 3	R: 1 E: 1 K: 0 S: 5	H: 2 LOB: 1 BB: 0 P: 5	R: 1 E: 0 K: 0 S: 5	H: 2 LOB: 1 BB: 0 P: 5	R: 0 E: 0 K: 0 S: 3	H: 1 LOB: 0 BB: 0 P: 3	R: 0 E: 0 K: 0 S: 4	H: 2 LOB: 1 BB: 0 P: 4	R: 0 E: 0 K: 0 S: 3	H: 0 LOB: 0 BB: 0 P: 3	R: 0 E: 0 K: 2 S: 7	H: 0 LOB: 0 BB: 0 P: 7
1B: 8 2B: 2 3B: 0 HR: 0	SF: 0 SAC: 1 DP: 4 HBP: 0	WP: 0 PB: 0 SB: 0 CS: 0												

PITCHER	IP	WLS	BF	H	R	ER	SO	BB	IBB	HBP	BLK	WP	HR	S	P	ERA	WHIP
Paul Splittorf, L (1, 1) ERA: 2.39	7.0	L	28	9	2	2	0	1	0	0	0	0	0	27	31	2.57	1.429
Jim York, R (8, 1) ERA: 2.63	1.0		3	0	0	0	2	0	0	0	0	0	0	7	7	0.00	0.000

AB R H RBI BB SO LOB

4	1	1	0	0	0	1
3	0	2	1	1	1	0
4	0	0	0	0	0	4
4	1	2	0	0	1	1
3	0	2	0	0	0	1
3	0	1	1	0	0	3
3	0	0	0	0	0	3
3	0	1	0	0	0	2
2	0	0	0	0	0	0

AB	29
R	2
H	9
RBI	2
BB	1
SO	2
LOB	15



Kansas City Royals @ New York Yankees
 Yankee Stadium, Bronx, NY
 Tue Aug 17 1971, 3:33 AM EDT
 Sunny - 82 F

livebaseballscorecards.com

WP	PA
0	31

Batter	1	2	3	4	5	6	7	8	9	AB R H RBI BB SO LOB	TOP	
Freddie Patek, R (1, 6) OBP: 0.328, SLG: 0.370	0-0 G5-4-3 1B		0-0 E9 1B		0-0 L4-3 1B		0-0 1B		0-0 P6	5 1 4 1 0 0 0	Kansas City Royals @ New York Yankees Yankee Stadium, Bronx, NY Tue Aug 17 1971, 3:38 AM EDT Att. 17,223 - Unknown - 85 F livebaseballscorecards.com	
Cookie Rojas, R (1, 4) OBP: 0.359, SLG: 0.408	0-0 G5-4-3 1-2f		0-0 5-3		0-0 L4-3 1-2		0-0 F2		0-0	4 0 0 0 0 0 5		
Amos Otis, R (1, 8) OBP: 0.359, SLG: 0.479	0-0 FC5-4 1B		0-0 CS 1B		0-0 F4		0-0 1-3		0-0	4 0 2 1 0 0 1		
Lou Piniella, R (1, 7) OBP: 0.301, SLG: 0.370	0-0 FC5-4 1-2f		0-0 F5 1-2		4-0 1B BB		0-0 5-3		0-0	3 1 0 0 1 0 2		
Bob Oliver, R (1, 9) OBP: 0.278, SLG: 0.329		0-0 6-3		0-0 F2		0-0 1-3 1B		0-0 L1		4 0 1 0 0 0 0		
Chuck Harrison, R (1, 3) OBP: 0.306, SLG: 0.350		0-0 1B		0-0 F9		0-0 FC6-4 1B		0-0 F3		4 0 2 1 0 0 0		
Paul Schaal, R (1, 5) OBP: 0.383, SLG: 0.390		0-0 F9		0-0 6-3		0-0 FC6-4 1-2f		0-0 F7		4 0 0 0 0 0 2		
Buck Martinez, R (1, 2) OBP: 0.188, SLG: 0.077 Joe Keough, L (9, PH) OBP: 0.340, SLG: 0.335		0-3 K		4-0 1B SH1-4 BB		0-0 F7		0-0 WP 3B		2 0 0 0 1 1 1 1 1 1 0 0 0 0		
Lance Clemons, L (1, 1) OBP: 0.333, SLG: 1.000 Ted Abernathy, R (7, 1) OBP: 0.111, SLG: 0.111 Tom Burgmeier, L (7, 1) OBP: 0.250, SLG: 0.267 Gail Hopkins, L (9, PH) OBP: 0.387, SLG: 0.462		0-0 E4 E		0-0 SH1-4 1-2		0-0 1B 3B		0-0 1-3 3-H		2 2 1 0 0 0 0 0 0 0 0 0 0 0 0 0 0 0 0 0 0 1 0 0 0 0 0 0		
Inning Stats	R: 0 H: 2 E: 0 LOB: 1 K: 0 BB: 0 S: 4 P: 4	R: 0 H: 1 E: 0 LOB: 1 K: 1 BB: 0 S: 6 P: 6	R: 2 H: 2 E: 2 LOB: 0 K: 0 BB: 0 S: 5 P: 5	R: 0 H: 0 E: 0 LOB: 0 K: 0 BB: 0 S: 3 P: 3	R: 0 H: 1 E: 0 LOB: 1 K: 0 BB: 1 S: 3 P: 7	R: 1 H: 2 E: 0 LOB: 1 K: 0 BB: 1 S: 4 P: 8	R: 1 H: 2 E: 0 LOB: 1 K: 0 BB: 0 S: 5 P: 5	R: 0 H: 0 E: 0 LOB: 0 K: 0 BB: 0 S: 3 P: 3	R: 1 H: 1 E: 0 LOB: 0 K: 0 BB: 0 S: 4 P: 4	1B: 9 SF: 0 2B: 1 SAC: 1 3B: 2 DP: 2 HR: 0 HBP: 0	WP: 1 PA: 37 PB: 0 SB: 0 CS: 1	
PITCHER Mike Kekich, L (1, 1) ERA: 3.29 Roger Hambright, R (8, 1) ERA: 4.97	IP WLS BF H R ER SO BB IBB HBP BLK WP HR S P ERA WHIP	7.0 W 30 10 4 2 1 2 2 0 0 0 0 0 30 38 2.57 1.714	2.0 S 7 1 1 1 0 0 0 0 0 0 1 0 7 7 4.50 0.500	PITCHER								IP WLS BF H R ER SO BB IBB HBP BLK WP HR S P ERA WHIP

Batter	1	2	3	4	5	6	7	8	9	AB	R	H	RBI	BB	SO	LOB	BOTTOM	
Gene Michael, S OBP: 0.327, SLG: 0.310 (1, 6)	0-0 L8		0-0 5-3		0-0 F8		0-0 HR 1B	0-0 SF8		4	1	1	1	0	0	1	Kansas City Royals @ New York Yankees Yankee Stadium, Bronx, NY Tue Aug 17 1971, 3:38 AM EDT Att: 17,223 - Unknown - 85 F	
Thurman Munson, R OBP: 0.337, SLG: 0.388 (1, 2)	0-0 BB 1B		0-3 K			0-0 E5 1B	4-0 HR BB	0-0 P4		4	1	1	0	1	1	2		
Bobby Murcer, L OBP: 0.429, SLG: 0.552 (1, 8)	4-0 1-2 BB			0-0 3-1		0-0 L9	0-0 HR			3	1	1	3	1	0	1		
Roy White, S OBP: 0.381, SLG: 0.473 (1, 7)	0-0 F8			0-0 5-3		0-3 K	0-0 F6			4	0	0	0	0	1	3		
Danny Cater, R OBP: 0.296, SLG: 0.356 (1, 5) (9, 3)	0-0 F8			0-0 F7		0-0 1-3 1B	0-3 K			4	0	1	0	0	1	2		
John Ellis, R OBP: 0.324, SLG: 0.355 (1, 3) Horace Clarke, S OBP: 0.324, SLG: 0.313 (9, 4)		0-0 6-3			0-0 6-3	0-0 6-3		0-0 F9		4	0	0	0	0	0	2		
Ron Swoboda, R OBP: 0.374, SLG: 0.353 (1, 9)		0-0 5-3			1-0 E HBP		0-0 HR 1B	0-0 E8 1B 1B		3	3	2	0	0	0	0		
Ron Hansen, R OBP: 0.250, SLG: 0.266 (1, 4) Jerry Kenney, L OBP: 0.366, SLG: 0.299 (8, PR) (9, 5)		0-3 K			0-0 E5 1-H		0-0 F7	4-0 E 1B SF8 IBB		3	0	0	0	1	1	1		
Mike Kekich, R OBP: 0.222, SLG: 0.176 (1, 1) Felipe Alou, R OBP: 0.322, SLG: 0.390 (7, PH) Roger Hambricht, R OBP: 0.500, SLG: 0.500 (8, 1)			0-3 K		0-3 K		0-0 HR	0-0 E8 1-3 2-H 1B		2	0	0	0	0	2	1		
Inning Stats	R: 0 E: 0 K: 0 S: 4	H: 1 LOB: 2 BB: 1 P: 8	R: 0 E: 0 K: 1 S: 5	H: 0 LOB: 0 BB: 0 P: 5	R: 0 E: 0 K: 2 S: 7	H: 0 LOB: 0 BB: 0 P: 7	R: 1 E: 1 K: 1 S: 6	H: 0 LOB: 1 BB: 0 P: 7	R: 0 E: 1 K: 1 S: 7	H: 1 LOB: 2 BB: 0 P: 7	R: 5 E: 0 K: 1 S: 9	H: 4 LOB: 0 BB: 1 P: 13	R: 2 E: 2 K: 0 S: 5	H: 2 LOB: 2 BB: 1 P: 9	1B: 6 2B: 0 3B: 0 HR: 2	SF: 1 SAC: 0 DP: 0 HBP: 1		WP: 0 PB: 0 SB: 0 CS: 0
PITCHER Lance Clemons, L ERA: 3.24 (1, 1) Ted Abernathy, R ERA: 2.51 (7, 1) Tom Burgmeier, L ERA: 1.92 (7, 1)	IP 6.1	WLS L	BF 28	H 5	R 4	ER 3	SO 5	BB 1	IBB 0	HBP 1	BLK 0	WP 0	HR 1	S 36	P 41	ERA 4.26	WHIP 0.947	

livebaseballscorecards.com

AB 33
R 8
H 8
RBI 7
BB 3
SO 6
LOB 13



Batter	1	2	3	4	5	6	7	8	9	AB R H RBI BB SO LOB	TOP											
Freddie Patek, R (1, 6) OBP: 0.325, SLG: 0.367	0-0 6-3		0-0 F9			0-0 F2		0-0 6-3		4 0 0 0 0 0 0	Kansas City Royals @ New York Yankees Yankee Stadium, Bronx, NY Wed Aug 18 1971, 7:05 PM EDT Att. 11,829 - Unknown - 80 F livebaseballscorecards.com											
Joe Keough, L (1, 9) OBP: 0.342, SLG: 0.341	0-0 2B			0-0 G3		0-0 1B		0-0 G3		4 0 2 0 0 0 0												
Amos Otis, R (1, 8) OBP: 0.358, SLG: 0.477	0-0 F9			0-0 2B 1B		0-0 F8		0-0 F9		4 1 1 0 0 0 2												
Gail Hopkins, L (1, 3) OBP: 0.384, SLG: 0.462	0-0 L7			0-0 2B		0-0 CS	0-3 K	0-0 F8		4 0 1 1 0 1 1												
Lou Piniella, R (1, 7) OBP: 0.298, SLG: 0.367		0-0 6-3		0-0 4-3		0-0 6-3				3 0 0 0 0 0 1												
Ed Kirkpatrick, L (1, 2) OBP: 0.307, SLG: 0.346		0-3 K		0-3 K		4-0 BB				2 0 0 0 1 2 1												
Paul Schaal, R (1, 5) OBP: 0.381, SLG: 0.387		0-0 P6			0-0 1-3		0-0 F4			3 0 0 0 0 0 1												
Bobby Knoop, R (1, 4) OBP: 0.288, SLG: 0.322			0-0 F4		0-0 6-3		0-3 K			3 0 0 0 0 1 0												
Dick Drago, R (1, 1) OBP: 0.203, SLG: 0.158			0-0 G3		0-3 K		0-3 K			2 0 0 0 0 1 0												
Bob Oliver, R (8, PH) OBP: 0.277, SLG: 0.327										1 0 0 0 0 1 0												
Tom Burgmeier, L (8, 1) OBP: 0.250, SLG: 0.267										0 0 0 0 0 0 0												
Inning Stats	R: 0 E: 0 K: 0 S: 4	H: 1 LOB: 1 BB: 0 P: 4	R: 0 E: 0 K: 1 S: 5	H: 0 LOB: 0 BB: 0 P: 5	R: 0 E: 0 K: 0 S: 3	H: 0 LOB: 0 BB: 0 P: 3	R: 1 E: 0 K: 1 S: 7	H: 2 LOB: 1 BB: 0 P: 7	R: 0 E: 0 K: 1 S: 5	H: 0 LOB: 0 BB: 0 P: 5	R: 0 E: 0 K: 0 S: 3	H: 1 LOB: 0 BB: 0 P: 3	R: 0 E: 0 K: 1 S: 5	H: 0 LOB: 1 BB: 1 P: 9	R: 0 E: 0 K: 2 S: 7	H: 0 LOB: 0 BB: 0 P: 7	R: 0 E: 0 K: 0 S: 3	H: 0 LOB: 0 BB: 0 P: 3	1B: 2 2B: 2 3B: 0 HR: 0	SF: 0 SAC: 0 DP: 0 HBP: 0	WP: 0 PB: 0 SB: 1 CS: 1	PA: 32
PITCHER Mel Stottlemyre, R (1, 1) ERA: 2.96	IP: 9.0 WLS: W BF: 31 H: 4 R: 1 ER: 1 SO: 6 BB: 1 IBB: 0 HBP: 0 BLK: 0 WP: 0 HR: 0 S: 42 P: 46 ERA: 1.00 WHIP: 0.556																					

Kansas City Royals @ New York Yankees
 Yankee Stadium, Bronx, NY
 Wed Aug 18 1971, 7:05 PM EDT
 Att. 11,829 - Unknown - 80 F

AB	30
R	1
H	4
RBI	1
BB	1
SO	6
LOB	6



Batter	1	2	3	4	5	6	7	8	9
Jerry Kenney, L (1, 5) OBP: 0.365, SLG: 0.295	4-0 G4-3 BB		0-0 F8			0-0 F8		0-3 K	
Jake Gibbs, L (1, 2) OBP: 0.257, SLG: 0.303	0-0 G4-3 1-2f		0-0 1B			0-0 F8 BB 2B 1B		0-0 5-3	
Bobby Murcer, L (1, 8) OBP: 0.427, SLG: 0.548	0-0 P6		0-0 L3			4-0 F8 BB 1-2 2B		0-3 K	
Roy White, S (1, 7) OBP: 0.379, SLG: 0.469		0-0 1-3		0-3 K		0-0 F8 1-2 2-3			
Ron Blomberg, L (1, 9) OBP: 0.398, SLG: 0.488		0-0 G6-4-3 1B		0-0 3-1		0-0 2B 2-H 3-H			
Felipe Alou, R (1, 3) OBP: 0.320, SLG: 0.387		0-0 G6-4-3 1-2f		0-0 L7		0-0 F9			
Horace Clarke, S (1, 4) OBP: 0.324, SLG: 0.313			0-0 2-3 1B 1B		0-0 L8		0-0 F9		
Gene Michael, S (1, 6) OBP: 0.324, SLG: 0.307			0-0 2-3		0-0 F4		0-0 5-3		
Mel Stottlemyre, R (1, 1) OBP: 0.221, SLG: 0.225			0-0 1B 2-H		0-0 5-3		0-0 L7		

Inning Stats	R: 0	H: 0	E: 0	K: 0	S: 2	R: 0	H: 1	E: 0	K: 0	S: 3	R: 1	H: 3	E: 0	K: 0	S: 6	R: 0	H: 0	E: 0	K: 1	S: 5	R: 0	H: 0	E: 0	K: 0	S: 3	R: 2	H: 2	E: 0	K: 0	S: 5	R: 0	H: 0	E: 0	K: 0	S: 3	R: 0	H: 0	E: 0	K: 2	S: 7	R: 0	H: 0	E: 0	K: 0	S: 7
	LOB: 0	BB: 1	P: 6	LOB: 0	BB: 0	P: 3	LOB: 2	BB: 0	P: 6	LOB: 0	BB: 0	P: 6	LOB: 0	BB: 0	P: 3	LOB: 1	BB: 1	P: 9	LOB: 0	BB: 0	P: 3	LOB: 0	BB: 0	P: 3	LOB: 0	BB: 0	P: 7	LOB: 0	BB: 0	P: 7	LOB: 0	BB: 0	P: 7	LOB: 0	BB: 0	P: 7	LOB: 0	BB: 0	P: 7	LOB: 0	BB: 0	P: 7	LOB: 0	BB: 0	P: 7

PITCHER	IP	WLS	BF	H	R	ER	SO	BB	IBB	HBP	BLK	WP	HR	S	P	ERA	WHIP	IP	WLS	BF	H	R	ER	SO	BB	IBB	HBP	BLK	WP	HR	S	P	ERA	WHIP													
Dick Drago, R (1, 1) ERA: 2.81	7.0	L	27	6	3	3	1	2	0	0	0	0	0	27	35	3.86	1.143																														
Tom Burgmeier, L (8, 1) ERA: 1.89	1.0		3	0	0	0	2	0	0	0	0	0	0	7	7	0.00	0.000																														

BOTTOM

Kansas City Royals @ New York Yankees
 Yankee Stadium, Bronx, NY
 Wed Aug 18 1971, 7:05 PM EDT
 Att. 11,829 - Unknown - 80 F

livebaseballscorecards.com

AB	28
R	3
H	6
RBI	3
BB	2
SO	3
LOB	9



1B: 5	SF: 0	WP: 0	PA: 30
2B: 1	SAC: 0	PB: 0	
3B: 0	DP: 2	SB: 0	
HR: 0	HBP: 0	CS: 0	

Batter	1	2	3	4	5	6	7	8	9	AB R H RBI BB SO LOB	TOP											
Del Unser, L OBP: 0.351, SLG: 0.367 (1, 8) (8, 7)	4-0 1B SF9 BB	0-0 FC4-6 1-2f		0-0 G3		0-0 E4 1B		0-0 1-3 1B		4 1 1 0 1 0 2	<p>Washington Senators @ Kansas City Royals</p> <p>Municipal Stadium, Kansas City, MO</p> <p>Fri Aug 20 1971, 8:05 PM EDT</p> <p>Unknown - 92 F</p>											
Davey Nelson, R OBP: 0.311, SLG: 0.390 (1, 5)	0-0 F4	0-0 F7			0-0 3-1 3B	0-0 F3		0-3 K		5 1 1 0 0 1 4												
Don Mincher, L OBP: 0.415, SLG: 0.448 Tom McCraw, L OBP: 0.286, SLG: 0.395 (1, 3) (8, 3)	0-0 1B 1B		0-0 L4		0-0 3-1	0-0 F8		0-0 1-3 1-2		5 1 1 1 0 0 2 0 0 0 0 0 0 0												
Frank Howard, R OBP: 0.376, SLG: 0.483 Elliott Maddox, R OBP: 0.318, SLG: 0.259 (1, 7) (8, 8)	0-0 SF9 3-H		0-0 1B		4-0 BB 2B	0-0 1B		0-3 K		3 1 2 1 1 1 1 0 0 0 0 0 0 0												
Bernie Allen, L OBP: 0.359, SLG: 0.364 Toby Harrah, R OBP: 0.291, SLG: 0.277 (1, 4) (9, PR) (9, 6)	0-0 1B 1-2 1B		0-3 K		4-0 2B BB	0-0 L3		4-0 S CS BB		3 1 1 0 2 1 3 0 0 0 0 0 0 0												
Jeff Burroughs, R OBP: 0.307, SLG: 0.406 (1, 9)	0-0 1-3 2-H 1B		0-3 K		0-0 1-H 2-H 1B 2B		0-3 K		0-3 K	5 1 2 3 0 3 2												
Dick Billings, R OBP: 0.290, SLG: 0.339 (1, 2)	0-0 F9			0-0 F7		0-0 4-3 1B		0-3 K		5 0 1 1 0 1 5												
Tim Cullen, R OBP: 0.240, SLG: 0.249 (1, 6) (9, 4)		0-0 F9		0-0 6-3		0-0 4-3 1-2		0-0 F9		4 0 0 0 1 0 2												
Denny McLain, R OBP: 0.143, SLG: 0.130 (1, 1)		0-0 FC4-6 1B		4-0 BB		0-0 5-3		0-3 K		3 0 1 0 1 1 2												
Inning Stats	R: 2 E: 0 K: 0 S: 6	H: 3 LOB: 2 BB: 1 P: 10	R: 0 E: 0 K: 0 S: 4	H: 1 LOB: 1 BB: 0 P: 4	R: 0 E: 0 K: 2 S: 8	H: 1 LOB: 1 BB: 0 P: 8	R: 0 E: 0 K: 0 S: 3	H: 0 LOB: 1 BB: 1 P: 7	R: 4 E: 0 K: 0 S: 6	H: 3 LOB: 1 BB: 2 P: 14		R: 0 E: 1 K: 0 S: 5	H: 1 LOB: 2 BB: 0 P: 5	R: 0 E: 0 K: 3 S: 10	H: 0 LOB: 1 BB: 0 P: 10	R: 0 E: 0 K: 2 S: 8	H: 1 LOB: 1 BB: 0 P: 8	R: 0 E: 0 K: 1 S: 4	H: 0 LOB: 1 BB: 2 P: 12	1B: 8 2B: 1 3B: 1 HR: 0	SF: 1 SAC: 0 DP: 0 HBP: 0	WP: 0 PB: 1 SB: 2 CS: 1
PITCHER	IP WLS BF H R ER SO BB IBB HBP BLK WP HR S P ERA WHIP	IP WLS BF H R ER SO BB IBB HBP BLK WP HR S P ERA WHIP											IP WLS BF H R ER SO BB IBB HBP BLK WP HR S P ERA WHIP									
Al Fitzmorris, R ERA: 4.07 (1, 1)	4.1 L 24 7 6 6 2 4 0 0 0 0 0 24 40 12.46 2.538																					
Jim York, R ERA: 2.55 (5, 1)	2.2 12 2 0 0 3 0 0 0 0 0 0 18 18 0.00 0.750																					
Ted Abernathy, R ERA: 2.43 (8, 1)	2.0 8 1 0 0 3 2 0 0 0 0 0 12 20 0.00 1.500																					

livebaseballscores.com

AB	37
R	6
H	10
RBI	6
BB	6
SO	8
LOB	23



Batter	1	2	3	4	5	6	7	8	9	AB	R	H	RBI	BB	SO	LOB
Freddie Patek, R OBP: 0.329, SLG: 0.372 (1, 6) X	0-0 G3 1B		0-0 1-3 1B 2B		0-0 4-3 1B		0-3 K			4	1	3	0	0	1	2
Joe Keough, L OBP: 0.341, SLG: 0.340 (1, 9) X	0-0 G3 1-2		0-0 2-H 3-H 1B		0-0 4-3 1-3		0-0 F9			4	0	1	2	0	0	4
Amos Otis, R OBP: 0.357, SLG: 0.475 (1, 8) X	0-0 5-3		0-0 S 2B 1B		0-0 F8			0-0 F8		4	1	1	0	0	0	2
Gail Hopkins, L OBP: 0.382, SLG: 0.463 (1, 3) X	0-0 G3		0-0 1-H 2B		0-0 F8			0-0 F8		4	0	1	1	0	0	1
Cookie Rojas, R OBP: 0.358, SLG: 0.407 (1, 4) X		0-0 FC5-4 1B	0-0 6-3		0-0 F8			0-0 F9		4	0	1	0	0	0	1
Lou Piniella, R OBP: 0.298, SLG: 0.365 (1, 7) X		0-0 FC5-4 G6-4-3 1-2f		0-0 G4-6-3 1B		0-0 F8			0-0 6-3	4	0	1	0	0	0	1
Paul Schaal, R OBP: 0.382, SLG: 0.386 (1, 5) X		0-0 G6-4-3 1-2f		0-0 G4-6-3 1-2f			0-0 F9 BB 1B		BB BB BB 4-0 BB	3	0	1	0	1	0	2
Ed Kirkpatrick, L OBP: 0.306, SLG: 0.343 (1, 2) X			0-0 4-3		0-3 K		BB BB BB 4-0 1-2 BB		X 0-0 F8	3	0	0	0	1	1	1
Al Fitzmorris, S OBP: 0.200, SLG: 0.200 (1, 1) X			0-0 2B 1B 1B		0-3 K		X 0-0 F9		SS SS SS 0-3 K	1	1	1	0	0	0	0
Jim York, R OBP: 0.176, SLG: 0.375 (5, 1)										1	0	0	0	0	1	0
Bob Oliver, R OBP: 0.276, SLG: 0.326 (7, PH)										1	0	0	0	0	0	2
Ted Abernathy, R OBP: 0.111, SLG: 0.111 (8, 1)										0	0	0	0	0	0	0
Chuck Harrison, R OBP: 0.304, SLG: 0.347 (9, PH)										1	0	0	0	0	1	1

Inning Stats	R: 0	H: 1	E: 0	LOB: 1	K: 0	BB: 0	S: 4	P: 4	R: 0	H: 1	E: 0	LOB: 0	K: 0	BB: 0	S: 3	P: 3	R: 3	H: 5	E: 0	LOB: 1	K: 0	BB: 0	S: 7	P: 7	R: 0	H: 1	E: 0	LOB: 0	K: 1	BB: 0	S: 5	P: 5	R: 0	H: 1	E: 0	LOB: 1	K: 1	BB: 0	S: 6	P: 6	R: 0	H: 0	E: 0	LOB: 0	K: 0	BB: 0	S: 3	P: 3	R: 0	H: 1	E: 0	LOB: 2	K: 1	BB: 1	S: 6	P: 10	R: 0	H: 0	E: 0	LOB: 0	K: 0	BB: 0	S: 3	P: 3	R: 0	H: 0	E: 0	LOB: 1	K: 1	BB: 1	S: 5	P: 9	1B: 8	SF: 0	2B: 2	SAC: 0	3B: 0	DP: 2	HR: 0	HBP: 0	WP: 0	PA: 36
--------------	------	------	------	--------	------	-------	------	------	------	------	------	--------	------	-------	------	------	------	------	------	--------	------	-------	------	------	------	------	------	--------	------	-------	------	------	------	------	------	--------	------	-------	------	------	------	------	------	--------	------	-------	------	------	------	------	------	--------	------	-------	------	-------	------	------	------	--------	------	-------	------	------	------	------	------	--------	------	-------	------	------	-------	-------	-------	--------	-------	-------	-------	--------	-------	--------

PITCHER	IP	WLS	BF	H	R	ER	SO	BB	IBB	HBP	BLK	WP	HR	S	P	ERA	WHIP
Denny McLain, R ERA: 4.04 (1, 1)	9.0	W	36	10	3	3	4	2	0	0	0	0	0	42	50	3.00	1.333

Washington Senators @ Kansas City Royals

Municipal Stadium, Kansas City, MO

Fri Aug 20 1971, 8:05 PM EDT
Unknown - 92 F

AB	34
R	3
H	10
RBI	3
BB	2
SO	4
LOB	17



Batter 1 2 3 4 5 6 7 8 9 AB R H RBI BB SO LOB TOP

Table of batter statistics and play diagrams for each batter across 9 innings. Includes names like Del Unser, Davey Nelson, Don Mincher, Tom McCraw, Frank Howard, Elliott Maddox, Bernie Allen, Toby Harrah, Jeff Burroughs, Paul Casanova, Tim Cullen, and Dick Bosman.

Washington Senators @ Kansas City Royals
Municipal Stadium, Kansas City, MO
Fri Aug 20 1971, 8:05 PM EDT
Att. 11,523 - Unknown - 87 F

Summary statistics table: AB 45, R 8, H 17, RBI 7, BB 2, SO 7, LOB 28.

Inning Stats table showing runs, hits, errors, strikeouts, and other metrics for each of the 9 innings.

Pitcher statistics table listing pitchers like Ken Wright, Roger Nelson, Tom Burgmeier, and Ted Abernathy with their IP, WLS, BF, H, R, ER, SO, BB, IBB, HBP, BLK, WP, HR, S, P, ERA, and WHIP.



Batter	1	2	3	4	5	6	7	8	9	AB	R	H	RBI	BB	SO	LOB
Freddie Patek, R (1, 6) OBP: 0.328, SLG: 0.373	0-3 K		0-3 K			0-0 P5		0-0 1B 2B		4	1	1	0	0	2	2
Joe Keough, L (1, 9) OBP: 0.347, SLG: 0.350	0-0 2B		0-0 G4-6-3			0-0 1B 1B		0-0 FC6-4 1B		4	1	3	1	0	0	2
Amos Otis, R (1, 8) OBP: 0.356, SLG: 0.473	0-0 F8				0-0 F9	0-0 1B		0-0 FC6-4		4	0	1	0	0	0	2
Gail Hopkins, L (1, 3) OBP: 0.375, SLG: 0.454	0-0 5-3				0-0 4-3	0-0 E1		0-0 P6		4	0	0	0	0	0	3
Lou Piniella, R (1, 7) OBP: 0.294, SLG: 0.361		0-0 F2			0-0 6-3	0-0 5-3		0-0 F8		4	0	0	0	0	0	3
Paul Schaal, R (1, 5) OBP: 0.379, SLG: 0.383		0-0 5-3				0-0 F8		0-0 L8		4	0	0	0	0	0	2
Bobby Knoop, R (1, 4) OBP: 0.271, SLG: 0.302		0-3 K				0-0 F8		0-3 K		4	0	0	0	0	2	0
Dennis Paepke, R (1, 2) OBP: 0.250, SLG: 0.304			0-0 1B 1B			0-0 1B		0-0 5-3		4	0	2	0	0	0	0
Ken Wright, R (1, 1) OBP: 0.091, SLG: 0.048			0-0 1B			0-3 K		0-0 P1		0	0	0	0	0	0	0
Roger Nelson, R (1, 1) OBP: 0.400, SLG: 0.250			0-0 G4-6-3							1	0	1	0	0	0	0
Tom Burgmeier, L (5, 1) OBP: 0.235, SLG: 0.250			1-2 1B							1	0	0	0	0	1	1
Bob Oliver, R (7, PH) OBP: 0.275, SLG: 0.325										1	0	0	0	0	0	0
Ted Abernathy, R (8, 1) OBP: 0.111, SLG: 0.111										0	0	0	0	0	0	0

Inning Stats	R: 0	H: 1	E: 0	K: 1	S: 6	R: 0	H: 0	E: 0	K: 1	S: 5	R: 0	H: 2	E: 0	K: 1	S: 6	R: 0	H: 0	E: 0	K: 0	S: 3	R: 0	H: 1	E: 0	K: 1	S: 6	R: 1	H: 2	E: 1	K: 0	S: 6	R: 0	H: 0	E: 0	K: 1	S: 5	R: 1	H: 2	E: 0	K: 0	S: 5	R: 0	H: 0	E: 0	K: 0	S: 3
	LOB: 1	BB: 0	P: 6	LOB: 0	BB: 0	LOB: 0	LOB: 1	BB: 0	P: 5	LOB: 0	LOB: 0	LOB: 1	BB: 0	P: 6	LOB: 0	LOB: 0	LOB: 2	BB: 0	P: 5	LOB: 0	LOB: 0	LOB: 1	BB: 0	P: 3	LOB: 0	BB: 0	P: 5	LOB: 2	BB: 0	P: 6	LOB: 0	LOB: 0	LOB: 0	BB: 0	P: 5	LOB: 1	BB: 0	P: 5	LOB: 0	LOB: 0	LOB: 0	BB: 0	P: 3		

PITCHER	IP	WLS	BF	H	R	ER	SO	BB	IBB	HBP	BLK	WP	HR	S	P	ERA	WHIP
Dick Bosman, R (1, 1) ERA: 3.76	9.0	W	35	8	2	1	5	0	0	0	0	0	0	45	45	1.00	0.889

BOTTOM

Washington Senators @ Kansas City Royals
Municipal Stadium, Kansas City, MO

livebaseballscorecards.com

AB	35
R	2
H	8
RBI	1
BB	0
SO	5
LOB	15



WP	PA	ERA	WHIP
0	35		

Fri Aug 20 1971, 8:05 PM EDT
Att: 11,523 - Unknown - 87 F

Batter	1	2	3	4	5	6	7	8	9	AB R H RBI BB SO LOB	TOP									
Del Unser, L (1, 8) OBP: 0.349, SLG: 0.366	0-0 SH3 SF7 2B		0-0 4-3		0-0 L5-3 1-2		4-0 1B 1-2 2-3 3-H BB		0-0 1-3	4 1 1 1 1 0 2										
Davey Nelson, R (1, 5) OBP: 0.316, SLG: 0.392	0-0 SH3 2-3		0-0 1-3			0-0 G3	0-0 L4-3 1B			3 0 1 2 0 0 0										
Don Mincher, L (1, 3) OBP: 0.411, SLG: 0.447	0-0 SF7 3-H		0-0 F7			0-0 G3	0-0 L4-3 1-2			3 0 0 1 0 0 2										
Frank Howard, R (1, 7) OBP: 0.379, SLG: 0.486	0-0 1B			0-3 K		0-0 F9		0-0 F8		4 0 1 0 0 1 0										
Bernie Allen, L (1, 4) OBP: 0.363, SLG: 0.376 Lenny Randle, S (7, PR) OBP: 0.302, SLG: 0.315 Toby Harrah, R (7, 6) OBP: 0.288, SLG: 0.274	0-0 G3		0-0 4-3				4-0 BB 1B BB	0-0 F2		2 0 0 0 1 0 1 0 1 0 0 0 0 0 1 0 0 0 0 0 0										
Jeff Burroughs, R (1, 9) OBP: 0.345, SLG: 0.434		0-0 6-3		0-0 2B			4-0 HBP 1B BB BB	0-3 K		3 1 1 0 1 1 0										
Dick Billings, R (1, 2) OBP: 0.289, SLG: 0.337		0-3 K		0-0 1-3			0-0 BB HBP 1B 1B	0-0 L8		4 1 1 1 0 1 1										
Tim Cullen, R (1, 6) OBP: 0.243, SLG: 0.252		0-0 2B			0-3 K		0-0 F3	0-0 F7		4 0 1 0 0 1 2										
Mike Thompson, R (1, 1) OBP: 0.200, SLG: 0.077 Casey Cox, R (5, 1) OBP: 0.115, SLG: 0.080 Tom McCraw, L (7, PH) OBP: 0.290, SLG: 0.395 Paul Lindblad, L (7, 1) OBP: 0.211, SLG: 0.316 Elliott Maddox, R (9, PH) OBP: 0.321, SLG: 0.263		0-3 K			4-0 L5-3 BB		1-0 BB 1B HBP	0-0 1B		1 0 0 0 1 1 1 0 0 0 0 0 0 0 0 1 0 0 0 0 0 0 0 0 0 0 0 0 1 0 1 0 0 0 0										
Inning Stats	R: 1 E: 0 K: 0 S: 5	H: 2 LOB: 1 BB: 0 P: 5	R: 0 E: 0 K: 2 S: 8	H: 1 LOB: 1 BB: 0 P: 8	R: 0 E: 0 K: 1 S: 6	H: 1 LOB: 1 BB: 0 P: 6	R: 0 E: 0 K: 1 S: 4	H: 0 LOB: 0 BB: 1 P: 8	R: 0 E: 0 K: 0 S: 3	H: 0 LOB: 0 BB: 0 P: 3	R: 4 E: 0 K: 0 S: 4	H: 2 LOB: 2 BB: 3 P: 17	R: 0 E: 0 K: 1 S: 5	H: 0 LOB: 0 BB: 0 P: 5	R: 0 E: 0 K: 0 S: 4	H: 1 LOB: 1 BB: 0 P: 4	1B: 4 2B: 5 3B: 0 HR: 0	SF: 1 SAC: 1 DP: 2 HBP: 1	WP: 0 PB: 0 SB: 0 CS: 0	PA: 37
PITCHER	IP WLS BF H R ER SO BB IBB HBP BLK WP HR S P ERA WHIP																			
Mike Hedlund, R (1, 1) ERA: 2.95	6.0 W 23 4 2 2 4 2 0 0 0 0 0 0 29 37 3.00 1.000																			
Jim York, R (7, 1) ERA: 2.86	0.1 6 2 3 3 0 2 0 1 0 0 0 0 3 12 81.00 12.000																			
Tom Burgmeier, L (7, 1) ERA: 1.76	2.2 S 8 1 0 0 1 0 0 0 0 0 0 0 10 10 0.00 0.375																			

Washington Senators @ Kansas City Royals
Municipal Stadium, Kansas City, MO

Sat Aug 21 1971, 8:05 PM EDT
Att: 8,489 - Unknown - 82 F

livebaseballscores.com

AB	30
R	5
H	7
RBI	5
BB	4
SO	5
LOB	9



Batter	1	2	3	4	5	6	7	8	9	AB	R	H	RBI	BB	SO	LOB	BOTTOM												
Freddie Patek, R OBP: 0.331, SLG: 0.374 (1, 6)										4	1	2	0	1	2	1	<p>Washington Senators @ Kansas City Royals Municipal Stadium, Kansas City, MO</p> <p>Sat Aug 21 1971, 8:05 PM EDT Att. 8,489 - Unknown - 82 F</p> <hr/> <p>AB 35 R 8 H 13 RBI 7 BB 5 SO 4 LOB 16</p>												
Joe Keough, L OBP: 0.344, SLG: 0.347 (1, 8)										5	1	1	0	0	0	2													
Gail Hopkins, L OBP: 0.376, SLG: 0.455 (1, 3)										4	2	1	1	1	0	2													
Lou Piniella, R OBP: 0.296, SLG: 0.365 (1, 7)										5	2	2	3	0	0	1													
Cookie Rojas, R OBP: 0.357, SLG: 0.406 Bobby Knoop, R OBP: 0.301, SLG: 0.323 (1, 4) (4, PH) (5, 4)										1	0	0	0	0	0	0													
Bob Oliver, R OBP: 0.281, SLG: 0.331 (1, 9)										2	2	2	1	1	0	0													
Paul Schaal, R OBP: 0.380, SLG: 0.382 (1, 5)										4	0	3	2	0	0	1													
Ed Kirkpatrick, L OBP: 0.306, SLG: 0.340 (1, 2)										3	0	1	0	1	1	1													
Mike Hedlund, R OBP: 0.120, SLG: 0.083 Jim York, R OBP: 0.176, SLG: 0.375 Tom Burgmeier, L OBP: 0.278, SLG: 0.294 (1, 1) (7, 1) (7, 1)										3	0	0	0	1	1	4													
Inning Stats	R: 0 E: 0 K: 0 S: 4	H: 1 LOB: 1 BB: 0 P: 4	R: 0 E: 0 K: 0 S: 5	H: 2 LOB: 2 BB: 0 P: 5	R: 0 E: 0 K: 0 S: 3	H: 1 LOB: 0 BB: 0 P: 3	R: 0 E: 0 K: 0 S: 3	H: 0 LOB: 2 BB: 2 P: 11	R: 5 E: 0 K: 1 S: 10	H: 5 LOB: 2 BB: 2 P: 18	R: 3 E: 0 K: 1 S: 7	H: 3 LOB: 1 BB: 1 P: 11	R: 0 E: 0 K: 2 S: 8	H: 1 LOB: 1 BB: 0 P: 8	R: 0 E: 0 K: 0 S: 3	H: 0 LOB: 0 BB: 0 P: 3		1B: 11 2B: 2 3B: 0 HR: 0	SF: 0 SAC: 0 DP: 0 HBP: 0	WP: 1 PB: 0 SB: 1 CS: 1	PA: 40 ERA WHIP								
PITCHER	IP WLS BF	H R ER SO	BB IBB HBP BLK	WP HR S P	ERA WHIP												IP WLS BF H R ER SO BB IBB HBP BLK WP HR S P ERA WHIP												
Mike Thompson, R ERA: 4.28 (1, 1)	4.1	L	23	8	5	5	0	3	0	0	0	0	0	0	0	0	10.38	2.538											
Casey Cox, R ERA: 3.36 (5, 1)	1.2		10	4	3	3	2	1	1	0	0	1	0	12	20	16.20	3.000												
Paul Lindblad, L ERA: 2.61 (7, 1)	2.0		7	1	0	0	2	0	0	0	0	0	0	11	11	0.00	0.500												

Batter	1	2	3	4	5	6	7	8	9	AB R H RBI BB SO LOB	TOP	
Del Unser, L (1, 9) OBP: 0.350, SLG: 0.367	0-0 G4-6-3 1B			0-0 4-3 1B		0-0 F9		0-0 4-3		4 0 2 0 0 0 0		
Davey Nelson, R (1, 5) OBP: 0.311, SLG: 0.385	0-0 F9		0-3 K	0-3 K		0-0 6-3		0-0 6-3	0-0 6-3	4 0 0 0 0 1 2		
Frank Howard, R (1, 3) OBP: 0.376, SLG: 0.482	0-0 G4-6-3 1-2f		0-0 4-3	0-0 4-3		0-0 6-3		0-0 L9	0-0 L9	4 0 0 0 0 0 2		
Jeff Burroughs, R (1, 7) OBP: 0.341, SLG: 0.463		0-3 K	0-0 6-3	0-0 6-3		0-0 F8		0-0 HR	0-0 HR	4 1 1 1 0 1 1		
Dick Billings, R (1, 2) OBP: 0.296, SLG: 0.345		0-0 G4-6-3 1B	0-0 6-3	0-0 6-3		0-0 1B 2B		4-0 BB BB	4-0 BB BB	3 0 2 0 1 0 0		
Elliott Maddox, R (1, 8) OBP: 0.328, SLG: 0.269		0-0 G4-6-3 1-2f	0-0 G4-6-3	0-0 FC3-6 1B		0-0 G4-6-3 1B		4-0 FC6-4 BB	4-0 FC6-4 BB	3 0 2 0 1 0 1		
Toby Harrah, R (1, 6) OBP: 0.285, SLG: 0.270		0-3 K	0-3 K	0-0 FC3-6 BB 1-2f		0-0 G4-6-3 1-2f		0-0 FC6-4 1-2f	0-0 FC6-4	4 0 0 0 0 1 5		
Tim Cullen, R (1, 4) OBP: 0.243, SLG: 0.251		0-0 6-3	0-0 6-3	4-0 BB		0-0 F9		0-0 F9	0-0 F9	2 0 0 0 1 0 0		
Jackie Brown, R (1, 1) OBP: 0.133, SLG: 0.133		0-3 K	0-3 K	0-3 K		0-0 F9		0-0 F9	0-0 F9	2 0 0 0 0 2 2		
Horacio Pina, R (5, 1)										0 0 0 0 0 0 0		
Lenny Randle, S (8, PH) OBP: 0.300, SLG: 0.313										1 0 0 0 0 0 0		
Casey Cox, R (8, 1) OBP: 0.115, SLG: 0.080										0 0 0 0 0 0 0		
Inning Stats	R: 0 H: 1 E: 0 LOB: 0 K: 0 BB: 0 S: 3 P: 3	R: 0 H: 1 E: 0 LOB: 0 K: 1 BB: 0 S: 5 P: 5	R: 0 H: 0 E: 0 LOB: 0 K: 2 BB: 0 S: 7 P: 7	R: 0 H: 1 E: 0 LOB: 1 K: 1 BB: 0 S: 6 P: 6	R: 0 H: 1 E: 0 LOB: 2 K: 1 BB: 1 S: 6 P: 10	R: 0 H: 0 E: 0 LOB: 0 K: 0 BB: 0 S: 3 P: 3	R: 0 H: 2 E: 0 LOB: 1 K: 0 BB: 0 S: 4 P: 4	R: 0 H: 0 E: 0 LOB: 0 K: 0 BB: 0 S: 3 P: 3	R: 1 H: 1 E: 0 LOB: 2 K: 0 BB: 2 S: 4 P: 12	1B: 5 SF: 0 2B: 1 SAC: 0 3B: 0 DP: 3 HR: 1 HBP: 0	WP: 0 PA: 34 PB: 0 SB: 0 CS: 0	
PITCHER	IP WLS BF H R ER SO BB IBB HBP BLK WP HR S P ERA WHIP											
Paul Splittorff, L (1, 1) ERA: 2.27	8.2 W 32 7 1 1 5 2 0 0 0 0 0 1 40 48 1.04 1.038											
Tom Burgmeier, L (9, 1) ERA: 1.75	0.1 S 2 0 0 0 0 1 0 0 0 0 0 0 1 5 0.00 3.000											

Washington Senators @ Kansas City Royals
Municipal Stadium, Kansas City, MO

Sun Aug 22 1971, 4:33 AM EDT
Att: 12,502 - Unknown

AB	31
R	1
H	7
RBI	1
BB	3
SO	5
LOB	13



Batter	1	2	3	4	5	6	7	8	9	AB	R	H	RBI	BB	SO	LOB
Freddie Patek, R OBP: 0.332, SLG: 0.378 (1, 6)	0-0 E3 S 1B S		0-0 3-1 1B		0-0 4-3 1B 2B	0-0 P4				4	2	2	0	0	0	1
Joe Keough, L OBP: 0.340, SLG: 0.342 (1, 8)	0-0 F4 1-2		0-0 3-1 1-2		0-0 4-3 2-3		0-0 4-3			4	0	0	0	0	0	3
Gail Hopkins, L OBP: 0.373, SLG: 0.450 (1, 3)	0-0 P6		0-0 1-3		0-0 1B 2B 1B 3-H		0-0 4-3			4	1	1	1	0	0	2
Lou Piniella, R OBP: 0.298, SLG: 0.366 (1, 7)	0-0 1B 2-H		0-0 F8		0-0 1-2 2B 1B		0-0 5-3			4	1	2	1	0	0	1
Bob Oliver, R OBP: 0.281, SLG: 0.333 (1, 9)	0-3 K 1-2			0-0 5-3	0-0 1-H 2-H 2B		0-0 F8			4	0	1	2	0	1	1
Paul Schaal, R OBP: 0.381, SLG: 0.384 (1, 5)		0-0 F8		0-0 PB 1B	0-0 F7		0-0 FC6-4 1B			4	0	2	0	0	0	1
Ed Kirkpatrick, L OBP: 0.305, SLG: 0.339 (1, 2)		0-0 1B		0-0 F5		0-0 1-3		0-0 F8		4	0	1	0	0	0	2
Bobby Knoop, R OBP: 0.286, SLG: 0.304 (1, 4)		0-0 F9		0-0 L7 1-2		0-0 6-3		0-0 FC6-4 1-2		4	0	0	0	0	0	3
Paul Splittorf, L OBP: 0.162, SLG: 0.088 Tom Burgmeier, L OBP: 0.278, SLG: 0.294 (1, 1) (9, 1)		0-0 4-3			0-0 4-3	4-0 BB				2	0	0	0	1	0	1
										0	0	0	0	0	0	0

Inning Stats	R: 1	H: 1	E: 1	K: 1	S: 7	L: 1	LOB: 1	BB: 0	P: 7	R: 0	H: 1	E: 0	K: 0	S: 4	R: 0	H: 1	E: 0	K: 0	S: 4	R: 0	H: 1	E: 0	K: 0	S: 4	R: 3	H: 4	E: 0	K: 0	S: 7	R: 0	H: 0	E: 0	K: 0	S: 3	R: 0	H: 1	E: 0	K: 0	S: 4	R: 0	H: 1	E: 0	K: 0	S: 4
--------------	------	------	------	------	------	------	--------	-------	------	------	------	------	------	------	------	------	------	------	------	------	------	------	------	------	------	------	------	------	------	------	------	------	------	------	------	------	------	------	------	------	------	------	------	------


PITCHER	IP	WLS	BF	H	R	ER	SO	BB	IBB	HBP	BLK	WP	HR	S	P	ERA	WHIP
Jackie Brown, R ERA: 5.4 (1, 1)	4.2	L	23	8	4	3	1	0	0	0	0	0	0	25	25	5.79	1.714
Horacio Pina, R ERA: 2.84 (5, 1)	2.1		8	0	0	0	0	1	0	0	0	0	0	7	11	0.00	0.429
Casey Cox, R ERA: 3.34 (8, 1)	1.0		4	1	0	0	0	0	0	0	0	0	0	4	4	0.00	1.000

BOTTOM

Washington Senators @ Kansas City Royals
Municipal Stadium, Kansas City, MO

Sun Aug 22 1971, 4:33 AM EDT
Att. 12,502 - Unknown

AB	34
R	4
H	9
RBI	4
BB	1
SO	1
LOB	15



WP: 0	PA: 35
PB: 1	
SB: 3	
CS: 0	

PITCHER	IP	WLS	BF	H	R	ER	SO	BB	IBB	HBP	BLK	WP	HR	S	P	ERA	WHIP
---------	----	-----	----	---	---	----	----	----	-----	-----	-----	----	----	---	---	-----	------

Batter	1	2	3	4	5	6	7	8	9	10	11	12	13	AB R H RBI BB SO LOB
Freddie Patek, R OBP: 0.333, SLG: 0.383 (1, 6)	0-0 FC1-4 1B		0-0 4-3 3B	0-3 K		0-3 K		0-0 6-3		0-0 4-3			0-0 1B BB	7 1 3 0 0 2 2
Joe Keough, L OBP: 0.342, SLG: 0.339 (1, 8)	4-0 FC1-4 1-2 BB		0-0 4-3	0-0 F9		0-0 4-3		0-0 1B		0-3 K			4-0 1B BB	5 0 1 1 2 1 2
Gail Hopkins, L OBP: 0.375, SLG: 0.447 (1, 3)	0-0 FC1-4 FC5-4 1-2f 2-3		4-0 1B 3B BB	0-0 G3		0-0 G3		0-0 F5					0-0 G6-3 1B	6 1 2 1 1 0 5
Lou Piniella, R OBP: 0.296, SLG: 0.363 (1, 7)	0-3 K		0-0 1-2 3B 1B		0-0 F8		0-0 F4	0-3 K					0-0 G6-3 1-2f	6 1 1 0 0 2 4
Bob Oliver, R OBP: 0.282, SLG: 0.343 (1, 9)	0-0 FC5-4 1-2f		0-0 1B 3B		0-0 F7		0-0 F9 2B	0-3 K					0-0 6-3	6 1 2 2 0 1 2
Paul Schaal, R OBP: 0.382, SLG: 0.386 (1, 5)		0-0 1-4-3 1B	0-0 6-3		0-0 2B		4-0 BB IBB		0-0 L7				0-0 F6	5 0 2 0 1 0 1
Ed Kirkpatrick, L OBP: 0.308, SLG: 0.340 (1, 2)		0-0 1-4-3	0-0		4-0		0-0 F9		0-0				0-0 F9	2 0 1 1 1 0 1
Amos Otis, R OBP: 0.356, SLG: 0.471 (7, PH)		1-2	3-H 1B				2-3 IBB		0-0 2B					1 0 0 0 0 0 2
Buck Martinez, R OBP: 0.222, SLG: 0.200 (8, 2)		1-2	3-H 1B				2-3 IBB		0-0 2B					2 0 1 0 0 0 0
Bobby Knoop, R OBP: 0.277, SLG: 0.284 (1, 4)		0-0 F9	0-0 F9		0-0 F9		4-0 BB		0-0 L8				0-3 K	5 0 0 0 1 1 5
Dick Drago, R OBP: 0.224, SLG: 0.183 (1, 1)		0-3 K		0-0		0-0	4-3 1B		0-0 F5				0-0 1B 2B	3 0 2 0 0 1 1
Chuck Harrison, R OBP: 0.301, SLG: 0.343 (7, PH)				0-0										1 0 0 0 0 0 3
Jim York, R OBP: 0.176, SLG: 0.375 (8, 1)														0 0 0 0 0 0 0
Tom Burgmeier, L OBP: 0.300, SLG: 0.368 (10, 1)														2 1 1 0 0 0 0

Inning Stats	R: 0	H: 1	E: 0	LOB: 2	K: 1	BB: 1	P: 10	R: 0	H: 1	E: 0	LOB: 1	K: 1	BB: 0	P: 6	R: 4	H: 4	E: 0	LOB: 1	K: 0	BB: 1	P: 11	R: 0	H: 1	E: 0	LOB: 1	K: 1	BB: 0	P: 6	R: 0	H: 1	E: 0	LOB: 2	K: 0	BB: 1	P: 8	R: 0	H: 1	E: 0	LOB: 1	K: 1	BB: 0	P: 6	R: 0	H: 1	E: 0	LOB: 3	K: 0	BB: 2	P: 12	R: 0	H: 1	E: 0	LOB: 1	K: 1	BB: 0	P: 6	R: 0	H: 1	E: 0	LOB: 1	K: 1	BB: 0	P: 6	R: 0	H: 0	E: 0	LOB: 0	K: 1	BB: 0	P: 5	R: 0	H: 1	E: 0	LOB: 0	K: 0	BB: 0	P: 3	R: 0	H: 0	E: 0	LOB: 0	K: 1	BB: 0	P: 5	R: 1	H: 3	E: 0	LOB: 3	K: 0	BB: 1	P: 7	1B: 10	SF: 0	2B: 4	SAC: 0	3B: 2	DP: 1	HR: 0	HBP: 0	WP: 0	PA: 57
--------------	------	------	------	--------	------	-------	-------	------	------	------	--------	------	-------	------	------	------	------	--------	------	-------	-------	------	------	------	--------	------	-------	------	------	------	------	--------	------	-------	------	------	------	------	--------	------	-------	------	------	------	------	--------	------	-------	-------	------	------	------	--------	------	-------	------	------	------	------	--------	------	-------	------	------	------	------	--------	------	-------	------	------	------	------	--------	------	-------	------	------	------	------	--------	------	-------	------	------	------	------	--------	------	-------	------	--------	-------	-------	--------	-------	-------	-------	--------	-------	--------

PITCHER	IP	WLS	BF	H	R	ER	SO	BB	IBB	HBP	BLK	WP	HR	S	P	ERA	WHIP
Jim Lonborg, R ERA: 4.54 (1, 1)	5.0		26	8	4	4	3	2	1	0	0	0	0	29	41	7.20	2.000
Bill Lee, L ERA: 2.52 (6, 1)	1.2		9	2	0	0	1	1	1	0	0	0	0	9	17	0.00	1.800
Bobby Bolin, R ERA: 4.02 (7, 1)	2.1		9	2	0	0	2	0	0	0	0	0	0	13	13	0.00	0.857
Luis Tiant, R ERA: 5.23 (10, 1)	3.0	L	11	3	1	1	2	0	0	0	0	0	0	15	15	3.00	1.000
Sparky Lyle, L ERA: 2.89 (13, 1)	0.0		2	1	0	0	0	1	0	0	0	0	0	1	5	∞	∞

BOTTOM

Boston Red Sox @ Kansas City Royals
Municipal Stadium, Kansas City, MO

Tue Aug 24 1971, 8:05 PM EDT
Att: 9,963 - Unknown - 92 F

livebaseballscorecards.com

AB	51
R	5
H	16
RBI	5
BB	6
SO	8
LOB	28



Batter	1	2	3	4	5	6	7	8	9	AB R H RBI BB SO LOB	TOP				
John Kennedy, R (1, 4) OBP: 0.327, SLG: 0.417	0-0 L6	0-3 K			4-0 BB		0-0 1B		0-0 6-3	4 0 1 0 1 1 1	Boston Red Sox @ Kansas City Royals Municipal Stadium, Kansas City, MO Wed Aug 25 1971, 8:05 PM EDT Att: 8,101 - Unknown - 88 F livebaseballscorecards.com				
Luis Aparicio, R (1, 6) OBP: 0.275, SLG: 0.285	0-0 6-3		0-0 F7		0-3 K		0-0 SF8		0-0	3 0 0 1 0 1 2					
Carl Yastrzemski, L (1, 7) OBP: 0.386, SLG: 0.410	0-0 4-3		0-0 G4-6-3 1B		0-3 K		0-0 G3		0-0	4 0 1 0 0 1 3					
Reggie Smith, S (1, 8) OBP: 0.357, SLG: 0.497		0-0 F8	0-0 G4-6-3		0-0 F9		0-3 K		0-0	4 0 0 0 0 1 1					
Rico Petrocelli, R (1, 5) OBP: 0.353, SLG: 0.449		0-0 F9		0-0 4-3		0-3 K		0-3 K		4 0 0 0 0 2 0					
George Scott, R (1, 3) OBP: 0.317, SLG: 0.438		0-0 BB 1B		0-0 F9		0-0 2B		0-3 K		4 1 2 0 0 1 0					
Mike Fiore, L (8, 3) OBP: 0.290, SLG: 0.196		BB 1B		0-0 F9		0-0 2B		0-3 K		0 0 0 0 0 0 0					
Joe Lahoud, L (1, 9) OBP: 0.336, SLG: 0.458		4-0 E 1B HR BB		0-0 F5		0-0 6-3		0-0 4-3		3 1 0 0 1 0 1					
Bob Montgomery, R (1, 2) OBP: 0.328, SLG: 0.385		0-0 E8 HR 1B		0-0 FC1-5 2B		0-0 F9		4-0 BB		3 1 2 1 1 0 0					
Gary Peters, L (1, 1) OBP: 0.287, SLG: 0.398		0-0 1-3 2-H HR 1B		0-0 FC1-5 2B		0-0 F9		0-0 BB		1 1 1 3 0 0 0					
Ken Tatum, R (3, 1) OBP: 0.417, SLG: 0.600		0-0 HR		0-0 FC1-5 BB		4-0 1B SF8 BB		0-0 F8		1 0 0 0 0 0 1					
Phil Gagliano, R (7, PH) OBP: 0.433, SLG: 0.408		2-H 3-H HR		2-3						0 1 0 0 1 0 0					
Ken Brett, L (7, 1) OBP: 0.222, SLG: 0.222										0 0 0 0 0 0 0					
Duane Josephson, R (9, PH) OBP: 0.289, SLG: 0.382										1 0 0 0 0 0 1					
Inning Stats	R: 0 H: 0 E: 0 LOB: 0 K: 0 BB: 0 S: 3 P: 3	R: 4 H: 3 E: 1 LOB: 0 K: 1 BB: 1 S: 8 P: 12	R: 0 H: 1 E: 0 LOB: 0 K: 0 BB: 0 S: 3 P: 3	R: 0 H: 0 E: 0 LOB: 0 K: 0 BB: 0 S: 3 P: 3	R: 0 H: 1 E: 0 LOB: 2 K: 2 BB: 1 S: 8 P: 12	R: 0 H: 1 E: 0 LOB: 1 K: 1 BB: 0 S: 6 P: 6	R: 1 H: 1 E: 0 LOB: 1 K: 0 BB: 1 S: 4 P: 8	R: 0 H: 0 E: 0 LOB: 0 K: 3 BB: 0 S: 9 P: 9	R: 0 H: 0 E: 0 LOB: 1 K: 0 BB: 1 S: 3 P: 7	1B: 4 SF: 1 2B: 2 SAC: 0 3B: 0 DP: 1 HR: 1 HBP: 0	WP: 0 PA: 37 PB: 0 SB: 0 CS: 0				
PITCHER	IP WLS BF H R ER SO BB IBB HBP BLK WP HR S P ERA WHIP											PITCHER	IP WLS BF H R ER SO BB IBB HBP BLK WP HR S P ERA WHIP		
Al Fitzmorris, R (1, 1) ERA: 4.31	4.1		5 4 4 1 2 0 0 0 0 0 0 1 19 27 8.31 1.615												
Lance Clemons, L (5, 1) ERA: 2.77	4.2	W	18 2 1 1 6 2 0 0 0 0 0 0 28 36 1.93 0.857												



Batter	1	2	3	4	5	6	7	8	9
Freddie Patek, R OBP: 0.335, SLG: 0.384 (1, 6)	0-0 F9		0-0 BB 1B 1B		0-0 L9 1B		0-0 6-3		
Paul Schaal, R OBP: 0.383, SLG: 0.389 (1, 5)	0-0 4-3		0-0 1B 1B		0-0 L9 1-3			0-0 1B 2B	
Amos Otis, R OBP: 0.357, SLG: 0.471 (1, 8)	0-0 L4		0-0 1B SF8 BB		0-0 G1-4-3 1B			0-0 5-3	
Lou Piniella, R OBP: 0.295, SLG: 0.362 (1, 7)		0-0 L7	0-0 1B		0-0 G1-4-3 1-2f			0-3 K	
Bob Oliver, R OBP: 0.281, SLG: 0.343 (1, 9)		0-0 5-3	0-0 SF8			0-0 F8		0-0 1B	
Chuck Harrison, R OBP: 0.299, SLG: 0.333 (1, 3)		0-0 F8	0-0 F4			0-0 F7		4-0 FC5-4 IBB	
Bobby Knoop, R OBP: 0.276, SLG: 0.282 (1, 4)			0-0 2B SF8 1B	0-3 K		0-3 K		0-0 FC5-4	
Buck Martinez, R OBP: 0.238, SLG: 0.278 (1, 2)			0-0 1B 1B 2B	0-0 1-3 K			0-0 F9		
Al Fitzmorris, S OBP: 0.185, SLG: 0.192 Lance Clemons, L OBP: 0.250, SLG: 0.750 (5, 1)			0-0 SF8	0-3 K			0-3 K		

Inning Stats	R: 0	H: 0	E: 0	K: 0	S: 3	LOB: 0	BB: 0	P: 3	R: 0	H: 0	E: 0	K: 0	S: 3	LOB: 0	BB: 0	P: 3	R: 5	H: 5	E: 0	K: 0	S: 8	LOB: 1	BB: 1	P: 12	R: 0	H: 0	E: 0	K: 2	S: 7	LOB: 0	BB: 0	P: 7	R: 1	H: 2	E: 0	K: 0	S: 4	LOB: 0	BB: 0	P: 4	R: 0	H: 0	E: 0	K: 1	S: 5	LOB: 0	BB: 0	P: 5	R: 0	H: 0	E: 0	K: 1	S: 5	LOB: 0	BB: 0	P: 5	R: 1	H: 2	E: 0	K: 1	S: 7	LOB: 2	BB: 1	P: 11
--------------	------	------	------	------	------	--------	-------	------	------	------	------	------	------	--------	-------	------	------	------	------	------	------	--------	-------	-------	------	------	------	------	------	--------	-------	------	------	------	------	------	------	--------	-------	------	------	------	------	------	------	--------	-------	------	------	------	------	------	------	--------	-------	------	------	------	------	------	------	--------	-------	-------

PITCHER	IP	WLS	BF	H	R	ER	SO	BB	IBB	HBP	BLK	WP	HR	S	P	ERA	WHIP
Gary Peters, L ERA: 4.8 (1, 1)	2.1	L	13	5	5	5	0	1	0	0	0	0	0	12	16	19.29	2.571
Ken Tatum, R ERA: 4.47 (3, 1)	3.2		12	2	1	1	3	0	0	0	0	0	0	18	18	2.46	0.545
Ken Brett, L ERA: 4.97 (7, 1)	2.0		9	2	1	1	2	0	1	0	0	0	0	12	16	4.50	1.000

BOTTOM

AB	R	H	RBI	BB	SO	LOB
4	2	2	0	0	0	0
4	2	2	1	0	0	1
3	1	1	1	1	0	1
4	0	1	2	0	1	2
3	0	1	2	0	0	0
3	0	0	0	1	0	1
4	1	1	0	0	2	2
3	1	1	0	0	0	0
1	0	0	1	0	1	0
1	0	0	0	0	1	0

AB 30
R 7
H 9
RBI 7
BB 2
SO 5
LOB 7

WP: 0 **PA: 34**
PB: 0
SB: 1
CS: 0

Boston Red Sox @ Kansas City Royals
Municipal Stadium, Kansas City, MO

Wed Aug 25 1971, 8:05 PM EDT
Att. 8,101 - Unknown - 88 F



1B	2B	3B	HR	SF	SAC	DP	HBP	WP	HR	S	P	ERA	WHIP
7	2	0	0	2	0	1	0	0	0	0	0	0	0

Batter	1	2	3	4	5	6	7	8	9	AB R H RBI BB SO LOB	TOP											
Doug Griffin, R (1, 4) OBP: 0.302, SLG: 0.334	0-0 5-3	0-0 1-2 2-H 1B			0-0 F3	0-0 FC3-6 1B		0-3 K		5 0 2 1 0 1 0	Boston Red Sox @ Kansas City Royals Municipal Stadium, Kansas City, MO Thu Aug 26 1971, 8:05 PM EDT Att: 9,216 - Unknown - 84 F livebaseballscorecards.com											
Luis Aparicio, R (1, 6) OBP: 0.277, SLG: 0.284	0-0 1-3	0-0 6-3			4-0 HR BB	0-0 FC3-6 1B		0-0 1-3		4 1 1 0 1 0 2												
Carl Yastrzemski, L (1, 7) OBP: 0.386, SLG: 0.409	0-0 1B 1B				4-0 HR BB	0-0 FC3-6 FC4-6		0-0 1-3		4 1 1 0 1 0 2												
Reggie Smith, S (1, 8) OBP: 0.358, SLG: 0.502	0-0 1-3 1B				0-0 HR	0-0 FC4-6			0-0 G3	5 1 2 3 0 0 2												
Rico Petrocelli, R (1, 5) OBP: 0.354, SLG: 0.458	0-0 L6				0-0 1B 3B			0-3 K		5 2 2 0 0 1 2												
Joe Lahoud, L (1, 9) OBP: 0.342, SLG: 0.468		4-0 BB 1B BB			0-0 FC4-6			0-0 L3		4 2 2 2 1 0 1												
Mike Fiore, L (1, 3) OBP: 0.288, SLG: 0.218					0-0 F6	0-0 6-3		0-0 4-3 K 2B		4 0 1 1 0 0 2												
Bob Montgomery, R (1, 2) OBP: 0.321, SLG: 0.376					0-0 F9	0-0 L9		0-0 4-3		4 0 0 0 0 0 3												
Ray Culp, R (1, 1) OBP: 0.212, SLG: 0.133		4-0 1-2 1B BB			0-3 K			0-3 K		3 0 0 0 1 3 1												
Inning Stats	R: 0 E: 0 K: 0 S: 5	H: 2 LOB: 2 BB: 0 P: 5	R: 1 E: 0 K: 0 S: 4	H: 1 LOB: 2 BB: 2 P: 12	R: 0 E: 1 K: 0 S: 4	H: 0 LOB: 1 BB: 0 P: 4	R: 0 E: 0 K: 1 S: 5	H: 0 LOB: 0 BB: 0 P: 5	R: 4 E: 0 K: 0 S: 6	H: 3 LOB: 1 BB: 2 P: 14	R: 0 E: 0 K: 1 S: 7	H: 2 LOB: 2 BB: 0 P: 7	R: 2 E: 0 K: 1 S: 7	H: 3 LOB: 0 BB: 0 P: 7	R: 0 E: 0 K: 1 S: 5	H: 0 LOB: 0 BB: 0 P: 5	R: 0 E: 0 K: 1 S: 5	H: 0 LOB: 0 BB: 0 P: 5	1B: 6 2B: 1 3B: 3 HR: 1	SF: 0 SAC: 0 DP: 0 HBP: 0	WP: 0 PB: 0 SB: 1 CS: 0	PA: 42
PITCHER	IP WLS BF H R ER SO BB IBB HBP BLK WP HR S P ERA WHIP																					
Ken Wright, R (1, 1) ERA: 3.38	4.1 L 23 5 5 5 1 4 0 0 0 0 0 1 21 37 10.38 2.077																					
Bill Butler, L (5, 1) ERA: 4.55	1.2 8 3 0 0 1 0 0 0 0 0 0 0 10 10 0.00 1.800																					
Roger Nelson, R (7, 1) ERA: 5.88	2.0 8 3 2 2 2 0 0 0 0 0 0 0 12 12 9.00 1.500																					
Ted Abernathy, R (9, 1) ERA: 2.59	1.0 3 0 0 0 1 0 0 0 0 0 0 0 5 5 0.00 0.000																					



Batter	1	2	3	4	5	6	7	8	9	AB	R	H	RBI	BB	SO	LOB
Freddie Patek, R (1, 6) OBP: 0.336, SLG: 0.384	0-0 5-3 ①		0-0 1B 1-2			0-0 1B S		0-0 F9 ③		4	0	2	0	0	0	1
Joe Keough, L (1, 9) OBP: 0.341, SLG: 0.338	0-0 6-3 ②		0-0 4-3 ③			0-3 K 1-2 ②			0-0 FC3-6 1B	4	0	1	0	0	1	3
Amos Otis, R (1, 8) OBP: 0.354, SLG: 0.467	0-3 K ③				0-0 F6 ①	0-3 K ③			0-0 FC3-6 1B 1-2f ①	4	0	0	0	0	2	2
Gail Hopkins, L (1, 3) OBP: 0.369, SLG: 0.439		0-0 F7 ①		0-0 6-3 ②			0-0 F9 ①		0-0 F3 ②	4	0	0	0	0	0	1
Lou Piniella, R (1, 7) OBP: 0.295, SLG: 0.360		0-0 6-3 ②		0-0 5-3 ③			0-0 F9 ②		0-0 FC5-4 1B 1-3	4	0	1	0	0	0	0
Paul Schaal, R (1, 5) OBP: 0.380, SLG: 0.386		0-0 F5 ③			0-0 L7 ①		0-0 6-3 ③		0-0 FC5-4 1-2f ③	4	0	0	0	0	0	2
Bobby Knoop, R (1, 4) OBP: 0.267, SLG: 0.272			0-0 6-3 ①		0-0 L8 ②			0-0 F8 ①		3	0	0	0	0	0	0
Ed Kirkpatrick, L (1, 2) OBP: 0.306, SLG: 0.338			0-3 K ②		0-0 1-3 ③			0-0 1B		2	0	0	0	0	1	0
Roger Nelson, R (7, 1) OBP: 0.400, SLG: 0.250										0	0	0	0	0	0	0
Bob Oliver, R (8, PH) OBP: 0.283, SLG: 0.345										1	0	1	0	0	0	0
Ted Abernathy, R (9, 1) OBP: 0.111, SLG: 0.111										0	0	0	0	0	0	0
Ken Wright, R (1, 1) OBP: 0.130, SLG: 0.091			0-0 1B			0-3 K ①		0-0 F5 ②		1	0	1	0	0	0	0
Bill Butler, L (5, 1) OBP: 0.091, SLG: 0.100										0	0	0	0	0	0	0
Jerry May, R (6, PH) OBP: 0.329, SLG: 0.351										2	0	0	0	0	1	1

Inning Stats	R: 0	H: 0	E: 0	K: 5	H: 0	LOB: 0	BB: 0	P: 5	R: 0	H: 0	E: 0	K: 3	H: 0	LOB: 0	BB: 0	P: 3	R: 0	H: 0	E: 0	K: 3	H: 0	LOB: 0	BB: 0	P: 3	R: 0	H: 1	E: 0	K: 3	H: 1	LOB: 1	BB: 0	P: 4	R: 0	H: 2	E: 0	K: 5	H: 2	LOB: 2	BB: 0	P: 5	1B: 6	2B: 0	3B: 0	HR: 0	SF: 0	SAC: 0	DP: 0	HBP: 0	WP: 0	PB: 0	SB: 1	CS: 0	PA: 33
--------------	------	------	------	------	------	--------	-------	------	------	------	------	------	------	--------	-------	------	------	------	------	------	------	--------	-------	------	------	------	------	------	------	--------	-------	------	------	------	------	------	------	--------	-------	------	-------	-------	-------	-------	-------	--------	-------	--------	-------	-------	-------	-------	--------


PITCHER	IP	WLS	BF	H	R	ER	SO	BB	IBB	HBP	BLK	WP	HR	S	P	ERA	WHIP	PITCHER	IP	WLS	BF	H	R	ER	SO	BB	IBB	HBP	BLK	WP	HR	S	P	ERA	WHIP															
Ray Culp, R (1, 1) ERA: 3.2	9.0	W	33	6	0	0	5	0	0	0	0	0	0	43	43	0.00	0.667																																	

BOTTOM

Boston Red Sox @ Kansas City Royals
Municipal Stadium, Kansas City, MO

Thu Aug 26 1971, 8:05 PM EDT
Att. 9,216 - Unknown - 84 F

AB	33
R	0
H	6
RBI	0
BB	0
SO	5
LOB	10



livebaseballscores.com

Batter	1	2	3	4	5	6	7	8	9	AB R H RBI BB SO LOB	TOP	
Horace Clarke, S (1, 4) OBP: 0.316, SLG: 0.305	0-0 6-3		0-0 L6		0-0 F8			0-0 L8		4 0 0 0 0 0 0	New York Yankees @ Kansas City Royals Municipal Stadium, Kansas City, MO Fri Aug 27 1971, 8:05 PM EDT Att. 10,425 - Unknown - 76 F livebaseballscorecards.com	
Thurman Munson, R (1, 2) OBP: 0.334, SLG: 0.377	4-0 1B BB		0-0 F7		0-0 5-3			0-0 F8		3 0 0 0 1 0 0		
Bobby Murcer, L (1, 8) OBP: 0.420, SLG: 0.540	0-0 L8		4-0 CS BB			0-0 P6		0-0 FC4-8 1B		3 0 1 0 1 0 1		
Roy White, S (1, 7) OBP: 0.377, SLG: 0.467	0-0 FC6-4 1B		0-0 CS	0-0 F7		0-0 2B		0-0 FC4-6		4 0 2 0 0 0 1		
Felipe Alou, R (1, 3) OBP: 0.315, SLG: 0.388	0-0 FC6-4			0-0 F7		0-0 L6		0-0 F6		4 0 0 0 0 0 3		
Danny Cater, R (1, 5) OBP: 0.299, SLG: 0.355		0-0 L9		4-0 BB BB		0-3 K		0-0 F8		3 0 0 0 1 1 1		
Ron Swoboda, R (1, 9) OBP: 0.383, SLG: 0.356		4-0 BB		4-0 1-2 BB		0-3 K		4-0 BB		1 0 0 0 3 1 0		
Gene Michael, S (1, 6) OBP: 0.312, SLG: 0.298		0-3 K		0-0 6-3		0-3 K		0-0 L8		4 0 0 0 0 2 4		
Stan Bahnsen, R (1, 1) OBP: 0.143, SLG: 0.194 John Ellis, R (7, PH) OBP: 0.321, SLG: 0.355 Lindy McDaniel, R (7, 1) OBP: 0.111, SLG: 0.111		0-0 F9			0-3 K		0-0 F8			2 0 0 0 0 1 1 1 0 0 0 0 0 0 0 0 0 0 0 0 0		
Inning Stats	R: 0 E: 0 K: 0 S: 4 H: 1 LOB: 2 BB: 1 P: 8	R: 0 E: 0 K: 1 S: 5 H: 0 LOB: 1 BB: 1 P: 9	R: 0 E: 0 K: 0 S: 2 H: 0 LOB: 0 BB: 1 P: 6	R: 0 E: 0 K: 0 S: 3 H: 0 LOB: 2 BB: 2 P: 11	R: 0 E: 0 K: 1 S: 5 H: 0 LOB: 0 BB: 0 P: 5	R: 0 E: 0 K: 1 S: 6 H: 1 LOB: 1 BB: 0 P: 6	R: 0 E: 0 K: 2 S: 7 H: 0 LOB: 0 BB: 0 P: 7	R: 0 E: 0 K: 0 S: 4 H: 1 LOB: 1 BB: 0 P: 4	R: 0 E: 0 K: 0 S: 3 H: 0 LOB: 1 BB: 1 P: 7	1B: 2 2B: 1 3B: 0 HR: 0 SF: 0 SAC: 0 DP: 0 HBP: 0	WP: 0 PB: 0 SB: 0 CS: 1 PA: 36	
PITCHER Paul Splittorff, L (1, 1) ERA: 2.09	IP WLS BF H R ER SO BB IBB HBP BLK WP HR S P ERA WHIP											
	9.0 W 35 3 0 0 5 6 0 0 0 0 0 0 39 63 0.00 1.000											

New York Yankees @ Kansas City Royals
Municipal Stadium, Kansas City, MO
Fri Aug 27 1971, 8:05 PM EDT
Att. 10,425 - Unknown - 76 F

AB	29
R	0
H	3
RBI	0
BB	6
SO	5
LOB	11



Batter	1	2	3	4	5	6	7	8	9
Freddie Patek, R OBP: 0.338, SLG: 0.387 (1, 6)	0-3 K		0-0 BB 1B	0-0 CS 1B			0-0 1B SF4 1B	0-0 E4 G4-6-3	
Joe Keough, L OBP: 0.342, SLG: 0.337 (1, 9)	0-0 F9		4-0 4-3 1B BB	0-0 CS	0-0 F1		0-0 FC5 SF4 1B	0-0 G4-6-3	
Amos Otis, R OBP: 0.353, SLG: 0.466 (1, 8)	0-0 6-3		0-0 BB 4-3 1B		0-0 F8		0-0 SF4		
Gail Hopkins, L OBP: 0.367, SLG: 0.433 (1, 3)		0-0 F8	0-0 4-3		0-0 F9		0-0 BB		
Lou Piniella, R OBP: 0.294, SLG: 0.358 (1, 7)		0-0 6-3	4-0 BB IBB			0-0 6-3	0-0 FC5		
Paul Schaaf, R OBP: 0.381, SLG: 0.384 (1, 5)		4-0 BB BB	4-0 FC6-4 BB			0-0 6-3		0-0 5-3	
Bobby Knoop, R OBP: 0.287, SLG: 0.277 (1, 4)		4-0 BB	0-0 FC6-4			4-0 FC6 BB		0-0 1B 1B	
Jerry May, R OBP: 0.327, SLG: 0.349 (1, 2)	0-3 K			0-0 G3		0-0 FC6		0-0 E 1B 1B	
Paul Splittorf, L OBP: 0.171, SLG: 0.105 (1, 1)			0-0 1-4-3	0-0 4-3			0-3 K	0-0 E 1B	

Inning Stats	R: 0	H: 0	E: 0	K: 1	S: 5	LOB: 0	BB: 0	P: 5
	R: 0	H: 0	E: 0	K: 1	S: 5	LOB: 2	BB: 2	P: 13
	R: 2	H: 2	E: 0	K: 0	S: 5	LOB: 3	BB: 3	P: 17
	R: 0	H: 1	E: 0	K: 0	S: 3	LOB: 0	BB: 0	P: 3
	R: 0	H: 0	E: 0	K: 0	S: 3	LOB: 0	BB: 0	P: 3
	R: 0	H: 0	E: 0	K: 0	S: 3	LOB: 1	BB: 1	P: 7
	R: 1	H: 2	E: 0	K: 1	S: 7	LOB: 2	BB: 1	P: 11
	R: 1	H: 3	E: 1	K: 0	S: 6	LOB: 2	BB: 0	P: 6

PITCHER	IP	WLS	BF	H	R	ER	SO	BB	IBB	HBP	BLK	WP	HR	S	P	ERA	WHIP
Stan Bahnsen, R ERA: 3.68 (1, 1)	6.0	L	26	3	2	2	2	5	1	0	0	0	0	24	48	3.00	1.333
Lindy McDaniel, R ERA: 4.88 (7, 1)	2.0		12	5	2	2	1	1	0	0	0	0	0	13	17	9.00	3.000

AB R H RBI BB SO LOB

5	2	3	0	0	1	2
4	1	1	0	1	0	3
3	0	1	2	0	0	0
3	0	0	0	1	0	2
3	0	0	0	1	0	2
2	0	0	1	2	0	0
2	1	1	0	2	0	3
4	0	1	0	0	1	3
4	0	1	1	0	1	0

1B: 8	SF: 1	WP: 0	PA: 39
2B: 0	SAC: 0	PB: 0	
3B: 0	DP: 1	SB: 0	
HR: 0	HBP: 0	CS: 1	

New York Yankees @ Kansas City Royals
Municipal Stadium, Kansas City, MO
Fri Aug 27 1971, 8:05 PM EDT
Att: 10,425 - Unknown - 76 F

livebaseballscorecards.com

AB	30
R	4
H	8
RBI	4
BB	7
SO	3
LOB	15



Batter	1	2	3	4	5	6	7	8	9	AB R H RBI BB SO LOB	TOP	
Jerry Kenney, L (1, 5) OBP: 0.358, SLG: 0.290	0-0 G3 1B		0-0 6-3		0-0 F8		0-0 1B		0-0 6-3	5 0 2 0 0 0 0		
Thurman Munson, R (1, 2) OBP: 0.336, SLG: 0.378	0-0 1-2 G3 1B		0-0 4-3		0-0 1B		0-0 F7			4 0 2 0 0 0 1		
Bobby Murcer, L (1, 8) OBP: 0.417, SLG: 0.535	0-0 F8		0-0 3-1		0-0 F6		0-0 F9			4 0 0 0 0 0 4		
Roy White, S (1, 7) OBP: 0.376, SLG: 0.464	0-0 1-2 2-3 G3			0-0 HR 1B		0-0 2-3		0-0 1-3		4 1 1 0 0 0 2		
Ron Blomberg, L (1, 9) OBP: 0.376, SLG: 0.496	0-0 G3			0-0 1-H HR		0-0 HR		0-0 1-3		4 2 2 3 0 0 2		
Danny Cater, R (1, 3) OBP: 0.304, SLG: 0.357		4-0 BB	0-0 1-3		0-0 1B		0-0 1B		0-0 1B	3 0 2 0 1 0 0		
Horace Clarke, S (1, 4) OBP: 0.317, SLG: 0.305		4-0 BB	0-0 1-2 G4-6-3 BB		0-0 CS 1B		0-0 F8		0-0 6-3	3 0 1 0 1 0 2		
Frank Baker, L (1, 6) OBP: 0.254, SLG: 0.127		0-0 G4-6-3	0-3 K		0-0 G3		0-0 G3		0-0 F3	3 0 0 0 0 1 4		
Felipe Alou, R (9, PH) OBP: 0.314, SLG: 0.387		1-2 2-3	1-2						0-0 F7	1 0 0 0 0 0 0		
Fritz Peterson, S (1, 1) OBP: 0.149, SLG: 0.090	0-0 F8				0-0 G3		0-0 F2			3 0 0 0 0 0 1		
Jake Gibbs, L (9, PH) OBP: 0.255, SLG: 0.305										1 0 0 0 0 0 0		
Inning Stats	R: 0 H: 2 E: 0 LOB: 2 K: 0 BB: 0 S: 5 P: 5	R: 0 H: 0 E: 0 LOB: 1 K: 0 BB: 2 S: 2 P: 10	R: 0 H: 0 E: 0 LOB: 0 K: 0 BB: 0 S: 3 P: 3	R: 2 H: 3 E: 0 LOB: 0 K: 1 BB: 0 S: 7 P: 7	R: 0 H: 1 E: 0 LOB: 1 K: 0 BB: 0 S: 4 P: 4	R: 1 H: 2 E: 0 LOB: 1 K: 0 BB: 0 S: 5 P: 5	R: 0 H: 1 E: 0 LOB: 1 K: 0 BB: 0 S: 4 P: 4	R: 0 H: 1 E: 0 LOB: 1 K: 0 BB: 0 S: 4 P: 4	R: 0 H: 0 E: 0 LOB: 0 K: 0 BB: 0 S: 3 P: 3	1B: 8 SF: 0 2B: 0 SAC: 0 3B: 0 DP: 1 HR: 2 HBP: 0	WP: 0 PA: 37 PB: 0 SB: 0 CS: 1	
PITCHER Mike Hedlund, R (1, 1) ERA: 2.95	IP WLS BF H R ER SO BB IBB HBP BLK WP HR S P ERA WHIP											PITCHER IP WLS BF H R ER SO BB IBB HBP BLK WP HR S P ERA WHIP

New York Yankees @ Kansas City Royals
Municipal Stadium, Kansas City, MO
 Sat Aug 28 1971, 8:05 PM EDT
 Att. 15,845 - Unknown - 81 F

AB	35
R	3
H	10
RBI	3
BB	2
SO	1
LOB	16



Batter	1	2	3	4	5	6	7	8	9	AB R H RBI BB SO LOB
Freddie Patek, R OBP: 0.340, SLG: 0.390 (1, 6)	0-3 K		0-0 SF8 2B		0-0 1-3		0-0 1B			4 1 2 0 0 1 0
Paul Schaal, R OBP: 0.382, SLG: 0.384 (1, 5)	0-0 1B FC6-4 1B		0-0 4-3 2-3		4-0 BB G6-4-3		0-0 1-3			3 1 1 0 1 0 2
Amos Otis, R OBP: 0.352, SLG: 0.465 (1, 8)	0-0 FC6-4 1-3 1B		0-0 SF8 3-H		0-0 G6-4-3 1-2f		0-0 1-3			3 0 1 1 0 0 1
Lou Piniella, R OBP: 0.296, SLG: 0.364 (1, 7)	0-0 FC6-4 1-2f 3-H		0-0 G3		0-0 1B 3B		0-0 E5 1B			4 2 2 1 0 0 1
Bob Oliver, R OBP: 0.286, SLG: 0.347 (1, 9)	0-0 L8		0-3 K		0-0 G1-6-3 1B 3-H		0-0 FC6-4 1B 3-H			4 0 2 2 0 1 1
Chuck Harrison, R OBP: 0.289, SLG: 0.321 (1, 3)		0-0 6-3		0-0 4-3		0-0 L4		0-0 F8		4 0 0 0 0 0 2
Bobby Knoop, R OBP: 0.296, SLG: 0.287 (1, 4)		0-0 1B		0-0 1B 1B		0-0 G1-6-3 1-2f		0-0 FC6-4 1-2f		4 0 2 0 0 0 2
Jerry May, R OBP: 0.332, SLG: 0.354 (1, 2)		0-0 F5		0-0 FC5-4 1-3 1B		0-0 B5-4 1B				3 0 2 0 0 0 1
Mike Hedlund, R OBP: 0.113, SLG: 0.078 (1, 1)		0-3 K		0-0 FC5-4 1-2f		0-0 B5-4				3 0 0 0 0 1 4

Inning Stats		R: 1	H: 2	E: 0	LOB: 1	K: 1	BB: 0	S: 7	R: 0	H: 1	E: 0	LOB: 1	K: 1	BB: 0	S: 6	R: 1	H: 1	E: 0	LOB: 0	K: 0	BB: 0	S: 4	R: 0	H: 2	E: 0	LOB: 2	K: 1	BB: 0	S: 7	R: 0	H: 0	E: 0	LOB: 0	K: 0	BB: 1	S: 2	R: 1	H: 2	E: 0	LOB: 0	K: 0	BB: 0	S: 4	R: 0	H: 2	E: 0	LOB: 1	K: 0	BB: 0	S: 4	R: 1	H: 2	E: 1	LOB: 1	K: 0	BB: 0	S: 5	1B: 10	SF: 1	2B: 2	SAC: 0	3B: 1	DP: 3	HR: 0	HBP: 0
PITCHER	Fritz Peterson, L ERA: 2.97 (1, 1)	IP	WLS	BF	H	R	ER	SO	BB	IBB	HBP	BLK	WP	HR	S	P	ERA	WHIP													PITCHER	IP	WLS	BF	H	R	ER	SO	BB	IBB	HBP	BLK	WP	HR	S	P	ERA	WHIP																	

BOTTOM

New York Yankees @ Kansas City Royals
Municipal Stadium, Kansas City, MO

Sat Aug 28 1971, 8:05 PM EDT
Att: 15,845 - Unknown - 81 F

livebaseballscorecards.com

AB	32
R	4
H	12
RBI	4
BB	1
SO	3
LOB	14



WP: 0	PA: 34
PB: 0	SB: 0
CS: 0	

New York Yankees @ Kansas City Royals
Municipal Stadium, Kansas City, MO

Sun Aug 29 1971, 4:33 AM EDT
 Att. 13,229 - Sunny - 83 F

livebaseballscorecards.com



WP: 0 PA: 46
 PB: 0
 SB: 2
 CS: 0

AB 39
 R 10
 H 17
 RBI 10
 BB 4
 SO 3
 LOB 11

Batter	1	2	3	4	5	6	7	8	9	AB	R	H	RBI	BB	SO	LOB
Jerry Kenney, L (1, 5) OBP: 0.361, SLG: 0.293	4-0 HBP 1B BB		0-0 SH4-3 1-2		0-0 1B 1B	0-0 4-3	0-0 1B 1B		0-3 K	4	1	2	2	1	1	0
Thurman Munson, R (1, 2) OBP: 0.339, SLG: 0.379	1-0 1B 1-2 HBP		0-0 6-3		0-0 1B 1B	0-0 5-3	0-0 1B			4	1	2	0	0	0	1
Bobby Murcer, L (1, 8) OBP: 0.420, SLG: 0.539	0-0 1B 1-3 2-H		0-0 2B		0-0 HR 1B	4-0 S BB		0-0 L4		4	1	3	2	1	0	0
Felipe Alou, R (1, 7) OBP: 0.313, SLG: 0.385	0-0 G4-6-3 1-2f		0-0 F8		0-0 HR 1B	0-0 F8		0-0 4-3		5	1	1	1	0	0	4
Ron Blomberg, L (1, 9) OBP: 0.383, SLG: 0.521		0-0 6-3		0-0 F7	0-0 HR 1B		0-0 4-3 1B 1B	0-0 1B 1B		5	2	3	3	0	0	0
Danny Cater, R (1, 3) OBP: 0.305, SLG: 0.365		0-0 6-3		0-0 F8	0-0 HR		0-0 4-3	0-0 1B		5	1	2	1	0	0	1
Horace Clarke, S (1, 4) OBP: 0.320, SLG: 0.309		4-0 S BB		0-0 2B	0-0 5-3		0-0 SH1-4 BB 1B 1B	0-3 K		4	1	2	1	1	1	2
Gene Michael, S (1, 6) OBP: 0.313, SLG: 0.297		0-0 4-3		0-0 4-3	0-0 FC6 1B		4-0 SH1-4 BB 1B		0-3 K	4	1	1	0	1	1	2
Mel Stottlemyre, R (1, 1) OBP: 0.217, SLG: 0.221			0-0 SH4-3 2B 1B		0-0 F2		0-0 SH1-4		0-0 6-3	3	1	1	0	0	0	1
Al Closter, L (5, 1)					0-0 FC6					1	0	0	0	0	0	0

Inning Stats	R: 0 E: 0 K: 0 S: 2	H: 1 LOB: 1 BB: 1 P: 7	R: 0 E: 0 K: 0 S: 3	H: 0 LOB: 1 BB: 1 P: 7	R: 1 E: 0 K: 0 S: 5	H: 2 LOB: 1 BB: 0 P: 5	R: 0 E: 0 K: 0 S: 4	H: 1 LOB: 1 BB: 0 P: 4	R: 6 E: 0 K: 0 S: 10	H: 7 LOB: 1 BB: 0 P: 10	R: 0 E: 0 K: 0 S: 3	H: 0 LOB: 1 BB: 1 P: 7	R: 3 E: 0 K: 0 S: 6	H: 4 LOB: 2 BB: 1 P: 10	R: 0 E: 0 K: 1 S: 7	H: 2 LOB: 2 BB: 0 P: 7	R: 0 E: 0 K: 2 S: 7	H: 0 LOB: 0 BB: 0 P: 7	1B: 13 2B: 2 3B: 0 HR: 2	SF: 0 SAC: 2 DP: 1 HBP: 1	WP: 0 PB: 0 SB: 2 CS: 0	PA: 46
--------------	------------------------------	---------------------------------	------------------------------	---------------------------------	------------------------------	---------------------------------	------------------------------	---------------------------------	-------------------------------	----------------------------------	------------------------------	---------------------------------	------------------------------	----------------------------------	------------------------------	---------------------------------	------------------------------	---------------------------------	-----------------------------------	------------------------------------	----------------------------------	--------

PITCHER	IP	WLS	BF	H	R	ER	SO	BB	IBB	HBP	BLK	WP	HR	S	P	ERA	WHIP
Dick Drago, R (1, 1) ERA: 3.11	4.1	L	23	9	6	6	0	2	0	1	0	0	1	20	29	12.46	2.538
Tom Burgmeier, L (5, 1) ERA: 1.78	0.2		4	2	1	1	0	0	0	0	0	0	1	4	4	13.50	3.000
Ken Wright, R (6, 1) ERA: 3.66	1.2		9	2	3	3	0	2	0	0	0	0	0	7	15	16.20	2.400
Lance Clemons, L (7, 1) ERA: 2.7	0.1		2	2	0	0	0	0	0	0	0	0	0	2	2	0.00	6.000
Bill Butler, L (8, 1) ERA: 4.28	2.0		8	2	0	0	3	0	0	0	0	0	0	14	14	0.00	1.000

Batter	1	2	3	4	5	6	7	8	9	AB R H RBI BB SO LOB
Freddie Patek, R (1, 6) OBP: 0.340, SLG: 0.390	0-0 1B		0-0 F9 1B		0-3 K		0-3 K		0-0 1B	5 0 2 0 0 2 2
Joe Keough, L (1, 9) OBP: 0.341, SLG: 0.337 Chuck Harrison, R (7, PH) OBP: 0.287, SLG: 0.318 Bill Butler, L (8, 1) OBP: 0.091, SLG: 0.100 Dennis Paepke, R (9, PH) OBP: 0.246, SLG: 0.302	0-0 6-3 1-2		0-0 2-H 1B		0-0 4-3		0-3 K		0-0 L8	3 0 1 1 0 0 1 1 0 0 0 0 1 1 0 0 0 0 0 0 0 1 0 0 0 0 0 2
Amos Otis, R (1, 8) OBP: 0.350, SLG: 0.461	0-0 F5		0-0 L5		0-0 6-3			0-0 F8		4 0 0 0 0 0 2
Gail Hopkins, L (1, 3) OBP: 0.361, SLG: 0.425	0-0 4-3			0-0 3-1		0-0 1-3		0-0 4-3		4 0 0 0 0 0 1
Lou Piniella, R (1, 7) OBP: 0.299, SLG: 0.366		0-0 CS 1B		0-0 6-3		0-0 1-3		0-0 1B		4 0 2 0 0 0 0
Paul Schaal, R (1, 5) OBP: 0.381, SLG: 0.385		0-3 K 1-2		0-0 2B 2B		0-0 P6		0-0 F8		4 1 1 0 0 1 2
Bobby Knoop, R (1, 4) OBP: 0.304, SLG: 0.319		0-0 5-3		0-0 2B			0-0 1B SF7 2B		0-3 K	4 1 2 1 0 1 0
Jerry May, R (1, 2) OBP: 0.339, SLG: 0.359			0-0 SH1-4 1B 1B	4-0 IBB			0-0 2-3 1B		0-0 6-3	3 1 2 0 1 0 0
Dick Drago, R (1, 1) OBP: 0.221, SLG: 0.180 Tom Burgmeier, L (5, 1) OBP: 0.300, SLG: 0.368 Ken Wright, R (6, 1) OBP: 0.130, SLG: 0.091 Lance Clemens, L (7, 1) OBP: 0.250, SLG: 0.750 Bob Oliver, R (7, PH) OBP: 0.287, SLG: 0.350			0-0 SH1-4 1-2	0-3 K			0-0 3-H SF7		0-0 1B 1B	1 0 0 0 0 0 1 2 0 1 0 1 1 0 0 0 0

Inning Stats	R: 0 E: 1 K: 0 S: 4	H: 1 LOB: 1 BB: 0 P: 4	R: 0 E: 0 K: 1 S: 5	H: 1 LOB: 0 BB: 0 P: 5	R: 1 E: 0 K: 0 S: 5	H: 2 LOB: 1 BB: 0 P: 5	R: 1 E: 0 K: 1 S: 7	H: 2 LOB: 2 BB: 1 P: 11	R: 0 E: 0 K: 1 S: 5	H: 0 LOB: 0 BB: 0 P: 5	R: 0 E: 0 K: 0 S: 3	H: 0 LOB: 0 BB: 0 P: 3	R: 1 E: 0 K: 2 S: 9	H: 2 LOB: 1 BB: 0 P: 9	R: 0 E: 0 K: 0 S: 4	H: 1 LOB: 1 BB: 0 P: 4	R: 0 E: 0 K: 1 S: 7	H: 2 LOB: 2 BB: 0 P: 7	1B: 8 2B: 3 3B: 0 HR: 0	SF: 1 SAC: 1 DP: 0 HBP: 0	WP: 0 PB: 0 SB: 0 CS: 1	PA: 38													
PITCHER	IP	WLS	BF	H	R	ER	SO	BB	IBB	HBP	BLK	WP	HR	S	P	ERA	WHIP	IP	WLS	BF	H	R	ER	SO	BB	IBB	HBP	BLK	WP	HR	S	P	ERA	WHIP	
Mel Stottlemyre, R (1, 1) ERA: 2.87	4.1		19	6	2	2	3	0	0	0	0	0	0	24	28	4.15	1.385																		
Al Closter, L (5, 1) ERA: 2.25	4.2	W	19	5	1	1	3	0	0	0	0	0	0	25	25	1.93	1.071																		

BOTTOM

New York Yankees @ Kansas City Royals
Municipal Stadium, Kansas City, MO

Sun Aug 29 1971, 4:33 AM EDT
Att. 13,229 - Sunny - 83 F

livebaseballscorecards.com

AB	35
R	3
H	11
RBI	3
BB	1
SO	6
LOB	13



Batter	1	2	3	4	5	6	7	8	9	AB	R	H	RBI	BB	SO	LOB	TOP										
Freddie Patek, R (1, 6) OBP: 0.337, SLG: 0.386	0-3 K	0-0 F2			0-0 G3	0-0 FC6-4		0-3 K		5	0	0	0	0	2	2											
Joe Keough, L (1, 9) OBP: 0.342, SLG: 0.348	0-0 1B		0-0 F5		0-0 F7		0-0 HR	0-0 F8		5	1	2	1	0	0	0											
Amos Otis, R (1, 8) Ed Kirkpatrick, L (7, PH) OBP: 0.349, SLG: 0.460 OBP: 0.305, SLG: 0.335	0-3 K		0-0 F9		0-0 2B		0-3 K		0-0 F7	3	1	1	0	0	1	1											
Gail Hopkins, L (1, 3) OBP: 0.370, SLG: 0.435	0-0 1B		0-0 1B		0-0 2B		4-0 1B	0-0 4-3		4	1	3	1	1	0	0											
Lou Piniella, R (1, 7) OBP: 0.297, SLG: 0.364	0-0 L7		0-0 L8		0-0 L9		0-0 1B	0-0 6-3		5	0	1	0	0	0	4											
Paul Schaal, R (1, 5) OBP: 0.362, SLG: 0.388		4-0 1B		0-0 5-3		0-0 G3	0-0 SF7			2	2	1	1	1	0	0											
Bobby Knoop, R (1, 4) OBP: 0.311, SLG: 0.326		0-0 1B		0-0 F9		0-0 G3	0-0 1B			4	0	2	0	0	0	1											
Jerry May, R (1, 2) OBP: 0.338, SLG: 0.359		0-0 FC6-4		0-0 FC6-4		0-0 SF9		0-0 1-3		3	0	1	2	0	0	1											
Al Fitzmorris, S (1, 1) Tom Burgmeier, L (6, 1) Jim York, R (7, 1) Lance Clemons, L (7, 1) Ted Abernathy, R (9, 1) OBP: 0.200, SLG: 0.207 OBP: 0.300, SLG: 0.368 OBP: 0.176, SLG: 0.375 OBP: 0.400, SLG: 1.400 OBP: 0.111, SLG: 0.111		0-0 P4		0-0 FC6-4		0-0 FC6-4		0-0 HR		3	0	1	0	0	0	2											
										0	0	0	0	0	0	0											
										0	0	0	0	0	0	0											
										1	1	1	1	0	0	0											
										0	0	0	0	0	0	0											
Inning Stats	R: 0 E: 0 K: 2 S: 9	H: 2 LOB: 2 BB: 0 P: 9	R: 1 E: 0 K: 0 S: 4	H: 1 LOB: 1 BB: 1 P: 8	R: 0 E: 0 K: 0 S: 4	H: 1 LOB: 1 BB: 0 P: 4	R: 0 E: 0 K: 0 S: 4	H: 1 LOB: 1 BB: 0 P: 4	R: 1 E: 0 K: 0 S: 5	H: 2 LOB: 1 BB: 0 P: 5	R: 2 E: 0 K: 1 S: 7	H: 3 LOB: 2 BB: 1 P: 11	R: 1 E: 0 K: 1 S: 6	H: 1 LOB: 0 BB: 0 P: 6	R: 0 E: 0 K: 0 S: 3	H: 0 LOB: 0 BB: 0 P: 3	1B: 9 2B: 2 3B: 0 HR: 2	SF: 2 SAC: 0 DP: 0 HBP: 0	WP: 0 PB: 0 SB: 1 CS: 0	PA: 41							
PITCHER	IP	WLS	BF	H	R	ER	SO	BB	IBB	HBP	BLK	WP	HR	S	P	ERA	WHIP										
Skip Lockwood, R (1, 1) ERA: 3.45	6.1	L	32	11	5	5	3	2	0	0	0	0	1	36	44	7.11	2.053										
Floyd Weaver, R (7, 1) ERA: 7.5	0.2		2	1	0	0	0	0	0	0	0	0	0	2	2	0.00	1.500										
Ken Sanders, R (8, 1) ERA: 1.97	2.0		7	1	1	1	1	0	0	0	0	0	1	9	9	4.50	0.500										

Kansas City Royals @ Milwaukee Brewers
Milwaukee County Stadium, Milwaukee, WI

Tue Aug 31 1971, 8:05 PM EDT
Att: 4,863 - Unknown - 63 F

AB	37
R	6
H	13
RBI	6
BB	2
SO	4
LOB	11



WP	0	PA	41
----	---	----	----

ERA	7.11	WHIP	2.053
-----	------	------	-------

BOTTOM

Kansas City Royals @ Milwaukee Brewers
Milwaukee County Stadium, Milwaukee, WI

Tue Aug 31 1971, 8:05 PM EDT
Att. 4,863 - Unknown - 63 F

livebaseballscorecards.com

AB	35
R	4
H	11
RBI	4
BB	6
SO	6
LOB	27

WP	3	PA	41
PB	0		
SB	1		
CS	2		



AB R H RBI BB SO LOB

2	2	1	0	3	0	0
5	0	0	0	0	1	6
3	0	1	1	2	0	1
4	1	1	1	0	0	4
0	0	0	0	0	0	0
1	0	0	0	0	0	3
3	1	2	1	0	0	0
2	0	1	0	0	0	3
3	0	2	1	0	0	1
1	0	0	0	0	1	1
3	0	0	0	1	1	3
2	0	0	0	0	1	3
2	0	1	0	0	1	1
2	0	0	0	0	1	1
0	0	0	0	0	0	0
2	0	2	0	0	0	0

1B: 10 SF: 0
2B: 1 SAC: 0
3B: 0 DP: 1
HR: 0 HBP: 0

WP	3	PA	41
PB	0		
SB	1		
CS	2		

Batter	1	2	3	4	5	6	7	8	9
Tommy Harper, R (1, 7) OBP: 0.340, SLG: 0.404	4-0 WP 6-3 1B BB		0-0 6-3			4-0 6-3 1B BB	4-0 BB BB		0-0 FC3-6 1B
Ron Theobald, R (1, 4) OBP: 0.331, SLG: 0.305	0-0 6-3 1-2		0-0 F9			0-0 6-3 1-2	0-3 K		0-0 FC3-6 1-2f BB
John Briggs, L (1, 3) OBP: 0.376, SLG: 0.441	0-0 G1-6-3 2-H 1B			0-0 3-1		0-0 P4	4-0 FC6 BB		4-0 BB 1-2
Dave May, L (1, 8) OBP: 0.353, SLG: 0.448 Ken Sanders, R (8, 1) Frank Tepedino, L (9, PH) OBP: 0.216, SLG: 0.266	0-0 G1-6-3 1-2f			0-0 4-3		0-0 1B S 1B	0-0 FC6 1-2f		0-0 F8
Bill Voss, L (1, 9) OBP: 0.315, SLG: 0.384 Dick Schofield, S (8, PH) OBP: 0.337, SLG: 0.315 (9, 5)		0-0 FC1-6-6 WP 1B		0-0 3-1		0-0 1B 1-H 1B		0-0 WP 2B	0-0 4-3
Tom Matchick, L (1, 5) OBP: 0.349, SLG: 0.373 Bobby Mitchell, R (8, PH) OBP: 0.281, SLG: 0.373 (9, 9)		0-0 FC1-5-6 CS 1-3			0-0 FC1-6 1B	0-0 1B 1-H		0-3 K 2-3	
Elie Rodriguez, R (1, 2) OBP: 0.301, SLG: 0.247		4-0 BLK CS BB			0-0 F9	0-0 4-3		0-3 K	
Bob Heise, R (1, 6) OBP: 0.260, SLG: 0.282 Jose Cardenal, R (7, PH) OBP: 0.309, SLG: 0.368 (8, 8)		0-3 K 1-3 2-3			0-0 FC1-6 1-2f		0-0 1B	0-3 K	
Skip Lockwood, R (1, 1) OBP: 0.164, SLG: 0.176 Floyd Weaver, R (7, 1) Roberto Pena, R (7, PH) OBP: 0.286, SLG: 0.338 (8, 6)			0-3 K		0-0 1-3		0-0 BB BB 1B		0-0 1B 1B

Inning Stats	R: 1	H: 1	E: 0	K: 0	S: 3	R: 0	H: 1	E: 0	K: 1	S: 5	R: 0	H: 0	E: 0	K: 1	S: 5	R: 0	H: 0	E: 0	K: 0	S: 3	R: 0	H: 1	E: 0	K: 0	S: 4	R: 3	H: 3	E: 0	K: 0	S: 6	R: 0	H: 2	E: 0	K: 1	S: 6	R: 0	H: 1	E: 0	K: 3	S: 10	R: 0	H: 2	E: 0	K: 0	S: 5
--------------	------	------	------	------	------	------	------	------	------	------	------	------	------	------	------	------	------	------	------	------	------	------	------	------	------	------	------	------	------	------	------	------	------	------	------	------	------	------	------	-------	------	------	------	------	------

PITCHER	IP	WLS	BF	H	R	ER	SO	BB	IBB	HBP	BLK	WP	HR	S	P	ERA	WHIP
Al Fitzmorris, R (1, 1) ERA: 4.45	5.2		23	5	4	4	2	3	0	0	1	2	0	24	36	6.35	1.412
Tom Burgmeier, L (6, 1) ERA: 1.76	0.2	W	5	3	0	0	0	1	0	0	0	0	0	4	8	0.00	6.000
Jim York, R (7, 1) ERA: 2.76	0.1		1	0	0	0	1	0	0	0	0	0	0	3	3	0.00	0.000
Lance Clemons, L (7, 1) ERA: 2.45	1.1		8	3	0	0	3	1	0	0	0	1	0	13	17	0.00	3.000
Ted Abernathy, R (9, 1) ERA: 2.55	1.0	S	4	0	0	0	0	1	0	0	0	0	0	3	7	0.00	1.000

Batter	1	2	3	4	5	6	7	8	9	AB R H RBI BB SO LOB	TOP																	
Freddie Patek, R (1, 6) OBP: 0.338, SLG: 0.386	0-3 K		4-0 FC4-6 BB		0-0 5-3 1B		0-0 F7			3 0 1 0 1 1 0	Kansas City Royals @ Milwaukee Brewers Milwaukee County Stadium, Milwaukee, WI Wed Sep 01 1971, 8:05 PM EDT Att: 4,976 - Unknown - 68 F																	
Joe Keough, L (1, 8) OBP: 0.341, SLG: 0.344	0-0 F6		4-0 FC4-6 BB		0-0 5-3			0-0 F6		3 0 0 0 1 0 1																		
Gail Hopkins, L (1, 3) OBP: 0.368, SLG: 0.429	0-0 F9		0-0 FC4-6 BB		0-0 F8			4-0 G6-4-3 BB		3 0 0 1 1 0 3																		
Lou Piniella, R (1, 7) OBP: 0.297, SLG: 0.365		0-0 L7	0-0 FC6-4			0-0 1B 2B		0-0 G6-4-3		4 1 1 0 0 0 3																		
Bob Oliver, R (1, 9) OBP: 0.287, SLG: 0.346		4-0 5-3 BB		0-3 K		0-3 K			0-0 5-3	3 0 0 0 1 2 1																		
Paul Schaal, R (1, 5) OBP: 0.381, SLG: 0.386		0-0 5-3		0-0 L8		0-0 CS 1B			0-0 1-3	4 0 1 1 0 0 1																		
Bobby Knoop, R (1, 4) OBP: 0.318, SLG: 0.333		0-0 6-3		0-0 1B		0-0 6-3			0-0 1B 1B	4 0 2 0 0 0 2																		
Jerry May, R (1, 2) OBP: 0.336, SLG: 0.356			0-3 K		0-0 F9		0-0 F7		0-0 1-3 1B	4 0 1 0 0 1 1																		
Paul Splittorff, L (1, 1) OBP: 0.182, SLG: 0.146 Sandy Valdespino, L (9, PH) Tom Burgmeier, L (9, 1) OBP: 0.300, SLG: 0.368			0-0 BB FC4-6 2B		0-0 F3		0-3 K		0-3 K	3 1 1 0 0 1 0 1 0 0 0 0 1 2 0 0 0 0 0 0 0																		
Inning Stats	R: 0 E: 0 K: 1 S: 5	H: 0 LOB: 0 BB: 0 P: 5	R: 0 E: 0 K: 0 S: 3	H: 0 LOB: 1 BB: 1 P: 7	R: 1 E: 0 K: 1 S: 6	H: 1 LOB: 2 BB: 2 P: 14	R: 0 E: 0 K: 1 S: 6	H: 1 LOB: 1 BB: 0 P: 6	R: 0 E: 0 K: 1 S: 4	H: 1 LOB: 1 BB: 0 P: 4	R: 1 E: 0 K: 1 S: 6	H: 2 LOB: 0 BB: 0 P: 6	R: 0 E: 0 K: 1 S: 5	H: 0 LOB: 0 BB: 0 P: 5	R: 0 E: 0 K: 0 S: 2	H: 0 LOB: 0 BB: 1 P: 6	R: 0 E: 0 K: 1 S: 7	H: 2 LOB: 2 BB: 0 P: 7	1B: 5 2B: 2 3B: 0 HR: 0	SF: 0 SAC: 0 DP: 1 HBP: 0	WP: 0 PB: 0 SB: 0 CS: 1	PA: 36						
PITCHER	IP WLS BF H R ER SO BB IBB HBP BLK WP HR S P ERA WHIP												PITCHER	IP WLS BF H R ER SO BB IBB HBP BLK WP HR S P ERA WHIP														
Lew Krausse, R (1, 1) ERA: 2.86	8.0	31	5	2	2	5	4	0	0	0	0	0	0	37	53	2.25	1.125											
Ken Sanders, R (9, 1) ERA: 1.96	1.0	W	5	2	0	0	1	0	0	0	0	0	0	7	7	0.00	2.000											

livebaseballscorecards.com

AB	32
R	2
H	7
RBI	2
BB	4
SO	6
LOB	14



Batter	1	2	3	4	5	6	7	8	9	AB	R	H	RBI	BB	SO	LOB
Tommy Harper, R OBP: 0.339, SLG: 0.403 (1, 7)	0-0 E6 BB 1B FC3-6	0-0 F9			0-0 FC6-4 1-2f PO			0-0 E 1B 1B		4	1	1	0	0	0	2
Ron Theobald, R OBP: 0.333, SLG: 0.307 (1, 4)	0-0 1-2 E 1B		0-0 F9		0-0 PO 1-2	0-0 6-3		0-0 E8 FC6-4 1B 1-3		4	1	2	0	0	0	0
John Briggs, L OBP: 0.374, SLG: 0.439 (1, 3)	0-0 F7		0-0 CS 1B			0-0 G3		0-3 K SS		4	0	1	0	0	1	4
Jose Cardenal, R OBP: 0.308, SLG: 0.366 (1, 8)	4-0 1-2 2-3 FC3-6 BB		0-0 L3 1-2			0-0 F8		0-0 FC6-4 1-2f		3	0	0	0	1	0	3
Roberto Pena, R OBP: 0.285, SLG: 0.336 (1, 5)	0-0 1-2f 2-H 3-H FC3-6			0-0 F4			0-0 SH1-4 1B		0-0 6-3	4	0	1	1	0	0	1
Ellie Rodriguez, R OBP: 0.304, SLG: 0.254 (1, 2)	0-0 F9		0-0 G4-6-3 1B			0-0 SH1-4 1-2		0-0 3-1 1B 2B		3	1	2	0	0	0	1
Dave May, L OBP: 0.352, SLG: 0.446 (1, 9)		0-0 E7 1B		0-0 G4-6-3 1-2f		0-0 F8		0-0 3-1 2-3		4	0	1	0	0	0	3
Bob Heise, R OBP: 0.259, SLG: 0.281 (1, 6)		0-0 L9		0-0 4-3		0-0 6-3		0-0 3-H 1B		4	0	1	1	0	0	2
Lew Krausse, R OBP: 0.077, SLG: 0.027 Bobby Mitchell, R OBP: 0.276, SLG: 0.365 Ken Sanders, R (8, PH) (9, 1)		0-0 F8			4-0 FC6-4 BB			0-0 F8		1	0	0	0	1	0	1
										1	0	0	0	0	0	0
										0	0	0	0	0	0	0

Inning Stats	R: 2 E: 2 K: 0 S: 5	H: 1 LOB: 1 BB: 1 P: 9	R: 0 E: 1 K: 0 S: 4	H: 1 LOB: 1 BB: 0 P: 4	R: 0 E: 0 K: 0 S: 3	H: 1 LOB: 0 BB: 0 P: 3	R: 0 E: 0 K: 0 S: 3	H: 1 LOB: 0 BB: 0 P: 3	R: 0 E: 0 K: 0 S: 3	H: 0 LOB: 0 BB: 1 P: 6	R: 0 E: 0 K: 0 S: 3	H: 0 LOB: 0 BB: 0 P: 3	R: 0 E: 0 K: 0 S: 4	H: 1 LOB: 1 BB: 0 P: 4	R: 0 E: 1 K: 1 S: 7	H: 2 LOB: 2 BB: 0 P: 7	R: 1 E: 0 K: 0 S: 4	H: 2 LOB: 1 BB: 0 P: 4	1B: 8 2B: 1 3B: 0 HR: 0	SF: 0 SAC: 1 DP: 1 HBP: 0	WP: 0 PB: 0 SB: 0 CS: 1	PA: 36
---------------------	------------------------------	---------------------------------	------------------------------	---------------------------------	------------------------------	---------------------------------	------------------------------	---------------------------------	------------------------------	---------------------------------	------------------------------	---------------------------------	------------------------------	---------------------------------	------------------------------	---------------------------------	------------------------------	---------------------------------	----------------------------------	------------------------------------	----------------------------------	--------

PITCHER	IP	WLS	BF	H	R	ER	SO	BB	IBB	HBP	BLK	WP	HR	S	P	ERA	WHIP
Paul Splittorf, L ERA: 1.95 (1, 1)	8.0		31	7	2	0	1	2	0	0	0	0	0	31	39	0.00	1.125
Tom Burgmeier, L ERA: 1.86 (9, 1)	0.2	L	4	2	1	1	0	0	0	0	0	0	0	4	4	13.50	3.000

BOTTOM

Kansas City Royals @ Milwaukee Brewers
Milwaukee County Stadium, Milwaukee, WI

livebaseballscorecards.com

AB	32
R	3
H	9
RBI	2
BB	2
SO	1
LOB	17



Wed Sep 01 1971, 8:05 PM EDT
Att. 4,976 - Unknown - 68 F

Batter	1	2	3	4	5	6	7	8	9	AB R H RBI BB SO LOB	TOP
Freddie Patek, R (1, 6) OBP: 0.338, SLG: 0.384	0-0 5-3		0-0 4-3			0-0 CS 1B		0-0 F2		4 0 1 0 0 0 0	Kansas City Royals @ Milwaukee Brewers Milwaukee County Stadium, Milwaukee, WI Thu Sep 02 1971, 4:33 AM EDT Att: 5,385 - Unknown - 83 F livebaseballscorecards.com
Sandy Valdespino, L (1, 7) OBP: 0.600, SLG: 0.500	0-0 6-3 1B			4-0 G3-6-4 BB		0-0 1-2 4-3 1B		0-0 L8	3 0 2 0 1 0 0		
Gail Hopkins, L (1, 3) OBP: 0.366, SLG: 0.426 Bobby Floyd, R (9, PR) OBP: 0.286, SLG: 0.118	0-0 6-3 1-2			0-0 G3-6-4 1-2f		0-0 1-2 4-3		0-0 BB 1B	4 0 1 0 0 0 3 0 0 0 0 0 0 0		
Ed Kirkpatrick, L (1, 8) OBP: 0.302, SLG: 0.331	0-0 P5			0-0 4-3		0-0 6-3		0-3 K	4 0 0 0 0 1 3		
Paul Schaal, R (1, 5) OBP: 0.382, SLG: 0.386		0-3 K			0-0 FC6-4 1B		0-0 4-3	4-0 BB BB BB 1-2 FC4-6 BB	3 0 1 0 1 1 0		
Joe Keough, L (1, 9) OBP: 0.337, SLG: 0.340		0-0 F9			0-0 L7		0-0 P6	0-0 FC4-6 1-2f	4 0 0 0 0 0 3		
Bobby Knoop, R (1, 4) OBP: 0.310, SLG: 0.324		0-0 6-3			0-0 FC6-4 1-2f		0-0 F8		3 0 0 0 0 0 1		
Jerry May, R (1, 2) OBP: 0.338, SLG: 0.355 Lou Piniella, R (8, PH) OBP: 0.296, SLG: 0.364 Buck Martinez, R (8, 2) OBP: 0.238, SLG: 0.278			0-0 5-3		4-0 BB BB BB FC6-4 BB			0-0 5-3	1 0 0 0 1 0 0 1 0 0 0 0 0 0 0 0 0 0 0 0 0		
Mike Hedlund, R (1, 1) OBP: 0.109, SLG: 0.075 Amos Otis, R (8, PH) OBP: 0.349, SLG: 0.459 Bruce Dal Canton, R (8, 1) OBP: 0.106, SLG: 0.087			0-0 6-3		0-0 FC6-4 1-2f			0-3 K	2 0 0 0 0 0 2 1 0 0 0 0 1 0 0 0 0 0 0 0 0		
Inning Stats	R: 0 E: 0 K: 0 S: 4 H: 1 LOB: 1 BB: 0 P: 4	R: 0 E: 0 K: 1 S: 5 H: 0 LOB: 0 BB: 0 P: 5	R: 0 E: 0 K: 0 S: 3 H: 0 LOB: 0 BB: 0 P: 3	R: 0 E: 0 K: 0 S: 2 H: 0 LOB: 0 BB: 1 P: 6	R: 0 E: 1 K: 0 S: 4 H: 1 LOB: 2 BB: 1 P: 8	R: 0 E: 0 K: 0 S: 4 H: 2 LOB: 1 BB: 0 P: 4	R: 0 E: 0 K: 0 S: 3 H: 0 LOB: 0 BB: 0 P: 3	R: 0 E: 0 K: 1 S: 5 H: 0 LOB: 0 BB: 0 P: 5	R: 0 E: 0 K: 1 S: 6 H: 1 LOB: 2 BB: 1 P: 10	1B: 5 SF: 0 2B: 0 SAC: 0 3B: 0 DP: 1 HR: 0 HBP: 0	
PITCHER Marty Pattin, R (1, 1) ERA: 3.02	IP 9.0 WLS W BF 33 H 5 R 0 ER 0 SO 3 BB 3 IBB 0 HBP 0 BLK 0 WP 0 HR 0 S 36 P 48 ERA 0.00 WHIP 0.889										

Batter	1	2	3	4	5	6	7	8	9	AB	R	H	RBI	BB	SO	LOB	BOTTOM			
Tommy Harper, R (1, 7) OBP: 0.337, SLG: 0.400	0-0 F8		0-3 K			0-0 6-3		0-0 P6		4	0	0	0	0	1	0	Kansas City Royals @ Milwaukee Brewers Milwaukee County Stadium, Milwaukee, WI Thu Sep 02 1971, 4:33 AM EDT Att. 5,385 - Unknown - 83 F			
Ron Theobald, R (1, 4) OBP: 0.336, SLG: 0.309	0-0 6-3		0-0 CS 1B			4-0 BB				2	0	1	0	1	0	0				
John Briggs, L (1, 3) Roberto Pena, R (9, 3) OBP: 0.371, SLG: 0.435 OBP: 0.285, SLG: 0.336	0-0 4-3		0-0 CS 1-2		0-0 3-1	0-0 F9				3	0	0	0	0	0	1				
Jose Cardenal, R (1, 8) OBP: 0.308, SLG: 0.364		H 1-0 FC4-6 BB FC6-4 HBP		X 0-0 5-3		X 0-0 F8				2	1	0	0	0	0	1				
Dave May, L (1, 9) OBP: 0.352, SLG: 0.444		B B B B 4-0 FC4-6 1-2 BB		X 0-0 4-1		X 0-0 G3				2	0	0	0	1	0	0				
Darrell Porter, L (1, 2)		X 0-0 FC4-6 FC6-4 1-2f 2-3		0-0 K		X 0-0 G1				3	0	0	0	0	1	2				
Tom Matchick, L (1, 5) OBP: 0.348, SLG: 0.361		X 0-0 FC6-4 1-2f 3-H		B B B B 4-0 BB		X 0-0 L7				2	0	0	1	1	0	1				
Bob Heise, R (1, 6) OBP: 0.255, SLG: 0.276		X 0-0 4-3		X 0-0 F9		X 0-0 6-3				3	0	0	0	0	0	2				
Marty Pattin, R (1, 1) OBP: 0.173, SLG: 0.130		X 0-0 6-3		S S S S 0-3 K		X 0-0 P4				3	0	0	0	0	1	1				
Inning Stats	R: 0 E: 0 K: 0 S: 3	H: 0 LOB: 0 BB: 0 P: 3	R: 1 E: 0 K: 0 S: 3	H: 0 LOB: 1 BB: 1 P: 8	R: 0 E: 0 K: 1 S: 5	H: 1 LOB: 0 BB: 0 P: 5	R: 0 E: 0 K: 0 S: 3	H: 0 LOB: 0 BB: 0 P: 3	R: 0 E: 0 K: 0 S: 3	H: 0 LOB: 1 BB: 1 P: 7	R: 0 E: 0 K: 0 S: 3	H: 0 LOB: 0 BB: 0 P: 3	R: 0 E: 0 K: 0 S: 3	H: 0 LOB: 0 BB: 0 P: 3	R: 0 E: 0 K: 0 S: 3	H: 0 LOB: 0 BB: 0 P: 3	1B: 1 2B: 0 3B: 0 HR: 0	SF: 0 SAC: 0 DP: 0 HBP: 1	WP: 0 PB: 0 SB: 0 CS: 1	PA: 29
PITCHER	IP WLS BF H R ER SO	IP WLS BF H R ER SO	IP WLS BF H R ER SO	IP WLS BF H R ER SO	IP WLS BF H R ER SO	IP WLS BF H R ER SO	IP WLS BF H R ER SO	IP WLS BF H R ER SO	IP WLS BF H R ER SO	IP WLS BF H R ER SO	IP WLS BF H R ER SO	IP WLS BF H R ER SO	IP WLS BF H R ER SO	IP WLS BF H R ER SO	IP WLS BF H R ER SO	IP WLS BF H R ER SO	ERA WHIP	ERA WHIP		
Mike Hedlund, R (1, 1) ERA: 2.88	7.0 L																1.29	0.571		
Bruce Dal Canton, R (8, 1) ERA: 3.36	1.0																0.00	0.000		

livebaseballscorecards.com

AB	24
R	1
H	1
RBI	1
BB	3
SO	3
LOB	8



Batter	1	2	3	4	5	6	7	8	9	AB R H RBI BB SO LOB	TOP
Freddie Patek, R (1, 6) OBP: 0.336, SLG: 0.387	0-0 F9	0-0 5-3			0-0 4-3		0-0 1B 3B		0-0 F8	5 1 1 0 0 0 1	Kansas City Royals @ Chicago White Sox Comiskey Park, Chicago, IL Fri Sep 03 1971, 8:05 PM EDT Unknown - 83 F
Paul Schaal, R (1, 5) OBP: 0.382, SLG: 0.387	0-0 6-3		0-0 4-3 1B		0-0 F2		0-0 3-H 1B		0-0	4 0 2 1 0 0 0	
Amos Otis, R (1, 8) OBP: 0.350, SLG: 0.459	0-0 1B E 1B		0-0 4-3 1-2		0-0 1B		0-0 F4		0-0	4 1 2 0 0 0 2	
Lou Piniella, R (1, 7) OBP: 0.296, SLG: 0.363	0-0 1-2 E 1B		0-0 5-3		0-0 5-3		0-0 L5		0-0	4 0 1 0 0 0 3	
Bob Oliver, R (1, 9) OBP: 0.290, SLG: 0.351	0-0 1-3 2-H 1B E8 1B		0-0 F9		0-0 F8 SF9 2B		0-3 K		0-3	4 1 2 1 0 1 1	
Chuck Harrison, R (1, 3) OBP: 0.278, SLG: 0.307	0-0 F3		0-0 G1		0-0 F8 2-3		0-0 F5		0-0	4 0 0 0 0 0 3	
Bobby Knoop, R (1, 4) OBP: 0.316, SLG: 0.327		0-0 1B	4-0 1B BB		0-0 SF9 3-H		0-0 F8		0-0	2 0 1 1 1 0 0	
Jerry May, R (1, 2) OBP: 0.336, SLG: 0.353		0-3 K	0-0 G1-6-3 1-3 1B		0-0 6-3		0-3 K		0-3	4 0 1 0 0 2 1	
Dick Drago, R (1, 1) OBP: 0.208, SLG: 0.169		0-3 K	0-0 G1-6-3 1-2f		0-0 6-3		0-3 K		0-3	4 0 0 0 0 2 3	
Inning Stats	R: 1 H: 3 E: 1 LOB: 2 K: 0 BB: 0 S: 6 P: 6	R: 0 H: 1 E: 0 LOB: 1 K: 2 BB: 0 S: 8 P: 8	R: 0 H: 1 E: 0 LOB: 1 K: 0 BB: 0 S: 4 P: 4	R: 0 H: 1 E: 0 LOB: 1 K: 0 BB: 1 S: 3 P: 7	R: 0 H: 1 E: 0 LOB: 1 K: 0 BB: 0 S: 4 P: 4	R: 1 H: 1 E: 0 LOB: 0 K: 0 BB: 0 S: 4 P: 4	R: 1 H: 2 E: 0 LOB: 1 K: 0 BB: 0 S: 5 P: 5	R: 0 H: 0 E: 0 LOB: 0 K: 1 BB: 0 S: 5 P: 5	R: 0 H: 0 E: 0 LOB: 0 K: 2 BB: 0 S: 7 P: 7	1B: 8 SF: 1 2B: 1 SAC: 0 3B: 1 DP: 1 HR: 0 HBP: 0	WP: 0 PA: 37 PB: 0 SB: 0 CS: 0
PITCHER	IP WLS BF H R ER SO BB IBB HBP BLK WP HR S P ERA WHIP										
Tommy John, L (1, 1) ERA: 3.61	6.1 L 28 9 3 3 2 1 0 0 0 0 0 0 0 31 35 4.26 1.579										
Vicente Romo, R (7, 1) ERA: 3.59	1.2 6 1 0 0 1 0 0 0 0 0 0 0 0 8 8 0.00 0.600										
Steve Kealey, R (9, 1) ERA: 3.92	1.0 3 0 0 0 0 2 0 0 0 0 0 0 0 7 7 0.00 0.000										

livebaseballscorecards.com

AB	35
R	3
H	10
RBI	3
BB	1
SO	5
LOB	14



Batter	1	2	3	4	5	6	7	8	9	AB	R	H	RBI	BB	SO	LOB
Pat Kelly, L OBP: 0.428, SLG: 0.438 (1, 9)	0-0 1B		0-0 4-3			0-0 FC5-4 1B		4-0 BB		3	0	2	0	1	0	0
Jay Johnstone, L OBP: 0.340, SLG: 0.428 (1, 8)	0-0 F9		0-0 G3			0-0 F4		0-0 F8		4	0	0	0	0	0	3
Rich McKinney, R OBP: 0.343, SLG: 0.412 (1, 4)	0-0 F8				0-0 G4-6-3 1B	0-0 F8		0-0 F8		4	0	1	0	0	0	3
Bill Melton, R OBP: 0.356, SLG: 0.508 (1, 5)	4-0 1-2 BB				0-0 F8	0-0 FC5-4			0-0 1B	3	0	1	0	1	0	2
Carlos May, L OBP: 0.367, SLG: 0.378 (1, 3)	0-0 L7				0-0 G4-6-3		0-0 F9		0-0 F7	4	0	0	0	0	0	4
Rick Reichardt, R OBP: 0.349, SLG: 0.441 (1, 7)		0-0 6-3			0-0 F9		0-0 E1 SF7 1B		0-0 F8	4	1	1	0	0	0	1
Ed Herrmann, L OBP: 0.338, SLG: 0.375 (1, 2)		0-3 K			0-0 1B		0-0 SF7		0-0 4-3	3	0	1	1	0	1	1
Luis Alvarado, R OBP: 0.234, SLG: 0.268 (1, 6)					0-0 F3		0-0 F3			2	0	0	0	0	0	1
Walt Williams, R OBP: 0.342, SLG: 0.433 (7, PH)										1	0	0	0	0	0	0
Rich Morales, R OBP: 0.323, SLG: 0.285 (8, 6)										0	0	0	0	0	0	0
Tommy John, R OBP: 0.158, SLG: 0.111 (1, 1)			0-3 K			0-3 K			0-0 F8	2	0	0	0	0	2	1
Vicente Romo, R OBP: 0.364, SLG: 0.300 (7, 1)										0	0	0	0	0	0	0
Steve Huntz, S OBP: 0.253, SLG: 0.366 (8, PH)										1	0	0	0	0	0	0
Steve Kealey, R OBP: 0.143, SLG: 0.143 (9, 1)										0	0	0	0	0	0	0

Inning Stats	R: 0	H: 1	R: 0	H: 0	R: 0	H: 1	R: 0	H: 1	R: 0	H: 1	R: 1	H: 1	R: 0	H: 0	R: 0	H: 1
	E: 0	LOB: 2	E: 0	LOB: 0	E: 0	LOB: 0	E: 0	LOB: 1	E: 0	LOB: 1	E: 1	LOB: 0	E: 0	LOB: 1	E: 0	LOB: 1
	K: 0	BB: 1	K: 1	BB: 0	K: 0	BB: 0	K: 1	BB: 0	K: 0	BB: 0	K: 0	BB: 0	K: 0	BB: 1	K: 0	BB: 0
	S: 4	P: 8	S: 5	P: 5	S: 5	P: 5	S: 6	P: 6	S: 4	P: 4	S: 4	P: 4	S: 3	P: 7	S: 4	P: 4

PITCHER	IP	WLS	BF	H	R	ER	SO	BB	IBB	HBP	BLK	WP	HR	S	P	ERA	WHIP
Dick Drago, R ERA: 2.97 (1, 1)	9.0	W	34	6	1	0	3	2	0	0	0	0	0	38	46	0.00	0.889

BOTTOM

Kansas City Royals @ Chicago White Sox
Comiskey Park, Chicago, IL

Fri Sep 03 1971, 8:05 PM EDT
Unknown - 83 F

AB	31
R	1
H	6
RBI	1
BB	2
SO	3
LOB	16



WP	PA	34
PB	0	
SB	1	
CS	0	

TOP

Kansas City Royals @ Chicago White Sox
Comiskey Park, Chicago, IL

Fri Sep 03 1971, 8:05 PM EDT
Att. 21,138 - Unknown

livebaseballscorecards.com

AB	38
R	8
H	11
RBI	7
BB	4
SO	6
LOB	18



Batter	1	2	3	4	5	6	7	8	9
Freddie Patek, R (1, 6) OBP: 0.339, SLG: 0.385	4-0 FC6-5 1B BB		4-0 2B 1B BB	0-0 5-3 1-2 2-3		0-0 6-3		4-0 1B BB	
Sandy Valdespino, L (1, 7) OBP: 0.600, SLG: 0.667	0-0 F2		0-0 1B 2B	0-0 1B		0-0 F8		0-0 PB 1B	
Ted Abernathy, R (8, 1) OBP: 0.111, SLG: 0.111				2-H 3-H 1B				1-H 3-H 1B	
Gail Hopkins, L (1, 3) OBP: 0.374, SLG: 0.432	0-0 FC6-5 1B		0-0 1B 1B	0-0 1B		0-0 4-3		1-0 HBP	
Buck Martinez, R (8, 2) OBP: 0.236, SLG: 0.278			2-3 3-H 1B	1-2 1B					
Ed Kirkpatrick, L (1, 8) OBP: 0.300, SLG: 0.329	0-0 FC6-5 1-2 2-3f		0-0 FC6-4 1B	0-3 K		0-3 K		0-3 K	
Joe Keough, L (1, 9) OBP: 0.332, SLG: 0.334	0-0 F7		0-0 F8		0-0 F6		0-0 F7		0-0 F9
Paul Schaal, R (1, 5) OBP: 0.381, SLG: 0.385		0-0 F9	0-0 FC6-4 1-2f		0-0 1B			0-0 L8	0-0 F7
Bobby Floyd, R (1, 4) OBP: 0.292, SLG: 0.150					0-0 F3			4-0 1B BB	0-3 K
Amos Otis, R (8, PH) OBP: 0.350, SLG: 0.459				0-0 1B 1B		0-0 F3			
Jerry May, R (1, 2) OBP: 0.339, SLG: 0.355				0-0 5-3 1B 1B		0-3 K		0-0 PB S 1B 1B	
Bobby Knoop, R (8, PR) OBP: 0.316, SLG: 0.327									
Lance Clemons, L (1, 1) OBP: 0.286, SLG: 1.000			0-0 1-3	0-0 FC5-2-5 1B		0-0 6-3		0-3 K	
Jim York, R (4, 1) OBP: 0.167, SLG: 0.353								1-2 3-H	
Tom Burgmeier, L (7, 1) OBP: 0.300, SLG: 0.368									
Bob Oliver, R (8, PH) OBP: 0.289, SLG: 0.350									

Inning Stats	R: 0 E: 0 K: 0 S: 4	H: 1 LOB: 2 BB: 1 P: 8	R: 0 E: 0 K: 0 S: 3	H: 0 LOB: 0 BB: 0 P: 3	R: 3 E: 0 K: 0 S: 6	H: 3 LOB: 1 BB: 1 P: 10	R: 2 E: 0 K: 1 S: 9	H: 4 LOB: 2 BB: 0 P: 9	R: 0 E: 0 K: 1 S: 6	H: 1 LOB: 1 BB: 0 P: 6	R: 0 E: 0 K: 0 S: 3	H: 0 LOB: 0 BB: 0 P: 3	R: 0 E: 0 K: 1 S: 5	H: 0 LOB: 0 BB: 0 P: 5	R: 3 E: 0 K: 2 S: 9	H: 2 LOB: 2 BB: 2 P: 18	R: 0 E: 0 K: 1 S: 5	H: 0 LOB: 0 BB: 0 P: 5	1B: 10 2B: 1 3B: 0 HR: 0	SF: 0 SAC: 0 DP: 0 HBP: 1	WP: 0 PB: 2 SB: 3 CS: 0	PA: 43
--------------	------------------------------	---------------------------------	------------------------------	---------------------------------	------------------------------	----------------------------------	------------------------------	---------------------------------	------------------------------	---------------------------------	------------------------------	---------------------------------	------------------------------	---------------------------------	------------------------------	----------------------------------	------------------------------	---------------------------------	-----------------------------------	------------------------------------	----------------------------------	--------

PITCHER	IP	WLS	BF	H	R	ER	SO	BB	IBB	HBP	BLK	WP	HR	S	P	ERA	WHIP
Joe Horlen, R (1, 1) ERA: 4.29	3.0		17	6	5	5	0	2	0	0	0	0	0	15	23	15.00	2.667
Rich Hinton, L (4, 1) ERA: 2.61	1.0		5	2	0	0	1	0	0	0	0	0	0	7	7	0.00	2.000
Steve Kealey, R (5, 1) ERA: 3.99	3.1	L	13	2	2	2	2	1	0	0	0	0	0	16	20	5.40	0.900
Bart Johnson, R (8, 1) ERA: 3.09	0.1		4	1	1	0	1	1	0	1	0	0	0	4	9	0.00	6.000
Terry Forster, L (8, 1) ERA: 5.17	0.1		1	0	0	0	1	0	0	0	0	0	0	3	3	0.00	0.000

PITCHER	IP	WLS	BF	H	R	ER	SO	BB	IBB	HBP	BLK	WP	HR	S	P	ERA	WHIP
Vicente Romo, R (9, 1) ERA: 3.54	1.0		3	0	0	0	1	0	0	0	0	0	0	5	5	0.00	0.000

Batter	1	2	3	4	5	6	7	8	9	AB	R	H	RBI	BB	SO	LOB
Walt Williams, R OBP: 0.349, SLG: 0.441 (1, 9)	4-0 SH1-4 1B BB BB	0-0 F9		0-0 BB BB 1B		0-0 BB BB 2B		0-0 BB 1B		4	1	3	0	1	0	0
Mike Hershberger, R OBP: 0.366, SLG: 0.329 Jay Johnstone, L OBP: 0.341, SLG: 0.427 (1, 8) (6, PH) (7, 8)	4-0 1B SH1-4 P4 BB		0-0 5-3	4-0 BB BB 1B		0-0 F8		4-0 FC6-4 BB		1	1	0	1	2	0	0
Rich McKinney, R OBP: 0.342, SLG: 0.408 (1, 4)	0-0 SH1-4 1-2 2-3		0-0 F4	4-0 BB BB BB		0-0 F7		0-0 FC6-4 1-2f		3	0	0	1	1	0	2
Bill Melton, R OBP: 0.357, SLG: 0.507 (1, 5)	0-0 HR 1B 2-3 3-H		0-0 1B	0-0 F6		0-0 F8		0-0 F2		5	1	2	1	0	0	3
Rick Reichardt, R OBP: 0.350, SLG: 0.438 (1, 7)	0-0 P4		0-3 K	4-0 CS 6-3 BB		4-0 BB BB		0-3 K		3	0	0	1	2	2	2
Carlos May, L OBP: 0.372, SLG: 0.387 (1, 3)	0-0 HR		0-0 1B BB 1B	0-0 6-3		4-0 BB BB		4-0 BB		3	2	2	2	2	0	1
Tom Egan, R OBP: 0.324, SLG: 0.413 Pat Kelly, L OBP: 0.428, SLG: 0.438 Steve Huntz, S OBP: 0.250, SLG: 0.361 Ed Herrmann, L OBP: 0.337, SLG: 0.373 (1, 2) (7, PH) (7, PH) (8, 2)	0-0 6-3		0-0 F8	0-0 6-3		0-0 F9		0-0 F6		3	0	0	0	0	0	2
Rich Morales, R OBP: 0.321, SLG: 0.280 (1, 6)		0-0 F8		4-0 BB 1B BB BB		0-0 F7		0-3 K		3	1	0	0	1	1	0
Joe Horlen, R OBP: 0.183, SLG: 0.105 Rich Hinton, L OBP: 0.290, SLG: 0.300 Lee Richard, R OBP: 0.125, SLG: 0.125 Steve Kealey, R OBP: 0.222, SLG: 0.244 Bart Johnson, R OBP: 0.258, SLG: 0.154 Terry Forster, L OBP: 0.364, SLG: 0.300 (1, 1) (4, 1) (4, PH) (5, 1) (8, 1) (8, 1) (8, PH) (9, 1)		0-0 F8		0-3 K		0-0 F3		0-3 K		1	0	0	0	0	0	0

Inning Stats	R: 4	H: 2	E: 0	LOB: 0	K: 0	P: 13	R: 0	H: 0	E: 0	LOB: 0	K: 0	P: 3	R: 0	H: 1	E: 0	LOB: 1	K: 1	P: 6	R: 2	H: 2	E: 0	LOB: 3	K: 1	P: 19	R: 0	H: 0	E: 0	LOB: 0	K: 0	P: 6	R: 0	H: 1	E: 0	LOB: 1	K: 0	P: 4	R: 0	H: 0	E: 0	LOB: 2	K: 0	P: 11	R: 0	H: 1	E: 0	LOB: 2	K: 2	P: 12	R: 0	H: 0	E: 0	LOB: 1	K: 1	P: 9	1B: 5	SF: 0	2B: 1	SAC: 1	3B: 0	DP: 0	HR: 1	HBP: 0	WP: 0	PA: 43
PITCHER	IP	WLS	BF	H	R	ER	SO	BB	IBB	HBP	BLK	WP	HR	S	P	ERA	WHIP																																															
Lance Clemons, L ERA: 3.93 (1, 1)	3.2		20	5	6	4	2	4	0	0	0	0	0	9	25	0.00	1.667																																															
Jim York, R ERA: 2.67 (4, 1)	3.0		13	1	0	0	0	4	0	0	0	0	0	1	1	0.00	0.000																																															
Tom Burgmeier, L ERA: 1.85 (7, 1)	0.1	W	1	0	0	0	0	0	0	0	0	0	0	0	13	0.00	1.500																																															
Ted Abernathy, R ERA: 2.48 (8, 1)	2.0	S	9	1	0	0	3	2	0	0	0	0	0	0	13	0.00	1.500																																															

BOTTOM

Kansas City Royals @ Chicago White Sox
Comiskey Park, Chicago, IL
Fri Sep 03 1971, 8:05 PM EDT
Att. 21,138 - Unknown

livebaseballscorecards.com

AB	32
R	6
H	7
RBI	6
BB	10
SO	5
LOB	16




Batter	1	2	3	4	5	6	7	8	9	AB R H RBI BB SO LOB	TOP									
Freddie Patek, R (1, 6) OBP: 0.336, SLG: 0.381	0-3 K		0-0 1-2 1-3		0-0 4-3		0-0 4-3		0-0 6-3	5 0 0 0 0 1 1	Kansas City Royals @ Chicago White Sox Comiskey Park, Chicago, IL Sat Sep 04 1971, 8:05 PM EDT Att: 21,092 - Unknown livebaseballscorecards.com									
Sandy Valdespino, L (1, 7) OBP: 0.571, SLG: 0.615 Ed Kirkpatrick, L (9, 7) OBP: 0.300, SLG: 0.329	0-0 4-3		0-0 HR 1B		0-0 4-3		0-0 1B			4 1 2 0 0 0 0 0 0 0 0 0 0 0										
Amos Otis, R (1, 8) OBP: 0.350, SLG: 0.458	0-0 5-3		0-0 SF9		0-0 1B		0-0 F7			3 0 1 1 0 0 1										
Gail Hopkins, L (1, 3) OBP: 0.376, SLG: 0.445 Bob Oliver, R (9, 3) OBP: 0.289, SLG: 0.350		0-0 4-3 1B	0-0 HR		0-0 F7			0-0 4-3		4 1 2 2 0 0 1 0 0 0 0 0 0 0										
Paul Schaal, R (1, 5) OBP: 0.362, SLG: 0.385		0-0 4-3 1-2	4-0 BB		0-0 6-3			0-0 FC4-6 1B		3 0 1 0 1 0 1										
Joe Keough, L (1, 9) OBP: 0.331, SLG: 0.333		0-0 4-3 2-3	0-0 F9		0-0 1B		0-0 FC4-6			4 0 1 0 0 0 3										
Bobby Knoop, R (1, 4) OBP: 0.314, SLG: 0.318		4-0 BB		0-0 6-3		0-0 6-3 1-3		0-0 F8		3 0 0 0 1 0 2										
Jerry May, R (1, 2) OBP: 0.333, SLG: 0.349	0-0 5-3			0-0 G3		0-0 F8		0-3 K		4 0 0 0 0 1 3										
Al Fitzmorris, S (1, 1) OBP: 0.212, SLG: 0.219 Ted Abernathy, R (7, 1) OBP: 0.100, SLG: 0.100			0-0 1B SF9 1B	0-0 F7		0-0 F7		0-0 F9		3 1 1 0 0 0 0 1 0 0 0 0 0 0										
Inning Stats	R: 0 E: 0 K: 1 S: 5	H: 0 LOB: 0 BB: 0 P: 5	R: 0 E: 0 K: 0 S: 4	H: 1 LOB: 2 BB: 1 P: 8	R: 3 E: 0 K: 0 S: 6	H: 3 LOB: 1 BB: 1 P: 10	R: 0 E: 0 K: 0 S: 3	H: 0 LOB: 0 BB: 0 P: 3	R: 0 E: 1 K: 0 S: 4	H: 1 LOB: 1 BB: 0 P: 4	R: 0 E: 0 K: 0 S: 4	H: 1 LOB: 1 BB: 0 P: 4	R: 0 E: 0 K: 0 S: 4	H: 1 LOB: 1 BB: 0 P: 4	R: 0 E: 0 K: 1 S: 5	H: 0 LOB: 0 BB: 0 P: 5	1B: 7 2B: 0 3B: 0 HR: 1	SF: 1 SAC: 0 DP: 0 HBP: 0	WP: 0 PB: 0 SB: 1 CS: 0	PA: 37
PITCHER	IP WLS BF H R ER SO BB IBB HBP BLK WP HR S P ERA WHIP																			
Tom Bradley, R (1, 1) ERA: 2.82	7.0 L 30 7 3 3 1 2 0 0 0 0 0 1 30 38 3.86 1.286																			
Terry Forster, L (8, 1) ERA: 4.91	2.0 7 1 0 0 1 0 0 0 0 0 0 0 9 9 0.00 0.500																			

AB	34
R	3
H	8
RBI	3
BB	2
SO	2
LOB	12



Batter	1	2	3	4	5	6	7	8	9	AB	R	H	RBI	BB	SO	LOB
Walt Williams, R (1, 7) OBP: 0.347, SLG: 0.437	0-3 K ①		0-0 5-3 ②		0-0 5-3 ②		0-0 5-3 ③		0-0 F2 ②	5	0	1	1	0	1	4
Pat Kelly, L (1, 9) OBP: 0.416, SLG: 0.423	0-3 K ②		0-0 F6 ③		0-0 L8 ③			0-3 K ①	0-0 1-3 ③	5	0	0	0	0	2	2
Rich McKinney, R (1, 4) OBP: 0.341, SLG: 0.409	0-0 6-3 ③			0-0 5-3 ①		0-0 5-3 ①		0-0 FC4-6 2B		4	0	1	0	0	0	0
Bill Melton, R (1, 5) OBP: 0.358, SLG: 0.505		0-0 F8 ①		0-0 L5 ②		0-0 G6-4-3 1B		4-0 FC4-6 BB		3	0	1	0	1	0	0
Carlos May, L (1, 3) OBP: 0.373, SLG: 0.391		0-0 2B		0-0 1B		0-0 G6-4-3 1-2f		0-0 FC4-6 FC6-4		4	0	2	0	0	0	3
Jay Johnstone, L (1, 8) OBP: 0.340, SLG: 0.425	0-3 K ②		0-0 1B	0-0 1B		0-0 F4 ①		0-0 FC6-4 1-2f		4	0	1	0	0	1	3
Ed Herrmann, L (1, 2) OBP: 0.336, SLG: 0.369		4-0 BB		0-3 K ③		0-0 F6 ②			0-3 K ①	3	0	0	0	1	2	2
Rich Morales, R (1, 6) OBP: 0.330, SLG: 0.278		0-0 F4 ③			4-0 SH2-4 1B BB		4-0 WP BB		1-0 BB HBP	1	1	0	0	2	0	2
Tom Bradley, R (1, 1) OBP: 0.157, SLG: 0.183			0-0 F4 ①							1	0	0	0	0	0	0
Bob Spence, L (7, PH) OBP: 0.281, SLG: 0.154										0	0	0	0	0	1	0
Lee Richards, R (7, PR) OBP: 0.290, SLG: 0.300										0	0	0	0	0	0	0
Terry Forster, L (8, 1)										0	0	0	0	0	0	0
Steve Huntz, S (9, PH) OBP: 0.260, SLG: 0.361										0	0	0	0	0	1	0
Luis Alvarado, R (9, PR) OBP: 0.234, SLG: 0.288										0	0	0	0	0	0	0

BOTTOM	
AB	30
R	1
H	6
RBI	1
BB	6
SO	6
LOB	16
	
WP	1
PB	0
SB	0
CS	0
PA	38

Kansas City Royals @ Chicago White Sox
 Comiskey Park, Chicago, IL
 Sat Sep 04 1971, 8:05 PM EDT
 Att. 21,092 - Unknown

livebaseballscorecards.com

Inning Stats	R: 0	H: 0	E: 0	K: 2	S: 7	H: 0	LOB: 0	BB: 0	P: 7	R: 0	H: 1	E: 0	K: 1	S: 6	H: 0	LOB: 2	BB: 1	P: 10	R: 0	H: 2	E: 0	K: 1	S: 7	H: 0	LOB: 0	BB: 0	P: 3	R: 1	H: 1	E: 0	K: 0	S: 3	R: 0	H: 1	E: 0	K: 0	S: 3	R: 0	H: 0	E: 0	K: 0	S: 3	R: 0	H: 1	E: 0	K: 1	S: 6	H: 1	LOB: 2	BB: 1	P: 10	R: 0	H: 0	E: 0	K: 1	S: 5	H: 0	LOB: 2	BB: 1	P: 10	1B: 4	2B: 2	3B: 0	HR: 0	SF: 0	SAC: 1	DP: 1	HBP: 1	WP: 1	PB: 0	SB: 0	CS: 0	PA: 38
PITCHER	IP	WLS	BF	H	R	ER	SO	BB	IBB	HBP	BLK	WP	HR	S	P	ERA	WHIP																																																								
Al Fitzmorris, R (1, 1) ERA: 4.22	6.2	W	27	5	1	1	4	4	0	0	0	1	0	31	47	1.35	1.350																																																								
Ted Abernathy, R (7, 1) ERA: 2.4	2.1	S	11	1	0	0	2	2	0	1	0	0	0	12	21	0.00	1.286																																																								

Batter	1	2	3	4	5	6	7	8	9	AB R H RBI BB SO LOB	TOP	
Bobby Floyd, R OBP: 0.286, SLG: 0.167 (1, 6) X	0-0 FC5-4 1B		0-3 K			0-0 F2		0-0 F3		4 0 1 0 0 1 1		
Paul Schaal, R OBP: 0.379, SLG: 0.381 (1, 5) X	0-0 FC5-4 PB 1-2f		0-0 6-3			0-0 5-3			0-0 1-3	4 0 0 0 0 0 1		
Amos Otis, R OBP: 0.347, SLG: 0.454 (1, 8) X	0-0 L6 1-2		0-0 F7			0-0 F4			0-0 6-3	4 0 0 0 0 0 1		
Lou Piniella, R OBP: 0.295, SLG: 0.360 (1, 7) B B B	4-0 FC5-4 BB			0-0 2-3			0-0 F9		0-0 F8	3 0 0 0 1 0 0		
Bob Oliver, R OBP: 0.286, SLG: 0.347 (1, 9) X	0-0 FC5-4 1-2f			0-0 5-3			0-0 F3			3 0 0 0 0 0 2		
Chuck Harrison, R OBP: 0.279, SLG: 0.308 (1, 3) X		0-0 1B		0-3 K			0-0 F4			3 0 1 0 0 1 0		
Bobby Knoop, R OBP: 0.306, SLG: 0.309 (1, 4) X					0-0 5-3			0-3 K		3 0 0 0 0 1 1		
Jerry May, R OBP: 0.329, SLG: 0.344 (1, 2) X					0-3 K			0-0 6-3		3 0 0 0 0 1 1		
Ken Wright, R OBP: 0.130, SLG: 0.091 (8, 1)										0 0 0 0 0 0 0		
Paul Splittorff, L OBP: 0.174, SLG: 0.140 (1, 1)					0-0 4-3					2 0 0 0 0 0 1		
Jim York, R OBP: 0.167, SLG: 0.353 (7, 1)						0-0 F5				0 0 0 0 0 0 0		
Dennis Paepke, R OBP: 0.254, SLG: 0.307 (8, PH) (8, 2) X									0-0 1B	1 0 1 0 0 0 0		
Inning Stats	R: 0 H: 1 E: 0 LOB: 2 K: 0 BB: 1 S: 4 P: 8	R: 0 H: 1 E: 0 LOB: 1 K: 0 BB: 0 S: 4 P: 4	R: 0 H: 0 E: 0 LOB: 0 K: 1 BB: 0 S: 5 P: 5	R: 0 H: 0 E: 0 LOB: 0 K: 1 BB: 0 S: 5 P: 5	R: 0 H: 0 E: 0 LOB: 0 K: 1 BB: 0 S: 5 P: 5	R: 0 H: 0 E: 0 LOB: 0 K: 1 BB: 0 S: 5 P: 5	R: 0 H: 0 E: 0 LOB: 0 K: 0 BB: 0 S: 3 P: 3	R: 0 H: 0 E: 0 LOB: 0 K: 0 BB: 0 S: 3 P: 3	R: 0 H: 1 E: 0 LOB: 1 K: 1 BB: 0 S: 6 P: 6	R: 0 H: 0 E: 0 LOB: 0 K: 0 BB: 0 S: 3 P: 3	1B: 3 SF: 0 2B: 0 SAC: 0 3B: 0 DP: 0 HR: 0 HBP: 0	WP: 0 PA: 31 PB: 1 SB: 0 CS: 0
PITCHER Wilbur Wood, L ERA: 2.0 (1, 1)	IP WLS BF H R ER SO BB IBB HBP BLK WP HR S P ERA WHIP	9.0 W 31 3 0 0 4 1 0 0 0 0 0 0 38 42 0.00 0.444										
PITCHER	IP WLS BF H R ER SO BB IBB HBP BLK WP HR S P ERA WHIP											

Kansas City Royals @ Chicago White Sox
Comiskey Park, Chicago, IL
Sun Sep 05 1971, 4:33 AM EDT
Att. 9,367 - Overcast

AB	30
R	0
H	3
RBI	0
BB	1
SO	4
LOB	8



WP: 0	PA: 31
PB: 1	
SB: 0	
CS: 0	

Batter	1	2	3	4	5	6	7	8	9	AB	R	H	RBI	BB	SO	LOB
Walt Williams, R (1, 9) OBP: 0.344, SLG: 0.433 Pat Kelly, L (8, PR) OBP: 0.416, SLG: 0.423 (9, 9)	0-0 F7			0-0 F7	0-0 SF7		0-0 5-3	1-0 G6-4-3 BB HBP		3	0	0	1	0	0	1
Mike Hershberger, R (1, 8) OBP: 0.372, SLG: 0.340	0-0 1-3			0-0 1B	0-0 5-3		0-0 1B	4-0 G6-4-3 BB 1-2		4	2	2	1	1	0	0
Rich McKinney, R (1, 4) OBP: 0.338, SLG: 0.405	0-0 L3			0-0 F9		0-0 E1	0-0 1B	0-0 G6-4-3 1-2 2-3		5	1	1	1	0	0	3
Bill Melton, R (1, 5) OBP: 0.358, SLG: 0.503		0-0 F9		4-0 1B		0-0 F7	0-0 1B	0-0 F8		4	2	1	0	1	0	3
Rick Reichardt, R (1, 7) OBP: 0.352, SLG: 0.439 Jay Johnstone, L (7, PH) OBP: 0.341, SLG: 0.435 (8, 7)		0-3 K		0-0 1B		0-0 1B	0-0 1B			3	0	2	1	0	1	0
Carlos May, L (1, 3) OBP: 0.374, SLG: 0.392		0-0 4-3		0-0 1B		0-0 F7	0-0 2B			1	1	1	3	0	0	0
Rich Morales, R (1, 6) OBP: 0.333, SLG: 0.289			0-0 L3	0-0 5-3		0-0 5-3	0-0 2B			4	0	2	0	0	0	4
Ed Herrmann, L (1, 2) OBP: 0.338, SLG: 0.366			0-0 L3		0-0 E3		0-0 1B			2	2	0	0	2	0	1
Wilbur Wood, R (1, 1) OBP: 0.135, SLG: 0.049			0-0 4-3		0-0 SH2-4		0-0 K			2	0	0	0	0	1	3

Inning Stats	R: 0	H: 0	E: 0	K: 0	S: 3	R: 0	H: 0	E: 0	K: 1	S: 5	R: 0	H: 1	E: 0	K: 0	S: 3	R: 2	H: 3	E: 0	K: 0	S: 6	R: 1	H: 0	E: 1	K: 0	S: 4	R: 0	H: 1	E: 1	K: 0	S: 5	R: 5	H: 6	E: 0	K: 1	S: 11	R: 0	H: 0	E: 0	K: 0	S: 2	1B: 8	SF: 1	2B: 3	SAC: 2	3B: 0	DP: 2	HR: 1	HBP: 1	WP: 0	PA: 40
--------------	------	------	------	------	------	------	------	------	------	------	------	------	------	------	------	------	------	------	------	------	------	------	------	------	------	------	------	------	------	------	------	------	------	------	-------	------	------	------	------	------	-------	-------	-------	--------	-------	-------	-------	--------	-------	--------

PITCHER	IP	WLS	BF	H	R	ER	SO	BB	IBB	HBP	BLK	WP	HR	S	P	ERA	WHIP
Paul Splittorf, L (1, 1) ERA: 2.27	6.2	L	31	8	7	6	1	2	0	0	0	0	0	31	39	8.10	1.500
Jim York, R (7, 1) ERA: 2.76	0.1		5	3	1	1	1	0	1	0	0	0	1	6	10	27.00	9.000
Ken Wright, R (8, 1) ERA: 3.61	1.0		4	0	0	0	0	1	0	1	0	0	0	2	7	0.00	1.000


BOTTOM

Kansas City Royals @ Chicago White Sox
Comiskey Park, Chicago, IL

Sun Sep 05 1971, 4:33 AM EDT
Att: 9,367 - Overcast

livebaseballscorecards.com

AB 32
R 8
H 11
RBI 8
BB 4
SO 2
LOB 17



Batter	1	2	3	4	5	6	7	8	9	AB R H RBI BB SO LOB	TOP			
Tommy Harper, R (1, 7) OBP: 0.335, SLG: 0.406	0-0 F8	0-0 FC5-4			0-0 L8		4-0 BB BB BB BB		0-3 K	4 0 0 0 1 1 4				
Bob Heise, R (1, 4) OBP: 0.256, SLG: 0.275	0-0 6-3		0-0 5-3		0-0		0-0 G4-6-3		1-0 1B	3 0 1 0 0 0 0				
John Briggs, L (7, PH) OBP: 0.368, SLG: 0.430									1-2 2-3 HBP	1 0 0 0 0 0 3				
John Morris, R (7, 1) OBP: 0.167, SLG: 0.200									1-2 2-3	0 0 0 0 0 0 0				
Paul Ratliff, L (9, PH) OBP: 0.239, SLG: 0.373										0 0 0 0 0 0 0				
Bobby Mitchell, R (9, PR) OBP: 0.276, SLG: 0.365										0 0 0 0 0 0 0				
Jose Cardenal, R (1, 8) OBP: 0.311, SLG: 0.368	0-0 FC6-4 1B		0-0 5-3		0-0 F8			0-0 1B	0-0 1B	5 0 3 2 0 0 1				
Dave May, L (1, 9) OBP: 0.349, SLG: 0.440	0-0 FC6-4		0-0 E3					0-0 1B	0-0 1B	4 0 1 0 0 0 1				
Roberto Pena, R (9, PH) OBP: 0.290, SLG: 0.343								1-3 1B	0-0 G1-6-3	1 0 0 0 0 0 2				
Darrell Porter, L (1, 2) OBP: 0.182, SLG: 0.200		0-0 BB 1B	0-0 3-1			0-0 F2		0-3 K		4 1 1 0 0 1 3				
Frank Tepedino, L (1, 3) OBP: 0.212, SLG: 0.250		4-0 BB BB BB BB			0-3 K	0-0 F3		0-3 K		3 0 0 0 1 2 2				
Tom Matchick, L (1, 5) OBP: 0.351, SLG: 0.362		0-0 1B BB			0-3 K	0-0 3-1		0-0 K		4 0 2 1 0 1 2				
Rick Auerbach, R (1, 6) OBP: 0.276, SLG: 0.230		0-0 F2			0-0 K		0-0 BB BB 1B	0-0 FC6-4		3 0 0 0 0 1 3				
Dick Schofield, S (9, PH) OBP: 0.341, SLG: 0.311		0-0 F8			0-0 F8			1-2 2-H	HBP 1B BB	0 1 0 0 1 0 0				
Lew Krausse, R (1, 1) OBP: 0.073, SLG: 0.026		0-3 K			0-0 L4		4-0 BB BB BB BB		0-0 HBP 1B BB	2 0 0 0 0 1 2				
Bill Voss, L (7, PH) OBP: 0.317, SLG: 0.384									1-2 HBP 1B	0 0 0 0 1 0 0				
Ron Theobald, R (7, 4) OBP: 0.337, SLG: 0.310										1 1 1 0 0 0 0				
Inning Stats	R: 0 H: 1 E: 0 LOB: 1 K: 0 BB: 0 S: 4 P: 4	R: 1 H: 2 E: 0 LOB: 2 K: 1 BB: 1 S: 7 P: 11	R: 0 H: 0 E: 1 LOB: 1 K: 0 BB: 0 S: 4 P: 4	R: 0 H: 0 E: 0 LOB: 0 K: 2 BB: 0 S: 7 P: 7	R: 0 H: 1 E: 0 LOB: 1 K: 0 BB: 0 S: 4 P: 4	R: 0 H: 0 E: 0 LOB: 0 K: 0 BB: 0 S: 3 P: 3	R: 0 H: 1 E: 0 LOB: 2 K: 1 BB: 2 S: 5 P: 13	R: 0 H: 2 E: 0 LOB: 2 K: 2 BB: 0 S: 9 P: 9	R: 2 H: 2 E: 0 LOB: 2 K: 1 BB: 1 S: 6 P: 11	1B: 9 SF: 0 2B: 0 SAC: 0 3B: 0 DP: 2 HR: 0 HBP: 1	WP: 0 PA: 40 PB: 0 SB: 0 CS: 0			
PITCHER	IP WLS BF H R ER SO BB IBB HBP BLK WP HR S P ERA WHIP												PITCHER	IP WLS BF H R ER SO BB IBB HBP BLK WP HR S P ERA WHIP
Mike Hedlund, R (1, 1) ERA: 2.83	6.1 W 27 5 1 1 4 2 0 0 0 0 0 0 33 41 1.42 1.105													
Ted Abernathy, R (7, 1) ERA: 2.58	2.0 11 3 2 2 3 2 0 1 0 0 0 0 14 23 9.00 2.500													
Jim York, R (9, 1) ERA: 2.76	0.0 1 1 0 0 0 0 0 0 0 0 0 0 1 1 ∞ ∞													
Tom Burgmeier, L (9, 1) ERA: 1.84	0.2 S 1 0 0 0 0 0 0 0 0 0 0 0 1 1 0.00 0.000													

Milwaukee Brewers @ Kansas City Royals
Municipal Stadium, Kansas City, MO
Mon Sep 06 1971, 8:05 PM EDT
Unknown - 93 F

AB	35
R	3
H	9
RBI	3
BB	4
SO	7
LOB	23



Batter	1	2	3	4	5	6	7	8	9	AB	R	H	RBI	BB	SO	LOB
Bobby Floyd, R OBP: 0.281, SLG: 0.214 (1, 6)	0-0 4-3 SF7 2B		0-0 F8		0-0 E6 2B		0-3 K			4	2	1	0	0	1	0
Sandy Valdespino, L OBP: 0.529, SLG: 0.625 Bob Oliver, R OBP: 0.285, SLG: 0.346 (1, 7) (8, 9)	0-0 4-3 2-3		0-0 F4		0-0 1-H 2B			0-0 5-3		3	0	1	1	0	0	1
Amos Otis, R OBP: 0.348, SLG: 0.457 (1, 8)	0-0 SF7 3-H		0-0 2B		0-0 5-3			0-0 CS 1B		3	0	2	1	0	0	0
Gail Hopkins, L OBP: 0.378, SLG: 0.456 (1, 3)	0-0 G3		4-0 IBB			0-0 HR		0-0 1-2 4-3		3	1	1	1	1	0	1
Paul Schaal, R OBP: 0.380, SLG: 0.388 (1, 5)		0-0 HR	0-0 1-3			4-0 CS BB				2	1	1	1	1	0	2
Joe Keough, L OBP: 0.329, SLG: 0.330 (1, 9) (8, 7)		0-0 F6		0-0 3-1		0-0 F9 1-2				3	0	0	0	0	0	1
Bobby Knoop, R OBP: 0.299, SLG: 0.301 (1, 4)		0-0 F9		0-0 G3		0-0 F8				3	0	0	0	0	0	0
Jerry May, R OBP: 0.329, SLG: 0.344 Ed Kirkpatrick, L OBP: 0.301, SLG: 0.327 (2, PH) (3, 2)		4-0 BB		0-0 F9			0-0 F7			0	0	0	0	0	0	0
Mike Hedlund, R OBP: 0.105, SLG: 0.073 Ted Abernathy, R OBP: 0.091, SLG: 0.091 Jim York, R OBP: 0.167, SLG: 0.353 Tom Burgmeier, L OBP: 0.300, SLG: 0.368 (1, 1) (7, 1) (9, 1) (9, 1)		0-0 5-3		0-0 5-3			0-0 6-3			2	0	0	0	0	0	1
Inning Stats	R: 1 E: 0 K: 0 S: 4	H: 1 LOB: 0 BB: 0 P: 4	R: 1 E: 0 K: 0 S: 4	H: 1 LOB: 1 BB: 1 P: 8	R: 0 E: 0 K: 0 S: 4	H: 0 LOB: 0 BB: 0 P: 3	R: 1 E: 1 K: 0 S: 4	H: 1 LOB: 0 BB: 0 P: 4	R: 1 E: 0 K: 0 S: 3	H: 1 LOB: 0 BB: 1 P: 7	R: 0 E: 0 K: 1 S: 5	H: 0 LOB: 0 BB: 0 P: 5	R: 0 E: 0 K: 0 S: 3	H: 1 LOB: 0 BB: 0 P: 3	1B: 1 2B: 3 3B: 0 HR: 2	SF: 1 SAC: 0 DP: 0 HBP: 0
PITCHER Lew Krausse, R ERA: 2.92 John Morris, L ERA: 3.64 (1, 1) (7, 1)	IP 6.0 2.0	WLS L	BF 25 6	H 5 1	R 4 0	ER 3 0	SO 0 1	BB 0 0	IBB 0 0	BLK 0 0	WP 0 0	HR 2 0	S 22 8	P 34 8	ERA 4.50 0.00	WHIP 1.167 0.500

BOTTOM

Milwaukee Brewers @ Kansas City Royals
Municipal Stadium, Kansas City, MO
Mon Sep 06 1971, 8:05 PM EDT
Unknown - 93 F

livebaseballscorecards.com

AB	27
R	4
H	6
RBI	4
BB	3
SO	1
LOB	6



WP: 0	PA: 31
PB: 0	
SB: 0	
CS: 2	

Batter	1	2	3	4	5	6	7	8	9	AB R H RBI BB SO LOB	TOP																
Tommy Harper, R (1, 7) OBP: 0.336, SLG: 0.404	4-0 SH1-3 SF8 E BB		0-0 F7	0-0 1-3		0-0 F8		4-0 S 1B BB		3 1 0 0 2 0 2																	
Ron Theobald, R (1, 4) OBP: 0.342, SLG: 0.317	0-0 SH1-3 1-3		0-0 BB 2B		0-0 1-3	4-0 1B 1-2 BB		0-0 FC6-4 1B		3 0 2 0 1 0 0																	
Jose Cardenal, R (1, 8) OBP: 0.312, SLG: 0.369	0-0 SF8 3-H		0-0 5-3		0-0 PB 1B 1B	0-0 1-3 2-H 1B		0-0 FC6-4 1-2f 2-3		4 1 2 2 0 0 3																	
Dave May, L (1, 9) OBP: 0.352, SLG: 0.439	0-0 F8		4-0 BB BB		0-0 PB 1B	0-0 G3		1-0 1B HBP		3 1 1 0 1 0 2																	
John Briggs, L (1, 3) OBP: 0.373, SLG: 0.432		4-0 WP BB	4-0 1-2 2-3 BB		0-0 1-H 2-H 1B		0-0 L3		0-0 1-2 1B	3 0 2 2 2 0 0																	
Tom Matchick, L (1, 5) OBP: 0.347, SLG: 0.357		0-0 F9	0-0 F9		0-0 F9		0-0 6-3		0-0 B2	1 0 0 0 0 0 1																	
Roberto Pena, R (3, PH) OBP: 0.286, SLG: 0.339										3 0 0 0 0 0 4																	
Ken Sanders, R (7, 1)										0 0 0 0 0 0 0																	
Bobby Mitchell, R (9, PH) OBP: 0.271, SLG: 0.358										1 0 0 0 0 0 2																	
Ellie Rodriguez, R (1, 2) OBP: 0.310, SLG: 0.253		4-0 BB		0-0 FC5-4 1B		0-0 F8		0-0 6-3		4 0 1 0 1 0 3																	
Bob Heise, R (1, 6) OBP: 0.257, SLG: 0.276		0-0 F5		0-0 FC5-4 1-2f		0-0 BB 1B 1B		0-0 P6		3 1 1 0 0 0 3																	
Andy Kosco, R (8, PH) OBP: 0.305, SLG: 0.371									0-0 L8	2 0 0 0 0 0 2																	
Marcelino Lopez, R (1, 1) OBP: 0.059, SLG: 0.059		0-0 4-3		0-3 K		0-0 F5		0-3 K		2 0 0 0 0 0 1 3																	
Bob Reynolds, R (5, 1)										0 0 0 0 0 0 0 0																	
Frank Tepedino, L (6, PH) OBP: 0.210, SLG: 0.248										1 0 0 0 0 0 0 1																	
Jerry Bell, S (6, 1)										0 0 0 0 0 0 0 0																	
Dick Schofield, S (7, 5) OBP: 0.337, SLG: 0.307										1 0 0 0 0 0 1 0																	
Inning Stats	R: 1 E: 1 K: 0 S: 3	H: 0 LOB: 0 BB: 1 P: 7	R: 0 E: 0 K: 0 S: 3	H: 0 LOB: 2 BB: 2 P: 11	R: 0 E: 0 K: 0 S: 4	H: 1 LOB: 3 BB: 2 P: 12	R: 0 E: 0 K: 1 S: 6	H: 1 LOB: 1 BB: 0 P: 6	R: 2 E: 0 K: 0 S: 6	H: 3 LOB: 1 BB: 0 P: 6	R: 1 E: 0 K: 0 S: 5	H: 2 LOB: 2 BB: 1 P: 9	R: 0 E: 0 K: 0 S: 3	H: 0 LOB: 0 BB: 0 P: 3	R: 0 E: 0 K: 1 S: 6	H: 1 LOB: 2 BB: 1 P: 10	R: 0 E: 0 K: 0 S: 4	H: 1 LOB: 2 BB: 0 P: 5	1B: 8 2B: 1 3B: 0 HR: 0	SF: 1 SAC: 1 DP: 0 HBP: 1	WP: 1 PB: 1 SB: 1 CS: 0	PA: 44					
PITCHER	IP WLS BF H R ER SO BB IBB HBP BLK WP HR S P ERA WHIP																										
Bruce Dal Canton, R (1, 1) ERA: 3.29	2.2		14	1	1	0	0	5	0	0	0	1	0	9	29	0.00	2.250										
Lance Clemons, L (3, 1) ERA: 3.92	2.1		11	4	2	1	1	0	0	0	0	0	0	13	13	3.86	1.714										
Ken Wright, R (6, 1) ERA: 3.69	0.2		5	2	1	1	0	1	0	0	0	0	0	4	8	13.50	4.500										
Tom Burgmeier, L (6, 1) ERA: 1.76	3.1	W	14	2	0	0	1	1	0	1	0	0	0	14	19	0.00	0.900										

Milwaukee Brewers @ Kansas City Royals
Municipal Stadium, Kansas City, MO

Mon Sep 06 1971, 8:05 PM EDT
Att: 8,383 - Unknown - 81 F

AB	34
R	4
H	9
RBI	4
BB	7
SO	2
LOB	26



Batter	1	2	3	4	5	6	7	8	9	AB	R	H	RBI	BB	SO	LOB	BOTTOM																			
Bobby Floyd, R OBP: 0.306, SLG: 0.258 (1, 6) X	0-0 5-3		0-3 K		0-0 L9 SF9 2B		4-0 3B BB			3	2	1	1	1	1	1	Milwaukee Brewers @ Kansas City Royals Municipal Stadium, Kansas City, MO Mon Sep 06 1971, 8:05 PM EDT Att. 8,383 - Unknown - 81 F																			
Paul Schaal, R OBP: 0.381, SLG: 0.395 (1, 5) X	0-0 6-3			0-0 SH3 1B 2B	0-0 L9		0-0 1-H 3B			4	1	2	1	0	0	1																				
Amos Otis, R OBP: 0.346, SLG: 0.455 (1, 8) X	0-0 5-3			0-0 SH3 2-3	0-0 SF9		0-0 F8			2	0	0	1	0	0	1																				
Lou Piniella, R OBP: 0.300, SLG: 0.363 (1, 7) X		0-0 G6-4-3 1B		0-0 G5-3 1B	4-0 BB BB BB		0-0 5-3			3	0	2	1	1	0	1																				
Bob Oliver, R OBP: 0.285, SLG: 0.345 (1, 9) X		0-0 G6-4-3 1-2f		0-0 1-2 1B	0-3 K		0-0 F9			4	0	1	0	0	1	3																				
Chuck Harrison, R OBP: 0.271, SLG: 0.298 (1, 3) X		0-0 6-3		0-0 G5-3 2-3f		0-0 5-3		0-0 F4		4	0	0	0	0	0	2																				
Bobby Knoop, R OBP: 0.298, SLG: 0.293 (1, 4) X			0-0 5-3		4-0 WP BB 2B BB		0-3 K			3	1	0	0	1	1	0																				
Buck Martinez, R OBP: 0.280, SLG: 0.250 (1, 2) X			0-0 1-3		4-0 WP 2B BB	4-0 FC6-4 BB	0-0 4-3			2	1	0	0	2	0	0																				
Bruce Dal Canton, R OBP: 0.106, SLG: 0.087 (3, 1) X Lance Clements, L OBP: 0.375, SLG: 1.000 (5, PH) X Dennis Peepko, R OBP: 0.254, SLG: 0.307 (5, PH) X Sandy Valdespino, L OBP: 0.650, SLG: 0.706 (6, 1) X Ken Wright, R OBP: 0.130, SLG: 0.091 (6, 1) X Tom Burgmeier, L OBP: 0.286, SLG: 0.350 (6, 1) X			4-0 BB		0-0 1-H 2-H 2B 2B	0-0 FC6-4	1-2f			0	0	0	0	0	0	0																				
Inning Stats	R: 0 E: 0 K: 0 S: 3	H: 0 LOB: 0 BB: 0 P: 3	R: 0 E: 0 K: 0 S: 3	H: 1 LOB: 0 BB: 0 P: 3	R: 0 E: 0 K: 1 S: 5	H: 0 LOB: 1 BB: 1 P: 9	R: 1 E: 0 K: 0 S: 5	H: 3 LOB: 1 BB: 0 P: 5	R: 4 E: 0 K: 1 S: 7	H: 2 LOB: 1 BB: 3 P: 19	R: 0 E: 0 K: 0 S: 3	H: 0 LOB: 1 BB: 1 P: 7	R: 1 E: 0 K: 0 S: 4	H: 1 LOB: 1 BB: 1 P: 8	R: 0 E: 0 K: 1 S: 5	H: 0 LOB: 0 BB: 0 P: 5		1B: 3 SF: 1 2B: 3 SAC: 1 3B: 1 DP: 2 HR: 0 HBP: 0	WP: 1 PA: 35 PB: 0 SB: 0 CS: 0																	
PITCHER	IP	WLS	BF	H	R	ER	SO	BB	IBB	HBP	BLK	WP	HR	S	P	ERA	WHIP	PITCHER		IP	WLS	BF	H	R	ER	SO	BB	IBB	HBP	BLK	WP	HR	S	P	ERA	WHIP
Marcelino Lopez, L ERA: 4.57 (1, 1)	4.0		17	4	3	3	1	3	0	0	0	0	0	16	28	6.75	1.750																			
Bob Reynolds, R ERA: 11.25 (5, 1)	1.0	L	6	2	2	2	1	1	0	0	0	1	0	7	11	18.00	3.000																			
Jerry Bell, R ERA: 6.75 (6, 1)	1.1		7	1	1	1	0	2	0	0	0	0	0	5	13	6.75	2.250																			
Ken Sanders, R ERA: 1.91 (7, 1)	1.2		5	0	0	0	1	0	0	0	0	0	0	7	7	0.00	0.000																			

livebaseballscores.com

AB	27
R	6
H	7
RBI	6
BB	6
SO	3
LOB	10



Batter	1	2	3	4	5	6	7	8	9	AB R H RBI BB SO LOB	TOP			
Tommy Harper, R (1, 7) OBP: 0.337, SLG: 0.404 Ken Sanders, R (7, 1) Roberto Pena, R (9, PH) OBP: 0.289, SLG: 0.345 Frank Tepedino, L (9, PR) OBP: 0.210, SLG: 0.248	0-0 FC5-2-6-1 1B		0-0 G5-4-3 1B		0-0 F5		0-0 F5		0-0 2B	4 0 2 0 0 0 2 0 0 0 0 0 0 0 1 0 1 0 0 0 0 0 0 0 0 0 0 0				
Ron Theobald, R (1, 4) OBP: 0.343, SLG: 0.318	0-0 5-3 1-3		0-0 G5-4-3 1-2f		0-0 1B		0-0 2B 1B		0-0 F8	5 1 2 0 0 0 3				
Jose Cardenal, R (1, 8) OBP: 0.311, SLG: 0.370	0-0 FC5-2-6-1 3-H			0-0 F7	0-0 1-3		0-0 2B		0-0 F8	5 0 1 2 0 0 4				
John Briggs, L (1, 3) OBP: 0.375, SLG: 0.435	0-0 F8			0-0 4-3 1B 2B		0-0 F9 BB BB	4-0 BB BB			3 1 1 0 1 0 1				
Dave May, L (1, 9) OBP: 0.353, SLG: 0.439 (7, 7)		0-0 FC5-4 1B		0-0 4-3 2-3		0-0 1B 1B		0-0 F6		4 0 2 0 0 0 3				
Darrell Porter, L (1, 2) Ellie Rodriguez, R (8, PH) OBP: 0.309, SLG: 0.252 (8, 2)		0-0 F6		0-0 1B		0-0 G5-4-3 1B		0-3 K		3 0 2 1 0 0 1 1 0 0 0 0 1 0				
Andy Kosco, R (1, 5) OBP: 0.300, SLG: 0.364		0-0 FC5-4 1-2f		0-3 K		0-0 G5-4-3 1-2f		0-0 6-3		4 0 0 0 0 1 4				
Bob Heise, R (1, 6) OBP: 0.280, SLG: 0.278 Tom Matchick, L (7, PH) OBP: 0.355, SLG: 0.357 Rick Auerbach, R (7, 6) OBP: 0.275, SLG: 0.228		0-0 FC5-4 1-2f			0-0 FC1-6 1B		4-0 BB 2B BB		0-0 F3	2 0 1 0 0 0 1 0 1 0 0 1 0 0 1 0 0 0 0 0 0				
Marty Pattin, R (1, 1) OBP: 0.169, SLG: 0.127 Bill Voss, L (7, PH) OBP: 0.316, SLG: 0.383 (7, 9) Bobby Mitchell, R (9, PH) OBP: 0.267, SLG: 0.352			0-3 K		0-0 FC1-6 1B 1-2f		0-3 K		0-0 F9	2 0 0 0 0 1 1 1 0 0 0 0 1 1 1 0 0 0 0 0 0				
Inning Stats	R: 0 H: 1 E: 1 LOB: 1 K: 0 BB: 0 S: 4 P: 4	R: 0 H: 1 E: 0 LOB: 1 K: 0 BB: 0 S: 4 P: 4	R: 0 H: 1 E: 0 LOB: 0 K: 1 BB: 0 S: 5 P: 5	R: 1 H: 2 E: 0 LOB: 1 K: 1 BB: 0 S: 7 P: 7	R: 0 H: 2 E: 0 LOB: 2 K: 0 BB: 0 S: 5 P: 5	R: 0 H: 2 E: 0 LOB: 1 K: 0 BB: 0 S: 4 P: 4	R: 2 H: 2 E: 0 LOB: 2 K: 1 BB: 2 S: 7 P: 15	R: 0 H: 0 E: 0 LOB: 0 K: 1 BB: 0 S: 5 P: 5	R: 0 H: 1 E: 0 LOB: 1 K: 0 BB: 0 S: 4 P: 4	1B: 9 SF: 0 2B: 3 SAC: 0 3B: 0 DP: 2 HR: 0 HBP: 0	WP: 0 PA: 39 PB: 0 SB: 0 CS: 0			
PITCHER	IP WLS BF H R ER SO BB IBB HBP BLK WP HR S P ERA WHIP												PITCHER	IP WLS BF H R ER SO BB IBB HBP BLK WP HR S P ERA WHIP
Dick Drago, R (1, 1) ERA: 3.0	6.2 0 30 11 3 3 3 1 0 0 0 0 0 35 39 4.05 1.800													
Tom Burgmeier, L (7, 1) ERA: 1.73	1.2 W 7 1 0 0 1 1 0 0 0 0 0 0 8 12 0.00 1.200													
Ted Abernathy, R (9, 1) ERA: 2.55	0.2 S 2 0 0 0 0 0 0 0 0 0 0 0 2 2 0.00 0.000													

Milwaukee Brewers @ Kansas City Royals
 Municipal Stadium, Kansas City, MO
 Tue Sep 07 1971, 8:05 PM EDT
 Att: 5,905 - Unknown - 92 F

AB	37
R	3
H	12
RBI	3
BB	2
SO	4
LOB	21



Batter	1	2	3	4	5	6	7	8	9
Freddie Patek, R OBP: 0.335, SLG: 0.379	0-0 6-3		0-0 B3-4-6		4-0 2B		0-3 K		
Sandy Valdespino, L OBP: 0.500, SLG: 0.667	0-0 4-3		0-0 6-3		0-0 1B		0-3 K		
Amos Otis, R OBP: 0.351, SLG: 0.460	0-0 1B			0-0 SF8	0-0 1B		0-0 E		
Gail Hopkins, L OBP: 0.376, SLG: 0.451	0-0 4-3			0-0 4-3	4-0 1B		0-0 4-3		
Bob Oliver, R OBP: 0.284, SLG: 0.345		0-0 F8		0-0 SF8	0-0 1B		0-0 F3		
Paul Schaal, R OBP: 0.382, SLG: 0.395		4-0 BB		0-0 1B	0-0 F8		0-0 1-3		
Bobby Knoop, R OBP: 0.289, SLG: 0.283		0-3 K		0-0 1-3		0-3 K			
Buck Martinez, R OBP: 0.250, SLG: 0.217		0-0 F8			0-0 F8	0-0 1-3			
Dick Drago, R OBP: 0.213, SLG: 0.176			0-0 B3-4-6		0-3 K		0-3 K		
Tom Burgmeier, L OBP: 0.286, SLG: 0.350									
Ted Abernathy, R OBP: 0.091, SLG: 0.091									

Inning Stats	R: 0	H: 1	E: 0	LOB: 1	K: 0	BB: 0	S: 4	P: 4
	R: 0	H: 0	E: 0	LOB: 1	K: 1	BB: 1	S: 5	P: 9
	R: 0	H: 1	E: 0	LOB: 0	K: 0	BB: 0	S: 3	P: 3
	R: 1	H: 2	E: 0	LOB: 1	K: 0	BB: 0	S: 5	P: 5
	R: 2	H: 3	E: 0	LOB: 3	K: 1	BB: 2	S: 8	P: 16
	R: 0	H: 0	E: 0	LOB: 0	K: 2	BB: 0	S: 7	P: 7
	R: 1	H: 1	E: 0	LOB: 0	K: 2	BB: 0	S: 8	P: 8
	R: 0	H: 0	E: 0	LOB: 0	K: 1	BB: 0	S: 5	P: 5

PITCHER	IP	WLS	BF	H	R	ER	SO	BB	IBB	HBP	BLK	WP	HR	S	P	ERA	WHIP
Marty Pattin, R ERA: 3.06	(1, 1)	6.0	27	7	3	3	4	2	1	0	0	0	0	32	44	4.50	1.500
Ken Sanders, R ERA: 1.88	(7, 1)	2.0	7	1	1	0	3	0	0	0	0	0	0	13	13	0.00	0.500

AB R H RBI BB SO LOB

3	1	0	0	1	1	1
4	1	1	1	0	1	0
4	2	4	0	0	0	0
3	0	0	0	1	0	2
3	0	1	2	0	0	0
3	0	1	0	1	0	3
4	0	0	0	0	3	2
3	0	0	0	0	0	1
3	0	1	0	0	2	0
0	0	0	0	0	0	0
0	0	0	0	0	0	0

1B: 7	SF: 1	WP: 0	PA: 34
2B: 2	SAC: 0	PB: 0	
3B: 0	DP: 1	SB: 6	
HR: 0	HBP: 0	CS: 0	

AB	R	H	RBI	BB	SO	LOB
30	4	8	3	3	7	9

Milwaukee Brewers @ Kansas City Royals
Municipal Stadium, Kansas City, MO
Tue Sep 07 1971, 8:05 PM EDT
Att. 5,905 - Unknown - 92 F

livebaseballscorecards.com

AB	30
R	4
H	8
RBI	3
BB	3
SO	7
LOB	9



Batter	1	2	3	4	5	6	7	8	9	AB R H RBI BB SO LOB	TOP									
Tommy Harper, R (1, 7) OBP: 0.337, SLG: 0.403 Rick Auerbach, R (9, PR) OBP: 0.275, SLG: 0.228 Roberto Pena, R (9, 3) OBP: 0.289, SLG: 0.345	0-0 L6		0-0 5-3			0-3 K			0-0 1B	4 1 1 0 1 1 0 0 0 0 0 0 0 0 0 0 0 0 0 0 0										
Ron Theobald, R (1, 4) OBP: 0.343, SLG: 0.319	0-0 F8			0-0 6-3	0-0 HR 1B	0-0 CS 1B			0-0 B2	5 1 2 0 0 0 1										
Jose Cardenal, R (1, 8) OBP: 0.312, SLG: 0.379	0-0 6-3			0-0 1B 2B	0-0 HR	0-0 F3			0-0 F9	5 2 2 4 0 0 2										
John Briggs, L (1, 3) OBP: 0.375, SLG: 0.432 Ken Sanders, R (9, 1)		4-0 G4-6-3 BB		0-0 F8	0-0 E 1B	0-0 CS	0-0 F8		0-3 K	4 1 1 0 1 1 2 0 0 0 0 0 0 0										
Dave May, L (1, 9) OBP: 0.352, SLG: 0.438		0-0 G4-6-3		0-0 1B 1B	0-0 E1 S	0-3 K				4 1 1 1 0 1 1										
Darrell Porter, L (1, 2) OBP: 0.389, SLG: 0.375		0-0 1B		0-0 1B 1B	4-0 BB	0-0 F4				3 0 2 0 1 0 0										
Tom Matchick, L (1, 5) OBP: 0.350, SLG: 0.351		0-0 1-3		0-3 K	0-0 FC6-4 1B		0-0 4-3			4 0 1 0 0 1 3										
Bob Heise, R (1, 6) OBP: 0.259, SLG: 0.283			0-0 5-3		0-0 HR 2B			0-0 F7		4 1 1 0 0 0 2										
Jim Slaton, R (1, 1) OBP: 0.175, SLG: 0.083 John Morris, R (5, 1) OBP: 0.167, SLG: 0.200 Jerry Bell, S (5, 1) Bill Voss, L (9, 9) OBP: 0.316, SLG: 0.383			0-0 4-3		0-0 K			0-3 K		3 0 0 0 0 1 3 0 0 0 0 0 0 0 1 0 0 0 0 1 0 0 0 0 0 0 0 0										
Inning Stats	R: 0 E: 0 K: 0 S: 3	H: 0 LOB: 0 BB: 0 P: 3	R: 0 E: 0 K: 0 S: 3	H: 1 LOB: 1 BB: 1 P: 7	R: 0 E: 0 K: 0 S: 3	H: 0 LOB: 0 BB: 0 P: 3	R: 1 E: 0 K: 1 S: 8	H: 3 LOB: 2 BB: 0 P: 8	R: 6 E: 1 K: 1 S: 11	H: 5 LOB: 2 BB: 2 P: 19	R: 0 E: 0 K: 1 S: 5	H: 1 LOB: 0 BB: 0 P: 5	R: 0 E: 0 K: 1 S: 5	H: 0 LOB: 0 BB: 0 P: 5	R: 0 E: 0 K: 1 S: 6	H: 1 LOB: 1 BB: 0 P: 6	1B: 8 2B: 2 3B: 0 HR: 1	SF: 0 SAC: 0 DP: 1 HBP: 0	WP: 0 PB: 0 SB: 1 CS: 1	PA: 41
PITCHER	IP WLS BF H R ER SO BB IBB HBP BLK WP HR S P ERA WHIP																			IP WLS BF H R ER SO BB IBB HBP BLK WP HR S P ERA WHIP
AI Fitzmorris, R (1, 1) ERA: 4.5	4.1 L 21 7 5 5 2 2 0 0 0 0 1 23 31 10.38 2.077																			
Lance Clemons, L (5, 1) ERA: 4.35	0.0 4 2 2 1 0 1 0 0 0 0 0 0 3 7 ∞ ∞																			
Bruce Dal Canton, R (5, 1) ERA: 3.28	0.2 2 0 0 0 0 0 0 0 0 0 0 0 2 2 0.00 0.000																			
Bill Butler, L (6, 1) ERA: 3.82	4.0 13 2 0 0 4 0 0 0 0 0 0 0 21 21 0.00 0.500																			

Milwaukee Brewers @ Kansas City Royals
Municipal Stadium, Kansas City, MO
Wed Sep 08 1971, 8:05 PM EDT
Att: 5,790 - Unknown - 92 F

livebaseballscorecards.com

AB	37
R	7
H	11
RBI	5
BB	3
SO	6
LOB	14



BOTTOM

Milwaukee Brewers @ Kansas City Royals
Municipal Stadium, Kansas City, MO

livebaseballscores.com

AB 35
R 6
H 10
RBI 6
BB 3
SO 5
LOB 9



WP: 0 PA: 38
PB: 0
SB: 0
CS: 0

Wed Sep 08 1971, 8:05 PM EDT
Att. 5,790 - Unknown - 92 F

Batter	1	2	3	4	5	6	7	8	9	AB	R	H	RBI	BB	SO	LOB
Freddie Patek, R (1, 6) OBP: 0.334, SLG: 0.381	K		K		1B		2-3		F9	5	1	1	3	0	2	0
Sandy Valdespino, L (1, 7) OBP: 0.481, SLG: 0.600	BB			6-3	1B		5-3		4-3	4	1	1	0	1	0	0
Amos Otis, R (1, 8) OBP: 0.352, SLG: 0.460	F9			5-3	1B					4	0	2	1	0	0	1
Gail Hopkins, L (1, 3) OBP: 0.378, SLG: 0.452	F5			1B	1B		5-3			4	0	2	1	0	0	2
Bob Oliver, R (1, 9) OBP: 0.281, SLG: 0.340		K		FC5-4	FC1-5			6-3		4	0	0	0	0	1	3
Paul Schaal, R (1, 5) OBP: 0.383, SLG: 0.395		F6						1B	BB	3	1	1	0	1	0	2
Bobby Knoop, R (1, 4) OBP: 0.290, SLG: 0.279							5-3			2	1	0	0	1	1	0
Joe Keough, L (8, PH) OBP: 0.331, SLG: 0.332									FC5-4	1	0	1	0	0	0	0
Bobby Floyd, R (9, 4) OBP: 0.306, SLG: 0.258									1B	0	0	0	0	0	0	0
Buck Martinez, R (1, 2) OBP: 0.250, SLG: 0.222			F5		1B		F8		FC5-4	4	1	1	0	0	0	1
Al Fitzmorris, S (1, 1) OBP: 0.208, SLG: 0.212										1	0	0	0	0	0	0
Lance Clemens, L (5, 1) OBP: 0.378, SLG: 1.000			6-3							0	0	0	0	0	0	0
Bruce Dal Canton, R (5, 1) OBP: 0.106, SLG: 0.087										0	0	0	0	0	0	0
Ed Kirkpatrick, L (5, PH) OBP: 0.302, SLG: 0.329										1	1	1	1	0	0	0
Bill Butler, L (6, 1) OBP: 0.083, SLG: 0.091										1	0	0	0	0	1	0
Lou Piniella, R (9, PH) OBP: 0.299, SLG: 0.362										1	0	0	0	0	0	0

Batter	1	2	3	4	5	6	7	8	9
Freddie Patek, R (1, 6) OBP: 0.334, SLG: 0.381	K		K		1B		2-3		F9
Sandy Valdespino, L (1, 7) OBP: 0.481, SLG: 0.600	BB			6-3	1B		5-3		4-3
Amos Otis, R (1, 8) OBP: 0.352, SLG: 0.460	F9			5-3	1B				
Gail Hopkins, L (1, 3) OBP: 0.378, SLG: 0.452	F5			1B	1B		5-3		
Bob Oliver, R (1, 9) OBP: 0.281, SLG: 0.340		K		FC5-4	FC1-5			6-3	
Paul Schaal, R (1, 5) OBP: 0.383, SLG: 0.395		F6						1B	BB
Bobby Knoop, R (1, 4) OBP: 0.290, SLG: 0.279							5-3		
Joe Keough, L (8, PH) OBP: 0.331, SLG: 0.332									FC5-4
Bobby Floyd, R (9, 4) OBP: 0.306, SLG: 0.258									1B
Buck Martinez, R (1, 2) OBP: 0.250, SLG: 0.222			F5		1B		F8		FC5-4
Al Fitzmorris, S (1, 1) OBP: 0.208, SLG: 0.212									
Lance Clemens, L (5, 1) OBP: 0.378, SLG: 1.000			6-3						
Bruce Dal Canton, R (5, 1) OBP: 0.106, SLG: 0.087									
Ed Kirkpatrick, L (5, PH) OBP: 0.302, SLG: 0.329									
Bill Butler, L (6, 1) OBP: 0.083, SLG: 0.091									
Lou Piniella, R (9, PH) OBP: 0.299, SLG: 0.362									

Inning Stats	R: 0	H: 0	E: 0	K: 1	S: 5	H: 0	LOB: 1	BB: 1	P: 9	R: 0	H: 0	E: 0	K: 2	S: 7	H: 0	LOB: 0	BB: 0	P: 7	R: 0	H: 0	E: 0	K: 1	S: 5	H: 0	LOB: 0	BB: 0	P: 5	R: 0	H: 1	E: 0	K: 0	S: 4	R: 6	H: 7	E: 0	K: 0	S: 9	H: 0	LOB: 0	BB: 0	P: 5	R: 0	H: 1	E: 0	K: 0	S: 4	R: 0	H: 1	E: 0	K: 0	S: 3	R: 0	H: 0	E: 0	K: 0	S: 3	R: 0	H: 1	E: 0	K: 0	S: 3	R: 0	H: 0	E: 0	K: 0	S: 3	1B: 9	2B: 0	3B: 1	HR: 0	SF: 0	SAC: 0	DP: 1	HBP: 0	WP: 0	PA: 38
--------------	------	------	------	------	------	------	--------	-------	------	------	------	------	------	------	------	--------	-------	------	------	------	------	------	------	------	--------	-------	------	------	------	------	------	------	------	------	------	------	------	------	--------	-------	------	------	------	------	------	------	------	------	------	------	------	------	------	------	------	------	------	------	------	------	------	------	------	------	------	------	-------	-------	-------	-------	-------	--------	-------	--------	-------	--------


PITCHER	IP	WLS	BF	H	R	ER	SO	BB	IBB	HBP	BLK	WP	HR	S	P	ERA	WHIP
Jim Slaton, R (1, 1) ERA: 3.87	4.0		19	5	5	5	4	2	0	0	0	0	0	25	33	11.25	1.750
John Morris, L (5, 1) ERA: 3.78	0.0		3	3	1	1	0	0	0	0	0	0	0	3	3	∞	∞
Jerry Bell, R (5, 1) ERA: 1.69	4.0	W	13	2	0	0	1	1	0	0	0	0	0	14	18	0.00	0.750
Ken Sanders, R (9, 1) ERA: 1.86	1.0	S	3	0	0	0	0	0	0	0	0	0	0	3	3	0.00	0.000

Batter	1	2	3	4	5	6	7	8	9	AB R H RBI BB SO LOB	TOP	
Walt Williams, R (1, 9) OBP: 0.345, SLG: 0.428	0-0 G3		0-0 5-3		0-0 5-3			0-0 5-3		4 0 0 0 0 0 0	Chicago White Sox @ Kansas City Royals Municipal Stadium, Kansas City, MO Fri Sep 10 1971, 8:05 PM EDT Att: 7,158 - Unknown - 91 F livebaseballscorecards.com	
Mike Hershberger, R (1, 8) OBP: 0.363, SLG: 0.327	0-0 F8 E 1B		0-0 5-3		0-0 4-3			0-0 F8		4 0 1 0 0 0 0		
Rich McKinney, R (1, 4) OBP: 0.333, SLG: 0.393	0-0 E5 BB 1-2		0-0 G3					0-0 F8		4 0 0 0 0 0 1		
Bill Melton, R (1, 5) OBP: 0.354, SLG: 0.503	0-0 F8 2-3			0-0 HR				0-0 FC6-4 1B		4 1 2 1 0 0 2		
Rick Reichardt, R (1, 7) OBP: 0.348, SLG: 0.428	4-0 BB 1-2 BB			1-0 5-3 HBP				0-0 FC6-4 1-2f		2 0 0 0 1 0 1		
Carlos May, L (1, 3) OBP: 0.373, SLG: 0.389	0-0 F8			0-0 F8				0-0 4-3		4 0 0 0 0 0 5		
Tom Egan, R (1, 2) OBP: 0.323, SLG: 0.407		0-3 K		0-0 5-3 1-2				0-0 G1-6-3 1B		3 0 1 0 0 1 1		
Rich Morales, R (1, 6) OBP: 0.335, SLG: 0.300		0-3 K		0-0 F6				0-0 G1-6-3 1-2f		3 0 0 0 0 1 2		
Tom Bradley, R (1, 1) OBP: 0.161, SLG: 0.186		0-0 F8			0-0 3-1			0-3 K		2 0 0 0 0 0 0		
Terry Forster, L (6, 1)										0 0 0 0 0 0 0		
Lee Richard, R (7, PH) OBP: 0.287, SLG: 0.297										1 0 0 0 0 1 0		
Don Eddy, R (7, 1)										0 0 0 0 0 0 0		
Steve Kealey, R (8, 1) OBP: 0.222, SLG: 0.556										0 0 0 0 0 0 0		
Inning Stats	R: 0 H: 1 E: 1 LOB: 3 K: 0 BB: 1 S: 5 P: 9	R: 0 H: 0 E: 0 LOB: 0 K: 2 BB: 0 S: 7 P: 7	R: 0 H: 0 E: 0 LOB: 0 K: 0 BB: 0 S: 3 P: 3	R: 1 H: 1 E: 0 LOB: 1 K: 0 BB: 0 S: 4 P: 5	R: 0 H: 0 E: 0 LOB: 0 K: 0 BB: 0 S: 3 P: 3	R: 0 H: 1 E: 0 LOB: 1 K: 0 BB: 0 S: 4 P: 4	R: 0 H: 1 E: 0 LOB: 0 K: 1 BB: 0 S: 5 P: 5	R: 0 H: 0 E: 0 LOB: 0 K: 0 BB: 0 S: 3 P: 3	R: 0 H: 0 E: 0 LOB: 0 K: 0 BB: 0 S: 3 P: 3	1B: 3 SF: 0 2B: 0 SAC: 0 3B: 0 DP: 1 HR: 1 HBP: 1	WP: 0 PA: 33 PB: 0 SB: 0 CS: 0	
PITCHER Paul Splittorff, L (1, 1) ERA: 2.19	IP WLS BF H R ER SO BB IBB HBP BLK WP HR S P ERA WHIP	9.0 W 33 4 1 1 3 1 0 1 0 0 0 1 37 42 1.00 0.556										



Batter	1	2	3	4	5	6	7	8	9
Freddie Patek, R (1, 6) OBP: 0.333, SLG: 0.382	0-3 K		0-3 K			0-0 1B 2B	0-3 K		
Sandy Valdespino, L (1, 7) OBP: 0.516, SLG: 0.759	0-0 F9		0-0 HR			0-0 E 1B		0-0 5-3 2B	
Amos Otis, R (1, 8) OBP: 0.353, SLG: 0.461	0-0 F8		0-0 6-3			0-0 E8 1B 2B		4-0 5-3 BB	
Gail Hopkins, L (1, 3) OBP: 0.372, SLG: 0.444		0-0 F9		0-0 F8		0-0 F6		0-0 F5	
Bob Oliver, R (1, 9) OBP: 0.278, SLG: 0.336		0-0 5-3		0-3 K		0-0 5-3		0-0 5-3	
Paul Schaal, R (1, 5) OBP: 0.382, SLG: 0.393		0-3 K		0-0 3-1		0-0 PO 1B		0-0 1-3	
Ed Kirkpatrick, L (1, 2) OBP: 0.303, SLG: 0.329			0-0 HR 1B		0-0 4-3	0-0 PO 1-2	0-0 6-3		
Bobby Knoop, R (1, 4) OBP: 0.298, SLG: 0.288			0-0 HR 1B		0-3 K		0-0 1B		
Paul Splittorf, L (1, 1) OBP: 0.163, SLG: 0.130			0-0 F9		0-0 1-3		0-3 K		

AB	R	H	RBI	BB	SO	LOB
4	1	1	0	0	3	3
4	2	3	4	0	0	0
3	1	1	1	1	0	0
4	0	0	0	0	0	3
4	0	0	0	0	1	3
4	0	1	1	0	1	2
3	1	1	0	0	0	0
3	1	2	0	0	1	0
3	0	0	0	0	1	3

BOTTOM	
Chicago White Sox @ Kansas City Royals	Municipal Stadium, Kansas City, MO
Fri Sep 10 1971, 8:05 PM EDT	Att. 7,158 - Unknown - 91 F
AB	32
R	6
H	9
RBI	6
BB	1
SO	7
LOB	14
	

Inning Stats																	
R	H	E	K	S	H	LOB	BB	P	R	H	E	K	S	H	LOB	BB	P
0	0	0	1	5	0	0	0	5	0	0	0	1	5	0	0	0	5
0	0	0	1	5	0	0	0	5	0	0	0	1	5	0	0	0	5
3	3	0	1	8	3	0	0	8	0	0	0	1	8	0	0	0	8
0	0	0	1	5	0	0	0	5	0	0	0	1	5	0	0	0	5
0	0	0	1	5	0	0	0	5	0	0	0	1	5	0	0	0	5
3	4	1	2	6	4	0	0	6	1	0	0	2	6	0	0	0	6
0	1	0	2	8	0	2	0	8	0	0	0	2	8	0	0	0	8
0	0	0	1	5	0	2	0	5	0	0	0	1	5	0	0	0	5
0	1	0	2	8	1	2	0	8	0	0	0	1	8	0	0	0	8

PITCHER	IP	WLS	BF	H	R	ER	SO	BB	IBB	HBP	BLK	WP	HR	S	P	ERA	WHIP
Tom Bradley, R (1, 1) ERA: 2.97	5.0	L	21	6	6	6	5	0	0	0	0	0	1	31	31	10.80	1.200
Terry Forster, L (6, 1) ERA: 4.75	1.0		3	1	0	0	0	0	0	0	0	0	0	3	3	0.00	1.000
Don Eddy, L (7, 1) ERA: 2.61	1.1		7	2	0	0	2	1	0	0	0	0	0	10	14	0.00	2.250
Steve Kealey, R (8, 1) ERA: 3.93	0.2		2	0	0	0	0	0	0	0	0	0	0	2	2	0.00	0.000

PITCHER	IP	WLS	BF	H	R	ER	SO	BB	IBB	HBP	BLK	WP	HR	S	P	ERA	WHIP

WP	PA
0	34

Batter	1	2	3	4	5	6	7	8	9	AB R H RBI BB SO LOB	TOP		
Walt Williams, R (1, 7) OBP: 0.343, SLG: 0.424	0-0 5-3		0-0 5-3		0-0 1B 1-2 1B		0-0 F8		0-0 F4	5 0 1 0 0 0 2	Chicago White Sox @ Kansas City Royals Municipal Stadium, Kansas City, MO Sat Sep 11 1971, 8:05 PM EDT Att: 8,665 - Unknown - 84 F		
Pat Kelly, L (1, 9) OBP: 0.419, SLG: 0.434	0-0 WP 1B		4-0 BB		0-0 G1-6-3 1B 1-3 2-H		0-0 G3			3 0 2 1 1 0 0			
Rich McKinney, R (1, 4) OBP: 0.332, SLG: 0.389	4-0 BB 1-2 BB		0-0 F3		0-0 G1-6-3 1-2f		0-3 K			3 0 0 0 1 1 3			
Bill Melton, R (1, 5) OBP: 0.352, SLG: 0.499	0-0 F8		0-0 F8		0-0 E5 4-3 6-3		0-0 6-3			4 0 0 0 0 0 3			
Carlos May, L (1, 3) OBP: 0.372, SLG: 0.387	0-0 F8		0-0 4-3		0-0 6-3 1-2		0-0 6-3 1B 1B			4 1 1 0 0 0 3			
Rick Reichardt, R (1, 8) OBP: 0.346, SLG: 0.424		0-3 K	0-0 F9		0-0 4-3 2-3		0-0 6-3 1B			4 0 0 0 0 1 2			
Ed Herrmann, L (1, 2) OBP: 0.337, SLG: 0.384		0-0 4-3	0-0 4-3		0-3 K		0-0 F6			3 0 0 0 0 1 1			
Ken Hottman, R (9, PH)										1 0 0 0 0 0 1			
Luis Alvarado, R (1, 6) OBP: 0.228, SLG: 0.262		0-0 1B	0-3 K		0-0 K 1B 1B		0-0 F6			3 0 1 0 0 1 0			
Steve Huntz, S (9, PH) OBP: 0.291, SLG: 0.372										0 0 0 0 1 0 0			
Tommy John, R (1, 1) OBP: 0.177, SLG: 0.136		0-0 6-3	0-0 6-3		0-0 1B 1B		0-0 1-3			3 1 1 0 0 0 1			
Vicente Romo, R (7, 1) OBP: 0.364, SLG: 0.300										0 0 0 0 0 0 0			
Joe Horlen, R (8, 1) OBP: 0.100, SLG: 0.103										0 0 0 0 0 0 0			
Mike Hershberger, R (9, PH) OBP: 0.366, SLG: 0.331										1 0 1 1 0 0 0			
Inning Stats	R: 0 H: 1 E: 0 LOB: 2 K: 0 BB: 1 S: 4 P: 8	R: 0 H: 1 E: 0 LOB: 1 K: 1 BB: 0 S: 6 P: 6	R: 0 H: 0 E: 0 LOB: 1 K: 0 BB: 1 S: 3 P: 7	R: 0 H: 0 E: 0 LOB: 0 K: 0 BB: 0 S: 3 P: 3	R: 1 H: 3 E: 0 LOB: 1 K: 1 BB: 0 S: 7 P: 7	R: 0 H: 0 E: 1 LOB: 1 K: 1 BB: 0 S: 6 P: 6	R: 0 H: 0 E: 0 LOB: 0 K: 0 BB: 0 S: 3 P: 3	R: 0 H: 0 E: 0 LOB: 0 K: 1 BB: 0 S: 5 P: 5	R: 1 H: 2 E: 0 LOB: 2 K: 0 BB: 1 S: 5 P: 9	1B: 7 SF: 0 2B: 0 SAC: 0 3B: 0 DP: 1 HR: 0 HBP: 0	WP: 1 PA: 37 PB: 0 SB: 0 CS: 0		
PITCHER	IP WLS BF H R ER SO BB IBB HBP BLK WP HR S P ERA WHIP											PITCHER	IP WLS BF H R ER SO BB IBB HBP BLK WP HR S P ERA WHIP
Mike Hedlund, R (1, 1) ERA: 2.77	7.0 W 28 5 1 1 3 2 0 0 0 1 0 32 40 1.29 1.000												
Tom Burgmeier, L (8, 1) ERA: 1.79	2.0 S 9 2 1 1 1 1 0 0 0 0 0 10 14 4.50 1.500												

livebaseballscores.com

AB	34
R	2
H	7
RBI	2
BB	3
SO	4
LOB	16



Batter	1	2	3	4	5	6	7	8	9
Freddie Patek, R OBP: 0.333, SLG: 0.383 (1, 6)	0-0 F7		0-0 F9		0-0 FC5-4		0-0 1B 2B		
Paul Schaal, R OBP: 0.383, SLG: 0.398 (1, 5)	0-0 WP 2B		0-0 1-3 2B		0-0 F8		0-0 F8		
Amos Otis, R OBP: 0.353, SLG: 0.460 (1, 8)	0-0 6-3		0-0 5-3		0-0 F9		0-0 1B 2B		
Lou Piniella, R OBP: 0.301, SLG: 0.365 (1, 7)	0-0 F8			0-0 E9 SF8 2B		0-0 1-3	0-0 1-3 FC6 1B		
Bob Oliver, R OBP: 0.275, SLG: 0.332 (1, 9)		0-3 K		0-0 5-3		0-0 6-3	0-0 FC6		
Chuck Harrison, R OBP: 0.263, SLG: 0.290 (1, 3)		0-0 6-3		0-0 SF8		0-0 6-3		0-0 F8	
Bobby Knoop, R OBP: 0.297, SLG: 0.295 (1, 4)		0-3 K		0-0 E6			0-0 1B 2B	0-0 F7	
Buck Martinez, R OBP: 0.250, SLG: 0.226 (1, 2)			0-0 2B 1B	0-3 K			0-0 L6	0-0 6-3	
Mike Hedlund, R OBP: 0.133, SLG: 0.103 (1, 1)			0-3 K		0-0 FC5-4 1B		0-0 2B 1B		
Tom Burgmeier, L OBP: 0.286, SLG: 0.350 (8, 1)									

Inning Stats	R: 0 E: 0 K: 0 S: 4	H: 1 LOB: 1 BB: 0 P: 4	R: 0 E: 0 K: 2 S: 7	H: 0 LOB: 0 BB: 0 P: 7	R: 0 E: 0 K: 1 S: 7	H: 2 LOB: 2 BB: 0 P: 7	R: 1 E: 2 K: 1 S: 7	H: 1 LOB: 1 BB: 0 P: 7	R: 0 E: 0 K: 0 S: 4	H: 1 LOB: 1 BB: 0 P: 4	R: 0 E: 0 K: 0 S: 3	H: 0 LOB: 0 BB: 0 P: 3	R: 3 E: 0 K: 0 S: 8	H: 5 LOB: 2 BB: 0 P: 8	R: 0 E: 0 K: 0 S: 3	H: 0 LOB: 0 BB: 0 P: 3
1B: 5 2B: 5 3B: 0 HR: 0	SF: 1 SAC: 0 DP: 0 HBP: 0	WP: 1 PB: 0 SB: 0 CS: 0	PA: 35													

PITCHER	IP	WLS	BF	H	R	ER	SO	BB	IBB	HBP	BLK	WP	HR	S	P	ERA	WHIP
Tommy John, L ERA: 3.71 (1, 1)	6.1	L	28	8	4	3	4	0	0	0	0	1	0	36	36	4.26	1.263
Vicente Romo, R ERA: 3.5 (7, 1)	0.2		4	2	0	0	0	0	0	0	0	0	0	4	4	0.00	3.000
Joe Horlen, R ERA: 4.37 (8, 1)	1.0		3	0	0	0	0	0	0	0	0	0	0	3	3	0.00	0.000

BOTTOM

Chicago White Sox @ Kansas City Royals
Municipal Stadium, Kansas City, MO

livebaseballscores.com

AB	34
R	4
H	10
RBI	4
BB	0
SO	4
LOB	15



PITCHER	IP	WLS	BF	H	R	ER	SO	BB	IBB	HBP	BLK	WP	HR	S	P	ERA	WHIP
Tommy John, L ERA: 3.71 (1, 1)	6.1	L	28	8	4	3	4	0	0	0	0	1	0	36	36	4.26	1.263
Vicente Romo, R ERA: 3.5 (7, 1)	0.2		4	2	0	0	0	0	0	0	0	0	0	4	4	0.00	3.000
Joe Horlen, R ERA: 4.37 (8, 1)	1.0		3	0	0	0	0	0	0	0	0	0	0	3	3	0.00	0.000

Sat Sep 11 1971, 8:05 PM EDT
Att. 8,665 - Unknown - 84 F

Batter	1	2	3	4	5	6	7	8	9	AB R H RBI BB SO LOB	TOP											
Walt Williams, R OBP: 0.344, SLG: 0.424 (1, 7) (6, 9)	0-0 6-3		0-0 6-3		0-0 E S 1B	0-0 E6 1-2 2-3		0-0 FC4-6 SF7 1B	5 2 2 0 0 0 2													
Pat Kelly, L OBP: 0.418, SLG: 0.432 Mike Hershberger, R OBP: 0.367, SLG: 0.329 (1, 9) (6, PH) (6, 8)	0-3 K		0-0 4-3		0-0 1-H 3B 1B	0-0 6-3		4-0 FC4-6 1-2 BB	3 1 1 1 0 1 0 1 0 0 0 1 0 3													
Carlos May, L OBP: 0.374, SLG: 0.391 (1, 3) BB BB BB	4-0 BB		4-0 S BB		0-0 1-H 3B		0-0 G3	0-0 FC4-6 1-2f 2-3 CS	3 0 1 1 2 0 2													
Bill Melton, R OBP: 0.350, SLG: 0.496 (1, 5) X	0-0 F6		0-0 F3 1-2		1-0 HBP		0-0 F8	0-0 SF7 3-H	3 0 0 1 0 0 2													
Rick Reichardt, R OBP: 0.345, SLG: 0.421 (1, 8) (6, 7)		4-0 BB BB BB 1B SH5-3 BB		0-0 5-3	0-0 F8		0-0 F4	0-0 CS 1-2	3 0 0 0 1 0 2													
Steve Huntz, S OBP: 0.261, SLG: 0.358 (1, 4)		0-0 SH5-3 1-2		0-0 6-3		0-0 F7		0-0 5-3	3 0 0 0 0 0 0													
Ed Herrmann, L OBP: 0.332, SLG: 0.378 (1, 2)		0-0 F5		0-0 L9		0-0 4-3		0-0 F3	4 0 0 0 0 0 1													
Luis Alvarado, R OBP: 0.237, SLG: 0.271 (1, 6)		0-0 2-3 1B		0-0 F7	0-0 F7	0-0 E 2B		4-0 BB	3 0 2 0 1 0 0													
Wilbur Wood, R OBP: 0.137, SLG: 0.047 (1, 1)		0-3 K		0-3 K	0-3 K	4-0 E BB		0-3 K	3 0 0 0 1 3 3													
Inning Stats	R: 0 E: 0 K: 1 S: 5	H: 0 LOB: 1 BB: 1 P: 9	R: 0 E: 0 K: 1 S: 6	H: 1 LOB: 2 BB: 1 P: 10	R: 0 E: 0 K: 0 S: 3	H: 0 LOB: 1 BB: 1 P: 7	R: 0 E: 0 K: 0 S: 3	H: 0 LOB: 0 BB: 0 P: 3	R: 2 E: 0 K: 1 S: 8	H: 3 LOB: 2 BB: 0 P: 9	R: 0 E: 1 K: 0 S: 5	H: 1 LOB: 3 BB: 1 P: 9	R: 0 E: 0 K: 0 S: 3	H: 0 LOB: 0 BB: 0 P: 3	R: 0 E: 0 K: 1 S: 5	H: 0 LOB: 1 BB: 1 P: 9	R: 1 E: 0 K: 0 S: 3	H: 1 LOB: 0 BB: 1 P: 7	1B: 4 2B: 1 3B: 1 HR: 0	SF: 1 SAC: 1 DP: 0 HBP: 1	WP: 1 PB: 0 SB: 2 CS: 1	PA: 41
PITCHER	IP WLS BF H R ER SO BB IBB HBP BLK WP HR S P ERA WHIP																					
Dick Drago, R ERA: 3.01 (1, 1)	5.2 L 28 5 2 2 3 4 0 1 0 0 0 29 46 3.18 1.588																					
Bill Butler, L ERA: 3.69 (6, 1)	1.1 4 0 0 0 0 0 0 0 0 0 0 4 4 0.00 0.000																					
Lance Clemons, L ERA: 4.5 (8, 1)	1.1 7 1 1 1 1 2 0 0 0 1 0 7 15 6.75 2.250																					
Ted Abernathy, R ERA: 2.53 (9, 1)	0.2 1 0 0 0 0 0 0 0 0 0 0 1 1 0.00 0.000																					

Chicago White Sox @ Kansas City Royals
Municipal Stadium, Kansas City, MO
Sun Sep 12 1971, 4:33 AM EDT
Att. 10,880 - Unknown - 86 F

AB	31
R	3
H	6
RBI	3
BB	6
SO	4
LOB	15



livebaseballscorecards.com

Batter	1	2	3	4	5	6	7	8	9	10	11	AB R H RBI BB SO LOB	TOP
Bert Campaneris, R (1, 6) OBP: 0.286, SLG: 0.328	4-0 L3-6 S BB			0-0 F8		0-3 K			0-3 K		0-0 FC4-2-5 1B	4 0 0 0 1 2 3	
Rick Monday, L (1, 8) OBP: 0.331, SLG: 0.435	0-3 K			0-0 G3 3B		0-0 4-3			0-0 G1		0-0 BB 1B	5 1 2 1 0 1 2	
Reggie Jackson, L (1, 9) OBP: 0.362, SLG: 0.512	0-0 L3-6			0-0 G3					0-0 L5-3 1B		0-0 BB 1B	4 0 1 1 1 0 1	
Mike Epstein, L (1, 3) OBP: 0.369, SLG: 0.409				0-0 F5					0-0 F6		0-3 K	5 0 0 0 0 1 4	
Mike Hegan, L (11, 3) OBP: 0.351, SLG: 0.358												0 0 0 0 0 0 0	
Sal Bando, R (1, 5) OBP: 0.381, SLG: 0.445									0-0 L5-3			4 0 1 0 0 0 1	
Angel Mangual, R (1, 7) OBP: 0.331, SLG: 0.381												4 0 0 0 0 1 2	
Gene Tenace, R (1, 2) OBP: 0.392, SLG: 0.453									0-0 L7			3 0 1 0 1 1 0	
Dick Green, R (1, 4) OBP: 0.320, SLG: 0.349									0-0 1-3			3 0 0 0 0 0 1	
Catfish Hunter, R (1, 1) OBP: 0.370, SLG: 0.418												4 1 2 0 0 0 1	
Rollie Fingers, R (11, 1) OBP: 0.242, SLG: 0.219												0 0 0 0 0 0 0	
Inning Stats	R: 0 H: 0 E: 0 LOB: 0 K: 1 BB: 1 S: 4 P: 8	R: 0 H: 0 E: 1 LOB: 0 K: 0 BB: 0 S: 3 P: 3	R: 0 H: 0 E: 0 LOB: 0 K: 0 BB: 1 S: 2 P: 6	R: 1 H: 1 E: 0 LOB: 0 K: 0 BB: 0 S: 4 P: 4	R: 0 H: 0 E: 0 LOB: 0 K: 1 BB: 0 S: 5 P: 5	R: 0 H: 1 E: 0 LOB: 1 K: 1 BB: 0 S: 6 P: 6	R: 0 H: 1 E: 0 LOB: 0 K: 0 BB: 0 S: 3 P: 3	R: 0 H: 0 E: 0 LOB: 0 K: 1 BB: 0 S: 5 P: 5	R: 0 H: 0 E: 0 LOB: 1 K: 0 BB: 0 S: 4 P: 4	R: 1 H: 3 E: 0 LOB: 3 K: 1 BB: 1 S: 8 P: 12	1B: 6 SF: 0 2B: 2 SAC: 1 3B: 1 DP: 4 HR: 0 HBP: 0	WP: 0 PA: 40 PB: 0 SB: 1 CS: 0	
PITCHER	IP WLS BF H R ER SO BB IBB HBP BLK WP HR S P ERA WHIP												
Al Fitzmorris, R (1, 1) ERA: 4.21	10.2 L 38 7 2 2 5 2 0 0 0 0 0 0 46 54 1.69 0.844												
Tom Burgmeier, L (11, 1) ERA: 1.79	0.1 2 0 0 0 1 1 0 0 0 0 0 0 3 7 0.00 3.000												

Oakland Athletics @ Kansas City Royals
Municipal Stadium, Kansas City, MO
Mon Sep 13 1971, 8:05 PM EDT
Att: 12,638 - Unknown - 84 F

livebaseballscorecards.com

AB	36
R	2
H	7
RBI	2
BB	3
SO	6
LOB	15



Batter	1	2	3	4	5	6	7	8	9	10	11	AB R H RBI BB SO LOB
Freddie Patek, R (1, 6) OBP: 0.330, SLG: 0.379	0-3 K ①		0-3 K ③			0-0 G6-3 1B			0-0 SH3 ①		0-0 F5 ③	4 0 1 0 0 2 1
Sandy Valdespino, L (1, 7) OBP: 0.486, SLG: 0.788	0-0 3-1 ②			0-0 HR		0-0 G6-3 ② ③			0-0 4-3 ②			4 1 1 1 0 0 2
Amos Otis, R (1, 8) OBP: 0.353, SLG: 0.456	4-0 BB			0-3 K ①				0-0 F4 ①	0-0 5-3 ③			3 0 0 0 1 1 1
Gail Hopkins, L (1, 3) OBP: 0.371, SLG: 0.441	0-3 K ③			0-0 L9 ②				0-0 1-3 ②				4 0 1 0 0 1 1
Bobby Floyd, R (10, PR) OBP: 0.275, SLG: 0.229												0 0 0 0 0 0 0
Bob Oliver, R (11, 3) OBP: 0.272, SLG: 0.328	1-2 K											0 0 0 0 0 0 0
Paul Schaal, R (1, 5) OBP: 0.381, SLG: 0.396		0-0 F9 ①		0-3 K ③				0-0 F5 ③		0-0 FC6-4 ①		4 0 0 0 0 1 1
Joe Keough, L (1, 9) OBP: 0.327, SLG: 0.328		0-0 F9 ②								0-0 FC6-4 ①		4 0 0 0 0 0 1
Ed Kirkpatrick, L (1, 2) OBP: 0.305, SLG: 0.327		0-0 F7 ③								0-0 G1-6-3 ② ③		4 0 0 0 0 0 1
Bobby Knoop, R (1, 4) OBP: 0.289, SLG: 0.286			0-3 K ①									2 0 0 0 2 0 0
Al Fitzmorris, S (1, 1) OBP: 0.216, SLG: 0.222												3 0 0 0 0 3 1
Tom Burgmeier, L (11, 1) OBP: 0.286, SLG: 0.350												0 0 0 0 0 0 0
Lou Piniella, R (11, PH) OBP: 0.300, SLG: 0.362			0-0 6-3 ②									1 0 0 0 0 1 1

Inning Stats	R: 0	H: 0	R: 0	H: 0	R: 0	H: 0	R: 1	H: 1	R: 0	H: 0	R: 0	H: 0	R: 0	H: 1	R: 0	H: 1	R: 0	H: 0	
E: 0	LOB: 1	E: 0	LOB: 0	E: 0	LOB: 0	E: 0	LOB: 0	E: 0	LOB: 0	E: 0	LOB: 0	E: 0	LOB: 0	E: 0	LOB: 1	E: 0	LOB: 1	E: 0	LOB: 0
K: 2	BB: 1	K: 0	BB: 0	K: 2	BB: 0	K: 1	BB: 0	K: 1	BB: 1	K: 0	BB: 0	K: 1	BB: 0	K: 0	BB: 0	K: 1	BB: 1	K: 0	BB: 0
S: 7	P: 11	S: 3	P: 3	S: 7	P: 7	S: 8	P: 8	S: 4	P: 8	S: 5	P: 5	S: 3	P: 3	S: 5	P: 5	S: 4	P: 4	S: 3	P: 3

PITCHER	IP	WLS	BF	H	R	ER	SO	BB	IBB	HBP	BLK	WP	HR	S	P	ERA	WHIP
Catfish Hunter, R (1, 1) ERA: 3.02	10.0	W	34	4	1	1	9	3	0	0	0	0	1	49	61	0.90	0.700
Rollie Fingers, R (11, 1) ERA: 2.66	1.0	S	3	0	0	0	1	0	0	0	0	0	0	5	5	0.00	0.000

BOTTOM	AB	R	H	RBI	BB	SO	LOB
	4	0	1	0	0	2	1
	4	1	1	1	0	0	2
	3	0	0	0	1	1	1
	4	0	1	0	0	1	1
	4	0	0	0	0	0	1
	2	0	0	0	2	0	0
	3	0	0	0	0	3	1
	3	0	1	0	0	1	0
	0	0	0	0	0	0	0
	1	0	0	0	0	1	1

AB	32
R	1
H	4
RBI	1
BB	3
SO	10
LOB	9



 WP: 0 PA: 37
 PB: 0
 SB: 1
 CS: 1

Oakland Athletics @ Kansas City Royals
 Municipal Stadium, Kansas City, MO
 Mon Sep 13 1971, 8:05 PM EDT
 Att. 12,638 - Unknown - 84 F

Batter	1	2	3	4	5	6	7	8	9	AB R H RBI BB SO LOB	TOP																								
Bert Campaneris, R (1, 6) OBP: 0.286, SLG: 0.328	0-0 1-3			0-0 L6		0-0 1B			0-0 L8	4 0 1 0 0 0 0																									
Joe Rudi, R (1, 7) OBP: 0.301, SLG: 0.388	0-0 E4			0-0 1B		0-0 G3			0-0 1B	4 0 2 0 0 0 1																									
Reggie Jackson, L (1, 9) OBP: 0.360, SLG: 0.508	0-0 F6			0-0 F4			0-3 K		0-0 3-1	4 0 0 0 0 1 3																									
Sal Bando, R (1, 5) OBP: 0.378, SLG: 0.441		0-0 G3		0-0 F8			0-0 6-3		0-0 5-3	4 0 0 0 0 0 2																									
Angel Mangual, R (1, 8) OBP: 0.327, SLG: 0.377		0-0 F3			0-0 L8		0-0 6-3			3 0 0 0 0 0 0																									
Mike Epstein, L (1, 3) OBP: 0.367, SLG: 0.406		0-3 K			0-3 K			0-0 F8		3 0 0 0 0 2 0																									
Dave Duncan, R (1, 2) OBP: 0.311, SLG: 0.426			0-0 6-3		0-3 K			0-0 F8		3 0 0 0 0 1 0																									
Dick Green, R (1, 4) OBP: 0.319, SLG: 0.348			0-0 1-3			0-0 L9		0-0 1B		2 0 0 0 0 0 0																									
Rick Monday, L (8, PH) OBP: 0.333, SLG: 0.437										1 0 1 0 0 0 0																									
Dwain Anderson, R (8, 4) OBP: 0.417, SLG: 0.455										0 0 0 0 0 0 0																									
Diego Segui, R (1, 1) OBP: 0.111, SLG: 0.140			0-0 L4			0-0 6-3		0-3 K2-1-3		2 0 0 0 0 0 0																									
Adrian Garrett, L (8, PH) OBP: 0.353, SLG: 0.154										1 0 0 0 0 1 1																									
Bob Locker, S (8, 1)										0 0 0 0 0 0 0																									
Inning Stats	R: 0 E: 1 K: 0 S: 3	H: 0 LOB: 0 BB: 0 P: 3	R: 0 E: 0 K: 1 S: 5	H: 0 LOB: 0 BB: 0 P: 5	R: 0 E: 0 K: 0 S: 3	H: 0 LOB: 0 BB: 0 P: 3	R: 0 E: 0 K: 0 S: 4	H: 1 LOB: 1 BB: 0 P: 4	R: 0 E: 0 K: 2 S: 7	H: 0 LOB: 0 BB: 0 P: 7	R: 0 E: 0 K: 1 S: 5	H: 0 LOB: 0 BB: 0 P: 5	R: 0 E: 0 K: 1 S: 6	H: 1 LOB: 1 BB: 0 P: 6	R: 0 E: 0 K: 0 S: 4	H: 1 LOB: 1 BB: 0 P: 4	1B: 4 2B: 0 3B: 0 HR: 0	SF: 0 SAC: 0 DP: 0 HBP: 0	WP: 0 PB: 0 SB: 0 CS: 1	PA: 31															
PITCHER	IP WLS BF H R ER SO BB IBB HBP BLK WP HR S P ERA WHIP																			ERA WHIP															
Paul Splittorf, L (1, 1) ERA: 2.14	3.0	9	0	0	0	1	0	0	0	0	0	0	0	11	11	0.00	0.000																		
Monty Montgomery, R (4, 1) ERA:	6.0	W	22	4	0	0	4	0	0	0	0	0	0	30	30	0.00	0.667																		

Oakland Athletics @ Kansas City Royals
Municipal Stadium, Kansas City, MO

Tue Sep 14 1971, 8:05 PM EDT
Att: 9,363 - Unknown - 79 F

livebaseballscorecards.com

AB	31
R	0
H	4
RBI	0
BB	0
SO	5
LOB	7



Batter	1	2	3	4	5	6	7	8	9
Freddie Patek, R OBP: 0.331, SLG: 0.384 (1, 6)	0-0 F2		0-0 F9			0-0 1B		0-0 3B	
Sandy Valdespino, L OBP: 0.436, SLG: 0.703 (1, 7)	0-0 F4			0-0 5-3		0-0 4-3-6-4 1-3f		0-0 L9	
Amos Otis, R OBP: 0.352, SLG: 0.455 (1, 8)	0-3 K			0-3 K2-3			0-0 1B	0-0 1-3	
Gail Hopkins, L OBP: 0.370, SLG: 0.438 (1, 3)		0-0 F9		4-0 BB			0-0 6-3		
Paul Schaal, R OBP: 0.381, SLG: 0.394 (1, 5)		0-0 5-3		0-3 K			4-0 1B		
Joe Keough, L OBP: 0.330, SLG: 0.331 (1, 9)		0-0 1B			0-0 4-3		0-0 1B		
Ed Kirkpatrick, L OBP: 0.307, SLG: 0.331 (1, 2)			0-0 2B		1-0 HBP		0-0 G6-4-3 1B		
Bobby Knoop, R OBP: 0.289, SLG: 0.287 (1, 4)			0-3 K		0-0 G4-3		0-0 SH1-4 3B		
Paul Splitterff, L OBP: 0.163, SLG: 0.130 (1, 1)			0-0 L8			0-0 6-3		0-0 SH1-4	
Lou Piniella, R OBP: 0.299, SLG: 0.361 (3, PH)									
Monty Montgomery, R (4, 1)									

Inning Stats		R: 0	H: 0	E: 0	K: 1	S: 5	P: 5	R: 0	H: 1	E: 0	K: 0	S: 3	R: 0	H: 1	E: 0	K: 1	S: 6	R: 0	H: 0	E: 0	K: 2	S: 7	R: 0	H: 0	E: 0	K: 0	S: 2	R: 0	H: 1	E: 0	K: 0	S: 3	R: 1	H: 2	E: 0	K: 0	S: 4	R: 1	H: 2	E: 0	K: 0	S: 5		
PITCHER		IP	WLS	BF	H	R	ER	SO	BB	IBB	HBP	BLK	WP	HR	S	P	ERA	WHIP	PITCHER		IP	WLS	BF	H	R	ER	SO	BB	IBB	HBP	BLK	WP	HR	S	P	ERA	WHIP							
Diego Segui, R ERA: 3.19 (1, 1)	7.0	L	25	5	1	1	4	4	2	0	1	0	0	0	30	39	1.29	1.000	Bob Locker, R ERA: 3.03 (8, 1)		1.0		5	2	1	1	0	0	0	0	0	0	5	5	9.00	2.000								

BOTTOM

Oakland Athletics @ Kansas City Royals
Municipal Stadium, Kansas City, MO

Tue Sep 14 1971, 8:05 PM EDT
Att. 9,363 - Unknown - 79 F

AB	26
R	2
H	7
RBI	2
BB	2
SO	4
LOB	11

livebaseballscorecards.com



AB	R	H	RBI	BB	SO	LOB
4	0	2	1	0	0	1
4	0	0	0	0	0	2
4	1	1	0	0	2	1
2	0	0	0	1	0	1
2	0	0	0	1	1	1
3	0	2	1	0	0	0
2	0	1	0	0	0	2
3	1	1	0	0	1	2
0	0	0	0	0	0	0
1	0	0	0	0	0	1
1	0	0	0	0	0	0

1B	2B	3B	SF	SAC	DP	HBP
5	2	1	0	1	3	1

WP	PB	SB	CS	PA
0	0	1	0	30

Batter	1	2	3	4	5	6	7	8	9	AB R H RBI BB SO LOB	TOP			
Sandy Alomar Sr., S OBP: 0.294, SLG: 0.305 (1, 6) X	0-0 4-3 1B	0-0 1B		0-0 1-3			0-3 K		0-0 1B 1B	5 0 2 0 0 1 0				
Mickey Rivers, L OBP: 0.333, SLG: 0.356 (1, 8) X	0-0 F3		0-0 F8		0-0 F9		0-0 F9		0-0 F7	5 0 0 0 0 0 1				
Jim Fregosi, R OBP: 0.316, SLG: 0.319 (1, 3) S S S	0-3 K		0-3 K		0-0 F7			0-0 F8	0-0 F8	5 0 0 0 0 2 1				
Ken McMullen, R OBP: 0.313, SLG: 0.385 (1, 5)		0-0 1B 1B G6-3 1B	0-0 E BB 1B		0-0 6-3			4-0 1B 2B BB	0-0 1B	4 2 3 0 1 0 0				
Roger Repoz, L OBP: 0.337, SLG: 0.370 (1, 9)		0-0 G6-3 1B 1B	4-0 E BB			4-0 S BB		0-0 1-2 2B 1B	0-0 G3	3 2 2 0 2 0 2				
Billy Parker, R OBP: 0.269, SLG: 0.360 (1, 4)		0-0 G6-3 1-2 2-3 1B	0-0 E5			0-3 K		0-3 K		4 0 1 0 0 2 5				
Ken Berry, R OBP: 0.269, SLG: 0.303 (1, 7)		0-0 G6-3 1-2 2-3 1B	0-0 L7			0-0 F7		0-0 1B 1H 2-H 2B		4 0 1 2 0 0 6				
Jeff Torborg, R OBP: 0.230, SLG: 0.268 (1, 2)		0-0 HR 1B		0-0 5-3		0-3 K		0-0 2B 1B		4 1 2 1 0 1 1				
Andy Messersmith, R OBP: 0.205, SLG: 0.262 (1, 1)		0-0 HR		0-0 F9			0-0 P6	0-3 K		4 1 1 2 0 1 2				
Inning Stats	R: 0 E: 0 K: 1 S: 5 H: 0 LOB: 0 BB: 0 P: 5	R: 4 E: 0 K: 0 S: 7 H: 6 LOB: 1 BB: 0 P: 7	R: 0 E: 1 K: 1 S: 7 H: 1 LOB: 3 BB: 1 P: 11	R: 0 E: 0 K: 0 S: 3 H: 0 LOB: 0 BB: 0 P: 3	R: 0 E: 0 K: 0 S: 3 H: 0 LOB: 0 BB: 0 P: 3	R: 0 E: 0 K: 2 S: 7 H: 0 LOB: 1 BB: 1 P: 11	R: 0 E: 0 K: 1 S: 5 H: 0 LOB: 0 BB: 0 P: 5	R: 2 E: 0 K: 2 S: 10 H: 3 LOB: 2 BB: 1 P: 14	R: 0 E: 0 K: 0 S: 5 H: 2 LOB: 2 BB: 0 P: 5	1B: 10 2B: 1 3B: 0 HR: 1 SF: 0 SAC: 0 DP: 1 HBP: 0	WP: 0 PB: 0 SB: 1 CS: 0 PA: 41			
PITCHER	IP WLS BF H R ER SO BB IBB HBP BLK WP HR S P ERA WHIP												PITCHER	IP WLS BF H R ER SO BB IBB HBP BLK WP HR S P ERA WHIP
Bruce Dal Canton, R ERA: 3.46 (1, 1)	3.0 L 16 7 4 4 2 1 0 0 0 0 0 1 19 23 12.00 2.667													
Bill Butler, L ERA: 3.35 (4, 1)	4.0 13 0 0 0 3 1 0 0 0 0 0 0 18 22 0.00 0.250													
Jim York, R ERA: 2.89 (8, 1)	2.0 12 5 2 2 2 1 0 0 0 0 0 0 15 19 9.00 3.000													

California Angels @ Kansas City Royals
Municipal Stadium, Kansas City, MO

AB	38
R	6
H	12
RBI	5
BB	3
SO	7
LOB	18



Wed Sep 15 1971, 8:05 PM EDT
Att: 5,370 - Unknown - 63 F

livebaseballscorecards.com

Batter	1	2	3	4	5	6	7	8	9	AB R H RBI BB SO LOB
Freddie Patek, R (1, 6) OBP: 0.331, SLG: 0.382	0-0 5-3		0-0 F7		0-0 6-3		4-0 G6-4-3 BB			3 0 0 0 1 0 1
Sandy Valdespino, L (1, 7) OBP: 0.395, SLG: 0.634	0-0 5-3		0-0 F9			0-0 E4 4-3 2B	0-0 F5			4 1 0 0 0 0 4
Amos Otis, R (1, 8) OBP: 0.350, SLG: 0.451	0-0 1-3		0-0 6-3			0-3 K	0-0 G6-4-3 1-2f			4 0 0 0 0 1 5
Gail Hopkins, L (1, 3) OBP: 0.365, SLG: 0.431		0-0 F8		0-0 P4		0-0 4-3 1-2	0-3 K			4 0 0 0 0 1 1
Paul Schaal, R (1, 5) OBP: 0.383, SLG: 0.397		4-0 BB E		4-0 BB		0-0 2B 2-H	0-0 F2			2 0 1 1 2 0 0
Joe Keough, L (1, 9) OBP: 0.326, SLG: 0.327		0-0 E4 FC4-6 1-2		0-0 L8		0-0 F7	0-0 F7			4 0 0 0 0 0 3
Ed Kirkpatrick, L (1, 2) OBP: 0.306, SLG: 0.329		0-0 F7		0-3 K			0-0 1B E 1B			2 0 0 0 0 1 3
Dennis Paepke, R (5, 2) OBP: 0.257, SLG: 0.310										2 1 1 0 0 0 0
Bobby Knoop, R (1, 4) OBP: 0.288, SLG: 0.286		0-0 FC4-6 1-2f			0-0 F9		0-0 E 1-2 1B			4 0 1 0 0 0 2
Bruce Dal Canton, R (1, 1) OBP: 0.106, SLG: 0.087			0-0 1B		0-3 K		0-0 E7 1-3 2-H			0 0 0 0 0 0 0
Bobby Floyd, R (3, PH) OBP: 0.293, SLG: 0.250										1 0 1 0 0 0 0
Bill Butler, L (4, 1) OBP: 0.077, SLG: 0.083										1 0 0 0 0 1 0
Lou Piniella, R (7, PH) OBP: 0.298, SLG: 0.360										1 0 0 0 0 0 1
Jim York, R (8, 1) OBP: 0.167, SLG: 0.353										0 0 0 0 0 0 0
Bob Oliver, R (9, PH) OBP: 0.271, SLG: 0.328										1 0 0 0 0 1 0

BOTTOM

California Angels @ Kansas City Royals
Municipal Stadium, Kansas City, MO

Wed Sep 15 1971, 8:05 PM EDT
Att. 5,370 - Unknown - 63 F

AB	33
R	2
H	4
RBI	1
BB	3
SO	5
LOB	20



Inning Stats	R: 0	H: 0	E: 0	LOB: 0	K: 0	BB: 0	S: 3	P: 3
R: 0	H: 0	E: 1	LOB: 2	K: 0	BB: 1	S: 4	P: 8	
R: 0	H: 1	E: 0	LOB: 1	K: 0	BB: 0	S: 4	P: 4	
R: 0	H: 0	E: 0	LOB: 1	K: 1	BB: 1	S: 5	P: 9	
R: 0	H: 0	E: 0	LOB: 0	K: 1	BB: 0	S: 5	P: 5	
R: 1	H: 1	E: 1	LOB: 1	K: 1	BB: 0	S: 7	P: 7	
R: 1	H: 2	E: 1	LOB: 2	K: 0	BB: 1	S: 5	P: 9	
R: 0	H: 0	E: 0	LOB: 0	K: 1	BB: 0	S: 5	P: 5	
R: 0	H: 0	E: 0	LOB: 0	K: 1	BB: 0	S: 5	P: 5	

PITCHER	IP	WLS	BF	H	R	ER	SO	BB	IBB	HBP	BLK	WP	HR	S	P	ERA	WHIP
Andy Messersmith, R (1, 1) ERA: 3.22	9.0	W	36	4	2	0	5	3	0	0	0	0	0	43	55	0.00	0.778

WP: 0	PA: 36
PB: 0	
SB: 0	
CS: 0	

Batter	1	2	3	4	5	6	7	8	9	AB R H RBI BB SO LOB	TOP																													
Sandy Alomar Sr., S OBP: 0.293, SLG: 0.303 (1, 6) X	0-0 1-3		0-3 K		0-0 F7			0-0 G3		4 0 0 0 0 1 1																														
Mickey Rivers, L OBP: 0.336, SLG: 0.359 (1, 8) X	0-0 G6-4-3 1B			0-0 1B 1B		0-0 G3		0-0 G3	4 1 2 0 0 0 0																															
Jim Fregosi, R OBP: 0.315, SLG: 0.318 (1, 3) X	0-0 G6-4-3 1-2f			0-0 1B 1-3 1B		0-0 6-3		0-0 6-3	4 0 1 0 0 0 1																															
Ken McMullen, R OBP: 0.311, SLG: 0.382 (1, 5) X		0-0 L7		0-3 K		0-3 K		0-0 F9	4 0 0 0 0 2 2																															
Roger Repoz, L OBP: 0.334, SLG: 0.366 (1, 9) X		0-0 6-3		0-3 K			0-0 3-1		3 0 0 0 0 1 2																															
Billy Parker, R OBP: 0.276, SLG: 0.357 (1, 4) X		0-0 4-3		0-0 1-3 3-H 1B			0-0 F8		3 0 1 1 0 0 0																															
Ken Berry, R OBP: 0.270, SLG: 0.307 (1, 7) X			0-0 6-3		0-0 1B G4-6-3 2B		0-0 5-3		3 1 1 0 0 0 0																															
Jeff Torborg, R OBP: 0.243, SLG: 0.280 (1, 2) X			0-0		0-0 G4-6-3 2-3 1B		0-0 F7		3 0 2 0 0 0 0																															
Clyde Wright, R OBP: 0.198, SLG: 0.202 (1, 1) X			0-3 K		0-0 G4-6-3 1-2f 3-H		0-0 4-3		3 0 0 0 0 1 2																															
Inning Stats	R: 0 E: 0 K: 0 S: 3	H: 1 LOB: 0 BB: 0 P: 3	R: 0 E: 0 K: 0 S: 3	H: 0 LOB: 0 BB: 0 P: 3	R: 0 E: 0 K: 2 S: 8	H: 1 LOB: 1 BB: 0 P: 8	R: 1 E: 0 K: 2 S: 9	H: 3 LOB: 2 BB: 0 P: 9	R: 1 E: 0 K: 0 S: 4	H: 2 LOB: 0 BB: 0 P: 4	R: 0 E: 0 K: 1 S: 5	H: 0 LOB: 0 BB: 0 P: 5	R: 0 E: 0 K: 0 S: 3	H: 0 LOB: 0 BB: 0 P: 3	R: 0 E: 0 K: 0 S: 3	H: 0 LOB: 0 BB: 0 P: 3	R: 0 E: 0 K: 0 S: 3	H: 0 LOB: 0 BB: 0 P: 3	1B: 6 2B: 1 3B: 0 HR: 0	SF: 0 SAC: 0 DP: 2 HBP: 0	WP: 0 PB: 0 SB: 0 CS: 0	PA: 31																		
PITCHER Dick Drago, R ERA: 2.97 (1, 1)	IP 9.0	WLS L	BF 31	H 7	R 2	ER 2	SO 5	BB 0	IBB 0	HBP 0	BLK 0	WP 0	HR 0	S 41	P 41	ERA 2.00	WHIP 0.778						PITCHER	IP 9.0	WLS L	BF 31	H 7	R 2	ER 2	SO 5	BB 0	IBB 0	HBP 0	BLK 0	WP 0	HR 0	S 41	P 41	ERA 2.00	WHIP 0.778

California Angels @ Kansas City Royals
Municipal Stadium, Kansas City, MO
Thu Sep 16 1971, 8:05 PM EDT
Att. 5,801 - Unknown - 70 F

livebaseballscorecards.com

AB	31
R	2
H	7
RBI	1
BB	0
SO	5
LOB	8



Batter	1	2	3	4	5	6	7	8	9	AB	R	H	RBI	BB	SO	LOB
--------	---	---	---	---	---	---	---	---	---	----	---	---	-----	----	----	-----

Freddie Patek, R OBP: 0.328, SLG: 0.379 (1, 6)	0-0 F9		0-0 5-3			0-0 1-3			0-0 P5	4	0	0	0	0	0	0
Paul Schaal, R OBP: 0.384, SLG: 0.400 (1, 5)	0-0 F9			0-3 K			0-0 WP SF8 2B		0-0 6-3 1B 1B	4	1	2	0	0	1	0
Amos Otis, R OBP: 0.351, SLG: 0.451 (1, 8)	4-0 BB			0-0 6-3			0-0 F9		0-0 6-3 1B	3	0	1	0	1	0	1
Lou Piniella, R OBP: 0.295, SLG: 0.357 (1, 7)	0-0 L6		0-3 K				0-0 SF8		0-0 6-3 1B	3	0	0	1	0	1	3
Bob Oliver, R OBP: 0.288, SLG: 0.324 (1, 9)		0-0 F3			0-0 L5		0-0 P4		0-3 K	4	0	0	0	0	1	2
Dennis Paepke, R OBP: 0.252, SLG: 0.303 (1, 2)		0-0 5-3			0-0 5-3			0-0 4-3		3	0	0	0	0	0	0
Chuck Harrison, R OBP: 0.264, SLG: 0.285 (1, 3)		0-0 6-3			0-0 1-3			4-0 BB BB FC6-4 BB		2	0	0	0	1	0	0
Bobby Knoop, R OBP: 0.283, SLG: 0.280 (1, 4)			0-0 P4			0-0 L9		0-0 F9		3	0	0	0	0	0	1
Dick Drago, R OBP: 0.213, SLG: 0.178 (1, 1)			0-3 K			0-3 K		0-0 FC6-4 1-2f		3	0	0	0	0	2	1

Inning Stats	R: 0	H: 0	E: 0	K: 0	S: 3	R: 0	H: 0	E: 0	K: 0	S: 3	R: 0	H: 0	E: 0	K: 1	S: 5	R: 0	H: 0	E: 0	K: 2	S: 7	R: 0	H: 0	E: 0	K: 0	S: 3	R: 1	H: 1	E: 0	K: 0	S: 4	R: 0	H: 0	E: 0	K: 0	S: 3	R: 0	H: 2	E: 0	K: 1	S: 7	1B: 2	2B: 1	3B: 0	HR: 0	SF: 1	SAC: 0	DP: 0	HBP: 0	WP: 1	PB: 0	SB: 0	CS: 0	PA: 32
--------------	------	------	------	------	------	------	------	------	------	------	------	------	------	------	------	------	------	------	------	------	------	------	------	------	------	------	------	------	------	------	------	------	------	------	------	------	------	------	------	------	-------	-------	-------	-------	-------	--------	-------	--------	-------	-------	-------	-------	--------

PITCHER	IP	WLS	BF	H	R	ER	SO	BB	IBB	HBP	BLK	WP	HR	S	P	ERA	WHIP	PITCHER	IP	WLS	BF	H	R	ER	SO	BB	IBB	HBP	BLK	WP	HR	S	P	ERA	WHIP														
Clyde Wright, L ERA: 2.96 (1, 1)	9.0	W	32	3	1	1	5	2	0	0	0	1	0	40	48	1.00	0.556																																

BOTTOM

California Angels @ Kansas City Royals
Municipal Stadium, Kansas City, MO
Thu Sep 16 1971, 8:05 PM EDT
Att. 5,801 - Unknown - 70 F

livebaseballscorecards.com

AB	29
R	1
H	3
RBI	1
BB	2
SO	5
LOB	8



Batter	1	2	3	4	5	6	7	8	9	AB R H RBI BB SO LOB	TOP											
Freddie Patek, R (1, 6) OBP: 0.327, SLG: 0.377	0-0 F7		0-0 F4		0-0 F4		0-0 WP FC6-2 2-3 3-H 1B		0-0 1-3	5 0 1 1 0 0 0												
Sandy Valdespino, L (1, 7) OBP: 0.383, SLG: 0.600	0-0 FC1-6 1B		0-0 F4			0-0 6-3	0-0 FC6-2 1-2 3-H			4 0 1 0 0 0 2												
Amos Otis, R (1, 8) OBP: 0.352, SLG: 0.451	0-0 FC1-6 1B		0-0 5-3			0-0 6-3 1B	0-0 F8 1-2 2-3			4 1 2 0 0 0 3												
Gail Hopkins, L (1, 3) OBP: 0.364, SLG: 0.429	0-0 FC1-6 1-2f 2-3			0-0 5-3 1B		0-0 6-3		0-0 L8		4 0 1 0 0 0 3												
Paul Schaal, R (1, 5) OBP: 0.385, SLG: 0.399	0-0 FC6-4 1-2f			0-0 5-3 1-2		0-0 1B 2-H		4-0 BB		3 0 1 1 1 0 3												
Joe Keough, L (1, 9) OBP: 0.322, SLG: 0.323		0-0 6-3		0-0 1-3		0-0 F5		0-0 L7		4 0 0 0 0 0 3												
Ed Kirkpatrick, L (1, 2) OBP: 0.310, SLG: 0.332		4-0 BB		0-0 1B 2-H			0-0 2B 1B	0-3 K		3 1 2 0 1 1 1												
Bobby Knoop, R (1, 4) OBP: 0.284, SLG: 0.288		0-3 K			0-0 F9		0-0 1B FC6-2 2B		0-0 L8	3 0 1 0 0 1 1												
Bobby Floyd, R (7, PR) OBP: 0.286, SLG: 0.243										1 0 0 0 0 0 0												
Mike Hedlund, R (1, 1) OBP: 0.125, SLG: 0.097		0-0 5-3			0-0 F1		0-0 F6		0-0 L5	4 0 0 0 0 0 3												
Inning Stats	R: 0 E: 0 K: 0 S: 5	H: 2 LOB: 2 BB: 0 P: 5	R: 0 E: 0 K: 1 S: 5	H: 0 LOB: 1 BB: 1 P: 9	R: 0 E: 0 K: 0 S: 3	H: 0 LOB: 0 BB: 0 P: 3	R: 0 E: 0 K: 0 S: 4	H: 2 LOB: 2 BB: 0 P: 4	R: 0 E: 0 K: 0 S: 3	H: 0 LOB: 0 BB: 0 P: 3	R: 1 E: 0 K: 0 S: 5	H: 2 LOB: 1 BB: 0 P: 5	R: 1 E: 0 K: 0 S: 6	H: 3 LOB: 2 BB: 0 P: 6	R: 0 E: 0 K: 1 S: 5	H: 0 LOB: 1 BB: 1 P: 9	R: 0 E: 0 K: 0 S: 3	H: 0 LOB: 0 BB: 0 P: 3	1B: 8 2B: 1 3B: 0 HR: 0	SF: 0 SAC: 0 DP: 0 HBP: 0	WP: 1 PB: 0 SB: 0 CS: 0	PA: 37
PITCHER	IP WLS BF H R ER SO BB IBB HBP BLK WP HR S P ERA WHIP																					
Jim Perry, R (1, 1) ERA: 4.38	6.1 L 28 9 2 2 1 1 0 0 0 0 0 0 29 33 2.84 1.579																					
Hal Haydel, R (7, 1) ERA: 3.62	1.2 6 0 0 0 1 1 0 0 0 1 0 7 11 0.00 0.600																					
Ray Corbin, R (9, 1) ERA: 4.13	1.0 3 0 0 0 0 0 0 0 0 0 0 3 3 0.00 0.000																					

Kansas City Royals @ Minnesota Twins
Metropolitan Stadium, Bloomington, MI

Fri Sep 17 1971, 8:05 PM EDT
Att. 16,194 - Unknown - 57 F

livebaseballscorecards.com

AB	35
R	2
H	9
RBI	2
BB	2
SO	2
LOB	19



Batter	1	2	3	4	5	6	7	8	9	AB	R	H	RBI	BB	SO	LOB
Cesar Tovar, R (1, 9) OBP: 0.351, SLG: 0.359	0-0 BB BB 1B		0-0 G6-4-3 1B			0-0 F9		0-0 4-3		4	0	2	0	0	0	0
Rod Carew, L (1, 4) OBP: 0.352, SLG: 0.372	0-3 K		0-0 G6-4-3 1-2f			0-0 5-3		0-0 6-3		4	0	0	0	0	1	2
Harmon Killebrew, R (1, 3) OBP: 0.389, SLG: 0.485 Eric Soderholm, R (9, PR) OBP: 0.313, SLG: 0.237	4-0 BB 1-2 BB			0-0 4-3		0-0 L9			0-0 1B	3	0	1	0	1	0	0
Steve Braun, L (1, 5) OBP: 0.353, SLG: 0.353	4-0 BB 1-2 2-3 BB			0-0 G3			0-0 1-3		0-0 F7	3	0	0	0	1	0	1
Leo Cardenas, R (1, 6) OBP: 0.324, SLG: 0.427	0-0 G6-3 1-2f			0-3 K			0-0 HR		0-0 F4	4	1	1	1	0	1	4
Steve Brye, R (1, 7) OBP: 0.288, SLG: 0.355		0-0 6-3			0-0 1-3		0-0 FC4-6 1B		0-0 F9	4	0	1	0	0	0	1
Jim Nettles, L (1, 8) OBP: 0.320, SLG: 0.396		0-0 G6-4-3 1B			0-0 1B		0-0 FC4-6 1-2f 1B			3	0	2	0	0	0	1
Rick Dempsey, R (1, 2) OBP: 0.286, SLG: 0.286		0-0 G6-4-3 1-2f			0-0 F3		0-0 F9			3	0	0	0	0	0	3
Jim Perry, S (1, 1) OBP: 0.250, SLG: 0.188 Hal Haydel, R (7, 1) OBP: 0.333, SLG: 0.333 Tony Oliva, L (8, PH) OBP: 0.369, SLG: 0.547 Ray Corbin, R (9, 1) OBP: 0.265, SLG: 0.219			0-0 F4			0-0 F8		0-0 F8		2	0	0	0	0	0	1

Inning Stats	R: 0	H: 1	E: 0	LOB: 2	K: 1	BB: 2	S: 5	P: 13	R: 0	H: 1	E: 0	LOB: 0	K: 0	BB: 0	S: 3	P: 3	R: 0	H: 0	E: 0	LOB: 0	K: 1	BB: 0	S: 5	P: 5	R: 0	H: 1	E: 0	LOB: 1	K: 0	BB: 0	S: 4	P: 4	R: 0	H: 0	E: 0	LOB: 0	K: 0	BB: 0	S: 3	P: 3	R: 1	H: 2	E: 0	LOB: 1	K: 0	BB: 0	S: 5	P: 5	R: 0	H: 0	E: 0	LOB: 0	K: 0	BB: 0	S: 3	P: 3	R: 0	H: 1	E: 0	LOB: 1	K: 0	BB: 0	S: 4	P: 4	1B: 6	SF: 0	2B: 0	SAC: 0	3B: 0	DP: 3	HR: 1	HBP: 0	WP: 0	PA: 33
PITCHER Mike Hedlund, R (1, 1) ERA: 2.69	IP	WLS	BF	H	R	ER	SO	BB	IBB	HBP	BLK	WP	HR	S	P	ERA	WHIP	IP	WLS	BF	H	R	ER	SO	BB	IBB	HBP	BLK	WP	HR	S	P	ERA	WHIP	IP	WLS	BF	H	R	ER	SO	BB	IBB	HBP	BLK	WP	HR	S	P	ERA	WHIP																							

BOTTOM

Kansas City Royals @ Minnesota Twins
Metropolitan Stadium, Bloomington, MI

Fri Sep 17 1971, 8:05 PM EDT
Att: 16,194 - Unknown - 57 F

livebaseballscores.com

AB 31
R 1
H 7
RBI 1
BB 2
SO 2
LOB 13



Batter	1	2	3	4	5	6	7	8	9	AB R H RBI BB SO LOB	TOP		
Freddie Patek, R (1, 6) OBP: 0.326, SLG: 0.379	0-0 2B 3B		0-0 F2	0-0 F9		0-0 F9			0-0 F8	5 1 1 0 0 0 3			
Paul Schaal, R (1, 5) OBP: 0.385, SLG: 0.397	4-0 2B BB		0-0 5-3		4-0 S FC6-2 1B BB		0-3 K		0-0 F8	3 0 0 0 2 1 1			
Amos Otis, R (1, 8) OBP: 0.351, SLG: 0.451	0-0 1-3 3-H 2B		0-0 1-3		0-0 F9		0-3 K			4 0 1 1 0 1 1			
Lou Piniella, R (1, 7) OBP: 0.297, SLG: 0.357	0-0 6-3			4-0 2B E BB	0-0 FC6-2 S 1-2 1B		0-0 5-3			3 1 1 0 1 0 2			
Bob Oliver, R (1, 9) OBP: 0.271, SLG: 0.327	4-0 G5-4-3 IBB			0-0 1-3 E 2B	0-0 FC6-2 1-3 2-H		0-0 F7			3 1 1 0 1 0 2			
Dennis Paepke, R (1, 2) OBP: 0.252, SLG: 0.301	0-0 G5-4-3 1-2f			0-0 E7 1B 1B	0-0 F7		0-0 F4			4 1 1 2 0 0 5			
Chuck Harrison, R (1, 3) OBP: 0.264, SLG: 0.291		0-0 F9		0-0 5-3		0-0 F9 FC5-2 2B		0-0 L4		4 0 1 0 0 0 1			
Bobby Floyd, R (1, 4) OBP: 0.261, SLG: 0.220		0-3 K		0-0 1-3		0-0 F9		0-0 E5 SH3-4		4 0 0 0 0 1 2			
Al Fitzmorris, S (1, 1) OBP: 0.225, SLG: 0.231		0-3 K		0-0 1B		0-0 FC5-2		0-0 SH3-4		3 0 1 1 0 1 1			
Inning Stats	R: 1 E: 0 K: 0 S: 4 H: 2 LOB: 2 BB: 2 P: 12	R: 0 E: 0 K: 2 S: 7 H: 0 LOB: 0 BB: 0 P: 7	R: 0 E: 0 K: 0 S: 3 H: 0 LOB: 0 BB: 0 P: 3	R: 3 E: 1 K: 0 S: 6 H: 3 LOB: 1 BB: 1 P: 10	R: 0 E: 0 K: 0 S: 4 H: 1 LOB: 2 BB: 1 P: 8	R: 0 E: 0 K: 0 S: 4 H: 1 LOB: 1 BB: 0 P: 4	R: 0 E: 0 K: 2 S: 7 H: 0 LOB: 0 BB: 0 P: 7	R: 0 E: 0 K: 0 S: 3 H: 0 LOB: 0 BB: 0 P: 3	R: 0 E: 1 K: 0 S: 4 H: 0 LOB: 1 BB: 0 P: 4	1B: 3 2B: 3 3B: 1 HR: 0 SF: 0 SAC: 1 DP: 1 HBP: 0	WP: 0 PB: 0 SB: 2 CS: 0 PA: 38		
PITCHER	IP WLS BF H R ER SO BB IBB HBP BLK WP HR S P ERA WHIP											PITCHER	IP WLS BF H R ER SO BB IBB HBP BLK WP HR S P ERA WHIP
Jim Kaat, L (1, 1) ERA: 3.49	5.0 L 25 7 4 3 2 3 1 0 0 0 0 0 25 41 5.40 2.000												
Steve Luebber, R (6, 1) ERA: 4.81	3.0 9 0 0 0 2 0 0 0 0 0 0 0 13 13 0.00 0.000												
Bob Gebhard, R (9, 1) ERA: 3.24	1.0 4 0 0 0 0 0 0 0 0 0 0 0 4 4 0.00 0.000												

Kansas City Royals @ Minnesota Twins
Metropolitan Stadium, Bloomington, MI

Sat Sep 18 1971, 4:33 AM EDT
Att: 9,811 - Unknown - 59 F

AB	33
R	4
H	7
RBI	4
BB	4
SO	4
LOB	18



Batter	1	2	3	4	5	6	7	8	9	AB R H RBI BB SO LOB
Cesar Tovar, R OBP: 0.350, SLG: 0.358 (1, 9)	0-0 6-3 1		0-0 F7 1			0-0 G5-4-3 1B 1		0-0 FC4-6 1-2f 3		4 0 1 0 0 0 1
Rod Carew, L OBP: 0.352, SLG: 0.375 (1, 4)	0-0 6-3 3B		0-0 F7 2			0-0 F9 1		0-0 F6 1	4 1 1 0 0 0 1	
Harmon Killebrew, R OBP: 0.385, SLG: 0.461 (1, 3)	0-0 6-3 3-H		0-3 K 3			0-0 G5-4-3 1-2f 2 3		0-0 6-3 2	4 0 0 1 0 1 1	
Steve Braun, L OBP: 0.349, SLG: 0.348 (1, 5)	0-0 2-3 3			0-3 K2-3 1			0-0 F5 1	0-0 1-3 3	4 0 0 0 0 1 0	
Leo Cardenas, R OBP: 0.326, SLG: 0.430 (1, 6)		0-0 F9 4-3 2B		0-0 5-3 2			0-0 G5-4-3 1B 2 3		3 1 2 0 0 0 0	
Steve Brye, R OBP: 0.275, SLG: 0.338 (1, 7)		0-0 F9 2-3		0-0 5-3 3			0-0 G5-4-3 1-2f 2 3		3 0 0 0 0 0 2	
Jim Nettles, L OBP: 0.326, SLG: 0.397 (1, 8)		4-0 4-3 BB BB			0-0 G6-4-3 1B 1 2		0-0 5-3 1 2		2 0 1 0 1 0 0	
Phil Roof, R OBP: 0.274, SLG: 0.274 (1, 2)		0-0 4-3 2			0-0 G6-4-3 1-2f 1 2		0-0 4-3 2		2 0 0 1 0 0 2	
Jim Holt, L OBP: 0.295, SLG: 0.322 (8, PH)		1-3 3-H 3							1 0 0 0 0 0 0	
Bob Gebhard, R (9, 1)		0-0 4-3 3							0 0 0 0 0 0 0	
Jim Kaat, L OBP: 0.193, SLG: 0.209 (1, 1)		0-0 4-3 3							2 0 0 0 0 0 1	
Steve Luebber, R OBP: 0.059, SLG: 0.059 (6, 1)									0 0 0 0 0 0 0	
Brant Aleya, R OBP: 0.283, SLG: 0.242 (8, PH)									0 0 0 0 1 0 0	
Rick Dempsey, R OBP: 0.286, SLG: 0.286 (8, PR)								FC4-6 BB	0 0 0 0 0 0 0	

Inning Stats	R: 1 E: 0 K: 0 S: 4	H: 1 LOB: 0 BB: 0 P: 4	R: 1 E: 0 K: 0 S: 4	H: 1 LOB: 1 BB: 1 P: 8	R: 0 E: 0 K: 1 S: 5	H: 0 LOB: 0 BB: 0 P: 5	R: 0 E: 0 K: 1 S: 5	H: 0 LOB: 0 BB: 0 P: 5	R: 0 E: 0 K: 0 S: 3	H: 1 LOB: 0 BB: 0 P: 3	R: 0 E: 0 K: 0 S: 3	H: 1 LOB: 0 BB: 0 P: 3	R: 0 E: 0 K: 0 S: 3	H: 0 LOB: 1 BB: 1 P: 7	R: 0 E: 0 K: 0 S: 3	H: 0 LOB: 0 BB: 0 P: 3	1B: 3 2B: 1 3B: 1 HR: 0	SF: 0 SAC: 0 DP: 3 HBP: 0	WP: 0 PB: 0 SB: 1 CS: 0	PA: 31
--------------	------------------------------	---------------------------------	------------------------------	---------------------------------	------------------------------	---------------------------------	------------------------------	---------------------------------	------------------------------	---------------------------------	------------------------------	---------------------------------	------------------------------	---------------------------------	------------------------------	---------------------------------	----------------------------------	------------------------------------	----------------------------------	--------

PITCHER	Al Fitzmorris, R ERA: 4.04 (1, 1)	IP 9.0	WLS W	BF 31	H 5	R 2	ER 2	SO 2	BB 2	IBB 0	HBP 0	BLK 0	WP 0	HR 0	S 33	P 41	ERA 2.00	WHIP 0.778
---------	--------------------------------------	-----------	----------	----------	--------	--------	---------	---------	---------	----------	----------	----------	---------	---------	---------	---------	-------------	---------------

BOTTOM

Kansas City Royals @ Minnesota Twins
Metropolitan Stadium, Bloomington, MI

Sat Sep 18 1971, 4:33 AM EDT
Att. 9,811 - Unknown - 59 F

AB	29
R	2
H	5
RBI	2
BB	2
SO	2
LOB	8



Batter	1	2	3	4	5	6	7	8	9	AB R H RBI BB SO LOB	TOP											
Freddie Patek, R (1, 6) OBP: 0.327, SLG: 0.379	0-3 K		0-0 1-2 2-3 1B			0-3 K		4-0 1B BB		3 0 1 0 1 2 0	Kansas City Royals @ Minnesota Twins Metropolitan Stadium, Bloomington, MI Sun Sep 19 1971, 4:33 AM EDT Unknown - 61 F											
Sandy Valdespino, L (1, 7) OBP: 0.373, SLG: 0.571	0-0 5-3		0-0 F7			0-0 4-3		0-0 1-3 2-H 1B		4 0 1 1 0 0 3												
Amos Otis, R (1, 8) OBP: 0.349, SLG: 0.448	0-0 5-3		0-3 K			0-0 6-3		0-0 F3		4 0 0 0 0 1 5												
Gail Hopkins, L (1, 3) OBP: 0.369, SLG: 0.433		0-0 G4-6-3 1B		0-0 L8			0-0 G6-4-3 1B		0-0 HR 1B	4 1 3 0 0 0 0												
Paul Schaal, R (1, 5) OBP: 0.384, SLG: 0.396 Bob Oliver, R (4, PH) OBP: 0.269, SLG: 0.324 (4, 5)		0-3 K		0-0 5-3		0-0 G6-4-3 1-2f		0-3 K		1 0 0 0 0 1 1 3 0 0 0 0 1 2												
Joe Keough, L (1, 9) OBP: 0.322, SLG: 0.331		0-0 G4-6-3 1-2f		0-0 F2		0-0 F6		0-0 HR 1-H		4 1 1 2 0 0 1												
Ed Kirkpatrick, L (1, 2) OBP: 0.310, SLG: 0.331			0-0 1B E 1B		0-0 3-1		0-0 F9		0-0 3-1	4 0 1 0 0 0 0												
Bobby Floyd, R (1, 4) OBP: 0.240, SLG: 0.200			0-0 E6 1-2 1B		0-0 6-3		0-0 L9		0-3 K	4 0 0 0 0 1 1												
Paul Splittorff, L (1, 1) OBP: 0.160, SLG: 0.128 Roger Nelson, R (3, 1) OBP: 0.429, SLG: 0.333			0-0 B5		0-0 1-6-3		0-0 BB 1B 1B			1 0 0 0 0 0 2 2 1 1 0 0 0 0												
Inning Stats	R: 0 E: 0 K: 1 S: 5	H: 0 LOB: 0 BB: 0 P: 5	R: 0 E: 0 K: 1 S: 5	H: 1 LOB: 0 BB: 0 P: 5	R: 0 E: 1 K: 1 S: 8	H: 2 LOB: 3 BB: 0 P: 8	R: 0 E: 0 K: 0 S: 3	H: 0 LOB: 0 BB: 0 P: 3	R: 0 E: 0 K: 0 S: 3	H: 0 LOB: 0 BB: 0 P: 3	R: 0 E: 0 K: 1 S: 5	H: 0 LOB: 0 BB: 0 P: 5	R: 0 E: 0 K: 0 S: 3	H: 1 LOB: 0 BB: 0 P: 3	R: 1 E: 0 K: 0 S: 5	H: 2 LOB: 2 BB: 1 P: 9	R: 2 E: 0 K: 2 S: 9	H: 2 LOB: 0 BB: 0 P: 9	1B: 7 2B: 0 3B: 0 HR: 1	SF: 0 SAC: 0 DP: 2 HBP: 0	WP: 0 PB: 0 SB: 0 CS: 0	PA: 35
PITCHER Bert Blyleven, R (1, 1) ERA: 2.94	IP: 9.0 WLS: W BF: 35 H: 8 R: 3 ER: 3 SO: 6 BB: 1 IBB: 0 HBP: 0 BLK: 0 WP: 0 HR: 1 S: 46 P: 50 ERA: 3.00 WHIP: 1.000											PITCHER	IP: 9.0 WLS: W BF: 35 H: 8 R: 3 ER: 3 SO: 6 BB: 1 IBB: 0 HBP: 0 BLK: 0 WP: 0 HR: 1 S: 46 P: 50 ERA: 3.00 WHIP: 1.000									

AB	34
R	3
H	8
RBI	3
BB	1
SO	6
LOB	15



livebaseballscorecards.com

Batter	1	2	3	4	5	6	7	8	9	AB	R	H	RBI	BB	SO	LOB	
Cesar Tovar, R OBP: 0.351, SLG: 0.359 (1, 9)	0-0 F8	0-0 FC6-4 1B	0-0 1B			0-0 F8				4	0	2	2	0	0	0	
Rod Carew, L OBP: 0.351, SLG: 0.373 (1, 4) Steve Braun, L OBP: 0.349, SLG: 0.348 (8, 4)	1-0 1B 3B HBP	0-0 FC6-4 S BB 1-2f	0-0 F6			0-3 K				3	1	0	0	0	1	3	
Harmon Killebrew, R OBP: 0.386, SLG: 0.461 (1, 3)	0-0 1B 3B 1B 1-2	4-0 BB BB BB 1-2				0-3 K				3	1	1	0	1	2	0	
Steve Brye, R OBP: 0.274, SLG: 0.333 (1, 8) (6, 7)	0-0 3B 1B 1-2 2-3	0-3 K				0-0 5-3				4	1	1	0	0	1	2	
Leo Cardenas, R OBP: 0.327, SLG: 0.435 (1, 6)	0-0 1B 3B 1-H 2-H 3-H		0-0 2B 1B 1B			0-0 5-3				4	2	2	3	0	0	0	
Eric Soderholm, R OBP: 0.308, SLG: 0.262 (1, 5)	0-3 K		0-0 1B 2B 1-3			0-0 F7				4	1	1	0	0	1	1	
Rick Renick, R OBP: 0.333, SLG: 0.281 (1, 7) Jim Nettles, L OBP: 0.324, SLG: 0.395 (6, 8)	0-0 1B 3-H		4-0 1B IBB			0-3 K				2	0	1	1	1	1	0	
Phil Roof, R OBP: 0.268, SLG: 0.268 (1, 2)	0-3 K		0-3 K			0-0 6-3				4	0	0	0	0	2	4	
Bert Blyleven, R OBP: 0.151, SLG: 0.143 (1, 1)		0-3 K	0-3 K			0-0 F3				3	0	0	0	0	2	3	
Inning Stats	R: 4 E: 0 K: 2 S: 11	H: 4 LOB: 1 BB: 0 P: 12	R: 0 E: 1 K: 2 S: 8	H: 1 LOB: 2 BB: 1 P: 12	R: 2 E: 0 K: 2 S: 10	H: 3 LOB: 2 BB: 1 P: 14	R: 0 E: 0 K: 1 S: 5	H: 0 LOB: 0 BB: 0 P: 5	R: 0 E: 0 K: 1 S: 5	H: 0 LOB: 0 BB: 0 P: 5	R: 0 E: 0 K: 1 S: 5	H: 0 LOB: 0 BB: 0 P: 5	R: 0 E: 0 K: 0 S: 3	H: 0 LOB: 0 BB: 0 P: 3	1B: 6 2B: 1 3B: 1 HR: 0	SF: 0 SAC: 0 DP: 0 HBP: 1	
PITCHER Paul Splittorf, L ERA: 2.5 (1, 1) Roger Nelson, R ERA: 4.78 (3, 1)	IP 2.0 6.0	WLS L	BF 16 19	H 7 1	R 6 0	ER 6 0	SO 4 6	BB 1 0	IBB 1 0	HBP 1 0	BLK 0 0	WP 0 0	HR 0 0	S 21 31	P 30 31	ERA 27.00 0.00	WHIP 4.000 0.167

BOTTOM

Kansas City Royals @ Minnesota Twins
Metropolitan Stadium, Bloomington, MI
Sun Sep 19 1971, 4:33 AM EDT
Unknown - 61 F

livebaseballscorecards.com

AB	32
R	6
H	8
RBI	6
BB	2
SO	10
LOB	13



WP: 0	PA: 35
PB: 0	SB: 1
CS: 0	

Batter	1	2	3	4	5	6	7	8	9	AB R H RBI BB SO LOB	TOP											
Rich Severson, R (1, 4) OBP: 0.316, SLG: 0.188	0-3 K		0-0 4-3			0-0 F8		0-0 1B 2B 1B		4 1 1 0 0 1 0	Kansas City Royals @ Minnesota Twins Metropolitan Stadium, Bloomington, MI Sun Sep 19 1971, 4:38 AM EDT Att. 9,665 - Unknown											
Paul Schaal, R (1, 5) OBP: 0.385, SLG: 0.403	0-0 F6		0-0 5-3			0-0 HR		0-0 1-3 2B 1B		4 2 2 1 0 0 0												
Joe Keough, L (1, 9) Amos Otis, R (8, PH) OBP: 0.319, SLG: 0.328 OBP: 0.348, SLG: 0.447	0-0 F6				0-0 F9	0-0 F8		0-3 K		3 0 0 0 0 0 0 1 0 0 0 0 1 2												
Gail Hopkins, L (1, 3) OBP: 0.374, SLG: 0.438		4-0 2B BB		0-0 4-1		4-0 BB		0-0 1-H 3-H 2B		2 1 1 2 2 0 0												
Ed Kirkpatrick, L (1, 8) OBP: 0.309, SLG: 0.333		0-0 1-H S SF7 2B		0-0 F9		0-0 4-3		0-3 K		4 1 1 1 0 1 2												
Lou Piniella, R (1, 7) OBP: 0.295, SLG: 0.354		0-3 K 2-3		0-0 5-3		0-0 F8		0-0 5-3		4 0 0 0 0 1 1												
Dennis Paepke, R (1, 2) OBP: 0.245, SLG: 0.295		0-0 SF7 3-H		0-0 1-3		0-0 F5		0-3 K		3 0 0 1 0 1 0												
Bobby Floyd, R (1, 6) OBP: 0.259, SLG: 0.245		0-0 6-3		0-0 1B		0-0 F6		0-0 2B		4 0 2 0 0 0 0												
Monty Montgomery, R (1, 1) Ted Abernathy, R (9, 1) OBP: 0.091, SLG: 0.091		0-3 K		0-0 6-3		0-3 K		0-3 K		4 0 0 0 0 3 2 0 0 0 0 0 0 0												
Inning Stats	R: 0 E: 0 K: 1 S: 5	H: 0 LOB: 0 BB: 0 P: 5	R: 2 E: 0 K: 1 S: 6	H: 1 LOB: 0 BB: 1 P: 10	R: 0 E: 0 K: 1 S: 5	H: 0 LOB: 0 BB: 0 P: 5	R: 0 E: 0 K: 0 S: 3	H: 0 LOB: 0 BB: 0 P: 3	R: 0 E: 0 K: 0 S: 4	H: 1 LOB: 1 BB: 0 P: 4	R: 1 E: 0 K: 0 S: 4	H: 1 LOB: 1 BB: 1 P: 8	R: 0 E: 0 K: 0 S: 3	H: 0 LOB: 0 BB: 0 P: 3	R: 2 E: 0 K: 3 S: 12	H: 3 LOB: 1 BB: 0 P: 12	R: 0 E: 0 K: 2 S: 8	H: 1 LOB: 1 BB: 0 P: 8	1B: 3 2B: 3 3B: 0 HR: 1	SF: 1 SAC: 0 DP: 0 HBP: 0	WP: 0 PB: 0 SB: 1 CS: 0	PA: 36
PITCHER	IP WLS BF H R ER SO BB IBB HBP BLK WP HR S P ERA WHIP																					
Pete Hamm, R (1, 1) ERA: 6.75	7.1 L 29 5 5 5 4 2 0 0 0 0 0 1 35 43 6.14 0.955																					
Tom Hall, L (8, 1) ERA: 3.33	0.2 3 1 0 0 2 0 0 0 0 0 0 0 7 7 0.00 1.500																					
Bob Gebhard, R (9, 1) ERA: 3.06	1.0 4 1 0 0 2 0 0 0 0 0 0 0 8 8 0.00 1.000																					

livebaseballscorecards.com

AB	33
R	5
H	7
RBI	5
BB	2
SO	8
LOB	7



Batter	1	2	3	4	5	6	7	8	9	AB R H RBI BB SO LOB	BOTTOM
--------	---	---	---	---	---	---	---	---	---	----------------------	--------

Cesar Tovar, R <small>(1, 9)</small> <small>OBP: 0.352, SLG: 0.360</small>										4 0 2 0 0 0 2	Kansas City Royals @ Minnesota Twins Metropolitan Stadium, Bloomington, MI Sun Sep 19 1971, 4:38 AM EDT Att. 9,665 - Unknown
---	--	--	--	--	--	--	--	--	--	---------------	--

Jim Nettles, L <small>(1, 8)</small> <small>OBP: 0.322, SLG: 0.391</small>										4 1 1 0 0 0 2
---	--	--	--	--	--	--	--	--	--	---------------

Steve Braun, L <small>(1, 4)</small> <small>OBP: 0.348, SLG: 0.347</small>										4 1 1 0 0 0 1
---	--	--	--	--	--	--	--	--	--	---------------

Steve Brye, R <small>(1, 7)</small> <small>OBP: 0.273, SLG: 0.319</small>										3 0 0 0 1 0 1
--	--	--	--	--	--	--	--	--	--	---------------

Leo Cardenas, R <small>(1, 6)</small> <small>OBP: 0.328, SLG: 0.434</small>										3 0 1 1 1 1 0
--	--	--	--	--	--	--	--	--	--	---------------

Jim Holt, L <small>(1, 3)</small> <small>OBP: 0.292, SLG: 0.318</small>										4 0 0 1 0 0 3
--	--	--	--	--	--	--	--	--	--	---------------

Eric Soderholm, R <small>(1, 5)</small> <small>OBP: 0.309, SLG: 0.250</small> Tony Oliva, L <small>(9, PH)</small> <small>OBP: 0.369, SLG: 0.546</small>										2 0 0 0 1 0 0 1 0 0 0 0 0 2
---	--	--	--	--	--	--	--	--	--	--------------------------------

George Mitterwald, R <small>(1, 2)</small> <small>OBP: 0.313, SLG: 0.386</small>										3 0 0 0 0 1 1
---	--	--	--	--	--	--	--	--	--	---------------

Pete Hamm, R <small>(1, 1)</small> <small>OBP: 0.273, SLG: 0.364</small> Tom Hall, L <small>(8, 1)</small> <small>OBP: 0.273, SLG: 0.281</small> Rick Renick, R <small>(8, PH)</small> <small>OBP: 0.325, SLG: 0.273</small> Bob Gebhard, R <small>(9, 1)</small>										2 0 1 0 0 0 0 0 0 0 0 0 0 0 1 0 0 0 0 0 0 0 0 0 0 0 0 0
---	--	--	--	--	--	--	--	--	--	--

Inning Stats	R: 0 E: 0 K: 0 S: 4	H: 1 LOB: 1 BB: 0 P: 4	R: 0 E: 0 K: 0 S: 3	H: 1 LOB: 0 BB: 0 P: 3	R: 0 E: 0 K: 0 S: 4	H: 1 LOB: 1 BB: 0 P: 4	R: 0 E: 0 K: 1 S: 5	H: 0 LOB: 0 BB: 0 P: 5	R: 0 E: 0 K: 1 S: 6	H: 1 LOB: 2 BB: 1 P: 10	R: 0 E: 0 K: 0 S: 3	H: 0 LOB: 0 BB: 0 P: 3	R: 0 E: 0 K: 0 S: 3	H: 0 LOB: 0 BB: 0 P: 3	R: 0 E: 0 K: 0 S: 3	H: 0 LOB: 0 BB: 0 P: 3	R: 2 E: 0 K: 0 S: 4	H: 2 LOB: 1 BB: 2 P: 12	1B: 6 2B: 0 3B: 0 HR: 0	SF: 0 SAC: 0 DP: 2 HBP: 0	WP: 0 PB: 0 SB: 1 CS: 0	PA: 34
---------------------	------------------------------	---------------------------------	------------------------------	---------------------------------	------------------------------	---------------------------------	------------------------------	---------------------------------	------------------------------	----------------------------------	------------------------------	---------------------------------	------------------------------	---------------------------------	------------------------------	---------------------------------	------------------------------	----------------------------------	----------------------------------	------------------------------------	----------------------------------	--------

PITCHER	IP	WLS	BF	H	R	ER	SO	BB	IBB	HBP	BLK	WP	HR	S	P	ERA	WHIP	PITCHER	IP	WLS	BF	H	R	ER	SO	BB	IBB	HBP	BLK	WP	HR	S	P	ERA	WHIP		
Monty Montgomery, R <small>ERA: 1.29</small>	(1, 1)	8.0	W	32	6	2	2	2	3	0	0	0	0	0	33	45	2.25	1.125																			
Ted Abernathy, R <small>ERA: 2.5</small>	(9, 1)	1.0	S	2	0	0	0	0	0	0	0	0	0	2	2	0.00	0.000																				

AB	31
R	2
H	6
RBI	2
BB	3
SO	2
LOB	12



Batter	1	2	3	4	5	6	7	8	9	AB	R	H	RBI	BB	SO	LOB	TOP								
Freddie Patek, R (1, 6) <small>OBP: 0.327, SLG: 0.379</small> Bobby Floyd, R (6, 6) <small>OBP: 0.255, SLG: 0.240</small>	0-0 F8			0-0 5-3 2B 1B	0-0 F8		0-3 K			3	1	1	0	0	0	1									
Paul Schaal, R (1, 5) <small>OBP: 0.386, SLG: 0.403</small> Rich Severson, R (7, 5) <small>OBP: 0.316, SLG: 0.188</small>	0-0 G4-3 1B			0-0 5-3 1-2		0-0 E 1B 1B	0-0 1-3			4	1	2	0	0	0	1									
Amos Otis, R (1, 8) <small>OBP: 0.348, SLG: 0.448</small> Ed Kirkpatrick, L (6, 8) <small>OBP: 0.308, SLG: 0.332</small>	0-0 G4-3 1-2f			0-0 2-H 1B 2B		0-0 E4 1B HR		0-0 4-3		3	2	1	1	0	0	2									
Lou Piniella, R (1, 7) <small>OBP: 0.299, SLG: 0.358</small>		0-0 L4-3 1B		0-0 2-H 1B		0-0 1-2 2-H HR 1B		0-0 4-3		4	1	3	2	0	0	0									
Bob Oliver, R (1, 9) <small>OBP: 0.268, SLG: 0.331</small>		0-0 L4-3 1-2		0-0 F9		0-0 1-H 2-H HR		0-0 4-3		4	1	1	3	0	0	2									
Dennis Paepke, R (1, 2) <small>OBP: 0.238, SLG: 0.287</small>		0-3 K		0-0 L8		0-0 5-3		0-0 6-3		4	0	0	0	0	1	1									
Chuck Harrison, R (1, 3) <small>OBP: 0.257, SLG: 0.283</small>			0-0 6-3		0-3 K	0-0 F9		0-0 5-3		4	0	0	0	0	1	0									
Bobby Knoop, R (1, 4) <small>OBP: 0.277, SLG: 0.280</small>			0-0 F8		0-0 F9	0-0 F8		0-0 6-3		4	0	0	0	0	0	0									
Dick Drago, R (1, 1) <small>OBP: 0.217, SLG: 0.173</small>			0-0 6-3		4-0 BB		0-0 F9			2	0	0	0	1	0	0									
Inning Stats	R: 0 E: 0 K: 0 S: 3	H: 1 LOB: 0 BB: 0 P: 3	R: 0 E: 0 K: 1 S: 5	H: 1 LOB: 0 BB: 0 P: 5	R: 0 E: 0 K: 0 S: 3	H: 0 LOB: 0 BB: 0 P: 3	R: 2 E: 0 K: 0 S: 6	H: 3 LOB: 1 BB: 0 P: 6	R: 0 E: 0 K: 1 S: 5	H: 0 LOB: 1 BB: 1 P: 9	R: 4 E: 1 K: 0 S: 7	H: 3 LOB: 0 BB: 0 P: 7	R: 0 E: 0 K: 1 S: 5	H: 0 LOB: 0 BB: 0 P: 5	R: 0 E: 0 K: 0 S: 3	H: 0 LOB: 0 BB: 0 P: 3	R: 0 E: 0 K: 0 S: 3	H: 0 LOB: 0 BB: 0 P: 3	1B: 6 2B: 2 3B: 0 HR: 1	SF: 0 SAC: 0 DP: 2 HBP: 0	WP: 0 PB: 0 SB: 0 CS: 0	PA: 35			
PITCHER	IP	WLS	BF	H	R	ER	SO	BB	IBB	HBP	BLK	WP	HR	S	P	ERA	WHIP								
Clyde Wright, L (1, 1) <small>ERA: 3.05</small> Jim Maloney, R (9, 1) <small>ERA: 5.04</small>	8.0	L	32	8	6	5	3	1	0	0	0	0	1	37	41	5.62	1.125								

Kansas City Royals @ California Angels
 Anaheim Stadium, Anaheim, CA

Tue Sep 21 1971, 10:05 PM EDT
 Att: 6,084 - Unknown - 73 F

livebaseballscorecards.com

AB 34
R 6
H 8
RBI 6
BB 1
SO 3
LOB 7



Batter	1	2	3	4	5	6	7	8	9	AB	R	H	RBI	BB	SO	LOB
Sandy Alomar Sr., S OBP: 0.297, SLG: 0.311 (1, 6)	0-0 G3 ①		0-0 2B ②		0-0 4-3 ③			0-0 1B ④		4	0	2	0	0	0	0
Mickey Rivers, L OBP: 0.322, SLG: 0.344 (1, 8)	0-0 G3 ②		0-0 P6 ③			0-0 F8 ①		0-0 F2 ③		4	0	0	0	0	0	2
Jim Fregosi, R OBP: 0.311, SLG: 0.314 (1, 7)	0-0 F5 ③			4-0 1B BB ④		0-0 F2 ②			0-0 6-3 ①	3	0	0	0	1	0	0
Ken McMullen, R OBP: 0.310, SLG: 0.388 (1, 5)		0-0 5-3 ①		0-0 F9 ①		0-3 K ③			0-0 HR ②	4	1	1	1	0	1	1
Jim Spencer, L OBP: 0.305, SLG: 0.398 (1, 3)		0-0 F7 ②		0-0 F8 ②			0-0 F9 ①		0-0 1-3 ②	4	0	0	0	0	0	1
Billy Parker, R OBP: 0.295, SLG: 0.395 (1, 4)		0-0 3B ④		0-0 1B ④			0-0 6-3 ②		0-0 2B 1B ②	4	1	3	0	0	0	0
Roger Repoz, L OBP: 0.328, SLG: 0.364 (1, 9)		0-3 K ③		0-0 F2 ③			0-0 4-3 ③		0-0 2B ③	4	0	1	1	0	1	3
Jeff Torborg, R OBP: 0.234, SLG: 0.262 (1, 2)			0-0 5-3 ①		0-0 5-3 ①			0-0 F8 ①	0-0 F8 ③	2	0	0	0	0	0	0
John Stephenson, L OBP: 0.278, SLG: 0.314 (8, PH) (9, 2)			0-3 K ②		0-0 6-3 ②			0-0 F7 ②		2	0	0	0	0	0	1
Clyde Wright, R OBP: 0.194, SLG: 0.198 (1, 1)										1	0	0	0	0	0	0
Tommie Reynolds, R OBP: 0.296, SLG: 0.300 (8, PH)										0	0	0	0	0	0	0
Jim Maloney, L OBP: 0.200, SLG: 0.200 (9, 1)										0	0	0	0	0	0	0

BOTTOM

Kansas City Royals @ California Angels
Anaheim Stadium, Anaheim, CA
 Tue Sep 21 1971, 10:05 PM EDT
 Att. 6,084 - Unknown - 73 F

livebaseballscorecards.com

AB	34
R	2
H	7
RBI	2
BB	1
SO	3
LOB	8



Inning Stats	R: 0	H: 0	E: 0	K: 0	S: 3	R: 0	H: 1	E: 0	K: 1	S: 6	R: 0	H: 1	E: 0	K: 1	S: 6	R: 0	H: 1	E: 0	K: 0	S: 4	R: 0	H: 0	E: 0	K: 0	S: 3	R: 0	H: 0	E: 0	K: 1	S: 5	R: 0	H: 0	E: 0	K: 0	S: 3	R: 0	H: 1	E: 0	K: 0	S: 4	R: 2	H: 3	E: 0	K: 0	S: 6	1B: 3	2B: 2	3B: 1	SF: 0	SAC: 0	DP: 0	HBP: 0	WP: 0	PB: 0	SB: 0	CS: 0	PA: 35
--------------	------	------	------	------	------	------	------	------	------	------	------	------	------	------	------	------	------	------	------	------	------	------	------	------	------	------	------	------	------	------	------	------	------	------	------	------	------	------	------	------	------	------	------	------	------	-------	-------	-------	-------	--------	-------	--------	-------	-------	-------	-------	--------

PITCHER	IP	WLS	BF	H	R	ER	SO	BB	IBB	HBP	BLK	WP	HR	S	P	ERA	WHIP
Dick Drago, R ERA: 2.93 (1, 1)	9.0	W	35	7	2	2	3	1	0	0	0	0	1	40	44	2.00	0.889

Batter	1	2	3	4	5	6	7	8	9	AB R H RBI BB SO LOB	TOP																										
Freddie Patek, R (1, 6) OBP: 0.328, SLG: 0.377	0-3 K	4-0 BB			0-0 1-3			0-0 4-3	4-0 1B IBB	3 1 0 0 2 1 0																											
Paul Schaal, R (1, 5) OBP: 0.387, SLG: 0.403	4-0 1B BB	0-0 P4			4-0 BB			0-0 6-3	0-0 1B 1B	3 2 1 1 2 0 2																											
Amos Otis, R (1, 8) OBP: 0.347, SLG: 0.446	0-0 F7				0-0 F7			0-0 E6 FC6-4	0-0 1B S 1B	5 1 1 2 0 0 2																											
Lou Piniella, R (1, 7) OBP: 0.302, SLG: 0.360	0-0 1B 1-3 1B				0-0 G6-4-3 1B			0-0 FC6-4 1-2f	0-3 K 1-2	5 0 3 0 0 1 3																											
Bob Oliver, R (1, 9) OBP: 0.270, SLG: 0.332	0-0 1-2 3-H 1B				0-0 G6-4-3 1-2f			0-0 F8 1-2	0-0 E4 1B BB FC6-4	5 2 2 3 0 0 2																											
Dennis Paepke, R (1, 2) OBP: 0.239, SLG: 0.281	0-3 K				0-0 L7				4-0 FC6-4 1B 2B BB	3 0 0 0 1 2 2																											
Bobby Floyd, R (9, PR) OBP: 0.268, SLG: 0.240									0-0 1B BB	0 2 0 0 1 0 0																											
Chuck Harrison, R (1, 3) OBP: 0.268, SLG: 0.289					0-0 L7			0-0 P6	0-0 FC6-4 1B	4 0 2 1 1 0 0																											
Bobby Knoop, R (1, 4) OBP: 0.272, SLG: 0.275					0-0 F9			0-0 1-3	0-0 FC6-4 1B 2B BB	3 0 0 0 0 0 1																											
Gail Hopkins, L (9, PH) OBP: 0.373, SLG: 0.436					6-3				0-0 WP 1B	1 0 0 1 0 0 2																											
Joe Keough, L (9, PR) OBP: 0.321, SLG: 0.330									0-0 WP 1B	1 1 1 1 0 0 0																											
Buck Martinez, R (9, 2) OBP: 0.256, SLG: 0.212									0-0 1B BB	0 0 0 0 0 0 0																											
Mike Hedlund, R (1, 1) OBP: 0.119, SLG: 0.092					0-3 K			0-0 F8	0-0 1B 1B 2B	3 0 0 0 0 2 1																											
Ted Abernathy, R (7, 1) OBP: 0.091, SLG: 0.091									0-0 K	0 0 0 0 0 0 0																											
Sandy Valdespino, L (9, PH) OBP: 0.377, SLG: 0.588									0-0 1B 1B 2B	2 1 1 1 0 1 2																											
Tom Burgmeier, L (9, 1) OBP: 0.286, SLG: 0.350									0-0 K	0 0 0 0 0 0 0																											
Inning Stats	R: 1 E: 0 K: 2 S: 9	H: 2 LOB: 2 BB: 1 P: 13	R: 0 E: 0 K: 1 S: 5	H: 0 LOB: 2 BB: 2 P: 13	R: 0 E: 0 K: 0 S: 3	H: 1 LOB: 0 BB: 0 P: 3	R: 0 E: 0 K: 0 S: 3	H: 0 LOB: 0 BB: 0 P: 3	R: 0 E: 0 K: 1 S: 5	H: 1 LOB: 0 BB: 0 P: 5	R: 0 E: 0 K: 0 S: 3	H: 0 LOB: 1 BB: 1 P: 3	R: 0 E: 1 K: 0 S: 4	H: 0 LOB: 1 BB: 0 P: 4	R: 9 E: 1 K: 2 S: 15	H: 7 LOB: 3 BB: 3 P: 27	1B: 10 2B: 1 3B: 0 HR: 0	SF: 0 SAC: 0 DP: 1 HBP: 0	WP: 1 PB: 0 SB: 1 CS: 1	PA: 45																	
PITCHER	IP WLS BF H R ER SO BB IBB HBP BLK WP HR S P ERA WHIP																																				
Rudy May, L (1, 1) ERA: 3.04	7.0		27	4	1	1	5	4	0	0	0	0	0	0	33	49	1.29	1.143																			
Lloyd Allen, R (8, 1) ERA: 2.56	1.0	L	7	1	3	3	0	1	0	0	0	0	0	6	10	27.00	2.000																				
Dave LaRoche, L (9, 1) ERA: 2.17	0.1		5	3	2	1	0	0	1	0	0	0	0	4	8	27.00	9.000																				
Mel Queen, R (9, 1) ERA: 1.92	0.2		6	3	4	2	2	1	0	0	0	1	0	9	13	27.00	6.000																				

Kansas City Royals @ California Angels
Anaheim Stadium, Anaheim, CA

Wed Sep 22 1971, 10:05 PM EDT
Att: 5,030 - Unknown - 73 F

AB	38
R	10
H	11
RBI	10
BB	7
SO	7
LOB	17



livebaseballscorecards.com

BOTTOM

Kansas City Royals @ California Angels
Anaheim Stadium, Anaheim, CA
Wed Sep 22 1971, 10:05 PM EDT
Att. 5,030 - Unknown - 73 F

livebaseballscorecards.com

AB 34
R 3
H 7
RBI 3
BB 3
SO 1
LOB 16



WP: 0 PA: 39
PB: 0
SB: 0
CS: 0

AB R H RBI BB SO LOB

5	0	0	0	0	0	1	2
5	1	2	0	0	0	1	
4	1	2	1	0	0	2	
0	0	0	0	0	0	0	
0	0	0	0	0	0	0	
0	0	0	0	0	0	0	
1	0	0	0	0	0	1	
4	1	1	0	0	0	1	
2	0	0	0	2	0	2	
4	0	1	1	0	0	2	
3	0	1	1	0	0	2	
4	0	0	0	0	0	3	
1	0	0	0	1	0	0	
1	0	0	0	0	0	0	
0	0	0	0	0	0	0	

1B: 6 SF: 0
2B: 1 SAC: 0
3B: 0 DP: 0
HR: 0 HBP: 2

Batter	1	2	3	4	5	6	7	8	9
Sandy Alomar Sr., S (1, 6) OBP: 0.295, SLG: 0.309	0-3 K ①		0-0 F8 ②		0-0 1-3 ③		0-0 P6 ②		0-0 F7 ①
Mickey Rivers, L (1, 8) OBP: 0.324, SLG: 0.345	0-0 F9 ②		0-0 1-2 1B			0-0 F8 ①	0-0 2B 1B		0-0 B1 ②
Jim Fregosi, R (1, 7) OBP: 0.313, SLG: 0.320	0-0 F9 ③		0-0 3-1 ③			0-0 1B 1B	0-0 1B 2B		0-0 1-3 ③
Lloyd Allen, R (8, 1) OBP: 0.313, SLG: 0.500									
Dave LaRoche, L (9, 1) OBP: 0.167, SLG: 0.091									
Mel Queen, L (9, 1)									
Tommie Reynolds, R (9, PH) OBP: 0.293, SLG: 0.296									
Ken McMullen, R (1, 5) OBP: 0.310, SLG: 0.387		0-0 F9 ①		0-0 F8 ①		0-0 1B 1B	0-0 F5 ③		
Jim Spencer, L (1, 3) OBP: 0.306, SLG: 0.397		4-0 BB		4-0 BB		0-0 F3 ②		0-0 P4 ①	
Billy Parker, R (1, 4) OBP: 0.292, SLG: 0.383		0-0 L6 ②		0-0 P3 ②		0-0 1B 1B		0-0 F8 ②	
Roger Repoz, L (1, 9) OBP: 0.330, SLG: 0.363		0-0 1-3 ③		0-0 L4 ③		0-0 1B 1B		1-0 HBP	
Art Kusnyer, R (1, 2) OBP: 0.182, SLG: 0.182			0-0 5-3 ①		0-0 5-3 ①	0-0 6-3 ③		0-0 1-3 ③	
Rudy May, L (1, 1) OBP: 0.206, SLG: 0.172			4-0 1B BB		0-0 4-3 ②		0-0 F7 ①		1-0 HBP
Tony Gonzalez, L (7, PH) OBP: 0.309, SLG: 0.316									
Ken Berry, R (8, 7) OBP: 0.272, SLG: 0.308									

R: 0 H: 0 E: 0 LOB: 0 K: 1 BB: 0 S: 5 P: 5	R: 0 H: 0 E: 0 LOB: 1 K: 0 BB: 1 S: 3 P: 7	R: 0 H: 1 E: 0 LOB: 2 K: 0 BB: 1 S: 4 P: 8	R: 0 H: 0 E: 0 LOB: 1 K: 0 BB: 1 S: 3 P: 7	R: 0 H: 0 E: 0 LOB: 0 K: 0 BB: 0 S: 3 P: 3	R: 2 H: 4 E: 0 LOB: 2 K: 0 BB: 0 S: 7 P: 7	R: 1 H: 2 E: 0 LOB: 1 K: 0 BB: 0 S: 5 P: 5	R: 0 H: 0 E: 0 LOB: 1 K: 0 BB: 0 S: 3 P: 4	R: 0 H: 0 E: 0 LOB: 1 K: 0 BB: 0 S: 3 P: 4	R: 0 H: 0 E: 0 LOB: 1 K: 0 BB: 0 S: 3 P: 4
---	---	---	---	---	---	---	---	---	---

PITCHER	IP	WLS	BF	H	R	ER	SO	BB	IBB	HBP	BLK	WP	HR	S	P	ERA	WHIP
Mike Hedlund, R (1, 1) ERA: 2.73	6.2		30	7	3	3	1	3	0	0	0	0	0	29	41	4.05	1.500
Ted Abernathy, R (7, 1) ERA: 2.45	1.1	W	5	0	0	0	0	0	0	1	0	0	0	4	5	0.00	0.000
Tom Burgmeier, L (9, 1) ERA: 1.77	1.0	S	4	0	0	0	0	0	0	1	0	0	0	3	4	0.00	0.000

Batter	1	2	3	4	5	6	7	8	9	AB R H RBI BB SO LOB	TOP											
Cesar Tovar, R (1, 9) OBP: 0.353, SLG: 0.363	0-0 G4-6-3 1B	0-3 K		0-0 1-3 2-H 3-H 2B			0-0 6-3	0-0 1B		5 0 3 3 0 1 2												
Steve Braun, L (1, 5) OBP: 0.346, SLG: 0.346	0-0 G4-6-3 1-2f		0-3 K	0-0 3-1			0-0 HR 1B	0-0 1-2 3-H 1B		5 1 2 1 0 1 3												
Harmon Killebrew, R (1, 3) OBP: 0.390, SLG: 0.471	4-0 BB BB		4-0 BB BB	4-0 G6-3 BB	4-0 BB BB		0-0 1-H HR	0-0 F3		2 1 1 2 3 0 2												
Rod Carew, L (1, 4) OBP: 0.353, SLG: 0.373	4-0 1-2 BB		0-0 G6-3 1-2f		0-0 6-3		0-0 G6-4-3 1B		0-0 SH3-4 1B	4 1 2 0 1 0 2												
Leo Cardenas, R (1, 6) OBP: 0.327, SLG: 0.433	0-0 F8			0-0 1B FC5-2-5 2B	0-0 F8		0-0 G6-4-3 1-2f		0-0 SH3-4	4 0 1 0 0 0 4												
Jim Holt, L (1, 8) OBP: 0.294, SLG: 0.320		0-0 L7		0-0 WP 2-3 2B 1B	0-0 4-3			0-0 F8	0-0 G6-4-3 2-H 1B	5 1 2 1 0 0 1												
Steve Bnye, R (1, 7) OBP: 0.267, SLG: 0.310		4-0 E E BB		0-0 FC5-2-5 WP 1-2 3-H 2B		0-0 G4-6-3 1B		0-0 S 1B 2B	0-0 G6-4-3 1-2f	4 2 2 0 1 0 3												
Phil Roof, R (1, 2) OBP: 0.278, SLG: 0.272		0-0 E6 1-2		4-0 BB BB BB BB	4-0 2B 1-2 2-3 BB		0-0 G4-6-3 1-2f	4-0 1B 2-3 BB		2 1 0 0 2 0 2												
Bert Blyleven, R (1, 1) OBP: 0.144, SLG: 0.136		0-3 K 1-1 2-3		0-3 K	0-3 K		0-3 K	0-3 K		4 0 0 0 0 4 7												
Inning Stats	R: 0 E: 0 K: 0 S: 3	H: 1 LOB: 2 BB: 2 P: 11	R: 0 E: 2 K: 2 S: 8	H: 0 LOB: 2 BB: 1 P: 12	R: 0 E: 0 K: 1 S: 4	H: 0 LOB: 0 BB: 1 P: 8	R: 2 E: 0 K: 1 S: 8	H: 3 LOB: 2 BB: 1 P: 12	R: 0 E: 0 K: 0 S: 3	H: 0 LOB: 1 BB: 1 P: 7	R: 0 E: 0 K: 1 S: 5	H: 1 LOB: 0 BB: 0 P: 5	R: 2 E: 0 K: 0 S: 5	H: 3 LOB: 0 BB: 0 P: 5	R: 2 E: 0 K: 1 S: 8	H: 3 LOB: 2 BB: 1 P: 12	R: 1 E: 0 K: 0 S: 4	H: 2 LOB: 0 BB: 0 P: 4	1B: 9 2B: 3 3B: 0 HR: 1	SF: 0 SAC: 1 DP: 5 HBP: 0	WP: 1 PB: 0 SB: 1 CS: 0	PA: 43
PITCHER	IP WLS BF H R ER SO BB IBB HBP BLK WP HR S P ERA WHIP																					
Al Fitzmorris, R (1, 1) ERA: 4.1	7.0 L 32 8 4 4 5 6 0 0 0 1 1 36 60 5.14 2.000																					
Roger Nelson, R (8, 1) ERA: 5.29	2.0 11 5 3 3 1 1 0 0 0 0 0 12 16 13.50 3.000																					

Minnesota Twins @ Kansas City Royals
Municipal Stadium, Kansas City, MO
Sat Sep 25 1971, 4:33 AM EDT
Unknown - 68 F

AB	35
R	7
H	13
RBI	7
BB	7
SO	6
LOB	26



Batter	1	2	3	4	5	6	7	8	9	AB	R	H	RBI	BB	SO	LOB
Bobby Floyd, R (1, 6) OBP: 0.254, SLG: 0.226 Lou Piniella, R (7, PH) OBP: 0.303, SLG: 0.362 (8, 7)	0-0 F3		0-0 F7		0-0 F3		0-0 1B			3	0	0	0	0	0	1
Sandy Valdespino, L (1, 7) OBP: 0.386, SLG: 0.582 Roger Nelson, R (8, 1) OBP: 0.429, SLG: 0.333	0-0 BB 1B		0-0 1B 1-3		0-0 3-1		0-0 F2			4	0	2	0	0	0	1
Paul Schaal, R (1, 5) OBP: 0.368, SLG: 0.403	4-0 1-2 BB		0-0 1-2 3-H 1B		0-0 6-3		0-0 F3			3	0	1	1	1	0	1
Gail Hopkins, L (1, 3) OBP: 0.371, SLG: 0.433	0-0 F7		0-0 F9		0-0 1B 1B		0-0 F4			4	0	1	0	0	0	4
Joe Keough, L (1, 9) OBP: 0.320, SLG: 0.329	0-3 K		0-0 4-3		0-3 K		0-0 G4-6-3 1B			4	0	1	0	0	2	5
Ed Kirkpatrick, L (1, 8) OBP: 0.308, SLG: 0.331		0-0 L6		0-0 1B G6-4-3 1B		0-3 K		0-0 G4-6-3 1-2f		4	1	1	0	0	1	2
Rich Severson, R (1, 4) OBP: 0.348, SLG: 0.250		0-0 F8		0-0 G6-4-3 1-3 1B		0-0 1-3 1B				4	0	2	0	0	0	0
Buck Martinez, R (1, 2) OBP: 0.233, SLG: 0.189		0-0 F9		0-0 G6-4-3 1-2f 3-H		0-0 F4				4	0	0	0	0	0	3
Al Fitzmorris, S (1, 1) OBP: 0.238, SLG: 0.244 Freddie Patek, R (7, PH) OBP: 0.327, SLG: 0.376 (8, 6)			0-0 1B 1B		0-0 G3		0-0 F7			2	1	1	0	0	0	0
										2	0	0	0	0	0	0

Inning Stats	R: 0	H: 1	E: 0	K: 1	S: 6	LOB: 2	BB: 1	P: 10	R: 0	H: 0	E: 0	K: 0	S: 3	LOB: 0	BB: 0	P: 3	R: 1	H: 3	E: 0	K: 0	S: 6	LOB: 2	BB: 0	P: 6	R: 0	H: 2	E: 0	K: 0	S: 4	LOB: 0	BB: 0	P: 4	R: 0	H: 2	E: 0	K: 2	S: 9	LOB: 2	BB: 0	P: 9	R: 0	H: 1	E: 0	K: 0	S: 4	LOB: 1	BB: 0	P: 4	R: 0	H: 1	E: 0	K: 0	S: 3	LOB: 0	BB: 0	P: 3	R: 0	H: 0	E: 0	K: 0	S: 3	LOB: 0	BB: 0	P: 3	R: 0	H: 0	E: 0	K: 0	S: 3	LOB: 0	BB: 0	P: 3
Bert Blyleven, R (1, 1) ERA: 2.91	IP	WLS	BF	H	R	ER	SO	BB	IBB	HBP	BLK	WP	HR	S	P	ERA	WHIP																																																							
	9.0	W	36	10	2	2	3	1	0	0	0	0	0	41	45	2.00	1.222																																																							

BOTTOM

Minnesota Twins @ Kansas City Royals
Municipal Stadium, Kansas City, MO

Sat Sep 25 1971, 4:33 AM EDT
Unknown - 68 F

livebaseballscorecards.com

AB	35
R	2
H	10
RBI	1
BB	1
SO	3
LOB	17



WP: 0 PA: 36
PB: 0
SB: 0
CS: 0

Batter	1	2	3	4	5	6	7	8	9	AB R H RBI BB SO LOB	TOP											
Cesar Tovar, R OBP: 0.355, SLG: 0.367 (1, 9) X	0-0 F9			X 0-0 1B 2B	X 0-0 3B 1B	X 0-0 2-H 1B		X 0-0 L3		5 2 3 1 0 0 2												
Rod Carew, L OBP: 0.354, SLG: 0.377 (1, 4) X	0-0 6-3			X 0-0 1B SF9 1B	X 0-0 1-H 3B	X 0-0 F8			0-3 K	5 1 2 1 0 1 1												
Harmon Killebrew, R OBP: 0.389, SLG: 0.468 (1, 3) S S S	0-3 K			X 0-0 1B 2B 1B	0-3 K				0-0 6-3	5 1 1 1 0 3 1												
Steve Brye, R OBP: 0.263, SLG: 0.295 (1, 8) X		0-0 F9		S S S 0-3 K	0-3 K		B B B B 4-0 CS BB		0-0 4-3	4 0 0 0 1 2 3												
Leo Cardenas, R OBP: 0.324, SLG: 0.430 (1, 6) X		0-0 6-3		X 0-0 SF9	0-3 K		X 0-0 F9			3 0 0 1 0 1 2												
Rick Renick, R OBP: 0.341, SLG: 0.297 (1, 7) X		0-0 5-3		X 0-0 3-H 2B 1B		X 0-0 1B E 1B		0-0 CS	0-0 1-3	4 2 2 0 0 0 0												
Eric Soderholm, R OBP: 0.318, SLG: 0.264 (1, 5) S S S			0-3 K	1-0 2B 1-2 HBP		X 0-0 F4		X 0-0 E 2B		3 0 1 0 0 1 1												
George Mitterwald, R OBP: 0.314, SLG: 0.390 (1, 2) S S S			0-3 K	0-0 1-3 2-H 3-H 2B		X 0-0 1B		X 0-0 E9		4 0 2 2 0 1 1												
Jim Kaat, L OBP: 0.185, SLG: 0.200 (1, 1) S S S			0-3 K	0-0 F2		X 0-0 E6 1B		X 0-0 F5		4 1 0 0 0 1 4												
Inning Stats	R: 0 E: 0 K: 1 S: 5	H: 0 LOB: 0 BB: 0 P: 5	R: 0 E: 0 K: 0 S: 3	H: 0 LOB: 0 BB: 0 P: 3	R: 0 E: 0 K: 3 S: 9	H: 0 LOB: 0 BB: 0 P: 9	R: 4 E: 0 K: 1 S: 10	H: 5 LOB: 2 BB: 0 P: 11	R: 1 E: 0 K: 3 S: 11	H: 2 LOB: 1 BB: 0 P: 11	R: 2 E: 1 K: 0 S: 6	H: 3 LOB: 1 BB: 0 P: 6	R: 0 E: 0 K: 1 S: 4	H: 0 LOB: 0 BB: 1 P: 8	R: 0 E: 1 K: 0 S: 5	H: 1 LOB: 2 BB: 0 P: 5	R: 0 E: 0 K: 1 S: 5	H: 0 LOB: 0 BB: 0 P: 5	1B: 7 2B: 3 3B: 1 HR: 0	SF: 1 SAC: 0 DP: 0 HBP: 1	WP: 0 PB: 0 SB: 0 CS: 1	PA: 41
PITCHER	IP WLS BF H R ER SO BB IBB HBP BLK WP HR S P ERA WHIP																					
Paul Splittorf, L ERA: 2.68 (1, 1)	3.2 L 17 5 4 4 5 0 0 1 0 0 0 0 26 27 9.82 1.364																					
Bill Butler, L ERA: 3.45 (4, 1)	1.1 6 2 1 1 3 0 0 0 0 0 0 0 12 12 6.75 1.500																					
Bruce Dal Canton, R ERA: 3.44 (6, 1)	1.0 6 3 2 0 0 0 0 0 0 0 0 0 6 6 0.00 3.000																					
Ted Abernathy, R ERA: 2.42 (7, 1)	1.0 3 0 0 0 1 1 0 0 0 0 0 0 4 8 0.00 1.000																					
Lance Clemons, L ERA: 4.13 (8, 1)	2.0 8 1 0 0 1 0 0 0 0 0 0 0 10 10 0.00 0.500																					

Minnesota Twins @ Kansas City Royals
Municipal Stadium, Kansas City, MO

AB	37
R	7
H	11
RBI	6
BB	1
SO	10
LOB	15



Sat Sep 25 1971, 4:38 AM EDT
Att: 7,191 - Unknown - 75 F


livebaseballscorecards.com

Batter	1	2	3	4	5	6	7	8	9	AB	R	H	RBI	BB	SO	LOB
Freddie Patek, R OBP: 0.325, SLG: 0.373 (1, 6)	0-0 F3		0-3 K		0-0 F9			0-0 5-3		4	0	0	0	0	1	2
Paul Schaal, R OBP: 0.387, SLG: 0.400 (1, 5)	4-0 BB		0-0 F9		0-0 F2			0-0 4-3		3	0	0	0	1	0	2
Amos Otis, R OBP: 0.346, SLG: 0.445 (1, 8)	0-0 F8			0-0 1B S 1B		0-3 K		0-0 F7		4	0	1	0	0	1	1
Gail Hopkins, L OBP: 0.370, SLG: 0.431 (1, 3)	0-0 F4			0-0 G1-6-3 1B		0-0 6-3			0-0 P1	4	0	1	0	0	0	1
Lou Piniella, R OBP: 0.305, SLG: 0.363 (1, 7)		0-0 1B 1B		0-0 G1-6-3 1-2f		0-0 F9			0-0 1B 1B	4	0	2	0	0	0	2
Bob Oliver, R OBP: 0.270, SLG: 0.332 (1, 9)		0-0 1B		0-0 F7			0-3 K		0-3 K	4	0	1	0	0	2	2
Dennis Paepke, R OBP: 0.245, SLG: 0.287 (1, 2)		0-0 F5			0-0 1B 1B		0-3 K		0-0 1B	4	0	2	0	0	1	1
Bobby Knoop, R OBP: 0.272, SLG: 0.280 (1, 4)		0-0 6-3			0-3 K		0-0 2B		0-0 F8	4	0	1	0	0	1	4
Paul Spittorf, L OBP: 0.197, SLG: 0.125 (1, 1)			0-0 G1		0-0 1B		0-0 L8			1	0	0	0	0	0	0
Bill Butler, L OBP: 0.077, SLG: 0.083 (4, 1)										0	0	0	0	0	0	0
Rich Severson, R OBP: 0.376, SLG: 0.286 (5, PH)										1	0	1	0	0	0	0
Bruce Dal Canton, R OBP: 0.109, SLG: 0.087 (6, 1)										0	0	0	0	0	0	0
Ted Abernathy, R OBP: 0.091, SLG: 0.091 (7, 1)										0	0	0	0	0	0	0
Chuck Harrison, R OBP: 0.266, SLG: 0.287 (7, PH)										1	0	0	0	0	0	1
Lance Clemons, L OBP: 0.375, SLG: 1.000 (8, 1)										0	0	0	0	0	0	0

Inning Stats	R: 0	H: 0	E: 0	K: 0	S: 3	R: 0	H: 2	E: 0	K: 0	S: 4	R: 0	H: 0	E: 0	K: 1	S: 5	R: 0	H: 2	E: 0	K: 1	S: 4	R: 0	H: 0	E: 0	K: 0	S: 5	R: 0	H: 2	E: 0	K: 1	S: 7	R: 0	H: 0	E: 0	K: 1	S: 5	R: 0	H: 1	E: 0	K: 2	S: 8	R: 0	H: 0	E: 0	K: 0	S: 3	R: 0	H: 2	E: 0	K: 1	S: 7	R: 0	H: 2	E: 0	K: 1	S: 7	1B: 8	SF: 0	2B: 1	SAC: 0	3B: 0	DP: 1	HR: 0	HBP: 0	WP: 0	PA: 35
PITCHER Jim Kaat, L ERA: 3.37 (1, 1)	IP	WLS	BF	H	R	ER	SO	BB	IBB	HBP	BLK	WP	HR	S	P	ERA	WHIP																																																
	9.0	W	35	9	0	0	6	1	0	0	0	0	0	46	50	0.00	1.111																																																

MINNESOTA TWINS @ KANSAS CITY ROYALS
Municipal Stadium, Kansas City, MO
Sat Sep 25 1971, 4:38 AM EDT
Att. 7,191 - Unknown - 75 F

AB	34
R	0
H	9
RBI	0
BB	1
SO	6
LOB	16



Batter	1	2	3	4	5	6	7	8	9	AB R H RBI BB SO LOB	TOP											
Cesar Tovar, R (1, 9) OBP: 0.357, SLG: 0.369	0-0 CS 1B		0-0 WP HR 1B		0-3 K	0-0 6-3			0-0 BB 1B	5 2 3 0 0 1 1												
Steve Braun, L (1, 5) OBP: 0.347, SLG: 0.344	0-0 F6 1-2		0-0 L8 1-2		0-0 6-3			0-0 1B 1B	4-0 1B 1B BB	4 1 1 0 1 0 2												
Harmon Killebrew, R (1, 3) OBP: 0.390, SLG: 0.474	0-0 1B 1B		0-0 2-H HR		4-0 BB			0-0 F7	0-3 K	4 1 2 2 1 1 3												
Rod Carew, L (1, 4) OBP: 0.356, SLG: 0.379	0-0 1-2 1B		0-3 K		0-0 G3			0-0 1-2 FC4-6 1B	0-0 1-3 2-H 1B 1B	5 0 3 1 0 1 1												
Leo Cardenas, R (1, 6) OBP: 0.325, SLG: 0.430	0-0 L6		0-0 1-3		0-0 FC1-4 1B	0-0 F9		0-0 1-2 1B	0-0 1-2 3-H 1B	5 0 2 1 0 0 4												
Jim Holt, L (1, 8) OBP: 0.294, SLG: 0.319		0-0 5-3		0-0 E9 1B	0-0 FC1-4 FC5-4 1-2f	0-0 FC4-6 1-2f		0-0 3-H K	0-3 K	4 0 1 0 0 0 3 1 0 0 0 0 1 2												
Rick Renick, R (9, PH) OBP: 0.333, SLG: 0.289																						
Steve Bnye, R (1, 7) OBP: 0.260, SLG: 0.290		0-0 1B		0-3 K	0-0 FC5-4 1-2f 2B			0-0 F2	0-0 6-3	5 1 1 0 0 1 4												
George Mitterwald, R (1, 2) OBP: 0.316, SLG: 0.392		0-3 K		0-0 F9	0-0 1-H 1B 2B			4-0 G1-6-3 BB		3 1 1 1 1 1 2												
Jim Perry, S (1, 1) OBP: 0.242, SLG: 0.185		0-0 1-3		0-0 F9	0-0 2-H 1B			0-0 G1-6-3 1-2f		4 0 1 1 0 0 3 0 0 0 0 0 0 0												
Tom Hall, L (9, 1) OBP: 0.273, SLG: 0.281																						
Inning Stats	R: 0 E: 0 K: 0 S: 5	H: 3 LOB: 2 BB: 0 P: 5	R: 0 E: 0 K: 1 S: 6	H: 1 LOB: 1 BB: 0 P: 6	R: 2 E: 0 K: 1 S: 7	H: 2 LOB: 0 BB: 0 P: 7	R: 0 E: 1 K: 1 S: 6	H: 1 LOB: 1 BB: 0 P: 6	R: 0 E: 0 K: 1 S: 5	H: 0 LOB: 1 BB: 1 P: 9	R: 2 E: 0 K: 0 S: 6	H: 3 LOB: 1 BB: 0 P: 6	R: 0 E: 0 K: 0 S: 5	H: 2 LOB: 2 BB: 0 P: 5	R: 0 E: 0 K: 0 S: 2	H: 0 LOB: 0 BB: 1 P: 6	R: 2 E: 0 K: 2 S: 10	H: 3 LOB: 2 BB: 1 P: 14	1B: 13 2B: 1 3B: 0 HR: 1	SF: 0 SAC: 0 DP: 1 HBP: 0	WP: 1 PB: 0 SB: 0 CS: 1	PA: 43
PITCHER	IP WLS BF H R ER SO BB IBB HBP BLK WP HR S P ERA WHIP																					
Dick Drago, R (1, 1) ERA: 2.98	8.0 L 36 12 4 4 4 4 2 0 0 0 1 1 42 50 4.50 1.750																					
Ted Abernathy, R (9, 1) ERA: 2.64	0.1 5 3 2 2 1 1 0 0 0 0 0 0 6 10 54.00 12.000																					
Tom Burgmeier, L (9, 1) ERA: 1.75	0.2 2 0 0 0 0 1 0 0 0 0 0 0 4 4 0.00 0.000																					

Minnesota Twins @ Kansas City Royals
Municipal Stadium, Kansas City, MO
Sun Sep 26 1971, 4:33 AM EDT
Unknown - 83 F

livebaseballscorecards.com

AB	40
R	6
H	15
RBI	6
BB	3
SO	6
LOB	25



Batter	1	2	3	4	5	6	7	8	9	AB	R	H	RBI	BB	SO	LOB
--------	---	---	---	---	---	---	---	---	---	----	---	---	-----	----	----	-----

Freddie Patek, R <small>OBP: 0.323, SLG: 0.371</small> (1, 6) X	0-0 5-3 		X 0-0 F8 			X 0-0 P6 		X 0-0 F2 		4	0	0	0	0	0	1
Sandy Valdespino, L <small>OBP: 0.361, SLG: 0.542</small> (1, 9) X	0-0 6-3 			X 0-0 F7 		X 0-0 F7 			X 0-0 4-3 		4	0	0	0	0	0
Amos Otis, R <small>OBP: 0.345, SLG: 0.443</small> (1, 8) X	0-0 6-3 			X 0-0 6-3 			X 0-0 6-3 		X 0-0 FC3-6 1B 		4	0	1	0	0	0
Gail Hopkins, L <small>OBP: 0.368, SLG: 0.439</small> (1, 3) X		X 0-0 4-3 		X 0-0 		X 0-0 6-3 		X 0-0 6-3 	X 0-0 FC3-6 1-2f 		4	1	1	1	0	1
Paul Schaal, R <small>OBP: 0.385, SLG: 0.397</small> (1, 5) X		X 0-0 F8 		X 0-0 F8 			X 0-0 5-3 		X 0-0 F8 		4	0	0	0	0	1
Lou Piniella, R <small>OBP: 0.308, SLG: 0.368</small> (1, 7) X		X 0-0 			X 0-0 6-3 			X 0-0 		3	1	2	0	0	0	0
Ed Kirkpatrick, L <small>OBP: 0.309, SLG: 0.332</small> (1, 2) X		X 0-0 1-3 			X 0-0 			X 0-0 		2	0	1	0	0	0	1
Buck Martinez, R <small>OBP: 0.250, SLG: 0.211</small> (7, 2) X									X 0-0 		1	0	1	0	0	0
Bobby Knoop, R <small>OBP: 0.267, SLG: 0.277</small> (1, 4) X			X 0-0 F9 		X 0-0 L8 			X 0-0 SF7 		2	0	0	1	0	0	1
Dick Drago, R <small>OBP: 0.212, SLG: 0.169</small> (1, 1) X			X 0-0 F9 			X 0-3 K 		X 0-0 FC4-6 1-2f 		2	0	0	0	0	1	0
Joe Keough, L <small>OBP: 0.319, SLG: 0.328</small> (8, PH) X										1	0	0	0	0	0	1
Ted Abernathy, R <small>OBP: 0.091, SLG: 0.091</small> (9, 1) X										0	0	0	0	0	0	0
Tom Burgmeier, L <small>OBP: 0.286, SLG: 0.350</small> (9, 1) X										0	0	0	0	0	0	0

Minnesota Twins @ Kansas City Royals
Municipal Stadium, Kansas City, MO

livebaseballscorecards.com

AB	31
R	2
H	6
RBI	2
BB	0
SO	1
LOB	6



WP: 0	PA: 32
PB: 0	
SB: 0	
CS: 1	

Inning Stats	R: 0	H: 0	E: 0	K: 0	S: 3	R: 0	H: 1	E: 0	K: 0	S: 4	R: 0	H: 0	E: 0	K: 0	S: 3	R: 1	H: 1	E: 0	K: 0	S: 4	R: 0	H: 1	E: 0	K: 0	S: 3	R: 0	H: 0	E: 0	K: 1	S: 5	R: 0	H: 0	E: 0	K: 0	S: 3	R: 1	H: 2	E: 0	K: 0	S: 5	R: 0	H: 1	E: 0	K: 0	S: 4	1B: 4	SF: 1	2B: 1	3B: 0	HR: 1																	
IP	8.0	WLS	W	BF	28	H	5	R	2	ER	2	SO	1	BB	0	IBB	0	HBP	0	BLK	0	WP	0	HR	1	S	30	P	30	ERA	2.25	WHIP	0.625	IP	1.0	WLS	S	BF	4	H	1	R	0	ER	0	SO	0	BB	0	IBB	0	HBP	0	BLK	0	WP	0	HR	0	S	0	P	4	ERA	3.3	WHIP	1.000

ERA	3.3
WHIP	1.000

Sun Sep 26 1971, 4:33 AM EDT
Unknown - 83 F

Batter	1	2	3	4	5	6	7	8	9	AB R H RBI BB SO LOB	TOP											
Eric Soderholm, R (1, 5) OBP: 0.314, SLG: 0.281	0-0 F5		0-0 F5			0-0 F7		0-0 1B 2B		4 1 1 1 0 0 1	Minnesota Twins @ Kansas City Royals Municipal Stadium, Kansas City, MO Sun Sep 26 1971, 4:38 AM EDT Att: 12,338 - Unknown											
Rich Reese, L (1, 9) OBP: 0.269, SLG: 0.349 Cesar Tovar, R (8, PH) OBP: 0.356, SLG: 0.368 (8, 8)	0-0 F5		0-3 K			0-0 4-3		0-0 F8		3 0 0 0 0 1 1 1 0 0 0 0 0 1												
Harmon Killebrew, R (1, 3) OBP: 0.390, SLG: 0.471 Danny Thompson, R (8, PR) OBP: 0.338, SLG: 0.298 Hal Haydel, R (8, 1) OBP: 0.333, SLG: 0.333	0-0 F7			0-3 K		0-3 K		4-0 1B BB		3 0 0 0 1 2 0 0 0 0 0 0 0 0 0 0 0 0 0 0 0												
Rod Carew, L (1, 4) OBP: 0.358, SLG: 0.382		0-0 G3 SH5-3 1B		0-0 1B			0-0 4-3	0-0 1-2 2-H 1B		4 0 3 1 0 0 0												
Leo Cardenas, R (1, 6) OBP: 0.323, SLG: 0.428		0-0 SH5-3 1-2		0-3 K			0-0 5-3	0-0 F7		3 0 0 0 0 1 3												
Jim Holt, L (1, 8) OBP: 0.291, SLG: 0.316 (8, 3)		0-0 G3 2-3		0-0 F7			0-0 3-1		0-0 G3	4 0 0 0 0 0 2												
Steve Bnye, R (1, 7) OBP: 0.250, SLG: 0.278		0-0 F5			0-0 F9			0-0 L6	0-0 4-3	4 0 0 0 0 0 1												
Rick Dempsey, R (1, 2) OBP: 0.357, SLG: 0.385			0-0 1B		0-3 K			0-0 1B 2B	0-0 1-3	4 1 2 0 0 1 0												
Steve Luebber, R (1, 1) OBP: 0.053, SLG: 0.053 Ray Corbin, R (5, 1) OBP: 0.250, SLG: 0.206 Steve Braun, L (8, PH) OBP: 0.349, SLG: 0.346 (8, 9)			0-3 K		0-0 1-3			0-0 2B 1B		2 0 0 0 0 1 1 0 0 0 0 0 0 0 1 1 1 1 0 0 0												
Inning Stats	R: 0 E: 0 K: 0 S: 3	H: 0 LOB: 0 BB: 0 P: 3	R: 0 E: 0 K: 0 S: 4	H: 1 LOB: 1 BB: 0 P: 4	R: 0 E: 0 K: 2 S: 8	H: 1 LOB: 1 BB: 0 P: 8	R: 0 E: 0 K: 2 S: 8	H: 1 LOB: 1 BB: 0 P: 8	R: 0 E: 0 K: 1 S: 5	H: 0 LOB: 0 BB: 0 P: 5	R: 0 E: 0 K: 1 S: 5	H: 0 LOB: 0 BB: 0 P: 5	R: 0 E: 0 K: 0 S: 3	H: 0 LOB: 0 BB: 0 P: 3	R: 3 E: 0 K: 0 S: 7	H: 4 LOB: 2 BB: 1 P: 11	R: 0 E: 0 K: 0 S: 3	H: 0 LOB: 0 BB: 0 P: 3	1B: 5 2B: 2 3B: 0 HR: 0	SF: 0 SAC: 1 DP: 0 HBP: 0	WP: 0 PB: 0 SB: 0 CS: 0	PA: 35
PITCHER	IP WLS BF H R ER SO BB IBB HBP BLK WP HR S P ERA WHIP																					
Monty Montgomery, R (1, 1) ERA: 2.11	7.1 W 28 6 3 3 6 0 0 0 0 0 0 0 40 40 3.68 0.818																					
Tom Burgmeier, L (8, 1) ERA: 1.75	0.1 3 1 0 0 0 1 0 0 0 0 0 0 2 6 0.00 6.000																					
Ted Abernathy, R (8, 1) ERA: 2.6	1.1 S 4 0 0 0 0 0 0 0 0 0 0 0 4 4 0.00 0.000																					

livebaseballscores.com



Batter	1	2	3	4	5	6	7	8	9	AB	R	H	RBI	BB	SO	LOB
Bobby Floyd, R OBP: 0.250, SLG: 0.211 (1, 6)	0-3 K		0-0 F7		4-0 2B BB	0-0 L6-3		0-0 F8		4	1	0	0	1	1	3
Paul Schaal, R OBP: 0.386, SLG: 0.400 (1, 5)	0-0 F8		0-0 6-3 1B		0-0 1B 2B		0-0 5-3			4	1	2	2	0	0	0
Joe Keough, L OBP: 0.319, SLG: 0.328 (1, 8)	0-3 K		0-0 6-3		0-0 2B SF9 1B		0-0 3-1			4	1	1	1	0	1	2
Gail Hopkins, L OBP: 0.367, SLG: 0.439 (1, 3)		0-0 F5	0-0 F6		0-0 SF9 2B		0-0 E3			4	0	1	0	0	0	2
Lou Piniella, R OBP: 0.309, SLG: 0.367 (1, 7)		0-0 BB 1B		0-0 5-3	4-0 IBB		0-0 5-3			3	0	1	0	1	0	1
Bob Oliver, R OBP: 0.272, SLG: 0.332 (1, 9)		4-0 1-2 BB		0-0 4-3	0-0 SF9		0-0 SH1-3 3B 1B			2	1	1	1	1	0	0
Dennis Paepke, R OBP: 0.242, SLG: 0.283 (1, 2)		0-3 K		0-3 K	0-0 F7		0-0 SH1-3			2	0	0	0	0	2	2
Buck Martinez, R OBP: 0.244, SLG: 0.205 (5, 2)		0-3 K					0-0 SH1-3			1	0	0	0	0	0	2
Rich Severson, R OBP: 0.429, SLG: 0.520 (1, 4)		0-0 F8			0-0 2B 3B	0-0 L6-3 1B	0-0 3B			4	1	3	1	0	0	2
Monty Montgomery, R OBP: 0.286, SLG: 0.350 (1, 1)			4-0 6-3 1B BB		0-0 5-3	0-0 B1		0-3 K		2	0	0	0	1	0	2
Tom Burgmeier, L OBP: 0.083, SLG: 0.083 (8, 1)										0	0	0	0	0	0	0
Ted Abernathy, R OBP: 0.083, SLG: 0.083 (8, 1)										1	0	0	0	0	1	1

Inning Stats	R: 0	H: 0	E: 0	K: 2	S: 7	R: 0	H: 1	E: 0	K: 1	S: 6	R: 0	H: 1	E: 0	K: 0	S: 4	R: 0	H: 0	E: 0	K: 1	S: 5	R: 4	H: 4	E: 0	K: 0	S: 7	R: 0	H: 1	E: 0	K: 0	S: 3	R: 0	H: 0	E: 1	K: 0	S: 4	R: 1	H: 2	E: 0	K: 1	S: 7	1B: 5	2B: 3	3B: 2	HR: 0	SF: 1	SAC: 1	DP: 1	HBP: 0	WP: 0	PB: 0	SB: 0	CS: 0
--------------	------	------	------	------	------	------	------	------	------	------	------	------	------	------	------	------	------	------	------	------	------	------	------	------	------	------	------	------	------	------	------	------	------	------	------	------	------	------	------	------	-------	-------	-------	-------	-------	--------	-------	--------	-------	-------	-------	-------

PITCHER	IP	WLS	BF	H	R	ER	SO	BB	IBB	HBP	BLK	WP	HR	S	P	ERA	WHIP
Steve Luebber, R ERA: 5.03 (1, 1)	4.1	L	22	6	4	4	4	3	0	0	0	0	0	27	39	8.31	2.077
Ray Corbin, R ERA: 4.04 (5, 1)	2.2		10	1	0	0	0	0	1	0	0	0	0	9	13	0.00	0.375
Hal Haydel, R ERA: 3.76 (8, 1)	1.0		5	2	1	1	1	0	0	0	0	0	0	7	7	9.00	2.000

BOTTOM

Minnesota Twins @ Kansas City Royals
Municipal Stadium, Kansas City, MO

livebaseballscores.com

AB	31
R	5
H	9
RBI	5
BB	4
SO	5
LOB	17



WP	HR	S	P	ERA	WHIP
0	0	0	0	0	0

Sun Sep 26 1971, 4:38 AM EDT
Att. 12,338 - Unknown

Batter	1	2	3	4	5	6	7	8	9	AB R H RBI BB SO LOB
Bobby Floyd, R OBP: 0.235, SLG: 0.197 (1, 6) X	0-0 F7		0-3 K			0-3 K		0-0 4-3		4 0 0 0 0 2 0
Sandy Valdespino, L OBP: 0.338, SLG: 0.508 (1, 9) X	0-0 F6		0-3 K			0-0 F9			0-3 K	4 0 0 0 0 2 0
Paul Schaal, R OBP: 0.386, SLG: 0.406 (1, 5) X	0-0 F9				0-0 1B	0-0 HR			0-3 K2-3	4 1 2 1 0 1 0
Gail Hopkins, L OBP: 0.365, SLG: 0.435 (1, 3)		4-0 FC1-4 1B BB			0-0 F9				0-0 4-3	3 0 0 0 1 0 1
Lou Piniella, R OBP: 0.309, SLG: 0.367 (1, 7) X		0-0 FC1-4 1B			0-0 F8			0-0 F3		3 0 1 0 0 0 1
Joe Keough, L OBP: 0.316, SLG: 0.325 (1, 8) X		0-0 FC1-4 1-2 1B			0-0 L7			0-0 4-3		3 0 0 0 0 0 3
Rich Severson, R OBP: 0.387, SLG: 0.464 (1, 4)		0-3 K			0-0 L7			0-0 5-3		3 0 0 0 0 1 2
Buck Martinez, R OBP: 0.229, SLG: 0.190 (1, 2) X		0-0 F3			0-0 F8			0-0 6-3		3 0 0 0 0 0 2
Mike Hedlund, R OBP: 0.114, SLG: 0.088 (1, 1) X			0-0 F2		0-3 K			0-3 K		3 0 0 0 0 2 0

Inning Stats	R: 0 E: 0 K: 0 S: 3	H: 0 LOB: 0 BB: 0 P: 3	R: 0 E: 0 K: 1 S: 6	H: 1 LOB: 2 BB: 1 P: 10	R: 0 E: 0 K: 2 S: 7	H: 0 LOB: 0 BB: 0 P: 7	R: 0 E: 0 K: 0 S: 4	H: 1 LOB: 1 BB: 0 P: 4	R: 0 E: 0 K: 1 S: 5	H: 0 LOB: 0 BB: 0 P: 5	R: 1 E: 0 K: 1 S: 6	H: 1 LOB: 0 BB: 0 P: 6	R: 0 E: 0 K: 0 S: 3	H: 0 LOB: 0 BB: 0 P: 3	R: 0 E: 0 K: 1 S: 5	H: 0 LOB: 0 BB: 0 P: 5	R: 0 E: 0 K: 2 S: 7	H: 0 LOB: 0 BB: 0 P: 7	1B: 2 2B: 0 3B: 0 HR: 1	SF: 0 SAC: 0 DP: 0 HBP: 0	WP: 0 PB: 0 SB: 0 CS: 0	PA: 31
--------------	------------------------------	---------------------------------	------------------------------	----------------------------------	------------------------------	---------------------------------	------------------------------	---------------------------------	------------------------------	---------------------------------	------------------------------	---------------------------------	------------------------------	---------------------------------	------------------------------	---------------------------------	------------------------------	---------------------------------	----------------------------------	------------------------------------	----------------------------------	--------

PITCHER	IP	WLS	BF	H	R	ER	SO	BB	IBB	HBP	BLK	WP	HR	S	P	ERA	WHIP
Catfish Hunter, R ERA: 2.96 (1, 1)	7.0	W	25	3	1	1	5	1	0	0	0	0	1	34	38	1.29	0.571
Rollie Fingers, R ERA: 2.99 (8, 1)	1.0		3	0	0	0	1	0	0	0	0	0	0	5	5	0.00	0.000
Darold Knowles, L ERA: 3.71 (9, 1)	1.0	S	3	0	0	0	2	0	0	0	0	0	0	7	7	0.00	0.000

TOP

Kansas City Royals @ Oakland Athletics
Oakland-Alameda County Coliseum, Oakland, CA

Tue Sep 28 1971, 3:33 AM PDT
Att. 1,252 - Unknown

AB	30
R	1
H	3
RBI	1
BB	1
SO	8
LOB	9

livebaseballscorecards.com



Batter	1	2	3	4	5	6	7	8	9
Bert Campaneris, R (1, 6) OBP: 0.289, SLG: 0.325	0-0 6-3		0-0 5-3			0-0 F7		0-0 1B	
Joe Rudi, R (1, 7) OBP: 0.304, SLG: 0.386	0-0 4-3			0-3 K		0-0 L8		0-0 F7	
Reggie Jackson, L (1, 9) OBP: 0.355, SLG: 0.512	0-3 K			0-0 HR		0-3 K			
Mike Epstein, L (1, 3) OBP: 0.387, SLG: 0.413		4-0 BB		0-3 K		0-0 HR			
Mike Hegan, L (8, 3) OBP: 0.343, SLG: 0.349									
Sal Bando, R (1, 5) OBP: 0.378, SLG: 0.453		0-0 G6-4-3 BB		4-0 BB		0-0 5-3			
Rollie Fingers, R (8, 1) OBP: 0.235, SLG: 0.212									
Darold Knowles, L (9, 1) OBP: 0.100, SLG: 0.100		1-2f		FC4 BB					
Angel Mangual, R (1, 8) OBP: 0.326, SLG: 0.365		4-0 FC6-4 BB		0-0 FC4		0-0 1-6-3			
Dave Duncan, R (1, 2) OBP: 0.309, SLG: 0.421		0-0 FC6-4			0-0 5-3		0-3 K		
Dick Green, R (1, 4) OBP: 0.316, SLG: 0.346			0-0 5-3		0-0 6-3		0-0 F8		
Catfish Hunter, R (1, 1) OBP: 0.362, SLG: 0.408			0-0 F9		0-0 5-3		0-0 F7		
Larry Brown, R (8, 5) OBP: 0.237, SLG: 0.232									

Inning Stats	R: 0	H: 0	E: 0	LOB: 0	K: 1	BB: 0	S: 5	P: 5
	R: 0	H: 0	E: 0	LOB: 1	K: 0	BB: 2	S: 2	P: 10
	R: 0	H: 0	E: 0	LOB: 0	K: 0	BB: 0	S: 3	P: 3
	R: 1	H: 1	E: 0	LOB: 1	K: 2	BB: 1	S: 8	P: 12
	R: 0	H: 0	E: 0	LOB: 0	K: 0	BB: 0	S: 3	P: 3
	R: 0	H: 0	E: 0	LOB: 0	K: 1	BB: 0	S: 5	P: 5
	R: 1	H: 1	E: 0	LOB: 0	K: 1	BB: 0	S: 6	P: 6
	R: 0	H: 1	E: 0	LOB: 1	K: 0	BB: 0	S: 4	P: 4
	R: 0	H: 0	E: 0	LOB: 0	K: 1	BB: 0	S: 1	P: 0

PITCHER	IP	WLS	BF	H	R	ER	SO	BB	IBB	HBP	BLK	WP	HR	S	P	ERA	WHIP
Mike Hedlund, R (1, 1) ERA: 2.71	8.0	L	29	3	2	2	5	3	0	0	0	0	2	36	48	2.25	0.750

BOTTOM

AB	R	H	RBI	BB	SO	LOB
4	0	1	0	0	0	0
4	0	0	0	0	1	1
3	1	1	1	0	2	0
2	1	1	1	1	1	0
0	0	0	0	0	0	0
2	0	0	0	1	0	1
2	0	0	0	1	0	1
3	0	0	0	0	1	1
3	0	0	0	0	0	0
2	0	0	0	0	0	0
1	0	0	0	0	0	0

AB	26
R	2
H	3
RBI	2
BB	3
SO	5
LOB	4



WP	PA
0	29

Kansas City Royals @ Oakland Athletics
Oakland-Alameda County Coliseum, Oakland, CA
 Tue Sep 28 1971, 3:33 AM PDT
 Att. 1,252 - Unknown

livebaseballscorecards.com

Batter	1	2	3	4	5	6	7	8	9	AB R H RBI BB SO LOB	TOP						
Bobby Floyd, R OBP: 0.233, SLG: 0.197 (1, 6) X	0-0 F9		0-0 4-3		0-0 1B 2-3 1B		0-3 K		0-3 K	5 0 1 0 0 2 1							
Paul Schaal, R OBP: 0.387, SLG: 0.412 (1, 5) X	0-0 HR		0-0 L8		0-0 1B 1-2 3-H		0-0 6-3			4 1 2 2 0 0 0							
Ed Kirkpatrick, L OBP: 0.308, SLG: 0.332 (1, 8) X	0-0 F6			0-0 F9	0-0 G6-3			0-0 1B 3-4-1 1B		4 1 1 0 0 0 2							
Gail Hopkins, L OBP: 0.364, SLG: 0.431 (1, 3) X	0-0 3-1			4-0 HR BB		0-0 3-1		0-0 3-4-1 1-2		3 1 0 0 1 0 1							
Lou Piniella, R OBP: 0.311, SLG: 0.368 (1, 7) X		0-0 6-3		0-0 L7		0-0 HR 1B		0-0 1B G6-4-3		4 1 2 1 0 0 1							
Bob Oliver, R OBP: 0.277, SLG: 0.351 (1, 9) X		4-0 F8 1B BB		0-0 HR 1-H		0-0 HR 1-H		0-0 1B G6-4-3		3 2 2 4 1 0 1							
Buck Martinez, R OBP: 0.231, SLG: 0.196 (1, 2) X		0-0 1B 1-2		0-0 5-3		0-0 F7		0-0 6-3		4 0 1 0 0 0 0							
Rich Severson, R OBP: 0.364, SLG: 0.433 (1, 4) X		0-0 F8			0-3 K	0-0 F9		0-0 2B		2 0 0 0 0 1 2							
Bobby Knoop, R OBP: 0.270, SLG: 0.286 (5, 4) X										2 0 1 0 0 0 0							
Al Fitzmorris, S OBP: 0.244, SLG: 0.273 (1, 1) X			0-3 K		0-0 1B 1B 2B		0-3 K		0-3 K	3 1 1 0 0 2 0							
Ted Abernathy, R OBP: 0.077, SLG: 0.077 (7, 1) X										1 0 0 0 0 1 1							
Tom Burgmeier, L OBP: 0.286, SLG: 0.350 (9, 1) X										0 0 0 0 0 0 0							
Inning Stats	R: 1 E: 0 K: 0 S: 4 H: 1 LOB: 0 BB: 0 P: 4	R: 0 E: 0 K: 0 S: 3 H: 1 LOB: 1 BB: 1 P: 7	R: 0 E: 0 K: 1 S: 5 H: 0 LOB: 0 BB: 0 P: 5	R: 2 E: 0 K: 0 S: 4 H: 1 LOB: 0 BB: 1 P: 8	R: 1 E: 0 K: 1 S: 7 H: 3 LOB: 1 BB: 0 P: 7	R: 2 E: 0 K: 0 S: 5 H: 2 LOB: 0 BB: 0 P: 5	R: 0 E: 0 K: 2 S: 7 H: 0 LOB: 0 BB: 0 P: 7	R: 1 E: 0 K: 0 S: 4 H: 2 LOB: 0 BB: 0 P: 4	R: 0 E: 0 K: 2 S: 8 H: 1 LOB: 1 BB: 0 P: 8	1B: 6 2B: 2 3B: 0 HR: 3 SF: 0 SAC: 0 DP: 2 HBP: 0	WP: 0 PB: 0 SB: 0 CS: 0 PA: 37						
PITCHER	IP WLS BF H R ER SO BB IBB HBP BLK WP HR S P ERA WHIP																
Chuck Dobson, R ERA: 3.81 (1, 1)	6.0		26	8	6	6	2	2	0	0	0	0	3	28	36	9.00	1.667
Diego Segui, R ERA: 3.14 (7, 1)	1.0		3	0	0	0	2	0	0	0	0	0	0	7	7	0.00	0.000
Mudcat Grant, R ERA: 3.17 (8, 1)	1.0		4	2	1	1	0	0	0	0	0	0	0	4	4	9.00	2.000
Bob Locker, R ERA: 2.88 (9, 1)	1.0	W	4	1	0	0	2	0	0	0	0	0	0	8	8	0.00	1.000

Kansas City Royals @ Oakland Athletics
Oakland-Alameda County Coliseum, Oakland, CA

Wed Sep 29 1971, 3:33 AM PDT
Att. 1,415 - Unknown

livebaseballscorecards.com

AB	35
R	7
H	11
RBI	7
BB	2
SO	6
LOB	9



BOTTOM

Kansas City Royals @ Oakland Athletics
 Oakland-Alameda County Coliseum, Oakland, CA

Wed Sep 29 1971, 3:33 AM PDT
 Att. 1,415 - Unknown

livebaseballscorecards.com

AB	35
R	8
H	9
RBI	7
BB	2
SO	3
LOB	15



WP:	1	PA:	40
PB:	0		
SB:	0		
CS:	0		

AB	R	H	RBI	BB	SO	LOB
2	0	0	1	0	0	0
1	0	0	0	1	0	0

3	0	1	0	0	0	0
0	0	0	0	0	0	0
2	1	0	0	0	1	3

5	0	0	0	0	2	5
---	---	---	---	---	---	---

3	1	1	0	0	0	1
0	0	0	0	0	0	0
2	1	2	2	0	0	0

2	0	0	0	0	0	0
2	1	1	1	0	0	1

2	0	0	0	0	0	0
2	0	1	1	0	0	2
0	0	0	0	0	0	0

2	0	0	0	0	0	0
1	1	0	0	1	0	2

4	2	3	2	0	0	0
---	---	---	---	---	---	---

0	0	0	0	0	0	0
1	0	0	0	0	0	0
1	1	0	0	0	0	1

1B:	6	SF:	1
2B:	3	SAC:	2
3B:	0	DP:	0
HR:	0	HBP:	0

Batter	1	2	3	4	5	6	7	8	9
Bert Campaneris, R (1, 6) OBP: 0.287, SLG: 0.323 Dwain Anderson, R (7, 6) OBP: 0.372, SLG: 0.378	0-0 4-3		0-0 SF8			0-0 5-3		0-0 1-3	4-0 2B IBB
Joe Rudi, R (1, 7) OBP: 0.304, SLG: 0.386 Diego Segui, R (7, 1) OBP: 0.122, SLG: 0.149 Mike Hegan, L (8, 3) OBP: 0.340, SLG: 0.345	0-0 FC6-4 1B		0-0 4-3			0-0 6-3		0-0 E4 1B	0-3 K
Reggie Jackson, L (1, 9) OBP: 0.352, SLG: 0.508	0-3 K			0-0 4-3			0-0 F7	0-3 K	0-0 F8
Tommy Davis, R (1, 3) OBP: 0.363, SLG: 0.411 Mudcat Grant, R (8, 1) OBP: 0.333, SLG: 0.364 Curt Blefary, L (8, PH) OBP: 0.308, SLG: 0.365	0-0 FC6-4 1-2f			0-0 F9			0-0 4-1 WP 1B	0-0 1-2 1B	0-0 1-3 2-H 3-H 2B
Sal Bando, R (1, 5) OBP: 0.377, SLG: 0.452 Larry Brown, R (6, 5) OBP: 0.239, SLG: 0.234		0-0 6-3		0-0 F8			0-0 FC WP 2B	0-0 1-2 2-H 1B	
Angel Mangual, R (1, 8) OBP: 0.324, SLG: 0.362 Rick Monday, L (6, 8) OBP: 0.335, SLG: 0.439 Bob Locker, S (9, 1)		0-0 1-3			0-0 L8		0-0 4-1	0-0 1-2 2-H 1B	
Dave Duncan, R (1, 2) OBP: 0.307, SLG: 0.419 Gene Tenace, R (6, 2) OBP: 0.381, SLG: 0.430		0-0 6-3			0-0 F2		4-0 2B BB	0-0 F9	
Dick Green, R (1, 4) OBP: 0.320, SLG: 0.354			0-0 SH3 SF8 2B		0-0 6-3		0-0 1-H 3-H 2B	0-0 SH 2B 1B	
Chuck Dobson, R (1, 1) OBP: 0.225, SLG: 0.273 Adrian Garrett, L (6, PH) OBP: 0.308, SLG: 0.286 George Hendrick, R (7, 7) OBP: 0.254, SLG: 0.289			0-0 SH3			0-0 3-1	0-0 L9	0-0 1-3 2B	0-0 SH 2B

Inning Stats	R: 0	H: 1	E: 0	K: 1	S: 6	LOB: 1	BB: 0	P: 6	R: 0	H: 0	E: 0	K: 0	S: 3	LOB: 0	BB: 0	P: 3	R: 0	H: 0	E: 0	K: 0	S: 3	LOB: 0	BB: 0	P: 3	R: 0	H: 0	E: 0	K: 0	S: 3	LOB: 0	BB: 0	P: 3	R: 3	H: 2	E: 0	K: 0	S: 6	LOB: 1	BB: 1	P: 10	R: 2	H: 3	E: 1	K: 1	S: 9	LOB: 2	BB: 0	P: 9	R: 2	H: 2	E: 1	K: 1	S: 7	LOB: 2	BB: 1	P: 11	1B: 6	SF: 1	2B: 3	SAC: 2	3B: 0	DP: 0	HR: 0	HBP: 0	WP: 1	PA: 40
--------------	------	------	------	------	------	--------	-------	------	------	------	------	------	------	--------	-------	------	------	------	------	------	------	--------	-------	------	------	------	------	------	------	--------	-------	------	------	------	------	------	------	--------	-------	-------	------	------	------	------	------	--------	-------	------	------	------	------	------	------	--------	-------	-------	-------	-------	-------	--------	-------	-------	-------	--------	-------	--------

PITCHER	IP	WLS	BF	H	R	ER	SO	BB	IBB	HBP	BLK	WP	HR	S	P	ERA	WHIP
Al Fitzmorris, R (1, 1) ERA: 4.17	6.2		26	4	4	4	1	1	0	0	0	1	0	27	31	5.40	0.750
Ted Abernathy, R (7, 1) ERA: 2.56	1.1	L	11	4	4	0	1	0	1	0	0	0	0	12	16	0.00	3.000
Tom Burgmeier, L (9, 1) ERA: 1.73	0.2		3	1	0	0	1	0	0	0	0	0	0	5	5	0.00	1.500