

Kansas City Royals - 1971

Batter	1	2	3	4	5	6	7	8	9	AB	R	H	RBI	BB	SO	LOB	TOP										
Freddie Patek, R OBP: 0.400, SLG: 0.800	6-3		3-1				K2-3										5	0	2	0	0	1	1				
Joe Keough, L OBP: 0.400, SLG: 0.250			6-3			F7			4-3								4	0	1	0	1	0	2				
Amos Otis, R OBP: 0.250, SLG: 0.500			6-3														4	1	1	0	0	1	3				
Lou Piniella, R OBP: 0.500, SLG: 0.750																	4	2	2	0	0	0	3				
Bob Oliver, R OBP: 0.333, SLG: 0.333																	3	0	1	0	0	0	1				
Cookie Rojas, R																	2	1	0	2	1	0	1				
Paul Schaal, R OBP: 0.500, SLG: 0.500																	4	0	2	1	0	0	0				
Buck Martinez, R																	2	0	0	1	1	1	2				
Dick Drago, R																	4	0	0	0	0	2	2				
Inning Stats	R: 0 E: 0 K: 0 S: 3	H: 1 LOB: 0 BB: 0 P: 3	R: 2 E: 0 K: 1 S: 8	H: 3 LOB: 1 BB: 0 P: 8	R: 0 E: 0 K: 0 S: 3	H: 0 LOB: 0 BB: 0 P: 3	R: 1 E: 0 K: 0 S: 4	H: 1 LOB: 0 BB: 0 P: 4	R: 0 E: 0 K: 0 S: 3	H: 1 LOB: 1 BB: 1 P: 7	R: 1 E: 0 K: 1 S: 7	H: 2 LOB: 2 BB: 1 P: 11	R: 0 E: 1 K: 2 S: 8	H: 0 LOB: 2 BB: 1 P: 12	R: 0 E: 0 K: 0 S: 3	H: 0 LOB: 0 BB: 0 P: 3	R: 0 E: 0 K: 1 S: 6	H: 1 LOB: 1 BB: 0 P: 6	1B: 5 2B: 4 3B: 0 HR: 0	SF: 2 SAC: 1 DP: 0 HBP: 0	WP: 0 PB: 1 SB: 0 CS: 2	PA: 38					
PITCHER	IP	WLS	BF	H	R	ER	SO	BB	IBB	HBP	BLK	WP	HR	S	P	ERA	WHIP										
Clyde Wright, L ERA: 6.35	5.2	L	25	8	4	4	1	2	0	0	0	0	0	25	33	6.35	1.765										
Lloyd Allen, R ERA:	0.1		1	0	0	0	1	0	0	0	0	0	0	3	3	0.00	0.000										
Eddie Fisher, R ERA:	2.0		8	0	0	0	2	1	0	0	0	0	0	11	15	0.00	0.500										
Dave LaRoche, L ERA:	1.0		4	1	0	0	1	0	0	0	0	0	0	6	6	0.00	1.000										

Kansas City Royals @ California Angels
Anaheim Stadium, Anaheim, CA
Tue Apr 06 1971, 9:05 PM EST
Att: 24,434 - Unknown - 64 F

AB 32
R 4
H 9
RBI 4
BB 3
SO 5
LOB 15



Batter	1	2	3	4	5	6	7	8	9	AB	R	H	RBI	BB	SO	LOB	BOTTOM										
Sandy Alomar Sr., S	K		1-3			6-3		F7		4	0	0	0	0	1	0											
Jim Fregosi, R	6-3				L7	6-3			F9	4	0	0	0	0	0	0											
Alex Johnson, R OBP: 0.500, SLG: 0.500	6-3				L1					4	0	2	0	0	0	0											
Tony Conigliaro, R OBP: 0.250, SLG: 0.250		5-3			1-3					4	0	1	0	0	1	1											
Jim Spencer, L OBP: 0.500, SLG: 0.500										4	1	2	0	0	0	3											
Ken McMullen, R OBP: 0.333, SLG: 0.333										3	0	1	0	0	0	3											
Jerry Moses, R										3	0	0	0	0	0	5											
Ken Berry, R										3	0	0	0	0	0	0											
Clyde Wright, R ERA: 6.35										1	0	0	0	0	0	0											
Lloyd Allen, R ERA:										0	0	0	0	0	0	0											
Tony Gonzalez, L ERA:										1	0	0	0	0	0	0											
Eddie Fisher, R ERA:										0	0	0	0	0	0	0											
John Stephenson, L ERA:										1	0	0	0	0	0	0											
Dave LaRoche, L ERA:										0	0	0	0	0	0	0											
Inning Stats	R: 0 E: 0 K: 1 S: 5	H: 0 LOB: 0 BB: 0 P: 5	R: 0 E: 0 K: 0 S: 4	H: 1 LOB: 1 BB: 0 P: 4	R: 0 E: 0 K: 0 S: 3	H: 0 LOB: 0 BB: 0 P: 3	R: 0 E: 0 K: 0 S: 3	H: 0 LOB: 0 BB: 0 P: 3	R: 1 E: 0 K: 0 S: 4	H: 2 LOB: 0 BB: 0 P: 4	R: 0 E: 0 K: 0 S: 3	H: 0 LOB: 2 BB: 0 P: 3	R: 0 E: 0 K: 0 S: 5	H: 2 LOB: 2 BB: 0 P: 5	R: 0 E: 0 K: 0 S: 3	H: 0 LOB: 0 BB: 0 P: 3	R: 0 E: 0 K: 1 S: 6	H: 1 LOB: 1 BB: 0 P: 6	1B: 6 2B: 0 3B: 0 HR: 0	SF: 0 SAC: 0 DP: 1 HBP: 0	WP: 0 PB: 1 SB: 0 CS: 0	PA: 32					
PITCHER	IP	WLS	BF	H	R	ER	SO	BB	IBB	HBP	BLK	WP	HR	S	P	ERA	WHIP										
Dick Drago, R ERA:	9.0	W	32	6	1	0	2	0	0	0	0	0	0	36	36	0.00	0.667										

Kansas City Royals @ California Angels
Anaheim Stadium, Anaheim, CA
Tue Apr 06 1971, 9:05 PM EST
Att: 24,434 - Unknown - 64 F

AB 32
R 1
H 6
RBI 0
BB 0
SO 2
LOB 12




Batter	1	2	3	4	5	6	7	8	9	AB	R	H	RBI	BB	SO	LOB	TOP					
Freddie Patek, R OBP: 0.444, SLG: 0.625	4-0 G3 BB		0-0 5-3		0-0 E6 1-3		0-0 S 1B			3	0	1	0	1	0	0	Kansas City Royals @ California Angels Anaheim Stadium, Anaheim, CA Wed Apr 07 1971, 9:05 PM EST Att: 8,042 - Unknown - 64 F					
Joe Keough, L OBP: 0.222, SLG: 0.125	0-0 G3 1-2		0-0 F8		0-0 1-3		0-0 F9 1-2			4	0	0	0	0	0	3						
Amos Otis, R OBP: 0.250, SLG: 0.375	0-0 F3			0-0 FC6-4 1B	0-0 F8		0-0 F9			4	0	1	0	0	0	3						
Lou Piniella, R OBP: 0.375, SLG: 0.500	0-0 F9			0-0 FC6-4 1B 1-2		0-0 1B 6-3		0-0 5-3		4	2	1	0	0	0	2						
Ed Kirkpatrick, L OBP: 0.750, SLG: 0.750		0-0 G6-4-3 1B		0-0 1B 1-2		0-0 1B 6-3		0-0 F9		4	1	3	0	0	0	0						
Bob Oliver, R OBP: 0.429, SLG: 0.429		0-0 G6-4-3 1B 1-2		0-0 1B 1-2 2-3		0-0 6-3		0-0 F3		4	0	2	1	0	0	1						
Cookie Rojas, R OBP: 0.375, SLG: 0.333		0-0 G6-4-3 1-2 2-3		0-0 G6-4-3 1B 1-2 2-3 3-H		0-0 2-H 1B		0-0 F4		4	0	2	2	0	0	2						
Paul Schaaf, R OBP: 0.250, SLG: 0.250		0-0 F7		0-0 G6-4-3 1-2		0-0 4-3		0-0 5-3		4	0	0	0	0	0	4						
Wally Bunker, R Jim York, R Rich Severson, R Ken Wright, R Carl Taylor, R Tom Burgmeier, L Gail Hopkins, L			0-3 K		0-0 5-3		0-0 4-3		0-0 F8	1	0	0	0	0	0	1	AB 35 R 3 H 10 RBI 3 BB 1 SO 1 LOB 15					
Inning Stats	R: 0 E: 0 K: 0 S: 3	H: 0 LOB: 1 BB: 1 P: 7	R: 0 E: 0 K: 0 S: 4	H: 2 LOB: 1 BB: 0 P: 4	R: 0 E: 0 K: 1 S: 5	H: 0 LOB: 0 BB: 0 P: 5	R: 1 E: 0 K: 0 S: 6	H: 4 LOB: 2 BB: 0 P: 6	R: 0 E: 1 K: 0 S: 4	H: 0 LOB: 1 BB: 0 P: 4	R: 2 E: 0 K: 0 S: 5	H: 3 LOB: 0 BB: 0 P: 5	R: 0 E: 0 K: 0 S: 4	H: 1 LOB: 1 BB: 0 P: 4	R: 0 E: 0 K: 0 S: 3	H: 0 LOB: 0 BB: 0 P: 3	R: 0 E: 0 K: 0 S: 3	H: 0 LOB: 0 BB: 0 P: 3	1B: 10 2B: 0 3B: 0 HR: 0	SF: 0 SAC: 0 DP: 2 HBP: 0	WP: 0 PB: 0 SB: 1 CS: 0	PA: 36
PITCHER Tom Murphy, R ERA: 3.0	IP: 9.0 WLS: W BF: 36 H: 10 R: 3 ER: 3 SO: 1 BB: 1 IBB: 0 HBP: 0 BLK: 0 WP: 0 HR: 0 S: 37 P: 41 ERA: 3.00 WHIP: 1.222																					

Batter	1	2	3	4	5	6	7	8	9	AB	R	H	RBI	BB	SO	LOB	BOTTOM					
Sandy Alomar Sr., S OBP: 0.222, SLG: 0.222	0-0 5-3		0-0 1B E	0-0 S 2-H		0-0 F7		0-0 F9		5	1	2	1	0	0	2	Kansas City Royals @ California Angels Anaheim Stadium, Anaheim, CA Wed Apr 07 1971, 9:05 PM EST Att: 8,042 - Unknown - 64 F					
Jim Fregosi, R OBP: 0.111, SLG: 0.111	0-0 5-3		0-0 F7	0-3 K 1-2		0-0 2-H 1B		0-0 F6		5	0	1	1	0	1	3						
Alex Johnson, R OBP: 0.500, SLG: 0.500	0-0 1B		0-0 E SF7	0-3 K		0-0 F3				4	1	2	0	0	1	2						
Tony Conigliaro, R OBP: 0.250, SLG: 0.375	0-0 F4		0-0 E5 SF7		0-3 K		0-0 4-3 FC9-2			4	0	1	1	0	1	2						
Jim Spencer, L OBP: 0.250, SLG: 0.286		0-0 F4	0-0 SF7	0-0 F3		0-0 4-3		0-0 4-3		3	0	0	1	0	0	1						
Ken McMullen, R OBP: 0.429, SLG: 0.833		0-0 HR	0-0 5-3		0-0 F9		4-0 BB			3	1	1	1	1	0	1						
Jerry Moses, R OBP: 0.429, SLG: 0.571		0-0 1B		0-0 2B 1B		0-0 1B 2B		0-0 FC9-2		4	2	3	0	0	0	2						
Ken Berry, R		0-0 F9		0-0 F4		0-0 5-3		4-0 SH1-4 BB		3	0	0	0	1	0	3						
Tom Murphy, R OBP: 0.667, SLG: 1.000		0-0 F3		0-0 1B 2B		0-0 1B 2B		0-0 SH1-4		3	2	2	2	0	0	1						
Inning Stats	R: 0 E: 0 K: 0 S: 4	H: 1 LOB: 1 BB: 0 P: 4	R: 1 E: 0 K: 0 S: 5	H: 2 LOB: 1 BB: 0 P: 5	R: 2 E: 1 K: 0 S: 6	H: 2 LOB: 1 BB: 0 P: 6	R: 2 E: 0 K: 2 S: 10	H: 3 LOB: 1 BB: 0 P: 10	R: 0 E: 0 K: 1 S: 5	H: 0 LOB: 0 BB: 0 P: 5	R: 2 E: 0 K: 0 S: 6	H: 3 LOB: 1 BB: 0 P: 6	R: 0 E: 0 K: 0 S: 3	H: 1 LOB: 1 BB: 1 P: 7	R: 0 E: 0 K: 0 S: 3	H: 0 LOB: 1 BB: 1 P: 7	R: 0 E: 0 K: 0 S: 3	H: 0 LOB: 1 BB: 1 P: 7	1B: 8 2B: 4 3B: 0 HR: 1	SF: 1 SAC: 1 DP: 1 HBP: 0	WP: 0 PB: 0 SB: 1 CS: 0	PA: 38
PITCHER Wally Bunker, R ERA: 10.8 Jim York, R ERA: Ken Wright, R ERA: 9.0 Tom Burgmeier, L ERA:	IP: 3.1 WLS: L BF: 19 H: 8 R: 5 ER: 4 SO: 4 BB: 0 IBB: 0 HBP: 0 BLK: 0 WP: 0 HR: 1 S: 19 P: 19 ERA: 10.80 WHIP: 2.400																					

Batter	1	2	3	4	5	6	7	8	9	AB	R	H	RBI	BB	SO	LOB	TOP					
Freddie Patek, R OBP: 0.286, SLG: 0.385	F7	F8		6-3		1-3		6-3		5	0	0	0	0	0	2						
Joe Keough, L OBP: 0.143, SLG: 0.077	6-3		F6	1-3		K			K	5	0	0	0	0	2	0						
Amos Otis, R OBP: 0.308, SLG: 0.385	E5 1B		E7 2B	5-3			F8		6-3	5	1	2	0	0	0	0						
Lou Piniella, R OBP: 0.231, SLG: 0.308	6-3		L8		5-3		F8		K	5	0	0	0	0	1	2						
Ed Kirkpatrick, L OBP: 0.750, SLG: 0.667		5-3	E 2B IBB		1B 1B		1B BB			2	1	1	0	2	0	0						
Bob Oliver, R OBP: 0.384, SLG: 0.364	E6 1B	E6 2B 1-2 2-3			K		1-2 1B			4	1	1	0	0	1	3						
Cookie Rojas, R OBP: 0.417, SLG: 0.500	6-3		2B		1B		F8			4	0	2	2	0	0	3						
Paul Schaaf, R OBP: 0.333, SLG: 0.200	1B BB				K			6-3		2	0	0	0	2	1	2						
Mike Hedlund, R OBP: 0.333, SLG: 0.333										3	0	1	1	0	2	3						
Gail Hopkins, L (8, PH)										1	0	0	0	0	1	0						
Jim York, R (8, 1)	1-3 2-H 1B		K							0	0	0	0	0	0	0						
Inning Stats	R: 0 E: 1 K: 0 S: 4	H: 1 LOB: 1 BB: 0 P: 4	R: 1 E: 1 K: 0 S: 5	H: 1 LOB: 2 BB: 1 P: 9	R: 2 E: 2 K: 1 S: 8	H: 2 LOB: 2 BB: 2 P: 16	R: 0 E: 0 K: 0 S: 3	H: 0 LOB: 0 BB: 0 P: 3	R: 0 E: 0 K: 2 S: 9	H: 2 LOB: 2 BB: 0 P: 9	R: 0 E: 0 K: 0 S: 7	H: 0 LOB: 0 BB: 0 P: 7	R: 0 E: 0 K: 0 S: 4	H: 1 LOB: 2 BB: 1 P: 8	R: 0 E: 0 K: 1 S: 5	H: 0 LOB: 0 BB: 0 P: 5	R: 0 E: 0 K: 2 S: 7	H: 0 LOB: 0 BB: 0 P: 7	1B: 6 2B: 1 3B: 0 HR: 0	SF: 0 SAC: 0 DP: 0 HBP: 0	WP: 0 PB: 0 SB: 0 CS: 0	PA: 40
PITCHER	IP	WLS	BF	H	R	ER	SO	BB	IBB	HBP	BLK	WP	HR	S	P	ERA	WHIP					
Andy Messersmith, R ERA:	(1, 1)	8.0	L	37	7	3	0	6	2	2	0	0	0	45	61	0.00	1.125					
Mel Queen, R ERA:	(8, 1)	1.0		3	0	0	0	2	0	0	0	0	0	7	7	0.00	0.000					

Kansas City Royals @ California Angels
Anaheim Stadium, Anaheim, CA
Thu Apr 08 1971, 9:05 PM EST
Att: 8,754 - Unknown


AB	36
R	3
H	7
RBI	3
BB	4
SO	8
LOB	15



Batter	1	2	3	4	5	6	7	8	9	AB	R	H	RBI	BB	SO	LOB	BOTTOM				
Sandy Alomar Sr., S OBP: 0.308, SLG: 0.182	FC1-6 BB		E 1B BB		L8			K		2	1	0	0	2	1	0					
Jim Fregosi, R OBP: 0.231, SLG: 0.231	FC1-6 G4-3		E7 1B		F8					4	0	2	0	0	0	1					
Alex Johnson, R OBP: 0.417, SLG: 0.417	G4-3					6-3		F9		4	0	1	1	0	0	2					
Tony Conigliaro, R OBP: 0.250, SLG: 0.333		6-3	L8			G3-6 1B			5-3	4	0	1	0	0	0	2					
Jim Spencer, L OBP: 0.250, SLG: 0.273		4-3		G6-4-3 1B		G3-6			4-3	4	0	1	0	0	0	1					
Ken McMullen, R OBP: 0.455, SLG: 0.667				G6-4-3 BB			B1-6-4 1B		K	3	0	1	0	1	1	1					
Jerry Moses, R OBP: 0.300, SLG: 0.400	F4			B1			B1-6-4			3	0	0	0	0	0	2					
Ken Berry, R (1, 8)			6-3				F7		F8	3	0	0	0	0	0	0					
Andy Messersmith, R OBP: 0.500, SLG: 2.000										2	1	1	1	0	1	0					
Tony Gonzalez, L (8, PH)										1	0	0	0	0	1	0					
Mel Queen, L (8, 1)			K							0	0	0	0	0	0	0					
Inning Stats	R: 0 E: 0 K: 0 S: 2	H: 0 LOB: 0 BB: 1 P: 6	R: 0 E: 0 K: 0 S: 3	H: 0 LOB: 1 BB: 1 P: 7	R: 1 E: 1 K: 1 S: 7	H: 2 LOB: 2 BB: 1 P: 11	R: 0 E: 0 K: 0 S: 3	H: 1 LOB: 0 BB: 0 P: 3	R: 1 E: 0 K: 0 S: 4	H: 1 LOB: 0 BB: 0 P: 4	R: 0 E: 0 K: 0 S: 3	H: 1 LOB: 0 BB: 0 P: 3	R: 0 E: 0 K: 2 S: 8	H: 1 LOB: 1 BB: 0 P: 8	R: 0 E: 0 K: 1 S: 5	H: 0 LOB: 0 BB: 0 P: 5	1B: 6 2B: 0 3B: 0 HR: 1	SF: 0 SAC: 0 DP: 4 HBP: 0	WP: 0 PB: 0 SB: 0 CS: 0	PA: 33	
PITCHER	IP	WLS	BF	H	R	ER	SO	BB	IBB	HBP	BLK	WP	HR	S	P	ERA	WHIP				
Mike Hedlund, R ERA: 2.57	(1, 1)	7.0	W	26	6	2	2	1	3	0	0	0	0	25	37	2.57	1.286				
Jim York, R ERA:	(8, 1)	2.0	S	7	1	0	0	3	0	0	0	0	0	13	13	0.00	0.500				

Kansas City Royals @ California Angels
Anaheim Stadium, Anaheim, CA
Thu Apr 08 1971, 9:05 PM EST
Att: 8,754 - Unknown

AB	30
R	2
H	7
RBI	2
BB	3
SO	4
LOB	9



Batter	1	2	3	4	5	6	7	8	9	AB	R	H	RBI	BB	SO	LOB	TOP			
Freddie Patek, R (1, 6) OBP: 0.353, SLG: 0.357	0-3 K		4-0 BB		4-0 BB					1	0	0	0	2	1	0	Kansas City Royals @ Oakland Athletics Oakland-Alameda County Coliseum, Oakland, CA Fri Apr 09 1971, 6:05 PM PST Att: 3,131 - Unknown livebaseballscorecards.com			
Cookie Rojas, R (1, 4) OBP: 0.333, SLG: 0.385	0-3 K		0-3 K		0-0 1-3					3	0	0	0	0	2	2				
Amos Otis, R (1, 8) OBP: 0.313, SLG: 0.375	0-0 4-3			0-0 E6 1B		0-0 1B				3	0	1	0	0	0	0				
Lou Piniella, R (1, 7) OBP: 0.250, SLG: 0.313		0-0 1B		0-3 K		0-3 K				3	0	1	0	0	2	2				
Bob Oliver, R (1, 3) OBP: 0.286, SLG: 0.286		0-3 K		0-3 K		0-3 K				3	0	0	0	0	3	3				
Dennis Paepke, R (1, 9) OBP: 0.333, SLG: 0.333	0-0 F8			0-0 1-3 1B		0-3 K				3	0	1	0	0	1	2				
Paul Schaal, R (1, 5) OBP: 0.286, SLG: 0.167	0-3 K			0-0 4-3						2	0	0	0	0	1	3				
Jerry May, R (1, 2)			0-3 K		0-3 K					2	0	0	0	0	2	0				
Jim Rooker, R (1, 1) Buck Martinez, R (3, PH) Ken Wright, R (3, 1)			0-3 K		0-0 4-3					0	0	0	0	0	0	0				
Inning Stats	R: 0 K: 2 S: 7	H: 0 LOB: 0 BB: 0 P: 7	R: 0 K: 2 S: 8	H: 1 LOB: 1 BB: 0 P: 8	R: 0 K: 3 S: 9	H: 0 LOB: 1 BB: 1 P: 13	R: 0 K: 2 S: 9	H: 1 LOB: 2 BB: 0 P: 9	R: 0 K: 1 S: 5	H: 0 LOB: 1 BB: 1 P: 9	R: 0 K: 3 S: 10	H: 1 LOB: 1 BB: 0 P: 10						1B: 3 2B: 0 3B: 0 HR: 0	SF: 0 SAC: 0 DP: 0 HBP: 0	WP: 0 PB: 0 SB: 0 CS: 0
PITCHER Vida Blue, L (1, 1) ERA: 1.17	IP: 6.0 WLS: W BF: 24 H: 3 R: 0 ER: 0 SO: 13 BB: 2 IBB: 0 HBP: 0 BLK: 0 WP: 0 HR: 0 S: 48 P: 56 ERA: 0.00 WHIP: 0.833															PITCHER	IP: WLS: BF: H: R: ER: SO: BB: IBB: HBP: BLK: WP: HR: S: P: ERA: WHIP:			

Batter	1	2	3	4	5	6	7	8	9	AB	R	H	RBI	BB	SO	LOB	BOTTOM	
Bert Campaneris, R (1, 6) OBP: 0.235, SLG: 0.294	0-3 K	0-0 E5 1B SF9		0-3 K						3	1	0	1	0	2	3	Kansas City Royals @ Oakland Athletics Oakland-Alameda County Coliseum, Oakland, CA Fri Apr 09 1971, 6:05 PM PST Att: 3,131 - Unknown livebaseballscorecards.com	
Joe Rudi, R (1, 7) OBP: 0.250, SLG: 0.143	4-0 1-3 BB	0-0 1-3 2-H 3-H		0-0 5-3						2	0	1	2	1	0	1		
Reggie Jackson, L (1, 9) OBP: 0.188, SLG: 0.286	0-0 1-3	0-0 SF9			0-3 K					2	0	0	1	0	1	1		
Don Mincher, L (1, 3)	0-3 K	0-0 L8			4-0 BB BB					2	0	0	0	1	1	2		
Sal Bando, R (1, 5) OBP: 0.333, SLG: 0.538		4-0 BB BB BB	0-0 E4 CS		0-0 F7					2	1	0	0	1	0	1		
Rick Monday, L (1, 8) OBP: 0.533, SLG: 0.545		4-0 BB BB E BB	0-3 K 1-2		4-0 BB 1-2 BB					1	1	0	0	2	1	1		
Dave Duncan, R (1, 2) OBP: 0.500, SLG: 0.444		4-0 E BB 1B BB	0-0 F7		0-0 5-3					2	1	0	0	1	0	2		
Dick Green, R (1, 4) OBP: 0.333, SLG: 0.200		4-0 E 1B BB		0-0 SH2-3 1B						1	1	1	1	1	0	0		
Vida Blue, S (1, 1)		0-3 K		0-0 SH2-3						1	0	0	0	0	1	3		
Inning Stats	R: 0 K: 2 S: 7	H: 0 LOB: 1 BB: 1 P: 11	R: 5 K: 1 S: 7	H: 1 LOB: 4 BB: 23	R: 0 K: 1 S: 5	H: 0 LOB: 0 BB: 0 P: 5	R: 0 K: 1 S: 6	H: 1 LOB: 0 BB: 0 P: 6	R: 0 K: 1 S: 5	H: 0 LOB: 2 BB: 2 P: 13					1B: 2 2B: 0 3B: 0 HR: 0	SF: 1 SAC: 1 DP: 0 HBP: 0		WP: 0 PB: 0 SB: 0 CS: 1
PITCHER Jim Rooker, L (1, 1) ERA: 18.0 Ken Wright, R (3, 1) ERA: 3.6	IP: 2.0 WLS: L BF: 13 H: 1 R: 0 ER: 4 SO: 3 BB: 5 IBB: 0 HBP: 0 BLK: 0 WP: 0 HR: 0 S: 14 P: 34 ERA: 18.00 WHIP: 3.000															PITCHER	IP: WLS: BF: H: R: ER: SO: BB: IBB: HBP: BLK: WP: HR: S: P: ERA: WHIP:	

Batter	1	2	3	4	5	6	7	8	9	AB	R	H	RBI	BB	SO	LOB	TOP				
Freddie Patek, R OBP: 0.381, SLG: 0.444	F8		F8 1B		K		1-H 2B			4	1	2	0	0	1	0					
Joe Keough, L OBP: 0.167, SLG: 0.063	5-3 2B BB		F8 1-3		F8			F7		3	1	0	0	1	0	1					
Amos Otis, R OBP: 0.300, SLG: 0.350	5-3 1-2		S 1B		6-3			6-3		4	0	1	1	0	0	1					
Lou Piniella, R OBP: 0.250, SLG: 0.350	2H 2B		3-H K2-3 1-2					F9		4	0	1	1	0	1	1					
Ed Kirkpatrick, L OBP: 0.500, SLG: 0.400	F4		4-3					4-3		4	0	0	0	0	1	2					
Bob Oliver, R OBP: 0.276, SLG: 0.444					K					4	1	1	1	0	3	0					
Cookie Rojas, R OBP: 0.368, SLG: 0.588			F9		HR			FC3-6 1B		4	1	2	1	0	0	0					
Paul Schaaf, R OBP: 0.235, SLG: 0.133			F8		6-3			F6		3	0	0	0	0	0	1					
Bruce Dal Canton, R Jim York, R	1-3		1-3		5-3			FC3-6 2B		3	0	0	0	0	0	1					
Inning Stats	R: 1 E: 0 K: 0 S: 4	H: 1 LOB: 1 BB: 1 P: 8	R: 1 E: 0 K: 0 S: 4	H: 1 LOB: 0 BB: 0 P: 4	R: 1 E: 0 K: 1 S: 7	H: 2 LOB: 1 BB: 0 P: 7	R: 1 E: 0 K: 1 S: 6	H: 1 LOB: 0 BB: 0 P: 6	R: 0 E: 0 K: 1 S: 5	H: 0 LOB: 0 BB: 0 P: 5	R: 0 E: 0 K: 0 S: 4	H: 2 LOB: 2 BB: 0 P: 4	R: 0 E: 0 K: 0 S: 3	H: 0 LOB: 0 BB: 0 P: 3	R: 0 E: 0 K: 2 S: 7	H: 0 LOB: 0 BB: 0 P: 7	1B: 3 2B: 2 3B: 0 HR: 2	SF: 0 SAC: 0 DP: 0 HBP: 0	WP: 0 PB: 0 SB: 2 CS: 0	PA: 34	
PITCHER	IP	WLS	BF	H	R	ER	SO	BB	IBB	HBP	BLK	WP	HR	S	P	ERA	WHIP				
Diego Segui, R ERA: 7.2	5.0		21	5	4	4	3	1	0	0	0	0	2	26	30	7.20	1.200				
Paul Lindblad, L ERA:	3.0		10	2	0	0	1	0	0	0	0	0	0	12	12	0.00	0.667				
Bob Locker, R ERA: 6.23	1.0	W	3	0	0	0	2	0	0	0	0	0	0	7	7	0.00	0.000				

Kansas City Royals @ Oakland Athletics
Oakland-Alameda County Coliseum, Oakland, CA

Sat Apr 10 1971, 3:33 AM PST
Att: 4,444 - Unknown

AB 33
R 4
H 7
RBI 4
BB 1
SO 6
LOB 7



Batter	1	2	3	4	5	6	7	8	9	AB	R	H	RBI	BB	SO	LOB	BOTTOM					
Bert Campaneris, R OBP: 0.227, SLG: 0.238	3-4		6-3				F6		F7	4	0	0	0	1	0	2						
Joe Rudi, R OBP: 0.182, SLG: 0.100	5-3		6-3							3	0	0	0	0	0	2						
Paul Lindblad, L Ron Clark, R Bob Locker, S	5-3		6-3				F4			0	0	0	0	0	0	0						
Tommy Davis, R Reggie Jackson, L OBP: 0.500, SLG: 1.000										0	0	0	0	1	0	0						
Reggie Jackson, L OBP: 0.150, SLG: 0.222	K						G3			4	0	0	0	0	2	3						
Don Mincher, L										4	0	0	0	0	0	1						
Sal Bando, R OBP: 0.316, SLG: 0.438										3	0	0	0	1	0	0						
Rick Monday, L OBP: 0.526, SLG: 0.500										3	1	1	0	1	1	2						
Dave Duncan, R OBP: 0.500, SLG: 0.538										4	1	2	1	0	1	0						
Dick Green, R OBP: 0.375, SLG: 0.500										4	2	2	1	0	0	3						
Diego Segui, R Steve Hovley, L OBP: 0.700, SLG: 0.833										1	0	0	0	0	1	0						
Inning Stats	R: 0 E: 0 K: 1 S: 5	H: 0 LOB: 0 BB: 0 P: 5	R: 0 E: 0 K: 0 S: 5	H: 2 LOB: 2 BB: 0 P: 5	R: 0 E: 0 K: 1 S: 5	H: 0 LOB: 0 BB: 0 P: 5	R: 0 E: 0 K: 0 S: 3	H: 0 LOB: 0 BB: 0 P: 3	R: 2 E: 0 K: 0 S: 5	H: 2 LOB: 2 BB: 2 P: 13	R: 0 E: 0 K: 0 S: 3	H: 0 LOB: 0 BB: 0 P: 3	R: 1 E: 0 K: 1 S: 6	H: 1 LOB: 0 BB: 0 P: 6	R: 0 E: 0 K: 2 S: 7	H: 0 LOB: 2 BB: 2 P: 15	R: 2 E: 0 K: 1 S: 6	H: 2 LOB: 1 BB: 1 P: 10	1B: 3 2B: 3 3B: 0 HR: 1	SF: 0 SAC: 0 DP: 0 HBP: 0	WP: 0 PB: 0 SB: 0 CS: 0	PA: 38
PITCHER	IP	WLS	BF	H	R	ER	SO	BB	IBB	HBP	BLK	WP	HR	S	P	ERA	WHIP					
Bruce Dal Canton, R ERA: 4.26	6.1		26	5	3	3	2	2	0	0	0	0	1	28	36	4.26	1.105					
Jim York, R ERA: 3.6	2.1	L	12	2	2	2	4	3	0	0	0	0	0	17	29	7.71	2.143					

Kansas City Royals @ Oakland Athletics
Oakland-Alameda County Coliseum, Oakland, CA

Sat Apr 10 1971, 3:33 AM PST
Att: 4,444 - Unknown

AB 33
R 5
H 7
RBI 5
BB 5
SO 6
LOB 13



Batter	1	2	3	4	5	6	7	8	9	AB	R	H	RBI	BB	SO	LOB	TOP					
Freddie Patek, R OBP: 0.444, SLG: 0.455										4	3	2	0	2	0	0						
Joe Kough, L OBP: 0.182, SLG: 0.100										4	1	1	0	0	0	3						
Bobby Knop, R OBP: 1.000, SLG: 2.000										1	0	1	2	0	0	0						
Ted Abernathy, R OBP: 0.280, SLG: 0.320										5	0	1	1	0	1	3						
Amos Otis, R OBP: 0.240, SLG: 0.320										5	1	1	1	0	1	1						
Ed Kirkpatrick, L OBP: 0.467, SLG: 0.385										3	1	1	2	0	1	1						
Carl Taylor, R OBP: 0.500, SLG: 0.500										1	0	1	0	0	0	0						
Buck Martinez, R OBP: 0.333, SLG: 0.250										1	0	1	0	0	0	0						
Bob Oliver, R OBP: 0.281, SLG: 0.522										5	1	1	1	0	2	3						
Cookie Rojas, R OBP: 0.417, SLG: 0.571										4	2	2	0	1	0	1						
Paul Schaal, R OBP: 0.273, SLG: 0.250										5	1	2	1	0	0	1						
Al Fitzmorris, S OBP: 0.333, SLG: 0.333										3	0	1	1	0	2	3						
Tom Burgmeier, L OBP: 0.200, SLG: 0.200										0	0	0	0	0	0	0						
Dennis Paepke, R OBP: 0.200, SLG: 0.200										2	0	0	0	0	0	1						
Inning Stats	R: 4 E: 1 K: 1 S: 11	H: 6 LOB: 2 BB: 0 P: 11	R: 1 E: 0 K: 1 S: 6	H: 1 LOB: 1 BB: 1 P: 10	R: 0 E: 0 K: 1 S: 6	H: 1 LOB: 1 BB: 0 P: 6	R: 0 E: 0 K: 1 S: 5	H: 0 LOB: 0 BB: 0 P: 5	R: 3 E: 1 K: 0 S: 8	H: 4 LOB: 2 BB: 0 P: 8	R: 0 E: 0 K: 2 S: 8	H: 1 LOB: 1 BB: 0 P: 8	R: 2 E: 0 K: 0 S: 4	H: 1 LOB: 1 BB: 2 P: 12	R: 0 E: 0 K: 1 S: 6	H: 1 LOB: 1 BB: 0 P: 6	R: 0 E: 0 K: 0 S: 3	H: 0 LOB: 0 BB: 0 P: 3	1B: 12 2B: 2 3B: 0 HR: 1	SF: 0 SAC: 0 DP: 0 HBP: 0	WP: 1 PB: 0 SB: 2 CS: 0	PA: 46
PITCHER	IP WLS BF H R ER SO BB IBB HBP BLK WP HR S P ERA WHIP	IP WLS BF H R ER SO BB IBB HBP BLK WP HR S P ERA WHIP																				
Catfish Hunter, R ERA: 11.25	1.1 L 12 7 5 5 1 1 0 0 0 0 1 0 13 17 33.75 6.000																					
Jim Panther, R ERA: 11.12	3.2 17 5 3 1 3 0 0 0 0 0 0 1 23 23 2.46 1.364																					
Jim Roland, L ERA: 9.0	2.0 10 2 2 2 2 1 1 0 1 0 0 0 12 20 9.00 1.500																					
Bob Locker, R ERA: 4.26	2.0 7 1 0 0 1 0 0 0 0 0 0 0 9 9 0.00 0.500																					

Kansas City Royals @ Oakland Athletics
Oakland-Alameda County Coliseum, Oakland, CA
Sun Apr 11 1971, 6:05 PM PST
Att: 5,238 - Unknown

AB 43
R 10
H 15
RBI 9
BB 3
SO 7
LOB 17




Batter	1	2	3	4	5	6	7	8	9	AB	R	H	RBI	BB	SO	LOB	BOTTOM					
Bert Campaneris, R OBP: 0.222, SLG: 0.200										4	0	0	0	1	0	1						
Joe Rudi, R OBP: 0.250, SLG: 0.077										3	0	0	0	2	0	0						
Reggie Jackson, L OBP: 0.160, SLG: 0.217										5	1	1	0	0	0	3						
Don Mincher, L										3	1	0	0	1	0	0						
Sal Bando, R OBP: 0.348, SLG: 0.474										3	0	1	1	1	0	1						
Rick Monday, L OBP: 0.585, SLG: 0.706										3	2	2	2	1	0	1						
Dave Duncan, R OBP: 0.389, SLG: 0.412										4	0	0	0	0	2	4						
Dick Green, R OBP: 0.350, SLG: 0.611										4	1	1	2	0	2	2						
Catfish Hunter, R ERA: 8.44	5.1 W 22 4 5 4 5 2 0 0 0 0 0 0 3 3 8.44 1.125																					
Tom Burgmeier, L ERA: 8.44	0.2 3 1 0 0 0 0 0 0 0 0 0 0 3 3 0.00 1.500																					
Ted Abernathy, R ERA: 1.667	3.0 S 14 0 0 0 0 3 5 0 0 0 0 0 0 0 15 35 0.00 1.667																					
Inning Stats	R: 0 E: 0 K: 0 S: 3	H: 0 LOB: 0 BB: 0 P: 3	R: 1 E: 1 K: 0 S: 4	H: 1 LOB: 0 BB: 0 P: 4	R: 0 E: 0 K: 1 S: 5	H: 0 LOB: 0 BB: 0 P: 5	R: 0 E: 0 K: 0 S: 3	H: 0 LOB: 0 BB: 0 P: 3	R: 2 E: 0 K: 1 S: 7	H: 2 LOB: 1 BB: 1 P: 11	R: 2 E: 0 K: 0 S: 5	H: 2 LOB: 1 BB: 1 P: 9	R: 0 E: 0 K: 1 S: 5	H: 0 LOB: 2 BB: 2 P: 13	R: 0 E: 0 K: 2 S: 7	H: 0 LOB: 2 BB: 2 P: 15	R: 0 E: 0 K: 0 S: 3	H: 0 LOB: 1 BB: 1 P: 7	1B: 2 2B: 1 3B: 0 HR: 2	SF: 0 SAC: 0 DP: 1 HBP: 0	WP: 2 PB: 1 SB: 0 CS: 0	PA: 39
PITCHER	IP WLS BF H R ER SO BB IBB HBP BLK WP HR S P ERA WHIP	IP WLS BF H R ER SO BB IBB HBP BLK WP HR S P ERA WHIP																				
Al Fitzmorris, R ERA: 8.44	5.1 W 22 4 5 4 5 2 0 0 0 0 0 0 3 3 8.44 1.125																					
Tom Burgmeier, L ERA: 8.44	0.2 3 1 0 0 0 0 0 0 0 0 0 0 3 3 0.00 1.500																					
Ted Abernathy, R ERA: 1.667	3.0 S 14 0 0 0 0 3 5 0 0 0 0 0 0 15 35 0.00 1.667																					


Kansas City Royals @ Oakland Athletics
Oakland-Alameda County Coliseum, Oakland, CA
Sun Apr 11 1971, 6:05 PM PST
Att: 5,238 - Unknown

AB 32
R 5
H 5
RBI 5
BB 7
SO 5
LOB 12



Batter	1	2	3	4	5	6	7	8	9	AB	R	H	RBI	BB	SO	LOB	TOP			
Cesar Tovar, R OBP: 0.552, SLG: 0.630 (1, 7)										4	1	3	0	0	0	0	Minnesota Twins @ Kansas City Royals Municipal Stadium, Kansas City, MO Mon Apr 12 1971, 7:05 PM EST Att: 32,728 - Unknown - 84 F			
Rod Carew, L OBP: 0.296, SLG: 0.346 (1, 4)										5	0	3	1	0	1	2				
Tony Oliva, L OBP: 0.440, SLG: 0.667 (1, 9)										4	0	1	0	0	0	3				
Harmon Killebrew, R OBP: 0.560, SLG: 0.714 (1, 5) (7, 3)										3	1	2	0	1	0	0				
Rich Reese, L OBP: 0.125, SLG: 0.125 (7, PH) Brant Aiyee, R (7, PH) Danny Thompson, R (7, 5)										3	0	1	0	0	0	1				
Jim Holt, L OBP: 0.333, SLG: 0.389 (1, 8)										4	0	2	1	0	0	2				
Leo Cardenas, R OBP: 0.240, SLG: 0.182 (1, 6)										4	0	0	0	0	0	4				
George Mitterwald, R OBP: 0.158, SLG: 0.111 (1, 2)										4	0	0	0	0	2	1				
Bert Blyleven, R OBP: 0.143, SLG: 0.143 (1, 1)										4	0	0	0	0	0	0				
Inning Stats	R: 0 E: 0 K: 0 S: 3	H: 1 LOB: 0 BB: 0 P: 3	R: 1 E: 0 K: 1 S: 7	H: 2 LOB: 1 BB: 0 P: 7	R: 0 E: 0 K: 0 S: 2	H: 0 LOB: 0 BB: 0 P: 3	R: 0 E: 0 K: 0 S: 5	H: 2 LOB: 2 BB: 0 P: 5	R: 0 E: 0 K: 1 S: 4	H: 1 LOB: 1 BB: 0 P: 4	R: 1 E: 0 K: 1 S: 8	H: 3 LOB: 3 BB: 1 P: 12	R: 0 E: 0 K: 0 S: 3	H: 0 LOB: 0 BB: 0 P: 3	R: 0 E: 0 K: 1 S: 5	H: 1 LOB: 0 BB: 0 P: 5	1B: 8 2B: 4 3B: 0 HR: 0	SF: 0 SAC: 0 DP: 1 HBP: 1	WP: 0 PB: 0 SB: 0 CS: 2	PA: 38
PITCHER	IP WLS BF H R ER SO BB IBB HBP BLK WP HR S P ERA WHIP																			
Dick Drago, R ERA: 1.15 Tom Burgmeier, L ERA: Ted Abernathy, R ERA:	(1, 1) (7, 1) (9, 1)	6.2 1.1 1.0	L 4 3	31 0 1	11 0 0	2 0 0	2 1 0	2 0 0	2 0 0	0 0 0	0 0 0	0 0 0	0 0 0	0 6 5	33 6 5	38 6 5	2.70 0.00 0.00	1.650 0.000 1.000		
Batter	1	2	3	4	5	6	7	8	9	AB	R	H	RBI	BB	SO	LOB	BOTTOM			
Freddie Patek, R OBP: 0.387, SLG: 0.385 (1, 6)										4	0	0	0	0	0	3	Minnesota Twins @ Kansas City Royals Municipal Stadium, Kansas City, MO Mon Apr 12 1971, 7:05 PM EST Att: 32,728 - Unknown - 84 F			
Joe Keough, L OBP: 0.154, SLG: 0.083 (1, 9)										4	0	0	0	0	0	1				
Amos Otis, R OBP: 0.310, SLG: 0.321 (1, 8)										3	0	1	0	1	1	0				
Lou Piniella, R OBP: 0.207, SLG: 0.276 (1, 7)										4	0	0	0	0	0	2				
Ed Kirkpatrick, L OBP: 0.389, SLG: 0.313 (1, 2)										3	0	0	0	0	1	1				
Bob Oliver, R OBP: 0.231, SLG: 0.462 (1, 3)										3	0	0	0	0	0	1				
Cookie Rojas, R OBP: 0.407, SLG: 0.583 (1, 4)										3	0	1	0	0	0	0				
Paul Schaal, R OBP: 0.320, SLG: 0.273 (1, 5)										2	0	1	0	1	0	0				
Dick Drago, R (1, 1) Tom Burgmeier, L (7, 1) Gail Hopkins, L (8, PH) Ted Abernathy, R (9, 1)										1	0	0	0	0	1	2				
Inning Stats	R: 0 E: 0 K: 0 S: 3	H: 0 LOB: 0 BB: 0 P: 3	R: 0 E: 0 K: 0 S: 3	H: 0 LOB: 0 BB: 0 P: 3	R: 0 E: 0 K: 1 S: 6	H: 2 LOB: 1 BB: 0 P: 6	R: 0 E: 0 K: 1 S: 5	H: 0 LOB: 0 BB: 0 P: 5	R: 0 E: 0 K: 0 S: 3	H: 0 LOB: 1 BB: 1 P: 7	R: 0 E: 0 K: 0 S: 4	H: 1 LOB: 1 BB: 0 P: 4	R: 0 E: 0 K: 0 S: 3	H: 0 LOB: 0 BB: 0 P: 3	R: 0 E: 0 K: 0 S: 3	H: 0 LOB: 1 BB: 1 P: 7	1B: 2 2B: 2 3B: 0 HR: 0	SF: 0 SAC: 1 DP: 1 HBP: 0	WP: 0 PB: 0 SB: 0 CS: 0	PA: 31
PITCHER	IP WLS BF H R ER SO BB IBB HBP BLK WP HR S P ERA WHIP																			
Bert Blyleven, R ERA:	(1, 1)	9.0	W	31	3	0	0	3	2	0	0	0	0	0	0	0	0.00	0.556		

Batter	1	2	3	4	5	6	7	8	9	AB	R	H	RBI	BB	SO	LOB	TOP										
Cesar Tovar, R OBP: 0.500, SLG: 0.548 (1, 7)	L8		5-3		5-3		G4-6-3 BB		F3	4	0	0	0	1	0	1	Minnesota Twins @ Kansas City Royals Municipal Stadium, Kansas City, MO Tue Apr 13 1971, 7:05 PM EST Alt: 6,740 - Unknown - 61 F AB 32 R 3 H 8 RBI 3 BB 3 SO 3 LOB 19 										
Rod Carew, L OBP: 0.281, SLG: 0.323 (1, 4)	6-3		F8		4-3		G4-6-3 1-2 2-3		1B	5	0	1	0	0	0	3											
Tony Oliva, L OBP: 0.400, SLG: 0.690 (1, 9)	HR		F8		G3				F5	5	1	1	1	0	0	2											
Harmon Killebrew, R OBP: 0.533, SLG: 0.654 (1, 5)	1B			K		L8		HBP 1B	K	5	1	2	0	0	2	2											
Rich Reese, L OBP: 0.214, SLG: 0.154 (1, 3)	K			1B SF8 1B		G4-6-3 HBP		1B HBP		2	1	1	0	0	1	1											
Jim Holt, L OBP: 0.318, SLG: 0.364 (1, 8)			F6	1B 1-3 1B		G4-6-3 1-2		F5		4	0	1	0	0	0	3											
Leo Cardenas, R OBP: 0.310, SLG: 0.217 (1, 6)				SF8			BB HBP	1B		1	0	1	2	1	0	0											
George Mitterwald, R OBP: 0.182, SLG: 0.143 Paul Ratliff, L (8, PH) (8, 2)	F7			1B			F9	F8		3	0	1	0	0	0	2											
Steve Barber, R Stan Williams, R Rick Renick, R Paul Powell, R Ron Perranoski, L Steve Braun, L (1, 1) (5, 1) (7, PH) (7, PH) (7, 1) (8, PH)	L9			F9			BB BB	4-3 1B HBP		2	0	0	0	0	0	3											
Inning Stats	R: 1 E: 0 K: 1 S: 7	H: 2 LOB: 1 BB: 0 P: 7	R: 0 E: 0 K: 0 S: 3	H: 0 LOB: 1 BB: 1 P: 7	R: 0 E: 0 K: 0 S: 3	H: 0 LOB: 0 BB: 0 P: 3	R: 1 E: 0 K: 1 S: 8	H: 3 LOB: 2 BB: 0 P: 8	R: 0 E: 0 K: 0 S: 3	H: 0 LOB: 0 BB: 0 P: 3	R: 0 E: 0 K: 0 S: 2	H: 0 LOB: 0 BB: 0 P: 3	R: 0 E: 0 K: 0 S: 2	H: 0 LOB: 3 BB: 2 P: 11	R: 1 E: 0 K: 0 S: 5	H: 2 LOB: 2 BB: 0 P: 6		R: 0 E: 0 K: 1 S: 6	H: 1 LOB: 2 BB: 0 P: 7	1B: 7 2B: 0 3B: 0 HR: 1	SF: 1 SAC: 0 DP: 2 HBP: 4	WP: 0 PB: 0 SB: 0 CS: 0	PA: 40				
PITCHER	IP	WLS	BF	H	R	ER	SO	BB	IBB	HBP	BLK	WP	HR	S	P	ERA	WHIP										
Mike Hedlund, R ERA: 3.0 (1, 1)	5.0	W	21	5	2	2	2	1	0	0	0	0	1	24	28	3.60	1.200										
Tom Burgmeier, L ERA: (6, 1)	1.1		6	0	0	0	0	1	0	2	0	0	0	3	9	0.00	0.750										
Jim York, R ERA: 4.26 (7, 1)	1.1		7	2	1	1	0	1	0	1	0	0	0	5	10	6.75	2.250										
Ted Abernathy, R ERA: (8, 1)	1.1	S	6	1	0	0	1	0	0	1	0	0	0	7	8	0.00	0.750										

Batter	1	2	3	4	5	6	7	8	9	AB	R	H	RBI	BB	SO	LOB	BOTTOM										
Freddie Patek, R OBP: 0.361, SLG: 0.333 (1, 6)	F4		L7			BB 1-2 2-3 3-H	F4	L8		4	0	0	1	1	0	3	Minnesota Twins @ Kansas City Royals Municipal Stadium, Kansas City, MO Tue Apr 13 1971, 7:05 PM EST Alt: 6,740 - Unknown - 61 F AB 27 R 5 H 4 RBI 5 BB 7 SO 3 LOB 15 										
Joe Keough, L OBP: 0.138, SLG: 0.074 Carl Taylor, R OBP: 0.667, SLG: 0.500 (1, 9) (7, PH) (8, 9)	L8			F6	6-3		HBP 1B BB			3	0	0	1	0	0	2											
Amos Otis, R OBP: 0.303, SLG: 0.290 (1, 8)	L8			K	6-3		1B HBP			3	0	0	0	0	1	2											
Lou Piniella, R OBP: 0.242, SLG: 0.281 (1, 7)	F4			5-3			F8 HBP	1B		3	0	1	2	0	0	0											
Ed Kirkpatrick, L OBP: 0.364, SLG: 0.263 (1, 2)	K					BB FC6-4	F8	F8		3	0	0	0	1	1	3											
Bob Oliver, R OBP: 0.250, SLG: 0.464 Tom Burgmeier, L OBP: 1.000, SLG: 1.000 Jim York, R Ted Abernathy, R (1, 3) (6, 1) (7, 1) (8, 1)					FC6-4 BB			K		2	1	1	0	0	0	1											
Cookie Rojas, R OBP: 0.419, SLG: 0.538 (1, 4)	5-3				BB 2B BB		F6	FC5-4 BB		2	1	0	0	2	0	2											
Paul Schaal, R OBP: 0.345, SLG: 0.320 (1, 5)			F3		BB 6-3 2B		HBP 6-3 1B BB	FC5-4 HBP		3	2	1	1	1	0	1											
Mike Hedlund, R OBP: 0.250, SLG: 0.250 Gail Hopkins, L (1, 1) (5, PH) (6, 3)	F8				BB 6-3 IBB		6-3	HBP		1	0	0	0	0	0	0											
Inning Stats	R: 0 E: 0 K: 0 S: 3	H: 0 LOB: 0 BB: 0 P: 3	R: 0 E: 0 K: 1 S: 6	H: 1 LOB: 1 BB: 0 P: 6	R: 0 E: 0 K: 0 S: 3	H: 0 LOB: 0 BB: 0 P: 3	R: 0 E: 0 K: 1 S: 5	H: 0 LOB: 0 BB: 0 P: 5	R: 3 E: 0 K: 0 S: 4	H: 1 LOB: 2 BB: 4 P: 20	R: 0 E: 0 K: 0 S: 3	H: 1 LOB: 1 BB: 0 P: 4	R: 2 E: 0 K: 0 S: 4	H: 1 LOB: 2 BB: 2 P: 13	R: 0 E: 0 K: 1 S: 5	H: 0 LOB: 2 BB: 1 P: 10		1B: 3 2B: 1 3B: 0 HR: 0	SF: 0 SAC: 0 DP: 0 HBP: 3	WP: 0 PB: 0 SB: 0 CS: 0	PA: 37						
PITCHER	IP	WLS	BF	H	R	ER	SO	BB	IBB	HBP	BLK	WP	HR	S	P	ERA	WHIP										
Steve Barber, R ERA: 4.15 (1, 1)	4.1		16	1	2	2	2	2	0	0	0	0	0	18	26	4.15	0.692										
Stan Williams, R ERA: 1.09 (5, 1)	1.2	L	9	2	1	1	0	1	1	1	0	0	0	6	15	5.40	1.800										
Ron Perranoski, L ERA: 10.13 (7, 1)	2.0		12	1	2	2	1	3	0	2	0	0	0	9	23	9.00	2.000										

Batter	1	2	3	4	5	6	7	8	9	AB	R	H	RBI	BB	SO	LOB	TOP										
Sandy Alomar Sr. S OBP: 0.278, SLG: 0.194	6-3		FC1-6-5-6		4-3		2B IBB		1-3	4	1	0	0	1	0	5											
Ken Berry R OBP: 0.111, SLG: 0.115	G3				F9		5-3			3	0	0	0	0	0	0											
Tony Gonzalez L OBP: 0.250, SLG: 0.500							2B			1	0	1	3	0	0	0											
Alex Johnson R OBP: 0.333, SLG: 0.290	FC6-4				FC6-4		5-3		K	3	0	1	0	1	1	1											
Tony Conigliaro R OBP: 0.152, SLG: 0.212	FC6-4				FC6-4		6-3		F7	4	0	0	0	0	0	2											
Jim Fregosi R OBP: 0.304, SLG: 0.364					L8		2B		L9	4	1	1	0	0	0	1											
Ken McMullen R OBP: 0.300, SLG: 0.385	L4						F8		F8	4	0	1	0	0	0	1											
Jim Spencer L OBP: 0.300, SLG: 0.320	G3				F9		2B		L9	4	1	1	0	0	0	1											
Jerry Moses R OBP: 0.368, SLG: 0.474					E6		2B			4	1	3	1	0	0	1											
Girardo Ruiz S OBP: 1.000, SLG: 1.000					SH2-4		2B		SH3	0	0	0	0	0	0	0											
Jeff Torborg R OBP: 0.000, SLG: 0.000							2B		SH3	0	0	0	0	0	0	0											
Clyde Wright R OBP: 0.000, SLG: 0.000					F8		4-3		SH3	2	0	0	0	0	0	4											
Mel Queen L OBP: 0.000, SLG: 0.000										0	0	0	0	0	0	0											
Inning Stats	R: 0 E: 0 K: 0 S: 3	H: 0 LOB: 1 BB: 1 P: 7	R: 0 E: 0 K: 0 S: 3	H: 0 LOB: 0 BB: 0 P: 3	R: 0 E: 0 K: 0 S: 3	H: 1 LOB: 0 BB: 0 P: 3	R: 0 E: 0 K: 0 S: 4	H: 1 LOB: 1 BB: 0 P: 4	R: 0 E: 1 K: 0 S: 5	H: 1 LOB: 2 BB: 0 P: 5	R: 0 E: 0 K: 0 S: 3	H: 0 LOB: 0 BB: 0 P: 3	R: 4 E: 0 K: 1 S: 9	H: 4 LOB: 1 BB: 1 P: 13	R: 0 E: 0 K: 0 S: 3	H: 0 LOB: 0 BB: 0 P: 3	R: 0 E: 0 K: 0 S: 4	H: 1 LOB: 2 BB: 0 P: 4	1B: 6 2B: 3 3B: 0 HR: 0	SF: 0 SAC: 2 DP: 1 HBP: 0	WP: 0 PB: 0 SB: 0 CS: 0	PA: 37					
PITCHER	IP	WLS	BF	H	R	ER	SO	BB	IBB	HBP	BLK	WP	HR	S	P	ERA	WHIP										
Jim Rooker L ERA: 7.56	(1, 1)	6.1	L	26	6	3	3	0	1	0	0	0	0	25	29	4.26	1.105										
Jim York R ERA: 5.14	(7, 1)	0.2		4	1	1	1	1	0	1	0	0	0	5	9	13.50	1.500										
Ken Wright R ERA: 3.0	(8, 1)	1.0		3	0	0	0	0	0	0	0	0	0	3	3	0.00	0.000										
Al Fitzmorris R ERA: 7.11	(9, 1)	1.0		4	1	0	0	0	0	0	0	0	0	4	4	0.00	1.000										

California Angels @ Kansas City Royals
Municipal Stadium, Kansas City, MO
Wed Apr 14 1971, 7:05 PM EST
Att: 6,885 - Unknown

AB 33
R 4
H 8
RBI 4
BB 2
SO 1
LOB 16



Batter	1	2	3	4	5	6	7	8	9	AB	R	H	RBI	BB	SO	LOB	BOTTOM										
Freddie Patek R OBP: 0.350, SLG: 0.324	F3		FC5-4		F9					4	0	1	0	0	0	3											
Cookie Rojas R OBP: 0.400, SLG: 0.500					1-3		K		K	4	0	1	0	0	2	2											
Amos Otis R OBP: 0.270, SLG: 0.257	G1-4-3				F9		4-3		B5-3	4	0	0	0	0	0	3											
Lou Piniella R OBP: 0.216, SLG: 0.250					F8		F9		1-3	4	0	0	0	0	0	0											
Bob Oliver R OBP: 0.219, SLG: 0.406					L8		6-3		6-3	4	0	0	0	0	0	0											
Carl Taylor R OBP: 0.286, SLG: 0.167					5-3		E5		F9	4	1	0	0	0	1	0											
Paul Schaal R OBP: 0.344, SLG: 0.321					4-3		SH2-3		6-3	3	0	1	0	0	0	0											
Jerry May R OBP: 0.600, SLG: 0.600							SH2-3			3	0	3	1	0	0	0											
Jim Rooker R	(1, 1)						SH2-3			1	0	0	0	0	1	1											
Jim York R	(7, 1)						SH2-3			0	0	0	0	0	0	0											
Ken Wright R	(8, 1)						K			0	0	0	0	0	0	0											
Dennis Paepke R OBP: 0.167, SLG: 0.167	(8, PH)									1	0	0	0	0	1	1											
Al Fitzmorris S OBP: 0.333, SLG: 0.333	(9, 1)									0	0	0	0	0	0	0											
Inning Stats	R: 0 E: 0 K: 0 S: 3	H: 1 LOB: 0 BB: 0 P: 3	R: 0 E: 0 K: 0 S: 3	H: 0 LOB: 0 BB: 0 P: 3	R: 0 E: 0 K: 1 S: 6	H: 1 LOB: 1 BB: 0 P: 6	R: 0 E: 0 K: 0 S: 3	H: 0 LOB: 0 BB: 0 P: 3	R: 0 E: 1 K: 0 S: 6	H: 2 LOB: 2 BB: 0 P: 6	R: 0 E: 0 K: 1 S: 5	H: 0 LOB: 0 BB: 0 P: 5	R: 0 E: 0 K: 0 S: 3	H: 0 LOB: 0 BB: 0 P: 3	R: 0 E: 0 K: 2 S: 9	H: 2 LOB: 2 BB: 0 P: 9	R: 0 E: 0 K: 1 S: 5	H: 0 LOB: 0 BB: 0 P: 5	1B: 6 2B: 0 3B: 0 HR: 0	SF: 0 SAC: 1 DP: 1 HBP: 0	WP: 0 PB: 0 SB: 0 CS: 0	PA: 33					
PITCHER	IP	WLS	BF	H	R	ER	SO	BB	IBB	HBP	BLK	WP	HR	S	P	ERA	WHIP										
Clyde Wright L ERA: 3.54	(1, 1)	7.1	W	28	6	1	0	3	0	0	0	0	0	9	9	0.00	0.818										
Mel Queen R ERA:	(8, 1)	1.2	S	5	0	0	0	2	0	0	0	0	0	9	9	0.00	0.000										

California Angels @ Kansas City Royals
Municipal Stadium, Kansas City, MO
Wed Apr 14 1971, 7:05 PM EST
Att: 6,885 - Unknown

AB 32
R 1
H 6
RBI 1
BB 0
SO 5
LOB 10



Batter	1	2	3	4	5	6	7	8	9	AB	R	H	RBI	BB	SO	LOB	TOP									
Freddie Patek, R OBP: 0.340, SLG: 0.341	0-0 6-3		0-0 6-3		0-0 2B 1B		0-0 6-3	0-0 F3		5	1	1	1	0	0	3	Kansas City Royals @ Milwaukee Brewers Milwaukee County Stadium, Milwaukee, WI Sat Apr 17 1971, 4:33 AM EST Att: 7,509 - Sunny - 60 F									
Joe Keough, L OBP: 0.205, SLG: 0.161	0-0 CS 1B		0-0 F9		0-0 1B 2B		4-0 CS BB	0-0 F7		4	0	2	1	1	0	3										
Amos Otis, R OBP: 0.319, SLG: 0.386	0-3 K		0-0 F4		0-0 2-3 1B		0-0 1-2 1B		0-0 HR	5	1	3	1	0	1	1										
Ed Kirkpatrick, L OBP: 0.281, SLG: 0.310		0-0 HR		0-0 F3	0-3 K		0-3 K		0-0 4-3	5	1	1	1	0	2	3										
Cookie Rojas, R OBP: 0.400, SLG: 0.550		0-0 5-3		0-0 6-3		0-0 L9 2B		0-0 5-3	0-0 2B	5	0	2	0	0	0	0										
Lou Piniella, R OBP: 0.255, SLG: 0.250		0-0 BB 1B		0-0 1-3		0-0 L9		0-0 BB 1B	4-0 G5-4-3 IBB	4	1	2	0	1	0	1										
Bob Oliver, R OBP: 0.214, SLG: 0.357		0-0 F7			0-3 K	0-0 F9		0-0 1B BB 1B	0-0 G5-4-3	5	0	1	0	0	1	4										
Paul Schaaf, R OBP: 0.439, SLG: 0.364		4-0 1-2 BB			4-0 SH 1B BB	4-0 IBB		4-0 1-2 2-3 BB		0	1	0	0	4	0	0										
Dick Drago, R OBP: 0.125, SLG: 0.125		0-3 K			0-0 SH 1B	0-3 K		0-0 1-2 2-3 3-H 1B		3	0	1	1	0	2	4										
Ted Abernathy, R										0	0	0	0	0	0	0										
Inning Stats	R: 0 E: 0 K: 1 S: 5	H: 1 LOB: 1 BB: 0 P: 5	R: 1 E: 0 K: 1 S: 7	H: 2 LOB: 2 BB: 1 P: 11	R: 0 E: 0 K: 0 S: 3	H: 0 LOB: 0 BB: 0 P: 3	R: 0 E: 0 K: 0 S: 3	H: 0 LOB: 0 BB: 0 P: 3	R: 2 E: 0 K: 2 S: 10	H: 3 LOB: 2 BB: 1 P: 14	R: 0 E: 0 K: 1 S: 6	H: 1 LOB: 1 BB: 1 P: 10	R: 0 E: 0 K: 1 S: 5	H: 1 LOB: 1 BB: 1 P: 9	R: 1 E: 0 K: 0 S: 6	H: 3 LOB: 3 BB: 1 P: 10	R: 1 E: 0 K: 0 S: 4	H: 2 LOB: 1 BB: 1 P: 8	1B: 8 2B: 4 3B: 0 HR: 2	SF: 0 SAC: 1 DP: 2 HBP: 0	WP: 0 PB: 0 SB: 0 CS: 2	PA: 43				
PITCHER	IP WLS BF H R ER SO BB IBB HBP BLK WP HR S P ERA WHIP		IP WLS BF H R ER SO BB IBB HBP BLK WP HR S P ERA WHIP		IP WLS BF H R ER SO BB IBB HBP BLK WP HR S P ERA WHIP		IP WLS BF H R ER SO BB IBB HBP BLK WP HR S P ERA WHIP		IP WLS BF H R ER SO BB IBB HBP BLK WP HR S P ERA WHIP		IP WLS BF H R ER SO BB IBB HBP BLK WP HR S P ERA WHIP		IP WLS BF H R ER SO BB IBB HBP BLK WP HR S P ERA WHIP		IP WLS BF H R ER SO BB IBB HBP BLK WP HR S P ERA WHIP		IP WLS BF H R ER SO BB IBB HBP BLK WP HR S P ERA WHIP		IP WLS BF H R ER SO BB IBB HBP BLK WP HR S P ERA WHIP							
Marty Pattin, R ERA: 2.13	7.1	L	34	10	4	4	6	3	1	0	0	0	0	0	1	42	58	4.91	1.773							
Ken Sanders, R ERA: 5.73	8.1	1.2	9	3	1	1	0	1	1	0	0	0	0	0	1	7	15	5.40	2.400							

AB	36
R	5
H	13
RBI	5
BB	6
SO	6
LOB	19



Batter	1	2	3	4	5	6	7	8	9	AB	R	H	RBI	BB	SO	LOB	BOTTOM									
Tommy Harper, R OBP: 0.256, SLG: 0.200	0-0 F6			0-0 L8		0-3 K			0-0 3B 1B	4	1	1	0	0	1	0	Kansas City Royals @ Milwaukee Brewers Milwaukee County Stadium, Milwaukee, WI Sat Apr 17 1971, 4:33 AM EST Att: 7,509 - Sunny - 60 F									
Mike Hegan, L OBP: 0.444, SLG: 0.467	0-0 G3			0-0 1-3		0-0 4-3			0-0 1-H SF9 3B	4	1	1	1	0	0	0										
Dave May, L OBP: 0.278, SLG: 0.281	0-0 4-3			0-0 L8		0-0 4-3			0-0 3-H SF9	3	0	0	1	0	0	0										
Danny Walton, R OBP: 0.500, SLG: 0.538		0-0 4-3			0-0 FC1-6 1B		0-3 K		0-0 FC3-6 BB 1B	4	0	2	0	0	1	0										
Ron Theobald, R										0	0	0	0	0	0	0										
Bill Voss, L OBP: 0.400, SLG: 0.250					0-0 FC1-6 1B		0-0 F9		4-0 FC3-6 BB	3	1	1	0	0	0	1										
Ken Sanders, R										0	0	0	0	0	0	0										
Ted Savage, R OBP: 0.286, SLG: 0.167					1-2 1B		0-0 F9		1-2 FC3-6 BB	0	0	0	0	1	0	0										
Ted Kubiak, S OBP: 0.333, SLG: 0.367					0-0 F7		0-0 F7		0-0 FC3-6	4	0	0	0	0	0	4										
Phil Roof, R OBP: 0.286, SLG: 0.211			0-3 K		0-0 1B 1-2 1B			0-0 F8	0-0 1-3	4	0	1	0	0	1	2										
Rick Auerbach, R OBP: 0.385, SLG: 0.273			0-3 K		0-0 1-3 2-H 1B			0-0 L6		3	0	1	1	0	1	0										
Marty Pattin, R OBP: 0.333, SLG: 0.143			0-0 F9		0-0 4-3			0-3 K		2	0	0	0	0	0	2										
Bernie Smith, R OBP: 0.179, SLG: 0.321										1	0	0	0	0	1	0										
Inning Stats	R: 0 E: 0 K: 0 S: 3	H: 0 LOB: 0 BB: 0 P: 3	R: 0 E: 0 K: 0 S: 3	H: 1 LOB: 0 BB: 0 P: 3	R: 0 E: 0 K: 2 S: 7	H: 0 LOB: 0 BB: 0 P: 7	R: 0 E: 0 K: 0 S: 3	H: 0 LOB: 0 BB: 0 P: 3	R: 1 E: 0 K: 0 S: 6	H: 3 LOB: 2 BB: 0 P: 6	R: 0 E: 0 K: 1 S: 5	H: 0 LOB: 0 BB: 0 P: 5	R: 0 E: 0 K: 1 S: 5	H: 0 LOB: 0 BB: 0 P: 5	R: 1 E: 0 K: 0 S: 6	H: 3 LOB: 3 BB: 1 P: 10	R: 2 E: 0 K: 0 S: 4	H: 3 LOB: 2 BB: 1 P: 10	1B: 6 2B: 0 3B: 1 HR: 0	SF: 1 SAC: 0 DP: 1 HBP: 0	WP: 0 PB: 0 SB: 0 CS: 0	PA: 34				
PITCHER	IP WLS BF H R ER SO BB IBB HBP BLK WP HR S P ERA WHIP		IP WLS BF H R ER SO BB IBB HBP BLK WP HR S P ERA WHIP		IP WLS BF H R ER SO BB IBB HBP BLK WP HR S P ERA WHIP		IP WLS BF H R ER SO BB IBB HBP BLK WP HR S P ERA WHIP		IP WLS BF H R ER SO BB IBB HBP BLK WP HR S P ERA WHIP		IP WLS BF H R ER SO BB IBB HBP BLK WP HR S P ERA WHIP		IP WLS BF H R ER SO BB IBB HBP BLK WP HR S P ERA WHIP		IP WLS BF H R ER SO BB IBB HBP BLK WP HR S P ERA WHIP		IP WLS BF H R ER SO BB IBB HBP BLK WP HR S P ERA WHIP		IP WLS BF H R ER SO BB IBB HBP BLK WP HR S P ERA WHIP							
Dick Drago, R ERA: 1.88	8.1	W	31	7	3	3	5	0	0	0	0	0	0	0	0	41	41	3.24	0.840							
Ted Abernathy, R	9.1	S	3	0	0	0	0	1	0	0	0	0	0	0	0	2	6	0.00	1.500							



Batter	1	2	3	4	5	6	7	8	9	AB	R	H	RBI	BB	SO	LOB	TOP			
Freddie Patek, R (1, 6) OBP: 0.345, SLG: 0.333	F9		1B BB				F6		6-3	4	1	1	0	1	0	1	Kansas City Royals @ Milwaukee Brewers Milwaukee County Stadium, Milwaukee, WI Sun Apr 18 1971, 4:33 AM EST Cloudy - 46 F			
Joe Keough, L (1, 9) OBP: 0.231, SLG: 0.194	4-3						F5		K	5	0	2	1	0	1	1				
Amos Otis, R (1, 8) OBP: 0.333, SLG: 0.370			F2				F7			2	0	0	0	2	0	3				
Ed Kirkpatrick, L (1, 2) OBP: 0.278, SLG: 0.281	4-3		4-3				FC5-4 BB		L3	3	0	0	0	1	0	3				
Cookie Rojas, R (1, 4) OBP: 0.367, SLG: 0.500		3-1					FC5-4 BB		F9	4	0	0	0	0	0	3				
Lou Piniella, R (1, 7) OBP: 0.275, SLG: 0.271							F8			4	0	2	0	0	0	0				
Bob Oliver, R (1, 3) OBP: 0.196, SLG: 0.326							F9		5-3	4	0	0	0	0	2	2				
Paul Schaaf, R (1, 5) OBP: 0.422, SLG: 0.432	F9						F9		4-3	4	1	1	1	0	0	1				
Mike Hedlund, R (1, 1) OBP: 0.286, SLG: 0.167										2	0	0	0	1	2	0				
Tom Burgmeier, L (8, 1) OBP: 0.500, SLG: 0.500			K				K		F7	1	0	0	0	0	0	0				
Inning Stats	R: 0 E: 0 K: 0 S: 3	H: 0 LOB: 1 BB: 1 P: 7	R: 0 E: 0 K: 1 S: 6	H: 1 LOB: 1 BB: 0 P: 6	R: 0 E: 0 K: 1 S: 6	H: 1 LOB: 2 BB: 1 P: 10	R: 0 E: 0 K: 0 S: 3	H: 0 LOB: 0 BB: 0 P: 3	R: 1 E: 0 K: 1 S: 7	H: 2 LOB: 3 BB: 2 P: 15	R: 0 E: 0 K: 0 S: 3	H: 0 LOB: 1 BB: 1 P: 7	R: 0 E: 0 K: 1 S: 6	H: 1 LOB: 1 BB: 0 P: 6	R: 1 E: 0 K: 1 S: 6	H: 1 LOB: 0 BB: 0 P: 6	1B: 5 2B: 0 3B: 0 HR: 1	SF: 0 SAC: 0 DP: 0 HBP: 0	WP: 0 PB: 0 SB: 1 CS: 1	PA: 38
PITCHER Bill Parsons, R (1, 1) ERA: 2.0	IP: 9.0 WLS: L BF: 38	H: 6 R: 2 ER: 2 SO: 5	BB: 5 IBB: 0 HBP: 0 BLK: 0	WP: 0 HR: 1 S: 43 P: 63	ERA: 2.00 WHIP: 1.222	PITCHER											ERA: 2.00 WHIP: 1.222			

Batter	1	2	3	4	5	6	7	8	9	AB	R	H	RBI	BB	SO	LOB	BOTTOM			
Tommy Harper, R (1, 5) OBP: 0.256, SLG: 0.184	F9		K				5-3			3	0	0	0	1	1	1	Kansas City Royals @ Milwaukee Brewers Milwaukee County Stadium, Milwaukee, WI Sun Apr 18 1971, 4:33 AM EST Cloudy - 46 F			
Mike Hegan, L (1, 3) OBP: 0.381, SLG: 0.389										3	0	0	0	0	0	0				
Andy Kosco, R (8, PH) OBP: 0.357, SLG: 0.417	3-1						B1-3			0	0	0	0	1	0	0				
Dave May, L (1, 8) OBP: 0.275, SLG: 0.278	4-3						4-3			4	0	1	0	0	0	3				
Danny Walton, R (1, 7) OBP: 0.455, SLG: 0.471			K				1B BB			4	1	1	0	0	3	1				
Bill Voss, L (1, 9) OBP: 0.385, SLG: 0.273										3	0	1	0	0	0	0				
Ted Savage, R (9, PH) OBP: 0.250, SLG: 0.143	F6						4-3			1	0	0	0	0	1	0				
Ted Kubiak, S (1, 4) OBP: 0.351, SLG: 0.382							1-3			4	0	2	1	0	0	0				
Phil Roof, R (1, 2) OBP: 0.240, SLG: 0.174										4	0	0	0	0	2	3				
Rick Auerbach, R (1, 6) OBP: 0.438, SLG: 0.308										2	0	1	0	1	0	0				
Bill Parsons, R (1, 1) ERA			SH1-4 BB				1-3			1	0	0	0	0	0	0				
Inning Stats	R: 0 E: 0 K: 0 S: 3	H: 0 LOB: 0 BB: 0 P: 3	R: 0 E: 0 K: 1 S: 5	H: 0 LOB: 0 BB: 0 P: 5	R: 0 E: 0 K: 1 S: 5	H: 0 LOB: 1 BB: 1 P: 9	R: 1 E: 0 K: 0 S: 6	H: 3 LOB: 2 BB: 0 P: 6	R: 0 E: 0 K: 1 S: 5	H: 0 LOB: 0 BB: 0 P: 3	R: 0 E: 0 K: 1 S: 5	H: 1 LOB: 0 BB: 0 P: 5	R: 0 E: 0 K: 1 S: 5	H: 1 LOB: 2 BB: 2 P: 11	R: 0 E: 0 K: 3 S: 10	H: 1 LOB: 1 BB: 0 P: 10	1B: 6 2B: 0 3B: 0 HR: 0	SF: 0 SAC: 2 DP: 1 HBP: 0	WP: 0 PB: 0 SB: 0 CS: 1	PA: 34
PITCHER Mike Hedlund, R (1, 1) ERA: 2.33	IP: 7.1 WLS: W BF: 28	H: 5 R: 1 ER: 1 SO: 4	BB: 2 IBB: 0 HBP: 0 BLK: 0	WP: 0 HR: 0 S: 34 P: 42	ERA: 1.23 WHIP: 0.955	PITCHER											ERA: 1.23 WHIP: 0.955			
Tom Burgmeier, L (8, 1) ERA	IP: 1.2 WLS: W BF: 6	H: 1 R: 0 ER: 0 SO: 3	BB: 1 IBB: 0 HBP: 0 BLK: 0	WP: 0 HR: 0 S: 11 P: 15	ERA: 0.00 WHIP: 1.200	PITCHER											ERA: 0.00 WHIP: 1.200			


Batter	1	2	3	4	5	6	7	8	9	10	11	12	13	AB R H RBI BB SO LOB	TOP																																																																									
Freddie Patek, R OBP: 0.328, SLG: 0.302	K		5-3		F6				K			K		5 0 0 0 1 3 3	Kansas City Royals @ Milwaukee Brewers Milwaukee County Stadium, Milwaukee, WI Sun Apr 18 1971, 4:38 AM EST Att. 20,622 - Unknown - 47 F																																																																									
Joe Keough, L OBP: 0.214, SLG: 0.179 Dennis Paepke, R OBP: 0.300, SLG: 0.400	5-3		G3		F6			F8				F5		3 0 0 0 0 0 3 3 0 1 0 0 0 2																																																																										
Amos Otis, R OBP: 0.335, SLG: 0.423	F9				HR			K				K		6 1 2 1 0 2 1																																																																										
Ed Kirkpatrick, L OBP: 0.282, SLG: 0.288 Jerry May, R OBP: 0.545, SLG: 0.444					4-3			4-3				1B		3 0 1 0 0 0 0 2 0 0 0 1 1 2																																																																										
Gail Hopkins, L Bob Oliver, R OBP: 0.200, SLG: 0.320					F4			1B				1B		2 0 0 0 0 0 1 4 0 1 0 0 0 1 1																																																																										
Cookie Rojas, R OBP: 0.352, SLG: 0.500					6-3									6 1 3 0 0 0 1																																																																										
Lou Piniella, R OBP: 0.298, SLG: 0.269	K													4 0 1 0 2 1 4																																																																										
Paul Schaaf, R OBP: 0.431, SLG: 0.488														6 0 3 0 0 0 3																																																																										
Wally Bunker, R Carl Taylor, R Ken Wright, R Bobby Koenig, R Jim York, R Tom Burgmeier, L Ted Abernathy, R														2 0 0 0 0 0 1 3 0 0 0 0 1 0 0 0 0 1 0 0 0 0 0 0 0 0 1 0 0 0 0 0 0 0 1 0 0 0 0 0 0 0 0 0 0 0 0 0 0 0 0 0 0																																																																										
Inning Stats	<table border="1"> <thead> <tr> <th>PITCHER</th> <th>IP</th> <th>WLS</th> <th>BF</th> <th>H</th> <th>R</th> <th>ER</th> <th>SO</th> <th>BB</th> <th>IBB</th> <th>HBP</th> <th>BLK</th> <th>WP</th> <th>HR</th> <th>S</th> <th>P</th> <th>ERA</th> <th>WHIP</th> </tr> </thead> <tbody> <tr> <td>Lew Krausse, R</td> <td>5.0</td> <td></td> <td>20</td> <td>4</td> <td>1</td> <td>1</td> <td>3</td> <td>1</td> <td>0</td> <td>0</td> <td>0</td> <td>0</td> <td>1</td> <td>25</td> <td>29</td> <td>1.80</td> <td>1.000</td> </tr> <tr> <td>Marcelino Lopez, L</td> <td>2.1</td> <td></td> <td>12</td> <td>3</td> <td>1</td> <td>0</td> <td>1</td> <td>1</td> <td>1</td> <td>0</td> <td>0</td> <td>0</td> <td>0</td> <td>12</td> <td>20</td> <td>0.00</td> <td>1.714</td> </tr> <tr> <td>Ken Sanders, R</td> <td>5.2</td> <td>W</td> <td>21</td> <td>5</td> <td>0</td> <td>0</td> <td>6</td> <td>1</td> <td>0</td> <td>0</td> <td>0</td> <td>0</td> <td>0</td> <td>32</td> <td>36</td> <td>0.00</td> <td>1.059</td> </tr> </tbody> </table>													PITCHER		IP	WLS	BF	H	R	ER	SO	BB	IBB	HBP	BLK	WP	HR	S	P	ERA	WHIP	Lew Krausse, R	5.0		20	4	1	1	3	1	0	0	0	0	1	25	29	1.80	1.000	Marcelino Lopez, L	2.1		12	3	1	0	1	1	1	0	0	0	0	12	20	0.00	1.714	Ken Sanders, R	5.2	W	21	5	0	0	6	1	0	0	0	0	0	32	36	0.00	1.059	1B: 10 SF: 1 2B: 0 SAC: 0 3B: 1 DP: 0 HR: 1 HBP: 0	WIP: 0 PA: 53 PB: 0 SB: 1 CS: 1
PITCHER	IP	WLS	BF	H	R	ER	SO	BB	IBB	HBP	BLK	WP	HR	S		P	ERA	WHIP																																																																						
Lew Krausse, R	5.0		20	4	1	1	3	1	0	0	0	0	1	25		29	1.80	1.000																																																																						
Marcelino Lopez, L	2.1		12	3	1	0	1	1	1	0	0	0	0	12		20	0.00	1.714																																																																						
Ken Sanders, R	5.2	W	21	5	0	0	6	1	0	0	0	0	0	32	36	0.00	1.059																																																																							

Batter	1	2	3	4	5	6	7	8	9	10	11	12	13	AB R H RBI BB SO LOB	BOTTOM																																																																																																													
Tommy Harper, R OBP: 0.265, SLG: 0.205	K		1-3			5-3		K						6 0 2 1 0 2 0	Kansas City Royals @ Milwaukee Brewers Milwaukee County Stadium, Milwaukee, WI Sun Apr 18 1971, 4:38 AM EST Att. 20,622 - Unknown - 47 F																																																																																																													
Mike Hegan, L OBP: 0.423, SLG: 0.545			K			HR								4 1 2 1 1 1 1																																																																																																														
Dave May, L OBP: 0.267, SLG: 0.268	L8					K								5 0 1 0 0 1 2																																																																																																														
Danny Walton, R OBP: 0.400, SLG: 0.400 Bernie Smith, R OBP: 0.167, SLG: 0.300						4-3								3 0 0 0 0 0 2 2 0 0 0 0 0 1																																																																																																														
Bill Voss, L OBP: 0.389, SLG: 0.500						4-3								5 1 2 1 0 2 2																																																																																																														
Ted Kubiak, S OBP: 0.310, SLG: 0.333						5-3								5 0 0 0 0 1 1																																																																																																														
Elie Rodriguez, R OBP: 0.267, SLG: 0.214 Ken Sanders, R														3 0 0 0 0 0 2 1 0 0 0 0 0 0 0 1 0 0 1 0 0																																																																																																														
Rick Auerbach, R OBP: 0.350, SLG: 0.235 Roberto Penia, R OBP: 0.300, SLG: 0.235														4 0 0 0 0 4 0 0 0 0 0 1 0 0																																																																																																														
Lew Krausse, R Pete Koegel, R Marcelino Lopez, R Phil Roof, R OBP: 0.250, SLG: 0.160														1 0 0 0 0 1 0 1 0 0 0 0 1 0 0 0 0 0 0 1 0 2 0 0 0 1 0 0																																																																																																														
Inning Stats	<table border="1"> <thead> <tr> <th>PITCHER</th> <th>IP</th> <th>WLS</th> <th>BF</th> <th>H</th> <th>R</th> <th>ER</th> <th>SO</th> <th>BB</th> <th>IBB</th> <th>HBP</th> <th>BLK</th> <th>WP</th> <th>HR</th> <th>S</th> <th>P</th> <th>ERA</th> <th>WHIP</th> </tr> </thead> <tbody> <tr> <td>Wally Bunker, R</td> <td>6.0</td> <td></td> <td>22</td> <td>3</td> <td>2</td> <td>2</td> <td>8</td> <td>1</td> <td>0</td> <td>0</td> <td>0</td> <td>0</td> <td>0</td> <td>14</td> <td>14</td> <td>3.00</td> <td>0.667</td> </tr> <tr> <td>Ken Wright, R</td> <td>2.0</td> <td></td> <td>6</td> <td>0</td> <td>0</td> <td>0</td> <td>4</td> <td>0</td> <td>0</td> <td>0</td> <td>0</td> <td>0</td> <td>0</td> <td>14</td> <td>14</td> <td>0.00</td> <td>0.000</td> </tr> <tr> <td>Jim York, R</td> <td>2.1</td> <td></td> <td>9</td> <td>2</td> <td>0</td> <td>0</td> <td>2</td> <td>0</td> <td>0</td> <td>0</td> <td>0</td> <td>0</td> <td>0</td> <td>13</td> <td>13</td> <td>0.00</td> <td>0.857</td> </tr> <tr> <td>Tom Burgmeier, L</td> <td>2.0</td> <td>L</td> <td>8</td> <td>1</td> <td>1</td> <td>1</td> <td>1</td> <td>2</td> <td>0</td> <td>0</td> <td>0</td> <td>0</td> <td>0</td> <td>7</td> <td>15</td> <td>4.50</td> <td>1.500</td> </tr> <tr> <td>Ted Abernathy, R</td> <td>0.0</td> <td></td> <td>2</td> <td>1</td> <td>0</td> <td>0</td> <td>0</td> <td>1</td> <td>0</td> <td>0</td> <td>0</td> <td>0</td> <td>0</td> <td>1</td> <td>5</td> <td>∞</td> <td>∞</td> </tr> </tbody> </table>													PITCHER		IP	WLS	BF	H	R	ER	SO	BB	IBB	HBP	BLK	WP	HR	S	P	ERA	WHIP	Wally Bunker, R	6.0		22	3	2	2	8	1	0	0	0	0	0	14	14	3.00	0.667	Ken Wright, R	2.0		6	0	0	0	4	0	0	0	0	0	0	14	14	0.00	0.000	Jim York, R	2.1		9	2	0	0	2	0	0	0	0	0	0	13	13	0.00	0.857	Tom Burgmeier, L	2.0	L	8	1	1	1	1	2	0	0	0	0	0	7	15	4.50	1.500	Ted Abernathy, R	0.0		2	1	0	0	0	1	0	0	0	0	0	1	5	∞	∞	1B: 5 SF: 0 2B: 0 SAC: 0 3B: 0 DP: 1 HR: 2 HBP: 0	WIP: 0 PA: 46 PB: 0 SB: 2 CS: 0
PITCHER	IP	WLS	BF	H	R	ER	SO	BB	IBB	HBP	BLK	WP	HR	S		P	ERA	WHIP																																																																																																										
Wally Bunker, R	6.0		22	3	2	2	8	1	0	0	0	0	0	14		14	3.00	0.667																																																																																																										
Ken Wright, R	2.0		6	0	0	0	4	0	0	0	0	0	0	14		14	0.00	0.000																																																																																																										
Jim York, R	2.1		9	2	0	0	2	0	0	0	0	0	0	13	13	0.00	0.857																																																																																																											
Tom Burgmeier, L	2.0	L	8	1	1	1	1	2	0	0	0	0	0	7	15	4.50	1.500																																																																																																											
Ted Abernathy, R	0.0		2	1	0	0	0	1	0	0	0	0	0	1	5	∞	∞																																																																																																											

Batter	1	2	3	4	5	6	7	8	9	AB	R	H	RBI	BB	SO	LOB	TOP					
Freddie Patek, R OBP: 0.324, SLG: 0.333										5	1	2	0	0	1	3	Kansas City Royals @ Minnesota Twins Metropolitan Stadium, Bloomington, MI Tue Apr 20 1971, 4:33 AM EST Att. 3,491 - Unknown - 78 F					
Cookie Rojas, R OBP: 0.391, SLG: 0.492										4	0	2	0	0	0	1						
Ed Kirkpatrick, L OBP: 0.273, SLG: 0.263										2	0	0	1	1	0	2						
Lou Piniella, R OBP: 0.323, SLG: 0.276										3	1	1	0	1	0	1						
Bob Oliver, R OBP: 0.241, SLG: 0.397										4	1	2	0	0	0	2						
Paul Schaaf, R OBP: 0.441, SLG: 0.490										3	1	1	1	1	1	1						
Joe Keough, L OBP: 0.222, SLG: 0.190										3	0	1	0	0	0	2						
Carl Taylor, R OBP: 0.182, SLG: 0.111										1	0	0	0	0	1	2						
Jerry May, R OBP: 0.389, SLG: 0.375										4	0	1	2	0	1	2						
Jim Rooker, R										0	0	0	0	0	0	0						
Bruce Dal Canton, R Ken Wright, R Tom Burgmeier, L Gail Hopkins, R Jim York, R Dennis Paepke, R										2	0	0	0	0	0	0						
Inning Stats	R: 1 E: 0 K: 0 S: 4	H: 2 LOB: 1 BB: 1 P: 8	R: 0 E: 0 K: 1 S: 5	H: 1 LOB: 0 BB: 0 P: 5	R: 0 E: 0 K: 1 S: 6	H: 2 LOB: 1 BB: 0 P: 6	R: 0 E: 0 K: 0 S: 3	H: 0 LOB: 1 BB: 1 P: 7	R: 0 E: 0 K: 0 S: 9	H: 0 LOB: 0 BB: 0 P: 9	R: 0 E: 0 K: 0 S: 2	H: 0 LOB: 1 BB: 1 P: 6	R: 0 E: 0 K: 0 S: 4	H: 1 LOB: 1 BB: 0 P: 4	R: 0 E: 0 K: 0 S: 3	H: 0 LOB: 1 BB: 1 P: 7	R: 3 E: 0 K: 1 S: 8	H: 4 LOB: 2 BB: 1 P: 12	1B: 8 2B: 2 3B: 0 HR: 0	SF: 1 SAC: 0 DP: 4 HBP: 0	WP: 0 PB: 0 SB: 0 CS: 1	PA: 37
PITCHER	IP WLS BF H R ER SO BB IBB HBP BLK WP HR S P ERA WHIP																					
Jim Perry, R ERA: 4.44	(1, 1) 8.0 W 33 9 4 4 5 4 0 0 0 0 0 0 0 39 55 4.50 1.625																					
Ron Perranoski, L ERA: 3.39	(9, 1) 1.0 S 4 1 0 0 1 1 0 0 0 0 0 0 0 5 9 0.00 2.000																					

Batter	1	2	3	4	5	6	7	8	9	AB	R	H	RBI	BB	SO	LOB	BOTTOM			
Cesar Tovar, R OBP: 0.433, SLG: 0.433										4	1	0	0	1	1	3	Kansas City Royals @ Minnesota Twins Metropolitan Stadium, Bloomington, MI Tue Apr 20 1971, 4:33 AM EST Att. 3,491 - Unknown - 78 F			
Rod Carew, L OBP: 0.271, SLG: 0.283										4	0	1	0	0	0	4				
Tony Oliva, L OBP: 0.380, SLG: 0.596										4	0	2	1	0	0	2				
Harmon Killebrew, R OBP: 0.373, SLG: 0.472										4	0	0	0	0	2	3				
Danny Thompson, R OBP: 0.385, SLG: 0.333										0	0	0	0	0	0	0				
Rich Reese, L OBP: 0.250, SLG: 0.182										3	2	1	0	1	0	2				
Jim Holt, L OBP: 0.342, SLG: 0.395										4	1	2	1	0	1	1				
Leo Cardenas, R OBP: 0.286, SLG: 0.255										4	0	1	0	0	0	3				
Tom Tischinski, R OBP: 0.167, SLG: 0.333										2	0	1	1	0	0	1				
Steve Braun, L OBP: 0.538, SLG: 0.400										1	1	1	1	0	0	0				
George Mitterwald, R OBP: 0.167, SLG: 0.143										1	0	0	0	0	0	0				
Jim Perry, S OBP: 0.300, SLG: 0.222										3	0	1	0	1	0	3				
Ron Perranoski, L										0	0	0	0	0	0	0				
Inning Stats	R: 0 E: 0 K: 0 S: 4	H: 1 LOB: 1 BB: 0 P: 4	R: 1 E: 0 K: 0 S: 4	H: 2 LOB: 1 BB: 1 P: 8	R: 1 E: 0 K: 1 S: 6	H: 1 LOB: 1 BB: 1 P: 10	R: 0 E: 0 K: 0 S: 3	H: 0 LOB: 0 BB: 0 P: 3	R: 0 E: 0 K: 0 S: 4	H: 1 LOB: 1 BB: 0 P: 4	R: 3 E: 2 K: 1 S: 10	H: 4 LOB: 2 BB: 0 P: 10	R: 0 E: 0 K: 1 S: 6	H: 1 LOB: 1 BB: 0 P: 6	R: 0 E: 0 K: 1 S: 5	H: 0 LOB: 1 BB: 1 P: 9	1B: 8 2B: 1 3B: 1 HR: 0	SF: 0 SAC: 0 DP: 2 HBP: 0	WP: 0 PB: 0 SB: 0 CS: 0	PA: 37
PITCHER	IP WLS BF H R ER SO BB IBB HBP BLK WP HR S P ERA WHIP																			
Bruce Dal Canton, R ERA: 4.38	(1, 1) 5.1 L 26 9 5 4 2 2 0 0 0 0 0 0 0 5 5 6.75 2.062																			
Ken Wright, R ERA: 2.0	(6, 1) 1.0 5 1 0 0 0 0 0 0 0 0 0 0 5 5 0.00 1.000																			
Tom Burgmeier, L ERA: 0.93	(7, 1) 0.2 2 0 0 0 0 1 0 0 0 0 0 0 4 4 0.00 0.000																			
Jim York, R ERA: 5.11	(8, 1) 1.0 4 0 0 0 0 1 1 0 0 0 0 0 5 9 0.00 1.000																			

AB 31
R 4
H 10
RBI 4
BB 5
SO 6
LOB 16



AB 34
R 5
H 10
RBI 4
BB 3
SO 4
LOB 22



Batter	1	2	3	4	5	6	7	8	9	AB	R	H	RBI	BB	SO	LOB	TOP										
John Lowenstein, L OBP: 0.303, SLG: 0.276 (1, 4)	F7		E9		F6		K			4	0	0	0	0	1	4	Cleveland Indians @ Kansas City Royals Municipal Stadium, Kansas City, MO Fri Apr 23 1971, 7:05 PM EST Att: 7,696 - Unknown - 65 F										
Roy Foster, R OBP: 0.265, SLG: 0.375 (1, 9) (8, 7)	5-3		5-3			5-3	F8			4	0	0	0	0	0	4											
Vada Pinson, L OBP: 0.302, SLG: 0.306 (1, 8)	5-3		F9			1-3		1-4-3		4	0	0	0	0	0	2											
Ray Fosse, R OBP: 0.321, SLG: 0.449 (1, 2)		F8		K				FC2-6 1B		4	0	2	0	0	1	0											
Graig Nettles, L OBP: 0.291, SLG: 0.311 (1, 5)	F7			L8		4-3		FC2-6 1B		4	0	0	0	0	0	2											
Ken Harrelson, R OBP: 0.229, SLG: 0.227 Steve Mingori, L (8, 1)	5-3			K			6-3	L8		4	0	0	0	0	1	1											
Ted Uhlaender, L OBP: 0.368, SLG: 0.389 (1, 7) (8, 9)			S 1B		G6-4-3 BB		1B 1B	F8		3	2	2	0	1	0	0											
Larry Brown, R OBP: 0.278, SLG: 0.240 (1, 6)			1-3		G6-4-3		1B 1B	F2		4	0	1	0	0	0	2											
Sam McDowell, L OBP: 0.286, SLG: 0.286 Vince Colbert, R (6, 1)							1B 1B	1-3		2	0	2	1	0	0	0											
Gomer Hodge, S OBP: 0.667, SLG: 0.800 Chuck Machemehl, R OBP: 0.500, SLG: 0.500 Chuck Hintz, R (8, 3)			E 1B				1-2 2-H 1B	1-3		0	0	0	0	0	0	0											
Inning Stats	R: 0 E: 0 K: 0 S: 3	H: 0 LOB: 0 BB: 0 P: 3	R: 0 E: 0 K: 0 S: 3	H: 0 LOB: 0 BB: 0 P: 3	R: 1 E: 1 K: 0 S: 6	H: 2 LOB: 2 BB: 0 P: 6	R: 0 E: 0 K: 2 S: 7	H: 0 LOB: 0 BB: 0 P: 7	R: 0 E: 0 K: 0 S: 4	H: 1 LOB: 1 BB: 0 P: 4	R: 1 E: 0 K: 1 S: 8	H: 3 LOB: 2 BB: 0 P: 8	R: 0 E: 0 K: 0 S: 4	H: 1 LOB: 1 BB: 0 P: 4	R: 0 E: 0 K: 0 S: 3	H: 0 LOB: 0 BB: 0 P: 3	1B: 8 2B: 0 3B: 0 HR: 0	SF: 0 SAC: 0 DP: 1 HBP: 0	WP: 0 PB: 0 SB: 1 CS: 0	PA: 36							
PITCHER	IP	WLS	BF	H	R	ER	SO	BB	IBB	HBP	BLK	WP	HR	S	P	ERA	WHIP										
Dick Drago, R ERA: 2.01 (1, 1)	7.1	W	31	8	2	2	3	1	0	0	0	0	0	36	40	2.46	1.227										
Tom Burgmeier, L ERA: 0.97 (8, 1)	0.2	S	2	0	0	0	0	0	0	0	0	0	0	2	2	0.00	0.000										
Ted Abernathy, R ERA: (9, 1)	1.0		3	0	0	0	0	0	0	0	0	0	0	3	3	0.00	0.000										

Batter	1	2	3	4	5	6	7	8	9	AB	R	H	RBI	BB	SO	LOB	BOTTOM										
Freddie Patek, R OBP: 0.329, SLG: 0.328 (1, 6)	K		F8			F9		FC5-4 1B		4	0	1	3	1	1	2	Cleveland Indians @ Kansas City Royals Municipal Stadium, Kansas City, MO Fri Apr 23 1971, 7:05 PM EST Att: 7,696 - Unknown - 65 F										
Cookie Rojas, R OBP: 0.377, SLG: 0.460 (1, 4)	5-3			F3			F7	FC5-4 1B		4	0	0	0	1	0	5											
Lou Piniella, R OBP: 0.300, SLG: 0.254 (1, 7)	F3			K			K	F3		5	0	0	0	0	3	7											
Bob Oliver, R OBP: 0.258, SLG: 0.393 (1, 3)		5-3		BB 1B BB		F5		1B		3	1	1	0	1	0	0											
Dennis Paepke, R OBP: 0.278, SLG: 0.294 (1, 9)		5-3		BB BB 1B		6-3		1-3		4	1	1	0	0	0	1											
Paul Schaaf, R OBP: 0.444, SLG: 0.519 (1, 5)				F5		F4		1B 3B		3	1	1	0	1	0	2											
Ed Kirkpatrick, L OBP: 0.313, SLG: 0.256 (1, 8)				BB BB		SH3-1 BB		BB 1B IBB		1	2	0	0	3	0	1											
Jerry May, R OBP: 0.364, SLG: 0.316 (1, 2)			L6		BB BB		K	K		3	0	0	1	1	2	3											
Dick Drago, R OBP: 0.300, SLG: 0.125 Tom Burgmeier, L OBP: 0.500, SLG: 0.500 Gail Hopkins, L (8, PH)				BB BB				FC5-4 1B		0	0	0	1	2	0	0											
Carl Taylor, R OBP: 0.250, SLG: 0.111 Ted Abernathy, R (9, 1)				BB		1-2 2-3 3-H BB		1-2 BB		0	0	0	0	0	0	0											
Inning Stats	R: 0 E: 0 K: 1 S: 5	H: 0 LOB: 0 BB: 0 P: 5	R: 0 E: 0 K: 0 S: 3	H: 0 LOB: 1 BB: 1 P: 7	R: 0 E: 0 K: 1 S: 5	H: 0 LOB: 2 BB: 2 P: 13	R: 3 E: 0 K: 1 S: 6	H: 1 LOB: 3 BB: 5 P: 26	R: 0 E: 0 K: 0 S: 3	H: 0 LOB: 0 BB: 0 P: 3	R: 0 E: 0 K: 1 S: 5	H: 0 LOB: 1 BB: 1 P: 9	R: 0 E: 0 K: 1 S: 6	H: 1 LOB: 1 BB: 0 P: 6	R: 2 E: 0 K: 1 S: 7	H: 2 LOB: 2 BB: 2 P: 15	1B: 3 2B: 0 3B: 1 HR: 0	SF: 0 SAC: 1 DP: 0 HBP: 0	WP: 0 PB: 0 SB: 0 CS: 0	PA: 39							
PITCHER	IP	WLS	BF	H	R	ER	SO	BB	IBB	HBP	BLK	WP	HR	S	P	ERA	WHIP										
Sam McDowell, L ERA: 4.13 (1, 1)	5.1	L	26	1	3	3	4	9	0	0	0	0	0	25	61	5.06	1.875										
Vince Colbert, R ERA: 3.0 (6, 1)	0.2		2	0	0	0	0	0	0	0	0	0	0	2	2	0.00	0.000										
Chuck Machemehl, R ERA: 7.94 (7, 1)	1.1		7	2	2	2	2	0	1	0	0	0	0	10	14	13.50	1.500										
Steve Mingori, L ERA: 1.93 (8, 1)	0.2		4	1	0	0	0	1	0	0	0	0	0	3	7	0.00	3.000										



Batter	1	2	3	4	5	6	7	8	9	AB	R	H	RBI	BB	SO	LOB	TOP			
Ted Ford, R (1, 9)	0-0 4-3		0-0 6-3			0-0 6-3		0-0 F8		4	0	0	0	0	0	2	Cleveland Indians @ Kansas City Royals Municipal Stadium, Kansas City, MO Sat Apr 24 1971, 4:33 AM EST Att. 7,625 - Unknown - 77 F			
Vada Pinson, L OBP: 0.291, SLG: 0.283 (1, 7)	0-0 F8		0-0 PO	0-0 1-3		0-0 F4		0-0 L3		4	0	0	0	0	1					
Ray Fosse, R OBP: 0.317, SLG: 0.434 (1, 2)	0-0 5-3			0-0 1-3			0-0 2-3 1B		0-0 5-3	4	0	1	0	0	0					
Graig Nettles, L OBP: 0.271, SLG: 0.286 (1, 5)		0-0 4-3		0-3 K			0-0 F9		0-0 4-3	4	0	0	0	0	1					
Ken Harrelson, R OBP: 0.269, SLG: 0.239 (1, 3)		0-0 FC4-6 1B			4-0 4-3 BB		0-0 2-3		4-0 BB	2	0	1	0	2	0					
John Lowenstein, L OBP: 0.297, SLG: 0.250 (1, 6)		0-0 FC4-6 1-2			0-0 4-3 1-2		4-0 BB		0-0 G3	3	0	0	0	1	3					
Eddie Leon, R OBP: 0.182, SLG: 0.129 (1, 4)		0-0 6-3			0-0 4-3 2-3		0-0 4-3			3	0	0	0	0	4					
Buddy Bradford, R OBP: 0.314, SLG: 0.310 (1, 8)			0-0 PO SH2-3 1B		0-0 6-3			0-0 L7		3	0	1	0	0	1					
Alan Foster, R OBP: 0.143, SLG: 0.296 (5, 1)			0-0 SH2-3			0-0 4-3		4-0 BB		0	0	0	0	0	0					
Chuck Machemehl, R OBP: 0.500, SLG: 0.500 (5, 1)										1	0	0	0	0	0					
Ted Ugliastro, L OBP: 0.320, SLG: 0.368 (6, 1)										0	0	0	0	0	0					
Rick Austin, L OBP: 0.250, SLG: 0.388 (6, 1)										0	0	0	0	0	0					
Gomer Hodges, S OBP: 0.292, SLG: 0.380 (8, 1)										0	0	0	1	0	0					
Steve Mingori, L OBP: 0.182, SLG: 0.100 (8, 1)										0	0	0	0	0	0					
Inning Stats	R: 0 E: 0 K: 0 S: 3	H: 0 LOB: 0 BB: 0 P: 3	R: 0 E: 0 K: 0 S: 4	H: 1 LOB: 1 BB: 0 P: 4	R: 0 E: 0 K: 0 S: 3	H: 1 LOB: 0 BB: 0 P: 3	R: 0 E: 0 K: 1 S: 5	H: 0 LOB: 0 BB: 0 P: 5	R: 0 E: 0 K: 0 S: 3	H: 0 LOB: 0 BB: 0 P: 3	R: 0 E: 0 K: 0 S: 4	H: 1 LOB: 2 BB: 1 P: 8	R: 0 E: 0 K: 0 S: 3	H: 0 LOB: 1 BB: 1 P: 7	R: 0 E: 0 K: 0 S: 3	H: 0 LOB: 1 BB: 1 P: 7	1B: 3 2B: 0 3B: 0 HR: 0	SF: 0 SAC: 1 DP: 0 HBP: 0	WP: 0 PB: 0 SB: 0 CS: 0	PA: 34
PITCHER Mike Hedlund, R ERA: 1.59 (1, 1)	IP: 9.0 WLS: W BF: 33 H: 3 R: 0 ER: 0 SO: 1 BB: 4 IBB: 0 HBP: 0 BLK: 0 WP: 0 HR: 0 S: 31 P: 47 ERA: 0.00 WHIP: 0.778																			

Batter	1	2	3	4	5	6	7	8	9	AB	R	H	RBI	BB	SO	LOB	BOTTOM			
Freddie Patek, R OBP: 0.325, SLG: 0.324 (1, 6)	0-0 5-3	0-0 F8			0-0 1B 1B	0-0 F3				4	1	1	0	0	0	2	Cleveland Indians @ Kansas City Royals Municipal Stadium, Kansas City, MO Sat Apr 24 1971, 4:33 AM EST Att. 7,625 - Unknown - 77 F			
Cookie Rojas, R OBP: 0.397, SLG: 0.470 (1, 4)	0-0 1B		4-0 2B 6-3 BB		0-0 1B 1-3 SF8 1B	0-0 F4				3	2	2	0	1	0					
Ed Kirkpatrick, L OBP: 0.327, SLG: 0.302 (1, 8)	0-0 F6		0-0 1B 1-3 2B		0-0 1B 1-3 1B 1B		0-3 K			4	1	2	1	0	1					
Lou Piniella, R OBP: 0.284, SLG: 0.242 (1, 7)	0-0 5-3		0-0 6-3		0-0 SF8		0-0 E6			3	0	0	2	0	2					
Bob Oliver, R OBP: 0.273, SLG: 0.391 (1, 3)		4-0 2B HBP BB	0-0 G4-6-3 1B		0-0 F5		0-3 K			3	1	1	0	1	2					
Paul Schaaf, R OBP: 0.433, SLG: 0.491 (1, 5)		0-0 F9	0-0 G4-6-3 1-2		4-0 1B 1-2 BB		0-0 5-3			3	1	0	0	1	4					
Joe Keough, L OBP: 0.245, SLG: 0.200 (1, 9)		1-0 2B 1-2 HBP		0-0 3-1	0-0 1B 1-2 2-3 1B		0-0 F9			3	0	1	0	0	0					
Jerry May, R OBP: 0.385, SLG: 0.391 (1, 2)		0-0 K		0-0 F7	0-0 1B 1-3 2H 3H		0-3 K			4	0	2	3	0	1					
Mike Hedlund, R OBP: 0.182, SLG: 0.100 (1, 1)		0-3 K		0-0 4-3		0-3 K		0-0 5-3		4	0	0	0	0	2					
Inning Stats	R: 0 E: 0 K: 0 S: 4	H: 1 LOB: 1 BB: 0 P: 4	R: 1 E: 0 K: 1 S: 6	H: 1 LOB: 2 BB: 1 P: 11	R: 1 E: 0 K: 0 S: 4	H: 2 LOB: 1 BB: 1 P: 8	R: 0 E: 0 K: 0 S: 3	H: 0 LOB: 0 BB: 0 P: 3	R: 4 E: 0 K: 0 S: 7	H: 5 LOB: 2 BB: 1 P: 11	R: 0 E: 0 K: 1 S: 5	H: 0 LOB: 0 BB: 0 P: 5	R: 0 E: 1 K: 2 S: 8	H: 0 LOB: 1 BB: 0 P: 8	R: 0 E: 0 K: 1 S: 5	H: 0 LOB: 0 BB: 0 P: 5		1B: 7 2B: 2 3B: 0 HR: 0	SF: 1 SAC: 0 DP: 1 HBP: 1	WP: 0 PB: 0 SB: 0 CS: 0
PITCHER Alan Foster, R ERA: 5.14 Chuck Machemehl, R ERA: 9.03 Rick Austin, L ERA: Steve Mingori, L ERA: 1.59 (1, 1)	IP: 4.0 WLS: L BF: 21 H: 7 R: 5 ER: 5 SO: 1 BB: 2 IBB: 0 HBP: 1 BLK: 0 WP: 0 HR: 0 S: 20 P: 29 ERA: 11.25 WHIP: 2.250																			

Batter	1	2	3	4	5	6	7	8	9	AB	R	H	RBI	BB	SO	LOB	TOP		
Mickey Stanley, R OBP: 0.279, SLG: 0.268 (1, 8)	0-3 K		0-0 5-3	0-0 F4			0-0 5-3	0-3 K		5	0	0	0	0	2	6			
Jim Northrup, L OBP: 0.405, SLG: 0.582 (1, 3)	0-0 6-3		4-0 1B E BB	0-0 3-1			0-0 F7		0-0 BB S 1B	4	2	1	0	1	0	2			
Al Kaline, R OBP: 0.444, SLG: 0.379 (1, 9)	4-0 BB		0-0 E9 2B 1B 1-H 2-H				0-0 L9		0-0 L9 1-2	3	1	1	1	2	0	1			
Willie Horton, R OBP: 0.254, SLG: 0.439 (1, 7)	0-3 K		0-0 1B 2B				0-0 F1		0-3 K	5	1	2	1	0	2	3			
Bill Freehan, R OBP: 0.397, SLG: 0.621 (1, 2)		0-3 K	0-0 G6-4-3 1B 2-H				0-0 F3		0-0 HBP G3 1B	4	1	2	1	1	1	1			
Aurelio Rodriguez, R OBP: 0.236, SLG: 0.318 (1, 5)		0-0 WP 4-3 2B	0-0 G6-4-3 1-2				0-0 F7		0-0 G3 1-2	4	2	1	0	1	0	3			
Dick McAuliffe, L OBP: 0.313, SLG: 0.394 (1, 4)		0-0 4-3 2-H					0-3 K		4-0 HBP IBB 2B 1B 1-2 2-H 3-H	4	0	1	3	1	1	0			
Ed Brinkman, R OBP: 0.265, SLG: 0.200 (1, 6)		0-0 G3					0-0 6-3		1-0 HBP 2B 1B 1-2 2-3	4	0	2	1	0	0	0			
Joe Niekro, R OBP: 0.333, SLG: 0.200 Bill Zepp, R (9, 1)			4-0 1B BB	0-0 1B			0-0 F8		0-0 F9	3	1	1	0	1	0	3			
										0	0	0	0	0	0	0			
Inning Stats	R: 0 E: 0 K: 2 S: 7	H: 0 LOB: 1 BB: 1 P: 11	R: 1 E: 0 K: 1 S: 6	H: 1 LOB: 0 BB: 0 P: 6	R: 4 E: 1 K: 0 S: 5	H: 3 LOB: 0 BB: 2 P: 13	R: 0 E: 0 K: 0 S: 5	H: 2 LOB: 2 BB: 0 P: 5	R: 0 E: 0 K: 1 S: 5	H: 0 LOB: 1 BB: 0 P: 5	R: 0 E: 0 K: 0 S: 3	H: 0 LOB: 1 BB: 1 P: 7	R: 0 E: 0 K: 1 S: 6	H: 1 LOB: 3 BB: 1 P: 11	R: 3 E: 0 K: 1 S: 7	H: 3 LOB: 2 BB: 2 P: 15	1B: 7 2B: 4 3B: 0 HR: 0	SF: 0 SAC: 0 DP: 1 HBP: 1	WP: 1 PA: 44 PB: 0 SB: 1 CS: 0
PITCHER	IP WLS BF H R ER SO BB IBB HBP BLK WP HR S P ERA WHIP	IP WLS BF H R ER SO BB IBB HBP BLK WP HR S P ERA WHIP	IP WLS BF H R ER SO BB IBB HBP BLK WP HR S P ERA WHIP	IP WLS BF H R ER SO BB IBB HBP BLK WP HR S P ERA WHIP	IP WLS BF H R ER SO BB IBB HBP BLK WP HR S P ERA WHIP	IP WLS BF H R ER SO BB IBB HBP BLK WP HR S P ERA WHIP	IP WLS BF H R ER SO BB IBB HBP BLK WP HR S P ERA WHIP	IP WLS BF H R ER SO BB IBB HBP BLK WP HR S P ERA WHIP	IP WLS BF H R ER SO BB IBB HBP BLK WP HR S P ERA WHIP	IP WLS BF H R ER SO BB IBB HBP BLK WP HR S P ERA WHIP	IP WLS BF H R ER SO BB IBB HBP BLK WP HR S P ERA WHIP	IP WLS BF H R ER SO BB IBB HBP BLK WP HR S P ERA WHIP	IP WLS BF H R ER SO BB IBB HBP BLK WP HR S P ERA WHIP	IP WLS BF H R ER SO BB IBB HBP BLK WP HR S P ERA WHIP	IP WLS BF H R ER SO BB IBB HBP BLK WP HR S P ERA WHIP	IP WLS BF H R ER SO BB IBB HBP BLK WP HR S P ERA WHIP	IP WLS BF H R ER SO BB IBB HBP BLK WP HR S P ERA WHIP	IP WLS BF H R ER SO BB IBB HBP BLK WP HR S P ERA WHIP	IP WLS BF H R ER SO BB IBB HBP BLK WP HR S P ERA WHIP

Detroit Tigers @ Kansas City Royals
Municipal Stadium, Kansas City, MO
Mon Apr 26 1971, 8:05 PM EDT
Att. 6,424 - Unknown - 77 F

AB 36
R 8
H 11
RBI 7
BB 7
SO 6
LOB 19



Batter	1	2	3	4	5	6	7	8	9	AB	R	H	RBI	BB	SO	LOB	BOTTOM		
Freddie Patek, R OBP: 0.315, SLG: 0.313 (1, 6)	0-0 F8 BB 1B		0-0 5-3				0-0 1-3		0-0 1-3	5	0	1	0	0	0	3			
Cookie Rojas, R OBP: 0.395, SLG: 0.444 (1, 4)	4-0 G4-6-3 BB		0-3 K				4-0 1B 2B BB		0-0 F8	2	1	0	0	2	1	0			
Amos Otis, R OBP: 0.348, SLG: 0.403 (1, 8)	0-0 F8 2-3		0-0 F7				0-0 2B 1B		0-0 F4	4	1	1	0	0	0	2			
Ed Kirkpatrick, L OBP: 0.333, SLG: 0.392 (1, 7)	0-0 G4-6-3 1-2		0-0 F8				0-0 1B 2B 1-H 2-H		0-0 BB 1B	4	0	2	2	0	0	2			
Bob Oliver, R OBP: 0.270, SLG: 0.366 (1, 3)		0-0 1-3					0-0 F7		4-0 FC6-4 BB	3	0	0	0	1	1	1			
Paul Schaal, R OBP: 0.427, SLG: 0.476 (1, 5)		0-0 1B 2B 1B					0-0 4-3		0-0 FC6-4	4	1	2	0	0	0	2			
Joe Keough, L OBP: 0.286, SLG: 0.269 (1, 9)		0-0 2B 1B 1-3					0-0 4-3		0-0 G4-6-3 1-2	4	0	2	0	0	0	2			
Dennis Paepke, R OBP: 0.318, SLG: 0.381 (1, 2)		0-0 1-3 3-H					0-0 6-3		0-0 G4-6-3 1B	4	0	2	1	0	1	0			
Jim Rooker, R Al Fitzmorris, S Gail Popkins, L Jim York, R Tom Burgmeier, L Lou Piniella, R (1, 1) (3, 1) (7, PH) (8, 1) (9, 1) (9, PH)		0-3 K					0-3 K		0-0 F8	1	0	0	0	0	1	2			
										1	0	0	0	0	1	2			
										1	0	0	0	0	0	0			
										0	0	0	0	0	0	0			
										0	0	0	0	0	0	0			
										1	0	0	0	0	0	2			
Inning Stats	R: 0 E: 0 K: 0 S: 3	H: 1 LOB: 1 BB: 1 P: 7	R: 1 E: 0 K: 1 S: 8	H: 3 LOB: 0 BB: 0 P: 8	R: 0 E: 0 K: 1 S: 5	H: 0 LOB: 0 BB: 0 P: 5	R: 0 E: 0 K: 0 S: 3	H: 0 LOB: 0 BB: 0 P: 3	R: 0 E: 0 K: 1 S: 5	H: 0 LOB: 1 BB: 1 P: 11	R: 0 E: 0 K: 1 S: 5	H: 0 LOB: 0 BB: 0 P: 5	R: 0 E: 0 K: 0 S: 4	H: 1 LOB: 2 BB: 1 P: 8	R: 0 E: 0 K: 0 S: 4	H: 2 LOB: 1 BB: 0 P: 4	1B: 8 2B: 2 3B: 0 HR: 0	SF: 0 SAC: 0 DP: 3 HBP: 0	WP: 0 PA: 37 PB: 0 SB: 0 CS: 0
PITCHER	IP WLS BF H R ER SO BB IBB HBP BLK WP HR S P ERA WHIP	IP WLS BF H R ER SO BB IBB HBP BLK WP HR S P ERA WHIP	IP WLS BF H R ER SO BB IBB HBP BLK WP HR S P ERA WHIP	IP WLS BF H R ER SO BB IBB HBP BLK WP HR S P ERA WHIP	IP WLS BF H R ER SO BB IBB HBP BLK WP HR S P ERA WHIP	IP WLS BF H R ER SO BB IBB HBP BLK WP HR S P ERA WHIP	IP WLS BF H R ER SO BB IBB HBP BLK WP HR S P ERA WHIP	IP WLS BF H R ER SO BB IBB HBP BLK WP HR S P ERA WHIP	IP WLS BF H R ER SO BB IBB HBP BLK WP HR S P ERA WHIP	IP WLS BF H R ER SO BB IBB HBP BLK WP HR S P ERA WHIP	IP WLS BF H R ER SO BB IBB HBP BLK WP HR S P ERA WHIP	IP WLS BF H R ER SO BB IBB HBP BLK WP HR S P ERA WHIP	IP WLS BF H R ER SO BB IBB HBP BLK WP HR S P ERA WHIP	IP WLS BF H R ER SO BB IBB HBP BLK WP HR S P ERA WHIP	IP WLS BF H R ER SO BB IBB HBP BLK WP HR S P ERA WHIP	IP WLS BF H R ER SO BB IBB HBP BLK WP HR S P ERA WHIP	IP WLS BF H R ER SO BB IBB HBP BLK WP HR S P ERA WHIP	IP WLS BF H R ER SO BB IBB HBP BLK WP HR S P ERA WHIP	IP WLS BF H R ER SO BB IBB HBP BLK WP HR S P ERA WHIP

Detroit Tigers @ Kansas City Royals
Municipal Stadium, Kansas City, MO
Mon Apr 26 1971, 8:05 PM EDT
Att. 6,424 - Unknown - 77 F


AB 34
R 3
H 10
RBI 3
BB 3
SO 5
LOB 16



Batter	1	2	3	4	5	6	7	8	9	10	AB	R	H	RBI	BB	SO	LOB	TOP										
Dick McAuliffe, L (1.4)	0-0 4-3		0-0 4-3			0-0 4-3		0-0 1B 1B		0-0 SF9	4	0	1	1	0	0	0											
Aurelio Rodriguez, R (1.5)	0-0 F9			0-0 F7		0-0 2B		0-0 1B 1B		0-0 K	5	0	2	1	0	1	1											
Jim Northrup, L (1.8)	0-0 F8			0-0 L1-6-3 1B		0-0 6-3		0-0 F8			4	0	1	0	0	0	3											
Al Kaline, R (1.9)		0-3 K		0-0 L1-6-3				0-0 F2		4-0 CS BB	3	0	0	0	1	1	1											
Willie Horton, R (1.7)		0-0 6-3				0-0 5-3		0-3 K		0-0 1-3	4	0	0	0	0	1	1											
Norm Cash, L (1.3)		0-0 1B				0-0 6-3		0-0 6-3		0-3 K	4	0	1	0	0	1	0											
Bill Freehan, R (1.2)		0-0 F8				0-0 1B		0-0 1-3		4-0 1B SF9 BB	3	1	1	0	1	0	1											
Ed Brinkman, R (1.6)			0-0 6-3			0-0 F9		0-0 5-3		0-0 1-3 1B	4	0	1	0	0	0	1											
Mickey Lolich, S (1.1)			0-3 K			0-3 K		0-0 1B 1B		0-3 K	4	1	1	0	0	3	2											
Inning Stats	R: 0 E: 0 K: 0 S: 3	H: 0 LOB: 0 BB: 0 P: 3	R: 0 E: 0 K: 1 S: 6	H: 1 LOB: 1 BB: 0 P: 6	R: 0 E: 0 K: 1 S: 5	H: 0 LOB: 0 BB: 0 P: 5	R: 0 E: 0 K: 0 S: 3	H: 1 LOB: 0 BB: 0 P: 3	R: 0 E: 0 K: 1 S: 4	H: 1 LOB: 1 BB: 0 P: 6	R: 0 E: 0 K: 1 S: 5	H: 0 LOB: 0 BB: 0 P: 5	R: 1 E: 0 K: 0 S: 6	H: 3 LOB: 2 BB: 0 P: 6	R: 0 E: 0 K: 1 S: 4	H: 0 LOB: 0 BB: 1 P: 8	R: 1 E: 0 K: 2 S: 8	H: 1 LOB: 1 BB: 1 P: 12	1B: 7 2B: 1 3B: 0 HR: 0	SF: 1 SAC: 0 DP: 1 HBP: 0	WP: 0 PA: 38 PB: 0 SB: 0 CS: 1							
PITCHER	IP 8.0	WLS 30	BF 7	H 1	R 1	ER 1	SO 4	BB 0	IBB 0	HBP 0	BLK 0	WP 0	HR 0	S 38	P 38	ERA 1.12	WHIP 0.875											
Dick Drago, R (1.1)																												
Ted Abernathy, R (9.1)	2.0	L	8	1	1	1	3	2	0	0	0	0	0	0	12	20	4.50	1.500										

Detroit Tigers @ Kansas City Royals
Municipal Stadium, Kansas City, MO
Wed Apr 28 1971, 8:05 PM EDT
Att: 7,006 - Unknown - 62 F


AB 35
R 2
H 8
RBI 2
BB 2
SO 7
LOB 10



Batter	1	2	3	4	5	6	7	8	9	10	AB	R	H	RBI	BB	SO	LOB	BOTTOM									
Freddie Patek, R (1.6)	0-0 6-3		0-3 K		0-0 L9			0-0 1B 1B		0-0 1B 1B	5	1	2	0	0	1	3										
Cookie Rojas, R (1.4)	0-0 F8		0-0 5-3			0-0 6-3		0-0 FC5 1B 1B		0-0 F2	5	0	1	0	0	0	4										
Amos Otis, R (1.8)	0-0 L9			0-0 L9		0-3 K		0-0 1B 1B		0-0 1B 1B	5	0	2	1	0	1	0										
Lou Piniella, R (1.7)		0-0 L9		0-0 F5		0-0 6-3		0-0 FC5		0-3 K	5	0	0	0	0	1	5										
Bob Oliver, R (1.3)		0-0 F8		0-0 1B		0-0 6-3		0-0 F3		0-0 L9	5	0	1	0	0	0	3										
Carl Taylor, R (1.9)		0-0 5-3		0-3 K		0-0 CS 1B		0-0 K		0-3 K	4	0	1	0	0	2	1										
Paul Schaaf, R (1.5)			0-0 1B 1B		4-0 1-3 BB		0-3 K		0-0 1B	3	0	2	0	1	1	1	1										
Ed Kirkpatrick, L (1.2)			0-0 SH1-3 1B		0-0 1-3		0-0 1-2		0-0 B1-3	4	0	1	0	0	1	2											
Dick Drago, R (1.1)			0-0 SH1-3		0-3 K		0-0 4-3		4-0 1B 1B BB	1	0	0	0	0	1	1											
Dennis Paepke, R (8, PH)																											
Ted Abernathy, R (9.1)																											
Bobby Knoop, R (10, PH)																											
Inning Stats	R: 0 E: 0 K: 0 S: 3	H: 0 LOB: 0 BB: 0 P: 3	R: 0 E: 0 K: 0 S: 3	H: 0 LOB: 0 BB: 0 P: 3	R: 0 E: 0 K: 1 S: 7	H: 2 LOB: 2 BB: 0 P: 7	R: 0 E: 0 K: 1 S: 6	H: 1 LOB: 1 BB: 0 P: 6	R: 0 E: 0 K: 1 S: 5	H: 0 LOB: 0 BB: 0 P: 5	R: 0 E: 0 K: 1 S: 5	H: 1 LOB: 0 BB: 0 P: 5	R: 1 E: 0 K: 0 S: 6	H: 3 LOB: 2 BB: 0 P: 6	R: 0 E: 0 K: 2 S: 8	H: 1 LOB: 1 BB: 0 P: 8	R: 0 E: 0 K: 1 S: 7	H: 2 LOB: 3 BB: 1 P: 11	1B: 10 2B: 0 3B: 0 HR: 0	SF: 0 SAC: 1 DP: 0 HBP: 0	WP: 0 PA: 41 PB: 0 SB: 0 CS: 1						
PITCHER	IP 10.0	WLS W	BF 41	H 10	R 1	ER 1	SO 8	BB 2	IBB 0	HBP 0	BLK 0	WP 0	HR 0	S 55	P 63	ERA 0.90	WHIP 1.200										
Mickey Lolich, L (1.1)																											

Detroit Tigers @ Kansas City Royals
Municipal Stadium, Kansas City, MO
Wed Apr 28 1971, 8:05 PM EDT
Att: 7,006 - Unknown - 62 F


AB 38
R 1
H 10
RBI 1
BB 2
SO 8
LOB 20



Batter	1	2	3	4	5	6	7	8	9	AB	R	H	RBI	BB	SO	LOB	TOP				
Don Buford, S (1, 7) OBP: 0.419, SLG: 0.524										3	1	0	0	1	0	1					
Paul Blair, R (1, 8) OBP: 0.318, SLG: 0.372										3	2	1	0	1	0	0					
Boog Powell, L (1, 3) OBP: 0.372, SLG: 0.478										4	0	1	2	0	0	1					
Brooks Robinson, R (1, 5) OBP: 0.287, SLG: 0.278										3	0	1	1	0	0	1					
Jerry Davanon, R (9, PR) OBP: 1.000, SLG: 1.000										0	1	0	0	0	0	0					
Eliot Hendricks, L (1, 2) OBP: 0.239, SLG: 0.244										3	0	0	0	0	0	1					
Davey Johnson, R (1, 4) OBP: 0.388, SLG: 0.568										3	0	1	0	1	0	3					
Merv Rettenmund, R (1, 9) OBP: 0.439, SLG: 0.372										3	0	1	1	1	1	1					
Mark Belanger, R (1, 6) OBP: 0.366, SLG: 0.319										3	0	1	0	0	0	2					
Pat Dobson, R (1, 1)										2	0	0	0	0	1	1					
Tom Shopay, L (7, PH) OBP: 0.333, SLG: 0.200										0	0	0	0	0	0	0					
Frank Robinson, P (7, PH) OBP: 0.385, SLG: 0.351										1	0	0	0	0	0	2					
Tom Duker, R (7, 1)										0	0	0	0	0	0	0					
Inning Stats	R: 2 E: 0 K: 0 S: 4	H: 1 LOB: 1 BB: 2 P: 12	R: 0 E: 0 K: 2 S: 8	H: 1 LOB: 1 BB: 0 P: 8	R: 0 E: 0 K: 0 S: 3	H: 0 LOB: 0 BB: 0 P: 3	R: 0 E: 0 K: 0 S: 3	H: 1 LOB: 0 BB: 0 P: 3	R: 0 E: 0 K: 0 S: 3	H: 0 LOB: 0 BB: 0 P: 3	R: 1 E: 0 K: 0 S: 4	H: 2 LOB: 1 BB: 0 P: 4	R: 0 E: 0 K: 0 S: 3	H: 0 LOB: 0 BB: 0 P: 3	R: 1 E: 0 K: 0 S: 4	H: 2 LOB: 1 BB: 0 P: 4	1B: 4 2B: 2 3B: 0 HR: 0	SF: 1 SAC: 1 DP: 2 HBP: 0	WP: 0 PB: 0 SB: 0 CS: 0	PA: 34	
PITCHER	IP	WLS	BF	H	R	ER	SO	BB	IBB	HBP	BLK	WP	HR	S	P	ERA	WHIP				
Mike Hedlund, R (1, 1) ERA: 2.1	6.0		24	4	3	3	2	3	0	0	0	0	0	25	37	4.50	1.167				
Al Fitzmorris, R (7, 1) ERA: 5.29	0.1		2	0	0	0	0	1	0	0	0	0	0	1	5	0.00	3.000				
Tom Burgmeier, L (7, 1) ERA: 1.38	2.0		6	1	1	0	0	0	0	0	0	0	0	6	6	4.50	0.500				
Ted Abernathy, R (9, 1) ERA: 0.71	0.2	W	3	1	0	0	0	0	0	0	0	0	0	2	2	0.00	1.500				

Baltimore Orioles @ Kansas City Royals
Municipal Stadium, Kansas City, MO
Fri Apr 30 1971, 8:05 PM EDT
Att. 9,432 - Unknown - 69 F


AB 28
R 4
H 6
RBI 4
BB 4
SO 2
LOB 13





Batter	1	2	3	4	5	6	7	8	9	AB	R	H	RBI	BB	SO	LOB	BOTTOM				
Freddie Patek, R (1, 6) OBP: 0.317, SLG: 0.316										5	0	2	1	0	1	0					
Joe Keough, L (1, 9) OBP: 0.292, SLG: 0.254										4	1	1	0	0	0	1					
Amos Otis, R (1, 8) OBP: 0.361, SLG: 0.440										4	1	1	0	0	1	1					
Ed Kirkpatrick, L (1, 2) OBP: 0.342, SLG: 0.391										4	1	1	2	0	0	1					
Lou Piniella, R (1, 7) OBP: 0.270, SLG: 0.253										3	1	0	0	1	0	1					
Bob Oliver, R (1, 3) OBP: 0.273, SLG: 0.365										4	0	1	2	0	1	0					
Cookie Rojas, R (1, 4) OBP: 0.368, SLG: 0.407										4	0	1	0	0	0	1					
Paul Schaal, R (1, 5) OBP: 0.460, SLG: 0.479										3	1	1	0	1	0	1					
Mike Hedlund, R (1, 1) OBP: 0.154, SLG: 0.083										2	0	0	0	0	0	1					
Al Fitzmorris, S (7, 1) OBP: 0.286, SLG: 0.286										0	0	0	0	0	0	0					
Tom Burgmeier, L (7, 1) OBP: 0.333, SLG: 0.333										1	0	0	0	0	1	0					
Ted Abernathy, R (9, 1)										0	0	0	0	0	0	0					
Gail Hopkins, L (9, PH) OBP: 0.398, SLG: 0.100										1	0	1	0	0	0	0					
Inning Stats	R: 1 E: 0 K: 0 S: 5	H: 2 LOB: 1 BB: 0 P: 5	R: 0 E: 0 K: 0 S: 3	H: 0 LOB: 1 BB: 1 P: 7	R: 3 E: 0 K: 0 S: 6	H: 3 LOB: 1 BB: 1 P: 10	R: 0 E: 0 K: 0 S: 3	H: 0 LOB: 0 BB: 0 P: 3	R: 0 E: 0 K: 1 S: 5	H: 1 LOB: 1 BB: 0 P: 5	R: 0 E: 0 K: 2 S: 7	H: 0 LOB: 0 BB: 0 P: 7	R: 0 E: 0 K: 0 S: 3	H: 0 LOB: 0 BB: 0 P: 3	R: 1 E: 0 K: 0 S: 5	H: 3 LOB: 2 BB: 0 P: 5	1B: 8 2B: 1 3B: 0 HR: 0	SF: 0 SAC: 0 DP: 0 HBP: 0	WP: 1 PB: 0 SB: 3 CS: 0	PA: 37	
PITCHER	IP	WLS	BF	H	R	ER	SO	BB	IBB	HBP	BLK	WP	HR	S	P	ERA	WHIP				
Pat Dobson, R (1, 1) ERA: 2.8	6.0		26	6	4	4	2	2	0	0	0	0	0	28	36	6.00	1.333				
Tom Duker, R (7, 1) ERA: 3.96	2.2	L	11	3	1	1	2	0	0	0	0	0	0	15	15	3.38	1.125				

Baltimore Orioles @ Kansas City Royals
Municipal Stadium, Kansas City, MO
Fri Apr 30 1971, 8:05 PM EDT
Att. 9,432 - Unknown - 69 F

AB 35
R 5
H 9
RBI 5
BB 2
SO 4
LOB 7



Batter	1	2	3	4	5	6	7	8	9	AB	R	H	RBI	BB	SO	LOB	TOP										
Don Buford, S OBP: 0.405, SLG: 0.493 (1, 7)	4-3		K		4-3		F8		BB	4	0	0	0	1	1	2	<p>Baltimore Orioles @ Kansas City Royals Municipal Stadium, Kansas City, MO Sat May 01 1971, 4:33 AM EDT Att. 8,151 - Unknown - 66 F</p> <p>livebaseballscores.com</p> <p>AB 34 R 2 H 7 RBI 2 BB 4 SO 3 LOB 17</p> 										
Davey Johnson, R OBP: 0.388, SLG: 0.570 (1, 4)	F8 2B		F7				F9		F8 1B	5	0	2	0	0	0	3											
Boog Powell, L OBP: 0.367, SLG: 0.507 (1, 3)	F8 2-3				F9		HR		P4	4	1	1	1	0	0	2											
Frank Robinson, R OBP: 0.377, SLG: 0.393 (1, 9)	4-3				5-3		HR		L9	4	1	1	1	0	0	2											
Paul Blair, R OBP: 0.303, SLG: 0.354 (1, 8)			F9		L3		F8		F8	4	0	0	0	0	0	1											
Brooks Robinson, R OBP: 0.297, SLG: 0.280 (1, 5)			1-3				2B 1B		5-3	3	0	1	0	1	0	0											
Andy Etchebarren, R OBP: 0.242, SLG: 0.267 Clay Dalrymple, L OBP: 0.533, SLG: 0.200 (9, PH)							F9 1B		F9 BB	2	0	0	0	1	0	2											
Mark Belanger, R OBP: 0.365, SLG: 0.333 Elrod Hendricks, L OBP: 0.255, SLG: 0.262 (9, PH)			F9				1-3 2B		F7 WP 1B	3	0	1	0	0	0	1											
Dave McNally, R OBP: 0.236, SLG: 0.188 Tom Shroyer, L OBP: 0.248, SLG: 0.167 Jim Hardin, R OBP: 0.248, SLG: 0.125 Chico Salmon, R OBP: 0.248, SLG: 0.125 Eddie Watt, R OBP: 0.401, SLG: 0.384 (9, PH)			F7				L5		K 1-2 2-3	1	0	0	0	0	0	2											
Inning Stats	R: 0 E: 0 K: 0 S: 4	H: 1 LOB: 1 BB: 0 P: 4	R: 0 E: 0 K: 0 S: 3	H: 0 LOB: 1 BB: 1 P: 7	R: 0 E: 0 K: 1 S: 5	H: 0 LOB: 0 BB: 0 P: 5	R: 0 E: 0 K: 0 S: 3	H: 0 LOB: 0 BB: 0 P: 3	R: 0 E: 0 K: 0 S: 5	H: 2 LOB: 2 BB: 0 P: 5	R: 2 E: 0 K: 0 S: 5	H: 2 LOB: 1 BB: 1 P: 9	R: 0 E: 0 K: 1 S: 5	H: 0 LOB: 0 BB: 0 P: 5	R: 0 E: 0 K: 0 S: 4	H: 1 LOB: 1 BB: 0 P: 4		R: 0 E: 0 K: 1 S: 6	H: 1 LOB: 3 BB: 2 P: 14	1B: 3 2B: 2 3B: 0 HR: 2	SF: 0 SAC: 0 DP: 0 HBP: 0	WP: 1 PB: 0 SB: 0 CS: 0	PA: 38				
PITCHER	IP	WLS	BF	H	R	ER	SO	BB	IBB	HBP	BLK	WP	HR	S	P	ERA	WHIP										
Wally Bunker, R ERA: 4.87 (1, 1)	5.2	W	24	5	2	2	1	2	0	0	0	0	2	24	32	3.18	1.235										
Jim York, R ERA: 5.29 (6, 1)	3.0		13	2	0	0	2	2	0	0	0	1	0	15	23	0.00	1.333										
Ted Abernathy, R ERA: 0.69 (9, 1)	0.1	S	1	0	0	0	0	0	0	0	0	0	0	1	1	0.00	0.000										

Batter	1	2	3	4	5	6	7	8	9	AB	R	H	RBI	BB	SO	LOB	BOTTOM										
Freddie Patek, R OBP: 0.321, SLG: 0.323 (1, 6)	F8		BB		F7		2B		F2 1-2 2-3	4	1	1	0	1	0	2	<p>Baltimore Orioles @ Kansas City Royals Municipal Stadium, Kansas City, MO Sat May 01 1971, 4:33 AM EDT Att. 8,151 - Unknown - 66 F</p> <p>livebaseballscores.com</p> <p>AB 33 R 5 H 11 RBI 5 BB 3 SO 6 LOB 14</p> 										
Cookie Rojas, R OBP: 0.384, SLG: 0.444 (1, 4)	G5-4-3 1B		F7		1B		SH1-3 2H 2B		2B	4	1	3	1	0	0	1											
Amos Otis, R OBP: 0.360, SLG: 0.449 (1, 8)	G5-4-3 1-2				6-3		SH1-3 2-3		2B	3	1	1	0	0	0	2											
Lou Piniella, R OBP: 0.280, SLG: 0.277 (1, 7)			5-3		2B		6-3		6-3	4	1	2	2	0	0	1											
Bob Oliver, R OBP: 0.261, SLG: 0.348 (1, 3)			6-3		5-3		K		K	4	0	0	0	0	2	3											
Paul Schaaf, R OBP: 0.482, SLG: 0.486 (1, 5)			FC4-6 BB		1B		2B		5-3	3	1	1	1	1	0	0											
Carl Taylor, R OBP: 0.300, SLG: 0.235 (1, 9)	FC4-6 1-2		FC3-6 1B		FC3-6 1B		K		PB BB 1B	4	0	2	1	0	1	1											
Ed Kirkpatrick, L OBP: 0.338, SLG: 0.382 (1, 2)			K		FC3-6 FC5-4		1B		K	4	0	1	0	0	2	2											
Wally Bunker, R (1, 1)			K		FC5-4		4-3		PB BB	2	0	0	0	0	1	1											
Jim York, R (6, 1)			K							1	0	0	0	1	0	1											
Ted Abernathy, R (9, 1)			K							0	0	0	0	0	0	0											
Inning Stats	R: 0 E: 0 K: 0 S: 3	H: 1 LOB: 0 BB: 0 P: 3	R: 0 E: 0 K: 0 S: 3	H: 0 LOB: 1 BB: 1 P: 7	R: 0 E: 0 K: 2 S: 7	H: 0 LOB: 1 BB: 1 P: 11	R: 3 E: 0 K: 0 S: 7	H: 4 LOB: 1 BB: 0 P: 7	R: 1 E: 0 K: 1 S: 7	H: 2 LOB: 1 BB: 0 P: 7	R: 0 E: 0 K: 1 S: 6	H: 1 LOB: 1 BB: 0 P: 6	R: 1 E: 0 K: 1 S: 7	H: 2 LOB: 1 BB: 0 P: 7	R: 0 E: 0 K: 1 S: 6	H: 1 LOB: 2 BB: 1 P: 10	1B: 5 2B: 6 3B: 0 HR: 0	SF: 0 SAC: 1 DP: 1 HBP: 0	WP: 0 PB: 1 SB: 0 CS: 0	PA: 37							
PITCHER	IP	WLS	BF	H	R	ER	SO	BB	IBB	HBP	BLK	WP	HR	S	P	ERA	WHIP										
Dave McNally, L ERA: 2.81 (1, 1)	4.0	L	18	5	3	3	2	2	0	0	0	0	0	20	28	6.75	1.750										
Jim Hardin, R ERA: 6.75 (5, 1)	2.0		9	3	1	1	2	0	0	0	0	0	0	13	13	4.50	1.500										
Eddie Watt, R ERA: 3.18 (7, 1)	2.0		10	3	1	1	2	1	0	0	0	0	0	13	17	4.50	2.000										

Batter	1	2	3	4	5	6	7	8	9	AB	R	H	RBI	BB	SO	LOB	TOP			
Don Buford, S OBP: 0.398, SLG: 0.471 (1, 7)										3	0	0	0	1	1	2	Baltimore Orioles @ Kansas City Royals Municipal Stadium, Kansas City, MO Sun May 02 1971, 4:33 AM EDT Att: 29,120 - Unknown - 57 F livebaseballscorecards.com			
Davey Johnson, R OBP: 0.389, SLG: 0.566 (1, 4)										4	1	1	0	1	2	1				
Boog Powell, L OBP: 0.358, SLG: 0.487 (1, 3)										5	0	1	0	0	2	2				
Frank Robinson, R OBP: 0.378, SLG: 0.415 (1, 9)										4	0	2	2	0	0	1				
Paul Blair, R OBP: 0.309, SLG: 0.349 (1, 8)										4	1	1	0	1	1	3				
Brooks Robinson, R OBP: 0.305, SLG: 0.282 (1, 5)										3	1	1	0	1	1	1				
Eliot Hendricks, L OBP: 0.235, SLG: 0.239 (1, 2)										4	0	0	0	0	1	4				
Mark Belanger, R OBP: 0.360, SLG: 0.320 (1, 6)										3	0	0	0	1	1	4				
Mike Cuellar, L OBP: 0.235, SLG: 0.333 (1, 1)										2	2	1	2	1	1	0				
Inning Stats	R: 0 E: 0 K: 1 S: 5	H: 0 LOB: 1 BB: 1 P: 9	R: 1 E: 1 K: 1 S: 6	H: 0 LOB: 2 BB: 2 P: 14	R: 0 E: 0 K: 1 S: 6	H: 1 LOB: 1 BB: 0 P: 6	R: 2 E: 0 K: 1 S: 7	H: 2 LOB: 0 BB: 0 P: 7	R: 1 E: 0 K: 2 S: 10	H: 3 LOB: 3 BB: 1 P: 14	R: 0 E: 0 K: 0 S: 3	H: 0 LOB: 0 BB: 0 P: 3	R: 0 E: 0 K: 2 S: 7	H: 0 LOB: 0 BB: 0 P: 7	R: 0 E: 0 K: 1 S: 5	H: 0 LOB: 0 BB: 0 P: 5		1B: 4 2B: 2 3B: 0 HR: 1	SF: 1 SAC: 2 DP: 0 HBP: 0	WP: 0 PB: 0 SB: 2 CS: 0
PITCHER	IP WLS BF H R ER SO BB IBB HBP BLK WP HR S P ERA WHIP																			
Ken Wright, R ERA: 3.24 (1, 1)	4.1 L 22 5 4 3 5 3 0 0 0 0 0 1 29 41 6.23 1.846																			
Jim Rooker, L ERA: 11.77 (5, 1)	1.0 8 2 1 1 1 2 1 0 0 0 0 0 7 19 9.00 4.000																			
Al Fitzmorris, R ERA: 5.09 (6, 1)	0.2 2 0 0 0 1 0 0 0 0 0 0 0 4 4 0.00 0.000																			
Tom Burgmeier, L ERA: 1.13 (7, 1)	3.0 9 0 0 0 3 0 0 0 0 0 0 0 15 15 0.00 0.000																			

Batter	1	2	3	4	5	6	7	8	9	AB	R	H	RBI	BB	SO	LOB	BOTTOM					
Freddie Patek, R OBP: 0.333, SLG: 0.330 (1, 6)										4	0	2	0	1	0	0	Baltimore Orioles @ Kansas City Royals Municipal Stadium, Kansas City, MO Sun May 02 1971, 4:33 AM EDT Att: 29,120 - Unknown - 57 F livebaseballscorecards.com					
Cookie Rojas, R OBP: 0.379, SLG: 0.436 (1, 4)										4	0	1	0	0	0	2						
Amos Otis, R OBP: 0.352, SLG: 0.434 (1, 8)										5	0	1	0	0	1	3						
Lou Piniella, R OBP: 0.278, SLG: 0.276 (1, 7)										4	0	1	0	0	0	3						
Bob Oliver, R OBP: 0.260, SLG: 0.355 (1, 3)										4	1	1	0	0	0	2						
Paul Schaaf, R OBP: 0.483, SLG: 0.513 (1, 5)										4	2	2	1	0	0	0						
Carl Taylor, R OBP: 0.333, SLG: 0.263 (1, 9)										2	0	1	1	1	0	0						
Ed Kirkpatrick, L OBP: 0.333, SLG: 0.375 (1, 2)										4	0	1	1	0	1	1						
Ken Wright, R (1, 1)										2	0	0	0	0	1	0						
Inning Stats	R: 0 E: 0 K: 0 S: 4	H: 1 LOB: 0 BB: 0 P: 4	R: 0 E: 0 K: 1 S: 6	H: 1 LOB: 0 BB: 0 P: 6	R: 0 E: 0 K: 1 S: 7	H: 2 LOB: 0 BB: 0 P: 7	R: 2 E: 0 K: 0 S: 5	H: 2 LOB: 0 BB: 0 P: 5	R: 0 E: 0 K: 0 S: 3	H: 0 LOB: 0 BB: 0 P: 3	R: 1 E: 0 K: 0 S: 5	H: 2 LOB: 2 BB: 1 P: 9	R: 0 E: 0 K: 1 S: 7	H: 2 LOB: 0 BB: 0 P: 7	R: 0 E: 0 K: 0 S: 3	H: 0 LOB: 1 BB: 1 P: 7		R: 0 E: 0 K: 0 S: 3	H: 0 LOB: 1 BB: 1 P: 7	1B: 8 2B: 1 3B: 1 HR: 0	SF: 1 SAC: 1 DP: 0 HBP: 0	WP: 1 PB: 0 SB: 0 CS: 0
PITCHER	IP WLS BF H R ER SO BB IBB HBP BLK WP HR S P ERA WHIP																					
Mike Cuellar, L ERA: 4.09 (1, 1)	9.0 W 39 10 3 3 3 2 0 0 0 0 1 0 43 51 3.00 1.333																					

Batter	1	2	3	4	5	6	7	8	9	AB	R	H	RBI	BB	SO	LOB	TOP										
Freddie Patek, R OBP: 0.322, SLG: 0.321	4-3		5-3		SF8			K		3	0	0	1	0	1	0	Kansas City Royals @ Cleveland Indians Cleveland Municipal Stadium, Cleveland, OH Tue May 04 1971, 3:33 AM EDT Att. 2,931 - Unknown - 59 F AB 28 R 2 H 5 RBI 2 BB 3 SO 3 LOB 10										
Joe Kousser, L OBP: 0.290, SLG: 0.254	L7		4-3		6-3			1B		4	0	1	0	0	0	1											
Amos Otis, R OBP: 0.347, SLG: 0.419	1B				F8			F8		3	1	0	0	1	0	1											
Ed Kirkpatrick, L OBP: 0.329, SLG: 0.368	1B				G3			K		4	0	1	1	0	1	1											
Lou Piniella, R OBP: 0.293, SLG: 0.284 Carl Taylor, R OBP: 0.385, SLG: 0.263	1B				HBP			G5-4-3		1	0	1	0	0	0	0											
Bob Oliver, R OBP: 0.260, SLG: 0.351					L5			K		4	0	1	0	0	1	3											
Cookie Rojas, R OBP: 0.374, SLG: 0.429								G5-4-3		4	1	1	0	0	0	2											
Paul Schaaf, R OBP: 0.449, SLG: 0.494										3	0	0	0	0	0	2											
Bruce Dal Canton, R Ted Abernathy, R										2	0	0	0	0	0	0											
										0	0	0	0	0	0	0											
Inning Stats	R: 1 E: 0 K: 0 S: 4	H: 2 LOB: 2 BB: 1 P: 8	R: 0 E: 0 K: 0 S: 3	H: 1 LOB: 0 BB: 0 P: 3	R: 0 E: 0 K: 0 S: 3	H: 0 LOB: 0 BB: 0 P: 3	R: 0 E: 0 K: 0 S: 3	H: 0 LOB: 1 BB: 0 P: 4	R: 1 E: 1 K: 0 S: 5	H: 1 LOB: 1 BB: 0 P: 5	R: 0 E: 0 K: 0 S: 3	H: 0 LOB: 0 BB: 0 P: 3	R: 0 E: 0 K: 2 S: 8	H: 1 LOB: 1 BB: 0 P: 8	R: 0 E: 0 K: 1 S: 4	H: 0 LOB: 0 BB: 1 P: 8	1B: 5 2B: 0 3B: 0 HR: 0	SF: 1 SAC: 1 DP: 2 HBP: 1	WP: 0 PB: 1 SB: 1 CS: 0	PA: 34							
PITCHER	IP	WLS	BF	H	R	ER	SO	BB	IBB	HBP	BLK	WP	HR	S	P	ERA	WHIP										
Steve Hargan, R ERA: 7.85	4.0	L	17	4	2	1	0	1	0	1	0	0	0	15	20	2.25	1.250										
Vince Colbert, R ERA: 3.43	1.0		3	0	0	0	0	0	0	0	0	0	0	3	3	0.00	0.000										
Alan Foster, R ERA: 5.26	2.0		7	0	0	0	0	1	0	0	0	0	0	6	10	0.00	0.500										
Steve Mingo, L ERA: 1.74	2.0		7	1	0	0	3	1	0	0	0	0	0	12	16	0.00	1.000										

Batter	1	2	3	4	5	6	7	8	9	AB	R	H	RBI	BB	SO	LOB	BOTTOM										
Ted Ford, R OBP: 0.278, SLG: 0.373	6-3		1B		FC5-4			G3-6-3	F9	5	0	2	0	0	0	3	Kansas City Royals @ Cleveland Indians Cleveland Municipal Stadium, Cleveland, OH Tue May 04 1971, 3:33 AM EDT Att. 2,931 - Unknown - 59 F AB 35 R 0 H 9 RBI 0 BB 2 SO 4 LOB 17										
Ted Uhlhaender, L OBP: 0.280, SLG: 0.255	4-3		1B		BB			G3-6-3		3	0	1	0	1	0	1											
Vada Pinson, L OBP: 0.313, SLG: 0.330	G3		K		4-3			1B		4	0	1	0	0	1	4											
Ray Fosse, R OBP: 0.316, SLG: 0.384			F3		5-3			1B		4	0	2	0	0	0	0											
Graig Nettles, L OBP: 0.330, SLG: 0.346			K		F8			4-3		4	0	0	0	0	1	3											
Ken Harrelson, R OBP: 0.271, SLG: 0.179 Roy Foster, R OBP: 0.227, SLG: 0.381			BB		5-3			1B		3	0	1	0	1	0	1											
John Lowenstein, L OBP: 0.220, SLG: 0.226			4-3		4-3			1B		0	0	0	0	0	0	0											
Jack Heidemann, R OBP: 0.207, SLG: 0.179 Gomer Hodge, S OBP: 0.435, SLG: 0.444			F4		FC5-4			F4		1	0	0	0	0	0	1											
Steve Hargan, R ERA: 7.85 Vince Colbert, R ERA: 3.43 Lou Camilli, S Alan Foster, R Buddy Bradford, R Steve Mingo, L Chuck Hinton, R			K		F3			1B		1	0	0	0	0	0	0											
										1	0	1	0	0	0	0											
Inning Stats	R: 0 E: 0 K: 0 S: 3	H: 0 LOB: 0 BB: 0 P: 3	R: 0 E: 0 K: 1 S: 5	H: 0 LOB: 1 BB: 1 P: 9	R: 0 E: 0 K: 2 S: 9	H: 2 LOB: 2 BB: 0 P: 9	R: 0 E: 0 K: 0 S: 4	H: 1 LOB: 1 BB: 0 P: 4	R: 0 E: 0 K: 0 S: 4	H: 1 LOB: 2 BB: 1 P: 8	R: 0 E: 0 K: 0 S: 3	H: 0 LOB: 0 BB: 0 P: 3	R: 0 E: 0 K: 1 S: 5	H: 0 LOB: 0 BB: 0 P: 5	R: 0 E: 0 K: 0 S: 5	H: 3 LOB: 2 BB: 0 P: 5	R: 0 E: 0 K: 0 S: 5	H: 2 LOB: 2 BB: 0 P: 5	1B: 9 2B: 0 3B: 0 HR: 0	SF: 0 SAC: 0 DP: 1 HBP: 0	WP: 0 PB: 0 SB: 0 CS: 0	PA: 37					
PITCHER	IP	WLS	BF	H	R	ER	SO	BB	IBB	HBP	BLK	WP	HR	S	P	ERA	WHIP										
Bruce Dal Canton, R ERA: 2.48 Ted Abernathy, R ERA: 0.68	8.2	W	36	9	0	0	4	2	0	0	0	0	0	1	1	0.00	0.000										

Batter	1	2	3	4	5	6	7	8	9	AB	R	H	RBI	BB	SO	LOB	TOP								
Freddie Patek, R OBP: 0.317, SLG: 0.309	E1 CS SH5-3		F5		L1			K		4	0	0	1	1	1	3	Kansas City Royals @ Cleveland Indians Cleveland Municipal Stadium, Cleveland, OH Wed May 05 1971, 3:33 AM EDT Alt. 3,056 - Unknown - 63 F								
Joe Kouogh, L OBP: 0.301, SLG: 0.258	SH5-3								F7	3	1	1	0	1	0	3									
Amos Otis, R OBP: 0.350, SLG: 0.444			F8						L8	4	1	1	2	1	1	1									
Ed Kirkpatrick, L OBP: 0.311, SLG: 0.346	K								K	5	0	0	0	0	3	1									
Bob Oliver, R OBP: 0.260, SLG: 0.347		F7							F3	4	1	1	0	0	1	0									
Carl Taylor, R OBP: 0.400, SLG: 0.304		4-3			1-3					4	1	2	0	0	0	0									
Cookie Rojas, R OBP: 0.378, SLG: 0.436									F9	3	0	1	1	1	0	1									
Paul Schaal, R OBP: 0.451, SLG: 0.488		4-3							F2	3	0	1	0	1	0	2									
Dick Drago, R OBP: 0.267, SLG: 0.083										3	0	0	0	1	3	4									
Tom Burgmeier, L OBP: 0.333, SLG: 0.333			K							0	0	0	0	0	0	0									
Inning Stats	R: 0 E: 1 K: 1 S: 5	H: 0 LOB: 1 BB: 1 P: 9	R: 0 E: 0 K: 0 S: 3	H: 0 LOB: 1 BB: 1 P: 7	R: 0 E: 0 K: 1 S: 5	H: 0 LOB: 0 BB: 1 P: 9	R: 0 E: 0 K: 2 S: 7	H: 0 LOB: 0 BB: 0 P: 7	R: 0 E: 0 K: 1 S: 6	H: 1 LOB: 1 BB: 0 P: 6	R: 4 E: 0 K: 1 S: 10	H: 5 LOB: 3 BB: 2 P: 18	R: 0 E: 0 K: 1 S: 5	H: 0 LOB: 0 BB: 0 P: 5	R: 0 E: 0 K: 1 S: 6	H: 1 LOB: 2 BB: 1 P: 10	R: 0 E: 0 K: 1 S: 5	H: 0 LOB: 0 BB: 0 P: 5	1B: 5 2B: 1 3B: 0 HR: 1	SF: 0 SAC: 1 DP: 0 HBP: 0	WP: 0 PB: 0 SB: 1 CS: 1	PA: 40			
PITCHER	IP	WLS	BF	H	R	ER	SO	BB	IBB	HBP	BLK	WP	HR	S	P	ERA	WHIP								
Steve Dunning, R ERA: 3.1	5.2	L	28	6	4	4	6	4	1	0	0	0	1	35	55	6.35	1.765								
Steve Mingo, L ERA: 1.99	0.1		1	0	0	0	0	0	0	0	0	0	0	1	1	0.00	0.000								
Chuck Machemehl, R ERA: 6.06	1.0		3	0	0	0	1	0	0	0	0	0	0	5	5	0.00	0.000								
Camilo Pascual, R ERA: 3.09	2.0		8	1	0	0	2	1	0	0	0	0	0	11	15	0.00	1.000								

Batter	1	2	3	4	5	6	7	8	9	AB	R	H	RBI	BB	SO	LOB	BOTTOM								
Jack Heidemann, R OBP: 0.265, SLG: 0.242	1B SF8		6-3 SH1-3		F8			5-3 1B	F3	5	1	3	0	0	0	2	Kansas City Royals @ Cleveland Indians Cleveland Municipal Stadium, Cleveland, OH Wed May 05 1971, 3:33 AM EDT Alt. 3,056 - Unknown - 63 F								
Eddie Leon, R OBP: 0.241, SLG: 0.170			SH1-3					5-3 1B		3	0	1	0	0	1	1									
Ted Ford, R OBP: 0.299, SLG: 0.345			6-3					6-3		4	0	0	0	0	0	4									
Vada Pinson, L OBP: 0.301, SLG: 0.319	SF8		F6					K		3	0	0	1	0	2	2									
Ray Fosse, R OBP: 0.333, SLG: 0.393					F9			1B 1B	FC4-6 1B 1B	3	1	2	0	1	0	0									
Graig Nettles, L OBP: 0.317, SLG: 0.329	K				F8			F9	L8	4	0	0	0	0	1	4									
Ken Harrelson, R OBP: 0.281, SLG: 0.309					6-3			F8		4	0	2	0	0	0	1									
Ted Uhlhaender, L OBP: 0.302, SLG: 0.280			F8						FC4-6 1B	3	0	2	0	0	0	0									
Chuck Hinton, R OBP: 0.333, SLG: 0.348									FC4-6 1B	1	0	0	0	0	0	2									
Steve Dunning, R ERA: 3.1										2	0	0	0	0	2	1									
Steve Mingo, L ERA: 1.99										0	0	0	0	0	0	0									
Chuck Machemehl, R ERA: 6.06										0	0	0	0	0	0	0									
Gomer Hodges, S ERA: 1.42										1	0	0	0	0	0	2									
Camilo Pascual, R ERA: 3.09										0	0	0	0	0	0	0									
Buddy Bradford, R ERA: 3.09										1	0	1	1	0	0	0									
Inning Stats	R: 1 E: 0 K: 1 S: 7	H: 2 LOB: 2 BB: 1 P: 11	R: 0 E: 0 K: 1 S: 5	H: 1 LOB: 0 BB: 0 P: 5	R: 0 E: 0 K: 0 S: 4	H: 1 LOB: 1 BB: 0 P: 4	R: 0 E: 0 K: 0 S: 3	H: 0 LOB: 0 BB: 0 P: 3	R: 0 E: 0 K: 1 S: 5	H: 1 LOB: 0 BB: 0 P: 5	R: 0 E: 0 K: 2 S: 7	H: 0 LOB: 0 BB: 0 P: 7	R: 0 E: 0 K: 0 S: 5	H: 2 LOB: 2 BB: 0 P: 5	R: 0 E: 0 K: 1 S: 6	H: 1 LOB: 1 BB: 0 P: 6	R: 1 E: 0 K: 0 S: 6	H: 3 LOB: 2 BB: 0 P: 6	1B: 10 2B: 1 3B: 0 HR: 0	SF: 1 SAC: 1 DP: 0 HBP: 0	WP: 0 PB: 0 SB: 0 CS: 1	PA: 37			
PITCHER	IP	WLS	BF	H	R	ER	SO	BB	IBB	HBP	BLK	WP	HR	S	P	ERA	WHIP								
Dick Drago, R ERA: 1.89	8.1	W	34	10	2	2	6	1	0	0	0	0	0	45	49	2.16	1.320								
Tom Burgmeier, L ERA: 1.06	0.2	S	3	1	0	0	0	0	0	0	0	0	0	3	3	0.00	1.500								

AB	33
R	4
H	7
RBI	4
BB	6
SO	9
LOB	15



AB	34
R	2
H	11
RBI	2
BB	1
SO	6
LOB	19



Batter	1	2	3	4	5	6	7	8	9	AB	R	H	RBI	BB	SO	LOB	TOP			
Freddie Patek, R OBP: 0.313, SLG: 0.304	6-3		K		1-3		1B	L8		5	1	1	0	0	1	3	Kansas City Royals @ Detroit Tigers Tiger Stadium, Detroit, MI Fri May 07 1971, 7:05 PM EDT Att: 13,973 - Unknown - 60 F			
Cookie Rojas, R OBP: 0.397, SLG: 0.448	WP		F9		1B		FC6-4	1B	BB	4	0	3	0	1	0	0				
Amos Otis, R OBP: 0.343, SLG: 0.432	K		S		F9		FC6-4	K	K	5	0	1	1	0	2	4				
Bob Oliver, R OBP: 0.248, SLG: 0.330	K		K		F8		K	K	K	5	0	0	0	0	4	5				
Carl Taylor, R OBP: 0.343, SLG: 0.250	6-3				6-3		4-3	F8	K	5	0	0	0	0	1	1				
Paul Schaaf, R OBP: 0.472, SLG: 0.500	BB		S		1B		FC6-4	2B	1B	2	0	2	0	2	0	0				
Dennis Paepke, R OBP: 0.321, SLG: 0.385	BB		K		1B		FC6-4	1B	2B	3	0	1	0	1	1	2				
Ed Kirkpatrick, L OBP: 0.312, SLG: 0.337	K				BB		F8	BB	BB	2	0	0	0	1	1	3				
Bobby Knoop, R OBP: 0.429, SLG: 0.400										0	0	0	0	1	0	0				
Ted Abernathy, R OBP: 0.367, SLG: 0.481	1-3		K		K		K	K	K	1	0	0	0	0	1	3				
Inning Stats	R: 0 E: 0 K: 2 S: 8	H: 1 LOB: 1 BB: 0 P: 8	R: 0 E: 0 K: 1 S: 5	H: 0 LOB: 2 BB: 2 P: 13	R: 0 E: 0 K: 2 S: 8	H: 1 LOB: 1 BB: 0 P: 8	R: 0 E: 0 K: 2 S: 8	H: 1 LOB: 2 BB: 1 P: 12	R: 0 E: 0 K: 0 S: 4	H: 0 LOB: 1 BB: 1 P: 7	R: 1 E: 0 K: 2 S: 9	H: 2 LOB: 1 BB: 0 P: 9	R: 0 E: 0 K: 1 S: 7	H: 2 LOB: 3 BB: 1 P: 11	R: 0 E: 0 K: 3 S: 9	H: 0 LOB: 1 BB: 1 P: 13	1B: 7 2B: 1 3B: 0 HR: 0	SF: 0 SAC: 0 DP: 0 HBP: 0	WP: 1 PB: 0 SB: 2 CS: 0	PA: 41
PITCHER Mickey Lolich, L ERA: 2.95	IP: 9.0 WLS: W BF: 41	H: 8 R: 1 ER: 1 SO: 13	BB: 6 IBB: 0 HBP: 0 BLK: 0	WP: 1 HR: 0 S: 61 P: 85	ERA: 1.00 WHIP: 1.556	PITCHER										IP: 9.0 WLS: W BF: 41	H: 8 R: 1 ER: 1 SO: 13	BB: 6 IBB: 0 HBP: 0 BLK: 0	WP: 1 HR: 0 S: 61 P: 85	ERA: 1.00 WHIP: 1.556

Batter	1	2	3	4	5	6	7	8	9	AB	R	H	RBI	BB	SO	LOB	BOTTOM			
Dick McAuliffe, L OBP: 0.292, SLG: 0.366	F9		E6		F8		HR			4	1	2	1	0	0	0	Kansas City Royals @ Detroit Tigers Tiger Stadium, Detroit, MI Fri May 07 1971, 7:05 PM EDT Att: 13,973 - Unknown - 60 F			
Aurelio Rodriguez, R OBP: 0.286, SLG: 0.330	5-3		E6		6-3		PB	S	1B	4	0	1	0	0	0	2				
Jim Northrup, L OBP: 0.414, SLG: 0.531	4-3		F8		E5		L3			4	0	0	0	0	0	3				
Norm Cash, L OBP: 0.356, SLG: 0.490	WP		F4		F8		B1-5			3	0	0	0	1	0	4				
Willie Horton, R OBP: 0.264, SLG: 0.424	L9		K2-5-2		F9		3-1			3	0	0	0	1	0	1				
Bill Freehan, R OBP: 0.356, SLG: 0.506	WP		1B		6-3		K			4	0	2	0	0	1	0				
Mickey Stanley, R OBP: 0.306, SLG: 0.293	G6-4-3		K2-5-2		K		5-3			3	0	0	0	1	2	2				
Ed Brinkman, R OBP: 0.278, SLG: 0.250	G6-4-3		1B		1B		SH			3	1	2	0	0	0	3				
Mickey Lolich, S OBP: 0.385, SLG: 0.273	E		1B		K		SH			2	1	1	0	0	1	2				
Inning Stats	R: 0 E: 0 K: 0 S: 3	H: 0 LOB: 0 BB: 0 P: 3	R: 0 E: 1 K: 0 S: 5	H: 2 LOB: 2 BB: 0 P: 5	R: 0 E: 0 K: 2 S: 8	H: 2 LOB: 1 BB: 1 P: 12	R: 0 E: 0 K: 1 S: 5	H: 0 LOB: 0 BB: 0 P: 5	R: 3 E: 1 K: 0 S: 6	H: 3 LOB: 0 BB: 0 P: 6	R: 0 E: 0 K: 1 S: 5	H: 0 LOB: 0 BB: 0 P: 5	1B: 6 2B: 3 3B: 0 HR: 1	SF: 0 SAC: 1 DP: 3 HBP: 0	WP: 1 PB: 1 SB: 1 CS: 0	PA: 34				
PITCHER Mike Hedlund, R ERA: 2.45	IP: 6.0 WLS: L BF: 28	H: 7 R: 3 ER: 3 SO: 3	BB: 3 IBB: 0 HBP: 0 BLK: 0	WP: 1 HR: 1 S: 31 P: 43	ERA: 4.50 WHIP: 1.667	PITCHER										IP: 6.0 WLS: L BF: 28	H: 7 R: 3 ER: 3 SO: 3	BB: 3 IBB: 0 HBP: 0 BLK: 0	WP: 1 HR: 1 S: 31 P: 43	ERA: 4.50 WHIP: 1.667
Tom Burgmeier, L ERA: 1.02	IP: 1.0 WLS: 0 BF: 3	H: 1 R: 0 ER: 0 SO: 0	BB: 0 IBB: 0 HBP: 0 BLK: 0	WP: 0 HR: 0 S: 3 P: 3	ERA: 0.00 WHIP: 1.000	PITCHER										IP: 1.0 WLS: 0 BF: 3	H: 1 R: 0 ER: 0 SO: 0	BB: 0 IBB: 0 HBP: 0 BLK: 0	WP: 0 HR: 0 S: 3 P: 3	ERA: 0.00 WHIP: 1.000
Ted Abernathy, R ERA: 0.63	IP: 1.0 WLS: 0 BF: 3	H: 0 R: 0 ER: 0 SO: 1	BB: 0 IBB: 0 HBP: 0 BLK: 0	WP: 0 HR: 0 S: 5 P: 5	ERA: 0.00 WHIP: 0.000	PITCHER										IP: 1.0 WLS: 0 BF: 3	H: 0 R: 0 ER: 0 SO: 1	BB: 0 IBB: 0 HBP: 0 BLK: 0	WP: 0 HR: 0 S: 5 P: 5	ERA: 0.00 WHIP: 0.000

Batter	1	2	3	4	5	6	7	8	9	AB	R	H	RBI	BB	SO	LOB	TOP								
Freddie Patek, R (1, 6) OBP: 0.318, SLG: 0.311										4	0	2	0	0	0	1									
Joe Keough, L (1, 9) OBP: 0.289, SLG: 0.246										3	0	0	0	0	0	2									
Dennis Paepke, R (8, PH) OBP: 0.310, SLG: 0.370										1	0	0	0	0	0	3									
Amos Otis, R (1, 8) OBP: 0.330, SLG: 0.414										4	0	0	0	0	0	1									
Ed Kirkpatrick, L (1, 2) OBP: 0.309, SLG: 0.326										3	0	0	0	1	0	0									
Cookie Rojas, R (1, 4) OBP: 0.392, SLG: 0.440										4	1	1	0	0	1	0									
Paul Schaaf, R (1, 5) OBP: 0.488, SLG: 0.494										3	0	1	0	0	0	0									
Bob Oliver, R (1, 3) OBP: 0.259, SLG: 0.339										3	0	2	1	0	0	0									
Carl Taylor, R (1, 7) OBP: 0.316, SLG: 0.226										3	0	0	0	0	1	3									
Wally Bunker, R (1, 1) Gail Hopkins, L (8, PH) Mike McCormick, L (8, 1)										1	0	0	0	1	1	0									
										1	0	1	0	0	0	0									
										0	0	0	0	0	0	0									
Inning Stats	R: 0 E: 0 K: 0 S: 3	H: 1 LOB: 0 BB: 0 P: 3	R: 0 E: 0 K: 0 S: 3	H: 0 LOB: 0 BB: 0 P: 3	R: 0 E: 0 K: 1 S: 5	H: 0 LOB: 0 BB: 0 P: 5	R: 0 E: 0 K: 0 S: 3	H: 0 LOB: 0 BB: 0 P: 3	R: 1 E: 0 K: 0 S: 4	H: 3 LOB: 1 BB: 1 P: 8	R: 0 E: 1 K: 0 S: 3	H: 0 LOB: 1 BB: 1 P: 7	R: 0 E: 0 K: 0 S: 3	H: 0 LOB: 0 BB: 0 P: 3	R: 0 E: 0 K: 1 S: 7	H: 3 LOB: 2 BB: 0 P: 7	R: 0 E: 0 K: 1 S: 5	H: 0 LOB: 0 BB: 0 P: 5	1B: 7 2B: 0 3B: 0 HR: 0	SF: 0 SAC: 0 DP: 3 HBP: 0	WP: 0 PB: 0 SB: 0 CS: 0	PA: 32			
PITCHER	IP	WLS	BF	H	R	ER	SO	BB	IBB	HBP	BLK	WP	HR	S	P	ERA	WHIP								
Joe Coleman, R (1, 1) ERA: 3.0	7.1	W	28	7	1	1	2	2	0	0	0	0	0	30	38	1.23	1.227								
Fred Scherman, L (8, 1) ERA: 1.88	1.2	S	4	0	0	0	1	0	0	0	0	0	0	6	6	0.00	0.000								

Kansas City Royals @ Detroit Tigers
 Tiger Stadium, Detroit, MI
 Sat May 08 1971, 4:33 AM EDT
 Att: 15,441 - Unknown

AB 30
R 1
H 7
RBI 1
BB 2
SO 3
LOB 10



Batter	1	2	3	4	5	6	7	8	9	AB	R	H	RBI	BB	SO	LOB	BOTTOM								
Dick McAuliffe, L (1, 4) OBP: 0.282, SLG: 0.352										4	0	0	0	0	0	3									
Aurelio Rodriguez, R (1, 5) OBP: 0.287, SLG: 0.327										4	0	1	0	0	1	3									
Jim Northrup, L (1, 9) OBP: 0.406, SLG: 0.510										4	0	0	0	0	0	1									
Norm Cash, L (1, 3) OBP: 0.365, SLG: 0.604										4	2	2	2	0	0	1									
Willie Horton, R (1, 7) OBP: 0.255, SLG: 0.409										3	0	0	0	0	0	0									
Bill Freehan, R (1, 2) OBP: 0.385, SLG: 0.500										3	0	1	0	0	0	0									
Mickey Stanley, R (1, 8) OBP: 0.308, SLG: 0.295										3	0	1	0	0	0	1									
Ed Brinkman, R (1, 6) OBP: 0.290, SLG: 0.275										3	0	2	0	0	1	0									
Joe Coleman, R (1, 1) Fred Scherman, L (8, 1)										3	0	0	0	0	1	3									
										0	0	0	0	0	0	0									
Inning Stats	R: 0 E: 0 K: 0 S: 3	H: 0 LOB: 0 BB: 0 P: 3	R: 0 E: 0 K: 1 S: 7	H: 2 LOB: 2 BB: 0 P: 7	R: 1 E: 0 K: 0 S: 5	H: 2 LOB: 1 BB: 0 P: 5	R: 0 E: 0 K: 0 S: 6	H: 1 LOB: 1 BB: 0 P: 6	R: 1 E: 0 K: 0 S: 4	H: 1 LOB: 0 BB: 0 P: 4	R: 0 E: 0 K: 1 S: 5	H: 0 LOB: 0 BB: 0 P: 5	R: 0 E: 0 K: 0 S: 4	H: 1 LOB: 1 BB: 0 P: 4	R: 0 E: 0 K: 0 S: 4	H: 1 LOB: 1 BB: 0 P: 4	1B: 4 2B: 1 3B: 0 HR: 2	SF: 0 SAC: 0 DP: 0 HBP: 0	WP: 0 PB: 0 SB: 0 CS: 0	PA: 31					
PITCHER	IP	WLS	BF	H	R	ER	SO	BB	IBB	HBP	BLK	WP	HR	S	P	ERA	WHIP								
Wally Bunker, R (1, 1) ERA: 4.28	7.0	L	27	6	2	2	3	6	2	2	33	33	2.57	0.857											
Mike McCormick, L (8, 1) ERA:	1.0		4	1	0	0	0	0	0	0	0	0	0	4	4	0.00	1.000								

Kansas City Royals @ Detroit Tigers
 Tiger Stadium, Detroit, MI
 Sat May 08 1971, 4:33 AM EDT
 Att: 15,441 - Unknown

AB 31
R 2
H 7
RBI 2
BB 0
SO 3
LOB 12



Batter	1	2	3	4	5	6	7	8	9	AB	R	H	RBI	BB	SO	LOB	TOP											
Freddie Patek, R OBP: 0.316, SLG: 0.309 (1, 6)	F4	G6-3		SH1-4		K	F3			4	0	1	0	0	1	2	Kansas City Royals @ Detroit Tigers Tiger Stadium, Detroit, MI Sun May 09 1971, 4:33 AM EDT Att: 25,570 - Unknown - 70 F											
Joe Kouch, L OBP: 0.295, SLG: 0.236 (1, 7)	BB 1B 3B BB	G6-3		FC5-4		F9		L8		3	1	0	0	2	0	2												
Amos Otis, R OBP: 0.333, SLG: 0.423 (1, 8)	BB 1-2 3B 1B		6-3	FC5-4				L8		5	1	2	1	0	0	2												
Ed Kirkpatrick, L OBP: 0.324, SLG: 0.337 (1, 2)	BB 1-2 2-3 3B BB			6-3						3	1	1	0	2	0	3												
Gail Hopkins, L OBP: 0.368, SLG: 0.563 (1, 3)	1-H 2-H 3-H 3B		F9		4-3			4-3		5	1	2	4	0	0	2												
Cookie Rojas, R OBP: 0.392, SLG: 0.434 (1, 4)	5-3		F8		WP BB					4	0	1	0	1	0	2												
Paul Schaal, R OBP: 0.495, SLG: 0.478 (1, 5)	L8			2B BB	K			FC6-4 1B		3	1	0	0	2	1	3												
Bob Oliver, R OBP: 0.265, SLG: 0.345 (1, 9)		6-3		SH1-4 FC5-4 2B	IBB			5-3		4	1	1	1	1	1	2												
Ken Wright, R OBP: 0.286, SLG: 0.167 Jim York, R (5, 1)										2	0	1	0	1	1	2												
Tom Burgmeier, L OBP: 0.400, SLG: 0.250 (6, 1)	1B 1B			FC5-4 SH1-4 BB						1	0	0	0	1	1	1												
Inning Stats	R: 3 E: 0 K: 0 S: 5	H: 2 LOB: 1 BB: 2 P: 13	R: 0 E: 0 K: 0 S: 4	H: 2 LOB: 1 BB: 0 P: 4	R: 0 E: 0 K: 0 S: 4	H: 1 LOB: 1 BB: 0 P: 4	R: 2 E: 0 K: 0 S: 4	H: 1 LOB: 2 BB: 3 P: 16	R: 0 E: 0 K: 2 S: 7	H: 0 LOB: 2 BB: 2 P: 15	R: 0 E: 0 K: 1 S: 6	H: 1 LOB: 1 BB: 0 P: 6	R: 1 E: 0 K: 0 S: 5	H: 2 LOB: 2 BB: 1 P: 9	R: 0 E: 0 K: 0 S: 3	H: 0 LOB: 1 BB: 1 P: 7	R: 0 E: 0 K: 2 S: 7	H: 0 LOB: 1 BB: 1 P: 11	1B: 4 2B: 3 3B: 1 HR: 1	SF: 0 SAC: 1 DP: 1 HBP: 0	WP: 2 PB: 0 SB: 1 CS: 0	PA: 45						
PITCHER	IP	WLS	BF	H	R	ER	SO	BB	IBB	HBP	BLK	WP	HR	S	P	ERA	WHIP											
Joe Niekro, R ERA: 5.58 Bill Denehy, R ERA: Bill Zepp, R ERA: 7.71 Daryl Patterson, R ERA: 4.5 Jim Hannan, R ERA: 3.27	(1, 1)	3.0	L	17	6	5	5	0	3	0	0	0	0	0	14	26	15.00	3.000										
	(4, 1)	1.0		5	0	0	0	0	2	0	0	0	0	0	3	11	0.00	2.000										
	(5, 1)	2.0		9	1	0	0	3	1	1	0	0	1	0	13	21	0.00	1.000										
	(7, 1)	2.0		10	2	1	1	0	2	0	0	0	1	1	8	16	4.50	2.000										
	(9, 1)	1.0		4	0	0	0	2	1	0	0	0	0	0	7	11	0.00	1.000										

Batter	1	2	3	4	5	6	7	8	9	AB	R	H	RBI	BB	SO	LOB	BOTTOM												
Dick McAuliffe, L OBP: 0.270, SLG: 0.336 (1, 4)	4-3	F8		K		L8			4-3	5	0	0	0	0	1	3	Kansas City Royals @ Detroit Tigers Tiger Stadium, Detroit, MI Sun May 09 1971, 4:33 AM EDT Att: 25,570 - Unknown - 70 F												
Aurelio Rodriguez, R OBP: 0.292, SLG: 0.324 (1, 5)	BB BB 1B		F7		5-3	FC6 BB		L6		4	0	1	0	1	0	0													
Jim Northrup, L OBP: 0.408, SLG: 0.505 (1, 9)	BB 1-2 BB			BB	HR BB	FC6		1-3		3	1	1	0	2	0	2													
Norm Cash, L OBP: 0.373, SLG: 0.643 (1, 3)	F8			BB	HR			3-1		3	1	1	2	1	0	2													
Willie Horton, R OBP: 0.265, SLG: 0.407 (1, 7)				K		WP 1B		6-3		3	0	1	0	1	1	2													
Bill Freehan, R OBP: 0.340, SLG: 0.478 (1, 2)	K		F8		K			F3		4	0	0	0	0	2	6													
Mickey Stanley, R OBP: 0.304, SLG: 0.292 (1, 8)		6-3				F7		K		4	0	1	0	0	1	1													
Ed Brinkman, R OBP: 0.279, SLG: 0.263 (1, 6)		E6		F8		5-3		K		4	0	0	0	0	1	1													
Joe Niekro, R OBP: 0.308, SLG: 0.152 Bill Denehy, R ERA: Kevin Collins, L OBP: 0.293, SLG: 0.429 Bill Zepp, R ERA: Gates Brown, L OBP: 0.293, SLG: 0.222 Daryl Patterson, L ERA: Ike Brown, R OBP: 0.343, SLG: 0.571 Jim Hannan, R ERA:	(1, 1)	4.1		23	5	2	2	4	4	0	0	0	0	0	0	0		1											
	(4, PH)	1.1		6	1	0	0	1	1	0	0	0	0	1	0	7		11	0.00	1.500									
	(5, PH)	3.1	W	10	0	0	0	3	0	0	0	0	0	0	0	16	16	0.00	0.000										
Inning Stats	R: 0 E: 0 K: 1 S: 6	H: 1 LOB: 3 BB: 2 P: 14	R: 0 E: 1 K: 1 S: 6	H: 0 LOB: 1 BB: 0 P: 6	R: 0 E: 0 K: 1 S: 6	H: 1 LOB: 1 BB: 1 P: 10	R: 0 E: 0 K: 1 S: 6	H: 1 LOB: 1 BB: 0 P: 6	R: 2 E: 0 K: 0 S: 7	H: 2 LOB: 1 BB: 1 P: 11	R: 0 E: 0 K: 0 S: 4	H: 1 LOB: 2 BB: 1 P: 8	R: 0 E: 0 K: 0 S: 3	H: 0 LOB: 0 BB: 0 P: 3	R: 0 E: 0 K: 3 S: 9	H: 0 LOB: 0 BB: 0 P: 9	R: 0 E: 0 K: 0 S: 3	H: 0 LOB: 0 BB: 0 P: 3	1B: 5 2B: 0 3B: 0 HR: 1	SF: 0 SAC: 0 DP: 0 HBP: 0	WP: 1 PB: 1 SB: 0 CS: 0	PA: 39							
PITCHER	IP	WLS	BF	H	R	ER	SO	BB	IBB	HBP	BLK	WP	HR	S	P	ERA	WHIP												
Ken Wright, R ERA: 3.43 Jim York, R ERA: 4.91 Tom Burgmeier, L ERA: 0.86	(1, 1)	4.1		23	5	2	2	4	4	0	0	0	0	0	0	27	43	4.15	2.077										
	(5, 1)	1.1		6	1	0	0	1	1	0	0	0	1	0	7	11	0.00	1.500											
	(6, 1)	3.1	W	10	0	0	0	3	0	0	0	0	0	0	16	16	0.00	0.000											

Batter	1	2	3	4	5	6	7	8	9	AB	R	H	RBI	BB	SO	LOB	TOP										
Freddie Patek, R OBP: 0.319, SLG: 0.313 (1, 6)	F8		F9		1B		F3			5	1	2	0	0	0	1	Kansas City Royals @ Baltimore Orioles Memorial Stadium, Baltimore, MD Mon May 10 1971, 7:05 PM EDT Att: 5,577 - Unknown - 70 F										
Cookie Rojas, R OBP: 0.395, SLG: 0.431 Bobby Knoop, R OBP: 0.375, SLG: 0.333 (1, 4) (8, 4)	F9		F2		FC5-1B		HR		K	3	1	1	0	1	0	0											
Amos Otis, R OBP: 0.356, SLG: 0.481 (1, 8)	2B		1B		1-2		HR			4	1	4	4	0	0	0											
Bob Oliver, R OBP: 0.256, SLG: 0.333 (1, 3)	P6		CS		F8		1-3			4	0	0	0	0	0	3											
Dennis Paepke, R OBP: 0.303, SLG: 0.355 (1, 9)		6-3			FC6-4		F9		F8	4	0	1	0	0	0	0											
Paul Schaaf, R OBP: 0.458, SLG: 0.469 (1, 5)	1B		FC6-4		K		P3			4	0	1	0	0	1	1											
Carl Taylor, R OBP: 0.286, SLG: 0.200 (1, 7)	K		K		K		6-3			4	0	0	0	0	3	2											
Jerry May, R OBP: 0.382, SLG: 0.516 (1, 2)	1B				F9		FC1-5		1-3	4	0	2	0	0	0	0											
Bruce Dal Canton, R (1, 1)	F9				K		FC1-5		4-3	4	1	0	0	0	1	3											
Inning Stats	R: 0 E: 0 K: 0 S: 4	H: 1 LOB: 1 BB: 0 P: 4	R: 0 E: 0 K: 1 S: 7	H: 2 LOB: 2 BB: 0 P: 7	R: 0 E: 0 K: 0 S: 3	H: 1 LOB: 0 BB: 0 P: 3	R: 0 E: 0 K: 1 S: 6	H: 1 LOB: 1 BB: 0 P: 6	R: 1 E: 0 K: 1 S: 8	H: 3 LOB: 2 BB: 0 P: 8	R: 0 E: 0 K: 2 S: 7	H: 0 LOB: 0 BB: 0 P: 7	R: 3 E: 0 K: 0 S: 5	H: 2 LOB: 0 BB: 1 P: 9	R: 0 E: 0 K: 0 S: 3	H: 0 LOB: 0 BB: 0 P: 3		R: 0 E: 0 K: 1 S: 6	H: 1 LOB: 1 BB: 0 P: 6	1B: 8 2B: 2 3B: 0 HR: 1	SF: 0 SAC: 0 DP: 0 HBP: 0	WP: 0 PB: 0 SB: 0 CS: 1	PA: 39				
PITCHER	IP	WLS	BF	H	R	ER	SO	BB	IBB	HBP	BLK	WP	HR	S	P	ERA	WHIP										
Dave McNally, L ERA: 2.77 (1, 1)	8.0	L	34	10	4	4	5	1	0	0	0	0	1	43	47	4.50	1.375										
Pete Richert, L ERA: 3.86 (9, 1)	1.0		4	1	0	0	1	0	0	0	0	0	0	6	6	0.00	1.000										

Batter	1	2	3	4	5	6	7	8	9	AB	R	H	RBI	BB	SO	LOB	BOTTOM										
Don Buford, S OBP: 0.414, SLG: 0.451 (1, 7)	4-3		4-3			K		FC3-6		4	1	0	0	0	1	2	Kansas City Royals @ Baltimore Orioles Memorial Stadium, Baltimore, MD Mon May 10 1971, 7:05 PM EDT Att: 5,577 - Unknown - 70 F										
Mark Belanger, R OBP: 0.371, SLG: 0.322 (1, 6)	F7				F2		E7			3	0	0	0	1	0	0											
Boog Powell, L OBP: 0.336, SLG: 0.470 (1, 3)	G3				K		F8		F2	4	0	0	0	0	1	3											
Frank Robinson, R OBP: 0.372, SLG: 0.370 (1, 9)		F9			4-3		K		F9	4	0	0	0	0	1	0											
Paul Blair, R OBP: 0.273, SLG: 0.304 (1, 8)		S			P6		L6		F8	4	0	1	0	0	0	0											
Brooks Robinson, R OBP: 0.336, SLG: 0.324 (1, 5)		F8			F7		1B		1B	4	0	2	0	0	0	1											
Davey Johnson, R OBP: 0.346, SLG: 0.485 (1, 4)		F8			F8		5-3		F8	4	0	0	0	0	0	3											
Clay Dalrymple, L OBP: 0.222, SLG: 0.125 (1, 2)			6-3			G3		4-3		3	0	0	0	0	0	0											
Dave McNally, R OBP: 0.238, SLG: 0.200 Tom Shopay, L OBP: 0.333, SLG: 0.273 Pete Richert, L (8, PH) (9, 1)			K			BB		FC3-6		2	0	1	0	0	1	0											
Inning Stats	R: 0 E: 0 K: 0 S: 3	H: 0 LOB: 0 BB: 0 P: 3	R: 0 E: 0 K: 0 S: 4	H: 1 LOB: 1 BB: 0 P: 4	R: 0 E: 0 K: 1 S: 5	H: 0 LOB: 0 BB: 0 P: 5	R: 0 E: 0 K: 1 S: 5	H: 0 LOB: 0 BB: 0 P: 5	R: 0 E: 0 K: 1 S: 6	H: 0 LOB: 2 BB: 1 P: 10	R: 0 E: 0 K: 1 S: 6	H: 1 LOB: 1 BB: 0 P: 6	R: 0 E: 2 K: 0 S: 5	H: 1 LOB: 1 BB: 0 P: 5	R: 0 E: 0 K: 0 S: 4	H: 1 LOB: 1 BB: 0 P: 4		1B: 5 2B: 0 3B: 0 HR: 0	SF: 0 SAC: 0 DP: 0 HBP: 0	WP: 0 PB: 0 SB: 1 CS: 0	PA: 34						
PITCHER	IP	WLS	BF	H	R	ER	SO	BB	IBB	HBP	BLK	WP	HR	S	P	ERA	WHIP										
Bruce Dal Canton, R ERA: 1.99 (1, 1)	9.0	W	34	5	1	0	4	1	0	0	0	0	0	41	45	0.00	0.667										

Batter	1	2	3	4	5	6	7	8	9	10	AB	R	H	RBI	BB	SO	LOB	TOP			
Freddie Patek, R OBP: 0.315, SLG: 0.308 (1, 6)	0-0 6-3	0-0 1B			0-0 F9		0-0 6-3		0-0 5-3		5	0	1	0	0	0	0	Kansas City Royals @ Baltimore Orioles Memorial Stadium, Baltimore, MD Tue May 11 1971, 7:05 PM EDT Att: 4,979 - Unknown			
Joe Keough, L OBP: 0.314, SLG: 0.276 (1, 9)	4-0 1B 2B	0-0 G3-2-3			0-0 1-3		0-0 2B		0-0 3B 2B		4	2	2	0	1	0	3				
Amos Otis, R OBP: 0.366, SLG: 0.504 (1, 8)	0-0 2B 1B				0-0 G3		0-0 K WP 1B		0-0 3B 2H		5	1	3	1	0	1	1				
Gail Hopkins, L OBP: 0.333, SLG: 0.524 (1, 3)	0-0 4-3 1H 2H 2B				0-0 4-3		0-0 4-3		0-0 K		5	0	1	2	0	1	3				
Ed Kirkpatrick, L OBP: 0.327, SLG: 0.340 (1, 7)	0-0 4-3				0-0 F9				0-0 4-3		5	0	2	0	0	0	1				
Cookie Rojas, R OBP: 0.351, SLG: 0.413 (1, 4)	0-0 P4				0-0 5-3		0-0 FC4-6 1B		0-0 F8		5	1	0	0	0	0	3				
Paul Schaal, R OBP: 0.463, SLG: 0.465 (1, 5)		4-0 FC1-5 E BB			0-0 E6 FC6-4		0-0 1B		0-0 E6		3	0	1	1	2	0	1				
Jerry May, R OBP: 0.333, SLG: 0.444 (1, 2)		0-0 E4 1B FC1-5 G3-2-3			0-0 FC6-4		0-3 K		0-0 G5-3		5	0	0	0	0	1	6				
Dick Drago, R OBP: 0.235, SLG: 0.071 Bob Oliver, R OBP: 0.254, SLG: 0.331 Jim Rooker, R (6, PH) Dennis Paepke, R OBP: 0.294, SLG: 0.344 Ted Abernathy, R (9, PH)		0-0 FC1-5 1B			0-0 G3		0-0 6-3		0-3 K		2	0	0	0	0	0	3				
Inning Stats	R: 2 E: 0 K: 0 S: 5	H: 2 LOB: 1 BB: 1 P: 9	R: 0 E: 1 K: 0 S: 4	H: 1 LOB: 2 BB: 1 P: 8	R: 0 E: 0 K: 0 S: 3	H: 0 LOB: 0 BB: 0 P: 3	R: 0 E: 1 K: 0 S: 4	H: 0 LOB: 1 BB: 0 P: 4	R: 0 E: 0 K: 1 S: 7	H: 1 LOB: 1 BB: 0 P: 6	R: 0 E: 0 K: 0 S: 4	H: 1 LOB: 1 BB: 0 P: 4	R: 0 E: 0 K: 2 S: 9	H: 2 LOB: 1 BB: 0 P: 9	R: 0 E: 0 K: 0 S: 3	H: 0 LOB: 1 BB: 1 P: 7	1B: 6 2B: 3 3B: 1 HR: 0		SF: 0 SAC: 0 DP: 2 HBP: 0	WP: 1 PB: 1 SB: 0 CS: 0	PA: 44
PITCHER	IP 8.2	WLS 39	BF 10	H 4	R 3	ER 3	SO 3	BB 2	IBB 0	HBP 0	BLK 0	WP 1	HR 0	S 43	P 51	ERA 3.12	WHIP 1.385				
Pat Dobson, R ERA: 2.55 Pete Richert, L ERA: 3.6 Eddie Watt, R ERA: 2.7	(1, 1) (9, 1) (10, 1)	0.1 1.0	WLS 4	BF 4	H 0	R 0	ER 0	SO 0	BB 0	IBB 0	HBP 0	BLK 0	WP 0	HR 0	S 3	P 7	ERA 0.00	WHIP 1.000			

Batter	1	2	3	4	5	6	7	8	9	10	AB	R	H	RBI	BB	SO	LOB	BOTTOM						
Don Buford, S OBP: 0.404, SLG: 0.437 (1, 7)	0-0 G3				0-0 P4		0-0 5-3		0-0 4-3		5	1	1	0	0	0	2	Kansas City Royals @ Baltimore Orioles Memorial Stadium, Baltimore, MD Tue May 11 1971, 7:05 PM EDT Att: 4,979 - Unknown						
Paul Blair, R OBP: 0.267, SLG: 0.327 (1, 8)	0-0 G1-6-3 1B				0-0 SF8 1B		0-0 G6-4-3 1B		0-0 P5		5	1	3	0	0	1	2							
Brooks Robinson, R OBP: 0.339, SLG: 0.316 (1, 5)	0-0 G1-6-3				0-0 SF8		0-0 G6-4-3		4-0 BB BB		2	1	0	1	2	0	2							
Boog Powell, L OBP: 0.323, SLG: 0.448 (1, 3)		0-0 4-3			0-0 F8		0-0 L4		0-0 L8		5	0	0	0	0	1	5							
Davey Johnson, R OBP: 0.337, SLG: 0.490 (1, 4)		0-3 K			0-0 6-3		4-0 1B BB		4-0 1B BB		3	1	1	0	2	1	0							
Merv Rettenmund, R OBP: 0.395, SLG: 0.328 (1, 9)		0-0 1B			0-0 1B S		1-2 3H 1B		0-0 1B		5	1	4	2	0	0	1							
Eliud Hendricks, L OBP: 0.197, SLG: 0.186 Andy Etchebarren, R OBP: 0.275, SLG: 0.306 (8, PH) (9, 2)		0-0 P4			0-3 K		0-0 F8		0-0 SF8		3	0	0	0	0	1	4							
Mark Belanger, R OBP: 0.376, SLG: 0.330 (1, 6)					0-0 BB BB 1B		0-0 6-3		0-0 4-3		4	0	2	1	0	0	0							
Pat Dobson, R OBP: 0.176, SLG: 0.067 Pete Richert, L ERA: 10.13 Tom Shopay, L OBP: 0.308, SLG: 0.250 Eddie Watt, R (10, 1)		0-0 P4			4-0 BB BB 1B		0-3 K		0-0 F7		2	0	0	0	1	1	1							
Inning Stats	R: 0 E: 0 K: 0 S: 3	H: 1 LOB: 0 BB: 0 P: 3	R: 0 E: 0 K: 1 S: 6	H: 1 LOB: 1 BB: 0 P: 6	R: 0 E: 0 K: 1 S: 6	H: 1 LOB: 3 BB: 2 P: 14	R: 1 E: 0 K: 2 S: 9	H: 2 LOB: 1 BB: 0 P: 9	R: 2 E: 0 K: 0 S: 6	H: 3 LOB: 2 BB: 1 P: 10	R: 0 E: 0 K: 0 S: 3	H: 0 LOB: 0 BB: 0 P: 3	R: 0 E: 0 K: 1 S: 5	H: 1 LOB: 0 BB: 0 P: 5	R: 1 E: 0 K: 0 S: 4	H: 1 LOB: 0 BB: 0 P: 4	R: 0 E: 0 K: 0 S: 3		H: 0 LOB: 0 BB: 0 P: 3	R: 1 E: 0 K: 0 S: 2	H: 1 LOB: 1 BB: 2 P: 10	1B: 9 2B: 2 3B: 0 HR: 0	SF: 2 SAC: 0 DP: 2 HBP: 0	WP: 0 PB: 0 SB: 1 CS: 0
PITCHER	IP 5.0	WLS 8	BF 25	H 8	R 3	ER 3	SO 4	BB 3	IBB 0	HBP 0	BLK 0	WP 0	HR 0	S 30	P 42	ERA 5.40	WHIP 2.200							
Dick Drago, R ERA: 2.22 Jim Rooker, L ERA: 10.13 Ted Abernathy, R ERA: 1.15	(1, 1) (6, 1) (9, 1)	3.0 1.1	WLS 7	BF 7	H 1	R 1	ER 1	SO 0	BB 0	IBB 0	HBP 0	BLK 0	WP 0	HR 0	S 5	P 13	ERA 6.75	WHIP 2.250						

AB	41
R	4
H	10
RBI	4
BB	3
SO	4
LOB	22



AB	35
R	5
H	11
RBI	5
BB	5
SO	5
LOB	17



Batter	1	2	3	4	5	6	7	8	9	AB	R	H	RBI	BB	SO	LOB	TOP		
Freddie Patek, R OBP: 0.307, SLG: 0.299	0-0 6-3		0-0 6-3						0-0 6-3	4	0	0	0	0	0	1			
Cookie Rojas, R OBP: 0.370, SLG: 0.400	0-0 F9			0-0 6-3			0-0 F8		0-0 4-3	4	0	0	0	0	0	0			
Amos Otis, R OBP: 0.357, SLG: 0.491	0-0 F8			0-0 L7			0-0 F7			3	0	0	0	0	0	0			
Bob Oliver, R OBP: 0.256, SLG: 0.325		0-0 5-3		0-0 F2			4-0 FC6-4 BB			2	0	0	0	1	0	0			
Paul Schaaf, R OBP: 0.452, SLG: 0.451		0-0 5-3			0-0 P6		0-0 FC6-4			3	0	0	0	0	0	1			
Dennis Paepke, R OBP: 0.270, SLG: 0.314		0-0 F9			0-0 6-3				0-0 5-3	3	0	0	0	0	0	0			
Carl Taylor, R OBP: 0.273, SLG: 0.189			0-3 K						0-0 G3	2	0	0	0	0	1	0	AB 27		
Mike McCormick, L OBP: 0.286, SLG: 0.286					0-0 1-3					0	0	0	0	0	0	0	R 0		
Jim York, R OBP: 0.333, SLG: 0.436									0-0 F8	1	0	0	0	0	0	0	H 1		
Rich Severson, R OBP: 0.333, SLG: 0.436									0-0 F7	3	0	1	0	0	0	0	RBI 0		
Al Fitzmorris, R OBP: 0.333, SLG: 0.436									0-0 G3	1	0	0	0	0	0	0	BB 1		
Jerry May, R OBP: 0.333, SLG: 0.436										2	0	0	0	0	0	0	SO 1		
Mike Hedlund, R OBP: 0.125, SLG: 0.067										0	0	0	0	0	0	0	LOB 2		
Ed Kirkpatrick, L OBP: 0.321, SLG: 0.333										2	0	0	0	0	0	0			
Inning Stats	R: 0 E: 0 K: 0 S: 3	H: 0 LOB: 0 BB: 0 P: 3	R: 0 E: 0 K: 0 S: 3	H: 0 LOB: 0 BB: 0 P: 3	R: 0 E: 0 K: 1 S: 6	H: 1 LOB: 1 BB: 0 P: 6	R: 0 E: 0 K: 0 S: 3	H: 0 LOB: 0 BB: 0 P: 3	R: 0 E: 0 K: 0 S: 3	H: 0 LOB: 0 BB: 0 P: 3	R: 0 E: 0 K: 0 S: 3	H: 0 LOB: 0 BB: 0 P: 3	R: 0 E: 0 K: 0 S: 3	H: 0 LOB: 0 BB: 0 P: 3	R: 0 E: 0 K: 0 S: 3	H: 0 LOB: 0 BB: 0 P: 3	1B: 1 2B: 0 3B: 0 HR: 0	SF: 0 SAC: 1 DP: 0 HBP: 0	WP: 0 PA: 29 PB: 0 SB: 0 CS: 0
PITCHER Mike Cuellar, L ERA: 3.86	IP: 9.0 WLS: W BF: 29 H: 1 R: 0 ER: 0 SO: 1 BB: 1 IBB: 0 HBP: 0 BLK: 0 WP: 0 HR: 0 S: 30 P: 34 ERA: 0.00 WHIP: 0.222															PITCHER	IP: 9.0 WLS: W BF: 29 H: 1 R: 0 ER: 0 SO: 1 BB: 1 IBB: 0 HBP: 0 BLK: 0 WP: 0 HR: 0 S: 30 P: 34 ERA: 0.00 WHIP: 0.222		

Kansas City Royals @ Baltimore Orioles
 Memorial Stadium, Baltimore, MD
 Wed May 12 1971, 7:05 PM EDT
 Att: 5,900 - Unknown - 70 F

AB	27
R	0
H	1
RBI	0
BB	1
SO	1
LOB	2



Batter	1	2	3	4	5	6	7	8	9	AB	R	H	RBI	BB	SO	LOB	BOTTOM		
Don Buford, S OBP: 0.404, SLG: 0.435	0-3 K	0-0 4-3			0-0 L7 SH5-3 1B		0-0 1B		0-0 6-3	5	2	2	0	0	1	1			
Paul Blair, R OBP: 0.294, SLG: 0.333	0-0 BB 1B		0-0 F9		0-0 SH5-3		0-0 1B SF8 1B		0-0 G3	4	1	2	0	0	0	0			
Boog Powell, L OBP: 0.336, SLG: 0.449	4-0 L6 1-2 BB		4-0 G5-3 1B BB		0-0 L7		0-0 E 1-3 2-H 1B			2	1	1	1	2	0	1			
Brooks Robinson, R OBP: 0.352, SLG: 0.330	4-0 1-2 2-3 BB		0-0 1B		0-0 1B		0-0 SF8			2	0	2	2	1	0	0			
Davey Johnson, R OBP: 0.345, SLG: 0.472	0-0 L6 2-3		0-0 G5-3		0-0 F8		0-0 P4			4	0	0	0	0	0	6			
Mery Rettenmund, R OBP: 0.413, SLG: 0.400		0-0 1B 3B		0-0 SH1-3 1B		0-0 F8		0-0 1B 2B		4	2	3	0	0	0	0			
Eliot Hendricks, L OBP: 0.217, SLG: 0.210		0-0 4-3 PB 1B		0-0 SH1-3		0-0 F9		0-0 1B		3	0	2	2	0	0	0	AB 31		
Mark Belanger, R OBP: 0.372, SLG: 0.319		0-0 F3		0-0 5-3		4-0 BB		0-0 4-3		3	0	0	0	1	0	3	R 6		
Mike Cuellar, L OBP: 0.174, SLG: 0.238		0-0 4-3		0-0 F9		0-0 P2		0-0 4-3		4	0	0	0	0	0	3	H 12		
Inning Stats	R: 0 E: 0 K: 1 S: 5	H: 1 LOB: 2 BB: 2 P: 13	R: 1 E: 0 K: 0 S: 5	H: 2 LOB: 1 BB: 0 P: 5	R: 0 E: 0 K: 0 S: 3	H: 1 LOB: 1 BB: 1 P: 7	R: 0 E: 0 K: 0 S: 4	H: 1 LOB: 1 BB: 0 P: 4	R: 1 E: 0 K: 0 S: 5	H: 2 LOB: 1 BB: 0 P: 5	R: 0 E: 0 K: 0 S: 3	H: 0 LOB: 1 BB: 1 P: 7	R: 4 E: 1 K: 0 S: 8	H: 5 LOB: 1 BB: 0 P: 8	R: 0 E: 0 K: 0 S: 3	H: 0 LOB: 0 BB: 0 P: 3	1B: 10 2B: 2 3B: 1 HR: 0	SF: 1 SAC: 2 DP: 2 HBP: 0	WP: 0 PA: 38 PB: 1 SB: 0 CS: 0
PITCHER Mike Hedlund, R ERA: 2.58	IP: 5.0 WLS: L BF: 23 H: 7 R: 2 ER: 2 SO: 1 BB: 3 IBB: 0 HBP: 0 BLK: 0 WP: 0 HR: 0 S: 22 P: 34 ERA: 3.60 WHIP: 2.000															PITCHER	IP: 5.0 WLS: L BF: 23 H: 7 R: 2 ER: 2 SO: 1 BB: 3 IBB: 0 HBP: 0 BLK: 0 WP: 0 HR: 0 S: 22 P: 34 ERA: 3.60 WHIP: 2.000		
Mike McCormick, L ERA: 13.5	1.0 7 3 3 3 0 1 0 0 0 0 0 0 6 10 27.00 4.000																		
Jim York, R ERA: 5.12	1.0 5 2 1 1 0 0 0 0 0 0 0 0 5 5 9.00 2.000																		
Al Fitzmorris, R ERA: 4.82	1.0 3 0 0 0 0 0 0 0 0 0 0 0 3 3 0.00 0.000																		

Kansas City Royals @ Baltimore Orioles
 Memorial Stadium, Baltimore, MD
 Wed May 12 1971, 7:05 PM EDT
 Att: 5,900 - Unknown - 70 F

AB	31
R	6
H	12
RBI	5
BB	4
SO	1
LOB	14




Batter	1	2	3	4	5	6	7	8	9	AB	R	H	RBI	BB	SO	LOB	TOP									
Bert Campaneris, R OBP: 0.276, SLG: 0.319 (1, 6)	F5		F8		1B	4-3			SH1-4 1B	4	1	1	0	1	0	1	Oakland Athletics @ Kansas City Royals Municipal Stadium, Kansas City, MO Thu May 13 1971, 8:05 PM EDT Att: 9,796 - Unknown - 76 F									
Joe Rudi, R OBP: 0.340, SLG: 0.421 Steve Hovley, L OBP: 0.360, SLG: 0.278 (1, 9)	4-1		G3 1-H		1B		6-3		SH1-4 1B	4	1	2	2	0	0	0										
Mike Epstein, L OBP: 0.380, SLG: 0.330 (1, 3)	F8		G3		1B		K			4	1	1	2	1	1	1										
Tommy Davis, R OBP: 0.366, SLG: 0.412 Angel Mangual, R OBP: 0.270, SLG: 0.382 (9, 7)		1-3 BB	4-3		SH5-3 1B		F8		K	5	0	2	1	0	1	4										
Sal Bando, R OBP: 0.393, SLG: 0.456 (1, 5)	F9			5-3	B3-5 SH5-3 1B				K	5	0	2	1	0	1	4										
Rick Monday, L OBP: 0.370, SLG: 0.398 (1, 8)	1-3 BB			F5	SH5-3 1B			F6		2	0	0	0	1	0	1										
Dave Duncan, R OBP: 0.282, SLG: 0.297 (1, 2)	1-3			K	B3-5			F8		4	0	0	0	0	1	5										
Dick Green, R OBP: 0.353, SLG: 0.355 (1, 4)	K				BB 1B FC		6-3		K	4	1	1	0	0	2	3										
Caffish Hunter, R OBP: 0.393, SLG: 0.346 (1, 1)			2B BB		FC 1B BB		1-3		SH1-4 1B BB	2	2	0	0	2	0	1										
Inning Stats	R: 0 E: 0 K: 0 S: 3	H: 0 LOB: 0 BB: 0 P: 3	R: 0 E: 0 K: 1 S: 6	H: 1 LOB: 2 BB: 1 P: 10	R: 1 E: 0 K: 0 S: 4	H: 1 LOB: 1 BB: 1 P: 8	R: 0 E: 0 K: 1 S: 5	H: 0 LOB: 0 BB: 0 P: 5	R: 5 E: 0 K: 0 S: 8	H: 5 LOB: 1 BB: 1 P: 12	R: 0 E: 0 K: 0 S: 3	H: 0 LOB: 0 BB: 0 P: 3	R: 0 E: 0 K: 1 S: 5	H: 0 LOB: 0 BB: 0 P: 5	R: 0 E: 0 K: 1 S: 6	H: 1 LOB: 1 BB: 0 P: 6	R: 0 E: 0 K: 2 S: 8	H: 1 LOB: 3 BB: 2 P: 16	1B: 8 2B: 2 3B: 0 HR: 0	SF: 0 SAC: 2 DP: 1 HBP: 0	WP: 0 PB: 0 SB: 0 CS: 0	PA: 41				
PITCHER	IP	WLS	BF	H	R	ER	SO	BB	IBB	HBP	BLK	WP	HR	S	P	ERA	WHIP									
Wally Bunker, R ERA: 5.17 (1, 1)	4.0	L	20	4	5	5	2	3	0	0	0	0	0	0	21	33	11.25	1.750								
Tom Burgmeier, L ERA: 1.27 (5, 1)	0.1		4	3	1	1	0	0	0	0	0	0	0	4	4	27.00	9.000									
Al Fitzmorris, R ERA: 4.22 (5, 1)	2.2		7	0	0	0	1	0	0	0	0	0	0	9	9	0.00	0.000									
Jim York, R ERA: 4.64 (8, 1)	2.0		10	2	0	0	3	1	1	0	0	0	0	14	22	0.00	1.500									

Batter	1	2	3	4	5	6	7	8	9	AB	R	H	RBI	BB	SO	LOB	BOTTOM								
Freddie Patek, R OBP: 0.299, SLG: 0.291 (1, 6)	F4			6-3		6-3		F9		4	0	0	0	0	0	0	Oakland Athletics @ Kansas City Royals Municipal Stadium, Kansas City, MO Thu May 13 1971, 8:05 PM EDT Att: 9,796 - Unknown - 76 F								
Joe Keough, L OBP: 0.322, SLG: 0.288 (1, 9)	F6			E6 1B SF8		FC5-4 1B				4	1	2	0	0	0	0									
Amos Otis, R OBP: 0.354, SLG: 0.483 (1, 8)	6-3			E8 2B 1B		FC5-4 1-2		K		4	1	1	0	0	1	2									
Gail Hopkins, L OBP: 0.286, SLG: 0.458 (1, 3)		F7		SF8		4-3		6-3		3	0	0	1	0	0	2									
Ed Kirkpatrick, L OBP: 0.319, SLG: 0.340 (1, 7)		F7			2B		F9		1-3	4	0	1	1	0	0	0									
Cookie Rojas, R OBP: 0.366, SLG: 0.395 (1, 4)	F4			6-3				F8		4	1	1	0	0	0	1									
Paul Schaal, R OBP: 0.436, SLG: 0.434 (1, 5)			F7		F9		F7		F9	4	0	0	0	0	0	1									
Jerry May, R OBP: 0.333, SLG: 0.452 (1, 2)			6-3		K					3	0	1	1	0	1	0									
Wally Bunker, R (1, 1)			K		K		6-3			1	0	0	0	0	1	0									
Tom Burgmeier, L OBP: 0.400, SLG: 0.250 (5, 1)										0	0	0	0	0	0	0									
Al Fitzmorris, S OBP: 0.250, SLG: 0.250 (5, 1)										1	0	0	0	0	1	0									
Ted Savage, R OBP: 0.348, SLG: 0.167 (7, PH)										1	0	0	0	0	0	1									
Jim York, R (8, 1)										0	0	0	0	0	0	0									
Inning Stats	R: 0 E: 0 K: 0 S: 3	H: 0 LOB: 0 BB: 0 P: 3	R: 0 E: 0 K: 0 S: 3	H: 0 LOB: 0 BB: 0 P: 3	R: 0 E: 0 K: 1 S: 5	H: 0 LOB: 0 BB: 0 P: 5	R: 2 E: 2 K: 0 S: 6	H: 2 LOB: 1 BB: 0 P: 6	R: 0 E: 0 K: 2 S: 7	H: 0 LOB: 0 BB: 0 P: 7	R: 0 E: 0 K: 0 S: 4	H: 1 LOB: 1 BB: 0 P: 4	R: 1 E: 0 K: 0 S: 5	H: 2 LOB: 1 BB: 0 P: 5	R: 0 E: 0 K: 1 S: 6	H: 1 LOB: 1 BB: 0 P: 6	R: 0 E: 0 K: 0 S: 3	H: 0 LOB: 0 BB: 0 P: 3	1B: 4 2B: 2 3B: 0 HR: 0	SF: 1 SAC: 0 DP: 0 HBP: 0	WP: 0 PB: 0 SB: 0 CS: 0	PA: 34			
PITCHER	IP	WLS	BF	H	R	ER	SO	BB	IBB	HBP	BLK	WP	HR	S	P	ERA	WHIP								
Caffish Hunter, R ERA: 3.31 (1, 1)	9.0	W	34	6	3	1	4	0	0	0	0	0	0	42	42	1.00	0.667								



Batter	1	2	3	4	5	6	7	8	9	AB	R	H	RBI	BB	SO	LOB	TOP																	
Bert Campaneris, R OBP: 0.293, SLG: 0.327 (1, 6)										3	0	2	2	2	0	0	Oakland Athletics @ Kansas City Royals Municipal Stadium, Kansas City, MO Fri May 14 1971, 8:05 PM EDT Att: 21,237 - Unknown - 77 F																	
Joe Rudi, R OBP: 0.329, SLG: 0.405 (1, 7)										5	0	0	0	0	1	6																		
Reggie Jackson, L OBP: 0.320, SLG: 0.405 (1, 9)										3	0	1	0	1	0	1																		
Mike Epstein, L OBP: 0.392, SLG: 0.327 (1, 3)										1	1	0	0	3	1	0																		
Sal Bando, R OBP: 0.396, SLG: 0.449 (1, 5)										2	1	0	0	2	1	3																		
Rick Monday, L OBP: 0.366, SLG: 0.385 Larry Brown, R OBP: 0.265, SLG: 0.234 (1, 8) (9, 4)										3	1	0	0	1	0	4																		
Dave Duncan, R OBP: 0.292, SLG: 0.308 Steve Hovley, L OBP: 0.385, SLG: 0.278 (9, PH) (9, 8)										3	0	2	0	0	0	1																		
Dick Green, R OBP: 0.346, SLG: 0.345 Tommy Davis, R OBP: 0.391, SLG: 0.429 Darold Knowles, L (9, 1) (9, 1)										3	0	0	0	0	1	2																		
Vida Blue, S OBP: 0.192, SLG: 0.200 Angel Mangual, R OBP: 0.263, SLG: 0.371 Bob Locker, S Gene Tenace, R OBP: 0.407, SLG: 0.318 (8, PH) (8, 1) (9, PH) (9, 2)										1	0	0	0	0	1	0																		
Inning Stats	R: 0 E: 0 K: 1 S: 6	H: 2 LOB: 2 BB: 1 P: 10	R: 0 E: 0 K: 0 S: 3	H: 1 LOB: 0 BB: 0 P: 3	R: 0 E: 2 K: 1 S: 6	H: 0 LOB: 1 BB: 0 P: 6	R: 0 E: 0 K: 1 S: 4	H: 0 LOB: 0 BB: 1 P: 8	R: 0 E: 0 K: 1 S: 6	H: 1 LOB: 2 BB: 1 P: 10	R: 0 E: 0 K: 0 S: 2	H: 0 LOB: 0 BB: 1 P: 6	R: 0 E: 0 K: 0 S: 2	H: 0 LOB: 0 BB: 1 P: 6	R: 0 E: 0 K: 1 S: 4	H: 0 LOB: 0 BB: 1 P: 8		R: 5 E: 0 K: 2 S: 9	H: 2 LOB: 1 BB: 4 P: 25	1B: 6 2B: 1 3B: 0 HR: 0	SF: 0 SAC: 1 DP: 6 HBP: 0	WP: 0 PB: 1 SB: 2 CS: 0	PA: 38											
PITCHER	IP WLS BF H R ER SO BB IBB HBP BLK WP HR S P ERA WHIP																																	
Ken Wright, R ERA: 2.79 Tom Burgmeier, L ERA: 1.59 Ted Abernathy, R ERA: 2.25 Al Fitzmorris, R ERA: 4.64 Jim York, R ERA: 4.5	(1, 1) (9, 1) (9, 1) (9, 1) (9, 1)	8.0 0.0 0.1 0.0 0.2	30 1 3 1 3	4 0 0 1 2	1 0 0 2 2	1 0 0 0 2	5 0 0 0 2	7 1 0 0 0	0 0 0 0 0	0 0 0 0 0	0 0 0 0 0	0 0 0 0 0	0 0 0 0 0	0 0 0 0 0	0 1 1 7	61 4 9 1 7	1.12 ∞ 0.00 ∞ 27.00	1.375 ∞ 6.000 ∞ 1.500																
Freddie Patek, R OBP: 0.310, SLG: 0.317 (1, 6)										4	1	3	1	0	1	0	Oakland Athletics @ Kansas City Royals Municipal Stadium, Kansas City, MO Fri May 14 1971, 8:05 PM EDT Att: 21,237 - Unknown - 77 F																	
Cookie Rojas, R OBP: 0.377, SLG: 0.409 (1, 4)										3	0	3	1	0	0	0																		
Amos Otis, R OBP: 0.343, SLG: 0.468 (1, 8)										4	0	0	0	0	0	4																		
Bob Oliver, R OBP: 0.248, SLG: 0.315 (1, 3)										4	0	0	0	0	2	2																		
Dennis Paepke, R OBP: 0.300, SLG: 0.395 Ed Kirkpatrick, L OBP: 0.325, SLG: 0.340 (8, PH) (9, 9)										3	1	2	0	0	0	0																		
Paul Schaaf, R OBP: 0.433, SLG: 0.422 (1, 5)										3	0	0	0	1	1	4																		
Ted Savage, R OBP: 0.333, SLG: 0.182 (1, 7)										4	0	1	1	0	0	1																		
Jerry May, R OBP: 0.327, SLG: 0.435 (1, 2)										4	1	1	0	0	1	2																		
Ken Wright, R Tom Burgmeier, L Ted Abernathy, R Al Fitzmorris, S Jim York, R Bobby Knoop, R (1, 1) (9, 1) (9, 1) (9, 1) (9, 1) (9, PH)	(1, 1) (9, 1) (9, 1) (9, 1) (9, 1)	7.0 1.0 1.0	27 W 6 S 3	8 2 0	3 0 0	3 0 0	3 2 0	3 3 0	3 3 0	1 0 0	0 0 0	0 0 0	0 0 0	0 0 0	0 0 0	0 0 0																		
PITCHER	IP WLS BF H R ER SO BB IBB HBP BLK WP HR S P ERA WHIP																																	
Vida Blue, L Bob Locker, R Darold Knowles, L ERA: 3.24	(1, 1) (8, 1) (9, 1)	7.0 1.0 1.0	27 W 6 S 3	8 2 0	3 0 0	3 0 0	3 2 0	3 3 0	3 3 0	1 0 0	0 0 0	0 0 0	0 0 0	0 0 0	0 0 0	0 0 0																		
Inning Stats	R: 0 E: 0 K: 1 S: 5	H: 1 LOB: 0 BB: 0 P: 5	R: 0 E: 0 K: 0 S: 4	H: 1 LOB: 1 BB: 0 P: 4	R: 1 E: 0 K: 0 S: 5	H: 3 LOB: 1 BB: 0 P: 5	R: 1 E: 0 K: 0 S: 4	H: 2 LOB: 1 BB: 1 P: 8	R: 1 E: 0 K: 0 S: 4	H: 1 LOB: 0 BB: 0 P: 4	R: 0 E: 0 K: 1 S: 5	H: 0 LOB: 0 BB: 0 P: 5	R: 0 E: 0 K: 1 S: 5	H: 0 LOB: 0 BB: 0 P: 5	R: 0 E: 1 K: 2 S: 9	H: 2 LOB: 3 BB: 1 P: 13	R: 0 E: 0 K: 0 S: 3	H: 0 LOB: 0 BB: 0 P: 3	1B: 7 2B: 3 3B: 1 HR: 0	SF: 1 SAC: 1 DP: 3 HBP: 0	WP: 1 PB: 0 SB: 1 CS: 0	PA: 36												

AB 27
R 5
H 6
RBI 5
BB 10
SO 7
LOB 19



AB 32
R 3
H 10
RBI 3
BB 2
SO 5
LOB 13



Batter	1	2	3	4	5	6	7	8	9	AB	R	H	RBI	BB	SO	LOB	TOP																	
Bert Campaneris, R (1, 6) OBP: 0.293, SLG: 0.325										5	1	2	1	0	1	1	Oakland Athletics @ Kansas City Royals Municipal Stadium, Kansas City, MO Sun May 16 1971, 4:33 AM EDT Cloudy - 76 F																	
Joe Rudi, R (1, 7) OBP: 0.329, SLG: 0.403										4	0	1	1	1	0	3																		
Reggie Jackson, L (1, 9) OBP: 0.331, SLG: 0.413										5	0	1	1	0	1	3																		
Mike Epstein, L (1, 3) OBP: 0.398, SLG: 0.327										2	0	1	0	2	0	2																		
Sal Bando, R (1, 5) OBP: 0.389, SLG: 0.429										3	1	0	0	1	1	3																		
Angel Mangual, R (1, 8) OBP: 0.302, SLG: 0.410										4	0	2	0	0	0	1																		
Dave Duncan, R (1, 2) OBP: 0.283, SLG: 0.300										3	0	0	1	0	1	1																		
Dick Green, R (1, 4) OBP: 0.336, SLG: 0.333										4	1	1	0	0	2	2																		
Chuck Dobson, R (1, 1) OBP: 0.250, SLG: 0.375										3	1	0	0	0	0	1																		
Bob Locker, S (7, 1)										1	0	0	0	0	0	0																		
Inning Stats	R: 1 E: 0 K: 1 S: 6	H: 2 LOB: 1 BB: 1 P: 10	R: 0 E: 0 K: 0 S: 3	H: 0 LOB: 0 BB: 0 P: 3	R: 0 E: 0 K: 0 S: 3	H: 0 LOB: 1 BB: 1 P: 7	R: 1 E: 0 K: 1 S: 5	H: 1 LOB: 1 BB: 2 P: 13	R: 0 E: 0 K: 0 S: 4	H: 1 LOB: 1 BB: 0 P: 4	R: 2 E: 1 K: 0 S: 7	H: 3 LOB: 2 BB: 0 P: 7	R: 0 E: 0 K: 3 S: 10	H: 1 LOB: 1 BB: 0 P: 10	R: 0 E: 1 K: 0 S: 4	H: 0 LOB: 1 BB: 0 P: 4	1B: 6 2B: 2 HR: 0	SF: 1 SAC: 0 DP: 1 HBP: 0	WP: 0 PB: 0 SB: 1 CS: 0	PA: 39														
PITCHER	IP WLS BF H R ER SO BB IBB HBP BLK WP HR S P ERA WHIP																																	
Dick Drago, R (1, 1) ERA: 2.28	2.2	L	10	2	1	1	1	1	0	0	0	0	0	0	11	15	3.38	1.125																
Jim Rooker, L (3, 1) ERA: 8.41	4.1	L	21	5	3	1	2	3	0	0	0	0	0	0	22	34	2.08	1.846																
Jim York, R (8, 1) ERA: 4.13	2.0		8	1	0	0	3	0	0	0	0	0	0	0	14	14	0.00	0.500																

AB	34
R	4
H	8
RBI	4
BB	4
SO	6
LOB	17





Batter	1	2	3	4	5	6	7	8	9	AB	R	H	RBI	BB	SO	LOB	BOTTOM																	
Freddie Patek, R (1, 6) OBP: 0.321, SLG: 0.320										5	0	2	0	0	1	3	Oakland Athletics @ Kansas City Royals Municipal Stadium, Kansas City, MO Sun May 16 1971, 4:33 AM EDT Cloudy - 76 F																	
Joe Keough, L (1, 9) OBP: 0.300, SLG: 0.274										3	0	0	0	1	0	3																		
Amos Otis, R (1, 8) OBP: 0.352, SLG: 0.496										3	1	1	1	1	0	4																		
Gail Hopkins, L (1, 3) OBP: 0.333, SLG: 0.548										3	1	1	1	1	0	0																		
Ed Kirkpatrick, L (1, 7) OBP: 0.320, SLG: 0.336										3	0	0	0	1	0	1																		
Cookie Rojas, R (1, 4) OBP: 0.370, SLG: 0.396										4	0	1	0	0	0	1																		
Paul Schaal, R (1, 5) OBP: 0.423, SLG: 0.400										4	0	0	0	0	0	2																		
Jerry May, R (1, 2) OBP: 0.321, SLG: 0.404										3	0	0	0	1	0	0																		
Dick Drago, R (1, 1) OBP: 0.235, SLG: 0.071										0	0	0	0	0	0	0																		
Jim Rooker, R (3, 1)										2	0	0	0	0	1	0																		
Ted Savage, R (7, PH) OBP: 0.333, SLG: 0.200										1	0	1	0	0	0	0																		
Jim York, R (8, 1)										0	0	0	0	0	0	0																		
Dennis Paepke, R (9, PH) OBP: 0.310, SLG: 0.400										1	0	0	0	0	0	1																		
Inning Stats	R: 0 E: 0 K: 1 S: 4	H: 0 LOB: 0 BB: 1 P: 8	R: 1 E: 0 K: 0 S: 4	H: 1 LOB: 0 BB: 0 P: 4	R: 0 E: 0 K: 0 S: 4	H: 1 LOB: 2 BB: 1 P: 8	R: 0 E: 0 K: 0 S: 3	H: 0 LOB: 1 BB: 1 P: 7	R: 0 E: 0 K: 1 S: 6	H: 1 LOB: 1 BB: 0 P: 6	R: 1 E: 0 K: 0 S: 4	H: 2 LOB: 1 BB: 1 P: 8	R: 0 E: 0 K: 0 S: 4	H: 1 LOB: 2 BB: 1 P: 8	R: 0 E: 0 K: 0 S: 3	H: 0 LOB: 0 BB: 0 P: 3	R: 0 E: 1 K: 0 S: 4	H: 0 LOB: 1 BB: 0 P: 4	1B: 4 2B: 0 HR: 2	SF: 0 SAC: 0 DP: 1 HBP: 0	WP: 0 PB: 0 SB: 1 CS: 0	PA: 38												
PITCHER	IP WLS BF H R ER SO BB IBB HBP BLK WP HR S P ERA WHIP																																	
Chuck Dobson, R (1, 1) ERA: 1.42	6.0	W	27	6	2	2	2	5	0	0	0	0	0	0	26	46	3.00	1.833																
Bob Locker, R (7, 1) ERA: 2.7	3.0	S	10	0	0	0	0	0	0	0	0	0	0	10	10	0.00	0.000																	

AB	32
R	2
H	6
RBI	2
BB	5
SO	2
LOB	15



Batter	1	2	3	4	5	6	7	8	9	AB	R	H	RBI	BB	SO	LOB	TOP			
Bert Campaneris, R OBP: 0.302, SLG: 0.329										4	1	2	0	1	1	1	Oakland Athletics @ Kansas City Royals Municipal Stadium, Kansas City, MO Sun May 16 1971, 4:38 AM EDT Att: 21,316 - Unknown - 85 F			
Joe Rudi, R OBP: 0.331, SLG: 0.403										5	1	2	2	0	1	3				
Reggie Jackson, L OBP: 0.341, SLG: 0.418										3	0	2	0	1	0	2				
Tommy Davis, R OBP: 0.340, SLG: 0.375										4	1	0	0	0	0	5				
Sal Bando, R OBP: 0.392, SLG: 0.431										4	0	2	2	0	0	0				
Angel Mangual, R OBP: 0.298, SLG: 0.395										4	0	1	0	0	1	2				
Gene Tenace, R OBP: 0.344, SLG: 0.259										4	0	0	0	0	1	3				
Larry Brown, R OBP: 0.278, SLG: 0.250										4	0	2	0	0	0	0				
Blue Moon Odom, R OBP: 0.287, SLG: 0.238										1	0	0	0	0	0	0				
Steve Hovley, L OBP: 0.287, SLG: 0.238										0	1	0	0	0	1	0				
Darold Knowles, L OBP: 0.287, SLG: 0.238										0	0	0	0	0	0	0				
Bob Locker, S OBP: 0.287, SLG: 0.238										0	0	0	0	0	0	0				
Ron Klimkowski, R OBP: 0.287, SLG: 0.238										0	0	0	0	0	0	0				
Jim Roland, R OBP: 0.287, SLG: 0.238										0	0	0	0	0	0	0				
Mike Epstein, L OBP: 0.287, SLG: 0.238										1	0	0	0	0	0	1				
Inning Stats	R: 3 E: 1 K: 0 S: 6	H: 3 LOB: 1 BB: 1 P: 10	R: 0 E: 0 K: 1 S: 5	H: 0 LOB: 0 BB: 0 P: 5	R: 0 E: 0 K: 0 S: 3	H: 1 LOB: 0 BB: 0 P: 3	R: 0 E: 0 K: 0 S: 3	H: 1 LOB: 0 BB: 0 P: 3	R: 0 E: 0 K: 1 S: 6	H: 1 LOB: 1 BB: 1 P: 6	R: 1 E: 0 K: 0 S: 5	H: 2 LOB: 2 BB: 1 P: 9	R: 0 E: 0 K: 1 S: 5	H: 0 LOB: 0 BB: 0 P: 5	R: 0 E: 0 K: 0 S: 4	H: 2 LOB: 1 BB: 0 P: 4	1B: 11 2B: 0 3B: 0 HR: 0	SF: 0 SAC: 1 DP: 1 HBP: 0	WP: 0 PB: 0 SB: 5 CS: 2	PA: 38
PITCHER	IP WLS BF H R ER SO BB IBB HBP BLK WP HR S P ERA WHIP																			
Mike McCormick, L ERA: 7.36	(1, 1) 5.1 22 6 3 3 2 2 0 0 0 0 0 0 24 12 5.06 1.500																			
Al Fitzmorris, R ERA: 4.75	(6, 1) 1.1 7 2 1 1 1 1 0 0 0 0 0 0 8 12 6.75 2.250																			
Tom Burgmeier, L ERA: 1.66	(7, 1) 0.0 1 1 0 0 0 0 0 0 0 0 0 0 1 1 ∞ ∞																			
Jim York, R ERA: 4.07	(7, 1) 0.1 W 1 0 0 0 0 0 0 0 0 0 0 0 1 1 0.00 0.000																			
Ted Abernathy, R ERA: 1.63	(8, 1) 2.0 S 7 2 0 0 1 0 0 0 0 0 0 0 9 9 0.00 1.000																			
Batter	1	2	3	4	5	6	7	8	9	AB	R	H	RBI	BB	SO	LOB	BOTTOM			
Freddie Patek, R OBP: 0.329, SLG: 0.331										4	0	2	1	0	0	0	Oakland Athletics @ Kansas City Royals Municipal Stadium, Kansas City, MO Sun May 16 1971, 4:38 AM EDT Att: 21,316 - Unknown - 85 F			
Rich Severson, R (8, PR)										0	0	0	0	0	0	0				
Joe Keough, L OBP: 0.333, SLG: 0.264										3	0	0	0	2	1	1				
Amos Otis, R OBP: 0.340, SLG: 0.481										4	0	0	1	0	0	4				
Gail Hopkins, L OBP: 0.316, SLG: 0.515										2	0	0	0	0	0	0				
Ted Savage, R OBP: 0.303, SLG: 0.179										3	0	0	0	0	0	5				
Ed Kirkpatrick, L OBP: 0.323, SLG: 0.339										2	1	1	0	0	0	0				
Bob Oliver, R OBP: 0.260, SLG: 0.325										2	2	2	0	0	0	0				
Cookie Rojas, R OBP: 0.373, SLG: 0.399										4	2	2	1	0	0	1				
Paul Schaal, R OBP: 0.432, SLG: 0.445										4	3	3	3	0	0	0				
Dennis Paepke, R OBP: 0.311, SLG: 0.381										2	1	0	0	1	1	0				
Jerry May, R OBP: 0.333, SLG: 0.415										1	1	1	1	0	0	0				
Mike McCormick, L ERA: 3.0	(1, 1) 6.0 21 3 2 2 3 3 0 0 0 0 0 0 27 27 3.00 0.500																			
Darold Knowles, L ERA: 5.69	(7, 1) 0.1 3 2 2 2 0 0 0 0 0 0 0 0 3 3 54.00 6.000																			
Bob Locker, R ERA: 3.92	(7, 1) 0.2 L 8 4 3 3 0 0 2 0 0 0 0 0 6 14 40.50 6.000																			
Ron Klimkowski, R ERA: 4.11	(8, 1) 0.0 3 3 2 2 0 0 0 0 0 0 2 0 3 3 ∞ ∞																			
Jim Roland, L ERA: 5.11	(8, 1) 1.0 5 0 1 1 0 1 0 1 0 1 0 0 3 8 9.00 1.000																			
Inning Stats	R: 0 E: 0 K: 0 S: 3	H: 0 LOB: 0 BB: 0 P: 3	R: 2 E: 0 K: 0 S: 5	H: 2 LOB: 0 BB: 0 P: 5	R: 0 E: 0 K: 0 S: 3	H: 0 LOB: 0 BB: 0 P: 3	R: 0 E: 0 K: 0 S: 3	H: 0 LOB: 0 BB: 0 P: 3	R: 0 E: 0 K: 1 S: 5	H: 0 LOB: 0 BB: 0 P: 5	R: 0 E: 0 K: 2 S: 8	H: 1 LOB: 1 BB: 0 P: 8	R: 4 E: 0 K: 0 S: 8	H: 5 LOB: 3 BB: 2 P: 16	R: 4 E: 0 K: 0 S: 7	H: 4 LOB: 2 BB: 1 P: 12	1B: 9 2B: 2 3B: 0 HR: 1	SF: 1 SAC: 1 DP: 0 HBP: 1	WP: 3 PB: 0 SB: 1 CS: 0	PA: 40
PITCHER	IP WLS BF H R ER SO BB IBB HBP BLK WP HR S P ERA WHIP																			


Batter	1	2	3	4	5	6	7	8	9	AB R H RBI BB SO LOB	TOP													
Tommy Harper, R OBP: 0.276, SLG: 0.270 (1, 5)	0-0 6-3		0-3 K		0-3 K		4-0 1B S BB	0-0 F7		4 0 0 0 1 2 4	Milwaukee Brewers @ Kansas City Royals Municipal Stadium, Kansas City, MO Sun May 23 1971, 4:33 AM EDT Att: 26,765 - Unknown - 74 F AB 35 R 4 H 9 RBI 4 BB 7 SO 7 LOB 20 													
Ron Theobald, R OBP: 0.494, SLG: 0.423 (1, 4)	0-0 6-3		0-0 4-3		1B 2-3 1B		4-0 1-2 BB	4-0 1B BB	3 0 1 0 2 0 1															
Dave May, L OBP: 0.356, SLG: 0.420 (1, 8)	0-0 1B			0-0 4-3	1-3 1B		0-0 1-2 2-3 1B	0-0 FC3-2-5 1B	5 0 4 1 0 0 0															
Bill Voss, L OBP: 0.293, SLG: 0.355 (1, 9)	0-3 K			0-0 4-3	3-H F9		0-3 K	0-0 FC3-2-5 1B	5 0 0 0 0 2 8															
John Briggs, L OBP: 0.347, SLG: 0.390 (1, 7)		0-3 K		0-0 G3		0-0 4-3		0-0 HR	4 1 1 1 1 1 0															
Mike Hegan, L OBP: 0.339, SLG: 0.333 Roberto Pena, R OBP: 0.243, SLG: 0.262 (9, PH) (9, 3)	0-0 6-3				0-0 4-3	0-0 4-3		4-0 SH1-4 BB	3 0 0 0 1 0 0 1 0 0 0 0 0 3															
Phil Roof, R OBP: 0.250, SLG: 0.209 (1, 2)	0-0 5-3				2B 2B 1B	0-0 6-3		0-0 F7	5 1 1 0 0 1 4															
Rick Auerbach, R OBP: 0.299, SLG: 0.266 (1, 6)			0-0 L5		1-3 2B 2B		0-0 6-3	4-0 SH1-4 BB	3 1 1 0 1 0 0															
Bill Parsons, R OBP: 0.158, SLG: 0.167 (1, 1)			4-0 BB		0-0 1B 2B		0-3 K	0-0 SH1-4	2 1 1 2 1 1 0															
Inning Stats	R: 0 E: 0 K: 1 S: 6	H: 1 LOB: 1 BB: 0 P: 6	R: 0 E: 0 K: 1 S: 5	H: 0 LOB: 0 BB: 0 P: 5	R: 0 E: 0 K: 1 S: 5	H: 0 LOB: 1 BB: 1 P: 9	R: 0 E: 0 K: 0 S: 3	H: 0 LOB: 0 BB: 0 P: 3	R: 3 E: 0 K: 1 S: 10	H: 5 LOB: 2 BB: 0 P: 10		R: 0 E: 0 K: 0 S: 3	H: 0 LOB: 0 BB: 0 P: 3	R: 0 E: 0 K: 2 S: 8	H: 1 LOB: 3 BB: 2 P: 16	R: 1 E: 0 K: 0 S: 4	H: 1 LOB: 2 BB: 2 P: 12	R: 0 E: 0 K: 1 S: 6	H: 1 LOB: 3 BB: 2 P: 14	1B: 6 2B: 2 3B: 0 HR: 1	SF: 0 SAC: 1 DP: 0 HBP: 0	WP: 0 PB: 0 SB: 1 CS: 0	PA: 43	
PITCHER	IP WLS BF H R ER SO BB IBB HBP BLK WP HR S P ERA WHIP											PITCHER	IP WLS BF H R ER SO BB IBB HBP BLK WP HR S P ERA WHIP											
Bruce Dal Canton, R ERA: 2.97	(1, 1)	4.2 L 21 6 3 3 4																						
Tom Burgmeier, L ERA: 1.5	(5, 1)	1.1 4 0 0 0 0																						
Jim York, R ERA: 3.95	(7, 1)	2.0 12 2 1 1 2																						
Ted Abernathy, R ERA: 2.11	(9, 1)	0.1 4 1 0 0 0																						
Jim Rooker, L ERA: 8.14	(9, 1)	0.2 2 0 0 0 1																						

Batter	1	2	3	4	5	6	7	8	9	AB R H RBI BB SO LOB	BOTTOM												
Freddie Patek, R OBP: 0.318, SLG: 0.319 (1, 6)	0-0 F4		0-0 1-3			0-0 L5			0-0 5-3	4 0 0 0 0 0 0	Milwaukee Brewers @ Kansas City Royals Municipal Stadium, Kansas City, MO Sun May 23 1971, 4:33 AM EDT Att: 26,765 - Unknown - 74 F AB 30 R 0 H 4 RBI 0 BB 0 SO 5 LOB 8 												
Joe Keough, L OBP: 0.325, SLG: 0.263 (1, 9)	0-0 F8			0-3 K			0-0 2B 1B		0-0 F7	4 0 1 0 0 1 0													
Amos Otis, R OBP: 0.333, SLG: 0.490 (1, 8)	0-0 1B			0-0 6-3			0-0 1-3 2B		0-0 F9	4 0 2 0 0 0 0													
Gail Hopkins, L OBP: 0.306, SLG: 0.477 (1, 3)	0-0 F6			0-3 K			0-0 2-3			3 0 0 0 0 1 3													
Ed Kirkpatrick, L OBP: 0.326, SLG: 0.319 (1, 7)		0-0 4-3			0-0 F6		0-0 1-3			3 0 0 0 0 0 2													
Cookie Rojas, R OBP: 0.369, SLG: 0.384 (1, 4)		0-0 F9			0-0 5-3		0-0 F7			3 0 0 0 0 0 2													
Paul Schaal, R OBP: 0.408, SLG: 0.431 (1, 5)		0-0 F7			0-0 L7			0-0 F8		3 0 0 0 0 0 0													
Jerry May, R OBP: 0.338, SLG: 0.377 (1, 2)			0-3 K			0-0 G6-4-3 1B		0-0 1-3		3 0 1 0 0 1 0													
Bruce Dal Canton, R ERA: 2.97 Tom Burgmeier, L ERA: 1.5 Ted Abernathy, R ERA: 2.11 Jim Rooker, L ERA: 8.14 (1, 1) (5, 1) (7, 1) (9, 1) (9, 1)			0-3 K			0-0 G6-4-3 1B		0-3 K		1 0 0 0 0 1 0 0 0 0 0 0 0 0 1 0 0 0 0 0 1 0 0 0 0 0 0 0 1 0 0 0 0 0 1 0 0 0 0 0 0 0													
Inning Stats	R: 0 E: 0 K: 0 S: 4	H: 1 LOB: 1 BB: 0 P: 4	R: 0 E: 0 K: 0 S: 3	H: 0 LOB: 0 BB: 0 P: 3	R: 0 E: 0 K: 2 S: 7	H: 0 LOB: 0 BB: 0 P: 7	R: 0 E: 0 K: 2 S: 7	H: 0 LOB: 0 BB: 0 P: 7	R: 0 E: 0 K: 0 S: 3	H: 1 LOB: 0 BB: 0 P: 3		R: 0 E: 0 K: 0 S: 5	H: 2 LOB: 2 BB: 0 P: 5	R: 0 E: 0 K: 1 S: 5	H: 0 LOB: 0 BB: 0 P: 5	R: 0 E: 0 K: 0 S: 3	H: 0 LOB: 0 BB: 0 P: 3	1B: 3 2B: 1 3B: 0 HR: 0	SF: 0 SAC: 0 DP: 1 HBP: 0	WP: 0 PB: 0 SB: 0 CS: 0	PA: 30		
PITCHER	IP WLS BF H R ER SO BB IBB HBP BLK WP HR S P ERA WHIP											PITCHER	IP WLS BF H R ER SO BB IBB HBP BLK WP HR S P ERA WHIP										
Bill Parsons, R ERA: 1.8 (1, 1)	9.0 W 30 4 0 0 5																						

Batter	1	2	3	4	5	6	7	8	9	AB	R	H	RBI	BB	SO	LOB	TOP								
Freddie Patek, R OBP: 0.321, SLG: 0.333	FC5-4 2B	FC5-4 2B		6-3		6-3			1B 2B	5	2	2	0	0	0	1									
Paul Schaaf, R OBP: 0.414, SLG: 0.463	FC5-4 BB	FC5-4 2B			5-3		HR		F3	4	1	2	2	1	0	1									
Amos Otis, R OBP: 0.335, SLG: 0.487	FC5-4 1B	1-3			K		CS 4-3 1B		1B 1B	5	2	2	1	0	1	3									
Gail Hopkins, L OBP: 0.302, SLG: 0.521	FC1-2-5 1B			4-3					1B	4	1	1	1	0	0	3									
Bob Oliver, R OBP: 0.291, SLG: 0.326	1-3 3-H				HR				2B 1B	1	1	1	0	0	0	0									
Ed Kirkpatrick, L OBP: 0.343, SLG: 0.333	BB 1B			1B	E S BB		K		2B 1B	4	1	3	2	1	1	1									
Cookie Rojas, R OBP: 0.382, SLG: 0.396	FC6-4 BB			WP 1-3 1B					1B	3	0	2	2	2	0	0									
Jerry May, R OBP: 0.315, SLG: 0.348	FC6-4 1-2			K		F9			5-3	5	0	0	0	0	1	7									
Joe Keough, L OBP: 0.328, SLG: 0.262		4-3		K		4-3			1B	4	0	1	0	1	1	0									
Dick Drago, R OBP: 0.263, SLG: 0.067				K		K			F6	1	0	0	0	1	1	0									
Jim York, R									K	1	0	0	0	0	0	0									
Tom Burgmeier, L OBP: 0.400, SLG: 0.250		FC5-4 BB								0	0	0	0	0	0	0									
Ted Abernathy, R									K	2	0	0	0	0	1	3									
Inning Stats	R: 1 E: 0 K: 0 S: 5	H: 2 LOB: 3 BB: 2 P: 13	R: 1 E: 0 K: 0 S: 4	H: 1 LOB: 1 BB: 1 P: 8	R: 0 E: 0 K: 1 S: 6	H: 2 LOB: 1 BB: 0 P: 6	R: 0 E: 0 K: 2 S: 7	H: 0 LOB: 0 BB: 0 P: 7	R: 1 E: 0 K: 1 S: 6	H: 1 LOB: 2 BB: 2 P: 14	R: 0 E: 0 K: 1 S: 5	H: 0 LOB: 0 BB: 0 P: 5	R: 1 E: 0 K: 1 S: 6	H: 2 LOB: 1 BB: 0 P: 6	R: 0 E: 0 K: 0 S: 4	H: 1 LOB: 1 BB: 0 P: 4	R: 4 E: 0 K: 1 S: 10	H: 5 LOB: 2 BB: 1 P: 14	1B: 8 2B: 5 3B: 0 HR: 2	SF: 0 SAC: 0 DP: 1 HBP: 0	WP: 1 PB: 0 SB: 2 CS: 1	PA: 45			
PITCHER	IP	WLS	BF	H	R	ER	SO	BB	IBB	HBP	BLK	WP	HR	S	P	ERA	WHIP								
Tom Bradley, R ERA: 1.52	5.0	L	25	6	3	3	4	5	0	0	0	1	1	28	48	5.40	2.200								
Tommy John, L ERA: 5.09	2.0		7	2	1	1	2	0	0	0	0	0	1	11	11	4.50	1.000								
Joe Horlen, R ERA: 3.95	2.0	S	13	6	4	4	1	0	1	0	0	0	0	14	18	18.00	3.000								

Kansas City Royals @ Chicago White Sox
Comiskey Park, Chicago, IL
Tue May 25 1971, 8:05 PM EDT
Att: 2,241 - Unknown


AB 39
R 8
H 14
RBI 8
BB 6
SO 7
LOB 19



Batter	1	2	3	4	5	6	7	8	9	AB	R	H	RBI	BB	SO	LOB	BOTTOM									
Ed Stroud, L OBP: 0.233, SLG: 0.244	G3		K		FC4-6 1B		BB BB		4-3	4	0	0	1	1	1	2										
Lee Maye, L OBP: 0.474, SLG: 0.500							BB BB			2	0	0	1	0	1	0										
Mike Hershberger, R OBP: 0.494, SLG: 0.391	K		4-3		SF8		L7		F2	1	0	0	0	0	0	1										
Joe Horlen, R										0	0	0	0	0	0	0										
Rich McKinney, R OBP: 0.437, SLG: 0.444										1	0	0	0	0	0	0										
Carlos May, L OBP: 0.371, SLG: 0.416	1B		1B		1B		BB		K	4	0	3	0	1	1	0										
Bill Melton, R OBP: 0.382, SLG: 0.467	F8			5-3	K		BB			3	0	0	0	1	1	3										
Rick Reichardt, R OBP: 0.344, SLG: 0.496		6-3		F7		F4	L6			4	0	0	0	0	0	3										
Ed Herrmann, L OBP: 0.356, SLG: 0.462			F6		F9			1-3	1-3	4	0	1	0	0	0	0										
Mike Andrews, R OBP: 0.377, SLG: 0.385		FC6-4 BB			1B FC4-6 1B		L6		F6	3	1	1	0	1	0	0										
Lee Richard, R OBP: 0.287, SLG: 0.289		F4			FC4-6 SF8 1B		K		S	4	1	2	0	0	1	2										
Tom Bradley, R OBP: 0.120, SLG: 0.083					FC6-4 1B				F9	1	0	0	0	0	0	2										
Walt Williams, R OBP: 0.311, SLG: 0.339										1	0	1	0	0	0	0										
Tommy John, R										0	0	0	0	0	0	0										
Jay Johnstone, L OBP: 0.325, SLG: 0.396					1-2 2-3 1B		HR			2	1	1	1	0	0	1										
Inning Stats	R: 0 E: 0 K: 1 S: 6	H: 1 LOB: 1 BB: 0 P: 6	R: 0 E: 0 K: 0 S: 4	H: 1 LOB: 2 BB: 1 P: 8	R: 0 E: 0 K: 1 S: 5	H: 1 LOB: 1 BB: 0 P: 5	R: 0 E: 0 K: 0 S: 3	H: 0 LOB: 0 BB: 0 P: 3	R: 0 E: 0 K: 0 S: 3	H: 0 LOB: 0 BB: 0 P: 3	R: 1 E: 0 K: 1 S: 6	H: 1 LOB: 3 BB: 3 P: 18	R: 0 E: 0 K: 0 S: 4	H: 1 LOB: 1 BB: 0 P: 4	R: 0 E: 0 K: 1 S: 5	H: 0 LOB: 0 BB: 0 P: 5	1B: 7 2B: 1 3B: 0 HR: 1	SF: 1 SAC: 0 DP: 0 HBP: 0	WP: 0 PB: 0 SB: 1 CS: 0	PA: 39						
PITCHER	IP	WLS	BF	H	R	ER	SO	BB	IBB	HBP	BLK	WP	HR	S	P	ERA	WHIP									
Dick Drago, R ERA: 2.4	4.2		21	7	2	2	2	1	0	0	0	0	1	10	14	5.40	1.200									
Jim York, R ERA: 4.03	1.2	W	7	1	1	1	2	1	0	0	0	0	0	1	10	14	5.40	1.200								
Tom Burgmeier, L ERA: 1.48	0.1		2	0	0	0	0	1	0	0	0	0	0	1	5	0.00	3.000									
Ted Abernathy, R ERA: 1.9	2.1	S	9	1	0	0	1	1	0	0	0	0	0	10	14	0.00	0.857									

Kansas City Royals @ Chicago White Sox
Comiskey Park, Chicago, IL
Tue May 25 1971, 8:05 PM EDT
Att: 2,241 - Unknown

AB 34
R 3
H 9
RBI 3
BB 4
SO 5
LOB 14



Batter	1	2	3	4	5	6	7	8	9	AB	R	H	RBI	BB	SO	LOB	TOP			
Freddie Patek, R OBP: 0.314, SLG: 0.326	F7		F3			1-3		4-3		4	0	0	0	0	0	2	Kansas City Royals @ Chicago White Sox Comiskey Park, Chicago, IL Wed May 26 1971, 8:05 PM EDT Att: 2,605 - Unknown livebaseballscorecards.com			
Paul Schaaf, R OBP: 0.410, SLG: 0.457	6-3			F2				F2		4	0	1	0	0	0	1				
Amos Otis, R OBP: 0.333, SLG: 0.481	F8					K		L5		4	0	1	0	0	1	2				
Bob Oliver, R OBP: 0.268, SLG: 0.331										4	0	2	0	0	1	1				
Cookie Rojas, R OBP: 0.373, SLG: 0.386										4	1	0	0	0	0	3				
Dennis Paepke, R OBP: 0.305, SLG: 0.435										4	1	1	2	0	0	1				
Ted Savage, R OBP: 0.270, SLG: 0.156										3	0	0	0	0	3	0				
Jerry May, R OBP: 0.316, SLG: 0.362										3	0	1	0	0	0	0				
Mike Hedlund, R OBP: 0.095, SLG: 0.050										2	0	0	0	0	1	1				
Jim York, R OBP: 0.200, SLG: 0.200										0	0	0	0	0	0	0				
Al Fitzmorris, S OBP: 0.267, SLG: 0.184										0	0	0	0	0	0	0				
Carl Taylor, R OBP: 0.267, SLG: 0.184										1	0	0	0	0	0	0				
Wally Bunker, R OBP: 0.267, SLG: 0.184										0	0	0	0	0	0	0				
Inning Stats	R: 0 E: 0 K: 0 S: 3	H: 0 LOB: 0 BB: 0 P: 3	R: 0 E: 0 K: 0 S: 3	H: 1 LOB: 0 BB: 0 P: 3	R: 0 E: 0 K: 2 S: 8	H: 1 LOB: 1 BB: 0 P: 8	R: 0 E: 0 K: 1 S: 6	H: 1 LOB: 0 BB: 0 P: 6	R: 0 E: 0 K: 1 S: 5	H: 0 LOB: 0 BB: 0 P: 5	R: 2 E: 1 K: 1 S: 7	H: 2 LOB: 0 BB: 0 P: 7	R: 0 E: 1 K: 0 S: 4	H: 0 LOB: 1 BB: 0 P: 4	R: 0 E: 0 K: 0 S: 3	H: 0 LOB: 0 BB: 0 P: 3	1B: 4 2B: 1 3B: 0 HR: 1	SF: 0 SAC: 0 DP: 1 HBP: 0	WP: 0 PB: 0 SB: 1 CS: 0	PA: 33
PITCHER Wilbur Wood, L ERA: 1.99	IP: 9.0 WLS: W BF: 33 H: 6 R: 2 ER: 2 SO: 6 BB: 0 IBB: 0 HBP: 0 BLK: 0 WP: 0 HR: 1 S: 45 P: 45 ERA: 2.00 WHIP: 0.667																			

Batter	1	2	3	4	5	6	7	8	9	AB	R	H	RBI	BB	SO	LOB	BOTTOM												
Lee Richard, R OBP: 0.291, SLG: 0.302	K		F4							4	1	2	1	0	1	0	Kansas City Royals @ Chicago White Sox Comiskey Park, Chicago, IL Wed May 26 1971, 8:05 PM EDT Att: 2,605 - Unknown livebaseballscorecards.com												
Jay Johnstone, L OBP: 0.328, SLG: 0.391										4	1	1	0	1	0	2													
Carlos May, L OBP: 0.378, SLG: 0.418										4	2	2	0	1	1	1													
Bill Melton, R OBP: 0.379, SLG: 0.468										4	0	1	1	0	0	5													
Rick Reichardt, R OBP: 0.348, SLG: 0.496										4	1	2	0	0	0	2													
Ed Herrmann, L OBP: 0.382, SLG: 0.452										2	1	0	0	2	0	3													
Mike Andrews, R OBP: 0.380, SLG: 0.389										4	1	2	2	0	0	0													
Mike Hershberger, R OBP: 0.438, SLG: 0.370										4	0	1	1	0	1	3													
Wilbur Wood, R										3	0	0	0	0	2	3													
Inning Stats	R: 0 E: 0 K: 2 S: 7	H: 0 LOB: 1 BB: 1 P: 11	R: 0 E: 0 K: 0 S: 3	H: 1 LOB: 0 BB: 0 P: 3	R: 0 E: 0 K: 1 S: 5	H: 0 LOB: 0 BB: 0 P: 5	R: 0 E: 0 K: 0 S: 5	H: 2 LOB: 2 BB: 0 P: 5	R: 0 E: 0 K: 0 S: 3	H: 0 LOB: 0 BB: 0 P: 3	R: 6 E: 2 K: 0 S: 9	H: 4 LOB: 2 BB: 2 P: 17	R: 1 E: 0 K: 2 S: 10	H: 3 LOB: 3 BB: 1 P: 14	R: 0 E: 0 K: 0 S: 3	H: 1 LOB: 0 BB: 0 P: 3		1B: 9 2B: 2 3B: 0 HR: 0	SF: 1 SAC: 1 DP: 1 HBP: 0	WP: 0 PB: 0 SB: 2 CS: 0	PA: 39								
PITCHER Mike Hedlund, R ERA: 2.58	IP: 5.1 WLS: L BF: 25 H: 6 R: 6 ER: 4 SO: 3 BB: 2 IBB: 1 HBP: 0 BLK: 0 WP: 0 HR: 0 S: 28 P: 40 ERA: 6.75 WHIP: 1.500																												
Jim York, R ERA: 4.2	1.0	9	4	1	1	0	1	0	0	0	0	8	12	9.00	5.000														
Al Fitzmorris, R ERA: 5.61	0.2	2	0	0	0	2	0	0	0	0	0	6	6	0.00	0.000														
Wally Bunker, R ERA: 5.01	1.0	3	1	0	0	0	0	0	0	0	0	3	3	0.00	1.000														

Batter	1	2	3	4	5	6	7	8	9	AB	R	H	RBI	BB	SO	LOB	TOP					
Freddie Patek, R OBP: 0.306, SLG: 0.316 (1, 6)	F8	F7			F2		F8		F8	5	0	0	0	0	0	1						
Paul Schaaf, R OBP: 0.404, SLG: 0.448 (1, 5)	WP 1B	FC6-4			F8		5-3		L9	5	1	1	0	0	0	1						
Amos Otis, R OBP: 0.329, SLG: 0.472 (1, 8)	F9				F5		F8			5	0	1	0	0	0	1						
Ed Kirkpatrick, L OBP: 0.345, SLG: 0.331 (1, 7)	1B E BB				P6				F5	4	2	1	0	1	0	1						
Cookie Rojas, R OBP: 0.387, SLG: 0.404 (1, 4)	E9 1B 1-H 2-H				FC5-4 BB				1B SF8 1B	3	1	3	1	1	0	0						
Bob Oliver, R OBP: 0.286, SLG: 0.328 (1, 3)	K				FC5-4				BB 1B	4	0	1	0	0	2	4						
Joe Keough, L OBP: 0.341, SLG: 0.295 (1, 9)					3-1					2	1	1	1	2	0	0						
Jerry May, R OBP: 0.313, SLG: 0.366 (1, 2)					K				SF8	2	0	1	2	0	1	0						
Ken Wright, R OBP: 0.154, SLG: 0.083 (1, 1)					K				F7	4	0	0	0	0	2	5						
Inning Stats	R: 2 E: 1 K: 1 S: 7	H: 2 LOB: 1 BB: 1 P: 11	R: 1 E: 0 K: 0 S: 5	H: 2 LOB: 1 BB: 0 P: 5	R: 0 E: 0 K: 0 S: 3	H: 0 LOB: 1 BB: 1 P: 7	R: 0 E: 0 K: 2 S: 7	H: 0 LOB: 0 BB: 0 P: 7	R: 0 E: 0 K: 0 S: 3	H: 0 LOB: 0 BB: 0 P: 3	R: 1 E: 0 K: 1 S: 7	H: 2 LOB: 2 BB: 1 P: 11	R: 0 E: 0 K: 0 S: 3	H: 0 LOB: 0 BB: 0 P: 3	R: 1 E: 0 K: 0 S: 7	H: 2 LOB: 2 BB: 1 P: 11	R: 0 E: 0 K: 0 S: 4	H: 1 LOB: 1 BB: 0 P: 4	1B: 7 2B: 1 3B: 0 HR: 1	SF: 2 SAC: 0 DP: 0 HBP: 0	WP: 1 PB: 0 SB: 1 CS: 0	PA: 40
PITCHER	IP	WLS	BF	H	R	ER	SO	BB	IBB	HBP	BLK	WP	HR	S	P	ERA	WHIP					
Denny McLain, R ERA: 4.07 (1, 1)	7.0	L	30	6	4	3	4	2	1	0	0	1	1	35	47	3.86	1.143					
Jim Shellenback, L ERA: 4.62 (8, 1)	2.0		10	3	1	1	1	1	0	0	0	0	0	11	15	4.50	2.000					

Kansas City Royals @ Washington Senators
Robert F. Kennedy Memorial Stadium, Washington, DC
 Fri May 28 1971, 7:05 PM EDT
 Att: 4,139 - Unknown

AB 34
 R 5
 H 9
 RBI 4
 BB 4
 SO 5
 LOB 13



Batter	1	2	3	4	5	6	7	8	9	AB	R	H	RBI	BB	SO	LOB	BOTTOM					
Del Unser, L OBP: 0.350, SLG: 0.409 (1, 8)	F7		F9		FC4-6			K2-3		4	0	0	0	0	1	2						
Bernie Allen, L OBP: 0.323, SLG: 0.414 (1, 5) (8, 4)	K				FC4-6 1B		4-3	G3 2B		4	0	2	0	0	1	0						
Don Mincher, L OBP: 0.373, SLG: 0.410 (1, 3)	K				FC4-6 1B		F7	G3		4	0	0	0	0	1	2						
Frank Howard, R OBP: 0.367, SLG: 0.470 (1, 7)			K		K		4-3	K		4	0	0	0	0	3	2						
Larry Bittner, L OBP: 0.370, SLG: 0.320 (1, 9)		1-3			1-2 1B		1-3	P4		4	0	1	0	0	0	0						
Paul Casanova, R OBP: 0.276, SLG: 0.383 (1, 2)		K			K		1B 1B	G3		4	0	1	0	0	2	2						
Toby Harrah, R OBP: 0.293, SLG: 0.291 (1, 6)			F9		F7		1-2 1B	BB BB		3	0	1	0	1	0	0						
Tim Cullen, R OBP: 0.215, SLG: 0.199 (1, 4)					P4			1-3		1	0	0	0	1	0	0						
Tom McCraw, L OBP: 0.283, SLG: 0.453 (7, PH)					SH1-4 BB		F7			1	0	0	0	0	0	2						
Jim Shellenback, L (8, 1)										0	0	0	0	0	0	0						
Elliott Maddox, R OBP: 0.286, SLG: 0.208 (9, PH)										1	0	0	0	0	0	1						
Denny McLain, R OBP: 0.167, SLG: 0.217 (1, 1)					SH1-4					1	0	1	0	0	0	0						
Dick Billings, R OBP: 0.277, SLG: 0.304 (7, PH) (8, 5)					SH1-4 1-2		FC4-6 1B	K		1	0	0	0	0	1	2						
Inning Stats	R: 0 E: 0 K: 2 S: 7	H: 0 LOB: 0 BB: 0 P: 7	R: 0 E: 0 K: 2 S: 7	H: 0 LOB: 0 BB: 0 P: 7	R: 0 E: 0 K: 0 S: 3	H: 0 LOB: 1 BB: 1 P: 7	R: 0 E: 0 K: 2 S: 9	H: 2 LOB: 2 BB: 0 P: 9	R: 0 E: 0 K: 0 S: 4	H: 1 LOB: 1 BB: 0 P: 4	R: 0 E: 0 K: 0 S: 3	H: 0 LOB: 0 BB: 0 P: 3	R: 0 E: 0 K: 1 S: 7	H: 2 LOB: 2 BB: 0 P: 7	R: 0 E: 0 K: 0 S: 8	H: 1 LOB: 1 BB: 0 P: 8	R: 0 E: 0 K: 0 S: 3	H: 0 LOB: 1 BB: 1 P: 7	1B: 5 2B: 1 3B: 0 HR: 0	SF: 0 SAC: 1 DP: 0 HBP: 0	WP: 0 PB: 0 SB: 0 CS: 0	PA: 35
PITCHER	IP	WLS	BF	H	R	ER	SO	BB	IBB	HBP	BLK	WP	HR	S	P	ERA	WHIP					
Ken Wright, R ERA: 2.75 (1, 1)	9.0	W	35	6	0	0	9	2	0	0	0	0	0	51	59	0.00	0.889					

Kansas City Royals @ Washington Senators
Robert F. Kennedy Memorial Stadium, Washington, DC
 Fri May 28 1971, 7:05 PM EDT
 Att: 4,139 - Unknown

AB 32
 R 0
 H 6
 RBI 0
 BB 2
 SO 9
 LOB 13



Batter	1	2	3	4	5	6	7	8	9	AB	R	H	RBI	BB	SO	LOB	TOP					
Freddie Patek, R OBP: 0.305, SLG: 0.308	F3		FC7-2				L8		BB	4	2	1	0	1	0	2						
Paul Schaaf, R OBP: 0.409, SLG: 0.457	E6		1B				F8		BB	4	2	1	0	1	0	0						
Amos Otis, R OBP: 0.344, SLG: 0.509	5-3		HR					1B	BB	4	4	3	3	1	0	1						
Bob Oliver, R OBP: 0.276, SLG: 0.336	K		F4				L8		BB	5	0	2	1	0	1	3						
Cookie Rojas, R OBP: 0.377, SLG: 0.415		F7	HR				5-3		BB	5	1	1	3	0	0	4						
Dennis Paepke, R OBP: 0.327, SLG: 0.438			1-3					F5		2	0	1	0	1	0	0						
Joe Keough, L OBP: 0.338, SLG: 0.282						G6-4-3		BB		2	0	0	1	0	0	3						
Ted Savage, R OBP: 0.349, SLG: 0.346	F9					L9				3	0	0	0	0	0	2	AB 38					
Ed Kirkpatrick, L OBP: 0.349, SLG: 0.346							G6-4-3			2	0	1	1	0	0	1	R 9					
Jerry May, R OBP: 0.348, SLG: 0.390	6-3						F8			3	0	1	0	1	0	1	H 12					
Dick Drago, R OBP: 0.273, SLG: 0.111			K							3	0	1	0	0	2	0	RBI 9					
Bobby Knoop, R OBP: 0.385, SLG: 0.364										1	0	0	0	0	1	3	BB 5					
Tom Burgmeier, L OBP: 0.400, SLG: 0.250										0	0	0	0	0	0	0	SO 4					
																	LOB 20					
Inning Stats	R: 0 E: 1 K: 1 S: 6	H: 0 LOB: 1 BB: 0 P: 6	R: 0 E: 0 K: 0 S: 4	H: 1 LOB: 1 BB: 0 P: 4	R: 4 E: 0 K: 1 S: 9	H: 4 LOB: 0 BB: 0 P: 9	R: 0 E: 0 K: 0 S: 4	H: 2 LOB: 1 BB: 0 P: 4	R: 1 E: 0 K: 0 S: 4	H: 1 LOB: 0 BB: 0 P: 4	R: 0 E: 0 K: 0 S: 2	H: 0 LOB: 0 BB: 1 P: 6	R: 0 E: 0 K: 1 S: 5	H: 0 LOB: 0 BB: 0 P: 5	R: 1 E: 0 K: 1 S: 7	H: 2 LOB: 2 BB: 2 P: 15	R: 3 E: 0 K: 0 S: 5	H: 2 LOB: 1 BB: 2 P: 13	1B: 9 2B: 2 3B: 0 HR: 2	SF: 0 SAC: 0 DP: 2 HBP: 0	WP: 0 PB: 0 SB: 1 CS: 0	PA: 43
PITCHER	IP WLS BF H R ER SO BB IBB HBP BLK WP HR S P ERA WHIP																					
Gary Peters, L ERA: 5.5	(1, 1) 7.0 L 31 9 6 6 3 2 0 0 0 0 0 2 35 43 7.71 1.571																					
Bobby Bolin, R ERA: 3.27	(8, 1) 1.0 5 1 0 0 1 1 0 0 0 0 0 6 10 0.00 2.000																					
Ken Brett, L ERA: 4.23	(9, 1) 1.0 7 2 3 3 0 2 0 0 0 0 0 5 13 27.00 4.000																					

Kansas City Royals @ Boston Red Sox
Fenway Park, Boston, MA
Mon May 31 1971, 3:38 AM EDT
Att: 31,110 - Unknown

livebaseballscores.com



Batter	1	2	3	4	5	6	7	8	9	AB	R	H	RBI	BB	SO	LOB	BOTTOM					
Doug Griffin, R OBP: 0.320, SLG: 0.325	4-3			L8				4-3		4	0	1	1	0	0	0						
Reggie Smith, S OBP: 0.376, SLG: 0.508	K			G3						4	0	1	0	0	1	1						
Carl Yastrzemski, L OBP: 0.491, SLG: 0.525				4-3				1B		4	0	1	0	0	1	1						
Rico Petrocelli, R OBP: 0.383, SLG: 0.484		6-3					E5			4	1	1	0	0	0	0						
George Scott, R OBP: 0.342, SLG: 0.444		E5					K			4	1	1	0	0	2	2						
Billy Conigliaro, R OBP: 0.556, SLG: 0.534		G5-4-3					L9			4	1	2	0	0	0	2						
John Kennedy, R OBP: 0.485, SLG: 0.500			6-3							4	0	2	1	0	0	2	AB 36					
Bob Montgomery, R OBP: 0.333, SLG: 0.273			1-3							4	0	0	0	0	1	3	R 4					
Gary Peters, L OBP: 0.310, SLG: 0.370										2	1	1	0	0	0	0	H 10					
Bobby Bolin, R OBP: 0.500, SLG: 0.500										0	0	0	0	0	0	0	RBI 2					
George Thomas, R OBP: 0.154, SLG: 0.083										1	0	0	0	0	1	0	BB 0					
Ken Brett, L OBP: 0.250, SLG: 0.250										0	0	0	0	0	0	0	SO 6					
Phil Gailliano, R OBP: 0.556, SLG: 0.571										1	0	0	0	0	0	1	LOB 12					
Inning Stats	R: 0 E: 0 K: 1 S: 5	H: 1 LOB: 1 BB: 0 P: 5	R: 0 E: 1 K: 0 S: 3	H: 0 LOB: 0 BB: 0 P: 3	R: 0 E: 0 K: 0 S: 3	H: 0 LOB: 0 BB: 0 P: 3	R: 0 E: 0 K: 0 S: 3	H: 0 LOB: 0 BB: 0 P: 3	R: 1 E: 0 K: 1 S: 7	H: 3 LOB: 1 BB: 0 P: 7	R: 1 E: 0 K: 0 S: 4	H: 2 LOB: 0 BB: 0 P: 4	R: 0 E: 1 K: 2 S: 9	H: 1 LOB: 2 BB: 0 P: 9	R: 0 E: 0 K: 2 S: 8	H: 1 LOB: 1 BB: 0 P: 8	R: 2 E: 1 K: 0 S: 6	H: 2 LOB: 1 BB: 0 P: 6	1B: 8 2B: 2 3B: 0 HR: 0	SF: 0 SAC: 0 DP: 2 HBP: 0	WP: 0 PB: 0 SB: 0 CS: 0	PA: 36
PITCHER	IP WLS BF H R ER SO BB IBB HBP BLK WP HR S P ERA WHIP																					
Dick Drago, R ERA: 2.42	(1, 1) 7.0 W 26 3 2 0 2 0 0 0 0 0 0 0 34 34 0.00 1.500																					
Tom Burgmeier, L ERA: 1.37	(8, 1) 2.0 S 10 3 2 0 2 0 0 0 0 0 0 0 14 14 0.00 1.500																					

Kansas City Royals @ Boston Red Sox
Fenway Park, Boston, MA
Mon May 31 1971, 3:38 AM EDT
Att: 31,110 - Unknown

livebaseballscores.com



Batter	1	2	3	4	5	6	7	8	9	AB	R	H	RBI	BB	SO	LOB	TOP					
Freddie Patek, R OBP: 0.303, SLG: 0.305 (1, 6)										5	1	1	0	0	3	2						
Paul Schaaf, R OBP: 0.405, SLG: 0.452 (1, 5)										4	0	1	0	0	0	1						
Amos Otis, R OBP: 0.342, SLG: 0.520 (1, 8)										4	1	1	2	0	0	1						
Ed Kirkpatrick, L OBP: 0.353, SLG: 0.353 (1, 7)										3	0	1	0	1	0	0						
Cookie Rojas, R OBP: 0.379, SLG: 0.423 (1, 4)										4	1	2	0	0	0	1						
Bob Oliver, R OBP: 0.282, SLG: 0.336 (1, 3)										3	1	1	0	0	0	0						
Joe Keough, L OBP: 0.336, SLG: 0.281 (1, 9)										4	0	1	1	0	0	3						
Jerry May, R OBP: 0.333, SLG: 0.375 (1, 2)										3	0	0	1	0	3	0						
Mike Hedlund, R OBP: 0.083, SLG: 0.043 (1, 1)										3	0	0	0	0	2	0						
Inning Stats	R: 0 E: 0 K: 1 S: 5	H: 1 LOB: 0 BB: 0 P: 5	R: 0 E: 0 K: 0 S: 3	H: 0 LOB: 0 BB: 0 P: 3	R: 0 E: 1 K: 1 S: 6	H: 0 LOB: 1 BB: 0 P: 6	R: 0 E: 0 K: 0 S: 3	H: 0 LOB: 0 BB: 0 P: 3	R: 2 E: 0 K: 1 S: 7	H: 2 LOB: 1 BB: 0 P: 8	R: 0 E: 0 K: 0 S: 4	H: 1 LOB: 0 BB: 0 P: 4	R: 0 E: 0 K: 1 S: 5	H: 0 LOB: 0 BB: 0 P: 5	R: 2 E: 0 K: 1 S: 9	H: 4 LOB: 3 BB: 1 P: 13	R: 0 E: 0 K: 3 S: 9	H: 0 LOB: 0 BB: 0 P: 9	1B: 5 2B: 2 HR: 1	SF: 1 SAC: 1 DP: 1 HBP: 1	WP: 0 PB: 0 SB: 0 CS: 0	PA: 37
PITCHER	IP WLS BF H R ER SO BB IBB HBP BLK WP HR S P ERA WHIP																					
Jim Lonborg, R ERA: 5.11 (1, 1)	7.2 L 32 7 4 4 5 1 0 1 0 0 0 1 40 45 4.70 1.043																					
Bobby Bolin, R ERA: 3.22 (8, 1)	0.1 2 1 0 0 0 0 0 0 0 0 0 0 2 2 0.00 3.000																					
Sparky Lyle, L ERA: 1.74 (9, 1)	1.0 3 0 0 0 0 3 0 0 0 0 0 0 0 9 9 0.00 0.000																					

Kansas City Royals @ Boston Red Sox
 Fenway Park, Boston, MA
 Tue Jun 01 1971, 3:33 AM EDT
 Alt. 9:816 - Unknown - 62 F

AB 33
 R 4
 H 8
 RBI 4
 BB 1
 SO 8
 LOB 8

Batter	1	2	3	4	5	6	7	8	9	AB	R	H	RBI	BB	SO	LOB	BOTTOM					
Doug Griffin, R OBP: 0.324, SLG: 0.329 (1, 4)										4	0	2	0	0	0	0						
Reggie Smith, S OBP: 0.383, SLG: 0.511 (1, 9)										3	1	2	0	1	0	1						
Carl Yastrzemski, L OBP: 0.442, SLG: 0.512 (1, 7)										4	0	0	0	0	0	4						
Rico Petrocelli, R OBP: 0.376, SLG: 0.473 (1, 5)										4	0	0	0	0	0	3						
George Scott, R OBP: 0.346, SLG: 0.463 (1, 3)										4	1	2	2	0	0	0						
Billy Conigliano, R OBP: 0.348, SLG: 0.521 (1, 8)										4	0	0	0	0	2	1						
Luis Aparicio, R OBP: 0.211, SLG: 0.253 (1, 6)										3	0	1	0	0	0	0						
Duane Josephson, R OBP: 0.268, SLG: 0.358 (1, 2)										3	0	0	0	0	0	1						
Jim Lonborg, R OBP: 0.250, SLG: 0.143 (1, 1)										2	0	0	0	0	1	0						
Bobby Bolin, R OBP: 0.500, SLG: 0.500 (8, 1)										0	0	0	0	0	0	0						
Joe Lahoud, L OBP: 0.428, SLG: 0.414 (6, PH)										1	0	0	0	0	0	0						
Sparky Lyle, L (9, 1)										0	0	0	0	0	0	0						
Inning Stats	R: 0 E: 0 K: 0 S: 4	H: 2 LOB: 1 BB: 0 P: 4	R: 0 E: 0 K: 1 S: 6	H: 1 LOB: 0 BB: 0 P: 6	R: 0 E: 0 K: 0 S: 3	H: 1 LOB: 0 BB: 0 P: 3	R: 0 E: 0 K: 0 S: 4	H: 1 LOB: 0 BB: 0 P: 4	R: 0 E: 0 K: 1 S: 5	H: 0 LOB: 0 BB: 0 P: 5	R: 0 E: 0 K: 0 S: 3	H: 0 LOB: 1 BB: 1 P: 7	R: 0 E: 0 K: 1 S: 5	H: 0 LOB: 0 BB: 0 P: 5	R: 0 E: 0 K: 0 S: 3	H: 0 LOB: 0 BB: 0 P: 3	R: 2 E: 0 K: 0 S: 5	H: 2 LOB: 0 BB: 0 P: 5	1B: 6 2B: 1 3B: 0 HR: 1	SF: 0 SAC: 0 DP: 1 HBP: 0	WP: 0 PB: 0 SB: 0 CS: 1	PA: 34
PITCHER	IP WLS BF H R ER SO BB IBB HBP BLK WP HR S P ERA WHIP																					
Mike Hedlund, R ERA: 2.5 (1, 1)	9.0 W 33 7 2 2 3 1 0 0 0 0 0 1 38 42 2.00 0.889																					

Kansas City Royals @ Boston Red Sox
 Fenway Park, Boston, MA
 Tue Jun 01 1971, 3:33 AM EDT
 Alt. 9:816 - Unknown - 62 F

AB 32
 R 2
 H 7
 RBI 2
 BB 1
 SO 3
 LOB 10

Batter	1	2	3	4	5	6	7	8	9	AB	R	H	RBI	BB	SO	LOB	TOP										
Freddie Patek, R OBP: 0.310, SLG: 0.313 (1,6)	0-0 6-3		0-0 1B		0-0 F9		0-0 1B		0-0 1B	5	0	3	3	0	0	0											
Paul Schaaf, R OBP: 0.400, SLG: 0.463 (1,5)	0-0 HR		0-0 G6-3		0-0 5-3		0-0 F9		0-0 5-3	5	1	1	1	0	0	4											
Amos Otis, R OBP: 0.346, SLG: 0.520 (1,8)	0-0 HR		0-0 1B		0-3 K		0-0 F8			4	1	2	0	0	1	0											
Bob Oliver, R OBP: 0.288, SLG: 0.336 (1,3)	0-3 K		0-0 1B		0-3 K		4-0 G6-3			3	0	1	0	1	2	1											
Cookie Rojas, R OBP: 0.377, SLG: 0.436 (1,4)	0-0 HR		0-0 FC6-4		0-0 5-3		0-0 BB		0-0 G6-3	4	1	1	2	0	0	3											
Dennis Paepke, R OBP: 0.305, SLG: 0.412 (1,9)	0-3 K		0-0 6-3		0-0 6-3		0-0 1-3		0-0 4-3	3	0	0	0	0	1	0											
Joe Keough, L OBP: 0.333, SLG: 0.278 (9, PH)										1	0	0	0	0	0	0											
Ted Savage, R OBP: 0.162 (1,7)		0-0 5-3		0-0 1B		4-0 FC1-5		0-0 2B		2	0	1	0	1	0	0											
Ed Kirkpatrick, L OBP: 0.357, SLG: 0.358 (9, PH)										1	1	1	0	0	0	0											
Jerry May, R OBP: 0.330, SLG: 0.381 (1,2)	0-0 6-3		0-0 G3-6-3		0-0 E5		0-0 1B		0-0 1B	4	2	1	0	0	0	2											
Ken Wright, R OBP: 0.133, SLG: 0.071 (1,1)		0-3 K		0-3 K		0-3 K		0-0 L7		2	0	0	0	0	2	0											
Tom Burgmeier, L OBP: 0.286, SLG: 0.167 (6,1)										2	0	0	0	0	0	4											
Inning Stats	R: 3 E: 0 K: 2 S: 10	H: 3 LOB: 0 BB: 0 P: 10	R: 0 E: 0 K: 1 S: 5	H: 0 LOB: 0 BB: 0 P: 5	R: 0 E: 0 K: 0 S: 3	H: 1 LOB: 0 BB: 0 P: 3	R: 0 E: 0 K: 1 S: 5	H: 0 LOB: 0 BB: 0 P: 5	R: 0 E: 0 K: 2 S: 7	H: 0 LOB: 0 BB: 0 P: 7	R: 1 E: 1 K: 0 S: 5	H: 1 LOB: 2 BB: 1 P: 9	R: 0 E: 0 K: 0 S: 2	H: 0 LOB: 1 BB: 0 P: 6	R: 2 E: 0 K: 0 S: 6	H: 3 LOB: 1 BB: 0 P: 6	1B: 8 2B: 1 3B: 0 HR: 2	SF: 0 SAC: 0 DP: 3 HBP: 0	WP: 0 PB: 0 CS: 0	PA: 38							
PITCHER	IP	WLS	BF	H	R	ER	SO	BB	IBB	HBP	BLK	WP	HR	S	P	ERA	WHIP										
Fritz Peterson, L ERA: 4.06 (1,1)	7.0	L	29	8	4	3	6	1	0	0	0	0	2	40	44	3.86	1.286										
Jim Hardin, R ERA: 5.06 (8,1)	2.0		9	3	2	2	0	1	0	0	0	0	0	8	12	9.00	2.000										

Kansas City Royals @ New York Yankees
Yankee Stadium, Bronx, NY
Fri Jun 04 1971, 7:05 PM EDT
Att: 10,803 - Unknown - 83 F

AB 36
R 6
H 11
RBI 6
BB 2
SO 6
LOB 14






Batter	1	2	3	4	5	6	7	8	9	AB	R	H	RBI	BB	SO	LOB	BOTTOM										
Horace Clarke, S OBP: 0.363, SLG: 0.327 (1,4)	0-3 K		0-3 K			0-0 G3	0-0 1-3			4	0	0	0	0	2	1											
Thurman Munson, R OBP: 0.347, SLG: 0.354 (1,2)	0-0 1B		0-0 F8			0-0 5-3	2-3 3-H		0-0 1-3	4	1	0	0	0	0	0											
Bobby Murcer, L OBP: 0.477, SLG: 0.617 (1,8)	0-0 1B		0-3 K			4-0 BB			0-0 G3	3	0	1	0	1	1	0											
Roy White, S OBP: 0.364, SLG: 0.494 (1,7)	0-0 1B				0-0 F4		0-0 BB		0-0 2B	3	0	2	1	1	0	0											
John Ellis, R OBP: 0.446, SLG: 0.547 (1,3)	0-3 K				0-0 F7		0-0 F5		0-3 K	4	0	0	0	0	2	5											
Felipe Alou, R OBP: 0.297, SLG: 0.350 (1,9)	0-0 F4				0-0 4-3				0-0 F8	4	0	0	0	0	0	2											
Danny Cater, R OBP: 0.240, SLG: 0.260 (1,5)		0-3 K			0-0 F4		0-0 E5		0-0 6-3	2	0	0	0	0	1	0											
Ron Hansen, R OBP: 0.302, SLG: 0.289 (7,5)							2B WP			2	1	0	0	0	0	0											
Gene Michael, S OBP: 0.365, SLG: 0.306 (1,6)		0-3 K			0-0 6-3		0-0 B2		0-0 F9	4	0	0	0	0	1	1											
Fritz Peterson, S OBP: 0.207, SLG: 0.080 (1,1)					0-3 K					2	0	0	0	0	2	0											
Ron Woods, R OBP: 0.259, SLG: 0.241 (7, PH)							WP			1	0	1	0	0	0	0											
Jim Hardin, R ERA: 1.21 (8,1)							1-3 2B			0	0	0	0	0	0	0											
Inning Stats	R: 1 E: 1 K: 2 S: 10	H: 2 LOB: 2 BB: 0 P: 10	R: 0 E: 0 K: 3 S: 9	H: 0 LOB: 0 BB: 0 P: 9	R: 0 E: 0 K: 2 S: 7	H: 0 LOB: 0 BB: 0 P: 7	R: 0 E: 0 K: 0 S: 3	H: 0 LOB: 0 BB: 0 P: 3	R: 0 E: 0 K: 1 S: 5	H: 0 LOB: 0 BB: 0 P: 5	R: 0 E: 0 K: 0 S: 3	H: 0 LOB: 2 BB: 2 P: 11	R: 1 E: 1 K: 0 S: 5	H: 1 LOB: 1 BB: 0 P: 5	R: 0 E: 0 K: 1 S: 6	H: 1 LOB: 1 BB: 0 P: 6	R: 0 E: 0 K: 0 S: 3	H: 0 LOB: 0 BB: 0 P: 3	1B: 2 2B: 2 3B: 0 HR: 0	SF: 0 SAC: 0 DP: 0 HBP: 0	WP: 1 PB: 0 CS: 0	PA: 35					
PITCHER	IP	WLS	BF	H	R	ER	SO	BB	IBB	HBP	BLK	WP	HR	S	P	ERA	WHIP										
Ken Wright, R ERA: 2.4 (1,1)	5.2		21	2	1	0	8	1	0	0	0	0	0	36	40	0.00	0.529										
Tom Burgmeier, L ERA: 1.21 (6,1)	3.1	S	14	2	1	0	1	1	0	0	0	1	0	15	19	0.00	0.900										

Kansas City Royals @ New York Yankees
Yankee Stadium, Bronx, NY
Fri Jun 04 1971, 7:05 PM EDT
Att: 10,803 - Unknown - 83 F

AB 33
R 2
H 4
RBI 1
BB 2
SO 9
LOB 9



Batter	1	2	3	4	5	6	7	8	9	AB	R	H	RBI	BB	SO	LOB	TOP																
Freddie Patek, R OBP: 0.307, SLG: 0.310 (1, 6)	L6		2B	F9		F8	F7			5	1	1	0	0	0	3	Kansas City Royals @ New York Yankees Yankee Stadium, Bronx, NY Sat Jun 05 1971, 3:33 AM EDT Att: 10,874 - Unknown - 81 F																
Paul Schaaf, R OBP: 0.400, SLG: 0.463 (1, 5)	L1-3		2B		L7		2B	F9		4	1	1	2	1	0	0																	
Amos Otis, R OBP: 0.342, SLG: 0.516 (1, 8)	F6		5-3		L1-3		4-3	F9		5	1	1	0	0	0	1																	
Ed Kirkpatrick, L OBP: 0.352, SLG: 0.353 (1, 7)		4-3	L3-1		HR		4-3	F4		5	1	1	1	0	0	2																	
Cookie Rojas, R OBP: 0.382, SLG: 0.454 (1, 4)	4-3			FC1-6	HR		1B	F8		4	2	2	2	1	0	0																	
Bob Oliver, R OBP: 0.291, SLG: 0.338 (1, 3)				FC1-6	F2		4-3	F7		5	2	2	1	0	0	1																	
Joe Keough, L OBP: 0.329, SLG: 0.283 (1, 9)	L1-3			FC1-2		L4	4-3	3-1		5	0	1	1	0	0	2																	
Jerry May, R OBP: 0.347, SLG: 0.391 (1, 2)			FC3-6	FC5			HR			3	1	2	0	1	0	1																	
Bruce Dal Canton, R OBP: 0.042, SLG: 0.042 Jim Rooker, R Gail Hopkins, L Ted Abernathy, R	FC3-6		FC1-2			K				3	1	0	0	0	1	4																	
			FC1-2							0	0	0	0	0	0	0																	
Inning Stats	R: 0 E: 0 K: 0 S: 3	H: 0 LOB: 0 BB: 0 P: 3	R: 0 E: 0 K: 0 S: 4	H: 1 LOB: 1 BB: 0 P: 4	R: 2 E: 0 K: 0 S: 6	H: 3 LOB: 1 BB: 0 P: 6	R: 1 E: 1 K: 0 S: 6	H: 2 LOB: 2 BB: 0 P: 6	R: 2 E: 0 K: 0 S: 5	H: 2 LOB: 0 BB: 0 P: 5	R: 0 E: 0 K: 1 S: 6	H: 1 LOB: 1 BB: 0 P: 6	R: 6 E: 0 K: 0 S: 6	H: 3 LOB: 3 BB: 3 P: 18	R: 0 E: 0 K: 0 S: 3	H: 0 LOB: 0 BB: 0 P: 3	R: 0 E: 0 K: 0 S: 3	H: 0 LOB: 0 BB: 0 P: 3	1B: 7 2B: 3 3B: 0 HR: 2	SF: 0 SAC: 0 DP: 0 HBP: 0	WP: 0 PB: 0 SB: 0 CS: 0	PA: 43											
PITCHER	IP WLS BF H R ER SO BB IBB HBP BLK WP HR S P ERA WHIP																																
Steve Kline, R ERA: 3.12	5.0	24	8	5	2	4	0	0	0	0	0	1	24	24	7.20	1.600																	
Gary Waslewski, R ERA: 3.29	1.0	L	6	2	2	2	1	1	0	0	0	0	7	11	18.00	3.000																	
Lindy McDaniel, R ERA: 7.11	2.0		10	2	4	4	0	1	1	0	0	0	1	8	16	18.00	1.500																
Gary Jones, L ERA: 2.89	1.0		3	0	0	0	0	0	0	0	0	0	3	3	0.00	0.000																	

Batter	1	2	3	4	5	6	7	8	9	AB	R	H	RBI	BB	SO	LOB	BOTTOM														
Horace Clarke, S OBP: 0.355, SLG: 0.319 (1, 4)	G3		G3		4-3		K	FC6-4		5	0	0	1	0	1	3	Kansas City Royals @ New York Yankees Yankee Stadium, Bronx, NY Sat Jun 05 1971, 3:33 AM EDT Att: 10,874 - Unknown - 81 F														
Jerry Kenney, L OBP: 0.324, SLG: 0.269 (1, 5)	IHR		E6			E	FC3-6	L8		2	2	0	0	3	0	2															
Bobby Murcer, L OBP: 0.476, SLG: 0.609 (1, 8)	6-3		L3			F8	FC3-6	F7		4	0	1	0	1	0	2															
Roy White, S OBP: 0.370, SLG: 0.508 (1, 7)	IHR		L3			1B	FC3-6	BB		3	2	1	2	2	0	4															
John Ellis, R OBP: 0.432, SLG: 0.515 (1, 3)	K			5-3		F6	F7	FC6-4		4	0	0	0	1	1	4															
Jake Gibbs, L OBP: 0.242, SLG: 0.264 (1, 2)	F8		E3			1B		F9	F7	5	1	1	1	0	0	2															
Jim Lyttle, L OBP: 0.200, SLG: 0.308 Felipe Alou, R	G3		G4-6-3			1B		FC6-4		2	0	0	0	0	0	1															
Gene Michael, S OBP: 0.368, SLG: 0.312 (1, 6)	G3					1B		FC6-4		3	1	2	1	0	0	2															
Steve Kline, R Frank Tepedino, L Gary Waslewski, R Lindy McDaniel, R Ron Woods, R Gary Jones, L	G3		E			K		FC6-4		1	1	1	0	0	0	0															
										1	0	0	0	0	0	0															
Inning Stats	R: 2 E: 0 K: 1 S: 6	H: 1 LOB: 1 BB: 1 P: 10	R: 0 E: 0 K: 0 S: 3	H: 0 LOB: 0 BB: 0 P: 3	R: 1 E: 1 K: 0 S: 4	H: 1 LOB: 1 BB: 1 P: 8	R: 0 E: 1 K: 0 S: 3	H: 0 LOB: 0 BB: 0 P: 3	R: 0 E: 1 K: 1 S: 8	H: 3 LOB: 2 BB: 2 P: 16	R: 0 E: 0 K: 1 S: 6	H: 1 LOB: 2 BB: 1 P: 10	R: 1 E: 0 K: 0 S: 5	H: 2 LOB: 2 BB: 1 P: 9	R: 0 E: 0 K: 0 S: 3	H: 0 LOB: 2 BB: 2 P: 11	1B: 6 2B: 2 3B: 0 HR: 1	SF: 0 SAC: 0 DP: 2 HBP: 0	WP: 0 PB: 0 SB: 0 CS: 0	PA: 43											
PITCHER	IP WLS BF H R ER SO BB IBB HBP BLK WP HR S P ERA WHIP																														
Bruce Dal Canton, R ERA: 2.96	5.2	24	3	6	5	1	4	0	0	0	0	22	38	7.94	1.235																
Jim Rooker, L ERA: 8.02	0.1		3	2	0	0	1	0	0	0	0	5	5	0.00	6.000																
Ted Abernathy, R ERA: 1.91	3.0	W	16	3	1	1	1	4	0	0	0	14	30	3.00	2.333																

Batter	1	2	3	4	5	6	7	8	9	AB	R	H	RBI	BB	SO	LOB	TOP			
Freddie Patek, R OBP: 0.306, SLG: 0.309	0-0 1B 5-3 1B		0-0 F8			0-0 5-3		0-0 6-3		4	0	1	0	0	0	0				
Paul Schaaf, R OBP: 0.397, SLG: 0.464	0-0 5-3		0-0 2B			0-0 L7		0-0 6-3		4	0	1	0	0	0	1				
Amos Otis, R OBP: 0.345, SLG: 0.532	0-0 G4-6-3 2-3 1B		0-0 L7			0-0 HR		0-0 5-3		4	1	2	1	0	0	1				
Ed Kirkpatrick, L OBP: 0.349, SLG: 0.371	0-0 G4-6-3 1-2		0-0 4-3			0-0 HR		0-0 F8		4	1	1	1	0	0	2				
Cookie Rojas, R OBP: 0.380, SLG: 0.449		0-0 F8		0-0 F4		0-0 1B		0-3 K		4	0	1	0	0	1	0				
Bob Oliver, R OBP: 0.284, SLG: 0.329		0-3 K		0-0 F8		0-3 K		0-3 K		4	0	0	0	0	3	1				
Joe Keough, L OBP: 0.329, SLG: 0.279		4-0 BB		0-0 4-3		0-0 4-3		0-0 F7		2	0	0	0	1	0	0				
Jerry May, R OBP: 0.337, SLG: 0.378		0-0 1-3		0-0 4-3		0-0 6-3		0-3 K		3	0	0	0	0	0	1				
Dick Drago, R Al Fitzmorris, R Carl Taylor, R Jim York, R Ted Savage, R Jim Rooker, R			0-0 5-3		0-0 3-1		0-3 K			1	0	0	0	0	0	0				
Inning Stats	R: 0 E: 0 K: 0 S: 4	H: 2 LOB: 1 BB: 0 P: 4	R: 0 E: 0 K: 1 S: 5	H: 0 LOB: 1 BB: 1 P: 9	R: 0 E: 0 K: 0 S: 4	H: 1 LOB: 1 BB: 0 P: 4	R: 0 E: 0 K: 0 S: 3	H: 0 LOB: 0 BB: 0 P: 3	R: 0 E: 0 K: 1 S: 8	H: 3 LOB: 1 BB: 0 P: 8	R: 0 E: 0 K: 1 S: 5	H: 0 LOB: 0 BB: 0 P: 5	R: 0 E: 0 K: 2 S: 7	H: 0 LOB: 0 BB: 0 P: 7	R: 0 E: 0 K: 2 S: 7	H: 0 LOB: 0 BB: 0 P: 7	1B: 3 2B: 1 3B: 0 HR: 2	SF: 0 SAC: 0 DP: 1 HBP: 0	WP: 0 PB: 0 CS: 0	PA: 33
PITCHER Stan Bahnsen, R ERA: 3.66	IP: 9.0 WLS: W BF: 33 H: 6 R: 2 ER: 2 SO: 5 BB: 1 IBB: 0 HBP: 0 BLK: 0 WP: 0 HR: 2 S: 42 P: 46 ERA: 2.00 WHIP: 0.778																			

Kansas City Royals @ New York Yankees
 Yankee Stadium, Bronx, NY
 Sun Jun 06 1971, 3:33 AM EDT
 Att: 59,348 - Unknown - 80 F

AB	32
R	2
H	6
RBI	2
BB	1
SO	5
LOB	6



Batter	1	2	3	4	5	6	7	8	9	AB	R	H	RBI	BB	SO	LOB	BOTTOM			
Horace Clarke, S OBP: 0.363, SLG: 0.338	0-0 SH5-3 2B		0-0 FC4 1-3 1B 2B	0-0 SH5-3 1-2		0-0 1B				3	1	3	0	0	0	0				
Jerry Kenney, L OBP: 0.316, SLG: 0.260	0-0 SH5-3 2-3		0-0 FC4 1B 2-3 3-H	0-0 4-3 2-3		0-3 K				3	1	0	1	0	1	3				
Bobby Murcer, L OBP: 0.476, SLG: 0.604	4-0 G4-6-3 BB		0-0 1B 1-3 3-H	0-3 K		0-3 K				3	1	1	1	1	2	1				
Roy White, S OBP: 0.372, SLG: 0.508	0-0 G4-6-3 1-2		0-0 1B 1-3 3-H	0-0 6-3 1B		0-0 F8				4	1	2	1	0	0	2				
John Ellis, R OBP: 0.413, SLG: 0.486		0-0 6-3	0-3 K	0-0 F9		0-0 F7				4	0	0	0	0	1	3				
Thurman Munson, R OBP: 0.357, SLG: 0.362		1-0 5-3 HBP	0-0 1B 1-3 3-H	0-0 6-3 1-2		0-0 G5-4-3 1B				3	0	2	1	0	0	1				
Felipe Alou, R OBP: 0.302, SLG: 0.354		0-0 5-3 1-2	0-0 G1-6-3 1B 1-2 3-H	0-0 F8		0-0 F9				4	0	1	1	0	0	3				
Gene Michael, S OBP: 0.359, SLG: 0.303		0-0 F8	0-0 G1-6-3 1-2	0-0 F5		0-0 G5-4-3				4	0	0	0	0	0	4				
Stan Bahnsen, R OBP: 0.160, SLG: 0.208			0-0 2B FC4 1B	4-0 4-3 SH5-3 BB		0-3 K				2	1	1	0	1	1	0				
Inning Stats	R: 0 E: 0 K: 0 S: 3	H: 1 LOB: 1 BB: 1 P: 7	R: 0 E: 0 K: 0 S: 3	H: 0 LOB: 1 BB: 0 P: 4	R: 5 E: 0 K: 1 S: 11	H: 6 LOB: 1 BB: 0 P: 11	R: 0 E: 0 K: 1 S: 5	H: 0 LOB: 1 BB: 1 P: 9	R: 0 E: 0 K: 2 S: 8	H: 1 LOB: 1 BB: 0 P: 8	R: 0 E: 0 K: 1 S: 5	H: 0 LOB: 0 BB: 0 P: 5	R: 0 E: 0 K: 0 S: 3	H: 1 LOB: 0 BB: 0 P: 3	R: 0 E: 0 K: 2 S: 7	H: 1 LOB: 0 BB: 0 P: 3	1B: 8 2B: 2 3B: 0 HR: 0	SF: 0 SAC: 2 DP: 3 HBP: 1	WP: 0 PB: 0 CS: 0	PA: 35
PITCHER Dick Drago, R Al Fitzmorris, R Jim York, R Jim Rooker, L	IP: 2.1 WLS: L BF: 15 H: 6 R: 5 ER: 5 SO: 1 BB: 1 IBB: 0 HBP: 0 BLK: 0 WP: 0 HR: 0 S: 15 P: 20 ERA: 19.29 WHIP: 3.000																			

Kansas City Royals @ New York Yankees
 Yankee Stadium, Bronx, NY
 Sun Jun 06 1971, 3:33 AM EDT
 Att: 59,348 - Unknown - 80 F

AB	30
R	5
H	10
RBI	5
BB	2
SO	5
LOB	17



Batter	1	2	3	4	5	6	7	8	9	AB	R	H	RBI	BB	SO	LOB	TOP		
Del Unser, L OBP: 0.339, SLG: 0.382 (1, 8)	6-3		1-3			K		BB		3	0	0	0	1	1	0	Washington Senators @ Kansas City Royals Municipal Stadium, Kansas City, MO Tue Jun 08 1971, 8:05 PM EDT Att: 13,207 - Unknown - 80 F		
Elliott Maddox, R OBP: 0.291, SLG: 0.260 (1, 5) (7, 9)	6-3			F9		2B FC8-2 1B		F7		4	0	1	0	0	0	2			
Frank Howard, R OBP: 0.362, SLG: 0.452 (1, 3)				F9				1-3 2B		4	0	2	0	0	0	2			
Dick Billings, R OBP: 0.224, SLG: 0.246 (1, 7)										3	0	0	0	0	0	3			
Tom McCraw, L OBP: 0.293, SLG: 0.473 (9, PH)	FC4-6			6-3		FC8-2				1	1	1	1	0	0	0			
Paul Casanova, R OBP: 0.261, SLG: 0.342 (1, 2)										4	0	0	0	0	1	0			
Toby Harrah, R OBP: 0.328, SLG: 0.315 (1, 6)										3	1	1	0	1	0	0			
Larry Blittner, L OBP: 0.327, SLG: 0.288 (1, 9)										3	0	1	0	0	0	1			
Horacio Pina, R OBP: 0.179, SLG: 0.090 (7, 1)	L1-3									0	0	0	0	0	0	0			
Don Mincher, L OBP: 0.391, SLG: 0.419 (9, PH)										0	0	0	0	1	0	0			
Tim Cullen, R OBP: 0.238, SLG: 0.205 (1, 4)										2	0	0	1	0	0	0			
Bernie Allen, L OBP: 0.351, SLG: 0.435 (9, PH)										0	0	0	0	1	0	0			
Casey Cox, R OBP: 0.188, SLG: 0.133 (1, 1)										1	0	0	0	0	0	0			
Frank Fernandez, R OBP: 0.179, SLG: 0.090 (5, PH)										1	0	0	0	0	0	1			
Jackie Brown, R OBP: 0.179, SLG: 0.090 (5, 1)										0	0	0	0	0	0	0			
Denny Riddleberger, R OBP: 0.159, SLG: 0.077 (7, 1)										0	0	0	0	0	0	0			
Don Wart, R OBP: 0.159, SLG: 0.077 (7, 5)										2	0	0	0	0	0	3			
Inning Stats	R: 0 E: 0 K: 0 S: 4	H: 1 LOB: 1 BB: 0 P: 4	R: 0 E: 0 K: 0 S: 3	H: 1 LOB: 0 BB: 0 P: 3	R: 0 E: 0 K: 0 S: 3	H: 0 LOB: 0 BB: 0 P: 3	R: 0 E: 0 K: 0 S: 6	H: 0 LOB: 0 BB: 0 P: 3	R: 1 E: 0 K: 1 S: 6	H: 1 LOB: 1 BB: 1 P: 10	R: 0 E: 0 K: 0 S: 6	H: 2 LOB: 1 BB: 0 P: 6	R: 0 E: 1 K: 0 S: 4	H: 0 LOB: 2 BB: 1 P: 8	R: 1 E: 0 K: 0 S: 4	H: 1 LOB: 2 BB: 2 P: 12	1B: 4 2B: 3 3B: 0 HR: 1	SF: 1 SAC: 0 DP: 2 HBP: 0	WP: 0 PA: 36 SB: 0 CS: 0
PITCHER	IP WLS BF H R ER SO BB IBB HBP BLK WP HR S P ERA WHIP																		
Paul Splittorf, L ERA: 1.17 (1, 1)	7.2 W 29 5 1 1 2 2 0 0 0 0 0 0 31 39 1.17 0.913																		
Ted Abernathy, R ERA: 2.12 (8, 1)	1.1 S 7 1 1 1 0 2 0 0 0 0 0 1 5 13 6.75 2.250																		

Batter	1	2	3	4	5	6	7	8	9	AB	R	H	RBI	BB	SO	LOB	BOTTOM		
Freddie Patek, R OBP: 0.305, SLG: 0.308 (1, 6)	6-3		E6 BB 2B	FC6-4				1B E 1B		4	2	1	0	0	0	2	Washington Senators @ Kansas City Royals Municipal Stadium, Kansas City, MO Tue Jun 08 1971, 8:05 PM EDT Att: 13,207 - Unknown - 80 F		
Paul Schaaf, R OBP: 0.394, SLG: 0.456 (1, 5)	6-3		2B BB					5-3		3	1	0	0	1	0	1			
Amos Otis, R OBP: 0.353, SLG: 0.540 (1, 8)	K		2B BB					E S 1B		3	0	2	1	1	1	0			
Ed Kirkpatrick, L OBP: 0.359, SLG: 0.384 (1, 7)										3	0	2	2	1	1	2			
Cookie Rojas, R OBP: 0.373, SLG: 0.440 (1, 4)										4	0	0	0	0	0	6			
Bob Oliver, R OBP: 0.283, SLG: 0.323 (1, 3)										3	0	0	0	0	1	6			
Joe Keough, L OBP: 0.320, SLG: 0.270 (1, 9)										4	0	0	0	0	0	1			
Jerry May, R OBP: 0.343, SLG: 0.383 (1, 2)										4	0	2	0	0	0	0			
Paul Splittorf, L OBP: 0.333, SLG: 0.333 (1, 1)										3	1	1	0	0	0	2			
Ted Abernathy, R ERA: 3.09 (8, 1)										1	0	0	0	0	0	0			
Inning Stats	R: 0 E: 0 K: 1 S: 5	H: 0 LOB: 0 BB: 0 P: 5	R: 0 E: 0 K: 0 S: 3	H: 1 LOB: 1 BB: 0 P: 4	R: 3 E: 2 K: 0 S: 6	H: 2 LOB: 2 BB: 2 P: 14	R: 0 E: 0 K: 0 S: 4	H: 1 LOB: 1 BB: 0 P: 4	R: 0 E: 0 K: 0 S: 3	H: 1 LOB: 2 BB: 1 P: 8	R: 0 E: 0 K: 2 S: 10	H: 1 LOB: 2 BB: 0 P: 10	R: 0 E: 0 K: 0 S: 3	H: 0 LOB: 0 BB: 0 P: 3	R: 0 E: 0 K: 0 S: 3	H: 0 LOB: 0 BB: 0 P: 3	1B: 6 2B: 2 3B: 0 HR: 0	SF: 0 SAC: 0 DP: 2 HBP: 1	WP: 0 PA: 36 SB: 3 CS: 0
PITCHER	IP WLS BF H R ER SO BB IBB HBP BLK WP HR S P ERA WHIP																		
Casey Cox, R ERA: 4.19 (1, 1)	4.0 L 19 4 3 2 1 2 0 1 0 0 0 0 18 27 4.50 1.500																		
Jackie Brown, R ERA: 5.33 (5, 1)	2.1 11 4 1 0 0 0 0 0 0 0 0 0 10 14 0.00 1.714																		
Denny Riddleberger, L ERA: 5.33 (7, 1)	0.1 1 0 0 0 0 1 0 0 0 0 0 0 3 3 0.00 0.000																		
Horacio Pina, R ERA: 3.09 (7, 1)	1.1 5 0 0 0 0 1 0 0 0 0 0 0 7 7 0.00 0.000																		

Batter	1	2	3	4	5	6	7	8	9	AB	R	H	RBI	BB	SO	LOB	TOP		
Del Unser, L OBP: 0.335, SLG: 0.377 (1, 8)	0-0 4-3	0-0 F7		0-0 B5-3		0-0 F7			0-0 FC5 SH1-4 1B	5	0	1	0	0	0	3			
Elliott Maddox, R OBP: 0.288, SLG: 0.253 (1, 5)	0-0 E6 1B	4-0 1B BB			0-0 G3		0-3 K		0-0 SH1-4 1-2	3	1	0	0	1	1	0			
Don Mincher, L OBP: 0.402, SLG: 0.424 Tom McCraw, L OBP: 0.283, SLG: 0.473 (1, 3) (9, 9)	0-0 1B SF7	0-0 1B 1-2 2-H			4-0 HR BB				0-3 K	3	2	2	0	2	1	1			
Frank Howard, R OBP: 0.367, SLG: 0.468 (1, 7) (9, 3)	0-0 1B 1-2 3-H				0-0 K		0-0 1-H HR		4-0 K	4	1	2	3	1	2	1			
Larry Bittner, L OBP: 0.322, SLG: 0.286 Paul Lindblad, L OBP: 0.143, SLG: 0.143 (1, 9) (7, 1)	0-0 1B 1-2 2-3			0-0 3-1		0-0 4-3			0-0 L6	4	0	1	0	0	0	1			
Frank Fernandez, R OBP: 0.188, SLG: 0.074 (1, 2)	0-0 SF7			0-0 2-4 BB		0-3 K			0-0 P6	2	0	0	1	1	1	0			
Toby Harrah, R OBP: 0.326, SLG: 0.310 (1, 6)	0-0 1-3			0-0 2-4		0-0 F8			0-0 6-3	3	0	0	0	1	0	2			
Tim Cullen, R OBP: 0.244, SLG: 0.228 (1, 4)				0-0 F7		0-0 3B			0-0 F9	4	0	2	0	0	0	1			
Gerry Janeski, R OBP: 0.231, SLG: 0.231 Horacio Pina, R (6, 1)				0-0 F7		0-3 K			0-0 L4	3	0	2	0	0	1	1			
Dick Billings, R OBP: 0.220, SLG: 0.241 (7, 9) (9, 7)				0-0 1B BB						0	0	0	0	0	0	0			
Inning Stats	R: 2 E: 1 K: 0 S: 7	H: 3 LOB: 2 BB: 0 P: 7	R: 0 E: 0 K: 0 S: 4	H: 2 LOB: 3 BB: 1 P: 8	R: 0 E: 0 K: 1 S: 4	H: 0 LOB: 1 BB: 1 P: 8	R: 0 E: 0 K: 1 S: 6	H: 1 LOB: 1 BB: 0 P: 6	R: 2 E: 0 K: 1 S: 6	H: 1 LOB: 0 BB: 1 P: 10	R: 0 E: 0 K: 2 S: 3	H: 1 LOB: 1 BB: 1 P: 7	R: 0 E: 0 K: 0 S: 4	H: 1 LOB: 1 BB: 0 P: 4	R: 0 E: 0 K: 1 S: 6	H: 1 LOB: 2 BB: 1 P: 10	1B: 7 2B: 1 3B: 1 HR: 1	SF: 1 SAC: 1 DP: 0 HBP: 0	WP: 0 PA: 41 SB: 0 CS: 0
PITCHER	IP WLS BF H R ER SO BB IBB HBP BLK WP HR S P ERA WHIP	IP WLS BF H R ER SO BB IBB HBP BLK WP HR S P ERA WHIP																	
Mike Hedlund, R ERA: 2.54 (1, 1)	6.0	29	8	4	2	3	4	0	0	0	0	0	0	1	30	46	3.00	2.000	
Jim Rooker, L ERA: 8.75 (7, 1)	2.0	8	1	0	0	2	1	0	0	0	0	0	0	0	11	15	0.00	1.000	
Tom Burgmeier, L ERA: 1.17 (9, 1)	1.0	W	5	1	0	0	1	0	1	0	0	0	0	6	10	0.00	1.000		

Washington Senators @ Kansas City Royals
Municipal Stadium, Kansas City, MO
Wed Jun 09 1971, 8:05 PM EDT
Alt. 9,242 - Unknown - 81 F

AB 33
R 4
H 10
RBI 4
BB 6
SO 6
LOB 13



Batter	1	2	3	4	5	6	7	8	9	AB	R	H	RBI	BB	SO	LOB	BOTTOM				
Freddie Patek, R OBP: 0.316, SLG: 0.319 (1, 6)	0-0 3-1 1B	0-0 S 1B		0-0 1-3 2-H 1B		0-0 1-3 1B			0-3 K	5	1	4	1	0	1	0					
Paul Schaaf, R OBP: 0.394, SLG: 0.448 (1, 5)	0-0 3-1 1-3	0-0 4-3 1-2		0-0 5-3 1-2		0-0 4-0 1-2 BB			4-0 2B 1B BB	3	1	0	0	2	0	4					
Amos Otis, R OBP: 0.349, SLG: 0.536 (1, 8)	0-0 P4			0-0 6-3		0-0 F8			0-0 F3	5	1	1	0	0	0	4					
Ed Kirkpatrick, L OBP: 0.358, SLG: 0.378 Lou Piniella, R OBP: 0.297, SLG: 0.281 (1, 7) (7, PH) (8, 7)	4-0 E 1B BB			0-0 F9		0-0 6-3			0-3 K	2	0	0	0	1	0	0					
Cookie Rojas, R OBP: 0.369, SLG: 0.434 (1, 4)	0-0 1-2 3-H 1B			0-0 5-3		0-0 F7			0-3 K	5	0	1	1	0	1	3					
Chuck Harrison, R OBP: 0.400, SLG: 0.600 (1, 3)	0-0 E6 1-2 2-3			0-0 5-3		0-0 1B 2B			0-0 P4	5	1	2	2	0	0	2					
Joe Keough, L OBP: 0.320, SLG: 0.271 Ted Savage, R OBP: 0.267, SLG: 0.154 (1, 9) (6, PH) (9, 9)	0-0 F8			0-0 G3		0-0 G6-4-3 1B			0-3 K	3	0	1	1	0	0	3					
Jerry May, R OBP: 0.339, SLG: 0.378 (1, 2)				0-0 P3		0-0 1B 1B			0-0 F3	4	1	1	0	0	0	1					
Mike Hedlund, R OBP: 0.115, SLG: 0.080 Gail Hopkins, L OBP: 0.327, SLG: 0.592 Jim Rooker, R (7, 1)				0-0 P6		0-0 1B BB			0-3 K	2	0	1	0	0	0	0					
Dennis Paepke, R OBP: 0.304, SLG: 0.404 Tom Burgmeier, L OBP: 0.286, SLG: 0.167 (8, PH) (9, 1)				0-0 1-2 1B						0	0	0	0	0	0	0					
Inning Stats	R: 1 E: 1 K: 0 S: 6	H: 2 LOB: 3 BB: 1 P: 10	R: 0 E: 0 K: 0 S: 4	H: 1 LOB: 1 BB: 0 P: 4	R: 0 E: 0 K: 0 S: 3	H: 0 LOB: 0 BB: 0 P: 3	R: 1 E: 0 K: 0 S: 6	H: 3 LOB: 3 BB: 0 P: 6	R: 0 E: 0 K: 0 S: 3	H: 0 LOB: 0 BB: 0 P: 3	R: 1 E: 0 K: 0 S: 5	H: 3 LOB: 3 BB: 2 P: 13	R: 0 E: 0 K: 1 S: 5	H: 0 LOB: 0 BB: 0 P: 5	R: 0 E: 0 K: 2 S: 7	H: 0 LOB: 0 BB: 0 P: 7	R: 2 E: 0 K: 2 S: 8	H: 2 LOB: 2 BB: 2 P: 16	1B: 9 2B: 2 3B: 0 HR: 0	SF: 0 SAC: 0 DP: 1 HBP: 0	WP: 0 PA: 42 SB: 3 CS: 0
PITCHER	IP WLS BF H R ER SO BB IBB HBP BLK WP HR S P ERA WHIP	IP WLS BF H R ER SO BB IBB HBP BLK WP HR S P ERA WHIP																			
Gerry Janeski, R ERA: 3.88 (1, 1)	5.2	27	8	3	3	0	2	0	0	0	0	0	0	0	25	33	4.76	1.765			
Horacio Pina, R ERA: 3.04 (6, 1)	0.1	3	1	0	0	0	1	0	0	0	0	0	0	2	6	0.00	6.000				
Paul Lindblad, L ERA: 2.75 (7, 1)	2.2	L	12	2	2	2	5	1	1	0	0	0	0	20	28	6.75	1.125				

Washington Senators @ Kansas City Royals
Municipal Stadium, Kansas City, MO
Wed Jun 09 1971, 8:05 PM EDT
Alt. 9,242 - Unknown - 81 F

AB 37
R 5
H 11
RBI 5
BB 5
SO 5
LOB 17



Batter	1	2	3	4	5	6	7	8	9	AB	R	H	RBI	BB	SO	LOB	TOP			
Doug Griffin, R (1.4) OBP: 0.299, SLG: 0.297	0-0 4-3		0-0 6-3		0-0 6-3		0-0 5-3		0-0 F7	5	0	0	0	0	0	2				
Luis Aparicio, R (1.6) OBP: 0.217, SLG: 0.239	0-0 F7			0-0 6-3	0-0 1-6-3			0-0 FC6-4 1B		4	0	1	0	0	0	1				
Reggie Smith, S (1.9) OBP: 0.379, SLG: 0.523	0-0 F7			0-0 HR		0-0 BB 1B		0-3 K		4	1	2	1	0	1	1				
Carl Yastrzemski, L (1.7) OBP: 0.429, SLG: 0.492		0-0 6-3		0-0 F7		0-0 L7		0-0 FC6-4 1B		4	0	1	0	0	0	1				
Rico Petrocelli, R (1.5) OBP: 0.370, SLG: 0.451		0-0 5-3		4-0 HR BB		0-0 F7		0-0 FC6-4 1B		3	1	0	0	1	0	3				
George Scott, R (1.3) OBP: 0.350, SLG: 0.460		0-0 1B		0-0 HR		4-0 BB		0-0 F3		3	1	2	2	1	0	2				
Billy Conigliaro, R (1.8) OBP: 0.335, SLG: 0.495		0-0 F6		0-0 F9		0-3 K			0-0 1-3	4	0	0	0	0	1	3				
Bob Montgomery, R (1.2) OBP: 0.294, SLG: 0.250			0-0 5-3		0-0 SH1-4 1B		0-3 K		0-3 K	3	0	1	0	0	1	0				
Gary Peters, L (9, PH) OBP: 0.324, SLG: 0.400										1	0	0	0	0	1	0				
Luis Tiant, R (1.1) Ken Brett, L (2.1) Joe Lahoud, L (7, PH) Bill Lee, L (7.1) Mike Fiore, L (9, PH)			0-0 6-3		0-0 SH1-4		0-3 K		0-0 1B	0	0	0	0	0	0	0				
Inning Stats	R: 0 E: 0 K: 0 S: 3	H: 0 LOB: 0 BB: 0 P: 3	R: 0 E: 0 K: 0 S: 4	H: 1 LOB: 1 BB: 0 P: 4	R: 0 E: 0 K: 0 S: 3	H: 0 LOB: 0 BB: 0 P: 3	R: 3 E: 0 K: 0 S: 5	H: 2 LOB: 0 BB: 1 P: 9	R: 0 E: 0 K: 1 S: 4	H: 1 LOB: 2 BB: 1 P: 10	R: 0 E: 0 K: 2 S: 7	H: 0 LOB: 0 BB: 0 P: 7	R: 0 E: 0 K: 1 S: 7	H: 2 LOB: 2 BB: 0 P: 7	R: 0 E: 0 K: 1 S: 6	H: 1 LOB: 1 BB: 0 P: 6	1B: 6 2B: 0 3B: 0 HR: 2	SF: 0 SAC: 1 DP: 0 HBP: 0	WP: 0 PB: 0 SB: 0 CS: 0	PA: 37
PITCHER	IP WLS BF H R ER SO BB IBB HBP BLK WP HR S P ERA WHIP																			
Bruce Dal Canton, R (1.1) ERA: 3.05	7.1 W 31 7 3 3 4 2 0 0 0 0 2 37 45 3.68 1.227																			
Ted Abernathy, R (8.1) ERA: 2.01	1.2 S 6 1 0 0 1 0 0 0 0 0 0 8 8 0.00 0.600																			

Boston Red Sox @ Kansas City Royals
Municipal Stadium, Kansas City, MO

AB 34
R 3
H 8
RBI 3
BB 2
SO 5
LOB 13



WP: 0 PA: 37
PB: 0
SB: 0
CS: 0

Boston Red Sox @ Kansas City Royals
Municipal Stadium, Kansas City, MO

AB 27
R 6
H 6
RBI 5
BB 5
SO 5
LOB 7



WP: 1 PA: 33
PB: 0
SB: 1
CS: 0

Batter	1	2	3	4	5	6	7	8	9	AB	R	H	RBI	BB	SO	LOB	BOTTOM			
Freddie Patek, R (1.6) OBP: 0.315, SLG: 0.315	4-0 WP 3B	0-0 G4-3			0-3 K		0-0 5-3			3	1	0	0	1	1	1				
Paul Schaal, R (1.5) OBP: 0.392, SLG: 0.441	0-0 F9	0-0 BB			0-0 F7		0-0 5-3			3	0	0	0	1	0	1				
Amos Otis, R (1.8) OBP: 0.347, SLG: 0.528	4-0 2-3 3B	0-0 L8			0-0 F6		0-0 1-3			3	1	0	0	1	0	1				
Ed Kirkpatrick, L (1.7) OBP: 0.367, SLG: 0.404	4-0 1-2 3B		0-0 G6-4-3 1B		0-0 HR		0-0 4-3			3	2	2	1	1	0	0				
Cookie Rojas, R (1.4) OBP: 0.367, SLG: 0.440	0-0 1-1 2-1 3-1 SF8		0-0 G6-4-3		0-3 K		0-0 5-3			4	1	1	3	0	1	1				
Chuck Harrison, R (1.3) OBP: 0.333, SLG: 0.625	0-0 3-1 SF8		0-3 K		0-0 2B		0-0 F3			3	0	1	1	0	1	0				
Joe Keough, L (1.9) OBP: 0.314, SLG: 0.265	0-0 6-3			0-0 5-3		0-3 K				3	0	0	0	0	1	1				
Jerry May, R (1.2) OBP: 0.348, SLG: 0.390		0-0 1B G4-3		0-0 F9		4-0 FC6-4				2	1	1	0	1	0	0				
Bruce Dal Canton, R (1.1) OBP: 0.074, SLG: 0.074		0-0 G4-3		0-3 K		0-0 FC6-4				3	0	1	0	0	1	2				
Ted Abernathy, R (8.1)		0-0 2-3 1B				1-2				0	0	0	0	0	0	0				
Inning Stats	R: 4 E: 0 K: 0 S: 4	H: 1 LOB: 0 BB: 3 P: 16	R: 1 E: 0 K: 0 S: 4	H: 2 LOB: 1 BB: 1 P: 8	R: 0 E: 0 K: 1 S: 5	H: 1 LOB: 0 BB: 0 P: 5	R: 0 E: 0 K: 1 S: 5	H: 0 LOB: 0 BB: 0 P: 5	R: 0 E: 0 K: 2 S: 9	H: 2 LOB: 2 BB: 1 P: 13	R: 0 E: 0 K: 0 S: 3	H: 0 LOB: 0 BB: 0 P: 3	R: 0 E: 0 K: 0 S: 3	H: 0 LOB: 0 BB: 0 P: 3	R: 0 E: 0 K: 0 S: 3	H: 0 LOB: 0 BB: 0 P: 3	1B: 2 2B: 2 3B: 1 HR: 1	SF: 1 SAC: 0 DP: 2 HBP: 0	WP: 1 PB: 0 SB: 1 CS: 0	PA: 33
PITCHER	IP WLS BF H R ER SO BB IBB HBP BLK WP HR S P ERA WHIP																			
Luis Tiant, R (1.1) ERA: 45.0	1.0 L 9 3 5 0 0 0 0 0 0 0 1 26 34 45.00 6.000																			
Ken Brett, L (2.1) ERA: 3.92	5.0 18 3 1 1 5 1 1 0 0 0 1 26 34 1.80 0.800																			
Bill Lee, L (7.1) ERA: 3.18	2.0 6 0 0 0 0 0 0 0 0 0 0 6 6 0.00 0.000																			

WP: 1 PA: 33
PB: 0
SB: 1
CS: 0

Batter	1	2	3	4	5	6	7	8	9	AB	R	H	RBI	BB	SO	LOB	TOP		
Doug Griffin, R OBP: 0.296, SLG: 0.291	0-0 6-3	0-0 L9		4-0 WP BB		0-0 4-3			0-0 F8	4	0	0	0	1	0	0	Boston Red Sox @ Kansas City Royals Municipal Stadium, Kansas City, MO Sun Jun 13 1971, 4:33 AM EDT Att: 15,631 - Unknown		
John Kennedy, R OBP: 0.497, SLG: 0.500	0-0 BB 1B 1B		0-0 F8	0-3 K		0-0 F6			0-0 1B	5	1	2	0	0	1	2			
Reggie Smith, S OBP: 0.374, SLG: 0.511	0-0 BB 1B		0-0 1B		0-0 4-3		0-0 5-3		0-0 1-3	5	1	2	0	0	0	1			
Carl Yastrzemski, L OBP: 0.431, SLG: 0.482	4-0 1B BB		0-0 L7		4-0 1B BB		4-0 BB			1	0	0	0	3	0	1			
Rico Petrocelli, R OBP: 0.367, SLG: 0.445	0-0 FC5-4 1B		0-0 F8		0-0 1B BB		0-0 L6			4	0	2	2	0	0	2			
George Scott, R OBP: 0.348, SLG: 0.455	0-0 F8			0-0 1-3	0-0 5-3			0-0 6-3		4	0	0	0	0	0	4			
Billy Conigliaro, R OBP: 0.324, SLG: 0.478	0-0 FC5-4		0-3 K	0-0 F7		0-0 5-3		0-0 1-3		4	0	0	0	0	1	4			
Duane Josephson, R OBP: 0.281, SLG: 0.388		0-0 F3		0-0 BB WP 1B		0-0 5-3		0-0 1-3		4	1	1	0	0	0	0			
Sonny Siebert, R OBP: 0.270, SLG: 0.500		0-3 K		0-0 WP BB 1B		0-0 F5		0-0 F9		3	0	1	0	0	1	0			
Bobby Bolin, R OBP: 0.500, SLG: 0.500				1-2 WP BB 1B						0	0	0	0	0	0	0			
Don Pavletich, R OBP: 0.423, SLG: 0.476										1	0	0	0	0	0	0			
Inning Stats	R: 2 E: 0 K: 0 S: 6	H: 3 LOB: 2 BB: 1 P: 10	R: 0 E: 0 K: 1 S: 5	H: 0 LOB: 0 BB: 0 P: 5	R: 0 E: 0 K: 0 S: 4	H: 1 LOB: 1 BB: 0 P: 4	R: 1 E: 0 K: 2 S: 9	H: 2 LOB: 2 BB: 1 P: 13	R: 0 E: 0 K: 0 S: 4	H: 0 LOB: 0 BB: 0 P: 3	R: 0 E: 0 K: 0 S: 3	H: 0 LOB: 0 BB: 1 P: 7	R: 0 E: 0 K: 0 S: 3	H: 0 LOB: 0 BB: 0 P: 3	R: 0 E: 0 K: 0 S: 4	H: 1 LOB: 1 BB: 0 P: 4	1B: 8 2B: 0 3B: 0 HR: 0	SF: 0 SAC: 0 DP: 0 HBP: 0	WP: 1 PA: 39 PB: 0 SB: 0 CS: 0
PITCHER	IP WLS BF H R ER SO BB IBB HBP BLK WP HR S P ERA WHIP	IP WLS BF H R ER SO BB IBB HBP BLK WP HR S P ERA WHIP																	
Paul Spittorf, L ERA: 3.18	(1, 1) 3.2 19 6 3 3 2 2 0 0 0 0 0 0 21 29 7.36 2.182																		
Al Fitzmorris, R ERA: 5.02	(4, 1) 1.1 6 1 0 0 1 1 0 0 0 0 1 0 7 11 0.00 1.500																		
Jim York, R ERA: 3.82	(6, 1) 1.0 W 3 0 0 0 0 0 0 0 0 0 0 3 3 0.00 0.000																		
Tom Burgmeier, L ERA: 1.07	(7, 1) 3.0 S 11 1 0 0 0 1 0 0 0 0 0 10 14 0.00 0.667																		

AB	35
R	3
H	8
RBI	2
BB	4
SO	3
LOB	14



Batter	1	2	3	4	5	6	7	8	9	AB	R	H	RBI	BB	SO	LOB	BOTTOM		
Freddie Patek, R OBP: 0.320, SLG: 0.317	0-0 S SF7 1B		0-3 K		0-0 1B G6-4-3 1B	0-0 F5				4	2	2	0	0	1	2	Boston Red Sox @ Kansas City Royals Municipal Stadium, Kansas City, MO Sun Jun 13 1971, 4:33 AM EDT Att: 15,631 - Unknown		
Paul Schaaf, R OBP: 0.395, SLG: 0.446	0-3 K		0-0 2B		0-0 1B G6-4-3 1B	0-0 F8				4	0	2	1	0	1	1			
Amos Otis, R OBP: 0.353, SLG: 0.534	4-0 SF7 2-3 BB		0-0 6-3		0-0 1B G6-4-3 1B	0-0 F9				3	0	0	0	1	0	2			
Ed Kirkpatrick, L OBP: 0.357, SLG: 0.389	0-0 SF7		0-0 L3		0-0 F7	0-0 4-3				3	0	0	1	0	0	1			
Cookie Rojas, R OBP: 0.362, SLG: 0.427	4-0 BB		0-0 4-3		0-0 K		0-0 6-3			3	0	0	0	1	1	0			
Chuck Harrison, R OBP: 0.529, SLG: 0.714	0-0 5-3		0-0 1B		0-0 BB 1B 1B		0-0 1B			4	1	3	0	0	0	2			
Joe Keough, L OBP: 0.317, SLG: 0.281		0-0 4-3		0-3 K		4-0 1B BB		0-0 F7		3	0	0	0	1	1	2			
Jerry May, R OBP: 0.333, SLG: 0.370		0-0 F3		0-0 F8		0-0 1B		0-0 G3		4	0	1	1	0	0	2			
Paul Spittorf, L OBP: 0.250, SLG: 0.250	(1, 1) 5.1 L 26 7 4 4 4 5 4 0 0 0 0 0 32 48 6.75 2.062																		
Al Fitzmorris, S OBP: 0.200, SLG: 0.200	(4, 1) 1.1 6 1 0 0 1 1 0 0 0 0 1 0 7 11 0.00 1.500																		
Ted Savage, R OBP: 0.154, SLG: 0.154	(5, PH) 1.0 W 3 0 0 0 0 0 0 0 0 0 3 3 0.00 0.000																		
Jim York, R OBP: 0.423, SLG: 0.476	(6, 1) 3.0 S 11 1 0 0 0 1 0 0 0 0 0 10 14 0.00 0.667																		
Lou Piniella, R OBP: 0.294, SLG: 0.278	(5, PH) 1.0 W 3 0 0 0 0 0 0 0 0 0 3 3 0.00 0.000																		
Tom Burgmeier, L OBP: 0.296, SLG: 0.187	(7, 1) 3.0 S 11 1 0 0 0 1 0 0 0 0 0 10 14 0.00 0.667																		
Inning Stats	R: 1 E: 0 K: 1 S: 6	H: 1 LOB: 2 BB: 2 P: 14	R: 0 E: 0 K: 1 S: 5	H: 0 LOB: 0 BB: 0 P: 5	R: 0 E: 0 K: 1 S: 6	H: 1 LOB: 1 BB: 0 P: 6	R: 0 E: 0 K: 1 S: 6	H: 1 LOB: 1 BB: 0 P: 6	R: 2 E: 0 K: 0 S: 4	H: 2 LOB: 0 BB: 1 P: 8	R: 1 E: 0 K: 1 S: 7	H: 2 LOB: 2 BB: 1 P: 11	R: 0 E: 0 K: 0 S: 3	H: 0 LOB: 0 BB: 0 P: 3	R: 0 E: 0 K: 0 S: 4	H: 1 LOB: 1 BB: 0 P: 4	1B: 7 2B: 1 3B: 0 HR: 0	SF: 1 SAC: 0 DP: 1 HBP: 0	WP: 0 PA: 35 PB: 0 SB: 4 CS: 0
PITCHER	IP WLS BF H R ER SO BB IBB HBP BLK WP HR S P ERA WHIP	IP WLS BF H R ER SO BB IBB HBP BLK WP HR S P ERA WHIP																	
Sonny Siebert, R ERA: 2.45	(1, 1) 5.1 L 26 7 4 4 4 5 4 0 0 0 0 0 32 48 6.75 2.062																		
Bobby Bolin, R ERA: 2.54	(6, 1) 2.2 9 1 0 0 0 0 0 0 0 0 0 9 9 0.00 0.375																		

AB	30
R	4
H	8
RBI	3
BB	4
SO	5
LOB	14



Batter	1	2	3	4	5	6	7	8	9	AB	R	H	RBI	BB	SO	LOB	TOP			
Horace Clarke, S OBP: 0.353, SLG: 0.321 (1,4)	F5		1-3		F8			F5		4	0	0	0	0	0	3	New York Yankees @ Kansas City Royals Municipal Stadium, Kansas City, MO Mon Jun 14 1971, 8:05 PM EDT Att: 11,870 - Unknown - 78 F			
Jerry Kenney, L OBP: 0.331, SLG: 0.287 (1,5)	F7				F8	G3		1-3		4	0	0	0	0	0	0				
Bobby Murcer, L OBP: 0.469, SLG: 0.576 (1,8)	K				K	1B		F3		4	0	1	0	0	2	0				
Roy White, S OBP: 0.378, SLG: 0.512 (1,7)		G3		4-3					K	4	0	1	0	0	1	0				
Danny Cater, R OBP: 0.258, SLG: 0.294 (1,3)		F3				6-3		F6		4	0	0	0	0	0	2				
Thurman Munson, R OBP: 0.357, SLG: 0.344 (1,2)		6-3						F9		4	1	1	0	0	0	2				
Jim Lyttle, L OBP: 0.216, SLG: 0.286 (1,9)			4-3							3	0	1	0	0	0	0				
Gene Michael, S OBP: 0.345, SLG: 0.285 (1,6)										3	0	2	1	0	0	0				
Mike Kekich, R OBP: 0.182, SLG: 0.182 (1,1)										0	0	0	0	0	0	0				
Gary Waslewski, R (6,1)										0	0	0	0	0	0	0				
John Ellis, R OBP: 0.402, SLG: 0.463 (7,PH)										1	0	0	0	0	0	0				
Lindy McDaniel, R OBP: 0.333, SLG: 0.333 (7,1)										0	0	0	0	0	0	0				
Inning Stats	R: 0 E: 0 K: 1 S: 5	H: 0 LOB: 0 BB: 0 P: 5	R: 0 E: 0 K: 0 S: 3	H: 0 LOB: 0 BB: 0 P: 3	R: 0 E: 0 K: 1 S: 4	H: 1 LOB: 1 BB: 0 P: 4	R: 0 E: 0 K: 1 S: 5	H: 0 LOB: 0 BB: 0 P: 5	R: 1 E: 0 K: 0 S: 6	H: 3 LOB: 2 BB: 0 P: 6	R: 0 E: 0 K: 0 S: 5	H: 0 LOB: 0 BB: 0 P: 3	R: 0 E: 0 K: 1 S: 5	H: 0 LOB: 0 BB: 0 P: 5	R: 0 E: 0 K: 1 S: 5	H: 0 LOB: 0 BB: 0 P: 5	1B: 6 2B: 0 3B: 0 HR: 0	SF: 0 SAC: 2 DP: 0 HBP: 0	WP: 0 PB: 0 CS: 0	PA: 33
PITCHER Mike Hedlund, R ERA: 2.38 (1,1)	IP: 9.0 WLS: W BF: 33 H: 6 R: 1 ER: 1 SO: 3 BB: 0 IBB: 0 HBP: 0 BLK: 0 WP: 0 HR: 0 S: 39 P: 39 ERA: 1.00 WHIP: 0.667											PITCHER	IP: 9.0 WLS: W BF: 33 H: 6 R: 1 ER: 1 SO: 3 BB: 0 IBB: 0 HBP: 0 BLK: 0 WP: 0 HR: 0 S: 39 P: 39 ERA: 1.00 WHIP: 0.667							

Batter	1	2	3	4	5	6	7	8	9	AB	R	H	RBI	BB	SO	LOB	BOTTOM			
Freddie Patek, R OBP: 0.319, SLG: 0.313 (1,6)	FC1-6 BB		5-3		G5-3			K		3	0	0	0	1	1	2	New York Yankees @ Kansas City Royals Municipal Stadium, Kansas City, MO Mon Jun 14 1971, 8:05 PM EDT Att: 11,870 - Unknown - 78 F			
Paul Schaal, R OBP: 0.397, SLG: 0.444 (1,5)	FC1-6 FC5-4		WP S BB			1B		6-3		3	1	1	0	1	0	1				
Amos Otis, R OBP: 0.356, SLG: 0.531 (1,8)	F8		F7			1B				3	1	1	0	1	0	2				
Chuck Harrison, R OBP: 0.476, SLG: 0.611 (1,3)	FC5-4			6-3		1B		F5		4	1	1	1	0	0	2				
Lou Piniella, R OBP: 0.302, SLG: 0.287 (1,7)			5-3 1B		K			K		4	1	2	0	0	2	0				
Bob Oliver, R OBP: 0.282, SLG: 0.321 (1,9)			F8		K			F6		4	0	1	2	0	1	1				
Bobby Knoop, R OBP: 0.353, SLG: 0.333 (1,4)			5-3					K		4	0	1	0	0	1	2				
Jerry May, R OBP: 0.333, SLG: 0.369 (1,2)			F3					F6		3	0	1	0	0	0	2				
Mike Hedlund, R OBP: 0.103, SLG: 0.071 (1,1)			K					F9		3	0	0	0	0	1	3				
Inning Stats	R: 0 E: 0 K: 0 S: 3	H: 0 LOB: 1 BB: 1 P: 7	R: 0 E: 0 K: 0 S: 4	H: 1 LOB: 1 BB: 0 P: 4	R: 0 E: 0 K: 1 S: 5	H: 0 LOB: 1 BB: 1 P: 9	R: 0 E: 0 K: 2 S: 7	H: 0 LOB: 0 BB: 0 P: 7	R: 0 E: 0 K: 0 S: 4	H: 2 LOB: 1 BB: 0 P: 4	R: 4 E: 0 K: 0 S: 8	H: 5 LOB: 1 BB: 0 P: 8	R: 0 E: 0 K: 1 S: 5	H: 0 LOB: 1 BB: 1 P: 9	R: 0 E: 0 K: 2 S: 7	H: 0 LOB: 0 BB: 0 P: 7		1B: 8 2B: 0 3B: 0 HR: 0	SF: 0 SAC: 0 DP: 1 HBP: 0	WP: 2 PB: 1 CS: 0
PITCHER Mike Kekich, L ERA: 5.52 (1,1)	IP: 5.0 WLS: L BF: 22 H: 6 R: 3 ER: 3 SO: 3 BB: 2 IBB: 0 HBP: 0 BLK: 0 WP: 1 HR: 0 S: 26 P: 34 ERA: 5.40 WHIP: 1.600											PITCHER	IP: 5.0 WLS: L BF: 22 H: 6 R: 3 ER: 3 SO: 3 BB: 2 IBB: 0 HBP: 0 BLK: 0 WP: 1 HR: 0 S: 26 P: 34 ERA: 5.40 WHIP: 1.600							
Gary Waslewski, R ERA: 3.49 (6,1)	1.0 5 2 1 1 0 0 0 0 0 0 0 5 5 9.00 2.000											PITCHER	1.0 5 2 1 1 0 0 0 0 0 0 0 5 5 9.00 2.000							
Lindy McDaniel, R ERA: 7.06 (7,1)	2.0 7 0 0 0 0 3 1 0 0 0 0 0 0 0 0 12 16 0.00 0.500											PITCHER	2.0 7 0 0 0 0 3 1 0 0 0 0 0 0 0 0 12 16 0.00 0.500							



Batter	1	2	3	4	5	6	7	8	9	AB	R	H	RBI	BB	SO	LOB	TOP								
Horace Clarke, S (1.4) OBP: 0.351, SLG: 0.319	3-1			F8		3-4	1B			4	0	1	0	0	0	1	New York Yankees @ Kansas City Royals Municipal Stadium, Kansas City, MO Tue Jun 15 1971, 8:05 PM EDT Att: 15,348 - Unknown - 78 F livebaseballscorecards.com								
Jerry Kenney, L (1.5) OBP: 0.321, SLG: 0.277	4-3			K		6-3	6-3			4	0	0	0	0	1	3									
Bobby Murcer, L (1.8) OBP: 0.469, SLG: 0.589	K			1B		HR		F6		4	1	2	2	0	1	0									
Roy White, S (1.7) OBP: 0.376, SLG: 0.505		4-3		F7		HBP		F9		3	0	0	0	0	0	1									
Thurman Munson, R (1.2) OBP: 0.355, SLG: 0.342	K				4-3	FC5-4		L9		4	0	1	0	0	1	0									
John Ellis, R (1.3) OBP: 0.387, SLG: 0.442 Danny Cater, R (9.3) OBP: 0.258, SLG: 0.294	F4				K	FC5-4			K	4	0	0	0	0	2	2									
Felipe Alou, R (1.9) OBP: 0.315, SLG: 0.368				WP		BB		1B		3	0	2	0	1	0	0									
Gene Michael, S (1.6) OBP: 0.348, SLG: 0.290			L9		F8			1B		4	0	2	0	0	0	2									
Steve Kline, R (1.1) OBP: 0.273, SLG: 0.258			FC1-2-5-4			HR		1B		4	1	1	0	0	2	3									
Inning Stats	R: 0 E: 0 K: 1 S: 5	H: 0 LOB: 0 BB: 0 P: 5	R: 0 E: 0 K: 1 S: 5	H: 0 LOB: 0 BB: 0 P: 5	R: 0 E: 0 K: 0 S: 3	H: 1 LOB: 0 BB: 0 P: 3	R: 0 E: 0 K: 1 S: 6	H: 1 LOB: 1 BB: 0 P: 6	R: 0 E: 0 K: 1 S: 5	H: 0 LOB: 1 BB: 1 P: 9	R: 2 E: 0 K: 0 S: 6	H: 3 LOB: 2 BB: 0 P: 7	R: 0 E: 0 K: 1 S: 7	H: 3 LOB: 2 BB: 0 P: 7	R: 0 E: 0 K: 0 S: 3	H: 0 LOB: 0 BB: 0 P: 3		R: 0 E: 0 K: 2 S: 8	H: 1 LOB: 1 BB: 0 P: 8	1B: 7 2B: 2 3B: 0 HR: 1	SF: 0 SAC: 0 DP: 1 HBP: 1	WP: 1 PB: 0 CS: 0	PA: 36		
PITCHER	IP	WLS	BF	H	R	ER	SO	BB	IBB	HBP	BLK	WP	HR	S	P	ERA	WHIP								
Ken Wright, R (1.1) ERA: 2.38	8.0	L	32	8	2	2	5	1	0	1	0	1	1	40	45	2.25	1.125								
Jim York, R (9.1) ERA: 3.71	1.0		4	1	0	0	2	0	0	0	0	0	0	8	8	0.00	1.000								

Batter	1	2	3	4	5	6	7	8	9	AB	R	H	RBI	BB	SO	LOB	BOTTOM								
Freddie Patek, R (1.6) OBP: 0.321, SLG: 0.317	F9					4-3	BB		F9	3	0	1	0	1	0	0	New York Yankees @ Kansas City Royals Municipal Stadium, Kansas City, MO Tue Jun 15 1971, 8:05 PM EDT Att: 15,348 - Unknown - 78 F livebaseballscorecards.com								
Paul Schaaf, R (1.5) OBP: 0.395, SLG: 0.437	4-3					4-3	BB		F8	3	0	0	0	1	0	1									
Amos Otis, R (1.8) OBP: 0.354, SLG: 0.536	6-3					L6			L6	4	1	1	0	0	0	3									
Ed Kirkpatrick, L (1.9) OBP: 0.354, SLG: 0.388						F7			L3-1	3	0	1	1	0	0	1									
Chuck Harrison, R (1.3) OBP: 0.400, SLG: 0.500						G5-3	1B		SF7	3	0	1	1	0	0	1									
Lou Piniella, R (1.7) OBP: 0.309, SLG: 0.296						L9			F7	4	0	0	0	0	0	1									
Bobby Knoop, R (1.4) OBP: 0.316, SLG: 0.294 Gail Hopkins, L (7. PH) OBP: 0.321, SLG: 0.580 Rich Severson, R (8.4) OBP: 0.250, SLG: 0.143						5-3			FC4-6	4	0	2	0	0	0	0									
Jerry May, R (1.2) OBP: 0.326, SLG: 0.360						G5-3	1B		F3	2	0	0	0	0	0	2									
Ken Wright, R (1.1) OBP: 0.118, SLG: 0.063 Cookie Rojas, R (8. PH) OBP: 0.381, SLG: 0.425 Jim York, R (9.1)						F9			F8	1	0	0	0	0	0	1									
						F8			FC4-6	0	0	0	0	0	0	0									
						F8			6-3	3	0	0	0	0	0	1									
						6-3			FC4-6	3	0	0	0	0	0	1									
						5-3			5-3	2	0	0	0	0	0	0									
						4-3			5-3	1	0	0	0	0	1	0									
						K			K	0	0	0	0	0	0	0									
Inning Stats	R: 0 E: 0 K: 0 S: 3	H: 2 LOB: 1 BB: 0 P: 4	R: 0 E: 0 K: 0 S: 4	H: 1 LOB: 2 BB: 1 P: 8	R: 0 E: 0 K: 0 S: 3	H: 0 LOB: 0 BB: 0 P: 3	R: 0 E: 0 K: 0 S: 3	H: 0 LOB: 0 BB: 1 P: 7	R: 0 E: 0 K: 0 S: 4	H: 1 LOB: 1 BB: 0 P: 4	R: 0 E: 0 K: 1 S: 5	H: 0 LOB: 0 BB: 0 P: 5	R: 1 E: 0 K: 0 S: 4	H: 1 LOB: 0 BB: 0 P: 4	1B: 3 2B: 1 3B: 1 HR: 0	SF: 1 SAC: 0 DP: 1 HBP: 0	WP: 0 PB: 0 SB: 1 CS: 0	PA: 33							
PITCHER	IP	WLS	BF	H	R	ER	SO	BB	IBB	HBP	BLK	WP	HR	S	P	ERA	WHIP								
Steve Kline, R (1.1) ERA: 3.01	9.0	W	33	5	1	1	1	2	0	0	0	0	0	33	41	1.00	0.778								

Batter	1	2	3	4	5	6	7	8	9	AB	R	H	RBI	BB	SO	LOB	TOP								
Horace Clarke, S OBP: 0.349, SLG: 0.321 (1, 4)										5	0	1	0	0	0	2									
Jerry Kenney, L OBP: 0.333, SLG: 0.293 (1, 5)										4	1	3	1	0	0	0									
Bobby Murcer, L OBP: 0.470, SLG: 0.585 (1, 8)										3	0	1	0	1	0	4									
Roy White, S OBP: 0.378, SLG: 0.502 (1, 7)										3	1	1	0	1	0	3									
Felipe Alou, R OBP: 0.314, SLG: 0.366 (1, 9)										4	0	1	1	0	0	5									
Thurman Munson, R OBP: 0.347, SLG: 0.335 (1, 2)										3	0	0	1	0	0	4									
John Ellis, R OBP: 0.362, SLG: 0.433 Danny Cater, R OBP: 0.258, SLG: 0.294 (1, 3)										4	1	1	0	0	0	3									
Gene Michael, S OBP: 0.347, SLG: 0.289 (1, 6)										4	0	1	0	0	0	0									
Stan Bahnsen, R OBP: 0.156, SLG: 0.226 (1, 1)										4	0	0	0	0	1	2									
Inning Stats	R: 0 E: 0 K: 0 S: 5	H: 2 LOB: 2 BB: 0 P: 5	R: 0 E: 0 K: 0 S: 3	H: 0 LOB: 0 BB: 0 P: 3	R: 0 E: 0 K: 1 S: 5	H: 0 LOB: 0 BB: 0 P: 5	R: 0 E: 0 K: 0 S: 3	H: 0 LOB: 1 BB: 1 P: 7	R: 1 E: 0 K: 0 S: 6	H: 3 LOB: 2 BB: 0 P: 6	R: 1 E: 0 K: 0 S: 4	H: 2 LOB: 0 BB: 0 P: 4	R: 0 E: 0 K: 0 S: 3	H: 0 LOB: 0 BB: 0 P: 3	R: 1 E: 0 K: 0 S: 5	H: 2 LOB: 2 BB: 1 P: 9	R: 0 E: 0 K: 0 S: 3	H: 0 LOB: 0 BB: 0 P: 3	1B: 8 2B: 1 3B: 0 HR: 0	SF: 1 SAC: 0 DP: 1 HBP: 0	WP: 0 PB: 0 SB: 1 CS: 1	PA: 38			
PITCHER	IP	WLS	BF	H	R	ER	SO	BB	IBB	HBP	BLK	WP	HR	S	P	ERA	WHIP								
Bruce Dal Canton, R ERA: 2.99 Tom Burgmeier, L ERA: 1.34 Ted Abernathy, R ERA: 1.89	(1, 1)	7.0	28	7	2	2	1	1	0	0	0	0	0	29	33	2.57	1.143								
	(8, 1)	0.0	L	3	2	1	1	0	0	0	0	0	0	2	6	=	=								
	(8, 1)	2.0		6	0	0	0	0	0	0	0	0	0	6	6	0.00	0.000								

New York Yankees @ Kansas City Royals
Municipal Stadium, Kansas City, MO

AB 34
R 3
H 9
RBI 3
BB 2
SO 1
LOB 23



Wed Jun 16 1971, 8:05 PM EDT
Att: 25,496 - Unknown - 85 F

Batter	1	2	3	4	5	6	7	8	9	AB	R	H	RBI	BB	SO	LOB	BOTTOM								
Paul Schaaf, R OBP: 0.399, SLG: 0.435 (1, 5)										3	1	1	0	2	0	2									
Cookie Rojas, R OBP: 0.355, SLG: 0.419 (1, 4)										3	0	0	1	0	0	4									
Amos Otis, R OBP: 0.352, SLG: 0.528 (1, 8)										3	0	0	0	1	0	2									
Ed Kirkpatrick, L OBP: 0.358, SLG: 0.387 (1, 9)										3	0	1	1	1	0	1									
Chuck Harrison, R OBP: 0.345, SLG: 0.423 (1, 3)										4	0	0	0	0	1	2									
Lou Piniella, R OBP: 0.298, SLG: 0.284 (1, 7)										4	0	0	0	0	0	1									
Jerry May, R OBP: 0.331, SLG: 0.368 Freddie Patek, R OBP: 0.321, SLG: 0.317 (9, PR)										3	0	1	0	1	0	0									
Rich Severson, R OBP: 0.364, SLG: 0.222 Joe Keough, L OBP: 0.317, SLG: 0.281 (9, PH)										2	1	1	0	1	0	0									
Bruce Dal Canton, R OBP: 0.071, SLG: 0.071 Gail Hopkins, L OBP: 0.316, SLG: 0.569 Tom Burgmeier, L OBP: 0.236, SLG: 0.167 Ted Abernathy, R OBP: 0.281, SLG: 0.320 (9, PH)										1	0	0	0	0	1	0									
Inning Stats	R: 1 E: 0 K: 0 S: 4	H: 1 LOB: 1 BB: 1 P: 8	R: 0 E: 0 K: 0 S: 4	H: 1 LOB: 3 BB: 2 P: 12	R: 0 E: 0 K: 1 S: 5	H: 0 LOB: 0 BB: 1 P: 9	R: 0 E: 0 K: 1 S: 5	H: 0 LOB: 0 BB: 0 P: 5	R: 0 E: 0 K: 0 S: 3	H: 0 LOB: 1 BB: 1 P: 7	R: 0 E: 0 K: 0 S: 3	H: 0 LOB: 0 BB: 0 P: 3	R: 1 E: 0 K: 1 S: 7	H: 2 LOB: 1 BB: 0 P: 7	R: 0 E: 0 K: 0 S: 3	H: 0 LOB: 2 BB: 0 P: 3	R: 0 E: 0 K: 0 S: 3	H: 0 LOB: 1 BB: 1 P: 7	1B: 3 2B: 1 3B: 0 HR: 0	SF: 1 SAC: 2 DP: 0 HBP: 0	WP: 0 PB: 0 SB: 1 CS: 0	PA: 37			
PITCHER	IP	WLS	BF	H	R	ER	SO	BB	IBB	HBP	BLK	WP	HR	S	P	ERA	WHIP								
Stan Bahnsen, R ERA: 3.26	(1, 1)	9.0	W	37	4	2	2	3	6	0	0	0	0	37	61	2.00	1.111								

New York Yankees @ Kansas City Royals
Municipal Stadium, Kansas City, MO

AB 28
R 2
H 4
RBI 2
BB 6
SO 3
LOB 15



Wed Jun 16 1971, 8:05 PM EDT
Att: 25,496 - Unknown - 85 F

Batter	1	2	3	4	5	6	7	8	9	AB	R	H	RBI	BB	SO	LOB	TOP			
Sandy Alomar Sr. S OBP: 0.274, SLG: 0.269 (1, 4)	6-3		K		F8			G1-6-3 1B		4	0	1	0	0	1	0	California Angels @ Kansas City Royals Municipal Stadium, Kansas City, MO Thu Jun 17 1971, 8:05 PM EDT Att: 10,509 - Unknown - 88 F			
Jim Fregosi R OBP: 0.301, SLG: 0.322 (1, 6)	K		K			F3		F9		4	0	0	0	0	2	1				
Tony Gonzalez L OBP: 0.333, SLG: 0.284 (1, 9)	BB 1B		F8			F7		G1-6-3 1-2		4	0	1	0	0	0	1				
Alex Johnson R OBP: 0.310, SLG: 0.305 (1, 7)	FC6-4 BB 1-2			5-3		F9			5-3	3	0	0	0	1	0	0				
Ken McMullen R OBP: 0.302, SLG: 0.397 (1, 5)	FC6-4 1-2			BB 1B					6-3	4	0	2	0	0	0	2				
Jim Spencer L OBP: 0.282, SLG: 0.351 (1, 3)		F2		G1-6-3 1B 1-2		F9			BB BB BB 4-0	3	0	1	0	1	0	1				
Ken Berry R OBP: 0.282, SLG: 0.329 (1, 8)			G1-6-3 1-2				HBP 1-2		BB 4-0	3	0	1	0	0	0	3				
Jeff Torborg R OBP: 0.065, SLG: 0.067 (7, PH) John Stephenson L OBP: 0.359, SLG: 0.417 (7, 2)		L4			F7		F7			2	0	0	0	0	0	1				
Rudy May L OBP: 0.222, SLG: 0.222 (5, PH) Clyde Wright R OBP: 0.217, SLG: 0.279 Lloyd Allen R (7, PH) Roger Repoz L OBP: 0.367, SLG: 0.336 Mel Queen L (7, 1)		K			4-3		F8			1	0	0	0	0	1	1				
										1	0	0	0	0	0	0				
										0	0	0	0	0	0	0				
										1	0	0	0	0	0	2				
										0	0	0	0	0	0	0				
Inning Stats	R: 0 E: 0 K: 1 S: 6	H: 1 LOB: 2 BB: 1 P: 10	R: 0 E: 0 K: 1 S: 6	H: 1 LOB: 1 BB: 0 P: 6	R: 0 E: 0 K: 2 S: 7	H: 0 LOB: 0 BB: 0 P: 7	R: 0 E: 0 K: 0 S: 4	H: 2 LOB: 1 BB: 0 P: 4	R: 0 E: 0 K: 0 S: 3	H: 0 LOB: 0 BB: 0 P: 3	R: 0 E: 0 K: 0 S: 3	H: 0 LOB: 0 BB: 0 P: 3	R: 0 E: 0 K: 0 S: 4	H: 1 LOB: 2 BB: 0 P: 5	R: 0 E: 0 K: 0 S: 3	H: 1 LOB: 0 BB: 1 P: 7	1B: 5 2B: 1 3B: 0 HR: 0	SF: 0 SAC: 0 DP: 2 HBP: 1	WP: 0 PB: 0 SB: 0 CS: 0	PA: 34
PITCHER Dick Drago R ERA: 2.37 (1, 1)	IP: 9.0 WLS: W BF: 34 H: 6 R: 0 ER: 0 SO: 4 BB: 2 IBB: 0 HBP: 1 BLK: 0 WP: 0 HR: 0 S: 39 P: 48 ERA: 0.00 WHIP: 0.889																			

Batter	1	2	3	4	5	6	7	8	9	AB	R	H	RBI	BB	SO	LOB	BOTTOM				
Paul Schaaf R OBP: 0.405, SLG: 0.442 (1, 5)	1B 2B 1B						4-3			4	1	3	1	0	0	0	California Angels @ Kansas City Royals Municipal Stadium, Kansas City, MO Thu Jun 17 1971, 8:05 PM EDT Att: 10,509 - Unknown - 88 F				
Cookie Rojas R OBP: 0.357, SLG: 0.421 (1, 4)	2B 1-3 6-3 1B	F7		F8			1B WP 1B			4	2	2	0	0	0	2					
Amos Otis R OBP: 0.354, SLG: 0.532 (1, 8)	1B 1-3 3-H 2B		K		L4		1B 1-3 1B			4	1	2	1	0	1	0					
Chuck Harrison R OBP: 0.333, SLG: 0.400 (1, 3)	6-3			1B		5-3		F9		4	0	1	1	0	0	1					
Lou Piniella R OBP: 0.305, SLG: 0.292 (1, 7)	3-H 1B		F9				3-H 1B			4	0	2	1	0	0	1					
Bob Oliver R OBP: 0.275, SLG: 0.312 (1, 9)	5-3		F7		K			F5		4	0	0	0	0	1	3					
Jerry May R OBP: 0.321, SLG: 0.355 (1, 2)	P4			F7		6-3		K		4	0	0	0	0	1	1					
Rich Severson R OBP: 0.357, SLG: 0.182 (1, 6)		6-3		SH2-4 1B BB						2	1	0	0	1	0	0					
Dick Drago R OBP: 0.207, SLG: 0.080 (1, 1)		6-3		SH2-4 1-2		K				2	0	0	0	0	1	0					
										1B: 9 2B: 1 3B: 0 HR: 0	SF: 0 SAC: 1 DP: 0 HBP: 0	WP: 1 PB: 0 SB: 0 CS: 0	PA: 34								
Inning Stats	R: 3 E: 0 K: 0 S: 7	H: 4 LOB: 1 BB: 0 P: 7	R: 0 E: 0 K: 0 S: 4	H: 1 LOB: 1 BB: 0 P: 4	R: 0 E: 0 K: 1 S: 6	H: 1 LOB: 1 BB: 0 P: 6	R: 1 E: 0 K: 0 S: 4	H: 1 LOB: 1 BB: 1 P: 8	R: 0 E: 0 K: 1 S: 5	H: 0 LOB: 0 BB: 0 P: 5	R: 1 E: 0 K: 0 S: 4	H: 2 LOB: 0 BB: 0 P: 4	R: 0 E: 0 K: 1 S: 5	H: 0 LOB: 0 BB: 0 P: 5	R: 0 E: 0 K: 0 S: 5	H: 0 LOB: 0 BB: 0 P: 5		1B: 9 2B: 1 3B: 0 HR: 0	SF: 0 SAC: 1 DP: 0 HBP: 0	WP: 1 PB: 0 SB: 0 CS: 0	PA: 34
PITCHER Rudy May L ERA: 3.65 Lloyd Allen R ERA: 4.51 Mel Queen R ERA: 1.61	IP: 4.0 WLS: L BF: 7 H: 7 R: 4 ER: 4 SO: 1 BB: 1 IBB: 0 HBP: 0 BLK: 0 WP: 0 HR: 0 S: 21 P: 25 ERA: 9.00 WHIP: 2.000																				
	IP: 2.0 WLS: L BF: 7 H: 2 R: 1 ER: 1 SO: 1 BB: 0 IBB: 0 HBP: 0 BLK: 0 WP: 1 HR: 0 S: 9 P: 9 ERA: 4.50 WHIP: 1.000																				

Batter	1	2	3	4	5	6	7	8	9	AB	R	H	RBI	BB	SO	LOB	TOP					
Sandy Alomar Sr. S OBP: 0.276, SLG: 0.275 (1.4)	6-3		F8			FC5 1B 1B		6-3	1-3 2B	5	0	2	0	0	0	1						
Jim Fregosi R OBP: 0.296, SLG: 0.313 (1.6)	K			K		K		1B 2B BB	F7	4	1	0	0	1	3	3						
Alex Johnson R OBP: 0.309, SLG: 0.304 (1.7)	K			E4		1-2 1B		K		4	0	1	0	0	2	1						
Ken McMullen R OBP: 0.301, SLG: 0.394 (1.5)		P3		L6		F8		2B 1-2 1B		4	0	1	0	0	0	3						
Billy Cowan R OBP: 0.294, SLG: 0.424 (1.3)	K			K		FC5		1-3 2B 2B		4	0	1	1	0	2	3						
Syd O'Brien R OBP: 0.264, SLG: 0.382 (1.9)	6-3				E5		K	5-3		4	0	0	0	0	1	2						
Ken Berry R OBP: 0.283, SLG: 0.329 Tony Gonzalez L OBP: 0.329, SLG: 0.280 (1.8) (7.8)			SH1-4 1B		F9		6-3		6-3	3	0	1	0	0	0	1	AB 35					
Jeff Torborg R OBP: 0.086, SLG: 0.061 (1.2)			F8		F7		BB		F7	1	0	0	0	0	0	0	R 1					
Andy Hassler L Eddie Fisher R Jerry Moses R Jim Maloney R Dave LaRoche L Tony Conigliaro R (1.1) (4.1) (7.1) (7.1) (8.1) (8.1)			SH1-4 1-2		5-3		K		2B 1B	0	0	0	0	0	0	0	H 7					
Inning Stats	R: 0 E: 0 K: 2 S: 7	H: 0 LOB: 0 BB: 0 P: 7	R: 0 E: 0 K: 1 S: 5	H: 0 LOB: 0 BB: 0 P: 5	R: 0 E: 0 K: 0 S: 4	H: 1 LOB: 1 BB: 0 P: 4	R: 0 E: 1 K: 2 S: 8	H: 0 LOB: 1 BB: 0 P: 8	R: 0 E: 1 K: 0 S: 4	H: 0 LOB: 1 BB: 0 P: 4	R: 0 E: 0 K: 2 S: 7	H: 2 LOB: 2 BB: 0 P: 7	R: 0 E: 0 K: 2 S: 7	H: 0 LOB: 1 BB: 1 P: 11	R: 1 E: 0 K: 1 S: 7	H: 2 LOB: 2 BB: 1 P: 11	R: 0 E: 0 K: 0 S: 5	H: 2 LOB: 2 BB: 0 P: 5	1B: 5 2B: 2 HR: 0	SF: 0 SAC: 1 DP: 0 HBP: 0	WP: 0 PB: 0 SB: 0 CS: 0	PA: 38
PITCHER Paul Splittorf, L ERA: 2.21 (1.1)	IP: 9.0 WLS: W BF: 38 H: 7 R: 1 ER: 1 SO: 9 BB: 2 IBB: 0 HBP: 0 BLK: 0 WP: 0 HR: 0 S: 54 P: 62 ERA: 1.00 WHIP: 1.000															PITCHER	IP: 9.0 WLS: W BF: 38 H: 7 R: 1 ER: 1 SO: 9 BB: 2 IBB: 0 HBP: 0 BLK: 0 WP: 0 HR: 0 S: 54 P: 62 ERA: 1.00 WHIP: 1.000					

California Angels @ Kansas City Royals
Municipal Stadium, Kansas City, MO

AB 35
R 1
H 7
RBI 1
BB 2
SO 9
LOB 18



WP: 0 PA: 38
PB: 0
SB: 0
CS: 0

Batter	1	2	3	4	5	6	7	8	9	AB	R	H	RBI	BB	SO	LOB	BOTTOM			
Freddie Patek R OBP: 0.323, SLG: 0.319 (1.6)	5-3			F8		CS 1B		1-3		5	0	2	0	0	0	0				
Paul Schaaf R OBP: 0.413, SLG: 0.442 (1.5)	2B SF9 BB	K		1B E 1B		1B 1-2 BB		1B SF8 BB		2	3	1	0	3	1	2				
Amos Otis R OBP: 0.364, SLG: 0.543 (1.8)	SF9 1-3 2B		E7 1B	F8		S 1B		2B 1B		5	2	4	0	0	0	1				
Chuck Harrison R OBP: 0.368, SLG: 0.424 (1.3)	SF9		2B 1B	E7 1B		F7 1-2		2B IBB		3	1	2	2	1	0	2				
Cookie Rojas R OBP: 0.362, SLG: 0.429 (1.4)	BB		2B	5-3		1B 1B		SF8		3	0	2	2	1	0	1				
Lou Piniella R OBP: 0.309, SLG: 0.306 (1.7)	5-3		K		K		1-2 1B	1-3 2B		5	0	2	1	0	2	3				
Bob Oliver R OBP: 0.273, SLG: 0.309 (1.9)			G4-6-3 1B	F3		5-3		L3	K	5	0	1	0	0	1	5	AB 34			
Jerry May R OBP: 0.319, SLG: 0.347 (1.2)		G4-6-3 1-2		IBB		6-3		F8		3	0	0	0	1	0	3	R 6			
Paul Splittorf L OBP: 0.250, SLG: 0.143 (1.1)		1B BB		P6		F5		4-3		3	0	0	0	1	0	4	H 14			
Inning Stats	R: 1 E: 0 K: 0 S: 4	H: 1 LOB: 2 BB: 2 P: 12	R: 0 E: 0 K: 1 S: 6	H: 2 LOB: 1 BB: 1 P: 10	R: 2 E: 1 K: 1 S: 8	H: 3 LOB: 2 BB: 1 P: 12	R: 1 E: 1 K: 0 S: 5	H: 2 LOB: 1 BB: 0 P: 5	R: 0 E: 0 K: 1 S: 5	H: 0 LOB: 0 BB: 0 P: 5	R: 0 E: 0 K: 0 S: 4	H: 2 LOB: 2 BB: 1 P: 8	R: 0 E: 0 K: 0 S: 5	H: 2 LOB: 2 BB: 0 P: 5	R: 2 E: 0 K: 1 S: 7	H: 2 LOB: 2 BB: 2 P: 15	1B: 11 2B: 3 3B: 0 HR: 0	SF: 2 SAC: 0 DP: 1 HBP: 0	WP: 0 PB: 0 SB: 2 CS: 1	PA: 43
PITCHER Andy Hassler L Eddie Fisher R Jim Maloney R Dave LaRoche L (1.1) (4.1) (7.1) (8.1)	IP: 3.0 WLS: L BF: 18 H: 4 R: 1 ER: 0 SO: 2 BB: 3 IBB: 0 HBP: 0 BLK: 0 WP: 0 HR: 0 S: 14 P: 18 ERA: 6.00 WHIP: 3.000															PITCHER	IP: 3.0 WLS: L BF: 18 H: 4 R: 1 ER: 0 SO: 2 BB: 3 IBB: 0 HBP: 0 BLK: 0 WP: 0 HR: 0 S: 14 P: 18 ERA: 6.00 WHIP: 3.000			

California Angels @ Kansas City Royals
Municipal Stadium, Kansas City, MO

AB 34
R 6
H 14
RBI 5
BB 7
SO 4
LOB 21



WP: 0 PA: 43
PB: 0
SB: 2
CS: 1

Batter	1	2	3	4	5	6	7	8	9	AB	R	H	RBI	BB	SO	LOB	TOP										
Sandy Alomar Sr. S OBP: 0.278, SLG: 0.277 (1, 4)	L4	HR			F8		F8			5	1	2	1	0	0	1	California Angels @ Kansas City Royals Municipal Stadium, Kansas City, MO Sat Jun 19 1971, 4:33 AM EDT Alt. 9,800 - Unknown - 93 F										
Jim Fregosi R OBP: 0.301, SLG: 0.342 (1, 6)	1B	HR			F9		F8		K	5	2	2	3	0	1	3											
Tony Gonzalez L OBP: 0.322, SLG: 0.266 (1, 8)	1B	HR			P6				K	4	0	0	0	1	1	2											
Alex Johnson R OBP: 0.312, SLG: 0.321 Roger Repoz L OBP: 0.367, SLG: 0.336 (8, 8)	1B				F8				6-3	4	1	2	2	0	0	0											
Ken McMullen R OBP: 0.296, SLG: 0.388 (1, 5)	K				K				6-3	4	0	0	0	0	3	2											
Tony Conigliaro R OBP: 0.314, SLG: 0.377 (1, 9)	K				F9					4	0	0	0	0	2	2											
Jim Spencer L OBP: 0.282, SLG: 0.354 (1, 3)					P5					4	1	1	0	0	1	0											
Jeff Torborg R OBP: 0.128, SLG: 0.162 (1, 2)					P6					4	1	2	1	0	0	0											
Andy Messersmith R OBP: 0.222, SLG: 0.242 John Stephenson L OBP: 0.364, SLG: 0.422 Giraldo Ruiz S OBP: 0.333, SLG: 0.250 Lloyd Allen R OBP: 0.400, SLG: 0.250 (9, 1)	HR				K					1	1	0	0	1	1	0											
Dave LaRoche L OBP: 0.400, SLG: 0.250 (9, 1)	HR									0	0	0	0	0	0	0											
Inning Stats	R: 1 E: 0 K: 2 S: 9	H: 2 LOB: 2 BB: 1 P: 13	R: 3 E: 0 K: 1 S: 7	H: 2 LOB: 0 BB: 1 P: 11	R: 0 E: 0 K: 1 S: 5	H: 0 LOB: 0 BB: 0 P: 5	R: 0 E: 0 K: 1 S: 5	H: 0 LOB: 0 BB: 0 P: 5	R: 0 E: 0 K: 2 S: 8	H: 1 LOB: 0 BB: 0 P: 8	R: 0 E: 0 K: 0 S: 4	H: 1 LOB: 1 BB: 0 P: 4	R: 0 E: 0 K: 0 S: 3	H: 0 LOB: 0 BB: 0 P: 3	R: 2 E: 0 K: 2 S: 11	H: 4 LOB: 2 BB: 0 P: 11	1B: 4 2B: 4 3B: 0 HR: 2	SF: 0 SAC: 1 DP: 0 HBP: 0	WP: 0 PB: 0 SB: 0 CS: 0	PA: 39							
PITCHER	IP	WLS	BF	H	R	ER	SO	BB	IBB	HBP	BLK	WP	HR	S	P	ERA	WHIP										
Mike Hedlund R ERA: 2.65 (1, 1)	1.2		10	3	3	3	3	2	0	0	0	0	0	14	22	16.20	3.000										
Jim York R ERA: 3.75 (2, 1)	4.1	L	15	2	2	2	4	0	0	0	0	0	2	23	23	4.15	0.462										
Tom Burgmeier L ERA: 1.26 (7, 1)	2.0		7	1	0	0	0	0	0	0	0	0	0	7	7	0.00	0.500										
Ted Abernathy R ERA: 2.36 (9, 1)	1.0		7	4	2	2	2	0	0	0	0	0	0	11	11	18.00	4.000										

Batter	1	2	3	4	5	6	7	8	9	AB	R	H	RBI	BB	SO	LOB	BOTTOM										
Freddie Patek R OBP: 0.324, SLG: 0.321 (1, 6)	5-3		P6	1B		5-3			G6-4-3	5	0	2	1	0	0	1	California Angels @ Kansas City Royals Municipal Stadium, Kansas City, MO Sat Jun 19 1971, 4:33 AM EDT Alt. 9,800 - Unknown - 93 F										
Paul Schaaf R OBP: 0.413, SLG: 0.438 (1, 5)	F7		F8	1B					G6-4-3	4	0	1	0	1	0	0											
Amos Otis R OBP: 0.364, SLG: 0.546 (1, 8)	3B		HR	HBP					G6-4-3	4	1	1	0	0	0	4											
Ed Kirkpatrick L OBP: 0.354, SLG: 0.399 (1, 9)	F7		HR						1-3	5	1	1	2	0	0	2											
Chuck Harrison R OBP: 0.357, SLG: 0.389 (1, 3)		BB	F7						P6	3	0	0	0	1	0	0											
Cookie Rojas R OBP: 0.368, SLG: 0.436 (1, 4)		BB								3	1	2	0	1	0	0											
Lou Piniella R OBP: 0.307, SLG: 0.304 (1, 7)										4	0	1	0	0	0	4											
Jerry May R OBP: 0.324, SLG: 0.354 (1, 2)										3	1	1	1	1	0	3											
Mike Hedlund R OBP: 0.303, SLG: 0.271 Jim York R ERA: 3.85 Gail Hopkins L OBP: 0.316, SLG: 0.358 Tom Burgmeier L OBP: 0.326, SLG: 0.167 Joe Keough R OBP: 0.315, SLG: 0.279 Ted Abernathy R ERA: 2.14 (9, 1)										0	0	0	0	0	0	0											
Inning Stats	R: 0 E: 0 K: 0 S: 4	H: 1 LOB: 1 BB: 0 P: 4	R: 0 E: 0 K: 0 S: 3	H: 0 LOB: 2 BB: 2 P: 11	R: 2 E: 0 K: 1 S: 4	H: 1 LOB: 0 BB: 0 P: 5	R: 2 E: 1 K: 1 S: 9	H: 4 LOB: 2 BB: 0 P: 9	R: 0 E: 0 K: 0 S: 3	H: 0 LOB: 0 BB: 0 P: 3	R: 0 E: 0 K: 0 S: 4	H: 1 LOB: 1 BB: 0 P: 4	R: 0 E: 0 K: 0 S: 3	H: 0 LOB: 0 BB: 0 P: 3	R: 0 E: 0 K: 1 S: 6	H: 1 LOB: 2 BB: 1 P: 10		R: 0 E: 0 K: 0 S: 3	H: 1 LOB: 1 BB: 1 P: 7	1B: 5 2B: 2 3B: 1 HR: 1	SF: 0 SAC: 0 DP: 1 HBP: 1	WP: 0 PB: 0 SB: 1 CS: 0	PA: 40				
PITCHER	IP	WLS	BF	H	R	ER	SO	BB	IBB	HBP	BLK	WP	HR	S	P	ERA	WHIP										
Andy Messersmith R ERA: 3.85 (1, 1)	8.0		36	8	4	4	2	3	0	1	0	0	0	36	49	4.50	1.375										
Lloyd Allen R ERA: 4.72 (9, 1)	0.2		3	1	0	0	0	1	0	0	0	0	0	2	6	0.00	3.000										
Dave LaRoche L ERA: 2.14 (9, 1)	0.1	S	1	0	0	0	0	0	0	0	0	0	0	1	1	0.00	0.000										



Batter	1	2	3	4	5	6	7	8	9	AB	R	H	RBI	BB	SO	LOB	TOP					
Sandy Alomar Sr. S OBP: 0.275, SLG: 0.273 (1, 4)	F7		FC6			5-3		5-3		4	0	0	0	0	0	2						
Jim Fregosi R OBP: 0.299, SLG: 0.335 (1, 6)	5-3			6-3		F8			1B BB G1-2-3	3	0	0	0	1	0	0						
Tony Gonzalez L OBP: 0.319, SLG: 0.265 (1, 8)	3-1			1-3			FC4-6 1B		P6	4	0	1	0	0	0	1						
Alex Johnson R OBP: 0.315, SLG: 0.321 (1, 7)		5-3		P4			FC4-6 1B			3	0	1	0	1	0	0						
John Stephenson L OBP: 0.355, SLG: 0.411 Billy Cowan R OBP: 0.314, SLG: 0.441 (9, PH)	F5				4-3		FC4-6 G5-4-3			3	0	0	0	0	0	2						
Tony Conigliaro R OBP: 0.308, SLG: 0.369 (1, 9)	5-3				K		G5-4-3		G1-2-3	4	0	0	0	0	1	5						
Ken McMullen R OBP: 0.293, SLG: 0.383 (1, 5)			3-1		5-3				F7	3	0	0	0	0	0	0						
Jim Spencer L OBP: 0.286, SLG: 0.372 (1, 3)			F8							3	1	2	1	0	0	0						
Clyde Wright R OBP: 0.229, SLG: 0.289 Mel Queen L (7, 1) Syd O'Brien R OBP: 0.262, SLG: 0.379 Eddie Fisher R (8, 1)						F8			P5	2	0	1	0	0	0	0						
										0	0	0	0	0	0	0						
										1	0	0	0	0	0	1						
										0	0	0	0	0	0	0						
Inning Stats	R: 0 E: 0 K: 0 S: 3	H: 0 LOB: 0 BB: 0 P: 3	R: 0 E: 0 K: 0 S: 3	H: 0 LOB: 0 BB: 0 P: 3	R: 0 E: 0 K: 0 S: 4	H: 1 LOB: 1 BB: 0 P: 4	R: 0 E: 0 K: 0 S: 3	H: 0 LOB: 0 BB: 0 P: 3	R: 0 E: 0 K: 1 S: 5	H: 0 LOB: 0 BB: 0 P: 5	R: 1 E: 0 K: 0 S: 4	H: 1 LOB: 0 BB: 0 P: 4	R: 0 E: 0 K: 0 S: 4	H: 2 LOB: 1 BB: 0 P: 4	R: 0 E: 0 K: 0 S: 4	H: 1 LOB: 1 BB: 0 P: 4	R: 0 E: 0 K: 0 S: 3	H: 1 LOB: 2 BB: 2 P: 11	1B: 5 2B: 0 3B: 0 HR: 1	SF: 0 SAC: 0 DP: 2 HBP: 0	WP: 0 PB: 0 SB: 0 CS: 0	PA: 33
PITCHER	IP	WLS	BF	H	R	ER	SO	BB	IBB	HBP	BLK	WP	HR	S	P	ERA	WHIP					
Bruce Dal Canton R ERA: 2.82 Tom Burgmeier L ERA: 1.26 Ted Abernathy R ERA: 2.31	8.1	W	31	5	1	1	1	2	0	0	0	0	1	31	39	1.08	0.840					
	0.0		1	1	0	0	0	0	0	0	0	0	0	1	1	-	-					
	0.2	S	1	0	0	0	0	0	0	0	0	0	0	1	1	0.00	0.000					

California Angels @ Kansas City Royals
Municipal Stadium, Kansas City, MO
Sun Jun 20 1971, 4:33 AM EDT
Unknown - 89 F

AB 31
R 1
H 6
RBI 1
BB 2
SO 1
LOB 11



Batter	1	2	3	4	5	6	7	8	9	AB	R	H	RBI	BB	SO	LOB	BOTTOM					
Freddie Patek R OBP: 0.327, SLG: 0.321 (1, 6)	WP 1B BB		F9			1B SF8 1B	FC4-2 PB			3	2	1	0	1	0	2						
Paul Schaaf R OBP: 0.418, SLG: 0.439 (1, 5)	1B FC6-4 BB		6-3			1B	FC5-4 BB			2	1	1	0	2	0	0						
Amos Otis R OBP: 0.363, SLG: 0.541 (1, 8)	FC6-4 1-3 2-H 1B		6-3			P6	K			4	0	1	1	0	1	5						
Chuck Harrison R OBP: 0.326, SLG: 0.359 (1, 3)	FC6-4 1-2 3-H G6-4-3 1B					SF8	FC5-4			3	0	0	2	0	0	4						
Lou Piniella R OBP: 0.298, SLG: 0.294 (1, 7)	G6-4-3 1-2			6-3		F8			5-3	4	0	0	0	0	0	2						
Cookie Rojas R OBP: 0.371, SLG: 0.438 (1, 4)		P1			F8		2B 1B			4	1	2	0	0	0	0						
Bob Oliver R OBP: 0.277, SLG: 0.315 (1, 9)		F8			G4-3 BB		1B 2B		K	3	1	1	0	1	1	1						
Jerry May R OBP: 0.329, SLG: 0.349 (1, 2)					G4-3 BB		1B FC4-2 IBB		F3	2	0	0	0	2	0	2						
Bruce Dal Canton R OBP: 0.097, SLG: 0.097 Tom Burgmeier L OBP: 0.256, SLG: 0.167 Ted Abernathy R (9, 1)						F9				3	0	1	2	0	1	1						
										0	0	0	0	0	0	0						
										0	0	0	0	0	0	0						
Inning Stats	R: 2 E: 0 K: 0 S: 3	H: 1 LOB: 0 BB: 2 P: 11	R: 0 E: 0 K: 1 S: 5	H: 0 LOB: 1 BB: 1 P: 9	R: 0 E: 0 K: 0 S: 3	H: 0 LOB: 0 BB: 0 P: 3	R: 0 E: 0 K: 0 S: 3	H: 0 LOB: 0 BB: 0 P: 3	R: 0 E: 0 K: 0 S: 2	H: 0 LOB: 0 BB: 1 P: 6	R: 1 E: 0 K: 0 S: 5	H: 2 LOB: 1 BB: 0 P: 5	R: 2 E: 0 K: 1 S: 8	H: 3 LOB: 3 BB: 2 P: 16	R: 0 E: 0 K: 1 S: 6	H: 1 LOB: 1 BB: 0 P: 6	R: 0 E: 0 K: 0 S: 3	H: 1 LOB: 2 BB: 2 P: 11	1B: 6 2B: 1 3B: 0 HR: 0	SF: 1 SAC: 0 DP: 2 HBP: 0	WP: 1 PB: 1 SB: 0 CS: 0	PA: 35
PITCHER	IP	WLS	BF	H	R	ER	SO	BB	IBB	HBP	BLK	WP	HR	S	P	ERA	WHIP					
Clyde Wright L ERA: 2.83 Mel Queen R ERA: 1.55 Eddie Fisher R ERA: 1.81	6.0	L	26	5	5	5	1	4	1	0	0	0	1	23	43	7.50	1.500					
	1.0		5	1	0	0	1	1	0	0	0	0	0	6	10	0.00	2.000					
	1.0		4	1	0	0	1	0	0	0	0	0	0	6	6	0.00	1.000					

California Angels @ Kansas City Royals
Municipal Stadium, Kansas City, MO
Sun Jun 20 1971, 4:33 AM EDT
Unknown - 89 F


AB 28
R 5
H 7
RBI 5
BB 6
SO 3
LOB 17



Batter	1	2	3	4	5	6	7	8	9	AB	R	H	RBI	BB	SO	LOB	TOP										
Sandy Alomar Sr., S OBP: 0.270, SLG: 0.268 (1, 4)	0-0 4-3		0-0 E1 S G1 E	0-0 F8		0-0 F6		0-0 G1-6-3		5	1	0	0	0	0	2											
Jim Fregosi, R OBP: 0.297, SLG: 0.331 (1, 6)	0-0 2B SF9 1B		0-0 G1	0-0 5-3		0-3 K			0-0 F2	5	1	1	0	0	1	2											
Tony Gonzalez, L OBP: 0.343, SLG: 0.291 (1, 8) (9, 7)	0-0 1-3 2B		4-0 2B 2H BB		0-0 2B 1B		4-0 1B BB		0-0 E3 3B	3	2	2	0	2	0	0											
Alex Johnson, R OBP: 0.313, SLG: 0.324 Tony Conigliaro, R OBP: 0.306, SLG: 0.369 (1, 7) (9, 9)	0-0 SF9		0-0 F9		0-0 1B 2B		0-0 F9		0-0 F9	4	1	1	1	0	0	3											
Jim Spencer, L OBP: 0.293, SLG: 0.386 (1, 3)	0-0 3-H F3		0-0 F9		0-0 1B 1B		0-0 1-2 1B		0-0 3B	5	1	3	3	0	0	2											
Roger Repoz, L OBP: 0.368, SLG: 0.333 (1, 9) (9, 8)		0-0 F8		4-0 2B BB		0-0 2H 3H 1B		0-3 K		4	1	1	1	1	1	3											
Syd O'Brien, R OBP: 0.254, SLG: 0.367 (1, 5)		0-0 F9		0-0 P4		0-0 5-3		0-0 F8		4	0	0	0	0	0	4											
Jeff Torborg, R OBP: 0.163, SLG: 0.220 (1, 2)		0-0 FC4-6 1B		0-0 2B 2B		0-0 3-1		0-0 F8		4	1	2	0	0	0	0											
Tom Murphy, R OBP: 0.083, SLG: 0.139 Lloyd Allen, R OBP: 0.200, SLG: 0.200 (1, 1) (7, 1)	0-0 FC4-6		0-0 2B		0-0 P4		0-0 G1-6-3 1B			3	0	1	2	0	0	1											
Inning Stats	R: 1 E: 0 K: 0 S: 5	H: 2 LOB: 1 BB: 0 P: 5	R: 0 E: 0 K: 0 S: 4	H: 1 LOB: 1 BB: 0 P: 4	R: 1 E: 1 K: 0 S: 4	H: 0 LOB: 1 BB: 1 P: 8	R: 2 E: 0 K: 0 S: 5	H: 2 LOB: 1 BB: 1 P: 9	R: 3 E: 0 K: 1 S: 6	H: 4 LOB: 0 BB: 0 P: 6	R: 0 E: 0 K: 1 S: 5	H: 0 LOB: 0 BB: 0 P: 5	R: 0 E: 0 K: 1 S: 6	H: 1 LOB: 2 BB: 1 P: 10	R: 0 E: 0 K: 0 S: 3	H: 1 LOB: 1 BB: 0 P: 3	R: 1 E: 1 K: 0 S: 5	H: 1 LOB: 1 BB: 0 P: 5	1B: 7 2B: 4 3B: 1 HR: 0	SF: 1 SAC: 0 DP: 1 HBP: 0	WP: 0 PB: 0 SB: 1 CS: 1	PA: 42					
PITCHER	IP	WLS	BF	H	R	ER	SO	BB	IBB	HBP	BLK	WP	HR	S	P	ERA	WHIP										
Al Fitzmorris, R ERA: 5.79 (1, 1)	4.0	L	22	7	6	5	0	2	0	0	0	0	0	20	28	11.25	2.250										
Tom Burgmeier, L ERA: 1.47 (5, 1)	1.0	4	2	1	1	0	0	0	0	0	0	0	0	4	4	9.00	2.000										
Jim York, R ERA: 3.57 (6, 1)	2.0	8	1	0	0	2	1	0	0	0	0	0	0	11	15	0.00	1.000										
Mike Hedlund, R ERA: 2.99 (8, 1)	2.0	8	2	1	0	0	0	0	0	0	0	0	0	8	8	0.00	1.000										

California Angels @ Kansas City Royals
Municipal Stadium, Kansas City, MO
Sun Jun 20 1971, 4:38 AM EDT
Att: 35,295 - Unknown - 91 F

AB	38
R	8
H	12
RBI	7
BB	3
SO	2
LOB	17



Batter	1	2	3	4	5	6	7	8	9	AB	R	H	RBI	BB	SO	LOB	BOTTOM										
Freddie Patek, R OBP: 0.328, SLG: 0.331 (1, 6)	0-0 2B 3B			0-0 6-3	0-0 F7			0-0 P4		5	1	2	0	0	0	2											
Paul Schaaf, R OBP: 0.422, SLG: 0.445 Bobby Knoop, R OBP: 0.316, SLG: 0.294 (1, 5) (9, 5)	0-0 4-3 2B	0-0 F8		0-0 1B		0-0 5-3		4-0 FC1-4 BB		4	0	2	1	1	0	2											
Amos Otis, R OBP: 0.355, SLG: 0.530 (1, 8)	0-0 4-3		0-0 1-3	0-0 F9		0-0 6-3		0-0 FC1-4		5	0	0	0	0	0	3											
Ed Kirkpatrick, L OBP: 0.350, SLG: 0.393 (1, 2)	0-0 F3		0-0 BB 2B 1B	0-0 G3		0-0 F9		0-0 G3		5	1	1	0	0	0	3											
Chuck Harrison, R OBP: 0.314, SLG: 0.326 (1, 3)	0-3 K		4-0 2B BB		0-0 5-3		0-0 5-3		0-0 1-3	4	0	0	0	1	1	1											
Cookie Rojas, R OBP: 0.375, SLG: 0.445 (1, 4)		0-0 4-3		0-0 2B		0-0 FC5-4 1B		0-0 WP 1B		5	0	3	1	0	1	0											
Lou Piniella, R OBP: 0.309, SLG: 0.309 (1, 7)		4-0 2B BB		0-0 F9		0-0 FC5-4 1B		0-0 WP 1B		4	2	2	0	1	0	3											
Bob Oliver, R OBP: 0.286, SLG: 0.324 (1, 9)		0-0 1B 2B		4-0 1B IBB		0-0 1B 1B		0-0 L5		4	0	2	1	1	1	3											
Al Fitzmorris, S OBP: 0.167, SLG: 0.167 Tom Burgmeier, L OBP: 0.296, SLG: 0.167 Gail Higgins, L OBP: 0.327, SLG: 0.686 Jim York, R OBP: 0.313, SLG: 0.277 Joe Keough, L OBP: 0.103, SLG: 0.271 (1, 1) (5, 1) (5, 9) (8, 1) (7, 9) (8, 1)	0-0 F8		0-0 P4		0-0 1-2 2H 1B		0-0 F7			2	0	0	0	0	0	4											
Inning Stats	R: 1 E: 0 K: 1 S: 7	H: 2 LOB: 1 BB: 0 P: 7	R: 1 E: 0 K: 0 S: 5	H: 2 LOB: 2 BB: 1 P: 9	R: 1 E: 0 K: 0 S: 5	H: 2 LOB: 3 BB: 2 P: 13	R: 0 E: 0 K: 0 S: 4	H: 1 LOB: 1 BB: 0 P: 4	R: 1 E: 0 K: 0 S: 6	H: 3 LOB: 2 BB: 0 P: 6	R: 0 E: 0 K: 0 S: 3	H: 0 LOB: 0 BB: 0 P: 3	R: 0 E: 0 K: 0 S: 5	H: 2 LOB: 2 BB: 0 P: 5	R: 0 E: 0 K: 0 S: 3	H: 0 LOB: 1 BB: 1 P: 7	R: 0 E: 0 K: 2 S: 8	H: 1 LOB: 1 BB: 0 P: 8	1B: 8 2B: 4 3B: 1 HR: 0	SF: 0 SAC: 0 DP: 0 HBP: 0	WP: 1 PB: 0 SB: 1 CS: 0	PA: 44					
PITCHER	IP	WLS	BF	H	R	ER	SO	BB	IBB	HBP	BLK	WP	HR	S	P	ERA	WHIP										
Tom Murphy, R ERA: 4.58 (1, 1)	6.1	W	34	12	4	4	1	2	1	0	0	0	0	33	45	5.68	2.211										
Lloyd Allen, R ERA: 4.35 (7, 1)	2.2	S	10	1	0	0	2	1	0	0	0	1	0	13	17	0.00	0.750										

California Angels @ Kansas City Royals
Municipal Stadium, Kansas City, MO
Sun Jun 20 1971, 4:38 AM EDT
Att: 35,295 - Unknown - 91 F

AB	40
R	4
H	13
RBI	4
BB	4
SO	3
LOB	23



Batter	1	2	3	4	5	6	7	8	9	AB	R	H	RBI	BB	SO	LOB	TOP			
Freddie Patek, R OBP: 0.327, SLG: 0.341 (1, 6)										4	1	1	1	0	0	1	Kansas City Royals @ Chicago White Sox Comiskey Park, Chicago, IL Mon Jun 21 1971, 8:05 PM EDT Att: 7,821 - Unknown livebaseballscorecards.com			
Paul Schaaf, R OBP: 0.427, SLG: 0.450 (1, 5)										2	0	1	0	2	1	0				
Amos Otis, R OBP: 0.354, SLG: 0.525 (1, 8)										4	0	1	0	0	0	4				
Chuck Harrison, R OBP: 0.291, SLG: 0.298 (1, 3)										4	0	0	0	0	1	3				
Cookie Rojas, R OBP: 0.373, SLG: 0.442 (1, 4)										4	0	1	0	0	0	1				
Lou Piniella, R OBP: 0.307, SLG: 0.307 (1, 7)										4	0	1	0	0	0	1				
Bob Oliver, R OBP: 0.280, SLG: 0.317 (1, 9)										4	0	0	0	0	1	2				
Jerry May, R OBP: 0.329, SLG: 0.348 (1, 2)										3	0	1	0	0	0	0				
Jim Rooker, R (7, PH)										1	0	0	0	1	0	0				
Ted Savage, R OBP: 0.277, SLG: 0.150 (7, PH)										1	0	0	0	0	0	2				
Al Fitzmorris, S OBP: 0.167, SLG: 0.167 (8, 1)										0	0	0	0	0	0	0				
Inning Stats	R: 1 E: 0 K: 1 S: 6	H: 1 LOB: 1 BB: 1 P: 10	R: 0 E: 0 K: 0 S: 3	H: 1 LOB: 0 BB: 0 P: 3	R: 0 E: 0 K: 0 S: 2	H: 0 LOB: 1 BB: 2 P: 10	R: 0 E: 0 K: 0 S: 3	H: 0 LOB: 0 BB: 0 P: 3	R: 0 E: 0 K: 1 S: 5	H: 1 LOB: 1 BB: 0 P: 6	R: 0 E: 0 K: 0 S: 5	H: 2 LOB: 2 BB: 0 P: 5	R: 0 E: 0 K: 0 S: 4	H: 1 LOB: 1 BB: 0 P: 4	R: 0 E: 0 K: 0 S: 3	H: 0 LOB: 0 BB: 0 P: 3	1B: 4 2B: 1 3B: 0 HR: 1	SF: 0 SAC: 0 DP: 2 HBP: 0	WP: 1 PB: 0 SB: 2 CS: 0	PA: 34
PITCHER Tommy John, L ERA: 4.15 (1, 1)	IP: 9.0 WLS: W BF: 34 H: 6 R: 1 ER: 1 SO: 3 BB: 3 IBB: 0 HBP: 0 BLK: 0 WP: 1 HR: 1 S: 37 P: 49 ERA: 1.00 WHIP: 1.000															PITCHER				

Batter	1	2	3	4	5	6	7	8	9	AB	R	H	RBI	BB	SO	LOB	BOTTOM			
Lee Richard, R OBP: 0.299, SLG: 0.290 (1, 8)										2	1	0	0	1	0	0	Kansas City Royals @ Chicago White Sox Comiskey Park, Chicago, IL Mon Jun 21 1971, 8:05 PM EDT Att: 7,821 - Unknown livebaseballscorecards.com			
Lee Mays, L OBP: 0.289, SLG: 0.333 (7, PH)										1	0	0	0	0	0	2				
Ed Stroud, L OBP: 0.245, SLG: 0.263 (8, 8)										0	0	0	0	0	0	0				
Walt Williams, R OBP: 0.350, SLG: 0.441 (1, 7)										3	1	2	0	0	0	0				
Jay Johnstone, L OBP: 0.328, SLG: 0.391 (7, PH)										1	0	0	0	0	0	2				
Rick Reichardt, R OBP: 0.343, SLG: 0.503 (6, PR)										3	0	1	0	0	1	2				
Carlos May, L OBP: 0.341, SLG: 0.352 (7, 3)										1	0	1	0	0	0	0				
Bill Melton, R OBP: 0.366, SLG: 0.509 (1, 5)										4	0	2	1	0	0	2				
Rich McKinney, R OBP: 0.376, SLG: 0.429 (1, 9)										4	1	0	0	0	0	4				
Mike Andrews, R OBP: 0.389, SLG: 0.394 (1, 4)										3	1	2	1	1	0	1				
Tom Egan, R OBP: 0.360, SLG: 0.510 (1, 2)										3	1	0	0	1	2	3				
Luis Alvarado, R OBP: 0.256, SLG: 0.310 (1, 6)										3	0	0	0	0	1	1				
Tommy John, R OBP: 0.160, SLG: 0.125 (1, 1)										2	0	0	0	1	1	0				
Inning Stats	R: 1 E: 0 K: 1 S: 6	H: 1 LOB: 1 BB: 1 P: 10	R: 1 E: 0 K: 2 S: 7	H: 0 LOB: 0 BB: 1 P: 11	R: 1 E: 0 K: 0 S: 5	H: 2 LOB: 1 BB: 0 P: 5	R: 0 E: 0 K: 1 S: 5	H: 1 LOB: 0 BB: 0 P: 5	R: 0 E: 0 K: 0 S: 3	H: 0 LOB: 0 BB: 0 P: 3	R: 0 E: 0 K: 0 S: 4	H: 2 LOB: 1 BB: 0 P: 4	R: 1 E: 1 K: 0 S: 3	H: 0 LOB: 2 BB: 2 P: 11	R: 1 E: 0 K: 1 S: 7	H: 2 LOB: 1 BB: 0 P: 7	1B: 5 2B: 5 3B: 0 HR: 0	SF: 0 SAC: 0 DP: 2 HBP: 0	WP: 2 PB: 0 SB: 1 CS: 1	PA: 34
PITCHER Jim Rooker, L ERA: 6.32 Jim York, R ERA: 3.48 Al Fitzmorris, R ERA: 5.88 (1, 1)	IP: 6.0 WLS: L BF: 24 H: 6 R: 3 ER: 3 SO: 4 BB: 2 IBB: 0 HBP: 0 BLK: 0 WP: 1 HR: 0 S: 30 P: 38 ERA: 4.50 WHIP: 1.333															PITCHER				

Batter	1	2	3	4	5	6	7	8	9	AB	R	H	RBI	BB	SO	LOB	TOP						
Freddie Patek, R OBP: 0.325, SLG: 0.338 Rich Severson, R OBP: 0.333, SLG: 0.167	F3		1B		F2			6-3		3	1	1	0	0	0	1	Kansas City Royals @ Chicago White Sox Comiskey Park, Chicago, IL Wed Jun 23 1971, 4:33 AM EDT Att: 5,910 - Cloudy						
Cookie Rojas, R OBP: 0.371, SLG: 0.450 Tom Burgmeier, L OBP: 0.250, SLG: 0.143 Amos Otis, R OBP: 0.353, SLG: 0.520 Ted Abernathy, R OBP: 0.167, SLG: 0.167	HR		1B		F7			F3		3	1	2	2	0	0	1							
Paul Schaal, R OBP: 0.334, SLG: 0.451 Bob Oliver, R OBP: 0.282, SLG: 0.335	F8-3		1B					F4		1	0	1	0	1	0	0							
Chuck Harrison, R OBP: 0.271, SLG: 0.275	F8-3		F8					F9		4	0	0	0	0	0	3							
Lou Piniella, R OBP: 0.303, SLG: 0.303	1-3				E6			F8		4	0	0	0	0	0	0							
Dennis Paepke, R OBP: 0.295, SLG: 0.386	K		K		K			F3		4	0	0	0	0	2	1							
Ed Kirkpatrick, L OBP: 0.346, SLG: 0.389	F5		G4-6-3		G4-6-3					3	0	1	0	0	0	1							
Buck Martinez, R OBP: 0.222, SLG: 0.143			K		G3			K		3	0	0	0	0	2	1							
Paul Splittorf, L OBP: 0.222, SLG: 0.125 Ted Savage, R OBP: 0.286, SLG: 0.146 Dick Drago, R OBP: 0.200, SLG: 0.077 Al Fitzmorris, S OBP: 0.167, SLG: 0.167 Bobby Knoop, R OBP: 0.300, SLG: 0.278			K					G6-4-3		1	0	0	0	0	1	0							
Inning Stats	R: 1 E: 0 K: 0 S: 4	H: 2 LOB: 0 BB: 0 P: 4	R: 0 E: 0 K: 1 S: 5	H: 0 LOB: 0 BB: 0 P: 5	R: 1 E: 0 K: 2 S: 9	H: 2 LOB: 2 BB: 1 P: 13	R: 0 E: 1 K: 1 S: 5	H: 0 LOB: 0 BB: 0 P: 5	R: 0 E: 0 K: 0 S: 3	H: 1 LOB: 1 BB: 1 P: 7	R: 1 E: 0 K: 0 S: 4	H: 1 LOB: 0 BB: 0 P: 4	R: 0 E: 0 K: 1 S: 5	H: 1 LOB: 0 BB: 0 P: 5	R: 0 E: 0 K: 0 S: 3	H: 0 LOB: 0 BB: 0 P: 3		R: 0 E: 0 K: 0 S: 3	H: 0 LOB: 0 BB: 0 P: 3	1B: 4 2B: 1 3B: 0 HR: 2	SF: 0 SAC: 0 DP: 3 HBP: 0	WP: 0 PB: 0 SB: 1 CS: 0	PA: 33
PITCHER Wilbur Wood, L ERA: 2.12	IP: 9.0 WLS: W BF: 33 H: 6 R: 3 ER: 3 SO: 5 BB: 2 IBB: 0 HBP: 0 BLK: 0 WP: 0 HR: 2 S: 41 P: 49 ERA: 3.00 WHIP: 0.889															PITCHER							

Batter	1	2	3	4	5	6	7	8	9	AB	R	H	RBI	BB	SO	LOB	BOTTOM				
Lee Richard, R OBP: 0.301, SLG: 0.298	4-3		1B		K			E5		5	2	2	0	0	1	1	Kansas City Royals @ Chicago White Sox Comiskey Park, Chicago, IL Wed Jun 23 1971, 4:33 AM EDT Att: 5,910 - Cloudy				
Walt Williams, R OBP: 0.358, SLG: 0.461	6-3		B3					1-3		5	0	2	2	0	0	2					
Rich McKinney, R OBP: 0.385, SLG: 0.434	F8		1B		F9			F9		5	1	2	1	0	0	2					
Bill Melton, R OBP: 0.387, SLG: 0.545			1B							2	2	2	1	3	0	0					
Rick Reichardt, R OBP: 0.347, SLG: 0.503 Ed Stroud, L OBP: 0.243, SLG: 0.261	FC5-4		K					K		4	2	1	0	0	1	5					
Carlos May, L OBP: 0.350, SLG: 0.355	L9		1B					F8		4	1	1	2	1	0	2					
Tom Egan, R OBP: 0.363, SLG: 0.514			1B		F7			F8		5	2	2	3	0	1	2					
Luis Alvarado, R OBP: 0.270, SLG: 0.320			1B					F8		4	2	3	2	0	1	0					
Wilbur Wood, R OBP: 0.114, SLG: 0.031	K		SH3-4					K		3	0	0	0	0	3	2					
Inning Stats	R: 0 E: 0 K: 0 S: 3	H: 0 LOB: 0 BB: 0 P: 3	R: 2 E: 0 K: 1 S: 8	H: 3 LOB: 1 BB: 0 P: 8	R: 3 E: 0 K: 1 S: 8	H: 3 LOB: 1 BB: 1 P: 12	R: 1 E: 0 K: 1 S: 7	H: 2 LOB: 1 BB: 0 P: 7	R: 6 E: 0 K: 1 S: 11	H: 7 LOB: 2 BB: 2 P: 19	R: 0 E: 0 K: 2 S: 7	H: 0 LOB: 0 BB: 0 P: 7	R: 0 E: 1 K: 1 S: 6	H: 0 LOB: 1 BB: 0 P: 6	R: 0 E: 0 K: 1 S: 5	H: 0 LOB: 1 BB: 1 P: 9		1B: 9 2B: 5 3B: 0 HR: 1	SF: 0 SAC: 1 DP: 0 HBP: 0	WP: 3 PB: 0 SB: 0 CS: 0	PA: 43
PITCHER Paul Splittorf, L ERA: 4.07 Dick Drago, R ERA: 3.55 Al Fitzmorris, R ERA: 5.45 Tom Burgmeier, L ERA: 1.55 Ted Abernathy, R ERA: 2.25	IP: 4.0 WLS: L BF: 21 H: 8 R: 5 ER: 6 SO: 3 BB: 1 IBB: 0 HBP: 0 BLK: 0 WP: 0 HR: 1 S: 26 P: 30 ERA: 13.50 WHIP: 2.250															PITCHER					

Batter	1	2	3	4	5	6	7	8	9	AB	R	H	RBI	BB	SO	LOB	TOP					
Freddie Patek, R OBP: 0.321, SLG: 0.333 (1, 6)											4	0	0	0	0	2	0					
Paul Schaaf, R OBP: 0.426, SLG: 0.443 (1, 5)											4	0	0	0	0	2	0					
Amos Otis, R OBP: 0.356, SLG: 0.518 (1, 8)											3	0	1	0	1	1	0					
Chuck Harrison, R OBP: 0.254, SLG: 0.255 (1, 3)											4	0	0	0	0	1	2					
Cookie Rojas, R OBP: 0.373, SLG: 0.451 (1, 4)											4	0	2	0	0	0	1					
Lou Piniella, R OBP: 0.302, SLG: 0.301 (1, 7)											4	0	1	0	0	0	1					
Bob Oliver, R OBP: 0.283, SLG: 0.335 (1, 9)											3	0	1	0	0	1	2					
Buck Martinez, R OBP: 0.182, SLG: 0.111 (7, PH)											2	0	0	0	0	2	1					
Dennis Paepke, R OBP: 0.230, SLG: 0.379 (7, 2)											1	0	0	0	0	0	2					
Mike Hedlund, R OBP: 0.097, SLG: 0.067 (7, 1)											2	0	0	0	0	2	1					
Tom Burgmeier, L OBP: 0.250, SLG: 0.143 (6, PH)											0	0	0	0	0	0	0					
Ted Savage, R OBP: 0.280, SLG: 0.143 (8, 1)											1	0	0	0	0	1	0					
Al Fitzmorris, S OBP: 0.167, SLG: 0.167 (8, 1)											0	0	0	0	0	0	0					
Inning Stats	R: 0 E: 0 K: 3 S: 10	H: 1 LOB: 1 BB: 0 P: 10	R: 0 E: 0 K: 1 S: 5	H: 0 LOB: 0 BB: 0 P: 5	R: 0 E: 0 K: 3 S: 9	H: 0 LOB: 0 BB: 0 P: 9	R: 0 E: 0 K: 0 S: 3	H: 0 LOB: 1 BB: 0 P: 7	R: 0 E: 0 K: 0 S: 8	H: 1 LOB: 1 BB: 0 P: 8	R: 0 E: 0 K: 0 S: 3	H: 0 LOB: 0 BB: 0 P: 3	R: 0 E: 0 K: 0 S: 5	H: 2 LOB: 2 BB: 0 P: 5	R: 0 E: 0 K: 2 S: 7	H: 0 LOB: 0 BB: 0 P: 7	R: 0 E: 0 K: 1 S: 6	H: 1 LOB: 1 BB: 0 P: 6	1B: 5 2B: 0 3B: 0 HR: 0	SF: 0 SAC: 0 DP: 0 HBP: 0	WP: 0 PB: 0 SB: 1 CS: 0	PA: 33
PITCHER Vida Blue, L ERA: 1.37 (1, 1)	IP: 9.0 WLS: W BF: 33 H: 5 R: 0 ER: 0 SO: 12 BB: 1 IBB: 0 HBP: 0 BLK: 0 WP: 0 HR: 0 S: 56 P: 60 ERA: 0.00 WHIP: 0.667															PITCHER	IP: 9.0 WLS: W BF: 33 H: 5 R: 0 ER: 0 SO: 12 BB: 1 IBB: 0 HBP: 0 BLK: 0 WP: 0 HR: 0 S: 56 P: 60 ERA: 0.00 WHIP: 0.667					

Kansas City Royals @ Oakland Athletics
Oakland-Alameda County Coliseum, Oakland, CA
Fri Jun 25 1971, 7:05 PM PDT
Att: 33,888 - Cloudy

AB 32
R 0
H 5
RBI 0
BB 1
SO 12
LOB 10

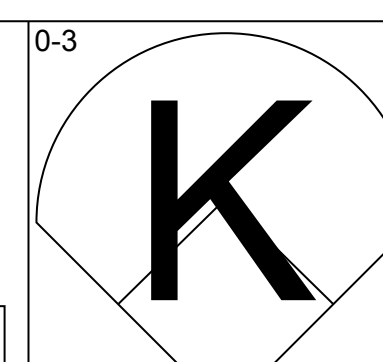
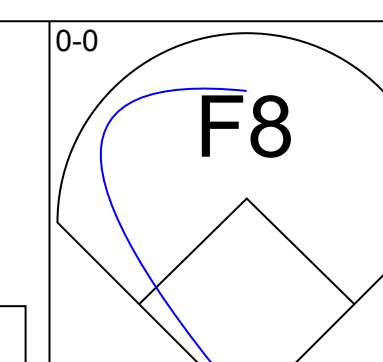
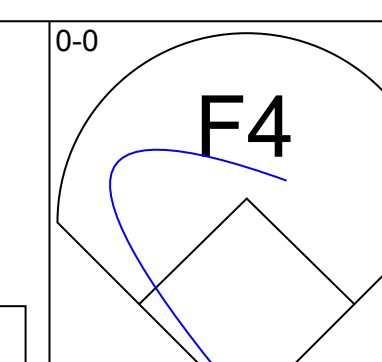
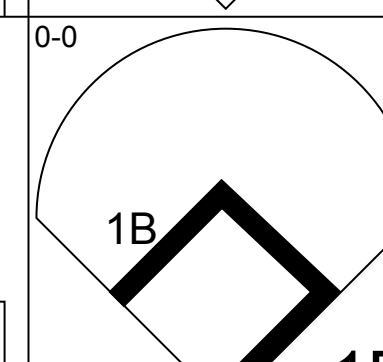
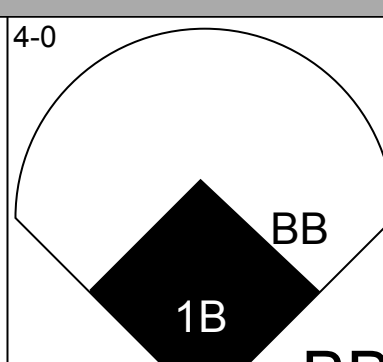
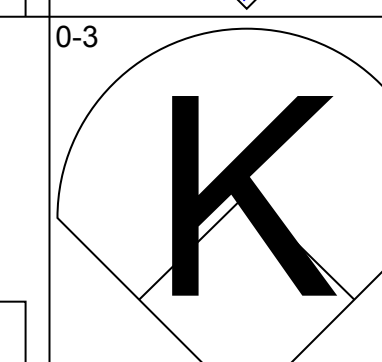
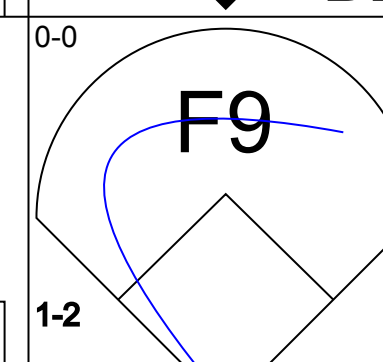
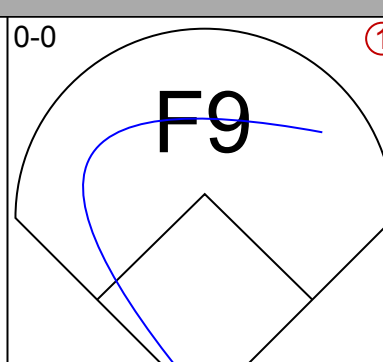
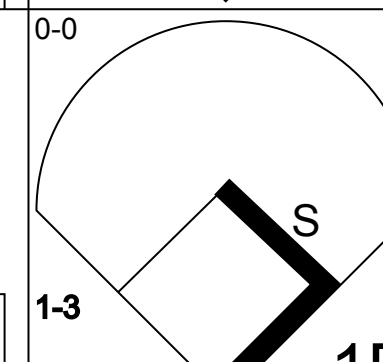
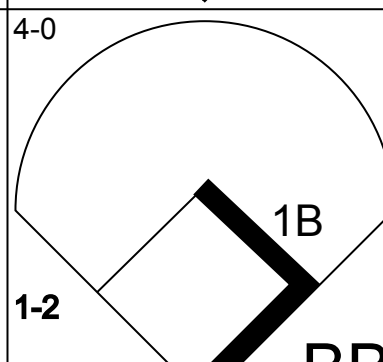
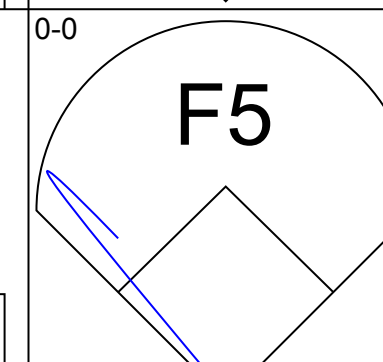
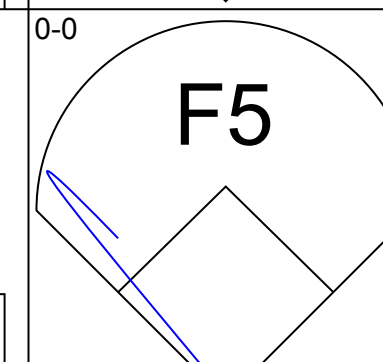
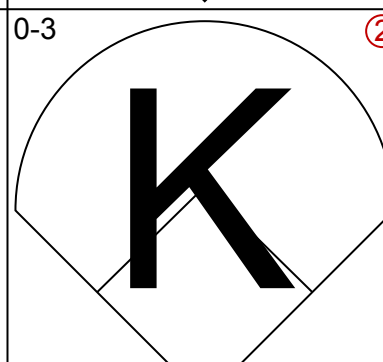
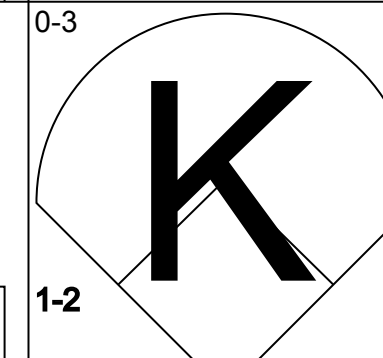
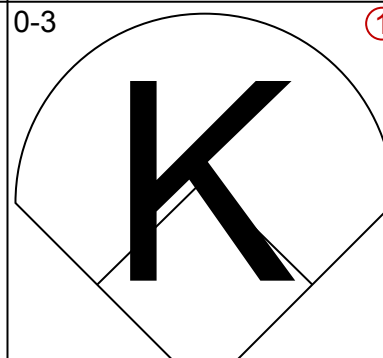
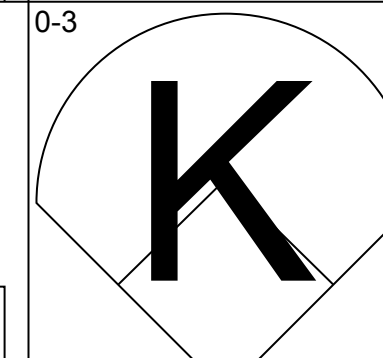
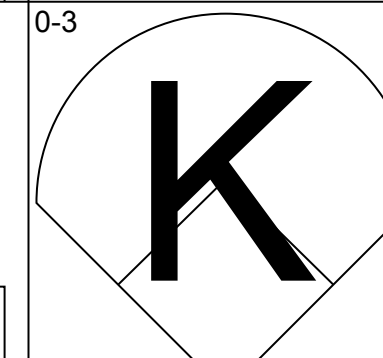
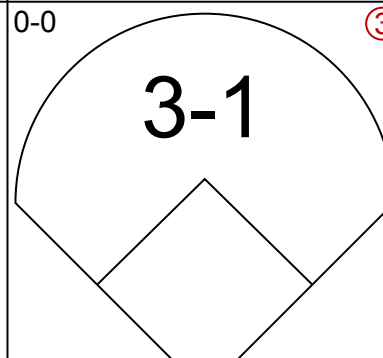
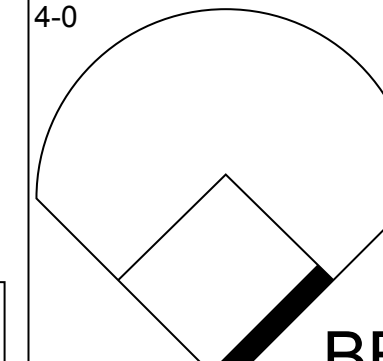
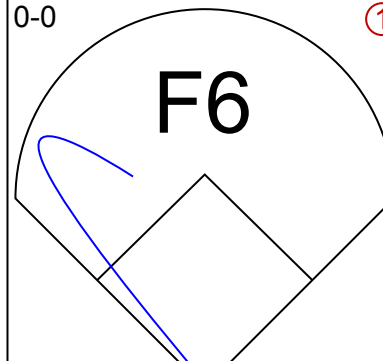
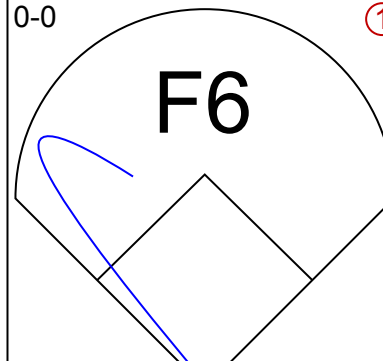
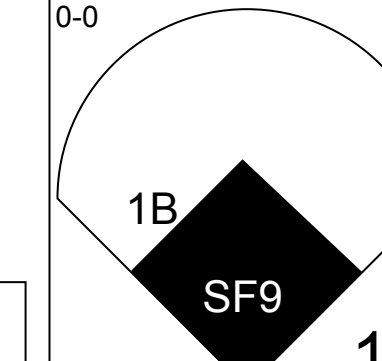
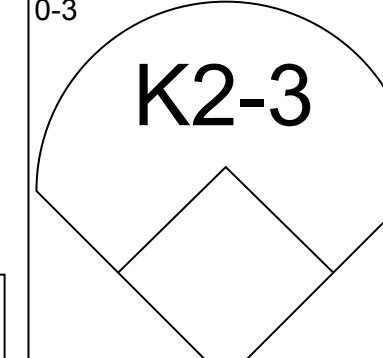
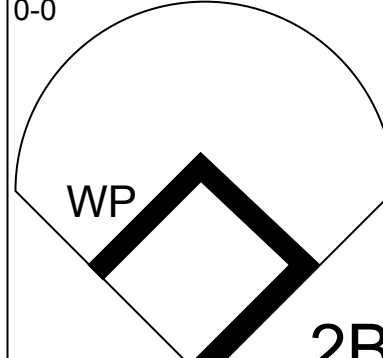
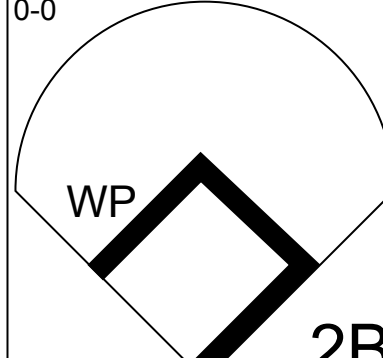
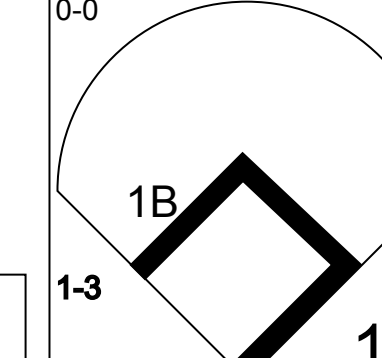
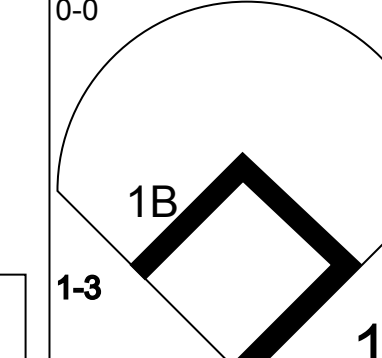
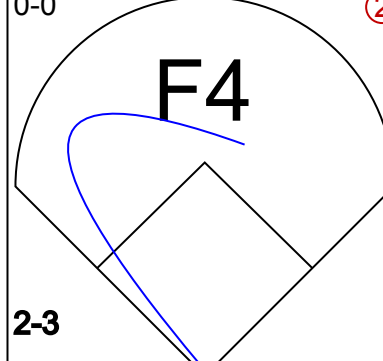
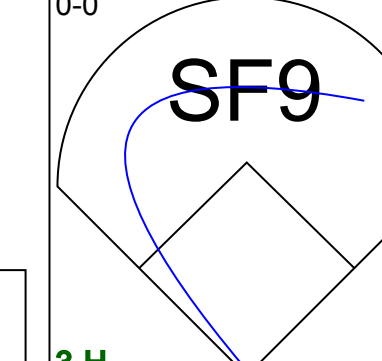
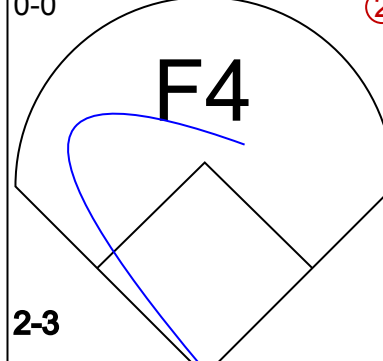
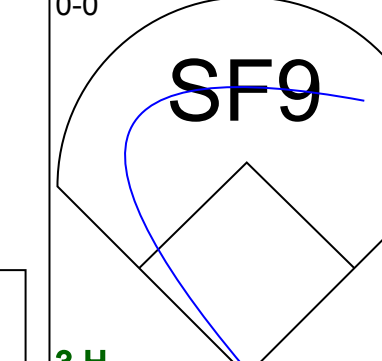
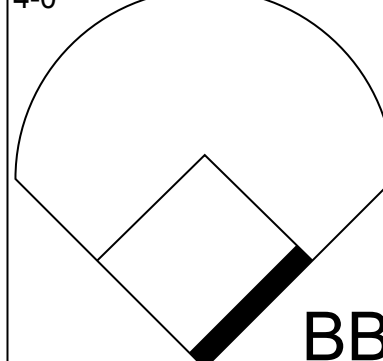
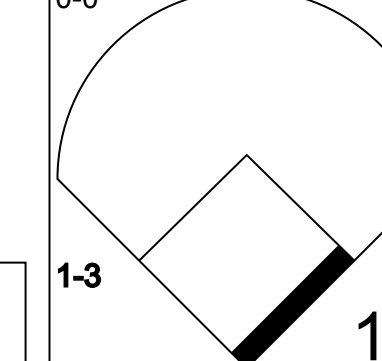

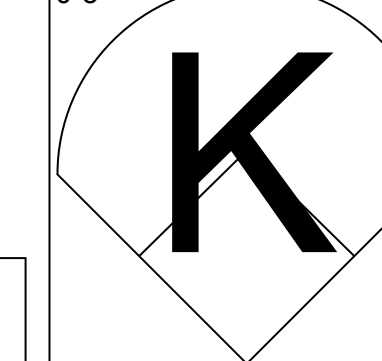

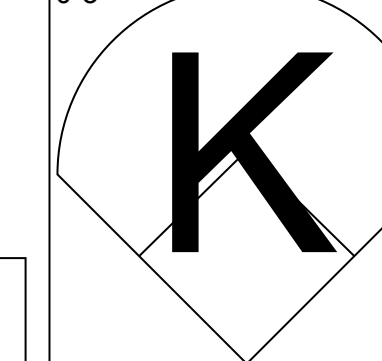
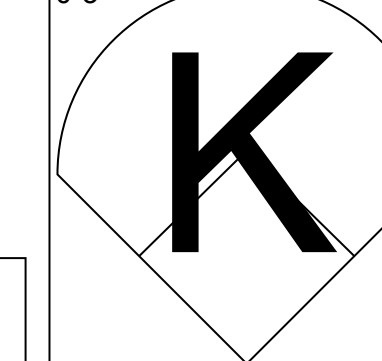
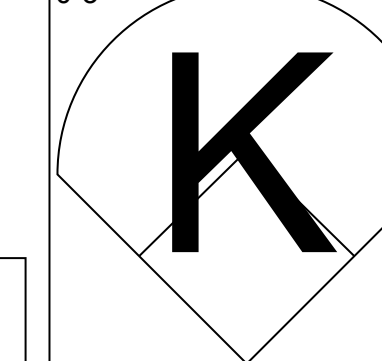


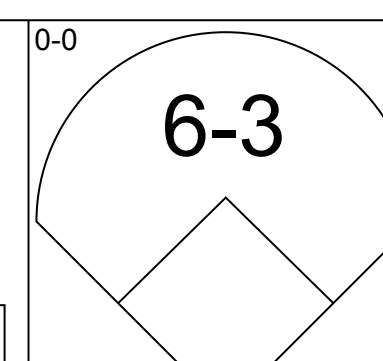
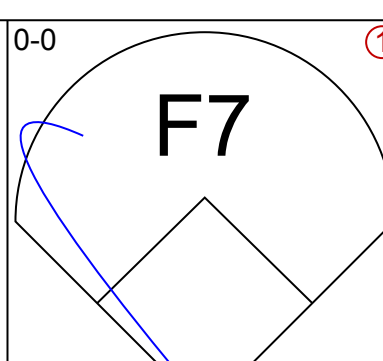
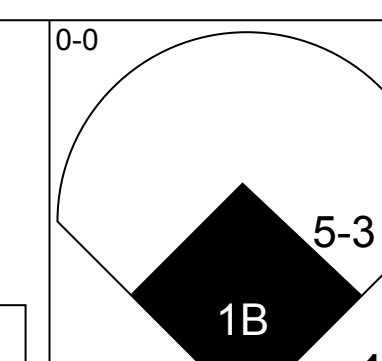
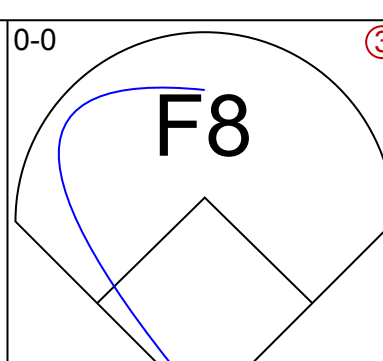
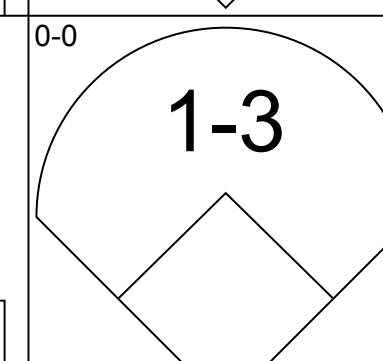
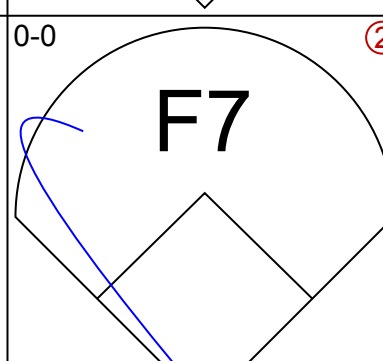
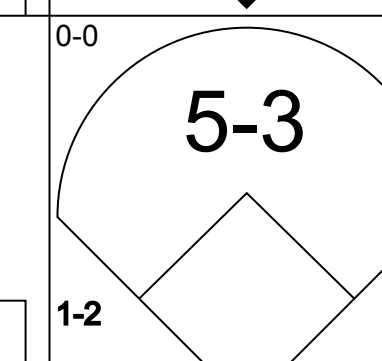
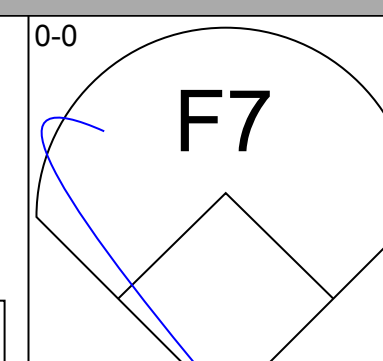
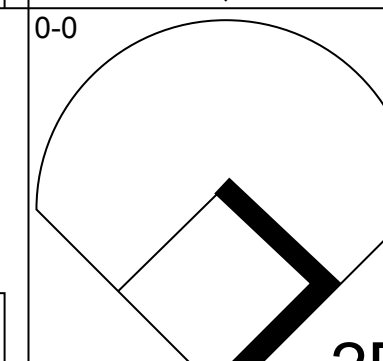
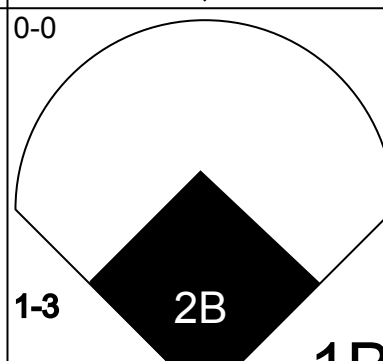
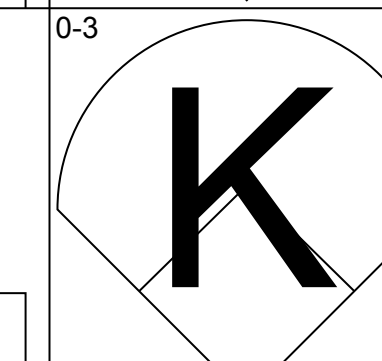
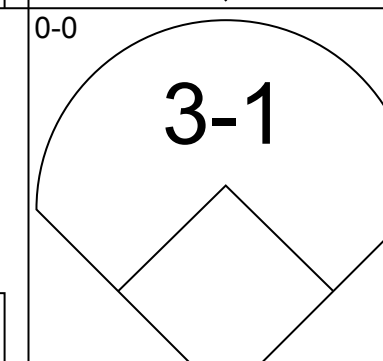
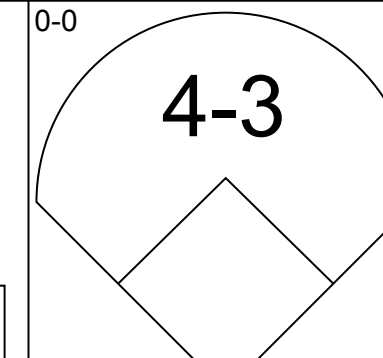
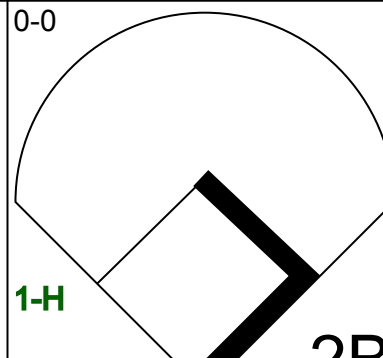
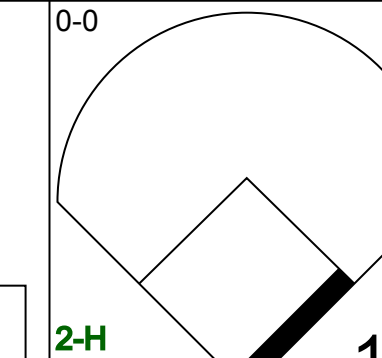
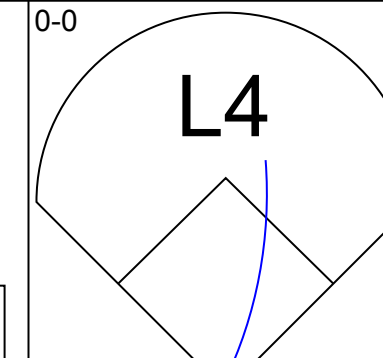
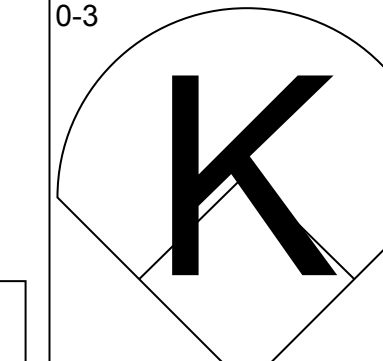
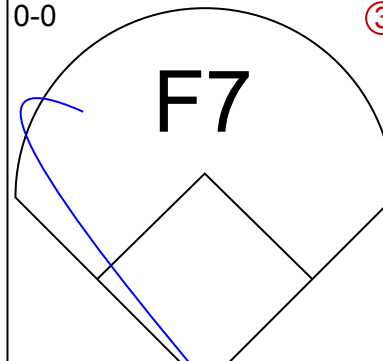
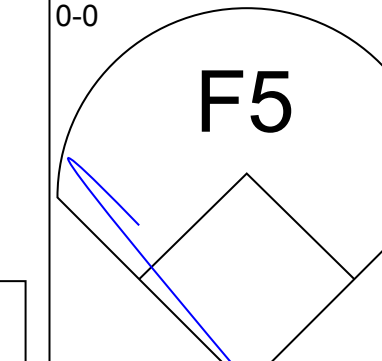
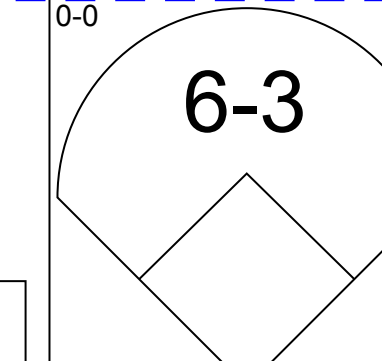
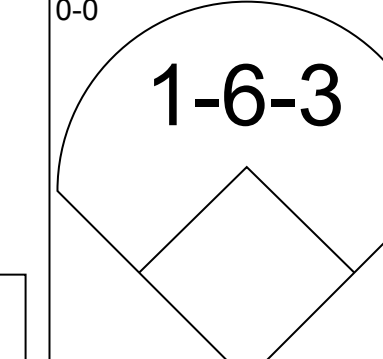
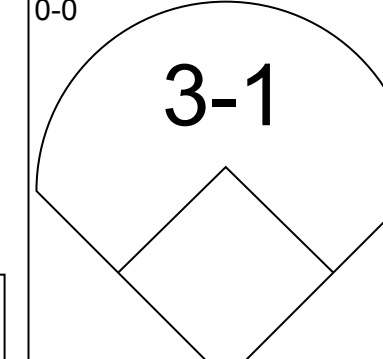
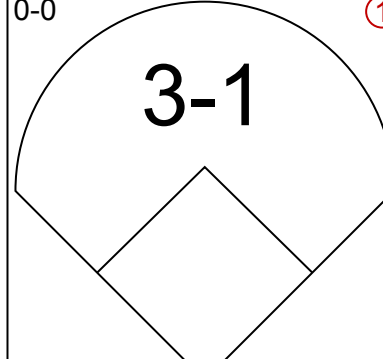
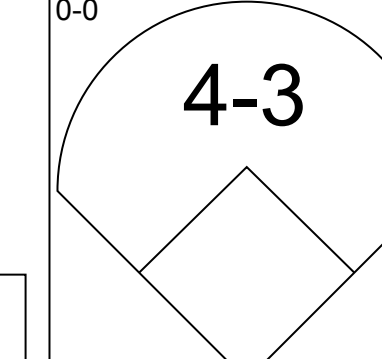
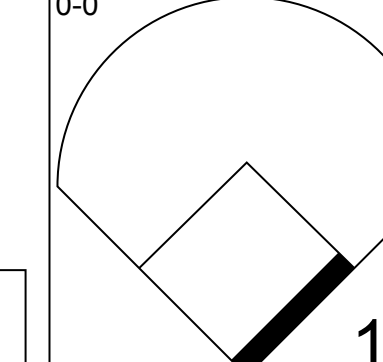
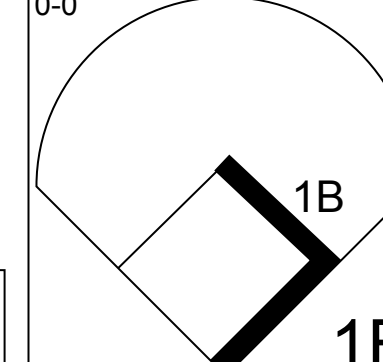
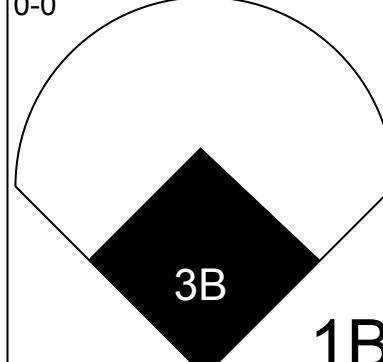
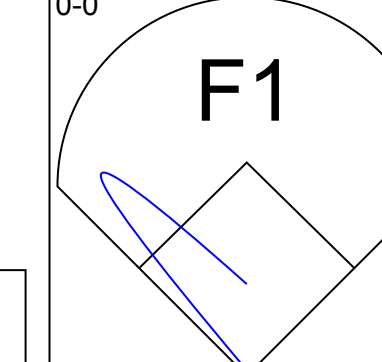
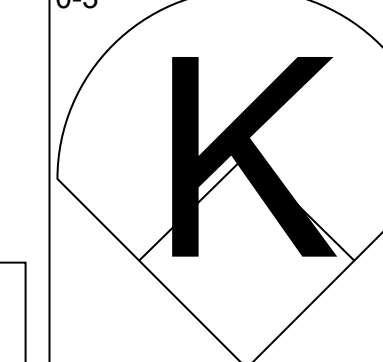
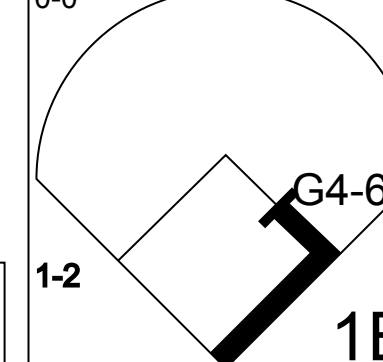
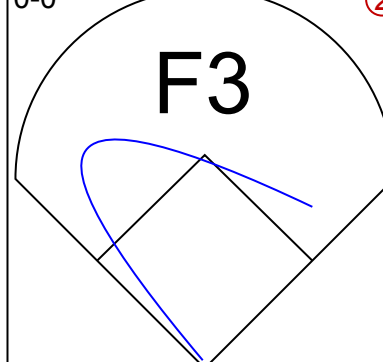
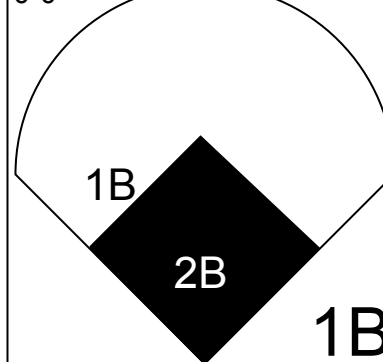
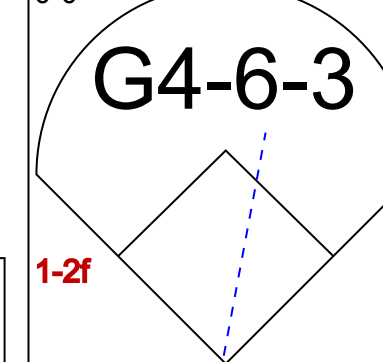
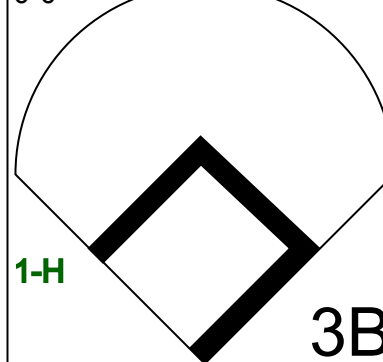
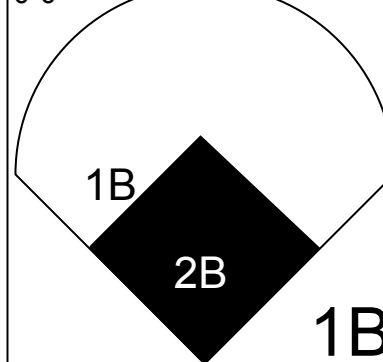
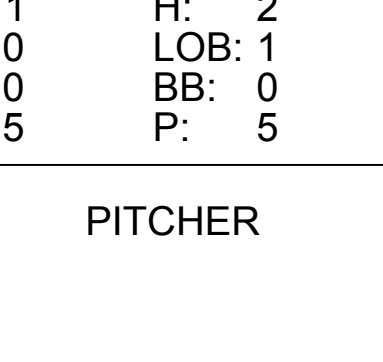
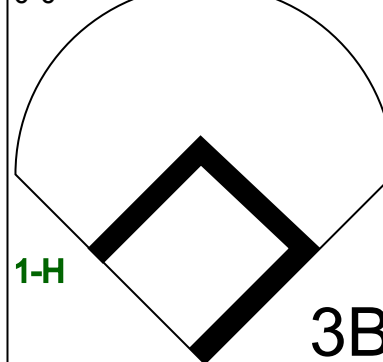
Batter	1	2	3	4	5	6	7	8	9	AB	R	H	RBI	BB	SO	LOB	BOTTOM			
Bert Campaneris, R OBP: 0.287, SLG: 0.350 (1, 6)											5	1	2	0	0	1	1			
Joe Rudi, R OBP: 0.307, SLG: 0.415 (1, 7)											4	1	0	0	1	0	3			
Reggie Jackson, L OBP: 0.376, SLG: 0.535 (1, 9)											3	1	1	0	1	1	1			
Mike Epstein, L OBP: 0.382, SLG: 0.478 (1, 3)											3	2	1	1	1	1	3			
Sal Bando, R OBP: 0.377, SLG: 0.447 (1, 5)											3	1	2	3	1	0	0			
Rick Monday, L OBP: 0.341, SLG: 0.405 (1, 8)											3	1	2	1	1	1	0			
Dave Duncan, R OBP: 0.276, SLG: 0.413 (1, 2)											2	0	0	0	1	0	2			
Dick Green, R OBP: 0.355, SLG: 0.419 (1, 4)											3	0	0	1	0	0	3			
Vida Blue, S OBP: 0.161, SLG: 0.132 (1, 1)											4	0	0	0	0	2	1			
Inning Stats	R: 0 E: 0 K: 1 S: 5	H: 0 LOB: 1 BB: 1 P: 9	R: 2 E: 1 K: 1 S: 5	H: 0 LOB: 2 BB: 2 P: 13	R: 2 E: 0 K: 1 S: 8	H: 3 LOB: 2 BB: 1 P: 12	R: 0 E: 1 K: 0 S: 4	H: 0 LOB: 1 BB: 0 P: 4	R: 1 E: 0 K: 1 S: 6	H: 1 LOB: 0 BB: 0 P: 6	R: 0 E: 0 K: 0 S: 3	H: 0 LOB: 0 BB: 0 P: 3	R: 2 E: 0 K: 1 S: 8	H: 3 LOB: 3 BB: 2 P: 16	R: 0 E: 0 K: 1 S: 5	H: 1 LOB: 0 BB: 0 P: 5	1B: 6 2B: 1 3B: 0 HR: 1	SF: 0 SAC: 2 DP: 1 HBP: 0	WP: 0 PB: 0 SB: 1 CS: 0	PA: 38
PITCHER Mike Hedlund, R ERA: 2.99 (1, 1)	IP: 6.1 WLS: L BF: 30 H: 5 R: 7 ER: 6 SO: 4 BB: 5 IBB: 0 HBP: 0 BLK: 0 WP: 0 HR: 1 S: 33 P: 53 ERA: 8.53 WHIP: 1.579															PITCHER	IP: 6.1 WLS: L BF: 30 H: 5 R: 7 ER: 6 SO: 4 BB: 5 IBB: 0 HBP: 0 BLK: 0 WP: 0 HR: 1 S: 33 P: 53 ERA: 8.53 WHIP: 1.579			
PITCHER Tom Burgmeier, L ERA: 1.52 (7, 1)	IP: 0.2 WLS: 5 BF: 2 H: 2 R: 0 ER: 0 SO: 1 BB: 1 IBB: 0 HBP: 0 BLK: 0 WP: 0 HR: 0 S: 6 P: 10 ERA: 0.00 WHIP: 4.500															PITCHER	IP: 0.2 WLS: 5 BF: 2 H: 2 R: 0 ER: 0 SO: 1 BB: 1 IBB: 0 HBP: 0 BLK: 0 WP: 0 HR: 0 S: 6 P: 10 ERA: 0.00 WHIP: 4.500			
PITCHER Al Fitzmorris, R ERA: 5.3 (8, 1)	IP: 1.0 WLS: 3 BF: 1 H: 1 R: 0 ER: 0 SO: 1 BB: 0 IBB: 0 HBP: 0 BLK: 0 WP: 0 HR: 0 S: 5 P: 5 ERA: 0.00 WHIP: 1.000															PITCHER	IP: 1.0 WLS: 3 BF: 1 H: 1 R: 0 ER: 0 SO: 1 BB: 0 IBB: 0 HBP: 0 BLK: 0 WP: 0 HR: 0 S: 5 P: 5 ERA: 0.00 WHIP: 1.000			

Kansas City Royals @ Oakland Athletics
Oakland-Alameda County Coliseum, Oakland, CA
Fri Jun 25 1971, 7:05 PM PDT
Att: 33,888 - Cloudy

AB 30
R 7
H 8
RBI 6
BB 6
SO 6
LOB 14



Batter	1	2	3	4	5	6	7	8	9	AB	R	H	RBI	BB	SO	LOB	TOP		
Freddie Patek, R OBP: 0.318, SLG: 0.328 (1, 6)										4	0	0	0	1	1	3	Kansas City Royals @ Oakland Athletics Oakland-Alameda County Coliseum, Oakland, CA Sat Jun 26 1971, 3:33 AM PDT Att: 39,920 - Cloudy		
Paul Schaaf, R OBP: 0.426, SLG: 0.439 (1, 5)										4	1	1	0	1	1	1			
Amos Otis, R OBP: 0.360, SLG: 0.518 (1, 8)										4	0	2	0	1	1	1			
Ed Kirkpatrick, L OBP: 0.338, SLG: 0.378 (1, 2)										5	0	0	0	0	3	6			
Gail Hopkins, L OBP: 0.324, SLG: 0.525 (1, 3)										3	1	2	1	1	0	0			
Cookie Rojas, R OBP: 0.375, SLG: 0.456 (1, 4)										4	0	2	0	0	1	5			
Lou Piniella, R OBP: 0.294, SLG: 0.295 (1, 7)										3	0	0	1	0	0	1			
Joe Keough, L OBP: 0.322, SLG: 0.284 (1, 9)										3	0	1	0	1	2	0			
Bruce Dal Canton, R OBP: 0.121, SLG: 0.121 (6, PH)										2	0	1	0	0	1	0			
Bob Oliver, R OBP: 0.252, SLG: 0.333 (6, PH)										0	0	0	0	0	0	0			
Roger Nelson, R OBP: 0.250, SLG: 0.250 (8, PH)										1	0	0	0	0	1	2			
Chuck Harrison, R OBP: 0.250, SLG: 0.250 (8, PH)										0	0	0	0	0	0	0			
Ted Abernathy, R OBP: 0.250, SLG: 0.250 (8, PH)										0	0	0	0	0	0	0			
Inning Stats	R: 0 E: 0 K: 3 S: 11	H: 2 LOB: 3 BB: 1 P: 15	R: 0 E: 0 K: 1 S: 6	H: 1 LOB: 1 BB: 0 P: 6	R: 1 E: 0 K: 1 S: 5	H: 1 LOB: 1 BB: 2 P: 13	R: 0 E: 0 K: 2 S: 7	H: 0 LOB: 0 BB: 0 P: 7	R: 0 E: 0 K: 1 S: 6	H: 1 LOB: 2 BB: 1 P: 10	R: 0 E: 0 K: 1 S: 5	H: 0 LOB: 1 BB: 1 P: 9	R: 1 E: 0 K: 1 S: 8	H: 3 LOB: 2 BB: 0 P: 8	R: 0 E: 0 K: 1 S: 5	H: 0 LOB: 0 BB: 0 P: 5	1B: 8 2B: 1 3B: 0 HR: 0	SF: 1 SAC: 0 DP: 1 HBP: 0	WP: 1 PA: 40 PB: 0 SB: 2 CS: 0
PITCHER	IP WLS BF H R ER SO BB IBB HBP BLK WP HR S P ERA WHIP	7.0 W 33 8 2 2 10 5 0 0 0 1 0 48 68 2.57 1.857	2.0 S 7 1 0 0 2 0 0 0 0 0 0 11 11 0.00 0.500	PITCHER															

Batter	1	2	3	4	5	6	7	8	9	AB	R	H	RBI	BB	SO	LOB	BOTTOM		
Bert Campaneris, R OBP: 0.287, SLG: 0.349 (1, 6)										4	1	1	0	0	0	2	Kansas City Royals @ Oakland Athletics Oakland-Alameda County Coliseum, Oakland, CA Sat Jun 26 1971, 3:33 AM PDT Att: 39,920 - Cloudy		
Joe Rudi, R OBP: 0.303, SLG: 0.409 (1, 7)										4	0	0	0	0	0	2			
Reggie Jackson, L OBP: 0.377, SLG: 0.538 (1, 9)										4	1	2	0	0	1	1			
Mike Epstein, L OBP: 0.384, SLG: 0.483 (1, 3)										4	0	2	3	0	0	1			
Sal Bando, R OBP: 0.372, SLG: 0.441 (1, 5)										4	0	0	0	0	1	2			
Rick Monday, L OBP: 0.333, SLG: 0.395 (1, 8)										4	0	0	0	0	0	0			
Dave Duncan, R OBP: 0.285, SLG: 0.420 (1, 2)										4	1	3	0	0	0	0			
Dick Green, R OBP: 0.355, SLG: 0.417 (1, 4)										3	0	1	0	0	1	2			
Catfish Hunter, R OBP: 0.389, SLG: 0.423 (1, 1)										3	1	2	1	0	0	2			
Rollie Fingers, R OBP: 0.250, SLG: 0.217 (8, 1)										0	0	0	0	0	0	0			
Inning Stats	R: 0 E: 0 K: 0 S: 4	H: 1 LOB: 1 BB: 0 P: 4	R: 0 E: 0 K: 2 S: 8	H: 1 LOB: 0 BB: 0 P: 8	R: 2 E: 0 K: 0 S: 6	H: 3 LOB: 1 BB: 0 P: 6	R: 0 E: 0 K: 0 S: 4	H: 2 LOB: 1 BB: 0 P: 4	R: 1 E: 0 K: 1 S: 7	H: 2 LOB: 1 BB: 0 P: 7	R: 1 E: 0 K: 0 S: 5	H: 2 LOB: 1 BB: 0 P: 5	R: 0 E: 0 K: 0 S: 3	H: 0 LOB: 0 BB: 0 P: 3	R: 0 E: 0 K: 0 S: 3	H: 0 LOB: 0 BB: 0 P: 3	1B: 8 2B: 2 3B: 1 HR: 0	SF: 0 SAC: 0 DP: 1 HBP: 0	WP: 0 PA: 34 PB: 0 SB: 0 CS: 0
PITCHER	IP WLS BF H R ER SO BB IBB HBP BLK WP HR S P ERA WHIP	5.0 L 23 3 3 3 3 0 0 0 0 0 0 8 8 4.50 1.800	1.0 3 0 0 0 0 0 0 0 0 0 0 0 3 3 0.00 0.000	PITCHER															

AB	34
R	2
H	9
RBI	2
BB	5
SO	12
LOB	21



AB	34
R	4
H	11
RBI	4
BB	0
SO	3
LOB	12



Batter	1	2	3	4	5	6	7	8	9	AB	R	H	RBI	BB	SO	LOB	TOP					
Freddie Patek, R (1,6) OBP: 0.321, SLG: 0.331 Bobby Knoop, R (8,4) OBP: 0.300, SLG: 0.278										4	0	2	0	0	0	1	Kansas City Royals @ Oakland Athletics Oakland-Alameda County Coliseum, Oakland, CA Sun Jun 27 1971, 3:33 AM PDT Unknown					
Paul Schaaf, R (1,5) OBP: 0.425, SLG: 0.436										4	0	1	0	0	0	3						
Amos Otis, R (1,8) OBP: 0.355, SLG: 0.510										4	0	0	0	0	0	5						
Ed Kirkpatrick, L (1,2)										4	0	0	0	0	0	5						
Gail Hopkins, L (1,3) OBP: 0.319, SLG: 0.500										3	0	0	0	1	0	0						
Cookie Rojas, R (1,4) OBP: 0.373, SLG: 0.452										4	0	1	0	0	0	0						
Lou Piniella, R (1,7) OBP: 0.293, SLG: 0.301										4	0	1	0	0	0	2						
Bob Oliver, R (1,9) OBP: 0.278, SLG: 0.328										3	0	0	0	0	2	2						
Dick Drago, R (1,1) OBP: 0.219, SLG: 0.143 Joe Keough, L (8,PH) OBP: 0.326, SLG: 0.289 Ted Abernathy, R (8,1) Jim Rooker, R (8,1) Jim York, R (8,1)										2	0	1	0	0	1	0						
Inning Stats	R: 0 E: 0 K: 0 S: 4	H: 1 LOB: 1 BB: 0 P: 4	R: 0 E: 0 K: 1 S: 5	H: 1 LOB: 1 BB: 1 P: 9	R: 0 E: 1 K: 0 S: 5	H: 2 LOB: 2 BB: 0 P: 5	R: 0 E: 0 K: 0 S: 3	H: 0 LOB: 0 BB: 0 P: 3	R: 0 E: 0 K: 1 S: 5	H: 0 LOB: 0 BB: 0 P: 5	R: 0 E: 0 K: 0 S: 3	H: 0 LOB: 0 BB: 0 P: 3	R: 0 E: 0 K: 1 S: 6	H: 1 LOB: 1 BB: 0 P: 6	R: 0 E: 0 K: 0 S: 5	H: 2 LOB: 2 BB: 0 P: 5		R: 0 E: 0 K: 0 S: 3	H: 0 LOB: 0 BB: 0 P: 3	1B: 5 2B: 2 3B: 0 HR: 0	SF: 0 SAC: 0 DP: 1 HBP: 0	WP: 0 PB: 0 SB: 1 CS: 0
PITCHER Blue Moon Odom, R (1,1) ERA: 3.25	IP: 9.0 WLS: W BF: 34 H: 7 R: 0 ER: 0 SO: 3 BB: 1 IBB: 0 HBP: 0 BLK: 0 WP: 0 HR: 0 S: 39 P: 43 ERA: 0.00 WHIP: 0.889															PITCHER						

Batter	1	2	3	4	5	6	7	8	9	AB	R	H	RBI	BB	SO	LOB	BOTTOM	
Bert Campaneris, R (1,6) OBP: 0.289, SLG: 0.350										4	0	2	0	0	0	1	Kansas City Royals @ Oakland Athletics Oakland-Alameda County Coliseum, Oakland, CA Sun Jun 27 1971, 3:33 AM PDT Unknown	
Joe Rudi, R (1,7) OBP: 0.306, SLG: 0.414										4	1	2	1	0	0	1		
Reggie Jackson, L (1,9) OBP: 0.376, SLG: 0.538										4	0	1	1	0	1	2		
Mike Epstein, L (1,3) OBP: 0.382, SLG: 0.476										3	0	0	0	1	0	1		
Sal Bando, R (1,5) OBP: 0.373, SLG: 0.439										3	1	1	0	0	1	3		
Rick Monday, L (1,8) OBP: 0.339, SLG: 0.400										3	0	2	0	0	0	1		
Curt Blefary, L (1,2) OBP: 0.310, SLG: 0.396										3	0	1	1	0	0	1		
Dick Green, R (1,4) OBP: 0.358, SLG: 0.421										3	0	2	0	0	1	0		
Blue Moon Odom, R (1,1)										3	1	0	0	0	1	2		
Inning Stats	R: 1 E: 0 K: 0 S: 4	H: 2 LOB: 0 BB: 0 P: 4	R: 0 E: 0 K: 1 S: 5	H: 1 LOB: 0 BB: 0 P: 5	R: 0 E: 0 K: 1 S: 5	H: 0 LOB: 0 BB: 0 P: 5	R: 0 E: 0 K: 2 S: 8	H: 1 LOB: 1 BB: 0 P: 8	R: 1 E: 0 K: 0 S: 5	H: 3 LOB: 2 BB: 0 P: 5	R: 1 E: 0 K: 0 S: 6	H: 3 LOB: 3 BB: 1 P: 10	R: 1 E: 0 K: 0 S: 6	H: 3 LOB: 1 BB: 1 P: 10	1B: 9 2B: 2 3B: 0 HR: 0	SF: 0 SAC: 0 DP: 2 HBP: 1		WP: 0 PB: 0 SB: 1 CS: 2
PITCHER Dick Drago, R (1,1) ERA: 3.57 Ted Abernathy, R (8,1) ERA: 2.41 Jim Rooker, L (8,1) ERA: 6.61 Jim York, R (8,1) ERA: 3.3	IP: 7.0 WLS: L BF: 25 H: 8 R: 2 ER: 2 SO: 4 BB: 0 IBB: 0 HBP: 1 BLK: 0 WP: 0 HR: 0 S: 32 P: 33 ERA: 2.57 WHIP: 1.143															PITCHER		

AB 33
R 0
H 7
RBI 0
BB 1
SO 3
LOB 18


AB 30
R 3
H 11
RBI 3
BB 1
SO 4
LOB 12

Batter	1	2	3	4	5	6	7	8	9	AB	R	H	RBI	BB	SO	LOB	TOP										
Paul Schaal, R OBP: 0.419, SLG: 0.441 (1, 5)	4-3		2B WP 1B		6-3		6-3			4	1	1	0	0	0	0											
Cookie Rojas, R OBP: 0.372, SLG: 0.450 (1, 4)	6-3		WP 1B 2B		1B		6-3			4	1	2	0	0	0	0											
Amos Otis, R OBP: 0.354, SLG: 0.504 (1, 8)	K		2-H 3-H 1B		F9		P5			4	0	1	1	0	1	1											
Ed Kirkpatrick, L OBP: 0.336, SLG: 0.371 (1, 2)		1B FC6-4 1B	6-3		F9			F7		4	1	1	0	0	0	2											
Gail Hopkins, L OBP: 0.333, SLG: 0.500 (1, 3)		1B FC6-4 1B		6-3		1B CS 4-3 1B		4-3		4	0	2	0	0	0	0											
Lou Piniella, R OBP: 0.303, SLG: 0.333 (1, 7)		F8			2B		4-3		1-3	4	0	1	0	0	0	3											
Joe Keough, L OBP: 0.333, SLG: 0.290 (1, 9)		1B FC6-4 CS			IBB		CS 1B		1B CS	2	0	1	1	2	0	1											
Bobby Floyd, R OBP: 0.250, SLG: 0.250 (1, 6)		CS	P4	F8			CS		K	4	0	1	0	0	1	3											
Paul Splittorff, L OBP: 0.154, SLG: 0.083 (1, 1)			4-3	F7			F9		G3	4	0	0	0	0	0	5											
Inning Stats	R: 0 E: 0 K: 1 S: 5	H: 0 LOB: 0 BB: 0 P: 5	R: 1 E: 0 K: 0 S: 4	H: 2 LOB: 0 BB: 0 P: 4	R: 2 E: 0 K: 0 S: 6	H: 3 LOB: 1 BB: 0 P: 6	R: 0 E: 0 K: 0 S: 4	H: 1 LOB: 2 BB: 1 P: 8	R: 0 E: 0 K: 0 S: 4	H: 1 LOB: 1 BB: 0 P: 4	R: 0 E: 0 K: 0 S: 4	H: 2 LOB: 0 BB: 0 P: 3	R: 0 E: 0 K: 0 S: 3	H: 0 LOB: 0 BB: 0 P: 3	R: 0 E: 0 K: 1 S: 5	H: 1 LOB: 0 BB: 0 P: 5	1B: 8 2B: 3 3B: 0 HR: 0	SF: 0 SAC: 0 DP: 1 HBP: 0	WP: 1 PB: 0 SB: 0 CS: 5	PA: 37							
PITCHER	IP	WLS	BF	H	R	ER	SO	BB	IBB	HBP	BLK	WP	HR	S	P	ERA	WHIP										
Archie Reynolds, R ERA: 4.94 (1, 1)	6.0	L	27	9	3	3	1	0	2	0	0	1	0	27	35	4.50	1.500										
Eddie Fisher, R ERA: 2.4 (7, 1)	2.0		6	0	0	0	0	0	0	0	0	0	0	6	6	0.00	0.000										
Mel Queen, R ERA: 1.57 (9, 1)	1.0		3	1	0	0	1	0	0	0	0	0	0	5	5	0.00	1.000										

Kansas City Royals @ California Angels
 Anaheim Stadium, Anaheim, CA
 Mon Jun 28 1971, 10:05 PM EDT
 Att: 8,920 - Unknown - 75 F

livebaseballscorecards.com

AB 34
 R 3
 H 10
 RBI 2
 BB 2
 SO 2
 LOB 15




Batter	1	2	3	4	5	6	7	8	9	AB	R	H	RBI	BB	SO	LOB	BOTTOM										
Sandy Alomar Sr., S OBP: 0.288, SLG: 0.294 (1, 4)	4-3		G4-6-3			P4		F8		4	0	0	0	0	0	2											
Mickey Rivers, L OBP: 0.500, SLG: 0.500 (1, 8)				4-3		1B			E4 FC6-4	4	0	2	0	0	0	0											
Tony Conigliaro, R OBP: 0.302, SLG: 0.360 (1, 9)	6-3		1-2		P5		K		K	4	0	0	0	0	2	3											
Billy Cowan, R OBP: 0.313, SLG: 0.426 (1, 7)				F9		5-3			F8	4	0	1	0	0	0	2											
Ken McMullen, R OBP: 0.300, SLG: 0.391 (1, 5)		CS 1B			5-3			G6-4-3 1B	F8	4	0	1	0	0	0	2											
Syd O'Brien, R OBP: 0.261, SLG: 0.380 (1, 6)		K			FC3-6 1B		G6-4-3		FC6-4	3	0	1	0	0	1	2											
Jim Spencer, L OBP: 0.297, SLG: 0.375 (1, 3)			F9		FC3-6			F7		3	0	0	0	0	0	1											
Jerry Moses, R OBP: 0.258, SLG: 0.371 (1, 2)					L4			K		3	0	1	0	0	1	1											
Archie Reynolds, R (1, 1)										1	0	0	0	0	0	1											
Giraldo Ruiz, S OBP: 0.300, SLG: 0.222 (6, PH)					L9					1	0	0	0	0	1	0											
Eddie Fisher, R (7, 1)										0	0	0	0	0	0	0											
Tony Gonzalez, L OBP: 0.321, SLG: 0.275 (8, PH)										1	0	1	0	0	0	0											
Mel Queen, L (9, 1)										0	0	0	0	0	0	0											
Inning Stats	R: 0 E: 0 K: 0 S: 4	H: 1 LOB: 1 BB: 0 P: 4	R: 0 E: 0 K: 1 S: 5	H: 1 LOB: 0 BB: 0 P: 5	R: 0 E: 0 K: 0 S: 3	H: 1 LOB: 0 BB: 0 P: 3	R: 0 E: 0 K: 0 S: 3	H: 0 LOB: 0 BB: 0 P: 3	R: 0 E: 0 K: 2 S: 8	H: 1 LOB: 1 BB: 0 P: 8	R: 0 E: 0 K: 0 S: 3	H: 1 LOB: 0 BB: 0 P: 3	R: 0 E: 0 K: 1 S: 6	H: 1 LOB: 1 BB: 0 P: 6	R: 0 E: 1 K: 1 S: 6	H: 0 LOB: 1 BB: 0 P: 6	1B: 7 2B: 1 3B: 0 HR: 0	SF: 0 SAC: 0 DP: 3 HBP: 0	WP: 0 PB: 0 SB: 1 CS: 1	PA: 32							
PITCHER	IP	WLS	BF	H	R	ER	SO	BB	IBB	HBP	BLK	WP	HR	S	P	ERA	WHIP										
Paul Splittorff, L ERA: 2.97 (1, 1)	9.0	W	32	7	0	0	5	0	0	0	0	0	0	42	42	0.00	0.778										

Kansas City Royals @ California Angels
 Anaheim Stadium, Anaheim, CA
 Mon Jun 28 1971, 10:05 PM EDT
 Att: 8,920 - Unknown - 75 F

livebaseballscorecards.com

AB 32
 R 0
 H 7
 RBI 0
 BB 0
 SO 5
 LOB 14



Batter	1	2	3	4	5	6	7	8	9	AB	R	H	RBI	BB	SO	LOB	TOP			
Paul Schaaf, R OBP: 0.426, SLG: 0.441 (1, 5)										3	2	1	2	2	1	0	Kansas City Royals @ California Angels Anaheim Stadium, Anaheim, CA Thu Jul 01 1971, 10:05 PM EDT Att: 6,657 - Unknown - 74 F			
Joe Keough, L OBP: 0.333, SLG: 0.293 (1, 9)										5	2	3	1	0	2	1				
Amos Otis, R OBP: 0.358, SLG: 0.523 (1, 8)			5-3							5	2	2	3	0	0	1				
Ed Kirkpatrick, L OBP: 0.336, SLG: 0.385 (1, 2)										4	0	1	1	0	0	0				
Gail Hopkins, L OBP: 0.322, SLG: 0.468 Bob Oliver, R OBP: 0.280, SLG: 0.327 (9, 3)										4	1	1	1	1	1	1				
Lou Piniella, R OBP: 0.303, SLG: 0.327 (1, 7)										5	0	2	0	0	1	1				
Bobby Knoop, R OBP: 0.313, SLG: 0.250 (1, 4)										4	0	0	0	1	1	3				
Bobby Floyd, R OBP: 0.313, SLG: 0.154 (1, 6)										3	1	0	1	2	1	2				
Dick Drago, R OBP: 0.216, SLG: 0.152 (1, 1)										5	1	1	0	0	4	3				
Inning Stats	R: 2 E: 0 K: 0 S: 6	H: 3 LOB: 2 BB: 1 P: 10	R: 0 E: 0 K: 3 S: 9	H: 0 LOB: 0 BB: 0 P: 9	R: 0 E: 0 K: 1 S: 6	H: 1 LOB: 1 BB: 0 P: 6	R: 3 E: 0 K: 0 S: 6	H: 3 LOB: 1 BB: 1 P: 10	R: 0 E: 1 K: 0 S: 4	H: 0 LOB: 1 BB: 0 P: 4	R: 0 E: 0 K: 1 S: 5	H: 0 LOB: 0 BB: 0 P: 5	R: 0 E: 0 K: 3 S: 9	H: 0 LOB: 1 BB: 1 P: 13	R: 4 E: 0 K: 1 S: 9	H: 4 LOB: 2 BB: 2 P: 17		1B: 7 2B: 2 3B: 1 HR: 1	SF: 1 SAC: 0 DP: 0 HBP: 0	WP: 0 PB: 0 SB: 0 CS: 0
PITCHER	IP WLS BF H R ER SO BB IBB HBP BLK WP HR S P ERA WHIP																			
Andy Messersmith, R ERA: 3.92 Eddie Fisher, R ERA: 2.29 Fred Lasher, R ERA: 27.0 Archie Reynolds, R ERA: 4.81 (1, 1)	5.0 L 25 7 5 5 4 2 0 0 0 0 0 1 31 39 9.00 1.800																			

Batter	1	2	3	4	5	6	7	8	9	AB	R	H	RBI	BB	SO	LOB	BOTTOM				
Mickey Rivers, L OBP: 0.267, SLG: 0.333 (1, 8)										4	0	0	0	0	3	1	Kansas City Royals @ California Angels Anaheim Stadium, Anaheim, CA Thu Jul 01 1971, 10:05 PM EDT Att: 6,657 - Unknown - 74 F				
Jim Fregosi, R OBP: 0.276, SLG: 0.298 (1, 6)			6-3					5-3		4	0	0	0	0	1	1					
Tony Gonzalez, L OBP: 0.329, SLG: 0.292 (1, 7)										3	1	1	0	1	0	0					
John Stephenson, L OBP: 0.336, SLG: 0.412 (1, 2)			4-3							4	1	1	0	0	0	2					
Jim Spencer, L OBP: 0.296, SLG: 0.378 (1, 3)										4	1	1	2	0	0	1					
Ken McMullen, R OBP: 0.305, SLG: 0.390 (1, 5)			6-3		6-3		1-3			4	1	1	0	0	0	0					
Tony Conigliaro, R OBP: 0.292, SLG: 0.346 (1, 9)									5-3	4	0	1	1	0	2	0					
Sandy Alomar Sr., S OBP: 0.283, SLG: 0.289 (1, 4)					6-3					3	0	0	1	0	1	1					
Andy Messersmith, R Mel Queen, L Eddie Fisher, R Syd O'Brien, R Fred Lasher, R Archie Reynolds, R (1, 1) (5, P#) (8, P#) (9, 1) (9, 1)	R: 0 E: 0 K: 2 S: 7	H: 0 LOB: 0 BB: 0 P: 7	R: 2 E: 0 K: 1 S: 8	H: 3 LOB: 1 BB: 0 P: 8	R: 0 E: 0 K: 1 S: 6	H: 1 LOB: 0 BB: 0 P: 6	R: 0 E: 0 K: 1 S: 5	H: 0 LOB: 0 BB: 0 P: 5	R: 0 E: 0 K: 0 S: 3	H: 0 LOB: 0 BB: 0 P: 3	R: 0 E: 0 K: 1 S: 5	H: 0 LOB: 0 BB: 0 P: 5	R: 0 E: 0 K: 2 S: 8	H: 1 LOB: 1 BB: 0 P: 8	R: 2 E: 0 K: 0 S: 4	H: 1 LOB: 0 BB: 1 P: 8		1B: 5 2B: 0 3B: 0 HR: 1	SF: 0 SAC: 0 DP: 0 HBP: 0	WP: 0 PB: 0 SB: 0 CS: 0	PA: 34
PITCHER	IP WLS BF H R ER SO BB IBB HBP BLK WP HR S P ERA WHIP																				
Dick Drago, R ERA: 3.81 (1, 1)	9.0 W 34 6 4 4 8 1 0 0 0 0 0 1 49 53 4.00 0.778																				

Batter	1	2	3	4	5	6	7	8	9	AB	R	H	RBI	BB	SO	LOB	TOP					
Walt Williams, R (1,9) OBP: 0.392, SLG: 0.504 Jay Johnstone, L (7,PH) OBP: 0.325, SLG: 0.386										3	0	1	0	0	0	1						
Mike Hershberger, R (1,8) OBP: 0.443, SLG: 0.364										3	0	0	0	1	1	1						
Rich McKinney, R (1,4) OBP: 0.352, SLG: 0.426										4	0	0	0	0	0	2						
Bill Melton, R (1,5) OBP: 0.379, SLG: 0.569										4	0	2	0	0	0	1						
Rick Reichardt, R (1,7) OBP: 0.337, SLG: 0.481										3	1	0	0	0	0	1						
Carlos May, L (1,3) OBP: 0.351, SLG: 0.362										3	1	1	0	1	0	0						
Tom Egan, R (1,2) OBP: 0.351, SLG: 0.489										4	0	0	0	0	2	3						
Rich Morales, R (1,6) OBP: 0.373, SLG: 0.422										3	0	1	0	1	0	2						
Jim Magnuson, R (1,1) Mike Andrews, R (7,PH) OBP: 0.391, SLG: 0.387 Tom Bradley, R (7,1) OBP: 0.133, SLG: 0.114 Terry Forster, L (9,1) Bart Johnson, R (9,1) OBP: 0.200, SLG: 0.225										2	0	0	0	0	1	1						
Inning Stats	R: 0 E: 0 K: 0 S: 3	H: 1 LOB: 1 BB: 1 P: 7	R: 0 E: 0 K: 0 S: 3	H: 0 LOB: 0 BB: 0 P: 3	R: 0 E: 0 K: 0 S: 4	H: 1 LOB: 1 BB: 0 P: 4	R: 0 E: 0 K: 0 S: 3	H: 0 LOB: 0 BB: 0 P: 3	R: 0 E: 0 K: 1 S: 5	H: 0 LOB: 0 BB: 0 P: 5	R: 0 E: 0 K: 2 S: 7	H: 0 LOB: 0 BB: 0 P: 7	R: 0 E: 1 K: 0 S: 5	H: 2 LOB: 2 BB: 2 P: 13	R: 0 E: 0 K: 0 S: 3	H: 0 LOB: 0 BB: 0 P: 3	R: 0 E: 0 K: 1 S: 6	H: 1 LOB: 2 BB: 1 P: 10	1B: 5 2B: 0 3B: 0 HR: 0	SF: 0 SAC: 1 DP: 1 HBP: 0	WP: 0 PB: 0 SB: 0 CS: 0	PA: 35
PITCHER	IP WLS BF H R ER SO BB IBB HBP BLK WP HR S P ERA WHIP																					
Bill Butler, L (1,1) ERA: 1.98	6.2 L 27 4 2 0 3 3 0 0 0 0 0 0 30 42 0.00 1.050																					
Jim York, R (7,1) ERA: 3.27	0.1 1 0 0 0 0 0 0 0 0 0 0 0 0 0 0.00 0.000																					
Al Fitzmorris, R (8,1) ERA: 5.03	2.0 8 1 0 0 0 1 0 1 0 0 0 0 9 13 0.00 0.500																					

Chicago White Sox @ Kansas City Royals
Municipal Stadium, Kansas City, MO
Fri Jul 02, 1971, 8:05 PM EDT
Att: 11,050 - Unknown

livebaseballscorecards.com

AB 30
R 2
H 5
RBI 1
BB 4
SO 4
LOB 12

Batter	1	2	3	4	5	6	7	8	9	AB	R	H	RBI	BB	SO	LOB	BOTTOM					
Freddie Patek, R (1,6) OBP: 0.322, SLG: 0.332										5	1	2	0	0	0	3						
Paul Schaaf, R (1,5) OBP: 0.419, SLG: 0.432										5	0	0	0	0	0	6						
Amos Otis, R (1,8) OBP: 0.356, SLG: 0.519										4	0	1	1	0	1	0						
Lou Piniella, R (1,7) OBP: 0.308, SLG: 0.337										4	0	2	0	0	1	0						
Dennis Paepke, R (1,2) OBP: 0.300, SLG: 0.369										3	0	1	0	1	0	2						
Bob Oliver, R (1,3) OBP: 0.280, SLG: 0.325										4	0	1	0	0	0	3						
Ted Savage, R (1,9) OBP: 0.269, SLG: 0.159 Joe Keough, L (7,PH) OBP: 0.332, SLG: 0.291 Al Fitzmorris, S (8,1) OBP: 0.167, SLG: 0.167										2	0	1	0	0	0	0						
Bobby Knoop, R (1,4) OBP: 0.324, SLG: 0.241 Gail Hopkins, L (7,PH) OBP: 0.318, SLG: 0.462 Bobby Floyd, R (8,4) OBP: 0.313, SLG: 0.154 Cookie Rojas, R (9,PH) OBP: 0.371, SLG: 0.449 Tom Burgmeier, L (9,PH) OBP: 0.250, SLG: 0.143										1	0	0	0	1	0	0						
Bill Butler, L (1,1) Jim York, R (7,1) Ed Kirkpatrick, L (7,PH) OBP: 0.342, SLG: 0.385										2	0	0	0	0	2	3						
Inning Stats	R: 0 E: 0 K: 0 S: 3	H: 0 LOB: 0 BB: 0 P: 3	R: 0 E: 0 K: 1 S: 7	H: 2 LOB: 3 BB: 1 P: 11	R: 1 E: 0 K: 0 S: 5	H: 3 LOB: 1 BB: 0 P: 5	R: 0 E: 0 K: 0 S: 3	H: 0 LOB: 0 BB: 0 P: 3	R: 0 E: 0 K: 1 S: 5	H: 0 LOB: 0 BB: 0 P: 5	R: 0 E: 0 K: 0 S: 3	H: 1 LOB: 1 BB: 1 P: 7	R: 0 E: 0 K: 0 S: 4	H: 1 LOB: 2 BB: 1 P: 8	R: 0 E: 0 K: 2 S: 7	H: 0 LOB: 0 BB: 0 P: 7	R: 0 E: 0 K: 0 S: 4	H: 1 LOB: 3 BB: 2 P: 12	1B: 7 2B: 1 3B: 0 HR: 0	SF: 0 SAC: 1 DP: 2 HBP: 0	WP: 0 PB: 0 SB: 1 CS: 0	PA: 38
PITCHER	IP WLS BF H R ER SO BB IBB HBP BLK WP HR S P ERA WHIP																					
Jim Magnuson, L (1,1) ERA: 2.2	6.0 W 24 4 1 1 2 2 2 0 0 0 0 0 26 34 1.50 1.333																					
Tom Bradley, R (7,1) ERA: 2.57	2.1 11 2 0 0 2 2 0 0 0 0 0 0 13 21 0.00 1.714																					
Terry Forster, L (9,1) ERA: 4.33	0.0 1 0 0 0 0 1 0 0 0 0 0 0 4 ∞ ∞																					
Bart Johnson, R (9,1) ERA: 3.35	0.2 S 2 0 0 0 0 0 0 0 0 0 0 0 2 2 0.00 0.000																					

Chicago White Sox @ Kansas City Royals
Municipal Stadium, Kansas City, MO
Fri Jul 02, 1971, 8:05 PM EDT
Att: 11,050 - Unknown

livebaseballscorecards.com

AB 32
R 1
H 8
RBI 1
BB 5
SO 4
LOB 17

Batter	1	2	3	4	5	6	7	8	9	AB	R	H	RBI	BB	SO	LOB	TOP					
Walt Williams, R OBP: 0.395, SLG: 0.517 (1, 9)	0-0 1-3			0-0 F7		0-0 2B 1B		0-0 FC4-2-5-4 3B		4	0	2	0	0	0	0	Chicago White Sox @ Kansas City Royals Municipal Stadium, Kansas City, MO Sat Jul 03 1971, 8:05 PM EDT Att: 11,520 - Unknown					
Mike Hershberger, R OBP: 0.446, SLG: 0.413 (1, 8)	0-0 F9			0-0 S 1B		0-0 1-3 2B		0-0 FC4-2-5-4 3B		4	1	2	0	0	0	1						
Rich McKinney, R OBP: 0.356, SLG: 0.436 (1, 4)	0-0 F8			0-0 F8		4-0 BB		0-0 3-H 1-H 3B		3	0	1	1	1	0	1						
Bill Melton, R OBP: 0.374, SLG: 0.560 (1, 5)		0-0 F8		0-3 K		0-3 K		0-0 5-3		4	0	0	0	0	2	5						
Rick Reichardt, R OBP: 0.336, SLG: 0.477 (1, 7)		0-0 G5-4-3 1B			0-0 6-3		0-3 K		0-3 K		4	0	1	0	0	2		0				
Carlos May, L OBP: 0.350, SLG: 0.360 (1, 3)		0-0 G5-4-3 1-2			0-0 PO 1B		0-0 1-3		0-0 F7		4	0	1	0	0	0		1				
Tom Egan, R OBP: 0.348, SLG: 0.483 (1, 2)			0-3 K		0-3 K		0-0 FC5-4 1B		0-3 K		4	0	1	0	0	3		1				
Rich Morales, R OBP: 0.370, SLG: 0.417 (1, 6)			0-0 PO 1B		0-0 PO	0-0 F2	0-0 FC5-4				3	0	1	0	0	0		1				
Tommy John, R OBP: 0.176, SLG: 0.125 (1, 1)			0-0 F8		0-3 K			0-0 F9		3	0	0	0	0	0	1	0					
Inning Stats	R: 0 E: 0 K: 0 S: 3	H: 0 LOB: 0 BB: 0 P: 3	R: 0 E: 0 K: 0 S: 3	H: 1 LOB: 0 BB: 0 P: 3	R: 0 E: 0 K: 1 S: 5	H: 1 LOB: 0 BB: 0 P: 5	R: 0 E: 0 K: 1 S: 6	H: 1 LOB: 1 BB: 0 P: 6	R: 0 E: 0 K: 2 S: 9	H: 2 LOB: 3 BB: 1 P: 13	R: 0 E: 0 K: 1 S: 6	H: 1 LOB: 1 BB: 0 P: 6	R: 1 E: 0 K: 0 S: 5	H: 2 LOB: 1 BB: 0 P: 5	R: 0 E: 0 K: 2 S: 7	H: 0 LOB: 0 BB: 0 P: 7	1B: 6 2B: 1 3B: 2 HR: 0	SF: 0 SAC: 0 DP: 1 HBP: 0	WP: 0 PB: 0 CS: 1	PA: 35		
PITCHER	IP WLS BF H R ER SO BB IBB HBP BLK WP HR S P ERA WHIP	7.2 L 30 9 1 1 6 1 0 0 0 0 0 0 41 45 1.17 1.304	8.1 1.1 4 0 0 0 2 0 0 0 0 0 0 0 8 8 0.00 0.000																			

Batter	1	2	3	4	5	6	7	8	9	AB	R	H	RBI	BB	SO	LOB	BOTTOM				
Freddie Patek, R OBP: 0.317, SLG: 0.326 (1, 6)	0-3 K		0-0 E6 S		0-0 F8		0-0 G3		0-0 F8		5	0	0	0	0	1	1				
Paul Schaaf, R OBP: 0.417, SLG: 0.429 (1, 5)	0-0 FC6-4 HBP 1B		0-3 K		0-3 K		0-0 F8				4	0	1	0	0	2	1				
Cookie Rojas, R OBP: 0.376, SLG: 0.449 (1, 4)	1-0 FC6-4 1-2 HBP		1-0 HBP		0-0 1B		0-0 5-3				2	0	1	0	0	0	0				
Amos Otis, R OBP: 0.352, SLG: 0.512 (1, 8)	0-0 FC6-4 1-2 FC4-6		0-0 F6		0-0 F8			0-0 F7		4	0	0	0	0	0	5					
Lou Piniella, R OBP: 0.301, SLG: 0.329 (1, 7)	0-0 FC4-6 1-2		0-0 1-3		0-0 5-3		0-0 5-3		0-0 5-3		4	0	0	0	0	4					
Ed Kirkpatrick, L OBP: 0.336, SLG: 0.378 (1, 2)		0-3 K		0-3 K		0-0 G3		0-0 F7		4	0	0	0	0	2	0					
Bob Oliver, R OBP: 0.284, SLG: 0.329 (6, 9)		0-3 K		0-0 FC5-4 1B		0-0 BB 1B		0-0 5-3		4	0	2	0	0	1	0					
Ted Savage, R OBP: 0.296, SLG: 0.174 Chuck Harrison, R OBP: 0.236, SLG: 0.222 (6, 3)		0-0 1B		0-0 FC5-4 1-2		4-0 BB 1B		0-0 4-3		2	0	1	0	0	0	1					
Paul Splitterff, L OBP: 0.125, SLG: 0.067 Jim York, R (8, 1) Gail Hopkins, L OBP: 0.326, SLG: 0.468 Bobby Floyd, R OBP: 0.313, SLG: 0.154 (8, PR)	0-0 4-3		0-0 4-3		0-0 4-3		0-0 F7		0-0 E8 1B		3	0	0	0	0	4					
Inning Stats	R: 0 E: 0 K: 1 S: 6	H: 1 LOB: 2 BB: 0 P: 7	R: 0 E: 0 K: 2 S: 8	H: 1 LOB: 1 BB: 0 P: 8	R: 0 E: 0 K: 1 S: 6	H: 0 LOB: 2 BB: 0 P: 7	R: 0 E: 0 K: 1 S: 6	H: 1 LOB: 1 BB: 0 P: 6	R: 0 E: 0 K: 0 S: 4	H: 1 LOB: 2 BB: 1 P: 8	R: 0 E: 0 K: 0 S: 3	H: 0 LOB: 0 BB: 0 P: 3	R: 0 E: 0 K: 0 S: 3	H: 0 LOB: 0 BB: 0 P: 3	R: 0 E: 1 K: 0 S: 4	H: 1 LOB: 1 BB: 0 P: 4	1B: 6 2B: 0 3B: 0 HR: 0	SF: 0 SAC: 0 DP: 0 HBP: 2	WP: 0 PB: 0 CS: 0	PA: 37	
PITCHER	IP WLS BF H R ER SO BB IBB HBP BLK WP HR S P ERA WHIP	9.0 W 37 6 0 0 6 1 0 2 0 0 0 0 46 52 0.00 0.778																			

AB 33
R 1
H 9
RBI 1
BB 1
SO 8
LOB 10




AB 34
R 0
H 6
RBI 0
BB 1
SO 6
LOB 16



Batter	1	2	3	4	5	6	7	8	9	AB	R	H	RBI	BB	SO	LOB	TOP					
Walt Williams, R OBP: 0.398, SLG: 0.514										3	0	1	0	1	0	1						
Jay Johnstone, L OBP: 0.324, SLG: 0.383										4	0	1	0	0	1	2						
Rich McKinney, R OBP: 0.353, SLG: 0.432										4	0	1	0	0	1	1						
Bill Melton, R OBP: 0.372, SLG: 0.559										4	1	1	0	0	0	2						
Rick Reichardt, R OBP: 0.339, SLG: 0.477										4	0	2	0	0	0	0						
Carlos May, L OBP: 0.352, SLG: 0.362										4	0	2	1	0	1	1						
Ed Herrmann, L OBP: 0.326, SLG: 0.393										4	0	0	0	0	2	4						
Rich Morales, R OBP: 0.379, SLG: 0.412										3	0	1	0	1	0	1						
Wilbur Wood, R OBP: 0.152, SLG: 0.049										4	0	0	0	0	2	4						
Inning Stats	R: 0 E: 0 K: 1 S: 5	H: 1 LOB: 1 BB: 1 P: 9	R: 0 E: 0 K: 1 S: 5	H: 0 LOB: 0 BB: 0 P: 5	R: 0 E: 0 K: 0 S: 4	H: 1 LOB: 1 BB: 0 P: 4	R: 1 E: 0 K: 0 S: 5	H: 3 LOB: 1 BB: 0 P: 5	R: 0 E: 0 K: 2 S: 8	H: 1 LOB: 1 BB: 0 P: 8	R: 0 E: 0 K: 0 S: 3	H: 0 LOB: 0 BB: 0 P: 3	R: 0 E: 0 K: 1 S: 6	H: 1 LOB: 1 BB: 0 P: 6	R: 0 E: 0 K: 0 S: 4	H: 1 LOB: 1 BB: 0 P: 4	R: 0 E: 0 K: 2 S: 8	H: 1 LOB: 2 BB: 1 P: 12	1B: 8 2B: 1 3B: 0 HR: 0	SF: 0 SAC: 0 DP: 1 HBP: 0	WP: 1 PB: 0 SB: 2 CS: 0	PA: 36
PITCHER	IP WLS BF H R ER SO BB IBB HBP BLK WP HR S P ERA WHIP																					
Mike Hedlund, R ERA: 2.69	(1, 1)	8.0 L 31 8 1 1 5 1 0 0 0 0 0 0 40 44 1.12 1.125																				
Tom Burgmeier, L ERA: 1.47	(9, 1)	1.0 5 1 0 0 2 0 1 0 0 1 0 8 12 0.00 1.000																				

Chicago White Sox @ Kansas City Royals
Municipal Stadium, Kansas City, MO
Sun Jul 04 1971, 4:33 AM EDT
Att: 12,146 - Unknown


AB	34
R	1
H	9
RBI	1
BB	2
SO	7
LOB	16



Batter	1	2	3	4	5	6	7	8	9	AB	R	H	RBI	BB	SO	LOB	BOTTOM					
Freddie Patek, R OBP: 0.316, SLG: 0.325										4	0	1	0	0	0	0						
Paul Schaaf, R OBP: 0.415, SLG: 0.424										3	0	0	0	1	0	1						
Cookie Rojas, R OBP: 0.371, SLG: 0.443										4	0	0	0	0	0	2						
Amos Otis, R OBP: 0.350, SLG: 0.509										4	0	1	0	0	1	1						
Lou Piniella, R OBP: 0.296, SLG: 0.324										3	0	0	0	0	0	1						
Gail Hopkins, L OBP: 0.326, SLG: 0.463										3	0	1	0	0	0	0						
Bob Oliver, R OBP: 0.284, SLG: 0.329										3	0	1	0	0	1	1						
Ed Kirkpatrick, L OBP: 0.332, SLG: 0.373										3	0	0	0	0	0	1						
Mike Hedlund, R OBP: 0.086, SLG: 0.059	(1, 1)									2	0	0	0	0	1	0						
Chuck Harrison, R OBP: 0.233, SLG: 0.219	(8, PH)									1	0	0	0	0	0	1						
Tom Burgmeier, L OBP: 0.250, SLG: 0.143	(9, 1)									0	0	0	0	0	0	0						
Inning Stats	R: 0 E: 0 K: 0 S: 3	H: 0 LOB: 0 BB: 0 P: 3	R: 0 E: 0 K: 1 S: 6	H: 1 LOB: 1 BB: 0 P: 6	R: 0 E: 0 K: 0 S: 3	H: 0 LOB: 0 BB: 0 P: 3	R: 0 E: 0 K: 0 S: 2	H: 0 LOB: 0 BB: 1 P: 6	R: 0 E: 0 K: 1 S: 5	H: 0 LOB: 0 BB: 0 P: 5	R: 0 E: 0 K: 0 S: 4	H: 1 LOB: 1 BB: 0 P: 4	R: 0 E: 0 K: 0 S: 4	H: 1 LOB: 1 BB: 0 P: 4	R: 0 E: 0 K: 0 S: 4	H: 1 LOB: 1 BB: 0 P: 4	R: 0 E: 0 K: 0 S: 4	H: 1 LOB: 1 BB: 0 P: 4	1B: 4 2B: 0 3B: 0 HR: 0	SF: 0 SAC: 0 DP: 0 HBP: 0	WP: 0 PB: 0 SB: 1 CS: 0	PA: 31
PITCHER	IP WLS BF H R ER SO BB IBB HBP BLK WP HR S P ERA WHIP																					
Wilbur Wood, L ERA: 1.77	(1, 1)	9.0 W 31 4 0 0 3 1 0 0 0 0 0 0 36 40 0.00 0.556																				


Chicago White Sox @ Kansas City Royals
Municipal Stadium, Kansas City, MO
Sun Jul 04 1971, 4:33 AM EDT
Att: 12,146 - Unknown


AB	30
R	0
H	4
RBI	0
BB	1
SO	3
LOB	8



Batter	1	2	3	4	5	6	7	8	9	AB	R	H	RBI	BB	SO	LOB	TOP					
Walt Williams, R OBP: 0.382, SLG: 0.490 (1, 9)										4	0	0	0	0	0	3	Chicago White Sox @ Kansas City Royals Municipal Stadium, Kansas City, MO Mon Jul 05 1971, 4:38 AM EDT Att: 13,296 - Unknown livebaseballscorecards.com					
Mike Hershberger, R OBP: 0.469, SLG: 0.405 (1, 8)										3	0	0	0	1	0	2						
Mike Andrews, R OBP: 0.387, SLG: 0.387 (1, 4)										4	0	1	0	0	0	2						
Bill Melton, R OBP: 0.363, SLG: 0.542 (1, 5)										4	0	0	0	0	1	1						
Rick Reichardt, R OBP: 0.340, SLG: 0.478 (1, 7)										4	0	1	0	0	0	0						
Carlos May, L OBP: 0.353, SLG: 0.369 (1, 3)										2	0	0	0	1	0	1						
Tom Egan, R OBP: 0.340, SLG: 0.469 (1, 2)										3	0	0	0	0	2	2						
Rich Morales, R OBP: 0.369, SLG: 0.386 (8, PR)										2	0	1	0	1	0	0						
Pat Kelly, L OBP: 1.000, SLG: 1.000 (8, 1)										0	0	0	0	0	0	0						
Bart Johnson, R OBP: 0.200, SLG: 0.225 (8, 1)										0	0	0	0	0	0	0						
Joe Horlen, R OBP: 0.063, SLG: 0.067 (8, PH)										1	0	0	0	0	0	0						
Lee Richard, R OBP: 0.306, SLG: 0.330 (8, 6)										1	0	0	0	0	1	1						
Inning Stats	R: 0 E: 0 K: 1 S: 6	H: 1 LOB: 1 BB: 0 P: 6	R: 0 E: 0 K: 1 S: 5	H: 0 LOB: 0 BB: 0 P: 5	R: 0 E: 0 K: 0 S: 3	H: 0 LOB: 0 BB: 0 P: 3	R: 0 E: 0 K: 0 S: 3	H: 0 LOB: 0 BB: 1 P: 3	R: 0 E: 0 K: 0 S: 2	H: 0 LOB: 0 BB: 1 P: 6	R: 0 E: 0 K: 0 S: 4	H: 1 LOB: 2 BB: 1 P: 8	R: 0 E: 0 K: 1 S: 6	H: 1 LOB: 1 BB: 0 P: 6	R: 0 E: 0 K: 1 S: 5	H: 0 LOB: 2 BB: 1 P: 9	R: 0 E: 0 K: 0 S: 3	H: 0 LOB: 0 BB: 0 P: 3	1B: 2 2B: 1 3B: 0 HR: 0	SF: 0 SAC: 1 DP: 1 HBP: 0	WP: 0 PB: 0 SB: 1 CS: 0	PA: 32
PITCHER Jim Rooker, L ERA: 5.18 (1, 1)	IP: 9.0 WLS: W BF: 32 H: 3 R: 0 ER: 0 SO: 4 BB: 3 IBB: 0 HBP: 0 BLK: 0 WP: 0 HR: 0 S: 37 P: 49 ERA: 0.00 WHIP: 0.667															PITCHER Jim Rooker, L ERA: 5.18 (1, 1)	IP: 9.0 WLS: W BF: 32 H: 3 R: 0 ER: 0 SO: 4 BB: 3 IBB: 0 HBP: 0 BLK: 0 WP: 0 HR: 0 S: 37 P: 49 ERA: 0.00 WHIP: 0.667					

Batter	1	2	3	4	5	6	7	8	9	AB	R	H	RBI	BB	SO	LOB	BOTTOM			
Freddie Patek, R OBP: 0.315, SLG: 0.331 (1, 6)										3	1	1	0	0	0	0	Chicago White Sox @ Kansas City Royals Municipal Stadium, Kansas City, MO Mon Jul 05 1971, 4:38 AM EDT Att: 13,296 - Unknown livebaseballscorecards.com			
Paul Schaaf, R OBP: 0.414, SLG: 0.428 (1, 5)										3	0	0	0	0	2	1				
Amos Otis, R OBP: 0.354, SLG: 0.510 (1, 8)										3	0	1	1	0	0	0				
Ed Kirkpatrick, L OBP: 0.329, SLG: 0.365 (1, 2)										3	0	0	0	0	0	1				
Gail Hopkins, L OBP: 0.323, SLG: 0.443 (1, 3)										3	0	0	0	0	0	0				
Cookie Rojas, R OBP: 0.368, SLG: 0.439 (1, 4)										3	0	0	0	0	0	0				
Lou Piniella, R OBP: 0.296, SLG: 0.322 (1, 7)										3	0	1	0	0	0	0				
Joe Keough, L OBP: 0.330, SLG: 0.291 (1, 9)										3	0	0	0	0	0	1				
Jim Rooker, R (1, 1)										2	0	0	0	0	0	0				
Inning Stats	R: 1 E: 0 K: 0 S: 4	H: 2 LOB: 0 BB: 0 P: 4	R: 0 E: 0 K: 0 S: 3	H: 0 LOB: 0 BB: 0 P: 3	R: 0 E: 0 K: 0 S: 3	H: 0 LOB: 0 BB: 0 P: 3	R: 0 E: 0 K: 1 S: 5	H: 0 LOB: 0 BB: 0 P: 5	R: 0 E: 0 K: 0 S: 3	H: 0 LOB: 0 BB: 0 P: 3	R: 0 E: 0 K: 0 S: 3	H: 0 LOB: 0 BB: 0 P: 3	R: 0 E: 0 K: 0 S: 3	H: 0 LOB: 0 BB: 0 P: 3	R: 0 E: 0 K: 0 S: 3	H: 0 LOB: 0 BB: 0 P: 3		1B: 2 2B: 1 3B: 0 HR: 0	SF: 0 SAC: 0 DP: 0 HBP: 0	WP: 0 PB: 0 SB: 0 CS: 1
PITCHER Joe Horlen, R ERA: 4.47 Bart Johnson, R ERA: 3.32 (8, 1)	IP: 7.0 WLS: L BF: 23 H: 3 R: 1 ER: 1 SO: 2 BB: 0 IBB: 0 HBP: 0 BLK: 0 WP: 0 HR: 0 S: 27 P: 27 ERA: 1.29 WHIP: 0.429															PITCHER Joe Horlen, R ERA: 4.47 Bart Johnson, R ERA: 3.32 (8, 1)	IP: 7.0 WLS: L BF: 23 H: 3 R: 1 ER: 1 SO: 2 BB: 0 IBB: 0 HBP: 0 BLK: 0 WP: 0 HR: 0 S: 27 P: 27 ERA: 1.29 WHIP: 0.429			

Batter	1	2	3	4	5	6	7	8	9	AB	R	H	RBI	BB	SO	LOB	TOP											
Freddie Patek, R OBP: 0.312, SLG: 0.327 (1, 6)	5-3		E8 CS			6-3		L7		4	0	0	0	0	0	0	Kansas City Royals @ Milwaukee Brewers Milwaukee County Stadium, Milwaukee, WI Tue Jul 06 1971, 8:05 PM EDT Alt. 6,947 - Unknown - 82 F AB 28 R 1 H 4 RBI 1 BB 2 SO 3 LOB 6 											
Paul Schaaf, R OBP: 0.412, SLG: 0.423 (1, 5)	1-5-3		CS	1B SF7 BB		F5		F8		3	1	0	0	1	0	0												
Amos Otis, R OBP: 0.359, SLG: 0.513 (1, 8)	F9			SF7 S 1-3 1B				1B		4	0	3	0	0	0	0												
Ed Kirkpatrick, L OBP: 0.324, SLG: 0.359 (1, 2)		K		F4 1-2		F7		G4-6-3 1B		4	0	0	0	0	1	4												
Gail Hopkins, L OBP: 0.333, SLG: 0.444 Bob Oliver, R OBP: 0.284, SLG: 0.329 (1, 3) (9, 3)		F8 1B		SF7 IBB		F9				2	0	1	0	1	0	0												
Cookie Rojas, R OBP: 0.365, SLG: 0.436 (1, 4)	F8 1-2			SF7 1-2 2-3 3-H		6-3				2	0	0	1	0	0	1												
Lou Piniella, R OBP: 0.291, SLG: 0.317 (1, 7)	L8			2-1 3-H		F8		4-3		3	0	0	0	0	0	1												
Joe Keough, L OBP: 0.325, SLG: 0.286 (1, 9)			4-3			G3		F8		3	0	0	0	0	0	0												
Dick Drago, R OBP: 0.200, SLG: 0.139 (1, 1)			K			K		P3		3	0	0	0	0	2	0												
Inning Stats	R: 0 E: 0 K: 0 S: 3	H: 0 LOB: 0 BB: 0 P: 3	R: 0 E: 0 K: 1 S: 6	H: 1 LOB: 1 BB: 0 P: 6	R: 0 E: 1 K: 1 S: 5	H: 0 LOB: 0 BB: 0 P: 5	R: 1 E: 0 K: 0 S: 3	H: 1 LOB: 2 BB: 0 P: 11	R: 0 E: 0 K: 1 S: 5	H: 0 LOB: 0 BB: 0 P: 5	R: 0 E: 0 K: 0 S: 4	H: 1 LOB: 1 BB: 0 P: 4	R: 0 E: 0 K: 0 S: 3	H: 0 LOB: 0 BB: 0 P: 3	R: 0 E: 0 K: 0 S: 3	H: 1 LOB: 0 BB: 0 P: 3		1B: 4 2B: 0 3B: 0 HR: 0	SF: 1 SAC: 0 DP: 1 HBP: 0	WP: 0 PB: 0 SB: 1 CS: 1	PA: 32							
PITCHER	IP	WLS	BF	H	R	ER	SO	BB	IBB	HBP	BLK	WP	HR	S	P	ERA	WHIP											
Marty Pattin, R ERA: 2.98 Ken Sanders, R ERA: 1.75 (1, 1) (9, 1)	8.0	L	29	3	1	1	3	1	1	0	0	0	0	0	32	40	1.12	0.500										

Batter	1	2	3	4	5	6	7	8	9	AB	R	H	RBI	BB	SO	LOB	BOTTOM											
Tommy Harper, R OBP: 0.306, SLG: 0.353 (1, 7)	6-3		6-3			K		F9		4	0	0	0	0	1	0	Kansas City Royals @ Milwaukee Brewers Milwaukee County Stadium, Milwaukee, WI Tue Jul 06 1971, 8:05 PM EDT Alt. 6,947 - Unknown - 82 F AB 30 R 0 H 6 RBI 0 BB 1 SO 4 LOB 9 											
Ron Theobald, R OBP: 0.375, SLG: 0.359 (1, 4)	4-3 2B			6-3		1B 1B		SH1-4 1B		4	0	3	0	0	0	0												
Dave May, L OBP: 0.366, SLG: 0.431 (1, 8)	4-3 2-3			L7		1B 1-3 1B		SH1-4 1-2		3	0	1	0	0	0	1												
John Briggs, L OBP: 0.371, SLG: 0.430 (1, 3)	F6			5-3		F7		6-3		4	0	0	0	0	0	4												
Rob Ellis, R OBP: 0.309, SLG: 0.286 (1, 5)		6-3				F7		5-3		4	0	0	0	0	0	1												
Bill Voss, L OBP: 0.312, SLG: 0.373 (1, 9)				4-3		4-3		G6-4-3 1B		3	0	2	0	0	0	0												
Ted Kubiak, S OBP: 0.328, SLG: 0.283 (1, 6)		F8 1-2				G6-4-3 1-2				2	0	0	0	1	0	2												
Ellie Rodriguez, R OBP: 0.299, SLG: 0.252 (1, 2)			K			6-3		6-3		3	0	0	0	0	1	1												
Marty Pattin, R OBP: 0.229, SLG: 0.186 Frank Tepedino, L OBP: 0.150, SLG: 0.231 Ken Sanders, R (8, PH) (9, 1)			K			K		F7		2	0	0	0	0	2	0												
Inning Stats	R: 0 E: 0 K: 0 S: 4	H: 1 LOB: 1 BB: 0 P: 4	R: 0 E: 0 K: 2 S: 7	H: 1 LOB: 0 BB: 0 P: 3	R: 0 E: 0 K: 2 S: 7	H: 0 LOB: 0 BB: 0 P: 7	R: 0 E: 0 K: 0 S: 3	H: 0 LOB: 0 BB: 0 P: 3	R: 0 E: 0 K: 2 S: 9	H: 2 LOB: 2 BB: 0 P: 9	R: 0 E: 0 K: 0 S: 3	H: 1 LOB: 0 BB: 0 P: 3	R: 0 E: 0 K: 0 S: 3	H: 0 LOB: 0 BB: 0 P: 3	R: 0 E: 0 K: 0 S: 4	H: 1 LOB: 1 BB: 0 P: 4		1B: 5 2B: 1 3B: 0 HR: 0	SF: 0 SAC: 1 DP: 1 HBP: 0	WP: 0 PB: 0 SB: 0 CS: 1	PA: 32							
PITCHER	IP	WLS	BF	H	R	ER	SO	BB	IBB	HBP	BLK	WP	HR	S	P	ERA	WHIP											
Dick Drago, R ERA: 3.33 (1, 1)	9.0	W	32	6	0	0	4	1	0	0	0	0	0	0	39	43	0.00	0.778										

Batter	1	2	3	4	5	6	7	8	9	AB	R	H	RBI	BB	SO	LOB	TOP																			
Freddie Patek, R OBP: 0.311, SLG: 0.323	F9		BB					K		3	0	0	0	1	1	0																				
Paul Schaaf, R OBP: 0.410, SLG: 0.419	CS		BB					5-3		3	0	0	0	1	0	2																				
Amos Otis, R OBP: 0.361, SLG: 0.523	6-3									4	2	2	1	0	0	1																				
Ed Kirkpatrick, L OBP: 0.319, SLG: 0.352		1-3						3-1		4	0	0	0	0	0	1																				
Gail Hopkins, L OBP: 0.340, SLG: 0.447										4	0	2	0	0	0	1																				
Lou Piniella, R OBP: 0.291, SLG: 0.316										4	0	1	0	0	0	1																				
Joe Keough, L OBP: 0.330, SLG: 0.292										3	0	2	1	0	0	0																				
Bobby Knoop, R OBP: 0.297, SLG: 0.219										3	0	0	0	0	0	3																				
Bill Butler, L OBP: 0.143, SLG: 0.143										2	0	1	0	0	1	0																				
Roger Nelson, R										0	0	0	0	0	0	0																				
Jim York, R										0	0	0	0	0	0	0																				
Bob Oliver, R (8, PH)										1	0	0	0	0	0	0																				
Al Fitzmorris, S OBP: 0.167, SLG: 0.167										0	0	0	0	0	0	0																				
Inning Stats	R: 0 E: 0 K: 0 S: 2	H: 0 LOB: 0 BB: 1 P: 6	R: 0 E: 0 K: 0 S: 3	H: 1 LOB: 0 BB: 0 P: 3	R: 0 E: 0 K: 0 S: 4	H: 1 LOB: 2 BB: 1 P: 8	R: 1 E: 0 K: 0 S: 6	H: 3 LOB: 2 BB: 0 P: 6	R: 0 E: 0 K: 1 S: 5	H: 0 LOB: 0 BB: 0 P: 5	R: 0 E: 0 K: 0 S: 3	H: 1 LOB: 0 BB: 0 P: 3	R: 0 E: 0 K: 1 S: 5	H: 0 LOB: 0 BB: 0 P: 5	R: 1 E: 0 K: 0 S: 4	H: 2 LOB: 0 BB: 0 P: 4	1B: 7 2B: 0 3B: 0 HR: 1	SF: 0 SAC: 0 DP: 2 HBP: 0	WP: 0 PB: 0 SB: 1 CS: 1	PA: 33																
PITCHER	IP	WLS	BF	H	R	ER	SO	BB	IBB	HBP	BLK	WP	HR	S	P	ERA	WHIP	PITCHER	IP	WLS	BF	H	R	ER	SO	BB	IBB	HBP	BLK	WP	HR	S	P	ERA	WHIP	
Bill Parsons, R ERA: 2.34	9.0	W	33	8	2	2	2	2	0	0	0	0	1	35	43	2.00	1.111																			

Kansas City Royals @ Milwaukee Brewers
 Milwaukee County Stadium, Milwaukee, WI
 Wed Jul 07 1971, 8:05 PM EDT
 Att. 7,469 - Unknown - 81 F


AB	31
R	2
H	8
RBI	2
BB	2
SO	2
LOB	9



Batter	1	2	3	4	5	6	7	8	9	AB	R	H	RBI	BB	SO	LOB	BOTTOM																		
Tommy Harper, R OBP: 0.301, SLG: 0.347	6-3		6-3	6-3				F7		5	0	0	0	0	0	2																			
Ron Theobald, R OBP: 0.383, SLG: 0.377			L4					L9		5	1	3	0	0	0	0																			
Rob Ellis, R OBP: 0.305, SLG: 0.283								1-3		4	1	1	0	0	1	1																			
Andy Kosco, R OBP: 0.315, SLG: 0.336	5-3									3	0	0	0	1	0	3																			
Al Yates, R OBP: 0.311, SLG: 0.400										2	1	2	0	1	0	0																			
Bill Voss, L OBP: 0.315, SLG: 0.376										1	1	1	1	0	0	0																			
Ted Kubiak, S OBP: 0.331, SLG: 0.280										2	1	0	0	2	0	4																			
Dave May, L OBP: 0.369, SLG: 0.442										2	2	1	3	1	1	0																			
Phil Roof, R OBP: 0.252, SLG: 0.254										3	1	2	3	1	0	2																			
Bill Parsons, R OBP: 0.205, SLG: 0.229										2	0	0	0	0	2	2																			
Inning Stats	R: 0 E: 0 K: 0 S: 4	H: 1 LOB: 1 BB: 0 P: 4	R: 0 E: 0 K: 1 S: 6	H: 1 LOB: 2 BB: 1 P: 10	R: 0 E: 0 K: 1 S: 5	H: 0 LOB: 0 BB: 0 P: 5	R: 3 E: 0 K: 0 S: 5	H: 2 LOB: 1 BB: 2 P: 13	R: 0 E: 0 K: 1 S: 6	H: 1 LOB: 1 BB: 0 P: 6	R: 5 E: 1 K: 1 S: 9	H: 4 LOB: 0 BB: 1 P: 13	R: 0 E: 0 K: 0 S: 3	H: 0 LOB: 0 BB: 0 P: 3	1B: 5 2B: 3 3B: 1 HR: 1	SF: 0 SAC: 4 DP: 0 HBP: 0	WP: 0 PB: 0 SB: 0 CS: 1	PA: 39																	
PITCHER	IP	WLS	BF	H	R	ER	SO	BB	IBB	HBP	BLK	WP	HR	S	P	ERA	WHIP	PITCHER	IP	WLS	BF	H	R	ER	SO	BB	IBB	HBP	BLK	WP	HR	S	P	ERA	WHIP
Bill Butler, L ERA: 2.95	4.2	L	23	5	3	3	2	5	0	0	0	0	0	11	11	16.20	2.143																		
Roger Nelson, R ERA: 9.82	1.2		9	4	3	3	1	0	0	0	0	0	0	5	9	13.50	1.500																		
Jim York, R ERA: 3.33	0.2		4	1	2	1	1	0	1	0	0	0	0	3	3	0.00	0.000																		
Al Fitzmorris, R ERA: 4.91	1.0		3	0	0	0	0	0	0	0	0	0	0	3	3	0.00	0.000																		

Kansas City Royals @ Milwaukee Brewers
 Milwaukee County Stadium, Milwaukee, WI
 Wed Jul 07 1971, 8:05 PM EDT
 Att. 7,469 - Unknown - 81 F

AB	29
R	8
H	10
RBI	7
BB	6
SO	4
LOB	14



Batter	1	2	3	4	5	6	7	8	9	AB	R	H	RBI	BB	SO	LOB	TOP									
Freddie Patek, R OBP: 0.320, SLG: 0.351										5	3	4	2	0	0	1										
Paul Schaaf, R OBP: 0.411, SLG: 0.428										4	1	2	2	1	1	2										
Amos Otis, R OBP: 0.360, SLG: 0.519										5	0	1	2	0	0	1										
Gail Hopkins, L OBP: 0.345, SLG: 0.443										3	0	1	0	1	1	2										
Bob Oliver, R OBP: 0.276, SLG: 0.321										0	0	0	0	0	0	0										
Ed Kirkpatrick, L OBP: 0.322, SLG: 0.352										3	0	1	0	1	0	1										
Jerry May, R OBP: 0.333, SLG: 0.359										4	0	0	0	0	1	4										
Joe Keough, L OBP: 0.324, SLG: 0.286										4	0	0	0	0	0	0										
Bobby Knoop, R OBP: 0.295, SLG: 0.231										4	1	2	0	0	1	0										
Mike Hedlund, R OBP: 0.108, SLG: 0.083										2	1	1	0	0	1	0										
Tom Burgmeier, L OBP: 0.333, SLG: 0.250										0	0	0	0	0	0	0										
Lou Piniella, R OBP: 0.288, SLG: 0.313										1	0	0	0	0	1	1										
Ted Abernathy, R OBP: 0.288, SLG: 0.313										0	0	0	0	0	0	0										
Inning Stats	R: 1 E: 0 K: 0 S: 4	H: 2 LOB: 2 BB: 2 P: 12	R: 2 E: 0 K: 1 S: 8	H: 3 LOB: 2 BB: 1 P: 12	R: 0 E: 0 K: 1 S: 5	H: 1 LOB: 0 BB: 0 P: 5	R: 0 E: 0 K: 3 S: 10	H: 1 LOB: 1 BB: 0 P: 10	R: 0 E: 0 K: 0 S: 3	H: 0 LOB: 0 BB: 0 P: 3	R: 0 E: 0 K: 0 S: 3	H: 0 LOB: 0 BB: 0 P: 3	R: 0 E: 0 K: 0 S: 3	H: 1 LOB: 0 BB: 0 P: 3	R: 0 E: 0 K: 0 S: 4	H: 1 LOB: 1 BB: 0 P: 4	R: 3 E: 0 K: 1 S: 8	H: 3 LOB: 0 BB: 0 P: 8	1B: 8 2B: 2 3B: 1 HR: 2	SF: 0 SAC: 1 DP: 2 HBP: 0	WP: 0 PB: 0 SB: 1 CS: 2	PA: 39				
PITCHER	IP	WLS	BF	H	R	ER	SO	BB	IBB	HBP	BLK	WP	HR	S	P	ERA	WHIP									
Jim Perry, R ERA: 4.1	(1, 1)	8.2	L	38	12	6	6	6	3	0	0	0	0	2	47	59	6.23	1.731								
Hal Haydel, R ERA: 8.31	(9, 1)	0.1		1	0	0	0	0	0	0	0	0	0	1	1	0.00	0.000									

Kansas City Royals @ Minnesota Twins
Metropolitan Stadium, Bloomington, MI

AB 35
R 6
H 12
RBI 6
BB 3
SO 6
LOB 12



WP: 0 PA: 39
PB: 0
SB: 1
CS: 2

Fri Jul 09 1971, 8:05 PM EDT
Att: 11,698 - Unknown - 76 F

BOTTOM

Batter	1	2	3	4	5	6	7	8	9	AB	R	H	RBI	BB	SO	LOB	BOTTOM									
Steve Braun, L OBP: 0.354, SLG: 0.365										4	1	1	0	1	0	1										
Cesar Tovar, R OBP: 0.350, SLG: 0.351										3	1	0	0	1	0	2										
Harmon Killebrew, R OBP: 0.376, SLG: 0.431										4	1	1	1	0	0	0										
Rod Carew, L OBP: 0.322, SLG: 0.358										4	0	2	1	0	0	1										
Leo Cardenas, R OBP: 0.343, SLG: 0.460										4	0	2	1	0	0	1										
Jim Holt, L OBP: 0.306, SLG: 0.350										3	0	1	0	0	0	1										
Brant Alyea, R OBP: 0.282, SLG: 0.276										1	0	0	0	0	1	2										
Jim Nettles, L OBP: 0.316, SLG: 0.381										0	0	0	0	0	0	0										
Rich Reese, L OBP: 0.245, SLG: 0.319										4	0	0	0	0	0	4										
George Mitterwald, R OBP: 0.328, SLG: 0.341										4	0	0	0	0	1	2										
Jim Perry, S OBP: 0.255, SLG: 0.180	(1, 1)									3	0	1	0	0	0	0										
Hal Haydel, R ERA: 8.31	(9, 1)									0	0	0	0	0	0	0										
Jim Kaat, L OBP: 0.245, SLG: 0.269	(9, PH)									1	0	1	0	0	0	0										
Inning Stats	R: 0 E: 0 K: 0 S: 3	H: 0 LOB: 0 BB: 0 P: 3	R: 0 E: 0 K: 0 S: 5	H: 2 LOB: 2 BB: 0 P: 5	R: 3 E: 0 K: 0 S: 5	H: 2 LOB: 1 BB: 2 P: 13	R: 0 E: 0 K: 0 S: 5	H: 2 LOB: 2 BB: 0 P: 5	R: 0 E: 0 K: 0 S: 3	H: 0 LOB: 0 BB: 0 P: 3	R: 0 E: 0 K: 0 S: 3	H: 0 LOB: 0 BB: 0 P: 3	R: 0 E: 0 K: 1 S: 7	H: 2 LOB: 2 BB: 0 P: 7	R: 0 E: 0 K: 1 S: 5	H: 1 LOB: 0 BB: 0 P: 5	1B: 8 2B: 0 3B: 1 HR: 0	SF: 0 SAC: 0 DP: 1 HBP: 0	WP: 0 PB: 0 SB: 0 CS: 0	PA: 37						
PITCHER	IP	WLS	BF	H	R	ER	SO	BB	IBB	HBP	BLK	WP	HR	S	P	ERA	WHIP									
Mike Hedlund, R ERA: 2.75	(1, 1)	7.1		32	8	3	3	0	0	0	0	0	0	4	30	38	3.68	1.364								
Tom Burgmeier, L ERA: 1.39	(8, 1)	0.2	W	2	0	0	0	1	0	0	0	0	0	4	4	0.00	0.000									
Ted Abernathy, R ERA: 2.13	(9, 1)	1.0	S	3	1	0	0	1	0	0	0	0	0	5	5	0.00	1.000									

Kansas City Royals @ Minnesota Twins
Metropolitan Stadium, Bloomington, MI

AB 35
R 3
H 9
RBI 3
BB 2
SO 2
LOB 14



WP: 0 PA: 37
PB: 0
SB: 0
CS: 0

Fri Jul 09 1971, 8:05 PM EDT
Att: 11,698 - Unknown - 76 F

Batter	1	2	3	4	5	6	7	8	9	10	AB	R	H	RBI	BB	SO	LOB	TOP						
Freddie Patek, R OBP: 0.324, SLG: 0.355 (1, 6)											5	1	3	0	0	0	1							
Paul Schaal, R OBP: 0.419, SLG: 0.432 (1, 5)											2	2	2	1	3	0	0							
Amos Otis, R OBP: 0.364, SLG: 0.525 (1, 8)											4	1	3	2	0	1	1							
Ed Kirkpatrick, L OBP: 0.321, SLG: 0.351 (7, 8)											1	0	0	0	0	0	2							
Lou Piniella, R OBP: 0.286, SLG: 0.310 (1, 7)											5	0	1	1	0	1	6							
Cookie Rojas, R OBP: 0.326, SLG: 0.435 (1, 4)											5	0	2	1	0	0	1							
Bob Oliver, R OBP: 0.278, SLG: 0.320 (1, 9)											4	0	1	0	0	1	3							
Joe Keough, L OBP: 0.322, SLG: 0.284 (8, 9)											1	0	0	0	0	0	0							
Chuck Harrison, R OBP: 0.213, SLG: 0.197 (1, 3)											4	0	0	0	0	2	2							
Gail Hopkins, L OBP: 0.351, SLG: 0.443 (10, 3)											0	0	0	0	1	0	0							
Jerry May, R OBP: 0.329, SLG: 0.354 (1, 2)											5	0	1	0	0	0	0							
Bruce Dal Canton, R OBP: 0.119, SLG: 0.098 (7, 1)											2	1	0	0	1	1	0							
Bobby Knopp, R OBP: 0.299, SLG: 0.225 (10, PH)											1	0	0	0	0	1	0							
Tom Burgmeier, L OBP: 0.333, SLG: 0.250 (10, 1)											0	0	0	0	0	0	0							
Inning Stats	R: 2 E: 0 K: 1 S: 8	H: 3 LOB: 2 BB: 1 P: 12	R: 2 E: 0 K: 0 S: 6	H: 3 LOB: 1 BB: 0 P: 6	R: 0 E: 0 K: 0 S: 3	H: 1 LOB: 0 BB: 0 P: 3	R: 1 E: 0 K: 1 S: 6	H: 1 LOB: 2 BB: 2 P: 14	R: 0 E: 0 K: 0 S: 3	H: 1 LOB: 0 BB: 0 P: 3	R: 0 E: 0 K: 1 S: 5	H: 1 LOB: 1 BB: 0 P: 6	R: 0 E: 0 K: 2 S: 7	H: 0 LOB: 0 BB: 0 P: 7	R: 0 E: 0 K: 1 S: 6	H: 1 LOB: 2 BB: 1 P: 10	R: 0 E: 0 K: 0 S: 4	H: 1 LOB: 2 BB: 1 P: 8	1B: 12 2B: 1 3B: 0 HR: 0	SF: 0 SAC: 0 DP: 1 HBP: 0	WP: 0 PB: 0 SB: 3 CS: 0	PA: 46		
PITCHER	IP WLS BF H R ER SO ERA WHIP	IP WLS BF H R ER SO ERA WHIP	IP WLS BF H R ER SO ERA WHIP	IP WLS BF H R ER SO ERA WHIP	IP WLS BF H R ER SO ERA WHIP	IP WLS BF H R ER SO ERA WHIP	IP WLS BF H R ER SO ERA WHIP	IP WLS BF H R ER SO ERA WHIP	IP WLS BF H R ER SO ERA WHIP	IP WLS BF H R ER SO ERA WHIP	IP WLS BF H R ER SO ERA WHIP	IP WLS BF H R ER SO ERA WHIP	IP WLS BF H R ER SO ERA WHIP	IP WLS BF H R ER SO ERA WHIP	IP WLS BF H R ER SO ERA WHIP	IP WLS BF H R ER SO ERA WHIP	IP WLS BF H R ER SO ERA WHIP	IP WLS BF H R ER SO ERA WHIP	IP WLS BF H R ER SO ERA WHIP	IP WLS BF H R ER SO ERA WHIP	IP WLS BF H R ER SO ERA WHIP	IP WLS BF H R ER SO ERA WHIP	IP WLS BF H R ER SO ERA WHIP	
Jim Kaat, L ERA: 3.48 (1, 1)	2.0	13	6	4	4	1	BB: 1	IBB: 0	HBP: 0	BLK: 0	WP: 0	HR: 0	S: 14	P: 18	ERA: 18.00	WHIP: 3.500								
Hal Haydel, R ERA: 4.82 (3, 1)	5.0	19	5	1	1	3	BB: 2	IBB: 0	HBP: 0	BLK: 0	WP: 0	HR: 0	S: 23	P: 31	ERA: 1.80	WHIP: 1.400								
Tom Hall, L ERA: 3.05 (8, 1)	2.0	8	1	0	0	3	BB: 1	IBB: 0	HBP: 0	BLK: 0	WP: 0	HR: 0	S: 13	P: 17	ERA: 0.00	WHIP: 1.000								
Steve Luebber, R ERA: 7.24 (10, 1)	1.0	5	1	0	0	0	BB: 1	IBB: 0	HBP: 0	BLK: 0	WP: 0	HR: 0	S: 4	P: 8	ERA: 0.00	WHIP: 2.000								

Kansas City Royals @ Minnesota Twins
Metropolitan Stadium, Bloomington, MI
Sun Jul 11 1971, 4:33 AM EDT
Unknown - 77 F

AB 40
R 5
H 13
RBI 5
BB 5
SO 7
LOB 18



Batter	1	2	3	4	5	6	7	8	9	10	AB	R	H	RBI	BB	SO	LOB	BOTTOM						
Steve Braun, L OBP: 0.360, SLG: 0.371 (1, 4)											3	1	1	1	2	0	0							
Cesar Tovar, R OBP: 0.354, SLG: 0.358 (1, 5)											5	1	3	2	0	0	1							
Harmon Killebrew, R OBP: 0.373, SLG: 0.427 (1, 3)											5	0	1	1	0	0	5							
Jim Holt, L OBP: 0.300, SLG: 0.343 (1, 9)												5	0	0	0	0	2							
Leo Cardenas, R OBP: 0.341, SLG: 0.456 (1, 6)												5	0	1	0	0	1							
Jim Nettles, L OBP: 0.333, SLG: 0.500 (1, 8)												5	2	2	1	0	1							
Rich Reese, L OBP: 0.245, SLG: 0.318 (1, 7)											4	1	1	0	0	0	1							
George Mittenwald, R OBP: 0.327, SLG: 0.352 (1, 2)											4	1	1	1	0	0	3							
Jim Kaat, L ERA: 3.48 (1, 1)	6.2	29	7	4	4	2	BB: 1	IBB: 0	HBP: 0	BLK: 0	WP: 0	HR: 0	S: 32	P: 36	ERA: 5.40	WHIP: 1.200								
Hal Haydel, R ERA: 3.03 (7, 1)	2.1	10	2	1	1	2	BB: 1	IBB: 0	HBP: 0	BLK: 0	WP: 0	HR: 0	S: 13	P: 17	ERA: 3.86	WHIP: 1.286								
Tom Hall, L ERA: 3.05 (8, 1)	0.2	3	1	1	1	0	BB: 0	IBB: 0	HBP: 0	BLK: 0	WP: 0	HR: 0	S: 3	P: 3	ERA: 13.50	WHIP: 1.500								
Inning Stats	R: 0 E: 0 K: 0 S: 3	H: 0 LOB: 1 BB: 1 P: 7	R: 0 E: 0 K: 0 S: 4	H: 1 LOB: 1 BB: 0 P: 4	R: 0 E: 1 K: 0 S: 4	H: 0 LOB: 1 BB: 0 P: 4	R: 0 E: 0 K: 1 S: 5	H: 0 LOB: 0 BB: 0 P: 5	R: 0 E: 0 K: 1 S: 5	H: 2 LOB: 1 BB: 0 P: 5	R: 3 E: 0 K: 0 S: 7	H: 4 LOB: 1 BB: 0 P: 7	R: 0 E: 0 K: 1 S: 5	H: 0 LOB: 0 BB: 0 P: 5	R: 1 E: 0 K: 1 S: 7	H: 2 LOB: 2 BB: 1 P: 11	R: 1 E: 0 K: 0 S: 3	H: 1 LOB: 0 BB: 0 P: 3	1B: 6 2B: 2 3B: 0 HR: 2	SF: 0 SAC: 0 DP: 0 HBP: 0	WP: 0 PB: 0 SB: 0 CS: 0	PA: 42		
PITCHER	IP WLS BF H R ER SO ERA WHIP	IP WLS BF H R ER SO ERA WHIP	IP WLS BF H R ER SO ERA WHIP	IP WLS BF H R ER SO ERA WHIP	IP WLS BF H R ER SO ERA WHIP	IP WLS BF H R ER SO ERA WHIP	IP WLS BF H R ER SO ERA WHIP	IP WLS BF H R ER SO ERA WHIP	IP WLS BF H R ER SO ERA WHIP	IP WLS BF H R ER SO ERA WHIP	IP WLS BF H R ER SO ERA WHIP	IP WLS BF H R ER SO ERA WHIP	IP WLS BF H R ER SO ERA WHIP	IP WLS BF H R ER SO ERA WHIP	IP WLS BF H R ER SO ERA WHIP	IP WLS BF H R ER SO ERA WHIP	IP WLS BF H R ER SO ERA WHIP	IP WLS BF H R ER SO ERA WHIP	IP WLS BF H R ER SO ERA WHIP	IP WLS BF H R ER SO ERA WHIP	IP WLS BF H R ER SO ERA WHIP	IP WLS BF H R ER SO ERA WHIP	IP WLS BF H R ER SO ERA WHIP	

Kansas City Royals @ Minnesota Twins
Metropolitan Stadium, Bloomington, MI
Sun Jul 11 1971, 4:33 AM EDT
Unknown - 77 F

AB 40
R 6
H 10
RBI 6
BB 2
SO 4
LOB 16



Batter	1	2	3	4	5	6	7	8	9	AB	R	H	RBI	BB	SO	LOB	TOP
Freddie Patek, R OBP: 0.323, SLG: 0.352 (1, 6)	L8		K				5-3		6-3	5	0	1	0	0	1	2	
Paul Schaaf, R OBP: 0.413, SLG: 0.425 (1, 5)	6-3		F6				L6		6-3	5	0	0	0	0	0	4	
Amos Otis, R OBP: 0.363, SLG: 0.522 (1, 8)	1B			F6		F8		K		4	0	1	0	0	1	0	
Gail Hopkins, L OBP: 0.357, SLG: 0.446 (1, 3)				6-3			BB 1B	4-3		4	0	2	0	0	0	0	
Ed Kirkpatrick, L OBP: 0.320, SLG: 0.349 (1, 7)	K			G3		F8				4	0	1	0	0	1	3	
Cookie Rojas, R OBP: 0.368, SLG: 0.446 (1, 4)		1-3				HR	FC5 BB	F7		4	1	2	1	0	0	1	
Joe Keough, L OBP: 0.330, SLG: 0.290 (1, 9)	F9					1B	1-2 2-3	FC4-6		3	0	2	0	1	0	0	
Jerry May, R OBP: 0.322, SLG: 0.344 (1, 2)	F1				F4	FC5		FC4-6		4	0	0	0	0	0	5	
Dick Drago, R OBP: 0.195, SLG: 0.135 (5, PH)										1	0	0	0	0	1	0	
Bobby Kirtz, R OBP: 0.287, SLG: 0.220 (5, 1)										0	0	0	0	0	0	0	
Dennis Paepke, R OBP: 0.358, SLG: 0.358 (7, PH)										0	0	0	0	0	0	0	
Jim York, R OBP: 0.291, SLG: 0.313 (9, PH)										0	0	0	0	0	0	0	
Lou Piniella, R OBP: 0.291, SLG: 0.313 (9, PH)										1	0	1	0	0	0	0	
Inning Stats	R: 0 E: 0 K: 1 S: 7	H: 2 LOB: 2 BB: 0 P: 7	R: 0 E: 0 K: 0 S: 3	H: 0 LOB: 0 BB: 0 P: 3	R: 0 E: 0 K: 0 S: 3	H: 0 LOB: 0 BB: 0 P: 3	R: 1 E: 0 K: 1 S: 8	H: 3 LOB: 2 BB: 0 P: 8	R: 0 E: 0 K: 0 S: 5	H: 2 LOB: 0 BB: 0 P: 9	R: 0 E: 0 K: 1 S: 6	H: 1 LOB: 1 BB: 0 P: 6	R: 0 E: 0 K: 0 S: 5	H: 2 LOB: 2 BB: 0 P: 5	1B: 9 2B: 0 3B: 0 HR: 1	SF: 0 SAC: 0 DP: 0 HBP: 0	WP: 0 PA: 38 PB: 0 SB: 0 CS: 0
PITCHER Ray Corbin, R ERA: 3.42 (1, 1)	IP: 9.0 WLS: W BF: 38 H: 10 R: 1 ER: 1 SO: 5 BB: 1 IBB: 0 HBP: 0 BLK: 0 WP: 0 HR: 1 S: 47 P: 51 ERA: 1.00 WHIP: 1.222																

Kansas City Royals @ Minnesota Twins
Metropolitan Stadium, Bloomington, MI
Sun Jul 11 1971, 4:38 AM EDT
Att: 18,207 - Unknown


AB 37
R 1
H 10
RBI 1
BB 1
SO 5
LOB 16



Batter	1	2	3	4	5	6	7	8	9	AB	R	H	RBI	BB	SO	LOB	BOTTOM
Steve Braun, L OBP: 0.361, SLG: 0.374 (1, 5)	L7		1B			E1		SF7		4	2	2	1	0	0	1	
Cesar Tovar, R OBP: 0.357, SLG: 0.361 (1, 9)						SF8	FC5-4	K		5	0	3	0	0	1	3	
Rod Carew, L OBP: 0.324, SLG: 0.360 (1, 4)	K					SF8		6-3		4	0	2	1	0	1	0	
Harmon Killebrew, R OBP: 0.372, SLG: 0.424 (1, 3)						SF8		K		2	1	0	1	1	1	1	
Rich Reese, L OBP: 0.245, SLG: 0.318 (6, 3)		HR	F6			SF8				0	0	0	0	0	0	0	
Leo Cardenas, R OBP: 0.339, SLG: 0.453 (1, 6)										2	0	0	0	0	0	1	
George Thomas, R OBP: 0.160, SLG: 0.125 (5, 7)								1-4-3		2	0	0	0	0	1	2	
Jim Nettles, L OBP: 0.387, SLG: 0.633 (1, 8)						L5				4	2	3	2	0	0	2	
Jim Holt, L OBP: 0.295, SLG: 0.337 (1, 7)						FC4-6		E S		4	2	0	0	0	0	2	
Phil Roof, R OBP: 0.260, SLG: 0.271 (1, 2)						1B		2B		4	2	0	0	0	0	2	
Ray Corbin, R OBP: 0.200, SLG: 0.200 (1, 1)						1B		FC		4	0	2	2	0	1	0	
Inning Stats	R: 0 E: 0 K: 1 S: 5	H: 1 LOB: 0 BB: 0 P: 5	R: 2 E: 0 K: 1 S: 6	H: 1 LOB: 1 BB: 1 P: 10	R: 1 E: 0 K: 0 S: 5	H: 3 LOB: 1 BB: 0 P: 5	R: 1 E: 1 K: 0 S: 5	H: 2 LOB: 1 BB: 0 P: 5	R: 1 E: 0 K: 1 S: 8	H: 3 LOB: 2 BB: 0 P: 8	R: 0 E: 0 K: 0 S: 5	H: 1 LOB: 0 BB: 0 P: 5	R: 0 E: 0 K: 1 S: 8	H: 2 LOB: 1 BB: 0 P: 8	1B: 11 2B: 1 3B: 0 HR: 1	SF: 2 SAC: 0 DP: 0 HBP: 0	WP: 0 PA: 38 PB: 0 SB: 1 CS: 0
PITCHER Dick Drago, R ERA: 3.44 (1, 1)	IP: 4.0 WLS: L BF: 18 H: 7 R: 4 ER: 3 SO: 2 BB: 1 IBB: 0 HBP: 0 BLK: 0 WP: 0 HR: 1 S: 21 P: 25 ERA: 6.75 WHIP: 2.000																
Jim Rooker, L ERA: 5.15 (5, 1)	2.0	11	4	1	1	1	0	0	0	0	0	13	13	4.50	2.000		
Jim York, R ERA: 3.56 (7, 1)	2.0	9	2	2	2	2	0	0	0	0	0	13	13	9.00	1.000		

Kansas City Royals @ Minnesota Twins
Metropolitan Stadium, Bloomington, MI
Sun Jul 11 1971, 4:38 AM EDT
Att: 18,207 - Unknown

AB 35
R 7
H 13
RBI 7
BB 1
SO 5
LOB 15



Batter	1	2	3	4	5	6	7	8	9	AB	R	H	RBI	BB	SO	LOB	TOP
Ted Uhlhaender, L (1,8) OBP: 0.345, SLG: 0.325										4	0	1	0	0	0	2	Cleveland Indians @ Kansas City Royals Municipal Stadium, Kansas City, MO Thu Jul 15 1971, 8:05 PM EDT Att: 9,663 - Unknown - 86 F livebaseballscorecards.com
Vada Pinson, L (1,7) OBP: 0.303, SLG: 0.390										4	0	1	0	0	0	1	
Graig Nettles, L (1,5) OBP: 0.353, SLG: 0.421										4	0	1	0	0	0	1	
Chris Chambliss, L (1,3) OBP: 0.390, SLG: 0.463										3	0	2	0	1	0	0	
Roy Foster, R (1,9) OBP: 0.329, SLG: 0.428										4	0	1	0	0	0	3	
Eddie Leon, R (1,4) OBP: 0.326, SLG: 0.326										3	0	0	0	0	1	3	
Jack Heidemann, R (1,6) OBP: 0.238, SLG: 0.217 Gomer Hodge, S (8, PH) OBP: 0.298, SLG: 0.294 Fred Stanley, R (8,6) OBP: 0.449, SLG: 0.182										2	0	1	0	0	0	0	
Ken Suarez, R (1,2) OBP: 0.266, SLG: 0.200 Frank Baker, L (8, PH) OBP: 0.257, SLG: 0.330 Phil Hennigan, R (8,1)										2	0	0	0	0	0	1	
Sam McDowell, L (1,1) OBP: 0.222, SLG: 0.208 Chuck Hinton, R (8, PH) OBP: 0.357, SLG: 0.488										2	0	0	0	0	1	1	
1	2	3	4	5	6	7	8	9	1B: 7 2B: 2 3B: 0 HR: 0	SF: 0 SAC: 0 DP: 4 HBP: 0	WP: 0 PB: 0 CS: 0	PA: 32					
Inning Stats	R: 0 E: 0 K: 0 S: 3	H: 1 LOB: 0 BB: 0 P: 3	R: 0 E: 0 K: 1 S: 6	H: 1 LOB: 1 BB: 0 P: 6	R: 0 E: 0 K: 1 S: 7	H: 2 LOB: 2 BB: 0 P: 7	R: 0 E: 0 K: 0 S: 3	H: 0 LOB: 0 BB: 0 P: 3	R: 0 E: 0 K: 0 S: 4	H: 1 LOB: 1 BB: 0 P: 4	R: 0 E: 0 K: 0 S: 3	H: 1 LOB: 1 BB: 1 P: 7	1B: 7 2B: 2 3B: 0 HR: 0	SF: 0 SAC: 0 DP: 4 HBP: 0	WP: 0 PB: 0 CS: 0	PA: 32	
PITCHER Dick Drago, R (1,1) ERA: 3.2	IP: 9.0 WLS: W BF: 32	H: 8 R: 0 ER: 0 SO: 2	BB: 1 IBB: 0 HBP: 0 BLK: 0	WP: 0 HR: 0 S: 35 P: 39	ERA: 0.00 WHIP: 1.000	PITCHER											

Batter	1	2	3	4	5	6	7	8	9	AB	R	H	RBI	BB	SO	LOB	BOTTOM
Freddie Patek, R (1,6) OBP: 0.320, SLG: 0.349										3	0	0	0	0	0	0	Cleveland Indians @ Kansas City Royals Municipal Stadium, Kansas City, MO Thu Jul 15 1971, 8:05 PM EDT Att: 9,663 - Unknown - 86 F livebaseballscorecards.com
Paul Schaaf, R (1,5) OBP: 0.411, SLG: 0.422										4	0	1	0	0	0	1	
Cookie Rojas, R (1,4) OBP: 0.367, SLG: 0.443										2	0	0	0	1	0	1	
Lou Piniella, R (1,7) OBP: 0.290, SLG: 0.313										3	0	1	1	0	0	1	
Dennis Paepke, R (1,9) OBP: 0.280, SLG: 0.343 Joe Keough, L (8,9) OBP: 0.330, SLG: 0.290										3	0	0	0	0	1	2	
Bob Oliver, R (1,3) OBP: 0.276, SLG: 0.317										2	0	0	0	1	1	0	
Jerry May, R (1,2) OBP: 0.316, SLG: 0.338										3	0	0	0	0	1	1	
Ed Kirkpatrick, L (1,8) OBP: 0.316, SLG: 0.345										3	0	0	0	0	1	1	
Dick Drago, R (1,1) OBP: 0.205, SLG: 0.128										2	1	0	0	1	1	0	
Inning Stats	R: 0 E: 0 K: 0 S: 4	H: 1 LOB: 1 BB: 0 P: 4	R: 0 E: 0 K: 2 S: 7	H: 0 LOB: 1 BB: 1 P: 11	R: 0 E: 0 K: 0 S: 3	H: 0 LOB: 0 BB: 0 P: 3	R: 0 E: 0 K: 1 S: 5	H: 0 LOB: 0 BB: 0 P: 5	R: 0 E: 0 K: 0 S: 5	H: 0 LOB: 0 BB: 0 P: 5	R: 0 E: 0 K: 1 S: 5	H: 0 LOB: 0 BB: 0 P: 5	1B: 2 2B: 0 3B: 0 HR: 0	SF: 0 SAC: 1 DP: 0 HBP: 0	WP: 0 PB: 0 CS: 0	PA: 29	
PITCHER Sam McDowell, L (1,1) ERA: 3.0 Phil Hennigan, R (8,1) ERA: 4.0	IP: 7.0 WLS: L BF: 26	H: 2 R: 1 ER: 1 SO: 4	BB: 3 IBB: 0 HBP: 0 BLK: 0	WP: 0 HR: 0 S: 31 P: 43	ERA: 1.29 WHIP: 0.714	PITCHER											

Batter	1	2	3	4	5	6	7	8	9	AB	R	H	RBI	BB	SO	LOB	TOP					
Ted Uhlhaender, L OBP: 0.346, SLG: 0.324 (1, 8)	0-0 4-3	0-0 P5			4-0 1B SH1-3 3B BB	0-0 1B WP 1B		0-0 F7		4	1	1	0	1	0	2						
Vada Pinson, L OBP: 0.303, SLG: 0.388 (1, 7)	0-0 F5	0-0 4-3			0-0 SH1-3	0-0 F6			0-0 8-6 1B	4	0	1	0	0	0	3						
Graig Nettles, L OBP: 0.356, SLG: 0.420 (1, 5)	4-0 BB		4-0 G4-3 BB		0-0 1-3	0-0 1B			0-0 8-6 1B	3	0	1	1	2	0	2						
Chris Chambliss, L OBP: 0.385, SLG: 0.453 (1, 3)	0-0 4-3		0-0 F7		4-0 1B 3B BB	0-0 F8			0-0 6-3	4	1	0	0	1	0	4						
Roy Foster, R OBP: 0.332, SLG: 0.434 (1, 9)		0-0 1B 2B	0-0 G4-3		0-0 1-2 2-3 3B 1B		0-3 K			4	2	2	0	0	1	1						
Kurt Bevacqua, R OBP: 0.226, SLG: 0.275 (1, 4)		0-3 K		0-0 WP SH2-3 SF8 1B	0-0 1-2 2-3 3B		0-0 F7			4	1	2	3	0	1	1						
Jack Heidemann, R OBP: 0.240, SLG: 0.219 (1, 6)		0-0 2B 1B		0-0 SH2-3	0-0 4-3		0-3 K			3	1	1	1	0	1	1	AB 33					
Ken Suarez, R OBP: 0.279, SLG: 0.241 (1, 2)		0-0 E 2B		0-0 SF8	0-0 WP 1B 1B		0-0 4-3			3	2	2	2	0	0	0	R 8					
Steve Dunning, R OBP: 0.195, SLG: 0.282 (1, 1)		0-0 E5		0-0 4-3			0-0 F9			2	0	0	0	0	0	0	H 11					
Jim Clark, R (6, PH)										1	0	0	0	0	0	1	RBI 7					
Ed Farmer, R (6, PH)										0	0	0	0	0	0	0	BB 4					
Frank Baker, L OBP: 0.265, SLG: 0.337 (8, PH)										1	0	1	0	0	0	0	SO 3					
Phil Hennigan, R (8, 1)										0	0	0	0	0	0	0	LOB 15					
Inning Stats	R: 0 E: 0 K: 0 S: 3	H: 0 LOB: 1 BB: 1 P: 7	R: 3 E: 1 K: 1 S: 9	H: 3 LOB: 1 BB: 0 P: 9	R: 0 E: 0 K: 0 S: 2	H: 0 LOB: 0 BB: 1 P: 6	R: 1 E: 0 K: 0 S: 4	H: 1 LOB: 0 BB: 2 P: 4	R: 3 E: 0 K: 0 S: 5	H: 2 LOB: 1 BB: 2 P: 13	R: 1 E: 0 K: 2 S: 6	H: 3 LOB: 2 BB: 0 P: 6	R: 0 E: 0 K: 2 S: 7	H: 0 LOB: 0 BB: 0 P: 7	R: 0 E: 0 K: 0 S: 3	H: 1 LOB: 0 BB: 0 P: 3	R: 0 E: 0 K: 0 S: 3	H: 1 LOB: 0 BB: 0 P: 3	1B: 8 2B: 3 3B: 1 HR: 0	SF: 1 SAC: 2 DP: 2 HBP: 0	WP: 2 PB: 2 SB: 0 CS: 0	PA: 40
PITCHER	IP WLS BF H R ER SO BB IBB HBP BLK WP HR S P ERA WHIP																					
Bruce Dal Canton, R ERA: 3.36	(1, 1)	4.2 L 24 6 7 6 1 4 0 0 0 0 1 0 22 38 11.57 2.143																				
Al Fitzmorris, R ERA: 4.97	(5, 1)	1.1 7 3 1 1 1 0 0 0 0 0 0 1 0 7 7 6.75 2.250																				
Jim York, R ERA: 3.42	(7, 1)	2.0 6 1 0 0 2 0 0 0 0 0 0 0 10 10 0.00 0.500																				
Roger Nelson, R ERA: 7.71	(9, 1)	1.0 3 1 0 0 0 0 0 0 0 0 0 0 3 3 0.00 1.000																				

Cleveland Indians @ Kansas City Royals
Municipal Stadium, Kansas City, MO
Fri Jul 16 1971, 8:05 PM EDT
Att: 11,221 - Unknown - 92 F

AB 33
R 8
H 11
RBI 7
BB 4
SO 3
LOB 15



Batter	1	2	3	4	5	6	7	8	9	AB	R	H	RBI	BB	SO	LOB	BOTTOM					
Freddie Patek, R OBP: 0.318, SLG: 0.345 (1, 6)	0-0 L8	0-3 K BB		0-0 P5		1-0 WP S HBP		0-3 K		4	0	0	0	0	2	1						
Paul Schaaf, R OBP: 0.414, SLG: 0.421 (1, 5)	4-0 S BB	4-0 3H BB			0-0 F7	0-3 K		0-0 1B		3	0	1	0	2	1	1						
Cookie Rojas, R OBP: 0.368, SLG: 0.441 (1, 4)	4-0 1-2 BB	0-0 F8			0-0 WP S 1B		0-0 5-3	0-0 F8		4	1	1	0	1	0	4						
Ed Kirkpatrick, L OBP: 0.318, SLG: 0.370 (1, 8)	0-0 P5		0-0 F7		0-0 P6		0-0 HR		0-0 HR	5	2	2	2	0	0	3						
Gail Hopkins, L OBP: 0.367, SLG: 0.457 (1, 3)	0-0 P6		0-0 P6		4-0 1B BB		0-0 2B		0-0 FC6-4 1B	4	0	2	0	1	0	2						
Lou Piniella, R OBP: 0.293, SLG: 0.312 (1, 7)		0-0 1-3 BB	4-0 BB		0-0 1-3 3H 1B		0-0 5-3		0-3 K	4	0	1	1	1	1	2						
Joe Keough, L OBP: 0.332, SLG: 0.289 (1, 9)		0-0 1B WP 1B		0-0 F7		0-0 4-1			0-0 F9	4	1	1	0	1	0	4	AB 37					
Jerry May, R OBP: 0.313, SLG: 0.333 (1, 2)		0-0 BB WP 1B		0-3 K		0-3 K		0-3 K	0-0 FC6-4	5	0	1	0	0	3	3	R 4					
Bruce Dal Canton, R OBP: 0.114, SLG: 0.093 (5, 1)	(1, 1)									2	0	0	0	0	1	2	H 9					
Al Fitzmorris, S OBP: 0.167, SLG: 0.167 (5, PH)	(5, 1)									0	0	0	0	0	0	0	RBI 3					
Chuck Harrison, R OBP: 0.125, SLG: 0.194 (7, 1)	(7, 1)									0	0	0	0	0	0	0	BB 6					
Bobby Floyd, R OBP: 0.294, SLG: 0.143 (8, PH)	(8, PH)									0	0	0	0	0	0	0	SO 10					
Roger Nelson, R (9, 1)	(9, 1)									0	0	0	0	0	0	0	LOB 22					
Inning Stats	R: 0 E: 0 K: 0 S: 3	H: 0 LOB: 2 BB: 2 P: 11	R: 1 E: 0 K: 1 S: 8	H: 2 LOB: 3 BB: 1 P: 12	R: 0 E: 0 K: 0 S: 3	H: 0 LOB: 1 BB: 1 P: 7	R: 0 E: 0 K: 2 S: 7	H: 0 LOB: 0 BB: 0 P: 7	R: 1 E: 0 K: 0 S: 5	H: 2 LOB: 2 BB: 1 P: 9	R: 0 E: 0 K: 3 S: 9	H: 0 LOB: 1 BB: 0 P: 10	R: 1 E: 0 K: 1 S: 7	H: 2 LOB: 2 BB: 1 P: 11	R: 0 E: 0 K: 2 S: 8	H: 1 LOB: 1 BB: 0 P: 8	R: 1 E: 0 K: 1 S: 7	H: 2 LOB: 1 BB: 0 P: 7	1B: 6 2B: 1 3B: 0 HR: 2	SF: 0 SAC: 0 DP: 0 HBP: 1	WP: 3 PB: 0 SB: 3 CS: 0	PA: 44
PITCHER	IP WLS BF H R ER SO BB IBB HBP BLK WP HR S P ERA WHIP																					
Steve Dunning, R ERA: 4.32	(1, 1)	5.0 W 25 4 2 2 3 5 0 0 0 0 1 1 16 21 4.50 1.800																				
Ed Farmer, R ERA: 1.69	(6, 1)	2.0 10 2 1 1 4 1 0 1 0 1 1 16 21 4.50 1.500																				
Phil Hennigan, R ERA: 4.02	(8, 1)	2.0 S 9 3 1 1 3 0 0 0 0 0 0 1 15 15 4.50 1.500																				

Cleveland Indians @ Kansas City Royals
Municipal Stadium, Kansas City, MO
Fri Jul 16 1971, 8:05 PM EDT
Att: 11,221 - Unknown - 92 F

AB 37
R 4
H 9
RBI 3
BB 6
SO 10
LOB 22



Batter	1	2	3	4	5	6	7	8	9	AB	R	H	RBI	BB	SO	LOB	TOP
Ted Uhlhaender, L (1.8) OBP: 0.349, SLG: 0.327	0-0 FC4-6 1B		0-0 4-3		0-0 1B			0-0 1-3		4	0	2	0	0	0	0	Cleveland Indians @ Kansas City Royals Municipal Stadium, Kansas City, MO Sat Jul 17 1971, 4:33 AM EDT Att: 10,319 - Unknown - 97 F
Vada Pinson, L (1.7) OBP: 0.302, SLG: 0.387	0-0 FC4-6 G1-6-3 1-2			0-0 4-3	0-0 F8			0-0 L4-3 1B		4	0	1	0	0	0	2	
Jim Clark, R (1.3) OBP: 0.357, SLG: 0.429	0-0 G1-6-3 1-2			0-0 6-3		0-3 K		0-0 L4-3 1-2		4	0	0	0	0	1	2	
Graig Nettles, L (1.5) OBP: 0.331, SLG: 0.431		0-0 F7		0-0 HR		0-0 P6		0-0 1B		4	1	2	1	0	0	0	
Roy Foster, R (1.9) OBP: 0.282, SLG: 0.262		0-0 5-3		0-0 1B 1B		0-0 P5		0-0 F9		4	0	1	0	0	0	1	
Kurt Bevacqua, R (1.4) OBP: 0.228, SLG: 0.273		0-0 L7		0-0 1B		0-0 P6		0-0 L6		4	0	1	0	0	0	1	
Jack Heidemann, R (1.6) OBP: 0.240, SLG: 0.225			0-0 F9 4-3 2B	0-0 1-3		0-0 4-3		0-0 L3		4	1	1	0	0	0	3	
Ken Suarez, R (1.2) OBP: 0.282, SLG: 0.262			0-0 F9 2-3		0-0 6-3		0-0 2B			3	0	1	0	0	0	1	
Ray Lamb, R (1.1) Mike Paul, L (2.1) Chris Chambliss, L (3.1) Vince Colbert, R (3.1) Chuck Hinton, R (7.1) Steve Mingori, L (7.1)			0-0 4-3 3-H		0-3 K		0-0 F7			0	0	0	0	0	0	0	
Inning Stats	R: 0 E: 0 K: 0 S: 3	H: 1 LOB: 0 BB: 0 P: 3	R: 0 E: 0 K: 0 S: 3	H: 0 LOB: 0 BB: 0 P: 3	R: 1 E: 0 K: 0 S: 4	H: 3 LOB: 2 BB: 0 P: 6	R: 0 E: 0 K: 1 S: 5	H: 0 LOB: 0 BB: 0 P: 5	R: 0 E: 0 K: 0 S: 4	H: 1 LOB: 1 BB: 0 P: 4	R: 0 E: 0 K: 0 S: 3	H: 1 LOB: 1 BB: 0 P: 3	R: 0 E: 0 K: 0 S: 4	H: 1 LOB: 1 BB: 0 P: 4	R: 0 E: 0 K: 0 S: 4	H: 1 LOB: 1 BB: 0 P: 4	
PITCHER	IP WLS BF H R ER SO BB IBB HBP BLK WP HR S P ERA WHIP																
Mike Hedlund, R (1.1) ERA: 2.79	5.0 W 20 6 2 2 1 0 0 0 0 0 1 22 22 3.60 1.200																
Tom Burgmeier, L (6.1) ERA: 1.44	4.0 S 14 3 0 0 1 0 0 0 0 0 0 0 16 16 0.00 0.750																

Batter	1	2	3	4	5	6	7	8	9	AB	R	H	RBI	BB	SO	LOB	BOTTOM
Freddie Patek, R (1.6) OBP: 0.319, SLG: 0.348	0-0 E S SF8 1B	0-0 F3	0-0 F9			0-0 1B 2B		0-0 1-3		5	2	2	0	0	0	2	Cleveland Indians @ Kansas City Royals Municipal Stadium, Kansas City, MO Sat Jul 17 1971, 4:33 AM EDT Att: 10,319 - Unknown - 97 F
Paul Schaaf, R (1.5) OBP: 0.416, SLG: 0.422	4-0 SF8 E 1B BB	0-0 1B		0-0 F9		0-0 FC4-6 1B 2-H		0-0 P6		4	1	2	1	1	0	0	
Cookie Rojas, R (1.4) OBP: 0.365, SLG: 0.437	0-0 E1 1B SF8 BLK 1-2 2-3	0-0 F8		0-0 4-3		0-0 FC4-6 1-2		0-0 1B		5	1	1	0	0	0	5	
Ed Kirkpatrick, L (1.8) OBP: 0.316, SLG: 0.368	0-0 SF8 1-2 2-3 3-H	0-3 K		0-0 F8		0-0 SF9 1B		0-3 K		4	1	1	1	0	2	3	
Gail Hopkins, L (1.3) OBP: 0.374, SLG: 0.467	4-0 BLK 1B IBB		0-0 2B 2B		0-0 3-1		0-0 E5 SF9 1-3			2	1	1	0	1	0	0	
Bob Oliver, R (7.3) OBP: 0.277, SLG: 0.316										1	0	0	0	0	0	1	
Lou Piniella, R (1.7) OBP: 0.296, SLG: 0.321	0-0 G5-3 BLK 1B 1-2 2-3 3-H		0-0 E G4-6-3 2B		0-0 6-3		0-0 1-3			4	1	2	2	0	0	2	
Joe Keough, L (1.9) OBP: 0.330, SLG: 0.286	4-0 1-2 2-3 3-H BB		0-0 E3 G4-6-3 BB 2-3		0-3 K		0-0 SF9			2	0	0	1	1	1	1	
Jerry May, R (1.2) OBP: 0.317, SLG: 0.329	0-0 G5-3 2-3		4-0 G4-6-3 BB 1-2		0-3 K		0-0 K			2	0	0	0	2	1	3	
Mike Hedlund, R (1.1) OBP: 0.128, SLG: 0.105			0-0 1B		0-0 K		0-3 K			2	0	1	0	0	0	2	
Tom Burgmeier, L (6.1) OBP: 0.273, SLG: 0.200			0-0 1B		0-0 K		0-3 K			2	0	0	0	0	2	2	
Inning Stats	R: 3 E: 1 K: 0 S: 5	H: 2 LOB: 2 BB: 3 P: 17	R: 0 E: 0 K: 1 S: 7	H: 2 LOB: 2 BB: 0 P: 7	R: 2 E: 1 K: 0 S: 5	H: 2 LOB: 1 BB: 1 P: 9	R: 0 E: 0 K: 0 S: 3	H: 0 LOB: 0 BB: 0 P: 3	R: 0 E: 0 K: 1 S: 5	H: 0 LOB: 0 BB: 0 P: 5	R: 1 E: 0 K: 2 S: 9	H: 2 LOB: 1 BB: 0 P: 9	R: 1 E: 1 K: 1 S: 7	H: 1 LOB: 2 BB: 1 P: 11	R: 0 E: 0 K: 1 S: 6	H: 1 LOB: 1 BB: 0 P: 6	1B: 7 2B: 3 3B: 0 HR: 0 SF: 2 SAC: 0 DP: 2 HBP: 0 WP: 0 PA: 40 CS: 0
PITCHER	IP WLS BF H R ER SO BB IBB HBP BLK WP HR S P ERA WHIP																
Ray Lamb, R (1.1) ERA: 2.57	1.1 L 11 4 3 3 0 0 0 0 0 0 0 4 4 0.00 0.000																
Mike Paul, L (2.1) ERA: 2.08	0.2 2 0 0 0 0 1 0 0 0 0 0 0 4 4 0.00 0.000																
Vince Colbert, R (3.1) ERA: 4.61	4.0 17 4 3 2 3 1 0 0 0 0 0 0 22 26 4.50 1.250																
Steve Mingori, L (7.1) ERA: 1.98	2.0 10 2 1 0 2 0 1 0 0 0 0 0 13 17 0.00 1.000																

Batter	1	2	3	4	5	6	7	8	9	AB	R	H	RBI	BB	SO	LOB	TOP							
Aurelio Rodriguez, R OBP: 0.283, SLG: 0.378 (1, 5)										5	1	2	1	0	0	4								
Tony Taylor, R OBP: 0.294, SLG: 0.308 (1, 4)										4	0	0	0	0	0	2								
Willie Horton, R OBP: 0.344, SLG: 0.486 (1, 7)										4	0	2	1	0	0	1								
Al Kaline, R OBP: 0.443, SLG: 0.449 (1, 9)										3	0	0	0	1	0	2								
Bill Freehan, R OBP: 0.344, SLG: 0.477 (1, 2)										2	0	0	0	2	0	1								
Mickey Stanley, R OBP: 0.332, SLG: 0.372 (1, 8)										4	0	0	0	0	0	4								
Ike Brown, R OBP: 0.358, SLG: 0.507 (1, 3)										2	0	0	0	1	1									
Jim Northrup, L OBP: 0.377, SLG: 0.489 (8, PH)										1	0	0	0	0	0	0								
Ed Brinkman, R OBP: 0.275, SLG: 0.261 (9, PH)										3	1	3	0	0	0	0								
Kevin Collins, L OBP: 0.350, SLG: 0.500 (9, PH)										1	0	1	0	0	0	0								
Bill Gilbreth, L OBP: 0.205, SLG: 0.299 (2, 1)										1	0	0	0	0	0	1								
Tom Timmermann, R OBP: 0.222, SLG: 0.125 (2, 1)										0	0	0	0	0	0	0								
Bill Denehy, S OBP: 0.276, SLG: 0.422 (4, PH)										0	0	0	0	0	0	0								
Dalton Jones, L OBP: 0.276, SLG: 0.422 (4, 1)										0	0	0	0	0	0	0								
Mike Kikenny, R OBP: 0.276, SLG: 0.422 (4, 1)										0	0	0	0	0	0	0								
Jim Price, R OBP: 0.276, SLG: 0.422 (7, PH)										0	0	0	0	0	0	0								
Dean Chance, R OBP: 0.276, SLG: 0.422 (7, 1)										0	0	0	0	0	0	0								
Norm Cash, L OBP: 0.276, SLG: 0.422 (9, PH)										1	0	0	0	0	0	0								
Inning Stats	R: 0 E: 0 K: 0 S: 4	H: 1 LOB: 3 BB: 2 P: 12	R: 0 E: 0 K: 1 S: 6	H: 1 LOB: 1 BB: 0 P: 6	R: 0 E: 0 K: 0 S: 4	H: 1 LOB: 1 BB: 0 P: 4	R: 0 E: 0 K: 0 S: 3	H: 0 LOB: 0 BB: 2 P: 11	R: 0 E: 0 K: 0 S: 2	H: 0 LOB: 0 BB: 1 P: 6	R: 2 E: 0 K: 0 S: 6	H: 3 LOB: 1 BB: 0 P: 6	R: 0 E: 0 K: 0 S: 3	H: 0 LOB: 0 BB: 0 P: 3	R: 0 E: 0 K: 0 S: 3	H: 1 LOB: 0 BB: 0 P: 3	1B: 4 2B: 5 3B: 0 HR: 0	SF: 0 SAC: 0 DP: 3 HBP: 0	WP: 0 PB: 0 SB: 0 CS: 0	PA: 37				
PITCHER	IP WLS BF H R ER SO BB IBB HBP BLK WP HR S P ERA WHIP																							
Paul Splittorf, L ERA: 2.29	(1, 1)	7.0 W 31	7 2 2 1	5 0 0 0	0 0 0 0	0 0 0 0	0 0 28 48	2.57 1.714																
Ted Abernathy, R ERA: 2.12	(8, 1)	2.0 S 6	1 0 0 0	0 0 0 0	0 0 0 0	0 0 6 6	0.00 0.500																	

Detroit Tigers @ Kansas City Royals
Municipal Stadium, Kansas City, MO
Sun Jul 18 1971, 4:33 AM EDT
Overcast - 83 F

AB	32
R	2
H	8
RBI	2
BB	5
SO	1
LOB	18



Batter	1	2	3	4	5	6	7	8	9	AB	R	H	RBI	BB	SO	LOB	BOTTOM						
Freddie Patek, R OBP: 0.322, SLG: 0.358 (1, 6)										2	2	1	1	1	0	2							
Bobby Floyd, R OBP: 0.278, SLG: 0.133 (8, PH)										1	0	0	0	0	0	0							
Paul Schaaf, R OBP: 0.412, SLG: 0.418 (1, 5)										3	1	0	1	0	0	1							
Amos Otis, R OBP: 0.365, SLG: 0.520 (1, 8)										3	1	1	0	1	1	0							
Cookie Rojas, R OBP: 0.367, SLG: 0.438 (1, 4)										4	1	2	3	0	0	0							
Bobby Knoop, R OBP: 0.293, SLG: 0.220 (7, 4)										0	0	0	0	0	0	0							
Lou Piniella, R OBP: 0.300, SLG: 0.338 (1, 7)										4	1	2	3	0	0	1							
Bob Oliver, R OBP: 0.273, SLG: 0.310 (1, 3)										4	0	0	0	0	0	1							
Ed Kirkpatrick, L OBP: 0.315, SLG: 0.364 (1, 9)										3	0	0	0	1	1	1							
Jerry May, R OBP: 0.326, SLG: 0.331 (1, 2)										2	1	1	0	2	1	0							
Paul Splittorf, L OBP: 0.150, SLG: 0.056 (1, 1)										1	1	0	0	1	0	2							
Ted Abernathy, R ERA: 3.01	(8, 1)									1	0	0	0	0	1	0							
Inning Stats	R: 4 E: 0 K: 0 S: 5	H: 2 LOB: 0 BB: 2 P: 13	R: 3 E: 0 K: 0 S: 5	H: 2 LOB: 1 BB: 2 P: 13	R: 0 E: 0 K: 0 S: 4	H: 1 LOB: 2 BB: 1 P: 8	R: 0 E: 0 K: 1 S: 5	H: 0 LOB: 0 BB: 0 P: 5	R: 0 E: 0 K: 1 S: 6	H: 1 LOB: 2 BB: 1 P: 10	R: 1 E: 0 K: 0 S: 4	H: 1 LOB: 0 BB: 0 P: 4	R: 0 E: 0 K: 0 S: 3	H: 0 LOB: 0 BB: 0 P: 3	R: 0 E: 0 K: 2 S: 7	H: 0 LOB: 0 BB: 0 P: 7	1B: 5 2B: 0 3B: 0 HR: 2	SF: 1 SAC: 2 DP: 0 HBP: 0	WP: 0 PB: 0 SB: 0 CS: 0	PA: 37			
PITCHER	IP WLS BF H R ER SO BB IBB HBP BLK WP HR S P ERA WHIP																						
Bill Gilbreth, L ERA: 3.91	(1, 1)	1.0 L 9	2 6 0 0	0 0 0 0	0 0 0 0	0 0 1 1	54.00 6.000																
Tom Timmermann, R ERA: 4.54	(2, 1)	0.0	1 0 0 0	0 0 0 0	0 0 0 0	0 0 1 1	∞ ∞																
Bill Denehy, R ERA: 3.24	(2, 1)	2.0	9 3 1 1	0 1 0 0	0 0 0 0	0 0 8 12	4.50 2.000																
Mike Kikenny, L ERA: 5.68	(4, 1)	3.0	12 2 1 1	1 1 2 1	0 0 0 0	0 1 15 19	3.00 1.000																
Dean Chance, R ERA: 3.01	(7, 1)	2.0	6 0 0 0	0 0 2 0	0 0 0 0	0 0 10 10	0.00 0.000																

Detroit Tigers @ Kansas City Royals
Municipal Stadium, Kansas City, MO
Sun Jul 18 1971, 4:33 AM EDT
Overcast - 83 F

AB	28
R	8
H	7
RBI	8
BB	6
SO	4
LOB	8



Batter	1	2	3	4	5	6	7	8	9	AB	R	H	RBI	BB	SO	LOB	TOP					
Aurelio Rodriguez, R OBP: 0.279, SLG: 0.369	F5		6-3		5-3		BB		F9	4	0	0	0	1	0	0						
Tony Taylor, R OBP: 0.287, SLG: 0.296	F9			BB	6-3		F4			3	1	0	0	1	0	1						
Al Kaline, R OBP: 0.447, SLG: 0.458	L8			BB						4	2	3	0	0	0	0						
Willie Horton, R OBP: 0.345, SLG: 0.484		4-3		BB			L7			4	1	1	1	0	0	3						
Bill Freehan, R OBP: 0.348, SLG: 0.481				BB						4	1	3	2	0	0	0						
Norm Cash, L OBP: 0.386, SLG: 0.599				BB						3	0	1	1	0	2	1						
Mickey Stanley, R OBP: 0.324, SLG: 0.367				BB						4	0	1	0	0	0	3						
Ed Brinkman, R OBP: 0.272, SLG: 0.255					5-3					4	0	0	0	0	1	2						
Mickey Lolich, S OBP: 0.238, SLG: 0.116										4	0	0	0	0	3	0						
Inning Stats	R: 0 E: 0 K: 0 S: 3	H: 0 LOB: 0 BB: 0 P: 3	R: 0 E: 0 K: 1 S: 6	H: 2 LOB: 2 BB: 0 P: 6	R: 0 E: 0 K: 1 S: 5	H: 0 LOB: 0 BB: 0 P: 5	R: 4 E: 0 K: 0 S: 6	H: 4 LOB: 0 BB: 1 P: 10	R: 0 E: 0 K: 0 S: 3	H: 0 LOB: 0 BB: 0 P: 3	R: 1 E: 0 K: 1 S: 7	H: 2 LOB: 2 BB: 0 P: 8	R: 0 E: 0 K: 1 S: 6	H: 1 LOB: 2 BB: 1 P: 10	R: 0 E: 0 K: 1 S: 5	H: 0 LOB: 0 BB: 0 P: 5	R: 0 E: 0 K: 1 S: 5	H: 0 LOB: 0 BB: 0 P: 5	1B: 6 2B: 3 3B: 0 HR: 0	SF: 0 SAC: 0 DP: 1 HBP: 1	WP: 0 PB: 0 SB: 0 CS: 0	PA: 37
PITCHER	IP	WLS	BF	H	R	ER	SO	BB	IBB	HBP	BLK	WP	HR	S	P	ERA	WHIP					
Jim Rooker, L ERA: 5.51	5.1	L	24	8	5	5	2	1	0	1	0	0	0	26	31	8.44	1.688					
Roger Nelson, R ERA: 5.68	1.2		7	1	0	0	2	1	0	0	0	0	0	10	14	0.00	1.200					
Ted Abernathy, R ERA: 2.03	2.0		6	0	0	0	2	0	0	0	0	0	0	10	10	0.00	0.000					

Detroit Tigers @ Kansas City Royals
Municipal Stadium, Kansas City, MO
Mon Jul 19 1971, 8:05 PM EDT
Att: 9,831 - Unknown - 77 F

AB 34
R 5
H 9
RBI 4
BB 2
SO 6
LOB 10



Batter	1	2	3	4	5	6	7	8	9	AB	R	H	RBI	BB	SO	LOB	BOTTOM					
Freddie Patek, R OBP: 0.317, SLG: 0.352	5-3		P6							4	1	1	0	0	0	1						
Paul Schaaf, R OBP: 0.410, SLG: 0.419	G3		L7							4	0	2	0	0	0	1						
Amos Otis, R OBP: 0.361, SLG: 0.515										3	0	0	1	0	2	1						
Cookie Rojas, R OBP: 0.366, SLG: 0.433										4	0	0	0	0	1	2						
Lou Piniella, R OBP: 0.307, SLG: 0.345										4	0	2	0	0	0	1						
Bob Oliver, R OBP: 0.276, SLG: 0.322										4	1	2	0	0	1	2						
Ed Kirkpatrick, L OBP: 0.306, SLG: 0.353										4	0	0	0	0	2	3						
Jerry May, R OBP: 0.323, SLG: 0.351										4	0	1	1	0	0	1						
Jim Rooker, R										1	0	0	0	1	1	0						
Roger Nelson, R										0	0	0	0	0	0	0						
Bobby Knoop, R OBP: 0.277, SLG: 0.214										1	0	0	0	0	0	1						
Ted Abernathy, R										0	0	0	0	0	0	0						
Chuck Harrison, R OBP: 0.207, SLG: 0.192										1	0	0	0	0	0	1						
Inning Stats	R: 0 E: 0 K: 1 S: 5	H: 1 LOB: 1 BB: 0 P: 10	R: 0 E: 0 K: 3 S: 10	H: 1 LOB: 1 BB: 0 P: 10	R: 0 E: 0 K: 0 S: 3	H: 0 LOB: 1 BB: 1 P: 7	R: 0 E: 0 K: 0 S: 4	H: 1 LOB: 1 BB: 0 P: 4	R: 0 E: 0 K: 2 S: 7	H: 0 LOB: 0 BB: 0 P: 7	R: 1 E: 0 K: 0 S: 5	H: 2 LOB: 1 BB: 0 P: 5	R: 0 E: 0 K: 0 S: 4	H: 1 LOB: 1 BB: 0 P: 4	R: 0 E: 0 K: 1 S: 6	H: 1 LOB: 1 BB: 0 P: 6	R: 1 E: 0 K: 0 S: 5	H: 2 LOB: 1 BB: 0 P: 5	1B: 4 2B: 2 3B: 2 HR: 0	SF: 1 SAC: 0 DP: 0 HBP: 0	WP: 0 PB: 0 SB: 1 CS: 0	PA: 36
PITCHER	IP	WLS	BF	H	R	ER	SO	BB	IBB	HBP	BLK	WP	HR	S	P	ERA	WHIP					
Mickey Lolich, L ERA: 2.99	9.0	W	36	8	2	2	7	1	0	0	0	0	0	49	53	2.00	1.000					

Detroit Tigers @ Kansas City Royals
Municipal Stadium, Kansas City, MO
Mon Jul 19 1971, 8:05 PM EDT
Att: 9,831 - Unknown - 77 F

AB 34
R 2
H 8
RBI 2
BB 1
SO 7
LOB 14



Batter	1	2	3	4	5	6	7	8	9	AB	R	H	RBI	BB	SO	LOB	TOP		
Don Buford, S OBP: 0.428, SLG: 0.510 (1, 7)	G3		K		4-3		FC4-6			4	0	0	0	0	1	2	Baltimore Orioles @ Kansas City Royals Municipal Stadium, Kansas City, MO Tue Jul 20 1971, 8:05 PM EDT Att: 13,165 - Unknown livebaseballscorecards.com		
Mark Belanger, R OBP: 0.395, SLG: 0.332 (1, 6)	HBP		K					1-3		3	0	1	0	0	1	1			
Boog Powell, L OBP: 0.361, SLG: 0.420 Paul Blair, R OBP: 0.302, SLG: 0.375 (1, 3) (4, 8)	K				4-3			FC4-6	BB	2	0	0	0	0	2	1			
Frank Robinson, R OBP: 0.408, SLG: 0.526 (1, 9) (4, 3)		5-3		WP			F8	FC4-6	BB	3	0	1	0	1	0	0			
Merv Rettenmund, R OBP: 0.417, SLG: 0.426 (1, 8) (4, 9)	BB			1B			F9	FC4-6	FC6-4	3	0	1	0	1	0	2			
Brooks Robinson, R OBP: 0.356, SLG: 0.424 (1, 5)	G1-6-3			F8			6-3	FC6-4		3	0	0	0	1	0	4			
Davey Johnson, R OBP: 0.355, SLG: 0.413 (1, 4)	G1-6-3			F8			F8		1-3	4	0	0	0	0	0	4			
Eliot Hendricks, L OBP: 0.342, SLG: 0.379 (1, 2)				HR			FC4-6		F9	2	1	1	1	2	0	0			
Mike Cuellar, L OBP: 0.288, SLG: 0.106 (3, 1) Dave Boswell, R OBP: 0.226, SLG: 0.500 (3, 1) Orlando Pena, R OBP: 0.347, SLG: 0.379 (7, PH) Pete Richert, L OBP: 0.301, SLG: 0.241 (7, 1) Clay Dalrymple, L OBP: 0.200, SLG: 0.241 (8, PH)	P6			K			P4		K	1	0	0	0	0	0	1			
Inning Stats	R: 0 E: 0 K: 1 S: 4	H: 0 LOB: 0 BB: 0 P: 5	R: 0 E: 0 K: 0 S: 3	H: 1 LOB: 1 BB: 1 P: 7	R: 0 E: 0 K: 2 S: 7	H: 0 LOB: 1 BB: 1 P: 11	R: 0 E: 0 K: 1 S: 6	H: 1 LOB: 2 BB: 0 P: 10	R: 1 E: 0 K: 0 S: 7	H: 2 LOB: 1 BB: 0 P: 7	R: 0 E: 0 K: 0 S: 3	H: 0 LOB: 0 BB: 1 P: 7	R: 0 E: 0 K: 0 S: 4	H: 1 LOB: 2 BB: 1 P: 8	R: 0 E: 0 K: 1 S: 5	H: 0 LOB: 0 BB: 0 P: 5		1B: 4 2B: 0 3B: 0 HR: 1	SF: 0 SAC: 0 DP: 1 HBP: 1
PITCHER Dick Drago, R ERA: 3.05 (1, 1)	IP: 9.0 WLS: W BF: 36 H: 5 R: 1 ER: 1 SO: 6 BB: 5 IBB: 0 HBP: 1 BLK: 0 WP: 1 HR: 1 S: 42 P: 63 ERA: 1.00 WHIP: 1.111											PITCHER	IP: 9.0 WLS: W BF: 36 H: 5 R: 1 ER: 1 SO: 6 BB: 5 IBB: 0 HBP: 1 BLK: 0 WP: 1 HR: 1 S: 42 P: 63 ERA: 1.00 WHIP: 1.111						

Batter	1	2	3	4	5	6	7	8	9	AB	R	H	RBI	BB	SO	LOB	BOTTOM		
Freddie Patek, R OBP: 0.321, SLG: 0.354 (1, 6)	K		1B			F5	FC6			4	1	2	1	1	1	1	Baltimore Orioles @ Kansas City Royals Municipal Stadium, Kansas City, MO Tue Jul 20 1971, 8:05 PM EDT Att: 13,165 - Unknown livebaseballscorecards.com		
Paul Schaaf, R OBP: 0.410, SLG: 0.419 (1, 5)	G6-4-3		1B		K	6-3	FC6			5	1	2	0	0	1	5			
Amos Otis, R OBP: 0.362, SLG: 0.512 (1, 8)	G6-4-3		2B		1B	F9			5-3	4	1	1	1	1	0	2			
Cookie Rojas, R OBP: 0.372, SLG: 0.445 (1, 4)	1B		SF7			P4			G4-6-3	5	2	4	2	0	0	0			
Lou Piniella, R OBP: 0.305, SLG: 0.348 (1, 7)	F9		SF7		F8		2B		G4-6-3	4	1	1	1	0	0	4			
Bob Oliver, R OBP: 0.276, SLG: 0.318 (1, 9) (8, 3)	P4		1B		6-3		K			3	0	0	0	1	1	2			
Gail Hopkins, L OBP: 0.402, SLG: 0.504 (1, 3) Ed Kirkpatrick, L OBP: 0.306, SLG: 0.353 (8, 9)	1B		FC5		L3		PB			4	1	3	2	0	0	0			
Jerry May, R OBP: 0.327, SLG: 0.347 (1, 2)	F7		1B		L5		BB			2	0	0	0	2	0	1			
Dick Drago, R OBP: 0.229, SLG: 0.167 (1, 1)			K				BB			3	0	1	0	1	1	3			
Inning Stats	R: 0 E: 0 K: 1 S: 5	H: 1 LOB: 0 BB: 0 P: 5	R: 1 E: 0 K: 0 S: 5	H: 2 LOB: 1 BB: 0 P: 5	R: 4 E: 0 K: 1 S: 10	H: 5 LOB: 2 BB: 2 P: 18	R: 0 E: 0 K: 1 S: 6	H: 2 LOB: 2 BB: 1 P: 10	R: 0 E: 0 K: 0 S: 3	H: 0 LOB: 0 BB: 0 P: 3	R: 0 E: 0 K: 0 S: 4	H: 1 LOB: 1 BB: 0 P: 4	R: 2 E: 0 K: 1 S: 7	H: 2 LOB: 3 BB: 3 P: 19	R: 0 E: 0 K: 0 S: 3	H: 1 LOB: 0 BB: 0 P: 3		1B: 9 2B: 5 3B: 0 HR: 0	SF: 1 SAC: 0 DP: 2 HBP: 0
PITCHER Mike Cuellar, L ERA: 3.21 (1, 1) Dave Boswell, R ERA: 6.19 (3, 1) Orlando Pena, R ERA: (3, 1) Pete Richert, L ERA: 5.75 (7, 1)	IP: 2.1 WLS: L BF: 13 H: 7 R: 5 ER: 5 SO: 2 BB: 0 IBB: 0 HBP: 0 BLK: 0 WP: 0 HR: 0 S: 17 P: 17 ERA: 19.29 WHIP: 3.000											PITCHER	IP: 2.1 WLS: L BF: 13 H: 7 R: 5 ER: 5 SO: 2 BB: 0 IBB: 0 HBP: 0 BLK: 0 WP: 0 HR: 0 S: 17 P: 17 ERA: 19.29 WHIP: 3.000						

Batter	1	2	3	4	5	6	7	8	9	AB	R	H	RBI	BB	SO	LOB	TOP					
Don Buford, S OBP: 0.425, SLG: 0.505 (1, 7)										5	1	1	0	0	1	3						
Paul Blair, R OBP: 0.304, SLG: 0.376 (1, 8)										4	0	2	0	0	0	1						
Brooks Robinson, R OBP: 0.357, SLG: 0.426 (1, 5)										3	0	1	1	1	0	1						
Frank Robinson, R OBP: 0.406, SLG: 0.520 (1, 3)										3	0	0	0	1	2	2						
Merv Rettenmund, R OBP: 0.418, SLG: 0.427 (1, 9)										4	0	2	0	0	1	2						
Eliot Hendricks, L OBP: 0.345, SLG: 0.379 (1, 2)										3	1	1	0	1	0	3						
Davey Johnson, R OBP: 0.354, SLG: 0.411 (1, 4)										4	0	1	0	0	0	2						
Mark Belanger, R OBP: 0.381, SLG: 0.328 (1, 6)										4	0	0	0	0	0	3						
Jim Palmer, R OBP: 0.210, SLG: 0.197 (7, PH)										2	0	1	1	0	0	0						
Curt Motton, R OBP: 0.321, SLG: 0.435 (7, 1)										1	0	0	0	0	1	0						
Dave Boswell, R OBP: 0.250, SLG: 0.500 (9, PH)										1	0	1	0	0	0	0						
Chico Salmon, R OBP: 0.137, SLG: 0.180 (9, PH)										1	0	1	0	0	0	0						
Inning Stats	R: 1 E: 0 K: 0 S: 5	H: 2 LOB: 2 BB: 1 P: 9	R: 0 E: 0 K: 0 S: 3	H: 0 LOB: 0 BB: 0 P: 3	R: 0 E: 0 K: 0 S: 3	H: 1 LOB: 1 BB: 1 P: 7	R: 1 E: 0 K: 1 S: 7	H: 2 LOB: 2 BB: 1 P: 11	R: 0 E: 0 K: 1 S: 5	H: 1 LOB: 0 BB: 0 P: 5	R: 0 E: 0 K: 0 S: 4	H: 2 LOB: 1 BB: 0 P: 4	R: 0 E: 0 K: 2 S: 7	H: 0 LOB: 0 BB: 0 P: 7	R: 0 E: 0 K: 1 S: 6	H: 1 LOB: 1 BB: 0 P: 6	R: 0 E: 0 K: 0 S: 4	H: 1 LOB: 1 BB: 0 P: 4	1B: 9 2B: 1 3B: 0 HR: 0	SF: 0 SAC: 0 DP: 2 HBP: 0	WP: 0 PB: 0 SB: 1 CS: 1	PA: 37
PITCHER	IP WLS BF H R ER SO BB IBB HBP BLK WP HR S P ERA WHIP	IP WLS BF H R ER SO BB IBB HBP BLK WP HR S P ERA WHIP															IP WLS BF H R ER SO BB IBB HBP BLK WP HR S P ERA WHIP					
Al Fitzmorris, R ERA: 4.82 (1, 1)	5.0 W 24 8 2 2 2 3 0 0 0 0 0 0 25 37 3.60 2.200	4.0 S 13 2 0 0 3 0 0 0 0 0 0 0 19 19 0.00 0.500																				
Tom Burgmeier, L ERA: 1.33 (6, 1)																						

Baltimore Orioles @ Kansas City Royals
Municipal Stadium, Kansas City, MO
Wed Jul 21 1971, 8:05 PM EDT
Att: 13,239 - Unknown

AB 34
R 2
H 10
RBI 2
BB 3
SO 5
LOB 17



Batter	1	2	3	4	5	6	7	8	9	AB	R	H	RBI	BB	SO	LOB	BOTTOM			
Freddie Patek, R OBP: 0.317, SLG: 0.350 (1, 6)										4	0	0	0	0	1	1				
Paul Schaaf, R OBP: 0.413, SLG: 0.419 (1, 5)										2	1	1	0	2	0	0				
Amos Otis, R OBP: 0.366, SLG: 0.515 (1, 8)										4	2	3	0	0	0	1				
Gail Hopkins, L OBP: 0.412, SLG: 0.508 (1, 3)										3	1	2	0	1	0	2				
Bob Oliver, R OBP: 0.276, SLG: 0.318 (8, 3)										0	0	0	0	0	0	0				
Cookie Rojas, R OBP: 0.371, SLG: 0.447 (1, 4)										3	1	1	3	0	0	3				
Lou Piniella, R OBP: 0.308, SLG: 0.373 (1, 7)										4	2	2	2	0	1	1				
Joe Keough, L OBP: 0.329, SLG: 0.292 (1, 9)										3	0	1	1	0	1	0				
Jerry May, R OBP: 0.330, SLG: 0.343 (1, 2)										2	0	0	0	2	0	0				
Al Fitzmorris, S OBP: 0.133, SLG: 0.133 (1, 1)										3	0	0	0	0	2	3				
Tom Burgmeier, L OBP: 0.250, SLG: 0.182 (6, 1)										1	0	0	0	0	0	0				
Inning Stats	R: 0 E: 0 K: 1 S: 7	H: 2 LOB: 2 BB: 0 P: 7	R: 1 E: 0 K: 2 S: 8	H: 1 LOB: 0 BB: 0 P: 8	R: 2 E: 0 K: 1 S: 6	H: 1 LOB: 1 BB: 2 P: 14	R: 0 E: 0 K: 0 S: 3	H: 1 LOB: 1 BB: 1 P: 7	R: 4 E: 0 K: 1 S: 9	H: 4 LOB: 1 BB: 1 P: 13	R: 0 E: 0 K: 0 S: 2	H: 0 LOB: 0 BB: 1 P: 6	R: 0 E: 0 K: 0 S: 3	H: 1 LOB: 0 BB: 0 P: 3	R: 0 E: 0 K: 0 S: 3	H: 0 LOB: 0 BB: 0 P: 3	1B: 6 2B: 3 3B: 1 HR: 1	SF: 2 SAC: 0 DP: 3 HBP: 0	WP: 1 PB: 0 SB: 2 CS: 0	PA: 36
PITCHER	IP WLS BF H R ER SO BB IBB HBP BLK WP HR S P ERA WHIP	IP WLS BF H R ER SO BB IBB HBP BLK WP HR S P ERA WHIP															IP WLS BF H R ER SO BB IBB HBP BLK WP HR S P ERA WHIP			
Jim Palmer, R ERA: 2.9 (7, 1)	6.0 L 30 7 0 0 0 5 0 0 0 0 0 0 35 55 10.50 2.333	2.0 6 1 0 0 0 0 0 0 0 0 0 0 6 6 0.00 0.500																		
Dave Boswell, R ERA: 5.5 (7, 1)																				

Baltimore Orioles @ Kansas City Royals
Municipal Stadium, Kansas City, MO
Wed Jul 21 1971, 8:05 PM EDT
Att: 13,239 - Unknown

AB 29
R 7
H 10
RBI 6
BB 5
SO 5
LOB 11



Batter	1	2	3	4	5	6	7	8	9	AB	R	H	RBI	BB	SO	LOB	TOP								
Don Buford, S (1,7) X OBP: 0.425, SLG: 0.502	F8			BB 1B	2B BB		K		K								4 0 1 0 1 2 1								
Paul Blair, R (1,8) X OBP: 0.303, SLG: 0.376	6-3			L7	1-3 2B		K		P6								5 0 1 0 0 1 2								
Frank Robinson, R (1,3) X OBP: 0.401, SLG: 0.513	5-3			F8	6-3		F8										4 0 0 0 0 0 3								
Brooks Robinson, R (1,5) X OBP: 0.361, SLG: 0.426		5-3		4-0 BB 1-2		G4-6-3 1B		4-0 FC5-6 BB									2 0 1 0 2 0 0								
Eliot Hendricks, L (1,2) X OBP: 0.339, SLG: 0.371		P6		4-1		G4-6-3 1-2†		FC5-6 BB									4 0 0 0 0 0 4								
Mery Rettenmund, R (1,9) X OBP: 0.422, SLG: 0.445		1-4-3					HR 2B		G5-4-3 BB								3 2 2 1 1 0 0								
Davey Johnson, R (1,4) X OBP: 0.356, SLG: 0.425			5-3		HR 2B		HR 2B		G5-4-3 BB								4 2 2 2 0 0 2								
Mark Belanger, R (1,6) X OBP: 0.380, SLG: 0.330			4-3		F9		2H HR										4 0 1 1 0 1 0								
Dave Leonhard, R (1,1) X OBP: 0.375, SLG: 0.375			P4		K		2H 2B										4 0 1 0 0 1 1								
Inning Stats	R: 0 E: 0 K: 0 S: 3	H: 0 LOB: 0 BB: 0 P: 3	R: 0 E: 0 K: 0 S: 3	H: 0 LOB: 0 BB: 0 P: 3	R: 0 E: 0 K: 0 S: 3	H: 0 LOB: 0 BB: 0 P: 3	R: 0 E: 0 K: 0 S: 4	H: 1 LOB: 2 BB: 1 P: 8	R: 2 E: 0 K: 1 S: 8	H: 3 LOB: 2 BB: 1 P: 12	R: 2 E: 0 K: 0 S: 6	H: 4 LOB: 1 BB: 0 P: 6	R: 0 E: 0 K: 2 S: 7	H: 0 LOB: 0 BB: 0 P: 7	R: 0 E: 0 K: 0 S: 2	H: 0 LOB: 1 BB: 2 P: 10	R: 0 E: 0 K: 2 S: 8	H: 1 LOB: 1 BB: 0 P: 8	1B: 3 2B: 4 3B: 0 HR: 2	SF: 0 SAC: 0 DP: 2 HBP: 0	WP: 0 PB: 0 SB: 0 CS: 0	PA: 38			
PITCHER	IP	WLS	BF	H	R	ER	SO	BB	IBB	HBP	BLK	WP	HR	S	P	ERA	WHIP								
Mike Hedlund, R (1,1) ERA: 2.95	5.2	L	25	7	4	4	1	2	0	0	0	0	2	25	33	6.35	1.588								
Jim York, R (6,1) ERA: 3.02	1.1		5	1	0	0	2	0	0	0	0	0	0	9	9	0.00	0.750								
Ted Abernathy, R (8,1) ERA: 1.95	2.0		8	1	0	0	2	2	0	0	0	0	0	10	18	0.00	1.500								

Baltimore Orioles @ Kansas City Royals
Municipal Stadium, Kansas City, MO
Thu Jul 22 1971, 8:05 PM EDT
Att: 15,615 - Unknown

AB 34
R 4
H 9
RBI 4
BB 4
SO 5
LOB 13



Batter	1	2	3	4	5	6	7	8	9	AB	R	H	RBI	BB	SO	LOB	BOTTOM								
Freddie Patek, R (1,6) X OBP: 0.319, SLG: 0.349	6-3			1-3 1B		6-3		S BB									3 0 1 0 1 0 1								
Paul Schaaf, R (1,5) X OBP: 0.409, SLG: 0.414	3-1			1-3 1-2		F9		F8									4 0 0 0 0 0 3								
Amos Otis, R (1,8) X OBP: 0.365, SLG: 0.512	4-3			F3		FC3-6 1B		6-3									4 0 1 0 0 0 1								
Gail Hopkins, L (1,3) X OBP: 0.400, SLG: 0.492		K		4-3		FC3-6 1B		F9									4 0 0 0 0 1 2								
Cookie Rojas, R (1,4) X OBP: 0.369, SLG: 0.444		CS 1B			F2		F7		5-3								4 0 1 0 0 0 1								
Lou Piniella, R (1,7) X OBP: 0.308, SLG: 0.372		K			F8		FC6-4 1B										3 0 1 0 0 1 1								
Joe Keough, L (1,9) OBP: 0.326, SLG: 0.289					F5												2 0 0 0 0 0 0								
Jim York, R (6,1) OBP: 0.250, SLG: 0.286																	0 0 0 0 0 0 0								
Bob Oliver, R (7,PH) OBP: 0.275, SLG: 0.316																	1 0 0 0 0 0 2								
Ted Abernathy, R (8,1) OBP: 0.330, SLG: 0.348																	0 0 0 0 0 0 0								
Jerry May, R (1,2) OBP: 0.330, SLG: 0.348					P6												3 0 1 0 0 0 0								
Mike Hedlund, R (1,1) OBP: 0.125, SLG: 0.103																	1 0 0 0 0 0 0								
Ed Kirkpatrick, L (6,9) OBP: 0.304, SLG: 0.350					P4												2 0 0 0 0 1 1								
Inning Stats	R: 0 E: 0 K: 0 S: 3	H: 1 LOB: 0 BB: 0 P: 7	R: 0 E: 0 K: 2 S: 7	H: 1 LOB: 0 BB: 0 P: 7	R: 0 E: 0 K: 0 S: 3	H: 0 LOB: 0 BB: 0 P: 3	R: 0 E: 0 K: 0 S: 4	H: 1 LOB: 1 BB: 0 P: 4	R: 0 E: 0 K: 0 S: 3	H: 0 LOB: 0 BB: 0 P: 3	R: 0 E: 0 K: 0 S: 5	H: 1 LOB: 1 BB: 0 P: 4	R: 0 E: 0 K: 0 S: 5	H: 2 LOB: 2 BB: 0 P: 5	R: 0 E: 0 K: 1 S: 5	H: 0 LOB: 1 BB: 1 P: 9	R: 0 E: 0 K: 0 S: 3	H: 0 LOB: 0 BB: 0 P: 3	1B: 4 2B: 1 3B: 0 HR: 0	SF: 0 SAC: 0 DP: 0 HBP: 0	WP: 0 PB: 0 SB: 1 CS: 1	PA: 32			
PITCHER	IP	WLS	BF	H	R	ER	SO	BB	IBB	HBP	BLK	WP	HR	S	P	ERA	WHIP								
Dave Leonhard, R (1,1) ERA: 0.47	9.0	W	32	5	0	0	3	1	0	0	0	0	0	37	41	0.00	0.667								

Baltimore Orioles @ Kansas City Royals
Municipal Stadium, Kansas City, MO
Thu Jul 22 1971, 8:05 PM EDT
Att: 15,615 - Unknown

AB 31
R 0
H 5
RBI 0
BB 1
SO 3
LOB 12



Batter	1	2	3	4	5	6	7	8	9	AB	R	H	RBI	BB	SO	LOB	TOP										
Freddie Patek, R OBP: 0.318, SLG: 0.347 (1, 6)	L7		E5		BB 1B	P6		F3		5	1	1	0	0	0	1											
Paul Schaaf, R OBP: 0.404, SLG: 0.409 (1, 5)	F9		4-3		SF7	FC6-4		1-3		4	0	0	1	0	0	2											
Amos Otis, R OBP: 0.370, SLG: 0.523 (1, 8)	1B				CS 1B	FC6-4 1B		HR		4	1	3	1	1	1	0											
Cookie Rojas, R OBP: 0.373, SLG: 0.445 (1, 4)	K				1-2 BB	FC6-4 1B		P4		4	0	2	2	1	1	1											
Lou Piniella, R OBP: 0.306, SLG: 0.369 (1, 7)		P5			L8	FC6-4		1B		5	0	1	0	0	0	4											
Dennis Paepke, R OBP: 0.273, SLG: 0.333 Ed Kirkpatrick, L OBP: 0.306, SLG: 0.351 (5, PH) (5, 9)	K				L8			1B		2	0	0	0	0	2	1											
Gail Hopkins, L OBP: 0.403, SLG: 0.496 Bob Oliver, R OBP: 0.275, SLG: 0.316 (1, 3) (9, 3)	5-3					2B		1B		3	2	1	0	1	0	2											
Jerry May, R OBP: 0.333, SLG: 0.357 (1, 2)			1-4-3		1B SF7	2B		1-3		4	1	2	2	0	0	0											
Paul Splittorff, L OBP: 0.143, SLG: 0.053 Chuck Harrison, R OBP: 0.217, SLG: 0.192 Jim Rooker, R OBP: 0.250, SLG: 0.182 Ted Abernathy, R OBP: 0.250, SLG: 0.182 Tom Burgmeier, L OBP: 0.250, SLG: 0.182 (1, 1) (5, PH) (5, 1) (8, 1) (9, 1)	P5				BB 1B	B1		F8		1	0	0	0	0	0	0											
Inning Stats	R: 0 E: 0 K: 1 S: 6	H: 1 LOB: 1 BB: 0 P: 6	R: 0 E: 0 K: 1 S: 5	H: 0 LOB: 0 BB: 0 P: 5	R: 0 E: 1 K: 0 S: 4	H: 0 LOB: 1 BB: 0 P: 4	R: 0 E: 0 K: 1 S: 5	H: 1 LOB: 1 BB: 1 P: 9	R: 4 E: 0 K: 0 S: 6	H: 3 LOB: 2 BB: 3 P: 18	R: 1 E: 0 K: 0 S: 5	H: 2 LOB: 1 BB: 0 P: 5	R: 1 E: 0 K: 0 S: 5	H: 3 LOB: 1 BB: 0 P: 5	R: 0 E: 0 K: 0 S: 3	H: 0 LOB: 0 BB: 0 P: 3	R: 0 E: 0 K: 1 S: 6	H: 1 LOB: 1 BB: 0 P: 6	1B: 8 2B: 2 3B: 0 HR: 1	SF: 1 SAC: 0 DP: 1 HBP: 0	WP: 0 PA: 41 PB: 0 SB: 0 CS: 1						
PITCHER	IP	WLS	BF	H	R	ER	SO	BB	IBB	HBP	BLK	WP	HR	S	P	ERA	WHIP										
Sam McDowell, L ERA: 2.97 (1, 1)	4.1	L	22	5	4	4	3	4	0	0	0	0	0	24	40	8.31	2.077										
Phil Hennigan, R ERA: 4.28 (5, 1)	1.2		8	3	2	2	0	0	0	0	0	0	1	8	8	10.80	1.800										
Ed Farmer, R ERA: 1.72 (7, 1)	0.1		3	2	0	0	0	0	0	0	0	0	0	3	3	0.00	6.000										
Steve Mingo, L ERA: 1.87 (7, 1)	1.2		4	0	0	0	0	0	0	0	0	0	0	4	4	0.00	0.000										
Vince Colbert, R ERA: 4.52 (9, 1)	1.0		4	1	0	0	1	0	0	0	0	0	0	6	6	0.00	1.000										

Kansas City Royals @ Cleveland Indians
Cleveland Municipal Stadium, Cleveland, OH

AB 36
R 6
H 11
RBI 6
BB 4
SO 4
LOB 14



Fri Jul 23 1971, 7:05 PM EDT
Att: 14,004 - Unknown - 80 F


Batter	1	2	3	4	5	6	7	8	9	AB	R	H	RBI	BB	SO	LOB	BOTTOM										
Ted Uhlhaender, L OBP: 0.337, SLG: 0.314 (1, 8)	6-3		1-3	4-3			P6		4-1 1B	4	0	0	0	1	0	3											
Vada Pinson, L OBP: 0.303, SLG: 0.383 (1, 7)	5-3		4-1		F8		P6		1-2 1B	5	0	1	0	0	0	1											
Graig Nettles, L OBP: 0.362, SLG: 0.448 (1, 5)	F8		CS 1B		HR		P4		4-1	5	1	2	1	0	0	3											
Roy Foster, R OBP: 0.319, SLG: 0.420 (1, 9)		FC4-6 4-3 1B	CS	F8	5-3			HR	6-3	5	1	2	1	0	0	2											
Chris Chambliss, L OBP: 0.384, SLG: 0.451 (1, 3)	4-3			2B	4-1			FC3-6 1B		4	1	2	0	0	0	1											
Eddie Leon, R OBP: 0.327, SLG: 0.325 (1, 4) (7, 6)	FC4-6 BB			1B 2B		L4		P4		3	1	1	1	1	0	1											
Jack Heidemann, R OBP: 0.237, SLG: 0.220 Steve Mingo, L OBP: 0.500, SLG: 0.500 Frank Baker, L OBP: 0.250, SLG: 0.316 Vince Colbert, R OBP: 0.222, SLG: 0.333 (1, 6) (7, 1) (8, PH) (9, 1)	FC4-6 HBP			1B 2B		F9		FC3-6		3	0	1	0	0	0	2											
Ken Suarez, R OBP: 0.303, SLG: 0.316 (1, 2)		HBP		1B		F8		1-3		3	0	1	1	0	0	1											
Sam McDowell, L OBP: 0.217, SLG: 0.203 Phil Hennigan, R OBP: 0.222, SLG: 0.250 (1, 1) (5, 1) (7, 1) (7, 4)	K			L4				BB	5-3	2	0	0	0	0	1	5											
Inning Stats	R: 0 E: 0 K: 0 S: 3	H: 0 LOB: 0 BB: 0 P: 3	R: 0 E: 0 K: 1 S: 6	H: 1 LOB: 3 BB: 1 P: 11	R: 0 E: 0 K: 0 S: 3	H: 1 LOB: 0 BB: 0 P: 3	R: 2 E: 0 K: 0 S: 7	H: 4 LOB: 2 BB: 0 P: 7	R: 1 E: 0 K: 0 S: 4	H: 1 LOB: 0 BB: 0 P: 4	R: 0 E: 0 K: 0 S: 3	H: 0 LOB: 0 BB: 0 P: 3	R: 0 E: 0 K: 0 S: 3	H: 2 LOB: 1 BB: 1 P: 7	R: 1 E: 0 K: 0 S: 5	H: 2 LOB: 1 BB: 0 P: 5	R: 0 E: 0 K: 0 S: 4	H: 1 LOB: 2 BB: 1 P: 8	1B: 5 2B: 2 3B: 1 HR: 2	SF: 0 SAC: 0 DP: 0 HBP: 1	WP: 0 PA: 41 PB: 0 SB: 0 CS: 1						
PITCHER	IP	WLS	BF	H	R	ER	SO	BB	IBB	HBP	BLK	WP	HR	S	P	ERA	WHIP										
Paul Splittorff, L ERA: 2.44 (1, 1)	4.0		19	6	2	2	1	0	0	0	0	0	0	19	24	4.50	1.750										
Jim Rooker, L ERA: 5.54 (5, 1)	3.0	W	13	3	2	2	0	1	0	0	0	0	2	12	16	6.00	1.333										
Ted Abernathy, R ERA: 1.9 (8, 1)	1.1		6	1	0	0	0	1	0	0	0	0	0	5	9	0.00	1.500										
Tom Burgmeier, L ERA: 1.32 (9, 1)	0.2	S	2	0	0	0	0	0	0	0	0	0	0	2	2	0.00	0.000										


Kansas City Royals @ Cleveland Indians
Cleveland Municipal Stadium, Cleveland, OH

AB 36
R 4
H 10
RBI 4
BB 3
SO 1
LOB 20



Fri Jul 23 1971, 7:05 PM EDT
Att: 14,004 - Unknown - 80 F

Batter	1	2	3	4	5	6	7	8	9	AB	R	H	RBI	BB	SO	LOB	TOP			
Freddie Patek, R OBP: 0.319, SLG: 0.357 Bobby Floyd, R OBP: 0.286, SLG: 0.118	0-0 HR		0-0 6-3	0-3 K			0-3 K		4-0 FC6-4 BB	2	1	1	1	0	0	0	Kansas City Royals @ Cleveland Indians Cleveland Municipal Stadium, Cleveland, OH Sat Jul 24 1971, 3:33 AM EDT Att: 8,930 - Overcast - 70 F livebaseballscorecards.com			
Paul Schaaf, R OBP: 0.401, SLG: 0.404	0-0 6-3		0-0 6-3		0-0 L3		4-0 2B BB	0-0 FC6-4 1-2	4	0	0	0	1	0	1					
Amos Otis, R OBP: 0.366, SLG: 0.516	0-0 6-3			0-0 P4	0-0 6-3		0-3 K	0-3 K	5	0	0	0	0	2	2					
Gail Hopkins, L OBP: 0.412, SLG: 0.508	4-0 BB			0-0 F8 1B	0-0 4-3		0-0 2B		3	1	2	0	1	0	0					
Cookie Rojas, R OBP: 0.371, SLG: 0.443	0-0 L4			0-0 BB 1B		0-0 F8	0-3 K		4	1	1	0	0	1	3					
Lou Piniella, R OBP: 0.305, SLG: 0.367		0-3 K		0-0 F8		0-0 F2		0-0 G1-6-3 1B	4	0	1	0	0	1	2					
Ed Kirkpatrick, L OBP: 0.308, SLG: 0.348	0-0 6-3			4-0 1B HR BB		1-0 1B HBP		0-0 G1-6-3 1-2	2	1	0	0	1	0	1					
Dennis Paepke, R OBP: 0.284, SLG: 0.342	0-0 F8			0-0 HR 1B		0-0 1B		0-0 F4	4	1	2	2	0	0	0					
Bill Butler, L OBP: 0.111, SLG: 0.111 Jim York, R OBP: 0.250, SLG: 0.545			0-0 F8	1-2 2-H 3-H	0-0 HR	0-3 K		0-0 L8	0	0	0	0	0	0	0					
Inning Stats	R: 1 E: 0 K: 0 S: 4	H: 1 LOB: 1 BB: 1 P: 8	R: 0 E: 0 K: 1 S: 5	H: 0 LOB: 0 BB: 0 P: 5	R: 0 E: 0 K: 0 S: 3	H: 0 LOB: 0 BB: 0 P: 3	R: 5 E: 0 K: 1 S: 9	H: 4 LOB: 0 BB: 1 P: 13	R: 0 E: 0 K: 0 S: 3	H: 1 LOB: 2 BB: 0 P: 7	R: 0 E: 0 K: 3 S: 10	H: 1 LOB: 2 BB: 1 P: 14	R: 0 E: 0 K: 0 S: 3	H: 1 LOB: 0 BB: 0 P: 3	R: 0 E: 0 K: 1 S: 5	H: 0 LOB: 1 BB: 1 P: 9	1B: 5 2B: 1 3B: 0 HR: 2	SF: 0 SAC: 0 DP: 1 HBP: 1	WP: 0 PB: 0 SB: 0 CS: 0	PA: 39
PITCHER	IP WLS BF H R ER SO BB IBB HBP BLK WP HR S P ERA WHIP	IP WLS BF H R ER SO BB IBB HBP BLK WP HR S P ERA WHIP																		
Alan Foster, R ERA: 4.02	(1, 1)	4.0	L	19	5	6	6	2	2	0	0	0	0	0	2	21	29	13.50	1.750	
Steve Hargan, R ERA: 8.46	(5, 1)	3.0		13	2	0	0	4	1	0	1	0	0	0	0	19	24	0.00	1.000	
Ed Farmer, R ERA: 1.62	(8, 1)	2.0		7	1	0	0	1	1	0	0	0	0	0	0	8	12	0.00	1.000	

Batter	1	2	3	4	5	6	7	8	9	AB	R	H	RBI	BB	SO	LOB	BOTTOM			
Ted Uhlhaender, L OBP: 0.332, SLG: 0.309	0-0 P4	0-0 P6		0-0 P6			0-0 F8			4	0	0	0	0	0	3	Kansas City Royals @ Cleveland Indians Cleveland Municipal Stadium, Cleveland, OH Sat Jul 24 1971, 3:33 AM EDT Att: 8,930 - Overcast - 70 F livebaseballscorecards.com			
Eddie Leon, R OBP: 0.326, SLG: 0.321	4-0 1B BB	0-3 K			0-0 F8		0-0 P6			3	0	0	0	1	1	2				
Roy Foster, R OBP: 0.318, SLG: 0.417	0-0 1-2 1B		0-0 F2		0-0 F2		0-0 P6			4	0	1	0	0	0	0				
Graig Nettles, L OBP: 0.364, SLG: 0.447	0-3 K		0-0 E3 FC4		0-0 1B		4-0 WP BB			3	0	1	0	1	1	2				
Chuck Hinton, R OBP: 0.336, SLG: 0.469 Frank Baker, L OBP: 0.243, SLG: 0.307	0-0 F3		0-0 FC4 FC6-4		0-3 K		0-0 F3 1-2			1	0	0	0	0	0	2				
Chris Chambliss, L OBP: 0.381, SLG: 0.444		4-0 BB FC1-6-4 BB	0-0 FC6-4		0-3 K		0-0 F2			3	1	0	0	1	1	2				
Jack Heidemann, R OBP: 0.238, SLG: 0.216		4-0 FC1-6-4 BB		0-3 K		0-3 K		0-0 F9	3	0	0	0	1	2	0					
Ken Suarez, R OBP: 0.301, SLG: 0.304		4-0 FC1-6-4 BB		0-0 F8		0-3 K		0-0 6-3	3	0	0	0	1	1	0					
Alan Foster, R OBP: 0.383, SLG: 0.588 Graig Nettles, L OBP: 0.371, SLG: 0.302 Steve Hargan, R OBP: 0.308, SLG: 0.695 Vada Pinson, R OBP: 0.330, SLG: 0.382 Ed Farmer, R OBP: 0.243, SLG: 0.143	(1, 1) (4, PH) (5, 1) (7, PH) (8, 1) (9, PH)	1.0 W	28	1	0	0	8	2	0	0	0	0	0	0	0	0				
Inning Stats	R: 0 E: 0 K: 1 S: 6	H: 1 LOB: 2 BB: 1 P: 10	R: 0 E: 0 K: 1 S: 5	H: 0 LOB: 3 BB: 3 P: 17	R: 0 E: 1 K: 0 S: 4	H: 0 LOB: 1 BB: 0 P: 4	R: 0 E: 0 K: 1 S: 5	H: 0 LOB: 1 BB: 1 P: 9	R: 0 E: 0 K: 3 S: 9	H: 0 LOB: 0 BB: 0 P: 9	R: 0 E: 0 K: 1 S: 5	H: 0 LOB: 1 BB: 0 P: 5	R: 0 E: 0 K: 0 S: 3	H: 0 LOB: 1 BB: 1 P: 7	R: 0 E: 0 K: 1 S: 5	H: 0 LOB: 0 BB: 0 P: 5	1B: 2 2B: 0 3B: 0 HR: 0	SF: 0 SAC: 0 DP: 0 HBP: 0	WP: 1 PB: 0 SB: 0 CS: 0	PA: 36
PITCHER	IP WLS BF H R ER SO BB IBB HBP BLK WP HR S P ERA WHIP	IP WLS BF H R ER SO BB IBB HBP BLK WP HR S P ERA WHIP																		
Bill Butler, L ERA: 3.75	(1, 1)	1.0	W	28	1	0	0	8	2	0	0	0	0	0	0	0	0	0.00	0.375	
Jim York, R ERA: 2.64	(2, 1)	8.0		28	1	0	0	8	2	0	0	0	0	0	0	0	0	0.00	0.375	

Batter	1	2	3	4	5	6	7	8	9	AB	R	H	RBI	BB	SO	LOB	TOP								
Freddie Patek, R OBP: 0.317, SLG: 0.354 (1, 6)	F9		F5	CS E 1B			6-3		5-3	5	0	1	0	0	0	2	Kansas City Royals @ Cleveland Indians Cleveland Municipal Stadium, Cleveland, OH Sun Jul 25 1971, 3:33 AM EDT Cloudy - 73 F livebaseballscorecards.com								
Paul Schaaf, R OBP: 0.401, SLG: 0.405 (1, 5)			1B 1-2 BB	E9			K		6-3	4	1	1	0	1	1	2									
Amos Otis, R OBP: 0.367, SLG: 0.514 (1, 8)	FC5-4 BB		1-3 2-H 1B	S 1B			6-3			3	1	1	1	1	1	2									
Gail Hopkins, L OBP: 0.408, SLG: 0.496 (1, 3)	P4		1B 1-2 4-3 IBB				4-3		E1 G4-6-3	3	1	0	0	1	0	2									
Bob Oliver, R OBP: 0.275, SLG: 0.316 (8, 3)										0	0	0	0	0	0	0									
Cookie Rojas, R OBP: 0.370, SLG: 0.440 (1, 4)	FC5-4 1-2		1-3 2-H 3-H 1B				F2		G4-6-3 1-2	4	0	1	2	0	0	3									
Lou Piniella, R OBP: 0.304, SLG: 0.365 (1, 7)		5-3	4-3				K			4	0	1	1	0	1	1									
Ed Kirkpatrick, L OBP: 0.307, SLG: 0.345 (1, 9)		K	FC5-4 IBB				F8		F8	3	0	0	0	1	1	1									
Dennis Paepke, R OBP: 0.282, SLG: 0.329 (1, 2)	6-3		FC5-4 1-2				F9		SH3-4 BB	3	0	0	0	1	0	2									
Dick Drago, R OBP: 0.235, SLG: 0.159 (1, 1)			BB 1B BB				F9		SH3-4 1-2	2	1	0	0	1	1	0									
Inning Stats	R: 0 E: 0 K: 0 S: 4	H: 1 LOB: 2 BB: 1 P: 8	R: 0 E: 0 K: 1 S: 5	H: 0 LOB: 0 BB: 0 P: 5	R: 4 E: 0 K: 0 S: 5	H: 2 LOB: 2 BB: 4 P: 21	R: 0 E: 1 K: 1 S: 6	H: 1 LOB: 2 BB: 0 P: 6	R: 0 E: 0 K: 1 S: 5	H: 0 LOB: 0 BB: 0 P: 5	R: 0 E: 0 K: 1 S: 5	H: 0 LOB: 0 BB: 0 P: 5	R: 0 E: 1 K: 0 S: 4	H: 1 LOB: 1 BB: 0 P: 4	R: 0 E: 0 K: 0 S: 3	H: 0 LOB: 1 BB: 1 P: 7	1B: 4 2B: 2 3B: 0 HR: 0	SF: 0 SAC: 1 DP: 2 HBP: 0	WP: 0 PB: 0 SB: 1 CS: 1	PA: 38					
PITCHER	IP	WLS	BF	H	R	ER	SO	BB	IBB	HBP	BLK	WP	HR	S	P	ERA	WHIP								
Ray Lamb, R ERA: 3.12 (1, 1)	2.1	L	12	2	3	3	1	3	0	0	0	0	0	11	23	11.57	2.143								
Vince Colbert, R ERA: 4.49 (3, 1)	2.2		12	2	1	1	2	0	2	0	0	0	0	14	22	3.38	0.750								
Alan Foster, R ERA: 3.95 (6, 1)	2.0		6	0	0	0	2	0	0	0	0	0	0	10	10	0.00	0.000								
Steve Hargan, R ERA: 6.25 (8, 1)	2.0		8	1	0	0	0	1	0	0	0	0	0	7	11	0.00	1.000								

Batter	1	2	3	4	5	6	7	8	9	AB	R	H	RBI	BB	SO	LOB	BOTTOM								
Ted Uhlhaender, L OBP: 0.327, SLG: 0.304 (1, 8)	6-3	P6					4-3		4-3	4	0	0	0	0	0	1	Kansas City Royals @ Cleveland Indians Cleveland Municipal Stadium, Cleveland, OH Sun Jul 25 1971, 3:33 AM EDT Cloudy - 73 F livebaseballscorecards.com								
Eddie Leon, R OBP: 0.325, SLG: 0.320 (1, 4)	E5 FC6-4		6-3				1B		F9	4	0	1	0	0	0	0									
Vada Pinson, L OBP: 0.298, SLG: 0.377 (1, 9)	FC6-4 1B 1-2		4-3				F9		4-3	4	0	0	0	0	0	2									
Graig Nettles, L OBP: 0.367, SLG: 0.461 (1, 5)	FC5-4 1B 1-2		2B				HR		F9	4	1	3	1	0	0	0									
Chris Chambliss, L OBP: 0.379, SLG: 0.455 (1, 3)	FC5-4 1-2		1-3				4-3		HR	4	1	1	1	0	0	3									
Roy Foster, R OBP: 0.317, SLG: 0.415 (1, 7)		1B SF8 1B					F7		F7	4	1	1	0	0	0	0									
Jack Heidemann, R OBP: 0.239, SLG: 0.218 (1, 6)							4-3			3	0	1	0	0	0	0									
Chuck Hinton, R OBP: 0.333, SLG: 0.465 (9, PH)		SH3-4 1B					4-3		P6	1	0	0	0	0	0	0									
Ken Suarez, R OBP: 0.292, SLG: 0.296 (1, 2)		SF8					F8		F6	2	0	0	1	0	1	0									
Gomer Hodge, S OBP: 0.311, SLG: 0.295 (9, PH)		3-H SH3-4								1	0	0	0	0	0	0									
Ray Lamb, R OBP: 0.159, SLG: 0.125 (1, 1)										0	0	0	0	0	0	0									
Vince Colbert, R OBP: 0.222, SLG: 0.333 (3, 1)										0	0	0	0	0	0	0									
Jim O'Rourke, R OBP: 0.133, SLG: 0.133 (5, PH)										1	0	0	0	0	0	0									
Alan Foster, R OBP: 0.305, SLG: 0.399 (6, 1)										0	0	0	0	0	0	0									
Frank Baker, L OBP: 0.241, SLG: 0.304 (7, PH)										1	0	0	0	0	0	0									
Steve Hargan, R OBP: 0.281, SLG: 0.291 (8, 1)										0	0	0	0	0	0	0									
Inning Stats	R: 0 E: 1 K: 0 S: 5	H: 1 LOB: 2 BB: 0 P: 5	R: 1 E: 0 K: 0 S: 5	H: 2 LOB: 1 BB: 0 P: 5	R: 0 E: 0 K: 0 S: 4	H: 1 LOB: 1 BB: 0 P: 4	R: 0 E: 0 K: 0 S: 3	H: 0 LOB: 0 BB: 0 P: 3	R: 0 E: 0 K: 0 S: 4	H: 1 LOB: 1 BB: 0 P: 4	R: 1 E: 0 K: 0 S: 4	H: 1 LOB: 0 BB: 0 P: 4	R: 0 E: 0 K: 1 S: 5	H: 0 LOB: 0 BB: 0 P: 5	R: 0 E: 0 K: 0 S: 3	H: 0 LOB: 0 BB: 0 P: 3	R: 1 E: 0 K: 0 S: 4	H: 1 LOB: 0 BB: 0 P: 4	1B: 4 2B: 1 3B: 0 HR: 2	SF: 1 SAC: 1 DP: 0 HBP: 0	WP: 0 PB: 0 SB: 0 CS: 0	PA: 35			
PITCHER	IP	WLS	BF	H	R	ER	SO	BB	IBB	HBP	BLK	WP	HR	S	P	ERA	WHIP								
Dick Drago, R ERA: 3.05 (1, 1)	9.0	W	35	7	3	3	1	0	0	0	0	0	2	37	37	3.00	0.778								



Batter	1	2	3	4	5	6	7	8	9	AB	R	H	RBI	BB	SO	LOB	TOP							
Freddie Patek, R OBP: 0.315, SLG: 0.351 (1, 6)	5-3			P5		F8		SH FC6-2		3	0	0	0	0	0	0								
Paul Schaaf, R OBP: 0.395, SLG: 0.400 (1, 5)	K			P3		4-3		FC6-2 G6-4-3		4	0	0	0	0	1	2								
Amos Otis, R OBP: 0.366, SLG: 0.511 (1, 8)	P3			6-3				G6-4-3 1-2 3-H		4	0	1	0	0	0	2								
Lou Piniella, R OBP: 0.303, SLG: 0.367 (1, 7)		F9			SH5-4 2B	F7			5-3	4	0	1	0	0	0	1								
Bob Oliver, R OBP: 0.278, SLG: 0.317 (1, 9)		F4			SH5-4 HBP		6-3		1B 1B	3	0	1	0	0	0	0								
Gail Hopkins, L OBP: 0.403, SLG: 0.489 Cookie Rojas, R OBP: 0.369, SLG: 0.439 (9, PH)		F2			SH5-4 1-2 2-3		4-3		L5	2	0	0	0	0	0	0								
Bobby Knoop, R OBP: 0.314, SLG: 0.311 (1, 4)			F9							3	1	2	1	1	0	0								
Dennis Paepke, R OBP: 0.270, SLG: 0.313 (1, 2)			K						F9	4	0	0	0	0	3	5								
Bruce Dal Canton, R OBP: 0.109, SLG: 0.089 Tom Burgmeier, L OBP: 0.308, SLG: 0.333 (7, 1)			K			F9		SH FC6-2 2B		2	0	0	0	0	1	3								
Inning Stats	R: 0 E: 0 K: 1 S: 5	H: 0 LOB: 0 BB: 0 P: 5	R: 0 E: 0 K: 0 S: 3	H: 0 LOB: 0 BB: 0 P: 3	R: 0 E: 0 K: 2 S: 7	H: 0 LOB: 0 BB: 0 P: 7	R: 0 E: 0 K: 0 S: 3	H: 0 LOB: 0 BB: 0 P: 3	R: 0 E: 0 K: 1 S: 6	H: 1 LOB: 3 BB: 1 P: 11	R: 0 E: 0 K: 0 S: 4	H: 1 LOB: 1 BB: 0 P: 4	R: 1 E: 0 K: 1 S: 6	H: 1 LOB: 0 BB: 0 P: 6	R: 0 E: 1 K: 0 S: 4	H: 1 LOB: 1 BB: 0 P: 4	R: 0 E: 0 K: 0 S: 5	H: 2 LOB: 2 BB: 0 P: 5	1B: 3 2B: 2 3B: 0 HR: 1	SF: 0 SAC: 2 DP: 1 HBP: 1	WP: 0 PB: 0 SB: 0 CS: 0	PA: 35		
PITCHER	IP	WLS	BF	H	R	ER	SO	BB	IBB	HBP	BLK	WP	HR	S	P	ERA	WHIP							
Mike Paul, L ERA: 1.72 (1, 1)	7.0		26	3	1	1	5	0	1	1	0	0	1	34	39	1.29	0.429							
Ed Farmer, R ERA: 1.56 (8, 1)	1.1	W	6	2	0	0	0	0	0	0	0	0	0	6	6	0.00	1.500							
Steve Mingo, L ERA: 1.84 (9, 1)	0.2	S	3	1	0	0	0	0	0	0	0	0	0	3	3	0.00	1.500							

Kansas City Royals @ Cleveland Indians
Cleveland Municipal Stadium, Cleveland, OH
Sun Jul 25 1971, 3:38 AM EDT
Att: 12,247 - Cloudy

AB 31
R 1
H 6
RBI 1
BB 1
SO 5
LOB 14



Batter	1	2	3	4	5	6	7	8	9	AB	R	H	RBI	BB	SO	LOB	BOTTOM							
Ted Uhlhaender, L OBP: 0.330, SLG: 0.311 (1, 8)	G3		F8		1B 1B		E 1-3 2B			4	0	2	0	0	0	0								
Eddie Leon, R OBP: 0.327, SLG: 0.326 (1, 4)	K						5-3			4	0	2	0	0	1	2								
Vada Pinson, L OBP: 0.298, SLG: 0.376 (8, 3) (9, 7)	1B 1B		F8		G3		K			4	0	1	0	0	1	5								
Graig Nettles, L OBP: 0.368, SLG: 0.461 (1, 5)						3-1	E4			4	0	2	0	0	0	1								
Chris Chambliss, L OBP: 0.372, SLG: 0.446 Ed Farmer, R OBP: 0.500, SLG: 0.500 (8, 1) (9, 1)	F8			G6-3		3-1	6-3			4	0	0	0	0	0	5								
Frank Baker, L OBP: 0.252, SLG: 0.314 Jim Clark, R OBP: 0.188, SLG: 0.133 Chuck Hinton, R OBP: 0.333, SLG: 0.465 (8, PH) (9, 3)	K					1B 1B		SH1-4 1B BB		3	0	2	0	0	1	0								
Jack Heidemann, R OBP: 0.240, SLG: 0.220 (1, 6)	F8			1-3				SH1-4		3	0	1	0	0	0	1								
Ken Suarez, R OBP: 0.290, SLG: 0.294 (1, 2)	P6				6-3	F9				4	0	1	1	0	0	2								
Mike Paul, L OBP: 0.318, SLG: 0.415 (7, PH) (8, 9)			P6			F8		G6-4-3 1B		2	0	0	0	0	0	0								
Inning Stats	R: 0 E: 0 K: 1 S: 7	H: 2 LOB: 2 BB: 0 P: 7	R: 0 E: 0 K: 1 S: 5	H: 0 LOB: 0 BB: 0 P: 5	R: 0 E: 0 K: 0 S: 4	H: 1 LOB: 1 BB: 0 P: 4	R: 0 E: 0 K: 0 S: 4	H: 2 LOB: 1 BB: 0 P: 4	R: 0 E: 0 K: 0 S: 5	H: 2 LOB: 2 BB: 0 P: 5	R: 0 E: 0 K: 0 S: 5	H: 2 LOB: 2 BB: 0 P: 5	R: 1 E: 1 K: 1 S: 8	H: 2 LOB: 2 BB: 0 P: 8	R: 0 E: 0 K: 0 S: 3	H: 1 LOB: 0 BB: 1 P: 7	1B: 10 2B: 2 3B: 0 HR: 0	SF: 0 SAC: 1 DP: 2 HBP: 0	WP: 0 PB: 0 SB: 0 CS: 0	PA: 36				
PITCHER	IP	WLS	BF	H	R	ER	SO	BB	IBB	HBP	BLK	WP	HR	S	P	ERA	WHIP							
Bruce Dal Canton, R ERA: 3.19 (1, 1)	6.1		29	1	1	0	2	0	0	0	0	0	0	33	33	0.00	1.737							
Tom Burgmeier, L ERA: 1.44 (7, 1)	1.2	L	7	1	1	1	1	1	0	0	0	0	0	8	12	5.40	1.200							

Kansas City Royals @ Cleveland Indians
Cleveland Municipal Stadium, Cleveland, OH
Sun Jul 25 1971, 3:38 AM EDT
Att: 12,247 - Cloudy

AB 34
R 2
H 12
RBI 1
BB 1
SO 3
LOB 17



Batter	1	2	3	4	5	6	7	8	9	10	11	AB	R	H	RBI	BB	SO	LOB	TOP							
Freddie Patek, R OBP: 0.317, SLG: 0.358												4	1	2	0	0	0	2								
Paul Schaal, R OBP: 0.393, SLG: 0.395												4	0	0	1	0	1	2								
Amos Otis, R OBP: 0.366, SLG: 0.510												5	0	2	0	0	2	0								
Cookie Rojas, R OBP: 0.364, SLG: 0.433												5	0	0	0	0	3	2								
Lou Piniella, R OBP: 0.301, SLG: 0.364												5	0	1	0	0	2	1								
Bob Oliver, R OBP: 0.273, SLG: 0.310												5	0	0	0	0	0	3								
Gail Hopkins, L OBP: 0.399, SLG: 0.482												4	0	1	0	0	0	0								
Ted Abernathy, R OBP: 0.231, SLG: 0.500												0	0	0	0	0	0	0								
Dennis Paepke, R OBP: 0.277, SLG: 0.352												1	0	0	0	0	1	0								
Mike Hedlund, R ERA: 3.17												1	0	0	0	0	0	1								
Inning Stats	R: 1 E: 0 K: 1 S: 8	H: 3 LOB: 2 BB: 0 P: 8	R: 0 E: 0 K: 0 S: 4	H: 1 LOB: 1 BB: 0 P: 4	R: 0 E: 0 K: 2 S: 7	H: 0 LOB: 0 BB: 0 P: 7	R: 0 E: 0 K: 1 S: 6	H: 1 LOB: 1 BB: 0 P: 6	R: 0 E: 0 K: 0 S: 3	H: 0 LOB: 0 BB: 0 P: 3	R: 2 E: 1 K: 1 S: 8	H: 2 LOB: 1 BB: 0 P: 8	R: 0 E: 0 K: 1 S: 6	H: 1 LOB: 1 BB: 0 P: 6	R: 1 E: 0 K: 0 S: 5	H: 2 LOB: 1 BB: 0 P: 5	R: 0 E: 0 K: 2 S: 7	H: 0 LOB: 0 BB: 0 P: 7	R: 0 E: 0 K: 2 S: 7	H: 0 LOB: 0 BB: 0 P: 7	R: 0 E: 0 K: 2 S: 7	H: 0 LOB: 0 BB: 0 P: 7	1B: 7 2B: 0 3B: 1 HR: 2	SF: 1 SAC: 1 DP: 1 HBP: 0	WP: 0 PB: 0 SB: 2 CS: 0	PA: 44
PITCHER Mickey Lolich, L ERA: 3.08	(1, 1)	IP: 11.0 WLS: 11.0 BF: 44 H: 10 R: 4 ER: 2 SO: 10 BB: 1 IBB: 0 HBP: 0 BLK: 0 WP: 0 HR: 2 S: 63 P: 67 ERA: 1.64 WHIP: 1.000																								

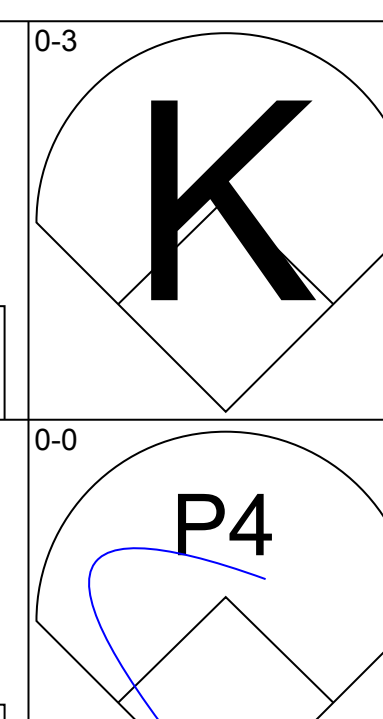
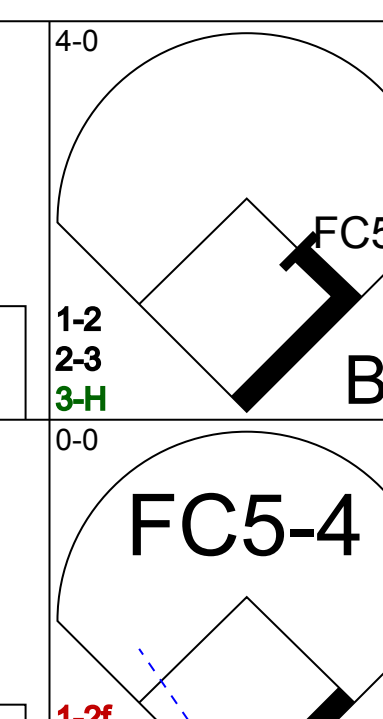
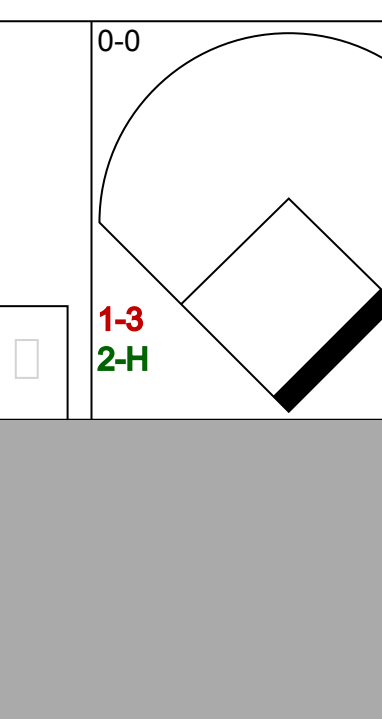
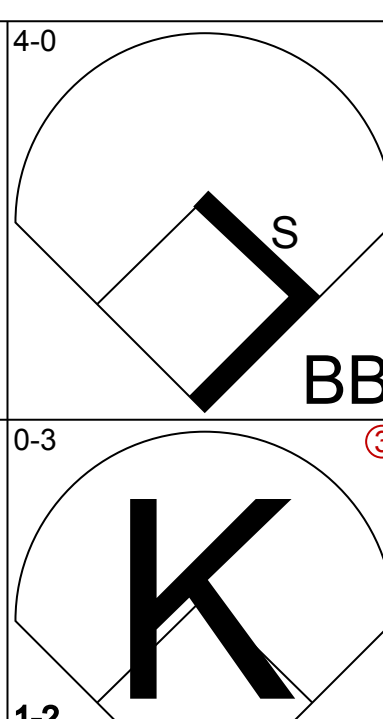
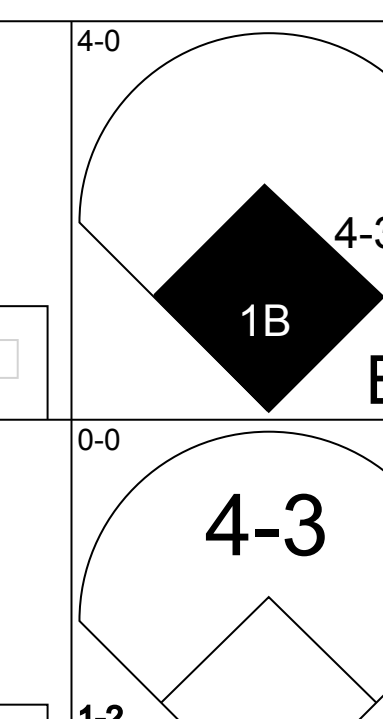
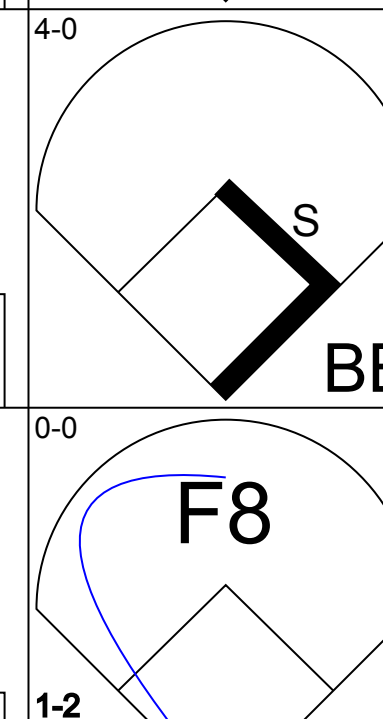

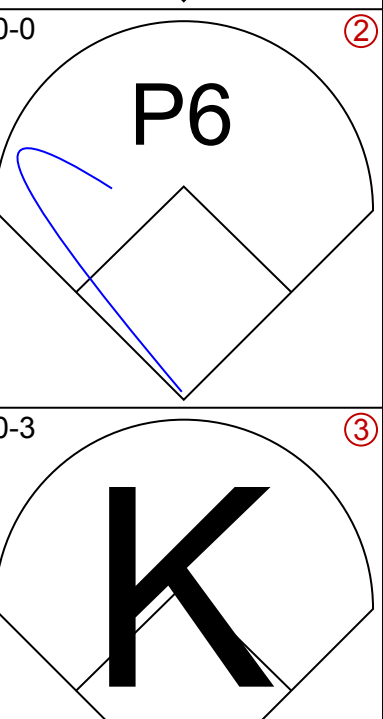

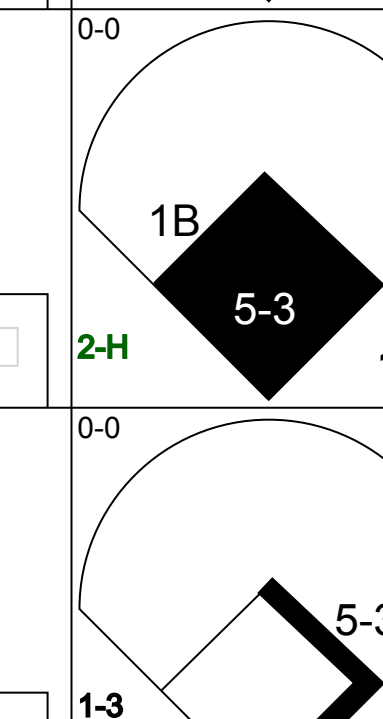

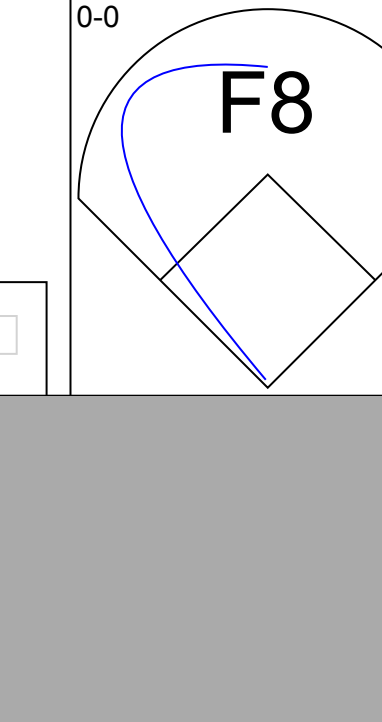

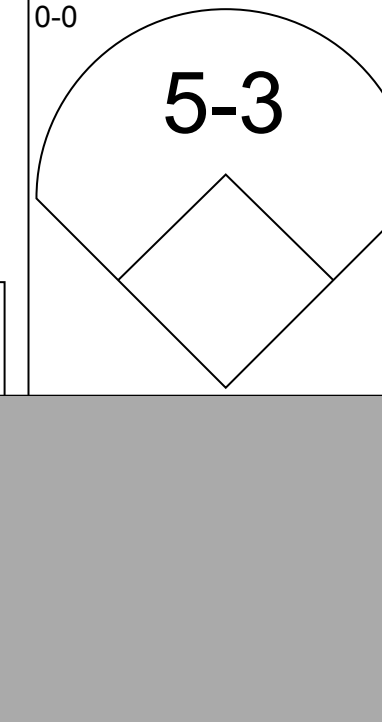
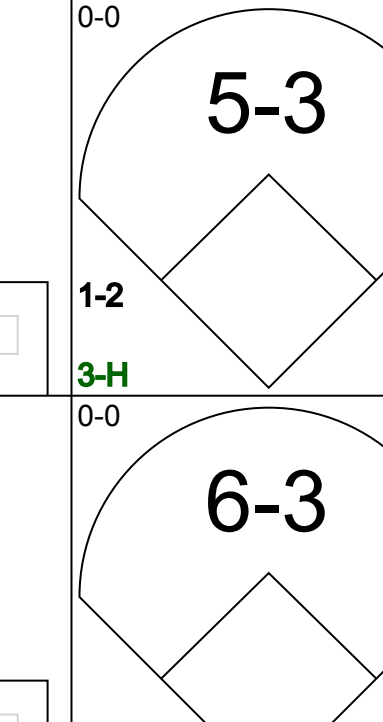





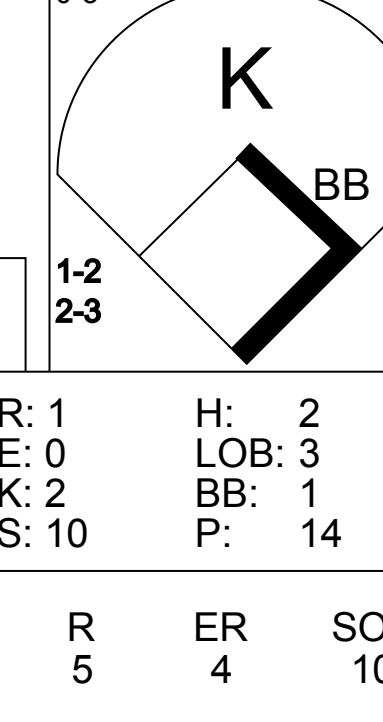
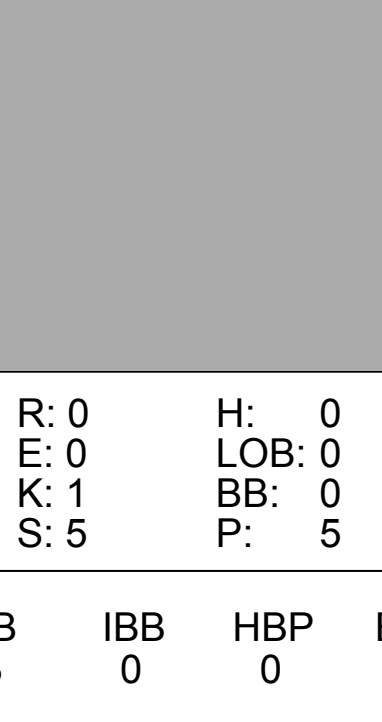
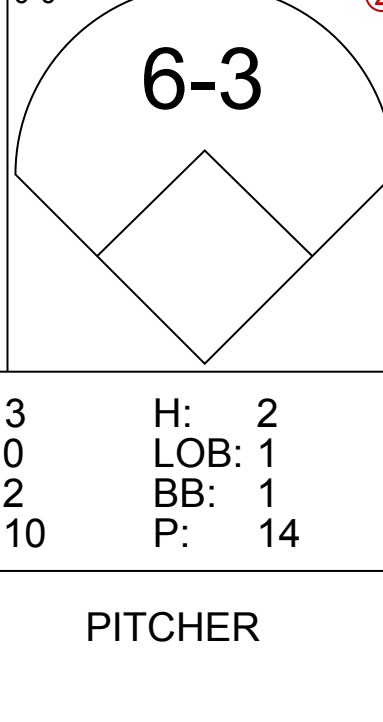

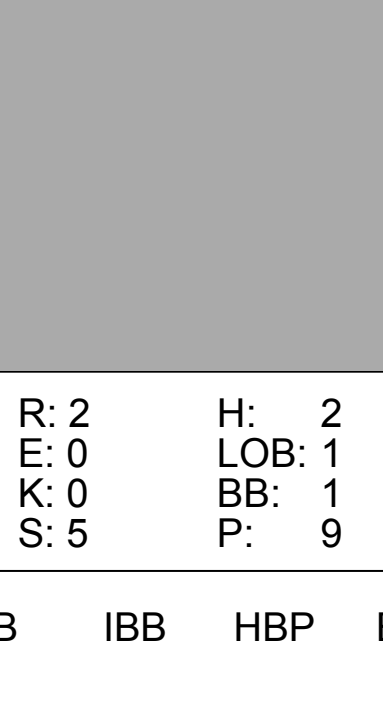
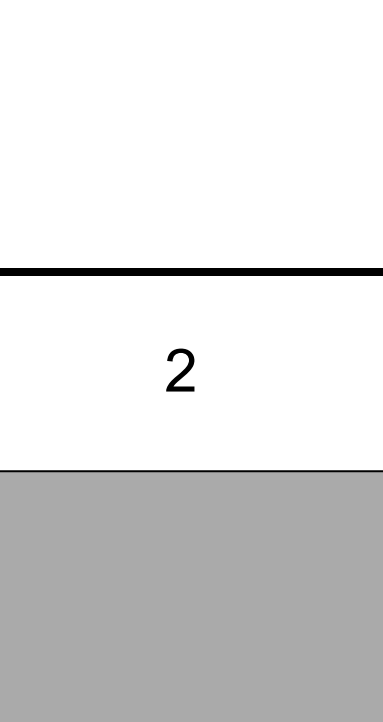
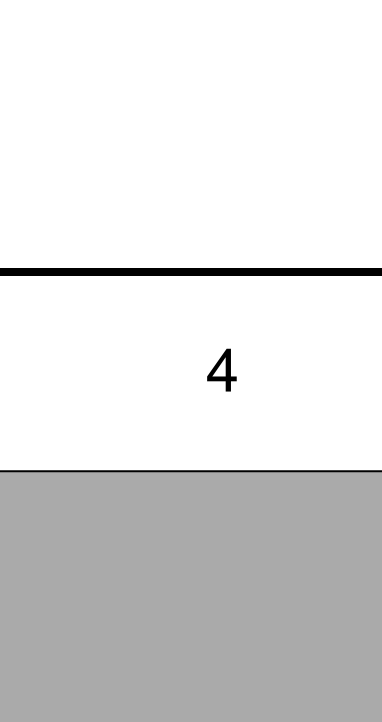
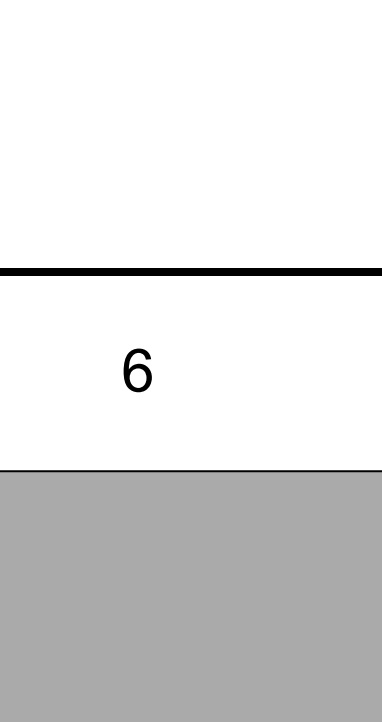
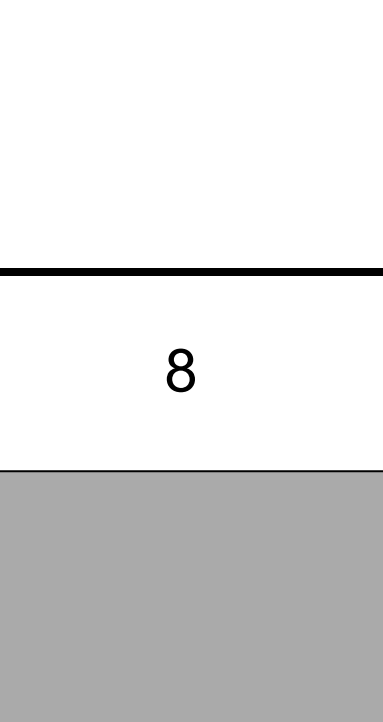
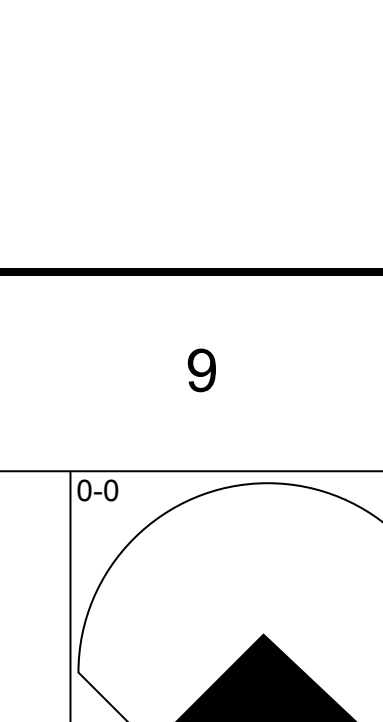





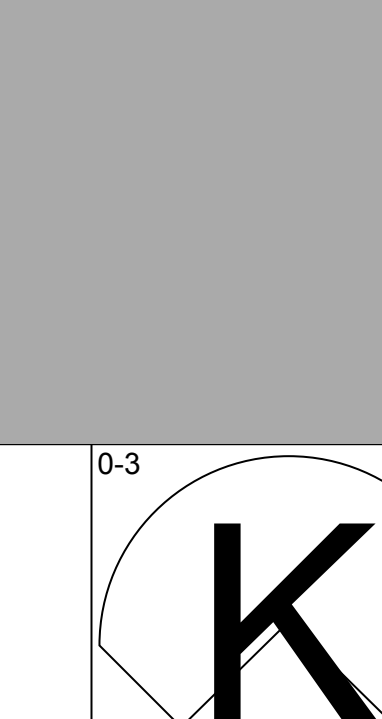
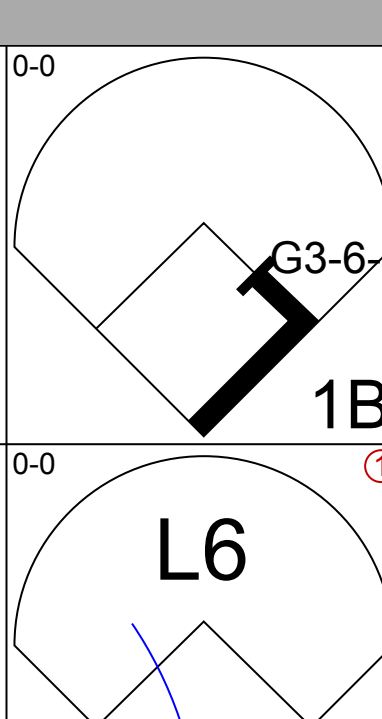
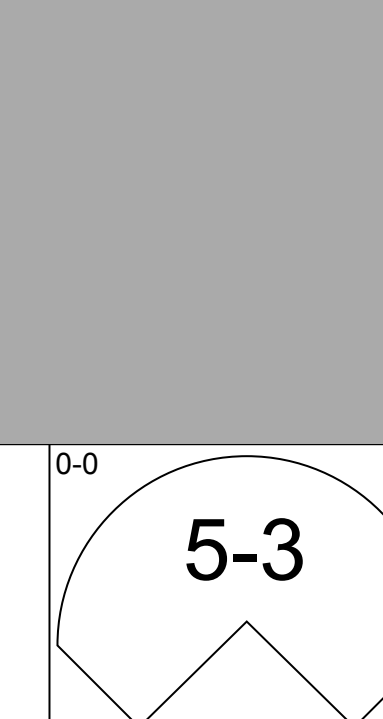
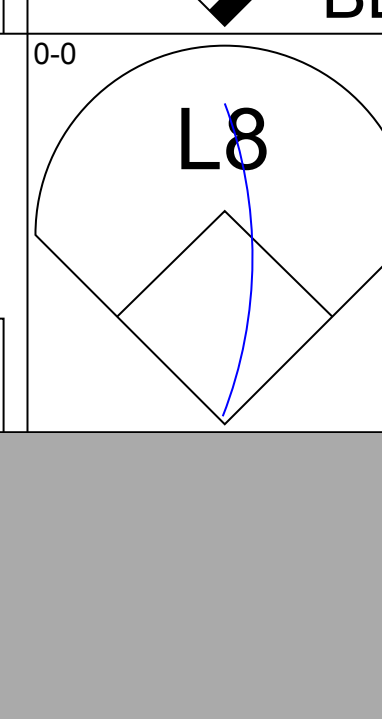
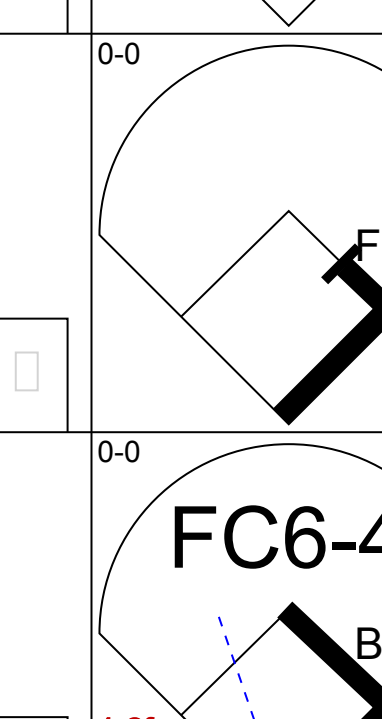
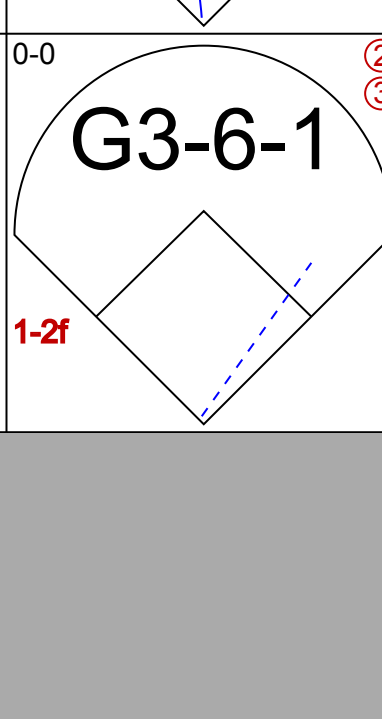
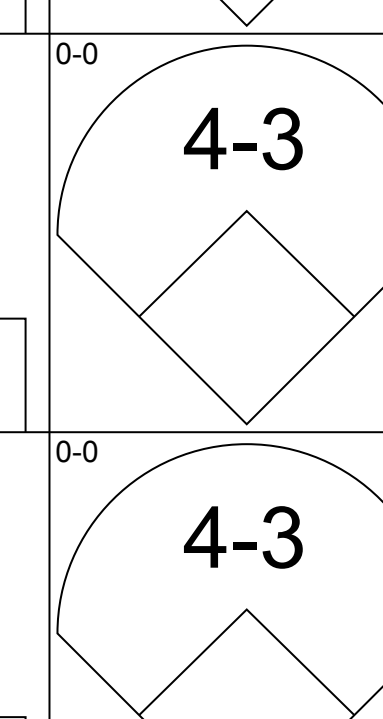
Kansas City Royals @ Detroit Tigers
Tiger Stadium, Detroit, MI
Tue Jul 27 1971, 7:05 PM EDT
Att: 18,718 - Unknown - 72 F

AB 41
R 4
H 10
RBI 4
BB 1
SO 10
LOB 12

Batter	1	2	3	4	5	6	7	8	9	10	11	AB	R	H	RBI	BB	SO	LOB	BOTTOM					
Dick McAuliffe, L OBP: 0.274, SLG: 0.341												3	2	2	1	3	0	0						
Aurelio Rodriguez, R OBP: 0.269, SLG: 0.370												5	0	0	1	1	1	4						
Gates Brown, L OBP: 0.478, SLG: 0.613												3	1	2	0	0	0	0						
Mickey Stanley, R OBP: 0.315, SLG: 0.362												2	0	0	0	0	0	4						
Willie Horton, R OBP: 0.333, SLG: 0.457												4	1	2	0	1	1	0						
Norm Cash, L OBP: 0.382, SLG: 0.573												4	0	0	0	1	2	4						
Jim Northrup, L OBP: 0.373, SLG: 0.473												4	0	1	1	0	0	3						
Jim Price, R OBP: 0.366, SLG: 0.378												5	0	1	0	0	0	2						
Tony Taylor, R OBP: 0.298, SLG: 0.319												0	1	0	0	0	0	0						
Ed Brinkman, R OBP: 0.279, SLG: 0.276												4	0	1	0	0	0	1						
Mickey Lolich, S ERA: 3.17												3	0	0	0	0	0	1						
Dalton Jones, L OBP: 0.304, SLG: 0.407												0	0	0	0	1	0	0						
Inning Stats	R: 1 E: 0 K: 0 S: 6	H: 3 LOB: 2 BB: 0 P: 6	R: 0 E: 1 K: 0 S: 3	H: 0 LOB: 0 BB: 0 P: 3	R: 3 E: 0 K: 1 S: 7	H: 2 LOB: 1 BB: 15 P: 12	R: 0 E: 0 K: 0 S: 3	H: 0 LOB: 0 BB: 0 P: 3	R: 0 E: 0 K: 1 S: 5	H: 1 LOB: 2 BB: 0 P: 5	R: 0 E: 0 K: 0 S: 3	H: 1 LOB: 1 BB: 0 P: 4	R: 0 E: 0 K: 1 S: 6	H: 1 LOB: 2 BB: 1 P: 10	R: 0 E: 0 K: 1 S: 4	H: 0 LOB: 0 BB: 0 P: 8	R: 1 E: 0 K: 0 S: 2	H: 1 LOB: 3 BB: 3 P: 14	1B: 7 2B: 1 3B: 0 HR: 1	SF: 0 SAC: 2 DP: 3 HBP: 1	WP: 4 PB: 0 SB: 0 CS: 0	PA: 47		
PITCHER Mike Hedlund, R ERA: 3.17	(1, 1)	IP: 2.1 WLS: 0.1 BF: 13 H: 4 R: 4 ER: 4 SO: 1 BB: 2 IBB: 0 HBP: 0 BLK: 0 WP: 1 HR: 1 S: 11 P: 19 ERA: 15.43 WHIP: 2.571																						
PITCHER Ted Abernathy, R ERA: 1.89	(9, 1)	IP: 0.1 WLS: 0 BF: 3 H: 1 R: 0 ER: 0 SO: 0 BB: 0 IBB: 1 HBP: 0 BLK: 0 WP: 0 HR: 0 S: 2 P: 6 ERA: 0.00 WHIP: 3.000																						
PITCHER Jim York, R ERA: 2.7	(9, 1)	IP: 2.0 WLS: 1 BF: 10 H: 1 R: 1 ER: 1 SO: 2 BB: 2 IBB: 0 HBP: 0 BLK: 0 WP: 2 HR: 0 S: 10 P: 26 ERA: 4.50 WHIP: 1.500																						

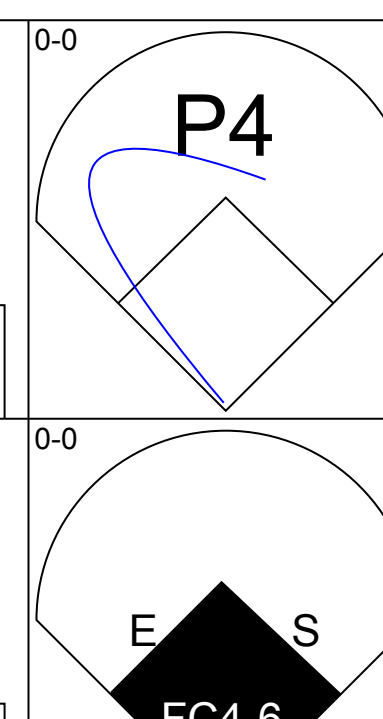
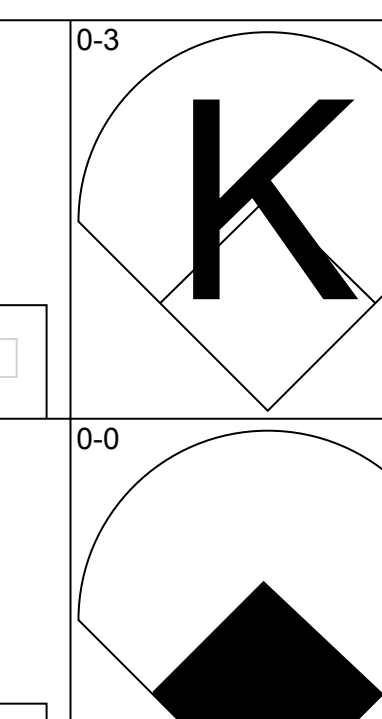
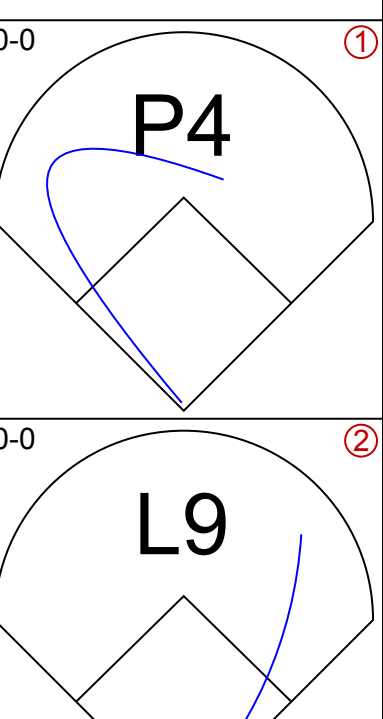
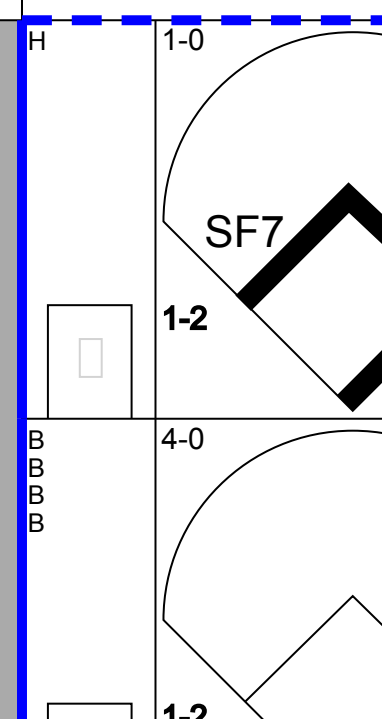
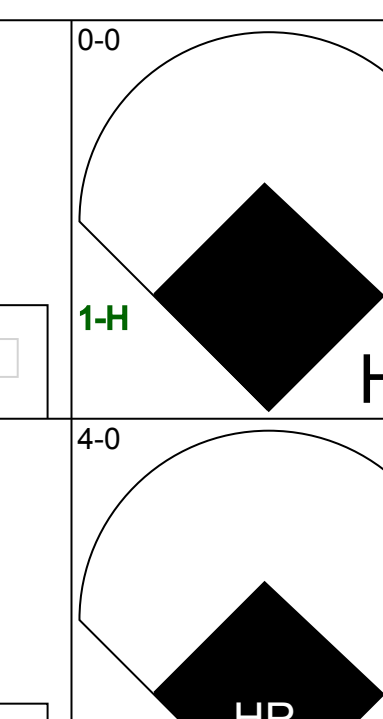
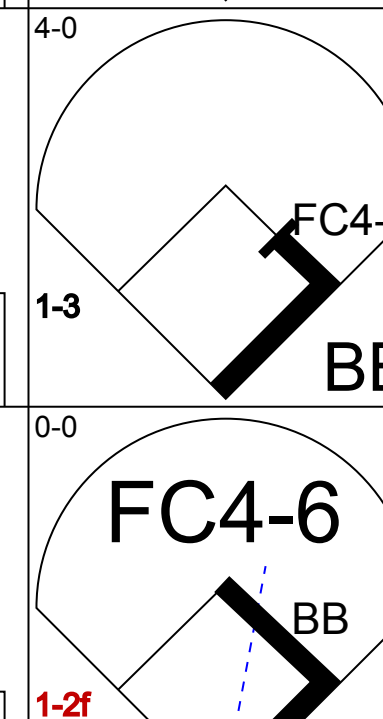
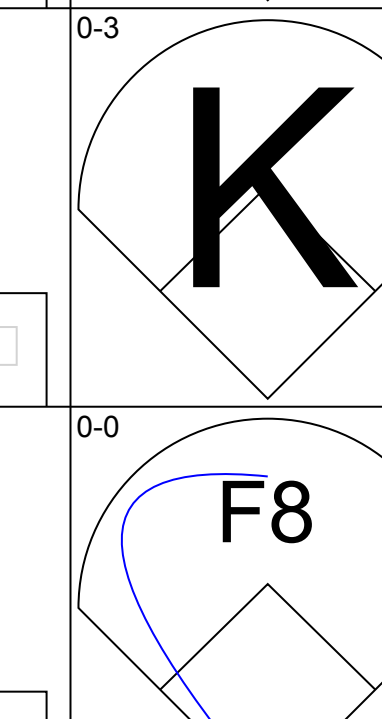
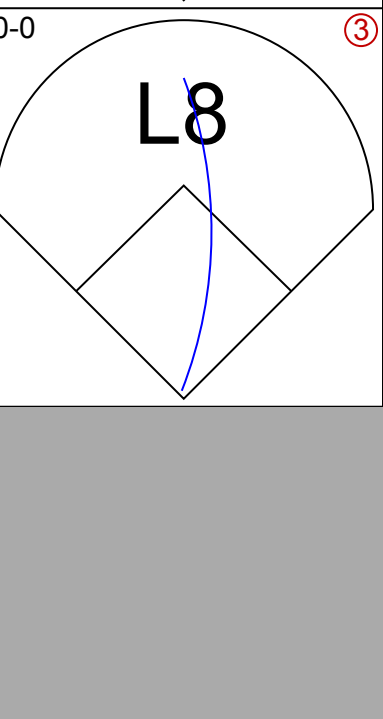
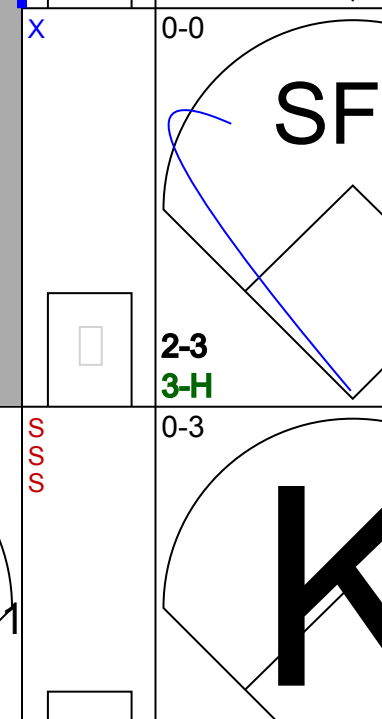
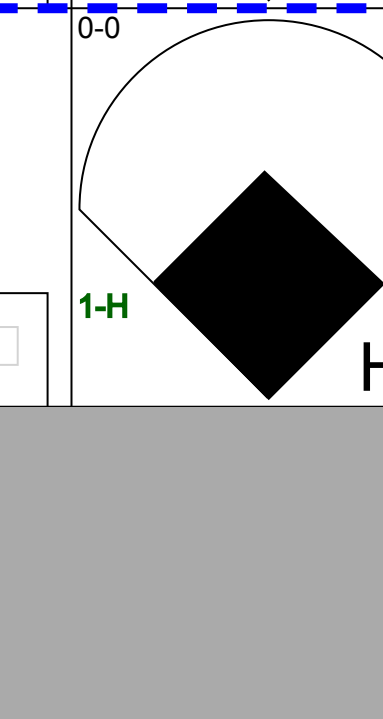
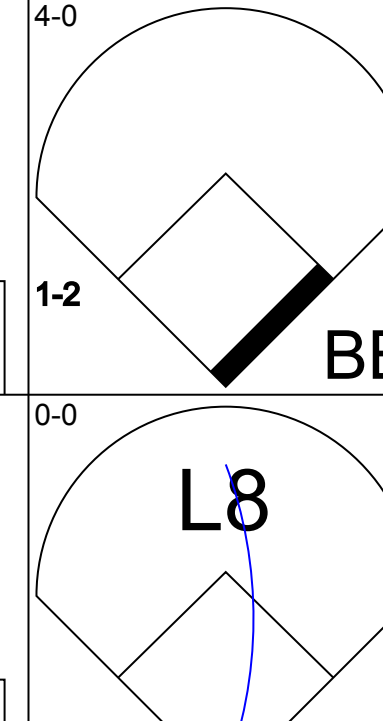







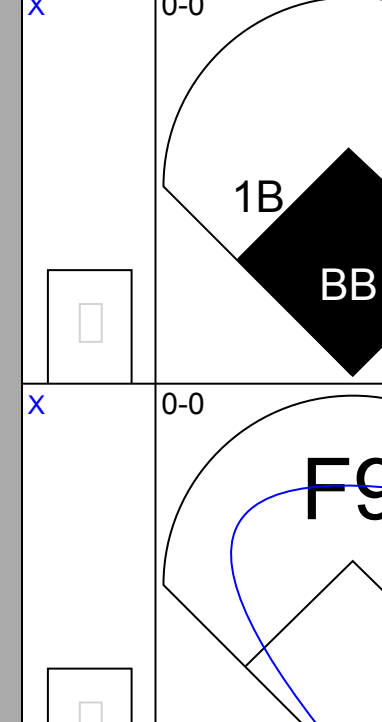
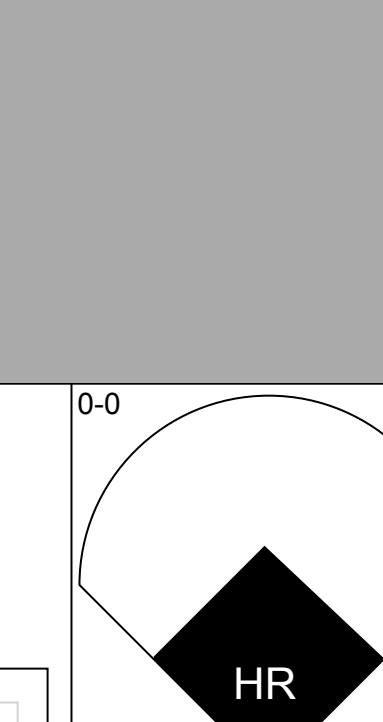
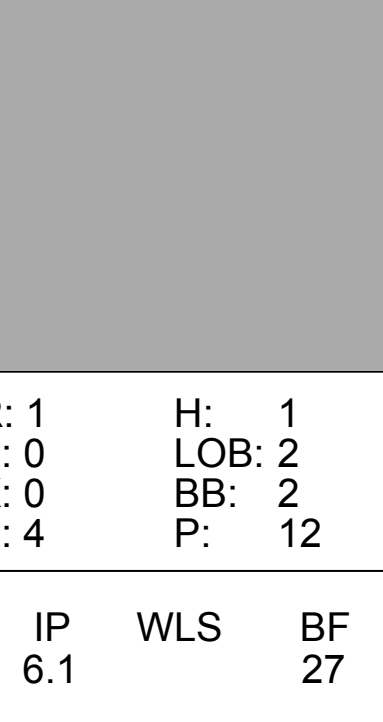
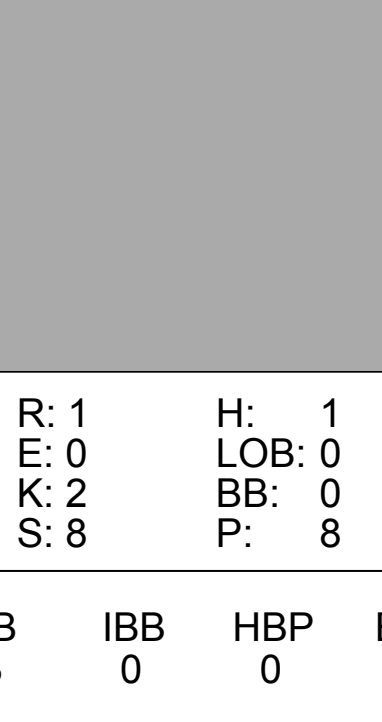

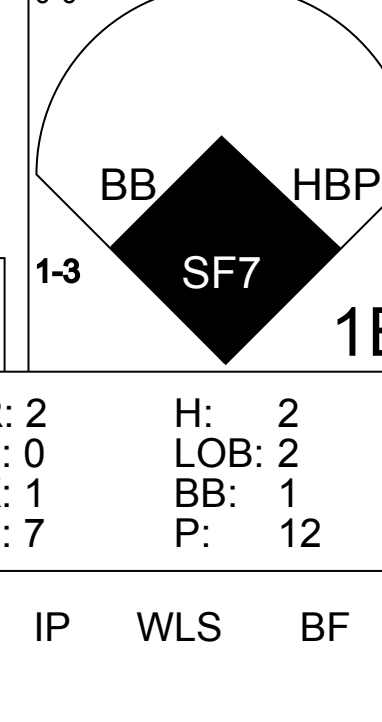

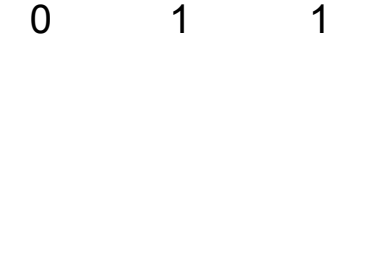


Kansas City Royals @ Detroit Tigers
Tiger Stadium, Detroit, MI
Tue Jul 27 1971, 7:05 PM EDT
Att: 18,718 - Unknown - 72 F

AB 37
R 5
H 9
RBI 3
BB 7
SO 4
LOB 19

Batter	1	2	3	4	5	6	7	8	9	AB	R	H	RBI	BB	SO	LOB	TOP																							
Freddie Patek, R OBP: 0.323, SLG: 0.359 (1, 6)										2	1	1	2	3	1	0	Kansas City Royals @ Detroit Tigers Tiger Stadium, Detroit, MI Wed Jul 28 1971, 7:05 PM EDT Att: 10,928 - Unknown - 62 F																							
Paul Schaaf, R OBP: 0.386, SLG: 0.390 (1, 5)										5	0	0	0	0	2	5																								
Amos Otis, R OBP: 0.367, SLG: 0.507 (1, 8)										4	1	1	1	1	1	0																								
Cookie Rojas, R OBP: 0.362, SLG: 0.429 (1, 4)										5	0	1	0	0	2	1																								
Lou Piniella, R OBP: 0.300, SLG: 0.360 (1, 7)										5	1	1	1	0	1	1																								
Bob Oliver, R OBP: 0.275, SLG: 0.312 (1, 9)										5	2	2	0	0	1	2																								
Chuck Harrison, R OBP: 0.250, SLG: 0.308 (1, 3)										4	1	3	3	0	0	1																								
Ed Kirkpatrick, L OBP: 0.309, SLG: 0.346 (1, 2)										4	1	1	0	0	1	3																								
Paul Splittorff, L OBP: 0.125, SLG: 0.045 Ted Abernathy, R (7, 1) Jim York, R OBP: 0.231, SLG: 0.500 (9, 1)										3	0	0	0	0	1	4																								
Inning Stats	R: 0 E: 0 K: 1 S: 5	H: 0 LOB: 1 BB: 1 P: 9	R: 1 E: 0 K: 2 S: 10	H: 2 LOB: 3 BB: 1 P: 14	R: 0 E: 0 K: 1 S: 5	H: 0 LOB: 0 BB: 0 P: 5	R: 1 E: 0 K: 1 S: 7	H: 3 LOB: 2 BB: 0 P: 7	R: 0 E: 0 K: 2 S: 7	H: 0 LOB: 0 BB: 0 P: 7	R: 3 E: 0 K: 2 S: 10	H: 2 LOB: 1 BB: 1 P: 14	R: 0 E: 0 K: 1 S: 5	H: 0 LOB: 1 BB: 0 P: 5	R: 0 E: 0 K: 1 S: 6	H: 1 LOB: 1 BB: 0 P: 6	R: 2 E: 0 K: 0 S: 5	H: 2 LOB: 1 BB: 1 P: 9	1B: 9 2B: 0 3B: 0 HR: 1	SF: 0 SAC: 0 DP: 0 HBP: 0	WP: 1 PB: 1 SB: 2 CS: 0	PA: 42																		
PITCHER	IP	WLS	BF	H	R	ER	SO	BB	IBB	HBP	BLK	WP	HR	S	P	ERA	WHIP	PITCHER				IP	WLS	BF	H	R	ER	SO	BB	IBB	HBP	BLK	WP	HR	S	P	ERA	WHIP		
Les Cain, L ERA: 4.04 Dean Chance, R ERA: 3.36	(1, 1)	7.0	32	7	5	4	10	3	0	0	0	1	1	49	61	5.14	1.429					(8, 1)	2.0	W	10	3	2	2	1	1	0	0	0	0	0	0	11	15	9.00	2.000

AB	38
R	7
H	10
RBI	7
BB	4
SO	11
LOB	18



Batter	1	2	3	4	5	6	7	8	9	AB	R	H	RBI	BB	SO	LOB	BOTTOM																					
Aurelio Rodriguez, R OBP: 0.278, SLG: 0.367 Gates Brown, L OBP: 0.463, SLG: 0.667 (7, PH) (8, 7)										3	0	0	0	0	1	0	Kansas City Royals @ Detroit Tigers Tiger Stadium, Detroit, MI Wed Jul 28 1971, 7:05 PM EDT Att: 10,928 - Unknown - 62 F																					
Tony Taylor, R OBP: 0.303, SLG: 0.340 Dalton Jones, L OBP: 0.315, SLG: 0.407 (7, PH) (8, 5)										3	2	2	1	0	0	0																						
Joe Niekro, R OBP: 0.286, SLG: 0.263 (9, PR)										3	1	1	3	1	1	0																						
Al Kaline, R OBP: 0.437, SLG: 0.453 (1, 9)										4	0	1	1	0	1	3																						
Willie Horton, R OBP: 0.332, SLG: 0.454 Dean Chance, R (8, 1)										0	0	0	0	0	0	0																						
Bill Freehan, R OBP: 0.346, SLG: 0.471 (1, 2)										3	0	0	0	1	1	1																						
Norm Cash, L OBP: 0.380, SLG: 0.568 (1, 3)										4	0	1	0	0	0	3																						
Mickey Stanley, R OBP: 0.319, SLG: 0.366 Jim Northrup, L OBP: 0.372, SLG: 0.471 (8, PH) (9, 8)										3	1	2	0	0	0	1																						
Ed Brinkman, R OBP: 0.280, SLG: 0.274 Dick McAuliffe, L OBP: 0.276, SLG: 0.343 (9, PH)										2	0	0	0	1	0	2																						
Les Cain, L OBP: 0.214, SLG: 0.222 Ike Brown, R OBP: 0.365, SLG: 0.500 (8, 4) Kevin Collins, L OBP: 0.333, SLG: 0.583 (9, PH)										1	0	0	0	0	0	1																						
Inning Stats	R: 1 E: 0 K: 0 S: 4	H: 1 LOB: 2 BB: 2 P: 12	R: 0 E: 0 K: 1 S: 5	H: 1 LOB: 0 BB: 0 P: 5	R: 1 E: 0 K: 2 S: 8	H: 1 LOB: 0 BB: 0 P: 8	R: 0 E: 0 K: 2 S: 8	H: 1 LOB: 2 BB: 1 P: 12	R: 0 E: 0 K: 0 S: 3	H: 0 LOB: 0 BB: 0 P: 3	R: 0 E: 0 K: 0 S: 3	H: 1 LOB: 0 BB: 0 P: 3	R: 2 E: 0 K: 1 S: 7	H: 2 LOB: 2 BB: 1 P: 12	R: 0 E: 0 K: 0 S: 3	H: 0 LOB: 0 BB: 0 P: 3	R: 4 E: 0 K: 0 S: 4	H: 3 LOB: 1 BB: 1 P: 8	1B: 7 2B: 0 3B: 0 HR: 3	SF: 1 SAC: 0 DP: 1 HBP: 1	WP: 0 PB: 0 SB: 1 CS: 1	PA: 39																
PITCHER	IP	WLS	BF	H	R	ER	SO	BB	IBB	HBP	BLK	WP	HR	S	P	ERA	WHIP	PITCHER				IP	WLS	BF	H	R	ER	SO	BB	IBB	HBP	BLK	WP	HR	S	P	ERA	WHIP
Paul Splittorff, L ERA: 2.62 Ted Abernathy, R ERA: 2.32 Jim York, R ERA: 2.84	(1, 1)	6.1	27	7	4	3	5	3	0	0	0	0	1	10	19	4.26	1.579					(7, 1)	2.0	11	2	3	3	1	2	0	1	0	0	1	10	19	13.50	2.000
	(9, 1)	0.0	L	1	1	1	0	0	0	0	0	0	1	1	1	∞	∞																					

AB	32
R	8
H	10
RBI	8
BB	5
SO	6
LOB	13




Batter	1	2	3	4	5	6	7	8	9	AB	R	H	RBI	BB	SO	LOB	TOP		
Freddie Patek, R OBP: 0.327, SLG: 0.370 (1, 6)	F7			BB						1	0	0	0	1	0	0	Kansas City Royals @ Baltimore Orioles Memorial Stadium, Baltimore, MD Fri Jul 30 1971, 7:05 PM EDT Att: 6,828 - Unknown livebaseballscorecards.com		
Joe Keough, L OBP: 0.333, SLG: 0.304 (1, 9)	4-3			BB						2	0	1	0	0	0	0			
Amos Otis, R OBP: 0.363, SLG: 0.500 (1, 8)	F8			BB						2	0	0	0	0	1	2			
Gail Hopkins, L OBP: 0.395, SLG: 0.471 (1, 3)		P3		BB						2	0	0	0	0	0	2			
Lou Piniella, R OBP: 0.303, SLG: 0.366 (1, 7)		4-3						F8		2	0	0	0	0	0	0			
Cookie Rojas, R OBP: 0.364, SLG: 0.431 (1, 4)									FC6	2	0	1	0	0	1	0			
Paul Schaal, R OBP: 0.385, SLG: 0.386 (1, 5)									BB	2	0	0	0	0	1	1			
Ed Kirkpatrick, L OBP: 0.306, SLG: 0.339 (1, 2)									FC6	2	0	0	0	0	0	1			
Dick Drago, R OBP: 0.231, SLG: 0.156 (1, 1)									BB	1	0	0	0	0	1	0			
Inning Stats	R: 0 E: 0 K: 0 S: 3	H: 0 LOB: 0 BB: 0 P: 3	R: 0 E: 0 K: 1 S: 5	H: 0 LOB: 0 BB: 0 P: 5	R: 0 E: 0 K: 1 S: 5	H: 0 LOB: 0 BB: 0 P: 5	R: 0 E: 0 K: 1 S: 5	H: 1 LOB: 1 BB: 1 P: 9	R: 0 E: 0 K: 1 S: 6	H: 1 LOB: 1 BB: 0 P: 6	PITCHER						1B: 2 2B: 0 3B: 0 HR: 0	SF: 0 SAC: 0 DP: 1 HBP: 0	WP: 0 PA: 17 PB: 0 SB: 0 CS: 0
PITCHER Jim Palmer, R ERA: 2.94 (1, 1)	IP: 5.0 WLS: W BF: 17 H: 2 R: 0 ER: 0 SO: 4 BB: 1 IBB: 0 HBP: 0 BLK: 0 WP: 0 HR: 0 S: 24 P: 28 ERA: 0.00 WHIP: 0.600													PITCHER					

Batter	1	2	3	4	5	6	7	8	9	AB	R	H	RBI	BB	SO	LOB	BOTTOM		
Merv Rettenmund, R OBP: 0.426, SLG: 0.441 (1, 7)	6-3									2	0	0	0	0	0	0	Kansas City Royals @ Baltimore Orioles Memorial Stadium, Baltimore, MD Fri Jul 30 1971, 7:05 PM EDT Att: 6,828 - Unknown livebaseballscorecards.com		
Paul Blair, R OBP: 0.292, SLG: 0.368 (1, 8)	F9									2	0	0	0	0	0	0			
Frank Robinson, R OBP: 0.398, SLG: 0.522 (1, 9)										2	1	1	1	0	0	0			
Boog Powell, L OBP: 0.370, SLG: 0.430 (1, 3)	3-1									2	0	0	0	0	1	0			
Elirod Hendricks, L OBP: 0.333, SLG: 0.363 (1, 2)		3-1								1	0	0	0	0	0	0			
Brooks Robinson, R OBP: 0.354, SLG: 0.429 (1, 5)										1	0	0	0	0	0	0			
Davey Johnson, R OBP: 0.353, SLG: 0.438 (1, 4)										1	0	0	0	0	0	0			
Mark Belanger, R OBP: 0.371, SLG: 0.321 (1, 6)										1	0	0	0	0	1	0			
Jim Palmer, R OBP: 0.215, SLG: 0.190 (1, 1)										1	0	0	0	0	1	0			
Inning Stats	R: 1 E: 0 K: 0 S: 4	H: 1 LOB: 0 BB: 0 P: 4	R: 0 E: 0 K: 0 S: 3	H: 0 LOB: 0 BB: 0 P: 3	R: 0 E: 0 K: 2 S: 7	H: 0 LOB: 0 BB: 0 P: 7	R: 0 E: 0 K: 1 S: 5	H: 0 LOB: 0 BB: 0 P: 5	PITCHER						1B: 0 2B: 0 3B: 0 HR: 1	SF: 0 SAC: 0 DP: 0 HBP: 0	WP: 0 PA: 13 PB: 0 SB: 0 CS: 0		
PITCHER Dick Drago, R ERA: 3.03 (1, 1)	IP: 4.0 WLS: L BF: 13 H: 1 R: 1 ER: 1 SO: 3 BB: 0 IBB: 0 HBP: 0 BLK: 0 WP: 0 HR: 1 S: 19 P: 19 ERA: 2.25 WHIP: 0.250													PITCHER					

Batter	1	2	3	4	5	6	7	8	9	AB	R	H	RBI	BB	SO	LOB	TOP			
Freddie Patek, R OBP: 0.324, SLG: 0.366 (1, 6)										4	0	0	0	0	1	0				
Joe Keough, L OBP: 0.336, SLG: 0.313 (1, 9)										4	0	2	0	0	0	0				
Amos Otis, R OBP: 0.362, SLG: 0.500 (1, 8)										4	0	1	0	0	1	2				
Gail Hopkins, L OBP: 0.388, SLG: 0.462 (1, 3)										3	0	0	0	0	0	1				
Lou Piniella, R OBP: 0.300, SLG: 0.362 (1, 7)										3	0	0	0	0	1	0				
Cookie Rojas, R OBP: 0.361, SLG: 0.427 (1, 4)										3	0	0	0	0	0	0				
Paul Schaal, R OBP: 0.387, SLG: 0.388 (1, 5)										3	0	2	0	0	1	0				
Ed Kirkpatrick, L OBP: 0.303, SLG: 0.336 (1, 2)										3	0	0	0	0	1	2				
Bruce Dal Canton, R OBP: 0.106, SLG: 0.087 (4, 1) Jim Rooker, R OBP: 0.325, SLG: 0.304 (6, PH) Mike Hedlund, R OBP: 0.157, SLG: 0.108 (6, PH) Bob Oliver, R OBP: 0.233, SLG: 0.211 (8, PH) Ted Abernathy, R OBP: 0.211, SLG: 0.211 (8, PH)										1	0	0	0	0	1	0				
Inning Stats	R: 0 E: 0 K: 0 S: 4	H: 1 LOB: 1 BB: 0 P: 4	R: 0 E: 0 K: 1 S: 5	H: 0 LOB: 0 BB: 0 P: 5	R: 0 E: 0 K: 3 S: 9	H: 0 LOB: 0 BB: 0 P: 9	R: 0 E: 0 K: 0 S: 3	H: 1 LOB: 1 BB: 0 P: 3	R: 0 E: 0 K: 0 S: 4	H: 1 LOB: 1 BB: 0 P: 4	R: 0 E: 0 K: 1 S: 5	H: 0 LOB: 0 BB: 0 P: 5	R: 0 E: 0 K: 0 S: 3	H: 1 LOB: 0 BB: 0 P: 3	R: 0 E: 0 K: 1 S: 5	H: 0 LOB: 0 BB: 0 P: 5	1B: 3 2B: 2 3B: 0 HR: 0	SF: 0 SAC: 0 DP: 2 HBP: 0	WP: 0 PB: 0 SB: 0 CS: 0	PA: 30
PITCHER Pat Dobson, R ERA: 2.65 (1, 1)	IP: 9.0 WLS: W BF: 30 H: 5 R: 0 ER: 0 SO: 6 BB: 0 IBB: 0 HBP: 0 BLK: 0 WP: 0 HR: 0 S: 42 P: 42 ERA: 0.00 WHIP: 0.556															PITCHER				

Kansas City Royals @ Baltimore Orioles
Memorial Stadium, Baltimore, MD
Sat Jul 31 1971, 7:05 PM EDT
Att: 13,222 - Unknown


AB	30
R	0
H	5
RBI	0
BB	0
SO	6
LOB	6



Batter	1	2	3	4	5	6	7	8	9	AB	R	H	RBI	BB	SO	LOB	BOTTOM			
Don Buford, S OBP: 0.418, SLG: 0.472 (1, 7)										3	0	0	0	1	1	3				
Paul Blair, R OBP: 0.292, SLG: 0.368 (8, 8)										0	0	0	0	0	0	0				
Mark Belanger, R OBP: 0.374, SLG: 0.324 (1, 6)										3	1	2	0	1	1	1				
Boog Powell, L OBP: 0.371, SLG: 0.435 (1, 3)										4	0	2	0	0	0	1				
Frank Robinson, R OBP: 0.397, SLG: 0.517 (1, 9)										3	1	0	0	1	1	3				
Merv Rettenmund, R OBP: 0.424, SLG: 0.439 (8, 7)										4	1	1	1	0	0	2				
Brooks Robinson, R OBP: 0.355, SLG: 0.432 (1, 5)										4	1	2	2	0	0	1				
Davey Johnson, R OBP: 0.355, SLG: 0.437 (1, 4)										3	0	1	0	1	0	1				
Eliot Hendricks, L OBP: 0.332, SLG: 0.358 (1, 2)										3	0	0	0	1	0	3				
Pat Dobson, R OBP: 0.182, SLG: 0.143 (1, 1)										3	0	1	1	0	1	1				
Inning Stats	R: 3 E: 0 K: 0 S: 7	H: 4 LOB: 1 BB: 0 P: 7	R: 0 E: 0 K: 1 S: 5	H: 0 LOB: 1 BB: 1 P: 9	R: 0 E: 0 K: 0 S: 3	H: 0 LOB: 0 BB: 0 P: 3	R: 0 E: 0 K: 1 S: 6	H: 2 LOB: 2 BB: 2 P: 14	R: 0 E: 0 K: 1 S: 6	H: 1 LOB: 1 BB: 0 P: 6	R: 0 E: 0 K: 0 S: 3	H: 0 LOB: 1 BB: 1 P: 7	R: 0 E: 0 K: 0 S: 3	H: 1 LOB: 1 BB: 0 P: 7	R: 0 E: 0 K: 1 S: 6	H: 1 LOB: 1 BB: 0 P: 6	1B: 7 2B: 2 3B: 0 HR: 0	SF: 0 SAC: 1 DP: 1 HBP: 0	WP: 0 PB: 0 SB: 0 CS: 2	PA: 36
PITCHER Bruce Dal Canton, R ERA: 3.38 (1, 1) Jim Rooker, L ERA: 5.33 (4, 1) Mike Hedlund, R ERA: 3.12 (6, 1) Ted Abernathy, R ERA: 2.43 (8, 1)	IP: 3.1 WLS: L BF: 18 H: 6 R: 4 ER: 4 SO: 4 BB: 2 IBB: 0 HBP: 0 BLK: 0 WP: 0 HR: 0 S: 18 P: 26 ERA: 10.80 WHIP: 2.400															PITCHER				

Kansas City Royals @ Baltimore Orioles
Memorial Stadium, Baltimore, MD
Sat Jul 31 1971, 7:05 PM EDT
Att: 13,222 - Unknown

AB	30
R	4
H	9
RBI	4
BB	5
SO	4
LOB	16



Batter	1	2	3	4	5	6	7	8	9	AB	R	H	RBI	BB	SO	LOB	TOP								
Bert Campaneris, R OBP: 0.278, SLG: 0.333	F9		L5				F9			5	1	2	1	0	0	1	Oakland Athletics @ Kansas City Royals Municipal Stadium, Kansas City, MO Tue Aug 03 1971, 8:05 PM EDT Att: 35,623 - Unknown - 83 F								
Rick Monday, L OBP: 0.335, SLG: 0.440	1-3			1B						4	2	2	4	1	1	1									
Reggie Jackson, L OBP: 0.355, SLG: 0.465				SH5-4						4	1	2	0	1	1										
Mike Epstein, L OBP: 0.376, SLG: 0.443	F8			1B						2	0	1	1	1	0	1									
Larry Brown, R OBP: 0.249, SLG: 0.238				1B						1	0	0	0	0	0	0									
Mike Hegan, L OBP: 0.363, SLG: 0.372				1B						0	0	0	0	0	0	0									
Sal Bando, R OBP: 0.377, SLG: 0.449				SH5-4						3	0	0	0	0	0	2									
Gene Tenace, R OBP: 0.438, SLG: 0.505				1B						4	0	2	1	0	1	2									
Angel Mangual, R OBP: 0.350, SLG: 0.395				F8						3	0	0	0	0	0	5									
Bob Locker, S										0	0	0	0	0	0	0									
Tommy Davis, R OBP: 0.370, SLG: 0.392										1	0	1	0	0	0	0									
Blue Moon Odom, R OBP: 0.121, SLG: 0.188										0	1	0	0	0	0	0									
Rollie Fingers, R OBP: 0.226, SLG: 0.200										0	0	0	0	0	0	0									
Dick Green, R OBP: 0.335, SLG: 0.362				1-3						4	2	2	0	0	0	0									
Vida Blue, S OBP: 0.165, SLG: 0.122										2	0	0	0	0	2	0									
George Hendrick, R OBP: 0.290, SLG: 0.353										1	0	0	0	0	1	1									
Curt Blefary, L OBP: 0.316, SLG: 0.391										1	0	0	0	0	1	2									
Inning Stats	R: 0 E: 0 K: 0 S: 3	H: 0 LOB: 1 BB: 1 P: 7	R: 0 E: 0 K: 0 S: 3	H: 1 LOB: 0 BB: 0 P: 3	R: 0 E: 0 K: 1 S: 5	H: 0 LOB: 0 BB: 0 P: 5	R: 2 E: 0 K: 0 S: 5	H: 3 LOB: 1 BB: 1 P: 9	R: 0 E: 0 K: 1 S: 8	H: 1 LOB: 2 BB: 0 P: 8	R: 0 E: 0 K: 1 S: 6	H: 1 LOB: 2 BB: 1 P: 10	R: 2 E: 0 K: 1 S: 7	H: 2 LOB: 0 BB: 0 P: 7	R: 0 E: 0 K: 0 S: 3	H: 0 LOB: 0 BB: 0 P: 3	R: 3 E: 0 K: 2 S: 10	H: 4 LOB: 1 BB: 0 P: 10	1B: 8 2B: 2 3B: 1 HR: 1	SF: 0 SAC: 1 DP: 1 HBP: 0	WP: 0 PB: 0 SB: 0 CS: 1	PA: 40			
PITCHER	IP	WLS	BF	H	R	ER	SO	BB	IBB	HBP	BLK	WP	HR	S	P	ERA	WHIP	PITCHER							
Ken Wright, R ERA: 2.96	3.1		15	4	2	2	1	2	0	0	0	0	0	15	23	5.40	1.800								
Jim York, R ERA: 2.92	3.1	L	14	4	2	2	4	1	0	0	0	0	1	21	25	5.40	1.500								
Tom Burgmeier, L ERA: 1.81	1.1		6	2	2	2	0	0	0	0	0	0	0	6	6	13.50	1.500								
Ted Abernathy, R ERA: 2.57	0.1		2	1	0	0	1	0	0	0	0	0	0	4	4	0.00	3.000								
Bill Butler, L ERA: 4.66	0.2		2	1	1	1	1	0	0	0	0	0	0	4	4	13.50	1.500								
Batter	1	2	3	4	5	6	7	8	9	AB	R	H	RBI	BB	SO	LOB	BOTTOM								
Freddie Patek, R OBP: 0.320, SLG: 0.362	F4									4	1	1	0	0	1	0	Oakland Athletics @ Kansas City Royals Municipal Stadium, Kansas City, MO Tue Aug 03 1971, 8:05 PM EDT Att: 35,623 - Unknown - 83 F								
Cookie Rojas, R OBP: 0.358, SLG: 0.421	F7									3	0	1	0	0	1	1									
Bobby Knoop, R OBP: 0.315, SLG: 0.298				1B						1	0	0	0	0	1	0									
Amos Otis, R OBP: 0.364, SLG: 0.500	1B									3	1	1	1	1	1	1									
Lou Piniella, R OBP: 0.308, SLG: 0.375										4	0	4	1	0	0	0									
Chuck Harrison, R OBP: 0.264, SLG: 0.321										3	1	2	0	0	1	2									
Tom Burgmeier, L OBP: 0.286, SLG: 0.308										1	0	0	0	0	1	0									
Ted Abernathy, R										0	0	0	0	0	0	0									
Bill Butler, L OBP: 0.091, SLG: 0.100										0	0	0	0	0	0	0									
Paul Schaaf, R OBP: 0.387, SLG: 0.384										3	1	1	0	1	0	0									
Dennis Paepke, R OBP: 0.276, SLG: 0.352										3	0	1	0	0	0	2									
Joe Keough, L OBP: 0.333, SLG: 0.310										1	0	0	0	0	0	1									
Bob Oliver, R OBP: 0.275, SLG: 0.322										4	1	1	3	0	0	2									
Ken Wright, R OBP: 0.111, SLG: 0.059										1	0	0	0	0	1	0									
Jim York, R OBP: 0.214, SLG: 0.462										1	0	0	0	0	1	0									
Ed Kirkpatrick, L OBP: 0.308, SLG: 0.346										1	0	0	0	0	0	0									
Inning Stats	R: 0 E: 0 K: 1 S: 6	H: 1 LOB: 2 BB: 1 P: 10	R: 0 E: 0 K: 0 S: 3	H: 0 LOB: 0 BB: 0 P: 3	R: 0 E: 0 K: 3 S: 10	H: 1 LOB: 1 BB: 0 P: 10	R: 3 E: 0 K: 1 S: 7	H: 3 LOB: 0 BB: 1 P: 11	R: 2 E: 1 K: 1 S: 7	H: 4 LOB: 2 BB: 0 P: 7	R: 0 E: 0 K: 0 S: 3	H: 1 LOB: 0 BB: 0 P: 3	R: 0 E: 0 K: 1 S: 5	H: 0 LOB: 0 BB: 0 P: 5	R: 0 E: 0 K: 1 S: 5	H: 1 LOB: 0 BB: 0 P: 5	R: 0 E: 0 K: 0 S: 3	H: 1 LOB: 0 BB: 0 P: 3	1B: 8 2B: 3 3B: 0 HR: 1	SF: 0 SAC: 0 DP: 2 HBP: 0	WP: 0 PB: 0 SB: 1 CS: 0	PA: 35			
PITCHER	IP	WLS	BF	H	R	ER	SO	BB	IBB	HBP	BLK	WP	HR	S	P	ERA	WHIP	PITCHER							
Vida Blue, L ERA: 1.63	5.0		23	9	5	4	6	2	0	0	1	1	33	41	7.20	2.200									
Bob Locker, R ERA: 3.42	3.0	W	9	2	0	0	2	0	0	0	0	0	13	13	0.00	0.667									
Rollie Fingers, R ERA: 2.67	1.0	S	3	1	0	0	0	0	0	0	0	0	3	3	0.00	1.000									


Batter	1	2	3	4	5	6	7	8	9	AB	R	H	RBI	BB	SO	LOB	TOP			
Cesar Tovar, R (1,7) OBP: 0.363, SLG: 0.362	F5		F6			E4		F7		4	0	0	0	0	0	3	Minnesota Twins @ Kansas City Royals Municipal Stadium, Kansas City, MO Wed Aug 04 1971, 8:05 PM EDT Att: 10,803 - Unknown			
Steve Braun, L (1,5) OBP: 0.342, SLG: 0.336	F6			4-3		FC1-5		FC6		4	0	0	0	0	0	3				
Rod Carew, L (1,4) OBP: 0.317, SLG: 0.350	1-3			G3		G4-3			4-3	4	0	0	0	0	2					
Harmon Killebrew, R (1,3) OBP: 0.382, SLG: 0.412		K			BB				F8	3	0	1	0	1	1	0				
Jim Holt, L (1,9) OBP: 0.286, SLG: 0.324		6-3			L8				1B	4	0	0	0	0	2					
Leo Cardenas, R (1,6) OBP: 0.354, SLG: 0.451																				
Jim Nettles, L (1,8) OBP: 0.304, SLG: 0.446																				
Phil Roof, R (1,2) OBP: 0.257, SLG: 0.255																				
Ray Corbin, R (1,1) OBP: 0.267, SLG: 0.241																				
Inning Stats	R: 0 E: 0 K: 0 S: 3	H: 0 LOB: 0 BB: 0 P: 3	R: 0 E: 0 K: 1 S: 5	H: 0 LOB: 0 BB: 0 P: 5	R: 0 E: 0 K: 1 S: 5	H: 0 LOB: 1 BB: 1 P: 9	R: 0 E: 0 K: 0 S: 3	H: 0 LOB: 1 BB: 0 P: 7	R: 0 E: 1 K: 0 S: 3	H: 0 LOB: 1 BB: 1 P: 7	R: 0 E: 0 K: 0 S: 4	H: 1 LOB: 1 BB: 0 P: 4	R: 0 E: 0 K: 0 S: 4	H: 1 LOB: 1 BB: 0 P: 4	R: 0 E: 0 K: 0 S: 3	H: 0 LOB: 0 BB: 0 P: 3	1B: 2 2B: 0 3B: 0 HR: 0	SF: 0 SAC: 0 DP: 1 HBP: 0	WP: 0 PB: 0 SB: 0 CS: 0	PA: 32
PITCHER A Fitzmorris, R (1,1) ERA: 3.9	IP: 9.0 WLS: W BF: 32 H: 2 R: 0 ER: 0 SO: 2 BB: 3 IBB: 0 HBP: 0 BLK: 0 WP: 0 HR: 0 S: 33 P: 45 ERA: 0.00 WHIP: 0.556															PITCHER				

Batter	1	2	3	4	5	6	7	8	9	AB	R	H	RBI	BB	SO	LOB	BOTTOM			
Freddie Patek, R (1,6) OBP: 0.319, SLG: 0.362	K			K		6-3		L9		4	0	0	0	0	2	1	Minnesota Twins @ Kansas City Royals Municipal Stadium, Kansas City, MO Wed Aug 04 1971, 8:05 PM EDT Att: 10,803 - Unknown			
Joe Keough, L (1,9) OBP: 0.336, SLG: 0.327				K		F8		2B		4	1	2	1	0	1	0				
Amos Otis, R (1,8) OBP: 0.369, SLG: 0.500								3B		2	1	1	0	2	0	1				
Gail Hopkins, L (1,3) OBP: 0.390, SLG: 0.458																				
Bob Oliver, R (8, PR) OBP: 0.275, SLG: 0.322																				
Lou Piniella, R (1,7) OBP: 0.307, SLG: 0.371																				
Dennis Paepke, R (1,2) OBP: 0.270, SLG: 0.340																				
Paul Schaal, R (1,5) OBP: 0.385, SLG: 0.379																				
Bobby Knoop, R (1,4) OBP: 0.300, SLG: 0.302																				
AJ Fitzmorris, S (1,1) OBP: 0.167, SLG: 0.167																				
Inning Stats	R: 0 E: 0 K: 1 S: 5	H: 1 LOB: 0 BB: 0 P: 5	R: 0 E: 0 K: 1 S: 5	H: 0 LOB: 0 BB: 0 P: 5	R: 0 E: 1 K: 2 S: 8	H: 1 LOB: 2 BB: 1 P: 12	R: 0 E: 0 K: 0 S: 3	H: 1 LOB: 1 BB: 0 P: 6	R: 0 E: 0 K: 0 S: 3	H: 0 LOB: 1 BB: 1 P: 7	R: 0 E: 0 K: 0 S: 3	H: 0 LOB: 0 BB: 0 P: 3	R: 3 E: 0 K: 0 S: 6	H: 3 LOB: 1 BB: 1 P: 10	R: 0 E: 0 K: 0 S: 3	H: 0 LOB: 0 BB: 0 P: 3	1B: 3 2B: 3 3B: 1 HR: 0	SF: 0 SAC: 0 DP: 1 HBP: 0	WP: 1 PB: 0 SB: 1 CS: 0	PA: 32
PITCHER Ray Corbin, R (1,1) ERA: 3.73	IP: 8.0 WLS: L BF: 32 H: 6 R: 3 ER: 3 SO: 6 BB: 3 IBB: 0 HBP: 0 BLK: 0 WP: 1 HR: 0 S: 41 P: 53 ERA: 3.38 WHIP: 1.125															PITCHER				

AB 29
R 0
H 2
RBI 0
BB 3
SO 2
LOB 13



AB 29
R 3
H 6
RBI 3
BB 3
SO 6
LOB 7



Batter	1	2	3	4	5	6	7	8	9	AB	R	H	RBI	BB	SO	LOB	TOP								
Steve Braun, L (1,5) OBP: 0.336, SLG: 0.329	0-3 K		0-0 F4	0-0 L7		0-3 K		0-0 1-3		5	0	0	0	0	2	2									
Cesar Tovar, R (1,7) OBP: 0.364, SLG: 0.362	0-0 6-3		0-0 1B SF9	0-0 1B		0-0 6-3			0-0 F9	5	1	2	0	0	0	0									
Tony Oliva, L (1,9) OBP: 0.397, SLG: 0.624	0-3 K		0-0 1B SF9	0-0 1B			0-0 3-1		0-0 4-3	5	1	2	1	0	1	0									
Rod Carew, L (1,4) OBP: 0.318, SLG: 0.352		0-0 SH1-3 1B	4-0 1B	0-0 F7			0-3 K		0-0 1-3	4	1	1	0	1	1	2									
Leo Cardenas, R (1,6) OBP: 0.354, SLG: 0.451		0-0 SH1-3	0-0 SF9		0-0 E6 1B					2	0	1	1	0	0	0									
Jim Holt, L (1,3) OBP: 0.292, SLG: 0.330		0-0 2B	0-0 S		0-0 L3 1B					4	0	3	2	0	0	1									
Rich Reese, L (7,3) OBP: 0.261, SLG: 0.331		0-0 1B	0-0 1B		0-0 L3 1B					0	0	0	0	0	0	0									
George Mitterwald, R (1,2) OBP: 0.320, SLG: 0.403		0-0 2B	0-3 K		0-3 K					4	0	1	0	0	2	4									
Jim Nettles, L (1,8) OBP: 0.305, SLG: 0.436		4-0 BB		0-0 F5	0-0 L3			0-0 G3		2	0	0	0	1	0	2									
George Thomas, R (8,PH) OBP: 0.212, SLG: 0.161					1-2					1	0	0	0	0	0	0									
Tom Hall, L (1,1) OBP: 0.321, SLG: 0.333		0-0 G6-4-3		0-0 4-3				0-0 1B		3	1	1	0	0	0	3									
Stan Williams, R (7,1)										0	0	0	0	0	0	0									
Bob Gebhard, R (7,1)										0	0	0	0	0	0	0									
Danny Thompson, R (8,PH) OBP: 0.333, SLG: 0.289		1-2		1B						1	0	1	0	0	0	0									
Jim Strickland, L (8,1)				1B						0	0	0	0	0	0	0									
Inning Stats	R: 0 E: 0 K: 2 S: 7	H: 0 LOB: 0 BB: 0 P: 7	R: 1 E: 0 K: 0 S: 5	H: 3 LOB: 2 BB: 1 P: 9	R: 2 E: 0 K: 1 S: 8	H: 3 LOB: 2 BB: 1 P: 12	R: 1 E: 0 K: 0 S: 6	H: 3 LOB: 2 BB: 0 P: 6	R: 0 E: 1 K: 1 S: 6	H: 1 LOB: 1 BB: 0 P: 6	R: 0 E: 0 K: 1 S: 5	H: 0 LOB: 0 BB: 0 P: 5	R: 0 E: 0 K: 1 S: 6	H: 1 LOB: 1 BB: 0 P: 6	R: 0 E: 0 K: 0 S: 4	H: 1 LOB: 1 BB: 0 P: 4	R: 0 E: 0 K: 0 S: 3	H: 0 LOB: 0 BB: 0 P: 3	1B: 10 2B: 3 3B: 0 HR: 0	SF: 1 SAC: 1 DP: 2 HBP: 0	WP: 0 PB: 0 SB: 1 CS: 0	PA: 40			
PITCHER	IP	WLS	BF	H	R	ER	SO	BB	IBB	HBP	BLK	WP	HR	S	P	ERA	WHIP								
Roger Nelson, R (1,1) ERA: 8.14	3.0		16	6	3	3	3	2	0	0	0	0	0	20	28	9.00	2.667								
Bill Butler, L (4,1) ERA: 4.5	1.0		6	3	1	1	0	0	0	0	0	0	0	6	6	9.00	3.000								
Ted Abernathy, R (5,1) ERA: 2.44	3.0	W	11	2	0	0	3	0	0	0	0	0	0	17	17	0.00	0.667								
Tom Burgmeier, L (8,1) ERA: 1.75	2.0	S	7	1	0	0	0	0	0	0	0	0	0	7	7	0.00	0.500								

Minnesota Twins @ Kansas City Royals
Municipal Stadium, Kansas City, MO
Thu Aug 05 1971, 8:05 PM EDT
Alt. 9,255 - Unknown - 77 F

AB 36
R 4
H 12
RBI 4
BB 2
SO 6
LOB 14



Batter	1	2	3	4	5	6	7	8	9	AB	R	H	RBI	BB	SO	LOB	BOTTOM								
Freddie Patek, R (1,6) OBP: 0.317, SLG: 0.358	0-3 K		0-3 K		0-0 F7		1-0 S 2B HBP	0-0 5-3		4	1	0	0	0	2	1									
Cookie Rojas, R (1,4) OBP: 0.363, SLG: 0.422	4-0 3B BB		4-0 G6-4-3 BB		0-0 F3		4-0 2B BB	0-0 1B		2	2	1	0	3	0	1									
Amos Otis, R (1,8) OBP: 0.367, SLG: 0.499	0-0 F4		0-0 G6-4-3		0-0 FC5-4		0-0 1B 2B	0-3 K		5	1	1	3	0	1	4									
Lou Piniella, R (1,7) OBP: 0.309, SLG: 0.383	0-0 1H 3B			0-0 F8 SF8		0-0 F9		0-0 5-3		4	1	2	1	0	0	1									
Chuck Harrison, R (1,3) OBP: 0.274, SLG: 0.321	4-0 BB			0-0 F8		0-0 L7		0-0 1B		3	0	1	1	1	0	1									
Paul Schaaf, R (1,5) OBP: 0.384, SLG: 0.376	0-0 F7			4-0 BB		0-0 E5 2B		0-0 F7		3	1	0	0	1	0	3									
Bob Oliver, R (1,9) OBP: 0.278, SLG: 0.330		0-3 K		0-0 SF8		0-0 1H 2B		0-0 1B		3	0	2	2	0	1	0									
Jerry May, R (1,2) OBP: 0.332, SLG: 0.355		0-3 K		0-0 F7		0-0 F7		0-0 1-2-3		1	0	0	0	0	1	0									
Dennis Paepke, R (4,PH) OBP: 0.262, SLG: 0.330					0-0 F7					3	0	0	0	0	0	4									
Roger Nelson, R (1,1)		0-3 K			0-0 FC5-4 1B			0-0 L8		1	0	0	0	0	1	0									
Bill Butler, L (4,1) OBP: 0.111, SLG: 0.100										0	0	0	0	0	0	0									
Ted Abernathy, R (5,1) OBP: 0.111, SLG: 0.111										1	0	1	0	0	0	0									
Bobby Knoop, R (7,PH) OBP: 0.311, SLG: 0.352										1	1	1	0	0	0	0									
Tom Burgmeier, L (8,1) OBP: 0.387, SLG: 0.286										1	0	0	0	0	0	0									
Inning Stats	R: 1 E: 0 K: 1 S: 6	H: 1 LOB: 2 BB: 2 P: 14	R: 0 E: 0 K: 3 S: 9	H: 0 LOB: 0 BB: 0 P: 9	R: 0 E: 0 K: 1 S: 4	H: 0 LOB: 0 BB: 1 P: 8	R: 1 E: 0 K: 0 S: 4	H: 1 LOB: 1 BB: 1 P: 8	R: 0 E: 0 K: 0 S: 4	H: 1 LOB: 1 BB: 0 P: 4	R: 1 E: 1 K: 0 S: 5	H: 1 LOB: 1 BB: 0 P: 5	R: 4 E: 0 K: 0 S: 7	H: 4 LOB: 2 BB: 1 P: 12	R: 0 E: 0 K: 1 S: 6	H: 1 LOB: 1 BB: 0 P: 6	1B: 4 2B: 3 3B: 2 HR: 0	SF: 1 SAC: 0 DP: 1 HBP: 1	WP: 0 PB: 0 SB: 1 CS: 0	PA: 39					
PITCHER	IP	WLS	BF	H	R	ER	SO	BB	IBB	HBP	BLK	WP	HR	S	P	ERA	WHIP								
Tom Hall, L (1,1) ERA: 3.43	6.0		27	5	4	3	5	4	0	0	0	0	0	33	49	4.50	1.500								
Stan Williams, R (7,1) ERA: 4.0	0.0	L	3	1	2	2	0	1	0	1	0	0	0	1	6	∞	∞								
Bob Gebhard, R (7,1) ERA:	1.0		5	2	1	1	0	0	0	0	0	0	0	5	5	9.00	2.000								
Jim Strickland, L (8,1) ERA: 1.45	1.0		4	1	0	0	1	0	0	0	0	0	0	6	6	0.00	1.000								

Minnesota Twins @ Kansas City Royals
Municipal Stadium, Kansas City, MO
Thu Aug 05 1971, 8:05 PM EDT
Alt. 9,255 - Unknown - 77 F

AB 32
R 7
H 9
RBI 7
BB 5
SO 6
LOB 15



Batter	1	2	3	4	5	6	7	8	9	AB	R	H	RBI	BB	SO	LOB	TOP				
Tommy Harper, R (1, 7) OBP: 0.314, SLG: 0.376	F9			5-3		S BB 1B			SH1-4 SF7 2B	4	1	2	0	0	0	0	Milwaukee Brewers @ Kansas City Royals Municipal Stadium, Kansas City, MO Fri Aug 06 1971, 8:05 PM EDT Alt: 8,730 - Unknown - 77 F livebaseballscorecards.com				
Ron Theobald, R (1, 4) OBP: 0.397, SLG: 0.338	G6-4-3 1B			SF7 3B		S BB 1-2		2-3 SF7	2	1	2	0	1	0	0						
John Briggs, L (1, 3) OBP: 0.397, SLG: 0.479	G6-4-3 1-2			SF7 3-H		6-3 1-2 2-3		SF7	2	0	0	2	0	0	3						
Jose Cardenal, R (1, 8) OBP: 0.304, SLG: 0.375		6-3		1-3				F2	3	4	0	0	0	0	0						
Bobby Mitchell, R (1, 9) OBP: 0.265, SLG: 0.452		K						K	2	3	0	0	0	0	3						
Roberto Pena, R (1, 5) OBP: 0.283, SLG: 0.349		F3						K	3	3	0	0	0	0	1						
Elie Rodriguez, R (1, 2) OBP: 0.276, SLG: 0.213				K				F8	3	3	0	0	0	0	1						
Rick Auerbach, R (1, 6) OBP: 0.274, SLG: 0.231				5-3				L8	1	3	0	0	0	0	0						
Skip Lockwood, R (1, 1) OBP: 0.174, SLG: 0.119				K				2-3	2	3	0	0	0	0	1						
Ken Sanders, R (9, 1)								F3	3	0	0	0	0	0	0						
Inning Stats	R: 0 E: 0 K: 0 S: 3	H: 1 LOB: 0 BB: 0 P: 3	R: 0 E: 0 K: 1 S: 5	H: 0 LOB: 0 BB: 0 P: 5	R: 0 E: 0 K: 2 S: 7	H: 0 LOB: 0 BB: 0 P: 7	R: 1 E: 0 K: 0 S: 4	H: 1 LOB: 0 BB: 0 P: 4	R: 0 E: 0 K: 1 S: 5	H: 0 LOB: 0 BB: 0 P: 5	R: 0 E: 0 K: 2 S: 7	H: 0 LOB: 0 BB: 0 P: 7	R: 0 E: 0 K: 0 S: 3	H: 0 LOB: 0 BB: 0 P: 3	R: 1 E: 0 K: 0 S: 4	H: 1 LOB: 0 BB: 0 P: 4	1B: 2 2B: 1 3B: 1 HR: 0	SF: 2 SAC: 1 DP: 1 HBP: 0	WP: 0 PA: 31 SB: 0 CS: 0		
PITCHER Paul Spittorff, L (1, 1) ERA: 2.51	IP: 9.0 WLS: L BF: 31	H: 4 R: 2 ER: 2 SO: 6	BB: 1 IBB: 0 HBP: 0 BLK: 0	WP: 0 HR: 0 S: 42 P: 46	ERA: 2.00 WHIP: 0.556	PITCHER											IP: 9.0 WLS: L BF: 31	H: 4 R: 2 ER: 2 SO: 6	BB: 1 IBB: 0 HBP: 0 BLK: 0	WP: 0 HR: 0 S: 42 P: 46	ERA: 2.00 WHIP: 0.556

Batter	1	2	3	4	5	6	7	8	9	AB	R	H	RBI	BB	SO	LOB	BOTTOM				
Freddie Patek, R (1, 6) OBP: 0.314, SLG: 0.355	P4		K			K		F8		4	0	0	0	0	2	1	Milwaukee Brewers @ Kansas City Royals Municipal Stadium, Kansas City, MO Fri Aug 06 1971, 8:05 PM EDT Alt: 8,730 - Unknown - 77 F livebaseballscorecards.com				
Joe Keough, L (1, 9) OBP: 0.339, SLG: 0.330	1B			2B 1B		FC3-6 1-2		F7	1	4	1	2	0	0	1						
Amos Otis, R (1, 8) OBP: 0.371, SLG: 0.504	K2-6-2 1B			1B 2B		L9		5-3 1B	2	4	0	3	0	0	1						
Gail Hopkins, L (1, 3) OBP: 0.387, SLG: 0.452	K2-6-2 1-2			G1-4-3 1B		F8		5-3	2	4	0	1	1	0	1						
Lou Piniella, R (1, 7) OBP: 0.305, SLG: 0.378		K		G1-4-3 1-2		6-3		F9	3	4	0	0	0	0	1						
Cookie Rojas, R (1, 4) OBP: 0.363, SLG: 0.420		F8				L9		BB	1	2	0	0	0	1	0						
Paul Schaal, R (1, 5) OBP: 0.381, SLG: 0.373		4-3				6-3		F8	2	3	0	0	0	0	1						
Ed Kirkpatrick, L (1, 2) OBP: 0.301, SLG: 0.338				F3		G3		4-3	1	3	0	0	0	0	0						
Paul Spittorff, L (1, 1) OBP: 0.133, SLG: 0.071				F6		FC3-6 1B		4-3	2	3	0	1	0	0	0						
Inning Stats	R: 0 E: 0 K: 1 S: 6	H: 2 LOB: 2 BB: 0 P: 6	R: 0 E: 0 K: 1 S: 5	H: 0 LOB: 0 BB: 0 P: 5	R: 0 E: 0 K: 1 S: 5	H: 0 LOB: 0 BB: 0 P: 5	R: 1 E: 0 K: 0 S: 4	H: 3 LOB: 0 BB: 0 P: 4	R: 0 E: 0 K: 1 S: 6	H: 1 LOB: 1 BB: 0 P: 6	R: 0 E: 0 K: 0 S: 3	H: 0 LOB: 0 BB: 1 P: 7	R: 0 E: 0 K: 0 S: 3	H: 0 LOB: 0 BB: 0 P: 3	R: 0 E: 0 K: 0 S: 4	H: 1 LOB: 1 BB: 0 P: 4	1B: 6 2B: 2 3B: 0 HR: 0	SF: 0 SAC: 0 DP: 2 HBP: 0	WP: 0 PA: 32 SB: 0 CS: 0		
PITCHER Skip Lockwood, R (1, 1) ERA: 2.9	IP: 8.1 WLS: W BF: 30	H: 7 R: 1 ER: 1 SO: 4	BB: 1 IBB: 0 HBP: 0 BLK: 0	WP: 0 HR: 0 S: 37 P: 41	ERA: 1.08 WHIP: 0.960	PITCHER											IP: 8.1 WLS: W BF: 30	H: 7 R: 1 ER: 1 SO: 4	BB: 1 IBB: 0 HBP: 0 BLK: 0	WP: 0 HR: 0 S: 37 P: 41	ERA: 1.08 WHIP: 0.960
Ken Sanders, R (9, 1) ERA: 2.11	0.2 S	2 0	0 0	0 0	0 0	0 0	0 0	2 2	0.00 0.000												

Batter	1	2	3	4	5	6	7	8	9	AB	R	H	RBI	BB	SO	LOB	TOP							
Tommy Harper, R OBP: 0.320, SLG: 0.379										2	1	2	2	1	0	0	Milwaukee Brewers @ Kansas City Royals Municipal Stadium, Kansas City, MO Sat Aug 07 1971, 8:05 PM EDT Alt: 9,738 - Unknown - 78 F							
Ron Theobald, R OBP: 0.353, SLG: 0.333									3	0	0	0	0	1	3									
John Briggs, L OBP: 0.392, SLG: 0.471									4	0	0	0	0	0	3									
Jose Cardenal, R OBP: 0.307, SLG: 0.380									4	0	2	2	0	0	1									
Dave May, L OBP: 0.355, SLG: 0.438									3	2	1	1	1	1	1									
Tom Matchick, L OBP: 0.281, SLG: 0.190 Ken Sanders, R (7, 1)									3	1	1	0	1	0	1									
Elie Rodriguez, R OBP: 0.277, SLG: 0.211								2	0	0	0	1	1	1										
Rick Auerbach, R OBP: 0.275, SLG: 0.228								2	1	0	0	1	0	2										
Marty Pattin, R OBP: 0.203, SLG: 0.155 Floyd Weaver, R (7, 1) Roberto Pena, R OBP: 0.283, SLG: 0.349 (7, 5)								1	1	0	0	1	0	0										
Inning Stats	R: 0 E: 0 K: 0 S: 3	H: 0 LOB: 1 BB: 1 P: 7	R: 0 E: 0 K: 0 S: 3	H: 0 LOB: 0 BB: 0 P: 3	R: 0 E: 0 K: 0 S: 4	H: 1 LOB: 1 BB: 0 P: 4	R: 1 E: 0 K: 0 S: 4	H: 1 LOB: 2 BB: 2 P: 12	R: 2 E: 0 K: 2 S: 9	H: 1 LOB: 1 BB: 2 P: 8	R: 3 E: 0 K: 2 S: 9	H: 2 LOB: 1 BB: 2 P: 17	R: 0 E: 0 K: 1 S: 6	H: 1 LOB: 1 BB: 0 P: 6				1B: 4 2B: 1 3B: 0 HR: 1	SF: 0 SAC: 2 DP: 0 HBP: 1	WP: 1 PB: 0 CS: 2	PA: 34			
PITCHER	IP WLS BF H R ER SO BB IBB HBP BLK WP HR S P ERA WHIP	5.0 L 24 4 5 5 0 5 0 0 0 1 1 18 39 9.00 1.800	1.0 5 1 1 1 2 1 0 0 0 0 0 8 12 9.00 2.000	1.0 4 1 0 0 1 0 0 0 0 0 0 6 6 0.00 1.000																				

Batter	1	2	3	4	5	6	7	8	9	AB	R	H	RBI	BB	SO	LOB	BOTTOM						
Freddie Patek, R OBP: 0.317, SLG: 0.357									4	1	2	0	0	0	2								
Joe Keough, L OBP: 0.339, SLG: 0.335									3	1	1	1	0	0	1								
Amos Otis, R OBP: 0.368, SLG: 0.500									3	0	0	0	0	1	1								
Gail Hopkins, L OBP: 0.380, SLG: 0.444									3	0	0	1	0	0	0								
Lou Piniella, R OBP: 0.306, SLG: 0.378									3	0	1	0	0	0	0								
Cookie Rojas, R OBP: 0.365, SLG: 0.422									3	1	2	0	0	0	1								
Paul Schaal, R OBP: 0.381, SLG: 0.373									3	0	1	0	0	1	1								
Dennis Paepke, R OBP: 0.264, SLG: 0.330									3	1	1	0	0	0	2								
Ken Wright, R OBP: 0.105, SLG: 0.056 Jim York, R OBP: 0.214, SLG: 0.462 Ed Kirkpatrick, L OBP: 0.304, SLG: 0.351 Roger Nelson, R (7, 1) Bob Oliver, R OBP: 0.281, SLG: 0.336 (7, PH)									1	0	0	0	0	1	0								
Inning Stats	R: 0 E: 0 K: 1 S: 5	H: 0 LOB: 0 BB: 0 P: 5	R: 0 E: 0 K: 0 S: 3	H: 1 LOB: 0 BB: 0 P: 3	R: 0 E: 0 K: 2 S: 7	H: 0 LOB: 0 BB: 0 P: 7	R: 0 E: 0 K: 0 S: 3	H: 1 LOB: 0 BB: 0 P: 3	R: 0 E: 0 K: 0 S: 4	H: 1 LOB: 1 BB: 1 P: 4	R: 4 E: 0 K: 0 S: 7	H: 4 LOB: 4 BB: 0 P: 7	R: 1 E: 0 K: 0 S: 4	H: 3 LOB: 2 BB: 0 P: 4			1B: 7 2B: 2 3B: 0 HR: 1	SF: 0 SAC: 0 DP: 1 HBP: 0	WP: 0 PB: 0 CS: 1	PA: 28			
PITCHER	IP WLS BF H R ER SO BB IBB HBP BLK WP HR S P ERA WHIP	6.0 W 23 7 4 4 3 0 0 0 0 0 1 29 29 6.00 1.167	0.1 4 3 1 1 0 0 0 0 0 0 0 4 4 27.00 9.000	0.0 1 0 0 0 0 0 0 0 0 0 0 0 0 ∞ ∞																			

AB	24
R	6
H	6
RBI	5
BB	6
SO	3
LOB	12



AB	28
R	5
H	10
RBI	5
BB	0
SO	3
LOB	8



Batter	1	2	3	4	5	6	7	8	9	AB	R	H	RBI	BB	SO	LOB	TOP											
Freddie Patek, R OBP: 0.322, SLG: 0.365 (1, 6)										3	1	2	0	1	0	1	Kansas City Royals @ Washington Senators Robert F. Kennedy Memorial Stadium, Washington, DC Tue Aug 10 1971, 7:05 PM EDT Att: 6,409 - Unknown											
Joe Keough, L OBP: 0.336, SLG: 0.326 (1, 9)										4	0	1	0	0	1	2												
Amos Otis, R OBP: 0.368, SLG: 0.494 (1, 8)										3	1	1	1	1	0	1												
Gail Hopkins, L OBP: 0.389, SLG: 0.483 (1, 3)										4	0	0	0	0	0	4												
Cookie Rojas, R OBP: 0.368, SLG: 0.417 (1, 4)											3	1	1	1	1	0		0										
Lou Piniella, R OBP: 0.305, SLG: 0.373 (1, 7)											4	0	1	1	0	0		1										
Paul Schaal, R OBP: 0.385, SLG: 0.380 (1, 5)											2	0	0	0	2	0		1										
Ed Kirkpatrick, L OBP: 0.303, SLG: 0.347 (1, 2)											3	0	0	0	0	0		2										
Mike Hedlund, R OBP: 0.136, SLG: 0.095 Ted Abernathy, R OBP: 0.111, SLG: 0.111 (8, 1)											2	0	0	0	1	1		0										
										0	0	0	0	0	0	0												
Inning Stats	R: 0 E: 0 K: 1 S: 5	H: 0 LOB: 1 BB: 1 P: 9	R: 0 E: 0 K: 0 S: 3	H: 0 LOB: 1 BB: 1 P: 7	R: 0 E: 0 K: 1 S: 5	H: 1 LOB: 0 BB: 0 P: 5	R: 1 E: 0 K: 0 S: 4	H: 1 LOB: 1 BB: 1 P: 8	R: 0 E: 0 K: 0 S: 2	H: 0 LOB: 0 BB: 1 P: 6	R: 0 E: 0 K: 0 S: 3	H: 0 LOB: 0 BB: 0 P: 3	R: 1 E: 0 K: 0 S: 2	H: 1 LOB: 0 BB: 2 P: 10	R: 1 E: 0 K: 0 S: 5	H: 3 LOB: 1 BB: 0 P: 5	R: 0 E: 0 K: 0 S: 3	H: 0 LOB: 0 BB: 0 P: 3	1B: 6 2B: 0 3B: 0 HR: 0	SF: 0 SAC: 0 DP: 4 HBP: 0	WP: 2 PB: 0 SB: 0 CS: 0	PA: 34						
PITCHER	IP	WLS	BF	H	R	ER	SO	BB	IBB	HBP	BLK	WP	HR	S	P	ERA	WHIP											
Mike Thompson, R ERA: 4.58	(1, 1)	7.1	L	29	5	3	3	2	6	0	0	0	2	0	27	51	3.68	1.500										
Horacio Pina, R ERA: 2.98	(8, 1)	0.0		1	1	0	0	0	0	0	0	0	0	0	1	1	=	=										
Denny Riddleberger, L ERA: 3.83	(8, 1)	0.2		1	0	0	0	0	0	0	0	0	0	0	1	1	0.00	0.000										
Casey Cox, R ERA: 3.31	(9, 1)	1.0		3	0	0	0	0	0	0	0	0	0	0	3	3	0.00	0.000										

Batter	1	2	3	4	5	6	7	8	9	AB	R	H	RBI	BB	SO	LOB	BOTTOM										
Del Unser, L OBP: 0.343, SLG: 0.366 (1, 8)										3	0	1	0	1	0	1	Kansas City Royals @ Washington Senators Robert F. Kennedy Memorial Stadium, Washington, DC Tue Aug 10 1971, 7:05 PM EDT Att: 6,409 - Unknown										
Lenny Randle, S OBP: 0.300, SLG: 0.317 (1, 4)										4	0	0	0	0	1	2											
Don Mincher, L OBP: 0.411, SLG: 0.434 (1, 3)											4	1	1	0	0	0		1									
Frank Howard, R OBP: 0.378, SLG: 0.489 (1, 7)										4	0	1	1	0	0	0		1									
Jeff Burroughs, R OBP: 0.308, SLG: 0.371 (1, 9)										3	0	0	0	1	3	0											
Davey Nelson, R OBP: 0.324, SLG: 0.388 Horacio Pina, R ERA: 2.98 Denny Riddleberger, R ERA: 3.83 Casey Cox, R OBP: 0.115, SLG: 0.080 (1, 5)										3	0	0	0	0	0	0		2									
Dick Billings, R OBP: 0.286, SLG: 0.338 (1, 2)										2	0	0	0	1	0	0											
Tim Cullen, R OBP: 0.247, SLG: 0.250 (1, 6)										3	0	1	0	0	0	0											
Mike Thompson, R OBP: 0.200, SLG: 0.111 Bernie Allen, L OBP: 0.361, SLG: 0.383 (8, 5)										2	0	0	0	0	1	2											
										1	0	0	0	0	0	0											
Inning Stats	R: 1 E: 0 K: 0 S: 4	H: 1 LOB: 2 BB: 2 P: 12	R: 0 E: 0 K: 0 S: 3	H: 0 LOB: 0 BB: 0 P: 3	R: 0 E: 0 K: 1 S: 5	H: 0 LOB: 0 BB: 0 P: 5	R: 0 E: 0 K: 1 S: 5	H: 0 LOB: 0 BB: 0 P: 5	R: 0 E: 0 K: 1 S: 5	H: 0 LOB: 0 BB: 0 P: 5	R: 0 E: 0 K: 1 S: 4	H: 1 LOB: 1 BB: 0 P: 4	R: 0 E: 0 K: 1 S: 5	H: 1 LOB: 0 BB: 0 P: 5	R: 0 E: 0 K: 1 S: 5	H: 1 LOB: 0 BB: 0 P: 5	1B: 4 2B: 1 3B: 0 HR: 0	SF: 0 SAC: 0 DP: 1 HBP: 0	WP: 0 PB: 0 SB: 1 CS: 0	PA: 32							
PITCHER	IP	WLS	BF	H	R	ER	SO	BB	IBB	HBP	BLK	WP	HR	S	P	ERA	WHIP										
Mike Hedlund, R ERA: 3.03	(1, 1)	7.0	W	25	2	1	1	4	3	0	0	0	0	30	42	1.29	0.714										
Ted Abernathy, R ERA: 2.36	(8, 1)	2.0	S	7	2	0	0	1	0	0	0	0	0	9	9	0.00	1.000										

AB 28
R 3
H 6
RBI 3
BB 6
SO 2
LOB 12



AB 29
R 1
H 4
RBI 1
BB 3
SO 5
LOB 9



Batter	1	2	3	4	5	6	7	8	9	AB	R	H	RBI	BB	SO	LOB	TOP			
Freddie Patek, R OBP: 0.323, SLG: 0.365 (1, 6)	0-3 K	0-0 F3			0-0 FC6-4 1B					3	0	1	0	0	1	2	Kansas City Royals @ Washington Senators Robert F. Kennedy Memorial Stadium, Washington, DC Wed Aug 11 1971, 7:05 PM EDT Att: 2,799 - Unknown livebaseballscorecards.com			
Joe Keough, L OBP: 0.336, SLG: 0.326 (1, 9)	0-0 2B SF9	0-0 P5			0-0 F9					3	1	1	0	0	0	3				
Amos Otis, R OBP: 0.370, SLG: 0.498 (1, 8)	0-0 SF9 1-3 2B		0-0 CS 1B		0-0 FC6-4 1-2					3	0	2	0	0	0	1				
Gail Hopkins, L OBP: 0.388, SLG: 0.477 (1, 3)	4-0 FC4-6 IBB		0-3 K		0-0 4-3					2	0	0	0	1	1	1				
Cookie Rojas, R OBP: 0.365, SLG: 0.415 (1, 4)	0-0 SF9 2-3 3-H		0-3 K		0-0 L8					2	0	0	1	0	1	0				
Lou Piniella, R OBP: 0.303, SLG: 0.371 (1, 7)	0-0 FC4-6 1-2			0-0 F8						2	0	0	0	0	0	2				
Paul Schaal, R OBP: 0.386, SLG: 0.380 (1, 5)				0-0 F9						2	0	1	0	0	0	0				
Ed Kirkpatrick, L OBP: 0.301, SLG: 0.344 (1, 2)			0-0 F2		0-0 4-3					2	0	0	0	0	0	1				
Paul Splittorff, L OBP: 0.156, SLG: 0.100 (1, 1)				0-0 1B				0-0 F7		2	0	1	0	0	0	0				
Inning Stats	R: 1 E: 0 K: 1 S: 7	H: 2 LOB: 2 BB: 1 P: 11	R: 0 E: 0 K: 0 S: 5	H: 2 LOB: 2 BB: 0 P: 5	R: 0 E: 0 K: 2 S: 7	H: 1 LOB: 0 BB: 0 P: 7	R: 0 E: 0 K: 0 S: 3	H: 0 LOB: 0 BB: 0 P: 3	R: 0 E: 0 K: 0 S: 4	H: 1 LOB: 1 BB: 0 P: 4	R: 0 E: 0 K: 0 S: 2	H: 0 LOB: 0 BB: 0 P: 2						1B: 5 2B: 1 3B: 0 HR: 0	SF: 1 SAC: 0 DP: 0 HBP: 0	WP: 0 PB: 0 SB: 0 CS: 1
PITCHER Bill Gogolewski, R ERA: 2.76 (1, 1)	IP: 5.2 WLS: L BF: 23 H: 6 R: 1 ER: 1 SO: 3 BB: 0 IBB: 1 HBP: 0 BLK: 0 WP: 0 HR: 0 S: 28 P: 32 ERA: 1.59 WHIP: 1.059															PITCHER	IP: WLS: BF: H: R: ER: SO: BB: IBB: HBP: BLK: WP: HR: S: P: ERA: WHIP:			

Batter	1	2	3	4	5	6	7	8	9	AB	R	H	RBI	BB	SO	LOB	BOTTOM	
Davey Nelson, R OBP: 0.320, SLG: 0.383 (1, 5)	0-3 K		0-0 4-3							2	0	0	0	0	1	0	Kansas City Royals @ Washington Senators Robert F. Kennedy Memorial Stadium, Washington, DC Wed Aug 11 1971, 7:05 PM EDT Att: 2,799 - Unknown livebaseballscorecards.com	
Lenny Randle, S OBP: 0.297, SLG: 0.313 (1, 4)	0-0 5-3			0-0 1-3						2	0	0	0	0	0	0		
Frank Howard, R OBP: 0.376, SLG: 0.487 (1, 3)	0-0 E6 FC6			0-3 K						2	0	0	0	0	1	0		
Dick Billings, R OBP: 0.286, SLG: 0.335 (1, 7)	0-0 FC6 1-2			0-0 6-3						2	0	0	0	0	0	1		
Jeff Burroughs, R OBP: 0.317, SLG: 0.405 (1, 9)					0-0 1-3					2	0	1	0	0	0	0		
Paul Casanova, R OBP: 0.242, SLG: 0.302 (1, 2)					0-0 K					2	0	0	0	0	1	1		
Del Unser, L OBP: 0.342, SLG: 0.364 (1, 8)					0-0 5-3					2	0	0	0	0	0	1		
Toby Harrah, R OBP: 0.296, SLG: 0.282 (1, 6)					0-0 5-3					2	0	0	0	0	1	1		
Bill Gogolewski, L OBP: 0.176, SLG: 0.067 (1, 1)					0-3 K					1	0	0	0	0	1	0		
Inning Stats	R: 0 E: 1 K: 1 S: 6	H: 0 LOB: 1 BB: 0 P: 6	R: 0 E: 0 K: 1 S: 5	H: 0 LOB: 0 BB: 0 P: 5	R: 0 E: 0 K: 1 S: 5	H: 0 LOB: 0 BB: 0 P: 5	R: 0 E: 0 K: 1 S: 5	H: 0 LOB: 0 BB: 0 P: 5	R: 0 E: 0 K: 1 S: 6	H: 1 LOB: 1 BB: 0 P: 6					1B: 0 2B: 1 3B: 0 HR: 0	SF: 0 SAC: 0 DP: 0 HBP: 0		WP: 0 PB: 0 SB: 0 CS: 0
PITCHER Paul Splittorff, L ERA: 2.37 (1, 1)	IP: 5.0 WLS: W BF: 17 H: 1 R: 0 ER: 0 SO: 5 BB: 0 IBB: 0 HBP: 0 BLK: 0 WP: 0 HR: 0 S: 27 P: 27 ERA: 0.00 WHIP: 0.200															PITCHER	IP: WLS: BF: H: R: ER: SO: BB: IBB: HBP: BLK: WP: HR: S: P: ERA: WHIP:	

Batter	1	2	3	4	5	6	7	8	9	AB	R	H	RBI	BB	SO	LOB	TOP					
Freddie Patek, R OBP: 0.324, SLG: 0.366 (1, 6)										4	0	2	0	0	0	0	Kansas City Royals @ Washington Senators Robert F. Kennedy Memorial Stadium, Washington, DC Thu Aug 12 1971, 7:05 PM EDT Unknown livebaseballscorecards.com					
Cookie Rojas, R OBP: 0.367, SLG: 0.421 (1, 4)										4	1	2	1	0	0	1						
Amos Otis, R OBP: 0.369, SLG: 0.495 (1, 8)										4	0	1	1	0	0	0						
Lou Piniella, R OBP: 0.299, SLG: 0.366 (1, 7)										4	0	0	0	0	0	1						
Bob Oliver, R OBP: 0.280, SLG: 0.335 (1, 9)										4	0	1	0	0	1	0						
Chuck Harrison, R OBP: 0.286, SLG: 0.333 (1, 3)										3	0	2	0	0	0	0						
Paul Schaal, R OBP: 0.383, SLG: 0.377 (1, 5)										3	0	0	0	0	0	3						
Dennis Paepke, R OBP: 0.272, SLG: 0.336 (1, 2)										2	0	0	0	1	0	1						
Ken Wright, R OBP: 0.091, SLG: 0.048 Tom Burgmeier, L OBP: 0.267, SLG: 0.286 (9, 1)										3	1	0	0	0	2	1						
Inning Stats	R: 0 E: 0 K: 0 S: 3	H: 0 LOB: 0 BB: 0 P: 3	R: 0 E: 0 K: 1 S: 5	H: 0 LOB: 0 BB: 0 P: 5	R: 1 E: 0 K: 0 S: 4	H: 2 LOB: 1 BB: 1 P: 8	R: 0 E: 0 K: 0 S: 3	H: 0 LOB: 0 BB: 0 P: 3	R: 0 E: 0 K: 0 S: 3	H: 1 LOB: 0 BB: 0 P: 3	R: 1 E: 0 K: 1 S: 7	H: 2 LOB: 1 BB: 0 P: 7	R: 0 E: 0 K: 0 S: 4	H: 2 LOB: 1 BB: 0 P: 4	R: 0 E: 0 K: 1 S: 5	H: 1 LOB: 0 BB: 0 P: 5	R: 0 E: 0 K: 0 S: 3	H: 0 LOB: 0 BB: 0 P: 3	1B: 7 2B: 1 3B: 1 HR: 0	SF: 0 SAC: 0 DP: 3 HBP: 0	WP: 0 PB: 0 SB: 0 CS: 1	PA: 33
PITCHER	IP	WLS	BF	H	R	ER	SO	BB	IBB	HBP	BLK	WP	HR	S	P	ERA	WHIP					
Jim Shellenback, L ERA: 3.41 Casey Cox, R ERA: 3.22	(1, 1) (7, 1)	6.0 9	L 23	6 2	2 0	2 0	2 1	2 0	0 0	0 0	0 0	0 0	0 0	26 11	30 11	3.00 0.00	1.167 0.667					

Batter	1	2	3	4	5	6	7	8	9	AB	R	H	RBI	BB	SO	LOB	BOTTOM					
Del Unser, L OBP: 0.344, SLG: 0.365 (1, 8)										4	0	2	0	1	1	1	Kansas City Royals @ Washington Senators Robert F. Kennedy Memorial Stadium, Washington, DC Thu Aug 12 1971, 7:05 PM EDT Unknown livebaseballscorecards.com					
Lenny Randle, S OBP: 0.297, SLG: 0.319 Bernie Allen, L OBP: 0.359, SLG: 0.380 (7, PH) (8, 4)										3	0	1	0	0	0	1						
Dick Billings, R OBP: 0.285, SLG: 0.333 (9, PH)										1	0	0	0	0	0	1						
Don Mincher, L OBP: 0.415, SLG: 0.438 (1, 3)										2	0	1	0	2	0	1						
Frank Howard, R OBP: 0.375, SLG: 0.483 (1, 7)										3	0	0	0	1	0	3						
Jeff Burroughs, R OBP: 0.311, SLG: 0.415 (1, 9)										4	0	1	0	0	0	3						
Davey Nelson, R OBP: 0.318, SLG: 0.380 (1, 5)										4	0	1	0	0	0	1						
Paul Casanova, R OBP: 0.242, SLG: 0.299 (1, 2)										3	0	0	0	1	1	1						
Tim Cullen, R OBP: 0.245, SLG: 0.248 (1, 6)										3	0	0	0	0	3	3						
Jim Shellenback, L OBP: 0.179, SLG: 0.185 Toby Harrah, R OBP: 0.294, SLG: 0.280 Casey Cox, R OBP: 0.115, SLG: 0.080 Tom McCraw, L OBP: 0.280, SLG: 0.406 (9, PH)										1	0	0	0	1	0	0						
Inning Stats	R: 0 E: 0 K: 1 S: 5	H: 1 LOB: 1 BB: 1 P: 9	R: 0 E: 0 K: 1 S: 6	H: 1 LOB: 0 BB: 0 P: 6	R: 0 E: 0 K: 1 S: 5	H: 0 LOB: 1 BB: 1 P: 9	R: 0 E: 0 K: 1 S: 6	H: 1 LOB: 2 BB: 1 P: 10	R: 0 E: 0 K: 0 S: 4	H: 0 LOB: 3 BB: 2 P: 12	R: 0 E: 0 K: 2 S: 7	H: 0 LOB: 0 BB: 0 P: 7	R: 0 E: 0 K: 0 S: 4	H: 1 LOB: 2 BB: 1 P: 8	R: 0 E: 0 K: 0 S: 3	H: 0 LOB: 0 BB: 0 P: 3	R: 0 E: 0 K: 0 S: 4	H: 1 LOB: 1 BB: 0 P: 4	1B: 3 2B: 3 3B: 0 HR: 0	SF: 0 SAC: 0 DP: 0 HBP: 0	WP: 0 PB: 0 SB: 0 CS: 1	PA: 38
PITCHER	IP	WLS	BF	H	R	ER	SO	BB	IBB	HBP	BLK	WP	HR	S	P	ERA	WHIP					
Ken Wright, R ERA: 2.7 Tom Burgmeier, L ERA: 1.74	(1, 1) (9, 1)	8.2 1	W S	37 1	6 0	0 0	0 0	0 0	0 0	0 0	0 0	0 0	0 0	43 1	67 1	0.00 0.00	1.385 0.000					

Batter	1	2	3	4	5	6	7	8	9	AB	R	H	RBI	BB	SO	LOB	TOP					
Freddie Patek, R OBP: 0.325, SLG: 0.365										4	0	1	0	1	0	1	Kansas City Royals @ Washington Senators Robert F. Kennedy Memorial Stadium, Washington, DC Thu Aug 12 1971, 7:05 PM EDT Att: 5,477 - Unknown livebaseballscorecards.com					
Joe Keough, L OBP: 0.331, SLG: 0.321										4	0	0	0	0	0	2						
Amos Otis, R OBP: 0.368, SLG: 0.493										4	1	1	0	0	0	2						
Gail Hopkins, L OBP: 0.385, SLG: 0.469										3	0	0	0	0	0	2						
Bobby Floyd, R OBP: 0.299, SLG: 0.118										0	0	0	0	0	0	0						
Dennis Paepke, R OBP: 0.272, SLG: 0.336										0	0	0	0	0	0	0						
Cookie Rojas, R OBP: 0.368, SLG: 0.420										3	0	1	1	1	0	0						
Ed Kirkpatrick, L OBP: 0.302, SLG: 0.344										3	0	1	0	0	1	1						
Chuck Harrison, R OBP: 0.293, SLG: 0.330										1	0	0	0	0	0	3						
Paul Schaal, R OBP: 0.384, SLG: 0.377										3	0	1	0	1	0	4						
Buck Martinez, R OBP: 0.154, SLG: 0.091										2	0	0	0	0	1	1						
Lou Piniella, R OBP: 0.299, SLG: 0.365										1	0	0	0	0	0	1						
Jim York, R OBP: 0.200, SLG: 0.429										0	0	0	0	0	0	0						
Bobby Knoop, R OBP: 0.306, SLG: 0.345										1	0	0	0	0	0	0						
Lance Clemons, L OBP: 0.282, SLG: 0.336										1	0	0	0	0	0	0						
Roger Nelson, R OBP: 0.282, SLG: 0.336										1	0	0	0	0	0	0						
Bob Oliver, R OBP: 0.282, SLG: 0.336										2	0	1	0	0	1	0						
Inning Stats	R: 0 E: 0 K: 0 S: 4	H: 1 LOB: 1 BB: 0 P: 4	R: 0 E: 0 K: 2 S: 7	H: 0 LOB: 1 BB: 1 P: 11	R: 0 E: 0 K: 0 S: 3	H: 0 LOB: 1 BB: 1 P: 7	R: 0 E: 0 K: 0 S: 4	H: 1 LOB: 1 BB: 0 P: 4	R: 0 E: 0 K: 0 S: 3	H: 0 LOB: 0 BB: 0 P: 3	R: 1 E: 1 K: 0 S: 5	H: 1 LOB: 1 BB: 0 P: 5	R: 0 E: 0 K: 0 S: 4	H: 2 LOB: 1 BB: 0 P: 4	R: 0 E: 0 K: 0 S: 4	H: 1 LOB: 3 BB: 1 P: 9	R: 0 E: 0 K: 1 S: 5	H: 0 LOB: 0 BB: 0 P: 5	1B: 6 2B: 0 3B: 0 HR: 0	SF: 0 SAC: 0 DP: 1 HBP: 1	WP: 0 PB: 0 SB: 2 CS: 0	PA: 37
PITCHER	IP WLS BF H R ER SO BB IBB HBP BLK WP HR S P ERA WHIP																					
Pete Broberg, R ERA: 2.91	(1, 1) 7.1 W 32 6 1 0 2 3 0 0 1 0 0 0 32 45 0.00 1.227																					
Paul Lindblad, L ERA: 2.57	(8, 1) 0.1 1 0 0 0 0 0 0 0 0 0 0 0 1 1 0.00 0.000																					
Casey Cox, R ERA: 3.18	(8, 1) 1.1 S 4 0 0 0 1 0 0 0 0 0 0 0 6 6 0.00 0.000																					

Batter	1	2	3	4	5	6	7	8	9	AB	R	H	RBI	BB	SO	LOB	BOTTOM				
Davey Nelson, R OBP: 0.311, SLG: 0.371										4	0	0	0	0	1	2	Kansas City Royals @ Washington Senators Robert F. Kennedy Memorial Stadium, Washington, DC Thu Aug 12 1971, 7:05 PM EDT Att: 5,477 - Unknown livebaseballscorecards.com				
Lenny Randle, S OBP: 0.302, SLG: 0.320										3	1	1	0	1	1	0					
Frank Howard, R OBP: 0.272, SLG: 0.479										4	0	0	0	0	3	3					
Tom McCraw, L OBP: 0.280, SLG: 0.406										0	0	0	0	0	0	0					
Jeff Burroughs, R OBP: 0.306, SLG: 0.400										4	0	1	1	0	2	1					
Del Unser, L OBP: 0.344, SLG: 0.365										0	0	0	0	0	0	0					
Dick Billings, R OBP: 0.285, SLG: 0.333										3	0	1	1	0	0	0					
Paul Casanova, R OBP: 0.239, SLG: 0.295										3	0	0	0	0	1	2					
Elliott Maddox, R OBP: 0.314, SLG: 0.258										3	0	1	0	0	0	0					
Toby Harrah, R OBP: 0.291, SLG: 0.277										3	0	0	0	0	1	1					
Pete Broberg, R OBP: 0.087, SLG: 0.045										2	1	0	0	1	2	1					
Paul Lindblad, L OBP: 0.211, SLG: 0.316										0	0	0	0	0	0	0					
Casey Cox, R OBP: 0.115, SLG: 0.080										0	0	0	0	0	0	0					
Inning Stats	R: 0 E: 0 K: 1 S: 5	H: 0 LOB: 1 BB: 1 P: 9	R: 0 E: 0 K: 0 S: 4	H: 1 LOB: 1 BB: 0 P: 4	R: 2 E: 0 K: 1 S: 8	H: 3 LOB: 2 BB: 1 P: 12	R: 0 E: 1 K: 1 S: 6	H: 0 LOB: 1 BB: 0 P: 6	R: 0 E: 0 K: 3 S: 9	H: 0 LOB: 0 BB: 0 P: 9	R: 0 E: 0 K: 1 S: 5	H: 0 LOB: 0 BB: 0 P: 5	R: 0 E: 0 K: 1 S: 5	H: 0 LOB: 0 BB: 0 P: 5	R: 0 E: 0 K: 1 S: 5	H: 0 LOB: 0 BB: 0 P: 5		1B: 4 2B: 0 3B: 0 HR: 0	SF: 0 SAC: 0 DP: 0 HBP: 0	WP: 0 PB: 0 SB: 0 CS: 0	PA: 31
PITCHER	IP WLS BF H R ER SO BB IBB HBP BLK WP HR S P ERA WHIP																				
Lance Clemons, L ERA: 5.49	(1, 1) 2.0 L 17 3 2 2 6 1 0 0 0 0 0 0 28 32 4.50 1.000																				
Roger Nelson, R ERA: 2.77	(7, 1) 2.0 6 0 0 0 4 0 0 0 0 0 0 0 14 14 0.00 0.000																				

Batter	1	2	3	4	5	6	7	8	9	AB	R	H	RBI	BB	SO	LOB	TOP									
Freddie Patek, R OBP: 0.326, SLG: 0.373										4	1	2	1	0	1	0	Kansas City Royals @ Boston Red Sox Fenway Park, Boston, MA Fri Aug 13 1971, 7:05 PM EDT Att: 22,700 - Unknown - 84 F									
Joe Keough, L OBP: 0.333, SLG: 0.319										2	1	0	0	2	0											
Amos Otis, R OBP: 0.365, SLG: 0.488										4	0	0	0	0	2											
Gail Hopkins, L OBP: 0.385, SLG: 0.464										2	1	0	0	1	1	0										
Bob Oliver, R OBP: 0.291, SLG: 0.335										1	0	0	0	0	0	0										
Cookie Rojas, R OBP: 0.367, SLG: 0.418										4	1	1	1	0	0	0										
Lou Piniella, R OBP: 0.301, SLG: 0.376										4	1	2	3	0	0	0										
Paul Schaal, R OBP: 0.383, SLG: 0.378										4	0	1	0	0	0	1										
Dennis Paepke, R OBP: 0.265, SLG: 0.327										3	0	0	0	0	1	2										
Dick Drago, R OBP: 0.210, SLG: 0.164										3	0	0	0	0	0	1										
Inning Stats	R: 1 E: 0 K: 0 S: 3	H: 1 LOB: 0 BB: 1 P: 7	R: 0 E: 0 K: 0 S: 3	H: 0 LOB: 0 BB: 0 P: 3	R: 0 E: 0 K: 1 S: 5	H: 1 LOB: 0 BB: 0 P: 5	R: 3 E: 0 K: 0 S: 5	H: 2 LOB: 1 BB: 2 P: 13	R: 0 E: 0 K: 1 S: 5	H: 0 LOB: 0 BB: 0 P: 5	R: 0 E: 0 K: 0 S: 4	H: 1 LOB: 1 BB: 0 P: 4	R: 0 E: 0 K: 0 S: 3	H: 0 LOB: 0 BB: 0 P: 3	R: 1 E: 0 K: 0 S: 4	H: 1 LOB: 0 BB: 0 P: 4	1B: 3 2B: 1 3B: 0 HR: 2	SF: 0 SAC: 0 DP: 1 HBP: 0	WP: 0 PB: 0 SB: 0 CS: 1	PA: 35						
PITCHER	IP WLS BF H R ER SO BB IBB HBP BLK WP HR S P ERA WHIP																									
Jim Lonborg, R ERA: 4.62	(1, 1)	8.0	L	30	5	4	4	3	3	0	0	0	0	0	0	1	33	45	4.50	1.000						
Sparky Lyle, L ERA: 3.0	(9, 1)	1.0		4	1	1	1	0	0	0	0	0	0	0	0	1	4	4	9.00	1.000						

Batter	1	2	3	4	5	6	7	8	9	AB	R	H	RBI	BB	SO	LOB	BOTTOM									
Doug Griffin, R OBP: 0.299, SLG: 0.324										4	0	2	0	0	1	0	Kansas City Royals @ Boston Red Sox Fenway Park, Boston, MA Fri Aug 13 1971, 7:05 PM EDT Att: 22,700 - Unknown - 84 F									
Luis Aparicio, R OBP: 0.281, SLG: 0.286										4	0	1	0	0	2											
Reggie Smith, S OBP: 0.372, SLG: 0.527										4	1	2	1	0	0	1										
Carl Yastrzemski, L OBP: 0.390, SLG: 0.415										4	0	0	0	0	1	1										
Rico Petrocelli, R OBP: 0.354, SLG: 0.461										3	0	2	0	0	0	0										
George Scott, R OBP: 0.325, SLG: 0.448										3	0	1	0	0	2											
Joe Lahoud, L OBP: 0.336, SLG: 0.462										3	0	1	0	0	1	1										
Bob Montgomery, R OBP: 0.327, SLG: 0.404										3	0	0	0	0	0	1										
Jim Lonborg, R OBP: 0.216, SLG: 0.147	(1, 1)									2	0	0	0	0	1	0										
Mike Fiore, L OBP: 0.294, SLG: 0.233	(8, PH)									1	0	0	0	0	0	0										
Sparky Lyle, L OBP: 1.000, SLG: 1.000	(9, 1)									0	0	0	0	0	0	0										
Inning Stats	R: 1 E: 0 K: 0 S: 4	H: 2 LOB: 0 BB: 0 P: 4	R: 0 E: 0 K: 0 S: 3	H: 1 LOB: 0 BB: 0 P: 3	R: 0 E: 0 K: 2 S: 7	H: 0 LOB: 0 BB: 0 P: 7	R: 0 E: 0 K: 1 S: 5	H: 1 LOB: 0 BB: 0 P: 5	R: 0 E: 0 K: 1 S: 5	H: 1 LOB: 0 BB: 0 P: 5	R: 0 E: 0 K: 0 S: 4	H: 1 LOB: 1 BB: 0 P: 4	R: 0 E: 0 K: 0 S: 4	H: 1 LOB: 1 BB: 0 P: 4	R: 0 E: 0 K: 0 S: 3	H: 1 LOB: 0 BB: 0 P: 3	R: 0 E: 0 K: 0 S: 4	H: 1 LOB: 1 BB: 0 P: 4	1B: 7 2B: 3 3B: 0 HR: 1	SF: 0 SAC: 0 DP: 5 HBP: 0	WP: 0 PB: 0 SB: 0 CS: 0	PA: 31				
PITCHER	IP WLS BF H R ER SO BB IBB HBP BLK WP HR S P ERA WHIP																									
Dick Drago, R ERA: 2.77	(1, 1)	9.0	W	31	9	1	1	4	0	0	0	0	0	0	0	1	39	39	1.00	1.000						

Batter	1	2	3	4	5	6	7	8	9	AB	R	H	RBI	BB	SO	LOB	TOP										
Freddie Patek, R OBP: 0.327, SLG: 0.370 (1, 6)										3	2	0	0	2	0	1											
Paul Schaaf, R OBP: 0.384, SLG: 0.379 (1, 5)										4	1	1	0	1	2	1											
Amos Otis, R OBP: 0.361, SLG: 0.483 (1, 8)										5	1	0	0	0	2	4											
Lou Piniella, R OBP: 0.302, SLG: 0.377 (1, 7)										5	1	2	2	0	0	2											
Cookie Rojas, R OBP: 0.367, SLG: 0.419 (1, 4)										4	1	1	1	1	1	3											
Bob Oliver, R OBP: 0.280, SLG: 0.333 (1, 9)										4	0	1	2	0	2	3											
Chuck Harrison, R OBP: 0.291, SLG: 0.337 (1, 3)										4	0	2	0	0	1	2											
Dennis Paepke, R OBP: 0.256, SLG: 0.316 (1, 2)										4	0	0	0	0	1	3											
Al Fitzmorris, S OBP: 0.167, SLG: 0.167 (1, 1)										3	0	0	0	0	2	2											
Jim York, R OBP: 0.188, SLG: 0.400 (7, 1)										1	0	0	0	0	1	1											
Inning Stats	R: 5 E: 1 K: 1 S: 9	H: 3 LOB: 1 BB: 2 P: 17	R: 0 E: 0 K: 2 S: 7	H: 0 LOB: 0 BB: 0 P: 7	R: 0 E: 0 K: 2 S: 7	H: 0 LOB: 1 BB: 1 P: 11	R: 0 E: 0 K: 0 S: 3	H: 0 LOB: 0 BB: 0 P: 3	R: 0 E: 0 K: 1 S: 6	H: 1 LOB: 1 BB: 0 P: 6	R: 0 E: 0 K: 2 S: 8	H: 1 LOB: 1 BB: 0 P: 8	R: 1 E: 0 K: 2 S: 9	H: 0 LOB: 2 BB: 1 P: 13	R: 0 E: 0 K: 1 S: 6	H: 1 LOB: 1 BB: 0 P: 6	R: 0 E: 0 K: 1 S: 6	H: 1 LOB: 1 BB: 0 P: 6	1B: 5 2B: 2 3B: 0 HR: 0	SF: 0 SAC: 0 DP: 0 HBP: 0	WP: 1 PB: 0 SB: 1 CS: 0	PA: 41					
PITCHER	IP	WLS	BF	H	R	ER	SO	BB	IBB	HBP	BLK	WP	HR	S	P	ERA	WHIP										
Gary Peters, L ERA: 4.86 (1, 1)	0.0	L	5	2	5	4	0	2	0	0	0	0	0	3	11	∞	∞										
Luis Tiant, R ERA: 5.46 (1, 1)	7.0		28	3	1	0	10	2	0	0	0	1	0	46	54	0.00	0.714										
Bobby Bolin, R ERA: 3.97 (8, 1)	2.0		8	2	0	0	2	0	0	0	0	0	0	12	12	0.00	1.000										

Kansas City Royals @ Boston Red Sox
Fenway Park, Boston, MA
Sat Aug 14 1971, 3:33 AM EDT
Att: 21,325 - Unknown - 74 F

livebaseballscores.com

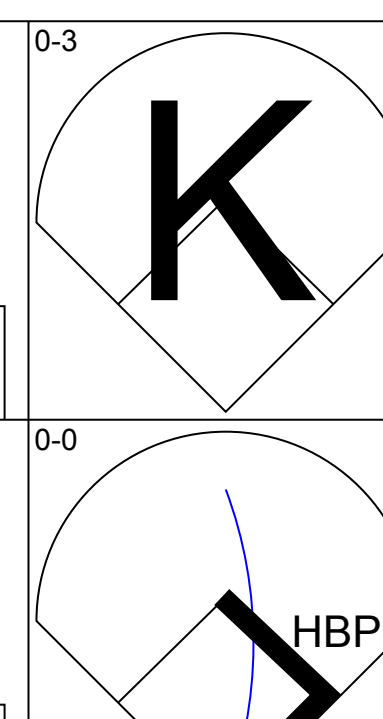
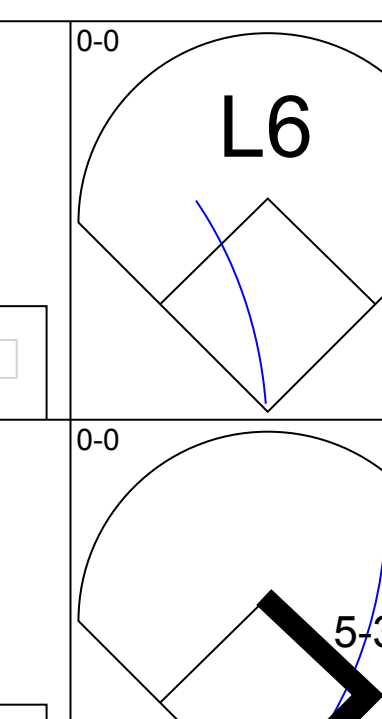
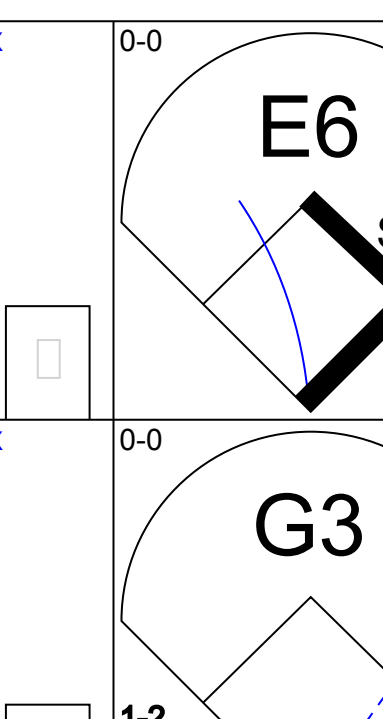
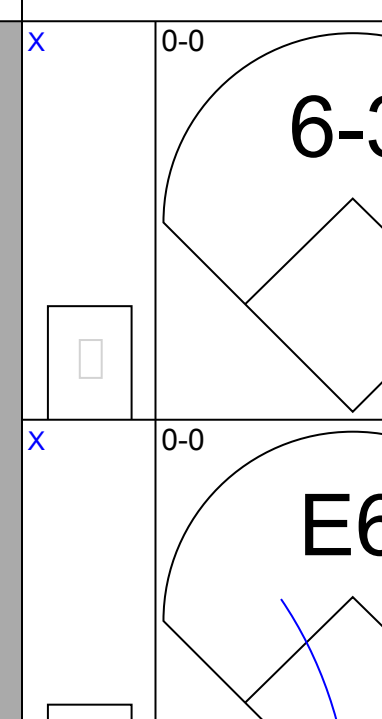
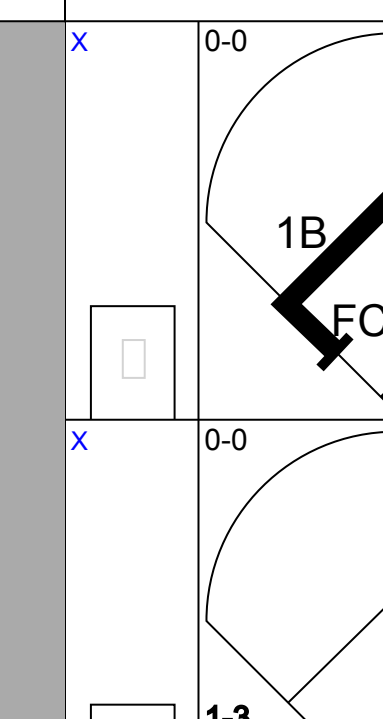
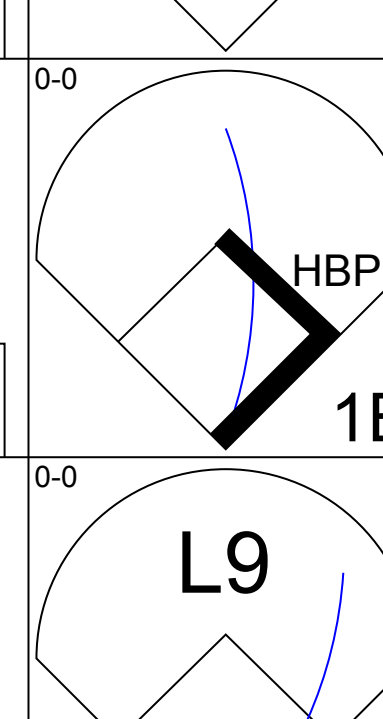
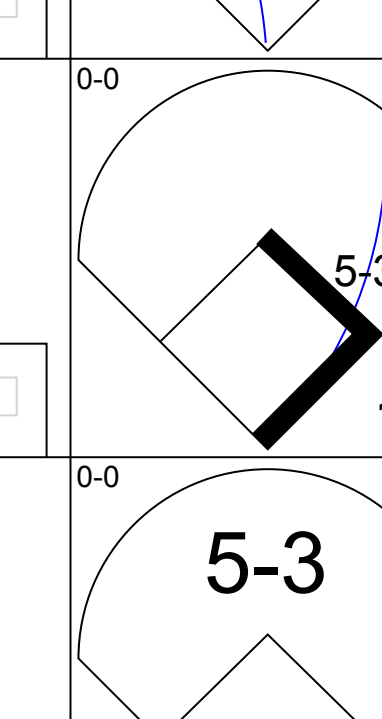
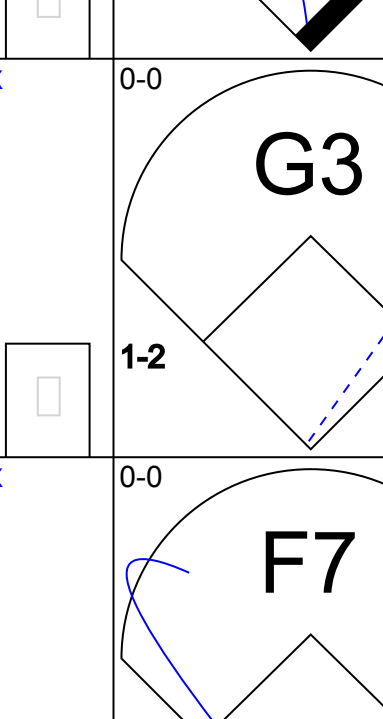
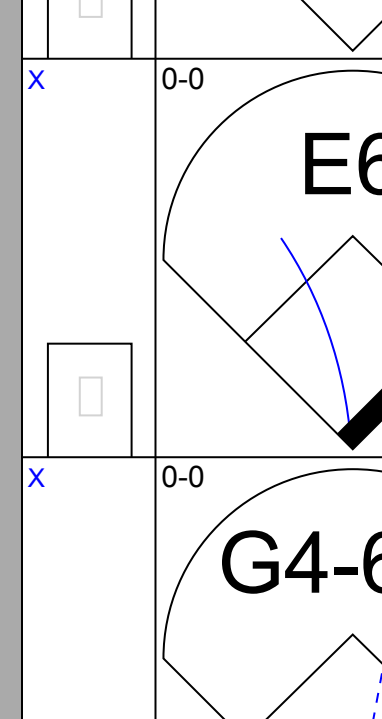
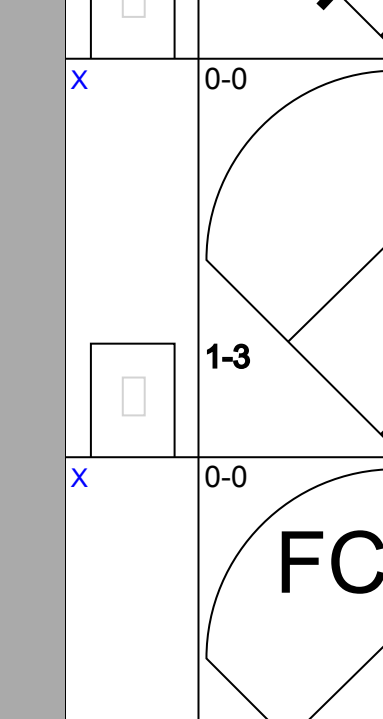
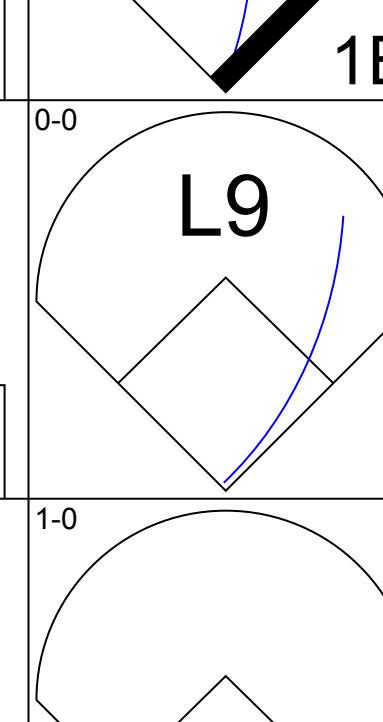
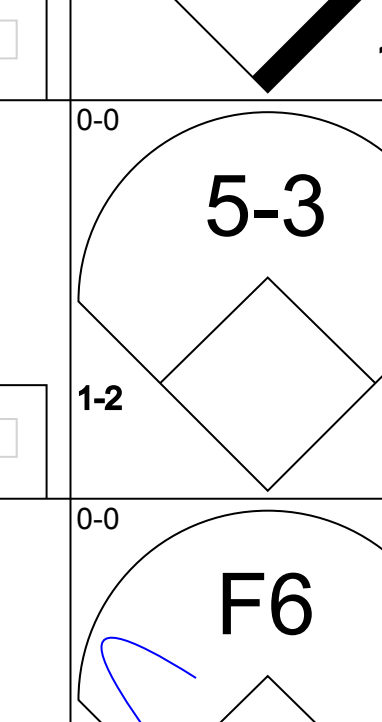
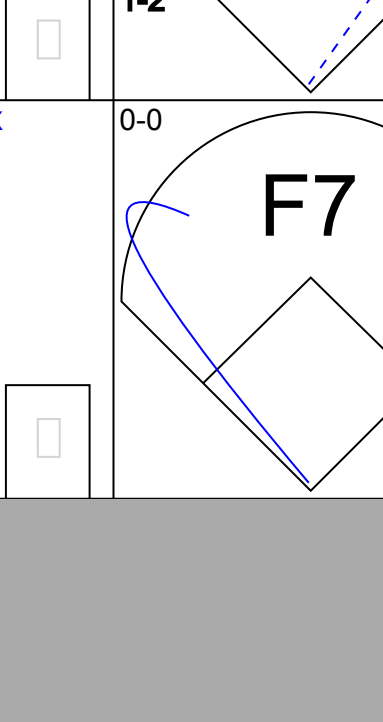
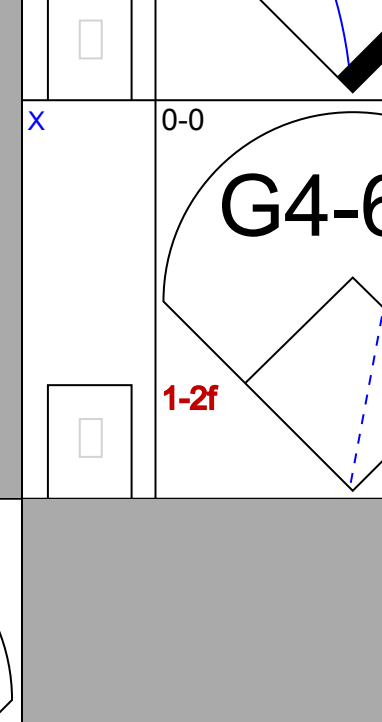
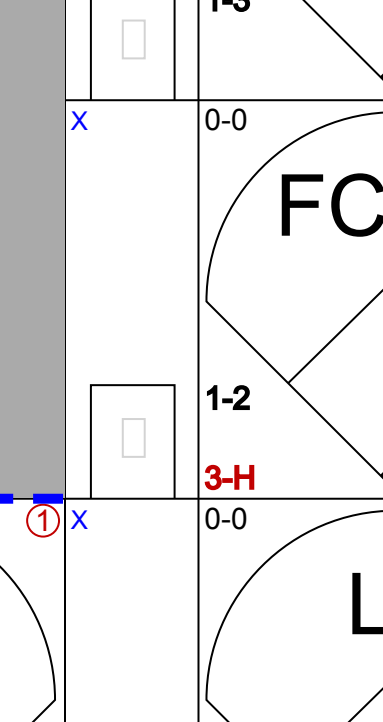
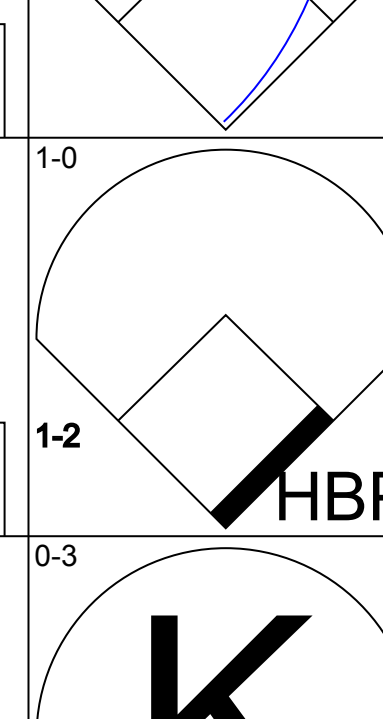
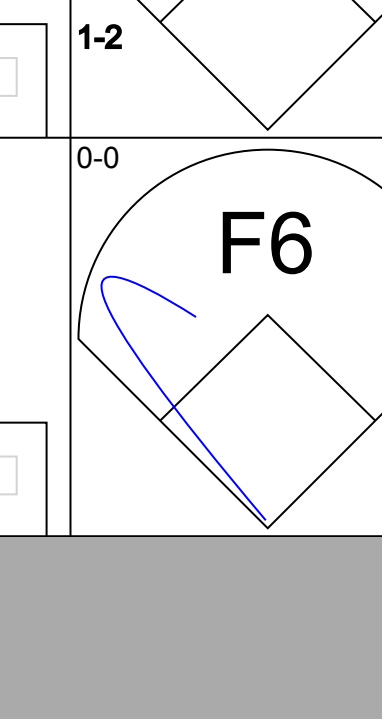


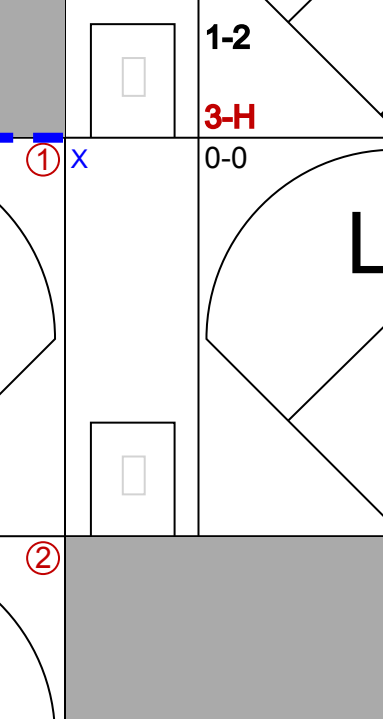
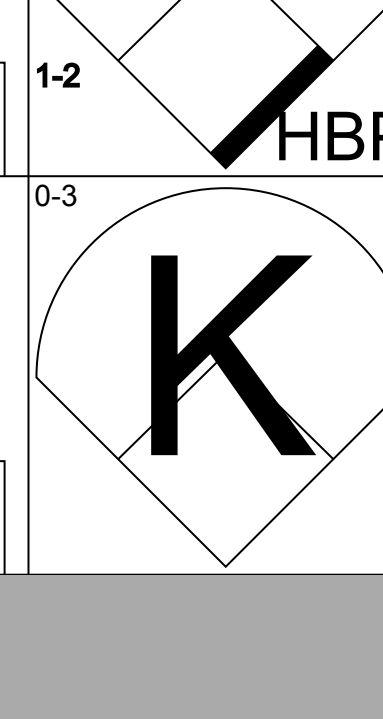
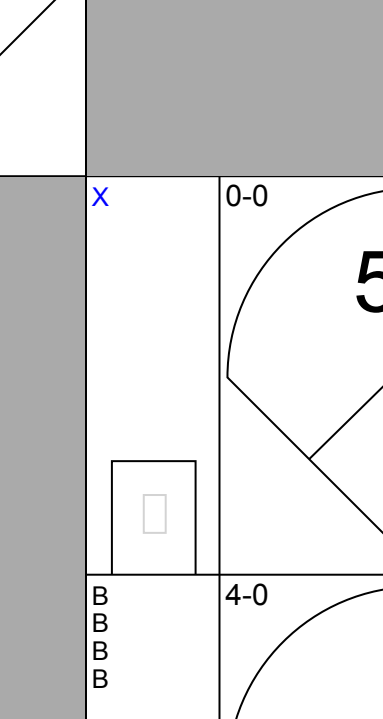
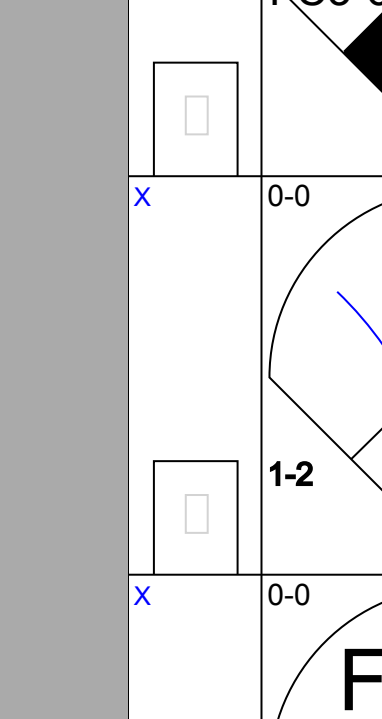
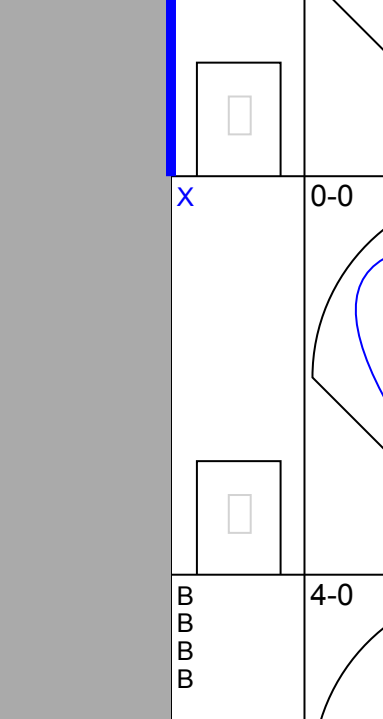
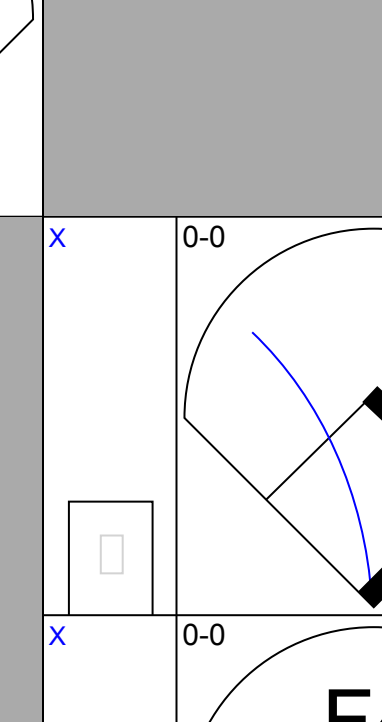
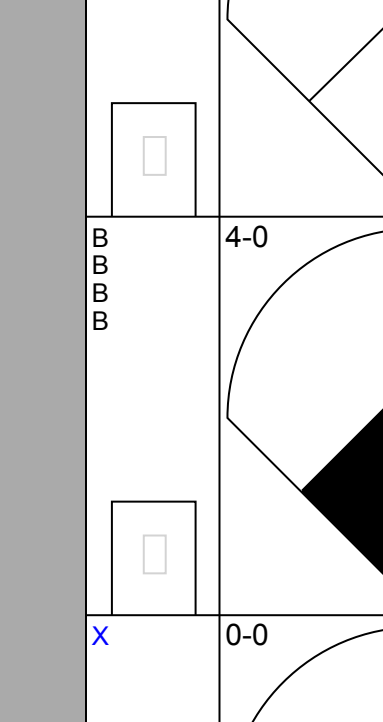
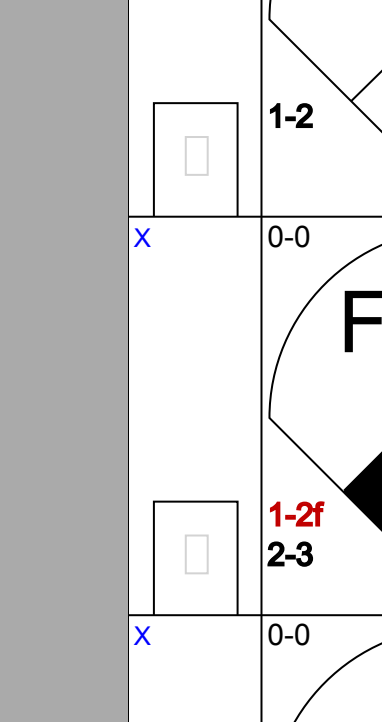
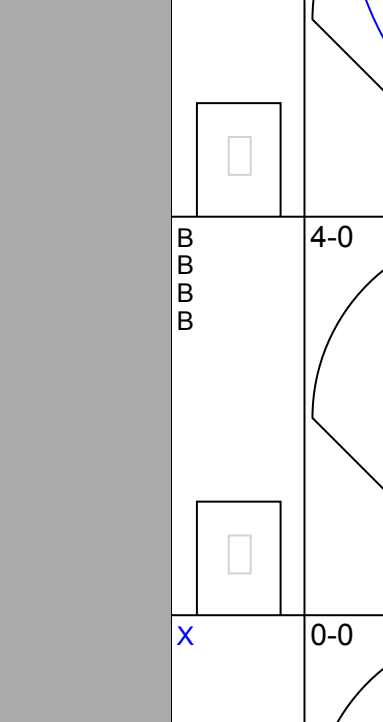
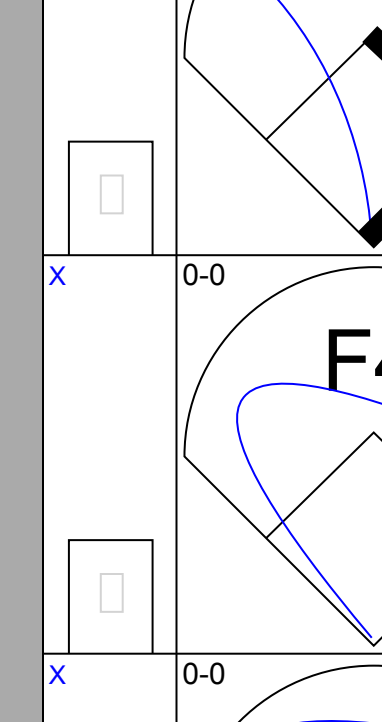
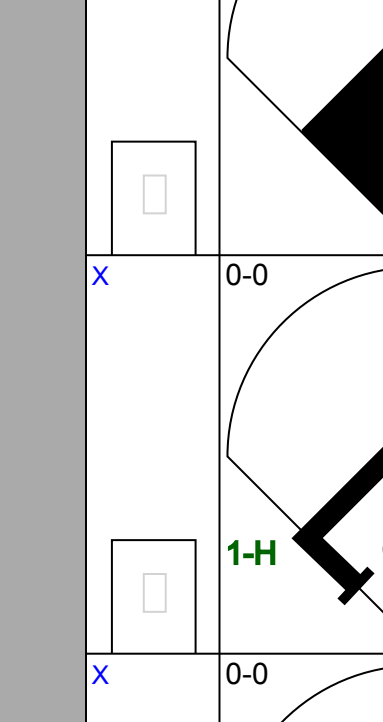
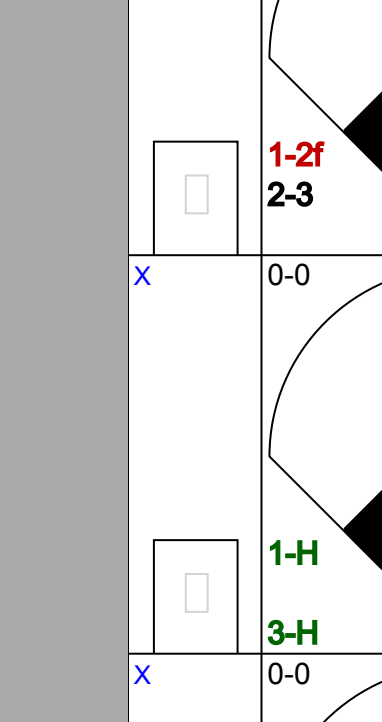
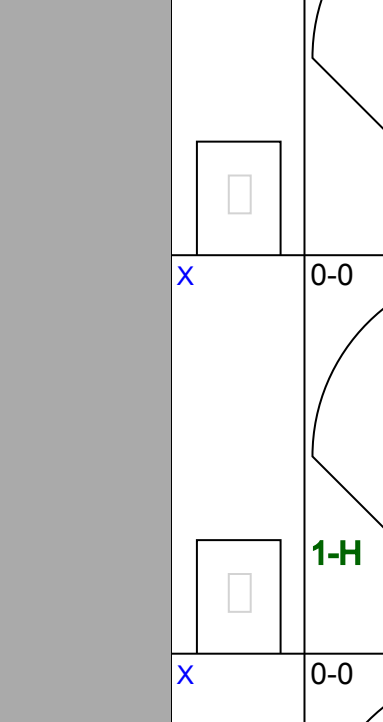
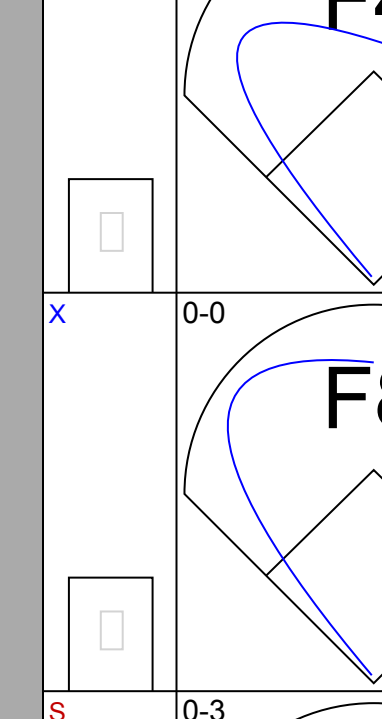
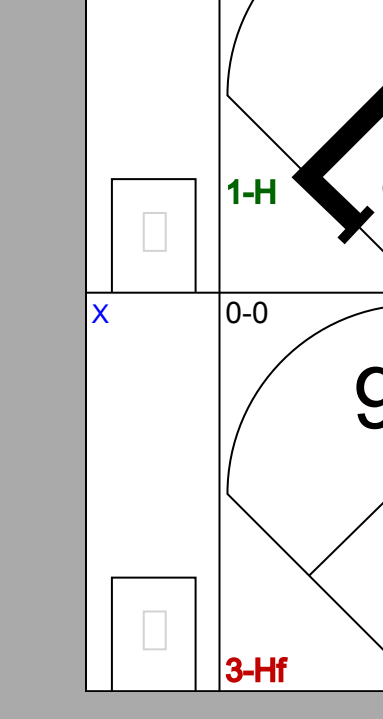
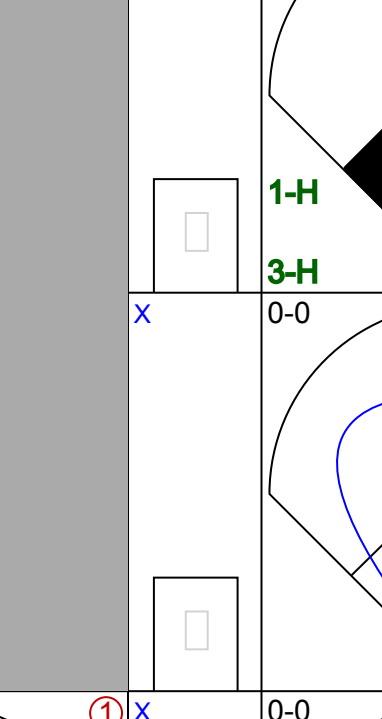
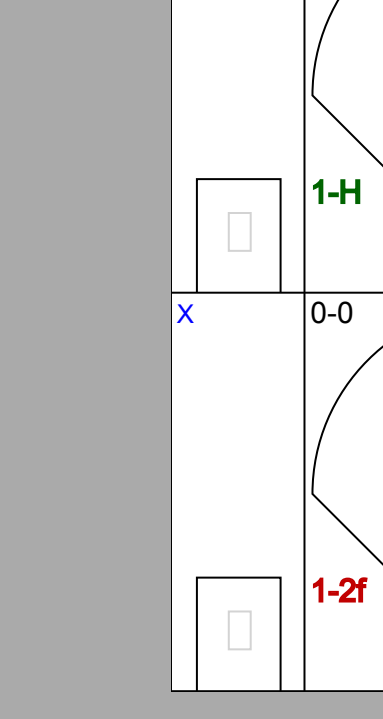

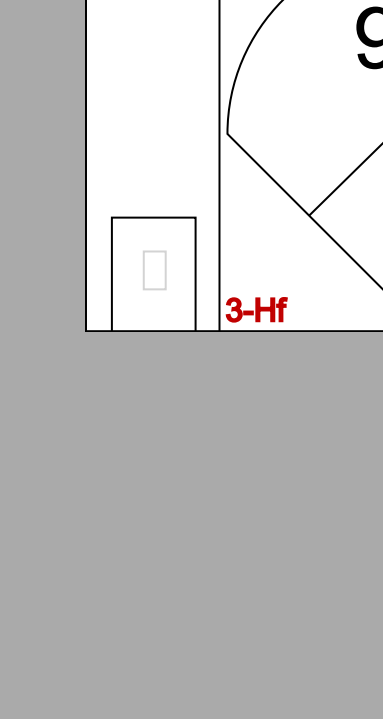
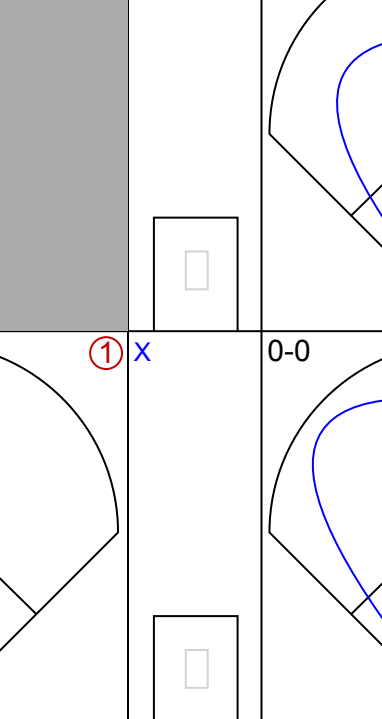
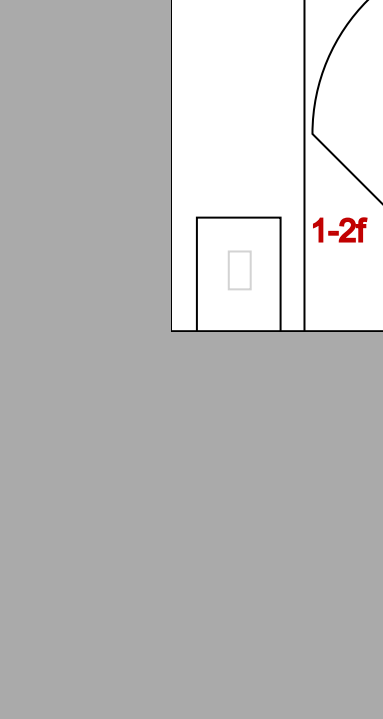
AB 37
R 6
H 7
RBI 5
BB 4
SO 12
LOB 22

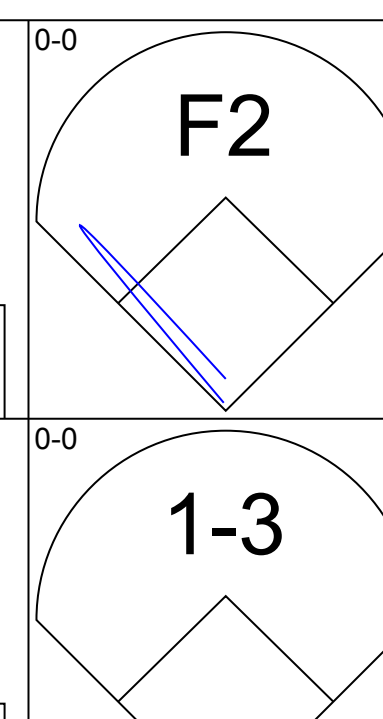
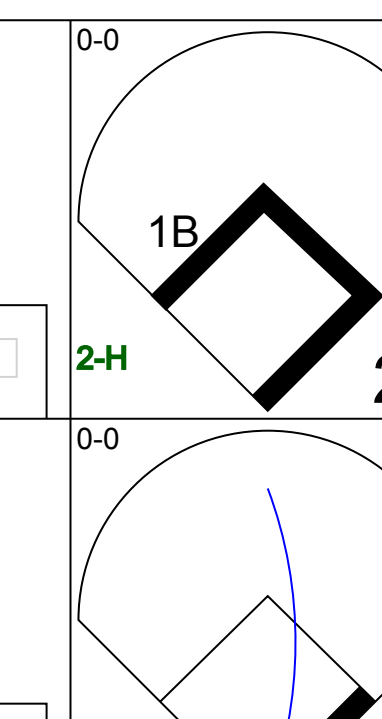
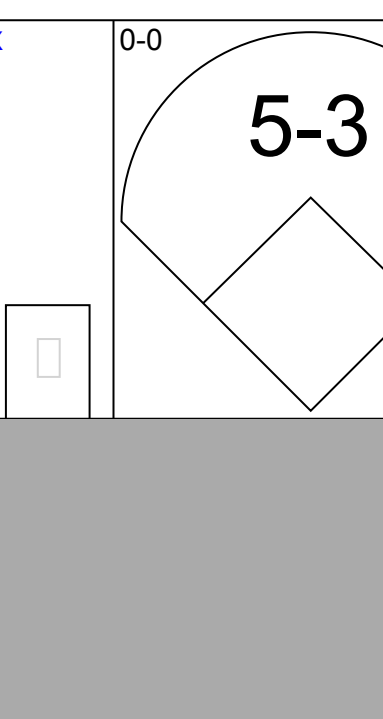
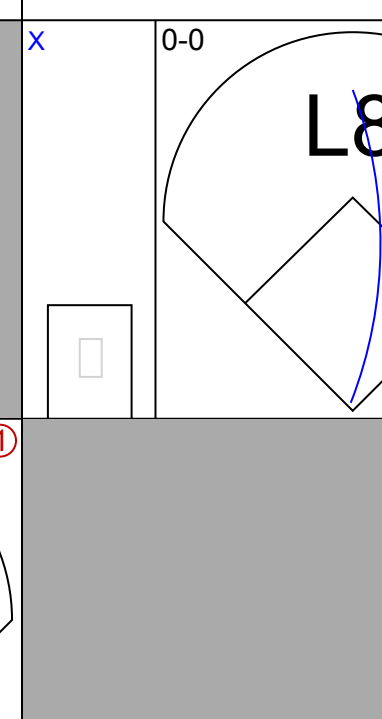
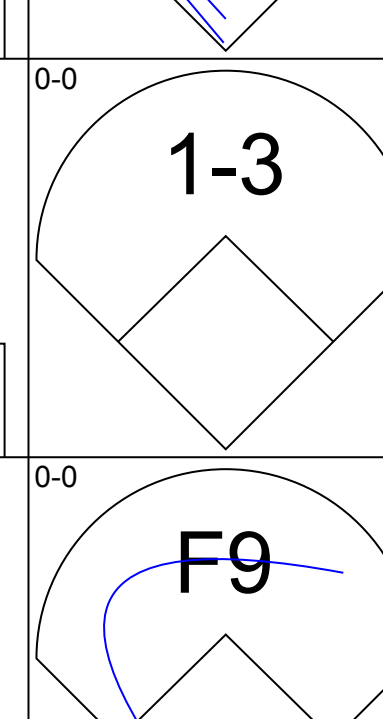
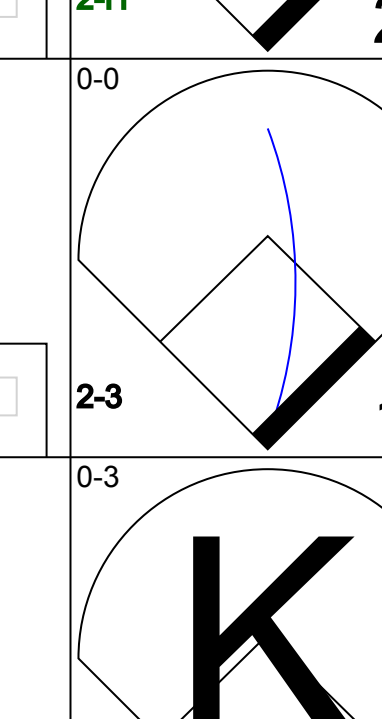


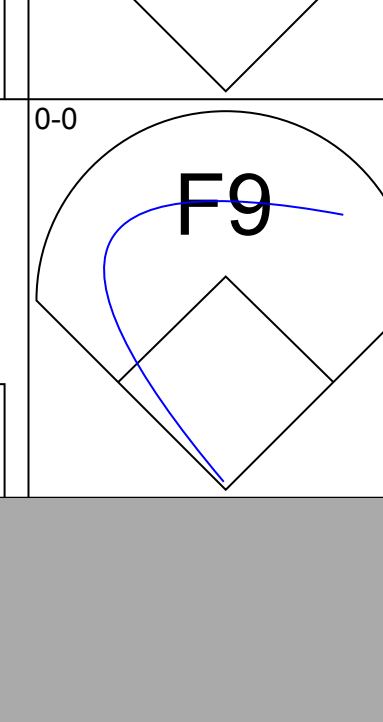
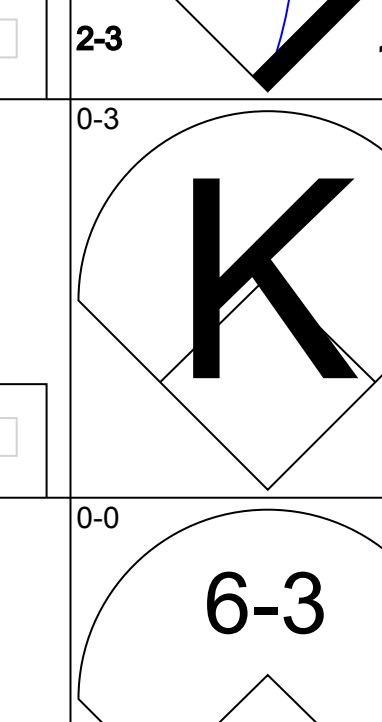


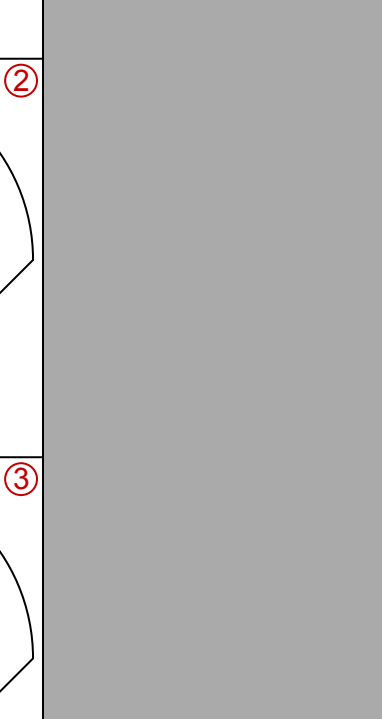
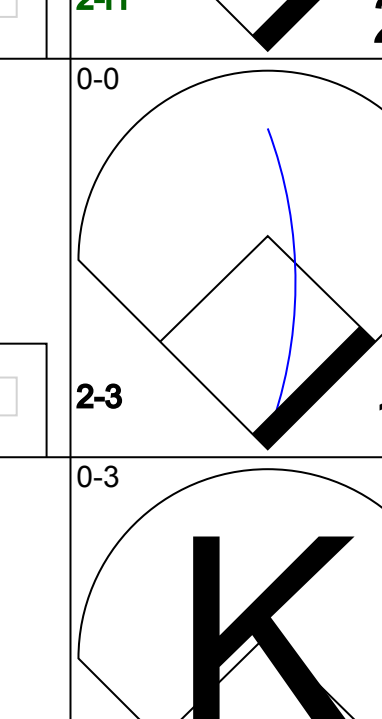



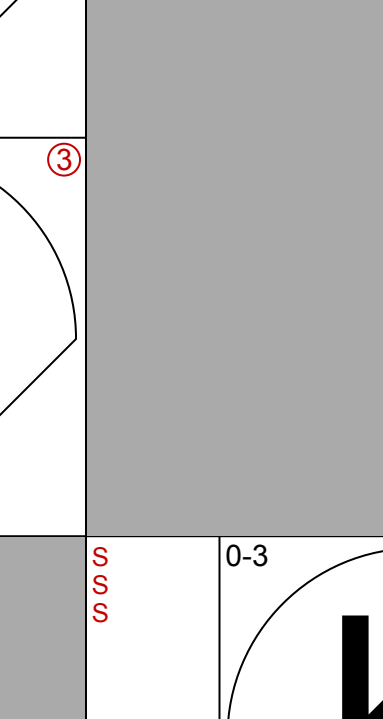
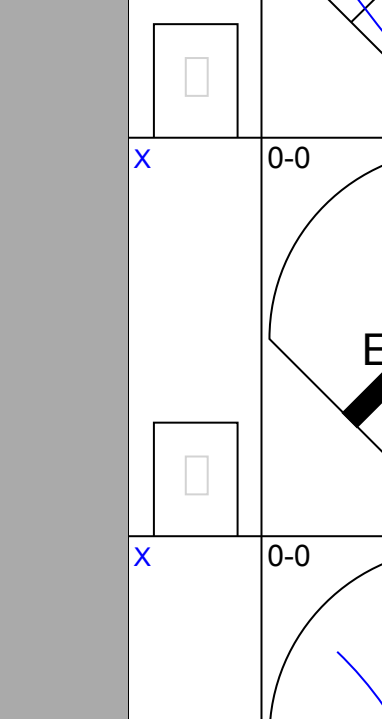
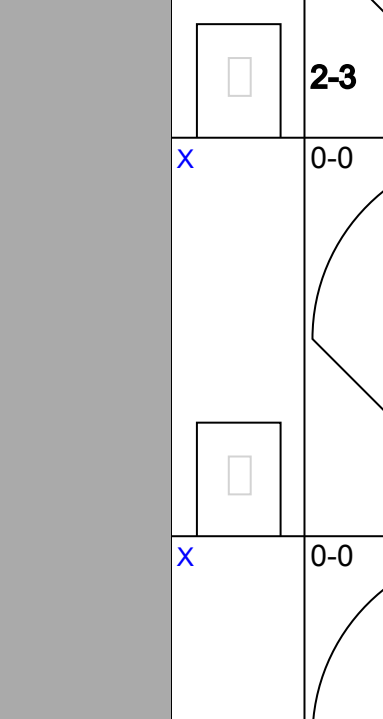
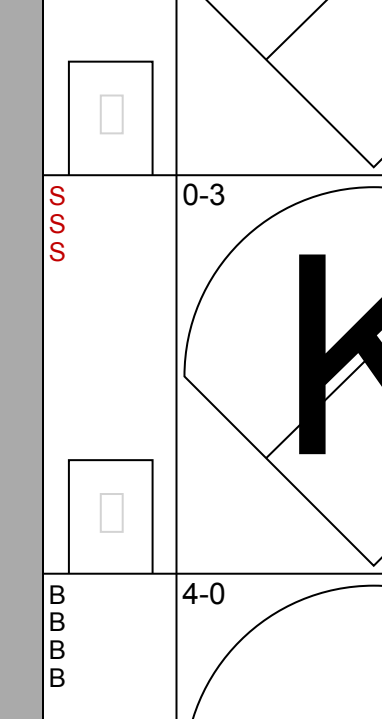
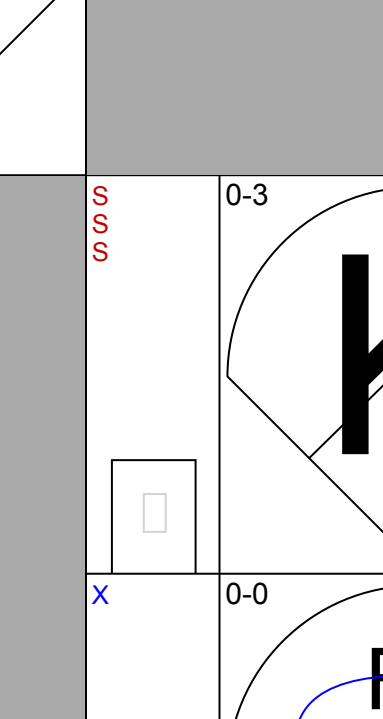
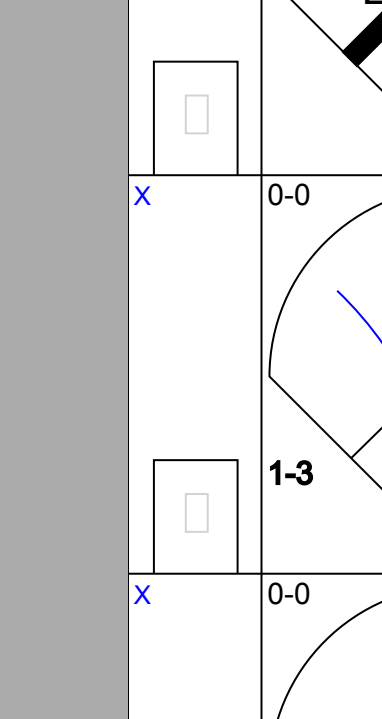
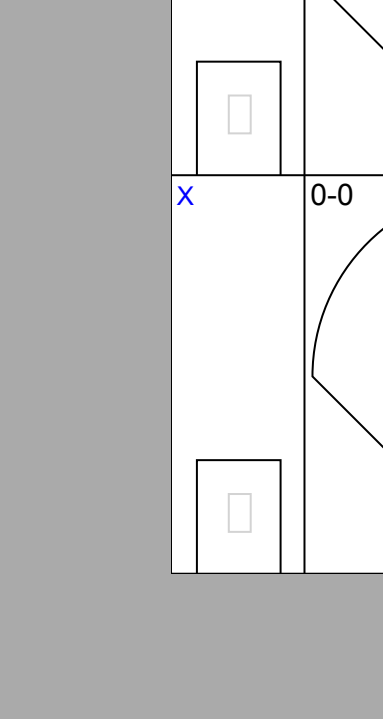

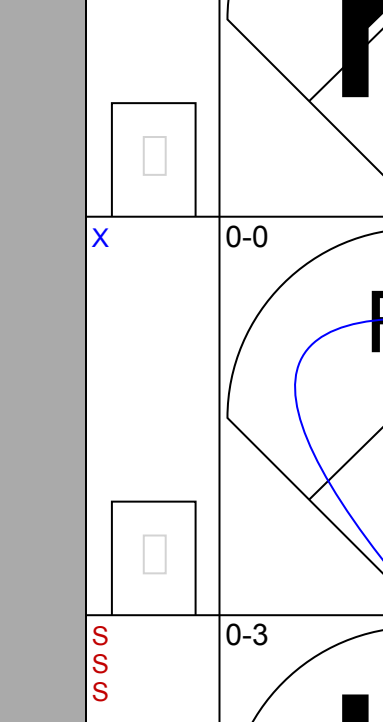

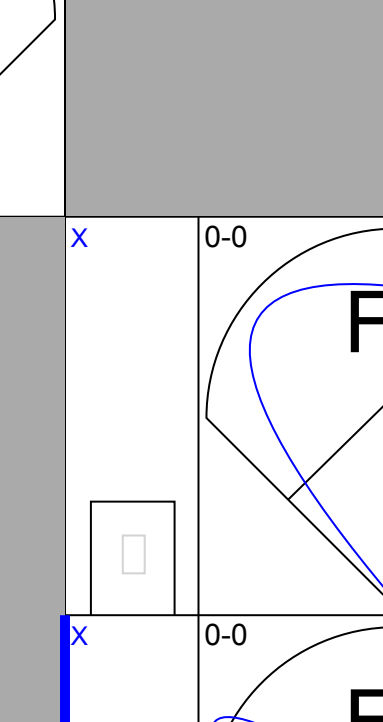


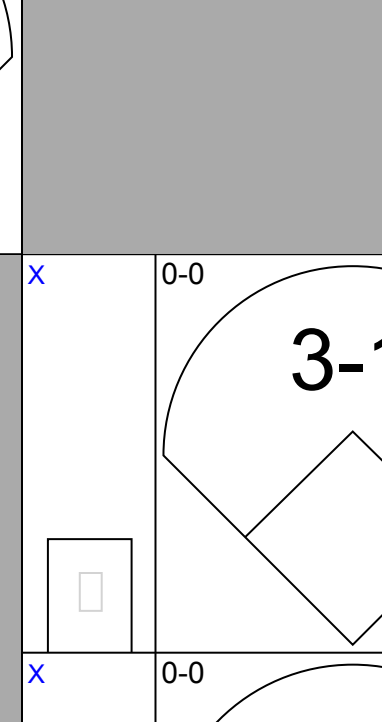
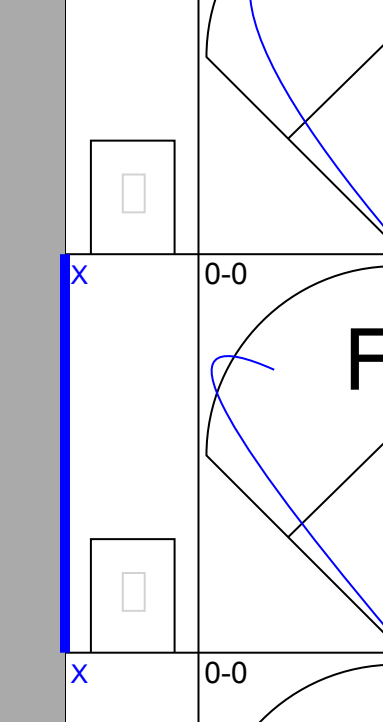
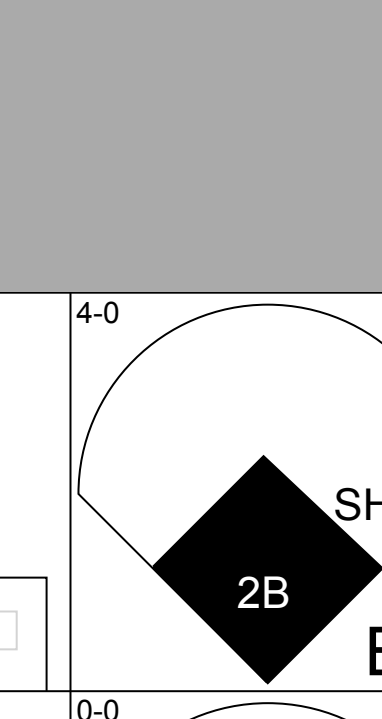
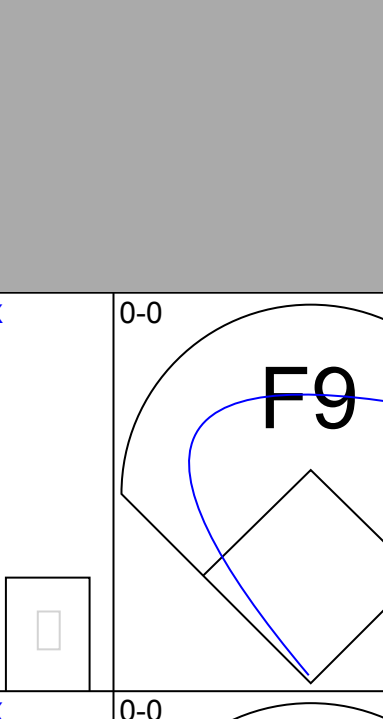
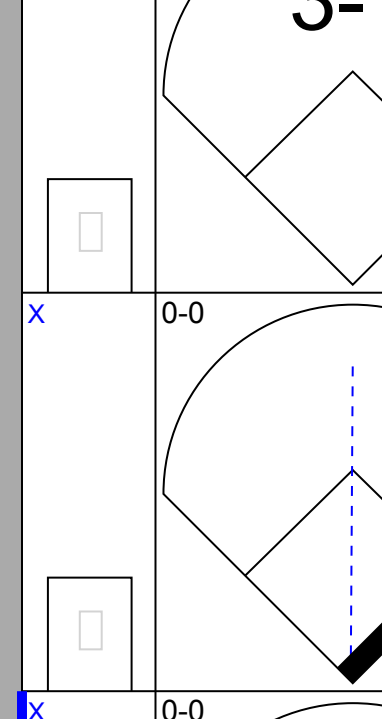
Batter	1	2	3	4	5	6	7	8	9	AB	R	H	RBI	BB	SO	LOB	BOTTOM										
Doug Griffin, R OBP: 0.306, SLG: 0.337 (1, 4)										5	0	4	0	0	0	0											
John Kennedy, R OBP: 0.337, SLG: 0.423 (1, 6)										4	0	2	0	1	0	2											
Reggie Smith, S OBP: 0.369, SLG: 0.522 (1, 8)										5	0	0	0	0	3	6											
Carl Yastrzemski, L OBP: 0.391, SLG: 0.418 (1, 7)										4	1	2	0	0	0	3											
Rico Petrocelli, R OBP: 0.355, SLG: 0.459 (1, 5)										2	0	0	0	2	1	1											
George Scott, R OBP: 0.324, SLG: 0.447 (1, 3)										3	0	1	1	0	1	2											
Joe Lahoud, L OBP: 0.340, SLG: 0.459 (1, 9)										3	0	1	0	1	0	2											
Bob Montgomery, R OBP: 0.319, SLG: 0.393 (1, 2)										4	0	0	0	0	3	5											
Gary Peters, L OBP: 0.284, SLG: 0.325 (1, 1)										0	0	0	0	0	0	0											
Luis Tiant, R OBP: 0.153, SLG: 0.188 (1, 1)										2	0	0	0	0	0	2											
Phil Gagliano, R OBP: 0.440, SLG: 0.429 (7, PH)										1	0	0	0	0	1	0											
Bobby Bolin, R OBP: 0.273, SLG: 0.273 (8, 1)										0	0	0	0	0	0	0											
Billy Conigliaro, R OBP: 0.321, SLG: 0.448 (9, PH)										1	0	0	0	0	0	0											
Inning Stats	R: 0 E: 0 K: 0 S: 3	H: 1 LOB: 1 BB: 1 P: 7	R: 0 E: 0 K: 0 S: 5	H: 2 LOB: 2 BB: 0 P: 5	R: 0 E: 0 K: 1 S: 6	H: 1 LOB: 1 BB: 0 P: 6	R: 0 E: 0 K: 2 S: 7	H: 0 LOB: 1 BB: 1 P: 11	R: 0 E: 0 K: 0 S: 3	H: 1 LOB: 0 BB: 0 P: 3	R: 1 E: 0 K: 0 S: 4	H: 1 LOB: 1 BB: 1 P: 8	R: 0 E: 0 K: 3 S: 11	H: 2 LOB: 2 BB: 0 P: 11	R: 0 E: 0 K: 2 S: 8	H: 1 LOB: 2 BB: 1 P: 12	R: 0 E: 0 K: 1 S: 6	H: 1 LOB: 1 BB: 0 P: 6	1B: 7 2B: 3 3B: 0 HR: 0	SF: 1 SAC: 0 DP: 2 HBP: 0	WP: 1 PB: 0 SB: 0 CS: 0	PA: 39					
PITCHER	IP	WLS	BF	H	R	ER	SO	BB	IBB	HBP	BLK	WP	HR	S	P	ERA	WHIP										
Al Fitzmorris, R ERA: 3.54 (1, 1)	6.0	W	25	6	1	1	3	3	0	0	0	0	0	28	40	1.50	1.500										
Jim York, R ERA: 2.67 (7, 1)	3.0	S	14	4	0	0	6	1	0	0	0	0	0	25	29	0.00	1.667										

Kansas City Royals @ Boston Red Sox
Fenway Park, Boston, MA
Sat Aug 14 1971, 3:33 AM EDT
Att: 21,325 - Unknown - 74 F

livebaseballscores.com

AB 34
R 1
H 10
RBI 1
BB 4
SO 9
LOB 23

Batter	1	2	3	4	5	6	7	8	9	AB	R	H	RBI	BB	SO	LOB	TOP									
Freddie Patek, R OBP: 0.326, SLG: 0.369 (1, 6)										5	0	1	0	0	1	0	Kansas City Royals @ Boston Red Sox Fenway Park, Boston, MA Sun Aug 15 1971, 3:33 AM EDT Att: 22,453 - Unknown - 70 F									
Joe Keough, L OBP: 0.336, SLG: 0.324 (1, 9)										5	0	3	0	0	0	1										
Cookie Rojas, R OBP: 0.363, SLG: 0.414 (1, 4)										5	0	0	0	0	0	6										
Gail Hopkins, L OBP: 0.389, SLG: 0.464 Bob Oliver, R OBP: 0.276, SLG: 0.331 (8, PH) (8, 3)										2	1	1	0	0	0	1										
Lou Piniella, R OBP: 0.302, SLG: 0.375 (1, 7)										4	0	1	0	0	1	2										
Ed Kirkpatrick, L OBP: 0.307, SLG: 0.349 (1, 8)										2	3	1	0	2	0	2										
Paul Schaal, R OBP: 0.387, SLG: 0.396 (1, 5)										4	1	3	5	0	0	1										
Dennis Paepke, R OBP: 0.246, SLG: 0.305 (1, 2)										4	0	0	0	0	0	3										
Mike Hedlund, R OBP: 0.128, SLG: 0.089 Tom Burgmeier, L OBP: 0.250, SLG: 0.267 (8, 1)										3	0	0	0	0	1	1										
Inning Stats	R: 0 E: 0 K: 2 S: 8	H: 1 LOB: 2 BB: 0 P: 9	R: 0 E: 0 K: 1 S: 6	H: 1 LOB: 1 BB: 0 P: 6	R: 0 E: 0 K: 0 S: 4	H: 1 LOB: 0 BB: 0 P: 4	R: 1 E: 0 K: 0 S: 3	H: 1 LOB: 0 BB: 1 P: 7	R: 0 E: 1 K: 0 S: 4	H: 0 LOB: 1 BB: 0 P: 4	R: 3 E: 0 K: 0 S: 6	H: 3 LOB: 0 BB: 0 P: 6	R: 0 E: 1 K: 0 S: 3	H: 0 LOB: 0 BB: 0 P: 3	R: 1 E: 0 K: 0 S: 4	H: 1 LOB: 1 BB: 1 P: 8		R: 0 E: 0 K: 1 S: 7	H: 2 LOB: 2 BB: 0 P: 7	1B: 7 2B: 2 3B: 1 HR: 1	SF: 0 SAC: 0 DP: 2 HBP: 1	WP: 1 PB: 0 SB: 1 CS: 0	PA: 40			
PITCHER	IP WLS BF H R ER SO BB IBB HBP BLK WP HR S P ERA WHIP																									
Ray Culp, R ERA: 3.32 Bill Lee, L ERA: 2.4	(1, 1) (8, 1)	7.0 L	30 30	7 7	4 4	4 4	3 3	1 1	0 0	0 0	0 0	0 0	0 0	0 0	1 1	0 0	11 15	39 15	5.14 4.50	1.143 2.000						

Batter	1	2	3	4	5	6	7	8	9	AB	R	H	RBI	BB	SO	LOB	BOTTOM								
Doug Griffin, R OBP: 0.306, SLG: 0.339 (1, 4)										4	0	1	1	0	0	1	Kansas City Royals @ Boston Red Sox Fenway Park, Boston, MA Sun Aug 15 1971, 3:33 AM EDT Att: 22,453 - Unknown - 70 F								
Luis Aparicio, R OBP: 0.283, SLG: 0.291 (1, 6)										4	0	2	0	0	0	0									
Reggie Smith, S OBP: 0.366, SLG: 0.517 (1, 8)										4	0	0	0	0	1	3									
Carl Yastrzemski, L OBP: 0.390, SLG: 0.416 (1, 7)										4	0	1	0	0	0	3									
Rico Petrocelli, R OBP: 0.354, SLG: 0.457 (1, 5)										4	0	1	0	0	2	1									
George Scott, R OBP: 0.324, SLG: 0.444 (1, 3)										3	0	0	0	1	0	2									
Joe Lahoud, L OBP: 0.335, SLG: 0.452 Phil Gagliano, R OBP: 0.431, SLG: 0.419 (9, PH)										3	0	0	0	0	1	1									
Bob Montgomery, R OBP: 0.324, SLG: 0.392 (1, 2)										3	1	1	0	1	0	0									
Ray Culp, R OBP: 0.217, SLG: 0.145 Gary Peters, L OBP: 0.280, SLG: 0.321 Bill Lee, L OBP: 0.286, SLG: 0.250 (8, 1)										1	0	0	0	0	0	0									
Inning Stats	R: 0 E: 0 K: 0 S: 3	H: 0 LOB: 0 BB: 0 P: 3	R: 0 E: 0 K: 1 S: 5	H: 0 LOB: 1 BB: 1 P: 9	R: 1 E: 0 K: 1 S: 7	H: 2 LOB: 2 BB: 1 P: 11	R: 0 E: 0 K: 2 S: 7	H: 0 LOB: 0 BB: 0 P: 7	R: 0 E: 0 K: 0 S: 3	H: 0 LOB: 0 BB: 0 P: 3	R: 0 E: 0 K: 0 S: 5	H: 2 LOB: 2 BB: 0 P: 5	R: 0 E: 0 K: 0 S: 4	H: 1 LOB: 1 BB: 0 P: 4	R: 0 E: 0 K: 0 S: 4	H: 1 LOB: 1 BB: 0 P: 4		R: 0 E: 0 K: 0 S: 3	H: 0 LOB: 0 BB: 0 P: 3	1B: 4 2B: 2 3B: 0 HR: 0	SF: 0 SAC: 1 DP: 0 HBP: 0	WP: 0 PB: 0 SB: 0 CS: 0	PA: 35		
PITCHER	IP WLS BF H R ER SO BB IBB HBP BLK WP HR S P ERA WHIP																								
Mike Hedlund, R ERA: 2.95 Tom Burgmeier, L ERA: 1.69	(1, 1) (8, 1)	7.0 S	28 28	5 5	1 1	1 0	4 0	2 0	0 0	0 0	0 0	0 0	0 0	0 0	0 0	7 7	42 7	1.29 0.00	1.000 0.500						

AB	37
R	5
H	10
RBI	5
BB	2
SO	4
LOB	19



AB	32
R	1
H	6
RBI	1
BB	2
SO	4
LOB	12



Batter	1	2	3	4	5	6	7	8	9	AB	R	H	RBI	BB	SO	LOB	TOP					
Freddie Patek, R OBP: 0.323, SLG: 0.365 (1, 6)										4	0	0	0	0	0	2						
Cookie Rojas, R OBP: 0.362, SLG: 0.412 (1, 4)										4	0	1	0	0	1	0						
Amos Otis, R OBP: 0.358, SLG: 0.478 (1, 8)										4	0	0	0	0	1	1						
Lou Piniella, R OBP: 0.301, SLG: 0.373 (1, 7)										4	0	1	0	0	0	0						
Bob Oliver, R OBP: 0.278, SLG: 0.330 (1, 9)										4	0	1	0	0	1	1						
Chuck Harrison, R OBP: 0.299, SLG: 0.344 (1, 3)										4	0	2	0	0	1	0						
Paul Schaal, R OBP: 0.386, SLG: 0.394 (1, 5)										2	0	0	0	1	1	2						
Dennis Paepke, R OBP: 0.242, SLG: 0.298 (1, 2)										3	0	0	0	0	0	4						
Paul Splittorf, L OBP: 0.147, SLG: 0.094 (8, PH)										2	0	0	0	0	0	2						
Bobby Knoop, R OBP: 0.302, SLG: 0.339 (8, PH)										1	0	0	0	0	1	0						
Jim York, R OBP: 0.188, SLG: 0.400 (8, 1)										0	0	0	0	0	0	0						
Inning Stats	R: 0 E: 0 K: 0 S: 3	H: 0 LOB: 0 BB: 0 P: 3	R: 0 E: 0 K: 0 S: 5	H: 2 LOB: 2 BB: 0 P: 5	R: 0 E: 0 K: 0 S: 3	H: 0 LOB: 0 BB: 0 P: 3	R: 0 E: 0 K: 1 S: 5	H: 0 LOB: 0 BB: 0 P: 5	R: 0 E: 0 K: 0 S: 4	H: 1 LOB: 2 BB: 1 P: 8	R: 0 E: 0 K: 2 S: 8	H: 1 LOB: 1 BB: 0 P: 8	R: 0 E: 0 K: 2 S: 7	H: 0 LOB: 0 BB: 0 P: 7	R: 0 E: 0 K: 1 S: 6	H: 1 LOB: 1 BB: 0 P: 6	R: 0 E: 0 K: 0 S: 3	H: 0 LOB: 0 BB: 0 P: 3	1B: 5 2B: 0 3B: 0 HR: 0	SF: 0 SAC: 0 DP: 0 HBP: 0	WP: 0 PB: 0 CS: 0	PA: 33
PITCHER Fritz Peterson, L ERA: 2.96 (1, 1)	IP: 9.0 WLS: W BF: 33 H: 5 R: 0 ER: 0 SO: 6 BB: 1 IBB: 0 HBP: 0 BLK: 0 WP: 0 HR: 0 S: 44 P: 48 ERA: 0.00 WHIP: 0.667											PITCHER	IP: 9.0 WLS: W BF: 33 H: 5 R: 0 ER: 0 SO: 6 BB: 1 IBB: 0 HBP: 0 BLK: 0 WP: 0 HR: 0 S: 44 P: 48 ERA: 0.00 WHIP: 0.667									

Kansas City Royals @ New York Yankees
Yankee Stadium, Bronx, NY
Tue Aug 17 1971, 3:33 AM EDT
Sunny - 82 F

AB	32
R	0
H	5
RBI	0
BB	1
SO	6
LOB	12



Batter	1	2	3	4	5	6	7	8	9	AB	R	H	RBI	BB	SO	LOB	BOTTOM					
Horace Clarke, S OBP: 0.324, SLG: 0.313 (1, 4)										4	1	1	0	0	0	1						
Thurman Munson, R OBP: 0.336, SLG: 0.389 (1, 2)										3	0	2	1	1	1	0						
Bobby Murcer, L OBP: 0.428, SLG: 0.547 (1, 8)										4	0	0	0	0	0	4						
Roy White, S OBP: 0.385, SLG: 0.478 (1, 7)										4	1	2	0	0	1	1						
Felipe Alou, R OBP: 0.320, SLG: 0.380 (1, 3)										3	0	2	0	0	0	1						
Danny Cater, R OBP: 0.296, SLG: 0.357 (1, 5)										3	0	1	1	0	0	3						
Ron Swoboda, R OBP: 0.367, SLG: 0.347 (1, 9)										3	0	0	0	0	0	3						
Gene Michael, S OBP: 0.328, SLG: 0.311 (1, 6)										3	0	1	0	0	0	2						
Fritz Peterson, S OBP: 0.159, SLG: 0.097 (1, 1)										2	0	0	0	0	0	0						
Inning Stats	R: 0 E: 0 K: 0 S: 3	H: 1 LOB: 0 BB: 0 P: 3	R: 1 E: 1 K: 0 S: 5	H: 2 LOB: 1 BB: 0 P: 5	R: 1 E: 0 K: 0 S: 5	H: 2 LOB: 1 BB: 0 P: 5	R: 0 E: 0 K: 0 S: 3	H: 1 LOB: 0 BB: 0 P: 3	R: 0 E: 0 K: 0 S: 4	H: 1 LOB: 2 BB: 1 P: 8	R: 0 E: 0 K: 0 S: 4	H: 2 LOB: 1 BB: 0 P: 4	R: 0 E: 0 K: 0 S: 3	H: 0 LOB: 0 BB: 0 P: 3	R: 0 E: 0 K: 2 S: 7	H: 0 LOB: 0 BB: 0 P: 7	R: 0 E: 0 K: 0 S: 3	H: 0 LOB: 0 BB: 0 P: 3	1B: 8 2B: 2 3B: 0 HR: 0	SF: 0 SAC: 1 DP: 4 HBP: 0	WP: 0 PB: 0 CS: 0	PA: 31
PITCHER Paul Splittorf, L ERA: 2.39 (8, 1)	IP: 7.0 WLS: L BF: 28 H: 9 R: 2 ER: 2 SO: 2 BB: 1 IBB: 0 HBP: 0 BLK: 0 WP: 0 HR: 0 S: 27 P: 31 ERA: 2.57 WHIP: 1.429											PITCHER	IP: 1.0 WLS: L BF: 3 H: 0 R: 0 ER: 0 SO: 2 BB: 0 IBB: 0 HBP: 0 BLK: 0 WP: 0 HR: 0 S: 7 P: 7 ERA: 0.00 WHIP: 0.000									

Kansas City Royals @ New York Yankees
Yankee Stadium, Bronx, NY
Tue Aug 17 1971, 3:33 AM EDT
Sunny - 82 F

AB	29
R	2
H	9
RBI	2
BB	1
SO	2
LOB	15



Batter	1	2	3	4	5	6	7	8	9	AB	R	H	RBI	BB	SO	LOB	TOP										
Freddie Patek, R OBP: 0.328, SLG: 0.370 (1, 6)										5	1	4	1	0	0	0											
Cookie Rojas, R OBP: 0.358, SLG: 0.408 (1, 4)										4	0	0	0	0	0	5											
Amos Otis, R OBP: 0.359, SLG: 0.479 (1, 8)										4	0	2	1	0	0	1											
Lou Piniella, R OBP: 0.301, SLG: 0.370 (1, 7)										3	1	0	0	1	0	2											
Bob Oliver, R OBP: 0.278, SLG: 0.329 (1, 9)										4	0	1	0	0	0	0											
Chuck Harrison, R OBP: 0.306, SLG: 0.350 (1, 3)										4	0	2	1	0	0	0											
Paul Schaal, R OBP: 0.383, SLG: 0.390 (1, 5)										4	0	0	0	0	0	2											
Buck Martinez, R OBP: 0.188, SLG: 0.077 Joe Keough, L OBP: 0.340, SLG: 0.335 (9, PH)										2	0	0	0	1	1	1											
Lance Clemons, L OBP: 0.333, SLG: 1.000 Ted Abernathy, R OBP: 0.111, SLG: 0.111 Tom Burgmeier, L OBP: 0.250, SLG: 0.267 Gail Hopkins, L OBP: 0.387, SLG: 0.462 (9, PH)										2	2	1	0	0	0	0											
Inning Stats	R: 0 E: 0 K: 0 S: 4	H: 2 LOB: 1 BB: 0 P: 4	R: 0 E: 0 K: 1 S: 6	H: 1 LOB: 1 BB: 0 P: 6	R: 2 E: 2 K: 0 S: 5	H: 2 LOB: 0 BB: 0 P: 5	R: 0 E: 0 K: 0 S: 3	H: 0 LOB: 0 BB: 0 P: 3	R: 0 E: 0 K: 0 S: 3	H: 0 LOB: 1 BB: 1 P: 7	R: 1 E: 0 K: 0 S: 4	H: 2 LOB: 1 BB: 1 P: 8	R: 1 E: 0 K: 0 S: 5	H: 2 LOB: 0 BB: 0 P: 5	R: 0 E: 0 K: 0 S: 3	H: 0 LOB: 0 BB: 0 P: 3	R: 0 E: 0 K: 0 S: 4	H: 1 LOB: 0 BB: 0 P: 4	1B: 9 2B: 1 3B: 2 HR: 0	SF: 0 SAC: 1 DP: 2 HBP: 0	WP: 1 PB: 0 SB: 0 CS: 1	PA: 37					
PITCHER	IP	WLS	BF	H	R	ER	SO	BB	IBB	HBP	BLK	WP	HR	S	P	ERA	WHIP										
Mike Kekich, L ERA: 3.29	7.0	W	30	10	4	2	1	2	0	0	0	0	0	30	38	2.57	1.714										
Roger Hambricht, R ERA: 4.97	2.0	S	7	1	1	1	0	0	0	0	0	1	0	7	7	4.50	0.500										

Kansas City Royals @ New York Yankees
Yankee Stadium, Bronx, NY
Tue Aug 17 1971, 3:38 AM EDT
Att: 17,223 - Unknown - 85 F

AB	34
R	5
H	11
RBI	3
BB	2
SO	1
LOB	11



Batter	1	2	3	4	5	6	7	8	9	AB	R	H	RBI	BB	SO	LOB	BOTTOM										
Gene Michael, S OBP: 0.327, SLG: 0.310 (1, 6)										4	1	1	1	0	0	1											
Thurman Munson, R OBP: 0.337, SLG: 0.388 (1, 2)										4	1	1	0	1	1	2											
Bobby Murcer, L OBP: 0.429, SLG: 0.552 (1, 8)										3	1	1	3	1	0	1											
Roy White, S OBP: 0.381, SLG: 0.473 (1, 7)										4	0	0	0	0	1	3											
Danny Cater, R OBP: 0.296, SLG: 0.356 (9, 3)										4	0	1	0	0	1	2											
John Ellis, R OBP: 0.324, SLG: 0.355 Horace Clarke, S OBP: 0.324, SLG: 0.313 (9, 4)										4	0	0	0	0	0	2											
Ron Swoboda, R OBP: 0.374, SLG: 0.353 (1, 9)										3	3	2	0	0	0	0											
Ron Hansen, R OBP: 0.250, SLG: 0.266 Jerry Kenney, L OBP: 0.366, SLG: 0.299 (9, 5)										3	0	0	0	1	1	1											
Mike Kekich, R OBP: 0.222, SLG: 0.176 Felipe Alou, R OBP: 0.322, SLG: 0.390 Roger Hambricht, R OBP: 0.500, SLG: 0.500 (9, 1)										2	0	0	0	0	2	1											
Inning Stats	R: 0 E: 0 K: 0 S: 4	H: 1 LOB: 2 BB: 1 P: 8	R: 0 E: 0 K: 1 S: 5	H: 0 LOB: 0 BB: 0 P: 5	R: 0 E: 0 K: 2 S: 7	H: 0 LOB: 0 BB: 0 P: 7	R: 0 E: 0 K: 0 S: 3	H: 0 LOB: 0 BB: 0 P: 3	R: 1 E: 1 K: 1 S: 6	H: 0 LOB: 1 BB: 0 P: 7	R: 0 E: 1 K: 1 S: 7	H: 1 LOB: 2 BB: 0 P: 7	R: 5 E: 0 K: 1 S: 9	H: 4 LOB: 0 BB: 1 P: 13	R: 2 E: 2 K: 0 S: 5	H: 2 LOB: 2 BB: 1 P: 9	1B: 6 2B: 0 3B: 0 HR: 2	SF: 1 SAC: 0 DP: 0 HBP: 1	WP: 0 PB: 0 SB: 0 CS: 0	PA: 38							
PITCHER	IP	WLS	BF	H	R	ER	SO	BB	IBB	HBP	BLK	WP	HR	S	P	ERA	WHIP										
Lance Clemons, L ERA: 3.24	6.1	L	28	5	4	3	5	1	0	0	0	0	0	36	41	4.26	0.947										
Ted Abernathy, R ERA: 2.51	0.0	L	1	0	0	0	0	1	0	0	0	0	0	4	4	∞	∞										
Tom Burgmeier, L ERA: 1.92	1.2		9	3	4	3	1	0	1	0	0	0	1	10	14	16.20	1.800										

Kansas City Royals @ New York Yankees
Yankee Stadium, Bronx, NY
Tue Aug 17 1971, 3:38 AM EDT
Att: 17,223 - Unknown - 85 F

AB	33
R	8
H	8
RBI	7
BB	3
SO	6
LOB	13



Batter	1	2	3	4	5	6	7	8	9	AB	R	H	RBI	BB	SO	LOB	TOP			
Freddie Patek, R (1, 6) OBP: 0.325, SLG: 0.367	6-3		F9			F2		6-3		4	0	0	0	0	0	0				
Joe Keough, L (1, 9) OBP: 0.342, SLG: 0.341	2B			G3		1B		G3		4	0	2	0	0	0	0				
Amos Otis, R (1, 8) OBP: 0.358, SLG: 0.477	F9			2B	1B	F8		F9		4	1	1	0	0	0	2				
Gail Hopkins, L (1, 3) OBP: 0.384, SLG: 0.462	L7			4-3	2B	CS	K	F8		4	0	1	1	0	1	1				
Lou Piniella, R (1, 7) OBP: 0.298, SLG: 0.367		6-3		4-3				6-3		3	0	0	0	0	0	1				
Ed Kirkpatrick, L (1, 2) OBP: 0.307, SLG: 0.346		K		K				BB		2	0	0	0	1	2	1				
Paul Schaal, R (1, 5) OBP: 0.381, SLG: 0.387		P6				1-3		F4		3	0	0	0	0	0	1				
Bobby Knoop, R (1, 4) OBP: 0.288, SLG: 0.322				F4		6-3		K		3	0	0	0	0	1	0				
Dick Drago, R (1, 1) OBP: 0.203, SLG: 0.158				G3				K		2	0	0	0	0	1	0				
Bob Oliver, R (8, PH) OBP: 0.277, SLG: 0.327						K				1	0	0	0	0	1	0				
Tom Burgmeier, L (8, 1) OBP: 0.250, SLG: 0.267								K		0	0	0	0	0	0	0				
Inning Stats	R: 0 E: 0 K: 0 S: 4	H: 1 LOB: 1 BB: 0 P: 4	R: 0 E: 0 K: 1 S: 5	H: 0 LOB: 0 BB: 0 P: 5	R: 0 E: 0 K: 0 S: 3	H: 0 LOB: 0 BB: 0 P: 3	R: 1 E: 0 K: 1 S: 7	H: 2 LOB: 1 BB: 0 P: 7	R: 0 E: 0 K: 1 S: 5	H: 0 LOB: 0 BB: 0 P: 5	R: 0 E: 0 K: 1 S: 5	H: 0 LOB: 1 BB: 1 P: 9	R: 0 E: 0 K: 2 S: 7	H: 0 LOB: 0 BB: 0 P: 7	R: 0 E: 0 K: 0 S: 3	H: 0 LOB: 0 BB: 0 P: 3	1B: 2 2B: 2 3B: 0 HR: 0	SF: 0 SAC: 0 DP: 0 HBP: 0	WP: 0 PB: 0 CS: 1	PA: 32
PITCHER Mel Stottlemyre, R (1, 1) ERA: 2.96	IP: 9.0 WLS: W BF: 31 H: 4 R: 1 ER: 1 SO: 6 BB: 1 IBB: 0 HBP: 0 BLK: 0 WP: 0 HR: 0 S: 42 P: 46 ERA: 1.00 WHIP: 0.556																			

Kansas City Royals @ New York Yankees
Yankee Stadium, Bronx, NY
Wed Aug 18 1971, 7:05 PM EDT
Att: 11,829 - Unknown - 80 F

AB 30
R 1
H 4
RBI 1
BB 1
SO 6
LOB 6



Batter	1	2	3	4	5	6	7	8	9	AB	R	H	RBI	BB	SO	LOB	BOTTOM			
Jerry Kenney, L (1, 5) OBP: 0.365, SLG: 0.295	G4-3 BB		F8			F8		K		3	0	0	0	1	1	1				
Jake Gibbs, L (1, 2) OBP: 0.257, SLG: 0.303	G4-3 1-2			1B		F8 BB 2B 1B		5-3		4	1	2	0	0	0	1				
Bobby Murcer, L (1, 8) OBP: 0.427, SLG: 0.548	P6		L3			F8 BB 2B		K		3	1	0	0	1	1	2				
Roy White, S (1, 7) OBP: 0.379, SLG: 0.469		1-3		K		F8 1-2 2-3				3	0	0	0	0	1	2				
Ron Blomberg, L (1, 9) OBP: 0.398, SLG: 0.488				3-1						3	0	2	2	0	0	0				
Felipe Alou, R (1, 3) OBP: 0.320, SLG: 0.387		G6-4-3 1B				2H 3H 2B		F9		3	0	0	0	0	0	2				
Horace Clarke, S (1, 4) OBP: 0.324, SLG: 0.313				2-3 1B				F9		3	1	1	0	0	0	0				
Gene Michael, S (1, 6) OBP: 0.324, SLG: 0.307				2-3				5-3		3	0	0	0	0	0	1				
Mel Stottlemyre, R (1, 1) OBP: 0.221, SLG: 0.225				1B				L7		3	0	1	1	0	0	0				
Inning Stats	R: 0 E: 0 K: 0 S: 2	H: 0 LOB: 0 BB: 1 P: 6	R: 0 E: 0 K: 0 S: 3	H: 1 LOB: 0 BB: 0 P: 3	R: 1 E: 0 K: 0 S: 6	H: 3 LOB: 2 BB: 0 P: 6	R: 0 E: 0 K: 1 S: 5	H: 0 LOB: 0 BB: 0 P: 5	R: 0 E: 0 K: 0 S: 3	H: 0 LOB: 0 BB: 0 P: 3	R: 2 E: 0 K: 0 S: 5	H: 2 LOB: 1 BB: 1 P: 9	R: 0 E: 0 K: 0 S: 3	H: 0 LOB: 0 BB: 0 P: 3	R: 0 E: 0 K: 2 S: 7	H: 0 LOB: 0 BB: 0 P: 7	1B: 5 2B: 1 3B: 0 HR: 0	SF: 0 SAC: 0 DP: 2 HBP: 0	WP: 0 PB: 0 CS: 0	PA: 30
PITCHER Dick Drago, R (1, 1) ERA: 2.81 Tom Burgmeier, L (8, 1) ERA: 1.89	IP: 7.0 WLS: L BF: 27 H: 6 R: 3 ER: 3 SO: 1 BB: 6 IBB: 0 HBP: 0 BLK: 0 WP: 0 HR: 0 S: 27 P: 35 ERA: 3.86 WHIP: 1.143																			

Kansas City Royals @ New York Yankees
Yankee Stadium, Bronx, NY
Wed Aug 18 1971, 7:05 PM EDT
Att: 11,829 - Unknown - 80 F

AB 28
R 3
H 6
RBI 3
BB 2
SO 3
LOB 9



Batter	1	2	3	4	5	6	7	8	9	AB	R	H	RBI	BB	SO	LOB	TOP					
Del Unser, L OBP: 0.391, SLG: 0.367 (1, 8)										4	1	1	0	1	0	2	Washington Senators @ Kansas City Royals Municipal Stadium, Kansas City, MO Fri Aug 20 1971, 8:05 PM EDT Unknown - 92 F livebaseballscorecards.com					
Davey Nelson, R OBP: 0.311, SLG: 0.390 (1, 5)										5	1	1	0	0	1	4						
Don Mincher, L OBP: 0.415, SLG: 0.448 Tom McCraw, L OBP: 0.286, SLG: 0.395 (8, 3)										5	1	1	1	0	0	2						
Frank Howard, R OBP: 0.376, SLG: 0.483 Elliott Maddox, R OBP: 0.316, SLG: 0.259 (8, 8)										3	1	2	1	1	1	1						
Bernie Allen, L OBP: 0.359, SLG: 0.364 Toby Harrah, R OBP: 0.291, SLG: 0.277 (9, 6)										3	1	1	0	2	1	3						
Jeff Burroughs, R OBP: 0.307, SLG: 0.406 (1, 9)										5	1	2	3	0	3	2						
Dick Billings, R OBP: 0.290, SLG: 0.339 (1, 2)										5	0	1	1	0	1	5						
Tim Cullen, R OBP: 0.240, SLG: 0.249 (9, 4)										4	0	0	0	1	0	2						
Denny McLain, R OBP: 0.143, SLG: 0.130 (1, 1)										3	0	1	0	1	1	2						
Inning Stats	R: 2 E: 0 K: 0 S: 6	H: 3 LOB: 2 BB: 1 P: 10	R: 0 E: 0 K: 0 S: 4	H: 1 LOB: 1 BB: 0 P: 4	R: 0 E: 0 K: 2 S: 8	H: 1 LOB: 1 BB: 0 P: 8	R: 0 E: 0 K: 0 S: 3	H: 0 LOB: 1 BB: 1 P: 7	R: 4 E: 0 K: 0 S: 6	H: 3 LOB: 1 BB: 2 P: 14	R: 0 E: 1 K: 0 S: 5	H: 1 LOB: 2 BB: 0 P: 5	R: 0 E: 0 K: 3 S: 10	H: 0 LOB: 1 BB: 0 P: 10	R: 0 E: 0 K: 2 S: 8	H: 1 LOB: 1 BB: 0 P: 8		R: 0 E: 0 K: 1 S: 4	H: 0 LOB: 1 BB: 2 P: 12	1B: 8 2B: 1 3B: 1 HR: 0	SF: 1 SAC: 0 DP: 0 HBP: 0	WP: 0 PB: 1 CS: 2 ERA: 1
PITCHER	IP WLS BF H R ER SO BB IBB HBP BLK WP HR S P ERA WHIP																					
Al Fitzmorris, R ERA: 4.07 (1, 1)	4.1 L 24 7 6 6 2 4 0 0 0 0 0 0 24 40 12.46 2.538																					
Jim York, R ERA: 2.55 (5, 1)	2.2 12 2 0 0 3 0 0 0 0 0 0 0 18 18 0.00 0.750																					
Ted Abernathy, R ERA: 2.43 (8, 1)	2.0 8 1 0 0 3 2 0 0 0 0 0 0 12 20 0.00 1.500																					

Batter	1	2	3	4	5	6	7	8	9	AB	R	H	RBI	BB	SO	LOB	BOTTOM					
Freddie Patek, R OBP: 0.329, SLG: 0.372 (1, 6)										4	1	3	0	0	1	2	Washington Senators @ Kansas City Royals Municipal Stadium, Kansas City, MO Fri Aug 20 1971, 8:05 PM EDT Unknown - 92 F livebaseballscorecards.com					
Joe Keough, L OBP: 0.341, SLG: 0.340 (1, 9)										4	0	1	2	0	0	4						
Amos Otis, R OBP: 0.357, SLG: 0.475 (1, 8)										4	1	1	0	0	0	2						
Gail Hopkins, L OBP: 0.382, SLG: 0.463 (1, 3)										4	0	1	1	0	0	1						
Cookie Rojas, R OBP: 0.358, SLG: 0.407 (1, 4)										4	0	1	0	0	0	1						
Lou Piniella, R OBP: 0.298, SLG: 0.365 (1, 7)										4	0	1	0	0	0	1						
Paul Schaal, R OBP: 0.382, SLG: 0.386 (1, 5)										3	0	1	0	1	0	2						
Ed Kirkpatrick, L OBP: 0.306, SLG: 0.343 (1, 2)										3	0	0	0	1	1	1						
Al Fitzmorris, S OBP: 0.200, SLG: 0.200 (1, 1)										1	1	1	0	0	0	0						
Jim York, R OBP: 0.176, SLG: 0.375 (5, 1)										1	0	0	0	0	1	0						
Bob Oliver, R OBP: 0.276, SLG: 0.326 (7, PH)										1	0	0	0	0	0	2						
Ted Abernathy, R OBP: 0.111, SLG: 0.111 (8, PH)										0	0	0	0	0	0	0						
Chuck Harrison, R OBP: 0.394, SLG: 0.347 (9, PH)										1	0	0	0	0	1	1						
Inning Stats	R: 0 E: 0 K: 0 S: 4	H: 1 LOB: 0 BB: 0 P: 4	R: 0 E: 0 K: 0 S: 3	H: 1 LOB: 0 BB: 0 P: 3	R: 3 E: 0 K: 0 S: 7	H: 5 LOB: 1 BB: 0 P: 7	R: 0 E: 0 K: 1 S: 5	H: 1 LOB: 0 BB: 0 P: 5	R: 0 E: 0 K: 1 S: 6	H: 1 LOB: 1 BB: 0 P: 6	R: 0 E: 0 K: 0 S: 3	H: 0 LOB: 0 BB: 0 P: 3	R: 0 E: 0 K: 1 S: 6	H: 1 LOB: 2 BB: 1 P: 10	R: 0 E: 0 K: 0 S: 3	H: 0 LOB: 0 BB: 0 P: 3	R: 0 E: 0 K: 1 S: 5	H: 0 LOB: 1 BB: 1 P: 9	1B: 8 2B: 2 3B: 0 HR: 0	SF: 0 SAC: 0 DP: 2 HBP: 0	WP: 0 PB: 0 CS: 0 ERA: 1	PA: 36
PITCHER	IP WLS BF H R ER SO BB IBB HBP BLK WP HR S P ERA WHIP																					
Denny McLain, R ERA: 4.04 (1, 1)	9.0 W 36 10 3 3 4 2 0 0 0 0 0 0 42 50 3.00 1.333																					

Batter	1	2	3	4	5	6	7	8	9	AB	R	H	RBI	BB	SO	LOB	TOP										
Del Unser, L OBP: 0.349, SLG: 0.364 (1, 8)										6	1	1	0	0	0	4	Washington Senators @ Kansas City Royals Municipal Stadium, Kansas City, MO Fri Aug 20 1971, 8:05 PM EDT Att: 11,523 - Unknown - 87 F livebaseballscorecards.com										
Davey Nelson, R OBP: 0.316, SLG: 0.393 (1, 5)										6	2	3	0	0	0	2											
Don Mincher, L OBP: 0.415, SLG: 0.451 Tom McCraw, L OBP: 0.286, SLG: 0.395 (8, PR) (8, 3)										5	1	2	1	0	0	2											
Frank Howard, R OBP: 0.380, SLG: 0.489 Elliott Maddox, R OBP: 0.316, SLG: 0.259 (1, 7) (8, 8)										5	2	4	2	0	1	1											
Bernie Allen, L OBP: 0.363, SLG: 0.381 Toby Harrah, R OBP: 0.289, SLG: 0.275 (1, 4) (5, 6)										3	1	2	2	0	0	1											
Jeff Burroughs, R OBP: 0.338, SLG: 0.425 (1, 9)										4	0	3	2	1	0	1											
Paul Casanova, R OBP: 0.234, SLG: 0.290 (1, 2)										5	0	1	0	0	1	6											
Tim Cullen, R OBP: 0.243, SLG: 0.249 (1, 6) (5, 4)										4	0	1	0	1	1	5											
Dick Bosman, R OBP: 0.206, SLG: 0.109 (1, 1)										5	0	0	0	0	4	4											
Inning Stats	R: 2 E: 0 K: 2 S: 11	H: 4 LOB: 3 BB: 1 P: 15	R: 0 E: 0 K: 1 S: 5	H: 0 LOB: 0 BB: 0 P: 5	R: 0 E: 0 K: 0 S: 4	H: 1 LOB: 1 BB: 0 P: 4	R: 0 E: 0 K: 1 S: 5	H: 0 LOB: 0 BB: 0 P: 5	R: 3 E: 0 K: 0 S: 8	H: 5 LOB: 2 BB: 0 P: 8	R: 0 E: 0 K: 1 S: 6	H: 1 LOB: 1 BB: 0 P: 6	R: 1 E: 1 K: 1 S: 8	H: 2 LOB: 3 BB: 1 P: 12	R: 2 E: 0 K: 1 S: 8	H: 3 LOB: 2 BB: 0 P: 8		R: 0 E: 0 K: 0 S: 4	H: 1 LOB: 1 BB: 0 P: 4	1B: 14 2B: 2 3B: 1 HR: 0	SF: 0 SAC: 0 DP: 0 HBP: 0	WP: 0 PB: 0 CS: 1	PA: 47				
PITCHER	IP	WLS	BF	H	R	ER	SO	BB	IBB	HBP	BLK	WP	HR	S	P	ERA	WHIP										
Ken Wright, R ERA: 2.94 (1, 1)	0.1	L	6	4	2	2	0	1	0	0	0	0	0	5	9	54.00	15.000										
Roger Nelson, R ERA: 5.63 (1, 1)	4.1		18	5	3	3	4	0	0	0	0	0	0	26	26	6.23	1.154										
Tom Burgmeier, L ERA: 1.83 (5, 1)	2.1		13	4	1	0	2	0	1	0	0	0	0	16	20	0.00	1.714										
Ted Abernathy, R ERA: 2.63 (8, 1)	2.0		10	4	2	2	1	0	0	0	0	0	0	12	12	9.00	2.000										
Batter	1	2	3	4	5	6	7	8	9	AB	R	H	RBI	BB	SO	LOB	BOTTOM										
Freddie Patek, R OBP: 0.328, SLG: 0.373 (1, 6)										4	1	1	0	0	2	2	Washington Senators @ Kansas City Royals Municipal Stadium, Kansas City, MO Fri Aug 20 1971, 8:05 PM EDT Att: 11,523 - Unknown - 87 F livebaseballscorecards.com										
Joe Keough, L OBP: 0.347, SLG: 0.350 (1, 9)										4	1	3	1	0	0	2											
Amos Otis, R OBP: 0.356, SLG: 0.473 (1, 8)										4	0	1	0	0	0	2											
Gail Hopkins, L OBP: 0.375, SLG: 0.454 (1, 3)										4	0	0	0	0	0	3											
Lou Piniella, R OBP: 0.294, SLG: 0.361 (1, 7)										4	0	0	0	0	0	3											
Paul Schaaf, R OBP: 0.379, SLG: 0.383 (1, 5)										4	0	0	0	0	0	2											
Bobby Knoop, R OBP: 0.271, SLG: 0.302 (1, 4)										4	0	0	0	0	2	0											
Dennis Paepke, R OBP: 0.250, SLG: 0.304 (1, 2)										4	0	2	0	0	0	0											
Ken Wright, R OBP: 0.091, SLG: 0.048 Roger Nelson, R OBP: 0.400, SLG: 0.250 Tom Burgmeier, L OBP: 0.235, SLG: 0.250 Bob Oliver, R (7, PH) Ted Abernathy, R OBP: 0.311, SLG: 0.111 (8, 1)										0	0	0	0	0	0	0											
Inning Stats	R: 0 E: 0 K: 1 S: 6	H: 1 LOB: 1 BB: 0 P: 6	R: 0 E: 0 K: 1 S: 5	H: 0 LOB: 0 BB: 0 P: 5	R: 0 E: 0 K: 0 S: 3	H: 0 LOB: 0 BB: 0 P: 3	R: 0 E: 0 K: 1 S: 6	H: 1 LOB: 1 BB: 0 P: 6	R: 1 E: 1 K: 0 S: 6	H: 2 LOB: 2 BB: 0 P: 6	R: 0 E: 0 K: 1 S: 5	H: 0 LOB: 0 BB: 0 P: 5	R: 1 E: 0 K: 0 S: 5	H: 2 LOB: 1 BB: 0 P: 5	R: 0 E: 0 K: 0 S: 3	H: 0 LOB: 0 BB: 0 P: 3		1B: 6 2B: 2 3B: 0 HR: 0	SF: 0 SAC: 0 DP: 1 HBP: 0	WP: 0 PB: 0 CS: 0	PA: 35						
PITCHER	IP	WLS	BF	H	R	ER	SO	BB	IBB	HBP	BLK	WP	HR	S	P	ERA	WHIP										
Dick Bosman, R ERA: 3.76 (1, 1)	9.0	W	35	8	2	1	5	0	0	0	0	0	0	45	45	1.00	0.889										

Batter	1	2	3	4	5	6	7	8	9	AB	R	H	RBI	BB	SO	LOB	TOP										
Del Unser, L OBP: 0.349, SLG: 0.366 (1, 8)										4	1	1	1	1	0	2											
Davey Nelson, R OBP: 0.316, SLG: 0.392 (1, 5)										3	0	1	2	0	0	0											
Don Mincher, L OBP: 0.411, SLG: 0.447 (1, 3)										3	0	0	1	0	0	2											
Frank Howard, R OBP: 0.379, SLG: 0.486 (1, 7)										4	0	1	0	0	1	0											
Bernie Allen, L OBP: 0.363, SLG: 0.376 Lenny Randle, S OBP: 0.302, SLG: 0.315 Toby Harrah, R OBP: 0.288, SLG: 0.274 (1, 4)										2	0	0	0	1	0	1											
Jeff Burroughs, R OBP: 0.345, SLG: 0.434 (1, 9)										3	1	1	0	1	1	0											
Dick Billings, R OBP: 0.289, SLG: 0.337 (1, 2)										4	1	1	1	0	1	1											
Tim Cullen, R OBP: 0.243, SLG: 0.252 (7, 4)										4	0	1	0	0	1	2											
Mike Thompson, R OBP: 0.200, SLG: 0.077 Casey Cox, R OBP: 0.115, SLG: 0.080 Tom McCraw, L OBP: 0.290, SLG: 0.395 Paul Lindblad, L OBP: 0.211, SLG: 0.316 Elliott Maddox, R OBP: 0.321, SLG: 0.263 (1, 1)										1	0	0	0	1	1	1											
Inning Stats	R: 1 E: 0 K: 0 S: 5	H: 2 LOB: 1 BB: 0 P: 5	R: 0 E: 0 K: 2 S: 8	H: 1 LOB: 1 BB: 0 P: 8	R: 0 E: 0 K: 1 S: 3	H: 0 LOB: 0 BB: 0 P: 3	R: 0 E: 0 K: 1 S: 6	H: 1 LOB: 1 BB: 0 P: 6	R: 0 E: 0 K: 1 S: 4	H: 0 LOB: 0 BB: 1 P: 8	R: 0 E: 0 K: 0 S: 3	H: 0 LOB: 0 BB: 0 P: 3	R: 4 E: 0 K: 0 S: 4	H: 2 LOB: 2 BB: 3 P: 17	R: 0 E: 0 K: 1 S: 5	H: 0 LOB: 0 BB: 0 P: 5	R: 0 E: 0 K: 0 S: 4	H: 1 LOB: 1 BB: 0 P: 4	1B: 4 2B: 5 3B: 0 HR: 0	SF: 1 SAC: 1 DP: 2 HBP: 1	WP: 0 PB: 0 SB: 0 CS: 0	PA: 37					
PITCHER	IP	WLS	BF	H	R	ER	SO	BB	IBB	HBP	BLK	WP	HR	S	P	ERA	WHIP										
Mike Hedlund, R ERA: 2.95 Jim York, R ERA: 2.99 Tom Burgmeier, L ERA: 1.76	(1, 1)	6.0	W	23	4	2	2	4	2	0	0	0	0	29	37	3.00	1.000										
	(7, 1)	0.1		6	2	3	3	0	2	0	1	0	0	3	12	81.00	12.000										
	(7, 1)	2.2	S	8	1	0	0	1	0	0	0	0	0	10	10	0.00	0.375										

Washington Senators @ Kansas City Royals
Municipal Stadium, Kansas City, MO
Sat Aug 21 1971, 8:05 PM EDT
Alt: 8,489 - Unknown - 82 F

AB 30
R 5
H 7
RBI 5
BB 4
SO 5
LOB 9



Batter	1	2	3	4	5	6	7	8	9	AB	R	H	RBI	BB	SO	LOB	BOTTOM											
Freddie Patek, R OBP: 0.331, SLG: 0.374 (1, 6)										4	1	2	0	1	2	1												
Joe Keough, L OBP: 0.344, SLG: 0.347 (1, 8)										5	1	1	0	0	0	2												
Gail Hopkins, L OBP: 0.376, SLG: 0.455 (1, 3)										4	2	1	1	1	0	2												
Lou Piniella, R OBP: 0.296, SLG: 0.365 (1, 7)										5	2	2	3	0	0	1												
Cookie Rojas, R OBP: 0.357, SLG: 0.406 Bobby Knoop, R OBP: 0.301, SLG: 0.323 (4, PH)										1	0	0	0	0	0	0												
Bob Oliver, R OBP: 0.281, SLG: 0.331 (1, 9)										4	0	3	2	0	0	1												
Paul Schaal, R OBP: 0.380, SLG: 0.382 (1, 5)										3	0	1	0	1	1	1												
Ed Kirkpatrick, L OBP: 0.306, SLG: 0.340 (1, 2)										3	0	0	0	1	1	4												
Mike Hedlund, R OBP: 0.120, SLG: 0.083 Jim York, R OBP: 0.176, SLG: 0.375 Tom Burgmeier, L OBP: 0.278, SLG: 0.294 (1, 1)										3	0	0	0	0	0	4												
Inning Stats	R: 0 E: 0 K: 0 S: 4	H: 1 LOB: 1 BB: 0 P: 4	R: 0 E: 0 K: 0 S: 5	H: 2 LOB: 2 BB: 0 P: 5	R: 0 E: 0 K: 0 S: 3	H: 1 LOB: 0 BB: 0 P: 3	R: 0 E: 0 K: 0 S: 3	H: 0 LOB: 2 BB: 2 P: 11	R: 5 E: 0 K: 1 S: 10	H: 5 LOB: 2 BB: 2 P: 18	R: 3 E: 0 K: 1 S: 7	H: 3 LOB: 1 BB: 1 P: 11	R: 0 E: 0 K: 2 S: 8	H: 1 LOB: 1 BB: 0 P: 8	R: 0 E: 0 K: 0 S: 3	H: 0 LOB: 0 BB: 0 P: 3	1B: 11 2B: 2 3B: 0 HR: 0	SF: 0 SAC: 0 DP: 0 HBP: 0	WP: 1 PB: 0 SB: 1 CS: 1	PA: 40								
PITCHER	IP	WLS	BF	H	R	ER	SO	BB	IBB	HBP	BLK	WP	HR	S	P	ERA	WHIP											
Mike Thompson, R ERA: 4.28 Casey Cox, R ERA: 3.36 Paul Lindblad, L ERA: 2.61	(1, 1)	4.1	L	23	8	5	5	0	3	0	0	0	0	20	32	10.38	2.538											
	(5, 1)	1.2		10	4	3	3	2	1	1	0	0	1	0	12	20	16.20	3.000										
	(7, 1)	2.0		7	1	0	0	2	0	0	0	0	0	11	11	0.00	0.500											

Washington Senators @ Kansas City Royals
Municipal Stadium, Kansas City, MO
Sat Aug 21 1971, 8:05 PM EDT
Alt: 8,489 - Unknown - 82 F

AB 35
R 8
H 13
RBI 7
BB 5
SO 4
LOB 16





Batter	1	2	3	4	5	6	7	8	9	AB	R	H	RBI	BB	SO	LOB	TOP									
John Kennedy, R OBP: 0.327, SLG: 0.417 (1, 4)	L6	K							6-3	4	0	1	0	1	1	1	Boston Red Sox @ Kansas City Royals Municipal Stadium, Kansas City, MO Wed Aug 25 1971, 8:05 PM EDT Att: 8,101 - Unknown - 88 F									
Luis Aparicio, R OBP: 0.275, SLG: 0.285 (1, 6)	6-3		F7				SF8			3	0	0	1	0	1	2										
Carl Yastrzemski, L OBP: 0.386, SLG: 0.410 (1, 7)	4-3						G3			4	0	1	0	0	1	3										
Reggie Smith, S OBP: 0.357, SLG: 0.497 (1, 8)		F8	G4-6-3				F9			4	0	0	0	0	1	1										
Rico Petrocelli, R OBP: 0.353, SLG: 0.449 (1, 5)		F9					K			4	0	0	0	0	2	0										
George Scott, R OBP: 0.317, SLG: 0.438 Mike Fiore, L OBP: 0.290, SLG: 0.196 (8, 3)										4	1	2	0	0	1	0										
Joe Lahoud, L OBP: 0.336, SLG: 0.458 (1, 9)										3	1	0	0	1	0	1										
Bob Montgomery, R OBP: 0.328, SLG: 0.385 (1, 2)										3	1	2	1	1	0	0										
Gary Peters, L OBP: 0.287, SLG: 0.398 Ken Tatum, R OBP: 0.417, SLG: 0.600 Phil Gagliano, R OBP: 0.433, SLG: 0.408 Ken Brett, L OBP: 0.222, SLG: 0.222 Duane Josephson, R OBP: 0.269, SLG: 0.352 (9, PH)										1	1	1	3	0	0	0										
Inning Stats	R: 0 E: 0 K: 0 S: 3	H: 0 LOB: 0 BB: 0 P: 3	R: 4 E: 1 K: 1 S: 8	H: 3 LOB: 0 BB: 1 P: 12	R: 0 E: 0 K: 0 S: 3	H: 1 LOB: 0 BB: 0 P: 3	R: 0 E: 0 K: 0 S: 3	H: 0 LOB: 0 BB: 0 P: 3	R: 0 E: 0 K: 1 S: 6	H: 1 LOB: 1 BB: 0 P: 6	R: 1 E: 0 K: 0 S: 4	H: 1 LOB: 1 BB: 1 P: 8	R: 0 E: 0 K: 3 S: 9	H: 0 LOB: 0 BB: 0 P: 9	R: 0 E: 0 K: 0 S: 3	H: 0 LOB: 1 BB: 1 P: 7		1B: 4 2B: 2 3B: 0 HR: 1	SF: 1 SAC: 0 DP: 1 HBP: 0	WP: 0 PB: 0 SB: 0 CS: 0	PA: 37					
PITCHER	IP	WLS	BF	H	R	ER	SO	BB	IBB	HBP	BLK	WP	HR	S	P	ERA	WHIP									
Al Fitzmorris, R ERA: 4.31 Lance Clemons, L ERA: 2.77 (5, 1)	4.1		19	5	4	4	1	2	0	0	0	0	1	19	27	8.31	1.615									
																		AB	R	H	RBI	BB	SO	LOB	WP	PA
																		32	5	7	5	4	7	10	0	37



Batter	1	2	3	4	5	6	7	8	9	AB	R	H	RBI	BB	SO	LOB	BOTTOM									
Freddie Patek, R OBP: 0.335, SLG: 0.384 (1, 6)	F9								6-3	4	2	2	0	0	0	0	Boston Red Sox @ Kansas City Royals Municipal Stadium, Kansas City, MO Wed Aug 25 1971, 8:05 PM EDT Att: 8,101 - Unknown - 88 F									
Paul Schaaf, R OBP: 0.383, SLG: 0.389 (1, 5)	4-3									4	2	2	1	0	0	1										
Amos Otis, R OBP: 0.357, SLG: 0.471 (1, 8)	L4									3	1	1	1	1	0	1										
Lou Piniella, R OBP: 0.295, SLG: 0.362 (1, 7)										4	0	1	2	0	1	2										
Bob Oliver, R OBP: 0.281, SLG: 0.343 (1, 9)										3	0	1	2	0	0	0										
Chuck Harrison, R OBP: 0.296, SLG: 0.333 (1, 3)										3	0	0	0	1	0	1										
Bobby Knoop, R OBP: 0.276, SLG: 0.282 (1, 4)										4	1	1	0	0	2	2										
Buck Martinez, R OBP: 0.238, SLG: 0.278 (1, 2)										3	1	1	0	0	0	0										
Al Fitzmorris, S OBP: 0.185, SLG: 0.192 Lance Clemons, L OBP: 0.250, SLG: 0.750 (5, 1)										1	0	0	1	0	1	0										
Inning Stats	R: 0 E: 0 K: 0 S: 3	H: 0 LOB: 0 BB: 0 P: 3	R: 0 E: 0 K: 0 S: 3	H: 0 LOB: 0 BB: 0 P: 3	R: 5 E: 0 K: 0 S: 8	H: 5 LOB: 1 BB: 1 P: 12	R: 0 E: 0 K: 2 S: 7	H: 0 LOB: 0 BB: 0 P: 7	R: 1 E: 0 K: 0 S: 4	H: 2 LOB: 0 BB: 0 P: 4	R: 0 E: 0 K: 1 S: 5	H: 0 LOB: 0 BB: 0 P: 5	R: 0 E: 0 K: 1 S: 5	H: 0 LOB: 0 BB: 0 P: 5	R: 1 E: 0 K: 1 S: 7	H: 2 LOB: 2 BB: 1 P: 11		1B: 7 2B: 2 3B: 0 HR: 0	SF: 2 SAC: 0 DP: 1 HBP: 0	WP: 0 PB: 0 SB: 1 CS: 0	PA: 34					
PITCHER	IP	WLS	BF	H	R	ER	SO	BB	IBB	HBP	BLK	WP	HR	S	P	ERA	WHIP									
Gary Peters, L ERA: 4.8 Ken Tatum, R ERA: 4.47 Ken Brett, L ERA: 4.97 (7, 1)	2.1	L	13	5	5	5	0	1	0	0	0	0	0	18	18	2.46	0.545									
																		AB	R	H	RBI	BB	SO	LOB	WP	PA
																		30	7	9	7	2	5	7	0	34



Batter	1	2	3	4	5	6	7	8	9	AB	R	H	RBI	BB	SO	LOB	TOP					
Doug Griffin, R (1,4) OBP: 0.302, SLG: 0.334	5-3	1-2 2-H 1B			F3	FC3-6 1B		K		5	0	2	1	0	1	0	Boston Red Sox @ Kansas City Royals Municipal Stadium, Kansas City, MO Thu Aug 26 1971, 8:05 PM EDT Alt. 9:216 - Unknown - 84 F AB 38 R 7 H 11 RBI 7 BB 4 SO 5 LOB 15 					
Luis Aparicio, R (1,6) OBP: 0.277, SLG: 0.284	1-3	6-3			HR BB	FC3-6 1B		1-3		4	1	1	0	1	0	2						
Carl Yastrzemski, L (1,7) OBP: 0.386, SLG: 0.499	1B		6-3		HR BB	FC3-6		1-3		4	1	1	0	1	0	2						
Reggie Smith, S (1,8) OBP: 0.358, SLG: 0.502	1B		6-3		HR	FC4-6		G3		5	1	2	3	0	0	2						
Rico Petrocelli, R (1,5) OBP: 0.354, SLG: 0.458	L6		E5		1B	3B		K		5	2	2	0	0	1	2						
Joe Lahoud, L (1,9) OBP: 0.342, SLG: 0.468		BB BB	FC4-6		E S	2B		L3		4	2	2	2	1	0	1						
Mike Fiore, L (1,3) OBP: 0.288, SLG: 0.218	F6		6-3		F4	2B				4	0	1	1	0	0	2						
Bob Montgomery, R (1,2) OBP: 0.321, SLG: 0.376	F9		L9		4-3	2B		4-3		4	0	0	0	0	0	3						
Ray Culp, R (1,1) OBP: 0.212, SLG: 0.133	1B		K		K	K		K		3	0	0	0	1	3	1						
Inning Stats	R: 0 E: 0 K: 0 S: 5	H: 2 LOB: 2 BB: 0 P: 5	R: 1 E: 0 K: 0 S: 4	H: 1 LOB: 2 BB: 2 P: 12	R: 0 E: 1 K: 0 S: 4	H: 0 LOB: 0 BB: 0 P: 4	R: 0 E: 0 K: 1 S: 5	H: 0 LOB: 0 BB: 0 P: 5	R: 4 E: 0 K: 0 S: 6	H: 3 LOB: 1 BB: 2 P: 14	R: 0 E: 0 K: 1 S: 7	H: 2 LOB: 0 BB: 0 P: 7	R: 2 E: 0 K: 1 S: 7	H: 3 LOB: 0 BB: 0 P: 7	R: 0 E: 0 K: 1 S: 5	H: 0 LOB: 0 BB: 0 P: 5	R: 0 E: 0 K: 1 S: 5	H: 0 LOB: 0 BB: 0 P: 5	1B: 6 2B: 1 3B: 3 HR: 1	SF: 0 SAC: 0 DP: 0 HBP: 0	WP: 0 PB: 0 SB: 1 CS: 0	PA: 42
PITCHER	IP WLS BF H R ER SO BB IBB HBP BLK WP HR S P ERA WHIP																					
Ken Wright, R (1,1) ERA: 3.38	4.1 L 23 5 5 5 1 4 0 0 0 0 0 1 21 37 10.38 2.077																					
Bill Butler, L (5,1) ERA: 4.55	1.2 8 3 0 0 1 0 0 0 0 0 0 0 10 10 0.00 1.800																					
Roger Nelson, R (7,1) ERA: 5.88	2.0 8 3 2 2 2 0 0 0 0 0 0 0 12 12 9.00 1.500																					
Ted Abernathy, R (9,1) ERA: 2.59	1.0 3 0 0 0 1 0 0 0 0 0 0 0 5 5 0.00 0.000																					

Batter	1	2	3	4	5	6	7	8	9	AB	R	H	RBI	BB	SO	LOB	BOTTOM			
Freddie Patek, R (1,6) OBP: 0.336, SLG: 0.384	5-3		1-2 1B			S 1B		F9		4	0	2	0	0	0	1	Boston Red Sox @ Kansas City Royals Municipal Stadium, Kansas City, MO Thu Aug 26 1971, 8:05 PM EDT Alt. 9:216 - Unknown - 84 F AB 33 R 0 H 6 RBI 0 BB 0 SO 5 LOB 10 			
Joe Keough, L (1,9) OBP: 0.341, SLG: 0.338	6-3		4-3			K		FC3-6 1B		4	0	1	0	0	1	3				
Amos Otis, R (1,8) OBP: 0.354, SLG: 0.467	K				F6	K		FC3-6 1B		4	0	0	0	0	2	2				
Gail Hopkins, L (1,3) OBP: 0.369, SLG: 0.439		F7			6-3			F9		4	0	0	0	0	0	1				
Lou Piniella, R (1,7) OBP: 0.295, SLG: 0.360		6-3			5-3			F9		4	0	1	0	0	0	0				
Paul Scheal, R (1,5) OBP: 0.380, SLG: 0.386		F5			L7			6-3		4	0	0	0	0	0	2				
Bobby Knoop, R (1,4) OBP: 0.287, SLG: 0.272			6-3		L8			F8		3	0	0	0	0	0	0				
Ed Kirkpatrick, L (1,2) OBP: 0.306, SLG: 0.338			K		1-3					2	0	0	0	0	1	0				
Roger Nelson, R (7,1) OBP: 0.400, SLG: 0.250										0	0	0	0	0	0	0				
Bob Oliver, R (8, PH) OBP: 0.283, SLG: 0.345										1	0	1	0	0	0	0				
Ted Abernathy, R (9,1) OBP: 0.111, SLG: 0.111								1B		0	0	0	0	0	0	0				
Ken Wright, R (1,1) OBP: 0.130, SLG: 0.091										1	0	1	0	0	0	0				
Bill Butler, L (5,1) OBP: 0.091, SLG: 0.100										0	0	0	0	0	0	0				
Jerry May, R (6, PH) OBP: 0.329, SLG: 0.351										2	0	0	0	0	1	1				
Inning Stats	R: 0 E: 0 K: 1 S: 5	H: 0 LOB: 0 BB: 0 P: 5	R: 0 E: 0 K: 0 S: 3	H: 0 LOB: 0 BB: 0 P: 3	R: 0 E: 0 K: 1 S: 7	H: 2 LOB: 2 BB: 0 P: 7	R: 0 E: 0 K: 0 S: 3	H: 0 LOB: 0 BB: 0 P: 3	R: 0 E: 0 K: 3 S: 10	H: 1 LOB: 1 BB: 0 P: 10	R: 0 E: 0 K: 0 S: 3	H: 0 LOB: 0 BB: 0 P: 3	R: 0 E: 0 K: 0 S: 4	H: 1 LOB: 1 BB: 0 P: 4	R: 0 E: 0 K: 0 S: 5	H: 2 LOB: 2 BB: 0 P: 5	1B: 6 2B: 0 3B: 0 HR: 0	SF: 0 SAC: 0 DP: 0 HBP: 0	WP: 0 PB: 0 SB: 1 CS: 0	PA: 33
PITCHER	IP WLS BF H R ER SO BB IBB HBP BLK WP HR S P ERA WHIP																			
Ray Culp, R (1,1) ERA: 3.2	9.0 W 33 6 0 0 5 0 0 0 0 0 0 0 43 43 0.00 0.667																			

Batter	1	2	3	4	5	6	7	8	9	AB	R	H	RBI	BB	SO	LOB	TOP			
Horace Clarke, S (1, 4) OBP: 0.316, SLG: 0.305	0-0 6-3		0-0 L6		0-0 F8			0-0 L8		4	0	0	0	0	0	0	New York Yankees @ Kansas City Royals Municipal Stadium, Kansas City, MO Fri Aug 27 1971, 8:05 PM EDT Att: 10,425 - Unknown - 76 F livebaseballscorecards.com			
Thurman Munson, R (1, 2) OBP: 0.334, SLG: 0.377	4-0 1B BB		0-0 F7		0-0 5-3			0-0 F8		3	0	0	0	1	0	0				
Bobby Murcer, L (1, 8) OBP: 0.420, SLG: 0.540	0-0 L8		4-0 CS BB		0-0 P6			0-0 FC4-6 1B		3	0	1	0	1	0	1				
Roy White, S (1, 7) OBP: 0.377, SLG: 0.467	0-0 FC6-4 1B		0-0 CS	0-0 F7				0-0 FC4-6		4	0	2	0	0	0	1				
Felipe Alou, R (1, 3) OBP: 0.315, SLG: 0.388	0-0 FC6-4			0-0 F7				0-0 L6		4	0	0	0	0	0	3				
Danny Cater, R (1, 5) OBP: 0.299, SLG: 0.355		0-0 L9		4-0 BB BB				0-0 F8		3	0	0	0	1	1	1				
Ron Swoboda, R (1, 9) OBP: 0.393, SLG: 0.356		4-0 BB		4-0 BB				4-0 BB		1	0	0	0	3	1	0				
Gene Michael, S (1, 6) OBP: 0.312, SLG: 0.298		0-3 K		0-0 6-3				0-3 K		4	0	0	0	0	2	4				
Stan Bahnsen, R (1, 1) OBP: 0.143, SLG: 0.194		0-0 F9			0-3 K			0-0 F8		2	0	0	0	0	1	1				
John Ellis, R (7, PH) OBP: 0.321, SLG: 0.355										1	0	0	0	0	0	0				
Lindy McDaniel, R (7, 1) OBP: 0.111, SLG: 0.111										0	0	0	0	0	0	0				
Inning Stats	R: 0 E: 0 K: 0 S: 4	H: 1 LOB: 2 BB: 1 P: 8	R: 0 E: 0 K: 1 S: 5	H: 0 LOB: 1 BB: 1 P: 9	R: 0 E: 0 K: 0 S: 2	H: 0 LOB: 0 BB: 1 P: 6	R: 0 E: 0 K: 0 S: 3	H: 0 LOB: 0 BB: 2 P: 11	R: 0 E: 0 K: 1 S: 5	H: 1 LOB: 1 BB: 0 P: 6	R: 0 E: 0 K: 2 S: 7	H: 0 LOB: 0 BB: 0 P: 7	R: 0 E: 0 K: 0 S: 4	H: 1 LOB: 1 BB: 1 P: 4	R: 0 E: 0 K: 0 S: 3	H: 0 LOB: 1 BB: 1 P: 7	1B: 2 2B: 1 3B: 0 HR: 0	SF: 0 SAC: 0 DP: 0 HBP: 0	WP: 0 PB: 0 SB: 0 CS: 1	PA: 36
PITCHER Paul Splittorf, L (1, 1) ERA: 2.09	IP: 9.0 WLS: W BF: 35	H: 3 R: 0 ER: 0 SO: 5	BB: 6 IBB: 0 HBP: 0 BLK: 0	WP: 0 HR: 0 S: 39 P: 63	ERA: 0.00 WHIP: 1.000											ERA: 0.00 WHIP: 1.000				

Batter	1	2	3	4	5	6	7	8	9	AB	R	H	RBI	BB	SO	LOB	BOTTOM			
Freddie Patek, R (1, 6) OBP: 0.338, SLG: 0.387	0-3 K		0-0 BB 1B	0-0 CS 1B				0-0 1B SF4	0-0 E4 G4-6-3	5	2	3	0	0	1	2	New York Yankees @ Kansas City Royals Municipal Stadium, Kansas City, MO Fri Aug 27 1971, 8:05 PM EDT Att: 10,425 - Unknown - 76 F livebaseballscorecards.com			
Joe Keough, L (1, 9) OBP: 0.342, SLG: 0.337	0-0 F9		4-0 BB 1B	0-0 CS	0-0 F1			0-0 FC5 SF4 1B	0-0 G4-6-3	4	1	1	0	1	0	3				
Amos Otis, R (1, 8) OBP: 0.353, SLG: 0.466	0-0 6-3		0-0 BB 4-3 1B		0-0 F8			0-0 SF4		3	0	1	2	0	0	0				
Gail Hopkins, L (1, 3) OBP: 0.367, SLG: 0.433		0-0 F8	0-0 4-3		0-0 F9			0-0 BB		3	0	0	0	1	0	2				
Lou Piniella, R (1, 7) OBP: 0.294, SLG: 0.358		0-0 6-3	4-0 BB IBB		0-0 6-3			0-0 FC5		3	0	0	0	1	0	2				
Paul Schaaf, R (1, 5) OBP: 0.381, SLG: 0.384		4-0 BB BB	4-0 FC6-4 BB		0-0 6-3			0-0 5-3		2	0	0	1	2	0	0				
Bobby Knoop, R (1, 4) OBP: 0.287, SLG: 0.277		4-0 BB	0-0 FC6-4		4-0 FC6 BB			0-0 1B 1B		2	1	1	0	2	0	3				
Jerry May, R (1, 2) OBP: 0.327, SLG: 0.349		0-3 K		0-0 G3				0-0 FC6 1B	0-0 E 1B 1B	4	0	1	0	0	1	3				
Paul Splittorf, L (1, 1) OBP: 0.171, SLG: 0.105			0-0 1-4-3	0-0 4-3				0-0 K	0-0 E 1B	4	0	1	1	0	1	0				
Inning Stats	R: 0 E: 0 K: 1 S: 5	H: 0 LOB: 0 BB: 0 P: 5	R: 0 E: 0 K: 1 S: 5	H: 0 LOB: 2 BB: 2 P: 13	R: 2 E: 0 K: 0 S: 5	H: 2 LOB: 3 BB: 3 P: 17	R: 0 E: 0 K: 0 S: 3	H: 1 LOB: 0 BB: 0 P: 3	R: 0 E: 0 K: 0 S: 3	H: 0 LOB: 0 BB: 0 P: 3	R: 0 E: 0 K: 0 S: 3	H: 0 LOB: 1 BB: 1 P: 7	R: 1 E: 0 K: 1 S: 7	H: 2 LOB: 2 BB: 1 P: 11	R: 1 E: 1 K: 0 S: 6	H: 3 LOB: 2 BB: 0 P: 6	1B: 8 2B: 0 3B: 0 HR: 0	SF: 1 SAC: 0 DP: 1 HBP: 0	WP: 0 PB: 0 SB: 0 CS: 1	PA: 39
PITCHER Stan Bahnsen, R (1, 1) ERA: 3.68	IP: 6.0 WLS: L BF: 26	H: 3 R: 2 ER: 2 SO: 2	BB: 5 IBB: 1 HBP: 0 BLK: 0	WP: 0 HR: 0 S: 24 P: 48	ERA: 3.00 WHIP: 1.333											ERA: 3.00 WHIP: 1.333				
Lindy McDaniel, R (7, 1) ERA: 4.89	IP: 2.0 WLS: L BF: 12	H: 5 R: 2 ER: 2 SO: 1	BB: 1 IBB: 0 HBP: 0 BLK: 0	WP: 0 HR: 0 S: 13 P: 17	ERA: 9.00 WHIP: 3.000											ERA: 9.00 WHIP: 3.000				

Batter	1	2	3	4	5	6	7	8	9	AB	R	H	RBI	BB	SO	LOB	TOP					
Jerry Kenney, L (1, 5) OBP: 0.358, SLG: 0.290										5	0	2	0	0	0	0						
Thurman Munson, R (1, 2) OBP: 0.336, SLG: 0.378										4	0	2	0	0	0	1						
Bobby Murcer, L (1, 8) OBP: 0.417, SLG: 0.535										4	0	0	0	0	0	4						
Roy White, S (1, 7) OBP: 0.376, SLG: 0.464										4	1	1	0	0	0	2						
Ron Blomberg, L (1, 9) OBP: 0.376, SLG: 0.496										4	2	2	3	0	0	2						
Danny Cater, R (1, 3) OBP: 0.304, SLG: 0.357										3	0	2	0	1	0	0						
Horace Clarke, S (1, 4) OBP: 0.317, SLG: 0.305										3	0	1	0	1	0	2						
Frank Baker, L (1, 6) OBP: 0.254, SLG: 0.127										3	0	0	0	0	1	4						
Felipe Alou, R (9, PH) OBP: 0.314, SLG: 0.387										1	0	0	0	0	0	0						
Fritz Peterson, S (1, 1) OBP: 0.149, SLG: 0.090										3	0	0	0	0	0	1						
Jake Gibbs, L (9, PH) OBP: 0.255, SLG: 0.305										1	0	0	0	0	0	0						
Inning Stats	R: 0 E: 0 K: 0 S: 5	H: 2 LOB: 2 BB: 0 P: 5	R: 0 E: 0 K: 0 S: 2	H: 0 LOB: 1 BB: 2 P: 10	R: 0 E: 0 K: 0 S: 3	H: 0 LOB: 0 BB: 0 P: 3	R: 2 E: 0 K: 1 S: 7	H: 3 LOB: 0 BB: 0 P: 7	R: 0 E: 0 K: 0 S: 4	H: 1 LOB: 1 BB: 0 P: 4	R: 1 E: 0 K: 0 S: 5	H: 2 LOB: 1 BB: 0 P: 5	R: 0 E: 0 K: 0 S: 4	H: 1 LOB: 1 BB: 0 P: 4	R: 0 E: 0 K: 0 S: 4	H: 1 LOB: 1 BB: 0 P: 4	R: 0 E: 0 K: 0 S: 3	H: 0 LOB: 0 BB: 0 P: 3	1B: 8 2B: 0 3B: 0 HR: 2	SF: 0 SAC: 0 DP: 1 HBP: 0	WP: 0 PB: 0 SB: 0 CS: 1	PA: 37
PITCHER Mike Hedlund, R (1, 1) ERA: 2.95	IP: 9.0 WLS: W BF: 37 H: 10 R: 3 ER: 3 SO: 1 BB: 2 IBB: 0 HBP: 0 BLK: 0 WP: 0 HR: 2 S: 37 P: 45 ERA: 3.00 WHIP: 1.333															PITCHER	IP: 9.0 WLS: W BF: 37 H: 10 R: 3 ER: 3 SO: 1 BB: 2 IBB: 0 HBP: 0 BLK: 0 WP: 0 HR: 2 S: 37 P: 45 ERA: 3.00 WHIP: 1.333					

New York Yankees @ Kansas City Royals
Municipal Stadium, Kansas City, MO
Sat Aug 28 1971, 8:05 PM EDT
Att: 15,845 - Unknown - 81 F

AB 35
R 3
H 10
RBI 3
BB 2
SO 1
LOB 16



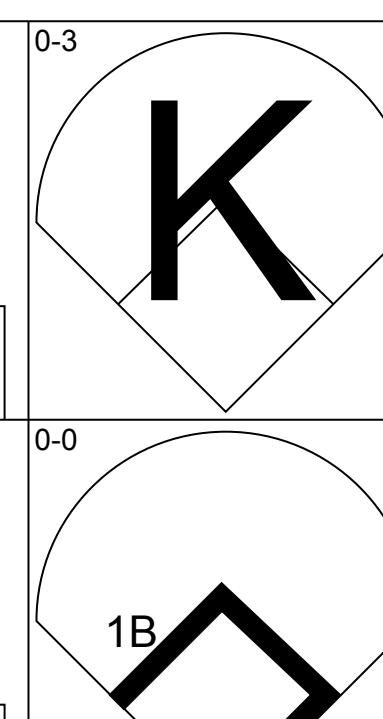
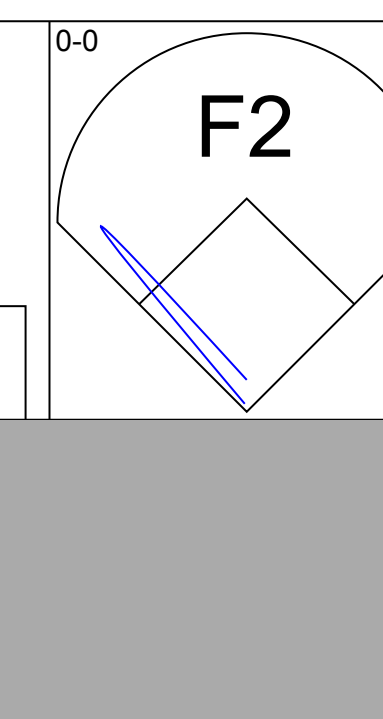
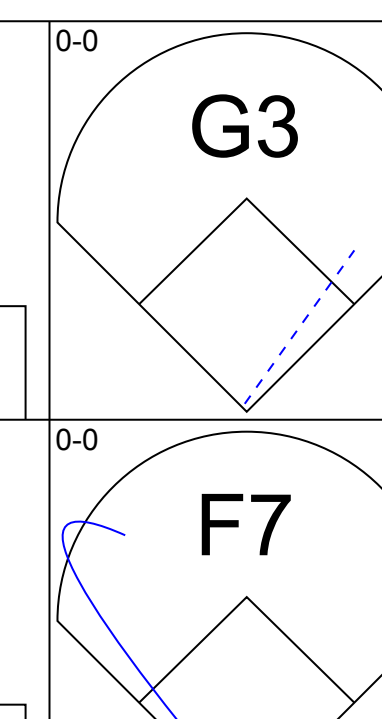
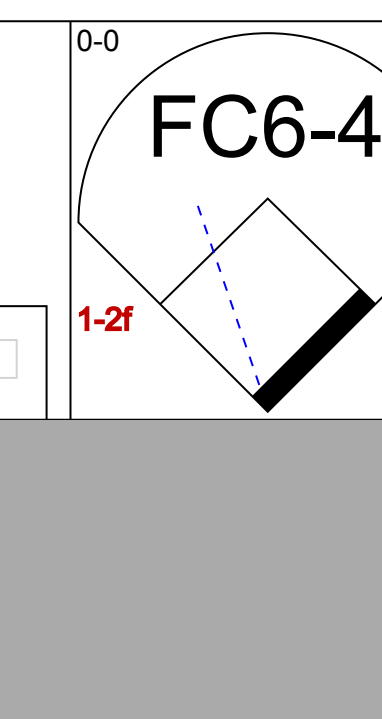
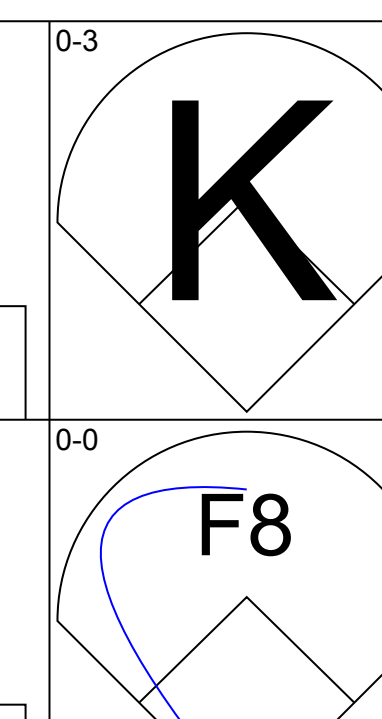
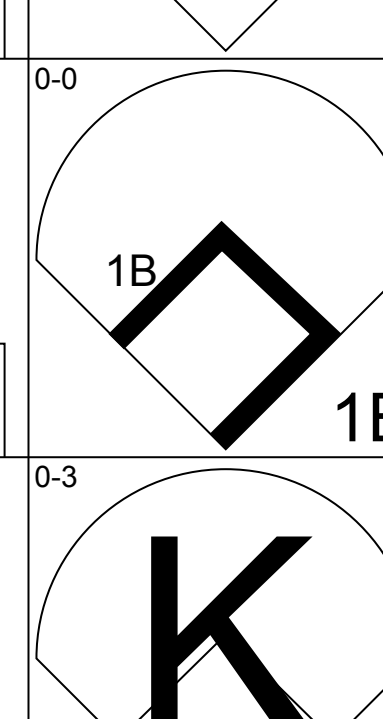
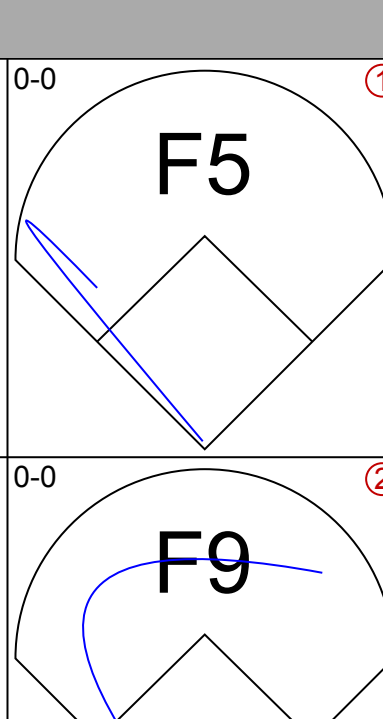
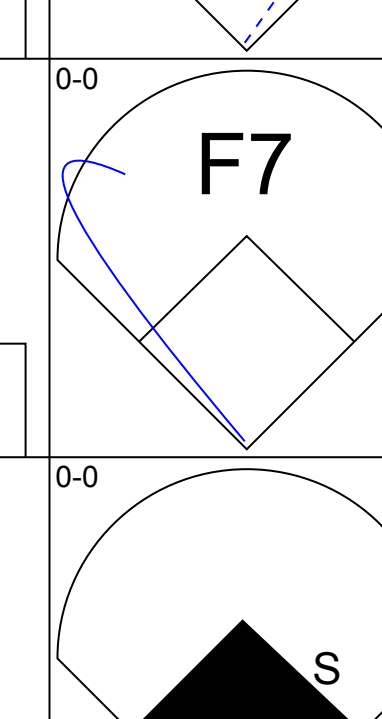
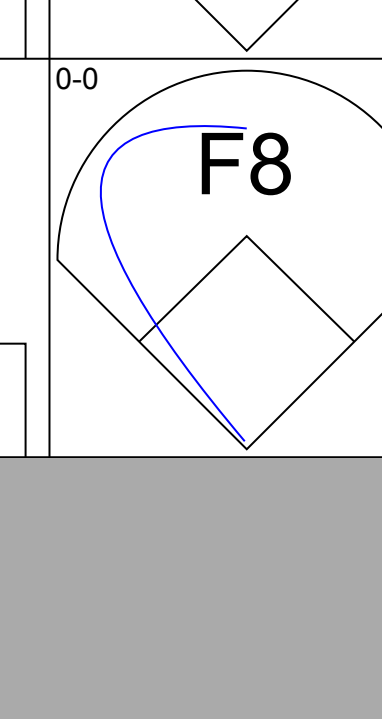
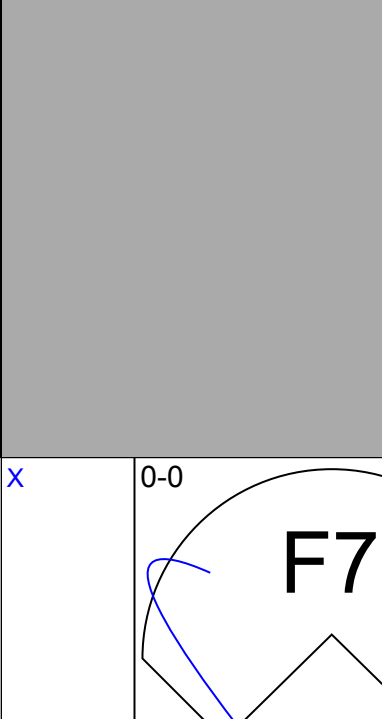
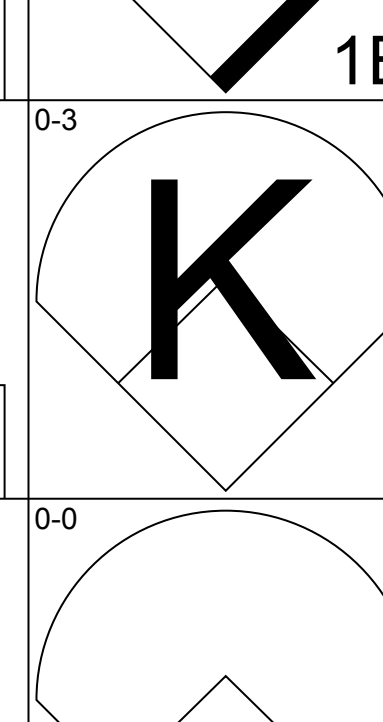
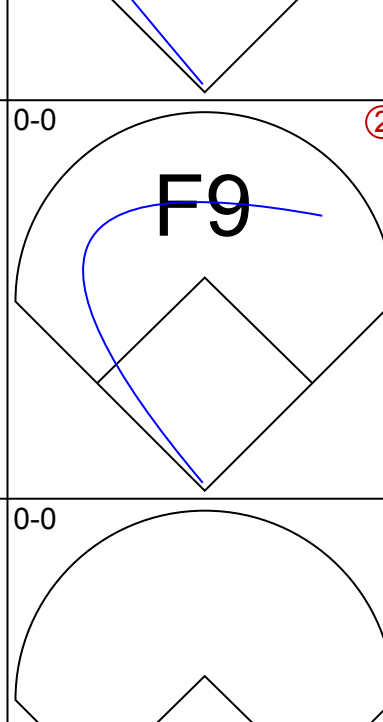
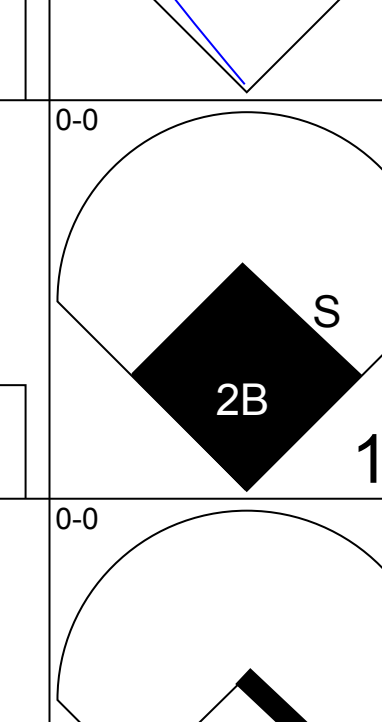


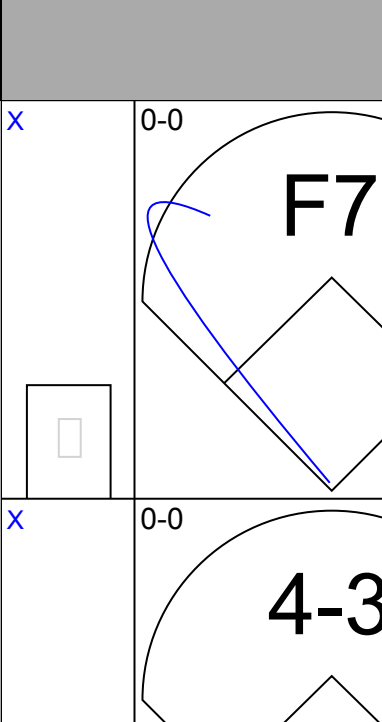
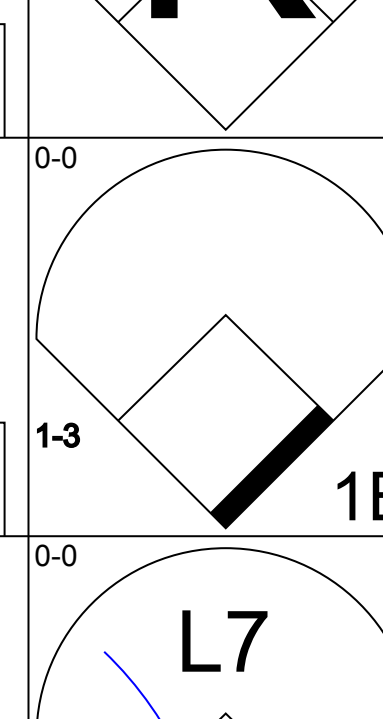
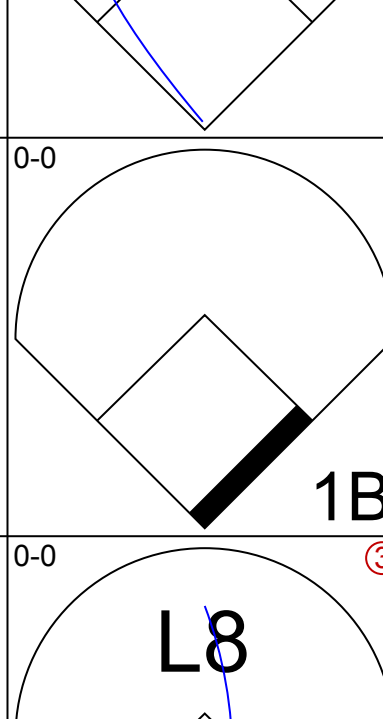
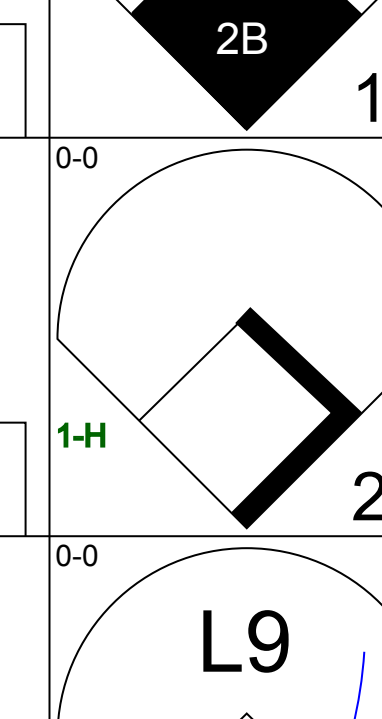


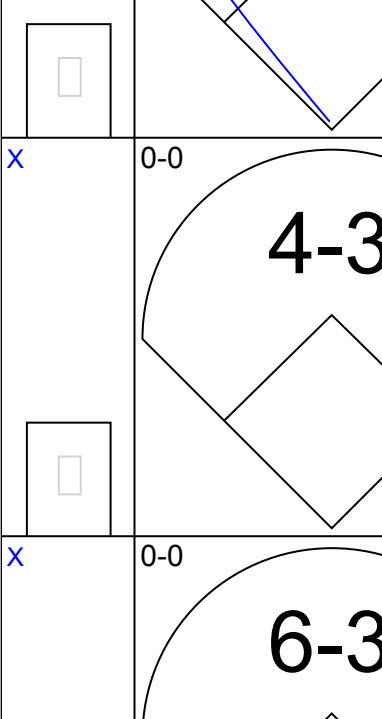
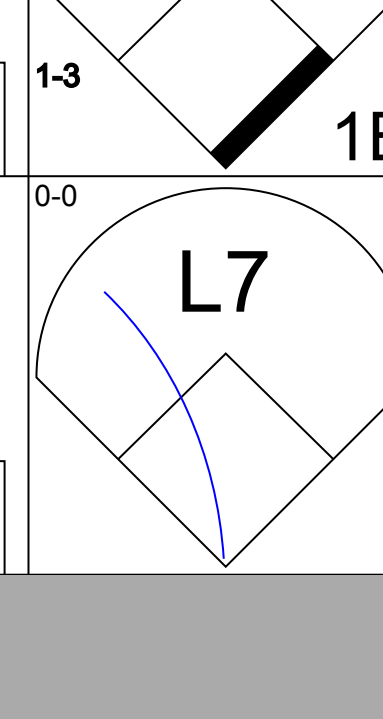
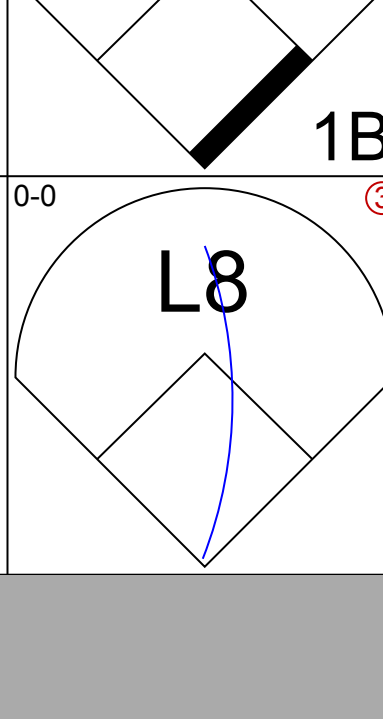
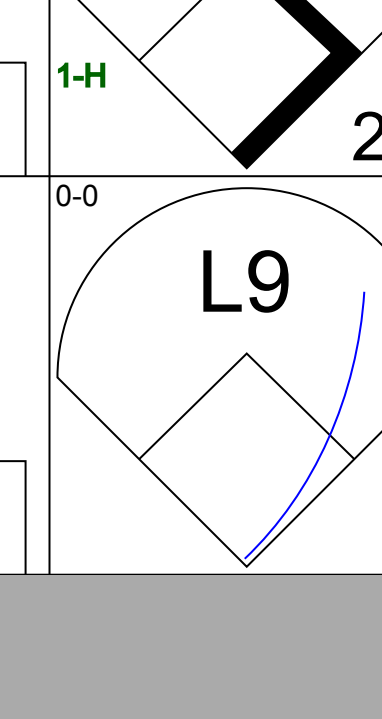


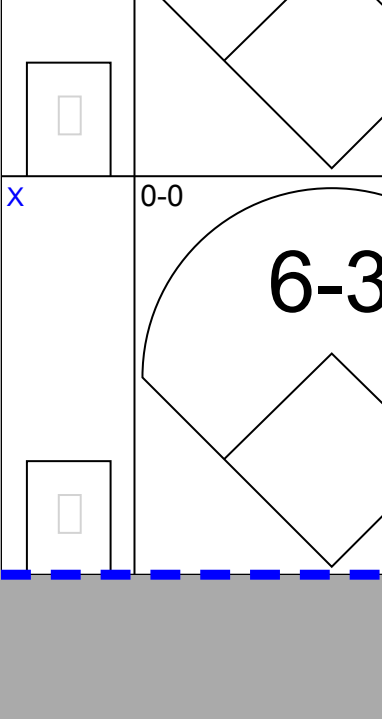
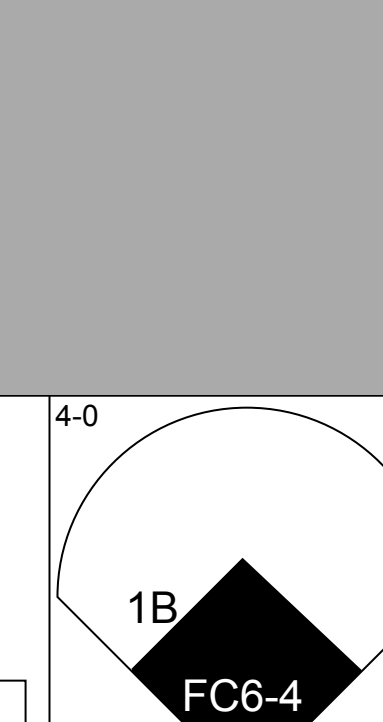
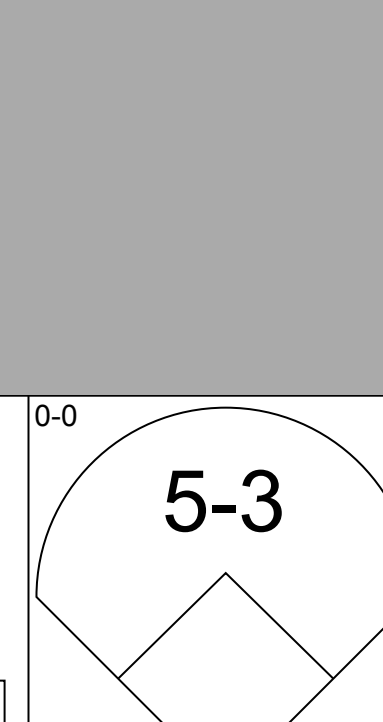
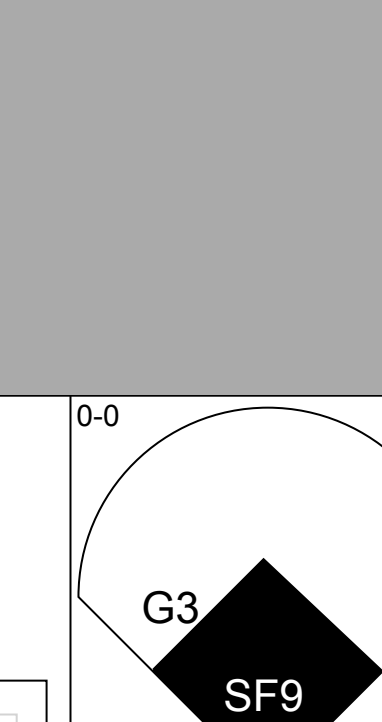
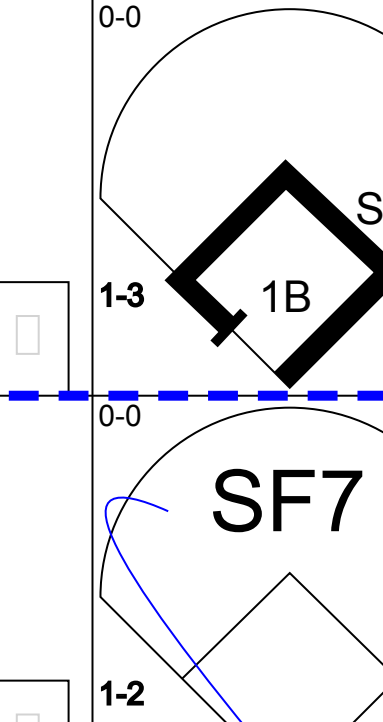

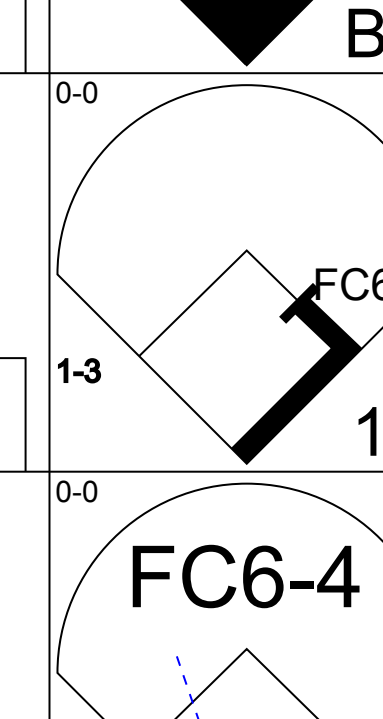
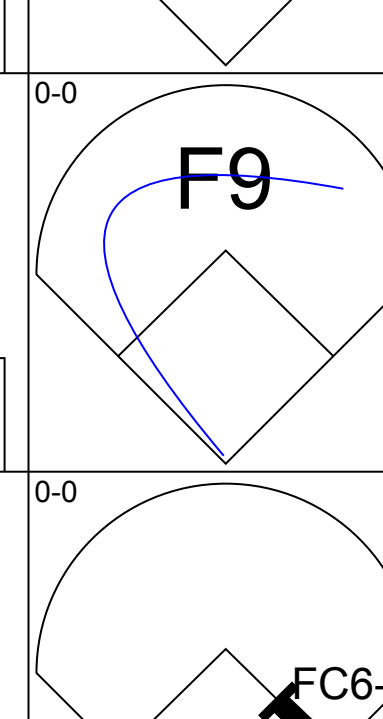
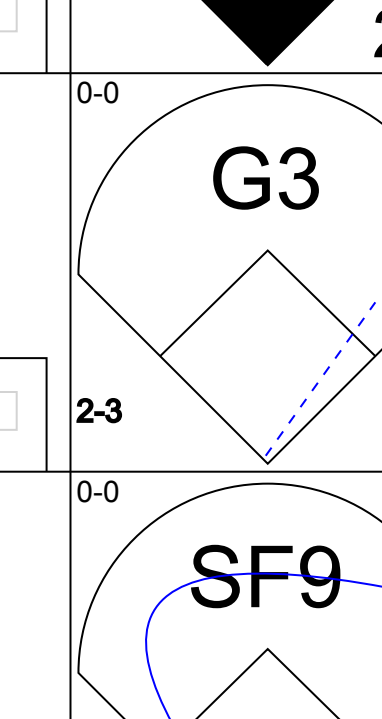
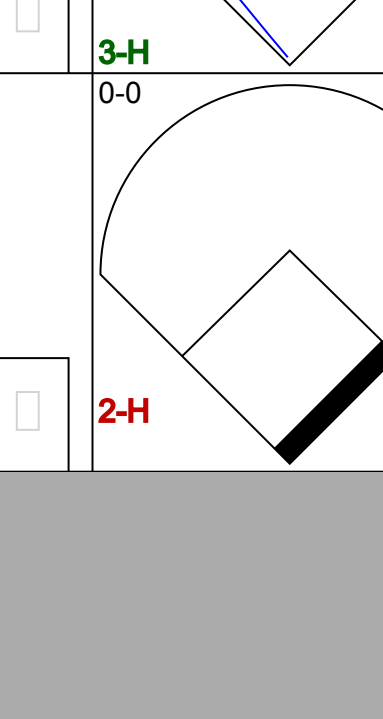
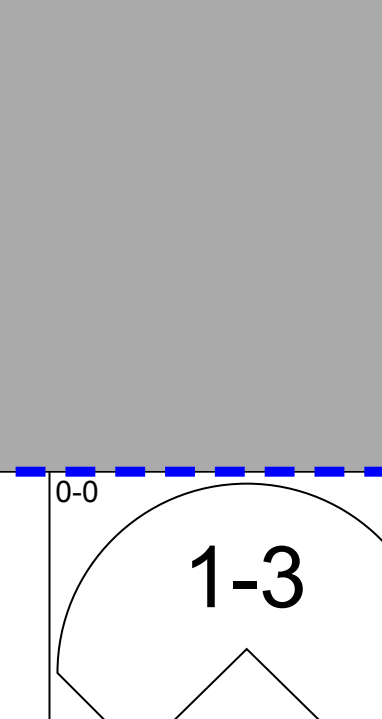
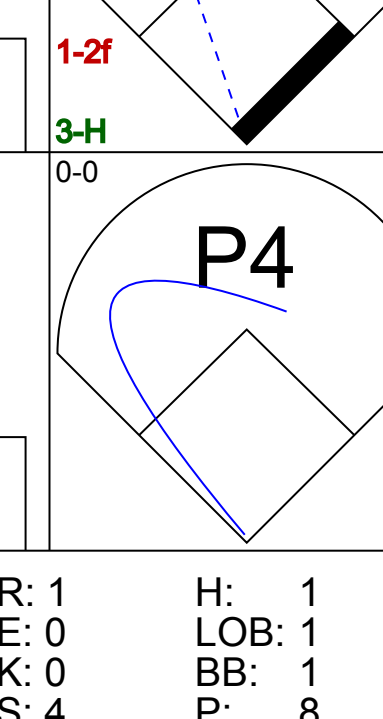
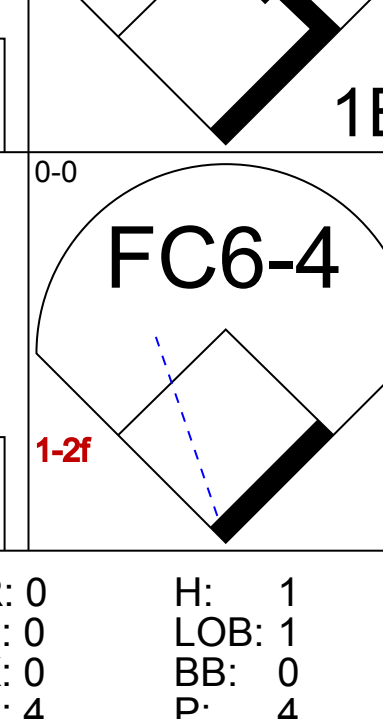
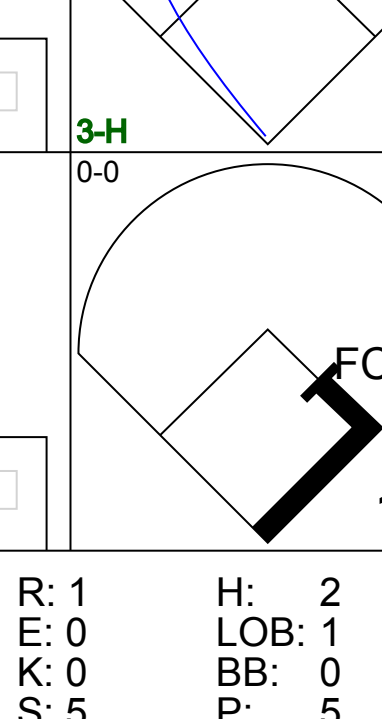
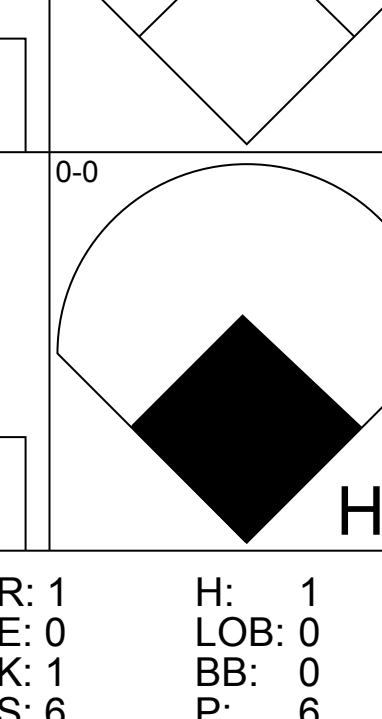
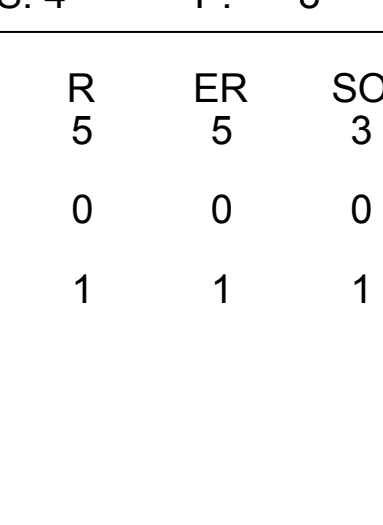
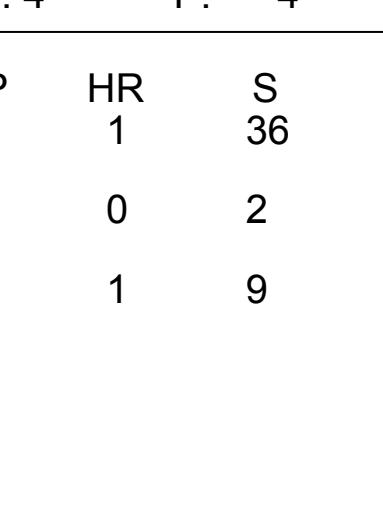


Batter	1	2	3	4	5	6	7	8	9	AB	R	H	RBI	BB	SO	LOB	BOTTOM			
Freddie Patek, R (1, 6) OBP: 0.340, SLG: 0.390										4	1	2	0	0	1	0				
Paul Schaaf, R (1, 5) OBP: 0.382, SLG: 0.384										3	1	1	0	1	0	2				
Amos Otis, R (1, 8) OBP: 0.352, SLG: 0.465										3	0	1	1	0	0	1				
Lou Piniella, R (1, 7) OBP: 0.296, SLG: 0.364										4	2	2	1	0	0	1				
Bob Oliver, R (1, 9) OBP: 0.286, SLG: 0.347										4	0	2	2	0	1	1				
Chuck Harrison, R (1, 3) OBP: 0.289, SLG: 0.321										4	0	0	0	0	0	2				
Bobby Knoop, R (1, 4) OBP: 0.296, SLG: 0.287										4	0	2	0	0	0	2				
Jerry May, R (1, 2) OBP: 0.332, SLG: 0.354										3	0	2	0	0	0	1				
Mike Hedlund, R (1, 1) OBP: 0.113, SLG: 0.078										3	0	0	0	0	1	4				
Inning Stats	R: 1 E: 0 K: 1 S: 7	H: 2 LOB: 1 BB: 0 P: 7	R: 0 E: 0 K: 1 S: 6	H: 1 LOB: 1 BB: 0 P: 6	R: 1 E: 0 K: 0 S: 4	H: 1 LOB: 0 BB: 0 P: 4	R: 0 E: 0 K: 1 S: 7	H: 2 LOB: 2 BB: 0 P: 7	R: 0 E: 0 K: 0 S: 2	H: 0 LOB: 0 BB: 1 P: 6	R: 1 E: 0 K: 0 S: 4	H: 2 LOB: 0 BB: 0 P: 4	R: 0 E: 0 K: 0 S: 4	H: 2 LOB: 1 BB: 0 P: 4	R: 1 E: 1 K: 0 S: 5	H: 2 LOB: 1 BB: 0 P: 5	1B: 10 2B: 2 3B: 1 HR: 0	SF: 1 SAC: 0 DP: 3 HBP: 0	WP: 0 PB: 0 SB: 0 CS: 0	PA: 34
PITCHER Fritz Peterson, L (1, 1) ERA: 2.97	IP: 8.0 WLS: L BF: 34 H: 12 R: 4 ER: 3 SO: 3 BB: 1 IBB: 0 HBP: 0 BLK: 0 WP: 0 HR: 0 S: 39 P: 43 ERA: 3.38 WHIP: 1.625															PITCHER	IP: 8.0 WLS: L BF: 34 H: 12 R: 4 ER: 3 SO: 3 BB: 1 IBB: 0 HBP: 0 BLK: 0 WP: 0 HR: 0 S: 39 P: 43 ERA: 3.38 WHIP: 1.625			

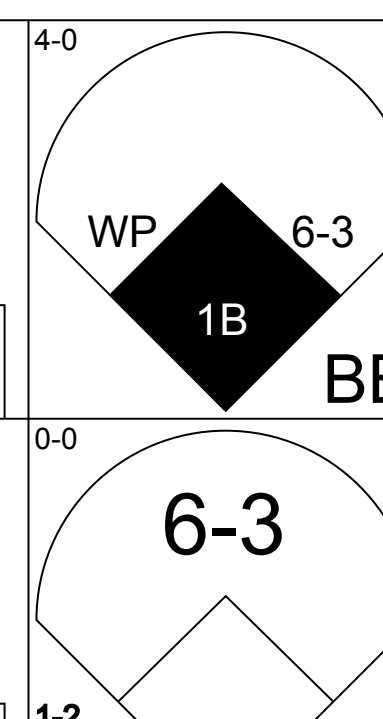
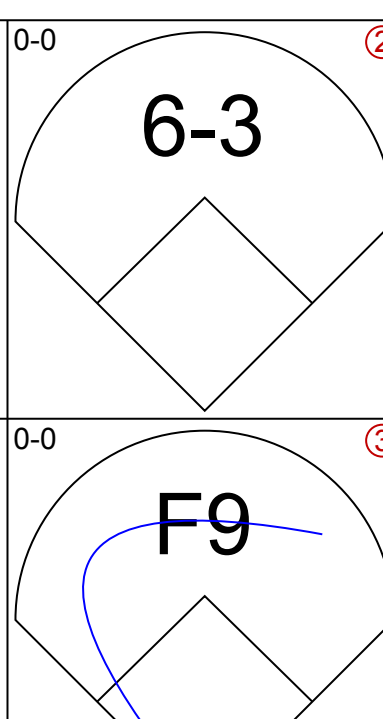
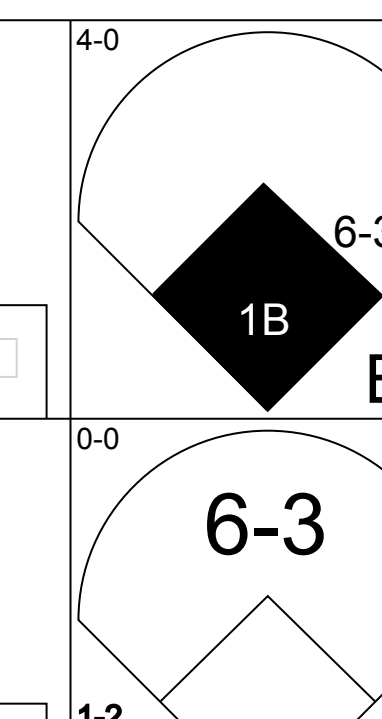
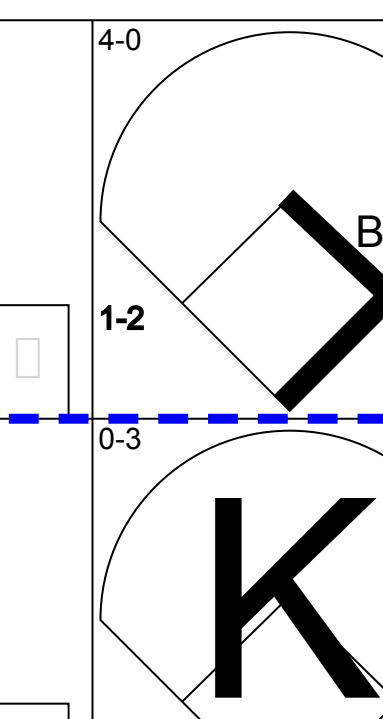

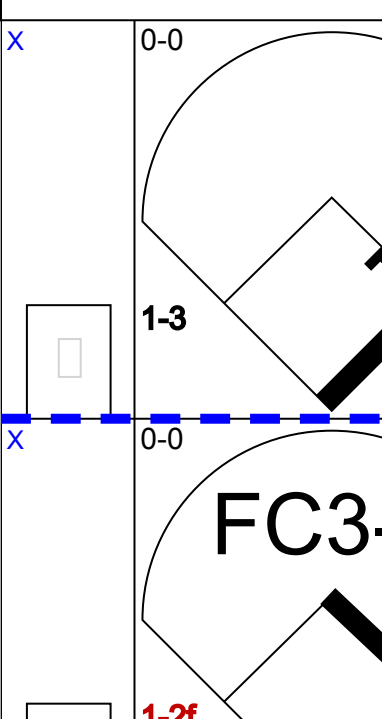
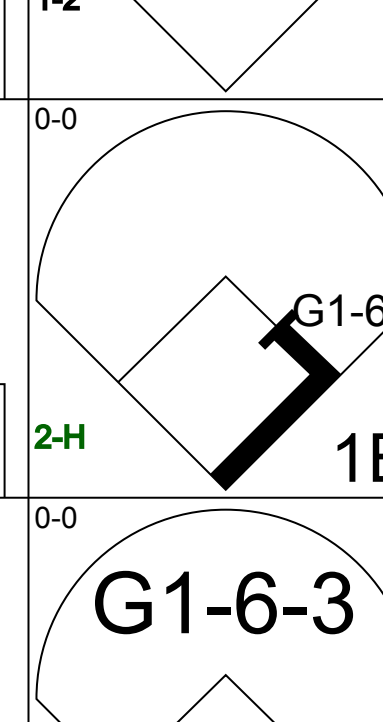

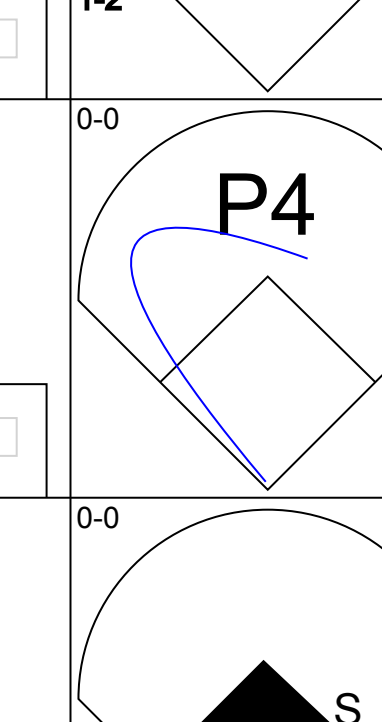
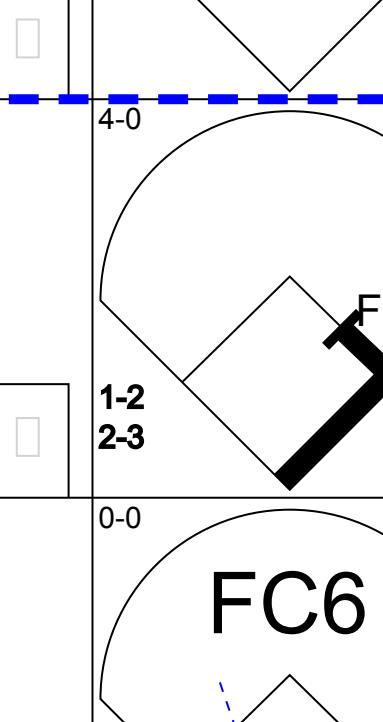
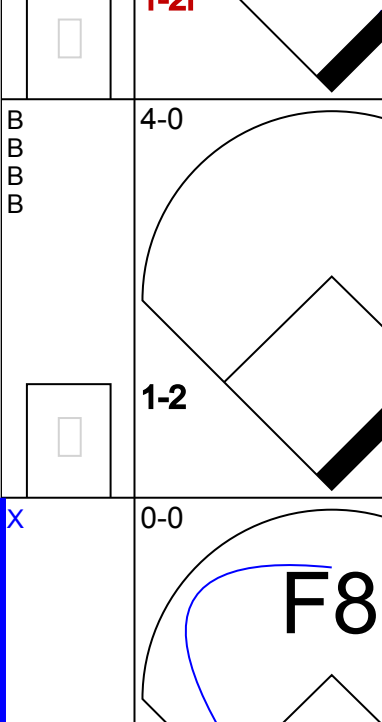
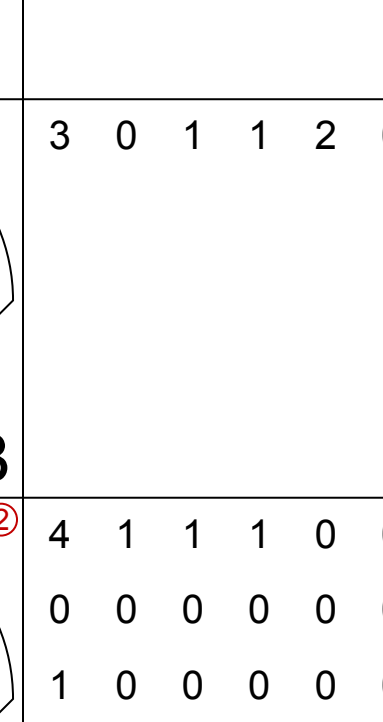

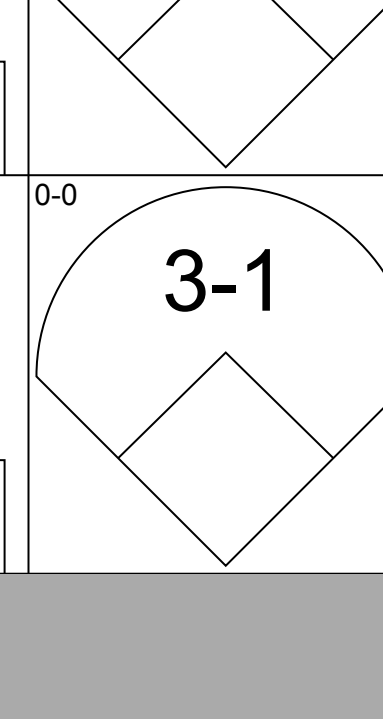
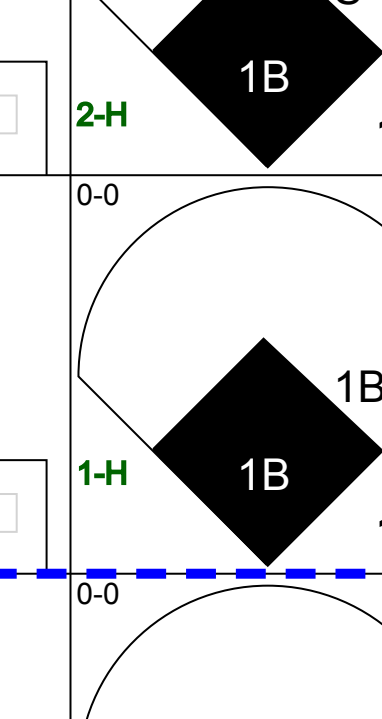

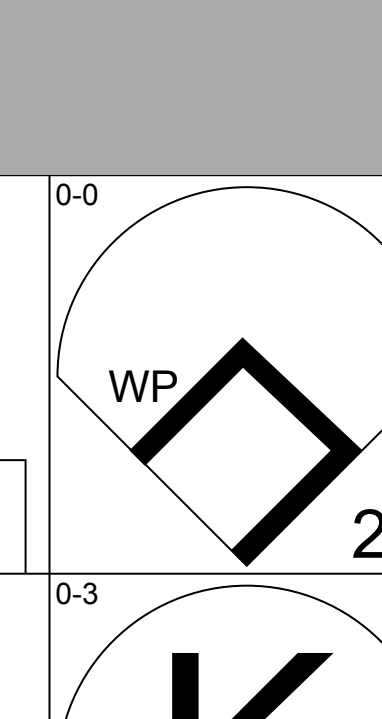
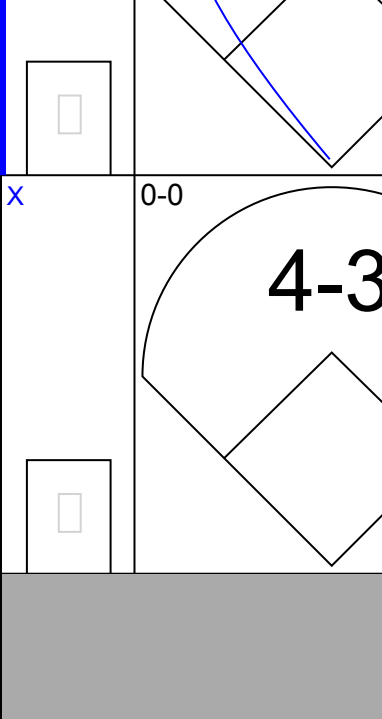


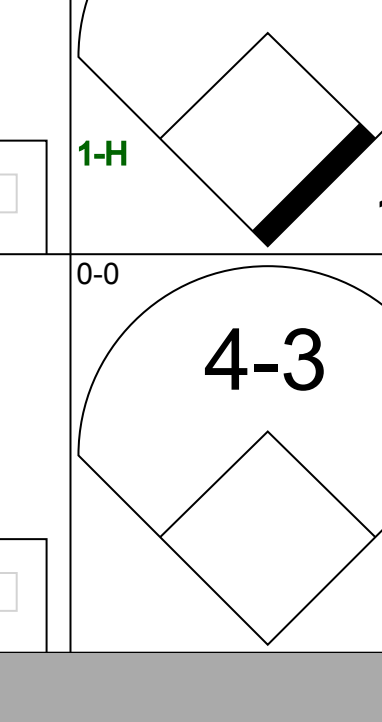





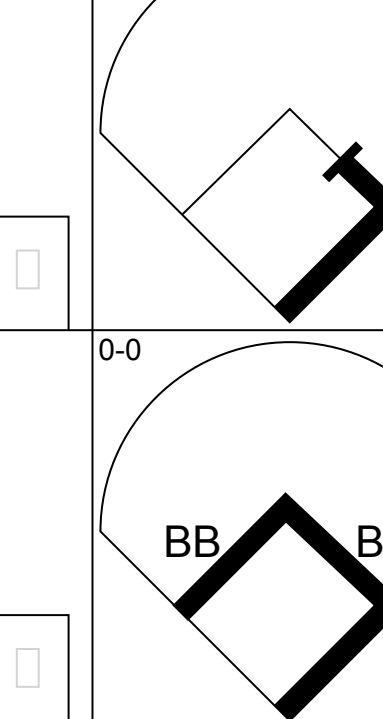
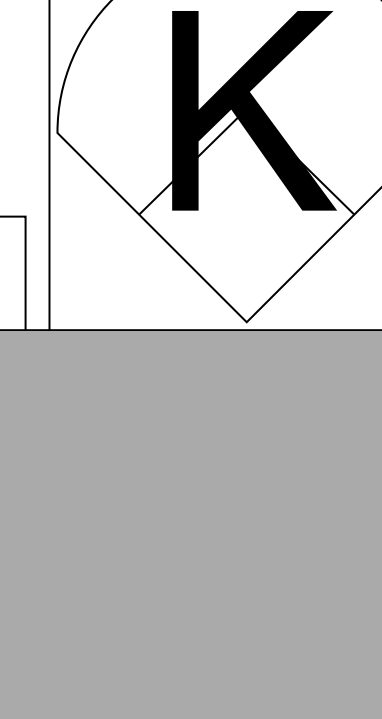
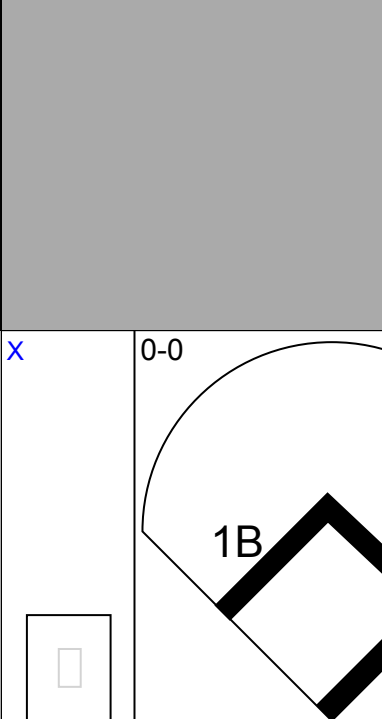
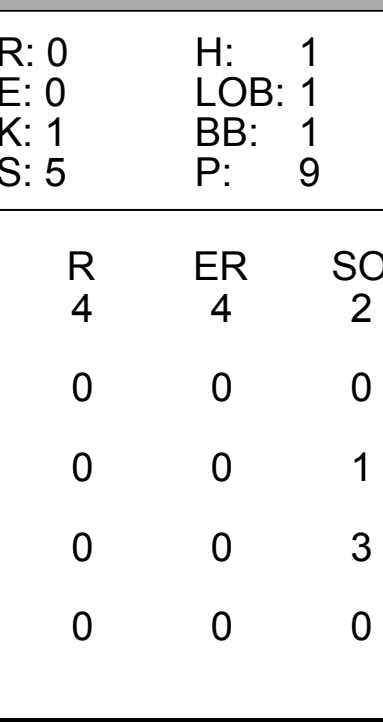
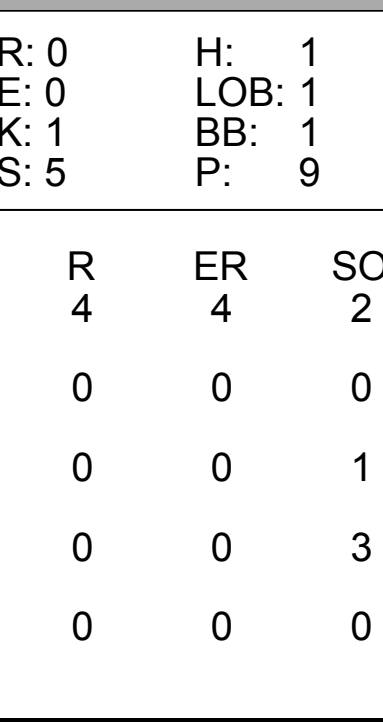
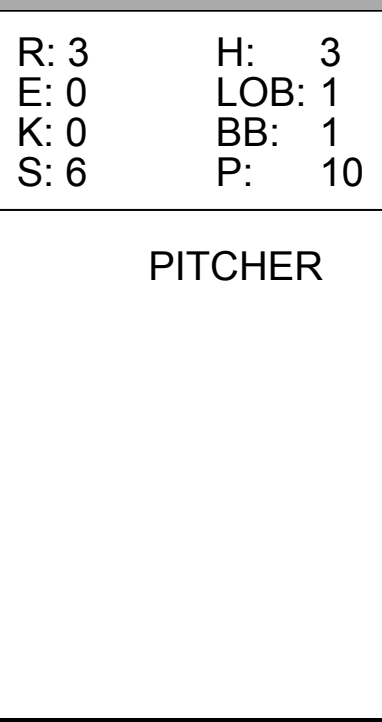
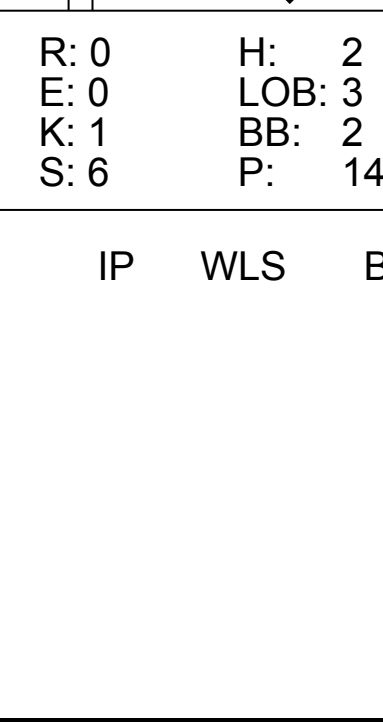
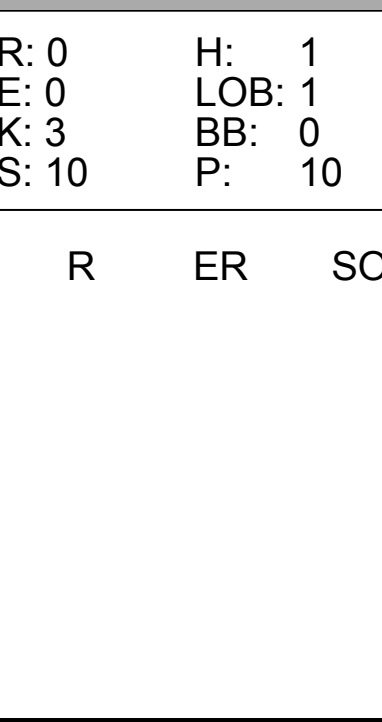
New York Yankees @ Kansas City Royals
Municipal Stadium, Kansas City, MO
Sat Aug 28 1971, 8:05 PM EDT
Att: 15,845 - Unknown - 81 F

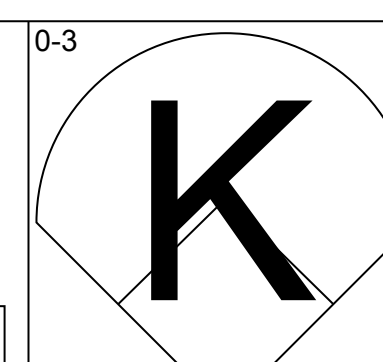
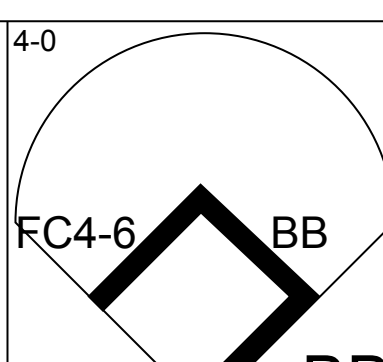
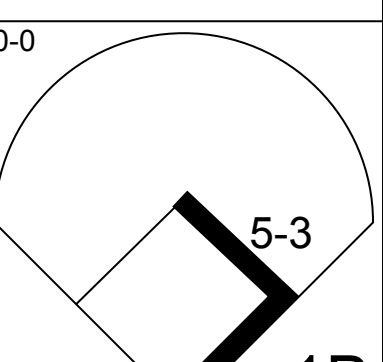
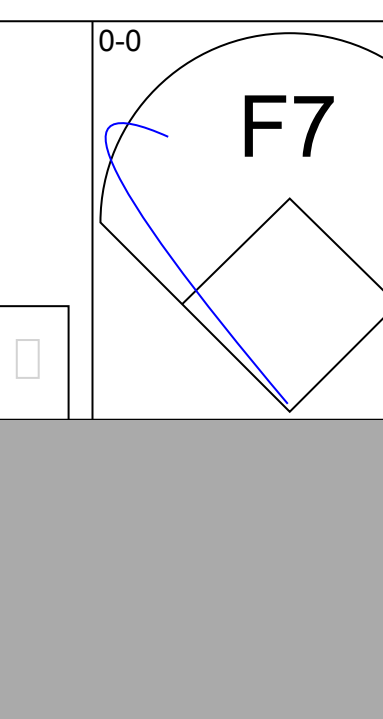
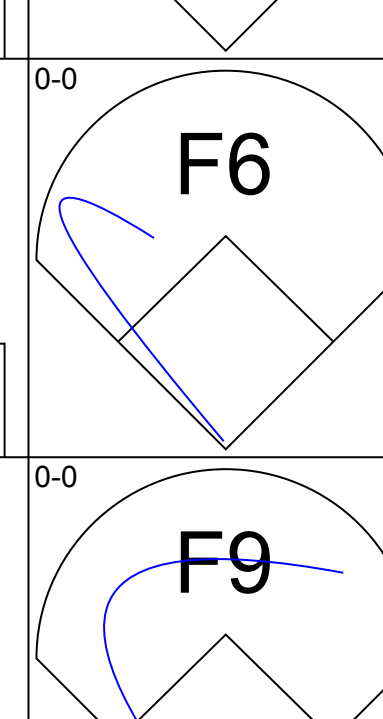
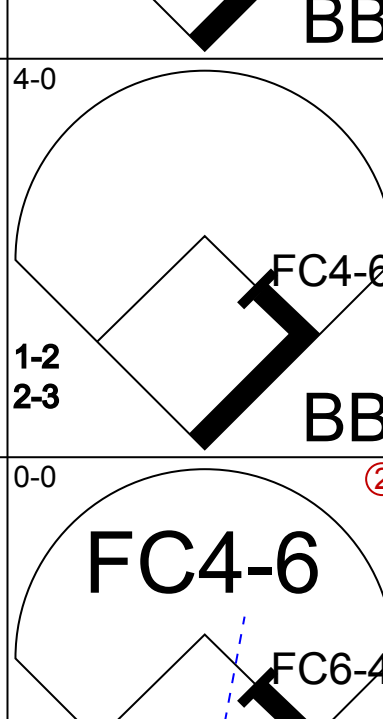
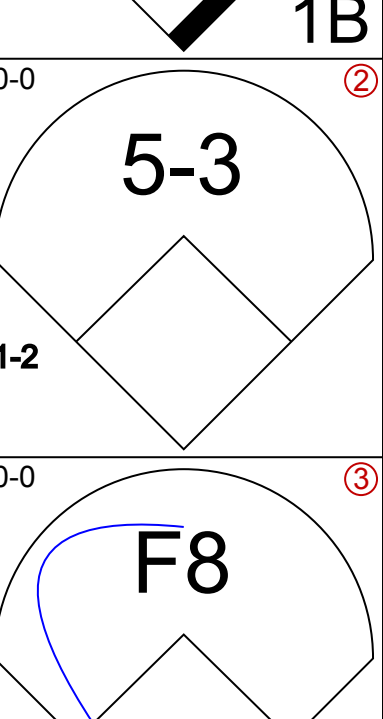

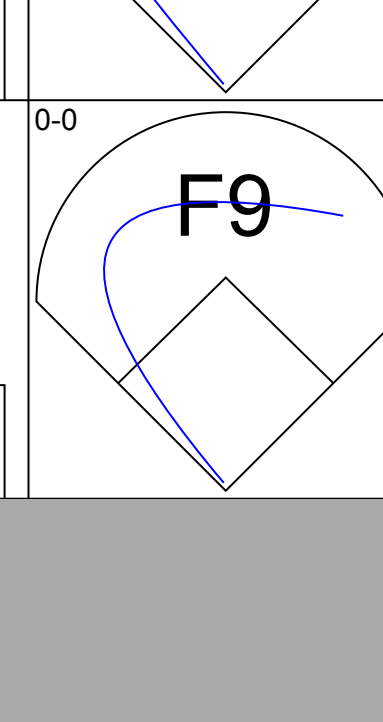
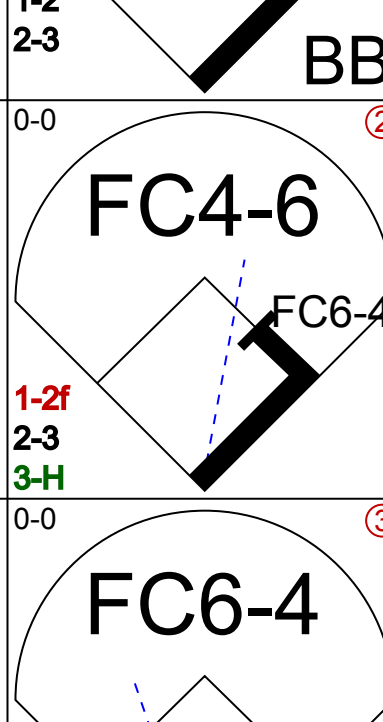
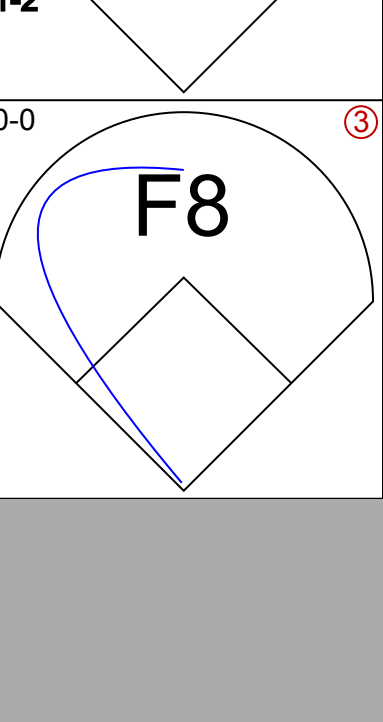

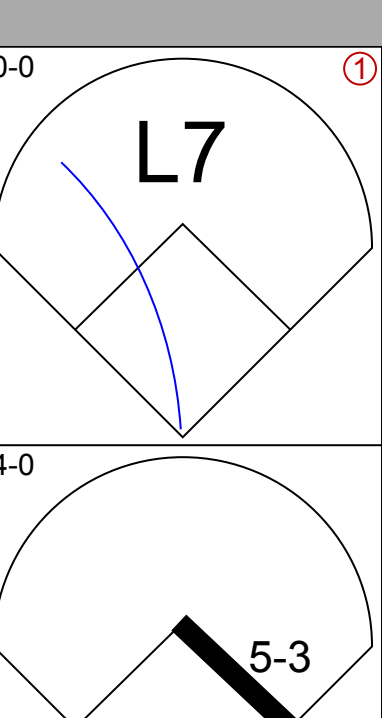
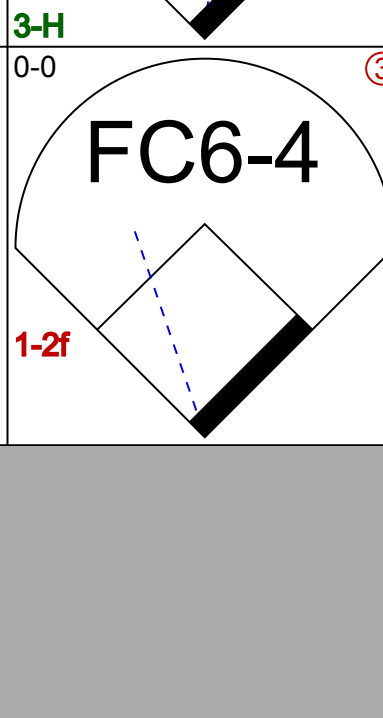
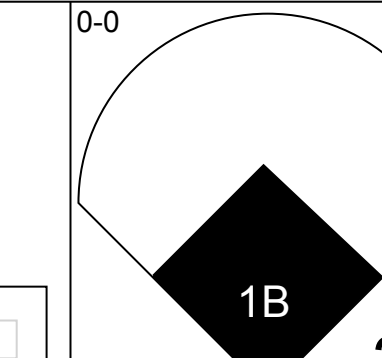

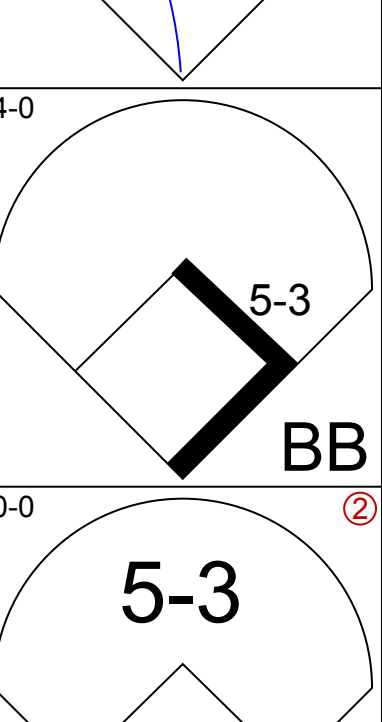
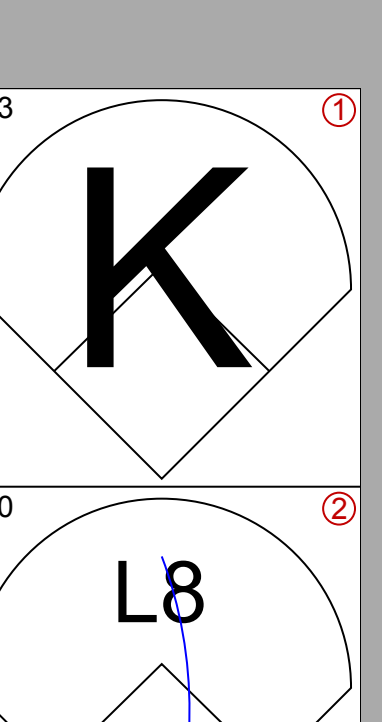
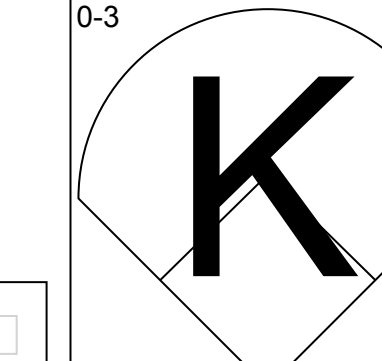

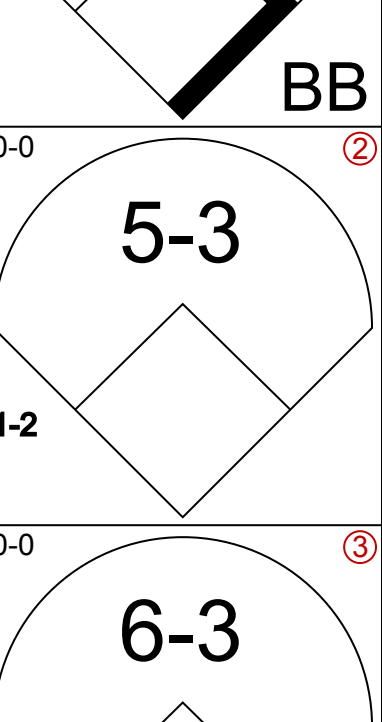
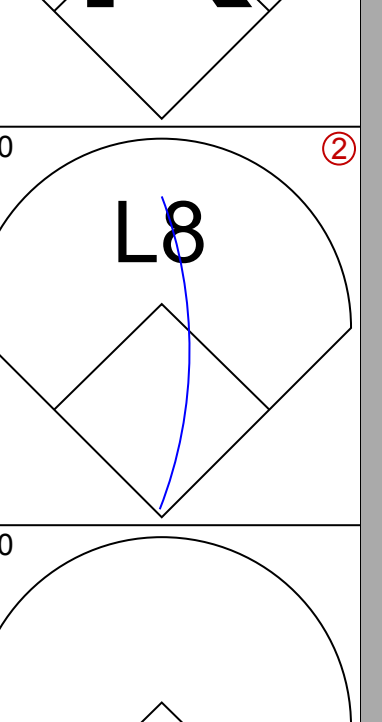
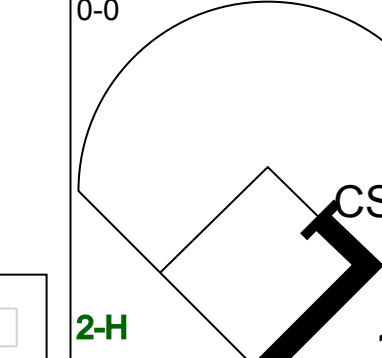

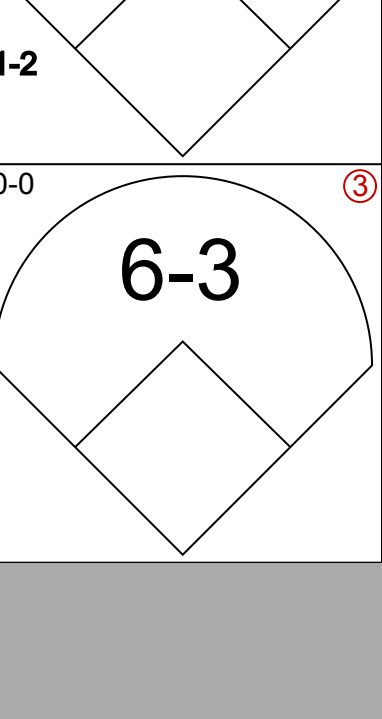
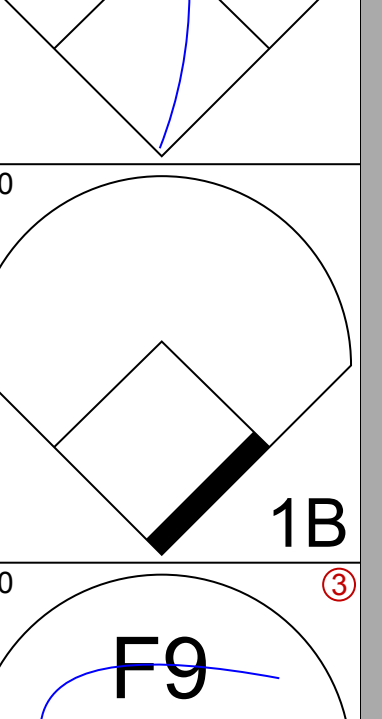
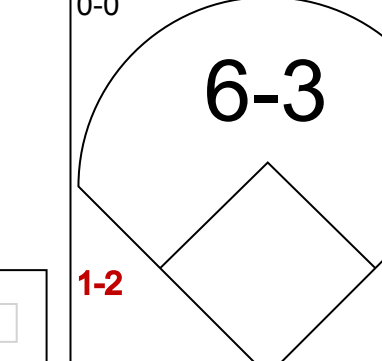

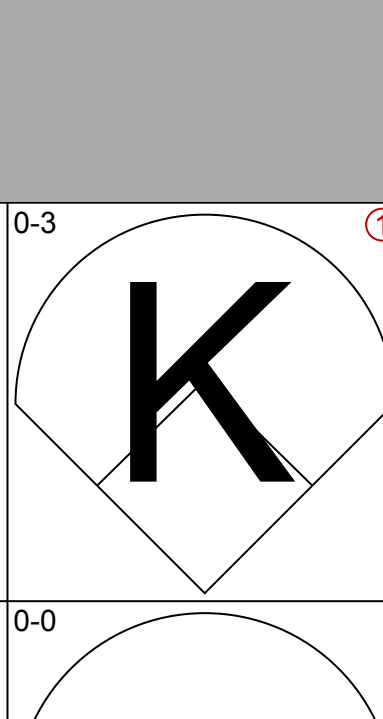
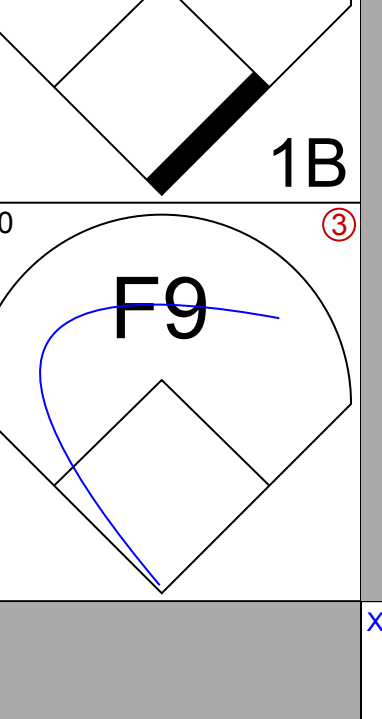
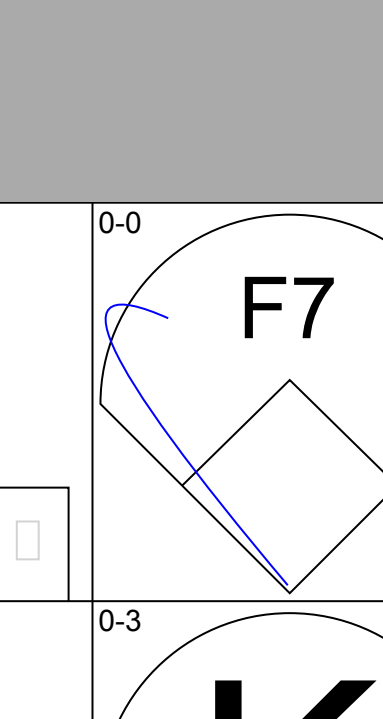
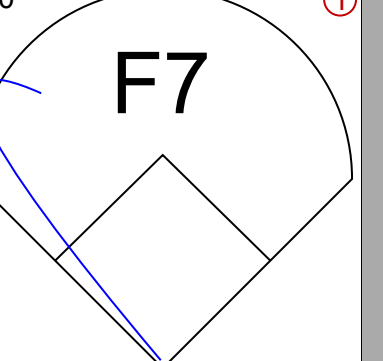
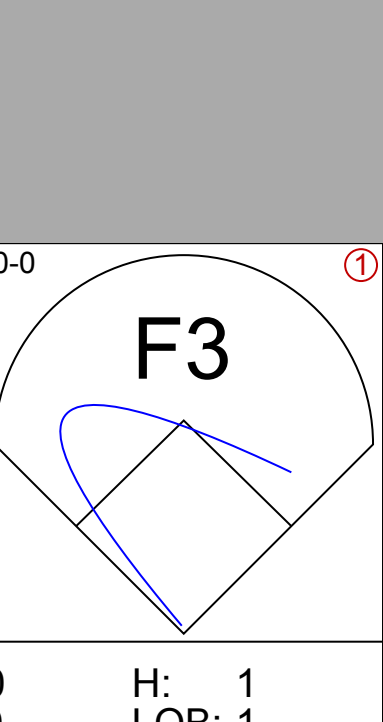
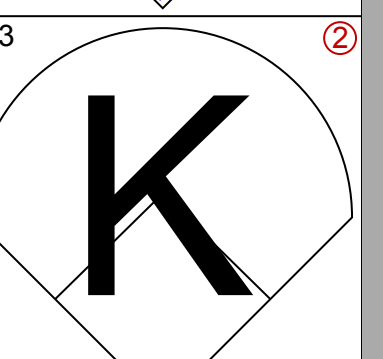
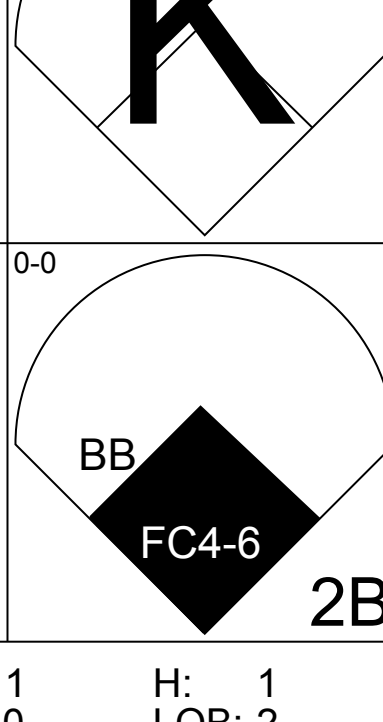
AB 32
R 4
H 12
RBI 4
BB 1
SO 3
LOB 14

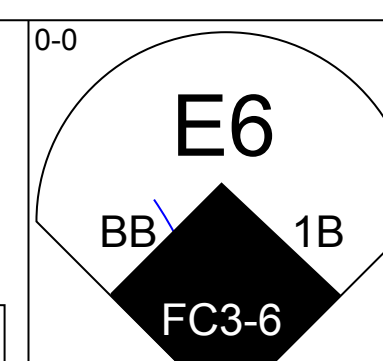
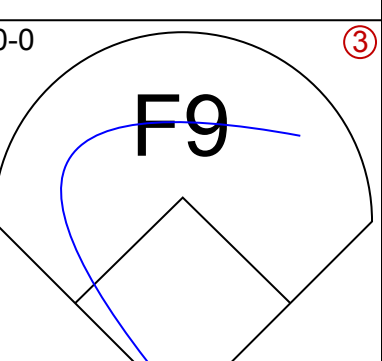
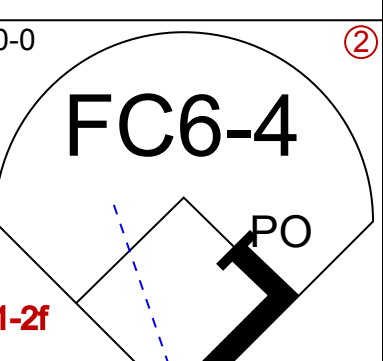

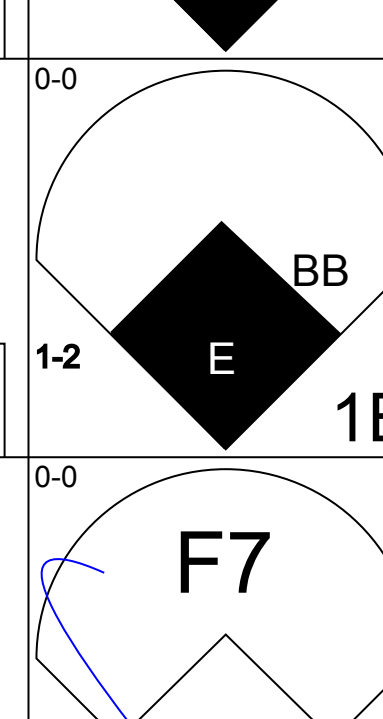
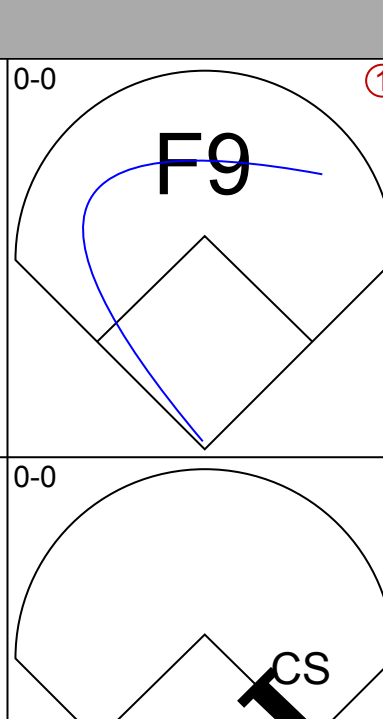
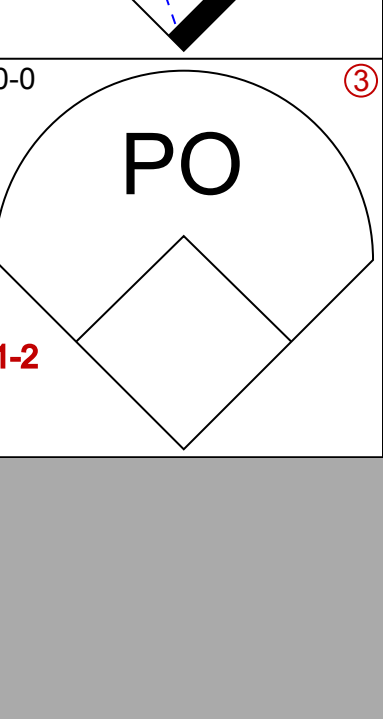
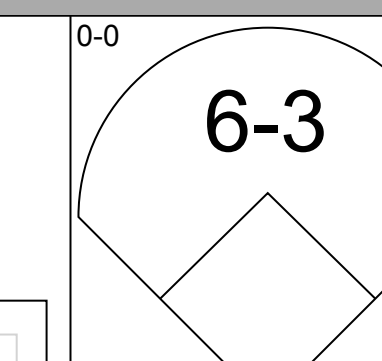

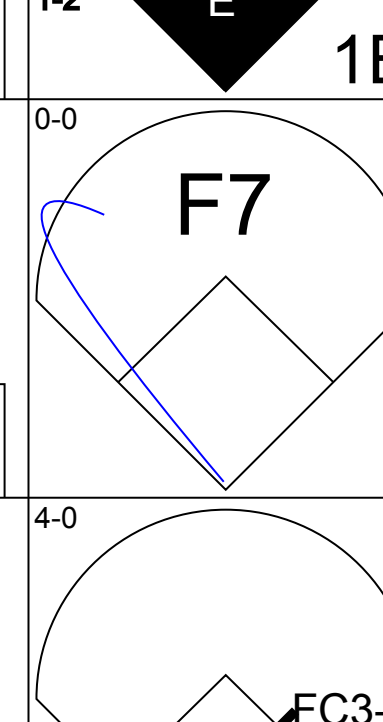
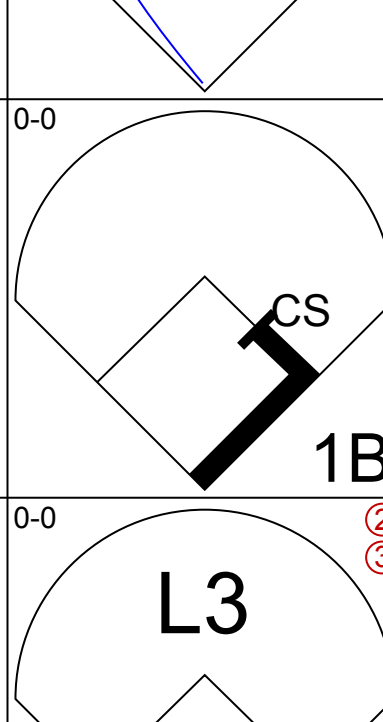
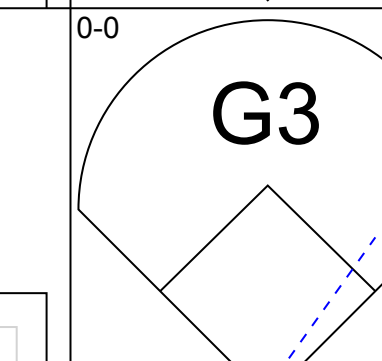


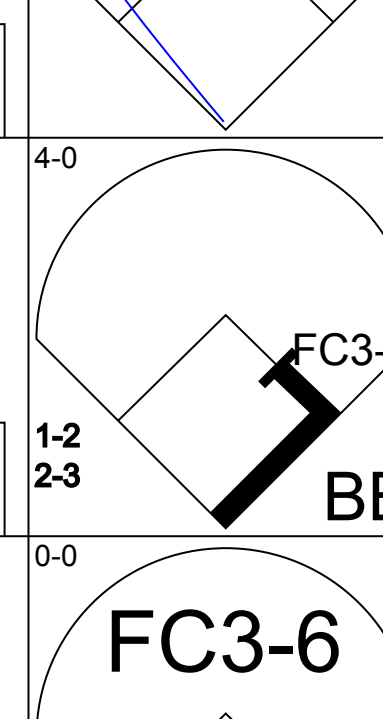
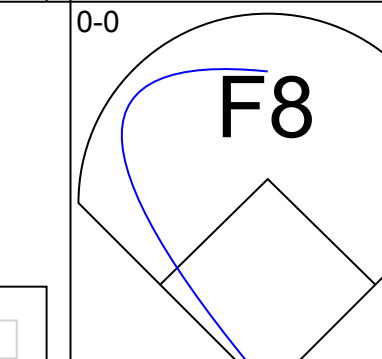

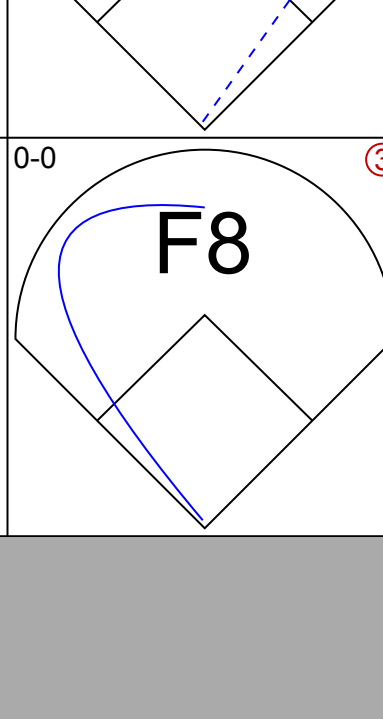
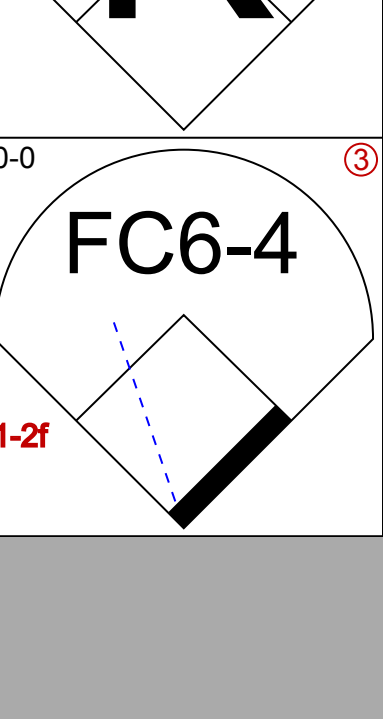

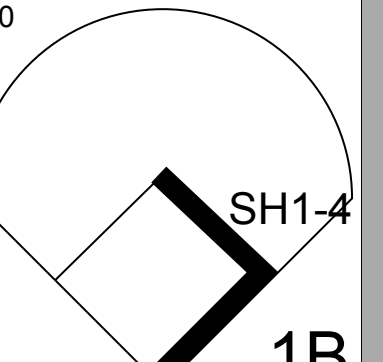
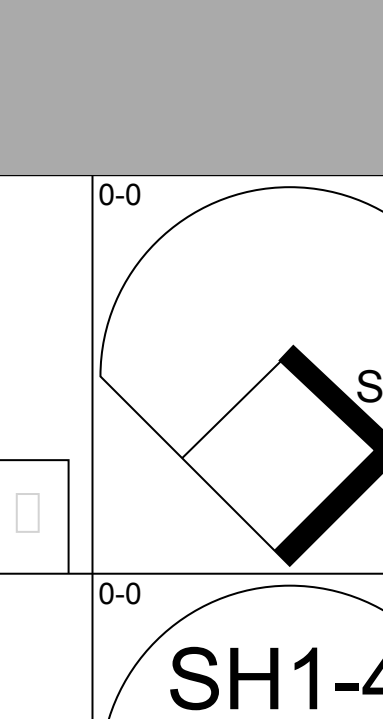
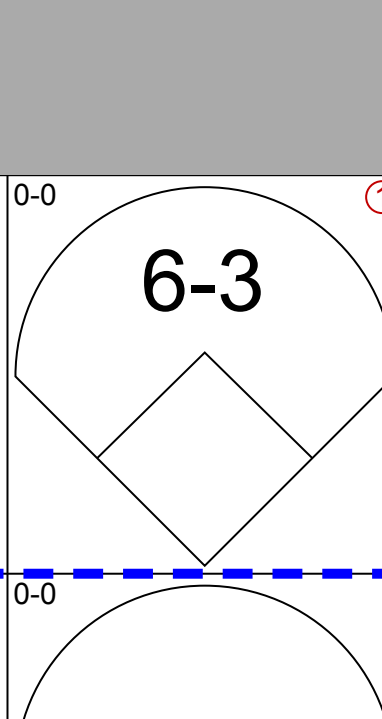

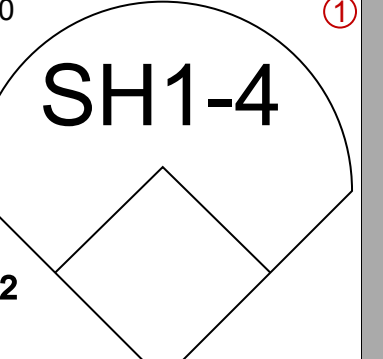
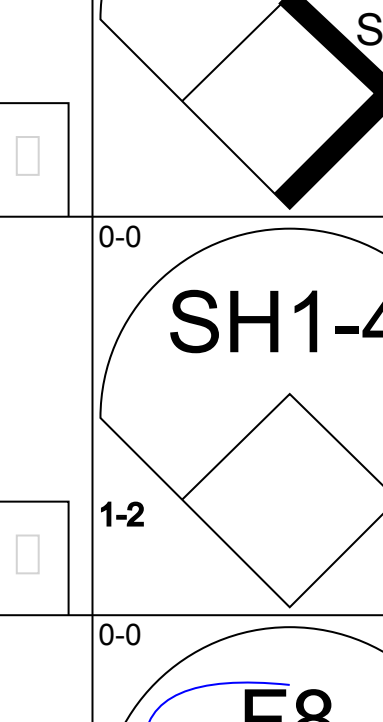
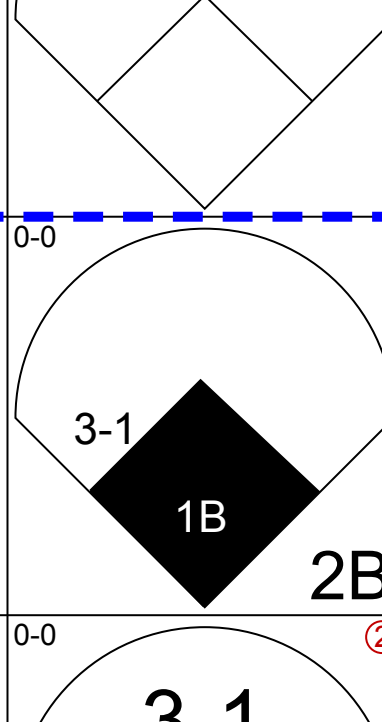

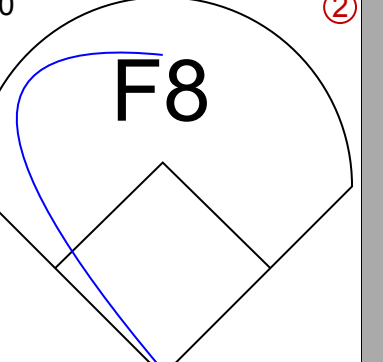



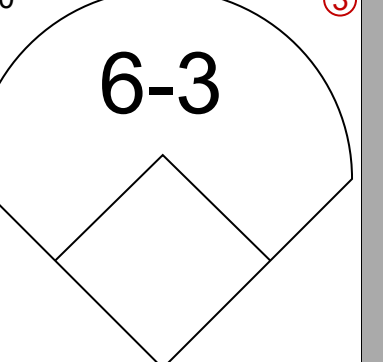
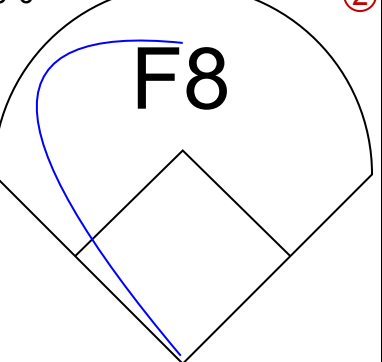
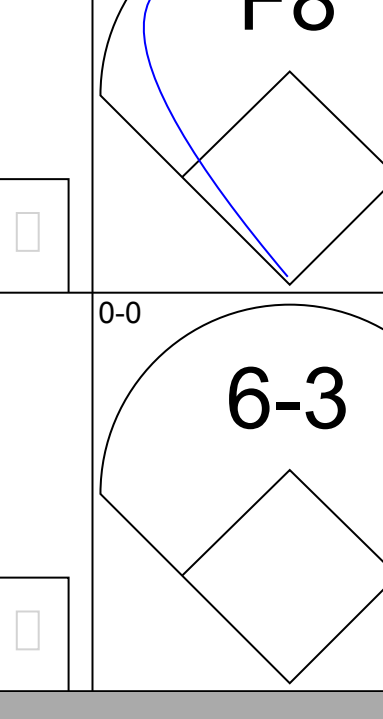
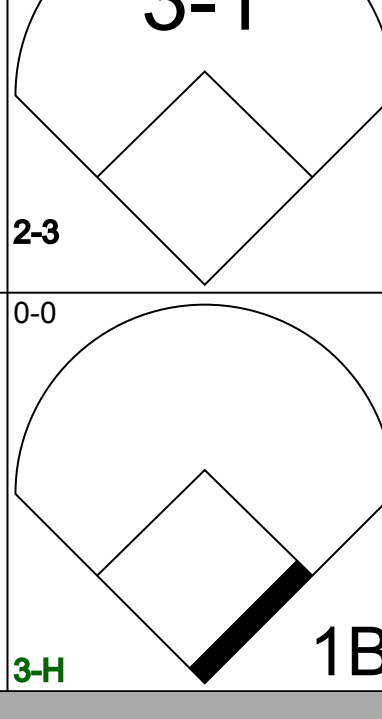
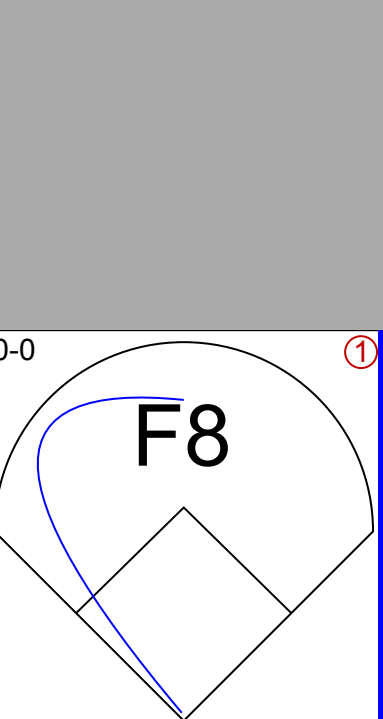


Batter	1	2	3	4	5	6	7	8	9	AB R H RBI BB SO LOB	TOP											
Jerry Kenney, L OBP: 0.361, SLG: 0.293 (1, 5)	4-0 HBP 1B BB		0-0 SH4-3		0-0 1B 1B	0-0 4-3	0-0 1B		0-3 K	4 1 2 2 1 1 0	New York Yankees @ Kansas City Royals Municipal Stadium, Kansas City, MO Sun Aug 29 1971, 4:33 AM EDT Att: 13,229 - Sunny - 83 F											
Thurman Munson, R OBP: 0.339, SLG: 0.379 (1, 2)	1-0 1B HBP		0-0 6-3		0-0 1B 1B	0-0 5-3	0-0 1B			4 1 2 0 0 0 1												
Bobby Murcer, L OBP: 0.420, SLG: 0.539 (1, 8)	0-0 G4-6-3 1B		0-0 2B		0-0 HR 1B	4-0 S BB		0-0 L4		4 1 3 2 1 0 0												
Felipe Alou, R OBP: 0.313, SLG: 0.385 (1, 7)	0-0 G4-6-3		0-0 F8		0-0 HR 1B	0-0 F8		0-0 4-3		5 1 1 1 0 0 4												
Ron Blomberg, L OBP: 0.383, SLG: 0.521 (1, 9)		0-0 6-3		0-0 F7	0-0 HR		0-0 4-3 1B	0-0 1B		5 2 3 3 0 0 0												
Danny Cater, R OBP: 0.305, SLG: 0.365 (1, 3)		0-0 6-3		0-0 F8	0-0 HR		0-0 4-3	0-0 1B		5 1 2 1 0 0 1												
Horace Clarke, S OBP: 0.320, SLG: 0.309 (1, 4)		4-0 S BB		0-0 2B	0-0 5-3		0-0 SH1-4 BB 1B	0-3 K		4 1 2 1 1 1 2												
Gene Michael, S OBP: 0.313, SLG: 0.297 (1, 6)		0-0 4-3		0-0 4-3	0-0 FC6 1B		4-0 SH1-4 BB 1B	0-3 K		4 1 1 0 1 1 2												
Mel Stottlemyre, R OBP: 0.217, SLG: 0.221 Al Closter, L (5, 1)			0-0 SH4-3 2B 1B		F2 FC6		0-0 SH1-4	0-0 6-3		3 1 1 0 0 0 1 1 0 0 0 0 0 0												
Inning Stats	R: 0 E: 0 K: 0 S: 2	H: 1 LOB: 1 BB: 1 P: 7	R: 0 E: 0 K: 0 S: 3	H: 0 LOB: 1 BB: 1 P: 7	R: 1 E: 0 K: 0 S: 5	H: 2 LOB: 1 BB: 0 P: 5	R: 0 E: 0 K: 0 S: 4	H: 1 LOB: 1 BB: 0 P: 4	R: 6 E: 0 K: 0 S: 10	H: 7 LOB: 1 BB: 0 P: 10		R: 0 E: 0 K: 0 S: 3	H: 0 LOB: 1 BB: 1 P: 7	R: 3 E: 0 K: 0 S: 6	H: 4 LOB: 2 BB: 1 P: 10	R: 0 E: 0 K: 1 S: 7	H: 2 LOB: 2 BB: 0 P: 7	R: 0 E: 0 K: 2 S: 7	H: 0 LOB: 0 BB: 0 P: 7	1B: 13 2B: 2 3B: 0 HR: 2	SF: 0 SAC: 2 DP: 1 HBP: 1	WP: 0 PB: 0 SB: 0 CS: 0
PITCHER	IP WLS BF H R ER SO BB IBB HBP BLK WP HR S P ERA WHIP											PITCHER	IP WLS BF H R ER SO BB IBB HBP BLK WP HR S P ERA WHIP									
Dick Drago, R ERA: 3.11 (1, 1)	4.1 L 23 9 6 6 0 2 0 0 0 0 0 1 20 29 12.46 2.538																					
Tom Burgmeier, L ERA: 1.79 (5, 1)	0.2 4 2 1 1 0 0 0 0 0 0 0 1 4 4 13.50 3.000																					
Ken Wright, R ERA: 3.66 (6, 1)	1.2 9 2 3 3 0 2 0 0 0 0 0 0 7 15 16.20 2.400																					
Lance Clemons, L ERA: 2.7 (7, 1)	0.1 2 2 0 0 0 0 0 0 0 0 0 0 2 2 0.00 6.000																					
Bill Butler, L ERA: 4.28 (8, 1)	2.0 8 2 0 0 3 0 0 0 0 0 0 0 14 14 0.00 1.000																					
Freddie Patek, R OBP: 0.340, SLG: 0.390 (1, 6)	0-0 E 1B		0-0 F9		0-3 K		0-3 K		0-0 1B	5 0 2 0 0 2 2	New York Yankees @ Kansas City Royals Municipal Stadium, Kansas City, MO Sun Aug 29 1971, 4:33 AM EDT Att: 13,229 - Sunny - 83 F											
Joe Keough, L OBP: 0.341, SLG: 0.337 Chuck Harrison, R OBP: 0.287, SLG: 0.318 (7, PH)	0-0 6-3		0-0 1B		0-0 4-3		0-3 K		0-0 L8	3 0 1 1 0 0 1 1 0 0 0 0 1 1 0 0 0 0 0 0 0 1 0 0 0 0 0 2												
Bill Butler, L OBP: 0.091, SLG: 0.100 Dennis Paepke, R OBP: 0.248, SLG: 0.302 (9, PH)	1-2 1B		2-H 1B		0-0 6-3				0-0 F8	4 0 0 0 0 0 2												
Amos Otis, R OBP: 0.350, SLG: 0.461 (1, 8)	0-0 F5		0-0 L5		0-0 6-3				0-0 F8	4 0 0 0 0 0 2												
Gail Hopkins, L OBP: 0.361, SLG: 0.425 (1, 3)	0-0 4-3				0-0 3-1		0-0 1-3		0-0 4-3	4 0 0 0 0 0 1												
Lou Piniella, R OBP: 0.299, SLG: 0.366 (1, 7)		0-0 CS 1B		0-0 6-3		0-0 1-3		0-0 1B		4 0 2 0 0 0 0												
Paul Schaaf, R OBP: 0.381, SLG: 0.385 (1, 5)	0-3 K		1-2 K		0-0 2B		0-0 P6		0-0 F8	4 1 1 0 0 1 2												
Bobby Knoop, R OBP: 0.304, SLG: 0.319 (1, 4)	0-0 5-3				0-0 2B				0-0 K	4 1 2 1 0 1 0												
Jerry May, R OBP: 0.339, SLG: 0.359 (1, 2)			0-0 SH1-4 1B		4-0 IBB		0-0 1B		0-0 6-3	3 1 2 0 1 0 0												
Dick Drago, R OBP: 0.225, SLG: 0.180 Tom Burgmeier, L OBP: 0.309, SLG: 0.309 Ken Wright, R OBP: 0.336, SLG: 0.397 Lance Clemons, L OBP: 0.305, SLG: 0.379 Bob Oliver, R OBP: 0.287, SLG: 0.350 (8, 9)			0-0 SH1-4		0-3 K		0-0 SF7		0-0 1B	1 0 0 0 0 1 2 0 1 0 1 1 0 0 0												
Inning Stats	R: 0 E: 1 K: 0 S: 4	H: 1 LOB: 0 BB: 0 P: 4	R: 0 E: 0 K: 1 S: 5	H: 1 LOB: 0 BB: 0 P: 5	R: 1 E: 0 K: 0 S: 5	H: 2 LOB: 1 BB: 0 P: 5	R: 1 E: 0 K: 1 S: 7	H: 2 LOB: 2 BB: 1 P: 11	R: 0 E: 0 K: 1 S: 5	H: 0 LOB: 0 BB: 0 P: 5	R: 0 E: 0 K: 0 S: 3	H: 0 LOB: 0 BB: 0 P: 3	R: 1 E: 0 K: 2 S: 9	H: 2 LOB: 1 BB: 0 P: 9	R: 0 E: 0 K: 0 S: 4	H: 1 LOB: 1 BB: 0 P: 4	R: 0 E: 0 K: 1 S: 7	H: 2 LOB: 2 BB: 0 P: 7	1B: 8 2B: 3 3B: 0 HR: 0	SF: 1 SAC: 1 DP: 0 HBP: 0	WP: 0 PB: 0 SB: 0 CS: 1	PA: 38
PITCHER	IP WLS BF H R ER SO BB IBB HBP BLK WP HR S P ERA WHIP											PITCHER	IP WLS BF H R ER SO BB IBB HBP BLK WP HR S P ERA WHIP									
Mel Stottlemyre, R ERA: 2.87 (1, 1)	4.1 W 19 5 1 1 3 0 0 0 0 0 0 0 24 28 4.15 1.385																					
Al Closter, L ERA: 2.25 (5, 1)	4.2 W 19 5 1 1 3 0 0 0 0 0 0 0 25 25 1.93 1.071																					

Batter	1	2	3	4	5	6	7	8	9	AB	R	H	RBI	BB	SO	LOB	TOP				
Freddie Patek, R OBP: 0.337, SLG: 0.386 (1, 6)										5	0	0	0	0	2	2	Kansas City Royals @ Milwaukee Brewers Milwaukee County Stadium, Milwaukee, WI Tue Aug 31 1971, 8:05 PM EDT Att. 4,863 - Unknown - 63 F livebaseballscorecards.com				
Joe Kneough, L OBP: 0.342, SLG: 0.348 (1, 9)										5	1	2	1	0	0	0					
Amos Otis, R OBP: 0.349, SLG: 0.460 Ed Kirkpatrick, L OBP: 0.305, SLG: 0.335 (7, PH) (7, 8)										3	1	1	0	0	1	1					
Gail Hopkins, L OBP: 0.370, SLG: 0.435 (1, 3)										4	1	3	1	1	0	0					
Lou Piniella, R OBP: 0.297, SLG: 0.364 (1, 7)										5	0	1	0	0	0	4					
Paul Schaaf, R OBP: 0.382, SLG: 0.388 (1, 5)										2	2	1	1	1	0	0					
Bobby Knoop, R OBP: 0.311, SLG: 0.326 (1, 4)										4	0	2	0	0	0	1					
Jerry May, R OBP: 0.338, SLG: 0.359 (1, 2)										3	0	1	2	0	0	1					
Al Fitzmorris, S OBP: 0.200, SLG: 0.207 (1, 1)										3	0	1	0	0	0	2					
Tom Burgmeier, L OBP: 0.300, SLG: 0.368 (6, 1)										0	0	0	0	0	0	0					
Jim York, R OBP: 0.176, SLG: 0.375 (7, 1)										0	0	0	0	0	0	0					
Lance Clemons, L OBP: 0.400, SLG: 1.400 (7, 1)										1	1	1	1	0	0	0					
Ted Abernathy, R OBP: 0.111, SLG: 0.111 (9, 1)										0	0	0	0	0	0	0					
Inning Stats	R: 0 E: 0 K: 2 S: 9	H: 2 LOB: 2 BB: 0 P: 9	R: 1 E: 0 K: 0 S: 4	H: 1 LOB: 1 BB: 1 P: 8	R: 0 E: 0 K: 0 S: 4	H: 1 LOB: 1 BB: 0 P: 4	R: 0 E: 0 K: 0 S: 4	H: 1 LOB: 1 BB: 0 P: 4	R: 1 E: 0 K: 0 S: 5	H: 2 LOB: 1 BB: 0 P: 5	R: 2 E: 0 K: 1 S: 7	H: 3 LOB: 2 BB: 1 P: 11	R: 1 E: 0 K: 1 S: 6	H: 1 LOB: 0 BB: 0 P: 6	R: 0 E: 0 K: 0 S: 3	H: 0 LOB: 0 BB: 0 P: 3		1B: 9 2B: 2 3B: 0 HR: 2	SF: 2 SAC: 0 DP: 0 HBP: 0	WP: 0 PB: 0 SB: 1 CS: 0	PA: 41
PITCHER	IP WLS BF H R ER SO BB IBB HBP BLK WP HR S P ERA WHIP																				
Skip Lockwood, R ERA: 3.45 (1, 1)	6.1 L 32 11 5 5 3 2 0 0 0 0 0 1 36 44 7.11 2.053																				
Floyd Weaver, R ERA: 7.5 (7, 1)	0.2 2 1 0 0 0 0 0 0 0 0 0 0 2 2 0.00 1.500																				
Ken Sanders, R ERA: 1.97 (8, 1)	2.0 7 1 1 1 1 0 0 0 0 0 0 1 9 9 4.50 0.500																				

Batter	1	2	3	4	5	6	7	8	9	AB	R	H	RBI	BB	SO	LOB	BOTTOM				
Tommy Harper, R OBP: 0.340, SLG: 0.404 (1, 7)										2	2	1	0	3	0	0	Kansas City Royals @ Milwaukee Brewers Milwaukee County Stadium, Milwaukee, WI Tue Aug 31 1971, 8:05 PM EDT Att. 4,863 - Unknown - 63 F livebaseballscorecards.com				
Ron Theobald, R OBP: 0.331, SLG: 0.305 (1, 4)										5	0	0	0	0	1	6					
John Briggs, L OBP: 0.376, SLG: 0.441 (1, 3)										3	0	1	1	2	0	1					
Dave May, L OBP: 0.353, SLG: 0.448 Ken Sanders, R ERA: 7.5 (8, 1)										4	1	1	1	0	0	4					
Frank Tepedino, L OBP: 0.216, SLG: 0.266 (9, PH)										0	0	0	0	0	0	3					
Bill Voss, L OBP: 0.315, SLG: 0.384 Dick Schofield, S OBP: 0.337, SLG: 0.315 (8, PH) (9, 5)										3	1	2	1	0	0	0					
Tom Matchick, L OBP: 0.349, SLG: 0.373 Bobby Mitchell, R OBP: 0.281, SLG: 0.373 (8, PH) (9, 9)										3	0	2	1	0	0	1					
Elie Rodriguez, R OBP: 0.301, SLG: 0.247 (1, 2)										3	0	0	0	1	1	3					
Bob Heise, R OBP: 0.260, SLG: 0.282 Jose Cardenal, R OBP: 0.309, SLG: 0.368 (7, PH) (8, 8)										2	0	0	0	0	1	3					
Skip Lockwood, R OBP: 0.164, SLG: 0.176 Floyd Weaver, R ERA: 7.5 (7, 1)										2	0	0	0	0	1	1					
Roberto Pena, R OBP: 0.286, SLG: 0.338 (7, PH) (8, 6)										2	0	2	0	0	0	0					
Inning Stats	R: 1 E: 0 K: 0 S: 3	H: 1 LOB: 1 BB: 1 P: 7	R: 0 E: 0 K: 1 S: 5	H: 1 LOB: 1 BB: 1 P: 9	R: 0 E: 0 K: 0 S: 3	H: 0 LOB: 0 BB: 0 P: 3	R: 0 E: 0 K: 0 S: 4	H: 1 LOB: 1 BB: 0 P: 4	R: 3 E: 0 K: 0 S: 6	H: 3 LOB: 3 BB: 1 P: 10	R: 0 E: 0 K: 1 S: 6	H: 2 LOB: 2 BB: 2 P: 14	R: 0 E: 0 K: 3 S: 10	H: 1 LOB: 1 BB: 0 P: 10	R: 0 E: 0 K: 0 S: 5	H: 2 LOB: 3 BB: 1 P: 9		1B: 10 2B: 1 3B: 0 HR: 0	SF: 0 SAC: 0 DP: 1 HBP: 0	WP: 3 PB: 0 SB: 1 CS: 2	PA: 41
PITCHER	IP WLS BF H R ER SO BB IBB HBP BLK WP HR S P ERA WHIP																				
Al Fitzmorris, R ERA: 4.45 (1, 1)	5.2 4 4 2 0 0 3 0 0 0 0 0 0 4 8 6.35 1.412																				
Tom Burgmeier, L ERA: 1.76 (6, 1)	0.2 W 5 3 0 0 0 1 0 0 0 0 0 0 4 8 0.00 6.000																				
Jim York, R ERA: 2.76 (7, 1)	0.1 1 0 0 0 0 1 0 0 0 0 0 0 3 3 0.00 0.000																				
Lance Clemons, L ERA: 2.45 (7, 1)	1.1 8 3 0 0 3 1 0 0 0 1 0 13 17 0.00 3.000																				
Ted Abernathy, R ERA: 2.55 (9, 1)	1.0 S 4 0 0 0 0 1 0 0 0 0 0 0 3 7 0.00 1.000																				

Batter	1	2	3	4	5	6	7	8	9	AB	R	H	RBI	BB	SO	LOB	TOP																			
Freddie Patek, R (1,6) OBP: 0.338, SLG: 0.386										3	0	1	0	1	1	0	Kansas City Royals @ Milwaukee Brewers Milwaukee County Stadium, Milwaukee, WI Wed Sep 01 1971, 8:05 PM EDT Att. 4,976 - Unknown - 68 F livebaseballscorecards.com																			
Joe Keough, L (1,8) OBP: 0.341, SLG: 0.344										3	0	0	0	1	0	1																				
Gail Hopkins, L (1,3) OBP: 0.368, SLG: 0.429										3	0	0	1	1	0	3																				
Lou Piniella, R (1,7) OBP: 0.297, SLG: 0.365										4	1	1	0	0	0	3																				
Bob Oliver, R (1,9) OBP: 0.287, SLG: 0.346										3	0	0	0	1	2	1																				
Paul Schaaf, R (1,5) OBP: 0.381, SLG: 0.386										4	0	1	1	0	0	1																				
Bobby Knoop, R (1,4) OBP: 0.318, SLG: 0.333										4	0	2	0	0	0	2																				
Jerry May, R (1,2) OBP: 0.336, SLG: 0.356										4	0	1	0	0	1	1																				
Paul Spittorff, L (1,1) OBP: 0.182, SLG: 0.146										3	1	1	0	0	1	0																				
Sandy Valdespino, L (9, PH) Tom Burgmeier, L (9, 1) OBP: 0.300, SLG: 0.368										1	0	0	0	0	1	2																				
										0	0	0	0	0	0	0																				
Inning Stats	R: 0 E: 0 K: 1 S: 5	H: 0 LOB: 0 BB: 0 P: 5	R: 0 E: 0 K: 0 S: 3	H: 0 LOB: 1 BB: 1 P: 7	R: 1 E: 0 K: 1 S: 6	H: 1 LOB: 2 BB: 2 P: 14	R: 0 E: 0 K: 1 S: 6	H: 1 LOB: 1 BB: 0 P: 6	R: 0 E: 0 K: 0 S: 4	H: 1 LOB: 1 BB: 0 P: 4	R: 1 E: 0 K: 0 S: 6	H: 2 LOB: 0 BB: 0 P: 6	R: 0 E: 0 K: 1 S: 5	H: 0 LOB: 0 BB: 0 P: 5	R: 0 E: 0 K: 0 S: 2	H: 0 LOB: 0 BB: 1 P: 6	R: 0 E: 0 K: 1 S: 7	H: 2 LOB: 2 BB: 0 P: 7	1B: 5 2B: 2 3B: 0 HR: 0	SF: 0 SAC: 0 DP: 1 HBP: 0	WP: 0 PB: 0 SB: 0 CS: 1	PA: 36														
PITCHER	IP WLS BF H R ER SO BB IBB HBP BLK WP HR S P ERA WHIP																																			
Low Krausse, R (1, 1) ERA: 2.86	8.0	31	5	2	2	5	4	0	0	0	0	0	0	0	0	37	53	2.25	1.125																	
Ken Sanders, R (9, 1) ERA: 1.95	1.0	W	5	2	0	0	1	0	0	0	0	0	0	0	0	7	7	0.00	2.000																	

Batter	1	2	3	4	5	6	7	8	9	AB	R	H	RBI	BB	SO	LOB	BOTTOM																		
Tommy Harper, R (1,7) OBP: 0.339, SLG: 0.403										4	1	1	0	0	0	2	Kansas City Royals @ Milwaukee Brewers Milwaukee County Stadium, Milwaukee, WI Wed Sep 01 1971, 8:05 PM EDT Att. 4,976 - Unknown - 68 F livebaseballscorecards.com																		
Ron Theobald, R (1,4) OBP: 0.333, SLG: 0.307										4	1	2	0	0	0	0																			
John Briggs, L (1,3) OBP: 0.374, SLG: 0.439										4	0	1	0	0	1	4																			
Jose Cardenal, R (1,8) OBP: 0.308, SLG: 0.366										3	0	0	0	1	0	3																			
Roberto Pena, R (1,5) OBP: 0.285, SLG: 0.336										4	0	1	1	0	0	1																			
Elie Rodriguez, R (1,2) OBP: 0.304, SLG: 0.254										3	1	2	0	0	0	1																			
Dave May, L (1,9) OBP: 0.352, SLG: 0.446											4	0	1	0	0	0		3																	
Bob Heise, R (1,6) OBP: 0.259, SLG: 0.281										4	0	1	1	0	0	2																			
Low Krausse, R (1, 1) OBP: 0.077, SLG: 0.027										1	0	0	0	1	0	1																			
Bobby Mitchell, R (8, PH) Ken Sanders, R (9, 1) OBP: 0.276, SLG: 0.365										1	0	0	0	0	0	0																			
										0	0	0	0	0	0	0																			
Inning Stats	R: 2 E: 2 K: 0 S: 5	H: 1 LOB: 1 BB: 1 P: 9	R: 0 E: 1 K: 0 S: 4	H: 1 LOB: 1 BB: 0 P: 4	R: 0 E: 0 K: 0 S: 3	H: 1 LOB: 0 BB: 0 P: 3	R: 0 E: 0 K: 0 S: 3	H: 1 LOB: 0 BB: 0 P: 3	R: 0 E: 0 K: 0 S: 2	H: 0 LOB: 0 BB: 1 P: 6	R: 0 E: 0 K: 0 S: 3	H: 0 LOB: 0 BB: 0 P: 3	R: 0 E: 0 K: 0 S: 4	H: 1 LOB: 1 BB: 0 P: 4	R: 0 E: 1 K: 1 S: 7	H: 2 LOB: 2 BB: 0 P: 7	R: 1 E: 0 K: 0 S: 4	H: 2 LOB: 1 BB: 0 P: 4	1B: 8 2B: 1 3B: 0 HR: 0	SF: 0 SAC: 1 DP: 1 HBP: 0	WP: 0 PB: 0 SB: 0 CS: 1	PA: 36													
PITCHER	IP WLS BF H R ER SO BB IBB HBP BLK WP HR S P ERA WHIP																																		
Paul Spittorff, L (1, 1) ERA: 1.95	8.0	L	4	2	1	1	0	0	0	0	0	0	0	0	31	39	0.00	1.125																	
Tom Burgmeier, L (9, 1) ERA: 1.95	0.2	L	4	2	1	1	0	0	0	0	0	4	4	13.50	3.000																				

Batter	1	2	3	4	5	6	7	8	9	AB	R	H	RBI	BB	SO	LOB	TOP			
Freddie Patek, R OBP: 0.338, SLG: 0.384 (1, 6)	5-3		4-3					F2		4	0	1	0	0	0	0	Kansas City Royals @ Milwaukee Brewers Milwaukee County Stadium, Milwaukee, WI Thu Sep 02 1971, 4:33 AM EDT Alt. 5,385 - Unknown - 83 F livebaseballscorecards.com			
Sandy Valdespino, L OBP: 0.600, SLG: 0.900 (1, 7)	6-3			G3-6-4				L8		3	0	2	0	1	0	0				
Gail Hopkins, L OBP: 0.366, SLG: 0.426 Bobby Floyd, R OBP: 0.286, SLG: 0.118 (9, PR)	6-3		G3-6-4					BB		4	0	1	0	0	0	3				
Ed Kirkpatrick, L OBP: 0.302, SLG: 0.331 (1, 8)	P5		4-3					BB		4	0	0	0	0	1	3				
Paul Schaaf, R OBP: 0.382, SLG: 0.386 (1, 5)		K						FC4-6		3	0	1	0	1	1	0				
Joe Keough, L OBP: 0.337, SLG: 0.340 (1, 9)	F9							BB		4	0	0	0	0	0	3				
Bobby Knoop, R OBP: 0.310, SLG: 0.324 (1, 4)	6-3							FC4-6		3	0	0	0	0	0	1				
Jerry May, R OBP: 0.338, SLG: 0.355 Lou Piniella, R OBP: 0.296, SLG: 0.364 Buck Martinez, R OBP: 0.238, SLG: 0.278 (8, PH)			5-3					5-3		1	0	0	0	1	0	0				
Mike Hedlund, R OBP: 0.109, SLG: 0.075 Amos Otis, R OBP: 0.349, SLG: 0.459 Bruce Dal Canton, R OBP: 0.106, SLG: 0.087 (8, PH)			6-3					K		2	0	0	0	0	0	2				
										1	0	0	0	0	1	0				
										0	0	0	0	0	0	0				
Inning Stats	R: 0 E: 0 K: 0 S: 4	H: 1 LOB: 1 BB: 0 P: 4	R: 0 E: 0 K: 1 S: 5	H: 0 LOB: 0 BB: 0 P: 5	R: 0 E: 0 K: 0 S: 3	H: 0 LOB: 0 BB: 0 P: 3	R: 0 E: 0 K: 0 S: 2	H: 0 LOB: 0 BB: 1 P: 6	R: 0 E: 1 K: 0 S: 4	H: 1 LOB: 2 BB: 1 P: 8	R: 0 E: 0 K: 0 S: 3	H: 0 LOB: 0 BB: 0 P: 3	R: 0 E: 0 K: 1 S: 5	H: 0 LOB: 0 BB: 0 P: 5	R: 0 E: 0 K: 1 S: 6	H: 1 LOB: 2 BB: 1 P: 10	1B: 5 2B: 0 3B: 0 HR: 0	SF: 0 SAC: 0 DP: 1 HBP: 0	WP: 0 PB: 0 SB: 0 CS: 1	PA: 33
PITCHER Marty Pattin, R ERA: 3.02 (1, 1)	IP: 9.0 WLS: W BF: 33	H: 5 R: 0 ER: 0 SO: 3	BB: 3 IBB: 0 HBP: 0 BLK: 0	WP: 0 HR: 0 S: 36 P: 48	ERA: 0.00 WHIP: 0.889															

Batter	1	2	3	4	5	6	7	8	9	AB	R	H	RBI	BB	SO	LOB	BOTTOM			
Tommy Harper, R OBP: 0.337, SLG: 0.400 (1, 7)	F8		K					P6		4	0	0	0	0	1	0	Kansas City Royals @ Milwaukee Brewers Milwaukee County Stadium, Milwaukee, WI Thu Sep 02 1971, 4:33 AM EDT Alt. 5,385 - Unknown - 83 F livebaseballscorecards.com			
Ron Theobald, R OBP: 0.338, SLG: 0.309 (1, 4)	6-3		CS					BB		2	0	1	0	1	0	0				
John Briggs, L OBP: 0.371, SLG: 0.435 Roberto Pena, R OBP: 0.285, SLG: 0.336 (9, 3)	4-3		CS					F9		3	0	0	0	0	0	1				
Jose Cardenal, R OBP: 0.308, SLG: 0.364 (1, 8)		FC4-6	BB					F8		2	1	0	0	0	0	1				
Dave May, L OBP: 0.352, SLG: 0.444 (1, 9)		FC4-6	HBP					4-1		2	0	0	0	1	0	0				
Darrell Porter, L (1, 2)		FC4-6	BB					G3		3	0	0	0	0	1	2				
Tom Matchick, L OBP: 0.348, SLG: 0.361 (1, 5)		FC4-6	BB					L7		2	0	0	1	1	0	1				
Bob Heise, R OBP: 0.255, SLG: 0.276 (1, 6)		FC4-6	BB					F9		3	0	0	0	0	0	2				
Marty Pattin, R OBP: 0.173, SLG: 0.130 (1, 1)			6-3					K		3	0	0	0	0	1	1				
										3	0	0	0	0	1	1				
Inning Stats	R: 0 E: 0 K: 0 S: 3	H: 0 LOB: 0 BB: 0 P: 3	R: 1 E: 0 K: 0 S: 3	H: 0 LOB: 1 BB: 1 P: 8	R: 0 E: 0 K: 1 S: 5	H: 1 LOB: 0 BB: 0 P: 5	R: 0 E: 0 K: 0 S: 3	H: 0 LOB: 0 BB: 0 P: 3	R: 0 E: 0 K: 2 S: 7	H: 0 LOB: 1 BB: 1 P: 11	R: 0 E: 0 K: 0 S: 3	H: 0 LOB: 0 BB: 0 P: 7	R: 0 E: 0 K: 0 S: 3	H: 0 LOB: 0 BB: 0 P: 3	R: 0 E: 0 K: 0 S: 3	H: 0 LOB: 0 BB: 0 P: 3	1B: 1 2B: 0 3B: 0 HR: 0	SF: 0 SAC: 0 DP: 0 HBP: 1	WP: 0 PB: 0 SB: 0 CS: 1	PA: 29
PITCHER Mike Hedlund, R ERA: 2.88 Bruce Dal Canton, R ERA: 3.36 (1, 1)	IP: 7.0 WLS: L BF: 25	H: 1 R: 1 ER: 1 SO: 3	BB: 3 IBB: 0 HBP: 1 BLK: 0	WP: 0 HR: 0 S: 27 P: 40	ERA: 1.29 WHIP: 0.571															
	IP: 1.0 WLS: L BF: 3	H: 0 R: 0 ER: 0 SO: 0	BB: 0 IBB: 0 HBP: 0 BLK: 0	WP: 0 HR: 0 S: 3 P: 3	ERA: 0.00 WHIP: 0.000															

Batter	1	2	3	4	5	6	7	8	9	AB	R	H	RBI	BB	SO	LOB	TOP										
Freddie Patek, R OBP: 0.336, SLG: 0.387 (1, 6)	F9	5-3			4-3		1B 3B		F8	5	1	1	0	0	0	1											
Paul Schaaf, R OBP: 0.382, SLG: 0.387 (1, 5)	6-3		4-3		F2		1B			4	0	2	1	0	0	0											
Amos Otis, R OBP: 0.350, SLG: 0.459 (1, 8)	1B E		4-3		1B		F4			4	1	2	0	0	0	2											
Lou Piniella, R OBP: 0.296, SLG: 0.363 (1, 7)	1B E		5-3		5-3		L5			4	0	1	0	0	0	3											
Bob Oliver, R OBP: 0.290, SLG: 0.351 (1, 9)	E8		F9							4	1	2	1	0	1	1											
Chuck Harrison, R OBP: 0.278, SLG: 0.307 (1, 3)	F3				G1		F8			4	0	0	0	0	0	3											
Bobby Knoop, R OBP: 0.316, SLG: 0.327 (1, 4)					1B		SF9			2	0	1	1	1	0	0											
Jerry May, R OBP: 0.336, SLG: 0.353 (1, 2)			K				6-3			4	0	1	0	0	2	1											
Dick Drago, R OBP: 0.208, SLG: 0.169 (1, 1)			K		G1-6-3		6-3			4	0	0	0	0	2	3											
Inning Stats	R: 1 E: 1 K: 0 S: 6	H: 3 LOB: 2 BB: 0 P: 6	R: 0 E: 0 K: 2 S: 8	H: 1 LOB: 1 BB: 0 P: 8	R: 0 E: 0 K: 0 S: 4	H: 1 LOB: 1 BB: 0 P: 4	R: 0 E: 0 K: 0 S: 3	H: 1 LOB: 1 BB: 0 P: 7	R: 0 E: 0 K: 0 S: 4	H: 1 LOB: 0 BB: 0 P: 4	R: 1 E: 0 K: 0 S: 5	H: 2 LOB: 1 BB: 0 P: 5	R: 0 E: 0 K: 1 S: 5	H: 0 LOB: 0 BB: 0 P: 5	R: 0 E: 0 K: 2 S: 7	H: 0 LOB: 0 BB: 0 P: 7	1B: 8 2B: 1 3B: 1 HR: 0	SF: 1 SAC: 0 DP: 1 HBP: 0	WP: 0 PB: 0 SB: 0 CS: 0	PA: 37							
PITCHER	IP	WLS	BF	H	R	ER	SO	BB	IBB	HBP	BLK	WP	HR	S	P	ERA	WHIP										
Tommy John, L ERA: 3.61 (1, 1)	6.1	L	28	9	3	3	2	1	0	0	0	0	0	31	35	4.26	1.579										
Vicente Romo, R ERA: 3.59 (7, 1)	1.2		6	1	0	0	1	0	0	0	0	0	0	8	8	0.00	0.600										
Steve Kealey, R ERA: 3.92 (9, 1)	1.0		3	0	0	0	2	0	0	0	0	0	0	7	7	0.00	0.000										

Kansas City Royals @ Chicago White Sox
Comiskey Park, Chicago, IL
Fri Sep 03 1971, 8:05 PM EDT
Unknown - 83 F

AB 35
R 3
H 10
RBI 3
BB 1
SO 5
LOB 14

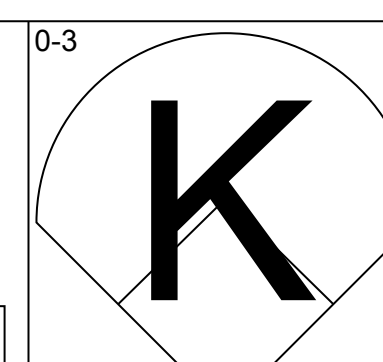
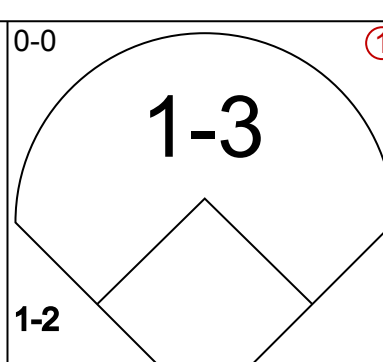
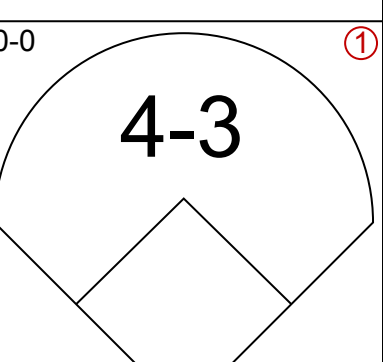
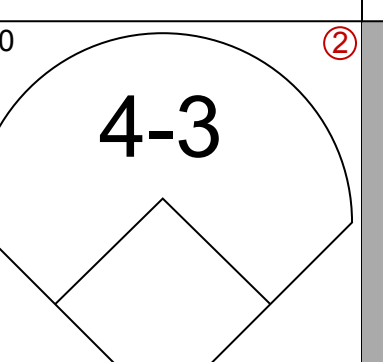
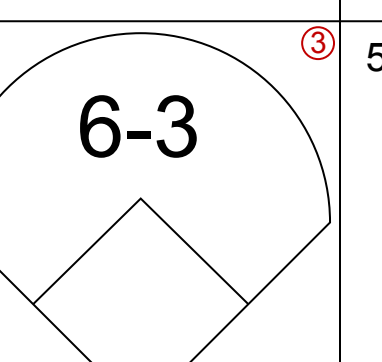
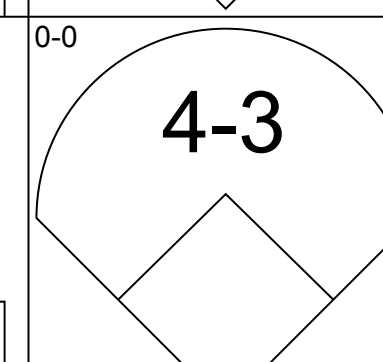
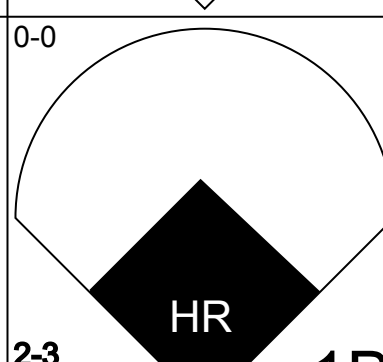
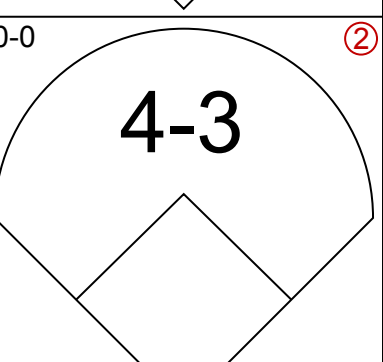
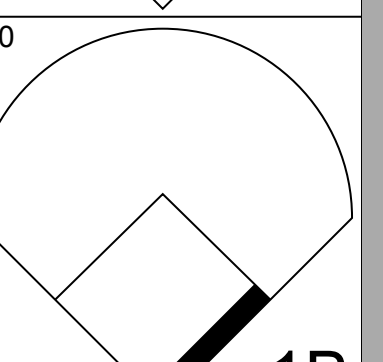
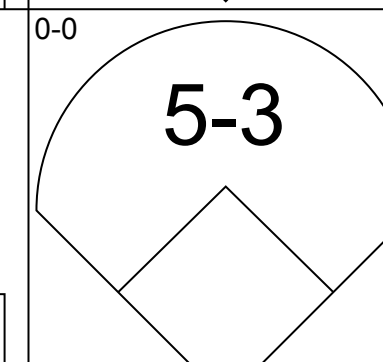
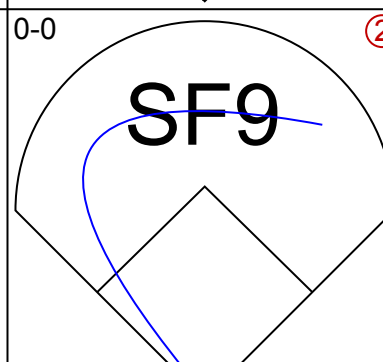
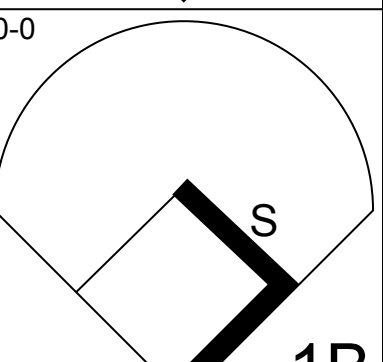
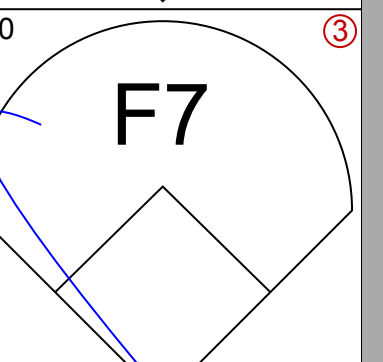
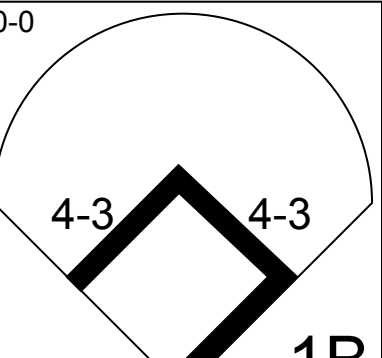
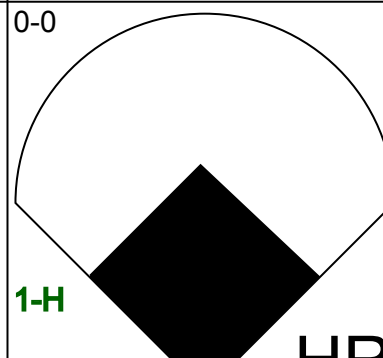
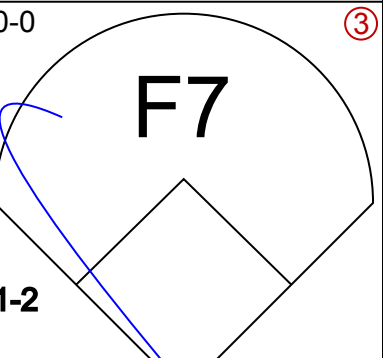
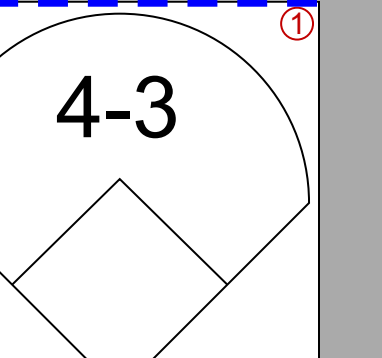
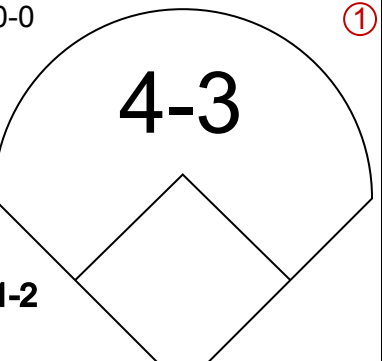
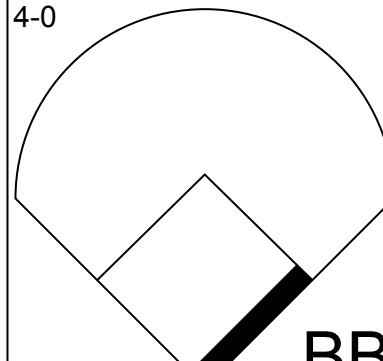
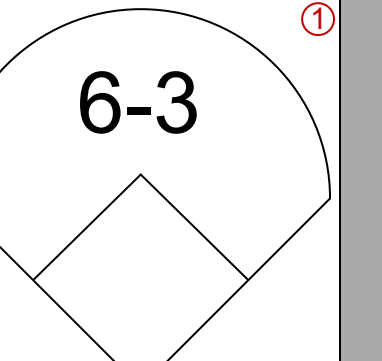
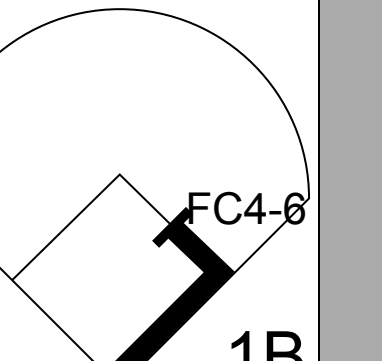
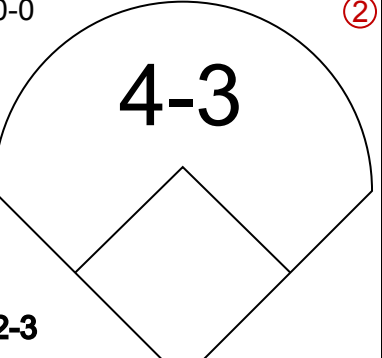
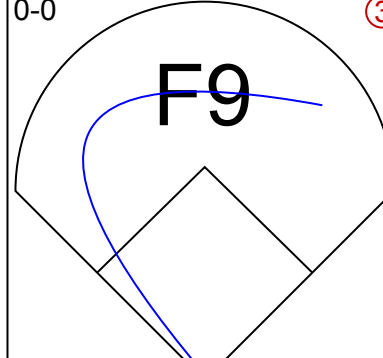
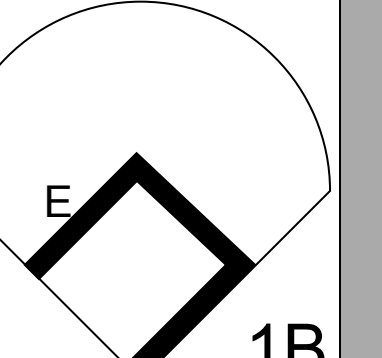
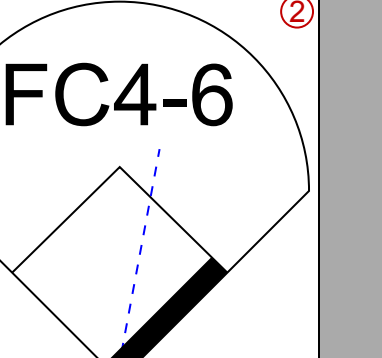
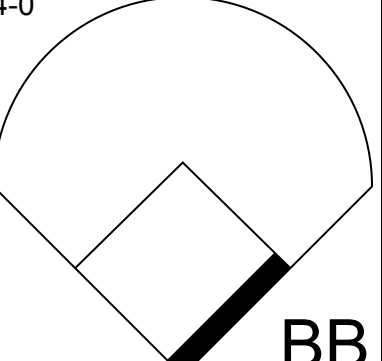
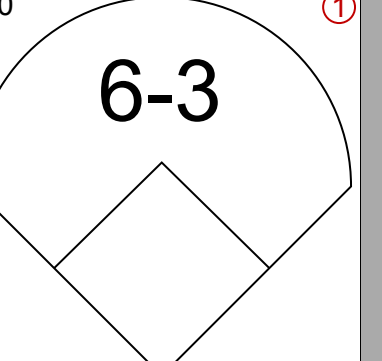

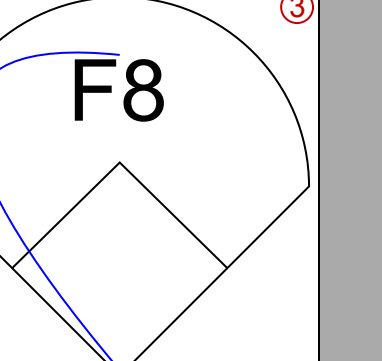
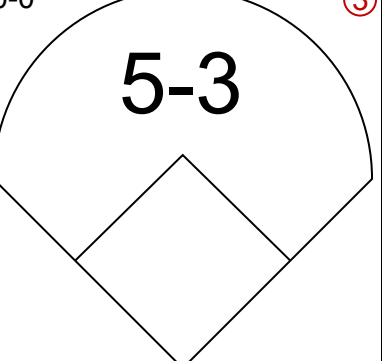
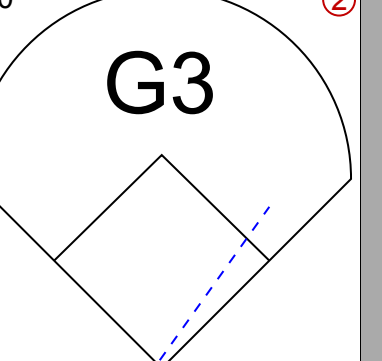
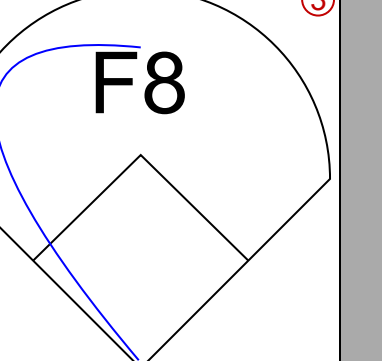
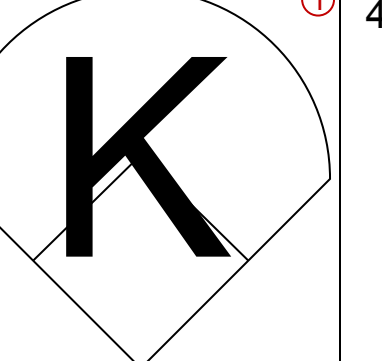
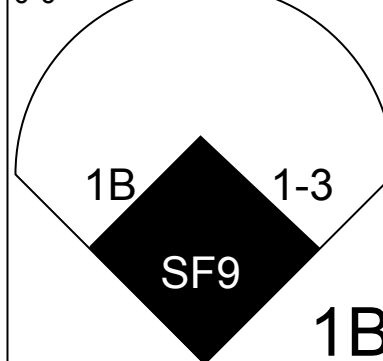
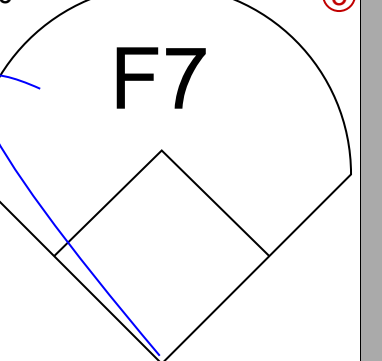
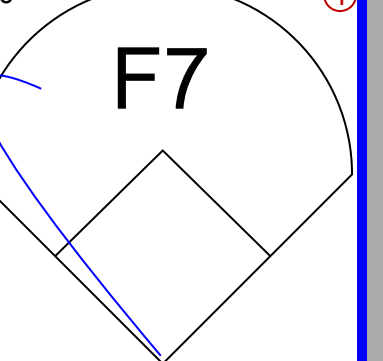
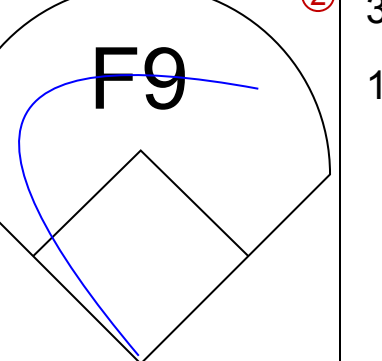
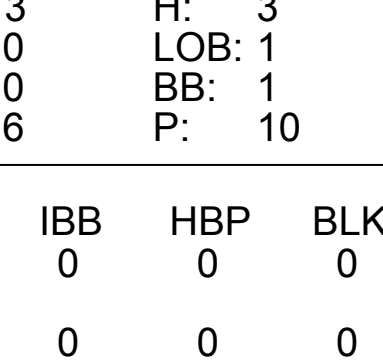


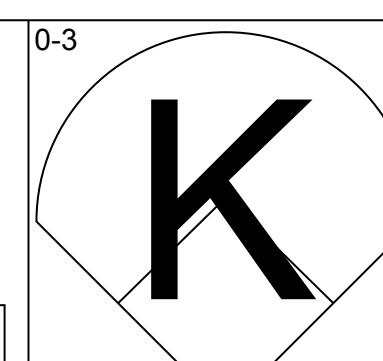
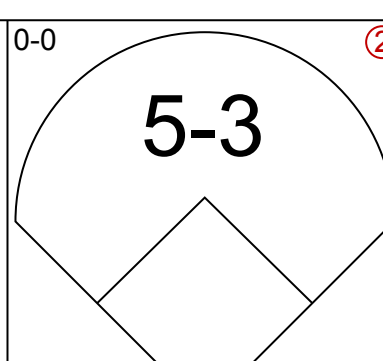
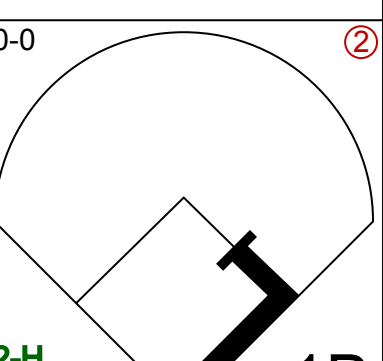
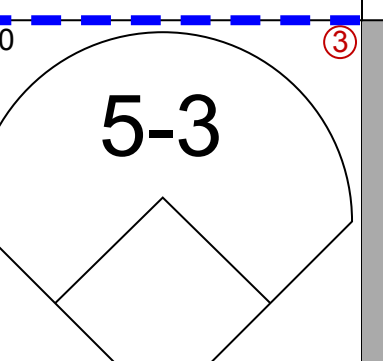
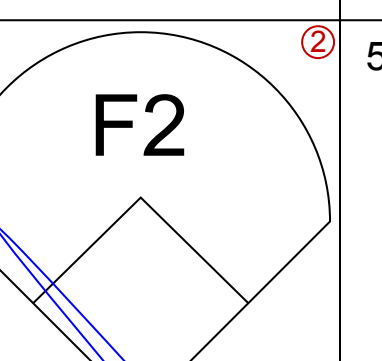
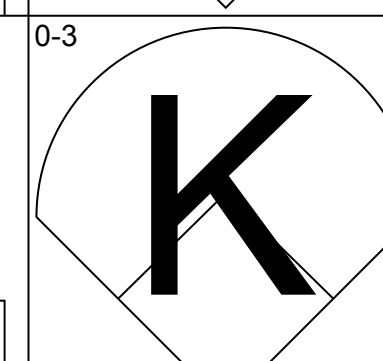
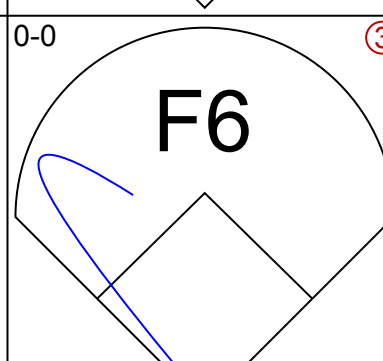
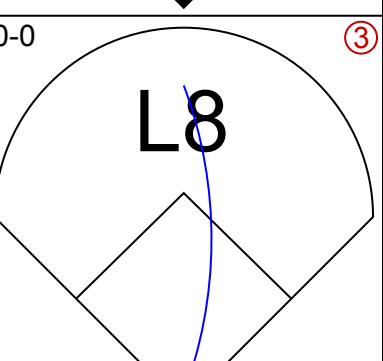
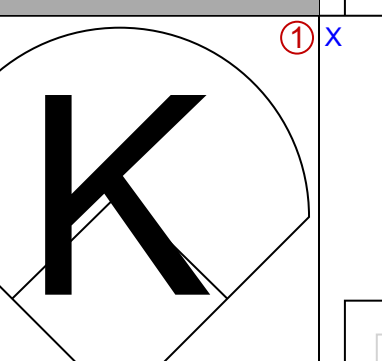
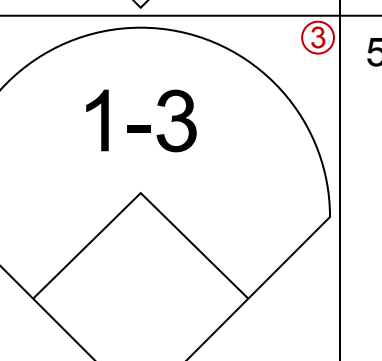
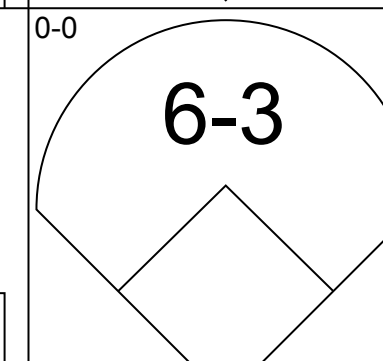
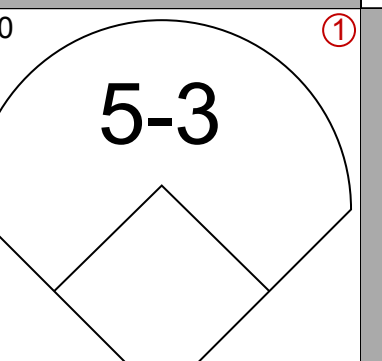
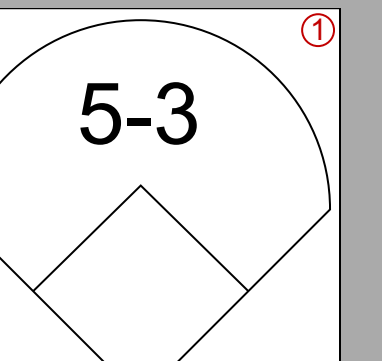
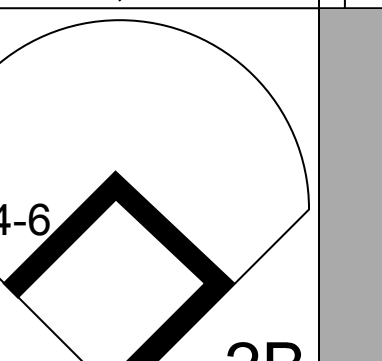
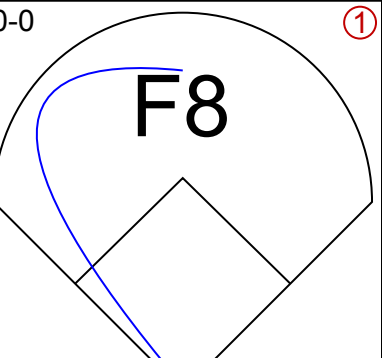
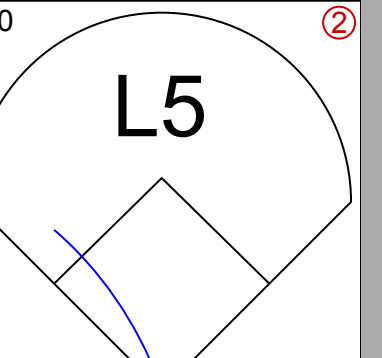
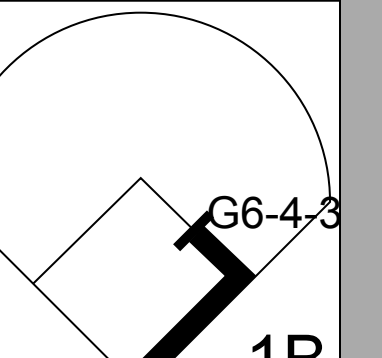
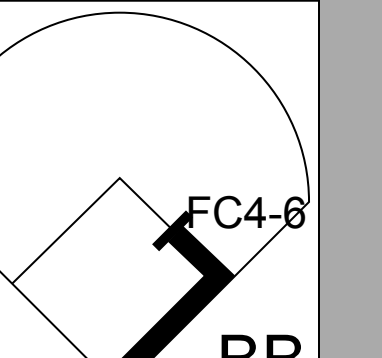
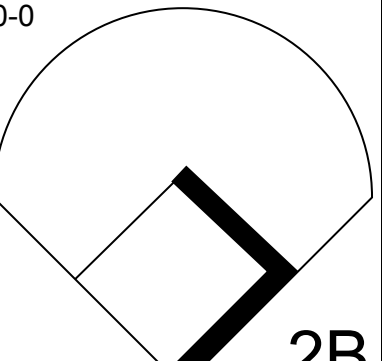
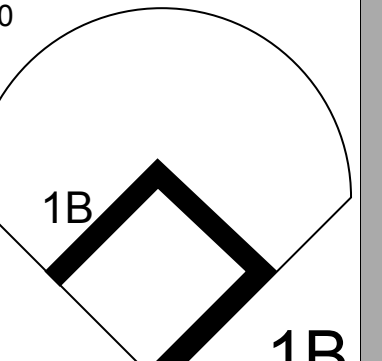
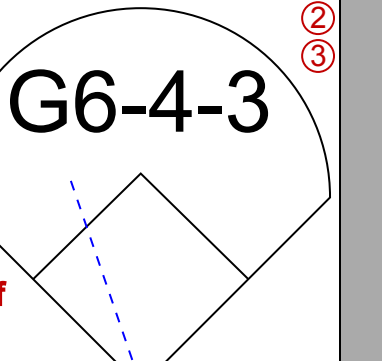
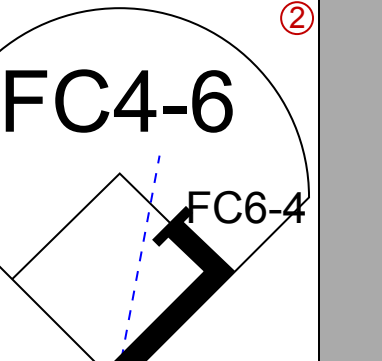

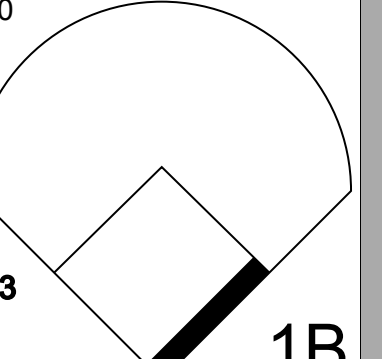
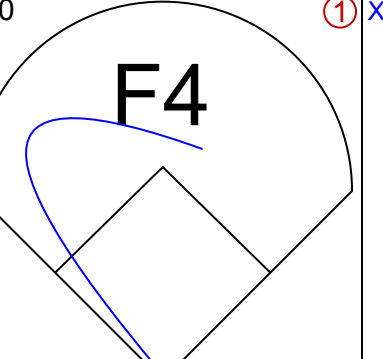
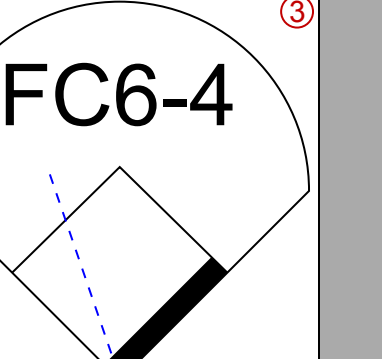
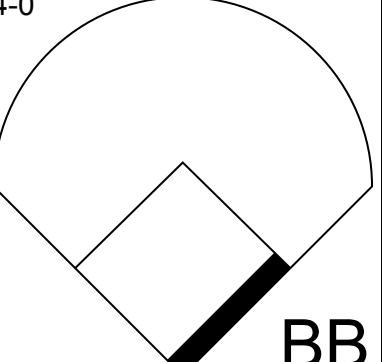

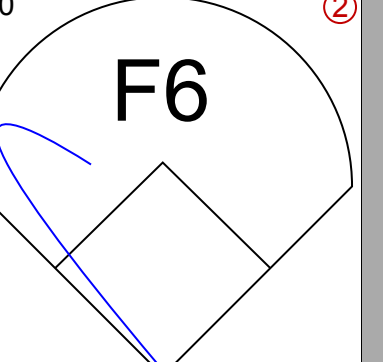
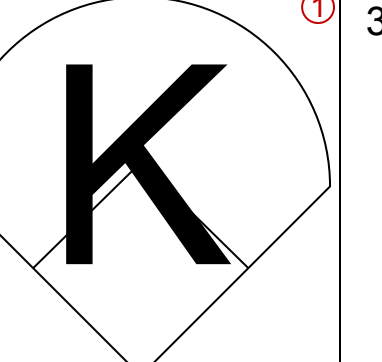
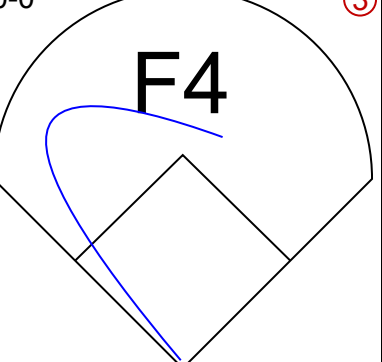
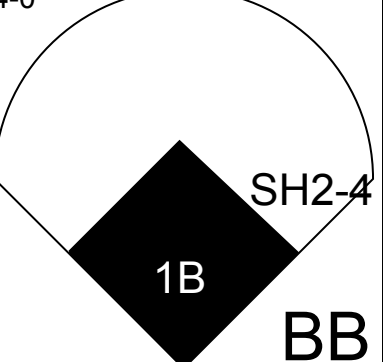
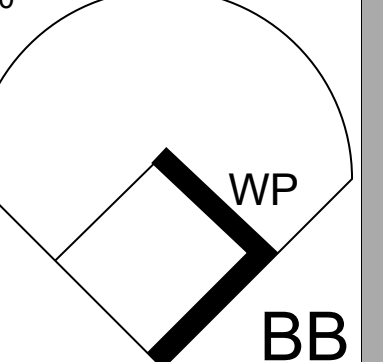
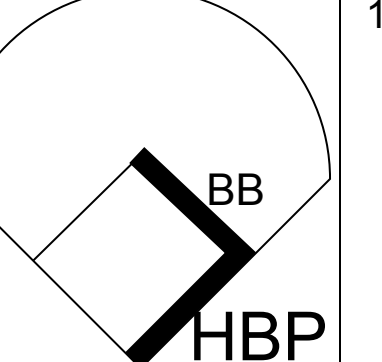
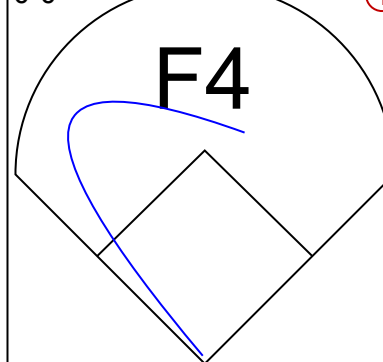
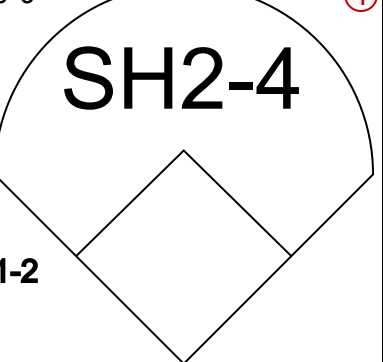
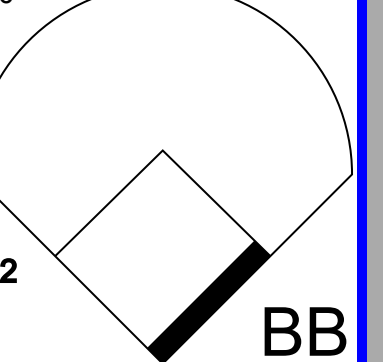
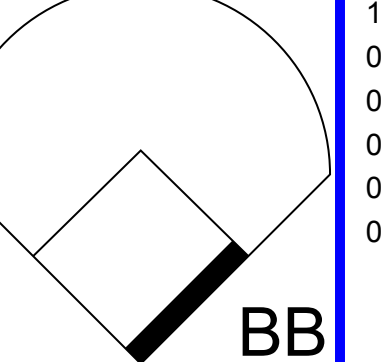
Batter	1	2	3	4	5	6	7	8	9	AB	R	H	RBI	BB	SO	LOB	BOTTOM										
Pat Kelly, L OBP: 0.428, SLG: 0.438 (1, 9)	S		4-3							3	0	2	0	1	0	0											
Jay Johnstone, L OBP: 0.340, SLG: 0.428 (1, 8)	F9		G3							4	0	0	0	0	0	3											
Rich McKinney, R OBP: 0.343, SLG: 0.412 (1, 4)	F8				G4-6-3					4	0	1	0	0	0	3											
Bill Melton, R OBP: 0.356, SLG: 0.508 (1, 5)	BB				F8					3	0	1	0	1	0	2											
Carlos May, L OBP: 0.367, SLG: 0.378 (1, 3)	L7				G4-6-3					4	0	0	0	0	0	4											
Rick Reichardt, R OBP: 0.348, SLG: 0.441 (1, 7)			6-3							4	1	1	0	0	0	1											
Ed Herrmann, L OBP: 0.338, SLG: 0.375 (1, 2)			K							3	0	1	1	0	1	1											
Luis Alvarado, R OBP: 0.234, SLG: 0.268 (1, 6)			5-3							2	0	0	0	0	0	1											
Watt Williams, R OBP: 0.342, SLG: 0.433 (7, PH)										1	0	0	0	0	0	0											
Rich Morales, R OBP: 0.323, SLG: 0.285 (8, 6)										0	0	0	0	0	0	0											
Tommy John, R OBP: 0.158, SLG: 0.111 (1, 1)										2	0	0	0	0	2	1											
Vicente Romo, R OBP: 0.364, SLG: 0.300 (7, 1)										0	0	0	0	0	0	0											
Steve Huntz, S OBP: 0.253, SLG: 0.366 (6, PH)										1	0	0	0	0	0	0											
Steve Kealey, R OBP: 0.143, SLG: 0.143 (9, 1)										0	0	0	0	0	0	0											
Inning Stats	R: 0 E: 0 K: 0 S: 4	H: 1 LOB: 2 BB: 1 P: 8	R: 0 E: 0 K: 1 S: 5	H: 0 LOB: 0 BB: 0 P: 5	R: 0 E: 0 K: 1 S: 5	H: 0 LOB: 0 BB: 0 P: 5	R: 0 E: 0 K: 0 S: 3	H: 1 LOB: 0 BB: 0 P: 3	R: 0 E: 0 K: 1 S: 6	H: 1 LOB: 1 BB: 0 P: 6	R: 0 E: 0 K: 0 S: 4	H: 1 LOB: 1 BB: 0 P: 4	R: 1 E: 1 K: 0 S: 4	H: 1 LOB: 0 BB: 0 P: 4	R: 0 E: 0 K: 0 S: 3	H: 0 LOB: 1 BB: 1 P: 7	R: 0 E: 0 K: 0 S: 4	H: 1 LOB: 1 BB: 0 P: 4	1B: 6 2B: 0 3B: 0 HR: 0	SF: 1 SAC: 0 DP: 1 HBP: 0	WP: 0 PB: 0 SB: 1 CS: 0	PA: 34					
PITCHER	IP	WLS	BF	H	R	ER	SO	BB	IBB	HBP	BLK	WP	HR	S	P	ERA	WHIP										
Dick Drago, R ERA: 2.97 (1, 1)	9.0	W	34	6	1	0	3	2	0	0	0	0	0	38	46	0.00	0.889										

Kansas City Royals @ Chicago White Sox
Comiskey Park, Chicago, IL
Fri Sep 03 1971, 8:05 PM EDT
Unknown - 83 F

AB 31
R 1
H 6
RBI 1
BB 2
SO 3
LOB 16



Batter	1	2	3	4	5	6	7	8	9	AB	R	H	RBI	BB	SO	LOB	TOP				
Freddie Patek, R OBP: 0.336, SLG: 0.381 (1, 6)										5	0	0	0	0	1	1	Kansas City Royals @ Chicago White Sox Comiskey Park, Chicago, IL Sat Sep 04 1971, 8:05 PM EDT Att: 21,092 - Unknown				
Sandy Valdespino, L OBP: 0.971, SLG: 0.615 Ed Kirkpatrick, L OBP: 0.300, SLG: 0.329 (1, 7)										4	1	2	2	0	0	0					
Amos Otis, R OBP: 0.350, SLG: 0.458 (1, 8)										3	0	1	1	0	0	1					
Gail Hopkins, L OBP: 0.376, SLG: 0.445 Bob Oliver, R OBP: 0.289, SLG: 0.350 (1, 3)										4	1	2	2	0	0	1					
Paul Schaal, R OBP: 0.382, SLG: 0.385 (1, 5)										3	0	1	0	1	0	1					
Joe Keough, L OBP: 0.331, SLG: 0.333 (1, 9)										4	0	1	0	0	0	3					
Bobby Knoop, R OBP: 0.314, SLG: 0.318 (1, 4)										3	0	0	0	1	0	2					
Jerry May, R OBP: 0.333, SLG: 0.349 (1, 2)										4	0	0	0	0	1	3					
Al Fitzmorris, S OBP: 0.212, SLG: 0.219 Ted Abernathy, R OBP: 0.100, SLG: 0.100 (7, 1)										3	1	1	0	0	0	0					
										1	0	0	0	0	0	0					
Inning Stats	R: 0 E: 0 K: 1 S: 5	H: 0 LOB: 0 BB: 0 P: 5	R: 0 E: 0 K: 0 S: 4	H: 1 LOB: 2 BB: 1 P: 8	R: 3 E: 0 K: 0 S: 6	H: 3 LOB: 1 BB: 1 P: 10	R: 0 E: 0 K: 0 S: 3	H: 0 LOB: 0 BB: 0 P: 3	R: 0 E: 0 K: 0 S: 4	H: 1 LOB: 1 BB: 0 P: 4	R: 0 E: 1 K: 0 S: 4	H: 1 LOB: 1 BB: 0 P: 4	R: 0 E: 0 K: 0 S: 4	H: 1 LOB: 1 BB: 0 P: 4	R: 0 E: 0 K: 1 S: 5	H: 0 LOB: 0 BB: 0 P: 5	1B: 7 2B: 0 3B: 0 HR: 1	SF: 1 SAC: 0 DP: 0 HBP: 0	WP: 0 PA: 37 SB: 0 CS: 1		
PITCHER	IP	WLS	BF	H	R	ER	SO	BB	IBB	HBP	BLK	WP	HR	S	P	ERA	WHIP				
Tom Bradley, R ERA: 2.82 Terry Forster, L ERA: 4.91	(1, 1)	7.0	L	30	7	3	3	1	2	0	0	0	0	1	30	38	3.86	1.286			
	(8, 1)	2.0		7	1	0	0	1	0	0	0	0	0	9	9	0.00	0.500				

Batter	1	2	3	4	5	6	7	8	9	AB	R	H	RBI	BB	SO	LOB	BOTTOM			
Walt Williams, R OBP: 0.347, SLG: 0.437 (1, 7)										5	0	1	1	0	1	4	Kansas City Royals @ Chicago White Sox Comiskey Park, Chicago, IL Sat Sep 04 1971, 8:05 PM EDT Att: 21,092 - Unknown			
Pat Kelly, L OBP: 0.416, SLG: 0.423 (1, 9)										5	0	0	0	0	2	2				
Rich McKinney, R OBP: 0.341, SLG: 0.409 (1, 4)										4	0	1	0	0	0	0				
Bill Melton, R OBP: 0.358, SLG: 0.505 (1, 5)										3	0	1	0	1	0	0				
Carlos May, L OBP: 0.373, SLG: 0.391 (1, 3)										4	0	2	0	0	0	3				
Jay Johnstone, L OBP: 0.340, SLG: 0.425 (1, 8)										4	0	1	0	0	1	3				
Ed Herrmann, L OBP: 0.336, SLG: 0.369 (1, 2)										3	0	0	0	1	2	2				
Rich Morales, R OBP: 0.330, SLG: 0.278 (1, 6)										1	1	0	0	2	0	2				
Tom Bradley, R OBP: 0.157, SLG: 0.183 Bob Spence, L OBP: 0.281, SLG: 0.154 Lee Richard, R OBP: 0.296, SLG: 0.300 Terry Forster, L OBP: 0.300, SLG: 0.300 Steve Hantz, S OBP: 0.300, SLG: 0.300 Luis Alvarado, R OBP: 0.254, SLG: 0.298 (1, 1)										1	0	0	0	0	0	0				
										0	0	0	0	0	0	0				
										0	0	0	0	0	0	0				
										0	0	0	0	0	0	0				
										0	0	0	0	0	0	0				
										0	0	0	0	0	0	0				
										0	0	0	0	0	0	0				
										0	0	0	0	0	0	0				
Inning Stats	R: 0 E: 0 K: 2 S: 7	H: 0 LOB: 0 BB: 0 P: 7	R: 0 E: 0 K: 1 S: 6	H: 1 LOB: 2 BB: 1 P: 10	R: 0 E: 0 K: 0 S: 3	H: 0 LOB: 0 BB: 0 P: 3	R: 0 E: 0 K: 1 S: 7	H: 2 LOB: 2 BB: 0 P: 7	R: 1 E: 0 K: 0 S: 3	H: 1 LOB: 0 BB: 1 P: 7	R: 0 E: 0 K: 0 S: 3	H: 1 LOB: 2 BB: 2 P: 11	R: 0 E: 0 K: 1 S: 6	H: 1 LOB: 2 BB: 1 P: 10	R: 0 E: 0 K: 1 S: 5	H: 0 LOB: 2 BB: 1 P: 10	1B: 4 2B: 2 3B: 0 HR: 0	SF: 0 SAC: 1 DP: 1 HBP: 1	WP: 1 PA: 38 SB: 0 CS: 0	
PITCHER	IP	WLS	BF	H	R	ER	SO	BB	IBB	HBP	BLK	WP	HR	S	P	ERA	WHIP			
Al Fitzmorris, R ERA: 4.22 Ted Abernathy, R ERA: 2.4	(1, 1)	6.2	W	27	5	1	4	4	0	0	0	0	0	31	47	1.35	1.350			
	(7, 1)	2.1	S	11	1	0	0	2	2	0	1	0	0	12	21	0.00	1.286			

Batter	1	2	3	4	5	6	7	8	9	AB	R	H	RBI	BB	SO	LOB	TOP	
Bobby Floyd, R OBP: 0.286, SLG: 0.167 (1, 6)										4	0	1	0	0	1	1	Kansas City Royals @ Chicago White Sox Comiskey Park, Chicago, IL Sun Sep 05 1971, 4:33 AM EDT Att: 9,367 - Overcast AB 30 R 0 H 3 RBI 0 BB 1 SO 4 LOB 8 	
Paul Schaaf, R OBP: 0.379, SLG: 0.381 (1, 5)										4	0	0	0	0	1			
Amos Otis, R OBP: 0.347, SLG: 0.454 (1, 8)										4	0	0	0	0	1			
Lou Piniella, R OBP: 0.295, SLG: 0.360 (1, 7)										3	0	0	0	1	0			
Bob Oliver, R OBP: 0.286, SLG: 0.347 (1, 9)										3	0	0	0	0	2			
Chuck Harrison, R OBP: 0.279, SLG: 0.308 (1, 3)										3	0	1	0	0	1			
Bobby Knoop, R OBP: 0.306, SLG: 0.309 (1, 4)										3	0	0	0	0	1			
Jerry May, R OBP: 0.329, SLG: 0.344 (1, 2)										3	0	0	0	0	1			
Ken Wright, R OBP: 0.130, SLG: 0.091 (8, 1)										0	0	0	0	0	0			
Paul Splitterff, L OBP: 0.174, SLG: 0.140 (1, 1)										2	0	0	0	0	1			
Jim York, R OBP: 0.167, SLG: 0.353 (7, 1)										0	0	0	0	0	0			
Dennis Paepke, R OBP: 0.254, SLG: 0.307 (8, 2)										1	0	1	0	0	0			
Inning Stats	R: 0 E: 0 K: 0 S: 4	H: 1 LOB: 2 BB: 1 P: 8	R: 0 E: 0 K: 0 S: 4	H: 1 LOB: 1 BB: 0 P: 4	R: 0 E: 0 K: 1 S: 5	H: 0 LOB: 0 BB: 0 P: 5	R: 0 E: 0 K: 1 S: 5	H: 0 LOB: 0 BB: 0 P: 5	R: 0 E: 0 K: 0 S: 3	H: 0 LOB: 0 BB: 0 P: 3	R: 0 E: 0 K: 1 S: 6	H: 1 LOB: 1 BB: 0 P: 6	R: 0 E: 0 K: 0 S: 3	H: 0 LOB: 0 BB: 0 P: 3	1B: 3 2B: 0 3B: 0 HR: 0	SF: 0 SAC: 0 DP: 0 HBP: 0	WP: 0 PB: 1 SB: 0 CS: 0	PA: 31
PITCHER Wilbur Wood, L ERA: 2.0 (1, 1)	IP: 9.0 WLS: W BF: 31 H: 3 R: 0 ER: 0 SO: 4 BB: 1 IBB: 0 HBP: 0 BLK: 0 WP: 0 HR: 0 S: 38 P: 42 ERA: 0.00 WHIP: 0.444																	

Batter	1	2	3	4	5	6	7	8	9	AB	R	H	RBI	BB	SO	LOB	BOTTOM			
Walt Williams, R OBP: 0.344, SLG: 0.433 (1, 9)										3	0	0	1	0	0	1	Kansas City Royals @ Chicago White Sox Comiskey Park, Chicago, IL Sun Sep 05 1971, 4:33 AM EDT Att: 9,367 - Overcast AB 32 R 8 H 11 RBI 8 BB 4 SO 2 LOB 17 			
Pat Kelly, L OBP: 0.416, SLG: 0.423 (8, PR) (9, 9)										0	0	0	0	0	0	0				
Mike Hershberger, R OBP: 0.372, SLG: 0.340 (1, 8)										4	2	2	1	1	0	0				
Rich McKinney, R OBP: 0.338, SLG: 0.405 (1, 4)										5	1	1	1	0	0	3				
Bill Melton, R OBP: 0.358, SLG: 0.503 (1, 5)										4	2	1	0	1	0	3				
Rick Reichardt, R OBP: 0.352, SLG: 0.439 (7, PH) (8, 7)										3	0	2	1	0	1	0				
Jay Johnstone, L OBP: 0.341, SLG: 0.435 (7, PH) (8, 7)										1	1	1	3	0	0	0				
Carlos May, L OBP: 0.374, SLG: 0.392 (1, 3)										4	0	2	1	0	0	2				
Rich Morales, R OBP: 0.333, SLG: 0.289 (1, 6)										4	0	2	0	0	0	4				
Ed Herrmann, L OBP: 0.338, SLG: 0.366 (1, 2)										2	2	0	0	2	0	1				
Wilbur Wood, R OBP: 0.135, SLG: 0.049 (1, 1)										2	0	0	0	0	1	3				
Inning Stats	R: 0 E: 0 K: 0 S: 3	H: 0 LOB: 0 BB: 0 P: 3	R: 0 E: 0 K: 1 S: 5	H: 0 LOB: 0 BB: 0 P: 5	R: 0 E: 0 K: 0 S: 3	H: 1 LOB: 2 BB: 1 P: 3	R: 2 E: 0 K: 0 S: 6	H: 3 LOB: 2 BB: 1 P: 10	R: 1 E: 1 K: 0 S: 4	H: 0 LOB: 0 BB: 0 P: 4	R: 0 E: 1 K: 0 S: 5	H: 1 LOB: 2 BB: 0 P: 5	R: 5 E: 0 K: 1 S: 11	H: 6 LOB: 3 BB: 2 P: 19	R: 0 E: 0 K: 0 S: 2	H: 0 LOB: 2 BB: 1 P: 7	1B: 8 2B: 3 3B: 0 HR: 1	SF: 1 SAC: 2 DP: 2 HBP: 1	WP: 0 PB: 1 SB: 1 CS: 0	PA: 40
PITCHER Paul Splitterff, L ERA: 2.27 (7, 1)	IP: 0.1 WLS: L BF: 5 H: 3 R: 1 ER: 1 SO: 1 BB: 0 IBB: 0 HBP: 0 BLK: 0 WP: 0 HR: 1 S: 6 P: 10 ERA: 27.00 WHIP: 9.000																			
Jim York, R ERA: 2.78 (8, 1)	IP: 1.0 WLS: 4 BF: 0 H: 0 R: 0 ER: 0 SO: 0 BB: 0 IBB: 0 HBP: 0 BLK: 0 WP: 0 HR: 0 S: 2 P: 7 ERA: 0.00 WHIP: 1.000																			

Batter	1	2	3	4	5	6	7	8	9	AB	R	H	RBI	BB	SO	LOB	TOP					
Tommy Harper, R OBP: 0.335, SLG: 0.406 (1, 7)	F8	FC5-4			L8		G4-6-3 BB		K	4	0	0	0	1	1	4						
Bob Heise, R OBP: 0.256, SLG: 0.275 (1, 4)	6-3		5-3				G4-6-3 BB			3	0	1	0	0	0	0						
John Briggs, L OBP: 0.368, SLG: 0.430 (7, PH)										1	0	0	0	0	0	3						
John Morris, R OBP: 0.167, SLG: 0.200 (7, 1)										0	0	0	0	0	0	0						
Paul Ratliff, L OBP: 0.239, SLG: 0.373 (9, PH)										0	0	0	0	0	0	0						
Bobby Mitchell, R OBP: 0.276, SLG: 0.365 (9, PR)										0	0	0	0	0	0	0						
Jose Cardenal, R OBP: 0.311, SLG: 0.368 (1, 8)			5-3		F8			1B		5	0	3	2	0	0	1						
Dave May, L OBP: 0.349, SLG: 0.440 (1, 9)								1B		4	0	1	0	0	0	1						
Roberto Pena, R OBP: 0.230, SLG: 0.343 (9, PH)	FC6-4		E3			F2			G1-6-3	1	0	0	0	0	2							
Darrell Porter, L OBP: 0.182, SLG: 0.200 (1, 2)										4	1	1	0	0	1	3						
Frank Tenedino, L OBP: 0.212, SLG: 0.250 (1, 3)										3	0	0	0	1	2	2						
Tom Matchick, L OBP: 0.351, SLG: 0.362 (1, 5)										4	0	2	1	0	1	2						
Rick Auerbach, R OBP: 0.276, SLG: 0.230 (1, 6)										3	0	0	0	0	1	3						
Dick Schofield, S OBP: 0.341, SLG: 0.311 (9, PH)										0	1	0	0	1	0	0						
Lew Krausse, R OBP: 0.073, SLG: 0.026 (1, 1)										2	0	0	0	0	1	2						
Bill Voss, L OBP: 0.317, SLG: 0.384 (7, PH)										0	0	0	0	1	0	0						
Ron Theobald, R OBP: 0.337, SLG: 0.310 (7, 4)										1	1	1	0	0	0	0						
Inning Stats	R: 0 E: 0 K: 0 S: 4	H: 1 LOB: 1 BB: 0 P: 4	R: 1 E: 0 K: 1 S: 7	H: 2 LOB: 2 BB: 1 P: 11	R: 0 E: 1 K: 0 S: 4	H: 0 LOB: 1 BB: 0 P: 4	R: 0 E: 0 K: 2 S: 7	H: 0 LOB: 0 BB: 0 P: 7	R: 0 E: 0 K: 0 S: 4	H: 1 LOB: 1 BB: 0 P: 4	R: 0 E: 0 K: 0 S: 3	H: 0 LOB: 0 BB: 0 P: 3	R: 0 E: 0 K: 1 S: 5	H: 1 LOB: 2 BB: 2 P: 13	R: 0 E: 0 K: 2 S: 9	H: 2 LOB: 2 BB: 0 P: 9	R: 2 E: 0 K: 1 S: 6	H: 2 LOB: 2 BB: 1 P: 11	1B: 9 2B: 0 3B: 0 HR: 0	SF: 0 SAC: 0 DP: 2 HBP: 1	WP: 0 PB: 0 SB: 0 CS: 0	PA: 40
PITCHER	IP	WLS	BF	H	R	ER	SO	BB	IBB	HBP	BLK	WP	HR	S	P	ERA	WHIP					
Mike Hedlund, R ERA: 2.83 (1, 1)	6.1	W	27	5	1	1	4	2	0	0	0	0	0	33	41	1.42	1.105					
Ted Abernathy, R ERA: 2.58 (7, 1)	2.0		11	3	2	2	3	2	0	1	0	0	0	14	23	9.00	2.500					
Jim York, R ERA: 2.76 (9, 1)	0.0	S	1	1	0	0	0	0	0	0	0	0	0	1	1	∞	∞					
Tom Burgmeier, L ERA: 1.84 (9, 1)	0.2	S	1	0	0	0	0	0	0	0	0	0	0	1	1	0.00	0.000					

Milwaukee Brewers @ Kansas City Royals
Municipal Stadium, Kansas City, MO
Mon Sep 06 1971, 8:05 PM EDT
Unknown - 93 F

AB	35
R	3
H	9
RBI	3
BB	4
SO	7
LOB	23



Batter	1	2	3	4	5	6	7	8	9	AB	R	H	RBI	BB	SO	LOB	BOTTOM				
Bobby Floyd, R OBP: 0.281, SLG: 0.214 (1, 6)	4-3 SF7 2B		F8		E6 2B		K			4	2	1	0	0	1	0					
Sandy Valdespino, L OBP: 0.529, SLG: 0.625 (1, 7)										3	0	1	1	0	0	1					
Bob Oliver, R OBP: 0.285, SLG: 0.346 (8, 9)	4-3		F4							1	0	0	0	0	0	0					
Amos Otis, R OBP: 0.348, SLG: 0.457 (1, 8)	2-3									3	0	2	1	0	0	0					
Gail Hopkins, L OBP: 0.378, SLG: 0.456 (1, 3)	SF7									3	0	2	1	0	0	0					
Gail Hopkins, L OBP: 0.378, SLG: 0.456 (1, 3)	3H									3	1	1	1	1	0	1					
Paul Schaaf, R OBP: 0.380, SLG: 0.388 (1, 5)										2	1	1	1	1	0	2					
Joe Keough, L OBP: 0.322, SLG: 0.330 (1, 9)										3	0	0	0	0	0	1					
Bobby Knoop, R OBP: 0.299, SLG: 0.301 (1, 4)										3	0	0	0	0	0	0					
Jerry May, R OBP: 0.329, SLG: 0.344 (1, 2)										0	0	0	0	0	0	0					
Ed Kirkpatrick, L OBP: 0.301, SLG: 0.327 (2, PH)										2	0	0	0	1	0	0					
Ed Kirkpatrick, L OBP: 0.301, SLG: 0.327 (3, 2)										0	0	0	0	0	0	0					
Mike Hedlund, R OBP: 0.105, SLG: 0.073 (1, 1)										2	0	0	0	0	0	1					
Ted Abernathy, R OBP: 0.091, SLG: 0.091 (7, 1)										1	0	0	0	0	0	0					
Jim York, R OBP: 0.167, SLG: 0.353 (9, 1)										0	0	0	0	0	0	0					
Tom Burgmeier, L OBP: 0.300, SLG: 0.368 (9, 1)										0	0	0	0	0	0	0					
Inning Stats	R: 1 E: 0 K: 0 S: 4	H: 1 LOB: 0 BB: 0 P: 4	R: 1 E: 0 K: 0 S: 4	H: 1 LOB: 1 BB: 1 P: 8	R: 0 E: 0 K: 0 S: 4	H: 1 LOB: 2 BB: 1 P: 8	R: 0 E: 0 K: 0 S: 3	H: 0 LOB: 0 BB: 0 P: 3	R: 1 E: 1 K: 0 S: 4	H: 1 LOB: 0 BB: 0 P: 4	R: 1 E: 0 K: 0 S: 3	H: 1 LOB: 0 BB: 0 P: 7	R: 0 E: 0 K: 1 S: 5	H: 0 LOB: 0 BB: 0 P: 5	R: 0 E: 0 K: 0 S: 3	H: 1 LOB: 0 BB: 0 P: 3	1B: 1 2B: 3 3B: 0 HR: 2	SF: 1 SAC: 0 DP: 0 HBP: 0	WP: 0 PB: 0 SB: 0 CS: 2	PA: 31	
PITCHER	IP	WLS	BF	H	R	ER	SO	BB	IBB	HBP	BLK	WP	HR	S	P	ERA	WHIP				
Lew Krausse, R ERA: 2.92 (1, 1)	6.0	L	25	5	4	3	0	2	1	0	0	0	0	2	22	4.50	1.167				
John Morris, L ERA: 3.64 (7, 1)	2.0		6	1	0	0	1	0	0	0	0	0	0	8	8	0.00	0.500				

Milwaukee Brewers @ Kansas City Royals
Municipal Stadium, Kansas City, MO
Mon Sep 06 1971, 8:05 PM EDT
Unknown - 93 F

AB	27
R	4
H	6
RBI	4
BB	3
SO	1
LOB	6



Batter	1	2	3	4	5	6	7	8	9	AB	R	H	RBI	BB	SO	LOB	TOP										
Tommy Harper, R (1, 7) OBP: 0.337, SLG: 0.403 Rick Auerbach, R (9, FR) OBP: 0.275, SLG: 0.228 Roberto Pina, R (9, 3) OBP: 0.289, SLG: 0.345	L6		5-3			K											4 1 1 0 1 1 0 0 0 0 0 0 0 0 0 0 0 0 0 0 0										
Ron Theobald, R (1, 4) OBP: 0.343, SLG: 0.319	F8			6-3					B2								5 1 2 0 0 0 1										
Jose Cardenal, R (1, 8) OBP: 0.312, SLG: 0.379	6-3								F9								5 2 2 4 0 0 2										
John Briggs, L (1, 3) OBP: 0.375, SLG: 0.432 Ken Sanders, R (9, 1)									K								4 1 1 0 1 1 2 0 0 0 0 0 0 0										
Dave May, L (1, 9) OBP: 0.352, SLG: 0.438 (9, 7)																	4 1 1 1 0 1 1										
Darrell Porter, L (1, 2) OBP: 0.385, SLG: 0.375																	3 0 2 0 1 0 0										
Tom Matchick, L (1, 5) OBP: 0.350, SLG: 0.351																	4 0 1 0 0 1 3										
Bob Heise, R (1, 6) OBP: 0.259, SLG: 0.283																	4 1 1 0 0 0 2										
Jim Slaton, R (1, 1) OBP: 0.175, SLG: 0.083 John Morris, R (5, 1) OBP: 0.167, SLG: 0.200 Jerry Bell, S (5, 1) Bill Voss, L (9, 9) OBP: 0.316, SLG: 0.383																	3 0 0 0 0 1 3 0 0 0 0 0 0 0 1 0 0 0 0 1 0 0 0 0 0 0 0 0										
Inning Stats	R: 0 E: 0 K: 0 S: 3	H: 0 LOB: 0 BB: 0 P: 3	R: 0 E: 0 K: 0 S: 3	H: 1 LOB: 1 BB: 1 P: 7	R: 0 E: 0 K: 0 S: 3	H: 0 LOB: 0 BB: 0 P: 3	R: 1 E: 0 K: 1 S: 8	H: 3 LOB: 2 BB: 0 P: 8	R: 6 E: 1 K: 1 S: 11	H: 5 LOB: 2 BB: 2 P: 19	R: 0 E: 0 K: 1 S: 5	H: 1 LOB: 0 BB: 0 P: 5	R: 0 E: 0 K: 1 S: 5	H: 0 LOB: 0 BB: 0 P: 5	R: 0 E: 0 K: 1 S: 6	H: 0 LOB: 0 BB: 0 P: 6	R: 0 E: 0 K: 1 S: 6	H: 1 LOB: 1 BB: 0 P: 6	1B: 8 2B: 2 3B: 0 HR: 1	SF: 0 SAC: 0 DP: 1 HBP: 0	WP: 0 PB: 0 CS: 1	PA: 41					
PITCHER	IP	WLS	BF	H	R	ER	SO	BB	IBB	HBP	BLK	WP	HR	S	P	ERA	WHIP										
Al Fitzmorris, R (1, 1) ERA: 4.5	4.1	L	21	7	5	5	2	2	0	0	0	0	1	23	31	10.38	2.077										
Lance Clemons, L (5, 1) ERA: 4.35	0.0		2	2	2	1	0	1	0	0	0	0	0	3	7	∞	∞										
Bruce Dal Canton, R (5, 1) ERA: 3.25	0.2		2	0	0	0	0	0	0	0	0	0	0	2	2	0.00	0.000										
Bill Butler, L (6, 1) ERA: 3.82	4.0		13	2	0	0	4	0	0	0	0	0	0	21	21	0.00	0.500										

Milwaukee Brewers @ Kansas City Royals
Municipal Stadium, Kansas City, MO
Wed Sep 08 1971, 8:05 PM EDT
Att: 5,790 - Unknown - 92 F

AB	37
R	7
H	11
RBI	5
BB	3
SO	6
LOB	14



Batter	1	2	3	4	5	6	7	8	9	AB	R	H	RBI	BB	SO	LOB	BOTTOM										
Freddie Patek, R (1, 6) OBP: 0.334, SLG: 0.381	K		K														5 1 1 3 0 2 0										
Sandy Valdespino, L (1, 7) OBP: 0.461, SLG: 0.600																	4 1 1 0 1 0 0										
Amos Otis, R (1, 8) OBP: 0.352, SLG: 0.460																	4 0 2 1 0 0 1										
Gail Hopkins, L (1, 3) OBP: 0.378, SLG: 0.452																	4 0 2 1 0 0 2										
Bob Oliver, R (1, 9) OBP: 0.281, SLG: 0.340																	4 0 0 0 0 1 3										
Paul Schaaf, R (1, 5) OBP: 0.383, SLG: 0.395																	3 1 1 0 1 0 2										
Bobby Knoop, R (1, 4) OBP: 0.290, SLG: 0.279 Joe Keough, L (6, PH) OBP: 0.331, SLG: 0.332 Bobby Floyd, R (9, 4) OBP: 0.306, SLG: 0.258																	2 1 0 0 1 1 0 1 0 1 0 0 0 0 0 0 0 0 0 0 0										
Buck Martinez, R (1, 2) OBP: 0.250, SLG: 0.222																	4 1 1 0 0 0 1										
Al Fitzmorris, S (1, 1) OBP: 0.208, SLG: 0.212 Lance Clemons, R (5, 1) OBP: 0.275, SLG: 1.000 Bruce Dal Canton, R (5, 1) OBP: 0.166, SLG: 0.209 Ed Kirkpatrick, L (5, PH) OBP: 0.166, SLG: 0.209 Bill Butler, L (9, 1) OBP: 0.316, SLG: 0.383 Lou Piniella, R (9, PH) OBP: 0.208, SLG: 0.302																	1 0 1 1 1 1 0 0 0 1 0 0 0 0 0 1 1 0 0 0 0 0 0										
Inning Stats	R: 0 E: 0 K: 1 S: 5	H: 0 LOB: 1 BB: 1 P: 9	R: 0 E: 0 K: 2 S: 7	H: 0 LOB: 0 BB: 0 P: 7	R: 0 E: 0 K: 1 S: 5	H: 0 LOB: 0 BB: 0 P: 5	R: 0 E: 0 K: 0 S: 4	H: 1 LOB: 1 BB: 0 P: 4	R: 6 E: 0 K: 0 S: 9	H: 7 LOB: 1 BB: 1 P: 13	R: 0 E: 0 K: 1 S: 5	H: 0 LOB: 0 BB: 0 P: 5	R: 0 E: 0 K: 0 S: 4	H: 1 LOB: 1 BB: 0 P: 4	R: 0 E: 0 K: 0 S: 3	H: 1 LOB: 1 BB: 1 P: 7	R: 0 E: 0 K: 0 S: 3	H: 0 LOB: 0 BB: 0 P: 3	1B: 9 2B: 0 3B: 1 HR: 0	SF: 0 SAC: 0 DP: 1 HBP: 0	WP: 0 PB: 0 CS: 0	PA: 38					
PITCHER	IP	WLS	BF	H	R	ER	SO	BB	IBB	HBP	BLK	WP	HR	S	P	ERA	WHIP										
Jim Slaton, R (1, 1) ERA: 3.87	4.0		19	5	5	5	4	2	0	0	0	0	0	25	33	11.25	1.750										
John Morris, L (5, 1) ERA: 3.75	0.0		3	3	1	1	0	0	0	0	0	0	0	3	3	∞	∞										
Jerry Bell, R (5, 1) ERA: 1.69	4.0	W	13	2	0	0	1	1	0	0	0	0	0	14	18	0.00	0.750										
Ken Sanders, R (9, 1) ERA: 1.86	1.0	S	3	0	0	0	0	0	0	0	0	0	0	3	3	0.00	0.000										

Milwaukee Brewers @ Kansas City Royals
Municipal Stadium, Kansas City, MO
Wed Sep 08 1971, 8:05 PM EDT
Att: 5,790 - Unknown - 92 F


AB	35
R	6
H	10
RBI	6
BB	3
SO	5
LOB	9



Batter	1	2	3	4	5	6	7	8	9	AB	R	H	RBI	BB	SO	LOB	TOP								
Walt Williams, R OBP: 0.345, SLG: 0.428	G3		5-3		5-3			5-3		4	0	0	0	0	0	0									
Mike Hershberger, R OBP: 0.363, SLG: 0.527	F8 1B		5-3		4-3			F8		4	0	1	0	0	0	0									
Rich McKinney, R OBP: 0.333, SLG: 0.393	E5 1-2		G3					F8		4	0	0	0	0	0	1									
Bill Melton, R OBP: 0.354, SLG: 0.503	F8 2-3							F8 FC6-4 1B		4	1	2	1	0	0	2									
Rick Reichardt, R OBP: 0.348, SLG: 0.428	1-2 BB				5-3 HBP			FC6-4 1-2		2	0	0	0	1	0	1									
Carlos May, L OBP: 0.373, SLG: 0.389	F8				F8			4-3		4	0	0	0	0	0	5									
Tom Egan, R OBP: 0.323, SLG: 0.407			K		5-3 1-2			G1-6-3 1B		3	0	1	0	0	1	1									
Rich Morales, R OBP: 0.335, SLG: 0.300			K		F6			G1-6-3 1-2		3	0	0	0	0	1	2									
Tom Bradley, R OBP: 0.161, SLG: 0.186										2	0	0	0	0	0	0									
Terry Forster, L (6, 1)										0	0	0	0	0	0	0									
Lee Richard, R OBP: 0.287, SLG: 0.297	F8									1	0	0	0	0	1	0									
Don Eddy, R (7, 1)										0	0	0	0	0	0	0									
Steve Kealey, R OBP: 0.222, SLG: 0.556										0	0	0	0	0	0	0									
Inning Stats	R: 0 E: 1 K: 0 S: 5	H: 1 LOB: 3 BB: 1 P: 9	R: 0 E: 0 K: 2 S: 7	H: 0 LOB: 0 BB: 0 P: 7	R: 0 E: 0 K: 0 S: 3	H: 0 LOB: 0 BB: 0 P: 3	R: 1 E: 0 K: 0 S: 4	H: 1 LOB: 1 BB: 0 P: 5	R: 0 E: 0 K: 0 S: 3	H: 0 LOB: 0 BB: 0 P: 3	R: 0 E: 0 K: 1 S: 4	H: 1 LOB: 0 BB: 0 P: 4	R: 0 E: 0 K: 1 S: 5	H: 1 LOB: 0 BB: 0 P: 5	R: 0 E: 0 K: 0 S: 3	H: 0 LOB: 0 BB: 0 P: 3	R: 0 E: 0 K: 0 S: 3	H: 0 LOB: 0 BB: 0 P: 3	1B: 3 2B: 0 3B: 0 HR: 1	SF: 0 SAC: 0 DP: 1 HBP: 1	WP: 0 PB: 0 SB: 0 CS: 0	PA: 33			
PITCHER Paul Spittorff, L ERA: 2.19	IP: 9.0 WLS: W BF: 33	H: 4 R: 1 ER: 1 SO: 3	BB: 1 IBB: 0 HBP: 1 BLK: 0	WP: 0 HR: 1 S: 37 P: 42	ERA: 1.00 WHIP: 0.556																				

Chicago White Sox @ Kansas City Royals
Municipal Stadium, Kansas City, MO
Fri Sep 10 1971, 8:05 PM EDT
Att. 7,158 - Unknown - 91 F

AB	31
R	1
H	4
RBI	1
BB	1
SO	3
LOB	12



Batter	1	2	3	4	5	6	7	8	9	AB	R	H	RBI	BB	SO	LOB	BOTTOM								
Freddie Patek, R OBP: 0.333, SLG: 0.382	K		K			1B 2B	K			4	1	1	0	0	3	3									
Sandy Valdespino, L OBP: 0.516, SLG: 0.759	F9					E 1B		5-3 2B		4	2	3	4	0	0	0									
Amos Otis, R OBP: 0.353, SLG: 0.461	F8		6-3			E8 1B 2B		5-3 BB		3	1	1	1	1	0	0									
Gail Hopkins, L OBP: 0.372, SLG: 0.444						F6		F5		4	0	0	0	0	0	3									
Bob Oliver, R OBP: 0.278, SLG: 0.336						5-3		5-3		4	0	0	0	0	1	3									
Paul Schaaf, R OBP: 0.382, SLG: 0.393								1-2 2-3		4	0	1	1	0	1	2									
Ed Kirkpatrick, L OBP: 0.303, SLG: 0.329						4-3 PO 1B		6-3		3	1	1	0	0	0	0									
Bobby Knoop, R OBP: 0.298, SLG: 0.288										3	1	2	0	0	1	0									
Paul Spittorff, L OBP: 0.163, SLG: 0.130										3	0	0	0	0	1	3									
Inning Stats	R: 0 E: 0 K: 1 S: 5	H: 0 LOB: 0 BB: 0 P: 5	R: 3 E: 0 K: 1 S: 8	H: 3 LOB: 0 BB: 0 P: 8	R: 0 E: 0 K: 1 S: 5	H: 0 LOB: 0 BB: 0 P: 5	R: 0 E: 0 K: 0 S: 5	H: 0 LOB: 0 BB: 0 P: 5	R: 3 E: 1 K: 0 S: 6	H: 4 LOB: 0 BB: 0 P: 6	R: 0 E: 0 K: 2 S: 8	H: 1 LOB: 1 BB: 0 P: 8	R: 0 E: 0 K: 0 S: 4	H: 1 LOB: 2 BB: 1 P: 8	R: 0 E: 0 K: 0 S: 4	H: 0 LOB: 0 BB: 0 P: 8	1B: 5 2B: 3 3B: 0 HR: 1	SF: 0 SAC: 0 DP: 0 HBP: 0	WP: 0 PB: 0 SB: 0 CS: 0	PA: 34					
PITCHER Tom Bradley, R ERA: 2.97	IP: 5.0 WLS: L BF: 21	H: 6 R: 6 ER: 6 SO: 5	BB: 0 IBB: 0 HBP: 0 BLK: 0	WP: 0 HR: 1 S: 31 P: 31	ERA: 10.80 WHIP: 1.200																				
Terry Forster, L ERA: 4.75	IP: 1.0 WLS: L BF: 3	H: 1 R: 0 ER: 0 SO: 0	BB: 0 IBB: 0 HBP: 0 BLK: 0	WP: 0 HR: 0 S: 3 P: 3	ERA: 0.00 WHIP: 1.000																				
Don Eddy, L ERA: 2.61	IP: 1.1 WLS: L BF: 7	H: 2 R: 0 ER: 0 SO: 2	BB: 1 IBB: 0 HBP: 0 BLK: 0	WP: 0 HR: 0 S: 10 P: 14	ERA: 0.00 WHIP: 2.250																				
Steve Kealey, R ERA: 3.93	IP: 0.2 WLS: L BF: 2	H: 0 R: 0 ER: 0 SO: 0	BB: 0 IBB: 0 HBP: 0 BLK: 0	WP: 0 HR: 0 S: 2 P: 2	ERA: 0.00 WHIP: 0.000																				

Chicago White Sox @ Kansas City Royals
Municipal Stadium, Kansas City, MO
Fri Sep 10 1971, 8:05 PM EDT
Att. 7,158 - Unknown - 91 F

AB	32
R	6
H	9
RBI	6
BB	1
SO	7
LOB	14



Batter	1	2	3	4	5	6	7	8	9	AB	R	H	RBI	BB	SO	LOB	TOP										
Walt Williams, R OBP: 0.344, SLG: 0.424 (1, 7)	0-0 6-3		0-0 6-3		0-0 E 1B S 1B	0-0 E6		0-0 FC4-6 WP SF7 1B	5	2	2	0	0	0	2												
Pat Kelly, L OBP: 0.418, SLG: 0.432 Mike Hershberger, R OBP: 0.367, SLG: 0.329 (1, 9)	0-3 K		0-0 4-3		0-0 1-H 3B 1B	0-0 6-3		4-0 FC4-6 BB	3	1	1	1	0	1	0												
Carlos May, L OBP: 0.374, SLG: 0.391 (1, 3)	4-0 BB		4-0 S BB		0-0 1-H 3B		0-0 G3	0-0 FC4-6 CS	3	0	1	1	2	0	2												
Bill Melton, R OBP: 0.350, SLG: 0.496 (1, 5)	0-0 F6		0-0 F3		1-0 HBP		0-0 F8	0-0 SF7	3	0	0	1	0	0	2												
Rick Reichardt, R OBP: 0.345, SLG: 0.421 (1, 8)		4-0 1B SH5-3 BB		0-0 5-3	0-0 F8		0-0 F4	0-0 CS	3	0	0	0	1	0	2												
Steve Huntz, S OBP: 0.281, SLG: 0.358 (1, 4)		0-0 SH5-3		0-0 6-3		0-0 F7		0-0 5-3	3	0	0	0	0	0	0												
Ed Herrmann, L OBP: 0.332, SLG: 0.378 (1, 2)		0-0 F5		0-0 L9		0-0 4-3		0-0 F3	4	0	0	0	0	0	1												
Luis Alvarado, R OBP: 0.237, SLG: 0.271 (1, 6)		0-0 2-3 1B			0-0 F7	0-0 E 2B		4-0 BB	3	0	2	0	1	0	0												
Wilbur Wood, R OBP: 0.137, SLG: 0.047 (1, 1)	0-3 K		0-3 K		0-3 K	4-0 E BB		0-3 K	3	0	0	0	1	3	3												
Inning Stats	R: 0 E: 0 K: 1 S: 5	H: 0 LOB: 1 BB: 1 P: 9	R: 0 E: 0 K: 1 S: 6	H: 1 LOB: 2 BB: 1 P: 10	R: 0 E: 0 K: 0 S: 3	H: 0 LOB: 1 BB: 1 P: 7	R: 0 E: 0 K: 0 S: 3	H: 0 LOB: 0 BB: 0 P: 3	R: 2 E: 1 K: 1 S: 8	H: 3 LOB: 2 BB: 1 P: 9	R: 0 E: 0 K: 0 S: 5	H: 1 LOB: 3 BB: 1 P: 9	R: 0 E: 0 K: 0 S: 3	H: 0 LOB: 1 BB: 0 P: 3	R: 0 E: 0 K: 1 S: 5	H: 0 LOB: 1 BB: 1 P: 9	R: 1 E: 0 K: 0 S: 3	H: 1 LOB: 0 BB: 1 P: 7	1B: 4 2B: 1 3B: 1 HR: 0	SF: 1 SAC: 1 DP: 0 HBP: 1	WP: 1 PA: 41						
PITCHER	IP	WLS	BF	H	R	ER	SO	BB	IBB	HBP	BLK	WP	HR	S	P	ERA	WHIP										
Dick Drago, R ERA: 3.01 (1, 1)	5.2	L	28	5	2	2	3	4	0	1	0	0	0	29	46	3.18	1.588										
Bill Butler, L ERA: 3.69 (6, 1)	1.1		4	0	0	0	0	0	0	0	0	0	0	4	4	0.00	0.000										
Lance Clemons, L ERA: 4.5 (8, 1)	1.1		7	1	1	1	1	2	0	0	0	1	0	7	15	6.75	2.250										
Ted Abernathy, R ERA: 2.53 (9, 1)	0.2		1	0	0	0	0	0	0	0	0	0	0	1	1	0.00	0.000										

Chicago White Sox @ Kansas City Royals
Municipal Stadium, Kansas City, MO
Sun Sep 12 1971, 4:33 AM EDT
Att: 10,880 - Unknown - 86 F

AB	31
R	3
H	6
RBI	3
BB	6
SO	4
LOB	15



Batter	1	2	3	4	5	6	7	8	9	AB	R	H	RBI	BB	SO	LOB	BOTTOM										
Freddie Patek, R OBP: 0.331, SLG: 0.380 (1, 6)	0-0 F7		0-0 FC1-6		0-0 L3		0-0 5-3		4	0	0	0	0	0	1												
Paul Schaaf, R OBP: 0.384, SLG: 0.399 (1, 5)	0-0 1B		0-0 F9		0-0 FC6-4 1B		0-0 4-3		4	0	2	0	0	0	1												
Amos Otis, R OBP: 0.354, SLG: 0.459 (1, 8)	0-0 1-2 1B		4-0 S BB		0-3 K		0-0 6-3		3	0	1	0	1	1	1												
Lou Piniella, R OBP: 0.300, SLG: 0.363 (1, 7)	0-3 K		4-0 FC6 BB		0-0 FC6-4		0-3 K		3	0	0	0	1	2	3												
Bob Oliver, R OBP: 0.272, SLG: 0.328 (1, 9)	0-3 K		0-0 FC6		0-3 K		0-0 F9		4	0	0	0	0	2	5												
Chuck Harrison, R OBP: 0.282, SLG: 0.289 (1, 3)		0-0 L5-3 1B		0-3 K		0-0 F9		0-0 1-3	4	0	1	0	0	1	0												
Bobby Floyd, R OBP: 0.275, SLG: 0.229 (1, 4)		0-3 K		0-3 K		0-3 K		0-0 F8	4	0	0	0	0	3	1												
Buck Martinez, R OBP: 0.256, SLG: 0.212 (1, 2)		0-0 L5-3		4-0 BB		0-0 6-3		0-0 5-3	2	0	0	0	1	0	1												
Dick Drago, R OBP: 0.221, SLG: 0.186 (1, 1)			0-0 FC1-6 1B		0-0 4-3		0-0 5-3		2	0	1	0	0	0	1												
Bill Butler, L OBP: 0.063, SLG: 0.091 (7, PH)									0	0	0	0	0	0	0												
Bobby Knoop, R OBP: 0.295, SLG: 0.292 (8, 1)									1	0	0	0	0	0	0												
Lance Clemons, L OBP: 0.375, SLG: 1.000 (9, 1)									0	0	0	0	0	0	0												
Ted Abernathy, R OBP: 0.091, SLG: 0.091 (9, 1)									0	0	0	0	0	0	0												
Inning Stats	R: 0 E: 0 K: 2 S: 9	H: 2 LOB: 2 BB: 0 P: 9	R: 0 E: 0 K: 1 S: 5	H: 1 LOB: 0 BB: 0 P: 5	R: 0 E: 0 K: 0 S: 4	H: 1 LOB: 3 BB: 2 P: 12	R: 0 E: 0 K: 2 S: 7	H: 0 LOB: 1 BB: 1 P: 11	R: 0 E: 0 K: 0 S: 6	H: 1 LOB: 1 BB: 0 P: 6	R: 0 E: 0 K: 2 S: 7	H: 0 LOB: 0 BB: 0 P: 7	R: 0 E: 0 K: 0 S: 3	H: 0 LOB: 0 BB: 0 P: 3	R: 0 E: 0 K: 1 S: 5	H: 0 LOB: 0 BB: 0 P: 5	R: 0 E: 0 K: 0 S: 3	H: 0 LOB: 0 BB: 0 P: 3	1B: 5 2B: 1 3B: 0 HR: 0	SF: 0 SAC: 0 DP: 1 HBP: 0	WP: 0 PA: 34						
PITCHER	IP	WLS	BF	H	R	ER	SO	BB	IBB	HBP	BLK	WP	HR	S	P	ERA	WHIP										
Wilbur Wood, L ERA: 1.97 (1, 1)	9.0	W	34	5	0	0	9	3	0	0	0	0	0	49	61	0.00	0.889										

Chicago White Sox @ Kansas City Royals
Municipal Stadium, Kansas City, MO
Sun Sep 12 1971, 4:33 AM EDT
Att: 10,880 - Unknown - 86 F

AB	31
R	0
H	5
RBI	0
BB	3
SO	9
LOB	14



Batter	1	2	3	4	5	6	7	8	9	AB	R	H	RBI	BB	SO	LOB	TOP										
Bert Campaneris, R (1, 6) OBP: 0.286, SLG: 0.328	1-3			L6					L8	4	0	1	0	0	0	0											
Joe Rudi, R (1, 7) OBP: 0.301, SLG: 0.388	E4									4	0	2	0	0	0	1											
Reggie Jackson, L (1, 9) OBP: 0.360, SLG: 0.508	F6			F4					3-1	4	0	0	0	0	1	3											
Sal Bando, R (1, 5) OBP: 0.378, SLG: 0.441		G3		F8					5-3	4	0	0	0	0	2												
Angel Mangual, R (1, 8) OBP: 0.327, SLG: 0.377		F3								3	0	0	0	0	0	0											
Mike Epstein, L (1, 3) OBP: 0.387, SLG: 0.406										3	0	0	0	0	2	0											
Dave Duncan, R (1, 2) OBP: 0.311, SLG: 0.426				6-3					F8	3	0	0	0	0	1	0											
Dick Green, R (1, 4) OBP: 0.319, SLG: 0.348				1-3						2	0	0	0	0	0	0											
Rick Monday, L (8, PH) OBP: 0.333, SLG: 0.437										1	0	1	0	0	0	0											
Dwain Anderson, R (8, 4) OBP: 0.417, SLG: 0.455									1B	0	0	0	0	0	0	0											
Diego Segui, R (1, 1) OBP: 0.111, SLG: 0.140										2	0	0	0	0	0	0											
Adrian Garrett, L (8, PH) OBP: 0.353, SLG: 0.154										1	0	0	0	0	1	1											
Bob Locker, S (8, 1)									K2-1-3	0	0	0	0	0	0	0											
Inning Stats	R: 0 E: 1 K: 0 S: 3	H: 0 LOB: 0 BB: 0 P: 3	R: 0 E: 0 K: 0 S: 5	H: 0 LOB: 0 BB: 0 P: 5	R: 0 E: 0 K: 0 S: 3	H: 0 LOB: 0 BB: 0 P: 3	R: 0 E: 0 K: 0 S: 4	H: 1 LOB: 1 BB: 0 P: 4	R: 0 E: 0 K: 2 S: 7	H: 0 LOB: 0 BB: 0 P: 7	R: 0 E: 0 K: 0 S: 4	H: 1 LOB: 1 BB: 0 P: 4	R: 0 E: 0 K: 1 S: 5	H: 0 LOB: 0 BB: 0 P: 5	R: 0 E: 0 K: 1 S: 6	H: 1 LOB: 1 BB: 0 P: 6	R: 0 E: 0 K: 0 S: 4	H: 1 LOB: 1 BB: 0 P: 4	1B: 4 2B: 0 3B: 0 HR: 0	SF: 0 SAC: 0 DP: 0 HBP: 0	WP: 0 PB: 0 SB: 0 CS: 1	PA: 31					
PITCHER	IP	WLS	BF	H	R	ER	SO	BB	IBB	HBP	BLK	WP	HR	S	P	ERA	WHIP										
Paul Spittorf, L (1, 1) ERA: 2.14	3.0		9	0	0	0	1	0	0	0	0	0	0	11	11	0.00	0.000										
Monty Montgomery, R (4, 1) ERA:	6.0	W	22	4	0	0	4	0	0	0	0	0	0	30	30	0.00	0.667										

Oakland Athletics @ Kansas City Royals
Municipal Stadium, Kansas City, MO
Tue Sep 14 1971, 8:05 PM EDT
Att. 9,363 - Unknown - 79 F

livebaseballscorecards.com

AB 31
R 0
H 4
RBI 0
BB 0
SO 5
LOB 7



Batter	1	2	3	4	5	6	7	8	9	AB	R	H	RBI	BB	SO	LOB	BOTTOM										
Freddie Patek, R (1, 6) OBP: 0.331, SLG: 0.384	F2		F9							4	0	2	1	0	0	1											
Sandy Valdespino, L (1, 7) OBP: 0.436, SLG: 0.703	F4			5-3						4	0	0	0	0	0	2											
Amos Otis, R (1, 8) OBP: 0.352, SLG: 0.455	K			K2-3						4	1	1	0	0	2	1											
Gail Hopkins, L (1, 3) OBP: 0.370, SLG: 0.438		F9								2	0	0	0	1	0	1											
Paul Schaaf, R (1, 5) OBP: 0.381, SLG: 0.394		5-3								2	0	0	0	1	1	1											
Joe Keough, L (1, 9) OBP: 0.330, SLG: 0.331										3	0	2	1	0	0	0											
Ed Kirkpatrick, L (1, 2) OBP: 0.307, SLG: 0.331										2	0	1	0	0	0	2											
Bobby Knoop, R (1, 4) OBP: 0.289, SLG: 0.287										3	1	1	0	0	1	2											
Paul Spittorf, L (1, 1) OBP: 0.183, SLG: 0.130										0	0	0	0	0	0	0											
Lou Piniella, R (3, PH) OBP: 0.256, SLG: 0.361										1	0	0	0	0	0	1											
Monty Montgomery, R (4, 1) ERA: 3.03										1	0	0	0	0	0	0											
Inning Stats	R: 0 E: 0 K: 1 S: 5	H: 0 LOB: 0 BB: 0 P: 5	R: 0 E: 0 K: 0 S: 3	H: 1 LOB: 1 BB: 0 P: 3	R: 0 E: 0 K: 1 S: 6	H: 1 LOB: 1 BB: 0 P: 6	R: 0 E: 0 K: 2 S: 7	H: 0 LOB: 1 BB: 1 P: 11	R: 0 E: 0 K: 0 S: 2	H: 0 LOB: 0 BB: 0 P: 3	R: 0 E: 0 K: 0 S: 3	H: 1 LOB: 0 BB: 0 P: 3	R: 1 E: 0 K: 0 S: 4	H: 2 LOB: 1 BB: 1 P: 8	R: 1 E: 0 K: 0 S: 5	H: 2 LOB: 1 BB: 0 P: 5	1B: 5 2B: 2 3B: 1 HR: 0	SF: 0 SAC: 1 DP: 3 HBP: 1	WP: 0 PB: 0 SB: 1 CS: 0	PA: 30							
PITCHER	IP	WLS	BF	H	R	ER	SO	BB	IBB	HBP	BLK	WP	HR	S	P	ERA	WHIP										
Diego Segui, R (1, 1) ERA: 3.19	7.0	L	25	5	1	1	4	2	0	0	0	0	0	30	39	1.29	1.000										
Bob Locker, R (8, 1) ERA: 3.03	1.0		5	2	1	1	0	0	0	0	0	0	0	5	5	9.00	2.000										

Oakland Athletics @ Kansas City Royals
Municipal Stadium, Kansas City, MO
Tue Sep 14 1971, 8:05 PM EDT
Att. 9,363 - Unknown - 79 F

livebaseballscorecards.com

AB 26
R 2
H 7
RBI 2
BB 2
SO 4
LOB 11



Batter	1	2	3	4	5	6	7	8	9	AB	R	H	RBI	BB	SO	LOB	TOP								
Sandy Alomar Sr. S OBP: 0.293, SLG: 0.303 (1.6)	1-3		K		F7			G3		4	0	0	0	0	1	1									
Mickey Rivers L OBP: 0.336, SLG: 0.359 (1.8)	G6-4-3 1B			1B		G3		G3		4	1	2	0	0	0	0									
Jim Fregosi R OBP: 0.315, SLG: 0.318 (1.3)	G6-4-3 1-2			1B		6-3		6-3		4	0	1	0	0	0	1									
Ken McMullen R OBP: 0.311, SLG: 0.382 (1.5)		L7		K		K		F9		4	0	0	0	0	2	2									
Roger Repoz L OBP: 0.334, SLG: 0.366 (1.9)	6-3			K						3	0	0	0	0	1	2									
Billy Parker R OBP: 0.276, SLG: 0.357 (1.4)	4-3							F8		3	0	1	1	0	0	0									
Ken Berry R OBP: 0.270, SLG: 0.307 (1.7)			6-3			1B G4-6-3 2B		5-3		3	1	1	0	0	0	0									
Jeff Torborg R OBP: 0.243, SLG: 0.280 (1.2)								F7		3	0	2	0	0	0	0									
Clyde Wright R OBP: 0.198, SLG: 0.202 (1.1)			K					4-3		3	0	0	0	0	1	2									
Inning Stats	R: 0 E: 0 K: 0 S: 3	H: 1 LOB: 0 BB: 0 P: 3	R: 0 E: 0 K: 0 S: 3	H: 0 LOB: 0 BB: 0 P: 3	R: 0 E: 0 K: 2 S: 8	H: 1 LOB: 1 BB: 0 P: 8	R: 1 E: 0 K: 2 S: 9	H: 3 LOB: 2 BB: 0 P: 9	R: 1 E: 0 K: 0 S: 4	H: 2 LOB: 0 BB: 0 P: 4	R: 0 E: 0 K: 1 S: 5	H: 0 LOB: 0 BB: 0 P: 5	R: 0 E: 0 K: 0 S: 3	H: 0 LOB: 0 BB: 0 P: 3	R: 0 E: 0 K: 0 S: 3	H: 0 LOB: 0 BB: 0 P: 3	R: 0 E: 0 K: 0 S: 3	H: 0 LOB: 0 BB: 0 P: 3	1B: 6 2B: 1 3B: 0 HR: 0	SF: 0 SAC: 0 DP: 2 HBP: 0	WP: 0 PB: 0 SB: 0 CS: 0	PA: 31			
PITCHER Dick Drago R ERA: 2.97 (1.1)	IP: 9.0 WLS: L BF: 31	H: 7 R: 2 ER: 2 SO: 5	BB: 0 IBB: 0 HBP: 0 BLK: 0	WP: 0 HR: 0 S: 41 P: 41	ERA: 2.00 WHIP: 0.778																				

California Angels @ Kansas City Royals
Municipal Stadium, Kansas City, MO
Thu Sep 16 1971, 8:05 PM EDT
Att. 5,801 - Unknown - 70 F

AB 31
R 2
H 7
RBI 1
BB 0
SO 5
LOB 8



Batter	1	2	3	4	5	6	7	8	9	AB	R	H	RBI	BB	SO	LOB	BOTTOM								
Freddie Patek R OBP: 0.328, SLG: 0.379 (1.6)	F9		5-3			1-3			P5	4	0	0	0	0	0	0									
Paul Schaaf R OBP: 0.384, SLG: 0.400 (1.5)	F9			K			WP SF8 2B		6-3 1B	4	1	2	0	0	1	0									
Amos Otis R OBP: 0.351, SLG: 0.451 (1.8)				6-3			F9		6-3 1B	3	0	1	0	1	0	1									
Lou Piniella R OBP: 0.295, SLG: 0.357 (1.7)	L6			K			SF8		6-3	3	0	0	1	0	1	3									
Bob Oliver R OBP: 0.268, SLG: 0.324 (1.9)			F3			L5		P4		4	0	0	0	0	1	2									
Dennis Paepke R OBP: 0.252, SLG: 0.303 (1.2)			5-3			5-3			4-3	3	0	0	0	0	0	0									
Chuck Harrison R OBP: 0.264, SLG: 0.285 (1.3)			6-3			1-3			FC6-4 BB	2	0	0	0	1	0	0									
Bobby Knoop R OBP: 0.283, SLG: 0.280 (1.4)						P4		L9		3	0	0	0	0	0	1									
Dick Drago R OBP: 0.213, SLG: 0.178 (1.1)			K			K			FC6-4	3	0	0	0	0	2	1									
Inning Stats	R: 0 E: 0 K: 0 S: 3	H: 0 LOB: 1 BB: 1 P: 7	R: 0 E: 0 K: 0 S: 3	H: 0 LOB: 0 BB: 0 P: 3	R: 0 E: 0 K: 1 S: 5	H: 0 LOB: 0 BB: 0 P: 5	R: 0 E: 0 K: 2 S: 7	H: 0 LOB: 0 BB: 0 P: 7	R: 0 E: 0 K: 0 S: 3	H: 0 LOB: 0 BB: 0 P: 3	R: 0 E: 0 K: 1 S: 5	H: 0 LOB: 0 BB: 0 P: 5	R: 1 E: 0 K: 0 S: 4	H: 1 LOB: 0 BB: 0 P: 4	R: 0 E: 0 K: 0 S: 3	H: 0 LOB: 1 BB: 1 P: 7	R: 0 E: 0 K: 1 S: 7	H: 2 LOB: 2 BB: 0 P: 7	1B: 2 2B: 1 3B: 0 HR: 0	SF: 1 SAC: 0 DP: 0 HBP: 0	WP: 1 PB: 0 SB: 0 CS: 0	PA: 32			
PITCHER Clyde Wright L ERA: 2.96 (1.1)	IP: 9.0 WLS: W BF: 32	H: 3 R: 1 ER: 1 SO: 5	BB: 2 IBB: 0 HBP: 0 BLK: 0	WP: 1 HR: 0 S: 40 P: 48	ERA: 1.00 WHIP: 0.556																				

California Angels @ Kansas City Royals
Municipal Stadium, Kansas City, MO
Thu Sep 16 1971, 8:05 PM EDT
Att. 5,801 - Unknown - 70 F

AB 29
R 1
H 3
RBI 1
BB 2
SO 5
LOB 8



Batter	1	2	3	4	5	6	7	8	9	AB	R	H	RBI	BB	SO	LOB	TOP				
Freddie Patek, R OBP: 0.326, SLG: 0.379	0-0 2B		0-0 F2	0-0 F9		0-0 F9			0-0 F8	5	1	1	0	0	0	3					
Paul Schaaf, R OBP: 0.385, SLG: 0.397	4-0 2B		0-0 5-3		4-0 S FC6-2		0-3 K		0-0 F8	3	0	0	0	2	1	1					
Amos Otis, R OBP: 0.351, SLG: 0.451	0-0 1-3		0-0 1-3		0-0 F9		0-3 K			4	0	1	1	0	1	1					
Lou Piniella, R OBP: 0.297, SLG: 0.357	0-0 6-3			4-0 2B	0-0 S FC6-2		0-0 5-3			3	1	1	0	1	0	2					
Bob Oliver, R OBP: 0.271, SLG: 0.327	4-0 G5-4-3			0-0 E	0-0 FC6-2			0-0 F7		3	1	1	0	1	0	2					
Dennis Paepke, R OBP: 0.252, SLG: 0.301	0-0 G5-4-3			0-0 E7	0-0 F7			0-0 F4		4	1	1	2	0	0	5					
Chuck Harrison, R OBP: 0.264, SLG: 0.291		0-0 F9		0-0 5-3		0-0 F9		0-0 L4		4	0	1	0	0	0	1					
Bobby Floyd, R OBP: 0.261, SLG: 0.220		0-3 K		0-0 1-3		0-0 F9		0-0 E5		4	0	0	0	0	1	2					
Al Fitzmorris, S OBP: 0.225, SLG: 0.231		0-3 K		0-0 1B		0-0 FC5-2		0-0 SH3-4		3	0	1	1	0	1	1					
Inning Stats	R: 1 E: 0 K: 0 S: 4	H: 2 LOB: 2 BB: 2 P: 12	R: 0 E: 0 K: 2 S: 7	H: 0 LOB: 0 BB: 0 P: 7	R: 0 E: 0 K: 0 S: 3	H: 0 LOB: 0 BB: 0 P: 3	R: 3 E: 1 K: 0 S: 6	H: 3 LOB: 1 BB: 1 P: 10	R: 0 E: 0 K: 0 S: 4	H: 1 LOB: 2 BB: 1 P: 8	R: 0 E: 0 K: 0 S: 7	H: 0 LOB: 0 BB: 0 P: 7	R: 0 E: 0 K: 0 S: 3	H: 0 LOB: 0 BB: 0 P: 3	R: 0 E: 1 K: 0 S: 4	H: 0 LOB: 1 BB: 0 P: 4	1B: 3 2B: 3 3B: 1 HR: 0	SF: 0 SAC: 1 DP: 1 HBP: 0	WP: 0 PB: 0 SB: 2 CS: 0	PA: 38	
PITCHER	IP	WLS	BF	H	R	ER	SO	BB	IBB	HBP	BLK	WP	HR	S	P	ERA	WHIP				
Jim Kaat, L ERA: 3.49	5.0	L	25	7	4	3	2	3	1	0	0	0	0	25	41	5.40	2.000				
Steve Luebber, R ERA: 4.51	3.0		9	0	0	0	2	0	0	0	0	0	0	13	13	0.00	0.000				
Bob Gebhard, R ERA: 3.24	1.0		4	0	0	0	0	0	0	0	0	0	0	4	4	0.00	0.000				

Kansas City Royals @ Minnesota Twins
 Metropolitan Stadium, Bloomington, MI
 Sat Sep 18 1971, 4:33 AM EDT
 Att. 9,811 - Unknown - 59 F

AB	33
R	4
H	7
RBI	4
BB	4
SO	4
LOB	18



Batter	1	2	3	4	5	6	7	8	9	AB	R	H	RBI	BB	SO	LOB	BOTTOM				
Cesar Tovar, R OBP: 0.350, SLG: 0.358	0-0 6-3		0-0 F7			0-0 G5-4-3		0-0 FC4-6		4	0	1	0	0	0	1					
Rod Carew, L OBP: 0.352, SLG: 0.375	0-0 6-3		0-0 F7			0-0 F9			0-0 F6	4	1	1	0	0	0	1					
Harmon Killebrew, R OBP: 0.385, SLG: 0.461	0-0 6-3		0-3 K			0-0 G5-4-3			0-0 6-3	4	0	0	1	0	1	1					
Steve Braun, L OBP: 0.349, SLG: 0.348	0-0 2-3			0-3 K2-3			0-0 F5		0-0 1-3	4	0	0	0	0	1	0					
Leo Cardenas, R OBP: 0.326, SLG: 0.430		0-0 F9		0-0 5-3		0-0 G5-4-3				3	1	2	0	0	0	0					
Steve Brye, R OBP: 0.275, SLG: 0.338		0-0 F9		0-0 5-3		0-0 G5-4-3				3	0	0	0	0	0	2					
Jim Nettles, L OBP: 0.326, SLG: 0.397		4-0 4-3			0-0 G6-4-3			0-0 5-3		2	0	1	0	1	0	0					
Phil Roof, R OBP: 0.274, SLG: 0.274		0-0 4-3			0-0 G6-4-3			0-0 4-3		2	0	0	1	0	0	2					
Jim Holt, L OBP: 0.295, SLG: 0.322		1-3			1-2			0-0 4-3		1	0	0	0	0	0	0					
Bob Gebhard, R OBP: 0.283, SLG: 0.242		3-H						0-0 4-3		0	0	0	0	0	0	0					
Jim Kaat, L OBP: 0.193, SLG: 0.209		0-0 4-3			0-0 F5			4-0 FC4-6		2	0	0	0	0	0	1					
Steve Luebber, R OBP: 0.059, SLG: 0.059										0	0	0	0	0	0	0					
Brant Alyea, R OBP: 0.283, SLG: 0.242										0	0	0	0	1	0	0					
Rick Dempsey, R OBP: 0.286, SLG: 0.286										0	0	0	0	0	0	0					
Inning Stats	R: 1 E: 0 K: 0 S: 4	H: 1 LOB: 0 BB: 0 P: 4	R: 1 E: 0 K: 0 S: 4	H: 1 LOB: 1 BB: 1 P: 8	R: 0 E: 0 K: 1 S: 5	H: 0 LOB: 0 BB: 0 P: 5	R: 0 E: 0 K: 1 S: 5	H: 0 LOB: 0 BB: 0 P: 5	R: 0 E: 0 K: 0 S: 3	H: 1 LOB: 0 BB: 0 P: 3	R: 0 E: 0 K: 0 S: 3	H: 1 LOB: 0 BB: 0 P: 3	R: 0 E: 0 K: 0 S: 3	H: 1 LOB: 1 BB: 1 P: 7	R: 0 E: 0 K: 0 S: 3	H: 0 LOB: 0 BB: 0 P: 3	1B: 3 2B: 1 3B: 1 HR: 0	SF: 0 SAC: 0 DP: 3 HBP: 0	WP: 0 PB: 0 SB: 1 CS: 0	PA: 31	
PITCHER	IP	WLS	BF	H	R	ER	SO	BB	IBB	HBP	BLK	WP	HR	S	P	ERA	WHIP				
Al Fitzmorris, R ERA: 4.04	9.0	W	31	5	2	2	2	2	0	0	0	0	0	33	41	2.00	0.778				

Kansas City Royals @ Minnesota Twins
 Metropolitan Stadium, Bloomington, MI
 Sat Sep 18 1971, 4:33 AM EDT
 Att. 9,811 - Unknown - 59 F

AB	29
R	2
H	5
RBI	2
BB	2
SO	2
LOB	8



Batter	1	2	3	4	5	6	7	8	9	AB	R	H	RBI	BB	SO	LOB	TOP			
Freddie Patek, R (1, 6) OBP: 0.327, SLG: 0.379	0-3 K		0-0 1B			0-3 K		4-0 1B BB		3	0	1	0	1	2	0	Kansas City Royals @ Minnesota Twins Metropolitan Stadium, Bloomington, MI Sun Sep 19 1971, 4:33 AM EDT Unknown - 61 F livebaseballscorecards.com			
Sandy Valdespino, L (1, 7) OBP: 0.373, SLG: 0.571	0-0 5-3		0-0 F7			0-0 4-3		0-0 1B		4	0	1	1	0	0	3				
Amos Otis, R (1, 8) OBP: 0.349, SLG: 0.448	0-0 5-3		0-3 K			0-0 6-3		0-0 F3		4	0	0	0	0	1	5				
Gail Hopkins, L (1, 3) OBP: 0.369, SLG: 0.433		0-0 G4-6-3 1B		0-0 L8			0-0 G6-4-3 1B		0-0 HR 1B	4	1	3	0	0	0	0				
Paul Schaaf, R (1, 5) OBP: 0.384, SLG: 0.396 Bob Oliver, R (4, PH) OBP: 0.269, SLG: 0.324 (4, 5)		0-3 K		0-0 5-3			0-0 G6-4-3 1-2		0-3 K	1	0	0	0	0	1	1				
Joe Keough, L (1, 9) OBP: 0.322, SLG: 0.331		0-0 G4-6-3 1-2		0-0 F2			0-0 F6		0-0 HR	4	1	1	2	0	0	1				
Ed Kirkpatrick, L (1, 2) OBP: 0.310, SLG: 0.331			0-0 1B E 1B		0-0 3-1			0-0 F9	0-0 3-1	4	0	1	0	0	0	0				
Bobby Floyd, R (1, 4) OBP: 0.240, SLG: 0.200			0-0 E6 1-2 1B		0-0 6-3			0-0 L9	0-3 K	4	0	0	0	0	1	1				
Paul Splittorf, L (1, 1) OBP: 0.160, SLG: 0.128 Roger Nelson, R (3, 1) OBP: 0.429, SLG: 0.333			0-0 B5		0-0 1-6-3			0-0 BB 1B		1	0	0	0	0	0	2				
										2	1	1	0	0	0	0				
Inning Stats	R: 0 E: 0 K: 1 S: 5	H: 0 LOB: 0 BB: 0 P: 5	R: 0 E: 0 K: 1 S: 5	H: 1 LOB: 0 BB: 0 P: 5	R: 0 E: 0 K: 1 S: 8	H: 2 LOB: 2 BB: 0 P: 8	R: 0 E: 0 K: 0 S: 3	H: 0 LOB: 0 BB: 0 P: 3	R: 0 E: 0 K: 0 S: 3	H: 0 LOB: 0 BB: 0 P: 3	R: 0 E: 0 K: 1 S: 5	H: 1 LOB: 0 BB: 0 P: 3	R: 1 E: 0 K: 0 S: 5	H: 2 LOB: 2 BB: 1 P: 9	R: 2 E: 0 K: 2 S: 9	H: 2 LOB: 0 BB: 0 P: 9	1B: 7 2B: 0 3B: 0 HR: 1	SF: 0 SAC: 0 DP: 2 HBP: 0	WP: 0 PB: 0 SB: 0 CS: 0	PA: 35
PITCHER	IP WLS BF H R ER SO BB IBB HBP BLK WP HR S P ERA WHIP																			
Bert Blyleven, R (1, 1) ERA: 2.94	9.0 W 35 8 3 3 6 1 0 0 0 0 1 46 50 3.00 1.000																			

Batter	1	2	3	4	5	6	7	8	9	AB	R	H	RBI	BB	SO	LOB	BOTTOM			
Cesar Tovar, R (1, 9) OBP: 0.351, SLG: 0.359	0-0 F8		0-0 FC6-4 1B			0-0 F8				4	0	2	2	0	0	0	Kansas City Royals @ Minnesota Twins Metropolitan Stadium, Bloomington, MI Sun Sep 19 1971, 4:33 AM EDT Unknown - 61 F livebaseballscorecards.com			
Rod Carew, L (1, 4) OBP: 0.351, SLG: 0.373 Steve Braun, L (8, 4) OBP: 0.349, SLG: 0.348	1-0 1B 3B HBP	0-0 FC6-4 S BB	0-0 F6			0-3 K				3	1	0	0	0	1	3				
Harmon Killebrew, R (1, 3) OBP: 0.386, SLG: 0.461	0-0 1B 3B	4-0 1B		0-3 K			0-3 K			3	1	1	0	1	2	0				
Steve Brye, R (1, 8) OBP: 0.274, SLG: 0.333 (6, 7)	0-0 1B 3B	0-3 K		0-0 5-3			0-0 F8			4	1	1	0	0	1	2				
Leo Cardenas, R (1, 6) OBP: 0.327, SLG: 0.435	0-0 1B 3B		0-0 2B 1B		0-0 5-3			0-0 F8		4	2	2	3	0	0	0				
Eric Soderholm, R (1, 5) OBP: 0.308, SLG: 0.262	0-3 K		0-0 1B 2B		0-0 F7			0-0 5-3		4	1	1	0	0	1	1				
Rick Renick, R (1, 7) OBP: 0.333, SLG: 0.281 Jim Nettles, L (6, 8) OBP: 0.324, SLG: 0.395	0-0 1B		4-0 1B IBB		0-3 K			0-0 F5		2	0	1	1	1	1	0				
Phil Roof, R (1, 2) OBP: 0.268, SLG: 0.268	0-3 K		0-3 K		0-0 6-3			0-0 F5		4	0	0	0	0	2	4				
Bert Blyleven, R (1, 1) OBP: 0.151, SLG: 0.143		0-3 K	0-3 K			0-0 F3				3	0	0	0	0	2	3				
Inning Stats	R: 4 E: 0 K: 2 S: 11	H: 4 LOB: 1 BB: 0 P: 12	R: 0 E: 1 K: 2 S: 8	H: 1 LOB: 2 BB: 1 P: 12	R: 2 E: 0 K: 2 S: 10	H: 3 LOB: 2 BB: 1 P: 14	R: 0 E: 0 K: 1 S: 5	H: 0 LOB: 0 BB: 0 P: 5	R: 0 E: 0 K: 1 S: 5	H: 0 LOB: 0 BB: 0 P: 5	R: 0 E: 0 K: 1 S: 5	H: 0 LOB: 0 BB: 0 P: 5	R: 0 E: 0 K: 0 S: 3	H: 0 LOB: 0 BB: 0 P: 3	R: 0 E: 0 K: 0 S: 3	H: 0 LOB: 0 BB: 0 P: 3		1B: 6 2B: 1 3B: 1 HR: 0	SF: 0 SAC: 0 DP: 0 HBP: 1	WP: 0 PB: 0 SB: 1 CS: 0
PITCHER	IP WLS BF H R ER SO BB IBB HBP BLK WP HR S P ERA WHIP																			
Paul Splittorf, L (1, 1) ERA: 2.5 Roger Nelson, R (3, 1) ERA: 4.79	2.0 L 16 7 6 6 4 1 0 0 0 0 0 21 30 27.00 4.000																			

Batter	1	2	3	4	5	6	7	8	9	AB	R	H	RBI	BB	SO	LOB	TOP								
Rich Severson, R OBP: 0.316, SLG: 0.188 (1, 4)										4	1	1	0	0	1	0	Kansas City Royals @ Minnesota Twins Metropolitan Stadium, Bloomington, MI Sun Sep 19 1971, 4:38 AM EDT Att: 9,665 - Unknown								
Paul Schaaf, R OBP: 0.385, SLG: 0.403 (1, 5)										4	2	2	1	0	0	0									
Joe Keough, L OBP: 0.319, SLG: 0.328 Amos Otis, R OBP: 0.348, SLG: 0.447 (6, PH) (8, 8)										3	0	0	0	0	0	0									
Gail Hopkins, L OBP: 0.374, SLG: 0.438 (1, 3)										2	1	1	2	2	0	0									
Ed Kirkpatrick, L OBP: 0.309, SLG: 0.333 (1, 8) (8, 9)										4	1	1	1	0	1	2									
Lou Piniella, R OBP: 0.295, SLG: 0.354 (1, 7)										4	0	0	0	0	1	1									
Dennis Paepke, R OBP: 0.245, SLG: 0.295 (1, 2)										3	0	0	1	0	1	0									
Bobby Floyd, R OBP: 0.259, SLG: 0.245 (1, 6)										4	0	2	0	0	0	0									
Monty Montgomery, R Ted Abernathy, R OBP: 0.291, SLG: 0.291 (9, 1)										4	0	0	0	0	3	2									
Inning Stats	R: 0 E: 0 K: 1 S: 5	H: 0 LOB: 0 BB: 0 P: 5	R: 2 E: 0 K: 1 S: 6	H: 1 LOB: 0 BB: 1 P: 10	R: 0 E: 0 K: 1 S: 5	H: 0 LOB: 0 BB: 0 P: 5	R: 0 E: 0 K: 0 S: 3	H: 0 LOB: 0 BB: 0 P: 3	R: 0 E: 0 K: 0 S: 4	H: 1 LOB: 1 BB: 0 P: 4	R: 1 E: 0 K: 0 S: 4	H: 1 LOB: 1 BB: 1 P: 8	R: 0 E: 0 K: 0 S: 3	H: 0 LOB: 0 BB: 0 P: 3	R: 2 E: 0 K: 3 S: 12	H: 3 LOB: 1 BB: 0 P: 12		R: 0 E: 0 K: 2 S: 8	H: 1 LOB: 1 BB: 0 P: 8	1B: 3 2B: 3 3B: 0 HR: 1	SF: 1 SAC: 0 DP: 0 HBP: 0	WP: 0 PB: 0 SB: 1 CS: 0	PA: 36		
PITCHER	IP	WLS	BF	H	R	ER	SO	BB	IBB	HBP	BLK	WP	HR	S	P	ERA	WHIP								
Pete Hamm, R ERA: 6.75 (1, 1)	7.1	L	29	5	5	5	4	2	0	0	0	0	1	35	43	6.14	0.955								
Tom Hall, L ERA: 3.33 (8, 1)	0.2		3	1	0	0	2	0	0	0	0	0	0	7	7	0.00	1.500								
Bob Gebhard, R ERA: 3.06 (9, 1)	1.0		4	1	0	0	2	0	0	0	0	0	0	8	8	0.00	1.000								

Batter	1	2	3	4	5	6	7	8	9	AB	R	H	RBI	BB	SO	LOB	BOTTOM								
Cesar Tovar, R OBP: 0.352, SLG: 0.360 (1, 9)										4	0	2	0	0	0	2	Kansas City Royals @ Minnesota Twins Metropolitan Stadium, Bloomington, MI Sun Sep 19 1971, 4:38 AM EDT Att: 9,665 - Unknown								
Jim Nettles, L OBP: 0.322, SLG: 0.391 (1, 8)										4	1	1	0	0	0	2									
Steve Braun, L OBP: 0.348, SLG: 0.347 (1, 4)										4	1	1	0	0	0	1									
Steve Brye, R OBP: 0.273, SLG: 0.319 (1, 7)										3	0	0	0	1	0	1									
Leo Cardenas, R OBP: 0.328, SLG: 0.434 (1, 6)										3	0	1	1	1	1	0									
Jim Holt, L OBP: 0.292, SLG: 0.318 (1, 3)										4	0	0	1	0	0	3									
Eric Soderholm, R OBP: 0.273, SLG: 0.250 Tony Oliva, L OBP: 0.369, SLG: 0.546 (9, PH)										2	0	0	0	1	0	0									
George Mitterwald, R OBP: 0.313, SLG: 0.386 (1, 2)										3	0	0	0	0	1	1									
Pete Hamm, R OBP: 0.273, SLG: 0.364 Tom Hall, L OBP: 0.273, SLG: 0.281 Rick Renick, R OBP: 0.325, SLG: 0.273 Bob Gebhard, R (9, 1)										2	0	1	0	0	0	0									
Inning Stats	R: 0 E: 0 K: 0 S: 4	H: 1 LOB: 1 BB: 0 P: 4	R: 0 E: 0 K: 0 S: 3	H: 1 LOB: 0 BB: 0 P: 3	R: 0 E: 0 K: 1 S: 5	H: 0 LOB: 0 BB: 0 P: 5	R: 0 E: 0 K: 0 S: 3	H: 0 LOB: 0 BB: 0 P: 3	R: 0 E: 0 K: 0 S: 3	H: 0 LOB: 0 BB: 0 P: 3	R: 2 E: 0 K: 0 S: 4	H: 2 LOB: 1 BB: 2 P: 12	1B: 6 2B: 0 3B: 0 HR: 0	SF: 0 SAC: 0 DP: 2 HBP: 0	WP: 0 PB: 0 SB: 1 CS: 0	PA: 34									
PITCHER	IP	WLS	BF	H	R	ER	SO	BB	IBB	HBP	BLK	WP	HR	S	P	ERA	WHIP								
Monty Montgomery, R ERA: 1.25 (1, 1)	8.0	W	32	6	2	2	2	3	0	0	0	0	0	33	45	2.25	1.125								
Ted Abernathy, R ERA: 2.5 (9, 1)	1.0	S	2	0	0	0	0	0	0	0	0	0	0	2	2	0.00	0.000								

AB 33
R 5
H 7
RBI 5
BB 2
SO 8
LOB 7

AB 31
R 2
H 6
RBI 2
BB 3
SO 2
LOB 12



Batter	1	2	3	4	5	6	7	8	9	AB	R	H	RBI	BB	SO	LOB	TOP										
Freddie Patek, R (1, 6) OBP: 0.327, SLG: 0.379 Bobby Floyd, R (6, 6) OBP: 0.255, SLG: 0.240	F8			5-3 2B 1B	F8		K			3	1	1	0	0	0	1	Kansas City Royals @ California Angels Anaheim Stadium, Anaheim, CA Tue Sep 21 1971, 10:05 PM EDT Alt. 6, 084 - Unknown - 73 F										
Paul Schaaf, R (1, 5) OBP: 0.386, SLG: 0.403 Rich Severson, R (7, 5) OBP: 0.316, SLG: 0.188	G4-3 1B			5-3 1-2		E 1B 1B	1-3			4	1	2	0	0	0	1											
Amos Otis, R (1, 8) OBP: 0.348, SLG: 0.448 Ed Kirkpatrick, L (6, 8) OBP: 0.308, SLG: 0.332	G4-3 1-2			1B 2B		E4 1B HR		4-3		3	2	1	1	0	0	2											
Lou Piniella, R (1, 7) OBP: 0.299, SLG: 0.358		L4-3 1B		2H 1B		1-2 2H HR 1B		4-3		4	1	3	2	0	0	0											
Bob Oliver, R (1, 9) OBP: 0.268, SLG: 0.331	L4-3 1-2			F9		1-1 2H HR		4-3		4	1	1	3	0	0	2											
Dennis Paepke, R (1, 2) OBP: 0.236, SLG: 0.287	K			L8		5-3			6-3	4	0	0	0	0	1	1											
Chuck Harrison, R (1, 3) OBP: 0.257, SLG: 0.283			6-3		K	F9		5-3		4	0	0	0	0	1	0											
Bobby Knoop, R (1, 4) OBP: 0.277, SLG: 0.280			F8		F9	F8		6-3		4	0	0	0	0	0	0											
Dick Drago, R (1, 1) OBP: 0.217, SLG: 0.173			6-3				F9			2	0	0	0	1	0	0											
Inning Stats	R: 0 E: 0 K: 0 S: 3	H: 1 LOB: 0 BB: 0 P: 3	R: 0 E: 0 K: 1 S: 5	H: 1 LOB: 0 BB: 0 P: 5	R: 0 E: 0 K: 0 S: 3	H: 0 LOB: 0 BB: 0 P: 3	R: 2 E: 0 K: 0 S: 6	H: 3 LOB: 1 BB: 0 P: 6	R: 0 E: 0 K: 1 S: 5	H: 0 LOB: 1 BB: 1 P: 9	R: 4 E: 1 K: 0 S: 7	H: 3 LOB: 0 BB: 0 P: 7	R: 0 E: 0 K: 1 S: 5	H: 0 LOB: 0 BB: 0 P: 5	R: 0 E: 0 K: 0 S: 3	H: 0 LOB: 0 BB: 0 P: 3		R: 0 E: 0 K: 0 S: 3	H: 0 LOB: 0 BB: 0 P: 3	1B: 6 2B: 2 3B: 0 HR: 1	SF: 0 SAC: 0 DP: 2 HBP: 0	WP: 0 PB: 0 SB: 0 CS: 0	PA: 35				
PITCHER	IP	WLS	BF	H	R	ER	SO	BB	IBB	HBP	BLK	WP	HR	S	P	ERA	WHIP										
Clyde Wright, L (1, 1) ERA: 3.05 Jim Maloney, R (9, 1) ERA: 5.04	8.0	L	32	8	6	5	3	1	0	0	0	0	1	37	41	5.62	1.125										


AB	34
R	6
H	8
RBI	6
BB	1
SO	3
LOB	7




Batter	1	2	3	4	5	6	7	8	9	AB	R	H	RBI	BB	SO	LOB	BOTTOM										
Sandy Alomar Sr., S (1, 6) OBP: 0.297, SLG: 0.311	G3				4-3					4	0	2	0	0	0	0	Kansas City Royals @ California Angels Anaheim Stadium, Anaheim, CA Tue Sep 21 1971, 10:05 PM EDT Alt. 6, 084 - Unknown - 73 F										
Mickey Rivers, L (1, 8) OBP: 0.322, SLG: 0.344	G3		2B			F8		F2		4	0	0	0	0	2												
Jim Fregosi, R (1, 7) OBP: 0.311, SLG: 0.314	F5			1B BB		F2			6-3	3	0	0	0	1	0												
Ken McMullen, R (1, 5) OBP: 0.310, SLG: 0.388		5-3		F9		K			HR	4	1	1	1	0	1												
Jim Spencer, L (1, 3) OBP: 0.305, SLG: 0.398		F7		F8			F9		1-3	4	0	0	0	0	1												
Billy Parker, R (1, 4) OBP: 0.295, SLG: 0.395					1-3 1B		6-3		2B 1B	4	1	3	0	0	0												
Roger Repoz, L (1, 9) OBP: 0.328, SLG: 0.364					F2		4-3		1-1 2B	4	0	1	1	0	1												
Jeff Torborg, R (1, 2) OBP: 0.234, SLG: 0.262 John Stephenson, L (8, PH) OBP: 0.276, SLG: 0.314 (9, 2)			5-3				5-3		F8	2	0	0	0	0	0												
Clyde Wright, R (1, 1) OBP: 0.194, SLG: 0.198 Tommye Reynolds, R (8, PH) OBP: 0.296, SLG: 0.300 Jim Maloney, L (9, 1) OBP: 0.200, SLG: 0.200				K			6-3		F7	2	0	0	0	0	1												
Inning Stats	R: 0 E: 0 K: 0 S: 3	H: 0 LOB: 0 BB: 0 P: 3	R: 0 E: 0 K: 1 S: 6	H: 1 LOB: 1 BB: 0 P: 6	R: 0 E: 0 K: 1 S: 4	H: 1 LOB: 2 BB: 1 P: 8	R: 0 E: 0 K: 0 S: 3	H: 0 LOB: 0 BB: 0 P: 3	R: 0 E: 0 K: 1 S: 5	H: 0 LOB: 0 BB: 0 P: 5	R: 0 E: 0 K: 0 S: 3	H: 0 LOB: 0 BB: 0 P: 3	R: 0 E: 0 K: 0 S: 4	H: 1 LOB: 1 BB: 0 P: 4	R: 2 E: 0 K: 0 S: 6	H: 3 LOB: 1 BB: 0 P: 6		1B: 3 2B: 2 3B: 1 HR: 1	SF: 0 SAC: 0 DP: 0 HBP: 0	WP: 0 PB: 0 SB: 0 CS: 0	PA: 35						
PITCHER	IP	WLS	BF	H	R	ER	SO	BB	IBB	HBP	BLK	WP	HR	S	P	ERA	WHIP										
Dick Drago, R (1, 1)	9.0	W	35	7	2	2	3	1	0	0	0	0	1	40	44	2.00	0.889										

AB	34
R	2
H	7
RBI	2
BB	1
SO	3
LOB	8



Batter	1	2	3	4	5	6	7	8	9	AB	R	H	RBI	BB	SO	LOB	TOP										
Freddie Patek, R OBP: 0.328, SLG: 0.377 (1, 6)	0-3 K	4-0 BB			0-0 1-3			0-0 4-3	4-0 1B 1B	3	1	0	0	2	1	0	Kansas City Royals @ California Angels Anaheim Stadium, Anaheim, CA Wed Sep 22 1971, 10:05 PM EDT Att: 5,030 - Unknown - 73 F AB 38 R 10 H 11 RBI 10 BB 7 SO 7 LOB 17 										
Paul Schaaf, R OBP: 0.387, SLG: 0.403 (1, 5)	4-0 1B BB	0-0 P4			4-0 BB			0-0 6-3	0-0 1B 1B	3	2	1	1	2	0	2											
Amos Otis, R OBP: 0.347, SLG: 0.446 (1, 8)	0-0 F7				0-0 F7			0-0 E6 FC6-4	0-0 1B 1B	5	1	1	2	0	0	2											
Lou Piniella, R OBP: 0.302, SLG: 0.360 (1, 7)	0-0 1B				0-0 G6-4-3 1B			0-0 FC6-4 1-2	0-0 K	5	0	3	0	0	1	3											
Bob Oliver, R OBP: 0.270, SLG: 0.332 (1, 9)	0-0 1B				0-0 G6-4-3 1-2			0-0 F8 1-2	0-0 E4 1B 1B	5	2	2	3	0	0	2											
Dennis Paepke, R OBP: 0.233, SLG: 0.281 (9, PR)	0-3 K				0-0 L7			0-3 K	0-0 1B 1B	3	0	0	0	1	2	2											
Bobby Floyd, R OBP: 0.268, SLG: 0.240 (9, 4)	0-3 K				0-0 L7			0-0 K	0-0 1B 1B	0	2	0	0	1	0	0											
Chuck Harrison, R OBP: 0.268, SLG: 0.289 (1, 3)		4-0 BB BB			0-0 L7			0-0 P6	0-0 FC6-4 1B	4	0	2	1	1	0	0											
Bobby Knoop, R OBP: 0.272, SLG: 0.275 (9, PH)	0-0 F9				0-0 6-3			0-0 1-3	0-0 FC6-4 1B	3	0	0	0	0	0	1											
Gail Hopkins, L OBP: 0.373, SLG: 0.436 (9, PR)	0-0 F9				0-0 6-3			0-0 1-3	0-0 FC6-4 1B	1	0	0	1	0	0	2											
Joe Keough, L OBP: 0.321, SLG: 0.330 (9, PR)	0-0 F9				0-0 6-3			0-0 1-3	0-0 FC6-4 1B	1	1	1	1	0	0	0											
Buck Martinez, R OBP: 0.256, SLG: 0.212 (9, 2)	0-0 F9				0-0 6-3			0-0 1-3	0-0 FC6-4 1B	0	0	0	0	0	0	0											
Mike Hedlund, R OBP: 0.119, SLG: 0.092 (7, 1)	0-3 K				0-0 K			0-0 F8	0-0 FC6-4 1B 2B	3	0	0	0	0	2	1											
Ted Abernathy, R OBP: 0.091, SLG: 0.091 (9, PH)	0-3 K				0-0 K			0-0 F8	0-0 FC6-4 1B 2B	2	1	1	1	0	1	2											
Sandy Valdespino, L OBP: 0.377, SLG: 0.558 (9, 1)	0-3 K				0-0 K			0-0 F8	0-0 FC6-4 1B 2B	0	0	0	0	0	0	0											
Tom Burgmeier, L OBP: 0.286, SLG: 0.350 (9, 1)	0-3 K				0-0 K			0-0 F8	0-0 FC6-4 1B 2B	0	0	0	0	0	0	0											
Inning Stats	R: 1 E: 0 K: 2 S: 9	H: 2 LOB: 2 BB: 1 P: 13	R: 0 E: 0 K: 1 S: 5	H: 0 LOB: 2 BB: 2 P: 13	R: 0 E: 0 K: 0 S: 3	H: 1 LOB: 0 BB: 0 P: 3	R: 0 E: 0 K: 0 S: 3	H: 0 LOB: 0 BB: 0 P: 3	R: 0 E: 0 K: 1 S: 5	H: 1 LOB: 1 BB: 1 P: 5	R: 0 E: 0 K: 0 S: 3	H: 0 LOB: 0 BB: 0 P: 3	R: 0 E: 1 K: 0 S: 4	H: 0 LOB: 1 BB: 0 P: 4	R: 0 E: 1 K: 2 S: 15	H: 7 LOB: 3 BB: 3 P: 27	1B: 10 2B: 1 3B: 0 HR: 0	SF: 0 SAC: 0 DP: 1 HBP: 0	WP: 1 PB: 0 CS: 1	PA: 45							
PITCHER	IP	WLS	BF	H	R	ER	SO	BB	IBB	HBP	BLK	WP	HR	S	P	ERA	WHIP										
Rudy May, L ERA: 3.04	7.0		27	4	1	1	5	4	0	0	0	0	0	33	49	1.29	1.143										
Lloyd Allen, R ERA: 2.56	1.0	L	7	1	3	3	0	1	0	0	0	0	0	6	10	27.00	2.000										
Dave LaRoche, L ERA: 2.17	0.1		5	3	2	1	0	0	1	0	0	0	0	4	8	27.00	9.000										
Mel Queen, R ERA: 1.92	0.2		6	3	4	2	2	1	0	0	0	1	0	9	13	27.00	6.000										

Batter	1	2	3	4	5	6	7	8	9	AB	R	H	RBI	BB	SO	LOB	BOTTOM										
Sandy Alomar Sr., S OBP: 0.295, SLG: 0.309 (1, 6)	0-3 K		0-0 F8		0-0 1-3			0-0 P6	0-0 F7	5	0	0	0	0	1	2	Kansas City Royals @ California Angels Anaheim Stadium, Anaheim, CA Wed Sep 22 1971, 10:05 PM EDT Att: 5,030 - Unknown - 73 F AB 34 R 3 H 7 RBI 3 BB 3 SO 1 LOB 16 										
Mickey Rivers, L OBP: 0.324, SLG: 0.345 (1, 8)	0-0 F9		0-0 1B		0-0 F8		0-0 2B 1B	0-0 B1	0-0 1-3	5	1	2	0	0	0	1											
Jim Fregosi, R OBP: 0.313, SLG: 0.320 (9, 1)	0-0 F9		0-0 3-1		0-0 F8		0-0 1B 1B	0-0 1-3	0-0 1-3	4	1	2	1	0	0	2											
Lloyd Allen, R OBP: 0.313, SLG: 0.500 (9, 1)	0-0 F9		0-0 3-1		0-0 F8		0-0 1B 1B	0-0 1-3	0-0 1-3	0	0	0	0	0	0	0											
Dave LaRoche, L OBP: 0.167, SLG: 0.091 (9, 1)	0-0 F9		0-0 3-1		0-0 F8		0-0 1B 1B	0-0 1-3	0-0 1-3	0	0	0	0	0	0	0											
Mel Queen, L OBP: 0.293, SLG: 0.296 (9, PH)	0-0 F9		0-0 3-1		0-0 F8		0-0 1B 1B	0-0 1-3	0-0 1-3	1	0	0	0	0	0	1											
Tommie Reynolds, R OBP: 0.293, SLG: 0.296 (9, PH)	0-0 F9		0-0 3-1		0-0 F8		0-0 1B 1B	0-0 1-3	0-0 1-3	4	1	1	0	0	0	1											
Ken McMullen, R OBP: 0.310, SLG: 0.387 (1, 5)	0-0 F9		0-0 3-1		0-0 F8		0-0 1B 1B	0-0 1-3	0-0 1-3	4	1	1	0	0	0	1											
Jim Spencer, L OBP: 0.306, SLG: 0.397 (1, 3)	4-0 BB		4-0 BB		4-0 BB		0-0 F3	0-0 P4	0-0 P4	2	0	0	0	2	0	2											
Billy Parker, R OBP: 0.292, SLG: 0.383 (1, 4)	0-0 L6		0-0 P3		0-0 P3		0-0 1B 1B	0-0 F8	0-0 F8	4	0	1	1	0	0	2											
Roger Repoz, L OBP: 0.330, SLG: 0.363 (1, 9)	0-0 1-3		0-0 L4		0-0 L4		0-0 1B 1B	0-0 HBP	0-0 HBP	3	0	1	1	0	0	2											
Art Kusnyer, R OBP: 0.182, SLG: 0.182 (1, 2)			0-0 5-3		0-0 5-3		0-0 6-3	0-0 1-3	0-0 1-3	4	0	0	0	0	0	3											
Rudy May, L OBP: 0.206, SLG: 0.172 (7, PH)	4-0 BB		4-0 BB		4-0 BB		0-0 4-3	0-0 F7	0-0 HBP	1	0	0	0	1	0	0											
Tony Gonzalez, L OBP: 0.309, SLG: 0.316 (8, 7)	4-0 BB		4-0 BB		4-0 BB		0-0 4-3	0-0 F7	0-0 HBP	1	0	0	0	0	0	0											
Ken Berry, R OBP: 0.272, SLG: 0.308 (8, 7)	4-0 BB		4-0 BB		4-0 BB		0-0 4-3	0-0 F7	0-0 HBP	0	0	0	0	0	0	0											
Inning Stats	R: 0 E: 0 K: 1 S: 5	H: 0 LOB: 0 BB: 0 P: 5	R: 0 E: 0 K: 0 S: 3	H: 0 LOB: 1 BB: 1 P: 7	R: 0 E: 0 K: 0 S: 4	H: 1 LOB: 2 BB: 1 P: 8	R: 0 E: 0 K: 0 S: 3	H: 0 LOB: 1 BB: 1 P: 7	R: 0 E: 0 K: 0 S: 3	H: 0 LOB: 0 BB: 0 P: 3	R: 2 E: 0 K: 0 S: 7	H: 4 LOB: 2 BB: 0 P: 7	R: 1 E: 0 K: 0 S: 5	H: 2 LOB: 1 BB: 0 P: 5	R: 0 E: 0 K: 0 S: 3	H: 0 LOB: 1 BB: 0 P: 4	R: 0 E: 0 K: 0 S: 3	H: 0 LOB: 1 BB: 0 P: 4	1B: 6 2B: 1 3B: 0 HR: 0	SF: 0 SAC: 0 DP: 0 HBP: 2	WP: 0 PB: 0 SB: 0 CS: 0	PA: 39					
PITCHER	IP	WLS	BF	H	R	ER	SO	BB	IBB	HBP	BLK	WP	HR	S	P	ERA	WHIP										
Mike Hedlund, R ERA: 2.73	6.2		30	7	3	3	1	3	0	0	0	0	0	29	41	4.05	1.500										
Ted Abernathy, R ERA: 2.45	1.1	W	5	0	0	0	0	0	0	1	0	0	0	4	5	0.00	0.000										
Tom Burgmeier, L ERA: 1.77	1.0	S	4	0	0	0	0	0	0	1	0	0	0	3	4	0.00	0.000										

Batter	1	2	3	4	5	6	7	8	9	AB	R	H	RBI	BB	SO	LOB	TOP										
Cesar Tovar, R OBP: 0.353, SLG: 0.363 (1, 9)										5	0	3	3	0	1	2	Minnesota Twins @ Kansas City Royals Municipal Stadium, Kansas City, MO Sat Sep 25 1971, 4:33 AM EDT Unknown - 68 F										
Steve Braun, L OBP: 0.346, SLG: 0.346 (1, 5)										5	1	2	1	0	1	3											
Harmon Killebrew, R OBP: 0.390, SLG: 0.471 (1, 3)										2	1	1	2	3	0	2											
Rod Carew, L OBP: 0.353, SLG: 0.373 (1, 4)										4	1	2	0	1	0	2											
Leo Cardenas, R OBP: 0.327, SLG: 0.433 (1, 6)										4	0	1	0	0	0	4											
Jim Holt, L OBP: 0.294, SLG: 0.320 (1, 8)										5	1	2	1	0	0	1											
Steve Brye, R OBP: 0.267, SLG: 0.310 (1, 7)										4	2	2	0	1	0	3											
Phil Roof, R OBP: 0.278, SLG: 0.272 (1, 2)										2	1	0	0	2	0	2											
Bert Blyleven, R OBP: 0.144, SLG: 0.136 (1, 1)										4	0	0	0	0	4	7											
Inning Stats	R: 0 E: 0 K: 0 S: 3	H: 1 LOB: 2 BB: 2 P: 11	R: 0 E: 2 K: 1 S: 8	H: 0 LOB: 2 BB: 1 P: 12	R: 0 E: 0 K: 1 S: 4	H: 0 LOB: 0 BB: 1 P: 8	R: 2 E: 0 K: 1 S: 8	H: 3 LOB: 2 BB: 1 P: 12	R: 0 E: 0 K: 0 S: 5	H: 1 LOB: 0 BB: 0 P: 5	R: 2 E: 0 K: 0 S: 5	H: 3 LOB: 0 BB: 0 P: 5	R: 2 E: 0 K: 1 S: 8	H: 3 LOB: 2 BB: 1 P: 12	R: 1 E: 0 K: 0 S: 4	H: 2 LOB: 0 BB: 0 P: 4	1B: 9 2B: 3 3B: 0 HR: 1	SF: 0 SAC: 1 DP: 5 HBP: 0	WP: 1 PB: 0 SB: 1 CS: 0	PA: 43							
PITCHER	IP	WLS	BF	H	R	ER	SO	BB	IBB	HBP	BLK	WP	HR	S	P	ERA	WHIP										
Al Fitzmorris, R ERA: 4.1 (1, 1)	7.0	L	32	8	4	4	5	6	0	0	0	1	1	36	60	5.14	2.000										
Roger Nelson, R ERA: 5.29 (8, 1)	2.0		11	5	3	3	1	1	0	0	0	0	0	12	16	13.50	3.000										

Batter	1	2	3	4	5	6	7	8	9	AB	R	H	RBI	BB	SO	LOB	BOTTOM										
Bobby Floyd, R OBP: 0.254, SLG: 0.226 (1, 6)										3	0	0	0	0	0	1	Minnesota Twins @ Kansas City Royals Municipal Stadium, Kansas City, MO Sat Sep 25 1971, 4:33 AM EDT Unknown - 68 F										
Lou Piniella, R (7, PH) OBP: 0.303, SLG: 0.362 (8, 7)										4	0	2	0	0	0	1											
Sandy Valdespino, L OBP: 0.356, SLG: 0.562 (1, 7)										0	0	0	0	0	0	0											
Roger Nelson, R OBP: 0.429, SLG: 0.333 (8, 1)										3	0	1	1	1	0	1											
Paul Schaal, R OBP: 0.388, SLG: 0.403 (1, 5)										4	0	1	0	0	0	4											
Gail Hopkins, L OBP: 0.371, SLG: 0.433 (1, 3)										4	0	1	0	0	2	5											
Ed Kirkpatrick, L OBP: 0.308, SLG: 0.331 (1, 8)										4	1	1	0	0	1	2											
Rich Severson, R OBP: 0.348, SLG: 0.250 (1, 4)										4	0	2	0	0	0	0											
Buck Martinez, R OBP: 0.233, SLG: 0.189 (1, 2)										4	0	0	0	0	0	3											
Al Fitzmorris, S OBP: 0.238, SLG: 0.244 (1, 1)										2	1	1	0	0	0	0											
Freddie Patek, R (7, PH) OBP: 0.327, SLG: 0.376 (8, 6)										2	0	0	0	0	0	0											
Inning Stats	R: 0 E: 0 K: 1 S: 6	H: 1 LOB: 2 BB: 1 P: 10	R: 0 E: 0 K: 0 S: 3	H: 0 LOB: 0 BB: 0 P: 3	R: 1 E: 0 K: 0 S: 6	H: 3 LOB: 0 BB: 0 P: 6	R: 1 E: 0 K: 0 S: 4	H: 2 LOB: 0 BB: 0 P: 4	R: 0 E: 0 K: 0 S: 3	H: 0 LOB: 0 BB: 0 P: 3	R: 0 E: 0 K: 2 S: 9	H: 2 LOB: 2 BB: 0 P: 9	R: 0 E: 0 K: 0 S: 4	H: 1 LOB: 1 BB: 0 P: 4	R: 0 E: 0 K: 0 S: 3	H: 1 LOB: 0 BB: 0 P: 3	R: 0 E: 0 K: 0 S: 3	H: 0 LOB: 0 BB: 0 P: 3	1B: 10 2B: 0 3B: 0 HR: 0	SF: 0 SAC: 0 DP: 2 HBP: 0	WP: 0 PB: 0 SB: 0 CS: 0	PA: 36					
PITCHER	IP	WLS	BF	H	R	ER	SO	BB	IBB	HBP	BLK	WP	HR	S	P	ERA	WHIP										
Bert Blyleven, R ERA: 2.91 (1, 1)	9.0	W	36	10	2	2	3	1	0	0	0	0	0	41	45	2.00	1.222										

AB	35
R	7
H	13
RBI	7
BB	7
SO	6
LOB	26



AB	35
R	2
H	10
RBI	1
BB	1
SO	3
LOB	17



Batter	1	2	3	4	5	6	7	8	9	AB	R	H	RBI	BB	SO	LOB	TOP								
Cesar Tovar, R OBP: 0.355, SLG: 0.367 (1, 9)	F9			1B	3B	2H		L3		5	2	3	1	0	0	2									
Rod Carew, L OBP: 0.354, SLG: 0.377 (1, 4)	6-3			1B	3B	F8			K	5	1	2	1	0	1	1									
Harmon Killebrew, R OBP: 0.389, SLG: 0.468 (1, 3)	K			1B	K				6-3	5	1	1	1	0	3	1									
Steve Brye, R OBP: 0.263, SLG: 0.295 (1, 8)		F9		K	K			4-3		4	0	0	0	1	2	3									
Leo Cardenas, R OBP: 0.324, SLG: 0.430 (1, 6)	6-3			SF9	K					3	0	0	1	0	1	2									
Rick Renick, R OBP: 0.341, SLG: 0.297 (1, 7)	5-3			HBP				1-3		4	2	2	0	0	0	0									
Eric Soderholm, R OBP: 0.318, SLG: 0.264 (1, 5)			K	2B		F4		E		3	0	1	0	0	1	1	AB 37								
George Mitterwald, R OBP: 0.314, SLG: 0.390 (1, 2)			K					E9		4	0	2	2	0	1	1	R 7								
Jim Kaat, L OBP: 0.185, SLG: 0.200 (1, 1)			K		F2			F5		4	1	0	0	0	1	4	H 11								
Inning Stats	R: 0 E: 0 K: 1 S: 5	H: 0 LOB: 0 BB: 5	R: 0 E: 0 K: 0 S: 3	H: 0 LOB: 0 BB: 3	R: 0 E: 0 K: 3 S: 9	H: 0 LOB: 0 BB: 9	R: 4 E: 0 K: 1 S: 10	H: 5 LOB: 2 BB: 0 P: 11	R: 1 E: 0 K: 3 S: 11	H: 2 LOB: 1 BB: 0 P: 11	R: 2 E: 1 K: 0 S: 6	H: 3 LOB: 1 BB: 0 P: 6	R: 0 E: 0 K: 1 S: 4	H: 0 LOB: 0 BB: 1 P: 8	R: 0 E: 1 K: 0 S: 5	H: 1 LOB: 2 BB: 0 P: 5	R: 0 E: 0 K: 1 S: 5	H: 0 LOB: 0 BB: 5	1B: 7 2B: 3 3B: 1 HR: 0	SF: 1 SAC: 0 DP: 0 HBP: 1	WP: 0 PB: 0 SB: 1 CS: 0	PA: 41			
PITCHER	IP	WLS	BF	H	R	ER	SO	BB	IBB	HBP	BLK	WP	HR	S	P	ERA	WHIP								
Paul Spittorf, L ERA: 2.68 (1, 1)	3.2	L	17	5	4	4	5	0	0	1	0	0	0	26	27	9.82	1.364								
Bill Butler, L ERA: 3.45 (4, 1)	1.1		6	2	1	1	3	0	0	0	0	0	0	12	12	6.75	1.500								
Bruce Dal Canton, R ERA: 3.44 (6, 1)	1.0		6	3	2	0	0	0	0	0	0	0	0	6	6	0.00	3.000								
Ted Abernathy, R ERA: 2.42 (7, 1)	1.0		3	0	0	0	1	1	0	0	0	0	0	4	8	0.00	1.000								
Lance Clemens, L ERA: 4.13 (8, 1)	2.0		8	1	0	0	1	0	0	0	0	0	0	10	10	0.00	0.500								

Minnesota Twins @ Kansas City Royals
Municipal Stadium, Kansas City, MO
Sat Sep 25 1971, 4:38 AM EDT
Att. 7,191 - Unknown - 75 F

AB 37
R 7
H 11
RBI 6
BB 1
SO 10
LOB 15



Batter	1	2	3	4	5	6	7	8	9	AB	R	H	RBI	BB	SO	LOB	BOTTOM								
Freddie Patek, R OBP: 0.325, SLG: 0.373 (1, 6)	F3		K		F9			5-3		4	0	0	0	0	1	2									
Paul Schaaf, R OBP: 0.387, SLG: 0.400 (1, 5)			F9		F2			4-3		3	0	0	0	1	0	2									
Amos Otis, R OBP: 0.346, SLG: 0.445 (1, 8)	F8			1B		K		F7		4	0	1	0	0	1	1									
Gail Hopkins, L OBP: 0.370, SLG: 0.431 (1, 3)	F4			G1-6-3		6-3			P1	4	0	1	0	0	0	1									
Lou Piniella, R OBP: 0.305, SLG: 0.363 (1, 7)		1B		G1-6-3		F9		1B		4	0	2	0	0	0	2									
Bob Oliver, R OBP: 0.270, SLG: 0.332 (1, 9)				F7		K		K		4	0	1	0	0	2	2									
Dennis Paepke, R OBP: 0.245, SLG: 0.287 (1, 2)						K		1B		4	0	2	0	0	1	1	AB 34								
Bobby Knoop, R OBP: 0.272, SLG: 0.280 (1, 4)		6-3			K			2B		4	0	1	0	0	1	4	R 0								
Paul Spittorf, L OBP: 0.157, SLG: 0.125 (4, 1)										1	0	0	0	0	0	0	H 9								
Bill Butler, L OBP: 0.077, SLG: 0.080 (5, PH)										0	0	0	0	0	0	0	RBI 0								
Rich Severson, R OBP: 0.075, SLG: 0.099 (8, 1)										0	0	0	0	0	0	0	BB 1								
Bruce Dal Canton, R OBP: 0.090, SLG: 0.097 (7, 1)										0	0	0	0	0	0	0	SO 6								
Ted Abernathy, R OBP: 0.090, SLG: 0.097 (7, PH)										0	0	0	0	0	0	0	LOB 16								
Chuck Harrison, R OBP: 0.066, SLG: 0.077 (8, 1)										1	0	0	0	0	0	0									
Lance Clemens, L OBP: 0.236, SLG: 1.000 (8, 1)										0	0	0	0	0	0	0									
Inning Stats	R: 0 E: 0 K: 0 S: 3	H: 0 LOB: 1 BB: 1 P: 7	R: 0 E: 0 K: 0 S: 4	H: 2 LOB: 0 BB: 0 P: 4	R: 0 E: 0 K: 1 S: 5	H: 0 LOB: 0 BB: 0 P: 5	R: 0 E: 0 K: 0 S: 4	H: 2 LOB: 1 BB: 0 P: 4	R: 0 E: 0 K: 1 S: 7	H: 2 LOB: 2 BB: 0 P: 7	R: 0 E: 0 K: 1 S: 5	H: 0 LOB: 0 BB: 0 P: 5	R: 0 E: 0 K: 2 S: 8	H: 1 LOB: 1 BB: 0 P: 8	R: 0 E: 0 K: 0 S: 3	H: 0 LOB: 0 BB: 0 P: 3	R: 0 E: 0 K: 1 S: 7	H: 2 LOB: 2 BB: 0 P: 7	1B: 8 2B: 1 3B: 0 HR: 0	SF: 0 SAC: 0 DP: 1 HBP: 0	WP: 0 PB: 0 SB: 1 CS: 0	PA: 35			
PITCHER	IP	WLS	BF	H	R	ER	SO	BB	IBB	HBP	BLK	WP	HR	S	P	ERA	WHIP								
Jim Kaat, L ERA: 3.37 (1, 1)	9.0	W	35	9	0	0	6	1	0	0	0	0	0	46	50	0.00	1.111								

Minnesota Twins @ Kansas City Royals
Municipal Stadium, Kansas City, MO
Sat Sep 25 1971, 4:38 AM EDT
Att. 7,191 - Unknown - 75 F

AB 34
R 0
H 9
RBI 0
BB 1
SO 6
LOB 16



Batter	1	2	3	4	5	6	7	8	9	AB	R	H	RBI	BB	SO	LOB	TOP					
Cesar Tovar, R OBP: 0.357, SLG: 0.369 (1, 9)										5	2	3	0	0	1	1	Minnesota Twins @ Kansas City Royals Municipal Stadium, Kansas City, MO Sun Sep 26 1971, 4:33 AM EDT Unknown - 83 F livebaseballscores.com					
Steve Braun, L OBP: 0.347, SLG: 0.344 (1, 5)										4	1	1	0	1	0	2						
Harmon Killebrew, R OBP: 0.390, SLG: 0.474 (1, 3)										4	1	2	2	1	1	3						
Rod Carew, L OBP: 0.356, SLG: 0.379 (1, 4)										5	0	3	1	0	1	1						
Leo Cardenas, R OBP: 0.325, SLG: 0.430 (1, 6)										5	0	2	1	0	0	4						
Jim Holt, L OBP: 0.294, SLG: 0.319 (9, PH)										4	0	1	0	0	0	3						
Rick Renick, R OBP: 0.333, SLG: 0.289 (9, 7)										1	0	0	0	0	1	2						
Steve Brye, R OBP: 0.260, SLG: 0.290 (9, 8)										5	1	1	0	0	1	4						
George Mitterwald, R OBP: 0.316, SLG: 0.392 (1, 2)										3	1	1	1	1	1	2						
Jim Perry, S OBP: 0.242, SLG: 0.185 (9, 1)										4	0	1	1	0	0	3						
Tom Hall, L OBP: 0.273, SLG: 0.281 (9, 1)										0	0	0	0	0	0	0						
Inning Stats	R: 0 E: 0 K: 0 S: 5	H: 3 LOB: 2 BB: 0 P: 5	R: 0 E: 0 K: 1 S: 6	H: 1 LOB: 1 BB: 0 P: 6	R: 2 E: 0 K: 1 S: 7	H: 2 LOB: 0 BB: 0 P: 7	R: 0 E: 1 K: 1 S: 6	H: 1 LOB: 1 BB: 0 P: 6	R: 0 E: 0 K: 1 S: 5	H: 0 LOB: 1 BB: 1 P: 9	R: 2 E: 0 K: 0 S: 6	H: 3 LOB: 1 BB: 0 P: 6	R: 0 E: 0 K: 0 S: 5	H: 2 LOB: 2 BB: 0 P: 5	R: 0 E: 0 K: 0 S: 2	H: 0 LOB: 0 BB: 1 P: 6	R: 2 E: 0 K: 2 S: 10	H: 3 LOB: 2 BB: 1 P: 14	1B: 13 2B: 1 3B: 0 HR: 1	SF: 0 SAC: 0 DP: 1 HBP: 0	WP: 1 PB: 0 SB: 0 CS: 1	PA: 43
PITCHER	IP WLS BF H R ER SO BB IBB HBP BLK WP HR S P ERA WHIP																					
Dick Drago, R ERA: 2.98 (1, 1)	8.0 L 36 12 4 4 4 4 2 0 0 0 0 1 1 42 50 4.50 1.750																					
Ted Abernathy, R ERA: 2.94 (9, 1)	0.1 5 3 2 2 1 1 0 0 0 0 0 0 6 10 54.00 12.000																					
Tom Burgmeier, L ERA: 1.75 (9, 1)	0.2 2 0 0 0 1 0 0 0 0 0 0 0 4 4 0.00 0.000																					

Batter	1	2	3	4	5	6	7	8	9	AB	R	H	RBI	BB	SO	LOB	BOTTOM					
Freddie Patek, R OBP: 0.323, SLG: 0.371 (1, 6)										4	0	0	0	0	0	1	Minnesota Twins @ Kansas City Royals Municipal Stadium, Kansas City, MO Sun Sep 26 1971, 4:33 AM EDT Unknown - 83 F livebaseballscores.com					
Sandy Valdespino, L OBP: 0.361, SLG: 0.542 (1, 9)										4	0	0	0	0	0	0						
Amos Otis, R OBP: 0.345, SLG: 0.443 (1, 8)										4	0	1	0	0	0	0						
Gail Hopkins, L OBP: 0.368, SLG: 0.439 (1, 3)										4	1	1	1	0	0	1						
Paul Schaaf, R OBP: 0.385, SLG: 0.397 (1, 5)										4	0	0	0	0	0	1						
Lou Piniella, R OBP: 0.308, SLG: 0.368 (1, 7)										3	1	2	0	0	0	0						
Ed Kirkpatrick, L OBP: 0.319, SLG: 0.332 (1, 2)										2	0	1	0	0	0	1						
Buck Martinez, R OBP: 0.250, SLG: 0.211 (7, 2)										1	0	1	0	0	0	0						
Bobby Knoop, R OBP: 0.267, SLG: 0.277 (1, 4)										2	0	0	1	0	0	1						
Dick Drago, R OBP: 0.212, SLG: 0.169 (8, PH)										2	0	0	0	0	1	0						
Joe Keough, L OBP: 0.319, SLG: 0.328 (9, 1)										1	0	0	0	0	0	1						
Ted Abernathy, R OBP: 0.091, SLG: 0.091 (9, 1)										0	0	0	0	0	0	0						
Tom Burgmeier, L OBP: 0.286, SLG: 0.350 (9, 1)										0	0	0	0	0	0	0						
Inning Stats	R: 0 E: 0 K: 0 S: 3	H: 0 LOB: 0 BB: 0 P: 3	R: 0 E: 0 K: 0 S: 4	H: 1 LOB: 1 BB: 0 P: 4	R: 0 E: 0 K: 0 S: 3	H: 0 LOB: 0 BB: 0 P: 3	R: 1 E: 0 K: 0 S: 4	H: 1 LOB: 0 BB: 0 P: 4	R: 0 E: 0 K: 0 S: 3	H: 1 LOB: 0 BB: 0 P: 3	R: 0 E: 0 K: 1 S: 5	H: 0 LOB: 0 BB: 0 P: 5	R: 0 E: 0 K: 0 S: 3	H: 0 LOB: 0 BB: 0 P: 3	R: 1 E: 0 K: 0 S: 5	H: 2 LOB: 1 BB: 0 P: 5	R: 0 E: 0 K: 0 S: 4	H: 1 LOB: 1 BB: 0 P: 4	1B: 4 2B: 1 3B: 0 HR: 1	SF: 1 SAC: 0 DP: 0 HBP: 0	WP: 0 PB: 0 SB: 0 CS: 1	PA: 32
PITCHER	IP WLS BF H R ER SO BB IBB HBP BLK WP HR S P ERA WHIP																					
Jim Perry, R ERA: 4.23 (1, 1)	8.0 W 28 5 2 2 1 0 0 0 0 0 0 1 30 30 2.25 0.625																					
Tom Hall, L ERA: 3.3 (9, 1)	1.0 S 4 1 0 0 0 0 0 0 0 0 0 0 4 4 0.00 1.000																					

Batter	1	2	3	4	5	6	7	8	9	AB	R	H	RBI	BB	SO	LOB	TOP							
Eric Soderholm, R (1, 5) OBP: 0.314, SLG: 0.281	F5		F5			F7		1B 2B		4	1	1	1	0	0	1	Minnesota Twins @ Kansas City Royals Municipal Stadium, Kansas City, MO Sun Sep 26 1971, 4:38 AM EDT Att: 12,338 - Unknown							
Rich Reese, L (1, 9) OBP: 0.289, SLG: 0.349	F5		K			4-3		F8		3	0	0	0	0	1	1								
Cesar Tovar, R (8, PH) OBP: 0.356, SLG: 0.368	F5									1	0	0	0	0	0	1								
Harmon Killebrew, R (1, 3) OBP: 0.390, SLG: 0.471	F7									3	0	0	0	1	2	0								
Danny Thompson, R (8, PR) OBP: 0.338, SLG: 0.298										0	0	0	0	0	0	0								
Hal Haydel, R (8, 1) OBP: 0.333, SLG: 0.333								1B BB		0	0	0	0	0	0	0								
Rod Carew, L (1, 4) OBP: 0.358, SLG: 0.382		G3 SH5-3 1B								4	0	3	1	0	0	0								
Leo Cardenas, R (1, 6) OBP: 0.323, SLG: 0.428		SH5-3 1-2								3	0	0	0	0	1	3								
Jim Holt, L (1, 8) OBP: 0.291, SLG: 0.316		G3 2-3								4	0	0	0	0	0	2								
Steve Brye, R (1, 7) OBP: 0.250, SLG: 0.278		F5								4	0	0	0	0	0	1								
Rick Dempsey, R (1, 2) OBP: 0.357, SLG: 0.385										4	1	2	0	0	1	0								
Steve Luebber, R (1, 1) OBP: 0.053, SLG: 0.053										2	0	0	0	0	1	1								
Ray Corbin, R (5, 1) OBP: 0.250, SLG: 0.206										0	0	0	0	0	0	0								
Steve Braun, L (8, PH) OBP: 0.349, SLG: 0.346										1	1	1	1	0	0	0								
Inning Stats	R: 0 E: 0 K: 0 S: 3	H: 0 LOB: 0 BB: 0 P: 3	R: 0 E: 0 K: 0 S: 4	H: 1 LOB: 1 BB: 0 P: 4	R: 0 E: 0 K: 2 S: 8	H: 1 LOB: 1 BB: 0 P: 8	R: 0 E: 0 K: 2 S: 8	H: 1 LOB: 1 BB: 0 P: 8	R: 0 E: 0 K: 1 S: 5	H: 0 LOB: 0 BB: 0 P: 5	R: 0 E: 0 K: 1 S: 5	H: 0 LOB: 0 BB: 0 P: 5	R: 0 E: 0 K: 0 S: 3	H: 0 LOB: 0 BB: 0 P: 3	R: 3 E: 0 K: 0 S: 7	H: 4 LOB: 2 BB: 1 P: 11	R: 0 E: 0 K: 0 S: 3	H: 0 LOB: 0 BB: 0 P: 3	1B: 5 2B: 2 3B: 0 HR: 0	SF: 0 SAC: 1 DP: 0 HBP: 0	WP: 0 PB: 0 SB: 0 CS: 0	PA: 35		
PITCHER	IP WLS BF H R ER SO BB IBB HBP BLK WP HR S P ERA WHIP	7.1 W 28 6 3 3 6 0 0 0 0 0 0 40 40 3.68 0.818	0.1 S 3 1 0 0 0 1 0 0 0 0 0 2 6 0.00 6.000	1.1 S 4 0 0 0 0 0 0 0 0 0 0 4 4 0.00 0.000																				

AB	33
R	3
H	7
RBI	3
BB	1
SO	6
LOB	10



Batter	1	2	3	4	5	6	7	8	9	AB	R	H	RBI	BB	SO	LOB	BOTTOM							
Bobby Floyd, R (1, 6) OBP: 0.250, SLG: 0.211	K		F7			L6-3 2B BB		F8		4	1	0	0	1	1	3	Minnesota Twins @ Kansas City Royals Municipal Stadium, Kansas City, MO Sun Sep 26 1971, 4:38 AM EDT Att: 12,338 - Unknown							
Paul Schaaf, R (1, 5) OBP: 0.386, SLG: 0.400	F8		6-3 1B			1B 2B		5-3		4	1	2	2	0	0	0								
Joe Keough, L (1, 8) OBP: 0.319, SLG: 0.328	K		6-3 1-2 2-3			2B SF9 1B		3-1		4	1	1	1	0	1	2								
Gail Hopkins, L (1, 3) OBP: 0.367, SLG: 0.439		F5	F6			SF9 2B		E3		4	0	1	0	0	0	2								
Lou Piniella, R (1, 7) OBP: 0.309, SLG: 0.367		BB 1B				5-3 IBB		5-3		3	0	1	0	1	0	1								
Bob Oliver, R (1, 9) OBP: 0.272, SLG: 0.332		4-0 1-2 BB				4-3 SF9				2	1	1	1	1	0	0								
Dennis Paepke, R (1, 2) OBP: 0.242, SLG: 0.283						2-3 3H				2	0	0	0	0	2	2								
Buck Martinez, R (5, 2) OBP: 0.244, SLG: 0.205		K				F7		SH1-3		1	0	0	0	0	0	2								
Rich Severson, R (1, 4) OBP: 0.429, SLG: 0.520		F8				2B 3B		L6-3 1B		4	1	3	1	0	0	2								
Monty Montgomery, R (1, 1) OBP: 0.256, SLG: 0.350						5-3 1B				2	0	0	0	1	0	2								
Tom Burgmeier, L (8, 1) OBP: 0.256, SLG: 0.350										0	0	0	0	0	0	0								
Ted Abernathy, R (8, 1) OBP: 0.083, SLG: 0.083										1	0	0	0	0	1	1								
Inning Stats	R: 0 E: 0 K: 2 S: 7	H: 0 LOB: 0 BB: 0 P: 7	R: 0 E: 0 K: 1 S: 6	H: 1 LOB: 2 BB: 1 P: 10	R: 0 E: 0 K: 0 S: 4	H: 1 LOB: 2 BB: 1 P: 8	R: 0 E: 0 K: 1 S: 5	H: 0 LOB: 0 BB: 0 P: 5	R: 4 E: 0 K: 0 S: 7	H: 4 LOB: 2 BB: 2 P: 15	R: 0 E: 0 K: 0 S: 3	H: 1 LOB: 0 BB: 0 P: 3	R: 0 E: 1 K: 0 S: 4	H: 0 LOB: 1 BB: 0 P: 4	R: 1 E: 0 K: 1 S: 7	H: 2 LOB: 1 BB: 0 P: 7	R: 0 E: 0 K: 0 S: 3	H: 0 LOB: 0 BB: 0 P: 3	1B: 5 2B: 3 3B: 2 HR: 0	SF: 1 SAC: 1 DP: 1 HBP: 0	WP: 0 PB: 0 SB: 0 CS: 0	PA: 37		
PITCHER	IP WLS BF H R ER SO BB IBB HBP BLK WP HR S P ERA WHIP	4.1 L 22 6 4 4 4 3 0 0 0 0 0 9 13 0.00 0.375	1.0 S 5 2 1 1 1 0 0 0 0 0 0 7 7 9.00 2.000																					

AB	31
R	5
H	9
RBI	5
BB	4
SO	5
LOB	17



Batter	1	2	3	4	5	6	7	8	9	AB	R	H	RBI	BB	SO	LOB	TOP										
Bobby Floyd, R OBP: 0.235, SLG: 0.197 (1, 6)										4	0	0	0	0	2	0	Kansas City Royals @ Oakland Athletics Oakland-Alameda County Coliseum, Oakland, CA Tue Sep 28 1971, 3:33 AM PDT Att: 1,252 - Unknown livebaseballscorecards.com										
Sandy Valdespino, L OBP: 0.339, SLG: 0.508 (1, 9)										4	0	0	0	0	2	0											
Paul Schaal, R OBP: 0.386, SLG: 0.406 (1, 5)										4	1	2	1	0	1	0											
Gail Hopkins, L OBP: 0.365, SLG: 0.435 (1, 3)										3	0	0	0	1	0	1											
Lou Piniella, R OBP: 0.309, SLG: 0.367 (1, 7)										3	0	1	0	0	0	1											
Joe Keough, L OBP: 0.316, SLG: 0.325 (1, 8)										3	0	0	0	0	0	3											
Rich Severson, R OBP: 0.387, SLG: 0.464 (1, 4)										3	0	0	0	0	1	2											
Buck Martinez, R OBP: 0.229, SLG: 0.190 (1, 2)										3	0	0	0	0	0	2											
Mike Hedlund, R OBP: 0.114, SLG: 0.088 (1, 1)										3	0	0	0	0	2	0											
Inning Stats	R: 0 E: 0 K: 0 S: 3	H: 0 LOB: 0 BB: 0 P: 3	R: 0 E: 0 K: 1 S: 6	H: 1 LOB: 2 BB: 1 P: 10	R: 0 E: 0 K: 2 S: 7	H: 0 LOB: 0 BB: 0 P: 7	R: 0 E: 0 K: 0 S: 4	H: 1 LOB: 1 BB: 0 P: 4	R: 0 E: 0 K: 1 S: 5	H: 0 LOB: 0 BB: 0 P: 5	R: 1 E: 0 K: 1 S: 6	H: 1 LOB: 0 BB: 0 P: 6	R: 0 E: 0 K: 0 S: 3	H: 0 LOB: 0 BB: 0 P: 3	R: 0 E: 0 K: 1 S: 5	H: 0 LOB: 0 BB: 0 P: 5	R: 0 E: 0 K: 2 S: 7	H: 0 LOB: 0 BB: 0 P: 7	1B: 2 2B: 0 3B: 0 HR: 1	SF: 0 SAC: 0 DP: 0 HBP: 0	WP: 0 PB: 0 SB: 0 CS: 0	PA: 31					
PITCHER	IP	WLS	BF	H	R	ER	SO	BB	IBB	HBP	BLK	WP	HR	S	P	ERA	WHIP										
Catfish Hunter, R ERA: 2.96 (1, 1)	7.0	W	25	3	1	1	5	1	0	0	0	0	1	34	38	1.29	0.571										
Rollie Fingers, R ERA: 2.99 (8, 1)	1.0		3	0	0	0	1	0	0	0	0	0	0	5	5	0.00	0.000										
Darold Knowles, L ERA: 3.71 (9, 1)	1.0	S	3	0	0	0	2	0	0	0	0	0	0	7	7	0.00	0.000										

Batter	1	2	3	4	5	6	7	8	9	AB	R	H	RBI	BB	SO	LOB	BOTTOM										
Bert Campaneris, R OBP: 0.289, SLG: 0.325 (1, 6)										4	0	1	0	0	0	0	Kansas City Royals @ Oakland Athletics Oakland-Alameda County Coliseum, Oakland, CA Tue Sep 28 1971, 3:33 AM PDT Att: 1,252 - Unknown livebaseballscorecards.com										
Joe Rudi, R OBP: 0.304, SLG: 0.386 (1, 7)										4	0	0	0	0	1	1											
Reggie Jackson, L OBP: 0.355, SLG: 0.512 (1, 9)										3	1	1	1	0	2	0											
Mike Epstein, L OBP: 0.367, SLG: 0.413 (1, 3)										2	1	1	1	1	1	0											
Mike Hegan, L OBP: 0.345, SLG: 0.349 (8, 3)										0	0	0	0	0	0	0											
Sal Bando, R OBP: 0.378, SLG: 0.453 (1, 5)										2	0	0	0	1	0	1											
Rollie Fingers, R OBP: 0.239, SLG: 0.212 (8, 1)										0	0	0	0	0	0	0											
Darold Knowles, L OBP: 0.100, SLG: 0.100 (9, 1)										0	0	0	0	0	0	0											
Angel Mangual, R OBP: 0.326, SLG: 0.365 (1, 8)										2	0	0	0	1	0	1											
Dave Duncan, R OBP: 0.309, SLG: 0.421 (1, 2)										3	0	0	0	0	1	1											
Dick Green, R OBP: 0.316, SLG: 0.346 (1, 4)										3	0	0	0	0	0	0											
Catfish Hunter, R OBP: 0.362, SLG: 0.408 (1, 1)										2	0	0	0	0	0	0											
Larry Brown, R OBP: 0.237, SLG: 0.232 (8, 5)										1	0	0	0	0	0	0											
Inning Stats	R: 0 E: 0 K: 1 S: 5	H: 0 LOB: 0 BB: 0 P: 5	R: 0 E: 0 K: 0 S: 2	H: 0 LOB: 2 BB: 2 P: 10	R: 0 E: 0 K: 0 S: 3	H: 0 LOB: 0 BB: 0 P: 3	R: 1 E: 0 K: 2 S: 8	H: 1 LOB: 1 BB: 1 P: 12	R: 0 E: 0 K: 0 S: 3	H: 0 LOB: 0 BB: 0 P: 3	R: 0 E: 0 K: 1 S: 5	H: 0 LOB: 0 BB: 0 P: 5	R: 1 E: 0 K: 1 S: 6	H: 1 LOB: 0 BB: 0 P: 6	R: 0 E: 0 K: 0 S: 4	H: 1 LOB: 1 BB: 0 P: 4	R: 0 E: 0 K: 0 S: 2	H: 0 LOB: 0 BB: 0 P: 7	1B: 1 2B: 0 3B: 0 HR: 2	SF: 0 SAC: 0 DP: 1 HBP: 0	WP: 0 PB: 0 SB: 0 CS: 0	PA: 29					
PITCHER	IP	WLS	BF	H	R	ER	SO	BB	IBB	HBP	BLK	WP	HR	S	P	ERA	WHIP										
Mike Hedlund, R ERA: 2.71 (1, 1)	8.0	L	29	3	2	2	5	3	0	0	0	0	2	36	48	2.25	0.750										

Batter	1	2	3	4	5	6	7	8	9	AB	R	H	RBI	BB	SO	LOB	TOP										
Bobby Floyd, R OBP: 0.233, SLG: 0.197 (1, 6)										5	0	1	0	0	2	1	Kansas City Royals @ Oakland Athletics Oakland-Alameda County Coliseum, Oakland, CA Wed Sep 29 1971, 3:33 AM PDT Att: 1,415 - Unknown livebaseballscorecards.com										
Paul Schaaf, R OBP: 0.387, SLG: 0.412 (1, 5)										4	1	2	2	0	0	0											
Ed Kirkpatrick, L OBP: 0.308, SLG: 0.332 (1, 8)										4	1	1	0	0	0	2											
Gail Hopkins, L OBP: 0.364, SLG: 0.431 (1, 3)										3	1	0	0	1	0	1											
Lou Piniella, R OBP: 0.311, SLG: 0.368 (1, 7)										4	1	2	1	0	0	1											
Bob Oliver, R OBP: 0.277, SLG: 0.351 (1, 9)										3	2	2	4	1	0	1											
Buck Martinez, R OBP: 0.231, SLG: 0.196 (1, 2)										4	0	1	0	0	0	0											
Rich Severson, R OBP: 0.364, SLG: 0.433 Bobby Knoop, R OBP: 0.270, SLG: 0.286 (5, 4)										2	0	0	0	0	1	2											
Al Fitzmorris, S OBP: 0.244, SLG: 0.273 Ted Abernathy, R OBP: 0.077, SLG: 0.077 Tom Burgmeier, L OBP: 0.286, SLG: 0.350 (9, 1)										3	1	1	0	0	2	0											
Inning Stats	R: 1 E: 0 K: 0 S: 4	H: 1 LOB: 0 BB: 0 P: 4	R: 0 E: 0 K: 0 S: 3	H: 1 LOB: 1 BB: 1 P: 7	R: 0 E: 0 K: 1 S: 5	H: 0 LOB: 0 BB: 0 P: 5	R: 2 E: 0 K: 0 S: 4	H: 1 LOB: 0 BB: 1 P: 8	R: 1 E: 0 K: 0 S: 7	H: 3 LOB: 1 BB: 0 P: 7	R: 2 E: 0 K: 0 S: 5	H: 2 LOB: 0 BB: 0 P: 5	R: 0 E: 0 K: 2 S: 7	H: 0 LOB: 0 BB: 0 P: 7	R: 1 E: 0 K: 0 S: 4	H: 2 LOB: 0 BB: 0 P: 4		R: 0 E: 0 K: 2 S: 8	H: 1 LOB: 1 BB: 0 P: 8	1B: 6 2B: 2 3B: 0 HR: 3	SF: 0 SAC: 0 DP: 2 HBP: 0	WP: 0 PB: 0 SB: 0 CS: 0	PA: 37				
PITCHER	IP	WLS	BF	H	R	ER	SO	BB	IBB	HBP	BLK	WP	HR	S	P	ERA	WHIP										
Chuck Dobson, R ERA: 3.81 Diego Segui, R ERA: 3.14 Mudcat Grant, R ERA: 3.17 Bob Locker, R ERA: 2.88 (9, 1)	6.0		26	8	6	6	2	2	0	0	0	0	3	28	36	9.00	1.667										

Batter	1	2	3	4	5	6	7	8	9	AB	R	H	RBI	BB	SO	LOB	BOTTOM										
Bert Campaneris, R OBP: 0.287, SLG: 0.323 Dwain Anderson, R OBP: 0.372, SLG: 0.378 (7, 6)										2	0	0	1	0	0	0	Kansas City Royals @ Oakland Athletics Oakland-Alameda County Coliseum, Oakland, CA Wed Sep 29 1971, 3:33 AM PDT Att: 1,415 - Unknown livebaseballscorecards.com										
Joe Rudi, R OBP: 0.304, SLG: 0.386 Diego Segui, R OBP: 0.122, SLG: 0.149 Mike Hegan, L OBP: 0.340, SLG: 0.345 (8, 3)										3	0	1	0	0	0	0											
Reggie Jackson, L OBP: 0.352, SLG: 0.508 (1, 9)										5	0	0	0	0	2	5											
Tommy Davis, R OBP: 0.363, SLG: 0.411 Mudcat Grant, R OBP: 0.333, SLG: 0.364 Curt Blefary, L OBP: 0.308, SLG: 0.365 (9, 7)										3	1	1	0	0	0	1											
Sal Bando, R OBP: 0.377, SLG: 0.452 Larry Brown, R OBP: 0.239, SLG: 0.234 (6, 5)										2	1	1	1	0	0	1											
Angel Mangual, R OBP: 0.324, SLG: 0.362 Rick Monday, L OBP: 0.335, SLG: 0.439 Bob Locker, S (9, 1)										2	0	0	0	0	0	0											
Dave Duncan, R OBP: 0.307, SLG: 0.419 Gene Tenace, R OBP: 0.381, SLG: 0.430 (6, 2)										2	0	0	0	0	0	0											
Dick Green, R OBP: 0.320, SLG: 0.354 (1, 4)										4	2	3	2	0	0	0											
Chuck Dobson, R OBP: 0.225, SLG: 0.273 Adrian Garrett, L OBP: 0.308, SLG: 0.286 George Hendrick, R OBP: 0.254, SLG: 0.289 (9, 8)										0	0	0	0	0	0	0											
Inning Stats	R: 0 E: 0 K: 1 S: 6	H: 1 LOB: 1 BB: 0 P: 6	R: 0 E: 0 K: 0 S: 3	H: 0 LOB: 0 BB: 0 P: 3	R: 1 E: 0 K: 0 S: 4	H: 1 LOB: 0 BB: 0 P: 4	R: 0 E: 0 K: 0 S: 3	H: 0 LOB: 0 BB: 0 P: 3	R: 0 E: 0 K: 0 S: 3	H: 0 LOB: 0 BB: 0 P: 3	R: 3 E: 0 K: 0 S: 6	H: 2 LOB: 1 BB: 1 P: 10	R: 2 E: 1 K: 1 S: 9	H: 3 LOB: 2 BB: 0 P: 9	R: 2 E: 1 K: 1 S: 7	H: 2 LOB: 2 BB: 1 P: 11		1B: 6 2B: 3 3B: 0 HR: 0	SF: 1 SAC: 2 DP: 0 HBP: 0	WP: 1 PB: 0 SB: 0 CS: 0	PA: 40						
PITCHER	IP	WLS	BF	H	R	ER	SO	BB	IBB	HBP	BLK	WP	HR	S	P	ERA	WHIP										
Al Fitzmorris, R ERA: 4.17 Ted Abernathy, R ERA: 2.59 Tom Burgmeier, L ERA: 1.73 (9, 1)	6.2	L	11	4	4	0	1	0	1	0	0	0	0	12	16	0.00	3.000										