

Kansas City Royals - 1972

Batter	1	2	3	4	5	6	7	8	9	10	11	AB R H RBI BB SO LOB	TOP			
Walt Williams, R (1, 9) OBP: 0.800, SLG: 1.000	0-0 5-3		0-0 1B			0-0 1B		0-0 2B		4-0 FC6-4 BB		4 0 3 0 1 0 0	Chicago White Sox @ Kansas City Royals Municipal Stadium, Kansas City, MO Sat Apr 15 1972, 4:33 AM EST Att. 8,749 - Cloudy - 51 F			
Mike Andrews, R (1, 4)	0-0 F8		0-0 F7			0-3 K		0-0 5-3		0-0 FC6-4		5 0 0 0 0 1 5				
Dick Allen, R (1, 3) OBP: 0.400, SLG: 1.000	0-0 F8					4-0 G6-4-3 BB						4 1 1 1 1 0 0				
Bill Melton, R (1, 5) OBP: 0.200, SLG: 0.200		0-0 1-3 1B				0-0 F3						5 0 1 0 0 0 2				
Carlos May, L (1, 7) OBP: 0.200, SLG: 0.200		0-3 K				0-0 PO 1B						5 0 1 0 0 1 1				
Rick Reichardt, R (1, 8)		0-0 1-3				0-0 PO						4 0 0 0 0 0 1				
Ed Herrmann, L (1, 2) OBP: 0.250, SLG: 0.250 Jim Qualls, S (10, PR) Tom Egan, R (10, 2)		0-0 4-3				0-0 G3						4 0 1 0 0 0 1 0 0 0 0 0 0 0 0 0 0 0 0 0 0				
Luis Alvarado, R (1, 6)			0-3 K			0-0 E6						4 0 0 0 0 1 1				
Wilbur Wood, R (1, 1) Jorge Orta, L (10, PH) Bart Johnson, R (10, 1)			0-3 K			0-3 K						3 0 0 0 0 3 1 1 0 0 0 0 1 1 0 0 0 0 0 0 0				
Inning Stats	R: 0 H: 0 E: 0 LOB: 0 K: 0 BB: 0 S: 3 P: 3	R: 0 H: 1 E: 0 LOB: 1 K: 1 BB: 0 S: 6 P: 6	R: 0 H: 1 E: 0 LOB: 1 K: 2 BB: 0 S: 8 P: 8	R: 0 H: 1 E: 0 LOB: 0 K: 0 BB: 0 S: 3 P: 3	R: 0 H: 0 E: 1 LOB: 1 K: 1 BB: 0 S: 6 P: 6	R: 0 H: 1 E: 0 LOB: 1 K: 1 BB: 1 S: 5 P: 9	R: 0 H: 0 E: 0 LOB: 0 K: 0 BB: 0 S: 3 P: 3	R: 0 H: 1 E: 0 LOB: 1 K: 1 BB: 0 S: 6 P: 6	R: 1 H: 1 E: 0 LOB: 0 K: 0 BB: 0 S: 4 P: 4	R: 0 H: 1 E: 0 LOB: 2 K: 1 BB: 1 S: 6 P: 10	R: 0 H: 0 E: 0 LOB: 0 K: 0 BB: 0 S: 3 P: 3	1B: 5 SF: 0 2B: 1 SAC: 0 3B: 0 DP: 1 HR: 1 HBP: 0		WP: 0 PA: 42 PB: 0 SB: 1 CS: 0		
PITCHER	IP WLS BF H R ER SO BB IBB HBP BLK WP HR S P ERA WHIP															
Dick Drago, R (1, 1) ERA: 1.0	9.0	33	6	1	1	6	1	0	0	0	0	0	0	0	1.00	0.778
Roger Nelson, R (10, 1) ERA:	0.1	2	1	0	0	0	0	0	0	0	0	0	0	2	0.00	3.000
Tom Burgmeier, L (10, 1) ERA:	1.2	W 6	0	0	0	1	1	0	0	0	0	0	0	7	0.00	0.600

AB	39
R	1
H	7
RBI	1
BB	2
SO	7
LOB	13



Batter	1	2	3	4	5	6	7	8	9	10	11	AB R H RBI BB SO LOB
Steve Hovley, L (1, 8) OBP: 0.500, SLG: 0.500	0-0 5-3 E 1B		0-0 F8			0-0 1B		4-0 BB		0-3 K		4 0 2 0 1 1 0
Paul Schaal, R (1, 5)	0-0 E5 5-3 1-2			0-3 K		0-3 K		0-3 K 1-2		4-0 SH1-4 WP 1B BB		4 1 0 0 1 3 3
Cookie Rojas, R (1, 4)	0-0 5-3 1-2 2-3			0-0 F5		0-0 F2		0-0 1-3		0-0 SH1-4 1-3		4 0 0 0 0 0 3
Lou Piniella, R (1, 7) OBP: 0.400, SLG: 0.600	0-0 F4			0-0 2B		0-0 1B 1-3			0-0 F3		0-0 F2 1-3	5 0 2 0 0 0 2
John Mayberry, L (1, 3) OBP: 0.200, SLG: 0.200		0-0 F8		0-0 F7		0-0 6-3			0-0 F6		0-0 1B 3-H	5 0 1 1 0 0 3
Bob Oliver, R (1, 9) OBP: 0.250, SLG: 1.000		0-0 F9			0-0 5-3		0-0 F9		0-0 HR			4 1 1 1 0 0 0
Jerry May, R (1, 2) OBP: 0.250, SLG: 0.500		0-0 F5			0-0 2B		0-0 5-3		0-0 F4			4 0 1 0 0 0 0
Bobby Floyd, R (1, 6) OBP: 0.250, SLG: 0.250			0-0 4-3		0-3 K		0-0 1B			0-0 F7		4 0 1 0 0 1 1
Dick Drago, R (1, 1) Roger Nelson, R (10, 1) Tom Burgmeier, L (10, 1)			0-0 F9		0-3 K		0-0 1-3			0-3 K		3 0 0 0 0 1 2 0 0 0 0 0 0 0 1 0 0 0 0 1 0

Inning Stats	R: 0	H: 1	R: 0	H: 0	R: 0	H: 0	R: 0	H: 1	R: 0	H: 2	R: 0	H: 1	R: 0	H: 0	R: 1	H: 1	R: 0	H: 0	R: 1	H: 1	R: 0	H: 0	R: 1	H: 1	1B: 5	SF: 0	WP: 1	PA: 41
	E: 1	LOB: 1	E: 0	LOB: 0	E: 0	LOB: 1	E: 0	LOB: 1	E: 0	LOB: 2	E: 0	LOB: 1	E: 0	LOB: 0	E: 0	LOB: 0	E: 0	LOB: 0	E: 0	LOB: 1	E: 0	LOB: 0	E: 0	LOB: 1	2B: 2	SAC: 1	PB: 0	
	K: 0	BB: 0	K: 0	BB: 0	K: 0	BB: 0	K: 2	BB: 0	K: 1	BB: 0	K: 0	BB: 0	K: 1	BB: 1	K: 0	BB: 0	K: 1	BB: 1	K: 0	BB: 1	K: 2	BB: 0	K: 0	BB: 1	3B: 0	DP: 0	SB: 0	
	S: 4	P: 4	S: 3	P: 3	S: 3	P: 6	S: 8	P: 8	S: 7	P: 7	S: 4	P: 4	S: 4	P: 8	S: 4	P: 4	S: 7	P: 7	S: 3	P: 7	S: 7	P: 7	S: 3	P: 7	HR: 1	HBP: 0	CS: 0	
PITCHER	IP	WLS	BF	H	R	ER	SO	BB	IBB	HBP	BLK	WP	HR	S	P	ERA	WHIP											
Wilbur Wood, L (1, 1) ERA: 1.0	9.0		34	7	1	1	5	1	0	0	0	0	1	43	47	1.00	0.889											
Bart Johnson, R (10, 1) ERA: 5.4	1.2	L	7	1	1	1	2	1	0	0	0	1	0	10	14	5.40	1.200											


BOTTOM

Chicago White Sox @ Kansas City Royals
Municipal Stadium, Kansas City, MO

Sat Apr 15 1972, 4:33 AM EST
Att. 8,749 - Cloudy - 51 F

livebaseballscorecards.com

AB	38
R	2
H	8
RBI	2
BB	2
SO	7
LOB	14



Batter	1	2	3	4	5	6	7	8	9	AB R H RBI BB SO LOB	TOP									
Walt Williams, R (1, 9) OBP: 0.556, SLG: 0.625	0-0 5-3	0-0 1-2 1B		0-0 6-3			0-0 5-3			4 0 1 0 0 0 1	<p>Chicago White Sox @ Kansas City Royals</p> <p>Municipal Stadium, Kansas City, MO</p> <p>Sun Apr 16 1972, 4:33 AM EST Unknown - 68 F</p>									
Mike Andrews, R (1, 4) OBP: 0.111, SLG: 0.111	0-0 FC5-4 1B	0-0 F9			0-0 F9		0-0 F7			4 0 1 0 0 0 2										
Dick Allen, R (1, 3) OBP: 0.444, SLG: 0.750	0-0 FC5-4 BB 1-2f		0-0 L6-4 BB 1B		0-0 S 1B		0-3 K			4 0 2 0 0 1 1										
Bill Melton, R (1, 5) OBP: 0.333, SLG: 0.143	4-0 1-2 BB		4-0 1-2 BB		0-0 L6		0-0 F8			2 0 0 0 2 0 1										
Rick Reichardt, R (1, 8)	0-3 K		0-0 L6-4 2-3		0-0 6-3 1-2		0-3 K			4 0 0 0 0 2 5										
Carlos May, L (1, 7) OBP: 0.333, SLG: 0.250		0-0 PB 1B	0-0 4-3		4-0 CS BB		0-0 F4			3 0 1 0 1 0 1										
Tom Egan, R (1, 2) OBP: 0.250, SLG: 0.250		0-0 6-3 1-H 1B		0-0 4-3		0-0 F7		0-0 F9		4 1 1 0 0 0 1										
Luis Alvarado, R (1, 6) OBP: 0.167, SLG: 0.167		0-0 6-3		0-0 SH2-4 1B		0-0 F7		0-3 K		2 0 1 0 0 0 1										
Jorge Orta, L (6, PH) (6, 6)										2 0 0 0 0 1 1										
Stan Bahnsen, R (1, 1) OBP: 1.000, SLG: 1.000		0-0 3-H 1B		0-0 SH2-4 1-2		0-0 CS 1-2	0-0 6-3			1 0 1 1 0 0 0										
Rich Gossage, R (5, 1)										0 0 0 0 0 0 0										
Pat Kelly, L (6, PH)										0 0 0 0 0 0 0										
Steve Kealey, R (6, 1)										0 0 0 0 0 0 0										
Jim Qualls, S (7, PH)										1 0 0 0 0 0 0										
Vicente Romo, R (7, 1)										0 0 0 0 0 0 0										
Inning Stats	R: 0 E: 0 K: 1 S: 6	H: 1 LOB: 2 BB: 1 P: 10	R: 1 E: 0 K: 0 S: 6	H: 4 LOB: 2 BB: 0 P: 6	R: 0 E: 0 K: 0 S: 3	H: 1 LOB: 1 BB: 1 P: 7	R: 0 E: 0 K: 0 S: 4	H: 1 LOB: 1 BB: 0 P: 4	R: 0 E: 0 K: 0 S: 2	H: 0 LOB: 0 BB: 1 P: 6	R: 0 E: 0 K: 0 S: 3	H: 0 LOB: 0 BB: 0 P: 3	R: 0 E: 0 K: 2 S: 7	H: 0 LOB: 0 BB: 0 P: 7	R: 0 E: 0 K: 1 S: 5	H: 0 LOB: 0 BB: 0 P: 5	1B: 8 2B: 1 3B: 0 HR: 0	SF: 0 SAC: 1 DP: 1 HBP: 0	WP: 0 PB: 1 SB: 1 CS: 1	PA: 36
PITCHER	IP WLS BF H R ER SO BB IBB HBP BLK WP HR S P ERA WHIP																			
Paul Splittorf, L (1, 1) ERA: 1.8	5.0 W 23 8 1 1 1 2 0 0 0 0 0 0 23 31 1.80 2.000																			
Bruce Dal Canton, R (6, 1) ERA:	4.0 S 12 0 0 0 3 1 0 0 0 0 0 0 17 21 0.00 0.250																			

livebaseballscorecards.com

AB	31
R	1
H	8
RBI	1
BB	3
SO	4
LOB	14



BOTTOM

Chicago White Sox @ Kansas City Royals
Municipal Stadium, Kansas City, MO

AB	31
R	2
H	8
RBI	2
BB	3
SO	3
LOB	22



WP: 0	PA: 36
PB: 0	
SB: 0	
CS: 0	

Sun Apr 16 1972, 4:33 AM EST
Unknown - 68 F

AB R H RBI BB SO LOB

2	1	1	0	1	0	0
4	0	1	0	0	0	3
4	1	2	1	0	0	0
3	0	1	0	1	1	2
2	0	0	0	1	0	1
4	0	2	1	0	0	5
4	0	0	0	0	0	4
4	0	0	0	0	0	6
2	0	1	0	0	0	0
2	0	0	0	0	2	1

1B: 6	SF: 0
2B: 2	SAC: 0
3B: 0	DP: 3
HR: 0	HBP: 2

WP	HR	S	P	ERA	WHIP
0	0	0	0	0.00	1.000
0	0	0	0	0.00	1.000
0	0	0	0	0.00	1.000

Batter	1	2	3	4	5	6	7	8	9
Paul Schaal, R OBP: 0.444, SLG: 0.167 (1, 5)	F8		1B BB	FC4-6 HBP		G4-6-3 1B			
Cookie Rojas, R OBP: 0.125, SLG: 0.125 (1, 4)	5-3		HBP 1B	FC4-6		G4-6-3			
Amos Otis, R OBP: 0.500, SLG: 0.500 (1, 8)	F9		HBP 1B						
John Mayberry, L OBP: 0.333, SLG: 0.375 (1, 3)		K	F5						
Lou Piniella, R OBP: 0.444, SLG: 0.429 (1, 7)	F8		HBP						
Bob Oliver, R OBP: 0.375, SLG: 0.875 (1, 9)	E 1B		F8						
Jerry May, R OBP: 0.125, SLG: 0.250 (1, 2)	E6								
Bobby Floyd, R OBP: 0.125, SLG: 0.125 (1, 6)	G3								
Paul Splitterf, L OBP: 0.500, SLG: 0.500 (1, 1)			4-3						
Bruce Dal Canton, R (6, 1)				HBP 1B					

Inning Stats	R: 0 H: 0 E: 0 K: 3 S: 3	R: 0 H: 1 E: 1 K: 1 S: 7	R: 1 H: 2 E: 0 K: 0 S: 5	R: 0 H: 1 E: 0 K: 0 S: 4	R: 1 H: 2 E: 1 K: 0 S: 5	R: 0 H: 1 E: 0 K: 1 S: 5	R: 0 H: 0 E: 0 K: 0 S: 2	R: 0 H: 1 E: 0 K: 1 S: 6
--------------	--------------------------	--------------------------	--------------------------	--------------------------	--------------------------	--------------------------	--------------------------	--------------------------

PITCHER	IP	WLS	BF	H	R	ER	SO	BB	IBB	HBP	BLK	WP	HR	S	P	ERA	WHIP
Stan Bahnsen, R ERA: 4.5 (1, 1)	4.0	L	22	6	2	2	1	1	0	0	0	0	0	21	27	4.50	1.750
Rich Gossage, R ERA: (5, 1)	1.0		4	0	0	0	0	1	0	0	0	0	0	3	7	0.00	1.000
Steve Kealey, R ERA: (6, 1)	1.0		3	1	0	0	1	0	0	0	0	0	0	5	5	0.00	1.000
Vicente Romo, R ERA: (7, 1)	2.0		7	1	0	0	1	1	0	0	0	0	0	8	12	0.00	1.000

Batter	1	2	3	4	5	6	7	8	9	10	AB R H RBI BB SO LOB	TOP																									
Pat Kelly, L (1, 9) OBP: 0.400, SLG: 0.600	0-0 G3-6 1B		0-0 F8		0-0 E4 CS		0-0 4-3 2B		0-0 E1 1B 2B		5 1 2 0 0 0 0	Chicago White Sox @ Kansas City Royals Municipal Stadium, Kansas City, MO Sun Apr 16 1972, 4:38 AM EST Att. 11,378 - Unknown - 73 F livebaseballscorecards.com																									
Jorge Orta, L (1, 6) OBP: 0.167, SLG: 0.167 Walt Williams, R (7, PH) OBP: 0.500, SLG: 0.556 Luis Alvarado, R (7, 6) OBP: 0.167, SLG: 0.167 Rick Reichardt, R (9, PH) OBP: 0.111, SLG: 0.111 Bart Johnson, R (9, 1)	0-0 G3-6		0-0 BB 1B		0-3 K		0-0 4-3		0-0 2B 1B		3 0 1 0 0 1 2 1 0 0 0 0 0 1 0 0 0 0 0 0 0 1 0 1 0 0 0 0 0 0 0 0 0 0 0																										
Dick Allen, R (1, 3) OBP: 0.500, SLG: 0.750	0-0 L3		4-0 BB 1-2			0-0 1B 1B		0-3 K	0-0 2B		4 1 2 1 1 1 1																										
Bill Melton, R (1, 5) OBP: 0.286, SLG: 0.167		0-0 5-3	0-0 F6			0-0 WP 1B 1B		0-0 F5	0-0 F7		5 0 1 0 0 0 4																										
Carlos May, L (1, 7) OBP: 0.357, SLG: 0.308		0-0 SH1-3 1B 1B	0-0 L3			0-3 K		0-0 F9	0-0 G3-6-3 1B		5 1 2 0 0 1 4																										
Mike Andrews, R (1, 4) OBP: 0.231, SLG: 0.167		0-0 SH1-3		0-3 K		0-0 WP 1B		4-0 BB	0-0 F9		3 0 1 1 1 1 1																										
Jay Johnstone, L (1, 8)		4-0 1B BB		0-0 3-1		4-0 1-2 2-3 BB		0-3 K	0-0 G3-6-3		3 0 0 0 2 1 2																										
Ed Hermann, L (1, 2) OBP: 0.250, SLG: 0.250		0-0 1-3 2-H 1B		0-0 F6		0-0 F5		0-0 4-3			4 0 1 1 0 0 4																										
Tom Bradley, R (1, 1) Terry Forster, L (6, 1) Jim Qualls, S (9, PH) Rich Morales, R (9, 6)		0-0 6-3		0-3 K		0-0 F3		0-0 5-3			3 0 0 0 0 1 5 0 0 0 0 0 0 0 1 0 0 0 0 0 0 0 0 0 0 0 0 0																										
Inning Stats	R: 0 E: 0 K: 0 S: 3	H: 1 LOB: 0 BB: 0 P: 3	R: 1 E: 0 K: 0 S: 5	H: 2 LOB: 2 BB: 1 P: 9	R: 0 E: 0 K: 0 S: 4	H: 1 LOB: 2 BB: 1 P: 8	R: 0 E: 0 K: 1 S: 5	H: 0 LOB: 0 BB: 0 P: 5	R: 0 E: 1 K: 2 S: 7	H: 3 LOB: 3 BB: 1 P: 12	R: 0 E: 0 K: 1 S: 6		H: 1 LOB: 1 BB: 0 P: 6	R: 0 E: 0 K: 1 S: 5	H: 0 LOB: 1 BB: 1 P: 9	R: 1 E: 1 K: 0 S: 5	H: 2 LOB: 1 BB: 0 P: 5	R: 0 E: 0 K: 0 S: 3	H: 1 LOB: 0 BB: 0 P: 3	1B: 9 2B: 2 3B: 0 HR: 0	SF: 0 SAC: 1 DP: 2 HBP: 0	WP: 1 PB: 0 SB: 0 CS: 1	PA: 43														
PITCHER	IP WLS BF H R ER SO BB IBB HBP BLK WP HR S P ERA WHIP																																				
Monty Montgomery, R (1, 1) ERA: 3.38	5.1	24	7	2	2	4	2	0	0	0	0	0	0	30	38	3.38	1.688																				
Jim Rooker, L ERA:	1.0	5	1	0	0	0	1	0	0	0	1	0	4	8	0.00	2.000																					
Ted Abernathy, R ERA:	2.2	11	2	1	0	2	1	0	0	0	0	0	14	18	0.00	1.125																					
Tom Burgmeier, L (10, 1) ERA:	1.0	W 3	1	0	0	0	0	0	0	0	0	0	3	3	0.00	1.000																					

AB	38
R	3
H	11
RBI	3
BB	4
SO	6
LOB	24



BOTTOM

Chicago White Sox @ Kansas City Royals
Municipal Stadium, Kansas City, MO

Sun Apr 16 1972, 4:38 AM EST
Att. 11,378 - Unknown - 73 F

livebaseballscorecards.com

AB	34
R	4
H	8
RBI	4
BB	4
SO	8
LOB	13



WP	1	PA	40
PB	0		
SB	1		
CS	1		

AB	R	H	RBI	BB	SO	LOB
3	2	0	0	2	0	1

4	1	1	0	1	0	2
---	---	---	---	---	---	---

1	0	0	0	0	0	0
4	0	2	2	0	1	1

4	0	1	0	0	0	2
---	---	---	---	---	---	---

4	1	3	1	0	0	1
---	---	---	---	---	---	---

4	0	1	1	0	1	3
---	---	---	---	---	---	---

3	0	0	0	1	1	3
---	---	---	---	---	---	---

4	0	0	0	0	3	0
---	---	---	---	---	---	---

1	0	0	0	0	1	0
0	0	0	0	0	0	0
1	0	0	0	0	1	0
1	0	0	0	0	0	0

1B	8	SF	0
2B	0	SAC	1
3B	0	DP	2
HR	0	HBP	0

Batter	1	2	3	4	5	6	7	8	9	10
Paul Schaal, R (1, 5) OBP: 0.429, SLG: 0.111	F9		FC1-5-4-5 1B		F8		WP BB			4-3 1B BB
Cookie Rojas, R (1, 4) OBP: 0.231, SLG: 0.167	F8		1B BB			1B FC1-4	F7			4-3
Amos Otis, R (1, 8) OBP: 0.400, SLG: 0.400 Steve Hovley, L (3, 8) OBP: 0.556, SLG: 0.500	L4		1-3 2-H 1B			F7				1-2 1B
John Mayberry, L (1, 3) OBP: 0.308, SLG: 0.333		E4 1B	F8			1-3 1B FC1-4				2-H 1B
Lou Piniella, R (1, 7) OBP: 0.538, SLG: 0.545		1-2 1B G4-6-3				1-2f 3-H 1B FC1-4				1B
Bob Oliver, R (1, 9) OBP: 0.333, SLG: 0.667		1-2f K				1-H 1B G5-4-3				F4
Ed Kirkpatrick, L (1, 2)		1-2f G4-6-3				1-2f G3				K
Bobby Floyd, R (1, 6) OBP: 0.083, SLG: 0.083			E4 SH1-4 FC1-5-4-3			1-2 K				K
Monty Montgomery, R (1, 1) Jim Rooker, R (6, 1) Ted Abernathy, R (7, 1) Tom Burgmeier, L (10, 1)			SH1-4			K				G3

Inning Stats	R: 0	H: 0	E: 0	K: 0	S: 3	R: 0	H: 1	E: 1	K: 1	S: 6	R: 1	H: 1	E: 1	K: 0	S: 5	R: 0	H: 1	E: 0	K: 0	S: 2	R: 0	H: 0	E: 0	K: 2	S: 7	R: 2	H: 3	E: 0	K: 0	S: 6	R: 0	H: 0	E: 0	K: 2	S: 7	R: 0	H: 1	E: 0	K: 1	S: 5	R: 0	H: 0	E: 0	K: 2	S: 7	R: 0	H: 1	E: 0	K: 1	S: 5	R: 1	H: 1	E: 0	K: 0	S: 3	1B: 8	SF: 0	2B: 0	3B: 0	HR: 0	WP: 1	PA: 40
--------------	------	------	------	------	------	------	------	------	------	------	------	------	------	------	------	------	------	------	------	------	------	------	------	------	------	------	------	------	------	------	------	------	------	------	------	------	------	------	------	------	------	------	------	------	------	------	------	------	------	------	------	------	------	------	------	-------	-------	-------	-------	-------	-------	--------

PITCHER	IP	WLS	BF	H	R	ER	SO	BB	IBB	HBP	BLK	WP	HR	S	P	ERA	WHIP
Tom Bradley, R (1, 1) ERA: 3.18	5.2		24	6	3	2	3	2	0	0	0	0	0	28	36	3.18	1.412
Terry Forster, L (6, 1) ERA:	2.1		8	1	0	0	3	1	0	0	0	1	0	13	17	0.00	0.857
Bart Johnson, R (9, 1) ERA: 5.4	1.2	L	7	1	1	1	2	1	0	0	0	0	0	10	14	5.40	1.200

Batter	1	2	3	4	5	6	7	8	9	AB R H RBI BB SO LOB	TOP	
Paul Schaal, R (1, 5) OBP: 0.333, SLG: 0.077	0-0 1-3		0-0 4-3		0-0 F9		0-0 1-3			4 0 0 0 0 0 1		
Cookie Rojas, R (1, 4) OBP: 0.294, SLG: 0.250	0-0 1B		0-0 F7		0-0 1-3			0-0 1B		4 0 2 0 0 0 1		
Amos Otis, R (1, 8) OBP: 0.333, SLG: 0.333	0-3 K		0-0 F6		0-0 F9			0-0 1B		4 0 1 0 0 1 2		
John Mayberry, L (1, 3) OBP: 0.294, SLG: 0.313	0-0 4-3			0-0 F9		0-0 1B		0-3 K		4 0 1 0 0 1 3		
Lou Piniella, R (1, 7) OBP: 0.412, SLG: 0.400		0-0 6-3		0-0 F7		0-0 F7		0-0 G6-4-3		4 0 0 0 0 0 3		
Bob Oliver, R (1, 9) OBP: 0.250, SLG: 0.500		0-0 F8		0-0 E5		0-0 F8		0-3 K		4 1 0 0 0 1 1		
Jerry May, R (1, 2) OBP: 0.250, SLG: 0.500		0-0 2B		0-0 1B 2B		0-0 F8		0-0 F3		4 1 2 0 0 0 1		
Bobby Floyd, R (1, 6) OBP: 0.133, SLG: 0.133 Gail Hopkins, L (9, PH)		0-0 F8		0-0 1B			0-0 L6	0-0 F8		3 0 1 2 0 0 1 1 0 0 0 0 0 0		
Mike Hedlund, R (1, 1) OBP: 0.333, SLG: 0.333 Roger Nelson, R (8, 1)			0-0 1B	0-0 1-3			0-3 K			3 0 1 0 0 1 1 0 0 0 0 0 0 0		
Inning Stats	R: 0 H: 1 E: 0 LOB: 1 K: 1 BB: 0 S: 6 P: 6	R: 0 H: 1 E: 0 LOB: 1 K: 0 BB: 0 S: 4 P: 4	R: 0 H: 1 E: 0 LOB: 1 K: 0 BB: 0 S: 4 P: 4	R: 2 H: 2 E: 1 LOB: 1 K: 0 BB: 0 S: 6 P: 6	R: 0 H: 0 E: 0 LOB: 0 K: 0 BB: 0 S: 3 P: 3	R: 0 H: 1 E: 0 LOB: 1 K: 0 BB: 0 S: 4 P: 4	R: 0 H: 0 E: 0 LOB: 0 K: 1 BB: 0 S: 5 P: 5	R: 0 H: 2 E: 0 LOB: 1 K: 1 BB: 0 S: 6 P: 6	R: 0 H: 0 E: 0 LOB: 0 K: 1 BB: 0 S: 5 P: 5	1B: 6 SF: 0 2B: 2 SAC: 0 3B: 0 DP: 1 HR: 0 HBP: 0	WP: 0 PA: 35 PB: 0 SB: 0 CS: 0	
PITCHER	IP WLS BF H R ER SO BB IBB HBP BLK WP HR S P ERA WHIP											
Denny McLain, R (1, 1) ERA:	7.0 W 30 8 2 0 2 0 0 0 0 0 0 0 34 34 0.00 1.143											
Darold Knowles, L (8, 1) ERA:	0.1 1 0 0 0 1 0 0 0 0 0 0 0 3 3 0.00 0.000											
Rollie Fingers, R (8, 1) ERA: 2.45	1.2 S 4 0 0 0 1 0 0 0 0 0 0 0 6 6 0.00 0.000											

Kansas City Royals @ Oakland Athletics
Oakland-Alameda County Coliseum, Oakland, CA

Tue Apr 18 1972, 6:05 PM PST
Att: 4,494 - Unknown - 59 F

livebaseballscorecards.com

AB 35
R 2
H 8
RBI 2
BB 0
SO 4
LOB 14



Batter	1	2	3	4	5	6	7	8	9	AB	R	H	RBI	BB	SO	LOB
Bert Campaneris, R OBP: 0.308, SLG: 0.100 (1, 6)	4-0 BB G6-4-3		4-0 BB 1B		0-0 F7		0-0 F7			2	0	0	0	2	0	2
Joe Rudi, R OBP: 0.214, SLG: 0.231 (1, 7)	0-0 G6-4-3 1-2f		0-0 BB 1B		0-3 K			0-3 K		4	0	1	0	0	2	2
Reggie Jackson, L (1, 9)	0-0 3-1		0-0 F3			0-0 F2		4-0 BB		3	0	0	0	1	0	2
Sal Bando, R OBP: 0.385, SLG: 0.273 (1, 5)		0-0 BB BLK 1B		0-0 F9		0-0 F7		0-0 F8		4	1	1	0	0	0	1
Mike Epstein, L OBP: 0.455, SLG: 0.571 (1, 3)		4-0 BB G6-4-3 1-2		0-0 HR		0-0 F8		0-0 F5		3	1	1	1	1	0	1
Mike Hegan, L (9, 3)										0	0	0	0	0	0	0
Bobby Brooks, R OBP: 0.182, SLG: 0.100 (1, 8)		0-0 G6-4-3 1-2f 2-3		0-0 5-3			0-3 K			3	0	0	0	0	1	2
Dave Duncan, R OBP: 0.429, SLG: 1.266 (1, 2)		0-3 K		0-0 F7				HR		3	1	1	1	0	1	0
Dick Green, R OBP: 0.700, SLG: 0.778 (1, 4)			0-0 SH3 CS 2B		0-0 1B		0-0 SH1-4 BB			2	0	2	0	1	0	0
Denny McLain, R (1, 1)			0-0 SH3		0-0 F3		0-0 SH1-4			1	0	0	0	0	0	1
Darold Knowles, L (8, 1)			2-3							0	0	0	0	0	0	0
Rollie Fingers, R (8, 1)										0	0	0	0	0	0	0

Inning Stats	R: 0	H: 0	E: 0	K: 0	S: 2	LOB: 0	BB: 1	P: 6	R: 1	H: 1	E: 0	K: 1	S: 5	LOB: 0	BB: 1	P: 9	R: 0	H: 2	E: 0	K: 0	S: 4	LOB: 2	BB: 1	P: 8	R: 1	H: 1	E: 0	K: 0	S: 4	LOB: 0	BB: 0	P: 4	R: 0	H: 1	E: 0	K: 1	S: 6	LOB: 1	BB: 0	P: 6	R: 0	H: 0	E: 0	K: 0	S: 3	LOB: 0	BB: 0	P: 3	R: 1	H: 1	E: 0	K: 1	S: 6	LOB: 1	BB: 1	P: 10	R: 0	H: 0	E: 0	K: 1	S: 5	LOB: 1	BB: 1	P: 9
1B: 3	SF: 0	2B: 1	SAC: 2	3B: 0	DP: 2	HR: 2	HBP: 0	WP: 0	PA: 32	1B: 3	SF: 0	2B: 1	SAC: 2	3B: 0	DP: 2	HR: 2	HBP: 0	WP: 0	PA: 32	1B: 3	SF: 0	2B: 1	SAC: 2	3B: 0	DP: 2	HR: 2	HBP: 0	WP: 0	PA: 32	1B: 3	SF: 0	2B: 1	SAC: 2	3B: 0	DP: 2	HR: 2	HBP: 0	WP: 0	PA: 32																									

PITCHER	IP	WLS	BF	H	R	ER	SO	BB	IBB	HBP	BLK	WP	HR	S	P	ERA	WHIP
Mike Hedlund, R ERA: 3.86 (1, 1)	7.0	L	28	6	3	3	3	4	0	0	1	0	2	30	46	3.86	1.429
Roger Nelson, R ERA: (8, 1)	1.0		4	0	0	0	1	1	0	0	0	0	0	5	9	0.00	1.000


BOTTOM

Kansas City Royals @ Oakland Athletics
Oakland-Alameda County Coliseum, Oakland, CA

Tue Apr 18 1972, 6:05 PM PST
Att. 4,494 - Unknown - 59 F

livebaseballscorecards.com

AB	25
R	3
H	6
RBI	2
BB	5
SO	4
LOB	11



Batter	1	2	3	4	5	6	7	8	9	AB R H RBI BB SO LOB	TOP	
Paul Schaal, R (1, 5) OBP: 0.273, SLG: 0.059	0-0 F8		0-0 G4-3-6 1-2f			0-0 4-3		0-0 FC6-4 1-2f		4 0 0 0 0 0 2	Kansas City Royals @ Oakland Athletics Oakland-Alameda County Coliseum, Oakland, CA Wed Apr 19 1972, 6:05 PM PST Unknown livebaseballscorecards.com	
Cookie Rojas, R (1, 4) OBP: 0.333, SLG: 0.350	0-0 FC6-4 1B			0-0 2B		0-0 6-3		0-0 6-3	4 0 2 0 0 0 0			
Amos Otis, R (1, 8) OBP: 0.231, SLG: 0.231	0-0 F8			0-0 F8			0-0 F9	0-0 4-3	4 0 0 0 0 0 2			
Lou Piniella, R (1, 7) OBP: 0.333, SLG: 0.316	0-0 FC6-4 1-2f			0-0 F8			0-0 5-3	0-0 1-3	4 0 0 0 0 0 2			
John Mayberry, L (1, 3) OBP: 0.300, SLG: 0.316		0-0 4-3		0-0 F9			0-0 FC4-6 1B		3 0 1 0 0 0 1			
Bob Oliver, R (1, 9) OBP: 0.211, SLG: 0.421		0-0 6-3		0-3 K			0-0 FC4-6 1-2f		3 0 0 0 0 1 1			
Jerry May, R (1, 2) OBP: 0.200, SLG: 0.400		0-0 F8			0-0 6-3			0-0 F4	3 0 0 0 0 0 0			
Bobby Floyd, R (1, 6) OBP: 0.118, SLG: 0.118 Ron Hansen, R (8, PH) (8, 6)			0-0 F8		0-0 6-3			0-0 6-3	2 0 0 0 0 0 0 1 0 0 0 0 0 0			
Dick Drago, R (1, 1) OBP: 0.250, SLG: 0.250 Al Fitzmorris, S (4, 1) Richie Scheinblum, S (8, PH) Ted Abernathy, R (8, 1)			0-0 FC6-4 1B			0-0 4-3		0-0 FC6-4 1B	1 0 1 0 0 0 0 1 0 0 0 0 0 0 1 0 1 0 0 0 0 0 0 0 0 0 0 0			
Inning Stats	R: 0 H: 1 E: 0 LOB: 1 K: 0 BB: 0 S: 4 P: 4	R: 0 H: 0 E: 0 LOB: 0 K: 0 BB: 0 S: 3 P: 3	R: 0 H: 1 E: 0 LOB: 0 K: 0 BB: 0 S: 3 P: 3	R: 0 H: 1 E: 0 LOB: 1 K: 0 BB: 0 S: 4 P: 4	R: 0 H: 0 E: 0 LOB: 0 K: 1 BB: 0 S: 5 P: 5	R: 0 H: 0 E: 0 LOB: 0 K: 0 BB: 0 S: 3 P: 3	R: 0 H: 1 E: 0 LOB: 1 K: 0 BB: 0 S: 4 P: 4	R: 0 H: 1 E: 0 LOB: 1 K: 0 BB: 0 S: 4 P: 4	R: 0 H: 0 E: 0 LOB: 0 K: 0 BB: 0 S: 3 P: 3	1B: 4 SF: 0 2B: 1 SAC: 0 3B: 0 DP: 1 HR: 0 HBP: 0		WP: 0 PA: 31 PB: 0 SB: 0 CS: 0
PITCHER Ken Holtzman, L (1, 1) ERA: 1.06	IP WLS BF H R ER SO BB IBB HBP BLK WP HR S P ERA WHIP											PITCHER IP WLS BF H R ER SO BB IBB HBP BLK WP HR S P ERA WHIP

Kansas City Royals @ Oakland Athletics
Oakland-Alameda County Coliseum, Oakland, CA
 Wed Apr 19 1972, 6:05 PM PST
 Unknown

AB 31
R 0
H 5
RBI 0
BB 0
SO 1
LOB 8



Batter	1	2	3	4	5	6	7	8	9
Bert Campaneris, R OBP: 0.235, SLG: 0.071 (1, 6)	0-0 5-3		0-0 6-3		0-3 K		0-0 5-3		
Joe Rudi, R OBP: 0.278, SLG: 0.353 (1, 7)	0-0 6-3			0-0 1B	0-0 1B 2B		0-0 F7		
Reggie Jackson, L OBP: 0.250, SLG: 0.077 (1, 9)	0-0 4-3			0-0 1B	0-3 K		0-0 5-3		
Sal Bando, R OBP: 0.412, SLG: 0.333 (1, 5)		0-0 F9		0-0 E	0-0 1B			0-0 4-3	
Mike Epstein, L OBP: 0.467, SLG: 0.545 (1, 3)		0-0 BB		0-0 E9	0-0 G3			0-0 G3	
Bobby Brooks, R OBP: 0.333, SLG: 0.167 (1, 8)		4-0 BB		0-0 3-1		0-0 6-3		4-0 BB	
Dave Duncan, R OBP: 0.273, SLG: 0.818 (1, 2)		0-0 G5-4-3		0-0 3-1		0-0 6-3		0-0 F7	
Dick Green, R OBP: 0.615, SLG: 0.667 (1, 4)			0-0 F9	0-0 F8		0-0 1B			
Ken Holtzman, R OBP: 0.200, SLG: 0.200 (1, 1)			0-0 5-3	0-0 1-3		0-0 F7			

Inning Stats	R: 0	H: 0	E: 0	K: 0	S: 3	L: 0	BB: 0	P: 3	R: 0	H: 1	E: 0	K: 0	S: 3	L: 0	BB: 1	P: 7	R: 0	H: 0	E: 0	K: 0	S: 3	L: 0	BB: 0	P: 3	R: 4	H: 5	E: 1	K: 0	S: 8	L: 0	BB: 0	P: 8	R: 0	H: 2	E: 0	K: 2	S: 9	L: 0	BB: 0	P: 9	R: 0	H: 1	E: 0	K: 0	S: 4	L: 0	BB: 0	P: 4	R: 0	H: 0	E: 0	K: 0	S: 3	L: 0	BB: 0	P: 3	R: 0	H: 0	E: 0	K: 0	S: 3	L: 0	BB: 1	P: 7
--------------	------	------	------	------	------	------	-------	------	------	------	------	------	------	------	-------	------	------	------	------	------	------	------	-------	------	------	------	------	------	------	------	-------	------	------	------	------	------	------	------	-------	------	------	------	------	------	------	------	-------	------	------	------	------	------	------	------	-------	------	------	------	------	------	------	------	-------	------

PITCHER	IP	WLS	BF	H	R	ER	SO	BB	IBB	HBP	BLK	WP	HR	S	P	ERA	WHIP
Dick Drago, R ERA: 3.75 (1, 1)	3.0	L	15	6	4	4	0	1	0	0	0	0	0	14	18	12.00	2.333
Al Fitzmorris, R ERA: (4, 1)	4.0		15	3	0	0	2	0	0	0	0	1	0	19	19	0.00	0.750
Ted Abernathy, R ERA: (8, 1)	1.0		4	0	0	0	0	1	0	0	0	0	0	3	7	0.00	1.000

BOTTOM

Kansas City Royals @ Oakland Athletics
Oakland-Alameda County Coliseum, Oakland, CA

Wed Apr 19 1972, 6:05 PM PST
Unknown

AB	R	H	RBI	BB	SO	LOB
4	0	0	0	0	1	0
4	1	2	0	0	0	0
4	1	1	0	0	1	1
4	1	2	1	0	0	0
4	1	2	1	0	0	2
2	0	1	2	2	0	0
4	0	0	0	0	0	4
3	0	1	0	0	0	1
3	0	0	0	0	0	2

AB	32
R	4
H	9
RBI	4
BB	2
SO	2
LOB	10

livebaseballscorecards.com

1B: 8	SF: 0	WP: 1	PA: 34
2B: 1	SAC: 0	PB: 0	
3B: 0	DP: 1	SB: 0	
HR: 0	HBP: 0	CS: 0	



Batter	1	2	3	4	5	6	7	8	9	AB R H RBI BB SO LOB	TOP																	
Paul Schaal, R (1, 5) OBP: 0.269, SLG: 0.143	0-0 F9 		0-0 F6 		0-0 2B 		0-0 4-3 			4 0 1 0 0 0 0																		
Cookie Rojas, R (1, 4) OBP: 0.360, SLG: 0.348	4-0 1B BB 		0-0 F7 		0-0 5-3 			0-0 1B 		3 1 1 0 1 0 2																		
Amos Otis, R (1, 8) OBP: 0.176, SLG: 0.176	0-0 F4 		0-0 B2 		0-0 6-3 			0-3 K 		4 0 0 0 0 1 4																		
John Mayberry, L (1, 3) OBP: 0.292, SLG: 0.304	0-0 1B 			0-0 3-1 		0-0 F8 		0-0 F8 		4 0 1 1 0 0 1																		
Lou Piniella, R (1, 7) OBP: 0.320, SLG: 0.304	0-0 F7 			0-0 F9 		0-0 F9 		0-0 1B 		4 0 1 0 0 0 1																		
Bob Oliver, R (1, 9) OBP: 0.261, SLG: 0.435		0-0 5-3 		0-0 1B 		0-0 1B 		0-3 K 		4 0 2 0 0 1 2																		
Jerry May, R (1, 2) OBP: 0.167, SLG: 0.333			0-0 5-3 		0-3 K 		0-0 F8 			3 0 0 0 0 1 2																		
Richie Scheinblum, S (9, PH) OBP: 0.500, SLG: 0.500										1 0 0 0 0 0 0																		
Bobby Floyd, R (1, 6) OBP: 0.200, SLG: 0.200										3 0 2 0 0 0 0																		
Gail Hopkins, L (9, PH)										1 0 0 0 0 0 0																		
Bruce Dal Canton, R (1, 1) Tom Burgmeier, L (8, 1) Roger Nelson, R (8, 1) Steve Hoyley, L (8, 9) OBP: 0.500, SLG: 0.444			0-3 K 		0-3 K 		0-0 4-3 		0-0 3-1 	3 0 0 0 0 2 2																		
										0 0 0 0 0 0 0																		
										0 0 0 0 0 0 0																		
										1 0 0 0 0 0 0																		
Inning Stats	R: 1 H: 1 E: 0 LOB: 1 K: 0 BB: 1 S: 4 P: 8	R: 0 H: 1 E: 0 LOB: 1 K: 1 BB: 0 S: 6 P: 6	R: 0 H: 0 E: 0 LOB: 0 K: 0 BB: 0 S: 3 P: 3	R: 0 H: 1 E: 0 LOB: 1 K: 1 BB: 0 S: 6 P: 6	R: 0 H: 2 E: 0 LOB: 2 K: 1 BB: 0 S: 7 P: 7	R: 0 H: 1 E: 0 LOB: 1 K: 0 BB: 0 S: 4 P: 4	R: 0 H: 0 E: 0 LOB: 0 K: 0 BB: 0 S: 3 P: 3	R: 0 H: 2 E: 0 LOB: 2 K: 2 BB: 0 S: 9 P: 9	R: 0 H: 0 E: 0 LOB: 0 K: 0 BB: 0 S: 3 P: 3	1B: 7 SF: 0 2B: 1 SAC: 0 3B: 0 DP: 0 HR: 0 HBP: 0	WP: 0 PA: 36 PB: 0 SB: 1 CS: 0																	
PITCHER	IP WLS BF H R ER SO BB IBB HBP BLK WP HR S P ERA WHIP	PITCHER																										
Catfish Hunter, R (1, 1) ERA: 2.77	5.0		21	5	1	1	3	1	0	0	0	0	0	26	30	1.80	1.200											
Darold Knowles, L (6, 1) ERA:	2.2		11	3	0	0	1	0	0	0	0	0	0	13	13	0.00	1.125											
Bob Locker, R (8, 1) ERA:	0.1	W	1	0	0	0	1	0	0	0	0	0	0	3	3	0.00	0.000											
Rollie Fingers, R (9, 1) ERA: 1.93	1.0	S	3	0	0	0	0	0	0	0	0	0	0	3	3	0.00	0.000											

Kansas City Royals @ Oakland Athletics
Oakland-Alameda County Coliseum, Oakland, CA

Wed Apr 19 1972, 6:05 PM PST
Att. 5,671 - Unknown

livebaseballscorecards.com

AB 35
R 1
H 8
RBI 1
BB 1
SO 5
LOB 14



Batter	1	2	3	4	5	6	7	8	9
Bert Campaneris, R (1, 6) OBP: 0.238, SLG: 0.111	0-3 K ①		0-0 CS 1B			0-0 5-3 ①		0-3 K ②	
Joe Rudi, R (1, 7) OBP: 0.318, SLG: 0.524	0-0 B2-3 ②		0-0 CS ③	0-0 1B SF8 2B		0-0 F8 ②		0-0 1B 3B	
Reggie Jackson, L (1, 9) OBP: 0.300, SLG: 0.176	0-0 F4 ③			0-3 K ①		0-0 1B 1B		0-0 1B BB 1B	
Sal Bando, R (1, 5) OBP: 0.476, SLG: 0.389		0-0 F4 ①		0-0 1B		0-0 1B		4-0 1B BB	
Mike Epstein, L (1, 3) OBP: 0.474, SLG: 0.538 Blue Moon Odom, R (8, PR) Rollie Fingers, R (9, 1)		4-0 WP BB		0-0 SF8 ②		0-0 F6 ③		0-0 1B	
Bobby Brooks, R (1, 8) OBP: 0.316, SLG: 0.133		0-3 K ②		0-3 K ③		0-0 5-3 ①		4-0 BB	
Gene Tenace, R (1, 2) OBP: 0.222, SLG: 0.333		0-0 F8 ③			0-0 F2 ①	0-0 5-3 ②		0-0 F8 ③	
Dick Green, R (1, 4) OBP: 0.500, SLG: 0.533			0-0 F9 ①		0-0 5-3 ②	0-0 F7 ③			
Catfish Hunter, R (1, 1) Darold Knowles, L (6, 1) Bob Locker, S (8, 1) George Hendrick, R (8, PH) Mike Hegan, L (9, 3)			0-0 F9 ②		0-0 F9 ③			0-3 K2-3 ①	

AB	R	H	RBI	BB	SO	LOB
4	0	1	0	0	2	0
4	2	2	0	0	0	0
4	1	2	1	0	1	1
3	0	2	0	1	0	0
2	0	1	2	1	0	2
0	0	0	0	0	0	0
0	0	0	0	0	0	0
3	0	0	0	1	2	2
4	0	0	0	0	0	4
3	0	0	0	0	0	0
2	0	0	0	0	0	0
0	0	0	0	0	0	0
0	0	0	0	0	0	0
1	0	0	0	0	1	0
0	0	0	0	0	0	0

AB	R	H	RBI	BB	SO	LOB
30	3	8	3	3	6	9

Inning Stats	R: 0	H: 0	E: 0	K: 1	S: 5	LOB: 0	BB: 0	P: 5
R: 0 H: 0 E: 0 K: 1 S: 5	R: 0 H: 0 E: 0 K: 1 S: 5	R: 0 H: 1 E: 0 K: 0 S: 3	R: 1 H: 2 E: 0 K: 2 S: 9	R: 0 H: 0 E: 0 K: 0 S: 3	R: 0 H: 2 E: 0 K: 0 S: 5	R: 0 H: 0 E: 0 K: 2 S: 10	R: 2 H: 3 E: 0 K: 2 S: 10	1B: 6 SF: 1 2B: 1 SAC: 0 3B: 1 DP: 0 HR: 0 HBP: 0

Kansas City Royals @ Oakland Athletics
Oakland-Alameda County Coliseum, Oakland, CA

Wed Apr 19 1972, 6:05 PM PST
Att. 5,671 - Unknown

livebaseballscorecards.com

WP: 1	PA: 35
PB: 0	
SB: 0	
CS: 1	



PITCHER	IP	WLS	BF	H	R	ER	SO	BB	IBB	HBP	BLK	WP	HR	S	P	ERA	WHIP
Bruce Dal Canton, R (1, 1) ERA: 1.54	7.2	L	29	6	2	2	6	1	0	0	0	1	0	40	44	2.35	0.913
Tom Burgmeier, L (8, 1) ERA: 3.38	0.0		3	2	1	1	0	1	0	0	0	0	0	2	6	∞	∞
Roger Nelson, R (8, 1) ERA:	0.1		2	0	0	0	0	1	0	0	0	0	0	1	5	0.00	3.000

Batter	1	2	3	4	5	6	7	8	9	AB R H RBI BB SO LOB	TOP											
Paul Schaal, R (1, 5) OBP: 0.300, SLG: 0.280	0-0 6-3		0-0 FC6-4			0-0 3B		0-0 1B		4 0 2 0 0 0 2	Kansas City Royals @ Chicago White Sox Comiskey Park, Chicago, IL Sat Apr 22 1972, 4:33 AM EST Unknown - 43 F											
Cookie Rojas, R (1, 4) OBP: 0.310, SLG: 0.296	0-3 K		0-0 FC5-4			0-0 F6		0-0 F9		4 0 0 0 0 1 4												
Amos Otis, R (1, 8) OBP: 0.190, SLG: 0.150	0-3 K			0-0 4-3		0-0 F4		4-0 BB		3 0 0 0 1 1 1												
Lou Piniella, R (1, 7) OBP: 0.310, SLG: 0.333		0-0 2B		0-3 K2-3		0-0 F8		0-3 K		4 0 1 0 0 2 3												
John Mayberry, L (1, 3) OBP: 0.286, SLG: 0.296		0-0 1-3		0-0 F8			0-0 1B	0-0 F9		4 0 1 0 0 0 1												
Bob Oliver, R (1, 9) OBP: 0.259, SLG: 0.407		0-0 FC6-5-4			0-0 1B		0-0 F8	0-3 K2-3		4 0 1 0 0 1 2												
Jerry May, R (1, 2) OBP: 0.227, SLG: 0.364 Steve Hovley, L (9, PR) OBP: 0.500, SLG: 0.444	0-0 PO	0-0 PO	0-0 FC6-4 1B		0-0 L5		0-0 F7	0-0 FC6-4 1B		4 0 2 0 0 0 2 0 0 0 0 0 0 0												
Bobby Floyd, R (1, 6) OBP: 0.174, SLG: 0.174 Richie Scheinblum, S (9, PH) OBP: 0.333, SLG: 0.333			0-0 F2		0-0 F9		0-0 5-3	0-0 FC6-4		3 0 0 0 0 0 3 1 0 0 0 0 0 1												
Paul Splittorf, L (1, 1) OBP: 0.200, SLG: 0.200			0-0 E2		0-0 F5			0-0 F2		3 0 0 0 0 0 2												
Inning Stats	R: 0 E: 0 K: 2 S: 7	H: 0 LOB: 0 BB: 0 P: 7	R: 0 E: 0 K: 0 S: 3	H: 1 LOB: 0 BB: 0 P: 3	R: 0 E: 1 K: 0 S: 5	H: 1 LOB: 2 BB: 0 P: 5	R: 0 E: 0 K: 1 S: 5	H: 0 LOB: 0 BB: 0 P: 5	R: 0 E: 0 K: 1 S: 4	H: 1 LOB: 1 BB: 0 P: 4		R: 0 E: 0 K: 0 S: 4	H: 1 LOB: 1 BB: 0 P: 4	R: 0 E: 0 K: 0 S: 4	H: 1 LOB: 1 BB: 0 P: 4	R: 0 E: 0 K: 1 S: 6	H: 1 LOB: 2 BB: 1 P: 10	R: 0 E: 0 K: 1 S: 6	H: 1 LOB: 1 BB: 0 P: 6	1B: 5 2B: 1 3B: 1 HR: 0	SF: 0 SAC: 0 DP: 0 HBP: 0	WP: 0 PB: 0 SB: 1 CS: 0
PITCHER Wilbur Wood, L (1, 1) ERA: 0.33	IP: 9.0 WLS: W BF: 35 H: 7 R: 0 ER: 0 SO: 5 BB: 1 IBB: 0 HBP: 0 BLK: 0 WP: 0 HR: 0 S: 44 P: 48 ERA: 0.00 WHIP: 0.889											PITCHER	IP: WLS: BF: H: R: ER: SO: BB: IBB: HBP: BLK: WP: HR: S: P: ERA: WHIP:									

livebaseballscorecards.com

AB	34
R	0
H	7
RBI	0
BB	1
SO	5
LOB	21



Batter	1	2	3	4	5	6	7	8	9	AB	R	H	RBI	BB	SO	LOB
Walt Williams, R OBP: 0.429, SLG: 0.462 (1, 9)	0-0 FC6-4 1B	0-0 6-3			0-0 G6-4-3 1-2f			0-0 SH 1-H		3	0	1	0	0	0	3
Mike Andrews, R OBP: 0.192, SLG: 0.087 (1, 4)	0-0 F9		0-0 F7			0-0 F9		0-0 6-3		4	0	0	0	0	0	3
Dick Allen, R OBP: 0.407, SLG: 0.542 (1, 3)	0-0 FC6-4 1B 1-2f		0-3 K			0-0 F7		0-0 6-3		4	0	0	0	0	1	3
Bill Melton, R OBP: 0.423, SLG: 0.318 (1, 5)	0-0 1-2 1B		0-0 F3			0-0 F9				3	0	1	0	0	0	0
Rick Reichardt, R OBP: 0.150, SLG: 0.056 (1, 8) Jay Johnstone, L (9, 8)	0-3 K		0-3 K				0-0 F8			3	0	0	0	0	2	2
Carlos May, L OBP: 0.462, SLG: 0.545 (1, 7)		4-0 1B BB		0-0 5-3			0-0 F8			2	0	0	0	1	0	0
Rich Morales, R OBP: 0.333, SLG: 0.333 (1, 6)		0-0 SH1-3 1B		0-0 1-3			0-0 F8			3	0	1	0	0	0	0
Ed Herrmann, L OBP: 0.278, SLG: 0.294 (1, 2) Jim Qualls, S (8, PR) Tom Egan, R OBP: 0.333, SLG: 0.333 (9, 2)		0-0 F5			0-0 F6			0-0 FC1-5 2B		3	0	1	0	0	0	2
Wilbur Wood, R (1, 1)		0-0 SH1-3			4-0 G6-4-3 BB			0-0 FC1-5 SH 2-3		0	0	0	0	0	0	0
Inning Stats	R: 0 E: 0 K: 1 S: 7	H: 2 LOB: 2 BB: 0 P: 7	R: 0 E: 0 K: 0 S: 4	H: 1 LOB: 2 BB: 1 P: 8	R: 0 E: 0 K: 1 S: 5	H: 0 LOB: 0 BB: 0 P: 5	R: 0 E: 0 K: 1 S: 5	H: 0 LOB: 0 BB: 1 P: 6	R: 0 E: 0 K: 0 S: 3	H: 0 LOB: 0 BB: 0 P: 3	R: 0 E: 0 K: 0 S: 3	H: 0 LOB: 0 BB: 0 P: 3	R: 1 E: 1 K: 0 S: 5	H: 1 LOB: 2 BB: 0 P: 5	1B: 3 2B: 1 3B: 0 HR: 0	SF: 0 SAC: 2 DP: 1 HBP: 0
PITCHER Paul Splittorf, L ERA: 0.69 (1, 1)	IP: 8.0 WLS: L BF: 30 H: 4 R: 1 ER: 0 SO: 3	BB: 2 IBB: 0 HBP: 0 BLK: 0	WP: 0 HR: 0 S: 34 P: 42	ERA: 0.00 WHIP: 0.750												

BOTTOM

Kansas City Royals @ Chicago White Sox
Comiskey Park, Chicago, IL
Sat Apr 22 1972, 4:33 AM EST
Unknown - 43 F

livebaseballscorecards.com

AB	26
R	1
H	4
RBI	0
BB	2
SO	3
LOB	14



WP: 0	PA: 30
PB: 0	
SB: 0	
CS: 0	

Batter	1	2	3	4	5	6	7	8	9	AB R H RBI BB SO LOB	TOP		
Paul Schaal, R (1, 5) OBP: 0.324, SLG: 0.286	4-0 F9 1-3 BB	0-0 F4			0-0 G4-6-3 1B		0-0 F9			3 0 1 0 1 0 1	Kansas City Royals @ Chicago White Sox Comiskey Park, Chicago, IL Sat Apr 22 1972, 4:38 AM EST Att: 7,485 - Unknown - 47 F		
Cookie Rojas, R (1, 4) OBP: 0.303, SLG: 0.290	0-0 1-3		0-0 CS 1B		0-0 G4-6-3		0-0 6-3			4 0 1 0 0 0 2			
Amos Otis, R (1, 8) OBP: 0.160, SLG: 0.125	0-0 F9 2-3		0-0 L6 1-2		0-0 F8		0-0 F9			4 0 0 0 0 0 2			
John Mayberry, L (1, 3) OBP: 0.281, SLG: 0.267	0-0 G3		4-0 BB		0-0 F8		0-0 G3			3 0 0 0 1 0 1			
Lou Piniella, R (1, 7) OBP: 0.303, SLG: 0.323		0-0 5-3 BB 1B	0-3 K		0-0 6-3		0-0 5-3			4 1 1 0 0 1 1			
Bob Oliver, R (1, 9) OBP: 0.290, SLG: 0.400		4-0 5-3 1B BB		0-0 5-3	0-0 FC6-4 1B		0-3 K			3 1 1 0 1 1 0			
Ed Kirkpatrick, L (1, 2) OBP: 0.375, SLG: 0.286		0-0 F5		0-0 1B	0-0 FC6-4		0-0 1B			4 0 2 0 0 0 3			
Steve Hovley, L (9, PR) OBP: 0.500, SLG: 0.444		0-0 F5		0-0 1B	0-0 FC6-4		0-0 1B			0 0 0 0 0 0 0			
Bobby Floyd, R (1, 6) OBP: 0.154, SLG: 0.154		0-0 5-3		0-0 F5	0-0 5-3		0-3 K			3 0 0 0 0 0 3			
Gail Hopkins, L (9, PH)		1-2 2-3		0-0 F5	0-0 5-3		0-0 K			0 0 0 0 0 0 0			
Ron Hansen, R (9, PH)		0-0 1B		0-3 K	0-0 F8		0-0 F8			1 0 0 0 0 1 1			
Monty Montgomery, R (1, 1) OBP: 0.250, SLG: 0.250		0-0 1B		0-3 K						3 0 1 2 0 1 1			
Roger Nelson, R (7, 1)		2-H 3-H								0 0 0 0 0 0 0			
Tom Burgmeier, L (8, 1)										0 0 0 0 0 0 0			
Inning Stats	R: 0 H: 0 E: 0 LOB: 1 K: 0 BB: 1 S: 3 P: 7	R: 2 H: 2 E: 0 LOB: 1 K: 0 BB: 1 S: 5 P: 9	R: 0 H: 1 E: 0 LOB: 1 K: 1 BB: 1 S: 5 P: 9	R: 0 H: 1 E: 0 LOB: 1 K: 1 BB: 0 S: 6 P: 6	R: 0 H: 1 E: 0 LOB: 0 K: 0 BB: 0 S: 3 P: 3	R: 0 H: 1 E: 0 LOB: 1 K: 0 BB: 0 S: 4 P: 4	R: 0 H: 0 E: 0 LOB: 0 K: 0 BB: 0 S: 3 P: 3	R: 0 H: 0 E: 0 LOB: 0 K: 2 BB: 0 S: 8 P: 8	R: 0 H: 1 E: 0 LOB: 1 K: 2 BB: 0 S: 8 P: 8	1B: 7 SF: 0 2B: 0 SAC: 0 3B: 0 DP: 1 HR: 0 HBP: 0	WP: 0 PA: 35 PB: 0 SB: 0 CS: 1		
PITCHER	IP WLS BF H R ER SO BB IBB HBP BLK WP HR S P ERA WHIP											PITCHER	IP WLS BF H R ER SO BB IBB HBP BLK WP HR S P ERA WHIP
Tom Bradley, R (1, 1) ERA: 2.51	8.2 W 34 7 2 2 3 3 0 0 0 0 0 0 37 49 2.08 1.154												
Terry Forster, L (9, 1) ERA:	0.1 S 1 0 0 0 1 0 0 0 0 0 0 0 3 3 0.00 0.000												

livebaseballscores.com

AB	32
R	2
H	7
RBI	2
BB	3
SO	4
LOB	15



Batter	1	2	3	4	5	6	7	8	9	AB	R	H	RBI	BB	SO	LOB
Pat Kelly, L OBP: 0.471, SLG: 0.800 (1, 9)	0-0 G3		0-0 F7	0-0 1B			0-0 F6			4	0	1	0	0	0	0
Jorge Orta, L OBP: 0.389, SLG: 0.444 (1, 6)	0-0 F6		0-0 1B 1B	0-0 F9			0-0 1B 1B			4	1	2	0	0	0	1
Dick Allen, R OBP: 0.452, SLG: 0.571 (1, 3)	0-0 1B		0-0 1B 1B				0-0 FC5-4 1B			4	1	3	0	0	0	0
Bill Melton, R OBP: 0.367, SLG: 0.269 (1, 5)	0-0 F8		0-0 F8				0-0 FC5-4			4	0	0	0	0	0	5
Carlos May, L OBP: 0.467, SLG: 0.654 (1, 7)		0-0 F9	0-0 1B 1B			0-0 G3		0-0 HR		4	1	2	2	0	0	0
Jay Johnstone, L OBP: 0.556, SLG: 0.571 (1, 8)		0-0 1B 1B	0-0 1B 1B			0-0 G3		0-0 2B		4	0	3	1	0	0	0
Mike Andrews, R OBP: 0.200, SLG: 0.111 (1, 4)		0-0 1B	0-0 F9			0-0 6-3		0-0 1-3		4	0	1	0	0	0	3
Tom Egan, R OBP: 0.200, SLG: 0.200 (1, 2)		0-0 F5		0-0 5-3		0-0 F3		0-3 K		4	0	0	0	0	1	3
Tom Bradley, R Terry Forster, L (9, 1)		0-0 F9		0-0 5-3			0-0 F7	0-3 K		4	0	0	0	0	1	3
										0	0	0	0	0	0	0

Inning Stats	R: 0	H: 1	E: 0	LOB: 1	K: 0	BB: 0	S: 4	P: 4	R: 0	H: 2	E: 0	LOB: 2	K: 0	BB: 0	S: 5	P: 5	R: 2	H: 4	E: 0	LOB: 2	K: 0	BB: 0	S: 7	P: 7	R: 0	H: 1	E: 0	LOB: 1	K: 0	BB: 0	S: 4	P: 4	R: 0	H: 0	E: 0	LOB: 0	K: 0	BB: 0	S: 3	P: 3	R: 0	H: 0	E: 0	LOB: 0	K: 0	BB: 0	S: 3	P: 3	R: 0	H: 2	E: 0	LOB: 2	K: 0	BB: 0	S: 5	P: 5	R: 1	H: 2	E: 0	LOB: 1	K: 2	BB: 0	S: 9	P: 9
--------------	------	------	------	--------	------	-------	------	------	------	------	------	--------	------	-------	------	------	------	------	------	--------	------	-------	------	------	------	------	------	--------	------	-------	------	------	------	------	------	--------	------	-------	------	------	------	------	------	--------	------	-------	------	------	------	------	------	--------	------	-------	------	------	------	------	------	--------	------	-------	------	------

PITCHER	IP	WLS	BF	H	R	ER	SO	BB	IBB	HBP	BLK	WP	HR	S	P	ERA	WHIP
Monty Montgomery, R ERA: 3.0 (1, 1)	6.2		29	9	2	2	0	0	0	0	0	0	0	29	29	2.70	1.350
Roger Nelson, R ERA: 4.5 (7, 1)	0.1	L	4	3	1	1	0	0	0	0	0	0	1	4	4	27.00	9.000
Tom Burgmeier, L ERA: 2.45 (8, 1)	1.0		3	0	0	0	2	0	0	0	0	0	0	7	7	0.00	0.000

BOTTOM


Kansas City Royals @ Chicago White Sox
Comiskey Park, Chicago, IL

Sat Apr 22 1972, 4:38 AM EST
Att. 7,485 - Unknown - 47 F

livebaseballscores.com

AB	36
R	3
H	12
RBI	3
BB	0
SO	2
LOB	15

WP: 0 PA: 36
PB: 0
SB: 0
CS: 0



Batter	1	2	3	4	5	6	7	8	9	AB R H RBI BB SO LOB	TOP	
Paul Schaal, R (1, 5) OBP: 0.359, SLG: 0.344	0-0 1-3	0-0 E9 1-H 2B		0-0 FC6-4 1-2f			0-0 FC6 1-2 1B		4-0 1B BB	4 0 2 0 1 0 1		
Cookie Rojas, R (1, 4) OBP: 0.289, SLG: 0.278 Joe Keough, L (9, PR)	0-0 6-3	0-0 F5		0-0 G1-6-3 1-2f			0-0 F2		0-0 1B 1-2	5 0 1 0 0 0 4 0 0 0 0 0 0 0		
Amos Otis, R (1, 8) OBP: 0.200, SLG: 0.207	0-0 1B 1B		0-0 G3 1B 2B				0-0 F8		0-0 F8 3	5 1 2 0 0 0 4		
John Mayberry, L (1, 3) OBP: 0.306, SLG: 0.294	0-0 BB 1-3 1B		0-0 G3 2-3				0-0 FC6 1-2f			4 0 2 0 0 0 3		
Lou Piniella, R (1, 7) OBP: 0.297, SLG: 0.294	4-0 BB 1-2		0-3 K				0-0 G5-4-3 1-2f		0-0 F8	3 0 0 0 1 1 2		
Bob Oliver, R (1, 9) OBP: 0.286, SLG: 0.382	0-0 F6		0-0 BB 1B				0-0 5-3		0-3 K	4 0 1 1 0 1 3		
Jerry May, R (1, 2) OBP: 0.269, SLG: 0.360		0-0 FC4-6 1B	0-0 FC6 1-2 BB				0-0 F7		0-0 F5	3 0 1 0 1 0 0		
Bobby Floyd, R (1, 6) OBP: 0.138, SLG: 0.138 Steve Hovley, L (9, PH) OBP: 0.455, SLG: 0.400		0-0 FC4-6 2B E	0-0 FC6 1-2f				0-0 5-3		0-0 4-3	3 1 0 0 0 0 3 1 0 0 0 0 0 0		
Mike Hedlund, R (1, 1) OBP: 0.500, SLG: 0.500 Tom Burgmeier, L (8, 1) Richie Scheinblum, S (9, PH) OBP: 0.250, SLG: 0.250		0-0 F6		0-0 FC6-4 1B			0-0 1B		0-0 F8	3 0 2 0 0 0 1 0 0 0 0 0 0 0 1 0 0 0 0 0 0		
Inning Stats	R: 0 H: 2 E: 0 LOB: 3 K: 0 BB: 1 S: 5 P: 9	R: 1 H: 2 E: 1 LOB: 1 K: 0 BB: 0 S: 5 P: 5	R: 1 H: 2 E: 0 LOB: 2 K: 1 BB: 1 S: 7 P: 11	R: 0 H: 1 E: 0 LOB: 0 K: 0 BB: 0 S: 3 P: 3	R: 0 H: 1 E: 0 LOB: 0 K: 0 BB: 0 S: 3 P: 3	R: 0 H: 0 E: 0 LOB: 0 K: 0 BB: 0 S: 3 P: 3	R: 0 H: 2 E: 0 LOB: 2 K: 0 BB: 0 S: 5 P: 5	R: 0 H: 0 E: 0 LOB: 0 K: 1 BB: 0 S: 5 P: 5	R: 0 H: 1 E: 0 LOB: 2 K: 0 BB: 1 S: 4 P: 8	1B: 9 SF: 0 2B: 2 SAC: 0 3B: 0 DP: 2 HR: 0 HBP: 0	WP: 0 PA: 39 PB: 0 SB: 0 CS: 0	
PITCHER	IP WLS BF H R ER SO BB IBB HBP BLK WP HR S P ERA WHIP											
Stan Bahnsen, R (1, 1) ERA: 1.66	8.2 W 37 10 2 1 2 3 0 0 0 0 0 0 38 50 1.04 1.500											
Terry Forster, L (9, 1) ERA:	0.0 1 1 0 0 0 0 0 0 0 0 0 0 1 1 ∞ ∞											
Bart Johnson, R (9, 1) ERA: 4.91	0.1 S 1 0 0 0 0 0 0 0 0 0 0 0 1 1 0.00 0.000											

Kansas City Royals @ Chicago White Sox
Comiskey Park, Chicago, IL
Sun Apr 23 1972, 4:33 AM EST
Att. 12,108 - Unknown - 52 F

AB	36
R	2
H	11
RBI	1
BB	3
SO	2
LOB	21



Batter	1	2	3	4	5	6	7	8	9	AB	R	H	RBI	BB	SO	LOB
Pat Kelly, L OBP: 0.429, SLG: 0.684 (1, 9)	0-0 F7 ①		0-0 G4-3-6 1B		0-0 F8 ②		0-0 4-1 ③			4	0	1	0	0	0	0
Jorge Orta, L OBP: 0.364, SLG: 0.409 (1, 6)	0-0 F8 ②		0-0 G4-3-6 1-2f ① ②		0-0 3B 1B			0-0 3-1 ①		4	1	1	0	0	0	1
Dick Allen, R OBP: 0.514, SLG: 0.774 (1, 3)	0-0 HR		4-0 FC5-4 BB		0-0 1-H 3B			0-0 1B FC3-6 1B		3	2	3	2	1	0	0
Bill Melton, R OBP: 0.353, SLG: 0.267 (1, 5)	0-0 F8 ③		0-0 FC5-4 1-2f ③		0-0 5-3 ③			0-0 1-2 FC3-6 1B		4	0	1	0	0	0	2
Carlos May, L OBP: 0.441, SLG: 0.633 (1, 7)		0-0 2B		0-0 F6 ①		0-0 G3 ①		0-0 FC3-6 1-2f 2-H ②		4	0	1	0	0	0	1
Jay Johnstone, L OBP: 0.462, SLG: 0.545 (1, 8)		0-0 F7 ①		0-0 2B		0-0 F9 ②		0-0 4-3 ③		4	0	1	0	0	0	2
Mike Andrews, R OBP: 0.212, SLG: 0.103 (1, 4)		4-0 FC6-4 BB		0-0 2-3 ②		0-0 F9 ③				2	0	0	0	1	0	1
Tom Egan, R OBP: 0.154, SLG: 0.154 (1, 2)		0-3 K ②		0-0 5-3 ③			0-0 F8 ①			3	0	0	0	0	1	3
Stan Bahnsen, R OBP: 0.286, SLG: 0.286 (1, 1)		0-0 FC6-4 ③			0-0 F3 ①		0-0 F5 ②			3	0	0	0	0	0	2
Terry Forster, L (9, 1)										0	0	0	0	0	0	0
Bart Johnson, R (9, 1)										0	0	0	0	0	0	0
Inning Stats	R: 1 E: 0 K: 0 S: 4	H: 1 LOB: 0 BB: 0 P: 4	R: 0 E: 0 K: 1 S: 6	H: 1 LOB: 2 BB: 1 P: 10	R: 0 E: 0 K: 0 S: 3	H: 1 LOB: 1 BB: 1 P: 7	R: 0 E: 0 K: 0 S: 4	H: 1 LOB: 1 BB: 0 P: 4	R: 1 E: 0 K: 0 S: 5	H: 2 LOB: 1 BB: 0 P: 5	R: 0 E: 0 K: 0 S: 3	H: 0 LOB: 0 BB: 0 P: 3	R: 0 E: 0 K: 0 S: 3	H: 0 LOB: 0 BB: 0 P: 3	R: 1 E: 1 K: 0 S: 5	H: 2 LOB: 1 BB: 0 P: 5

BOTTOM

Kansas City Royals @ Chicago White Sox
 Comiskey Park, Chicago, IL
 Sun Apr 23 1972, 4:33 AM EST
 Att: 12,108 - Unknown - 52 F


livebaseballscorecards.com

AB	31
R	3
H	8
RBI	2
BB	2
SO	1
LOB	12



PITCHER																
IP	WLS	BF	H	R	ER	SO	BB	IBB	HBP	BLK	WP	HR	S	P	ERA	WHIP
Mike Hedlund, R (1, 1)	7.1	L	31	8	3	2	1	2	0	0	0	1	31	39	2.46	1.364
Tom Burgmeier, L (8, 1)	0.2		2	0	0	0	0	0	0	0	0	0	2	2	0.00	0.000

WP: 0	PA: 33
PB: 0	SB: 0
CS: 0	

Batter	1	2	3	4	5	6	7	8	9	AB R H RBI BB SO LOB	TOP														
Don Buford, S (1, 7) OBP: 0.324, SLG: 0.290	0-0 4-3			0-0 1-3		4-0 1-2 BB			0-0 F9	3 0 0 0 1 0 0	<p>Baltimore Orioles @ Kansas City Royals Municipal Stadium, Kansas City, MO</p> <p>Tue Apr 25 1972, 7:05 PM EST Att. 8,640 - Unknown</p> <p>livebaseballscorecards.com</p> <table border="1"> <tr><td>AB</td><td>27</td></tr> <tr><td>R</td><td>0</td></tr> <tr><td>H</td><td>2</td></tr> <tr><td>RBI</td><td>0</td></tr> <tr><td>BB</td><td>2</td></tr> <tr><td>SO</td><td>4</td></tr> <tr><td>LOB</td><td>4</td></tr> </table> 	AB	27	R	0	H	2	RBI	0	BB	2	SO	4	LOB	4
AB	27																								
R	0																								
H	2																								
RBI	0																								
BB	2																								
SO	4																								
LOB	4																								
Mark Belanger, R (1, 6) OBP: 0.290, SLG: 0.300	0-0 F9			0-0 6-3		0-0 F6			0-0 F8	4 0 0 0 0 0 2															
Merv Rettenmund, R (1, 9) OBP: 0.267, SLG: 0.222	0-0 6-3			0-0 F9						3 0 0 0 0 1 0															
Boog Powell, L (1, 3) OBP: 0.321, SLG: 0.333		0-0 F7			0-0 F8				0-0 4-3	3 0 0 0 0 0 0															
Paul Blair, R (1, 8) OBP: 0.257, SLG: 0.353		0-0 CS 1B			0-3 K				0-0 F9	3 0 1 0 0 1 0															
Brooks Robinson, R (1, 5) OBP: 0.273, SLG: 0.290		0-3 K 1-2			0-0 F8				0-0 F9	3 0 0 0 0 1 1															
Davey Johnson, R (1, 4) OBP: 0.273, SLG: 0.267			0-0 F3			4-0 G6-3 BB			0-0 5-3	2 0 0 0 1 0 0															
Johnny Oates, L (1, 2)			0-0 F9			0-0 G6-3 1-2f			0-0 1-3	3 0 0 0 0 0 1															
Pat Dobson, R (1, 1) OBP: 0.143, SLG: 0.143 Tom Shopay, L (9, PH)			0-0 F9			0-0 BB 1B			0-3 K	2 0 1 0 0 0 0 1 0 0 0 0 1 0															
Inning Stats	R: 0 E: 0 K: 0 S: 3	H: 0 LOB: 0 BB: 0 P: 3	R: 0 E: 0 K: 1 S: 5	H: 1 LOB: 0 BB: 0 P: 5	R: 0 E: 0 K: 0 S: 3	H: 0 LOB: 0 BB: 0 P: 3	R: 0 E: 0 K: 0 S: 3	H: 0 LOB: 0 BB: 0 P: 3	R: 0 E: 0 K: 1 S: 5	H: 0 LOB: 0 BB: 0 P: 5	R: 0 E: 0 K: 1 S: 3	H: 0 LOB: 0 BB: 0 P: 3	R: 0 E: 0 K: 1 S: 5	H: 0 LOB: 0 BB: 0 P: 5	R: 0 E: 0 K: 1 S: 5	H: 0 LOB: 0 BB: 0 P: 5	1B: 2 2B: 0 3B: 0 HR: 0	SF: 0 SAC: 0 DP: 1 HBP: 0	WP: 0 PB: 0 SB: 0 CS: 1	PA: 29					
PITCHER Dick Drago, R (1, 1) ERA: 2.14	IP: 9.0 WLS: W BF: 29 H: 2 R: 0 ER: 0 SO: 4 BB: 2 IBB: 0 HBP: 0 BLK: 0 WP: 0 HR: 0 S: 35 P: 43 ERA: 0.00 WHIP: 0.444											PITCHER	IP: WLS: BF: H: R: ER: SO: BB: IBB: HBP: BLK: WP: HR: S: P: ERA: WHIP:												

Batter	1	2	3	4	5	6	7	8	9	AB	R	H	RBI	BB	SO	LOB
Freddie Patek, R (1, 6) X	0-0 1-3 ① X	0-0 F4 ③		0-0 F9 ③			4-0 BB BB BB BB S BB			3	0	0	0	1	0	3
Paul Schaal, R (1, 5) S S S	0-3 K ②		0-0 F9 ①		0-0 F7 ①		0-0 1-3 ①			4	0	0	0	0	1	1
Amos Otis, R (1, 8) S S S	0-3 K ③		0-0 S 1B		0-0 F3 ②		0-0 5-3 ②			4	0	1	0	0	1	1
John Mayberry, L (1, 3)		0-0 F9 1B 1B ①	H 1-0 1-2 HBP		0-0 FC6-4 1B ③		0-3 K ③			3	1	2	0	0	1	1
Lou Piniella, R (1, 7)		0-0 1B FC4-6 1B ①	0-0 F8 ②		0-0 FC6-4 1-2f		0-0 F8 ①			4	1	1	0	0	0	3
Bob Oliver, R (1, 9)		0-0 F9 2-3 ①	0-3 K ③		0-0 5-3 ①		0-0 1B 3B ①			4	1	1	0	0	1	4
Cookie Rojas, R (1, 4)		0-0 FC4-6 1-3 3-H 1B ①		0-3 K ①		0-0 F7 ②		0-0 3-H 1B ①		4	0	2	2	0	1	0
Jerry May, R (1, 2)		4-0 FC4-6 1BB ①		4-0 G1 BB ②		0-0 FC6-4 1B ③		0-0 G5-4-3 ② ③		2	0	1	0	2	0	1
Dick Drago, R (1, 1)		0-0 FC4-6 1-2f 2-3 3-H ②		0-0 G1 1-2 ②		0-0 FC6-4 1-2f ③				3	0	0	1	0	0	4

Inning Stats	R: 0	H: 0	E: 0	K: 2	S: 7	LOB: 0	BB: 0	P: 7	R: 2	H: 3	E: 0	K: 0	S: 6	LOB: 2	BB: 1	P: 10	R: 0	H: 1	E: 0	K: 1	S: 6	LOB: 1	BB: 0	P: 7	R: 0	H: 0	E: 0	K: 1	S: 5	LOB: 1	BB: 1	P: 9	R: 0	H: 1	E: 0	K: 0	S: 4	LOB: 1	BB: 0	P: 4	R: 0	H: 0	E: 0	K: 1	S: 5	LOB: 1	BB: 1	P: 9	R: 1	H: 2	E: 0	K: 0	S: 4	LOB: 0	BB: 0	P: 4
PITCHER	IP	WLS	BF	H	R	ER	SO	BB	IBB	HBP	BLK	WP	HR	S	P	ERA	WHIP																																							
Pat Dobson, R (1, 1) ERA: 1.54	8.0	L	35	8	3	3	5	2	1	1	0	0	0	41	54	3.38	1.250																																							
																		PITCHER	IP	WLS	BF	H	R	ER	SO	BB	IBB	HBP	BLK	WP	HR	S	P	ERA	WHIP																					

BOTTOM

Baltimore Orioles @ Kansas City Royals
Municipal Stadium, Kansas City, MO


Tue Apr 25 1972, 7:05 PM EST
Att. 8,640 - Unknown

AB	31
R	3
H	8
RBI	3
BB	3
SO	5
LOB	18

WP: 0 PA: 35
PB: 0
SB: 2
CS: 0



livebaseballscorecards.com

Batter	1	2	3	4	5	6	7	8	9	AB R H RBI BB SO LOB	TOP																							
Don Buford, S (1, 7) OBP: 0.350, SLG: 0.303	0-0 SH5-3 1B		4-0 FC5-4 BB		0-0 G3					2 0 1 0 1 0 0	<p>Baltimore Orioles @ Kansas City Royals Municipal Stadium, Kansas City, MO</p> <p>Wed Apr 26 1972, 7:05 PM EST Att. 6,864 - Unknown</p> <p>livebaseballscorecards.com</p> <table> <tr><td>AB</td><td>23</td></tr> <tr><td>R</td><td>3</td></tr> <tr><td>H</td><td>7</td></tr> <tr><td>RBI</td><td>3</td></tr> <tr><td>BB</td><td>2</td></tr> <tr><td>SO</td><td>4</td></tr> <tr><td>LOB</td><td>8</td></tr> </table> 	AB	23	R	3	H	7	RBI	3	BB	2	SO	4	LOB	8									
AB	23																																	
R	3																																	
H	7																																	
RBI	3																																	
BB	2																																	
SO	4																																	
LOB	8																																	
Paul Blair, R (1, 8) OBP: 0.270, SLG: 0.361	0-0 SH5-3 1-2		0-0 FC5-4 1-2f			0-0 1B 2B 1B				2 1 1 0 0 0 1																								
Boog Powell, L (1, 3) OBP: 0.290, SLG: 0.292	0-3 K			0-0 3-1		0-3 K				3 0 0 0 0 2 2																								
Brooks Robinson, R (1, 5) OBP: 0.250, SLG: 0.265	0-0 5-3			0-0 5-3		0-0 F2				3 0 0 0 0 0 2																								
Merv Rettenmund, R (1, 9) OBP: 0.303, SLG: 0.241		0-0 5-3		4-0 2B BB		0-0 2B 1-2 1B				2 1 1 0 1 0 0																								
Davey Johnson, R (1, 4) OBP: 0.306, SLG: 0.364		0-0 F7		0-0 1-3 2B		0-0 2B 1-3 2-H				3 1 2 1 0 0 0																								
Andy Etchebarren, R (1, 2) OBP: 0.400, SLG: 0.500		0-0 CS 1B		0-3 K		0-0 2B 2-H 3-H				3 0 2 2 0 1 2																								
Mark Belanger, R (1, 6) OBP: 0.273, SLG: 0.281		0-0 CS	0-0 6-3		0-0 F7	0-0				2 0 0 0 0 0 0																								
Terry Crowley, L (6, PH) OBP: 0.429, SLG: 1.000		1-2								0 0 0 0 0 0 0																								
Bobby Grich, R (6, PH)										1 0 0 0 0 0 1																								
Dave McNally, R (1, 1) OBP: 0.222, SLG: 0.250			0-3 K		0-0 2-3					2 0 0 0 0 1 0																								
Doyle Alexander, R (5, 1)										0 0 0 0 0 0 0																								
Inning Stats	R: 0 E: 0 K: 1 S: 6	H: 1 LOB: 1 BB: 0 P: 6	R: 0 E: 0 K: 0 S: 3	H: 1 LOB: 0 BB: 0 P: 3	R: 0 E: 0 K: 1 S: 5	H: 0 LOB: 1 BB: 1 P: 9	R: 0 E: 0 K: 1 S: 6	H: 1 LOB: 2 BB: 1 P: 10	R: 0 E: 0 K: 0 S: 3	H: 0 LOB: 0 BB: 0 P: 3	R: 3 E: 0 K: 1 S: 8	H: 4 LOB: 1 BB: 0 P: 8	1B: 4 2B: 3 3B: 0 HR: 0	SF: 0 SAC: 1 DP: 0 HBP: 0	WP: 0 PA: 27 PB: 0 SB: 0 CS: 1																			
PITCHER Bruce Dal Canton, R (1, 1) ERA: 2.6 Tom Burgmeier, L (6, 1) ERA: 2.08	IP 5.2	WLS W	BF 25	H 7	R 3	ER 3	SO 4	BB 2	IBB 0	HBP 0	BLK 0	WP 0	HR 0	S 31	P 39	ERA 4.76	WHIP 1.588	PITCHER IP 6.0	WLS L	BF 25	H 7	R 3	ER 3	SO 4	BB 2	IBB 0	HBP 0	BLK 0	WP 0	HR 0	S 31	P 39	ERA 2.08	WHIP 1.000

Batter	1	2	3	4	5	6	7	8	9	AB	R	H	RBI	BB	SO	LOB
Freddie Patek, R OBP: 0.571, SLG: 0.833 (1, 6)	0-0 FC3-6 1B		0-0 3B		0-0 SH5-3 1B					3	1	3	0	0	0	0
Paul Schaal, R OBP: 0.348, SLG: 0.297 (1, 5)	0-0 FC3-6 FC5-4 1-2f		4-0 G5-4-3 BB		4-0 SH5-3 1B BB					1	1	0	0	2	0	1
Amos Otis, R OBP: 0.194, SLG: 0.200 (1, 8)	0-0 FC5-4 1-2f		0-0 G5-4-3 1-2f		0-0 SH5-3 1-2 2-3					2	0	0	0	0	0	3
Lou Piniella, R OBP: 0.295, SLG: 0.275 (1, 7)	0-0 F6 1-2			0-0 1-3	4-0 1B 1B IBB					2	1	0	0	1	0	1
John Mayberry, L OBP: 0.349, SLG: 0.325 (1, 3)		0-0 F9		0-0 3-1	0-0 WP 1B 1B					3	1	1	2	0	0	0
Bob Oliver, R OBP: 0.310, SLG: 0.439 (1, 9)		0-0 5-3		0-0 2B 1B	0-0 WP 1B 1B					3	1	2	1	0	0	0
Cookie Rojas, R OBP: 0.356, SLG: 0.372 (1, 4)		0-0 1B		0-0 2B	0-0 WP 1B					3	0	3	2	0	0	0
Jerry May, R OBP: 0.333, SLG: 0.345 (1, 2)		0-0 F8		4-0 IBB	0-0 F4					2	0	0	0	1	0	2
Bruce Dal Canton, R Tom Burgmeier, L (6, 1)			0-0 4-3	0-0 L6	0-0 5-3					3	0	0	0	0	0	4
										0	0	0	0	0	0	0

Inning Stats	R: 0	H: 1	E: 0	LOB: 1	K: 0	BB: 0	S: 4	R: 0	H: 1	E: 0	LOB: 1	K: 0	BB: 0	S: 4	R: 0	H: 1	E: 0	LOB: 3	K: 0	BB: 1	S: 3	R: 5	H: 4	E: 0	LOB: 1	K: 0	BB: 2	S: 7	P: 15
--------------	------	------	------	--------	------	-------	------	------	------	------	--------	------	-------	------	------	------	------	--------	------	-------	------	------	------	------	--------	------	-------	------	-------

PITCHER	IP	WLS	BF	H	R	ER	SO	BB	IBB	HBP	BLK	WP	HR	S	P	ERA	WHIP
Dave McNally, L (1, 1)	4.1	L	24	8	5	5	0	2	2	0	0	0	0	20	36	10.38	2.308
Doyle Alexander, R (5, 1)	0.2		3	1	0	0	0	0	0	0	0	2	0	3	3	0.00	1.500

BOTTOM

Baltimore Orioles @ Kansas City Royals
Municipal Stadium, Kansas City, MO

Wed Apr 26 1972, 7:05 PM EST
Att. 6,864 - Unknown

AB	22
R	5
H	9
RBI	5
BB	4
SO	0
LOB	11

livebaseballscorecards.com

WP	HR	S	P	ERA	WHIP
3	0	0	27		

Batter	1	2	3	4	5	6	7	8	9	AB R H RBI BB SO LOB	TOP
Del Unser, L (1, 8) Denny Riddleberger, R (8, 1) OBP: 0.302, SLG: 0.275	0-0 4-3		0-0 F7			0-0 B1		0-0 1B		4 0 1 0 0 0 0 0 0 0 0 0 0 0	
Eddie Leon, R (1, 4) OBP: 0.250, SLG: 0.179	4-0 BB G4-6-3			0-3 K		0-0 5-3		0-0 F9		3 0 0 0 1 1 1	
Alex Johnson, R (1, 7) OBP: 0.326, SLG: 0.415	0-0 G4-6-3 1-2f			0-0 FC6-4 WP 1B		0-0 F9			0-0 FC6-4 1B	4 0 2 0 0 0 1	
Ray Fosse, R (1, 2) OBP: 0.341, SLG: 0.395		0-0 1B		0-0 FC6-4 1-2 1B		0-0 4-3			0-0 FC6-4 FC5-4 1-2f	4 0 2 0 0 0 1	
Graig Nettles, L (1, 5) OBP: 0.268, SLG: 0.216		0-0 F4		0-0 FC6-4 FC5-4 1-2f 2-3		0-0 6-3			0-0 F8	4 0 0 0 0 0 4	
Buddy Bell, R (1, 9) OBP: 0.289, SLG: 0.371		0-0 F8		0-0 FC5-4 1-2f		4-0 BB			0-0 FC5-4 1-2f	3 0 0 0 1 0 4	
Tom McCraw, L (1, 3) Jack Brohamer, L (7, PH) John Lowenstein, L (7, 3) OBP: 0.438, SLG: 0.481 OBP: 0.455, SLG: 0.455 OBP: 0.750, SLG: 0.500		0-0 F7			0-0 1-3		0-0 F7			2 0 0 0 0 0 1 1 0 0 0 0 0 1 0 0 0 0 0 0 0	
Frank Duffy, R (1, 6) Adolfo Phillips, R (8, PH) (8, 8)			0-0 5-3		0-0 6-3			0-0 6-3		2 0 0 0 0 0 0 1 0 0 0 0 0 0	
Gaylord Perry, R (1, 1) Lou Camilli, S (8, PH) Fred Stanley, R (8, 6)			0-3 K		0-0 F9			0-3 K		2 0 0 0 0 1 0 1 0 0 0 0 1 0 0 0 0 0 0 0 0	
Inning Stats	R: 0 H: 0 E: 0 LOB: 0 K: 0 BB: 1 S: 2 P: 6	R: 0 H: 1 E: 0 LOB: 1 K: 0 BB: 0 S: 4 P: 4	R: 0 H: 0 E: 0 LOB: 0 K: 1 BB: 0 S: 5 P: 5	R: 0 H: 2 E: 0 LOB: 2 K: 1 BB: 0 S: 7 P: 7	R: 0 H: 0 E: 0 LOB: 0 K: 0 BB: 0 S: 3 P: 3	R: 0 H: 0 E: 0 LOB: 0 K: 0 BB: 0 S: 3 P: 3	R: 0 H: 0 E: 0 LOB: 1 K: 0 BB: 1 S: 3 P: 7	R: 0 H: 1 E: 0 LOB: 1 K: 1 BB: 0 S: 6 P: 6	R: 0 H: 1 E: 0 LOB: 1 K: 0 BB: 0 S: 4 P: 4	1B: 5 SF: 0 2B: 0 SAC: 0 3B: 0 DP: 1 HR: 0 HBP: 0	WP: 1 PA: 33 PB: 0 SB: 0 CS: 0
PITCHER Paul Splittorff, L (1, 1) ERA: 0.41	IP WLS BF H R ER SO BB IBB HBP BLK WP HR S P ERA WHIP										
	9.0 W 33 5 0 0 3 2 0 0 0 1 0 37 45 0.00 0.778										

Cleveland Indians @ Kansas City Royals
Municipal Stadium, Kansas City, MO
Fri Apr 28 1972, 7:05 PM EST
Att: 7,647 - Unknown - 62 F

AB	31
R	0
H	5
RBI	0
BB	2
SO	3
LOB	13



WP: 1	PA: 33
PB: 0	
SB: 0	
CS: 0	

Batter	1	2	3	4	5	6	7	8	9
Freddie Patek, R OBP: 0.455, SLG: 0.600 (1, 6)	0-3 K		0-0 F7		0-0 FC5-4-5 BB		0-0 6-3 2-H 1B		
Paul Schaal, R OBP: 0.340, SLG: 0.275 (1, 5)	0-0 4-3		0-0 F2		4-0 1-2 BB		0-0 6-3 2-3		
Amos Otis, R OBP: 0.200, SLG: 0.205 (1, 8)	0-3 K		0-0 2B 1B		0-3 K		0-0 4-3		
John Mayberry, L OBP: 0.362, SLG: 0.432 (1, 3)		0-0 HR	0-0 1-H 2B			0-0 G3		0-0 F9	
Lou Piniella, R OBP: 0.354, SLG: 0.395 (1, 7)		0-0 FC4-5 3B		1-0 G4-3 HBP		0-0 4-3 2B		0-0 1B SF7 1B	
Bob Oliver, R OBP: 0.304, SLG: 0.422 (1, 9)		0-0 FC4-5 2B		0-3 K		0-0 4-3 2-3		0-0 BB 1-3 1B	
Cookie Rojas, R OBP: 0.347, SLG: 0.391 (1, 4)		0-0 1B 1-H 2B		0-0 G4-3 1-2f		0-0 5-3		0-0 SF7 3-H	
Jerry May, R OBP: 0.405, SLG: 0.406 (1, 2)		0-0 G1-6-3 2-3 1B			0-0 FC5-4-5 SH2-4 1B		0-0 SH3 1B	4-0 1-2 BB	
Paul Splittorf, L OBP: 0.143, SLG: 0.143 (1, 1)		0-0 G1-6-3 1-2f			0-0 SH2-4 1-2		0-0 SH3 1-2	0-0 5-3	

Inning Stats	R: 0	H: 0	E: 0	K: 2	S: 7	R: 2	H: 4	E: 0	K: 0	S: 6	R: 0	H: 2	E: 0	K: 0	S: 4	R: 0	H: 0	E: 0	K: 1	S: 4	R: 0	H: 1	E: 0	K: 1	S: 6	R: 0	H: 1	E: 0	K: 0	S: 4	R: 1	H: 2	E: 0	K: 0	S: 5	R: 1	H: 2	E: 0	K: 0	S: 5
	LOB: 0	BB: 0	P: 7	ER: 3	SO: 4	LOB: 1	BB: 0	P: 6	LOB: 2	BB: 0	LOB: 0	BB: 0	P: 5	LOB: 2	BB: 1	LOB: 1	BB: 0	P: 4	LOB: 2	BB: 1	LOB: 2	BB: 0	LOB: 1	BB: 0	P: 10	LOB: 1	BB: 0	P: 4	LOB: 1	BB: 1	LOB: 1	BB: 0	P: 5	LOB: 2	BB: 1	LOB: 2	BB: 1	P: 9		

PITCHER	IP	WLS	BF	H	R	ER	SO	BB	IBB	HBP	BLK	WP	HR	S	P	ERA	WHIP
Gaylord Perry, R ERA: 2.59 (1, 1)	7.0	L	30	10	3	3	4	1	0	1	0	0	1	36	41	3.86	1.571
Denny Riddleberger, L ERA: 4.5 (8, 1)	1.0		6	2	1	1	0	1	0	0	0	0	0	5	9	9.00	3.000

AB R H RBI BB SO LOB

4	0	1	1	0	1	1
3	0	0	0	1	0	1
4	0	1	0	0	2	3
4	1	2	1	0	0	0
3	1	3	0	0	0	0
4	1	1	0	0	1	3
3	0	1	2	0	0	2
3	1	3	0	1	0	0
2	0	0	0	0	0	4

1B: 7	SF: 1	WP: 0	PA: 36
2B: 3	SAC: 2	PB: 0	
3B: 1	DP: 2	SB: 0	
HR: 1	HBP: 1	CS: 0	

PITCHER	IP	WLS	BF	H	R	ER	SO	BB	IBB	HBP	BLK	WP	HR	S	P	ERA	WHIP
---------	----	-----	----	---	---	----	----	----	-----	-----	-----	----	----	---	---	-----	------

Cleveland Indians @ Kansas City Royals
Municipal Stadium, Kansas City, MO
Fri Apr 28 1972, 7:05 PM EST
Att. 7,647 - Unknown - 62 F

livebaseballscorecards.com

AB	30
R	4
H	12
RBI	4
BB	2
SO	4
LOB	14



Batter	1	2	3	4	5	6	7	8	9	AB R H RBI BB SO LOB	TOP		
Del Unser, L (1, 8) OBP: 0.340, SLG: 0.302	0-0 6-3 1B		4-0 BB		0-3 K			0-0 SF8 SH1-4 2B 1B		3 1 2 0 1 1 0			
Jack Brohamer, L (1, 4) OBP: 0.429, SLG: 0.429	0-0 F5		0-0 F9			0-0 1B G4-6-3 1B		0-0 SH1-4		3 1 1 0 0 0 2			
Alex Johnson, R (1, 7) OBP: 0.340, SLG: 0.409 Steve Mingori, L (8, 7)	0-0 6-3		0-0 F7			0-0 1B G4-6-3 1B		4-0 2B IBB		3 0 1 0 1 0 2 0 0 0 0 0 0 0			
Graig Nettles, L (1, 5) OBP: 0.250, SLG: 0.200 Roy Foster, R (8, PH) Eddie Leon, R (8, 4) OBP: 0.250, SLG: 0.179	0-0 F7			0-3 K		0-0 G4-6-3		0-0 SF8		3 0 0 0 0 1 2 0 0 0 1 0 0 0 0 0 0 0 0 0 0			
Tom McCraw, L (1, 3) OBP: 0.444, SLG: 0.500		0-0 4-3		4-0 BB		0-0 F9		0-0 2B		3 0 1 1 1 0 0			
Ray Fosse, R (1, 2) OBP: 0.333, SLG: 0.381		0-0 1B 1B		0-0 F4			0-0 F8	0-0 4-3		4 0 1 0 0 0 3			
Buddy Bell, R (1, 9) OBP: 0.286, SLG: 0.359		0-0 1B G6-4-3 1B		0-0 F5			0-0 F8		0-0 6-3	4 0 1 0 0 0 1			
Frank Duffy, R (1, 6) OBP: 0.306, SLG: 0.172		0-0 G6-4-3			0-0 F3		0-0 5-3		0-0 F9	4 0 0 0 0 0 2			
Milt Wilcox, R (1, 1) OBP: 0.182, SLG: 0.182			0-0 F4		0-0 F7			0-0 SH1-4 1B SF8 1B	0-3 K	4 1 1 0 0 1 0			
Inning Stats	R: 0 H: 1 E: 0 LOB: 1 K: 0 BB: 0 S: 4 P: 4	R: 0 H: 2 E: 0 LOB: 1 K: 0 BB: 0 S: 4 P: 4	R: 0 H: 0 E: 0 LOB: 1 K: 0 BB: 1 S: 3 P: 7	R: 0 H: 0 E: 0 LOB: 1 K: 1 BB: 1 S: 5 P: 9	R: 0 H: 0 E: 0 LOB: 0 K: 1 BB: 0 S: 5 P: 5	R: 1 H: 2 E: 0 LOB: 0 K: 0 BB: 0 S: 4 P: 4	R: 0 H: 0 E: 0 LOB: 0 K: 0 BB: 0 S: 3 P: 3	R: 2 H: 3 E: 0 LOB: 2 K: 0 BB: 1 S: 6 P: 10	R: 0 H: 0 E: 0 LOB: 0 K: 1 BB: 0 S: 5 P: 5	1B: 7 SF: 1 2B: 1 SAC: 1 3B: 0 DP: 2 HR: 0 HBP: 0	WP: 0 PA: 36 PB: 0 SB: 0 CS: 0		
PITCHER	IP WLS BF H R ER SO BB IBB HBP BLK WP HR S P ERA WHIP											PITCHER	IP WLS BF H R ER SO BB IBB HBP BLK WP HR S P ERA WHIP
Monty Montgomery, R (1, 1) ERA: 3.26	7.1 L 30 7 3 3 2 2 1 0 0 0 0 0 31 43 3.68 1.227												
Tom Burgmeier, L (8, 1) ERA: 1.5	1.2 6 1 0 0 1 0 0 0 0 0 0 0 8 8 0.00 0.600												

Cleveland Indians @ Kansas City Royals
Municipal Stadium, Kansas City, MO
Sat Apr 29 1972, 4:33 AM EST
Att: 7,414 - Unknown - 70 F

livebaseballscores.com

AB	31
R	3
H	8
RBI	2
BB	3
SO	3
LOB	12



Batter	1	2	3	4	5	6	7	8	9	AB	R	H	RBI	BB	SO	LOB
Freddie Patek, R OBP: 0.333, SLG: 0.429 (1, 6)	0-3 K		0-0 F4		0-0 F9		0-0 6-3			4	0	0	0	0	1	2
Paul Schaal, R OBP: 0.333, SLG: 0.273 (1, 5)	0-0 1-4-3		0-0 1B 2-H 1B		0-3 K		0-0 4-3			4	0	1	1	0	1	1
Amos Otis, R OBP: 0.227, SLG: 0.256 (1, 8)	0-0 2B		0-0 1B 1-3 1B		0-0 F6		0-0 F9			4	0	2	0	0	0	1
John Mayberry, L OBP: 0.353, SLG: 0.404 (1, 3)	0-0 F8		4-0 1-2 FC6-4 1B		0-0 F8		0-0 F8			3	0	0	0	1	0	1
Lou Piniella, R OBP: 0.346, SLG: 0.383 (1, 7)		0-0 F9	0-0 FC6-4 1-2f		0-0 FC5 BB 1B		0-0 5-3			4	0	1	0	0	0	3
Bob Oliver, R OBP: 0.300, SLG: 0.396 (1, 9)	0-0 6-3		0-3 K		4-0 1-2 FC5 BB		0-0 F9			3	0	0	0	1	1	0
Cookie Rojas, R OBP: 0.321, SLG: 0.360 (1, 4)	0-0 F7		0-0 F8		0-0 FC5 1-2 2-3f		0-0 5-3			4	0	0	0	0	0	2
Jerry May, R OBP: 0.390, SLG: 0.371 (1, 2)		4-0 SH3-4 1B BB	0-0 4-3		0-0 4-3		0-0 F9			3	1	0	0	1	0	2
Monty Montgomery, R OBP: 0.333, SLG: 0.200 Tom Burgmeier, L (8, 1)		0-0 SH3-4 1-2		4-0 BB		0-0 F8				1	0	0	0	1	0	0
										0	0	0	0	0	0	0

BOTTOM

Cleveland Indians @ Kansas City Royals
Municipal Stadium, Kansas City, MO

Sat Apr 29 1972, 4:33 AM EST
Att. 7,414 - Unknown - 70 F

livebaseballscorecards.com

AB	30
R	1
H	4
RBI	1
BB	4
SO	3
LOB	12



Inning Stats	R: 0	H: 1	E: 0	K: 1	S: 6	LOB: 1	BB: 0	P: 6	R: 0	H: 0	E: 0	K: 0	S: 3	LOB: 0	BB: 0	P: 3	R: 1	H: 2	E: 0	K: 0	S: 5	LOB: 3	BB: 2	P: 13	R: 0	H: 0	E: 0	K: 1	S: 5	LOB: 0	BB: 0	P: 5	R: 0	H: 0	E: 0	K: 1	S: 5	LOB: 1	BB: 1	P: 9	R: 0	H: 1	E: 0	K: 0	S: 4	LOB: 2	BB: 1	P: 8	R: 0	H: 0	E: 0	K: 0	S: 3	LOB: 0	BB: 0	P: 3	R: 0	H: 0	E: 0	K: 0	S: 3	LOB: 0	BB: 0	P: 3	R: 0	H: 0	E: 0	K: 0	S: 3	LOB: 0	BB: 0	P: 3
1B: 3	SF: 0	2B: 1	SAC: 1	3B: 0	DP: 0	HR: 0	HBP: 0	WP: 0	PA: 35	ERA: 1.00	WHIP: 0.778	WP: 0	PA: 35	ERA: 1.47	WHIP: 0.778																																																									

PITCHER Milt Wilcox, R ERA: 1.47 (1, 1)	IP 9.0	WLS 7	BF 35	H 4	R 1	ER 1	SO 3	BB 3	IBB 1	HBP 0	BLK 0	WP 0	HR 0	S 37	P 53	ERA 1.00	WHIP 0.778
---	---------------	--------------	--------------	------------	------------	-------------	-------------	-------------	--------------	--------------	--------------	-------------	-------------	-------------	-------------	-----------------	-------------------

PITCHER	IP	WLS	BF	H	R	ER	SO	BB	IBB	HBP	BLK	WP	HR	S	P	ERA	WHIP
----------------	-----------	------------	-----------	----------	----------	-----------	-----------	-----------	------------	------------	------------	-----------	-----------	----------	----------	------------	-------------

Batter	1	2	3	4	5	6	7	8	9	10	11	12	13	14	15	16	AB	R	H	RBI	BB	SO	LOB	TOP		
Del Unser, L <small>OBP: 0.315, SLG: 0.300 (1.8)</small>	0-0 6-3		0-0 2B		0-3 K		0-3 K		0-3 K		0-0 2-3			0-0 4-3		0-0 SH1-4	7	0	1	0	0	3	1			
Jack Brohamer, L <small>OBP: 0.364, SLG: 0.429 (1.4)</small>	0-0 F9		0-0 F8		0-0 4-3		0-0 2-H 2B		0-0 4-3		0-0 6-3			0-0 1B		0-0 SF8	7	0	2	2	0	0	1			
Alex Johnson, R <small>OBP: 0.333, SLG: 0.396 (1.7)</small>	0-0		0-0 6-3			0-0 5-3			0-3 K					0-0 F7		4-0 BB BB 1B E BB	4	0	1	0	0	0	2			
Adolfo Phillips, R <small>(8.7)</small>	0-0 1B		0-0											0-0 F7			3	1	0	0	1	1	1			
Graig Nettles, L <small>OBP: 0.250, SLG: 0.208 (1.5)</small>	0-0 F9		0-0 F7			0-0 4-3			0-0 F6					0-0 FC6-4 1B		0-0 BB E S 1B	8	0	2	0	0	1	3			
Tom McCraw, L <small>OBP: 0.432, SLG: 0.526 (1.3)</small>		0-0 1B 1B		0-0 4-3		0-0 S 1B			0-0 4-3					0-0 F8		0-0 F8	8	1	3	0	0	0	2			
Ray Fosse, R <small>OBP: 0.365, SLG: 0.426 (1.2)</small>		0-0 F7		0-0 F8		4-0 FC6-4 BB 1-2			0-0 2B 3B					0-0 FC6-4		4-0 FC6-4 BB	5	1	2	1	2	0	2			
Buddy Bell, R <small>OBP: 0.327, SLG: 0.378 (1.9)</small>		0-0 1B		0-0 1B		0-0 FC6-4 1-2			0-0 2B					0-0 6-3		0-0 FC6-4 FC6-4	6	0	3	1	1	0	3			
Frank Duffy, R <small>OBP: 0.298, SLG: 0.161 (7, PH)</small>									0-0 SH3 2B 1B					0-3 K		0-0 FC6-4	2	0	0	0	0	0	3			
Lou Camilli, S <small>OBP: 0.226, SLG: 0.208 (7, PH)</small>									0-3 K					0-3 K		0-0 FC6-4	1	1	1	0	0	0	1			
Ed Farmer, R <small>(7, PH)</small>																	0	0	0	0	0	0	0			
Steve Mingori, L <small>(8, PH)</small>																	0	0	0	0	0	0	0			
Vince Colbert, R <small>(9, PH)</small>																	0	0	0	0	0	0	0			
John Lowenstein, L <small>OBP: 0.169, SLG: 0.333 (10, PH)</small>																	0	0	0	0	0	0	2			
Ray Lamb, R <small>(10, PH)</small>																	0	0	0	0	0	0	1			
Gaylord Perry, S <small>OBP: 0.105, SLG: 0.222 (16, PH)</small>																	0	0	0	0	0	0	0			
Dick Tidrow, R <small>OBP: 0.288, SLG: 0.286 (1, PH)</small>		0-3 K							0-0 SH3 1-2					0-0 F3		0-0 PB SH1-4 SF8 1B	2	0	0	0	0	2	2			
Fred Stanley, R <small>OBP: 0.250, SLG: 0.250 (7, PH)</small>									0-3 K					0-3 K			4	1	1	0	0	1	1			
																	1B: 11	SF: 1	SAC: 2	DP: 0	HBP: 0					
																	2B: 4	SAC: 2	DP: 0	HBP: 0						
																	3B: 1	DP: 0	HBP: 0							
																	HR: 0	HBP: 0								
Inning Stats	R: 0 E: 0 K: 0 S: 4	H: 1 LOB: 1 BB: 0 P: 4	R: 0 E: 0 K: 1 S: 7	H: 2 LOB: 2 BB: 0 P: 7	R: 0 E: 0 K: 0 S: 4	H: 1 LOB: 1 BB: 0 P: 4	R: 0 E: 0 K: 0 S: 4	H: 1 LOB: 1 BB: 0 P: 4	R: 0 E: 0 K: 2 S: 7	H: 0 LOB: 0 BB: 0 P: 7	R: 0 E: 0 K: 2 S: 8	H: 0 LOB: 0 BB: 0 P: 7	R: 0 E: 0 K: 1 S: 6	H: 1 LOB: 2 BB: 1 P: 10	R: 0 E: 0 K: 0 S: 3	H: 0 LOB: 0 BB: 0 P: 3	R: 0 E: 0 K: 0 S: 4	H: 1 LOB: 1 BB: 0 P: 4	R: 0 E: 0 K: 0 S: 3	H: 0 LOB: 1 BB: 1 P: 7	R: 0 E: 0 K: 0 S: 5	H: 2 LOB: 1 BB: 1 P: 9	1B: 11 2B: 4 3B: 1 HR: 0	SF: 1 SAC: 2 DP: 0 HBP: 0	WP: 0 PB: 1 SB: 2 CS: 0	PA: 68
PITCHER Dick Drago, R <small>ERA: 2.48 (1, 1)</small>	IP: 8.0	WLS: 0	BF: 36	H: 11	R: 3	ER: 3	SO: 5	BB: 1	IBB: 0	HBP: 0	BLK: 0	WP: 0	HR: 0	S: 45	P: 49	ERA: 3.38	WHIP: 1.500									
Al Fitzmorris, R <small>ERA: 0.77 (8, 1)</small>	7.2	L	30	4	2	1	5	2	1	0	0	0	0	37	49	1.17	0.783									
Tom Burgmeier, L <small>ERA: 1.42 (16, 1)</small>	0.1		2	1	0	0	0	0	0	0	0	0	0	2	2	0.00	3.000									

Cleveland Indians @ Kansas City Royals
Municipal Stadium, Kansas City, MO

Sun Apr 30 1972, 4:33 AM EDT
Att. 17,556 - Unknown - 68 F

AB	61
R	5
H	16
RBI	4
BB	4
SO	10
LOB	25



Batter	1	2	3	4	5	6	7	8	9	10	11	12	13	14	15	16	AB	R	H	RBI	BB	SO	LOB	BOTTOM							
Freddie Patek, R OBP: 0.435, SLG: 0.450 (1, 6)	0-0 G3 S 1B		0-0 F9			0-0 CS 1B		4-0 S 1B BB	4-0 1-2 2-3 BB		0-0 E S 1B		0-0 F8			0-0 F8	6	2	3	0	2	0	1								
Paul Schaal, R OBP: 0.306, SLG: 0.250 (1, 5)	0-0 G3 1-3		0-0 F8			0-0 6-3 1-2		0-0 1B 1H	0-0 F8		0-0 4-3 1-3			0-0 F8		0-3 K	8	0	1	1	0	1	7								
Amos Otis, R OBP: 0.269, SLG: 0.280 (1, 8)	0-0 HBP BLK 1B		0-0 F4			0-3 K		0-0 1B 1-2	4-0 BB 1B			0-0 6-3		0-0 CS 1B		0-0 F8	7	0	3	1	1	1	1								
John Mayberry, L OBP: 0.328, SLG: 0.358 (1, 3)	4-0 1-2 HBP IBB			0-0 1-3			0-0 F8	0-3 K	0-3 K			0-0 4-3		0-0 6-3 1-2			6	0	0	0	1	2	4								
Lou Piniella, R OBP: 0.373, SLG: 0.415 (1, 7)	1-0 G6-4-3 HBP			0-0 6-3			0-0 F8		0-0 2B 2B	1-2 1B		0-0 E 1B			0-0 4-3		6	1	3	0	0	0	0								
Bob Oliver, R OBP: 0.298, SLG: 0.382 (1, 9)	0-0 G6-4-3 1-2			0-0 F9			0-0 1B		0-0 F3	0-0 F7		0-0 E6 1-2			0-0 1B		7	0	2	0	0	0	7								
Cookie Rojas, R OBP: 0.300, SLG: 0.351 (1, 4)		0-0 5-3			0-0 F8		0-0 F6		0-0 1B 2B	0-0 F8		0-0 F9			0-0 F7		7	0	1	1	0	0	6								
Jerry May, R OBP: 0.372, SLG: 0.351 (1, 2)		0-3 K			0-0 F6			0-0 1-3	0-0 BB 1B		0-0 F4		0-0 4-3		0-0 4-3		2	0	0	0	0	1	0								
Steve Hovley, L OBP: 0.417, SLG: 0.364 (8, PH)					0-0 K				2-H 1B								1	0	0	0	0	0	0								
Ed Kirkpatrick, L OBP: 0.333, SLG: 0.273 (9, 2)					0-3 K				1-2 1B								4	0	1	0	0	0	1								
Dick Drago, R OBP: 0.111, SLG: 0.111 (8, PH)					0-3 K				0-0 1-3								2	0	0	0	0	2	0								
Richie Schenck, S OBP: 0.200, SLG: 0.200 (8, 1)									0-0 1B								3	0	1	0	0	2	0								
Al Fitzmaurice, S OBP: 0.250, SLG: 0.250 (16, 1)									0-0 BB 1B								0	0	0	0	0	0	0								
Tom Burgin, L OBP: 0.167, SLG: 0.167 (16, 1)									0-0 1-2 1B								0	0	0	0	1	0	0								
Gail Hopkins, L OBP: 0.167, SLG: 0.167 (16, PH)																	0	0	0	0	0	0	0								
Joe Keough, L OBP: 0.167, SLG: 0.167 (16, PH)																	0	0	0	0	0	0	0								
Inning Stats	R: 1 E: 0 K: 0 S: 4	H: 2 LOB: 2 BB: 1 P: 9	R: 0 E: 0 K: 2 S: 7	H: 0 LOB: 0 BB: 0 P: 7	R: 0 E: 0 K: 0 S: 3	H: 0 LOB: 0 BB: 0 P: 3	R: 0 E: 0 K: 0 S: 3	H: 0 LOB: 0 BB: 0 P: 3	R: 0 E: 0 K: 1 S: 5	H: 1 LOB: 0 BB: 0 P: 5	R: 0 E: 0 K: 0 S: 4	H: 1 LOB: 1 BB: 0 P: 4	R: 1 E: 0 K: 0 S: 6	H: 2 LOB: 2 BB: 1 P: 11	R: 0 E: 0 K: 1 S: 6	H: 1 LOB: 2 BB: 1 P: 10	R: 0 E: 0 K: 1 S: 6	H: 1 LOB: 1 BB: 0 P: 6	R: 0 E: 1 K: 0 S: 5	H: 1 LOB: 2 BB: 0 P: 5	R: 0 E: 0 K: 0 S: 3	H: 1 LOB: 0 BB: 0 P: 3	R: 0 E: 0 K: 0 S: 4	H: 1 LOB: 1 BB: 0 P: 4	R: 0 E: 0 K: 1 S: 5	H: 0 LOB: 1 BB: 1 P: 9	1B: 13 2B: 2 3B: 0 HR: 0	SF: 0 SAC: 0 DP: 1 HBP: 1	WP: 0 PB: 0 SB: 3 CS: 2	PA: 66	
PITCHER	IP WLS BF H R ER SO BB IBB HBP BLK WP HR S P ERA WHIP	IP WLS BF H R ER SO BB IBB HBP BLK WP HR S P ERA WHIP	IP WLS BF H R ER SO BB IBB HBP BLK WP HR S P ERA WHIP	IP WLS BF H R ER SO BB IBB HBP BLK WP HR S P ERA WHIP	IP WLS BF H R ER SO BB IBB HBP BLK WP HR S P ERA WHIP	IP WLS BF H R ER SO BB IBB HBP BLK WP HR S P ERA WHIP	IP WLS BF H R ER SO BB IBB HBP BLK WP HR S P ERA WHIP	IP WLS BF H R ER SO BB IBB HBP BLK WP HR S P ERA WHIP	IP WLS BF H R ER SO BB IBB HBP BLK WP HR S P ERA WHIP	IP WLS BF H R ER SO BB IBB HBP BLK WP HR S P ERA WHIP	IP WLS BF H R ER SO BB IBB HBP BLK WP HR S P ERA WHIP	IP WLS BF H R ER SO BB IBB HBP BLK WP HR S P ERA WHIP	IP WLS BF H R ER SO BB IBB HBP BLK WP HR S P ERA WHIP	IP WLS BF H R ER SO BB IBB HBP BLK WP HR S P ERA WHIP	IP WLS BF H R ER SO BB IBB HBP BLK WP HR S P ERA WHIP	IP WLS BF H R ER SO BB IBB HBP BLK WP HR S P ERA WHIP	IP WLS BF H R ER SO BB IBB HBP BLK WP HR S P ERA WHIP	IP WLS BF H R ER SO BB IBB HBP BLK WP HR S P ERA WHIP	IP WLS BF H R ER SO BB IBB HBP BLK WP HR S P ERA WHIP	IP WLS BF H R ER SO BB IBB HBP BLK WP HR S P ERA WHIP	IP WLS BF H R ER SO BB IBB HBP BLK WP HR S P ERA WHIP	IP WLS BF H R ER SO BB IBB HBP BLK WP HR S P ERA WHIP	IP WLS BF H R ER SO BB IBB HBP BLK WP HR S P ERA WHIP	IP WLS BF H R ER SO BB IBB HBP BLK WP HR S P ERA WHIP	IP WLS BF H R ER SO BB IBB HBP BLK WP HR S P ERA WHIP	IP WLS BF H R ER SO BB IBB HBP BLK WP HR S P ERA WHIP	IP WLS BF H R ER SO BB IBB HBP BLK WP HR S P ERA WHIP	IP WLS BF H R ER SO BB IBB HBP BLK WP HR S P ERA WHIP	IP WLS BF H R ER SO BB IBB HBP BLK WP HR S P ERA WHIP	IP WLS BF H R ER SO BB IBB HBP BLK WP HR S P ERA WHIP	IP WLS BF H R ER SO BB IBB HBP BLK WP HR S P ERA WHIP
Dick Tidrow, R ERA: 4.19 (1, 1)	6.0																														
Ed Farmer, R ERA: 2.35 (7, 1)	1.2																														
Steve Mingo, L ERA: 12.71 (8, 1)	1.0																														
Vince Colbert, R ERA: (9, 1)	0.1																														
Ray Lamb, R ERA: 2.7 (10, 1)	6.0	W	25	5	0	0	3	2	0	0	0	0	0	0	0	0	29	37	0.00	1.167											

Cleveland Indians @ Kansas City Royals
Municipal Stadium, Kansas City, MO
Sun Apr 30 1972, 4:33 AM EDT
Att: 17,556 - Unknown - 68 F

AB 60
R 3
H 15
RBI 3
BB 5
SO 9
LOB 27



WP: 0 PA: 66
PB: 0
SB: 3
CS: 2

Batter	1	2	3	4	5	6	7	8	9	AB R H RBI BB SO LOB	TOP									
Paul Schaal, R (1, 5) OBP: 0.303, SLG: 0.250	0-0 4-3	0-3 K			0-0 4-3			0-0 E 1B		4 1 1 0 0 1 1	Kansas City Royals @ Detroit Tigers Tiger Stadium, Detroit, MI Tue May 02 1972, 7:05 PM EDT Att. 9,874 - Unknown									
Cookie Rojas, R (1, 4) OBP: 0.281, SLG: 0.328	0-0 1-3		0-3 K			0-0 L7		0-0 E1 SF7		4 1 0 0 0 1 0										
Amos Otis, R (1, 8) OBP: 0.250, SLG: 0.264	0-3 K		0-0 5-3			0-0 4-3		0-0 SF7		3 0 0 1 0 1 0										
John Mayberry, L (1, 3) OBP: 0.323, SLG: 0.339		4-0 1B 2B BB	0-3 K			0-0 F7		0-0 F7		3 1 0 0 1 1 0										
Lou Piniella, R (1, 7) OBP: 0.397, SLG: 0.491		0-0 2B FC1 1B		0-0 F8			0-0 FC6-4 1B		0-0 HR	4 2 3 1 0 0 0										
Bob Oliver, R (1, 9) OBP: 0.295, SLG: 0.390		0-0 FC1 G6-3 2B		0-3 K			0-0 FC6-4 S		0-0 6-3	4 1 1 1 0 1 1										
Ron Hansen, R (1, 6) OBP: 0.167, SLG: 0.167		0-0 FC1 G6-3 BB		0-0 4-3			0-3 K		0-0 L5-3 1B	4 0 1 1 0 1 2										
Jerry May, R (1, 2) OBP: 0.362, SLG: 0.325		4-0 G6-3 BB			0-0 P3		0-0 5-3		0-0 L5-3	3 0 0 0 1 0 2										
Bruce Dal Canton, R (1, 1) Jim Rooker, R (5, 1)		0-0 G6-3			0-3 K			0-0 F4		2 0 0 0 0 1 2 1 0 0 0 0 0 0										
Inning Stats	R: 0 E: 0 K: 1 S: 5	H: 0 LOB: 0 BB: 0 P: 5	R: 3 E: 0 K: 1 S: 7	H: 2 LOB: 1 BB: 2 P: 15	R: 0 E: 0 K: 2 S: 7	H: 0 LOB: 0 BB: 0 P: 7	R: 0 E: 0 K: 1 S: 5	H: 0 LOB: 0 BB: 0 P: 5	R: 0 E: 0 K: 0 S: 3	H: 0 LOB: 0 BB: 0 P: 3	R: 0 E: 0 K: 1 S: 6	H: 1 LOB: 1 BB: 0 P: 6	R: 2 E: 1 K: 0 S: 5	H: 1 LOB: 0 BB: 0 P: 5	R: 1 E: 0 K: 0 S: 4	H: 2 LOB: 0 BB: 0 P: 4	1B: 4 2B: 2 3B: 0 HR: 1	SF: 1 SAC: 0 DP: 2 HBP: 0	WP: 0 PB: 0 SB: 1 CS: 0	PA: 35
PITCHER Tom Timmermann, R (1, 1) ERA: 1.88 Chuck Seelbach, R (9, 1) ERA:	IP 8.0 1.0	WLS L 3	BF 32 3	H 5 1	R 6 0	ER 4 0	SO 7 0	BB 2 0	IBB 0 0	HBP 0 0	BLK 0 0	WP 0 0	HR 1 0	S 44 3	P 52 3	ERA 4.50 0.00	WHIP 0.875 1.000			

livebaseballscorecards.com

AB	32
R	6
H	6
RBI	4
BB	2
SO	7
LOB	8




Batter	1	2	3	4	5	6	7	8	9	AB	R	H	RBI	BB	SO	LOB
Dick McAuliffe, L (1, 4) OBP: 0.390, SLG: 0.258	0-0 6-3 1B		0-0 L9		0-0 F9		0-3 K		0-0 F9	5	0	1	0	0	1	2
Aurelio Rodriguez, R (1, 5) OBP: 0.315, SLG: 0.294	0-0 6-3 1-2			0-0 FC4-6 1B	0-0 1-2 1B			0-0 5-3		4	0	2	0	0	0	1
Gates Brown, L (1, 7) OBP: 0.458, SLG: 0.429 Al Kaline, R (8, PH) OBP: 0.250, SLG: 0.207 (9, 9)	0-0 L8			0-0 FC4-6 2B 1-2f HR	0-0 F8			0-0 BB 1B		3	1	0	0	0	0	4
Bill Freehan, R (1, 2) OBP: 0.435, SLG: 0.561	0-0 F7			0-0 1-3 HR 2B		0-0 F7		4-0 1-2 BB		3	1	1	0	1	0	1
Norm Cash, L (1, 3) OBP: 0.477, SLG: 0.789		0-0 L9		0-0 HR		0-0 4-3		0-0 F6		4	1	1	3	0	0	2
Willie Horton, R (1, 9) OBP: 0.310, SLG: 0.432 (9, 7)		0-0 F4		0-0 6-3		0-0 E5		0-0 F7		4	0	0	0	0	0	2
Jim Northrup, L (1, 8) OBP: 0.237, SLG: 0.171 Paul Jata, R (9, PH) OBP: 0.167, SLG: 0.167		0-0 F8		0-0 4-3		0-0 5-3			0-0 6-3	3	0	0	0	0	0	1
Ed Brinkman, R (1, 6) OBP: 0.378, SLG: 0.524			0-0 6-3		0-0 1B 1B		0-0 F8		0-0 1-3	4	0	1	0	0	0	0
Tom Timmermann, R (1, 1) OBP: 0.111, SLG: 0.111 Chuck Seelbach, R (9, 1) Mickey Stanley, R (9, PH) OBP: 0.438, SLG: 0.625			0-0 L8		0-0 L8		0-3 K		0-0 1B	3	0	0	0	0	1	1
										0	0	0	0	0	0	0
										1	0	1	0	0	0	0

Inning Stats	R: 0	H: 1	E: 0	K: 0	S: 4	LOB: 1	BB: 0	P: 4	R: 0	H: 0	E: 0	K: 0	S: 3	LOB: 0	BB: 0	P: 3	R: 0	H: 0	E: 0	K: 0	S: 3	LOB: 0	BB: 0	P: 3	R: 3	H: 3	E: 0	K: 0	S: 6	LOB: 0	BB: 0	P: 6	R: 0	H: 2	E: 0	K: 0	S: 5	LOB: 2	BB: 0	P: 5	R: 0	H: 0	E: 1	K: 0	S: 4	LOB: 1	BB: 0	P: 4	R: 0	H: 0	E: 0	K: 2	S: 7	LOB: 0	BB: 0	P: 7	R: 0	H: 1	E: 0	K: 0	S: 4	LOB: 2	BB: 1	P: 8	R: 0	H: 1	E: 0	K: 0	S: 4	LOB: 1	BB: 0	P: 4	1B: 6	SF: 0	2B: 1	3B: 0	HR: 1	SAC: 0	DP: 0	HBP: 0	WP: 0	PA: 37
PITCHER	IP	WLS	BF	H	R	ER	SO	BB	IBB	HBP	BLK	WP	HR	S	P	ERA	WHIP																																																																	
Bruce Dal Canton, R (1, 1) ERA: 3.32	4.1		18	5	3	3	0	0	0	0	0	0	0	1	18	6.23	1.154																																																																	
Jim Rooker, L (5, 1) ERA:	4.2	W	19	3	0	0	2	1	0	0	0	0	0	0	22	0.00	0.857																																																																	

BOTTOM

Kansas City Royals @ Detroit Tigers
Tiger Stadium, Detroit, MI
 Tue May 02 1972, 7:05 PM EDT
 Att. 9,874 - Unknown

AB	36
R	3
H	8
RBI	3
BB	1
SO	2
LOB	14



Batter	1	2	3	4	5	6	7	8	9	AB R H RBI BB SO LOB	TOP											
Paul Schaal, R (1, 5) OBP: 0.282, SLG: 0.230	0-0 F4	0-0 F7			0-0 F5		0-0 6-3		0-0 G6-4-3	5 0 0 0 0 0 4												
Cookie Rojas, R (1, 4) OBP: 0.294, SLG: 0.338	0-0 1B		0-0 5-3		0-0 FC5-4			0-0 6-3		4 1 2 0 0 0 0												
Amos Otis, R (1, 8) OBP: 0.267, SLG: 0.281	0-0 1B		0-0 6-3		0-0 FC5-4			0-0 3-1		4 0 2 0 0 0 1												
Lou Piniella, R (1, 7) OBP: 0.403, SLG: 0.492	0-0 F4		0-0 F4			0-0 L6-3		0-0 3-1		4 0 2 0 0 0 2												
John Mayberry, L (1, 3) OBP: 0.318, SLG: 0.333	0-0 1B			0-3 K		0-0 L6-3		0-0 3-1		4 0 1 1 0 1 3												
Bob Oliver, R (1, 9) OBP: 0.292, SLG: 0.381	0-0 L5			0-0 FC5-4		0-0 F2		0-3 K		4 0 1 0 0 1 4												
Ron Hansen, R (1, 6) OBP: 0.100, SLG: 0.100		0-0 L5		0-0 F4			0-0 6-3		0-0 5-3	4 0 0 0 0 0 1												
Jerry May, R (1, 2) OBP: 0.367, SLG: 0.317			4-0 FC5-4		0-0 FC5-4		0-0 WP		4-0 BB	1 0 0 0 1 0 1												
Bobby Knoop, R (7, PH) OBP: 1.000, SLG: 1.000										1 0 1 0 0 0 0												
Ed Kirkpatrick, L (7, 2) OBP: 0.385, SLG: 0.273										0 0 0 0 1 0 0												
Paul Splittorf, L (1, 1) OBP: 0.111, SLG: 0.111		0-0 P3			0-3 K		0-0 6-3		0-0 G6-4-3	2 0 0 0 0 1 1												
Richie Scheinblum, S (7, PH) OBP: 0.167, SLG: 0.167										1 0 0 0 0 0 1												
Monty Montgomery, R (7, 1) OBP: 0.333, SLG: 0.200										0 0 0 0 0 0 0												
Gail Hopkins, L (9, PH) OBP: 0.500, SLG: 0.333										1 0 1 0 0 0 0												
Inning Stats	R: 1 E: 0 K: 0 S: 6	H: 3 LOB: 2 BB: 0 P: 6	R: 0 E: 0 K: 0 S: 3	H: 0 LOB: 1 BB: 1 P: 7	R: 0 E: 0 K: 0 S: 3	H: 0 LOB: 0 BB: 0 P: 3	R: 0 E: 0 K: 1 S: 6	H: 1 LOB: 1 BB: 0 P: 6	R: 0 E: 0 K: 1 S: 6	H: 1 LOB: 1 BB: 0 P: 6	R: 0 E: 0 K: 0 S: 3	H: 1 LOB: 0 BB: 0 P: 3	R: 0 E: 0 K: 0 S: 4	H: 1 LOB: 1 BB: 0 P: 4	R: 0 E: 0 K: 1 S: 7	H: 2 LOB: 2 BB: 0 P: 7	R: 0 E: 0 K: 0 S: 3	H: 1 LOB: 1 BB: 1 P: 7	1B: 10 2B: 1 3B: 0 HR: 0	SF: 0 SAC: 0 DP: 2 HBP: 0	WP: 1 PB: 0 SB: 0 CS: 0	PA: 37
PITCHER Mickey Lolich, L (1, 1) ERA: 2.08	IP: 9.0 WLS: W BF: 37 H: 10 R: 1 ER: 1 SO: 3 BB: 2 IBB: 0 HBP: 0 BLK: 0 WP: 1 HR: 0 S: 41 P: 49 ERA: 1.00 WHIP: 1.333											PITCHER	IP: 9.0 WLS: W BF: 37 H: 10 R: 1 ER: 1 SO: 3 BB: 2 IBB: 0 HBP: 0 BLK: 0 WP: 1 HR: 0 S: 41 P: 49 ERA: 1.00 WHIP: 1.333									

Kansas City Royals @ Detroit Tigers
 Tiger Stadium, Detroit, MI
 Wed May 03 1972, 4:33 AM EDT
 Att: 9,380 - Unknown - 56 F

livebaseballscorecards.com

AB	35
R	1
H	10
RBI	1
BB	2
SO	3
LOB	18



Batter	1	2	3	4	5	6	7	8	9	AB	R	H	RBI	BB	SO	LOB	BOTTOM			
Tony Taylor, R OBP: 0.300, SLG: 0.444 (1, 4)	0-0 6-3			0-0 F9		0-0 F7		0-0 F9		4	0	0	0	0	0	0	Kansas City Royals @ Detroit Tigers Tiger Stadium, Detroit, MI Wed May 03 1972, 4:33 AM EDT Att. 9,380 - Unknown - 56 F			
Aurelio Rodriguez, R OBP: 0.345, SLG: 0.327 (1, 5)	0-0 L5-4-3 1B			0-0 2B 1B		0-0 3B 1B		0-3 K		4	2	3	0	0	1	0				
Al Kaline, R OBP: 0.278, SLG: 0.364 (1, 9)	0-0 L5-4-3 1-2			0-0 L8		0-0 HR 3B		0-0 1B 3B		4	2	2	1	0	0	2				
Bill Freehan, R OBP: 0.440, SLG: 0.578 (1, 2)		0-0 F8		0-0 1-H 2B		0-0 6-3		0-0 1B		4	0	2	2	0	0	1				
Willie Horton, R OBP: 0.304, SLG: 0.488 (1, 7)		0-0 L8		0-0 F8		0-0 HR		0-0 1-3		4	1	1	2	0	0	2				
Norm Cash, L OBP: 0.447, SLG: 0.732 (1, 3)		0-0 4-3			0-0 F7	0-0 4-3				3	0	0	0	0	0	0				
Mickey Stanley, R OBP: 0.421, SLG: 0.737 (1, 8)			0-3 K		0-0 HR		0-0 F9			3	1	1	1	0	1	0				
Ed Brinkman, R OBP: 0.354, SLG: 0.489 (1, 6)			0-0 4-3		0-0 F8		0-0 F3			3	0	0	0	0	0	0				
Mickey Lolich, S (1, 1)			0-0 1-3		0-0 L9		0-0 5-3			3	0	0	0	0	0	0				
Inning Stats	R: 0 E: 0 K: 0 S: 3	H: 1 LOB: 0 BB: 0 P: 3	R: 0 E: 0 K: 0 S: 3	H: 0 LOB: 0 BB: 0 P: 3	R: 0 E: 0 K: 1 S: 5	H: 0 LOB: 0 BB: 0 P: 5	R: 1 E: 0 K: 0 S: 5	H: 2 LOB: 1 BB: 0 P: 5	R: 1 E: 0 K: 0 S: 4	H: 1 LOB: 0 BB: 0 P: 4	R: 3 E: 0 K: 0 S: 6	H: 3 LOB: 0 BB: 0 P: 6	R: 0 E: 0 K: 0 S: 3	H: 0 LOB: 0 BB: 0 P: 3	R: 1 E: 0 K: 1 S: 7	H: 2 LOB: 1 BB: 0 P: 7	1B: 4 2B: 1 3B: 2 HR: 2	SF: 0 SAC: 0 DP: 1 HBP: 0	WP: 0 PB: 0 SB: 0 CS: 0	PA: 32
PITCHER	IP WLS BF H R ER SO	WLS L 24 7 5 5 1	BF H R ER SO	BF H R ER SO	IP WLS BF H R ER SO	IP WLS BF H R ER SO	IP WLS BF H R ER SO	IP WLS BF H R ER SO	IP WLS BF H R ER SO	IP WLS BF H R ER SO	IP WLS BF H R ER SO	IP WLS BF H R ER SO	IP WLS BF H R ER SO	IP WLS BF H R ER SO	IP WLS BF H R ER SO	IP WLS BF H R ER SO	ERA WHIP	ERA WHIP		
Paul Spittorff, L ERA: 1.93 (1, 1)	6.0	24	7	5	5	1	0	0	0	0	0	0	0	0	0	0	7.50	1.167		
Monty Montgomery, R ERA: 3.38 (7, 1)	2.0	8	2	1	1	1	0	0	0	0	0	0	0	0	0	0	4.50	1.000		

livebaseballscores.com

AB 32
R 6
H 9
RBI 6
BB 0
SO 2
LOB 5



Batter	1	2	3	4	5	6	7	8	9	AB R H RBI BB SO LOB	TOP									
Freddie Patek, R (1, 6) OBP: 0.370, SLG: 0.375	0-0 F8		0-0 F7			0-0 6-3			0-0 5-3	4 0 0 0 0 0 1										
Paul Schaal, R (1, 5) OBP: 0.267, SLG: 0.215	0-3 K			0-0 4-3			0-0 1-3		0-0 6-3	4 0 0 0 0 1 0										
Amos Otis, R (1, 8) OBP: 0.250, SLG: 0.262	0-0 1-3			0-0 4-3			0-3 K		0-3 K	4 0 0 0 0 2 0										
John Mayberry, L (1, 3) OBP: 0.304, SLG: 0.317		0-0 F5		0-0 F5			0-3 K			3 0 0 0 0 1 0										
Lou Piniella, R (1, 7) OBP: 0.386, SLG: 0.469		0-0 F9			0-3 K			0-0 F8		3 0 0 0 0 1 0										
Richie Scheinblum, S (1, 9) OBP: 0.222, SLG: 0.222		0-0 4-3			0-0 3-1			0-0 HR		3 1 1 0 0 0 0										
Steve Hovley, L (8, 9) OBP: 0.417, SLG: 0.364								0-3 1B		0 0 0 0 0 0 0										
Cookie Rojas, R (1, 4) OBP: 0.296, SLG: 0.338			0-0 1B		0-0 6-3			0-3 K		3 0 1 0 0 1 1										
Ed Kirkpatrick, L (1, 2) OBP: 0.375, SLG: 0.500			0-0 F5			0-0 F7		0-0 HR		3 1 1 2 0 0 1										
Mike Hedlund, R (1, 1) OBP: 0.333, SLG: 0.333			0-3 K			0-3 K		0-3 K		3 0 0 0 0 3 1										
Tom Burgmeier, L (8, 1)										0 0 0 0 0 0 0										
Inning Stats	R: 0 E: 0 K: 1 S: 5	H: 0 LOB: 0 BB: 0 P: 5	R: 0 E: 0 K: 0 S: 3	H: 0 LOB: 0 BB: 0 P: 3	R: 0 E: 0 K: 1 S: 6	H: 1 LOB: 1 BB: 0 P: 6	R: 0 E: 0 K: 0 S: 3	H: 0 LOB: 0 BB: 0 P: 3	R: 0 E: 0 K: 1 S: 5	H: 0 LOB: 0 BB: 0 P: 5	R: 0 E: 0 K: 2 S: 7	H: 0 LOB: 0 BB: 0 P: 7	R: 2 E: 0 K: 2 S: 9	H: 2 LOB: 0 BB: 0 P: 9	R: 0 E: 0 K: 1 S: 5	H: 0 LOB: 0 BB: 0 P: 5	1B: 2 2B: 0 3B: 0 HR: 1	SF: 0 SAC: 0 DP: 0 HBP: 0	WP: 0 PB: 0 SB: 0 CS: 0	PA: 30
PITCHER	IP WLS BF H R ER SO BB IBB HBP BLK WP HR S P ERA WHIP																			
Jim Palmer, R (1, 1) ERA: 3.38	8.0 W 27 3 2 2 8 0 0 0 0 0 1 43 43 2.25 0.375																			
Eddie Watt, R (9, 1) ERA: 4.91	1.0 S 3 0 0 0 1 0 0 0 0 0 0 5 5 0.00 0.000																			

Kansas City Royals @ Baltimore Orioles
Memorial Stadium, Baltimore, MD
 Fri May 05 1972, 7:05 PM EDT
 Att. 5,839 - Unknown

livebaseballscorecards.com

AB	30
R	2
H	3
RBI	2
BB	0
SO	9
LOB	4



Batter	1	2	3	4	5	6	7	8	9
Don Buford, S OBP: 0.444, SLG: 0.392 (1, 7) X	0-0 3-1		0-0 1B			4-0 G5-4-3 1B BB		0-0 E5 1B SF8-6-4 1B	
Merv Rettenmund, R OBP: 0.362, SLG: 0.275 (1, 9) X	0-0 G4-6-3 1B		0-0 F9			0-0 1-2 G5-4-3 1B		0-0 1-3 2-H SF8-6-4 1B	
Boog Powell, L OBP: 0.294, SLG: 0.350 (1, 3) X	0-0 G4-6-3 1-2f		0-0 F8			0-0 G5-4-3 1-2f 2-3		0-0 SF8-6-4 1-2 3-H	
Brooks Robinson, R OBP: 0.345, SLG: 0.333 (1, 5)		4-0 BB BB		0-0 5-3		0-0 5-3		0-0 F9	
Paul Blair, R OBP: 0.316, SLG: 0.358 (1, 8)		4-0 BB BB		4-0 BB BB			0-0 6-3		
Davey Johnson, R OBP: 0.345, SLG: 0.408 (1, 4) X		0-0 F6		0-0 G5-4-3 1-2f			0-0 F2		
Andy Etchebarren, R OBP: 0.276, SLG: 0.296 (1, 2)		0-3 K			0-0 6-3		0-0 F9		
Mark Belanger, R OBP: 0.283, SLG: 0.326 (1, 6) X		0-0 F7			0-0 F7		0-0 1B E 1B 1B		
Jim Palmer, R OBP: 0.400, SLG: 0.333 (1, 1) X			0-0 6-3		0-0 F7		0-0 E 1B 1B		
Terry Crowley, L OBP: 0.444, SLG: 0.889 (8, PH)									
Dave Leonhard, R (8, PR)									
Eddie Watt, R (9, 1)									

Inning Stats	R: 0	H: 1	E: 0	LOB: 0	K: 0	S: 3	P: 3	R: 0	H: 0	E: 0	LOB: 2	K: 1	S: 5	P: 13	R: 0	H: 1	E: 0	LOB: 1	K: 0	S: 4	P: 4	R: 0	H: 0	E: 0	LOB: 0	K: 0	S: 2	P: 6	R: 0	H: 1	E: 0	LOB: 1	K: 0	S: 3	P: 3	R: 0	H: 0	E: 0	LOB: 0	K: 0	S: 3	P: 3	R: 0	H: 1	E: 0	LOB: 1	K: 0	S: 3	P: 7	R: 0	H: 0	E: 0	LOB: 0	K: 0	S: 3	P: 3	R: 3	H: 4	E: 1	LOB: 1	K: 0	S: 6	P: 6
Mike Hedlund, R ERA: 2.95 (1, 1)	IP	WLS	BF	H	R	ER	SO	BB	IBB	HBP	BLK	WP	HR	S	P	ERA	WHIP																																														
Tom Burgmeier, L ERA: 2.45 (8, 1)	1.0	L	4	2	1	1	0	0	0	0	0	0	0	4	4	9.00	2.000																																														

BOTTOM


Kansas City Royals @ Baltimore Orioles
Memorial Stadium, Baltimore, MD

Fri May 05 1972, 7:05 PM EDT
Att. 5,839 - Unknown

AB	R	H	RBI	BB	SO	LOB
3	1	2	0	1	0	0
4	0	3	1	0	0	1
3	0	0	1	0	0	4
3	0	0	0	1	0	2
1	0	0	0	2	0	0
3	0	0	0	0	0	3
3	0	0	0	0	1	2
3	1	1	0	0	0	2
2	0	0	0	0	0	0
1	0	1	0	0	0	0
0	1	0	0	0	0	0
0	0	0	0	0	0	0

1B	7	SF	1	WP	0	PA	31
2B	1	SAC	0	PB	0		
3B	0	DP	4	SB	0		
HR	0	HBP	0	CS	0		

AB 26
R 3
H 7
RBI 2
BB 4
SO 1
LOB 14



WP	HR	S	P	ERA	WHIP
0	0	4	0	9.00	2.000

Batter	1	2	3	4	5	6	7	8	9	AB R H RBI BB SO LOB	TOP									
Freddie Patek, R OBP: 0.406, SLG: 0.429 (1, 6)	4-0 BB E 1B BB	0-0 1B 2B	0-0 F5		0-0 1B 2-H 1B			0-0 6-3		4 2 2 1 1 0 0										
Cookie Rojas, R OBP: 0.311, SLG: 0.333 Bobby Knoop, R OBP: 0.667, SLG: 0.667 (1, 4) (3, 4)	0-0 E5 1B BB	4-0 1B SF7 BB	4-0 FC6-4 BB		0-0 1-3 1B			0-0 F3		1 2 0 0 2 0 1 2 0 1 0 0 0 0										
Amos Otis, R OBP: 0.246, SLG: 0.246 (1, 8)	4-0 BB 1B FC6-4 BB 1-2 2-3	0-0 F9	0-0 FC6-4		0-0 5-3			0-0 6-3		4 1 0 0 1 0 5										
Lou Piniella, R OBP: 0.397, SLG: 0.478 Steve Hovley, L OBP: 0.357, SLG: 0.308 (1, 7) (5, 9)	0-0 FC6-4 BB 1B 1B 1-2 2-H 3-H	0-0 SF7 1B 1B 1-3 2-H		0-0 F4				0-0 F6	0-3 K	3 2 2 3 0 0 0 2 0 0 0 0 1 0										
John Mayberry, L OBP: 0.297, SLG: 0.303 (1, 3)	4-0 FC6-4 BB 1B 1-2 2-3	0-0 SF7		0-0 4-3				0-0 F8	0-0 F9	3 0 0 1 1 0 0										
Richie Scheinblum, S OBP: 0.286, SLG: 0.286 (1, 9) (5, 7)	0-0 FC6-4 1B 1-2 2-3 3-H	0-0		0-3 K				0-0 1B	0-0 F7	5 0 2 2 0 1 2										
Paul Schaaf, R OBP: 0.278, SLG: 0.221 (1, 5)	0-0 1B 1B 1-2 3-H	0-3 K			4-0 SH2-4 1B BB			0-0 4-3		3 1 1 1 1 1 1	AB 34 R 9 H 9 RBI 9 BB 6 SO 4 LOB 14									
Ed Kirkpatrick, L OBP: 0.350, SLG: 0.611 (1, 2)	0-0 F8		0-0 HR		0-0 F4			0-0 F3		4 1 1 1 0 0 3										
Dick Drago, R OBP: 0.083, SLG: 0.083 (1, 1)	0-3 K		0-0 1-3		0-0 SH2-4			0-0 F9		3 0 0 0 0 1 2										
Inning Stats	R: 4 E: 1 K: 1 S: 8	H: 2 LOB: 2 BB: 3 P: 20	R: 3 E: 0 K: 1 S: 8	H: 3 LOB: 1 BB: 1 P: 12	R: 1 E: 0 K: 0 S: 4	H: 1 LOB: 1 BB: 1 P: 8	R: 0 E: 0 K: 1 S: 5	H: 0 LOB: 0 BB: 0 P: 5	R: 1 E: 0 K: 0 S: 5	H: 2 LOB: 2 BB: 1 P: 9	R: 0 E: 0 K: 0 S: 3	H: 1 LOB: 1 BB: 0 P: 3	R: 0 E: 0 K: 0 S: 3	H: 0 LOB: 0 BB: 0 P: 3	R: 0 E: 0 K: 1 S: 5	H: 0 LOB: 0 BB: 0 P: 5	1B: 7 2B: 1 3B: 0 HR: 1	SF: 1 SAC: 1 DP: 0 HBP: 0	WP: 0 PB: 0 SB: 0 CS: 0	PA: 42
PITCHER	IP WLS BF H R ER SO BB IBB HBP BLK WP HR S P ERA WHIP																			
Mike Cuellar, L ERA: 2.7 (1, 1)	0.1 L 7 2 4 3 0 3 0 0 0 0 0 0 4 16 81.00 15.000																			
Dave Leonhard, R ERA: 6.0 (1, 1)	2.2 14 4 4 4 2 2 0 0 0 0 0 1 16 24 13.50 2.250																			
Mickey Scott, L ERA: 2.25 (4, 1)	4.0 15 3 1 1 1 1 0 0 0 0 0 0 16 20 2.25 1.000																			
Grant Jackson, L ERA: 11.57 (8, 1)	2.0 6 0 0 0 0 1 0 0 0 0 0 0 8 8 0.00 0.000																			

Kansas City Royals @ Baltimore Orioles
 Memorial Stadium, Baltimore, MD
 Sat May 06 1972, 7:05 PM EDT
 Att. 8,903 - Unknown

livebaseballscorecards.com



Batter	1	2	3	4	5	6	7	8	9	AB	R	H	RBI	BB	SO	LOB
Mark Belanger, R OBP: 0.260, SLG: 0.298 (1, 6)	F7		F8		G5-4-3			F9		4	0	0	0	0	0	2
Merv Rettenmund, R OBP: 0.373, SLG: 0.279 (1, 9)	F9			1B		G4-6-3		K		3	0	1	0	1	1	0
Boog Powell, L OBP: 0.273, SLG: 0.318 (1, 3)	F7			F8		G4-6-3		K		4	0	0	0	0	1	2
Brooks Robinson, R OBP: 0.387, SLG: 0.382 (1, 5)		G6-4-3		1B		1B		1B		4	0	4	0	0	0	0
Don Baylor, R OBP: 0.471, SLG: 0.688 (1, 7)		G6-4-3		F7		1B		1B		4	0	2	0	0	0	3
Davey Johnson, R OBP: 0.322, SLG: 0.377 (1, 4)		K		K		G3		G6-4-3		4	0	0	0	0	2	6
Paul Blair, R OBP: 0.328, SLG: 0.368 (1, 8)			G1-6-3		6-3		G1-6-3	K		4	0	2	0	0	1	1
Johnny Oates, L OBP: 0.167, SLG: 0.667 (1, 2)			G1-6-3		HR		G1-6-3			3	1	1	1	0	0	2
Mike Cuellar, L Dave Leonhard, R Tom Shopay, L Mickey Scott, L Don Buford, S Grant Jackson, S			1B		BB		K			0	0	0	0	0	0	0

BOTTOM

Kansas City Royals @ Baltimore Orioles
Memorial Stadium, Baltimore, MD
Sat May 06 1972, 7:05 PM EDT
Att. 8,903 - Unknown

AB	32
R	1
H	11
RBI	1
BB	2
SO	6
LOB	16



Inning Stats	R: 0 E: 0 K: 0 S: 3	H: 0 LOB: 0 BB: 0 P: 3	R: 0 E: 0 K: 1 S: 5	H: 1 LOB: 0 BB: 0 P: 5	R: 0 E: 0 K: 0 S: 4	H: 2 LOB: 1 BB: 0 P: 4	R: 0 E: 0 K: 1 S: 7	H: 2 LOB: 2 BB: 0 P: 7	R: 1 E: 0 K: 0 S: 3	H: 1 LOB: 0 BB: 1 P: 7	R: 0 E: 0 K: 0 S: 4	H: 2 LOB: 2 BB: 1 P: 8	R: 0 E: 0 K: 1 S: 5	H: 1 LOB: 0 BB: 0 P: 5	R: 0 E: 0 K: 2 S: 7	H: 0 LOB: 0 BB: 0 P: 7	R: 0 E: 0 K: 1 S: 6	H: 2 LOB: 1 BB: 0 P: 6	1B: 10 2B: 0 3B: 0 HR: 1	SF: 0 SAC: 0 DP: 6 HBP: 0	WP: 0 PB: 0 SB: 0 CS: 0	PA: 34
---------------------	------------------------------	---------------------------------	------------------------------	---------------------------------	------------------------------	---------------------------------	------------------------------	---------------------------------	------------------------------	---------------------------------	------------------------------	---------------------------------	------------------------------	---------------------------------	------------------------------	---------------------------------	------------------------------	---------------------------------	-----------------------------------	------------------------------------	----------------------------------	--------

PITCHER Dick Drago, R ERA: 2.13 (1, 1)	IP	WLS	BF	H	R	ER	SO	BB	IBB	HBP	BLK	WP	HR	S	P	ERA	WHIP
	9.0	W	34	11	1	1	6	2	0	0	0	0	1	44	52	1.00	1.444

Batter	1	2	3	4	5	6	7	8	9	AB R H RBI BB SO LOB	TOP	
Freddie Patek, R (1, 6) OBP: 0.351, SLG: 0.364	0-0 F8	0-0 6-3			0-3 K		0-0 5-3		0-0 F9	5 0 0 0 0 1 1		
Cookie Rojas, R (1, 4) OBP: 0.316, SLG: 0.338	0-0 F8		0-0 F4		0-0 F7			0-0 WP 3B 1B	0-0 FC5-4 1B	5 1 2 0 0 0 0		
Amos Otis, R (1, 8) OBP: 0.243, SLG: 0.232	4-0 1B 1B BB		0-0 E4		0-0 F9			0-0 F2	0-0 FC5-4 1-2f 1B	4 1 0 0 1 0 2		
John Mayberry, L (1, 3) OBP: 0.308, SLG: 0.343	0-0 1B 1-3 1B		0-0 F7		0-0 F5			0-0 1-H 3B		4 0 2 1 0 0 1		
Lou Piniella, R (1, 7) OBP: 0.390, SLG: 0.465	0-0 1-2 3-H 1B		0-3 K		0-0 F9			0-0 F5		4 0 1 1 0 1 2		
Richie Scheinblum, S (1, 9) OBP: 0.333, SLG: 0.294	0-3 K			0-0 G6-3 1B		4-0 BB		0-0 F8		3 0 1 0 1 1 3		
Paul Schaal, R (1, 5) OBP: 0.289, SLG: 0.236		0-0 SH2-4 1B		0-0 G6-3 1-2f		0-0 F9			0-0 HR 1B	4 1 2 0 0 0 2		
Ed Kirkpatrick, L (1, 2) OBP: 0.375, SLG: 0.727		0-0 F6		0-0 1B		0-0 4-3			0-0 1-H HR	4 1 2 2 0 0 1		
Bruce Dal Canton, R (1, 1) Ted Abernathy, R (6, 1) Joe Keough, L (7, PH) Al Fitzmorris, S (7, 1) Gail Hopkins, L (9, PH)		0-0 SH2-4		0-0 F8		0-3 K			0-0 4-3	1 0 0 0 0 0 1 0 0 0 0 0 0 0 1 0 0 0 0 1 0 0 0 0 0 0 0 0 1 0 0 0 0 0 0		
Inning Stats	R: 1 H: 2 E: 0 LOB: 2 K: 1 BB: 1 S: 7 P: 11	R: 0 H: 1 E: 0 LOB: 1 K: 0 BB: 0 S: 4 P: 4	R: 0 H: 0 E: 1 LOB: 1 K: 1 BB: 0 S: 6 P: 6	R: 0 H: 2 E: 0 LOB: 1 K: 0 BB: 0 S: 4 P: 4	R: 0 H: 0 E: 0 LOB: 0 K: 1 BB: 0 S: 5 P: 5	R: 0 H: 0 E: 0 LOB: 1 K: 0 BB: 1 S: 3 P: 7	R: 0 H: 0 E: 0 LOB: 0 K: 1 BB: 0 S: 5 P: 5	R: 1 H: 2 E: 0 LOB: 1 K: 0 BB: 0 S: 5 P: 5	R: 2 H: 3 E: 0 LOB: 1 K: 0 BB: 0 S: 6 P: 6	1B: 8 SF: 0 2B: 0 SAC: 1 3B: 1 DP: 1 HR: 1 HBP: 0	WP: 1 PA: 39 PB: 0 SB: 0 CS: 0	
PITCHER Pat Dobson, R (1, 1) ERA: 2.52 Eddie Watt, R (9, 1) ERA: 3.86	IP WLS BF H R ER SO BB IBB HBP BLK WP HR S P ERA WHIP	8.0 W 35 9 4 4 4 2 0 0 0 1 1 41 49 4.50 1.375	1.0 S 4 1 0 0 0 0 0 0 0 0 0 0 4 4 0.00 1.000									

Kansas City Royals @ Baltimore Orioles
Memorial Stadium, Baltimore, MD
 Sun May 07 1972, 3:33 AM EDT
 Att. 12,149 - Unknown

livebaseballscorecards.com

AB 36
R 4
H 10
RBI 4
BB 2
SO 4
LOB 13



Batter	1	2	3	4	5	6	7	8	9
Don Buford, S OBP: 0.441, SLG: 0.411 (1, 7)	0-0 1B 2B	0-0 F4			0-0 CS 1B	0-3 K			
Merv Rettenmund, R OBP: 0.345, SLG: 0.255 (1, 9)	0-0 F9	0-0 6-3			0-3 K 1-2	0-0 FC6 1-2f			
Boog Powell, L OBP: 0.288, SLG: 0.333 (1, 3)	0-0 FC6-4 2-H 1B		0-3 K			0-0 1B 1B	0-0 F8		
Brooks Robinson, R OBP: 0.394, SLG: 0.379 (1, 5)	4-0 FC6-4 1-2 BB		0-0 F7			0-0 1B 1-2 E 1B	0-0 1-6-3		
Paul Blair, R OBP: 0.323, SLG: 0.361 (1, 8)	0-0 FC6-4 1-2f 2-3 1B		0-3 K			0-0 E FC6-2 1B	0-0 5-3		
Davey Johnson, R OBP: 0.333, SLG: 0.375 (1, 4)	0-0 FC6-4 1-2 3-H 1B			0-0 5-3		4-0 FC6-2 1B IBB	0-0 F7		
Andy Etchebarren, R OBP: 0.242, SLG: 0.258 (1, 2)	0-0 FC6-4 1-2f 1B			0-3 K		0-0 E6 1B FC6-2	0-0 B1-3		
Mark Belanger, R OBP: 0.259, SLG: 0.294 (1, 6)		0-0 SH1-4 1B		0-0 F9		0-0 FC6-2 1B	0-0 6-3		
Pat Dobson, R OBP: 0.182, SLG: 0.182 (1, 1)		0-0 SH1-4			0-3 K	0-0 FC6 1B			
Eddie Watt, R (9, 1)									

AB	R	H	RBI	BB	SO	LOB
4	1	2	0	0	1	4
4	0	0	0	0	1	6
4	2	2	1	0	1	0
3	1	1	0	1	0	0
4	0	1	1	0	1	2
3	1	1	1	1	0	0
4	0	0	0	0	1	4
4	0	1	0	0	0	3
2	0	1	1	0	1	0
0	0	0	0	0	0	0

AB	32
R	5
H	9
RBI	4
BB	2
SO	6
LOB	19

Inning Stats		R: 2	H: 3	E: 0	LOB: 2	K: 0	BB: 1	S: 6	P: 10									
PITCHER		IP	WLS	BF	H	R	ER	SO	BB	IBB	HBP	BLK	WP	HR	S	P	ERA	WHIP
Bruce Dal Canton, R ERA: 4.05 (1, 1)		5.0	L	23	8	5	4	5	1	0	0	0	0	0	32	36	7.20	1.800
Ted Abernathy, R ERA: (6, 1)		1.0		6	1	0	0	1	0	1	0	0	0	0	7	11	0.00	1.000
Al Fitzmorris, R ERA: 0.66 (7, 1)		2.0		6	0	0	0	0	0	0	0	0	0	0	6	6	0.00	0.000


BOTTOM

Kansas City Royals @ Baltimore Orioles
Memorial Stadium, Baltimore, MD

Sun May 07 1972, 3:33 AM EDT
 Att. 12,149 - Unknown

livebaseballscorecards.com

WP: 0 **PA: 35**
PB: 0
SB: 0
CS: 1

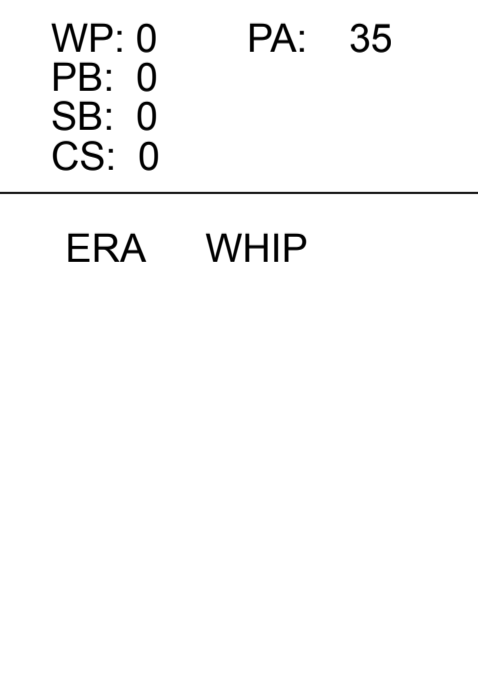


Batter	1	2	3	4	5	6	7	8	9	AB R H RBI BB SO LOB
Freddie Patek, R (1, 6) OBP: 0.317, SLG: 0.324	0-3 K		0-0 F8			0-0 6-3		0-0 1-3		4 0 0 0 0 1 1
Cookie Rojas, R (1, 4) OBP: 0.301, SLG: 0.321	0-0 5-3			0-0 E6 G5-4-3		0-0 5-3		0-0 F9		4 0 0 0 0 0 0
Steve Hovley, L (1, 8) OBP: 0.278, SLG: 0.235	0-0 5-3			0-0 G5-4-3 1-2f		0-0 4-3			0-0 F8	4 0 0 0 0 0 1
John Mayberry, L (1, 3) OBP: 0.305, SLG: 0.329		0-0 G3		0-3 K			4-0 BB BB		0-0 5-3	3 0 0 0 1 1 0
Lou Piniella, R (1, 7) OBP: 0.395, SLG: 0.507		0-3 K			0-0 E5 1-6-3 1B		0-3 K		0-0 HR	4 1 2 1 0 2 1
Richie Scheinblum, S (1, 9) OBP: 0.318, SLG: 0.250		0-0 G3			0-0 1-6-3 2-3		0-0 F4		4-0 FC5 1B BB	3 0 0 0 1 0 2
Paul Schaal, R (1, 5) OBP: 0.310, SLG: 0.267				0-0 F4 2B		0-0 L3		0-0 1-2 BB		3 0 2 0 1 0 1
Ed Kirkpatrick, L (1, 2) OBP: 0.370, SLG: 0.667				0-0 F4 2-3		4-0 FC6-4 IBB			0-0 FC5 2-3f	2 0 0 0 1 1 3 1 0 0 0 0 0 2
Amos Otis, R (9, PH) OBP: 0.240, SLG: 0.229										
Paul Splittorff, L (1, 1) OBP: 0.083, SLG: 0.083				0-0 4-3		0-0 FC6-4 1-2f		0-3 K		3 0 0 0 0 1 3

TOP	
Kansas City Royals @ Cleveland Indians Cleveland Municipal Stadium, Cleveland, OH	Tue May 09 1972, 7:05 PM EDT Att. 2,237 - Unknown - 53 F
AB 31 R 1 H 4 RBI 1 BB 4 SO 6 LOB 14	WP : 0 PA : 35 PB : 0 SB : 0 CS : 0

Inning Stats	R: 0	H: 0	R: 0	H: 0	R: 0	H: 1	R: 0	H: 0	R: 0	H: 1	R: 0	H: 0	R: 0	H: 0	R: 0	H: 0	R: 1	H: 2	1B: 2	SF: 0	WP: 0	PA: 35
	E: 0	LOB: 0	E: 0	LOB: 0	E: 0	LOB: 1	E: 1	LOB: 0	E: 0	LOB: 2	E: 0	LOB: 0	E: 0	LOB: 2	E: 0	LOB: 0	E: 0	LOB: 2	2B: 1	SAC: 0	PB: 0	
	K: 1	BB: 0	K: 1	BB: 0	K: 0	BB: 0	K: 1	BB: 0	K: 2	BB: 2	K: 0	BB: 0	K: 1	BB: 0	K: 0	BB: 1	K: 0	BB: 1	3B: 0	DP: 1	SB: 0	
	S: 5	P: 5	S: 5	P: 5	S: 4	P: 4	S: 5	P: 5	S: 7	P: 15	S: 3	P: 3	S: 5	P: 5	S: 5	P: 9	S: 5	P: 9	HR: 1	HBP: 0	CS: 0	

PITCHER	IP	WLS	BF	H	R	ER	SO	BB	IBB	HBP	BLK	WP	HR	S	P	ERA	WHIP														
Dick Tidrow, R (1, 1) ERA: 3.18	8.2	W	34	4	1	1	6	3	1	0	0	0	1	42	58	1.04	0.808														
Steve Mingori, L (9, 1) ERA: 9.82	0.1	S	1	0	0	0	0	0	0	0	0	0	0	1	1	0.00	0.000														



Batter	1	2	3	4	5	6	7	8	9
Del Unser, L OBP: 0.275, SLG: 0.329 (1, 8) SS	0-3 K		0-0 G3			0-0 1-3		0-0 1-H HR	
Jack Brohamer, L OBP: 0.326, SLG: 0.378 (1, 4) X	0-0 6-3 1B		0-0 F6			0-0 6-3		0-0 6-3	
Alex Johnson, R OBP: 0.324, SLG: 0.414 (1, 7) Adolfo Phillips, R (9, 7) X	0-0 6-3 1-2		0-0 6-3			0-3 K			
Ray Fosse, R OBP: 0.365, SLG: 0.403 (1, 2) X	0-0 6-3			0-0 1-3			0-0 6-3		
Graig Nettles, L OBP: 0.342, SLG: 0.353 (1, 5) X		0-0 4-3		0-0 F6			0-0 F8		
Buddy Bell, R OBP: 0.292, SLG: 0.328 (1, 9) X		0-0 S BB 1B		0-0 6-3			0-0 6-3		
Tom McCraw, L OBP: 0.418, SLG: 0.492 (1, 3) X		0-0 F8			0-0 1-3			0-0 CS 1B	
Frank Duffy, R OBP: 0.365, SLG: 0.262 (1, 6) BB BB BB		4-0 S 1-2 BB			0-0 CS 1B		0-3 K 1-2		
Dick Tidrow, R OBP: 0.273, SLG: 0.273 (1, 1) Steve Mingori, L (9, 1) SS		0-3 K 1-2 2-3			0-3 K 1-2			0-0 HR 1B	

AB	R	H	RBI	BB	SO	LOB
4	1	1	2	0	1	0
4	0	1	0	0	0	0
3	0	0	0	0	1	1
0	0	0	0	0	0	0
3	0	0	0	0	0	1
3	0	0	0	0	0	0
3	0	1	0	0	0	0
3	0	1	0	0	0	1
2	0	1	0	1	1	1
3	1	1	0	0	2	3
0	0	0	0	0	0	0
1B: 5	SF: 0					
2B: 0	SAC: 0					
3B: 0	DP: 0					
HR: 1	HBP: 0					

BOTTOM

Kansas City Royals @ Cleveland Indians
Cleveland Municipal Stadium, Cleveland, OH

Tue May 09 1972, 7:05 PM EDT
Att. 2,237 - Unknown - 53 F

livebaseballscorecards.com

AB	28
R	2
H	6
RBI	2
BB	1
SO	5
LOB	7



Inning Stats	R: 0	H: 1	E: 0	LOB: 1	K: 1	BB: 0	S: 6	P: 6
Inning Stats	R: 0	H: 1	E: 0	LOB: 1	K: 1	BB: 0	S: 6	P: 6
Inning Stats	R: 0	H: 1	E: 0	LOB: 2	K: 1	BB: 1	S: 6	P: 10
Inning Stats	R: 0	H: 0	E: 0	LOB: 0	K: 0	BB: 0	S: 3	P: 3
Inning Stats	R: 0	H: 0	E: 0	LOB: 0	K: 0	BB: 0	S: 3	P: 3
Inning Stats	R: 0	H: 1	E: 0	LOB: 0	K: 1	BB: 0	S: 5	P: 5
Inning Stats	R: 0	H: 0	E: 0	LOB: 0	K: 1	BB: 0	S: 5	P: 5
Inning Stats	R: 0	H: 0	E: 0	LOB: 0	K: 0	BB: 0	S: 3	P: 3
Inning Stats	R: 2	H: 3	E: 0	LOB: 0	K: 1	BB: 0	S: 7	P: 7

PITCHER	IP	WLS	BF	H	R	ER	SO	BB	IBB	HBP	BLK	WP	HR	S	P	ERA	WHIP
Paul Splittorf, L ERA: 2.0 (1, 1)	8.0	L	29	6	2	2	5	1	0	0	0	0	1	38	42	2.25	0.875

PITCHER	IP	WLS	BF	H	R	ER	SO	BB	IBB	HBP	BLK	WP	HR	S	P	ERA	WHIP

WP: 0	PA: 29
PB: 0	
SB: 2	
CS: 2	

Batter	1	2	3	4	5	6	7	8	9	AB R H RBI BB SO LOB	TOP	
Freddie Patek, R (1, 6) OBP: 0.311, SLG: 0.341	0-3 K		0-0 F5			0-0 L6		0-0 2B		4 0 1 1 0 1 1	Kansas City Royals @ Cleveland Indians Cleveland Municipal Stadium, Cleveland, OH Wed May 10 1972, 7:05 PM EDT Att. 4,596 - Sunny - 50 F	
Cookie Rojas, R (1, 4) OBP: 0.287, SLG: 0.305	0-3 K			0-0 6-3		0-0 G5-4-3		0-0 F9		4 0 0 0 0 1 2		
Steve Hovley, L (1, 8) OBP: 0.273, SLG: 0.286	0-0 4-3			0-0 3-1			0-0 1B 2B	0-0 F9		4 1 1 0 0 0 1		
Lou Piniella, R (1, 7) OBP: 0.388, SLG: 0.494		0-0 F9		0-0 1B		0-0 F8		0-0 F7		4 0 1 0 0 0 1		
Richie Scheinblum, S (1, 9) OBP: 0.308, SLG: 0.250	0-3 K		0-0 1-3			0-0 FC4-6 1B		0-0 6-3		4 0 1 1 0 1 1		
John Mayberry, L (1, 3) OBP: 0.302, SLG: 0.316		4-0 FC6-4 BB		0-0 G3		0-0 FC4-6		0-3 K		3 0 0 0 1 1 1		
Paul Schaal, R (1, 5) OBP: 0.300, SLG: 0.256	0-0 FC6-4			0-3 K		0-0 F9				3 0 0 0 0 1 2		
Ed Kirkpatrick, L (1, 2) OBP: 0.367, SLG: 0.630			0-3 K		0-0 1-3			0-0 5-3 2B 1B		3 1 1 0 0 1 0		
Mike Hedlund, R (1, 1) OBP: 0.300, SLG: 0.300 Joe Keough, L (8, PH) Jim Rooker, R (6, 1) Tom Murphy, R (7, 1) Gail Hopkins, L (8, PH) Roger Nelson, R (8, 1)			0-3 K			4-0 G5-4-3 BB		0-0 5-3		1 0 0 0 0 1 0 0 0 0 0 1 0 0 0 0 0 0 0 0 0 0 0 0 0 0 0 0 1 0 0 0 0 0 1 0 0 0 0 0 0 0		
Inning Stats	R: 0 H: 0 E: 0 LOB: 0 K: 2 BB: 0 S: 7 P: 7	R: 0 H: 0 E: 0 LOB: 1 K: 1 BB: 1 S: 5 P: 9	R: 0 H: 0 E: 0 LOB: 0 K: 2 BB: 0 S: 7 P: 7	R: 0 H: 1 E: 0 LOB: 1 K: 0 BB: 0 S: 4 P: 4	R: 0 H: 0 E: 0 LOB: 0 K: 1 BB: 0 S: 5 P: 5	R: 0 H: 0 E: 0 LOB: 0 K: 0 BB: 1 S: 2 P: 6	R: 1 H: 2 E: 0 LOB: 1 K: 0 BB: 0 S: 5 P: 5	R: 1 H: 2 E: 0 LOB: 1 K: 0 BB: 0 S: 5 P: 5	R: 0 H: 0 E: 0 LOB: 0 K: 1 BB: 0 S: 5 P: 5	1B: 3 SF: 0 2B: 2 SAC: 0 3B: 0 DP: 1 HR: 0 HBP: 0	WP: 0 PA: 33 PB: 0 SB: 0 CS: 0	
PITCHER Gaylord Perry, R (1, 1) ERA: 2.02	IP WLS BF H R ER SO BB IBB HBP BLK WP HR S P ERA WHIP	9.0 W 33 5 2 2 7 2 0 0 0 0 0 0 45 53 2.00 0.778										

livebaseballscorecards.com

AB	31
R	2
H	5
RBI	2
BB	2
SO	7
LOB	10



Batter	1	2	3	4	5	6	7	8	9	AB	R	H	RBI	BB	SO	LOB
Del Unser, L OBP: 0.274, SLG: 0.316 (1, 8) X	0-0 F8 ①		4-0 1B HR BB		0-0 F1 ① S S	0-3 K ③				3	1	0	0	1	1	2
Jack Brohamer, L OBP: 0.340, SLG: 0.388 (1, 4) X	0-0 1-3 ②		0-0 1-2 HR 1B		0-0 F8 ②		0-0 1B ①			4	1	2	0	0	0	1
Alex Johnson, R OBP: 0.321, SLG: 0.446 (1, 7) X	0-0 F9 ③		0-0 1-H 2-H HR		0-0 FC1-6-4 ③ 1-2f		0-0 F8 ②			4	1	1	3	0	0	1
Graig Nettles, L OBP: 0.325, SLG: 0.333 (1, 5) X		0-0 2-3 ① X	0-0 F2 ③			0-0 F7 ① X	0-0 1-3 ③			4	0	0	0	0	0	0
Tom McCraw, L OBP: 0.423, SLG: 0.475 (1, 3) X		0-0 F4 ②		0-0 F8 ①		4-0 1B 1B BB		4-0 FC4-8 BB		2	1	0	0	2	0	0
Ray Fosse, R OBP: 0.372, SLG: 0.408 (1, 2) X		0-0 1B		0-0 F7 ②		0-0 1-3 1B PB 1B		0-0 FC4-6 1B WP ① 1-2f		4	2	2	0	0	0	1
Buddy Bell, R OBP: 0.303, SLG: 0.338 (1, 9) X		0-0 F8 ③		0-0 1B		0-3 K ② 1-2		0-0 WP S FC7-2-5 1B		4	0	2	0	0	1	3
Frank Duffy, R OBP: 0.357, SLG: 0.261 (1, 6) X			0-0 6-3 ① X	0-0 L5 ③		0-0 1B 1B ②-H ③-H		0-0 FC7-2-5 ② ③ 1-H 3-H		4	1	1	2	0	0	2
Gaylord Perry, R OBP: 0.238, SLG: 0.222 (1, 1) S S			0-3 K ②		0-0 FC1-6-4 1B	0-0 2-H 3-H 1B				3	0	2	1	0	1	0

Inning Stats	R: 0	H: 0	E: 0	K: 0	S: 3	LOB: 0	BB: 0	P: 3	R: 0	H: 1	E: 0	K: 0	S: 4	LOB: 1	BB: 0	P: 4	R: 3	H: 2	E: 0	K: 1	S: 7	LOB: 0	BB: 1	P: 11	R: 0	H: 1	E: 0	K: 0	S: 4	LOB: 1	BB: 0	P: 4	R: 0	H: 1	E: 0	K: 0	S: 4	LOB: 1	BB: 0	P: 4	R: 3	H: 3	E: 0	K: 2	S: 10	LOB: 1	BB: 1	P: 14	R: 0	H: 1	E: 0	K: 0	S: 3	LOB: 0	BB: 0	P: 3	R: 1	H: 1	E: 0	K: 0	S: 3	LOB: 0	BB: 1	P: 7
1B: 9	SF: 0	2B: 1	SAC: 0	3B: 0	DP: 1	HR: 1	HBP: 0	WP: 1	PA: 35																																																							

PITCHER	IP	WLS	BF	H	R	ER	SO	BB	IBB	HBP	BLK	WP	HR	S	P	ERA	WHIP
Mike Hedlund, R ERA: 3.42 (1, 1)	5.0	L	21	5	3	3	1	1	0	0	0	0	1	22	26	5.40	1.200
Jim Rooker, L ERA: 4.05 (6, 1)	1.0		7	3	3	3	2	1	0	0	0	0	0	10	14	27.00	4.000
Tom Murphy, R ERA: 4.91 (7, 1)	1.0		3	1	0	0	0	0	0	0	0	0	0	3	3	0.00	1.000
Roger Nelson, R ERA: 6.0 (8, 1)	1.0		4	1	1	1	0	1	0	0	0	1	0	3	7	9.00	2.000

BOTTOM

Kansas City Royals @ Cleveland Indians
Cleveland Municipal Stadium, Cleveland, OH

Wed May 10 1972, 7:05 PM EDT
Att. 4,596 - Sunny - 50 F

livebaseballscorecards.com

AB	32
R	7
H	10
RBI	6
BB	3
SO	3
LOB	10



Batter	1	2	3	4	5	6	7	8	9	AB R H RBI BB SO LOB	TOP											
Jim Northrup, L OBP: 0.186, SLG: 0.127 (1, 8) (8, 7)	0-0 F9	0-3 K		0-0 4-3			0-0 4-3		0-0 FC1-5 1-2 1B	5 0 1 0 0 1 0												
Aurelio Rodriguez, R OBP: 0.318, SLG: 0.296 (1, 5)	0-0 5-3		0-0 F9		0-0 F6		0-0 5-3		0-0 FC1-5 1-2 2-3	5 0 0 0 0 0 2												
Al Kaline, R OBP: 0.356, SLG: 0.373 (1, 9)	0-0 1B 2B		4-0 HR BB		0-0 1B		0-0 L7		0-0 L7	4 2 2 0 1 0 2												
Bill Freehan, R OBP: 0.397, SLG: 0.522 (1, 2)	0-0 1B 2-H 1B		0-0 HR		0-0 F4		0-0 6-3		0-0 F7	5 1 2 3 0 0 3												
Norm Cash, L OBP: 0.443, SLG: 0.629 (1, 3)	0-0 BB 1-3 1B		0-0 F6		0-0 F8		0-0 WP 1B			4 0 2 0 0 0 1												
Willie Horton, R OBP: 0.317, SLG: 0.442 (1, 7)	4-0 1-2 BB		0-0 2B		0-0 F3		4-0 1-2 BB			2 0 1 0 2 0 0												
Mickey Stanley, R OBP: 0.370, SLG: 0.630 (8, PR) (8, 8)										0 0 0 0 0 0 0												
Dick McAuliffe, L OBP: 0.383, SLG: 0.239 (1, 4)	0-0 1-3		0-3 K		0-3 K		0-0 F5			4 0 0 0 0 2 6												
Ed Brinkman, R OBP: 0.314, SLG: 0.424 (1, 6)		0-0 F7		0-0 F8		0-0 1B		0-0 F9		4 0 1 0 0 0 2												
Mickey Lolich, S OBP: 0.174, SLG: 0.050 (1, 1)		0-3 K		0-3 K		0-0 4-3			0-0 FC1-5 1B 1B	4 0 1 0 0 2 1												
Inning Stats	R: 1 E: 0 K: 0 S: 6	H: 3 LOB: 3 BB: 1 P: 10	R: 0 E: 0 K: 2 S: 7	H: 0 LOB: 0 BB: 0 P: 7	R: 2 E: 0 K: 1 S: 7	H: 2 LOB: 1 BB: 1 P: 11	R: 0 E: 0 K: 1 S: 5	H: 0 LOB: 0 BB: 0 P: 5	R: 0 E: 0 K: 0 S: 4	H: 1 LOB: 1 BB: 0 P: 4	R: 0 E: 0 K: 1 S: 6	H: 1 LOB: 1 BB: 0 P: 6	R: 0 E: 0 K: 0 S: 3	H: 0 LOB: 0 BB: 0 P: 3	R: 0 E: 0 K: 0 S: 4	H: 1 LOB: 2 BB: 1 P: 8	R: 0 E: 0 K: 0 S: 5	H: 2 LOB: 2 BB: 0 P: 5	1B: 7 2B: 2 3B: 0 HR: 1	SF: 0 SAC: 0 DP: 0 HBP: 0	WP: 1 PB: 0 SB: 0 CS: 0	PA: 40
PITCHER	IP WLS BF H R ER SO BB IBB HBP BLK WP HR S P ERA WHIP																					
Dick Drago, R ERA: 2.35 (1, 1)	8.0 L 35 8 3 3 5 3 0 0 0 1 1 42 54 3.38 1.375																					
Ted Abernathy, R ERA: (9, 1)	1.0 5 2 0 0 0 0 0 0 0 0 0 0 5 5 0.00 2.000																					

Detroit Tigers @ Kansas City Royals
Municipal Stadium, Kansas City, MO

Sat May 13 1972, 8:05 PM EDT
Att: 11,599 - Unknown

livebaseballscorecards.com

AB 37
R 3
H 10
RBI 3
BB 3
SO 5
LOB 17



Batter	1	2	3	4	5	6	7	8	9	AB	R	H	RBI	BB	SO	LOB
Freddie Patek, R (1, 6) OBP: 0.306, SLG: 0.378	0-0 5-3			0-0 1B 3B		0-3 K		0-3 K		4	1	1	0	0	2	0
Cookie Rojas, R (1, 4) OBP: 0.286, SLG: 0.302	0-0 6-3			0-0 CS 1B		0-0 4-3		0-0 F5		4	0	1	1	0	0	0
Amos Otis, R (1, 8) OBP: 0.241, SLG: 0.219	0-0 F6			0-0 F8		0-0 6-3			4-0 SH1-4 1B BB	3	0	0	0	1	0	1
Lou Piniella, R (1, 7) OBP: 0.382, SLG: 0.482		0-0 6-3		0-3 K 1-2		0-3 K			0-0 SH1-4 1B 1-2	4	0	1	0	0	2	1
Richie Scheinblum, S (1, 9) OBP: 0.310, SLG: 0.259		0-0 F6			0-3 K		0-0 BB 1B		0-0 SH1-4 1-2 2-3	3	0	1	0	0	1	0
John Mayberry, L (1, 3) OBP: 0.300, SLG: 0.313		0-0 1-3			0-0 FC5-4 BB 1B		0-3 K		0-3 K	4	0	1	0	0	2	3
Paul Schaal, R (1, 5) OBP: 0.309, SLG: 0.250			0-0 F9		4-0 FC5-4 BB		4-0 BB		0-3 K	2	0	0	0	2	1	2
Ed Kirkpatrick, L (1, 2) OBP: 0.333, SLG: 0.567			0-0 4-3		0-0 FC5-4 1-2 2-3		0-0 F7			3	0	0	0	0	0	4
Dick Drago, R (1, 1) OBP: 0.071, SLG: 0.071 Bobby Knoop, R (8, PH) OBP: 0.500, SLG: 0.500 Ted Abernathy, R (9, 1)			0-0 5-3		0-3 K			0-0 L7		2	0	0	0	0	1	2
										1	0	0	0	0	0	0
										0	0	0	0	0	0	0

Inning Stats	R: 0	H: 0	E: 0	K: 0	S: 3	LOB: 0	BB: 0	P: 3	R: 0	H: 0	E: 0	K: 0	S: 3	LOB: 0	BB: 0	P: 3	R: 0	H: 1	E: 0	K: 2	S: 8	LOB: 2	BB: 1	P: 12	R: 0	H: 0	E: 0	K: 1	S: 5	LOB: 0	BB: 0	P: 5	R: 0	H: 1	E: 0	K: 2	S: 8	LOB: 2	BB: 1	P: 12	R: 0	H: 0	E: 0	K: 1	S: 5	LOB: 0	BB: 0	P: 5	R: 0	H: 1	E: 0	K: 2	S: 8	LOB: 2	BB: 1	P: 12
Mickey Litch, L (1, 1) ERA: 2.05	IP	WLS	BF	H	R	ER	SO	BB	IBB	HBP	BLK	WP	HR	S	P	ERA	WHIP	IP	WLS	BF	H	R	ER	SO	BB	IBB	HBP	BLK	WP	HR	S	P	ERA	WHIP	IP	WLS	BF	H	R	ER	SO	BB	IBB	HBP	BLK	WP	HR	S	P	ERA	WHIP					

BOTTOM

Detroit Tigers @ Kansas City Royals
Municipal Stadium, Kansas City, MO
Sat May 13 1972, 8:05 PM EDT
Att. 11,599 - Unknown

AB	30
R	1
H	5
RBI	1
BB	3
SO	9
LOB	13



Batter	1	2	3	4	5	6	7	8	9	AB R H RBI BB SO LOB	TOP	
Jim Northrup, L OBP: 0.203, SLG: 0.150 (1, 8) X (8, 9)	0-0 5-3 ①		0-0 FC5-4 1B X		0-0 G6-4-3 ① 1-2f		0-0 6-3 ①		0-0 CS 1B X	5 0 2 0 0 0 1		
Aurelio Rodriguez, R OBP: 0.311, SLG: 0.291 (1, 5) X	0-0 6-3 ②		0-0 FC5-4 CS 1-2f X		0-0 1B 1B X		0-0 6-3 ②		0-3 K ②	5 0 1 0 0 1 2		
Gates Brown, L OBP: 0.447, SLG: 0.500 Mickey Stanley, R OBP: 0.370, SLG: 0.630 (1, 7) X (8, 8)	0-0 S 1B X		0-0 F8 ② X		0-0 1-3 1B X		0-0 F3 ③ X		0-0 CS ③ 1-2	4 0 2 0 0 0 1 0 0 0 0 0 0 0		
Bill Freehan, R OBP: 0.390, SLG: 0.507 (1, 2) X	0-0 L8 ③ 1-2		0-0 CS ③ 1-2 X	0-0 L8 ① X	0-0 F7 ③ X			0-0 HR 1B X		4 1 1 0 0 0 3		
Norm Cash, L OBP: 0.432, SLG: 0.606 (1, 3)		0-0 BB 1B X		0-0 P3 ② X		0-0 F8 ① X		0-0 F4 ① X		4 0 1 0 0 0 1		
Willie Horton, R OBP: 0.313, SLG: 0.482 (1, 9) X (8, 7)		0-0 F2 ① X		0-0 HR X		0-0 F4 ② X		0-0 L8 ② X		4 1 1 1 0 0 2		
Dick McAuliffe, L OBP: 0.422, SLG: 0.319 (1, 4)		4-0 BB BB BB BB 1-2 BB X		4-0 BB BB BB BB X		4-0 1B BB X		0-0 HR 1-H X		1 1 1 2 3 0 0		
Ed Brinkman, R OBP: 0.311, SLG: 0.414 (1, 6)		0-0 F7 ② X		0-0 F7 ③ X		0-0 1-3 1B X		0-0 L7 ③ X		4 0 1 0 0 0 3		
Joe Coleman, R OBP: 0.200, SLG: 0.200 Fred Scherman, L OBP: 0.333, SLG: 0.200 (1, 1) X (8, 1)		0-0 F9 ③ X			0-0 G6-4-3 1B X		0-0 6-3 ③ X		0-0 F4 ① X	3 0 1 0 0 0 4 1 0 0 0 0 0 0		
Inning Stats	R: 0 H: 1 E: 0 LOB: 1 K: 0 BB: 0 S: 4 P: 4	R: 0 H: 1 E: 0 LOB: 2 K: 0 BB: 1 S: 4 P: 8	R: 0 H: 1 E: 0 LOB: 0 K: 0 BB: 0 S: 3 P: 3	R: 1 H: 1 E: 0 LOB: 1 K: 0 BB: 1 S: 4 P: 8	R: 0 H: 3 E: 0 LOB: 2 K: 0 BB: 0 S: 5 P: 5	R: 0 H: 1 E: 0 LOB: 2 K: 0 BB: 1 S: 4 P: 8	R: 0 H: 0 E: 0 LOB: 0 K: 0 BB: 0 S: 3 P: 3	R: 2 H: 2 E: 0 LOB: 0 K: 0 BB: 0 S: 5 P: 5	R: 0 H: 1 E: 0 LOB: 0 K: 1 BB: 0 S: 5 P: 5	1B: 9 SF: 0 2B: 0 SAC: 0 3B: 0 DP: 1 HR: 2 HBP: 0	WP: 0 PA: 40 PB: 0 SB: 1 CS: 2	
PITCHER Al Fitzmorris, R ERA: 1.64 Ted Abernathy, R ERA:	IP WLS BF H R ER SO BB IBB HBP BLK WP HR S P ERA WHIP											PITCHER IP WLS BF H R ER SO BB IBB HBP BLK WP HR S P ERA WHIP
	(1, 1) 8.1 L 37 11 3 3 0 3 0 0 0 0 0 2 34 46 3.24 1.680											
	(9, 1) 0.2 1 0 0 0 1 0 0 0 0 0 0 3 3 0.00 0.000											

Detroit Tigers @ Kansas City Royals
Municipal Stadium, Kansas City, MO
Sun May 14 1972, 4:33 AM EDT
Unknown - 64 F

livebaseballscorecards.com

AB 35
R 3
H 11
RBI 3
BB 3
SO 1
LOB 17



BOTTOM

Detroit Tigers @ Kansas City Royals
Municipal Stadium, Kansas City, MO

Sun May 14 1972, 4:33 AM EDT
Unknown - 64 F

livebaseballscorecards.com

AB	30
R	2
H	8
RBI	2
BB	4
SO	3
LOB	16



WP:	0	PA:	36
PB:	0		
SB:	1		
CS:	1		

AB R H RBI BB SO LOB

4 0 0 0 0 0 2

4 1 3 0 0 0 0

3 0 1 0 1 0 2

2 1 1 0 1 1 1

3 0 1 1 0 1 1

4 0 0 0 0 0 5

3 0 0 0 1 1 2

4 0 2 1 0 0 0

2 0 0 0 1 0 3

0 0 0 0 0 0 0

1 0 0 0 0 0 0

1B: 8 SF: 1

2B: 2 SAC: 0

3B: 0 DP: 3

HR: 0 HBP: 1

Batter	1	2	3	4	5	6	7	8	9
Freddie Patek, R (1, 6) OBP: 0.283, SLG: 0.347	0-0 E6 FC3-2 1B		0-0 6-3		0-0 L3 1-2		0-0 G5-4-3 1-2f		
Amos Otis, R (1, 8) OBP: 0.265, SLG: 0.247	0-0 1-3 1B		0-0 4-3			0-0 HBP SF7 1B		0-0 CS 1B	
Richie Scheinblum, S (1, 9) OBP: 0.333, SLG: 0.267	0-0 FC3-2 3-H		4-0 BB			0-0 FC4 HBP 1B		0-0 F4 1-2	
Lou Piniella, R (1, 7) OBP: 0.398, SLG: 0.482		0-0 BB 1B	0-3 K			1-0 FC4 HBP		4-0 1B BB	
Cookie Rojas, R (1, 4) OBP: 0.284, SLG: 0.303		0-3 K		0-0 6-3		0-0 SF7		0-0 1-2 1B	
John Mayberry, L (1, 3) OBP: 0.287, SLG: 0.298		0-0 F7		0-0 F6		0-0 FC4 1-2f 2-3		0-0 L8	
Paul Schaal, R (1, 5) OBP: 0.306, SLG: 0.241		4-0 BB 1B		0-3 K		0-0 F5		0-0 F4	
Ed Kirkpatrick, L (1, 2) OBP: 0.351, SLG: 0.559		0-0 1-3 2-H 1B			0-0 L3 1B		0-0 F8		0-0 F1
Al Fitzmorris, S (1, 1) OBP: 0.286, SLG: 0.167		0-0 4-3			0-0 F2		4-0 G5-4-3 BB		0-0 5-3
Ted Abernathy, R (9, 1)									
Bobby Knoop, R (9, PH) OBP: 0.400, SLG: 0.400									

Inning Stats	R: 0	H: 1	E: 1	K: 0	S: 3	LOB: 0	BB: 0	P: 3									
Joe Coleman, R (1, 1) ERA: 2.36	IP: 7.0	WLS: W	BF: 29	H: 7	R: 2	ER: 2	SO: 3	BB: 3	IBB: 0	HBP: 1	BLK: 0	WP: 0	HR: 0	S: 31	P: 44	ERA: 2.57	WHIP: 1.429
Fred Scherman, L (8, 1) ERA: 0.73	IP: 2.0	WLS: S	BF: 7	H: 1	R: 0	ER: 0	SO: 0	BB: 1	IBB: 0	HBP: 0	BLK: 0	WP: 0	HR: 0	S: 6	P: 10	ERA: 0.00	WHIP: 1.000

Batter	1	2	3	4	5	6	7	8	9	AB R H RBI BB SO LOB	TOP			
Ike Brown, R (1, 4) OBP: 0.500, SLG: 0.333 Dick McAuliffe, L (4, 4) OBP: 0.418, SLG: 0.320	4-0 FC1-6 BB		0-0 SF8 BB 3B 1B 1-2 2-H		0-0 1B		0-0 4-3		0-3 K	1 1 1 1 1 0 0 3 0 1 0 0 1 1				
Aurelio Rodriguez, R (1, 5) OBP: 0.305, SLG: 0.278	0-0 FC1-6 L5-4-3 1-2f		4-0 SF8 BB 3B		0-0 F3		0-0 L7		0-0 1-3	4 1 0 0 1 0 3				
Al Kaline, R (1, 9) OBP: 0.333, SLG: 0.352	0-0 L5-4-3 1-2		0-0 SF8		0-0 L9		0-0 L9			3 0 0 1 0 0 2				
Bill Freehan, R (1, 2) OBP: 0.395, SLG: 0.527		0-0 6-3	0-0 3B		0-0 F7			4-0 1B BB		3 0 1 2 1 0 1				
Willie Horton, R (1, 7) OBP: 0.324, SLG: 0.483		0-0 6-3	0-0 F8					0-0 1B	0-0 1B	4 0 2 0 0 0 1				
Norm Cash, L (1, 3) OBP: 0.410, SLG: 0.571		0-0 4-3		0-3 K				0-0 1B	0-0 F6	4 0 0 0 0 1 3				
Mickey Stanley, R (1, 8) OBP: 0.387, SLG: 0.613			0-0 F9	0-0 1B				0-0 1B	0-0 G6-3	4 0 2 0 0 0 2				
Ed Brinkman, R (1, 6) OBP: 0.308, SLG: 0.405			0-0 BB 1B 1B	0-0 F7				0-0 F5	0-0 1-3	4 1 1 0 0 0 3				
Chuck Seebach, R Ron Perranoski, L Gates Brown, L Paul Jata, R Phil Mesiak, R Tom Timmermann, R Fred Scherren, L Bob Strampe, S Jim Northrup, L			4-0 BB 1B 1-2 SF8 BB	0-0 5-3				0-0 1-3	0-0 1B	1 1 0 0 0 1 0 0 1 0 0 0 0 0 0 0 0 0 0 0 0 0 0 0 0 0 0 1 0 0 0 0 0 0 0 2 0 1 0 0 1 0 0 0 0 0				
Inning Stats	R: 0 H: 0 E: 0 LOB: 0 K: 0 BB: 1 S: 2 P: 6	R: 0 H: 0 E: 0 LOB: 0 K: 0 BB: 0 S: 3 P: 3	R: 4 H: 3 E: 0 LOB: 1 K: 0 BB: 2 S: 6 P: 14	R: 0 H: 1 E: 0 LOB: 1 K: 1 BB: 0 S: 6 P: 6	R: 0 H: 1 E: 0 LOB: 1 K: 0 BB: 0 S: 4 P: 4	R: 0 H: 2 E: 0 LOB: 2 K: 0 BB: 0 S: 5 P: 5	R: 0 H: 0 E: 0 LOB: 0 K: 0 BB: 0 S: 3 P: 3	R: 0 H: 1 E: 0 LOB: 1 K: 1 BB: 0 S: 6 P: 7	R: 0 H: 1 E: 0 LOB: 1 K: 1 BB: 0 S: 6 P: 6	1B: 8 SF: 1 2B: 0 SAC: 0 3B: 1 DP: 2 HR: 0 HBP: 0	WP: 0 PA: 38 PB: 0 SB: 0 CS: 0			
PITCHER	IP WLS BF H R ER SO BB IBB HBP BLK WP HR S P ERA WHIP													
Paul Splittorf, L (1, 1) ERA: 2.79	2.2		13 3 4 4 0 3 0 0 0 0 0 0 10 22 13.50 2.250											
Bruce Dal Canton, R (3, 1) ERA: 3.72	2.1	W	9 2 0 0 1 0 0 0 0 0 0 0 11 11 0.00 0.857											
Roger Nelson, R (6, 1) ERA: 4.91	0.2		4 2 0 0 0 0 0 0 0 0 0 0 4 4 0.00 3.000											
Tom Burgmeier, L (6, 1) ERA: 1.69	3.1	S	12 2 0 0 1 1 0 0 0 0 0 0 13 17 0.00 0.900											

Detroit Tigers @ Kansas City Royals
Municipal Stadium, Kansas City, MO
Sun May 14 1972, 4:38 AM EDT
Att. 10,326 - Unknown

livebaseballscorecards.com

AB	33
R	4
H	9
RBI	4
BB	4
SO	2
LOB	19



Batter	1	2	3	4	5	6	7	8	9	AB	R	H	RBI	BB	SO	LOB	BOTTOM
Freddie Patek, R (1, 6) x OBP: 0.310, SLG: 0.377	0-0 ① 5-3		0-0 x FC4-6 1B		4-0 BBBB 1B HR BB		0-0 x F8	0-0 x 1B 2B		4	2	2	2	1	0	0	Detroit Tigers @ Kansas City Royals Municipal Stadium, Kansas City, MO Sun May 14 1972, 4:38 AM EDT Att. 10,326 - Unknown livebaseballscorecards.com
Amos Otis, R (1, 8) x OBP: 0.284, SLG: 0.268	0-0 ② 6-3		0-0 x FC4-6 BB 1-2f		0-0 x 1-3 HR 1B		0-0 x BB 1B	0-0 x 2-H 1B		5	1	3	1	0	0	1	
Richie Scheinblum, S (1, 9) x OBP: 0.368, SLG: 0.364	0-0 ③ 4-3		4-0 BBBB 1-2 BB		0-0 x 1-H 3-H HR		4-0 BBBB 1-2 FC6-4 BB	0-3 x K ③		3	1	1	3	2	1	1	
Lou Piniella, R (1, 7) x OBP: 0.381, SLG: 0.461		0-0 x 6-3 ①	0-0 x F4 ②		0-0 x L7 ②		0-0 x L9 ②			4	0	0	0	0	0	4	
Cookie Rojas, R (1, 4) x OBP: 0.293, SLG: 0.304		4-0 BBBB WP 1B 2B BB	0-0 x F7 ③		0-0 x CS 1B		0-0 x FC6-4 1-2f			3	1	1	0	1	0	4	
Ed Kirkpatrick, L (1, 2) x OBP: 0.390, SLG: 0.568		0-0 x WP 2B 1B		4-0 BBBB G6-4-3 BB		0-0 x CS ③	0-0 x FC3-6 1B		0-0 x F6 ①	3	1	2	0	1	0	0	
John Mayberry, L (1, 3) x OBP: 0.276, SLG: 0.284		0-0 x L4 ②		0-0 x F8 ①		0-0 x FC3-6 FC4 1-2f		0-0 x 4-3 ②		4	0	0	0	0	0	4	
Paul Schaal, R (1, 5) x OBP: 0.314, SLG: 0.256		0-0 x 2-H 3-H 2B		0-0 x G6-4-3 ② ③ 1-2f		0-0 x L9 ②		4-0 BBBB 1B 2B BB		3	1	1	2	1	0	2	
Paul Splitter, L (1, 1) x OBP: 0.077, SLG: 0.077		0-0 x F5 ③			0-0 x 6-3 ①		0-0 x FC4 ③		0-0 x 2B 1B	1	0	0	0	0	0	1	
Bruce Dai Canton, R (3, 1) x										0	0	0	0	0	0	0	
Steve Hovley, L (5, PH) x OBP: 0.261, SLG: 0.273										1	0	0	0	0	0	0	
Roger Nelson, R (6, 1) x										0	0	0	0	0	0	0	
Tom Burgmeier, L (6, 1) x OBP: 0.250, SLG: 0.250										2	1	1	0	0	0	1	

Inning Stats	R: 0	H: 0	E: 0	LOB: 0	K: 0	P: 3	R: 2	H: 2	E: 0	LOB: 1	K: 0	P: 9	R: 0	H: 1	E: 0	LOB: 2	K: 0	P: 8	R: 0	H: 0	E: 0	LOB: 0	K: 0	P: 6	R: 3	H: 3	E: 0	LOB: 0	K: 0	P: 9	R: 0	H: 1	E: 0	LOB: 1	K: 0	P: 4	R: 0	H: 1	E: 0	LOB: 2	K: 0	P: 8	R: 3	H: 3	E: 0	LOB: 1	K: 1	P: 12	
1B: 8	SF: 0	2B: 2	SAC: 0	3B: 0	DP: 1	HR: 1	HBP: 0	WP: 1	PA: 40	PB: 0	SB: 1	CS: 1																																					

PITCHER	IP	WLS	BF	H	R	ER	SO	BB	IBB	HBP	BLK	WP	HR	S	P	ERA	WHIP	PITCHER	IP	WLS	BF	H	R	ER	SO	BB	IBB	HBP	BLK	WP	HR	S	P	ERA	WHIP																
Chuck Seelbach, R (1, 1) ERA: 4.5	4.2	L	23	6	5	5	0	4	0	0	0	1	1	19	35	9.64	2.143	Bob Strampe, R (8, 1) ERA: 54.0	0.1		2	1	0	0	0	0	0	0	0	0	4	4	0.00	3.000																	
Ron Perranoski, L (5, 1) ERA:	0.1		0	0	0	0	0	0	0	0	0	0	0	0	0	0.00	0.000																																		
Phil Meeler, R (6, 1) ERA: 3.0	1.1		7	2	0	0	0	1	0	0	0	0	0	6	10	0.00	2.250																																		
Tom Timmermann, R (7, 1) ERA: 1.56	0.2		2	0	0	0	0	0	0	0	0	0	0	2	2	0.00	0.000																																		
Fred Scherman, L (8, 1) ERA: 2.77	0.2		5	2	3	3	0	1	0	0	0	0	0	4	8	40.50	4.500																																		



Batter	1	2	3	4	5	6	7	8	9	AB R H RBI BB SO LOB	TOP																	
Elliott Maddox, R (1, 8) OBP: 0.349, SLG: 0.275	0-3 K		0-0 6-3			4-0 SF8 1B BB	0-0 5-3		0-0 CS	3 1 0 0 1 1 0																		
Davey Nelson, R (1, 5) OBP: 0.385, SLG: 0.356	0-0 BB 1B			0-0 6-3		0-0 2-3 E 1B		4-0 G3 S SF8 BB		3 2 2 0 1 0 0																		
Don Mincher, L (1, 3) OBP: 0.282, SLG: 0.190	4-0 FC6-4 BB			0-0 1-3		0-0 2-3		0-0 G3		3 0 0 0 1 0 3																		
Dick Billings, R (1, 2) OBP: 0.302, SLG: 0.263	0-0 FC6-4			0-3 K		0-0 SF8		0-0 SF8		2 0 0 2 0 1 1																		
Frank Howard, R (1, 7) OBP: 0.387, SLG: 0.377		4-0 FC5-4 BB			0-0 4-3	0-0 E6 1B		4-0 S BB		2 0 0 0 2 0 0																		
Joe Lovitto, S (8, PR) OBP: 0.323, SLG: 0.125										0 0 0 0 0 0 0																		
Ted Ford, R (1, 9) OBP: 0.270, SLG: 0.455		0-0 FC5-4			0-0 1B 2B	0-0 1B		0-0 4-3		1 0 0 0 0 0 1																		
Larry Bittner, L (2, 9) OBP: 0.262, SLG: 0.231										2 1 2 0 0 0 0																		
Tom Grieve, R (8, PH) OBP: 0.269, SLG: 0.240										1 0 0 0 0 0 1																		
Lenny Randle, S (1, 4) OBP: 0.265, SLG: 0.283		0-0 G4-6-3			0-0 F7	0-0 F5			0-0 6-3	4 0 0 0 0 0 4	AB 28																	
Toby Harrah, R (1, 6) OBP: 0.324, SLG: 0.281			0-0 1-3		0-0 1B		0-0 F7		4-0 CS BB	3 0 1 1 1 0 0	R 4																	
Pete Broberg, R (1, 1) OBP: 0.154, SLG: 0.083			0-3 K		0-3 K		0-0 F8		0-0 F9	1 0 0 0 0 0 1 0	H 5																	
Hal King, L (5, PH) OBP: 0.364, SLG: 0.225										1 0 0 0 0 0 1 1	RBI 3																	
Jim Panther, R (5, 1)										0 0 0 0 0 0 0 0	BB 6																	
Jim Driscoll, L (7, PH)										0 0 0 0 0 0 0 0	SO 4																	
Horacio Pina, R (7, 1)										0 0 0 0 0 0 0 0	LOB 12																	
Ted Kubiak, S (8, PH)										1 0 0 0 0 0 0 1																		
Inning Stats	R: 0 E: 0 K: 1 S: 5	H: 1 LOB: 1 BB: 1 P: 9	R: 0 E: 0 K: 0 S: 2	H: 0 LOB: 0 BB: 1 P: 6	R: 0 E: 0 K: 1 S: 5	H: 0 LOB: 0 BB: 0 P: 5	R: 0 E: 0 K: 1 S: 5	H: 0 LOB: 0 BB: 0 P: 5	R: 1 E: 0 K: 1 S: 7	H: 2 LOB: 1 BB: 0 P: 7	R: 2 E: 1 K: 0 S: 6	H: 2 LOB: 2 BB: 1 P: 10	R: 0 E: 0 K: 0 S: 3	H: 0 LOB: 0 BB: 0 P: 3	R: 1 E: 0 K: 0 S: 3	H: 0 LOB: 2 BB: 2 P: 11	R: 0 E: 0 K: 0 S: 2	H: 0 LOB: 0 BB: 1 P: 6	1B: 4 2B: 1 3B: 0 HR: 0	SF: 2 SAC: 0 DP: 1 HBP: 0	WP: 0 PB: 0 SB: 2 CS: 1	PA: 37						
PITCHER	IP WLS BF H R ER SO BB IBB HBP BLK WP HR S P ERA WHIP																											
Mike Hedlund, R (1, 1) ERA: 3.24	7.0		28	5	3	2	4	3	0	0	0	0	0	0	33	45	2.57	1.143										
Ted Abernathy, R (8, 1) ERA: 1.29	0.2		4	0	1	1	0	2	0	0	0	0	0	2	10	13.50	3.000											
Tom Burgmeier, L (8, 1) ERA: 1.5	1.1	W	4	0	0	0	0	1	0	0	0	0	0	3	7	0.00	0.750											

Texas Rangers @ Kansas City Royals
Municipal Stadium, Kansas City, MO

Mon May 15 1972, 8:05 PM EDT
Att: 6,670 - Unknown - 80 F

livebaseballscorecards.com



Batter	1	2	3	4	5	6	7	8	9
Freddie Patek, R OBP: 0.323, SLG: 0.386 (1, 6) X	0-0 5-3 ①		X 0-0 FC1-6-5 1B	X 0-0 1-2 2-H 1B			0-3 K 1-2 ① ②		
Amos Otis, R OBP: 0.272, SLG: 0.256 (1, 8) X	0-0 5-3 ②		X 0-0 FC1-6-5 1-3	0-0 G3			0-0 F2 ③		
Richie Scheinblum, S OBP: 0.357, SLG: 0.333 (1, 9) X	0-0 G3 ③		X 0-0 1-3		4-0 BB BB BB			0-0 F6 ①	
Lou Piniella, R OBP: 0.386, SLG: 0.462 (1, 7)		0-3 K ①		X 0-0 1B 1B	X 0-0 G5-4-3 1-2f			0-0 2B 1B	
Cookie Rojas, R OBP: 0.301, SLG: 0.323 (1, 4) X		0-0 F8 ②		X 0-0 1B 1B	X 0-0 F5			0-0 2B 1-H	
Ed Kirkpatrick, L OBP: 0.378, SLG: 0.525 (1, 2)		4-0 WP 1B BB		0-3 K ①		X 0-0 6-3		0-3 K ③	
John Mayberry, L OBP: 0.277, SLG: 0.286 (1, 3) X		0-0 1-H 1B		X 0-0 F3		X 0-0 F9			
Paul Schaal, R OBP: 0.314, SLG: 0.258 (1, 5) X		0-0 F8 ③		X 0-0 E2 1B 1B		X 0-0 F8 ③			
Mike Hedlund, R OBP: 0.333, SLG: 0.333 (1, 1)			X 0-0 L9	X 0-0 1B			4-0 CS BB		
Steve Hovley, L OBP: 0.292, SLG: 0.273 (7, PH)									
Ted Abernathy, R (8, 1)									
Tom Burgmeier, L OBP: 0.250, SLG: 0.250 (8, 1)									

Inning Stats	R: 0	H: 0	E: 0	K: 0	S: 3	P: 3	R: 1	H: 1	E: 0	K: 1	S: 6	P: 10	R: 0	H: 1	E: 0	K: 0	S: 4	R: 3	H: 5	E: 1	K: 1	S: 10	P: 10	R: 0	H: 0	E: 0	K: 0	S: 2	P: 6	R: 0	H: 0	E: 0	K: 0	S: 3	R: 0	H: 0	E: 0	K: 1	S: 4	R: 1	H: 2	E: 0	K: 1	S: 6	P: 6		
	0	0	0	0	3	3	1	1	0	1	6	10	0	1	0	0	4	1	5	2	1	10	10	0	0	0	6	0	0	0	0	3	0	0	0	0	3	0	0	0	1	8	1	2	0	1	6

PITCHER	IP	WLS	BF	H	R	ER	SO	BB	IBB	HBP	BLK	WP	HR	S	P	ERA	WHIP
Pete Broberg, R ERA: 2.16 (1, 1)	4.0		20	7	4	4	2	1	0	0	0	1	0	23	27	9.00	2.000
Jim Panther, R ERA: 8.78 (5, 1)	2.0		6	0	0	0	0	1	0	0	0	0	0	5	9	0.00	0.500
Horacio Pina, R ERA: 2.65 (7, 1)	2.0	L	7	2	1	1	2	1	0	0	0	0	0	10	14	4.50	1.500

BOTTOM

AB	R	H	RBI	BB	SO	LOB
4	0	2	1	0	1	1
4	0	0	0	0	0	3
3	0	0	0	1	0	1
4	2	2	0	0	1	1
4	1	2	1	0	0	0
3	1	0	0	1	2	2
3	0	1	1	0	0	2
3	1	1	1	0	0	1
2	0	1	0	0	0	0
0	0	0	0	1	0	0
0	0	0	0	0	0	0
0	0	0	0	0	0	0

AB	30
R	5
H	9
RBI	4
BB	3
SO	4
LOB	11



WP	PA	3B	SF	SAC	DP	HBP
1	33	0	0	0	2	0
0		0	0	0	0	0
1		0	0	0	0	0
1		0	0	0	0	0

Texas Rangers @ Kansas City Royals
Municipal Stadium, Kansas City, MO
 Mon May 15 1972, 8:05 PM EDT
 Att. 6,670 - Unknown - 80 F

livebaseballscorecards.com

Batter	1	2	3	4	5	6	7	8	9	AB R H RBI BB SO LOB	TOP											
Elliott Maddox, R OBP: 0.333, SLG: 0.260 (1, 8) X	0-0 6-3 ①		0-0 L9 ③			0-0 FC5 1B 1-2			0-0 F4 ①	4 0 0 0 0 0 2												
Davey Nelson, R OBP: 0.389, SLG: 0.362 (1, 5) X	0-0 L4 ②			0-0 G6-4-3 1B		0-0 G6-4-3 1B 1-2 2-3			0-0 F8 ②	4 0 2 0 0 0 0												
Frank Howard, R OBP: 0.371, SLG: 0.358 (1, 3) X	0-0 1-3 ③			0-0 G6-4-3 1-2f		0-0 G6-4-3 1-2f			0-0 F4 ③	4 0 0 0 0 0 4												
Dick Billings, R OBP: 0.283, SLG: 0.244 (1, 2) (7, 9)		0-3 K ①		0-0 F9 ③					0-0 6-3 ①	3 0 0 0 0 1 0												
Jeff Burroughs, R (1, 7)		0-3 K ②			0-0 6-3 ①				0-3 K ②	3 0 0 0 0 2 0												
Joe Lovitto, S OBP: 0.324, SLG: 0.148 (1, 9)		0-0 CS 1B			0-0 F7 ②				0-0 6-3 ③	3 0 1 0 0 0 0												
Lenny Randle, S OBP: 0.257, SLG: 0.274 (1, 4)		0-0 CS 1-2	0-3 K ①		0-0 F8 ③				0-0 F4 ①	3 0 0 0 0 1 0												
Toby Harrah, R OBP: 0.338, SLG: 0.288 (1, 6)			4-0 BB			0-0 FC6-4 1B			0-0 6-3 ②	2 0 1 0 1 0 0												
Rich Hand, R OBP: 0.250, SLG: 0.250 (1, 1)			0-0 F9 ②			0-0 FC6-4 1B E 1-2f			0-0 F7 ③	2 0 0 0 0 0 2												
Mike Paul, L (6, 1)										0 0 0 0 0 0 0												
Jim Panther, R (7, 1)										0 0 0 0 0 0 0												
Paul Lindblad, L (7, 1)										0 0 0 0 0 0 0												
Ken Suarez, R OBP: 0.182, SLG: 0.182 (7, 2)										1 0 0 0 0 0 0												
Inning Stats	R: 0 E: 0 K: 0 S: 3	H: 0 LOB: 0 BB: 0 P: 3	R: 0 E: 0 K: 2 S: 7	H: 1 LOB: 0 BB: 0 P: 7	R: 0 E: 0 K: 1 S: 5	H: 0 LOB: 1 BB: 1 P: 9	R: 0 E: 0 K: 0 S: 3	H: 1 LOB: 0 BB: 0 P: 3	R: 0 E: 0 K: 0 S: 3	H: 0 LOB: 0 BB: 0 P: 3	R: 0 E: 0 K: 1 S: 5	H: 0 LOB: 0 BB: 0 P: 5	R: 0 E: 0 K: 1 S: 5	H: 0 LOB: 0 BB: 0 P: 5	R: 0 E: 0 K: 0 S: 3	H: 0 LOB: 0 BB: 0 P: 3	R: 0 E: 0 K: 0 S: 3	H: 0 LOB: 0 BB: 0 P: 3	1B: 4 2B: 0 3B: 0 HR: 0	SF: 0 SAC: 0 DP: 2 HBP: 0	WP: 0 PB: 0 SB: 0 CS: 1	PA: 31
PITCHER Jim Rooker, L ERA: 1.72 (1, 1)	IP: 9.0 WLS: W BF: 30 H: 4 R: 0 ER: 0 SO: 4 BB: 1 IBB: 0 HBP: 0 BLK: 0 WP: 0 HR: 0 S: 37 P: 41 ERA: 0.00 WHIP: 0.556											PITCHER	IP: WLS: BF: H: R: ER: SO: BB: IBB: HBP: BLK: WP: HR: S: P: ERA: WHIP:									

Texas Rangers @ Kansas City Royals
Municipal Stadium, Kansas City, MO

Tue May 16 1972, 8:05 PM EDT
Att: 6,872 - Unknown - 84 F

livebaseballscorecards.com

AB	29
R	0
H	4
RBI	0
BB	1
SO	4
LOB	8



Batter	1	2	3	4	5	6	7	8	9
Freddie Patek, R OBP: 0.313, SLG: 0.361 (1, 6)	0-3 K		0-0 5-3		0-0 F7		4-0 BB BB FC6-4 BB	0-3 K	
Amos Otis, R OBP: 0.268, SLG: 0.244 (1, 8)	0-3 K		0-0 5-3			0-3 K 1B S SF9	4-0 FC6-4 BB BB	0-0 L6	
Richie Scheinblum, S OBP: 0.370, SLG: 0.333 (1, 9)	0-0 4-1			0-0 F8		0-0 1B 1B	4-0 FC6-4 BB BB		
Lou Piniella, R OBP: 0.381, SLG: 0.458 (1, 7)		0-0 5-3		0-0 6-3 S 1B		0-0 SF9	4-0 FC6-4 BB BB		
Cookie Rojas, R OBP: 0.299, SLG: 0.320 (1, 4)		0-0 E5 PB FC4		0-0 6-3 1B		0-0 3-H 1-2 1B	0-0 5-3		
Ed Kirkpatrick, L OBP: 0.388, SLG: 0.512 (1, 2)		4-0 CS E BB		0-0 F7		0-0 G1-6-3 1-2 1B		0-0 BB BB 1B	
John Mayberry, L OBP: 0.286, SLG: 0.287 (1, 3)		0-0 FC4 CS		0-0 4-3			0-0 BB BB 1B	4-0 BB BB	
Paul Schaal, R OBP: 0.321, SLG: 0.261 (1, 5)		0-0 6-3 1-2 2-3		0-0 1B			0-0 F4	4-0 1-2 2-3 BB	
Jim Rooker, R OBP: 0.200, SLG: 0.200 (1, 1)			0-0 L9		0-3 K		0-0 BB BB 1B	0-3 K	

Inning Stats	R: 0 E: 0 K: 2 S: 7	H: 0 LOB: 0 BB: 0 P: 7	R: 1 E: 2 K: 0 S: 4	H: 0 LOB: 1 BB: 1 P: 8	R: 0 E: 0 K: 0 S: 3	H: 0 LOB: 0 BB: 0 P: 3	R: 0 E: 0 K: 0 S: 4	H: 1 LOB: 1 BB: 0 P: 4	R: 0 E: 0 K: 1 S: 6	H: 1 LOB: 1 BB: 0 P: 6	R: 1 E: 0 K: 1 S: 7	H: 2 LOB: 1 BB: 0 P: 7	R: 3 E: 0 K: 0 S: 5	H: 2 LOB: 2 BB: 3 P: 17	R: 0 E: 0 K: 2 S: 8	H: 1 LOB: 3 BB: 2 P: 16
1B: 7 2B: 0 3B: 0 HR: 0	SF: 1 SAC: 0 DP: 1 HBP: 0	WP: 0 PB: 2 SB: 2 CS: 2	PA: 38													

PITCHER	IP	WLS	BF	H	R	ER	SO	BB	IBB	HBP	BLK	WP	HR	S	P	ERA	WHIP
Rich Hand, R ERA: 5.11 (1, 1)	5.1	L	23	4	2	0	4	1	0	0	0	0	0	30	34	0.00	0.938
Mike Paul, L ERA: 2.77 (6, 1)	1.0		4	2	2	2	0	0	0	0	0	0	0	4	4	18.00	2.000
Jim Panther, R ERA: 9.45 (7, 1)	0.0		3	0	0	0	0	3	0	0	0	0	0	12	∞	∞	∞
Paul Lindblad, L ERA: 0.57 (7, 1)	1.2		8	1	1	1	2	2	0	0	0	0	0	10	18	5.40	1.800

BOTTOM

Texas Rangers @ Kansas City Royals
Municipal Stadium, Kansas City, MO
Tue May 16 1972, 8:05 PM EDT
Att. 6,872 - Unknown - 84 F

livebaseballscorecards.com

AB	31
R	5
H	7
RBI	5
BB	6
SO	6
LOB	23



Batter	1	2	3	4	5	6	7	8	9	10	11	12	13	14	15	16	17	18	AB	R	H	RBI	BB	SO	LOB	TOP	
Elliott Maddox, R OBP: 0.319, SLG: 0.263 (1, 8)	F9	6-3			5-3			SH3-4		K		B5			1-3 2B		SH	F8	7	0	1	0	0	1	3		
Davey Nelson, R OBP: 0.371, SLG: 0.363 (1, 5)	2B 3B		4-3			5-3		F9		F9		K			K		P3		8	1	1	0	0	2	5		
Don Mincher, L OBP: 0.296, SLG: 0.215 (1, 3)																			2	1	1	1	0	0	0		
Jeff Burroughs, R (8, PH)	2B					G3						1-3					K		4	0	0	0	1	2	4		
Hal King, L OBP: 0.362, SLG: 0.256 (1, 2)																			3	1	1	1	0	0	1		
Ken Suarez, R OBP: 0.182, SLG: 0.182 (6, 2)																			0	0	0	0	0	0	0		
Frank Howard, R OBP: 0.367, SLG: 0.354 (8, PH)	4-3 1B																		1	0	0	0	0	0	2		
Dick Billings, R OBP: 0.280, SLG: 0.244 (8, 2)	2B																		4	0	1	0	0	2	3		
Larry Blittner, L OBP: 0.240, SLG: 0.213 (1, 7)	4-3																		8	0	1	0	0	0	2		
Joe Lovitto, S OBP: 0.366, SLG: 0.188 (1, 9)																			5	1	2	1	2	1	1		
Lenny Randle, S OBP: 0.241, SLG: 0.255 (1, 4)																			7	0	0	0	0	2	7		
Jim Panther, R (16, 1)	F6																		0	0	0	0	0	0	0		
Ted Kubiak, S (1, 6)																			3	0	0	0	0	1	1		
Paul Lindblad, L (8, 1)																			2	0	0	0	0	1	4		
Jim Shellenback, L (13, 1)																			2	0	0	0	0	1	1		
Jim Driscoll, L (16, 4)																			0	0	0	0	1	0	0		
Dick Bosman, R (1, 1)																			2	0	0	0	0	2	0		
Mike Paul, L (7, 1)																			0	0	0	0	0	0	0		
Horacio Pina, R (7, 1)																			0	0	0	0	0	0	0		
Toby Harrah, R OBP: 0.337, SLG: 0.296 (7, 6)																			5	0	1	1	1	0	2		
Inning Stats	R: 3 E: 0 K: 0 S: 7	H: 4 LOB: 1 BB: 0 P: 7	R: 0 E: 0 K: 1 S: 5	H: 0 LOB: 0 BB: 0 P: 5	R: 0 E: 0 K: 0 S: 2	H: 0 LOB: 0 BB: 0 P: 3	R: 0 E: 0 K: 2 S: 3	H: 0 LOB: 0 BB: 0 P: 3	R: 0 E: 0 K: 2 S: 3	H: 0 LOB: 2 BB: 2 P: 11	R: 0 E: 0 K: 1 S: 5	H: 0 LOB: 1 BB: 1 P: 9	R: 0 E: 1 K: 1 S: 6	H: 0 LOB: 0 BB: 0 P: 5	R: 0 E: 0 K: 1 S: 5	H: 0 LOB: 0 BB: 0 P: 7	R: 0 E: 0 K: 2 S: 8	H: 1 LOB: 1 BB: 0 P: 8	R: 0 E: 1 K: 1 S: 7	H: 1 LOB: 2 BB: 0 P: 7	R: 0 E: 0 K: 1 S: 4	H: 1 LOB: 2 BB: 0 P: 4	R: 1 E: 2 K: 0 S: 5	H: 0 LOB: 2 BB: 1 P: 9	1B: 4 2B: 4 3B: 1 HR: 0	SF: 0 SAC: 3 DP: 0 HBP: 1	WP: 0 PA: 73 PB: 0 SB: 3 CS: 1
PITCHER	IP WLS BF H R ER SO BB IBB HBP BLK WP HR S P ERA WHIP	Dick Drago, R ERA: 2.55 (1, 1) 7.0 0.2 26 5 3 3 5 0 0 1 0 0 0 35 36 3.86 0.714	Tom Burgmeier, L ERA: 1.42 (8, 1) 0.2 4 0 0 0 0 2 0 0 0 0 0 2 10 0.00 3.000	Bruce Dal Canton, R ERA: 3.56 (8, 1) 1.1 5 0 0 0 1 1 0 0 0 0 0 6 10 0.00 0.750	Roger Nelson, R ERA: 1.89 (10, 1) 7.0 27 3 0 0 8 1 0 0 0 0 0 42 46 0.00 0.571	Ted Abernathy, R ERA: 1.08 (17, 1) 1.1 9 1 1 0 1 0 1 0 0 0 0 10 14 0.00 0.750	PITCHER	IP WLS BF H R ER SO BB IBB HBP BLK WP HR S P ERA WHIP	Tom Murphy, R ERA: 4.63 (18, 1) 0.2 2 0 0 0 0 0 0 0 0 0 0 0 2 2 0.00 0.000																		

Texas Rangers @ Kansas City Royals
Municipal Stadium, Kansas City, MO
Wed May 17 1972, 8:05 PM EDT
Att. 7,114 - Unknown - 81 F

livebaseballscorecards.com

AB 63
R 4
H 9
RBI 4
BB 5
SO 15
LOB 36



Batter	1	2	3	4	5	6	7	8	9	10	11	12	13	14	15	16	17	18	AB	R	H	RBI	BB	SO	LOB	
Freddie Patek, R OBP: 0.297, SLG: 0.338 (1, 6)	0-0 FC3-6 HBP 1B		0-0 F9		0-0 4-3		0-3 K		0-0 F8		0-0 SH1-3			0-0 4-3		0-0 6-3			7	0	1	0	0	1	5	
Amos Otis, R OBP: 0.286, SLG: 0.271 (1, 8)	1-0 FC3-6 HBP		0-0 CS 1B		0-0 3B		0-0 5-3		0-0 8-2		0-0 1B IBB			0-0 5-3			0-0 F7			6	0	2	0	1	0	4
Richie Scheinblum, S OBP: 0.370, SLG: 0.326 (1, 9)	0-0 FC3-6 1-2f 2-3		0-0 L4 1-2		0-3 K			4-0 FC3-6 BB		0-0 5-3				0-0 F7			0-0 G4-3 1B			7	0	2	0	1	1	4
Lou Piniella, R OBP: 0.372, SLG: 0.452 (1, 7)	0-0 G6-4-3 1-2f			0-0 1B 2B		0-0 6-3		0-0 FC3-6 5-3 1-2f		0-0 2B G4-2-3 1B				0-0 L8			0-0 G4-3 1-2f			8	1	2	0	0	0	4
Cookie Rojas, R OBP: 0.313, SLG: 0.336 (1, 4)		0-0 2B 1B		0-0 WP 4-3 1B 2-H		0-0 F2		0-0 5-3 1-2		0-0 2B				0-3 K			4-0 CS BB			7	1	3	1	1	1	1
Ed Kirkpatrick, L OBP: 0.385, SLG: 0.522 (1, 2)		0-0 G3 1-H 2B		0-0 4-3		0-0 F7		0-0 5-3		4-0 1B 8-2 1B				0-0 6-3			0-0 F8			3	0	1	1	0	0	1
Bobby Knopp, R OBP: 0.333, SLG: 0.333 (8, PH)				1-2 K		0-0 F7		0-0 5-3		4-0 IBB				0-0 6-3			0-0 F8			1	0	0	0	0	0	1
Dennis Paepke, R (9, 2)				2-3 K		0-0 F7		0-0 5-3		0-0 IBB				0-0 6-3			0-0 F8			3	0	0	0	1	1	1
John Mayberry, L OBP: 0.283, SLG: 0.277 (1, 3)		0-0 G3 2-3		0-3 K		4-0 SH3-4 2B BB		0-0 5-3		0-0 1B 8-2 1B				0-0 F8			0-0 CS 1-2			7	1	1	0	1	1	5
Paul Schaaf, R OBP: 0.313, SLG: 0.255 (1, 5)		0-0 L6		0-3 K		0-0 SH3-4		0-0 5-3		0-0 1B IBB				0-0 F7			0-0 L9			6	0	1	0	0	1	2
Dick Drago, R Gail Higgins, L Joe Mauer, L Tom Ruzarski, L Bruce Dal Canton, R Rogger Halverson, R Roger Halverson, R Jody Mauer, R Al Hernandez, R Ted Abernathy, R Tom Murphy, R		0-0 4-3		0-3 K		0-0 SH3-4		0-0 5-3		4-0 1B IBB				0-0 F7			0-0 L9			2	0	0	0	0	1	1

Inning Stats	R: 0	H: 1	E: 0	K: 0	S: 3	P: 4	R: 1	H: 2	E: 0	K: 2	S: 9	P: 9	R: 0	H: 1	E: 0	K: 2	S: 8	P: 8	R: 0	H: 0	E: 0	K: 0	S: 3	P: 3	R: 1	H: 1	E: 0	K: 1	S: 6	P: 10	R: 0	H: 0	E: 0	K: 0	S: 3	P: 7	R: 0	H: 2	E: 0	K: 0	S: 4	P: 8	R: 0	H: 2	E: 0	K: 0	S: 4	P: 8	R: 0	H: 0	E: 0	K: 1	S: 5	P: 5	R: 0	H: 0	E: 0	K: 0	S: 3	P: 3	R: 0	H: 1	E: 0	K: 0	S: 3	P: 3	R: 0	H: 0	E: 0	K: 1	S: 5	P: 5	R: 0	H: 0	E: 0	K: 0	S: 2	P: 6	R: 0	H: 1	E: 0	K: 0	S: 4	P: 4	R: 0	H: 1	E: 0	K: 0	S: 3	P: 3	R: 0	H: 0	E: 0	K: 1	S: 5	P: 5	R: 0	H: 0	E: 0	K: 1	S: 5	P: 5	R: 0	H: 0	E: 0	K: 0	S: 5	P: 5	R: 0	H: 0	E: 0	K: 0	S: 5	P: 5	R: 0	H: 0	E: 0	K: 0	S: 5	P: 5
PITCHER	IP	WLS	BF	H	R	ER	SO	BB	IBB	HBP	BLK	WP	HR	S	P	ERA	WHIP																			PITCHER	IP	WLS	BF	H	R	ER	SO	BB	IBB	HBP	BLK	WP	HR	S	P	ERA	WHIP																																																																			
Dick Bosman, R ERA: 4.91	6.1		26	7	3	3	4	1	0	1	0	1	0	32	37	4.26	1.263																			Jim Panther, R ERA: 8.04	2.1		7	1	0	0	1	0	0	0	0	0	0	9	9	0.00	0.429																																																																			
Mike Paul, L ERA: 2.77	7.1		0.0	1	1	0	0	0	0	0	0	0	0	1	1	∞	∞																																																																																																							
Horacio Pina, R ERA: 2.45	7.1		1.1	5	0	0	1	1	0	0	0	0	0	6	10	0.00	0.750																																																																																																							
Paul Lindblad, L ERA: 0.45	8.1		4.1	19	6	0	1	0	3	0	0	0	0	18	30	0.00	1.385																																																																																																							
Jim Sheenback, L ERA: 1.46	13.1		3.2	12	1	0	1	1	0	0	0	0	0	13	17	0.00	0.545																																																																																																							

Texas Rangers @ Kansas City Royals
Municipal Stadium, Kansas City, MO

Wed May 17 1972, 8:05 PM EDT
Att. 7,114 - Unknown - 81 F

AB 61
R 3
H 16
RBI 3
BB 6
SO 8
LOB 29



Batter	1	2	3	4	5	6	7	8	9	AB R H RBI BB SO LOB	TOP									
Bert Campaneris, R (1, 6) OBP: 0.266, SLG: 0.267	0-0 6-3			0-0 6-3	0-0 F8			0-0 G4-6-3 1B		4 0 1 0 0 0 2										
Joe Rudi, R (1, 7) OBP: 0.333, SLG: 0.432	0-3 K			0-0 2B 3B				0-0 G4-6-3 1-2f		4 1 1 0 0 1 1										
Bob Locker, S (8, 1)										0 0 0 0 0 0 0										
Reggie Jackson, L (1, 9) OBP: 0.312, SLG: 0.443	0-3 K			0-0 2B						3 0 2 1 0 1 0										
George Hendrick, R (6, 9) OBP: 0.250, SLG: 0.250				3-H 2B						1 0 0 0 0 0 0										
Sal Bando, R (1, 5) OBP: 0.374, SLG: 0.310		0-0 4-3		0-0 F7						3 0 0 0 0 0 2										
Ron Clark, R (6, 5) OBP: 1.000, SLG: 2.000				0-0 F8						1 0 1 0 0 0 0										
Ollie Brown, R (1, 8) OBP: 0.222, SLG: 0.189		0-0 4-3		0-0 F8						4 0 0 0 0 0 3										
Dave Duncan, R (1, 2) OBP: 0.319, SLG: 0.492		0-0 6-3								2 0 0 0 1 1 0										
Larry Haney, R (7, 2)										1 0 0 0 0 0 1										
Gene Tenace, R (1, 3) OBP: 0.231, SLG: 0.278			0-0 F5							3 0 1 0 0 1 1										
Larry Brown, R (1, 4) OBP: 0.269, SLG: 0.183			0-3 K							2 0 0 0 1 1 1										
Blue Moon Odom, R (1, 1)			0-3 K							1 0 0 0 0 0 1 0										
Joe Horlen, R (4, 1)										0 0 0 0 0 0 0 0										
Brant Alyea, R (5, PH) OBP: 0.336, SLG: 0.333										1 0 0 0 0 0 0 2										
Rollie Fingers, R (5, 1)										0 0 0 0 0 0 0 0										
Don Shaw, L (5, 1)										0 0 0 0 0 0 0 0										
Angel Mangual, R (8, PH) OBP: 0.296, SLG: 0.367										1 0 0 0 0 0 1 0										
Inning Stats	R: 0 E: 0 K: 2 S: 7	H: 0 LOB: 0 BB: 0 P: 7	R: 0 E: 0 K: 0 S: 3	H: 0 LOB: 0 BB: 0 P: 3	R: 0 E: 0 K: 2 S: 7	H: 0 LOB: 0 BB: 0 P: 7	R: 1 E: 0 K: 0 S: 5	H: 2 LOB: 1 BB: 0 P: 5	R: 0 E: 0 K: 1 S: 5	H: 0 LOB: 2 BB: 2 P: 13	R: 0 E: 0 K: 0 S: 4	H: 1 LOB: 1 BB: 0 P: 4	R: 0 E: 0 K: 1 S: 5	H: 1 LOB: 0 BB: 0 P: 5	R: 0 E: 0 K: 0 S: 4	H: 1 LOB: 1 BB: 0 P: 4	1B: 3 2B: 2 3B: 1 HR: 0	SF: 0 SAC: 0 DP: 2 HBP: 0	WP: 0 PB: 1 SB: 0 CS: 0	PA: 33
PITCHER Paul Splittorff, L (1, 1) ERA: 2.45	IP 9.0 WLS W BF 33 H 6 R 1 ER 1 SO 7 BB 2 IBB 0 HBP 0 BLK 0 WP 0 HR 0 S 45 P 53 ERA 1.00 WHIP 0.889																			

Oakland Athletics @ Kansas City Royals
Municipal Stadium, Kansas City, MO

Fri May 19 1972, 8:05 PM EDT
Att. 11,364 - Unknown - 83 F

livebaseballscorecards.com

AB	31
R	1
H	6
RBI	1
BB	2
SO	7
LOB	13



Batter	1	2	3	4	5	6	7	8	9
Freddie Patek, R (1, 6) <small>OBP: 0.316, SLG: 0.370</small> Ron Hansen, R (7, PR) <small>OBP: 0.167, SLG: 0.091</small> (8, 6)	0-0 2B 1B	0-0 2B		0-0 F6 1B	0-3 K 2B		0-0 HR 1B	0-0 G5-4-3 1-2f	
Amos Otis, R (1, 8) <small>OBP: 0.306, SLG: 0.343</small>	0-0 F9 HR 2B 1-H	0-0 6-3		0-0 1B 1-2	0-0 2B 1-H		0-0 HR 1B 1-H 2-H	0-3 K	
Richie Scheinblum, S (1, 9) <small>OBP: 0.339, SLG: 0.294</small>	0-0 F9 2-3		0-0 4-3	0-0 3-1	0-0 6-3		0-3 K		
Lou Piniella, R (1, 7) <small>OBP: 0.390, SLG: 0.491</small>	0-0 HR 3-H		0-0 1-4-3 PB 1B		0-0 1B 1B	0-0 L8	4-0 WP SF9 BB		
Cookie Rojas, R (1, 4) <small>OBP: 0.308, SLG: 0.330</small> Steve Hovley, L (5, PH) <small>OBP: 0.320, SLG: 0.304</small> Bobby Knopp, R (6, 4) <small>OBP: 0.375, SLG: 0.375</small>	0-3 K		0-0 1-4-3		0-0 BB SF9 1B 1-3	0-0 6-3	0-0 WP HR 1B 1-2		
Ed Kirkpatrick, L (1, 2) <small>OBP: 0.404, SLG: 0.531</small>	4-0 BB		0-0 F8		0-0 SF9 BB 1B 1-2 3-H	0-0 1B	0-0 SF9 1-2 2-H		
John Mayberry, L (1, 3) <small>OBP: 0.297, SLG: 0.343</small>	0-0 4-3			0-0 HR	4-0 SF9 E BB 1-2 2-3	0-3 K	0-0 HR 2-H		
Paul Schaal, R (1, 5) <small>OBP: 0.308, SLG: 0.255</small>		0-0 F7		0-0 F9	0-0 SF9		0-0 1B 1B 5-3		
Paul Splittorf, L (1, 1) <small>OBP: 0.222, SLG: 0.222</small>		0-0 F9		0-0 1B 1B	0-0 E9 2B 1B 2-H 3-H		0-0 HR 1B 1-2	0-0 E1 G5-4-3	

AB	R	H	RBI	BB	SO	LOB
5	1	3	1	0	1	2
1	1	0	0	0	0	1
6	2	4	5	0	1	1
5	0	0	0	0	1	5
4	3	3	2	1	0	0
2	0	0	0	0	1	1
1	1	1	0	0	0	0
2	1	1	0	0	0	0
3	1	2	2	1	0	1
4	3	2	3	1	1	2
4	1	1	1	0	0	1
5	2	3	1	0	0	0
1B: 13	SF: 2					
2B: 3	SAC: 0					
3B: 0	DP: 1					
HR: 4	HBP: 0					

BOTTOM	
AB	42
R	16
H	20
RBI	15
BB	3
SO	5
LOB	14



WP	PA	ERA	WHIP
1	47		
1			
0			
0			

Oakland Athletics @ Kansas City Royals
Municipal Stadium, Kansas City, MO
Fri May 19 1972, 8:05 PM EDT
Att. 11,364 - Unknown - 83 F

Inning Stats	R	H	RBI	BB	SO	LOB	P	ERA	WHIP								
R: 3 E: 0 K: 1 S: 8	H: 3 LOB: 1 BB: 1 P: 12	R: 0 E: 0 K: 0 S: 4	H: 1 LOB: 1 BB: 0 P: 4	R: 0 E: 0 K: 0 S: 4	H: 1 LOB: 1 BB: 0 P: 4	R: 1 E: 0 K: 0 S: 6	H: 3 LOB: 2 BB: 0 P: 6	R: 5 E: 1 K: 1 S: 10	H: 5 LOB: 1 BB: 1 P: 14	R: 0 E: 0 K: 1 S: 6	H: 1 LOB: 1 BB: 0 P: 6	R: 7 E: 0 K: 1 S: 11	H: 6 LOB: 1 BB: 1 P: 15	R: 0 E: 1 K: 1 S: 5	H: 0 LOB: 0 BB: 0 P: 5		
PITCHER	IP	WLS	BF	H	R	ER	SO	BB	IBB	HBP	BLK	WP	HR	S	P	ERA	WHIP
Blue Moon Odom, R <small>ERA: 2.79</small>	(1, 1)	3.2	L	20	8	4	4	1	0	0	0	0	0	21	25	9.82	2.455
Joe Horlen, R <small>ERA: 3.68</small>	(4, 1)	0.1		1	0	0	0	0	0	0	0	0	0	1	1	0.00	0.000
Rollie Fingers, R <small>ERA: 3.57</small>	(5, 1)	0.0		3	3	3	0	0	0	0	0	0	0	3	3	∞	∞
Don Shaw, L <small>ERA: 14.04</small>	(5, 1)	3.0		20	9	9	3	2	0	0	0	1	2	24	32	27.00	3.667
Bob Locker, R <small>ERA: 1.04</small>	(8, 1)	1.0		3	0	0	1	0	0	0	0	0	0	5	5	0.00	0.000

Batter	1	2	3	4	5	6	7	8	9	AB R H RBI BB SO LOB	TOP														
Bert Campaneris, R (1, 6) OBP: 0.265, SLG: 0.267	0-0 S 1B	0-0 5-3			0-0 6-3	0-0 G4-6-3 1-2f			0-0 SH FC1-5 2B	4 2 1 0 0 0 2															
Joe Rudi, R (1, 7) OBP: 0.337, SLG: 0.430	0-3 K 1-3		0-0 E 1B		0-0 1B 1B		0-0 4-3		0-0 FC1-5 2B	5 1 2 0 0 1 3															
Reggie Jackson, L (1, 9) OBP: 0.307, SLG: 0.431	0-0 BB HR 1B		0-0 FC6 1-2		0-3 K 2		0-3 K 2		0-3 K 2	5 1 1 1 0 3 4															
Sal Bando, R (1, 5) OBP: 0.393, SLG: 0.352	4-0 3-H 1-2 HR BB		0-0 P3 1-2		0-0 1-3 1B		0-0 2B		0-0 2B 1-H 2-H	4 1 3 2 1 0 2															
Mike Epstein, L (1, 3) OBP: 0.358, SLG: 0.388	0-0 1-H 2-H HR		0-3 K 2		0-0 4-3 3		0-0 F5 3		0-0 3-1 3	4 1 1 3 0 1 5 1 0 0 0 0 0 1															
Mike Hegan, L (7, 3) OBP: 0.182, SLG: 0.273																									
Ollie Brown, R (1, 8) OBP: 0.235, SLG: 0.218	0-0 6-3 2		0-0 6-3 3			0-0 2B 2B		0-0 G4-3 1B		4 1 2 0 0 0 2															
Dave Duncan, R (1, 2) OBP: 0.301, SLG: 0.462	0-0 6-3 3			0-0 5-3 1		0-0 5-3 1		0-0 L8 1		4 0 0 0 0 0 2															
Ron Clark, R (1, 4) OBP: 0.500, SLG: 1.000		0-0 F2 1		0-0 5-3 2		0-0 1B 2B 2-H		0-0 G4-3 2 3 1-2f		3 0 1 1 0 0 0 0 1 0 0 0 0 0 1 0 0 0 0 0 1															
Blue Moon Odum, R (6, PR)																									
Larry Brown, R (6, 4) OBP: 0.265, SLG: 0.180																									
Diego Segui, R (1, 1) OBP: 0.167, SLG: 0.167		0-3 K 2		0-0 6-3 3		0-0 G4-6-3 1B 2-H			0-0 E5 FC1-5 SH	2 0 0 0 0 1 0 0 0 0 0 0 0 0 1 0 1 1 0 0 0 1 0 0 0 0 0 0															
Joe Herten, R (5, 1)																									
Angel Mangual, R (6, PH) OBP: 0.309, SLG: 0.380																									
Rollie Fingers, R (6, 1)																									
Inning Stats	R: 4 E: 0 K: 1 S: 8	H: 3 LOB: 0 BB: 1 P: 12	R: 0 E: 0 K: 1 S: 5	H: 0 LOB: 0 BB: 0 P: 5	R: 0 E: 1 K: 1 S: 7	H: 1 LOB: 2 BB: 0 P: 7	R: 0 E: 0 K: 0 S: 3	H: 0 LOB: 0 BB: 0 P: 3	R: 0 E: 0 K: 1 S: 7	H: 2 LOB: 2 BB: 0 P: 7	R: 2 E: 0 K: 0 S: 5	H: 3 LOB: 1 BB: 0 P: 5	R: 0 E: 0 K: 1 S: 6	H: 1 LOB: 1 BB: 0 P: 6	R: 0 E: 0 K: 0 S: 3	H: 1 LOB: 0 BB: 0 P: 3	R: 2 E: 2 K: 1 S: 8	H: 1 LOB: 1 BB: 0 P: 8	1B: 7 2B: 4 3B: 0 HR: 1	SF: 0 SAC: 1 DP: 2 HBP: 0	WP: 0 PB: 0 SB: 2 CS: 0	PA: 41			
PITCHER	IP	WLS	BF	H	R	ER	SO	BB	IBB	HBP	BLK	WP	HR	S	P	ERA	WHIP								
Al Fitzmorris, R (1, 1) ERA: 3.29	5.1	L	26	8	6	6	4	1	0	0	0	0	1	33	37	10.12	1.688								
Tom Murphy, R (6, 1) ERA: 4.38	0.2		2	1	0	0	0	0	0	0	0	0	0	2	2	0.00	1.500								
Jim Rooker, L (7, 1) ERA: 1.53	2.0		7	2	0	0	1	0	0	0	0	0	0	9	9	0.00	1.000								
Tom Burgmeier, L (9, 1) ERA: 1.32	1.0		6	1	2	0	1	0	0	0	0	0	0	8	8	0.00	1.000								

Oakland Athletics @ Kansas City Royals
Municipal Stadium, Kansas City, MO
Sat May 20 1972, 4:33 AM EDT
Att: 9,559 - Unknown - 85 F

livebaseballscorecards.com

AB	39
R	8
H	12
RBI	8
BB	1
SO	6
LOB	22



Batter	1	2	3	4	5	6	7	8	9	AB	R	H	RBI	BB	SO	LOB
Freddie Patek, R OBP: 0.321, SLG: 0.385 (1, 6)	0-0 F8 1B		0-0 1-2 1B		0-0 1-3 1B 2B	0-3 K		0-3 K		5	1	2	0	0	2	3
Amos Otis, R OBP: 0.310, SLG: 0.340 (1, 8)	4-0 G4-6-3 BB		0-0 F4		0-0 5-3	0-0 F4		0-0 1-3 1B		4	0	1	1	1	0	5
Richie Scheinblum, S OBP: 0.313, SLG: 0.268 (1, 9)	0-0 G4-6-3 1-2f		0-0 F7		0-3 K		0-0 1-3	0-0 4-3		5	0	0	0	0	1	7
Lou Piniella, R OBP: 0.398, SLG: 0.522 (1, 7)		0-0 F9		0-0 HR	0-0 2B 1B		0-0 1B		0-0 1-3	5	2	3	3	0	0	0
Ed Kirkpatrick, L OBP: 0.435, SLG: 0.566 (1, 2)		4-0 FC3-6 BB		0-0 2B 9-2 1B	0-0 WP 1B 2B		0-0 F7		0-0 L4-6 1B 1B	4	0	3	1	1	0	1
John Mayberry, L OBP: 0.301, SLG: 0.339 (1, 3)		0-0 FC3-6 FC6 1-2f		0-0 F8	4-0 WP IBB		0-0 F4		0-0 1-2 1B	4	0	1	0	1	0	3
Paul Schaal, R OBP: 0.312, SLG: 0.264 (1, 5)		0-0 FC6 1-2f		0-0 1-3 2B	0-0 6-3 1-2 2-3			4-0 1B BB	0-0 L4-6	4	1	1	0	1	0	5
Bobby Knoop, R OBP: 0.364, SLG: 0.364 (1, 4)			0-0 6-3	0-0 9-2		0-0 1B		0-0 E9 1B		3	0	1	0	0	0	2
Joe Keough, L (8, PH)										1	0	0	0	0	0	1
Ron Hansen, R OBP: 0.167, SLG: 0.091 (9, 4)				3-Hf						0	0	0	0	0	0	0
Al Fitzmorris, S OBP: 0.444, SLG: 0.375 (6, 1)			0-0 1B		0-0 2B 1B	0-3 K		0-3 K		2	1	2	0	0	0	0
Steve Hovley, L OBP: 0.308, SLG: 0.292 (6, PH)										0	0	0	0	0	0	0
Jim Rooker, R OBP: 0.200, SLG: 0.200 (7, 1)										1	0	0	0	0	1	1
Cookie Rojas, R OBP: 0.200, SLG: 0.327 (8, PH)										0	0	0	0	0	0	0
Tom Burgmeier, L OBP: 0.290, SLG: 0.290 (9, 1)										1	0	0	0	0	1	2
										0	0	0	0	0	0	0

Inning Stats	R: 0	H: 0	E: 0	K: 0	S: 2	LOB: 0	BB: 1	P: 6	R: 0	H: 0	E: 0	K: 0	S: 3	LOB: 1	BB: 1	P: 7	R: 0	H: 2	E: 0	K: 0	S: 5	LOB: 2	BB: 0	P: 5	R: 1	H: 3	E: 0	K: 0	S: 5	LOB: 1	BB: 0	P: 5	R: 3	H: 4	E: 0	K: 1	S: 9	LOB: 2	BB: 1	P: 13	R: 0	H: 1	E: 0	K: 2	S: 8	LOB: 1	BB: 0	P: 8	R: 0	H: 1	E: 0	K: 0	S: 4	LOB: 1	BB: 0	P: 4	R: 1	H: 1	E: 1	K: 2	S: 9	LOB: 2	BB: 1	P: 13	R: 0	H: 2	E: 0	K: 0	S: 4	LOB: 1	BB: 0	P: 4	1B: 10	2B: 5	3B: 0	HR: 1	SF: 0	SAC: 0	DP: 3	HBP: 0	WP: 1	PB: 0	SB: 1	CS: 0	PA: 43
PITCHER	IP	WLS	BF	H	R	ER	SO	BB	IBB	HBP	BLK	WP	HR	S	P	ERA	WHIP																																																																				
Diego Segui, R ERA: 3.0 (1, 1)	4.0		19	7	3	3	0	2	0	0	0	0	1	17	25	6.75	2.250																																																																				
Joe Horlen, R ERA: 4.32 (5, 1)	1.0		6	2	1	1	1	0	1	0	0	1	0	7	11	9.00	2.000																																																																				
Rollie Fingers, R ERA: 2.91 (6, 1)	4.0	W	18	5	1	0	4	1	0	0	0	0	0	25	29	0.00	1.500																																																																				

BOTTOM

Oakland Athletics @ Kansas City Royals
Municipal Stadium, Kansas City, MO
Sat May 20 1972, 4:33 AM EDT
Att. 9,559 - Unknown - 85 F

livebaseballscorecards.com

AB	39
R	5
H	14
RBI	5
BB	4
SO	5
LOB	30



Batter	1	2	3	4	5	6	7	8	9	AB R H RBI BB SO LOB	TOP											
Bert Campaneris, R (1, 6) OBP: 0.256, SLG: 0.257	0-0 F6		0-0 5-3		0-0 5-3		0-0 SH1-4		0-0 E6	4 0 0 0 0 0 0												
Joe Rudi, R (1, 7) OBP: 0.339, SLG: 0.457	0-0 HR 3B		0-0 5-3		0-0 2B		0-0 6-3		0-0 F9	5 1 2 0 0 0 2												
Reggie Jackson, L (1, 9) OBP: 0.305, SLG: 0.425	0-3 K		0-3 K		0-3 K			0-0 1B		4 0 1 0 0 3 2												
Sal Bando, R (1, 5) OBP: 0.388, SLG: 0.379	0-0 HR			0-0 L6-3		0-0 6-3		0-0 F5		4 1 1 2 0 0 1												
Mike Epstein, L (1, 3) OBP: 0.364, SLG: 0.386 Blue Moon Odom, R (8, PR) Mike Hegan, L (8, 3) OBP: 0.182, SLG: 0.273	0-0 G3			4-0 HR BB		0-3 K2-3		0-0 1B		3 1 1 0 1 1 0 0 0 0 0 0 0 0 0 0 0 0 0 0 0												
Ollie Brown, R (1, 8) OBP: 0.247, SLG: 0.222				0-0 F4		0-0 1B		0-0 8-4		3 0 1 0 1 0 3												
Dave Duncan, R (1, 2) OBP: 0.325, SLG: 0.559				0-0 HR		4-0 BB		0-0 HR		3 2 2 3 1 0 1												
Larry Brown, R (1, 4) OBP: 0.250, SLG: 0.169				0-0 F6		0-0 F3		0-0 6-3		4 0 0 0 0 0 3												
Ken Holtzman, R (1, 1) OBP: 0.261, SLG: 0.227 George Hendrick, R (7, PH) OBP: 0.250, SLG: 0.250 Darold Knowles, L (7, 1) Bob Locker, S (7, 1)				0-0 G3		0-0 6-3		0-1 CI		2 0 0 0 0 0 1 0 0 0 0 0 0 0 0 0 0 0 0 0 0 1 0 0 0 0 1 0												
Inning Stats	R: 2 E: 0 K: 1 S: 7	H: 2 LOB: 0 BB: 0 P: 7	R: 0 E: 0 K: 0 S: 3	H: 0 LOB: 1 BB: 1 P: 7	R: 0 E: 0 K: 1 S: 5	H: 0 LOB: 0 BB: 0 P: 5	R: 2 E: 0 K: 0 S: 4	H: 1 LOB: 0 BB: 1 P: 8	R: 0 E: 0 K: 1 S: 6	H: 1 LOB: 1 BB: 0 P: 6	R: 0 E: 0 K: 1 S: 6	H: 1 LOB: 2 BB: 1 P: 10	R: 0 E: 1 K: 0 S: 3	H: 0 LOB: 0 BB: 0 P: 3	R: 0 E: 0 K: 0 S: 4	H: 2 LOB: 2 BB: 0 P: 4	R: 1 E: 1 K: 1 S: 7	H: 1 LOB: 1 BB: 0 P: 7	1B: 3 2B: 2 3B: 1 HR: 3	SF: 0 SAC: 1 DP: 1 HBP: 0	WP: 0 PB: 0 SB: 1 CS: 1	PA: 38
PITCHER	IP WLS BF H R ER SO BB IBB HBP BLK WP HR S P ERA WHIP																					
Mike Hedlund, R (1, 1) ERA: 3.76	5.0 L 21 4 4 4 3 2 0 0 0 0 0 2 25 33 7.20 1.200																					
Bruce Dal Canton, R (6, 1) ERA: 3.34	2.0 8 1 0 0 1 1 0 0 0 0 0 0 9 13 0.00 1.000																					
Jim Rooker, L (8, 1) ERA: 1.83	2.0 9 3 1 1 1 0 0 0 0 0 0 1 11 11 4.50 1.500																					

Oakland Athletics @ Kansas City Royals
Municipal Stadium, Kansas City, MO

Sun May 21 1972, 4:33 AM EDT
Att. 20,625 - Unknown - 88 F

AB	33
R	5
H	8
RBI	5
BB	3
SO	5
LOB	13



Batter	1	2	3	4	5	6	7	8	9	AB	R	H	RBI	BB	SO	LOB
Freddie Patek, R (1, 6) OBP: 0.322, SLG: 0.383 Gail Hopkins, L (7, PH) OBP: 0.375, SLG: 0.429 Jim Rooker, R (8, 1) OBP: 0.200, SLG: 0.200 Steve Hovley, L (9, PH) OBP: 0.296, SLG: 0.280	0-0 F4		0-0 1B			0-0 3-1	0-0 FC3-6 FC5-4		0-0 FC4-6 E	3	0	1	0	0	0	0
Amos Otis, R (1, 8) OBP: 0.298, SLG: 0.324	0-0 6-3		0-3 K			0-3 K	0-0 FC5-4		0-0 E6	5	0	0	0	0	2	4
Richie Scheinblum, S (1, 9) OBP: 0.319, SLG: 0.328	0-0 6-3			0-0 5-3		0-0 HR		0-0 FC3-6 1B	0-0 G3	5	1	2	1	0	0	2
Lou Piniella, R (1, 7) OBP: 0.394, SLG: 0.509		0-0 F8		0-0 F8		4-0 FC6-4 BB		0-0 F9		3	0	0	0	1	0	1
Dennis Paepke, R (1, 2) Ed Kirkpatrick, L (8, PH) OBP: 0.429, SLG: 0.556 (9, 2)		0-0 5-3		0-3 K		0-0 FC6-4		0-0 FC3-6 1B		3	0	0	0	0	1	1
John Mayberry, L (1, 3) OBP: 0.307, SLG: 0.345		0-0 1B		0-0 K		0-0 2B		0-0 F6 FC5-4 1B		4	0	2	0	0	1	0
Paul Schaal, R (1, 5) OBP: 0.318, SLG: 0.282		0-3 K		0-0 2B		0-0 FC3-6 1B		0-0 FC5-4		4	1	2	0	0	1	3
Bobby Knoop, R (1, 4) OBP: 0.400, SLG: 0.357			0-0 L4		0-0 6-3		4-0 FC3-6 1B BB		0-0 FC4-6 1B	3	0	1	0	1	0	1
Mike Hedlund, R (1, 1) OBP: 0.308, SLG: 0.308 Jerry May, R (5, PH) OBP: 0.373, SLG: 0.349 Bruce Dal Canton, R (6, 1) Ron Hansen, R (7, PH) OBP: 0.214, SLG: 0.154 (8, 6)			0-0 F9		0-0 1-3		0-0 FC3-6 1B 1-2 2-3		0-3 K	1	0	0	0	0	0	0

Inning Stats	R: 0	H: 0	E: 0	K: 0	S: 3	R: 0	H: 1	E: 0	K: 1	S: 6	R: 0	H: 1	E: 0	K: 1	S: 6	R: 0	H: 0	E: 0	K: 1	S: 5	R: 0	H: 1	E: 0	K: 1	S: 6	R: 1	H: 1	E: 0	K: 1	S: 6	R: 1	H: 2	E: 0	K: 0	S: 5	R: 0	H: 2	E: 0	K: 0	S: 5	R: 0	H: 1	E: 1	K: 1	S: 7	1B: 7	2B: 1	3B: 0	HR: 1	SF: 0	SAC: 0	DP: 0	HBP: 0	WP: 0	PA: 39
--------------	------	------	------	------	------	------	------	------	------	------	------	------	------	------	------	------	------	------	------	------	------	------	------	------	------	------	------	------	------	------	------	------	------	------	------	------	------	------	------	------	------	------	------	------	------	-------	-------	-------	-------	-------	--------	-------	--------	-------	--------

PITCHER	IP	WLS	BF	H	R	ER	SO	BB	IBB	HBP	BLK	WP	HR	S	P	ERA	WHIP
Ken Holtzman, L (1, 1) ERA: 2.38	6.0	W	23	4	1	1	5	1	0	0	0	0	1	32	36	1.50	0.833
Darold Knowles, L (7, 1) ERA: 1.64	0.1		4	2	1	1	0	1	0	0	0	0	0	3	7	27.00	9.000
Bob Locker, R (7, 1) ERA: 0.79	2.2	S	12	3	0	0	1	0	0	0	0	0	0	14	14	0.00	1.125

BOTTOM

Oakland Athletics @ Kansas City Royals
Municipal Stadium, Kansas City, MO

Sun May 21 1972, 4:33 AM EDT
Att: 20,625 - Unknown - 88 F

livebaseballscorecards.com

AB 37
R 2
H 9
RBI 2
BB 2
SO 6
LOB 18



Batter	1	2	3	4	5	6	7	8	9	10	11	12	AB	R	H	RBI	BB	SO	LOB	TOP								
Cesar Tovar, R OBP: 0.380, SLG: 0.333 Jim Nettles, L OBP: 0.357, SLG: 0.206	0-0 F4			0-0 F4		0-0 4-3			0-0 1-3		0-3 K		3 2	0 0	0 0	0 0	0 0	0 1	0 0									
Danny Thompson, R OBP: 0.313, SLG: 0.387	0-3 K			0-0 1B		0-0 L9			0-0 6-3			0-0 1B	5 5	1 0	2 0	0 0	0 1	0 0	1 0									
Rod Carew, L OBP: 0.378, SLG: 0.381	0-0 4-3			0-0 1B				0-3 K		0-0 F8		0-0 1B	5 5	0 0	2 1	1 0	0 1	0 0	1 0									
Harmon Killebrew, R OBP: 0.393, SLG: 0.429 Dan Monzon, R OBP: 0.333, SLG: 0.200 Wayne Granger, R OBP: 0.500, SLG: 0.500		4-0 BB		0-3 K		0-0 F8			0-3 K		0-0 E6	4 0	0 0	0 0	0 0	1 0	1 0	2 0	3 0									
Bobby Darwin, R OBP: 0.333, SLG: 0.457		0-0 G6-4-3		0-3 K		0-0 1B			0-3 K		0-0 F6	5 5	0 0	1 0	0 0	0 2	0 5											
Charlie Manuel, L OBP: 0.150, SLG: 0.211 Steve Brye, R OBP: 0.247, SLG: 0.277		0-0 F8		0-0 1-3		0-0 4-3			0-0 1B		0-0 F3	3 2	0 0	0 1	0 0	0 0	0 3											
Eric Soderholm, R OBP: 0.232, SLG: 0.389			0-0 F6		0-3 K		0-0 5-3		0-0 F3		0-0 F8	5 5	0 0	0 0	0 0	1 1	4 0											
Phil Roof, R OBP: 0.245, SLG: 0.318 Steve Braun, L OBP: 0.353, SLG: 0.380 George Mitterwald, R OBP: 0.167, SLG: 0.206			0-3 K		0-3 K		0-0 F4		0-0 B4				3 1	0 0	0 0	0 0	0 0	2 0										
Jim Kaat, L OBP: 0.167, SLG: 0.333 Rich Reese, L OBP: 0.308, SLG: 0.318			0-3 K		0-3 K		0-3 K		0-3 K		0-0 6-3		4 0	0 0	0 0	0 0	3 0											
Inning Stats	R: 0 E: 0 K: 1 S: 5	H: 0 LOB: 0 BB: 0 P: 5	R: 0 E: 0 K: 0 S: 2	H: 0 LOB: 0 BB: 1 P: 6	R: 0 E: 0 K: 2 S: 7	H: 0 LOB: 0 BB: 0 P: 7	R: 0 E: 0 K: 2 S: 9	H: 2 LOB: 2 BB: 0 P: 9	R: 0 E: 0 K: 1 S: 7	H: 0 LOB: 0 BB: 0 P: 5	R: 0 E: 0 K: 1 S: 6	H: 1 LOB: 1 BB: 0 P: 6	R: 0 E: 0 K: 1 S: 5	H: 0 LOB: 0 BB: 0 P: 5	R: 0 E: 0 K: 0 S: 3	H: 0 LOB: 0 BB: 0 P: 3	R: 0 E: 0 K: 2 S: 8	H: 1 LOB: 1 BB: 0 P: 8	R: 0 E: 0 K: 1 S: 5	H: 0 LOB: 0 BB: 0 P: 5	R: 1 E: 1 K: 0 S: 6	H: 2 LOB: 3 BB: 0 P: 6	1B: 5 2B: 1 3B: 0 HR: 0	SF: 0 SAC: 0 DP: 1 HBP: 0	WP: 0 PB: 0 SB: 1 CS: 0	PA: 43		
PITCHER Dick Drago, R ERA: 2.22	IP: 12.0 WLS: L BF: 43	H: 6 R: 1 ER: 1 SO: 13	BB: 1 IBB: 0 HBP: 0 BLK: 0	WP: 0 HR: 0 S: 68 P: 72	ERA: 0.75 WHIP: 0.583	PITCHER	IP: 0 WLS: 0 BF: 0	H: 0 R: 0 ER: 0 SO: 0	BB: 0 IBB: 0 HBP: 0 BLK: 0	WP: 0 HR: 0 S: 0 P: 0	ERA: 0 WHIP: 0																	

Minnesota Twins @ Kansas City Royals
Municipal Stadium, Kansas City, MO
Wed May 24 1972, 8:05 PM EDT
Att: 8,381 - Unknown - 79 F

AB	42
R	1
H	6
RBI	1
BB	1
SO	13
LOB	16



livebaseballscores.com


Batter	1	2	3	4	5	6	7	8	9	10	11	12	AB	R	H	RBI	BB	SO	LOB
Freddie Patek, R OBP: 0.326, SLG: 0.376 (1, 6)	0-3 K			0-0 F7		0-0 5-3		4-0 FC5-4 BB		0-0 SH1-4 1B			4	0	1	0	1	1	0
Amos Otis, R OBP: 0.288, SLG: 0.313 (1, 8)	0-0 F9			0-0 1-6-3			0-0 F9	0-0 FC5-4 1-2f		0-0 SH1-4 1-2			4	0	0	0	0	0	2
Richie Scheinblum, S OBP: 0.338, SLG: 0.338 (1, 9)	0-0 F4			0-0 FC4-6 1B			0-0 1B 1B		0-0 5-3		4-0 G4-6-3 IBB		4	0	2	0	1	0	0
Lou Piniella, R OBP: 0.379, SLG: 0.488 (1, 7)		0-0 F7		0-0 FC4-6 1-2f			0-3 K		0-0 L1-3		0-0 G4-6-3 1-2f		5	0	0	0	0	1	4
Cookie Rojas, R OBP: 0.301, SLG: 0.322 (1, 4)		0-0 5-3			0-0 L9		0-0 1-2 1B		0-0 1-3			0-0 L8	5	0	1	0	0	0	0
Paul Schaaf, R OBP: 0.313, SLG: 0.287 (1, 5)		0-0 5-3			0-0 F7		0-0 F4			0-0 SH5-4 2B		0-0 5-3	5	0	1	0	0	0	2
John Mayberry, L OBP: 0.298, SLG: 0.333 (1, 3)			0-3 K		0-3 K		0-0 L4		0-0 SH5-4 2-3		0-0 5-3		4	0	0	0	0	2	0
Ed Kirkpatrick, L OBP: 0.418, SLG: 0.526 (1, 2)			0-0 F9		0-3 K		4-0 SH1-4 BB		0-0 F8			0-0 5-3	3	0	0	0	1	1	1
Dick Drago, R OBP: 0.053, SLG: 0.053 (1, 1)			0-3 K		0-3 K		0-0 SH1-4 1-2		0-0 F4			0-0 5-3	3	0	0	0	0	2	1

Inning Stats	R: 0	H: 0	E: 0	K: 1	S: 5	LOB: 0	BB: 0	P: 5	R: 0	H: 0	E: 0	K: 2	S: 7	LOB: 0	BB: 0	P: 7	R: 0	H: 1	E: 0	K: 0	S: 4	LOB: 1	BB: 0	P: 4	R: 0	H: 0	E: 0	K: 1	S: 5	LOB: 0	BB: 0	P: 5	R: 0	H: 2	E: 0	K: 1	S: 7	LOB: 2	BB: 0	P: 7	R: 0	H: 0	E: 0	K: 0	S: 3	LOB: 2	BB: 2	P: 11	R: 0	H: 0	E: 0	K: 0	S: 3	LOB: 0	BB: 0	P: 3	R: 0	H: 1	E: 0	K: 0	S: 4	LOB: 1	BB: 0	P: 4	R: 0	H: 1	E: 0	K: 0	S: 3	LOB: 1	BB: 1	P: 7	R: 0	H: 0	E: 0	K: 0	S: 3	LOB: 0	BB: 0	P: 3
1B: 4	2B: 1	3B: 0	HR: 0	SF: 0	SAC: 3	DP: 1	HBP: 0	WP: 0	PA: 43																																																																							

PITCHER	IP	WLS	BF	H	R	ER	SO	BB	IBB	HBP	BLK	WP	HR	S	P	ERA	WHIP
Jim Kaat, L ERA: 1.31 (1, 1)	11.0	W	40	5	0	0	7	2	1	0	0	0	0	51	63	0.00	0.636
Wayne Granger, R ERA: 0.89 (12, 1)	1.0	S	3	0	0	0	0	0	0	0	0	0	0	3	3	0.00	0.000

Minnesota Twins @ Kansas City Royals
Municipal Stadium, Kansas City, MO
Wed May 24 1972, 8:05 PM EDT
Att. 8,381 - Unknown - 79 F

AB	37
R	0
H	5
RBI	0
BB	3
SO	7
LOB	10



Batter	1	2	3	4	5	6	7	8	9	AB R H RBI BB SO LOB	TOP									
Freddie Patek, R (1, 6) OBP: 0.309, SLG: 0.360	0-0 E1 2B	0-0 F7			0-0 6-3		0-0 F9		0-0 SF7	4 1 0 1 0 0 2										
Amos Otis, R (1, 8) OBP: 0.285, SLG: 0.303	0-0 6-3		0-0 L8		0-3 K			1-0 G3 HBP	0-0 FC6-4	4 0 0 0 0 1 3										
Richie Scheinblum, S (1, 9) OBP: 0.333, SLG: 0.348	0-0 1B 2B		0-0 6-3			0-0 F7		0-0 L9		4 1 1 1 0 0 1										
Lou Piniella, R (1, 7) OBP: 0.368, SLG: 0.472	0-0 6-3		0-3 K		0-0 6-3		0-0 6-3	0-0 G3		4 0 0 0 0 1 2										
Cookie Rojas, R (1, 4) OBP: 0.299, SLG: 0.319	0-0 1B			0-0 5-3		0-3 K		0-3 K		4 0 1 1 0 2 1										
Paul Schaaf, R (1, 5) OBP: 0.319, SLG: 0.319		0-0 HR		0-0 F5		0-3 K			0-0 BB SF7 1B	4 2 2 1 0 1 0										
John Mayberry, L (1, 3) OBP: 0.311, SLG: 0.345		0-0 4-3		4-0 BB		0-0 PB FC3-6 2B			4-0 BB BB	2 1 1 0 2 0 0	AB 32									
Ed Kirkpatrick, L (1, 2) OBP: 0.437, SLG: 0.525		0-0 1B		0-0 F9		4-0 FC3-6 BB			4-0 FC6-4 BB	2 0 1 0 2 0 1	R 5									
Paul Splittorf, L (1, 1) OBP: 0.182, SLG: 0.182 Roger Nelson, R (9, 1) OBP: 0.500, SLG: 0.500		0-3 K		0-0 3-1		0-0 FC3-6			0-0 F5	4 0 0 1 0 1 5 0 0 0 0 0 0 0	H 6									
Inning Stats	R: 2 E: 1 K: 0 S: 5	H: 2 LOB: 1 BB: 0 P: 5	R: 1 E: 0 K: 1 S: 7	H: 2 LOB: 1 BB: 0 P: 7	R: 0 E: 0 K: 1 S: 5	H: 0 LOB: 0 BB: 0 P: 5	R: 0 E: 0 K: 0 S: 3	H: 0 LOB: 1 BB: 1 P: 7	R: 0 E: 0 K: 1 S: 5	H: 0 LOB: 0 BB: 0 P: 5	R: 1 E: 0 K: 1 S: 6	H: 1 LOB: 1 BB: 1 P: 10	R: 0 E: 0 K: 1 S: 5	H: 0 LOB: 1 BB: 0 P: 6	R: 1 E: 0 K: 0 S: 4	H: 1 LOB: 2 BB: 2 P: 12	1B: 3 2B: 2 3B: 0 HR: 1	SF: 1 SAC: 0 DP: 0 HBP: 1	WP: 0 PB: 1 SB: 0 CS: 0	PA: 38
PITCHER	IP WLS BF H R ER SO BB IBB HBP BLK WP HR S P ERA WHIP																			
Rudy May, L (1, 1) ERA: 5.33	5.0 L 20 4 3 1 3 1 0 0 0 0 0 1 25 29 1.80 1.000																			
Alan Foster, R (6, 1) ERA: 2.7	3.0 12 1 1 0 3 1 0 1 0 0 0 0 16 21 0.00 0.667																			
Eddie Fisher, R (9, 1) ERA: 3.34	1.0 6 1 1 1 0 2 0 0 0 0 0 0 4 12 9.00 3.000																			

Kansas City Royals @ California Angels
Anaheim Stadium, Anaheim, CA
 Thu May 25 1972, 10:05 PM EDT
 Att. 4,032 - Unknown - 67 F

AB	32
R	5
H	6
RBI	5
BB	4
SO	6
LOB	15



Batter	1	2	3	4	5	6	7	8	9	AB	R	H	RBI	BB	SO	LOB
Sandy Alomar Sr., S OBP: 0.324, SLG: 0.307 (1, 4)	0-0 5-3 ①		0-0 4-3 ③			0-0 3-1 WP 2B		0-3 K ③		4	1	1	0	0	1	0
Ken Berry, R OBP: 0.392, SLG: 0.446 (1, 8)	0-0 F6			0-0 F8 ①		0-0 3-1 ①			4-0 2B 1B BB	3	1	0	0	1	0	1
Andy Kosco, R OBP: 0.244, SLG: 0.333 (1, 7)	0-0 1B			0-0 5-3 ②		0-0 L9 ②			0-0 1B 1-3 2B	4	0	2	0	0	0	1
Bob Oliver, R OBP: 0.279, SLG: 0.400 (1, 3)	0-3 K ③			0-0 P3 ③		0-0 6-3 ③			0-0 F9 ①	4	0	0	0	0	1	3
Ken McMullen, R OBP: 0.348, SLG: 0.311 (1, 5)		0-0 F4 ①			0-0 F9 ①			0-0 1-3 ①		4	0	1	1	0	0	0
Leroy Stanton, R OBP: 0.258, SLG: 0.403 (1, 9)		0-3 K ②			0-0 1-3 1B			0-0 K G6-4-3 1B		4	0	2	0	0	2	2
Leo Cardenas, R OBP: 0.268, SLG: 0.296 (1, 6)		0-0 6-3 ③			0-0 1-3 ②			0-0 G6-4-3 ② ③		4	0	0	0	0	0	4
Art Kusnyer, R OBP: 0.306, SLG: 0.245 (1, 2)			0-0 4-3 ①		0-0 BB			0-0 6-3 ①		2	0	0	0	1	0	0
Rudy May, L (1, 1)			0-3 K ②			0-3 K ③		0-0 G4-6-3 ②		1	0	0	0	0	1	0
Syd O'Brien, R OBP: 0.214, SLG: 0.462 (5, PH)										1	0	0	0	0	1	2
Alan Foster, R (6, 1)										0	0	0	0	0	0	0
Winston Llenas, R OBP: 0.333, SLG: 0.344 (8, PH)										1	0	0	0	0	0	0
Eddie Fisher, R OBP: 0.222, SLG: 0.222 (9, 1)										0	0	0	0	0	0	0

Inning Stats	R: 0	H: 1	E: 0	K: 1	S: 6	LOB: 1	BB: 0	P: 6	R: 0	H: 0	E: 0	K: 1	S: 5	LOB: 0	BB: 0	P: 5	R: 0	H: 0	E: 0	K: 1	S: 5	LOB: 0	BB: 0	P: 5	R: 0	H: 0	E: 0	K: 0	S: 3	LOB: 0	BB: 0	P: 3	R: 0	H: 1	E: 0	K: 1	S: 6	LOB: 2	BB: 1	P: 10	R: 1	H: 1	E: 0	K: 0	S: 4	LOB: 0	BB: 0	P: 4	R: 0	H: 1	E: 0	K: 0	S: 3	LOB: 0	BB: 0	P: 3	R: 0	H: 0	E: 0	K: 1	S: 5	LOB: 0	BB: 0	P: 5	R: 1	H: 2	E: 0	K: 1	S: 7	LOB: 2	BB: 1	P: 11	1B: 4	SF: 0	2B: 2	SAC: 0	3B: 0	DP: 1	HR: 0	HBP: 0	WP: 1	PA: 34
PITCHER	IP	WLS	BF	H	R	ER	SO	BB	IBB	HBP	BLK	WP	HR	S	P	ERA	WHIP																																																																	
Paul Splittorf, L ERA: 2.43 (1, 1)	8.0	W	30	5	2	2	5	2	0	0	0	1	0	38	46	2.25	0.875																																																																	
Roger Nelson, R ERA: 1.54 (9, 1)	1.0	S	4	1	0	0	1	0	0	0	0	0	0	6	6	0.00	1.000																																																																	

BOTTOM

Kansas City Royals @ California Angels
Anaheim Stadium, Anaheim, CA
Thu May 25 1972, 10:05 PM EDT
Att. 4,032 - Unknown - 67 F

livebaseballscores.com

AB	32
R	2
H	6
RBI	1
BB	2
SO	6
LOB	13



Batter	1	2	3	4	5	6	7	8	9	AB R H RBI BB SO LOB	TOP									
Freddie Patek, R (1, 6) OBP: 0.320, SLG: 0.362	0-0 5-3	0-0 F7		0-0 1B		0-0 FC5-4		4-0 1B 2B BB	0-0 G3	5 1 2 0 1 0 4										
Steve Hovley, L (1, 9) OBP: 0.303, SLG: 0.290	0-0 FC5-4 S 1B		0-3 K	0-0 F8		0-0 P4		0-0 2B 1B	0-0 G3	6 1 2 1 0 1 6										
Lou Piniella, R (1, 7) OBP: 0.373, SLG: 0.473	0-0 FC5-4-6		0-0 4-3		4-0 4-3 BB BB	4-0 BB		0-0 2B 2B	0-0 L6	4 1 1 1 2 0 3										
Ed Kirkpatrick, L (1, 2) OBP: 0.434, SLG: 0.500 Tom Burgmeier, L (8, 1) OBP: 0.250, SLG: 0.250 Gail Hopkins, L (9, PH) OBP: 0.333, SLG: 0.375	0-0 L3		4-0 FC4-6 BB		4-0 4-3 BB	4-0 G3		0-0 F9	0-0 G3	3 0 0 0 2 0 5 0 0 0 0 0 0 0 1 0 0 0 0 0 2										
Cookie Rojas, R (1, 4) OBP: 0.303, SLG: 0.331		0-0 PB 1B 1B	0-0 FC4-6		0-0 F9		0-0 4-3	0-0 1B 2B		5 1 2 2 0 0 3										
John Mayberry, L (1, 3) OBP: 0.321, SLG: 0.350		0-0 1B 1B		4-0 1B PB BB	0-0 4-3		0-0 4-3	0-0 1B 1B		4 0 2 1 1 0 2										
Amos Otis, R (1, 8) OBP: 0.296, SLG: 0.303		4-0 1B 2B BB		0-0 F3	4-0 FC6 BB		0-0 F9	0-0 1B		3 0 1 0 2 0 1										
Paul Schaal, R (1, 5) OBP: 0.308, SLG: 0.306		0-3 K		0-0 F8	0-0 FC6			6-3 K		5 0 0 0 0 2 9										
Jim Rooker, R (1, 1) OBP: 0.200, SLG: 0.200 Joe Keough, L (2, PH) Al Fitzmorris, S (2, 1) OBP: 0.560, SLG: 0.375 Ted Abernathy, R (6, 1) Carl Taylor, R (8, PH) OBP: 1.000, SLG: 1.000		0-0 P6		4-0 1B BB		4-0 FC5-4 BB		0-0 1B 1B	1-0 1B HBP	0 0 0 0 0 0 0 1 0 0 0 0 0 3 0 0 0 0 2 0 0 0 0 0 0 0 0 0 1 1 1 0 0 0 0										
Inning Stats	R: 0 E: 0 K: 0 S: 4	H: 1 LOB: 1 BB: 0 P: 4	R: 0 E: 0 K: 1 S: 7	H: 2 LOB: 3 BB: 1 P: 11	R: 0 E: 0 K: 1 S: 5	H: 0 LOB: 1 BB: 1 P: 9	R: 0 E: 0 K: 0 S: 4	H: 1 LOB: 3 BB: 2 P: 12	R: 0 E: 0 K: 0 S: 3	H: 0 LOB: 3 BB: 3 P: 15	R: 0 E: 0 K: 0 S: 3	H: 0 LOB: 0 BB: 0 P: 3	R: 0 E: 0 K: 0 S: 11	H: 6 LOB: 2 BB: 1 P: 15	R: 0 E: 0 K: 0 S: 4	H: 1 LOB: 2 BB: 0 P: 5	1B: 9 2B: 2 3B: 0 HR: 0	SF: 0 SAC: 0 DP: 0 HBP: 1	WP: 0 PB: 2 SB: 2 CS: 0	PA: 49
PITCHER	IP WLS BF H R ER SO BB IBB HBP BLK WP HR S P ERA WHIP																			
Nolan Ryan, R (1, 1) ERA: 3.38	5.2 W 30 4 0 0 2 9 0 0 0 0 0 0 25 61 0.00 2.294																			
Steve Barber, L (6, 1) ERA: 4.84	0.1 1 0 0 0 0 0 0 0 0 0 0 0 1 1 0.00 0.000																			
Eddie Fisher, R (7, 1) ERA: 4.5	1.2 11 5 5 5 0 1 0 0 0 0 0 0 10 14 27.00 3.600																			
Mel Queen, R (8, 1) ERA: 5.95	0.1 4 2 0 0 1 0 0 0 1 0 0 0 5 6 0.00 6.000																			
Andy Messersmith, R (9, 1) ERA: 4.03	1.0 S 3 0 0 0 0 0 0 0 0 0 0 0 3 3 0.00 0.000																			

Kansas City Royals @ California Angels
Anaheim Stadium, Anaheim, CA
 Fri May 26 1972, 10:05 PM EDT
 Att. 6,325 - Unknown

AB	38
R	5
H	11
RBI	5
BB	10
SO	3
LOB	38



WP: 0	PA: 49
-------	--------

Batter	1	2	3	4	5	6	7	8	9	AB	R	H	RBI	BB	SO	LOB	BOTTOM			
Sandy Alomar Sr., S (1, 4) OBP: 0.333, SLG: 0.307	4-0 SH5-3 1B BB	0-0 G3			0-0 4-1	4-0 1B E BB		0-0 SH1-3 1B BB		3	3	1	0	2	0	1	Kansas City Royals @ California Angels Anaheim Stadium, Anaheim, CA Fri May 26 1972, 10:05 PM EDT Att. 6,325 - Unknown livebaseballscorecards.com			
Ken Berry, R (1, 8) OBP: 0.397, SLG: 0.441	0-0 SH5-3 1-2		0-0 6-3		0-0 4-3	0-0 E 1B 1-3 2-H 3-H		4-0 SH1-3 1B BB		3	1	1	2	1	0	0				
Ken McMullen, R (1, 5) OBP: 0.345, SLG: 0.308	0-0 HR 1B 2-H		0-0 P4		0-0 E6 FC6-4	0-0 E5 1-3 3-H		0-0 SH1-3 1-2 2-3		4	1	1	1	0	0	1				
Andy Kosco, R (1, 7) OBP: 0.260, SLG: 0.388 Vada Pinson, L (9, 7) OBP: 0.350, SLG: 0.464	0-0 HR 2-H		0-0 6-3		0-0 FC6-4 1-2f	0-3 K		4-0 FC6-4 1B IBB		4	1	1	2	1	1	3				
Bob Oliver, R (1, 3) OBP: 0.283, SLG: 0.400	0-0 F8			0-0 F3		0-0 1B FC6-2 1B		0-0 FC6-4 1-2 2-H 3-H		5	0	2	2	0	0	0				
Leroy Stanton, R (1, 9) OBP: 0.282, SLG: 0.400	0-0 1-3			4-0 1B BB		0-0 FC6-2 SF9 1B	1-0 1B FC4-6 HBP	0-0 FC6-4 1-2f 2-3		3	2	1	0	1	0	2				
Leo Cardenas, R (1, 6) OBP: 0.280, SLG: 0.302		0-0 5-3		0-0 1-2 1B		4-0 SF9 FC6-2 1B IBB	0-0 FC4-6 1-3 1B	0-0 F9		4	1	2	0	1	0	2				
Art Kusnyer, R (1, 2) OBP: 0.303, SLG: 0.246		0-0 1B		0-0 F7		0-0 FC6-2 SF9 1B	0-0 FC4-6 FC6-4			4	1	1	1	0	0	6				
Nolan Ryan, R (1, 1) OBP: 0.357, SLG: 0.385 Steve Barber, L (6, 1) OBP: 0.333, SLG: 0.333 Jim Spencer, L (6, PH) OBP: 0.257, SLG: 0.258 Eddie Fisher, R (7, 1) OBP: 0.200, SLG: 0.200 Mel Queen, L (8, 1) OBP: 0.200, SLG: 0.200 Andy Messersmith, R (9, 1) OBP: 0.200, SLG: 0.200		0-3 K		0-0 5-3		0-0 SF9 1-2 2-3 3-H	0-0 FC6-4 1-2f			2	0	0	0	0	1	3				
Inning Stats	R: 3 E: 0 K: 0 S: 5	H: 2 LOB: 0 BB: 1 P: 9	R: 0 E: 0 K: 1 S: 6	H: 1 LOB: 1 BB: 0 P: 6	R: 0 E: 0 K: 0 S: 3	H: 0 LOB: 0 BB: 0 P: 3	R: 0 E: 0 K: 0 S: 4	H: 1 LOB: 2 BB: 1 P: 8	R: 0 E: 1 K: 0 S: 4	H: 0 LOB: 1 BB: 0 P: 4	R: 4 E: 1 K: 1 S: 9	H: 3 LOB: 2 BB: 2 P: 17	R: 1 E: 0 K: 0 S: 4	H: 1 LOB: 1 BB: 0 P: 5	R: 2 E: 0 K: 0 S: 5	H: 2 LOB: 2 BB: 2 P: 13	1B: 9 2B: 0 3B: 0 HR: 1	SF: 1 SAC: 2 DP: 0 HBP: 1	WP: 0 PB: 0 SB: 0 CS: 0	PA: 43
PITCHER	IP WLS BF H R ER SO	IP WLS BF H R ER SO	IP WLS BF H R ER SO	IP WLS BF H R ER SO	IP WLS BF H R ER SO	IP WLS BF H R ER SO	IP WLS BF H R ER SO	IP WLS BF H R ER SO	IP WLS BF H R ER SO	IP WLS BF H R ER SO	IP WLS BF H R ER SO	IP WLS BF H R ER SO	IP WLS BF H R ER SO	IP WLS BF H R ER SO	IP WLS BF H R ER SO	IP WLS BF H R ER SO	ERA WHIP	ERA WHIP		
Jim Rooker, L ERA: 3.05	(1, 1) 1.0	(1, 1) 1.0	(1, 1) 1.0	(1, 1) 1.0	(1, 1) 1.0	(1, 1) 1.0	(1, 1) 1.0	(1, 1) 1.0	(1, 1) 1.0	(1, 1) 1.0	(1, 1) 1.0	(1, 1) 1.0	(1, 1) 1.0	(1, 1) 1.0	(1, 1) 1.0	(1, 1) 1.0	27.00	3.000	27.00	1.250
Al Fitzmorris, R ERA: 3.73	(2, 1) 4.0	(2, 1) 4.0	(2, 1) 4.0	(2, 1) 4.0	(2, 1) 4.0	(2, 1) 4.0	(2, 1) 4.0	(2, 1) 4.0	(2, 1) 4.0	(2, 1) 4.0	(2, 1) 4.0	(2, 1) 4.0	(2, 1) 4.0	(2, 1) 4.0	(2, 1) 4.0	(2, 1) 4.0	6.75	1.250	6.75	1.250
Ted Abernathy, R ERA: 1.74	(6, 1) 2.0	(6, 1) 2.0	(6, 1) 2.0	(6, 1) 2.0	(6, 1) 2.0	(6, 1) 2.0	(6, 1) 2.0	(6, 1) 2.0	(6, 1) 2.0	(6, 1) 2.0	(6, 1) 2.0	(6, 1) 2.0	(6, 1) 2.0	(6, 1) 2.0	(6, 1) 2.0	(6, 1) 2.0	4.50	1.500	4.50	1.500
Tom Burgmeier, L ERA: 2.45	(8, 1) 1.0	(8, 1) 1.0	(8, 1) 1.0	(8, 1) 1.0	(8, 1) 1.0	(8, 1) 1.0	(8, 1) 1.0	(8, 1) 1.0	(8, 1) 1.0	(8, 1) 1.0	(8, 1) 1.0	(8, 1) 1.0	(8, 1) 1.0	(8, 1) 1.0	(8, 1) 1.0	(8, 1) 1.0	18.00	3.000	18.00	3.000

Kansas City Royals @ California Angels
 Anaheim Stadium, Anaheim, CA
 Fri May 26 1972, 10:05 PM EDT
 Att. 6,325 - Unknown

AB 33
 R 10
 H 10
 RBI 9
 BB 6
 SO 2
 LOB 19



Batter	1	2	3	4	5	6	7	8	9	AB R H RBI BB SO LOB	TOP											
Freddie Patek, R (1, 6) OBP: 0.336, SLG: 0.371	0-0 F5		0-0 1B			4-0 CS BB		0-0 FC4-8 1B		3 0 2 1 1 0 0	Kansas City Royals @ California Angels Anaheim Stadium, Anaheim, CA Sat May 27 1972, 10:05 PM EDT Att. 6,972 - Unknown - 83 F livebaseballscorecards.com											
Steve Hovley, L (1, 8) OBP: 0.270, SLG: 0.257	0-3 K		0-0 4-3			0-0 1-3		0-0 FC4-6		4 0 0 0 0 1 3												
Lou Piniella, R (1, 7) OBP: 0.370, SLG: 0.474	0-0 5-3									4 1 1 0 0 0 0												
Ed Kirkpatrick, L (1, 2) OBP: 0.438, SLG: 0.508		0-0 1-3				4-0 G5-4-3 BB		0-0 2B		3 0 1 1 1 0 0												
Cookie Rojas, R (1, 4) OBP: 0.301, SLG: 0.336		0-0 5-3				0-0 G5-4-3		0-0 F9		4 0 1 0 0 0 2												
John Mayberry, L (1, 3) OBP: 0.319, SLG: 0.341		0-0 G3				0-3 K		4-0 FC6-4 BB		3 0 0 0 1 1 1												
Joe Keough, L (1, 9)			0-0 4-3			0-3 K		0-0 FC6-4		4 0 0 0 0 1 3												
Paul Schaal, R (1, 5) OBP: 0.308, SLG: 0.307			0-0 SH2-4 1B			0-0 F5		0-0 L8		3 1 1 0 0 0 0												
Tom Murphy, R (1, 1)			0-0 SH2-4					0-3 K		1 0 0 0 0 0 0												
Carl Taylor, R (8, PH) OBP: 0.667, SLG: 0.500										1 0 0 0 0 1 0												
Jim Rooker, R (8, 1) OBP: 0.200, SLG: 0.200										0 0 0 0 0 0 0												
Roger Nelson, R (8, 1) OBP: 0.500, SLG: 0.500			1-2							0 0 0 0 0 0 0												
Inning Stats	R: 0 E: 0 K: 1 S: 5	H: 0 LOB: 0 BB: 0 P: 5	R: 0 E: 0 K: 0 S: 3	H: 0 LOB: 0 BB: 0 P: 3	R: 1 E: 0 K: 0 S: 5	H: 2 LOB: 1 BB: 0 P: 5	R: 0 E: 0 K: 0 S: 2	H: 0 LOB: 0 BB: 1 P: 6	R: 0 E: 0 K: 2 S: 7	H: 0 LOB: 0 BB: 0 P: 7	R: 0 E: 0 K: 0 S: 2	H: 0 LOB: 0 BB: 1 P: 6	R: 0 E: 0 K: 0 S: 4	H: 1 LOB: 2 BB: 1 P: 8	R: 0 E: 0 K: 1 S: 6	H: 1 LOB: 1 BB: 0 P: 6	R: 1 E: 0 K: 0 S: 5	H: 2 LOB: 1 BB: 0 P: 5	1B: 3 2B: 3 3B: 0 HR: 0	SF: 0 SAC: 1 DP: 1 HBP: 0	WP: 0 PB: 0 SB: 0 CS: 1	PA: 34
PITCHER Rickey Clark, R (1, 1) ERA: 3.67	IP: 9.0 WLS: W BF: 34 H: 6 R: 2 ER: 2 SO: 4 BB: 3 IBB: 0 HBP: 0 BLK: 0 WP: 0 HR: 0 S: 39 P: 51 ERA: 2.00 WHIP: 1.000											PITCHER	IP: 9.0 WLS: W BF: 34 H: 6 R: 2 ER: 2 SO: 4 BB: 3 IBB: 0 HBP: 0 BLK: 0 WP: 0 HR: 0 S: 39 P: 51 ERA: 2.00 WHIP: 1.000									



Batter	1	2	3	4	5	6	7	8	9
Sandy Alomar Sr., S OBP: 0.325, SLG: 0.299 (1, 4)	0-0 F7 1-2		0-0 1-3 1-2		0-0 4-3 1-2			0-3 K 0-3	
Ken Berry, R OBP: 0.390, SLG: 0.431 (1, 8)	0-0 F2		0-0 F3		0-0 4-3 2-3			0-0 1B 1B	
Vada Pinson, L OBP: 0.339, SLG: 0.448 (1, 7)	0-0 G3		0-0 4-3		0-0 4-3			0-0 F7 1-2	
Bob Oliver, R OBP: 0.284, SLG: 0.413 Jim Spencer, L OBP: 0.245, SLG: 0.267 (1, 3) (7, 3)		0-0 6-3		0-0 2B 3B		0-0 L5		0-0 1B 1B 2-H	
Ken McMullen, R OBP: 0.341, SLG: 0.306 (1, 5)		0-0 6-3		0-0 G3		0-0 5-3		0-0 1B 2-H	
Leroy Stanton, R OBP: 0.293, SLG: 0.435 (1, 9)		0-0 2B 2B		0-0 2B 3-H		0-0 1-3		0-3 K 0-3	
Leo Cardenas, R OBP: 0.281, SLG: 0.311 (1, 6)		0-0 2B 2-H		0-0 F8 3-H		0-0 4-3			
Art Kusnyer, R OBP: 0.290, SLG: 0.233 (1, 2)		0-0 6-3		0-0 6-3		0-0 6-3			
Rickey Clark, R OBP: 0.105, SLG: 0.056 (1, 1)			4-0 1-3 BB		0-0 4-3 1B		0-0 F8		

Inning Stats	R: 0 E: 0 K: 0 S: 3	H: 0 LOB: 0 BB: 0 P: 3	R: 1 E: 0 K: 0 S: 5	H: 2 LOB: 1 BB: 0 P: 5	R: 0 E: 0 K: 0 S: 3	H: 0 LOB: 1 BB: 1 P: 7	R: 1 E: 0 K: 0 S: 5	H: 2 LOB: 1 BB: 0 P: 5	R: 0 E: 0 K: 0 S: 4	H: 1 LOB: 1 BB: 0 P: 4	R: 0 E: 0 K: 0 S: 3	H: 0 LOB: 0 BB: 0 P: 3	R: 0 E: 0 K: 0 S: 3	H: 0 LOB: 0 BB: 0 P: 3	R: 2 E: 0 K: 2 S: 10	H: 3 LOB: 1 BB: 0 P: 10
	1B: 4 2B: 3 3B: 1 HR: 0	SF: 0 SAC: 0 DP: 0 HBP: 0	WP: 0 PB: 0 SB: 0 CS: 0													

PITCHER	IP	WLS	BF	H	R	ER	SO	BB	IBB	HBP	BLK	WP	HR	S	P	ERA	WHIP
Tom Murphy, R ERA: 3.72 (1, 1)	7.0	L	27	5	2	2	0	1	0	0	0	0	0	26	30	2.57	0.857
Jim Rooker, L ERA: 3.8 (8, 1)	0.2		5	3	2	2	1	0	0	0	0	0	0	7	7	27.00	4.500
Roger Nelson, R ERA: 1.5 (8, 1)	0.1		1	0	0	0	1	0	0	0	0	0	0	3	3	0.00	0.000

BOTTOM

Kansas City Royals @ California Angels
Anaheim Stadium, Anaheim, CA
 Sat May 27 1972, 10:05 PM EDT
 Att. 6,972 - Unknown - 83 F

livebaseballscorecards.com

AB	32
R	4
H	8
RBI	4
BB	1
SO	2
LOB	12



WP: 0	PA: 33
PB: 0	
SB: 0	
CS: 0	

Batter	1	2	3	4	5	6	7	8	9	AB R H RBI BB SO LOB	TOP											
Freddie Patek, R (1, 6) OBP: 0.324, SLG: 0.356	0-0 L9		0-0 G1-4-3			0-0 L9		0-0 F6		4 0 0 0 0 0 1												
Paul Schaal, R (1, 5) OBP: 0.313, SLG: 0.321	0-3 K			0-0 G5-4-3 1B		0-0 6-3			0-0 1B 2B	4 1 2 0 0 1 0												
Richie Scheinblum, S (1, 9) OBP: 0.329, SLG: 0.342	0-0 6-3			0-0 G5-4-3 1-2f		0-0 1-3			0-0 FC6-4 2-H 1B	4 0 1 1 0 0 1												
Lou Piniella, R (1, 7) OBP: 0.373, SLG: 0.474		0-0 F8		0-3 K		0-0 1B 2B 1B			0-0 FC6-4 1-2 1B	4 1 2 0 0 1 0												
Cookie Rojas, R (1, 4) OBP: 0.300, SLG: 0.333		0-0 L4			0-0 F4		0-0 2B 1B		0-0 FC6-4 1-2f 2-3	4 0 1 0 0 0 2												
Amos Otis, R (1, 8) OBP: 0.309, SLG: 0.315		4-0 S BB			4-0 G3-6-3 BB		0-0 1-3 2-H 2B		0-0 F9	2 0 1 1 2 0 2												
John Mayberry, L (1, 3) OBP: 0.311, SLG: 0.331		0-0 L8 1-2			0-0 G3-6-3 1-2f		0-0 L9		0-0 F6	4 0 0 0 0 0 6												
Jerry May, R (1, 2) OBP: 0.358, SLG: 0.333			0-0 5-3			0-0 6-3		0-0 3-1		2 0 0 0 0 0 0												
Steve Hovley, L (8, PH) OBP: 0.283, SLG: 0.250										1 0 0 0 0 0 0												
Carl Taylor, R (8, 2) OBP: 0.667, SLG: 0.500										0 0 0 0 0 0 0												
Dick Drago, R (1, 1) OBP: 0.095, SLG: 0.050			4-0 G1-4-3 BB			0-3 K		0-0 4-3		1 0 0 0 1 1 0												
Gail Hopkins, L (8, PH) OBP: 0.300, SLG: 0.333										1 0 0 0 0 0 0												
Tom Burgmeier, L (8, 1) OBP: 0.250, SLG: 0.250										0 0 0 0 0 0 0												
Inning Stats	R: 0 E: 0 K: 1 S: 5	H: 0 LOB: 0 BB: 0 P: 5	R: 0 E: 0 K: 0 S: 3	H: 0 LOB: 1 BB: 1 P: 7	R: 0 E: 0 K: 0 S: 2	H: 0 LOB: 0 BB: 1 P: 6	R: 0 E: 0 K: 1 S: 5	H: 1 LOB: 0 BB: 0 P: 5	R: 0 E: 0 K: 0 S: 2	H: 0 LOB: 0 BB: 1 P: 6	R: 0 E: 0 K: 1 S: 5	H: 0 LOB: 0 BB: 0 P: 5	R: 1 E: 0 K: 0 S: 6	H: 3 LOB: 2 BB: 0 P: 6	R: 0 E: 0 K: 0 S: 3	H: 0 LOB: 0 BB: 0 P: 3	R: 1 E: 0 K: 0 S: 6	H: 3 LOB: 2 BB: 0 P: 6	1B: 5 2B: 2 3B: 0 HR: 0	SF: 0 SAC: 0 DP: 3 HBP: 0	WP: 0 PB: 0 SB: 1 CS: 0	PA: 34
PITCHER	IP WLS BF H R ER SO BB IBB HBP BLK WP HR S P ERA WHIP																					
Clyde Wright, L (1, 1) ERA: 2.82	7.0 W 25 4 1 1 3 3 0 0 0 0 0 0 28 40 1.29 1.000																					
Eddie Fisher, R (8, 1) ERA: 4.5	2.0 S 9 3 1 1 0 0 0 0 0 0 0 0 9 9 4.50 1.500																					

Kansas City Royals @ California Angels
 Anaheim Stadium, Anaheim, CA
 Sun May 28 1972, 6:33 AM EDT
 Att: 8,115 - Unknown - 99 F

AB	31
R	2
H	7
RBI	2
BB	3
SO	3
LOB	12



Batter	1	2	3	4	5	6	7	8	9	AB	R	H	RBI	BB	SO	LOB											
Sandy Alomar Sr., S OBP: 0.329, SLG: 0.304 (1, 4)	0-0 6-3 ①		0-0 F9 ②		0-0 1B E G1-6-3 1B		0-0 1-3 1B		0-0 1-3 1B	4	1	2	0	0	0	0											
Mickey Rivers, L OBP: 0.278, SLG: 0.250 (1, 8)	0-0 S 1B		0-0 4-3 ③		0-0 1-3 1B		0-0 F9 ③		0-0 F8 ①	4	0	2	0	0	0	2											
Vada Pinson, L OBP: 0.336, SLG: 0.442 (1, 7)	0-0 F8 1-2 ②			0-0 1B SF 1B	0-0 G1-6-3 ① ②			0-0 F8 ①		4	1	1	0	0	0	2											
Jim Spencer, L OBP: 0.245, SLG: 0.266 (1, 3)	0-0 F8 ③			0-0 1-3 SF 1B	0-0 F6 ③			0-0 L7 ②		4	0	1	0	0	0	1											
Ken McMullen, R OBP: 0.339, SLG: 0.304 (1, 5)		0-0 5-3 ①		0-3 K ①		0-0 4-3 ①		0-0 2B 1B		4	1	1	0	0	1	2											
Leroy Stanton, R OBP: 0.291, SLG: 0.444 (1, 9)		0-0 6-3 ②		0-0 SF FC6-4 1-2 3-H		0-0 L8 ②		0-0 1-H 2B		3	0	1	2	0	0	0											
Leo Cardenas, R OBP: 0.280, SLG: 0.309 (1, 6)		0-0 1B		0-3 K ②		0-3 K ③		0-0 F8 ③		4	0	1	0	0	2	3											
Art Kusnyer, R OBP: 0.276, SLG: 0.222 (1, 2)		0-0 F8 ③		0-0 FC6-4 1-2f		0-0 5-3 ①		0-0 F8 ③		3	0	0	0	0	0	3											
Clyde Wright, R OBP: 0.200, SLG: 0.467 (1, 1)			0-0 F6 ①		0-0 HR		0-0 1B 1B			3	1	2	1	0	0	0											
Rickey Clark, R OBP: 0.105, SLG: 0.056 (7, PR)										0	0	0	0	0	0	0											
Eddie Fisher, R OBP: 0.200, SLG: 0.200 (8, 1)										0	0	0	0	0	0	0											
Inning Stats	R: 0 E: 0 K: 0 S: 4	H: 1 LOB: 1 BB: 0 P: 4	R: 0 E: 0 K: 0 S: 4	H: 1 LOB: 1 BB: 0 P: 4	R: 0 E: 0 K: 0 S: 3	H: 0 LOB: 0 BB: 0 P: 3	R: 1 E: 1 K: 2 S: 10	H: 2 LOB: 2 BB: 0 P: 10	R: 2 E: 1 K: 0 S: 5	H: 3 LOB: 0 BB: 0 P: 5	R: 0 E: 0 K: 1 S: 5	H: 0 LOB: 0 BB: 0 P: 5	R: 0 E: 0 K: 0 S: 4	H: 2 LOB: 2 BB: 0 P: 4	R: 1 E: 0 K: 0 S: 5	H: 2 LOB: 1 BB: 0 P: 5	1B: 9 2B: 1 3B: 0 HR: 1	SF: 1 SAC: 0 DP: 1 HBP: 0	WP: 0 PB: 0 SB: 1 CS: 0	PA: 34							
PITCHER	IP	WLS	BF	H	R	ER	SO	BB	IBB	HBP	BLK	WP	HR	S	P	ERA	WHIP										
Dick Drago, R ERA: 2.25 (1, 1)	7.0	L	29	9	3	2	3	0	0	0	0	0	0	35	35	2.57	1.286										
Tom Burgmeier, L ERA: 2.87 (8, 1)	1.0		5	2	1	1	0	0	0	0	0	0	0	5	5	9.00	2.000										

BOTTOM

Kansas City Royals @ California Angels
Anaheim Stadium, Anaheim, CA

Sun May 28 1972, 6:33 AM EDT
Att. 8,115 - Unknown - 99 F

livebaseballscores.com

AB 33
R 4
H 11
RBI 3
BB 0
SO 3
LOB 13



Batter	1	2	3	4	5	6	7	8	9	AB R H RBI BB SO LOB	TOP											
Freddie Patek, R (1, 6) OBP: 0.322, SLG: 0.346	0-0 6-3		0-0 L8		0-0 F8			4-0 BB G6-4-3		3 0 0 0 1 0 0												
Steve Hovley, L (1, 9) OBP: 0.262, SLG: 0.325	0-0 6-3		0-0 HR		0-0 F8			0-3 K		4 1 1 1 0 1 1												
Lou Piniella, R (1, 7) OBP: 0.370, SLG: 0.468	0-0 L4		0-0 CS 1B		0-0 5-3			0-0 G6-4-3 1-2f		4 0 1 0 0 0 1												
Ed Kirkpatrick, L (1, 2) OBP: 0.422, SLG: 0.485 Ron Hansen, R (9, PH) OBP: 0.200, SLG: 0.143		0-0 6-3	0-3 K		0-0 G3			0-3 K		3 0 0 0 0 1 1 1 0 0 0 0 1 0												
John Mayberry, L (1, 3) OBP: 0.305, SLG: 0.323 Jerry May, R (9, PH) OBP: 0.352, SLG: 0.326		0-0 6-3	0-0 CS 1-2	0-0 G3			0-0 F9	0-0 F7		3 0 0 0 0 0 0 1 0 0 0 0 0 0												
Amos Otis, R (1, 8) OBP: 0.315, SLG: 0.323		0-0 E 2B		0-0 F8			0-0 5-3	4-0 BB		3 1 1 0 1 0 0												
Paul Schaal, R (1, 5) OBP: 0.312, SLG: 0.319		0-0 E9 2-H		0-3 K			0-0 2B 1B	0-0 F9		4 0 1 0 0 1 1												
Bobby Knoop, R (1, 4) OBP: 0.412, SLG: 0.333 Richie Scheinblum, S (7, PH) OBP: 0.337, SLG: 0.365 Carl Taylor, R (7, PR) OBP: 0.667, SLG: 0.500 Cookie Rojas, R (7, 4) OBP: 0.300, SLG: 0.333		4-0 BB			0-0 F8		0-0 1-3 2B			1 0 0 0 1 0 0 1 0 1 0 0 0 0 0 0 0 0 0 0 0 0 0 0 0 0 0 0												
Paul Splittorff, L (1, 1) OBP: 0.174, SLG: 0.174 Bruce Dal Canton, R (3, 1) Gail Hopkins, L (7, PH) OBP: 0.273, SLG: 0.300 Roger Nelson, R (7, 1) OBP: 0.500, SLG: 0.500		0-0 4-3			0-0 6-3		0-0 F8			1 0 0 0 0 0 2 1 0 0 0 0 0 0 1 0 0 0 0 0 2 0 0 0 0 0 0 0												
Inning Stats	R: 0 E: 0 K: 0 S: 3	H: 0 LOB: 0 BB: 0 P: 3	R: 1 E: 1 K: 0 S: 5	H: 1 LOB: 2 BB: 1 P: 9	R: 1 E: 0 K: 1 S: 6	H: 2 LOB: 0 BB: 0 P: 6	R: 0 E: 0 K: 1 S: 5	H: 0 LOB: 0 BB: 0 P: 5	R: 0 E: 0 K: 0 S: 3	H: 0 LOB: 0 BB: 0 P: 3	R: 0 E: 0 K: 0 S: 5	H: 2 LOB: 2 BB: 0 P: 5	R: 0 E: 0 K: 1 S: 4	H: 0 LOB: 0 BB: 1 P: 8	R: 0 E: 0 K: 1 S: 5	H: 0 LOB: 1 BB: 1 P: 9	1B: 2 2B: 2 3B: 0 HR: 1	SF: 0 SAC: 0 DP: 1 HBP: 0	WP: 0 PB: 0 SB: 0 CS: 1	PA: 35		
PITCHER	IP WLS BF H R ER SO BB IBB HBP BLK WP HR S P ERA WHIP	IP WLS BF H R ER SO BB IBB HBP BLK WP HR S P ERA WHIP	IP WLS BF H R ER SO BB IBB HBP BLK WP HR S P ERA WHIP	IP WLS BF H R ER SO BB IBB HBP BLK WP HR S P ERA WHIP	IP WLS BF H R ER SO BB IBB HBP BLK WP HR S P ERA WHIP	IP WLS BF H R ER SO BB IBB HBP BLK WP HR S P ERA WHIP	IP WLS BF H R ER SO BB IBB HBP BLK WP HR S P ERA WHIP	IP WLS BF H R ER SO BB IBB HBP BLK WP HR S P ERA WHIP	IP WLS BF H R ER SO BB IBB HBP BLK WP HR S P ERA WHIP	IP WLS BF H R ER SO BB IBB HBP BLK WP HR S P ERA WHIP	IP WLS BF H R ER SO BB IBB HBP BLK WP HR S P ERA WHIP	IP WLS BF H R ER SO BB IBB HBP BLK WP HR S P ERA WHIP	IP WLS BF H R ER SO BB IBB HBP BLK WP HR S P ERA WHIP	IP WLS BF H R ER SO BB IBB HBP BLK WP HR S P ERA WHIP	IP WLS BF H R ER SO BB IBB HBP BLK WP HR S P ERA WHIP	IP WLS BF H R ER SO BB IBB HBP BLK WP HR S P ERA WHIP	IP WLS BF H R ER SO BB IBB HBP BLK WP HR S P ERA WHIP	IP WLS BF H R ER SO BB IBB HBP BLK WP HR S P ERA WHIP	IP WLS BF H R ER SO BB IBB HBP BLK WP HR S P ERA WHIP	IP WLS BF H R ER SO BB IBB HBP BLK WP HR S P ERA WHIP		
Jim Perry, R (1, 1) ERA: 2.67	7.0 W 28 5 2 1 2 2 0 0 0 0 1 30 38 1.29 1.000	2.0 S 6 0 0 0 2 1 0 0 0 0 0 9 13 0.00 0.500																				
Dave LaRoche, L (8, 1) ERA: 1.55																						

Kansas City Royals @ Minnesota Twins
 Metropolitan Stadium, Bloomington, MI
 Tue May 30 1972, 8:05 PM EDT
 Att. 6,164 - Unknown - 59 F

AB	31
R	2
H	5
RBI	1
BB	3
SO	4
LOB	8



Batter	1	2	3	4	5	6	7	8	9	AB	R	H	RBI	BB	SO	LOB
Cesar Tovar, R OBP: 0.397, SLG: 0.353 (1, 9)	0-0 1B 6-3 1B	0-0 F4		0-0 5-3		0-3 K				4	1	1	0	0	1	1
Danny Thompson, R OBP: 0.315, SLG: 0.376 (1, 6)	0-0 6-3 1-3 1B	0-0 6-3		0-0 1-3 1B		0-0 6-3				4	0	2	0	0	0	0
Rod Carew, L OBP: 0.362, SLG: 0.360 (1, 4)	0-3 K		4-0 1B BB	0-0 1-3		0-0 3-1				3	0	0	0	1	1	4
Harmon Killebrew, R OBP: 0.400, SLG: 0.453 (1, 3)	0-0 6-3		0-0 L8	4-0 IBB		0-0 F8				3	0	0	1	1	0	2
Rich Reese, L OBP: 0.310, SLG: 0.320 (9, 3)	2-3 3-H									0	0	0	0	0	0	0
Bobby Darwin, R OBP: 0.329, SLG: 0.444 (1, 8)	4-0 BB BB		0-0 1-3 1B	0-3 K		0-3 K				3	0	1	0	1	2	3
Rick Renick, R OBP: 0.304, SLG: 0.429 (1, 7)	4-0 1-2 BB		0-3 K		0-0 F9					2	0	0	0	1	1	2
Steve Brye, R OBP: 0.245, SLG: 0.273 (8, 7)										1	0	0	0	0	1	0
Eric Soderholm, R OBP: 0.216, SLG: 0.324 (1, 5)	0-3 K		0-0 F8		0-3 K					4	0	0	0	0	2	5
Phil Roof, R OBP: 0.254, SLG: 0.444 (1, 2)		0-0 HR		0-0 HR		0-0 F7				4	2	2	2	0	1	0
Jim Perry, S OBP: 0.381, SLG: 0.316 (1, 1)		0-0 5-3		0-0 E4 1-3 1B		0-0 4-1				3	0	1	0	0	0	0
Dave LaRoche, L (8, 1)										0	0	0	0	0	0	0

Inning Stats	R: 1	H: 2	E: 0	K: 2	S: 9	LOB: 3	BB: 2	P: 17	R: 1	H: 1	E: 0	K: 0	S: 4	LOB: 0	BB: 0	P: 4	R: 0	H: 1	E: 0	K: 1	S: 6	LOB: 2	BB: 1	P: 10	R: 1	H: 3	E: 1	K: 1	S: 8	LOB: 3	BB: 1	P: 12	R: 0	H: 0	E: 0	K: 1	S: 5	LOB: 0	BB: 0	P: 5	R: 0	H: 0	E: 0	K: 1	S: 5	LOB: 0	BB: 0	P: 5	R: 0	H: 0	E: 0	K: 2	S: 7	LOB: 0	BB: 0	P: 7	R: 0	H: 0	E: 0	K: 1	S: 5	LOB: 0	BB: 0	P: 7
PITCHER	IP	WLS	BF	H	R	ER	SO	BB	IBB	HBP	BLK	WP	HR	S	P	ERA	WHIP																																															
Paul Splittorff, L ERA: 2.64 (1, 1)	2.1		14	4	2	2	2	3	0	0	0	0	1	15	27	7.71	3.000																																															
Bruce Dal Canton, R ERA: 3.25 (3, 1)	3.2	L	15	3	1	1	4	0	1	0	0	0	1	22	26	2.46	0.818																																															
Roger Nelson, R ERA: 1.29 (7, 1)	2.0		6	0	0	0	3	0	0	0	0	0	0	12	12	0.00	0.000																																															


BOTTOM

Kansas City Royals @ Minnesota Twins
Metropolitan Stadium, Bloomington, MI

Tue May 30 1972, 8:05 PM EDT
Att. 6,164 - Unknown - 59 F

AB	31
R	3
H	7
RBI	3
BB	4
SO	9
LOB	17

livebaseballscores.com



WP	HR	S	P	ERA	WHIP
0	0	0	0	0	0

Batter	1	2	3	4	5	6	7	8	9	AB R H RBI BB SO LOB
--------	---	---	---	---	---	---	---	---	---	----------------------

Freddie Patek, R (1, 6) <small>OBP: 0.317, SLG: 0.349</small>	0-3 	0-0 		0-0 			0-0 		0-0 	5 0 1 0 0 1 2
Steve Hovley, L (1, 9) <small>OBP: 0.277, SLG: 0.318</small>	4-0 	0-3 			0-0 		0-3 		0-0 	4 1 1 0 1 2 2
Lou Piniella, R (1, 7) <small>OBP: 0.371, SLG: 0.473</small>	0-0 		0-3 		0-0 		0-0 		0-0 	5 0 2 0 0 1 1
Ed Kirkpatrick, L (1, 2) <small>OBP: 0.425, SLG: 0.486</small>	0-0 		0-0 		0-0 		0-0 			4 0 2 1 0 0 1
Cookie Rojas, R (1, 4) <small>OBP: 0.299, SLG: 0.331</small>	0-0 		0-0 		0-0 			0-0 		4 0 1 0 0 0 2
Gail Hopkins, L (1, 3) <small>OBP: 0.200, SLG: 0.214</small>		0-0 		0-0 		0-0 		0-0 		4 0 0 0 0 0 1
Amos Otis, R (1, 8) <small>OBP: 0.327, SLG: 0.344</small>		0-0 		0-0 		0-0 		0-0 		4 1 3 0 0 0 1
Paul Schaal, R (1, 5) <small>OBP: 0.304, SLG: 0.309</small>		0-0 		0-0 		0-0 		0-0 		4 0 0 0 0 0 4
Jim Rooker, R (1, 1) <small>OBP: 0.286, SLG: 0.286</small> John Mayberry, L (9, PH) <small>OBP: 0.303, SLG: 0.321</small>		0-0 		0-1 		0-0 		0-0 		2 0 1 1 0 0 1 1 0 0 0 0 0 0

TOP

Kansas City Royals @ Minnesota Twins
 Metropolitan Stadium, Bloomington, MI
 Wed May 31 1972, 8:05 PM EDT
 Att: 7,686 - Unknown - 69 F

livebaseballscorecards.com

AB	37
R	2
H	11
RBI	2
BB	1
SO	4
LOB	15



Inning Stats	R: 1	H: 2	R: 1	H: 3	R: 0	H: 0	R: 0	H: 1	R: 0	H: 1	R: 0	H: 1	R: 0	H: 1	R: 0	H: 1	R: 0	H: 1	R: 0	H: 1	R: 0	H: 1	1B: 8	SF: 0	WP: 0	PA: 39
E: 0	LOB: 1	E: 0	LOB: 2	E: 0	LOB: 0	E: 0	LOB: 1	E: 0	LOB: 1	E: 0	LOB: 1	E: 0	LOB: 1	E: 0	LOB: 1	E: 0	LOB: 1	E: 0	LOB: 1	E: 0	LOB: 1	2B: 3	SAC: 0	PB: 0		
K: 1	BB: 1	K: 1	BB: 0	K: 1	BB: 0	K: 0	BB: 0	K: 0	BB: 0	K: 1	BB: 0	K: 0	BB: 0	K: 1	BB: 0	K: 0	BB: 0	K: 0	BB: 0	K: 0	BB: 0	3B: 0	DP: 0	SB: 2		
S: 6	P: 10	S: 8	P: 8	S: 5	P: 5	S: 5	P: 5	S: 4	P: 4	S: 6	P: 6	S: 4	P: 4	S: 4	P: 4	S: 4	P: 4	S: 4	P: 4	S: 4	P: 4	HR: 0	HBP: 0	CS: 0		

PITCHER	IP	WLS	BF	H	R	ER	SO	BB	IBB	HBP	BLK	WP	HR	S	P	ERA	WHIP
Bert Blyleven, R (1, 1) <small>ERA: 2.44</small>	7.0	W	31	9	2	2	4	1	0	0	0	0	0	38	42	2.57	1.429
Wayne Granger, R (8, 1) <small>ERA: 0.73</small>	2.0	S	8	2	0	0	0	0	0	0	0	0	0	8	8	0.00	1.000

Batter	1	2	3	4	5	6	7	8	9	AB	R	H	RBI	BB	SO	LOB
Cesar Tovar, R OBP: 0.388, SLG: 0.343 (1, 9) X	0-0 F9	0-0 L8			0-0 F8		0-0 L8			4	0	0	0	0	0	2
Danny Thompson, R OBP: 0.314, SLG: 0.372 (1, 6) X	0-0 FC1-6 1B		0-0 6-3		0-0 FC5-4 1-2f		0-0 L8			4	0	1	0	0	0	1
Rod Carew, L OBP: 0.378, SLG: 0.357 (1, 4) X	0-0 FC1-6 BB E 1-2f		0-3 K			0-0 1B HR	0-0 E6			4	1	1	0	0	1	1
Harmon Killebrew, R OBP: 0.398, SLG: 0.445 (1, 3) X	0-0 E5		0-0 5-3			0-0 1B HR	0-0 6-3			4	1	1	0	0	0	2
Wayne Granger, R OBP: 0.500, SLG: 0.500 (8, 1) X	1-2 BB									0	0	0	0	0	0	0
Bobby Darwin, R OBP: 0.333, SLG: 0.437 (1, 8) B B B B	4-0 1-2 2-3 BB			4-0 G6-4-3 BB		0-0 F9		0-0 F6		2	0	0	0	2	0	2
Rick Renick, R OBP: 0.269, SLG: 0.375 (1, 7) X	0-0 6-3		0-0 G6-4-3 1-2f		0-3 K		0-0 5-3			3	0	0	0	0	1	6
Steve Brye, R OBP: 0.242, SLG: 0.270 (7, 7) X										1	0	0	0	0	0	0
Eric Soderholm, R OBP: 0.218, SLG: 0.360 (1, 5) X		0-0 4-3		0-0 6-3		0-0 1H 3H HR		0-0 F4		4	1	1	3	0	0	0
Phil Roof, R OBP: 0.290, SLG: 0.464 (1, 2) B B B		4-0 SH1-4 BB			0-0 FC1-6 1B		0-0 1B			2	0	2	0	1	0	0
Bert Blyleven, R OBP: 0.207, SLG: 0.241 (1, 1) X		0-0 SH1-4			0-0 FC1-6 FC5-4 1-2f		0-3 K			2	0	0	0	0	1	2
Rich Reese, L OBP: 0.310, SLG: 0.320 (8, 3) X										0	0	0	0	0	0	0

Kansas City Royals @ Minnesota Twins
Metropolitan Stadium, Bloomington, MI

Wed May 31 1972, 8:05 PM EDT
Att. 7,686 - Unknown - 69 F

livebaseballscores.com

AB	30
R	3
H	6
RBI	3
BB	3
SO	3
LOB	16



Inning Stats	R: 0	H: 1	E: 1	LOB: 3	K: 0	BB: 1	S: 5	P: 9	R: 0	H: 0	E: 0	LOB: 1	K: 0	BB: 1	S: 3	P: 7	R: 0	H: 0	E: 0	LOB: 0	K: 1	BB: 0	S: 5	P: 5	R: 0	H: 0	E: 0	LOB: 0	K: 0	BB: 1	S: 2	P: 6	R: 0	H: 1	E: 0	LOB: 1	K: 0	BB: 0	S: 4	P: 4	R: 3	H: 4	E: 0	LOB: 1	K: 2	BB: 0	S: 11	P: 11	R: 0	H: 0	E: 1	LOB: 1	K: 0	BB: 0	S: 3	P: 4	R: 0	H: 0	E: 0	LOB: 0	K: 0	BB: 0	S: 3	P: 3	1B: 5	SF: 0	2B: 0	SAC: 1	3B: 0	DP: 1	HR: 1	HBP: 0	WP: 0	PA: 34	PB: 0	SB: 0	CS: 0	ERA	WHIP
PITCHER Jim Rooker, L ERA: 3.68 (1, 1)	IP	WLS	BF	H	R	ER	SO	BB	IBB	HBP	BLK	WP	HR	S	P	ERA	WHIP	IP	WLS	BF	H	R	ER	SO	BB	IBB	HBP	BLK	WP	HR	S	P	ERA	WHIP	IP	WLS	BF	H	R	ER	SO	BB	IBB	HBP	BLK	WP	HR	S	P	ERA	WHIP																												

Batter	1	2	3	4	5	6	7	8	9	AB R H RBI BB SO LOB	TOP															
Freddie Patek, R (1, 6) OBP: 0.312, SLG: 0.336	0-0 F9		0-0 G6-3 1-2f			0-0 6-3	4-0 BB 1-2 2-3		0-0 F3	4 0 0 0 1 0 1																
Steve Hovley, L (1, 9) OBP: 0.300, SLG: 0.340	0-0 F5			0-0 1B 1B		0-0 HR 1B	0-0 F9			3 1 2 0 0 0 0 1 0 0 0 0 0 3																
Carl Taylor, R (7, PH) OBP: 0.500, SLG: 0.333 (7, 9)				0-0 L8		0-0 HR 1B		0-0 P3		4 1 1 2 0 0 1																
Lou Piniella, R (1, 7) OBP: 0.368, SLG: 0.487	0-0 F2			0-0 F5	0-0 G6-3 1B 1-2	0-0 HR HR		0-3 K		4 1 2 1 0 1 0																
Ed Kirkpatrick, L (1, 2) OBP: 0.429, SLG: 0.526		0-0 F5		0-0 G6-3 1B 1-2		0-0 HR HR		0-0 K		3 1 1 0 1 0 2																
Cookie Rojas, R (1, 4) OBP: 0.304, SLG: 0.331		4-0 FC3-6 BB		0-0 G6-3 1B 1-2f		0-0 F4		0-0 HR 1B		3 0 0 0 0 0 1 1 1 1 2 0 0 0 0 0 0 0 0 0 0																
Gail Hopkins, L (1, 3) OBP: 0.167, SLG: 0.176		0-0 FC3-6 1-2f		0-0 F5		0-0 F7		0-0 HR		4 0 1 0 0 2 1																
Richie Scheinblum, S (8, PH) OBP: 0.345, SLG: 0.413		0-0 FC3-6 1-2f		0-0 F5		0-0 F7		0-0 HR		4 0 1 0 0 2 1																
John Mayberry, L (8, 3) OBP: 0.303, SLG: 0.321		0-0 FC3-6 1-2f		0-0 F5		0-0 F7		0-0 HR		4 0 1 0 0 2 1																
Amos Otis, R (1, 8) OBP: 0.325, SLG: 0.341		0-3 K		0-0 F3		0-0 F3	BB BB 1B	0-3 K		4 0 1 0 0 2 1																
Paul Schaal, R (1, 5) OBP: 0.309, SLG: 0.310			0-0 FC3-6 1B		0-0 F9		4-0 BB 1-2 BB		0-0 5-3	3 0 1 0 1 0 0																
Tom Murphy, R (1, 1)			0-0 FC3-6 1-2f		0-0 F9		0-0 F9		0-0 P3	1 0 0 0 0 0 1 1 0 0 0 0 0 0 2 0 0 0 0 0 2																
Joe Keough, L (6, PH)			0-0 FC3-6 1-2f		0-0 F9		0-0 P1		0-0 P3	1 0 0 0 0 0 1 1 0 0 0 0 0 0 2 0 0 0 0 0 2																
Al Fitzmorris, S (6, 1) OBP: 0.462, SLG: 0.300			0-0 FC3-6 1-2f		0-0 F9		0-0 P1		0-0 P3	1 0 0 0 0 0 1 1 0 0 0 0 0 0 2 0 0 0 0 0 2																
Inning Stats	R: 0 E: 0 K: 0 S: 3	H: 0 LOB: 0 BB: 0 P: 3	R: 0 E: 0 K: 1 S: 5	H: 0 LOB: 1 BB: 1 P: 9	R: 0 E: 0 K: 0 S: 3	H: 1 LOB: 0 BB: 0 P: 3	R: 0 E: 0 K: 0 S: 4	H: 2 LOB: 1 BB: 0 P: 4	R: 0 E: 0 K: 0 S: 3	H: 0 LOB: 0 BB: 0 P: 3	R: 3 E: 0 K: 0 S: 6	H: 3 LOB: 0 BB: 0 P: 6	R: 0 E: 0 K: 0 S: 4	H: 1 LOB: 3 BB: 2 P: 12	R: 2 E: 0 K: 2 S: 9	H: 2 LOB: 0 BB: 0 P: 9	R: 0 E: 0 K: 0 S: 3	H: 0 LOB: 0 BB: 0 P: 3	1B: 6 2B: 0 3B: 0 HR: 3	SF: 0 SAC: 0 DP: 2 HBP: 0	WP: 0 PB: 0 SB: 0 CS: 0	PA: 37				
PITCHER	IP WLS BF H R ER SO BB IBB HBP BLK WP HR S P ERA WHIP																									
Dick Woodson, R (1, 1) ERA: 3.42	6.1		26	7	3	3	1	2	0	0	0	0	0	2	26	34	4.26	1.421								
Dave LaRoche, L (7, 1) ERA: 1.99	2.2	L	11	2	2	2	2	1	0	0	0	0	1	14	18	6.75	1.125									

Kansas City Royals @ Minnesota Twins
 Metropolitan Stadium, Bloomington, MI
 Thu Jun 01 1972, 4:33 AM EDT
 Att: 6,807 - Unknown - 77 F

AB	34
R	5
H	9
RBI	5
BB	3
SO	3
LOB	12



Batter	1	2	3	4	5	6	7	8	9	AB R H RBI BB SO LOB	TOP									
Tommy Harper, R (1, 8) OBP: 0.375, SLG: 0.486	0-0 6-3		0-0 F5			0-0 F8		0-0 FC6-4 1B		4 0 1 0 0 0 0	Boston Red Sox @ Kansas City Royals Municipal Stadium, Kansas City, MO Fri Jun 02 1972, 8:05 PM EDT Att: 9,240 - Unknown - 91 F livebaseballscorecards.com									
Luis Aparicio, R (1, 6) OBP: 0.306, SLG: 0.349	0-0 WP 2B 1B		0-0 1-3			0-0 5-3		0-0 FC6-4 1-2f		4 1 1 0 0 0 1										
Ben Oglivie, L (1, 7) OBP: 0.255, SLG: 0.354	0-0 1-H 2B			0-3 K		0-3 K			0-3 K	4 0 1 1 0 3 0										
Reggie Smith, S (1, 9) OBP: 0.348, SLG: 0.398	0-0 F6			0-0 FC5-4 1B			0-0 F6		0-0 F8	4 0 1 0 0 0 1										
Danny Cater, R (1, 3) OBP: 0.210, SLG: 0.213	0-0 4-3			0-0 P9			0-0 2B		0-0 5-3	4 0 1 0 0 0 2										
John Kennedy, R (1, 5) OBP: 0.278, SLG: 0.364		0-0 4-3		0-0 FC5-4 1-2f			0-0 F8			3 0 0 0 0 0 2										
Doug Griffin, R (1, 4) OBP: 0.357, SLG: 0.295		0-0 5-3			0-0 F9		0-0 5-3			3 0 0 0 0 0 1										
Carlton Fisk, R (1, 2) OBP: 0.309, SLG: 0.483		0-3 K			0-0 F9			0-0 F7		3 0 0 0 0 1 0										
Lew Krausse, R (1, 1) OBP: 0.125, SLG: 0.188			0-0 F9		0-3 K			0-3 K		2 0 0 0 0 1 0										
Gary Peters, L (5, 1) OBP: 0.200, SLG: 0.200										0 0 0 0 0 0 0										
Luis Tiant, R (7, 1)										0 0 0 0 0 0 0										
Bob Gallagher, L (8, PH)										1 0 0 0 0 1 0										
Ken Tatum, R (8, 1)										0 0 0 0 0 0 0										
Inning Stats	R: 1 E: 0 K: 0 S: 5	H: 2 LOB: 1 BB: 0 P: 5	R: 0 E: 0 K: 1 S: 5	H: 0 LOB: 0 BB: 0 P: 5	R: 0 E: 0 K: 0 S: 3	H: 0 LOB: 0 BB: 0 P: 3	R: 0 E: 0 K: 1 S: 6	H: 1 LOB: 1 BB: 0 P: 6	R: 0 E: 0 K: 1 S: 5	H: 0 LOB: 0 BB: 0 P: 5	R: 0 E: 0 K: 0 S: 4	H: 1 LOB: 1 BB: 0 P: 4	R: 0 E: 0 K: 1 S: 6	H: 1 LOB: 1 BB: 0 P: 6	R: 0 E: 0 K: 1 S: 5	H: 0 LOB: 0 BB: 0 P: 5	1B: 3 2B: 2 3B: 0 HR: 0	SF: 0 SAC: 0 DP: 0 HBP: 0	WP: 1 PB: 0 SB: 0 CS: 0	PA: 32
PITCHER Dick Drago, R (1, 1) ERA: 2.11	IP: 9.0 WLS: W BF: 32 H: 5 R: 1 ER: 1 SO: 6 BB: 0 IBB: 0 HBP: 0 BLK: 0 WP: 1 HR: 0 S: 44 P: 44 ERA: 1.00 WHIP: 0.556																			



Batter	1	2	3	4	5	6	7	8	9
Freddie Patek, R OBP: 0.318, SLG: 0.330	4-0 S 1B BB		4-0 CS BB		0-0 SH3-4 1-2	0-3 K	0-3 K		
Steve Hovley, L OBP: 0.302, SLG: 0.327 Carl Taylor, R OBP: 0.667, SLG: 0.600	0-0 4-3 1-3		0-3 K 1-2		4-0 FC4-6 IBB		0-0 2B 1B	0-0 FC4-6 1B	
Lou Piniella, R OBP: 0.369, SLG: 0.490	0-0 1B 3-H		0-0 5-3		0-0 FC4-6 3B 1-2f 2-3		0-0 5-3 1B 2B 1-H	0-0 F7	
Ed Kirkpatrick, L OBP: 0.417, SLG: 0.531	0-3 K			0-0 4-3	0-0 2B 3B 1-H 3-H		0-0 5-3 2B 2-3	0-0 FC4-6 1-2f	
Cookie Rojas, R OBP: 0.307, SLG: 0.336	0-0 4-3			0-0 F7	0-0 2B		4-0 1B 1B IBB	0-0 F8	
Gail Hopkins, L OBP: 0.190, SLG: 0.200 Richie Scheinblum, S OBP: 0.353, SLG: 0.421 John Mayberry, L OBP: 0.303, SLG: 0.321		0-0 1B G6-4-3		0-0 1-3	0-0 3-1		0-0 BB 1B 1B 1-2 3-H		
Amos Otis, R OBP: 0.323, SLG: 0.338		0-0 G6-4-3 1-2f			0-0 1B 1B	0-0 6-3	0-0 P9		
Paul Schaal, R OBP: 0.325, SLG: 0.319		4-0 BB			0-0 WP 1B 1B 1-3	4-0 CS BB	0-0 BB 1B 1-2 2-H		
Dick Drago, R OBP: 0.160, SLG: 0.087		0-3 K			0-0 FC4-6 SH3-4 3B 1B 1-H 3-H	0-0 E5 1-2	4-0 BB		

Inning Stats	R: 1	H: 1	E: 0	LOB: 1	K: 1	P: 10	R: 0	H: 1	E: 0	LOB: 1	K: 1	P: 9	R: 0	H: 0	E: 0	LOB: 0	K: 1	P: 8	R: 0	H: 0	E: 0	LOB: 0	K: 0	P: 3	R: 5	H: 5	E: 0	LOB: 1	K: 0	P: 12	R: 0	H: 0	E: 1	LOB: 1	K: 1	P: 9	R: 3	H: 4	E: 0	LOB: 3	K: 1	P: 17	R: 0	H: 1	E: 0	LOB: 1	K: 0	P: 4
	S: 6	BB: 1	S: 5	BB: 1	S: 5	BB: 1	S: 4	BB: 1	S: 3	BB: 1	S: 8	BB: 1	S: 5	BB: 1	S: 5	BB: 1	S: 3	BB: 1	S: 5	BB: 1	S: 3	BB: 1	S: 8	BB: 1	S: 5	BB: 1	S: 5	BB: 1	S: 8	BB: 1	S: 5	BB: 1	S: 5	BB: 1	S: 5	BB: 1	S: 9	BB: 2	S: 4	BB: 0	S: 4	BB: 0						

PITCHER	IP	WLS	BF	H	R	ER	SO	BB	IBB	HBP	BLK	WP	HR	S	P	ERA	WHIP
Lew Krausse, R ERA: 4.81	(1, 1)	4.2	L	22	6	6	6	3	3	1	0	0	0	24	40	11.57	1.929
Gary Peters, L ERA: 4.81	(5, 1)	1.2		11	4	3	3	1	1	0	0	0	0	11	19	16.20	3.000
Luis Tiant, R ERA: 4.05	(7, 1)	0.2		4	1	0	0	1	1	0	0	0	0	5	9	0.00	3.000
Ken Tatum, R ERA: 2.08	(8, 1)	1.0		4	1	0	0	0	0	0	0	0	0	4	4	0.00	1.000

BOTTOM

Boston Red Sox @ Kansas City Royals
Municipal Stadium, Kansas City, MO

Fri Jun 02 1972, 8:05 PM EDT
Att. 9,240 - Unknown - 91 F

AB	R	H	RBI	BB	SO	LOB
2	1	0	0	2	2	4
2	0	0	0	1	1	2
2	1	2	0	0	0	0
5	2	2	2	0	0	3
5	1	1	2	0	1	3
4	1	1	1	1	0	2
3	0	1	0	0	0	1
1	0	1	1	0	0	0
0	0	0	0	0	0	0
4	1	1	0	0	0	3
2	1	2	1	2	0	0
3	1	1	2	1	1	2

AB	33
R	9
H	12
RBI	9
BB	7
SO	5
LOB	20

livebaseballscorecards.com

WP: 1 PA: 41
PB: 0
SB: 1
CS: 2



Batter	1	2	3	4	5	6	7	8	9	AB	R	H	RBI	BB	SO	LOB	TOP										
Tommy Harper, R OBP: 0.382, SLG: 0.510 (1, 8)	0-0 FC1-4-5 S 1B	0-0 P9		0-0 3B		0-0 F8		0-0 2B		5	0	3	0	0	0	2											
Luis Aparicio, R OBP: 0.303, SLG: 0.344 (1, 6)	0-3 K 1-2		0-0 E 1B 1B	0-0 6-3		0-0 6-3		0-0 L8		5	0	1	0	0	1	3											
Phil Gagliano, R OBP: 0.368, SLG: 0.324 Ben Oglivie, L OBP: 0.264, SLG: 0.360 (1, 7) (7, PH) (7, 7)	0-0 FC1-4-5 2-3		0-0 E 1B		0-3 K		0-0 2B 2B 1B		0-3 K	3	0	1	0	0	1	1											
Reggie Smith, S OBP: 0.343, SLG: 0.392 Rick Miller, L OBP: 0.231, SLG: 0.417 (1, 9) (3, PR) (3, 9)	0-3 K		0-0 E3 1-2 2-3		0-0 1B		0-0 F8		4-0 BB	2	0	0	0	0	1	3											
Danny Cater, R OBP: 0.221, SLG: 0.250 (1, 3)		0-0 G3 SF9 2B	0-3 K		0-0 F3		0-0 1-3 2B 2B		0-0 F3	5	2	2	0	0	1	5											
John Kennedy, R OBP: 0.268, SLG: 0.368 (1, 5)		0-0 G3 2-3	0-3 K		0-0 5-3		0-0 2B		0-3 K	5	0	1	2	0	2	6											
Doug Griffin, R OBP: 0.346, SLG: 0.287 (1, 4)		0-0 SF9 3-H	0-0 F7		0-0 5-3		0-0 6-3			3	0	0	1	0	0	4											
Carlton Fisk, R OBP: 0.316, SLG: 0.527 (1, 2)		0-0 1B 3B		0-0 6-3		0-0 3B		0-3 K		4	1	2	0	0	1	0											
Marty Pattin, R OBP: 0.176, SLG: 0.235 Bill Lee, L Ken Tatum, R Duane Josephson, R OBP: 0.324, SLG: 0.391 Bobby Bolin, R (1, 1) (7, 1) (7, 1) (8, PH) (8, 1)		0-0 3B 1B		0-0 6-3		0-0 F2		0-0 4-1		3	0	1	1	0	0	1											
										0	0	0	0	0	0	0											
										0	0	0	0	0	0	0											
										1	0	0	0	0	0	0											
										0	0	0	0	0	0	0											
Inning Stats	R: 0 E: 0 K: 2 S: 8	H: 1 LOB: 1 BB: 0 P: 8	R: 2 E: 0 K: 0 S: 6	H: 3 LOB: 1 BB: 0 P: 6	R: 0 E: 1 K: 2 S: 10	H: 2 LOB: 3 BB: 0 P: 10	R: 0 E: 0 K: 0 S: 4	H: 1 LOB: 1 BB: 0 P: 4	R: 0 E: 0 K: 1 S: 6	H: 1 LOB: 1 BB: 0 P: 6	R: 2 E: 0 K: 0 S: 6	H: 3 LOB: 1 BB: 0 P: 6	R: 0 E: 0 K: 1 S: 6	H: 1 LOB: 1 BB: 0 P: 6	R: 0 E: 0 K: 2 S: 7	H: 0 LOB: 1 BB: 1 P: 11	1B: 6 2B: 4 3B: 3 HR: 0	SF: 1 SAC: 0 DP: 0 HBP: 0	WP: 0 PB: 0 SB: 1 CS: 0	PA: 42							
PITCHER	IP	WLS	BF	H	R	ER	SO	BB	IBB	HBP	BLK	WP	HR	S	P	ERA	WHIP										
Paul Splittorff, L ERA: 2.85 Bruce Dal Canton, R ERA: 3.32 Tom Murphy, R ERA: 4.01 Tom Burgmeier, L ERA: 2.55	(1, 1) (3, 1) (7, 1) (8, 1)	2.0 4.2 0.1 2.0		13 20 1 8	6 6 0 1	2 2 0 0	2 3 0 3	0 0 0 1	0 0 0 0	0 0 0 0	0 0 0 0	0 0 0 0	0 0 1 0	17 26 1 13	17 26 1 17	9.00 3.86 0.00 0.00	3.000 1.286 0.000 1.000										

Boston Red Sox @ Kansas City Royals
Municipal Stadium, Kansas City, MO

livebaseballscorecards.com

AB 40
R 4
H 13
RBI 4
BB 1
SO 8
LOB 26



Sat Jun 03 1972, 4:33 AM EDT
Att: 7,441 - Unknown - 93 F

Batter	1	2	3	4	5	6	7	8	9	AB R H RBI BB SO LOB	TOP														
Tommy Harper, R (1, 8) OBP: 0.382, SLG: 0.524	0-0 L9	4-0 BB			0-0 6-3		0-0 L7		0-0 HR	4 1 1 1 1 0 0	Boston Red Sox @ Kansas City Royals Municipal Stadium, Kansas City, MO Sun Jun 04 1972, 4:33 AM EDT Unknown - 83 F														
Luis Aparicio, R (1, 6) OBP: 0.306, SLG: 0.342	0-0 4-3	0-0 F9			0-0 L4		0-0 BB 1B	4-0 FC5-4 BB	4 0 1 0 1 0 2																
Phil Gagliano, R (1, 7) OBP: 0.341, SLG: 0.297	0-0 6-3		0-0 6-3		0-0 F7		4-0 BB	0-0 FC5-4	3 0 0 0 0 0 0																
Rick Miller, L (5, 7) OBP: 0.250, SLG: 0.417							1-2 BB	1-2f	0 0 0 0 1 0 0																
Duane Josephson, R (9, PH) OBP: 0.319, SLG: 0.385									1 0 0 0 0 0 1																
Danny Cater, R (1, 3) OBP: 0.220, SLG: 0.259		0-0 P9	0-0 5-3			0-0 1B 2B	0-0 1-3	0-0 F3	5 1 1 0 0 0 3																
Rico Petrocelli, R (1, 5) OBP: 0.275, SLG: 0.289		4-0 1B 2B BB	0-0 1B			0-0 G1-6-3 1B		0-0 6-3	3 1 2 1 1 0 0																
Carlton Fisk, R (1, 2) OBP: 0.314, SLG: 0.516		0-0 2B 1B	0-3 K			0-0 G1-6-3 1-2f		0-0 F6	4 1 1 0 0 1 2																
Doug Griffin, R (1, 4) OBP: 0.350, SLG: 0.303		0-0 1B 2B		0-0 L9		0-0 E6		0-0 1B	4 1 2 2 0 0 0																
Ben Oglivie, L (1, 9) OBP: 0.263, SLG: 0.352		0-0 SH3 1B		0-0 F7		0-3 K		0-0 F9	4 0 1 1 0 1 2																
Ray Culp, R (1, 1) OBP: 0.238, SLG: 0.200		0-0 SH3		0-0 4-3			0-0 3-1	0-3 K	1 0 0 0 0 0 0																
Bob Burda, L (7, PH) OBP: 0.286, SLG: 0.368									1 0 0 0 0 0 0																
Luis Tiant, R (7, 1)									0 0 0 0 0 0 0																
Bob Gallagher, L (9, PH)									1 0 0 0 0 1 0																
Inning Stats	R: 0 E: 0 K: 0 S: 3	H: 0 LOB: 0 BB: 0 P: 3	R: 3 E: 0 K: 0 S: 6	H: 3 LOB: 2 BB: 2 P: 14	R: 0 E: 0 K: 1 S: 6	H: 1 LOB: 1 BB: 0 P: 6	R: 0 E: 0 K: 0 S: 3	H: 0 LOB: 0 BB: 0 P: 3	R: 0 E: 0 K: 0 S: 3	H: 0 LOB: 0 BB: 0 P: 3	R: 1 E: 1 K: 1 S: 7	H: 2 LOB: 1 BB: 0 P: 7	R: 0 E: 0 K: 0 S: 4	H: 1 LOB: 2 BB: 1 P: 8	R: 0 E: 0 K: 0 S: 4	H: 1 LOB: 1 BB: 0 P: 4	R: 1 E: 0 K: 1 S: 6	H: 1 LOB: 1 BB: 1 P: 10	1B: 6 2B: 2 3B: 0 HR: 1	SF: 0 SAC: 1 DP: 1 HBP: 0	WP: 0 PB: 0 SB: 0 CS: 0	PA: 40			
PITCHER	IP WLS BF H R ER SO BB IBB HBP BLK WP HR S P ERA WHIP																								
Jim Rooker, L (1, 1) ERA: 4.06	1.2		10	3	3	2	0	2	0	0	0	0	0	8	16	10.80	3.000								
Al Fitzmorris, R (2, 1) ERA: 3.12	5.0	W	20	4	1	1	2	1	0	0	0	0	0	23	27	1.80	1.000								
Ted Abernathy, R (7, 1) ERA: 2.25	1.2		8	2	1	1	1	1	0	0	0	0	1	9	13	5.40	1.800								
Tom Burgmeier, L (9, 1) ERA: 2.45	0.2	S	2	0	0	0	0	0	0	0	0	0	0	2	2	0.00	0.000								

livebaseballscorecards.com

AB	35
R	5
H	9
RBI	5
BB	4
SO	3
LOB	10



Batter	1	2	3	4	5	6	7	8	9
Freddie Patek, R (1, 6) OBP: 0.317, SLG: 0.352	0-0 2B		0-0 F2		0-0 L7	0-0 P7		0-0 4-3	
Steve Hovley, L (1, 9) OBP: 0.295, SLG: 0.316	0-3 K		0-0 1B		0-0 6-3		0-0 BB E 1B	0-0 F7	
Lou Piniella, R (1, 7) OBP: 0.373, SLG: 0.488	0-0 F7		0-3 K			0-0 E6 E 4-3 1B	0-3 K		
Ed Kirkpatrick, L (1, 2) OBP: 0.427, SLG: 0.540	0-0 3-1			0-0 4-3 SF7 2B		0-0 4-3	4-0 E 1-2 BB		
Cookie Rojas, R (1, 4) OBP: 0.304, SLG: 0.331		0-0 5-3		0-0 4-3		0-0 FC2 1B HR	0-3 K		
Gail Hopkins, L (1, 3) OBP: 0.222, SLG: 0.200		0-0 F8		4-0 BB BB BB		0-0 HR 1B	0-0 E7		
Dick Drago, R (6, PR) OBP: 0.160, SLG: 0.087						1-3 3-H	1-3 2-H		
John Mayberry, L (7, 3) OBP: 0.312, SLG: 0.338									
Amos Otis, R (1, 8) OBP: 0.331, SLG: 0.336		0-0 S 1B		0-0 SF7		4-0 HR BB	4-0 BB BB		
Paul Schaal, R (1, 5) OBP: 0.322, SLG: 0.338		0-3 K		0-0 F7		0-0 HR	0-3 K		
Jim Rooker, R (1, 1) OBP: 0.286, SLG: 0.286			0-0 F9		0-0 3-1	0-0 P7		0-3 K	
Al Fitzmorris, S (2, 1) OBP: 0.375, SLG: 0.231									
Ted Abernathy, R (7, 1)									
Tom Burgmeier, L (9, 1) OBP: 0.400, SLG: 0.400									

Inning Stats	R: 0	H: 1	E: 0	K: 1	S: 6	R: 0	H: 1	E: 0	K: 1	S: 6	R: 0	H: 1	E: 0	K: 1	S: 6	R: 1	H: 1	E: 0	K: 0	S: 4	R: 0	H: 0	E: 0	K: 0	S: 3	R: 5	H: 2	E: 2	K: 0	S: 7	R: 1	H: 2	E: 1	K: 3	S: 11	R: 0	H: 0	E: 0	K: 1	S: 5
	LOB: 1	BB: 0	P: 6	LOB: 1	BB: 0	P: 6	LOB: 1	BB: 0	P: 6	LOB: 1	BB: 0	P: 6	LOB: 1	BB: 0	P: 6	LOB: 0	BB: 1	P: 8	LOB: 0	BB: 0	P: 3	LOB: 1	BB: 1	P: 11	LOB: 3	BB: 2	P: 19	LOB: 0	BB: 0	P: 5	LOB: 0	BB: 0	P: 5	LOB: 0	BB: 0	P: 5	LOB: 0	BB: 0	P: 5	

PITCHER	IP	WLS	BF	H	R	ER	SO	BB	IBB	HBP	BLK	WP	HR	S	P	ERA	WHIP
Ray Culp, R (1, 1) ERA: 2.82	6.0	L	28	6	6	1	3	2	0	0	0	0	1	32	40	1.50	1.333
Luis Tiant, R (7, 1) ERA: 4.09	2.0		10	2	1	1	4	2	0	0	0	0	0	16	24	4.50	2.000

BOTTOM

Boston Red Sox @ Kansas City Royals
Municipal Stadium, Kansas City, MO

Sun Jun 04 1972, 4:33 AM EDT
Unknown - 83 F

AB	R	H	RBI	BB	SO	LOB
5	0	1	0	0	0	1
5	1	2	0	0	1	1
4	1	0	0	0	2	3
3	1	1	0	1	0	2
4	1	0	0	0	1	4
2	0	1	1	1	0	0
0	1	0	0	0	0	0
1	0	1	1	0	0	0
1	1	1	1	2	0	0
4	1	1	4	0	2	5
0	0	0	0	0	0	0
3	0	0	0	0	0	1
1	0	0	0	0	1	0
0	0	0	0	0	0	0

AB	33
R	7
H	8
RBI	7
BB	4
SO	7
LOB	17

WP: 0 PA: 38
PB: 0
SB: 1
CS: 0



1B	2B	3B	HR	SF	SAC	DP	HBP
5	2	0	1	1	0	0	0

Batter	1	2	3	4	5	6	7	8	9	AB R H RBI BB SO LOB	TOP
Tommy Harper, R (1, 8) OBP: 0.374, SLG: 0.510	0-0 P7	0-0 F2		0-0 F8			0-0 F7			4 0 0 0 0 0 3	Boston Red Sox @ Kansas City Royals Municipal Stadium, Kansas City, MO Sun Jun 04 1972, 4:38 AM EDT Att. 11,920 - Unknown - 90 F livebaseballscorecards.com
John Kennedy, R (1, 6) OBP: 0.289, SLG: 0.381	0-0 1B	0-0 L7			0-0 G1-6-3 1B		0-0 6-3			4 0 2 0 0 0 2	
Ben Oglivie, L (1, 9) OBP: 0.262, SLG: 0.345	0-0 1B		0-0 F5		0-0 F4			0-0 F2		4 0 1 0 0 0 1	
Danny Cater, R (1, 3) OBP: 0.211, SLG: 0.247	0-0 P9		0-0 F9		0-0 G1-6-3			0-0 L7		4 0 0 0 0 0 2	
Phil Gagliano, R (1, 5) OBP: 0.333, SLG: 0.341		0-0 6-3	0-0 4-3			0-0 SF9 3B		0-0 F3		4 1 1 0 0 0 0	
Rick Miller, L (1, 7) OBP: 0.273, SLG: 0.421		0-0 1B		4-0 1B G1 BB		0-0 SF9		0-0 G3		2 2 1 1 1 0 0	
Doug Griffin, R (1, 4) OBP: 0.348, SLG: 0.301		0-0 1B		0-0 L8		0-0 F7		0-0 6-3		4 1 1 0 0 0 1	
Bob Montgomery, R (1, 2) OBP: 0.333, SLG: 0.297		0-0 E7		0-0 G1 1B		0-0 L8		0-0 L9		4 0 2 1 0 0 0	
John Curtis, L (1, 1) OBP: 0.200, SLG: 0.200		0-0 1B		0-0 G1		0-3 K				3 0 1 1 0 1 1	
Inning Stats	R: 0 H: 2 E: 0 LOB: 1 K: 0 BB: 0 S: 4 P: 4	R: 2 H: 4 E: 1 LOB: 2 K: 0 BB: 0 S: 7 P: 7	R: 0 H: 0 E: 0 LOB: 0 K: 0 BB: 0 S: 3 P: 3	R: 1 H: 1 E: 0 LOB: 1 K: 0 BB: 1 S: 4 P: 8	R: 0 H: 1 E: 0 LOB: 0 K: 0 BB: 0 S: 3 P: 3	R: 1 H: 1 E: 0 LOB: 0 K: 0 BB: 0 S: 4 P: 4	R: 0 H: 0 E: 0 LOB: 0 K: 1 BB: 0 S: 5 P: 5	R: 0 H: 0 E: 0 LOB: 0 K: 0 BB: 0 S: 3 P: 3	R: 0 H: 0 E: 0 LOB: 0 K: 0 BB: 0 S: 3 P: 3	1B: 8 SF: 1 2B: 0 SAC: 0 3B: 1 DP: 1 HR: 0 HBP: 0	WP: 0 PA: 35 PB: 0 SB: 0 CS: 0
PITCHER	IP WLS BF H R ER SO BB IBB HBP BLK WP HR S P ERA WHIP										
Mike Hedlund, R (1, 1) ERA: 4.02	2.0 L 11 6 2 2 0 0 0 0 0 0 0 0 0 11 11 9.00 3.000										
Paul Splittorff, L (3, 1) ERA: 2.86	6.0 21 3 2 2 1 1 0 0 0 0 0 0 22 26 3.00 0.667										
Jim Rooker, L (9, 1) ERA: 3.94	1.0 3 0 0 0 0 0 0 0 0 0 0 0 0 3 3 0.00 0.000										

Boston Red Sox @ Kansas City Royals
Municipal Stadium, Kansas City, MO
Sun Jun 04 1972, 4:38 AM EDT
Att. 11,920 - Unknown - 90 F

AB	33
R	4
H	9
RBI	3
BB	1
SO	1
LOB	10



Batter	1	2	3	4	5	6	7	8	9	AB	R	H	RBI	BB	SO	LOB
Freddie Patek, R (1, 6) OBP: 0.322, SLG: 0.352	4-0 1B BB		0-0 F9		0-0 CS 1B			0-0 F7		3	0	1	0	1	0	0
Amos Otis, R (1, 8) OBP: 0.335, SLG: 0.340	0-3 K		0-0 G5-4-3 1B		0-0 CS	0-0 L4 1B		0-0 6-3		4	0	2	0	0	1	1
Lou Piniella, R (1, 7) OBP: 0.376, SLG: 0.488	0-0 1B		0-0 G5-4-3 1B			0-0 L8			0-0 G6-4-3 1B	4	0	2	0	0	0	2
Richie Scheinblum, S (1, 9) OBP: 0.367, SLG: 0.432	0-0 1B			0-0 F8		0-0 1B		0-0 F8		4	0	2	0	0	0	1
Cookie Rojas, R (1, 4) OBP: 0.303, SLG: 0.325	0-0 F6			4-0 BB		0-0 L4		0-0 G6-4-3		3	0	0	0	1	0	5
Carl Taylor, R (1, 3) OBP: 0.455, SLG: 0.333		0-0 4-3		0-0 FC1-4-6			0-3 K		0-0 F9	3	0	0	0	0	1	1
Paul Schaal, R (1, 5) OBP: 0.316, SLG: 0.331		0-0 L8		0-0 L7			0-0 F9		0-0 F9	3	0	0	0	0	0	1
Jerry May, R (1, 2) OBP: 0.328, SLG: 0.300		0-0 E5			0-0 F4		0-0 5-3			3	0	0	0	0	0	0
Mike Hedlund, R (1, 1) OBP: 0.308, SLG: 0.308		0-3 K			0-3 K			0-3 K		0	0	0	0	0	0	0
Ron Hansen, R (2, PH) OBP: 0.188, SLG: 0.133										1	0	0	0	0	1	1
Paul Splittorff, L (3, 1) OBP: 0.167, SLG: 0.167										1	0	0	0	0	1	0
Steve Hovley, L (8, PH) OBP: 0.290, SLG: 0.310										1	0	0	0	0	1	0
Jim Rooker, R (9, 1) OBP: 0.286, SLG: 0.286										0	0	0	0	0	0	0

Inning Stats	R: 0	H: 2	E: 0	LOB: 2	K: 1	BB: 1	S: 6	P: 10	R: 0	H: 0	E: 1	LOB: 1	K: 1	BB: 0	S: 6	P: 6	R: 0	H: 1	E: 0	LOB: 0	K: 0	BB: 0	S: 3	P: 3	R: 0	H: 0	E: 0	LOB: 1	K: 0	BB: 1	S: 3	P: 7	R: 0	H: 1	E: 0	LOB: 0	K: 1	BB: 0	S: 5	P: 5	R: 0	H: 2	E: 0	LOB: 1	K: 0	BB: 0	S: 4	P: 4	R: 0	H: 0	E: 0	LOB: 0	K: 1	BB: 0	S: 5	P: 5	R: 0	H: 0	E: 0	LOB: 0	K: 1	BB: 0	S: 5	P: 5	R: 0	H: 0	E: 0	LOB: 0	K: 0	BB: 0	S: 3	P: 3	1B: 7	SF: 0	2B: 1	SAC: 0	3B: 0	DP: 3	HR: 0	HBP: 0	WP: 0	PA: 33
--------------	------	------	------	--------	------	-------	------	-------	------	------	------	--------	------	-------	------	------	------	------	------	--------	------	-------	------	------	------	------	------	--------	------	-------	------	------	------	------	------	--------	------	-------	------	------	------	------	------	--------	------	-------	------	------	------	------	------	--------	------	-------	------	------	------	------	------	--------	------	-------	------	------	------	------	------	--------	------	-------	------	------	-------	-------	-------	--------	-------	-------	-------	--------	-------	--------

PITCHER	IP	WLS	BF	H	R	ER	SO	BB	IBB	HBP	BLK	WP	HR	S	P	ERA	WHIP
John Curtis, L (1, 1) ERA:	9.0	W	32	7	0	0	5	2	0	0	0	0	0	40	48	0.00	1.000


BOTTOM

Boston Red Sox @ Kansas City Royals
Municipal Stadium, Kansas City, MO

Sun Jun 04 1972, 4:38 AM EDT
Att. 11,920 - Unknown - 90 F

livebaseballscorecards.com

AB	30
R	0
H	7
RBI	0
BB	2
SO	5
LOB	12



Batter	1	2	3	4	5	6	7	8	9	AB R H RBI BB SO LOB	TOP									
Brock Davis, L (1, 7) OBP: 0.359, SLG: 0.286	0-0 6-3		0-0 5-3 1B		0-3 K2-3			0-0 5-3		4 1 1 0 0 1 0	Milwaukee Brewers @ Kansas City Royals Municipal Stadium, Kansas City, MO Tue Jun 06 1972, 8:05 PM EDT Att: 7,415 - Unknown - 88 F livebaseballscorecards.com									
Ron Theobald, R (1, 4) OBP: 0.347, SLG: 0.205	4-0 BB		0-0 5-3 1-2		0-0 6-3			0-0 F8		3 0 0 0 1 0 1										
Dave May, L (1, 8) OBP: 0.243, SLG: 0.289	0-0 F7		0-0 1B 2-H 1B		0-0 4-3			0-0 F7		4 0 1 1 0 0 1										
John Briggs, L (1, 3) OBP: 0.350, SLG: 0.350	0-3 K		0-0 1-3 1B		0-3 K			0-0 1B 1B		4 0 2 0 0 2 1										
Joe Lahoud, L (1, 9) OBP: 0.268, SLG: 0.320 Tommie Reynolds, R (9, PH) OBP: 0.344, SLG: 0.296		0-0 4-3	0-0 F2		0-0 4-3			0-3 K		3 0 0 0 0 0 2 1 0 0 0 0 1 1										
Mike Ferraro, R (1, 5) OBP: 0.355, SLG: 0.453		0-0 6-3		0-0 F6		0-0 6-3		0-0 1-2 1B		4 0 1 0 0 0 0										
Ellie Rodriguez, R (1, 2) OBP: 0.453, SLG: 0.463		0-0 4-3		0-0 F7			0-0 G4-3 1B	0-0 F8		4 0 1 0 0 0 1										
Rick Auerbach, R (1, 6) OBP: 0.236, SLG: 0.244			0-0 HR	0-0 2B			0-0 F4			3 1 2 1 0 0 1										
Ken Brett, L (1, 1) OBP: 0.238, SLG: 0.286 Paul Ratliff, L (7, PH) OBP: 0.227, SLG: 0.300 Frank Linzy, R (7, 1)			0-0 4-3	0-3 K			0-0 G4-3			2 0 0 0 0 1 1 1 0 0 0 0 0 1 0 0 0 0 0 0 0										
Inning Stats	R: 0 E: 0 K: 1 S: 5	H: 0 LOB: 1 BB: 1 P: 9	R: 0 E: 0 K: 0 S: 3	H: 0 LOB: 0 BB: 0 P: 3	R: 2 E: 0 K: 0 S: 7	H: 4 LOB: 2 BB: 0 P: 7	R: 0 E: 0 K: 1 S: 6	H: 1 LOB: 1 BB: 0 P: 6	R: 0 E: 0 K: 1 S: 5	H: 0 LOB: 0 BB: 0 P: 5		R: 0 E: 0 K: 0 S: 3	H: 1 LOB: 0 BB: 0 P: 3	R: 0 E: 0 K: 0 S: 3	H: 0 LOB: 0 BB: 0 P: 3	R: 0 E: 0 K: 1 S: 6	H: 2 LOB: 1 BB: 0 P: 6	1B: 6 2B: 1 3B: 0 HR: 1	SF: 0 SAC: 0 DP: 1 HBP: 0	WP: 0 PB: 0 SB: 0 CS: 0
PITCHER	IP WLS BF H R ER SO BB IBB HBP BLK WP HR S P ERA WHIP																			
Tom Murphy, R (1, 1) ERA: 3.58	8.0 W 31 7 2 2 4 1 0 0 0 0 0 1 38 42 2.25 1.000																			
Tom Burgmeier, L (9, 1) ERA: 2.33	1.0 S 3 1 0 0 1 0 0 0 0 0 0 0 5 5 0.00 1.000																			



Batter	1	2	3	4	5	6	7	8	9
Freddie Patek, R OBP: 0.320, SLG: 0.351 (1, 6)	0-0 F7		0-0 5-3			0-0 1B	0-0 SF7		
Amos Otis, R OBP: 0.333, SLG: 0.338 (1, 8)	0-0 L6		0-0 4-3			0-0 1B	0-0 1-3		
Lou Piniella, R OBP: 0.373, SLG: 0.483 (1, 7)	0-0 F3			0-0 F6		0-0 1B		0-0 6-3	
Richie Scheinblum, S OBP: 0.372, SLG: 0.435 Steve Hovley, L OBP: 0.290, SLG: 0.310 (1, 9) (9, 9)		0-0 3B		0-0 L5		0-0 1B		0-0 6-3	
Cookie Rojas, R OBP: 0.302, SLG: 0.318 (1, 4)		0-0 F4		4-0 CS		0-0 L4-6-3		0-0 4-3	
Carl Taylor, R OBP: 0.385, SLG: 0.273 John Mayberry, L OBP: 0.316, SLG: 0.343 (1, 3) (7, PH) (8, 3)		0-0 L9		0-0 CS	0-0 5-3		0-0 SH		
Paul Schaal, R OBP: 0.318, SLG: 0.346 (1, 5)		0-0 3B			0-0 6-3		0-0 SH3-4		
Jerry May, R OBP: 0.344, SLG: 0.321 (1, 2)		0-0 L9			0-0 1B		0-0 SH		
Tom Murphy, R Tom Burgmeier, L OBP: 0.400, SLG: 0.400 (1, 1) (9, 1)			0-0 F8		0-0 4-3		0-0 SH		

Inning Stats	R: 0	H: 0	E: 0	K: 0	S: 3	R: 1	H: 2	E: 0	K: 0	S: 5	R: 0	H: 0	E: 0	K: 0	S: 3	R: 0	H: 0	E: 0	K: 0	S: 2	R: 0	H: 1	E: 0	K: 0	S: 4	R: 2	H: 4	E: 0	K: 0	S: 5	R: 1	H: 2	E: 0	K: 0	S: 6	R: 0	H: 0	E: 0	K: 0	S: 3
	LOB: 0	BB: 0	P: 3	LOB: 1	BB: 0	P: 5	LOB: 0	BB: 0	P: 3	LOB: 0	BB: 1	P: 6	LOB: 0	BB: 1	P: 6	LOB: 1	BB: 0	P: 4	LOB: 0	BB: 0	P: 5	LOB: 2	BB: 0	P: 6	LOB: 0	BB: 0	P: 3	LOB: 0	BB: 0	P: 3	LOB: 0	BB: 0	P: 3	LOB: 0	BB: 0	P: 3	LOB: 0	BB: 0	P: 3	

PITCHER	IP	WLS	BF	H	R	ER	SO	BB	IBB	HBP	BLK	WP	HR	S	P	ERA	WHIP
Ken Brett, L ERA: 3.32 (1, 1)	6.0	L	23	7	3	3	0	1	0	0	0	0	0	22	26	4.50	1.333
Frank Linzy, R ERA: 2.33 (7, 1)	2.0		9	2	1	1	0	0	0	0	0	0	0	9	9	4.50	1.000

AB R H RBI BB SO LOB

3	1	1	1	0	0	0
4	1	1	0	0	0	2
4	0	1	2	0	0	0
4	1	2	0	0	0	0
0	0	0	0	0	0	0
3	0	0	0	1	0	2
2	0	0	0	0	0	1
1	1	1	0	0	0	0
2	0	1	1	0	0	0
3	0	2	0	0	0	1
2	0	0	0	0	0	1
0	0	0	0	0	0	0

1B: 8	SF: 1	WP: 0	PA: 33
2B: 1	SAC: 2	PB: 0	
3B: 1	DP: 1	SB: 1	
HR: 0	HBP: 0	CS: 1	

AB	R	H	RBI	BB	SO	LOB
28	4	9	4	1	0	7

Milwaukee Brewers @ Kansas City Royals
Municipal Stadium, Kansas City, MO
Tue Jun 06 1972, 8:05 PM EDT
Att. 7,415 - Unknown - 88 F

livebaseballscorecards.com

WP: 0	PA: 33
PB: 0	
SB: 1	
CS: 1	



Batter	1	2	3	4	5	6	7	8	9	AB R H RBI BB SO LOB	TOP																
Bill Voss, L (1, 7) OBP: 0.222, SLG: 0.129 (8, 9)	0-0 4-3		0-0 FC1-6 2B		0-0 6-3		0-0 E1		0-0 SH3-4	4 1 0 0 0 0 3																	
Ron Theobald, R (1, 4) OBP: 0.340, SLG: 0.205	0-0 3B		0-0 F9		0-0 6-3		0-3 K		0-0 F8	5 1 1 0 0 1 6																	
Dave May, L (1, 8) OBP: 0.252, SLG: 0.317 George Scott, R (8, PH) OBP: 0.317, SLG: 0.390 Brock Davis, L (8, 8) OBP: 0.359, SLG: 0.286 John Felske, R (9, PH) OBP: 0.333, SLG: 0.625	0-0 3B		0-0 2B		0-0 1-4-3		0-0 SH1-3 1B		0-0 4-3	3 0 2 2 0 0 0 1 1 1 0 0 0 0 0 0 0 0 0 0 0 1 0 0 0 0 0 2																	
John Briggs, L (1, 3) OBP: 0.350, SLG: 0.375	0-0 5-3		0-0 F7		0-0 HR		0-0 SH1-3			3 1 1 1 0 0 2																	
Joe Lahoud, L (1, 9) OBP: 0.259, SLG: 0.308 Tommy Reynolds, R (8, PH) OBP: 0.333, SLG: 0.286 (8, 7)	0-0 F8		0-0 F4		0-0 4-3		0-0 L3			3 0 0 0 0 0 1 1 0 0 0 0 0 1																	
Mike Ferraro, R (1, 5) OBP: 0.361, SLG: 0.449		0-0 1B	0-0 F9		0-3 K		4-0 1B			3 0 1 0 1 1 0																	
Ellie Rodriguez, R (1, 2) OBP: 0.456, SLG: 0.466		0-3 K	0-0 CS 1B		0-0 1B		0-0 F9		0-0 1-3 3-H 1B	4 0 2 1 0 1 0																	
Rick Auerbach, R (1, 6) OBP: 0.243, SLG: 0.254		0-3 K	0-0 CS		0-0 SH3 2B		4-0 E BB		0-0 F8	3 0 1 0 1 1 2																	
Jim Lonborg, R (1, 1) OBP: 0.294, SLG: 0.250 Ken Sanders, R (6, 1) Billy Conigliaro, R (9, PH) OBP: 0.267, SLG: 0.457 Ken Brett, L (9, PR) OBP: 0.238, SLG: 0.286			0-0 FC1-6 1B		0-0 SH3		0-3 K		0-0 SH3-4 1B	1 0 1 0 0 0 0 1 0 0 0 0 1 1 1 0 1 0 0 0 0 0 0 0 0 0 0 0																	
Inning Stats	R: 1 E: 0 K: 0 S: 5	H: 2 LOB: 1 BB: 0 P: 5	R: 0 E: 0 K: 2 S: 7	H: 1 LOB: 0 BB: 0 P: 7	R: 1 E: 0 K: 0 S: 5	H: 2 LOB: 1 BB: 0 P: 5	R: 0 E: 0 K: 0 S: 3	H: 1 LOB: 0 BB: 0 P: 3	R: 0 E: 0 K: 0 S: 4	H: 1 LOB: 1 BB: 0 P: 4	R: 1 E: 0 K: 1 S: 6	H: 1 LOB: 0 BB: 0 P: 6	R: 0 E: 1 K: 2 S: 8	H: 0 LOB: 2 BB: 1 P: 12	R: 1 E: 0 K: 0 S: 5	H: 2 LOB: 2 BB: 1 P: 9	R: 0 E: 0 K: 0 S: 4	H: 1 LOB: 2 BB: 0 P: 4	1B: 6 2B: 3 3B: 1 HR: 1	SF: 0 SAC: 3 DP: 0 HBP: 0	WP: 0 PB: 0 SB: 0 CS: 1	PA: 40					
PITCHER	IP WLS BF H R ER SO BB IBB HBP BLK WP HR S P ERA WHIP																										
Dick Drago, R (1, 1) ERA: 2.28	6.0		24	8	3	3	3	0	0	0	0	0	1	30	30	4.50	1.333										
Bruce Dal Canton, R (7, 1) ERA: 3.24	1.0		5	0	0	0	2	1	0	0	0	0	0	8	12	0.00	1.000										
Tom Burgmeier, L (8, 1) ERA: 2.53	2.0	W	10	3	1	1	0	1	0	0	0	0	0	9	13	4.50	2.000										

Milwaukee Brewers @ Kansas City Royals
Municipal Stadium, Kansas City, MO

Wed Jun 07 1972, 8:05 PM EDT
Att: 7,216 - Unknown - 91 F

AB	34
R	4
H	11
RBI	4
BB	2
SO	5
LOB	18



Batter	1	2	3	4	5	6	7	8	9	AB R H RBI BB SO LOB	TOP													
Ron Theobald, R OBP: 0.342, SLG: 0.216 (1, 4)	0-0 4-3		0-0 G4-6-3 2-3 1B			0-0 6-3	0-0 F7		0-0 1B	5 0 2 0 0 0 1														
Bob Heise, R OBP: 0.307, SLG: 0.264 (1, 5)	0-0 4-3		0-0 G4-6-3 1-2f			0-0 F9		0-0 1B 1B	0-0 G1	5 1 1 0 0 0 3														
Joe Lahoud, L OBP: 0.270, SLG: 0.309 (1, 9)	4-0 FC6-4 BB			0-0 5-3		0-0 F2		0-0 PB 1-3 1B		3 0 1 0 1 0 0														
Billy Conigliaro, R OBP: 0.293, SLG: 0.458 (1, 8)	0-0 FC6-4 1-2f			0-0 5-3			0-0 HBP E 1B	0-0 PB 1-2 3-H 1B		4 1 2 1 0 0 1														
Tommye Reynolds, R OBP: 0.333, SLG: 0.267 John Briggs, L OBP: 0.348, SLG: 0.372 (8, PH) (8, 7)		0-3 K		0-0 F7			1-0 E E HBP 1-2	0-0 F6 1-2 2-3		2 1 0 0 0 1 0 1 0 0 0 0 0 2														
John Felske, R OBP: 0.308, SLG: 0.500 (1, 3)		0-0 F3			0-3 K		0-0 E4 1-H 2-H 1B	0-3 K		4 1 1 0 0 2 2														
Eliee Rodriguez, R OBP: 0.431, SLG: 0.435 (1, 2)		0-3 K			0-0 6-3		0-0 L4	0-3 K		4 0 0 0 0 2 3														
Rick Auerbach, R OBP: 0.250, SLG: 0.255 (1, 6)			0-0 1B SH5-4 1B		4-0 S BB		0-0 F3		0-0 F7	3 0 1 0 1 0 1														
Bill Parsons, R OBP: 0.240, SLG: 0.174 Ken Sanders, R (9, 1)			0-0 SH5-4 1-2		0-0 4-3 1-2		0-0 3-H 1B		0-0 6-3	3 0 1 1 0 0 1 0 0 0 0 0 0 0														
Inning Stats	R: 0 E: 0 K: 0 S: 3	H: 0 LOB: 1 BB: 1 P: 7	R: 0 E: 0 K: 2 S: 7	H: 0 LOB: 0 BB: 0 P: 7	R: 0 E: 0 K: 0 S: 4	H: 2 LOB: 1 BB: 0 P: 4	R: 0 E: 0 K: 0 S: 3	H: 0 LOB: 0 BB: 0 P: 3	R: 0 E: 0 K: 1 S: 5	H: 0 LOB: 1 BB: 1 P: 9	R: 0 E: 0 K: 0 S: 3	H: 0 LOB: 0 BB: 0 P: 3	R: 3 E: 1 K: 0 S: 6	H: 3 LOB: 1 BB: 0 P: 7	R: 1 E: 0 K: 2 S: 10	H: 3 LOB: 2 BB: 0 P: 10	R: 0 E: 0 K: 0 S: 4	H: 1 LOB: 1 BB: 0 P: 4	1B: 9 2B: 0 3B: 0 HR: 0	SF: 0 SAC: 1 DP: 1 HBP: 1	WP: 0 PB: 1 SB: 1 CS: 0	PA: 38		
PITCHER Paul Splittorff, L ERA: 2.84 Al Fitzmorris, R ERA: 3.19	IP 7.0 2.0	WLS L 10	BF 28 10	H 5 4	R 3 1	ER 2 1	SO 3 2	BB 2 0	IBB 0 0	HBP 1 0	BLK 0 0	WP 0 0	HR 0 0	S 31 14	P 40 14	ERA 2.57 4.50	WHIP 1.000 2.000							

Milwaukee Brewers @ Kansas City Royals
Municipal Stadium, Kansas City, MO

Thu Jun 08 1972, 8:05 PM EDT
Att: 8,170 - Unknown - 94 F

livebaseballscorecards.com

AB	34
R	4
H	9
RBI	2
BB	2
SO	5
LOB	14



BOTTOM

Milwaukee Brewers @ Kansas City Royals
Municipal Stadium, Kansas City, MO
Thu Jun 08 1972, 8:05 PM EDT
Att. 8,170 - Unknown - 94 F

livebaseballscorecards.com

AB	33
R	3
H	7
RBI	3
BB	1
SO	2
LOB	16



WP:	0	PA:	37
PB:	0		
SB:	0		
CS:	0		

AB R H RBI BB SO LOB

5 0 1 1 0 1 1

3 0 0 0 0 0 1

3 1 1 0 0 0 1

4 0 1 0 0 1 2

3 0 0 1 0 0 1

4 2 2 1 0 0 3

3 0 0 0 0 0 4

1 0 1 0 0 0 0

1B:	6	SF:	1
2B:	0	SAC:	0
3B:	0	DP:	0
HR:	1	HBP:	2

Batter	1	2	3	4	5	6	7	8	9
Freddie Patek, R OBP: 0.314, SLG: 0.338 (1, 6)	0-0 F8		0-0 6-3		0-0 L5		0-0 2-H 1B		0-3 K
Steve Hovley, L OBP: 0.286, SLG: 0.323 (1, 9)	1-0 HBP		0-0 F9		0-0 6-3		0-0 F2		
Lou Piniella, R OBP: 0.383, SLG: 0.497 (1, 7)	0-0 F4			0-0 1B SF8 1B		1-0 HBP		0-0 F5	
Ed Kirkpatrick, L OBP: 0.414, SLG: 0.526 (1, 2)	0-0 F9			0-0 1B 1-3 1B		0-0 F8		0-3 K	
Cookie Rojas, R OBP: 0.299, SLG: 0.313 (1, 4)		0-0 F8		0-0 SF8		0-0 F4		0-0 F4	
John Mayberry, L OBP: 0.321, SLG: 0.338 (1, 3)		4-0 BB BB FC6-4 BB		0-0 1-2 1B		0-0 L8		0-0 G3	
Amos Otis, R OBP: 0.337, SLG: 0.367 (1, 8)		0-0 F4		0-0 L7		0-0 G3 1B 1B		0-0 HR	
Paul Schaal, R OBP: 0.306, SLG: 0.331 Joe Keough, L OBP: 0.333, SLG: 0.273 (9, PH)		0-0 FC6-4 1-2f		0-0 F9		0-0 F8		0-0 FC4-6 1B	
Paul Splitterff, L OBP: 0.154, SLG: 0.154 Riche Scheinblum, S OBP: 0.375, SLG: 0.437 Al Fitzmorris, S OBP: 0.375, SLG: 0.231 Gail Hopkins, L OBP: 0.214, SLG: 0.192 Tom Murphy, R (9, PR)			0-0 F2		0-0 F6		0-0 G3 1-2		0-0 FC4-6 1-2f

Inning Stats	R: 0	H: 0	E: 0	K: 0	S: 3	H: 0	LOB: 1	BB: 0	P: 4	R: 0	H: 0	E: 0	K: 0	S: 3	H: 0	LOB: 1	BB: 1	P: 7	R: 0	H: 0	E: 0	K: 0	S: 3	H: 3	LOB: 2	BB: 0	P: 6	R: 0	H: 0	E: 0	K: 0	S: 3	H: 0	LOB: 0	BB: 0	P: 3	R: 0	H: 0	E: 0	K: 0	S: 3	H: 0	LOB: 1	BB: 0	P: 4	R: 1	H: 2	E: 0	K: 0	S: 5	H: 2	LOB: 1	BB: 0	P: 5	R: 0	H: 0	E: 0	K: 1	S: 5	H: 0	LOB: 0	BB: 0	P: 5	R: 1	H: 2	E: 0	K: 1	S: 7	H: 2	LOB: 1	BB: 0	P: 7	1B: 6	2B: 0	3B: 0	HR: 1	SF: 1	SAC: 0	DP: 0	HBP: 2	WP: 0	PA: 37
--------------	------	------	------	------	------	------	--------	-------	------	------	------	------	------	------	------	--------	-------	------	------	------	------	------	------	------	--------	-------	------	------	------	------	------	------	------	--------	-------	------	------	------	------	------	------	------	--------	-------	------	------	------	------	------	------	------	--------	-------	------	------	------	------	------	------	------	--------	-------	------	------	------	------	------	------	------	--------	-------	------	-------	-------	-------	-------	-------	--------	-------	--------	-------	--------

PITCHER	IP	WLS	BF	H	R	ER	SO	BB	IBB	HBP	BLK	WP	HR	S	P	ERA	WHIP
Bill Parsons, R ERA: 3.59 (1, 1)	8.1	W	35	7	3	3	1	1	0	2	0	0	1	34	40	3.24	0.960
Ken Sanders, R ERA: 2.94 (9, 1)	0.2	S	2	0	0	0	1	0	0	0	0	0	0	4	4	0.00	0.000

Batter	1	2	3	4	5	6	7	8	9	AB R H RBI BB SO LOB	TOP
Horace Clarke, S (1, 4) OBP: 0.303, SLG: 0.278	0-0 6-3		0-0 G6-4-3			0-0 6-3		0-0 F8		4 0 0 0 0 0 2	
Rusty Torres, S (1, 9) OBP: 0.283, SLG: 0.349	0-0 F3		0-3 K			0-0 F7		0-0 F8	4 0 0 0 0 1 1		
Bobby Murcer, L (1, 8) OBP: 0.351, SLG: 0.405	4-0 BB			0-0 G3 8-2 2B		0-0 F8		0-3 K	3 0 1 0 1 1 0		
Roy White, S (1, 7) OBP: 0.387, SLG: 0.357	0-0 1-6-3			0-0 G3			0-0 1B	0-0 FC4 1B	4 0 2 0 0 0 2		
Thurman Munson, R (1, 2) OBP: 0.360, SLG: 0.362 Ron Swoboda, R (7, 3) OBP: 0.348, SLG: 0.450		0-0 F9		4-0 BB		0-3 K		0-0 FC4	2 0 0 0 1 1 1 1 0 0 0 0 0 1		
John Ellis, R (1, 3) OBP: 0.262, SLG: 0.341 (7, 2)		0-3 K		0-0 8-2		0-0 F9			3 0 0 0 0 1 3		
Hal Lanier, R (1, 5) OBP: 0.176, SLG: 0.182		0-0 L9		0-0 1-3		0-0 6-3			3 0 0 0 0 0 1		
Gene Michael, S (1, 6) OBP: 0.284, SLG: 0.283			4-0 G6-4-3 1B BB		0-0 6-3		0-3 K		2 0 0 0 1 1 0		
Mike Kekich, R (1, 1) OBP: 0.154, SLG: 0.231 Felipe Alou, R (8, PH) OBP: 0.304, SLG: 0.372 Lindy McDaniel, R (8, 1)			0-0 G6-4-3 1B		0-0 L4		0-0 F8		2 0 1 0 0 0 0 1 0 0 0 0 0 0 0 0 0 0 0 0 0		
Inning Stats	R: 0 H: 0 E: 0 LOB: 1 K: 0 BB: 1 S: 3 P: 7	R: 0 H: 0 E: 0 LOB: 0 K: 1 BB: 0 S: 5 P: 5	R: 0 H: 1 E: 0 LOB: 1 K: 1 BB: 1 S: 5 P: 9	R: 0 H: 1 E: 0 LOB: 1 K: 0 BB: 1 S: 3 P: 7	R: 0 H: 0 E: 0 LOB: 0 K: 0 BB: 0 S: 3 P: 3	R: 0 H: 0 E: 0 LOB: 0 K: 0 BB: 0 S: 3 P: 3	R: 0 H: 1 E: 0 LOB: 1 K: 1 BB: 0 S: 6 P: 6	R: 0 H: 0 E: 0 LOB: 0 K: 1 BB: 0 S: 5 P: 5	R: 0 H: 1 E: 0 LOB: 1 K: 1 BB: 0 S: 6 P: 6	1B: 3 SF: 0 2B: 2 SAC: 0 3B: 0 DP: 2 HR: 0 HBP: 0	WP: 0 PA: 32 PB: 0 SB: 0 CS: 0
PITCHER Jim Rooker, L (1, 1) ERA: 3.07	IP WLS BF H R ER SO BB IBB HBP BLK WP HR S P ERA WHIP										
	9.0 W 32 4 0 0 5 3 0 0 0 0 0 0 0 39 51 0.00 0.778										

New York Yankees @ Kansas City Royals
Municipal Stadium, Kansas City, MO
 Fri Jun 09 1972, 8:05 PM EDT
 Att: 9,772 - Unknown - 94 F

livebaseballscorecards.com

AB	29
R	0
H	4
RBI	0
BB	3
SO	5
LOB	11



Batter	1	2	3	4	5	6	7	8	9	AB	R	H	RBI	BB	SO	LOB
Freddie Patek, R OBP: 0.319, SLG: 0.338 (1, 6) X	0-0 F8 ①		4-0 BB BB			0-0 FC4 1B		0-0 5-3 ②		3	0	1	0	1	0	0
Amos Otis, R OBP: 0.341, SLG: 0.366 (1, 8) X	0-0 F7 ②		4-0 BB 1-2			0-0 FC4 F8 1B 1-2f		0-0 1B		3	0	1	0	1	0	1
Lou Piniella, R OBP: 0.361, SLG: 0.489 (1, 7) B B B	4-0 BB		0-0 F3 ③			0-0 F8 1-2		0-0 5-3 ③		3	0	0	0	1	0	4
Richie Scheinblum, S OBP: 0.374, SLG: 0.433 (1, 9) X	0-0 F3 ③			0-0 6-3 ①		0-0 1B 2-H				3	0	1	0	0	0	1
Cookie Rojas, R OBP: 0.300, SLG: 0.313 (1, 4) X		0-0 F7 ①		0-0 6-3 ②			0-0 SH2-4 1B			3	1	1	0	0	0	0
Carl Taylor, R OBP: 0.313, SLG: 0.214 John Mayberry, L OBP: 0.321, SLG: 0.338 (1, 3) (9, 3)		0-0 6-3 ②		0-0 6-3 ③			0-0 SH2-4 1-2			2	0	0	0	0	0	0
Paul Schaal, R OBP: 0.307, SLG: 0.331 (1, 5) X		0-0 G3 ③			0-0 F7 ①		0-0 CS 1B 2-H			3	0	1	1	0	0	0
Jerry May, R OBP: 0.328, SLG: 0.304 (1, 2) S S			0-3 K ①		0-0 F7 ②		0-3 K ② ③			3	0	0	0	0	2	1
Jim Rooker, R OBP: 0.200, SLG: 0.200 (1, 1) X			0-0 4-3 ②		0-0 P3 ③			0-0 G3 ①		3	0	0	0	0	0	0

Inning Stats		R: 0	H: 0	E: 0	K: 0	S: 3	R: 0	H: 0	E: 0	K: 0	S: 3	R: 0	H: 0	E: 0	K: 1	S: 5	R: 0	H: 0	E: 0	K: 0	S: 3	R: 0	H: 2	E: 0	K: 0	S: 4	R: 1	H: 2	E: 0	K: 1	S: 6	R: 0	H: 1	E: 0	K: 0	S: 4			
LOB: 1		LOB: 0		LOB: 0		LOB: 2		LOB: 0		LOB: 0		LOB: 0		LOB: 0		LOB: 2		LOB: 0		LOB: 0		LOB: 2		LOB: 0		LOB: 0		LOB: 1		LOB: 0		LOB: 1		LOB: 0		LOB: 0			
BB: 1		BB: 0		BB: 0		BB: 2		BB: 0		BB: 0		BB: 0		BB: 0		BB: 0		BB: 0		BB: 0		BB: 0		BB: 0		BB: 0		BB: 0		BB: 0		BB: 0		BB: 0		BB: 0		BB: 0	
P: 7		P: 3		P: 3		P: 13		P: 3		P: 3		P: 3		P: 3		P: 4		P: 6		P: 4		P: 3		P: 4		P: 6		P: 4		P: 4		P: 4		P: 4		P: 4			

BOTTOM

New York Yankees @ Kansas City Royals
Municipal Stadium, Kansas City, MO

Fri Jun 09 1972, 8:05 PM EDT
Att. 9,772 - Unknown - 94 F

AB	26
R	1
H	5
RBI	1
BB	3
SO	2
LOB	7



1B:	5	SF:	0	WP:	0	PA:	30
2B:	0	SAC:	1	PB:	0	SB:	0
3B:	0	DP:	0	CS:	1		
HR:	0	HBP:	0				

livebaseballscores.com

Batter	1	2	3	4	5	6	7	8	9	AB R H RBI BB SO LOB	TOP									
Horace Clarke, S OBP: 0.300, SLG: 0.272 (1, 4)	0-0 G3	1-0 E 1B HBP	0-0 F7		0-3 K		0-0 G3			4 1 0 0 0 1 5										
Johnny Callison, L OBP: 0.231, SLG: 0.294 (1, 9)	0-3 K	0-0 E9 1B		0-0 4-3		0-0 F4		0-3 K2-3		5 1 1 2 0 2 0										
Bobby Murcer, L OBP: 0.358, SLG: 0.411 (1, 8)	0-0 1B 2B	0-0 1B		0-0 FC4-6 1B		0-0 F8		0-0 F2		5 1 3 2 0 0 0										
Roy White, S OBP: 0.382, SLG: 0.352 (1, 7)	0-0 1-2 2B 1B	0-3 K		0-0 F9		0-0 4-3		0-0 3-1		5 1 1 0 0 1 1										
Ron Blomberg, L OBP: 0.337, SLG: 0.432 (1, 3)	0-0 1-1 2B	4-0 FC4 BB		0-0 FC4-6		0-0 L8		0-0 WP 2B		4 0 2 2 1 0 1										
Thurman Munson, R OBP: 0.350, SLG: 0.351 (1, 2)	0-0 F9	0-0 FC4			0-0 E3 2B FC6		0-3 K	0-3 K		5 0 0 0 0 2 3										
Bernie Allen, L OBP: 0.319, SLG: 0.372 (1, 5)		0-0 1B 1B	0-0 4-3		0-0 FC6 2B		0-0 1B 2B	0-3 K		5 2 3 0 0 1 1										
Gene Michael, S OBP: 0.288, SLG: 0.288 (1, 6)		0-0 1B E 1B	0-0 F8		0-0 1-3		0-0 1B 1B	0-3 K		5 1 2 0 0 1 3										
Fritz Peterson, S OBP: 0.320, SLG: 0.320 (1, 1)		0-0 1-3 E HBP 1B	0-0 1B		0-0 FC6		0-0 1-3 3-H 1B			4 1 3 2 0 0 2										
Inning Stats	R: 2 E: 0 K: 1 S: 8	H: 3 LOB: 1 BB: 0 P: 8	R: 5 E: 1 K: 1 S: 9	H: 5 LOB: 1 BB: 1 P: 14	R: 0 E: 0 K: 0 S: 4	H: 1 LOB: 1 BB: 0 P: 4	R: 0 E: 0 K: 0 S: 4	H: 1 LOB: 1 BB: 0 P: 4	R: 0 E: 0 K: 0 S: 3	H: 0 LOB: 0 BB: 0 P: 3	R: 1 E: 0 K: 1 S: 8	H: 3 LOB: 2 BB: 0 P: 8	R: 0 E: 0 K: 1 S: 5	H: 0 LOB: 0 BB: 0 P: 5	R: 0 E: 0 K: 3 S: 10	H: 1 LOB: 1 BB: 0 P: 10	1B: 11 2B: 4 3B: 0 HR: 0	SF: 0 SAC: 0 DP: 0 HBP: 1	WP: 1 PB: 0 SB: 0 CS: 0	PA: 44
PITCHER	IP WLS BF H R ER SO BB IBB HBP BLK WP HR S P ERA WHIP																			
Tom Murphy, R ERA: 4.81 (1, 1)	1.0 L 9 6 5 5 1 0 0 0 0 0 0 0 0 11 11 45.00 6.000																			
Mike Hedlund, R ERA: 3.86 (2, 1)	4.0 19 5 2 1 2 1 0 1 0 0 0 0 21 26 2.25 1.500																			
Ted Abernathy, R ERA: 2.57 (6, 1)	2.0 9 3 1 1 1 0 0 0 0 0 0 0 11 11 4.50 1.500																			
Al Fitzmorris, R ERA: 3.05 (8, 1)	2.0 7 1 0 0 4 0 0 0 0 0 1 0 15 15 0.00 0.500																			

New York Yankees @ Kansas City Royals
Municipal Stadium, Kansas City, MO
 Sat Jun 10 1972, 8:05 PM EDT
 Att. 11,282 - Cloudy - 71 F

AB	42
R	8
H	15
RBI	8
BB	1
SO	8
LOB	16



Batter	1	2	3	4	5	6	7	8	9	AB	R	H	RBI	BB	SO	LOB
Freddie Patek, R (1, 6) OBP: 0.321, SLG: 0.347	0-0 F8		0-0 F9						0-0 6-3	5	1	2	0	0	0	1
Amos Otis, R (1, 8) OBP: 0.339, SLG: 0.364	0-0 F9		0-0 L1-3							4	0	1	1	0	0	3
Lou Piniella, R (1, 7) OBP: 0.373, SLG: 0.478	0-0 6-3									4	0	0	0	0	0	3
Richie Scheinblum, S (1, 9) OBP: 0.369, SLG: 0.426		0-0 L8								4	0	1	0	0	1	0
Cookie Rojas, R (1, 4) OBP: 0.304, SLG: 0.318		0-0 3B								4	1	2	0	0	0	1
Carl Taylor, R (1, 3) OBP: 0.350, SLG: 0.389		0-0 1B								4	0	2	1	0	2	1
Paul Schaal, R (1, 5) OBP: 0.306, SLG: 0.335		0-0 1-3								4	1	1	0	0	1	2
Jerry May, R (1, 2) OBP: 0.338, SLG: 0.350		0-0 1-3								4	1	2	0	0	0	1
Tom Murphy, R (1, 1) Mike Hedlund, R (2, 1) Ron Hansen, R (5, PH) Ted Abernathy, R (6, 1) Steve Hovley, L (7, PH) Al Fitzmorris, S (8, 1) John Mayberry, L (9, PH)			0-0 L1-3							0	0	0	0	0	0	0
										1	0	1	0	0	0	0
										1	0	0	1	0	0	1
										0	0	0	0	0	0	0
										1	0	0	0	0	0	0
										0	0	0	0	0	0	0
										1	0	0	1	0	0	0

Inning Stats	R: 0	H: 0	E: 0	K: 0	S: 3	R: 1	H: 2	E: 0	K: 0	S: 5	R: 0	H: 1	E: 0	K: 2	S: 8	R: 1	H: 3	E: 1	K: 0	S: 6	R: 0	H: 1	E: 0	K: 0	S: 4	R: 1	H: 2	E: 0	K: 1	S: 5	R: 0	H: 1	E: 0	K: 1	S: 5	R: 1	H: 1	E: 0	K: 1	S: 6	1B: 8	2B: 3	3B: 2	HR: 0	SF: 0	SAC: 0	DP: 2	HBP: 0	WP: 0	PB: 0	SB: 0	CS: 0	PA: 37
--------------	------	------	------	------	------	------	------	------	------	------	------	------	------	------	------	------	------	------	------	------	------	------	------	------	------	------	------	------	------	------	------	------	------	------	------	------	------	------	------	------	-------	-------	-------	-------	-------	--------	-------	--------	-------	-------	-------	-------	--------

PITCHER	IP	WLS	BF	H	R	ER	SO	BB	IBB	HBP	BLK	WP	HR	S	P	ERA	WHIP
Fritz Peterson, L (1, 1) ERA: 3.87	9.0	W	37	12	4	4	4	0	0	0	0	0	0	45	45	4.00	1.333

BOTTOM

New York Yankees @ Kansas City Royals
Municipal Stadium, Kansas City, MO

Sat Jun 10 1972, 8:05 PM EDT
Att: 11,282 - Cloudy - 71 F

livebaseballscorecards.com

AB	37
R	4
H	12
RBI	4
BB	0
SO	4
LOB	13



Batter	1	2	3	4	5	6	7	8	9	AB R H RBI BB SO LOB	TOP	
Horace Clarke, S (1, 4) OBP: 0.299, SLG: 0.271	0-0 BB 1B		0-0 F7		0-0 F9			0-3 K		4 0 1 0 0 1 0	New York Yankees @ Kansas City Royals Municipal Stadium, Kansas City, MO Sun Jun 11 1972, 4:33 AM EDT Att. 14,417 - Sunny - 78 F livebaseballscorecards.com	
Johnny Callison, L (1, 9) OBP: 0.242, SLG: 0.295	4-0 BB 1-2 BB		0-0 E8		0-0 F9			0-0 1B		3 0 1 0 1 0 0		
Bobby Murcer, L (1, 8) OBP: 0.356, SLG: 0.407	0-0 F8		0-0 F8		0-0 CS 1B			0-0 F8		4 0 1 0 0 0 4		
Roy White, S (1, 7) OBP: 0.379, SLG: 0.345	0-0 F9		0-0 F6		4-0 BB 1-2 BB			0-0 4-3		3 0 0 0 1 0 3		
Ron Blomberg, L (1, 3) OBP: 0.333, SLG: 0.434	0-3 K			0-0 F8		0-0 F6		0-0 2B		4 0 1 0 0 1 3		
Thurman Munson, R (1, 2) OBP: 0.342, SLG: 0.342		0-0 P4		0-0 1-3		0-0 F3		0-0 F8		4 0 0 0 0 0 0		
Bernie Allen, L (1, 5) OBP: 0.320, SLG: 0.370		0-0 1B		0-0 1-3		0-0 F7				3 0 1 0 0 0 0		
Jerry Kenney, L (1, 6) OBP: 0.250, SLG: 0.154		0-3 K			0-0 4-3		0-0 4-3			3 0 0 0 0 1 1		
Steve Kline, R (1, 1) OBP: 0.120, SLG: 0.043 Rusty Torres, S (8, PH) OBP: 0.281, SLG: 0.345 Sparky Lyle, L (8, 1) OBP: 0.250, SLG: 0.286		0-0 L4			0-0 L5-3			0-3 K		2 0 0 0 0 0 1 1 0 0 0 0 1 0 0 0 0 0 0 0 0		
Inning Stats	R: 0 H: 1 E: 0 LOB: 2 K: 1 BB: 1 S: 6 P: 10	R: 0 H: 1 E: 0 LOB: 1 K: 1 BB: 0 S: 6 P: 6	R: 0 H: 0 E: 1 LOB: 1 K: 0 BB: 0 S: 4 P: 4	R: 0 H: 0 E: 0 LOB: 0 K: 0 BB: 0 S: 3 P: 3	R: 0 H: 0 E: 0 LOB: 0 K: 0 BB: 0 S: 3 P: 3	R: 0 H: 1 E: 0 LOB: 1 K: 0 BB: 1 S: 3 P: 7	R: 0 H: 0 E: 0 LOB: 0 K: 0 BB: 0 S: 3 P: 3	R: 0 H: 1 E: 0 LOB: 1 K: 2 BB: 0 S: 8 P: 8	R: 0 H: 1 E: 0 LOB: 0 K: 0 BB: 0 S: 3 P: 3	1B: 4 SF: 0 2B: 1 SAC: 0 3B: 0 DP: 0 HR: 0 HBP: 0	WP: 0 PA: 33 PB: 0 SB: 0 CS: 1	
PITCHER Dick Drago, R (1, 1) ERA: 2.06	IP WLS BF H R ER SO BB IBB HBP BLK WP HR S P ERA WHIP	9.0 W 33 5 0 0 4 2 0 0 0 0 0 0 39 47 0.00 0.778										

New York Yankees @ Kansas City Royals
Municipal Stadium, Kansas City, MO
 Sun Jun 11 1972, 4:33 AM EDT
 Att. 14,417 - Sunny - 78 F

AB	31
R	0
H	5
RBI	0
BB	2
SO	4
LOB	12



Batter	1	2	3	4	5	6	7	8	9
Freddie Patek, R OBP: 0.314, SLG: 0.338 (1, 6)	0-0 L1-3		0-0 F8			0-0 L1-3		0-0 1-3	
Steve Hovley, L OBP: 0.284, SLG: 0.309 Rickey Scheinblum, S OBP: 0.365, SLG: 0.421 (1, 9) (8, PH) (9, 9)	0-0 4-3			0-0 L1-3		4-0 CS BB		0-0 5-3	
Lou Piniella, R OBP: 0.373, SLG: 0.476 (1, 7)	0-0 6-3			0-0 F7		0-0 CS 1-2	0-0 1B 1B		
Ed Kirkpatrick, L OBP: 0.412, SLG: 0.515 (1, 2)		0-0 G3		4-0 BB			0-0 F9		
John Mayberry, L OBP: 0.319, SLG: 0.336 (1, 3)		0-0 6-3		0-0 F8			0-0 1B 1-3 1B		
Amos Otis, R OBP: 0.344, SLG: 0.369 (1, 8)		0-0 5-3			0-0 G4-6-3 1B		0-0 1-2 3-H 1B G6-3		
Cookie Rojas, R OBP: 0.299, SLG: 0.312 (1, 4)			0-0 L1-3		0-0 F7		0-0 G6-3 1-2f		
Paul Schaal, R OBP: 0.311, SLG: 0.337 (1, 5)			4-0 SH1-3 BB		0-0 G4-6-3 1-2f		0-0 SH1-3 1B		
Dick Drago, R OBP: 0.148, SLG: 0.080 (1, 1)			0-0 SH1-3 1-2			0-0 F8		0-0 SH1-3 1-2	

Inning Stats	R: 0	H: 0	E: 0	K: 0	S: 3	LOB: 0	BB: 0	P: 3	R: 0	H: 0	E: 0	K: 0	S: 3	LOB: 0	BB: 0	P: 3	R: 0	H: 1	E: 0	K: 0	S: 3	LOB: 0	BB: 0	P: 3	R: 1	H: 3	E: 0	K: 0	S: 5	LOB: 1	BB: 0	P: 5	R: 0	H: 1	E: 0	K: 0	S: 4	LOB: 1	BB: 0	P: 4	
	0	0	0	0	3	0	0	3	0	0	0	0	3	0	0	3	0	1	0	0	3	0	0	0	3	1	3	0	0	5	1	0	0	4	1	0	0	4	1	0	4


PITCHER	IP	WLS	BF	H	R	ER	SO	BB	IBB	HBP	BLK	WP	HR	S	P	ERA	WHIP
Steve Kline, R ERA: 2.4 (1, 1)	7.0	L	25	4	1	1	0	3	0	0	0	0	0	22	34	1.29	1.000
Sparky Lyle, L ERA: 1.09 (8, 1)	1.0		4	1	0	0	0	0	0	0	0	0	0	4	4	0.00	1.000

BOTTOM

New York Yankees @ Kansas City Royals
Municipal Stadium, Kansas City, MO

Sun Jun 11 1972, 4:33 AM EDT
Att. 14,417 - Sunny - 78 F

AB	24
R	1
H	5
RBI	1
BB	3
SO	0
LOB	9



1B	2B	3B	HR	SF	SAC	DP	HBP	WP	HR	S	P	ERA	WHIP
5	0	0	0	0	2	2	0	0	0	0	0	0	0

Batter	1	2	3	4	5	6	7	8	9	AB R H RBI BB SO LOB
Freddie Patek, R (1, 6) OBP: 0.310, SLG: 0.340	0-0 5-3		0-0 4-3		0-0 6-3			0-0 F6	0-0 1B 2B	5 1 1 2 0 0 1
Amos Otis, R (1, 8) OBP: 0.345, SLG: 0.370	0-0 1-6-3		0-0 4-3			0-0 F8		0-0 1B 1B	0-0 1B 1B	5 0 2 2 0 0 0
Lou Piniella, R (1, 7) OBP: 0.368, SLG: 0.469	0-0 5-3			0-0 F6		0-3 K		0-0 1B	0-0 F5	5 0 1 0 0 1 1
Ed Kirkpatrick, L (1, 2) OBP: 0.410, SLG: 0.510		0-0 F6		0-0 F9		0-0 1B		0-0 F3	0-0 1B	3 0 1 0 0 0 0
Carl Taylor, R (8, PH) OBP: 0.333, SLG: 0.368										1 0 0 0 0 0 3
Bruce Dal Canton, R (8, 1) OBP: 0.067, SLG: 0.067										1 0 1 0 0 0 0
Tom Burgmeier, L (9, 1) OBP: 0.400, SLG: 0.400										0 0 0 0 0 0 0
Richie Scheinblum, S (1, 9) OBP: 0.370, SLG: 0.439		0-0 3B		4-0 1B BB		0-3 K		0-0 FC1-2		3 0 1 0 1 1 4
John Mayberry, L (1, 3) OBP: 0.324, SLG: 0.347		0-3 K		0-0 1B		0-0 G3			0-0 1B 2B	4 1 2 0 0 1 1
Cookie Rojas, R (1, 4) OBP: 0.298, SLG: 0.307		1-0 FC6-4 HBP		0-0 F8		0-0 F6			0-0 5-3	3 0 0 0 0 0 3
Paul Schaal, R (1, 5) OBP: 0.310, SLG: 0.331		0-0 FC6-4			0-0 6-3		0-0 F2		4-0 1B 2B BB	3 1 0 0 1 0 2
Paul Splittorf, L (1, 1) OBP: 0.143, SLG: 0.143			0-0 G3		0-0 4-3			4-0 1B 1B FC1-2 BB	0-0 1B 1B	2 0 0 0 0 0 0
Joe Keough, L (8, PH) OBP: 0.385, SLG: 0.273										0 0 0 0 1 0 0
Jerry May, R (8, 2) OBP: 0.348, SLG: 0.361										1 1 1 0 0 0 0

TOP	
AB	36
R	4
H	10
RBI	4
BB	3
SO	3
LOB	15
	

Kansas City Royals @ Boston Red Sox
 Fenway Park, Boston, MA
 Tue Jun 13 1972, 7:05 PM EDT
 Att: 12,121 - Unknown

livebaseballscorecards.com

Inning Stats	R: 0	H: 0	E: 0	K: 0	S: 3	P: 3	R: 0	H: 1	E: 0	K: 1	S: 6	P: 7	R: 0	H: 0	E: 0	K: 0	S: 3	R: 0	H: 1	E: 0	K: 0	S: 4	P: 8	R: 0	H: 0	E: 0	K: 0	S: 3	R: 0	H: 1	E: 0	K: 2	S: 8	P: 8	R: 0	H: 0	E: 0	K: 0	S: 3	P: 3	R: 0	H: 2	E: 0	K: 0	S: 5	P: 9	R: 4	H: 5	E: 0	K: 0	S: 7	P: 11	1B: 7	SF: 0	2B: 2	SAC: 0	3B: 1	DP: 0	HR: 0	HBP: 1	WP: 0	PA: 40
--------------	------	------	------	------	------	------	------	------	------	------	------	------	------	------	------	------	------	------	------	------	------	------	------	------	------	------	------	------	------	------	------	------	------	------	------	------	------	------	------	------	------	------	------	------	------	------	------	------	------	------	------	-------	-------	-------	-------	--------	-------	-------	-------	--------	-------	--------

PITCHER	IP	WLS	BF	H	R	ER	SO	BB	IBB	HBP	BLK	WP	HR	S	P	ERA	WHIP
Marty Pattin, R (1, 1) ERA: 5.18	7.1		30	5	0	0	3	2	0	1	0	0	0	33	42	0.00	0.955
Bill Lee, L (8, 1) ERA: 4.33	1.0	L	7	3	4	4	0	1	0	0	0	0	0	6	10	36.00	4.000
Bobby Bolin, R (9, 1) ERA: 4.96	0.2		3	2	0	0	0	0	0	0	0	0	0	3	3	0.00	3.000

PITCHER	IP	WLS	BF	H	R	ER	SO	BB	IBB	HBP	BLK	WP	HR	S	P	ERA	WHIP
---------	----	-----	----	---	---	----	----	----	-----	-----	-----	----	----	---	---	-----	------

Batter	1	2	3	4	5	6	7	8	9	AB R H RBI BB SO LOB
Tommy Harper, R (1, 8) OBP: 0.383, SLG: 0.506	4-0 1B BB		0-0 1B		0-0 FC6-2		0-0 FC4-2		0-0 1-3	4 0 1 0 1 0 4
Luis Aparicio, R (1, 6) OBP: 0.301, SLG: 0.339	0-3 K		0-0 G4-6-3		0-3 K		0-0 L8			4 0 0 0 0 2 4
Carl Yastrzemski, L (1, 7) Rick Miller, L (9, 7) OBP: 0.300, SLG: 0.197 OBP: 0.277, SLG: 0.415	0-0 1-3 1B			4-0 2B SF9 BB		0-0 2B		0-0 F6		3 2 2 0 1 0 0 0 0 0 0 0 0 0
Reggie Smith, S (1, 9) OBP: 0.335, SLG: 0.381	0-3 K			0-0 SF9 1-3 2B		0-3 K		0-3 K		4 0 1 0 0 3 3
Rico Petrocelli, R (1, 5) OBP: 0.284, SLG: 0.310	0-0 1-3			0-3 K		0-0 L9		0-3 K		4 0 0 0 0 2 5
Danny Cater, R (1, 3) OBP: 0.220, SLG: 0.282		0-0 1-4-3		0-0 SF9		0-0 2B		0-0 E6		3 0 1 2 0 0 0
Doug Griffin, R (1, 4) OBP: 0.358, SLG: 0.312		0-0 5-3		0-0 P9		0-3 K		0-0 1-3		4 0 0 0 0 1 3
Carlton Fisk, R (1, 2) OBP: 0.331, SLG: 0.574		0-0 F8			0-0 FC6-2 3B		0-0 SH1-4 FC4-2 2B		0-0 2B	4 0 3 0 0 0 0
Marty Pattin, R (1, 1) OBP: 0.143, SLG: 0.190			0-3 K		0-3 K		0-0 SH1-4		0-0 P9	2 0 0 0 0 2 1
Bill Lee, L (8, 1)										0 0 0 0 0 0 0
Bobby Bolin, R (9, 1)										0 0 0 0 0 0 0
Ben Oglivie, L (9, PH) OBP: 0.273, SLG: 0.339										0 0 0 0 0 0 0
Phil Gagliano, R (9, PH) OBP: 0.306, SLG: 0.311										1 0 0 0 0 0 2

Inning Stats	R: 0 E: 0 K: 2 S: 8	H: 1 LOB: 2 BB: 1 P: 12	R: 0 E: 0 K: 0 S: 3	H: 0 LOB: 0 BB: 0 P: 3	R: 0 E: 0 K: 1 S: 5	H: 1 LOB: 0 BB: 0 P: 5	R: 1 E: 0 K: 1 S: 6	H: 1 LOB: 1 BB: 1 P: 10	R: 0 E: 0 K: 2 S: 8	H: 1 LOB: 1 BB: 0 P: 8	R: 1 E: 0 K: 2 S: 9	H: 2 LOB: 1 BB: 0 P: 9	R: 0 E: 0 K: 0 S: 4	H: 1 LOB: 1 BB: 0 P: 4	R: 0 E: 0 K: 2 S: 7	H: 0 LOB: 0 BB: 0 P: 7	R: 0 E: 1 K: 0 S: 5	H: 1 LOB: 2 BB: 0 P: 5	1B: 2 2B: 5 3B: 1 HR: 0	SF: 1 SAC: 1 DP: 1 HBP: 0	WP: 0 PB: 0 SB: 1 CS: 0	PA: 37
--------------	------------------------------	----------------------------------	------------------------------	---------------------------------	------------------------------	---------------------------------	------------------------------	----------------------------------	------------------------------	---------------------------------	------------------------------	---------------------------------	------------------------------	---------------------------------	------------------------------	---------------------------------	------------------------------	---------------------------------	----------------------------------	------------------------------------	----------------------------------	--------

PITCHER	IP	WLS	BF	H	R	ER	SO	BB	IBB	HBP	BLK	WP	HR	S	P	ERA	WHIP
Paul Splittorff, L (1, 1) ERA: 2.81	7.0		29	7	2	2	8	2	0	0	0	0	0	43	51	2.57	1.286
Bruce Dal Canton, R (8, 1) ERA: 3.14	1.1	W	6	1	0	0	2	0	0	0	0	0	0	10	10	0.00	0.750
Tom Burgmeier, L (9, 1) ERA: 2.45	0.2	S	2	0	0	0	0	0	0	0	0	0	0	2	2	0.00	0.000

BOTTOM

Kansas City Royals @ Boston Red Sox
Fenway Park, Boston, MA
Tue Jun 13 1972, 7:05 PM EDT
Att. 12,121 - Unknown

livebaseballscorecards.com

AB	33
R	2
H	8
RBI	2
BB	2
SO	10
LOB	22



Batter	1	2	3	4	5	6	7	8	9	AB R H RBI BB SO LOB	TOP								
Freddie Patek, R (1, 6) OBP: 0.303, SLG: 0.331	0-3 K			0-0 L9			0-0 F4	0-0 FC6-4		4 0 0 0 0 1 1									
Amos Otis, R (1, 8) OBP: 0.359, SLG: 0.377	4-0 L6-3 BB			0-0 G5-4-3 1B			4-0 CS BB		0-0 FC6-4 1B	2 0 2 0 2 0 0									
Lou Piniella, R (1, 7) OBP: 0.363, SLG: 0.462	0-0 L6-3			0-0 G5-4-3			0-3 K		0-0 L6	3 0 0 0 0 1 3									
Joe Keough, L (7, 7) OBP: 0.357, SLG: 0.250	1-2			1-2f			1-2		1 0 0 0 0 0 1										
Richie Scheinblum, S (1, 9) OBP: 0.375, SLG: 0.471			0-0 G5-4-3 1B			0-0 F8		0-0 HR	0-0 L8	4 1 2 1 0 0 1									
Cookie Rojas, R (1, 4) OBP: 0.297, SLG: 0.306			0-0 F3			0-0 F4		0-0 HR 1B	0-0 FC6-4	4 1 1 0 0 0 2									
Jerry May, R (1, 2) OBP: 0.347, SLG: 0.406			0-0 G5-4-3			0-0 5-3		0-0 HR		3 1 1 2 0 0 1									
John Mayberry, L (1, 3) OBP: 0.324, SLG: 0.342			0-0 F5			0-0 1-3		4-0 FC6-4 BB		2 0 0 0 1 0 0									
Paul Schaal, R (1, 5) OBP: 0.310, SLG: 0.331			0-0 6-3			0-0 G6-4-3 1B		0-0 P9		3 0 1 0 0 0 1									
Jim Rooker, R (1, 1) OBP: 0.200, SLG: 0.200			0-0 F8			0-0 G6-4-3		0-0 F9		0 0 0 0 0 0 0									
Al Fitzmorris, S (2, 1) OBP: 0.333, SLG: 0.200						1-2f				2 0 0 0 0 0 1									
Ted Abernathy, R (7, 1)										0 0 0 0 0 0 0									
Carl Taylor, R (8, PH) OBP: 0.318, SLG: 0.350										1 0 0 0 0 0 1									
Roger Nelson, R (8, 1) OBP: 0.500, SLG: 0.500										0 0 0 0 0 0 0									
Inning Stats	R: 0 E: 0 K: 1 S: 4	H: 0 LOB: 0 BB: 1 P: 8	R: 0 E: 0 K: 0 S: 3	H: 1 LOB: 0 BB: 0 P: 3	R: 0 E: 0 K: 0 S: 3	H: 0 LOB: 0 BB: 0 P: 3	R: 0 E: 0 K: 0 S: 3	H: 1 LOB: 0 BB: 0 P: 3	R: 0 E: 0 K: 1 S: 4	H: 0 LOB: 0 BB: 1 P: 8	R: 3 E: 0 K: 0 S: 6	H: 3 LOB: 1 BB: 1 P: 10	R: 0 E: 0 K: 0 S: 4	H: 1 LOB: 1 BB: 0 P: 4	1B: 5 2B: 1 3B: 0 HR: 2	SF: 0 SAC: 0 DP: 4 HBP: 0	WP: 0 PB: 0 SB: 0 CS: 1	PA: 32	
PITCHER John Curtis, L (1, 1) ERA: 2.67	IP: 9.0 WLS: W BF: 32 H: 7 R: 3 ER: 3 SO: 2 BB: 3 IBB: 0 HBP: 0 BLK: 0 WP: 0 HR: 2 S: 33 P: 45 ERA: 3.00 WHIP: 1.111																		

Kansas City Royals @ Boston Red Sox
 Fenway Park, Boston, MA
 Wed Jun 14 1972, 7:05 PM EDT
 Att. 10,696 - Unknown - 74 F

livebaseballscorecards.com

AB 29
R 3
H 7
RBI 3
BB 3
SO 2
LOB 12



Batter	1	2	3	4	5	6	7	8	9	AB	R	H	RBI	BB	SO	LOB
Tommy Harper, R OBP: 0.388, SLG: 0.506 (1, 8)	4-0 1B 2B BB	0-0 4-3 SF7 1B	0-0 F8		0-0 L8					4	2	2	0	1	0	2
Luis Aparicio, R OBP: 0.299, SLG: 0.337 John Kennedy, R OBP: 0.283, SLG: 0.372 (1, 6) (7, 6)	0-0 2B 1-3 2B 1B	0-0 4-3	0-0 L7			0-0 4-3	0-0 F8			4	1	1	0	0	0	2
Carl Yastrzemski, L OBP: 0.298, SLG: 0.217 Rick Miller, L OBP: 0.282, SLG: 0.415 (1, 7) (7, 7)	0-0 2B 1-3 2B	0-0 SF7		0-0 F8		0-0 F8		4-0 FC3-6 BB		3	1	1	2	0	0	0
Reggie Smith, S OBP: 0.349, SLG: 0.410 (1, 9)	0-0 E 2B 2-H 3-H	0-0 HR 2B		0-0 1B 1B		0-0 1B		0-0 FC3-6 F4 1-2f		5	3	4	2	0	0	1
Rico Petrocelli, R OBP: 0.288, SLG: 0.308 (1, 5)	0-3 K 2-3	4-0 HR BB		0-0 G4-3 1B 1-H		0-0 L8		0-0 F4 1-2		4	1	1	1	1	1	3
Danny Cater, R OBP: 0.230, SLG: 0.316 (1, 3)	0-0 E6 FC6-4 3-H	0-0 HR		0-0 G4-3 1B 1-2f			0-0 FC3-6 1B			4	1	2	4	0	0	1
Doug Griffin, R OBP: 0.349, SLG: 0.303 (1, 4)	0-0 FC6-4 S 1-2f	0-0 4-3			0-3 K		0-0 FC3-6 HR 1-2f			4	1	0	0	0	1	2
Carlton Fisk, R OBP: 0.336, SLG: 0.593 (1, 2)	4-0 1-2 BB		0-3 K		0-0 5-3		0-0 HR			3	1	1	2	1	1	0
John Curtis, L OBP: 0.167, SLG: 0.167 (1, 1)	0-3 K		0-0 1B		0-0 E6		0-0 4-3			4	0	1	0	0	1	2

Inning Stats	R: 4	H: 3	E: 1	LOB: 2	K: 2	P: 19	R: 4	H: 3	E: 0	LOB: 0	K: 0	P: 10	R: 0	H: 1	E: 0	LOB: 1	K: 1	P: 6	R: 1	H: 2	E: 0	LOB: 0	K: 0	P: 4	R: 0	H: 0	E: 1	LOB: 1	K: 1	P: 6	R: 0	H: 1	E: 0	LOB: 1	K: 0	P: 4	R: 2	H: 3	E: 0	LOB: 1	K: 0	P: 6	R: 0	H: 0	E: 0	LOB: 0	K: 0	P: 6
--------------	------	------	------	--------	------	-------	------	------	------	--------	------	-------	------	------	------	--------	------	------	------	------	------	--------	------	------	------	------	------	--------	------	------	------	------	------	--------	------	------	------	------	------	--------	------	------	------	------	------	--------	------	------

PITCHER	IP	WLS	BF	H	R	ER	SO	BB	IBB	HBP	BLK	WP	HR	S	P	ERA	WHIP
Jim Rooker, L ERA: 4.22 (1, 1)	1.2	L	13	5	6	6	2	2	0	0	0	0	0	15	23	32.40	4.200
Al Fitzmorris, R ERA: 3.65 (2, 1)	5.0		24	8	5	5	2	1	0	0	0	0	2	27	31	9.00	1.800
Ted Abernathy, R ERA: 2.51 (7, 1)	0.1		1	0	0	0	0	0	0	0	0	0	0	1	1	0.00	0.000
Roger Nelson, R ERA: 1.2 (8, 1)	1.0		3	0	0	0	0	1	0	0	0	0	0	2	6	0.00	1.000

BOTTOM

Kansas City Royals @ Boston Red Sox
Fenway Park, Boston, MA

Wed Jun 14 1972, 7:05 PM EDT
Att: 10,696 - Unknown - 74 F

AB	36
R	11
H	13
RBI	11
BB	4
SO	4
LOB	14



WP	HR	S	P	ERA	WHIP
0	0	0	0	0	0

Batter	1	2	3	4	5	6	7	8	9	AB R H RBI BB SO LOB	TOP											
Paul Schaal, R (1, 5) OBP: 0.308, SLG: 0.324	0-3 K			0-0 F8		0-0 6-3	0-3 K	4-0 G1-4-3 BB		4 0 0 0 1 2 0												
Amos Otis, R (1, 8) OBP: 0.365, SLG: 0.397	0-0 F9			0-0 HR		4-0 E 1B 1B BB	0-0 2B 1B	0-0 G1-4-3 1-2f		4 3 2 1 1 0 1												
Lou Piniella, R (1, 7) OBP: 0.369, SLG: 0.470	0-0 F2			0-0 1B		0-0 1B E 1-2 2B 1B	0-0 1B 1-3 2B 2B			5 2 3 0 0 0 0												
Ed Kirkpatrick, L (1, 2) OBP: 0.402, SLG: 0.490		0-0 G3		0-3 K		0-0 E1 1-2 2-3 2B 1B	4-0 2B 1B IBB			4 2 0 0 1 1 3												
Richie Scheinblum, S (1, 9) OBP: 0.385, SLG: 0.477		0-3 K		0-0 G3		0-0 2B HR 1-2 2-3 3-H 1B	0-0 2B 1-2 2-3 3-H 1B			5 2 3 2 0 1 1												
John Mayberry, L (1, 3) OBP: 0.331, SLG: 0.382		0-0 G3			0-0 F6	0-0 HR 1-3 2-H 3-H 2B	0-0 2B 1-3 2-H 3-H 2B			5 2 3 6 0 0 0												
Cookie Rojas, R (1, 4) OBP: 0.305, SLG: 0.332			0-0 F9		0-0 L9	0-0 HR 2-H 3-H	4-0 G5-4-3 IBB			4 2 2 3 1 0 0												
Ron Hansen, R (1, 6) OBP: 0.200, SLG: 0.158			0-0 4-3		0-0 5-3	0-0 1B	0-0 G5-4-3			3 0 1 0 0 0 0												
Freddie Patek, R (6, 6) OBP: 0.306, SLG: 0.340										2 0 1 1 0 0 3												
Tom Murphy, R (1, 1) OBP: 0.059, SLG: 0.059			0-3 K																			
Steve Hovley, L (6, PH) OBP: 0.276, SLG: 0.300																						
Mike Hedin, R (6, 1) OBP: 0.357, SLG: 0.357																						
Bruce Dal Canton, R (6, 1) OBP: 0.059, SLG: 0.059																						
Inning Stats	R: 0 E: 0 K: 1 S: 5	H: 0 LOB: 0 BB: 0 P: 5	R: 0 E: 0 K: 1 S: 5	H: 0 LOB: 0 BB: 0 P: 5	R: 0 E: 0 K: 1 S: 5	H: 0 LOB: 0 BB: 0 P: 5	R: 1 E: 0 K: 1 S: 7	H: 2 LOB: 1 BB: 0 P: 7	R: 0 E: 0 K: 0 S: 3	H: 0 LOB: 0 BB: 0 P: 3	R: 6 E: 1 K: 0 S: 9	H: 5 LOB: 1 BB: 1 P: 13	R: 3 E: 0 K: 1 S: 8	H: 4 LOB: 2 BB: 2 P: 16	R: 0 E: 0 K: 0 S: 2	H: 0 LOB: 0 BB: 1 P: 6	R: 3 E: 0 K: 0 S: 7	H: 4 LOB: 1 BB: 0 P: 7	1B: 7 2B: 5 3B: 0 HR: 3	SF: 0 SAC: 0 DP: 2 HBP: 0	WP: 0 PB: 0 SB: 0 CS: 0	PA: 45
PITCHER	IP WLS BF H R ER SO BB IBB HBP BLK WP HR S P ERA WHIP																					
Sonny Siebert, R (1, 1) ERA: 3.17	5.2 L 25 6 7 1 4 1 0 0 0 0 0 2 32 36 1.59 1.235																					
Luis Tiant, R (6, 1) ERA: 3.95	0.1 2 1 0 0 0 0 0 0 0 0 0 0 2 2 0.00 3.000																					
Don Newhauser, R (7, 1) ERA: 81.0	0.1 5 3 3 3 1 0 1 0 0 0 0 0 6 10 81.00 9.000																					
Bill Lee, L (7, 1) ERA: 4.08	1.2 6 1 0 0 0 1 1 0 0 0 0 0 4 12 0.00 1.200																					
Lew Krausse, R (9, 1) ERA: 5.52	1.0 7 4 3 3 0 0 0 0 0 0 0 0 1 7 27.00 4.000																					

Kansas City Royals @ Boston Red Sox
 Fenway Park, Boston, MA
 Thu Jun 15 1972, 3:33 AM EDT
 Att. 11,127 - Unknown - 84 F

AB	41
R	13
H	15
RBI	13
BB	4
SO	5
LOB	10



Batter	1	2	3	4	5	6	7	8	9	AB	R	H	RBI	BB	SO	LOB
Tommy Harper, R (1, 8) OBP: 0.389, SLG: 0.519	0-0 G4-6-3 1B		0-0 FC6-4 1B	0-0 HR		0-3 K		0-3 K		5	2	2	3	0	2	3
Luis Aparicio, R (1, 6) OBP: 0.302, SLG: 0.344	0-0 F4		0-0 F8	0-0 4-3		0-0 1B		0-0 WP 1B 2B		5	1	2	2	0	0	2
Carl Yastrzemski, L (1, 7) Rick Miller, L (8, PR) OBP: 0.282, SLG: 0.415	0-0 G4-6-3 1-2f		0-0 2B 1B		0-0 4-3 1B	0-0 F8		0-0 2-H 1B		5	0	3	2	0	0	2
Reggie Smith, S (1, 9) OBP: 0.351, SLG: 0.416		0-0 G6-4-3 1B	0-0 1-3 2B		0-0 4-3		0-0 G3	0-0 F7		5	0	2	0	0	0	2
Rico Petrocelli, R (1, 5) OBP: 0.285, SLG: 0.325		0-0 G6-4-3 1-2f	0-0 L9		0-0 F8		0-0 HR		0-0 F3	5	1	1	1	0	0	4
Danny Cater, R (1, 3) OBP: 0.228, SLG: 0.311		0-0 1B 1B		0-0 6-3	0-0 5-3		0-0 F6		0-0 F7	5	0	1	0	0	0	1
Doug Griffin, R (1, 4) OBP: 0.351, SLG: 0.307		0-0 1-2 1B		0-0 F4		0-0 2B SF9 1B		0-0 F8		5	1	2	0	0	0	0
Carlton Fisk, R (1, 2) OBP: 0.341, SLG: 0.598		0-0 P8		0-0 1B HR 1B		0-0 SF9 1B 2B		0-3 K		4	2	2	0	0	1	2
Sonny Siebert, R (1, 1) Luis Tiant, R (6, 1) Bob Burda, L (6, PH) Don Newhauser, R (7, 1) Bill Lee, L (7, 1) Ben Ogilvie, L (8, PH) Lew Krausse, R (9, 1)			0-0 FC6-4 1B	0-0 1-3 HR 1B		0-0 SF9 2-3 3-H		4-0 2B BB		2	1	2	0	0	0	0

Inning Stats	R: 0	H: 1	E: 0	K: 0	S: 3	LOB: 0	BB: 0	P: 3	R: 0	H: 3	E: 0	K: 0	S: 5	LOB: 2	BB: 0	P: 5	R: 1	H: 3	E: 0	K: 0	S: 6	LOB: 2	BB: 0	P: 6	R: 3	H: 3	E: 0	K: 0	S: 6	LOB: 0	BB: 0	P: 6	R: 0	H: 1	E: 0	K: 0	S: 4	LOB: 1	BB: 0	P: 4	R: 2	H: 3	E: 0	K: 1	S: 8	LOB: 1	BB: 0	P: 8	R: 1	H: 1	E: 0	K: 0	S: 4	LOB: 0	BB: 0	P: 4	R: 2	H: 2	E: 0	K: 2	S: 9	LOB: 1	BB: 1	P: 13	R: 0	H: 0	E: 0	K: 0	S: 3	LOB: 0	BB: 0	P: 3	1B: 12	SF: 1	3B: 0	DP: 2	HR: 2	HBP: 0	WP: 1	PA: 43
--------------	------	------	------	------	------	--------	-------	------	------	------	------	------	------	--------	-------	------	------	------	------	------	------	--------	-------	------	------	------	------	------	------	--------	-------	------	------	------	------	------	------	--------	-------	------	------	------	------	------	------	--------	-------	------	------	------	------	------	------	--------	-------	------	------	------	------	------	------	--------	-------	-------	------	------	------	------	------	--------	-------	------	--------	-------	-------	-------	-------	--------	-------	--------

PITCHER	IP	WLS	BF	H	R	ER	SO	BB	IBB	HBP	BLK	WP	HR	S	P	ERA	WHIP
Tom Murphy, R (1, 1) ERA: 5.12	5.0	W	24	11	4	4	0	0	0	0	0	0	1	24	24	7.20	2.200
Mike Hedlund, R (6, 1) ERA: 4.26	0.0		2	2	2	2	0	0	0	0	0	0	0	2	2	∞	∞
Bruce Dal Canton, R (6, 1) ERA: 3.45	4.0	S	17	4	3	3	3	1	0	0	0	1	1	22	26	6.75	1.250

BOTTOM

Kansas City Royals @ Boston Red Sox
Fenway Park, Boston, MA
Thu Jun 15 1972, 3:33 AM EDT
Att: 11,127 - Unknown - 84 F

livebaseballscorecards.com

AB	41
R	9
H	17
RBI	9
BB	1
SO	3
LOB	16




Batter	1	2	3	4	5	6	7	8	9	AB R H RBI BB SO LOB	TOP	
Freddie Patek, R (1, 6) OBP: 0.297, SLG: 0.329	0-0 5-3		0-3 K			0-0 F9		0-0 F7	0-0 F6	5 0 0 0 0 1 2	Kansas City Royals @ Milwaukee Brewers Milwaukee County Stadium, Milwaukee, WI Fri Jun 16 1972, 8:05 PM EDT Att: 5,471 - Unknown - 51 F	
Amos Otis, R (1, 8) OBP: 0.367, SLG: 0.396	4-0 BB BB		0-0 F9			0-3 K		0-0 S 1B		3 0 1 0 1 1 0		
Lou Piniella, R (1, 7) OBP: 0.367, SLG: 0.463	4-0 1-2 BB			0-3 K		0-3 K		0-0 1-2 F4		3 0 0 0 1 2 1		
Ed Kirkpatrick, L (1, 2) OBP: 0.397, SLG: 0.481	0-0 F8			0-0 G3-6-1 1B			0-0 G3	0-0 6-3		4 0 1 0 0 0 3		
Richie Scheinblum, S (1, 9) OBP: 0.388, SLG: 0.477 Tom Murphy, R (9, PR) Tom Burgmeier, L (9, 1) OBP: 0.400, SLG: 0.400	0-0 4-3		0-0 G3-6-1 1-2f			0-0 2B 1B 1B		0-0 FC6-4 1B 1B		4 1 2 0 0 0 3 0 1 0 0 0 0 0 0 0 0 0 0 0 0		
John Mayberry, L (1, 3) OBP: 0.330, SLG: 0.375		0-0 4-3		0-3 K		0-0 F7		4-0 1-2 FC6-4 BB		3 0 0 0 1 1 1		
Cookie Rojas, R (1, 4) OBP: 0.304, SLG: 0.335		0-0 F8		0-0 F9		0-0 1-3 1B 2B		0-0 B2		4 1 1 0 0 0 2		
Ron Hansen, R (1, 5) OBP: 0.227, SLG: 0.150 Joe Keough, L (7, PH) OBP: 0.400, SLG: 0.308 Bobby Knoop, R (7, 5) OBP: 0.412, SLG: 0.333 Gail Hopkins, L (9, PH) OBP: 0.207, SLG: 0.185 Paul Schaal, R (9, 5) OBP: 0.308, SLG: 0.324		0-0 F8		4-0 BB BB BB		0-0 2-H 3-H 1B		0-0 1-2f 2-3 1B		1 0 0 0 1 0 0 1 0 1 2 0 0 0 0 0 0 0 0 0 0 1 0 0 0 0 0 2 0 0 0 0 0 0 0		
Dick Drago, R (1, 1) OBP: 0.133, SLG: 0.071 Steve Hovley, L (9, PH) OBP: 0.286, SLG: 0.310 (9, 9)			0-3 K		0-3 K		0-0 5-3	0-0 1-2 3-H 1B		3 0 0 0 0 2 2 1 0 1 1 0 0 0		
Inning Stats	R: 0 H: 0 E: 0 LOB: 2 K: 0 BB: 2 S: 3 P: 11	R: 0 H: 0 E: 0 LOB: 0 K: 0 BB: 0 S: 3 P: 3	R: 0 H: 0 E: 0 LOB: 0 K: 2 BB: 0 S: 7 P: 7	R: 0 H: 1 E: 0 LOB: 0 K: 1 BB: 0 S: 5 P: 5	R: 0 H: 0 E: 0 LOB: 1 K: 2 BB: 1 S: 7 P: 11	R: 0 H: 0 E: 0 LOB: 0 K: 2 BB: 0 S: 7 P: 7	R: 2 H: 3 E: 0 LOB: 1 K: 0 BB: 0 S: 6 P: 6	R: 0 H: 1 E: 0 LOB: 1 K: 0 BB: 0 S: 4 P: 4	R: 1 H: 2 E: 1 LOB: 2 K: 0 BB: 1 S: 5 P: 9	1B: 6 SF: 0 2B: 1 SAC: 0 3B: 0 DP: 1 HR: 0 HBP: 0		WP: 0 PA: 37 PB: 0 SB: 1 CS: 0
PITCHER Jim Lonborg, R (1, 1) ERA: 2.92 Ken Sanders, R (8, 1) ERA: 3.18	IP WLS BF H R ER SO BB IBB HBP BLK WP HR S P ERA WHIP	7.0 0 27 4 2 2 7 3 0 0 0 0 0 38 50 2.57 1.000	2.0 L 10 3 1 1 0 1 0 0 0 0 0 0 9 13 4.50 2.000	PITCHER IP WLS BF H R ER SO BB IBB HBP BLK WP HR S P ERA WHIP								

livebaseballscores.com

AB	33
R	3
H	7
RBI	3
BB	4
SO	7
LOB	16



Batter	1	2	3	4	5	6	7	8	9	AB	R	H	RBI	BB	SO	LOB
Rick Auerbach, R (1, 6) OBP: 0.254, SLG: 0.257	0-0 6-3		0-0 5-3		0-0 FC5-4			0-0 SH2-4 1B		4	0	1	0	0	0	1
Ron Theobald, R (1, 4) OBP: 0.354, SLG: 0.226	0-0 5-3		0-0 CS 1B			4-0 G6-4-3 BB		0-0 SH2-4		2	0	1	0	1	0	0
George Scott, R (1, 3) OBP: 0.299, SLG: 0.392	0-0 HR		0-0 CS	0-0 E6 G6-4-3 1B		0-0 G6-4-3		0-0 F9		4	1	1	1	0	0	2
John Briggs, L (1, 7) OBP: 0.367, SLG: 0.396	0-0 CS 1B			0-0 G6-4-3 1B		0-0 2-3		0-0 F8		4	0	2	0	0	0	1
Dave May, L (1, 8) OBP: 0.271, SLG: 0.355	0-0 CS	0-0 S 1B		0-0 G6-4-3			0-0 4-3		0-0 SH2-4 1B	3	1	1	0	0	0	2
Tommie Reynolds, R (9, PH) OBP: 0.341, SLG: 0.250	1-2			1-2f 2-3					1-2	1	0	1	0	0	0	0
Billy Conigliaro, R (1, 9) OBP: 0.270, SLG: 0.419		0-3 K		0-3 K				0-0 SH2-4		3	0	1	0	0	2	2
Elie Rodriguez, R (1, 2) OBP: 0.422, SLG: 0.418		0-0 CS 1B			0-0 6-3			0-0 SH2-4		4	0	3	1	0	0	0
Ken Brett, L (9, PR) OBP: 0.273, SLG: 0.318		1-H CS 1B			0-0 6-3			1-3 CS 1B		0	0	0	0	0	0	0
Mike Ferraro, R (1, 5) OBP: 0.319, SLG: 0.385		0-0 5-3			0-3 K			0-3 K		2	0	0	0	0	1	1
Joe Lahoud, L (7, PH) OBP: 0.267, SLG: 0.284		1-2								1	0	0	0	0	1	2
Bob Heise, R (8, 5) OBP: 0.303, SLG: 0.263										1	0	0	0	0	0	1
Jim Lonborg, R (1, 1) OBP: 0.300, SLG: 0.263			0-3 K					0-3 K		2	0	1	0	0	1	0
Brock Davis, L (7, PH) OBP: 0.349, SLG: 0.282										1	0	0	0	0	1	2
Ken Sanders, R (8, 1) OBP: 0.303, SLG: 0.263										0	0	0	0	0	0	0

BOTTOM	
Kansas City Royals @ Milwaukee Brewers Milwaukee County Stadium, Milwaukee, WI Fri Jun 16 1972, 8:05 PM EDT Att. 5,471 - Unknown - 51 F	
AB 32 R 2 H 12 RBI 2 BB 1 SO 6 LOB 14	WP : 0 PA : 37 PB : 0 SB : 1 CS : 3
	

Inning Stats	R: 1	H: 2	E: 0	LOB: 0	K: 0	BB: 0	S: 4	P: 4	R: 1	H: 2	E: 0	LOB: 0	K: 1	BB: 0	S: 6	P: 6	R: 0	H: 1	E: 0	LOB: 0	K: 1	BB: 0	S: 5	P: 5	R: 0	H: 1	E: 1	LOB: 1	K: 1	BB: 0	S: 6	P: 6	R: 0	H: 1	E: 0	LOB: 0	K: 1	BB: 0	S: 6	P: 6	R: 0	H: 0	E: 0	LOB: 0	K: 0	BB: 1	S: 2	P: 6	R: 0	H: 2	E: 0	LOB: 2	K: 2	BB: 0	S: 9	P: 9	R: 0	H: 1	E: 0	LOB: 1	K: 0	BB: 0	S: 4	P: 4	R: 0	H: 2	E: 0	LOB: 1	K: 0	BB: 0	S: 4	P: 4	1B: 11	SF: 0	2B: 0	SAC: 2	3B: 0	DP: 2	HR: 1	HBP: 0	WP: 0	PA: 37	ERA	WHIP
PITCHER	IP	WLS	BF	H	R	ER	SO	BB	IBB	HBP	BLK	WP	HR	S	P	ERA	WHIP																			IP	WLS	BF	H	R	ER	SO	BB	IBB	HBP	BLK	WP	HR	S	P	ERA	WHIP																																
Dick Drago, R (1, 1) ERA: 2.08	8.0	W	31	10	2	2	6	1	0	0	0	0	1	42	46	2.25	1.375																																																																			
Tom Burgmeier, L (9, 1) ERA: 2.35	1.0	S	4	2	0	0	0	0	0	0	0	0	0	4	4	0.00	2.000																																																																			

Batter	1	2	3	4	5	6	7	8	9	AB R H RBI BB SO LOB	TOP											
Freddie Patek, R (1, 6) OBP: 0.305, SLG: 0.333	0-3 K		0-0 E8 4-3 2-H 3-H 1B		4-0 S BB		0-0 FC4-6 1B		0-0 CS 1B	4 1 2 2 1 1 1												
Amos Otis, R (1, 8) OBP: 0.368, SLG: 0.396	0-0 6-3 1B		0-0 4-3		0-0 6-3		0-0 1B 1B		0-0 F9 1-2	5 0 2 0 0 0 3												
Lou Piniella, R (1, 7) OBP: 0.367, SLG: 0.462	0-0 6-3 1-2		0-0 F2				0-0 F9		0-0 1B	5 0 2 1 0 0 2												
Ed Kirkpatrick, L (1, 2) OBP: 0.405, SLG: 0.491		0-3 K		0-0 1B		0-0 HR 2B		4-0 BB	0-0 F8	4 1 2 0 1 1 1												
Richie Scheinblum, S (1, 9) OBP: 0.384, SLG: 0.465		0-0 F8		0-0 F5		4-0 HR BB		0-0 L6		3 1 0 0 1 0 3												
John Mayberry, L (1, 3) OBP: 0.328, SLG: 0.390		0-3 K		0-0 F7		0-0 HR		0-0 F6		4 1 1 3 0 1 1												
Cookie Rojas, R (1, 4) OBP: 0.308, SLG: 0.339			0-0 SH2-4 BB E 1B		0-0 F9		0-0 F7		0-0 1B	4 1 2 0 0 0 1												
Ron Hansen, R (1, 5) OBP: 0.231, SLG: 0.130			4-0 SH2-4 E BB		0-0 F9		0-0 F7		0-0 F8	3 1 0 0 1 0 1												
Paul Splittorff, L (1, 1) OBP: 0.161, SLG: 0.161			0-0 SH2-4		0-0 4-3		0-0 FC4-6 1B		0-0 F5	3 0 1 0 0 0 1												
Inning Stats	R: 0 E: 0 K: 1 S: 5	H: 1 LOB: 0 BB: 0 P: 5	R: 0 E: 0 K: 2 S: 7	H: 0 LOB: 0 BB: 0 P: 7	R: 2 E: 1 K: 0 S: 5	H: 2 LOB: 1 BB: 1 P: 9	R: 0 E: 0 K: 0 S: 4	H: 1 LOB: 1 BB: 0 P: 4	R: 0 E: 0 K: 0 S: 3	H: 0 LOB: 1 BB: 1 P: 7	R: 3 E: 0 K: 0 S: 5	H: 2 LOB: 0 BB: 1 P: 9	R: 1 E: 0 K: 0 S: 5	H: 3 LOB: 2 BB: 1 P: 9	R: 0 E: 0 K: 0 S: 4	H: 1 LOB: 1 BB: 0 P: 4	R: 0 E: 0 K: 0 S: 4	H: 2 LOB: 1 BB: 0 P: 4	1B: 10 2B: 1 3B: 0 HR: 1	SF: 0 SAC: 1 DP: 0 HBP: 0	WP: 0 PB: 0 SB: 1 CS: 1	PA: 40
PITCHER	IP WLS BF H R ER SO BB IBB HBP BLK WP HR S P ERA WHIP																					
Bill Parsons, R (1, 1) ERA: 4.44	6.0 L 26 6 5 5 3 3 0 0 0 0 0 1 29 41 7.50 1.500																					
Jim Colborn, R (7, 1) ERA: 2.87	2.0 10 4 1 1 0 1 0 0 0 0 0 0 9 13 4.50 2.500																					
Ray Newman, L (9, 1) ERA:	1.0 4 2 0 0 0 0 0 0 0 0 0 0 4 4 0.00 2.000																					

Kansas City Royals @ Milwaukee Brewers
Milwaukee County Stadium, Milwaukee, WI

Sat Jun 17 1972, 4:33 AM EDT
Att. 8,722 - Sunny - 67 F

AB	35
R	6
H	12
RBI	6
BB	4
SO	3
LOB	14



Batter	1	2	3	4	5	6	7	8	9	AB R H RBI BB SO LOB	TOP
Freddie Patek, R (1, 6) OBP: 0.299, SLG: 0.326	0-3 K		0-0 F7		0-0 1-3			0-0 6-3		4 0 0 0 0 1 0	Kansas City Royals @ Milwaukee Brewers Milwaukee County Stadium, Milwaukee, WI Sun Jun 18 1972, 4:33 AM EDT Att. 26,735 - Unknown - 74 F
Amos Otis, R (1, 8) OBP: 0.361, SLG: 0.387	0-0 6-3		0-3 K			0-0 F8		0-0 F9		4 0 0 0 0 1 0	
Lou Piniella, R (1, 7) OBP: 0.370, SLG: 0.463	0-0 1B			0-0 F8		0-0 FC3-6 1B		0-0 F9		4 0 2 0 0 0 0	
Ed Kirkpatrick, L (1, 2) OBP: 0.398, SLG: 0.482 Joe Keough, L (6, PH) OBP: 0.375, SLG: 0.286 Jerry May, R (6, 2) OBP: 0.342, SLG: 0.400	0-0 F7			0-0 F7		0-0 FC3-6 1-2f		0-3 K	2 0 0 0 0 0 1 1 0 0 0 0 0 1 1 0 0 0 0 1 0		
Richie Scheinblum, S (1, 9) OBP: 0.380, SLG: 0.458		0-3 K		0-0 1B 1B		0-0 4-3 1-2		0-0 G3	4 0 1 0 0 1 1		
John Mayberry, L (1, 3) OBP: 0.328, SLG: 0.389		0-3 K		0-0 1-2 1B		0-3 K			3 0 1 0 0 2 0		
Cookie Rojas, R (1, 4) OBP: 0.308, SLG: 0.338		0-0 1B		0-0 6-3		0-0 1-3			3 0 1 0 0 0 2		
Ron Hansen, R (1, 5) OBP: 0.207, SLG: 0.115		0-0 F8			0-0 F7		0-0 F8		3 0 0 0 0 0 1		
Jim Rooker, R (1, 1) OBP: 0.167, SLG: 0.167 Steve Hovley, L (8, PH) OBP: 0.282, SLG: 0.306 Roger Nelson, R (8, 1) OBP: 0.500, SLG: 0.500			0-0 5-3		0-0 F7		0-0 F6		2 0 0 0 0 0 0 1 0 0 0 0 0 0 0 0 0 0 0 0 0		
Inning Stats	R: 0 H: 1 E: 0 LOB: 1 K: 1 BB: 0 S: 6 P: 6	R: 0 H: 1 E: 0 LOB: 1 K: 2 BB: 0 S: 8 P: 8	R: 0 H: 0 E: 0 LOB: 0 K: 1 BB: 0 S: 5 P: 5	R: 0 H: 2 E: 0 LOB: 2 K: 0 BB: 0 S: 5 P: 5	R: 0 H: 0 E: 0 LOB: 0 K: 0 BB: 0 S: 3 P: 3	R: 0 H: 1 E: 0 LOB: 1 K: 0 BB: 0 S: 4 P: 4	R: 0 H: 0 E: 0 LOB: 0 K: 1 BB: 0 S: 5 P: 5	R: 0 H: 0 E: 0 LOB: 0 K: 0 BB: 0 S: 3 P: 3	R: 0 H: 0 E: 0 LOB: 0 K: 1 BB: 0 S: 5 P: 5	1B: 5 SF: 0 2B: 0 SAC: 0 3B: 0 DP: 0 HR: 0 HBP: 0	WP: 0 PA: 32 PB: 0 SB: 1 CS: 0
PITCHER Skip Lockwood, R (1, 1) ERA: 3.36	IP WLS BF H R ER SO BB IBB HBP BLK WP HR S P ERA WHIP										
	9.0 W 32 5 0 0 6 0 0 0 0 0 0 0 44 44 0.00 0.556										

livebaseballscorecards.com

AB	32
R	0
H	5
RBI	0
BB	0
SO	6
LOB	6



Batter	1	2	3	4	5	6	7	8	9	AB	R	H	RBI	BB	SO	LOB
Ron Theobald, R OBP: 0.355, SLG: 0.230 (1, 4)	0-0 6-3		0-0 F8			0-0 2-H 1B		0-0 G3-6 1B		4	0	2	1	0	0	0
Dave May, L OBP: 0.270, SLG: 0.351 (1, 8)	0-3 K			0-3 K	0-0 F9		0-0 G3-6 1-2f			4	0	0	0	0	2	2
George Scott, R OBP: 0.302, SLG: 0.397 (1, 3)	0-3 K			0-0 2B SF8 1B		0-3 K S 2B		0-3 K		4	2	1	0	0	3	0
Billy Conigliaro, R OBP: 0.274, SLG: 0.419 (1, 9)		0-0 F3		0-0 1-3 2B		0-0 F4		0-3 K		4	0	1	0	0	1	1
John Briggs, L OBP: 0.349, SLG: 0.376 (1, 7)		0-0 1-3		0-0 SF8		0-3 K		0-0 5-3		3	0	0	1	0	1	1
Elie Rodriguez, R OBP: 0.433, SLG: 0.453 (1, 2)		0-0 2B		0-3 K		0-0 1B 2B				3	0	2	1	0	1	1
Bob Heise, R OBP: 0.310, SLG: 0.292 (1, 5)		0-0 4-3				0-0 WP SH1-4 1B 1B		0-0 2-3 1B		3	1	2	0	0	0	1
Rick Auerbach, R OBP: 0.245, SLG: 0.247 (1, 6)			0-0 6-3			0-0 F8		0-0 G1		3	0	0	0	0	0	3
Skip Lockwood, R OBP: 0.125, SLG: 0.125 (1, 1)			0-0 F9			0-0 SH1-4 1-2		0-0 6-3		2	0	0	0	0	0	0

Inning Stats	R: 0	H: 0	E: 0	K: 2	S: 7	LOB: 0	BB: 0	P: 7	R: 0	H: 1	E: 0	K: 0	S: 4	LOB: 1	BB: 0	P: 4	R: 0	H: 0	E: 0	K: 0	S: 3	LOB: 0	BB: 0	P: 3	R: 1	H: 2	E: 0	K: 2	S: 9	LOB: 1	BB: 0	P: 9	R: 1	H: 2	E: 1	K: 2	S: 10	LOB: 2	BB: 0	P: 10	R: 0	H: 1	E: 0	K: 0	S: 3	LOB: 0	BB: 0	P: 3	R: 0	H: 0	E: 0	K: 2	S: 7	LOB: 0	BB: 0	P: 7
PITCHER	IP	WLS	BF	H	R	ER	SO	BB	IBB	HBP	BLK	WP	HR	S	P	ERA	WHIP																																							
Jim Rooker, L ERA: 3.99 (1, 1)	7.0	L	29	8	3	2	6	0	0	0	0	1	0	41	41	2.57	1.143																																							
Roger Nelson, R ERA: 1.13 (8, 1)	1.0		3	0	0	0	2	0	0	0	0	0	0	7	7	0.00	0.000																																							

BOTTOM

Kansas City Royals @ Milwaukee Brewers
Milwaukee County Stadium, Milwaukee, WI

Sun Jun 18 1972, 4:33 AM EDT
Att: 26,735 - Unknown - 74 F

livebaseballscorecards.com

AB	30
R	3
H	8
RBI	3
BB	0
SO	8
LOB	9



WP: 1	PA: 32
PB: 0	
SB: 1	
CS: 0	

Batter	1	2	3	4	5	6	7	8	9	AB R H RBI BB SO LOB	TOP											
Freddie Patek, R (1, 6) OBP: 0.312, SLG: 0.350	0-0 F9 2B		0-0 F9		0-0 WP 2B		0-0 1-2 1B		0-0 1B	5 0 4 0 0 0 0	Kansas City Royals @ New York Yankees Yankee Stadium, Bronx, NY Tue Jun 20 1972, 7:05 PM EDT Att. 7,806 - Overcast - 72 F											
Amos Otis, R (1, 8) OBP: 0.357, SLG: 0.383	0-0 F2		0-0 5-3		0-0 5-3		0-0 F7		0-0 FC6-4 1B	5 0 1 0 0 0 4												
Lou Piniella, R (1, 7) OBP: 0.366, SLG: 0.457	0-0 F9 2-3		0-0 F7						0-0 FC6-4 1B	5 0 1 0 0 0 3												
Richie Scheinblum, S (1, 9) OBP: 0.368, SLG: 0.443	0-0 6-3				0-0 F8		0-0 E5 CS		0-0 G6-4-3 1B	4 0 0 0 0 0 2												
Cookie Rojas, R (1, 4) OBP: 0.312, SLG: 0.343					4-0 BB		0-0 F7 1-2		0-0 1B 2B	3 1 1 0 1 0 1												
John Mayberry, L (1, 3) OBP: 0.332, SLG: 0.388					0-0 F2		0-0 F9		0-0 1B	3 0 1 1 1 0 1												
Jerry May, R (1, 2) OBP: 0.338, SLG: 0.406					0-3 K		0-0 1B 2B		0-0 G3	4 1 1 0 0 1 3												
Ron Hansen, R (1, 5) OBP: 0.212, SLG: 0.133					0-3 K		0-0 F9		0-0 6-3	4 0 1 0 0 1 1												
Dick Drago, R (1, 1) OBP: 0.125, SLG: 0.067					0-0 F7		0-0 1B		0-3 K	2 0 0 0 0 0 2												
Carl Taylor, R (7, PH) OBP: 0.348, SLG: 0.381										1 0 1 1 0 0 0												
Tom Burgmeier, L (7, 1) OBP: 0.400, SLG: 0.400										0 0 0 0 0 0 0												
Bobby Knoop, R (9, PH) OBP: 0.389, SLG: 0.313										1 0 0 0 0 1 0												
Inning Stats	R: 0 E: 0 K: 0 S: 4	H: 1 LOB: 1 BB: 0 P: 4	R: 0 E: 0 K: 0 S: 4	H: 1 LOB: 2 BB: 1 P: 8	R: 0 E: 0 K: 0 S: 3	H: 0 LOB: 0 BB: 0 P: 3	R: 0 E: 0 K: 1 S: 5	H: 0 LOB: 1 BB: 1 P: 9	R: 0 E: 0 K: 1 S: 6	H: 1 LOB: 1 BB: 0 P: 6	R: 0 E: 1 K: 0 S: 3	H: 0 LOB: 0 BB: 0 P: 3	R: 1 E: 0 K: 0 S: 6	H: 3 LOB: 2 BB: 0 P: 6	R: 1 E: 0 K: 0 S: 5	H: 3 LOB: 1 BB: 0 P: 5	R: 0 E: 0 K: 1 S: 7	H: 2 LOB: 2 BB: 0 P: 7	1B: 7 2B: 4 3B: 0 HR: 0	SF: 0 SAC: 0 DP: 1 HBP: 0	WP: 2 PB: 0 SB: 0 CS: 1	PA: 39
PITCHER	IP WLS BF H R ER SO BB IBB HBP BLK WP HR S P ERA WHIP																					
Mike Kekich, L (1, 1) ERA: 2.42	6.2 W 28 6 1 1 2 2 0 0 0 2 0 30 38 1.35 1.200																					
Sparky Lyle, L (7, 1) ERA: 1.13	2.1 S 11 5 1 1 1 0 0 0 0 0 0 13 13 3.86 2.143																					

livebaseballscorecards.com

AB	37
R	2
H	11
RBI	2
BB	2
SO	3
LOB	17



Batter	1	2	3	4	5	6	7	8	9	AB	R	H	RBI	BB	SO	LOB	BOTTOM	
Horace Clarke, S OBP: 0.294, SLG: 0.281 (1, 4)	0-3 K	0-0 F4			0-0 CS 1B		0-0 F8			4	0	1	0	0	1	3	Kansas City Royals @ New York Yankees Yankee Stadium, Bronx, NY Tue Jun 20 1972, 7:05 PM EDT Att. 7,806 - Overcast - 72 F	
Bernie Allen, L OBP: 0.348, SLG: 0.414 (1, 5) Ron Swoboda, R OBP: 0.360, SLG: 0.429 (7, PH) Hal Lanier, R OBP: 0.154, SLG: 0.158 (8, 5)	0-0 1B		0-0 F8		0-0 CS 1-2	0-0 HR 2B	4-0 BB			3	1	2	0	0	0	0		
Bobby Murcer, L OBP: 0.361, SLG: 0.464 (1, 8)	0-0 1-3 1B		0-0 F7			0-0 HR 2-H	0-0 SF8			3	1	2	3	0	0	0		
Roy White, S OBP: 0.388, SLG: 0.360 (1, 7)	0-3 K		0-3 K			0-0 F8	0-0 1-3			4	0	0	0	0	2	4		
Ron Blomberg, L OBP: 0.353, SLG: 0.444 (1, 3) Felipe Alou, R OBP: 0.308, SLG: 0.361 (8, 3)	0-0 F7			0-0 G3-6-1 1B		0-0 2B		0-0 F9		3	0	2	0	0	0	2		
Johnny Callison, L OBP: 0.239, SLG: 0.314 (1, 9) Rusty Torres, S OBP: 0.265, SLG: 0.322 (8, 9)		0-0 S 1B		0-0 G3-6-1 1-2f		0-0 F5		0-3 K		3	1	1	0	0	0	2		
Thurman Munson, R OBP: 0.350, SLG: 0.339 (1, 2)		0-0 1-H 1B		0-0 F7		0-0 F8		4-0 FC5-4 BB		3	0	1	1	1	0	1		
Gene Michael, S OBP: 0.285, SLG: 0.287 (1, 6)		0-0 F9			0-0 F6		0-0 SH SF8 2B	0-0 FC5-4		4	1	1	0	0	0	2		
Mike Kekich, R OBP: 0.133, SLG: 0.200 (1, 1) Sparky Lyle, L OBP: 0.250, SLG: 0.286 (7, 1)		0-3 K			0-0 6-3		0-0 SH BB 2-3			2	0	0	0	0	1	1		
Inning Stats	R: 0 E: 0 K: 2 S: 9	H: 2 LOB: 2 BB: 0 P: 9	R: 1 E: 0 K: 1 S: 7	H: 2 LOB: 1 BB: 0 P: 7	R: 0 E: 0 K: 1 S: 5	H: 0 LOB: 0 BB: 0 P: 5	R: 0 E: 0 K: 0 S: 3	H: 1 LOB: 0 BB: 0 P: 3	R: 2 E: 0 K: 0 S: 6	H: 3 LOB: 1 BB: 0 P: 6	R: 1 E: 1 K: 0 S: 5	H: 1 LOB: 2 BB: 1 P: 9	R: 0 E: 0 K: 1 S: 5	H: 0 LOB: 1 BB: 1 P: 9	1B: 6 2B: 3 3B: 0 HR: 1	SF: 1 SAC: 1 DP: 1 HBP: 0		WP: 0 PB: 0 SB: 1 CS: 1
PITCHER Dick Drago, R ERA: 2.21 (1, 1) Tom Burgmeier, L ERA: 2.16 (7, 1)	IP: 6.0 WLS: L BF: 25	H: 9 R: 3 ER: 3 SO: 4	BB: 0 IBB: 0 HBP: 0 BLK: 0	WP: 0 HR: 1 S: 33 P: 33	ERA: 4.50 WHIP: 1.500											WP: 0 PB: 0 SB: 1 CS: 1	ERA: 0.00 WHIP: 1.500	

livebaseballscorecards.com

AB	31
R	4
H	10
RBI	4
BB	2
SO	5
LOB	15



Batter	1	2	3	4	5	6	7	8	9	AB R H RBI BB SO LOB	TOP
Cesar Tovar, R (1, 7) OBP: 0.359, SLG: 0.348	4-0 BB G6-4-3		0-0 F6		0-0 FC6-4 1B			0-0 F4		3 0 1 0 1 0 0	
Danny Thompson, R (1, 6) OBP: 0.311, SLG: 0.365	0-0 G6-4-3 1-2f		4-0 BB		0-0 FC6-4 1-2f			0-0 F3		3 0 0 0 1 0 2	
Rod Carew, L (1, 4) OBP: 0.364, SLG: 0.340	0-0 1B		0-3 K		0-3 K 1-2			0-0 1B		4 0 2 0 0 2 2	
Harmon Killebrew, R (1, 3) OBP: 0.370, SLG: 0.420	0-0 F4			0-0 1B 2B		0-0 1B		0-3 K		4 0 2 0 0 1 2	
Bobby Darwin, R (1, 8) OBP: 0.308, SLG: 0.391		0-3 K		0-3 K		0-3 K		0-3 K		4 0 0 0 0 4 2	
Tony Oliva, L (1, 9) OBP: 0.367, SLG: 0.357		0-0 FC6-4 1B		0-0 1B		0-0 G6-4-3 1-2f		0-0 F7		4 0 2 0 0 0 1	
Eric Soderholm, R (1, 5) OBP: 0.255, SLG: 0.386		0-0 FC6-4 FC5-4 1-2f		0-3 K		0-3 K		0-0 F4		4 0 0 0 0 2 3	
George Mitterwald, R (1, 2) OBP: 0.171, SLG: 0.167		0-0 FC5-4 1-2f		0-0 5-3		0-0 6-3				3 0 0 0 0 0 3	
Jim Perry, S (1, 1) OBP: 0.303, SLG: 0.267			0-0 5-3		0-0 F7		0-0 1-6-3			3 0 0 0 0 0 0	
Inning Stats	R: 0 E: 0 K: 0 S: 3 H: 1 LOB: 1 BB: 1 P: 7	R: 0 E: 0 K: 1 S: 6 H: 1 LOB: 1 BB: 0 P: 6	R: 0 E: 0 K: 1 S: 5 H: 0 LOB: 1 BB: 1 P: 9	R: 0 E: 0 K: 2 S: 9 H: 2 LOB: 2 BB: 0 P: 9	R: 0 E: 0 K: 1 S: 6 H: 1 LOB: 1 BB: 0 P: 6	R: 0 E: 0 K: 1 S: 5 H: 1 LOB: 0 BB: 0 P: 5	R: 0 E: 0 K: 1 S: 5 H: 0 LOB: 0 BB: 0 P: 5	R: 0 E: 0 K: 1 S: 6 H: 1 LOB: 1 BB: 0 P: 6	R: 0 E: 0 K: 1 S: 5 H: 0 LOB: 0 BB: 0 P: 5	1B: 6 2B: 1 3B: 0 HR: 0 SF: 0 SAC: 0 DP: 2 HBP: 0	WP: 0 PB: 0 SB: 1 CS: 0 PA: 34
PITCHER Paul Splittorff, L (1, 1) ERA: 2.57	IP: 9.0 WLS: W BF: 34 H: 7 R: 0 ER: 0 SO: 9 BB: 2 IBB: 0 HBP: 0 BLK: 0 WP: 0 HR: 0 S: 50 P: 58 ERA: 0.00 WHIP: 1.000										

Minnesota Twins @ Kansas City Royals
Municipal Stadium, Kansas City, MO

Fri Jun 23 1972, 8:05 PM EDT
Att: 9,712 - Unknown - 82 F

livebaseballscorecards.com

AB	32
R	0
H	7
RBI	0
BB	2
SO	9
LOB	15



Batter	1	2	3	4	5	6	7	8	9	AB R H RBI BB SO LOB
Freddie Patek, R OBP: 0.307, SLG: 0.344 (1, 6)	0-0 G3	0-0 F8			0-0 SH1-3			0-0 F8		3 0 0 0 0 0 3
Amos Otis, R OBP: 0.351, SLG: 0.375 (1, 8)	0-0 F3		0-0 5-3		0-0 F9			0-0 F3		4 0 0 0 0 0 1
Lou Piniella, R OBP: 0.368, SLG: 0.466 (1, 7)	0-0 2B		0-0 1-3		0-0 5-3			0-0 1B 2B		4 1 2 0 0 0 0
Ed Kirkpatrick, L OBP: 0.394, SLG: 0.470 (1, 2)	0-3 K		0-0 4-3		0-0 G3			1-0 1B HR HBP		3 1 0 0 0 1 1
Richie Scheinblum, S OBP: 0.380, SLG: 0.452 (1, 9)		0-0 1B 1B 1B		0-0 F7		0-0 E9 1B 1B		0-0 1-3 2-H HR 1B		4 2 3 1 0 0 0
John Mayberry, L OBP: 0.335, SLG: 0.408 (1, 3)		0-0 F8		0-0 F5		0-0 2-H 1B		0-0 1-H 3-H HR		4 1 2 4 0 0 1
Cookie Rojas, R OBP: 0.311, SLG: 0.342 (1, 4)		0-0 1B 1B		0-0 5-3			0-0 5-3	0-0 5-3		4 0 1 0 0 0 0
Bobby Floyd, R OBP: 0.125, SLG: 0.125 (1, 5)		0-3 K			0-0 L6		0-0 F8			3 0 0 0 0 1 2
Paul Splittorf, L OBP: 0.206, SLG: 0.206 (1, 1)		0-0 1B			0-0 SH1-3 1B		0-0 4-3			3 0 2 0 0 0 0

Inning Stats	R: 0 E: 0 K: 1 S: 6	H: 1 LOB: 1 BB: 0 P: 6	R: 0 E: 0 K: 1 S: 8	H: 3 LOB: 3 BB: 0 P: 8	R: 0 E: 0 K: 0 S: 3	H: 0 LOB: 0 BB: 0 P: 3	R: 0 E: 0 K: 0 S: 3	H: 0 LOB: 0 BB: 0 P: 3	R: 0 E: 0 K: 0 S: 4	H: 1 LOB: 1 BB: 0 P: 4	R: 1 E: 1 K: 0 S: 4	H: 2 LOB: 1 BB: 0 P: 4	R: 0 E: 0 K: 0 S: 3	H: 0 LOB: 0 BB: 0 P: 3	R: 4 E: 0 K: 0 S: 6	H: 3 LOB: 0 BB: 0 P: 7
1B: 7 2B: 2 3B: 0 HR: 1	SF: 0 SAC: 1 DP: 0 HBP: 1	WP: 0 PA: 34 PB: 0 SB: 0 CS: 0														

PITCHER	IP	WLS	BF	H	R	ER	SO	BB	IBB	HBP	BLK	WP	HR	S	P	ERA	WHIP
Jim Perry, R ERA: 3.48 (1, 1)	8.0	L	34	10	5	4	2	0	0	1	0	0	1	37	38	4.50	1.250

MINNESOTA TWINS @ KANSAS CITY ROYALS
Municipal Stadium, Kansas City, MO
Fri Jun 23 1972, 8:05 PM EDT
Att. 9,712 - Unknown - 82 F

AB	32
R	5
H	10
RBI	5
BB	0
SO	2
LOB	8



Batter	1	2	3	4	5	6	7	8	9	AB R H RBI BB SO LOB	TOP									
Cesar Tovar, R (1, 9) OBP: 0.364, SLG: 0.350	0-3 K		1-0 HBP	0-0 1B			0-0 1-3		0-0 1B	4 0 2 0 0 1 0										
Danny Thompson, R (1, 6) OBP: 0.308, SLG: 0.360	0-0 5-3		0-0 F6	0-0 F9			0-0 BB		0-0 4-3	5 1 1 0 0 0 3										
Rod Carew, L (1, 4) OBP: 0.361, SLG: 0.337	0-3 K		0-0 4-3				0-0 F8		0-0 G3	5 0 1 0 0 1 1										
Harmon Killebrew, R (1, 3) OBP: 0.368, SLG: 0.413		0-3 K		0-0 6-3			0-3 K		4-0 L4-6 BB	3 0 0 0 1 2 0										
Rich Reese, L (7, PR) OBP: 0.295, SLG: 0.277										0 0 0 0 0 0 0										
Rick Renick, R (1, 7) OBP: 0.310, SLG: 0.265		0-0 5-3		4-0 2B			4-0		4-0 BB	1 1 0 0 2 0 0										
Steve Braun, L (7, PH) OBP: 0.342, SLG: 0.370				BB					1-2 2-3 3-H BB	0 0 0 1 1 0 0										
Bobby Darwin, R (1, 8) OBP: 0.314, SLG: 0.401		0-0		0-0			0-0 F8		0-0 L4-6	3 1 2 0 0 0 1										
Jim Nettles, L (7, PH) OBP: 0.370, SLG: 0.267		FC5 1B		1-3 1B					2-3	1 0 0 0 0 0 3										
Eric Soderholm, R (1, 5) OBP: 0.261, SLG: 0.389		0-0 1B		0-0 2B			0-3 K		0-3 K	4 1 2 2 0 2 0										
Phil Roof, R (1, 2) OBP: 0.227, SLG: 0.354		0-0 FC5		0-0 F7			0-0 F7		0-0 F8	4 0 0 0 0 0 3										
Jim Kaat, L (1, 1) OBP: 0.333, SLG: 0.553			0-0 1-3	0-0 1B			0-0 F7		0-0 4-3	4 0 1 1 0 0 0										
Inning Stats	R: 0 E: 0 K: 2 S: 7	H: 0 LOB: 0 BB: 0 P: 7	R: 0 E: 0 K: 1 S: 7	H: 2 LOB: 2 BB: 0 P: 7	R: 0 E: 0 K: 0 S: 3	H: 0 LOB: 1 BB: 0 P: 4	R: 3 E: 0 K: 0 S: 7	H: 4 LOB: 2 BB: 1 P: 11	R: 0 E: 0 K: 1 S: 5	H: 0 LOB: 0 BB: 0 P: 5	R: 1 E: 1 K: 0 S: 4	H: 2 LOB: 2 BB: 2 P: 12	R: 0 E: 0 K: 1 S: 5	H: 0 LOB: 0 BB: 0 P: 5	R: 0 E: 0 K: 0 S: 3	H: 1 LOB: 0 BB: 0 P: 3	1B: 7 2B: 3 3B: 0 HR: 0	SF: 0 SAC: 0 DP: 1 HBP: 1	WP: 0 PB: 0 SB: 1 CS: 0	PA: 39
PITCHER	IP WLS BF H R ER SO BB IBB HBP BLK WP HR S P ERA WHIP																			
Jim Rooker, L (1, 1) ERA: 4.22	3.2 L 19 6 3 3 3 1 0 1 0 0 0 0 23 28 7.36 1.909																			
Al Fitzmorris, R (4, 1) ERA: 3.63	2.2 13 2 1 1 2 2 1 0 0 0 0 0 14 26 3.38 1.500																			
Ted Abernathy, R (7, 1) ERA: 2.25	1.2 4 0 0 0 1 0 0 0 0 0 0 0 6 6 0.00 0.000																			
Tom Burgmeier, L (9, 1) ERA: 2.08	1.0 3 1 0 0 0 0 0 0 0 0 0 0 3 3 0.00 1.000																			

Minnesota Twins @ Kansas City Royals
Municipal Stadium, Kansas City, MO
Sat Jun 24 1972, 4:33 AM EDT
Att: 8,916 - Unknown - 84 F

livebaseballscorecards.com

AB	34
R	4
H	9
RBI	4
BB	4
SO	6
LOB	11



Batter	1	2	3	4	5	6	7	8	9	AB	R	H	RBI	BB	SO	LOB
Freddie Patek, R OBP: 0.301, SLG: 0.337 (1, 6)	0-0 F3			0-0 F8		0-0 6-3			0-0 6-3	4	0	0	0	0	0	0
Amos Otis, R OBP: 0.358, SLG: 0.382 (1, 8)	0-0 F8			0-0 G5-4-3 1B			0-0 G6-4-3 1B		0-0 G5-4-3 1B	4	0	3	0	0	0	0
Lou Piniella, R OBP: 0.362, SLG: 0.458 (1, 7)	0-0 5-3			0-0 G5-4-3 1-2f			0-0 G6-4-3 1-2f		0-0 G5-4-3 1-2f	4	0	0	0	0	0	3
Richie Scheinblum, S OBP: 0.371, SLG: 0.442 (1, 9)		0-0 5-3			0-0 5-3			0-0 F7		3	0	0	0	0	0	0
Cookie Rojas, R OBP: 0.311, SLG: 0.341 (1, 4)		0-0 5-3			0-0 F7			0-0 1B E		3	1	1	0	0	0	0
John Mayberry, L OBP: 0.340, SLG: 0.412 (1, 3)		0-3 K			0-0 1B			0-0 1B E		3	0	2	0	0	1	0
Jerry May, R OBP: 0.325, SLG: 0.389 (1, 2)				0-0 6-3		0-0 F4		0-0 FC6-5 1-3 3-H		3	0	0	0	0	0	2
Bobby Floyd, R OBP: 0.171, SLG: 0.171 (1, 5)				0-0 G6-4-3 1B		0-0 1B		0-0 FC5-4 1-2f		3	0	2	0	0	0	1
Jim Rooker, R OBP: 0.154, SLG: 0.154 (1, 1)				0-0 G6-4-3		0-0 6-3		0-0 F6		1	0	0	0	0	0	1
Al Fitzmorris, S OBP: 0.316, SLG: 0.188 (4, 1)										1	0	0	0	0	0	0
Ted Abernathy, R (7, 1)										0	0	0	0	0	0	0
Carl Taylor, R OBP: 0.333, SLG: 0.364 (8, PH)										1	0	0	0	0	0	1
Tom Burgmeier, L OBP: 0.400, SLG: 0.400 (9, 1)										0	0	0	0	0	0	0

BOTTOM

Minnesota Twins @ Kansas City Royals
Municipal Stadium, Kansas City, MO
Sat Jun 24 1972, 4:33 AM EDT
Att. 8,916 - Unknown - 84 F

AB	30
R	1
H	8
RBI	0
BB	0
SO	1
LOB	8



WP: 0	PA: 30
PB: 0	
SB: 0	
CS: 0	

Inning Stats	R: 0 H: 0 E: 0 K: 3 S: 3	R: 0 H: 0 E: 0 K: 1 S: 5	R: 0 H: 1 E: 0 K: 3 S: 3	R: 0 H: 1 E: 0 K: 0 S: 3	R: 0 H: 1 E: 0 K: 4 S: 4	R: 0 H: 1 E: 0 K: 3 S: 3	R: 0 H: 1 E: 0 K: 3 S: 3	R: 1 H: 2 E: 1 K: 5 S: 5	R: 0 H: 1 E: 0 K: 3 S: 3	1B: 8 2B: 0 3B: 0 HR: 0	SF: 0 SAC: 0 DP: 4 HBP: 0
--------------	--------------------------	--------------------------	--------------------------	--------------------------	--------------------------	--------------------------	--------------------------	--------------------------	--------------------------	-------------------------	---------------------------

PITCHER	IP WLS BF H R ER SO BB IBB HBP BLK WP HR S P ERA WHIP	IP WLS BF H R ER SO BB IBB HBP BLK WP HR S P ERA WHIP
Jim Kaat, L ERA: 1.9 (1, 1)	9.0 W 30 8 1 0 1 0 0 0 0 0 0 32 32 0.00 0.889	

Batter	1	2	3	4	5	6	7	8	9	AB R H RBI BB SO LOB	TOP	
Cesar Tovar, R (1, 9) OBP: 0.364, SLG: 0.346	0-0 F8	0-0 F7		H 1-0 1B HBP		H 1-0 HBP		X 0-0 F5		3 1 0 0 0 0 2		
Danny Thompson, R (1, 6) OBP: 0.315, SLG: 0.360	0-0 F9		0-0 BB HR 1B	1-2 1B BB		0-3 K		BB BB BB 4-0 CS BB		3 1 1 0 2 1 1		
Rod Carew, L (1, 4) OBP: 0.366, SLG: 0.344	0-0 2B		BB BB BB 4-0 HR BB	1-2 HR BB	1-3 2-H 1B	X 0-0 6-3		X 0-0 F9		4 1 2 1 1 0 2		
Harmon Killebrew, R (1, 3) OBP: 0.366, SLG: 0.426 Rich Reese, L (8, 3) OBP: 0.250, SLG: 0.271	0-0 F4		X 0-0 1-H 2-H HR	0-0 F4		BB BB BB 0-3 K		X 0-0 F7		4 1 1 3 0 1 3 1 0 0 0 0 0 1		
Steve Braun, L (1, 7) OBP: 0.347, SLG: 0.381		X 0-0 3-1	X 0-0 6-3		X 0-0 2B		X 0-0 1B		X 0-0 CS		4 0 2 0 0 0 0	
Jim Nettles, L (1, 8) OBP: 0.365, SLG: 0.266		X 0-0 E FC4-2 1B	X 0-0 1-3		X 0-0 6-3		X 0-0 F7				4 0 1 0 0 0 2	
Eric Soderholm, R (1, 5) OBP: 0.255, SLG: 0.379		X 0-0 E7 FC4-2 1B	X 0-0 F9		X 0-0 F7		X 0-0 F9				4 1 0 0 0 0 3	
Phil Roof, R (1, 2) OBP: 0.217, SLG: 0.337		X 0-0 FC4-2 1B		X 0-0 6-3	X 0-3 K		X 0-0 F5				4 0 0 0 0 1 3	
Bert Blyleven, R (1, 1) OBP: 0.214, SLG: 0.238 Wayne Granger, R (9, 1) OBP: 0.333, SLG: 0.333		X 0-0 1-2 3-H 1B		X 0-3 K		X 0-0 F9		X 0-0 2-3			4 0 1 1 0 1 0 0 0 0 0 0 0 0	
Inning Stats	R: 0 E: 0 K: 0 S: 4 H: 1 LOB: 1 P: 4	R: 1 E: 1 K: 0 S: 6 H: 2 LOB: 2 BB: 0 P: 6	R: 3 E: 0 K: 0 S: 5 H: 2 LOB: 0 BB: 1 P: 9	R: 1 E: 0 K: 1 S: 6 H: 1 LOB: 2 BB: 1 P: 11	R: 0 E: 0 K: 1 S: 6 H: 1 LOB: 1 BB: 0 P: 6	R: 0 E: 0 K: 1 S: 5 H: 0 LOB: 1 BB: 0 P: 6	R: 0 E: 0 K: 1 S: 6 H: 1 LOB: 1 BB: 0 P: 6	R: 0 E: 0 K: 0 S: 3 H: 0 LOB: 0 BB: 0 P: 3	R: 0 E: 0 K: 0 S: 2 H: 0 LOB: 0 BB: 1 P: 6	1B: 5 2B: 2 3B: 0 HR: 1 SF: 0 SAC: 0 DP: 0 HBP: 2	WP: 0 PB: 0 SB: 2 CS: 1 PA: 41	
PITCHER	IP WLS BF H R ER SO BB IBB HBP BLK WP HR S P ERA WHIP											
Dick Drago, R (1, 1) ERA: 2.43	5.0 L 26 7 5 4 2 2 0 0 1 0 0 1 27 36 7.20 1.800											
Mike Hedlund, R (6, 1) ERA: 3.99	3.0 11 1 0 0 2 0 0 1 0 0 0 14 15 0.00 0.333											
Ted Abernathy, R (9, 1) ERA: 2.12	1.0 3 0 0 0 0 1 0 0 0 0 0 2 6 0.00 1.000											

Minnesota Twins @ Kansas City Royals
Municipal Stadium, Kansas City, MO
Sun Jun 25 1972, 4:33 AM EDT
Unknown - 82 F

livebaseballscorecards.com

AB	35
R	5
H	8
RBI	5
BB	3
SO	4
LOB	17



Batter	1	2	3	4	5	6	7	8	9	AB R H RBI BB SO LOB	TOP											
Jim Nettles, L (1, 8) <small>OBP: 0.364, SLG: 0.268</small> Bobby Darwin, R (6, PH) <small>OBP: 0.311, SLG: 0.397</small>	0-0 2-3 1B	0-0 L6		0-3 K		0-0 G6-4-3 1-2f			0-0 G6-4-3 1-2f	3 0 1 0 0 1 2 2 0 0 0 0 0 3												
Danny Thompson, R (1, 6) <small>OBP: 0.318, SLG: 0.363</small>	0-0 2-3 1B		0-0 F8	0-0 1B			0-0 F4			4 0 2 0 0 0 0												
Rod Carew, L (1, 4) <small>OBP: 0.364, SLG: 0.343</small>	0-0 2-3 1-2 2-3		0-0 1B 3B 1B	0-0 1-3			0-0 6-3			4 1 1 0 0 0 3												
Steve Braun, L (1, 7) <small>OBP: 0.344, SLG: 0.378</small>	0-0 3-1		0-0 1-3 3B 1B		0-0 1-3		0-0 F9			4 1 1 0 0 0 1												
Rich Reese, L (1, 3) <small>OBP: 0.250, SLG: 0.308</small>		0-0 E3 1B BB	0-0 1-H 3-H CS 3B		0-0 1-3		0-3 K			4 1 1 2 0 1 0												
Charlie Manuel, L (1, 9) <small>OBP: 0.257, SLG: 0.258</small> Rick Dempsey, R (6, 2) <small>OBP: 0.304, SLG: 0.225</small>		4-0 1B BB	4-0 HBP BB		0-3 K		0-0 6-3			1 0 0 0 2 1 0 1 0 0 0 0 0 0												
Eric Soderholm, R (1, 5) <small>OBP: 0.261, SLG: 0.374</small>		0-0 B1	1-0 1-2 HBP			4-0 1B BB		0-0 F4		2 0 0 0 1 0 2												
George Mitterwald, R (1, 2) <small>OBP: 0.192, SLG: 0.188</small> Tom Norton, R (6, 1) Dan Monzon, R (9, PH) <small>OBP: 0.316, SLG: 0.235</small>		0-0 1-2 2-H 1B	0-3 K			0-0 G6-4-3 1B		4-0 FC6-4 BB		3 0 2 1 0 1 3 0 0 0 0 0 0 0 0 0 0 0 1 0 0												
Dick Woodson, R (1, 1) <small>OBP: 0.129, SLG: 0.100</small> Dave LaRoche, L (5, 1) Cesar Tovar, R (6, PH) <small>OBP: 0.361, SLG: 0.342</small>		0-3 K	0-0 CS 3-H	0-3 K		0-0 F4		0-0 FC6-4 G6-4-3 1-2f		2 0 0 0 0 2 2 0 0 0 0 0 0 0 2 0 0 0 0 0 3												
Inning Stats	R: 0 E: 0 K: 0 S: 4	H: 2 LOB: 1 BB: 0 P: 4	R: 1 E: 1 K: 1 S: 7	H: 1 LOB: 2 BB: 1 P: 11	R: 2 E: 0 K: 1 S: 7	H: 3 LOB: 2 BB: 1 P: 12	R: 0 E: 0 K: 2 S: 8	H: 1 LOB: 1 BB: 0 P: 8	R: 0 E: 0 K: 1 S: 5	H: 0 LOB: 0 BB: 0 P: 5	R: 0 E: 0 K: 0 S: 3	H: 1 LOB: 1 BB: 1 P: 7	R: 0 E: 0 K: 0 S: 3	H: 0 LOB: 0 BB: 0 P: 3	R: 0 E: 0 K: 1 S: 5	H: 0 LOB: 0 BB: 0 P: 5	R: 0 E: 0 K: 0 S: 2	H: 0 LOB: 0 BB: 1 P: 6	1B: 7 2B: 0 3B: 1 HR: 0	SF: 0 SAC: 0 DP: 2 HBP: 1	WP: 0 PB: 0 SB: 0 CS: 1	PA: 38
PITCHER	IP WLS BF H R ER SO BB IBB HBP BLK WP HR S P ERA WHIP																					
Tom Murphy, R (1, 1) <small>ERA: 5.27</small> Roger Nelson, R (3, 1) <small>ERA: 0.96</small> Tom Burgmeier, L (6, 1) <small>ERA: 1.8</small>	2.1 W S	16 8 13	6 1 1	3 0 0	2 0 0	1 4 1	1 0 1	2 0 2	0 0 0	1 0 0	0 0 0	0 0 0	15 16 13	24 16 21	7.71 0.00 0.00	3.429 0.375 0.750						

Minnesota Twins @ Kansas City Royals
Municipal Stadium, Kansas City, MO
Sun Jun 25 1972, 4:38 AM EDT
Att. 14,777 - Unknown - 85 F

AB	32
R	3
H	8
RBI	3
BB	4
SO	6
LOB	19



Batter	1	2	3	4	5	6	7	8	9
Freddie Patek, R OBP: 0.306, SLG: 0.337 (1, 6)	0-0 1B		0-0 FC5-4 1B		0-3 K	4-0 2B BB		0-0 F9	
Amos Otis, R OBP: 0.366, SLG: 0.392 (1, 8)	0-0 WP BB 1B		0-0 F7		4-0 2B BB	0-0 WP 2B		0-0 F7	
Lou Piniella, R OBP: 0.356, SLG: 0.453 Steve Hovley, L OBP: 0.275, SLG: 0.297 (6, PH) (7, 7)	0-0 L5		0-0 FC5-4		0-0 1B 2B	0-0 1-6-3			
Ed Kirkpatrick, L OBP: 0.400, SLG: 0.459 (1, 2)	4-0 WP 1-2 BB			0-3 K	4-0 1B HR BB		0-0 1-6-3		
Richie Scheinblum, S OBP: 0.372, SLG: 0.438 (1, 9)	0-0 F6			0-0 6-3	0-0 HR 1B		0-0 L6-3 1B		
John Mayberry, L OBP: 0.351, SLG: 0.435 (1, 3)		0-0 L4-3 1B		0-0 6-3	0-0 HR		0-0 L6-3		
Cookie Rojas, R OBP: 0.314, SLG: 0.344 Bobby Knoop, R OBP: 0.450, SLG: 0.313 (7, 4)		0-0 F6			0-0 K		4-0 1B BB		
Bobby Floyd, R OBP: 0.195, SLG: 0.175 (1, 5)		0-0 L4-3			4-0 2B BB	0-0 6-3		0-0 F5	
Tom Murphy, R Roger Nelson, R OBP: 0.333, SLG: 0.333 Joe Keough, L OBP: 0.333, SLG: 0.250 Tom Burgmeier, L OBP: 0.429, SLG: 0.429 (6, 1)			0-3 K		0-3 K	0-3 K		0-0 1B	

Inning Stats	R: 0 E: 0 K: 0 S: 4	H: 2 LOB: 2 BB: 1 P: 8	R: 0 E: 0 K: 0 S: 3	H: 1 LOB: 0 BB: 0 P: 3	R: 0 E: 0 K: 1 S: 6	H: 1 LOB: 1 BB: 0 P: 6	R: 0 E: 0 K: 1 S: 5	H: 0 LOB: 0 BB: 0 P: 5	R: 7 E: 0 K: 3 S: 13	H: 4 LOB: 0 BB: 3 P: 25	R: 1 E: 0 K: 1 S: 6	H: 1 LOB: 1 BB: 1 P: 10	R: 0 E: 0 K: 0 S: 3	H: 1 LOB: 0 BB: 0 P: 3	R: 0 E: 0 K: 0 S: 4	H: 1 LOB: 2 BB: 1 P: 8
1B: 8 2B: 4 3B: 0 HR: 1	SF: 0 SAC: 0 DP: 2 HBP: 0	WP: 2 PB: 0 SB: 1 CS: 0	PA: 38													

PITCHER	IP	WLS	BF	H	R	ER	SO	BB	IBB	HBP	BLK	WP	HR	S	P	ERA	WHIP
Dick Woodson, R ERA: 3.35 (1, 1)	4.2	L	21	6	4	4	4	3	0	0	0	1	0	26	38	7.71	1.929
Dave LaRoche, L ERA: 3.15 (5, 1)	0.1		4	2	3	3	1	1	0	0	0	0	1	5	9	81.00	9.000
Tom Norton, R ERA: 2.1 (6, 1)	3.0		13	3	1	1	1	2	0	0	0	1	0	13	21	3.00	1.667

BOTTOM

AB	R	H	RBI	BB	SO	LOB
4	1	2	0	1	1	4
4	1	2	1	1	0	3
3	1	1	3	0	0	2
1	0	0	0	0	0	1
2	1	0	0	2	1	0
4	1	2	1	0	0	2
4	1	2	3	0	0	1
3	1	1	0	0	1	1
0	0	0	0	1	0	0
3	1	0	0	1	0	2
0	0	0	0	0	0	0
1	0	0	0	0	1	0
1	0	0	0	0	1	2
2	0	1	0	0	1	0

AB	32
R	8
H	11
RBI	8
BB	6
SO	6
LOB	18



Minnesota Twins @ Kansas City Royals
Municipal Stadium, Kansas City, MO
Sun Jun 25 1972, 4:38 AM EDT
Att: 14,777 - Unknown - 85 F

livebaseballscorecards.com

Batter	1	2	3	4	5	6	7	8	9	AB R H RBI BB SO LOB	TOP									
Pat Kelly, L (1, 9) OBP: 0.383, SLG: 0.376	0-0 FC4-6 1B	0-0 F7			0-0 G4-3			0-3 K		4 0 1 0 0 1 1	Chicago White Sox @ Kansas City Royals Municipal Stadium, Kansas City, MO Mon Jun 26 1972, 8:05 PM EDT Att. 7,834 - Unknown - 85 F livebaseballscorecards.com									
Luis Alvarado, R (1, 6) OBP: 0.259, SLG: 0.288	0-0 FC4-6 1B 1-2f		0-0 G6-3		0-0 G6-3			0-0 F9		4 1 0 0 0 0 1										
Dick Allen, R (1, 3) OBP: 0.420, SLG: 0.528	0-0 1B 1-3		0-0 G6-3			0-3 K		0-0 F8		4 0 1 0 0 1 0										
Carlos May, L (1, 7) OBP: 0.402, SLG: 0.467	0-0 1B 1-2 3-H		0-0 BLK 1B			4-0 BB		0-0 G4-6-3 1B		3 0 3 1 1 0 0										
Mike Andrews, R (1, 4) OBP: 0.336, SLG: 0.348	0-0 F7		0-0 G6-3 1-2			0-3 K		0-0 L8		4 0 0 0 0 1 5										
Ed Herrmann, L (1, 2) OBP: 0.294, SLG: 0.320	0-3 K			0-0 G4-3		0-0 G4-3		0-0 G4-6-3 1-2f		4 0 0 0 0 1 4										
Jim Lyttle, L (1, 8) OBP: 0.368, SLG: 0.526		0-0 G6-4-3 1B		0-0 L1			0-0 F7			3 0 1 0 0 0 0										
Rich Morales, R (1, 5) OBP: 0.270, SLG: 0.264		0-0 G6-4-3 1-2f		0-0 G6-3			0-0 G5-3			3 0 0 0 0 0 1										
Wilbur Wood, R (1, 1) OBP: 0.200, SLG: 0.137 Walt Williams, R (7, PH) OBP: 0.277, SLG: 0.291 Steve Kealey, R (7, 1)					0-0 G3		0-3 K			1 0 0 0 1 0 0 1 0 0 0 0 1 0 0 0 0 0 0 0 0										
Inning Stats	R: 1 E: 0 K: 1 S: 8	H: 3 LOB: 2 BB: 0 P: 8	R: 0 E: 0 K: 0 S: 3	H: 1 LOB: 1 BB: 1 P: 7	R: 0 E: 0 K: 0 S: 4	H: 1 LOB: 1 BB: 0 P: 4	R: 0 E: 0 K: 0 S: 3	H: 0 LOB: 0 BB: 0 P: 3	R: 0 E: 0 K: 2 S: 7	H: 0 LOB: 1 BB: 1 P: 11	R: 0 E: 0 K: 1 S: 5	H: 0 LOB: 0 BB: 0 P: 5	R: 0 E: 0 K: 1 S: 5	H: 0 LOB: 0 BB: 0 P: 5	R: 0 E: 0 K: 0 S: 3	H: 1 LOB: 0 BB: 0 P: 3	1B: 6 2B: 0 3B: 0 HR: 0	SF: 0 SAC: 0 DP: 2 HBP: 0	WP: 0 PB: 0 SB: 0 CS: 0	PA: 33
PITCHER Bruce Dal Canton, R (1, 1) ERA: 3.05	IP: 9.0 WLS: W BF: 33 H: 6 R: 1 ER: 1 SO: 5 BB: 2 IBB: 0 HBP: 0 BLK: 1 WP: 0 HR: 0 S: 41 P: 49 ERA: 1.00 WHIP: 0.889																			



Batter	1	2	3	4	5	6	7	8	9	AB	R	H	RBI	BB	SO	LOB
Freddie Patek, R OBP: 0.309, SLG: 0.342 (1, 6)	0-0 G5-3 ①		0-0 1B 1B 2B	0-0 F2 ③			4-0 S BB			3	1	1	0	1	0	1
Amos Otis, R OBP: 0.364, SLG: 0.389 (1, 8)	0-0 F9 ②		0-0 S 1B 1B 2-3		0-0 F8 ①		0-0 P4 ③ 1-2			4	1	1	0	0	0	1
Lou Piniella, R OBP: 0.350, SLG: 0.445 (1, 7)	0-0 G6-3 ③		0-3 K ① 1-2		0-0 P4 ②		0-0 F7 ①			4	0	0	0	0	1	2
Richie Scheinblum, S OBP: 0.368, SLG: 0.433 (1, 9)		0-0 1B 1B	0-3 K ②		0-0 F5 ③		0-0 G3-1 ②			4	1	1	0	0	1	2
Cookie Rojas, R OBP: 0.318, SLG: 0.347 (1, 4)		0-0 1B 1B 1-2 G2-3	0-0 1B 2-H 3-H		0-0 L4 ①		0-0 F9 ③			4	1	2	2	0	0	0
John Mayberry, L OBP: 0.351, SLG: 0.433 (1, 3)		0-0 WP G2-3 1B 1-3 2-H	0-0 L4 ③		0-0 P4 ②		0-0 F9 ③			3	0	1	1	0	0	1
Jerry May, R OBP: 0.313, SLG: 0.373 (1, 2)		0-0 G2-3 ① 1-2 3-H		0-0 G6-3 ①		0-0 G1-3 ③				3	0	0	1	0	0	1
Bobby Floyd, R OBP: 0.182, SLG: 0.163 (1, 5)		0-3 K ② 2-3		0-0 G5-3 ②		0-0 G6-3 ①				3	0	0	0	0	1	1
Bruce Dal Canton, R OBP: 0.100, SLG: 0.100 (1, 1)		0-0 F7 ③		0-0 1B ③		0-3 K ②				3	0	1	0	0	1	1

Inning Stats	R: 0	H: 0	E: 0	K: 0	S: 3	R: 2	H: 3	E: 0	K: 1	S: 8	R: 2	H: 3	E: 0	K: 2	S: 10	R: 0	H: 1	E: 0	K: 0	S: 4	R: 0	H: 0	E: 0	K: 0	S: 3	R: 0	H: 0	E: 0	K: 1	S: 5	R: 0	H: 0	E: 0	K: 0	S: 3	R: 0	H: 0	E: 0	K: 0	S: 3	1B: 6	2B: 1	3B: 0	HR: 0	SF: 0	SAC: 0	DP: 0	HBP: 0	WP: 1	PB: 0	SB: 2	CS: 0
--------------	------	------	------	------	------	------	------	------	------	------	------	------	------	------	-------	------	------	------	------	------	------	------	------	------	------	------	------	------	------	------	------	------	------	------	------	------	------	------	------	------	-------	-------	-------	-------	-------	--------	-------	--------	-------	-------	-------	-------

PITCHER	IP	WLS	BF	H	R	ER	SO	BB	IBB	HBP	BLK	WP	HR	S	P	ERA	WHIP
Wilbur Wood, L ERA: 2.29 (1, 1)	6.0	L	25	7	4	4	3	0	0	0	0	1	0	31	31	6.00	1.167
Steve Kealey, R ERA: 3.52 (7, 1)	2.0		7	0	0	0	1	1	0	0	0	0	0	8	12	0.00	0.500

BOTTOM

Chicago White Sox @ Kansas City Royals
Municipal Stadium, Kansas City, MO
Mon Jun 26 1972, 8:05 PM EDT
Att. 7,834 - Unknown - 85 F

livebaseballscorecards.com

AB	31
R	4
H	7
RBI	4
BB	1
SO	4
LOB	10




WP	HR	S	P	ERA	WHIP
1	0	3	3	0.00	0.500

Batter	1	2	3	4	5	6	7	8	9	AB R H RBI BB SO LOB	TOP											
Walt Williams, R (1, 9) OBP: 0.273, SLG: 0.310	0-0 F8		0-0 G5-3			0-3 K		0-0 1B 3B	0-0 E6 FC4-6 1B 2-3	5 1 1 0 0 1 1												
Luis Alvarado, R (1, 6) OBP: 0.259, SLG: 0.286	0-3 K		0-3 K			0-0 L6		0-0 FC6-4 3B 1B 3-H	0-0 FC4-6 1B 1-2 3-H	4 1 1 1 0 2 0 1 0 1 1 0 0 0 0 0 0 0 0 0 0												
Jay Johnstone, L (9, PH) OBP: 0.237, SLG: 0.175																						
Tom Bradley, R (9, PR) OBP: 0.178, SLG: 0.200																						
Carlos May, L (1, 7) OBP: 0.398, SLG: 0.459	0-3 K				0-0 F5	1-0 HBP		0-0 E4 FC6-4 1-2	0-0 FC4-6 1-2f 2-3	4 0 0 0 0 1 3												
Dick Allen, R (1, 3) OBP: 0.412, SLG: 0.516					0-0 F8	0-0 G1-3		0-0 FC6-4 3B 1-2f 2-3	0-3 K	5 1 0 0 0 1 5												
Rick Reichardt, R (1, 8) OBP: 0.368, SLG: 0.403					0-3 K			0-0 K 1-H 3-H 3B		3 0 1 2 1 2 0												
Mike Andrews, R (1, 4) OBP: 0.339, SLG: 0.348										3 0 1 0 1 0 1												
Tom Egan, R (1, 2) OBP: 0.265, SLG: 0.241					0-0 L4			0-0 1B 1B BB		4 0 2 0 0 1 2 0 0 0 0 0 0 0												
Steve Kealey, R (8, 1)					0-3 K			0-0 G6-3 G5-4-3 1-2 1B														
Rich Morales, R (1, 5) OBP: 0.276, SLG: 0.285					0-0 2B			0-0 G5-4-3 1-2f	0-0 E 1B 2B	4 1 2 0 0 0 4												
Stan Bahnsen, R (1, 1) OBP: 0.182, SLG: 0.205					0-3 K			0-0 G4-3	0-0 G6-3	2 0 0 0 0 1 1 0 0 0 0 0 0 0 2 0 0 0 0 0 1												
Phil Regan, R (6, 1) OBP: 1.000, SLG: 1.000																						
Chuck Brinkman, R (8, PH) OBP: 0.190, SLG: 0.190																						
Inning Stats	R: 0 E: 0 K: 2 S: 7	H: 0 LOB: 0 BB: 0 P: 7	R: 0 E: 0 K: 0 S: 4	H: 1 LOB: 2 BB: 1 P: 8	R: 0 E: 0 K: 2 S: 7	H: 0 LOB: 0 BB: 0 P: 7	R: 0 E: 0 K: 1 S: 5	H: 0 LOB: 0 BB: 0 P: 5	R: 0 E: 0 K: 1 S: 6	H: 1 LOB: 1 BB: 0 P: 6	R: 0 E: 0 K: 1 S: 5	H: 0 LOB: 1 BB: 0 P: 6	R: 0 E: 0 K: 1 S: 6	H: 2 LOB: 1 BB: 0 P: 6	R: 3 E: 1 K: 0 S: 7	H: 3 LOB: 2 BB: 1 P: 11	R: 1 E: 1 K: 1 S: 8	H: 2 LOB: 2 BB: 0 P: 8	1B: 5 2B: 2 3B: 2 HR: 0	SF: 0 SAC: 0 DP: 1 HBP: 1	WP: 0 PB: 0 SB: 0 CS: 0	PA: 40
PITCHER	IP WLS BF H R ER SO BB IBB HBP BLK WP HR S P ERA WHIP																				PITCHER	IP WLS BF H R ER SO BB IBB HBP BLK WP HR S P ERA WHIP
Paul Splittorff, L (1, 1) ERA: 2.47	7.2 W 33 7 3 1 8 2 0 1 0 0 0 46 55 1.17 1.174																					
Tom Burgmeier, L (8, 1) ERA: 2.03	1.0 S 6 2 1 1 0 0 0 0 0 0 0 6 6 9.00 2.000																					
Roger Nelson, R (9, 1) ERA: 0.95	0.1 S 1 0 0 0 1 0 0 0 0 0 0 3 3 0.00 0.000																					

Chicago White Sox @ Kansas City Royals
Municipal Stadium, Kansas City, MO
Tue Jun 27 1972, 8:05 PM EDT
Att: 8,623 - Unknown - 87 F

AB	37
R	4
H	9
RBI	4
BB	2
SO	9
LOB	18



livebaseballscorecards.com

Batter	1	2	3	4	5	6	7	8	9
Freddie Patek, R OBP: 0.305, SLG: 0.337 (1, 6) X	0-0 F9		0-0 G1-3		0-0 SH1-3	0-0 F9			
Amos Otis, R OBP: 0.370, SLG: 0.393 (1, 8) X	0-0 1B		0-0 G6-3		0-0 1B		4-0 G1-4-3 BB		
Lou Piniella, R OBP: 0.345, SLG: 0.440 (1, 7) S S S	0-3 K		0-0 G5-3		0-0 SF7		0-0 G1-4-3 1-2f		
Richie Scheinblum, S OBP: 0.372, SLG: 0.462 (1, 9) X	0-0 G3			0-0 1B 2B	0-0 L8		0-0 HR		
John Mayberry, L OBP: 0.363, SLG: 0.466 (1, 3) X		0-0 1B 2B		0-0 1B		0-0 HR	0-0 1B		
Ed Kirkpatrick, L OBP: 0.403, SLG: 0.468 (1, 2) X		0-0 1B		0-0 F4		0-0 1B G6-4-3 2B	0-0 G4-3		
Cookie Rojas, R OBP: 0.321, SLG: 0.350 (1, 4) X		0-3 K		0-0 1B		0-0 1B	0-0 G4-3		
Bobby Floyd, R OBP: 0.188, SLG: 0.170 (1, 5) X		0-0 1B		0-0 G5-4-3		0-0 G6-4-3	0-0 F7		
Paul Splittorf, L OBP: 0.243, SLG: 0.297 (1, 1) X		0-0 G3				0-0 1B SH1-3 SF7 1B		0-3 K	
Tom Burgmeier, L OBP: 0.375, SLG: 0.375 (8, 1) X									
Roger Nelson, R OBP: 0.333, SLG: 0.333 (9, 1) X									

AB	R	H	RBI	BB	SO	LOB
3	0	0	0	0	0	1
3	0	2	0	1	0	0
3	0	0	1	0	1	2
4	2	2	1	0	0	2
4	2	4	2	0	0	0
4	1	2	1	0	0	2
4	0	2	0	0	1	0
4	0	1	0	0	0	3
3	1	2	0	0	0	1
1	0	0	0	0	1	0
0	0	0	0	0	0	0

WP	PA
0	36

Chicago White Sox @ Kansas City Royals
Municipal Stadium, Kansas City, MO
Tue Jun 27 1972, 8:05 PM EDT
Att. 8,623 - Unknown - 87 F

AB	33
R	6
H	15
RBI	5
BB	1
SO	3
LOB	11



Inning Stats		R: 0	H: 1	E: 0	K: 1	S: 6	R: 1	H: 3	E: 0	K: 1	S: 7	R: 0	H: 0	E: 0	K: 0	S: 3	R: 1	H: 3	E: 0	K: 0	S: 5	R: 1	H: 2	E: 0	K: 0	S: 5	R: 2	H: 4	E: 0	K: 0	S: 6	R: 1	H: 2	E: 0	K: 0	S: 4	R: 0	H: 0	E: 0	K: 1	S: 5														
PITCHER		IP	WLS	BF	H	R	ER	SO	BB	IBB	HBP	BLK	WP	HR	S	P	ERA	WHIP	PITCHER		IP	WLS	BF	H	R	ER	SO	BB	IBB	HBP	BLK	WP	HR	S	P	ERA	WHIP																		
Stan Bahnsen, R ERA: 4.28 (1, 1)	5.0	L	24	11	5	5	2	2	0	0	0	0	0	1	28	28	9.00	2.200	Phil Regan, R ERA: 2.92 (6, 1)		2.0		9	4	1	1	0	1	0	0	0	0	1	8	12	4.50	2.500	Steve Kealey, R ERA: 3.38 (8, 1)		1.0		3	0	0	0	1	0	0	0	0	0	5	5	0.00	0.000

Batter	1	2	3	4	5	6	7	8	9	AB R H RBI BB SO LOB	TOP									
Freddie Patek, R (1, 6) OBP: 0.298, SLG: 0.329	0-0 4-3		0-0 F8			0-0 1-3	0-3 K		0-0 F8	5 0 0 0 0 1 3										
Amos Otis, R (1, 8) OBP: 0.368, SLG: 0.390	0-3 K			0-0 4-3		0-0 F8		0-0 G1-6-3 1B 2B 1B		4 1 1 0 0 1 1										
Lou Piniella, R (1, 7) OBP: 0.347, SLG: 0.441	0-0 5-3			0-3 K			0-0 1B 1B	0-0 G1-6-3 1B 1-2		4 1 2 0 0 1 0										
Richie Scheinblum, S (1, 9) OBP: 0.369, SLG: 0.456		0-0 F8		0-0 4-3			0-0 1B 1B	0-0 G1-6-3 1B 1-2 2-3		4 1 1 0 0 0 2										
John Mayberry, L (1, 3) OBP: 0.365, SLG: 0.472		0-0 F8			0-0 L8		0-0 1B 1B	0-0 2B 2B		4 1 2 2 0 0 0										
Ed Kirkpatrick, L (1, 2) OBP: 0.405, SLG: 0.477		0-0 1B		0-0 4-3			0-0 SH3 2B	0-0 1-3		4 1 2 2 0 0 1										
Cookie Rojas, R (1, 4) OBP: 0.317, SLG: 0.345		0-0 5-3			0-0 F8		0-0 F4		0-0 5-3	3 0 0 0 0 0 2										
Bobby Knoop, R (8, 4) OBP: 0.429, SLG: 0.294							0-0 2-3			1 0 0 0 0 0 0	AB 34 R 5 H 10 RBI 5 BB 1 SO 5 LOB 10									
Bobby Floyd, R (1, 5) OBP: 0.216, SLG: 0.200			0-0 5-3			0-0 1B 1B	0-0 SH3		0-0 S 1B	3 0 2 1 0 0 0										
Dick Drago, R (1, 1) OBP: 0.139, SLG: 0.061			0-3 K			0-0 SH3-4	0-0 SH3-4	0-0 BB	0-3 K	2 0 0 0 1 2 1										
Inning Stats	R: 0 E: 0 K: 1 S: 5	H: 0 LOB: 0 BB: 0 P: 5	R: 0 E: 0 K: 0 S: 4	H: 1 LOB: 1 BB: 0 P: 4	R: 0 E: 0 K: 1 S: 5	H: 0 LOB: 0 BB: 0 P: 5	R: 0 E: 0 K: 1 S: 5	H: 0 LOB: 0 BB: 0 P: 5	R: 0 E: 0 K: 0 S: 3	H: 0 LOB: 0 BB: 0 P: 3	R: 4 E: 1 K: 1 S: 9	H: 4 LOB: 1 BB: 1 P: 13	R: 1 E: 0 K: 0 S: 5	H: 3 LOB: 1 BB: 0 P: 5	R: 0 E: 0 K: 1 S: 6	H: 1 LOB: 1 BB: 0 P: 6	1B: 8 2B: 2 3B: 0 HR: 0	SF: 0 SAC: 2 DP: 1 HBP: 0	WP: 0 PB: 0 SB: 1 CS: 0	PA: 37
PITCHER	IP WLS BF H R ER SO BB IBB HBP BLK WP HR S P ERA WHIP																			
Bert Blyleven, R (1, 1) ERA: 3.03	6.2 L 27 6 4 3 3 1 0 0 0 0 0 0 32 36 4.05 1.050																			
Bob Gebhard, R (7, 1) ERA: 4.32	1.1 6 3 1 1 1 0 0 0 0 0 0 0 8 8 6.75 2.250																			
Dave LaRoche, L (9, 1) ERA: 3.0	1.0 4 1 0 0 1 0 0 0 0 0 0 0 6 6 0.00 1.000																			

Kansas City Royals @ Minnesota Twins
Metropolitan Stadium, Bloomington, MI
Thu Jun 29 1972, 8:05 PM EDT
Unknown - 82 F

livebaseballscorecards.com



Batter	1	2	3	4	5	6	7	8	9	AB R H RBI BB SO LOB
Cesar Tovar, R OBP: 0.360, SLG: 0.354 (1, 9) X	0-0 FC6-4 1B		0-3 K		0-0 F7			0-0 HR		4 1 2 1 0 1 0
Danny Thompson, R OBP: 0.333, SLG: 0.393 (1, 6) X	0-0 FC6-4 1B		0-0 4-3			4-0 BB		0-0 1B		3 1 1 0 1 0 1
Rod Carew, L OBP: 0.367, SLG: 0.349 (1, 4) X	0-0 1B			0-0 1B		0-0 G1-6-3		0-0 G5-4-3 1B		4 0 2 0 0 0 2
Harmon Killebrew, R OBP: 0.384, SLG: 0.447 (1, 3) X	0-0 1B			0-0 1B		0-0 F9		0-3 K		4 0 2 1 0 1 0
Jim Nettles, L OBP: 0.357, SLG: 0.261 (1, 8) X	0-0 G6-4-3			0-3 K			0-0 F8	0-3 K		4 0 0 0 0 2 4
Bobby Darwin, R OBP: 0.318, SLG: 0.424 (1, 7) X		0-0 5-3		0-0 F3			0-0 1B	0-0 HR		4 1 2 1 0 0 2
Eric Soderholm, R OBP: 0.256, SLG: 0.369 (1, 5) X		0-0 5-3		0-0 F3			0-0 F9	0-0 F8		4 0 0 0 0 0 3
Phil Roof, R OBP: 0.214, SLG: 0.361 (1, 2) X		0-3 K			0-3 K		0-0 F7			2 0 0 0 0 2 0
Charlie Manuel, L OBP: 0.263, SLG: 0.265 (7, PH)										1 0 0 0 0 0 1
George Mittenwald, R OBP: 0.192, SLG: 0.188 (8, 2) X										0 0 0 0 0 0 0
Bert Blyleven, R OBP: 0.205, SLG: 0.227 (1, 1) X			0-3 K		0-0 F9			0-0 F8		2 0 0 0 0 1 0
Bob Gebhard, R (7, 1) X										0 0 0 0 0 0 0
Rich Reese, L OBP: 0.254, SLG: 0.296 (8, PH) X										1 0 0 0 0 0 0
Dave LaRoche, L (9, 1) X										0 0 0 0 0 0 0

Inning Stats	R: 1	H: 3	E: 0	K: 0	S: 5	R: 0	H: 0	E: 0	K: 1	S: 5	R: 0	H: 0	E: 0	K: 2	S: 7	R: 0	H: 2	E: 0	K: 1	S: 7	R: 0	H: 0	E: 0	K: 1	S: 5	R: 0	H: 0	E: 0	K: 0	S: 2	R: 0	H: 1	E: 0	K: 0	S: 4	R: 1	H: 2	E: 0	K: 0	S: 4	R: 1	H: 1	E: 0	K: 2	S: 8	1B: 7	2B: 0	3B: 0	HR: 2	SF: 0	SAC: 0	DP: 3	HBP: 0	WP: 0	PB: 0	SB: 0	CS: 0	PA: 34
--------------	------	------	------	------	------	------	------	------	------	------	------	------	------	------	------	------	------	------	------	------	------	------	------	------	------	------	------	------	------	------	------	------	------	------	------	------	------	------	------	------	------	------	------	------	------	-------	-------	-------	-------	-------	--------	-------	--------	-------	-------	-------	-------	--------

PITCHER	IP	WLS	BF	H	R	ER	SO	BB	IBB	HBP	BLK	WP	HR	S	P	ERA	WHIP
Dick Drago, R ERA: 2.47 (1, 1)	9.0	W	34	9	3	3	7	1	0	0	0	0	2	47	51	3.00	1.111

BOTTOM

Kansas City Royals @ Minnesota Twins
Metropolitan Stadium, Bloomington, MI

Thu Jun 29 1972, 8:05 PM EDT
Unknown - 82 F

AB	33
R	3
H	9
RBI	3
BB	1
SO	7
LOB	13



Batter	1	2	3	4	5	6	7	8	9	AB R H RBI BB SO LOB	TOP
--------	---	---	---	---	---	---	---	---	---	----------------------	-----

Freddie Patek, R (1, 6) <small>OBP: 0.295, SLG: 0.321</small>	0-0 		0-0 		4-0 	0-0 	0-0 		0-0 	5 1 0 0 1 0 1	
Amos Otis, R (1, 8) <small>OBP: 0.366, SLG: 0.394</small> Joe Keough, L (6, 7) <small>OBP: 0.300, SLG: 0.222</small>	0-0 		0-0 		0-0 	0-0 		0-0 	0-0 	3 0 1 1 0 0 1 2 1 0 0 0 0 0	
Lou Piniella, R (1, 7) <small>OBP: 0.353, SLG: 0.449</small> Al Fitzmorris, S (6, 1) <small>OBP: 0.300, SLG: 0.176</small>	4-0 		0-0 		0-0 	1-0 		0-0 		2 2 1 1 1 0 1 1 0 0 0 0 0 1	
Richie Scheinblum, S (1, 9) <small>OBP: 0.376, SLG: 0.468</small>	0-0 			0-0 	0-0 	0-0 		0-0 		5 2 3 2 0 0 1	
John Mayberry, L (1, 3) <small>OBP: 0.375, SLG: 0.497</small>	0-0 			0-0 	4-0 	0-0 		0-0 		4 2 3 3 1 0 2	
Ed Kirkpatrick, L (1, 2) <small>OBP: 0.418, SLG: 0.500</small>		4-0 		0-0 	0-0 	4-0 		4-0 		2 2 1 1 3 0 1	
Bobby Knoop, R (1, 4) <small>OBP: 0.385, SLG: 0.318</small>		0-0 		0-3 	0-0 	0-3 		0-0 		5 0 1 2 0 2 4	
Bobby Floyd, R (1, 5) <small>OBP: 0.232, SLG: 0.189</small>		0-3 		4-0 		4-0 	0-0 	0-3 		3 1 0 0 2 2 2	
Mike Hedlund, R (1, 1) <small>OBP: 0.313, SLG: 0.313</small> Steve Hovley, L (6, PH) <small>OBP: 0.277, SLG: 0.299</small> (6, 8)			0-3 	0-3 		0-0 	0-3 		0-0 	2 0 0 0 0 2 1 3 1 1 0 0 1 0	

Inning Stats	R: 0	H: 1	E: 0	K: 0	S: 4	P: 8	R: 0	H: 0	E: 0	K: 1	S: 4	P: 8	R: 0	H: 1	E: 0	K: 1	S: 6	P: 6	R: 2	H: 2	E: 0	K: 2	S: 9	P: 13	R: 3	H: 2	E: 1	K: 0	S: 5	P: 13	R: 4	H: 3	E: 0	K: 1	S: 8	P: 17	R: 0	H: 0	E: 0	K: 1	S: 5	P: 5	R: 3	H: 2	E: 1	K: 1	S: 8	P: 12	R: 0	H: 0	E: 0	K: 0	S: 3	P: 3	1B: 4	SF: 1	2B: 5	SAC: 0	3B: 1	DP: 1	HR: 2	HBP: 1	WP: 1	PA: 47
--------------	------	------	------	------	------	------	------	------	------	------	------	------	------	------	------	------	------	------	------	------	------	------	------	-------	------	------	------	------	------	-------	------	------	------	------	------	-------	------	------	------	------	------	------	------	------	------	------	------	-------	------	------	------	------	------	------	-------	-------	-------	--------	-------	-------	-------	--------	-------	--------

PITCHER	IP	WLS	BF	H	R	ER	SO	BB	IBB	HBP	BLK	WP	HR	S	P	ERA	WHIP
Dick Woodson, R (1, 1) <small>ERA: 3.56</small>	5.0	L	25	6	5	4	4	5	0	0	0	0	2	28	48	7.20	2.200
Bob Gebhard, R (6, 1) <small>ERA: 8.0</small>	0.2		8	3	4	4	0	1	1	1	0	1	0	5	14	54.00	6.000
Wayne Granger, R (6, 1) <small>ERA: 0.85</small>	2.1		11	2	3	0	3	1	0	0	0	0	0	16	20	0.00	1.286
Dave LaRoche, L (9, 1) <small>ERA: 2.93</small>	1.0		3	0	0	0	0	0	0	0	0	0	0	3	3	0.00	0.000

Kansas City Royals @ Minnesota Twins
 Metropolitan Stadium, Bloomington, MI
 Thu Jun 29 1972, 8:05 PM EDT
 Att: 12,668 - Unknown

livebaseballscorecards.com

AB	37
R	12
H	11
RBI	10
BB	8
SO	7
LOB	15



Batter	1	2	3	4	5	6	7	8	9	AB R H RBI BB SO LOB	TOP																						
Paul Schaal, R (1, 5) OBP: 0.307, SLG: 0.323	0-0 4-3		0-3 K		0-0 1-2 1B		0-0 6-3			4 0 1 0 0 1 1																							
Amos Otis, R (1, 8) OBP: 0.364, SLG: 0.391	0-0 6-3		0-0 F9		0-0 F7			0-0 G6-4-3 1B		4 0 1 0 0 0 3																							
Lou Piniella, R (1, 7) OBP: 0.348, SLG: 0.442	0-0 5-3			0-0 6-3		0-0 L4		0-0 G6-4-3 1-2f		4 0 0 0 0 0 1																							
Richie Scheinblum, S (1, 9) OBP: 0.373, SLG: 0.459		0-0 4-3		4-0 BB		0-0 F5		0-0 F9		3 0 0 0 1 0 0																							
John Mayberry, L (1, 3) OBP: 0.377, SLG: 0.495		0-0 FC6-4 1B		0-0 F8		4-0 1B BB			0-0 4-3	3 0 1 0 1 0 1																							
Ed Kirkpatrick, L (1, 2) OBP: 0.414, SLG: 0.493		0-3 K		0-0 4-3		0-0 1-2 1B			0-0 L8	4 0 1 0 0 1 2																							
Bobby Knoop, R (1, 4) OBP: 0.345, SLG: 0.280 Joe Keough, L (9, PH) OBP: 0.286, SLG: 0.211		0-0 FC6-4 1-2f		0-0 1-3		0-3 K			0-0 3-1	3 0 0 0 0 1 3 1 0 0 0 0 0 0																							
Bobby Floyd, R (1, 6) OBP: 0.237, SLG: 0.214			0-0 FC1-5 2B		0-0 6-3		0-0 L8			3 0 1 0 0 0 0																							
Roger Nelson, R (1, 1) OBP: 0.333, SLG: 0.333 Tom Burgmeier, L (7, 1) OBP: 0.375, SLG: 0.375 Ted Abernathy, R (7, 1)			0-0 FC1-5 2-3		0-0 1B 1B		0-0 4-3			3 0 1 0 0 0 1 0 0 0 0 0 0 0 0 0 0 0 0 0 0																							
Inning Stats	R: 0 E: 0 K: 0 S: 3	H: 0 LOB: 0 BB: 0 P: 3	R: 0 E: 0 K: 1 S: 6	H: 1 LOB: 1 BB: 0 P: 6	R: 0 E: 0 K: 1 S: 6	H: 1 LOB: 1 BB: 0 P: 6	R: 0 E: 0 K: 0 S: 3	H: 0 LOB: 1 BB: 1 P: 7	R: 0 E: 0 K: 0 S: 5	H: 2 LOB: 2 BB: 0 P: 5	R: 0 E: 0 K: 1 S: 6	H: 1 LOB: 2 BB: 1 P: 10	R: 0 E: 0 K: 0 S: 3	H: 0 LOB: 0 BB: 0 P: 3	R: 0 E: 0 K: 0 S: 3	H: 1 LOB: 0 BB: 0 P: 3	R: 0 E: 0 K: 0 S: 3	H: 0 LOB: 0 BB: 0 P: 3	1B: 5 2B: 1 3B: 0 HR: 0	SF: 0 SAC: 0 DP: 1 HBP: 0	WP: 0 PB: 0 SB: 0 CS: 0	PA: 34											
PITCHER Ray Corbin, R (1, 1) ERA: 1.4	IP 9.0	WLS W	BF 34	H 6	R 0	ER 0	SO 3	BB 2	IBB 0	HBP 0	BLK 0	WP 0	HR 0	S 38	P 46	ERA 0.00	WHIP 0.889																
											PITCHER	IP	WLS	BF	H	R	ER	SO	BB	IBB	HBP	BLK	WP	HR	S	P	ERA	WHIP					

Kansas City Royals @ Minnesota Twins
Metropolitan Stadium, Bloomington, MI

Fri Jun 30 1972, 4:33 AM EDT
Att: 5,099 - Unknown - 82 F

livebaseballscorecards.com

AB 32
R 0
H 6
RBI 0
BB 2
SO 3
LOB 12



Batter	1	2	3	4	5	6	7	8	9	AB	R	H	RBI	BB	SO	LOB
Cesar Tovar, R OBP: 0.355, SLG: 0.350 (1, 9)	0-0 F5		0-0 L7			0-3 K	0-0 FC5-2			4	0	0	0	0	1	4
Danny Thompson, R OBP: 0.325, SLG: 0.382 (1, 6)	0-0 F6			0-0 F9		0-0 F4	0-0 1-3			4	0	0	0	0	0	3
Rod Carew, L OBP: 0.362, SLG: 0.344 (1, 4)	0-0 4-3			0-0 F7		0-0 4-3		0-0 4-3		4	0	0	0	0	0	0
Harmon Killebrew, R OBP: 0.388, SLG: 0.445 (1, 3)		0-0 6-3		4-0 BB BB		0-0 1B E 1B		0-0 F2		3	1	1	0	1	0	0
Jim Nettles, L OBP: 0.368, SLG: 0.271 (1, 8)		0-0 F8		4-0 BB BB		0-0 1B 1B		0-0 L3		3	1	1	0	1	0	0
Steve Brye, R OBP: 0.268, SLG: 0.296 Rich Reese, L (7, PH) OBP: 0.270, SLG: 0.298 Bobby Darwin, R (7, PH) OBP: 0.317, SLG: 0.421 (8, 7)		0-0 F9		0-0 F4			0-0 E9 E FC5-2 1B			2	0	0	0	0	0	2
Eric Soderholm, R OBP: 0.267, SLG: 0.400 (1, 5)			0-0 2B		0-0 L7		0-0 FC5-2 E 1B			3	0	2	1	0	0	0
George Mitterwald, R OBP: 0.175, SLG: 0.171 (1, 2)			0-3 K		0-0 4-3		0-0 F6			3	0	0	0	0	1	3
Ray Corbin, R (1, 1)			0-0 1-3		0-0 4-3		0-0 E5 FC5-2			3	0	0	0	0	0	3

Inning Stats	R: 0	H: 0	E: 0	K: 0	S: 3	LOB: 0	BB: 0	P: 3	R: 0	H: 0	E: 0	K: 1	S: 6	LOB: 1	BB: 0	P: 6	R: 0	H: 0	E: 0	K: 0	S: 3	LOB: 2	BB: 2	P: 11	R: 0	H: 0	E: 0	K: 0	S: 3	LOB: 0	BB: 0	P: 3	R: 0	H: 0	E: 2	K: 1	S: 5	LOB: 0	BB: 0	P: 5	R: 2	H: 4	E: 2	K: 0	S: 8	LOB: 3	BB: 0	P: 8	R: 0	H: 0	E: 0	K: 0	S: 3	LOB: 0	BB: 0	P: 3	1B: 4	SF: 0	2B: 1	SAC: 0	3B: 0	DP: 0	HR: 0	HBP: 0	WP: 0	PA: 32
--------------	------	------	------	------	------	--------	-------	------	------	------	------	------	------	--------	-------	------	------	------	------	------	------	--------	-------	-------	------	------	------	------	------	--------	-------	------	------	------	------	------	------	--------	-------	------	------	------	------	------	------	--------	-------	------	------	------	------	------	------	--------	-------	------	-------	-------	-------	--------	-------	-------	-------	--------	-------	--------

PITCHER	IP	WLS	BF	H	R	ER	SO	BB	IBB	HBP	BLK	WP	HR	S	P	ERA	WHIP
Roger Nelson, R ERA: 1.44 (1, 1)	6.0	L	23	3	2	2	2	2	0	0	0	0	0	25	33	3.00	0.833
Tom Burgmeier, L ERA: 2.01 (7, 1)	0.1		4	2	0	0	0	0	0	0	0	0	0	4	4	0.00	6.000
Ted Abernathy, R ERA: 1.93 (7, 1)	1.2		5	0	0	0	0	0	0	0	0	0	0	5	5	0.00	0.000

BOTTOM

Kansas City Royals @ Minnesota Twins
Metropolitan Stadium, Bloomington, MI

Fri Jun 30 1972, 4:33 AM EDT
Att. 5,099 - Unknown - 82 F

livebaseballscorecards.com

AB	30
R	2
H	5
RBI	1
BB	2
SO	2
LOB	15



Batter	1	2	3	4	5	6	7	8	9	10	11	AB	R	H	RBI	BB	SO	LOB	TOP						
Davey Nelson, R OBP: 0.359, SLG: 0.324 (1, 5)	0-0 3-1		0-0 6-3			0-0 G3		0-0 L4	0-0 F4		0-0 L5-3	6	0	0	0	0	0	3							
Joe Lovitto, S OBP: 0.326, SLG: 0.248 (1, 8)	0-0 6-3			0-3 K		0-0 1B		0-0 1-3		0-0 G6-4-3 1B		5	0	2	0	0	1	0							
Ted Ford, R OBP: 0.315, SLG: 0.430 (1, 9)	0-0 5-3			4-0 F9 1B BB		0-3 K		0-3 K		0-0 G6-4-3 1-2f		4	0	0	0	1	2	2							
Dick Billings, R OBP: 0.325, SLG: 0.369 (1, 2)		4-0 G6-4-3 BB		0-0 1-2 FC6-4 1B		0-0 6-3			0-0 1B 2B	0-0 BB 1B		4	1	3	0	1	0	1							
Frank Howard, R OBP: 0.350, SLG: 0.376 Larry Bittner, L OBP: 0.359, SLG: 0.376 (9, PR) (9, 3) (10, 7)		0-0 G6-4-3 1-2f		0-0 F9 2-3		0-0 E5 1B		0-0 FC4-6 1B	2-H	0-0 BB 1B		4	0	1	1	0	0	3							
Tom Grieve, R OBP: 0.254, SLG: 0.259 Don Mincher, L OBP: 0.357, SLG: 0.340 (10, PH) (10, 3)		1-0 HBP		0-0 FC6-4 1-2f		0-3 K		0-3 K		4-0 1-2 2-3 BB		3	0	0	0	0	2	4							
Toby Harrah, R OBP: 0.306, SLG: 0.311 (1, 6)		0-0 L8			0-0 F8		0-0 1-2 1B		0-0 FC4-6 1-3 2B		0-0 F6		5	0	2	0	0	0	4						
Ted Kubiak, S OBP: 0.316, SLG: 0.234 (1, 4)			0-0 F6		0-0 F6		0-3 K		4-0 FC4-6 BB		0-0 L5-3 1B		4	0	1	0	1	1	2						
Bill Gogolewski, L OBP: 0.290, SLG: 0.167 Paul Lindblad, L OBP: 0.222, SLG: 0.222 Lenny Randle, S OBP: 0.245, SLG: 0.288 Horacio Pina, R OBP: 0.500, SLG: 0.500 Jim Shellenback, L OBP: 0.000, SLG: 0.111 Ken Suarez, R OBP: 0.129, SLG: 0.138 Mike Paul, L (9, 1) Jim Panther, R OBP: 0.400, SLG: 0.250 (9, 1)			0-0 4-3		0-0 6-3		0-0 5-3		0-0 FC4-6 1-2f 2-3 3-H		0-3 K		2	0	0	0	0	0	0						
Inning Stats	R: 0 E: 0 K: 0 S: 3	H: 0 LOB: 0 BB: 0 P: 3	R: 0 E: 0 K: 0 S: 2	H: 0 LOB: 1 BB: 1 P: 7	R: 0 E: 0 K: 0 S: 3	H: 0 LOB: 0 BB: 0 P: 3	R: 0 E: 0 K: 1 S: 6	H: 1 LOB: 2 BB: 1 P: 10	R: 0 E: 0 K: 0 S: 3	H: 0 LOB: 0 BB: 0 P: 3	R: 0 E: 1 K: 2 S: 9	H: 1 LOB: 2 BB: 0 P: 9	R: 0 E: 0 K: 1 S: 5	H: 0 LOB: 0 BB: 0 P: 5	R: 0 E: 0 K: 1 S: 8	H: 3 LOB: 2 BB: 1 P: 12	R: 0 E: 0 K: 0 S: 5	H: 3 LOB: 3 BB: 1 P: 9	R: 0 E: 0 K: 1 S: 5	H: 1 LOB: 0 BB: 0 P: 5	1B: 8 2B: 3 3B: 0 HR: 0	SF: 0 SAC: 0 DP: 3 HBP: 1	WP: 0 PB: 0 SB: 0 CS: 0	PA: 46	
PITCHER	IP	WLS	BF	H	R	ER	SO	BB	IBB	HBP	BLK	WP	HR	S	P	ERA	WHIP								
Paul Splittorff, L ERA: 2.45 (1, 1)	8.1		34	6	2	2	6	2	0	1	0	0	0	43	52	2.16	0.960								
Tom Burgmeier, L ERA: 1.93 (9, 1)	1.1		7	3	0	0	0	1	0	0	0	0	0	6	10	0.00	3.000								
Ted Abernathy, R ERA: 1.8 (10, 1)	1.1	W	5	1	0	0	1	1	0	0	0	0	0	6	10	0.00	1.500								

Texas Rangers @ Kansas City Royals
Municipal Stadium, Kansas City, MO
Sat Jul 01 1972, 4:33 AM EDT
Att. 7,430 - Unknown - 78 F

livebaseballscorecards.com

AB	41
R	2
H	10
RBI	2
BB	4
SO	7
LOB	24



Batter	1	2	3	4	5	6	7	8	9	10	11	AB R H RBI BB SO LOB	BOTTOM				
Freddie Patek, R (1, 6) OBP: 0.301, SLG: 0.324	0-3 K ①		4-0 BB			0-0 2B 1B		0-0 1B WP 1B		0-0 F4 ①		4 1 2 0 1 1 0	Texas Rangers @ Kansas City Royals Municipal Stadium, Kansas City, MO Sat Jul 01 1972, 4:33 AM EDT Att. 7,430 - Unknown - 78 F				
Amos Otis, R (1, 8) OBP: 0.365, SLG: 0.396	0-0 5-3 ②		0-0 F4 ②			0-0 1B 2B		0-0 1B SH5-3 ①		0-0 6-3 ②		5 1 2 0 0 0 1					
Lou Piniella, R (1, 7) Joe Keough, L (2, 7) OBP: 0.347, SLG: 0.440 OBP: 0.333, SLG: 0.238	0-0 L4 ③		0-0 L5 ③			4-0 1B BB		0-0 SH5-3 ②		0-0 1B		1 0 0 0 0 0 0 2 0 1 0 1 0 1					
Richie Scheinblum, S (1, 9) OBP: 0.374, SLG: 0.453		0-0 E3 G4-6-3 1B		0-3 K ①		0-0 1B ①		4-0 BB ①		0-0 G3 ③		4 0 1 2 1 1 1					
John Mayberry, L (1, 3) OBP: 0.378, SLG: 0.490		0-0 1B G4-6-3 1-2		0-0 F7 ②		0-0 F5 ②		0-0 4-3 ③		4-0 SH1-4 1B BB		4 1 1 0 1 0 3					
Ed Kirkpatrick, L (1, 2) Carl Taylor, R (9, PH) Jerry May, R (10, 2) OBP: 0.406, SLG: 0.482 OBP: 0.308, SLG: 0.348 OBP: 0.313, SLG: 0.373		0-0 G4-6-3 ① 1-2 ② 1-2 2-3		0-3 K ③		0-0 1-3 ③			0-0 F3 ①		0-0 SH1-4 ① 1-2			3 0 0 0 0 1 3 1 0 0 0 0 0 0 0 0 0 0 0 0 0			
Cookie Rojas, R (1, 4) Bobby Knoop, R (10, 4) OBP: 0.324, SLG: 0.344 OBP: 0.367, SLG: 0.280		4-0 BB			0-0 F6 ①		4-0 CS BB ①		4-0 BB ②		4-0 1B IBB			1 0 0 0 3 0 0 0 0 0 0 1 0 0			
Paul Schaal, R (1, 5) Gail Hopkins, L (11, PH) OBP: 0.306, SLG: 0.317 OBP: 0.226, SLG: 0.207		0-0 F7 ③			0-0 L4 ②		4-0 G1-6-3 BB ① 1-2		0-0 F7 ②		0-0 1B 1-2 2-H			3 0 0 0 1 0 3 1 0 1 1 0 0 0			
Paul Splitteroff, L (1, 1) Tom Burgmeier, L (9, 1) Ted Abernathy, R (10, 1) OBP: 0.225, SLG: 0.275 OBP: 0.333, SLG: 0.333			0-0 3-1 ①			0-0 F8 ③		0-0 G1-6-3 ② 1-2 ③		0-0 F7 ③		3 0 0 0 0 0 1 1 0 0 0 0 0 1 0 0 0 0 0 0 0					
Inning Stats	R: 0 H: 0 E: 0 LOB: 0 K: 1 BB: 0 S: 5 P: 5	R: 0 H: 1 E: 1 LOB: 2 K: 0 BB: 1 S: 4 P: 8	R: 0 H: 0 E: 0 LOB: 1 K: 0 BB: 1 S: 3 P: 7	R: 0 H: 0 E: 0 LOB: 0 K: 2 BB: 0 S: 7 P: 7	R: 0 H: 0 E: 0 LOB: 0 K: 0 BB: 0 S: 3 P: 3	R: 2 H: 3 E: 0 LOB: 1 K: 0 BB: 1 S: 5 P: 9	R: 0 H: 0 E: 0 LOB: 0 K: 0 BB: 2 S: 1 P: 9	R: 0 H: 2 E: 0 LOB: 2 K: 0 BB: 1 S: 4 P: 8	R: 0 H: 0 E: 0 LOB: 1 K: 0 BB: 1 S: 4 P: 4	R: 1 H: 1 E: 0 LOB: 2 K: 0 BB: 2 S: 2 P: 10	1B: 7 SF: 0 2B: 1 SAC: 2 3B: 0 DP: 2 HR: 0 HBP: 0	WP: 1 PA: 44 PB: 0 SB: 0 CS: 1					
PITCHER	IP WLS BF H R ER SO BB IBB HBP BLK WP HR S P ERA WHIP																
Bill Gogolewski, R (1, 1) ERA: 5.32	5.0	21	3	2	2	3	3	0	0	0	0	0	0	24	36	3.60	1.200
Paul Lindblad, L (6, 1) ERA: 1.38	1.0	3	1	0	0	0	0	0	0	0	0	0	0	3	3	0.00	1.000
Horacio Pina, R (7, 1) ERA: 2.63	1.2	7	2	0	0	0	3	0	0	0	1	0	4	16	0.00	3.000	
Jim Shellenback, L (8, 1) ERA: 4.05	0.1	1	0	0	0	0	0	0	0	0	0	0	1	1	0.00	0.000	
Mike Paul, L (9, 1) ERA: 2.53	0.1	1	0	0	0	0	0	0	0	0	0	0	1	1	0.00	0.000	
PITCHER	IP WLS BF H R ER SO BB IBB HBP BLK WP HR S P ERA WHIP																
Jim Panther, R (9, 1) ERA: 5.05	2.0	11	2	1	1	0	2	1	0	0	0	0	0	8	20	4.50	2.000

AB	33
R	3
H	8
RBI	3
BB	9
SO	3
LOB	14



Batter	1	2	3	4	5	6	7	8	9	10	AB	R	H	RBI	BB	SO	LOB	TOP						
Toby Harrah, R OBP: 0.311, SLG: 0.316 (1, 6)	0-0 1B	0-0 F3		0-3 K		0-0 1B			0-0 G3 SH3-4 1B	0-0 L9	6	1	3	0	0	1	3							
Dalton Jones, L OBP: 0.213, SLG: 0.345 (1, 5)	0-0 1B FC1-6	0-0 F8		0-0 F8		0-0 F8			0-0 SH3-4 1-2	0-0 F5	5	1	1	0	0	0	5							
Don Mincher, L OBP: 0.364, SLG: 0.349 (1, 3)	0-0 FC1-6 1-3 3-H 1B		0-0 FC1-6 HBP 1B		0-0 1B G3 1B			0-0 4-3	0-0 G3 2-3		5	1	3	1	0	0	1							
Dick Billings, R OBP: 0.327, SLG: 0.367 (1, 2)	0-0 FC1-6 PB 2B 1-2f 3-H		1-0 FC1-6 HBP		0-0 G3 1-2			0-0 4-3 HR	0-0 4-3		1	1	0	1	0	0	1							
Hal King, L OBP: 0.330, SLG: 0.312 (3, 2)			1-2 HBP		1-2						3	1	1	1	0	0	2							
Larry Bittner, L OBP: 0.361, SLG: 0.385 (1, 7)	0-0 1-H 2B		0-0 FC1-6 1B 1-2f 2-3		0-0 2-3 1B			0-0 4-3		0-0 6-3	5	0	2	1	0	0	2							
Ted Ford, R OBP: 0.324, SLG: 0.428 (1, 9)	0-0 5-3		0-0 1-2 3-H 1B		4-0 G6-3 BB 1B			0-0 6-3		4-0 1B BB 1B	3	1	1	1	2	0	1							
Joe Lovitto, S OBP: 0.322, SLG: 0.246 (1, 8)	0-0 4-3		0-3 K		0-0 G6-3 1-2f			0-0 L4		0-0 1B 1-2 1B	5	1	1	0	0	1	6							
Ted Kubiak, S OBP: 0.321, SLG: 0.246 (1, 4)		0-0 SH3 1B	0-0 F9		0-0 F6			0-3 K		0-0 1B 1-3 2-H 1B	5	0	2	1	0	1	2							
Dick Bosman, R OBP: 0.071, SLG: 0.071 (1, 1)		0-0 SH3		0-0 6-3		0-0 6-3		0-0 F3		0-0 S 1-3 3-H 1B	3	0	0	0	0	0	0							
Jim Shellenback, L OBP: 0.200, SLG: 0.111 (8, 1)											0	0	0	0	0	0	0							
Horacio Pina, R OBP: 0.500, SLG: 0.500 (8, 1)											0	0	0	0	0	0	0							
Frank Howard, R OBP: 0.253, SLG: 0.380 (10, PH)											0	0	1	1	0	0	0							
Davey Nelson, R OBP: 0.350, SLG: 0.324 (10, PR)											0	0	0	0	0	0	0							
Paul Lindblad, L OBP: 0.350, SLG: 0.324 (10, 1)											0	0	0	0	0	0	0							
Casey Cox, R OBP: 0.222, SLG: 0.222 (10, 1)											0	0	0	0	0	0	0							
Inning Stats	R: 3 E: 0 K: 0 S: 7	H: 4 LOB: 1 BB: 0 P: 7	R: 0 E: 0 K: 0 S: 4	H: 1 LOB: 1 BB: 0 P: 4	R: 1 E: 0 K: 1 S: 7	H: 2 LOB: 2 BB: 0 P: 8	R: 0 E: 0 K: 1 S: 5	H: 0 LOB: 0 BB: 0 P: 5	R: 0 E: 0 K: 0 S: 4	H: 2 LOB: 2 BB: 1 P: 8	R: 1 E: 0 K: 0 S: 4	H: 1 LOB: 0 BB: 0 P: 4	R: 0 E: 0 K: 0 S: 4	H: 1 LOB: 0 BB: 0 P: 4	R: 0 E: 0 K: 1 S: 5	H: 1 LOB: 1 BB: 0 P: 5	R: 0 E: 0 K: 0 S: 4	H: 1 LOB: 1 BB: 0 P: 4	R: 0 E: 0 K: 0 S: 6	H: 3 LOB: 3 BB: 1 P: 10	1B: 13 2B: 1 3B: 0 HR: 1	SF: 0 SAC: 2 DP: 1 HBP: 1	WP: 0 PB: 1 SB: 1 CS: 0	PA: 47
PITCHER	IP	WLS	BF	H	R	ER	SO	BB	IBB	HBP	BLK	WP	HR	S	P	ERA	WHIP							
Bruce Dal Canton, R ERA: 3.51 (1, 1)	0.1		4	3	3	3	0	0	0	0	0	0	0	4	4	81.00	9.000							
Tom Murphy, R ERA: 4.93 (1, 1)	4.2		21	6	1	1	2	1	0	1	0	0	0	23	28	1.93	1.500							
Al Fitzmorris, R ERA: 3.6 (6, 1)	4.0		15	3	1	1	1	0	0	0	0	0	1	17	17	2.25	0.750							
Tom Burgmeier, L ERA: 2.45 (10, 1)	0.1	L	4	2	2	2	0	1	0	0	0	0	0	3	7	54.00	9.000							
Ted Abernathy, R ERA: 1.74 (10, 1)	0.2		3	1	0	0	0	0	0	0	0	0	0	3	3	0.00	1.500							

Texas Rangers @ Kansas City Royals
Municipal Stadium, Kansas City, MO
Sun Jul 02 1972, 4:33 AM EDT
Unknown

AB	42
R	7
H	15
RBI	7
BB	2
SO	3
LOB	23



1B	13
2B	1
3B	0
HR	1

BOTTOM

Texas Rangers @ Kansas City Royals
Municipal Stadium, Kansas City, MO
Sun Jul 02 1972, 4:33 AM EDT
Unknown

livebaseballscorecards.com

AB 41
R 5
H 13
RBI 5
BB 2
SO 7
LOB 17



WP: 0 PA: 44
PB: 0
SB: 1
CS: 0

5	0	1	0	0	0	1
4	0	0	0	1	0	1
5	1	2	0	0	2	2
5	1	3	1	0	2	1
4	0	1	0	1	1	3
3	1	1	0	0	1	1
1	0	0	0	0	1	2
1	0	0	0	0	0	1
5	1	3	2	0	0	3
3	1	1	1	0	0	2
1	0	0	0	0	0	0
0	0	0	0	0	0	0
1	0	0	0	0	0	0
1	0	1	1	0	0	0
1	0	0	0	0	0	0
1	0	0	0	0	0	0
1	0	0	0	0	0	0
0	0	0	0	0	0	0
0	0	0	0	0	0	0

1B: 7	SF: 0
2B: 6	SAC: 0
3B: 0	DP: 0
HR: 0	HBP: 0

1B: 7	SF: 0
2B: 6	SAC: 0
3B: 0	DP: 0
HR: 0	HBP: 0

1B: 7	SF: 0
2B: 6	SAC: 0
3B: 0	DP: 0
HR: 0	HBP: 0

Batter	1	2	3	4	5	6	7	8	9	10	AB	R	H	RBI	BB	SO	LOB
Freddie Patek, R OBP: 0.299, SLG: 0.321 (1, 6)											5	0	1	0	0	0	1
Joe Keough, L OBP: 0.310, SLG: 0.200 (1, 7)											4	0	0	0	1	0	1
Amos Otis, R OBP: 0.366, SLG: 0.400 (1, 8)											5	1	2	0	0	2	2
Richie Scheinblum, S OBP: 0.380, SLG: 0.464 (1, 9)											5	1	3	1	0	2	1
John Mayberry, L OBP: 0.378, SLG: 0.486 (1, 3)											4	0	1	0	1	1	3
Ed Kirkpatrick, L OBP: 0.405, SLG: 0.479 (1, 2)											3	1	1	0	0	1	1
Lou Piniella, R (8, PH) OBP: 0.346, SLG: 0.439											1	0	0	0	0	1	2
Jerry May, R OBP: 0.310, SLG: 0.368 (9, 2)											1	0	0	0	0	0	1
Cookie Rojas, R OBP: 0.329, SLG: 0.362 (1, 4)											5	1	3	2	0	0	3
Paul Schaal, R OBP: 0.306, SLG: 0.323 (1, 5)											3	1	1	1	0	0	2
Bobby Floyd, R OBP: 0.253, SLG: 0.211 (7, 5)											1	0	0	0	0	0	0
Bruce Dal Canton, R OBP: 0.100, SLG: 0.100 (1, 1)											0	0	0	0	0	0	0
Tom Murphy, R OBP: 0.286, SLG: 0.308 (5, PH)											1	0	0	0	0	0	0
Steve Hovley, L OBP: 0.286, SLG: 0.167 (6, 1)											1	0	1	1	0	0	0
Al Fitzmorris, S OBP: 0.286, SLG: 0.167 (9, PH)											1	0	0	0	0	0	0
Gail Hopkins, L OBP: 0.219, SLG: 0.200 (10, 1)											1	0	0	0	0	0	0
Tom Burgmeier, L OBP: 0.333, SLG: 0.333 (10, 1)											0	0	0	0	0	0	0
Ted Abernathy, R											0	0	0	0	0	0	0

Inning Stats	R: 0	H: 0	E: 0	K: 1	S: 5	P: 5	R: 0	H: 2	E: 0	K: 2	S: 9	P: 9	R: 0	H: 0	E: 0	K: 0	S: 3	R: 0	H: 1	E: 0	K: 1	S: 5	P: 5	R: 2	H: 3	E: 0	K: 0	S: 6	R: 3	H: 4	E: 0	K: 1	S: 8	R: 0	H: 0	E: 0	K: 0	S: 3	R: 0	H: 1	E: 0	K: 2	S: 8	R: 0	H: 1	E: 0	K: 0	S: 4	R: 0	H: 1	E: 0	K: 0	S: 4	R: 0	H: 1	E: 0	K: 0	S: 4	1B: 7	SF: 0	2B: 6	SAC: 0	3B: 0	DP: 0	HR: 0	HBP: 0	WP: 0	PA: 44
--------------	------	------	------	------	------	------	------	------	------	------	------	------	------	------	------	------	------	------	------	------	------	------	------	------	------	------	------	------	------	------	------	------	------	------	------	------	------	------	------	------	------	------	------	------	------	------	------	------	------	------	------	------	------	------	------	------	------	------	-------	-------	-------	--------	-------	-------	-------	--------	-------	--------

PITCHER	IP	WLS	BF	H	R	ER	SO	BB	IBB	HBP	BLK	WP	HR	S	P	ERA	WHIP	PITCHER	IP	WLS	BF	H	R	ER	SO	BB	IBB	HBP	BLK	WP	HR	S	P	ERA	WHIP																																																									
Dick Bosman, R ERA: 3.84 (1, 1)	7.1		31	11	5	5	6	0	0	0	0	0	0	43	43	6.14	1.500	Jim Shellenback, L ERA: 4.02 (8, 1)	0.1		2	0	0	0	1	1	0	0	0	0	0	3	7	0.00	3.000	Horacio Pina, R ERA: 2.54 (8, 1)	1.1	W	6	1	0	0	0	0	1	0	0	0	0	0	5	9	0.00	0.750	Paul Lindblad, L ERA: 1.37 (10, 1)	0.1		2	1	0	0	0	0	0	0	0	0	0	0	2	2	0.00	3.000	Casey Cox, R ERA: 3.98 (10, 1)	0.2	S	2	0	0	0	0	0	0	0	0	0	0	0	2	2	0.00	0.000

Batter	1	2	3	4	5	6	7	8	9	AB R H RBI BB SO LOB	TOP									
Davey Nelson, R (1, 5) OBP: 0.355, SLG: 0.321	0-0 6-3		0-3 K			0-3 K		0-0 FC4-6 1B	0-3 K	5 0 1 0 0 3 2										
Toby Harrah, R (1, 6) OBP: 0.314, SLG: 0.329	0-0 1B			0-0 7-2 3B		0-0 F9		0-0 FC4-6 2B		4 1 2 1 0 0 1										
Ted Ford, R (1, 9) OBP: 0.333, SLG: 0.442	0-0 G4-6-3 1B			0-0 1-3			0-0 1B	0-0 1B		4 1 3 1 0 0 1										
Frank Howard, R (1, 3) OBP: 0.362, SLG: 0.385	0-0 G4-6-3 1-2f			4-0 BB			0-0 1B	0-0 1B		3 0 2 1 1 0 2										
Joe Lovitto, S (1, 8) OBP: 0.314, SLG: 0.238		0-0 4-1		0-0 7-2			0-3 K	0-0 1-3		4 0 0 0 0 1 5										
Tom Grieve, R (1, 7) OBP: 0.239, SLG: 0.242		0-0 3-1		0-3 K			0-3 K		0-0 5-3	4 0 0 0 0 2 2										
Ted Kubiak, S (1, 4) OBP: 0.325, SLG: 0.254		0-0		0-0 F9			0-0 F8		4-0 FC5-4 BB	2 0 1 0 0 0 0										
Jim Shellenback, L (7, 1) OBP: 0.200, SLG: 0.111										0 0 0 0 0 0 0										
Larry Biittner, L (9, PH) OBP: 0.366, SLG: 0.385										0 0 0 0 1 0 0										
Ken Suarez, R (1, 2) OBP: 0.171, SLG: 0.188		0-0 CS	0-0 5-3		0-0 4-3			0-0 1B FC4-6 2B	4-0 FC5-4 BB	3 1 1 0 1 0 0										
Pete Broberg, R (1, 1) OBP: 0.147, SLG: 0.182			0-3 K			0-0 F9		0-0 1-6-3	0-0 FC5-4	1 0 0 0 0 1 0										
Casey Cox, R (5, 1)										0 0 0 0 0 0 0										
Lenny Randle, S (5, 4) OBP: 0.244, SLG: 0.284										3 0 0 0 0 0 3										
Dick Billings, R (7, PH) OBP: 0.325, SLG: 0.365									1-2f 2-3	1 0 0 0 0 0 2										
Inning Stats	R: 0 E: 0 K: 0 S: 4	H: 2 LOB: 1 BB: 0 P: 4	R: 0 E: 0 K: 2 S: 3	H: 1 LOB: 0 BB: 0 P: 3	R: 0 E: 0 K: 2 S: 7	H: 0 LOB: 0 BB: 0 P: 7	R: 0 E: 0 K: 1 S: 5	H: 1 LOB: 1 BB: 1 P: 7	R: 0 E: 0 K: 1 S: 5	H: 0 LOB: 0 BB: 0 P: 5	R: 0 E: 0 K: 2 S: 9	H: 2 LOB: 2 BB: 0 P: 9	R: 3 E: 0 K: 2 S: 7	H: 4 LOB: 1 BB: 0 P: 7	R: 0 E: 0 K: 1 S: 5	H: 0 LOB: 2 BB: 2 P: 13	1B: 7 2B: 3 3B: 1 HR: 0	SF: 0 SAC: 0 DP: 2 HBP: 0	WP: 0 PB: 0 SB: 0 CS: 1	PA: 38
PITCHER Jim Rooker, L (1, 1) ERA: 4.04	IP: 9.0 WLS: W BF: 37 H: 10 R: 3 ER: 3 SO: 7 BB: 3 IBB: 0 HBP: 0 BLK: 0 WP: 0 HR: 0 S: 48 P: 60 ERA: 3.00 WHIP: 1.444																			
PITCHER	IP	WLS	BF	H	R	ER	SO	BB	IBB	HBP	BLK	WP	HR	S	P	ERA	WHIP			

Texas Rangers @ Kansas City Royals
Municipal Stadium, Kansas City, MO
Sun Jul 02 1972, 4:38 AM EDT
Att: 12,926 - Unknown

livebaseballscorecards.com

AB 34
R 3
H 10
RBI 3
BB 3
SO 7
LOB 18



Batter	1	2	3	4	5	6	7	8	9	AB	R	H	RBI	BB	SO	LOB
Freddie Patek, R OBP: 0.298, SLG: 0.320 (1, 6) X	0-0 1-3 ①		0-3 K ① X	0-0 2-H 1B ③		0-0 5-3 ①				4	0	1	0	0	1	0
Joe Keough, L OBP: 0.303, SLG: 0.179 (1, 7) X	0-0 1-3 ②		0-0 F9 ②		4-0 1B 2B BB	0-0 1-3 ②				3	1	0	0	1	0	0
Amos Otis, R OBP: 0.364, SLG: 0.398 (1, 8) X	0-0 6-3 ③		0-0 G3 ③		0-0 2B 1B 1-2	0-0 1-3 ③				4	1	1	0	0	0	0
Richie Scheinblum, S OBP: 0.388, SLG: 0.494 (1, 9) X		0-0 HR		0-0 FC5-4 BB 1B E	0-0 1-3 2-H 1B 2B		0-0 5-3 ①			4	3	3	2	0	0	0
John Mayberry, L OBP: 0.382, SLG: 0.483 (1, 3) X		0-0 F3 ①		4-0 1B 2B BB	4-0 1-3 2-H 1B BB		0-0 5-3 ②			1	0	0	0	2	0	0
Gail Hopkins, L OBP: 0.212, SLG: 0.194 (7, 3) X				1-2 FC5-4 BB	1-2 1B BB					1	0	0	0	0	0	0
Ed Kirkpatrick, L OBP: 0.401, SLG: 0.473 (1, 2) X		0-0 1B FC6-4 1B		0-0 FC5-4 1B 2B E 1-2f 2-3	0-0 F3 ①		0-0 4-3 ③			4	2	1	0	0	0	5
Cookie Rojas, R OBP: 0.336, SLG: 0.369 (1, 4) X		0-0 FC6-4 1B		0-0 E9 1B 2B 1B 1-3 3-H	0-0 FC5-4 1B 1-2 2-H 3-H					4	1	3	3	0	0	0
Paul Schaal, R OBP: 0.308, SLG: 0.330 (1, 5) X		0-0 FC6-4 ②		0-0 1B 2B ②	0-0 F8 ②					2	0	1	3	0	0	1
Bobby Floyd, R OBP: 0.226, SLG: 0.203 (5, 5) X		1-2f 3-H FC6-4		0-0 1B 2B ② X	0-0 F7 ②					2	0	0	0	0	0	2
Jim Rooker, R OBP: 0.118, SLG: 0.118 (1, 1) S		0-3 K ③		0-0 F5 ② X	0-0 FC5-4 ③					4	0	0	0	0	2	4

Inning Stats	R: 0	H: 0	E: 0	K: 0	S: 3	H: 0	LOB: 0	BB: 0	P: 3	R: 2	H: 3	E: 0	K: 1	S: 8	H: 0	LOB: 1	BB: 0	P: 8	R: 0	H: 0	E: 0	K: 1	S: 5	R: 3	H: 4	E: 1	K: 0	S: 6	H: 0	LOB: 2	BB: 1	P: 10	R: 3	H: 3	E: 0	K: 0	S: 6	H: 0	LOB: 0	BB: 0	P: 3	R: 0	H: 0	E: 0	K: 0	S: 3	R: 0	H: 0	E: 0	K: 1	S: 5	H: 0	LOB: 0	BB: 0	P: 5
--------------	------	------	------	------	------	------	--------	-------	------	------	------	------	------	------	------	--------	-------	------	------	------	------	------	------	------	------	------	------	------	------	--------	-------	-------	------	------	------	------	------	------	--------	-------	------	------	------	------	------	------	------	------	------	------	------	------	--------	-------	------

PITCHER	IP	WLS	BF	H	R	ER	SO	BB	IBB	HBP	BLK	WP	HR	S	P	ERA	WHIP
Pete Broberg, R ERA: 3.99 (1, 1)	4.0	L	21	8	7	7	2	2	0	0	0	0	1	23	31	15.75	2.500
Casey Cox, R ERA: 4.03 (5, 1)	2.0		9	2	1	1	0	1	0	0	0	0	0	8	12	4.50	1.500
Jim Shellenback, L ERA: 3.86 (7, 1)	2.0		6	0	0	0	1	0	0	0	0	0	0	8	8	0.00	0.000

BOTTOM

Texas Rangers @ Kansas City Royals
Municipal Stadium, Kansas City, MO

Sun Jul 02 1972, 4:38 AM EDT
Att. 12,926 - Unknown

AB	33
R	8
H	10
RBI	8
BB	3
SO	3
LOB	12

livebaseballscorecards.com

WP: 0 PA: 36
PB: 0
SB: 0
CS: 0



Batter	1	2	3	4	5	6	7	8	9	AB R H RBI BB SO LOB	TOP	
Toby Harrah, R (1, 6) OBP: 0.316, SLG: 0.327	0-0 FC4-6 1B	0-0 G6-4-3			0-0 F7		4-0 E S 2B BB		0-0 F9	4 1 1 0 1 0 2		
Dalton Jones, L (1, 5) OBP: 0.231, SLG: 0.344	0-0 FC4-6 1B		0-0 S 1B		4-0 WP HBP BB		0-0 F7		0-0 F7	3 0 1 0 1 0 2		
Don Mincher, L (1, 3) OBP: 0.366, SLG: 0.360	0-0 1-2 1B		0-0 F8		0-0 F8		0-0 2B		0-0 2B	4 0 2 1 0 0 2		
Ted Ford, R (1, 7) OBP: 0.339, SLG: 0.439 Larry Bittner, L (5, PR) OBP: 0.363, SLG: 0.382 (5, 7)	0-0 F7		4-0 BB		1-0 WP 1-2 HBP		0-0 F9		0-0 F9	1 0 0 0 1 0 2 1 0 0 0 0 0 1		
Frank Howard, R (1, 9) OBP: 0.354, SLG: 0.376 Elliott Maddox, R (8, 8) OBP: 0.333, SLG: 0.267	0-0 F9		0-0 F8		0-3 K 1-2 2-3				0-0 F8	4 0 0 0 0 1 6 0 0 0 0 0 0 0		
Joe Lovitto, S (1, 8) OBP: 0.312, SLG: 0.239 (8, 9)		0-0 F7	0-0 F5			0-0 FC3-6 1B			0-0 F7	4 0 1 0 0 0 2		
Hal King, L (1, 2) OBP: 0.327, SLG: 0.309		0-0 1B E 1B		0-0 F7		0-0 FC3-6 G6-3 1-2f			0-0 4-3	4 1 1 0 0 0 1		
Ted Kubiak, S (1, 4) OBP: 0.322, SLG: 0.253		0-0 E 1B		0-0 4-3		0-0 G6-3 1-2f			0-0 1-3	4 0 1 0 0 0 1		
Mike Paul, L (1, 1) Davey Nelson, R (7, PH) OBP: 0.354, SLG: 0.320 Jim Panther, R (7, 1) OBP: 0.400, SLG: 0.250 Jim Shellenback, L (7, 1) OBP: 0.182, SLG: 0.100		0-0 E1 G6-4-3 1-2 3-H		0-0 F7		0-3 K			0-0 1-3	2 0 0 0 0 0 1 1 0 0 0 0 1 0 0 0 0 0 0 0 0 1 0 0 0 0 0 0		
Inning Stats	R: 0 H: 2 E: 0 LOB: 2 K: 0 BB: 0 S: 5 P: 5	R: 1 H: 2 E: 1 LOB: 1 K: 0 BB: 0 S: 5 P: 5	R: 0 H: 1 E: 0 LOB: 2 K: 0 BB: 1 S: 4 P: 8	R: 0 H: 0 E: 0 LOB: 0 K: 0 BB: 0 S: 3 P: 3	R: 0 H: 0 E: 0 LOB: 3 K: 1 BB: 1 S: 5 P: 10	R: 0 H: 1 E: 0 LOB: 0 K: 0 BB: 0 S: 3 P: 3	R: 1 H: 1 E: 0 LOB: 1 K: 1 BB: 1 S: 6 P: 10	R: 0 H: 0 E: 0 LOB: 0 K: 0 BB: 0 S: 3 P: 3	R: 0 H: 0 E: 0 LOB: 0 K: 0 BB: 0 S: 3 P: 3	1B: 6 SF: 0 2B: 1 SAC: 0 3B: 0 DP: 2 HR: 0 HBP: 1	WP: 1 PA: 37 PB: 0 SB: 2 CS: 0	
PITCHER	IP WLS BF H R ER SO BB IBB HBP BLK WP HR S P ERA WHIP											
Dick Drago, R (1, 1) ERA: 2.4	7.0 L 31 7 2 1 2 3 0 1 0 0 1 0 31 44 1.29 1.429											
Mike Hedlund, R (8, 1) ERA: 3.88	1.0 3 0 0 0 0 0 0 0 0 0 0 0 3 3 0.00 0.000											
Al Fitzmorris, R (9, 1) ERA: 3.54	1.0 3 0 0 0 0 0 0 0 0 0 0 0 3 3 0.00 0.000											

Texas Rangers @ Kansas City Royals
 Municipal Stadium, Kansas City, MO
 Mon Jul 03 1972, 4:33 AM EDT
 Att. 7,528 - Unknown

livebaseballscorecards.com

AB	33
R	2
H	7
RBI	1
BB	3
SO	2
LOB	20



BOTTOM

Texas Rangers @ Kansas City Royals
Municipal Stadium, Kansas City, MO

Mon Jul 03 1972, 4:33 AM EDT
Att. 7,528 - Unknown

livebaseballscorecards.com

AB	38
R	1
H	11
RBI	1
BB	3
SO	7
LOB	24



WP:	0	PA:	41
PB:	0	SB:	0
CS:	0		

AB R H RBI BB SO LOB

5	1	1	0	0	1	0
4	0	1	0	1	0	2
5	0	3	1	0	1	1
0	0	0	0	0	0	0
5	0	1	0	0	0	5
5	0	1	0	0	2	6
4	0	2	0	0	0	0
3	0	0	0	1	1	3
3	0	1	0	1	1	3
2	0	0	0	0	1	3
1	0	1	0	0	0	0
0	0	0	0	0	0	0
1	0	0	0	0	0	1
0	0	0	0	0	0	0

1B:	11	SF:	0
2B:	0	SAC:	0
3B:	0	DP:	0
HR:	0	HBP:	0

Batter	1	2	3	4	5	6	7	8	9
Freddie Patek, R OBP: 0.296, SLG: 0.317 (1, 6)	0-0 5-3 ①		0-3 K ①		0-0 F8 ①		0-0 FC2-5 1B 1-2 ①		0-0 5-3 ①
Joe Keough, L OBP: 0.316, SLG: 0.188 (1, 8)	0-0 1B		4-0 FC1-6 1B BB ②		0-0 F8 ②		0-0 FC2-5 1B FC3-2 1-2 2-3f ②		0-0 F8 ②
Lou Piniella, R OBP: 0.350, SLG: 0.442 Steve Hovley, L OBP: 0.286, SLG: 0.308 (1, 7) (9, PR)	0-3 K ②		0-0 FC1-6 1B 1-2 ②		0-0 F9 ③		0-0 FC3-2 1B 1-3 2-H ③		0-0 1B 1B ③
Richie Scheinblum, S OBP: 0.383, SLG: 0.486 (1, 9)	0-0 L6 ③		0-0 FC1-6 1-2f 2-3 ②		0-0 F3 ①		0-0 FC3-2 1-2 ②		0-0 1B 1-2 ③
John Mayberry, L OBP: 0.378, SLG: 0.477 (1, 3)		0-0 F3 ①	0-3 K ③		0-0 1B 1B ①		0-0 K ③		0-0 F8 ③
Cookie Rojas, R OBP: 0.339, SLG: 0.371 (1, 4)		0-0 F8 ②		0-0 1B ①		0-0 1B 1-2 ②		0-0 F3 ①	
Jerry May, R OBP: 0.307, SLG: 0.354 (1, 2)		4-0 1B BB ②		0-3 K ①		0-0 F7 ②		0-0 F3 ②	
Bobby Floyd, R OBP: 0.242, SLG: 0.210 (1, 5)		0-0 1B 1-2 ③		0-3 K ②		0-0 1-3 ③		4-0 FC6-4 BB ③	
Dick Drago, R OBP: 0.132, SLG: 0.057 Carl Taylor, R OBP: 0.333, SLG: 0.375 Mike Hedlund, R OBP: 0.313, SLG: 0.313 Amos Otis, R OBP: 0.363, SLG: 0.396 Al Fitzmorris, S OBP: 0.286, SLG: 0.167 (1, 1) (7, PH) (8, 1) (8, PH) (9, 1)		0-0 F9 ③		0-3 K ③			0-0 FC2-5 1B 1B ③		0-0 FC6-4 1-2f ③

Inning Stats	R: 0 E: 0 K: 1 S: 6	H: 1 LOB: 1 BB: 0 P: 6	R: 0 E: 0 K: 0 S: 4	H: 1 LOB: 2 BB: 1 P: 8	R: 0 E: 0 K: 2 S: 8	H: 1 LOB: 2 BB: 1 P: 12	R: 0 E: 0 K: 3 S: 10	H: 1 LOB: 1 BB: 0 P: 10	R: 0 E: 0 K: 0 S: 3	H: 0 LOB: 0 BB: 0 P: 3	R: 0 E: 0 K: 0 S: 5	H: 2 LOB: 2 BB: 0 P: 5	R: 1 E: 0 K: 1 S: 8	H: 3 LOB: 2 BB: 0 P: 8	R: 0 E: 0 K: 0 S: 3	H: 0 LOB: 1 BB: 1 P: 7	R: 0 E: 0 K: 0 S: 5	H: 2 LOB: 2 BB: 0 P: 5
--------------	------------------------------	---------------------------------	------------------------------	---------------------------------	------------------------------	----------------------------------	-------------------------------	----------------------------------	------------------------------	---------------------------------	------------------------------	---------------------------------	------------------------------	---------------------------------	------------------------------	---------------------------------	------------------------------	---------------------------------

PITCHER	IP	WLS	BF	H	R	ER	SO	BB	IBB	HBP	BLK	WP	HR	S	P	ERA	WHIP
Mike Paul, L ERA: 2.22 (1, 1)	6.0	W	26	6	0	0	6	2	0	0	0	0	0	36	44	0.00	1.333
Jim Panther, R ERA: 5.17 (7, 1)	0.2		5	3	1	1	0	0	0	0	0	0	0	5	5	13.50	4.500
Jim Shellenback, L ERA: 3.68 (7, 1)	2.1	S	10	2	0	0	1	1	0	0	0	0	0	11	15	0.00	1.286

Batter	1	2	3	4	5	6	7	8	9	AB R H RBI BB SO LOB	TOP
Dick McAuliffe, L (1, 4) OBP: 0.351, SLG: 0.338	0-3 K		0-0 F6		0-0 1B			0-0 F5		4 0 1 0 0 1 0	
Aurelio Rodriguez, R (1, 5) OBP: 0.277, SLG: 0.317	0-0 F8			0-0 6-3	0-0 5-3			0-0 F9		4 0 0 0 0 0 1	
Jim Northrup, L (1, 9) OBP: 0.313, SLG: 0.344	0-0 S 1B			0-0 4-3			0-0 F6		0-0 F7	4 0 1 0 0 0 0	
Bill Freehan, R (1, 2) OBP: 0.356, SLG: 0.428	0-3 K 1-2			0-0 BB 1B 1B			0-0 F7		0-0 6-3	4 0 1 0 0 1 1	
Norm Cash, L (1, 3) OBP: 0.321, SLG: 0.482		0-0 6-3		0-0 BB 1-2 1B			0-0 3-1		0-0 F8	4 0 1 0 0 0 0	
Willie Horton, R (1, 7) OBP: 0.313, SLG: 0.431		0-0 F9		4-0 BB 1-2 2-3 BB			0-0 F8			2 0 0 0 1 0 0	
Mickey Stanley, R (1, 8) OBP: 0.266, SLG: 0.389		0-0 1-3		0-0 1-3			0-0 F8			3 0 0 0 0 0 3	
Ed Brinkman, R (1, 6) OBP: 0.242, SLG: 0.270			0-0 F8		0-0 1-3		0-0 F5			3 0 0 0 0 0 0	
Bill Slayback, R (1, 1) Gates Brown, L (8, PH) Fred Scherman, L (8, 1) OBP: 0.311, SLG: 0.390 OBP: 0.143, SLG: 0.077			0-3 K		0-3 K			0-0 F7		2 0 0 0 0 2 0 1 0 0 0 0 0 0 0 0 0 0 0 0 0	
Inning Stats	R: 0 E: 0 K: 2 S: 8 H: 1 LOB: 1 BB: 0 P: 8	R: 0 E: 0 K: 0 S: 3 H: 0 LOB: 0 BB: 0 P: 3	R: 0 E: 0 K: 1 S: 5 H: 0 LOB: 0 BB: 0 P: 5	R: 0 E: 0 K: 0 S: 5 H: 2 LOB: 3 BB: 1 P: 9	R: 0 E: 0 K: 1 S: 6 H: 1 LOB: 1 BB: 0 P: 6	R: 0 E: 0 K: 0 S: 3 H: 0 LOB: 0 BB: 0 P: 3	R: 0 E: 0 K: 0 S: 3 H: 0 LOB: 0 BB: 0 P: 3	R: 0 E: 0 K: 0 S: 3 H: 0 LOB: 0 BB: 0 P: 3	R: 0 E: 0 K: 0 S: 3 H: 0 LOB: 0 BB: 0 P: 3	1B: 4 2B: 0 3B: 0 HR: 0 SF: 0 SAC: 0 DP: 0 HBP: 0	WP: 0 PB: 0 SB: 1 CS: 0 PA: 32
PITCHER Roger Nelson, R (1, 1) ERA: 1.06	IP WLS BF H R ER SO BB IBB HBP BLK WP HR S P ERA WHIP										

Detroit Tigers @ Kansas City Royals
Municipal Stadium, Kansas City, MO

Tue Jul 04 1972, 8:05 PM EDT
Att. 10,762 - Unknown

livebaseballscorecards.com

AB	31
R	0
H	4
RBI	0
BB	1
SO	4
LOB	5



Batter	1	2	3	4	5	6	7	8	9	AB	R	H	RBI	BB	SO	LOB				
Freddie Patek, R OBP: 0.292, SLG: 0.312 (1, 6)	0-0 5-3	0-0 F9		0-0 F8		0-0 1-3				4	0	0	0	0	0	1				
Amos Otis, R OBP: 0.365, SLG: 0.398 (1, 8)	0-0 1B S E 1B		0-0 F7		0-0 G3 1B 1B		0-3 K			4	1	2	0	0	1	0				
Lou Piniella, R OBP: 0.356, SLG: 0.444 (1, 7)	0-0 F9		4-0 1B BB		0-0 1-2 G3 1B		0-0 G4-6-3 1B			3	0	2	0	1	0	1				
Richie Scheinblum, S OBP: 0.380, SLG: 0.478 (1, 9)	4-0 1B BB		0-3 K		0-0 1-2 2-3 G3		0-0 1-2f G4-6-3			3	0	0	0	1	1	4				
John Mayberry, L OBP: 0.380, SLG: 0.477 (1, 3)	0-0 E1 BB 1-3 2-H 1B		0-0 BB 1B		0-0 F3		0-0 6-3			4	0	2	0	0	0	2				
Ed Kirkpatrick, L OBP: 0.409, SLG: 0.469 (1, 2)	4-0 1-2 BB		4-0 1-2 BB		0-0 F9		4-0 BB CS BB			1	0	0	0	3	0	2				
Cookie Rojas, R OBP: 0.337, SLG: 0.369 (1, 4)	0-0 F9		0-0 5-3		0-0 SH1-4 1B		0-0 1-2 F9			4	0	1	0	0	0	7				
Bobby Floyd, R OBP: 0.232, SLG: 0.200 (1, 5)		0-3 K		0-0 F8		0-0 F9				3	0	0	0	0	1	1				
Roger Nelson, R OBP: 0.250, SLG: 0.250 (1, 1)		0-0 5-3		0-3 K		0-0 SH1-4				2	0	0	0	0	1	0				
Inning Stats	R: 1 E: 1 K: 0 S: 5	H: 2 LOB: 3 BB: 2 P: 13	R: 0 E: 0 K: 1 S: 5	H: 0 LOB: 0 BB: 0 P: 5	R: 0 E: 0 K: 1 S: 6	H: 1 LOB: 3 BB: 2 P: 14	R: 0 E: 0 K: 1 S: 5	H: 0 LOB: 0 BB: 0 P: 5	R: 0 E: 0 K: 0 S: 5	H: 2 LOB: 2 BB: 0 P: 5	R: 0 E: 0 K: 0 S: 4	H: 1 LOB: 1 BB: 0 P: 4	R: 0 E: 0 K: 1 S: 5	H: 1 LOB: 0 BB: 0 P: 5	R: 0 E: 0 K: 0 S: 2	H: 0 LOB: 0 BB: 1 P: 6	1B: 7 2B: 0 3B: 0 HR: 0	SF: 0 SAC: 1 DP: 1 HBP: 0	WP: 0 PB: 0 SB: 1 CS: 1	PA: 34
PITCHER	IP WLS BF L	H R ER SO	BB IBB HBP BLK	WP HR S P	ERA WHIP	PITCHER	IP WLS BF L	H R ER SO	BB IBB HBP BLK	WP HR S P	ERA WHIP									
Bill Slayback, R ERA: 1.93 (1, 1)	7.0	1	4	4	1.29	Fred Scherman, L ERA: 2.6 (8, 1)	1.0	0	1	0.00										

BOTTOM

Detroit Tigers @ Kansas City Royals
Municipal Stadium, Kansas City, MO
Tue Jul 04 1972, 8:05 PM EDT
Att. 10,762 - Unknown

livebaseballscores.com

AB	28
R	1
H	7
RBI	0
BB	5
SO	4
LOB	18



Batter	1	2	3	4	5	6	7	8	9	AB R H RBI BB SO LOB	TOP																						
Tony Taylor, R (1, 4) OBP: 0.383, SLG: 0.451	0-3 K		0-0 1B		0-0 1B		0-0 FC6-4			4 0 2 2 0 1 1																							
Al Kaline, R (1, 9) OBP: 0.316, SLG: 0.357	0-0 L7		0-0 L1-3		4-0 BB			0-0 L5-3		3 0 0 0 1 0 2																							
Bill Freehan, R (1, 2) OBP: 0.349, SLG: 0.419	0-0 F7			0-0 F9	0-0 F9			0-0 F8		4 0 0 0 0 0 2																							
Willie Horton, R (1, 7) OBP: 0.304, SLG: 0.418		0-0 5-3		0-3 K		0-0 F9		0-0 6-3		4 0 0 0 0 1 0																							
Paul Jata, R (1, 3) OBP: 0.302, SLG: 0.288		0-3 K		0-0 1-3		0-0 F8		0-0 F3		4 0 0 0 0 1 0																							
Mickey Stanley, R (1, 8) OBP: 0.266, SLG: 0.382		0-0 6-3			4-0 SH1-3 1B BB	0-3 K		0-0 F8		3 1 0 0 1 1 0																							
Aurelio Rodriguez, R (1, 5) OBP: 0.273, SLG: 0.313			0-0 6-3		0-3 K		0-0 6-3	0-0 4-3		4 0 0 0 0 1 1																							
Ed Brinkman, R (1, 6) OBP: 0.243, SLG: 0.271			0-3 K		0-0 SH1-3 1B 1B		0-3 K			3 1 1 0 0 2 0																							
Mickey Lolich, S (1, 1) OBP: 0.214, SLG: 0.083			4-0 BB		0-0 SH1-3		4-0 FC6-4 BB			0 0 0 0 1 0 0																							
Chuck Seelbach, R (6, 1) OBP: 0.333, SLG: 0.286										0 0 0 0 0 0 0																							
Ike Brown, R (7, PH) OBP: 0.351, SLG: 0.355										0 0 0 0 1 0 0																							
Ron Perranoski, L (7, 1)										0 0 0 0 0 0 0																							
Chris Zachary, L (7, 1)										0 0 0 0 0 0 0																							
Inning Stats	R: 0 E: 0 K: 1 S: 5	H: 0 LOB: 0 BB: 0 P: 5	R: 0 E: 0 K: 1 S: 5	H: 0 LOB: 0 BB: 0 P: 5	R: 0 E: 0 K: 1 S: 6	H: 1 LOB: 2 BB: 1 P: 10	R: 0 E: 0 K: 1 S: 5	H: 0 LOB: 0 BB: 0 P: 5	R: 0 E: 0 K: 1 S: 5	H: 0 LOB: 0 BB: 0 P: 5	R: 0 E: 0 K: 1 S: 5	H: 0 LOB: 0 BB: 0 P: 5	R: 0 E: 0 K: 0 S: 3	H: 0 LOB: 0 BB: 0 P: 3	R: 0 E: 0 K: 0 S: 3	H: 0 LOB: 0 BB: 0 P: 3	R: 0 E: 0 K: 0 S: 3	H: 0 LOB: 0 BB: 0 P: 3	1B: 3 2B: 0 3B: 0 HR: 0	SF: 0 SAC: 1 DP: 0 HBP: 0	WP: 0 PB: 0 SB: 0 CS: 0	PA: 34											
PITCHER Paul Splittorff, L (1, 1) ERA: 2.41	IP 9.0	WLS W	BF 34	H 3	R 2	ER 2	SO 7	BB 4	IBB 0	HBP 0	BLK 0	WP 0	HR 0	S 44	P 60	ERA 2.00	WHIP 0.778																
											PITCHER	IP	WLS	BF	H	R	ER	SO	BB	IBB	HBP	BLK	WP	HR	S	P	ERA	WHIP					

Detroit Tigers @ Kansas City Royals
 Municipal Stadium, Kansas City, MO
 Wed Jul 05 1972, 8:05 PM EDT
 Att: 11,297 - Unknown

AB	29
R	2
H	3
RBI	2
BB	4
SO	7
LOB	6



livebaseballscorecards.com

Batter	1	2	3	4	5	6	7	8	9
Freddie Patek, R OBP: 0.294, SLG: 0.318 (1, 6)	0-0 1B E 2B	0-0 F8		0-3 K 1-2 2-3		0-0 WP S SF9 1B	0-0 F7		
Amos Otis, R OBP: 0.362, SLG: 0.395 (1, 8)	0-0 S 2B 1B		0-0 6-3	0-0 5-3		0-0 SF9 1-H 3-H	0-0 F8		
Lou Piniella, R OBP: 0.358, SLG: 0.443 (1, 7) Steve Hovley, L OBP: 0.282, SLG: 0.304 (6, PR) (7, 7)	0-0 6-3 1-2 3-H		0-0 BB 1B		0-0 4-3	1-0 HBP		0-0 6-3	
Richie Scheinblum, S OBP: 0.386, SLG: 0.489 (1, 9)	0-0 2-H 1B 2B		4-0 1-2 BB		0-0 2B	0-0 F8		0-0 F8	
John Mayberry, L OBP: 0.376, SLG: 0.471 (1, 3)	0-0 2-H 1B		0-3 K		0-0 F8		0-0 F8	0-0 5-3	
Cookie Rojas, R OBP: 0.336, SLG: 0.367 (1, 4)	0-0 F3		0-3 K		0-3 K		0-0 BB 1B 1B		
Jerry May, R OBP: 0.326, SLG: 0.366 (1, 2)	0-3 K			0-0 FC1-6 1B 1B		0-0 SH1-4 BB 1B 1B	4-0 BB BB BB	4-0 1B 1B BB	
Bobby Floyd, R OBP: 0.260, SLG: 0.221 (1, 5)		0-0 5-3		0-0 WP FC1-6 1B 1B		4-0 BB BB BB	0-0 1B 1B BB	0-0 1B 1B	
Paul Splittorf, L OBP: 0.233, SLG: 0.279 (1, 1)		0-0 F8		0-0 FC1-6 WP 1-2 2-3f		0-0 SH1-4	0-0 1B 1B	0-0 1B	

Inning Stats	R: 3 E: 0 K: 1 S: 9	H: 4 LOB: 1 BB: 0 P: 9	R: 0 E: 0 K: 0 S: 3	H: 0 LOB: 0 BB: 0 P: 3	R: 0 E: 0 K: 2 S: 8	H: 1 LOB: 2 BB: 1 P: 12	R: 0 E: 0 K: 1 S: 7	H: 2 LOB: 2 BB: 0 P: 7	R: 0 E: 0 K: 1 S: 6	H: 1 LOB: 1 BB: 0 P: 6	R: 3 E: 0 K: 0 S: 5	H: 2 LOB: 1 BB: 1 P: 10	R: 2 E: 0 K: 0 S: 6	H: 3 LOB: 2 BB: 1 P: 10	R: 0 E: 0 K: 0 S: 3	H: 0 LOB: 0 BB: 0 P: 3
1B: 10 2B: 3 3B: 0 HR: 0	SF: 1 SAC: 1 DP: 0 HBP: 1	WP: 2 PB: 0 SB: 2 CS: 0	PA: 41													

PITCHER	IP	WLS	BF	H	R	ER	SO	BB	IBB	HBP	BLK	WP	HR	S	P	ERA	WHIP
Mickey Lotech, L ERA: 2.53 (1, 1)	5.1	L	28	10	6	6	5	2	0	0	0	1	0	36	44	10.12	2.250
Chuck Seelbach, R ERA: 3.56 (6, 1)	0.2		3	0	0	0	0	0	0	1	0	1	0	2	3	0.00	0.000
Ron Perranoski, L ERA: 7.56 (7, 1)	0.1		5	3	2	2	0	1	0	0	0	0	0	4	8	54.00	12.000
Chris Zachary, R ERA: 1.98 (7, 1)	1.2		5	0	0	0	0	0	0	0	0	0	0	5	5	0.00	0.000

BOTTOM

Detroit Tigers @ Kansas City Royals
Municipal Stadium, Kansas City, MO
Wed Jul 05 1972, 8:05 PM EDT
Att. 11,297 - Unknown

livebaseballscorecards.com

AB	35
R	8
H	13
RBI	6
BB	3
SO	5
LOB	20



Batter	1	2	3	4	5	6	7	8	9	AB	R	H	RBI	BB	SO	LOB	TOP										
Willie Horton, R OBP: 0.305, SLG: 0.416 Jim Northrup, L OBP: 0.310, SLG: 0.341 (1, 7)	0-0 4-3	0-0 1B		0-0 F3		0-0 4-3	0-0 G3			3	0	1	0	0	0	0											
Tony Taylor, R OBP: 0.392, SLG: 0.477 (1, 4)	0-0 1B 2B 1B	0-3 K			0-0 1B 1B	0-0 2B 3B		0-0 F8		5	3	3	0	0	1	1											
Al Kaline, R OBP: 0.330, SLG: 0.363 (1, 9)	0-0 2B 1-2 1B		0-3 K		0-0 1B BB 1B	4-0 2B BB		4-0 S BB		3	2	2	0	2	1	0											
Bill Freehan, R OBP: 0.355, SLG: 0.426 (1, 2)	0-3 K		4-0 1-3 1B BB		0-0 BB 5-3 1B	0-0 E 2B		0-0 F8		4	1	2	3	1	1	3											
Aurelio Rodriguez, R OBP: 0.279, SLG: 0.321 (1, 5)	0-0 1-3 2-H 2B		0-0 1-2 1B		0-0 5-3 1B	0-0 E5 1B		0-3 K2-3		5	0	3	1	0	1	3											
Norm Cash, L OBP: 0.318, SLG: 0.473 (1, 3)	0-3 K		0-0 1-3 1B		4-0 BB IBB	0-0 1-3		0-3 K		4	0	0	0	1	2	5											
Mickey Stanley, R OBP: 0.264, SLG: 0.388 (1, 8)		0-0 1B 3B	0-0 5-3		0-0 F4	0-0 4-3		0-3 K		5	1	1	0	0	1	6											
Ed Brinkman, R OBP: 0.246, SLG: 0.271 (1, 6)		0-0 G1-6-3 1B		0-0 1-3	4-0 1-2 2-3 3-H BB		0-0 1-3		0-0 F3		4	0	1	2	1	0	0										
Joe Coleman, R OBP: 0.146, SLG: 0.103 (1, 1)		0-0 G1-6-3		0-3 K	0-3 K		0-0 F9			4	0	0	0	0	2	4											
Inning Stats	R: 1 E: 0 K: 2 S: 10	H: 3 LOB: 2 BB: 0 P: 10	R: 1 E: 0 K: 1 S: 7	H: 3 LOB: 1 BB: 0 P: 7	R: 0 E: 0 K: 1 S: 6	H: 1 LOB: 2 BB: 1 P: 10	R: 0 E: 0 K: 1 S: 5	H: 0 LOB: 0 BB: 0 P: 5	R: 2 E: 0 K: 1 S: 8	H: 3 LOB: 3 BB: 2 P: 16	R: 3 E: 1 K: 0 S: 6	H: 3 LOB: 1 BB: 1 P: 10	R: 0 E: 0 K: 0 S: 3	H: 0 LOB: 0 BB: 0 P: 3	R: 0 E: 0 K: 1 S: 5	H: 0 LOB: 1 BB: 1 P: 9	R: 0 E: 0 K: 2 S: 7	H: 0 LOB: 0 BB: 0 P: 7	1B: 9 2B: 2 3B: 2 HR: 0	SF: 0 SAC: 0 DP: 1 HBP: 0	WP: 0 PB: 0 SB: 1 CS: 0	PA: 44					
PITCHER	IP	WLS	BF	H	R	ER	SO	BB	IBB	HBP	BLK	WP	HR	S	P	ERA	WHIP										
Jim Rooker, L ERA: 4.34 (1, 1)	4.0	L	22	10	4	4	5	1	0	0	0	0	0	31	35	9.00	2.750										
Al Fitzmorris, R ERA: 3.75 (5, 1)	1.1		10	3	3	2	1	2	1	0	0	0	0	9	21	13.50	3.750										
Tom Burgmeier, L ERA: 2.41 (6, 1)	0.2		2	0	0	0	0	0	0	0	0	0	0	2	2	0.00	0.000										
Ted Abernathy, R ERA: 1.59 (7, 1)	2.0		7	0	0	0	1	1	0	0	0	0	0	8	12	0.00	0.500										
Ken Wright, R ERA: (9, 1)	1.0		3	0	0	0	2	0	0	0	0	0	0	7	7	0.00	0.000										

Detroit Tigers @ Kansas City Royals
Municipal Stadium, Kansas City, MO
Thu Jul 06 1972, 8:05 PM EDT
Att. 11,201 - Unknown

livebaseballscorecards.com

AB	39
R	7
H	13
RBI	6
BB	5
SO	9
LOB	22



Batter	1	2	3	4	5	6	7	8	9	AB	R	H	RBI	BB	SO	LOB
Freddie Patek, R OBP: 0.293, SLG: 0.317 (1, 6)	0-0 1-3		0-0 4-3			0-0 4-3		0-0 2-3 1B		4	0	1	0	0	0	1
Amos Otis, R OBP: 0.357, SLG: 0.389 (1, 8)	0-3 K			0-0 L9		0-0 5-3		0-3 K		4	0	0	0	0	2	2
Joe Keough, L OBP: 0.310, SLG: 0.222 (1, 7)	0-0 6-3			0-0 2B			0-3 K	0-0 L9		4	0	1	0	0	1	2
Richie Scheinblum, S OBP: 0.383, SLG: 0.489 (1, 9)		0-0 F5		0-0 L9			0-0 WP 2B		0-0 4-3	4	0	1	0	0	0	1
John Mayberry, L OBP: 0.375, SLG: 0.467 (1, 3)		0-0 F7		0-3 K			0-0 F6		0-0 CS 1B	4	0	1	0	0	1	2
Ed Kirkpatrick, L OBP: 0.406, SLG: 0.460 (1, 2)		0-0 F8			0-0 L9		4-0 BB		0-0 F7	3	0	0	0	1	0	1
Cookie Rojas, R OBP: 0.336, SLG: 0.367 (1, 4)			0-0 1B			0-0 4-3		0-3 K		3	0	1	0	0	1	2
Bobby Floyd, R OBP: 0.253, SLG: 0.214 Carl Taylor, R OBP: 0.321, SLG: 0.360 (8, PH) (9, 5)			0-0 F1		0-0 F5			0-3 K		2	0	0	0	0	0	1
Jim Rooker, R OBP: 0.111, SLG: 0.111 Al Fitzmorris, S OBP: 0.286, SLG: 0.167 Tom Burmeister, L OBP: 0.333, SLG: 0.333 Steve Hovley, L OBP: 0.271, SLG: 0.300 Ted Abernathy, R Gail Hopkins, L OBP: 0.236, SLG: 0.219 Ken Wright, R (5, 1) (5, 1) (6, 1) (6, PH) (7, 1) (8, PH) (9, 1)			0-3 K			0-0 4-3		0-0 E8 1B 1B		1	0	0	0	0	1	1

BOTTOM

Detroit Tigers @ Kansas City Royals
Municipal Stadium, Kansas City, MO

Thu Jul 06 1972, 8:05 PM EDT
Att. 11,201 - Unknown

AB	32
R	0
H	6
RBI	0
BB	1
SO	7
LOB	13



Inning Stats	R: 0	H: 0	E: 0	LOB: 0	K: 1	BB: 0	S: 5	P: 5	R: 0	H: 0	E: 0	LOB: 0	K: 0	BB: 0	S: 3	P: 3	R: 0	H: 1	E: 0	LOB: 1	K: 1	BB: 0	S: 6	P: 6	R: 0	H: 1	E: 0	LOB: 1	K: 1	BB: 0	S: 6	P: 6	R: 0	H: 0	E: 0	LOB: 0	K: 0	BB: 0	S: 3	P: 3	R: 0	H: 0	E: 0	LOB: 0	K: 2	BB: 1	S: 8	P: 12	R: 0	H: 2	E: 1	LOB: 2	K: 2	BB: 0	S: 9	P: 9	R: 0	H: 1	E: 0	LOB: 0	K: 0	BB: 0	S: 3	P: 3	1B: 4	SF: 0	2B: 2	SAC: 0	3B: 0	DP: 0	HR: 0	HBP: 0	WP: 1	PA: 34	PB: 0	SB: 1	CS: 1	ERA	WHIP
PITCHER Joe Coleman, R ERA: 2.17 (1, 1)	IP	WLS	BF	H	R	ER	SO	BB	IBB	HBP	BLK	WP	HR	S	P	ERA	WHIP																																																														
																	PITCHER	IP	WLS	BF	H	R	ER	SO	BB	IBB	HBP	BLK	WP	HR	S	P	ERA	WHIP																																													

Batter	1	2	3	4	5	6	7	8	9	AB	R	H	RBI	BB	SO	LOB	TOP										
Freddie Patek, R OBP: 0.288, SLG: 0.310 (1, 6)	0-0 6-3	0-0 F4		0-0 5-3		0-0 F9	0-0 1-3			5	0	0	0	0	0	6											
Amos Otis, R OBP: 0.357, SLG: 0.398 (1, 8)	4-0 1B BB		0-0 5-3		0-0 F8	0-0 F9		0-0 HR		4	1	1	1	1	0	0											
Lou Piniella, R OBP: 0.362, SLG: 0.450 (1, 7)	0-0 1-2 1B		0-0 5-3		0-0 1B 2B 1B		0-0 E 2B	0-0 F8		5	2	3	0	0	0	0											
Richie Scheinblum, S OBP: 0.388, SLG: 0.503 (1, 9)	0-0 F5		0-0 2B		0-0 2B 1-3 SF7 1B		0-0 E4 BB 2B 2-H	0-0 G3		5	2	3	1	0	0	2											
John Mayberry, L OBP: 0.379, SLG: 0.472 (1, 3)	0-0 4-3		0-0 G3		0-0 1-3 2B		4-0 BB BB IBB	0-0 FC4-5 1B		4	0	2	1	1	0	3											
Ed Kirkpatrick, L OBP: 0.411, SLG: 0.477 (1, 2)		0-0 HR		4-0 FC5-4 BB IBB		0-0 F9	0-0 FC4-5 1-2f			3	1	1	1	2	0	3											
Cookie Rojas, R OBP: 0.330, SLG: 0.361 (1, 4)		0-3 K		0-0 FC5-4 SH3-4 BB 1-2f		0-0 SF7		0-0 F9		4	0	0	1	0	1	3											
Paul Schaal, R OBP: 0.311, SLG: 0.327 Bobby Floyd, R OBP: 0.250, SLG: 0.211 (7, PR) (7, 5)		0-0 5-3		4-0 SH3-4 BB 1-2		0-0 F6		4-0 BB BB		2	0	0	0	2	0	2											
Dick Drago, R OBP: 0.167, SLG: 0.054 (1, 1)		4-0 BB		0-0 SH3-4 1-2 2-3		0-0 5-3		4-0 BB 1-2 2-3 3-H		1	0	0	1	2	0	0											
Inning Stats	R: 0 E: 0 K: 0 S: 4	H: 1 LOB: 2 BB: 1 P: 8	R: 1 E: 0 K: 1 S: 6	H: 1 LOB: 1 BB: 1 P: 10	R: 0 E: 0 K: 0 S: 4	H: 1 LOB: 1 BB: 0 P: 4	R: 0 E: 0 K: 0 S: 3	H: 0 LOB: 2 BB: 2 P: 11	R: 2 E: 0 K: 0 S: 6	H: 3 LOB: 2 BB: 1 P: 10	R: 0 E: 0 K: 0 S: 3	H: 0 LOB: 0 BB: 0 P: 3	R: 2 E: 1 K: 0 S: 5	H: 2 LOB: 3 BB: 3 P: 17	R: 1 E: 0 K: 0 S: 5	H: 2 LOB: 1 BB: 0 P: 5	R: 0 E: 0 K: 1 S: 5	H: 0 LOB: 0 BB: 0 P: 5	1B: 4 2B: 4 3B: 0 HR: 2	SF: 1 SAC: 1 DP: 0 HBP: 0	WP: 0 PB: 0 SB: 0 CS: 0	PA: 45					
PITCHER	IP	WLS	BF	H	R	ER	SO	BB	IBB	HBP	BLK	WP	HR	S	P	ERA	WHIP										
Milt Wilcox, R ERA: 2.93 (1, 1)	5.0	L	26	6	3	3	1	4	1	0	0	0	1	23	43	5.40	2.000										
Phil Hennigan, R ERA: 3.6 (6, 1)	1.0		5	2	2	2	0	0	0	0	0	0	0	5	5	18.00	2.000										
Denny Riddleberger, L ERA: 2.27 (7, 1)	0.2		5	0	0	0	0	2	1	0	0	0	0	2	14	0.00	3.000										
Vince Colbert, R ERA: 4.43 (7, 1)	1.1		6	2	1	1	0	0	0	0	0	0	1	6	6	6.75	1.500										
Steve Mingori, L ERA: 4.3 (9, 1)	1.0		3	0	0	0	1	0	0	0	0	0	0	5	5	0.00	0.000										

Kansas City Royals @ Cleveland Indians
Cleveland Municipal Stadium, Cleveland, OH

Fri Jul 07 1972, 7:05 PM EDT
Att: 7,595 - Cloudy - 73 F

livebaseballscorecards.com

AB	35
R	6
H	10
RBI	6
BB	8
SO	2
LOB	19



Batter	1	2	3	4	5	6	7	8	9	AB R H RBI BB SO LOB
Tom McCraw, L (1, 8) OBP: 0.345, SLG: 0.355	0-0 4-3		0-0 G3		0-0 FC4-6			0-0 G3 1B		4 0 1 0 0 0 1
Jack Brohamer, L (1, 4) OBP: 0.273, SLG: 0.327	0-0 G3			0-0 F4		0-0 L8		0-0 G3		4 0 0 0 0 0 1
Chris Chambliss, L (1, 3) OBP: 0.319, SLG: 0.370	0-0 F8			0-0 1B		0-0 L8		0-0 F7		4 0 1 0 0 0 1
Alex Johnson, R (1, 7) OBP: 0.278, SLG: 0.324		0-0 F8		0-3 K		0-0 5-3			0-0 4-3	4 0 0 0 0 1 1
Graig Nettles, L (1, 5) OBP: 0.330, SLG: 0.361		0-0 HR		0-0 L4			0-0 F6		0-0 F8	4 1 1 1 0 0 1
Ron Lolich, R (1, 9) OBP: 0.283, SLG: 0.265		0-0 F9			0-0 F7		0-0 5-3		0-0 6-3	4 0 0 0 0 0 0
Ray Fosse, R (1, 2) OBP: 0.308, SLG: 0.350		0-0 F7			0-0 F7		0-0 HR			3 1 1 1 0 0 0
Frank Duffy, R (1, 6) OBP: 0.297, SLG: 0.269			0-0 G6-4-3 1B		0-0 1B 2B		0-0 L8			3 1 2 0 0 0 0
Milt Wilcox, R (1, 1) OBP: 0.242, SLG: 0.303			0-0 G6-4-3		0-0 FC4-6 1B			0-3 K		1 0 0 0 0 0 1
Eddie Leon, R (5, PH) OBP: 0.280, SLG: 0.278										1 0 1 1 0 0 0
Phil Hennigan, R (6, 1)										0 0 0 0 0 0 0
Denny Riddleberger, R (7, 1)										0 0 0 0 0 0 0
Vince Colbert, R (7, 1) OBP: 0.270, SLG: 0.294										0 0 0 0 0 0 0
Del Unser, L (8, PH) OBP: 0.228, SLG: 0.258										1 0 0 0 0 1 0
Steve Mingo, L (9, 1)										0 0 0 0 0 0 0

Inning Stats	R: 0 E: 0 K: 0 S: 3	H: 0 LOB: 0 BB: 0 P: 3	R: 1 E: 0 K: 0 S: 4	H: 1 LOB: 0 BB: 0 P: 4	R: 0 E: 0 K: 0 S: 3	H: 1 LOB: 0 BB: 0 P: 3	R: 0 E: 0 K: 1 S: 6	H: 1 LOB: 1 BB: 0 P: 6	R: 1 E: 0 K: 0 S: 5	H: 2 LOB: 1 BB: 0 P: 5	R: 0 E: 0 K: 0 S: 3	H: 0 LOB: 0 BB: 0 P: 3	R: 1 E: 0 K: 0 S: 4	H: 1 LOB: 0 BB: 0 P: 4	R: 0 E: 0 K: 1 S: 6	H: 1 LOB: 1 BB: 0 P: 6	R: 0 E: 0 K: 0 S: 3	H: 0 LOB: 0 BB: 0 P: 3	1B: 4 2B: 1 3B: 0 HR: 2	SF: 0 SAC: 0 DP: 1 HBP: 0	WP: 0 PB: 0 SB: 0 CS: 0	PA: 33 ERA WHIP	
PITCHER Dick Drago, R (1, 1) ERA: 2.44	IP 9.0	WLS W	BF 33	H 7	R 3	ER 3	SO 2	BB 0	IBB 0	HBP 0	BLK 0	WP 0	HR 2	S 37	P 37	ERA 3.00	WHIP 0.778						

BOTTOM

Kansas City Royals @ Cleveland Indians
Cleveland Municipal Stadium, Cleveland, OH

Fri Jul 07 1972, 7:05 PM EDT
Att. 7,595 - Cloudy - 73 F

AB	33
R	3
H	7
RBI	3
BB	0
SO	2
LOB	6



WP: 0	PA: 33
ERA	WHIP

Batter	1	2	3	4	5	6	7	8	9	AB	R	H	RBI	BB	SO	LOB
Del Unser, L (1, 8) OBP: 0.223, SLG: 0.253	0-0 F8		0-0 F7		0-0 4-3			0-0 F9		4	0	0	0	0	0	0
Jack Brohamer, L (1, 4) OBP: 0.272, SLG: 0.326	0-3 K		0-0 F5			0-0 F5		0-0 1B		4	0	1	0	0	1	0
Chris Chambliss, L (1, 3) OBP: 0.317, SLG: 0.366	0-0 L7		0-0 1-3			0-0 3-1		0-0 1B		4	0	1	0	0	0	0
Ron Lolic, R (1, 9) OBP: 0.263, SLG: 0.245 (8, 7)		0-0 6-3		0-0 F9		0-3 K		0-0 F8		4	0	0	0	0	1	2
Graig Nettles, L (1, 5) OBP: 0.333, SLG: 0.366		4-0 1B E BB		0-0 4-3 2B			0-0 F5			2	1	1	0	1	0	0
Alex Johnson, R (1, 7) OBP: 0.278, SLG: 0.324 Buddy Bell, R (8, 9) OBP: 0.272, SLG: 0.281		0-0 1B E 1B		0-0 4-3 2B			0-0 F4			3	1	1	0	0	0	1
Ray Fosse, R (1, 2) OBP: 0.313, SLG: 0.354		0-0 E8 1B		0-0 6-3			0-0 1B			3	0	2	1	0	0	1
Eddie Leon, R (1, 6) OBP: 0.275, SLG: 0.272		0-3 K			0-3 K		0-0 F4			3	0	0	0	0	2	2
Mike Kilkenny, R (1, 1) OBP: 0.143, SLG: 0.143 Phil Hennigan, R (7, 1)		0-3 K			0-3 K			0-3 K		2	0	0	0	0	2	1
										1	0	0	0	0	1	0

Inning Stats	R: 0 E: 0 K: 1 S: 5	H: 0 LOB: 0 BB: 0 P: 5	R: 2 E: 1 K: 2 S: 9	H: 2 LOB: 1 BB: 1 P: 13	R: 0 E: 0 K: 0 S: 3	H: 0 LOB: 0 BB: 0 P: 3	R: 0 E: 0 K: 0 S: 4	H: 1 LOB: 1 BB: 0 P: 4	R: 0 E: 0 K: 2 S: 7	H: 0 LOB: 0 BB: 0 P: 7	R: 0 E: 0 K: 1 S: 5	H: 0 LOB: 0 BB: 0 P: 5	R: 0 E: 0 K: 0 S: 4	H: 1 LOB: 1 BB: 0 P: 4	R: 0 E: 0 K: 1 S: 7	H: 2 LOB: 2 BB: 0 P: 7	1B: 5 2B: 1 3B: 0 HR: 0	SF: 0 SAC: 0 DP: 0 HBP: 0
PITCHER Roger Nelson, R (1, 1) ERA: 1.07	IP: 8.0 WLS: L BF: 31 H: 6 R: 2 ER: 1 SO: 7 BB: 1 IBB: 0 HBP: 0 BLK: 0 WP: 0 HR: 0 S: 44 P: 48 ERA: 1.12 WHIP: 0.875																WP: 0 PB: 0 SB: 0 CS: 0	PA: 31 ERA WHIP

BOTTOM

Kansas City Royals @ Cleveland Indians
Cleveland Municipal Stadium, Cleveland, OH

Sat Jul 08 1972, 3:33 AM EDT
Att. 21,250 - Overcast - 68 F

AB	30
R	2
H	6
RBI	1
BB	1
SO	7
LOB	7



WP: 0	PA: 31
ERA	WHIP

Batter	1	2	3	4	5	6	7	8	9	AB R H RBI BB SO LOB	TOP															
Freddie Patek, R (1, 6) OBP: 0.296, SLG: 0.320	0-0 5-3		0-3 K	0-0 1B 2B			0-0 2B 1B	0-0 E5 HR		5 2 2 0 0 1 0																
Amos Otis, R (1, 8) OBP: 0.367, SLG: 0.420	0-0 G6-4-3 1B		0-0 E6 E	0-0 CS 1B			0-0 5-2-3 2B	0-0 HR		5 2 4 4 0 0 0																
Lou Piniella, R (1, 7) OBP: 0.365, SLG: 0.460	0-0 G6-4-3 1-2f		0-0 E6 2B	0-0 CS 1-2	0-0 5-3		4-0 5-2-3 IBB	0-0 L7		4 0 1 1 1 0 1																
Richie Scheinblum, S (1, 9) OBP: 0.374, SLG: 0.482		0-0 F5	0-1 CI		0-0 F3		0-0 5-2-3		0-3 K	4 0 0 0 0 1 3																
John Mayberry, L (1, 3) OBP: 0.377, SLG: 0.463		4-0 2B BB	0-3 K		0-0 F7		4-0 BB		0-0 L7	3 0 0 0 2 1 2																
Ed Kirkpatrick, L (1, 2) OBP: 0.414, SLG: 0.481		0-0 1-3 2B	0-0 L5			0-0 1B	0-0 3-1		0-3 K	5 0 2 0 0 1 5																
Cookie Rojas, R (1, 4) OBP: 0.331, SLG: 0.359		4-0 IBB		0-0 G6-4-3 1B		0-0 F9		0-0 L8		3 0 1 0 1 0 1																
Bobby Floyd, R (1, 5) OBP: 0.253, SLG: 0.231		0-0 F4		0-0 G6-4-3 1-2f		0-0 F9		0-0 4-3 E 2B		4 1 1 0 0 0 5																
Paul Splittorff, L (1, 1) OBP: 0.239, SLG: 0.283		0-0 G3		0-0 2B 1B		0-0 F6		0-0 4-3		3 1 1 0 0 0 4																
Carl Taylor, R (8, PH) OBP: 0.310, SLG: 0.346										1 0 0 0 0 0 1																
Ken Wright, R (8, 1)										0 0 0 0 0 0 0																
Tom Burgmeier, L (9, 1) OBP: 0.333, SLG: 0.333										0 0 0 0 0 0 0																
Inning Stats	R: 0 E: 0 K: 0 S: 3	H: 1 LOB: 0 BB: 0 P: 3	R: 0 E: 0 K: 0 S: 4	H: 1 LOB: 3 BB: 2 P: 12	R: 1 E: 3 K: 2 S: 10	H: 1 LOB: 2 BB: 0 P: 10	R: 2 E: 0 K: 0 S: 5	H: 4 LOB: 0 BB: 0 P: 5	R: 0 E: 0 K: 0 S: 3	H: 0 LOB: 0 BB: 0 P: 3	R: 0 E: 0 K: 0 S: 4	H: 1 LOB: 1 BB: 0 P: 4	R: 0 E: 0 K: 0 S: 4	H: 2 LOB: 3 BB: 2 P: 12	R: 3 E: 1 K: 0 S: 6	H: 2 LOB: 0 BB: 0 P: 6	R: 0 E: 0 K: 2 S: 7	H: 0 LOB: 0 BB: 0 P: 7	1B: 6 2B: 6 3B: 0 HR: 1	SF: 0 SAC: 0 DP: 3 HBP: 0	WP: 0 PB: 0 SB: 0 CS: 1	PA: 43				
PITCHER	IP WLS BF H R ER SO BB IBB HBP BLK WP HR S P ERA WHIP																									
Vince Colbert, R (1, 1) ERA: 4.3	6.0	29	10	3	2	2	1	1	0	0	0	0	31	39	3.00	1.833										
Denny Riddleberger, L (7, 1) ERA: 2.09	3.0	L	13	2	3	0	2	1	1	0	0	1	15	23	0.00	1.000										

Kansas City Royals @ Cleveland Indians
Cleveland Municipal Stadium, Cleveland, OH
 Sun Jul 09 1972, 3:33 AM EDT
 Unknown - 78 F

AB	37
R	6
H	12
RBI	5
BB	4
SO	4
LOB	22



Batter	1	2	3	4	5	6	7	8	9	AB R H RBI BB SO LOB
Buddy Bell, R (1, 8) OBP: 0.271, SLG: 0.279	0-0 1B 1B	0-3 K		0-0 F8			0-0 5-3		0-0 F7	5 0 1 0 0 1 3
Jack Brohamer, L (1, 4) OBP: 0.279, SLG: 0.329	0-0 1-2 1B		0-0 BB HR 1B		0-3 K		0-0 4-3		4-0 1B BB	4 1 2 0 0 1 1 0
Ron Lolich, R (1, 9) OBP: 0.267, SLG: 0.236	0-3 K		4-0 1-2 HR BB		0-0 F2			0-3 K	0-0 G6-3 1B	2 1 0 0 0 1 1 2 1 0 0 0 0 0 1 0 1 0 1 1 0 0 0 0
Del Unser, L (6, 9) OBP: 0.222, SLG: 0.251										
Ray Fosse, R (9, PH) OBP: 0.316, SLG: 0.357										
Graig Nettles, L (1, 5) OBP: 0.335, SLG: 0.379	0-0 F6		0-0 1-H 2-H HR		0-0 1-3			0-0 BB 1B 1B	0-0 G6-3	5 1 2 3 0 0 0 4
Alex Johnson, R (1, 7) OBP: 0.274, SLG: 0.319	0-0 F9		0-0 5-3			0-0 F8		0-0 F9		4 0 0 0 0 0 0 3
Chris Chambliss, L (1, 3) OBP: 0.315, SLG: 0.363		0-3 K	0-0 6-3			0-0 F7		0-0 1-2 BB 1B		4 0 1 0 0 0 1 0
Eddie Leon, R (1, 6) OBP: 0.287, SLG: 0.280		0-0 BB 1B	0-0 4-1			0-0 1B		4-0 1-2 2-3 BB		3 0 2 0 1 0 0 0
Jerry Moses, R (1, 2) OBP: 0.235, SLG: 0.286		0-0 F9		0-0 6-3		0-0 F7		0-3 K		4 0 0 0 0 0 1 5
Vince Colbert, R (1, 1) OBP: 0.300, SLG: 0.278		4-0 BB BB BB		0-0 F8			0-3 K		0-0 1B WP 1B	1 0 0 0 0 1 0 0 1 0 0 0 0 0 1 0 1 1 1 0 0 0 0 0
Denny Riddleberger, R (7, 1) OBP: 0.348, SLG: 0.359		1-2 BB								
Tom McCraw, L (9, PH)										

Inning Stats	R: 0 E: 0 K: 1 S: 7	H: 2 LOB: 2 BB: 0 P: 7	R: 0 E: 0 K: 2 S: 8	H: 1 LOB: 2 BB: 1 P: 12	R: 3 E: 0 K: 0 S: 5	H: 2 LOB: 0 BB: 1 P: 9	R: 0 E: 0 K: 0 S: 3	H: 0 LOB: 0 BB: 0 P: 3	R: 0 E: 0 K: 1 S: 5	H: 1 LOB: 1 BB: 0 P: 4	R: 0 E: 0 K: 1 S: 5	H: 0 LOB: 0 BB: 0 P: 5	R: 0 E: 0 K: 0 S: 4	H: 1 LOB: 1 BB: 0 P: 4	R: 0 E: 0 K: 1 S: 5	H: 0 LOB: 0 BB: 0 P: 5	R: 0 E: 0 K: 2 S: 9	H: 2 LOB: 3 BB: 1 P: 13	R: 1 E: 0 K: 0 S: 4	H: 2 LOB: 1 BB: 1 P: 8	1B: 9 2B: 0 3B: 0 HR: 1	SF: 0 SAC: 0 DP: 1 HBP: 0	WP: 1 PB: 0 SB: 0 CS: 0	PA: 40 ERA WHIP	
PITCHER	IP	WLS	BF	H	R	ER	SO	BB	IBB	HBP	BLK	WP	HR	S	P	ERA	WHIP								
Paul Splittorf, L (1, 1) ERA: 2.49	7.0	W	29	6	3	3	5	2	0	0	0	0	1	37	45	3.86	1.143								
Ken Wright, R (8, 1) ERA: 3.86	1.1		9	3	1	1	2	2	0	0	0	1	0	11	19	6.75	3.750								
Tom Burgmeier, L (9, 1) ERA: 2.36	0.2	S	2	1	0	0	0	0	0	0	0	0	0	2	2	0.00	1.500								

BOTTOM

Kansas City Royals @ Cleveland Indians
Cleveland Municipal Stadium, Cleveland, OH

livebaseballscorecards.com

AB	36
R	4
H	10
RBI	4
BB	4
SO	7
LOB	17



Sun Jul 09 1972, 3:33 AM EDT
Unknown - 78 F

Batter	1	2	3	4	5	6	7	8	9	AB	R	H	RBI	BB	SO	LOB	TOP										
Freddie Patek, R OBP: 0.298, SLG: 0.330 (1, 6) X	0-0 SH3 SF8 2B	0-0 1-3 2B 2B		0-0 6-3		0-0 6-3	0-0 G3			5	2	2	0	0	0	0											
Amos Otis, R OBP: 0.372, SLG: 0.432 (1, 8) X	0-0 SH3 2-3	4-0 2B IBB		0-0 HR		4-0 4-3 S 2B BB		0-0 F9		2	3	1	1	2	0	0											
Richie Scheinblum, S OBP: 0.374, SLG: 0.485 (1, 9) X	0-0 SF8	0-0 2B		4-0 BB		0-0 4-3		0-0 3-1		3	0	1	4	1	0	1											
Lou Piniella, R OBP: 0.368, SLG: 0.475 (1, 7) X	0-0 HR	4-0 K2-3-2 IBB		0-3 K		0-0 1B 2B		0-0 5-3		4	2	2	2	1	1	1											
John Mayberry, L OBP: 0.381, SLG: 0.461 (1, 3) B B B	4-0 BB BB	0-3 K2-3-2 IBB				0-0 F8		4-0 1B BB		3	0	1	0	2	1	2											
Ed Kirkpatrick, L OBP: 0.423, SLG: 0.484 (1, 2) B B B	4-0 1-2 BB			0-0 G5-4-3 1B		4-0 FC5-4 BB		0-0 1-3 2-H 1B		3	0	2	1	2	1	1											
Bobby Knoop, R OBP: 0.314, SLG: 0.233 (1, 4) X	0-0 F9			0-0 G5-4-3 1B		0-0 FC5-4 1B		0-0 L9		5	0	0	0	0	1	6											
Bobby Floyd, R OBP: 0.253, SLG: 0.232 (1, 5)		0-3 K		0-0 F6		0-0 1-2 1B		0-3 K		4	0	1	0	0	2	0											
Mike Hedlund, R OBP: 0.316, SLG: 0.316 Ted Abernathy, R OBP: 0.333, SLG: 0.333 (1, 1) (6, 1) (7, 1)		0-0 2B 2B 1B		0-0 F3		0-3 K		0-0 5-3		3	1	1	0	0	1	2											
Inning Stats	R: 2 E: 0 K: 0 S: 5	H: 2 LOB: 2 BB: 2 P: 13	R: 3 E: 0 K: 2 S: 9	H: 3 LOB: 2 BB: 2 P: 17	R: 0 E: 0 K: 0 S: 3	H: 1 LOB: 0 BB: 0 P: 3	R: 1 E: 0 K: 1 S: 6	H: 1 LOB: 1 BB: 1 P: 10	R: 0 E: 0 K: 1 S: 6	H: 1 LOB: 2 BB: 1 P: 10	R: 2 E: 0 K: 0 S: 5	H: 2 LOB: 2 BB: 2 P: 13	R: 0 E: 0 K: 1 S: 5	H: 0 LOB: 0 BB: 0 P: 5	R: 0 E: 0 K: 2 S: 7	H: 1 LOB: 0 BB: 0 P: 7	1B: 5 2B: 6 3B: 0 HR: 2	SF: 1 SAC: 1 DP: 3 HBP: 0	WP: 0 PA: 43 PB: 0 SB: 1 CS: 1								
PITCHER	IP	WLS	BF	H	R	ER	SO	BB	IBB	HBP	BLK	WP	HR	S	P	ERA	WHIP										
Ed Farmer, R ERA: 4.08 (1, 1)	1.1	L	12	5	5	5	1	2	1	0	0	0	1	11	23	33.75	5.250										
Steve Minger, L ERA: 4.09 (2, 1)	3.2		15	3	1	1	3	2	1	0	0	0	1	18	30	2.46	1.364										
Ray Lamb, R ERA: 4.23 (6, 1)	2.0		10	2	2	2	1	2	0	0	0	0	0	10	18	9.00	2.000										
Milt Wilcox, R ERA: 2.88 (8, 1)	2.0		6	1	0	0	2	0	0	0	0	0	0	10	10	0.00	0.500										

Kansas City Royals @ Cleveland Indians
 Cleveland Municipal Stadium, Cleveland, OH
 Sun Jul 09 1972, 3:38 AM EDT
 Att: 15,327 - Unknown

AB	33
R	8
H	11
RBI	8
BB	8
SO	7
LOB	13



BOTTOM

Kansas City Royals @ Cleveland Indians
Cleveland Municipal Stadium, Cleveland, OH

Sun Jul 09 1972, 3:38 AM EDT
Att. 15,327 - Unknown

livebaseballscorecards.com

AB	35
R	5
H	7
RBI	5
BB	3
SO	3
LOB	14



WP:	0	PA:	38
PB:	0	SB:	0
CS:	0		

AB R H RBI BB SO LOB

4	1	0	0	1	0	0
5	1	2	0	0	0	1
3	1	1	1	1	1	1
4	0	1	1	0	0	3
4	1	1	1	0	1	4
2	0	1	1	1	0	0
1	0	0	0	0	0	0
4	1	1	1	0	0	3
4	0	0	0	0	0	2
0	0	0	0	0	0	0
1	0	0	0	0	1	0
1	0	0	0	0	0	0
0	0	0	0	0	0	0
1	0	0	0	0	0	0
0	0	0	0	0	0	0
1	0	0	0	0	0	0

Batter	1	2	3	4	5	6	7	8	9
Del Unser, L (1, 9) OBP: 0.222, SLG: 0.246	4-0 FC5-4 BB		0-0 G3		0-0 G3		0-0 E3 1B 1B		0-0 F5
Jack Brohamer, L (1, 4) OBP: 0.282, SLG: 0.331	0-0 F8		0-0 4-3			0-0 1B 1B	0-0 F9 1B 1B		0-0 F9
Chris Chambliss, L (1, 3) OBP: 0.320, SLG: 0.362	0-0 F8		0-3 K			4-0 1B 1B BB	0-0 1-2 FC6 1B		
Ray Fosse, R (1, 2) OBP: 0.315, SLG: 0.355	0-0 FC5-4 1-2f			0-0 6-3		0-0 F9 1B 1B 1-3 2-H	0-0 F9 2-3		
Graig Nettles, L (1, 5) OBP: 0.333, SLG: 0.389		0-0 HR		0-3 K		0-0 F4	0-0 FC6 1-2f		
Tom McCraw, L (1, 7) OBP: 0.352, SLG: 0.360		0-0 F8		4-0 BB		0-0 FC5-4 1B 1-2 3-H		0-0 F3	
Ron Lolich, R (8, PH) OBP: 0.262, SLG: 0.232									
Buddy Bell, R (1, 8) OBP: 0.270, SLG: 0.292		0-0 HR		0-0 L9		0-0 F9 2-3		0-0 6-3	
Eddie Leon, R (1, 6) OBP: 0.280, SLG: 0.273		0-0 F8			0-0 5-3	0-0 FC5-4 1-2f		0-0 4-3	
Ed Farmer, R (1, 1) OBP: 0.250, SLG: 0.250		0-3 K			0-0 F3		0-0 G3		0-0 1-4-3
Steve Mingori, L (2, 1)									
Roy Foster, R (5, PH) OBP: 0.196, SLG: 0.192									
Ray Lamb, R (6, 1)									
Lou Camilli, S (7, PH) OBP: 0.169, SLG: 0.167									
Milt Wilcox, R (8, 1) OBP: 0.242, SLG: 0.303									
Alex Johnson, R (9, PH) OBP: 0.273, SLG: 0.317									

Inning Stats	R: 0	H: 0	E: 0	K: 0	S: 3	H: 0	LOB: 1	BB: 1	P: 7	R: 2	H: 2	E: 0	K: 1	S: 7	R: 0	H: 0	E: 0	K: 1	S: 5	R: 0	H: 0	E: 0	K: 1	S: 5	R: 0	H: 0	E: 0	K: 0	S: 3	R: 2	H: 3	E: 1	K: 0	S: 6	R: 1	H: 2	E: 1	K: 0	S: 6	R: 0	H: 0	E: 0	K: 0	S: 3	R: 0	H: 0	E: 0	K: 0	S: 3	1B: 5	SF: 0	2B: 0	SAC: 0	3B: 0	DP: 0	HR: 2	HBP: 0	WP: 0	PA: 38
--------------	------	------	------	------	------	------	--------	-------	------	------	------	------	------	------	------	------	------	------	------	------	------	------	------	------	------	------	------	------	------	------	------	------	------	------	------	------	------	------	------	------	------	------	------	------	------	------	------	------	------	-------	-------	-------	--------	-------	-------	-------	--------	-------	--------

PITCHER	IP	WLS	BF	H	R	ER	SO	BB	IBB	HBP	BLK	WP	HR	S	P	ERA	WHIP
Mike Hedlund, R (1, 1) ERA: 4.14	5.1	W	24	5	4	4	3	3	0	0	0	0	2	27	39	6.75	1.500
Ted Abernathy, R (6, 1) ERA: 1.5	1.1		7	2	1	0	0	0	0	0	0	0	0	7	7	0.00	1.500
Tom Burgmeier, L (7, 1) ERA: 2.21	2.1	S	7	0	0	0	0	0	0	0	0	0	0	7	7	0.00	0.000

Batter	1	2	3	4	5	6	7	8	9	AB R H RBI BB SO LOB	TOP	
Freddie Patek, R OBP: 0.294, SLG: 0.325 (1, 6) X	0-0 5-3		0-0 5-3			0-0 4-3			0-0 5-3	4 0 0 0 0 0 1	Kansas City Royals @ Baltimore Orioles Memorial Stadium, Baltimore, MD Mon Jul 10 1972, 7:05 PM EDT Att: 7,772 - Unknown - 80 F livebaseballscorecards.com	
Amos Otis, R OBP: 0.370, SLG: 0.431 (1, 8) X	0-0 5-3 1B		0-0 5-3			0-0 SF8			0-0 F9	3 0 1 1 0 0 0		
Richie Scheinblum, S OBP: 0.377, SLG: 0.485 Steve Hovley, L OBP: 0.276, SLG: 0.296 (1, 9) X (9, PR) (9, 9)	0-0 1-2 5-3 1B				0-0 F7	0-0 5-3			0-0 HR 1B	4 0 2 0 0 0 0 0 1 0 0 0 0 0		
Lou Piniella, R OBP: 0.367, SLG: 0.482 (1, 7) X	0-0 1-2 2-3 5-3				0-0 L5				0-0 HR 1B	4 1 1 2 0 1 2		
John Mayberry, L OBP: 0.376, SLG: 0.453 (1, 3) X	0-0 F7				0-3 K				0-3 K	4 0 0 0 0 2 3		
Paul Schaal, R OBP: 0.307, SLG: 0.322 (1, 5) X					0-0 F7				0-3 K	3 0 0 0 0 1 0		
Ed Kirkpatrick, L OBP: 0.422, SLG: 0.482 (1, 2) X					0-3 K				0-0 G6-4-3 1B	3 0 1 0 0 1 0		
Bobby Knoop, R OBP: 0.297, SLG: 0.219 Cookie Rojas, R OBP: 0.330, SLG: 0.358 Bobby Floyd, R OBP: 0.253, SLG: 0.232 (1, 4) X (8, PH) (8, 4)	0-0 F8				0-0 6-3				0-0 G6-4-3 1B	2 0 0 0 0 0 0 1 0 0 0 0 0 1 0 0 0 0 0 0 0		
Bruce Dal Canton, R OBP: 0.136, SLG: 0.182 Jerry May, R OBP: 0.323, SLG: 0.353 Ken Wright, R (8, 1)					0-0 F8				0-0 5-3	2 1 1 0 0 0 0 1 0 0 0 0 0 0 0 0 0 0 0 0 0		
						0-0 4-3 SF8 2B						
Inning Stats	R: 0 H: 2 E: 0 LOB: 2 K: 0 BB: 0 S: 5 P: 5	R: 0 H: 0 E: 0 LOB: 0 K: 0 BB: 0 S: 3 P: 3	R: 0 H: 0 E: 0 LOB: 0 K: 0 BB: 0 S: 3 P: 3	R: 0 H: 0 E: 0 LOB: 0 K: 1 BB: 0 S: 5 P: 5	R: 0 H: 0 E: 0 LOB: 0 K: 1 BB: 0 S: 5 P: 5	R: 1 H: 1 E: 0 LOB: 0 K: 0 BB: 0 S: 4 P: 4	R: 0 H: 0 E: 0 LOB: 0 K: 2 BB: 0 S: 7 P: 7	R: 0 H: 1 E: 0 LOB: 0 K: 0 BB: 0 S: 3 P: 3	R: 2 H: 2 E: 0 LOB: 1 K: 1 BB: 0 S: 7 P: 7	1B: 4 SF: 1 2B: 1 SAC: 0 3B: 0 DP: 1 HR: 1 HBP: 0	WP: 0 PA: 32 PB: 0 SB: 0 CS: 0	
PITCHER Mike Cuellar, L ERA: 2.56 (1, 1)	IP WLS BF H R ER SO BB IBB HBP BLK WP HR S P ERA WHIP	PITCHER IP WLS BF H R ER SO BB IBB HBP BLK WP HR S P ERA WHIP										

Kansas City Royals @ Baltimore Orioles
Memorial Stadium, Baltimore, MD
 Mon Jul 10 1972, 7:05 PM EDT
 Att: 7,772 - Unknown - 80 F

AB	31
R	3
H	6
RBI	3
BB	0
SO	5
LOB	7



Batter	1	2	3	4	5	6	7	8	9	AB	R	H	RBI	BB	SO	LOB
Don Buford, S OBP: 0.326, SLG: 0.249 (1, 7)	0-0 F2		0-0 F2		0-3 K			4-0 BB		3	0	0	0	1	1	1
Paul Blair, R OBP: 0.248, SLG: 0.344 (1, 8)	0-0 F8			0-0 4-3		0-0 5-3		0-0 F6		4	0	0	0	0	0	1
Bobby Grich, R OBP: 0.343, SLG: 0.435 (1, 6)	0-0 6-3			0-0 F5		0-0 6-3			0-0 F8	4	0	0	0	0	0	0
Boog Powell, L OBP: 0.298, SLG: 0.315 (1, 3)		0-0 F8		0-0 4-3		0-3 K			0-0 6-3	4	0	0	0	0	1	0
Brooks Robinson, R OBP: 0.311, SLG: 0.348 (1, 5)		0-0 4-3 2B			0-0 2B 1B		0-0 F9		0-0 F5	4	1	2	0	0	0	0
Terry Crowley, L OBP: 0.348, SLG: 0.505 Don Baylor, R OBP: 0.339, SLG: 0.462 (1, 9)		0-0 4-3 2-3		0-0 F7		0-3 K				3	0	0	0	0	1	2
Davey Johnson, R OBP: 0.339, SLG: 0.328 (1, 4)		0-0 4-3		0-0 E 2B		0-0 6-3				0	0	0	0	0	0	0
Elrod Hendricks, L OBP: 0.243, SLG: 0.197 (1, 2)			0-0 G4-3 1B		0-0 E9 1B		0-3 K			3	0	2	0	0	1	0
Mike Cuellar, L OBP: 0.077, SLG: 0.154 (1, 1)			0-0 G4-3 1-2f		0-3 K		0-3 K			3	0	0	0	0	2	2

Inning Stats	R: 0 E: 0 K: 0 S: 3	H: 0 LOB: 0 BB: 0 P: 3	R: 0 E: 0 K: 0 S: 4	H: 1 LOB: 1 BB: 0 P: 4	R: 0 E: 0 K: 0 S: 3	H: 1 LOB: 0 BB: 0 P: 3	R: 0 E: 0 K: 0 S: 3	H: 0 LOB: 0 BB: 0 P: 3	R: 2 E: 1 K: 2 S: 10	H: 3 LOB: 1 BB: 0 P: 10	R: 0 E: 0 K: 1 S: 5	H: 0 LOB: 0 BB: 0 P: 5	R: 0 E: 0 K: 1 S: 5	H: 0 LOB: 1 BB: 1 P: 11	R: 0 E: 0 K: 0 S: 3	H: 0 LOB: 0 BB: 0 P: 3	1B: 3 2B: 2 3B: 0 HR: 0	SF: 0 SAC: 0 DP: 1 HBP: 0	WP: 0 PB: 0 SB: 0 CS: 0	PA: 32	
PITCHER	IP	WLS	BF	H	R	ER	SO	BB	IBB	HBP	BLK	WP	HR	S	P	ERA	WHIP				
Bruce Dal Canton, R ERA: 3.27 Ken Wright, R ERA: 2.08	(1, 1)	7.0	25	5	2	1	4	0	0	0	0	0	0	33	33	1.29	0.714				
	(8, 1)	2.0	7	0	0	0	2	1	0	0	0	0	0	10	14	0.00	0.500				

BOTTOM

Kansas City Royals @ Baltimore Orioles
Memorial Stadium, Baltimore, MD

Mon Jul 10 1972, 7:05 PM EDT
Att. 7,772 - Unknown - 80 F

AB	31
R	2
H	5
RBI	1
BB	1
SO	6
LOB	7



Batter	1	2	3	4	5	6	7	8	9	10	AB R H RBI BB SO LOB	TOP												
Freddie Patek, R OBP: 0.293, SLG: 0.330 (1, 6) X	0-0 F8		0-0 F9			0-0 3B		0-0 F9		0-0 4-3	5 0 1 0 0 0 0	Kansas City Royals @ Baltimore Orioles Memorial Stadium, Baltimore, MD Tue Jul 11 1972, 7:05 PM EDT Att. 12,853 - Unknown - 85 F AB 37 R 1 H 7 RBI 1 BB 1 SO 6 LOB 15												
Amos Otis, R OBP: 0.367, SLG: 0.427 (1, 8) X	0-0 1B		0-0 1-3			0-3 K		0-0 1-3		0-0 F8	5 1 1 0 0 1 1													
Richie Scheinblum, S OBP: 0.374, SLG: 0.481 (1, 9) X	0-0 1B		0-0 F6			0-0 F6		0-0 F9			4 0 1 0 0 0 1													
Lou Piniella, R OBP: 0.365, SLG: 0.479 (1, 7) X	0-0 1B			0-0 5-3		0-0 1-3			0-0 6-3		4 0 1 1 0 0 1													
John Mayberry, L OBP: 0.374, SLG: 0.450 (1, 3) X	0-0 F8			0-0 F7			0-0 F8		0-0 4-3 BB		4 0 1 0 0 0 2													
Ed Kirkpatrick, L OBP: 0.424, SLG: 0.479 (1, 2) S S S	0-3 K			0-0 F8			0-0 1B		4-0 1B	4-0 BB	3 0 1 0 1 1 2													
Bobby Knoop, R OBP: 0.300, SLG: 0.229 Joe Keough, L OBP: 0.295, SLG: 0.211 Cookie Rojas, R OBP: 0.350, SLG: 0.358 (1, 4) X (9, PH) (9, 4)		0-0 F8			0-0 1-3		0-0 1B		0-0 4-3	0-0 1-2 2-3	3 0 1 0 0 0 0 1 0 0 0 0 0 2 0 0 0 0 0 0 0													
Bobby Floyd, R OBP: 0.244, SLG: 0.224 Steve Hovley, L OBP: 0.273, SLG: 0.293 Carl Taylor, R OBP: 0.310, SLG: 0.346 (1, 5) X (9, PH) (9, 5)		0-0 F8			0-0 6-3		0-0 F9		0-0 6-3		3 0 0 0 0 0 2 1 0 0 0 0 0 2 0 0 0 0 0 0 0													
Dick Drago, R OBP: 0.152, SLG: 0.049 Tom Burgmeier, L OBP: 0.333, SLG: 0.333 Ken Wright, R (1, 1) S S S (10, 1) (10, 1)		0-3 K			0-3 K		0-3 K			0-3 K	4 0 0 0 0 4 2 0 0 0 0 0 0 0 0 0 0 0 0 0 0													
Inning Stats	R: 1 E: 0 K: 1 S: 8	H: 3 LOB: 2 BB: 0 P: 8	R: 0 E: 0 K: 1 S: 5	H: 0 LOB: 0 BB: 0 P: 5	R: 0 E: 0 K: 0 S: 3	H: 0 LOB: 0 BB: 0 P: 3	R: 0 E: 0 K: 0 S: 3	H: 0 LOB: 0 BB: 0 P: 3	R: 0 E: 0 K: 1 S: 5	H: 1 LOB: 1 BB: 0 P: 5	R: 0 E: 0 K: 1 S: 6		H: 1 LOB: 1 BB: 0 P: 6	R: 0 E: 0 K: 1 S: 7	H: 2 LOB: 2 BB: 0 P: 7	R: 0 E: 0 K: 0 S: 3	H: 0 LOB: 0 BB: 0 P: 3	R: 0 E: 0 K: 0 S: 4	H: 1 LOB: 2 BB: 1 P: 8	R: 0 E: 0 K: 1 S: 5	H: 0 LOB: 0 BB: 0 P: 5	1B: 6 2B: 0 3B: 1 HR: 0	SF: 0 SAC: 0 DP: 0 HBP: 0	WP: 0 PB: 0 SB: 0 CS: 0
PITCHER Jim Palmer, R ERA: 1.92 (1, 1)	IP 10.0 WLS W BF 38 H 7 R 1 ER 1 SO 6 BB 1 IBB 0 HBP 0 BLK 0 WP 0 HR 0 S 49 P 53 ERA 0.90 WHIP 0.800											PITCHER IP WLS BF H R ER SO BB IBB HBP BLK WP HR S P ERA WHIP												

livebaseballscorecards.com



BOTTOM

Kansas City Royals @ Baltimore Orioles
Memorial Stadium, Baltimore, MD

Tue Jul 11 1972, 7:05 PM EDT
Att. 12,853 - Unknown - 85 F

livebaseballscorecards.com

AB 33
R 2
H 7
RBI 2
BB 9
SO 3
LOB 23



AB R H RBI BB SO LOB

4 0 2 0 1 0 3

5 0 0 0 0 0 6

0 0 0 0 0 0 0

5 0 1 0 0 0 5

5 0 1 0 0 0 3

0 1 0 0 0 0 0

4 1 1 0 1 0 0

3 0 1 0 2 0 1

3 0 0 0 1 1 2

0 0 0 1 1 0 0

1 0 0 0 3 0 2

3 0 1 1 0 2 1

1B: 5 SF: 0
2B: 2 2B: 2 SAC: 1
3B: 0 3B: 0 DP: 2
HR: 0 HBP: 0

WP: 0 PA: 43
PB: 0
SB: 1
CS: 0

Batter	1	2	3	4	5	6	7	8	9	10
Don Buford, S (1, 7) OBP: 0.331, SLG: 0.253	E9 5-3		1-2 1B		2B 1B	G4-6-3 1-2f			FC6-4 IBB	
Paul Blair, R (1, 8) OBP: 0.244, SLG: 0.337	6-3		F9 2-3		F5		F7	FC6-4 1-2f 2-3		
Terry Crowley, L (1, 9) OBP: 0.348, SLG: 0.505 Don Baylor, R (1, PH) OBP: 0.335, SLG: 0.459 (2, 9)	5-3 2-3		L7		1-3 2B		F9	6-3		
Brooks Robinson, R (1, 5) OBP: 0.309, SLG: 0.349 Mark Belanger, R (10, PR) OBP: 0.247, SLG: 0.229	F3			4-3	6-3		6-3			BB BB 2B
Bobby Grich, R (1, 6) OBP: 0.345, SLG: 0.431				F7		E5 1B 1B		F8		BB BB IBB
Boog Powell, L (1, 3) OBP: 0.304, SLG: 0.315			G6-3 1-2f	E S BB		1B BB 1B		4-1		BB BB
Davey Johnson, R (1, 4) OBP: 0.338, SLG: 0.323 Tom Shopay, L (10, PH) OBP: 0.294, SLG: 0.200			K			F4		1-3		1-2 2-3 3-H BB
Johnny Oates, L (1, 2) OBP: 0.374, SLG: 0.472			F9 1B BB	4-3		1-2 BB BB		FC6-4 SH3 BB		
Jim Palmer, R (1, 1) OBP: 0.250, SLG: 0.314			K			G4-6-3 1-2 2-3 3-H 1B		SH3		

Inning Stats	R: 0	H: 0	R: 0	H: 1	R: 0	H: 1	R: 0	H: 2	R: 0	H: 2	R: 0	H: 0	R: 0	H: 0	R: 0	H: 0	R: 0	H: 0	R: 1	H: 1	R: 1	H: 3	1B: 5	SF: 0	WP: 0	PA: 43
E: 1	LOB: 1	E: 0	LOB: 0	E: 0	LOB: 0	E: 0	LOB: 2	E: 0	LOB: 2	E: 0	LOB: 0	E: 0	LOB: 0	E: 0	LOB: 0	E: 0	LOB: 0	E: 0	LOB: 2	E: 0	LOB: 3	2B: 2	SAC: 1	PB: 0		
K: 0	BB: 0	K: 1	BB: 0	K: 1	BB: 0	K: 0	BB: 2	K: 1	BB: 0	K: 0	BB: 0	K: 0	BB: 0	K: 0	BB: 0	K: 0	BB: 0	K: 0	BB: 3	K: 0	BB: 3	3B: 0	DP: 2	SB: 1		
S: 4	P: 4	S: 5	P: 5	S: 6	P: 10	S: 3	P: 11	S: 7	P: 7	S: 5	P: 9	S: 3	P: 3	S: 3	P: 3	S: 3	P: 3	S: 3	P: 11	S: 1	P: 13	HR: 0	HBP: 0	CS: 0		

PITCHER	IP	WLS	BF	H	R	ER	SO	BB	IBB	HBP	BLK	WP	HR	S	P	ERA	WHIP
Dick Drago, R (1, 1) ERA: 2.36	9.0	L	41	7	2	1	3	5	2	0	0	0	0	40	68	1.00	1.333
Tom Burgmeier, L (10, 1) ERA: 2.21	0.0		1	0	0	0	0	1	0	0	0	0	0	4	4	∞	∞
Ken Wright, R (10, 1) ERA: 2.08	0.0		1	0	0	0	0	1	0	0	0	0	0	4	4	∞	∞

Batter	1	2	3	4	5	6	7	8	9	10	AB R H RBI BB SO LOB	TOP											
Freddie Patek, R OBP: 0.287, SLG: 0.322 (1, 6)	0-0 6-3	0-0 F7		0-0 F3			0-0 F8			B2 F8	6 0 0 0 0 0 2												
Amos Otis, R OBP: 0.368, SLG: 0.430 (1, 8)	0-3 K		0-0 1B	0-0 4-3			0-3 K			0-0 HBP SF8 2B	5 2 2 0 0 2 0												
Richie Scheinblum, S OBP: 0.384, SLG: 0.486 Steve Hovley, L OBP: 0.273, SLG: 0.293 (10, PR) (10, 9)	0-0 BB 1B		0-0 2B FC4-6 1B		0-0 L9-3 1B		0-0 E6 FC3-6			4-0 BB HBP HR IBB	4 2 3 1 1 0 0 0 1 0 0 0 0 0												
Lou Piniella, R OBP: 0.366, SLG: 0.476 Joe Keough, L OBP: 0.295, SLG: 0.211 (1, 7) (10, 7)	0-0 BB 1B		0-0 F7		0-0 L9-3		0-0 FC3-6			1-0 HR BB HBP	4 2 1 1 0 0 3 0 0 0 0 0 0 0												
John Mayberry, L OBP: 0.375, SLG: 0.453 (1, 3)	4-0 1B BB		0-0 FC4-6 2B		0-0 F8		0-0 G1-6-3			0-0 SF8	3 0 1 1 1 0 1												
Ed Kirkpatrick, L OBP: 0.427, SLG: 0.479 Carl Taylor, R OBP: 0.300, SLG: 0.333 Jerry May, R OBP: 0.330, SLG: 0.353 (1, 2) (9, PH) (9, 2)	0-0 1B		4-0 FC4-6 IBB		0-3 K		0-0 1-3			4-0 HR BB	2 0 1 2 1 1 0 1 0 0 0 0 0 0 0 1 0 0 1 0 0												
Cookie Rojas, R OBP: 0.328, SLG: 0.366 Al Fitzmorris, S OBP: 0.286, SLG: 0.167 (1, 4) (10, 1)	0-0 1-3		0-0 FC4-6		0-0 L1		0-0 5-3			0-0 HR	5 1 1 5 0 0 4 0 0 0 0 0 0 0												
Bobby Floyd, R OBP: 0.242, SLG: 0.233 (1, 5)		0-0 5-3	0-0 5-3		0-0 6-3		0-3 K			0-0 1B 2B	5 1 1 0 0 1 2												
Roger Nelson, R OBP: 0.143, SLG: 0.143 Tom Burgmeier, L OBP: 0.333, SLG: 0.333 Ted Abernathy, R OBP: 0.333, SLG: 0.250 (1, 1) (7, 1) (7, 1) (10, PH) (10, 4)		0-0 4-3		0-3 K			0-0 3-1			0-0 HBP BB 1B	3 0 0 0 0 1 0 0 0 0 0 0 0 0 0 0 0 0 0 0 0 1 1 1 1 1 0 0												
Inning Stats	R: 2 E: 0 K: 1 S: 8	H: 3 LOB: 2 BB: 1 P: 12	R: 0 E: 0 K: 0 S: 3	H: 0 LOB: 0 BB: 0 P: 3	R: 2 E: 0 K: 0 S: 6	H: 3 LOB: 2 BB: 1 P: 10	R: 0 E: 0 K: 1 S: 5	H: 0 LOB: 0 BB: 0 P: 5	R: 0 E: 0 K: 1 S: 5	H: 0 LOB: 0 BB: 0 P: 5	R: 0 E: 1 K: 0 S: 3	H: 0 LOB: 0 BB: 0 P: 3	R: 0 E: 0 K: 1 S: 5	H: 0 LOB: 0 BB: 0 P: 5	R: 0 E: 0 K: 0 S: 7	H: 4 LOB: 1 BB: 3 P: 20	1B: 7 2B: 4 3B: 0 HR: 1	SF: 1 SAC: 0 DP: 2 HBP: 1	WP: 0 PB: 0 SB: 1 CS: 0	PA: 46			
PITCHER	IP WLS BF H R ER SO BB IBB HBP BLK WP HR S P ERA WHIP	IP WLS BF H R ER SO BB IBB HBP BLK WP HR S P ERA WHIP	IP WLS BF H R ER SO BB IBB HBP BLK WP HR S P ERA WHIP	IP WLS BF H R ER SO BB IBB HBP BLK WP HR S P ERA WHIP	IP WLS BF H R ER SO BB IBB HBP BLK WP HR S P ERA WHIP	IP WLS BF H R ER SO BB IBB HBP BLK WP HR S P ERA WHIP	IP WLS BF H R ER SO BB IBB HBP BLK WP HR S P ERA WHIP	IP WLS BF H R ER SO BB IBB HBP BLK WP HR S P ERA WHIP	IP WLS BF H R ER SO BB IBB HBP BLK WP HR S P ERA WHIP	IP WLS BF H R ER SO BB IBB HBP BLK WP HR S P ERA WHIP	IP WLS BF H R ER SO BB IBB HBP BLK WP HR S P ERA WHIP	IP WLS BF H R ER SO BB IBB HBP BLK WP HR S P ERA WHIP	IP WLS BF H R ER SO BB IBB HBP BLK WP HR S P ERA WHIP	IP WLS BF H R ER SO BB IBB HBP BLK WP HR S P ERA WHIP	IP WLS BF H R ER SO BB IBB HBP BLK WP HR S P ERA WHIP	IP WLS BF H R ER SO BB IBB HBP BLK WP HR S P ERA WHIP	IP WLS BF H R ER SO BB IBB HBP BLK WP HR S P ERA WHIP	IP WLS BF H R ER SO BB IBB HBP BLK WP HR S P ERA WHIP	IP WLS BF H R ER SO BB IBB HBP BLK WP HR S P ERA WHIP	IP WLS BF H R ER SO BB IBB HBP BLK WP HR S P ERA WHIP	IP WLS BF H R ER SO BB IBB HBP BLK WP HR S P ERA WHIP	IP WLS BF H R ER SO BB IBB HBP BLK WP HR S P ERA WHIP	IP WLS BF H R ER SO BB IBB HBP BLK WP HR S P ERA WHIP
Pat Dobson, R ERA: 2.25 (1, 1)	3.0																						
Roric Harrison, R ERA: 1.19 (4, 1)	4.0	L																					
Grant Jackson, L ERA: 4.97 (8, 1)	2.0																						
Eddie Watt, R ERA: 3.93 (10, 1)	0.1																						
Mickey Scott, L ERA: 2.81 (10, 1)	0.2																						

Kansas City Royals @ Baltimore Orioles
 Memorial Stadium, Baltimore, MD
 Wed Jul 12 1972, 7:05 PM EDT
 Att: 8,335 - Unknown

AB	39
R	11
H	11
RBI	11
BB	5
SO	5
LOB	12



BOTTOM

Kansas City Royals @ Baltimore Orioles
Memorial Stadium, Baltimore, MD
Wed Jul 12 1972, 7:05 PM EDT
Att. 8,335 - Unknown

livebaseballscorecards.com

AB	37
R	4
H	9
RBI	4
BB	1
SO	7
LOB	12



WP:	0	PA:	38
PB:	0		
SB:	0		
CS:	0		

AB	R	H	RBI	BB	SO	LOB
5	0	2	0	0	0	2

AB	R	H	RBI	BB	SO	LOB
5	0	0	0	0	1	3

AB	R	H	RBI	BB	SO	LOB
4	0	0	0	0	0	3

AB	R	H	RBI	BB	SO	LOB
4	1	1	0	0	0	0

AB	R	H	RBI	BB	SO	LOB
4	0	0	0	0	2	1

AB	R	H	RBI	BB	SO	LOB
4	2	2	2	0	1	0
0	0	0	0	0	0	0

AB	R	H	RBI	BB	SO	LOB
3	1	2	2	1	0	0
0	0	0	0	0	0	0

AB	R	H	RBI	BB	SO	LOB
2	0	0	0	0	1	0
2	0	1	0	0	1	1

AB	R	H	RBI	BB	SO	LOB
0	0	0	0	0	0	0
1	0	1	0	0	0	0
1	0	0	0	0	0	2
0	0	0	0	0	0	0
0	0	0	0	0	0	0
1	0	0	0	0	0	0
1	0	0	0	0	0	0
1	0	0	0	0	0	0
1	0	0	0	0	0	0

AB	R	H	RBI	BB	SO	LOB
0	0	0	0	0	0	0

AB	R	H	RBI	BB	SO	LOB
0	0	0	0	0	0	0

Batter	1	2	3	4	5	6	7	8	9	10	AB	R	H	RBI	BB	SO	LOB
Don Buford, S OBP: 0.332, SLG: 0.257 (1, 7)	F6		G6-4-3 1B			G4-6-3 1B	F9			4-3	5	0	2	0	0	0	2

Paul Blair, R OBP: 0.239, SLG: 0.331 (1, 8)	F2		F7			K		F8		F8	5	0	0	0	0	1	3
---	----	--	----	--	--	---	--	----	--	----	---	---	---	---	---	---	---

Terry Crowley, L OBP: 0.336, SLG: 0.486 (1, 9) (10, 3)	F7		G6-4-3 1-2f			G4-6-3 1-2f		1-3			4	0	0	0	0	0	3
---	----	--	----------------	--	--	----------------	--	-----	--	--	---	---	---	---	---	---	---

Brooks Robinson, R OBP: 0.308, SLG: 0.348 (1, 5)		F6		F8			HR 1B	6-3			4	1	1	0	0	0	0
--	--	----	--	----	--	--	----------	-----	--	--	---	---	---	---	---	---	---

Bobby Grich, R OBP: 0.338, SLG: 0.422 (1, 6) (10, 4)		K		5-3			K		F9		4	0	0	0	0	2	1
---	--	---	--	-----	--	--	---	--	----	--	---	---	---	---	---	---	---

Boog Powell, L OBP: 0.307, SLG: 0.333 Mickey Scott, L (1, 3) (10, 1)		HR 1B		F5			1-H HR		K		4	2	2	2	0	1	0
											0	0	0	0	0	0	0

Davey Johnson, R OBP: 0.345, SLG: 0.344 Mark Belanger, R OBP: 0.247, SLG: 0.229 (1, 4) (9, PR) (10, 6)		1-H HR		F5			1B FC6-2 1B			BB	3	1	2	2	1	0	0
											0	0	0	0	0	0	0

Johnny Oates, L OBP: 0.366, SLG: 0.462 Andy Etchebarren, R OBP: 0.238, SLG: 0.250 (1, 2) (7, PH) (8, 2)		F7		K			FC6-2 1B			K	2	0	0	0	0	1	0
											2	0	1	0	0	1	1

Pat Dobson, R OBP: 0.148, SLG: 0.174 (3, PH) Tom Shopay, L OBP: 0.333, SLG: 0.250 (4, 1) Roric Harrison, R OBP: 0.143, SLG: 0.286 (7, PH) Don Baylor, R OBP: 0.333, SLG: 0.456 (8, 1) Grant Jackson, S (10, 1) Eddie Watt, R (10, 9) Merv Rettenmund, R OBP: 0.329, SLG: 0.357				1B			FC6-2 1B			6-3	0	0	0	0	0	0	0
											1	0	1	0	0	0	0
											1	0	0	0	0	1	0
											0	0	0	0	0	0	0
											0	0	0	0	0	0	0
											1	0	0	0	0	0	0

Inning Stats	R: 0	H: 0	E: 0	K: 0	S: 3	P: 3	R: 2	H: 2	E: 0	K: 1	S: 7	P: 7	R: 0	H: 2	E: 0	K: 0	S: 4	P: 4	R: 0	H: 0	E: 0	K: 0	S: 3	P: 3	R: 0	H: 1	E: 0	K: 1	S: 5	P: 5	R: 2	H: 4	E: 0	K: 1	S: 9	P: 9	R: 0	H: 0	E: 0	K: 0	S: 3	P: 3	R: 0	H: 0	E: 0	K: 2	S: 7	P: 11	R: 0	H: 0	E: 0	K: 0	S: 3	P: 3	R: 0	H: 0	E: 0	K: 0	S: 3	P: 3	1B: 7	SF: 0	2B: 0	3B: 0	HR: 2	WP: 0	PA: 38
--------------	------	------	------	------	------	------	------	------	------	------	------	------	------	------	------	------	------	------	------	------	------	------	------	------	------	------	------	------	------	------	------	------	------	------	------	------	------	------	------	------	------	------	------	------	------	------	------	-------	------	------	------	------	------	------	------	------	------	------	------	------	-------	-------	-------	-------	-------	-------	--------

PITCHER	IP	WLS	BF	H	R	ER	SO	BB	IBB	HBP	BLK	WP	HR	S	P	ERA	WHIP																		
Roger Nelson, R ERA: 1.68 (1, 1)	6.1		25	8	4	4	5	0	0	0	0	0	2	35	35	5.68	1.263																		
Tom Burgmeier, L ERA: 2.21 (7, 1)	0.0		1	1	0	0	0	0	0	0	0	0	0	1	1	∞	∞																		
Ted Abernathy, R ERA: 1.35 (7, 1)	2.2	W	9	0	0	0	2	1	0	0	0	0	0	12	16	0.00	0.375																		
Al Fitzmorris, R ERA: 3.69 (10, 1)	1.0	S	3	0	0	0	0	0	0	0	0	0	0	3	3	0.00	0.000																		

Batter	1	2	3	4	5	6	7	8	9	AB R H RBI BB SO LOB	TOP																								
Freddie Patek, R (1, 6) OBP: 0.292, SLG: 0.327	0-0 S 1B		0-0 1-2 1B		0-0 F9		0-0 4-3		0-0 HR 1B	5 1 3 0 0 0 1																									
Amos Otis, R (1, 8) OBP: 0.368, SLG: 0.439	0-0 5-3		0-0 F9		0-0 1-2 1B		0-0 F8		0-0 1-H HR	5 1 2 2 0 0 3																									
Richie Scheinblum, S (1, 9) OBP: 0.384, SLG: 0.498	0-0 E3 G5-4-3		0-0 F9		0-0 F4			0-0 2B FC 1B	0-0 HR	5 2 2 1 0 0 5																									
Lou Piniella, R (1, 7) OBP: 0.366, SLG: 0.478	0-0 G5-4-3 1-2f			0-0 F4		0-0 1B 1B		0-0 FC 1-3 2B	0-0 F8	5 0 2 0 0 0 2																									
John Mayberry, L (1, 3) OBP: 0.372, SLG: 0.446		0-0 4-3		H 1-0 HBP		0-0 F2		0-0 F4	0-0 4-3	4 0 0 0 0 0 3																									
Cookie Rojas, R (1, 4) OBP: 0.326, SLG: 0.364		0-3 K		0-0 F7		0-0 1-2 1B		0-0 FC FC6-4		4 0 1 1 0 1 2																									
Jerry May, R (1, 2) OBP: 0.317, SLG: 0.337		0-0 5-3		0-0 F7		0-0 F5		0-0 F8		4 0 0 0 0 0 5																									
Bobby Floyd, R (1, 5) OBP: 0.232, SLG: 0.223			0-3 K		0-0 5-3		0-3 K		0-0 FC6-4	4 0 0 0 0 2 4																									
Paul Splittorff, L (1, 1) OBP: 0.239, SLG: 0.283			0-0		0-0		0-0 F9		0-3 K	0 0 0 0 0 0 0																									
Al Fitzmorris, S (1, 1) OBP: 0.348, SLG: 0.211										1 0 1 0 1 0 0																									
Bobby Knoop, R (7, PH) OBP: 0.326, SLG: 0.243										1 0 0 0 0 0 0																									
Mike Hedlund, R (7, 1) OBP: 0.316, SLG: 0.316										0 0 0 0 0 0 0																									
Paul Schaal, R (9, PH) OBP: 0.306, SLG: 0.320										1 0 0 0 0 1 0																									
Inning Stats	R: 0 E: 1 K: 0 S: 4	H: 1 LOB: 1 BB: 0 P: 4	R: 0 E: 0 K: 1 S: 5	H: 0 LOB: 0 BB: 0 P: 5	R: 0 E: 0 K: 1 S: 7	H: 2 LOB: 2 BB: 0 P: 7	R: 0 E: 0 K: 0 S: 3	H: 0 LOB: 1 BB: 0 P: 4	R: 0 E: 0 K: 0 S: 4	H: 1 LOB: 2 BB: 1 P: 8	R: 0 E: 0 K: 1 S: 7	H: 2 LOB: 2 BB: 0 P: 7	R: 0 E: 0 K: 0 S: 3	H: 0 LOB: 0 BB: 0 P: 3	R: 1 E: 0 K: 0 S: 6	H: 2 LOB: 2 BB: 0 P: 6	R: 3 E: 0 K: 1 S: 8	H: 3 LOB: 0 BB: 0 P: 8	1B: 8 2B: 1 3B: 0 HR: 2	SF: 0 SAC: 0 DP: 1 HBP: 1	WP: 0 PB: 0 SB: 1 CS: 0	PA: 41													
PITCHER Mickey Lolich, L (1, 1) ERA: 2.58	IP 9.0	WLS W	BF 41	H 11	R 4	ER 4	SO 4	BB 1	IBB 0	HBP 1	BLK 0	WP 0	HR 2	S 47	P 52	ERA 4.00	WHIP 1.333	PITCHER	IP 9.0	WLS W	BF 41	H 11	R 4	ER 4	SO 4	BB 1	IBB 0	HBP 1	BLK 0	WP 0	HR 2	S 47	P 52	ERA 4.00	WHIP 1.333

Kansas City Royals @ Detroit Tigers
Tiger Stadium, Detroit, MI
Thu Jul 13 1972, 7:05 PM EDT
Att: 17,987 - Unknown

livebaseballscorecards.com

AB	39
R	4
H	11
RBI	4
BB	1
SO	4
LOB	25



Batter	1	2	3	4	5	6	7	8	9	AB	R	H	RBI	BB	SO	LOB
Aurelio Rodriguez, R OBP: 0.278, SLG: 0.333 (1, 5)										4	1	1	0	0	0	3
Mickey Stanley, R OBP: 0.269, SLG: 0.414 (1, 8)										3	0	0	0	1	0	1
Bill Freehan, R OBP: 0.355, SLG: 0.407 (1, 2)										3	1	0	0	1	1	1
Willie Horton, R OBP: 0.319, SLG: 0.428 Wayne Comer, R (9, 7)										4	1	2	1	0	0	1
Paul Jata, R OBP: 0.311, SLG: 0.269 Jim Northrup, L OBP: 0.324, SLG: 0.360 (5, PH) (6, 9)										1	1	0	0	1	1	1
Norm Cash, L OBP: 0.323, SLG: 0.496 (1, 3)										2	0	1	1	1	0	0
Ike Brown, R OBP: 0.396, SLG: 0.488 (1, 4)										3	2	1	0	1	0	2
Ed Brinkman, R OBP: 0.249, SLG: 0.268 (1, 6)										3	0	1	3	0	0	1
Mickey Lolich, S OBP: 0.238, SLG: 0.094 (1, 1)										3	0	1	0	1	1	1

Inning Stats	R: 5	H: 3	E: 0	LOB: 2	K: 0	BB: 4	S: 6	P: 22	R: 0	H: 1	E: 0	LOB: 1	K: 2	BB: 0	S: 8	P: 8	R: 1	H: 1	E: 0	LOB: 0	K: 1	BB: 0	S: 6	P: 6	R: 0	H: 0	E: 0	LOB: 0	K: 0	BB: 0	S: 3	P: 3	R: 0	H: 1	E: 0	LOB: 1	K: 0	BB: 0	S: 4	P: 4	R: 0	H: 1	E: 0	LOB: 0	K: 0	BB: 0	S: 3	P: 3	R: 0	H: 0	E: 0	LOB: 1	K: 0	BB: 1	S: 3	P: 7	R: 0	H: 0	E: 0	LOB: 1	K: 0	BB: 1	S: 3	P: 7
--------------	------	------	------	--------	------	-------	------	-------	------	------	------	--------	------	-------	------	------	------	------	------	--------	------	-------	------	------	------	------	------	--------	------	-------	------	------	------	------	------	--------	------	-------	------	------	------	------	------	--------	------	-------	------	------	------	------	------	--------	------	-------	------	------	------	------	------	--------	------	-------	------	------

PITCHER	IP	WLS	BF	H	R	ER	SO	BB	IBB	HBP	BLK	WP	HR	S	P	ERA	WHIP
Paul Splittorf, L ERA: 2.82 (1, 1)	0.2	L	8	3	5	5	0	3	0	0	0	1	0	5	17	67.50	9.000
Al Fitzmorris, R ERA: 3.54 (1, 1)	5.1		20	4	1	1	3	1	0	0	0	1	0	25	29	1.69	0.938
Mike Hedlund, R ERA: 4.01 (7, 1)	2.0		8	0	0	0	0	2	0	0	0	0	0	6	14	0.00	1.000

BOTTOM

Kansas City Royals @ Detroit Tigers
Tiger Stadium, Detroit, MI

Thu Jul 13 1972, 7:05 PM EDT
Att. 17,987 - Unknown

AB	28
R	6
H	7
RBI	5
BB	6
SO	3
LOB	12

WP	PA	3B	DP	HR	HBP	CS
2	36	0	1	0	0	0

Batter	1	2	3	4	5	6	7	8	9	AB R H RBI BB SO LOB	TOP	
Freddie Patek, R (1, 6) OBP: 0.288, SLG: 0.323	0-3 K		0-0 5-3		0-0 4-3		0-3 K			4 0 0 0 0 2 1		
Amos Otis, R (1, 8) OBP: 0.370, SLG: 0.442	0-0 6-3			0-0 1B 2B		4-0 S BB		0-0 F8		3 1 1 0 1 0 0		
Richie Scheinblum, S (1, 9) Steve Hovley, L (8, PR) OBP: 0.273, SLG: 0.293	0-0 L7			0-0 F4		0-0 F6		4-0 WP BB		3 0 0 0 1 0 2 0 0 0 0 0 0 0		
Lou Piniella, R (1, 7) OBP: 0.362, SLG: 0.472		0-0 F4		0-3 K		0-0 F9		0-0 F8		4 0 0 0 0 1 3		
John Mayberry, L (1, 3) OBP: 0.377, SLG: 0.446		0-0 F5		0-0 BB 1B		4-0 IBB		4-0 FC6-4 IBB		2 0 1 1 2 0 0		
Cookie Rojas, R (1, 4) OBP: 0.329, SLG: 0.362		4-0 BB		4-0 1-2 BB		0-3 K		0-0 FC6-4		2 0 0 0 2 1 4		
Jerry May, R (1, 2) OBP: 0.314, SLG: 0.326		0-0 F3		0-3 K		0-3 K		4-0 K BB		3 0 0 0 1 2 3	AB 28 R 1 H 3 RBI 1 BB 7 SO 10 LOB 14	
Bobby Floyd, R (1, 5) OBP: 0.233, SLG: 0.224			0-3 K		0-3 K		0-0 SH1-4 1B		0-3 K	4 0 1 0 0 3 1		
Bruce Dal Canton, R (1, 1) Tom Burgmeier, L (8, 1) Ken Wright, R (8, 1)			0-0 F8		0-0 F8		0-0 SH1-4		0-3 K	2 0 0 0 0 0 0 0 0 0 0 0 0 0 1 0 0 0 0 1 0		
Inning Stats	R: 0 H: 0 E: 0 LOB: 0 K: 1 BB: 0 S: 5 P: 5	R: 0 H: 0 E: 0 LOB: 1 K: 0 BB: 1 S: 3 P: 7	R: 0 H: 0 E: 0 LOB: 0 K: 1 BB: 0 S: 5 P: 5	R: 1 H: 2 E: 0 LOB: 2 K: 2 BB: 1 S: 9 P: 13	R: 0 H: 0 E: 0 LOB: 0 K: 1 BB: 0 S: 5 P: 5	R: 0 H: 0 E: 0 LOB: 2 K: 1 BB: 2 S: 5 P: 13	R: 0 H: 1 E: 0 LOB: 1 K: 2 BB: 0 S: 8 P: 8	R: 0 H: 0 E: 0 LOB: 2 K: 0 BB: 2 S: 3 P: 11	R: 0 H: 0 E: 0 LOB: 0 K: 2 BB: 1 S: 6 P: 10	1B: 2 SF: 0 2B: 1 SAC: 1 3B: 0 DP: 0 HR: 0 HBP: 0	WP: 1 PA: 36 PB: 0 SB: 1 CS: 0	
PITCHER Joe Coleman, R (1, 1) ERA: 2.19 Chuck Seelbach, R (8, 1) ERA: 3.21	IP WLS BF H R ER SO BB IBB HBP BLK WP HR S P ERA WHIP	7.0 L 28 3 1 1 8 3 1 0 0 0 0 40 56 1.29 0.857	2.0 8 0 0 0 2 2 1 0 0 1 0 9 21 0.00 1.000	PITCHER IP WLS BF H R ER SO BB IBB HBP BLK WP HR S P ERA WHIP								

Kansas City Royals @ Detroit Tigers
 Tiger Stadium, Detroit, MI
 Fri Jul 14 1972, 7:05 PM EDT
 Att. 28,327 - Unknown

livebaseballscorecards.com



Batter	1	2	3	4	5	6	7	8	9	AB R H RBI BB SO LOB	TOP											
Freddie Patek, R (1, 6) OBP: 0.288, SLG: 0.322	0-0 F3		0-0 1-3			0-3 K		0-0 1B		4 1 1 0 0 1 0												
Amos Otis, R (1, 8) OBP: 0.369, SLG: 0.439	0-0 1B			0-0 6-3		0-0 F7		0-3 K		4 0 1 0 0 1 1												
Richie Scheinblum, S (1, 9) OBP: 0.384, SLG: 0.491	0-0 F4			0-0 F8			0-0 1B	0-0 1B	G6-4-3 1B	4 1 2 1 0 0 1												
Lou Piniella, R (1, 7) OBP: 0.361, SLG: 0.469	0-0 5-3			0-0 6-3			0-0 1B	G6-4-3 1B		4 1 1 0 0 0 2												
John Mayberry, L (1, 3) OBP: 0.372, SLG: 0.439		0-0 4-3			0-0 F9		0-0 L3		0-0 4-3	4 0 0 0 0 0 2												
Ed Kirkpatrick, L (1, 2) OBP: 0.424, SLG: 0.474		0-0 F6			0-0 G3		0-0 1B	0-0 1B	0-0 4-3	4 0 1 0 0 0 0												
Cookie Rojas, R (1, 4) OBP: 0.331, SLG: 0.364		0-0 F9			0-0 1B		0-0 1B		0-0 F9	4 0 2 1 0 0 0												
Bobby Floyd, R (1, 5) OBP: 0.229, SLG: 0.220			0-3 K		0-3 K		0-0 F8			2 0 0 0 0 2 1												
Steve Hovley, L (7, PH) OBP: 0.273, SLG: 0.293										0 0 0 0 0 0 0												
Bobby Knoop, R (7, PH) OBP: 0.318, SLG: 0.237										1 0 0 0 0 0 2												
Dick Drago, R (1, 1) OBP: 0.146, SLG: 0.047			0-0 F7			0-0 F8		0-0 F9		2 0 0 0 0 0 0												
Jerry May, R (7, PH) OBP: 0.311, SLG: 0.323										1 0 0 0 0 0 2												
Mike Hedlund, R (7, 1) OBP: 0.316, SLG: 0.316										0 0 0 0 0 0 0												
Tom Burgmeier, L (7, 1) OBP: 0.333, SLG: 0.333										0 0 0 0 0 0 0												
Ted Abernathy, R (7, 1)										0 0 0 0 0 0 0												
Inning Stats	R: 0 E: 0 K: 0 S: 4	H: 1 LOB: 1 BB: 0 P: 4	R: 0 E: 0 K: 0 S: 3	H: 0 LOB: 0 BB: 0 P: 3	R: 0 E: 0 K: 1 S: 5	H: 0 LOB: 0 BB: 0 P: 5	R: 0 E: 0 K: 0 S: 3	H: 0 LOB: 0 BB: 0 P: 3	R: 0 E: 0 K: 1 S: 6	H: 1 LOB: 1 BB: 0 P: 6	R: 0 E: 0 K: 1 S: 5	H: 0 LOB: 0 BB: 0 P: 5	R: 2 E: 1 K: 0 S: 7	H: 4 LOB: 2 BB: 0 P: 7	R: 1 E: 0 K: 1 S: 6	H: 2 LOB: 0 BB: 0 P: 6	R: 0 E: 0 K: 0 S: 3	H: 0 LOB: 0 BB: 0 P: 3	1B: 8 2B: 0 3B: 0 HR: 0	SF: 0 SAC: 0 DP: 1 HBP: 0	WP: 0 PB: 0 SB: 2 CS: 0	PA: 34
PITCHER	IP WLS BF H R ER SO BB IBB HBP BLK WP HR S P ERA WHIP																					
Tom Timmermann, R (1, 1) ERA: 2.67	6.1 W 25 6 2 2 3 0 0 0 0 0 0 0 31 31 2.84 0.947																					
Fred Scherman, L (7, 1) ERA: 2.91	2.2 S 9 2 1 1 1 0 0 0 0 0 0 0 11 11 3.38 0.750																					

Kansas City Royals @ Detroit Tigers
 Tiger Stadium, Detroit, MI
 Sat Jul 15 1972, 4:33 AM EDT
 Att. 28,727 - Unknown

livebaseballscorecards.com

AB	34
R	3
H	8
RBI	2
BB	0
SO	4
LOB	11



BOTTOM

Kansas City Royals @ Detroit Tigers
Tiger Stadium, Detroit, MI
Sat Jul 15 1972, 4:33 AM EDT
Att. 28,727 - Unknown

livebaseballscorecards.com

AB	33
R	5
H	10
RBI	4
BB	4
SO	1
LOB	19



WP:	0	PA:	38
PB:	1	SB:	0
CS:	0		

AB R H RBI BB SO LOB

4	0	0	0	1	0	4	
5	1	1	0	0	0	5	
3	1	3	2	0	0	0	
2	1	1	1	2	0	2	
3	0	1	1	1	0	1	
4	0	0	0	0	0	5	
0	0	0	0	0	0	0	
4	1	1	0	0	0	2	
4	1	1	0	0	0	0	
3	0	1	0	0	1	0	
1	0	1	0	0	0	0	
1B:	6	SF:	0	WP:	0	PA:	38
2B:	4	SAC:	1	PB:	1	SB:	0
3B:	0	DP:	0	CS:	0		
HR:	0	HBP:	0				

1B: 6 SF: 0 WP: 0 PA: 38
2B: 4 SAC: 1 PB: 1 SB: 0
3B: 0 DP: 0 CS: 0
HR: 0 HBP: 0

Batter	1	2	3	4	5	6	7	8	9
Dick McAuliffe, L (1, 4) OBP: 0.362, SLG: 0.328	0-0 G3	0-0 F6		4-0 BB		0-0 6-3		0-0 F7	
Aurelio Rodriguez, R (1, 5) OBP: 0.274, SLG: 0.330	0-0 6-3	0-0 F4		0-0 F7			0-0 SH4-3 PB 2B	0-0 FC6-4	
Jim Northrup, L (1, 9) OBP: 0.333, SLG: 0.374	0-0 BB 1B	0-0 1-3 2-H 3-H 1B			0-0 2B		0-0 SH4-3 2-3		
Bill Freehan, R (1, 2) OBP: 0.360, SLG: 0.410	4-0 1-2 BB	0-0 F9			0-0 4-3 2-H 2B		4-0 2B BB		
Norm Cash, L (1, 3) OBP: 0.320, SLG: 0.489	4-0 1-2 2-3 BB		0-0 F9		0-0 4-3 2-3		0-0 1-H 3-H 2B		
Willie Horton, R (1, 7) Wayne Comer, R (8, 7) OBP: 0.310, SLG: 0.409	0-0 F4		0-0 F8		0-0 F2		0-0 6-3		
Mickey Stanley, R (1, 8) OBP: 0.264, SLG: 0.403		0-0 1B 1B 1B 1B	0-0 6-3		0-0 F8		0-0 4-3		
Ed Brinkman, R (1, 6) OBP: 0.250, SLG: 0.268		0-0 1-2 1B 1B		0-0 F7		0-0 F8		0-0 6-3	
Tom Timmermann, R (1, 1) Fred Scherman, L (7, 1) OBP: 0.171, SLG: 0.105 OBP: 0.158, SLG: 0.111		0-0 1-2 2-3 1B 1B		0-3 K		0-0 F7		0-0 FC6-4 1B	
Inning Stats	R: 0 H: 1 E: 0 K: 4 S: 4 LOB: 3 BB: 2 P: 12	R: 2 H: 4 E: 0 K: 0 S: 7 LOB: 2 BB: 0 P: 7	R: 0 H: 0 E: 0 K: 0 S: 3 LOB: 0 BB: 0 P: 3	R: 0 H: 0 E: 0 K: 1 S: 5 LOB: 1 BB: 1 P: 9	R: 1 H: 2 E: 0 K: 0 S: 5 LOB: 1 BB: 0 P: 5	R: 0 H: 0 E: 0 K: 0 S: 3 LOB: 0 BB: 0 P: 3	R: 2 H: 2 E: 0 K: 0 S: 5 LOB: 1 BB: 1 P: 9	R: 0 H: 1 E: 0 K: 0 S: 4 LOB: 1 BB: 0 P: 4	

PITCHER	IP	WLS	BF	H	R	ER	SO	BB	IBB	HBP	BLK	WP	HR	S	P	ERA	WHIP
Dick Drago, R (1, 1) ERA: 2.44	6.0	L	28	7	3	3	1	3	0	0	0	0	0	27	39	4.50	1.667
Mike Hedlund, R (7, 1) ERA: 4.13	0.1		3	1	2	1	0	1	0	0	0	0	0	2	6	27.00	6.000
Tom Burgmeier, L (7, 1) ERA: 2.19	0.0		1	1	0	0	0	0	0	0	0	0	0	1	1	∞	∞
Ted Abernathy, R (7, 1) ERA: 1.27	1.2		6	1	0	0	0	0	0	0	0	0	0	6	6	0.00	0.600

Batter	1	2	3	4	5	6	7	8	9	AB R H RBI BB SO LOB	TOP							
Freddie Patek, R (1, 6) OBP: 0.284, SLG: 0.317	0-0 F8		0-0 1-3		0-3 K			0-0 G3		4 0 0 0 0 1 0								
Amos Otis, R (1, 8) OBP: 0.370, SLG: 0.440	0-0 4-3 S 1B			0-0 F9		0-0 4-3		0-0 1B		4 0 2 0 0 0 0								
Richie Scheinblum, S (1, 9) OBP: 0.378, SLG: 0.483	0-0 4-3 1-3			0-0 6-3		0-0 F7		0-0 F7		4 0 0 0 0 0 2								
Lou Piniella, R (1, 7) OBP: 0.359, SLG: 0.466	0-0 F8			0-0 2B 1B		0-3 K		0-0 F8		4 0 1 0 0 1 1								
John Mayberry, L (1, 3) OBP: 0.370, SLG: 0.440		0-3 K		0-0 1-3 2B		0-0 F6		0-0 4-3		4 0 1 0 0 1 0								
Ed Kirkpatrick, L (1, 2) OBP: 0.425, SLG: 0.472		0-0 F2		4-0 BB		0-0 1B		0-0 G3		3 0 1 0 1 0 0								
Cookie Rojas, R (1, 4) OBP: 0.328, SLG: 0.360		0-0 6-3		0-0 L7		0-0 F9				3 0 0 0 0 0 4								
Bobby Floyd, R (1, 5) OBP: 0.224, SLG: 0.216			0-3 K		0-0 4-3		0-3 K			2 0 0 0 0 1 0								
Gail Hopkins, L (7, PH) OBP: 0.222, SLG: 0.206										1 0 0 0 0 1 1								
Bobby Knoop, R (7, 5) OBP: 0.318, SLG: 0.237										0 0 0 0 0 0 0								
Roger Nelson, R (1, 1) OBP: 0.125, SLG: 0.125			0-3 K		0-3 K			0-0 6-3		2 0 0 0 0 2 0								
Steve Hovley, L (8, PH) OBP: 0.270, SLG: 0.289										1 0 0 0 0 0 0								
Ken Wright, R (8, 1)										0 0 0 0 0 0 0								
Inning Stats	R: 0 E: 0 K: 0 S: 4	H: 1 LOB: 1 BB: 0 P: 4	R: 0 E: 0 K: 1 S: 5	H: 0 LOB: 0 BB: 0 P: 5	R: 0 E: 0 K: 2 S: 7	H: 0 LOB: 0 BB: 0 P: 7	R: 0 E: 0 K: 2 S: 5	H: 2 LOB: 3 BB: 1 P: 9	R: 0 E: 0 K: 1 S: 6	H: 1 LOB: 1 BB: 0 P: 6	R: 0 E: 0 K: 1 S: 4	H: 1 LOB: 1 BB: 0 P: 4	R: 0 E: 0 K: 0 S: 3	H: 0 LOB: 0 BB: 0 P: 3	1B: 4 2B: 1 3B: 0 HR: 0	SF: 0 SAC: 0 DP: 0 HBP: 0	WP: 0 PB: 0 SB: 1 CS: 0	PA: 33
PITCHER Bill Slayback, R (1, 1) ERA: 1.62	IP: 9.0 WLS: W BF: 33 H: 5 R: 0 ER: 0 SO: 7 BB: 1 IBB: 0 HBP: 0 BLK: 0 WP: 0 HR: 0 S: 46 P: 50 ERA: 0.00 WHIP: 0.667																	PITCHER IP: WLS: BF: H: R: ER: SO: BB: IBB: HBP: BLK: WP: HR: S: P: ERA: WHIP

Kansas City Royals @ Detroit Tigers
 Tiger Stadium, Detroit, MI
 Sun Jul 16 1972, 4:33 AM EDT
 Att: 38,514 - Unknown

livebaseballscorecards.com

AB	32
R	0
H	5
RBI	0
BB	1
SO	7
LOB	8



Batter	1	2	3	4	5	6	7	8	9
Dick McAuliffe, L (1, 4) OBP: 0.356, SLG: 0.321	0-0 4-3		0-0 F7			0-0 F8		0-0 L8	
Aurelio Rodriguez, R (1, 5) OBP: 0.277, SLG: 0.346	0-0 4-3 2B		0-3 K			0-0 HR			
Jim Northrup, L (1, 9) OBP: 0.333, SLG: 0.378	0-0 4-3			0-0 SH3 CS 2B		0-3 K			
Bill Freehan, R (1, 2) OBP: 0.357, SLG: 0.406	0-0 F4			0-0 SH3			0-0 F4		
Norm Cash, L (1, 3) OBP: 0.324, SLG: 0.502		0-0 HR		0-3 K			4-0 BB		
Willie Horton, R (1, 7) Wayne Comer, R (8, 7) OBP: 0.305, SLG: 0.401		0-3 K			0-0 6-3		0-0 G6-4-3		
Mickey Stanley, R (1, 8) OBP: 0.260, SLG: 0.397		0-0 F8			0-3 K			0-0 F2	
Ed Brinkman, R (1, 6) OBP: 0.247, SLG: 0.265		0-3 K			0-0 G3			0-0 F2	
Bill Slayback, R (1, 1) OBP: 0.133, SLG: 0.133			0-0 F6			0-3 K		0-0 1B	


Inning Stats		R: 0	H: 1	R: 1	H: 1	R: 0	H: 0	R: 0	H: 0	R: 1	H: 1	R: 0	H: 0	R: 0	H: 0	R: 0	H: 1	
Pitcher		IP	WLS	BF	H	R	ER	SO	BB	IBB	HBP	BLK	WP	HR	S	P	ERA	WHIP
Roger Nelson, R (1, 1) ERA: 1.79	7.0	L	24	4	2	2	7	7	1	0	0	0	0	2	37	41	2.57	0.714
Ken Wright, R (8, 1) ERA: 1.29	1.0		4	1	0	0	0	0	0	0	0	0	0	0	4	4	0.00	1.000

BOTTOM

Kansas City Royals @ Detroit Tigers
Tiger Stadium, Detroit, MI
Sun Jul 16 1972, 4:33 AM EDT
Att. 38,514 - Unknown

AB	26
R	2
H	5
RBI	2
BB	1
SO	7
LOB	5

livebaseballscorecards.com



1B:	1	SF:	0	WP:	0	PA:	28
2B:	2	SAC:	1	PB:	0		
3B:	0	DP:	1	SB:	0		
HR:	2	HBP:	0	CS:	1		

Batter	1	2	3	4	5	6	7	8	9	AB R H RBI BB SO LOB	TOP				
Frank Duffy, R (1, 6) X OBP: 0.299, SLG: 0.284 Del Unser, L (7, PH) OBP: 0.229, SLG: 0.254 Denny Riddleberger, R (7, 1) Ed Farmer, R (8, 1) OBP: 0.250, SLG: 0.250 Ray Fosse, R (9, PH) OBP: 0.302, SLG: 0.363	0-0 F9		0-0 1B			0-0 5-3	0-0 2B		0-3 K	3 0 1 0 0 0 0 1 0 1 2 0 0 0 0 0 0 0 0 0 0 0 0 0 0 0 0 0 1 0 0 0 0 1 1	Cleveland Indians @ Kansas City Royals Municipal Stadium, Kansas City, MO Tue Jul 18 1972, 8:05 PM EDT Unknown				
Jack Brohamer, L (1, 4) OBP: 0.287, SLG: 0.320	0-3 K		0-0 F9			0-0 1B	0-0 F7		0-0 F8	5 0 1 0 0 1 3					
Ron Lolich, R (1, 9) OBP: 0.235, SLG: 0.289	0-3 K		0-0 F3			0-0 F4		0-0 L8		4 0 0 0 0 1 3					
Alex Johnson, R (1, 7) OBP: 0.270, SLG: 0.310		0-0 F3		0-0 1B		0-0 1-3		0-0 6-3		4 0 1 0 0 0 1					
Graig Nettles, L (1, 5) OBP: 0.343, SLG: 0.394		4-0 3B		0-0 1B			0-0 1B	0-0 2B		3 2 2 0 1 0 1					
Buddy Bell, R (1, 8) OBP: 0.275, SLG: 0.303		0-0 3B		0-0 F9			0-0 1B	4-0 IBB		3 2 2 1 1 0 0					
Chris Chambliss, L (1, 3) OBP: 0.304, SLG: 0.339		0-0 6-3			0-0 5-3		0-0 1B	0-0 3-1		4 1 1 2 0 0 2					
Jerry Moses, R (1, 2) OBP: 0.222, SLG: 0.269		0-0 F9			0-0 F3		0-0 SH2-4		0-0 F5	3 0 0 0 0 0 0					
Milt Wilcox, R (1, 1) OBP: 0.278, SLG: 0.294 Tom Hilgendorf, S (5, 1) Phil Hennigan, R (6, 1) Tom McCraw, L (7, PH) OBP: 0.358, SLG: 0.379 Eddie Leon, R (7, 6) OBP: 0.283, SLG: 0.273		4-0 BB		0-0 F8			0-3 K	4-0 BB		1 0 0 0 1 0 0 0 0 0 0 0 0 0 0 0 0 0 0 0 0 1 0 0 0 0 1 2 0 0 0 0 1 0 0					
Inning Stats	R: 0 H: 0 E: 0 LOB: 0 K: 2 BB: 0 S: 7 P: 7	R: 2 H: 1 E: 0 LOB: 0 K: 0 BB: 1 S: 4 P: 8	R: 0 H: 1 E: 0 LOB: 1 K: 0 BB: 1 S: 3 P: 7	R: 0 H: 1 E: 0 LOB: 0 K: 0 BB: 0 S: 3 P: 3	R: 0 H: 0 E: 0 LOB: 0 K: 0 BB: 0 S: 3 P: 3	R: 0 H: 1 E: 0 LOB: 1 K: 0 BB: 0 S: 4 P: 4	R: 3 H: 4 E: 0 LOB: 1 K: 1 BB: 0 S: 9 P: 9	R: 0 H: 1 E: 0 LOB: 2 K: 0 BB: 1 S: 4 P: 8	R: 0 H: 0 E: 0 LOB: 1 K: 1 BB: 1 S: 5 P: 9	1B: 6 SF: 0 2B: 2 SAC: 1 3B: 1 DP: 1 HR: 0 HBP: 0		WP: 0 PA: 38 PB: 1 SB: 0 CS: 1			
PITCHER	IP WLS BF H R ER SO BB IBB HBP BLK WP HR S P ERA WHIP											IP WLS BF H R ER SO BB IBB HBP BLK WP HR S P ERA WHIP			
Paul Splittorff, L (1, 1) ERA: 3.03	6.0		7 5 5 2 2 0 0 0	0 0 0 0	0 0 27 35 7.50 1.500										
Ted Abernathy, R (7, 1) ERA: 1.24	0.2		3 1 0 0 1 0 0 0	0 0 0 0	0 0 5 5 0.00 1.500										
Tom Burgmeier, L (7, 1) ERA: 2.09	1.2	W	8 1 0 0 0 1 1 0	0 0 6 14 0.00 1.200											
Ken Wright, R (9, 1) ERA: 1.17	0.2	S	2 0 0 0 1 0 0 0	0 0 4 4 0.00 0.000											

AB	33
R	5
H	9
RBI	5
BB	4
SO	4
LOB	13



Batter	1	2	3	4	5	6	7	8	9	AB	R	H	RBI	BB	SO	LOB
Freddie Patek, R (1, 6) OBP: 0.286, SLG: 0.319	0-0 F9		0-0 BB 1B	0-3 K		0-0 SF8 1B	0-0 F7			5	1	2	0	0	1	3
Amos Otis, R (1, 8) OBP: 0.368, SLG: 0.434	0-3 K		0-0 F9		0-0 L8	4-0 1B BB	0-0 F7			4	1	0	0	1	1	2
Richie Scheinblum, S (1, 9) OBP: 0.362, SLG: 0.483 Steve Hoyley, L (8, PR) OBP: 0.270, SLG: 0.289	0-0 4-3		4-0 BB		0-0 1B 1B	0-0 SF8		4-0 1B BB		2	1	1	1	2	0	0
John Mayberry, L (1, 3) OBP: 0.374, SLG: 0.443		0-0 F5	0-0 F6		0-0 1B E 1B	0-0 2B 1B		0-0 2B 1B		5	1	3	2	0	0	2
Lou Piniella, R (1, 7) OBP: 0.366, SLG: 0.478		0-0 FC3-6 1B	0-0 6-3		0-0 E 8-2 1B	0-0 2B		0-0 2B		5	0	4	2	0	0	2
Ed Kirkpatrick, L (1, 2) OBP: 0.420, SLG: 0.461		0-0 FC3-6 BB 1B		0-0 F8	0-0 E1	4-0 IBB		0-0 5-3		4	0	0	1	1	0	5
Cookie Rojas, R (1, 5) OBP: 0.332, SLG: 0.362		0-0 BB 1B		0-0 SH5-3 1B	0-0 8-2	0-0 F9		4-0 L3 IBB		4	0	2	0	1	0	5
Bobby Knoop, R (1, 4) OBP: 0.333, SLG: 0.244 Gail Hopkins, L (8, PH) OBP: 0.216, SLG: 0.200 Bobby Floyd, R (9, 5) OBP: 0.224, SLG: 0.216		4-0 BB		0-0 SH5-3 1B		0-0 6-3	0-0 6-3	0-0 L3		3	0	1	0	1	0	0
Paul Splittorf, L (1, 1) OBP: 0.250, SLG: 0.292 Ted Abernathy, R (7, 1) Tom Burgmeier, L (7, 1) OBP: 0.400, SLG: 0.400 Ken Wright, R (9, 1)		0-0 F7		0-0 SH5-3		0-0 BB 1B SF8 1B		0-0 1B		1	0	0	0	0	0	0

Inning Stats	R: 0	H: 0	E: 0	K: 1	S: 5	H: 0	LOB: 0	BB: 0	P: 5	R: 0	H: 2	E: 0	K: 0	S: 5	H: 1	LOB: 2	BB: 1	P: 9	R: 0	H: 2	E: 0	K: 1	S: 7	R: 2	H: 3	E: 1	K: 0	S: 6	H: 4	LOB: 3	BB: 2	P: 15	R: 0	H: 1	E: 0	K: 0	S: 4	R: 1	H: 2	E: 0	K: 0	S: 4	H: 2	LOB: 3	BB: 2	P: 12
1B: 13	SF: 1	WP: 0	PA: 44																																											
2B: 4	SAC: 1	PB: 0																																												
3B: 0	DP: 2	SB: 0																																												
HR: 0	HBP: 0	CS: 0																																												

PITCHER	IP	WLS	BF	H	R	ER	SO	BB	IBB	HBP	BLK	WP	HR	S	P	ERA	WHIP
Milt Wilcox, R (1, 1) ERA: 3.26	4.1		23	8	2	2	2	2	0	0	0	0	0	25	33	4.15	2.308
Tom Hilgendorf, L (5, 1) ERA: 6.75	1.1		8	3	3	3	0	1	0	0	0	0	0	7	11	20.25	3.000
Phil Hennigan, R (6, 1) ERA: 2.92	0.1		3	1	0	0	0	0	1	0	0	0	0	2	6	0.00	3.000
Denny Riddleberger, L (7, 1) ERA: 2.21	1.1	L	8	3	1	1	0	1	0	0	0	0	0	7	11	6.75	3.000
Ed Farmer, R (8, 1) ERA: 3.94	0.2		2	0	0	0	0	0	1	0	0	0	0	1	5	0.00	0.000


BOTTOM

Cleveland Indians @ Kansas City Royals
Municipal Stadium, Kansas City, MO

Tue Jul 18 1972, 8:05 PM EDT
Unknown

livebaseballscores.com

AB	36
R	6
H	15
RBI	6
BB	6
SO	2
LOB	25




Batter	1	2	3	4	5	6	7	8	9	AB R H RBI BB SO LOB	TOP													
Del Unser, L OBP: 0.242, SLG: 0.267 (1, 8) X	0-0 BB FC5-2 1B	0-0 BB 1B			0-0 G6-3 1B		0-0 FC4-6 BB 1B	0-0 E3 BB		5 1 4 1 0 0 1														
Jack Brohamer, L OBP: 0.293, SLG: 0.320 (1, 4) X	0-0 FC5-2 BB 1-2 1B	4-0 BB 1-2 BB			0-0 G6-3 1-2f		4-0 FC4-6 BB 1-2	0-0 F3		3 1 1 0 2 0 3														
Tom McCraw, L OBP: 0.359, SLG: 0.374 (1, 7) BB (5, 3) BB	4-0 FC5-2 BB 1-2 2-3 1B	0-0 4-3			0-3 K		0-0 FC4-6 BB 1-2f 2-3 1B	4-0 BB 1-2		3 1 0 0 2 1 4														
Graig Nettles, L OBP: 0.347, SLG: 0.395 (1, 5) X	0-0 FC5-2 BB 1-2 2-3 3-Hf 1B				4-0 4-3-4 BB		0-0 WP BB 1-2 3-H 1B	0-0 F9		4 2 2 1 1 0 6														
Chris Chambliss, L OBP: 0.306, SLG: 0.341 Roy Foster, R OBP: 0.197, SLG: 0.179 (1, 3) X (5, 7)	0-0 1B 1-2 2-H 3-H 1B				0-0 4-3-4 1-2f		4-0 WP BB 1-2 1B	0-0 F4		2 0 1 2 0 0 1 2 1 0 0 1 0 2														
John Lowenstein, L OBP: 0.333, SLG: 0.476 (1, 9) X	0-0 G6-4-3 1-2 2-H 1B				0-0 F6		0-0 1-H 2-H 1B	0-0 F8		5 1 3 3 0 0 2														
Ray Fosse, R OBP: 0.304, SLG: 0.364 (1, 2) X	0-0 G6-4-3 1-2f				0-0 6-3		0-0 F6			5 1 2 1 0 0 3														
Frank Duffy, R OBP: 0.290, SLG: 0.275 (1, 6) X					0-0 6-3		0-0 F9			5 0 0 0 0 0 3														
Vince Colbert, R OBP: 0.273, SLG: 0.250 Mike Kilkenny, R OBP: 0.111, SLG: 0.111 Phil Hennigan, R (2, 1) Buddy Bell, R OBP: 0.278, SLG: 0.306 Ed Farmer, R OBP: 0.250, SLG: 0.250 (8, 1) X					0-0 4-3		0-0 1-5-3			1 0 0 0 0 0 0 0 0 0 0 0 0 0 2 0 0 0 0 1 1 1 0 1 0 0 0 0 0 0 0 0 0 0 0														
Inning Stats	R: 3 E: 0 K: 0 S: 6	H: 4 LOB: 1 BB: 1 P: 10	R: 0 E: 0 K: 0 S: 4	H: 1 LOB: 2 BB: 1 P: 8	R: 0 E: 0 K: 0 S: 2	H: 0 LOB: 0 BB: 1 P: 6	R: 0 E: 0 K: 1 S: 5	H: 0 LOB: 0 BB: 0 P: 5	R: 0 E: 0 K: 1 S: 5	H: 1 LOB: 0 BB: 0 P: 5	R: 2 E: 0 K: 0 S: 5	H: 2 LOB: 1 BB: 1 P: 9	R: 1 E: 0 K: 0 S: 5	H: 2 LOB: 2 BB: 1 P: 9	R: 1 E: 1 K: 0 S: 6	H: 2 LOB: 3 BB: 1 P: 10	R: 1 E: 0 K: 0 S: 4	H: 2 LOB: 0 BB: 0 P: 4	1B: 13 2B: 1 3B: 1 HR: 0	SF: 0 SAC: 0 DP: 4 HBP: 0	WP: 1 PB: 0 SB: 0 CS: 0	PA: 44		
PITCHER	IP WLS BF H R ER SO BB IBB HBP BLK WP HR S P ERA WHIP																							
Bruce Dal Canton, R ERA: 3.31 Jim Rooker, L ERA: 4.38 Tom Burgmeier, L ERA: 2.25 Ken Wright, R ERA: 1.93	(1, 1) 0.1 6 4 3 3 0 1 0 0 0 0 0 5 9 81.00 15.000	(1, 1) 5.2 W 23 5 3 3 2 4 0 0 0 1 0 23 39 4.76 1.588	(7, 1) 1.1 7 3 1 1 0 0 0 0 0 0 0 7 7 6.75 2.250	(8, 1) 1.2 S 8 2 1 1 0 1 0 0 0 0 0 7 11 5.40 1.800																				

Cleveland Indians @ Kansas City Royals
Municipal Stadium, Kansas City, MO
 Tue Jul 18 1972, 8:05 PM EDT
 Att. 10,707 - Unknown

AB	38
R	8
H	14
RBI	8
BB	6
SO	2
LOB	26



Batter	1	2	3	4	5	6	7	8	9	AB	R	H	RBI	BB	SO	LOB
Freddie Patek, R OBP: 0.281, SLG: 0.314 (1, 6)	0-0 F9	0-0 5-3	0-0 F9			0-0 4-1		0-0 E4		5	0	0	0	0	0	1
Amos Otis, R OBP: 0.368, SLG: 0.434 (1, 8)	0-0 E 1B	0-0 S BB 2B 1B	0-0 F9			0-0 6-3		0-0 FC6-4		5	2	2	1	0	0	1
Richie Scheinblum, S OBP: 0.380, SLG: 0.477 (1, 9)	0-0 E3 BB 1B	4-0 2B BB		0-0 F5		0-0 F7				3	2	0	0	1	0	1
John Mayberry, L OBP: 0.375, SLG: 0.446 (1, 3)	4-0 1B BB	0-0 1B 2B		0-0 F8			0-0 4-3			3	1	1	2	1	0	0
Lou Piniella, R OBP: 0.370, SLG: 0.489 (1, 7)	0-0 G6-4-3 1B	4-0 1B 2B IBB		0-0 HR			0-0 F8			3	2	2	3	1	0	0
Ed Kirkpatrick, L OBP: 0.417, SLG: 0.457 (1, 2)	0-0 G6-4-3 1-2f	0-0 2B 1B		0-0 L8			0-0 F5			4	1	1	1	0	0	2
Cookie Rojas, R OBP: 0.335, SLG: 0.368 (1, 5)		0-0 1B				0-0 F3		0-0 F4		3	1	2	2	0	0	0
Bobby Floyd, R OBP: 0.222, SLG: 0.214 (6, 5)		0-0 2B								1	0	0	0	0	0	0
Bobby Knoop, R OBP: 0.346, SLG: 0.267 (1, 4)		0-0 1B				0-0 F8		0-0 PB E 1B		4	2	2	0	0	1	1
Bruce Dal Canton, R OBP: 0.125, SLG: 0.167 (1, 1)		0-0 SF8		0-0 F8		0-0 F2		0-3 K		0	0	0	0	0	0	0
Jim Rooker, R OBP: 0.095, SLG: 0.100 (1, 1)										2	0	0	1	0	0	0
Tom Burgmeier, L OBP: 0.400, SLG: 0.400 (7, 1)										0	0	0	0	0	0	0
Ken Wright, R (8, 1)										1	0	0	0	0	1	1

BOTTOM	
Cleveland Indians @ Kansas City Royals Municipal Stadium, Kansas City, MO Tue Jul 18 1972, 8:05 PM EDT Att. 10,707 - Unknown	
AB 34 R 11 H 10 RBI 10 BB 3 SO 2 LOB 7	

Inning Stats																	
R: 2			H: 2			E: 1			K: 0			S: 5					
R: 7			H: 6			E: 0			K: 1			S: 11					
R: 0			H: 0			E: 0			K: 0			S: 3					
R: 1			H: 1			E: 0			K: 0			S: 4					
R: 0			H: 0			E: 0			K: 0			S: 3					
R: 0			H: 0			E: 0			K: 0			S: 3					
R: 1			H: 1			E: 1			K: 1			S: 7					
R: 0			H: 0			E: 0			K: 0			S: 3					
R: 0			H: 0			E: 0			K: 0			S: 3					
R: 0			H: 0			E: 0			K: 0			S: 3					
R: 0			H: 0			E: 0			K: 0			S: 3					
R: 0			H: 0			E: 0			K: 0			S: 3					

PITCHER																
Vince Colbert, R				Mike Kilkenny, L				Phil Hennigan, R				Ed Farmer, R				
IP	WLS	BF	H	R	ER	SO	BB	IBB	HBP	BLK	WP	HR	S	P	ERA	WHIP
1.2	L	11	5	5	4	0	1	1	0	0	1	0	10	14	21.60	3.600
0.0		5	3	4	4	0	1	1	0	0	0	0	3	11	∞	∞
5.1		17	1	1	1	1	0	0	0	0	0	1	19	19	1.69	0.188
1.0		5	1	1	0	1	0	0	0	0	0	0	7	7	0.00	1.000

WP: 1		PA: 38	
PB: 1		SB: 1	
CS: 0			

Batter	1	2	3	4	5	6	7	8	9	AB R H RBI BB SO LOB	TOP											
Del Unser, L (1, 8) OBP: 0.246, SLG: 0.270	0-0 F7	0-0 G1-6-3 1B			0-0 F7			0-0 G4-6-3 1B	0-0 G4-6-3 1-2f	5 0 2 0 0 0 3												
Jack Brohamer, L (1, 4) OBP: 0.289, SLG: 0.315	0-0 4-3	0-0 G1-6-3 1-2f			0-0 6-3			0-0 G4-6-3 1-2f		4 0 0 0 0 0 3												
Tom McCraw, L (1, 7) OBP: 0.353, SLG: 0.367	0-0 6-3				0-0 F7			0-0 6-3		4 0 0 0 0 0 0												
Graig Nettles, L (1, 5) OBP: 0.348, SLG: 0.397		0-0 SH 1B			0-0 1-3			0-0 F8		4 2 2 0 0 0 0												
Chris Chambliss, L (1, 3) OBP: 0.305, SLG: 0.339		0-0 SH SF8 1B			0-0 1-3			0-0 G3		4 1 1 0 0 0 1												
John Lowenstein, L (1, 9) OBP: 0.353, SLG: 0.511		0-0 SH SF8 3B			0-0 G5-4-3 1B			0-3 K		3 2 2 0 0 1 0												
Ray Fosse, R (1, 2) OBP: 0.303, SLG: 0.361		0-0 SF8			0-0 G5-4-3 1-2f			0-0 F9		2 0 0 1 1 0 1												
Frank Duffy, R (1, 6) OBP: 0.301, SLG: 0.306		0-0 1B 3B			0-0 2B			0-0 5-3		4 1 3 2 0 0 0												
Gaylord Perry, R (1, 1) OBP: 0.233, SLG: 0.242		0-0 1B 1B			0-3 K			0-0 6-3		4 0 2 2 0 1 1												
Inning Stats	R: 0 E: 0 K: 0 S: 3	H: 0 LOB: 0 BB: 0 P: 3	R: 4 E: 1 K: 0 S: 8	H: 5 LOB: 1 BB: 0 P: 8	R: 0 E: 0 K: 0 S: 3	H: 0 LOB: 0 BB: 0 P: 3	R: 0 E: 0 K: 1 S: 6	H: 2 LOB: 1 BB: 0 P: 6	R: 0 E: 0 K: 0 S: 3	H: 0 LOB: 0 BB: 0 P: 3	R: 0 E: 0 K: 0 S: 5	H: 0 LOB: 0 BB: 0 P: 5	R: 0 E: 0 K: 0 S: 3	H: 0 LOB: 0 BB: 0 P: 3	R: 0 E: 0 K: 0 S: 3	H: 1 LOB: 0 BB: 0 P: 3	R: 2 E: 0 K: 0 S: 6	H: 4 LOB: 2 BB: 1 P: 10	1B: 9 2B: 2 3B: 1 HR: 0	SF: 1 SAC: 1 DP: 4 HBP: 0	WP: 0 PB: 0 SB: 0 CS: 0	PA: 37
PITCHER	IP WLS BF H R ER SO BB IBB HBP BLK WP HR S P ERA WHIP																					
Dick Drago, R (1, 1) ERA: 2.59	1.1 L 10 5 4 3 0 0 0 0 0 0 0 0 10 10 20.25 3.750																					
Al Fitzmorris, R (2, 1) ERA: 3.36	3.2 11 2 0 0 1 0 0 0 0 0 0 0 13 13 0.00 0.545																					
Mike Hedlund, R (6, 1) ERA: 4.0	2.0 6 0 0 0 1 0 0 0 0 0 0 0 8 8 0.00 0.000																					
Tom Burgmeier, L (8, 1) ERA: 2.57	2.0 10 5 2 2 0 0 0 1 0 0 0 0 9 13 9.00 2.500																					

Cleveland Indians @ Kansas City Royals
Municipal Stadium, Kansas City, MO

Wed Jul 19 1972, 8:05 PM EDT
Att. 8,952 - Unknown

AB	34
R	6
H	12
RBI	5
BB	1
SO	2
LOB	9



livebaseballscorecards.com

Batter	1	2	3	4	5	6	7	8	9	AB	R	H	RBI	BB	SO	LOB
Freddie Patek, R (1, 6) OBP: 0.278, SLG: 0.309	0-0 2-3		0-0 5-3		0-0 1-3		0-0 L3			4	0	0	0	0	0	3
Amos Otis, R (1, 8) OBP: 0.367, SLG: 0.431	0-0 L6		0-0 L8			0-0 1-3		0-0 L1-3 1B		4	0	1	0	0	0	0
Richie Scheinblum, S (1, 9) OBP: 0.382, SLG: 0.477	0-0 1B			0-0 F7		0-0 1-3 1B		0-0 L1-3 1-2		4	0	2	0	0	0	1
John Mayberry, L (1, 3) OBP: 0.371, SLG: 0.439	0-0 6-3			0-0 3-1		0-0 1-3		0-0 F8		4	0	0	0	0	0	2
Lou Piniella, R (1, 7) OBP: 0.366, SLG: 0.483		0-0 1-3		0-0 6-3		0-0 1-3			0-0 F7	4	0	0	0	0	0	1
Ed Kirkpatrick, L (1, 2) OBP: 0.414, SLG: 0.452		0-0 1-6-3			0-0 F9 1B 5-3 1B		0-0 F7		0-0 6-3	4	1	1	0	0	0	0
Cookie Rojas, R (1, 5) OBP: 0.341, SLG: 0.374 (8, 4)		0-0 PB 1B			0-0 5-3 F9 1-2 1B		0-0 BB 1B		0-0 4-3	4	0	3	0	0	0	0
Bobby Knoop, R (1, 4) OBP: 0.333, SLG: 0.255		0-0 1-3			0-0 F9		0-3 K			2	0	0	0	0	0	3
Joe Keough, L (7, PH) OBP: 0.289, SLG: 0.205		0-0 1-3			1-2 2-3					1	0	0	0	0	1	1
Bobby Floyd, R (8, 5) OBP: 0.222, SLG: 0.214		1-2								0	0	0	0	0	0	0
Dick Drago, R (1, 1) OBP: 0.146, SLG: 0.047			0-0 1-3		0-0 5-3		4-0 BB			0	0	0	0	0	0	0
Al Fitzmorris, S (2, 1) OBP: 0.333, SLG: 0.200					2-3 3-H					1	0	0	0	0	0	0
Steve Hovley, L (5, PH) OBP: 0.287, SLG: 0.286										1	0	0	1	0	0	1
Mike Hedlund, R (6, 1) OBP: 0.316, SLG: 0.316										0	0	0	0	0	0	0
Gail Hopkins, L (7, PH) OBP: 0.237, SLG: 0.200										0	0	0	0	1	0	0
Tom Burgmeier, L (8, 1) OBP: 0.400, SLG: 0.400										0	0	0	0	0	0	0

BOTTOM

Cleveland Indians @ Kansas City Royals
Municipal Stadium, Kansas City, MO

Wed Jul 19 1972, 8:05 PM EDT
Att. 8,952 - Unknown

livebaseballscorecards.com

AB	33
R	1
H	7
RBI	1
BB	1
SO	1
LOB	12



Inning Stats	R: 0	H: 1	E: 0	LOB: 1	K: 0	BB: 0	S: 4	P: 4	R: 0	H: 1	E: 0	LOB: 1	K: 0	BB: 0	S: 4	P: 4	R: 0	H: 0	E: 0	LOB: 0	K: 0	BB: 0	S: 3	P: 3	R: 0	H: 0	E: 0	LOB: 0	K: 0	BB: 0	S: 3	P: 3	R: 1	H: 2	E: 0	LOB: 1	K: 0	BB: 0	S: 5	P: 5	R: 0	H: 1	E: 0	LOB: 1	K: 0	BB: 0	S: 4	P: 4	R: 0	H: 1	E: 0	LOB: 2	K: 1	BB: 1	S: 6	P: 10	R: 0	H: 1	E: 0	LOB: 0	K: 0	BB: 0	S: 3	P: 3	R: 0	H: 0	E: 0	LOB: 0	K: 0	BB: 0	S: 3	P: 3	R: 0	H: 0	E: 0	LOB: 0	K: 0	BB: 0	S: 3	P: 3	1B: 7	SF: 0	2B: 1	SAC: 0	3B: 0	DP: 1	HR: 0	HBP: 0	WP: 0	PA: 34	PB: 1	SB: 0	CS: 0	ERA	WHIP
PITCHER Gaylord Perry, R (1, 1) ERA: 1.71	IP	WLS	BF	H	R	ER	SO	BB	IBB	HBP	BLK	WP	HR	S	P	ERA	WHIP																	PITCHER	IP	WLS	BF	H	R	ER	SO	BB	IBB	HBP	BLK	WP	HR	S	P	ERA	WHIP																																												

Batter	1	2	3	4	5	6	7	8	9	10	AB R H RBI BB SO LOB	TOP												
Don Buford, S OBP: 0.347, SLG: 0.266 (1, 7)	0-0 F4		0-0 1B		0-0 4-3		0-0 BB		0-0 1B	4-0 BB FC3-2	4 1 2 1 2 0 0	Baltimore Orioles @ Kansas City Royals Municipal Stadium, Kansas City, MO Thu Jul 20 1972, 8:05 PM EDT Att. 11,075 - Unknown												
Terry Crowley, L OBP: 0.338, SLG: 0.452 Roric Harrison, R OBP: 0.125, SLG: 0.250 (1, 9) (10, 1)	0-0 3-1		0-3 K		0-0 F7		0-0 F6		0-0 1B	0-0 FC3-2	6 0 1 1 0 1 5 0 0 0 0 0 0 0													
Bobby Grich, R OBP: 0.371, SLG: 0.460 (1, 6)	0-0 WP		0-0 1B		0-0 2B		0-0 L6		0-0 6-3	4-0 BB	5 1 3 2 1 0 2													
Boog Powell, L OBP: 0.316, SLG: 0.357 (1, 3)	4-0 WP		0-0 F3		0-0 1B		0-0 F7		0-0 G3	0-0 4-3	5 1 1 1 1 0 6													
Don Baylor, R OBP: 0.349, SLG: 0.473 Paul Blair, R OBP: 0.235, SLG: 0.314 (1, 8) (8, 8)	0-0 F8		0-0 1B		0-0 FC5-4				0-0 F9	4-0 1B SH1-3	4 0 2 1 0 0 2 0 1 0 0 1 0 0													
Brooks Robinson, R OBP: 0.304, SLG: 0.342 (1, 5)		0-0 F2		0-0 F8		0-0 FC5-4		0-0 5-3		0-0 SH1-3	4 0 0 0 0 0 1													
Davey Johnson, R OBP: 0.341, SLG: 0.347 (1, 4)		0-0 F7		0-0 F4			0-0 F4		0-0 F4	1-0 1B HBP	4 1 0 0 0 0 0													
Johnny Oates, L OBP: 0.374, SLG: 0.436 (1, 2)		0-0 1B		0-0 1B		0-0 4-3			0-0 SH	0-0 1B FC3-2	5 1 4 0 0 0 0													
Jim Palmer, R OBP: 0.241, SLG: 0.288 Doyle Alexander, R OBP: 0.071, SLG: 0.071 Grant Jackson, S Eddie Watt, R Tom Shopay, L OBP: 0.368, SLG: 0.294 Merv Rettenmund, R OBP: 0.325, SLG: 0.344 (1, 1) (8, 1) (9, 1) (9, 1) (10, PH) (10, PH) (10, 9)		0-0 1-3		0-3 K		0-3 K			0-0 SH	0-0 FC3-2	3 0 0 0 0 2 2 0 1 0 1 1 1 2 0 0 0													
Inning Stats	R: 0 E: 0 K: 0 S: 4	H: 1 LOB: 2 BB: 1 P: 8	R: 0 E: 0 K: 0 S: 4	H: 1 LOB: 1 BB: 0 P: 4	R: 1 E: 0 K: 1 S: 7	H: 3 LOB: 2 BB: 0 P: 7	R: 0 E: 0 K: 1 S: 6	H: 0 LOB: 0 BB: 0 P: 6	R: 2 E: 0 K: 0 S: 6	H: 3 LOB: 1 BB: 0 P: 6	R: 0 E: 0 K: 1 S: 5		H: 0 LOB: 1 BB: 1 P: 7	R: 0 E: 0 K: 0 S: 3	H: 0 LOB: 0 BB: 0 P: 3	R: 2 E: 1 K: 0 S: 6	H: 3 LOB: 1 BB: 0 P: 6	R: 3 E: 0 K: 0 S: 5	H: 2 LOB: 3 BB: 3 P: 18	1B: 11 2B: 3 3B: 0 HR: 0	SF: 0 SAC: 2 DP: 0 HBP: 1	WP: 1 PB: 0 SB: 2 CS: 0	PA: 49	
PITCHER	IP WLS BF H R ER SO BB IBB HBP BLK WP HR S P ERA WHIP																							
Roger Nelson, R ERA: 1.99 (1, 1)	8.0																							
Al Fitzmorris, R ERA: 3.48 (9, 1)	0.0	3	2	2	1	0	0	0	0	0	0	3	3	∞	∞									
Ken Wright, R ERA: 4.22 (9, 1)	1.1	L 7	2	3	3	0	1	0	1	0	0	5	10	20.25	2.250									
Tom Burgmeier, L ERA: 2.55 (10, 1)	0.1		3	1	0	0	0	0	1	0	0	2	6	0.00	3.000									
Ted Abernathy, R ERA: 1.23 (10, 1)	0.1		2	0	0	0	0	1	0	0	0	1	5	0.00	3.000									

livebaseballscorecards.com

AB 41
R 8
H 14
RBI 8
BB 5
SO 3
LOB 18



BOTTOM

Baltimore Orioles @ Kansas City Royals
Municipal Stadium, Kansas City, MO

Thu Jul 20 1972, 8:05 PM EDT
Att: 11,075 - Unknown

livebaseballscorecards.com

AB	36
R	5
H	10
RBI	5
BB	2
SO	3
LOB	15



WP:	0	PA:	42
PB:	0		
SB:	1		
CS:	0		

AB	R	H	RBI	BB	SO	LOB
3	0	0	0	0	1	2
0	0	0	0	1	0	0
0	1	0	0	0	0	0
0	0	0	1	0	0	0

4	1	1	0	0	2	2
---	---	---	---	---	---	---

4	0	0	1	0	0	3
0	0	0	0	0	0	0
0	0	0	0	0	0	0
0	0	0	0	0	0	0
0	0	0	0	0	0	0
1	0	0	0	0	0	0

5	0	2	1	0	0	1
---	---	---	---	---	---	---

5	0	1	1	0	0	3
---	---	---	---	---	---	---

5	0	1	0	0	0	1
---	---	---	---	---	---	---

4	1	2	0	0	0	2
---	---	---	---	---	---	---

3	0	1	0	0	0	1
0	1	0	0	0	0	0
0	0	0	0	0	0	0

0	0	0	0	1	0	0
2	1	2	1	0	0	0

1B:	9	SF:	1
2B:	1	SAC:	2
3B:	0	DP:	1
HR:	0	HBP:	1

Batter	1	2	3	4	5	6	7	8	9	10								
Freddie Patek, R (1, 6) Gail Hopkins, L (8, PH) Bobby Floyd, R (8, PR) Carl Taylor, R (9, 6) Carl Taylor, R (9, PH) Carl Taylor, R (10, 5)	0-0 F9		0-0 FC6-4		0-3 K			4-0 SH5-4 1-2 2B BB	0-0 SF9									
Amos Otis, R (1, 8)	0-3 K			0-0 4-3 1B	0-3 K			0-0 SH5-4 1-2 2-3	0-0 F8									
Richie Scheinblum, S (1, 9) Al Fitzmorris, S (9, 1) Ken Wright, R (9, 1) Tom Burgmeier, L (10, 1) Ted Abernathy, R (10, 1) Jerry May, R (10, PH)	0-0 F8			0-0 4-3 1-3		0-0 6-3		0-0 6-3		0-0 F4								
John Mayberry, L (1, 3)		0-0 F8		0-0 F4		0-0 F5		0-0 3-H 0-0 2B		0-0 FC5-4 1B								
Lou Piniella, R (1, 7)		0-0 F7		0-0 1B 1B		0-0 F8		0-0 4-3		0-0 FC5-4 1-2								
Ed Kirkpatrick, L (1, 2)		0-0 F9		0-0 1B			0-0 F5		0-0 F8	0-0 F8								
Cookie Rojas, R (1, 5) (10, 6)			0-0 5-3	0-0 F9			0-0 G4-6-3 1B		0-0 HBP 1B									
Bobby Knoop, R (1, 4) Joe Keough, L (9, PH) Paul Schaal, R (10, 4)			0-0 F6		0-0 SH2-4 1B		0-0 G4-6-3 1-2		1-0 1B 1-2 SF9 HBP									
Roger Nelson, R (1, 1) Steve Hovley, L (8, PH) Steve Hovley, L (9, 9)			4-0 FC6-4 BB		0-0 SH2-4 1-2			0-0 SH5-4 6-3 1B	0-0 1-3 2-H 1B									
Inning Stats	R: 0 E: 0 K: 1 S: 5	H: 0 LOB: 0 BB: 0 P: 5	R: 0 E: 0 K: 0 S: 3	H: 0 LOB: 1 BB: 1 P: 7	R: 1 E: 0 K: 0 S: 6	H: 3 LOB: 2 BB: 0 P: 6	R: 0 E: 0 K: 2 S: 8	H: 1 LOB: 1 BB: 0 P: 8	R: 0 E: 0 K: 0 S: 3	H: 1 LOB: 0 BB: 0 P: 3	R: 0 E: 0 K: 0 S: 5	H: 2 LOB: 2 BB: 1 P: 9	R: 2 E: 0 K: 0 S: 5	H: 2 LOB: 1 BB: 0 P: 6	R: 0 E: 0 K: 0 S: 4	H: 1 LOB: 1 BB: 0 P: 4	1B: 9 2B: 1 3B: 0 HR: 0	SF: 1 SAC: 2 DP: 1 HBP: 1
PITCHER	IP WLS BF H R ER SO BB IBB HBP BLK WP HR S P ERA WHIP	IP WLS BF H R ER SO BB IBB HBP BLK WP HR S P ERA WHIP	IP WLS BF H R ER SO BB IBB HBP BLK WP HR S P ERA WHIP	IP WLS BF H R ER SO BB IBB HBP BLK WP HR S P ERA WHIP	IP WLS BF H R ER SO BB IBB HBP BLK WP HR S P ERA WHIP	IP WLS BF H R ER SO BB IBB HBP BLK WP HR S P ERA WHIP	IP WLS BF H R ER SO BB IBB HBP BLK WP HR S P ERA WHIP	IP WLS BF H R ER SO BB IBB HBP BLK WP HR S P ERA WHIP	IP WLS BF H R ER SO BB IBB HBP BLK WP HR S P ERA WHIP	IP WLS BF H R ER SO BB IBB HBP BLK WP HR S P ERA WHIP	IP WLS BF H R ER SO BB IBB HBP BLK WP HR S P ERA WHIP	IP WLS BF H R ER SO BB IBB HBP BLK WP HR S P ERA WHIP	IP WLS BF H R ER SO BB IBB HBP BLK WP HR S P ERA WHIP	IP WLS BF H R ER SO BB IBB HBP BLK WP HR S P ERA WHIP	IP WLS BF H R ER SO BB IBB HBP BLK WP HR S P ERA WHIP	IP WLS BF H R ER SO BB IBB HBP BLK WP HR S P ERA WHIP	IP WLS BF H R ER SO BB IBB HBP BLK WP HR S P ERA WHIP	IP WLS BF H R ER SO BB IBB HBP BLK WP HR S P ERA WHIP

Jim Palmer, R (1, 1) ERA: 1.91	7.2		31	7	3	3	3	3	2	0	0	0	0	0	0	35	43	3.52	1.174
Doyle Alexander, R (8, 1) ERA: 2.69	0.2		4	1	2	2	0	0	0	0	1	0	0	0	0	3	4	27.00	1.500
Grant Jackson, L (9, 1) ERA: 4.97	0.0		1	1	0	0	0	0	0	0	0	0	0	0	1	1	∞	∞	
Eddie Watt, R (9, 1) ERA: 3.79	0.2	W	2	0	0	0	0	0	0	0	0	0	0	0	2	2	0.00	0.000	
Roric Harrison, R (10, 1) ERA: 1.02	1.0	S	4	1	0	0	0	0	0	0	0	0	0	0	4	4	0.00	1.000	

Batter	1	2	3	4	5	6	7	8	9	AB R H RBI BB SO LOB	TOP											
Don Buford, S (1, 7) OBP: 0.347, SLG: 0.265	0-0 1B 1B	0-0 G3	1-0 HBP		0-0 4-3			0-0 F8		4 1 1 0 0 0 0												
Terry Crowley, L (1, 9) OBP: 0.326, SLG: 0.434	0-3 K	0-0 4-3	0-0 F8			0-0 F5		0-0 4-3		5 0 0 0 0 1 4												
Bobby Grich, R (1, 6) (9, 3) OBP: 0.368, SLG: 0.455	0-0 E FC5-2 1B	0-0 F8		0-3 K		0-0 F7		0-3 K		5 0 1 0 0 2 0												
Boog Powell, L (1, 3) Mark Belanger, R (9, 6) OBP: 0.321, SLG: 0.372 OBP: 0.253, SLG: 0.233	0-0 FC5-2 E 2B 1B		0-0 HR	0-3 K		4-0 1B BB		0-0 6-3		4 2 2 2 1 1 0 0 0 0 0 0 0 0												
Don Baylor, R (1, 8) Paul Blair, R (6, 8) OBP: 0.358, SLG: 0.479 OBP: 0.238, SLG: 0.316	0-0 FC5 FC5-2 2B 1B		0-0 FC5-4 1B 1B	0-0 S E 1B		0-0 1B		0-0 1B		4 3 3 0 0 0 2 1 0 1 0 0 0 0												
Brooks Robinson, R (1, 5) OBP: 0.302, SLG: 0.340	0-0 FC5-2 2B 1B		0-0 L9	0-0 E7 1B		0-0 F3		0-0 F8		5 1 1 1 0 0 7												
Davey Johnson, R (1, 4) OBP: 0.342, SLG: 0.352	0-0 2B		0-0 FC5-4 1B	0-3 K		0-0 L7		0-0 6-3		5 0 2 2 0 1 1												
Johnny Oates, L (1, 2) OBP: 0.370, SLG: 0.425	4-0 IBB		0-0 FC5-4 1B		0-0 F8		0-0 L8			3 0 0 0 1 0 2												
Pat Dobson, R (1, 1) Dave Leonhard, R (6, 1) Grant Jackson, S (6, 1) OBP: 0.151, SLG: 0.173 OBP: 1.000, SLG: 2.000	0-0 F8		0-0 HBP 1B		0-0 L1		0-0 4-3			3 0 1 1 0 0 3 0 0 0 0 0 0 0 1 0 0 0 0 0 0												
Inning Stats	R: 3 E: 1 K: 1 S: 10	H: 4 LOB: 3 BB: 1 P: 14	R: 0 E: 0 K: 0 S: 3	H: 0 LOB: 0 BB: 0 P: 3	R: 2 E: 0 K: 0 S: 7	H: 4 LOB: 3 BB: 0 P: 8	R: 2 E: 1 K: 3 S: 11	H: 2 LOB: 0 BB: 0 P: 11	R: 0 E: 0 K: 0 S: 3	H: 0 LOB: 0 BB: 0 P: 3	R: 0 E: 0 K: 0 S: 4	H: 1 LOB: 2 BB: 1 P: 8	R: 0 E: 0 K: 0 S: 3	H: 0 LOB: 0 BB: 0 P: 3	R: 0 E: 0 K: 1 S: 5	H: 0 LOB: 0 BB: 0 P: 5	R: 0 E: 0 K: 0 S: 4	H: 1 LOB: 1 BB: 0 P: 4	1B: 10 2B: 1 3B: 0 HR: 1	SF: 0 SAC: 0 DP: 0 HBP: 1	WP: 0 PB: 0 SB: 1 CS: 0	PA: 43
PITCHER	IP WLS BF H R ER SO BB IBB HBP BLK WP HR S P ERA WHIP																					
Bruce Dal Canton, R (1, 1) ERA: 3.56	2.2 L 18 8 5 3 1 0 1 0 0 0 0 1 19 23 10.12 3.000																					
Mike Hedlund, R (3, 1) ERA: 3.93	3.1 15 3 2 1 3 1 0 1 0 0 0 0 19 24 2.70 1.200																					
Al Fitzmorris, R (7, 1) ERA: 3.39	2.0 6 0 0 0 1 0 0 0 0 0 0 0 8 8 0.00 0.000																					
Ted Abernathy, R (9, 1) ERA: 1.19	1.0 4 1 0 0 0 0 0 0 0 0 0 0 4 4 0.00 1.000																					

Baltimore Orioles @ Kansas City Royals
Municipal Stadium, Kansas City, MO
Fri Jul 21 1972, 8:05 PM EDT
Att. 12,383 - Unknown - 88 F

livebaseballscorecards.com

AB 40
R 7
H 12
RBI 6
BB 2
SO 5
LOB 19



BOTTOM

Baltimore Orioles @ Kansas City Royals
Municipal Stadium, Kansas City, MO

livebaseballscorecards.com

AB 39
R 6
H 12
RBI 5
BB 3
SO 11
LOB 17



WP: 1 PA: 43
PB: 0
SB: 0
CS: 0

ERA WHIP

Fri Jul 21 1972, 8:05 PM EDT
Att: 12,383 - Unknown - 88 F

AB R H RBI BB SO LOB

4 1 1 0 1 0 1

5 1 3 1 0 0 1

5 1 1 0 0 1 4

5 1 2 1 0 1 1

5 1 1 0 0 2 2

4 1 2 1 1 1 1

4 0 1 1 0 2 2

3 0 0 0 1 2 4

0 0 0 0 0 0 0
2 0 0 0 0 2 1
1 0 1 1 0 0 0
0 0 0 0 0 0 0
1 0 0 0 0 0 0
0 0 0 0 0 0 0

1B: 9 SF: 1
2B: 3 SAC: 0
3B: 0 DP: 0
HR: 0 HBP: 0

Batter	1	2	3	4	5	6	7	8	9
Amos Otis, R (1, 8) OBP: 0.366, SLG: 0.430	0-0 1-3 1B		0-0 F7 1B		0-0 6-3 1B	4-0 FC5 1B BB		0-0 1B 2B	
Ed Kirkpatrick, L (1, 2) OBP: 0.414, SLG: 0.449	0-0 1-3 1B		0-0 F3 1B		0-0 1B 2B 1B	0-0 1-2 2-3 1B		0-0 2-H 1B	
Richie Scheinblum, S (1, 9) OBP: 0.373, SLG: 0.464	0-0 F5 1B			0-3 K 1B	0-0 2B WP 1B	0-0 FC5 2-3f		0-0 L6 1B	
John Mayberry, L (1, 3) OBP: 0.372, SLG: 0.445		0-0 F8 1B		0-0 1B E 1B	0-0 WP 1-3 2B		0-0 L5 1B	0-3 K 1B	
Lou Piniella, R (1, 7) OBP: 0.361, SLG: 0.474		0-0 1B		0-0 E6 1B SF8	0-3 K 2-3 3-H		0-3 K 1B	0-0 F9 1B	
Carl Taylor, R (1, 5) OBP: 0.333, SLG: 0.355		0-0 F4 1B		0-0 1B 1-3 2-H		0-0 E1 2B 1B	4-0 1B BB	0-3 K 1B	
Bobby Knoop, R (1, 4) OBP: 0.323, SLG: 0.259		0-0 6-3 1B		0-0 SF8 3-H		0-3 K 1B	0-0 1-2 1B	0-3 K 1B	
Freddie Patek, R (1, 6) OBP: 0.275, SLG: 0.304			4-0 BB 1B	0-3 K 1B		0-3 K 1B	0-0 F4 1B		
Bruce Dal Canton, R (1, 1) OBP: 0.125, SLG: 0.167			0-3 K 1B		0-3 K 1B	0-0 1B 2B		0-0 F8 1B	
Mike Hedlund, R (3, 1) OBP: 0.286, SLG: 0.286									
Steve Hovley, L (6, PH) OBP: 0.290, SLG: 0.322									
Al Fitzmorris, S (7, 1) OBP: 0.353, SLG: 0.200									
Jerry May, R (8, PH) OBP: 0.000, SLG: 0.316									
Ted Abernathy, R (9, 1)									

Inning Stats	R: 0	H: 0	E: 0	K: 0	S: 3	WLS	BF	H	R	ER	SO	BB	IBB	HBP	BLK	WP	HR	S	P	ERA	WHIP
1	0	0	0	0	3		27	8	5	4	7	1	0	0	0	1	0	40	44	6.35	1.588
2	0	1	0	0	4							0	0	0	0	0	0				
3	0	0	1	1	9							1	0	0	0	0	0	22	26	2.70	1.500
4	2	2	1	2	10							2	1	0	0	2	3				
5	2	3	0	2	10							2	1	0	0	2	3				
6	1	3	1	1	14							1	0	0	0	2	3				
7	0	1	0	1	10							1	0	0	0	1	1				
8	1	2	0	0	7							1	0	0	0	1	2				
9	0	0	0	0	7							2	0	0	0	0	0				

PITCHER	IP	WLS	BF	H	R	ER	SO	BB	IBB	HBP	BLK	WP	HR	S	P	ERA	WHIP
Pat Dobson, R (1, 1) ERA: 2.35	5.2	W	27	8	5	4	7	1	0	0	0	1	0	40	44	6.35	1.588
Dave Leonhard, R (6, 1) ERA: 4.91	0.0		1	0	0	0	0	1	0	0	0	0	0	4			
Grant Jackson, L (6, 1) ERA: 4.5	3.1	S	15	4	1	1	4	1	0	0	0	0	0	22	26	2.70	1.500

Batter	1	2	3	4	5	6	7	8	9	AB R H RBI BB SO LOB	TOP																											
Merv Rettenmund, R (1, 9) OBP: 0.326, SLG: 0.343	0-0 PB 1B	4-0 BB		0-3 K		0-0 4-3		0-0 4-3		4 1 1 0 1 1 2																												
Paul Blair, R (1, 8) OBP: 0.235, SLG: 0.312	0-3 K	0-3 K		0-0 F8		0-0 6-3		4-0 BB BB		4 0 0 0 0 2 6 0 0 0 0 1 0 0																												
Tom Shopay, L (9, PH) OBP: 0.400, SLG: 0.294	1-2 K																																					
Bobby Grich, R (1, 6) OBP: 0.365, SLG: 0.449	0-3 K		0-0 F5		0-0 F9		0-0 FC5-4 1B	0-0 F2		5 0 1 0 0 1 2																												
Don Baylor, R (1, 7) OBP: 0.354, SLG: 0.471	0-0 1B		0-0 6-3		0-0 6-3		0-0 FC5-4 4-3 1-2f HR	0-3 K		5 1 1 1 0 1 2																												
Brooks Robinson, R (1, 5) OBP: 0.307, SLG: 0.340	0-0 F9		0-0 1B		4-0 2B BB		0-0 4-3	4-0 1-2 BB		3 1 1 0 2 0 2																												
Boog Powell, L (1, 3)		0-0 3-1	0-0 F2		0-0 2B 2B		0-0 HR	0-3 K		5 2 2 3 0 1 3																												
Davey Johnson, R (1, 4) OBP: 0.348, SLG: 0.361		4-0 BB 1B BB		0-0 2B 1B	0-0 2B		0-3 K			3 0 2 1 1 1 0																												
Andy Etchebarren, R (1, 2) OBP: 0.248, SLG: 0.256		0-0 F9		0-0 2B	0-3 K			4-0 G6-4-3 BB		3 0 1 0 1 1 2 0 0 0 0 0 0 0																												
Johnny Oates, L (8, 2) OBP: 0.370, SLG: 0.425																																						
Dave McNally, R (1, 1) OBP: 0.151, SLG: 0.173		0-0 BB 1B		0-0 6-3		0-0 6-3		0-0 G6-4-3 1-2f		3 0 1 0 0 0 2 1 0 0 0 0 0 1 0 0 0 0 0 0 0																												
Chico Salmon, R (8, PH) Roric Harrison, R (8, 1) OBP: 0.125, SLG: 0.250																																						
Inning Stats	R: 1 E: 0 K: 2 S: 9	H: 2 LOB: 1 BB: 0 P: 9	R: 0 E: 0 K: 1 S: 6	H: 1 LOB: 3 BB: 2 P: 14	R: 0 E: 0 K: 0 S: 4	H: 1 LOB: 1 BB: 0 P: 4	R: 0 E: 0 K: 1 S: 7	H: 2 LOB: 2 BB: 0 P: 7	R: 2 E: 0 K: 1 S: 7	H: 2 LOB: 1 BB: 1 P: 11	R: 0 E: 0 K: 0 S: 3	H: 0 LOB: 0 BB: 0 P: 3	R: 2 E: 0 K: 1 S: 7	H: 2 LOB: 0 BB: 0 P: 7	R: 0 E: 0 K: 0 S: 2	H: 0 LOB: 0 BB: 1 P: 6	R: 0 E: 0 K: 2 S: 7	H: 0 LOB: 2 BB: 2 P: 15	1B: 6 2B: 3 3B: 0 HR: 1	SF: 0 SAC: 0 DP: 1 HBP: 0	WP: 0 PB: 1 SB: 1 CS: 0	PA: 42																
PITCHER	IP WLS BF H R ER SO BB IBB HBP BLK WP HR S P ERA WHIP																					PITCHER	IP WLS BF H R ER SO BB IBB HBP BLK WP HR S P ERA WHIP															
Paul Splittorff, L (1, 1) ERA: 2.99	2.0		11	3	1	0	3	2	0	0	0	0	0	15	23	0.00	2.500																					
Mike Hedlund, R (3, 1) ERA: 4.06	4.2		21	6	3	3	2	1	0	0	0	0	0	24	28	5.79	1.500																					
Norm Angelini, L (7, 1) ERA: 6.75	1.1	W	5	1	1	1	1	1	0	0	0	0	1	6	10	6.75	1.500																					
Ken Wright, R (9, 1) ERA: 3.86	1.0	S	5	0	0	0	2	2	0	0	0	0	0	7	15	0.00	2.000																					

Baltimore Orioles @ Kansas City Royals
Municipal Stadium, Kansas City, MO

Sat Jul 22 1972, 8:05 PM EDT
Att. 16,485 - Unknown - 87 F

AB	36
R	5
H	10
RBI	5
BB	6
SO	8
LOB	22



WP	0	PA	42
PB	1		
SB	1		
CS	0		

ERA		WHIP	
-----	--	------	--

Batter	1	2	3	4	5	6	7	8	9	AB	R	H	RBI	BB	SO	LOB				
Freddie Patek, R OBP: 0.283, SLG: 0.305 (1, 6)	4-0 1B BB		0-0 6-3	4-0 1-2 BB			0-0 1B 3B	4-0 BB BB		2	3	1	0	3	0	0				
Amos Otis, R OBP: 0.372, SLG: 0.434 (1, 8)	0-0 CS 1B		0-0 1B 1B	0-3 K2-3			0-0 1-3 3B 1B	4-0 1-2 2-3 3-H BB		4	2	3	1	1	1	2				
Richie Scheinblum, S OBP: 0.377, SLG: 0.474 Ken Wright, R (9, 1)	0-0 1-2 3-H 1B		0-0 F3		0-0 E6 1B		0-0 5-3 1-2	0-0 1-H 2-H 3-H 3B		5	0	3	4	0	0	3				
Lou Piniella, R OBP: 0.362, SLG: 0.479 (1, 7)	0-0 F9		0-0 1-3 1B		0-0 F9		0-0 2-H 3-H 3B	0-3 K		5	0	2	2	0	1	3				
John Mayberry, L OBP: 0.366, SLG: 0.437 (1, 3)	0-0 F8		0-0 F5		0-3 K		0-0 4-3	0-3 K		5	0	0	0	0	2	6				
Ed Kirkpatrick, L OBP: 0.411, SLG: 0.450 (1, 2)		0-0 3-1		0-0 F9 E 2B		0-0 3-1	0-3 K			4	1	1	0	0	1	2				
Bobby Knoop, R OBP: 0.333, SLG: 0.263 (1, 4)		0-0 E6 1B		0-0 F9 2-3		0-3 K		4-0 SH5-4 BB BB		3	1	1	0	1	1	1				
Bobby Floyd, R OBP: 0.223, SLG: 0.215 (1, 5)		0-3 K		0-3 K		0-0 F4		0-0 BB SH5-4 3B 1B		4	1	1	0	0	2	2				
Paul Splitterff, L OBP: 0.250, SLG: 0.292 Paul Schizas, R OBP: 0.304, SLG: 0.318 Mike Hiedlund, R OBP: 0.261, SLG: 0.261 Norm Angelini, L Steve Hovley, L OBP: 0.290, SLG: 0.322		0-0 L7		0-0 E3 BB 3-H		0-3 K		0-0 SH5-4 1-2 2-3		0	0	0	0	0	0	0				
Inning Stats	R: 1 E: 0 K: 0 S: 4	H: 2 LOB: 1 BB: 1 P: 8	R: 0 E: 1 K: 1 S: 6	H: 1 LOB: 1 BB: 0 P: 6	R: 0 E: 0 K: 0 S: 5	H: 2 LOB: 2 BB: 0 P: 5	R: 1 E: 1 K: 2 S: 9	H: 1 LOB: 2 BB: 1 P: 13	R: 0 E: 1 K: 1 S: 6	H: 1 LOB: 1 BB: 0 P: 6	R: 0 E: 0 K: 2 S: 7	H: 0 LOB: 0 BB: 0 P: 7	R: 2 E: 0 K: 1 S: 8	H: 3 LOB: 1 BB: 0 P: 8	R: 4 E: 0 K: 2 S: 9	H: 2 LOB: 1 BB: 3 P: 21	1B: 9 2B: 1 3B: 2 HR: 0	SF: 0 SAC: 1 DP: 0 HBP: 0	WP: 0 PB: 0 SB: 1 CS: 1	PA: 41

BOTTOM

Baltimore Orioles @ Kansas City Royals
Municipal Stadium, Kansas City, MO
 Sat Jul 22 1972, 8:05 PM EDT
 Att: 16,485 - Unknown - 87 F

livebaseballscorecards.com

AB	35
R	8
H	12
RBI	7
BB	5
SO	9
LOB	20



PITCHER	IP	WLS	BF	H	R	ER	SO	BB	IBB	HBP	BLK	WP	HR	S	P	ERA	WHIP
Dave McNally, L ERA: 2.45 (1, 1)	7.0		33	10	4	3	7	2	0	0	0	0	0	45	53	3.86	1.714
Roric Harrison, R ERA: 1.67 (8, 1)	1.0	L	8	2	4	4	2	3	0	0	0	0	0	9	21	36.00	5.000

Batter	1	2	3	4	5	6	7	8	9	AB R H RBI BB SO LOB	TOP											
Don Buford, S (1, 7) OBP: 0.345, SLG: 0.261	4-0 FC3-6 BB	0-0 F7			0-3 K		0-3 K		0-0 F5	4 0 0 0 1 2 3												
Terry Crowley, L (1, 9) OBP: 0.324, SLG: 0.451	0-0 FC3-6 3B		0-0 1-3		0-0 4-3		0-0		0-0	4 2 1 4 0 0 1												
Paul Blair, R (7, 8) OBP: 0.235, SLG: 0.312									1-H 2-H 3-H HR	0 0 0 0 0 0 0												
Bobby Grich, R (1, 6) OBP: 0.363, SLG: 0.454	0-0 1B 3B		0-3 K		0-0 F9		0-0 F8			4 1 1 1 0 1 0												
Boog Powell, L (1, 3) OBP: 0.329, SLG: 0.400	0-0 HR 1B		0-0		0-0 2-3				0-0	4 1 3 1 0 0 0												
Don Baylor, R (1, 8) OBP: 0.351, SLG: 0.483	0-0 HR		0-0 F8		0-0 6-3				0-0 F6	4 1 1 2 0 0 2												
Brooks Robinson, R (1, 5) OBP: 0.306, SLG: 0.338	0-0 G5-4-3 1B				0-0 F9		0-0 6-3		0-0 F7	4 0 1 0 0 0 1												
Davey Johnson, R (1, 4) OBP: 0.347, SLG: 0.363	0-0 G5-4-3				0-0 6-3		0-0 1B HR 2B		0-0 F7	4 1 1 0 0 0 2												
Elrod Hendricks, L (1, 2) OBP: 0.244, SLG: 0.179		0-3 K			0-0 F7		4-0 1B HR BB		0-0 F9	3 1 0 0 1 1 0												
Mike Cuellar, L (1, 1) OBP: 0.143, SLG: 0.265									0-3 K	3 1 1 0 0 1 0												
Eddie Watt, R (8, 1)										0 0 0 0 0 0 0												
Doyle Alexander, R (8, 1) OBP: 0.071, SLG: 0.071										0 0 0 0 0 0 0												
Grant Jackson, S (8, 1)										1 0 0 0 0 1 0												
Inning Stats	R: 4 E: 0 K: 0 S: 6	H: 4 LOB: 0 BB: 1 P: 10	R: 0 E: 0 K: 1 S: 5	H: 0 LOB: 0 BB: 0 P: 5	R: 0 E: 0 K: 1 S: 6	H: 1 LOB: 1 BB: 0 P: 6	R: 0 E: 0 K: 0 S: 3	H: 0 LOB: 0 BB: 0 P: 3	R: 0 E: 0 K: 2 S: 7	H: 0 LOB: 0 BB: 0 P: 7	R: 0 E: 0 K: 0 S: 3	H: 0 LOB: 0 BB: 0 P: 3	R: 4 E: 0 K: 1 S: 8	H: 3 LOB: 0 BB: 1 P: 12	R: 0 E: 0 K: 0 S: 4	H: 1 LOB: 1 BB: 0 P: 4	R: 0 E: 0 K: 1 S: 5	H: 0 LOB: 0 BB: 0 P: 5	1B: 4 2B: 2 3B: 1 HR: 2	SF: 0 SAC: 0 DP: 1 HBP: 0	WP: 0 PB: 0 SB: 0 CS: 0	PA: 37
PITCHER	IP WLS BF H R ER SO BB IBB HBP BLK WP HR S P ERA WHIP																					
Dick Drago, R (1, 1) ERA: 2.72	6.0 L 23 5 4 4 4 1 0 0 0 0 1 30 34 6.00 1.000																					
Roger Nelson, R (7, 1) ERA: 2.48	2.0 11 4 4 4 1 1 0 0 0 0 1 12 16 18.00 2.500																					
Bruce Dal Canton, R (9, 1) ERA: 3.51	1.0 3 0 0 0 1 0 0 0 0 0 0 5 5 0.00 0.000																					

Baltimore Orioles @ Kansas City Royals
Municipal Stadium, Kansas City, MO
Sun Jul 23 1972, 4:33 AM EDT
Att. 28,563 - Unknown - 89 F

livebaseballscorecards.com

AB 35
R 8
H 9
RBI 8
BB 2
SO 6
LOB 9



Batter	1	2	3	4	5	6	7	8	9	AB	R	H	RBI	BB	SO	LOB	BOTTOM				
Freddie Patek, R (1, 6) OBP: 0.280, SLG: 0.302 Joe Keough, L (8, PH) OBP: 0.289, SLG: 0.200 Bruce Dal Canton, R (9, 1) OBP: 0.125, SLG: 0.167 Carl Taylor, R (9, PH) OBP: 0.324, SLG: 0.344	0-0 5-3			0-0 6-3		0-0 G5-4-3 1-2f		0-0 L3 2-3	0-0 F2	3	0	0	0	0	0	2					
Amos Otis, R (1, 8) OBP: 0.372, SLG: 0.434 Steve Hovley, L (1, 8) OBP: 0.289, SLG: 0.322	0-0 4-3			0-0 G6-4-3 1B			0-0 6-3	0-0 SF7 3-H		0	0	0	0	0	0	0					
Richie Scheinblum, S (1, 9) OBP: 0.375, SLG: 0.469	0-0 5-3			0-0 G6-4-3 1-2f			0-0 F6	4-0 BB BB BB		3	0	0	0	1	0	1					
Lou Piniella, R (1, 7) OBP: 0.363, SLG: 0.476		0-0 6-3			0-0 F8		4-0 FC4-6 BB	4-0 BB BB BB	1-2 BB	2	0	0	0	2	0	0					
Cookie Rojas, R (1, 5) OBP: 0.343, SLG: 0.373 Bobby Floyd, R (8, 5) OBP: 0.223, SLG: 0.215 Gail Hopkins, L (8, PH) OBP: 0.275, SLG: 0.200		4-0 BB BB BB		0-0 G6-4-3 BB	0-0 5-3		0-0 FC4-6 1-2f	4-0 BB BB BB	1-2 2-3 BB	2	0	0	0	1	0	1					
John Mayberry, L (1, 3) OBP: 0.365, SLG: 0.433		0-0 G6-4-3 1-2f		0-0 G6-4-3	0-0 L5			0-0 BB	0-0 F8	3	1	0	0	1	0	4					
Ed Kirkpatrick, L (1, 2) OBP: 0.416, SLG: 0.466			0-0 1-3			0-0 4-3 2B		0-0 2B	0-0 1B	4	1	3	1	0	0	0					
Bobby Knoop, R (1, 4) OBP: 0.329, SLG: 0.279			0-0 F4		0-0 4-3		0-0 2-3	0-0 2B	0-3 K	4	1	1	1	0	1	2					
Dick Drago, R (1, 1) OBP: 0.143, SLG: 0.045 Jerry May, R (6, PH) OBP: 0.312, SLG: 0.316 Roger Nelson, R (7, 1) OBP: 0.176, SLG: 0.125 Paul Schaal, R (8, PH) OBP: 0.306, SLG: 0.325			0-0 F4		4-0 G5-4-3 BB		0-0 WP	0-0 SF7 2B	0-0 F6	1	0	0	0	0	0	0					
Inning Stats	R: 0 E: 0 K: 0 S: 3	H: 0 LOB: 0 BB: 0 P: 3	R: 0 E: 0 K: 0 S: 2	H: 0 LOB: 0 BB: 1 P: 6	R: 0 E: 0 K: 0 S: 3	H: 0 LOB: 0 BB: 0 P: 3	R: 0 E: 0 K: 0 S: 3	H: 1 LOB: 0 BB: 0 P: 3	R: 0 E: 0 K: 0 S: 3	H: 0 LOB: 1 BB: 1 P: 7	R: 0 E: 0 K: 0 S: 3	H: 0 LOB: 1 BB: 1 P: 7	R: 4 E: 0 K: 0 S: 6	H: 3 LOB: 3 BB: 4 P: 22	R: 0 E: 0 K: 1 S: 6	H: 1 LOB: 1 BB: 0 P: 6	1B: 2 2B: 4 3B: 0 HR: 0	SF: 1 SAC: 0 DP: 3 HBP: 0	WP: 1 PB: 0 SB: 0 CS: 0	PA: 37	
PITCHER	IP WLS W	BF H R	H R ER	ER SO BB	BB IBB HBP	BLK WP HR	S P ERA	WHIP	PITCHER	IP WLS W	BF H R	H R ER	ER SO BB	BB IBB HBP	BLK WP HR	S P ERA	WHIP				
Mike Cuellar, L (1, 1) ERA: 2.64 Eddie Watt, R (8, 1) ERA: 3.66 Doyle Alexander, R (8, 1) ERA: 2.69 Grant Jackson, L (8, 1) ERA: 4.15	7.0 0.2 0.0 1.1	27 3 1 6	5 0 0 0	4 0 0 1	0 0 0 0	0 0 0 0	23 6 4 7	5.14 1.500 ∞ 1.500													

Baltimore Orioles @ Kansas City Royals
 Municipal Stadium, Kansas City, MO
 Sun Jul 23 1972, 4:33 AM EDT
 Att: 28,563 - Unknown - 89 F

AB	29
R	4
H	6
RBI	4
BB	7
SO	1
LOB	13



WP: 1	PA: 37
PB: 0	
SB: 0	
CS: 0	

ERA	WHIP

Batter	1	2	3	4	5	6	7	8	9	AB R H RBI BB SO LOB	TOP	
Freddie Patek, R (1, 6) OBP: 0.280, SLG: 0.301	0-0 HR 1B		0-0 F9			0-0 G5-3		0-0 FC1-6 1B 1-2f		4 1 1 0 0 0 1	Kansas City Royals @ Chicago White Sox Comiskey Park, Chicago, IL Thu Jul 27 1972, 4:33 AM EDT Unknown - 65 F	
Steve Hovley, L (1, 8) OBP: 0.307, SLG: 0.383	0-0 HR		0-0 L5-4 2B			0-0 G4-3		0-0 1B		4 1 3 2 0 0 0		
Richie Scheinblum, S (1, 9) OBP: 0.370, SLG: 0.462	0-0 F3		0-0 L5-4 2-3			0-0 G6-3		0-0 F9		4 0 0 0 0 0 3		
Lou Piniella, R (1, 7) OBP: 0.365, SLG: 0.475	0-3 K				0-0 F8		0-0 1B FC5-4-2 1B		4-0 BB BB BB G6-3 1B BB	3 1 1 0 1 1 0		
Ed Kirkpatrick, L (1, 2) OBP: 0.422, SLG: 0.471	0-0 1B				0-0 G3-1		0-0 1B FC5-4-2 1B		0-0 1B 1-2 G6-3 1B	4 0 3 0 0 0 0		
Cookie Rojas, R (1, 4) OBP: 0.338, SLG: 0.368	0-0 L8				0-0 G1-4-3		0-0 FC5-4-2 1-2 3-H		0-0 1B 1-2 2-3 G6-3	4 0 0 0 0 0 5		
John Mayberry, L (1, 3) OBP: 0.363, SLG: 0.430					0-0 G5-4-3 1B		0-0 F5		0-0 G4-3 3-H 0-3	4 0 1 1 0 0 2		
Paul Schaal, R (1, 5) OBP: 0.305, SLG: 0.324					0-0 G5-4-3 1-2f				0-0 FC1-6 1B	4 0 1 0 0 1 2		
Paul Splitterff, L (1, 1) OBP: 0.245, SLG: 0.286 Al Fitzmorris, S (3, 1) OBP: 0.320, SLG: 0.190 Carl Taylor, R (8, PH) OBP: 0.316, SLG: 0.333 Tom Burgmeier, L (8, 1) OBP: 0.400, SLG: 0.400					0-0 G6-3				0-3 K	1 0 0 0 0 0 0 1 0 0 0 0 0 0 1 0 0 0 0 1 1 0 0 0 0 0 0 0		
Inning Stats	R: 2 E: 0 K: 1 S: 8 H: 3 LOB: 1 BB: 0 P: 8	R: 0 E: 0 K: 0 S: 3 H: 0 LOB: 0 BB: 0 P: 3	R: 0 E: 0 K: 0 S: 3 H: 1 LOB: 0 BB: 0 P: 3	R: 0 E: 0 K: 0 S: 3 H: 0 LOB: 0 BB: 0 P: 3	R: 0 E: 0 K: 0 S: 3 H: 1 LOB: 0 BB: 0 P: 3	R: 0 E: 0 K: 0 S: 3 H: 0 LOB: 0 BB: 0 P: 3	R: 0 E: 0 K: 0 S: 4 H: 2 LOB: 1 BB: 0 P: 4	R: 0 E: 0 K: 1 S: 7 H: 2 LOB: 2 BB: 0 P: 7	R: 1 E: 0 K: 1 S: 6 H: 1 LOB: 1 BB: 1 P: 10	1B: 8 2B: 2 3B: 0 HR: 1 SF: 0 SAC: 0 DP: 3 HBP: 0	WP: 0 PB: 0 SB: 0 CS: 0 PA: 35	
PITCHER	IP WLS BF H R ER SO BB IBB HBP BLK WP HR S P ERA WHIP											
Wilbur Wood, L (1, 1) ERA: 2.49	7.2 W 29 9 2 2 2 0 0 0 0 0 0 1 33 33 2.35 1.174											
Terry Forster, L (8, 1) ERA: 1.86	1.1 S 6 1 1 1 1 1 0 0 0 0 0 0 7 11 6.75 1.500											

livebaseballscorecards.com



Batter	1	2	3	4	5	6	7	8	9
Walt Williams, R OBP: 0.275, SLG: 0.333 (1, 9)	0-0 CS 1B		0-0 HR 1B	0-3 K		0-0 G6-3		0-0 E G3 2B	
Mike Andrews, R OBP: 0.325, SLG: 0.314 (1, 4)	0-0 L8		0-0 F8	0-0 E5 1B		0-0 P6		0-3 K	
Dick Allen, R OBP: 0.416, SLG: 0.597 (1, 3)	4-0 S BB		0-0 HR	0-0 1B		0-0 HR		4-0 G3 E IBB	
Tony Muser, L OBP: 0.308, SLG: 0.308 (8, PR)	1-2		1-H	1-2					
Rick Reichardt, R OBP: 0.359, SLG: 0.443 (1, 8)	0-3 K		4-0 1B FC5-2 BB	0-0 L1		0-0 G4-3		0-0 E6 G3	
Jay Johnstone, L OBP: 0.255, SLG: 0.179 (4, PH)	1-2							1-2 2-3 3-H	
Carlos May, L OBP: 0.383, SLG: 0.426 (1, 7)		0-0 2B 1B	0-0 WP FC5-2 1B		0-0 G6-3		0-0 G4-3	0-0 G3	
Ed Spiezio, R OBP: 0.284, SLG: 0.330 (1, 5)		0-0 1B 2B	0-0 FC5-2 WP 1B	0-3 K	0-3 K		0-0 1B 1B	0-0 G6-3	
Ed Herrmann, L OBP: 0.293, SLG: 0.304 (1, 2)		0-0 1B	4-0 FC6-4 IBB	0-0 1B	0-0 1B		0-0 1B		
Luis Alvarado, R OBP: 0.245, SLG: 0.259 (1, 6)		0-0 F9	0-0 FC6-4	0-0 L7		0-0 G4-3			
Wilbur Wood, R OBP: 0.179, SLG: 0.135 (1, 1)	0-3 K		0-3 K			0-0 G1-3		0-0 E6 2B E	
Terry Forster, L OBP: 0.143, SLG: 0.143 (8, 1)									

Inning Stats	R: 0	H: 1	E: 0	K: 1	S: 5	LOB: 1	BB: 1	P: 9
	R: 2	H: 3	E: 0	K: 1	S: 7	LOB: 0	BB: 0	P: 7
	R: 2	H: 3	E: 0	K: 0	S: 6	LOB: 3	BB: 2	P: 14
	R: 0	H: 1	E: 1	K: 2	S: 9	LOB: 2	BB: 0	P: 9
	R: 0	H: 1	E: 0	K: 1	S: 6	LOB: 1	BB: 0	P: 6
	R: 0	H: 0	E: 0	K: 0	S: 3	LOB: 0	BB: 0	P: 3
	R: 1	H: 3	E: 0	K: 0	S: 6	LOB: 2	BB: 0	P: 6
	R: 2	H: 1	E: 2	K: 1	S: 8	LOB: 3	BB: 1	P: 12

PITCHER	IP	WLS	BF	H	R	ER	SO	BB	IBB	HBP	BLK	WP	HR	S	P	ERA	WHIP
Paul Splittorf, L ERA: 3.19 (1, 1)	2.1	L	14	7	4	4	2	2	0	0	0	0	1	16	24	15.43	3.857
Al Fitzmorris, R ERA: 3.3 (3, 1)	4.2		21	5	1	1	3	0	1	0	0	1	1	26	30	1.93	1.071
Tom Burgmeier, L ERA: 2.49 (8, 1)	1.0		7	1	2	0	1	0	1	0	0	0	0	8	12	0.00	1.000

BOTTOM

Kansas City Royals @ Chicago White Sox
Comiskey Park, Chicago, IL


Thu Jul 27 1972, 4:33 AM EDT
Unknown - 65 F

AB	R	H	RBI	BB	SO	LOB
5	2	3	0	0	1	0
5	0	0	0	0	1	4
3	2	3	3	2	0	0
0	0	0	0	0	0	0
1	0	0	0	1	1	1
3	0	0	1	0	0	4
5	1	2	1	0	0	2
5	1	2	0	0	1	5
3	0	3	2	1	0	0
4	0	0	0	0	0	6
3	0	0	0	0	2	0
1	1	0	0	0	0	0

AB	38
R	7
H	13
RBI	7
BB	4
SO	6
LOB	22

livebaseballscorecards.com

AB 38
R 7
H 13
RBI 7
BB 4
SO 6
LOB 22



WP	PA
1	42
PB: 0	
SB: 1	
CS: 1	

Batter	1	2	3	4	5	6	7	8	9	AB R H RBI BB SO LOB	TOP	
Cookie Rojas, R (1, 4) <small>OBP: 0.340, SLG: 0.368</small>	4-0 		0-0 			0-0 		0-0 		3 0 1 1 1 0 1		
Steve Hovley, L (1, 8) <small>OBP: 0.305, SLG: 0.378</small>	0-0 			0-0 		0-0 		0-0 		4 0 1 1 0 0 1		
Richie Scheinblum, S (1, 9) <small>OBP: 0.368, SLG: 0.456</small>	0-0 			4-0 			0-0 	0-0 		3 0 0 0 1 0 3		
Ed Kirkpatrick, L (1, 2) <small>OBP: 0.415, SLG: 0.463</small>		0-3 		0-0 			0-0 		0-0 		4 0 0 0 0 1 1	
Lou Piniella, R (1, 7) <small>OBP: 0.361, SLG: 0.470</small>		0-0 		0-0 			0-0 		0-0 		4 0 0 0 0 0 1	
John Mayberry, L (1, 3) <small>OBP: 0.362, SLG: 0.431</small>		0-0 			0-0 			0-0 	0-0 		4 1 1 0 0 0 0	
Paul Schaaf, R (1, 5) <small>OBP: 0.313, SLG: 0.325</small>			0-3 	4-0 			4-0 	0-0 		2 0 1 1 2 1 0		
Freddie Patek, R (1, 6) <small>OBP: 0.280, SLG: 0.298</small>			4-0 	0-0 			0-0 	0-0 		3 1 0 0 1 0 3		
Roger Nelson, R (1, 1) <small>OBP: 0.211, SLG: 0.167</small>			0-0 			0-0 		0-0 		2 1 1 0 0 0 0		
Inning Stats	R: 0 H: 0 E: 0 LOB: 0 K: 0 BB: 1 S: 2 P: 6	R: 0 H: 0 E: 0 LOB: 0 K: 1 BB: 0 S: 5 P: 5	R: 0 H: 0 E: 0 LOB: 1 K: 1 BB: 1 S: 5 P: 9	R: 0 H: 0 E: 0 LOB: 1 K: 0 BB: 1 S: 3 P: 7	R: 0 H: 0 E: 0 LOB: 0 K: 0 BB: 1 S: 2 P: 6	R: 0 H: 0 E: 0 LOB: 0 K: 0 BB: 0 S: 3 P: 3	R: 0 H: 0 E: 0 LOB: 0 K: 0 BB: 0 S: 3 P: 3	R: 2 H: 3 E: 0 LOB: 2 K: 0 BB: 1 S: 6 P: 10	R: 1 H: 2 E: 0 LOB: 1 K: 0 BB: 0 S: 5 P: 5	1B: 4 SF: 0 2B: 1 SAC: 1 3B: 0 DP: 2 HR: 0 HBP: 0	WP: 0 PA: 35 PB: 0 SB: 0 CS: 0	
PITCHER Stan Bahnsen, R (1, 1) <small>ERA: 4.3</small> Cy Acosta, R (8, 1) <small>ERA: 2.7</small> Steve Kealey, R (9, 1) <small>ERA: 3.07</small>	IP WLS BF H R ER SO BB IBB HBP BLK WP HR S P ERA WHIP 7.2 L 29 3 2 2 2 5 0 0 0 0 0 0 28 48 2.35 1.043 0.1 1 0 0 0 0 0 0 0 0 0 0 0 1 1 0.00 0.000 1.0 5 2 1 1 0 0 0 0 0 0 0 0 5 5 9.00 2.000	PITCHER IP WLS BF H R ER SO BB IBB HBP BLK WP HR S P ERA WHIP 0.0 0 0 0 0 0 0 0 0 0 0 0 0 0 0 0.00 0.000										

Kansas City Royals @ Chicago White Sox
 Comiskey Park, Chicago, IL
 Thu Jul 27 1972, 8:05 PM EDT
 Att. 23,079 - Unknown

AB	29
R	3
H	5
RBI	3
BB	5
SO	2
LOB	10



Batter	1	2	3	4	5	6	7	8	9	AB	R	H	RBI	BB	SO	LOB
Pat Kelly, L (1, 9) OBP: 0.378, SLG: 0.368	0-0 L8			0-0 F8		0-0 1B		0-0 G6-3		4	0	1	0	0	0	0
Mike Andrews, R (1, 4) OBP: 0.324, SLG: 0.311	0-0 F2			0-0 G6-3		0-0 6-2-3-6			0-0 G3	4	0	0	0	1	1	2
Tony Muser, L (1, 3) Jim Lyttle, L (8, 8) OBP: 0.208, SLG: 0.292	0-0 G6-3			0-0 G3			4-0 1B BB		0-3 K	3	0	1	0	0	0	0
Carlos May, L (1, 7) OBP: 0.380, SLG: 0.422		0-3 K			0-0 G3			0-0 1B	0-3 K	3	0	0	0	0	2	2
Jay Johnstone, L (1, 8) Dick Allen, R (7, PH) OBP: 0.414, SLG: 0.596		0-0 F9			0-0 F3		0-3 K			2	0	0	0	0	0	0
Ed Spiezio, R (1, 5) OBP: 0.286, SLG: 0.330		0-0 G6-3			0-0 WP 1B		0-3 K			3	0	1	0	0	0	2
Ed Herrmann, L (1, 2) OBP: 0.289, SLG: 0.299				0-0 F8		0-0 F7		0-0 F7		3	0	0	0	0	0	1
Rich Morales, R (1, 6) Luis Alvarado, R (7, 6) OBP: 0.243, SLG: 0.257				0-0 P3			0-0 1B		0-0 L9	2	0	1	0	0	0	0
Stan Bahnsen, R (1, 1) Cy Acosta, R (8, 1) Walt Williams, R (8, PH) Steve Kealey, R (9, 1)				0-3 K			0-3 K		0-0 F7	2	0	0	0	0	2	1
										0	0	0	0	0	0	0
										1	0	0	0	0	0	0
										0	0	0	0	0	0	0

Inning Stats	R: 0	H: 0	R: 0	H: 0	R: 0	H: 0	R: 0	H: 1	R: 0	H: 2	R: 0	H: 1	R: 0	H: 0	R: 0	H: 0	R: 0	H: 0	R: 0	H: 0	1B: 4	SF: 0	WP: 2	PA: 31
E: 0	LOB: 0	E: 0	LOB: 0	E: 0	LOB: 0	E: 0	LOB: 1	E: 0	LOB: 2	E: 0	LOB: 2	E: 0	LOB: 0	E: 0	LOB: 0	E: 0	LOB: 0	E: 0	LOB: 0	E: 0	LOB: 0	2B: 1	SAC: 0	PB: 0
K: 0	BB: 0	K: 1	BB: 0	K: 1	BB: 0	K: 0	BB: 0	K: 2	BB: 1	K: 0	BB: 0	K: 0	BB: 0	K: 2	BB: 0	K: 2	BB: 0	K: 0	BB: 0	K: 0	BB: 0	3B: 0	DP: 1	SB: 1
S: 3	P: 3	S: 5	P: 5	S: 5	P: 5	S: 3	P: 4	S: 5	P: 5	S: 8	P: 12	S: 3	P: 3	S: 7	P: 7	S: 7	P: 7	S: 7	P: 7	S: 7	P: 7	HR: 0	HBP: 0	CS: 0

PITCHER	IP	WLS	BF	H	R	ER	SO	BB	IBB	HBP	BLK	WP	HR	S	P	ERA	WHIP	PITCHER	IP	WLS	BF	H	R	ER	SO	BB	IBB	HBP	BLK	WP	HR	S	P	ERA	WHIP		
Roger Nelson, R (1, 1) ERA: 2.18	9.0	W	31	4	0	0	7	1	0	0	0	1	0	43	47	0.00	0.556																				

BOTTOM

Kansas City Royals @ Chicago White Sox
Comiskey Park, Chicago, IL

Thu Jul 27 1972, 8:05 PM EDT
Att. 23,079 - Unknown

livebaseballscorecards.com

AB	30
R	0
H	4
RBI	0
BB	1
SO	7
LOB	10



Batter	1	2	3	4	5	6	7	8	9	AB R H RBI BB SO LOB	TOP									
Steve Hovley, L (1, 8) OBP: 0.312, SLG: 0.370	0-0 G6-3		0-0 P4			4-0 FC1-6-5 G5-3 BB		4-0 BB		2 0 0 0 2 0 0	Kansas City Royals @ Chicago White Sox Comiskey Park, Chicago, IL Fri Jul 28 1972, 8:05 PM EDT Att. 18,902 - Unknown - 69 F									
Cookie Rojas, R (1, 4) OBP: 0.339, SLG: 0.364	4-0 1B BB		0-0 L7			0-0 G5-3		0-3 K		3 0 0 0 1 1 2										
Richie Scheinblum, S (1, 9) OBP: 0.366, SLG: 0.453	0-0 1-3 1B			0-0 F9		0-0 FC1-6-5		0-0 G4-3		4 0 1 0 0 0 2										
Ed Kirkpatrick, L (1, 2) OBP: 0.412, SLG: 0.456	0-0 F9			0-0 G1-3		0-0 G3			4-0 FC5-4 BB	3 0 0 0 1 0 3										
Lou Piniella, R (1, 7) OBP: 0.360, SLG: 0.470	0-3 K			0-0 2B		0-0 G6-3			0-0 FC5-4 FC1-5 1B 1-2f	4 0 1 0 0 1 3										
John Mayberry, L (1, 3) OBP: 0.364, SLG: 0.432		0-3 K		0-3 K		0-0 1B			0-0 FC1-5 1B 1-2	4 0 2 0 0 2 1										
Paul Schaal, R (1, 5) OBP: 0.307, SLG: 0.319		0-3 K		0-3 K		0-0 P4			0-0 FC1-5 1-2 2-3f	4 0 0 0 0 2 3										
Freddie Patek, R (1, 6) OBP: 0.278, SLG: 0.297		0-0 G5-3			0-0 F2		0-0 P5		0-0 F3	2 0 0 0 0 0 0										
Gail Hopkins, L (7, PH) OBP: 0.268, SLG: 0.194										1 0 0 0 0 0 1										
Bobby Floyd, R (7, 6) OBP: 0.223, SLG: 0.215										0 0 0 0 0 0 0										
Carl Taylor, R (9, PH) OBP: 0.308, SLG: 0.324										1 0 0 0 0 0 2										
Dick Drago, R (1, 1) OBP: 0.137, SLG: 0.043			0-3 K		0-0 F8			0-0 G6-3		2 0 0 0 0 1 0										
Ken Wright, R (7, 1)										0 0 0 0 0 0 0										
Norm Angelini, L (7, 1)										0 0 0 0 0 0 0										
Joe Keough, L (8, PH) OBP: 0.292, SLG: 0.195										1 0 0 0 0 0 0										
Ted Abernathy, R (8, 1)										0 0 0 0 0 0 0										
Inning Stats	R: 0 E: 0 K: 1 S: 6	H: 1 LOB: 2 BB: 1 P: 10	R: 0 E: 0 K: 2 S: 7	H: 0 LOB: 0 BB: 0 P: 7	R: 0 E: 0 K: 1 S: 5	H: 0 LOB: 0 BB: 0 P: 5	R: 0 E: 0 K: 1 S: 5	H: 1 LOB: 1 BB: 0 P: 6	R: 0 E: 0 K: 0 S: 3	H: 0 LOB: 1 BB: 1 P: 7	R: 0 E: 0 K: 0 S: 4	H: 1 LOB: 1 BB: 0 P: 4	R: 0 E: 0 K: 1 S: 5	H: 0 LOB: 1 BB: 1 P: 9	R: 0 E: 0 K: 0 S: 4	H: 1 LOB: 2 BB: 1 P: 8	1B: 3 2B: 1 3B: 0 HR: 0	SF: 0 SAC: 0 DP: 0 HBP: 0	WP: 0 PB: 0 SB: 0 CS: 0	PA: 35
PITCHER Tom Bradley, R (1, 1) ERA: 3.34	IP: 9.0 WLS: W BF: 35 H: 4 R: 0 ER: 0 SO: 7 BB: 4 IBB: 0 HBP: 0 BLK: 0 WP: 0 HR: 0 S: 45 P: 61 ERA: 0.00 WHIP: 0.889																			

AB	31
R	0
H	4
RBI	0
BB	4
SO	7
LOB	17



Batter	1	2	3	4	5	6	7	8	9	AB	R	H	RBI	BB	SO	LOB
Walt Williams, R (1, 9) OBP: 0.267, SLG: 0.323 Buddy Bradford, R (8, 9)	0-0 L1-3	0-0 F3			0-0 G6-3		0-0 F9	0-0 G3-1		4	0	0	0	0	0	2
Jay Johnstone, L (1, 8) OBP: 0.264, SLG: 0.200	0-0 HR 2B		0-0 F5		0-0 2B		4-0 BB WP 2B BB			3	2	2	0	1	0	0
Dick Allen, R (1, 3) OBP: 0.415, SLG: 0.603 Tony Muser, L (8, 3) OBP: 0.313, SLG: 0.313	0-0 HR		0-3 K		0-3 K		4-0 BB 2B BB			3	2	1	2	1	2	1
Carlos May, L (1, 7) OBP: 0.384, SLG: 0.428	0-0 1B		0-0 2B		0-0 F6		4-0 2B BB			3	0	2	0	1	0	0
Ed Spiezio, R (1, 5) OBP: 0.294, SLG: 0.347	0-3 K		0-0 F8		0-0 E6 1B		4-0 1-3 2-H 3-H 2B			4	0	2	2	0	1	2
Mike Andrews, R (1, 4) OBP: 0.323, SLG: 0.310	0-0 F9			0-0 F2		0-0 1B	0-3 K			4	0	1	0	0	1	3
Ed Herrmann, L (1, 2) OBP: 0.288, SLG: 0.298		0-0 1B		0-0 L9		0-0 G4-3		0-0 G3		4	0	1	0	0	0	1
Rich Morales, R (1, 6) OBP: 0.292, SLG: 0.301		0-3 K		0-0 L6			0-0 SH2 WP 1B	0-0 3B		4	1	2	0	0	1	1
Tom Bradley, R (1, 1) OBP: 0.180, SLG: 0.183		0-3 K			0-0 G5-3		0-0 SH2	0-3 K		3	0	0	0	0	2	2

Inning Stats	R: 2	H: 3	E: 0	K: 1	S: 8	LOB: 1	BB: 0	P: 8	R: 0	H: 1	E: 0	K: 2	S: 8	LOB: 1	BB: 0	P: 8	R: 0	H: 1	E: 0	K: 1	S: 6	LOB: 1	BB: 0	P: 6	R: 0	H: 0	E: 0	K: 0	S: 3	LOB: 0	BB: 0	P: 3	R: 0	H: 2	E: 1	K: 0	S: 4	LOB: 1	BB: 0	P: 4	R: 3	H: 2	E: 0	K: 1	S: 7	LOB: 2	BB: 3	P: 19	R: 0	H: 1	E: 0	K: 1	S: 6	LOB: 1	BB: 0	P: 6
--------------	------	------	------	------	------	--------	-------	------	------	------	------	------	------	--------	-------	------	------	------	------	------	------	--------	-------	------	------	------	------	------	------	--------	-------	------	------	------	------	------	------	--------	-------	------	------	------	------	------	------	--------	-------	-------	------	------	------	------	------	--------	-------	------

PITCHER	IP	WLS	BF	H	R	ER	SO	BB	IBB	HBP	BLK	WP	HR	S	P	ERA	WHIP
Dick Drago, R (1, 1) ERA: 2.82	6.2	L	29	9	4	4	5	1	0	0	0	0	1	38	42	5.40	1.500
Ken Wright, R (7, 1) ERA: 4.63	0.0		1	0	0	0	0	1	0	0	0	1	0	0	4	∞	∞
Norm Angelini, L (7, 1) ERA: 5.4	0.1		3	1	1	1	1	1	0	0	0	0	0	4	8	27.00	6.000
Ted Abernathy, R (8, 1) ERA: 1.15	1.0		4	1	0	0	1	0	0	0	0	0	0	6	6	0.00	1.000

BOTTOM


Kansas City Royals @ Chicago White Sox
Comiskey Park, Chicago, IL

Fri Jul 28 1972, 8:05 PM EDT
Att: 18,902 - Unknown - 69 F

AB	33
R	5
H	11
RBI	4
BB	3
SO	7
LOB	13

livebaseballscorecards.com

WP: 2 PA: 37
PB: 0
SB: 0
CS: 0



Batter	1	2	3	4	5	6	7	8	9	AB R H RBI BB SO LOB	TOP																
Freddie Patek, R (1, 6) OBP: 0.278, SLG: 0.296	0-3 K		0-0 G4-3		0-0 G6-4-3 1B		0-3 K			4 0 1 0 0 2 0	Kansas City Royals @ Chicago White Sox Comiskey Park, Chicago, IL Sat Jul 29 1972, 4:33 AM EDT Att. 7,115 - Sunny - 71 F																
Amos Otis, R (1, 8) OBP: 0.371, SLG: 0.430	4-0 BB 1B BB		0-3 K		0-0 G6-4-3 1-2f			0-0 B1-3		3 1 0 0 1 1 1																	
Richie Scheinblum, S (1, 9) OBP: 0.368, SLG: 0.452	4-0 G3 1B 1-2 BB		0-0 FC4 1B		0-0 G6-3			0-0 F9		3 0 1 0 1 0 0																	
Lou Piniella, R (1, 7) OBP: 0.361, SLG: 0.470	0-0 G3 1-2 2-H 1B		0-0 FC4 1-2f		0-0 F8			0-0 1B		4 0 2 1 0 0 1																	
Ed Kirkpatrick, L (1, 2) OBP: 0.410, SLG: 0.452	0-0 G3 1-2 2-3			0-0 G3-1 S 1B		0-0 E4 2B		0-0 G1-3		4 1 1 0 0 0 3																	
Cookie Rojas, R (1, 4) OBP: 0.338, SLG: 0.366	0-0 F8			0-0 F9		0-0 1B 2B		0-0 F9		4 1 1 1 0 0 3																	
John Mayberry, L (1, 3) OBP: 0.362, SLG: 0.430		0-0 F8		0-0 G3-1 1-3		0-0 1B		0-0 L6		4 0 1 1 0 0 1																	
Paul Schaal, R (1, 5) OBP: 0.302, SLG: 0.313		0-3 K		0-0 L5			0-0 F7		0-0 G6-3	4 0 0 0 0 1 1																	
Bruce Dal Canton, R (1, 1) OBP: 0.115, SLG: 0.154			0-0 G4-3		0-0 P6		0-0 G1-3			2 0 0 0 0 0 0																	
Tom Burgmeier, L (6, 1) OBP: 0.364, SLG: 0.364										1 0 0 0 0 0 0																	
Ted Abernathy, R (7, 1)										0 0 0 0 0 0 0																	
Inning Stats	R: 1 E: 0 K: 1 S: 6	H: 1 LOB: 2 BB: 2 P: 14	R: 0 E: 0 K: 1 S: 5	H: 0 LOB: 0 BB: 0 P: 5	R: 0 E: 0 K: 1 S: 6	H: 1 LOB: 1 BB: 0 P: 6	R: 0 E: 0 K: 0 S: 4	H: 1 LOB: 1 BB: 0 P: 4	R: 0 E: 0 K: 0 S: 3	H: 1 LOB: 0 BB: 0 P: 3	R: 2 E: 1 K: 0 S: 5	H: 2 LOB: 1 BB: 0 P: 5	R: 0 E: 0 K: 1 S: 5	H: 0 LOB: 0 BB: 0 P: 5	R: 0 E: 0 K: 0 S: 4	H: 1 LOB: 1 BB: 0 P: 4	R: 0 E: 0 K: 0 S: 3	H: 0 LOB: 0 BB: 0 P: 3	1B: 6 2B: 1 3B: 0 HR: 0	SF: 0 SAC: 0 DP: 1 HBP: 0	WP: 0 PB: 0 SB: 1 CS: 0	PA: 35					
PITCHER	IP WLS BF H R ER SO BB IBB HBP BLK WP HR S P ERA WHIP																										
Dave Lemonds, L (1, 1) ERA: 2.83	6.0		25	6	3	1	3	2	0	0	0	0	0	29	37	1.50	1.333										
Vicente Romo, R (7, 1) ERA: 2.5	1.2		6	1	0	0	1	0	0	0	0	0	0	8	8	0.00	0.600										
Terry Forster, L (8, 1) ERA: 1.81	1.1	W	4	0	0	0	0	0	0	0	0	0	0	4	4	0.00	0.000										

AB	33
R	3
H	7
RBI	3
BB	2
SO	4
LOB	10



Batter	1	2	3	4	5	6	7	8	9	AB	R	H	RBI	BB	SO	LOB
Pat Kelly, L (1, 9) OBP: 0.371, SLG: 0.360	0-0 F9		0-3 K		0-0 G4-3	0-0 FC6		0-0 G3		5	0	0	0	0	1	2
Jay Johnstone, L (1, 8) OBP: 0.262, SLG: 0.200	0-0 G3		0-0 2B 1B		0-0 G1-3		0-0 G1-3		0-0 F8	5	1	1	0	0	0	0
Dick Allen, R (1, 3) OBP: 0.418, SLG: 0.604	0-3 K		0-0 BLK 1B 2B		0-0 WP BB 1B		4-0 S BB		0-3 K	4	1	2	1	1	2	0
Carlos May, L (1, 7) OBP: 0.389, SLG: 0.430		0-0 1B 1B	0-0 WP 1B		4-0 WP BB		0-3 K		1-0 E S 1B HBP	3	1	2	1	1	1	1
Ed Spiezio, R (1, 5) OBP: 0.308, SLG: 0.354		0-0 1-2 1B	0-0 G6-3		0-0 L5		4-0 1-2 BB		0-0 1-2 1B	4	0	2	1	1	0	3
Mike Andrews, R (1, 4) OBP: 0.323, SLG: 0.310		0-0 F7		0-0 F7		0-0 WP 1B		0-3 K		4	1	1	0	0	1	4
Terry Forster, L (8, 1) OBP: 0.143, SLG: 0.143										0	0	0	0	0	0	0
Ed Herrmann, L (1, 2) OBP: 0.294, SLG: 0.304		0-0 F8		0-0 1B		0-0 G6-4-3 1B		0-0 G5-3		3	0	2	1	0	0	2
Tom Bradley, R (6, PR) OBP: 0.180, SLG: 0.183										0	0	0	0	0	0	0
Chuck Brinkman, R (7, 2) OBP: 0.133, SLG: 0.133										1	0	0	0	0	0	0
Rich Morales, R (1, 6) OBP: 0.291, SLG: 0.305		0-0 F3		0-0 F5		0-0 G6-4-3 1-2f		0-0 FC6-5 2B		4	0	1	0	0	0	4
Dave Lemonds, L (1, 1) OBP: 0.105, SLG: 0.056			0-3 K		0-3 K		0-0 FC6 1B		0-0 FC6-5 2-3	2	0	0	0	0	2	1
Walt Williams, R (6, PH) OBP: 0.272, SLG: 0.327										1	0	1	0	0	0	0
Vicente Romo, R (7, 1) OBP: 0.241, SLG: 0.255										0	0	0	0	0	0	0
Luis Alvarado, R (8, 4) OBP: 0.241, SLG: 0.255										1	0	0	0	0	0	1

Inning Stats	R: 0	H: 0	E: 0	K: 1	S: 5	R: 0	H: 2	E: 0	K: 0	S: 5	R: 2	H: 3	E: 0	K: 2	S: 10	R: 0	H: 1	E: 0	K: 1	S: 6	R: 0	H: 1	E: 0	K: 0	S: 4	R: 1	H: 3	E: 0	K: 0	S: 5	R: 0	H: 0	E: 0	K: 2	S: 7	R: 0	H: 1	E: 0	K: 0	S: 4	R: 1	H: 1	E: 0	K: 1	S: 5	1B: 10	SF: 0	2B: 2	SAC: 0	3B: 0	DP: 1	HR: 0	HBP: 1	WP: 4	PA: 41
PITCHER	IP	WLS	BF	H	R	ER	SO	BB	IBB	HBP	BLK	WP	HR	S	P	ERA	WHIP																																						
Bruce Dal Canton, R (1, 1) ERA: 3.63	5.0		25	9	3	3	4	1	0	0	1	3	0	32	36	5.40	2.000																																						
Tom Burgmeier, L (6, 1) ERA: 2.4	1.2		7	1	0	0	1	2	0	0	0	0	0	7	15	0.00	1.800																																						
Ted Abernathy, R (7, 1) ERA: 1.35	2.0	L	9	2	1	1	2	0	0	1	0	0	0	12	13	4.50	1.000																																						

BOTTOM

Kansas City Royals @ Chicago White Sox
Comiskey Park, Chicago, IL

Sat Jul 29 1972, 4:33 AM EDT
Att. 7,115 - Sunny - 71 F

AB	37
R	4
H	12
RBI	4
BB	3
SO	7
LOB	18

livebaseballscorecards.com

Batter	1	2	3	4	5	6	7	8	9	10	11	AB R H RBI BB SO LOB	TOP																								
Cookie Rojas, R (1, 4) OBP: 0.338, SLG: 0.368	0-0 L3 1B		0-0 5-3		0-0 2B		0-0 6-3	0-0 F8			0-0 6-3	6 0 2 1 0 0 3																									
Amos Otis, R (1, 8) OBP: 0.367, SLG: 0.423	0-3 K		4-0 BB		0-3 K		0-0 F9		0-0 F9		0-0 6-3	5 0 0 0 1 2 2																									
Richie Scheinblum, S (1, 9) OBP: 0.367, SLG: 0.447 Steve Howley, L (7, PR) OBP: 0.315, SLG: 0.373 (7, 9)	0-0 L3		0-0 4-3		0-0 F9		1-0 HBP		0-0 7-4-3 1B		0-0 F8	3 0 0 0 0 0 4 2 0 1 0 0 0 0																									
Ed Kirkpatrick, L (1, 2) OBP: 0.402, SLG: 0.442		0-0 F6		0-0 4-3		0-0 G3	0-0 F9		0-0 7-4-3			5 0 0 0 0 0 2																									
Lou Piniella, R (1, 7) OBP: 0.362, SLG: 0.469		0-0 S 1B		0-0 S 1B		0-0 5-3		0-0 L6		0-0 F9		5 0 2 0 0 0 0																									
John Mayberry, L (1, 3) OBP: 0.366, SLG: 0.431		0-3 K		0-3 K		0-0 BB 2B 1B		4-0 BB 1-3 1B BB		0-0 1B 1B		4 2 2 0 1 2 2																									
Paul Schaal, R (1, 5) OBP: 0.300, SLG: 0.308		0-3 K		0-0 F7		4-0 BB 2B BB		0-0 1-3 1-2 BB		0-0 F9		4 0 0 0 1 1 4																									
Freddie Patek, R (1, 6) OBP: 0.288, SLG: 0.307			0-0 SH1-3 1B		4-0 BB 6-3 2B BB		0-0 1-3 2-H 2B		0-0 2-H BB 1B		0-0 1-3 1B	4 1 4 2 1 0 0																									
Mike Hedlund, R (1, 1) OBP: 0.240, SLG: 0.240 Tom Burmeier, L (7, 1) OBP: 0.364, SLG: 0.364 Ken Wright, R (7, 1) OBP: 0.296, SLG: 0.194 Gail Hopkins, L (8, PH) OBP: 0.296, SLG: 0.194 Ted Abernathy, R (8, 1) OBP: 0.296, SLG: 0.194 Joe Keough, L (10, PH) OBP: 0.296, SLG: 0.194 Al Fitzmorris, S (10, 1) OBP: 0.320, SLG: 0.190			0-0 SH1-3 1B		0-0 6-3 K		0-3 K		4-0 BB 1-2 BB		0-0 4-3	2 0 0 0 0 0 1 3 0 1 0 0 0 0 0 0 0 0 0 0 1 0 0 0 0 0 0 2 0 0 0 0 0 0 0 0																									
Inning Stats	R: 0 E: 0 K: 1 S: 5	H: 1 LOB: 0 BB: 0 P: 5	R: 0 E: 0 K: 2 S: 8	H: 1 LOB: 1 BB: 0 P: 8	R: 0 E: 0 K: 0 S: 4	H: 1 LOB: 2 BB: 1 P: 8	R: 0 E: 0 K: 1 S: 6	H: 1 LOB: 1 BB: 0 P: 6	R: 1 E: 0 K: 1 S: 6	H: 1 LOB: 1 BB: 1 P: 10	R: 1 E: 0 K: 1 S: 7	H: 2 LOB: 2 BB: 1 P: 11	R: 0 E: 0 K: 0 S: 3	H: 0 LOB: 1 BB: 0 P: 4	R: 1 E: 0 K: 0 S: 4	H: 1 LOB: 2 BB: 2 P: 12	R: 0 E: 0 K: 0 S: 3	H: 1 LOB: 0 BB: 0 P: 3	R: 0 E: 0 K: 0 S: 5	H: 2 LOB: 2 BB: 0 P: 5	R: 0 E: 0 K: 0 S: 3	H: 0 LOB: 0 BB: 0 P: 3	1B: 9 2B: 4 3B: 0 HR: 0	SF: 0 SAC: 1 DP: 2 HBP: 1	WP: 0 PB: 0 SB: 2 CS: 0	PA: 48											
PITCHER	IP WLS BF H R ER SO BB IBB HBP BLK WP HR S P ERA WHIP																																				
Andy Messersmith, R (1, 1) ERA: 3.45	6.0		27	7	2	2	6	3	0	0	0	0	0	0	36	48	3.00	1.667																			
Steve Barber, L (7, 1) ERA: 2.77	1.0	W	4	0	0	0	0	0	0	1	0	0	0	0	3	4	0.00	0.000																			
Lloyd Allen, R (8, 1) ERA: 3.28	4.0		17	4	1	1	0	2	0	0	0	0	0	0	15	23	2.25	1.500																			

Kansas City Royals @ California Angels
 Anaheim Stadium, Anaheim, CA
 Sun Jul 30 1972, 10:05 PM EDT
 Att. 13,966 - Unknown

AB	41
R	3
H	11
RBI	3
BB	5
SO	6
LOB	22



Batter	1	2	3	4	5	6	7	8	9	AB R H RBI BB SO LOB	TOP											
Steve Hovley, L (1, 9) OBP: 0.319, SLG: 0.368	0-3 K		4-0 BB		0-3 K			0-0 1B	0-0 5-3	4 0 1 0 1 2 4												
Cookie Rojas, R (1, 4) OBP: 0.334, SLG: 0.364	0-0 4-3		0-3 K		0-0 L8			0-0 F2		4 0 0 0 0 1 3												
Amos Otis, R (1, 8) OBP: 0.369, SLG: 0.421	4-0 E BB			4-0 E S BB		0-0 F8		0-0 P6		2 1 0 0 2 0 1												
Ed Kirkpatrick, L (1, 2) OBP: 0.396, SLG: 0.435	0-0 3-1			0-3 K		0-0 P6		0-0 P6		4 0 0 0 0 1 3												
Lou Piniella, R (1, 7) OBP: 0.361, SLG: 0.470		0-0 F8		0-0 1-3		0-3 K			0-0 4-3 FC1-2 2B	4 0 1 0 0 1 1												
John Mayberry, L (1, 3) OBP: 0.364, SLG: 0.427		0-0 4-3		4-0 BB			0-0 4-3		0-0 4-3	3 0 0 0 1 0 1												
Paul Schaal, R (1, 5) OBP: 0.304, SLG: 0.313		4-0 CS BB		0-3 K			0-3 K		0-0 FC1-2 2B	3 0 1 0 1 2 1												
Freddie Patek, R (1, 6) OBP: 0.290, SLG: 0.306		0-0 CS	0-3 K		0-0 E5 E		4-0 BB		4-0 FC1-2 IBB	2 0 0 0 2 1 0												
Roger Nelson, R (1, 1) OBP: 0.174, SLG: 0.136			0-3 K		0-3 K		0-3 K		0-0 FC1-2	4 0 0 0 0 3 5												
Inning Stats	R: 0 E: 1 K: 1 S: 5	H: 0 LOB: 1 BB: 1 P: 9	R: 0 E: 0 K: 0 S: 2	H: 0 LOB: 0 BB: 1 P: 6	R: 0 E: 0 K: 3 S: 9	H: 0 LOB: 1 BB: 1 P: 13	R: 1 E: 1 K: 2 S: 7	H: 0 LOB: 1 BB: 2 P: 15	R: 0 E: 2 K: 2 S: 8	H: 0 LOB: 1 BB: 0 P: 8	R: 0 E: 0 K: 1 S: 5	H: 0 LOB: 0 BB: 0 P: 5	R: 0 E: 0 K: 2 S: 7	H: 0 LOB: 1 BB: 1 P: 11	R: 0 E: 0 K: 0 S: 4	H: 1 LOB: 1 BB: 0 P: 4	R: 0 E: 0 K: 0 S: 5	H: 2 LOB: 3 BB: 1 P: 9	1B: 1 2B: 2 3B: 0 HR: 0	SF: 0 SAC: 0 DP: 0 HBP: 0	WP: 0 PB: 0 SB: 1 CS: 1	PA: 38
PITCHER	IP WLS BF H R ER SO BB IBB HBP BLK WP HR S P ERA WHIP																					
Nolan Ryan, R (1, 1) ERA: 2.81	8.0 L 31 1 1 0 11 6 0 0 0 0 0 0 47 71 0.00 0.875																					
Eddie Fisher, R (9, 1) ERA: 3.89	1.0 6 2 0 0 0 0 0 1 0 0 0 0 5 9 0.00 2.000																					

Kansas City Royals @ California Angels
 Anaheim Stadium, Anaheim, CA
 Mon Jul 31 1972, 10:05 PM EDT
 Att: 10,344 - Unknown

AB	30
R	1
H	3
RBI	0
BB	7
SO	11
LOB	19



Batter	1	2	3	4	5	6	7	8	9	AB R H RBI BB SO LOB
Vada Pinson, L OBP: 0.311, SLG: 0.360 (1, 9) (9, 7)	0-0 CS 1B		0-0 S 1B			0-0 F8			0-0 F7	4 0 2 0 0 0 0
Leo Cardenas, R OBP: 0.283, SLG: 0.305 (1, 6)	0-0 F8 1-2		0-0 F7 1-2			0-0 F9			0-0 F8	4 0 0 0 0 0 2
Ken Berry, R OBP: 0.363, SLG: 0.403 Andy Kosco, R OBP: 0.259, SLG: 0.406 (1, 8) (9, PH)	0-3 K				0-0 F8				0-3 K	3 0 0 0 0 1 0 1 0 0 0 0 1 0
Bob Oliver, R OBP: 0.315, SLG: 0.438 (1, 3)		4-0 FC5-4 BB			0-0 5-3				0-0 6-3	2 0 0 0 1 0 0
John Stephenson, L OBP: 0.379, SLG: 0.365 (1, 2)		0-0 G3			0-0 5-3				0-3 K	3 0 0 0 0 1 1
Ken McMullen, R OBP: 0.345, SLG: 0.384 (1, 5)		0-0 FC5-4 1-2							0-0 F7	3 0 1 0 0 0 1
Billy Parker, R OBP: 0.238, SLG: 0.118 (1, 7) (9, 4)		0-3 K							0-0 6-3	3 0 0 0 0 2 2
Sandy Alomar Sr., S OBP: 0.305, SLG: 0.294 Jim Spencer, L OBP: 0.295, SLG: 0.271 Leroy Stanton, R OBP: 0.267, SLG: 0.377 (1, 4) (8, PH) (9, 9)			0-3 K						0-0 F7	2 0 0 0 0 1 1 1 0 0 0 0 0 0 0 0 0 0 0 0 0
Nolan Ryan, R OBP: 0.155, SLG: 0.211 Jack Hiatt, R OBP: 0.364, SLG: 0.333 Eddie Fisher, R OBP: 0.133, SLG: 0.133 (1, 1) (8, PH) (9, 1)			0-3 K						0-3 K	2 0 0 0 0 2 1 1 0 0 0 0 1 0 0 0 0 0 0 0 0

Inning Stats	R: 0	H: 1	E: 0	LOB: 0	K: 1	S: 5	P: 5	R: 0	H: 0	E: 0	LOB: 1	K: 1	S: 5	P: 9	R: 0	H: 1	E: 0	LOB: 1	K: 2	S: 8	R: 0	H: 0	E: 0	LOB: 0	K: 0	S: 3	R: 0	H: 1	E: 0	LOB: 1	K: 2	S: 8	R: 0	H: 0	E: 0	LOB: 0	K: 1	S: 5	R: 0	H: 0	E: 0	LOB: 0	K: 1	S: 5	R: 0	H: 0	E: 0	LOB: 0	K: 1	S: 5	R: 0	H: 0	E: 0	LOB: 0	K: 1	S: 5	R: 0	H: 0	E: 0	LOB: 0	K: 1	S: 5
PITCHER Roger Nelson, R ERA: 1.94 (1, 1)	IP	WLS	BF	H	R	ER	SO	BB	IBB	HBP	BLK	WP	HR	S	P	ERA	WHIP																																													
	9.0	W	30	3	0	0	9	1	0	0	0	0	0	47	51	0.00	0.444																																													

BOTTOM

Kansas City Royals @ California Angels
Anaheim Stadium, Anaheim, CA

Mon Jul 31 1972, 10:05 PM EDT
Att. 10,344 - Unknown

livebaseballscorecards.com

AB	29
R	0
H	3
RBI	0
BB	1
SO	9
LOB	8



WP: 0	PA: 30
PB: 0	
SB: 1	
CS: 1	

Batter	1	2	3	4	5	6	7	8	9	AB R H RBI BB SO LOB	TOP									
Freddie Patek, R (1, 6) OBP: 0.287, SLG: 0.302	0-0 F8		0-3 K			0-3 K			0-3 K	4 0 0 0 0 3 1	Kansas City Royals @ Oakland Athletics Oakland-Alameda County Coliseum, Oakland, CA Tue Aug 01 1972, 7:05 PM PDT Att. 4,216 - Unknown livebaseballscorecards.com									
Amos Otis, R (1, 8) OBP: 0.365, SLG: 0.416	0-0 6-3			0-3 K		0-0 6-3		0-0 F9	4 0 0 0 0 1 0											
Cookie Rojas, R (1, 4) OBP: 0.330, SLG: 0.359	0-0 F9			0-0 F9			0-0 6-3	0-0 F3	4 0 0 0 0 0 0											
Lou Piniella, R (1, 7) OBP: 0.360, SLG: 0.471		0-0 F8		0-0 2B			0-0 F9		3 0 1 0 0 0 0											
Ed Kirkpatrick, L (1, 2) OBP: 0.392, SLG: 0.429		0-0 4-3		0-0 F6			0-0 L9		3 0 0 0 0 0 1											
Carl Taylor, R (1, 9) OBP: 0.286, SLG: 0.297		0-0 F7			0-0 6-3		0-0 6-3		3 0 0 0 0 0 0											
John Mayberry, L (1, 3) OBP: 0.361, SLG: 0.423			0-0 F9		0-0 6-3		0-0 F7		3 0 0 0 0 0 0											
Paul Schaal, R (1, 5) OBP: 0.308, SLG: 0.317			0-0 SH3-4 1B		0-0 6-3		0-0 1B		3 0 2 0 0 0 0											
Paul Splittorff, L (1, 1) OBP: 0.245, SLG: 0.286			0-0 SH3-4			0-0 5-3		0-0 F4	0 0 0 0 0 0 0											
Bobby Knoop, R (6, PH) OBP: 0.324, SLG: 0.274									1 0 0 0 0 0 0											
Norm Angelini, L (6, 1)									0 0 0 0 0 0 0											
Richie Scheinblum, S (8, PH) OBP: 0.365, SLG: 0.445									1 0 0 0 0 0 1											
Ken Wright, R (8, 1)			1-2						0 0 0 0 0 0 0											
Inning Stats	R: 0 E: 0 K: 0 S: 3	H: 0 LOB: 0 BB: 0 P: 3	R: 0 E: 0 K: 0 S: 3	H: 0 LOB: 0 BB: 0 P: 3	R: 0 E: 0 K: 1 S: 6	H: 1 LOB: 1 BB: 0 P: 6	R: 0 E: 0 K: 1 S: 6	H: 1 LOB: 1 BB: 0 P: 6	R: 0 E: 0 K: 0 S: 3	H: 0 LOB: 0 BB: 0 P: 3	R: 0 E: 0 K: 0 S: 4	H: 1 LOB: 1 BB: 0 P: 4	R: 0 E: 0 K: 1 S: 5	H: 0 LOB: 0 BB: 0 P: 5	R: 0 E: 0 K: 1 S: 5	H: 0 LOB: 0 BB: 0 P: 5	1B: 2 2B: 1 3B: 0 HR: 0	SF: 0 SAC: 1 DP: 0 HBP: 0	WP: 0 PB: 0 SB: 0 CS: 0	PA: 30
PITCHER Ken Holtzman, L (1, 1) ERA: 2.48	IP: 9.0 WLS: W BF: 30 H: 3 R: 0 ER: 0 SO: 4 BB: 0 IBB: 0 HBP: 0 BLK: 0 WP: 0 HR: 0 S: 38 P: 38 ERA: 0.00 WHIP: 0.333																			

Kansas City Royals @ Oakland Athletics
Oakland-Alameda County Coliseum, Oakland, CA
 Tue Aug 01 1972, 7:05 PM PDT
 Att. 4,216 - Unknown

AB	29
R	0
H	3
RBI	0
BB	0
SO	4
LOB	3



Batter	1	2	3	4	5	6	7	8	9	AB	R	H	RBI	BB	SO	LOB
Bert Campaneris, R OBP: 0.282, SLG: 0.335 (1, 6)	0-0 L4 ①		0-0 1B S 1B		0-0 F9 ①	0-0 FC4-6 ③				4	1	1	0	0	0	1
Joe Rudi, R OBP: 0.350, SLG: 0.490 (1, 7)	0-0 6-3 ②		0-0 1B 1B		0-0 HR 2B		0-0 6-3 ①			4	2	2	0	0	0	0
Reggie Jackson, L OBP: 0.356, SLG: 0.490 (1, 8)	0-0 1B 1B		0-3 K ②		0-0 HR		4-0 FC6-4 BB			3	1	2	2	1	1	2
Sal Bando, R OBP: 0.353, SLG: 0.399 (1, 5)	0-0 FC5-4 1B 1-2		0-0 FC6-4 1B 2-H 3-H		0-0 1B		0-0 FC6-4 ②			4	0	3	2	0	0	1
Dave Duncan, R OBP: 0.309, SLG: 0.426 (1, 2)	0-0 FC5-4 ③		0-0 FC6-4 ③		0-0 F3 ②		0-0 5-3 ③			4	0	0	0	0	0	5
Angel Mangual, R OBP: 0.316, SLG: 0.368 (1, 9)		0-0 G5-4-3 1B		0-0 F3 ①	0-0 F8 ③			0-0 L9 ①		4	0	1	0	0	0	1
Gene Tenace, R OBP: 0.234, SLG: 0.321 (1, 3)		0-0 G5-4-3 ① ②		0-0 1B		0-3 K ①		0-0 F4 ②		4	0	1	0	0	1	1
Ted Kubiak, S OBP: 0.297, SLG: 0.245 (1, 4)		0-0 6-3 ③		0-0 F9 ②		0-0 FC4-6 1B		4-0 BB		3	0	1	0	1	0	1
Ken Holtzman, R OBP: 0.242, SLG: 0.277 (1, 1)			0-0 6-3 ①	0-0 5-3 ③		0-0 FC4-6 ②		0-3 K ③		4	0	0	0	0	1	3

Inning Stats	R: 0	H: 2	R: 0	H: 1	R: 2	H: 3	R: 0	H: 1	R: 2	H: 3	R: 0	H: 1	R: 0	H: 0	R: 0	H: 0
	E: 0	LOB: 2	E: 0	LOB: 0	E: 0	LOB: 1	E: 0	LOB: 1	E: 0	LOB: 1	E: 0	LOB: 1	E: 0	LOB: 1	E: 0	LOB: 1
	K: 0	BB: 0	K: 0	BB: 0	K: 1	BB: 0	K: 0	BB: 0	K: 0	BB: 0	K: 1	BB: 0	K: 0	BB: 1	K: 1	BB: 1
	S: 5	P: 5	S: 3	P: 3	S: 8	P: 8	S: 4	P: 4	S: 6	P: 6	S: 6	P: 6	S: 3	P: 7	S: 5	P: 9

PITCHER	IP	WLS	BF	H	R	ER	SO	BB	IBB	HBP	BLK	WP	HR	S	P	ERA	WHIP
Paul Splittorf, L ERA: 3.33 (1, 1)	5.0	L	24	10	4	4	1	0	0	0	0	0	1	26	26	7.20	2.000
Norm Angelini, L ERA: 2.45 (6, 1)	2.0		8	1	0	0	1	1	0	0	0	0	0	9	13	0.00	1.000
Ken Wright, R ERA: 4.05 (8, 1)	1.0		4	0	0	0	1	1	0	0	0	0	0	5	9	0.00	1.000

BOTTOM

Kansas City Royals @ Oakland Athletics
Oakland-Alameda County Coliseum, Oakland, CA

Tue Aug 01 1972, 7:05 PM PDT
Att. 4,216 - Unknown

livebaseballscorecards.com

AB	34
R	4
H	11
RBI	4
BB	2
SO	3
LOB	15



WP: 0	PA: 36
PB: 0	
SB: 1	
CS: 0	

Batter	1	2	3	4	5	6	7	8	9	AB R H RBI BB SO LOB	TOP	
Cookie Rojas, R (1, 4) <small>OBP: 0.330, SLG: 0.356</small> 	4-0 		0-0 			0-0 			0-0 	3 0 0 0 1 0 1		
Amos Otis, R (1, 8) <small>OBP: 0.364, SLG: 0.414</small> 	0-0 			0-0 			0-0 		0-0 	4 0 1 0 0 0 1		
Richie Scheinblum, S (1, 9) <small>OBP: 0.367, SLG: 0.446</small> (2, 7) 	0-0 			0-0 			0-0 		0-0 	4 0 2 0 0 0 1		
Ed Kirkpatrick, L (1, 2) <small>OBP: 0.394, SLG: 0.432</small> Jerry May, R (2, 2) <small>OBP: 0.304, SLG: 0.306</small> 		0-0 		0-0 			0-3 		0-0 	1 0 1 0 0 0 0 3 0 0 0 0 1 4		
Lou Piniella, R (1, 7) <small>OBP: 0.359, SLG: 0.470</small> Steve Hovley, L (2, 9) <small>OBP: 0.314, SLG: 0.361</small> 		0-0 			0-0 			0-3 		1 0 0 0 0 0 1 2 0 0 0 0 1 0		
John Mayberry, L (1, 3) <small>OBP: 0.358, SLG: 0.419</small> 		0-3 			0-0 			0-0 		3 0 0 0 0 1 1		
Paul Schaal, R (1, 5) <small>OBP: 0.304, SLG: 0.313</small> 		0-0 			0-3 			0-0 		3 0 0 0 0 1 1		
Freddie Patek, R (1, 6) <small>OBP: 0.285, SLG: 0.300</small> Joe Keough, L (9, PH) <small>OBP: 0.280, SLG: 0.186</small> 			0-0 			0-0 			0-0 	2 0 0 0 0 0 0 1 0 0 0 0 0 0		
Dick Drago, R (1, 1) <small>OBP: 0.132, SLG: 0.042</small> Mike Hedlund, R (7, 1) <small>OBP: 0.240, SLG: 0.240</small> Gail Hopkins, L (9, PH) <small>OBP: 0.302, SLG: 0.216</small> 			0-3 			0-0 			0-0 	2 0 0 0 0 1 0 0 0 0 0 0 0 0 1 0 1 0 0 0 0		
Inning Stats	R: 0 H: 0 E: 0 LOB: 0 K: 0 BB: 1 S: 2 P: 6	R: 0 H: 1 E: 0 LOB: 1 K: 1 BB: 0 S: 6 P: 6	R: 0 H: 0 E: 0 LOB: 0 K: 1 BB: 0 S: 5 P: 5	R: 0 H: 1 E: 0 LOB: 0 K: 0 BB: 0 S: 3 P: 3	R: 0 H: 0 E: 0 LOB: 0 K: 1 BB: 0 S: 5 P: 5	R: 0 H: 0 E: 0 LOB: 0 K: 0 BB: 0 S: 3 P: 3	R: 0 H: 0 E: 0 LOB: 0 K: 1 BB: 0 S: 5 P: 5	R: 0 H: 0 E: 0 LOB: 0 K: 1 BB: 0 S: 5 P: 5	R: 0 H: 0 E: 0 LOB: 0 K: 0 BB: 0 S: 6 P: 6	R: 0 H: 3 E: 0 LOB: 3 K: 0 BB: 0 S: 6 P: 6	1B: 5 SF: 0 2B: 0 SAC: 0 3B: 0 DP: 2 HR: 0 HBP: 0	WP: 0 PA: 31 PB: 0 SB: 0 CS: 0
PITCHER Catfish Hunter, R (1, 1) <small>ERA: 2.0</small>	IP: 9.0 WLS: W BF: 31 H: 5 R: 0 ER: 0 SO: 5 BB: 1 IBB: 0 HBP: 0 BLK: 0 WP: 0 HR: 0 S: 40 P: 44 ERA: 0.00 WHIP: 0.667											

Kansas City Royals @ Oakland Athletics
 Oakland-Alameda County Coliseum, Oakland, CA

Wed Aug 02 1972, 7:05 PM PDT
 Att. 4,664 - Unknown

livebaseballscorecards.com

AB	30
R	0
H	5
RBI	0
BB	1
SO	5
LOB	10



Batter	1	2	3	4	5	6	7	8	9
Bert Campaneris, R OBP: 0.281, SLG: 0.333 (1, 6)	0-0 6-3 ①		0-0 F8 ③		0-0 FC1-5 1B	0-0 F3 ③		0-3 K ②	
Joe Rudi, R OBP: 0.353, SLG: 0.501 (1, 7)	0-0 6-3 ②			0-0 G3 2B	0-0 FC1-5 1B		0-0 HR	0-0 F8 ③	
Reggie Jackson, L OBP: 0.354, SLG: 0.487 Bill Voss, L OBP: 0.286, SLG: 0.283 (1, 8) (5, 8)	0-0 G3 ③			0-0 G3 ①	0-0 FC1-5 ②		0-0 SF9 3B		
Mike Epstein, L OBP: 0.381, SLG: 0.509 (1, 3)		0-0 L3 ①		4-0 2B BB	4-0 IBB		0-0 SF9 ①		
Sal Bando, R OBP: 0.355, SLG: 0.399 Tim Cullen, R OBP: 0.241, SLG: 0.317 (1, 5) (2, PR) (3, 5)		1-0 5-3 HBP		0-3 K ②	0-3 K ③		0-0 2B FC3-2 1B		
Dave Duncan, R OBP: 0.312, SLG: 0.434 (1, 2)		0-0 5-3 ②		0-0 2B		0-0 E9 1B	0-0 FC3-2 2B		
Angel Mangual, R OBP: 0.309, SLG: 0.359 (1, 9)		0-0 6-3 ③		0-0 F9 ③		0-0 4-3	0-0 FC3-2 ②		
Ted Kubiak, S OBP: 0.291, SLG: 0.239 (1, 4)			0-0 4-3 ①		0-3 K ①	0-0 F4 ②	0-0 4-3 ③		
Catfish Hunter, R OBP: 0.171, SLG: 0.174 (1, 1)			0-3 K ②		0-0 1B 1B	0-0 1B 3-H		0-3 K ①	

Inning Stats	R: 0	H: 0	E: 0	K: 0	S: 3	LOB: 0	BB: 0	P: 3
	0	0	0	0	3	0	0	3
	0	0	0	0	3	0	0	4
	0	0	0	1	5	0	0	5
	1	2	0	1	7	2	1	11
	1	3	0	2	10	3	1	14
	1	1	1	0	5	1	0	5
	2	4	0	0	7	2	0	7
	0	0	0	2	7	0	0	7
	0	0	0	0	7	0	0	7
	0	0	0	0	7	0	0	7

PITCHER	IP	WLS	BF	H	R	ER	SO	BB	IBB	HBP	BLK	WP	HR	S	P	ERA	WHIP
Dick Drago, R ERA: 2.93 (1, 1)	6.1	L	33	10	5	4	4	1	1	1	0	0	1	38	47	5.68	1.737
Mike Hedlund, R ERA: 3.99 (7, 1)	1.2		5	0	0	0	2	0	0	0	0	0	0	9	9	0.00	0.000

AB R H RBI BB SO LOB

5	0	1	0	0	1	1
5	2	3	2	0	0	0
2	0	0	0	0	0	1
2	1	1	0	0	0	2
1	0	0	1	2	0	0
0	0	0	0	0	0	0
3	0	1	0	0	2	5
4	1	2	1	0	0	1
4	0	0	0	0	0	7
4	0	0	0	0	1	3
4	1	2	1	0	2	0


1B: 5	SF: 1	WP: 0	PA: 38
2B: 3	SAC: 0	PB: 0	
3B: 1	DP: 0	SB: 0	
HR: 1	HBP: 1	CS: 0	
WP: 0	PA: 38		
PB: 0			
SB: 0			
CS: 0			

Kansas City Royals @ Oakland Athletics
Oakland-Alameda County Coliseum, Oakland, CA
 Wed Aug 02 1972, 7:05 PM PDT
 Att. 4,664 - Unknown

livebaseballscorecards.com

AB	34
R	5
H	10
RBI	5
BB	2
SO	6
LOB	20



Batter	1	2	3	4	5	6	7	8	9	10	AB R H RBI BB SO LOB	TOP										
Vada Pinson, L (1, 7) OBP: 0.323, SLG: 0.377	0-0 G3 BB 1B		0-0 1B 1B		0-0 4-3		0-0 SH1-4 1B 1B		0-0 1B SH 1B	0-0 1B	6 2 5 3 0 0 0											
Leo Cardenas, R (1, 6) OBP: 0.288, SLG: 0.310	0-0 F8		0-0 CS 1B 1B		0-0 1B		0-0 SH1-4 1-2 1B		0-0 SH 1B	0-0 P6	4 0 2 0 0 0 3											
Ken Berry, R (1, 8) OBP: 0.368, SLG: 0.417	4-0 G3 1-2 BB		0-0 F9		0-0 F7		0-0 2-H 1B		0-3 K	0-0 P1	5 0 1 1 1 1 7											
Bob Oliver, R (1, 3) OBP: 0.314, SLG: 0.430	0-0 G3 1-2 2-3		0-0 CS 1B		0-0 5-3		0-3 K		0-0 F9		5 0 1 1 0 1 4											
Ken McMullen, R (1, 5) OBP: 0.341, SLG: 0.378	0-0 P6		0-0 F9		0-0 6-3		0-0 4-3		0-0 1-2 2-3 1B		5 0 1 0 0 0 4											
John Stephenson, L (1, 2) OBP: 0.379, SLG: 0.352		0-0 P6		0-0 4-3		0-0 F5		4-0 BB BB	0-3 K		4 0 0 0 1 1 3											
Leroy Stanton, R (1, 9) OBP: 0.276, SLG: 0.378		0-3 K		0-0 F9			0-0 1B 2B 1B	0-3 K		0-0 BB 1B	5 2 2 0 0 2 1	AB 42 R 6 H 15 RBI 6 BB 4 SO 7 LOB 27										
Sandy Alomar Sr., S (1, 4) OBP: 0.311, SLG: 0.295		0-0 1B		0-0 1-3			0-0 2B 1B 1B	4-0 BB		4-0 1B BB	3 1 2 0 2 0 0											
Nolan Ryan, R (1, 1) OBP: 0.150, SLG: 0.203		0-3 K		0-0 F9			0-0 1-3 2-H 1B 2B	0-3 K		0-0 F2	2 0 0 0 0 1 1											
Jim Spencer, L (7, PH) OBP: 0.255, SLG: 0.271											0 0 0 0 0 0 0											
Winston Llenas, R (7, PH) OBP: 0.346, SLG: 0.375											1 1 1 1 0 0 0											
Lloyd Allen, R (7, 1) OBP: 0.125, SLG: 0.125											0 0 0 0 0 0 0											
Eddie Fisher, R (7, 1) OBP: 0.118, SLG: 0.118											2 0 0 0 0 1 4											
Inning Stats	R: 0 E: 0 K: 0 S: 4	H: 1 LOB: 2 BB: 1 P: 8	R: 0 E: 0 K: 2 S: 8	H: 1 LOB: 1 BB: 0 P: 8	R: 1 E: 0 K: 0 S: 5	H: 3 LOB: 1 BB: 0 P: 5	R: 0 E: 0 K: 0 S: 3	H: 0 LOB: 0 BB: 0 P: 3	R: 0 E: 0 K: 0 S: 4	H: 1 LOB: 1 BB: 0 P: 4	R: 0 E: 0 K: 1 S: 9	H: 5 LOB: 0 BB: 0 P: 9	R: 0 E: 0 K: 2 S: 7	H: 0 LOB: 2 BB: 2 P: 15	R: 0 E: 0 K: 2 S: 10	H: 2 LOB: 3 BB: 0 P: 10	R: 1 E: 0 K: 0 S: 5	H: 2 LOB: 2 BB: 1 P: 9	1B: 14 2B: 1 3B: 0 HR: 0	SF: 0 SAC: 2 DP: 0 HBP: 0	WP: 0 PB: 0 SB: 0 CS: 2	PA: 48
PITCHER	IP WLS BF H R ER SO BB IBB HBP BLK WP HR S P ERA WHIP																					
Bruce Dal Canton, R (1, 1) ERA: 3.69	6.0	26	8	3	3	2	1	0	0	0	0	0	0	29	33	4.50	1.500					
Tom Burgmeier, L (7, 1) ERA: 2.8	0.0	2	2	1	1	0	0	0	0	0	0	0	0	2	2	∞	∞					
Ken Wright, R (7, 1) ERA: 3.52	2.0	8	1	1	1	3	2	0	0	0	0	0	0	12	20	4.50	1.500					
Ted Abernathy, R (8, 1) ERA: 1.45	2.0	L 12	4	1	1	2	1	0	0	0	0	0	0	15	19	4.50	2.500					

livebaseballscores.com

BOTTOM

California Angels @ Kansas City Royals
Municipal Stadium, Kansas City, MO

Fri Aug 04 1972, 8:05 PM EDT
Att. 9,044 - Unknown

livebaseballscorecards.com

AB	35
R	5
H	8
RBI	5
BB	11
SO	9
LOB	25



WP	0	PA	48
PB	0		
SB	3		
CS	0		

AB R H RBI BB SO LOB

5 1 3 1 1 0 0

3 2 1 0 3 0 2

4 0 1 1 2 0 4

4 0 1 2 0 1 1

1 0 0 0 1 0 1
2 1 1 0 0 1 2

4 0 1 1 1 1 3

3 1 0 0 2 1 4

3 0 0 0 0 3 3
0 0 0 0 0 0 0
0 0 0 0 0 0 0
1 0 0 0 0 0 1
0 0 0 0 0 0 0
1 0 0 0 0 0 0

1B: 6 SF: 1
2B: 1 SAC: 1
3B: 1 DP: 0
HR: 0 HBP: 0

Batter	1	2	3	4	5	6	7	8	9	10
Amos Otis, R OBP: 0.368, SLG: 0.420 (1, 8)	0-0 FC6-4 1B		0-0 6-3	0-0 P5			4-0 BB SF9 BB	0-0 BB 2-H 1B		0-0 2B
Cookie Rojas, R OBP: 0.335, SLG: 0.356 (1, 4)	0-0 FC6-4 3B		4-0 BB 1B BB		0-0 F9 1B		4-0 SF9 BB BB	4-0 BB 1-2		0-0 F3
Richie Scheinblum, S OBP: 0.370, SLG: 0.450 (1, 9)	0-0 1-H 3B		4-0 1B BB		0-0 F9		4-0 1-2 2-3 BB	0-0 4-3		0-0 G3
Ed Kirkpatrick, L OBP: 0.391, SLG: 0.429 (1, 2)	0-3 K		0-0 SH1-3 1B		0-0 P6		0-0 SF9		0-0 F9	
Lou Piniella, R OBP: 0.360, SLG: 0.469 (1, 7) Steve Hovley, L OBP: 0.317, SLG: 0.364 (6, PR) (7, 7)	0-0 6-3		0-0 SH1-3			4-0 1B BB	0-3 K		0-0 S 1B	
John Mayberry, L OBP: 0.356, SLG: 0.414 (1, 3)		0-3 K	4-0 IBB			0-3 K	0-0 4-3		0-0 4-3	
Paul Schaal, R OBP: 0.306, SLG: 0.312 (1, 5)		0-0 F3	0-3 K			0-0 1B		0-0 F7	4-0 BB BB	4-0 BB
Freddie Patek, R OBP: 0.287, SLG: 0.298 (1, 6)		4-0 S BB		0-3 K		0-0 F2		4-0 S 1B BB	0-0 F9	
Bruce Dal Canton, R OBP: 0.103, SLG: 0.138 (1, 1) Tom Burgmeier, L OBP: 0.364, SLG: 0.364 (7, 1) Ken Wright, R OBP: 0.275, SLG: 0.182 (8, PH) Joe Keough, L OBP: 0.275, SLG: 0.182 (9, 1) Ted Abernathy, R OBP: 0.256, SLG: 0.211 (10, PH)		0-3 K		0-3 K		0-3 K		0-0 F5		0-0 P4

Inning Stats	R: 1	H: 2	E: 0	K: 1	S: 7	R: 0	H: 0	E: 0	K: 2	S: 7	R: 1	H: 1	E: 0	K: 1	S: 6	R: 0	H: 0	E: 0	K: 2	S: 7	R: 0	H: 1	E: 0	K: 0	S: 3	R: 1	H: 1	E: 1	K: 2	S: 8	R: 1	H: 0	E: 0	K: 1	S: 5	R: 1	H: 1	E: 0	K: 0	S: 4	R: 0	H: 1	E: 0	K: 0	S: 4	R: 0	H: 1	E: 0	K: 0	S: 4	R: 0	H: 1	E: 0	K: 0	S: 4
--------------	------	------	------	------	------	------	------	------	------	------	------	------	------	------	------	------	------	------	------	------	------	------	------	------	------	------	------	------	------	------	------	------	------	------	------	------	------	------	------	------	------	------	------	------	------	------	------	------	------	------	------	------	------	------	------

PITCHER	IP	WLS	BF	H	R	ER	SO	BB	IBB	HBP	BLK	WP	HR	S	P	ERA	WHIP
Nolan Ryan, R ERA: 2.81 (1, 1)	6.0		27	5	3	2	8	4	1	0	0	0	0	38	58	3.00	1.500
Lloyd Allen, R ERA: 3.41 (7, 1)	0.0		2	0	1	1	0	2	0	0	0	0	0	8		∞	∞
Eddie Fisher, R ERA: 3.81 (7, 1)	4.0	W	19	3	1	1	1	4	0	0	0	0	0	17	33	2.25	1.750

Batter	1	2	3	4	5	6	7	8	9	AB R H RBI BB SO LOB	TOP											
Vada Pinson, L (1, 7) OBP: 0.322, SLG: 0.375	0-0 4-3		0-0 G5		0-0 FC4-6			0-0 SH2-4 1B		4 0 1 0 0 0 2												
Sandy Alomar Sr., S (1, 4) OBP: 0.309, SLG: 0.293	0-0 1-3			0-0 E4 F8 PB		0-0 3-1		0-0 SH2-4		3 0 0 0 0 0 0												
Leo Cardenas, R (1, 6) OBP: 0.288, SLG: 0.310	0-0 5-3			0-0 1-3		0-0 BB 1B		0-0 F8		4 0 1 0 0 0 2												
Bob Oliver, R (1, 3) OBP: 0.311, SLG: 0.426		0-0 F7		0-0 F8		0-0 F5		0-0 1-3		4 0 0 0 0 0 3												
Jack Hiatt, R (1, 2) OBP: 0.400, SLG: 0.438		4-0 BB		0-0 F8		4-0 FC5-4 BB		0-0 WP SH1-3 SF8 1B		2 0 1 0 2 0 1 0 1 0 0 0 0 0 0 0 0 0 0 0 0												
Curt Motton, R (9, PR) OBP: 0.250, SLG: 0.211																						
Art Kusnyer, R (9, 2) OBP: 0.289, SLG: 0.280																						
Ken Berry, R (1, 8) OBP: 0.368, SLG: 0.416		0-0 F7		0-0 G6-3 BB 1B		0-0 FC5-4		0-0 SH1-3		3 0 1 0 0 0 3												
Leroy Stanton, R (1, 9) OBP: 0.276, SLG: 0.374		0-3 K		4-0 G6-3 BB		0-0 F7		0-0 SF8		2 0 0 1 1 1 1												
Billy Parker, R (1, 5) OBP: 0.231, SLG: 0.136			0-0 6-3		0-0 G6-3		0-0 1-3		0-0 1B	4 0 1 0 0 0 2												
Rudy May, L (1, 1) OBP: 0.200, SLG: 0.156			0-0 F9		4-0 FC4-6 BB		0-0 4-3		0-3 K	3 0 0 0 1 1 1 0 0 0 0 0 0 0												
Eddie Fisher, R (9, 1) OBP: 0.118, SLG: 0.118																						
Inning Stats	R: 0 E: 0 K: 0 S: 3	H: 0 LOB: 0 BB: 0 P: 3	R: 0 E: 0 K: 1 S: 5	H: 0 LOB: 1 BB: 1 P: 9	R: 0 E: 0 K: 0 S: 3	H: 0 LOB: 0 BB: 0 P: 3	R: 0 E: 1 K: 0 S: 4	H: 0 LOB: 1 BB: 0 P: 4	R: 0 E: 0 K: 0 S: 3	H: 1 LOB: 2 BB: 2 P: 11	R: 0 E: 0 K: 0 S: 4	H: 1 LOB: 2 BB: 1 P: 8	R: 0 E: 0 K: 0 S: 3	H: 0 LOB: 0 BB: 0 P: 3	R: 0 E: 0 K: 0 S: 4	H: 1 LOB: 1 BB: 0 P: 4	R: 1 E: 0 K: 1 S: 7	H: 2 LOB: 1 BB: 0 P: 7	1B: 5 2B: 0 3B: 0 HR: 0	SF: 1 SAC: 2 DP: 1 HBP: 0	WP: 1 PB: 1 SB: 0 CS: 0	PA: 36
PITCHER Mike Hedlund, R (1, 1) ERA: 3.68	IP: 9.0 WLS: W BF: 36 H: 5 R: 1 ER: 1 SO: 2 BB: 4 IBB: 0 HBP: 0 BLK: 0 WP: 1 HR: 0 S: 36 P: 52 ERA: 1.00 WHIP: 1.000											PITCHER	IP: 9.0 WLS: W BF: 36 H: 5 R: 1 ER: 1 SO: 2 BB: 4 IBB: 0 HBP: 0 BLK: 0 WP: 1 HR: 0 S: 36 P: 52 ERA: 1.00 WHIP: 1.000									

California Angels @ Kansas City Royals
Municipal Stadium, Kansas City, MO
Sat Aug 05 1972, 4:33 AM EDT
Att: 7,974 - Unknown - 77 F

livebaseballscorecards.com

AB	29
R	1
H	5
RBI	1
BB	4
SO	2
LOB	15



Batter	1	2	3	4	5	6	7	8	9	AB	R	H	RBI	BB	SO	LOB
Freddie Patek, R OBP: 0.288, SLG: 0.299 (1, 6)	0-3 K ①		0-0 S 1B		0-3 S K ②			0-0 F8 ①	0-0 1-2 2-H 1B	5	0	2	1	0	2	1
Cookie Rojas, R OBP: 0.337, SLG: 0.358 (1, 4)	0-0 F8 ②		4-0 BB 1-2 BB		0-0 F8 ③			0-0 2B		3	0	1	0	1	0	1
Amos Otis, R OBP: 0.367, SLG: 0.416 (1, 8)	4-0 FC5-4 BB		0-0 F8 ③		0-0 F9 ①			0-0 F7 ②		3	0	0	0	1	0	3
Richie Scheinblum, S OBP: 0.365, SLG: 0.444 (1, 9)	0-0 FC5-4 1-2f			0-0 5-3 ①		0-3 S K ②		0-0 6-3 ③		4	0	0	0	0	1	2
Lou Piniella, R OBP: 0.359, SLG: 0.466 Joe Keough, L OBP: 0.275, SLG: 0.182 (1, 7) (9, PR)		0-0 F6 ①		0-0 F9 ②		0-0 F8 ③			0-0 PB SH5-3 1B ①	4	0	1	0	0	0	0
Ed Kirkpatrick, L OBP: 0.397, SLG: 0.431 (1, 2)		4-0 BB G5-4-3 BB		0-0 1B					0-0 SH5-3 1-2 ①	1	0	1	0	2	0	0
Paul Schaal, R OBP: 0.303, SLG: 0.308 Steve Hovley, L OBP: 0.314, SLG: 0.360 (1, 5) (9, PH)		0-0 G5-4-3 1-2f ② ③		0-0 F5 ③					0-0 4-3 2-3 ②	3	0	0	0	0	0	3
Gail Hopkins, L OBP: 0.313, SLG: 0.238 (1, 3)			0-0 1-3 ①		0-0 SH1-3 1B				0-0 BB 1B ①	4	1	2	1	0	0	0
Mike Hedlund, R OBP: 0.222, SLG: 0.222 Carl Taylor, R OBP: 0.302, SLG: 0.297 (1, 1) (9, PH)			0-3 K ②		0-0 SH1-3 1-2 ①				0-0 BB 1B BB 1-2 ③	2	0	0	0	0	2	1

BOTTOM

California Angels @ Kansas City Royals
Municipal Stadium, Kansas City, MO
Sat Aug 05 1972, 4:33 AM EDT
Att. 7,974 - Unknown - 77 F

livebaseballscores.com

AB	30
R	2
H	7
RBI	2
BB	5
SO	5
LOB	13



Inning Stats	R: 0	H: 0	R: 0	H: 0	R: 0	H: 1	R: 0	H: 1	R: 0	H: 0	R: 0	H: 1	R: 0	H: 1	R: 2	H: 3	1B: 6	SF: 0
	E: 0	LOB: 1	E: 0	LOB: 0	E: 0	LOB: 2	E: 0	LOB: 1	E: 1	LOB: 1	E: 0	LOB: 2	E: 0	LOB: 1	E: 0	LOB: 2	2B: 1	SAC: 2
	K: 1	BB: 1	K: 0	BB: 1	K: 1	BB: 1	K: 0	BB: 0	K: 1	BB: 1	K: 0	BB: 0	K: 0	BB: 0	K: 0	BB: 1	3B: 0	DP: 2
	S: 5	P: 9	S: 2	P: 6	S: 6	P: 10	S: 4	P: 4	S: 5	P: 5	S: 5	P: 9	S: 4	P: 4	S: 5	P: 9	HR: 0	HBP: 0

PITCHER	IP	WLS	BF	H	R	ER	SO	BB	IBB	HBP	BLK	WP	HR	S	P	ERA	WHIP
Rudy May, L ERA: 3.15 (1, 1)	8.1		33	5	2	2	5	4	0	0	0	0	0	39	55	2.16	1.080
Eddie Fisher, R ERA: 3.91 (9, 1)	0.1	L	4	2	0	0	0	1	0	0	0	0	0	3	7	0.00	9.000

WP: 0	PA: 37
PB: 1	
SB: 1	
CS: 0	
ERA	WHIP

Batter	1	2	3	4	5	6	7	8	9	AB R H RBI BB SO LOB	TOP																								
Vada Pinson, L (1, 7) OBP: 0.321, SLG: 0.371	0-0 G3		0-0 F7		0-0 FC4-6		0-0 SF8		4-0 1B IBB	3 0 0 1 1 0 3	California Angels @ Kansas City Royals Municipal Stadium, Kansas City, MO Sun Aug 06 1972, 4:33 AM EDT Unknown - 82 F																								
Sandy Alomar Sr., S (1, 4) OBP: 0.307, SLG: 0.292	0-0 6-3		0-0 F9		0-0 F7		0-0 1-3		0-0 1B	5 0 1 1 0 0 3																									
Leo Cardenas, R (1, 6) OBP: 0.290, SLG: 0.320	0-3 K		0-0 5-3			0-0 SF8 3B		0-0 L3-6 2B	0-0 F9	4 1 2 0 0 1 1																									
Curt Motton, R (8, PR) OBP: 0.250, SLG: 0.211										0 0 0 0 0 0 0																									
Art Kusnyer, R (8, 2) OBP: 0.287, SLG: 0.278										1 0 0 0 0 0 2																									
Jim Spencer, L (1, 3) OBP: 0.261, SLG: 0.272		0-0 1B 1B		0-0 G3		4-0 1-3 BB		0-0 L3-6		3 0 1 0 1 0 1																									
Ken McMullen, R (1, 5) OBP: 0.340, SLG: 0.386		0-0 F7		0-0 5-3		0-0 SF8		0-0 HR		3 1 1 2 0 0 1																									
John Stephenson, L (1, 2) OBP: 0.377, SLG: 0.351		0-0		0-0 F9		3-H 0-0 1-3		0-3 K		3 0 1 0 0 0 1																									
Billy Parker, R (8, PH) OBP: 0.222, SLG: 0.130		1-2 1B				0-0 1-2				1 0 0 0 0 1 1																									
Ken Berry, R (1, 8) OBP: 0.363, SLG: 0.409		0-0 F3			0-0 F8	0-0 G3			0-3 K	4 0 0 0 0 1 3																									
Leroy Stanton, R (1, 9) OBP: 0.283, SLG: 0.397		0-0 F8			0-0 FC4-6 2B		0-0 SF8 3B		0-0 F8 1B 2B	4 2 3 0 0 0 2																									
Steve Barber, L (1, 1) OBP: 0.357, SLG: 0.182			4-0 BB		4-0 FC4-6 BB		0-0 F2		0-0 F8	0 0 0 0 2 0 0																									
Bob Oliver, R (7, PH) OBP: 0.311, SLG: 0.425										1 0 0 0 0 0 1																									
Dave Sells, R (7, 1)										0 0 0 0 0 0 0																									
Winston Llenas, R (9, PH) OBP: 0.340, SLG: 0.367										1 0 0 0 0 0 1																									
Andy Messersmith, R (9, 1) OBP: 0.238, SLG: 0.286									2-3	0 0 0 0 0 0 0																									
Inning Stats	R: 0 E: 0 K: 1 S: 5	H: 0 LOB: 0 BB: 0 P: 5	R: 0 E: 0 K: 0 S: 5	H: 2 LOB: 2 BB: 0 P: 5	R: 0 E: 0 K: 0 S: 3	H: 0 LOB: 1 BB: 1 P: 7	R: 0 E: 0 K: 0 S: 4	H: 1 LOB: 2 BB: 1 P: 8	R: 1 E: 0 K: 0 S: 4	H: 1 LOB: 1 BB: 1 P: 8	R: 1 E: 0 K: 0 S: 4	H: 1 LOB: 0 BB: 0 P: 4	R: 1 E: 0 K: 1 S: 6	H: 2 LOB: 1 BB: 0 P: 6	R: 1 E: 0 K: 1 S: 7	H: 2 LOB: 2 BB: 1 P: 11	1B: 3 2B: 4 3B: 2 HR: 1	SF: 2 SAC: 0 DP: 1 HBP: 0	WP: 0 PB: 0 SB: 0 CS: 0	PA: 39															
PITCHER	IP WLS BF H R ER SO BB IBB HBP BLK WP HR S P ERA WHIP																			IP WLS BF H R ER SO BB IBB HBP BLK WP HR S P ERA WHIP															
Roger Nelson, R (1, 1) ERA: 2.08	7.2		32	7	3	3	1	3	0	0	0	0	1	31	43	3.52	1.304																		
Norm Angelini, L (8, 1) ERA: 2.25	0.1		1	0	0	0	1	0	0	0	0	0	0	3	3	0.00	0.000																		
Ken Wright, R (9, 1) ERA: 3.86	1.0	L	6	2	1	1	1	0	1	0	0	0	0	7	11	9.00	2.000																		

livebaseballscorecards.com

AB	33
R	4
H	9
RBI	4
BB	4
SO	3
LOB	20



Batter	1	2	3	4	5	6	7	8	9	AB	R	H	RBI	BB	SO	LOB
Freddie Patek, R (1, 6) OBP: 0.288, SLG: 0.299 Bobby Floyd, R (8, 6) OBP: 0.223, SLG: 0.215 Joe Keough, L (9, PH) OBP: 0.288, SLG: 0.200	0-0 F8	0-0 F9			0-0 SH5-3 1-2 1B		0-0 5-3		0-0 SH3-4 1B	4	0	1	0	0	0	1
Cookie Rojas, R (1, 4) OBP: 0.340, SLG: 0.357	4-0 1B SF8 BB		4-0 CS BB		0-0 SH5-3 1-2 2-3		0-0 4-3		0-0 SH3-4 1-2	1	1	0	0	2	0	0
Amos Otis, R (1, 8) OBP: 0.370, SLG: 0.417	0-0 BB 1-3 1B		0-0 G3 1-2		4-0 IBB		0-0 S 2B 1B		0-0 F9	4	1	2	0	1	0	2
Richie Scheinblum, S (1, 9) OBP: 0.372, SLG: 0.453	4-0 BB 1-2 BB		0-0 2B		0-0 F3		0-0 1-H 2B		4-0 FC6-4 BB	3	0	2	1	2	0	3
Lou Piniella, R (1, 7) OBP: 0.355, SLG: 0.461	0-0 SF8 3-H		0-0 F8		0-0 1-3		0-0 1-3		0-0 FC6-4 1-2f	4	0	0	1	0	0	7
Ed Kirkpatrick, L (1, 2) OBP: 0.395, SLG: 0.440	0-0 F8			0-0 4-3		0-0 HR		0-0 F8		4	1	1	1	0	0	2
Paul Schaal, R (1, 5) OBP: 0.302, SLG: 0.304		4-0 FC1-6 BB		0-0 F5		0-0 F9		0-0 6-3		3	0	0	0	1	0	0
Gail Hopkins, L (1, 3) OBP: 0.294, SLG: 0.222 John Mayberry, L (7, 3) OBP: 0.358, SLG: 0.416		0-0 FC1-6 1-2f		0-0 1-6-3		0-0 F8		0-0 1B		3	0	0	0	0	0	1
Roger Nelson, R (1, 1) OBP: 0.192, SLG: 0.160 Norm Angelini, L (8, 1) Steve Hovley, L (8, PH) OBP: 0.311, SLG: 0.357 Ken Wright, R (9, 1)		0-0 FC1-6 1-2f			0-0 SH5-3 1B 1B		0-0 5-3		0-0 F8	1	0	0	0	0	0	0

Inning Stats	R: 1	H: 1	E: 0	K: 0	S: 4	LOB: 2	BB: 2	P: 12	R: 0	H: 0	E: 0	K: 0	S: 3	LOB: 1	BB: 1	P: 7	R: 0	H: 1	E: 0	K: 0	S: 3	LOB: 0	BB: 0	P: 3	R: 0	H: 2	E: 0	K: 0	S: 5	LOB: 3	BB: 1	P: 9	R: 1	H: 1	E: 0	K: 0	S: 4	LOB: 0	BB: 0	P: 4	R: 1	H: 2	E: 0	K: 0	S: 5	LOB: 1	BB: 0	P: 5	R: 0	H: 1	E: 0	K: 0	S: 4	LOB: 1	BB: 0	P: 4	R: 0	H: 1	E: 0	K: 0	S: 4	LOB: 2	BB: 1	P: 8	1B: 6	SF: 1	2B: 2	3B: 0	HR: 1	SAC: 2	DP: 0	HBP: 0
--------------	------	------	------	------	------	--------	-------	-------	------	------	------	------	------	--------	-------	------	------	------	------	------	------	--------	-------	------	------	------	------	------	------	--------	-------	------	------	------	------	------	------	--------	-------	------	------	------	------	------	------	--------	-------	------	------	------	------	------	------	--------	-------	------	------	------	------	------	------	--------	-------	------	-------	-------	-------	-------	-------	--------	-------	--------


PITCHER	IP	WLS	BF	H	R	ER	SO	BB	IBB	HBP	BLK	WP	HR	S	P	ERA	WHIP
Steve Barber, L (1, 1) ERA: 2.75	6.0		27	5	2	2	0	4	1	0	0	0	1	22	42	3.00	1.500
Dave Sells, R (7, 1) ERA: 9.0	2.0	W	9	3	1	1	0	0	0	0	0	0	0	9	9	4.50	1.500
Andy Messersmith, R (9, 1) ERA: 3.53	1.0	S	5	1	0	0	0	1	0	0	0	0	0	4	8	0.00	2.000

BOTTOM

California Angels @ Kansas City Royals
Municipal Stadium, Kansas City, MO

Sun Aug 06 1972, 4:33 AM EDT
Unknown - 82 F

AB	32
R	3
H	9
RBI	3
BB	6
SO	0
LOB	18



WP	HR	S	P	ERA	WHIP
0	1	22	42	3.00	1.500
0	0	9	9	4.50	1.500
0	0	4	8	0.00	2.000

Batter	1	2	3	4	5	6	7	8	9	AB R H RBI BB SO LOB	TOP
Sandy Alomar Sr., S OBP: 0.308, SLG: 0.293 (1, 4)	0-0 1-3 1B		0-0 F9		0-0 E 1B		0-0 F7		0-0 1-3	5 0 2 1 0 0 1	
Leo Cardenas, R OBP: 0.287, SLG: 0.316 (1, 6)	0-3 K		0-0 6-3		0-0 E5 1-3 1B			0-0 F8		4 0 0 0 0 1 2	
Andy Kosco, R OBP: 0.259, SLG: 0.409 Vada Pinson, L OBP: 0.320, SLG: 0.370 (1, 7) (8, PH) (8, 7)	0-0 1-3 1-2			0-0 1B 2B	0-0 F8			0-3 K		3 1 1 0 0 0 2 1 0 0 0 0 1 0	
Bob Oliver, R OBP: 0.312, SLG: 0.433 (1, 3)	0-3 K			0-0 6-3 1-3 2-H 1B		0-3 K		0-0 HR		4 1 2 2 0 2 1	
Jack Hiatt, R OBP: 0.386, SLG: 0.417 (1, 2)		0-3 K		0-0 1-3 1-2		0-0 F4		0-0 BB 1B		4 0 1 0 0 1 1	
Ken McMullen, R OBP: 0.341, SLG: 0.386 (1, 5)		0-0 1B		0-0 6-3 2-3		0-3 K		4-0 BB 1-2 BB		3 0 1 0 1 1 1	
Leroy Stanton, R OBP: 0.279, SLG: 0.390 (1, 9)		0-0 F8		0-3 K			0-0 E5 CS	0-0 G3		4 0 0 0 0 1 4	
Ken Berry, R OBP: 0.361, SLG: 0.411 (1, 8)		0-0 1-3			0-0 SH5-4 1B 2B		0-0 5-3 1-2		0-0 6-3	4 1 1 0 0 0 2	
Clyde Wright, R OBP: 0.250, SLG: 0.370 (1, 1)			0-3 K		0-0 SH5-4 2-3		0-0 2B		0-0 4-3	3 0 1 0 0 1 0	
Inning Stats	R: 0 E: 0 K: 2 S: 8 H: 1 LOB: 1 BB: 0 P: 8	R: 0 E: 0 K: 1 S: 6 H: 1 LOB: 1 BB: 0 P: 6	R: 0 E: 0 K: 1 S: 5 H: 0 LOB: 0 BB: 0 P: 5	R: 1 E: 0 K: 1 S: 7 H: 2 LOB: 1 BB: 0 P: 7	R: 1 E: 1 K: 0 S: 5 H: 2 LOB: 1 BB: 0 P: 5	R: 0 E: 0 K: 2 S: 7 H: 0 LOB: 0 BB: 0 P: 7	R: 0 E: 1 K: 0 S: 4 H: 1 LOB: 1 BB: 0 P: 4	R: 1 E: 0 K: 1 S: 7 H: 2 LOB: 2 BB: 1 P: 11	R: 0 E: 0 K: 0 S: 3 H: 0 LOB: 0 BB: 0 P: 3	1B: 5 2B: 3 3B: 0 HR: 1 SF: 0 SAC: 1 DP: 0 HBP: 0	WP: 0 PB: 0 SB: 0 CS: 1 PA: 37
PITCHER Paul Splittorff, L ERA: 3.29 Al Fitzmorris, R ERA: 3.4	IP WLS BF H R ER SO BB IBB HBP BLK WP HR S P ERA WHIP (1, 1) 7.0 L 28 7 2 2 7 0 0 0 0 0 0 0 42 42 2.57 1.000 (8, 1) 2.0 9 2 1 1 1 1 0 0 0 0 0 1 10 14 4.50 1.500	PITCHER IP WLS BF H R ER SO BB IBB HBP BLK WP HR S P ERA WHIP									

California Angels @ Kansas City Royals
Municipal Stadium, Kansas City, MO
Sun Aug 06 1972, 4:38 AM EDT
Att: 12,447 - Unknown

livebaseballscorecards.com

AB	35
R	3
H	9
RBI	3
BB	1
SO	8
LOB	14



Batter	1	2	3	4	5	6	7	8	9	AB	R	H	RBI	BB	SO	LOB
Paul Schaal, R OBP: 0.305, SLG: 0.305 (1, 5) BBB	4-0 2B BB		0-0 F2		0-0 1B		0-0 F7			3	0	1	0	1	0	0
Cookie Rojas, R OBP: 0.336, SLG: 0.353 (1, 4) X	0-0 F8		0-0 4-3		0-0 1-3		0-0 6-3			4	0	0	0	0	0	2
Amos Otis, R OBP: 0.371, SLG: 0.421 (1, 8) X	0-0 1-H 2B		0-0 5-3				0-0 1-3		0-0 G5-4-3 1B	4	0	2	0	0	0	0
Richie Scheinblum, S OBP: 0.377, SLG: 0.455 (1, 9) BBB	4-0 FC6-4 BB			0-0 SH5-3 1B		0-0 E6 F9 1B 1B		0-0 G5-4-3 1-2f	3	1	2	0	1	0	1	1
Lou Piniella, R OBP: 0.352, SLG: 0.458 (1, 7) X	0-0 FC6-4 1-2f			0-0 SH5-3 1-2		0-0 F9 2-3		0-0 6-3	3	0	0	0	0	0	0	3
John Mayberry, L OBP: 0.365, SLG: 0.426 (1, 3) BBB		4-0 FC6-4 BB		4-0 G5-4-3 BB		4-0 1B BB			0-0 HR	1	1	1	1	3	0	0
Jerry May, R OBP: 0.302, SLG: 0.304 (1, 2) X		0-0 FC6-4 FC6-4 1-2f		0-0 G5-4-3 1-2f		0-0 1B 3-H			0-0 F8	4	0	1	1	0	0	3
Bobby Floyd, R OBP: 0.219, SLG: 0.211 (1, 6) Carl Taylor, R OBP: 0.295, SLG: 0.289 (6, PH) Freddie Patek, R OBP: 0.287, SLG: 0.298 (7, 6) X		0-0 FC6-4 1-2f		0-3 K		0-0 L1			0-0 F9	2	0	0	0	0	1	1
Paul Splittorf, L OBP: 0.235, SLG: 0.275 (1, 1) Ed Kirkpatrick, L OBP: 0.394, SLG: 0.439 (7, PH) Al Fitzmorris, S OBP: 0.320, SLG: 0.190 (8, 1) Gail Hopkins, L OBP: 0.288, SLG: 0.217 (9, PH) X		0-0 4-3		0-0 4-3		0-3 K			0-0 4-3	2	0	0	0	0	0	1

Inning Stats	R: 0	H: 1	E: 0	K: 0	S: 3	R: 0	H: 0	E: 0	K: 0	S: 3	R: 0	H: 0	E: 0	K: 0	S: 3	R: 0	H: 1	E: 0	K: 1	S: 6	R: 1	H: 2	E: 1	K: 0	S: 5	R: 0	H: 0	E: 0	K: 1	S: 5	R: 0	H: 1	E: 0	K: 0	S: 3	R: 1	H: 1	E: 0	K: 0	S: 4	1B: 5	SF: 0	2B: 1	SAC: 1	3B: 0	DP: 2	HR: 1	HBP: 0	WP: 0	PA: 36								
PITCHER Clyde Wright, L ERA: 3.33 (1, 1)	IP	WLS	BF	H	R	ER	SO	BB	IBB	HBP	BLK	WP	HR	S	P	ERA	WHIP																			IP	WLS	BF	H	R	ER	SO	BB	IBB	HBP	BLK	WP	HR	S	P	ERA	WHIP						
	9.0	W	36	7	2	2	2	5	0	0	0	0	1	35	55	2.00	1.333																																									

BOTTOM

California Angels @ Kansas City Royals
Municipal Stadium, Kansas City, MO
Sun Aug 06 1972, 4:38 AM EDT
Att. 12,447 - Unknown

livebaseballscorecards.com

AB	30
R	2
H	7
RBI	2
BB	5
SO	2
LOB	13



Batter	1	2	3	4	5	6	7	8	9	AB R H RBI BB SO LOB	TOP						
Bert Campaneris, R (1, 6) OBP: 0.270, SLG: 0.322	0-0 F7	0-0 F4		0-0 1-3			0-0 1-3			4 0 0 0 0 0 1							
Joe Rudi, R (1, 7) OBP: 0.362, SLG: 0.525	0-0 HR		0-0 F9		0-0 L8			0-0 F8		4 1 1 1 0 0 0							
Sal Bando, R (1, 5) OBP: 0.348, SLG: 0.399	0-0 6-3		0-0 FC5-2 1B		0-0 F9			0-0 F3		4 0 1 0 0 0 0							
Mike Epstein, L (1, 3) OBP: 0.376, SLG: 0.502	0-0 2B		0-0 FC5-2 1-3		0-0 L7			0-0 3B		4 0 2 0 0 0 1							
Dave Duncan, R (1, 2) OBP: 0.301, SLG: 0.416	0-0 6-3		0-0 FC5-2 IBB 2-3 3-H		0-0 4-3			0-0 L8		4 0 0 0 0 0 4							
Bill Voss, L (1, 8) OBP: 0.298, SLG: 0.296		0-0 1B G5-4-3 2B	0-0 1-2 IBB		0-0 4-3			0-0 F7		3 1 1 0 1 0 0							
Angel Mangual, R (1, 9) OBP: 0.297, SLG: 0.337		0-0 G5-4-3 2-3 1B	0-0 F9		0-0 6-3			0-0 4-3		4 0 1 0 0 0 3							
Tim Cullen, R (1, 4) OBP: 0.250, SLG: 0.316		0-0 G5-4-3 1-2f 3-H 1B		0-0 5-3			0-0 4-3		0-0 F8	2 0 0 0 0 0 1							
Ted Kubiak, S (7, PH) OBP: 0.283, SLG: 0.232										2 0 0 0 0 0 0							
Catfish Hunter, R (1, 1) OBP: 0.181, SLG: 0.183		0-0 1B		0-0 5-3			0-0 4-3			2 0 1 0 0 0 0							
Don Mincher, L (7, PH) OBP: 0.364, SLG: 0.346										1 0 0 0 0 0 0							
Bob Locker, S (7, 1)										0 0 0 0 0 0 0							
Darold Knowles, L (7, 1)										0 0 0 0 0 0 0							
Inning Stats	R: 1 E: 0 K: 0 S: 5	H: 2 LOB: 1 BB: 0 P: 5	R: 1 E: 0 K: 0 S: 5	H: 3 LOB: 1 BB: 0 P: 5	R: 0 E: 1 K: 0 S: 5	H: 1 LOB: 3 BB: 1 P: 9	R: 0 E: 0 K: 0 S: 3	H: 0 LOB: 0 BB: 0 P: 3	R: 0 E: 0 K: 0 S: 3	H: 0 LOB: 0 BB: 0 P: 3	R: 0 E: 0 K: 0 S: 4	H: 1 LOB: 1 BB: 0 P: 4	R: 0 E: 0 K: 0 S: 3	H: 0 LOB: 0 BB: 0 P: 3	1B: 3 2B: 2 3B: 1 HR: 1	SF: 0 SAC: 0 DP: 1 HBP: 0	WP: 0 PA: 35 PB: 0 SB: 0 CS: 0
PITCHER Dick Drago, R (1, 1) ERA: 2.88	IP: 9.0 WLS: W BF: 35 H: 7 R: 2 ER: 2 SO: 0 BB: 0 IBB: 1 HBP: 0 BLK: 0 WP: 0 HR: 1 S: 34 P: 38 ERA: 2.00 WHIP: 0.778											PITCHER	IP: WLS: BF: H: R: ER: SO: BB: IBB: HBP: BLK: WP: HR: S: P: ERA: WHIP:				

Oakland Athletics @ Kansas City Royals
Municipal Stadium, Kansas City, MO
Mon Aug 07 1972, 8:05 PM EDT
Att. 11,335 - Unknown - 79 F

livebaseballscorecards.com

AB	34
R	2
H	7
RBI	1
BB	1
SO	0
LOB	10



Batter	1	2	3	4	5	6	7	8	9	AB R H RBI BB SO LOB	TOP																	
Bert Campaneris, R (1, 6) OBP: 0.268, SLG: 0.319	0-0 G3		0-0 F8		0-0 5-3		0-0 F9			4 0 0 0 0 0 3																		
Sal Bando, R (1, 5) OBP: 0.349, SLG: 0.403	0-0 1-3			0-0 1B FC5-2 1B	0-0 F2			0-0 SH5-3 2B		4 0 2 0 0 0 0																		
Joe Rudi, R (1, 7) OBP: 0.362, SLG: 0.523	0-0 F7			0-0 FC5-2 1-2 5-3 1B		0-0 4-3		0-0 SH5-3 2-3		3 1 1 0 0 0 0																		
Mike Epstein, L (1, 3) OBP: 0.376, SLG: 0.500		0-0 E3		0-0 5-3 FC5-2 1-2 2-3 3B 1B	0-0 F6			0-3 K		3 1 1 0 0 0 0																		
Dave Duncan, R (8, PH) OBP: 0.300, SLG: 0.414										1 0 0 0 0 1 1																		
Mike Hegan, L (8, 3) OBP: 0.308, SLG: 0.375										0 0 0 0 0 0 0																		
Reggie Jackson, L (1, 8) OBP: 0.351, SLG: 0.482		0-0 G4-3-6		0-0 FC5-2 1-2 2-3 3B	0-0 4-3			0-0 G3		4 1 0 0 0 0 5																		
George Hendrick, R (8, 8) OBP: 0.181, SLG: 0.303										0 0 0 0 0 0 0																		
Brant Alyea, R (1, 9) OBP: 0.194, SLG: 0.229		0-0 4-3		0-0 5-3			0-0 E6 FC4-6		0-0 F7	3 0 0 1 0 0 2																		
Bill Voss, L (7, 9) OBP: 0.296, SLG: 0.294				1-2 2-3 3-H						1 0 0 0 0 0 0																		
Gene Tenace, R (1, 2) OBP: 0.236, SLG: 0.325			0-0 F9	0-0 2-H 3-H 3B	0-0 FC4-6 BB			0-0 6-3		4 0 1 2 0 0 1																		
Tim Cullen, R (1, 4) OBP: 0.240, SLG: 0.303			0-3 K	0-0 F5			0-0 F8		0-0 F6	4 0 0 0 0 1 2																		
Blue Moon Odom, R (1, 1) OBP: 0.122, SLG: 0.125			0-0 K		0-3 K		4-0 BB			1 0 1 0 0 0 0																		
Gary Waslewski, R (3, 1)										1 0 0 0 0 1 0																		
Darold Knowles, L (6, 1)										0 0 0 0 1 0 0																		
Rollie Fingers, R (8, 1) OBP: 0.300, SLG: 0.600										0 0 0 0 0 0 0																		
Inning Stats	R: 0 E: 0 K: 0 S: 3	H: 0 LOB: 0 BB: 0 P: 3	R: 0 E: 1 K: 0 S: 3	H: 0 LOB: 0 BB: 0 P: 3	R: 0 E: 0 K: 1 S: 6	H: 1 LOB: 1 BB: 0 P: 6	R: 3 E: 0 K: 0 S: 7	H: 4 LOB: 1 BB: 0 P: 7	R: 0 E: 0 K: 1 S: 5	H: 0 LOB: 0 BB: 0 P: 5	R: 0 E: 0 K: 0 S: 3	H: 0 LOB: 0 BB: 0 P: 3	R: 0 E: 1 K: 0 S: 4	H: 0 LOB: 2 BB: 1 P: 8	R: 0 E: 0 K: 1 S: 6	H: 1 LOB: 1 BB: 0 P: 6	R: 0 E: 0 K: 0 S: 3	H: 0 LOB: 0 BB: 0 P: 3	1B: 4 2B: 1 3B: 1 HR: 0	SF: 0 SAC: 1 DP: 1 HBP: 0	WP: 0 PB: 0 SB: 0 CS: 0	PA: 35						
PITCHER	IP WLS BF H R ER SO BB IBB HBP BLK WP HR S P ERA WHIP																											
Bruce Dal Canton, R (1, 1) ERA: 3.69	7.1		30	6	3	3	2	1	0	0	0	0	0	0	33	37	3.68	0.955										
Norm Angelini, L (8, 1) ERA: 1.93	0.2		2	0	0	0	1	0	0	0	0	0	0	4	4	0.00	0.000											
Ted Abernathy, R (9, 1) ERA: 1.41	1.0	W	3	0	0	0	0	0	0	0	0	0	0	3	3	0.00	0.000											

Oakland Athletics @ Kansas City Royals
Municipal Stadium, Kansas City, MO

Tue Aug 08 1972, 8:05 PM EDT
Att: 13,386 - Unknown

livebaseballscorecards.com

AB	33
R	3
H	6
RBI	3
BB	1
SO	3
LOB	14



Batter	1	2	3	4	5	6	7	8	9	AB	R	H	RBI	BB	SO	LOB
Cookie Rojas, R OBP: 0.339, SLG: 0.354 (1, 4)	0-0 6-3 BB	4-0 BB		0-0 F3		0-0 SH5-4 1-2		0-0 FC1-4 2-3 1B		3	0	1	0	1	0	0
Amos Otis, R OBP: 0.368, SLG: 0.418 (1, 8)	0-0 F9	0-0 6-3		0-3 K		0-0 4-3 2-3		0-0 FC1-4 1-2f 3-H		5	0	0	1	0	1	4
John Mayberry, L OBP: 0.364, SLG: 0.421 (1, 3)	4-0 BB BB		0-0 F5	4-0 BB BB		0-0 G3		0-3 K		3	0	0	0	2	1	2
Richie Scheinblum, S OBP: 0.384, SLG: 0.455 Steve Hovley, L OBP: 0.311, SLG: 0.357 (1, 9) (9, PR)	4-0 1-2 BB		0-0 1B E 1B	4-0 1-2 BB		0-0 6-3		0-0 4-3 1B		3	1	2	0	2	0	0
Ed Kirkpatrick, L OBP: 0.392, SLG: 0.437 (1, 2)	0-0 F8		0-0 E BB 1B	0-0 6-3		4-0 FC6-4 BB		0-0 4-3 1-2		4	0	1	0	1	0	5
Lou Piniella, R OBP: 0.349, SLG: 0.451 (1, 7)		0-0 6-3	4-0 1-2 E BB		0-0 6-3		0-0 FC6-4 1-2f	4-0 1B IBB		3	0	0	0	2	0	1
Paul Schaal, R OBP: 0.302, SLG: 0.306 (1, 5)		0-0 E 1B WP 1B	0-0 F4		0-0 6-3		0-0 F6	0-3 K		5	1	1	0	0	1	5
Freddie Patek, R OBP: 0.296, SLG: 0.303 (1, 6)		0-0 WP E 1B	4-0 1-2 IBB		0-0 6-3		0-0 6-3	0-0 1B SH1-4 FC1-4 1B	0-0 1-2 2-H 1B	4	1	3	1	1	0	0
Bruce Dal Canton, R OBP: 0.125, SLG: 0.129 Norm Angelini, L OBP: 0.295, SLG: 0.289 Carl Taylor, R OBP: 0.295, SLG: 0.289 Ted Abernathy, R (1, 1) (8, 1) (8, PH) (9, 1)		0-3 K	0-0 L7		4-0 4-3 SH5-4 BB		0-0 SH1-4			2	0	0	0	1	1	4

Inning Stats	R: 0	H: 0	E: 0	K: 3	S: 3	R: 1	H: 2	E: 1	K: 1	S: 7	R: 0	H: 0	E: 0	K: 0	S: 5	R: 0	H: 0	E: 0	K: 3	S: 3	R: 0	H: 0	E: 0	K: 0	S: 3	R: 1	H: 2	E: 0	K: 1	S: 7	R: 1	H: 2	E: 0	K: 1	S: 6	1B: 8	2B: 0	3B: 0	HR: 0	SF: 0	SAC: 2	DP: 0	HBP: 0	WP: 1	PB: 0	SB: 0	CS: 0	PA: 44														
PITCHER	IP	WLS	BF	H	R	ER	SO	BB	IBB	HBP	BLK	WP	HR	S	P	ERA	WHIP																			IP	WLS	BF	H	R	ER	SO	BB	IBB	HBP	BLK	WP	HR	S	P	ERA	WHIP										
Blue Moon Odom, R ERA: 2.48 (1, 1)	2.1		15	4	2	1	1	4	0	0	0	1	0	13	29	3.86	3.429																																													
Gary Waslewski, R ERA: (3, 1)	3.1		14	0	0	0	1	3	1	0	0	0	0	12	28	0.00	0.900																																													
Darold Knowles, L ERA: 1.26 (6, 1)	1.2		7	1	1	1	0	1	0	0	0	0	0	6	10	5.40	1.200																																													
Rollie Fingers, R ERA: 2.44 (8, 1)	1.1	L	8	3	1	1	2	0	1	0	0	0	0	11	15	6.75	2.250																																													

BOTTOM

Oakland Athletics @ Kansas City Royals
Municipal Stadium, Kansas City, MO

livebaseballscores.com

AB	32
R	4
H	8
RBI	2
BB	10
SO	4
LOB	21



WP: 1	PA: 44
PB: 0	
SB: 0	
CS: 0	

Tue Aug 08 1972, 8:05 PM EDT
Att. 13,386 - Unknown

Batter	1	2	3	4	5	6	7	8	9	AB R H RBI BB SO LOB	TOP									
Bert Campaneris, R (1, 6) OBP: 0.266, SLG: 0.316	0-0 F8		0-0 L1			0-0 5-3	0-0 5-3			4 0 0 0 0 0 2										
Sal Bando, R (1, 5) OBP: 0.350, SLG: 0.402	0-0 1B 1B		0-0 F8			4-0 FC6 BB		0-0 1-3		3 0 1 0 1 0 0										
Joe Rudi, R (1, 7) OBP: 0.359, SLG: 0.518	0-0 F9			0-0 F9		0-0 FC6 1-2f		0-0 1-3		4 0 0 0 0 0 2										
Mike Epstein, L (1, 3) OBP: 0.377, SLG: 0.498	0-0 FC5-4 1-2 1B			0-0 F5			0-0 G3	1-0 HBP		3 0 1 0 0 0 0										
Reggie Jackson, L (1, 8) OBP: 0.350, SLG: 0.480	0-0 FC5-4 1-2f			0-3 K			0-0 BB 1B 1B	0-0 L6		4 1 1 0 0 1 3										
Brant Alyea, R (1, 9) OBP: 0.205, SLG: 0.216		0-0 5-3			0-0 L7		4-0 WP 1-2 6-4-3 BB	4-0 G6-3 BB		2 1 0 0 1 0 0 0 0 0 0 1 0 0										
Mike Hegan, L (9, PH) OBP: 0.321, SLG: 0.375																				
Dave Duncan, R (1, 2) OBP: 0.299, SLG: 0.412		0-0 F7			0-0 6-3		0-0 WP 1-2 2-H 1B	0-0 F2		4 0 1 1 0 0 1										
Tim Cullen, R (1, 4) OBP: 0.235, SLG: 0.297		0-0 L8			0-0 4-3		0-0 6-4-3	0-0 G6-3		2 0 0 0 0 0 0 0 0 0 0 0 0 0										
Don Mincher, L (7, PH) OBP: 0.364, SLG: 0.346										1 0 0 1 0 0 1										
Gene Tenace, R (7, PH) OBP: 0.234, SLG: 0.322										1 0 0 0 0 0 1										
Ted Kubiak, S (7, 4) OBP: 0.281, SLG: 0.230																				
Vida Blue, S (1, 1) OBP: 0.161, SLG: 0.071			0-3 K			0-0 B2-3	4-0 BB			2 0 0 0 0 1 0 0 0 0 0 0 0 0 0 0 0 0 1 0 0 0 0 0 0 0 0 0										
Bob Locker, S (6, 1)																				
Angel Mangual, R (7, PH) OBP: 0.300, SLG: 0.337																				
Darold Knowles, L (7, 1)																				
Inning Stats	R: 0 E: 0 K: 0 S: 5	H: 2 LOB: 2 BB: 0 P: 5	R: 0 E: 0 K: 0 S: 3	H: 0 LOB: 0 BB: 0 P: 3	R: 0 E: 0 K: 1 S: 5	H: 0 LOB: 0 BB: 0 P: 5	R: 0 E: 0 K: 1 S: 5	H: 0 LOB: 0 BB: 0 P: 3	R: 0 E: 0 K: 0 S: 3	H: 0 LOB: 1 BB: 1 P: 7	R: 2 E: 0 K: 0 S: 5	H: 2 LOB: 2 BB: 2 P: 13	R: 0 E: 0 K: 0 S: 3	H: 0 LOB: 1 BB: 0 P: 4	R: 0 E: 0 K: 0 S: 2	H: 0 LOB: 0 BB: 1 P: 6	1B: 4 2B: 0 3B: 0 HR: 0	SF: 0 SAC: 0 DP: 1 HBP: 1	WP: 1 PB: 0 SB: 0 CS: 0	PA: 35
PITCHER	IP WLS BF H R ER SO BB IBB HBP BLK WP HR S P ERA WHIP																			
Mike Hedlund, R (1, 1) ERA: 3.63	6.1 W 25 4 2 2 2 2 2 0 0 0 0 0 27 35 2.84 0.947																			
Norm Angelini, L (7, 1) ERA: 1.8	0.1 2 0 0 0 0 0 1 0 0 0 1 0 1 5 0.00 3.000																			
Ted Abernathy, R (7, 1) ERA: 1.33	2.1 S 8 0 0 0 0 0 1 0 1 0 0 0 6 11 0.00 0.429																			

Oakland Athletics @ Kansas City Royals
Municipal Stadium, Kansas City, MO
Wed Aug 09 1972, 8:05 PM EDT
Att: 17,877 - Unknown

livebaseballscorecards.com

AB	30
R	2
H	4
RBI	2
BB	4
SO	2
LOB	10



Batter	1	2	3	4	5	6	7	8	9
Freddie Patek, R OBP: 0.295, SLG: 0.305 (1, 6)	0-3 K		0-0 F9		0-0 F3		0-0 HR 2B		
Cookie Rojas, R OBP: 0.340, SLG: 0.367 (1, 4)	0-3 K			0-0 F6		0-0 1B SF9 2B	0-0 2-H HR		
Amos Otis, R OBP: 0.367, SLG: 0.417 (1, 8)	0-0 1-3			0-0 6-3		0-0 2-3 5-3 E 1B	0-0 6-3		
Richie Scheinblum, S OBP: 0.383, SLG: 0.452 (1, 9)		0-0 F4		4-0 2B BB		0-0 SF9	0-0 5-3		
Lou Piniella, R OBP: 0.351, SLG: 0.456 (1, 7)		0-0 2B		0-0 1-H 2B		0-0 3-H 5-3 1-2	0-0 F9		
Paul Schaal, R OBP: 0.305, SLG: 0.306 (1, 5)		0-0 E6 FC4-6		0-0 5-3		0-0 E3 2-H 1B	4-0 2B BB		
Gail Hopkins, L OBP: 0.304, SLG: 0.260 (1, 3)		0-0 FC4-6 1-2f			0-0 1B	0-0 F8	0-0 1-H 2B		
Ed Kirkpatrick, L OBP: 0.388, SLG: 0.431 (1, 2)			0-0 F8		0-0 L6		0-3 K		
Mike Hedlund, R OBP: 0.207, SLG: 0.207 (7, 1)			0-3 K		0-3 K		0-0 6-3		
Norm Angelini, L (7, 1)									
Ted Abernathy, R (7, 1)									

AB	R	H	RBI	BB	SO	LOB
4	1	1	0	0	1	1
4	2	2	2	0	1	0
4	1	1	0	0	0	0
2	1	0	1	1	0	0
4	0	2	1	0	0	1
3	0	1	0	1	0	1
4	0	2	0	0	0	2
3	0	0	0	0	1	1
2	0	0	0	0	2	1
0	0	0	0	0	0	0
1	0	0	0	0	0	0

AB	31
R	5
H	9
RBI	4
BB	2
SO	5
LOB	7

1B	3	SF	1	WP	0	PA	34
2B	5	SAC	0	PB	0		
3B	0	DP	0	SB	0		
HR	1	HBP	0	CS	0		

Inning Stats	R: 0	H: 0	E: 0	K: 2	S: 7	LOB: 0	BB: 0	P: 7									
Vida Blue, L ERA: 3.12 (1, 1)	5.1	WLS: L	22	H: 5	R: 3	ER: 3	SO: 4	BB: 1	IBB: 0	HBP: 0	BLK: 0	WP: 0	HR: 0	S: 29	P: 33	ERA: 5.06	WHIP: 1.125
Bob Locker, R ERA: 2.76 (6, 1)	0.2		3	H: 1	R: 0	ER: 0	SO: 0	BB: 0	IBB: 0	HBP: 0	BLK: 0	WP: 0	HR: 0	S: 3	P: 3	ERA: 0.00	WHIP: 1.500
Darold Knowles, L ERA: 1.6 (7, 1)	2.0		9	H: 3	R: 2	ER: 2	SO: 1	BB: 1	IBB: 0	HBP: 0	BLK: 0	WP: 0	HR: 1	S: 10	P: 14	ERA: 9.00	WHIP: 2.000

BOTTOM

Oakland Athletics @ Kansas City Royals
Municipal Stadium, Kansas City, MO

livebaseballscorecards.com




Wed Aug 09 1972, 8:05 PM EDT
Att. 17,877 - Unknown

Batter	1	2	3	4	5	6	7	8	9	AB R H RBI BB SO LOB	TOP	
Freddie Patek, R (1, 6) <small>OBP: 0.296, SLG: 0.304</small> Bobby Floyd, R (3, 6) <small>OBP: 0.216, SLG: 0.207</small>	4-0 6-3 BB		0-3 K		0-0 F8			0-0 F2		1 0 0 0 1 1 0 2 0 0 0 0 0 0		
Cookie Rojas, R (1, 4) <small>OBP: 0.339, SLG: 0.364</small>	0-0 6-3 1-2		4-0 BB			0-0 6-3		0-0 5-3		3 0 0 0 1 0 1		
Amos Otis, R (1, 8) <small>OBP: 0.366, SLG: 0.423</small>	0-3 K		0-0 F8			0-0 F6		0-0 HR		4 1 1 1 0 1 2		
Richie Scheinblum, S (1, 9) <small>OBP: 0.387, SLG: 0.462</small>	4-0 BB			0-0 HR		4-0 BB		0-0 F8		2 1 1 1 2 0 0		
Ed Kirkpatrick, L (1, 2) <small>OBP: 0.383, SLG: 0.425</small>	0-3 K			0-0 F2		0-0 4-3		0-0 1-3		4 0 0 0 0 1 3		
Lou Piniella, R (1, 7) <small>OBP: 0.354, SLG: 0.458</small>		0-0 CS 1B		4-0 G3-6 BB		0-0 G4-6-3 1B		0-0 4-3		3 0 2 0 1 0 0		
Gail Hopkins, L (1, 3) <small>OBP: 0.288, SLG: 0.245</small> John Mayberry, L (7, 3) <small>OBP: 0.364, SLG: 0.421</small>			0-0 4-3 1-2		0-0 G3-6 1-2		0-0 F7			3 0 0 0 0 0 3 0 0 0 0 0 0 0	AB 28 R 2 H 4 RBI 2 BB 5 SO 3 LOB 10	
Paul Schaal, R (1, 5) <small>OBP: 0.302, SLG: 0.302</small>		0-0 F7			0-0 4-3		0-0 G4-6-3 1-2			3 0 0 0 0 0 1		
Roger Nelson, R (1, 1) <small>OBP: 0.172, SLG: 0.143</small>			0-0 5-3		0-0 F5		0-0 F5			3 0 0 0 0 0 0		
Inning Stats	R: 0 H: 0 E: 0 LOB: 2 K: 2 BB: 2 S: 7 P: 15	R: 0 H: 1 E: 0 LOB: 0 K: 0 BB: 0 S: 3 P: 3	R: 0 H: 0 E: 0 LOB: 1 K: 1 BB: 1 S: 5 P: 9	R: 1 H: 1 E: 0 LOB: 0 K: 0 BB: 1 S: 3 P: 7	R: 0 H: 0 E: 0 LOB: 0 K: 0 BB: 0 S: 3 P: 3	R: 0 H: 0 E: 0 LOB: 1 K: 0 BB: 1 S: 3 P: 7	R: 0 H: 1 E: 0 LOB: 0 K: 0 BB: 0 S: 3 P: 3	R: 0 H: 0 E: 0 LOB: 0 K: 0 BB: 0 S: 3 P: 3	R: 1 H: 1 E: 0 LOB: 0 K: 0 BB: 0 S: 4 P: 4	1B: 2 SF: 0 2B: 0 SAC: 0 3B: 0 DP: 2 HR: 2 HBP: 0	WP: 0 PA: 33 PB: 0 SB: 0 CS: 1	
PITCHER Rich Hand, R (1, 1) <small>ERA: 2.4</small> Horacio Pina, R (9, 1) <small>ERA: 2.48</small>	IP WLS BF H R ER SO BB IBB HBP BLK WP HR S P ERA WHIP 8.0 L 29 3 1 1 3 5 0 0 0 0 1 30 50 1.12 1.000 1.0 4 1 1 1 0 0 0 0 0 0 0 1 4 4 9.00 1.000											PITCHER IP WLS BF H R ER SO BB IBB HBP BLK WP HR S P ERA WHIP

Kansas City Royals @ Texas Rangers
 Arlington Stadium, Arlington, TX
 Fri Aug 11 1972, 8:05 PM EDT
 Att: 10,440 - Unknown

livebaseballscorecards.com

Batter	1	2	3	4	5	6	7	8	9	AB R H RBI BB SO LOB	TOP														
Paul Schaal, R OBP: 0.299, SLG: 0.299 (1, 5)	0-3 K		0-0 F9			0-0 1-3				3 0 0 0 0 1 0	<p>Kansas City Royals @ Texas Rangers Arlington Stadium, Arlington, TX</p> <p>Sat Aug 12 1972, 8:05 PM EDT Att. 6,287 - Unknown</p> <p>livebaseballscorecards.com</p> <table border="0"> <tr><td>AB</td><td>23</td></tr> <tr><td>R</td><td>0</td></tr> <tr><td>H</td><td>2</td></tr> <tr><td>RBI</td><td>0</td></tr> <tr><td>BB</td><td>0</td></tr> <tr><td>SO</td><td>5</td></tr> <tr><td>LOB</td><td>5</td></tr> </table> 	AB	23	R	0	H	2	RBI	0	BB	0	SO	5	LOB	5
AB	23																								
R	0																								
H	2																								
RBI	0																								
BB	0																								
SO	5																								
LOB	5																								
Cookie Rojas, R OBP: 0.337, SLG: 0.361 (1, 4)	0-0 F7			0-0 4-3		0-0 F9				3 0 0 0 0 0 0															
Amos Otis, R OBP: 0.363, SLG: 0.420 (1, 8)	0-0 4-3			0-3 K			0-0 L8			3 0 0 0 0 1 0															
Richie Scheinblum, S OBP: 0.384, SLG: 0.457 (1, 9)		0-0 F8		0-3 K			0-0 F3			3 0 0 0 0 1 0															
Lou Piniella, R OBP: 0.357, SLG: 0.462 (1, 7)		0-0 1B			0-0 2B		0-0 6-3			3 0 2 0 0 0 0															
John Mayberry, L OBP: 0.362, SLG: 0.418 (1, 3)		0-3 K			0-3 K					2 0 0 0 0 2 2															
Jerry May, R OBP: 0.297, SLG: 0.298 (1, 2)		0-0 F8			0-0 6-3					2 0 0 0 0 0 2															
Bobby Floyd, R OBP: 0.212, SLG: 0.204 (1, 6)			0-0 F7			0-0 G3				2 0 0 0 0 0 1															
Paul Splittorff, L OBP: 0.226, SLG: 0.264 Ken Wright, R (7, 1)			0-0 F9			0-0 4-3				2 0 0 0 0 0 0 0 0 0 0 0 0 0															
Inning Stats	R: 0 E: 0 K: 1 S: 5 H: 0 LOB: 0 BB: 0 P: 5	R: 0 E: 0 K: 1 S: 6 H: 1 LOB: 1 BB: 0 P: 6	R: 0 E: 0 K: 0 S: 3 H: 0 LOB: 0 BB: 0 P: 3	R: 0 E: 0 K: 2 S: 7 H: 0 LOB: 0 BB: 0 P: 7	R: 0 E: 0 K: 1 S: 6 H: 1 LOB: 1 BB: 0 P: 6	R: 0 E: 0 K: 0 S: 3 H: 0 LOB: 0 BB: 0 P: 3	R: 0 E: 0 K: 0 S: 3 H: 0 LOB: 0 BB: 0 P: 3				1B: 1 2B: 1 3B: 0 HR: 0 SF: 0 SAC: 0 DP: 0 HBP: 0	WP: 0 PB: 0 SB: 0 CS: 0 PA: 23													
PITCHER Mike Paul, L ERA: 2.06 (1, 1)	IP: 7.0 WLS: W BF: 23 H: 2 R: 0 ER: 0 SO: 5 BB: 0 IBB: 0 HBP: 0 BLK: 0 WP: 0 HR: 0 S: 33 P: 33 ERA: 0.00 WHIP: 0.286						PITCHER	IP: WLS: BF: H: R: ER: SO: BB: IBB: HBP: BLK: WP: HR: S: P: ERA: WHIP:																	

Batter	1	2	3	4	5	6	7	8	9	AB R H RBI BB SO LOB
--------	---	---	---	---	---	---	---	---	---	----------------------

Davey Nelson, R OBP: 0.328, SLG: 0.296 (1, 5) X	0-0 4-3 ①		0-3 K ②		0-0 CS 1B		0-0			4 0 1 0 0 1 3
Toby Harrah, R OBP: 0.324, SLG: 0.338 (1, 6) BBB	4-0 1B BB		4-0 CS BB		0-0 CS 1-2	0-0 5-3 ①				1 0 0 0 2 0 0
Ted Ford, R OBP: 0.305, SLG: 0.388 (1, 9) X	0-0 F9 ②		0-0 CS 1-2	0-0 F8 ①		0-0 6-3 ②				3 0 0 0 0 0 1
Dick Billings, R OBP: 0.315, SLG: 0.341 (1, 2) X	0-0 1-3 1B			0-0 HR 1B		0-0 F8 ③				3 1 2 0 0 0 0
Frank Howard, R OBP: 0.341, SLG: 0.351 Elliott Maddox, R OBP: 0.342, SLG: 0.283 (1, 3) X (7, PR)	0-0 4-3 ③			0-0 HR 1-H		4-0 SH1-4 SH5-4 BB				2 1 1 2 1 0 2 0 1 0 0 0 0 0
Larry Bittner, L OBP: 0.346, SLG: 0.373 (1, 7)		0-3 K ①		0-0 4-3 ②		4-0 SH5-4 SH1-4 BB 1-2				2 0 0 0 1 1 0
Joe Lovitto, S OBP: 0.291, SLG: 0.257 (1, 8)		0-0 6-3 ②		0-0 6-3 ③		0-0 SH1-4 ①				2 0 0 0 0 0 0
Vic Harris, S OBP: 0.161, SLG: 0.105 (1, 4)		0-0 F9 ③			0-3 K ①		4-0 SH5-4 IBB			2 0 0 0 1 1 0
Mike Paul, L OBP: 0.148, SLG: 0.154 (1, 1)			0-3 K ①		0-3 K ②		0-0 SH5-4 ②			2 0 0 1 0 2 0

Inning Stats	R: 0 E: 0 K: 0 S: 4	H: 1 LOB: 2 BB: 1 P: 8	R: 0 E: 0 K: 1 S: 5	H: 0 LOB: 0 BB: 0 P: 5	R: 0 E: 0 K: 2 S: 6	H: 0 LOB: 0 BB: 1 P: 10	R: 2 E: 0 K: 0 S: 5	H: 2 LOB: 0 BB: 0 P: 5	R: 0 E: 0 K: 2 S: 7	H: 1 LOB: 0 BB: 0 P: 7	R: 0 E: 0 K: 0 S: 3	H: 0 LOB: 0 BB: 0 P: 3	R: 1 E: 0 K: 0 S: 2	H: 0 LOB: 3 BB: 3 P: 14	1B: 3 2B: 0 3B: 0 HR: 1	SF: 0 SAC: 2 DP: 0 HBP: 0	WP: 0 PB: 0 SB: 1 CS: 2	PA: 30
--------------	------------------------------	---------------------------------	------------------------------	---------------------------------	------------------------------	----------------------------------	------------------------------	---------------------------------	------------------------------	---------------------------------	------------------------------	---------------------------------	------------------------------	----------------------------------	----------------------------------	------------------------------------	----------------------------------	--------

PITCHER	IP	WLS	BF	H	R	ER	SO	BB	IBB	HBP	BLK	WP	HR	S	P	ERA	WHIP
Paul Splittorf, L ERA: 3.33 (1, 1)	6.2	L	27	4	3	3	5	4	1	0	0	0	1	32	52	4.05	1.200
Ken Wright, R ERA: 3.86 (7, 1)	0.0		1	0	0	0	0	0	0	0	0	0	0	0	0	∞	∞

BOTTOM

Kansas City Royals @ Texas Rangers
Arlington Stadium, Arlington, TX
Sat Aug 12 1972, 8:05 PM EDT
Att. 6,287 - Unknown

AB	21
R	3
H	4
RBI	3
BB	5
SO	5
LOB	6



WP	HR	S	P	ERA	WHIP
0	1	3	2	4.05	1.200

livebaseballscorecards.com

Batter	1	2	3	4	5	6	7	8	9	AB R H RBI BB SO LOB	TOP											
Cookie Rojas, R <small>(1, 4) OBP: 0.338, SLG: 0.358</small> <small>(5, 5)</small> <small>(6, 6)</small>	0-0 6-3	4-0 BB FC BB		0-0 6-3		0-3 K		4-0 1-2 HR BB		3 1 0 0 2 1 2												
Amos Otis, R <small>(1, 8) OBP: 0.364, SLG: 0.427</small>	0-0 1B 1B	0-0 FC BB			0-0 6-3	0-0 G1-6-3		0-0 1-H 2-H HR		5 1 2 3 0 0 4												
Richie Scheinblum, S <small>(1, 9) OBP: 0.387, SLG: 0.458</small>	0-0 BB 1-3 1B	4-0 BB 1-2 2-3 3-H BB			0-0 1B 3-1 1B		0-0 F9	0-0 F5		4 0 2 1 1 0 0												
John Mayberry, L <small>(1, 3) OBP: 0.361, SLG: 0.414</small> Jerry May, R <small>(7, 2) OBP: 0.294, SLG: 0.295</small>	4-0 1-2 BB	0-0 F6			0-0 3-1		0-0 E5	0-0 4-3		3 0 0 0 1 0 4 1 0 0 0 0 0 0												
Lou Piniella, R <small>(1, 7) OBP: 0.357, SLG: 0.461</small>	0-0 F4		0-0 G1-6-3 1B		0-0 BB 2-3 1B		0-3 K	0-0 3-1		5 0 2 0 0 1 4												
Ed Kirkpatrick, L <small>(1, 2) OBP: 0.380, SLG: 0.418</small> <small>(7, 3)</small>	0-0 F4		0-0 F8		4-0 1-2 BB		0-0 F8	0-0 1-3		4 0 0 0 1 0 5												
Paul Schaaf, R <small>(1, 5) OBP: 0.300, SLG: 0.300</small> Gail Hopkins, L <small>(5, PH) OBP: 0.283, SLG: 0.241</small> Bobby Knoop, R <small>(5, 4) OBP: 0.319, SLG: 0.270</small>		0-0 FC BB 1-3 1B	0-0 G1-6-3		0-0 L4		0-0 1-3			2 1 1 0 0 0 1 1 0 0 0 0 0 3 1 0 0 0 0 0 0												
Bobby Floyd, R <small>(1, 6) OBP: 0.208, SLG: 0.200</small> Joe Keough, L <small>(6, PH) OBP: 0.302, SLG: 0.200</small> Ken Wright, R <small>(6, 1)</small> Steve Hovley, L <small>(8, PH) OBP: 0.317, SLG: 0.357</small> Tom Burmeier, L <small>(8, 1) OBP: 0.364, SLG: 0.364</small> Ted Abernathy, R <small>(8, 1)</small> Norm Angelini, L <small>(8, 1)</small>		0-0 1-3		0-0 L6		1-0 1B HBP		4-0 FC5-4 BB		2 0 0 0 0 0 1 0 0 0 0 0 0 0 0 0 0 0 0 0 0 0 0 0 0 1 0												
Dick Drago, R <small>(1, 1) OBP: 0.155, SLG: 0.058</small> Al Fitzmorris, S <small>(4, 1) OBP: 0.320, SLG: 0.190</small> Carl Taylor, R <small>(6, PH) OBP: 0.304, SLG: 0.300</small> <small>(6, 5)</small>		0-3 K	0-0 F9		0-0 F9		0-0 G1-6-3 1B	0-0 FC5-4 BB 1-2 HR		2 0 0 0 0 1 1 0 0 0 0 0 0 0 2 1 1 0 0 0 1												
Inning Stats	R: 0 E: 0 K: 0 S: 5	H: 2 LOB: 3 BB: 1 P: 9	R: 1 E: 0 K: 1 S: 7	H: 1 LOB: 3 BB: 2 P: 15	R: 0 E: 0 K: 0 S: 3	H: 1 LOB: 0 BB: 0 P: 3	R: 0 E: 0 K: 0 S: 3	H: 0 LOB: 0 BB: 0 P: 3	R: 0 E: 0 K: 1 S: 5	H: 2 LOB: 3 BB: 1 P: 9	R: 0 E: 0 K: 1 S: 5	H: 1 LOB: 1 BB: 0 P: 6	R: 0 E: 1 K: 1 S: 6	H: 0 LOB: 1 BB: 0 P: 6	R: 3 E: 0 K: 0 S: 4	H: 1 LOB: 0 BB: 2 P: 12	R: 0 E: 0 K: 0 S: 3	H: 0 LOB: 0 BB: 0 P: 3	1B: 7 2B: 0 3B: 0 HR: 1	SF: 0 SAC: 0 DP: 2 HBP: 1	WP: 0 PB: 0 SB: 0 CS: 0	PA: 42
PITCHER	IP WLS BF H R ER SO BB IBB HBP BLK WP HR S P ERA WHIP																					
Dick Bosman, R <small>(1, 1) ERA: 4.07</small> Horacio Pina, R <small>(6, 1) ERA: 2.76</small>	5.0 W 25 6 1 1 1 4 0 0 0 0 0 0 23 39 1.80 2.000																					
	4.0 S 17 2 3 3 2 2 0 1 0 0 0 1 18 27 6.75 1.000																					

Kansas City Royals @ Texas Rangers
 Arlington Stadium, Arlington, TX
 Sun Aug 13 1972, 8:05 PM EDT
 Att. 5,598 - Unknown

livebaseballscorecards.com

AB 35
R 4
H 8
RBI 4
BB 6
SO 3
LOB 26



Batter	1	2	3	4	5	6	7	8	9	AB	R	H	RBI	BB	SO	LOB
Elliott Maddox, R OBP: 0.346, SLG: 0.281 (1, 8)	0-0 5-3		4-0 BB		1-0 HBP		4-0 1B 2B	0-0 FC6-4 2B		2	2	0	1	2	0	1
Toby Harrah, R OBP: 0.325, SLG: 0.337 (1, 6)	0-0 F6		0-0 B2-5-4-5 1-3f 2-3f		0-3 K		0-0 2B 1B	4-0 2B BB		4	2	1	0	1	1	3
Larry Büttner, L OBP: 0.351, SLG: 0.393 (1, 7) (9, 3)	0-0 4-3			0-0 1B 2B	0-0 2B		0-0 SF9	0-0 2B		4	2	3	2	0	0	0
Dick Billings, R OBP: 0.322, SLG: 0.354 (1, 2)		0-0 HR 1B		0-0 1B 1B	0-3 K		0-0 2B	0-0 1B 2B		5	3	4	5	0	1	1
Frank Howard, R OBP: 0.346, SLG: 0.367 Joe Lovitto, S OBP: 0.291, SLG: 0.257 (1, 3) (9, 7)		0-0 HR		0-0 1B 1B		0-0 F4	0-0 5-3	4-0 1B BB		4	1	2	2	1	0	1
Ted Ford, R OBP: 0.308, SLG: 0.390 Tom Grieve, R OBP: 0.234, SLG: 0.236 (1, 9) (8, PR) (9, 9)		0-0 L7-4-3 1B		0-3 K		0-3 K		1B FC6-4 1B		4	0	2	0	0	2	2
Jim Mason, L OBP: 0.286, SLG: 0.200 (1, 5)		0-0 L7-4-3		0-0 1B		0-0 F7		1B K		1	1	1	1	0	0	0
Vic Harris, S OBP: 0.167, SLG: 0.115 (1, 4)		0-0 G3		0-0 F8			0-0 6-3	0-0 FC6-4 1B		4	0	1	0	0	0	2
Dick Bosman, R OBP: 0.086, SLG: 0.114 Horacio Pina, R OBP: 0.333, SLG: 0.200 (1, 1) (6, 1)			0-0 B2-5-4-5 2B	0-3 K			4-0 1B WP SF9 BB	0-3 K		2	0	1	0	0	1	2

Inning Stats	R: 0	H: 0	E: 0	K: 0	S: 3	P: 3	R: 2	H: 3	E: 0	K: 0	S: 5	P: 5	R: 0	H: 1	E: 0	K: 0	S: 2	R: 2	H: 4	E: 0	K: 2	S: 11	P: 11	R: 0	H: 1	E: 0	K: 1	S: 5	R: 3	H: 2	E: 0	K: 0	S: 5	R: 6	H: 6	E: 1	K: 2	S: 13	P: 21	1B: 10	2B: 7	3B: 1	HR: 1	SF: 1	SAC: 0	DP: 1	HBP: 1	WP: 1	PB: 0	SB: 0	CS: 1	PA: 43
--------------	------	------	------	------	------	------	------	------	------	------	------	------	------	------	------	------	------	------	------	------	------	-------	-------	------	------	------	------	------	------	------	------	------	------	------	------	------	------	-------	-------	--------	-------	-------	-------	-------	--------	-------	--------	-------	-------	-------	-------	--------

PITCHER	IP	WLS	BF	H	R	ER	SO	BB	IBB	HBP	BLK	WP	HR	S	P	ERA	WHIP
Dick Drago, R ERA: 3.03 (1, 1)	3.0	L	14	7	4	4	0	0	1	0	0	0	1	13	17	12.00	2.667
Al Fitzmorris, R ERA: 3.32 (4, 1)	2.0		8	2	0	0	4	0	0	1	0	0	0	15	16	0.00	1.000
Ken Wright, R ERA: 4.91 (6, 1)	2.0		10	2	3	3	1	2	0	0	0	1	0	10	18	13.50	2.000
Tom Burgmeier, L ERA: 3.74 (8, 1)	0.2		7	4	6	6	1	1	0	0	0	0	0	8	12	81.00	7.500
Ted Abernathy, R ERA: 1.55 (8, 1)	0.0		3	2	0	0	0	1	0	0	0	0	0	2	6	∞	∞

BOTTOM

Kansas City Royals @ Texas Rangers
Arlington Stadium, Arlington, TX

Sun Aug 13 1972, 8:05 PM EDT
Att. 5,598 - Unknown

AB	36
R	13
H	17
RBI	12
BB	5
SO	7
LOB	18



Batter	1	2	3	4	5	6	7	8	9	AB R H RBI BB SO LOB	TOP							
Horace Clarke, S (1, 4) OBP: 0.320, SLG: 0.289	0-0 4-3		0-0 5-3			0-0 F7			0-0 WP 1B	4 0 1 0 0 0 0								
Thurman Munson, R (1, 2) OBP: 0.356, SLG: 0.377	0-0 1B		0-0 F8			0-0 P6			0-0 1B	4 0 2 0 0 0 0								
Bobby Murcer, L (1, 8) OBP: 0.356, SLG: 0.496	0-0 F7			0-3 K					0-3 K	4 0 0 0 0 2 3								
Roy White, S (1, 7) OBP: 0.394, SLG: 0.383	0-0 1B			0-0 G3					0-0 F8	4 0 1 0 0 0 2								
Johnny Callison, L (1, 9) OBP: 0.275, SLG: 0.371	0-0 L9			0-0 3-1						3 0 0 0 0 0 2								
Felipe Alou, R (1, 3) OBP: 0.322, SLG: 0.362		0-0 F7			0-0 5-3				0-0 F6	3 0 0 0 0 0 0								
Celerino Sanchez, R (1, 5) OBP: 0.297, SLG: 0.308		0-0 P4			0-0 4-3				0-0 5-3	3 0 0 0 0 0 0								
Gene Michael, S (1, 6) OBP: 0.262, SLG: 0.268 Bernie Allen, L (8, PH) OBP: 0.318, SLG: 0.398 Jerry Kenney, L (8, 6) OBP: 0.316, SLG: 0.222		0-0 F7			0-3 K				0-0 4-3	2 0 0 0 0 1 0 1 0 0 0 0 0 0 0 0 0 0 0 0 0								
Steve Kline, R (1, 1) OBP: 0.148, SLG: 0.088 Ron Blomberg, L (9, PH) OBP: 0.359, SLG: 0.498			0-3 K			0-0 L6-3			0-0 F5	2 0 0 0 0 1 0 1 0 0 0 0 0 0								
Inning Stats	R: 0 E: 0 K: 0 S: 5	H: 2 LOB: 2 BB: 0 P: 5	R: 0 E: 0 K: 0 S: 3	H: 0 LOB: 0 BB: 0 P: 3	R: 0 E: 0 K: 1 S: 5	H: 0 LOB: 0 BB: 0 P: 5	R: 0 E: 0 K: 1 S: 5	H: 0 LOB: 0 BB: 0 P: 5	R: 0 E: 0 K: 0 S: 3	H: 0 LOB: 0 BB: 0 P: 3	R: 0 E: 0 K: 0 S: 3	H: 0 LOB: 0 BB: 0 P: 3	R: 0 E: 0 K: 1 S: 7	H: 2 LOB: 2 BB: 0 P: 7	1B: 4 2B: 0 3B: 0 HR: 0	SF: 0 SAC: 0 DP: 0 HBP: 0	WP: 1 PB: 0 SB: 0 CS: 0	PA: 31
PITCHER	IP WLS BF H R ER SO BB IBB HBP BLK WP HR S P ERA WHIP																	
Bruce Dal Canton, R (1, 1) ERA: 3.39	8.1 W 29 4 0 0 3 0 0 0 0 0 0 0 35 35 0.00 0.480																	
Norm Angelini, L (9, 1) ERA: 1.5	0.2 S 2 0 0 0 1 0 0 0 0 0 1 0 4 4 0.00 0.000																	

New York Yankees @ Kansas City Royals
Municipal Stadium, Kansas City, MO
 Mon Aug 14 1972, 8:05 PM EDT
 Att: 9,377 - Unknown - 91 F

livebaseballscorecards.com

AB	31
R	0
H	4
RBI	0
BB	0
SO	4
LOB	7



Batter	1	2	3	4	5	6	7	8	9	AB	R	H	RBI	BB	SO	LOB	
Steve Hovley, L (1, 8) OBP: 0.323, SLG: 0.362	0-0 F6		0-0 6-3		0-0 L1-3 1B		0-0 G6-3 1B			4	0	2	0	0	0	2	
Cookie Rojas, R (1, 4) OBP: 0.339, SLG: 0.359	0-0 G4-6-3 1B		0-0 E 1B 2-3 3-H		0-0 L1-3		0-0 G6-3			4	0	2	1	0	0	3	
Richie Scheinblum, S (1, 9) OBP: 0.388, SLG: 0.457	0-0 G4-6-3 1-2f		0-0 E1 1B 1-3 3-H		0-0 F8		4-0 BB BB BB 1B BB			3	0	1	1	1	0	2	
Lou Piniella, R (1, 7) OBP: 0.356, SLG: 0.459		0-0 F8	0-0 F9		0-0 5-3		0-0 1-2 3-H 1B			4	0	1	1	0	0	3	
Ed Kirkpatrick, L (1, 2) OBP: 0.375, SLG: 0.412		0-0 4-3		0-0 4-3		0-0 F8	0-0 G3			4	0	0	0	0	0	2	
Gail Hopkins, L (1, 3) OBP: 0.297, SLG: 0.259		0-0 4-3		0-0 FC6-4 1B 1B		0-0 1B		0-0 E6 6-3		4	0	2	0	0	0	0	
Paul Schaal, R (1, 5) OBP: 0.299, SLG: 0.300			0-0 E6 1B 1B	0-0 FC6-4 1B 1-2		0-0 F8		0-0 6-3		4	1	1	0	0	0	2	
Bobby Floyd, R (1, 6) OBP: 0.210, SLG: 0.202			0-0 1B 1B 1-3	0-0 FC6-4 1-2f 2-3		0-0 L7		0-3 K		4	1	1	0	0	1	4	
Bruce Dal Canton, R (1, 1) Norm Angelini, L (9, 1)			0-3 K	0-0 L9			0-0 E4 G6-3 1B	0-0 L1-3		4	1	0	0	0	1	5	
										0	0	0	0	0	0	0	
Inning Stats	R: 0 E: 0 K: 0 S: 3	H: 1 LOB: 0 BB: 0 P: 3	R: 0 E: 0 K: 0 S: 3	H: 0 LOB: 0 BB: 0 P: 3	R: 2 E: 2 K: 1 S: 9	H: 3 LOB: 2 BB: 0 P: 9	R: 0 E: 0 K: 0 S: 5	H: 2 LOB: 2 BB: 0 P: 5	R: 0 E: 0 K: 0 S: 4	H: 1 LOB: 1 BB: 0 P: 4	R: 1 E: 1 K: 0 S: 5	H: 2 LOB: 2 BB: 1 P: 9	R: 0 E: 1 K: 1 S: 6	H: 0 LOB: 1 BB: 0 P: 6			
PITCHER Steve Kline, R (1, 1) ERA: 1.61	IP 8.0	WLS L	BF 36	H 10	R 3	ER 0	SO 2	BB 1	IBB 0	HBP 0	BLK 0	WP 0	HR 0	S 39	P 43	ERA 0.00	WHIP 1.375
PITCHER	IP	WLS	BF	H	R	ER	SO	BB	IBB	HBP	BLK	WP	HR	S	P	ERA	WHIP

BOTTOM

New York Yankees @ Kansas City Royals
Municipal Stadium, Kansas City, MO

Mon Aug 14 1972, 8:05 PM EDT
Att. 9,377 - Unknown - 91 F

livebaseballscores.com

AB	35
R	3
H	10
RBI	3
BB	1
SO	2
LOB	23



WP: 0	PA: 36
PB: 0	
SB: 0	
CS: 0	

New York Yankees @ Kansas City Royals

Municipal Stadium, Kansas City, MO

Tue Aug 15 1972, 8:05 PM EDT
Att. 10,721 - Unknown - 88 F

livebaseballscorecards.com



WP: 0 PA: 40
PB: 1
SB: 1
CS: 0

AB R H RBI BB SO LOB

5	1	1	0	0	0	1
5	1	3	0	0	0	1
5	0	1	2	0	1	3
3	1	0	0	2	0	1
1	1	1	1	2	0	0
1	0	0	0	0	1	2
3	0	1	0	1	0	2
3	1	0	0	0	0	6
2	0	0	0	0	0	1
1	0	0	0	0	0	2
1	0	0	0	0	0	0
1	0	0	0	0	0	0
1	1	1	3	0	0	0
0	0	0	0	0	0	0
0	0	1	0	0	0	0
0	0	0	0	0	0	0
0	0	0	0	0	0	0
0	0	0	0	0	0	0

AB	34
R	6
H	9
RBI	6
BB	5
SO	3
LOB	19

1	0	0	0	0	1	0
1	0	0	0	0	0	0
0	0	0	0	0	0	0
1	1	1	3	0	0	0
0	0	0	0	0	0	0
1	0	1	0	0	0	0
0	0	0	0	0	0	0
0	0	0	0	0	0	0

1B:	5	SF:	0
2B:	2	SAC:	0
3B:	1	DP:	2
HR:	1	HBP:	1

WP:	0	PA:	40
-----	---	-----	----

Batter	1	2	3	4	5	6	7	8	9																		
Bernie Allen, L (1, 4) OBP: 0.314, SLG: 0.391	0-0 G3		0-0 F9			0-0 FC1-6 1B	0-0 4-3		0-0 FC4-6 1B 3B 1-2f																		
Thurman Munson, R (1, 2) OBP: 0.359, SLG: 0.383	0-0 G4-6-3 1B			0-0 5-3		0-0 FC1-6 1-2f		0-0 PB 2B	0-0 3B 1B																		
Bobby Murcer, L (1, 8) OBP: 0.354, SLG: 0.498	0-0 G4-6-3 1-2f			0-0 4-3		0-0 F4		0-3 K 2-3	0-0 3B 1-H 2-H																		
Roy White, S (1, 7) OBP: 0.394, SLG: 0.380		0-0 F8		0-0 F8			4-0 2B BB	4-0 S BB	0-0 B1																		
Ron Blomberg, L (1, 3) OBP: 0.367, SLG: 0.505					4-0 G6-4-3 1B BB		0-0 HR 2B 1-H																				
Ron Swoboda, R (8, PH) OBP: 0.336, SLG: 0.359																											
Johnny Callison, L (1, 9) OBP: 0.280, SLG: 0.371		0-0 F8		0-0 G6-4-3 1B 1-2		0-0 1-3		4-0 BB																			
Celerino Sanchez, R (1, 5) OBP: 0.296, SLG: 0.302		0-0 F4		0-0 G6-4-3 1-2f 2-3		1-0 HR HBP		0-0 4-3																			
Gene Michael, S (1, 6) OBP: 0.260, SLG: 0.266			0-0 L6		0-0 5-3		0-0 F8		0-0 6-3																		
John Ellis, R (7, PH) OBP: 0.290, SLG: 0.474																											
Hal Lanier, R (7, 6) OBP: 0.221, SLG: 0.220																											
Mike Kekich, R (1, 1) OBP: 0.145, SLG: 0.182			0-3 K			0-0 F7			0-0 FC4-6 1B																		
Horace Clarke, S (8, PH) OBP: 0.319, SLG: 0.288																											
Ron Kimkowski, R (6, 1) OBP: 0.325, SLG: 0.378																											
Felipe Alou, R (7, PH) OBP: 0.322, SLG: 0.230																											
Lindy McDaniel, R (7, 1) OBP: 0.322, SLG: 0.230																											
Jerry Kenney, L (8, PH) OBP: 0.322, SLG: 0.230																											
Fred Beene, S (9, 1) OBP: 0.322, SLG: 0.230																											
Rob Gardner, R (9, 1) OBP: 0.322, SLG: 0.230																											
Inning Stats	R: 0 E: 0 K: 0 S: 3	H: 1 LOB: 0 BB: 0 P: 3	R: 0 E: 0 K: 0 S: 3	H: 0 LOB: 1 BB: 1 P: 7	R: 0 E: 0 K: 1 S: 5	H: 0 LOB: 0 BB: 0 P: 5	R: 0 E: 0 K: 0 S: 3	H: 0 LOB: 0 BB: 0 P: 3	R: 0 E: 0 K: 0 S: 3	H: 1 LOB: 1 BB: 1 P: 7	R: 0 E: 0 K: 0 S: 4	H: 1 LOB: 1 BB: 0 P: 4	R: 4 E: 0 K: 0 S: 5	H: 2 LOB: 0 BB: 1 P: 10	R: 0 E: 0 K: 2 S: 8	H: 1 LOB: 3 BB: 2 P: 16	R: 2 E: 0 K: 0 S: 6	H: 3 LOB: 1 BB: 0 P: 6	1B: 5 2B: 2 3B: 1 HR: 1	SF: 0 SAC: 0 DP: 2 HBP: 1							
PITCHER	IP	WLS	BF	H	R	ER	SO	BB	IBB	HBP	BLK	WP	HR	S	P	ERA	WHIP										
Mike Hedlund, R (1, 1) ERA: 3.67	6.1		25	4	3	3	1	3	0	1	0	0	0	23	36	4.26	1.105										
Paul Splittorff, L (7, 1) ERA: 3.37	0.2		3	1	1	1	0	0	0	0	0	0	1	3	3	13.50	1.500										
Norm Angelini, L (8, 1) ERA: 1.35	0.2		5	1	0	0	2	2	0	0	0	0	0	7	15	0.00	4.500										
Al Fitzmorris, R (8, 1) ERA: 3.49	1.0		5	2	2	2	0	0	0	0	0	0	0	5	5	18.00	2.000										
Tom Burgmeier, L (9, 1) ERA: 3.72	0.1	W	2	1	0	0	0	0	0	0	0	0	0	2	2	0.00	3.000										

New York Yankees @ Kansas City Royals
Municipal Stadium, Kansas City, MO

Tue Aug 15 1972, 8:05 PM EDT
 Att: 10,721 - Unknown - 88 F

AB	33
R	7
H	13
RBI	7
BB	4
SO	1
LOB	12



WP:	0	PA:	40
PB:	0		
SB:	1		
CS:	0		

ERA: 7.20 WHIP: 1.600

ERA: 4.2

ERA: 2.91

ERA: 2.95

ERA: 3.53

Batter	1	2	3	4	5	6	7	8	9	AB	R	H	RBI	BB	SO	LOB
Freddie Patek, R OBP: 0.298, SLG: 0.306 (1, 6)	0-0 SH3 1B	0-0 L7			0-0 G5-3 1B		0-0 L8		0-0 SH5-4	4	1	2	0	0	0	0
Steve Hovley, L OBP: 0.336, SLG: 0.370 (1, 8)	0-0 SH3		4-0 G5-4-3 BB		0-0 1B		0-0 4-3		0-0 SH1-3 1B	3	1	2	2	1	0	0
Richie Scheinblum, S OBP: 0.387, SLG: 0.454 (1, 9)	0-0 FC1-6 BB HR 1B		0-0 G5-4-3		0-0 G5-3			0-3 K	0-0 SH1-3	4	1	1	1	0	1	3
Lou Piniella, R OBP: 0.359, SLG: 0.459 (1, 7)	4-0 FC1-6 BB		0-0 F8		0-0 6-3			0-0 BB G1-2-3 1B	0-0 1B	4	0	2	1	1	0	0
Cookie Rojas, R OBP: 0.341, SLG: 0.361 (1, 4)	0-0 FC1-6 HR		0-0 L9		0-0 1-3 1B			0-0 BB 1B		4	1	2	0	0	0	2
Paul Schaal, R OBP: 0.302, SLG: 0.311 (1, 5)	0-0 HR		0-0 6-3		0-0 1-3			4-0 BB		3	1	1	3	1	0	1
Gail Hopkins, L OBP: 0.309, SLG: 0.262 (1, 3)	0-0 F5		0-0 1B		0-0 IBB			0-0 G1-2-3		3	0	1	0	1	0	3
Jerry May, R OBP: 0.287, SLG: 0.287 (1, 2)		0-0 P4		0-0 P4		0-0 L9			0-0 SH5-4 1B	3	0	0	0	0	0	3
Amos Otis, R OBP: 0.365, SLG: 0.429 (9, PH)			0-0 P4		0-0 L9				0-0 SH5-4 1B	1	1	1	0	0	0	0
Mike Hedlund, R OBP: 0.194, SLG: 0.194 (1, 1)		0-0 F3		0-0 1-3		0-0 3-1			0-0 SH5-4 1B	2	0	0	0	0	0	0
Paul Spittorf, L OBP: 0.226, SLG: 0.264 (7, 1)									1-2 2-3	0	0	0	0	0	0	0
Joe Kough, L OBP: 0.264, SLG: 0.364 (7, PH)									1-2	1	0	0	0	0	0	0
Norm Angelini, L OBP: 0.298, SLG: 0.196 (8, 1)									1-2	0	0	0	0	0	0	0
Al Fitzmorris, S OBP: 0.320, SLG: 0.190 (8, 1)									1-2	0	0	0	0	0	0	0
Tom Burgmeier, L OBP: 0.364, SLG: 0.364 (9, 1)									1-2	0	0	0	0	0	0	0
Ed Kirkpatrick, L OBP: 0.375, SLG: 0.412 (9, PH)									1-2	0	0	0	0	0	0	0
Carl Taylor, R OBP: 0.319, SLG: 0.317 (9, PH)									1-2	1	1	1	0	0	0	0

Inning Stats	R: 4 E: 0 K: 0 S: 6	H: 3 LOB: 0 BB: 1 P: 10	R: 0 E: 0 K: 0 S: 3	H: 0 LOB: 0 BB: 0 P: 3	R: 0 E: 0 K: 0 S: 2	H: 0 LOB: 0 BB: 1 P: 6	R: 0 E: 0 K: 0 S: 4	H: 1 LOB: 1 BB: 0 P: 4	R: 0 E: 0 K: 0 S: 4	H: 2 LOB: 1 BB: 0 P: 4	R: 0 E: 0 K: 0 S: 4	H: 1 LOB: 2 BB: 1 P: 8	R: 0 E: 0 K: 0 S: 3	H: 0 LOB: 0 BB: 0 P: 3	R: 0 E: 0 K: 1 S: 6	H: 2 LOB: 2 BB: 1 P: 10	R: 3 E: 0 K: 0 S: 6	H: 4 LOB: 1 BB: 0 P: 6	1B: 12 2B: 0 3B: 0 HR: 1	SF: 0 SAC: 3 DP: 3 HBP: 0	WP: 0 PB: 0 SB: 1 CS: 0	PA: 40
--------------	------------------------------	----------------------------------	------------------------------	---------------------------------	------------------------------	---------------------------------	------------------------------	---------------------------------	------------------------------	---------------------------------	------------------------------	---------------------------------	------------------------------	---------------------------------	------------------------------	----------------------------------	------------------------------	---------------------------------	-----------------------------------	------------------------------------	----------------------------------	--------

PITCHER	IP	WLS	BF	H	R	ER	SO	BB	IBB	HBP	BLK	WP	HR	S	P	ERA	WHIP
Mike Kekich, L ERA: 3.35 (1, 1)	5.0		21	6	4	4	0	2	0	0	0	0	1	19	27	7.20	1.600
Ron Klimkowski, R ERA: 4.2 (6, 1)	1.0		5	1	0	0	0	0	1	0	0	0	0	4	8	0.00	1.000
Lindy McDaniel, R ERA: 2.91 (7, 1)	2.0		8	2	0	0	1	0	0	0	0	0	0	9	13	0.00	1.500
Fred Beene, R ERA: 2.95 (9, 1)	0.0		1	1	1	1	0	0	0	0	0	0	0	1	1	∞	∞
Rob Gardner, L ERA: 3.53 (9, 1)	0.2	L	5	3	2	2	0	0	0	0	0	0	0	5	5	27.00	4.500

Batter	1	2	3	4	5	6	7	8	9	AB R H RBI BB SO LOB	TOP											
Horace Clarke, S (1, 4) OBP: 0.316, SLG: 0.285	0-3 K	0-0 1-3		0-0 4-3			0-0 4-3			4 0 0 0 0 1 3												
Thurman Munson, R (1, 2) OBP: 0.356, SLG: 0.379	0-3 K		0-0 5-3	0-3 K			0-0 F9			4 0 0 0 0 2 2												
Bobby Murcer, L (1, 8) OBP: 0.357, SLG: 0.510	0-0 HR		0-0 6-3 2B			0-0 F7	0-0 PO 1B			4 1 3 1 0 0 0												
Roy White, S (1, 7) OBP: 0.393, SLG: 0.377	4-0 BB		0-0 6-3			0-3 K	0-0 PO 1-3	0-0 F6		3 0 0 0 1 1 1												
Ron Blomberg, L (1, 3) OBP: 0.365, SLG: 0.498	0-0 1-6-3		4-0 BB			0-3 K		0-3 K		3 0 0 0 1 2 1												
Johnny Callison, L (1, 9) OBP: 0.280, SLG: 0.374		0-0 1B 2B	0-0 F8			0-0 F2		0-0 F8		4 1 1 0 0 0 2												
Celerino Sanchez, R (1, 5) OBP: 0.295, SLG: 0.301		0-0 1-3		0-0 4-3 SH 1B		0-3 K		0-0 6-3		4 0 1 0 0 1 1												
Gene Michael, S (1, 6) OBP: 0.263, SLG: 0.266		0-0 2-H 1B		0-0 L7		4-0 BB		0-0 F7		3 0 1 1 1 0 1												
Fritz Peterson, S (1, 1) OBP: 0.258, SLG: 0.262		0-0 B2		0-0 SH		0-0 G3		0-0 F2		2 0 0 0 0 0 2												
Bernie Allen, L (9, PH) OBP: 0.312, SLG: 0.388				1-2 4-3						1 0 0 0 0 0 0												
Inning Stats	R: 1 E: 0 K: 2 S: 8	H: 1 LOB: 1 BB: 1 P: 12	R: 1 E: 0 K: 0 S: 5	H: 2 LOB: 1 BB: 0 P: 5	R: 0 E: 0 K: 0 S: 4	H: 1 LOB: 2 BB: 1 P: 8	R: 0 E: 0 K: 1 S: 7	H: 1 LOB: 2 BB: 0 P: 7	R: 0 E: 0 K: 2 S: 7	H: 0 LOB: 0 BB: 0 P: 7	R: 0 E: 0 K: 1 S: 5	H: 0 LOB: 1 BB: 1 P: 9	R: 0 E: 0 K: 0 S: 3	H: 1 LOB: 0 BB: 0 P: 3	R: 0 E: 0 K: 1 S: 5	H: 0 LOB: 0 BB: 0 P: 5	R: 0 E: 0 K: 0 S: 3	H: 0 LOB: 0 BB: 0 P: 3	1B: 3 2B: 2 3B: 0 HR: 1	SF: 0 SAC: 1 DP: 0 HBP: 0	WP: 0 PB: 0 SB: 1 CS: 0	PA: 37
PITCHER Roger Nelson, R (1, 1) ERA: 1.9	IP: 9.0 WLS: W BF: 36 H: 6 R: 2 ER: 2 SO: 7 BB: 3 IBB: 0 HBP: 0 BLK: 0 WP: 0 HR: 1 S: 47 P: 59 ERA: 2.00 WHIP: 1.000											PITCHER	IP: 9.0 WLS: W BF: 36 H: 6 R: 2 ER: 2 SO: 7 BB: 3 IBB: 0 HBP: 0 BLK: 0 WP: 0 HR: 1 S: 47 P: 59 ERA: 2.00 WHIP: 1.000									

New York Yankees @ Kansas City Royals
Municipal Stadium, Kansas City, MO
 Wed Aug 16 1972, 8:05 PM EDT
 Att: 11,579 - Unknown

AB	32
R	2
H	6
RBI	2
BB	3
SO	7
LOB	13



Batter	1	2	3	4	5	6	7	8	9
Freddie Patek, R OBP: 0.300, SLG: 0.309 (1, 6)	0-0 F5		0-0 S 1B		0-0 CS 1B		0-0 F3		
Steve Hovley, L OBP: 0.348, SLG: 0.382 (1, 8)	0-0 S 1B		0-0 FC4-6 1B		0-0 CS 1-2	0-0 G4-3 1B		0-3 K	
Richie Scheinblum, S OBP: 0.388, SLG: 0.455 (1, 9)	0-0 G4-3 1B		0-0 FC4-6 1-2f		0-0 G4-3 1-2f		0-0 FC4-6 1B		
Lou Piniella, R OBP: 0.359, SLG: 0.459 (1, 7) Carl Taylor, R OBP: 0.313, SLG: 0.310 (7, 7)	0-0 G4-3 1-2f			0-0 F8		0-0 1B		0-0 FC4-6 1B 1-2f	
Cookie Rojas, R OBP: 0.342, SLG: 0.365 (1, 4)		0-0 F3		0-0 F9		0-0 4-3 1B 2B		0-0 1-2 1B	
Paul Schaal, R OBP: 0.301, SLG: 0.308 (1, 5)		0-0 4-3		4-0 BB		0-0 4-3 2-3		0-0 4-3	
John Mayberry, L OBP: 0.361, SLG: 0.414 (1, 3)		0-3 K		0-3 K		0-0 1B 1B 3-H			
Jerry May, R OBP: 0.288, SLG: 0.288 (1, 2)			0-0 5-3		0-0 6-3		0-0 1-2 1B		
Roger Nelson, R OBP: 0.156, SLG: 0.129 (1, 1)			0-0 L7		0-0 6-3		0-0 B2		

AB	R	H	RBI	BB	SO	LOB
4	1	2	0	0	0	2
4	1	3	1	0	1	0
4	0	2	1	0	0	2
3	0	1	0	0	0	1
1	0	0	0	0	0	1
4	1	2	0	0	0	0
3	0	0	0	1	0	3
3	0	1	1	0	2	1
3	0	1	0	0	0	0
3	0	0	0	0	0	2

Inning Stats	R: 1	H: 2	E: 0	K: 0	S: 4	LOB: 0	BB: 0	P: 4
	R: 0	H: 0	E: 0	K: 1	S: 5 <td>LOB: 0</td> <td>BB: 0</td> <td>P: 5 </td>	LOB: 0	BB: 0	P: 5
	R: 1	H: 2	E: 0	K: 0	S: 5 <td>LOB: 1</td> <td>BB: 0</td> <td>P: 5 </td>	LOB: 1	BB: 0	P: 5
	R: 0	H: 0	E: 0	K: 1	S: 5 <td>LOB: 1</td> <td>BB: 1</td> <td>P: 9 </td>	LOB: 1	BB: 1	P: 9
	R: 0	H: 1	E: 0	K: 0	S: 3 <td>LOB: 0</td> <td>BB: 0</td> <td>P: 3 </td>	LOB: 0	BB: 0	P: 3
	R: 0	H: 2	E: 0	K: 0	S: 3 <td>LOB: 1</td> <td>BB: 0</td> <td>P: 3 </td>	LOB: 1	BB: 0	P: 3
	R: 1	H: 3	E: 0	K: 0	S: 6 <td>LOB: 2</td> <td>BB: 0</td> <td>P: 6 </td>	LOB: 2	BB: 0	P: 6
	R: 0	H: 2	E: 0	K: 1	S: 7 <td>LOB: 2</td> <td>BB: 0</td> <td>P: 7 </td>	LOB: 2	BB: 0	P: 7

BOTTOM

New York Yankees @ Kansas City Royals
Municipal Stadium, Kansas City, MO

Wed Aug 16 1972, 8:05 PM EDT
Att. 11,579 - Unknown

livebaseballscorecards.com

AB	32
R	3
H	12
RBI	3
BB	1
SO	3
LOB	12



1B: 11	SF: 0	WP: 0	PA: 34
2B: 1	SAC: 0	PB: 0	
3B: 0	DP: 2	SB: 2	
HR: 0	HBP: 0	CS: 1	

PITCHER	IP	WLS	BF	H	R	ER	SO	BB	IBB	HBP	BLK	WP	HR	S	P	ERA	WHIP
Fritz Peterson, L ERA: 3.22 (1, 1)	8.0	L	33	12	3	3	3	1	0	0	0	0	0	38	42	3.38	1.625

Batter	1	2	3	4	5	6	7	8	9	AB R H RBI BB SO LOB	TOP											
Rick Auerbach, R OBP: 0.293, SLG: 0.280 (1, 6) X	0-0 SH1-3 S 1B		0-3 K	0-0 1B		0-0 1B			0-0 4-3	5 1 3 2 0 1 0	Milwaukee Brewers @ Kansas City Royals Municipal Stadium, Kansas City, MO Fri Aug 18 1972, 8:05 PM EDT Att. 24,762 - Unknown - 92 F livebaseballscorecards.com											
Ron Theobald, R OBP: 0.352, SLG: 0.269 (1, 4) X	0-0 SH1-3 1-3		4-0 BB	0-0 1B		0-0 G1-6-4-3 1-2f			0-0 3-1	3 0 1 1 1 0 1												
Brock Davis, L OBP: 0.366, SLG: 0.331 (1, 8) X	0-0 S 1B		0-0 F7	0-0 4-3					0-0 F8	4 0 1 1 0 1 3												
George Scott, R OBP: 0.316, SLG: 0.411 (1, 3) S S	0-3 K 1-2			0-0 L9 1B	0-3 K				0-0 5-3	4 1 1 0 0 2 1												
Ollie Brown, R OBP: 0.319, SLG: 0.338 (1, 9) S S	0-3 K			0-0 1B 1-2	4-0 WP BB				0-0 F7	3 1 1 0 1 1 1												
Tommie Reynolds, R OBP: 0.286, SLG: 0.299 (1, 7) S S		0-3 K		0-0 L9	0-3 K				0-0 SH3-4 SF9 2B	4 1 1 0 0 2 3												
Mike Ferraro, R OBP: 0.295, SLG: 0.348 (1, 5) S S		0-3 K		0-0 1B 1-3	0-3 K				0-0 SH3-4 2-3	3 1 1 1 0 2 1												
Elie Rodriguez, R OBP: 0.373, SLG: 0.370 (1, 2) S S		0-3 K		0-0 1B 1-3					0-0 SF9	3 2 2 2 0 1 0												
Jim Lonborg, R OBP: 0.241, SLG: 0.196 (1, 1) X			0-0 4-3	0-3 K		0-0 SH1-4 1B			0-3 K	2 0 0 0 0 1 2												
Frank Linzy, R OBP: 0.143, SLG: 0.143 (7, 1) X										1 0 0 0 0 0 0												
Dave May, L OBP: 0.292, SLG: 0.330 (7, 8) X										1 0 0 0 0 1 0												
Inning Stats	R: 1 E: 0 K: 2 S: 9	H: 2 LOB: 1 BB: 0 P: 9	R: 0 E: 0 K: 3 S: 9	H: 0 LOB: 0 BB: 0 P: 9	R: 0 E: 0 K: 1 S: 5	H: 0 LOB: 1 BB: 1 P: 9	R: 4 E: 0 K: 1 S: 11	H: 6 LOB: 2 BB: 0 P: 11	R: 0 E: 0 K: 3 S: 9	H: 0 LOB: 1 BB: 1 P: 13	R: 1 E: 0 K: 0 S: 4	H: 2 LOB: 0 BB: 0 P: 4	R: 0 E: 0 K: 1 S: 5	H: 0 LOB: 0 BB: 0 P: 5	R: 1 E: 0 K: 1 S: 6	H: 1 LOB: 0 BB: 0 P: 6	R: 0 E: 0 K: 0 S: 3	H: 0 LOB: 0 BB: 0 P: 3	1B: 10 2B: 1 3B: 0 HR: 0	SF: 1 SAC: 3 DP: 1 HBP: 0	WP: 1 PB: 0 SB: 2 CS: 0	PA: 39
PITCHER	IP WLS BF H R ER SO BB IBB HBP BLK WP HR S P ERA WHIP																					
Paul Splittorff, L ERA: 3.57 (1, 1)	3.1 L 17 6 5 5 6 1 0 0 0 0 0 0 28 32 13.50 2.100																					
Al Fitzmorris, R ERA: 3.47 (4, 1)	0.2 4 2 0 0 1 0 0 0 0 0 0 0 6 6 0.00 3.000																					
Mike Jackson, L ERA: 4.5 (5, 1)	2.0 8 2 1 1 3 1 0 0 0 1 0 13 17 4.50 1.500																					
Norm Angelini, L ERA: 1.17 (7, 1)	1.0 3 0 0 0 1 0 0 0 0 0 0 5 5 0.00 0.000																					
Tom Burgmeier, L ERA: 3.75 (8, 1)	2.0 7 1 1 1 1 0 0 0 0 0 0 9 9 4.50 0.500																					



BOTTOM

Milwaukee Brewers @ Kansas City Royals
Municipal Stadium, Kansas City, MO

AB	35
R	2
H	10
RBI	2
BB	8
SO	7
LOB	26



WP:	0	PA:	44
PB:	0	SB:	1
CS:	0		

ERA	3.00	WHIP	2.000
ERA	0.00	WHIP	1.667

Fri Aug 18 1972, 8:05 PM EDT
Att: 24,762 - Unknown - 92 F

livebaseballscorecards.com

AB	3	R	0	H	0	RBI	0	BB	0	SO	3
	1	0	0	0	0	0	0	0	0	3	
	0	0	0	0	0	0	0	0	0	0	

AB	4	R	0	H	1	RBI	0	BB	1	SO	1

AB	3	R	0	H	0	RBI	0	BB	2	SO	5

AB	5	R	1	H	2	RBI	0	BB	0	SO	1

AB	3	R	0	H	1	RBI	0	BB	2	SO	1

AB	4	R	1	H	1	RBI	1	BB	1	SO	4

AB	4	R	0	H	3	RBI	0	BB	1	SO	0

AB	5	R	0	H	0	RBI	0	BB	0	SO	1

1B	10	SF	0
2B	0	SAC	0
3B	0	DP	2
HR	0	HBP	1

1B	10	SF	0
2B	0	SAC	0
3B	0	DP	2
HR	0	HBP	1

IP	6.0	WLS	W	BF	32	H	7	R	2	ER	2	SO	7	BB	5	IBB	1	HBP	1	BLK	0	WP	0	HR	0	S	39	P	64	ERA	3.00	WHIP	2.000
IP	3.0	WLS	S	BF	12	H	3	R	0	ER	0	SO	0	BB	2	IBB	0	HBP	0	BLK	0	WP	0	HR	0	S	10	P	18	ERA	0.00	WHIP	1.667

IP	6.0	WLS	W	BF	32	H	7	R	2	ER	2	SO	7	BB	5	IBB	1	HBP	1	BLK	0	WP	0	HR	0	S	39	P	64	ERA	3.00	WHIP	2.000
IP	3.0	WLS	S	BF	12	H	3	R	0	ER	0	SO	0	BB	2	IBB	0	HBP	0	BLK	0	WP	0	HR	0	S	10	P	18	ERA	0.00	WHIP	1.667

Batter	1	2	3	4	5	6	7	8	9
Freddie Patek, R OBP: 0.300, SLG: 0.306 Carl Taylor, R OBP: 0.306, SLG: 0.302 Bobby Floyd, R OBP: 0.210, SLG: 0.202	0-0 5-3	0-0 F8		0-0 FC1-6 BB		1-0 HBP	0-0 F3		
Steve Hovley, L OBP: 0.350, SLG: 0.378	0-3 K		0-0 4-3	4-0 BB		0-0 F8		0-0 G4-6-3 1B	
Richie Scheinblum, S OBP: 0.388, SLG: 0.450	4-0 BB		4-0 BB	0-0 F8		0-0 F9		0-0 G4-6-3 1-2f	
Lou Piniella, R OBP: 0.359, SLG: 0.458	0-0 E7 1B		0-3 K			0-0 F8		0-0 L3	
Ed Kirkpatrick, L OBP: 0.379, SLG: 0.411	4-0 IBB		0-3 K			0-0 1B		4-0 BB 1B G1-2-3 BB	0-0 4-3
Cookie Rojas, R OBP: 0.343, SLG: 0.364	0-3 K			4-0 1B BB		0-0 L7		0-0 G1-2-3 BB 1B	0-0 6-3
John Mayberry, L OBP: 0.366, SLG: 0.418		0-3 K		0-0 FC1-6 1B		0-0 1B		4-0 G1-2-3 BB	0-0 1B
Paul Schaal, R OBP: 0.297, SLG: 0.302				0-3 K		0-0 F4		0-0 G1-2-3	0-0 5-3
Paul Spittorff, L OBP: 0.241, SLG: 0.278 Al Fitzmorris, S OBP: 0.320, SLG: 0.190 Joe Kough, L OBP: 0.309, SLG: 0.213 Mike Jackson, L OBP: 0.304, SLG: 0.258 Gail Hopkins, L OBP: 0.367, SLG: 0.429 Norm Angelini, L OBP: 0.364, SLG: 0.364		0-0 1B		0-0 FC1-6 1B				4-0 BB	

Inning Stats	R: 0 E: 1 K: 2 S: 8	H: 1 LOB: 3 BB: 2 P: 16	R: 0 E: 0 K: 1 S: 6	H: 1 LOB: 1 BB: 0 P: 6	R: 0 E: 0 K: 2 S: 7	H: 0 LOB: 1 BB: 1 P: 11	R: 1 E: 0 K: 1 S: 7	H: 2 LOB: 3 BB: 2 P: 15	R: 0 E: 0 K: 0 S: 5	H: 2 LOB: 2 BB: 0 P: 5	R: 0 E: 0 K: 1 S: 5	H: 0 LOB: 1 BB: 0 P: 6	R: 1 E: 0 K: 0 S: 4	H: 2 LOB: 3 BB: 3 P: 16	R: 0 E: 0 K: 0 S: 3	H: 1 LOB: 0 BB: 0 P: 3	R: 0 E: 0 K: 0 S: 4	H: 1 LOB: 1 BB: 0 P: 4	1B: 10 2B: 0 3B: 0 HR: 0	SF: 0 SAC: 0 DP: 2 HBP: 1	WP: 0 PB: 0 SB: 1 CS: 0	PA: 44
---------------------	------------------------------	----------------------------------	------------------------------	---------------------------------	------------------------------	----------------------------------	------------------------------	----------------------------------	------------------------------	---------------------------------	------------------------------	---------------------------------	------------------------------	----------------------------------	------------------------------	---------------------------------	------------------------------	---------------------------------	-----------------------------------	------------------------------------	----------------------------------	--------

PITCHER	IP	WLS	BF	H	R	ER	SO	BB	IBB	HBP	BLK	WP	HR	S	P	ERA	WHIP
Jim Lonborg, R ERA: 2.86	(1, 1)	6.0	W	32	7	2	2	7	5	1	1	0	0	39	64	3.00	2.000
Frank Linzy, R ERA: 2.79	(7, 1)	3.0	S	12	3	0	0	0	2	0	0	0	0	10	18	0.00	1.667

Batter	1	2	3	4	5	6	7	8	9	AB R H RBI BB SO LOB	TOP	
Rick Auerbach, R (1, 6) OBP: 0.295, SLG: 0.285	0-0 SH2-4 1B 2B	0-0 F4			0-0 G6-3 1-2f			0-0 FC6-2 1B		4 1 2 0 0 0 2		
Ron Theobald, R (1, 4) OBP: 0.350, SLG: 0.267 Ollie Brown, R (8, PH) OBP: 0.318, SLG: 0.336 Bob Heise, R (8, 4) OBP: 0.297, SLG: 0.311	0-0 SH2-4 2-3		0-0 6-3			0-3 K		0-0 FC6-2 1-2 3-H		2 0 0 0 0 1 0 1 0 0 0 0 0 2 0 0 0 0 0 0 0		
Brock Davis, L (1, 8) OBP: 0.370, SLG: 0.331 Ken Sanders, R (8, 1)	0-0 BB 1B 3-H		0-3 K			4-0 G6-4-3 BB		0-0 1-3		3 0 1 1 1 1 2 0 0 0 0 0 0 0		
George Scott, R (1, 3) OBP: 0.313, SLG: 0.407	0-0 F3		0-0 F9			0-0 G6-4-3 1-2f			0-0 2-3	4 0 0 0 0 0 2		
John Briggs, L (1, 7) OBP: 0.361, SLG: 0.458	4-0 1-2 BB			0-0 F6			0-0 6-3		0-0 1B	3 0 1 0 1 0 0		
Joe Lahoud, L (1, 9) OBP: 0.324, SLG: 0.355	0-0 4-3		0-0 4-6-3			0-0 F6		0-3 K	0-3 K	4 0 0 0 0 1 3		
Mike Ferraro, R (1, 5) OBP: 0.281, SLG: 0.343		0-0 F3		0-3 K		0-0 L8		0-0 4-3	0-0 4-3	4 0 0 0 0 1 1		
Ellie Rodriguez, R (1, 2) OBP: 0.373, SLG: 0.369		0-0 4-6-3			0-0 G6-3 1B			0-0 F9		3 0 1 0 0 0 0		
Skip Lockwood, R (1, 1) OBP: 0.167, SLG: 0.118 Dave May, L (8, PH) OBP: 0.294, SLG: 0.332 (8, 8)		1-0 HBP		0-3 K				0-0 1B FC6-2 1B		1 0 0 0 0 1 1 1 0 1 0 0 0 0		
Inning Stats	R: 1 H: 2 E: 0 LOB: 2 K: 0 BB: 1 S: 5 P: 9	R: 0 H: 0 E: 0 LOB: 1 K: 0 BB: 0 S: 3 P: 4	R: 0 H: 0 E: 0 LOB: 0 K: 1 BB: 0 S: 5 P: 5	R: 0 H: 0 E: 0 LOB: 0 K: 1 BB: 0 S: 5 P: 5	R: 0 H: 1 E: 0 LOB: 0 K: 1 BB: 0 S: 5 P: 5	R: 0 H: 0 E: 0 LOB: 0 K: 1 BB: 1 S: 4 P: 8	R: 0 H: 0 E: 0 LOB: 0 K: 0 BB: 0 S: 3 P: 3	R: 0 H: 2 E: 0 LOB: 2 K: 0 BB: 0 S: 5 P: 5	R: 0 H: 1 E: 0 LOB: 1 K: 1 BB: 0 S: 6 P: 6	1B: 5 SF: 0 2B: 1 SAC: 1 3B: 0 DP: 2 HR: 0 HBP: 1	WP: 0 PA: 34 PB: 0 SB: 0 CS: 0	
PITCHER	IP WLS BF H R ER SO BB IBB HBP BLK WP HR S P ERA WHIP											
Dick Drago, R (1, 1) ERA: 2.96	7.1 W 28 5 1 1 4 2 0 1 0 0 0 0 33 42 1.23 0.955											
Ted Abernathy, R (8, 1) ERA: 1.49	1.2 S 6 1 0 0 1 0 0 0 0 0 0 0 8 8 0.00 0.600											

Milwaukee Brewers @ Kansas City Royals
Municipal Stadium, Kansas City, MO

Sat Aug 19 1972, 4:33 AM EDT
Att. 10,182 - Unknown - 93 F

AB	30
R	1
H	6
RBI	1
BB	2
SO	5
LOB	13



Batter	1	2	3	4	5	6	7	8	9
Paul Schaal, R (1, 5) OBP: 0.296, SLG: 0.299	0-0 F6		4-0 2B BB		0-0 F6			0-0 F3	
Amos Otis, R (1, 8) OBP: 0.366, SLG: 0.425	0-3 K		0-0 4-3			0-0 F3		4-0 CS BB	
Richie Scheinblum, S (1, 9) Steve Hoyley, L (8, PR) OBP: 0.392, SLG: 0.454 OBP: 0.350, SLG: 0.378	4-0 BB		0-0 2B			0-0 G3		4-0 FC5-4 BB	
Lou Piniella, R (1, 7) OBP: 0.356, SLG: 0.453	0-0 F9		0-0 4-3			0-0 F9		0-0 FC5-4	
John Mayberry, L (1, 3) OBP: 0.366, SLG: 0.425		0-0 F6		0-0 F5			0-0 HR		
Cookie Rojas, R (1, 4) OBP: 0.343, SLG: 0.363		0-0 1B 1B		0-3 K			0-0 6-3		
Ed Kirkpatrick, L (1, 2) OBP: 0.381, SLG: 0.414		0-0 G6-4-3 1B		0-0 F9			0-0 S 1B		
Freddie Patek, R (1, 6) OBP: 0.298, SLG: 0.304		0-0 G6-4-3			0-0 F9		0-0 F8		
Dick Drago, R (1, 1) Ted Abernathy, R (8, 1) OBP: 0.148, SLG: 0.055			0-0 F7		0-3 K		0-0 6-3		

Inning Stats	R: 0	H: 0	E: 0	K: 1	S: 5	R: 0	H: 2	E: 0	K: 0	S: 4	R: 1	H: 1	E: 0	K: 0	S: 4	R: 0	H: 0	E: 0	K: 1	S: 5	R: 0	H: 0	E: 0	K: 1	S: 5	R: 1	H: 2	E: 0	K: 0	S: 5	R: 0	H: 0	E: 0	K: 0	S: 2	R: 0	H: 0	E: 0	K: 0	S: 2
	LOB: 1	BB: 1	P: 9	LOB: 1	BB: 0	P: 4	LOB: 1	BB: 0	P: 4	LOB: 1	BB: 0	P: 4	LOB: 0	BB: 0	P: 5	LOB: 0	BB: 0	P: 5	LOB: 0	BB: 0	P: 5	LOB: 0	BB: 0	P: 5	LOB: 0	BB: 0	P: 3	LOB: 1	BB: 0	P: 5	LOB: 1	BB: 0	P: 5	LOB: 1	BB: 2	P: 10	LOB: 1	BB: 2	P: 10	

PITCHER	IP	WLS	BF	H	R	ER	SO	BB	IBB	HBP	BLK	WP	HR	S	P	ERA	WHIP
Skip Lockwood, R (1, 1) ERA: 3.72	7.0	L	27	5	2	2	3	2	0	0	0	0	1	31	39	2.57	1.000
Ken Sanders, R (8, 1) ERA: 3.69	1.0		4	0	0	0	0	2	0	0	0	0	0	2	10	0.00	2.000

BOTTOM

Milwaukee Brewers @ Kansas City Royals
Municipal Stadium, Kansas City, MO

Sat Aug 19 1972, 4:33 AM EDT
Att: 10,182 - Unknown - 93 F

AB	R	H	RBI	BB	SO	LOB
3	1	0	0	1	0	0
3	0	0	0	1	1	1
2	0	1	1	2	0	0
0	0	0	0	0	0	0
4	0	0	0	0	0	3
3	1	1	1	0	0	0
3	0	1	0	0	1	0
3	0	2	0	0	0	0
3	0	0	0	0	0	3
3	0	0	0	0	1	1
0	0	0	0	0	0	0

AB	27
R	2
H	5
RBI	2
BB	4
SO	3
LOB	8

livebaseballscorecards.com



WP	PA
0	31

Batter	1	2	3	4	5	6	7	8	9	AB R H RBI BB SO LOB	TOP											
Rick Auerbach, R (1, 6) OBP: 0.297, SLG: 0.287	0-0 5-3		0-0 1B 1-2		0-0 6-3			0-0 1B S 1B		4 1 2 0 0 0 1	Milwaukee Brewers @ Kansas City Royals Municipal Stadium, Kansas City, MO Sun Aug 20 1972, 4:33 AM EDT Att: 8,908 - Unknown - 95 F livebaseballscorecards.com											
Syd O'Brien, R (1, 5) OBP: 0.273, SLG: 0.288	0-0 5-3		0-0 1B 1-2 2-H		0-0 L8		0-0 K	0-3 K 1-2		4 0 1 1 0 1 1												
John Briggs, L (1, 8) (7, 7) OBP: 0.359, SLG: 0.455	0-0 1-3		0-0 F8		0-0 4-3		0-0 E 1B 2-H	0-0 1B		4 0 1 1 0 0 2												
George Scott, R (1, 3) OBP: 0.310, SLG: 0.403		0-0 6-3		0-0 6-3		0-0 6-3		0-0 FC6 2-3		4 0 0 0 0 0 1												
Ollie Brown, R (1, 9) OBP: 0.316, SLG: 0.332		0-0 5-3		0-0 F7			0-0 5-3	4-0 G4-6-3 IBB		3 0 0 0 1 0 0												
Joe Lahoud, L (1, 7) Dave May, L (7, 8) OBP: 0.324, SLG: 0.355 OBP: 0.293, SLG: 0.331		0-0 4-3		0-0 4-3			0-0 6-3 1B	0-0 G4-6-3 1-2f		3 0 1 0 0 0 0 1 0 0 0 0 0 3												
Ellie Rodriguez, R (1, 2) OBP: 0.375, SLG: 0.372			0-0 FC6-4 1B		0-0 SH1-4 1B		0-0 6-3 1-2	0-0 F9		4 0 2 0 0 0 1												
Bob Heise, R (1, 4) OBP: 0.296, SLG: 0.307			0-0 FC6-4 1B 1-2f		0-0 F5		4-0 IBB	0-0 F7		3 1 0 0 1 0 2												
Jim Colborn, R (1, 1) OBP: 0.111, SLG: 0.185 Ken Brett, L (8, 1) OBP: 0.257, SLG: 0.265 Brock Davis, L (9, PH) OBP: 0.368, SLG: 0.328 Frank Linzy, R (9, 1) OBP: 0.143, SLG: 0.143			0-3 K		0-0 SH1-4		0-3 K	0-0 4-3		2 0 0 0 0 2 3 0 0 0 0 0 0 0 1 0 0 0 0 0 0 0 0 0 0 0 0 0												
Inning Stats	R: 0 E: 0 K: 0 S: 3	H: 0 LOB: 0 BB: 0 P: 3	R: 0 E: 0 K: 0 S: 3	H: 0 LOB: 0 BB: 0 P: 3	R: 1 E: 0 K: 1 S: 8	H: 3 LOB: 2 BB: 0 P: 8	R: 0 E: 0 K: 0 S: 3	H: 0 LOB: 0 BB: 0 P: 3	R: 0 E: 0 K: 0 S: 4	H: 1 LOB: 1 BB: 0 P: 4		R: 0 E: 0 K: 0 S: 3	H: 0 LOB: 0 BB: 0 P: 3	R: 0 E: 0 K: 1 S: 6	H: 1 LOB: 2 BB: 1 P: 10	R: 1 E: 1 K: 1 S: 7	H: 2 LOB: 2 BB: 1 P: 11	R: 0 E: 0 K: 0 S: 3	H: 0 LOB: 0 BB: 0 P: 3	1B: 7 2B: 0 3B: 0 HR: 0	SF: 0 SAC: 1 DP: 1 HBP: 0	WP: 0 PB: 0 SB: 1 CS: 0
PITCHER	IP WLS BF H R ER SO BB IBB HBP BLK WP HR S P ERA WHIP																					
Bruce Dal Canton, R (1, 1) ERA: 3.25	7.0 L 27 5 1 1 2 0 1 0 0 0 0 0 30 34 1.29 0.714																					
Al Fitzmorris, R (8, 1) ERA: 3.56	0.1 2 1 1 1 1 0 0 0 0 0 0 0 4 4 27.00 3.000																					
Norm Angelini, L (8, 1) ERA: 1.17	0.0 1 1 0 0 0 0 0 0 0 0 0 0 1 1 ∞ ∞																					
Ted Abernathy, R (8, 1) ERA: 1.43	1.2 6 0 0 0 0 0 0 1 0 0 0 0 5 9 0.00 0.000																					

Batter	1	2	3	4	5	6	7	8	9	AB	R	H	RBI	BB	SO	LOB
Paul Schaal, R OBP: 0.298, SLG: 0.301 (1, 5)	0-0 BB 1B		0-3 K		0-0 F5		0-0 FC6-4 1B		0-0 F8	5	0	2	0	0	1	1
Amos Otis, R OBP: 0.362, SLG: 0.421 (1, 8)	0-0 F9		0-0 F9			0-0 L8	0-0 FC6-4			4	0	0	0	0	0	3
Richie Scheinblum, S OBP: 0.393, SLG: 0.453 Joe Keough, L OBP: 0.309, SLG: 0.213 (1, 9) (8, PR) (9, 9)	4-0 BB 1-2		0-3 K			0-0 1B 1B		0-0 E1 G6-4-3		3	0	1	0	1	1	0
Lou Piniella, R OBP: 0.355, SLG: 0.452 (1, 7)	0-0 F3			0-0 F7		0-0 1B		0-0 G6-4-3		4	0	1	0	0	0	3
John Mayberry, L OBP: 0.365, SLG: 0.426 (1, 3)	0-0 G3			0-3 K		0-0 F5		0-0 1B 2B		4	1	1	0	0	1	4
Cookie Rojas, R OBP: 0.342, SLG: 0.362 (1, 4)		0-0 4-6-3		0-0 F7		0-0 F2		0-0 1B		4	0	1	1	0	0	2
Ed Kirkpatrick, L OBP: 0.380, SLG: 0.412 (1, 2)		0-0 F8			0-0 1B 1B		0-0 G3	0-3 K		4	0	1	0	0	1	1
Freddie Patek, R OBP: 0.303, SLG: 0.305 Gail Hopkins, L OBP: 0.300, SLG: 0.254 (1, 6) (9, PH)		4-0 BB			0-0 CS 1B		4-0 1B BB		0-0 5-3	1	0	1	0	2	0	0
Bruce Dal Canton, R OBP: 0.185, SLG: 0.108 Steve Hovey, L OBP: 0.348, SLG: 0.375 Al Fitzmorris, S OBP: 0.320, SLG: 0.190 Norm Angelini, L OBP: 0.300, SLG: 0.254 Ted Abernathy, R OBP: 0.300, SLG: 0.295 (1, 1) (7, PH) (8, 1) (8, 1) (8, 1) (9, PH)		0-3 K			0-3 K		0-0 F4		0-0 4-3	2	0	0	0	0	2	3

Inning Stats	R: 0	H: 1	E: 0	LOB: 2	K: 0	BB: 1	S: 4	P: 8	R: 0	H: 0	E: 0	LOB: 1	K: 1	BB: 1	S: 5	P: 9	R: 0	H: 0	E: 0	LOB: 0	K: 2	BB: 0	S: 7	P: 7	R: 0	H: 2	E: 0	LOB: 1	K: 1	BB: 0	S: 6	P: 6	R: 0	H: 2	E: 0	LOB: 2	K: 0	BB: 0	S: 5	P: 5	R: 0	H: 1	E: 0	LOB: 2	K: 0	BB: 1	S: 4	P: 8	R: 1	H: 2	E: 1	LOB: 1	K: 1	BB: 0	S: 7	P: 7	R: 0	H: 0	E: 0	LOB: 0	K: 0	BB: 0	S: 3	P: 3	1B: 7	SF: 0	2B: 1	SAC: 0	3B: 0	DP: 1	HR: 0	HBP: 0	WP: 0	PA: 37
--------------	------	------	------	--------	------	-------	------	------	------	------	------	--------	------	-------	------	------	------	------	------	--------	------	-------	------	------	------	------	------	--------	------	-------	------	------	------	------	------	--------	------	-------	------	------	------	------	------	--------	------	-------	------	------	------	------	------	--------	------	-------	------	------	------	------	------	--------	------	-------	------	------	-------	-------	-------	--------	-------	-------	-------	--------	-------	--------


PITCHER	IP	WLS	BF	H	R	ER	SO	BB	IBB	HBP	BLK	WP	HR	S	P	ERA	WHIP
Jim Colborn, R ERA: 2.88 (1, 1)	7.2	W	33	8	1	1	5	3	0	0	0	0	0	40	52	1.17	1.435
Ken Brett, L ERA: 4.8 (8, 1)	0.1		1	0	0	0	1	0	0	0	0	0	0	3	3	0.00	0.000
Frank Linzy, R ERA: 2.74 (9, 1)	1.0	S	3	0	0	0	0	0	0	0	0	0	0	3	3	0.00	0.000

BOTTOM

Milwaukee Brewers @ Kansas City Royals
Municipal Stadium, Kansas City, MO

Sun Aug 20 1972, 4:33 AM EDT
Att. 8,908 - Unknown - 95 F

AB	34
R	1
H	8
RBI	1
BB	3
SO	6
LOB	18



WP	PA	ERA	WHIP
0	37		

Batter	1	2	3	4	5	6	7	8	9	AB R H RBI BB SO LOB	TOP											
Tommy Harper, R (1, 8) OBP: 0.355, SLG: 0.419	0-3 K		0-0 E 1B	4-0 BB	0-0 F3		0-0 FC8-4		4-0 HBP BB	4 1 1 1 2 1 2												
Luis Aparicio, R (1, 6) OBP: 0.314, SLG: 0.357	0-0 G1-6-3 1B		0-0 E2 HR 1B	0-0 B2		0-0 F9	0-0 6-3		0-0 F4	6 1 2 0 0 0 5												
Carl Yastrzemski, L (1, 3) OBP: 0.340, SLG: 0.329 Danny Cater, R (9, PR) OBP: 0.273, SLG: 0.377	0-0 G1-6-3 1-2f		0-0 HR	0-3 K		0-0 1B		0-0 6-3	1-0 HBP	5 1 2 2 0 1 3 0 0 0 0 0 0 0												
Reggie Smith, S (1, 9) OBP: 0.356, SLG: 0.472		0-0 G3	0-0 3-1	0-0 L8		0-0 F8		0-0 6-3	0-0 F7	6 0 0 0 0 0 6												
Rico Petrocelli, R (1, 5) OBP: 0.345, SLG: 0.389		0-0 1B 1B	4-0 BB		4-0 3B BB	0-0 1-3		0-0 E6 1B		3 2 1 0 2 0 1												
Carlton Fisk, R (1, 2) OBP: 0.372, SLG: 0.579		0-0 1B	0-3 K		0-0 SF8 3B		4-0 1B BB	0-0 1B		4 2 3 2 1 1 1												
Ben Oglivie, L (1, 7) OBP: 0.297, SLG: 0.426		0-0 F4		0-0 2B 3B	0-0 4-3		0-0 4-3	0-0 P1		5 1 1 0 0 0 5												
John Kennedy, R (1, 4) OBP: 0.330, SLG: 0.359		0-0 L8		0-0 E 2B	0-0 SF8		0-0 1B FC8-4 1B	4-0 HBP BB BB	4-0 HBP BB BB	3 2 2 2 1 0 2												
Marty Pattin, R (1, 1) OBP: 0.161, SLG: 0.246 Don Newhauser, R (9, 1)			0-0 F8	0-0 SH	0-0 BB BB BB	4-0 BB	0-0 FC8-4 1B	0-3 K	0-3 K	3 0 1 1 1 1 1 0 0 0 0 0 0 0												
Inning Stats	R: 0 E: 0 K: 1 S: 5	H: 1 LOB: 0 BB: 0 P: 5	R: 0 E: 0 K: 0 S: 5	H: 2 LOB: 2 BB: 0 P: 5	R: 3 E: 1 K: 1 S: 8	H: 3 LOB: 1 BB: 1 P: 12	R: 2 E: 1 K: 1 S: 8	H: 2 LOB: 2 BB: 1 P: 12	R: 2 E: 0 K: 0 S: 4	H: 1 LOB: 1 BB: 2 P: 12	R: 0 E: 0 K: 0 S: 4	H: 1 LOB: 1 BB: 0 P: 4	R: 2 E: 1 K: 0 S: 5	H: 2 LOB: 1 BB: 1 P: 9	R: 1 E: 1 K: 0 S: 5	H: 1 LOB: 1 BB: 0 P: 5	R: 0 E: 0 K: 1 S: 5	H: 0 LOB: 3 BB: 2 P: 14	1B: 9 2B: 1 3B: 2 HR: 1	SF: 1 SAC: 1 DP: 1 HBP: 1	WP: 0 PB: 0 SB: 0 CS: 0	PA: 49
PITCHER	IP WLS BF H R ER SO BB IBB HBP BLK WP HR S P ERA WHIP																					
Mike Hedlund, R (1, 1) ERA: 3.91	3.0 L 18 8 5 4 2 1 0 0 0 0 0 1 21 25 12.00 3.000																					
Mike Jackson, L (4, 1) ERA: 6.75	2.0 10 1 2 2 1 3 0 0 0 0 0 0 9 21 9.00 2.000																					
Al Fitzmorris, R (6, 1) ERA: 3.58	2.0 10 3 2 1 0 1 0 0 0 0 0 0 9 13 4.50 2.000																					
Tom Burgmeier, L (8, 1) ERA: 3.6	2.0 11 1 1 0 1 2 0 1 0 0 0 0 10 19 0.00 1.500																					

Boston Red Sox @ Kansas City Royals
Municipal Stadium, Kansas City, MO

Tue Aug 22 1972, 8:05 PM EDT
Att: 9,058 - Unknown - 76 F

AB	39
R	10
H	13
RBI	8
BB	7
SO	4
LOB	26



livebaseballscorecards.com

Batter	1	2	3	4	5	6	7	8	9	AB R H RBI BB SO LOB
Freddie Patek, R OBP: 0.301, SLG: 0.302 (1, 6) X	0-0 6-3 (1)		0-3 K (2)		4-0 BB		0-0 F9 (3)		0-0 L8 (2)	4 0 0 0 1 1 1
Amos Otis, R OBP: 0.360, SLG: 0.418 (1, 8) X	0-0 1-3 (2)		0-0 L7 (3)		0-0 5-3 (3)			0-0 L4 (1) X	0-0 1B 1B	5 1 1 0 0 0 2
Richie Scheinblum, S OBP: 0.398, SLG: 0.456 (1, 9) X	0-0 1B			0-0 HR 1B		0-0 L8 (1)		4-0 1B 1B 1B BB	0-0 1B 2B 1B	4 3 3 0 1 0 0
John Mayberry, L OBP: 0.368, SLG: 0.437 (1, 3) X	0-0 F5 (3)			0-0 HR		0-0 4-3 (2)		0-0 1B 1B	0-0 2B 1B	5 3 3 3 0 0 1
Ed Kirkpatrick, L OBP: 0.379, SLG: 0.411 (1, 2)		0-0 L9 (1)		0-0 6-3 (1)		0-0 1B 1B		0-0 1B	0-0 2B	3 0 1 0 0 0 0
Carl Taylor, R OBP: 0.327, SLG: 0.348 (8, 2)								1-2 2-3 1B	1-H 3-H 2B	2 0 2 2 0 0 0
Cookie Rojas, R OBP: 0.342, SLG: 0.362 (1, 4)		0-0 6-3 (2)		0-0 1-3 (2)		0-0 1B		0-0 F5 (2) X	0-0 F3 (3)	3 0 1 0 0 0 0
Bobby Floyd, R OBP: 0.210, SLG: 0.202 (8, 4)										0 0 0 0 0 0 0
Gail Hopkins, L OBP: 0.296, SLG: 0.250 (8, PH)										1 0 0 0 0 0 3
Bobby Knoop, R OBP: 0.315, SLG: 0.266 (9, 4)						1-2 1B				1 0 0 0 0 0 1
Lou Piniella, R OBP: 0.354, SLG: 0.450 (1, 7)		0-3 K (3)		0-0 5-3 (3)		0-0 P9 (3)		0-0 FC4-6 1B		4 0 1 2 0 1 2
Paul Schaal, R OBP: 0.297, SLG: 0.300 (1, 5)			0-0 SH1-4 1B		0-0 F8 (1)		0-0 5-3 (1) X	0-0 FC4-6 (3)		4 0 1 0 0 0 2
Mike Hedlund, R OBP: 0.194, SLG: 0.194 (4, 1)			0-0 SH1-4 (1)		0-0 L9 (2)		0-0 F4 (2)		0-0 F6 (1)	0 0 0 0 0 0 0
Joe Keough, L OBP: 0.304, SLG: 0.208 (5, PH)										0 0 0 0 0 0 0
Al Fitzmorris, S OBP: 0.323, SLG: 0.190 (8, 1)										1 0 0 0 0 0 0
Steve Hovley, L OBP: 0.345, SLG: 0.372 (7, PH)										0 0 0 0 0 0 0
Tom Burgmeier, L OBP: 0.364, SLG: 0.364 (8, 1)			1-2							1 0 0 0 0 0 0
Jerry May, R OBP: 0.286, SLG: 0.286 (9, PH)										1 0 0 0 0 0 0

BOTTOM

Boston Red Sox @ Kansas City Royals
 Municipal Stadium, Kansas City, MO

Tue Aug 22 1972, 8:05 PM EDT
 Att. 9,058 - Unknown - 76 F

AB	39
R	7
H	13
RBI	7
BB	2
SO	2
LOB	12



WP: 0	PA: 42
PB: 0	
SB: 0	
CS: 0	

Inning Stats		R	H	E	K	S	IP	WLS	BF	H	R	ER	SO	BB	IBB	HBP	BLK	WP	HR	S	P	ERA	WHIP
Marty Pattin, R ERA: 3.75 (1, 1)		0	1	0	0	4	8.2	W	41	13	7	7	2	2	0	0	0	0	0	0	0	7.27	1.731
Don Newhauser, R ERA: 2.83 (9, 1)		0	0	0	0	0	0.1	S	1	0	0	0	0	0	0	0	0	0	0	0	0	0.00	0.000

Batter	1	2	3	4	5	6	7	8	9	AB R H RBI BB SO LOB	TOP
Tommy Harper, R (1, 8) OBP: 0.352, SLG: 0.415	0-0 5-3		0-0 B1-3			0-3 K			0-0 L7	4 0 0 0 0 1 1	Boston Red Sox @ Kansas City Royals Municipal Stadium, Kansas City, MO Wed Aug 23 1972, 8:05 PM EDT Att: 9,380 - Unknown - 79 F livebaseballscorecards.com
Luis Aparicio, R (1, 6) OBP: 0.309, SLG: 0.352	0-0 6-3			0-0 6-3			0-0 F8		0-0 1-3	4 0 0 0 0 0 0	
Carl Yastrzemski, L (1, 3) OBP: 0.337, SLG: 0.326	0-0 L7			0-0 F6			0-0 4-3			3 0 0 0 0 0 0	
Reggie Smith, S (1, 9) OBP: 0.354, SLG: 0.468		0-3 K		0-0 4-3			0-0 4-3			3 0 0 0 0 1 0	
Rico Petrocelli, R (1, 5) OBP: 0.342, SLG: 0.386		0-3 K			0-0 P9			0-0 F8		3 0 0 0 0 1 0	
Carlton Fisk, R (1, 2) OBP: 0.369, SLG: 0.574		0-3 K			0-0 6-3			0-3 K		3 0 0 0 0 2 0	
Ben Oglivie, L (1, 7) OBP: 0.298, SLG: 0.424			0-3 K		0-0 F4			0-0 FC5-4 1B		3 0 1 0 0 1 0	
John Kennedy, R (1, 4) OBP: 0.325, SLG: 0.353			0-0 F8			0-3 K		0-0 FC5-4 1-2f		3 0 0 0 0 1 1	
Sonny Siebert, R (1, 1) OBP: 0.261, SLG: 0.266 John Curtis, L (8, 1) OBP: 0.146, SLG: 0.125 Bob Burda, L (9, PH) OBP: 0.241, SLG: 0.260			4-0 BB			0-3 K2-3			0-3 K	1 0 0 0 1 1 0 0 0 0 0 0 0 0 1 0 0 0 0 1 0	
Inning Stats	R: 0 E: 0 K: 0 S: 3 H: 0 LOB: 0 BB: 0 P: 3	R: 0 E: 0 K: 3 S: 9 H: 0 LOB: 0 BB: 0 P: 9	R: 0 E: 0 K: 1 S: 5 H: 0 LOB: 1 BB: 1 P: 9	R: 0 E: 0 K: 0 S: 3 H: 0 LOB: 0 BB: 0 P: 3	R: 0 E: 0 K: 0 S: 3 H: 0 LOB: 0 BB: 0 P: 3	R: 0 E: 0 K: 3 S: 9 H: 0 LOB: 0 BB: 0 P: 9	R: 0 E: 0 K: 0 S: 3 H: 0 LOB: 0 BB: 0 P: 3	R: 0 E: 0 K: 1 S: 6 H: 1 LOB: 1 BB: 0 P: 6	R: 0 E: 0 K: 1 S: 5 H: 0 LOB: 0 BB: 0 P: 5	1B: 1 2B: 0 3B: 0 HR: 0 SF: 0 SAC: 0 DP: 0 HBP: 0	WP: 0 PB: 0 SB: 0 CS: 0 PA: 29
PITCHER Roger Nelson, R (1, 1) ERA: 1.75	IP WLS BF H R ER SO BB IBB HBP BLK WP HR S P ERA WHIP										
	9.0 W 29 1 0 0 9 1 0 0 0 0 0 0 46 50 0.00 0.222										



Batter	1	2	3	4	5	6	7	8	9
Freddie Patek, R OBP: 0.299, SLG: 0.299 (1, 6) X	0-0 5-3 ①		0-3 K ③			0-0 5-3 ①		0-0 6-3 ①	
Amos Otis, R OBP: 0.364, SLG: 0.423 (1, 8) X	0-0 5-3 ②			4-0 S BB		0-0 HR 1B		0-0 2B	
Richie Scheinblum, S OBP: 0.400, SLG: 0.456 (1, 9) H	1-0 1B HBP			0-0 F5 ①		0-0 F7 ②		0-0 F9 ②	
Steve Hoyley, L OBP: 0.338, SLG: 0.364 (1, PR) (2, 9)				0-0 F6 ②		4-0 HR BB		0-0 F6 ③	
John Mayberry, L OBP: 0.369, SLG: 0.436 (1, 3) X	0-0 1B 1-2			0-0 F3 ③		0-0 HR 1-H 2-H			
Ed Kirkpatrick, L OBP: 0.379, SLG: 0.420 (1, 2) X		0-0 3-1 ①				0-0 1-3 ③			
Cookie Rojas, R OBP: 0.340, SLG: 0.359 (1, 4) X		0-0 6-3 ②				0-0 P9			
Lou Piniella, R OBP: 0.352, SLG: 0.447 (1, 7) X		0-3 K ③				0-0 5-3 ②		0-0 F9 ①	
Paul Schaal, R OBP: 0.297, SLG: 0.307 (1, 5) X			0-0 5-3 ①			0-0 3B		0-0 6-3 ②	
Roger Nelson, R OBP: 0.143, SLG: 0.118 (1, 1) X			0-3 K ②			0-0 5-3 ③		0-3 K ③	

Inning Stats	R: 0	H: 1	E: 0	K: 0	S: 3	LOB: 1	BB: 0	P: 4
	R: 0	H: 0	E: 0	K: 1	S: 5 <td>LOB: 0</td> <td>BB: 0</td> <td>P: 5 </td>	LOB: 0	BB: 0	P: 5
	R: 0	H: 0	E: 0	K: 2	S: 7 <td>LOB: 0</td> <td>BB: 0</td> <td>P: 7 </td>	LOB: 0	BB: 0	P: 7
	R: 0	H: 0	E: 0	K: 0	S: 3 <td>LOB: 1</td> <td>BB: 1</td> <td>P: 7 </td>	LOB: 1	BB: 1	P: 7
	R: 0	H: 1	E: 0	K: 0	S: 4 <td>LOB: 1</td> <td>BB: 0</td> <td>P: 4 </td>	LOB: 1	BB: 0	P: 4
	R: 3	H: 2	E: 0	K: 0	S: 5 <td>LOB: 0</td> <td>BB: 1</td> <td>P: 9 </td>	LOB: 0	BB: 1	P: 9
	R: 0	H: 0	E: 0	K: 1	S: 5 <td>LOB: 0</td> <td>BB: 0</td> <td>P: 5 </td>	LOB: 0	BB: 0	P: 5
	R: 0	H: 1	E: 0	K: 0	S: 4 <td>LOB: 1</td> <td>BB: 0</td> <td>P: 4 </td>	LOB: 1	BB: 0	P: 4

PITCHER	IP	WLS	BF	H	R	ER	SO	BB	IBB	HBP	BLK	WP	HR	S	P	ERA	WHIP
Sonny Siebert, R ERA: 3.31 (1, 1)	7.0	L	27	4	3	3	4	2	0	1	0	0	1	32	41	3.86	0.857
John Curtis, L ERA: 3.87 (8, 1)	1.0		4	1	0	0	0	0	0	0	0	0	0	4	4	0.00	1.000

BOTTOM

Boston Red Sox @ Kansas City Royals
Municipal Stadium, Kansas City, MO

Wed Aug 23 1972, 8:05 PM EDT
Att. 9,380 - Unknown - 79 F

AB	R	H	RBI	BB	SO	LOB
4	0	0	0	0	1	0
3	1	2	0	1	0	0
0	0	0	0	0	0	0
3	0	0	0	0	0	3
3	1	1	0	1	0	2
3	1	1	3	0	0	1
3	0	0	0	0	0	0
3	0	0	0	0	1	0
3	0	1	0	0	0	0
3	0	0	0	0	2	1

AB	28
R	3
H	5
RBI	3
BB	2
SO	4
LOB	7



WP	PA
0	31

1B	SF	WP	PA
2	0	0	31
2B	SAC	PB	
1	0	0	
3B	DP	SB	
1	0	2	
HR	HBP	CS	
1	1	0	

Batter	1	2	3	4	5	6	7	8	9	AB R H RBI BB SO LOB	TOP
Freddie Patek, R (1, 6) OBP: 0.295, SLG: 0.295	0-0 F4		0-0 5-3		0-0 5-3		0-0 L1		0-0 FC6-4	5 0 0 0 0 0 2	Kansas City Royals @ New York Yankees Yankee Stadium, Bronx, NY Fri Aug 25 1972, 7:05 PM EDT Unknown - 86 F livebaseballscorecards.com
Amos Otis, R (1, 8) OBP: 0.365, SLG: 0.422	0-0 G3 1B		0-0 6-3		0-0 F8			4-0 1B BB	3 1 1 0 1 0 0		
Richie Scheinblum, S (1, 9) OBP: 0.396, SLG: 0.451	0-0 G3 1-2		0-0 L9			0-0 L3-1		0-0 F8	4 0 0 0 0 0 2		
John Mayberry, L (1, 3) OBP: 0.370, SLG: 0.437	0-0 FC6-4 2-H 1B			0-0 F5		0-0 L8		0-0 1-3 1B	4 0 2 1 0 0 0		
Ed Kirkpatrick, L (1, 2) OBP: 0.380, SLG: 0.420	0-0 FC6-4 1-2f			0-0 2B 1B		H 1-0 FC6-4 HBP		0-0 L7	3 0 1 0 0 0 3		
Cookie Rojas, R (1, 4) OBP: 0.339, SLG: 0.361		0-0 P4		0-0 G5-3 1-3 2B		X 0-0 FC6-4 1-2f		0-0 L6	4 0 1 0 0 0 3		
Lou Piniella, R (1, 7) OBP: 0.355, SLG: 0.448		0-0 1B		4-0 IBB		X 0-0 F8		0-0 FC6-4 1B	3 0 2 0 1 0 0		
Paul Schaal, R (1, 5) OBP: 0.294, SLG: 0.303		0-0 F8		0-0 G5-3 2-3f		X 0-0 F7		0-3 K	4 0 0 0 0 1 5		
Paul Splitterff, L (1, 1) OBP: 0.246, SLG: 0.281 Al Fitzmorris, S (7, 1) OBP: 0.320, SLG: 0.190 Norm Angelini, L (8, 1) Carl Taylor, R (9, PH) OBP: 0.321, SLG: 0.340		0-0 F9			0-0 4-3		X 0-0 1B	0-0 FC6-4 1-2f	3 0 1 0 0 0 1 0 0 0 0 0 0 0 0 0 0 0 0 0 0 1 0 0 0 0 0 1		
Inning Stats	R: 1 E: 0 K: 0 S: 5 H: 2 LOB: 1 BB: 0 P: 5	R: 0 E: 0 K: 0 S: 4 H: 1 LOB: 1 BB: 0 P: 4	R: 0 E: 0 K: 0 S: 3 H: 0 LOB: 0 BB: 0 P: 3	R: 0 E: 0 K: 0 S: 4 H: 2 LOB: 2 BB: 1 P: 8	R: 0 E: 0 K: 0 S: 3 H: 0 LOB: 0 BB: 0 P: 3	R: 0 E: 0 K: 0 S: 3 H: 0 LOB: 1 BB: 0 P: 4	R: 0 E: 0 K: 0 S: 4 H: 1 LOB: 1 BB: 0 P: 4	R: 0 E: 0 K: 0 S: 4 H: 1 LOB: 2 BB: 1 P: 8	R: 0 E: 0 K: 1 S: 6 H: 1 LOB: 1 BB: 0 P: 6	1B: 7 2B: 1 3B: 0 HR: 0 SF: 0 SAC: 0 DP: 1 HBP: 1	WP: 0 PB: 0 SB: 0 CS: 0 PA: 37
PITCHER	IP WLS BF H R ER SO BB IBB HBP BLK WP HR S P ERA WHIP	IP WLS BF H R ER SO BB IBB HBP BLK WP HR S P ERA WHIP									
Steve Kline, R (1, 1) ERA: 1.61 Sparky Lyle, L (8, 1) ERA: 1.28	7.1 31 7 1 1 0 0 1 1 1 0 0 0 28 37 1.23 1.091	1.2 6 1 0 0 1 0 0 0 0 0 0 0 8 8 0.00 0.600									



Batter	1	2	3	4	5	6	7	8	9
Horace Clarke, S (1, 4) OBP: 0.316, SLG: 0.282	4-0 G6-4-3 BB		0-0 L8			0-0 1-2 G6-3 1B		0-0 L8	
Thurman Munson, R (1, 2) OBP: 0.354, SLG: 0.371	0-0 G6-4-3 1-2f		0-0 1-3			0-0 1-2f 2-3 G6-3		4-0 1B 1B BB	
Roy White, S (1, 7) OBP: 0.395, SLG: 0.377	4-0 S BB			0-0 4-3		4-0 BB		0-0 F8 1B 1B	
Felipe Alou, R (1, 3) OBP: 0.329, SLG: 0.381	0-3 K 1-2			0-0 G4-6-3 1B		0-0 L9		0-0 1-2 1B 1B	
Bobby Murcer, L (1, 8) OBP: 0.352, SLG: 0.505		0-0 F9		0-0 G4-6-3 1-2f			0-0 HR	0-0 F8 2-3	
Ron Swoboda, R (1, 9) OBP: 0.345, SLG: 0.347		0-3 K			0-0 6-3		0-0 1B SH3 B2-3 1B	4-0 1B 1B BB	
Celerino Sanchez, R (1, 5) OBP: 0.284, SLG: 0.273		4-0 FC6-4 BB			0-0 L9		0-0 SH3	0-0 1-3 2-H 3-H 1B	
Gene Michael, S (1, 6) OBP: 0.268, SLG: 0.268		0-0 FC6-4 1-2f			0-0 6-3		0-0 2-3 1B	0-0 L5	
Steve Kline, R (1, 1) OBP: 0.147, SLG: 0.079			0-0 L3			4-0 G6-3 1B BB	0-0 B2-3 3-Hf		
Sparky Lyle, L (8, 1) OBP: 0.176, SLG: 0.188									

AB	R	H	RBI	BB	SO	LOB
3	0	1	0	1	0	0
3	1	0	0	1	0	3
2	1	1	0	2	0	0
4	1	2	1	0	1	3
4	1	1	1	0	0	3
3	0	1	0	1	1	0
2	0	1	2	1	0	0
4	0	1	0	0	0	3
2	0	0	0	1	0	2
0	0	0	0	0	0	0
1B: 7	SF: 0					
2B: 1	SAC: 1					
3B: 0	DP: 4					
HR: 1	HBP: 0					

BOTTOM

Kansas City Royals @ New York Yankees
 Yankee Stadium, Bronx, NY
 Fri Aug 25 1972, 7:05 PM EDT
 Unknown - 86 F

AB	27
R	4
H	8
RBI	4
BB	7
SO	2
LOB	14



Inning Stats	R: 0	H: 0	E: 0	K: 1	S: 4	LOB: 1	BB: 2	P: 12	R: 0	H: 0	E: 0	K: 1	S: 5	LOB: 1	BB: 1	P: 9	R: 0	H: 0	E: 0	K: 0	S: 3	LOB: 0	BB: 0	P: 3	R: 0	H: 1	E: 0	K: 0	S: 3	LOB: 0	BB: 0	P: 3	R: 0	H: 0	E: 0	K: 0	S: 3	LOB: 0	BB: 0	P: 3	R: 0	H: 1	E: 0	K: 0	S: 3	LOB: 2	BB: 2	P: 11	R: 1	H: 3	E: 0	K: 0	S: 5	LOB: 1	BB: 0	P: 5	R: 3	H: 3	E: 0	K: 0	S: 6	LOB: 2	BB: 2	P: 14
PITCHER	IP	WLS	BF	H	R	ER	SO	BB	IBB	HBP	BLK	WP	HR	S	P	ERA	WHIP																																															
Paul Splittorf, L (1, 1) ERA: 3.49	6.1		26	5	1	1	2	5	0	0	0	0	0	25	45	1.42	1.579																																															
Al Fitzmorris, R (7, 1) ERA: 3.84	1.0	L	5	2	3	3	0	1	0	0	0	0	0	4	8	27.00	3.000																																															
Norm Angelini, L (8, 1) ERA: 1.08	0.2		4	1	0	0	0	1	0	0	0	0	0	3	7	0.00	3.000																																															

WP	PA	ERA	WHIP
0	35		
0			
1			
0			

Batter	1	2	3	4	5	6	7	8	9	AB R H RBI BB SO LOB	TOP									
Freddie Patek, R (1, 6) OBP: 0.296, SLG: 0.295	0-0 F9		0-0 6-3		4-0 HR BB		0-0 F4		0-0 2-H 1B	4 1 1 1 1 0 1	Kansas City Royals @ New York Yankees Yankee Stadium, Bronx, NY Fri Aug 25 1972, 7:05 PM EDT Att. 15,466 - Unknown - 81 F									
Amos Otis, R (1, 8) OBP: 0.365, SLG: 0.429	0-0 CS 1B		0-0 F2		0-0 1-H HR		0-0 L8		0-0 L7	5 1 2 2 0 0 2										
Richie Scheinblum, S (1, 9) OBP: 0.392, SLG: 0.445	0-3 K 1-2			0-0 F2	0-3 K		0-0 F8			4 0 0 0 0 2 1										
Lou Piniella, R (1, 7) OBP: 0.354, SLG: 0.446		0-0 F7		0-0 F7		0-3 K		0-0 G3-6-3 1B		4 0 1 0 0 1 0										
Carl Taylor, R (1, 2) OBP: 0.333, SLG: 0.340		0-0 F3		0-0 S 1B		4-0 HR BB		0-3 K		3 1 1 0 1 1 1										
John Mayberry, L (1, 3) OBP: 0.374, SLG: 0.445		4-0 BB		4-0 1-2 BB		0-0 1-H HR		0-0 G3-6-3 1-2f		2 1 1 2 2 0 1										
Paul Schaal, R (1, 5) OBP: 0.296, SLG: 0.303		0-3 K		0-0 1-3		1-0 HBP			0-0 5-3 1B 1B	3 1 1 0 0 1 3										
Bobby Knoop, R (1, 4) OBP: 0.312, SLG: 0.265			0-0 SH1-4 1B		0-0 4-3	0-3 K			0-0 5-3	4 0 1 0 0 1 2										
Mike Jackson, L (1, 1)			0-0 SH1-4		0-3 K	0-3 K			0-0 6-3	2 0 0 0 0 2 1										
Ted Abernathy, R (8, 1)			1-2 K							1 0 0 0 0 0 1										
Inning Stats	R: 0 E: 0 K: 1 S: 5	H: 1 LOB: 0 BB: 0 P: 5	R: 0 E: 0 K: 1 S: 5	H: 0 LOB: 1 BB: 1 P: 9	R: 0 E: 0 K: 0 S: 4	H: 1 LOB: 2 BB: 1 P: 8	R: 2 E: 0 K: 2 S: 8	H: 1 LOB: 0 BB: 1 P: 12	R: 2 E: 0 K: 3 S: 10	H: 1 LOB: 1 BB: 1 P: 15	R: 0 E: 0 K: 0 S: 3	H: 0 LOB: 0 BB: 0 P: 3	R: 0 E: 0 K: 1 S: 5	H: 1 LOB: 0 BB: 0 P: 5	R: 1 E: 0 K: 0 S: 5	H: 2 LOB: 1 BB: 0 P: 5	1B: 6 2B: 0 3B: 0 HR: 2	SF: 0 SAC: 1 DP: 1 HBP: 1	WP: 0 PB: 0 SB: 1 CS: 1	PA: 38
PITCHER	IP WLS BF H R ER SO BB IBB HBP BLK WP HR S P ERA WHIP																			
Mike Kekich, L (1, 1) ERA: 3.46	5.1 L 24 5 4 4 5 4 0 0 0 0 0 2 30 46 6.75 1.688																			
Ron Klimkowski, R (6, 1) ERA: 3.2	1.2 6 0 0 0 2 0 0 1 0 0 0 9 10 0.00 0.000																			
Jim Roland, L (8, 1) ERA: 5.13	2.0 8 3 1 1 1 0 0 0 0 0 0 10 10 4.50 1.500																			

AB	32
R	5
H	8
RBI	5
BB	4
SO	8
LOB	13



Batter	1	2	3	4	5	6	7	8	9	AB	R	H	RBI	BB	SO	LOB
Horace Clarke, S (1, 4) OBP: 0.318, SLG: 0.286	0-0 L9		0-0 E7		0-0			0-0 G3		4	0	2	1	0	0	0
Ron Swoboda, R (1, 9) OBP: 0.344, SLG: 0.340 Johnny Callison, L (8, PH) OBP: 0.294, SLG: 0.373 (9, 9)	0-3 K		0-0 6-3		4-0			4-0 1B 6-3 BB		2	0	0	0	1	1	1
Roy White, S (1, 7) OBP: 0.394, SLG: 0.376	0-0 1-3				0-0 1B			0-0 6-3		4	0	1	0	0	0	4
Felipe Alou, R (1, 3) OBP: 0.332, SLG: 0.383		0-0 F7			0-0 1B			0-0 P6		4	0	2	0	0	0	0
Bobby Murcer, L (1, 8) OBP: 0.351, SLG: 0.502		0-3 K			0-3 K			0-0 4-3		4	0	1	0	0	2	3
John Ellis, R (1, 2) OBP: 0.291, SLG: 0.458		0-0 6-3			0-0 P4			0-0 L5-3		4	0	0	0	0	1	2
Celerino Sanchez, R (1, 5) OBP: 0.289, SLG: 0.289			0-0 E		0-0 6-3			0-0 6-3		4	1	2	0	0	0	0
Gene Michael, S (1, 6) OBP: 0.267, SLG: 0.268			0-0 F3		0-0 FC1-6			0-3 K		4	0	1	0	0	1	2
Mike Kekich, R (1, 1) OBP: 0.140, SLG: 0.175 Ron Klimkowski, R (6, 1) Thurman Munson, R (7, PH) OBP: 0.353, SLG: 0.370 Jim Roland, R (8, 1) Bernie Allen, L (9, PH) OBP: 0.309, SLG: 0.377			0-0 5-3		0-0 FC1-6			0-3 K		2	0	0	0	0	0	2
					2B					4-3	0	0	0	0	0	0
					1-2						1	0	0	0	0	1

Inning Stats	R: 0	H: 0	E: 0	K: 1	S: 5	R: 0	H: 0	E: 0	K: 1	S: 5	R: 1	H: 2	E: 1	K: 0	S: 5	R: 0	H: 2	E: 0	K: 1	S: 6	R: 0	H: 2	E: 0	K: 0	S: 5	R: 0	H: 1	E: 0	K: 0	S: 3	R: 0	H: 0	E: 0	K: 2	S: 7	R: 0	H: 1	E: 0	K: 0	S: 4	R: 0	H: 1	E: 0	K: 1	S: 6	1B: 7	2B: 2	3B: 1	HR: 0	SF: 0	SAC: 0	DP: 1	HBP: 0	WP: 0	PB: 0	SB: 0	CS: 0	PA: 36
PITCHER	IP	WLS	BF	H	R	ER	SO	BB	IBB	HBP	BLK	WP	HR	S	P	ERA	WHIP																																									
Mike Jackson, L (1, 1) ERA: 3.27	7.0	W	27	7	1	1	5	1	0	0	0	0	0	36	40	1.29	1.143																																									
Ted Abernathy, R (8, 1) ERA: 1.37	2.0	S	9	2	0	0	1	1	0	0	0	0	0	10	14	0.00	1.500																																									

BOTTOM

Kansas City Royals @ New York Yankees
 Yankee Stadium, Bronx, NY
 Fri Aug 25 1972, 7:05 PM EDT
 Att: 15,466 - Unknown - 81 F

livebaseballscorecards.com

AB	34
R	1
H	9
RBI	1
BB	2
SO	6
LOB	15



Batter	1	2	3	4	5	6	7	8	9	AB R H RBI BB SO LOB	TOP		
Freddie Patek, R (1, 6) OBP: 0.293, SLG: 0.291	0-0 1-3		0-0 E5 1-3 SF9 1B	0-0 4-3			0-0 6-3		0-0 4-3	5 1 0 0 0 0 1	Kansas City Royals @ New York Yankees Yankee Stadium, Bronx, NY Sat Aug 26 1972, 3:33 AM EDT Att. 10,670 - Overcast - 90 F livebaseballscorecards.com		
Amos Otis, R (1, 8) OBP: 0.365, SLG: 0.428 Steve Hovley, L (6, 8) OBP: 0.340, SLG: 0.361	0-0 F9		0-0 SF9 1-3 HR 1B		0-0 6-3		4-0 BB		0-3 K	3 1 1 1 0 0 0 1 0 0 0 1 1 0			
Richie Scheinblum, S (1, 9) OBP: 0.387, SLG: 0.439	0-0 6-3		0-0 1-3		0-0 3-1		0-0 L9		0-3 K	5 0 0 0 0 1 3			
Lou Piniella, R (1, 7) OBP: 0.360, SLG: 0.455		0-0 1B 2B	4-0 SF9 HR IBB		0-0 FC6 1B		0-0 6-3 2B			3 2 3 0 1 0 0			
Cookie Rojas, R (1, 4) OBP: 0.336, SLG: 0.358		0-0 6-3	0-0 SF9		0-0 FC6		0-0 6-3			3 0 0 1 0 0 3			
John Mayberry, L (1, 3) OBP: 0.375, SLG: 0.456		0-3 K	0-0 HR		0-0 F2		0-0 2B			4 1 2 4 0 1 1			
Carl Taylor, R (1, 2) OBP: 0.344, SLG: 0.340		0-0 2-3 1B	0-0 L8		0-0 1-3		4-0 IBB			3 0 1 0 1 0 0			
Paul Schaal, R (1, 5) OBP: 0.293, SLG: 0.299	0-0 F6			0-0 L7		0-3 K		0-3 K		4 0 0 0 0 2 4			
Dick Drago, R (1, 1) OBP: 0.156, SLG: 0.053 Norm Angelini, L (7, 1)			4-0 E 1B BB	0-3 K		0-3 K		0-0 P6		2 1 0 0 1 2 0 1 0 0 0 0 0 2			
Inning Stats	R: 0 E: 0 K: 0 S: 3 H: 0 LOB: 0 BB: 0 P: 3	R: 0 E: 0 K: 1 S: 7 H: 2 LOB: 2 BB: 0 P: 7	R: 5 E: 1 K: 0 S: 6 H: 2 LOB: 0 BB: 2 P: 14	R: 0 E: 0 K: 1 S: 5 H: 0 LOB: 0 BB: 0 P: 5	R: 0 E: 0 K: 0 S: 4 H: 1 LOB: 1 BB: 0 P: 4	R: 0 E: 0 K: 1 S: 5 H: 0 LOB: 0 BB: 0 P: 5	R: 0 E: 0 K: 1 S: 5 H: 0 LOB: 1 BB: 1 P: 9	R: 1 E: 0 K: 1 S: 7 H: 2 LOB: 2 BB: 1 P: 11	R: 0 E: 0 K: 2 S: 7 H: 0 LOB: 0 BB: 0 P: 7	1B: 3 2B: 3 3B: 0 HR: 1 SF: 1 SAC: 0 DP: 0 HBP: 0	WP: 0 PB: 0 SB: 0 CS: 0 PA: 39		
PITCHER	IP WLS BF H R ER SO BB IBB HBP BLK WP HR S P ERA WHIP											PITCHER	IP WLS BF H R ER SO BB IBB HBP BLK WP HR S P ERA WHIP
Rob Gardner, L (1, 1) ERA: 2.89	2.2 L 15 4 5 0 1 1 1 0 0 0 0 1 15 23 0.00 1.875												
Fred Beene, R (3, 1) ERA: 2.57	4.1 15 1 0 0 3 1 0 0 0 0 0 0 20 24 0.00 0.462												
Lindy McDaniel, R (8, 1) ERA: 3.23	2.0 9 2 1 1 3 0 1 0 0 0 0 0 14 18 4.50 1.000												

Batter	1	2	3	4	5	6	7	8	9	AB R H RBI BB SO LOB
--------	---	---	---	---	---	---	---	---	---	----------------------

Jerry Kenney, L (1, 6) <small>OBP: 0.320, SLG: 0.243</small> John Ellis, R (9, PH) <small>OBP: 0.297, SLG: 0.458</small>	0-0 6-3		0-0 1B 2B		0-0 4-3		0-3 K		4-0 1B BB	4 0 1 0 0 1 0 0 0 0 0 1 0 0
Bernie Allen, L (1, 4) <small>OBP: 0.324, SLG: 0.407</small>	0-0 PB 3B 1B		0-0 F3		4-0 1B BB		0-0 HR		0-0 1-2 1B	4 2 3 1 1 0 1
Bobby Murcer, L (1, 8) <small>OBP: 0.356, SLG: 0.510</small>	0-0 1-H 3B		0-0 BB 1B		0-0 1-2 G6-3 1B		0-0 1B		0-0 3-1	5 0 4 1 0 0 2
Roy White, S (1, 7) <small>OBP: 0.392, SLG: 0.373</small>	0-0 6-3		4-0 1-2 BB		0-0 G6-3 1-2f		0-0 1-3			3 0 0 0 1 0 4
Ron Blomberg, L (1, 3) <small>OBP: 0.366, SLG: 0.500</small> Felipe Alou, R (8, PH) <small>OBP: 0.331, SLG: 0.382</small> (9, 3)	4-0 BB		0-0 P6		0-0 4-3		0-0 4-3		0-0 4-3	2 0 0 0 1 0 3 1 0 0 0 0 0 0
Johnny Callison, L (1, 9) <small>OBP: 0.294, SLG: 0.388</small> Ron Swoboda, R (8, PH) <small>OBP: 0.341, SLG: 0.337</small> (9, 9)	0-0 4-3		0-0 F5		0-0 HR		0-3 K		0-3 K	3 1 1 1 0 0 5 1 0 0 0 0 1 0
Celerino Sanchez, R (1, 5) <small>OBP: 0.283, SLG: 0.283</small>		0-0 F8		0-0 4-3		0-0 4-6-3		0-3 K		4 0 0 0 0 1 0
Thurman Munson, R (1, 2) <small>OBP: 0.350, SLG: 0.366</small>		0-0 3-1		0-0 6-3		0-0 6-3		0-0 E6 G6-4-3		4 0 0 0 0 0 0
Rob Gardner, R (1, 1) <small>OBP: 0.083, SLG: 0.083</small> Fred Beene, S (3, 1) Horace Clarke, S (7, PH) <small>OBP: 0.317, SLG: 0.286</small> Lindy McDaniel, R (8, 1) Gene Michael, S (9, PH) <small>OBP: 0.266, SLG: 0.267</small>		0-0 L8		0-0 1-3		0-0 F6		0-0 G6-4-3 1-2f		1 0 0 0 0 0 0 1 0 0 0 0 0 0 1 0 0 0 0 0 0 0 0 0 0 0 0 0 1 0 0 0 0 0 1

Inning Stats	R: 1	H: 2	E: 0	K: 0	S: 5	H: 2	LOB: 2	BB: 1	P: 9	R: 0	H: 0	E: 0	K: 0	S: 3	R: 0	H: 2	E: 0	K: 0	S: 5	R: 0	H: 0	E: 0	K: 0	S: 3	R: 0	H: 1	E: 0	K: 0	S: 3	R: 0	H: 1	E: 0	K: 1	S: 7	R: 0	H: 0	E: 0	K: 2	S: 7	R: 0	H: 1	E: 1	K: 0	S: 4	1B: 5	SF: 0	2B: 1	3B: 1	HR: 2	WP: 0	PB: 1	SB: 0	CS: 0
--------------	------	------	------	------	------	------	--------	-------	------	------	------	------	------	------	------	------	------	------	------	------	------	------	------	------	------	------	------	------	------	------	------	------	------	------	------	------	------	------	------	------	------	------	------	------	-------	-------	-------	-------	-------	-------	-------	-------	-------

PITCHER	IP	WLS	BF	H	R	ER	SO	BB	IBB	HBP	BLK	WP	HR	S	P	ERA	WHIP
Dick Drago, R (1, 1) <small>ERA: 3.0</small>	6.2	W	30	8	3	3	1	3	0	0	0	0	2	29	41	4.05	1.650
Norm Angelini, L (7, 1) <small>ERA: 0.84</small>	2.1	S	9	1	0	0	2	1	0	0	0	0	0	12	16	0.00	0.857

BOTTOM

Kansas City Royals @ New York Yankees
 Yankee Stadium, Bronx, NY
 Sat Aug 26 1972, 3:33 AM EDT
 Att: 10,670 - Overcast - 90 F

livebaseballscores.com

AB	35
R	3
H	9
RBI	3
BB	4
SO	3
LOB	16



WP	PA
0	39

Batter	1	2	3	4	5	6	7	8	9	AB R H RBI BB SO LOB	TOP																
Freddie Patek, R (1, 6) OBP: 0.292, SLG: 0.290	0-0 4-3	0-0 BB 1-2 3B 1B		0-0 2-3 4-3		0-0 F1			0-0 F7	5 1 1 0 0 0 2																	
Amos Otis, R (1, 8) OBP: 0.366, SLG: 0.432	0-0 2B 3B	4-0 1-2 2-3 3B BB		0-0 1-3				0-0 6-3		3 2 1 0 1 0 1																	
Richie Scheinblum, S (1, 9) OBP: 0.388, SLG: 0.448	0-0 1B 2B 3H	0-0 1-H 2-H 3-H 3B				0-0 6-3		0-0 F7		4 1 2 4 0 0 0																	
John Mayberry, L (1, 3) OBP: 0.374, SLG: 0.462	0-3 K	0-0 F2				0-0 HR		0-0 4-3		4 1 1 1 0 1 2																	
Ed Kirkpatrick, L (1, 2) OBP: 0.379, SLG: 0.417	0-0 2-H 1B			0-0 F7		0-0 F3		0-0 F8		4 0 1 1 0 0 0																	
Cookie Rojas, R (1, 4) OBP: 0.333, SLG: 0.355	0-0 F7			0-0 F9		0-0 F9		0-3 K		3 0 0 0 0 0 1																	
Bobby Knoop, R (5, 4) OBP: 0.308, SLG: 0.261										1 0 0 0 0 1 0																	
Lou Piniella, R (1, 7) OBP: 0.359, SLG: 0.453				0-0 F7		0-0 1B		0-0 5-3		4 0 1 0 0 0 0																	
Paul Schaal, R (1, 5) OBP: 0.295, SLG: 0.297				0-0 1-3		4-0 4-3 SH1 BB		4-0 SH3 BB		2 0 0 0 2 0 0																	
Bruce Dal Canton, R (1, 1) OBP: 0.128, SLG: 0.132				0-0 SH1		0-0 SH3				1 1 1 0 0 0 0																	
Tom Burgmeier, L (6, 1) OBP: 0.364, SLG: 0.364				BB 1-2 3B 1B		1-2				0 0 0 0 0 0 0																	
Al Fitzmorris, S (6, 1) OBP: 0.320, SLG: 0.190										0 0 0 0 0 0 0																	
Norm Angelini, L (8, 1)										1 0 0 0 0 0 0																	
Ted Abernathy, R (9, 1)										0 0 0 0 0 0 0																	
Inning Stats	R: 2 E: 0 K: 1 S: 8	H: 3 LOB: 1 BB: 0 P: 8	R: 3 E: 0 K: 0 S: 6	H: 3 LOB: 1 BB: 1 P: 10	R: 0 E: 0 K: 0 S: 3	H: 1 LOB: 1 BB: 0 P: 3	R: 0 E: 0 K: 0 S: 3	H: 0 LOB: 1 BB: 1 P: 7	R: 1 E: 0 K: 0 S: 4	H: 1 LOB: 0 BB: 0 P: 4	R: 0 E: 0 K: 0 S: 3	H: 0 LOB: 1 BB: 1 P: 7	R: 0 E: 0 K: 0 S: 3	H: 0 LOB: 0 BB: 0 P: 5	R: 0 E: 0 K: 1 S: 5	H: 0 LOB: 0 BB: 0 P: 5	R: 0 E: 0 K: 0 S: 3	H: 0 LOB: 0 BB: 0 P: 3	1B: 4 2B: 1 3B: 2 HR: 1	SF: 0 SAC: 2 DP: 0 HBP: 0	WP: 0 PB: 0 SB: 0 CS: 0	PA: 37					
PITCHER	IP	WLS	BF	H	R	ER	SO	BB	IBB	HBP	BLK	WP	HR	S	P	ERA	WHIP										
Mel Stottlemyre, R (1, 1) ERA: 3.63	1.2		12	6	5	5	1	1	0	0	0	0	0	13	17	27.00	4.200										
Wade Blasingame, L (2, 1) ERA: 6.62	4.1		16	2	1	1	0	2	0	0	0	0	1	14	22	2.08	0.923										
Ron Klimkowski, R (7, 1) ERA: 2.91	2.0		6	0	0	0	1	0	0	0	0	0	0	8	8	0.00	0.000										
Sparky Lyle, L (9, 1) ERA: 1.27	1.0	W	3	0	0	0	0	0	0	0	0	0	0	3	3	0.00	0.000										

Kansas City Royals @ New York Yankees
 Yankee Stadium, Bronx, NY
 Sun Aug 27 1972, 3:33 AM EDT
 Unknown - 85 F

livebaseballscorecards.com

AB	32
R	6
H	8
RBI	6
BB	3
SO	2
LOB	6



Batter	1	2	3	4	5	6	7	8	9	10	11	12	13	14	15	16	AB	R	H	RBI	BB	SO	LOB	TOP										
Freddie Patek, R OBP: 0.291, SLG: 0.292 (1, 6)	0-0 4-3		0-0 F8			0-0 1-3		0-0 1B 2B	0-0 SH G1-2-3 1B		0-3 K		0-0 1-3		0-0 P6		8	1	2	1	0	1	0											
Amos Otis, R OBP: 0.365, SLG: 0.430 (1, 8)	0-0 1-3			0-0 G1-4-3 HBP 1B		0-0 F8		0-0 1B HR 1B	0-0 SH S		0-3 K		0-0 F9		0-0 F8		7	1	2	1	0	1	0											
Richie Scheinblum, S OBP: 0.392, SLG: 0.449 (1, 9)	0-0 5-3			1-0 G1-4-3 HBP		0-0 1B		0-0 1B HR 1B	0-0 G3			4-0 BB E BB		0-0 F9		0-0 1-3		4	1	2	0	1	0	2										
Bobby Floyd, R OBP: 0.206, SLG: 0.198 (12, PR)				1-2 HBP		0-0 1B		1-2 HR 1B	1-2 G3					0-0 F9		0-0 1-3		2	0	0	0	0	0	0										
Lou Piniella, R OBP: 0.357, SLG: 0.455 (1, 7)		0-0 F8		0-0 G1-4-3		0-0 F7		0-0 HR 1B	4-0 IBB			0-0 F9		0-0 F5		0-0 6-3		7	1	1	3	1	0	4										
Carl Taylor, R OBP: 0.333, SLG: 0.328 (1, 2)		0-0		0-0		0-0		0-0	0-0			0-0		0-0				5	0	1	0	0	0	4										
Ted Abernathy, R (9, 1)																		0	0	0	0	0	0	0										
Steve Hovley, L OBP: 0.342, SLG: 0.370 (12, PH)		1-4-3 1B																2	0	1	0	0	0	1										
John Mayberry, L OBP: 0.377, SLG: 0.468 (1, 3)		0-0 1-4-3				0-0 HR												4	1	1	1	3	0	1										
Paul Schaal, R OBP: 0.297, SLG: 0.299 (1, 5)		0-0 6-3				0-0												5	1	2	0	0	1	2										
Gail Hopkins, L OBP: 0.292, SLG: 0.246 (12, PH)						6-3												1	0	0	0	0	1	3										
Bruce Dal Canton, R OBP: 0.125, SLG: 0.128 (12, 1)						FC6-4 1B												1	0	0	0	0	0	2										
Bobby Knoop, R OBP: 0.294, SLG: 0.263 (1, 4)			0-3 K			0-0 5-3												7	1	1	0	0	1	5										
Mike Hedlund, R OBP: 0.188, SLG: 0.188 (1, 1)			0-3 K			0-3 K													1	0	0	0	0	1	0									
Tom Burgmeier, L OBP: 0.273, SLG: 0.333 (3, 1)																		1	0	0	0	0	0	1										
Jerry May, R OBP: 0.283, SLG: 0.283 (8, PH)																		1	0	0	0	0	0	0										
Al Fitzmorris, S OBP: 0.320, SLG: 0.190 (8, 1)																		0	0	0	0	0	0	0										
Norm Angelini, L OBP: 0.377, SLG: 0.415 (8, PH)																		0	0	0	0	0	0	0										
Ed Kirkpatrick, L OBP: 0.377, SLG: 0.415 (8, PH)																		4	1	1	1	0	2	0										
Inning Stats	R: 0 E: 0 K: 0 S: 3	H: 0 LOB: 0 BB: 0 P: 3	R: 0 E: 0 K: 0 S: 4	H: 1 LOB: 1 BB: 0 P: 4	R: 0 E: 0 K: 2 S: 7	H: 0 LOB: 0 BB: 0 P: 7	R: 0 E: 0 K: 0 S: 3	H: 1 LOB: 1 BB: 0 P: 4	R: 1 E: 0 K: 1 S: 6	H: 1 LOB: 0 BB: 0 P: 6	R: 0 E: 0 K: 0 S: 4	H: 1 LOB: 1 BB: 0 P: 4	R: 0 E: 0 K: 0 S: 4	H: 1 LOB: 1 BB: 0 P: 4	R: 4 E: 0 K: 0 S: 7	H: 4 LOB: 0 BB: 0 P: 7	R: 3 E: 1 K: 0 S: 7	H: 4 LOB: 2 BB: 1 P: 11	R: 0 E: 0 K: 1 S: 4	H: 0 LOB: 0 BB: 1 P: 8	R: 0 E: 0 K: 2 S: 7	H: 0 LOB: 0 BB: 0 P: 7	R: 0 E: 0 K: 1 S: 5	H: 0 LOB: 0 BB: 0 P: 5	R: 0 E: 0 K: 0 S: 4	H: 1 LOB: 2 BB: 1 P: 8	R: 0 E: 0 K: 1 S: 5	H: 0 LOB: 0 BB: 0 P: 5	R: 0 E: 0 K: 0 S: 3	H: 0 LOB: 0 BB: 0 P: 3	1B: 9 2B: 3 3B: 0 HR: 2	SF: 0 SAC: 1 DP: 3 HBP: 1	WP: 0 PB: 0 SB: 1 CS: 0	PA: 67
PITCHER	IP WLS BF H R ER SO BB IBB HBP BLK WP HR S P ERA WHIP																	IP WLS BF H R ER SO BB IBB HBP BLK WP HR S P ERA WHIP																
Fritz Peterson, L ERA: 3.44 (1, 1)	7.1																																	
Sparky Lyle, L ERA: 1.57 (8, 1)	0.2																																	
Ron Klimkowski, R ERA: 2.78 (9, 1)	1.0																																	
Lindy McDaniel, R ERA: 2.74 (10, 1)	7.0	W	26	1	0	0	6	3	1	0	0	0	0	0	34	50	0.00	0.571																

Kansas City Royals @ New York Yankees
Yankee Stadium, Bronx, NY

Sun Aug 27 1972, 3:38 AM EDT
Att: 25,801 - Unknown - 83 F

livebaseballscores.com

AB 60
R 8
H 14
RBI 7
BB 5
SO 9
LOB 24



Batter	1	2	3	4	5	6	7	8	9	10	11	12	13	14	15	16	AB	R	H	RBI	BB	SO	LOB
Bernie Allen, L <small>OBP: 0.313, SLG: 0.390</small> Horace Clarke, S <small>OBP: 0.317, SLG: 0.290</small>	6-3	K		F2		F9		1B	P6			1B		L7		SF8	5	0	1	0	0	1	3
Johnny Callison, L <small>OBP: 0.295, SLG: 0.388</small>	4-3		4-3	1B		5-3		F7		G3		2-6	F8		FC5		8	0	2	0	0	0	2
Bobby Murcer, L <small>OBP: 0.360, SLG: 0.516</small>	G3							F8		3-1							7	2	4	1	1	0	1
Roy White, S <small>OBP: 0.394, SLG: 0.373</small>								F7		3-1							6	2	2	0	2	0	4
Ron Blomberg, L <small>OBP: 0.370, SLG: 0.506</small> Felipe Alou, R <small>OBP: 0.332, SLG: 0.382</small>		K		FC6-4				5-3									4	1	1	1	0	1	5
John Ellis, R <small>OBP: 0.308, SLG: 0.466</small>																	4	0	2	0	0	0	2
Celerino Sanchez, R <small>OBP: 0.294, SLG: 0.307</small>																	8	1	3	3	0	1	7
Jerry Kenney, L <small>OBP: 0.315, SLG: 0.237</small>																	8	2	4	2	0	2	4
Fritz Peterson, S <small>OBP: 0.271, SLG: 0.275</small> Sparfy Viles, L <small>OBP: 0.225, SLG: 0.235</small> Ron Kurkowiak, R <small>OBP: 0.292, SLG: 0.374</small> Thurman Munson, R <small>OBP: 0.292, SLG: 0.374</small> Lindy McDaniel, R <small>OBP: 0.278, SLG: 0.274</small>																	3	1	2	0	0	0	0
Inning Stats	R: 0 E: 0 K: 0 S: 3	H: 0 LOB: 0 BB: 0 P: 3	R: 2 E: 0 K: 2 S: 11	H: 4 LOB: 2 BB: 0 P: 11	R: 2 E: 0 K: 0 S: 6	H: 3 LOB: 1 BB: 0 P: 6	R: 1 E: 0 K: 0 S: 6	H: 3 LOB: 3 BB: 1 P: 10	R: 0 E: 0 K: 1 S: 5	H: 0 LOB: 0 BB: 0 P: 5	R: 0 E: 0 K: 0 S: 3	H: 0 LOB: 0 BB: 0 P: 3	R: 0 E: 0 K: 2 S: 9	H: 2 LOB: 3 BB: 1 P: 13	R: 0 E: 0 K: 0 S: 5	H: 2 LOB: 2 BB: 0 P: 5	R: 1 E: 0 K: 0 S: 3	H: 2 LOB: 2 BB: 1 P: 7	1B: 20 2B: 5 3B: 1 HR: 0	SF: 1 SAC: 0 DP: 1 HBP: 0	WP: 0 PB: 0 SB: 1 CS: 0	PA: 73	

BOTTOM

Kansas City Royals @ New York Yankees
 Yankee Stadium, Bronx, NY
 Sun Aug 27 1972, 3:38 AM EDT
 Att: 25,801 - Unknown - 83 F

livebaseballscores.com

AB 68
 R 9
 H 26
 RBI 9
 BB 4
 SO 7
 LOB 33



PITCHER	IP	WLS	BF	H	R	ER	SO	BB	IBB	HBP	BLK	WP	HR	S	P	ERA	WHIP
Mike Hedlund, R <small>ERA: 4.15</small>	2.2		15	7	4	4	2	0	0	0	0	0	0	19	28	13.50	2.625
Tom Burgmeier, L <small>ERA: 3.81</small>	4.1		20	5	2	2	1	1	1	0	0	0	0	20	19	4.15	1.385
Al Fitzmorris, R <small>ERA: 3.94</small>	0.0		2	2	0	0	0	0	0	0	0	0	0	2	2	∞	∞
Norm Angelini, L <small>ERA: 1.5</small>	1.0		2	0	0	0	0	0	0	0	0	0	0	2	2	0.00	0.000
Ted Abernathy, R <small>ERA: 1.64</small>	3.0		13	5	2	2	0	0	0	0	0	0	0	13	13	6.00	1.667

PITCHER	IP	WLS	BF	H	R	ER	SO	BB	IBB	HBP	BLK	WP	HR	S	P	ERA	WHIP
Bruce Dal Canton, R <small>ERA: 3.29</small>	4.1	L	22	7	1	1	4	0	2	0	0	0	0	27	35	2.08	1.615

Batter	1	2	3	4	5	6	7	8	9	AB R H RBI BB SO LOB	TOP			
Freddie Patek, R (1, 6) OBP: 0.295, SLG: 0.294	4-0 BB G6-4-3	0-0 1B 1-2 2-3	0-0 1B 1-2			0-0 6-3		0-0 F9		4 0 2 0 1 0 1	Kansas City Royals @ Milwaukee Brewers Milwaukee County Stadium, Milwaukee, WI Tue Aug 29 1972, 8:05 PM EDT Att: 5,358 - Unknown - 78 F			
Amos Otis, R (1, 8) OBP: 0.361, SLG: 0.425	0-0 G6-4-3 1-2f	0-0 F9	0-0 FC6-4 1-2f			0-0 6-3		0-0 F3	5 0 0 0 0 0 6					
Richie Scheinblum, S (1, 9) OBP: 0.393, SLG: 0.448 Steve Hovley, L (7, PR) OBP: 0.347, SLG: 0.370	0-0 4-3		0-0 E6 1B	0-0 L9		4-0 FC1-6 BB		4-0 BB	3 1 1 0 1 0 0 0 0 0 0 1 0 0					
John Mayberry, L (1, 3) OBP: 0.373, SLG: 0.462		0-0 L3	0-3 K	0-3 K		0-0 FC1-6 1B		0-0 F8	5 0 0 0 0 2 3					
Carl Taylor, R (1, 2) OBP: 0.352, SLG: 0.349		0-0 1B WP	0-0 1B 2-H	0-0 3-1		0-0 G6-4-3 1B		0-0 G3	5 2 3 1 0 0 1					
Lou Piniella, R (1, 7) OBP: 0.358, SLG: 0.455		0-0 WP 1B	0-0 1B 2-3		0-0 6-3		0-0 G6-4-3 1-2f		4 2 2 0 0 0 2					
Paul Schaal, R (1, 5) OBP: 0.302, SLG: 0.303	4-0 1B 1B	0-0 1B WP	0-0 1B WP		0-0 4-3		0-0 SH1-4 1B		3 1 2 1 1 0 0					
Bobby Knoop, R (1, 4) OBP: 0.303, SLG: 0.275	0-0 1B	0-0 1B	0-0 1B		0-0 5-3		0-3 K		4 0 2 2 0 1 1					
Roger Nelson, R (1, 1) OBP: 0.132, SLG: 0.108	0-3 K	0-3 K	0-3 K		0-0 5-3		0-0 SH1-4		3 0 0 0 0 2 3					
Inning Stats	R: 0 E: 0 K: 0 S: 2 H: 0 LOB: 0 BB: 1 P: 6	R: 2 E: 0 K: 1 S: 9 H: 4 LOB: 3 BB: 1 P: 13	R: 4 E: 1 K: 2 S: 13 H: 6 LOB: 2 BB: 0 P: 13	R: 0 E: 0 K: 1 S: 5 H: 0 LOB: 0 BB: 0 P: 5	R: 0 E: 0 K: 0 S: 3 H: 0 LOB: 0 BB: 0 P: 3	R: 0 E: 0 K: 0 S: 3 H: 0 LOB: 0 BB: 0 P: 3	R: 0 E: 0 K: 0 S: 3 H: 1 LOB: 2 BB: 1 P: 7	R: 0 E: 0 K: 1 S: 6 H: 1 LOB: 1 BB: 0 P: 6	R: 0 E: 0 K: 0 S: 3 H: 0 LOB: 1 BB: 1 P: 7	1B: 12 SF: 0 2B: 0 SAC: 1 3B: 0 DP: 2 HR: 0 HBP: 0		WP: 3 PA: 41 PB: 0 SB: 0 CS: 0		
PITCHER	IP WLS BF H R ER SO BB IBB HBP BLK WP HR S P ERA WHIP												PITCHER	IP WLS BF H R ER SO BB IBB HBP BLK WP HR S P ERA WHIP
Gary Ryerson, L (1, 1) ERA: 3.59	2.1 L 16 8 6 6 2 2 0 0 0 0 1 0 18 26 23.14 4.286													
Jerry Bell, R (3, 1) ERA: 2.18	2.2 10 2 0 0 2 0 0 0 0 0 1 0 14 14 0.00 0.750													
Ken Sanders, R (6, 1) ERA: 3.5	2.0 7 1 0 0 0 1 0 0 0 0 0 0 6 10 0.00 1.000													
Ken Brett, L (8, 1) ERA: 4.68	2.0 8 1 0 0 1 1 0 0 0 0 0 0 9 13 0.00 1.000													

livebaseballscorecards.com

AB	36
R	6
H	12
RBI	4
BB	4
SO	5
LOB	17



Batter	1	2	3	4	5	6	7	8	9	AB R H RBI BB SO LOB	TOP	
Freddie Patek, R (1, 6) OBP: 0.296, SLG: 0.302	0-0 WP 3B		0-0 L5			0-0 5-3		0-0 F8	0-0 2B	5 2 2 0 0 0 2	Kansas City Royals @ Milwaukee Brewers Milwaukee County Stadium, Milwaukee, WI Wed Aug 30 1972, 8:05 PM EDT Att: 5,214 - Unknown - 78 F livebaseballscorecards.com	
Amos Otis, R (1, 8) OBP: 0.362, SLG: 0.434	0-0 6-3		0-3 K			0-0 F9		0-0 HR	0-0 2B	5 1 2 5 0 1 0		
Richie Scheinblum, S (1, 9) OBP: 0.393, SLG: 0.447	0-0 WP 1B		0-0 L8			0-0 1B		0-0 F8	0-0 F3	5 0 2 0 0 0 1		
John Mayberry, L (1, 3) OBP: 0.374, SLG: 0.462	0-3 K 1-2			0-0 4-3		0-0 1B		0-0 1B		4 0 2 0 0 1 1		
Lou Piniella, R (1, 7) OBP: 0.357, SLG: 0.453	0-0 F9			0-0 6-3			0-0 F9	0-0 1B		4 0 1 0 0 0 1		
Ed Kirkpatrick, L (1, 2) OBP: 0.376, SLG: 0.413		0-0 5-3 1B		0-3 K			0-0 F7	0-0 F7		4 0 1 0 0 1 2		
Paul Schaal, R (1, 5) OBP: 0.298, SLG: 0.299		0-0 5-3 1-2			0-0 4-3		0-0 F7		0-0 F6	4 0 0 0 0 0 1		
Bobby Knoop, R (1, 4) OBP: 0.301, SLG: 0.286		0-3 K			0-0 F9			0-0 SH HR 2B	0-0 6-3	4 1 1 0 0 1 1		
Paul Splittorf, L (1, 1) OBP: 0.250, SLG: 0.271		0-0 L8			0-0 F6			0-0 SH HR 2-3	4-0 2B 2B BB	2 2 0 0 1 0 1		
Inning Stats	R: 1 E: 0 K: 1 S: 7 H: 2 LOB: 1 BB: 0 P: 7	R: 0 E: 0 K: 1 S: 6 H: 1 LOB: 1 BB: 0 P: 6	R: 0 E: 0 K: 1 S: 5 H: 0 LOB: 0 BB: 0 P: 5	R: 0 E: 0 K: 1 S: 5 H: 0 LOB: 0 BB: 0 P: 5	R: 0 E: 0 K: 0 S: 3 H: 0 LOB: 0 BB: 0 P: 3	R: 0 E: 0 K: 0 S: 4 H: 2 LOB: 2 BB: 0 P: 4	R: 0 E: 0 K: 0 S: 3 H: 0 LOB: 0 BB: 0 P: 3	R: 3 E: 1 K: 0 S: 8 H: 4 LOB: 2 BB: 0 P: 8	R: 2 E: 0 K: 0 S: 5 H: 2 LOB: 1 BB: 1 P: 9	1B: 6 2B: 3 3B: 1 HR: 1 SF: 0 SAC: 1 DP: 0 HBP: 0	WP: 2 PB: 0 SB: 0 CS: 0 PA: 39	
PITCHER	IP WLS BF H R ER SO BB IBB HBP BLK WP HR S P ERA WHIP											
Jim Lonborg, R (1, 1) ERA: 2.89	7.2 L 32 9 4 3 4 0 0 0 0 2 1 40 40 3.52 1.174											
Ken Brett, L (8, 1) ERA: 4.8	1.1 7 2 2 2 0 1 0 0 0 0 0 6 10 13.50 2.250											

Batter	1	2	3	4	5	6	7	8	9	AB	R	H	RBI	BB	SO	LOB
Rick Auerbach, R OBP: 0.284, SLG: 0.270 (1, 6) BBB	4-0 S 2B BB		0-0 1-3 ①		0-0 6-3 ③			0-0 4-1 ①		3	1	0	0	1	0	1
Ron Theobald, R OBP: 0.349, SLG: 0.261 (1, 4) SSS	0-3 K 1-2		0-0 6-3 ②			0-0 6-3 2B		4-0 2B BB		3	1	1	0	1	1	1
Dave May, L OBP: 0.308, SLG: 0.355 (1, 8) X	0-0 2-H 2B		0-0 6-3 ③			0-0 6-3 2-3		0-0 1-H 2B		4	0	2	2	0	0	1
George Scott, R OBP: 0.310, SLG: 0.408 John Felske, R OBP: 0.228, SLG: 0.236 (1, 3) (8, 3) SSS	0-3 K			0-0 F8 ①		0-3 K		0-3 K		3	0	0	0	0	2	2
Ollie Brown, R OBP: 0.314, SLG: 0.326 (1, 9) X	0-0 5-3 ③			0-0 F8 ②		0-0 5-3 ③		0-0 1-3 ③		4	0	0	0	0	0	3
Tommie Reynolds, R OBP: 0.270, SLG: 0.280 (1, 7) X		0-0 6-3 ①		0-3 K ③			0-0 4-3 SH1-4 1B		0-0 6-3 ①	4	0	1	0	0	1	0
Elie Rodriguez, R OBP: 0.386, SLG: 0.378 (1, 2) X		0-0 6-3 2B			0-0 5-3 ①		0-0 SH1-4 1-2		0-3 K	3	0	1	0	0	1	0
Mike Ferraro, R OBP: 0.279, SLG: 0.330 (1, 5) X		0-0 6-3 2-3			0-0 WP 1B		0-0 4-3 2-3		0-0 6-3 ③	4	0	1	0	0	0	2
Jim Lonborg, R OBP: 0.217, SLG: 0.175 Ken Brett, L OBP: 0.257, SLG: 0.265 (1, 1) (8, 1) SSS		0-3 K			0-0 F3 1-2		0-0 B1-3 ③			3	0	0	0	0	1	3
										0	0	0	0	0	0	0

Inning Stats	R: 1 E: 0 K: 2 S: 8	H: 1 LOB: 1 BB: 1 P: 12	R: 0 E: 0 K: 1 S: 6	H: 1 LOB: 1 BB: 0 P: 6	R: 0 E: 0 K: 0 S: 3	H: 0 LOB: 0 BB: 0 P: 3	R: 0 E: 0 K: 1 S: 5	H: 0 LOB: 0 BB: 0 P: 5	R: 0 E: 0 K: 0 S: 4	H: 1 LOB: 1 BB: 0 P: 4	R: 0 E: 0 K: 1 S: 6	H: 1 LOB: 1 BB: 0 P: 6	R: 0 E: 0 K: 0 S: 4	H: 1 LOB: 1 BB: 0 P: 4	R: 1 E: 0 K: 1 S: 6	H: 1 LOB: 1 BB: 1 P: 10	R: 0 E: 0 K: 1 S: 5	H: 0 LOB: 0 BB: 0 P: 5	1B: 2 2B: 4 3B: 0 HR: 0	SF: 0 SAC: 1 DP: 0 HBP: 0	
PITCHER Paul Splittorf, L ERA: 3.42 (1, 1)	IP 9.0	WLS W	BF 35	H 6	R 2	ER 2	SO 7	BB 2	IBB 0	HBP 0	BLK 0	WP 1	HR 0	S 47	P 55	ERA 2.00	WHIP 0.889				
PITCHER	IP	WLS	BF	H	R	ER	SO	BB	IBB	HBP	BLK	WP	HR	S	P	ERA	WHIP				

BOTTOM

Kansas City Royals @ Milwaukee Brewers
Milwaukee County Stadium, Milwaukee, WI

Wed Aug 30 1972, 8:05 PM EDT
Att. 5,214 - Unknown - 78 F

livebaseballscorecards.com

AB	32
R	2
H	6
RBI	2
BB	2
SO	7
LOB	14



WP: 1 PA: 35
PB: 0
SB: 1
CS: 0

Batter	1	2	3	4	5	6	7	8	9	AB R H RBI BB SO LOB	TOP													
Freddie Patek, R (1, 6) <small>OBP: 0.293, SLG: 0.299</small> Joe Keough, L (9, PH) <small>OBP: 0.316, SLG: 0.224</small>	0-0 4-3	0-0 F8		0-0 6-3			0-0 F4		0-0 G3-6-3 1B	4 0 0 0 0 0 0 1 0 1 0 0 0 0														
Amos Otis, R (1, 8) <small>OBP: 0.362, SLG: 0.436</small>	0-0 1B 2B	0-0 1B		0-0 1-4-3			0-0 6-3		0-0 F8	5 1 2 0 0 0 1														
Richie Scheinblum, S (1, 9) <small>OBP: 0.396, SLG: 0.449</small>	0-0 1B 2-H	0-0 1B FC6-4		0-0 F7			0-0 1B		0-0 G3-6-3 1-2f	5 1 3 1 0 0 1														
John Mayberry, L (1, 3) <small>OBP: 0.373, SLG: 0.458</small>	1-0 1B FC HBP	0-0 F9		0-0 G3			0-0 G3			3 1 0 0 0 0 3														
Lou Piniella, R (1, 7) <small>OBP: 0.357, SLG: 0.451</small>	0-0 BB FC 1-3 2-H 1B	0-0 FC6-4 1-2f		0-0 6-3			0-0 F8			4 0 1 1 0 0 2														
Ed Kirkpatrick, L (1, 2) <small>OBP: 0.371, SLG: 0.407</small>	0-0 FC BB 1-2 3-H		0-0 F8		0-3 K		0-0 6-3			4 0 0 1 0 1 1														
Paul Schaal, R (1, 5) <small>OBP: 0.301, SLG: 0.297</small>	0-3 K		4-0 BB		0-0 F7		0-0 F7		4-0 1B BB	2 0 0 0 2 1 2														
Bobby Knoop, R (1, 4) <small>OBP: 0.309, SLG: 0.287</small>	4-0 BB		0-0 F9		0-0 F9		0-0 F9		0-0 1-2 1B	3 0 1 0 1 0 1														
Mike Jackson, L (1, 1) Bruce Dal Canton, R (2, 1) <small>OBP: 0.122, SLG: 0.125</small> Al Fitzmorris, S (4, 1) <small>OBP: 0.308, SLG: 0.182</small> Steve Hoyley, L (8, PH) <small>OBP: 0.344, SLG: 0.368</small> Tom Burgmeier, L (8, 1) <small>OBP: 0.333, SLG: 0.333</small>	0-3 K		0-0 F8		0-0 6-3		0-0 6-3		0-0 4-3	1 0 0 0 0 1 3 1 0 0 0 0 0 1 1 0 0 0 0 0 0 1 0 0 0 0 0 2 0 0 0 0 0 0 0														
Inning Stats	R: 3 E: 1 K: 2 S: 11	H: 3 LOB: 3 BB: 1 P: 16	R: 0 E: 0 K: 0 S: 5	H: 2 LOB: 2 BB: 0 P: 5	R: 0 E: 0 K: 0 S: 3	H: 0 LOB: 1 BB: 1 P: 7	R: 0 E: 0 K: 0 S: 3	H: 0 LOB: 0 BB: 0 P: 3	R: 0 E: 0 K: 1 S: 5	H: 0 LOB: 0 BB: 0 P: 5	R: 0 E: 0 K: 0 S: 3	H: 0 LOB: 0 BB: 0 P: 3	R: 0 E: 0 K: 0 S: 4	H: 1 LOB: 1 BB: 0 P: 4	R: 0 E: 0 K: 0 S: 4	H: 1 LOB: 2 BB: 1 P: 8	R: 0 E: 0 K: 0 S: 3	H: 1 LOB: 0 BB: 0 P: 3	1B: 7 2B: 1 3B: 0 HR: 0	SF: 0 SAC: 0 DP: 1 HBP: 1	WP: 0 PB: 0 SB: 0 CS: 0	PA: 39		
PITCHER Skip Lockwood, R (1, 1) <small>ERA: 3.4</small>	IP 9.0 WLS W BF 39 H 8 R 3 ER 3 SO 3 BB 3 IBB 0 HBP 1 BLK 0 WP 0 HR 0 S 41 P 54 ERA 3.00 WHIP 1.222																							

Kansas City Royals @ Milwaukee Brewers
Milwaukee County Stadium, Milwaukee, WI

AB	35
R	3
H	8
RBI	3
BB	3
SO	3
LOB	17



Thu Aug 31 1972, 8:05 PM EDT
 Att: 4,040 - Unknown - 80 F

WP: 0 PA: 39
 PB: 0
 SB: 0
 CS: 0

Batter	1	2	3	4	5	6	7	8	9	AB	R	H	RBI	BB	SO	LOB
Rick Auerbach, R OBP: 0.287, SLG: 0.269 (1, 6)	4-0 1-3 1B 4-3 BB	4-0 1-2 1B SH BB	4-0 FC6-4 IBB		0-3 K		0-0 F9			2	2	0	0	3	1	2
Bob Heise, R OBP: 0.296, SLG: 0.306 (1, 4)	0-0 4-3 1B 1-2 1B	0-0 SH 1B FC1-6	0-0 F3			0-0 5-3		0-0 L4		4	2	1	0	0	0	3
Dave May, L OBP: 0.311, SLG: 0.354 (1, 8)	0-0 1-3 1-2 2-3	0-0 FC1-6 1B	0-0 FC6-4			4-0 S BB		4-0 FC6-4 BB		3	0	1	2	2	0	5
George Scott, R OBP: 0.308, SLG: 0.406 (1, 3)	0-0 4-3 2-3 3-H	0-0 FC1-6 G6-4-3		0-0 FC6-4 1B		0-3 K		0-0 FC6-4		5	0	1	2	0	1	4
Ollie Brown, R OBP: 0.312, SLG: 0.321 (1, 9)	4-0 1B BB	0-0 G6-4-3		0-0 FC6-4		0-0 6-3		0-0 5-3		4	1	0	0	1	0	4
Tommie Reynolds, R OBP: 0.281, SLG: 0.320 John Briggs, L OBP: 0.363, SLG: 0.455 (7, PH) (8, 7)	0-0 1B 1B 1-2 3-H		0-0 HR		0-3 K		0-0 WP 5-3 1B			3	1	2	2	0	1	1
Elie Rodriguez, R OBP: 0.387, SLG: 0.380 (1, 2)	0-0 1B 1B 1-2 2-H		0-0 1B 1B		0-0 F3		0-0 5-3			4	0	2	1	0	0	2
Mike Ferraro, R OBP: 0.282, SLG: 0.330 (1, 5)	0-0 5-3		0-0 SH1-4 1B		0-3 K		4-0 K 2-3 BB			3	0	1	0	1	1	2
Skip Lockwood, R OBP: 0.182, SLG: 0.122 (1, 1)		4-0 SH 1B BB BB	0-0 SH1-4		0-0 5-3		0-3 K			2	1	0	0	1	1	2

Inning Stats	R: 3	H: 3	E: 0	K: 0	S: 6	L: 10	BB: 2	P: 14	R: 3	H: 1	E: 0	K: 0	S: 4	LOB: 0	BB: 2	P: 12	R: 1	H: 3	E: 0	K: 0	S: 6	LOB: 3	BB: 1	P: 10	R: 0	H: 1	E: 0	K: 1	S: 6	LOB: 1	BB: 0	P: 6	R: 0	H: 0	E: 0	K: 2	S: 7	LOB: 0	BB: 0	P: 7	R: 0	H: 0	E: 0	K: 1	S: 5	LOB: 1	BB: 1	P: 9	R: 0	H: 1	E: 0	K: 1	S: 6	LOB: 2	BB: 1	P: 10	R: 0	H: 0	E: 0	K: 0	S: 3	LOB: 1	BB: 1	P: 7
--------------	------	------	------	------	------	-------	-------	-------	------	------	------	------	------	--------	-------	-------	------	------	------	------	------	--------	-------	-------	------	------	------	------	------	--------	-------	------	------	------	------	------	------	--------	-------	------	------	------	------	------	------	--------	-------	------	------	------	------	------	------	--------	-------	-------	------	------	------	------	------	--------	-------	------

PITCHER	IP	WLS	BF	H	R	ER	SO	BB	IBB	HBP	BLK	WP	HR	S	P	ERA	WHIP
Mike Jackson, L ERA: 6.75 (1, 1)	1.0	L	10	3	5	5	0	4	0	0	0	0	0	6	22	45.00	7.000
Bruce Dal Canton, R ERA: 3.38 (2, 1)	2.0		11	4	2	2	0	0	1	0	0	0	1	10	14	9.00	2.000
Al Fitzmorris, R ERA: 3.78 (4, 1)	4.0		16	2	0	0	5	2	0	0	0	1	0	24	32	0.00	1.000
Tom Burgmeier, L ERA: 3.74 (8, 1)	1.0		4	0	0	0	0	1	0	0	0	0	0	3	7	0.00	1.000


BOTTOM

Kansas City Royals @ Milwaukee Brewers
Milwaukee County Stadium, Milwaukee, WI

Thu Aug 31 1972, 8:05 PM EDT
Att. 4,040 - Unknown - 80 F

AB	31
R	7
H	9
RBI	7
BB	8
SO	5
LOB	25

WP: 1 PA: 41
PB: 0
SB: 1
CS: 0



Batter	1	2	3	4	5	6	7	8	9	AB R H RBI BB SO LOB	TOP
Freddie Patek, R (1, 6) <small>OBP: 0.294, SLG: 0.300</small> Gail Hopkins, L (8, PH) <small>OBP: 0.288, SLG: 0.242</small> Ted Abernathy, R (8, 1)	0-0 1B		0-3 K			0-0 3-1		0-0 G3-2 1-2 3-Hr		3 0 1 0 0 1 0 1 0 0 0 0 0 2 0 0 0 0 0 0 0	Kansas City Royals @ Boston Red Sox Fenway Park, Boston, MA Fri Sep 01 1972, 7:05 PM EDT Att. 18,990 - Unknown - 69 F
Amos Otis, R (1, 8) <small>OBP: 0.361, SLG: 0.434</small>	0-0 F8		0-0 F9			0-0 CS 1B		0-0 5-3		4 0 1 0 0 0 2	
Richie Scheinblum, S (1, 9) <small>OBP: 0.392, SLG: 0.444</small>	0-0 F8			0-0 6-3		0-3 K 1-2		0-0 F6		4 0 0 0 0 1 2	
John Mayberry, L (1, 3) <small>OBP: 0.374, SLG: 0.459</small>	0-0 6-3			0-0 1B		0-0 1B		0-0 E8		4 0 2 0 0 0 1	
Lou Piniella, R (1, 7) <small>OBP: 0.356, SLG: 0.448</small>		4-0 BB BB BB BB		0-0 6-3		0-0 F7		0-0 5-3		3 0 0 0 1 0 2	
Ed Kirkpatrick, L (1, 2) <small>OBP: 0.370, SLG: 0.405</small>		0-0 F7			0-0 6-4-3 1B	0-0 F6		0-3 K		4 0 1 0 0 1 3	
Paul Schaal, R (1, 5) <small>OBP: 0.304, SLG: 0.298</small>		4-0 BB BB BB BB			0-0 6-4-3 1B	0-0 F3				2 0 1 0 1 0 1	
Bobby Knoop, R (1, 4) <small>OBP: 0.303, SLG: 0.281</small> Steve Hovley, L (8, PH) <small>OBP: 0.349, SLG: 0.368</small> Jim Wohlford, R (8, 4)		0-0 G5-3			0-0 G6-4-3	0-0 G6-4-3 1B		4-0 1B G3-2 BB		2 0 0 0 0 0 4 0 0 0 0 1 0 0 0 0 0 0 0 0 0	
Dick Drago, R (1, 1) <small>OBP: 0.154, SLG: 0.052</small> Tom Murphy, R (4, 1) Joe Keough, L (8, PH) <small>OBP: 0.328, SLG: 0.240</small> Bobby Floyd, R (8, 6) <small>OBP: 0.206, SLG: 0.198</small>			0-0 6-3		0-3 K	0-3 K		0-0 G3-2 1B		1 0 0 0 0 0 0 1 0 0 0 0 1 1 1 0 1 0 0 0 0 0 0 0 0 0 0 0	
Inning Stats	R: 0 H: 1 E: 0 LOB: 1 K: 0 BB: 0 S: 4 P: 4	R: 0 H: 0 E: 0 LOB: 1 K: 0 BB: 2 S: 2 P: 10	R: 0 H: 0 E: 0 LOB: 0 K: 1 BB: 0 S: 5 P: 5	R: 0 H: 1 E: 0 LOB: 0 K: 0 BB: 0 S: 3 P: 3	R: 0 H: 2 E: 0 LOB: 1 K: 1 BB: 0 S: 6 P: 6	R: 0 H: 1 E: 0 LOB: 0 K: 1 BB: 0 S: 5 P: 5	R: 0 H: 1 E: 0 LOB: 1 K: 0 BB: 0 S: 4 P: 4	R: 0 H: 1 E: 0 LOB: 1 K: 1 BB: 1 S: 3 P: 7	R: 0 H: 0 E: 1 LOB: 1 K: 1 BB: 0 S: 6 P: 6	1B: 7 SF: 0 2B: 1 SAC: 0 3B: 0 DP: 3 HR: 0 HBP: 0	
PITCHER Marty Pattin, R (1, 1) <small>ERA: 3.55</small>	IP WLS BF H R ER SO BB IBB HBP BLK WP HR S P ERA WHIP 9.0 W 33 7 0 0 4 3 0 0 0 0 0 0 38 50 0.00 1.111										

livebaseballscorecards.com

AB	30
R	0
H	7
RBI	0
BB	3
SO	4
LOB	18



Batter	1	2	3	4	5	6	7	8	9
Tommy Harper, R (1, 8) OBP: 0.346, SLG: 0.408 Rick Miller, L (8, 8) OBP: 0.313, SLG: 0.369	0-0 F9		0-0 F9		0-0 F9		0-0 1B		0-0 2B
Luis Aparicio, R (1, 6) OBP: 0.305, SLG: 0.354	0-0 L9		0-0 F8		0-0 F9		0-0 5-3		
Carl Yastrzemski, L (1, 3) OBP: 0.353, SLG: 0.337	4-0 BB			0-0 1B		0-0 1B		0-0 L8	
Reggie Smith, S (1, 9) OBP: 0.355, SLG: 0.465	0-0 L3			0-0 4-3		0-0 F4		0-0 1B	
Rico Petrocelli, R (1, 5) OBP: 0.349, SLG: 0.393		4-0 BB		0-0 1B		0-0 F2		0-0 P8	
Carlton Fisk, R (1, 2) OBP: 0.369, SLG: 0.567		0-0 F9		0-0 1B		0-0 1B		0-0 F3	
Andy Kosco, R (1, 7) OBP: 0.266, SLG: 0.445		0-0 FC6-4		0-0 G5-4-3		0-0 1B		0-3 K	
Doug Griffin, R (1, 4) OBP: 0.340, SLG: 0.316		0-3 K		0-0 4-3		0-0 6-3		0-0 2B	
Marty Pattin, R (1, 1) OBP: 0.162, SLG: 0.239			0-0 6-3		0-3 K		0-0 1B		

Inning Stats	R: 0	H: 0	E: 0	K: 0	S: 3	R: 0	H: 0	E: 0	K: 1	S: 5	R: 0	H: 0	E: 0	K: 0	S: 3	R: 1	H: 3	E: 0	K: 0	S: 5	R: 0	H: 1	E: 0	K: 1	S: 6	R: 0	H: 2	E: 0	K: 0	S: 4	R: 0	H: 2	E: 0	K: 1	S: 7	R: 0	H: 1	E: 0	K: 0	S: 4
	0	0	0	0	3	0	0	0	1	5	0	0	0	0	3	0	3	0	0	5	0	1	0	1	0	6	0	2	0	4	0	2	0	7	0	1	0	4		

PITCHER	IP	WLS	BF	H	R	ER	SO	BB	IBB	HBP	BLK	WP	HR	S	P	ERA	WHIP
Dick Drago, R (1, 1) ERA: 3.0	3.0	L	12	1	1	1	1	2	0	0	0	0	0	12	20	3.00	1.000
Tom Murphy, R (4, 1) ERA: 4.53	4.0		17	7	0	0	2	0	0	0	0	0	0	21	21	0.00	1.750
Ted Abernathy, R (8, 1) ERA: 1.61	1.0		4	1	0	0	0	0	0	0	0	0	0	4	4	0.00	1.000

AB R H RBI BB SO LOB

4	0	2	0	0	0	0
0	0	0	0	0	0	0
4	0	0	0	0	0	3
3	1	2	0	1	0	0
4	0	1	0	0	0	3
3	0	1	1	1	0	2
4	0	2	0	0	0	2
3	0	0	0	0	1	3
3	0	0	0	0	1	1
3	0	1	0	0	1	0

AB	R	H	RBI	BB	SO	LOB
31	1	9	1	2	3	14



WP	HR	S	P	ERA	WHIP
0	0	0	33	0	0

Kansas City Royals @ Boston Red Sox
 Fenway Park, Boston, MA
 Fri Sep 01 1972, 7:05 PM EDT
 Att: 18,990 - Unknown - 69 F

livebaseballscorecards.com

Batter	1	2	3	4	5	6	7	8	9	AB R H RBI BB SO LOB
Paul Schaal, R (1, 5) OBP: 0.302, SLG: 0.294	0-0 6-3		0-0 6-3		4-0 WP 1B BB		0-0 1-4-3	0-0 G6-3 1-2f		4 0 0 0 1 0 2
Amos Otis, R (1, 8) OBP: 0.364, SLG: 0.435	0-0 6-3		0-0 1B		0-0 WP 1B		4-0 S 1B BB		0-0 6-3	4 1 2 0 1 0 0
Richie Scheinblum, S (1, 9) OBP: 0.390, SLG: 0.441	0-0 3-1		0-0 G3		0-0 L3		0-0 6-3 BB 1-H 1B		0-0 F9	5 0 1 1 0 0 3
John Mayberry, L (1, 3) OBP: 0.376, SLG: 0.459		0-0 FC3-6 1B		0-0 F6		0-0 FC6-4 1B	4-0 6-3 BB		0-0 3-1	4 0 2 0 1 0 0
Lou Piniella, R (1, 7) OBP: 0.357, SLG: 0.455		0-0 FC3-6 1B		0-0 HR		0-0 F4	0-0 6-3			4 1 2 1 0 0 3
Ed Kirkpatrick, L (1, 2) OBP: 0.366, SLG: 0.400		0-0 FC3-6 1B		0-3 K		0-0 FC6-4 2B 1B	0-3 K			4 1 0 0 0 2 5
Bobby Knoop, R (1, 4) OBP: 0.301, SLG: 0.290		0-0 FC5-4		0-3 K		0-0 1B 2B		0-0 1-3		4 0 1 0 0 1 2
Bobby Floyd, R (1, 6) OBP: 0.203, SLG: 0.195		0-0 1-3			0-0 F8	0-0 2-3 3-H 1B		4-0 1B BB		2 0 0 0 0 0 2
Steve Hovley, L (6, PH) OBP: 0.353, SLG: 0.372										1 0 1 1 0 0 0
Freddie Patek, R (6, 6) OBP: 0.295, SLG: 0.300										0 0 0 0 1 0 0
Mike Hedlund, R (1, 1) OBP: 0.188, SLG: 0.188			0-3 K		0-0 L7	0-0 4-3		0-0 G6-3 1B		0 0 0 0 0 0 0
Al Fitzmorris, S (2, 1) OBP: 0.296, SLG: 0.174										1 0 0 0 0 1 0
Joe Keough, L (5, PH) OBP: 0.352, SLG: 0.235										1 0 0 0 0 0 0
Norm Angelini, L (5, 1)										0 0 0 0 0 0 0
Gail Hopkins, L (6, PH) OBP: 0.284, SLG: 0.239										1 0 0 0 0 0 2
Ted Abernathy, R (6, 1)										0 0 0 0 0 0 0
Carl Taylor, R (8, PH) OBP: 0.361, SLG: 0.359										1 0 1 0 0 0 0
Bruce Dal Canton, R (8, 1) OBP: 0.122, SLG: 0.125										0 0 0 0 0 0 0

TOP	
Kansas City Royals @ Boston Red Sox Fenway Park, Boston, MA Sat Sep 02 1972, 3:33 AM EDT Att. 11,495 - Unknown - 72 F	
AB 36 R 3 H 10 RBI 3 BB 4 SO 4 LOB 19	
	
WP: 1 PA: 40 PB: 0 SB: 1 CS: 0	

Inning Stats	R: 0	H: 0	E: 0	K: 0	S: 3	P: 3	R: 0	H: 2	E: 0	K: 0	S: 5	P: 5	R: 0	H: 1	E: 0	K: 1	S: 6	P: 6	R: 1	H: 1	E: 0	K: 2	S: 8	P: 8	R: 0	H: 1	E: 0	K: 0	S: 4	P: 8	R: 1	H: 3	E: 0	K: 0	S: 6	P: 6	R: 1	H: 1	E: 0	K: 1	S: 6	P: 14	R: 0	H: 1	E: 0	K: 0	S: 3	P: 7	R: 0	H: 0	E: 0	K: 0	S: 3	P: 3	1B: 8	SF: 0	2B: 1	SAC: 0	3B: 0	DP: 1	HR: 1	HBP: 0
--------------	------	------	------	------	------	------	------	------	------	------	------	------	------	------	------	------	------	------	------	------	------	------	------	------	------	------	------	------	------	------	------	------	------	------	------	------	------	------	------	------	------	-------	------	------	------	------	------	------	------	------	------	------	------	------	-------	-------	-------	--------	-------	-------	-------	--------

PITCHER	IP	WLS	BF	H	R	ER	SO	BB	IBB	HBP	BLK	WP	HR	S	P	ERA	WHIP
Sonny Siebert, R (1, 1) ERA: 3.5	6.1	W	30	9	3	3	3	2	0	0	0	1	1	34	42	4.26	1.737
Bill Lee, L (7, 1) ERA: 3.84	1.0		6	1	0	0	1	2	0	0	0	0	0	6	14	0.00	3.000
Bobby Bolin, R (8, 1) ERA: 3.68	1.2	S	4	0	0	0	0	0	0	0	0	0	0	4	4	0.00	0.000

PITCHER	IP	WLS	BF	H	R	ER	SO	BB	IBB	HBP	BLK	WP	HR	S	P	ERA	WHIP
---------	----	-----	----	---	---	----	----	----	-----	-----	-----	----	----	---	---	-----	------

Kansas City Royals @ Texas Rangers
 Arlington Stadium, Arlington, TX
 Mon Sep 04 1972, 8:05 PM EDT
 Att. 3,710 - Cloudy

livebaseballscorecards.com

AB	36
R	4
H	7
RBI	4
BB	5
SO	3
LOB	21



WP:	1	PA:	41
PB:	1		
SB:	1		
CS:	0		

AB R H RBI BB SO LOB

4	1	1	0	1	0	0
4	1	1	0	1	0	2
4	1	0	0	1	0	3
5	1	3	2	0	1	3
4	0	1	2	1	0	5
4	0	1	0	0	0	3
4	0	0	0	0	0	2
3	0	0	0	1	0	1
3	0	0	0	0	1	1
1	0	0	0	0	1	1

1B:	6	SF:	0
2B:	1	SAC:	0
3B:	0	DP:	0
HR:	0	HBP:	0

Batter	1	2	3	4	5	6	7	8	9
Jim Wohlford, R (1, 4) OBP: 0.400, SLG: 0.250	0-0 PB 1B		4-0 FC6-4 BB		0-0 1-3	0-0 L8			0-0 F7
Amos Otis, R (1, 8) OBP: 0.364, SLG: 0.433	0-0 L7		0-0 P4		0-0 2B 1B			0-0 F7	4-0 E BB
Richie Scheinblum, S (1, 9) OBP: 0.387, SLG: 0.437	0-0 F7		0-0 FC6-4 1B		4-0 2B 1B BB			0-0 E5	0-0 FC6
John Mayberry, L (1, 3) OBP: 0.379, SLG: 0.463	0-0 WP 1B		0-0 1B		0-0 1B 2B			0-3 K	0-0 F8
Lou Piniella, R (1, 7) OBP: 0.357, SLG: 0.454	4-0 1-2 BB		0-0 P4		0-0 1B			0-0 F8	0-0 4-3
Ed Kirkpatrick, L (1, 2) OBP: 0.365, SLG: 0.398	0-0 4-3				0-0 F9				0-0 F8
Paul Schaal, R (1, 5) OBP: 0.299, SLG: 0.291					0-0 F8				0-0 6-3 1B
Freddie Patek, R (1, 6) OBP: 0.295, SLG: 0.297					4-0 S BB				0-0 6-3
Roger Nelson, R (1, 1) OBP: 0.122, SLG: 0.100					0-0 6-3				0-0 P4
Ted Abernathy, R (7, 1)					0-0 K				0-3 K

Inning Stats	R: 1	H: 2	R: 0	H: 0	R: 0	H: 1	R: 3	H: 3	R: 0	H: 0	R: 0	H: 1	R: 0	H: 0	
E: 0	LOB: 2	E: 0	LOB: 0	E: 0	LOB: 1	E: 0	LOB: 1	E: 1	LOB: 0	E: 0	LOB: 1	E: 0	LOB: 1	E: 1	LOB: 2
K: 0	BB: 1	K: 1	BB: 0	K: 0	BB: 1	K: 0	BB: 1	K: 1	BB: 0	K: 1	BB: 0	K: 0	BB: 1	K: 1	BB: 1
S: 5	P: 9	S: 5	P: 5	S: 4	P: 7	S: 3	P: 7	S: 6	P: 10	S: 3	P: 3	S: 6	P: 6	S: 6	P: 8

PITCHER	IP	WLS	BF	H	R	ER	SO	BB	IBB	HBP	BLK	WP	HR	S	P	ERA	WHIP
Don Stanhouse, R (1, 1) ERA: 3.39	4.1	L	23	6	4	3	1	4	0	0	0	1	0	21	37	6.23	2.308
Paul Lindblad, L (5, 1) ERA: 2.62	2.2		9	0	0	0	1	0	0	0	0	0	0	11	11	0.00	0.000
Jim Panther, R (8, 1) ERA: 4.43	1.1		7	1	0	0	1	1	0	0	0	0	0	8	12	0.00	1.500
Jim Roland, L (9, 1) ERA: 4.85	0.1		1	0	0	0	0	0	0	0	0	0	0	1	1	0.00	0.000
Horacio Pina, R (9, 1) ERA: 2.94	0.1		1	0	0	0	0	0	0	0	0	0	0	1	1	0.00	0.000

Kansas City Royals @ Texas Rangers
 Arlington Stadium, Arlington, TX

Tue Sep 05 1972, 8:05 PM EDT
 Att. 3,011 - Unknown

AB	39
R	7
H	15
RBI	7
BB	5
SO	2
LOB	20



WP	0	PA	47
PB	0		
SB	0		
CS	0		

Batter	1	2	3	4	5	6	7	8	9	AB R H RBI BB SO LOB
Jim Wohlford, R (1, 4) OBP: 0.636, SLG: 0.625	0-0 F8	0-0 FC5 2B		0-0 1B		0-0 1B	0-0 FC5-4 BB		1-0 HBP	4 0 3 0 1 0 0
Amos Otis, R (1, 8) OBP: 0.364, SLG: 0.433 Steve Hovley, L (7, 8) OBP: 0.351, SLG: 0.370	0-0 1B 2B	0-0 FC5		0-0 FC5		0-0 1B	0-0 FC5-4		0-0 4-3	5 1 2 1 0 0 6 1 0 0 0 0 0 2
Richie Scheinblum, S (1, 9) OBP: 0.390, SLG: 0.437 Carl Taylor, R (8, 9) OBP: 0.361, SLG: 0.359	0-0 1B 2B		0-0 3-1		0-0 1B	0-0 F8		1-0 HBP		4 1 2 0 0 0 2 0 0 0 0 0 0 0
John Mayberry, L (1, 3) OBP: 0.381, SLG: 0.464	4-0 2B SF9 IBB		0-0 F7		0-0 1B		0-0 FC6-4 1B 1B	0-0 G4-6-3		4 2 2 0 1 0 1
Lou Piniella, R (1, 7) OBP: 0.358, SLG: 0.456 Joe Keough, L (7, 7) OBP: 0.333, SLG: 0.235	0-0 2B		0-0 P6		0-0 F8		0-0 FC6-4 1B	4-0 BB		4 0 2 2 0 0 1 0 0 0 0 1 0 0
Ed Kirkpatrick, L (1, 2) OBP: 0.360, SLG: 0.393	0-0 SF9			0-0 F8	0-0 F8		0-0 FC6-4 FC4-6	0-3 K		4 1 0 1 0 1 4
Paul Schaal, R (1, 5) OBP: 0.303, SLG: 0.304	0-0 F9			0-0 HR		0-0 L7	0-0 FC4-6 1B		0-0 FC3-6 1B	5 1 3 2 0 0 1
Freddie Patek, R (1, 6) OBP: 0.292, SLG: 0.294		0-0 L8		0-0 6-3		0-0 F9	0-0 FC4-6 BB 1B		0-0 FC3-6 G3	5 0 0 1 0 0 2
Paul Splittorff, L (1, 1) OBP: 0.277, SLG: 0.274		0-3 K		4-0 FC5 1B BB		4-0 1B BB	0-0 BB BB		0-0 G3	3 1 1 0 2 1 1
Inning Stats	R: 3 H: 3 E: 0 LOB: 1 K: 0 BB: 1 S: 6 P: 10	R: 0 H: 1 E: 0 LOB: 1 K: 1 BB: 0 S: 6 P: 6	R: 0 H: 0 E: 0 LOB: 0 K: 0 BB: 0 S: 3 P: 3	R: 1 H: 2 E: 0 LOB: 2 K: 0 BB: 1 S: 5 P: 9	R: 0 H: 2 E: 0 LOB: 1 K: 0 BB: 0 S: 4 P: 4	R: 1 H: 2 E: 0 LOB: 2 K: 0 BB: 1 S: 5 P: 9	R: 2 H: 4 E: 0 LOB: 3 K: 0 BB: 1 S: 7 P: 11	R: 0 H: 0 E: 0 LOB: 1 K: 1 BB: 1 S: 4 P: 9	R: 0 H: 1 E: 1 LOB: 2 K: 0 BB: 0 S: 4 P: 5	1B: 12 SF: 1 2B: 2 SAC: 0 3B: 0 DP: 1 HR: 1 HBP: 2

PITCHER	IP	WLS	BF	H	R	ER	SO	BB	IBB	HBP	BLK	WP	HR	S	P	ERA	WHIP
Rich Hand, R (1, 1) ERA: 3.14	5.0	L	24	8	4	4	1	1	1	0	0	0	1	24	32	7.20	1.800
Pete Broberg, R (6, 1) ERA: 4.51	1.2		12	6	3	3	0	1	0	0	0	0	0	11	15	16.20	4.200
Jim Panther, R (7, 1) ERA: 4.41	0.1		2	0	0	0	0	1	0	0	0	0	0	1	5	0.00	3.000
Horacio Pina, R (8, 1) ERA: 2.86	2.0		9	1	0	0	1	1	0	2	0	0	0	8	14	0.00	1.000

Batter	1	2	3	4	5	6	7	8	9	AB R H RBI BB SO LOB
Davey Nelson, R OBP: 0.323, SLG: 0.287 (1, 5) X	0-0 CS 1B		0-3 K2-3		0-0 1-3			0-0 2B SF9 1B		4 1 2 0 0 1 1
Tom Ragland, R OBP: 0.292, SLG: 0.273 (1, 4) S S S	0-3 K 1-2			0-0 1B		4-0 BB		0-0 SF9 1-3 2B		3 0 2 0 1 1 1
Ted Ford, R OBP: 0.304, SLG: 0.387 (1, 9) X	0-0 P4			0-3 K		0-3 K		0-0 SF9 2-3 3-H		3 0 0 1 0 2 2
Dick Billings, R OBP: 0.304, SLG: 0.340 (1, 2)		0-3 K		0-0 F9		0-3 K		0-3 K		4 0 0 0 0 3 3
Tom Grieve, R OBP: 0.279, SLG: 0.342 (1, 7) X		0-0 1B		0-0 G3		0-0 6-3		0-0 F9		4 0 1 0 0 0 3
Joe Lovitto, S OBP: 0.304, SLG: 0.268 (1, 8)		0-3 K			0-0 1B SF8 2B		0-0 L1		0-0 FC4-6 1B	4 1 2 0 0 1 1
Larry Bittner, L OBP: 0.340, SLG: 0.374 (1, 3) X		0-0 4-3			0-0 1-6-3 1B		0-0 WP 1B		0-0 FC4-6 1-2f	4 0 2 0 0 0 2
Marty Martinez, S OBP: 0.233, SLG: 0.221 (1, 6) X			0-0 F3		0-0 SF8		0-0 L9		0-0 F8	3 0 0 1 0 0 2
Rich Hand, R OBP: 0.213, SLG: 0.227 (5, PH)			0-3 K		0-0 1-6-3		0-3 K		0-0 5-3	1 0 0 0 0 0 1 0 1 0 0 0 0 0 0 1 0 0 0 0 0 0 0 0 0 0 0 0 0 0 0 0 1 0 0 0 0 0 1 1 0 0 0 0 0 0 0 0 1 0 0 0 0 0 0 1

Kansas City Royals @ Texas Rangers
Arlington Stadium, Arlington, TX
 Tue Sep 05 1972, 8:05 PM EDT
 Att: 3,011 - Unknown

AB	33
R	2
H	9
RBI	2
BB	1
SO	10
LOB	18



Inning Stats	R: 0	H: 1	R: 0	H: 1	R: 0	H: 0	R: 1	H: 2	R: 0	H: 0	R: 0	H: 1	R: 1	H: 2	R: 0	H: 2	R: 0	H: 1	R: 0	H: 1	1B: 7	SF: 2	WP: 1	PA: 36											
Paul Splittorf, L ERA: 3.35 (1, 1)	E: 0	LOB: 0	E: 0	LOB: 1	E: 0	LOB: 0	E: 0	LOB: 1	E: 0	LOB: 1	E: 0	LOB: 1	E: 0	LOB: 1	E: 0	LOB: 1	E: 0	LOB: 1	E: 1	LOB: 1	2B: 2 <td>SAC: 0 <td>PB: 0 <td></td> </td></td>	SAC: 0 <td>PB: 0 <td></td> </td>	PB: 0 <td></td>												
	K: 1	BB: 0	K: 2	BB: 0	K: 2	BB: 0	K: 1	BB: 0	K: 2	BB: 1	K: 1	BB: 0	K: 1	BB: 0	K: 1	BB: 0	K: 1	BB: 0	K: 0	BB: 0	3B: 0	DP: 0	SB: 0												
	S: 5	P: 5	S: 8	P: 8	S: 7	P: 7	S: 5	P: 5	S: 7	P: 11	S: 6	P: 6	S: 6	P: 6	S: 7	P: 7	S: 4	P: 4	S: 4	P: 4	HR: 0	HBP: 0	CS: 1												
PITCHER	IP	WLS	BF	H	R	ER	SO	BB	IBB	HBP	BLK	WP	HR	S	P	ERA	WHIP	PITCHER	IP	WLS	BF	H	R	ER	SO	BB	IBB	HBP	BLK	WP	HR	S	P	ERA	WHIP

Batter	1	2	3	4	5	6	7	8	9	AB R H RBI BB SO LOB	TOP	
Sandy Alomar Sr., S OBP: 0.307, SLG: 0.308 (1, 4) BB	4-0 E SH1-3 6-3 BB		X 0-0 F9		X 0-0 G3	X 0-0 FC5		X 0-0 F8	X 0-0 F8	4 1 0 0 1 0 3		
Ken Berry, R OBP: 0.354, SLG: 0.387 (1, 8) X	0-0 SH1-3 1-2		X 0-0 F9 1B		X 0-0 P6		X 0-0 F7	X 0-0 F7	X 0-0 G5-3-6 1B	4 0 2 0 0 0 0		
Doug Howard, R OBP: 0.200, SLG: 0.200 (1, 7) Mickey Rivers, L OBP: 0.254, SLG: 0.246 (9, 7) X	0-0 6-3 2-H		X 0-0 F9 1-2		X 0-0 1B		X 0-0 F8	X 0-0 F8	X 0-0 G5-3-6 1-2f	5 0 1 1 0 0 2 0 0 0 0 0 0 0		
Bob Oliver, R OBP: 0.311, SLG: 0.432 (1, 3) X	0-0 1B		X 0-0 1-3		X 0-3 K		X 0-0 F8			4 0 1 0 0 1 2		
Ken McMullen, R OBP: 0.338, SLG: 0.378 (1, 5) S S S	0-3 K			B B B B 4-0 1B BB		X 0-0 1-3		X 0-0 6-3		3 1 0 0 1 1 1		
Leroy Stanton, R OBP: 0.293, SLG: 0.404 (1, 9) X		0-0 4-3 2B		B B B B 4-0 1B 1-2 9-3-6-3 BB		B B B B 4-0 1B BB		H 1-0 1B HBP		1 1 1 0 2 0 0		
Leo Cardenas, R OBP: 0.280, SLG: 0.295 (1, 6) X		0-0 4-3 2-3		X 0-0 1-3 2-H 1B		X 0-0 FC5 1-3 1B		X 0-0 F9		4 0 2 1 0 0 2		
Jeff Torborg, R OBP: 0.275, SLG: 0.224 (1, 2) X		0-0 P2		X 0-0 9-3-6-3 1-2f 3-H 1B		X 4-0 IBB		X 0-0 1B		3 0 1 0 1 0 2		
Rudy May, L OBP: 0.170, SLG: 0.140 (1, 1) S S S		0-3 K		S S S S 0-3 K		S S S S 0-3 K		X 0-0 G3		4 0 0 0 0 3 6		
Inning Stats	R: 1 H: 1 E: 1 LOB: 1 K: 1 BB: 1 S: 6 P: 10	R: 0 H: 1 E: 0 LOB: 1 K: 1 BB: 0 S: 6 P: 6	R: 0 H: 1 E: 0 LOB: 1 K: 0 BB: 0 S: 4 P: 4	R: 2 H: 1 E: 0 LOB: 0 K: 1 BB: 2 S: 5 P: 13	R: 0 H: 1 E: 0 LOB: 1 K: 1 BB: 0 S: 6 P: 6	R: 0 H: 1 E: 0 LOB: 3 K: 1 BB: 2 S: 6 P: 14	R: 0 H: 0 E: 0 LOB: 0 K: 0 BB: 0 S: 3 P: 3	R: 0 H: 1 E: 0 LOB: 2 K: 0 BB: 0 S: 4 P: 5	R: 0 H: 1 E: 0 LOB: 0 K: 0 BB: 0 S: 3 P: 3	1B: 7 SF: 0 2B: 2 SAC: 1 3B: 0 DP: 2 HR: 0 HBP: 1	WP: 0 PA: 39 PB: 0 SB: 0 CS: 0	
PITCHER Mike Jackson, L (1, 1) ERA: 5.88 Bruce Dal Canton, R (8, 1) ERA: 3.3	IP WLS BF H R ER SO BB IBB HBP BLK WP HR S P ERA WHIP	7.0 L 31 6 3 3 5 4 1 0 0 0 0 0 36 56 3.86 1.429	2.0 8 2 0 0 0 0 0 0 1 0 0 0 7 8 0.00 1.000	PITCHER IP WLS BF H R ER SO BB IBB HBP BLK WP HR S P ERA WHIP								

California Angels @ Kansas City Royals
Municipal Stadium, Kansas City, MO

Wed Sep 06 1972, 8:05 PM EDT
Att: 5,833 - Unknown - 81 F

livebaseballscorecards.com

AB 32
R 3
H 8
RBI 2
BB 5
SO 5
LOB 18



Batter	1	2	3	4	5	6	7	8	9	AB R H RBI BB SO LOB
Jim Wohlford, R (1, 4) OBP: 0.533, SLG: 0.500	0-0 WP 1B 1B		0-0 P6		0-0 5-3			0-0 F9		4 1 1 0 0 0 0
Amos Otis, R (1, 8) OBP: 0.363, SLG: 0.431	0-0 WP 1B 1B		0-0 6-3		0-0 F8			0-0 F9		4 0 1 0 0 0 0
Richie Scheinblum, S (1, 9) OBP: 0.389, SLG: 0.435	0-3 K 1-2 2-3		0-0		0-0 6-3			0-0 6-3		4 0 1 0 0 1 2
Lou Piniella, R (1, 7) OBP: 0.358, SLG: 0.454	0-0 1B 2-H 3-H		0-3 K		0-0 F9		0-3 K	0-0 F8		4 0 1 1 0 2 1
John Mayberry, L (1, 3) OBP: 0.378, SLG: 0.459	0-3 K		0-0		0-0 F7			0-3 K		4 0 0 0 0 2 1
Carl Taylor, R (1, 2) OBP: 0.355, SLG: 0.353		0-3 K		0-0 P6			0-0 1B	0-0 F3		4 0 1 0 0 1 0
Paul Schaal, R (1, 5) OBP: 0.306, SLG: 0.309		4-0 FC1-4 BB		0-0 2B			0-0 F9			2 0 1 0 1 0 1
Freddie Patek, R (1, 6) OBP: 0.290, SLG: 0.292		0-0 FC1-4 1-2f		0-0 F9			0-0 L8			3 0 0 0 0 0 3
Mike Jackson, L (1, 1) Cookie Rojas, R (7, PH) Bruce Dal Canton, R (8, 1) OBP: 0.122, SLG: 0.125	0-3 K 1-2		0-0		0-0 F3		0-0 P4			2 0 0 0 0 1 1 1 0 0 0 0 0 1 0 0 0 0 0 0 0

Inning Stats	R: 1 E: 0 K: 2 S: 9	H: 3 LOB: 1 BB: 0 P: 9	R: 0 E: 0 K: 2 S: 7	H: 0 LOB: 1 BB: 1 P: 11	R: 0 E: 0 K: 1 S: 6	H: 1 LOB: 1 BB: 0 P: 6	R: 0 E: 0 K: 0 S: 4	H: 1 LOB: 1 BB: 0 P: 4	R: 0 E: 0 K: 0 S: 3	H: 0 LOB: 0 BB: 0 P: 3	R: 0 E: 0 K: 1 S: 5	H: 0 LOB: 0 BB: 0 P: 5	R: 0 E: 0 K: 0 S: 3	H: 0 LOB: 0 BB: 0 P: 3	R: 0 E: 0 K: 1 S: 5	H: 0 LOB: 0 BB: 0 P: 5	1B: 5 2B: 1 3B: 0 HR: 0	SF: 0 SAC: 0 DP: 0 HBP: 0	WP: 1 PB: 0 SB: 1 CS: 0	PA: 33
PITCHER Rudy May, L (1, 1) ERA: 3.08	IP: 9.0 WLS: W BF: 33 H: 6 R: 1 ER: 1 SO: 7 BB: 1 IBB: 0 HBP: 0 BLK: 0 WP: 1 HR: 0 S: 46 P: 50 ERA: 1.00 WHIP: 0.778																			
PITCHER	IP: 0.0 WLS: 0 BF: 0 H: 0 R: 0 ER: 0 SO: 0 BB: 0 IBB: 0 HBP: 0 BLK: 0 WP: 0 HR: 0 S: 0 P: 0 ERA: 0.00 WHIP: 0.000																			

BOTTOM

California Angels @ Kansas City Royals
Municipal Stadium, Kansas City, MO

Wed Sep 06 1972, 8:05 PM EDT
Att. 5,833 - Unknown - 81 F

livebaseballscorecards.com

AB	32
R	1
H	6
RBI	1
BB	1
SO	7
LOB	10



Batter	1	2	3	4	5	6	7	8	9	AB R H RBI BB SO LOB	TOP									
Sandy Alomar Sr., S OBP: 0.308, SLG: 0.308 (1, 4)	0-0 F9		0-0 4-3		4-0 BB			0-0 1B 1B		3 0 1 0 1 0 0	California Angels @ Kansas City Royals Municipal Stadium, Kansas City, MO Thu Sep 07 1972, 8:05 PM EDT Att: 5,561 - Cloudy - 75 F									
Ken Berry, R OBP: 0.353, SLG: 0.391 (1, 8)	0-3 K		0-0 3B		0-0 F7			0-3 K		4 0 1 0 0 2 2										
Vada Pinson, L OBP: 0.337, SLG: 0.400 (1, 7)	4-0 BB		0-3 K		0-0 G3			0-0 L1-3 1B		3 0 1 0 1 1 2										
Bob Oliver, R OBP: 0.308, SLG: 0.428 (1, 3)	0-3 K		0-0 1-3		0-0 F7			0-0 L1-3		4 0 0 0 0 1 4										
Ken McMullen, R OBP: 0.339, SLG: 0.377 (1, 5)		0-0 5-3 1B		0-0 F7		4-0 G4-6-3 BB		0-0 L7		3 0 1 0 1 0 0										
Leroy Stanton, R OBP: 0.230, SLG: 0.401 (1, 9)		0-3 K		0-0 6-3		0-0 G4-6-3		0-3 K		3 0 0 0 0 1 2										
Rickey Clark, R OBP: 0.125, SLG: 0.097 (6, 1)										0 0 0 0 0 0 0										
Dave Sells, R (8, 1)										0 0 0 0 0 0 0										
Chris Coletta, L OBP: 0.280, SLG: 0.292 (9, PH)										1 0 0 0 0 1 0										
Leo Cardenas, R OBP: 0.279, SLG: 0.294 (1, 6)		0-0 5-3		4-0 BB		0-0 6-3		0-0 5-3		3 0 0 0 1 0 1										
Jeff Torborg, R OBP: 0.279, SLG: 0.222 (1, 2)		4-0 BB		0-0 F7		0-0 F9		0-0 F9		1 0 0 0 1 0 1										
John Stephenson, L OBP: 0.331, SLG: 0.333 (7, PH)										1 0 0 0 0 0 0										
Andy Messersmith, R OBP: 0.233, SLG: 0.244 (1, 1)		0-0 F9			0-0 F8		0-0 F8			2 0 0 0 0 0 2										
Mickey Rivers, L OBP: 0.252, SLG: 0.244 (6, 9)										1 0 0 0 0 0 0										
Inning Stats	R: 0 E: 0 K: 2 S: 7	H: 0 LOB: 1 BB: 1 P: 11	R: 0 E: 0 K: 1 S: 6	H: 1 LOB: 2 BB: 1 P: 10	R: 0 E: 0 K: 1 S: 6	H: 1 LOB: 1 BB: 0 P: 6	R: 0 E: 0 K: 0 S: 3	H: 0 LOB: 1 BB: 1 P: 7	R: 0 E: 0 K: 0 S: 3	H: 0 LOB: 0 BB: 1 P: 6	R: 0 E: 0 K: 0 S: 3	H: 0 LOB: 0 BB: 0 P: 3	R: 0 E: 0 K: 1 S: 6	H: 2 LOB: 1 BB: 0 P: 6	R: 0 E: 0 K: 1 S: 5	H: 0 LOB: 0 BB: 0 P: 5	1B: 3 2B: 1 3B: 1 HR: 0	SF: 0 SAC: 0 DP: 2 HBP: 0	WP: 0 PB: 0 SB: 0 CS: 0	PA: 34
PITCHER Monty Montgomery, R ERA: 2.37 (1, 1)	IP: 9.0 WLS: W BF: 34 H: 4 R: 0 ER: 0 SO: 6 BB: 5 IBB: 0 HBP: 0 BLK: 0 WP: 0 HR: 0 S: 41 P: 61 ERA: 0.00 WHIP: 1.000																			

livebaseballscorecards.com

AB 29
R 0
H 4
RBI 0
BB 5
SO 6
LOB 14



Batter	1	2	3	4	5	6	7	8	9	AB	R	H	RBI	BB	SO	LOB
Amos Otis, R OBP: 0.364, SLG: 0.431 (1, 8)	0-3 K		0-0 F8	0-0 1B CS 1B		0-0 FC5-4 1B	0-0 P6			5	0	2	0	0	1	1
Cookie Rojas, R OBP: 0.331, SLG: 0.352 (1, 4)	0-0 L3		0-0 2B 1B 1B	0-0 F8		0-0 FC5-4 1B 1-2f		0-0 1-3		5	1	1	0	0	0	2
Richie Scheinblum, S OBP: 0.393, SLG: 0.441 (1, 9)	0-3 K		0-0 1B 1B 2B	0-0 1B 1B		0-0 BB 1B		4-0 G4-6-3 BB		4	1	3	0	1	1	0
John Mayberry, L OBP: 0.382, SLG: 0.466 (1, 3)		0-0 F9 SF9 2B	4-0 1B 1B IBB	0-0 CS 3-H	0-0 1B 2B	4-0 BB BB BB 1-2 BB		0-0 G4-6-3 1-2f		3	3	2	0	2	0	1
Lou Piniella, R OBP: 0.357, SLG: 0.454 Steve Hovley, L OBP: 0.348, SLG: 0.367 (1, 7) (6, 7)		0-0 F9 2-3	0-0 1B 1B 1-2 2-3 3-H		0-0 F9	0-0 G3				3	0	1	1	0	0	2
Ed Kirkpatrick, L OBP: 0.361, SLG: 0.399 (1, 2)		0-0 SF9 3-H	0-3 K 2-3 3-H		0-0 1B 2-H		0-0 WP SF9 2B			3	1	2	2	0	1	3
Paul Schaal, R OBP: 0.310, SLG: 0.310 (1, 5)		4-0 1B BB 1-3 2-H 3-H	0-0 1B 1-3 2-H 3-H		0-0 P3		4-0 BB BB BB SH2-3 BB			2	0	1	2	2	0	1
Freddie Patek, R OBP: 0.289, SLG: 0.292 (1, 6)		0-0 1B 1-3	0-3 K 3		0-0 L7		0-0 SF9 1			3	0	1	1	0	1	3
Monty Montgomery, R OBP: 0.222, SLG: 0.125 (1, 1)		0-0 F8 3		0-3 K 1		0-3 K 1	0-0 SH2-3 2			3	0	0	0	0	2	2

Inning Stats	R: 0	H: 0	E: 0	K: 2	S: 7	LOB: 0	BB: 0	P: 7	R: 1	H: 2	E: 0	K: 0	S: 5	LOB: 2	BB: 1	P: 9	R: 3	H: 4	E: 0	K: 2	S: 11	LOB: 2	BB: 1	P: 15	R: 0	H: 2	E: 0	K: 1	S: 6	LOB: 1	BB: 0	P: 6	R: 1	H: 2	E: 0	K: 0	S: 5	LOB: 1	BB: 0	P: 5	R: 0	H: 2	E: 0	K: 1	S: 7	LOB: 3	BB: 1	P: 11	R: 1	H: 1	E: 0	K: 0	S: 4	LOB: 1	BB: 1	P: 8	R: 0	H: 0	E: 0	K: 0	S: 2	LOB: 0	BB: 1	P: 6
--------------	------	------	------	------	------	--------	-------	------	------	------	------	------	------	--------	-------	------	------	------	------	------	-------	--------	-------	-------	------	------	------	------	------	--------	-------	------	------	------	------	------	------	--------	-------	------	------	------	------	------	------	--------	-------	-------	------	------	------	------	------	--------	-------	------	------	------	------	------	------	--------	-------	------

PITCHER	IP	WLS	BF	H	R	ER	SO	BB	IBB	HBP	BLK	WP	HR	S	P	ERA	WHIP
Andy Messersmith, R ERA: 2.92 (1, 1)	5.0	L	26	10	5	5	5	1	1	0	0	0	0	34	42	9.00	2.200
Rickey Clark, R ERA: 4.51 (6, 1)	2.0		11	3	1	1	1	2	0	0	0	1	0	11	19	4.50	2.500
Dave Sells, R ERA: 3.48 (8, 1)	1.0		3	0	0	0	0	1	0	0	0	0	0	2	6	0.00	1.000


BOTTOM

California Angels @ Kansas City Royals
Municipal Stadium, Kansas City, MO

Thu Sep 07 1972, 8:05 PM EDT
Att. 5,561 - Cloudy - 75 F

livebaseballscorecards.com

AB	32
R	6
H	13
RBI	6
BB	5
SO	6
LOB	18



1B: 9	SF: 2	WP: 1	PA: 41
2B: 4	SAC: 1	PB: 0	
3B: 0	DP: 1	SB: 0	
HR: 0	HBP: 0	CS: 1	

Batter	1	2	3	4	5	6	7	8	9	AB R H RBI BB SO LOB	TOP									
Cesar Tovar, R (1, 7) OBP: 0.321, SLG: 0.313	0-0 F9		0-0 F8		4-0 BB			0-0 G1-6-3 1B		3 0 1 0 1 0 0	Minnesota Twins @ Kansas City Royals Municipal Stadium, Kansas City, MO Fri Sep 08 1972, 8:05 PM EDT Cloudy - 73 F									
Rod Carew, L (1, 4) OBP: 0.374, SLG: 0.378	0-0 1B		0-0 F7		0-0 4-3			0-0 G1-6-3 1-2f		4 0 1 0 0 0 3										
Steve Braun, L (1, 5) OBP: 0.344, SLG: 0.354	0-0 F9			0-0 4-3		0-0 G5-4-3 2B		0-3 K		4 0 1 0 0 1 1										
Harmon Killebrew, R (1, 3) OBP: 0.367, SLG: 0.454	0-0 F4			0-0 L9		4-0 G5-4-3 BB		0-3 K		3 0 0 0 1 1 1										
Bobby Darwin, R (1, 9) OBP: 0.330, SLG: 0.458		0-0 5-3 S 1B		0-0 FC4-6 1B		0-0 G5-4-3 1-2f 2-3		0-0 4-3		4 0 2 0 0 0 2										
Jim Nettles, L (1, 8) OBP: 0.326, SLG: 0.286		0-0 5-3 1-2		0-0 FC4-6 1-2f		0-0 G3		0-0 F5		4 0 0 0 0 0 3										
Danny Thompson, R (1, 6) OBP: 0.321, SLG: 0.364		0-0 5-3 2-3			0-0 FC3-6 1B		0-0 F7			3 0 1 0 0 0 1										
Phil Roof, R (1, 2) OBP: 0.241, SLG: 0.370		0-0 4-3			0-0 FC3-6 BB		0-0 F7			2 0 0 0 0 0 2										
Jim Holt, L (7, PH)										1 0 0 0 0 0 0										
George Mitterwald, R (7, 2) OBP: 0.217, SLG: 0.213										0 0 0 0 0 0 0										
Bert Blyleven, R (1, 1) OBP: 0.182, SLG: 0.173			0-3 K		0-3 K		0-0 4-3			2 0 0 0 0 2 1										
Charlie Manuel, L (7, PH) OBP: 0.241, SLG: 0.284										1 0 0 0 0 0 0										
Tom Norton, R (7, 1)										0 0 0 0 0 0 0										
Steve Luebber, R (7, 1)										0 0 0 0 0 0 0										
Inning Stats	R: 0 E: 0 K: 0 S: 4	H: 1 LOB: 1 BB: 0 P: 4	R: 0 E: 0 K: 0 S: 4	H: 1 LOB: 1 BB: 0 P: 4	R: 0 E: 0 K: 1 S: 5	H: 0 LOB: 0 BB: 0 P: 5	R: 0 E: 0 K: 0 S: 4	H: 1 LOB: 1 BB: 0 P: 4	R: 0 E: 0 K: 1 S: 6	H: 1 LOB: 2 BB: 1 P: 10	R: 0 E: 0 K: 0 S: 3	H: 0 LOB: 0 BB: 0 P: 3	R: 0 E: 0 K: 0 S: 5	H: 1 LOB: 0 BB: 0 P: 5	R: 0 E: 0 K: 1 S: 5	H: 0 LOB: 0 BB: 0 P: 5	1B: 5 2B: 1 3B: 0 HR: 0	SF: 0 SAC: 0 DP: 2 HBP: 0	WP: 0 PB: 0 SB: 1 CS: 0	PA: 33
PITCHER Tom Murphy, R (1, 1) ERA: 3.84	IP: 9.0 WLS: W BF: 33 H: 6 R: 0 ER: 0 SO: 4 BB: 2 IBB: 0 HBP: 0 BLK: 0 WP: 0 HR: 0 S: 39 P: 47 ERA: 0.00 WHIP: 0.889											PITCHER	IP: 0 WLS: 0 BF: 0 H: 0 R: 0 ER: 0 SO: 0 BB: 0 IBB: 0 HBP: 0 BLK: 0 WP: 0 HR: 0 S: 0 P: 0 ERA: 0.00 WHIP: 0.00							

livebaseballscorecards.com

AB	31
R	0
H	6
RBI	0
BB	2
SO	4
LOB	14



Batter	1	2	3	4	5	6	7	8	9
Amos Otis, R OBP: 0.362, SLG: 0.431 (1, 8)	0-0 F9	0-0 SF9		0-0 F8			0-0 SF9 1B	0-3 K	
Cookie Rojas, R OBP: 0.330, SLG: 0.352 (1, 4)	0-0 FC6-4 1B	0-0 1-3			0-0 F8		0-0 SF9		
Steve Hovley, L OBP: 0.358, SLG: 0.373 (1, 9)	0-0 FC6-4 1B			4-0 G1-6-3 BB		0-0 BB 1B	0-0 2B 1B		
John Mayberry, L OBP: 0.385, SLG: 0.469 (1, 3)	0-0 1-2 1B			0-0 G1-6-3		4-0 G1-6-3 BB	0-0 1-3 2B		
Lou Piniella, R OBP: 0.357, SLG: 0.452 (1, 7)	0-0 F9			0-0 1B		0-0 G1-6-3	0-0 1-3		
Ed Kirkpatrick, L OBP: 0.365, SLG: 0.401 (1, 2)		0-0 2B 1B		0-0 FC6-4 1B		0-0 4-3	4-0 IBB		
Paul Schaal, R OBP: 0.310, SLG: 0.312 (1, 5)		0-0 1B 2B		0-0 FC6-4		0-0 5-3	0-0 F9		
Freddie Patek, R OBP: 0.289, SLG: 0.292 (1, 6)		0-0 SH3-4 SF9 1B		0-0 5-3		0-0 4-3	0-0 4-3		
Tom Murphy, R (1, 1)		0-0 SH3-4		0-0 F7			4-0 2B SF9 BB	0-0 F5	

Inning Stats	R: 0 E: 0 K: 5 S: 5	H: 2 LOB: 2 BB: 0 P: 5	R: 3 E: 0 K: 6 S: 6	H: 3 LOB: 0 BB: 0 P: 6	R: 0 E: 0 K: 4 S: 4	H: 2 LOB: 2 BB: 1 P: 8	R: 0 E: 0 K: 3 S: 3	H: 0 LOB: 0 BB: 0 P: 3	R: 0 E: 0 K: 3 S: 3	H: 1 LOB: 1 BB: 1 P: 7	R: 0 E: 0 K: 3 S: 3	H: 0 LOB: 0 BB: 0 P: 3	R: 2 E: 0 K: 6 S: 6	H: 3 LOB: 3 BB: 2 P: 14	R: 0 E: 0 K: 5 S: 5	H: 0 LOB: 0 BB: 0 P: 5
1B: 8 2B: 3 3B: 0 HR: 0	SF: 2 SAC: 1 DP: 2 HBP: 0	WP: 0 PB: 0 SB: 0 CS: 0	1B: 8 2B: 3 3B: 0 HR: 0	SF: 2 SAC: 1 DP: 2 HBP: 0	WP: 0 PB: 0 SB: 0 CS: 0	WP: 0 PB: 0 SB: 0 CS: 0	WP: 0 PB: 0 SB: 0 CS: 0	WP: 0 PB: 0 SB: 0 CS: 0	WP: 0 PB: 0 SB: 0 CS: 0	WP: 0 PB: 0 SB: 0 CS: 0	WP: 0 PB: 0 SB: 0 CS: 0	WP: 0 PB: 0 SB: 0 CS: 0	WP: 0 PB: 0 SB: 0 CS: 0	WP: 0 PB: 0 SB: 0 CS: 0	WP: 0 PB: 0 SB: 0 CS: 0	

PITCHER	IP	WLS	BF	H	R	ER	SO	BB	IBB	HBP	BLK	WP	HR	S	P	ERA	WHIP
Bert Blyleven, R ERA: 3.04 (1, 1)	6.0	L	26	8	3	3	0	2	0	0	0	0	0	24	32	4.50	1.667
Tom Norton, R ERA: 2.63 (7, 1)	0.0		2	1	2	2	0	1	0	0	0	0	0	1	5	∞	∞
Steve Luebber, R ERA: (7, 1)	2.0		9	2	0	0	1	0	1	0	0	0	0	10	14	0.00	1.000

AB R H RBI BB SO LOB

4 1 1 1 0 1 0

3 0 1 1 0 0 0

3 0 2 1 1 0 1

3 0 2 0 1 0 1

4 0 1 0 0 0 6

3 1 2 0 1 0 0

4 1 1 0 0 0 5

4 1 1 2 0 0 0

2 1 0 0 1 0 0

AB 30
R 5
H 11
RBI 5
BB 4
SO 1
LOB 13

WP: 0 PA: 37
PB: 0
SB: 0
CS: 0

ERA WHIP

ERA WHIP

ERA WHIP

ERA WHIP

ERA WHIP

ERA WHIP

ERA WHIP

ERA WHIP

ERA WHIP

ERA WHIP

ERA WHIP

ERA WHIP

ERA WHIP

ERA WHIP

ERA WHIP

ERA WHIP

ERA WHIP

ERA WHIP

ERA WHIP

ERA WHIP

ERA WHIP

ERA WHIP

ERA WHIP

ERA WHIP

Minnesota Twins @ Kansas City Royals
Municipal Stadium, Kansas City, MO
Fri Sep 08 1972, 8:05 PM EDT
Cloudy - 73 F

livebaseballscorecards.com



Batter	1	2	3	4	5	6	7	8	9	AB R H RBI BB SO LOB	TOP									
Cesar Tovar, R (1, 8) OBP: 0.323, SLG: 0.319	0-0 1B SF8 1B	0-0 5-3			0-3 K			0-0 SF8 3B		4 2 2 0 0 1 1										
Rod Carew, L (1, 4) OBP: 0.373, SLG: 0.378	0-0 PB 1-3 1B		0-0 2-3			0-0 F8		0-0 SF8		3 0 1 1 0 0 0										
Jim Holt, L (1, 7)	0-0 SF8 3-H		0-0 6-3			0-3 K		0-0 F6		3 0 0 1 0 1 0										
Bobby Darwin, R (1, 9) OBP: 0.327, SLG: 0.454	0-0 F7 2-3		0-3 K		0-3 K				0-0 F7	4 0 0 0 0 2 1										
Rich Reese, L (1, 3) OBP: 0.303, SLG: 0.341	4-0 BB			0-0 L9			0-0 F6		0-0 5-3	3 0 0 0 1 0 0										
Danny Thomson, R (1, 6) OBP: 0.319, SLG: 0.361 Wayne Granger, R (8, 1) OBP: 0.286, SLG: 0.429 Harmon Killebrew, R (9, PH) OBP: 0.368, SLG: 0.454 Steve Brye, R (9, PR) OBP: 0.267, SLG: 0.270	0-0 F6		0-3 K		0-0 F6		0-0 F6		4-0 BB	3 0 0 0 0 1 2 0 0 0 0 0 0 0 0 0 0 0 0 1 0 0 0 0 0 0 0 0 0 0										
Dan Monzon, R (1, 5) OBP: 0.351, SLG: 0.303 Charlie Manuel, L (9, PH) OBP: 0.239, SLG: 0.282		0-0 F7		0-0 F7		0-0 F7		0-0 1B	0-0 1-3	3 0 1 0 0 0 0 1 0 0 0 0 0 1										
Glenn Borgmann, R (1, 2) OBP: 0.329, SLG: 0.326		0-0 SH3-4 1B		0-0 5-3		0-0 F5				3 0 1 0 0 0 1										
Ray Corbin, R (1, 1) OBP: 0.130, SLG: 0.114 Steve Braun, L (8, PH) OBP: 0.343, SLG: 0.353		0-0 SH3-4 1-2		0-3 K		0-3 K		0-3 K		1 0 0 0 0 1 0 1 0 0 0 0 1 0										
Inning Stats	R: 1 E: 0 K: 0 S: 5	H: 2 LOB: 2 BB: 1 P: 9	R: 0 E: 0 K: 0 S: 4	H: 1 LOB: 1 BB: 0 P: 4	R: 0 E: 0 K: 1 S: 5	H: 0 LOB: 0 BB: 0 P: 5	R: 0 E: 0 K: 1 S: 5	H: 0 LOB: 0 BB: 0 P: 5	R: 0 E: 0 K: 2 S: 7	H: 0 LOB: 0 BB: 0 P: 7	R: 0 E: 0 K: 0 S: 4	H: 1 LOB: 1 BB: 0 P: 4	R: 1 E: 0 K: 1 S: 6	H: 1 LOB: 0 BB: 0 P: 6	R: 0 E: 0 K: 0 S: 3	H: 0 LOB: 1 BB: 1 P: 7	1B: 4 2B: 0 3B: 1 HR: 0	SF: 2 SAC: 1 DP: 0 HBP: 0	WP: 0 PB: 1 SB: 0 CS: 0	PA: 34
PITCHER Steve Busby, R (1, 1) ERA: 2.0	IP: 9.0 WLS: W BF: 34 H: 5 R: 2 ER: 2 SO: 7 BB: 2 IBB: 0 HBP: 0 BLK: 0 WP: 0 HR: 0 S: 46 P: 54 ERA: 2.00 WHIP: 0.778																			
PITCHER	IP	WLS	BF	H	R	ER	SO	BB	IBB	HBP	BLK	WP	HR	S	P	ERA	WHIP			

Minnesota Twins @ Kansas City Royals
Municipal Stadium, Kansas City, MO
 Fri Sep 08 1972, 8:05 PM EDT
 Att: 7,541 - Unknown - 73 F

AB	29
R	2
H	5
RBI	2
BB	2
SO	7
LOB	6



WP: 0	PA: 34
PB: 1	
SB: 0	
CS: 0	

Batter	1	2	3	4	5	6	7	8	9
Amos Otis, R OBP: 0.359, SLG: 0.428 (1, 8) x	0-0 F6 ①			x 0-0 5-3 ①		x 0-0 F4 ①		x 0-0 5-3 ①	
Cookie Rojas, R OBP: 0.330, SLG: 0.354 (1, 4) x	0-0 F8 ②			x 0-0 1B 2B		x 0-0 F4 ②		SS 0-3 K ②	
Steve Hovley, L OBP: 0.368, SLG: 0.379 (1, 9) x	0-0 6-3 ③			x 0-0 G3-6 1B 2-H		BB 4-0 HR BB		x 0-0 1B	
John Mayberry, L OBP: 0.384, SLG: 0.474 (1, 3)		x 0-0 4-3 ①		x 0-0 G3-6 ② ③ 1-2f		x 0-0 HR ③ 1-H		x 0-0 F7 ③	
Lou Piniella, R OBP: 0.355, SLG: 0.449 (1, 7)		SS 0-3 K ②			x 0-0 5-3 ①	x 0-0 5-3 ③			
Carl Taylor, R OBP: 0.342, SLG: 0.338 (1, 2)		x 0-0 1-3 ③			x 0-0 F4 ②		x 0-0 6-3 ①		
Paul Schaal, R OBP: 0.310, SLG: 0.312 (1, 5)			x 0-0 F4 ①		x 0-0 1B 1B		x 0-0 F5 ②		
Freddie Patek, R OBP: 0.291, SLG: 0.293 (1, 6)			x 0-0 L7 ②		x 0-0 1B ③		H 1-0 HBP ③		
Steve Busby, R (1, 1)			x 0-0 F9 ③		x 0-0 F8 ③		x 0-0 L3 ③		

AB	R	H	RBI	BB	SO	LOB
4	0	0	0	0	0	0
4	1	1	0	0	1	0
3	1	2	1	1	0	0
4	1	1	2	0	0	2
3	0	0	0	0	1	0
3	0	0	0	0	0	0
3	0	1	0	0	0	0
2	0	1	0	0	0	0
3	0	0	0	0	0	3

BOTTOM

Minnesota Twins @ Kansas City Royals
Municipal Stadium, Kansas City, MO

Fri Sep 08 1972, 8:05 PM EDT
Att. 7,541 - Unknown - 73 F

AB	29
R	3
H	6
RBI	3
BB	1
SO	2
LOB	5



1B:	4	SF:	0
2B:	1	SAC:	0
3B:	0	DP:	1
HR:	1	HBP:	1

WP:	0	PA:	31
PB:	0		
SB:	0		
CS:	0		

Inning Stats	R	H	E	K	S	H	LOB	BB	P	R	H	E	K	S	WP	HR	S	P	ERA	WHIP
1	0	0	0	0	3	0	0	1	5	3	0	0	0	1	0	1	27	32	3.86	0.857
2	0	0	0	1	5	0	0	5	5	0	0	0	0	3	0	0	27	6	0.00	1.000
3	0	0	0	0	3	0	0	3	3	0	0	0	0	0	0	0	27	6	0.00	1.000
4	1	2	0	0	4	2	0	4	4	2	1	0	0	4	0	1	27	6	0.00	1.000
5	0	2	0	0	5	2	2	0	5	2	1	0	0	8	0	1	27	6	0.00	1.000
6	2	1	0	0	4	1	1	1	4	1	0	0	0	4	0	1	27	6	0.00	1.000
7	0	0	0	0	3	0	1	0	4	0	0	0	0	4	0	1	27	6	0.00	1.000
8	0	1	0	1	6	1	1	0	6	1	0	0	0	6	0	1	27	6	0.00	1.000
9	0	0	0	0	3	0	0	0	3	0	0	0	0	3	0	0	27	6	0.00	1.000

PITCHER	IP	WLS	BF	H	R	ER	SO	BB	IBB	HBP	BLK	WP	HR	S	P	ERA	WHIP
Ray Corbin, R ERA: 2.18 (1, 1)	7.0	L	27	5	3	3	1	1	0	1	0	0	1	27	32	3.86	0.857
Wayne Granger, R ERA: 3.28 (8, 1)	1.0		4	1	0	0	1	0	0	0	0	0	0	6	6	0.00	1.000

PITCHER	IP	WLS	BF	H	R	ER	SO	BB	IBB	HBP	BLK	WP	HR	S	P	ERA	WHIP

livebaseballscorecards.com

Batter	1	2	3	4	5	6	7	8	9	10	11	12	13	AB R H RBI BB SO LOB	TOP									
Cesar Tovar, R OBP: 0.319, SLG: 0.315 (1, 7) X	F2		K			5-3		K			1-3		K	6 0 0 0 0 3 2										
Rod Carew, L OBP: 0.373, SLG: 0.378 (1, 4) X	4-3			1-3				K			1-3			3 0 1 0 0 0 0										
Eric Soderholm, R OBP: 0.245, SLG: 0.341 (6, PR) (6, 5)	4-3					1B SF7 1B								2 1 0 0 0 1 0										
Steve Braun, L OBP: 0.341, SLG: 0.351 (1, 5) (6, 4) X	4-3			6-3						F8		F8		5 0 1 0 0 0 0										
Harmon Killebrew, R OBP: 0.365, SLG: 0.450 (1, 3) X		F8												3 0 0 1 0 0 0										
Jim Holt, L (9, 3)				F5		SF7				F4		4-3		1 0 0 0 0 0 0										
Charlie Manuel, L OBP: 0.230, SLG: 0.270 (1, 9) X		F8												5 0 0 0 0 0 1										
Steve Brye, R OBP: 0.267, SLG: 0.270 (13, 9)						FC4-6				F7		4-3		0 0 0 0 0 0 0										
Jim Nettles, L OBP: 0.327, SLG: 0.295 (1, 8) X		1-3												5 2 2 0 0 1 0										
Danny Thompson, R OBP: 0.320, SLG: 0.364 (1, 6) X						1B SF7 1B								5 0 2 1 0 1 0										
Glenn Borgmann, R OBP: 0.325, SLG: 0.324 (1, 2) X														4 0 1 1 0 0 1										
Dave Goltz, R OBP: 0.192, SLG: 0.125 (1, 1) X														2 0 0 0 0 1 2										
Wayne Granger, R OBP: 0.250, SLG: 0.375 (6, 1) X														1 0 0 0 0 0 0										
Rich Reese, L OBP: 0.302, SLG: 0.339 (11, PH) X														1 0 0 0 0 0 0										
Dave LaRoche, L OBP: 0.273, SLG: 0.111 (11, 1) X														1 0 0 0 0 1 1										
Inning Stats	R: 0 H: 0 E: 0 K: 0 S: 3	H: 0 LOB: 0 BB: 0 P: 3	R: 0 H: 0 E: 0 K: 0 S: 3	H: 0 LOB: 0 BB: 0 P: 3	R: 0 H: 1 E: 0 K: 1 S: 6	H: 1 LOB: 1 BB: 0 P: 6	R: 0 H: 0 E: 0 K: 0 S: 3	H: 0 LOB: 0 BB: 0 P: 3	R: 1 H: 2 E: 0 K: 1 S: 7	H: 2 LOB: 1 BB: 0 P: 7	R: 0 H: 0 E: 0 K: 1 S: 5	H: 0 LOB: 0 BB: 0 P: 5	R: 0 H: 0 E: 0 K: 1 S: 5	H: 0 LOB: 0 BB: 0 P: 5	R: 0 H: 0 E: 0 K: 0 S: 3	H: 0 LOB: 0 BB: 0 P: 3	R: 0 H: 0 E: 0 K: 0 S: 3	H: 0 LOB: 0 BB: 0 P: 3	R: 1 H: 2 E: 0 K: 2 S: 9	H: 2 LOB: 1 BB: 0 P: 9	1B: 5 2B: 2 3B: 0 HR: 0	SF: 2 SAC: 0 DP: 0 HBP: 0	WP: 0 PB: 0 SB: 0 CS: 0	PA: 46
PITCHER Roger Nelson, R ERA: 1.92 (1, 1)	IP: 12.0 WLS: 41 BF: 5 H: 2 R: 2 ER: 2 SO: 6 BB: 0 IBB: 0 HBP: 0 BLK: 0 WP: 0 HR: 0 S: 53 P: 53 ERA: 1.50 WHIP: 0.417																							
Ted Abernathy, R ERA: 1.77 (13, 1)	1.0 L 5 2 1 1 2 0 0 0 0 0 0 0 9 9 9.00 2.000																							

Minnesota Twins @ Kansas City Royals
Municipal Stadium, Kansas City, MO

Sat Sep 09 1972, 8:05 PM EDT
Att. 7,851 - Cloudy - 73 F

livebaseballscorecards.com

AB	44
R	3
H	7
RBI	3
BB	0
SO	8
LOB	7



Batter	1	2	3	4	5	6	7	8	9	10	11	12	13
Amos Otis, R (1, 8) OBP: 0.359, SLG: 0.426 Ted Abernathy, R (13, 1)	0-0 6-3		0-0 6-3		0-0 1-4-3		0-0 1-3 1B		0-0 6-3			0-0 1B	
Cookie Rojas, R (1, 4) OBP: 0.325, SLG: 0.349	0-0 F4			0-0 L6	0-0 6-3		0-0 1-3		0-0 6-3			0-3 K	
Richie Scheinblum, S (1, 9) OBP: 0.392, SLG: 0.438	0-0 G3			4-0 HR BB		0-0 G6-4-3 BB 1B	0-0 4-3			0-0 1-3		0-0 F7	
John Mayberry, L (1, 3) OBP: 0.388, SLG: 0.481 Joe Keough, L (13, PR) OBP: 0.333, SLG: 0.235		0-0 F8		0-0 HR		4-0 G6-4-3 BB	4-0 1B			0-0 3-1			0-0 4-3 SH1-4 1B
Lou Piniella, R (1, 7) OBP: 0.353, SLG: 0.447		0-0 L6		0-0 5-3		0-0 G6-4-3 1-2f 2-3	0-0 1-6-3			0-0 1B			0-0 SH1-4 1-2
Ed Kirkpatrick, L (1, 2) OBP: 0.366, SLG: 0.398 Carl Taylor, R (13, PH) OBP: 0.338, SLG: 0.333		0-3 K		4-0 1B BB		4-0 BB IBB		0-0 F8		0-3 K			0-0 4-3 2-3
Paul Schaal, R (1, 5) OBP: 0.313, SLG: 0.313			0-0 G3 F7 1B	0-0 1-2 1B		4-0 1-2 BB FC5-4		0-0 4-3			0-0 1-3		0-0 F9
Freddie Patek, R (1, 6) OBP: 0.289, SLG: 0.290			0-0 F7 1-2	0-0 F9		0-0 FC5-4 1-2f		0-0 5-3			0-0 F4		
Roger Nelson, R (1, 1) OBP: 0.130, SLG: 0.111 Steve Hovley, L (13, 8) OBP: 0.368, SLG: 0.379			0-0 G3 2-3		0-0 F7		0-0 1B 1B		0-3 K		0-0 1-3		

AB	R	H	RBI	BB	SO	LOB
6	0	2	0	0	0	1
0	0	0	0	0	0	0

6	0	0	0	0	1	2
---	---	---	---	---	---	---

5	1	1	0	1	0	2
---	---	---	---	---	---	---

4	1	2	2	2	0	0
0	0	0	0	0	0	0

5	0	1	0	0	0	5
---	---	---	---	---	---	---

3	0	0	0	2	2	1
1	0	0	0	0	0	2

5	0	2	0	1	0	2
---	---	---	---	---	---	---

5	0	0	0	0	0	6
---	---	---	---	---	---	---

5	0	1	0	0	1	1
0	0	0	0	0	0	0

BOTTOM

Minnesota Twins @ Kansas City Royals
Municipal Stadium, Kansas City, MO
Sat Sep 09 1972, 8:05 PM EDT
Att: 7,851 - Cloudy - 73 F

livebaseballscorecards.com

AB	45
R	2
H	9
RBI	2
BB	6
SO	4
LOB	22



Inning Stats	R: 0	H: 0	E: 0	LOB: 0	K: 0	BB: 0	S: 3	P: 3
	0	0	0	0	1	0	5	5

PITCHER	IP	WLS	BF	H	R	ER	SO	BB	IBB	HBP	BLK	WP	HR	S	P	ERA	WHIP
Dave Goltz, R (1, 1) ERA: 2.76	5.2		25	4	2	2	1	4	1	0	0	0	1	22	42	3.18	1.412
Wayne Granger, R (6, 1) ERA: 3.09	4.1		17	3	0	0	2	0	1	0	0	0	0	20	24	0.00	0.692
Dave LaRoche, L (11, 1) ERA: 2.57	3.0	W	10	2	0	0	1	0	0	0	0	0	0	12	12	0.00	0.667

Batter	1	2	3	4	5	6	7	8	9	AB R H RBI BB SO LOB	TOP
--------	---	---	---	---	---	---	---	---	---	----------------------	-----

Cesar Tovar, R (1, 7) OBP: 0.318, SLG: 0.315	0-0 6-3			x 0-0 FC1-6 1B		x 0-0 6-3		x 0-0 6-3		4 0 1 0 0 0 0		
Rod Carew, L (1, 4) OBP: 0.372, SLG: 0.377 Mike Adams, R (9, PR)	0-0 L7			x 0-0 FC1-6 FC5-4 1-2f		x 0-0 F8		x 0-0 1B		4 0 1 0 0 0 1 0 0 0 0 0 0 0		
Harmon Killebrew, R (1, 3) OBP: 0.365, SLG: 0.457 Rich Reese, L (6, 3)	0-3 K			x 0-0 L8		x 0-0 HR		x 0-0 L8		3 1 1 1 0 1 1 1 0 0 0 0 0 1		
Bobby Darwin, R (1, 9) OBP: 0.325, SLG: 0.450		x 0-0 F7		x 0-0 FC5-4 1-2f		x 0-0 4-3		s s s 0-3 K		4 0 0 0 0 1 2		
Danny Thompson, R (1, 6) OBP: 0.318, SLG: 0.361		x 0-0 F9			x 0-0 F6		x 0-0 F8		x 0-0 5-3		4 0 0 0 0 0 1	
Jim Nettles, L (1, 8) OBP: 0.323, SLG: 0.290		x 0-0 G3			x 0-0 G3		s s s 0-3 K				3 0 0 0 0 1 0	
Dan Monzon, R (1, 5) OBP: 0.350, SLG: 0.306			s s s 0-3 K		x 0-0 BB 1B		s s s 0-3 K				3 0 1 0 0 2 0	
Glenn Borgmann, R (1, 2) OBP: 0.325, SLG: 0.319			s s s 0-3 K		B B B B 4-0 1-2 BB		x 0-0 L9				2 0 0 0 1 1 0	
Dick Woodson, R (1, 1) OBP: 0.096, SLG: 0.070 Steve Braun, L (8, PH) OBP: 0.340, SLG: 0.350 Dave LaRoche, L (8, 1) OBP: 0.273, SLG: 0.111			x 0-0 6-3		x 0-0 5-3		x 0-0 L8				2 0 0 0 0 0 2 1 0 0 0 0 0 0 0 0 0 0 0 0 0	

Inning Stats	R: 0	H: 0	E: 0	LOB: 0	K: 1	BB: 0	S: 5	P: 5	R: 0	H: 0	E: 0	LOB: 0	K: 0	BB: 0	S: 3	P: 3	R: 0	H: 0	E: 0	LOB: 0	K: 2	BB: 0	S: 7	P: 7	R: 0	H: 1	E: 0	LOB: 1	K: 0	BB: 0	S: 4	P: 4	R: 0	H: 1	E: 0	LOB: 2	K: 0	BB: 1	S: 4	P: 8	R: 1	H: 1	E: 0	LOB: 0	K: 0	BB: 0	S: 4	P: 4	R: 0	H: 0	E: 0	LOB: 0	K: 2	BB: 0	S: 7	P: 7	R: 0	H: 0	E: 0	LOB: 0	K: 0	BB: 0	S: 3	P: 3	R: 0	H: 1	E: 0	LOB: 1	K: 1	BB: 0	S: 6	P: 6	1B: 3	SF: 0	2B: 0	SAC: 0	3B: 0	DP: 0	HR: 1	HBP: 0	WP: 0	PA: 32
--------------	------	------	------	--------	------	-------	------	------	------	------	------	--------	------	-------	------	------	------	------	------	--------	------	-------	------	------	------	------	------	--------	------	-------	------	------	------	------	------	--------	------	-------	------	------	------	------	------	--------	------	-------	------	------	------	------	------	--------	------	-------	------	------	------	------	------	--------	------	-------	------	------	------	------	------	--------	------	-------	------	------	-------	-------	-------	--------	-------	-------	-------	--------	-------	--------

PITCHER	IP	WLS	BF	H	R	ER	SO	BB	IBB	HBP	BLK	WP	HR	S	P	ERA	WHIP
Dick Drago, R (1, 1) ERA: 2.91	9.0	W	32	4	1	1	6	1	0	0	0	0	1	43	47	1.00	0.556

Minnesota Twins @ Kansas City Royals
 Municipal Stadium, Kansas City, MO

Sun Sep 10 1972, 4:33 AM EDT
 Att. 8,785 - Sunny - 81 F

AB	31
R	1
H	4
RBI	1
BB	1
SO	6
LOB	8



WP	PA
0	32

Batter	1	2	3	4	5	6	7	8	9	AB	R	H	RBI	BB	SO	LOB
Joe Keough, L OBP: 0.328, SLG: 0.222 (1, 7)	0-3 K		0-0 F9	4-0 1-2 BB			0-0 F6			3	0	0	0	1	1	0
Cookie Rojas, R OBP: 0.323, SLG: 0.345 (1, 4)	0-0 F6		0-0 5-3	0-0 1-3			0-0 1-3			4	0	0	0	0	0	3
Richie Scheinblum, S OBP: 0.393, SLG: 0.437 (1, 9)	4-0 HR BB		0-0 BB 1B			0-0 F5	0-0 E4			3	1	1	0	1	0	0
John Mayberry, L OBP: 0.390, SLG: 0.488 (1, 3)	0-0 1-H HR		4-0 1-2 BB			0-0 F8	4-0 SH1-4 1B BB			2	2	1	2	2	0	0
Steve Hovley, L OBP: 0.361, SLG: 0.372 (1, 8)	0-0 F8		0-3 K			0-0 1-3	0-0 SH1-4	1-2		3	0	0	0	0	1	2
Ed Kirkpatrick, L OBP: 0.370, SLG: 0.398 (1, 2)		4-0 FC4-3-6 BB		0-0 1B 1B		4-0 WP BB	0-0 F7			2	0	1	0	2	0	1
Paul Schaal, R OBP: 0.314, SLG: 0.315 (1, 5)		0-0 FC4-3-6		0-0 BB 1B		0-0 F9	0-0 FC5-4 1B			4	0	2	1	0	0	2
Freddie Patek, R OBP: 0.286, SLG: 0.287 (1, 6)		0-0 F9		0-0 F9		0-0 1-3	0-0 FC5-4			4	0	0	0	0	0	5
Dick Drago, R OBP: 0.147, SLG: 0.049 (1, 1)		0-3 K		0-3 K		0-3 K				3	0	0	0	0	3	4

Inning Stats	R: 2	H: 1	E: 0	LOB: 0	K: 1	P: 10	R: 0	H: 0	E: 0	LOB: 1	K: 1	P: 9	R: 0	H: 1	E: 0	LOB: 2	K: 1	P: 10	R: 0	H: 2	E: 0	LOB: 3	K: 1	P: 11	R: 0	H: 0	E: 0	LOB: 0	K: 0	P: 3	R: 0	H: 0	E: 0	LOB: 1	K: 1	P: 9	R: 0	H: 0	E: 1	LOB: 1	K: 0	P: 3	R: 1	H: 1	E: 0	LOB: 1	K: 0	P: 8														
PITCHER	IP	WLS	BF	H	R	ER	SO	BB	IBB	HBP	BLK	WP	HR	S	P	ERA	WHIP																			PITCHER	IP	WLS	BF	H	R	ER	SO	BB	IBB	HBP	BLK	WP	HR	S	P	ERA	WHIP									
Dick Woodson, R ERA: 2.54 (1, 1)	7.0	L	30	4	2	2	5	5	0	0	0	1	1	35	55	2.57	1.286																																													
Dave LaRoche, L ERA: 2.64 (8, 1)	1.0		5	1	1	1	0	1	0	0	0	0	0	4	8	9.00	2.000																																													

MINNESOTA TWINS @ KANSAS CITY ROYALS
Municipal Stadium, Kansas City, MO
Sun Sep 10 1972, 4:33 AM EDT
Att. 8,785 - Sunny - 81 F

livebaseballscorecards.com

AB	28
R	3
H	5
RBI	3
BB	6
SO	5
LOB	17



WP: 1	PA: 35
PB: 0	SB: 0
CS: 0	

Batter	1	2	3	4	5	6	7	8	9	AB R H RBI BB SO LOB	TOP	
Walt Williams, R (1, 9) OBP: 0.288, SLG: 0.316 Pat Kelly, L (9, 9) OBP: 0.356, SLG: 0.374	0-0 6-3		0-0 5-3			0-3 K			0-0 6-3	4 0 0 0 0 1 0 0 0 0 0 0 0 0	Chicago White Sox @ Kansas City Royals Municipal Stadium, Kansas City, MO Mon Sep 11 1972, 8:05 PM EDT Att: 6,602 - Unknown - 87 F livebaseballscorecards.com	
Mike Andrews, R (1, 4) OBP: 0.315, SLG: 0.296 Luis Alvarado, R (8, 6) OBP: 0.252, SLG: 0.277	4-0 HR BB		0-0 F8			0-0 F8			0-0 5-3	2 1 0 0 1 0 0 1 0 0 0 0 0 0		
Dick Allen, R (1, 3) OBP: 0.421, SLG: 0.612	0-0 HR			4-0 G6-4-3 BB					0-0 5-3	2 1 1 2 1 0 0		
Rick Reichardt, R (1, 8) OBP: 0.330, SLG: 0.418 Buddy Bradford, R (7, PR) OBP: 0.278, SLG: 0.371	0-0 6-3		0-0 G6-4-3 1-2f						0-0 CS 1B	3 0 1 0 0 0 1 0 0 0 0 0 0 0		
Carlos May, L (1, 7) OBP: 0.389, SLG: 0.415	0-0 6-3		0-0 6-3						0-0 6-3 1-2	3 0 0 0 0 0 1		
Ed Spiezio, R (1, 5) OBP: 0.281, SLG: 0.318		0-0 F9							0-0 F8	3 0 0 0 0 0 0		
Ed Herrmann, L (1, 2) OBP: 0.326, SLG: 0.349		0-3 K							0-0 K G6-3 1B	3 0 1 0 0 2 0		
Rich Morales, R (1, 6) OBP: 0.273, SLG: 0.273		0-0 F6							0-0 K G6-3 1-2f	3 0 0 0 0 1 1		
Tom Bradley, R (1, 1) OBP: 0.138, SLG: 0.139 Terry Forster, L (9, 1) OBP: 0.471, SLG: 0.471			0-0 F3						0-0 F4	3 0 0 0 0 0 0 0 0 0 0 0 0 0		
Inning Stats	R: 2 H: 1 E: 0 LOB: 0 K: 0 BB: 1 S: 4 P: 8	R: 0 H: 0 E: 0 LOB: 0 K: 1 BB: 0 S: 5 P: 5	R: 0 H: 0 E: 0 LOB: 0 K: 0 BB: 0 S: 3 P: 3	R: 0 H: 0 E: 0 LOB: 0 K: 0 BB: 1 S: 2 P: 6	R: 0 H: 0 E: 0 LOB: 0 K: 2 BB: 0 S: 7 P: 7	R: 0 H: 0 E: 0 LOB: 0 K: 1 BB: 0 S: 5 P: 5	R: 0 H: 1 E: 0 LOB: 1 K: 0 BB: 0 S: 3 P: 3	R: 0 H: 1 E: 0 LOB: 0 K: 0 BB: 0 S: 3 P: 3	R: 0 H: 0 E: 0 LOB: 0 K: 0 BB: 0 S: 3 P: 3	1B: 2 SF: 0 2B: 0 SAC: 0 3B: 0 DP: 2 HR: 1 HBP: 0		WP: 0 PA: 29 PB: 0 SB: 0 CS: 1
PITCHER Paul Splittorff, L (1, 1) ERA: 3.29	IP WLS BF H R ER SO BB IBB HBP BLK WP HR S P ERA WHIP											PITCHER IP WLS BF H R ER SO BB IBB HBP BLK WP HR S P ERA WHIP



Batter	1	2	3	4	5	6	7	8	9	AB	R	H	RBI	BB	SO	LOB
Steve Hovley, L OBP: 0.359, SLG: 0.388 (1, 8)	0-0 F8			0-0 G3		0-0 G3			0-0 HR	4	1	1	1	0	0	0
Cookie Rojas, R OBP: 0.322, SLG: 0.347 (1, 4)	0-0 6-3			0-0 2B			0-0 5-3		0-0 L7	4	0	1	0	0	0	0
Richie Scheinblum, S OBP: 0.394, SLG: 0.438 (1, 9) Jim Wohlford, R OBP: 0.533, SLG: 0.500 (9, PR)	0-0 4-3			0-0 F6			0-0 1B		0-0 FC6-4 1B	4	0	2	0	0	0	1
John Mayberry, L OBP: 0.387, SLG: 0.484 (1, 3)		0-3 K		0-3 K			0-0 F9		0-0 FC6-4 1-2	4	0	0	0	0	2	3
Lou Piniella, R OBP: 0.351, SLG: 0.444 (1, 7)		0-0 F9			0-3 K		0-0 F3			3	0	0	0	0	1	1
Ed Kirkpatrick, L OBP: 0.367, SLG: 0.395 (1, 2)		0-0 6-3			0-3 K			0-0 4-3		3	0	0	0	0	1	0
Paul Schaal, R OBP: 0.312, SLG: 0.313 (1, 5)			0-0 6-3		0-0 F8			0-0 6-3		3	0	0	0	0	0	0
Freddie Patek, R OBP: 0.285, SLG: 0.286 (1, 6) Amos Otis, R OBP: 0.358, SLG: 0.426 (8, PH) Bobby Floyd, R OBP: 0.203, SLG: 0.195 (9, 6)			0-0 6-3			0-0 6-3		0-0 6-3		2	0	0	0	0	0	0
Paul Splittorf, L OBP: 0.269, SLG: 0.266 (1, 1) Gail Hopkins, L OBP: 0.280, SLG: 0.235 (9, PH)			0-3 K			0-0 6-3			0-0 F4	2	0	0	0	0	1	0

BOTTOM

Chicago White Sox @ Kansas City Royals
Municipal Stadium, Kansas City, MO

Mon Sep 11 1972, 8:05 PM EDT
Att. 6,602 - Unknown - 87 F

livebaseballscorecards.com

AB	31
R	1
H	4
RBI	1
BB	0
SO	5
LOB	5



Inning Stats	R: 0	H: 0	E: 0	LOB: 0	K: 0	BB: 0	S: 3	P: 3	R: 0	H: 0	E: 0	LOB: 0	K: 1	BB: 0	S: 5	P: 5	R: 0	H: 1	E: 0	LOB: 1	K: 1	BB: 0	S: 6	P: 6	R: 0	H: 0	E: 0	LOB: 0	K: 2	BB: 0	S: 7	P: 7	R: 0	H: 0	E: 0	LOB: 0	K: 0	BB: 0	S: 3	P: 3	R: 0	H: 1	E: 0	LOB: 1	K: 0	BB: 0	S: 4	P: 4	R: 0	H: 0	E: 0	LOB: 0	K: 0	BB: 0	S: 3	P: 3	R: 1	H: 2	E: 0	LOB: 1	K: 0	BB: 0	S: 5	P: 5	1B: 2	SF: 0	2B: 1	SAC: 0	3B: 0	DP: 0	HR: 1	HBP: 0	WP: 0	PA: 31
--------------	------	------	------	--------	------	-------	------	------	------	------	------	--------	------	-------	------	------	------	------	------	--------	------	-------	------	------	------	------	------	--------	------	-------	------	------	------	------	------	--------	------	-------	------	------	------	------	------	--------	------	-------	------	------	------	------	------	--------	------	-------	------	------	------	------	------	--------	------	-------	------	------	-------	-------	-------	--------	-------	-------	-------	--------	-------	--------

PITCHER	IP	WLS	BF	H	R	ER	SO	BB	IBB	HBP	BLK	WP	HR	S	P	ERA	WHIP
Tom Bradley, R ERA: 3.06 (1, 1)	8.2	W	29	3	1	1	5	0	0	0	0	0	1	39	39	1.04	0.346
Terry Forster, L ERA: 2.18 (9, 1)	0.1	S	2	1	0	0	0	0	0	0	0	0	0	2	2	0.00	3.000

Batter	1	2	3	4	5	6	7	8	9	AB R H RBI BB SO LOB	TOP											
Pat Kelly, L (1, 9) OBP: 0.359, SLG: 0.377	0-0 G3		4-0 1B BB		0-0 SF8	4-0 1-2 2-3 BB		0-0 2B		2 1 1 1 2 0 0												
Mike Andrews, R (1, 4) Luis Alvarado, R (8, PR) OBP: 0.319, SLG: 0.303 OBP: 0.252, SLG: 0.277	0-0 HR 1B		0-0 1-3 1B		0-0 1B	0-0 F9		0-0 2B		5 1 4 1 0 0 3 0 0 0 0 0 0 0												
Dick Allen, R (1, 3) Tony Muser, L (8, 3) OBP: 0.419, SLG: 0.614 OBP: 0.250, SLG: 0.286	0-0 1-H HR		0-3 K		0-0 F4		0-0 5-3	0-0 5-3		5 1 1 2 0 1 4 0 0 0 0 0 0 0												
Carlos May, L (1, 7) Jay Johnstone, L (8, 7) OBP: 0.393, SLG: 0.417 OBP: 0.257, SLG: 0.256	4-0 CS BB		4-0 IBB		0-0 1-3 1B		4-0 BB		0-0 4-3	1 0 1 0 3 0 0 1 0 0 0 0 0 0												
Rick Reichardt, R (1, 8) Buddy Bradford, R (7, 8) OBP: 0.325, SLG: 0.412 OBP: 0.297, SLG: 0.417	0-0 F9		0-0 4-3		0-0 F2		0-0 F9		0-0 1B 2B	4 0 0 0 0 0 7 1 1 1 0 0 0 0												
Ed Spiezio, R (1, 5) OBP: 0.276, SLG: 0.312	0-0 CS 1-2	0-0 F2		0-0 F5		0-0 5-3	0-3 K		0-0 5-3	5 0 0 0 0 1 2												
Ed Herrmann, L (1, 2) OBP: 0.330, SLG: 0.362				0-0 4-3		0-0 BB 1B 1B		0-0 HR	0-0 FC6-4 1B	5 1 3 2 0 0 0												
Rich Morales, R (1, 6) OBP: 0.268, SLG: 0.268		0-3 K		0-0 F3		0-3 K		0-0 5-3	0-0 FC6-4	5 0 0 0 0 2 2												
Stan Bahnsen, R (1, 1) Rich Gossage, R (6, 1) OBP: 0.181, SLG: 0.195			0-0 5-3		0-0 E7 SF8	0-0 BB 1B		0-3 K		3 1 1 0 0 0 0 1 0 0 0 0 1 0												
Inning Stats	R: 2 E: 0 K: 0 S: 4	H: 2 LOB: 0 BB: 1 P: 8	R: 0 E: 0 K: 1 S: 5	H: 0 LOB: 0 BB: 0 P: 5	R: 0 E: 0 K: 1 S: 6	H: 1 LOB: 3 BB: 2 P: 14	R: 0 E: 0 K: 0 S: 3	H: 0 LOB: 0 BB: 0 P: 3	R: 1 E: 1 K: 0 S: 6	H: 2 LOB: 2 BB: 0 P: 6	R: 0 E: 0 K: 1 S: 7	H: 2 LOB: 3 BB: 1 P: 11	R: 0 E: 0 K: 1 S: 5	H: 0 LOB: 1 BB: 1 P: 9	R: 2 E: 0 K: 1 S: 8	H: 3 LOB: 1 BB: 0 P: 8	R: 1 E: 0 K: 0 S: 5	H: 2 LOB: 1 BB: 0 P: 5	1B: 7 2B: 3 3B: 0 HR: 2	SF: 1 SAC: 0 DP: 0 HBP: 0	WP: 0 PB: 0 SB: 1 CS: 1	PA: 45
PITCHER	IP WLS BF H R ER SO BB IBB HBP BLK WP HR S P ERA WHIP																					
Monty Montgomery, R (1, 1) ERA: 2.55	5.0 L 23 5 3 2 2 2 2 1 0 0 0 1 24 36 3.60 1.400																					
Tom Murphy, R (6, 1) ERA: 3.71	2.0 10 2 0 0 2 2 0 0 0 0 0 0 12 20 0.00 2.000																					
Bruce Dal Canton, R (8, 1) ERA: 3.42	1.0 6 3 2 2 1 0 0 0 0 0 0 1 8 8 18.00 3.000																					
Norm Angelini, L (9, 1) ERA: 1.93	1.0 5 2 1 1 0 0 0 0 0 0 0 0 5 5 9.00 2.000																					

Chicago White Sox @ Kansas City Royals
Municipal Stadium, Kansas City, MO
Tue Sep 12 1972, 8:05 PM EDT
Att: 6,565 - Unknown - 88 F

AB	38
R	6
H	12
RBI	6
BB	5
SO	5
LOB	18



WP: 0	PA: 45
-------	--------

ERA	WHIP
-----	------

livebaseballscorecards.com

Batter	1	2	3	4	5	6	7	8	9	AB	R	H	RBI	BB	SO	LOB
Steve Hovley, L (1, 8) OBP: 0.360, SLG: 0.381	0-0 6-3		0-0 L6		4-0 1-2 BB		4-0 BB BB		0-0 5-3	3	0	0	0	2	0	0
Cookie Rojas, R (1, 4) OBP: 0.319, SLG: 0.343	0-0 L8		0-0 5-3		0-3 K		0-0 F5			4	0	0	0	0	1	4
Richie Scheinblum, S (1, 9) Joe Keough, L (5, 9) OBP: 0.318, SLG: 0.214	4-0 BB			4-0 BB	0-0 1-3		0-0 F7			0	0	0	0	2	0	0
John Mayberry, L (1, 3) OBP: 0.384, SLG: 0.480	0-0 4-3			0-0 F8		0-0 F4		0-0 F8		4	0	0	0	0	0	2
Lou Piniella, R (1, 7) OBP: 0.354, SLG: 0.446		0-0 1B 1B		0-0 L6		0-0 FC4-6 1B		0-0 1B		4	0	3	0	0	0	1
Ed Kirkpatrick, L (1, 2) OBP: 0.363, SLG: 0.390		0-0 F7		0-3 K		0-0 FC4-6 1B		0-0 F4		4	0	0	0	0	1	4
Paul Schaal, R (1, 5) OBP: 0.314, SLG: 0.315		0-0 G1-6-3 1B			0-3 K		0-0 1B		0-0 F9	4	0	2	0	0	1	1
Freddie Patek, R (1, 6) Jim Wohlford, R (6, PH) Bobby Floyd, R (7, 6) Amos Otis, R (9, PH) OBP: 0.286, SLG: 0.285 OBP: 0.500, SLG: 0.462 OBP: 0.203, SLG: 0.195 OBP: 0.358, SLG: 0.425		0-0 G1-6-3			4-0 1B S BB		0-3 K		0-0 F3	1	0	0	0	1	0	2
Monty Montgomery, R (1, 1) Gail Hopkins, L (5, PH) Tom Murphy, R (6, 1) Carl Taylor, R (7, PH) Bruce Dal Canton, R (8, 1) Norm Angelini, L (9, 1) Jerry May, R (9, PH) OBP: 0.280, SLG: 0.111 OBP: 0.289, SLG: 0.246 OBP: 0.333, SLG: 0.329 OBP: 0.122, SLG: 0.125 OBP: 0.281, SLG: 0.281			0-3 K		0-0 BB 1B		0-3 K		0-0 F8	1	0	0	0	0	1	0

Inning Stats	R: 0	H: 0	E: 0	K: 0	S: 3	R: 0	H: 2	E: 0	K: 0	S: 4	R: 0	H: 0	E: 0	K: 1	S: 5	R: 0	H: 0	E: 0	K: 1	S: 5	R: 0	H: 1	E: 0	K: 2	S: 8	R: 0	H: 2	E: 0	K: 1	S: 7	R: 0	H: 0	E: 0	K: 1	S: 5	R: 0	H: 1	E: 0	K: 0	S: 4	R: 0	H: 0	E: 0	K: 0	S: 3	1B: 6	2B: 0	3B: 0	HR: 0	SF: 0	SAC: 0	DP: 1	HBP: 0	WP: 0	PB: 0	SB: 1	CS: 0	PA: 37
--------------	------	------	------	------	------	------	------	------	------	------	------	------	------	------	------	------	------	------	------	------	------	------	------	------	------	------	------	------	------	------	------	------	------	------	------	------	------	------	------	------	------	------	------	------	------	-------	-------	-------	-------	-------	--------	-------	--------	-------	-------	-------	-------	--------

PITCHER	IP	WLS	BF	H	R	ER	SO	BB	IBB	HBP	BLK	WP	HR	S	P	ERA	WHIP
Stan Bahnsen, R (1, 1) ERA: 3.67	5.2	W	25	5	0	0	4	4	0	0	0	0	0	29	45	0.00	1.588
Rich Gossage, R (6, 1) ERA: 3.69	3.1	S	12	1	0	0	2	1	0	0	0	0	0	15	19	0.00	0.600

BOTTOM

Chicago White Sox @ Kansas City Royals
Municipal Stadium, Kansas City, MO

Tue Sep 12 1972, 8:05 PM EDT
Att. 6,565 - Unknown - 88 F

livebaseballscorecards.com

AB	32
R	0
H	6
RBI	0
BB	5
SO	6
LOB	20



Batter	1		2		3		4		5		6		7		8		9		AB	R	H	RBI	BB	SO	LOB	TOP											
Pat Kelly, L (1, 9) OBP: 0.360, SLG: 0.376	4-0				0-3						0-0				0-0		0-0		4	1	1	0	1	1	0												
Mike Andrews, R (1, 4) OBP: 0.320, SLG: 0.303	0-0				0-0						0-0				4-0		0-0		3	1	1	1	1	0	0												
Dick Allen, R (1, 3) OBP: 0.422, SLG: 0.613	4-0						0-3				4-0				0-0				2	2	1	0	2	1	0												
Carlos May, L (1, 7) OBP: 0.392, SLG: 0.415	0-0						0-0				0-3				0-0				4	0	1	1	0	1	3												
Rick Reichardt, R (1, 8) Jay Johnstone, L (8, PH) OBP: 0.259, SLG: 0.256	0-0						0-3				0-0				4-0				3	0	1	1	0	1	2												
Ed Spiezio, R (1, 5) Tony Muser, L (8, PH) Buddy Bradford, R (8, PH) Luis Alvarado, R (8, 6) OBP: 0.252, SLG: 0.277			0-3						0-0				0-0				0-0		3	0	1	0	0	1	1												
Ed Herrmann, L (1, 2) OBP: 0.331, SLG: 0.362			0-0						0-0						0-0		1-0		3	0	1	0	0	0	0												
Rich Morales, R (1, 6) Jorge Orta, L (8, PH) OBP: 0.206, SLG: 0.263			0-0						0-3				0-0				0-3		3	0	0	0	0	1	2												
Wilbur Wood, R (1, 1) Terry Forster, L (7, 1) Walt Williams, R (9, PH) OBP: 0.287, SLG: 0.314			0-3						0-3				0-0				0-0		3	0	0	0	0	2	2												
Inning Stats	R: 0 E: 0 K: 0 S: 3	H: 1 LOB: 2 BB: 2 P: 11	R: 0 E: 0 K: 1 S: 5	H: 0 LOB: 0 BB: 0 P: 5	R: 0 E: 0 K: 2 S: 7	H: 0 LOB: 0 BB: 0 P: 7	R: 0 E: 0 K: 2 S: 7	H: 0 LOB: 0 BB: 0 P: 7	R: 0 E: 0 K: 2 S: 8	H: 2 LOB: 1 BB: 0 P: 8	R: 2 E: 1 K: 1 S: 7	H: 2 LOB: 1 BB: 1 P: 11	R: 0 E: 0 K: 0 S: 3	H: 0 LOB: 0 BB: 0 P: 3	R: 2 E: 0 K: 1 S: 7	H: 3 LOB: 3 BB: 2 P: 16	R: 0 E: 0 K: 0 S: 3	H: 0 LOB: 0 BB: 0 P: 3	1B: 8 2B: 0 3B: 0 HR: 0	SF: 1 SAC: 0 DP: 0 HBP: 1	WP: 0 PB: 0 SB: 1 CS: 0	PA: 38															
PITCHER	IP	WLS	BF	H	R	ER	SO	BB	IBB	HBP	BLK	WP	HR	S	P	ERA	WHIP	PITCHER	IP	WLS	BF	H	R	ER	SO	BB	IBB	HBP	BLK	WP	HR	S	P	ERA	WHIP		
Steve Busby, R (1, 1) ERA: 1.69	7.0		27	5	2	1	8	3	0	0	0	0	0	40	52	1.29	1.143	Mike Hedlund, R (8, 1) ERA: 4.46	1.1	W	4	0	0	0	1	0	0	0	0	0	0	6	6	0.00	0.000		
Al Fitzmorris, R (8, 1) ERA: 3.84	0.1		3	1	2	2	0	1	0	0	0	0	0	2	6	54.00	6.000																				
Mike Jackson, L (8, 1) ERA: 5.68	0.0		1	1	0	0	0	0	0	0	0	0	0	1	1	∞	∞																				
Ted Abernathy, R (8, 1) ERA: 1.77	0.0		1	0	0	0	0	1	0	0	0	0	0	0	4	∞	∞																				
Norm Angelini, L (8, 1) ERA: 1.88	0.1		2	1	0	0	0	0	0	1	0	0	0	1	2	0.00	3.000																				

Chicago White Sox @ Kansas City Royals
Municipal Stadium, Kansas City, MO

Wed Sep 13 1972, 8:05 PM EDT
Att: 6,860 - Unknown - 87 F

AB	31
R	4
H	8
RBI	4
BB	5
SO	9
LOB	13




Batter	1	2	3	4	5	6	7	8	9	AB	R	H	RBI	BB	SO	LOB
Freddie Patek, R (1, 6) John Mayberry, L (7, PH) Bobby Floyd, R (7, PR) (8, 6)	0-0 F9		0-0 5-3		0-0 5-3		0-0 1B			3	0	0	0	0	0	2
Steve Hovley, L (1, 9)	0-0 4-3			0-0 G3		0-0 F7	0-0 5-3			4	0	0	0	0	0	2
Amos Otis, R (1, 8)	0-3 K2-3		0-3 K2-3		0-0 6-3		0-0 SH1-4 2B 1B			4	1	1	0	0	2	0
Lou Piniella, R (1, 7)		0-0 G5-3-6 1B		0-0 1B		0-0 F9		0-0 SH1-4 1-2		3	0	2	0	0	0	0
Cookie Rojas, R (1, 4)		0-0 G5-3-6 1-2		0-0 F4			0-0 F9	0-0 1-3		4	0	0	0	0	0	3
Carl Taylor, R (1, 3)		0-0 4-3			0-0 E S 1B		0-0 S 1B	4-0 2B BB		3	3	2	0	1	0	0
Paul Schaal, R (1, 5)			0-0 6-3 2B		0-0 1B 4-3 1B		4-0 1B BB IBB	0-0 1-1 2B		3	2	3	3	1	0	0
Ed Kirkpatrick, L (1, 2)			0-0 6-3 2-3		0-0 CS 4-3 1B		4-0 1B BB	0-0 F8		3	0	1	0	1	0	2
Steve Busby, R (1, 1) Richie Scheinblum, S (7, PH) Al Fitzmorris, S (8, 1) Mike Jackson, L (8, 1) Ted Abernathy, R (8, 1) Norm Angelini, L (8, 1) Mike Hedlund, R (8, 1)			0-0 4-3		0-0 4-3 1-2 3-H		0-0 P3			2	0	0	1	0	0	2

BOTTOM

Chicago White Sox @ Kansas City Royals
Municipal Stadium, Kansas City, MO

Wed Sep 13 1972, 8:05 PM EDT
Att. 6,860 - Unknown - 87 F

AB	31
R	6
H	10
RBI	6
BB	3
SO	2
LOB	14



Inning Stats		R: 0	H: 0	R: 0	H: 1	R: 0	H: 1	R: 0	H: 3	R: 0	H: 0	R: 2	H: 2	R: 2	H: 2	1B: 7	SF: 0	WP: 0	PA: 35
		E: 0	LOB: 0	E: 0	LOB: 0	E: 0	LOB: 1	E: 0	LOB: 0	E: 0	LOB: 0	E: 0	LOB: 2	E: 0	LOB: 1	2B: 3	SAC: 1	PB: 0	
		K: 1	BB: 0	K: 0	BB: 0	K: 1	BB: 0	K: 0	BB: 0	K: 0	BB: 0	K: 0	BB: 2	K: 0	BB: 1	3B: 0	DP: 1	SB: 2	
		S: 5	P: 5	S: 3	P: 3	S: 4	P: 4	S: 5	P: 5	S: 3	P: 3	S: 5	P: 13	S: 5	P: 9	HR: 0	HBP: 0	CS: 1	
PITCHER	IP	WLS	BF	H	R	ER	SO	BB	IBB	HBP	BLK	WP	HR	S	P	ERA	WHIP		
Wilbur Wood, L (1, 1) ERA: 2.36	6.1		26	7	4	4	2	1	1	0	0	0	0	28	36	5.68	1.263		
Terry Forster, L (7, 1) ERA: 2.34	1.2	L	9	3	2	2	0	1	0	0	0	0	0	8	12	10.80	2.400		

Batter	1	2	3	4	5	6	7	8	9	AB R H RBI BB SO LOB	TOP											
Amos Otis, R (1, 8) OBP: 0.354, SLG: 0.420	0-0 F8		0-0 F8		0-3 K		0-0 5-3			4 0 0 0 0 1 2												
Cookie Rojas, R (1, 4) OBP: 0.316, SLG: 0.338	4-0 CS BB BB			0-0 L7		0-0 F8		0-3 K		3 0 0 0 1 1 0												
Richie Scheinblum, S (1, 9) OBP: 0.395, SLG: 0.433	4-0 1-2 BB			0-0 5-3		0-0 F8		0-0 4-3		3 0 0 0 1 0 0												
John Mayberry, L (1, 3) OBP: 0.386, SLG: 0.487	0-3 K 2-3			0-0 HR		4-0 BB		0-0 L9		3 1 1 1 1 1 2												
Lou Piniella, R (1, 7) OBP: 0.357, SLG: 0.451		0-3 K		4-0 BB		0-0 5-3			0-0 6-3 3B	3 1 1 0 1 1 1												
Ed Kirkpatrick, L (1, 2) OBP: 0.362, SLG: 0.386		0-3 K		0-0 F8			0-0 F8		0-3 K	3 0 0 0 0 1 1 1 0 0 0 0 1 1												
Jim Wohlford, R (9, PH) OBP: 0.471, SLG: 0.429																						
Paul Schaal, R (1, 5) OBP: 0.320, SLG: 0.323		0-0 6-3			4-0 FC4-6 BB		0-0 4-3		0-0 6-3	3 0 0 1 1 1 0 0												
Freddie Patek, R (1, 6) OBP: 0.285, SLG: 0.282			0-0 F9		0-3 K		4-0 1B BB		4-0 3-H BB	2 1 0 0 1 1 1 0 0 0 0 1 0 0												
Carl Taylor, R (9, PH) OBP: 0.360, SLG: 0.355																						
Roger Nelson, R (1, 1) OBP: 0.128, SLG: 0.109			0-0 F8		0-0 FC4-6 1-2f		0-0 1B		0-0 F2	1 0 0 0 0 0 0 0 1 0 0 0 0 0 0 1 0 0 0 0 0 0 0 0 1 0 1 1 0 1 0 0 0 0 0 0 1												
Joe Keough, L (5, PH) OBP: 0.313, SLG: 0.211																						
Tom Murphy, R (5, 1)																						
Steve Hovley, L (7, PH) OBP: 0.396, SLG: 0.375																						
Al Fitzmorris, S (7, 1) OBP: 0.288, SLG: 0.174																						
Norm Angelino, L (7, 1)																						
Ted Abernathy, R (8, 1)																						
Jerry May, R (9, PH) OBP: 0.279, SLG: 0.278																						
Inning Stats	R: 0 E: 0 K: 1 S: 4	H: 0 LOB: 2 BB: 2 P: 12	R: 0 E: 0 K: 2 S: 7	H: 0 LOB: 0 BB: 0 P: 7	R: 0 E: 0 K: 0 S: 3	H: 0 LOB: 0 BB: 0 P: 3	R: 1 E: 0 K: 0 S: 4	H: 1 LOB: 1 BB: 1 P: 8	R: 0 E: 0 K: 2 S: 7	H: 0 LOB: 1 BB: 1 P: 11	R: 0 E: 0 K: 0 S: 3	H: 0 LOB: 1 BB: 1 P: 7	R: 1 E: 0 K: 0 S: 4	H: 1 LOB: 1 BB: 1 P: 8	R: 0 E: 0 K: 1 S: 5	H: 0 LOB: 0 BB: 0 P: 5	R: 1 E: 0 K: 1 S: 6	H: 1 LOB: 1 BB: 1 P: 10	1B: 1 2B: 1 3B: 1 HR: 1	SF: 0 SAC: 0 DP: 1 HBP: 0	WP: 0 PB: 0 SB: 1 CS: 1	PA: 36
PITCHER	IP WLS BF H R ER SO BB IBB HBP BLK WP HR S P ERA WHIP																					
Dick Woodson, R (1, 1) ERA: 2.57	8.0 W 32 3 3 3 6 6 0 0 0 0 0 1 38 62 3.38 1.125																					
Dave LaRoche, L (9, 1) ERA: 2.59	1.0 S 4 0 0 0 1 1 0 0 0 0 0 0 5 9 0.00 1.000																					

Kansas City Royals @ Minnesota Twins
Metropolitan Stadium, Bloomington, MI

Fri Sep 15 1972, 8:05 PM EDT
Att: 6,416 - Unknown - 62 F

livebaseballscorecards.com

AB	29
R	3
H	3
RBI	3
BB	7
SO	7
LOB	10



Batter	1	2	3	4	5	6	7	8	9	AB R H RBI BB SO LOB
Cesar Tovar, R OBP: 0.325, SLG: 0.316 (1, 7)	0-0 2B 1B		0-0 1B S SF8 1B	0-0 E 1B		4-0 BB BB BB		0-0 F8		4 2 3 0 1 0 1
Rod Carew, L OBP: 0.373, SLG: 0.379 (1, 4)	0-0 G6-4-3 1-H 2B		0-0 S 1B	0-0 F8 1-3		0-0 L8		0-0 6-3		5 0 2 1 0 0 3
Steve Braun, L OBP: 0.347, SLG: 0.355 (1, 5)	4-0 G6-4-3 BB		0-0 F5 1-2		4-0 5-3 BB		0-0 1B 5-3 CS 1B			2 0 1 0 2 0 2
Harmon Killebrew, R OBP: 0.362, SLG: 0.455 (1, 3)	0-0 G6-4-3		4-0 IBB		0-0 5-3		0-0 5-3			3 0 0 0 1 0 4
Rich Reese, L OBP: 0.306, SLG: 0.344 (8, 3)	1-2 2-3				1-2		1-2			0 0 0 0 0 0 0
Bobby Darwin, R OBP: 0.322, SLG: 0.440 (1, 9)	0-0 6-3		0-0 SF8		1-0 HBP		0-0 2-3 1B			2 0 1 1 0 0 1
Jim Nettles, L OBP: 0.312, SLG: 0.277 (1, 8)		0-0 F7	0-0 G3		0-0 F9		0-3 K			4 0 0 0 0 1 6
Danny Thompson, R OBP: 0.314, SLG: 0.354 (1, 6)		0-0 F7		0-0 F8	0-0 L6		4-0 3B BB			3 1 0 0 1 0 2
George Mitterwald, R OBP: 0.233, SLG: 0.270 (1, 2)		0-0 1B		0-0 HR		0-0 F8		0-0 3B		4 1 3 2 0 0 0
Dick Woodson, R OBP: 0.091, SLG: 0.067 (1, 1)		0-3 K		0-0 L5		0-3 K		0-3 K		4 0 0 0 0 3 2
Dave LaRoche, L OBP: 0.250, SLG: 0.100 (9, 1)										0 0 0 0 0 0 0

Inning Stats	R: 1	H: 2	E: 0	K: 0	S: 4	LOB: 1	BB: 1	P: 8	R: 0	H: 1	E: 0	K: 1	S: 6	LOB: 1	BB: 0	P: 6	R: 1	H: 2	E: 0	K: 0	S: 5	LOB: 2	BB: 1	P: 9	R: 1	H: 2	E: 1	K: 0	S: 5	LOB: 1	BB: 0	P: 5	R: 0	H: 0	E: 0	K: 0	S: 3	LOB: 2	BB: 1	P: 8	R: 0	H: 2	E: 0	K: 1	S: 6	LOB: 1	BB: 0	P: 6	R: 1	H: 1	E: 0	K: 1	S: 6	LOB: 1	BB: 1	P: 10
--------------	------	------	------	------	------	--------	-------	------	------	------	------	------	------	--------	-------	------	------	------	------	------	------	--------	-------	------	------	------	------	------	------	--------	-------	------	------	------	------	------	------	--------	-------	------	------	------	------	------	------	--------	-------	------	------	------	------	------	------	--------	-------	-------

PITCHER	IP	WLS	BF	H	R	ER	SO	BB	IBB	HBP	BLK	WP	HR	S	P	ERA	WHIP
Roger Nelson, R ERA: 2.05 (1, 1)	4.0	L	20	7	3	3	1	1	1	0	0	0	1	20	28	6.75	2.000
Tom Murphy, R ERA: 3.59 (5, 1)	2.0		9	0	0	0	1	2	0	1	0	0	0	8	17	0.00	1.000
Al Fitzmorris, R ERA: 3.83 (7, 1)	0.1		3	2	0	0	0	0	0	0	0	0	0	3	3	0.00	6.000
Norm Angelini, L ERA: 2.35 (7, 1)	1.0		4	1	1	1	2	1	0	0	0	0	0	7	11	9.00	2.000
Ted Abernathy, R ERA: 1.75 (8, 1)	0.2		2	0	0	0	0	0	0	0	0	0	0	2	2	0.00	0.000

BOTTOM

Kansas City Royals @ Minnesota Twins
Metropolitan Stadium, Bloomington, MI

Fri Sep 15 1972, 8:05 PM EDT
Att. 6,416 - Unknown - 62 F

AB	31
R	4
H	10
RBI	4
BB	5
SO	4
LOB	21



WP	HR	S	P	ERA	WHIP
0	0	0	0	0	0

Batter	1	2	3	4	5	6	7	8	9	AB R H RBI BB SO LOB	TOP											
Amos Otis, R (1, 8) OBP: 0.354, SLG: 0.418	0-0 F7		0-0 F4		0-0 6-3			0-0 1B		4 0 1 0 0 0 1												
Cookie Rojas, R (1, 4) OBP: 0.318, SLG: 0.340 Jim Wohlford, R (8, PH) OBP: 0.444, SLG: 0.400 (8, 4)	0-0 1B		0-0 1B		0-0 F8			0-0 F8		3 0 2 0 0 0 0 1 0 0 0 0 0 1												
Richie Scheinblum, S (1, 9) OBP: 0.391, SLG: 0.429	0-3 K		0-0 F2		0-3 K			0-0 F7		4 0 0 0 0 2 4												
John Mayberry, L (1, 3) OBP: 0.383, SLG: 0.482	0-3 K		0-3 K		0-0 4-3			0-0 4-3		4 0 0 0 0 2 4												
Lou Piniella, R (1, 7) OBP: 0.358, SLG: 0.452		0-0 F8		4-0 FC3-6 BB		0-0 2B		0-0 F2		3 0 1 0 1 0 0												
Ed Kirkpatrick, L (1, 2) OBP: 0.358, SLG: 0.382		0-0 3-1		0-0 FC3-6 6-3 1-2f		0-0 3-1		0-0 F2		4 0 0 0 0 0 2												
Paul Schaal, R (1, 5) OBP: 0.322, SLG: 0.332		4-0 BB		0-0 6-3 1-2		0-0 6-3		0-0 HR		3 1 1 1 1 0 1												
Freddie Patek, R (1, 6) OBP: 0.284, SLG: 0.281 Joe Keough, L (7, PH) OBP: 0.309, SLG: 0.207 Bobby Floyd, R (7, 6) OBP: 0.202, SLG: 0.194		0-0 F3		0-0 6-3		0-0 G3		0-3 K		2 0 0 0 0 0 2 1 0 0 0 0 0 0 1 0 0 0 0 1 0												
Dick Drago, R (1, 1) OBP: 0.171, SLG: 0.065 Steve Hovley, L (7, PH) OBP: 0.354, SLG: 0.373 Tom Burgmeier, L (7, 1) OBP: 0.333, SLG: 0.333 Mike Jackson, L (7, 1) Al Fitzmorris, S (7, 1) OBP: 0.296, SLG: 0.174		1-0 1B HBP		0-0 1B		0-0 4-3				1 0 1 0 0 0 0 1 0												
Inning Stats	R: 0 E: 0 K: 2 S: 8	H: 1 LOB: 1 BB: 0 P: 8	R: 0 E: 0 K: 0 S: 3	H: 0 LOB: 1 BB: 1 P: 7	R: 0 E: 0 K: 1 S: 6	H: 1 LOB: 2 BB: 0 P: 7	R: 0 E: 0 K: 0 S: 3	H: 0 LOB: 1 BB: 1 P: 7	R: 0 E: 0 K: 0 S: 3	H: 1 LOB: 0 BB: 0 P: 3	R: 0 E: 0 K: 1 S: 6	H: 1 LOB: 1 BB: 0 P: 6	R: 0 E: 0 K: 0 S: 3	H: 0 LOB: 0 BB: 0 P: 3	R: 0 E: 0 K: 0 S: 4	H: 1 LOB: 1 BB: 0 P: 4	R: 1 E: 0 K: 1 S: 6	H: 1 LOB: 0 BB: 0 P: 6	1B: 4 2B: 1 3B: 0 HR: 1	SF: 0 SAC: 0 DP: 0 HBP: 1	WP: 0 PB: 0 SB: 0 CS: 0	PA: 35
PITCHER Bert Blyleven, R (1, 1) ERA: 2.93	IP: 9.0 WLS: W BF: 35 H: 6 R: 1 ER: 1 SO: 5 BB: 2 IBB: 0 HBP: 1 BLK: 0 WP: 0 HR: 1 S: 42 P: 51 ERA: 1.00 WHIP: 0.889																					

Kansas City Royals @ Minnesota Twins
Metropolitan Stadium, Bloomington, MI

Sat Sep 16 1972, 4:33 AM EDT
Att: 7,241 - Unknown - 80 F

AB	32
R	1
H	6
RBI	1
BB	2
SO	5
LOB	15



WP: 0	PA: 35
PB: 0	
SB: 0	
CS: 0	

livebaseballscores.com

BOTTOM

Kansas City Royals @ Minnesota Twins
Metropolitan Stadium, Bloomington, MI

Sat Sep 16 1972, 4:33 AM EDT
Att. 7,241 - Unknown - 80 F

livebaseballscorecards.com

AB	37
R	11
H	16
RBI	9
BB	2
SO	5
LOB	10



WP	1	PA	40
PB	1		
SB	1		
CS	0		

AB	R	H	RBI	BB	SO	LOB
5	2	2	0	0	1	2
0	0	0	0	0	0	0
4	2	2	0	0	0	1
1	0	0	0	0	0	0
3	2	3	0	2	0	0
4	1	2	5	0	0	2
1	0	0	0	0	0	1
0	0	0	0	0	0	0
3	2	2	2	0	0	0
4	1	1	0	0	1	3
4	1	2	1	0	1	0
4	0	1	0	0	1	1
4	0	1	1	0	1	0
1B	13	SF	0			
2B	0	SAC	0			
3B	1	DP	2			
HR	2	HBP	1			

Batter	1	2	3	4	5	6	7	8	9																		
Cesar Tovar, R OBP: 0.325, SLG: 0.317 Steve Brye, R OBP: 0.268, SLG: 0.280	0-0 S HR 1B		0-3 K		0-0 6-3		0-0 BB 1B 1B F3																				
Rod Carew, L OBP: 0.374, SLG: 0.380 Dan Monzon, R OBP: 0.341, SLG: 0.300	0-0 6-3 1-2		0-0 4-3		0-0 1B WP 1B		0-0 1-2 1B 1B	0-0 5-3																			
Steve Braun, L OBP: 0.355, SLG: 0.360	4-0 HR BB		0-0 1B		0-0 WP 1B		4-0 1-2 2-3 1B BB	0-0 G4-6-3 1B																			
Harmon Killebrew, R OBP: 0.363, SLG: 0.463 Rich Reese, L OBP: 0.304, SLG: 0.342	0-0 1-H 2-H HR		0-0 6-3		0-0 1-2 3-H 5-3		0-0 1-2 2-H 3-H 1B K 1B	0-0 G4-6-3 1-2f																			
Bobby Darwin, R OBP: 0.324, SLG: 0.440 Jim Holt, L OBP: 0.300, SLG: 0.667	1-0 G3-6-3 HBP		0-0 5-3		0-0 HR		0-0 1-3 2-H 1B PB 1B																				
Jim Nettles, L OBP: 0.311, SLG: 0.286	0-0 G3-6-3 1-2f		0-0 5-3		0-0 E5 3B		0-3 K 1-2 3-H																				
Danny Thompson, R OBP: 0.316, SLG: 0.355		0-0 F5		0-0 1B		0-3 K	0-0 1B 2-H 1B																				
George Mitterwald, R OBP: 0.234, SLG: 0.269		0-3 K		0-0 6-3		0-0 6-3	0-0 1-3 1B 1B																				
Bert Blyleven, R OBP: 0.179, SLG: 0.171		0-0 G3		0-0 6-3		0-3 K	0-0 1-2 3-H 1B																				
Inning Stats	R: 3 E: 0 K: 0 S: 4	H: 2 LOB: 1 BB: 1 P: 9	R: 0 E: 0 K: 1 S: 5	H: 0 LOB: 0 BB: 0 P: 5	R: 0 E: 0 K: 1 S: 6	H: 1 LOB: 1 BB: 0 P: 6	R: 0 E: 0 K: 0 S: 4	H: 1 LOB: 1 BB: 0 P: 4	R: 1 E: 0 K: 0 S: 5	H: 2 LOB: 1 BB: 0 P: 5	R: 2 E: 1 K: 2 S: 9	H: 2 LOB: 0 BB: 0 P: 9	R: 5 E: 0 K: 1 S: 11	H: 7 LOB: 2 BB: 1 P: 15	R: 0 E: 0 K: 0 S: 3	H: 1 LOB: 0 BB: 0 P: 3											
PITCHER	IP	WLS	BF	H	R	ER	SO	BB	IBB	HBP	BLK	WP	HR	S	P	ERA	WHIP										
Dick Drago, R ERA: 3.04	(1, 1)	6.0	L	27	8	6	5	4	1	0	0	1	2	33	38	7.50	1.500										
Tom Burgmeier, L ERA: 4.23	(7, 1)	0.0		4	3	4	4	0	1	0	0	0	0	3	7	∞	∞										
Mike Jackson, L ERA: 6.41	(7, 1)	0.2		5	4	1	1	1	0	0	0	0	0	7	7	13.50	6.000										
Al Fitzmorris, R ERA: 3.78	(7, 1)	1.1		4	1	0	0	0	0	0	0	0	0	4	4	0.00	0.750										

Batter	1	2	3	4	5	6	7	8	9																		
Cesar Tovar, R OBP: 0.325, SLG: 0.317 Steve Brye, R OBP: 0.268, SLG: 0.280	0-0 S HR 1B		0-3 K		0-0 6-3		0-0 BB 1B 1B F3																				
Rod Carew, L OBP: 0.374, SLG: 0.380 Dan Monzon, R OBP: 0.341, SLG: 0.300	0-0 6-3 1-2		0-0 4-3		0-0 1B WP 1B		0-0 1-2 1B 1B	0-0 5-3																			
Steve Braun, L OBP: 0.355, SLG: 0.360	4-0 HR BB		0-0 1B		0-0 WP 1B		4-0 1-2 2-3 1B BB	0-0 G4-6-3 1B																			
Harmon Killebrew, R OBP: 0.363, SLG: 0.463 Rich Reese, L OBP: 0.304, SLG: 0.342	0-0 1-H 2-H HR		0-0 6-3		0-0 1-2 3-H 5-3		0-0 1-2 2-H 3-H 1B K 1B	0-0 G4-6-3 1-2f																			
Bobby Darwin, R OBP: 0.324, SLG: 0.440 Jim Holt, L OBP: 0.300, SLG: 0.667	1-0 G3-6-3 HBP		0-0 5-3		0-0 HR		0-0 1-3 2-H 1B PB 1B																				
Jim Nettles, L OBP: 0.311, SLG: 0.286	0-0 G3-6-3 1-2f		0-0 5-3		0-0 E5 3B		0-3 K 1-2 3-H																				
Danny Thompson, R OBP: 0.316, SLG: 0.355		0-0 F5		0-0 1B		0-3 K	0-0 1B 2-H 1B																				
George Mitterwald, R OBP: 0.234, SLG: 0.269		0-3 K		0-0 6-3		0-0 6-3	0-0 1-3 1B 1B																				
Bert Blyleven, R OBP: 0.179, SLG: 0.171		0-0 G3		0-0 6-3		0-3 K	0-0 1-2 3-H 1B																				
Inning Stats	R: 3 E: 0 K: 0 S: 4	H: 2 LOB: 1 BB: 1 P: 9	R: 0 E: 0 K: 1 S: 5	H: 0 LOB: 0 BB: 0 P: 5	R: 0 E: 0 K: 1 S: 6	H: 1 LOB: 1 BB: 0 P: 6	R: 0 E: 0 K: 0 S: 4	H: 1 LOB: 1 BB: 0 P: 4	R: 1 E: 0 K: 0 S: 5	H: 2 LOB: 1 BB: 0 P: 5	R: 2 E: 1 K: 2 S: 9	H: 2 LOB: 0 BB: 0 P: 9	R: 5 E: 0 K: 1 S: 11	H: 7 LOB: 2 BB: 1 P: 15	R: 0 E: 0 K: 0 S: 3	H: 1 LOB: 0 BB: 0 P: 3											
PITCHER	IP	WLS	BF	H	R	ER	SO	BB	IBB	HBP	BLK	WP	HR	S	P	ERA	WHIP										
Dick Drago, R ERA: 3.04	(1, 1)	6.0	L	27	8	6	5	4	1	0	0	1	2	33	38	7.50	1.500										
Tom Burgmeier, L ERA: 4.23	(7, 1)	0.0		4	3	4	4	0	1	0	0	0	0	3	7	∞	∞										
Mike Jackson, L ERA: 6.41	(7, 1)	0.2		5	4	1	1	1	0	0	0	0	0	7	7	13.50	6.000										
Al Fitzmorris, R ERA: 3.78	(7, 1)	1.1		4	1	0	0	0	0	0	0	0	0	4	4	0.00	0.750										

Batter	1	2	3	4	5	6	7	8	9	10	AB R H RBI BB SO LOB
--------	---	---	---	---	---	---	---	---	---	----	----------------------

TOP

Paul Schaal, R OBP: 0.322, SLG: 0.330											5 1 1 0 1 1 4
Cookie Rojas, R OBP: 0.315, SLG: 0.336											5 0 0 0 0 1 3
Steve Hovley, L OBP: 0.353, SLG: 0.367											5 1 1 1 1 2 2
John Mayberry, L OBP: 0.387, SLG: 0.483											3 1 2 2 2 0 1
Lou Piniella, R OBP: 0.356, SLG: 0.449											6 1 1 1 0 1 5
Amos Ott, R OBP: 0.355, SLG: 0.418											1 0 0 0 0 0 0
Bruce Dal Canton, R OBP: 0.115, SLG: 0.122											1 0 0 0 0 0 0
Mike Hedlund, R OBP: 0.188, SLG: 0.188											1 0 0 0 0 0 0
Ted Abernathy, R OBP: 0.144, SLG: 0.400											0 1 0 0 0 0 0
Norm Angelini, L OBP: 0.286, SLG: 0.174											0 0 0 0 0 0 0
Richie Scheinblum, S OBP: 0.395, SLG: 0.431											0 0 0 0 0 0 0
Jim Wohlford, R OBP: 0.444, SLG: 0.400											0 0 0 0 0 0 0
Al Fitzmorris, S OBP: 0.296, SLG: 0.174											0 0 0 0 0 0 0
Carl Taylor, R OBP: 0.374, SLG: 0.354											3 2 1 1 2 1 1
Freddie Patek, R OBP: 0.285, SLG: 0.285											5 1 2 2 0 1 3
Paul Splittorf, L OBP: 0.279, SLG: 0.277											1 0 1 0 0 0 0
Joe Keough, L OBP: 0.333, SLG: 0.258											4 2 3 2 0 0 0

Kansas City Royals @ Minnesota Twins
Metropolitan Stadium, Bloomington, MI
Sun Sep 17 1972, 4:33 AM EDT
Att. 7,275 - Sunny - 71 F

livebaseballscorecards.com

AB 40
R 10
H 13
RBI 9
BB 6
SO 7
LOB 19



Inning Stats	R: 5 E: 2 K: 1 S: 11	H: 6 LOB: 2 BB: 0 P: 12	R: 0 E: 0 K: 1 S: 5	H: 0 LOB: 1 BB: 1 P: 9	R: 0 E: 0 K: 1 S: 4	H: 0 LOB: 0 BB: 1 P: 8	R: 0 E: 0 K: 0 S: 4	H: 1 LOB: 1 BB: 0 P: 4	R: 0 E: 0 K: 0 S: 3	H: 0 LOB: 2 BB: 2 P: 11	R: 1 E: 0 K: 1 S: 7	H: 2 LOB: 1 BB: 0 P: 7	R: 0 E: 0 K: 1 S: 5	H: 0 LOB: 0 BB: 0 P: 5	R: 0 E: 0 K: 0 S: 3	R: 0 E: 0 K: 1 S: 6	H: 1 LOB: 1 BB: 1 P: 6	R: 4 E: 1 K: 1 S: 9	H: 3 LOB: 2 BB: 2 P: 17	1B: 11 2B: 2 3B: 0 HR: 0	SF: 1 SAC: 2 DP: 0 HBP: 1	WP: 0 PB: 0 SB: 1 CS: 0	PA: 51
PITCHER																							
Jim Perry, R ERA: 3.5	(1, 1)	IP 0.2	WLS 8	BF 8	H 5	R 5	ER 3	SO 0	BB 0	IBB 0	HBP 1	BLK 0	WP 0	HR 0	S 7	P 8	ERA 40.50	WHIP 7.500					
Dave Goltz, R ERA: 2.68	(1, 1)	4.1	18	2	0	0	3	4	0	0	0	0	0	0	20	36	0.00	1.385					
Dave LaRoche, L ERA: 2.66	(6, 1)	1.0	5	2	1	1	1	0	0	0	0	0	0	0	7	7	9.00	2.000					
Wayne Granger, R ERA: 3.04	(7, 1)	2.0	6	0	0	0	1	0	0	0	0	0	0	0	8	8	0.00	0.000					
Tom Norton, R ERA: 3.07	(9, 1)	1.0	4	1	0	0	1	0	0	0	0	0	0	0	6	6	0.00	1.000					

PITCHER																							
Bob Gebhard, R ERA: 8.57	(10, 1)	IP 0.0	WLS L	BF 2	H 1	R 2	ER 2	SO 0	BB 0	IBB 0	HBP 0	BLK 0	WP 0	HR 0	S 2	P 2	ERA ∞	WHIP ∞					
Ray Corbin, R ERA: 2.58	(10, 1)	1.0	7	2	2	1	1	1	1	0	0	0	0	0	7	15	9.00	3.000					

BOTTOM

Kansas City Royals @ Minnesota Twins
Metropolitan Stadium, Bloomington, MI

Sun Sep 17 1972, 4:33 AM EDT
Att: 7,275 - Sunny - 71 F

livebaseballscorecards.com

AB	39
R	6
H	10
RBI	5
BB	3
SO	9
LOB	18



WP:	0	PA:	43
PB:	1		
SB:	0		
CS:	0		

AB R H RBI BB SO LOB

4 1 1 0 0 1 1

2	0	0	0	1	0	0
0	0	0	0	0	0	0
1	1	1	3	0	0	0
0	0	0	0	0	0	0
1	0	0	0	0	1	1

5 0 1 0 0 2 2

0 0 0 0 0 0 0

0 0 0 0 0 0 0

5 0 2 0 0 1 1

2 0 0 0 0 1 2

3 0 1 0 0 0 1

2 0 1 0 0 0 1

3 1 1 0 0 0 1

3 1 1 0 1 1 3

0 0 0 0 0 0 0

0 0 0 0 0 0 0

1 0 0 0 0 1 2

1 0 0 0 0 0 1

0 0 0 0 0 0 0

2 1 1 1 0 1 1

1B:	9	SF:	0
2B:	0	SAC:	1
3B:	0	DP:	1
HR:	1	HBP:	0

Batter	1	2	3	4	5	6	7	8	9	10
Cesar Tovar, R OBP: 0.325, SLG: 0.316 (1, 9) (8, 8)	0-3 K		0-0 6-3		0-0 F8			0-0 HR BB 1B	0-0 SH5-4	
Danny Thompson, R OBP: 0.315, SLG: 0.352 (1, 6)	0-0 1-3		0-0 F3		0-0 4-3			4-0 HR BB 1-2	0-0 E6	
Harmon Killebrew, R OBP: 0.363, SLG: 0.461 (1, 3) Wayne Granger, R OBP: 0.290, SLG: 0.375 (7, 1) Jim Nettles, L OBP: 0.314, SLG: 0.303 (8, PH) Tom Norton, R OBP: 0.314, SLG: 0.303 (9, 1) Rod Carew, L OBP: 0.373, SLG: 0.379 (10, 4)	4-0 BB		0-0 F8			0-0 L8		0-0 HR 1-2 2-H 3-H	0-3 K	
George Mitterwald, R OBP: 0.232, SLG: 0.267 (1, 2) Bob Gebhard, R (10, 1) Ray Corbin, R OBP: 0.128, SLG: 0.111 (10, 1)	0-3 K			0-0 5-3		0-3 K		0-0 G3-6-1 1B	0-0 6-3	
Mike Adams, R OBP: 0.333, SLG: 0.333 (1, 7)		0-0 1B PB 1B		0-0 1B		0-3 K		0-0 L9		0-0 F8
Eric Soderholm, R OBP: 0.243, SLG: 0.338 (1, 5) Steve Braun, L OBP: 0.355, SLG: 0.360 (7, PH) (8, 5)	0-3 K		0-0 L6		0-0 L6		0-0 1B	0-0 G3-6-1 1-2f		0-0 5-3
Steve Brye, R OBP: 0.270, SLG: 0.282 (1, 8) Jim Holt, L OBP: 0.308, SLG: 0.583 (7, PH) (8, 9)	0-0 1B		0-0 1-3		0-0 1-3		0-0 L7		0-0 BB 1B 1B	0-0 L8
Dan Monzon, R OBP: 0.354, SLG: 0.302 (1, 4) Phil Roof, R OBP: 0.235, SLG: 0.356 (10, 2)	0-3 K		0-0 4-3 1B		0-0 4-3 1B		0-0 F7		4-0 SH5-4 1-2 E BB 1B	
Jim Perry, S OBP: 0.200, SLG: 0.182 (1, 1) Dave Goltz, R OBP: 0.172, SLG: 0.111 (1, 1) Charlie Manuel, L OBP: 0.226, SLG: 0.265 (5, PH) Dave LaRoche, L OBP: 0.250, SLG: 0.100 (6, 1) Rich Reese, L OBP: 0.306, SLG: 0.344 (7, 3)	0-3 K		0-0 4-3		0-0 4-3		0-3 K		0-0 SH5-4 1-2 E 1B 2-H	

Inning Stats	R:	H:	E:	K:	S:	WLS:	BF:	H:	R:	ER:	SO:	BB:	IBB:	HBP:	BLK:	WP:	HR:	S:	P:	ERA:	WHIP:
	0	0	0	2	7		11	2	0	0	5	1	0	0	0	0	0	18	22	0.00	1.500
	0	1	0	1	7		11	2	3	0	3	3	0	0	0	0	1	26	30	5.40	1.200
	0	2	0	0	11		11	3	0	0	0	0	0	0	0	0	0	5	9	18.00	4.000
	0	0	0	0	11		11	0	0	0	0	0	0	0	0	0	0	2	2	0.00	0.000
	0	0	0	0	11		11	0	0	0	1	0	0	0	0	0	0	4	4	0.00	0.000

PITCHER	IP:	WLS:	BF:	H:	R:	ER:	SO:	BB:	IBB:	HBP:	BLK:	WP:	HR:	S:	P:	ERA:	WHIP:
Paul Splittorf, L ERA: 3.26	2.0		9	2	0	0	5	1	0	0	0	0	0	18	22	0.00	1.500
Bruce Dal Canton, R ERA: 3.5	5.0		21	5	3	3	3	1	0	0	0	0	0	26	30	5.40	1.200
Mike Hedlund, R ERA: 4.58	1.0		6	3	3	2	0	1	0	0	0	0	0	5	9	18.00	4.000
Ted Abernathy, R ERA: 1.74	0.1		2	0	0	0	0	0	0	0	0	0	0	2	2	0.00	0.000
Norm Angelini, L ERA: 2.25	0.2	W	2	0	0	0	1	0	0	0	0	0	0	4	4	0.00	0.000

PITCHER	IP:	WLS:	BF:	H:	R:	ER:	SO:	BB:	IBB:	HBP:	BLK:	WP:	HR:	S:	P:	ERA:	WHIP:
Al Fitzmorris, R ERA: 3.74	1.0		3	0	0	0	0	0	0	0	0	0	0	3	3	0.00	0.000

Batter	1	2	3	4	5	6	7	8	9	AB	R	H	RBI	BB	SO	LOB	TOP								
Paul Schaal, R OBP: 0.325, SLG: 0.333 (1, 5)	0-0 6-3		0-0 2-H 1B		0-0 1-2 1B 1B	0-0 P4		0-0 1B		5	1	3	1	0	0	2									
Cookie Rojas, R OBP: 0.318, SLG: 0.339 (1, 4)	0-0 G4-6-3 1B		0-0 G3		0-0 1-2 2-3 1B 1B		4-0 WP 2B BB	0-0 1-2 1B		3	2	2	0	1	0	1									
Bobby Knoop, R OBP: 0.308, SLG: 0.298 (7, 4)										1	0	1	0	0	0	0									
Richie Scheinblum, S OBP: 0.391, SLG: 0.430 (1, 9)	0-0 G4-6-3 1-2f			0-0 6-3	0-3 K	0-0 1-2 2-3 3-H	0-0 1-H 1B 2B	0-3 K		5	1	1	1	0	2	5									
John Mayberry, L OBP: 0.385, SLG: 0.480 (1, 3)		0-0 P6		0-0 F8	0-0 2-H 2-3 3-H 1B		0-0 F5		0-0 F8	5	0	1	2	0	0	1									
Lou Piniella, R OBP: 0.356, SLG: 0.448 (1, 7)		0-0 1B		0-0 FC5-4 1B	0-0 F9		0-0 F9		0-0 5-3	5	0	2	0	0	0	2									
Amos Otis, R OBP: 0.353, SLG: 0.416 (1, 8)		0-0 6-3		0-0 FC5-4 1-2f		0-0 F2	0-0 2-H 1B		0-0 F7	2	0	0	0	0	0	1									
Steve Hovley, L OBP: 0.353, SLG: 0.367 (6, PH) (6, 8)										3	0	1	1	0	0	0									
Carl Taylor, R OBP: 0.379, SLG: 0.354 (1, 2)			0-0 5-3		0-0 6-3 1B 1B	4-0 1B BB	0-0 4-3			3	1	1	0	1	0	1									
Freddie Patek, R OBP: 0.284, SLG: 0.284 (1, 6)			0-0 F9		0-0 1-2 1B			0-0 1-3		4	0	1	0	0	0	1									
Monty Montgomery, R OBP: 0.286, SLG: 0.308 (1, 1)			0-0 1B 2B		0-0 2-H 1B 1B	0-3 K		0-3 K		4	2	2	1	0	2	2									
Tom Murphy, R (9, 1)										0	0	0	0	0	0	0									
Inning Stats	R: 0 E: 0 K: 0 S: 3	H: 1 LOB: 0 BB: 0 P: 3	R: 0 E: 0 K: 0 S: 3	H: 1 LOB: 0 BB: 0 P: 3	R: 1 E: 0 K: 0 S: 5	H: 2 LOB: 1 BB: 0 P: 5	R: 0 E: 0 K: 0 S: 4	H: 1 LOB: 1 BB: 0 P: 4	R: 4 E: 1 K: 1 S: 10	H: 5 LOB: 1 BB: 0 P: 10	R: 0 E: 0 K: 1 S: 6	H: 1 LOB: 2 BB: 1 P: 10	R: 2 E: 0 K: 0 S: 5	H: 2 LOB: 1 BB: 1 P: 9	R: 0 E: 0 K: 2 S: 9	H: 2 LOB: 2 BB: 0 P: 9	R: 0 E: 0 K: 0 S: 3	H: 0 LOB: 0 BB: 0 P: 3	1B: 13 2B: 2 3B: 0 HR: 0	SF: 0 SAC: 0 DP: 1 HBP: 0	WP: 1 PB: 0 SB: 0 CS: 0	PA: 42			
PITCHER	IP	WLS	BF	H	R	ER	SO	BB	IBB	HBP	BLK	WP	HR	S	P	ERA	WHIP								
Clyde Wright, L (1, 1) ERA: 3.16	4.2	L	22	10	5	4	1	0	0	0	0	0	0	24	24	7.71	2.143								
Dick Lange, R (5, 1) ERA: 4.7	2.1		12	3	2	2	1	2	0	0	0	1	0	12	20	7.71	2.143								
Alan Foster, R (8, 1) ERA: 5.91	1.0		5	2	0	0	2	0	0	0	0	0	0	9	9	0.00	2.000								
Steve Barber, L (9, 1) ERA: 2.99	1.0		3	0	0	0	0	0	0	0	0	0	0	3	3	0.00	0.000								

Kansas City Royals @ California Angels
Anaheim Stadium, Anaheim, CA

Tue Sep 19 1972, 10:05 PM EDT
Att: 4,046 - Unknown - 74 F

AB	40
R	7
H	15
RBI	6
BB	2
SO	4
LOB	16



WP	1	PA	42
PB	0		
SB	0		
CS	0		

1B	13	SF	0
2B	2	SAC	0
3B	0	DP	1
HR	0	HBP	0

Batter	1	2	3	4	5	6	7	8	9	AB	R	H	RBI	BB	SO	LOB
Sandy Alomar Sr., S (1, 4) OBP: 0.301, SLG: 0.297	0-0 L7		0-0 4-3			4-0 FC6-4 BB		0-0 F8		3	0	0	0	1	0	1
Mickey Rivers, L (1, 8) OBP: 0.257, SLG: 0.278	0-0 4-3		0-0 1B			0-0 FC6-4 G3-6-3 1-2f		0-0 3B		4	0	2	1	0	0	1
Vada Pinson, L (1, 9) OBP: 0.334, SLG: 0.389	4-0 BB		0-0 4-3			0-0 G3-6-3 1-2f		0-0 4-3		3	0	0	0	1	0	3
Bob Oliver, R (1, 3) OBP: 0.304, SLG: 0.431	0-0 F7			0-0 5-3			0-0 F7		0-3 K	4	0	0	0	0	1	1
Doug Howard, R (1, 7) OBP: 0.393, SLG: 0.385		0-0 1B 2B		0-0 1-3			0-0 6-3		1-0 HBP	3	1	1	0	0	0	0
Billy Parker, R (1, 5) OBP: 0.278, SLG: 0.313		0-0 G1-6-3 2-H 1B		0-3 K			0-0 1B		0-0 F9	4	0	2	1	0	1	1
Leo Cardenas, R (1, 6) OBP: 0.274, SLG: 0.286		0-0 G1-6-3 1-2f			4-0 G6-4-3 BB		0-0 F9		0-0 6-3	3	0	0	0	1	0	3
Art Kusnyer, R (1, 2) OBP: 0.280, SLG: 0.267		0-3 K			0-0 G6-4-3 1-2f		0-0 P4		0-0 6-3	3	0	0	0	0	1	1
Clyde Wright, R (1, 1) OBP: 0.256, SLG: 0.387			0-3 K			0-0 F8		0-0 3B 1B		1	0	0	0	0	1	0
Dick Lange, R (5, 1)										1	0	0	0	0	0	0
Alan Foster, R (8, 1)										0	0	0	0	0	0	0
Chris Coletta, L (8, PH) OBP: 0.308, SLG: 0.320										1	1	1	0	0	0	0
Steve Barber, L (9, 1) OBP: 0.357, SLG: 0.182										0	0	0	0	0	0	0

Inning Stats	R: 0	H: 0	E: 0	K: 0	S: 3	R: 1	H: 2	E: 0	K: 1	S: 6	R: 0	H: 1	E: 0	K: 1	S: 6	R: 0	H: 0	E: 0	K: 1	S: 5	R: 0	H: 0	E: 0	K: 0	S: 2	R: 0	H: 0	E: 0	K: 0	S: 2	R: 0	H: 1	E: 0	K: 0	S: 4	R: 1	H: 2	E: 0	K: 0	S: 5	R: 0	H: 0	E: 0	K: 1	S: 5	1B: 4	SF: 0	2B: 1	SAC: 0	3B: 1	DP: 3	HR: 0	HBP: 1	WP: 0	PA: 34
--------------	------	------	------	------	------	------	------	------	------	------	------	------	------	------	------	------	------	------	------	------	------	------	------	------	------	------	------	------	------	------	------	------	------	------	------	------	------	------	------	------	------	------	------	------	------	-------	-------	-------	--------	-------	-------	-------	--------	-------	--------

PITCHER	IP	WLS	BF	H	R	ER	SO	BB	IBB	HBP	BLK	WP	HR	S	P	ERA	WHIP
Monty Montgomery, R (1, 1) ERA: 2.49	8.0	W	30	6	2	2	3	3	0	0	0	0	0	33	45	2.25	1.125
Tom Murphy, R (9, 1) ERA: 3.53	1.0	S	4	0	0	0	1	0	0	1	0	0	0	5	6	0.00	0.000

BOTTOM

Kansas City Royals @ California Angels
Anaheim Stadium, Anaheim, CA
Tue Sep 19 1972, 10:05 PM EDT
Att. 4,046 - Unknown - 74 F

livebaseballscores.com

AB	30
R	2
H	6
RBI	2
BB	3
SO	4
LOB	11



Batter	1	2	3	4	5	6	7	8	9	AB R H RBI BB SO LOB	TOP									
Paul Schaal, R OBP: 0.324, SLG: 0.330 (1, 5)			6-3			4-3		1-3		4 1 0 0 1 0 4										
Cookie Rojas, R OBP: 0.321, SLG: 0.339 Bobby Knoop, R OBP: 0.299, SLG: 0.289 (1, 4) (2, 4)					F8	6-3		1-3		0 2 0 0 2 0 0 3 0 0 0 0 0 1										
Richie Scheinblum, S OBP: 0.391, SLG: 0.431 (1, 9)					G3		L9		K	4 2 1 0 1 1 0										
John Mayberry, L OBP: 0.385, SLG: 0.485 (1, 3)					K		L3		K	4 1 1 4 1 2 0										
Lou Piniella, R OBP: 0.357, SLG: 0.448 (1, 7)					6-3		F9			3 1 1 1 1 0 0										
Carl Taylor, R OBP: 0.374, SLG: 0.341 (1, 2)					K		G3			3 1 0 0 1 1 2										
Steve Hovley, L OBP: 0.347, SLG: 0.360 (1, 8)					F5		6-3			3 0 0 0 0 0 1										
Freddie Patek, R OBP: 0.286, SLG: 0.285 (1, 6)					F7		F9			3 1 1 0 1 0 0										
Steve Busby, R OBP: 0.333, SLG: 0.444 (1, 1)					K					4 0 3 3 0 1 0										
Inning Stats	R: 6 E: 0 K: 0 S: 4	H: 2 LOB: 1 BB: 6 P: 28	R: 2 E: 0 K: 0 S: 4	H: 2 LOB: 1 BB: 2 P: 12	R: 0 E: 0 K: 1 S: 5	H: 0 LOB: 0 BB: 0 P: 5	R: 0 E: 0 K: 1 S: 5	H: 0 LOB: 0 BB: 0 P: 5	R: 0 E: 0 K: 0 S: 4	H: 1 LOB: 1 BB: 0 P: 4	R: 0 E: 0 K: 0 S: 3	H: 0 LOB: 0 BB: 0 P: 3	R: 1 E: 0 K: 0 S: 5	H: 2 LOB: 1 BB: 0 P: 5	R: 0 E: 0 K: 2 S: 7	H: 0 LOB: 0 BB: 0 P: 7	1B: 4 2B: 2 3B: 0 HR: 1	SF: 0 SAC: 1 DP: 2 HBP: 0	WP: 0 PB: 0 SB: 1 CS: 0	PA: 40
PITCHER	IP WLS BF H R ER SO BB IBB HBP BLK WP HR S P ERA WHIP																			
Rudy May, L ERA: 3.09 (1, 1)	0.0 L 5 1 5 5 0 4 0 0 0 0 0 1 1 17 ∞ ∞																			
Lloyd Allen, R ERA: 3.51 (1, 1)	1.0 9 3 3 3 0 2 2 0 0 0 0 0 5 21 27.00 5.000																			
Tom Dukes, R ERA: 1.64 (2, 1)	2.0 5 0 0 0 1 0 0 0 0 0 0 0 7 7 0.00 0.000																			
Alan Foster, R ERA: 4.97 (4, 1)	2.0 6 0 0 0 2 0 0 0 0 0 0 0 10 10 0.00 0.000																			
Dave Sells, R ERA: 2.81 (6, 1)	3.0 12 3 1 1 0 0 0 0 0 0 0 0 12 12 3.00 1.000																			
PITCHER	IP WLS BF H R ER SO BB IBB HBP BLK WP HR S P ERA WHIP																			
Steve Barber, L ERA: 2.94 (9, 1)	1.0 3 0 0 0 2 0 0 0 0 0 0 0 7 7 0.00 0.000																			

Kansas City Royals @ California Angels
Anaheim Stadium, Anaheim, CA

AB	31
R	9
H	7
RBI	8
BB	8
SO	5
LOB	8



Wed Sep 20 1972, 10:05 PM EDT
Att: 4,117 - Unknown - 82 F

livebaseballscorecards.com

Batter	1	2	3	4	5	6	7	8	9	AB	R	H	RBI	BB	SO	LOB
Sandy Alomar Sr., S (1, 4) OBP: 0.299, SLG: 0.295	0-0 1-3		0-0 G3		0-0 F9			0-0 F9		4	0	0	1	0	0	3
Mickey Rivers, L (1, 8) OBP: 0.252, SLG: 0.272 Dave Sells, R (6, 1)	0-3 K		0-0 F2		0-0 4-3			4-0 BB		3	0	0	0	0	1	2
Jim Spencer, L (8, PH) OBP: 0.265, SLG: 0.262 Ken Berry, R (8, PR) OBP: 0.351, SLG: 0.381 Steve Barber, L (9, 1) OBP: 0.357, SLG: 0.182								1-2 BB		0	0	0	0	0	0	0
Vada Pinson, L (1, 9) OBP: 0.331, SLG: 0.385 (6, 8)	0-0 F8		0-0 P4					0-0 F7		4	0	0	0	0	0	3
Bob Oliver, R (1, 3) OBP: 0.303, SLG: 0.430		0-0 L7		0-0 P3				0-0 F5		4	0	1	0	0	0	2
Doug Howard, R (1, 7) OBP: 0.344, SLG: 0.333		0-3 K		0-0 F7				0-0 F8		4	0	0	0	0	1	1
Billy Parker, R (1, 5) OBP: 0.293, SLG: 0.327		0-0 6-3		0-0 1B				0-0 F9		4	0	2	0	0	0	0
Leo Cardenas, R (1, 6) OBP: 0.274, SLG: 0.285			0-0 BB 1B		0-0 L7			0-0 4-3		4	1	1	0	0	0	2
John Stephenson, L (1, 2) OBP: 0.336, SLG: 0.333			4-0 E 1B G3 BB					0-0 G3		3	1	1	0	1	0	1
Rudy May, L (1, 1) OBP: 0.187, SLG: 0.140 Lloyd Allen, R (1, 1) OBP: 0.118, SLG: 0.118 Tom Dukies, R (2, 1) Chris Coletta, L (3, PH) OBP: 0.333, SLG: 0.346 Alan Foster, R (4, 1) Curt Motton, R (5, PH) OBP: 0.256, SLG: 0.244 Leroy Stanton, R (6, 9) OBP: 0.289, SLG: 0.395			0-0 E7 G3 1B		0-0 F7			0-0 BB 1B		0	0	0	0	0	0	0

Inning Stats	R: 0	H: 0	E: 0	LOB: 0	K: 1	BB: 0	S: 5	P: 5	R: 0	H: 0	E: 0	LOB: 0	K: 1	BB: 0	S: 5	P: 5	R: 2	H: 2	E: 1	LOB: 1	K: 0	BB: 1	S: 5	P: 9	R: 0	H: 1	E: 0	LOB: 1	K: 0	BB: 0	S: 4	P: 4	R: 0	H: 1	E: 0	LOB: 0	K: 0	BB: 0	S: 3	P: 3	R: 0	H: 0	E: 0	LOB: 0	K: 0	BB: 0	S: 3	P: 3	R: 0	H: 1	E: 0	LOB: 2	K: 0	BB: 1	S: 4	P: 8	R: 0	H: 1	E: 0	LOB: 1	K: 0	BB: 0	S: 4	P: 4	1B: 7	SF: 0	2B: 0	SAC: 0	3B: 0	DP: 1	HR: 0	HBP: 0	WP: 0	PA: 35
PITCHER Steve Busby, R (1, 1) ERA: 1.44	IP	WLS	BF	H	R	ER	SO	BB	IBB	HBP	BLK	WP	HR	S	P	ERA	WHIP	IP	WLS	BF	H	R	ER	SO	BB	IBB	HBP	BLK	WP	HR	S	P	ERA	WHIP	IP	WLS	BF	H	R	ER	SO	BB	IBB	HBP	BLK	WP	HR	S	P	ERA	WHIP																							

BOTTOM

Kansas City Royals @ California Angels
 Anaheim Stadium, Anaheim, CA
 Wed Sep 20 1972, 10:05 PM EDT
 Att. 4,117 - Unknown - 82 F

livebaseballscores.com

AB	33
R	2
H	7
RBI	2
BB	2
SO	2
LOB	15



Kansas City Royals @ California Angels
 Anaheim Stadium, Anaheim, CA

Thu Sep 21 1972, 10:05 PM EDT
 Att. 4,227 - Unknown

livebaseballscorecards.com

AB	30
R	2
H	4
RBI	2
BB	7
SO	4
LOB	20



Batter	1	2	3	4	5	6	7	8	9	AB	R	H	RBI	BB	SO	LOB
Paul Schaal, R (1, 5) OBP: 0.324, SLG: 0.327	K		1B BB		F7				G3	3	1	0	0	2	1	0
Steve Hovley, L (1, 8) OBP: 0.350, SLG: 0.356	K		1B BB		G6-4-3 BB				F7	2	0	0	0	2	1	1
Richie Scheinblum, S (1, 9) OBP: 0.390, SLG: 0.429	F7		FC6-4 1B		G6-4-3				F2	4	0	1	2	0	0	2
John Mayberry, L (1, 3) OBP: 0.384, SLG: 0.482		4-3 WP BB	F7						G3	3	0	0	0	1	0	3
Lou Piniella, R (1, 7) OBP: 0.357, SLG: 0.446		K	FC6-4						F9	4	0	1	0	0	1	3
Ed Kirkpatrick, L (1, 2) OBP: 0.360, SLG: 0.383		4-3			E5 1B				F7	4	0	2	0	0	0	1
Cookie Rojas, R (1, 4) OBP: 0.321, SLG: 0.336			G3		F8				F7	3	0	0	0	1	0	2
Freddie Patek, R (1, 6) OBP: 0.284, SLG: 0.283					F9				F8	3	0	0	0	0	0	4
Joe Keough, L (9, PH) OBP: 0.329, SLG: 0.254					6-3					1	0	0	0	0	0	0
Roger Nelson, R (1, 1) OBP: 0.140, SLG: 0.104									P6	2	1	0	0	1	1	4
Bruce Dal Canton, R (7, 1) OBP: 0.119, SLG: 0.122										0	0	0	0	0	0	0
Gail Hopkins, L (9, PH) OBP: 0.286, SLG: 0.243			BB 1B BB		K				P6	1	0	0	0	0	0	0

Batter	1	2	3	4	5	6	7	8	9
Paul Schaal, R (1, 5) OBP: 0.324, SLG: 0.327	K		1B BB		F7				G3
Steve Hovley, L (1, 8) OBP: 0.350, SLG: 0.356	K		1B BB		G6-4-3 BB				F7
Richie Scheinblum, S (1, 9) OBP: 0.390, SLG: 0.429	F7		FC6-4 1B		G6-4-3				F2
John Mayberry, L (1, 3) OBP: 0.384, SLG: 0.482		4-3 WP BB	F7						G3
Lou Piniella, R (1, 7) OBP: 0.357, SLG: 0.446		K	FC6-4						F9
Ed Kirkpatrick, L (1, 2) OBP: 0.360, SLG: 0.383		4-3			E5 1B				F7
Cookie Rojas, R (1, 4) OBP: 0.321, SLG: 0.336			G3		F8				F7
Freddie Patek, R (1, 6) OBP: 0.284, SLG: 0.283					F9				F8
Joe Keough, L (9, PH) OBP: 0.329, SLG: 0.254					6-3				
Roger Nelson, R (1, 1) OBP: 0.140, SLG: 0.104									P6
Bruce Dal Canton, R (7, 1) OBP: 0.119, SLG: 0.122									
Gail Hopkins, L (9, PH) OBP: 0.286, SLG: 0.243			BB 1B BB		K				P6

Inning Stats	R: 0	H: 0	R: 0	H: 0	R: 0	H: 1	R: 0	H: 1	R: 0	H: 0	R: 0	H: 2	R: 0	H: 0	R: 0	H: 0	R: 0	H: 0	R: 0	H: 0	1B: 4	SF: 0	WP: 1	PA: 37
	E: 0	LOB: 0	E: 0	LOB: 1	E: 0	LOB: 2	E: 1	LOB: 1	E: 0	LOB: 0	E: 0	LOB: 3	E: 0	LOB: 0	E: 0	LOB: 0	E: 0	LOB: 0	E: 0	LOB: 0	2B: 0	SAC: 0	PB: 0	
	K: 2	BB: 0	K: 1	BB: 1	K: 0	BB: 3	K: 1	BB: 0	K: 0	BB: 1	K: 0	BB: 1	K: 0	BB: 1	K: 0	BB: 0	K: 0	BB: 0	K: 0	BB: 0	3B: 0	DP: 1	SB: 0	
	S: 7	P: 7	S: 5	P: 9	S: 4	P: 16	S: 6	P: 6	S: 2	P: 6	S: 5	P: 9	S: 3	P: 7	S: 3	P: 3	S: 3	P: 3	S: 3	P: 3	HR: 0	HBP: 0	CS: 0	

PITCHER	IP	WLS	BF	H	R	ER	SO	BB	IBB	HBP	BLK	WP	HR	S	P	ERA	WHIP
Nolan Ryan, R (1, 1) ERA: 2.42	9.0	W	37	4	2	2	4	7	0	0	0	1	0	38	66	2.00	1.222

Batter	1	2	3	4	5	6	7	8	9
Sandy Alomar Sr., S OBP: 0.298, SLG: 0.293 (1, 4)	0-0 F3		0-0 SH1-4		0-0 P3		0-0 1-3		
Ken Berry, R OBP: 0.355, SLG: 0.384 (1, 8)	0-0 P6		4-0 FC6-4 BB		0-0 G3-6-3 1B		0-0 1B		
Vada Pinson, L OBP: 0.331, SLG: 0.384 (1, 7)	0-0 4-3		0-0 FC6-4 FC6-4 1-2f 2-3		0-0 G3-6-3 1-2f		0-0 FC5-4 1B		
Bob Oliver, R OBP: 0.305, SLG: 0.439 (1, 3)		0-0 HR	0-0 FC6-4 1-2f		0-0 2B 3B		0-0 FC5-4 FC6-4 1-2f		
Leroy Stanton, R OBP: 0.294, SLG: 0.402 (1, 9)		0-0 1B 1B		0-0 1-3 3B 1B		0-0 FC1-5-6-1 2B		0-0 F9	
Billy Parker, R OBP: 0.290, SLG: 0.321 (1, 5)		0-0 1-2 1B		0-0 1-3 1-2		0-0 FC1-5-6-1 1B		0-0 FC6-4 1-2f	
Leo Cardenas, R OBP: 0.274, SLG: 0.286 (1, 6)		0-3 K		0-3 K		0-0 G1-6-3 1B			
John Stephenson, L OBP: 0.335, SLG: 0.348 (1, 2)		0-0 G3-6-3 1-2f		0-0 2-H 3B		0-0 G1-6-3 1-2f			
Nolan Ryan, R OBP: 0.146, SLG: 0.184 (1, 1)			0-0 FC6-4 SH1-4 1B		0-3 K		4-0 E 1-3 BB		

Inning Stats	R: 0	H: 0	E: 0	K: 0	S: 3	LOB: 0	BB: 0	P: 3
	R: 1	H: 3	E: 0	K: 1	S: 7	LOB: 1	BB: 0	P: 7
	R: 0	H: 1	E: 0	K: 0	S: 4	LOB: 2	BB: 1	P: 8
	R: 1	H: 2	E: 0	K: 2	S: 9	LOB: 1	BB: 0	P: 9
	R: 0	H: 1	E: 0	K: 0	S: 3	LOB: 0	BB: 0	P: 3
	R: 2	H: 3	E: 0	K: 0	S: 5	LOB: 0	BB: 0	P: 5
	R: 0	H: 1	E: 1	K: 0	S: 2	LOB: 1	BB: 1	P: 6
	R: 0	H: 1	E: 0	K: 0	S: 4	LOB: 1	BB: 0	P: 4

PITCHER	IP	WLS	BF	H	R	ER	SO	BB	IBB	HBP	BLK	WP	HR	S	P	ERA	WHIP
Roger Nelson, R ERA: 2.2 (1, 1)	6.0	L	26	10	4	4	3	1	0	0	0	0	1	31	35	6.00	1.833
Bruce Dal Canton, R ERA: 3.44 (7, 1)	2.0		7	2	0	0	0	1	0	0	0	0	0	6	10	0.00	1.500

BOTTOM

Kansas City Royals @ California Angels
Anaheim Stadium, Anaheim, CA

Thu Sep 21 1972, 10:05 PM EDT
Att. 4,227 - Unknown

AB	R	H	RBI	BB	SO	LOB
3	0	0	0	0	0	1
3	0	2	0	1	0	0
4	0	1	0	0	0	3
4	2	2	1	0	0	3
4	1	3	1	0	0	1
4	1	1	0	0	0	3
3	0	1	1	0	2	3
3	0	1	1	0	0	3
2	0	1	0	1	1	1

AB	30
R	4
H	12
RBI	4
BB	2
SO	3
LOB	18

livebaseballscorecards.com



WP	PA
0	33
PB	0
SB	0
CS	0

Batter	1	2	3	4	5	6	7	8	9	AB R H RBI BB SO LOB	TOP		
Paul Schaal, R (1, 5) OBP: 0.323, SLG: 0.327	0-0 F4		0-0 SF8		0-3 K			0-0 BB 1B	0-0 5-3	4 1 1 1 0 1 2	Kansas City Royals @ Oakland Athletics Oakland-Alameda County Coliseum, Oakland, CA Fri Sep 22 1972, 7:05 PM PDT Att. 6,501 - Unknown		
Amos Otis, R (1, 8) OBP: 0.355, SLG: 0.415	0-0 BB 1B		0-3 3-H K		4-0 BB			4-0 PB 1B HR BB	0-3 K	3 1 1 0 2 2 1			
Richie Scheinblum, S (1, 9) OBP: 0.391, SLG: 0.429 Steve Hovley, L (8, PR) OBP: 0.348, SLG: 0.354	4-0 G4-6-3 BB		0-0 F7		0-0 F5			0-0 PB HR 1B	0-3 K	3 0 1 1 1 0 4 1 1 0 0 0 1 0			
John Mayberry, L (1, 3) OBP: 0.383, SLG: 0.486	0-0 G4-6-3			0-3 K				0-0 HR		4 1 1 3 0 1 2			
Lou Piniella, R (1, 7) OBP: 0.356, SLG: 0.444		0-0 F8		0-3 K				4-0 E S BB		3 0 0 0 1 2 0			
Carl Taylor, R (1, 2) OBP: 0.379, SLG: 0.333		0-0 4-3		4-0 CS BB				4-0 BB		2 0 0 0 2 0 0			
Cookie Rojas, R (1, 4) OBP: 0.320, SLG: 0.336		0-3 K		0-0 CS	0-0 BB 1B			0-0 F7	0-3 K	4 0 1 0 0 2 2			
Freddie Patek, R (1, 6) OBP: 0.286, SLG: 0.283			4-0 E S SF8 BB		0-0 BB 1B			0-0 F9	0-3 K	3 1 1 0 1 1 2			
Dick Drago, R (1, 1) OBP: 0.176, SLG: 0.062			4-0 BB		0-3 K			0-3 K	0-3 K	3 0 0 0 1 3 4			
Inning Stats	R: 0 H: 1 E: 0 LOB: 1 K: 0 BB: 1 S: 3 P: 7	R: 0 H: 0 E: 0 LOB: 0 K: 1 BB: 0 S: 5 P: 5	R: 1 H: 0 E: 0 LOB: 1 K: 1 BB: 2 S: 5 P: 13	R: 0 H: 0 E: 0 LOB: 0 K: 2 BB: 1 S: 6 P: 10	R: 0 H: 2 E: 0 LOB: 3 K: 2 BB: 1 S: 9 P: 13	R: 0 H: 0 E: 0 LOB: 0 K: 1 BB: 0 S: 5 P: 5	R: 0 H: 0 E: 0 LOB: 0 K: 1 BB: 0 S: 5 P: 5	R: 4 H: 3 E: 0 LOB: 2 K: 3 BB: 3 S: 12 P: 24	R: 0 H: 0 E: 0 LOB: 0 K: 2 BB: 0 S: 7 P: 7	1B: 5 SF: 1 2B: 0 SAC: 0 3B: 0 DP: 1 HR: 1 HBP: 0	WP: 0 PA: 40 PB: 1 SB: 2 CS: 1		
PITCHER	IP WLS BF H R ER SO BB IBB HBP BLK WP HR S P ERA WHIP											PITCHER	IP WLS BF H R ER SO BB IBB HBP BLK WP HR S P ERA WHIP
Vida Blue, L (1, 1) ERA: 2.88	7.0 L 31 6 5 4 8 6 0 0 0 0 0 1 41 65 5.14 1.714												
Rollie Fingers, R (8, 1) ERA: 2.6	2.0 8 0 0 0 5 2 0 0 0 0 0 0 16 24 0.00 1.000												

livebaseballscorecards.com

AB 30
R 5
H 6
RBI 5
BB 8
SO 13
LOB 17



Batter	1	2	3	4	5	6	7	8	9	AB	R	H	RBI	BB	SO	LOB
Bert Campaneris, R OBP: 0.285, SLG: 0.334 (1, 6)	0-3 K		0-3 K		4-0 BB		0-0 1B		0-0 G4-6-3 1-2f	4	0	1	0	1	2	1
Joe Rudi, R OBP: 0.349, SLG: 0.494 (1, 7)	0-0 2B		0-0 F9		0-0 F8		0-0 L8		0-0 6-3	5	0	1	0	0	0	2
Matty Alou, L OBP: 0.352, SLG: 0.378 (1, 9)	4-0 BB			0-0 1B FC6-2		0-0 F6		0-0 6-3		3	0	1	0	1	0	1
Reggie Jackson, L OBP: 0.352, SLG: 0.479 (1, 8)	0-3 K			0-0 1B FC6-2		0-0 G3		4-0 2B BB		3	2	1	0	1	1	2
Mike Epstein, L OBP: 0.380, SLG: 0.498 (1, 3)	0-0 F9			0-0 F5		0-0 F6		0-0 F5		4	0	0	0	0	0	5
Gene Tenace, R OBP: 0.302, SLG: 0.333 (1, 2)		0-0 F9		0-0 FC6-2 1B		0-0 1B		0-0 2B 1B		4	1	2	0	0	0	2
Sal Bando, R OBP: 0.341, SLG: 0.378 (1, 5)		0-0 4-3		0-0 1B 1-2 2-H		0-0 L8		0-0 2B		4	0	2	3	0	0	1
Dick Green, R OBP: 0.333, SLG: 0.344 (4, PH)			0-0 F9		0-3 K		0-0 4-3		0-3 K	1	0	0	0	0	0	0
Don Mincher, L OBP: 0.364, SLG: 0.336 (4, PH)										1	0	0	0	0	1	2
Ted Kubiak, S OBP: 0.279, SLG: 0.247 (5, 4)										0	0	0	0	0	0	0
Gonzalo Marquez, L OBP: 0.471, SLG: 0.285 (7, PH)										1	0	0	0	0	0	0
Dal Maxvill, R OBP: 0.296, SLG: 0.258 (8, 4)										0	0	0	0	0	0	0
Dave Duncan, R OBP: 0.290, SLG: 0.406 (8, PH)										1	0	0	0	0	1	1
Tim Quillen, R OBP: 0.280, SLG: 0.326 (9, 4)										0	0	0	0	0	0	0
Vida Blue, S OBP: 0.125, SLG: 0.045 (1, 1)			0-3 K		0-3 K		0-3 K		0-0 G4-6-3 1B	3	0	0	0	0	3	0
Rollie Fingers, R OBP: 0.313, SLG: 0.500 (8, 1)										0	0	0	0	0	0	0
Mike Hegan, L OBP: 0.354, SLG: 0.431 (9, PH)										1	0	1	0	0	0	0

BOTTOM

Kansas City Royals @ Oakland Athletics
Oakland-Alameda County Coliseum, Oakland, CA

Fri Sep 22 1972, 7:05 PM PDT
Att. 6,501 - Unknown

livebaseballscorecards.com

AB	35
R	3
H	9
RBI	3
BB	3
SO	8
LOB	17



Inning Stats	R: 0	H: 1	E: 0	LOB: 2	K: 2	BB: 1	S: 8	P: 12	R: 0	H: 0	E: 0	LOB: 0	K: 0	BB: 0	S: 3	P: 3	R: 0	H: 0	E: 0	LOB: 0	K: 2	BB: 0	S: 7	P: 7	R: 1	H: 3	E: 0	LOB: 2	K: 1	BB: 0	S: 8	P: 8	R: 0	H: 0	E: 0	LOB: 1	K: 1	BB: 1	S: 5	P: 9	R: 0	H: 1	E: 0	LOB: 1	K: 0	BB: 0	S: 4	P: 4	R: 0	H: 1	E: 0	LOB: 1	K: 1	BB: 0	S: 6	P: 6	R: 2	H: 2	E: 0	LOB: 1	K: 1	BB: 1	S: 7	P: 11	R: 0	H: 1	E: 0	LOB: 0	K: 0	BB: 0	S: 3	P: 3	1B: 7	SF: 0	2B: 2	SAC: 0	3B: 0	DP: 1	HR: 0	HBP: 0	WP: 0	PA: 38
--------------	------	------	------	--------	------	-------	------	-------	------	------	------	--------	------	-------	------	------	------	------	------	--------	------	-------	------	------	------	------	------	--------	------	-------	------	------	------	------	------	--------	------	-------	------	------	------	------	------	--------	------	-------	------	------	------	------	------	--------	------	-------	------	------	------	------	------	--------	------	-------	------	-------	------	------	------	--------	------	-------	------	------	-------	-------	-------	--------	-------	-------	-------	--------	-------	--------

PITCHER	IP	WLS	BF	H	R	ER	SO	BB	IBB	HBP	BLK	WP	HR	S	P	ERA	WHIP
Dick Drago, R ERA: 3.04 (1, 1)	9.0	W	38	9	3	3	8	3	0	0	0	0	0	51	63	3.00	1.333

Batter	1	2	3	4	5	6	7	8	9	AB R H RBI BB SO LOB	TOP																
Paul Schaal, R OBP: 0.322, SLG: 0.326 (1, 5) X	0-0 6-3		0-0 F3		0-0 1B		0-0 F7			4 0 1 0 0 0 1																	
Amos Otis, R OBP: 0.354, SLG: 0.414 (1, 8) X	0-0 5-3		0-0 5-3			0-0 F8		0-0 G3-6-3 CI 1B		4 0 1 0 0 0 0																	
Richie Scheinblum, S OBP: 0.392, SLG: 0.428 Joe Keough, L OBP: 0.329, SLG: 0.254 (1, 9) B (6, PR) B (6, 9) B	4-0 BB BB			0-0 F6		4-0 BB BB		0-1 CI G3-6-3 1-2		1 0 0 0 2 0 0 0 0 0 0 0 0 0																	
John Mayberry, L OBP: 0.386, SLG: 0.493 (1, 3) B B B	4-0 1-2 BB			0-0 HR		4-0 1-2 BB		0-0 G3-6-3 1-2f 2-3		2 1 1 1 2 0 2																	
Lou Piniella, R OBP: 0.355, SLG: 0.443 Steve Hovley, L OBP: 0.348, SLG: 0.350 (1, 7) S (1, 7) S	0-3 K			0-0 5-3		0-0 F5		4-0 BB BB		1 0 0 0 0 1 2 2 0 0 0 1 0 2																	
Carl Taylor, R OBP: 0.364, SLG: 0.319 (1, 2) X		0-0 6-3		0-0 L5		0-0 6-3		0-0 F3		4 0 0 0 0 0 4																	
Cookie Rojas, R OBP: 0.319, SLG: 0.335 (1, 4) X		0-0 F3			0-0 5-3		0-0 G3 SH1-4 1B		0-0 F5	4 0 1 0 0 0 0	AB 28 R 1 H 4 RBI 1 BB 6 SO 1 LOB 12																
Freddie Patek, R OBP: 0.284, SLG: 0.281 (1, 6) X		0-0 L1			0-0 F8		0-0 SH1-4 1-2		0-0 F8	3 0 0 0 0 0 0																	
Paul Splittorff, L OBP: 0.278, SLG: 0.265 (1, 1) X			0-0 F9		4-0 1B BB		0-0 G3 2-3		0-0 F5	3 0 0 0 1 0 1																	
Inning Stats	R: 0 E: 0 K: 1 S: 5	H: 0 LOB: 2 BB: 2 P: 13	R: 0 E: 0 K: 0 S: 3	H: 0 LOB: 0 BB: 0 P: 3	R: 0 E: 0 K: 0 S: 3	H: 0 LOB: 0 BB: 0 P: 3	R: 1 E: 0 K: 0 S: 4	H: 1 LOB: 0 BB: 0 P: 4	R: 0 E: 0 K: 0 S: 3	H: 1 LOB: 2 BB: 2 P: 11	R: 0 E: 0 K: 0 S: 4	H: 1 LOB: 1 BB: 0 P: 4	R: 0 E: 1 K: 0 S: 4	H: 1 LOB: 2 BB: 1 P: 8	R: 0 E: 0 K: 0 S: 3	H: 0 LOB: 0 BB: 0 P: 3	1B: 3 2B: 0 3B: 0 HR: 1	SF: 0 SAC: 1 DP: 1 HBP: 0	WP: 0 PB: 0 SB: 0 CS: 0	PA: 36							
PITCHER	IP	WLS	BF	H	R	ER	SO	BB	IBB	HBP	BLK	WP	HR	S	P	ERA	WHIP										
Catfish Hunter, R ERA: 2.05 (1, 1)	7.0		30	4	1	1	1	5	0	0	0	0	1	27	47	1.29	1.286										
Darold Knowles, L ERA: 1.13 (8, 1)	0.2		2	0	0	0	0	1	0	0	0	0	0	1	5	0.00	1.500										
Rollie Fingers, R ERA: 2.57 (8, 1)	1.1	W	4	0	0	0	0	0	0	0	0	0	0	4	4	0.00	0.000										

Kansas City Royals @ Oakland Athletics
Oakland-Alameda County Coliseum, Oakland, CA

Sat Sep 23 1972, 3:33 AM PDT
Att. 7,062 - Unknown

livebaseballscorecards.com



Batter	1	2	3	4	5	6	7	8	9	AB	R	H	RBI	BB	SO	LOB
Bert Campaneris, R OBP: 0.283, SLG: 0.332 (1, 6)	0-0 F9		0-0 G1-6-3		0-0 6-3			0-0 6-3		4	0	0	0	0	0	1
Matty Alou, L OBP: 0.351, SLG: 0.379 (1, 9)	0-0 G3			0-0 1-3		0-0 4-3			0-0 SH	4	0	1	0	0	0	0
Allan Lewis, S OBP: 0.250, SLG: 0.500 (9, PR)									E 2B	0	1	0	0	0	0	0
Joe Rudi, R OBP: 0.352, SLG: 0.495 (1, 7)	0-0 1B			0-0 WP 2B 1B		0-0 F8			4-0 E IBB	3	1	2	0	1	0	0
Reggie Jackson, L OBP: 0.352, SLG: 0.480 (1, 8)	0-0 G3			0-0 1-H 2B		0-0 6-3			0-0 SH	3	0	1	1	0	0	1
Gene Tenace, R OBP: 0.298, SLG: 0.328 (1, 2)		0-0 6-3		0-0 F8			0-0 F8			3	0	0	0	0	0	1
Mike Epstein, L OBP: 0.381, SLG: 0.497 (1, 3)		H 1-0 G1-6-3 HBP		4-0 BB		0-3 K				1	0	0	0	1	1	0
Sal Bando, R OBP: 0.340, SLG: 0.376 (1, 5)		0-0 G1-6-3		0-0 F6			0-0 5-3			3	0	0	0	0	0	3
Dick Green, R OBP: 0.324, SLG: 0.333 (1, 4)			0-0 6-3		0-0 F8			0-0 F8		1	0	0	0	0	0	0
Angel Mangual, R OBP: 0.281, SLG: 0.359 (5, PH)										1	0	0	0	0	0	0
Ted Kubiak, S OBP: 0.279, SLG: 0.247 (6, 4)										0	0	0	0	0	0	0
George Hendrick, R OBP: 0.183, SLG: 0.282 (8, PH)										1	0	0	0	0	0	0
Dal Maxvill, R OBP: 0.296, SLG: 0.258 (9, 4)										0	0	0	0	0	0	0
Catfish Hunter, R OBP: 0.198, SLG: 0.202 (1, 1)			0-0 6-3		0-3 K			0-0 F8		2	0	1	0	0	1	0
Darold Knowles, L OBP: 0.333, SLG: 0.273 (8, 1)										0	0	0	0	0	0	0
Rollie Fingers, R OBP: 0.294, SLG: 0.471 (8, 1)			0-0 G1-6-3 1B							1	0	0	0	0	0	0

BOTTOM

Kansas City Royals @ Oakland Athletics
Oakland-Alameda County Coliseum, Oakland, CA

Sat Sep 23 1972, 3:33 AM PDT
Att. 7,062 - Unknown

livebaseballscorecards.com

AB	27
R	2
H	5
RBI	1
BB	2
SO	2
LOB	6



Inning Stats	R: 0 H: 1 E: 0 K: 4 S: 4	R: 0 H: 0 E: 0 K: 0 S: 2	R: 0 H: 1 E: 0 K: 3 S: 3	R: 1 H: 2 E: 0 K: 0 S: 5	R: 0 H: 0 E: 0 K: 1 S: 5	R: 0 H: 0 E: 0 K: 0 S: 3	R: 0 H: 0 E: 0 K: 1 S: 5	R: 0 H: 0 E: 0 K: 0 S: 3	R: 0 H: 0 E: 0 K: 0 S: 3	R: 1 H: 1 E: 1 K: 0 S: 2	1B: 3 2B: 2 3B: 0 HR: 0	SF: 0 SAC: 1 DP: 2 HBP: 1	WP: 1 PB: 0 SB: 0 CS: 0	PA: 31
--------------	--------------------------	--------------------------	--------------------------	--------------------------	--------------------------	--------------------------	--------------------------	--------------------------	--------------------------	--------------------------	-------------------------	---------------------------	-------------------------	--------

PITCHER	IP	WLS	BF	H	R	ER	SO	BB	IBB	HBP	BLK	WP	HR	S	P	ERA	WHIP
Paul Splittorf, L ERA: 3.17 (1, 1)	8.0	L	31	5	2	1	2	1	1	1	0	1	0	32	41	1.12	0.750

Batter	1	2	3	4	5	6	7	8	9	AB R H RBI BB SO LOB	TOP			
Paul Schaal, R OBP: 0.322, SLG: 0.333 (1, 5) X	0-0 F4		0-0 HR			0-0 4-3	0-0 4-3			4 1 1 1 0 0 2	Kansas City Royals @ Oakland Athletics Oakland-Alameda County Coliseum, Oakland, CA Sun Sep 24 1972, 3:33 AM PDT Unknown livebaseballscorecards.com			
Amos Otis, R OBP: 0.352, SLG: 0.411 (1, 8) X	0-0 2-3		0-3 K			0-0 F6		0-0 F7		4 0 0 0 0 1 0				
Richie Scheinblum, S OBP: 0.391, SLG: 0.427 Steve Hovley, L OBP: 0.348, SLG: 0.350 (1, 9) (2, 9) X	0-0 F8			0-0 1-3			0-0 1-3	0-0 CS 1B		1 0 0 0 0 0 0 3 0 1 0 0 0 0				
John Mayberry, L OBP: 0.387, SLG: 0.492 (1, 3)		4-0 G6-3 BB		0-3 K			0-0 1B 1B	0-3 K 1-2		3 1 1 0 1 2 1				
Lou Piniella, R OBP: 0.354, SLG: 0.442 (1, 7) X		0-0 G6-3 1-2f		0-0 F7			0-0 1B E 1B		0-0 4-3	4 1 1 0 0 0 1				
Ed Kirkpatrick, L OBP: 0.363, SLG: 0.383 Carl Taylor, R OBP: 0.367, SLG: 0.323 (1, 2) (7, PH) (7, 2)		4-0 S BB		4-0 G6-4-3 BB			0-0 E8 1B 1B 1-H 2-H		0-0 6-3	0 0 0 0 2 0 0 2 1 1 1 0 0 0				
Cookie Rojas, R OBP: 0.319, SLG: 0.334 (1, 4)		0-3 K 1-2		0-0 G6-4-3 1-2f			0-0 1B 1B 3-H		0-0 4-3	4 0 1 1 0 1 2				
Bobby Floyd, R OBP: 0.205, SLG: 0.197 (1, 6) X			0-0 5-3		0-0 6-3		0-0 1B 1-3			3 0 1 0 0 0 0				
Monty Montgomery, R OBP: 0.235, SLG: 0.250 Ted Abernathy, R (9, 1)			0-3 K			0-3 K	0-3 K			3 0 0 0 0 3 2 0 0 0 0 0 0 0				
Inning Stats	R: 0 E: 0 K: 0 S: 3 H: 0 LOB: 0 BB: 0 P: 3	R: 0 E: 0 K: 1 S: 4 H: 0 LOB: 1 BB: 2 P: 12	R: 1 E: 0 K: 2 S: 8 H: 1 LOB: 0 BB: 0 P: 8	R: 0 E: 0 K: 1 S: 5 H: 0 LOB: 0 BB: 0 P: 5	R: 0 E: 0 K: 0 S: 2 H: 0 LOB: 0 BB: 1 P: 6	R: 0 E: 0 K: 1 S: 5 H: 0 LOB: 0 BB: 0 P: 5	R: 3 E: 1 K: 1 S: 10 H: 5 LOB: 2 BB: 0 P: 10	R: 0 E: 0 K: 1 S: 5 H: 1 LOB: 0 BB: 0 P: 5	R: 0 E: 0 K: 0 S: 3 H: 0 LOB: 0 BB: 0 P: 3	1B: 6 2B: 0 3B: 0 HR: 1 SF: 0 SAC: 0 DP: 2 HBP: 0	WP: 0 PB: 0 SB: 1 CS: 1 PA: 34			
PITCHER	IP WLS BF H R ER SO BB IBB HBP BLK WP HR S P ERA WHIP												PITCHER	IP WLS BF H R ER SO BB IBB HBP BLK WP HR S P ERA WHIP
Blue Moon Odom, R ERA: 2.43 (1, 1)	6.0 L 20 1 1 1 5 3 0 0 0 0 0 1 27 39 1.50 0.667													
Darold Knowles, L ERA: 1.41 (7, 1)	0.1 3 2 2 2 0 0 0 0 0 0 0 0 3 3 54.00 6.000													
Bob Locker, R ERA: 2.15 (7, 1)	1.2 8 4 1 1 2 0 0 0 0 0 0 0 12 12 5.40 2.400													
Joe Horten, R ERA: 2.67 (9, 1)	1.0 3 0 0 0 0 0 0 0 0 0 0 0 3 3 0.00 0.000													

Batter	1	2	3	4	5	6	7	8	9	AB	R	H	RBI	BB	SO	LOB
--------	---	---	---	---	---	---	---	---	---	----	---	---	-----	----	----	-----

Bert Campaneris, R OBP: 0.282, SLG: 0.330 (1, 6)	0-0 F8		0-3 K			0-0 F9			0-0 F9	4	0	0	0	0	1	1
Joe Rudi, R OBP: 0.353, SLG: 0.496 (1, 7)	0-0 F2			0-0 F7		0-0 G6-4-3 1B			0-0 1B 2B	4	1	2	0	0	0	0
Matty Alou, L OBP: 0.350, SLG: 0.378 (1, 9)	0-0 F3			0-0 E6 1B		0-0 G6-4-3			0-0 L9	4	0	1	0	0	0	3
Reggie Jackson, L OBP: 0.353, SLG: 0.480 (1, 8)		0-0 4-3		0-3 K			0-0 G4-3-6 1B		0-0 2B 1B	4	1	2	1	0	1	1
Mike Epstein, L OBP: 0.380, SLG: 0.497 (1, 3)		0-0 F7		0-0 F7			0-0 G4-3-6		0-0 2B	4	0	1	1	0	0	2
Sal Bando, R OBP: 0.339, SLG: 0.374 (1, 5)		4-0 BB			0-0 F5		0-0 5-3		0-0 L9	3	0	0	0	1	0	1
Dave Duncan, R OBP: 0.288, SLG: 0.403 (1, 2)		0-3 K			0-0 F8			0-0 F7		3	0	0	0	0	1	1
Dick Green, R OBP: 0.308, SLG: 0.314 (1, 4)			0-0 5-3		0-3 K			0-0 4-3		2	0	0	0	0	1	0
Mike Hegan, L OBP: 0.350, SLG: 0.425 (8, PH)										1	0	0	0	0	0	0
Tim Cullen, R OBP: 0.280, SLG: 0.326 (9, 4)										0	0	0	0	0	0	0
Blue Moon Odom, R OBP: 0.141, SLG: 0.228 (6, PH)			0-0 6-3			0-0 S 1B				1	0	0	0	0	0	0
Gonzalo Marquez, L OBP: 0.500, SLG: 0.429 (6, PR)										1	0	1	0	0	0	0
Allan Lewis, S OBP: 0.250, SLG: 0.500 (7, 1)										0	0	0	0	0	0	0
Darold Knowles, L OBP: 0.253, SLG: 0.273 (7, 1)										0	0	0	0	0	0	0
Bob Locker, S OBP: 0.385, SLG: 0.335 (8, PH)										0	0	0	0	0	0	0
Don Mincher, L OBP: 0.133, SLG: 0.133 (9, 1)										0	0	0	0	0	0	0

Inning Stats	R: 0	H: 0	E: 0	LOB: 0	K: 0	BB: 0	S: 3	P: 3	R: 0	H: 0	E: 0	LOB: 0	K: 1	BB: 1	S: 5	R: 0	H: 1	E: 1	LOB: 1	K: 1	BB: 0	S: 6	R: 0	H: 0	E: 0	LOB: 0	K: 1	BB: 0	S: 5	R: 0	H: 2	E: 0	LOB: 2	K: 0	BB: 0	S: 4	R: 0	H: 1	E: 0	LOB: 0	K: 0	BB: 0	S: 3	R: 0	H: 0	E: 0	LOB: 0	K: 0	BB: 0	S: 3	R: 2	H: 3	E: 0	LOB: 1	K: 0	BB: 0	S: 6	1B: 5	SF: 0	2B: 2	SAC: 0	3B: 0	DP: 2	HR: 0	HBP: 0	WP: 0	PA: 33
--------------	------	------	------	--------	------	-------	------	------	------	------	------	--------	------	-------	------	------	------	------	--------	------	-------	------	------	------	------	--------	------	-------	------	------	------	------	--------	------	-------	------	------	------	------	--------	------	-------	------	------	------	------	--------	------	-------	------	------	------	------	--------	------	-------	------	-------	-------	-------	--------	-------	-------	-------	--------	-------	--------

PITCHER	IP	WLS	BF	H	R	ER	SO	BB	IBB	HBP	BLK	WP	HR	S	P	ERA	WHIP
Monty Montgomery, R ERA: 2.42 (1, 1)	8.2	W	32	7	2	2	4	1	0	0	0	0	0	39	43	2.08	0.923
Ted Abernathy, R ERA: 1.73 (9, 1)	0.1	S	1	0	0	0	0	0	0	0	0	0	0	1	1	0.00	0.000

BOTTOM

Kansas City Royals @ Oakland Athletics
Oakland-Alameda County Coliseum, Oakland, CA

livebaseballscorecards.com

AB	32
R	2
H	7
RBI	2
BB	1
SO	4
LOB	9



WP	HR	S	P	ERA	WHIP
0	0	0	0	0	0

Sun Sep 24 1972, 3:33 AM PDT
Unknown

Batter	1	2	3	4	5	6	7	8	9	AB R H RBI BB SO LOB	TOP						
Paul Schaal, R (1, 5) OBP: 0.319, SLG: 0.329	0-0 F8		0-0 F9		0-0 L4		0-0 4-3			4 0 0 0 0 0 1							
Jim Wohlford, R (1, 4) OBP: 0.409, SLG: 0.368	0-3 K		0-0 F8		0-0 4-3			0-0 BB 1B		4 0 1 0 0 1 0							
Amos Otis, R (1, 8) OBP: 0.356, SLG: 0.418	0-0 1B			0-0 1B 2B		0-0 2B		4-0 BB BB BB 1-2 BB		3 1 3 0 1 0 0							
John Mayberry, L (1, 3) OBP: 0.386, SLG: 0.490	0-3 K			0-0 1B 1B 2-H		0-0 P2		0-0 G3-6 1-2f		4 0 1 0 0 1 3							
Lou Piniella, R (1, 7) OBP: 0.352, SLG: 0.438		0-0 1-3		0-3 K		0-0 6-3		0-0 4-3		4 0 0 0 0 1 2							
Carl Taylor, R (1, 2) OBP: 0.372, SLG: 0.330		0-0 1B		0-0 1-2 1B		0-0 6-3		0-0 4-3		4 0 2 0 0 0 1							
Steve Hovley, L (1, 9) OBP: 0.346, SLG: 0.348		0-0 F6		0-0 F8			0-0 SH1-4 1B		0-0 4-3	4 0 1 0 0 0 3							
Bobby Floyd, R (1, 6) OBP: 0.200, SLG: 0.192		0-0 F6		0-0 F3			0-0 F4			3 0 0 0 0 0 4							
Tom Murphy, R (1, 1) Norm Angelini, L (9, 1) Ted Abernathy, R (9, 1)			0-3 K		0-0 L7		0-0 SH1-4			2 0 0 0 0 1 0 0 0 0 0 0 0 0 0 0 0 0 0 0 0							
Inning Stats	R: 0 H: 1 E: 0 LOB: 1 K: 2 BB: 0 S: 8 P: 8	R: 0 H: 1 E: 0 LOB: 1 K: 0 BB: 0 S: 4 P: 4	R: 0 H: 0 E: 0 LOB: 0 K: 1 BB: 0 S: 5 P: 5	R: 1 H: 3 E: 0 LOB: 2 K: 1 BB: 0 S: 8 P: 8	R: 0 H: 0 E: 0 LOB: 0 K: 0 BB: 0 S: 3 P: 3	R: 0 H: 1 E: 0 LOB: 1 K: 0 BB: 0 S: 4 P: 4	R: 0 H: 1 E: 0 LOB: 1 K: 0 BB: 0 S: 4 P: 4	R: 0 H: 1 E: 0 LOB: 1 K: 0 BB: 0 S: 4 P: 4	R: 0 H: 0 E: 0 LOB: 0 K: 0 BB: 0 S: 3 P: 3	1B: 6 SF: 0 2B: 2 SAC: 1 3B: 0 DP: 1 HR: 0 HBP: 0	WP: 0 PA: 34 PB: 0 SB: 0 CS: 0						
PITCHER	IP WLS BF H R ER SO BB IBB HBP BLK WP HR S P ERA WHIP																
Dave Hamilton, L (1, 1) ERA: 3.05	7.0	28	7	1	1	4	0	0	0	0	0	0	0	36	36	1.29	1.000
Rollie Fingers, R (8, 1) ERA: 2.52	2.0	W	6	1	0	0	1	0	0	0	0	0	0	5	9	0.00	1.000

Kansas City Royals @ Oakland Athletics
Oakland-Alameda County Coliseum, Oakland, CA

Sun Sep 24 1972, 3:38 AM PDT
Att. 9,881 - Unknown

livebaseballscorecards.com

AB	32
R	1
H	8
RBI	0
BB	1
SO	4
LOB	14



Batter	1	2	3	4	5	6	7	8	9	AB	R	H	RBI	BB	SO	LOB
Bert Campaneris, R (1, 6) OBP: 0.281, SLG: 0.331	0-0 1-3 		0-0 4-3 			0-0 6-3 		0-0 F7 		4	0	1	0	0	0	1
Joe Rudi, R (1, 7) OBP: 0.351, SLG: 0.493	0-0 6-3 		0-0 4-3 			0-3 K 		0-0 FC6-4 		4	0	0	0	0	1	2
Matty Alou, L (1, 9) OBP: 0.351, SLG: 0.378	0-0 		0-0 1-3 			0-0 5-3 			0-0 	4	0	2	0	0	0	0
Reggie Jackson, L (1, 8) OBP: 0.352, SLG: 0.478	0-3 K 			0-0 6-3 		0-3 K 		0-3 K 	0-0 	4	1	1	0	0	2	1
Mike Epstein, L (1, 3) OBP: 0.379, SLG: 0.493		0-0 F8 		0-3 K 		0-3 K 		0-3 K 	4-0 	3	0	0	0	1	2	0
Gene Tenace, R (1, 2) OBP: 0.306, SLG: 0.327		4-0 		0-3 K 		4-0 		4-0 	4-0 	1	1	0	0	3	1	0
Sal Bando, R (1, 5) OBP: 0.338, SLG: 0.373		0-0 				0-0 F8 		0-0 F3 	0-0 	4	0	1	0	0	0	3
Dal Maxvill, R (1, 4) OBP: 0.296, SLG: 0.258		0-0 				0-0 6-3 			1-0 	0	0	0	0	0	0	0
Don Mincher, L (2, PH) OBP: 0.365, SLG: 0.342										1	0	1	1	0	0	0
Ted Kubiak, S (3, 4) OBP: 0.278, SLG: 0.246										1	0	0	0	0	0	0
Gonzalo Marquez, L (8, PH) OBP: 0.526, SLG: 0.429										0	0	0	0	0	0	0
Allan Lewis, S (8, PR) OBP: 0.259, SLG: 0.500										0	0	0	0	0	0	0
Tim Cullen, R (9, 4) OBP: 0.280, SLG: 0.326		1-H 2-H 								0	0	0	0	0	0	0
Dave Hamilton, L (1, 1) OBP: 0.313, SLG: 0.192		0-0 F8 				0-3 K 			0-0 	2	0	0	0	0	1	1
Rollie Fingers, R (8, 1) OBP: 0.278, SLG: 0.444										1	0	0	0	0	0	1

Inning Stats	R: 0	H: 1	E: 0	K: 1	S: 6	LOB: 1	BB: 0	P: 6	R: 1	H: 2	E: 0	K: 0	S: 4	LOB: 1	BB: 1	P: 8	R: 0	H: 1	E: 0	K: 0	S: 3	LOB: 0	BB: 0	P: 3	R: 0	H: 0	E: 0	K: 2	S: 7	LOB: 0	BB: 0	P: 7	R: 0	H: 0	E: 0	K: 1	S: 5	LOB: 0	BB: 0	P: 5	R: 0	H: 0	E: 0	K: 1	S: 5	LOB: 0	BB: 0	P: 5	R: 0	H: 0	E: 0	K: 2	S: 7	LOB: 1	BB: 1	P: 11	R: 0	H: 0	E: 0	K: 0	S: 3	LOB: 1	BB: 0	P: 4	R: 1	H: 2	E: 1	K: 0	S: 3	LOB: 3	BB: 2	P: 11	1B: 4	SF: 0	2B: 2	SAC: 0	3B: 0	DP: 0	HR: 0	HBP: 1	WP: 0	PA: 34
PITCHER	IP	WLS	BF	H	R	ER	SO	BB	IBB	HBP	BLK	WP	HR	S	P	ERA	WHIP																																																																	
Tom Murphy, R (1, 1) ERA: 3.25	8.1	L	31	6	2	1	7	2	0	1	0	0	0	42	51	1.08	0.960																																																																	
Norm Angelini, L (9, 1) ERA: 2.25	0.0		2	0	0	0	0	1	1	0	0	0	0	0	8	∞	∞																																																																	
Ted Abernathy, R (9, 1) ERA: 1.72	0.1		1	0	0	0	0	0	0	0	0	0	0	1	1	0.00	0.000																																																																	

BOTTOM

Kansas City Royals @ Oakland Athletics
Oakland-Alameda County Coliseum, Oakland, CA

Sun Sep 24 1972, 3:38 AM PDT
Att. 9,881 - Unknown

livebaseballscorecards.com

AB	29
R	2
H	6
RBI	1
BB	4
SO	7
LOB	9



Batter	1	2	3	4	5	6	7	8	9	AB R H RBI BB SO LOB	TOP											
Paul Schaal, R (1, 5) OBP: 0.320, SLG: 0.330	0-0 4-3		0-0 F4	0-0 1B		0-0 F2			0-0 1B	5 0 2 0 0 0 1	Kansas City Royals @ Chicago White Sox Comiskey Park, Chicago, IL Tue Sep 26 1972, 8:05 PM EDT Att: 9,664 - Unknown - 61 F livebaseballscorecards.com											
Amos Otis, R (1, 8) OBP: 0.353, SLG: 0.414	0-0 F3		0-3 K	0-0 F9		0-0 L9			0-3 K	5 0 0 0 0 2 4												
Steve Hovley, L (1, 9) OBP: 0.347, SLG: 0.346	4-0 BB		0-0 1B		0-0 F6		0-0 4-3		0-0 4-3	4 0 1 0 1 0 1												
John Mayberry, L (1, 3) OBP: 0.386, SLG: 0.489	0-0 4-3		0-0 FC6-4 1B		4-0 1B BB		0-0 3-1			3 0 1 0 1 0 1												
Lou Piniella, R (1, 7) OBP: 0.351, SLG: 0.437		0-0 6-3	0-0 FC6-4 1-2f		0-0 1-2 1B		0-0 4-3			4 0 1 0 0 0 2												
Ed Kirkpatrick, L (1, 2) OBP: 0.364, SLG: 0.395		0-0 E 2B		0-0 HR		0-0 F4		0-3 K		4 2 2 1 0 1 2												
Cookie Rojas, R (1, 4) OBP: 0.318, SLG: 0.333		0-0 1-3		0-0 1B 1B		0-0 5-3		0-0 6-3		4 0 1 0 0 0 3												
Bobby Floyd, R (1, 6) OBP: 0.209, SLG: 0.201		0-0 E8 2-H 1B		0-0 B2		0-0 1B		0-0 F5		4 0 2 1 0 0 1												
Steve Busby, R (1, 1) OBP: 0.231, SLG: 0.308		0-0 L9		0-3 K		0-0 B2		0-0 F8		4 0 0 0 0 1 3												
Inning Stats	R: 0 E: 0 K: 0 S: 3	H: 0 LOB: 1 BB: 1 P: 7	R: 1 E: 1 K: 0 S: 5	H: 2 LOB: 1 BB: 0 P: 5	R: 0 E: 0 K: 1 S: 7	H: 2 LOB: 2 BB: 0 P: 7	R: 1 E: 0 K: 1 S: 8	H: 3 LOB: 2 BB: 0 P: 8	R: 0 E: 0 K: 0 S: 4	H: 1 LOB: 2 BB: 1 P: 8		R: 0 E: 0 K: 0 S: 4	H: 1 LOB: 1 BB: 0 P: 4	R: 0 E: 0 K: 0 S: 3	H: 0 LOB: 0 BB: 0 P: 3	R: 0 E: 0 K: 1 S: 5	H: 0 LOB: 0 BB: 0 P: 5	R: 0 E: 0 K: 1 S: 6	H: 1 LOB: 1 BB: 0 P: 6	1B: 8 2B: 1 3B: 0 HR: 1	SF: 0 SAC: 0 DP: 0 HBP: 0	WP: 0 PB: 0 SB: 0 CS: 0
PITCHER	IP WLS BF H R ER SO BB IBB HBP BLK WP HR S P ERA WHIP																					
Stan Bahnsen, R (1, 1) ERA: 3.58	6.0 L 29 9 2 2 2 2 2 0 0 0 0 0 1 31 39 3.00 1.833																					
Dave Lemonds, L (7, 1) ERA: 3.01	2.0 6 0 0 0 1 0 0 0 0 0 0 0 8 8 0.00 0.000																					
Cy Acosta, R (9, 1) ERA: 1.56	1.0 4 1 0 0 1 0 0 0 0 0 0 0 6 6 0.00 1.000																					

AB	37
R	2
H	10
RBI	2
BB	2
SO	4
LOB	18



Batter	1	2	3	4	5	6	7	8	9	AB R H RBI BB SO LOB
Pat Kelly, L (1, 9) OBP: 0.360, SLG: 0.372	0-3 K ①		0-3 K ③			0-3 K ②		0-3 K ②		4 0 0 0 0 4 2
Mike Andrews, R (1, 4) OBP: 0.314, SLG: 0.299	0-0 F3 ②			0-0 3-1 ①		0-3 K ③		0-0 F6 ③		4 0 0 0 0 1 2
Dick Allen, R (1, 3) OBP: 0.421, SLG: 0.604	0-0 L9 ③			0-3 K ②			0-0 1B 1B		0-0 4-3 ①	4 0 1 0 0 1 0
Carlos May, L (1, 7) OBP: 0.399, SLG: 0.434		0-0 1B		0-0 F8 ③			0-0 1B 1-2		0-0 HR	4 1 3 1 0 0 0
Rick Reichardt, R (1, 8) OBP: 0.318, SLG: 0.406		0-0 F4 ①			0-0 6-3 ①		0-3 K ①		0-0 F8 ②	4 0 0 0 0 1 3
Ed Spiezio, R (1, 5) OBP: 0.269, SLG: 0.298		0-0 F6 ②			0-3 K ②		0-3 K ②		0-0 5-3 ③	4 0 0 0 0 2 3
Ed Herrmann, L (1, 2) OBP: 0.332, SLG: 0.359		0-0 F7 ③			0-0 F8 ③		0-0 F5 ③			3 0 0 0 0 0 3
Luis Alvarado, R (1, 6) OBP: 0.257, SLG: 0.287			0-0 5-3 ①			0-0 F5 ①		0-3 K ①		3 0 0 0 0 1 0
Stan Bahnsen, R (1, 1) OBP: 0.174, SLG: 0.178			0-0 6-3 ②			4-0 BB		0-0 1B		1 0 0 0 0 0 0
Jim Lytle, L (6, PH) OBP: 0.259, SLG: 0.316										0 0 0 0 0 1 0
Dave Lemonds, L (7, 1) OBP: 0.154, SLG: 0.120										0 0 0 0 0 0 0
Tony Muser, L (8, PH) OBP: 0.282, SLG: 0.368										1 0 1 0 0 0 0
Hank Allen, R (8, PR)										0 0 0 0 0 0 0
Cy Acosta, R (9, 1)										0 0 0 0 0 0 0

Inning Stats	R: 0	H: 0	E: 0	K: 1	S: 5	R: 0	H: 1	E: 0	K: 0	S: 4	R: 0	H: 0	E: 0	K: 1	S: 5	R: 0	H: 0	E: 0	K: 1	S: 5	R: 0	H: 0	E: 0	K: 2	S: 7	R: 0	H: 2	E: 0	K: 2	S: 9	R: 0	H: 1	E: 0	K: 2	S: 8	R: 1	H: 1	E: 0	K: 0	S: 4	1B: 4	SF: 0	2B: 0	SAC: 0	3B: 0	DP: 0	HR: 1	HBP: 0	WP: 0	PA: 33
PITCHER Steve Busby, R (1, 1) ERA: 1.32	IP: 9.0	WLS: W	BF: 33	H: 5	R: 1	ER: 1	SO: 10	BB: 1	IBB: 0	HBP: 0	BLK: 0	WP: 0	HR: 1	S: 52	P: 56	ERA: 1.00	WHIP: 0.667																																	
PITCHER	IP	WLS	BF	H	R	ER	SO	BB	IBB	HBP	BLK	WP	HR	S	P	ERA	WHIP																																	

BOTTOM

Kansas City Royals @ Chicago White Sox
Comiskey Park, Chicago, IL

Tue Sep 26 1972, 8:05 PM EDT
Att. 9,664 - Unknown - 61 F

livebaseballscores.com

AB	32
R	1
H	5
RBI	1
BB	1
SO	10
LOB	13



Batter	1	2	3	4	5	6	7	8	9	AB R H RBI BB SO LOB	TOP	
Paul Schaal, R OBP: 0.323, SLG: 0.330 (1, 5) BB BB BB	4-0 SH1-3 HR BB	0-0 FC5-4 1-2f		4-0 BB BB BB BB		0-0 1B			0-3 K	3 1 1 0 2 1 2		
Amos Otis, R OBP: 0.350, SLG: 0.410 (1, 8) X	0-0 F9		0-0 6-3	0-0 L5		0-0 5-3			0-0 5-3	5 0 0 0 0 0 4		
Richie Scheinblum, S OBP: 0.389, SLG: 0.424 Steve Hovley, L OBP: 0.346, SLG: 0.344 (1, 9) (7, PR) (7, 9) X	0-0 SH1-3 1-2		0-3 K		0-3 K		0-0 E5 1B		0-0 B2	3 0 0 0 0 2 0 1 0 0 0 0 0 0		
John Mayberry, L OBP: 0.391, SLG: 0.503 (1, 3) X	0-0 HR 2-H		0-0 1B 3B		0-0 FC5-4 1B		0-0 G6-4-3 1B			4 2 4 2 0 0 0		
Lou Piniella, R OBP: 0.351, SLG: 0.436 (1, 7) X	0-0 5-3		0-0 1B 1B S		0-0 F6		0-0 F7			4 1 1 1 0 0 3		
Carl Taylor, R OBP: 0.368, SLG: 0.327 (1, 2) X		0-0 6-3	0-0 1B 1-H		0-0 FC5-4 1-2f		0-0 G6-4-3 1-2f			4 0 1 1 0 0 3		
Cookie Rojas, R OBP: 0.318, SLG: 0.335 (1, 4) X		0-0 5-3	0-0 5-3			0-0 5-3 2B		0-0 4-3		4 0 1 0 0 0 1		
Freddie Patek, R OBP: 0.284, SLG: 0.283 (1, 6) X		0-0 2B		0-3 K2-3		0-0 5-3 2-3		0-0 F8		4 0 1 0 0 1 1		
Roger Nelson, R OBP: 0.148, SLG: 0.098 (1, 1) BB BB BB BB	4-0 FC5-4 BB		0-0 1-3		0-3 K		0-0 6-3			3 0 0 0 1 1 1		
Inning Stats	R: 2 H: 1 E: 0 LOB: 0 K: 0 BB: 1 S: 4 P: 8	R: 0 H: 1 E: 0 LOB: 2 K: 0 BB: 1 S: 4 P: 8	R: 2 H: 3 E: 0 LOB: 1 K: 1 BB: 0 S: 8 P: 8	R: 0 H: 0 E: 0 LOB: 1 K: 1 BB: 1 S: 5 P: 9	R: 0 H: 1 E: 0 LOB: 1 K: 1 BB: 0 S: 6 P: 6	R: 0 H: 2 E: 0 LOB: 2 K: 1 BB: 0 S: 7 P: 7	R: 0 H: 1 E: 1 LOB: 2 K: 0 BB: 0 S: 4 P: 4	R: 0 H: 0 E: 0 LOB: 0 K: 0 BB: 0 S: 3 P: 3	R: 0 H: 0 E: 0 LOB: 0 K: 1 BB: 0 S: 5 P: 5	1B: 5 SF: 0 2B: 2 SAC: 1 3B: 1 DP: 1 HR: 1 HBP: 0	WP: 0 PA: 39 PB: 0 SB: 1 CS: 0	
PITCHER Wilbur Wood, L ERA: 2.54 Terry Forster, L ERA: 2.27	IP WLS BF H R ER SO BB IBB HBP BLK WP HR S P ERA WHIP	8.0 L 36 9 4 4 4 3 0 0 0 0 0 1 41 53 4.50 1.500	1.0 3 0 0 0 1 0 0 0 0 0 0 0 5 5 0.00 0.000									PITCHER IP WLS BF H R ER SO BB IBB HBP BLK WP HR S P ERA WHIP

Kansas City Royals @ Chicago White Sox
Comiskey Park, Chicago, IL
Wed Sep 27 1972, 4:33 AM EDT
Att: 4,752 - Unknown - 58 F

livebaseballscorecards.com

AB 35
R 4
H 9
RBI 4
BB 3
SO 5
LOB 15



Batter	1	2	3	4	5	6	7	8	9	AB	R	H	RBI	BB	SO	LOB
Pat Kelly, L OBP: 0.357, SLG: 0.368 (1, 9)	0-0 F8		0-0 4-3			0-3 K		0-0 5-3		4	0	0	0	0	1	0
Jim Lyttle, L OBP: 0.274, SLG: 0.361 (1, 8)	0-0 2B		0-0 F4			0-0 F7			0-0 2B	4	2	2	0	0	0	0
Dick Allen, R OBP: 0.420, SLG: 0.603 (1, 3)	0-0 1-3 1-H 2B		0-0 6-3			0-3 K			0-3 K	4	0	1	1	0	2	1
Carlos May, L OBP: 0.401, SLG: 0.437 (1, 7)	1-0 1-3 HBP			0-0 4-3			0-0 FC5-4 1B		0-0 2B	3	0	2	1	0	0	0
Mike Andrews, R OBP: 0.312, SLG: 0.297 (1, 4)	0-0 1-3 1-2 2-3			0-3 K			0-3 K		0-0 4-3	4	0	0	0	0	2	4
Ed Spiezio, R OBP: 0.265, SLG: 0.294 (1, 5)	0-0 5-3			0-3 K			0-0 FC5-4 1-2f		0-0 6-3	4	0	0	0	0	1	4
Ed Herrmann, L OBP: 0.334, SLG: 0.362 (1, 2)		0-0 G6-4-3 1B			0-0 B3-6-4 1B		0-0 4-3			3	0	2	0	0	0	1
Luis Alvarado, R OBP: 0.256, SLG: 0.286 (1, 6)		0-0 G6-4-3			0-0 L7			0-3 K		1	0	0	0	0	0	1
Jorge Orta, L OBP: 0.213, SLG: 0.288 (5, PH) (6, 6)		0-0 1-2f			0-0 B3-6-4			0-0 F9		2	0	0	0	0	1	1
Wilbur Wood, R OBP: 0.180, SLG: 0.139 (1, 1)		0-3 K			0-0 1-2f					1	0	0	0	0	0	0
Tony Muser, L OBP: 0.275, SLG: 0.359 (8, PH)										0	0	0	0	0	0	0
Terry Forster, L OBP: 0.526, SLG: 0.500 (9, 1)										0	0	0	0	0	0	0

Inning Stats	R: 1	H: 2	E: 0	K: 0	S: 5	H: 2	LOB: 2	BB: 0	P: 6	R: 0	H: 1	E: 0	K: 1	S: 5	R: 0	H: 0	E: 0	K: 2	S: 7	R: 0	H: 0	E: 0	K: 0	S: 3	R: 0	H: 1	E: 0	K: 0	S: 3	R: 0	H: 0	E: 1	K: 1	S: 6	R: 0	H: 0	E: 0	K: 1	S: 5	R: 1	H: 2	E: 0	K: 1	S: 7	1B: 4	SF: 0	2B: 2	SAC: 0	3B: 1	DP: 2	HR: 0	HBP: 1	WP: 0	PA: 33
--------------	------	------	------	------	------	------	--------	-------	------	------	------	------	------	------	------	------	------	------	------	------	------	------	------	------	------	------	------	------	------	------	------	------	------	------	------	------	------	------	------	------	------	------	------	------	-------	-------	-------	--------	-------	-------	-------	--------	-------	--------

PITCHER	IP	WLS	BF	H	R	ER	SO	BB	IBB	HBP	BLK	WP	HR	S	P	ERA	WHIP	PITCHER	IP	WLS	BF	H	R	ER	SO	BB	IBB	HBP	BLK	WP	HR	S	P	ERA	WHIP														
Roger Nelson, R ERA: 2.19 (1, 1)	9.0	W	33	7	2	2	8	0	0	1	0	0	0	48	49	2.00	0.778																																

BOTTOM

Kansas City Royals @ Chicago White Sox
Comiskey Park, Chicago, IL
Wed Sep 27 1972, 4:33 AM EDT
Att. 4,752 - Unknown - 58 F

livebaseballscorecards.com

AB	32
R	2
H	7
RBI	2
BB	0
SO	8
LOB	13



Batter	1	2	3	4	5	6	7	8	9	AB R H RBI BB SO LOB	TOP	
Paul Schaal, R OBP: 0.322, SLG: 0.327 (1, 5) BB	4-0 G6-4-3 BB		0-0 5-3		0-0 5-3		0-0 L8		0-0 F8	4 0 0 0 1 0 0		
Amos Otis, R OBP: 0.352, SLG: 0.413 (1, 8) BB	4-0 G6-4-3 BB		0-0 1B		0-0 F7		0-0 1B 2B		0-0 F4	4 0 2 0 1 0 0		
Richie Scheinblum, S OBP: 0.388, SLG: 0.422 (1, 9) X	0-0 G6-4-3 1-2f 2-3		0-0 F4			0-0 5-3	0-0 2-3 1B			4 0 1 0 0 0 3		
John Mayberry, L OBP: 0.393, SLG: 0.504 (1, 3) BB	4-0 FC5-4 BB		0-0 1B			0-0 2B FC6-4 1B	0-0 F9			3 1 2 0 1 0 2		
Lou Piniella, R OBP: 0.350, SLG: 0.436 (1, 7) X	0-0 FC5-4 1-2f		0-3 K			0-0 FC6-4 2B		0-0 5-3		4 0 1 0 0 1 4		
Carl Taylor, R OBP: 0.364, SLG: 0.317 (1, 2) SS		0-3 K		0-3 K		4-0 FC6-4 BB		0-0 F8		3 0 0 0 1 2 0		
Cookie Rojas, R OBP: 0.319, SLG: 0.335 (1, 4) BB		4-0 BB		0-0 F6		0-0 FC6-4 1-2f 2-3 3-H		0-0 1B		3 0 1 1 1 0 2		
Freddie Patek, R OBP: 0.282, SLG: 0.281 (1, 6) X		0-0 F5		0-0 B5		0-0 FC5-4 1-2f		0-3 K		4 0 0 0 0 1 4		
Dick Drago, R OBP: 0.169, SLG: 0.059 (1, 1) Jim Wohlford, R OBP: 0.391, SLG: 0.350 (9, PH)		0-3 K		0-0 B1-3			0-3 K		0-0 P8	3 0 0 0 0 2 1 1 0 0 0 0 0 0		
Inning Stats	R: 0 H: 0 E: 0 LOB: 2 K: 0 BB: 3 S: 2 P: 14	R: 0 H: 0 E: 0 LOB: 1 K: 2 BB: 1 S: 7 P: 11	R: 0 H: 2 E: 0 LOB: 2 K: 1 BB: 0 S: 7 P: 7	R: 0 H: 0 E: 0 LOB: 0 K: 1 BB: 0 S: 5 P: 5	R: 0 H: 0 E: 0 LOB: 0 K: 0 BB: 0 S: 3 P: 3	R: 1 H: 2 E: 0 LOB: 2 K: 0 BB: 1 S: 5 P: 9	R: 0 H: 2 E: 0 LOB: 2 K: 1 BB: 0 S: 7 P: 7	R: 0 H: 1 E: 0 LOB: 1 K: 1 BB: 0 S: 6 P: 6	R: 0 H: 0 E: 0 LOB: 0 K: 0 BB: 0 S: 3 P: 3	1B: 5 SF: 0 2B: 2 SAC: 0 3B: 0 DP: 1 HR: 0 HBP: 0	WP: 0 PA: 38 PB: 0 SB: 0 CS: 0	
PITCHER John Curtis, L ERA: 3.69 (1, 1)	IP WLS BF H R ER SO BB IBB HBP BLK WP HR S P ERA WHIP	9.0 W 38 7 1 1 6 5 0 0 0 0 0 0 45 65 1.00 1.333										

Kansas City Royals @ Boston Red Sox
Fenway Park, Boston, MA
Thu Sep 28 1972, 3:33 AM EDT
Att. 10,196 - Unknown - 59 F

livebaseballscorecards.com

AB 33
R 1
H 7
RBI 1
BB 5
SO 6
LOB 16



Batter	1	2	3	4	5	6	7	8	9
Tommy Harper, R (1, 8) OBP: 0.344, SLG: 0.394 Rick Miller, L (8, 8) OBP: 0.286, SLG: 0.333	0-0 5-3		0-0 6-3		0-3 K			0-3 K	
Luis Aparicio, R (1, 6) OBP: 0.296, SLG: 0.343	0-0 6-3		0-3 K			0-0 L8		0-3 K	
Carl Yastrzemski, L (1, 3) OBP: 0.355, SLG: 0.378	0-0 F8		0-0 4-3			0-0 F8		4-0 BB	
Reggie Smith, S (1, 9) OBP: 0.364, SLG: 0.483		0-0 4-6-3		0-0 WP 2B		0-0 E 2B		0-0 4-3	
Rico Petrocelli, R (1, 5) OBP: 0.341, SLG: 0.370		0-0 1B 1B		0-0 G3 2-3		0-0 E4 2-H			
Carlton Fisk, R (1, 2) OBP: 0.375, SLG: 0.554		0-0 1B 1B 1-2		4-0 BB 3-H G6-4-3 BB		0-0 1-3			
Dwight Evans, R (1, 7) OBP: 0.350, SLG: 0.514		0-3 K		0-0 G6-4-3 1-2f			0-0 6-3		
Doug Griffin, R (1, 4) OBP: 0.329, SLG: 0.306		0-0 1B 1-3 2-H			0-0 F4		0-0 5-3		
John Curtis, L (1, 1) OBP: 0.132, SLG: 0.098		0-3 K			0-0 4-3		0-3 K		

Inning Stats	R: 0	H: 0	E: 0	K: 0	S: 3	R: 1	H: 3	E: 0	K: 2	S: 10	R: 0	H: 0	E: 0	K: 1	S: 5	R: 1	H: 1	E: 0	K: 0	S: 3	R: 0	H: 0	E: 0	K: 1	S: 5	R: 1	H: 1	E: 1	K: 0	S: 5	R: 0	H: 0	E: 0	K: 1	S: 5	R: 0	H: 0	E: 0	K: 2	S: 7	R: 0	H: 0	E: 0	K: 0	S: 3							
	0	0	0	0	3	0	3	0	0	10	0	0	0	0	5	0	1	0	0	0	3	0	0	0	0	5	0	1	1	0	0	0	0	0	0	0	0	0	0	0	0	0	0	0	0	0	0	0	0	0	0	0

PITCHER	IP	WLS	BF	H	R	ER	SO	BB	IBB	HBP	BLK	WP	HR	S	P	ERA	WHIP	PITCHER	IP	WLS	BF	H	R	ER	SO	BB	IBB	HBP	BLK	WP	HR	S	P	ERA	WHIP														
Dick Drago, R (1, 1) ERA: 3.01	8.0	L	31	5	3	2	7	2	0	0	0	1	0	43	51	2.25	0.875																																

BOTTOM

AB	R	H	RBI	BB	SO	LOB
3	0	0	0	0	1	0
1	0	0	0	0	1	0
4	0	0	0	0	2	0
3	0	0	0	1	0	0
4	2	2	0	0	0	1
3	1	1	0	0	0	1
2	0	1	0	1	0	1
3	0	0	0	0	1	3
3	0	1	1	0	0	0
3	0	0	0	0	2	2

AB	29
R	3
H	5
RBI	1
BB	2
SO	7
LOB	8



WP	PA
1	31

Kansas City Royals @ Boston Red Sox
 Fenway Park, Boston, MA
 Thu Sep 28 1972, 3:33 AM EDT
 Att: 10,196 - Unknown - 59 F

livebaseballscorecards.com

Batter	1	2	3	4	5	6	7	8	9	AB R H RBI BB SO LOB	TOP									
Bert Campaneris, R (1, 6) OBP: 0.280, SLG: 0.327	0-0 1-3		0-0 1B		0-3 K			0-3 K		4 1 1 0 0 2 1										
Allan Lewis, S (1, 7) OBP: 0.250, SLG: 0.375	0-0 G3		0-0 1B			0-0 F8		0-0 F4		4 0 1 2 0 0 0										
George Hendrick, R (1, 8) OBP: 0.193, SLG: 0.283	0-0 E5		4-0 BB			0-0 1B		0-0 F8		3 0 1 0 1 0 0										
Dave Duncan, R (1, 2) OBP: 0.286, SLG: 0.398	0-0 FC5-4		0-0 G6-4-3			0-0 1B		0-0 5-3		4 0 1 0 0 0 2										
Bill McNulty, R (1, 5)		4-0 BB		0-0 F9		0-0 FC6-4		0-0 F8		3 0 0 0 1 0 2										
Gene Tenace, R (1, 9) OBP: 0.303, SLG: 0.316		0-0 FC5-4		0-0 5-3		0-0 FC6-4		0-0 F9		4 0 0 0 0 0 3										
Don Mincher, L (1, 3) OBP: 0.361, SLG: 0.335		0-3 K		0-0 4-3			0-0 F6			3 0 0 0 0 1 1										
Dick Green, R (1, 4) OBP: 0.349, SLG: 0.359		0-0 4-3			0-0 FC5-6		0-3 K			2 0 1 0 0 0 1										
Tim Cullen, R (6, 4) OBP: 0.278, SLG: 0.324					0-0 1B					1 0 0 0 0 1 0										
Vida Blue, S (1, 1) OBP: 0.140, SLG: 0.044			4-0 BB		0-0 FC5-6		0-3 K			1 1 0 0 1 0 1										
Brant Alyea, R (7, PH) OBP: 0.231, SLG: 0.286										1 0 0 0 0 1 0										
Bob Locker, S (7, 1)										0 0 0 0 0 0 0										
Inning Stats	R: 0 E: 1 K: 0 S: 4	H: 0 LOB: 1 BB: 0 P: 4	R: 0 E: 0 K: 1 S: 5	H: 0 LOB: 1 BB: 1 P: 9	R: 2 E: 0 K: 0 S: 3	H: 2 LOB: 0 BB: 2 P: 11	R: 0 E: 0 K: 0 S: 3	H: 0 LOB: 0 BB: 0 P: 3	R: 0 E: 0 K: 1 S: 5	H: 1 LOB: 0 BB: 0 P: 5	R: 0 E: 0 K: 2 S: 7	H: 0 LOB: 0 BB: 0 P: 7	R: 0 E: 0 K: 1 S: 5	H: 0 LOB: 0 BB: 0 P: 5	R: 0 E: 0 K: 0 S: 3	H: 0 LOB: 0 BB: 0 P: 3	1B: 5 2B: 0 3B: 0 HR: 0	SF: 0 SAC: 0 DP: 1 HBP: 0	WP: 0 PB: 0 SB: 1 CS: 2	PA: 33
PITCHER Paul Splittorff, L (1, 1) ERA: 3.13	IP: 9.0 WLS: W BF: 33 H: 5 R: 2 ER: 2 SO: 5 BB: 3 IBB: 0 HBP: 0 BLK: 0 WP: 0 HR: 0 S: 40 P: 52 ERA: 2.00 WHIP: 0.889											PITCHER	IP: 9.0 WLS: W BF: 33 H: 5 R: 2 ER: 2 SO: 5 BB: 3 IBB: 0 HBP: 0 BLK: 0 WP: 0 HR: 0 S: 40 P: 52 ERA: 2.00 WHIP: 0.889							

Oakland Athletics @ Kansas City Royals
Municipal Stadium, Kansas City, MO

Fri Sep 29 1972, 8:05 PM EDT
Att: 6,882 - Unknown - 49 F

livebaseballscorecards.com

AB	30
R	2
H	5
RBI	2
BB	3
SO	5
LOB	11



Batter	1	2	3	4	5	6	7	8	9
Paul Schaal, R OBP: 0.324, SLG: 0.329 (1, 5)	0-0 WP 2B		4-0 BB		0-0 L8		4-0 1B 2B BB	0-0 E3 FC3-8	
Amos Otis, R OBP: 0.352, SLG: 0.411 (1, 8) Steve Hovley, L OBP: 0.344, SLG: 0.342 (8, PH) (9, 8)	0-3 K		0-0 F9 BB		0-0 E5 HR		0-0 2B WP 1B	0-0 FC3-6 1-2f	
Richie Scheinblum, S OBP: 0.387, SLG: 0.423 (1, 9)	0-0 6-3 2-3			0-1 CI 3B	0-0 P4		0-0 WP 1B 2B	0-0 L7	
John Mayberry, L OBP: 0.396, SLG: 0.515 (1, 3)	0-3 K 3-H			0-0 3B 1-H	0-0 HR 1-H 2-H		4-0 1B WP SF7 IBB		
Lou Piniella, R OBP: 0.349, SLG: 0.435 (1, 7)		0-3 K		0-3 K	0-0 F9		0-0 FC5-4 1B		
Carl Taylor, R OBP: 0.360, SLG: 0.308 (1, 2)		0-0 L8		4-0 BB		0-0 F8	0-0 FC5-4 1-2f		
Cookie Rojas, R OBP: 0.317, SLG: 0.333 (1, 4) Jim Wohlford, R OBP: 0.391, SLG: 0.350 (8, 4)		0-0 F7		0-0 F6		0-0 5-3	0-0 SF7 3-H		
Freddie Patek, R OBP: 0.282, SLG: 0.279 (1, 6)			0-0 F3	0-0 F8		4-0 BB	0-0 6-3 1-2		
Paul Splittortf, L OBP: 0.276, SLG: 0.254 (1, 1)			0-3 K		1-0 E HR HBP	0-3 K2-3		0-0 F5	

Inning Stats	R: 1	H: 1	E: 0	K: 2	S: 8	LOB: 0	BB: 0	P: 8	R: 0	H: 0	E: 0	K: 1	S: 5	LOB: 0	BB: 0	P: 5	R: 0	H: 0	E: 0	K: 1	S: 5	LOB: 1	BB: 1	P: 9	R: 1	H: 1	E: 1	K: 1	S: 7	LOB: 2	BB: 1	P: 11	R: 3	H: 1	E: 1	K: 0	S: 5	LOB: 0	BB: 0	P: 6	R: 0	H: 0	E: 0	K: 1	S: 5	LOB: 1	BB: 1	P: 9	R: 4	H: 3	E: 0	K: 0	S: 6	LOB: 1	BB: 2	P: 14	R: 0	H: 0	E: 1	K: 0	S: 4	LOB: 1	BB: 0	P: 4
1B: 2	2B: 2	3B: 1	HR: 1	SF: 1	SAC: 0	DP: 0	HBP: 1	WP: 2	PB: 0	SB: 1	CS: 0	PA: 39																																																				

PITCHER	IP	WLS	BF	H	R	ER	SO	BB	IBB	HBP	BLK	WP	HR	S	P	ERA	WHIP
Vida Blue, L ERA: 2.82 (1, 1)	6.0	L	27	3	5	1	6	3	0	1	0	1	1	35	48	1.50	1.000
Bob Locker, R ERA: 2.64 (7, 1)	2.0		12	3	4	4	0	1	1	0	0	1	0	10	18	18.00	2.000

BOTTOM

Oakland Athletics @ Kansas City Royals
Municipal Stadium, Kansas City, MO

livebaseballscorecards.com

AB	31
R	9
H	6
RBI	7
BB	5
SO	6
LOB	18



WP	HR	S	P	ERA	WHIP
2	1	14	4	1.50	1.000

Fri Sep 29 1972, 8:05 PM EDT
Att. 6,882 - Unknown - 49 F

Batter	1	2	3	4	5	6	7	8	9	AB R H RBI BB SO LOB	TOP	
Ted Kubiak, S (1, 4) OBP: 0.283, SLG: 0.252	0-0 F7			0-0 1B G3 2B 1B	0-0 E 1B G3 1B		0-0 E5 1-3 3B 1B	0-0 4-3		5 3 3 1 0 0 1		
Mike Hegan, L (1, 3) OBP: 0.375, SLG: 0.423	0-0 1-3			0-0 G3 1-2	0-0 G3 E 1-2 1B		4-0 3B IBB		0-0 PB 1B	4 2 2 0 1 0 1		
George Hendrick, R (1, 7) (5, 8) OBP: 0.210, SLG: 0.314	0-0 6-3			0-0 2B SF9 1B	0-0 E6 1-2 G3 2-3		0-0 3B 1-H 2-H 3-H		0-0 FC6-4 1B 1-H	5 1 3 4 0 0 2		
Reggie Jackson, L (1, 8) Allan Lewis, S (5, 7) OBP: 0.348, SLG: 0.472 OBP: 0.200, SLG: 0.300		0-0 4-3		0-0 SF9 1-3 HR 3-H 2B	0-0 G3 1-2 2-3 3-H		0-0 F7		0-0 FC6-4 1B 1-2f	3 1 1 2 0 0 2 2 0 0 0 0 0 2		
Dave Duncan, R (1, 2) OBP: 0.283, SLG: 0.394		0-3 K		0-0 SF9 2-3 3-H	0-0 F5		0-3 K		0-3 K 1-2	4 0 0 1 0 3 4		
Gene Tenace, R (1, 9) OBP: 0.301, SLG: 0.327		0-0 5-3		0-0 HR		0-0 6-3	0-3 K		0-0 5-3	5 1 1 2 0 1 2		
Bill McNulty, R (1, 5)			0-0 5-3	0-0 6-3		0-0 6-3		0-3 K		4 0 0 0 0 1 0		
Dal Maxvill, R (1, 6) OBP: 0.297, SLG: 0.264			0-0 G6-3 1B		0-3 K	0-3 K		0-3 K		4 0 1 0 0 3 0		
Joe Horlen, R (1, 1) Rollie Fingers, R (6, 1) Don Mincher, L (8, PH) Dave Hamilton, L (8, 1) OBP: 0.176, SLG: 0.176 OBP: 0.316, SLG: 0.474 OBP: 0.363, SLG: 0.335 OBP: 0.313, SLG: 0.192			0-0 G6-3 1-2f		0-0 E9 1B 1B		0-0 E 1B 3B 1B	4-0 BB		2 1 1 0 0 0 1 1 1 1 0 0 0 0 0 0 0 0 1 0 0 0 0 0 0 0 0 0		
Inning Stats	R: 0 H: 0 E: 0 LOB: 0 K: 0 BB: 0 S: 3 P: 3	R: 0 H: 0 E: 0 LOB: 0 K: 1 BB: 0 S: 5 P: 5	R: 0 H: 1 E: 0 LOB: 0 K: 0 BB: 0 S: 3 P: 3	R: 4 H: 4 E: 0 LOB: 0 K: 0 BB: 0 S: 7 P: 7	R: 2 H: 3 E: 2 LOB: 2 K: 1 BB: 0 S: 9 P: 9	R: 0 H: 0 E: 0 LOB: 0 K: 1 BB: 0 S: 5 P: 5	R: 3 H: 3 E: 1 LOB: 1 K: 2 BB: 1 S: 10 P: 14	R: 0 H: 0 E: 0 LOB: 1 K: 2 BB: 1 S: 7 P: 11	R: 1 H: 2 E: 0 LOB: 1 K: 1 BB: 0 S: 7 P: 7	1B: 10 SF: 1 2B: 1 SAC: 0 3B: 1 DP: 1 HR: 1 HBP: 0	WP: 0 PA: 42 PB: 1 SB: 1 CS: 0	
PITCHER	IP WLS BF H R ER SO BB IBB HBP BLK WP HR S P ERA WHIP											
Monty Montgomery, R (1, 1) ERA: 3.04	4.1 L 20 8 6 5 2 0 0 0 0 0 0 1 24 24 10.38 1.846											
Ted Abernathy, R (5, 1) ERA: 1.7	0.2 3 0 0 0 0 0 0 0 0 0 0 0 3 3 0.00 0.000											
Bruce Dal Canton, R (6, 1) ERA: 3.42	1.0 3 0 0 0 0 1 0 0 0 0 0 0 5 5 0.00 0.000											
Mike Hedlund, R (7, 1) ERA: 4.78	3.0 16 5 4 4 5 1 1 0 0 0 0 0 24 32 12.00 2.000											

Oakland Athletics @ Kansas City Royals
Municipal Stadium, Kansas City, MO
Sat Sep 30 1972, 8:05 PM EDT
Att: 9,314 - Unknown - 64 F

AB	39
R	10
H	13
RBI	10
BB	2
SO	8
LOB	15



Batter	1	2	3	4	5	6	7	8	9	AB R H RBI BB SO LOB	TOP											
Bert Campaneris, R (1, 6) OBP: 0.278, SLG: 0.324	0-3 K		0-0 L9-2			0-3 K		0-0 FC6-4	0-0 FC6	5 0 0 0 0 2 6												
Joe Rudi, R (1, 7) Allan Lewis, S (8, 7) OBP: 0.346, SLG: 0.488 OBP: 0.200, SLG: 0.300	0-0 F7			0-0 L3 1B			0-0 E 2B	0-3 K		4 1 2 0 0 1 1 0 0 0 0 0 0 0												
Matty Alou, L (1, 9) OBP: 0.354, SLG: 0.383	0-0 1-3			0-0 L3 1-2			0-0 E1 G4-6-3 1B 2-H		0-0 6-3	4 0 1 0 0 0 1												
Reggie Jackson, L (1, 8) OBP: 0.348, SLG: 0.471		0-0 4-3		0-0 4-3			0-1 CI G4-6-3		0-0 1B 1B	3 1 1 0 0 0 0												
Mike Epstein, L (1, 3) Mike Hegan, L (8, 3) OBP: 0.377, SLG: 0.491 OBP: 0.382, SLG: 0.430		0-0 3-1			0-0 F6		0-0 G4-6-3 1-2f 2-3		0-0 BB 1B 1B	3 0 0 0 0 0 2 1 1 1 0 0 0 0												
Sal Bando, R (1, 5) OBP: 0.341, SLG: 0.371		0-0 4-3			0-3 K		0-0 6-3		4-0 1B 1B BB	3 0 0 0 1 1 1												
Gene Tenace, R (1, 2) OBP: 0.308, SLG: 0.335			0-0 1B L9-2 1B		0-0 F8			0-0 SH1-4 1B	0-0 BB 1B 1B	4 1 3 2 0 0 0												
Tim Cullen, R (1, 4) OBP: 0.286, SLG: 0.331			0-0 1-3 1B			0-0 1-3		0-0 SH1-4	0-0 BB 1B	3 0 2 0 0 0 0												
Ken Holtzman, R (1, 1) Gonzalo Marquez, L (8, PH) Bob Locker, S (8, 1) OBP: 0.187, SLG: 0.222 OBP: 0.500, SLG: 0.412			0-3 K			0-0 5-3		0-0 FC6-4 1B	4-0 FC6 BB	2 0 0 0 0 1 2 1 0 1 1 0 0 0 0 0 0 0 1 0 0												
Inning Stats	R: 0 E: 0 K: 1 S: 5	H: 0 LOB: 0 BB: 0 P: 5	R: 0 E: 0 K: 0 S: 3	H: 0 LOB: 0 BB: 0 P: 3	R: 0 E: 0 K: 1 S: 6	H: 2 LOB: 1 BB: 0 P: 6	R: 0 E: 0 K: 0 S: 3	H: 1 LOB: 0 BB: 0 P: 3	R: 0 E: 0 K: 1 S: 5	H: 0 LOB: 0 BB: 0 P: 5	R: 0 E: 0 K: 1 S: 5	H: 0 LOB: 0 BB: 0 P: 5	R: 1 E: 2 K: 0 S: 5	H: 2 LOB: 1 BB: 0 P: 5	R: 1 E: 0 K: 1 S: 7	H: 2 LOB: 1 BB: 0 P: 7	R: 2 E: 0 K: 0 S: 6	H: 4 LOB: 3 BB: 2 P: 14	1B: 10 2B: 3 3B: 0 HR: 0	SF: 0 SAC: 1 DP: 3 HBP: 0	WP: 0 PB: 0 SB: 2 CS: 0	PA: 37
PITCHER	IP WLS BF H R ER SO BB IBB HBP BLK WP HR S P ERA WHIP																					
Tom Murphy, R (1, 1) ERA: 3.36	8.1 L 34 10 4 4 5 1 0 0 0 0 0 0 43 47 4.32 1.320																					
Bruce Dal Canton, R (9, 1) ERA: 3.4	0.2 3 1 0 0 0 1 0 0 0 0 0 0 2 6 0.00 3.000																					

Oakland Athletics @ Kansas City Royals
Municipal Stadium, Kansas City, MO
Sun Oct 01 1972, 4:33 AM EDT
Att: 8,726 - Unknown - 73 F

AB	33
R	4
H	11
RBI	3
BB	2
SO	5
LOB	13



WP: 0	PA: 37
-------	--------

Batter	1	2	3	4	5	6	7	8	9	AB R H RBI BB SO LOB
Paul Schaal, R OBP: 0.323, SLG: 0.326 (1, 5)	0-3 K 1B	0-0 G3 2-3		0-0 F8 1B			0-0 1B		0-0 L8	5 0 1 0 0 1 2
Amos Otis, R OBP: 0.352, SLG: 0.412 (1, 8)	4-0 1B BB	0-0 F4			0-0 F8		0-0 F4			3 1 0 0 1 0 2
Richie Scheinblum, S OBP: 0.383, SLG: 0.420 (1, 9)	0-0 F4		0-0 F7		0-0 F6			0-0 4-3		4 0 0 0 0 0 1
John Mayberry, L OBP: 0.394, SLG: 0.509 (1, 3)	4-0 1B BB		4-0 1B BB		0-0 F9			0-0 L9		2 0 0 0 2 0 0
Lou Piniella, R OBP: 0.351, SLG: 0.437 (1, 7)	0-0 1B BB		0-0 1B FC4-6		0-0 5-3			0-0 1-3		4 0 2 1 0 0 0
Carl Taylor, R OBP: 0.357, SLG: 0.300 (1, 2)	4-0 BB FC6-4		0-0 FC4-6		0-0 6-3			0-0 1-3		3 0 0 0 1 0 2
Cookie Rojas, R OBP: 0.316, SLG: 0.331 (1, 4)	0-0 FC6-4 1-2f		0-0 F9		0-0 F8			0-0 F9		4 0 0 0 0 0 5
Freddie Patek, R OBP: 0.282, SLG: 0.279 Steve Hovley, L OBP: 0.346, SLG: 0.349 (9, PH)		0-0 1B G3 SH3		0-0 L8		0-0 F7		0-0 1B 2B		3 0 1 0 0 0 0 1 1 1 0 0 0 0
Tom Murphy, R OBP: 0.119, SLG: 0.122 Bruce Dal Canton, R OBP: 0.365, SLG: 0.396 Ed Kirkpatrick, L OBP: 0.365, SLG: 0.396 (9, PH)		0-0 SH3 1-2		0-0 6-3		0-0 5-3		0-0 1B 2-H		2 0 0 0 0 0 0 0 0 0 0 0 0 0 1 0 1 1 0 0 0

Inning Stats	R: 1	H: 1	E: 0	K: 1	S: 6	LOB: 3	BB: 3	P: 18	R: 0	H: 1	E: 0	K: 0	S: 4	LOB: 1	BB: 0	P: 4	R: 0	H: 1	E: 0	K: 0	S: 4	LOB: 2	BB: 1	P: 8	R: 0	H: 0	E: 0	K: 0	S: 3	LOB: 0	BB: 0	P: 3	R: 0	H: 0	E: 0	K: 0	S: 3	LOB: 0	BB: 0	P: 3	R: 0	H: 1	E: 0	K: 0	S: 4	LOB: 1	BB: 0	P: 4	R: 0	H: 0	E: 0	K: 0	S: 3	LOB: 0	BB: 0	P: 3	R: 1	H: 2	E: 0	K: 0	S: 5	LOB: 1	BB: 0	P: 5	1B: 5	2B: 1	3B: 0	HR: 0	SF: 0	SAC: 1	DP: 0	HBP: 0	WP: 0	PB: 0	SB: 1	CS: 0	PA: 37
PITCHER Ken Holtzman, L ERA: 2.53 Bob Locker, R ERA: 2.69	IP	WLS	BF	H	R	ER	SO	BB	IBB	HBP	BLK	WP	HR	S	P	ERA	WHIP																																																												
	7.0	W	29	4	1	1	1	4	0	0	0	0	0	27	43	1.29	1.143																																																												
	2.0	S	8	2	1	1	0	0	0	0	0	0	0	8	8	4.50	1.000																																																												

BOTTOM

Oakland Athletics @ Kansas City Royals
Municipal Stadium, Kansas City, MO

Sun Oct 01 1972, 4:33 AM EDT
Att. 8,726 - Unknown - 73 F

AB	32
R	2
H	6
RBI	2
BB	4
SO	1
LOB	12



WP: 0	PA: 37
PB: 0	ERA
SB: 1	WHIP
CS: 0	

livebaseballscorecards.com

Batter	1	2	3	4	5	6	7	8	9	AB R H RBI BB SO LOB	TOP											
Davey Nelson, R (1, 8) OBP: 0.322, SLG: 0.284	0-0 6-3		0-0 6-3		0-0 6-3			0-0 5-3		4 0 0 0 0 0 1												
Toby Harrah, R (1, 6) OBP: 0.320, SLG: 0.324	0-0 5-3		0-0 6-3		0-0 3-H 1B			0-0 F9		4 0 1 1 0 0 0												
Larry Bittner, L (1, 3) OBP: 0.316, SLG: 0.339	0-0 PB 1B		0-3 K		0-0 F9			4-0 BB		3 0 1 0 1 1 1												
Ted Ford, R (1, 9) OBP: 0.296, SLG: 0.381	0-3 K 1-2			0-0 6-3		0-0 F3		0-3 K		4 0 0 0 0 2 2												
Dick Billings, R (1, 7) OBP: 0.298, SLG: 0.324		0-0 4-3		0-0 F9		0-3 K		0-0 S 1B		4 1 1 0 0 1 0												
Bill Fahey, L (1, 2) OBP: 0.256, SLG: 0.216		0-0 S 2B 1B		0-0 S 1B		0-0 F7		0-0 1-H 1B		4 1 3 1 0 0 0												
Jim Mason, L (1, 5) OBP: 0.244, SLG: 0.219		0-0 4-3 1-H 2B		0-3 K 1-2		0-0 6-3		0-3 K		4 0 1 1 0 2 2												
Vic Harris, S (1, 4) OBP: 0.195, SLG: 0.180		0-0 4-3 2-3			0-0 6-3 SH3 1B		0-0 G3		0-0 F7	4 1 1 0 0 0 2												
Mike Paul, L (1, 1) OBP: 0.184, SLG: 0.229		0-0 4-3			0-0 SH3 1-2		0-3 K		0-3 K	1 0 0 0 0 0 1												
Bill Gogolewski, L (6, 1) OBP: 0.167, SLG: 0.125										2 0 0 0 0 2 1												
Inning Stats	R: 0 E: 0 K: 1 S: 6	H: 1 LOB: 1 BB: 0 P: 6	R: 1 E: 0 K: 0 S: 5	H: 2 LOB: 1 BB: 0 P: 5	R: 0 E: 0 K: 1 S: 5	H: 0 LOB: 0 BB: 0 P: 5	R: 0 E: 0 K: 1 S: 6	H: 1 LOB: 1 BB: 0 P: 6	R: 1 E: 0 K: 0 S: 5	H: 2 LOB: 1 BB: 0 P: 5	R: 0 E: 0 K: 1 S: 5	H: 0 LOB: 0 BB: 0 P: 5	R: 0 E: 0 K: 1 S: 5	H: 0 LOB: 0 BB: 0 P: 5	R: 0 E: 0 K: 1 S: 5	H: 0 LOB: 1 BB: 1 P: 9	R: 1 E: 0 K: 2 S: 9	H: 2 LOB: 1 BB: 0 P: 9	1B: 7 2B: 1 3B: 0 HR: 0	SF: 0 SAC: 1 DP: 0 HBP: 0	WP: 0 PB: 1 SB: 3 CS: 0	PA: 36
PITCHER	IP WLS BF H R ER SO BB IBB HBP BLK WP HR S P ERA WHIP																					
Steve Busby, R (1, 1) ERA: 1.58	6.0 L 24 6 2 2 4 0 0 0 0 0 0 32 32 3.00 1.000																					
Dick Drago, R (7, 1) ERA: 3.01	3.0 12 2 1 1 4 1 0 0 0 0 0 19 23 3.00 1.000																					

Texas Rangers @ Kansas City Royals
Municipal Stadium, Kansas City, MO

Tue Oct 03 1972, 8:05 PM EDT
Att: 6,075 - Unknown - 66 F

livebaseballscores.com

AB	34
R	3
H	8
RBI	3
BB	1
SO	8
LOB	10



BOTTOM

Texas Rangers @ Kansas City Royals
Municipal Stadium, Kansas City, MO

Tue Oct 03 1972, 8:05 PM EDT
Att. 6,075 - Unknown - 66 F

livebaseballscorecards.com

AB	32
R	0
H	8
RBI	0
BB	3
SO	8
LOB	20



WP:	0	PA:	36
PB:	0	SB:	0
CS:	0		

AB R H RBI BB SO LOB

4 0 1 0 0 0 0

4 0 2 0 0 1 0

2 0 0 0 1 1 1
1 0 0 0 0 0 0

3 0 0 0 1 1 4

4 0 3 0 0 1 0

3 0 1 0 1 1 2

4 0 1 0 0 1 4

2 0 0 0 0 0 3
1 0 0 0 0 0 0

2 0 0 0 0 1 3
0 0 0 0 0 0 0
1 0 0 0 0 0 3
0 0 0 0 0 0 0
1 0 0 0 0 1 0

1B: 7 SF: 0
2B: 2 SAC: 0
3B: 0 DP: 3
HR: 0 HBP: 1

Batter	1	2	3	4	5	6	7	8	9
Paul Schaal, R OBP: 0.322, SLG: 0.325 (1, 5)	0-0 F9		0-0 1B		0-0 F7		0-0 5-3		
Amos Otis, R OBP: 0.353, SLG: 0.414 (1, 8)	0-0 L9		0-0 BB 1-3 1B		0-0 2B		0-3 K		
Richie Scheinblum, S OBP: 0.363, SLG: 0.418 (1, 9) Jerry May, R OBP: 0.277, SLG: 0.276 (7, 2)	0-0 5-3		4-0 BB 1-2 BB		0-3 K		0-0 F8		
John Mayberry, L OBP: 0.393, SLG: 0.506 (1, 3)		4-0 BB 1B	0-3 K		0-0 G3		0-0 4-3		
Lou Piniella, R OBP: 0.354, SLG: 0.440 (1, 7)		0-0 BB 1-2 1B		0-0 BB 1B		0-0 E 1B	0-3 K		
Carl Taylor, R OBP: 0.361, SLG: 0.301 (1, 2) (7, 9)		0-3 K	4-0 BB 1-2 BB		0-0 E 1B	0-0 6-3			
Cookie Rojas, R OBP: 0.315, SLG: 0.331 (1, 4)		0-0 BB 1-2f	0-0 FC6-2 1B		0-3 K		0-0 F9		
Freddie Patek, R OBP: 0.282, SLG: 0.278 (1, 6) Joe Keough, L OBP: 0.324, SLG: 0.250 (9, PH)		0-0 4-3	0-0 FC6-2 1-2 2-3 3-Hf		1-0 HBP		0-0 4-3		
Steve Busby, R OBP: 0.200, SLG: 0.267 (1, 1) Jim Wohlford, R OBP: 0.375, SLG: 0.333 (6, PH) Steve Hovley, L OBP: 0.344, SLG: 0.347 (6, PH) Dick Drago, R OBP: 0.169, SLG: 0.059 (7, 1) Ed Kirkpatrick, L OBP: 0.364, SLG: 0.394 (9, PH)		0-3 K	0-0 L3		0-0 G4-6-3		0-3 K		

Inning Stats	R: 0	H: 0	R: 0	H: 1	R: 0	H: 2	R: 0	H: 1	R: 0	H: 2	R: 0	H: 0	R: 0	H: 0	R: 0	H: 0	R: 0	H: 0
	E: 0	LOB: 0	E: 0	LOB: 1	E: 0	LOB: 2	E: 1	LOB: 2	E: 0	LOB: 0	E: 0	LOB: 0	E: 0	LOB: 0	E: 0	LOB: 0	E: 0	LOB: 0
	K: 0	BB: 0	K: 1	BB: 1	K: 2	BB: 1	K: 1	BB: 0	K: 1	BB: 0	K: 1	BB: 0	K: 1	BB: 0	K: 1	BB: 0	K: 1	BB: 0
	S: 3	P: 3	S: 5	P: 9	S: 9	P: 13	S: 4	P: 6	S: 5	P: 5	S: 5	P: 5	S: 5	P: 5	S: 5	P: 5	S: 5	P: 5

PITCHER	IP	WLS	BF	H	R	ER	SO	BB	IBB	HBP	BLK	WP	HR	S	P	ERA	WHIP
Mike Paul, L ERA: 2.17 (1, 1)	5.1	W	26	8	0	0	5	3	0	1	0	0	0	32	45	0.00	2.062
Bill Gogolewski, R ERA: 4.24 (6, 1)	3.2	S	10	0	0	0	3	0	0	0	0	0	0	16	16	0.00	0.000

PITCHER	IP	WLS	BF	H	R	ER	SO	BB	IBB	HBP	BLK	WP	HR	S	P	ERA	WHIP
---------	----	-----	----	---	---	----	----	----	-----	-----	-----	----	----	---	---	-----	------

Batter	1	2	3	4	5	6	7	8	9	AB R H RBI BB SO LOB	TOP								
Davey Nelson, R (1, 8) OBP: 0.323, SLG: 0.283	4-0 S BB		0-0 6-3			4-0 S BB		0-0 F9		2 0 0 0 2 0 1									
Toby Harrah, R (1, 6) OBP: 0.316, SLG: 0.321	0-0 4-3 1-3			0-0 6-3		0-3 K 1-3		0-0 6-3		4 0 0 0 0 1 2									
Larry Bittner, L (1, 3) OBP: 0.313, SLG: 0.335	0-0 F8			0-0 6-3			0-0 E4 1B		0-0 L6	4 0 0 0 0 0 0									
Ted Ford, R (1, 9) OBP: 0.297, SLG: 0.382		0-0 CS 1B		0-3 K			0-0 S 1B		0-0 L8	4 0 2 0 0 1 0									
Dick Billings, R (1, 7) OBP: 0.296, SLG: 0.322		0-0 F7			0-0 6-3		0-0 F2			3 0 0 0 0 0 3									
Bill Fahey, L (1, 2) OBP: 0.250, SLG: 0.210		0-3 K			0-0 3-1		0-3 K 1-2			3 0 0 0 0 2 3									
Jim Mason, L (1, 5) OBP: 0.247, SLG: 0.218		0-0 CS	4-0 5-3 BB		0-3 K		0-0 P3			1 0 0 0 0 1 1 0									
Rich Hinton, L (5, 1) OBP: 0.200, SLG: 0.600										0 0 0 0 0 0 0 0									
Pete Broberg, R (5, 1) OBP: 0.086, SLG: 0.118										0 0 0 0 0 0 0 0									
Marty Martinez, S (7, PH) OBP: 0.202, SLG: 0.193										1 0 0 0 0 0 0 2									
Steve Lawson, R (7, 1) OBP: 1.000, SLG: 1.000										0 0 0 0 0 0 0 0									
Jim Panther, R (8, 1) OBP: 0.222, SLG: 0.125										0 0 0 0 0 0 0 0									
Vic Harris, S (1, 4) OBP: 0.192, SLG: 0.177			0-0 5-3 1-2			0-0 L9		0-0 4-3		3 0 0 0 0 0 1									
Don Stanhouse, R (1, 1) OBP: 0.182, SLG: 0.161			0-3 K			0-0 P5		0-0 F8		1 0 0 0 0 0 1 1									
Dalton Jones, L (5, 5) OBP: 0.199, SLG: 0.241										2 0 0 0 0 0 0 0									
Inning Stats	R: 0 E: 0 K: 0 S: 2	H: 0 LOB: 0 BB: 1 P: 6	R: 0 E: 0 K: 1 S: 5	H: 1 LOB: 0 BB: 0 P: 5	R: 0 E: 0 K: 1 S: 5	H: 0 LOB: 1 BB: 1 P: 9	R: 0 E: 0 K: 1 S: 5	H: 0 LOB: 0 BB: 0 P: 5	R: 0 E: 1 K: 1 S: 7	H: 1 LOB: 2 BB: 0 P: 7	R: 0 E: 0 K: 0 S: 3	H: 0 LOB: 0 BB: 0 P: 3	R: 0 E: 0 K: 0 S: 3	H: 0 LOB: 0 BB: 0 P: 3	1B: 2 2B: 0 3B: 0 HR: 0	SF: 0 SAC: 0 DP: 0 HBP: 0	WP: 0 PB: 0 SB: 4 CS: 1	PA: 32	
PITCHER Roger Nelson, R (1, 1) ERA: 2.08	IP 9.0	WLS W	BF 31	H 2	R 0	ER 0	SO 6	BB 3	IBB 0	HBP 0	BLK 0	WP 0	HR 0	S 40	P 52	ERA 0.00	WHIP 0.556		
PITCHER	IP	WLS	BF	H	R	ER	SO	BB	IBB	HBP	BLK	WP	HR	S	P	ERA	WHIP		

Texas Rangers @ Kansas City Royals
Municipal Stadium, Kansas City, MO

Wed Oct 04 1972, 8:05 PM EDT
Att. 7,329 - Unknown - 69 F

livebaseballscorecards.com

AB	28
R	0
H	2
RBI	0
BB	3
SO	6
LOB	13



Batter	1	2	3	4	5	6	7	8	9
Steve Hovley, L (1, 9) OBP: 0.351, SLG: 0.352	0-0 1-3		4-0 BB		0-0 1B G3		0-0 1B		
Jim Wohlford, R (1, 4) OBP: 0.321, SLG: 0.280	0-3 K		0-3 K		0-0 G3		0-3 K		
Amos Otis, R (1, 8) Joe Keough, L (9, 8) OBP: 0.324, SLG: 0.250	0-0 4-3		0-0 1-3		0-0 1B BB		0-0 F7		
John Mayberry, L (1, 3) Gail Hopkins, L (9, 3) OBP: 0.262, SLG: 0.239		0-3 K		0-0 G3 1B	0-0 1B BB		0-0 F7		
Lou Piniella, R (1, 7) OBP: 0.356, SLG: 0.441		0-0 E2 1B		0-0 G3 2B	0-0 1B BB			4-0 L4 1B BB	
Ed Kirkpatrick, L (1, 2) OBP: 0.365, SLG: 0.396		0-0 4-3 1B		0-0 1B	0-0 F7			0-0 1B	
Paul Schaal, R (1, 5) OBP: 0.323, SLG: 0.326		0-0 1B		0-3 K		0-0 L4-3 1B		0-0 P6	
Freddie Patek, R (1, 6) Bobby Floyd, R (9, 6) OBP: 0.209, SLG: 0.201		0-3 K		0-0 L6		0-0 L4-3		0-0 L4	
Roger Nelson, R (1, 1) OBP: 0.140, SLG: 0.093			0-0 6-3		0-0 1-3		0-0 1-3		

Inning Stats	R: 0	H: 0	E: 0	K: 1	S: 5	LOB: 0	BB: 0	P: 5
	R: 1	H: 2	E: 1	K: 2	S: 9	LOB: 1	BB: 0	P: 9
	R: 0	H: 0	E: 0	K: 1	S: 5	LOB: 1	BB: 1	P: 9
	R: 1	H: 2	E: 0	K: 1	S: 7	LOB: 1	BB: 0	P: 7
	R: 2	H: 3	E: 0	K: 0	S: 6	LOB: 2	BB: 1	P: 10
	R: 0	H: 1	E: 0	K: 0	S: 3	LOB: 0	BB: 0	P: 3
	R: 0	H: 1	E: 0	K: 1	S: 6	LOB: 1	BB: 0	P: 6
	R: 0	H: 1	E: 0	K: 0	S: 3	LOB: 1	BB: 1	P: 7

PITCHER	IP	WLS	BF	H	R	ER	SO	BB	IBB	HBP	BLK	WP	HR	S	P	ERA	WHIP
Don Stanhouse, R (1, 1) ERA: 3.78	4.2	L	21	6	4	3	5	1	0	0	0	0	0	30	34	5.79	1.500
Rich Hinton, L (5, 1) ERA: 3.86	0.0		1	0	0	0	0	1	0	0	0	0	0	4	4	∞	∞
Pete Broberg, R (5, 1) ERA: 4.29	1.1		5	2	0	0	0	0	0	0	0	0	0	5	5	0.00	1.500
Steve Lawson, L (7, 1) ERA: 2.81	1.0		6	2	0	0	1	1	0	0	0	0	0	7	11	0.00	3.000
Jim Panther, R (8, 1) ERA: 4.13	1.0		2	0	0	0	0	0	0	0	0	0	0	2	2	0.00	0.000

AB R H RBI BB SO LOB

3	1	2	0	1	0	0
4	0	0	0	0	3	3
4	1	1	0	0	0	2
0	0	0	0	0	0	0
3	1	1	0	1	1	1
0	0	0	0	0	0	0
3	1	2	2	1	0	1
4	0	2	1	0	0	3
4	0	2	1	0	1	3
4	0	0	0	0	1	5
0	0	0	0	0	0	0
3	0	0	0	0	0	0

1B: 9	SF: 0	WP: 0	PA: 35
2B: 3	SAC: 0	PB: 0	
3B: 0	DP: 2	SB: 0	
HR: 0	HBP: 0	CS: 0	
AB	32		
R	4		
H	10		
RBI	4		
BB	3		
SO	6		
LOB	18		

Texas Rangers @ Kansas City Royals
Municipal Stadium, Kansas City, MO
Wed Oct 04 1972, 8:05 PM EDT
Att. 7,329 - Unknown - 69 F

livebaseballscorecards.com

