

# Kansas City Royals - 1972

Batter	1	2	3	4	5	6	7	8	9	10	11	AB	R	H	RBI	BB	SO	LOB					
Walt Williams, R OBP: 0.800, SLG: 1.000 (1, 9)	5-3 1B		0-0 1B			0-0 1B		0-0 2B		0-0 BB FC6-4		4	0	3	0	1	0	0					
Mike Andrews, R (1, 4)	F8		F7			0-3 K		5-3		0-0 FC6-4		5	0	0	0	0	1	5					
Dick Allen, R OBP: 0.400, SLG: 1.000 (1, 3)	F8				0-0 F9							4	1	1	1	1	0	0					
Bill Melton, R OBP: 0.200, SLG: 0.200 (1, 5)		1-3 1B		0-0 F3		0-0 BB G6-4-3				0-0 HR F9		5	0	1	0	0	0	2					
Carlos May, L OBP: 0.200, SLG: 0.200 (1, 7)		K		0-3 PO 1B						0-0 F8		5	0	1	0	0	1	1					
Rick Reichardt, R (1, 8)		1-3 1-2		0-0 PO 1-2		0-0 F8		5-3		0-0 1-3		4	0	0	0	0	0	1					
Ed Herrmann, L OBP: 0.250, SLG: 0.250 Jim Qualls, S (10, PR) Tom Egan, R (10, 2)		4-3				0-0 G3		0-0 F9			0-0 BB 1B	4	0	1	0	0	0	1					
Luis Alvarado, R (1, 6)			0-3 K			0-0 E6		5-3		0-0 F8		4	0	0	0	0	1	1					
Wilbur Wood, R Jorge Orta, L (10, PH) Bart Johnson, R (10, 1)			0-3 K			0-3 K		K		0-3 K		3	0	0	0	0	3	1					
												1	0	0	0	0	1	1					
												0	0	0	0	0	0	0					
<b>Inning Stats</b>	R: 0 E: 0 K: 0 S: 3	H: 0 LOB: 0 BB: 0 P: 3	R: 0 E: 0 K: 1 S: 6	H: 1 LOB: 1 BB: 0 P: 6	R: 0 E: 0 K: 2 S: 8	H: 1 LOB: 1 BB: 0 P: 8	R: 0 E: 0 K: 0 S: 3	H: 1 LOB: 0 BB: 0 P: 3	R: 0 E: 0 K: 1 S: 5	H: 0 LOB: 0 BB: 0 P: 3	R: 0 E: 0 K: 1 S: 6	H: 1 LOB: 1 BB: 0 P: 6	R: 1 E: 0 K: 0 S: 4	H: 1 LOB: 0 BB: 0 P: 4	R: 0 E: 0 K: 1 S: 6	H: 1 LOB: 2 BB: 1 P: 10	R: 0 E: 0 K: 0 S: 3	H: 0 LOB: 0 BB: 0 P: 3	1B: 5 2B: 1 3B: 0 HR: 1	SF: 0 SAC: 0 DP: 1 HBP: 0	WP: 0 PB: 0 SB: 1 CS: 0	PA: 42	
<b>PITCHER</b>	IP 9.0	WLS 33	BF 33	H 6	R 1	ER 1	SO 6	BB 1	IBB 0	HBP 0	BLK 0	WP 0	HR 1	S 44	P 48	ERA 1.00	WHIP 0.778						
Dick Drago, R ERA: 1.0 (1, 1)																							
Roger Nelson, R ERA: (10, 1)	0.1	2	1	0	0	0	0	0	0	0	0	0	0	2	2	0.00	3.000						
Tom Burgmeier, L ERA: (10, 1)	1.2	W	6	0	0	0	1	1	0	0	0	0	0	7	11	0.00	0.600						

**Chicago White Sox @ Kansas City Royals**  
Municipal Stadium, Kansas City, MO  
Sat/Apr 15 1972, 4:33 AM EST  
Att.: 8,749 - Cloudy - 51 F

livebaseballscorecards.com

AB 39  
R 1  
H 7  
RBI 1  
BB 2  
SO 7  
LOB 13




Batter	1	2	3	4	5	6	7	8	9	10	11	AB	R	H	RBI	BB	SO	LOB				
Steve Hovley, L OBP: 0.600, SLG: 0.500 (1, 8)	5-3 1B		F8			1B 1B		K BB		0-3 K		4	0	2	0	1	1	0				
Paul Schaal, R (1, 5)	E5 5-3			0-3 K		0-3 K		0-3 K		0-3 K		4	1	0	0	1	3	3				
Cookie Rojas, R (1, 4)	5-3			0-0 F5		0-0 F2		1-3			0-0 SH1-4 1B BB	4	0	0	0	0	0	3				
Lou Piniella, R OBP: 0.400, SLG: 0.600 (1, 7)	F4			0-0 2B		0-0 1B				0-0 F3		5	0	2	0	0	0	2				
John Mayberry, L OBP: 0.200, SLG: 0.200 (1, 3)		0-0 F8		0-0 F7		0-0 6-3				0-0 F6		5	0	1	1	0	0	3				
Bob Oliver, R OBP: 0.250, SLG: 1.000 (1, 9)		0-0 F9				0-0 5-3		0-0 F9		0-0 HR		4	1	1	1	0	0	0				
Jerry May, R OBP: 0.250, SLG: 0.500 (1, 2)		0-0 F5				0-0 2B		0-0 5-3		0-0 F4		4	0	1	0	0	0	0				
Bobby Floyd, R OBP: 0.250, SLG: 0.250 (1, 6)			0-0 4-3			0-3 K		0-0 1B		0-0 F7		4	0	1	0	0	1	1				
Dick Drago, R Roger Nelson, R (10, 1) Tom Burgmeier, L (10, 1)			0-0 F9			0-3 K		0-0 1-3		0-3 K		3	0	0	0	0	1	2				
												0	0	0	0	0	0	0				
												1	0	0	0	0	1	0				
<b>Inning Stats</b>	R: 0 E: 1 K: 0 S: 4	H: 1 LOB: 1 BB: 0 P: 4	R: 0 E: 0 K: 0 S: 3	H: 0 LOB: 0 BB: 0 P: 3	R: 0 E: 0 K: 0 S: 3	H: 0 LOB: 0 BB: 0 P: 3	R: 0 E: 0 K: 1 S: 6	H: 1 LOB: 1 BB: 0 P: 6	R: 0 E: 0 K: 1 S: 7	H: 2 LOB: 2 BB: 0 P: 7	R: 0 E: 0 K: 0 S: 4	H: 1 LOB: 1 BB: 0 P: 4	R: 0 E: 0 K: 0 S: 4	H: 0 LOB: 0 BB: 0 P: 4	R: 1 E: 0 K: 2 S: 7	H: 1 LOB: 1 BB: 0 P: 7	R: 0 E: 0 K: 0 S: 3	H: 1 LOB: 1 BB: 1 P: 7	1B: 5 2B: 2 3B: 0 HR: 1	SF: 0 SAC: 1 DP: 0 HBP: 0	WP: 1 PB: 0 SB: 0 CS: 0	PA: 41
<b>PITCHER</b>	IP 9.0	WLS 7	BF 34	H 7	R 1	ER 1	SO 5	BB 1	IBB 0	HBP 0	BLK 0	WP 0	HR 1	S 43	P 47	ERA 1.00	WHIP 0.889					
Wilbur Wood, L ERA: 1.0 (1, 1)																						
Bart Johnson, R ERA: 5.4 (10, 1)	1.2	L	7	1	1	1	2	1	0	0	0	1	0	10	14	5.40	1.200					

**Chicago White Sox @ Kansas City Royals**  
Municipal Stadium, Kansas City, MO  
Sat/Apr 15 1972, 4:33 AM EST  
Att.: 8,749 - Cloudy - 51 F

livebaseballscorecards.com

AB 38  
R 2  
H 8  
RBI 2  
BB 2  
SO 7  
LOB 14





Batter	1	2	3	4	5	6	7	8	9	AB	R	H	RBI	BB	SO	LOB	TOP			
Walt Williams, R OBP: 0.556, SLG: 0.625 (1, 9)	0-0 5-3	0-0 1-2 1B		0-0 6-3			0-0 5-3			4	0	1	0	0	0	1				
Mike Andrews, R OBP: 0.111, SLG: 0.111 (1, 4)	0-0 FC5-4 1B	0-0 F9			0-0 F9		0-0 F7			4	0	1	0	0	0	2				
Dick Allen, R OBP: 0.444, SLG: 0.750 (1, 3)	0-0 FC5-4 1-2 BB		0-0 L6-4 BB 1B		0-0 S 1B			0-3 K		4	0	2	0	0	1	1				
Bill Melton, R OBP: 0.333, SLG: 0.143 (1, 5)	4-0 1-2 BB		4-0 1-2 BB		0-0 L6			0-0 F8		2	0	0	0	2	0	1				
Rick Reichardt, R (1, 8)	0-3 K		0-0 L6-4 2-3		0-0 6-3 1-2			0-3 K		4	0	0	0	0	2	5				
Carlos May, L OBP: 0.333, SLG: 0.250 (1, 7)		0-0 PB 1B	0-0 4-3		4-6 CS BB			0-0 F4		3	0	1	0	1	0	1				
Tom Egan, R OBP: 0.250, SLG: 0.250 (1, 2)		0-0 6-3 1-1 1B		0-0 4-3		0-0 F7		0-0 F9		4	1	1	0	0	0	1				
Luis Alvarado, R OBP: 0.167, SLG: 0.167 Jorge Orta, L (6, PH) (6, 6)		0-0 6-3 2-3		0-0 SH2-4 1B		0-0 F7		0-3 K		2	0	1	0	0	0	1				
Stan Bahnsen, R OBP: 1.000, SLG: 1.000 Rich Gossage, R ERA: 1.8 Pat Kelly, L (6, PH) Steve Kealey, R (6, 1) Jim Qualls, S (7, PH) Vicente Romo, R (7, 1)		0-0 3H 1B		0-0 SH2-4 1-2		0-0 CS 1-2		0-0 6-3		1	0	1	1	0	0	0				
<b>Inning Stats</b>	R: 0 E: 0 K: 1 S: 6	H: 1 LOB: 2 BB: 1 P: 10	R: 1 E: 0 K: 0 S: 6	H: 4 LOB: 2 BB: 0 P: 6	R: 0 E: 0 K: 0 S: 3	H: 1 LOB: 1 BB: 1 P: 7	R: 0 E: 0 K: 0 S: 4	H: 1 LOB: 1 BB: 0 P: 4	R: 0 E: 0 K: 0 S: 2	H: 0 LOB: 0 BB: 1 P: 6	R: 0 E: 0 K: 0 S: 3	H: 0 LOB: 0 BB: 0 P: 3	R: 0 E: 0 K: 2 S: 7	H: 0 LOB: 0 BB: 0 P: 7	R: 0 E: 0 K: 1 S: 5	H: 0 LOB: 0 BB: 0 P: 5	1B: 8 2B: 1 3B: 0 HR: 0	SF: 0 SAC: 1 DP: 1 HBP: 0	WP: 0 PB: 1 CS: 1	PA: 36
<b>PITCHER</b>	IP WLS BF H R ER SO BB IBB HBP BLK WP HR S P ERA WHIP	IP WLS BF H R ER SO BB IBB HBP BLK WP HR S P ERA WHIP	IP WLS BF H R ER SO BB IBB HBP BLK WP HR S P ERA WHIP	IP WLS BF H R ER SO BB IBB HBP BLK WP HR S P ERA WHIP	IP WLS BF H R ER SO BB IBB HBP BLK WP HR S P ERA WHIP	IP WLS BF H R ER SO BB IBB HBP BLK WP HR S P ERA WHIP	IP WLS BF H R ER SO BB IBB HBP BLK WP HR S P ERA WHIP	IP WLS BF H R ER SO BB IBB HBP BLK WP HR S P ERA WHIP	IP WLS BF H R ER SO BB IBB HBP BLK WP HR S P ERA WHIP	IP WLS BF H R ER SO BB IBB HBP BLK WP HR S P ERA WHIP	IP WLS BF H R ER SO BB IBB HBP BLK WP HR S P ERA WHIP	IP WLS BF H R ER SO BB IBB HBP BLK WP HR S P ERA WHIP	IP WLS BF H R ER SO BB IBB HBP BLK WP HR S P ERA WHIP	IP WLS BF H R ER SO BB IBB HBP BLK WP HR S P ERA WHIP	IP WLS BF H R ER SO BB IBB HBP BLK WP HR S P ERA WHIP	IP WLS BF H R ER SO BB IBB HBP BLK WP HR S P ERA WHIP	IP WLS BF H R ER SO BB IBB HBP BLK WP HR S P ERA WHIP			

Chicago White Sox @ Kansas City Royals  
Municipal Stadium, Kansas City, MO  
Sun Apr 16 1972, 4:33 AM EST  
Unknown - 68 F

AB 31  
R 1  
H 8  
RBI 1  
BB 3  
SO 4  
LOB 14



Batter	1	2	3	4	5	6	7	8	9	AB	R	H	RBI	BB	SO	LOB	BOTTOM			
Paul Schaaf, R OBP: 0.444, SLG: 0.167 (1, 5)	0-0 F8		4-0 1B BB	1-0 FC4-6 HBP		0-0 G4-6-3 1B				2	1	1	0	1	0	0				
Cookie Rojas, R OBP: 0.125, SLG: 0.125 (1, 4)	0-0 5-3		0-0 HBP 1B	0-0 FC4-6 1-2		0-0 G4-6-3 1-2				4	0	1	0	0	0	3				
Amos Otis, R OBP: 0.500, SLG: 0.500 (1, 8)	0-0 F9		0-0 HBP 1B	0-0 FC6-4 1B		0-0 F8				4	1	2	1	0	0	0				
John Mayberry, L OBP: 0.333, SLG: 0.375 (1, 3)		0-3 K	0-0 F5	0-0 FC6-4 G2-3 2B		4-0 G6-4-3 BB				3	0	1	0	1	1	2				
Lou Piniella, R OBP: 0.444, SLG: 0.429 (1, 7)		0-0 F8	1-0 HBP	4-0 FC6-4 BB		0-0 G6-4-3 1-2				2	0	0	0	1	0	1				
Bob Oliver, R OBP: 0.375, SLG: 0.875 (1, 9)		0-0 E 1B	0-0 F8	0-0 FC6-4 E		0-0 4-3 2B				4	0	2	1	0	0	5				
Jerry May, R OBP: 0.125, SLG: 0.250 (1, 2)		0-0 E6 1-2		0-0 4-3		0-0 E5 1-2				4	0	0	0	0	0	4				
Bobby Floyd, R OBP: 0.125, SLG: 0.125 (1, 6)		0-0 G3		0-0 6-3		0-0 G2-3				4	0	0	0	0	0	6				
Paul Splittorf, L OBP: 0.500, SLG: 0.500 Bruce Dal Canton, R (6, 1)			0-0 4-3	0-0 HBP 1B		0-3 K		0-3 K		2	0	1	0	0	0	0				
<b>Inning Stats</b>	R: 0 E: 0 K: 0 S: 3	H: 0 LOB: 0 BB: 0 P: 3	R: 0 E: 1 K: 1 S: 7	H: 1 LOB: 2 BB: 0 P: 7	R: 1 E: 0 K: 0 S: 5	H: 2 LOB: 3 BB: 1 P: 10	R: 0 E: 0 K: 0 S: 4	H: 1 LOB: 2 BB: 0 P: 5	R: 1 E: 1 K: 0 S: 5	H: 2 LOB: 2 BB: 1 P: 9	R: 0 E: 0 K: 1 S: 5	H: 1 LOB: 1 BB: 0 P: 5	R: 0 E: 0 K: 0 S: 2	H: 0 LOB: 0 BB: 1 P: 6	R: 0 E: 0 K: 1 S: 6	H: 1 LOB: 1 BB: 0 P: 6	1B: 6 2B: 2 3B: 0 HR: 0	SF: 0 SAC: 0 DP: 3 HBP: 2	WP: 0 PB: 0 CS: 0	PA: 36
<b>PITCHER</b>	IP WLS BF H R ER SO BB IBB HBP BLK WP HR S P ERA WHIP	IP WLS BF H R ER SO BB IBB HBP BLK WP HR S P ERA WHIP	IP WLS BF H R ER SO BB IBB HBP BLK WP HR S P ERA WHIP	IP WLS BF H R ER SO BB IBB HBP BLK WP HR S P ERA WHIP	IP WLS BF H R ER SO BB IBB HBP BLK WP HR S P ERA WHIP	IP WLS BF H R ER SO BB IBB HBP BLK WP HR S P ERA WHIP	IP WLS BF H R ER SO BB IBB HBP BLK WP HR S P ERA WHIP	IP WLS BF H R ER SO BB IBB HBP BLK WP HR S P ERA WHIP	IP WLS BF H R ER SO BB IBB HBP BLK WP HR S P ERA WHIP	IP WLS BF H R ER SO BB IBB HBP BLK WP HR S P ERA WHIP	IP WLS BF H R ER SO BB IBB HBP BLK WP HR S P ERA WHIP	IP WLS BF H R ER SO BB IBB HBP BLK WP HR S P ERA WHIP	IP WLS BF H R ER SO BB IBB HBP BLK WP HR S P ERA WHIP	IP WLS BF H R ER SO BB IBB HBP BLK WP HR S P ERA WHIP	IP WLS BF H R ER SO BB IBB HBP BLK WP HR S P ERA WHIP	IP WLS BF H R ER SO BB IBB HBP BLK WP HR S P ERA WHIP	IP WLS BF H R ER SO BB IBB HBP BLK WP HR S P ERA WHIP			

Chicago White Sox @ Kansas City Royals  
Municipal Stadium, Kansas City, MO  
Sun Apr 16 1972, 4:33 AM EST  
Unknown - 68 F

AB 31  
R 2  
H 8  
RBI 2  
BB 3  
SO 3  
LOB 22









Batter	1	2	3	4	5	6	7	8	9	AB	R	H	RBI	BB	SO	LOB	TOP										
Paul Schaaf, R OBP: 0.333, SLG: 0.077 (1, 5)	1-3		4-3		F9		1-3			4	0	0	0	0	0	1	<b>Kansas City Royals @ Oakland Athletics</b> Oakland-Alameda County Coliseum, Oakland, CA Tue Apr 18 1972, 6:05 PM PST Alt. 4,494 - Unknown - 59 F <a href="http://livebaseballscorecards.com">livebaseballscorecards.com</a>										
Cookie Rojas, R OBP: 0.294, SLG: 0.250 (1, 4)	1B		F7		1-3			1B		4	0	2	0	0	0	1											
Amos Otis, R OBP: 0.333, SLG: 0.333 (1, 8)	K		F6		F9			G6-4-3 1B		4	0	1	0	0	1	2											
John Mayberry, L OBP: 0.294, SLG: 0.313 (1, 3)	4-3			F9		1B		K		4	0	1	0	0	1	3											
Lou Piniella, R OBP: 0.412, SLG: 0.400 (1, 7)		6-3		F7		F7		G6-4-3 1-2		4	0	0	0	0	0	3											
Bob Oliver, R OBP: 0.250, SLG: 0.500 (1, 9)	F8			E5 2B 1B		F8			K	4	1	0	0	0	1	1											
Jerry May, R OBP: 0.250, SLG: 0.500 (1, 2)					F8				F3	4	1	2	0	0	0	1											
Bobby Floyd, R OBP: 0.133, SLG: 0.133 (1, 6)										3	0	1	2	0	0	1											
Gail Hopkins, L (9, PH)	F8						L6		F8	1	0	0	0	0	0	0											
Mike Hedlund, R OBP: 0.333, SLG: 0.333 (1, 1)										3	0	1	0	0	1	1											
Roger Nelson, R (8, 1)			4-3 1B		1-3		K			0	0	0	0	0	0	0											
<b>Inning Stats</b>	R: 0 E: 0 K: 1 S: 6	H: 1 LOB: 1 BB: 0 P: 6	R: 0 E: 0 K: 0 S: 4	H: 1 LOB: 1 BB: 0 P: 4	R: 0 E: 0 K: 0 S: 4	H: 1 LOB: 1 BB: 0 P: 4	R: 2 E: 1 K: 0 S: 6	H: 2 LOB: 1 BB: 0 P: 6	R: 0 E: 0 K: 0 S: 3	H: 0 LOB: 0 BB: 0 P: 3	R: 0 E: 0 K: 1 S: 5	H: 0 LOB: 0 BB: 0 P: 5	R: 0 E: 0 K: 1 S: 6	H: 2 LOB: 1 BB: 0 P: 6	R: 0 E: 0 K: 1 S: 5	H: 0 LOB: 0 BB: 0 P: 5	1B: 6 2B: 2 3B: 0 HR: 0	SF: 0 SAC: 0 DP: 1 HBP: 0	WP: 0 PB: 0 SB: 0 CS: 0	PA: 35							
<b>PITCHER</b>	IP	WLS	BF	H	R	ER	SO	BB	IBB	HBP	BLK	WP	HR	S	P	ERA	WHIP										
Denny McLain, R ERA: 0.00 (1, 1)	7.0	W	30	8	2	0	2	0	0	0	0	0	0	34	34	0.00	1.143										
Darold Knowles, L ERA: 0.00 (8, 1)	0.1		1	0	0	0	1	0	0	0	0	0	0	3	3	0.00	0.000										
Rollie Fingers, R ERA: 2.45 (8, 1)	1.2	S	4	0	0	0	1	0	0	0	0	0	0	6	6	0.00	0.000										

Batter	1	2	3	4	5	6	7	8	9	AB	R	H	RBI	BB	SO	LOB	BOTTOM											
Bert Campaneris, R OBP: 0.308, SLG: 0.100 (1, 6)	G6-4-3 BB		1B		F7		F7			2	0	0	0	2	0	2	<b>Kansas City Royals @ Oakland Athletics</b> Oakland-Alameda County Coliseum, Oakland, CA Tue Apr 18 1972, 6:05 PM PST Alt. 4,494 - Unknown - 59 F <a href="http://livebaseballscorecards.com">livebaseballscorecards.com</a>											
Joe Rudi, R OBP: 0.214, SLG: 0.231 (1, 7)	G6-4-3 1-2		3-H BB				K		K	4	0	1	0	0	2	2												
Reggie Jackson, L (1, 9)	3-1			F3						3	0	0	0	1	0	2												
Sal Bando, R OBP: 0.385, SLG: 0.273 (1, 5)		G6-4-3 BB BLK 1B			F9		F7		F8	4	1	1	0	0	0	1												
Mike Epstein, L OBP: 0.455, SLG: 0.571 (1, 3)										3	1	1	1	1	0	1												
Mike Hegan, L (9, 3)		G6-4-3 BB					F8		F5	0	0	0	0	0	0	0												
Bobby Brooks, R OBP: 0.182, SLG: 0.100 (1, 8)		G6-4-3 1-2 2-3			5-3					3	0	0	0	0	1	2												
Dave Duncan, R OBP: 0.429, SLG: 1.286 (1, 2)		K			F7					3	1	1	1	0	1	0												
Dick Green, R OBP: 0.700, SLG: 0.778 (1, 4)			SH3 CS 2B							2	0	2	0	1	0	0												
Denny McLain, R (1, 1)				SH3 2B						1	0	0	0	0	0	1												
Darold Knowles, L (8, 1)					F3					0	0	0	0	0	0	0												
Rollie Fingers, R (8, 1)							SH1-4 BB			0	0	0	0	0	0	0												
<b>Inning Stats</b>	R: 0 E: 0 K: 0 S: 2	H: 0 LOB: 0 BB: 1 P: 6	R: 1 E: 0 K: 1 S: 5	H: 1 LOB: 0 BB: 1 P: 9	R: 0 E: 0 K: 0 S: 4	H: 2 LOB: 2 BB: 1 P: 8	R: 1 E: 0 K: 0 S: 4	H: 1 LOB: 0 BB: 0 P: 4	R: 0 E: 0 K: 1 S: 6	H: 1 LOB: 1 BB: 0 P: 6	R: 0 E: 0 K: 0 S: 3	H: 0 LOB: 0 BB: 0 P: 3	R: 1 E: 0 K: 1 S: 6	H: 1 LOB: 1 BB: 1 P: 10	R: 0 E: 0 K: 1 S: 5	H: 0 LOB: 1 BB: 1 P: 9	1B: 3 2B: 1 3B: 0 HR: 2	SF: 0 SAC: 2 DP: 2 HBP: 0	WP: 0 PB: 0 SB: 0 CS: 1	PA: 32								
<b>PITCHER</b>	IP	WLS	BF	H	R	ER	SO	BB	IBB	HBP	BLK	WP	HR	S	P	ERA	WHIP											
Mike Hedlund, R ERA: 3.86 (1, 1)	7.0	L	28	6	3	3	3	4	0	0	1	0	0	2	30	46	3.86	1.429										
Roger Nelson, R ERA: 0.00 (8, 1)	1.0		4	0	0	0	1	1	0	0	0	0	0	5	9	0.00	1.000											





Batter	1	2	3	4	5	6	7	8	9	AB	R	H	RBI	BB	SO	LOB	TOP		
Paul Schaaf, R OBP: 0.273, SLG: 0.059 (1, 5)										4	0	0	0	0	0	2			
Cookie Rojas, R OBP: 0.333, SLG: 0.350 (1, 4)										4	0	2	0	0	0	0			
Amos Otis, R OBP: 0.231, SLG: 0.231 (1, 8)										4	0	0	0	0	0	2			
Lou Piniella, R OBP: 0.333, SLG: 0.316 (1, 7)										4	0	0	0	0	0	2			
John Mayberry, L OBP: 0.300, SLG: 0.316 (1, 3)										3	0	1	0	0	0	1			
Bob Oliver, R OBP: 0.211, SLG: 0.421 (1, 9)										3	0	0	0	0	1	1			
Jerry May, R OBP: 0.200, SLG: 0.400 (1, 2)										3	0	0	0	0	0	0			
Bobby Floyd, R OBP: 0.118, SLG: 0.118 (8, PH)										2	0	0	0	0	0	0			
Ron Hansen, R (8, 6)										1	0	0	0	0	0	0			
Dick Drago, R OBP: 0.250, SLG: 0.250 (1, 1)										1	0	1	0	0	0	0			
Al Fitzmorris, S (4, 1)										1	0	0	0	0	0	0			
Richie Scheinblum, S OBP: 1.000, SLG: 1.000 (8, PH)										1	0	1	0	0	0	0			
Ted Abernathy, R (8, 1)										0	0	0	0	0	0	0			
<b>Inning Stats</b>	R: 0 E: 0 K: 0 S: 4	H: 1 LOB: 1 BB: 0 P: 4	R: 0 E: 0 K: 0 S: 3	H: 0 LOB: 0 BB: 0 P: 3	R: 0 E: 0 K: 0 S: 3	H: 1 LOB: 0 BB: 0 P: 3	R: 0 E: 0 K: 0 S: 4	H: 1 LOB: 0 BB: 0 P: 4	R: 0 E: 0 K: 0 S: 5	H: 0 LOB: 0 BB: 0 P: 5	R: 0 E: 0 K: 0 S: 3	H: 0 LOB: 0 BB: 0 P: 3	R: 0 E: 0 K: 0 S: 4	H: 1 LOB: 1 BB: 0 P: 4	R: 0 E: 0 K: 0 S: 3	H: 0 LOB: 0 BB: 0 P: 3	1B: 4 2B: 1 3B: 0 HR: 0	SF: 0 SAC: 0 DP: 1 HBP: 0	WP: 0 PA: 31
<b>PITCHER</b> Ken Holtzman, L ERA: 1.06 (1, 1)	IP: 9.0 WLS: W BF: 31 H: 5 R: 0 ER: 0 SO: 1 BB: 0 IBB: 0 HBP: 0 BLK: 0 WP: 0 HR: 0 S: 33 P: 33 ERA: 0.00 WHIP: 0.556															<b>PITCHER</b> Ken Holtzman, L ERA: 1.06 (1, 1)	IP: 9.0 WLS: W BF: 31 H: 5 R: 0 ER: 0 SO: 1 BB: 0 IBB: 0 HBP: 0 BLK: 0 WP: 0 HR: 0 S: 33 P: 33 ERA: 0.00 WHIP: 0.556		

Kansas City Royals @ Oakland Athletics  
Oakland-Alameda County Coliseum, Oakland, CA  
Wed Apr 19 1972, 6:05 PM PST  
Unknown

AB	31
R	0
H	5
RBI	0
BB	0
SO	1
LOB	8



Batter	1	2	3	4	5	6	7	8	9	AB	R	H	RBI	BB	SO	LOB	BOTTOM		
Bert Campaneris, R OBP: 0.235, SLG: 0.071 (1, 6)										4	0	0	0	0	1	0			
Joe Rudi, R OBP: 0.278, SLG: 0.353 (1, 7)										4	1	2	0	0	0	0			
Reggie Jackson, L OBP: 0.250, SLG: 0.077 (1, 9)										4	1	1	0	0	1	1			
Sal Bando, R OBP: 0.412, SLG: 0.333 (1, 5)										4	1	2	1	0	0	0			
Mike Epstein, L OBP: 0.467, SLG: 0.545 (1, 3)										4	1	2	1	0	0	2			
Bobby Brooks, R OBP: 0.333, SLG: 0.167 (1, 8)										2	0	1	2	2	0	0			
Dave Duncan, R OBP: 0.273, SLG: 0.818 (1, 2)										4	0	0	0	0	0	4			
Dick Green, R OBP: 0.615, SLG: 0.667 (1, 4)										3	0	1	0	0	0	1			
Ken Holtzman, R OBP: 0.200, SLG: 0.200 (1, 1)										3	0	0	0	0	0	2			
<b>Inning Stats</b>	R: 0 E: 0 K: 0 S: 3	H: 0 LOB: 0 BB: 1 P: 3	R: 0 E: 0 K: 0 S: 3	H: 1 LOB: 1 BB: 0 P: 7	R: 0 E: 0 K: 0 S: 3	H: 0 LOB: 0 BB: 0 P: 3	R: 4 E: 1 K: 0 S: 8	H: 5 LOB: 1 BB: 0 P: 8	R: 0 E: 0 K: 2 S: 9	H: 2 LOB: 2 BB: 0 P: 9	R: 0 E: 0 K: 0 S: 4	H: 1 LOB: 1 BB: 0 P: 4	R: 0 E: 0 K: 0 S: 3	H: 0 LOB: 0 BB: 0 P: 3	R: 0 E: 0 K: 0 S: 3	H: 0 LOB: 1 BB: 1 P: 7	1B: 8 2B: 1 3B: 0 HR: 0	SF: 0 SAC: 0 DP: 1 HBP: 0	WP: 1 PA: 34
<b>PITCHER</b> Dick Drago, R ERA: 3.75 Al Fitzmorris, R ERA: Ted Abernathy, R ERA:	IP: 3.0 WLS: L BF: 15 H: 6 R: 4 ER: 4 SO: 0 BB: 0 IBB: 0 HBP: 0 BLK: 0 WP: 0 HR: 0 S: 14 P: 18 ERA: 12.00 WHIP: 2.333															<b>PITCHER</b> Dick Drago, R ERA: 3.75 Al Fitzmorris, R ERA: Ted Abernathy, R ERA:	IP: 4.0 WLS: L BF: 15 H: 3 R: 0 ER: 0 SO: 2 BB: 0 IBB: 0 HBP: 0 BLK: 0 WP: 0 HR: 0 S: 19 P: 19 ERA: 0.00 WHIP: 0.750		

Kansas City Royals @ Oakland Athletics  
Oakland-Alameda County Coliseum, Oakland, CA  
Wed Apr 19 1972, 6:05 PM PST  
Unknown

AB	32
R	4
H	9
RBI	4
BB	2
SO	2
LOB	10





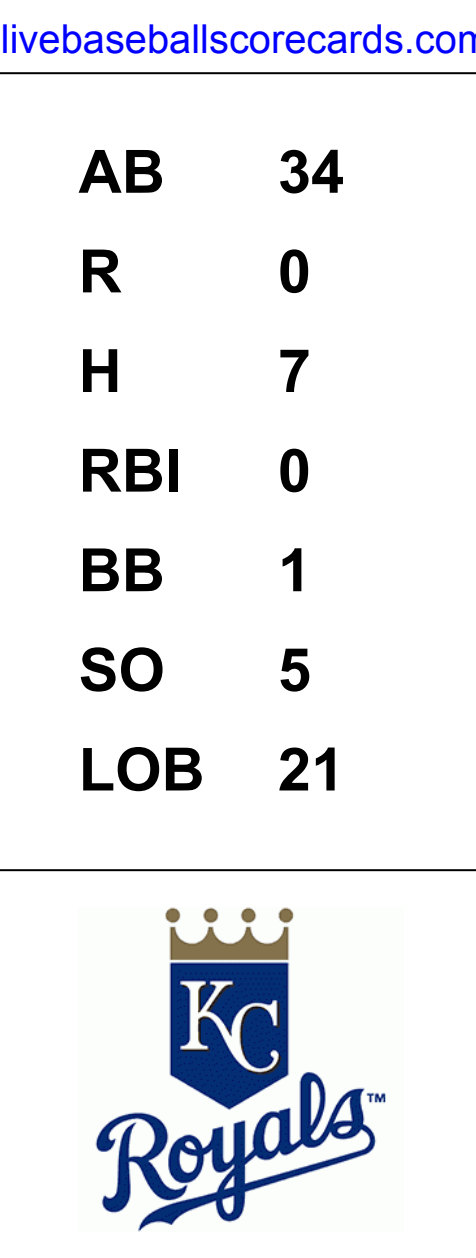
Batter	1	2	3	4	5	6	7	8	9	AB	R	H	RBI	BB	SO	LOB	TOP										
Paul Schaaf, R OBP: 0.289, SLG: 0.143	F9		F6				4-3			4	0	1	0	0	0	0	<b>Kansas City Royals @ Oakland Athletics</b> Oakland-Alameda County Coliseum, Oakland, CA Wed Apr 19 1972, 6:05 PM PST Att: 5,671 - Unknown <a href="http://livebaseballscorecards.com">livebaseballscorecards.com</a>										
Cookie Rojas, R OBP: 0.360, SLG: 0.348	1B		F7			5-3		1B		3	1	1	0	1	0	2											
Amos Otis, R OBP: 0.176, SLG: 0.176	F4		B2			6-3		K		4	0	0	0	0	1	4											
John Mayberry, L OBP: 0.292, SLG: 0.304	1B				3-1			F8		4	0	1	1	0	0	1											
Lou Piniella, R OBP: 0.320, SLG: 0.304	F7				F9			F9		4	0	1	0	0	0	1											
Bob Oliver, R OBP: 0.281, SLG: 0.435										4	0	2	0	0	1	2											
Jerry May, R OBP: 0.167, SLG: 0.333 Richie Scheinblum, S OBP: 0.500, SLG: 0.500										3	0	0	0	0	1	2											
Bobby Floyd, R OBP: 0.200, SLG: 0.200 Gail Hopkins, L										3	0	2	0	0	0	0											
Bruce Dal Canton, R Tom Burgmeier, L Roger Nelson, R Steve Hovley, L										3	0	0	0	0	2	2											
<b>Inning Stats</b>	R: 1 E: 0 K: 0 S: 4	H: 1 LOB: 1 BB: 1 P: 8	R: 0 E: 0 K: 1 S: 6	H: 1 LOB: 1 BB: 0 P: 6	R: 0 E: 0 K: 0 S: 3	H: 0 LOB: 0 BB: 0 P: 3	R: 0 E: 0 K: 1 S: 6	H: 1 LOB: 0 BB: 0 P: 6	R: 0 E: 0 K: 1 S: 7	H: 2 LOB: 2 BB: 0 P: 7	R: 0 E: 0 K: 0 S: 4	H: 1 LOB: 1 BB: 0 P: 4	R: 0 E: 0 K: 0 S: 3	H: 0 LOB: 0 BB: 0 P: 3	R: 0 E: 0 K: 2 S: 9	H: 2 LOB: 2 BB: 0 P: 9		R: 0 E: 0 K: 0 S: 3	H: 0 LOB: 0 BB: 0 P: 3	1B: 7 2B: 1 3B: 0 HR: 0	SF: 0 SAC: 0 DP: 0 HBP: 0	WP: 0 PB: 0 SB: 1 CS: 0	PA: 36				
<b>PITCHER</b>	IP	WLS	BF	H	R	ER	SO	BB	IBB	HBP	BLK	WP	HR	S	P	ERA	WHIP										
Catfish Hunter, R ERA: 2.77	5.0		21	5	1	1	3	1	0	0	0	0	0	26	30	1.80	1.200										
Darold Knowles, L ERA:	2.2		11	3	0	0	1	0	0	0	0	0	0	13	13	0.00	1.125										
Bob Locker, R ERA:	0.1	W	1	0	0	0	1	0	0	0	0	0	0	3	3	0.00	0.000										
Rollie Fingers, R ERA: 1.93	1.0	S	3	0	0	0	0	0	0	0	0	0	0	3	3	0.00	0.000										

Batter	1	2	3	4	5	6	7	8	9	AB	R	H	RBI	BB	SO	LOB	BOTTOM										
Bert Campaneris, R OBP: 0.238, SLG: 0.111	K									4	0	1	0	0	2	0	<b>Kansas City Royals @ Oakland Athletics</b> Oakland-Alameda County Coliseum, Oakland, CA Wed Apr 19 1972, 6:05 PM PST Att: 5,671 - Unknown <a href="http://livebaseballscorecards.com">livebaseballscorecards.com</a>										
Joe Rudi, R OBP: 0.318, SLG: 0.524	B2-3		CS							4	2	2	0	0	0	0											
Reggie Jackson, L OBP: 0.300, SLG: 0.176	F4									4	1	2	1	0	1	1											
Sal Bando, R OBP: 0.476, SLG: 0.389										3	0	2	0	1	0	0											
Mike Epstein, L OBP: 0.474, SLG: 0.538 Blue Moon Odom, R Rollie Fingers, R										2	0	1	2	1	0	2											
Bobby Brooks, R OBP: 0.316, SLG: 0.133										3	0	0	0	1	2	2											
Gene Tenace, R OBP: 0.222, SLG: 0.333										4	0	0	0	0	0	4											
Dick Green, R OBP: 0.500, SLG: 0.533										3	0	0	0	0	0	0											
Catfish Hunter, R Darold Knowles, L Bob Locker, S George Hendrick, R Mike Hegan, L										2	0	0	0	0	0	0											
<b>Inning Stats</b>	R: 0 E: 0 K: 1 S: 5	H: 0 LOB: 0 BB: 0 P: 5	R: 0 E: 0 K: 1 S: 5	H: 0 LOB: 1 BB: 1 P: 9	R: 0 E: 0 K: 0 S: 3	H: 1 LOB: 0 BB: 0 P: 3	R: 1 E: 0 K: 2 S: 9	H: 2 LOB: 1 BB: 0 P: 9	R: 0 E: 0 K: 0 S: 3	H: 0 LOB: 0 BB: 0 P: 3	R: 0 E: 0 K: 0 S: 5	H: 2 LOB: 2 BB: 0 P: 5	R: 0 E: 0 K: 0 S: 3	H: 0 LOB: 0 BB: 0 P: 3	R: 2 E: 0 K: 2 S: 10	H: 3 LOB: 3 BB: 2 P: 18		1B: 6 2B: 1 3B: 1 HR: 0	SF: 1 SAC: 0 DP: 0 HBP: 0	WP: 1 PB: 0 SB: 0 CS: 1	PA: 35						
<b>PITCHER</b>	IP	WLS	BF	H	R	ER	SO	BB	IBB	HBP	BLK	WP	HR	S	P	ERA	WHIP										
Bruce Dal Canton, R ERA: 1.54	7.2	L	29	6	2	2	6	1	0	0	0	0	0	40	44	2.35	0.913										
Tom Burgmeier, L ERA: 3.38	0.0		3	2	1	1	0	1	0	0	0	0	0	2	6	-	-										
Roger Nelson, R ERA:	0.1		2	0	0	0	0	1	0	0	0	0	0	1	5	0.00	3.000										



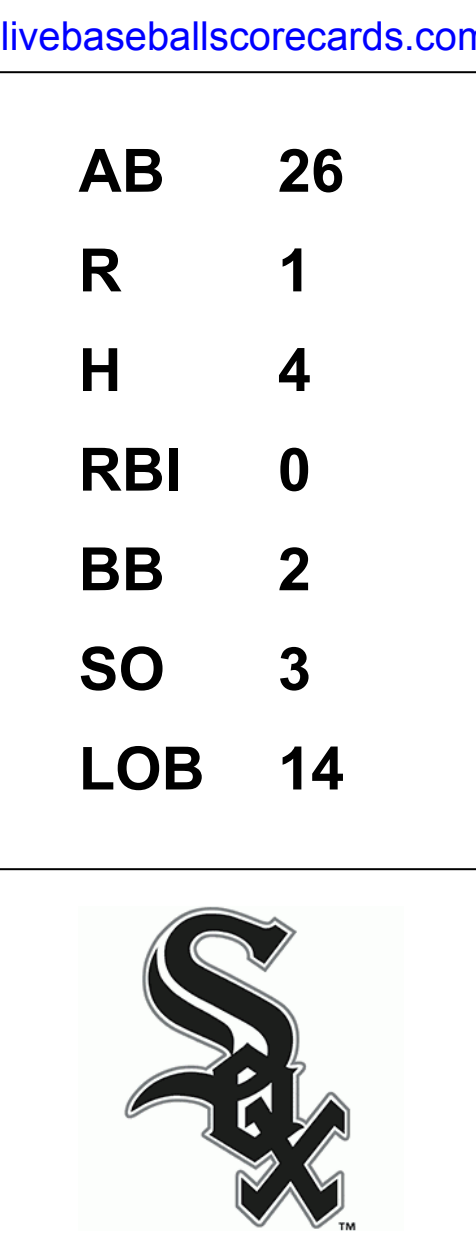
Batter	1	2	3	4	5	6	7	8	9	AB	R	H	RBI	BB	SO	LOB	TOP					
Paul Schaaf, R (1,5) OBP: 0.300, SLG: 0.280	6-3		FC6-4 FC5-4			3B		1B		4	0	2	0	0	0	2						
Cookie Rojas, R (1,4) OBP: 0.310, SLG: 0.296	K		FC5-4			F6		F9		4	0	0	0	0	1	4						
Amos Otis, R (1,8) OBP: 0.190, SLG: 0.150	K			4-3		F4		BB		3	0	0	0	1	1							
Lou Piniella, R (1,7) OBP: 0.310, SLG: 0.333		2B		K2-3		F8		K		4	0	1	0	0	2	3						
John Mayberry, L (1,3) OBP: 0.286, SLG: 0.296		1-3		F8					F9	4	0	1	0	0	0	1						
Bob Oliver, R (1,9) OBP: 0.299, SLG: 0.407		FC6-5-4 PO				1B		K2-3		4	0	1	0	0	1	2						
Jerry May, R (1,2) OBP: 0.227, SLG: 0.364 Steve Hovley, L (9, PR) OBP: 0.500, SLG: 0.444	PO		FC6-4 E 1B		L5		F7	FC6-4 1B		4	0	2	0	0	0	2	AB 34 R 0 H 7 RBI 0 BB 1 SO 5 LOB 21					
Bobby Floyd, R (1,6) OBP: 0.174, SLG: 0.174 Richie Scheinblum, S (9, PH) OBP: 0.333, SLG: 0.333			F2		F9		5-3	FC6-4		3	0	0	0	0	0	3						
Paul Splittorff, L (1,1) OBP: 0.200, SLG: 0.200			E2 FC6-4		F5			F2		3	0	0	0	0	2							
<b>Inning Stats</b>	R: 0 E: 0 K: 2 S: 7	H: 0 LOB: 0 BB: 0 P: 7	R: 0 E: 0 K: 0 S: 3	H: 1 LOB: 0 BB: 0 P: 3	R: 0 E: 1 K: 0 S: 5	H: 1 LOB: 2 BB: 0 P: 5	R: 0 E: 0 K: 1 S: 5	H: 0 LOB: 0 BB: 0 P: 5	R: 0 E: 0 K: 0 S: 4	H: 1 LOB: 1 BB: 0 P: 4	R: 0 E: 0 K: 0 S: 4	H: 1 LOB: 1 BB: 0 P: 4	R: 0 E: 0 K: 0 S: 4	H: 1 LOB: 1 BB: 0 P: 4	R: 0 E: 0 K: 1 S: 6	H: 1 LOB: 2 BB: 1 P: 10	R: 0 E: 0 K: 1 S: 6	H: 1 LOB: 1 BB: 0 P: 6	1B: 5 2B: 1 3B: 1 HR: 0	SF: 0 SAC: 0 DP: 0 HBP: 0	WP: 0 PB: 0 SB: 1 CS: 0	PA: 36
<b>PITCHER</b> Wilbur Wood, L (1,1) ERA: 0.33	IP: 9.0 WLS: W BF: 35 H: 7 R: 0 ER: 0 SO: 5 BB: 1 IBB: 0 HBP: 0 BLK: 0 WP: 0 HR: 0 S: 44 P: 48 ERA: 0.00 WHIP: 0.889															<b>PITCHER</b>						

Kansas City Royals @ Chicago White Sox  
Comiskey Park, Chicago, IL  
Sat Apr 22 1972, 4:33 AM EST  
Unknown - 43 F



Batter	1	2	3	4	5	6	7	8	9	AB	R	H	RBI	BB	SO	LOB	BOTTOM					
Walt Williams, R (1,9) OBP: 0.429, SLG: 0.462	FC6-4 1B	6-3			G6-4-3			SH		3	0	1	0	0	0	3						
Mike Andrews, R (1,4) OBP: 0.192, SLG: 0.087	F9		F7			F9		6-3		4	0	0	0	0	0	3						
Dick Allen, R (1,3) OBP: 0.407, SLG: 0.542	FC6-4 1B		K			F7		6-3		4	0	0	0	0	1	3						
Bill Melton, R (1,5) OBP: 0.423, SLG: 0.318			F3			F9				3	0	1	0	0	0	0						
Rick Reichardt, R (1,8) OBP: 0.150, SLG: 0.056 Jay Johnstone, L (9,8)	K			K		F8				3	0	0	0	0	2	2						
Carlos May, L (1,7) OBP: 0.462, SLG: 0.545		1B BB		5-3		F8				2	0	0	0	1	0	0						
Rich Morales, R (1,6) OBP: 0.333, SLG: 0.333		SH1-3 1B		1-3		F8				3	0	1	0	0	0	0	AB 26 R 1 H 4 RBI 0 BB 2 SO 3 LOB 14					
Ed Herrmann, L (1,2) OBP: 0.278, SLG: 0.294 Jim Qualis, S (8, PR) Tom Egan, R (9,2) OBP: 0.333, SLG: 0.333		F5				F6		FC1-5 2B		3	0	1	0	0	0	2						
Wilbur Wood, R (1,1) OBP: 0.200, SLG: 0.200		SH1-3			G6-4-3 BB			FC1-5 SH		1	1	0	0	1	0	1						
<b>Inning Stats</b>	R: 0 E: 0 K: 1 S: 7	H: 2 LOB: 2 BB: 0 P: 7	R: 0 E: 0 K: 0 S: 4	H: 1 LOB: 1 BB: 1 P: 8	R: 0 E: 0 K: 1 S: 5	H: 0 LOB: 0 BB: 0 P: 5	R: 0 E: 0 K: 1 S: 5	H: 0 LOB: 0 BB: 0 P: 5	R: 0 E: 0 K: 0 S: 2	H: 0 LOB: 0 BB: 1 P: 6	R: 0 E: 0 K: 0 S: 3	H: 0 LOB: 0 BB: 0 P: 3	R: 0 E: 0 K: 0 S: 3	H: 0 LOB: 0 BB: 0 P: 3	R: 1 E: 1 K: 0 S: 5	H: 1 LOB: 2 BB: 0 P: 5	R: 0 E: 0 K: 0 S: 5	H: 1 LOB: 2 BB: 0 P: 5	1B: 3 2B: 1 3B: 0 HR: 0	SF: 0 SAC: 2 DP: 1 HBP: 0	WP: 0 PB: 0 SB: 0 CS: 0	PA: 30
<b>PITCHER</b> Paul Splittorff, L (1,1) ERA: 0.69	IP: 8.0 WLS: L BF: 30 H: 4 R: 1 ER: 0 SO: 3 BB: 2 IBB: 0 HBP: 0 BLK: 0 WP: 0 HR: 0 S: 34 P: 42 ERA: 0.00 WHIP: 0.750															<b>PITCHER</b>						

Kansas City Royals @ Chicago White Sox  
Comiskey Park, Chicago, IL  
Sat Apr 22 1972, 4:33 AM EST  
Unknown - 43 F





Batter	1	2	3	4	5	6	7	8	9	AB	R	H	RBI	BB	SO	LOB	TOP			
Paul Schaaf, R (1,5) OBP: 0.324, SLG: 0.286										3	0	1	0	1	0	1	<b>Kansas City Royals @ Chicago White Sox</b> Comiskey Park, Chicago, IL Sat Apr 22 1972, 4:38 AM EST Alt. 7,485 - Unknown - 47 F			
Cookie Rojas, R (1,4) OBP: 0.375, SLG: 0.290										4	0	1	0	0	0	2				
Amos Otis, R (1,8) OBP: 0.160, SLG: 0.125										4	0	0	0	0	0	2				
John Mayberry, L (1,3) OBP: 0.281, SLG: 0.267										3	0	0	0	1	0	1				
Lou Piniella, R (1,7) OBP: 0.303, SLG: 0.323										4	1	1	0	0	1	1				
Bob Oliver, R (1,9) OBP: 0.290, SLG: 0.400										3	1	1	0	1	1	0				
Ed Kirkpatrick, L (1,2) OBP: 0.375, SLG: 0.286 Steve Hovley, L (9, PR) OBP: 0.500, SLG: 0.444										4	0	2	0	0	0	3				
Bobby Floyd, R (1,6) OBP: 0.154, SLG: 0.154 Gail Hopkins, L (9, PH)										3	0	0	0	0	0	3				
Ron Hansen, R (9, PH)										0	0	0	0	0	0	0				
Monty Montgomery, R (1,1) OBP: 0.250, SLG: 0.250 Roger Nelson, R (7,1) Tom Burgmeier, L (8,1)										3	0	1	2	0	1	1				
<b>Inning Stats</b>	R: 0 E: 0 K: 0 S: 3	H: 0 LOB: 1 BB: 1 P: 7	R: 2 E: 0 K: 0 S: 5	H: 2 LOB: 1 BB: 1 P: 9	R: 0 E: 0 K: 1 S: 5	H: 1 LOB: 1 BB: 1 P: 9	R: 0 E: 0 K: 1 S: 6	H: 1 LOB: 0 BB: 0 P: 6	R: 0 E: 0 K: 0 S: 3	H: 1 LOB: 1 BB: 0 P: 4	R: 0 E: 0 K: 0 S: 4	H: 0 LOB: 0 BB: 0 P: 3	R: 0 E: 0 K: 0 S: 3	H: 0 LOB: 0 BB: 0 P: 3	R: 0 E: 0 K: 2 S: 8	H: 1 LOB: 1 BB: 0 P: 8	1B: 7 2B: 0 3B: 0 HR: 0	SF: 0 SAC: 0 DP: 1 HBP: 0	WP: 0 PB: 0 SB: 0 CS: 1	PA: 35
<b>PITCHER</b>	IP WLS BF H R ER SO BB IBB HBP BLK WP HR S P ERA WHIP																			
Tom Bradley, R (1,1) ERA: 2.51	8.2 W 34 7 2 2 3 3 0 0 0 0 0 0 0 37 49 2.08 1.154																			
Terry Forster, L (9,1) ERA:	0.1 S 1 0 0 0 1 0 0 0 0 0 0 0 0 3 3 0.00 0.000																			

Batter	1	2	3	4	5	6	7	8	9	AB	R	H	RBI	BB	SO	LOB	BOTTOM			
Pat Kelly, L (1,9) OBP: 0.471, SLG: 0.800										4	0	1	0	0	0	0	<b>Kansas City Royals @ Chicago White Sox</b> Comiskey Park, Chicago, IL Sat Apr 22 1972, 4:38 AM EST Alt. 7,485 - Unknown - 47 F			
Jorge Orta, L (1,6) OBP: 0.388, SLG: 0.444										4	1	2	0	0	0	1				
Dick Allen, R (1,3) OBP: 0.452, SLG: 0.571										4	1	3	0	0	0	0				
Bill Melton, R (1,5) OBP: 0.367, SLG: 0.269										4	0	0	0	0	0	5				
Carlos May, L (1,7) OBP: 0.467, SLG: 0.654										4	1	2	2	0	0	0				
Jay Johnstone, L (1,8) OBP: 0.556, SLG: 0.571										4	0	3	1	0	0	0				
Mike Andrews, R (1,4) OBP: 0.200, SLG: 0.111										4	0	1	0	0	0	3				
Tom Egan, R (1,2) OBP: 0.200, SLG: 0.200										4	0	0	0	0	1	3				
Tom Bradley, R (1,1) Terry Forster, L (9,1)										4	0	0	0	0	1	3				
<b>Inning Stats</b>	R: 0 E: 0 K: 0 S: 4	H: 1 LOB: 1 BB: 0 P: 4	R: 0 E: 0 K: 0 S: 5	H: 2 LOB: 2 BB: 0 P: 5	R: 2 E: 0 K: 0 S: 7	H: 4 LOB: 2 BB: 0 P: 7	R: 0 E: 0 K: 0 S: 4	H: 1 LOB: 1 BB: 0 P: 4	R: 0 E: 0 K: 0 S: 3	H: 0 LOB: 0 BB: 0 P: 3	R: 0 E: 0 K: 0 S: 3	H: 0 LOB: 0 BB: 0 P: 3	R: 0 E: 0 K: 0 S: 5	H: 2 LOB: 2 BB: 0 P: 5	R: 1 E: 0 K: 2 S: 9	H: 2 LOB: 1 BB: 0 P: 9		1B: 10 2B: 1 3B: 0 HR: 1	SF: 0 SAC: 0 DP: 0 HBP: 0	WP: 0 PB: 0 SB: 0 CS: 0
<b>PITCHER</b>	IP WLS BF H R ER SO BB IBB HBP BLK WP HR S P ERA WHIP																			
Monty Montgomery, R (1,1) ERA: 3.0	6.2 29 9 2 2 0 0 0 0 0 0 0 0 1 4 4 2.70 1.350																			
Roger Nelson, R (7,1) ERA: 4.5	0.1 L 4 3 1 1 0 0 0 0 0 0 0 1 4 4 27.00 9.000																			
Tom Burgmeier, L (8,1) ERA: 2.45	1.0 3 0 0 0 0 2 0 0 0 0 0 0 0 7 7 0.00 0.000																			



Batter	1	2	3	4	5	6	7	8	9	AB	R	H	RBI	BB	SO	LOB	TOP										
Paul Schaaf, R OBP: 0.359, SLG: 0.344 (1, 5)	1-3	E9 2B	FC6-4 G1-6-3				FC6 1B		1B BB	4	0	2	0	1	0	1	<b>Kansas City Royals @ Chicago White Sox</b> Sun Apr 23 1972, 4:33 AM EST Att: 12,108 - Unknown - 52 F <a href="http://livebaseballscorecards.com">livebaseballscorecards.com</a>										
Cookie Rojas, R OBP: 0.288, SLG: 0.278 Joe Keough, L (9, FR)	6-3	F5	G1-6-3				F2		BB 1B	5	0	1	0	0	0	4											
Amos Otis, R OBP: 0.200, SLG: 0.207 (1, 8)	1B		G3 1B 2B				F8		F8	5	1	2	0	0	4												
John Mayberry, L OBP: 0.306, SLG: 0.294 (1, 3)	BB 1B		G3 2-3				FC6 1B		FC6	4	0	2	0	0	0	3											
Lou Piniella, R OBP: 0.297, SLG: 0.294 (1, 7)	BB 1-2		K				G5-4-3		F8	3	0	0	0	1	1	2											
Bob Oliver, R OBP: 0.286, SLG: 0.382 (1, 9)	F6		BB 1B				5-3		K	4	0	1	1	0	1	3											
Jerry May, R OBP: 0.269, SLG: 0.360 (1, 2)			FC4-6 1B				F7		F5	3	0	1	0	1	0	0											
Bobby Floyd, R OBP: 0.138, SLG: 0.138 Steve Hovley, L OBP: 0.455, SLG: 0.400 (9, PH)	FC4-6 2B E		FC6 BB				5-3		4-3	3	1	0	0	0	0	3											
Mike Hedlund, R OBP: 0.500, SLG: 0.500 Tom Burgmeier, L (8, 1)	F6								F8	3	0	2	0	0	0	1											
Richie Scheinblum, S OBP: 0.250, SLG: 0.250 (9, PH)			FC6-4 1B							1	0	0	0	0	0	0											
<b>Inning Stats</b>	R: 0 E: 0 K: 0 S: 5	H: 2 LOB: 3 BB: 1 P: 9	R: 1 E: 1 K: 0 S: 5	H: 2 LOB: 1 BB: 0 P: 5	R: 1 E: 0 K: 1 S: 7	H: 2 LOB: 2 BB: 1 P: 11	R: 0 E: 0 K: 0 S: 3	H: 1 LOB: 0 BB: 0 P: 3	R: 0 E: 0 K: 0 S: 3	H: 0 LOB: 0 BB: 0 P: 3	R: 0 E: 0 K: 0 S: 5	H: 2 LOB: 2 BB: 0 P: 5	R: 0 E: 0 K: 1 S: 5	H: 0 LOB: 0 BB: 1 P: 5	R: 0 E: 0 K: 0 S: 4	H: 1 LOB: 2 BB: 1 P: 8	1B: 9 2B: 2 3B: 0 HR: 0	SF: 0 SAC: 0 DP: 2 HBP: 0	WP: 0 PB: 0 SB: 0 CS: 0	PA: 39							
<b>PITCHER</b>	IP	WLS	BF	H	R	ER	SO	BB	IBB	HBP	BLK	WP	HR	S	P	ERA	WHIP										
Stan Bahnsen, R ERA: 1.66 (1, 1)	8.2	W	37	10	2	1	2	3	0	0	0	0	0	38	50	1.04	1.500										
Terry Forster, L ERA: (9, 1)	0.0		1	1	0	0	0	0	0	0	0	0	0	1	1	∞	∞										
Bart Johnson, R ERA: 4.91 (9, 1)	0.1	S	1	0	0	0	0	0	0	0	0	0	0	1	1	0.00	0.000										

Batter	1	2	3	4	5	6	7	8	9	AB	R	H	RBI	BB	SO	LOB	BOTTOM										
Pat Kelly, L OBP: 0.429, SLG: 0.684 (1, 9)	F7		G4-3-6 1B				4-1			4	0	1	0	0	0	0	<b>Kansas City Royals @ Chicago White Sox</b> Sun Apr 23 1972, 4:33 AM EST Att: 12,108 - Unknown - 52 F <a href="http://livebaseballscorecards.com">livebaseballscorecards.com</a>										
Jorge Orta, L OBP: 0.364, SLG: 0.409 (1, 6)	F8		G4-3-6 1-2				3B 1B		3-1	4	1	1	0	0	0	1											
Dick Allen, R OBP: 0.514, SLG: 0.774 (1, 3)	HR		FC5-4 BB				1H 3B		1B FC3-6 1B	3	2	3	2	1	0	0											
Bill Melton, R OBP: 0.353, SLG: 0.267 (1, 5)	F8		FC5-4 1-2				5-3		FC3-6 1B	4	0	1	0	0	0	2											
Carlos May, L OBP: 0.441, SLG: 0.633 (1, 7)			2B				G3		FC3-6 1-2 2-H	4	0	1	0	0	0	1											
Jay Johnstone, L OBP: 0.482, SLG: 0.545 (1, 8)	F7						2B		4-3	4	0	1	0	0	0	2											
Mike Andrews, R OBP: 0.212, SLG: 0.103 (1, 4)			FC6-4 BB				2-3		F9	2	0	0	0	1	0	1											
Tom Egan, R OBP: 0.154, SLG: 0.154 (1, 2)			K				5-3		F8	3	0	0	0	0	1	3											
Stan Bahnsen, R OBP: 0.286, SLG: 0.286 Terry Forster, L (9, 1)			FC6-4 1-2				F3		F5	3	0	0	0	0	0	2											
Bart Johnson, R (9, 1)										0	0	0	0	0	0	0											
<b>Inning Stats</b>	R: 1 E: 0 K: 0 S: 4	H: 1 LOB: 0 BB: 0 P: 4	R: 0 E: 0 K: 1 S: 6	H: 1 LOB: 2 BB: 1 P: 10	R: 0 E: 0 K: 0 S: 3	H: 1 LOB: 1 BB: 1 P: 7	R: 0 E: 0 K: 0 S: 4	H: 1 LOB: 0 BB: 0 P: 4	R: 1 E: 0 K: 0 S: 5	H: 2 LOB: 1 BB: 0 P: 5	R: 0 E: 0 K: 0 S: 3	H: 0 LOB: 0 BB: 0 P: 3	R: 0 E: 0 K: 0 S: 3	H: 0 LOB: 0 BB: 0 P: 3	R: 1 E: 1 K: 0 S: 5	H: 2 LOB: 1 BB: 0 P: 5	1B: 4 2B: 2 3B: 1 HR: 1	SF: 0 SAC: 0 DP: 1 HBP: 0	WP: 0 PB: 0 SB: 0 CS: 0	PA: 33							
<b>PITCHER</b>	IP	WLS	BF	H	R	ER	SO	BB	IBB	HBP	BLK	WP	HR	S	P	ERA	WHIP										
Mike Hedlund, R ERA: 3.14 (1, 1)	7.1	L	31	8	3	2	1	2	0	0	0	0	0	31	39	2.46	1.364										
Tom Burgmeier, L ERA: 2.06 (8, 1)	0.2		2	0	0	0	0	0	0	0	0	0	0	2	2	0.00	0.000										



Batter	1	2	3	4	5	6	7	8	9	AB	R	H	RBI	BB	SO	LOB	TOP			
Don Buford, S OBP: 0.324, SLG: 0.290 (1, 7)	0-0 4-3			0-0 1-3		4-0 1-2 BB		0-0 F9	3 0 0 0 1 0 0								<b>Baltimore Orioles @ Kansas City Royals</b> Municipal Stadium, Kansas City, MO Tue Apr 25 1972, 7:05 PM EST Att: 8,640 - Unknown <a href="http://livebaseballscorecards.com">livebaseballscorecards.com</a>			
Mark Belanger, R OBP: 0.290, SLG: 0.300 (1, 6)	0-0 F9			0-0 6-3		0-0 F6		0-0 F8	4 0 0 0 0 0 2											
Merv Rettenmund, R OBP: 0.267, SLG: 0.222 (1, 9)	0-0 6-3			0-0 F9			0-3 K		3 0 0 0 0 1 0											
Boog Powell, L OBP: 0.321, SLG: 0.333 (1, 3)		0-0 F7			0-0 F8			0-0 4-3	3 0 0 0 0 0 0											
Paul Blair, R OBP: 0.257, SLG: 0.353 (1, 8)		0-0 CS 1B			0-3 K			0-0 F9	3 0 1 0 0 1 0											
Brooks Robinson, R OBP: 0.273, SLG: 0.290 (1, 5)		0-3 K			0-0 F8			0-0 F9	3 0 0 0 0 1 1											
Davey Johnson, R OBP: 0.273, SLG: 0.267 (1, 4)			0-0 F3			4-0 G6-3 BB		0-0 5-3	2 0 0 0 1 0 0											
Johnny Oates, L (1, 2)			0-0 F9			0-0 G6-3 1-2		0-0 1-3	3 0 0 0 0 0 1											
Pat Dobson, R OBP: 0.143, SLG: 0.143 Tom Shopay, L (9, PH)			0-0 F9			0-0 BB 1B		0-3 K	2 0 1 0 0 0 0 1 0 0 0 0 1 0											
<b>Inning Stats</b>	R: 0 E: 0 K: 0 S: 3	H: 0 LOB: 0 BB: 0 P: 3	R: 0 E: 0 K: 1 S: 5	H: 1 LOB: 0 BB: 0 P: 5	R: 0 E: 0 K: 0 S: 3	H: 0 LOB: 0 BB: 0 P: 3	R: 0 E: 0 K: 0 S: 3	H: 0 LOB: 0 BB: 0 P: 3	R: 0 E: 0 K: 1 S: 5	H: 1 LOB: 2 BB: 0 P: 11	R: 0 E: 0 K: 1 S: 5	H: 0 LOB: 0 BB: 0 P: 5	R: 0 E: 0 K: 0 S: 3	H: 0 LOB: 0 BB: 0 P: 3	R: 0 E: 0 K: 1 S: 5	H: 0 LOB: 0 BB: 0 P: 5	1B: 2 2B: 0 3B: 0 HR: 0	SF: 0 SAC: 0 DP: 1 HBP: 0	WP: 0 PB: 0 SB: 0 CS: 1	PA: 29
<b>PITCHER</b> Dick Drago, R ERA: 2.14 (1, 1)	IP: 9.0 WLS: W BF: 29 H: 2 R: 0 ER: 0 SO: 4 BB: 2 IBB: 0 HBP: 0 BLK: 0 WP: 0 HR: 0 S: 35 P: 43 ERA: 0.00 WHIP: 0.444															<b>PITCHER</b>				

Batter	1	2	3	4	5	6	7	8	9	AB	R	H	RBI	BB	SO	LOB	BOTTOM		
Freddie Patek, R (1, 6)	0-0 1-3	0-0 F4		0-0 F9			4-0 S BB		3 0 0 0 1 0 3								<b>Baltimore Orioles @ Kansas City Royals</b> Municipal Stadium, Kansas City, MO Tue Apr 25 1972, 7:05 PM EST Att: 8,640 - Unknown <a href="http://livebaseballscorecards.com">livebaseballscorecards.com</a>		
Paul Schaal, R OBP: 0.326, SLG: 0.306 (1, 5)	0-3 K		0-0 F9		0-0 F7		0-0 1-3		4 0 0 0 0 1 1										
Amos Otis, R OBP: 0.206, SLG: 0.212 (1, 8)	0-3 K		0-0 S 1B		0-0 F3		0-0 5-3		4 0 1 0 0 1 1										
John Mayberry, L OBP: 0.350, SLG: 0.324 (1, 3)		0-0 F9 1B 1B	1-0 S 1B	1-2 HBP	0-0 FC6-4 1B		0-3 K		3 1 2 0 0 1 1										
Lou Piniella, R OBP: 0.293, SLG: 0.289 (1, 7)		0-0 1B FC4-6 1B	0-0 F8		0-0 FC6-4 1-2		0-0 F8		4 1 1 0 0 0 3										
Bob Oliver, R OBP: 0.282, SLG: 0.421 (1, 9)		0-0 F9 2-3	0-3 K		0-0 5-3		0-0 1B 3B		4 1 1 0 0 1 4										
Cookie Rojas, R OBP: 0.310, SLG: 0.300 (1, 4)		0-0 FC4-6 1-3 3-H 1B		0-3 K		0-0 F7		0-0 G5-4-3 1B	4 0 2 2 0 1 0										
Jerry May, R OBP: 0.333, SLG: 0.370 (1, 2)		0-0 FC4-6 IBB		4-0 G1 BB		0-0 FC6-4 1B		0-0 G5-4-3 1-2	2 0 1 0 2 0 1										
Dick Drago, R OBP: 0.143, SLG: 0.143 (1, 1)		0-0 FC4-6 1-2 3-H		0-0 G1		0-0 FC6-4 1-2			3 0 0 1 0 0 4										
<b>Inning Stats</b>	R: 0 E: 0 K: 2 S: 7	H: 3 LOB: 2 BB: 1 P: 10	R: 0 E: 0 K: 1 S: 6	H: 1 LOB: 0 BB: 0 P: 7	R: 0 E: 0 K: 1 S: 5	H: 0 LOB: 1 BB: 1 P: 9	R: 0 E: 0 K: 0 S: 4	H: 1 LOB: 1 BB: 0 P: 4	R: 0 E: 0 K: 1 S: 5	H: 1 LOB: 1 BB: 0 P: 4	R: 0 E: 0 K: 0 S: 4	H: 2 LOB: 0 BB: 0 P: 4	R: 1 E: 0 K: 0 S: 4	H: 2 LOB: 0 BB: 0 P: 4	1B: 7 2B: 0 3B: 1 HR: 0	SF: 0 SAC: 0 DP: 1 HBP: 1		WP: 0 PB: 0 SB: 2 CS: 0	PA: 35
<b>PITCHER</b> Pat Dobson, R ERA: 1.54 (1, 1)	IP: 8.0 WLS: L BF: 35 H: 8 R: 3 ER: 3 SO: 5 BB: 2 IBB: 1 HBP: 1 BLK: 0 WP: 0 HR: 0 S: 41 P: 54 ERA: 3.38 WHIP: 1.250															<b>PITCHER</b>			



Batter	1	2	3	4	5	6	7	8	9	AB	R	H	RBI	BB	SO	LOB	TOP		
Don Buford, S (1, 7) OBP: 0.350, SLG: 0.303	SH5-3 1B		FC5-4 BB		G3					2	0	1	0	1	0	0	<b>Baltimore Orioles @ Kansas City Royals</b> Municipal Stadium, Kansas City, MO Wed Apr 26 1972, 7:05 PM EST Att: 6,864 - Unknown <a href="http://livebaseballscorecards.com">livebaseballscorecards.com</a>		
Paul Blair, R (1, 8) OBP: 0.270, SLG: 0.361	SH5-3 1-2		FC5-4 1-2					1B 2B 1B		2	1	1	0	0	0	1			
Boog Powell, L (1, 3) OBP: 0.290, SLG: 0.292	K			3-1				K		3	0	0	0	0	2	2			
Brooks Robinson, R (1, 5) OBP: 0.250, SLG: 0.265	5-3			5-3				F2		3	0	0	0	0	0	2			
Merv Rettenmund, R (1, 9) OBP: 0.303, SLG: 0.241		5-3		2B BB				2B 1-2 2B 1B		2	1	1	0	1	0	0			
Davey Johnson, R (1, 4) OBP: 0.306, SLG: 0.364		F7		2B				2B		3	1	2	1	0	0	0			
Andy Etchebarren, R (1, 2) OBP: 0.400, SLG: 0.500		CS 1B		K				2B		3	0	2	2	0	1	2			
Mark Belanger, R (1, 6) OBP: 0.273, SLG: 0.281		CS	6-3		F7			2B 2H 3H 0-0		2	0	0	0	0	0	0			
Terry Crowley, L (6, PH) OBP: 0.429, SLG: 1.000		CS								0	0	0	0	0	0	0			
Bobby Grich, R (6, PH)		1-2								1	0	0	0	0	0	1			
Dave McNally, R (1, 1) OBP: 0.222, SLG: 0.250			K		2-3					2	0	0	0	0	1	0			
Doyle Alexander, R (5, 1)										0	0	0	0	0	0	0			
<b>Inning Stats</b>	R: 0 E: 0 K: 1 S: 6	H: 1 LOB: 1 BB: 0 P: 6	R: 0 E: 0 K: 0 S: 3	H: 1 LOB: 0 BB: 0 P: 3	R: 0 E: 0 K: 1 S: 5	H: 0 LOB: 1 BB: 1 P: 9	R: 0 E: 0 K: 1 S: 6	H: 1 LOB: 2 BB: 1 P: 10	R: 0 E: 0 K: 0 S: 3	H: 0 LOB: 0 BB: 0 P: 3	R: 3 E: 0 K: 1 S: 8	H: 4 LOB: 1 BB: 0 P: 8					1B: 4 2B: 3 3B: 0 HR: 0	SF: 0 SAC: 1 DP: 0 HBP: 0	WP: 0 PA: 27 PB: 0 SB: 0 CS: 1
<b>PITCHER</b>	IP WLS BF H R ER SO BB IBB HBP BLK WP HR S P ERA WHIP															<b>PITCHER</b>	IP WLS BF H R ER SO BB IBB HBP BLK WP HR S P ERA WHIP		
Bruce Dal Canton, R (1, 1) ERA: 2.6	5.2 W 25 7 3 3 4 2 0 0 0 0 0 0 31 39 4.76 1.588																		
Tom Burgmeier, L (6, 1) ERA: 2.08	0.0 L 1 0 0 0 0 0 0 0 0 0 0 0 0 0 0 ∞ ∞																		

Batter	1	2	3	4	5	6	7	8	9	AB	R	H	RBI	BB	SO	LOB	BOTTOM
Freddie Patek, R (1, 6) OBP: 0.571, SLG: 0.833	FC3-6 1B		3B		SH5-3 BB 1B 1B					3	1	3	0	0	0	0	<b>Baltimore Orioles @ Kansas City Royals</b> Municipal Stadium, Kansas City, MO Wed Apr 26 1972, 7:05 PM EST Att: 6,864 - Unknown <a href="http://livebaseballscorecards.com">livebaseballscorecards.com</a>
Paul Schaal, R (1, 5) OBP: 0.348, SLG: 0.297	FC3-6 FC5-4 1-2		G5-4-3 BB		SH5-3 1B BB					1	1	0	0	2	0	1	
Amos Otis, R (1, 8) OBP: 0.194, SLG: 0.200	FC5-4 S 1-2		G5-4-3 1-2		SH5-3					2	0	0	0	0	0	3	
Lou Piniella, R (1, 7) OBP: 0.295, SLG: 0.275	F6 1-2			1-3	1B 1B IBB					2	1	0	0	1	0	1	
John Mayberry, L (1, 3) OBP: 0.349, SLG: 0.325		F9		3-1	WP 1B 1B					3	1	1	2	0	0	0	
Bob Oliver, R (1, 9) OBP: 0.310, SLG: 0.439		5-3		2B 1B	WP 1B 1B					3	1	2	1	0	0	0	
Cookie Rojas, R (1, 4) OBP: 0.356, SLG: 0.372				1B	WP 1B 1B					3	0	3	2	0	0	0	
Jerry May, R (1, 2) OBP: 0.333, SLG: 0.345		F8		IBB	F4					2	0	0	0	1	0	2	
Bruce Dal Canton, R (1, 1) Tom Burgmeier, L (6, 1)			4-3	L6	5-3					3	0	0	0	0	0	4	
<b>Inning Stats</b>	R: 0 E: 0 K: 0 S: 4	H: 1 LOB: 1 BB: 0 P: 4	R: 0 E: 0 K: 0 S: 4	H: 1 LOB: 1 BB: 0 P: 4	R: 0 E: 0 K: 0 S: 3	H: 1 LOB: 1 BB: 1 P: 7	R: 0 E: 0 K: 0 S: 5	H: 2 LOB: 3 BB: 1 P: 9	R: 5 E: 0 K: 0 S: 7	H: 4 LOB: 1 BB: 2 P: 15					1B: 7 2B: 1 3B: 1 HR: 0	SF: 0 SAC: 1 DP: 1 HBP: 0	
<b>PITCHER</b>	IP WLS BF H R ER SO BB IBB HBP BLK WP HR S P ERA WHIP															<b>PITCHER</b>	IP WLS BF H R ER SO BB IBB HBP BLK WP HR S P ERA WHIP
Dave McNally, L (1, 1) ERA: 2.01	4.1 L 24 8 5 5 0 2 2 0 0 0 0 0 20 36 10.38 2.308																
Doyle Alexander, R (5, 1) ERA:	0.2 L 3 1 0 0 0 0 0 0 0 0 0 0 3 3 0.00 1.500																



Batter	1	2	3	4	5	6	7	8	9	AB	R	H	RBI	BB	SO	LOB	TOP		
Del Unser, L OBP: 0.302, SLG: 0.275 Denny Riddleberger, R (8, 1)	0-0 4-3		0-0 F7			0-0 B1		0-0 1B		4	0	1	0	0	0	0			
Eddie Leon, R OBP: 0.250, SLG: 0.179	4-0 BB			0-3 K		0-0 5-3		0-0 F9		3	0	0	0	1	1	1			
Alex Johnson, R OBP: 0.326, SLG: 0.415	0-0 G4-6-3			0-0 FC6-4 WP		0-0 F9		0-0 FC6-4		4	0	2	0	0	0	1			
Ray Fosse, R OBP: 0.341, SLG: 0.395		0-0 1B		0-0 FC6-4		0-0 4-3		0-0 FC6-4		4	0	2	0	0	0	1			
Graig Nettles, L OBP: 0.268, SLG: 0.216	0-0 F4		0-0 FC6-4		0-0 6-3		0-0 F8		0-0 FC6-4	4	0	0	0	0	0	4			
Buddy Bell, R OBP: 0.289, SLG: 0.371	0-0 F8		0-0 FC5-4		0-0 BB		0-0 FC5-4		0-0 FC5-4	3	0	0	0	1	0	4			
Tom McCraw, L OBP: 0.438, SLG: 0.481 Jack Brohamer, L OBP: 0.455, SLG: 0.455 John Lowenstein, L OBP: 0.750, SLG: 0.500	0-0 F7			0-0 1-3		0-0 F7				2	0	0	0	0	0	1	AB 31		
Frank Duffy, R OBP: 0.344, SLG: 0.200 Adolfo Phillips, R (8, PH)		0-0 5-3		0-0 6-3		0-0 6-3				2	0	0	0	0	0	0	R 0		
Gaylord Perry, R OBP: 0.100, SLG: 0.222 Lou Camilli, S Fred Stanley, R (8, 6)		0-3 K		0-0 F9		0-3 K				1	0	0	0	0	1	0	H 5		
										0	0	0	0	0	0	0	RBI 0		
										2	0	0	0	0	0	0	BB 2		
										1	0	0	0	0	0	0	SO 3		
										2	0	0	0	0	1	0	LOB 13		
										1	0	0	0	0	1	0			
										0	0	0	0	0	0	0			
<b>Inning Stats</b>	R: 0 E: 0 K: 0 S: 2	H: 0 LOB: 0 BB: 1 P: 6	R: 0 E: 0 K: 0 S: 4	H: 1 LOB: 1 BB: 0 P: 4	R: 0 E: 0 K: 1 S: 5	H: 0 LOB: 0 BB: 0 P: 5	R: 0 E: 0 K: 1 S: 7	H: 2 LOB: 2 BB: 0 P: 7	R: 0 E: 0 K: 0 S: 3	H: 0 LOB: 0 BB: 0 P: 3	R: 0 E: 0 K: 0 S: 3	H: 0 LOB: 0 BB: 1 P: 7	R: 0 E: 0 K: 1 S: 6	H: 1 LOB: 1 BB: 0 P: 6	R: 0 E: 0 K: 0 S: 4	H: 1 LOB: 1 BB: 0 P: 4	1B: 5 2B: 0 3B: 0 HR: 0	SF: 0 SAC: 0 DP: 1 HBP: 0	WP: 1 PA: 33
<b>PITCHER</b> Paul Splittorf, L ERA: 0.41	IP: 9.0 WLS: W BF: 33	H: 5 R: 0 ER: 0 SO: 3	BB: 2 IBB: 0 HBP: 0 BLK: 0	WP: 1 HR: 0 S: 37 P: 45	ERA: 0.00 WHIP: 0.778														

Cleveland Indians @ Kansas City Royals  
Municipal Stadium, Kansas City, MO  
Fri Apr 28 1972, 7:05 PM EST  
Att. 7,647 - Unknown - 62 F

AB	31
R	0
H	5
RBI	0
BB	2
SO	3
LOB	13



Batter	1	2	3	4	5	6	7	8	9	AB	R	H	RBI	BB	SO	LOB	BOTTOM		
Freddie Patek, R OBP: 0.455, SLG: 0.600	0-3 K		0-0 F7		0-0 FC5-4-5		0-0 6-3			4	0	1	1	0	1	1			
Paul Schaaf, R OBP: 0.340, SLG: 0.275	0-0 4-3		0-0 F2		4-0 BB		0-0 6-3			3	0	0	0	1	0	1			
Amos Otis, R OBP: 0.200, SLG: 0.205	0-3 K		0-0 2B		0-3 K		0-0 4-3			4	0	1	0	0	2	3			
John Mayberry, L OBP: 0.362, SLG: 0.432		0-0 HR	0-0 2B		0-0 G3		0-0 F9			4	1	2	1	0	0	0			
Lou Piniella, R OBP: 0.354, SLG: 0.395		0-0 FC4-5		1-0 HBP		0-0 4-3		0-0 1B		3	1	3	0	0	0	0			
Bob Oliver, R OBP: 0.304, SLG: 0.422		0-0 FC4-5		0-3 K		0-0 4-3		0-0 BB		4	1	1	0	0	1	3			
Cookie Rojas, R OBP: 0.347, SLG: 0.391		3-H 1B		0-0 G4-3		0-0 5-3		0-0 SF7		3	0	1	2	0	0	2	AB 30		
Jerry May, R OBP: 0.405, SLG: 0.406		0-0 G1-6-3		0-0 SH2-4		0-0 SH3		0-0 BB		3	1	3	0	1	0	0	R 4		
Paul Splittorf, L OBP: 0.143, SLG: 0.143		0-0 G1-6-3		0-0 SH2-4		0-0 SH3		0-0 5-3		2	0	0	0	0	0	4	H 12		
										3	1	3	0	1	0	0	RBI 4		
										3	1	3	0	1	0	0	BB 2		
										2	0	0	0	0	4		SO 4		
										1	0	0	0	0	0	0	LOB 14		
<b>Inning Stats</b>	R: 0 E: 0 K: 2 S: 7	H: 4 LOB: 1 BB: 0 P: 7	R: 2 E: 0 K: 0 S: 6	H: 4 LOB: 1 BB: 0 P: 6	R: 0 E: 0 K: 0 S: 4	H: 2 LOB: 2 BB: 0 P: 4	R: 0 E: 0 K: 1 S: 4	H: 0 LOB: 0 BB: 0 P: 5	R: 0 E: 0 K: 0 S: 6	H: 1 LOB: 2 BB: 1 P: 10	R: 0 E: 0 K: 0 S: 4	H: 1 LOB: 1 BB: 0 P: 4	R: 1 E: 0 K: 0 S: 5	H: 2 LOB: 1 BB: 0 P: 5	R: 1 E: 0 K: 0 S: 5	H: 2 LOB: 2 BB: 1 P: 9	1B: 7 2B: 3 3B: 1 HR: 1	SF: 1 SAC: 2 DP: 2 HBP: 1	WP: 0 PA: 36
<b>PITCHER</b> Gaylord Perry, R Denny Riddleberger, L ERA: 4.5	IP: 7.0 WLS: L BF: 30	H: 10 R: 3 ER: 3 SO: 4	BB: 1 IBB: 0 HBP: 1 BLK: 0	WP: 0 HR: 1 S: 36 P: 41	ERA: 3.86 WHIP: 1.571														
	IP: 1.0 WLS: L BF: 6	H: 2 R: 1 ER: 1 SO: 0	BB: 1 IBB: 0 HBP: 0 BLK: 0	WP: 0 HR: 0 S: 5 P: 9	ERA: 9.00 WHIP: 3.000														

Cleveland Indians @ Kansas City Royals  
Municipal Stadium, Kansas City, MO  
Fri Apr 28 1972, 7:05 PM EST  
Att. 7,647 - Unknown - 62 F

AB	30
R	4
H	12
RBI	4
BB	2
SO	4
LOB	14









Batter	1	2	3	4	5	6	7	8	9	10	11	12	13	14	15	16	AB	R	H	RBI	BB	SO	LOB	TOP			
Del Unser, L OBP: 0.315, SLG: 0.300 (1, 8)	6-3																7	0	1	0	0	3	1				
Jack Brohamer, L OBP: 0.394, SLG: 0.429 (1, 4)	F9																7	0	2	2	0	0	1				
Alex Johnson, R OBP: 0.333, SLG: 0.396 (1, 7)																	4	0	1	0	0	0	2				
Adolfo Phillips, R (8, 7)																	3	1	0	0	1	1	1				
Graig Nettles, L OBP: 0.290, SLG: 0.208 (1, 5)																	8	0	2	0	0	1	3				
Tom McCraw, L OBP: 0.432, SLG: 0.526 (1, 5)																	8	1	3	0	0	0	2				
Ray Fosse, R OBP: 0.365, SLG: 0.426 (1, 2)																	5	1	2	1	2	0	2				
Buddy Bell, R OBP: 0.327, SLG: 0.376 (1, 9)																	6	0	3	1	1	0	3				
Frank Duffy, R (1, 8)																	2	0	0	0	0	0	3				
Lou Canino, R (7, 10)																	1	1	1	0	0	0	0				
Ed Farmer, R (1, 1)																	0	0	0	0	0	0	1				
Steve Mingori, L (8, 1)																	0	0	0	0	0	0	0				
Vince Colbert, R (8, 1)																	0	0	0	0	0	0	0				
John Lowenstein, L (16, 1)																	1	0	0	0	0	0	2				
Ray Lamb, R (10, 1)																	2	0	0	0	0	1	1				
Gaylord Perry, R OBP: 0.700, SLG: 0.222 (16, 1)																	0	0	0	0	0	0	0				
Dick Tidrow, R OBP: 0.296, SLG: 0.286 (7, PH)																	2	0	0	0	0	2	2				
Fred Stanley, R OBP: 0.250, SLG: 0.250 (7, 6)																	4	1	1	0	0	1	1				
<b>Inning Stats</b>	R: 0 E: 0 K: 0 S: 4	H: 1 LOB: 1 BB: 0 P: 4	R: 0 E: 0 K: 1 S: 7	H: 2 LOB: 2 BB: 0 P: 7	R: 0 E: 0 K: 0 S: 4	H: 1 LOB: 1 BB: 0 P: 4	R: 0 E: 0 K: 0 S: 4	H: 1 LOB: 1 BB: 0 P: 4	R: 0 E: 0 K: 2 S: 7	H: 0 LOB: 0 BB: 0 P: 7	R: 0 E: 0 K: 1 S: 6	H: 1 LOB: 2 BB: 1 P: 10	R: 0 E: 0 K: 0 S: 3	H: 0 LOB: 0 BB: 0 P: 3	R: 0 E: 0 K: 0 S: 4	H: 1 LOB: 1 BB: 0 P: 4	R: 0 E: 0 K: 0 S: 3	H: 0 LOB: 0 BB: 0 P: 7	R: 0 E: 0 K: 0 S: 3	H: 1 LOB: 1 BB: 1 P: 7	R: 2 E: 0 K: 0 S: 5	H: 2 LOB: 1 BB: 1 P: 9	1B: 11 2B: 4 3B: 1 HR: 0	SF: 1 SAC: 2 DP: 0 HBP: 0	WP: 0 PB: 1 SB: 0 CS: 0	PA: 68	
<b>PITCHER</b>	IP 8.0	WLS 36	BF 11	H 3	R 3	ER 5	SO 5	BB 1	IBB 0	HBP 0	BLK 0	WP 0	HR 0	S 45	P 49	ERA 1.17	WHIP 0.783										
Dick Drago, R ERA: 2.48 (1, 1)																											
Al Fitzmorris, R ERA: 0.77 (9, 1)																											
Tom Burgmeier, L ERA: 1.42 (16, 1)																											

Cleveland Indians @ Kansas City Royals  
Municipal Stadium, Kansas City, MO  
Sun Apr 30 1972, 4:33 AM EDT  
Alt: 17,556 - Unknown - 68 F

AB	61
R	15
H	5
RBI	4
BB	4
SO	10
LOB	25



Batter	1	2	3	4	5	6	7	8	9	10	11	12	13	14	15	16	AB	R	H	RBI	BB	SO	LOB	BOTTOM			
Freddie Patek, R OBP: 0.435, SLG: 0.450 (1, 6)																	6	2	3	0	2	0	1				
Paul Schaal, R OBP: 0.336, SLG: 0.250 (1, 5)																	8	0	1	1	0	1	7				
Amos Otis, R OBP: 0.289, SLG: 0.280 (1, 8)																	7	0	3	1	1	1	1				
John Mayberry, L OBP: 0.328, SLG: 0.358 (1, 3)																	6	0	0	0	1	2	4				
Lou Piniella, R OBP: 0.373, SLG: 0.415 (1, 7)																	6	1	3	0	0	0	0				
Bob Oliver, R OBP: 0.298, SLG: 0.382 (1, 9)																	7	0	2	0	0	0	7				
Cookie Rojas, R OBP: 0.300, SLG: 0.351 (1, 4)																	7	0	1	1	0	0	6				
Jerry May, R OBP: 0.372, SLG: 0.351 (1, 2)																	2	0	0	0	0	1	0				
Steve Hawley, L OBP: 0.417, SLG: 0.364 (8, PH)																	1	0	0	0	0	0	0				
Ed Kirkpatrick, L OBP: 0.333, SLG: 0.273 (9, 2)																	4	0	1	0	0	0	1				
Dick Drago, R ERA: 2.11 (1, 1)																											
Al Fitzmorris, R ERA: 0.77 (9, 1)																											
Tom Burgmeier, L ERA: 1.42 (16, 1)																											
Gail Hopkins, L (16, 1)																											
Joe Keough, L (16, 1)																											
<b>Inning Stats</b>	R: 1 E: 0 K: 0 S: 4	H: 2 LOB: 2 BB: 1 P: 9	R: 0 E: 0 K: 2 S: 7	H: 0 LOB: 0 BB: 0 P: 7	R: 0 E: 0 K: 0 S: 3	H: 0 LOB: 0 BB: 0 P: 3	R: 0 E: 0 K: 1 S: 3	H: 1 LOB: 0 BB: 0 P: 5	R: 0 E: 0 K: 0 S: 4	H: 1 LOB: 1 BB: 0 P: 4	R: 1 E: 0 K: 1 S: 7	H: 4 LOB: 3 BB: 1 P: 10	R: 0 E: 0 K: 0 S: 6	H: 1 LOB: 2 BB: 1 P: 10	R: 0 E: 0 K: 0 S: 3	H: 0 LOB: 0 BB: 0 P: 5	R: 0 E: 0 K: 0 S: 3	H: 1 LOB: 1 BB: 0 P: 4	R: 0 E: 0 K: 0 S: 4	H: 1 LOB: 1 BB: 0 P: 7	R: 0 E: 0 K: 1 S: 5	H: 0 LOB: 1 BB: 1 P: 9	1B: 13 2B: 2 3B: 0 HR: 0	SF: 0 SAC: 0 DP: 1 HBP: 1	WP: 0 PB: 0 SB: 0 CS: 3	PA: 66	
<b>PITCHER</b>	IP 6.0	WLS 12	BF 8	H 3	R 1	ER 1	SO 4	BB 1	IBB 0	HBP 0	BLK 1	WP 0	HR 0	S 27	P 32	ERA 1.50	WHIP 0.500										
Dick Drago, R ERA: 4.19 (1, 1)																											
Ed Farmer, R ERA: 2.55 (7, 1)																											
Steve Mingori, L ERA: 12.71 (8, 1)																											
Vince Colbert, R ERA: 12.71 (9, 1)																											
Ray Lamb, R ERA: 2.7 (10, 1)																											

Cleveland Indians @ Kansas City Royals  
Municipal Stadium, Kansas City, MO  
Sun Apr 30 1972, 4:33 AM EDT  
Alt: 17,556 - Unknown - 68 F

AB	60
R	15
H	13
RBI	3
BB	5
SO	9
LOB	27






Batter	1	2	3	4	5	6	7	8	9	AB	R	H	RBI	BB	SO	LOB	TOP			
Paul Schaaf, R (1, 5) OBP: 0.303, SLG: 0.250	0-0 4-3	0-3 K			0-0 4-3			0-0 E 1B		4	1	1	0	0	1	1				
Cookie Rojas, R (1, 4) OBP: 0.281, SLG: 0.328	0-0 1-3		0-3 K		0-0 L7			0-0 E1 SF7 1-H		4	1	0	0	0	1	0				
Amos Otis, R (1, 8) OBP: 0.250, SLG: 0.264	0-3 K		0-0 5-3		0-0 4-3			0-0 SF7		3	0	0	1	0	1	0				
John Mayberry, L (1, 3) OBP: 0.323, SLG: 0.339		4-0 1B 2B BB	0-3 K		0-0 F7			0-0 F7 3-H		3	1	0	0	1	1	0				
Lou Piniella, R (1, 7) OBP: 0.397, SLG: 0.491		0-0 2B FC1 1B 1-2		0-0 F8			0-0 FC6-4 1B		0-0 HR	4	2	3	1	0	0	0				
Bob Oliver, R (1, 9) OBP: 0.295, SLG: 0.390		0-0 FC1 G6-3 2B 1-3 2-H		0-3 K		0-0 FC6-4 S 1-2		0-0 6-3		4	1	1	1	0	1	1				
Ron Hansen, R (1, 6) OBP: 0.167, SLG: 0.167		0-0 FC1 G6-3 BB 2-3 3-H		0-0 4-3		0-3 K		0-0 L5-3 1B		4	0	1	1	0	1	2				
Jerry May, R (1, 2) OBP: 0.362, SLG: 0.325		4-0 G6-3 BB 1-2		0-0 P3		0-0 5-3		0-0 L5-3 1-2		3	0	0	0	1	0	2				
Bruce Dal Canton, R (1, 1) Jim Rooker, R (5, 1)		0-0 G6-3 1-2 2-3 3-H		0-3 K				0-0 F4		2	0	0	0	0	1	2				
<b>Inning Stats</b>	R: 0 E: 0 K: 1 S: 5	H: 0 LOB: 0 BB: 0 P: 5	R: 3 E: 0 K: 1 S: 7	H: 2 LOB: 1 BB: 2 P: 15	R: 0 E: 0 K: 2 S: 7	H: 0 LOB: 0 BB: 0 P: 7	R: 0 E: 0 K: 1 S: 5	H: 0 LOB: 0 BB: 0 P: 5	R: 0 E: 0 K: 0 S: 3	H: 0 LOB: 0 BB: 0 P: 3	R: 0 E: 0 K: 1 S: 6	H: 1 LOB: 1 BB: 0 P: 6	R: 2 E: 1 K: 0 S: 5	H: 1 LOB: 0 BB: 0 P: 5	R: 1 E: 0 K: 0 S: 4	H: 2 LOB: 0 BB: 0 P: 4	1B: 4 2B: 2 3B: 0 HR: 1	SF: 1 SAC: 0 DP: 2 HBP: 0	WP: 0 PA: 35 PB: 0 SB: 1 CS: 0	
<b>PITCHER</b>	IP WLS BF H R ER SO BB IBB HBP BLK WP HR S P ERA WHIP	IP WLS BF H R ER SO BB IBB HBP BLK WP HR S P ERA WHIP	IP WLS BF H R ER SO BB IBB HBP BLK WP HR S P ERA WHIP	IP WLS BF H R ER SO BB IBB HBP BLK WP HR S P ERA WHIP	IP WLS BF H R ER SO BB IBB HBP BLK WP HR S P ERA WHIP	IP WLS BF H R ER SO BB IBB HBP BLK WP HR S P ERA WHIP	IP WLS BF H R ER SO BB IBB HBP BLK WP HR S P ERA WHIP	IP WLS BF H R ER SO BB IBB HBP BLK WP HR S P ERA WHIP	IP WLS BF H R ER SO BB IBB HBP BLK WP HR S P ERA WHIP	IP WLS BF H R ER SO BB IBB HBP BLK WP HR S P ERA WHIP	IP WLS BF H R ER SO BB IBB HBP BLK WP HR S P ERA WHIP	IP WLS BF H R ER SO BB IBB HBP BLK WP HR S P ERA WHIP	IP WLS BF H R ER SO BB IBB HBP BLK WP HR S P ERA WHIP	IP WLS BF H R ER SO BB IBB HBP BLK WP HR S P ERA WHIP	IP WLS BF H R ER SO BB IBB HBP BLK WP HR S P ERA WHIP	IP WLS BF H R ER SO BB IBB HBP BLK WP HR S P ERA WHIP	IP WLS BF H R ER SO BB IBB HBP BLK WP HR S P ERA WHIP	IP WLS BF H R ER SO BB IBB HBP BLK WP HR S P ERA WHIP	IP WLS BF H R ER SO BB IBB HBP BLK WP HR S P ERA WHIP	IP WLS BF H R ER SO BB IBB HBP BLK WP HR S P ERA WHIP

Kansas City Royals @ Detroit Tigers  
Tiger Stadium, Detroit, MI  
Tue May 02 1972, 7:05 PM EDT  
Att: 9,874 - Unknown

livebaseballscorecards.com

AB 32  
R 6  
H 6  
RBI 4  
BB 2  
SO 7  
LOB 8




Batter	1	2	3	4	5	6	7	8	9	AB	R	H	RBI	BB	SO	LOB	BOTTOM				
Dick McAuliffe, L (1, 4) OBP: 0.390, SLG: 0.258	0-0 6-3 1B		0-0 L9		0-0 F9		0-3 K		0-0 F9	5	0	1	0	0	1	2					
Aurelio Rodriguez, R (1, 5) OBP: 0.316, SLG: 0.204	0-0 6-3 1-2			0-0 FC4-6 1B	0-0 1B			0-0 5-3		4	0	2	0	0	0	1					
Gates Brown, L (1, 7) Al Kaline, R (6, PH) (9, 9)	0-0 L8			0-0 FC4-6 2B HR 1-2	0-0 F8			0-0 BB 1B		3	1	0	0	0	0	4					
Bill Freehan, R (1, 2) OBP: 0.435, SLG: 0.561	0-0 F7			0-0 HR 2B 1-3				0-0 F7		3	1	1	0	1	0	1					
Norm Cash, L (1, 3) OBP: 0.477, SLG: 0.789		0-0 L9		0-0 HR 2-H 3-H				0-0 4-3		4	1	1	3	0	0	2					
Willie Horton, R (1, 9) (9, 7)		0-0 F4		0-0 6-3				0-0 E5		4	0	0	0	0	0	2					
Jim Northrup, L (1, 8) Paul Jata, R (9, PH)		0-0 F8		0-0 4-3				0-0 5-3		3	0	0	0	0	0	1					
Ed Brinkman, R (1, 6) OBP: 0.378, SLG: 0.524			0-0 6-3		0-0 1B 1B			0-0 F8		4	0	1	0	0	0	0					
Tom Timmermann, R (1, 1) Chuck Seelbach, R (9, 1)			0-0 L8		0-0 L8			0-3 K		3	0	0	0	0	1	1					
Mickey Stanley, R (9, PH)										1	0	1	0	0	0	0					
<b>Inning Stats</b>	R: 0 E: 0 K: 0 S: 4	H: 1 LOB: 1 BB: 0 P: 4	R: 0 E: 0 K: 0 S: 3	H: 0 LOB: 0 BB: 0 P: 3	R: 0 E: 0 K: 0 S: 3	H: 0 LOB: 0 BB: 0 P: 3	R: 3 E: 0 K: 0 S: 6	H: 3 LOB: 0 BB: 0 P: 6	R: 0 E: 0 K: 0 S: 5	H: 2 LOB: 2 BB: 0 P: 5	R: 0 E: 1 K: 0 S: 4	H: 0 LOB: 1 BB: 0 P: 4	R: 0 E: 0 K: 2 S: 7	H: 0 LOB: 0 BB: 0 P: 7	R: 0 E: 0 K: 0 S: 4	H: 1 LOB: 2 BB: 1 P: 8	R: 0 E: 0 K: 0 S: 4	H: 1 LOB: 1 BB: 0 P: 4	1B: 6 2B: 1 3B: 0 HR: 1	SF: 0 SAC: 0 DP: 0 HBP: 0	WP: 0 PA: 37 PB: 0 SB: 0 CS: 0
<b>PITCHER</b>	IP WLS BF H R ER SO BB IBB HBP BLK WP HR S P ERA WHIP	IP WLS BF H R ER SO BB IBB HBP BLK WP HR S P ERA WHIP	IP WLS BF H R ER SO BB IBB HBP BLK WP HR S P ERA WHIP	IP WLS BF H R ER SO BB IBB HBP BLK WP HR S P ERA WHIP	IP WLS BF H R ER SO BB IBB HBP BLK WP HR S P ERA WHIP	IP WLS BF H R ER SO BB IBB HBP BLK WP HR S P ERA WHIP	IP WLS BF H R ER SO BB IBB HBP BLK WP HR S P ERA WHIP	IP WLS BF H R ER SO BB IBB HBP BLK WP HR S P ERA WHIP	IP WLS BF H R ER SO BB IBB HBP BLK WP HR S P ERA WHIP	IP WLS BF H R ER SO BB IBB HBP BLK WP HR S P ERA WHIP	IP WLS BF H R ER SO BB IBB HBP BLK WP HR S P ERA WHIP	IP WLS BF H R ER SO BB IBB HBP BLK WP HR S P ERA WHIP	IP WLS BF H R ER SO BB IBB HBP BLK WP HR S P ERA WHIP	IP WLS BF H R ER SO BB IBB HBP BLK WP HR S P ERA WHIP	IP WLS BF H R ER SO BB IBB HBP BLK WP HR S P ERA WHIP	IP WLS BF H R ER SO BB IBB HBP BLK WP HR S P ERA WHIP	IP WLS BF H R ER SO BB IBB HBP BLK WP HR S P ERA WHIP	IP WLS BF H R ER SO BB IBB HBP BLK WP HR S P ERA WHIP	IP WLS BF H R ER SO BB IBB HBP BLK WP HR S P ERA WHIP	IP WLS BF H R ER SO BB IBB HBP BLK WP HR S P ERA WHIP	

Kansas City Royals @ Detroit Tigers  
Tiger Stadium, Detroit, MI  
Tue May 02 1972, 7:05 PM EDT  
Att: 9,874 - Unknown

livebaseballscorecards.com

AB 36  
R 3  
H 8  
RBI 3  
BB 1  
SO 2  
LOB 14





Batter	1	2	3	4	5	6	7	8	9	AB	R	H	RBI	BB	SO	LOB	TOP										
<b>Paul Schaal, R</b> OBP: 0.282, SLG: 0.230 (1, 5)	F4	F7			F5		6-3		G6-4-3	5	0	0	0	0	0	4											
<b>Cookie Rojas, R</b> OBP: 0.294, SLG: 0.338 (1, 4)	1B		5-3		FC5-4			6-3		4	1	2	0	0	0	0											
<b>Amos Otis, R</b> OBP: 0.267, SLG: 0.281 (1, 8)	1B		6-3		FC5-4			3-1	1B	4	0	2	0	0	0	1											
<b>Lou Piniella, R</b> OBP: 0.403, SLG: 0.492 (1, 7)	F4		F4			L6-3		3-1	1B	4	0	2	0	0	0	2											
<b>John Mayberry, L</b> OBP: 0.318, SLG: 0.333 (1, 3)	1-2 2-H			K		L6-3		3-1		4	0	1	1	0	1	3											
<b>Bob Oliver, R</b> OBP: 0.292, SLG: 0.381 (1, 9)	L5			FC5-4		F2			K	4	0	1	0	0	1	4											
<b>Ron Hansen, R</b> OBP: 0.100, SLG: 0.100 (1, 6)		L5		F4			6-3		5-3	4	0	0	0	0	0	1											
<b>Jerry May, R</b> OBP: 0.367, SLG: 0.317 (7, PH)				FC5-4						1	0	0	0	1	0	1											
<b>Bobby Knoop, R</b> OBP: 1.000, SLG: 1.000 (7, 2)				1-2			WP		1B	1	0	1	0	0	0	0											
<b>Ed Kirkpatrick, L</b> OBP: 0.385, SLG: 0.273 (7, 2)									BB	0	0	0	0	1	0	0											
<b>Paul Spittorf, L</b> OBP: 0.111, SLG: 0.111 (7, PH)										2	0	0	0	0	1	1											
<b>Richie Scheinblum, S</b> OBP: 0.157, SLG: 0.167 (7, 1)										1	0	0	0	0	0	1											
<b>Monty Montgomery, R</b> OBP: 0.333, SLG: 0.200 (9, PH)		P3								1	0	0	0	0	0	0											
<b>Gail Hopkins, L</b> OBP: 0.500, SLG: 0.333 (9, PH)									G6-4-3	1	0	1	0	0	0	0											
<b>Inning Stats</b>	R: 1 E: 0 K: 0 S: 6	H: 3 LOB: 2 BB: 0 P: 6	R: 0 E: 0 K: 0 S: 3	H: 0 LOB: 1 BB: 1 P: 7	R: 0 E: 0 K: 1 S: 3	H: 0 LOB: 0 BB: 0 P: 3	R: 0 E: 0 K: 1 S: 6	H: 1 LOB: 1 BB: 0 P: 6	R: 0 E: 0 K: 0 S: 3	H: 1 LOB: 1 BB: 0 P: 3	R: 0 E: 0 K: 0 S: 4	H: 1 LOB: 1 BB: 0 P: 4	R: 0 E: 0 K: 1 S: 7	H: 2 LOB: 2 BB: 0 P: 7	R: 0 E: 0 K: 0 S: 3	H: 1 LOB: 1 BB: 1 P: 7	1B: 10 2B: 1 3B: 0 HR: 0	SF: 0 SAC: 0 DP: 2 HBP: 0	WP: 1 PB: 0 SB: 0 CS: 0	PA: 37							
<b>PITCHER</b>	IP	WLS	BF	H	R	ER	SO	BB	IBB	HBP	BLK	WP	HR	S	P	ERA	WHIP										
<b>Mickey Lolich, L</b> ERA: 2.08 (1, 1)	9.0	W	37	10	1	1	3	2	0	0	0	1	0	41	49	1.00	1.333										

**Kansas City Royals @ Detroit Tigers**  
Tiger Stadium, Detroit, MI  
Wed May 03 1972, 4:33 AM EDT  
Alt. 9,380 - Unknown - 56 F

**AB 35**  
**R 1**  
**H 10**  
**RBI 1**  
**BB 2**  
**SO 3**  
**LOB 18**



Batter	1	2	3	4	5	6	7	8	9	AB	R	H	RBI	BB	SO	LOB	BOTTOM										
<b>Tony Taylor, R</b> OBP: 0.300, SLG: 0.444 (1, 4)	6-3			F9		F7		F9		4	0	0	0	0	0	0											
<b>Aurelio Rodriguez, R</b> OBP: 0.345, SLG: 0.327 (1, 5)				2B		3B		K		4	2	3	0	0	1	0											
<b>Al Kaline, R</b> OBP: 0.278, SLG: 0.364 (1, 9)	L5-4-3			1B		1B				4	2	2	1	0	0	2											
<b>Bill Freehan, R</b> OBP: 0.440, SLG: 0.578 (1, 2)				L8		HR		3B		4	0	2	2	0	0	1											
<b>Willie Horton, R</b> OBP: 0.304, SLG: 0.488 (1, 7)				2B		6-3		1B		4	0	2	2	0	0	1											
<b>Willie Horton, R</b> OBP: 0.304, SLG: 0.488 (1, 7)				F8				1B		4	1	1	2	0	0	2											
<b>Norm Cash, L</b> OBP: 0.447, SLG: 0.732 (1, 3)				F8		HR				4	1	1	2	0	0	2											
<b>Norm Cash, L</b> OBP: 0.447, SLG: 0.732 (1, 3)				4-3		HR				3	0	0	0	0	0	0											
<b>Mickey Stanley, R</b> OBP: 0.421, SLG: 0.737 (1, 8)						4-3				3	0	0	0	0	0	0											
<b>Mickey Stanley, R</b> OBP: 0.421, SLG: 0.737 (1, 8)				K				F9		3	1	1	1	0	1	0											
<b>Ed Brinkman, R</b> OBP: 0.354, SLG: 0.489 (1, 6)				HR						3	0	0	0	0	0	0											
<b>Ed Brinkman, R</b> OBP: 0.354, SLG: 0.489 (1, 6)				4-3		F8		F3		3	0	0	0	0	0	0											
<b>Mickey Lolich, S</b> (1, 1)						L9				3	0	0	0	0	0	0											
<b>Mickey Lolich, S</b> (1, 1)				1-3				5-3		3	0	0	0	0	0	0											
<b>Inning Stats</b>	R: 0 E: 0 K: 0 S: 3	H: 1 LOB: 0 BB: 0 P: 3	R: 0 E: 0 K: 0 S: 3	H: 0 LOB: 0 BB: 0 P: 3	R: 0 E: 0 K: 1 S: 5	H: 0 LOB: 0 BB: 0 P: 5	R: 1 E: 0 K: 0 S: 5	H: 2 LOB: 1 BB: 0 P: 5	R: 1 E: 0 K: 0 S: 4	H: 1 LOB: 0 BB: 0 P: 4	R: 3 E: 0 K: 0 S: 6	H: 3 LOB: 0 BB: 0 P: 6	R: 0 E: 0 K: 0 S: 3	H: 0 LOB: 0 BB: 0 P: 3	R: 1 E: 0 K: 1 S: 7	H: 2 LOB: 1 BB: 0 P: 7	1B: 4 2B: 1 3B: 2 HR: 2	SF: 0 SAC: 0 DP: 1 HBP: 0	WP: 0 PB: 0 SB: 0 CS: 0	PA: 32							
<b>PITCHER</b>	IP	WLS	BF	H	R	ER	SO	BB	IBB	HBP	BLK	WP	HR	S	P	ERA	WHIP										
<b>Paul Spittorf, L</b> ERA: 1.99 (1, 1)	6.0	L	24	7	5	5	1	0	0	0	0	0	0	10	10	4.50	1.167										
<b>Monty Montgomery, R</b> ERA: 3.38 (7, 1)	2.0		8	2	1	1	1	0	0	0	0	0	0	10	10	4.50	1.000										

**Kansas City Royals @ Detroit Tigers**  
Tiger Stadium, Detroit, MI  
Wed May 03 1972, 4:33 AM EDT  
Alt. 9,380 - Unknown - 56 F

**AB 32**  
**R 6**  
**H 9**  
**RBI 6**  
**BB 0**  
**SO 2**  
**LOB 5**





Batter	1	2	3	4	5	6	7	8	9	AB	R	H	RBI	BB	SO	LOB	TOP										
Freddie Patek, R OBP: 0.370, SLG: 0.375										4	0	0	0	0	0	1											
Paul Schaaf, R OBP: 0.297, SLG: 0.215										4	0	0	0	0	1	0											
Amos Otis, R OBP: 0.250, SLG: 0.262										4	0	0	0	0	2	0											
John Mayberry, L OBP: 0.304, SLG: 0.317										3	0	0	0	0	1	0											
Lou Piniella, R OBP: 0.386, SLG: 0.469										3	0	0	0	0	1	0											
Richie Scheinblum, S OBP: 0.222, SLG: 0.222										3	1	1	0	0	0	0											
Steve Hovley, L OBP: 0.417, SLG: 0.364										0	0	0	0	0	0	0											
Cookie Rojas, R OBP: 0.296, SLG: 0.338										3	0	1	0	0	1	1											
Ed Kirkpatrick, L OBP: 0.375, SLG: 0.500										3	1	1	2	0	0	1											
Mike Hedlund, R OBP: 0.333, SLG: 0.333										3	0	0	0	0	3	1											
Tom Burgmeier, L OBP: 0.417, SLG: 0.364										0	0	0	0	0	0	0											
<b>Inning Stats</b>	R: 0 E: 0 K: 1 S: 5	H: 0 LOB: 0 BB: 0 P: 5	R: 0 E: 0 K: 0 S: 3	H: 0 LOB: 0 BB: 0 P: 3	R: 0 E: 0 K: 1 S: 6	H: 1 LOB: 1 BB: 0 P: 6	R: 0 E: 0 K: 0 S: 3	H: 0 LOB: 0 BB: 0 P: 3	R: 0 E: 0 K: 1 S: 5	H: 0 LOB: 0 BB: 0 P: 5	R: 0 E: 0 K: 2 S: 7	H: 0 LOB: 0 BB: 0 P: 7	R: 0 E: 0 K: 2 S: 9	H: 2 LOB: 2 BB: 0 P: 9	R: 0 E: 0 K: 1 S: 5	H: 0 LOB: 0 BB: 0 P: 5	1B: 2 2B: 0 3B: 0 HR: 1	SF: 0 SAC: 0 DP: 0 HBP: 0	WP: 0 PB: 0 SB: 0 CS: 0	PA: 30							
<b>PITCHER</b>	IP	WLS	BF	H	R	ER	SO	BB	IBB	HBP	BLK	WP	HR	S	P	ERA	WHIP										
Jim Palmer, R ERA: 3.38	(1, 1)	8.0	W	27	3	2	2	8	0	0	0	0	1	43	43	2.25	0.375										
Eddie Watt, R ERA: 4.91	(9, 1)	1.0	S	3	0	0	0	1	0	0	0	0	0	5	5	0.00	0.000										

**Kansas City Royals @ Baltimore Orioles**  
**Memorial Stadium, Baltimore, MD**  
 Fri May 05 1972, 7:05 PM EDT  
 Att: 5,839 - Unknown

AB	30
R	2
H	3
RBI	2
BB	0
SO	9
LOB	4



Batter	1	2	3	4	5	6	7	8	9	AB	R	H	RBI	BB	SO	LOB	BOTTOM										
Don Buford, S OBP: 0.444, SLG: 0.392										3	1	2	0	1	0	0											
Mery Rettenmund, R OBP: 0.362, SLG: 0.275										4	0	3	1	0	0	1											
Boog Powell, L OBP: 0.294, SLG: 0.350										3	0	0	1	0	0	4											
Brooks Robinson, R OBP: 0.345, SLG: 0.333										3	0	0	0	1	0	2											
Paul Blair, R OBP: 0.316, SLG: 0.358										1	0	0	0	2	0	0											
Davey Johnson, R OBP: 0.345, SLG: 0.408										3	0	0	0	0	0	3											
Andy Etchebarren, R OBP: 0.276, SLG: 0.296										3	0	0	0	0	1	2											
Mark Belanger, R OBP: 0.283, SLG: 0.326										3	1	1	0	0	0	2											
Jim Palmer, R OBP: 0.400, SLG: 0.333										2	0	0	0	0	0	0											
Terry Crowley, L OBP: 0.444, SLG: 0.889										1	0	1	0	0	0	0											
Dave Leonhard, R OBP: 0.345, SLG: 0.408										0	1	0	0	0	0	0											
Eddie Watt, R ERA: 4.91										0	0	0	0	0	0	0											
<b>Inning Stats</b>	R: 0 E: 0 K: 0 S: 3	H: 1 LOB: 0 BB: 0 P: 3	R: 0 E: 0 K: 1 S: 5	H: 0 LOB: 2 BB: 2 P: 13	R: 0 E: 0 K: 0 S: 4	H: 1 LOB: 1 BB: 0 P: 4	R: 0 E: 0 K: 0 S: 2	H: 0 LOB: 0 BB: 1 P: 6	R: 0 E: 0 K: 0 S: 3	H: 0 LOB: 0 BB: 0 P: 3	R: 0 E: 0 K: 0 S: 3	H: 0 LOB: 0 BB: 0 P: 3	R: 0 E: 0 K: 0 S: 6	H: 4 LOB: 1 BB: 0 P: 6	R: 3 E: 1 K: 0 S: 6	H: 4 LOB: 1 BB: 0 P: 6	1B: 7 2B: 1 3B: 0 HR: 0	SF: 1 SAC: 0 DP: 4 HBP: 0	WP: 0 PB: 0 SB: 0 CS: 0	PA: 31							
<b>PITCHER</b>	IP	WLS	BF	H	R	ER	SO	BB	IBB	HBP	BLK	WP	HR	S	P	ERA	WHIP										
Mike Hedlund, R ERA: 2.95	(1, 1)	7.0	L	27	5	2	2	1	4	0	0	0	0	25	41	2.57	1.286										
Tom Burgmeier, L ERA: 2.45	(8, 1)	1.0	L	4	2	1	1	0	0	0	0	0	0	4	4	9.00	2.000										

**Kansas City Royals @ Baltimore Orioles**  
**Memorial Stadium, Baltimore, MD**  
 Fri May 05 1972, 7:05 PM EDT  
 Att: 5,839 - Unknown

AB	26
R	3
H	7
RBI	2
BB	4
SO	1
LOB	14





Batter	1	2	3	4	5	6	7	8	9	AB	R	H	RBI	BB	SO	LOB	TOP						
Freddie Patek, R OBP: 0.406, SLG: 0.429 (1, 6)										4	2	2	1	1	0	0	<b>Kansas City Royals @ Baltimore Orioles</b> Memorial Stadium, Baltimore, MD Sat May 06 1972, 7:05 PM EDT Att: 8,903 - Unknown						
Cookie Rojas, R OBP: 0.311, SLG: 0.333 Bobby Knoop, R OBP: 0.667, SLG: 0.667 (1, 4)										1	2	0	0	2	0	1							
Amos Otis, R OBP: 0.246, SLG: 0.246 (1, 8)										4	1	0	0	1	0	5							
Lou Piniella, R OBP: 0.397, SLG: 0.478 Steve Hovley, L OBP: 0.357, SLG: 0.308 (1, 7)										3	2	2	3	0	0	0							
John Mayberry, L OBP: 0.297, SLG: 0.303 (1, 3)										3	0	0	1	1	0	0							
Richie Scheinblum, S OBP: 0.286, SLG: 0.286 (1, 9)										5	0	2	2	0	1	2							
Paul Schaal, R OBP: 0.278, SLG: 0.221 (1, 5)										3	1	1	1	1	1	1							
Ed Kirkpatrick, L OBP: 0.350, SLG: 0.611 (1, 2)										4	1	1	1	0	0	3							
Dick Drago, R OBP: 0.083, SLG: 0.083 (1, 1)										3	0	0	0	0	1	2							
<b>Inning Stats</b>	R: 4 E: 1 K: 1 S: 8	H: 2 LOB: 2 BB: 3 P: 20	R: 3 E: 0 K: 1 S: 8	H: 3 LOB: 1 BB: 1 P: 12	R: 1 E: 0 K: 0 S: 4	H: 1 LOB: 1 BB: 1 P: 8	R: 0 E: 0 K: 1 S: 5	H: 0 LOB: 0 BB: 0 P: 5	R: 1 E: 0 K: 0 S: 5	H: 2 LOB: 2 BB: 1 P: 9	R: 0 E: 0 K: 0 S: 3	H: 0 LOB: 0 BB: 0 P: 3	R: 0 E: 0 K: 0 S: 3	H: 0 LOB: 0 BB: 0 P: 3	R: 0 E: 0 K: 1 S: 5	H: 0 LOB: 0 BB: 0 P: 5	1B: 7 2B: 1 3B: 0 HR: 1	SF: 1 SAC: 1 DP: 0 HBP: 0	WP: 0 PB: 0 SB: 0 CS: 0	PA: 42			
<b>PITCHER</b>	IP WLS BF H R ER SO BB IBB HBP BLK WP HR S P ERA WHIP	IP WLS BF H R ER SO BB IBB HBP BLK WP HR S P ERA WHIP																					
Mike Cuellar, L ERA: 2.7 (1, 1)	0.1 L 7 2 4 3 0 3 0 0 0 0 0 4 16 81.00 15.000	Dave Leonhard, R ERA: 6.0 (1, 1)	2.2 14 4 4 4 2 2 0 0 0 0 1 16 24 13.50 2.250	Mickey Scott, L ERA: 2.25 (4, 1)	4.0 15 3 1 1 1 1 0 0 0 0 0 16 20 2.25 1.000	Grant Jackson, L ERA: 11.57 (8, 1)	2.0 6 0 0 0 1 0 0 0 0 0 0 8 8 0.00 0.000																

Batter	1	2	3	4	5	6	7	8	9	AB	R	H	RBI	BB	SO	LOB	BOTTOM					
Mark Belanger, R OBP: 0.260, SLG: 0.298 (1, 6)										4	0	0	0	0	0	2	<b>Kansas City Royals @ Baltimore Orioles</b> Memorial Stadium, Baltimore, MD Sat May 06 1972, 7:05 PM EDT Att: 8,903 - Unknown					
Mery Rettenmund, R OBP: 0.373, SLG: 0.279 (1, 9)										3	0	1	0	1	1	0						
Boog Powell, L OBP: 0.273, SLG: 0.318 (1, 3)										4	0	0	0	0	1	2						
Brooks Robinson, R OBP: 0.387, SLG: 0.382 (1, 5)										4	0	4	0	0	0	0						
Don Baylor, R OBP: 0.471, SLG: 0.688 (1, 7)										4	0	2	0	0	0	3						
Davey Johnson, R OBP: 0.322, SLG: 0.377 (1, 4)										4	0	0	0	0	2	6						
Paul Blair, R OBP: 0.328, SLG: 0.368 (1, 8)											4	0	2	0	0	1						
Johnny Oates, L OBP: 0.167, SLG: 0.667 (1, 2)										3	1	1	1	0	0	2						
Mike Cuellar, L Dave Leonhard, R Tom Shopay, L Mickey Scott, L Don Buford, S Grant Jackson, S (1, 1)	0.0 0.0 0.0 0.0 0.0 0.0 0.0	0.0 0.0 0.0 0.0 0.0 0.0 0.0	0.0 0.0 0.0 0.0 0.0 0.0 0.0	0.0 0.0 0.0 0.0 0.0 0.0 0.0	0.0 0.0 0.0 0.0 0.0 0.0 0.0	0.0 0.0 0.0 0.0 0.0 0.0 0.0	0.0 0.0 0.0 0.0 0.0 0.0 0.0	0.0 0.0 0.0 0.0 0.0 0.0 0.0	0.0 0.0 0.0 0.0 0.0 0.0 0.0	0.0 0.0 0.0 0.0 0.0 0.0 0.0	0	0	0	0	0	0	0					
<b>Inning Stats</b>	R: 0 E: 0 K: 0 S: 3	H: 0 LOB: 0 BB: 0 P: 3	R: 0 E: 0 K: 1 S: 5	H: 1 LOB: 0 BB: 0 P: 5	R: 0 E: 0 K: 0 S: 4	H: 2 LOB: 1 BB: 0 P: 4	R: 0 E: 0 K: 1 S: 7	H: 2 LOB: 2 BB: 0 P: 7	R: 1 E: 0 K: 0 S: 3	H: 1 LOB: 0 BB: 1 P: 7	R: 0 E: 0 K: 0 S: 4	H: 2 LOB: 2 BB: 1 P: 8	R: 0 E: 0 K: 1 S: 5	H: 1 LOB: 0 BB: 0 P: 5	R: 0 E: 0 K: 2 S: 7	H: 0 LOB: 0 BB: 0 P: 7	R: 0 E: 0 K: 1 S: 6	H: 2 LOB: 1 BB: 0 P: 6	1B: 10 2B: 0 3B: 0 HR: 1	SF: 0 SAC: 0 DP: 6 HBP: 0	WP: 0 PB: 0 SB: 0 CS: 0	PA: 34
<b>PITCHER</b>	IP WLS BF H R ER SO BB IBB HBP BLK WP HR S P ERA WHIP	IP WLS BF H R ER SO BB IBB HBP BLK WP HR S P ERA WHIP																				
Dick Drago, R ERA: 2.13 (1, 1)	9.0 W 34 11 1 1 1 6 2 0 0 0 0 1 44 52 1.00 1.444																					





Batter	1	2	3	4	5	6	7	8	9	AB	R	H	RBI	BB	SO	LOB	TOP		
Freddie Patek, R OBP: 0.351, SLG: 0.364	F8	6-3			K		5-3		F9	5	0	0	0	0	1	1			
Cookie Rojas, R OBP: 0.316, SLG: 0.338	F8		F4		F7			WP 3B	FC5-4 1B	5	1	2	0	0	0	0			
Amos Otis, R OBP: 0.243, SLG: 0.232	1B BB		E4		F9			F2	FC5-4 1-2	4	1	0	0	1	0	2			
John Mayberry, L OBP: 0.308, SLG: 0.343	1B 1-3		F7		F5			1-H 3B		4	0	2	1	0	0	1			
Lou Piniella, R OBP: 0.390, SLG: 0.465	1-2 3-H 1B		K		F9			F5		4	0	1	1	0	1	2			
Richie Scheinblum, S OBP: 0.333, SLG: 0.294	K			G6-3 1B				F8		3	0	1	0	1	1	3			
Paul Schaal, R OBP: 0.289, SLG: 0.236				G6-3 1-2 1B				F9		4	1	2	0	0	0	2			
Ed Kirkpatrick, L OBP: 0.375, SLG: 0.727	F6						4-3		1-H HR	4	1	2	2	0	0	1			
Bruce Dal Canton, R							K		4-3	1	0	0	0	0	0	1			
Ted Abernathy, R										0	0	0	0	0	0	0			
Joe Keough, L	SH2-4									1	0	0	0	0	1	0			
Al Fitzmorris, S										0	0	0	0	0	0	0			
Gail Hopkins, L	1-2									1	0	0	0	0	0	0			
<b>Inning Stats</b>	R: 1 E: 0 K: 1 S: 7	H: 2 LOB: 2 BB: 1 P: 11	R: 0 E: 0 K: 0 S: 4	H: 1 LOB: 1 BB: 0 P: 4	R: 0 E: 1 K: 1 S: 6	H: 0 LOB: 1 BB: 0 P: 6	R: 0 E: 0 K: 0 S: 4	H: 2 LOB: 1 BB: 0 P: 4	R: 0 E: 0 K: 1 S: 5	H: 0 LOB: 0 BB: 1 P: 5	R: 0 E: 0 K: 1 S: 5	H: 0 LOB: 0 BB: 0 P: 5	R: 1 E: 0 K: 0 S: 5	H: 2 LOB: 1 BB: 0 P: 5	R: 2 E: 0 K: 0 S: 6	H: 3 LOB: 1 BB: 0 P: 6	1B: 8 2B: 0 3B: 1 HR: 1	SF: 0 SAC: 1 DP: 1 HBP: 0	WP: 1 PA: 39
<b>PITCHER</b>	IP WLS BF H R ER SO BB IBB HBP BLK WP HR S P ERA WHIP																		
Pat Dobson, R ERA: 2.52	(1, 1) 8.0 W 35 9 4 4 4 2 0 0 0 1 1 41 49 4.50 1.375																		
Eddie Watt, R ERA: 3.86	(9, 1) 1.0 S 4 1 0 0 0 0 0 0 0 0 0 4 4 0.00 1.000																		

**Kansas City Royals @ Baltimore Orioles**  
**Memorial Stadium, Baltimore, MD**  
Sun May 07 1972, 3:33 AM EDT  
Att: 12,149 - Unknown

AB	36
R	4
H	10
RBI	4
BB	2
SO	4
LOB	13



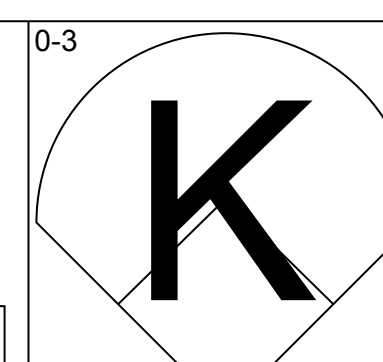
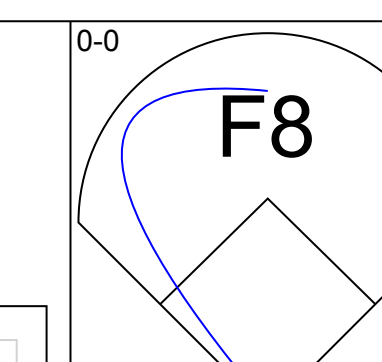
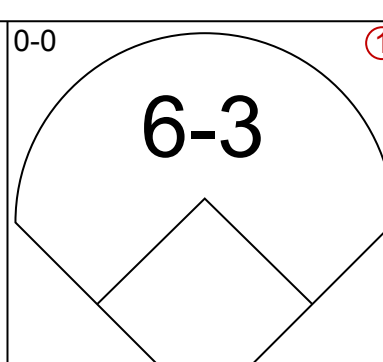
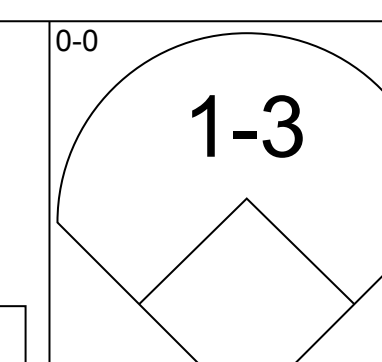
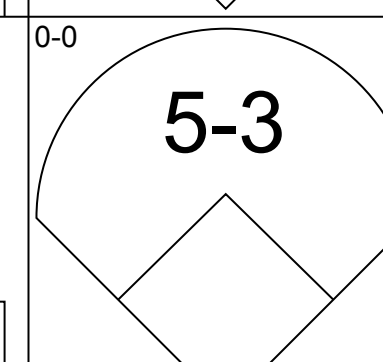
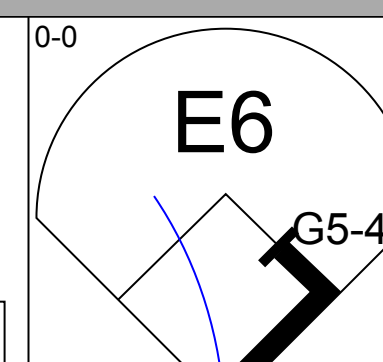
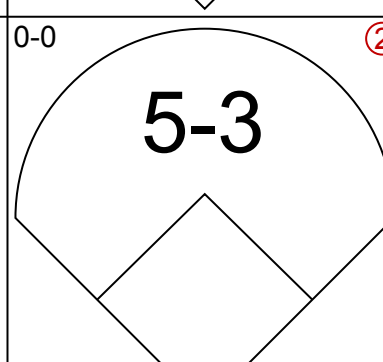
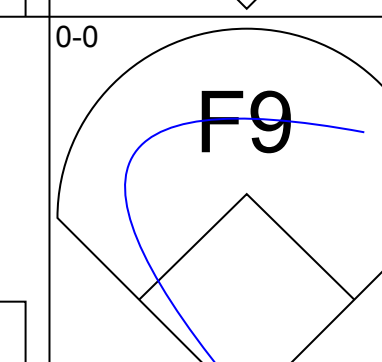
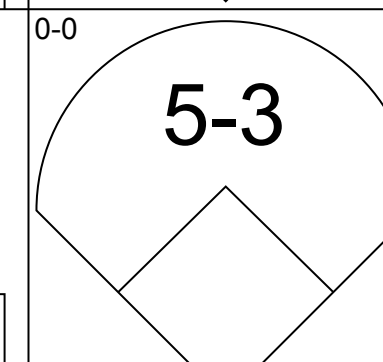
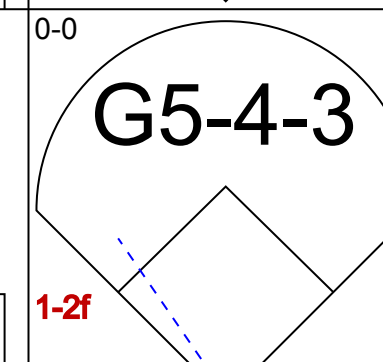
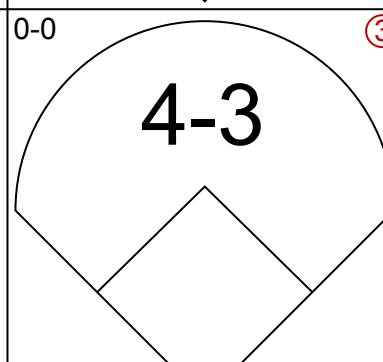
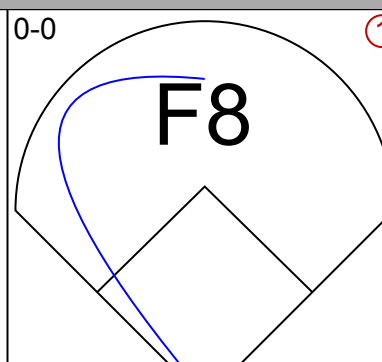
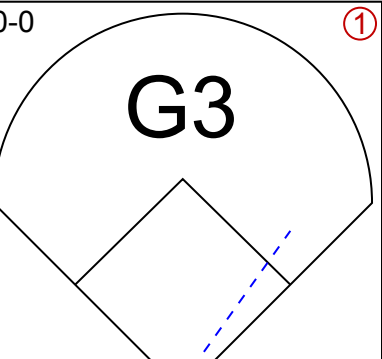
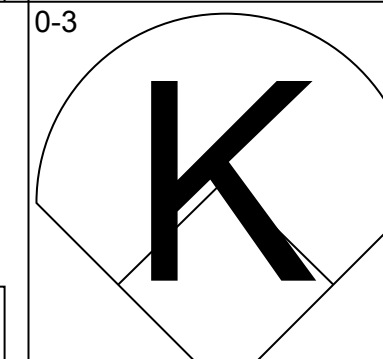
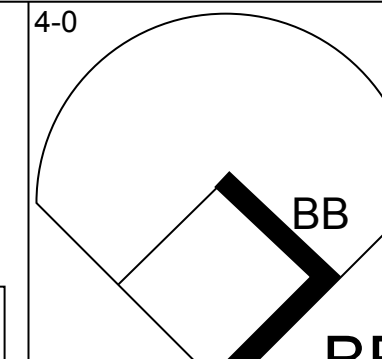
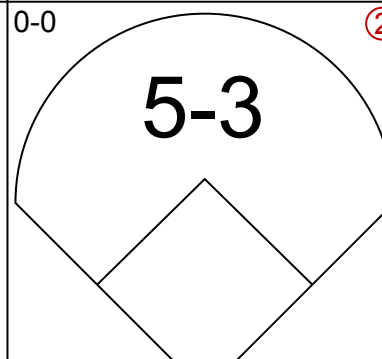
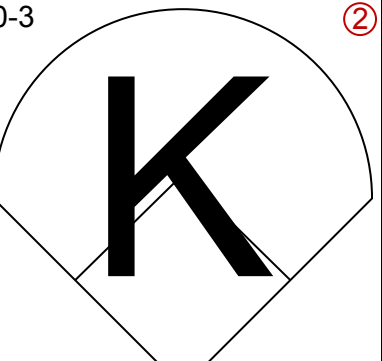
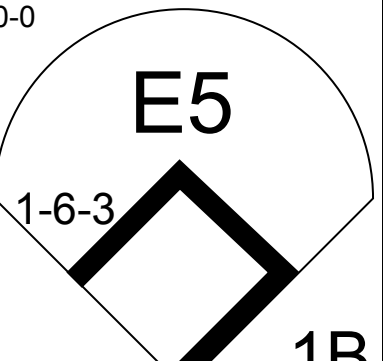
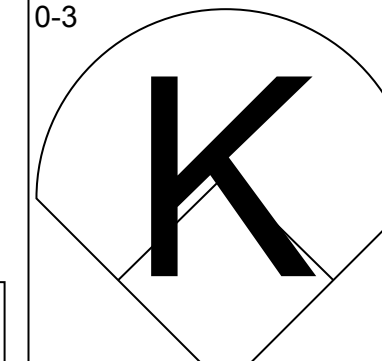
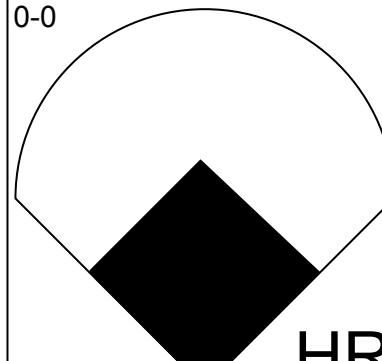
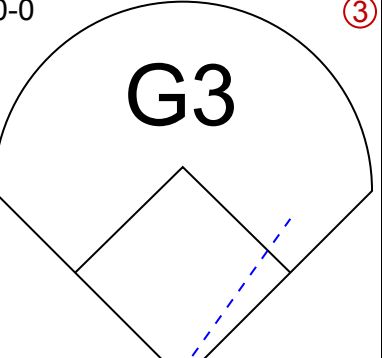
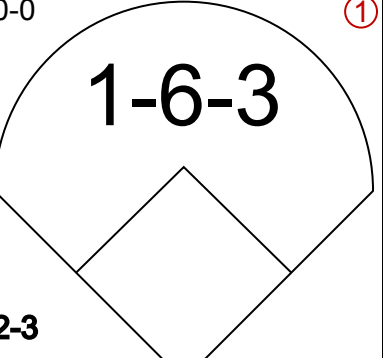
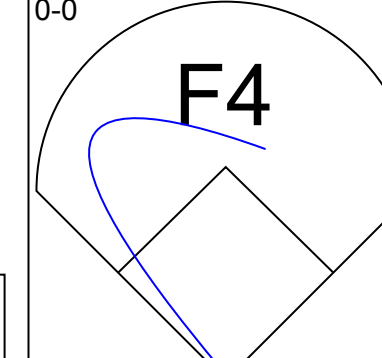
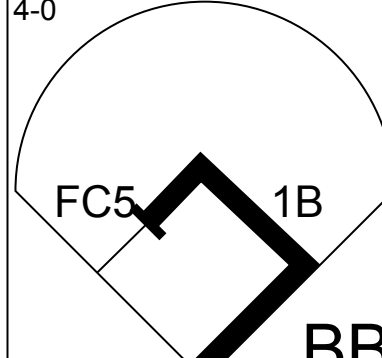
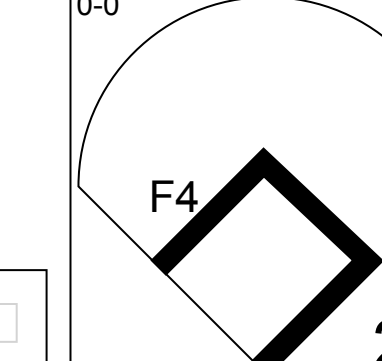
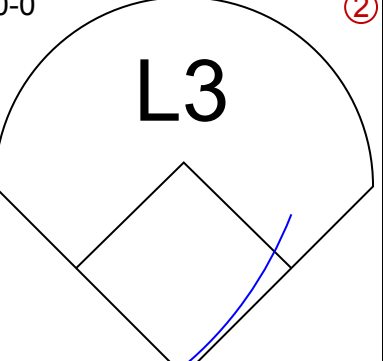
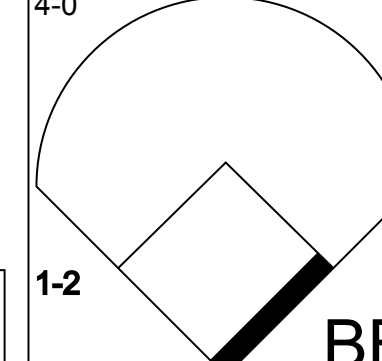
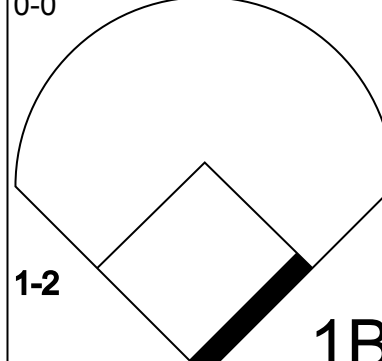
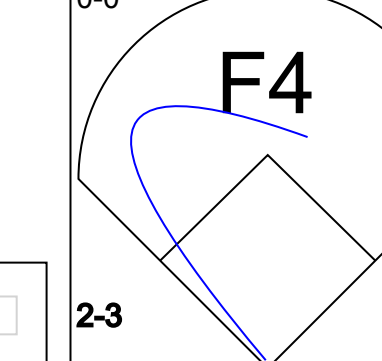
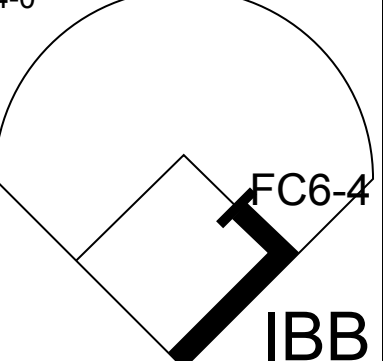
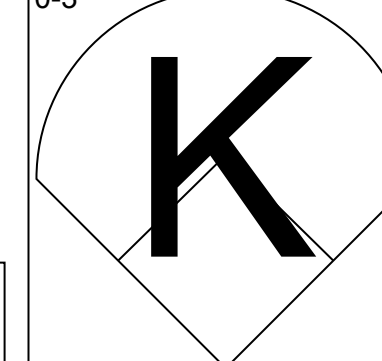
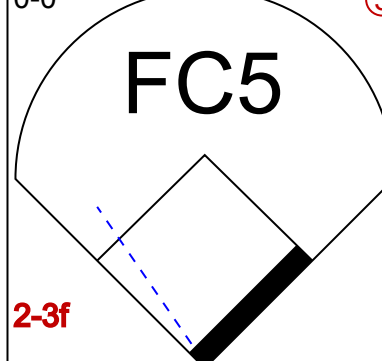
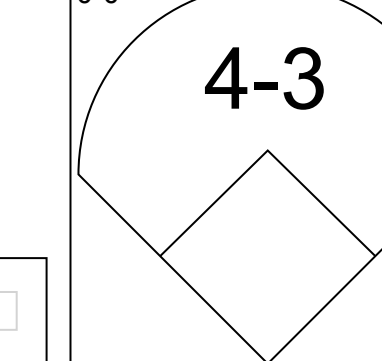
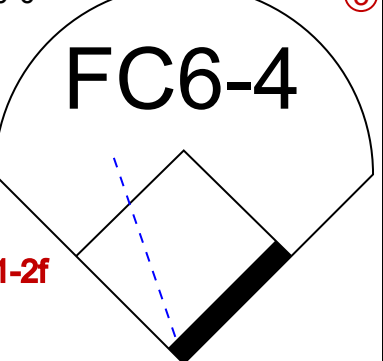
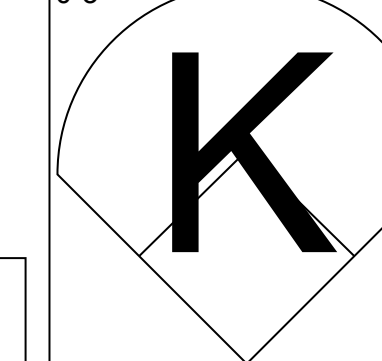
Batter	1	2	3	4	5	6	7	8	9	AB	R	H	RBI	BB	SO	LOB	BOTTOM		
Don Buford, S OBP: 0.441, SLG: 0.411	1B 2B	F4			CS 1B	K				4	1	2	0	0	1	4			
Mery Rettenmund, R OBP: 0.345, SLG: 0.255	F9	6-3			K	FC6				4	0	0	0	0	1	6			
Boog Powell, L OBP: 0.288, SLG: 0.333	FC6-4 2-H 1B				K	1B 1B		F8		4	2	2	1	0	1	0			
Brooks Robinson, R OBP: 0.394, SLG: 0.379	FC6-4 1-2 BB				F7	1B E 1B		1-6-3		3	1	1	0	1	0	0			
Paul Blair, R OBP: 0.323, SLG: 0.361	FC6-4 1-2 2-3 1B				K	E FC6-2 1B		5-3		4	0	1	1	0	1	2			
Davey Johnson, R OBP: 0.333, SLG: 0.375	FC6-4 1-2 3-H 1B				5-3	FC6-2 1B IBB		F7		3	1	1	1	1	0	0			
Andy Etchebarren, R OBP: 0.242, SLG: 0.258	FC6-4 1-2				K	E6 1B FC6-2		B1-3		4	0	0	0	0	1	4			
Mark Belanger, R OBP: 0.299, SLG: 0.294					F9	FC6-2 1B		6-3		4	0	1	0	0	0	3			
Pat Dobson, R ERA: 4.05	(1, 1) 5.0 L 23 8 5 4 5 1 0 0 0 0 0 7 11 7.20 1.800																		
Ted Abernathy, R ERA:	(6, 1) 1.0 6 1 0 0 1 0 1 0 0 0 0 7 11 0.00 1.000																		
Al Fitzmorris, R ERA: 0.66	(7, 1) 2.0 6 0 0 0 0 0 0 0 0 0 0 6 6 0.00 0.000																		
<b>Inning Stats</b>	R: 2 E: 0 K: 0 S: 6	H: 3 LOB: 2 BB: 1 P: 10	R: 0 E: 0 K: 0 S: 4	H: 1 LOB: 1 BB: 0 P: 4	R: 0 E: 0 K: 2 S: 7	H: 0 LOB: 0 BB: 0 P: 7	R: 0 E: 0 K: 1 S: 5	H: 0 LOB: 0 BB: 0 P: 5	R: 0 E: 0 K: 2 S: 7	H: 1 LOB: 1 BB: 0 P: 7	R: 3 E: 1 K: 1 S: 10	H: 4 LOB: 3 BB: 1 P: 14	R: 0 E: 0 K: 0 S: 3	H: 0 LOB: 0 BB: 0 P: 3	R: 0 E: 0 K: 0 S: 3	H: 0 LOB: 0 BB: 0 P: 3	1B: 8 2B: 2 3B: 0 HR: 0	SF: 0 SAC: 1 DP: 1 HBP: 0	WP: 0 PA: 35
<b>PITCHER</b>	IP WLS BF H R ER SO BB IBB HBP BLK WP HR S P ERA WHIP																		

**Kansas City Royals @ Baltimore Orioles**  
**Memorial Stadium, Baltimore, MD**  
Sun May 07 1972, 3:33 AM EDT  
Att: 12,149 - Unknown

AB	32
R	5
H	9
RBI	4
BB	2
SO	6
LOB	19

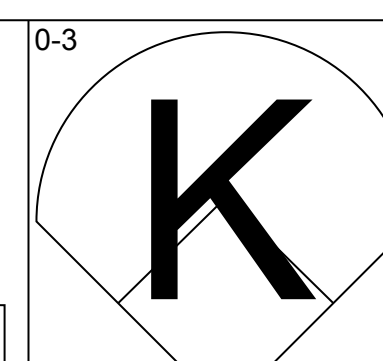
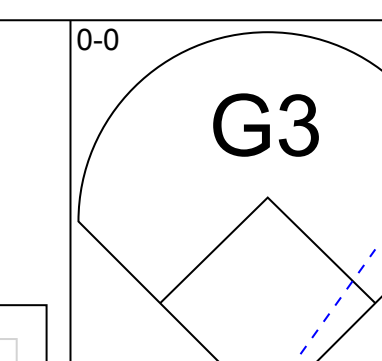
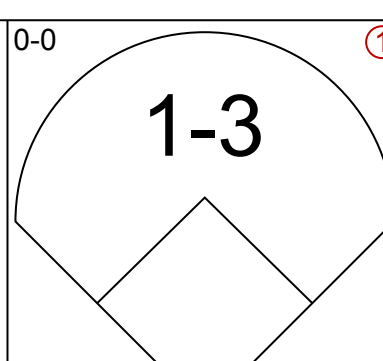
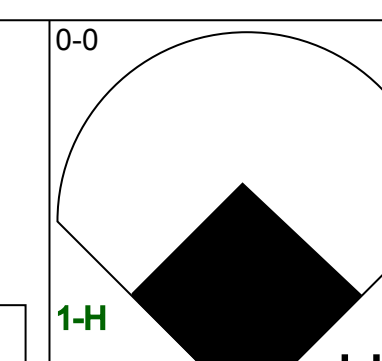
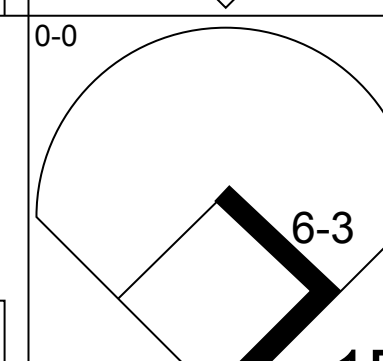
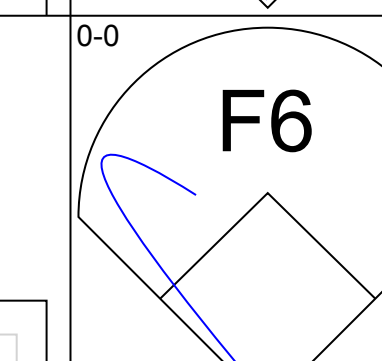
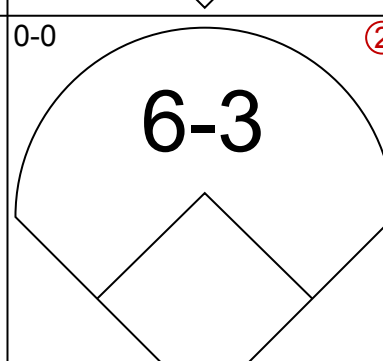
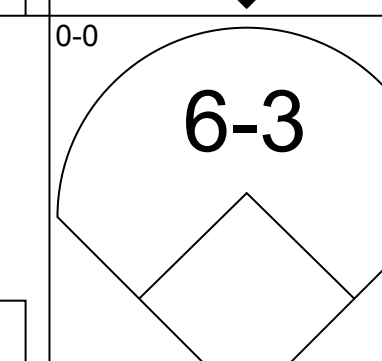
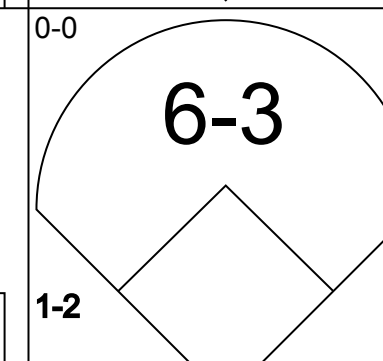
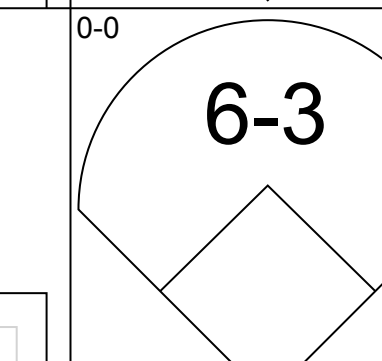
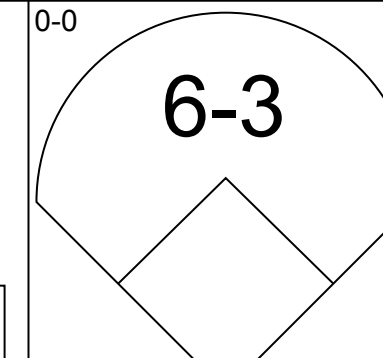
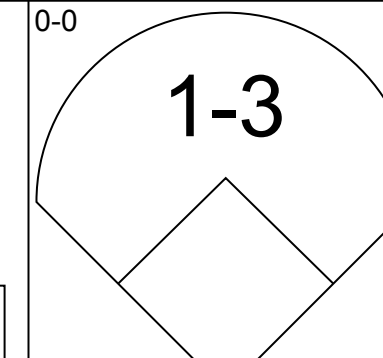
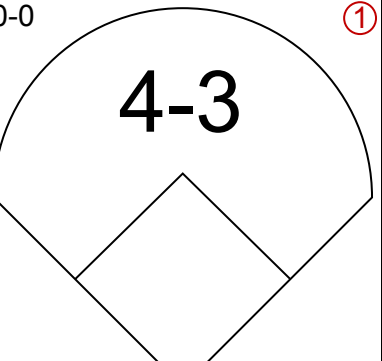
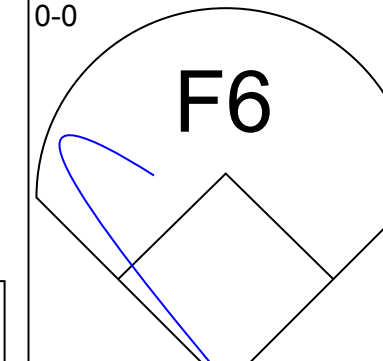
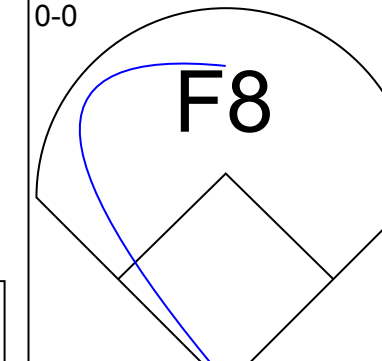
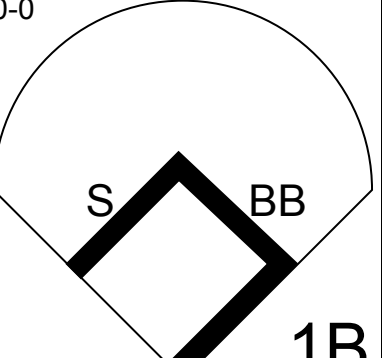
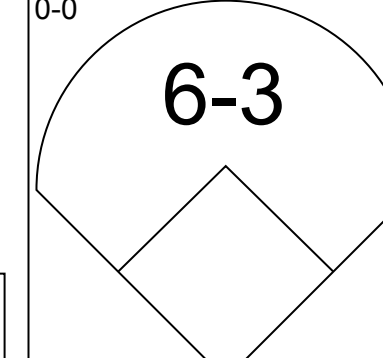
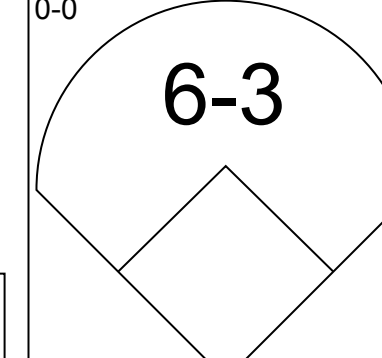
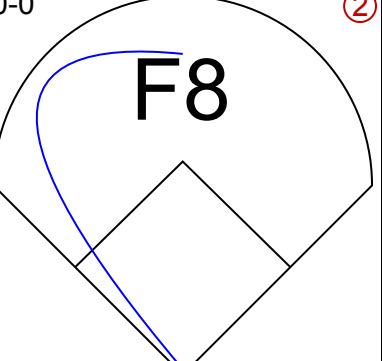
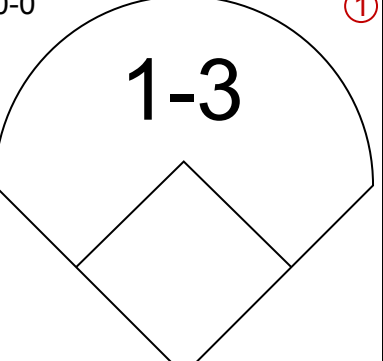
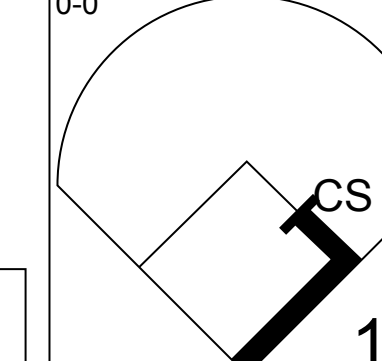
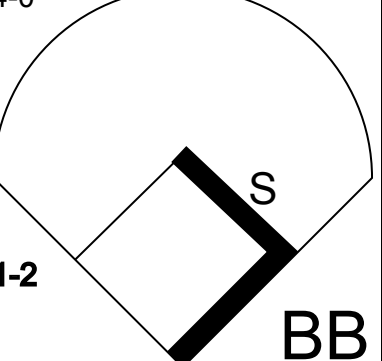
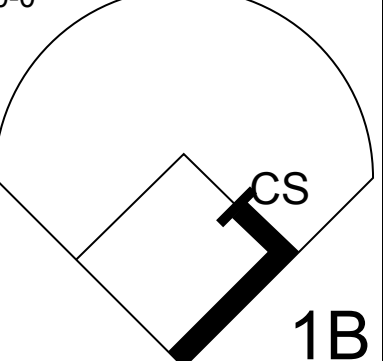
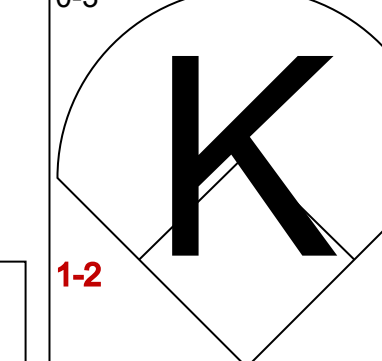
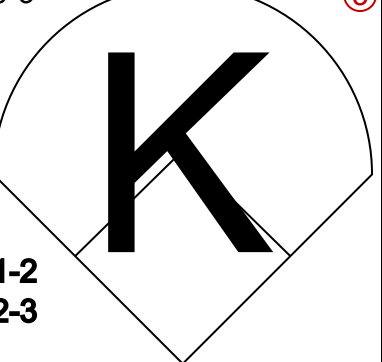
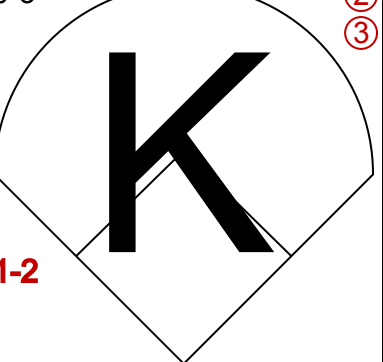
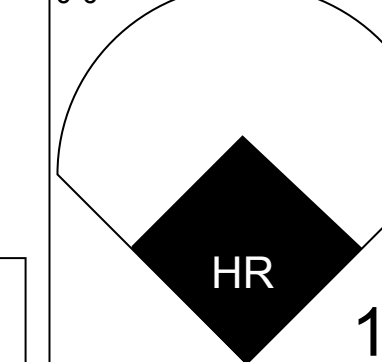




Batter	1	2	3	4	5	6	7	8	9	AB	R	H	RBI	BB	SO	LOB	TOP									
Freddie Patek, R OBP: 0.317, SLG: 0.324 (1, 6)										4	0	0	0	0	1	1	<b>Kansas City Royals @ Cleveland Indians</b> Cleveland Municipal Stadium, Cleveland, OH Tue May 09 1972, 7:05 PM EDT Att. 2,237 - Unknown - 53 F									
Cookie Rojas, R OBP: 0.301, SLG: 0.321 (1, 4)										4	0	0	0	0	0	0										
Steve Hovley, L OBP: 0.278, SLG: 0.235 (1, 8)										4	0	0	0	0	0	1										
John Mayberry, L OBP: 0.305, SLG: 0.329 (1, 3)										3	0	0	0	1	1	0										
Lou Piniella, R OBP: 0.395, SLG: 0.507 (1, 7)										4	1	2	1	0	2	1										
Richie Scheinblum, S OBP: 0.318, SLG: 0.250 (1, 9)										3	0	0	0	1	0	2										
Paul Schaal, R OBP: 0.310, SLG: 0.267 (1, 5)										3	0	2	0	1	0	1										
Ed Kirkpatrick, L OBP: 0.370, SLG: 0.667 Amos Otis, R OBP: 0.240, SLG: 0.229 (9, PH)										2	0	0	0	1	1	3										
Paul Splittorf, L OBP: 0.083, SLG: 0.083 (1, 1)										3	0	0	0	0	1	3										
<b>Inning Stats</b>	R: 0 E: 0 K: 1 S: 5	H: 0 LOB: 0 BB: 0 P: 5	R: 0 E: 0 K: 1 S: 5	H: 0 LOB: 0 BB: 0 P: 5	R: 0 E: 0 K: 0 S: 4	H: 1 LOB: 1 BB: 0 P: 4	R: 0 E: 1 K: 1 S: 5	H: 0 LOB: 0 BB: 0 P: 5	R: 0 E: 1 K: 0 S: 4	H: 1 LOB: 2 BB: 1 P: 8	R: 0 E: 0 K: 0 S: 3	H: 0 LOB: 0 BB: 2 P: 3	R: 0 E: 0 K: 2 S: 7	H: 0 LOB: 2 BB: 2 P: 15	R: 0 E: 0 K: 1 S: 5	H: 0 LOB: 0 BB: 0 P: 5		R: 1 E: 0 K: 0 S: 5	H: 2 LOB: 2 BB: 1 P: 9	1B: 2 2B: 1 3B: 0 HR: 1	SF: 0 SAC: 0 DP: 1 HBP: 0	WP: 0 PB: 0 SB: 0 CS: 0	PA: 35			
<b>PITCHER</b>	IP	WLS	BF	H	R	ER	SO	BB	IBB	HBP	BLK	WP	HR	S	P	ERA	WHIP									
Dick Tidrow, R ERA: 3.18 Steve Mingori, L ERA: 9.62	(1, 1)	8.2	W	34	4	1	1	6	3	1	0	0	0	1	42	58	1.04	0.808								
(9, 1)	0.1	S	1	0	0	0	0	0	0	0	0	0	0	1	1	0.00	0.000									

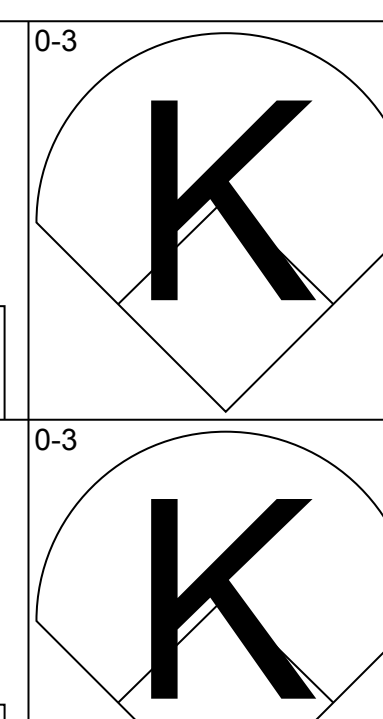
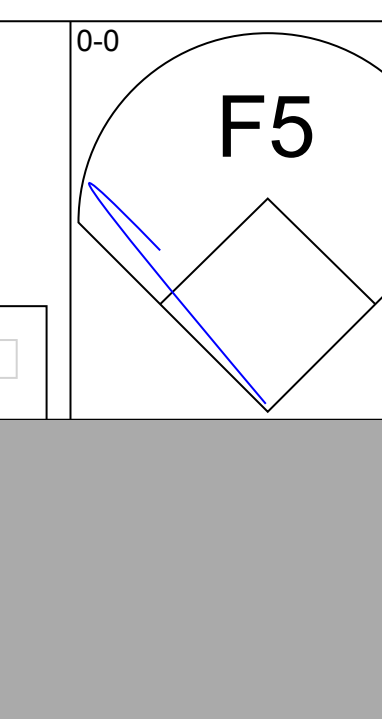
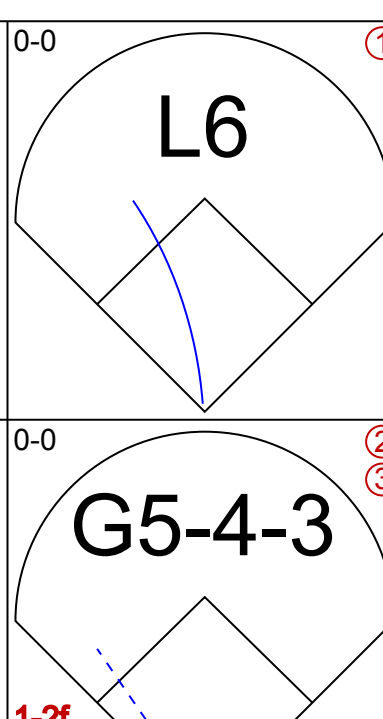
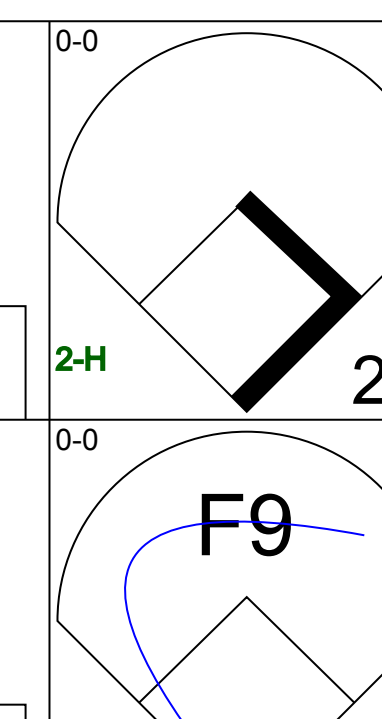
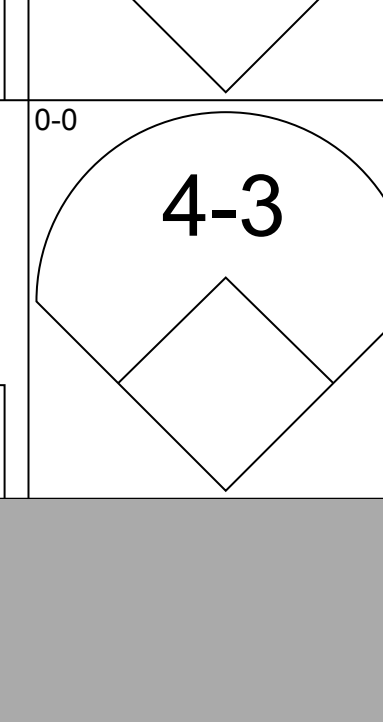
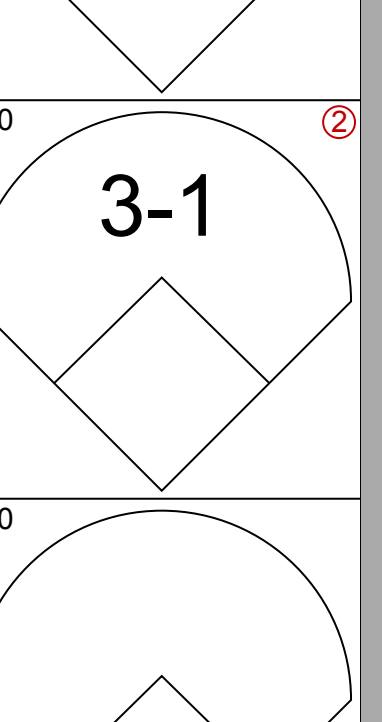

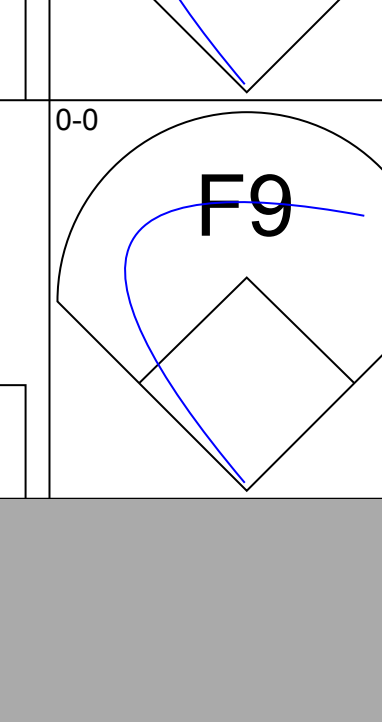

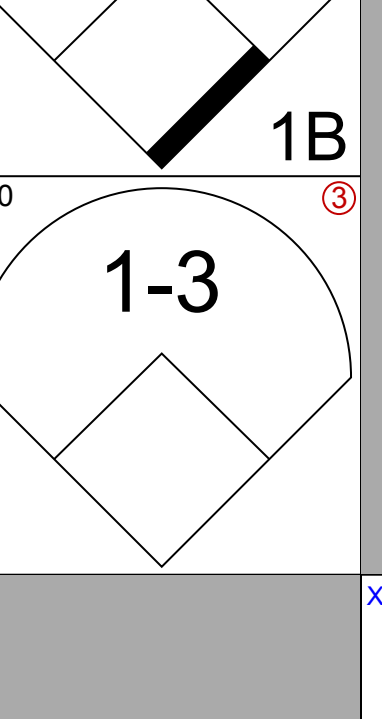
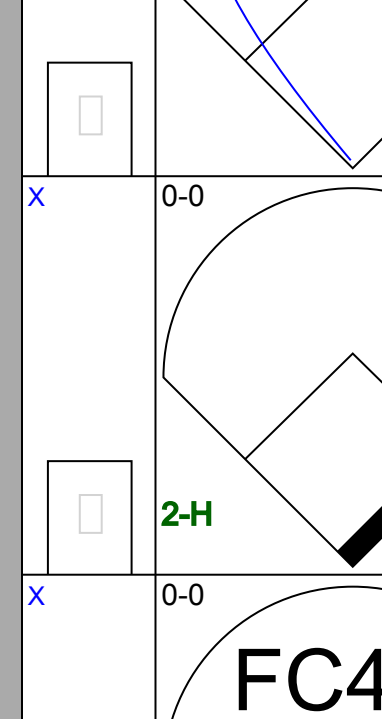

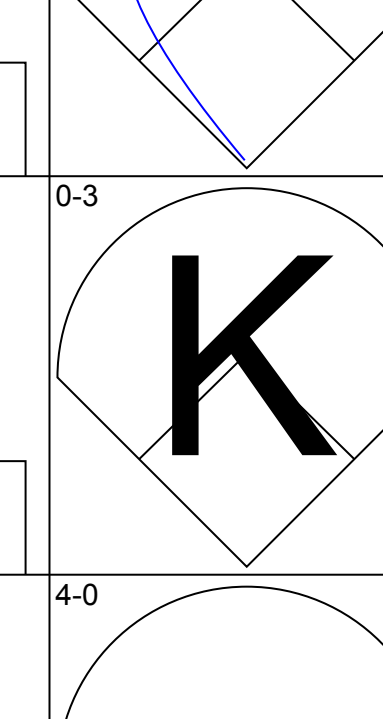

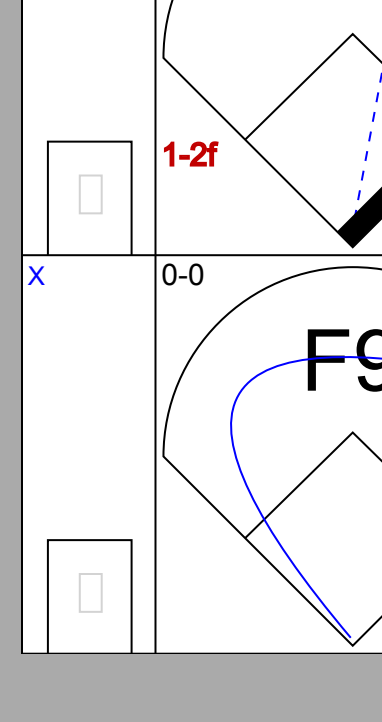
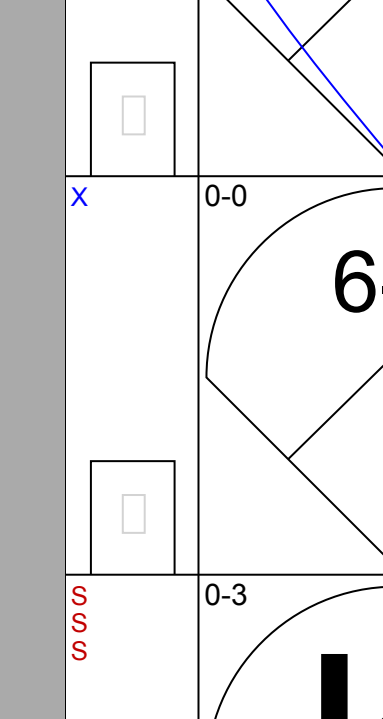
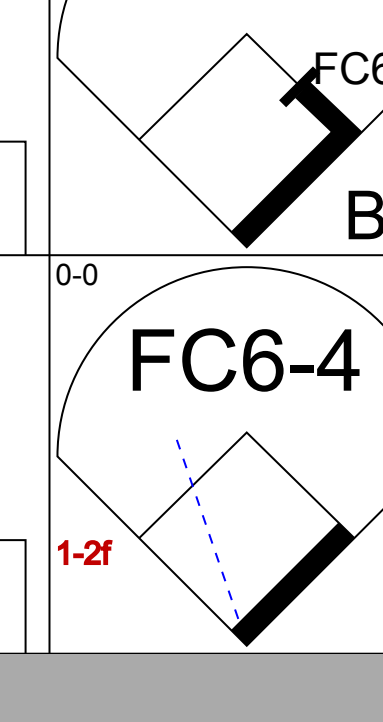


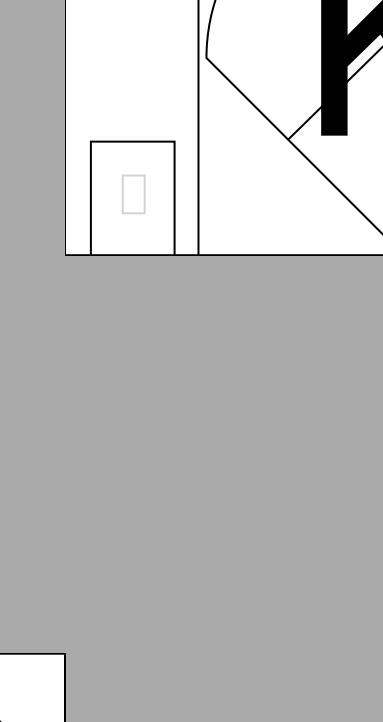

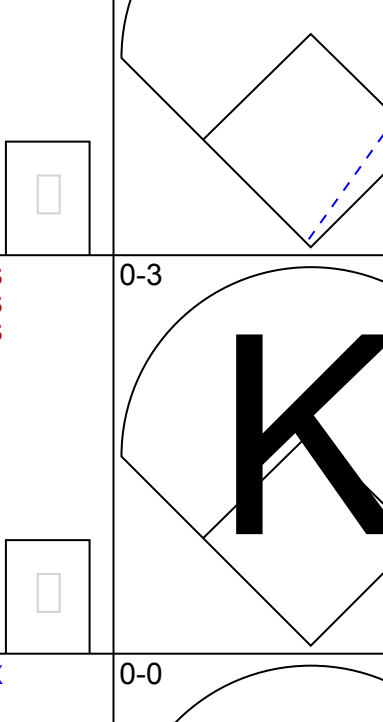
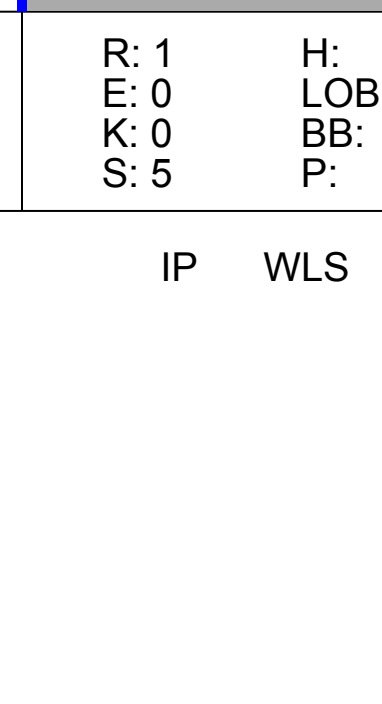
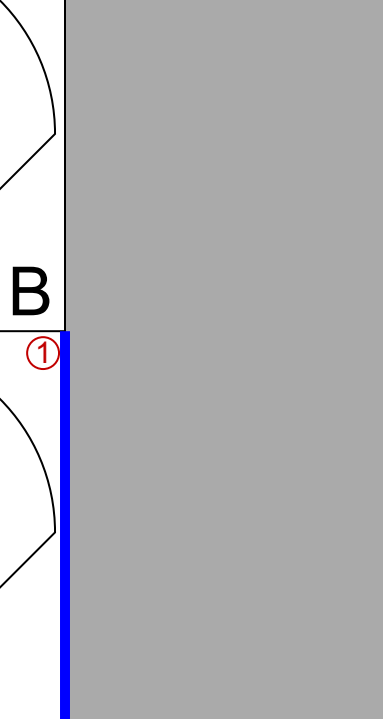
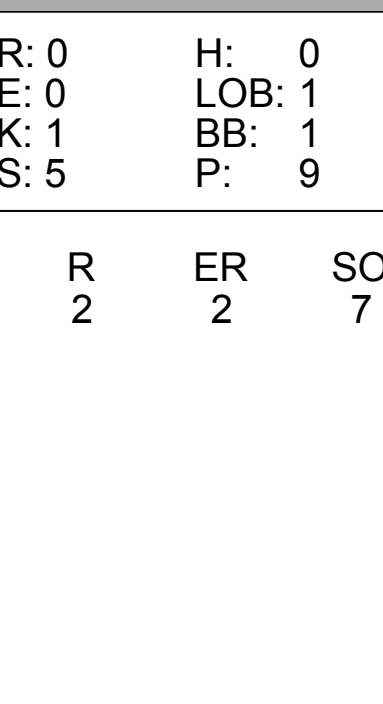
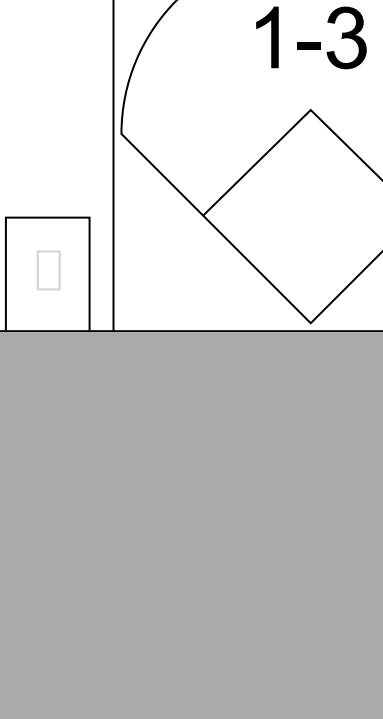

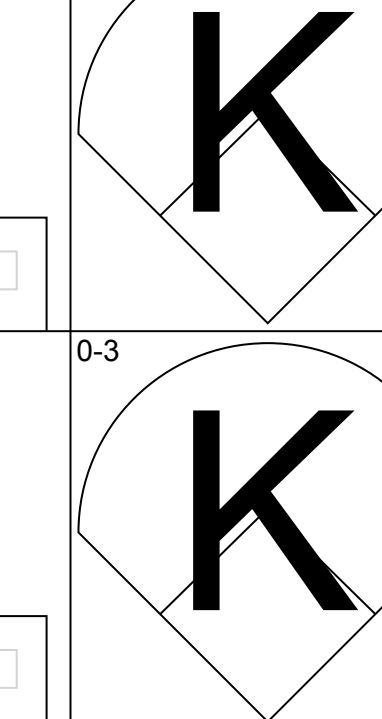
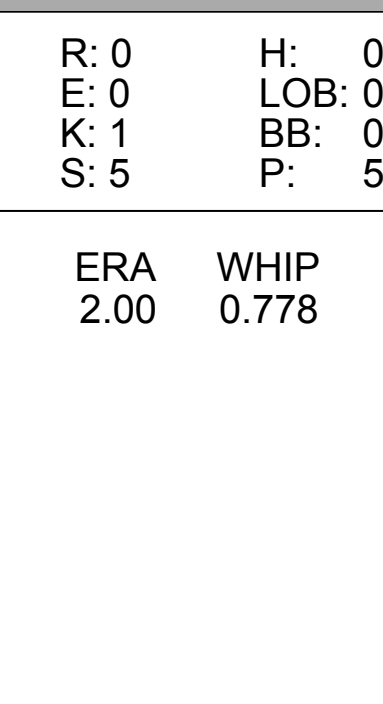
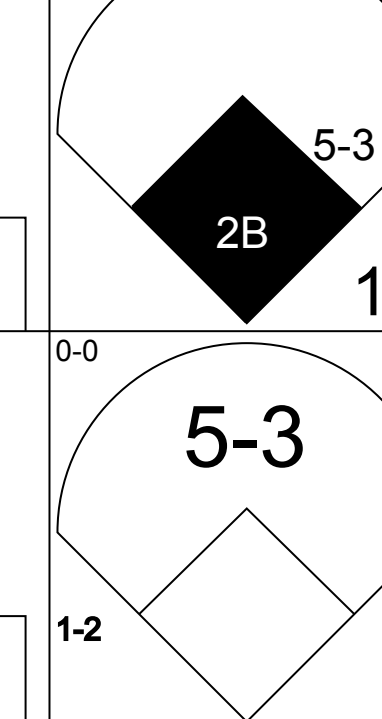
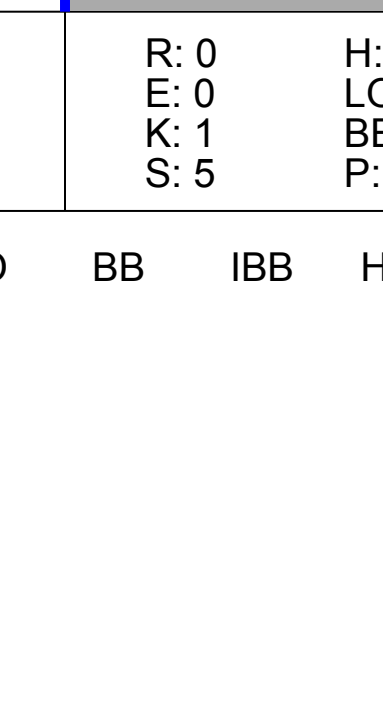
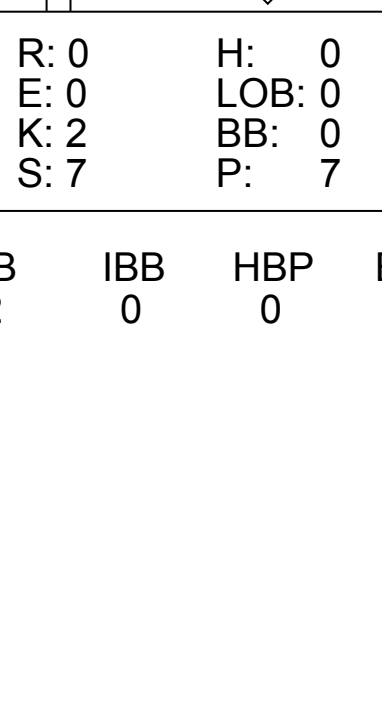
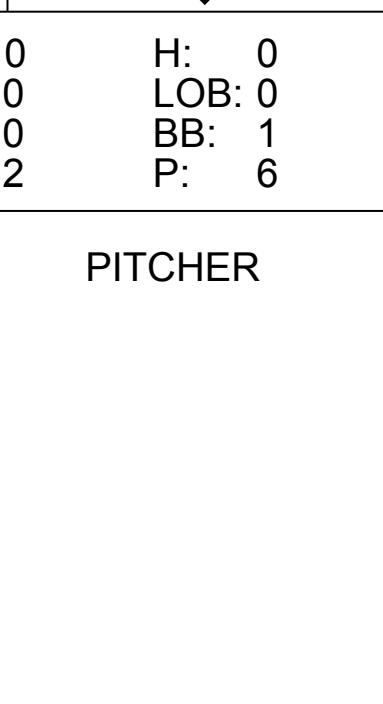
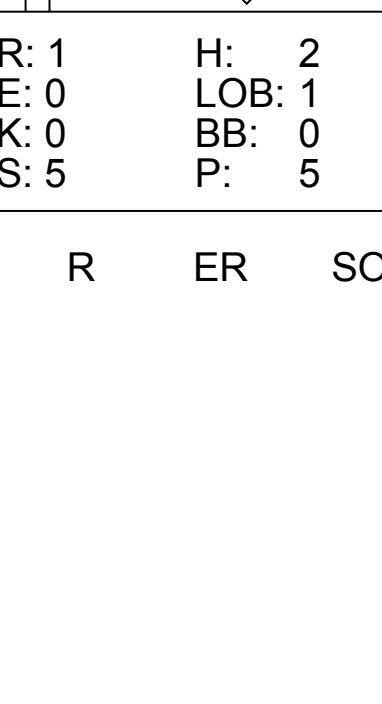
AB	31
R	1
H	4
RBI	1
BB	4
SO	6
LOB	14

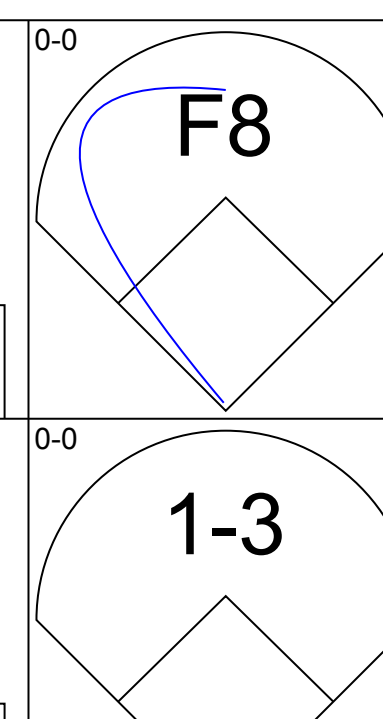
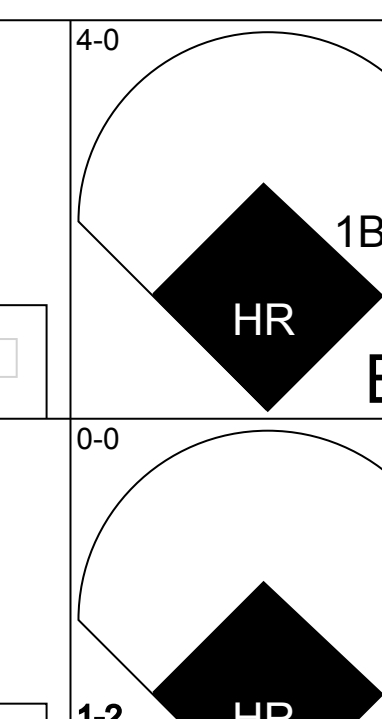
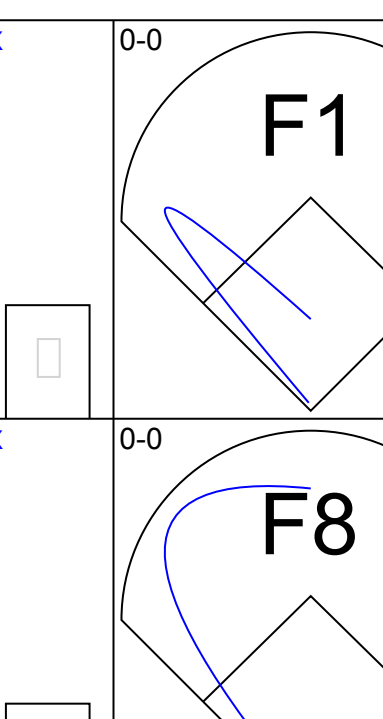

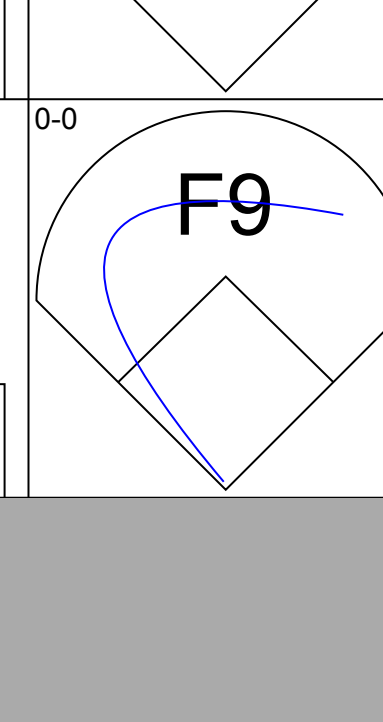
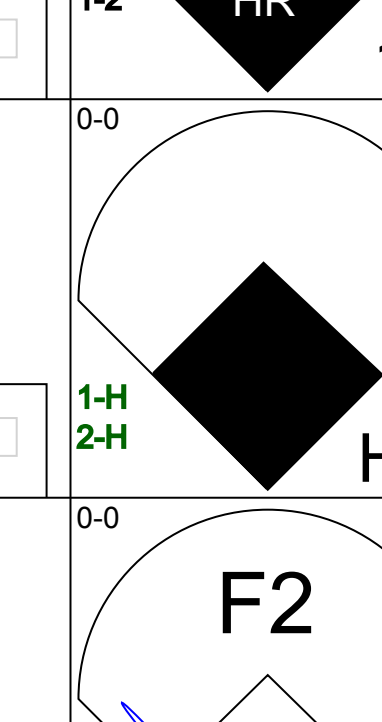
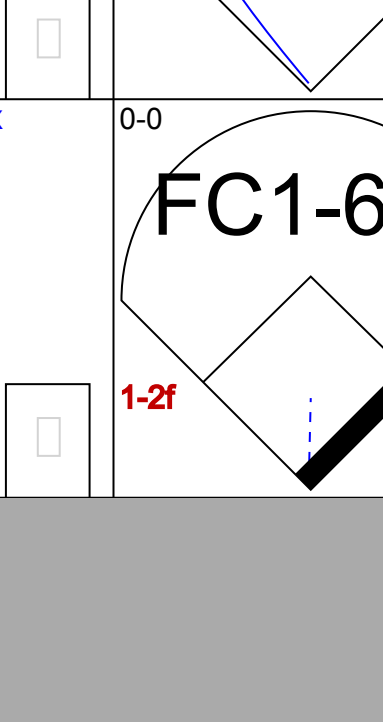
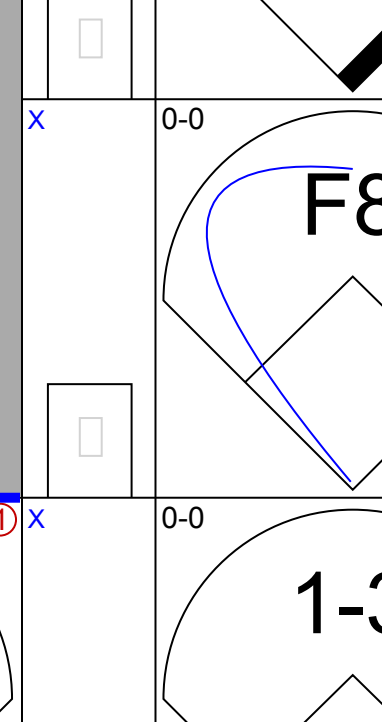




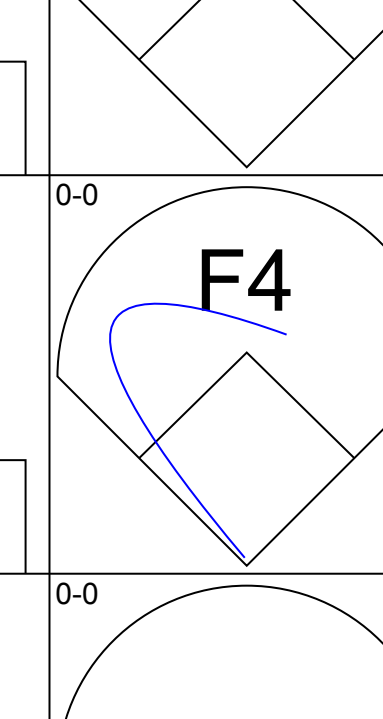

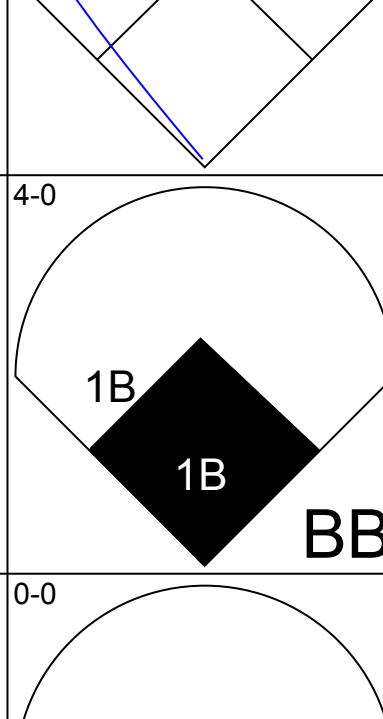
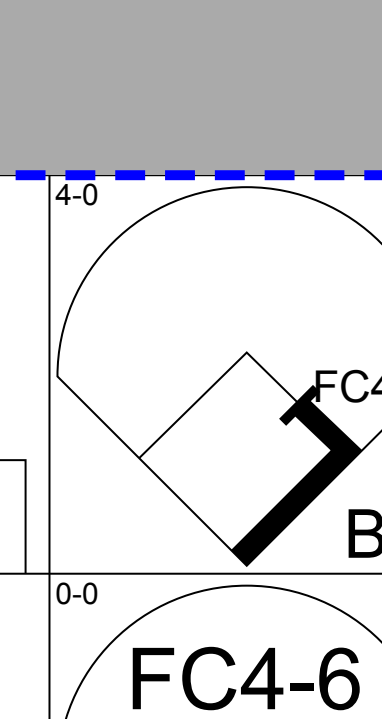
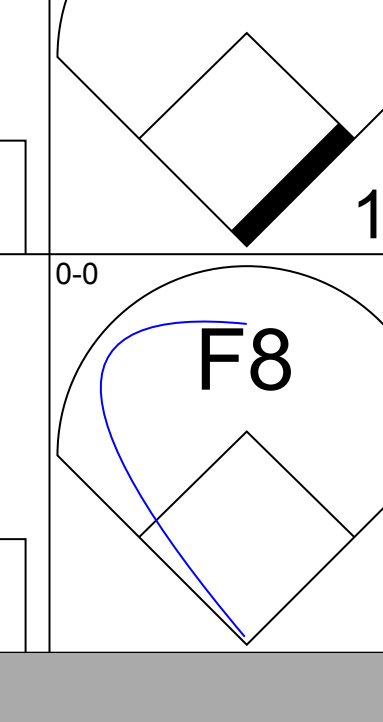
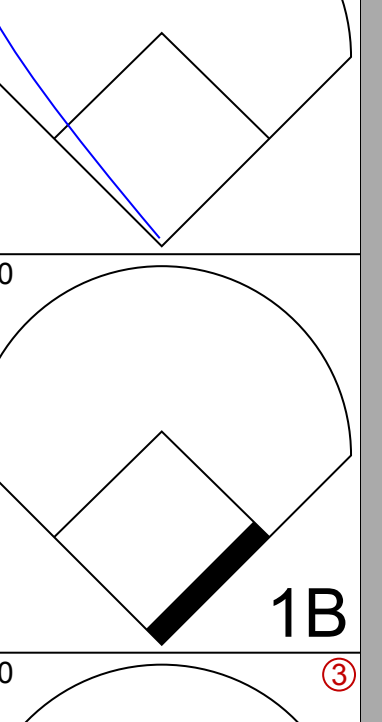
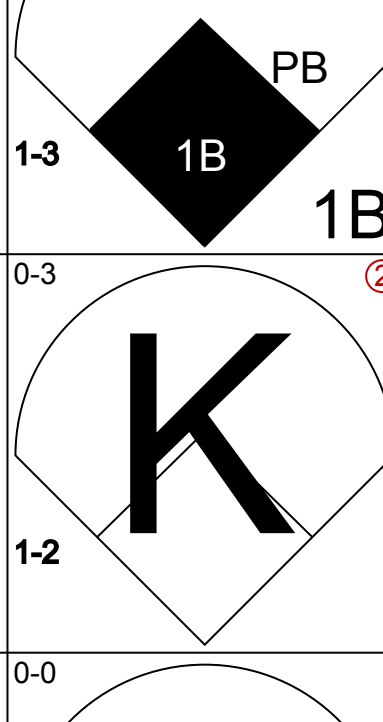
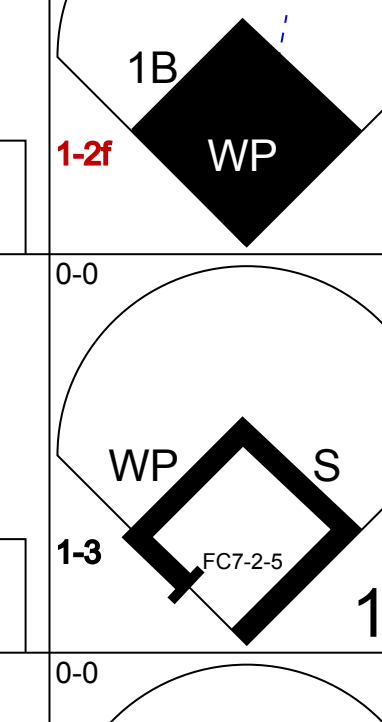

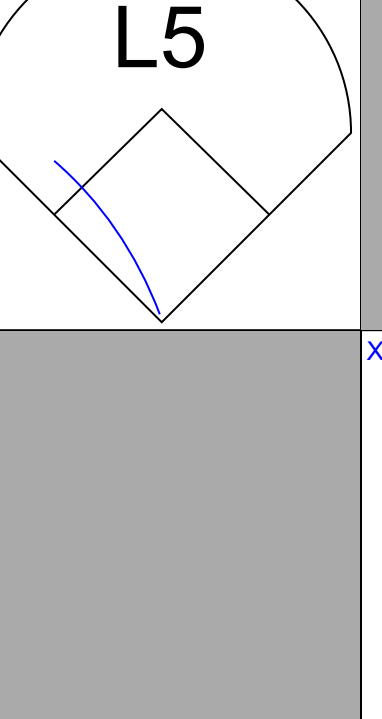
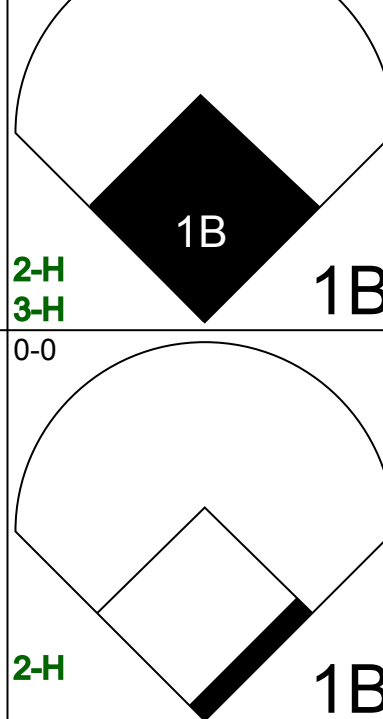
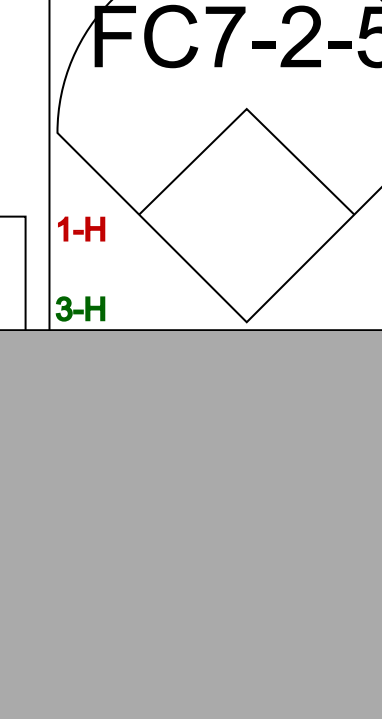

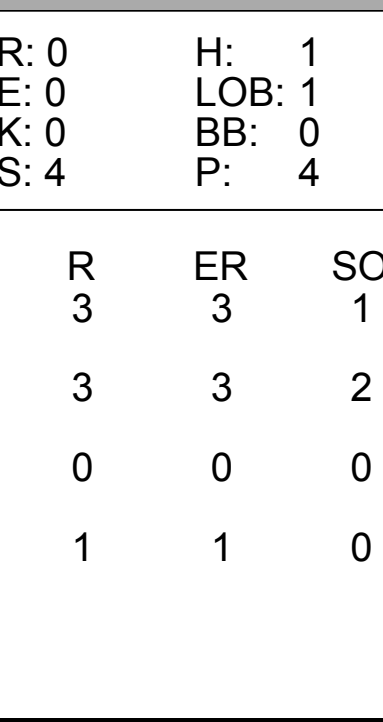
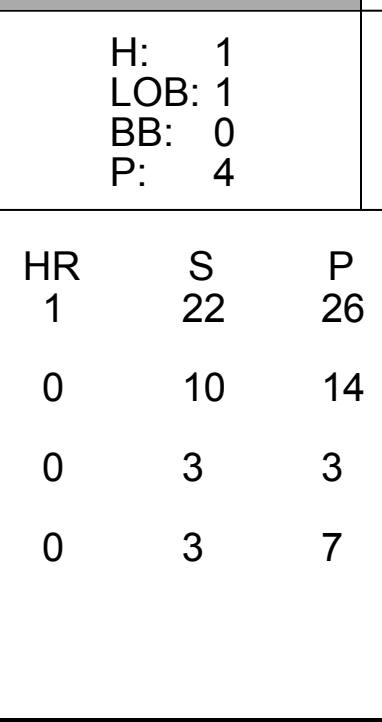
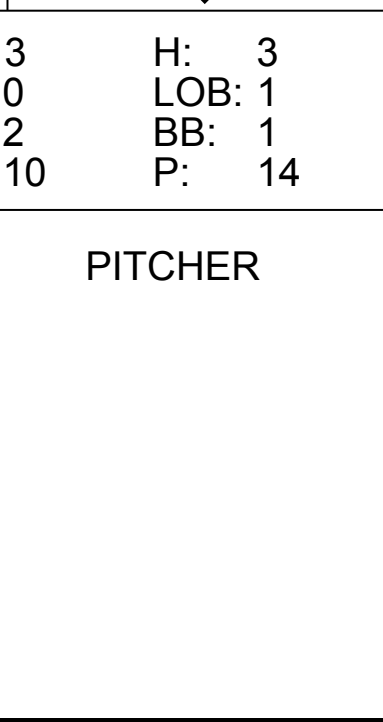
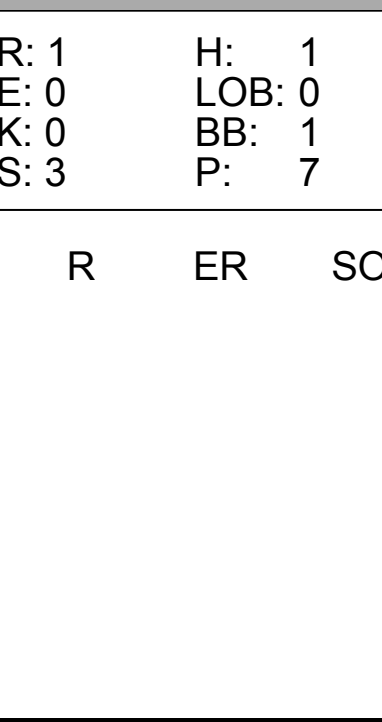
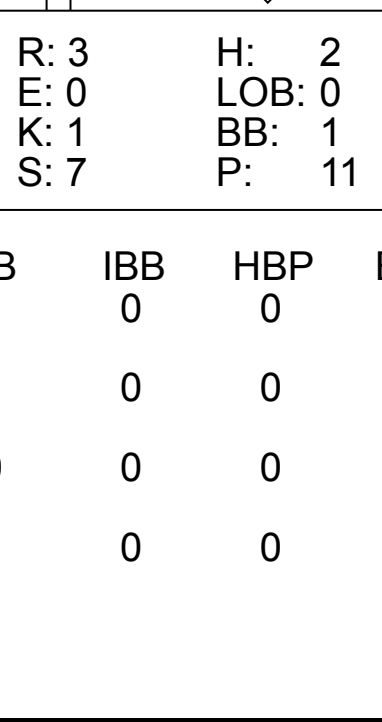
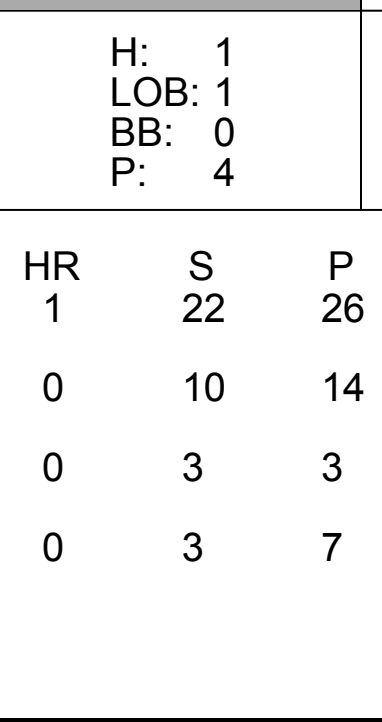
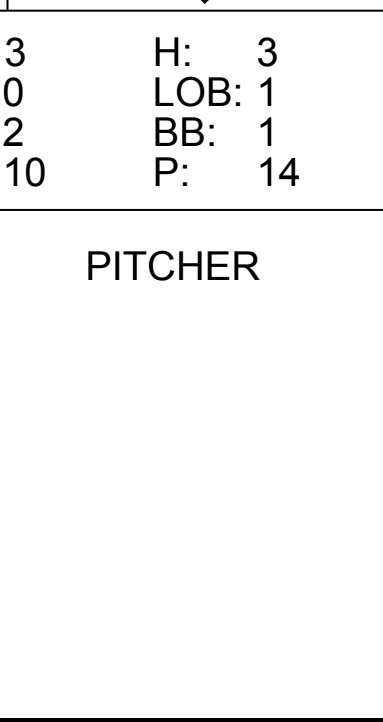
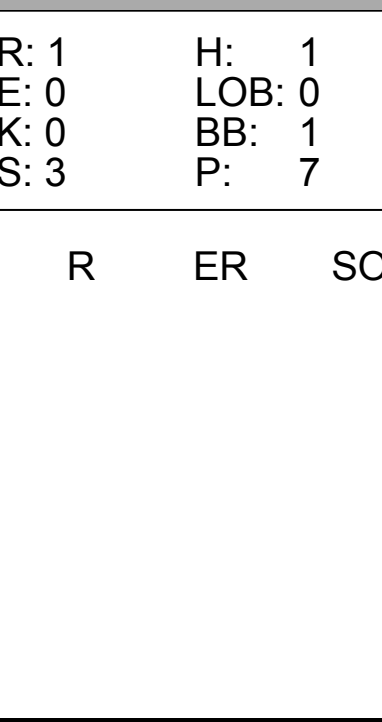


Batter	1	2	3	4	5	6	7	8	9	AB	R	H	RBI	BB	SO	LOB	BOTTOM									
Del Unser, L OBP: 0.275, SLG: 0.329 (1, 8)										4	1	1	2	0	1	0	<b>Kansas City Royals @ Cleveland Indians</b> Cleveland Municipal Stadium, Cleveland, OH Tue May 09 1972, 7:05 PM EDT Att. 2,237 - Unknown - 53 F									
Jack Brohamer, L OBP: 0.326, SLG: 0.378 (1, 4)										4	0	1	0	0	0	0										
Alex Johnson, R OBP: 0.324, SLG: 0.414 Adolfo Phillips, R (9, 7)										3	0	0	0	0	1	1										
Ray Fosse, R OBP: 0.365, SLG: 0.403 (1, 2)										3	0	0	0	0	0	1										
Graig Nettles, L OBP: 0.342, SLG: 0.353 (1, 5)										3	0	0	0	0	0	0										
Buddy Bell, R OBP: 0.292, SLG: 0.328 (1, 9)										3	0	1	0	0	0	0										
Tom McCraw, L OBP: 0.418, SLG: 0.492 (1, 3)										3	0	1	0	0	0	1										
Frank Duffy, R OBP: 0.365, SLG: 0.262 (1, 6)										2	0	1	0	1	1	1										
Dick Tidrow, R OBP: 0.273, SLG: 0.273 Steve Mingori, L (9, 1)										3	1	1	0	0	2	3										
<b>Inning Stats</b>	R: 0 E: 0 K: 1 S: 6	H: 1 LOB: 1 BB: 0 P: 6	R: 0 E: 0 K: 1 S: 6	H: 1 LOB: 2 BB: 1 P: 10	R: 0 E: 0 K: 0 S: 3	H: 0 LOB: 0 BB: 0 P: 3	R: 0 E: 0 K: 0 S: 3	H: 0 LOB: 0 BB: 0 P: 3	R: 0 E: 0 K: 1 S: 5	H: 1 LOB: 0 BB: 0 P: 5	R: 0 E: 0 K: 1 S: 5	H: 0 LOB: 0 BB: 0 P: 5	R: 0 E: 0 K: 0 S: 3	H: 0 LOB: 0 BB: 0 P: 3	R: 2 E: 0 K: 1 S: 7	H: 3 LOB: 0 BB: 0 P: 7		1B: 5 2B: 0 3B: 0 HR: 1	SF: 0 SAC: 0 DP: 0 HBP: 0	WP: 0 PB: 0 SB: 2 CS: 2	PA: 29					
<b>PITCHER</b>	IP	WLS	BF	H	R	ER	SO	BB	IBB	HBP	BLK	WP	HR	S	P	ERA	WHIP									
Paul Splittorf, L ERA: 2.0	(1, 1)	8.0	L	29	6	2	2	5	1	0	0	0	0	1	38	42	2.25	0.875								





Batter	1	2	3	4	5	6	7	8	9	AB	R	H	RBI	BB	SO	LOB	TOP					
Freddie Patek, R OBP: 0.311, SLG: 0.341 (1, 6)										4	0	1	1	0	1	1	<b>Kansas City Royals @ Cleveland Indians</b> Cleveland Municipal Stadium, Cleveland, OH Wed May 10 1972, 7:05 PM EDT Att: 4,596 - Sunny - 50 F					
Cookie Rojas, R OBP: 0.287, SLG: 0.305 (1, 4)										4	0	0	0	0	1	2						
Steve Hovley, L OBP: 0.273, SLG: 0.286 (1, 8)										4	1	1	0	0	0	1						
Lou Piniella, R OBP: 0.388, SLG: 0.494 (1, 7)										4	0	1	0	0	0	1						
Richie Scheinblum, S OBP: 0.308, SLG: 0.250 (1, 9)										4	0	1	1	0	1	1						
John Mayberry, L OBP: 0.302, SLG: 0.316 (1, 3)										3	0	0	0	1	1	1						
Paul Schaal, R OBP: 0.300, SLG: 0.256 (1, 5)										3	0	0	0	0	1	2						
Ed Kirkpatrick, L OBP: 0.367, SLG: 0.630 (1, 2)										3	1	1	0	0	1	0						
Mike Hedlund, R Joe Rooker, L Jim Rooker, R Tom Murphy, R Gail Hopkins, L Roger Nelson, R (1, 1) (6, Ph) (6, 1) (7, 1) (8, Ph) (8, 1)										1	0	0	0	0	1	0						
<b>Inning Stats</b>	R: 0 E: 0 K: 2 S: 7	H: 0 LOB: 0 BB: 0 P: 7	R: 0 E: 0 K: 1 S: 5	H: 0 LOB: 1 BB: 1 P: 9	R: 0 E: 0 K: 2 S: 7	H: 0 LOB: 0 BB: 0 P: 7	R: 0 E: 0 K: 0 S: 4	H: 1 LOB: 1 BB: 0 P: 4	R: 0 E: 0 K: 1 S: 5	H: 0 LOB: 0 BB: 0 P: 5	R: 0 E: 0 K: 0 S: 2	H: 0 LOB: 0 BB: 1 P: 6	R: 1 E: 0 K: 0 S: 5	H: 2 LOB: 1 BB: 0 P: 5	R: 1 E: 0 K: 0 S: 5	H: 2 LOB: 1 BB: 0 P: 5	R: 0 E: 0 K: 1 S: 5	H: 0 LOB: 0 BB: 0 P: 5	1B: 3 2B: 2 HR: 0	SF: 0 SAC: 0 DP: 1 HBP: 0	WP: 0 PB: 0 SB: 0 CS: 0	PA: 33
<b>PITCHER</b> Gaylord Perry, R ERA: 2.02 (1, 1)	IP: 9.0 WLS: W BF: 33 H: 5 R: 2 ER: 2 SO: 7 BB: 2 IBB: 0 HBP: 0 BLK: 0 WP: 0 HR: 0 S: 45 P: 53 ERA: 2.00 WHIP: 0.778															<b>PITCHER</b> IP: 9.0 WLS: W BF: 33 H: 5 R: 2 ER: 2 SO: 7 BB: 2 IBB: 0 HBP: 0 BLK: 0 WP: 0 HR: 0 S: 45 P: 53 ERA: 2.00 WHIP: 0.778						

Batter	1	2	3	4	5	6	7	8	9	AB	R	H	RBI	BB	SO	LOB	BOTTOM					
Del Unser, L OBP: 0.274, SLG: 0.316 (1, 8)										3	1	0	0	1	1	2	<b>Kansas City Royals @ Cleveland Indians</b> Cleveland Municipal Stadium, Cleveland, OH Wed May 10 1972, 7:05 PM EDT Att: 4,596 - Sunny - 50 F					
Jack Brohamer, L OBP: 0.340, SLG: 0.388 (1, 4)										4	1	2	0	0	0	1						
Alex Johnson, R OBP: 0.321, SLG: 0.446 (1, 7)										4	1	1	3	0	0	1						
Graig Nettles, L OBP: 0.325, SLG: 0.333 (1, 5)										4	0	0	0	0	0	0						
Tom McCraw, L OBP: 0.423, SLG: 0.475 (1, 3)										2	1	0	0	2	0	0						
Ray Fosse, R OBP: 0.372, SLG: 0.408 (1, 2)										4	2	2	0	0	0	1						
Buddy Bell, R OBP: 0.303, SLG: 0.338 (1, 9)										4	0	2	0	0	1	3						
Frank Duffy, R OBP: 0.357, SLG: 0.261 (1, 6)										4	1	1	2	0	0	2						
Gaylord Perry, R OBP: 0.238, SLG: 0.222 (1, 1)										3	0	2	1	0	1	0						
<b>Inning Stats</b>	R: 0 E: 0 K: 0 S: 3	H: 0 LOB: 0 BB: 0 P: 3	R: 0 E: 0 K: 0 S: 4	H: 1 LOB: 0 BB: 0 P: 4	R: 3 E: 0 K: 1 S: 7	H: 2 LOB: 0 BB: 1 P: 11	R: 0 E: 0 K: 0 S: 4	H: 1 LOB: 1 BB: 0 P: 4	R: 0 E: 0 K: 0 S: 4	H: 1 LOB: 1 BB: 0 P: 4	R: 3 E: 0 K: 2 S: 10	H: 3 LOB: 1 BB: 1 P: 14	R: 0 E: 0 K: 0 S: 3	H: 1 LOB: 0 BB: 0 P: 3	R: 1 E: 0 K: 0 S: 3	H: 1 LOB: 0 BB: 1 P: 7	R: 1 E: 0 K: 0 S: 3	H: 1 LOB: 0 BB: 1 P: 7	1B: 9 2B: 1 3B: 0 HR: 1	SF: 0 SAC: 0 DP: 1 HBP: 0	WP: 1 PB: 1 SB: 1 CS: 0	PA: 35
<b>PITCHER</b> Mike Hedlund, R Jim Rooker, L Tom Murphy, R Roger Nelson, R (1, 1) (6, 1) (7, 1) (8, 1)	IP: 5.0 WLS: L BF: 21 H: 5 R: 3 ER: 3 SO: 3 BB: 1 IBB: 0 HBP: 0 BLK: 0 WP: 0 HR: 0 S: 10 P: 26 ERA: 5.40 WHIP: 1.200															<b>PITCHER</b> IP: 5.0 WLS: L BF: 21 H: 5 R: 3 ER: 3 SO: 3 BB: 1 IBB: 0 HBP: 0 BLK: 0 WP: 0 HR: 0 S: 10 P: 26 ERA: 5.40 WHIP: 1.200						



Batter	1	2	3	4	5	6	7	8	9	AB	R	H	RBI	BB	SO	LOB	TOP			
<b>Jim Northrup, L</b> OBP: 0.186, SLG: 0.127 (1, 8)	F9	K		4-3			4-3		FC1-5 1B	5	0	1	0	0	1	0				
<b>Aurelio Rodriguez, R</b> OBP: 0.318, SLG: 0.296 (1, 5)	5-3		F9		F6		5-3		FC1-5 1B	5	0	0	0	0	0	2				
<b>Al Kaline, R</b> OBP: 0.356, SLG: 0.373 (1, 9)	1B 2B		HR BB		1B		L7		L7	4	2	2	0	1	0	2				
<b>Bill Freehan, R</b> OBP: 0.397, SLG: 0.522 (1, 2)	1B 2H 1B		HR		F4				6-3 F7	5	1	2	3	0	0	3				
<b>Norm Cash, L</b> OBP: 0.443, SLG: 0.629 (1, 3)	BB 1-3 1B		F6		F8				WP 1B	4	0	2	0	0	0	1				
<b>Willie Horton, R</b> OBP: 0.317, SLG: 0.442 <b>Mickey Stanley, R</b> OBP: 0.370, SLG: 0.630 (8, PR) (8, 8)	1-2 BB				F3				1-2 BB	2	0	1	0	2	0	0				
<b>Dick McAuliffe, L</b> OBP: 0.383, SLG: 0.239 (1, 4)	1-3		K		K				F5	4	0	0	0	0	2	6				
<b>Ed Brinkman, R</b> OBP: 0.314, SLG: 0.424 (1, 6)			F7		F8				F9	4	0	1	0	0	0	2				
<b>Mickey Lolich, S</b> OBP: 0.174, SLG: 0.050 (1, 1)	K		K		K		4-3		FC1-5 1B	4	0	1	0	0	2	1				
<b>Inning Stats</b>	R: 1 E: 0 K: 0 S: 6	H: 3 LOB: 3 BB: 1 P: 10	R: 0 E: 0 K: 2 S: 7	H: 0 LOB: 0 BB: 0 P: 7	R: 2 E: 0 K: 1 S: 7	H: 2 LOB: 1 BB: 1 P: 11	R: 0 E: 0 K: 1 S: 5	H: 0 LOB: 0 BB: 0 P: 5	R: 0 E: 0 K: 0 S: 4	H: 1 LOB: 1 BB: 0 P: 4	R: 0 E: 0 K: 0 S: 3	H: 0 LOB: 0 BB: 0 P: 3	R: 0 E: 0 K: 0 S: 4	H: 1 LOB: 2 BB: 1 P: 8	R: 0 E: 0 K: 0 S: 5	H: 2 LOB: 2 BB: 0 P: 5	1B: 7 2B: 2 3B: 0 HR: 1	SF: 0 SAC: 0 DP: 0 HBP: 0	WP: 1 PB: 0 SB: 0 CS: 0	PA: 40
<b>PITCHER</b>	IP	WLS	BF	H	R	ER	SO	BB	IBB	HBP	BLK	WP	HR	S	P	ERA	WHIP			
<b>Dick Drago, R</b> ERA: 2.35 <b>Ted Abernathy, R</b> ERA:	(1, 1)	8.0	L	35	8	3	3	5	3	0	0	0	1	1	42	54	3.38	1.375		
(9, 1)	1.0	5	2	0	0	0	0	0	0	0	0	0	0	5	5	0.00	2.000			

**Detroit Tigers @ Kansas City Royals**  
Municipal Stadium, Kansas City, MO  
Sat May 13 1972, 8:05 PM EDT  
Att: 11,599 - Unknown

AB	37
R	3
H	10
RBI	3
BB	3
SO	5
LOB	17



Batter	1	2	3	4	5	6	7	8	9	AB	R	H	RBI	BB	SO	LOB	BOTTOM			
<b>Freddie Patek, R</b> OBP: 0.306, SLG: 0.378 (1, 6)	5-3			1B 3B		K		K		4	1	1	0	0	2	0				
<b>Cookie Rojas, R</b> OBP: 0.286, SLG: 0.302 (1, 4)	6-3			CS 1B		4-3		F5		4	0	1	1	0	0	0				
<b>Amos Otis, R</b> OBP: 0.241, SLG: 0.219 (1, 8)	F6			3H F8		6-3			SH1-4 1B BB	3	0	0	0	1	0	1				
<b>Lou Piniella, R</b> OBP: 0.382, SLG: 0.482 (1, 7)		6-3		K		K			SH1-4 1B	4	0	1	0	0	2	1				
<b>Richie Scheinblum, S</b> OBP: 0.310, SLG: 0.299 (1, 9)		F6				K			SH1-4	3	0	1	0	0	1	0				
<b>John Mayberry, L</b> OBP: 0.300, SLG: 0.313 (1, 3)		1-3				FC5-4 BB 1B		K		4	0	1	0	0	2	3				
<b>Paul Schaal, R</b> OBP: 0.309, SLG: 0.250 (1, 5)				F9		FC5-4 BB			K	2	0	0	0	2	1	2				
<b>Ed Kirkpatrick, L</b> OBP: 0.333, SLG: 0.567 (1, 2)				4-3		FC5-4 BB			F7	3	0	0	0	0	0	4				
<b>Dick Drago, R</b> OBP: 0.071, SLG: 0.071 <b>Bobby Knoop, R</b> OBP: 0.500, SLG: 0.500 <b>Ted Abernathy, R</b> (9, 1)				5-3		K			L7	2	0	0	0	0	1	2				
<b>Inning Stats</b>	R: 0 E: 0 K: 0 S: 3	H: 0 LOB: 0 BB: 0 P: 3	R: 0 E: 0 K: 0 S: 3	H: 0 LOB: 0 BB: 0 P: 3	R: 0 E: 0 K: 1 S: 6	H: 2 LOB: 1 BB: 0 P: 6	R: 0 E: 0 K: 2 S: 8	H: 1 LOB: 2 BB: 1 P: 12	R: 0 E: 0 K: 1 S: 5	H: 0 LOB: 0 BB: 0 P: 5	R: 0 E: 0 K: 1 S: 5	H: 0 LOB: 2 BB: 0 P: 5	R: 0 E: 0 K: 2 S: 8	H: 1 LOB: 2 BB: 1 P: 12	R: 0 E: 0 K: 2 S: 8	H: 1 LOB: 2 BB: 1 P: 12	1B: 4 2B: 1 3B: 1 HR: 0	SF: 0 SAC: 1 DP: 1 HBP: 0	WP: 0 PB: 0 SB: 0 CS: 1	PA: 34
<b>PITCHER</b>	IP	WLS	BF	H	R	ER	SO	BB	IBB	HBP	BLK	WP	HR	S	P	ERA	WHIP			
<b>Mickey Lolich, L</b> ERA: 2.05	(1, 1)	9.0	W	34	5	1	1	9	3	0	0	0	0	49	61	1.00	0.889			

**Detroit Tigers @ Kansas City Royals**  
Municipal Stadium, Kansas City, MO  
Sat May 13 1972, 8:05 PM EDT  
Att: 11,599 - Unknown

AB	30
R	1
H	5
RBI	1
BB	3
SO	9
LOB	13





Batter	1	2	3	4	5	6	7	8	9	AB	R	H	RBI	BB	SO	LOB	TOP								
Jim Northrup, L OBP: 0.203, SLG: 0.150 (1, 8)	5-3		FC5-4 1B		G6-4-3		6-3		CS 1B	5	0	2	0	0	0	1									
Aurelio Rodriguez, R OBP: 0.311, SLG: 0.251 (1, 5)	6-3		FC5-4 CS		1B		6-3		K	5	0	1	0	0	1	2									
Gates Brown, L OBP: 0.447, SLG: 0.500 Mickey Stanley, R OBP: 0.370, SLG: 0.630 (8, 8)	1B		F8		1B		F3		CS	4	0	2	0	0	0	1									
Bill Freehan, R OBP: 0.390, SLG: 0.507 (1, 2)	L8		CS	L8	F7				HR 1B	4	1	1	0	0	0	3									
Norm Cash, L OBP: 0.432, SLG: 0.606 (1, 3)				P3			F8		F4	4	0	1	0	0	0	1									
Willie Horton, R OBP: 0.313, SLG: 0.482 (8, 7)		F2		HR			F4		L8	4	1	1	1	0	0	2									
Dick McAuliffe, L OBP: 0.422, SLG: 0.319 (1, 4)		BB		BB			1B		HR	1	1	1	2	3	0	0									
Ed Brinkman, R OBP: 0.311, SLG: 0.414 (1, 6)		F7		F7			1B		L7	4	0	1	0	0	0	3									
Joe Coleman, R OBP: 0.200, SLG: 0.200 Fred Scherman, L OBP: 0.333, SLG: 0.200 (8, 1)	F9				G6-4-3 1B		6-3		F4	3	0	1	0	0	0	4									
<b>Inning Stats</b>	R: 0 E: 0 K: 0 S: 4	H: 1 LOB: 1 BB: 0 P: 4	R: 0 E: 0 K: 0 S: 4	H: 1 LOB: 2 BB: 1 P: 8	R: 0 E: 0 K: 0 S: 3	H: 1 LOB: 1 BB: 0 P: 3	R: 1 E: 0 K: 0 S: 4	H: 1 LOB: 1 BB: 0 P: 8	R: 0 E: 0 K: 0 S: 5	H: 3 LOB: 2 BB: 0 P: 5	R: 0 E: 0 K: 0 S: 4	H: 1 LOB: 2 BB: 0 P: 8	R: 0 E: 0 K: 0 S: 3	H: 0 LOB: 0 BB: 0 P: 3	R: 2 E: 0 K: 0 S: 5	H: 2 LOB: 2 BB: 0 P: 5	R: 0 E: 0 K: 1 S: 5	H: 1 LOB: 0 BB: 0 P: 5	1B: 9 2B: 0 3B: 0 HR: 2	SF: 0 SAC: 0 DP: 1 HBP: 0	WP: 0 PB: 0 SB: 1 CS: 2	PA: 40			
<b>PITCHER</b>	IP	WLS	BF	H	R	ER	SO	BB	IBB	HBP	BLK	WP	HR	S	P	ERA	WHIP								
Al Fitzmorris, R ERA: 1.64 Ted Abernathy, R ERA:	(1, 1)	8.1	L	37	11	3	3	0	3	0	0	0	0	2	34	46	3.24	1.680							
(9, 1)	0.2	1	0	0	0	0	1	0	0	0	0	0	0	3	3	0.00	0.000								

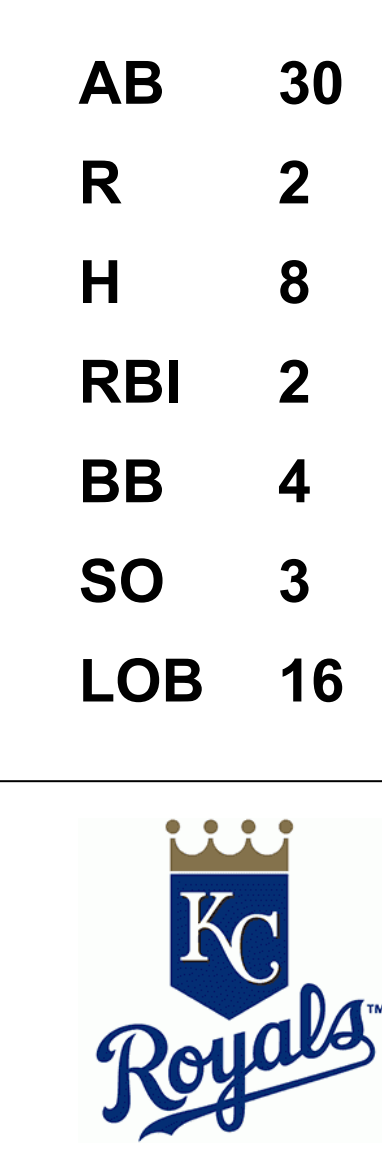
Detroit Tigers @ Kansas City Royals  
 Municipal Stadium, Kansas City, MO  
 Sun May 14 1972, 4:33 AM EDT  
 Unknown - 64 F

AB	35
R	3
H	11
RBI	3
BB	3
SO	1
LOB	17



Batter	1	2	3	4	5	6	7	8	9	AB	R	H	RBI	BB	SO	LOB	BOTTOM							
Freddie Patek, R OBP: 0.283, SLG: 0.347 (1, 6)	E6 1B S FC3-2		6-3		L3		G5-4-3			4	0	0	0	0	0	2								
Amos Otis, R OBP: 0.265, SLG: 0.247 (1, 8)	1B		4-3			HBP 1B SF7		CS 1B		4	1	3	0	0	0	0								
Richie Scheinblum, S OBP: 0.333, SLG: 0.267 (1, 9)	FC3-2 3H		BB			FC4 HBP 1B		F4 1-2		3	0	1	0	1	0	2								
Lou Piniella, R OBP: 0.398, SLG: 0.482 (1, 7)		BB 1B	K			FC4 HBP		1B BB		2	1	1	0	1	1	1								
Cookie Rojas, R OBP: 0.284, SLG: 0.303 (1, 4)		K			6-3	SF7		1B		3	0	1	1	0	1	1								
John Mayberry, L OBP: 0.297, SLG: 0.298 (1, 3)		F7		F6		FC4 1-2 2-3		L8		4	0	0	0	0	0	5								
Paul Schaal, R OBP: 0.306, SLG: 0.241 (1, 5)		1B BB		K		F5		F4		3	0	0	0	1	1	2								
Ed Kirkpatrick, L OBP: 0.351, SLG: 0.559 (1, 2)								F8		4	0	2	1	0	0	0								
Al Fitzmorris, S OBP: 0.286, SLG: 0.167 Ted Abernathy, R OBP: 0.400, SLG: 0.400 (9, PH)		4-3			F2		G5-4-3 BB		5-3	2	0	0	0	1	0	3								
<b>Inning Stats</b>	R: 0 E: 1 K: 0 S: 3	H: 2 LOB: 2 BB: 1 P: 11	R: 0 E: 0 K: 1 S: 5	H: 0 LOB: 1 BB: 1 P: 9	R: 0 E: 0 K: 1 S: 5	H: 0 LOB: 0 BB: 0 P: 5	R: 0 E: 0 K: 0 S: 3	H: 1 LOB: 0 BB: 0 P: 3	R: 1 E: 0 K: 0 S: 5	H: 2 LOB: 2 BB: 0 P: 6	R: 0 E: 0 K: 0 S: 2	H: 0 LOB: 0 BB: 1 P: 6	R: 0 E: 0 K: 0 S: 4	H: 2 LOB: 2 BB: 1 P: 8	R: 0 E: 0 K: 0 S: 3	H: 0 LOB: 0 BB: 0 P: 3	1B: 8 2B: 2 3B: 0 HR: 0	SF: 1 SAC: 0 DP: 3 HBP: 1	WP: 0 PB: 0 SB: 1 CS: 1	PA: 36				
<b>PITCHER</b>	IP	WLS	BF	H	R	ER	SO	BB	IBB	HBP	BLK	WP	HR	S	P	ERA	WHIP							
Joe Coleman, R ERA: 2.36 Fred Scherman, L ERA: 0.73	(1, 1)	7.0	W	29	7	2	2	3	3	0	1	0	0	31	44	2.57	1.429							
(8, 1)	2.0	S	7	1	0	0	0	1	0	0	0	0	0	6	10	0.00	1.000							

Detroit Tigers @ Kansas City Royals  
 Municipal Stadium, Kansas City, MO  
 Sun May 14 1972, 4:33 AM EDT  
 Unknown - 64 F





Batter	1	2	3	4	5	6	7	8	9	AB	R	H	RBI	BB	SO	LOB	TOP										
Ike Brown, R OBP: 0.500, SLG: 0.333 Dick McAuliffe, L OBP: 0.418, SLG: 0.320	4-0 FC1-6 BB		0-0 SF8 3B 1B		0-0 1B		0-0 4-3		0-3 K	1	1	1	1	1	0	0											
Aurelio Rodriguez, R OBP: 0.305, SLG: 0.278	0-0 FC1-6 L5-4-3		4-0 SF8 3B BB		0-0 F3		0-0 L7		0-0 1-3	4	1	0	0	1	0	3											
Al Kaline, R OBP: 0.333, SLG: 0.352	0-0 L5-4-3		0-0 SF8		0-0 L9		0-0 L9			3	0	0	1	0	0	2											
Bill Freehan, R OBP: 0.395, SLG: 0.527		0-0 6-3	0-0 3B		0-0 F7			4-0 1B BB		3	0	1	2	1	0	1											
Willie Horton, R OBP: 0.324, SLG: 0.483		0-0 6-3	0-0 F8			0-0 FC4-6 1B		0-0 1-3 1B		4	0	2	0	0	0	1											
Norm Cash, L OBP: 0.410, SLG: 0.571	0-0 4-3			0-3 K		0-0 FC4-6 1B		0-0 F6		4	0	0	0	0	1	3											
Mickey Stanley, R OBP: 0.387, SLG: 0.613			0-0 F9			0-0 1-2 1B		0-0 G6-3		4	0	2	0	0	0	2											
Ed Brinkman, R OBP: 0.308, SLG: 0.405			0-0 BB 1B		0-0 F7		0-0 F5		0-0 1-3	4	1	1	0	0	0	3											
Chuck Seelbach, R Ron Parranoski, L Gale Szymon, L Phil Meeler, R Phil Meeler, R Tom Timmermann, R Fred Scherman, L Bob Strampe, R Tom Burgmeier, L		4-0 BB 1B	0-0 BB 1B	0-0 5-3		0-0 1-3		0-0 1B		1	0	0	0	0	0	1											
<b>Inning Stats</b>	R: 0 E: 0 K: 0 S: 2	H: 0 LOB: 0 BB: 1 P: 6	R: 0 E: 0 K: 0 S: 3	H: 0 LOB: 0 BB: 0 P: 3	R: 4 E: 0 K: 0 S: 6	H: 3 LOB: 1 BB: 2 P: 14	R: 0 E: 0 K: 1 S: 6	H: 1 LOB: 1 BB: 0 P: 6	R: 0 E: 0 K: 0 S: 4	H: 1 LOB: 0 BB: 0 P: 4	R: 0 E: 0 K: 0 S: 5	H: 2 LOB: 2 BB: 0 P: 5	R: 0 E: 0 K: 0 S: 3	H: 0 LOB: 0 BB: 0 P: 3	R: 0 E: 0 K: 0 S: 3	H: 1 LOB: 1 BB: 0 P: 7	R: 0 E: 0 K: 1 S: 6	H: 1 LOB: 1 BB: 0 P: 6	1B: 8 2B: 0 3B: 1 HR: 0	SF: 1 SAC: 0 DP: 2 HBP: 0	WP: 0 PB: 0 SB: 0 CS: 0	PA: 38					
<b>PITCHER</b>	IP	WLS	BF	H	R	ER	SO	BB	IBB	HBP	BLK	WP	HR	S	P	ERA	WHIP										
Paul Spittorff, L ERA: 2.79	(1, 1)	2.2	13	3	4	4	4	3	0	0	0	0	0	10	22	13.50	2.250										
Bruce Dal Canton, R ERA: 3.72	(3, 1)	2.1	W	9	2	0	1	0	0	0	0	0	0	11	11	0.00	0.857										
Roger Nelson, R ERA: 4.91	(6, 1)	0.2		4	2	0	0	0	0	0	0	0	0	4	4	0.00	3.000										
Tom Burgmeier, L ERA: 1.69	(6, 1)	3.1	S	12	2	0	1	1	0	0	0	0	0	13	17	0.00	0.900										

**Detroit Tigers @ Kansas City Royals**  
Municipal Stadium, Kansas City, MO  
Sun May 14 1972, 4:38 AM EDT  
Att: 10,326 - Unknown

AB	33
R	4
H	9
RBI	4
BB	4
SO	2
LOB	19



Batter	1	2	3	4	5	6	7	8	9	AB	R	H	RBI	BB	SO	LOB	BOTTOM										
Freddie Patek, R OBP: 0.310, SLG: 0.377	0-0 5-3		0-0 FC4-6 1B		4-0 1B HR BB		0-0 F8		0-0 1B 2B	4	2	2	2	1	0	0											
Amos Otis, R OBP: 0.284, SLG: 0.268	0-0 6-3		0-0 FC4-6 BB		0-0 1-3 HR 1B		0-0 BB 1B		0-0 2H 1B	5	1	3	1	0	0	1											
Richie Scheinblum, S OBP: 0.369, SLG: 0.364	0-0 4-3		4-0 1-2 BB		0-0 1H 3H HR		4-0 1-2 FC6-4 BB		0-3 K	3	1	1	3	2	1	1											
Lou Piniella, R OBP: 0.381, SLG: 0.461		0-0 6-3	0-0 F4		0-0 L7		0-0 L9			4	0	0	0	0	0	4											
Cookie Rojas, R OBP: 0.293, SLG: 0.304		4-0 WP 1B BB	0-0 F7		0-0 CS 1B		0-0 FC6-4		0-0 1-2	3	1	1	0	1	0	4											
Ed Kirkpatrick, L OBP: 0.390, SLG: 0.568		0-0 WP 2B 1B		4-0 G6-4-3 BB		0-0 CS		0-0 F6		3	1	2	0	1	0	0											
John Mayberry, L OBP: 0.276, SLG: 0.284		0-0 L4		0-0 F8		0-0 FC3-6 FC4		0-0 4-3		4	0	0	0	0	0	4											
Paul Schaal, R OBP: 0.314, SLG: 0.256		0-0 2H 3H 2B		0-0 G6-4-3		0-0 L9		4-0 1B 2B BB		3	1	1	2	1	0	2											
Paul Spittorff, L OBP: 0.077, SLG: 0.077 Bruce Dal Canton, R Steve Hovley, L OBP: 0.261, SLG: 0.273 Roger Nelson, R Tom Burgmeier, L OBP: 0.250, SLG: 0.250		0-0 F5		0-0 6-3		0-0 FC4		0-0 1-2 2B 1B		1	0	0	0	0	0	1											
<b>Inning Stats</b>	R: 0 E: 0 K: 0 S: 3	H: 0 LOB: 0 BB: 0 P: 3	R: 2 E: 0 K: 0 S: 5	H: 2 LOB: 1 BB: 1 P: 9	R: 0 E: 0 K: 0 S: 4	H: 1 LOB: 2 BB: 1 P: 8	R: 0 E: 0 K: 0 S: 2	H: 0 LOB: 0 BB: 1 P: 6	R: 3 E: 0 K: 0 S: 5	H: 3 LOB: 0 BB: 1 P: 9	R: 0 E: 0 K: 0 S: 4	H: 1 LOB: 1 BB: 0 P: 4	R: 0 E: 0 K: 0 S: 4	H: 1 LOB: 2 BB: 1 P: 8	R: 3 E: 0 K: 1 S: 8	H: 3 LOB: 1 BB: 1 P: 12	1B: 8 2B: 2 3B: 0 HR: 1	SF: 0 SAC: 0 DP: 1 HBP: 0	WP: 1 PB: 0 SB: 1 CS: 1	PA: 40							
<b>PITCHER</b>	IP	WLS	BF	H	R	ER	SO	BB	IBB	HBP	BLK	WP	HR	S	P	ERA	WHIP										
Chuck Seelbach, R ERA: 4.5	(1, 1)	4.2	L	23	6	5	0	4	0	0	0	0	0	19	35	9.64	2.143										
Ron Parranoski, L ERA	(5, 1)	0.1		0	0	0	0	0	0	0	0	0	0	0	0	0.00	0.000										
Phil Meeler, R ERA: 3.0	(6, 1)	1.1		7	2	0	0	1	0	0	0	0	0	6	10	0.00	2.250										
Tom Timmermann, R ERA: 1.56	(7, 1)	0.2		2	0	0	0	0	0	0	0	0	0	2	2	0.00	0.000										
Fred Scherman, L ERA: 2.77	(8, 1)	0.2		5	2	3	0	1	0	0	0	0	0	4	8	40.50	4.500										
<b>PITCHER</b>	IP	WLS	BF	H	R	ER	SO	BB	IBB	HBP	BLK	WP	HR	S	P	ERA	WHIP										
Bob Strampe, R ERA: 54.0	(8, 1)	0.1		1	0	0	1	0	0	0	0	0	0	4	4	0.00	3.000										

**Detroit Tigers @ Kansas City Royals**  
Municipal Stadium, Kansas City, MO  
Sun May 14 1972, 4:38 AM EDT  
Att: 10,326 - Unknown

AB	33
R	8
H	11
RBI	8
BB	6
SO	1
LOB	18





Batter	1	2	3	4	5	6	7	8	9	AB	R	H	RBI	BB	SO	LOB	TOP								
<b>Elliott Maddox, R</b> OBP: 0.349, SLG: 0.275 (1, 8)	0-3 K		0-0 6-3			4-0 SF8 1B BB	0-0 5-3		0-0 CS	3	1	0	0	1	1	0									
<b>Davey Nelson, R</b> OBP: 0.365, SLG: 0.356 (1, 5)	0-0 BB 1B		0-0 6-3			0-0 2-3 E 1B		4-0 G3 S SF8 BB		3	2	2	0	1	0	0									
<b>Don Mincher, L</b> OBP: 0.282, SLG: 0.190 (1, 3)	4-0 FC6-4 BB		0-0 1-3			0-0 2-3		0-0 G3		3	0	0	0	1	0	3									
<b>Dick Billings, R</b> OBP: 0.302, SLG: 0.263 (1, 2)	0-0 FC6-4		0-3 K			0-0 SF8		0-0 SF8		2	0	0	2	0	1	1									
<b>Frank Howard, R</b> OBP: 0.387, SLG: 0.377 <b>Joe Lovitto, S</b> OBP: 0.323, SLG: 0.125 (8, 9)		4-0 FC5-4 BB				0-0 4-3		0-0 E6 1B		2	0	0	0	2	0	0									
<b>Ted Ford, R</b> OBP: 0.270, SLG: 0.455 <b>Larry Blittner, L</b> OBP: 0.262, SLG: 0.231 <b>Tom Grieve, R</b> OBP: 0.269, SLG: 0.240 (8, 7)		0-0 FC5-4				0-0 1B		0-0 2B		1	0	0	0	0	0	1									
<b>Lenny Randle, S</b> OBP: 0.265, SLG: 0.283 (1, 4)		0-0 G4-6-3				0-0 F7		0-0 F5		4	0	0	0	0	0	4									
<b>Toby Harrah, R</b> OBP: 0.324, SLG: 0.281 (1, 6)			0-0 1-3			0-0 1B		0-0 F7		3	0	1	1	1	0	0									
<b>Pete Broberg, R</b> OBP: 0.154, SLG: 0.083 <b>Hal Kido, L</b> OBP: 0.304, SLG: 0.225 <b>Jim Panther, R</b> OBP: 0.225 <b>Jim Driscoll, L</b> OBP: 0.225 <b>Horacio Pina, R</b> OBP: 0.225 <b>Ted Kubiak, S</b> OBP: 0.225 (5, 1)			0-3 K			0-3 K		0-0 F8		1	0	0	0	0	1	0									
<b>Inning Stats</b>	R: 0 E: 0 K: 1 S: 5	H: 1 LOB: 1 BB: 1 P: 9	R: 0 E: 0 K: 0 S: 2	H: 0 LOB: 0 BB: 1 P: 6	R: 0 E: 0 K: 1 S: 5	H: 0 LOB: 0 BB: 0 P: 5	R: 0 E: 0 K: 1 S: 5	H: 0 LOB: 0 BB: 0 P: 5	R: 1 E: 0 K: 1 S: 7	H: 2 LOB: 1 BB: 0 P: 7	R: 2 E: 1 K: 0 S: 6	H: 2 LOB: 2 BB: 1 P: 10	R: 0 E: 0 K: 0 S: 3	H: 0 LOB: 0 BB: 0 P: 3	R: 1 E: 0 K: 0 S: 3	H: 0 LOB: 2 BB: 2 P: 11	R: 0 E: 0 K: 0 S: 2	H: 0 LOB: 0 BB: 1 P: 6	1B: 4 2B: 1 3B: 0 HR: 0	SF: 2 SAC: 0 DP: 1 HBP: 0	WP: 0 PB: 0 SB: 2 CS: 1	PA: 37			
<b>PITCHER</b>	IP	WLS	BF	H	R	ER	SO	BB	IBB	HBP	BLK	WP	HR	S	P	ERA	WHIP								
<b>Mike Hedlund, R</b> ERA: 3.24 (1, 1)	7.0		28	5	3	2	4	3	0	0	0	0	0	33	45	2.57	1.143								
<b>Ted Abernathy, R</b> ERA: 1.29 (8, 1)	0.2		4	0	1	1	0	2	0	0	0	0	0	2	10	13.50	3.000								
<b>Tom Burgmeier, L</b> ERA: 1.5 (8, 1)	1.1	W	4	0	0	0	0	1	0	0	0	0	0	3	7	0.00	0.750								

Texas Rangers @ Kansas City Royals  
Municipal Stadium, Kansas City, MO  
Mon May 15 1972, 8:05 PM EDT  
Att. 6,670 - Unknown - 80 F

AB 28  
R 4  
H 5  
RBI 3  
BB 6  
SO 4  
LOB 12



Batter	1	2	3	4	5	6	7	8	9	AB	R	H	RBI	BB	SO	LOB	BOTTOM								
<b>Freddie Patek, R</b> OBP: 0.323, SLG: 0.386 (1, 6)	0-0 5-3		0-0 FC1-6-5 S 1B			0-0 1-2 2H 1B		0-3 K		4	0	2	1	0	1	1									
<b>Amos Otis, R</b> OBP: 0.272, SLG: 0.256 (1, 8)	0-0 5-3		0-0 FC1-6-5 S 1B			0-0 G3		0-0 F2		4	0	0	0	0	0	3									
<b>Richie Scheinblum, S</b> OBP: 0.397, SLG: 0.333 (1, 9)	0-0 G3		0-0 1-3			4-0 G5-4-3 BB		0-0 F6		3	0	0	0	1	0	1									
<b>Lou Piniella, R</b> OBP: 0.386, SLG: 0.462 (1, 7)		0-3 K				0-0 1B 1B		0-0 G5-4-3		4	2	2	0	0	1	1									
<b>Cookie Rojas, R</b> OBP: 0.301, SLG: 0.323 (1, 4)		0-0 F8				0-0 1B 1B		0-0 F5		4	1	2	1	0	0	0									
<b>Ed Kirkpatrick, L</b> OBP: 0.376, SLG: 0.525 (1, 2)		4-0 WP 1B BB				0-3 K		0-0 6-3		3	1	0	0	1	2	2									
<b>John Mayberry, L</b> OBP: 0.277, SLG: 0.286 (1, 3)		0-0 1B				0-0 F3		0-0 F9		3	0	1	1	0	0	2									
<b>Paul Schaal, R</b> OBP: 0.314, SLG: 0.258 (1, 5)		0-0 F8				0-0 E2 1B 1B		0-0 F8		3	1	1	1	0	0	1									
<b>Mike Hedlund, R</b> OBP: 0.333, SLG: 0.333 <b>Steve Hovley, L</b> OBP: 0.292, SLG: 0.273 <b>Ted Abernathy, R</b> OBP: 0.292, SLG: 0.273 <b>Tom Burgmeier, L</b> OBP: 0.250, SLG: 0.250 (7, 1)			0-0 L9			0-0 1B 1B		4-0 CS BB		2	0	1	0	0	0	0									
<b>Inning Stats</b>	R: 0 E: 0 K: 0 S: 3	H: 0 LOB: 0 BB: 0 P: 3	R: 1 E: 0 K: 1 S: 6	H: 1 LOB: 1 BB: 1 P: 10	R: 0 E: 0 K: 0 S: 4	H: 1 LOB: 1 BB: 0 P: 4	R: 3 E: 1 K: 1 S: 10	H: 5 LOB: 2 BB: 0 P: 10	R: 0 E: 0 K: 0 S: 2	H: 0 LOB: 0 BB: 1 P: 6	R: 0 E: 0 K: 0 S: 3	H: 0 LOB: 0 BB: 0 P: 3	R: 0 E: 0 K: 1 S: 4	H: 0 LOB: 1 BB: 1 P: 8	R: 1 E: 0 K: 1 S: 6	H: 2 LOB: 0 BB: 0 P: 6	1B: 8 2B: 2 3B: 0 HR: 0	SF: 0 SAC: 0 DP: 2 HBP: 0	WP: 1 PB: 0 SB: 1 CS: 1	PA: 33					
<b>PITCHER</b>	IP	WLS	BF	H	R	ER	SO	BB	IBB	HBP	BLK	WP	HR	S	P	ERA	WHIP								
<b>Pete Broberg, R</b> ERA: 2.16 (5, 1)	2.0		6	0	0	0	0	1	0	0	0	0	0	5	9	0.00	0.500								
<b>Jim Panther, R</b> ERA: 8.79 (7, 1)	2.0	L	7	2	1	1	2	1	0	0	0	0	0	10	14	4.50	1.500								

Texas Rangers @ Kansas City Royals  
Municipal Stadium, Kansas City, MO  
Mon May 15 1972, 8:05 PM EDT  
Att. 6,670 - Unknown - 80 F

AB 30  
R 5  
H 9  
RBI 4  
BB 3  
SO 4  
LOB 11





Batter	1	2	3	4	5	6	7	8	9	AB	R	H	RBI	BB	SO	LOB	TOP					
<b>Elliott Maddox, R</b> OBP: 0.333, SLG: 0.260 (1, 8)	6-3		L9			FC5			F4	4	0	0	0	0	0	2						
<b>Davey Nelson, R</b> OBP: 0.369, SLG: 0.362 (1, 5)	L4								F8	4	0	2	0	0	0	0						
<b>Frank Howard, R</b> OBP: 0.371, SLG: 0.358 (1, 3)	1-3					G6-4-3			F4	4	0	0	0	0	0	4						
<b>Dick Billings, R</b> OBP: 0.283, SLG: 0.244 (1, 2) (7, 9)		K				F9			6-3	3	0	0	0	0	1	0						
<b>Jeff Burroughs, R</b> (1, 7)		K				6-3			K	3	0	0	0	0	2	0						
<b>Joe Lovitto, S</b> OBP: 0.324, SLG: 0.148 (1, 9)						F7			6-3	3	0	1	0	0	0	0						
<b>Lenny Randle, S</b> OBP: 0.257, SLG: 0.274 (1, 4)		CS				F8			F4	3	0	0	0	0	1	0						
<b>Toby Harrah, R</b> OBP: 0.338, SLG: 0.288 (1, 6)									6-3	2	0	1	0	1	0	0						
<b>Rich Hand, R</b> OBP: 0.250, SLG: 0.250 (1, 1)									F7	2	0	0	0	0	0	2						
<b>Mike Paul, L</b> (6, 1)										0	0	0	0	0	0	0						
<b>Jim Panther, R</b> (7, 1)										0	0	0	0	0	0	0						
<b>Paul Lindblad, L</b> (7, 1)										0	0	0	0	0	0	0						
<b>Ken Suarez, R</b> OBP: 0.182, SLG: 0.182 (7, 2)										1	0	0	0	0	0	0						
<b>Inning Stats</b>	R: 0 E: 0 K: 0 S: 3	H: 0 LOB: 0 BB: 0 P: 3	R: 0 E: 0 K: 2 S: 7	H: 1 LOB: 0 BB: 0 P: 7	R: 0 E: 0 K: 1 S: 5	H: 0 LOB: 1 BB: 1 P: 9	R: 0 E: 0 K: 0 S: 3	H: 1 LOB: 0 BB: 0 P: 3	R: 0 E: 0 K: 0 S: 5	H: 0 LOB: 0 BB: 0 P: 3	R: 0 E: 1 K: 0 S: 5	H: 2 LOB: 2 BB: 0 P: 5	R: 0 E: 0 K: 1 S: 5	H: 0 LOB: 0 BB: 0 P: 5	R: 0 E: 0 K: 0 S: 3	H: 0 LOB: 0 BB: 0 P: 3	R: 0 E: 0 K: 0 S: 3	H: 0 LOB: 0 BB: 0 P: 3	1B: 4 2B: 0 3B: 0 HR: 0	SF: 0 SAC: 0 DP: 2 HBP: 0	WP: 0 PB: 0 SB: 0 CS: 1	PA: 31
<b>PITCHER</b> <b>Jim Rooker, L</b> ERA: 1.72 (1, 1)	IP: 9.0 WLS: W BF: 30 H: 4 R: 0 ER: 0 SO: 4 BB: 1 IBB: 0 HBP: 0 BLK: 0 WP: 0 HR: 0 S: 37 P: 41 ERA: 0.00 WHIP: 0.556																					

Texas Rangers @ Kansas City Royals  
Municipal Stadium, Kansas City, MO  
Tue May 16 1972, 8:05 PM EDT  
Att: 6,872 - Unknown - 84 F

AB 29  
R 0  
H 4  
RBI 0  
BB 1  
SO 4  
LOB 8



Batter	1	2	3	4	5	6	7	8	9	AB	R	H	RBI	BB	SO	LOB	BOTTOM			
<b>Freddie Patek, R</b> OBP: 0.313, SLG: 0.361 (1, 6)	K		5-3							4	1	0	0	1	2	4				
<b>Amos Otis, R</b> OBP: 0.288, SLG: 0.244 (1, 8)	K		5-3							4	1	0	1	1	2	3				
<b>Richie Scheinblum, S</b> OBP: 0.370, SLG: 0.333 (1, 9)	4-1									3	0	1	1	1	0	0				
<b>Lou Piniella, R</b> OBP: 0.381, SLG: 0.458 (1, 7)		5-3								3	0	1	2	0	2					
<b>Cookie Rojas, R</b> OBP: 0.299, SLG: 0.320 (1, 4)		E5								4	1	1	0	0	0	3				
<b>Ed Kirkpatrick, L</b> OBP: 0.388, SLG: 0.512 (1, 2)										3	0	1	0	1	0	3				
<b>John Mayberry, L</b> OBP: 0.286, SLG: 0.287 (1, 3)		FC4								3	1	1	1	1	0	1				
<b>Paul Schaal, R</b> OBP: 0.321, SLG: 0.261 (1, 5)		6-3								3	0	1	0	1	0	3				
<b>Jim Rooker, R</b> OBP: 0.200, SLG: 0.200 (1, 1)										4	1	1	0	0	2	4				
<b>Inning Stats</b>	R: 0 E: 0 K: 2 S: 7	H: 0 LOB: 0 BB: 0 P: 7	R: 1 E: 2 K: 0 S: 4	H: 0 LOB: 1 BB: 1 P: 8	R: 0 E: 0 K: 0 S: 3	H: 0 LOB: 0 BB: 0 P: 3	R: 0 E: 0 K: 0 S: 4	H: 1 LOB: 1 BB: 0 P: 4	R: 0 E: 0 K: 1 S: 6	H: 1 LOB: 1 BB: 0 P: 6	R: 1 E: 0 K: 0 S: 7	H: 2 LOB: 1 BB: 0 P: 7	R: 3 E: 0 K: 0 S: 5	H: 2 LOB: 2 BB: 3 P: 17	R: 0 E: 0 K: 2 S: 8	H: 1 LOB: 3 BB: 2 P: 16	1B: 7 2B: 0 3B: 0 HR: 0	SF: 1 SAC: 0 DP: 1 HBP: 0	WP: 0 PB: 2 SB: 2 CS: 2	PA: 38
<b>PITCHER</b> <b>Rich Hand, R</b> ERA: 5.11 (1, 1)	IP: 5.1 WLS: L BF: 23 H: 4 R: 2 ER: 2 SO: 4 BB: 1 IBB: 0 HBP: 0 BLK: 0 WP: 0 HR: 0 S: 30 P: 34 ERA: 0.00 WHIP: 0.938																			
<b>Mike Paul, L</b> ERA: 2.77 (6, 1)	1.0 4 2 2 2 0 0 0 0 0 0 0 4 4 18.00 2.000																			
<b>Jim Panther, R</b> ERA: 9.45 (7, 1)	0.0 3 0 0 0 0 3 0 0 0 0 0 0 12 ∞ ∞																			
<b>Paul Lindblad, L</b> ERA: 0.57 (7, 1)	1.2 8 1 1 1 2 2 0 0 0 0 0 10 18 5.40 1.800																			

Texas Rangers @ Kansas City Royals  
Municipal Stadium, Kansas City, MO  
Tue May 16 1972, 8:05 PM EDT  
Att: 6,872 - Unknown - 84 F

AB 31  
R 5  
H 7  
RBI 5  
BB 6  
SO 6  
LOB 23









Batter	1	2	3	4	5	6	7	8	9	AB	R	H	RBI	BB	SO	LOB	TOP										
Bert Campaneris, R OBP: 0.266, SLG: 0.267 (1, 6)	0-0 6-3			0-0 6-3	0-0 F8			0-0 G4-6-3 1B		4	0	1	0	0	0	2	<b>Oakland Athletics @ Kansas City Royals</b> Municipal Stadium, Kansas City, MO Fri May 19 1972, 8:05 PM EDT Att: 11,364 - Unknown - 83 F										
Joe Rudi, R OBP: 0.333, SLG: 0.443 Bob Locker, S (1, 7) (8, 1)	0-3 K			0-0 2B 3B			0-0 L8	0-0 G4-6-3 1-2		4	1	1	0	0	1	1											
Reggie Jackson, L OBP: 0.312, SLG: 0.443 George Hendrick, R OBP: 0.250, SLG: 0.250 (1, 9) (6, 9)	0-3 K			0-0 2B			0-0 1B		0-0 F9	3	0	2	1	0	1	0											
Sal Bando, R OBP: 0.374, SLG: 0.310 Ron Clark, R OBP: 1.000, SLG: 2.000 (1, 5) (6, 5)		0-0 4-3		0-0 F7			0-0 F8		0-0 2B	3	0	0	0	0	0	2											
Ollie Brown, R OBP: 0.222, SLG: 0.189 (1, 8)		0-0 4-3		0-0 F8			0-0 6-3		0-0 4-3	4	0	0	0	0	0	3											
Dave Duncan, R OBP: 0.318, SLG: 0.492 Larry Haney, R (1, 2) (7, 2)		0-0 6-3			4-0 PB BB			0-3 K		2	0	0	0	1	1	0											
Gene Tenace, R OBP: 0.231, SLG: 0.278 (1, 3)			0-0 F5		0-3 K			0-0 G1-6-3 1B		3	0	1	0	0	1	1											
Larry Brown, R OBP: 0.269, SLG: 0.183 (1, 4)			0-3 K		4-0 1-2 BB			0-0 G1-6-3 1-2		2	0	0	0	1	1	1											
Blue Moon Odom, R Joe Horlen, R Brant Aylva, R Rollie Fingers, R Don Shaw, L Angel Mangual, R (1, 1) (4, 1) (5, PH) (5, 1) (5, 1) (5, PH) (8, 7)			0-3 K		0-0 F9			0-3 K		1	0	0	0	0	1	0											
<b>Inning Stats</b>	R: 0 E: 0 K: 2 S: 7	H: 0 LOB: 0 BB: 0 P: 7	R: 0 E: 0 K: 0 S: 3	H: 0 LOB: 0 BB: 0 P: 3	R: 0 E: 0 K: 2 S: 7	H: 0 LOB: 0 BB: 0 P: 7	R: 1 E: 0 K: 0 S: 5	H: 2 LOB: 1 BB: 0 P: 5	R: 0 E: 0 K: 1 S: 5	H: 0 LOB: 2 BB: 2 P: 13	R: 0 E: 0 K: 0 S: 4	H: 1 LOB: 1 BB: 0 P: 4	R: 0 E: 0 K: 1 S: 5	H: 1 LOB: 0 BB: 0 P: 5	R: 0 E: 0 K: 0 S: 4	H: 1 LOB: 1 BB: 0 P: 4		1B: 3 2B: 2 3B: 1 HR: 0	SF: 0 SAC: 0 DP: 2 HBP: 0	WP: 0 PB: 1 SB: 0 CS: 0	PA: 33						
<b>PITCHER</b> Paul Splittorf, L ERA: 2.45 (1, 1)	IP 9.0	WLS W	BF 33	H 6	R 1	ER 1	SO 7	BB 2	IBB 0	HBP 0	BLK 0	WP 0	HR 0	S 45	P 53	ERA 1.00	WHIP 0.889										

Batter	1	2	3	4	5	6	7	8	9	AB	R	H	RBI	BB	SO	LOB	BOTTOM										
Freddie Patek, R OBP: 0.316, SLG: 0.370 Ron Hansen, R OBP: 0.167, SLG: 0.091 (1, 6) (7, PR) (8, 6)	0-0 2B 1B			0-0 F6	0-3 K			0-0 G5-4-3 1-2		5	1	3	1	0	1	2	<b>Oakland Athletics @ Kansas City Royals</b> Municipal Stadium, Kansas City, MO Fri May 19 1972, 8:05 PM EDT Att: 11,364 - Unknown - 83 F										
Amos Otis, R OBP: 0.306, SLG: 0.343 (1, 8)	0-0 F9 1-H HR 2B	0-0 6-3		0-0 1-2 1B	0-0 2B		0-0 1-2 2-H HR 1B	0-3 K		6	2	4	5	0	1	1											
Richie Scheinblum, S OBP: 0.339, SLG: 0.294 (1, 9)	0-0 F9 2-3		0-0 4-3	0-0 3-1	0-0 6-3		0-3 K			5	0	0	0	0	1	5											
Lou Piniella, R OBP: 0.390, SLG: 0.491 (1, 7)	0-0 HR		0-0 1-4-3 PB 1B		0-0 1B 1B		0-0 L8	4-0 WP SF9 1B BB		4	3	3	2	1	0	0											
Cookie Rojas, R OBP: 0.308, SLG: 0.330 Steve Hovley, L OBP: 0.320, SLG: 0.304 Bobby Knopp, R OBP: 0.375, SLG: 0.375 (1, 4) (5, PH) (6, 4)	0-3 K		0-0 1-4-3		0-0 BB SF9 1B		0-0 6-3	0-0 WP HR 1B		2	0	0	0	0	1	1											
Ed Kirkpatrick, L OBP: 0.404, SLG: 0.531 (1, 2)	4-0 BB		0-0 F8		0-0 SF9 1B 1B		0-0 1B	0-0 SF9 1-2 2-H		3	1	2	2	1	0	1											
John Mayberry, L OBP: 0.297, SLG: 0.343 (1, 3)	0-0 4-3			0-0 HR	0-0 1-2 2-3 E BB		0-3 K	0-0 2-H HR		4	3	2	3	1	1	2											
Paul Schaal, R OBP: 0.308, SLG: 0.255 (1, 5)		0-0 F7		0-0 F9	0-0 SF9			0-0 1B		4	1	1	1	0	0	1											
Paul Splittorf, L OBP: 0.222, SLG: 0.222 (1, 1)		0-0 F9		0-0 1B	0-0 E9 2B 1B			0-0 E1 G5-4-3		5	2	3	1	0	0	0											
<b>Inning Stats</b>	R: 3 E: 0 K: 1 S: 8	H: 3 LOB: 1 BB: 1 P: 12	R: 0 E: 0 K: 0 S: 4	H: 1 LOB: 1 BB: 0 P: 4	R: 0 E: 0 K: 0 S: 4	H: 1 LOB: 1 BB: 0 P: 4	R: 1 E: 0 K: 0 S: 6	H: 3 LOB: 2 BB: 0 P: 6	R: 5 E: 1 K: 1 S: 10	H: 5 LOB: 1 BB: 1 P: 14	R: 0 E: 0 K: 1 S: 6	H: 1 LOB: 1 BB: 0 P: 6	R: 7 E: 0 K: 1 S: 11	H: 6 LOB: 1 BB: 1 P: 15	R: 0 E: 1 K: 1 S: 5	H: 0 LOB: 0 BB: 0 P: 5		1B: 13 2B: 3 3B: 0 HR: 4	SF: 2 SAC: 0 DP: 1 HBP: 0	WP: 1 PB: 1 SB: 0 CS: 0	PA: 47						
<b>PITCHER</b> Blue Moon Odom, R ERA: 2.79 Joe Horlen, R ERA: 3.68 Rollie Fingers, R ERA: 3.57 Don Shaw, L ERA: 14.04 Bob Locker, R ERA: 1.04 (1, 1) (4, 1) (5, 1) (5, 1) (8, 1)	IP 3.2	WLS L	BF 20	H 8	R 4	ER 4	SO 4	BB 1	IBB 0	HBP 0	BLK 0	WP 0	HR 2	S 21	P 25	ERA 9.82	WHIP 2.455										





Batter	1	2	3	4	5	6	7	8	9	AB	R	H	RBI	BB	SO	LOB	TOP					
Bert Campaneris, R (1, 6) OBP: 0.265, SLG: 0.267									4 2 1 0 0 0 2								<b>Oakland Athletics @ Kansas City Royals</b> Municipal Stadium, Kansas City, MO Sat May 20 1972, 4:33 AM EDT Alt. 9,559 - Unknown - 85 F					
Joe Rudi, R (1, 7) OBP: 0.337, SLG: 0.430									5 1 2 0 0 1 3													
Reggie Jackson, L (1, 9) OBP: 0.307, SLG: 0.431									5 1 1 1 0 3 4													
Sal Bando, R (1, 5) OBP: 0.393, SLG: 0.352									4 1 3 2 1 0 2													
Mike Epstein, L (1, 3) OBP: 0.358, SLG: 0.388									4 1 1 3 0 1 5													
Mike Hegan, L (7, 3) OBP: 0.182, SLG: 0.273									1 0 0 0 0 0 1													
Ollie Brown, R (1, 8) OBP: 0.235, SLG: 0.218									4 1 2 0 0 0 2													
Dave Duncan, R (1, 2) OBP: 0.301, SLG: 0.462									4 0 0 0 0 0 2													
Ron Clark, R (1, 4) OBP: 0.500, SLG: 1.000									3 0 1 1 0 0 0													
Blue Moon Odum, R (6, PR)									0 1 0 0 0 0 0													
Larry Brown, R (6, 4) OBP: 0.265, SLG: 0.180									1 0 0 0 0 0 1													
Diego Segui, R (1, 1) OBP: 0.167, SLG: 0.167									2 0 0 0 0 1 0													
Joe Horlen, R (5, 1)									0 0 0 0 0 0 0													
Angel Mangual, R (6, PH) OBP: 0.309, SLG: 0.380									1 0 1 1 0 0 0													
Rollie Fingers, R (6, 1)									1 0 0 0 0 0 0													
<b>Inning Stats</b>	R: 4 E: 0 K: 1 S: 8	H: 3 LOB: 0 BB: 1 P: 12	R: 0 E: 0 K: 1 S: 5	H: 0 LOB: 0 BB: 0 P: 5	R: 0 E: 1 K: 1 S: 7	H: 1 LOB: 2 BB: 0 P: 7	R: 0 E: 0 K: 0 S: 3	H: 0 LOB: 0 BB: 0 P: 3	R: 0 E: 0 K: 1 S: 7	H: 2 LOB: 2 BB: 0 P: 7	R: 2 E: 0 K: 0 S: 5	H: 3 LOB: 1 BB: 0 P: 5	R: 0 E: 0 K: 1 S: 6	H: 1 LOB: 1 BB: 0 P: 6	R: 0 E: 0 K: 0 S: 3	H: 1 LOB: 0 BB: 0 P: 3	R: 2 E: 2 K: 1 S: 8	H: 1 LOB: 1 BB: 0 P: 8	1B: 7 2B: 4 3B: 0 HR: 1	SF: 0 SAC: 1 DP: 2 HBP: 0	WP: 0 PB: 0 SB: 2 CS: 0	PA: 41
<b>PITCHER</b>	IP WLS BF H R ER SO BB IBB HBP BLK WP HR S P ERA WHIP																					
Al Fitzmorris, R (1, 1) ERA: 3.29	5.1 L 26 8 6 6 4 1 0 0 0 0 0 1 33 37 10.12 1.688																					
Tom Murphy, R (6, 1) ERA: 4.39	0.2 2 1 0 0 0 0 0 0 0 0 0 0 2 2 0.00 1.500																					
Jim Rooker, L (7, 1) ERA: 1.53	2.0 7 2 0 0 1 0 0 0 0 0 0 0 9 9 0.00 1.000																					
Tom Burgmeier, L (9, 1) ERA: 1.32	1.0 6 1 2 0 1 0 0 0 0 0 0 0 8 8 0.00 1.000																					



Batter	1	2	3	4	5	6	7	8	9	AB	R	H	RBI	BB	SO	LOB	BOTTOM					
Freddie Patek, R (1, 6) OBP: 0.321, SLG: 0.385									5 1 2 0 0 2 3								<b>Oakland Athletics @ Kansas City Royals</b> Municipal Stadium, Kansas City, MO Sat May 20 1972, 4:33 AM EDT Alt. 9,559 - Unknown - 85 F					
Amos Otis, R (1, 8) OBP: 0.310, SLG: 0.340									4 0 1 1 1 0 5													
Richie Scheinblum, S (1, 9) OBP: 0.313, SLG: 0.266									5 0 0 0 0 1 7													
Lou Piniella, R (1, 7) OBP: 0.398, SLG: 0.522									5 2 3 3 0 0 0													
Ed Kirkpatrick, L (1, 2) OBP: 0.435, SLG: 0.566									4 0 3 1 1 0 1													
John Mayberry, L (1, 3) OBP: 0.301, SLG: 0.339									4 0 1 0 1 0 3													
Paul Schaal, R (1, 5) OBP: 0.312, SLG: 0.264									4 1 1 0 1 0 5													
Bobby Knoop, R (1, 4) OBP: 0.364, SLG: 0.364									3 0 1 0 0 0 2													
Joe Keough, L (8, PH)									1 0 0 0 0 0 1													
Ron Hansen, R (9, 4) OBP: 0.167, SLG: 0.091									0 0 0 0 0 0 0													
<b>Inning Stats</b>	R: 0 E: 0 K: 0 S: 2	H: 0 LOB: 1 BB: 1 P: 6	R: 0 E: 0 K: 0 S: 3	H: 0 LOB: 1 BB: 1 P: 7	R: 0 E: 0 K: 0 S: 5	H: 2 LOB: 0 BB: 0 P: 5	R: 1 E: 0 K: 0 S: 5	H: 3 LOB: 1 BB: 0 P: 5	R: 3 E: 0 K: 1 S: 9	H: 4 LOB: 2 BB: 1 P: 13	R: 0 E: 0 K: 2 S: 8	H: 1 LOB: 1 BB: 0 P: 8	R: 0 E: 0 K: 0 S: 4	H: 1 LOB: 0 BB: 0 P: 4	R: 1 E: 1 K: 2 S: 9	H: 1 LOB: 2 BB: 1 P: 13	R: 0 E: 0 K: 0 S: 4	H: 2 LOB: 1 BB: 0 P: 4	1B: 10 2B: 5 3B: 0 HR: 1	SF: 0 SAC: 0 DP: 3 HBP: 0	WP: 1 PB: 0 SB: 1 CS: 0	PA: 43
<b>PITCHER</b>	IP WLS BF H R ER SO BB IBB HBP BLK WP HR S P ERA WHIP																					
Diego Segui, R (1, 1) ERA: 3.0	4.0 19 7 3 3 0 2 0 0 0 0 1 0 17 25 6.75 2.250																					
Joe Horlen, R (5, 1) ERA: 4.32	1.0 6 2 1 1 1 0 1 0 0 0 1 0 7 11 9.00 2.000																					
Rollie Fingers, R (6, 1) ERA: 2.91	4.0 W 18 5 1 0 4 1 0 0 0 0 0 0 25 29 0.00 1.500																					





Batter	1	2	3	4	5	6	7	8	9	AB	R	H	RBI	BB	SO	LOB	TOP			
Bert Campaneris, R (1,6) OBP: 0.256, SLG: 0.257	F6		5-3		5-3		SH1-4		E6	4	0	0	0	0	0	0				
Joe Rudi, R (1,7) OBP: 0.339, SLG: 0.457	HR 3B		5-3				6-3		F9	5	1	2	0	0	0	2				
Reggie Jackson, L (1,9) OBP: 0.305, SLG: 0.425	K		K		K				1B	4	0	1	0	0	3	2				
Sal Bando, R (1,5) OBP: 0.388, SLG: 0.379	HR			L6-3		6-3		F5		4	1	1	2	0	0	1				
Mike Epstein, L (1,3) Blue Moon Odom, R (8, PR) Mike Hegan, L (8,3) OBP: 0.364, SLG: 0.386 OBP: 0.182, SLG: 0.273	G3			HR BB		K2-3				3	1	1	0	1	1	0				
Ollie Brown, R (1,8) OBP: 0.247, SLG: 0.222				F4				8-4		3	0	1	0	1	0	3				
Dave Duncan, R (1,2) OBP: 0.325, SLG: 0.559	F5			HR					HR	3	2	2	3	1	0	1				
Larry Brown, R (1,4) OBP: 0.250, SLG: 0.169	5-3			F6				6-3		4	0	0	0	0	0	3				
Ken Holtzman, R (1,1) George Hendrick, R (7, PH) Darold Knowles, L (7,1) Bob Locker, S (7,1) OBP: 0.261, SLG: 0.227 OBP: 0.250, SLG: 0.250	G3					6-3		CI		2	0	0	0	0	0	1				
<b>Inning Stats</b>	R: 2 E: 0 K: 1 S: 7	H: 2 LOB: 0 BB: 0 P: 7	R: 0 E: 0 K: 0 S: 3	H: 0 LOB: 1 BB: 1 P: 7	R: 0 E: 0 K: 1 S: 5	H: 0 LOB: 0 BB: 0 P: 5	R: 2 E: 0 K: 0 S: 4	H: 1 LOB: 0 BB: 1 P: 8	R: 0 E: 0 K: 1 S: 6	H: 1 LOB: 1 BB: 0 P: 6	R: 0 E: 0 K: 0 S: 3	H: 0 LOB: 0 BB: 0 P: 3	R: 0 E: 0 K: 0 S: 4	H: 2 LOB: 2 BB: 0 P: 4	R: 1 E: 1 K: 1 S: 7	H: 1 LOB: 1 BB: 0 P: 7	1B: 3 2B: 2 3B: 1 HR: 3	SF: 0 SAC: 1 DP: 1 HBP: 0	WP: 0 PB: 0 SB: 1 CS: 1	PA: 38
<b>PITCHER</b>	IP WLS BF H R ER SO BB IBB HBP BLK WP HR S P ERA WHIP																			
Mike Hedlund, R (1,1) ERA: 3.75	5.0 L 21 4 4 4 3 2 0 0 0 0 0 2 25 33 7.20 1.200																			
Bruce Dal Canton, R (6,1) ERA: 3.34	2.0 8 1 0 0 1 1 0 0 0 0 0 0 9 13 0.00 1.000																			
Jim Rooker, L (8,1) ERA: 1.83	2.0 9 3 1 1 1 0 0 0 0 0 0 1 11 11 4.50 1.500																			

Oakland Athletics @ Kansas City Royals  
Municipal Stadium, Kansas City, MO  
Sun May 21 1972, 4:33 AM EDT  
Att: 20,625 - Unknown - 88 F

AB	33
R	5
H	8
RBI	5
BB	3
SO	5
LOB	13



Batter	1	2	3	4	5	6	7	8	9	AB	R	H	RBI	BB	SO	LOB	BOTTOM			
Freddie Patek, R (1,6) OBP: 0.322, SLG: 0.383	F4					3-1	FC3-6		FC4-6	3	0	1	0	0	0	0				
Gail Hopkins, L (7, PH) Jim Rooker, R (8,1) Steve Hovley, L (9, PH) OBP: 0.375, SLG: 0.429 OBP: 0.200, SLG: 0.200 OBP: 0.296, SLG: 0.280			1B				FC5-4		E	1	0	0	1	0	0	2				
Amos Otis, R (1,8) OBP: 0.295, SLG: 0.324	6-3		K			K	FC5-4		E6	5	0	0	0	0	2	4				
Richie Scheinblum, S (1,9) OBP: 0.319, SLG: 0.328	6-3			5-3		HR			G3	5	1	2	1	0	0	2				
Lou Piniella, R (1,7) OBP: 0.394, SLG: 0.509		F8		F8		FC6-4		F9		3	0	0	0	1	0	1				
Dennis Paepke, R (1,2) Ed Kirkpatrick, L (8, PH) OBP: 0.429, SLG: 0.556		5-3		K		FC6-4		FC3-6		3	0	0	0	0	1	1				
John Mayberry, L (1,3) OBP: 0.307, SLG: 0.345					K			F6		4	0	2	0	0	1	0				
Paul Schaal, R (1,5) OBP: 0.318, SLG: 0.282		K						1B	FC5-4	4	1	2	0	0	1	3				
Bobby Knoop, R (1,4) OBP: 0.400, SLG: 0.357			L4		6-3					3	0	1	0	1	0	1				
Mike Hedlund, R (1,1) Jerry May, R (6, PH) Bruce Dal Canton, R (6,1) Ron Hansen, R (7, PH) OBP: 0.308, SLG: 0.308 OBP: 0.373, SLG: 0.349 OBP: 0.214, SLG: 0.154			F9		1-3				K	1	0	0	0	0	0	0				
<b>Inning Stats</b>	R: 0 E: 0 K: 0 S: 3	H: 0 LOB: 0 BB: 0 P: 3	R: 0 E: 0 K: 1 S: 6	H: 1 LOB: 1 BB: 0 P: 6	R: 0 E: 0 K: 1 S: 5	H: 0 LOB: 0 BB: 0 P: 5	R: 0 E: 0 K: 1 S: 6	H: 1 LOB: 1 BB: 0 P: 6	R: 1 E: 0 K: 0 S: 5	H: 1 LOB: 1 BB: 1 P: 10	R: 1 E: 0 K: 0 S: 5	H: 2 LOB: 2 BB: 1 P: 9	R: 0 E: 0 K: 0 S: 5	H: 2 LOB: 2 BB: 0 P: 5	R: 0 E: 1 K: 1 S: 7	H: 1 LOB: 2 BB: 0 P: 7	1B: 7 2B: 1 3B: 0 HR: 1	SF: 0 SAC: 0 DP: 0 HBP: 0	WP: 0 PB: 0 SB: 0 CS: 0	PA: 39
<b>PITCHER</b>	IP WLS BF H R ER SO BB IBB HBP BLK WP HR S P ERA WHIP																			
Ken Holtzman, L (1,1) ERA: 2.38	6.0 W 23 4 1 1 5 1 0 0 0 0 0 1 32 36 1.50 0.833																			
Darold Knowles, L (7,1) ERA: 1.54	0.1 4 2 1 1 0 1 0 0 0 0 0 0 3 7 27.00 9.000																			
Bob Locker, R (7,1) ERA: 0.79	2.2 S 12 3 0 0 1 0 0 0 0 0 0 0 14 14 0.00 1.125																			

Oakland Athletics @ Kansas City Royals  
Municipal Stadium, Kansas City, MO  
Sun May 21 1972, 4:33 AM EDT  
Att: 20,625 - Unknown - 88 F

AB	37
R	2
H	9
RBI	2
BB	2
SO	6
LOB	18





Batter	1	2	3	4	5	6	7	8	9	10	11	12	AB	R	H	RBI	BB	SO	LOB	
Cesar Tovar, R OBP: 0.333, SLG: 0.206 Jim Nettles, L OBP: 0.357, SLG: 0.206	F4			F4		4-3			1-3		K		3 0 0 0 0 0 2 0 0 0 0 1 0							
Danny Thompson, R OBP: 0.313, SLG: 0.387	K			1B		L9			6-3			1B 2B	5 1 2 0 0 1 0							
Rod Carew, L OBP: 0.378, SLG: 0.381	4-3			1B				K	F8			1B 2H	5 0 2 1 0 1 0							
Harmon Killebrew, R OBP: 0.393, SLG: 0.429 Dan Monzon, R OBP: 0.333, SLG: 0.200 Wayne Granger, R OBP: 0.500, SLG: 0.500	G6-4-3 BB			K				F8		K		E S	4 0 0 0 0 1 2 3 0 0 0 0 0 0 0 0 0 0 0 0 0 0 0 0							
Bobby Darwin, R OBP: 0.333, SLG: 0.457	G6-4-3 1-2f			K						K		F6	5 0 1 0 0 2 5							
Charlie Manuel, L OBP: 0.150, SLG: 0.211 Steve Brye, R OBP: 0.247, SLG: 0.277	F8					1-3		4-3				F3	3 0 0 0 0 0 1 2 0 1 0 0 0 3							
Eric Soderholm, R OBP: 0.232, SLG: 0.389				F6		K			5-3			F8	5 0 0 0 0 1 4							
Phil Roof, R OBP: 0.245, SLG: 0.318 Steve Braun, L OBP: 0.353, SLG: 0.380 George Mitterwald, R OBP: 0.167, SLG: 0.206				K		K			F4			B4	3 0 0 0 0 2 0 1 0 0 0 0 0 0 0 0 0 0 0 0 0 0							
Jim Kaat, L OBP: 0.167, SLG: 0.333 Rich Reese, L OBP: 0.308, SLG: 0.318				K		K			K			6-3	4 0 0 0 0 3 0 0 0 0 0 0 0 0 0							
<b>Inning Stats</b>	R: 0 E: 0 K: 1 S: 5	H: 0 LOB: 0 BB: 0 P: 5	R: 0 E: 0 K: 0 S: 2	H: 0 LOB: 1 BB: 1 P: 6	R: 0 E: 0 K: 2 S: 7	H: 0 LOB: 0 BB: 0 P: 7	R: 0 E: 0 K: 2 S: 7	H: 2 LOB: 2 BB: 0 P: 9	R: 0 E: 0 K: 1 S: 5	H: 1 LOB: 1 BB: 0 P: 6	R: 0 E: 0 K: 1 S: 5	H: 0 LOB: 0 BB: 0 P: 5	R: 0 E: 0 K: 2 S: 8	H: 1 LOB: 1 BB: 0 P: 8	R: 0 E: 0 K: 1 S: 5	H: 2 LOB: 3 BB: 0 P: 6	1B: 5 2B: 1 3B: 0 HR: 0	SF: 0 SAC: 0 DP: 1 HBP: 0	WP: 0 PB: 0 SB: 0 CS: 0	PA: 43
<b>PITCHER</b> Dick Drago, R ERA: 2.22	IP: 12.0 WLS: 12 BF: 43 H: 6 R: 1 ER: 1 SO: 13 BB: 1 IBB: 0 HBP: 0 BLK: 0 WP: 0 HR: 0 S: 68 P: 72 ERA: 0.75 WHIP: 0.583											<b>PITCHER</b>	IP: 12.0 WLS: 12 BF: 43 H: 6 R: 1 ER: 1 SO: 13 BB: 1 IBB: 0 HBP: 0 BLK: 0 WP: 0 HR: 0 S: 68 P: 72 ERA: 0.75 WHIP: 0.583							

**TOP**

Minnesota Twins @ Kansas City Royals  
Municipal Stadium, Kansas City, MO  
Wed May 24 1972, 8:05 PM EDT  
Att. 8,381 - Unknown - 79 F

AB 42  
R 1  
H 6  
RBI 1  
BB 1  
SO 13  
LOB 16




Batter	1	2	3	4	5	6	7	8	9	10	11	12	AB	R	H	RBI	BB	SO	LOB	
Freddie Patek, R OBP: 0.326, SLG: 0.376	K			F7		5-3			FC5-4 BB		SH1-4 1B		4 0 1 0 1 1 0							
Amos Otis, R OBP: 0.288, SLG: 0.313	F9			1-6-3				F9	FC5-4 1-2f		SH1-4		4 0 0 0 0 0 2							
Richie Scheinblum, S OBP: 0.338, SLG: 0.338	F4			FC4-6 1B				1B		5-3	G4-6-3 1BB		4 0 2 0 1 0 0							
Lou Piniella, R OBP: 0.379, SLG: 0.488				F7		FC4-6 1-2f		K		L1-3	G4-6-3 1-2f		5 0 0 0 0 1 4							
Cookie Rojas, R OBP: 0.301, SLG: 0.322				5-3		L9				1-3		L8	5 0 1 0 0 0 0							
Paul Schaal, R OBP: 0.313, SLG: 0.287				5-3		F7		1B		F4		5-3	5 0 1 0 0 0 2							
John Mayberry, L OBP: 0.298, SLG: 0.333				K		K				L4	SH5-4 2B	5-3	4 0 0 0 0 2 0							
Ed Kirkpatrick, L OBP: 0.418, SLG: 0.526				F9		K				SH1-4 BB	F8		3 0 0 0 1 1 1							
Dick Drago, R OBP: 0.053, SLG: 0.053				K		K				SH1-4 1-2	F4		3 0 0 0 0 2 1							
<b>Inning Stats</b>	R: 0 E: 0 K: 1 S: 5	H: 0 LOB: 0 BB: 0 P: 3	R: 0 E: 0 K: 3 S: 3	H: 0 LOB: 0 BB: 0 P: 3	R: 0 E: 0 K: 2 S: 7	H: 0 LOB: 0 BB: 0 P: 7	R: 0 E: 0 K: 2 S: 7	H: 1 LOB: 1 BB: 0 P: 4	R: 0 E: 0 K: 1 S: 5	H: 0 LOB: 2 BB: 2 P: 11	R: 0 E: 0 K: 0 S: 3	H: 1 LOB: 1 BB: 0 P: 4	R: 0 E: 0 K: 0 S: 3	H: 1 LOB: 1 BB: 1 P: 7	R: 0 E: 0 K: 0 S: 3	H: 0 LOB: 0 BB: 0 P: 3	1B: 4 2B: 1 3B: 0 HR: 0	SF: 0 SAC: 3 DP: 1 HBP: 0	WP: 0 PB: 0 SB: 0 CS: 0	PA: 43
<b>PITCHER</b> Jim Kaat, L ERA: 1.31 Wayne Granger, R ERA: 0.89	IP: 11.0 WLS: 11 BF: 40 H: 5 R: 0 ER: 0 SO: 7 BB: 2 IBB: 1 HBP: 0 BLK: 0 WP: 0 HR: 0 S: 51 P: 63 ERA: 0.00 WHIP: 0.636											<b>PITCHER</b>	IP: 11.0 WLS: 11 BF: 40 H: 5 R: 0 ER: 0 SO: 7 BB: 2 IBB: 1 HBP: 0 BLK: 0 WP: 0 HR: 0 S: 51 P: 63 ERA: 0.00 WHIP: 0.636							

**BOTTOM**

Minnesota Twins @ Kansas City Royals  
Municipal Stadium, Kansas City, MO  
Wed May 24 1972, 8:05 PM EDT  
Att. 8,381 - Unknown - 79 F

AB 37  
R 0  
H 5  
RBI 0  
BB 3  
SO 7  
LOB 10





Batter	1	2	3	4	5	6	7	8	9	AB	R	H	RBI	BB	SO	LOB	TOP				
Freddie Patek, R OBP: 0.309, SLG: 0.360	E1 2B	F7			6-3		F9		SF7	4	1	0	1	0	0	2					
Amos Otis, R OBP: 0.285, SLG: 0.303	6-3		L8		K			G3 HBP	FC6-4	4	0	0	0	0	1	3					
Richie Scheinblum, S OBP: 0.333, SLG: 0.346	1B 2B		6-3			F7		L9		4	1	1	1	0	0	1					
Lou Piniella, R OBP: 0.368, SLG: 0.472	6-3		K			6-3		G3		4	0	0	0	0	1	2					
Cookie Rojas, R OBP: 0.299, SLG: 0.319	1B				5-3	K		K		4	0	1	1	0	2	1					
Paul Schaal, R OBP: 0.319, SLG: 0.319		HR			F5		K		BB SF7 1B	4	2	2	1	0	1	0					
John Mayberry, L OBP: 0.311, SLG: 0.345	4-3					PB FC3-6 2B			BB 1B	2	1	1	0	2	0	0					
Ed Kirkpatrick, L OBP: 0.437, SLG: 0.525					F9		FC3-6 BB		FC6-4 BB	2	0	1	0	2	0	1					
Paul Splittorff, L OBP: 0.182, SLG: 0.182							FC3-6 BB			4	0	0	1	0	1	5					
Roger Nelson, R OBP: 0.500, SLG: 0.500	K				3-1		FC3-6		F5	0	0	0	0	0	0	0					
<b>Inning Stats</b>	R: 2 E: 1 K: 0 S: 5	H: 2 LOB: 1 BB: 0 P: 5	R: 1 E: 0 K: 1 S: 7	H: 2 LOB: 1 BB: 0 P: 7	R: 0 E: 0 K: 1 S: 5	H: 0 LOB: 0 BB: 0 P: 5	R: 0 E: 0 K: 0 S: 3	H: 0 LOB: 1 BB: 1 P: 7	R: 0 E: 0 K: 1 S: 5	H: 0 LOB: 0 BB: 0 P: 5	R: 0 E: 0 K: 1 S: 6	H: 1 LOB: 1 BB: 1 P: 10	R: 0 E: 0 K: 1 S: 5	H: 0 LOB: 1 BB: 0 P: 6	R: 1 E: 0 K: 0 S: 4	H: 1 LOB: 2 BB: 2 P: 12	1B: 3 2B: 2 3B: 0 HR: 1	SF: 1 SAC: 0 DP: 0 HBP: 1	WP: 0 PB: 1 CS: 0	PA: 38	
<b>PITCHER</b>	IP	WLS	BF	H	R	ER	SO	BB	IBB	HBP	BLK	WP	HR	S	P	ERA	WHIP				
Rudy May, L ERA: 5.33	5.0	L	20	4	3	1	3	1	0	0	0	0	1	25	29	1.80	1.000				
Alan Foster, R ERA: 2.7	3.0		12	1	1	0	3	1	0	1	0	0	0	16	21	0.00	0.667				
Eddie Fisher, R ERA: 3.34	1.0		6	1	1	1	0	2	0	0	0	0	0	4	12	9.00	3.000				

Kansas City Royals @ California Angels  
Anaheim Stadium, Anaheim, CA  
Thu May 25 1972, 10:05 PM EDT  
Att. 4,032 - Unknown - 67 F

AB 32  
R 5  
H 6  
RBI 5  
BB 4  
SO 6  
LOB 15



Batter	1	2	3	4	5	6	7	8	9	AB	R	H	RBI	BB	SO	LOB	BOTTOM					
Sandy Alomar Sr., S OBP: 0.324, SLG: 0.307	5-3		4-3			3-1 WP 2B		K		4	1	1	0	0	1	0						
Ken Berry, R OBP: 0.392, SLG: 0.446	F6				F8	3-1			2B 1B BB	3	1	0	0	1	0	1						
Andy Kosco, R OBP: 0.244, SLG: 0.333	1B				5-3	L9			1B 2B	4	0	2	0	0	0	1						
Bob Oliver, R OBP: 0.279, SLG: 0.400	K				P3	6-3			F9	4	0	0	0	0	1	3						
Ken McMullen, R OBP: 0.348, SLG: 0.311		F4				F9		1-3		4	0	1	1	0	0	0						
Leroy Stanton, R OBP: 0.256, SLG: 0.403	K					1-3 1B			2-3 3-H 1B	4	0	2	0	0	2	2						
Leo Cardenas, R OBP: 0.268, SLG: 0.296	6-3				1-3	1-2 1B		G6-4-3 1B	F9	4	0	0	0	0	0	4						
Art Kusnyer, R OBP: 0.306, SLG: 0.245			4-3						6-3	2	0	0	0	1	0	0						
Rudy May, L										1	0	0	0	0	1	0						
Syd O'Brien, R OBP: 0.214, SLG: 0.462									G4-6-3	1	0	0	0	0	1	2						
Alan Foster, R										0	0	0	0	0	0	0						
Winston Llenas, R OBP: 0.333, SLG: 0.344										1	0	0	0	0	0	0						
Eddie Fisher, R OBP: 0.222, SLG: 0.222										0	0	0	0	0	0	0						
<b>Inning Stats</b>	R: 0 E: 0 K: 1 S: 6	H: 1 LOB: 1 BB: 0 P: 6	R: 0 E: 0 K: 1 S: 5	H: 0 LOB: 0 BB: 0 P: 5	R: 0 E: 0 K: 1 S: 5	H: 0 LOB: 0 BB: 0 P: 5	R: 0 E: 0 K: 0 S: 3	H: 0 LOB: 0 BB: 0 P: 3	R: 0 E: 0 K: 1 S: 6	H: 1 LOB: 2 BB: 1 P: 10	R: 1 E: 0 K: 0 S: 4	H: 1 LOB: 0 BB: 0 P: 4	R: 0 E: 0 K: 0 S: 3	H: 1 LOB: 0 BB: 0 P: 3	R: 0 E: 0 K: 1 S: 5	H: 0 LOB: 0 BB: 0 P: 5	R: 1 E: 0 K: 1 S: 7	H: 2 LOB: 2 BB: 1 P: 11	1B: 4 2B: 2 3B: 0 HR: 0	SF: 0 SAC: 0 DP: 1 HBP: 0	WP: 1 PB: 0 CS: 0	PA: 34
<b>PITCHER</b>	IP	WLS	BF	H	R	ER	SO	BB	IBB	HBP	BLK	WP	HR	S	P	ERA	WHIP					
Paul Splittorff, L ERA: 2.43	8.0	W	30	5	2	2	5	2	0	0	0	0	0	38	46	2.25	0.875					
Roger Nelson, R ERA: 1.54	1.0	S	4	1	0	0	1	0	0	0	0	0	0	6	6	0.00	1.000					

Kansas City Royals @ California Angels  
Anaheim Stadium, Anaheim, CA  
Thu May 25 1972, 10:05 PM EDT  
Att. 4,032 - Unknown - 67 F

AB 32  
R 2  
H 6  
RBI 1  
BB 2  
SO 6  
LOB 13





Batter	1	2	3	4	5	6	7	8	9	AB	R	H	RBI	BB	SO	LOB	TOP				
<b>Freddie Patek, R</b> OBP: 0.320, SLG: 0.362 (1, 6)	5-3	F7				FC5-4		1B 2B BB	G3	5	1	2	0	1	0	4	<b>Kansas City Royals @ California Angels</b> Anaheim Stadium, Anaheim, CA Fri May 26 1972, 10:05 PM EDT Att: 6,325 - Unknown <a href="http://livebaseballscorecards.com">livebaseballscorecards.com</a>				
<b>Steve Hovley, L</b> OBP: 0.303, SLG: 0.290 (1, 9)	1B		K	F8		P4		2B 1B	G3	6	1	2	1	0	1	6					
<b>Lou Piniella, R</b> OBP: 0.373, SLG: 0.473 (1, 7)	FC5-4-6		4-3					2B 1B	L6	4	1	1	1	2	0	3					
<b>Ed Kirkpatrick, L</b> OBP: 0.434, SLG: 0.500 (1, 2)	L3							2B 2B	F9	3	0	0	0	2	0	5					
<b>Tom Burgmeier, L</b> OBP: 0.250, SLG: 0.250 (8, 1)									G3	0	0	0	0	0	0	0					
<b>Gail Hopkins, L</b> OBP: 0.333, SLG: 0.375 (9, PH)				FC4-6						1	0	0	0	0	0	2					
<b>Cookie Rojas, R</b> OBP: 0.303, SLG: 0.331 (1, 4)		PB 1B	FC4-6							5	1	2	2	0	0	3					
<b>John Mayberry, L</b> OBP: 0.321, SLG: 0.350 (1, 3)		PB 1B								4	0	2	1	1	0	2					
<b>Amos Otis, R</b> OBP: 0.296, SLG: 0.303 (1, 8)				F3						3	0	1	0	2	0	1					
<b>Paul Schaaf, R</b> OBP: 0.306, SLG: 0.306 (1, 5)		K		F8		FC6				5	0	0	0	0	2	9					
<b>Jim Rooker, R</b> OBP: 0.200, SLG: 0.200 (2, PH)										0	0	0	0	0	0	0					
<b>Joe Rouchell, L</b> OBP: 0.250, SLG: 0.250 (2, PH)										1	0	0	0	0	0	3					
<b>Al Fitzmorris, S</b> OBP: 0.345, SLG: 0.375 (6, 1)										0	0	0	0	2	0	0					
<b>Ted Abernathy, R</b> OBP: 0.280, SLG: 0.280 (6, 1)										0	0	0	0	0	0	0					
<b>Carl Taylor, R</b> OBP: 1.000, SLG: 1.000 (8, PH)										1	1	1	0	0	0	0					
<b>Carl Taylor, R</b> OBP: 1.000, SLG: 1.000 (8, 2)										1	1	1	0	0	0	0					
<b>Inning Stats</b>	R: 0 E: 0 K: 0 S: 4	H: 1 LOB: 1 BB: 4	R: 0 E: 0 K: 1 S: 7	H: 2 LOB: 3 BB: 11	R: 0 E: 0 K: 1 S: 5	H: 0 LOB: 1 BB: 1 P: 9	R: 0 E: 0 K: 0 S: 4	H: 1 LOB: 3 BB: 2 P: 12	R: 0 E: 0 K: 0 S: 3	H: 0 LOB: 0 BB: 3 P: 15	R: 0 E: 0 K: 0 S: 3	H: 0 LOB: 0 BB: 0 P: 3	R: 5 E: 0 K: 1 S: 11	H: 6 LOB: 2 BB: 1 P: 15	R: 0 E: 0 K: 0 S: 4	H: 1 LOB: 2 BB: 5	1B: 9 2B: 2 3B: 0 HR: 0	SF: 0 SAC: 0 DP: 0 HBP: 1	WP: 0 PB: 2 SB: 2 CS: 0	PA: 49	
<b>PITCHER</b>	IP	WLS	BF	H	R	ER	SO	BB	IBB	HBP	BLK	WP	HR	S	P	ERA	WHIP				
<b>Nolan Ryan, R</b> ERA: 3.38 (1, 1)	5.2	W	30	4	0	0	2	9	0	0	0	0	0	25	61	0.00	2.294				
<b>Steve Barber, L</b> ERA: 4.84 (6, 1)	0.1		1	0	0	0	0	0	0	0	0	0	0	1	1	0.00	0.000				
<b>Eddie Fisher, R</b> ERA: 4.5 (7, 1)	1.2		11	5	5	5	0	1	0	0	0	0	0	10	14	27.00	3.600				
<b>Mel Queen, R</b> ERA: 5.95 (8, 1)	0.1		4	2	0	0	1	0	0	1	0	0	0	5	6	0.00	6.000				
<b>Andy Messersmith, R</b> ERA: 4.93 (9, 1)	1.0	S	3	0	0	0	0	0	0	0	0	0	0	3	3	0.00	0.000				

Batter	1	2	3	4	5	6	7	8	9	AB	R	H	RBI	BB	SO	LOB	BOTTOM				
<b>Sandy Alomar Sr., S</b> OBP: 0.333, SLG: 0.307 (1, 4)	SH5-3 1B BB	G3				4-1		SH1-3 1B BB		3	3	1	0	2	0	1	<b>Kansas City Royals @ California Angels</b> Anaheim Stadium, Anaheim, CA Fri May 26 1972, 10:05 PM EDT Att: 6,325 - Unknown <a href="http://livebaseballscorecards.com">livebaseballscorecards.com</a>				
<b>Ken Berry, R</b> OBP: 0.397, SLG: 0.441 (1, 8)	SH5-3		6-3			4-3		SH1-3 1B BB		3	1	1	2	1	0	0					
<b>Ken McMullen, R</b> OBP: 0.345, SLG: 0.308 (1, 5)	HR 1B		P4			E6		SH1-3		4	1	1	1	0	0	1					
<b>Andy Kosco, R</b> OBP: 0.260, SLG: 0.388 (1, 7)	HR 1B					E5				4	1	1	2	1	1	3					
<b>Vada Pinson, L</b> OBP: 0.350, SLG: 0.464 (9, 7)	HR		6-3			FC6-4		FC6-4 1B		0	0	0	0	0	0	0					
<b>Bob Oliver, R</b> OBP: 0.283, SLG: 0.400 (1, 3)	F8					K		IBB		5	0	2	2	0	0	0					
<b>Leroy Stanton, R</b> OBP: 0.282, SLG: 0.400 (1, 9)	1-3					F3		FC6-4 1B		3	2	1	0	1	0	2					
<b>Leo Cardenas, R</b> OBP: 0.280, SLG: 0.302 (1, 6)			5-3			1B		FC6-4 1B		4	1	2	0	1	0	2					
<b>Art Kusnyer, R</b> OBP: 0.303, SLG: 0.246 (1, 2)						F7		F9		4	1	1	1	0	0	6					
<b>Nolan Ryan, R</b> OBP: 0.357, SLG: 0.385 (6, 1)						5-3				2	0	0	0	0	1	3					
<b>Steve Barber, L</b> OBP: 0.333, SLG: 0.333 (6, PH)										0	0	0	0	0	0	0					
<b>Jim Spierdy, R</b> OBP: 0.257, SLG: 0.257 (7, 1)										0	0	0	1	0	0	0					
<b>Eddie Fisher, R</b> OBP: 0.280, SLG: 0.280 (8, 1)										1	0	0	0	0	0	1					
<b>Mel Queen, L</b> OBP: 0.200, SLG: 0.200 (9, 1)										0	0	0	0	0	0	0					
<b>Andy Messersmith, R</b> OBP: 0.200, SLG: 0.200 (9, 1)										0	0	0	0	0	0	0					
<b>Inning Stats</b>	R: 3 E: 0 K: 0 S: 5	H: 2 LOB: 0 BB: 1 P: 9	R: 0 E: 0 K: 1 S: 6	H: 1 LOB: 0 BB: 0 P: 6	R: 0 E: 0 K: 0 S: 3	H: 0 LOB: 0 BB: 0 P: 3	R: 0 E: 0 K: 0 S: 4	H: 1 LOB: 2 BB: 1 P: 8	R: 0 E: 0 K: 0 S: 4	H: 0 LOB: 1 BB: 0 P: 4	R: 4 E: 1 K: 1 S: 9	H: 3 LOB: 2 BB: 2 P: 17	R: 1 E: 0 K: 0 S: 4	H: 1 LOB: 1 BB: 0 P: 5	R: 2 E: 0 K: 0 S: 5	H: 2 LOB: 2 BB: 2 P: 13	1B: 9 2B: 0 3B: 0 HR: 1	SF: 1 SAC: 2 DP: 0 HBP: 1	WP: 0 PB: 0 SB: 0 CS: 0	PA: 43	
<b>PITCHER</b>	IP	WLS	BF	H	R	ER	SO	BB	IBB	HBP	BLK	WP	HR	S	P	ERA	WHIP				
<b>Jim Rooker, L</b> ERA: 3.05 (1, 1)	1.0	L	6	2	3	3	0	1	0	0	0	0	0	5	9	27.00	3.000				
<b>Al Fitzmorris, R</b> ERA: 3.73 (2, 1)	4.0		19	4	3	3	1	1	1	0	0	0	0	19	27	6.75	1.250				
<b>Ted Abernathy, R</b> ERA: 1.74 (6, 1)	2.0		11	2	2	1	1	1	0	1	0	0	0	11	16	4.50	1.500				
<b>Tom Burgmeier, L</b> ERA: 2.45 (8, 1)	1.0		7	2	2	2	0	1	1	0	0	0	0	5	13	18.00	3.000				



Batter	1	2	3	4	5	6	7	8	9	AB	R	H	RBI	BB	SO	LOB	TOP			
Freddie Patek, R OBP: 0.336, SLG: 0.371 (1, 6)	F5		1B			CS BB		FC4-6 1B		3	0	2	1	1	0	0	<b>Kansas City Royals @ California Angels</b> Anaheim Stadium, Anaheim, CA Sat May 27 1972, 10:05 PM EDT Alt. 6,972 - Unknown - 83 F			
Steve Hoyley, L OBP: 0.270, SLG: 0.257 (1, 8)	K		4-3			1-3		FC4-6 1-2		4	0	0	0	0	1	3				
Lou Piniella, R OBP: 0.370, SLG: 0.474 (1, 7)	5-3				5-3			F8		4	1	1	0	0	0	0				
Ed Kirkpatrick, L OBP: 0.438, SLG: 0.508 (1, 2)		1-3			BB G5-4-3			3-1		3	0	1	1	1	0	0				
Cookie Rojas, R OBP: 0.301, SLG: 0.336 (1, 4)		5-3			BB G5-4-3			F9		4	0	1	0	0	0	2				
John Mayberry, L OBP: 0.318, SLG: 0.341 (1, 3)		G3				K		FC6-4 BB		3	0	0	0	1	1	1				
Joe Keough, L (1, 9)			4-3			K		FC6-4 1-2		4	0	0	0	0	1	3				
Paul Schaaf, R OBP: 0.308, SLG: 0.307 (1, 5)						F5		L8		3	1	1	0	0	0	0				
Tom Murphy, R (1, 1)								K		1	0	0	0	0	0	0				
Carl Taylor, R OBP: 0.667, SLG: 0.500 (8, PH)			SH2-4			L8				1	0	0	0	0	1	0				
Jim Rooker, R OBP: 0.200, SLG: 0.200 (8, 1)										0	0	0	0	0	0	0				
Roger Nelson, R OBP: 0.500, SLG: 0.500 (8, 1)										0	0	0	0	0	0	0				
<b>Inning Stats</b>	R: 0 E: 0 K: 1 S: 5	H: 0 LOB: 0 BB: 0 P: 5	R: 0 E: 0 K: 0 S: 3	H: 0 LOB: 0 BB: 0 P: 3	R: 1 E: 0 K: 0 S: 5	H: 2 LOB: 1 BB: 0 P: 5	R: 0 E: 0 K: 0 S: 2	H: 0 LOB: 0 BB: 1 P: 6	R: 0 E: 0 K: 2 S: 7	H: 0 LOB: 0 BB: 0 P: 7	R: 0 E: 0 K: 0 S: 4	H: 1 LOB: 2 BB: 1 P: 8	R: 0 E: 0 K: 1 S: 6	H: 1 LOB: 1 BB: 0 P: 6	R: 1 E: 0 K: 0 S: 5	H: 2 LOB: 1 BB: 0 P: 5	1B: 3 2B: 3 3B: 0 HR: 0	SF: 0 SAC: 1 DP: 1 HBP: 0	WP: 0 PB: 0 SB: 0 CS: 1	PA: 34
<b>PITCHER</b> Rickey Clark, R ERA: 3.67 (1, 1)	IP: 9.0 WLS: W BF: 34 H: 6 R: 2 ER: 2 SO: 4 BB: 3 IBB: 0 HBP: 0 BLK: 0 WP: 0 HR: 0 S: 39 P: 51 ERA: 2.00 WHIP: 1.000															<b>PITCHER</b>				

Batter	1	2	3	4	5	6	7	8	9	AB	R	H	RBI	BB	SO	LOB	BOTTOM			
Sandy Alomar Sr., S OBP: 0.325, SLG: 0.299 (1, 4)	F7		1-3		4-3			K		4	0	0	0	0	1	2	<b>Kansas City Royals @ California Angels</b> Anaheim Stadium, Anaheim, CA Sat May 27 1972, 10:05 PM EDT Alt. 6,972 - Unknown - 83 F			
Ken Berry, R OBP: 0.390, SLG: 0.431 (1, 8)	F2		F3		4-3			BB F7 1B		4	1	1	0	0	0	2				
Vada Pinson, L OBP: 0.339, SLG: 0.448 (1, 7)	G3		4-3		4-3			F7 1-2		4	0	0	0	0	0	3				
Bob Oliver, R OBP: 0.284, SLG: 0.413 (1, 3)		6-3				L5		BB 1B		3	1	1	0	0	0	0				
Jim Spencer, L OBP: 0.245, SLG: 0.267 (7, 3)								2H BB 1B		1	1	1	1	0	0	0				
Ken McMullen, R OBP: 0.341, SLG: 0.306 (1, 5)		6-3			G3			2H BB 1B		4	0	1	1	0	0	1				
Leroy Stanton, R OBP: 0.293, SLG: 0.435 (1, 9)						1-3		K		4	1	2	1	0	1	1				
Leo Cardenas, R OBP: 0.281, SLG: 0.311 (1, 6)										3	0	1	1	0	0	1				
Art Kusnyer, R OBP: 0.290, SLG: 0.233 (1, 2)										3	0	0	0	0	0	2				
Rickey Clark, R OBP: 0.105, SLG: 0.056 (1, 1)										2	0	1	0	1	0	0				
<b>Inning Stats</b>	R: 0 E: 0 K: 0 S: 3	H: 0 LOB: 0 BB: 0 P: 3	R: 1 E: 0 K: 0 S: 5	H: 2 LOB: 1 BB: 0 P: 5	R: 0 E: 0 K: 0 S: 3	H: 0 LOB: 1 BB: 1 P: 7	R: 1 E: 0 K: 0 S: 5	H: 2 LOB: 1 BB: 0 P: 5	R: 0 E: 0 K: 0 S: 4	H: 1 LOB: 1 BB: 0 P: 4	R: 0 E: 0 K: 0 S: 3	H: 0 LOB: 0 BB: 0 P: 3	R: 0 E: 0 K: 2 S: 10	H: 3 LOB: 1 BB: 0 P: 10	R: 2 E: 0 K: 2 S: 10	H: 3 LOB: 1 BB: 0 P: 10	1B: 4 2B: 3 3B: 1 HR: 0	SF: 0 SAC: 0 DP: 0 HBP: 0	WP: 0 PB: 0 SB: 0 CS: 0	PA: 33
<b>PITCHER</b> Tom Murphy, R ERA: 3.72 (1, 1)	IP: 7.0 WLS: L BF: 27 H: 5 R: 2 ER: 2 SO: 2 BB: 1 IBB: 0 HBP: 0 BLK: 0 WP: 0 HR: 0 S: 26 P: 30 ERA: 2.57 WHIP: 0.857															<b>PITCHER</b>				
Jim Rooker, L ERA: 3.5 (8, 1)	0.2	5	3	2	2	1	0	0	0	0	0	7	7	27.00	4.500					
Roger Nelson, R ERA: 1.5 (8, 1)	0.1	1	0	0	0	1	0	0	0	0	0	3	3	0.00	0.000					




Batter	1	2	3	4	5	6	7	8	9	AB	R	H	RBI	BB	SO	LOB	TOP										
Freddie Patek, R OBP: 0.324, SLG: 0.356	L9		G1-4-3			L9		F6		4	0	0	0	0	0	1											
Paul Schaaf, R OBP: 0.313, SLG: 0.321	K			G5-4-3 1B		6-3		1B 2B		4	1	2	0	0	1	0											
Richie Scheinblum, S OBP: 0.329, SLG: 0.342	6-3			G5-4-3 1-2		1-3		FC6-4 1B 2H		4	0	1	1	1	0	0											
Lou Piniella, R OBP: 0.373, SLG: 0.474		F8		K		1B 2B		1B 1B		4	1	2	0	0	1	0											
Cookie Rojas, R OBP: 0.300, SLG: 0.333	L4				F4		2B 1B	FC6-4 1B		4	0	1	0	0	0	2											
Amos Otis, R OBP: 0.305, SLG: 0.315		S BB		G3-6-3 BB		1-3 2H		F9		2	0	1	1	2	0	2											
John Mayberry, L OBP: 0.311, SLG: 0.331	L8			G3-6-3 1-2		L9		F6		4	0	0	0	0	0	6											
Jerry May, R OBP: 0.358, SLG: 0.333			5-3			6-3		3-1		2	0	0	0	0	0	0											
Steve Howley, L OBP: 0.300, SLG: 0.250										1	0	0	0	0	0	0											
Carl Taylor, R OBP: 0.667, SLG: 0.500										0	0	0	0	0	0	0											
Dick Drago, R OBP: 0.095, SLG: 0.050										1	0	0	0	1	1	0											
Gail Hopkins, L OBP: 0.300, SLG: 0.333										1	0	0	0	0	0	0											
Tom Burgmeier, L OBP: 0.250, SLG: 0.250			G1-4-3 BB			K		4-3		0	0	0	0	0	0	0											
<b>Inning Stats</b>	R: 0 E: 0 K: 1 S: 5	H: 0 LOB: 0 BB: 0 P: 5	R: 0 E: 0 K: 0 S: 3	H: 0 LOB: 1 BB: 1 P: 7	R: 0 E: 0 K: 0 S: 2	H: 0 LOB: 0 BB: 1 P: 6	R: 0 E: 0 K: 1 S: 5	H: 1 LOB: 0 BB: 0 P: 5	R: 0 E: 0 K: 0 S: 2	H: 0 LOB: 0 BB: 1 P: 6	R: 0 E: 0 K: 0 S: 6	H: 3 LOB: 2 BB: 0 P: 6	R: 0 E: 0 K: 0 S: 3	H: 0 LOB: 0 BB: 0 P: 3	R: 1 E: 0 K: 0 S: 6	H: 3 LOB: 2 BB: 0 P: 6	1B: 5 2B: 2 3B: 0 HR: 0	SF: 0 SAC: 0 DP: 3 HBP: 0	WP: 0 PB: 0 SB: 1 CS: 0	PA: 34							
<b>PITCHER</b>	IP	WLS	BF	H	R	ER	SO	BB	IBB	HBP	BLK	WP	HR	S	P	ERA	WHIP										
Clyde Wright, L ERA: 2.82	(1, 1)	7.0	W	25	4	1	1	3	3	0	0	0	0	28	40	1.29	1.000										
Eddie Fisher, R ERA: 4.5	(8, 1)	2.0	S	9	3	1	1	0	0	0	0	0	0	9	9	4.50	1.500										

Kansas City Royals @ California Angels  
 Anaheim Stadium, Anaheim, CA  
 Sun May 28 1972, 6:33 AM EDT  
 Att. 8,115 - Unknown - 99 F

livebaseballscores.com

AB 31  
 R 2  
 H 7  
 RBI 2  
 BB 3  
 SO 3  
 LOB 12




Batter	1	2	3	4	5	6	7	8	9	AB	R	H	RBI	BB	SO	LOB	BOTTOM										
Sandy Alomar Sr., S OBP: 0.329, SLG: 0.304	6-3		F9		1B E G1-6-3 1B		1-3 1B			4	1	2	0	0	0	0											
Mickey Rivers, L OBP: 0.278, SLG: 0.250	S 1B		4-3		G1-6-3 1-3 1B		F9			4	0	2	0	0	0	2											
Vada Pinson, L OBP: 0.336, SLG: 0.442	F8			1B SF 1B	G1-6-3 1-2 3H		F8			4	1	1	0	0	0	2											
Jim Spencer, L OBP: 0.245, SLG: 0.266	F8			SF 1B	F6		L7			4	0	1	0	0	0	1											
Ken McMullen, R OBP: 0.339, SLG: 0.304		5-3		K		4-3		2B 1B		4	1	1	0	0	1	2											
Leroy Stanton, R OBP: 0.291, SLG: 0.444		6-3		SF FC6-4 1-2 3H	L8		1H 2B			3	0	1	2	0	0	0											
Leo Cardenas, R OBP: 0.280, SLG: 0.309				K		K		F8		4	0	1	0	0	2	3											
Art Kusnyer, R OBP: 0.278, SLG: 0.222		F8		FC6-4 1-2	5-3					3	0	0	0	0	0	3											
Clyde Wright, R OBP: 0.200, SLG: 0.467					F6					3	1	2	1	0	0	0											
Rickey Clark, R OBP: 0.105, SLG: 0.056										0	0	0	0	0	0	0											
Eddie Fisher, R OBP: 0.200, SLG: 0.200							1B 1B			0	0	0	0	0	0	0											
<b>Inning Stats</b>	R: 0 E: 0 K: 0 S: 4	H: 1 LOB: 1 BB: 0 P: 4	R: 0 E: 0 K: 0 S: 4	H: 1 LOB: 1 BB: 0 P: 4	R: 0 E: 0 K: 0 S: 3	H: 0 LOB: 0 BB: 0 P: 3	R: 1 E: 1 K: 2 S: 10	H: 2 LOB: 2 BB: 0 P: 10	R: 2 E: 1 K: 0 S: 5	H: 3 LOB: 0 BB: 0 P: 5	R: 0 E: 0 K: 1 S: 5	H: 0 LOB: 0 BB: 0 P: 5	R: 0 E: 0 K: 0 S: 4	H: 2 LOB: 2 BB: 0 P: 4	R: 0 E: 0 K: 0 S: 5	H: 2 LOB: 1 BB: 0 P: 5	1B: 9 2B: 1 3B: 0 HR: 1	SF: 1 SAC: 0 DP: 1 HBP: 0	WP: 0 PB: 0 SB: 1 CS: 0	PA: 34							
<b>PITCHER</b>	IP	WLS	BF	H	R	ER	SO	BB	IBB	HBP	BLK	WP	HR	S	P	ERA	WHIP										
Dick Drago, R ERA: 2.25	(1, 1)	7.0	L	29	9	3	2	3	0	0	0	0	1	35	35	2.57	1.286										
Tom Burgmeier, L ERA: 2.87	(8, 1)	1.0		5	2	1	1	0	0	0	0	0	0	5	5	9.00	2.000										

Kansas City Royals @ California Angels  
 Anaheim Stadium, Anaheim, CA  
 Sun May 28 1972, 6:33 AM EDT  
 Att. 8,115 - Unknown - 99 F

livebaseballscores.com

AB 33  
 R 4  
 H 11  
 RBI 3  
 BB 0  
 SO 3  
 LOB 13






Batter	1	2	3	4	5	6	7	8	9	AB	R	H	RBI	BB	SO	LOB	TOP			
<b>Freddie Patek, R</b> OBP: 0.322, SLG: 0.346 (1, 6)	0-0 6-3		0-0 L8		0-0 F8			4-0 G6-4-3 BB		3	0	0	0	1	0	0	<b>Kansas City Royals @ Minnesota Twins</b> Metropolitan Stadium, Bloomington, MI Tue May 30 1972, 8:05 PM EDT Att. 6,164 - Unknown - 59 F			
<b>Steve Hoyley, L</b> OBP: 0.282, SLG: 0.325 (1, 9)	0-0 6-3		0-0 HR		0-0 F8		0-3 K		4	1	1	1	0	1	1					
<b>Lou Piniella, R</b> OBP: 0.370, SLG: 0.468 (1, 7)	0-0 L4		0-0 CS 1B		0-0 5-3		0-0 G6-4-3 1-2		4	0	1	0	0	0	1					
<b>Ed Kirkpatrick, L</b> OBP: 0.422, SLG: 0.485 <b>Ron Hansen, R</b> OBP: 0.200, SLG: 0.143 (9, PH)		0-0 6-3	0-3 K		0-0 G3			0-3 K	3	0	0	0	0	1	1					
<b>John Mayberry, L</b> OBP: 0.305, SLG: 0.323 <b>Jerry May, R</b> OBP: 0.352, SLG: 0.326 (9, PH)		0-0 6-3	0-0 CS 1-2	0-0 G3			0-0 F9	0-0 F7	3	0	0	0	0	0	0					
<b>Amos Otis, R</b> OBP: 0.315, SLG: 0.323 (1, 8)		0-0 E 2B		0-0 F8			0-0 5-3	4-0 BB	3	1	1	0	1	0	0					
<b>Paul Schaal, R</b> OBP: 0.312, SLG: 0.319 (1, 5)		0-0 E9 2-H		0-3 K			0-0 2B 1B	0-0 F9	4	0	1	0	0	1	1					
<b>Bobby Knoop, R</b> OBP: 0.412, SLG: 0.333 <b>Richie Scheinblum, S</b> OBP: 0.337, SLG: 0.365 <b>Carl Taylor, R</b> OBP: 0.667, SLG: 0.500 <b>Cookie Rojas, R</b> OBP: 0.300, SLG: 0.333 (7, PH)		4-0 BB		0-0 F8			0-0 1-3 2B		1	0	0	0	1	0	0					
<b>Paul Spittorf, L</b> OBP: 0.174, SLG: 0.174 <b>Bruce Dal Canton, R</b> <b>Gail Hopkins, L</b> OBP: 0.273, SLG: 0.300 <b>Roger Nelson, R</b> OBP: 0.500, SLG: 0.500 (7, PH)		0-0 4-3		0-0 6-3			0-0 F8		1	0	0	0	0	0	2					
<b>Inning Stats</b>	R: 0 E: 0 K: 0 S: 3	H: 0 LOB: 0 BB: 0 P: 3	R: 1 E: 1 K: 0 S: 5	H: 1 LOB: 2 BB: 1 P: 9	R: 1 E: 0 K: 1 S: 6	H: 2 LOB: 0 BB: 0 P: 6	R: 0 E: 0 K: 1 S: 5	H: 0 LOB: 0 BB: 0 P: 5	R: 0 E: 0 K: 0 S: 3	H: 0 LOB: 0 BB: 0 P: 3	R: 0 E: 0 K: 0 S: 5	H: 2 LOB: 2 BB: 0 P: 5	R: 0 E: 0 K: 1 S: 4	H: 0 LOB: 0 BB: 1 P: 8	R: 0 E: 0 K: 1 S: 5	H: 0 LOB: 1 BB: 1 P: 9		1B: 2 2B: 2 3B: 0 HR: 1	SF: 0 SAC: 0 DP: 1 HBP: 0	WP: 0 PB: 0 SB: 0 CS: 1
<b>PITCHER</b>	IP WLS BF H R ER SO BB IBB HBP BLK WP HR S P ERA WHIP																			
<b>Jim Perry, R</b> ERA: 2.67 <b>Dave LaRoche, L</b> ERA: 1.55	(1, 1) 7.0 W 28 5 2 1 2 2 0 0 0 0 1 30 38 1.29 1.000																			

Batter	1	2	3	4	5	6	7	8	9	AB	R	H	RBI	BB	SO	LOB	BOTTOM			
<b>Cesar Tovar, R</b> OBP: 0.397, SLG: 0.353 (1, 9)	0-0 1B 6-3		0-0 F4		0-0 5-3			0-3 K		4	1	1	0	0	1	1	<b>Kansas City Royals @ Minnesota Twins</b> Metropolitan Stadium, Bloomington, MI Tue May 30 1972, 8:05 PM EDT Att. 6,164 - Unknown - 59 F			
<b>Danny Thompson, R</b> OBP: 0.315, SLG: 0.376 (1, 6)	0-0 6-3 1-3 1B		0-0 6-3		0-0 1-3 1B		0-0 6-3		4	0	2	0	0	0	0					
<b>Rod Carew, L</b> OBP: 0.382, SLG: 0.360 (1, 4)	0-3 K		4-0 1B BB		0-0 1-3 1-2 2-3		0-0 3-1		3	0	0	0	1	1	4					
<b>Harmon Killebrew, R</b> OBP: 0.400, SLG: 0.453 <b>Rich Reese, L</b> OBP: 0.310, SLG: 0.320 (9, 3)	0-0 6-3		0-0 L8		4-0 IBB		0-0 F8		3	0	0	1	1	0	2					
<b>Bobby Darwin, R</b> OBP: 0.329, SLG: 0.444 (1, 8)	4-0 BB BB		0-0 1-3 1B		0-3 K		0-3 K		3	0	1	0	1	2	3					
<b>Rick Renick, R</b> OBP: 0.304, SLG: 0.429 <b>Steve Brye, R</b> OBP: 0.245, SLG: 0.273 (8, 7)	4-0 1-2 BB		0-3 K		0-0 F9		0-3 K		2	0	0	0	1	1	2					
<b>Eric Soderholm, R</b> OBP: 0.216, SLG: 0.324 (1, 5)	0-3 K		0-0 F8		0-3 K		0-0 6-3		4	0	0	0	0	2	5					
<b>Phil Roof, R</b> OBP: 0.254, SLG: 0.444 (1, 2)		0-0 HR		0-0 HR		0-0 F7		0-3 K		4	2	2	2	0	1	0				
<b>Jim Perry, S</b> OBP: 0.381, SLG: 0.316 <b>Dave LaRoche, L</b> (8, 1)		0-0 5-3		0-0 E4 1-3 1B		0-0 4-1			3	0	1	0	0	0	0					
<b>Inning Stats</b>	R: 1 E: 0 K: 2 S: 9	H: 2 LOB: 3 BB: 2 P: 17	R: 1 E: 0 K: 0 S: 4	H: 1 LOB: 0 BB: 0 P: 4	R: 0 E: 0 K: 1 S: 6	H: 1 LOB: 2 BB: 1 P: 10	R: 1 E: 1 K: 1 S: 8	H: 3 LOB: 3 BB: 1 P: 12	R: 0 E: 0 K: 1 S: 5	H: 0 LOB: 0 BB: 0 P: 5	R: 0 E: 0 K: 1 S: 5	H: 0 LOB: 0 BB: 0 P: 5	R: 0 E: 0 K: 2 S: 7	H: 0 LOB: 0 BB: 0 P: 7	R: 0 E: 0 K: 2 S: 7	H: 0 LOB: 0 BB: 0 P: 7		1B: 5 2B: 0 3B: 0 HR: 2	SF: 0 SAC: 0 DP: 0 HBP: 0	WP: 0 PB: 0 SB: 0 CS: 0
<b>PITCHER</b>	IP WLS BF H R ER SO BB IBB HBP BLK WP HR S P ERA WHIP																			
<b>Paul Spittorf, L</b> ERA: 2.64 <b>Bruce Dal Canton, R</b> ERA: 3.25 <b>Roger Nelson, R</b> ERA: 1.29	(1, 1) 2.1 14 4 2 2 2 3 0 0 0 0 1 15 27 7.71 3.000	(3, 1) 3.2 L 15 3 1 1 4 0 1 0 0 0 1 22 26 2.46 0.818	(7, 1) 2.0 6 0 0 0 3 0 0 0 0 0 0 12 12 0.00 0.000																	

**AB 31**  
**R 2**  
**H 5**  
**RBI 1**  
**BB 3**  
**SO 4**  
**LOB 8**



**AB 31**  
**R 3**  
**H 7**  
**RBI 3**  
**BB 4**  
**SO 9**  
**LOB 17**





Batter	1	2	3	4	5	6	7	8	9	AB	R	H	RBI	BB	SO	LOB	TOP							
Freddie Patek, R OBP: 0.317, SLG: 0.349 (1, 6)										5	0	1	0	0	1	2								
Steve Hoyley, L OBP: 0.277, SLG: 0.318 (1, 9)										4	1	1	0	1	2	2								
Lou Piniella, R OBP: 0.371, SLG: 0.473 (1, 7)										5	0	2	0	0	1	1								
Ed Kirkpatrick, L OBP: 0.425, SLG: 0.486 (1, 2)										4	0	2	1	0	0	1								
Cookie Rojas, R OBP: 0.299, SLG: 0.331 (1, 4)										4	0	1	0	0	0	2								
Gail Hopkins, L OBP: 0.200, SLG: 0.214 (1, 3)										4	0	0	0	0	0	1								
Amos Otis, R OBP: 0.327, SLG: 0.344 (1, 8)										4	1	3	0	0	0	1								
Paul Schaaf, R OBP: 0.304, SLG: 0.309 (1, 5)										4	0	0	0	0	0	4								
Jim Rooker, R OBP: 0.286, SLG: 0.286 (1, 1)										2	0	1	1	0	0	1								
John Mayberry, L OBP: 0.303, SLG: 0.321 (9, PH)										1	0	0	0	0	0	0								
<b>Inning Stats</b>	R: 1 E: 0 K: 1 S: 6	H: 2 LOB: 1 BB: 1 P: 10	R: 1 E: 0 K: 1 S: 8	H: 3 LOB: 2 BB: 0 P: 8	R: 0 E: 0 K: 1 S: 5	H: 0 LOB: 0 BB: 0 P: 5	R: 0 E: 1 K: 0 S: 5	H: 1 LOB: 2 BB: 0 P: 5	R: 0 E: 0 K: 0 S: 4	H: 1 LOB: 1 BB: 0 P: 4	R: 0 E: 0 K: 1 S: 6	H: 1 LOB: 2 BB: 0 P: 6	R: 0 E: 0 K: 0 S: 4	H: 1 LOB: 1 BB: 0 P: 4	R: 0 E: 0 K: 0 S: 4	H: 1 LOB: 1 BB: 0 P: 4	1B: 8 2B: 3 3B: 0 HR: 0	SF: 0 SAC: 0 DP: 0 HBP: 0	WP: 0 PB: 0 SB: 2 CS: 0	PA: 39				
<b>PITCHER</b>	IP WLS BF H R ER SO BB IBB HBP BLK WP HR S P ERA WHIP																ERA WHIP							
Bert Blyleven, R ERA: 2.44 (1, 1)	7.0 W 31	9 2 2 4	1 0 0 0	0 0 0 0	0 0 0 0	0 0 0 0	0 0 0 0	0 0 8 8	2.57 1.429															
Wayne Granger, R ERA: 0.73 (8, 1)	2.0 S 8	2 0 0 0	0 0 0 0	0 0 0 0	0 0 0 0	0 0 0 0	0 0 8 8	0.00 1.000																

**Kansas City Royals @ Minnesota Twins**  
 Metropolitan Stadium, Bloomington, MI  
 Wed May 31 1972, 8:05 PM EDT  
 Alt. 7,686 - Unknown - 69 F

AB 37  
 R 2  
 H 11  
 RBI 2  
 BB 1  
 SO 4  
 LOB 15

Batter	1	2	3	4	5	6	7	8	9	AB	R	H	RBI	BB	SO	LOB	BOTTOM				
Cesar Tovar, R OBP: 0.388, SLG: 0.343 (1, 9)										4	0	0	0	0	0	2					
Danny Thompson, R OBP: 0.314, SLG: 0.372 (1, 6)										4	0	1	0	0	0	1					
Rod Carew, L OBP: 0.378, SLG: 0.357 (1, 4)										4	1	1	0	0	1	1					
Harmon Killebrew, R OBP: 0.396, SLG: 0.445 Wayne Granger, R OBP: 0.500, SLG: 0.500 (1, 3) (8, 1)										4	1	1	0	0	0	2					
Bobby Darwin, R OBP: 0.333, SLG: 0.437 (1, 8)										2	0	0	0	2	0	2					
Rick Renick, R OBP: 0.289, SLG: 0.375 Steve Brye, R OBP: 0.242, SLG: 0.270 (1, 7) (7, 7)										3	0	0	0	0	1	6					
Eric Soderholm, R OBP: 0.218, SLG: 0.360 (1, 5)										4	1	1	3	0	0	0					
Phil Roof, R OBP: 0.290, SLG: 0.464 (1, 2)										2	0	2	0	1	0	0					
Bert Blyleven, R OBP: 0.207, SLG: 0.241 Rich Reese, L OBP: 0.310, SLG: 0.320 (1, 1) (8, 3)										2	0	0	0	0	1	2					
<b>Inning Stats</b>	R: 0 E: 1 K: 0 S: 5	H: 1 LOB: 3 BB: 1 P: 9	R: 0 E: 0 K: 0 S: 3	H: 0 LOB: 1 BB: 1 P: 7	R: 0 E: 0 K: 1 S: 5	H: 0 LOB: 0 BB: 0 P: 5	R: 0 E: 0 K: 0 S: 2	H: 0 LOB: 0 BB: 1 P: 6	R: 0 E: 0 K: 0 S: 4	H: 1 LOB: 1 BB: 0 P: 4	R: 3 E: 0 K: 2 S: 11	H: 4 LOB: 1 BB: 0 P: 11	R: 0 E: 1 K: 0 S: 4	H: 0 LOB: 1 BB: 0 P: 4	R: 0 E: 0 K: 0 S: 3	H: 0 LOB: 0 BB: 0 P: 3	1B: 5 2B: 0 3B: 0 HR: 1	SF: 0 SAC: 1 DP: 1 HBP: 0	WP: 0 PB: 0 SB: 0 CS: 0	PA: 34	
<b>PITCHER</b>	IP WLS BF H R ER SO BB IBB HBP BLK WP HR S P ERA WHIP																ERA WHIP				
Jim Rooker, L ERA: 3.88 (1, 1)	8.0 L 34	6 3 3 3	3 0 0 0	0 0 0 0	0 1 37 49	3.38 1.125															

**Kansas City Royals @ Minnesota Twins**  
 Metropolitan Stadium, Bloomington, MI  
 Wed May 31 1972, 8:05 PM EDT  
 Alt. 7,686 - Unknown - 69 F

AB 30  
 R 3  
 H 6  
 RBI 3  
 BB 3  
 SO 3  
 LOB 16



Batter	1	2	3	4	5	6	7	8	9	AB	R	H	RBI	BB	SO	LOB	TOP					
Freddie Patek, R OBP: 0.312, SLG: 0.336 (1, 6)										4	0	0	0	1	0	1						
Steve Hoyley, L OBP: 0.300, SLG: 0.340 Carl Taylor, R OBP: 0.500, SLG: 0.333 (7, PH) (7, 9)										3	1	2	0	0	0	0						
Lou Piniella, R OBP: 0.368, SLG: 0.487 (1, 7)										4	1	1	2	0	0	1						
Ed Kirkpatrick, L OBP: 0.429, SLG: 0.526 (1, 2)										4	1	2	1	0	1	0						
Cookie Rojas, R OBP: 0.304, SLG: 0.331 (1, 4)										3	1	1	0	1	0	2						
Gail Hopkins, L OBP: 0.167, SLG: 0.176 Riche Scheinblum, S OBP: 0.343, SLG: 0.413 John Mayberry, L OBP: 0.303, SLG: 0.321 (8, PH) (8, 3)										3	0	0	0	0	0	1						
Amos Otis, R OBP: 0.325, SLG: 0.341 (1, 8)										4	0	1	0	0	2	1						
Paul Schaal, R OBP: 0.309, SLG: 0.310 (1, 5)										3	0	1	0	1	0	0						
Tom Murphy, R Joe Keough, L Al Fitzmorris, S OBP: 0.462, SLG: 0.300 (6, PH) (6, 1)										1	0	0	0	0	0	1						
<b>Inning Stats</b>	R: 0 E: 0 K: 0 S: 3	H: 0 LOB: 0 BB: 0 P: 3	R: 0 E: 0 K: 1 S: 5	H: 0 LOB: 1 BB: 1 P: 9	R: 0 E: 0 K: 0 S: 3	H: 1 LOB: 0 BB: 0 P: 3	R: 0 E: 0 K: 0 S: 4	H: 2 LOB: 1 BB: 0 P: 4	R: 0 E: 0 K: 0 S: 3	H: 0 LOB: 0 BB: 0 P: 3	R: 3 E: 0 K: 0 S: 6	H: 3 LOB: 0 BB: 0 P: 6	R: 0 E: 0 K: 0 S: 4	H: 1 LOB: 3 BB: 2 P: 12	R: 2 E: 0 K: 2 S: 9	H: 2 LOB: 0 BB: 0 P: 9	R: 0 E: 0 K: 0 S: 3	H: 0 LOB: 0 BB: 0 P: 3	1B: 6 2B: 0 3B: 0 HR: 3	SF: 0 SAC: 0 DP: 2 HBP: 0	WP: 0 PB: 0 SB: 0 CS: 0	PA: 37
<b>PITCHER</b>	IP	WLS	BF	H	R	ER	SO	BB	IBB	HBP	BLK	WP	HR	S	P	ERA	WHIP					
Dick Woodson, R ERA: 3.42 Dave LaRoche, L ERA: 1.99 (1, 1) (7, 1)	6.1	L	26	7	3	3	1	2	0	0	0	0	2	26	34	4.26	1.421					
<b>PITCHER</b>	IP	WLS	BF	H	R	ER	SO	BB	IBB	HBP	BLK	WP	HR	S	P	ERA	WHIP					

**Kansas City Royals @ Minnesota Twins**  
Metropolitan Stadium, Bloomington, MI  
Thu Jun 01 1972, 4:33 AM EDT  
Att: 6,807 - Unknown - 77 F

livebaseballscorecards.com

AB 34  
R 5  
H 9  
RBI 5  
BB 3  
SO 3  
LOB 12


Batter	1	2	3	4	5	6	7	8	9	AB	R	H	RBI	BB	SO	LOB	BOTTOM				
Cesar Tovar, R OBP: 0.384, SLG: 0.340 (1, 9)										4	0	1	1	0	0	0					
Danny Thompson, R OBP: 0.306, SLG: 0.362 (1, 6)										4	0	0	0	0	1	0					
Rod Carew, L OBP: 0.375, SLG: 0.348 (1, 4)										3	0	0	0	1	0	0					
Bobby Darwin, R OBP: 0.338, SLG: 0.430 (1, 8)										2	0	0	0	1	2	1					
Rich Reese, L OBP: 0.313, SLG: 0.321 Dave LaRoche, L OBP: 0.352, SLG: 0.388 (9, PH)										3	1	1	0	0	0	2					
Steve Braun, L OBP: 0.352, SLG: 0.388 (9, PH)										0	0	0	0	0	0	0					
Eric Soderholm, R OBP: 0.222, SLG: 0.397 (1, 5)										3	1	1	2	0	0	2					
Jim Nettles, L OBP: 0.308, SLG: 0.163 (1, 7)										2	1	0	0	1	0	0					
George Mitterwald, R OBP: 0.163, SLG: 0.195 (1, 2)										3	0	0	0	0	1	1					
Dick Woodson, R OBP: 0.105, SLG: 0.105 Harmon Killebrew, R OBP: 0.393, SLG: 0.441 (7, 3)										2	0	0	0	0	1	1					
<b>Inning Stats</b>	R: 0 E: 0 K: 0 S: 3	H: 1 LOB: 0 BB: 0 P: 5	R: 0 E: 0 K: 2 S: 7	H: 0 LOB: 0 BB: 0 P: 7	R: 0 E: 0 K: 1 S: 5	H: 1 LOB: 1 BB: 1 P: 9	R: 1 E: 0 K: 1 S: 5	H: 1 LOB: 0 BB: 1 P: 9	R: 0 E: 0 K: 0 S: 3	H: 0 LOB: 0 BB: 0 P: 3	R: 0 E: 0 K: 0 S: 3	H: 0 LOB: 0 BB: 0 P: 3	R: 0 E: 0 K: 1 S: 5	H: 0 LOB: 0 BB: 0 P: 5	R: 0 E: 0 K: 1 S: 5	H: 0 LOB: 0 BB: 0 P: 5	1B: 2 2B: 0 3B: 0 HR: 1	SF: 0 SAC: 0 DP: 1 HBP: 1	WP: 0 PB: 0 SB: 1 CS: 1	PA: 33	
<b>PITCHER</b>	IP	WLS	BF	H	R	ER	SO	BB	IBB	HBP	BLK	WP	HR	S	P	ERA	WHIP				
Tom Murphy, R ERA: 4.07 Al Fitzmorris, R ERA: 3.31 (1, 1) (6, 1)	5.0	W	19	3	3	3	4	2	0	1	0	0	0	14	18	0.00	0.250				
<b>PITCHER</b>	IP	WLS	BF	H	R	ER	SO	BB	IBB	HBP	BLK	WP	HR	S	P	ERA	WHIP				


**Kansas City Royals @ Minnesota Twins**  
Metropolitan Stadium, Bloomington, MI  
Thu Jun 01 1972, 4:33 AM EDT  
Att: 6,807 - Unknown - 77 F

livebaseballscorecards.com

AB 28  
R 3  
H 3  
RBI 3  
BB 3  
SO 5  
LOB 7



Batter	1	2	3	4	5	6	7	8	9	AB	R	H	RBI	BB	SO	LOB	TOP			
Tommy Harper, R (1, 8) OBP: 0.375, SLG: 0.486	6-3		F5			F8		FC6-4 1B		4	0	1	0	0	0	0	<b>Boston Red Sox @ Kansas City Royals</b> Municipal Stadium, Kansas City, MO Fri Jun 02 1972, 8:05 PM EDT Alt. 9,240 - Unknown - 91 F  <b>AB 32</b> <b>R 1</b> <b>H 5</b> <b>RBI 1</b> <b>BB 0</b> <b>SO 6</b> <b>LOB 7</b> 			
Luis Aparicio, R (1, 6) OBP: 0.306, SLG: 0.349	WP 2B 1B		1-3			5-3		FC6-4 1-2		4	1	1	0	0	0	1				
Ben Oglivie, L (1, 7) OBP: 0.255, SLG: 0.354	1-H 2B					K				4	0	1	1	0	3	0				
Reggie Smith, S (1, 9) OBP: 0.348, SLG: 0.398	F6					FC5-4 1B		F6		4	0	1	0	0	0	1				
Danny Cater, R (1, 3) OBP: 0.210, SLG: 0.213	4-3					P9		2B		4	0	1	0	0	0	2				
John Kennedy, R (1, 5) OBP: 0.278, SLG: 0.364						FC5-4 1-2		F8		3	0	0	0	0	0	2				
Doug Griffin, R (1, 4) OBP: 0.357, SLG: 0.295						F9		5-3		3	0	0	0	0	0	1				
Carlton Fisk, R (1, 2) OBP: 0.309, SLG: 0.483						F9		F7		3	0	0	0	0	1	0				
Lew Krausse, R (1, 1) OBP: 0.125, SLG: 0.188						F9		K		2	0	0	0	0	1	0				
Gary Peters, L (5, 1) OBP: 0.200, SLG: 0.200										0	0	0	0	0	0	0				
Luis Tiant, R (7, 1) OBP: 0.353, SLG: 0.421										0	0	0	0	0	0	0				
Bob Gallagher, L (8, PH) OBP: 0.303, SLG: 0.321										1	0	0	0	0	1	0				
Ken Tatum, R (8, 1) OBP: 0.307, SLG: 0.336										0	0	0	0	0	0	0				
<b>Inning Stats</b>	R: 1 E: 0 K: 0 S: 5	H: 2 LOB: 1 BB: 0 P: 5	R: 0 E: 0 K: 1 S: 5	H: 0 LOB: 0 BB: 0 P: 5	R: 0 E: 0 K: 0 S: 3	H: 0 LOB: 0 BB: 0 P: 3	R: 0 E: 0 K: 1 S: 6	H: 1 LOB: 1 BB: 0 P: 6	R: 0 E: 0 K: 1 S: 5	H: 0 LOB: 0 BB: 0 P: 5	R: 0 E: 0 K: 1 S: 4	H: 1 LOB: 1 BB: 0 P: 4	R: 0 E: 0 K: 1 S: 6	H: 1 LOB: 0 BB: 0 P: 6	R: 0 E: 0 K: 1 S: 5	H: 0 LOB: 0 BB: 0 P: 5	1B: 3 2B: 2 3B: 0 HR: 0	SF: 0 SAC: 0 DP: 0 HBP: 0	WP: 1 PB: 0 SB: 0 CS: 0	PA: 32
<b>PITCHER</b> Dick Drago, R (1, 1) ERA: 2.11	IP: 9.0 WLS: W BF: 32 H: 5 R: 1 ER: 1 SO: 6 BB: 0 IBB: 0 HBP: 0 BLK: 0 WP: 1 HR: 0 S: 44 P: 44 ERA: 1.00 WHIP: 0.556															<b>PITCHER</b>				

Batter	1	2	3	4	5	6	7	8	9	AB	R	H	RBI	BB	SO	LOB	BOTTOM			
Freddie Patek, R (1, 6) OBP: 0.318, SLG: 0.330	4-3 S 1B BB		CS BB			SH3-4 1-2		K		2	1	0	0	2	2	4	<b>Boston Red Sox @ Kansas City Royals</b> Municipal Stadium, Kansas City, MO Fri Jun 02 1972, 8:05 PM EDT Alt. 9,240 - Unknown - 91 F  <b>AB 33</b> <b>R 9</b> <b>H 12</b> <b>RBI 9</b> <b>BB 7</b> <b>SO 5</b> <b>LOB 20</b> 			
Steve Hovley, L (1, 9) OBP: 0.302, SLG: 0.327	4-3					FC4-6 IBB		FC4-6 1B		2	0	0	0	1	1	2				
Carl Taylor, R (7, PH) OBP: 0.667, SLG: 0.600	1-3							2B		2	1	2	0	0	0	0				
Lou Piniella, R (1, 7) OBP: 0.369, SLG: 0.490	3-H 1B					FC4-6 3B		5-3 1-H 1B 2B		5	2	2	2	0	0	3				
Ed Kirkpatrick, L (1, 2) OBP: 0.417, SLG: 0.531	K					4-3		5-3		5	1	1	2	0	1	3				
Cookie Rojas, R (1, 4) OBP: 0.307, SLG: 0.336	4-3					1-H 2B 3B		FC4-6 1-2 2-3		4	1	1	1	1	0	2				
Gail Hopkins, L (1, 3) OBP: 0.150, SLG: 0.200						3-H 2B		1B IBB		3	0	1	0	0	0	1				
Riche Scheinblum, S (7, PH) OBP: 0.353, SLG: 0.421						1-3		BB 1B		1	0	1	1	0	0	0				
John Mayberry, L (8, 3) OBP: 0.303, SLG: 0.321						3-1		BB 1B		0	0	0	0	0	0	0				
Amos Otis, R (1, 8) OBP: 0.323, SLG: 0.338	G6-4-3 1-2					1B 1B		1B IBB		4	1	1	0	0	0	3				
Paul Schaal, R (1, 5) OBP: 0.325, SLG: 0.319						WP 1B 1B		CS BB		2	1	2	1	2	0	0				
Dick Drago, R (1, 1) OBP: 0.160, SLG: 0.087						FC4-6 SH3-4 3B 1B		E5 1-2 2-3		3	1	1	2	1	1	2				
<b>Inning Stats</b>	R: 1 E: 0 K: 1 S: 6	H: 1 LOB: 1 BB: 1 P: 10	R: 0 E: 0 K: 1 S: 5	H: 1 LOB: 1 BB: 1 P: 9	R: 0 E: 0 K: 0 S: 4	H: 0 LOB: 0 BB: 1 P: 8	R: 0 E: 0 K: 0 S: 3	H: 0 LOB: 0 BB: 0 P: 3	R: 5 E: 0 K: 0 S: 8	H: 5 LOB: 1 BB: 1 P: 12	R: 0 E: 1 K: 1 S: 5	H: 0 LOB: 1 BB: 1 P: 9	R: 3 E: 0 K: 1 S: 9	H: 4 LOB: 3 BB: 2 P: 17	R: 0 E: 0 K: 0 S: 4	H: 1 LOB: 1 BB: 0 P: 4	1B: 9 2B: 2 3B: 1 HR: 0	SF: 0 SAC: 1 DP: 1 HBP: 0	WP: 1 PB: 0 SB: 1 CS: 2	PA: 41
<b>PITCHER</b> Lew Krausse, R (1, 1) ERA: 4.81	IP: 4.2 WLS: L BF: 22 H: 6 R: 6 ER: 6 SO: 3 BB: 3 IBB: 1 HBP: 0 BLK: 0 WP: 0 HR: 0 S: 24 P: 40 ERA: 11.57 WHIP: 1.929															<b>PITCHER</b>				
Gary Peters, L (5, 1) ERA: 4.51	IP: 1.2 WLS: L BF: 11 H: 4 R: 3 ER: 3 SO: 1 BB: 1 IBB: 0 HBP: 0 BLK: 0 WP: 0 HR: 0 S: 11 P: 19 ERA: 16.20 WHIP: 3.000																			
Luis Tiant, R (7, 1) ERA: 4.05	IP: 0.2 WLS: L BF: 4 H: 1 R: 0 ER: 0 SO: 1 BB: 1 IBB: 0 HBP: 0 BLK: 0 WP: 0 HR: 0 S: 5 P: 9 ERA: 0.00 WHIP: 3.000																			
Ken Tatum, R (8, 1) ERA: 2.08	IP: 1.0 WLS: L BF: 4 H: 1 R: 0 ER: 0 SO: 0 BB: 0 IBB: 0 HBP: 0 BLK: 0 WP: 0 HR: 0 S: 4 P: 4 ERA: 0.00 WHIP: 1.000																			







Batter	1	2	3	4	5	6	7	8	9	AB	R	H	RBI	BB	SO	LOB	TOP								
<b>Tommy Harper, R</b> OBP: 0.382, SLG: 0.524 (1, 8)	L9	BB			6-3		L7		HR	4	1	1	1	1	0	0	<b>Boston Red Sox @ Kansas City Royals</b> Municipal Stadium, Kansas City, MO Sun Jun 04 1972, 4:33 AM EDT Unknown - 83 F								
<b>Luis Aparicio, R</b> OBP: 0.306, SLG: 0.342 (1, 6)	4-3	F9			L4		BB	1B	FC5-4	4	0	1	0	1	0	2									
<b>Phil Gagliano, R</b> OBP: 0.341, SLG: 0.297 (1, 7)	6-3			6-3	F7			FC5-4	3	0	0	0	0	0	0	0									
<b>Rick Miller, L</b> OBP: 0.250, SLG: 0.417 (5, 7)	6-3							BB	0	0	0	0	1	0	0	0									
<b>Duane Josephson, R</b> OBP: 0.319, SLG: 0.385 (9, FH)							1-2	BB	1	0	0	0	0	0	1	0									
<b>Danny Cater, R</b> OBP: 0.220, SLG: 0.259 (1, 3)		P9		5-3			1-3		F3	5	1	1	0	0	0	3									
<b>Rico Petrocelli, R</b> OBP: 0.275, SLG: 0.289 (1, 5)		1B								3	1	2	1	1	0	0									
<b>Carlton Fisk, R</b> OBP: 0.314, SLG: 0.516 (1, 2)		BB		1B			G1-6-3		6-3	4	1	1	0	0	1	2									
<b>Doug Griffin, R</b> OBP: 0.350, SLG: 0.303 (1, 4)		BB					2H		F6	4	1	2	2	0	0	0									
<b>Ben Oglivie, L</b> OBP: 0.263, SLG: 0.352 (1, 9)		1B					1-2		F9	4	0	1	1	0	1	2									
<b>Ray Culp, R</b> OBP: 0.238, SLG: 0.200 (1, 1)		1B								1	0	0	0	0	0	0									
<b>Bob Burda, L</b> OBP: 0.286, SLG: 0.368 (7, FH)		2B								1	0	0	0	0	0	0									
<b>Luis Tiant, R</b> OBP: 0.319, SLG: 0.385 (9, FH)		SH3								0	0	0	0	0	0	0									
<b>Bob Gallagher, L</b> OBP: 0.263, SLG: 0.352 (9, FH)		1B								1	0	0	0	0	1	0									
<b>Inning Stats</b>	R: 0 E: 0 K: 0 S: 3	H: 0 LOB: 0 BB: 0 P: 3	R: 3 E: 0 K: 0 S: 6	H: 3 LOB: 2 BB: 2 P: 14	R: 0 E: 0 K: 1 S: 6	H: 1 LOB: 1 BB: 0 P: 6	R: 0 E: 0 K: 0 S: 3	H: 0 LOB: 0 BB: 0 P: 3	R: 0 E: 0 K: 0 S: 3	H: 0 LOB: 0 BB: 0 P: 3	R: 1 E: 1 K: 1 S: 7	H: 2 LOB: 1 BB: 0 P: 7	R: 0 E: 0 K: 0 S: 4	H: 1 LOB: 2 BB: 1 P: 8	R: 0 E: 0 K: 0 S: 4	H: 1 LOB: 1 BB: 0 P: 4	R: 1 E: 0 K: 1 S: 6	H: 1 LOB: 1 BB: 1 P: 10	1B: 6 2B: 2 3B: 0 HR: 1	SF: 0 SAC: 1 DP: 1 HBP: 0	WP: 0 PB: 0 SB: 0 CS: 0	PA: 40			
<b>PITCHER</b>	IP	WLS	BF	H	R	ER	SO	BB	IBB	HBP	BLK	WP	HR	S	P	ERA	WHIP								
<b>Jim Rooker, L</b> ERA: 4.06 (1, 1)	1.2		10	3	3	2	0	2	0	0	0	0	0	8	16	10.80	3.000								
<b>Al Fitzmorris, R</b> ERA: 3.12 (2, 1)	5.0	W	20	4	1	1	2	1	0	0	0	0	0	23	27	1.80	1.000								
<b>Ted Abernathy, R</b> ERA: 2.25 (7, 1)	1.2		8	2	1	1	1	1	0	0	0	0	1	9	13	5.40	1.800								
<b>Tom Burgmeier, L</b> ERA: 2.45 (9, 1)	0.2	S	2	0	0	0	0	0	0	0	0	0	0	2	2	0.00	0.000								

**Boston Red Sox @ Kansas City Royals**  
Municipal Stadium, Kansas City, MO  
Sun Jun 04 1972, 4:33 AM EDT  
Unknown - 83 F

AB 35  
R 5  
H 9  
RBI 5  
BB 4  
SO 3  
LOB 10



Batter	1	2	3	4	5	6	7	8	9	AB	R	H	RBI	BB	SO	LOB	BOTTOM								
<b>Freddie Patek, R</b> OBP: 0.317, SLG: 0.352 (1, 6)			F2		L7	P7		4-3		5	0	1	0	0	0	1	<b>Boston Red Sox @ Kansas City Royals</b> Municipal Stadium, Kansas City, MO Sun Jun 04 1972, 4:33 AM EDT Unknown - 83 F								
<b>Steve Howley, L</b> OBP: 0.295, SLG: 0.316 (1, 9)		K			6-3		BB	F7		5	1	2	0	0	1	1									
<b>Lou Piniella, R</b> OBP: 0.373, SLG: 0.488 (1, 7)		F7				E6				4	1	0	0	0	2	3									
<b>Ed Kirkpatrick, L</b> OBP: 0.427, SLG: 0.540 (1, 2)		3-1			4-3	4-3				3	1	1	0	1	0	2									
<b>Cookie Rojas, R</b> OBP: 0.304, SLG: 0.331 (1, 4)		5-3			4-3	FC2				4	1	0	0	0	1	4									
<b>Gail Hopkins, L</b> OBP: 0.222, SLG: 0.200 (1, 3)		F8				HR				2	0	1	1	1	0	0									
<b>Dick Drago, R</b> OBP: 0.160, SLG: 0.087 (6, FR)						BB				0	1	0	0	0	0	0									
<b>John Mayberry, L</b> OBP: 0.312, SLG: 0.338 (7, 3)						HR				1	0	1	1	0	0	0									
<b>Amos Otis, R</b> OBP: 0.331, SLG: 0.336 (1, 8)					SF7	HR				1	1	1	1	2	0	0									
<b>Paul Schaal, R</b> OBP: 0.322, SLG: 0.338 (1, 5)					F7	HR				4	1	1	4	0	2	5									
<b>Jim Rooker, R</b> OBP: 0.286, SLG: 0.286 (1, 1)					F9					0	0	0	0	0	0	0									
<b>Al Fitzmorris, S</b> OBP: 0.375, SLG: 0.231 (2, 1)						P7				3	0	0	0	0	0	1									
<b>Ted Abernathy, R</b> OBP: 0.319, SLG: 0.385 (9, 1)					3-1					1	0	0	0	0	1	0									
<b>Tom Burgmeier, L</b> OBP: 0.400, SLG: 0.400 (9, 1)										0	0	0	0	0	0	0									
<b>Inning Stats</b>	R: 0 E: 0 K: 1 S: 6	H: 1 LOB: 1 BB: 0 P: 6	R: 0 E: 0 K: 1 S: 6	H: 1 LOB: 1 BB: 0 P: 6	R: 0 E: 0 K: 0 S: 4	H: 1 LOB: 1 BB: 1 P: 8	R: 1 E: 2 K: 0 S: 7	H: 1 LOB: 1 BB: 1 P: 11	R: 1 E: 1 K: 3 S: 11	H: 2 LOB: 3 BB: 2 P: 19	R: 0 E: 0 K: 1 S: 5	H: 0 LOB: 0 BB: 0 P: 5	R: 0 E: 0 K: 1 S: 5	H: 0 LOB: 0 BB: 0 P: 5	R: 0 E: 0 K: 1 S: 5	H: 0 LOB: 0 BB: 0 P: 5	1B: 5 2B: 2 3B: 0 HR: 1	SF: 1 SAC: 0 DP: 0 HBP: 0	WP: 0 PB: 0 SB: 1 CS: 0	PA: 38					
<b>PITCHER</b>	IP	WLS	BF	H	R	ER	SO	BB	IBB	HBP	BLK	WP	HR	S	P	ERA	WHIP								
<b>Ray Culp, R</b> ERA: 2.82 (1, 1)	6.0	L	28	6	6	1	3	2	0	0	0	0	0	32	40	1.50	1.333								
<b>Luis Tiant, R</b> ERA: 4.09 (7, 1)	2.0		10	2	1	1	4	2	0	0	0	0	0	16	24	4.50	2.000								

**Boston Red Sox @ Kansas City Royals**  
Municipal Stadium, Kansas City, MO  
Sun Jun 04 1972, 4:33 AM EDT  
Unknown - 83 F

AB 33  
R 7  
H 8  
RBI 7  
BB 4  
SO 7  
LOB 17







Batter	1	2	3	4	5	6	7	8	9	AB	R	H	RBI	BB	SO	LOB	TOP										
<b>Tommy Harper, R</b> OBP: 0.374, SLG: 0.510 (1, 8)										4	0	0	0	0	0	3	<b>Boston Red Sox @ Kansas City Royals</b> Municipal Stadium, Kansas City, MO Sun Jun 04 1972, 4:38 AM EDT Att: 11,920 - Unknown - 90 F										
<b>John Kennedy, R</b> OBP: 0.288, SLG: 0.381 (1, 6)										4	0	2	0	0	0	2											
<b>Ben Oglivie, L</b> OBP: 0.262, SLG: 0.345 (1, 9)										4	0	1	0	0	0	1											
<b>Danny Cater, R</b> OBP: 0.211, SLG: 0.247 (1, 3)										4	0	0	0	0	0	2											
<b>Phil Gagliano, R</b> OBP: 0.333, SLG: 0.341 (1, 5)										4	1	1	0	0	0	0											
<b>Rick Miller, L</b> OBP: 0.273, SLG: 0.421 (1, 7)										2	2	1	1	1	0	0											
<b>Doug Griffin, R</b> OBP: 0.348, SLG: 0.301 (1, 4)										4	1	1	0	0	0	1											
<b>Bob Montgomery, R</b> OBP: 0.333, SLG: 0.297 (1, 2)										4	0	2	1	0	0	0											
<b>John Curtis, L</b> OBP: 0.200, SLG: 0.200 (1, 1)										3	0	1	1	0	1	1											
<b>Inning Stats</b>	R: 0 E: 0 K: 0 S: 4	H: 2 LOB: 1 BB: 0 P: 4	R: 2 E: 1 K: 0 S: 7	H: 4 LOB: 2 BB: 0 P: 7	R: 0 E: 0 K: 0 S: 3	H: 0 LOB: 0 BB: 0 P: 3	R: 1 E: 0 K: 0 S: 4	H: 1 LOB: 1 BB: 0 P: 4	R: 0 E: 0 K: 1 S: 5	H: 0 LOB: 0 BB: 0 P: 5	R: 0 E: 0 K: 0 S: 3	H: 0 LOB: 0 BB: 0 P: 3	R: 0 E: 0 K: 0 S: 3	H: 0 LOB: 0 BB: 0 P: 3	R: 0 E: 0 K: 0 S: 3	H: 0 LOB: 0 BB: 0 P: 3	1B: 8 2B: 0 3B: 1 HR: 0	SF: 1 SAC: 0 DP: 1 HBP: 0	WP: 0 PB: 0 SB: 0 CS: 0	PA: 35							
<b>PITCHER</b>	IP	WLS	BF	H	R	ER	SO	BB	IBB	HBP	BLK	WP	HR	S	P	ERA	WHIP										
<b>Mike Hedlund, R</b> ERA: 4.02 (1, 1)	2.0	L	11	6	2	2	0	0	0	0	0	0	0	11	11	9.00	3.000										
<b>Paul Splitterff, L</b> ERA: 2.99 (3, 1)	6.0		21	3	2	2	1	1	0	0	0	0	0	22	26	3.00	0.667										
<b>Jim Rooker, L</b> ERA: 3.94 (9, 1)	1.0		3	0	0	0	0	0	0	0	0	0	0	3	3	0.00	0.000										

Batter	1	2	3	4	5	6	7	8	9	AB	R	H	RBI	BB	SO	LOB	BOTTOM										
<b>Freddie Patek, R</b> OBP: 0.322, SLG: 0.352 (1, 6)										3	0	1	0	1	0	0	<b>Boston Red Sox @ Kansas City Royals</b> Municipal Stadium, Kansas City, MO Sun Jun 04 1972, 4:38 AM EDT Att: 11,920 - Unknown - 90 F										
<b>Amos Otis, R</b> OBP: 0.335, SLG: 0.340 (1, 8)										4	0	2	0	0	1	1											
<b>Lou Piniella, R</b> OBP: 0.376, SLG: 0.488 (1, 7)										4	0	2	0	0	0	2											
<b>Richie Scheinblum, S</b> OBP: 0.367, SLG: 0.432 (1, 9)										4	0	2	0	0	0	1											
<b>Cookie Rojas, R</b> OBP: 0.303, SLG: 0.325 (1, 4)										3	0	0	0	1	0	5											
<b>Carl Taylor, R</b> OBP: 0.455, SLG: 0.333 (1, 3)										3	0	0	0	0	1	1											
<b>Paul Schaal, R</b> OBP: 0.316, SLG: 0.331 (1, 5)										3	0	0	0	0	0	1											
<b>Jerry May, R</b> OBP: 0.328, SLG: 0.300 (1, 2)										3	0	0	0	0	0	0											
<b>Mike Hedlund, R</b> OBP: 0.308, SLG: 0.308 (2, PH)										0	0	0	0	0	0	0											
<b>Ron Hansen, R</b> OBP: 0.188, SLG: 0.133 (2, PH)										1	0	0	0	0	1	1											
<b>Paul Splitterff, L</b> OBP: 0.167, SLG: 0.167 (3, PH)										1	0	0	0	0	1	0											
<b>Steve Hovley, L</b> OBP: 0.290, SLG: 0.310 (8, PH)										1	0	0	0	0	1	0											
<b>Jim Rooker, R</b> OBP: 0.286, SLG: 0.286 (9, PH)										0	0	0	0	0	0	0											
<b>Inning Stats</b>	R: 0 E: 0 K: 1 S: 6	H: 2 LOB: 2 BB: 1 P: 10	R: 0 E: 1 K: 1 S: 6	H: 0 LOB: 1 BB: 0 P: 6	R: 0 E: 0 K: 0 S: 3	H: 1 LOB: 0 BB: 0 P: 3	R: 0 E: 0 K: 0 S: 3	H: 0 LOB: 1 BB: 1 P: 7	R: 0 E: 0 K: 1 S: 5	H: 2 LOB: 1 BB: 0 P: 4	R: 0 E: 0 K: 1 S: 5	H: 0 LOB: 0 BB: 0 P: 5	R: 0 E: 0 K: 1 S: 5	H: 0 LOB: 0 BB: 0 P: 5	R: 0 E: 0 K: 0 S: 3	H: 1 LOB: 0 BB: 0 P: 3	1B: 7 2B: 1 3B: 0 HR: 0	SF: 0 SAC: 0 DP: 3 HBP: 0	WP: 0 PB: 0 SB: 0 CS: 1	PA: 33							
<b>PITCHER</b>	IP	WLS	BF	H	R	ER	SO	BB	IBB	HBP	BLK	WP	HR	S	P	ERA	WHIP										
<b>John Curtis, L</b> ERA: (1, 1)	9.0	W	32	7	0	0	5	2	0	0	0	0	0	40	48	0.00	1.000										





Batter	1	2	3	4	5	6	7	8	9	AB	R	H	RBI	BB	SO	LOB	TOP										
<b>Brock Davis, L</b> (1, 7) OBP: 0.359, SLG: 0.286	0-0 6-3		0-0 5-3 1B		0-3 K2-3			0-0 5-3		4	1	1	0	0	1	0	<b>Milwaukee Brewers @ Kansas City Royals</b> Municipal Stadium, Kansas City, MO Tue Jun 06 1972, 8:05 PM EDT Att. 7,415 - Unknown - 88 F  <b>AB 33</b> <b>R 2</b> <b>H 8</b> <b>RBI 2</b> <b>BB 1</b> <b>SO 5</b> <b>LOB 10</b> 										
<b>Ron Theobald, R</b> (1, 4) OBP: 0.347, SLG: 0.205	4-0 BB		0-0 5-3		0-0 6-3			0-0 F8		3	0	0	0	1	0	1											
<b>Dave May, L</b> (1, 8) OBP: 0.243, SLG: 0.289	0-0 F7		0-0 1B 2-H		0-0 4-3			0-0 F7		4	0	1	1	0	0	1											
<b>John Briggs, L</b> (1, 3) OBP: 0.350, SLG: 0.350	0-3 K		0-0 1-3 1B		0-3 K			0-0 1B 1B		4	0	2	0	0	2	1											
<b>Joe Lahoud, L</b> (1, 9) OBP: 0.268, SLG: 0.320 <b>Tommie Reynolds, R</b> (9, PH) OBP: 0.344, SLG: 0.296		0-0 4-3	0-0 F2		0-0 4-3			0-3 K		3	0	0	0	0	0	2											
<b>Mike Ferraro, R</b> (1, 5) OBP: 0.355, SLG: 0.453		0-0 6-3			0-0 F6			0-0 1B 1-2		4	0	1	0	0	0	0											
<b>Elie Rodriguez, R</b> (1, 2) OBP: 0.453, SLG: 0.463		0-0 4-3			0-0 F7			0-0 F8		4	0	1	0	0	0	1											
<b>Rick Auerbach, R</b> (1, 6) OBP: 0.236, SLG: 0.244			0-0 HR		0-0 2B			0-0 F4		3	1	2	1	0	0	1											
<b>Ken Brett, L</b> (1, 1) OBP: 0.238, SLG: 0.286 <b>Paul Ratliff, L</b> (7, PH) OBP: 0.227, SLG: 0.300 <b>Frank Linzy, R</b> (7, 1)			0-0 4-3		0-3 K			0-0 G4-3		2	0	0	0	0	1	1											
<b>Inning Stats</b>	R: 0 E: 0 K: 1 S: 5	H: 0 LOB: 1 BB: 1 P: 9	R: 0 E: 0 K: 0 S: 3	H: 0 LOB: 0 BB: 0 P: 3	R: 2 E: 0 K: 0 S: 7	H: 4 LOB: 2 BB: 0 P: 7	R: 0 E: 0 K: 1 S: 6	H: 1 LOB: 1 BB: 0 P: 6	R: 0 E: 0 K: 1 S: 5	H: 0 LOB: 0 BB: 0 P: 5	R: 0 E: 0 K: 0 S: 3	H: 1 LOB: 0 BB: 0 P: 3	R: 0 E: 0 K: 0 S: 3	H: 0 LOB: 0 BB: 0 P: 3	R: 0 E: 0 K: 1 S: 6	H: 2 LOB: 1 BB: 0 P: 6		1B: 6 2B: 1 3B: 0 HR: 1	SF: 0 SAC: 0 DP: 1 HBP: 0	WP: 0 PB: 0 CS: 0	PA: 34						
<b>PITCHER</b>	IP	WLS	BF	H	R	ER	SO	BB	IBB	HBP	BLK	WP	HR	S	P	ERA	WHIP										
<b>Tom Murphy, R</b> (1, 1) ERA: 3.58	8.0	W	31	7	2	2	4	1	0	0	0	0	1	38	42	2.25	1.000										
<b>Tom Burgmeier, L</b> (9, 1) ERA: 2.33	1.0	S	3	1	0	0	1	0	0	0	0	0	0	5	5	0.00	1.000										

Batter	1	2	3	4	5	6	7	8	9	AB	R	H	RBI	BB	SO	LOB	BOTTOM										
<b>Freddie Patek, R</b> (1, 6) OBP: 0.320, SLG: 0.351	0-0 F7		0-0 5-3			0-0 1B 1B		0-0 SF7		3	1	1	1	0	0	0	<b>Milwaukee Brewers @ Kansas City Royals</b> Municipal Stadium, Kansas City, MO Tue Jun 06 1972, 8:05 PM EDT Att. 7,415 - Unknown - 88 F  <b>AB 28</b> <b>R 4</b> <b>H 9</b> <b>RBI 4</b> <b>BB 1</b> <b>SO 0</b> <b>LOB 7</b> 										
<b>Amos Otis, R</b> (1, 8) OBP: 0.333, SLG: 0.338	0-0 L6		0-0 4-3			0-0 1B S		0-0 1-3		4	1	1	0	0	0	2											
<b>Lou Piniella, R</b> (1, 7) OBP: 0.373, SLG: 0.483	0-0 F3				0-0 F6			0-0 6-3		4	0	1	2	0	0	0											
<b>Richie Scheinblum, S</b> (1, 9) OBP: 0.372, SLG: 0.435 <b>Steve Hovley, L</b> (9, 9) OBP: 0.290, SLG: 0.310		0-0 3B 1B			0-0 L5			0-0 6-3		4	1	2	0	0	0	0											
<b>Cookie Rojas, R</b> (1, 4) OBP: 0.302, SLG: 0.318		0-0 F4			0-0 L4-6-3 CS BB			0-0 4-3		3	0	0	0	1	0	2											
<b>Carl Taylor, R</b> (1, 3) OBP: 0.385, SLG: 0.273 <b>John Mayberry, L</b> (7, PH) OBP: 0.316, SLG: 0.343		0-0 L9			0-0 CS			0-0 5-3		2	0	0	0	0	0	1											
<b>Paul Schaal, R</b> (1, 5) OBP: 0.318, SLG: 0.346		0-0 1-H 3B			0-0 6-3			0-0 SH SH3-4 SF7 1B		2	0	1	1	0	0	0											
<b>Jerry May, R</b> (1, 2) OBP: 0.344, SLG: 0.321		0-0 L9			0-0 1B			0-0 SH 1B		3	0	2	0	0	0	1											
<b>Tom Murphy, R</b> (1, 1) <b>Tom Burgmeier, L</b> (9, 1) OBP: 0.400, SLG: 0.400			0-0 F8		0-0 4-3			0-0 SH		2	0	0	0	0	0	1											
<b>Inning Stats</b>	R: 0 E: 0 K: 0 S: 3	H: 0 LOB: 0 BB: 0 P: 3	R: 1 E: 0 K: 0 S: 5	H: 2 LOB: 1 BB: 0 P: 5	R: 0 E: 0 K: 0 S: 3	H: 0 LOB: 0 BB: 0 P: 3	R: 0 E: 0 K: 0 S: 2	H: 0 LOB: 1 BB: 1 P: 6	R: 0 E: 0 K: 0 S: 4	H: 1 LOB: 1 BB: 0 P: 4	R: 2 E: 0 K: 0 S: 5	H: 4 LOB: 0 BB: 0 P: 5	R: 1 E: 0 K: 0 S: 6	H: 2 LOB: 2 BB: 0 P: 6	R: 0 E: 0 K: 0 S: 3	H: 0 LOB: 0 BB: 0 P: 3		1B: 8 2B: 1 3B: 1 HR: 0	SF: 1 SAC: 2 DP: 1 HBP: 0	WP: 0 PB: 0 CS: 1	PA: 33						
<b>PITCHER</b>	IP	WLS	BF	H	R	ER	SO	BB	IBB	HBP	BLK	WP	HR	S	P	ERA	WHIP										
<b>Ken Brett, L</b> (1, 1) ERA: 3.32	6.0	L	23	7	3	3	0	1	0	0	0	0	0	22	26	4.50	1.333										
<b>Frank Linzy, R</b> (7, 1) ERA: 2.33	2.0		9	2	1	1	0	0	0	0	0	0	0	9	9	4.50	1.000										











Batter	1	2	3	4	5	6	7	8	9	AB	R	H	RBI	BB	SO	LOB	TOP			
Horace Clarke, S OBP: 0.303, SLG: 0.278 (1,4)	0-0 6-3		0-0 G6-4-3			0-0 6-3		0-0 F8		4	0	0	0	0	0	2				
Rusty Torres, S OBP: 0.283, SLG: 0.349 (1,9)	0-0 F3		0-3 K			0-0 F7		0-0 F8	0-0 F8	4	0	0	0	0	1	1				
Bobby Murcer, L OBP: 0.351, SLG: 0.405 (1,8)	4-0 BB			0-0 G3 8-2 2B		0-0 F8			0-3 K	3	0	1	0	1	1	0				
Roy White, S OBP: 0.387, SLG: 0.357 (1,7)	0-0 1-6-3			0-0 G3					0-0 FC4 1B	4	0	2	0	0	0	2				
Thurman Munson, R OBP: 0.360, SLG: 0.362 Ron Swoboda, R OBP: 0.348, SLG: 0.450 (7,3)		0-0 F9		4-0 BB		0-3 K			0-0 FC4	2	0	0	0	1	1	1				
John Ellis, R OBP: 0.262, SLG: 0.341 (7,2)		0-3 K		0-0 8-2		0-0 F9			1-2 K	3	0	0	0	0	1	3				
Hal Lanier, R OBP: 0.176, SLG: 0.182 (1,5)		0-0 L9				0-0 1-3			0-0 6-3	3	0	0	0	0	0	1				
Gene Michael, S OBP: 0.284, SLG: 0.283 (1,6)			4-0 G6-4-3 1B BB			0-0 6-3		0-3 K		2	0	0	0	1	1	0				
Mike Kekich, R OBP: 0.154, SLG: 0.231 Felipe Alou, R OBP: 0.304, SLG: 0.372 Lindy McDaniel, R OBP: 0.372, SLG: 0.450 (8, PH)			0-0 G6-4-3 1B			0-0 L4		0-0 F8		2	0	1	0	0	0	0				
<b>Inning Stats</b>	R: 0 E: 0 K: 0 S: 3	H: 0 LOB: 1 BB: 1 P: 7	R: 0 E: 0 K: 1 S: 5	H: 0 LOB: 0 BB: 0 P: 5	R: 0 E: 0 K: 1 S: 5	H: 1 LOB: 1 BB: 1 P: 9	R: 0 E: 0 K: 0 S: 3	H: 1 LOB: 1 BB: 1 P: 7	R: 0 E: 0 K: 0 S: 3	H: 0 LOB: 0 BB: 0 P: 3	R: 0 E: 0 K: 1 S: 6	H: 1 LOB: 1 BB: 0 P: 6	R: 0 E: 0 K: 1 S: 5	H: 0 LOB: 0 BB: 0 P: 5	R: 0 E: 0 K: 1 S: 6	H: 1 LOB: 1 BB: 0 P: 6	1B: 3 2B: 2 3B: 0 HR: 0	SF: 0 SAC: 0 DP: 2 HBP: 0	WP: 0 PB: 0 SB: 0 CS: 0	PA: 32
<b>PITCHER</b> Jim Rooker, L ERA: 3.07 (1,1)	IP: 9.0 WLS: W BF: 32 H: 4 R: 0 ER: 0 SO: 5 BB: 3 IBB: 0 HBP: 0 BLK: 0 WP: 0 HR: 0 S: 39 P: 51 ERA: 0.00 WHIP: 0.778															<b>PITCHER</b>				

New York Yankees @ Kansas City Royals  
Municipal Stadium, Kansas City, MO  
Fri Jun 09 1972, 8:05 PM EDT  
Alt. 9,772 - Unknown - 94 F

AB 29  
R 0  
H 4  
RBI 0  
BB 3  
SO 5  
LOB 11



Batter	1	2	3	4	5	6	7	8	9	AB	R	H	RBI	BB	SO	LOB	BOTTOM			
Freddie Patek, R OBP: 0.319, SLG: 0.338 (1,6)	0-0 F8		4-0 BB BB			0-0 FC4 1B		0-0 5-3		3	0	1	0	1	0	0				
Amos Otis, R OBP: 0.341, SLG: 0.366 (1,8)	0-0 F7		4-0 1-2 BB			0-0 FC4 F8 1B		0-0 1B		3	0	1	0	1	0	1				
Lou Piniella, R OBP: 0.381, SLG: 0.489 (1,7)	4-0 BB		0-0 F3			0-0 F8		0-0 5-3		3	0	0	0	1	0	4				
Richie Scheinblum, S OBP: 0.374, SLG: 0.433 (1,9)	0-0 F3			0-0 6-3		0-0 1B				3	0	1	0	0	0	1				
Cookie Rojas, R OBP: 0.300, SLG: 0.313 (1,4)		0-0 F7		0-0 6-3		0-0 SH2-4 1B				3	1	1	0	0	0	0				
Carl Taylor, R OBP: 0.313, SLG: 0.214 John Mayberry, L OBP: 0.321, SLG: 0.338 (9,3)		0-0 6-3		0-0 6-3		0-0 SH2-4				2	0	0	0	0	0	0				
Paul Schaal, R OBP: 0.307, SLG: 0.331 (1,5)		0-0 G3				0-0 F7		0-0 CS 1B		3	0	1	1	0	0	0				
Jerry May, R OBP: 0.328, SLG: 0.304 (1,2)			0-3 K			0-0 F7		0-3 K		3	0	0	0	0	2	1				
Jim Rooker, R OBP: 0.200, SLG: 0.200 (1,1)			0-0 4-3			0-0 P3		0-0 G3		3	0	0	0	0	0	0				
<b>Inning Stats</b>	R: 0 E: 0 K: 0 S: 3	H: 0 LOB: 1 BB: 1 P: 7	R: 0 E: 0 K: 0 S: 3	H: 0 LOB: 0 BB: 0 P: 3	R: 0 E: 0 K: 1 S: 5	H: 0 LOB: 2 BB: 2 P: 13	R: 0 E: 0 K: 0 S: 3	H: 0 LOB: 0 BB: 0 P: 3	R: 0 E: 0 K: 0 S: 4	H: 2 LOB: 2 BB: 0 P: 4	R: 1 E: 0 K: 1 S: 6	H: 2 LOB: 0 BB: 0 P: 6	R: 0 E: 0 K: 0 S: 4	H: 1 LOB: 1 BB: 0 P: 4	R: 0 E: 0 K: 0 S: 4	H: 1 LOB: 1 BB: 0 P: 4	1B: 5 2B: 0 3B: 0 HR: 0	SF: 0 SAC: 1 DP: 0 HBP: 0	WP: 0 PB: 0 SB: 0 CS: 1	PA: 30
<b>PITCHER</b> Mike Kekich, L ERA: 2.71 Lindy McDaniel, R ERA: 2.93 (8,1)	IP: 7.0 WLS: L BF: 26 H: 4 R: 1 ER: 1 SO: 2 BB: 3 IBB: 0 HBP: 0 BLK: 0 WP: 0 HR: 0 S: 27 P: 39 ERA: 1.29 WHIP: 1.000															<b>PITCHER</b>				

New York Yankees @ Kansas City Royals  
Municipal Stadium, Kansas City, MO  
Fri Jun 09 1972, 8:05 PM EDT  
Alt. 9,772 - Unknown - 94 F

AB 26  
R 1  
H 5  
RBI 1  
BB 3  
SO 2  
LOB 7









Batter	1	2	3	4	5	6	7	8	9	AB	R	H	RBI	BB	SO	LOB	TOP			
Horace Clarke, S (1,4) OBP: 0.299, SLG: 0.271	0-0 BB 1B		0-0 F7		0-0 F9			0-3 K		4	0	1	0	0	1	0	<b>New York Yankees @ Kansas City Royals</b> Municipal Stadium, Kansas City, MO Sun Jun 11 1972, 4:33 AM EDT Att: 14,417 - Sunny - 78 F <a href="http://livebaseballscorecards.com">livebaseballscorecards.com</a>			
Johnny Callison, L (1,9) OBP: 0.242, SLG: 0.295	4-0 BB		0-0 E8		0-0 F9			0-0 1B		3	0	1	0	1	0	0				
Bobby Murcer, L (1,8) OBP: 0.356, SLG: 0.407	0-0 F8		0-0 F8		0-0 CS 1B			0-0 F8		4	0	1	0	0	0	4				
Roy White, S (1,7) OBP: 0.379, SLG: 0.345	0-0 F9		0-0 F6		4-0 1-2 BB				0-0 4-3	3	0	0	0	1	0	3				
Ron Blomberg, L (1,3) OBP: 0.333, SLG: 0.434	0-3 K		0-0 F8		0-0 F6				0-0 2B	4	0	1	0	0	1	3				
Thurman Munson, R (1,2)		0-0 P4		0-0 1-3			0-0 F3		0-0 F8	4	0	0	0	0	0	0				
Bernie Allen, L (1,5) OBP: 0.320, SLG: 0.370		0-0 1B		0-0 1-3			0-0 F7			3	0	1	0	0	0	0				
Jerry Kenney, L (1,6) OBP: 0.250, SLG: 0.154		0-3 K		0-0 4-3			0-0 4-3			3	0	0	0	0	1	1				
Steve Kline, R (1,1) OBP: 0.120, SLG: 0.043 Rusty Torres, S (8, PH) OBP: 0.281, SLG: 0.345 Sparky Lyle, L (8, 1) OBP: 0.250, SLG: 0.286		0-0 L4		0-0 L5-3				0-3 K		2	0	0	0	0	0	1				
<b>Inning Stats</b>	R: 0 E: 0 K: 1 S: 6	H: 1 LOB: 2 BB: 1 P: 10	R: 0 E: 0 K: 1 S: 6	H: 1 LOB: 1 BB: 0 P: 6	R: 0 E: 1 K: 0 S: 4	H: 0 LOB: 1 BB: 0 P: 4	R: 0 E: 0 K: 0 S: 3	H: 0 LOB: 0 BB: 0 P: 3	R: 0 E: 0 K: 0 S: 3	H: 1 LOB: 1 BB: 1 P: 7	R: 0 E: 0 K: 0 S: 3	H: 0 LOB: 0 BB: 0 P: 3	R: 0 E: 0 K: 2 S: 8	H: 1 LOB: 1 BB: 0 P: 8	R: 0 E: 0 K: 0 S: 3	H: 1 LOB: 0 BB: 0 P: 3	1B: 4 2B: 1 3B: 0 HR: 0	SF: 0 SAC: 0 DP: 0 HBP: 0	WP: 0 PB: 0 SB: 0 CS: 1	PA: 33
<b>PITCHER</b> Dick Drago, R (1,1) ERA: 2.06	IP: 9.0 WLS: W BF: 33 H: 5 R: 0 ER: 0 SO: 4 BB: 2 IBB: 0 HBP: 0 BLK: 0 WP: 0 HR: 0 S: 39 P: 47 ERA: 0.00 WHIP: 0.778															<b>PITCHER</b>	IP: WLS: BF: H: R: ER: SO: BB: IBB: HBP: BLK: WP: HR: S: P: ERA: WHIP:			

Batter	1	2	3	4	5	6	7	8	9	AB	R	H	RBI	BB	SO	LOB	BOTTOM			
Freddie Patek, R (1,6) OBP: 0.314, SLG: 0.338	0-0 L1-3		0-0 F8			0-0 L1-3		0-0 1-3		4	0	0	0	0	0	2	<b>New York Yankees @ Kansas City Royals</b> Municipal Stadium, Kansas City, MO Sun Jun 11 1972, 4:33 AM EDT Att: 14,417 - Sunny - 78 F <a href="http://livebaseballscorecards.com">livebaseballscorecards.com</a>			
Steve Hovley, L (1,9) OBP: 0.284, SLG: 0.309 Richie Scheinblum, S (8, PH) OBP: 0.365, SLG: 0.421	0-0 4-3			0-0 L1-3		4-0 CS BB		0-0 5-3		2	0	0	0	1	0	0				
Lou Piniella, R (1,7) OBP: 0.373, SLG: 0.476	0-0 6-3			0-0 F7		0-0 CS 1-2 1B		0-0 1B 1B		3	1	1	0	0	0	0				
Ed Kirkpatrick, L (1,2) OBP: 0.412, SLG: 0.515		0-0 G3		4-0 BB		0-0 F9				2	0	0	0	1	0	1				
John Mayberry, L (1,3) OBP: 0.319, SLG: 0.336		0-0 6-3		0-0 F8		0-0 1B 1B				3	0	1	0	0	0	1				
Amos Otis, R (1,8) OBP: 0.344, SLG: 0.369		0-0 5-3			0-0 G4-6-3 1B		0-0 G6-3 1B			3	0	2	1	0	0	0				
Cookie Rojas, R (1,4) OBP: 0.299, SLG: 0.312			0-0 L1-3		0-0 F7		0-0 G6-3			3	0	0	0	0	0	3				
Paul Schaal, R (1,5) OBP: 0.311, SLG: 0.337			4-0 SH1-3 BB		0-0 G4-6-3			0-0 SH1-3 1B		2	0	1	0	1	0	1				
Dick Drago, R (1,1) OBP: 0.148, SLG: 0.080			0-0 SH1-3		0-0 F8			0-0 SH1-3		1	0	0	0	0	0	0				
<b>Inning Stats</b>	R: 0 E: 0 K: 0 S: 3	H: 0 LOB: 0 BB: 0 P: 3	R: 0 E: 0 K: 0 S: 3	H: 0 LOB: 0 BB: 0 P: 3	R: 0 E: 0 K: 0 S: 3	H: 0 LOB: 1 BB: 1 P: 7	R: 0 E: 0 K: 0 S: 3	H: 0 LOB: 1 BB: 1 P: 7	R: 0 E: 0 K: 0 S: 2	H: 1 LOB: 0 BB: 1 P: 6	R: 1 E: 0 K: 0 S: 5	H: 3 LOB: 1 BB: 0 P: 5	R: 0 E: 0 K: 0 S: 4	H: 1 LOB: 1 BB: 0 P: 4	R: 0 E: 0 K: 0 S: 3	H: 1 LOB: 0 BB: 0 P: 3	1B: 5 2B: 0 3B: 0 HR: 0	SF: 0 SAC: 2 DP: 2 HBP: 0	WP: 0 PB: 0 SB: 0 CS: 1	PA: 30
<b>PITCHER</b> Steve Kline, R (1,1) ERA: 2.4 Sparky Lyle, L (8, 1) ERA: 1.09	IP: 7.0 WLS: L BF: 25 H: 4 R: 1 ER: 1 SO: 1 BB: 4 IBB: 1 HBP: 1 BLK: 0 WP: 0 HR: 0 S: 22 P: 34 ERA: 1.29 WHIP: 1.000															<b>PITCHER</b>	IP: WLS: BF: H: R: ER: SO: BB: IBB: HBP: BLK: WP: HR: S: P: ERA: WHIP:			



Batter	1	2	3	4	5	6	7	8	9	AB	R	H	RBI	BB	SO	LOB	TOP		
Freddie Patek, R OBP: 0.310, SLG: 0.340 (1, 6)	5-3		4-3		6-3			F6	1B	5	1	1	2	0	0	1			
Amos Otis, R OBP: 0.345, SLG: 0.370 (1, 8)	1-6-3		4-3			F8		1B	1B	5	0	2	2	0	0	0			
Lou Piniella, R OBP: 0.368, SLG: 0.469 (1, 7)	5-3			F6		K		1B	F5	5	0	1	0	0	1	1			
Ed Kirkpatrick, L OBP: 0.410, SLG: 0.510 (8, PH) Carl Taylor, R OBP: 0.333, SLG: 0.368 Bruce Dal Canton, R OBP: 0.067, SLG: 0.067 Tom Burgmeier, L OBP: 0.400, SLG: 0.400		F6		F9				F3	1B	3	0	1	0	0	0	0			
Richie Scheinblum, S OBP: 0.370, SLG: 0.439 (1, 9)				1B	BB			FC1-2		3	0	1	0	1	1	4			
John Mayberry, L OBP: 0.324, SLG: 0.347 (1, 3)				K				G3	1B	4	1	2	0	0	1	1			
Cookie Rojas, R OBP: 0.298, SLG: 0.307 (1, 4)					1B			F6	5-3	3	0	0	0	0	0	3			
Paul Schaal, R OBP: 0.310, SLG: 0.331 (1, 5)					6-3			F2	1B	3	1	0	0	1	0	2			
Paul Splittorff, L OBP: 0.143, SLG: 0.143 (8, PH) Joe Keough, L OBP: 0.385, SLG: 0.273 Jerry May, R OBP: 0.348, SLG: 0.361 (8, 2)			G3		4-3			1B	1B	2	0	0	0	0	0	0			
								FC1-2	1B	1	1	1	0	0	0	0			
<b>Inning Stats</b>	R: 0 E: 0 K: 0 S: 3	H: 0 LOB: 0 BB: 0 P: 3	R: 0 E: 0 K: 1 S: 6	H: 1 LOB: 2 BB: 0 P: 7	R: 0 E: 0 K: 0 S: 3	H: 0 LOB: 0 BB: 0 P: 3	R: 0 E: 0 K: 0 S: 4	H: 1 LOB: 2 BB: 1 P: 8	R: 0 E: 0 K: 0 S: 3	H: 0 LOB: 0 BB: 0 P: 3	R: 0 E: 0 K: 0 S: 5	H: 2 LOB: 3 BB: 1 P: 9	R: 4 E: 0 K: 0 S: 7	H: 5 LOB: 2 BB: 1 P: 11	1B: 7 2B: 2 3B: 1 HR: 0	SF: 0 SAC: 0 DP: 0 HBP: 1	WP: 0 PB: 0 SB: 0 CS: 0	PA: 40	
<b>PITCHER</b>	IP	WLS	BF	H	R	ER	SO	BB	IBB	HBP	BLK	WP	HR	S	P	ERA	WHIP		
Marty Pattin, R ERA: 5.18 (1, 1)	7.1		30	5	0	0	3	2	0	1	0	0	0	33	42	0.00	0.955		
Bill Lee, L ERA: 4.33 (8, 1)	1.0	L	7	3	4	4	0	1	0	0	0	0	0	6	10	36.00	4.000		
Bobby Bolin, R ERA: 4.96 (9, 1)	0.2		3	2	0	0	0	0	0	0	0	0	0	3	3	0.00	3.000		

Kansas City Royals @ Boston Red Sox  
Fenway Park, Boston, MA  
Tue Jun 13 1972, 7:05 PM EDT  
Att: 12,121 - Unknown

AB 36  
R 4  
H 10  
RBI 4  
BB 3  
SO 3  
LOB 15



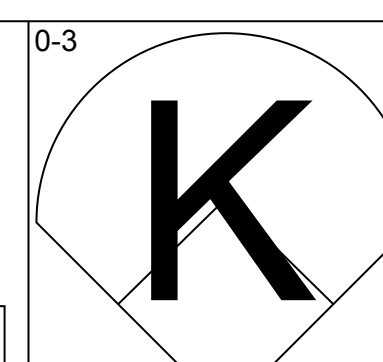
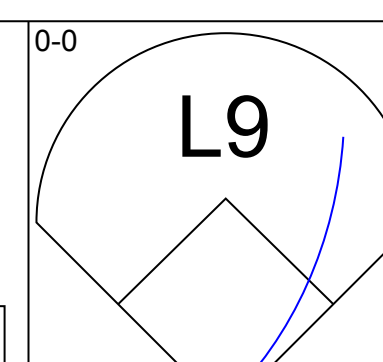
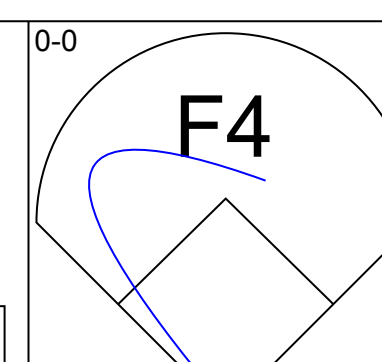
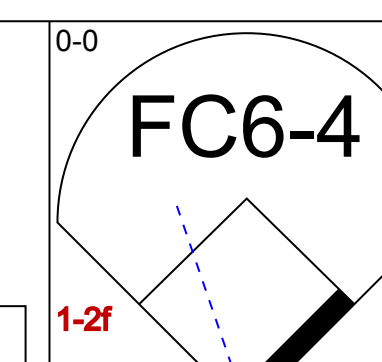
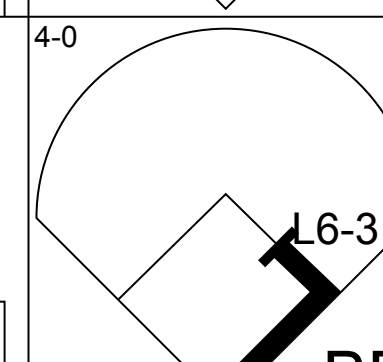
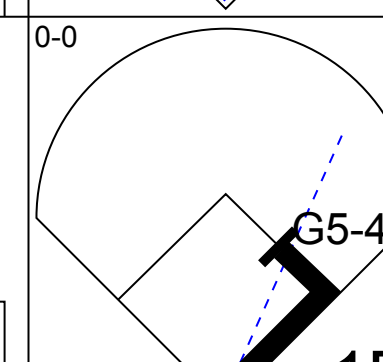
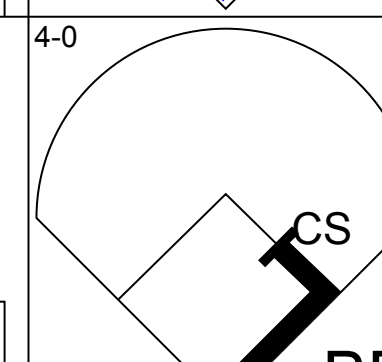
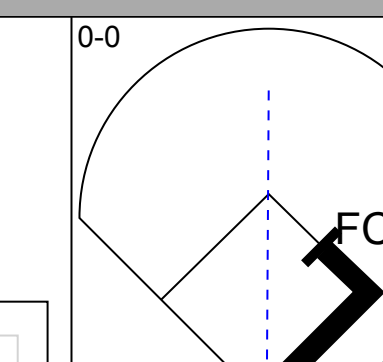
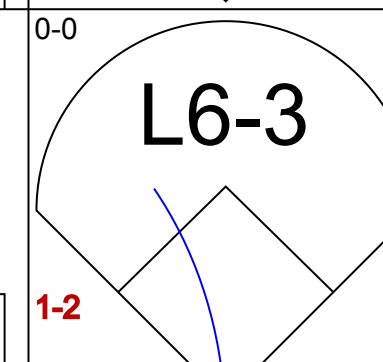
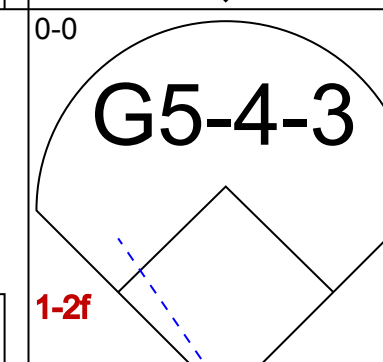
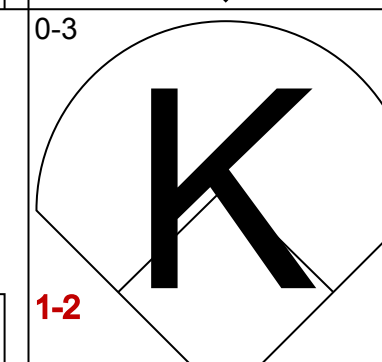
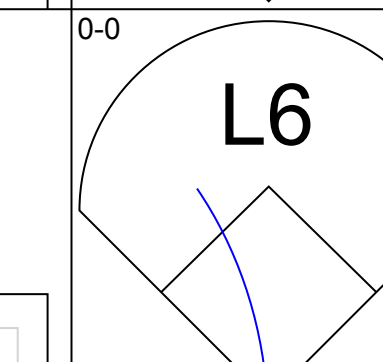
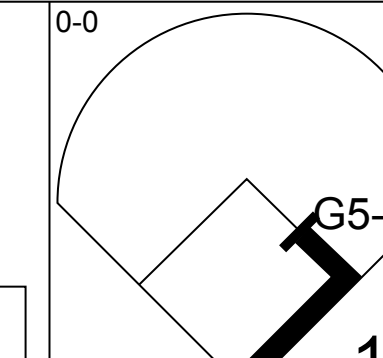
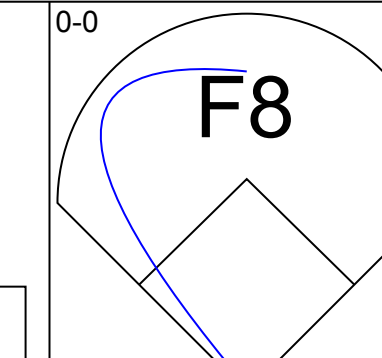
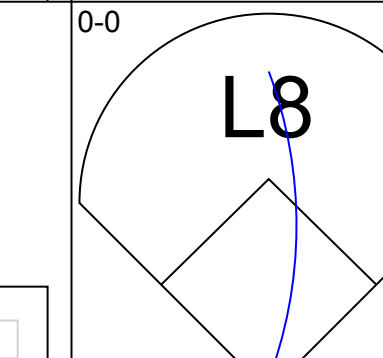
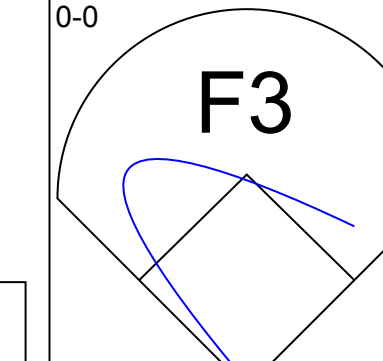
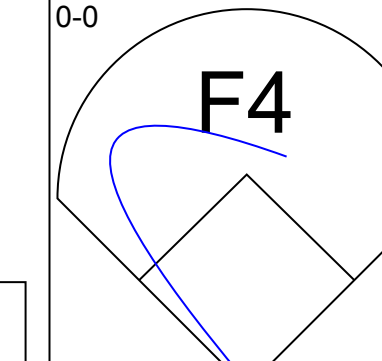
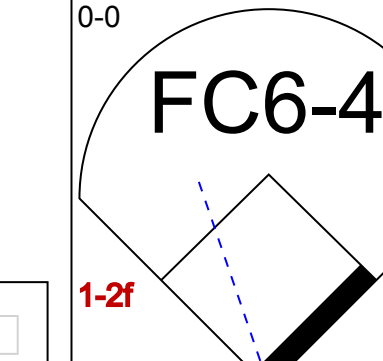
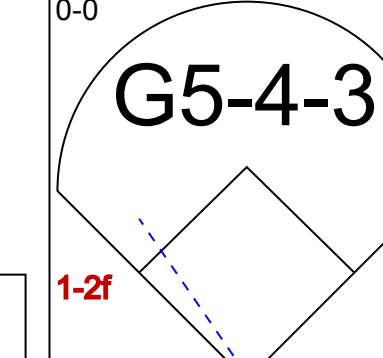
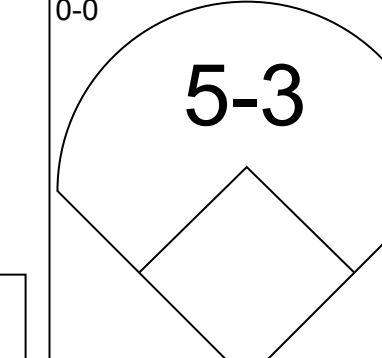
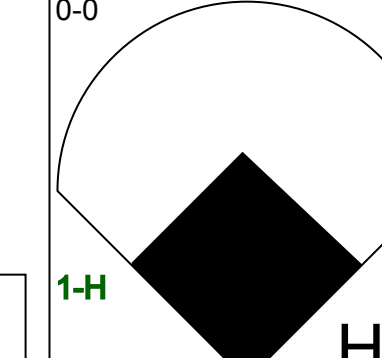
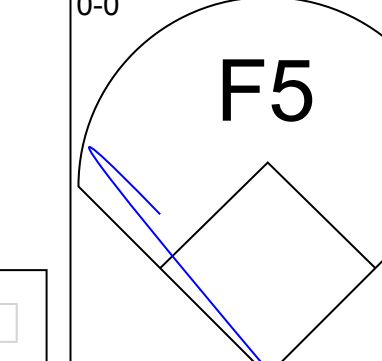
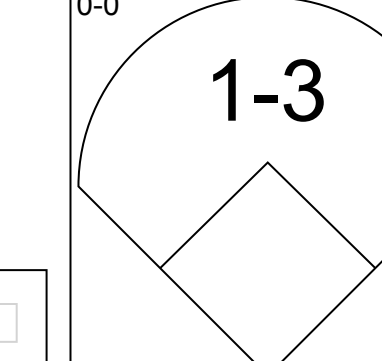
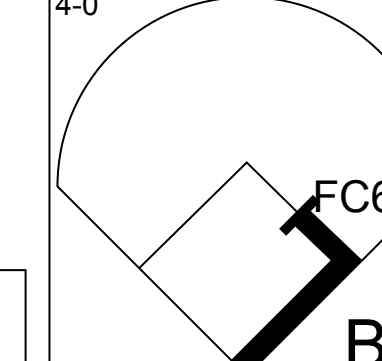
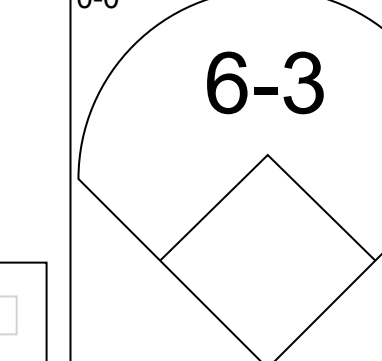
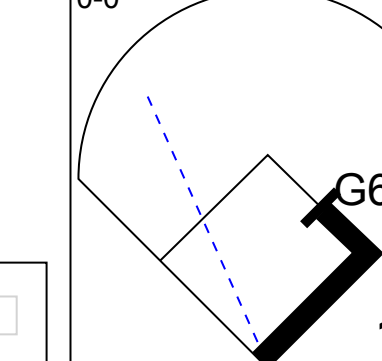
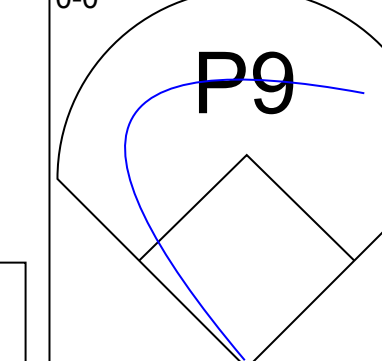
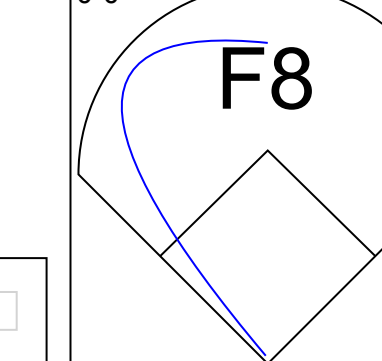
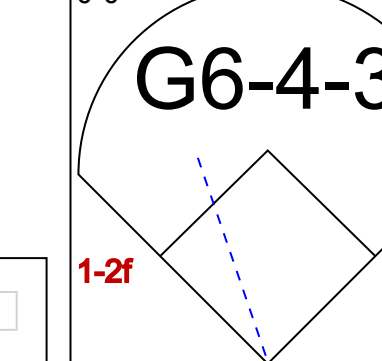
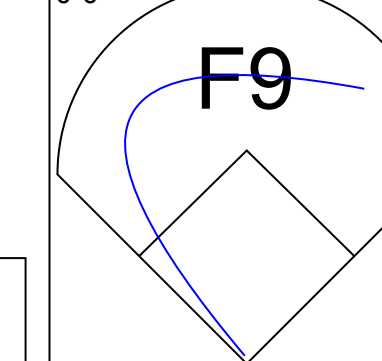
Batter	1	2	3	4	5	6	7	8	9	AB	R	H	RBI	BB	SO	LOB	BOTTOM					
Tommy Harper, R OBP: 0.383, SLG: 0.506 (1, 8)	1B		G4-6-3		FC6-2		FC4-2		1-3	4	0	1	0	1	0	4						
Luis Aparicio, R OBP: 0.301, SLG: 0.339 (1, 6)	K		G4-6-3		K		L8			4	0	0	0	0	2	4						
Carl Yastrzemski, L OBP: 0.390, SLG: 0.197 Rick Miller, L OBP: 0.277, SLG: 0.415 (9, 7)								F6		3	2	2	0	1	0	0						
Reggie Smith, S OBP: 0.335, SLG: 0.381 (1, 9)								1B		0	0	0	0	0	0	0						
Rico Petrocelli, R OBP: 0.284, SLG: 0.310 (1, 5)										4	0	1	0	0	3	3						
Danny Cater, R OBP: 0.220, SLG: 0.282 (1, 3)										4	0	0	0	0	2	5						
Doug Griffin, R OBP: 0.358, SLG: 0.312 (1, 4)										4	0	0	0	0	1	3						
Carlton Fisk, R OBP: 0.331, SLG: 0.574 (1, 2)										4	0	3	0	0	0	0						
Marty Pattin, R OBP: 0.143, SLG: 0.190 (1, 1) Bill Lee, L (8, 1) Bobby Bolin, R (9, 1) Ben Oglivie, L OBP: 0.273, SLG: 0.339 Phil Gagliano, R OBP: 0.306, SLG: 0.311 (9, PH)										4	0	3	0	0	0	0						
										2	0	0	0	0	2	1						
										0	0	0	0	0	0	0						
										0	0	0	0	0	0	0						
										0	0	0	0	0	0	0						
										1	0	0	0	0	2							
<b>Inning Stats</b>	R: 0 E: 0 K: 2 S: 8	H: 1 LOB: 2 BB: 1 P: 12	R: 0 E: 0 K: 0 S: 3	H: 0 LOB: 0 BB: 0 P: 3	R: 0 E: 0 K: 1 S: 5	H: 1 LOB: 0 BB: 0 P: 5	R: 1 E: 0 K: 1 S: 6	H: 1 LOB: 1 BB: 1 P: 10	R: 0 E: 0 K: 2 S: 8	H: 1 LOB: 1 BB: 0 P: 8	R: 1 E: 0 K: 0 S: 9	H: 2 LOB: 1 BB: 0 P: 9	R: 0 E: 0 K: 0 S: 4	H: 1 LOB: 1 BB: 0 P: 4	R: 0 E: 0 K: 2 S: 7	H: 0 LOB: 0 BB: 0 P: 7	R: 0 E: 1 K: 0 S: 5	H: 1 LOB: 2 BB: 0 P: 5	1B: 2 2B: 5 3B: 1 HR: 0	SF: 1 SAC: 1 DP: 1 HBP: 0	WP: 0 PB: 0 SB: 1 CS: 0	PA: 37
<b>PITCHER</b>	IP	WLS	BF	H	R	ER	SO	BB	IBB	HBP	BLK	WP	HR	S	P	ERA	WHIP					
Paul Splittorff, L ERA: 2.81 (1, 1)	7.0		29	7	2	2	8	2	0	0	0	0	0	43	51	2.57	1.286					
Bruce Dal Canton, R ERA: 3.14 (8, 1)	1.1	W	6	1	0	0	2	0	0	0	0	0	0	10	10	0.00	0.750					
Tom Burgmeier, L ERA: 2.45 (9, 1)	0.2	S	2	0	0	0	0	0	0	0	0	0	0	2	2	0.00	0.000					

Kansas City Royals @ Boston Red Sox  
Fenway Park, Boston, MA  
Tue Jun 13 1972, 7:05 PM EDT  
Att: 12,121 - Unknown

AB 33  
R 2  
H 8  
RBI 2  
BB 2  
SO 10  
LOB 22




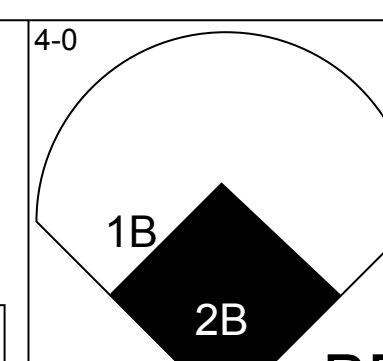
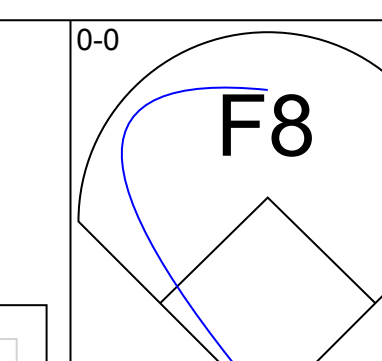
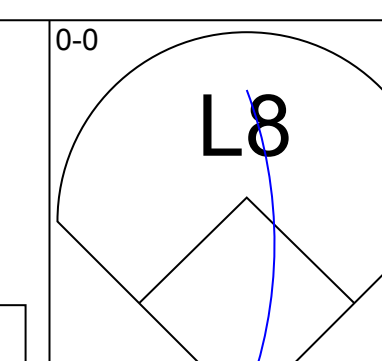
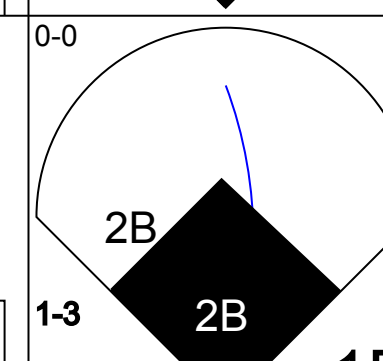
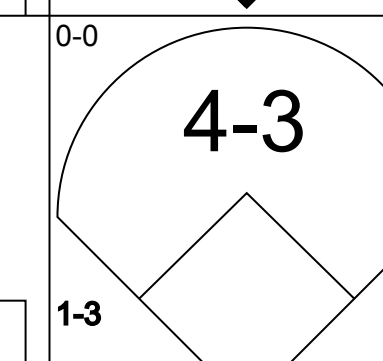
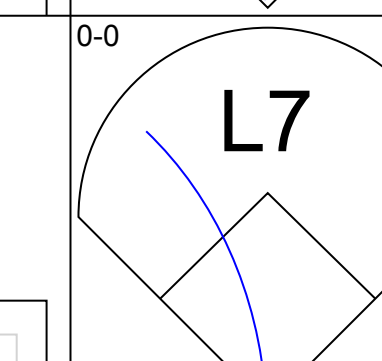
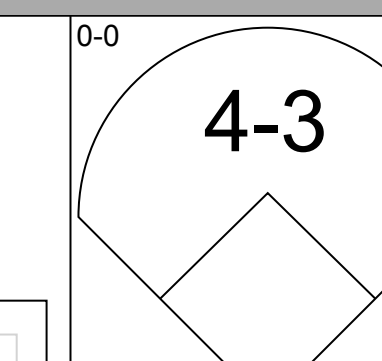
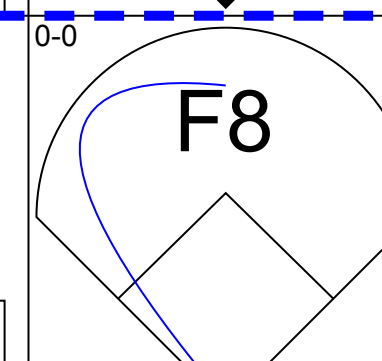
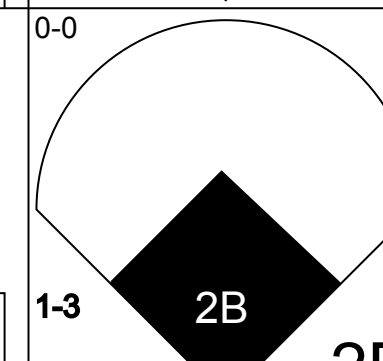
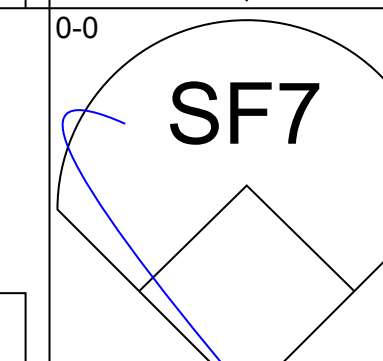
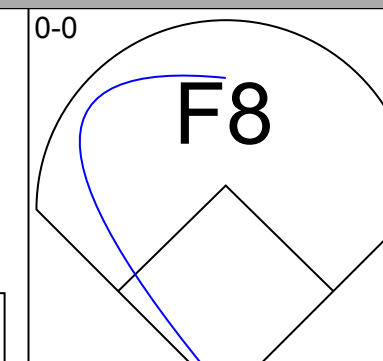
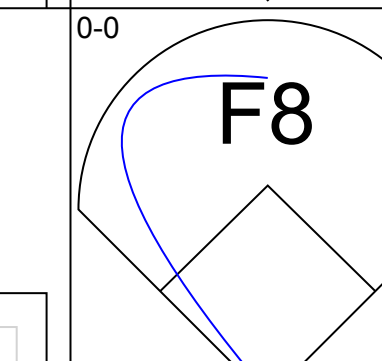
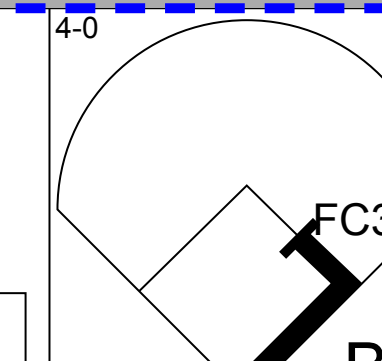
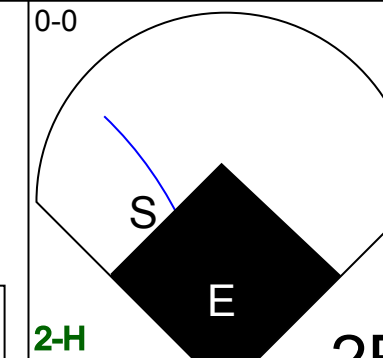
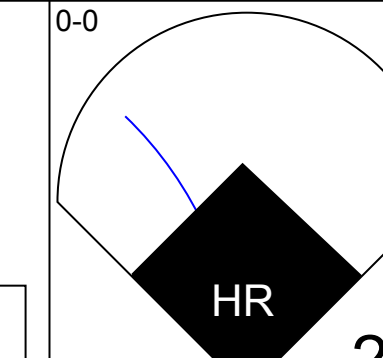
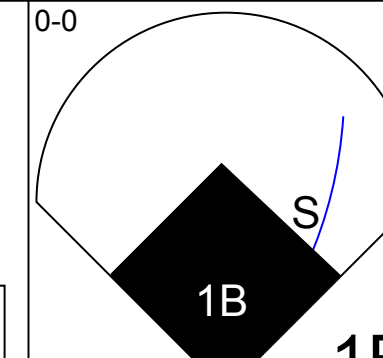
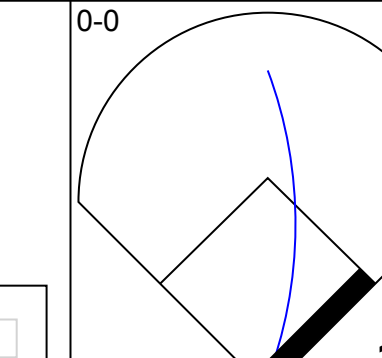
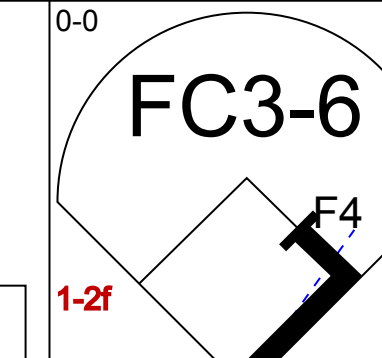
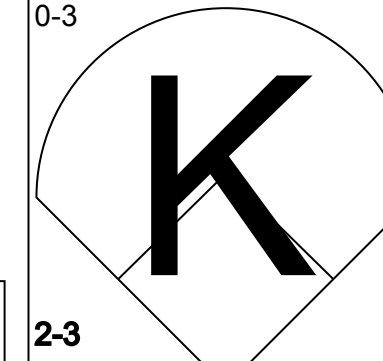
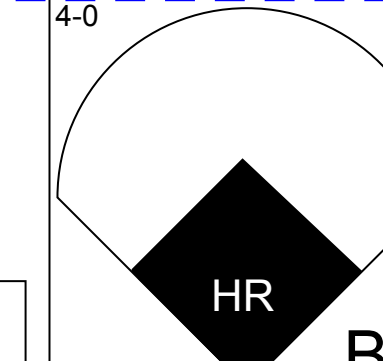
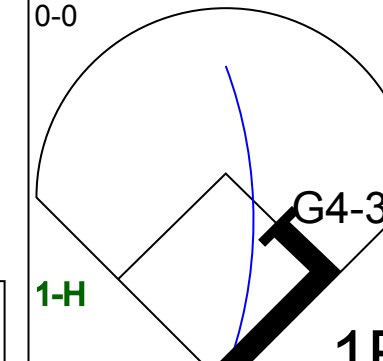
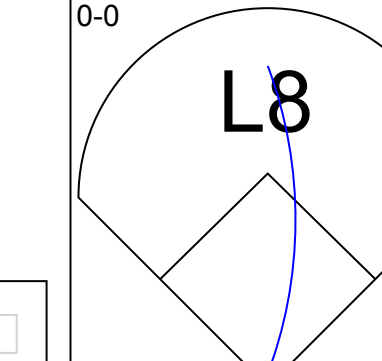
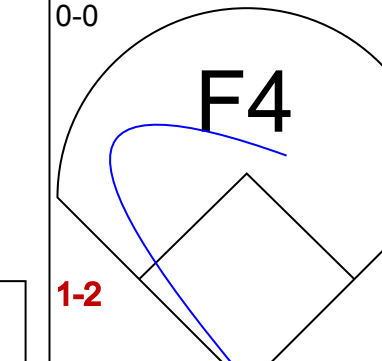
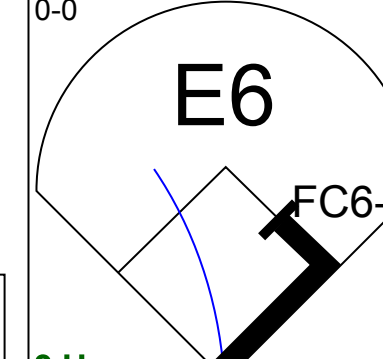
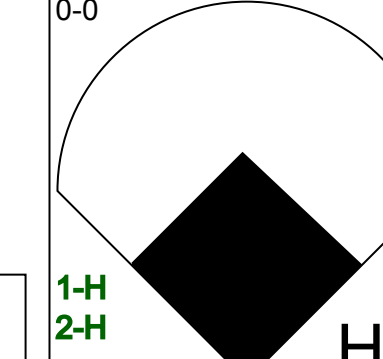
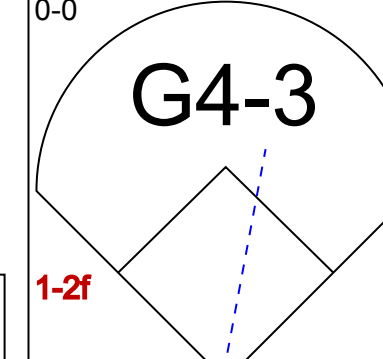
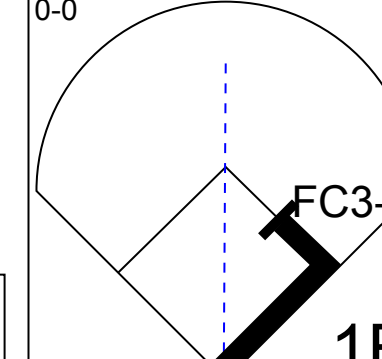
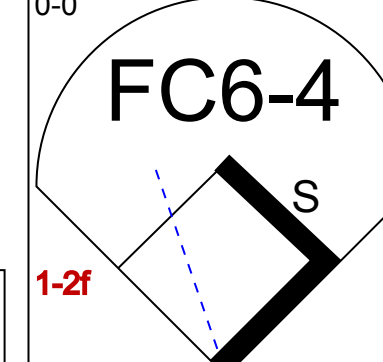
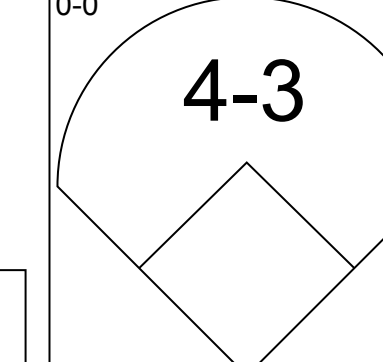
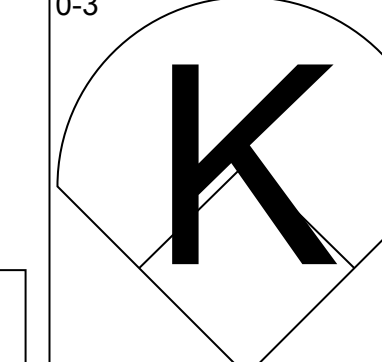
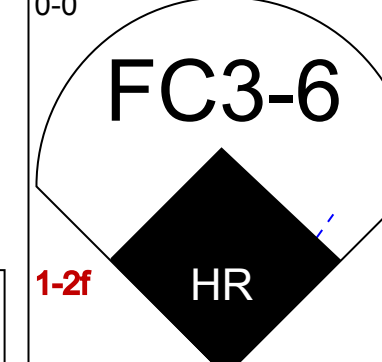
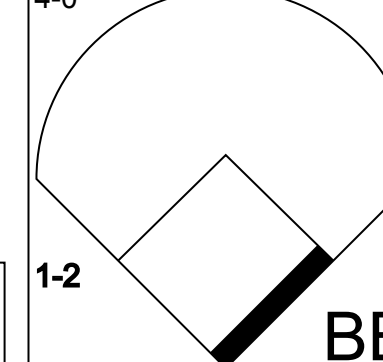
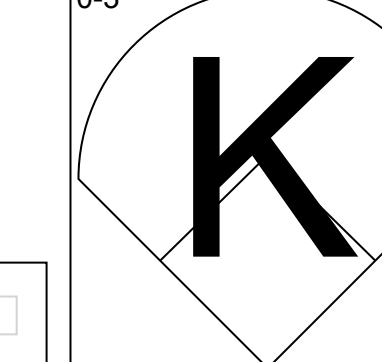
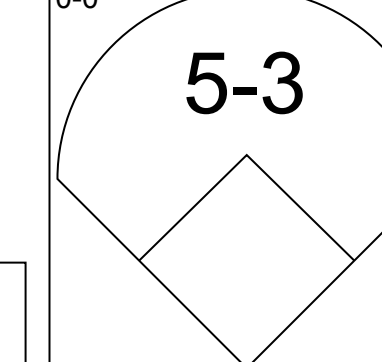
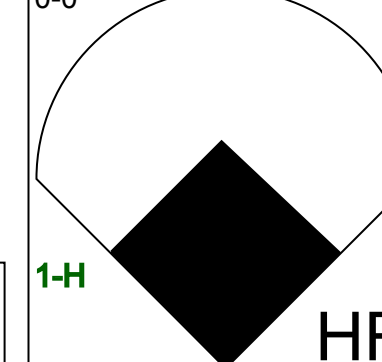
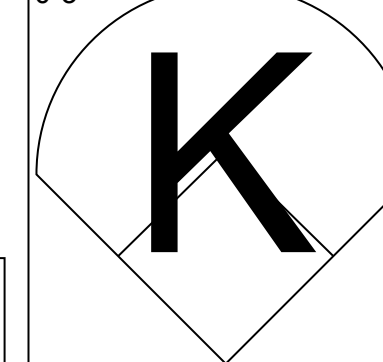
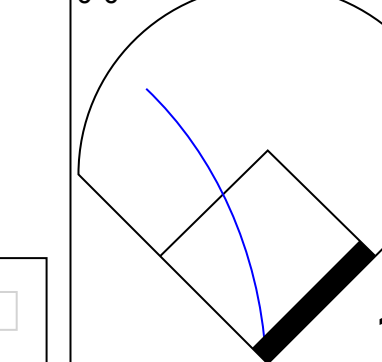
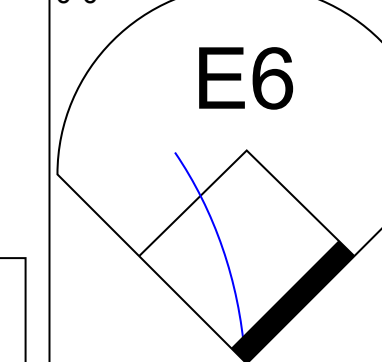
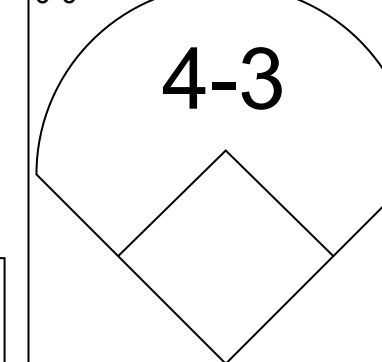


Batter	1	2	3	4	5	6	7	8	9	AB	R	H	RBI	BB	SO	LOB	TOP
Freddie Patek, R OBP: 0.303, SLG: 0.331 (1, 6)										4	0	0	0	0	1	1	
Amos Otis, R OBP: 0.355, SLG: 0.377 (1, 8)										2	0	2	0	2	0	0	
Lou Piniella, R OBP: 0.363, SLG: 0.462 Joe Keough, L OBP: 0.357, SLG: 0.250 (1, 7) (7, 7)										3	0	0	0	0	1	3	
Richie Scheinblum, S OBP: 0.375, SLG: 0.471 (1, 9)										4	1	2	1	0	0	1	
Cookie Rojas, R OBP: 0.297, SLG: 0.306 (1, 4)										4	1	1	0	0	0	2	
Jerry May, R OBP: 0.347, SLG: 0.406 (1, 2)										3	1	1	2	0	0	1	
John Mayberry, L OBP: 0.324, SLG: 0.342 (1, 3)										2	0	0	0	1	0	0	
Paul Schaal, R OBP: 0.310, SLG: 0.331 (1, 5)										3	0	1	0	0	0	1	
Jim Rooker, R OBP: 0.200, SLG: 0.200 Al Fitzmorris, S OBP: 0.333, SLG: 0.200 Ted Abernathy, R (7, 1) Carl Taylor, R OBP: 0.318, SLG: 0.350 Roger Nelson, R OBP: 0.500, SLG: 0.500 (8, PH) (8, 1)										0	0	0	0	0	0	0	
<b>Inning Stats</b>	R: 0 E: 0 K: 1 S: 4	H: 0 LOB: 0 BB: 1 P: 8	R: 0 E: 0 K: 0 S: 3	H: 1 LOB: 0 BB: 0 P: 3	R: 0 E: 0 K: 0 S: 3	H: 0 LOB: 0 BB: 0 P: 3	R: 0 E: 0 K: 0 S: 3	H: 1 LOB: 0 BB: 0 P: 3	R: 0 E: 0 K: 0 S: 4	H: 0 LOB: 0 BB: 1 P: 8	R: 3 E: 0 K: 0 S: 6	H: 3 LOB: 1 BB: 1 P: 10	R: 0 E: 0 K: 0 S: 4	H: 1 LOB: 0 BB: 0 P: 4	1B: 5 2B: 1 3B: 0 HR: 2	SF: 0 SAC: 0 DP: 4 HBP: 0	WP: 0 PA: 32 PB: 0 SB: 0 CS: 1
<b>PITCHER</b> John Curtis, L ERA: 2.67 (1, 1)	IP: 9.0 WLS: W BF: 32 H: 7 R: 3 ER: 3 SO: 2 BB: 3 IBB: 0 HBP: 0 BLK: 0 WP: 0 HR: 2 S: 33 P: 45 ERA: 3.00 WHIP: 1.111																

**Kansas City Royals @ Boston Red Sox**  
Fenway Park, Boston, MA  
Wed Jun 14 1972, 7:05 PM EDT  
Att: 10,696 - Unknown - 74 F


AB 29  
R 3  
H 7  
RBI 3  
BB 3  
SO 2  
LOB 12



Batter	1	2	3	4	5	6	7	8	9	AB	R	H	RBI	BB	SO	LOB	BOTTOM		
Tommy Harper, R OBP: 0.388, SLG: 0.506 (1, 8)										4	2	2	0	1	0	2			
Luis Aparicio, R OBP: 0.299, SLG: 0.337 John Kennedy, R OBP: 0.283, SLG: 0.372 (1, 6) (7, 6)										4	1	1	0	0	0	2			
Carl Yastrzemski, L OBP: 0.293, SLG: 0.217 Rick Miller, L OBP: 0.292, SLG: 0.415 (1, 7) (7, 7)										3	1	1	2	0	0	0			
Reggie Smith, S OBP: 0.349, SLG: 0.410 (1, 9)										5	3	4	2	0	0	1			
Rico Petrocelli, R OBP: 0.288, SLG: 0.308 (1, 5)										4	1	1	1	1	1	3			
Danny Cater, R OBP: 0.230, SLG: 0.316 (1, 3)										4	1	2	4	0	0	1			
Doug Griffin, R OBP: 0.349, SLG: 0.303 (1, 4)										4	1	0	0	0	1	2			
Carlton Fisk, R OBP: 0.336, SLG: 0.593 (1, 2)										3	1	1	2	1	1	0			
John Curtis, L OBP: 0.167, SLG: 0.167 (1, 1)										4	0	1	0	0	1	2			
<b>Inning Stats</b>	R: 4 E: 1 K: 2 S: 11	H: 3 LOB: 2 BB: 2 P: 19	R: 4 E: 0 K: 0 S: 6	H: 3 LOB: 0 BB: 1 P: 10	R: 0 E: 0 K: 1 S: 6	H: 1 LOB: 1 BB: 0 P: 6	R: 1 E: 0 K: 0 S: 4	H: 2 LOB: 0 BB: 0 P: 4	R: 0 E: 0 K: 1 S: 6	H: 0 LOB: 1 BB: 0 P: 6	R: 0 E: 0 K: 0 S: 4	H: 1 LOB: 1 BB: 0 P: 4	R: 2 E: 0 K: 0 S: 6	H: 3 LOB: 1 BB: 0 P: 6	R: 0 E: 0 K: 0 S: 2	H: 0 LOB: 0 BB: 1 P: 6	1B: 8 2B: 3 3B: 0 HR: 2	SF: 1 SAC: 0 DP: 1 HBP: 0	WP: 0 PA: 41 PB: 0 SB: 4 CS: 0
<b>PITCHER</b> Jim Rooker, L ERA: 4.22 Al Fitzmorris, R ERA: 3.65 Ted Abernathy, R ERA: 2.51 Roger Nelson, R ERA: 1.2	IP: 1.2 WLS: L BF: 13 H: 5 R: 6 ER: 6 SO: 2 BB: 2 IBB: 0 HBP: 0 BLK: 0 WP: 0 HR: 0 S: 15 P: 23 ERA: 32.40 WHIP: 4.200	IP: 5.0 WLS: L BF: 24 H: 8 R: 5 ER: 5 SO: 2 BB: 1 IBB: 0 HBP: 0 BLK: 0 WP: 0 HR: 2 S: 27 P: 31 ERA: 9.00 WHIP: 1.800	IP: 0.1 WLS: L BF: 1 H: 0 R: 0 ER: 0 SO: 0 BB: 0 IBB: 0 HBP: 0 BLK: 0 WP: 0 HR: 1 S: 1 P: 1 ERA: 0.00 WHIP: 0.000	IP: 1.0 WLS: L BF: 3 H: 0 R: 0 ER: 0 SO: 0 BB: 1 IBB: 0 HBP: 0 BLK: 0 WP: 0 HR: 2 S: 6 P: 6 ERA: 0.00 WHIP: 1.000															

**Kansas City Royals @ Boston Red Sox**  
Fenway Park, Boston, MA  
Wed Jun 14 1972, 7:05 PM EDT  
Att: 10,696 - Unknown - 74 F

AB 36  
R 11  
H 13  
RBI 11  
BB 4  
SO 4  
LOB 14





Batter	1	2	3	4	5	6	7	8	9	AB	R	H	RBI	BB	SO	LOB	TOP				
Paul Schaaf, R (1.5) OBP: 0.308, SLG: 0.324	K			F8		6-3	K	G1-4-3 BB		4	0	0	0	1	2	0	<b>Kansas City Royals @ Boston Red Sox</b> Fenway Park, Boston, MA Thu Jun 15 1972, 3:33 AM EDT Att: 11,127 - Unknown - 84 F				
Amos Otis, R (1.8) OBP: 0.365, SLG: 0.397	F9			HR		F 1B BB	2B 1B	G1-4-3 1-2		4	3	2	1	1	0	1					
Lou Piniella, R (1.7) OBP: 0.369, SLG: 0.470	F2			1B		1B E 2B 1B	1B 2B		L8	5	2	3	0	0	0	0					
Ed Kirkpatrick, L (1.2) OBP: 0.402, SLG: 0.490		G3		K		E1 2B 1B	2B 1B		F9	4	2	0	0	1	1	3					
Richie Scheinblum, S (1.9) OBP: 0.385, SLG: 0.477	K			G3		2B HR 1B	2B 1B		HR 1B	5	2	3	2	0	1	1					
John Mayberry, L (1.3) OBP: 0.331, SLG: 0.382		G3			F6	HR 2B	2B		HR	5	2	3	6	0	0	0					
Cookie Rojas, R (1.4) OBP: 0.305, SLG: 0.332			F9		L9	HR	G5-4-3 IBB		2B	4	2	2	3	1	0	0					
Ron Hansen, R (1.6) OBP: 0.200, SLG: 0.158			4-3		5-3	1B	G5-4-3		2B	3	0	1	0	0	0	0					
Freddie Patek, R (6.6) OBP: 0.305, SLG: 0.340									2B	2	0	1	1	0	0	3					
Tom Murphy, R (1.1) OBP: 0.331, SLG: 0.382			K						F3	1	0	0	0	0	1	0					
Steve Hovley, L (6. PH) OBP: 0.276, SLG: 0.300										2	0	0	0	0	0	1					
Mike Hedlund, R (6.1) OBP: 0.357, SLG: 0.357										0	0	0	0	0	0	0					
Bruce Dal Canton, R (6.1) OBP: 0.059, SLG: 0.059										2	0	0	0	0	0	1					
<b>Inning Stats</b>	R: 0 E: 0 K: 1 S: 5	H: 0 LOB: 0 BB: 0 P: 5	R: 0 E: 0 K: 1 S: 5	H: 0 LOB: 0 BB: 0 P: 5	R: 0 E: 0 K: 1 S: 5	H: 0 LOB: 0 BB: 0 P: 5	R: 1 E: 0 K: 1 S: 7	H: 2 LOB: 1 BB: 0 P: 7	R: 0 E: 0 K: 0 S: 3	H: 0 LOB: 0 BB: 0 P: 3	R: 6 E: 1 K: 0 S: 9	H: 5 LOB: 1 BB: 1 P: 13	R: 3 E: 0 K: 1 S: 8	H: 4 LOB: 2 BB: 2 P: 16	R: 0 E: 0 K: 0 S: 2	H: 0 LOB: 0 BB: 1 P: 6	R: 3 E: 0 K: 0 S: 7	H: 4 LOB: 1 BB: 0 P: 7	1B: 7 2B: 5 3B: 0 HR: 3	SF: 0 SAC: 0 DP: 2 HBP: 0	WP: 0 PA: 45 PB: 0 SB: 0 CS: 0
<b>PITCHER</b>	IP WLS BF H R ER SO BB IBB HBP BLK WP HR S P ERA WHIP																				
Sonny Siebert, R (1.1) ERA: 3.17	5.2 L 25 6 7 1 4 1 0 0 0 0 0 2 32 36 1.59 1.235																				
Luis Tiant, R (6.1) ERA: 3.95	0.1 2 1 0 0 0 0 0 0 0 0 0 0 2 2 0.00 3.000																				
Don Newhauser, R (7.1) ERA: 81.0	0.1 5 3 3 3 1 0 1 0 0 0 0 0 6 10 81.00 9.000																				
Bill Lee, L (7.1) ERA: 4.08	1.2 6 1 0 0 0 1 1 0 0 0 0 0 4 12 0.00 1.200																				
Lew Krausse, R (9.1) ERA: 5.92	1.0 7 4 3 3 0 0 0 0 0 0 0 1 7 7 27.00 4.000																				

AB	41
R	13
H	15
RBI	13
BB	4
SO	5
LOB	10



Batter	1	2	3	4	5	6	7	8	9	AB	R	H	RBI	BB	SO	LOB	BOTTOM				
Tommy Harper, R (1.8) OBP: 0.388, SLG: 0.519	G4-6-3 1B		FC6-4 1B	HR		K		K		5	2	3	0	2	3	<b>Kansas City Royals @ Boston Red Sox</b> Fenway Park, Boston, MA Thu Jun 15 1972, 3:33 AM EDT Att: 11,127 - Unknown - 84 F					
Luis Aparicio, R (1.6) OBP: 0.302, SLG: 0.344	F4		F8	4-3		1B		WP 1B 2B		5	1	2	2	0	2						
Carl Yastrzemski, L (1.7) OBP: 0.316, SLG: 0.243	G4-6-3		2B 1B		4-3 1B	F8		1B		5	0	3	2	0	2						
Rick Miller, L (6. PR) OBP: 0.292, SLG: 0.415										0	0	0	0	0	0						
Reggie Smith, S (1.9) OBP: 0.351, SLG: 0.416		G6-4-3 1B	1B	2B	4-3		G3	F7		5	0	2	0	0	2						
Rico Petrocelli, R (1.5) OBP: 0.285, SLG: 0.325		G6-4-3	L9		F8		HR		F3	5	1	1	1	0	4						
Danny Cater, R (1.3) OBP: 0.228, SLG: 0.311		1B 1B		6-3	5-3		F6		F7	5	0	1	0	0	1						
Doug Griffin, R (1.4) OBP: 0.351, SLG: 0.307		1B		F4		2B SF9 1B	F8		5-3	5	1	2	0	0	0						
Carlton Fisk, R (1.2) OBP: 0.341, SLG: 0.598	P8		1B HR 1B			SF9 1B 2B		K		4	2	2	0	0	1						
Sonny Siebert, R (1.1) ERA: 3.32, SLG: 0.424										2	1	2	0	0	0						
Luis Tiant, R (6.1) ERA: 5.12										0	0	0	0	0	0						
Bob Burda, L (6. PH) OBP: 0.291, SLG: 0.390										0	0	0	0	0	0						
Don Newhauser, R (7.1) ERA: 81.0										0	0	0	0	0	0						
Bill Lee, L (7.1) ERA: 4.08										0	0	0	0	0	0						
Ben Caglia, L (6. PH) OBP: 0.294, SLG: 0.339										0	1	0	0	1	0						
Lew Krausse, R (9.1) ERA: 5.92										0	0	0	0	0	0						
<b>Inning Stats</b>	R: 0 E: 0 K: 0 S: 3	H: 1 LOB: 0 BB: 0 P: 3	R: 0 E: 0 K: 0 S: 5	H: 3 LOB: 2 BB: 0 P: 5	R: 1 E: 0 K: 0 S: 6	H: 3 LOB: 2 BB: 0 P: 6	R: 3 E: 0 K: 0 S: 6	H: 3 LOB: 0 BB: 0 P: 6	R: 0 E: 0 K: 0 S: 4	H: 1 LOB: 1 BB: 0 P: 4	R: 2 E: 0 K: 1 S: 8	H: 3 LOB: 1 BB: 0 P: 8	R: 1 E: 0 K: 0 S: 4	H: 1 LOB: 0 BB: 0 P: 4	R: 2 E: 0 K: 2 S: 9	H: 2 LOB: 1 BB: 1 P: 13	R: 0 E: 0 K: 0 S: 3	H: 0 LOB: 0 BB: 0 P: 3	1B: 12 2B: 3 3B: 0 HR: 2	SF: 1 SAC: 0 DP: 2 HBP: 0	WP: 1 PA: 43 PB: 0 SB: 1 CS: 0
<b>PITCHER</b>	IP WLS BF H R ER SO BB IBB HBP BLK WP HR S P ERA WHIP																				
Tom Murphy, R (1.1) ERA: 5.12	5.0 W 24 11 4 4 0 0 0 0 0 0 0 1 24 24 7.20 2.200																				
Mike Hedlund, R (6.1) ERA: 4.26	0.0 2 2 2 2 0 0 0 0 0 0 0 0 2 2 - - -																				
Bruce Dal Canton, R (6.1) ERA: 3.45	4.0 S 17 4 3 3 3 1 0 0 0 0 1 1 22 26 6.75 1.250																				

AB	41
R	9
H	17
RBI	9
BB	1
SO	3
LOB	16





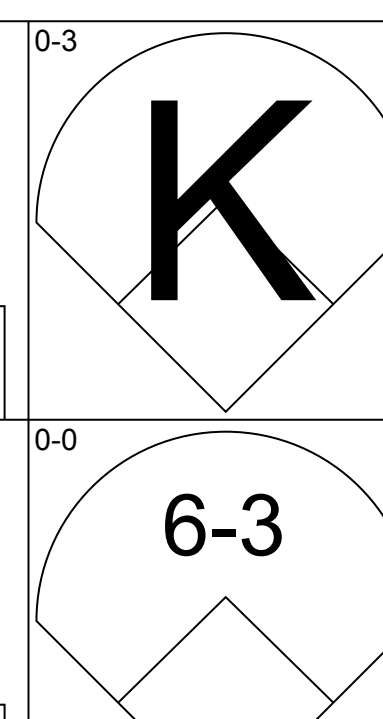
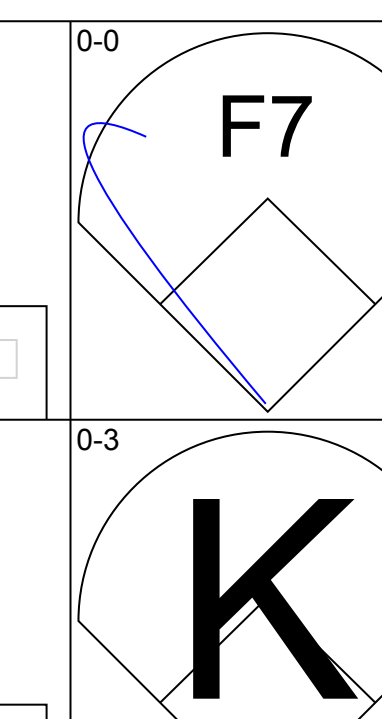
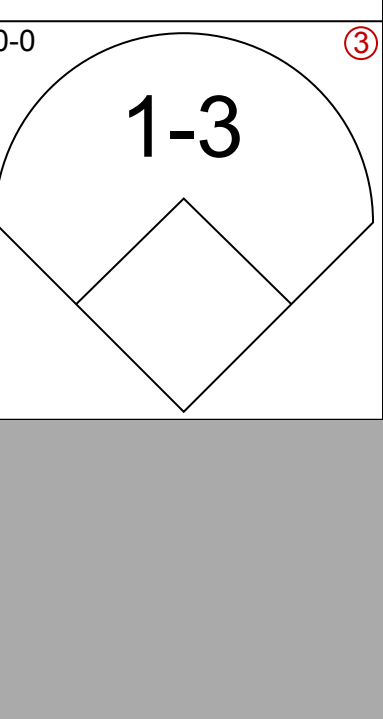
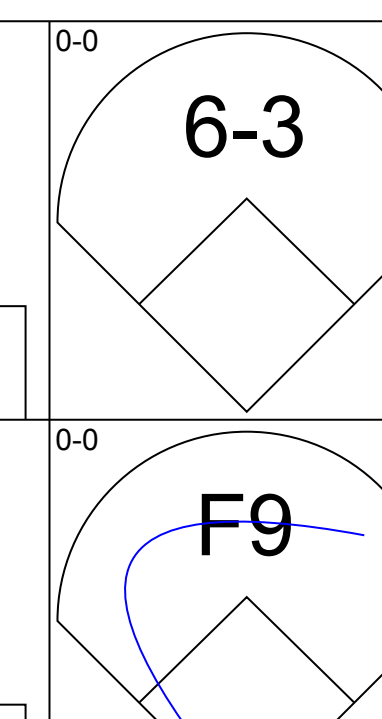
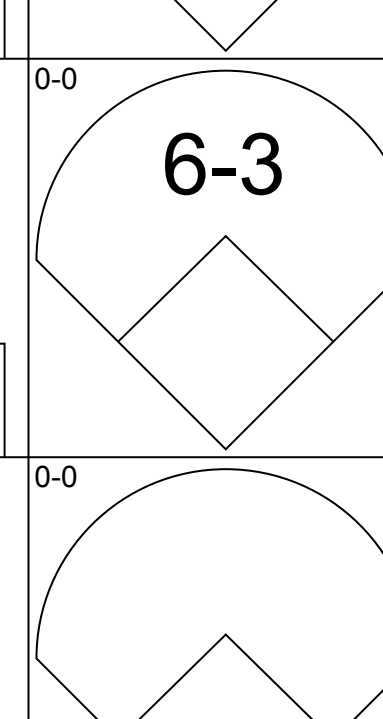
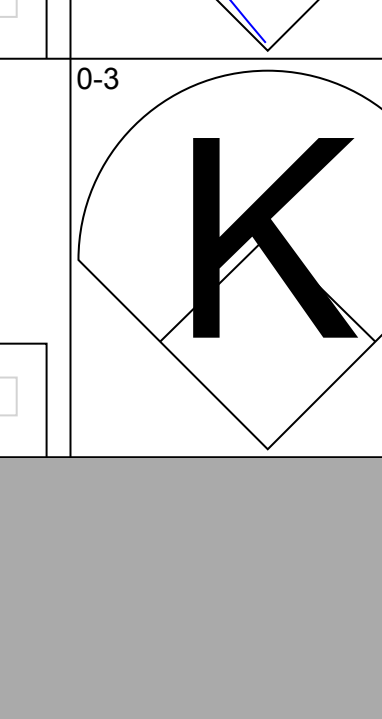
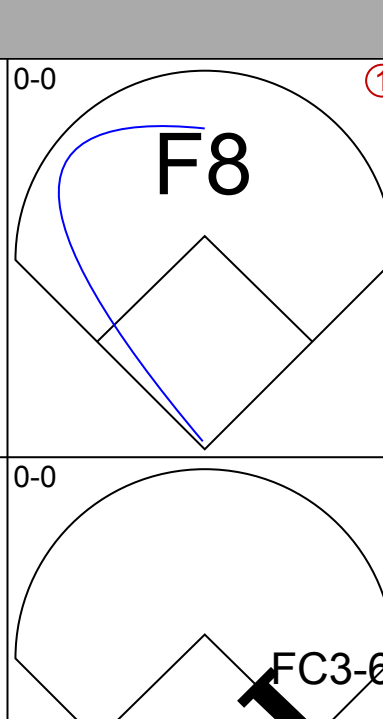
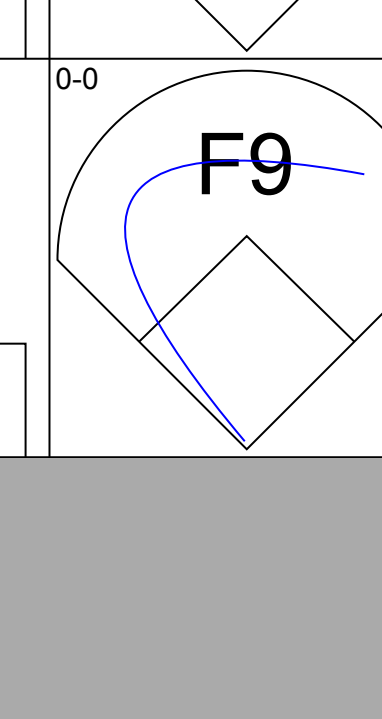
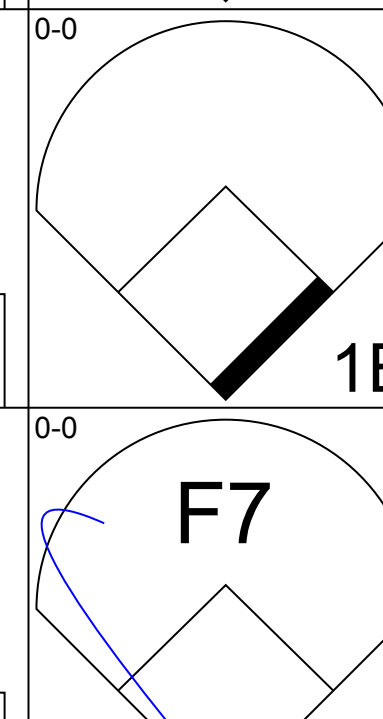
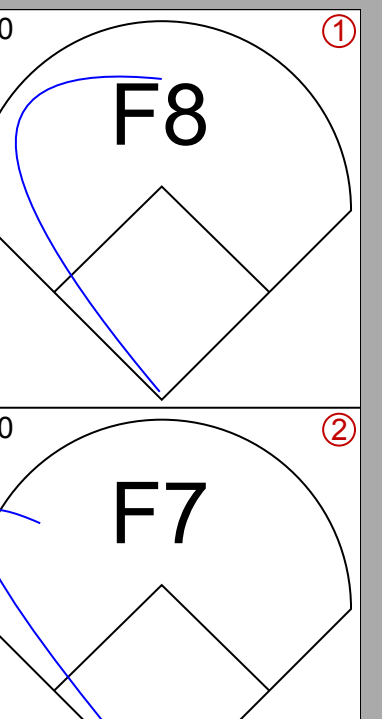
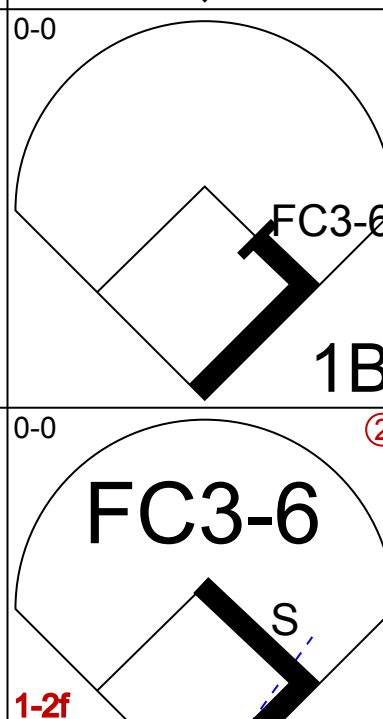
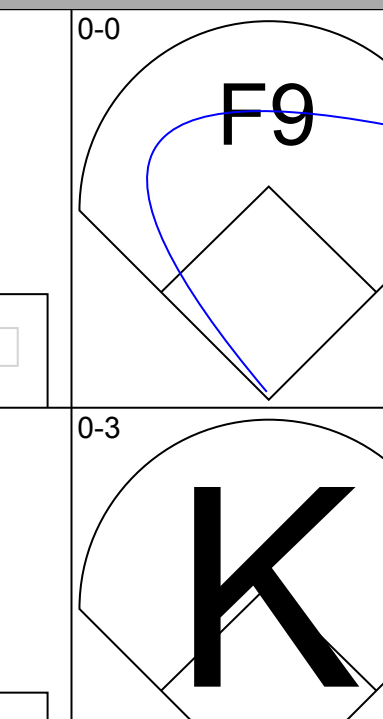
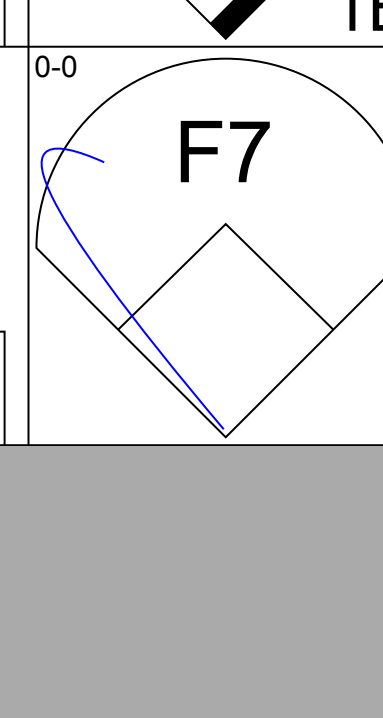
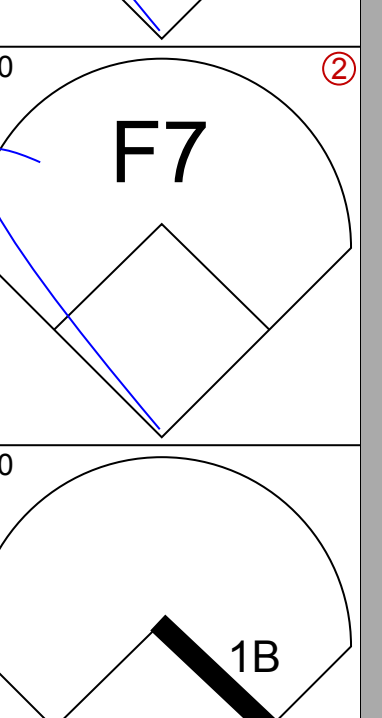
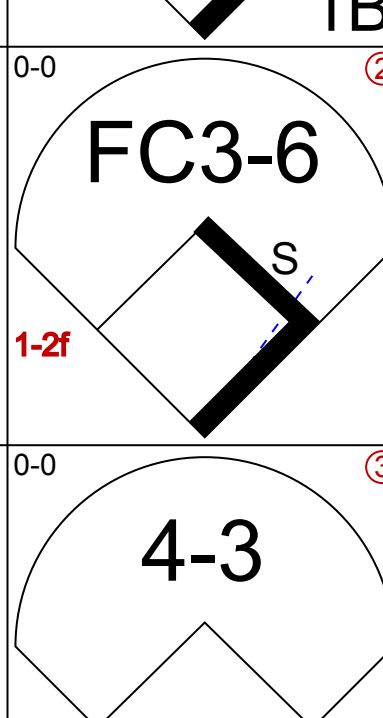
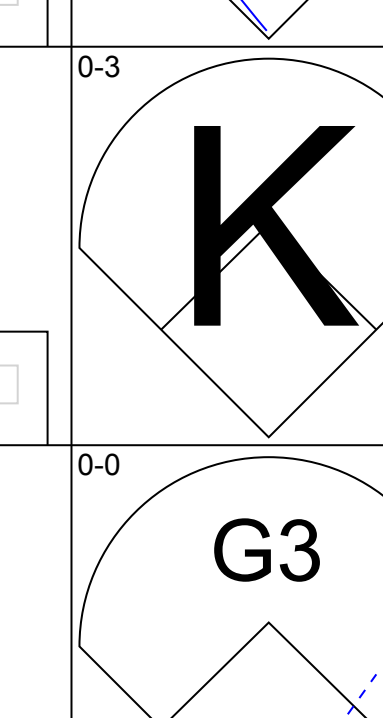
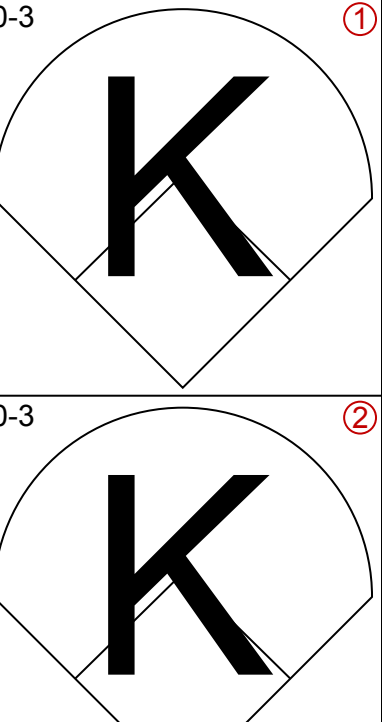
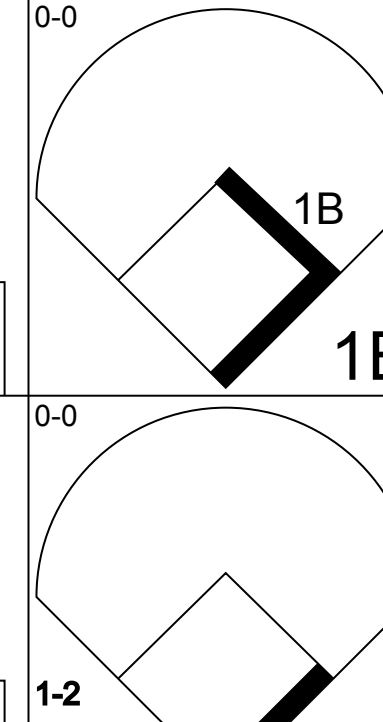
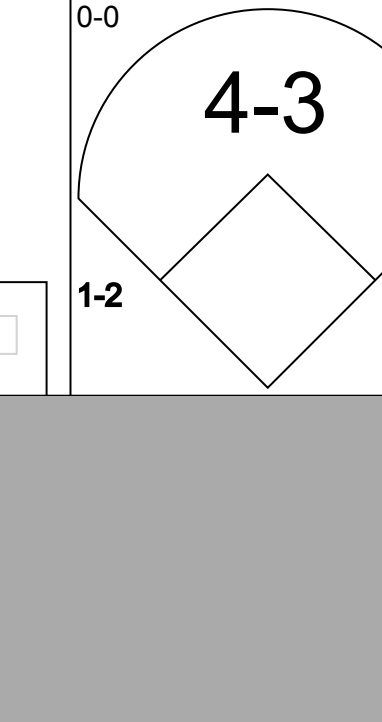
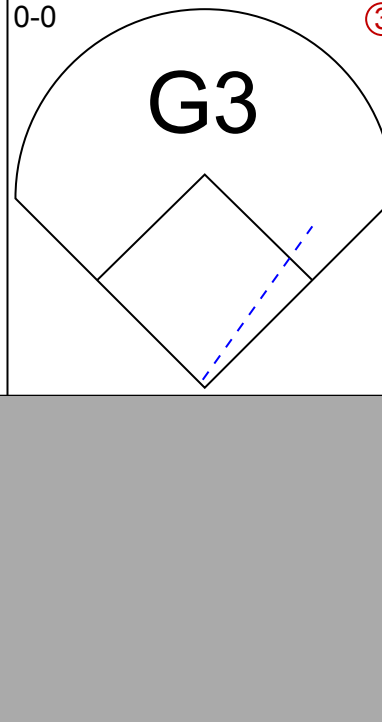
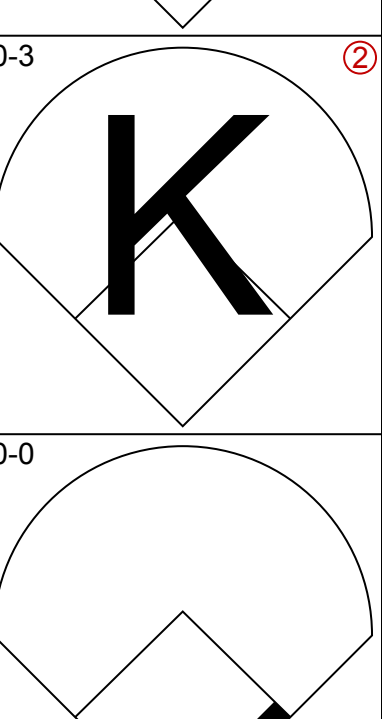
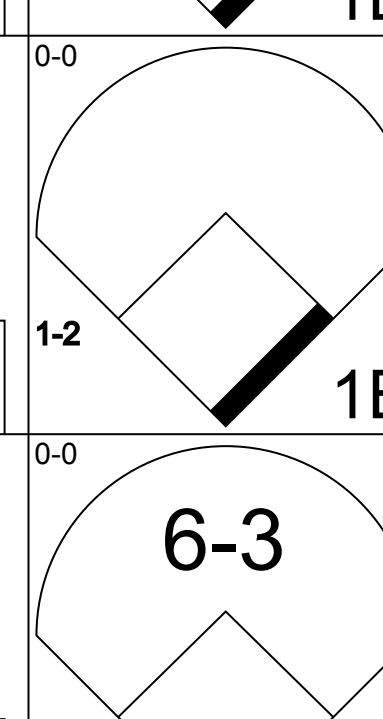
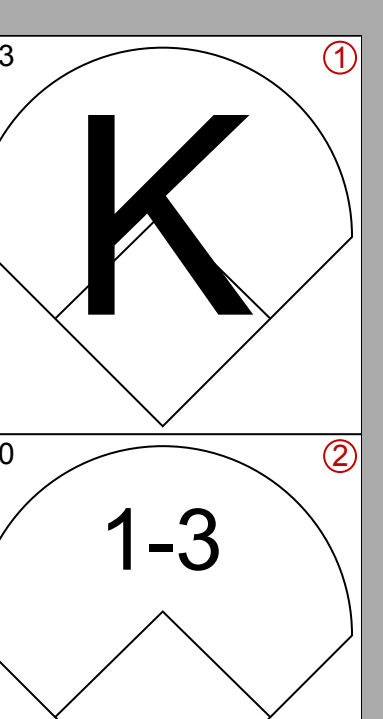
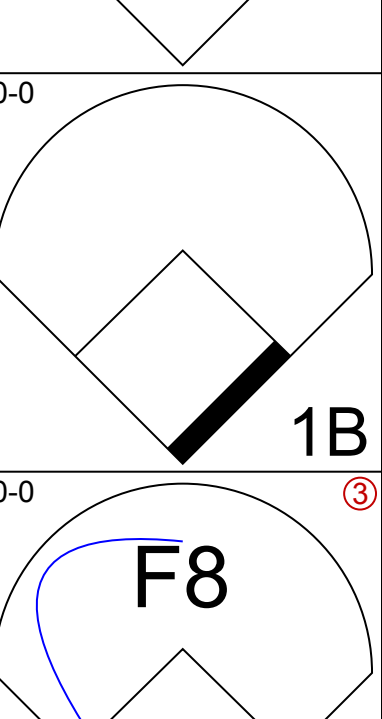
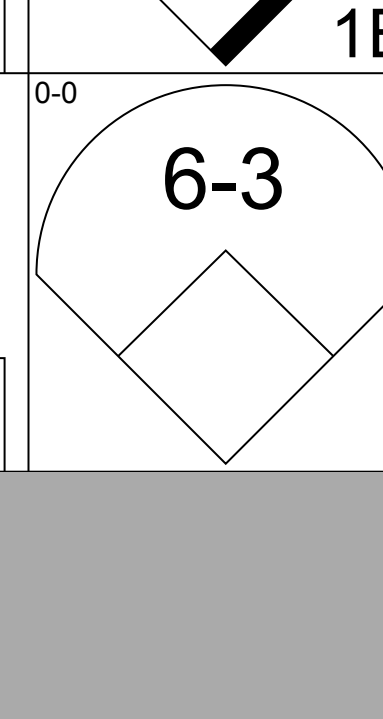
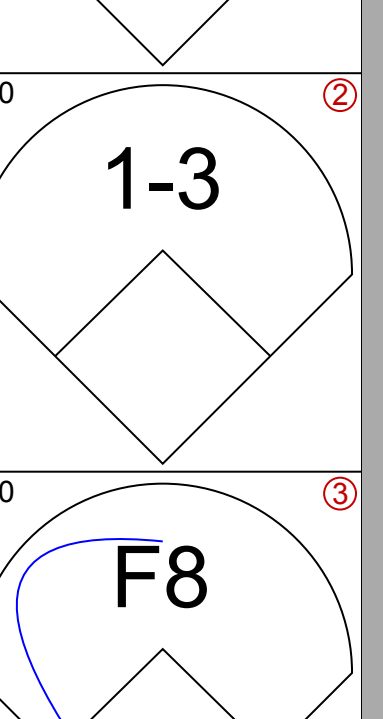
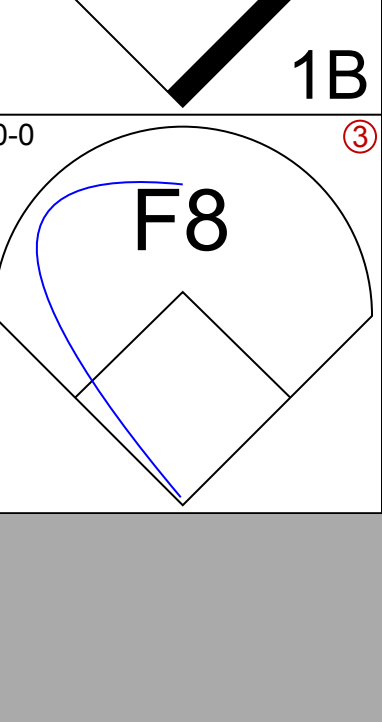
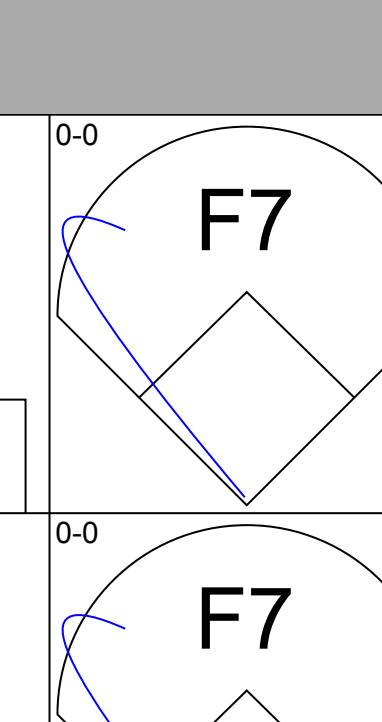
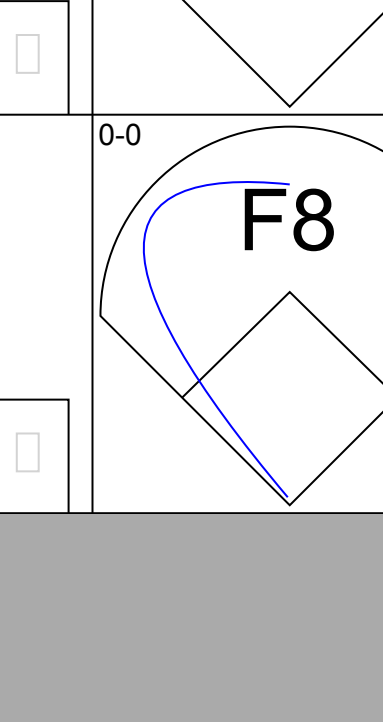
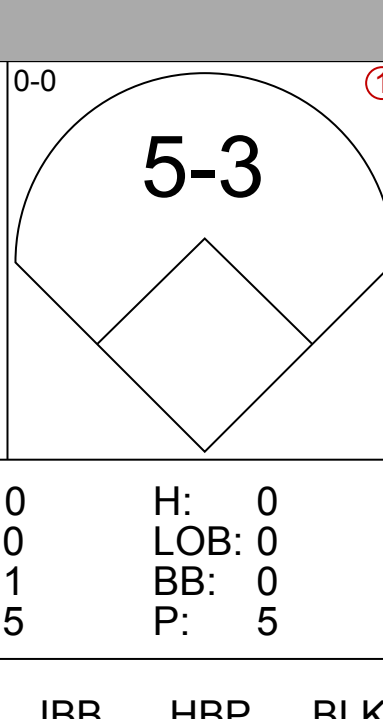
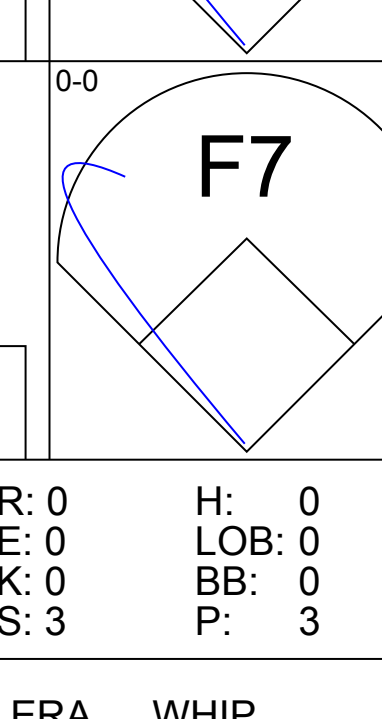
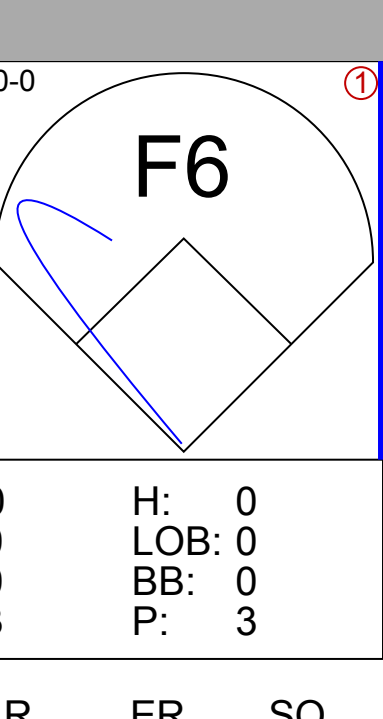
Batter	1	2	3	4	5	6	7	8	9	AB	R	H	RBI	BB	SO	LOB	TOP																
Freddie Patek, R OBP: 0.297, SLG: 0.329 (1, 6)	5-3		K			F9		F7	F6	5	0	0	0	0	1	2	<b>Kansas City Royals @ Milwaukee Brewers</b> Milwaukee County Stadium, Milwaukee, WI Fri Jun 16 1972, 8:05 PM EDT Alt: 5,471 - Unknown - 51 F <a href="http://livebaseballscorecards.com">livebaseballscorecards.com</a>																
Amos Otis, R OBP: 0.367, SLG: 0.396 (1, 8)	BB		F9			K		S		3	0	1	0	1	1	0																	
Lou Piniella, R OBP: 0.367, SLG: 0.463 (1, 7)	BB			K		K		F4		3	0	0	0	1	2	1																	
Ed Kirkpatrick, L OBP: 0.397, SLG: 0.481 (1, 2)	F8			G3-6-1			G3	6-3		4	0	1	0	0	0	3																	
Richie Scheinblum, S OBP: 0.388, SLG: 0.477 (9, PR)	4-3			G3-6-1						4	1	2	0	0	0	3																	
Tom Murphy, R OBP: 0.400, SLG: 0.400 (9, 1)				1B						0	1	0	0	0	0	0																	
Tom Burgmeier, L OBP: 0.400, SLG: 0.400 (9, 1)				1-2						0	0	0	0	0	0	0																	
John Mayberry, L OBP: 0.330, SLG: 0.375 (1, 3)		4-3				K		F7		3	0	0	0	1	1	1																	
Cookie Rojas, R OBP: 0.304, SLG: 0.335 (1, 4)		F8				F9		1B	B2	4	1	1	0	0	0	2																	
Ron Hansen, R OBP: 0.227, SLG: 0.150 (7, PH)		F8							FC6-4	1	0	0	0	1	0	0																	
Joe Keough, L OBP: 0.400, SLG: 0.308 (7, 5)									BB	1	0	1	2	0	0	0																	
Bobby Knoop, R OBP: 0.412, SLG: 0.333 (9, PH)									FC6-4	0	0	0	0	0	0	0																	
Gail Hopkins, L OBP: 0.207, SLG: 0.185 (9, PH)									1B	1	0	0	0	0	0	2																	
Paul Schaaf, R OBP: 0.308, SLG: 0.324 (9, 5)								2H	2-3	0	0	0	0	0	0	0																	
Dick Drago, R OBP: 0.133, SLG: 0.071 (9, PH)									1B	3	0	0	0	0	2	2																	
Steve Hovley, L OBP: 0.286, SLG: 0.310 (9, 9)			K			K		5-3		1	0	1	1	0	0	0																	
<b>Inning Stats</b>	R: 0 E: 0 K: 0 S: 3	H: 0 LOB: 2 BB: 2 P: 11	R: 0 E: 0 K: 0 S: 3	H: 0 LOB: 0 BB: 0 P: 3	R: 0 E: 0 K: 2 S: 7	H: 0 LOB: 0 BB: 0 P: 7	R: 0 E: 0 K: 1 S: 5	H: 1 LOB: 0 BB: 0 P: 5	R: 0 E: 0 K: 2 S: 7	H: 0 LOB: 1 BB: 1 P: 11	R: 0 E: 0 K: 0 S: 6	H: 3 LOB: 1 BB: 0 P: 6	R: 0 E: 0 K: 0 S: 4	H: 1 LOB: 1 BB: 0 P: 4	R: 1 E: 1 K: 0 S: 5	H: 2 LOB: 2 BB: 1 P: 9	1B: 6 2B: 1 3B: 0 HR: 0	SF: 0 SAC: 0 DP: 1 HBP: 0	WP: 0 PB: 0 SB: 1 CS: 1	PA: 37													
<b>PITCHER</b>	IP WLS BF H R ER SO BB IBB HBP BLK WP HR S P ERA WHIP																																
Jim Lonborg, R ERA: 2.92 Ken Sanders, R ERA: 3.18	(1, 1) (8, 1)	7.0 L	27 10	4 3	2 1	2 1	7 0	3 1	0 0	0 0	0 0	0 0	0 9	38 13	50 13	2.57 4.50	1.000 2.000																

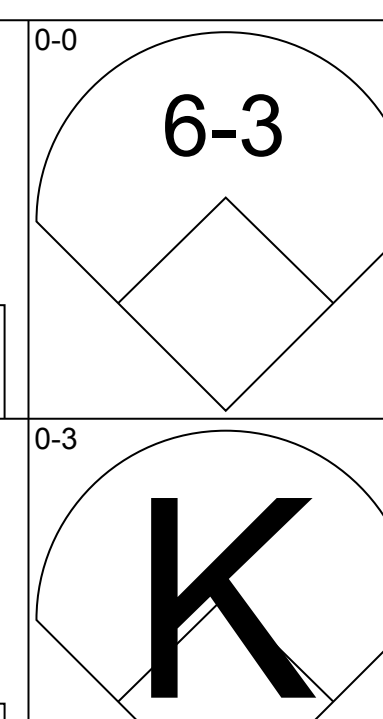
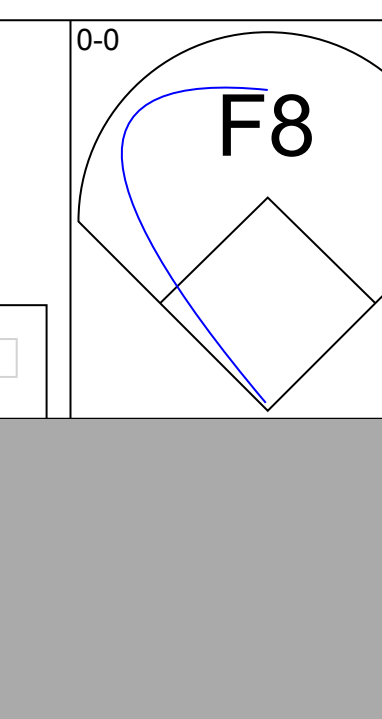
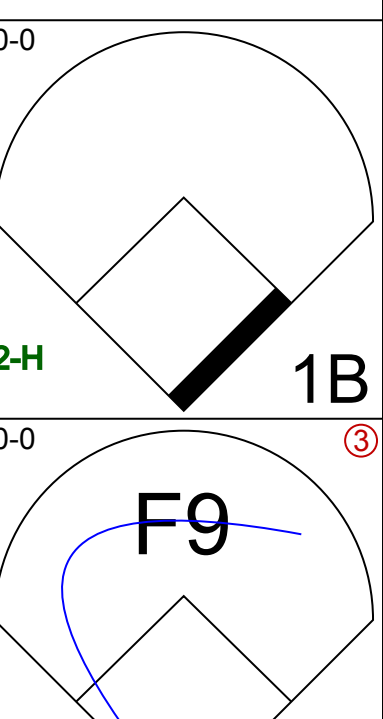
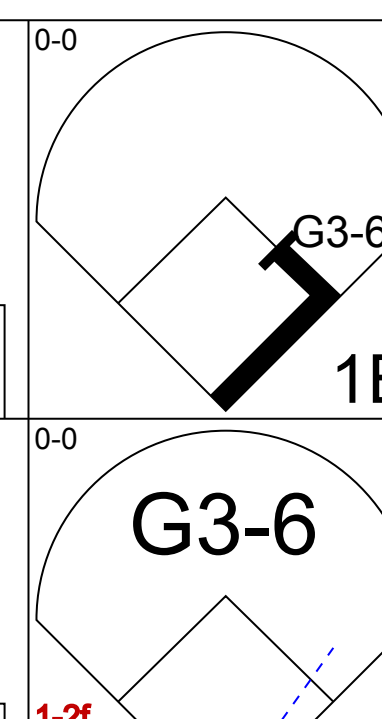
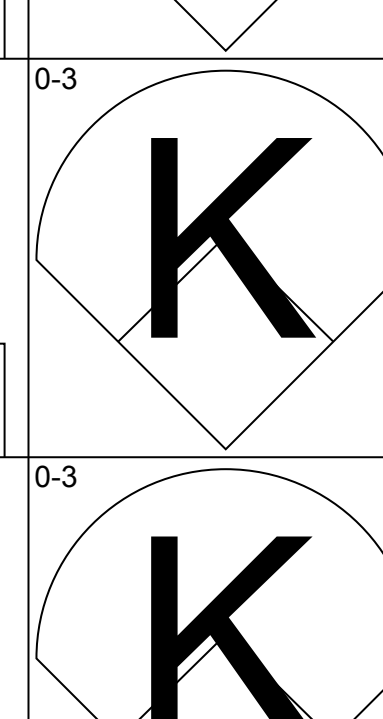
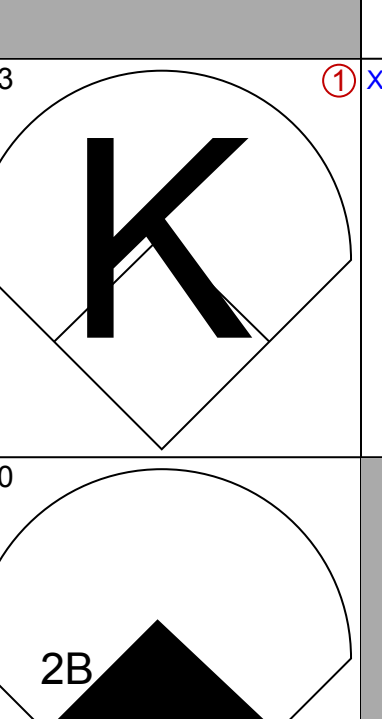
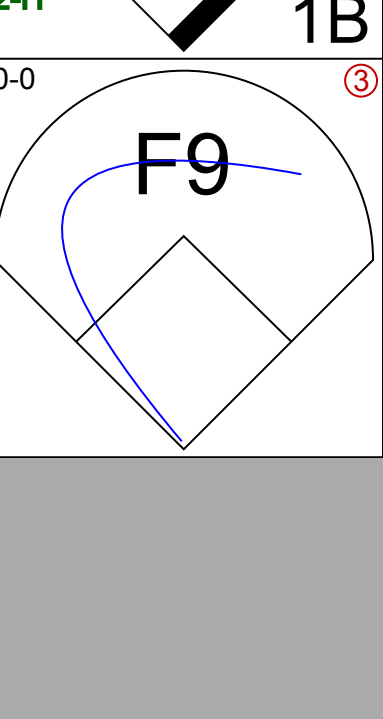
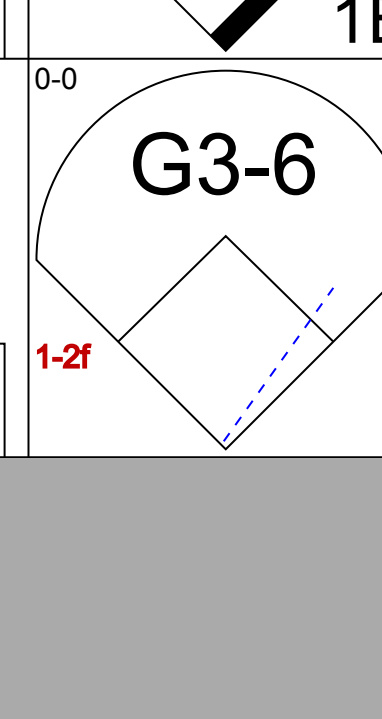
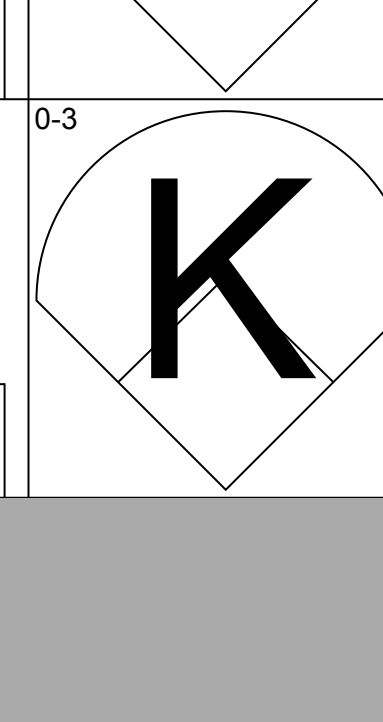
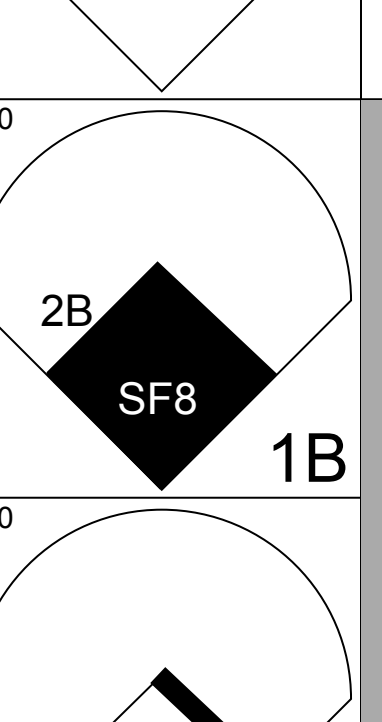
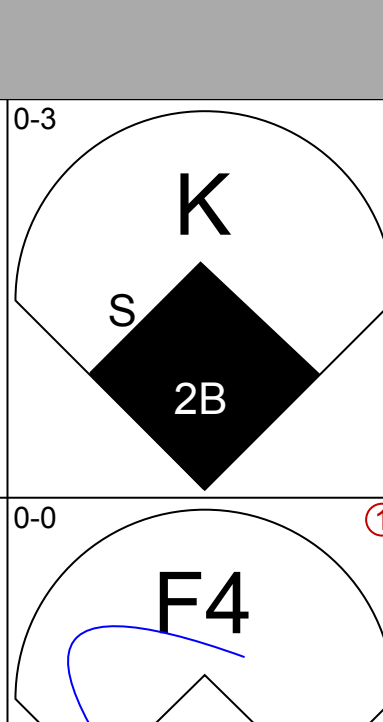
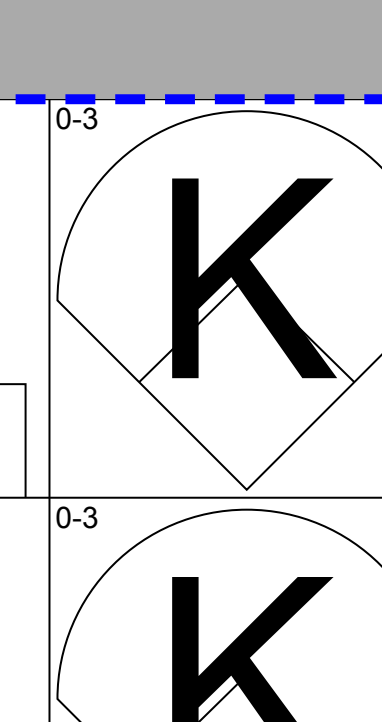
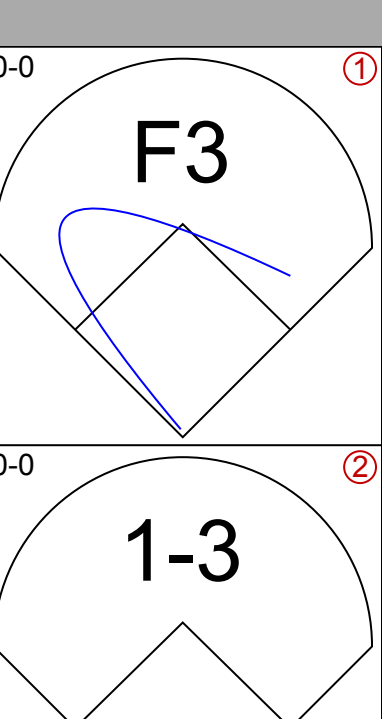
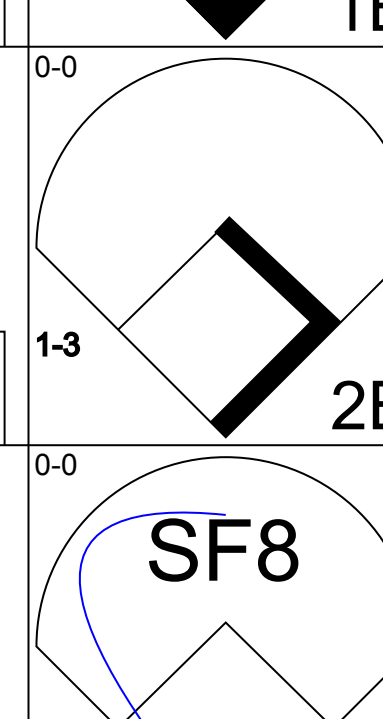

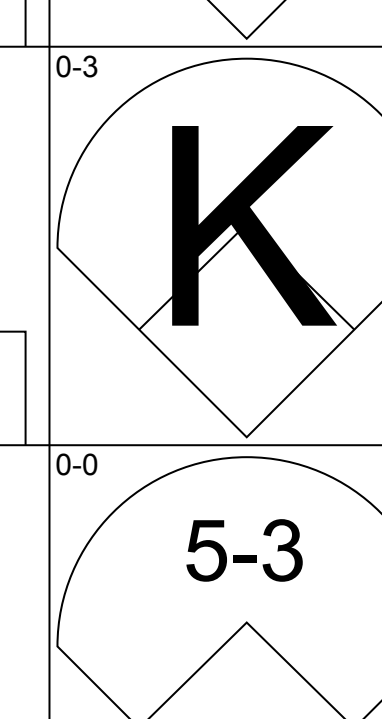
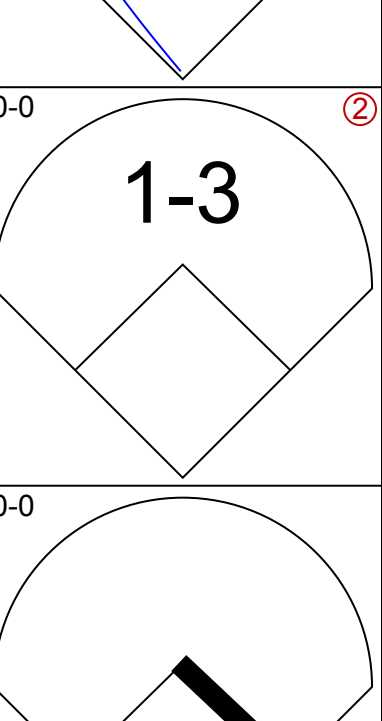
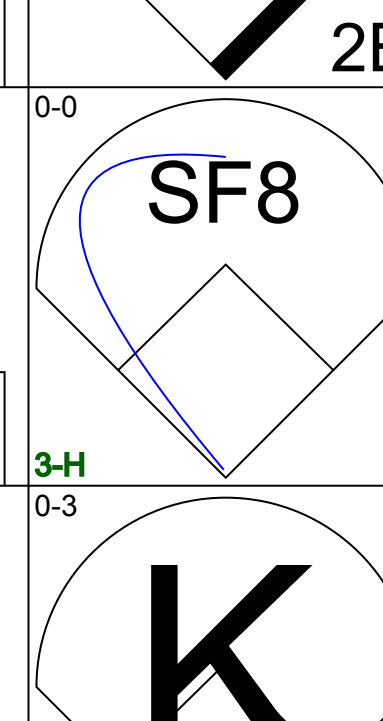
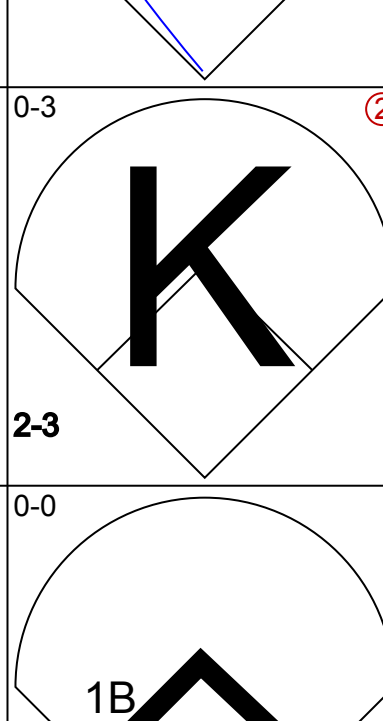
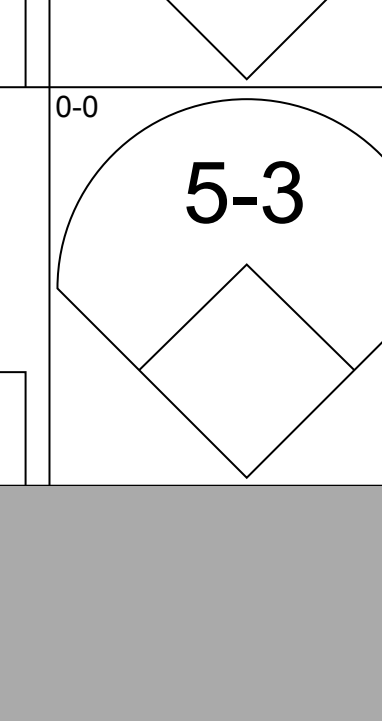
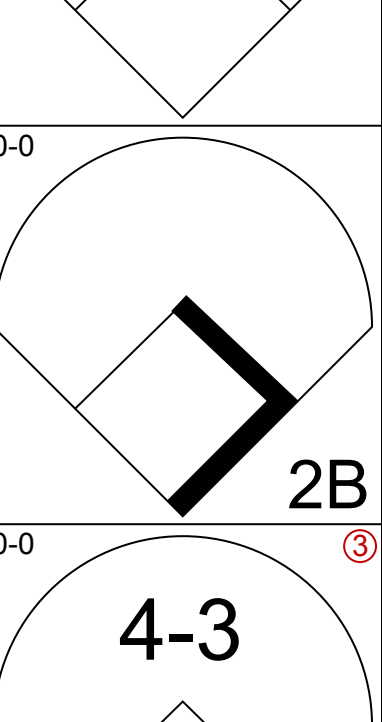
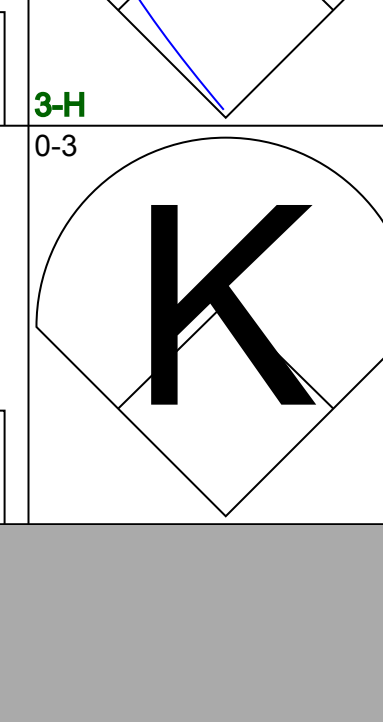
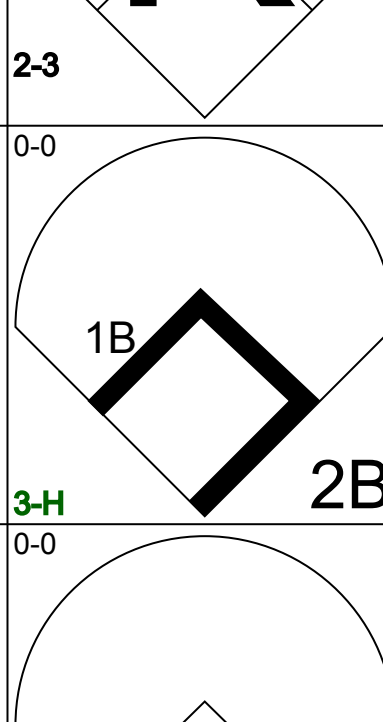
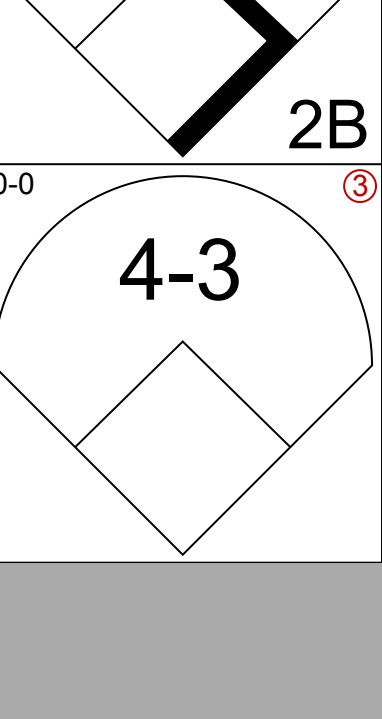
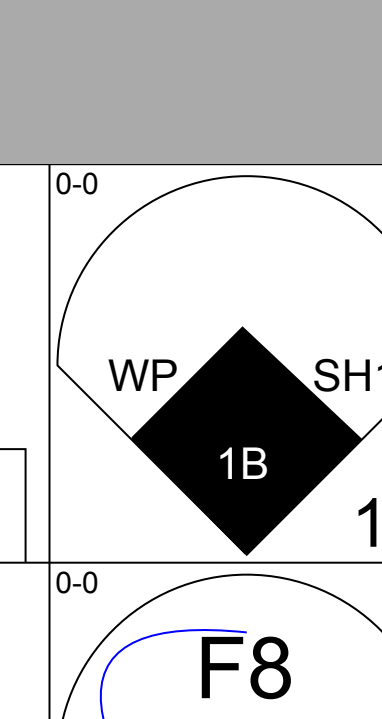
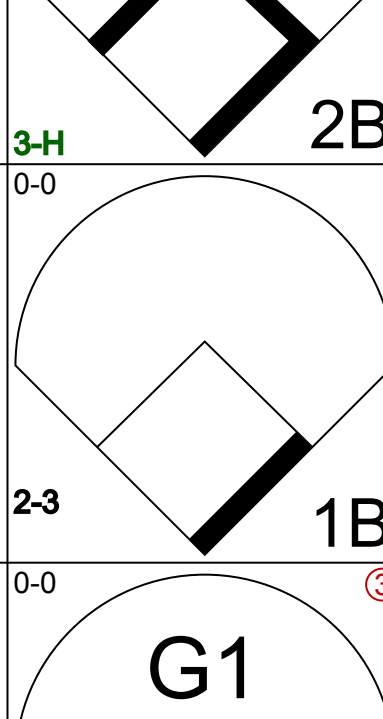

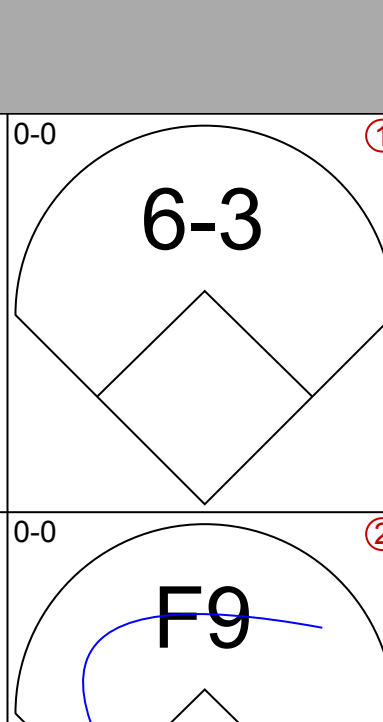
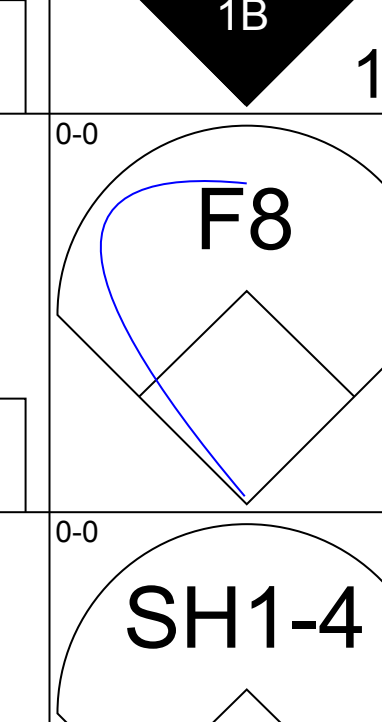
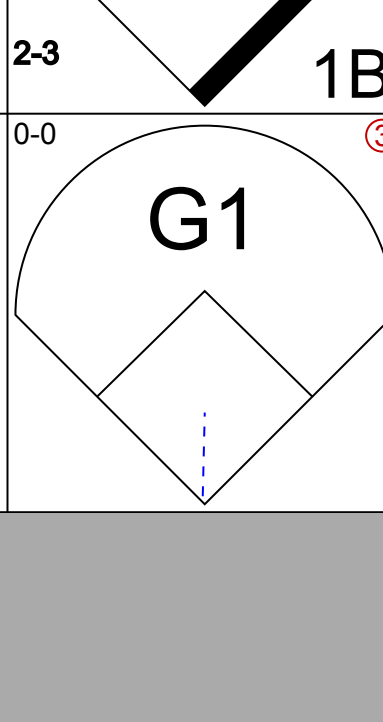
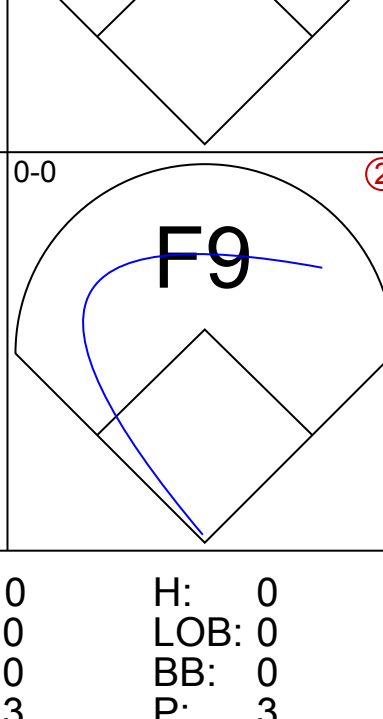
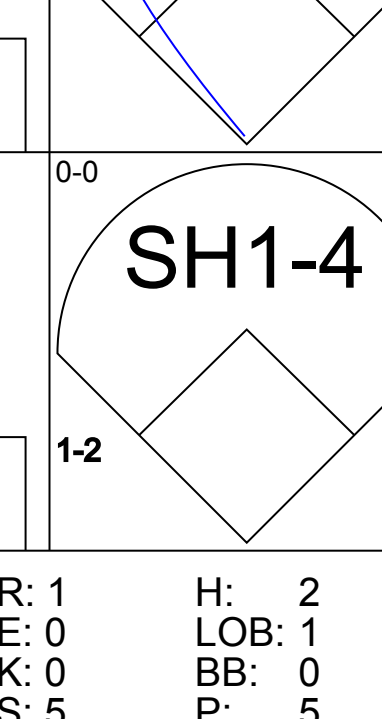
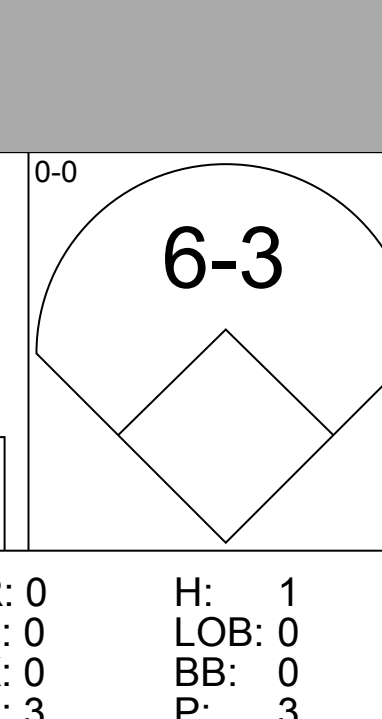
Batter	1	2	3	4	5	6	7	8	9	AB	R	H	RBI	BB	SO	LOB	BOTTOM																
Rick Auerbach, R OBP: 0.254, SLG: 0.257 (1, 6)	6-3		5-3		FC5-4			SH2-4		4	0	1	0	0	0	1	<b>Kansas City Royals @ Milwaukee Brewers</b> Milwaukee County Stadium, Milwaukee, WI Fri Jun 16 1972, 8:05 PM EDT Alt: 5,471 - Unknown - 51 F <a href="http://livebaseballscorecards.com">livebaseballscorecards.com</a>																
Ron Theobald, R OBP: 0.354, SLG: 0.226 (1, 4)	5-3		CS			G6-4-3		SH2-4		2	0	1	0	1	0	0																	
George Scott, R OBP: 0.299, SLG: 0.392 (1, 3)	HR		CS		E6	G6-4-3		F9		4	1	1	1	0	0	2																	
John Briggs, L OBP: 0.367, SLG: 0.396 (1, 7)	CS					G6-4-3		F8		4	0	2	0	0	0	1																	
Dave May, L OBP: 0.271, SLG: 0.355 (9, PH)	CS					G6-4-3				3	1	1	0	0	0	2																	
Tommy Reynolds, R OBP: 0.341, SLG: 0.250 (9, PH)	1-2	S				1-2		SH2-4		1	0	1	0	0	0	0																	
Billy Conigliano, R OBP: 0.270, SLG: 0.419 (1, 9)			K			K		SH2-4		3	0	1	0	0	2	2																	
Elie Rodriguez, R OBP: 0.422, SLG: 0.418 (9, PR)								1B		4	0	3	1	0	0	0																	
Ken Brett, L OBP: 0.273, SLG: 0.318 (9, PR)			CS							0	0	0	0	0	0	0																	
Mike Ferraro, R OBP: 0.319, SLG: 0.385 (7, PH)										2	0	0	0	0	1	1																	
Joe Lathoud, L OBP: 0.349, SLG: 0.284 (8, 5)										1	0	0	0	0	1	2																	
Bob Heise, R OBP: 0.303, SLG: 0.263 (8, 5)										1	0	0	0	0	0	1																	
Jim Lonborg, R OBP: 0.300, SLG: 0.263 (7, PH)										2	0	1	0	0	1	0																	
Brock Davis, L OBP: 0.349, SLG: 0.282 (8, 1)										1	0	0	0	0	1	2																	
Ken Sanders, R ERA: 2.35										0	0	0	0	0	0	0																	
<b>Inning Stats</b>	R: 1 E: 0 K: 0 S: 4	H: 2 LOB: 0 BB: 0 P: 4	R: 1 E: 0 K: 1 S: 6	H: 2 LOB: 0 BB: 0 P: 6	R: 0 E: 0 K: 1 S: 5	H: 1 LOB: 0 BB: 0 P: 5	R: 0 E: 0 K: 1 S: 6	H: 1 LOB: 1 BB: 0 P: 6	R: 0 E: 0 K: 0 S: 2	H: 0 LOB: 0 BB: 1 P: 6	R: 0 E: 0 K: 2 S: 9	H: 2 LOB: 2 BB: 0 P: 9	R: 0 E: 0 K: 0 S: 4	H: 1 LOB: 1 BB: 0 P: 4	R: 0 E: 0 K: 0 S: 4	H: 2 LOB: 1 BB: 0 P: 4	1B: 11 2B: 0 3B: 0 HR: 1	SF: 0 SAC: 2 DP: 2 HBP: 0	WP: 0 PB: 0 SB: 1 CS: 3	PA: 37													
<b>PITCHER</b>	IP WLS BF H R ER SO BB IBB HBP BLK WP HR S P ERA WHIP																																
Dick Drago, R ERA: 2.08 Tom Burgmeier, L ERA: 2.35	(1, 1) (9, 1)	8.0 S	31 4	10 2	2 0	2 0	6 0	1 0	0 0	0 0	0 0	0 0	0 4	42 4	46 4	0.00 2.000	1.375 2.000																







Batter	1	2	3	4	5	6	7	8	9	AB	R	H	RBI	BB	SO	LOB	TOP					
Freddie Patek, R (1, 6) OBP: 0.299, SLG: 0.326										4	0	0	0	0	1	0	<b>Kansas City Royals @ Milwaukee Brewers</b> Milwaukee County Stadium, Milwaukee, WI Sun Jun 18 1972, 4:33 AM EDT Att: 26,735 - Unknown - 74 F <a href="http://livebaseballscorecards.com">livebaseballscorecards.com</a>					
Amos Otis, R (1, 8) OBP: 0.361, SLG: 0.387										4	0	0	0	0	1	0						
Lou Piniella, R (1, 7) OBP: 0.370, SLG: 0.463										4	0	2	0	0	0	0						
Ed Kirkpatrick, L (1, 2) OBP: 0.398, SLG: 0.482										2	0	0	0	0	0	1						
Joe Keough, L (6, PH) OBP: 0.375, SLG: 0.286										1	0	0	0	0	0	1						
Jerry May, R (6, 2) OBP: 0.342, SLG: 0.400										1	0	0	0	0	1	0						
Richie Scheinblum, S (1, 9) OBP: 0.380, SLG: 0.458										4	0	1	0	0	1	1						
John Mayberry, L (1, 3) OBP: 0.328, SLG: 0.389										3	0	1	0	0	2	0						
Cookie Rojas, R (1, 4) OBP: 0.308, SLG: 0.338										3	0	1	0	0	0	2						
Ron Hansen, R (1, 5) OBP: 0.207, SLG: 0.115										3	0	0	0	0	0	1						
Jim Rooker, R (1, 1) OBP: 0.167, SLG: 0.167										2	0	0	0	0	0	0						
Steve Howley, L (8, PH) OBP: 0.282, SLG: 0.306										1	0	0	0	0	0	0						
Roger Nelson, R (8, 1) OBP: 0.500, SLG: 0.500										0	0	0	0	0	0	0						
<b>Inning Stats</b>	R: 0 E: 0 S: 6	H: 1 LOB: 1 BB: 0 P: 6	R: 0 E: 0 S: 8	H: 1 LOB: 1 BB: 0 P: 8	R: 0 E: 0 S: 5	H: 0 LOB: 0 BB: 0 P: 5	R: 0 E: 0 S: 5	H: 2 LOB: 2 BB: 0 P: 5	R: 0 E: 0 S: 3	H: 0 LOB: 0 BB: 0 P: 3	R: 0 E: 0 S: 4	H: 1 LOB: 1 BB: 0 P: 4	R: 0 E: 0 S: 5	H: 0 LOB: 0 BB: 0 P: 5	R: 0 E: 0 S: 3	H: 0 LOB: 0 BB: 0 P: 3	R: 0 E: 0 S: 5	H: 0 LOB: 0 BB: 0 P: 5	1B: 5 2B: 0 3B: 0 HR: 0	SF: 0 SAC: 0 DP: 0 HBP: 0	WP: 0 PB: 0 SB: 1 CS: 0	PA: 32
<b>PITCHER</b> Skip Lockwood, R (1, 1) ERA: 3.36	IP: 9.0 WLS: W BF: 32 H: 5 R: 0 ER: 0 SO: 6 BB: 0 IBB: 0 HBP: 0 BLK: 0 WP: 0 HR: 0 S: 44 P: 44 ERA: 0.00 WHIP: 0.556															<b>PITCHER</b>	IP: 9.0 WLS: W BF: 32 H: 5 R: 0 ER: 0 SO: 6 BB: 0 IBB: 0 HBP: 0 BLK: 0 WP: 0 HR: 0 S: 44 P: 44 ERA: 0.00 WHIP: 0.556					

Batter	1	2	3	4	5	6	7	8	9	AB	R	H	RBI	BB	SO	LOB	BOTTOM					
Ron Theobald, R (1, 4) OBP: 0.355, SLG: 0.230										4	0	2	1	0	0	0	<b>Kansas City Royals @ Milwaukee Brewers</b> Milwaukee County Stadium, Milwaukee, WI Sun Jun 18 1972, 4:33 AM EDT Att: 26,735 - Unknown - 74 F <a href="http://livebaseballscorecards.com">livebaseballscorecards.com</a>					
Dave May, L (1, 8) OBP: 0.270, SLG: 0.351										4	0	0	0	0	2	2						
George Scott, R (1, 3) OBP: 0.302, SLG: 0.397										4	2	1	0	0	3	0						
Billy Conigliaro, R (1, 9) OBP: 0.274, SLG: 0.419										4	0	1	0	0	1	1						
John Briggs, L (1, 7) OBP: 0.349, SLG: 0.376										3	0	0	1	0	1	1						
Elie Rodriguez, R (1, 2) OBP: 0.433, SLG: 0.453										3	0	2	1	0	1	1						
Bob Heise, R (1, 5) OBP: 0.310, SLG: 0.292										3	1	2	0	0	0	1						
Rick Auerbach, R (1, 6) OBP: 0.245, SLG: 0.247										3	0	0	0	0	0	3						
Skip Lockwood, R (1, 1) OBP: 0.125, SLG: 0.125										2	0	0	0	0	0	0						
<b>Inning Stats</b>	R: 0 E: 0 S: 7	H: 0 LOB: 0 BB: 0 P: 7	R: 0 E: 0 S: 4	H: 1 LOB: 1 BB: 0 P: 4	R: 0 E: 0 S: 3	H: 0 LOB: 0 BB: 0 P: 3	R: 1 E: 0 S: 9	H: 2 LOB: 1 BB: 0 P: 9	R: 1 E: 0 S: 5	H: 2 LOB: 1 BB: 0 P: 5	R: 1 E: 1 S: 10	H: 2 LOB: 2 BB: 0 P: 10	R: 0 E: 0 S: 3	H: 1 LOB: 0 BB: 0 P: 3	R: 0 E: 0 S: 7	H: 0 LOB: 0 BB: 0 P: 7		R: 0 E: 0 S: 5	H: 0 LOB: 0 BB: 0 P: 5	1B: 5 2B: 3 3B: 0 HR: 0	SF: 1 SAC: 1 DP: 1 HBP: 0	WP: 1 PB: 0 SB: 1 CS: 0
<b>PITCHER</b> Jim Rooker, L (1, 1) ERA: 3.99	IP: 7.0 WLS: L BF: 29 H: 8 R: 3 ER: 2 SO: 6 BB: 0 IBB: 0 HBP: 0 BLK: 0 WP: 1 HR: 0 S: 41 P: 41 ERA: 2.57 WHIP: 1.143															<b>PITCHER</b>	IP: 7.0 WLS: L BF: 29 H: 8 R: 3 ER: 2 SO: 6 BB: 0 IBB: 0 HBP: 0 BLK: 0 WP: 1 HR: 0 S: 41 P: 41 ERA: 2.57 WHIP: 1.143					
<b>PITCHER</b> Roger Nelson, R (8, 1) ERA: 1.13	IP: 1.0 WLS: L BF: 3 H: 0 R: 0 ER: 0 SO: 2 BB: 0 IBB: 0 HBP: 0 BLK: 0 WP: 0 HR: 0 S: 7 P: 7 ERA: 0.00 WHIP: 0.000															<b>PITCHER</b>	IP: 1.0 WLS: L BF: 3 H: 0 R: 0 ER: 0 SO: 2 BB: 0 IBB: 0 HBP: 0 BLK: 0 WP: 0 HR: 0 S: 7 P: 7 ERA: 0.00 WHIP: 0.000					



Batter	1	2	3	4	5	6	7	8	9	AB	R	H	RBI	BB	SO	LOB	TOP					
Freddie Patek, R (1,6) OBP: 0.312, SLG: 0.350										5	0	4	0	0	0	0	<b>Kansas City Royals @ New York Yankees</b> Yankee Stadium, Bronx, NY Tue Jun 20 1972, 7:05 PM EDT Att. 7,806 - Overcast - 72 F					
Amos Otis, R (1,8) OBP: 0.357, SLG: 0.383										5	0	1	0	0	0	4						
Lou Piniella, R (1,7) OBP: 0.366, SLG: 0.457										5	0	1	0	0	0	3						
Richie Scheinblum, S (1,9) OBP: 0.368, SLG: 0.443										4	0	0	0	0	0	2						
Cookie Rojas, R (1,4) OBP: 0.312, SLG: 0.343										3	1	1	0	1	0	1						
John Mayberry, L (1,3) OBP: 0.332, SLG: 0.388										3	0	1	1	1	0	1						
Jerry May, R (1,2) OBP: 0.338, SLG: 0.406										4	1	1	0	0	1	3						
Ron Hansen, R (1,5) OBP: 0.212, SLG: 0.133										4	0	1	0	0	1	1						
Dick Drago, R (1,1) OBP: 0.125, SLG: 0.067										2	0	0	0	0	0	2						
Carl Taylor, R (7, PH) OBP: 0.348, SLG: 0.381										1	0	1	1	0	0	0						
Tom Burgmeier, L (7, PH) OBP: 0.400, SLG: 0.400										0	0	0	0	0	0	0						
Bobby Knoop, R (8, PH) OBP: 0.389, SLG: 0.313										1	0	0	0	0	1	0						
<b>Inning Stats</b>	R: 0 E: 0 K: 0 S: 4	H: 1 LOB: 1 BB: 0 P: 4	R: 0 E: 0 K: 0 S: 4	H: 1 LOB: 2 BB: 1 P: 8	R: 0 E: 0 K: 1 S: 3	H: 0 LOB: 0 BB: 0 P: 3	R: 0 E: 0 K: 1 S: 5	H: 0 LOB: 1 BB: 1 P: 9	R: 0 E: 0 K: 1 S: 6	H: 1 LOB: 1 BB: 0 P: 6	R: 0 E: 1 K: 0 S: 3	H: 0 LOB: 0 BB: 0 P: 3	R: 1 E: 0 K: 0 S: 6	H: 3 LOB: 2 BB: 0 P: 6	R: 1 E: 0 K: 0 S: 5	H: 3 LOB: 1 BB: 0 P: 5	R: 0 E: 0 K: 1 S: 7	H: 2 LOB: 2 BB: 0 P: 7	1B: 7 2B: 4 3B: 0 HR: 0	SF: 0 SAC: 0 DP: 1 HBP: 0	WP: 2 PB: 0 SB: 0 CS: 1	PA: 39
<b>PITCHER</b>	IP WLS BF H R ER SO BB IBB HBP BLK WP HR S P ERA WHIP																					
Mike Kekich, L (1,1) ERA: 2.42	6.2 W 28 6 1 1 2 2 0 0 0 2 0 30 38 1.35 1.200																					
Sparky Lyle, L (7,1) ERA: 1.13	2.1 S 11 5 1 1 1 0 0 0 0 0 0 13 13 3.86 2.143																					



Batter	1	2	3	4	5	6	7	8	9	AB	R	H	RBI	BB	SO	LOB	BOTTOM			
Horace Clarke, S (1,4) OBP: 0.294, SLG: 0.281										4	0	1	0	0	1	3	<b>Kansas City Royals @ New York Yankees</b> Yankee Stadium, Bronx, NY Tue Jun 20 1972, 7:05 PM EDT Att. 7,806 - Overcast - 72 F			
Bernie Allen, L (1,5) OBP: 0.348, SLG: 0.414										3	1	2	0	0	0	0				
Ron Swoboda, R (7, PH) OBP: 0.360, SLG: 0.429										0	0	0	0	1	0	0				
Hal Lanier, R (8,5) OBP: 0.154, SLG: 0.158										0	0	0	0	0	0	0				
Bobby Murcer, L (1,8) OBP: 0.361, SLG: 0.464										3	1	2	3	0	0	0				
Roy White, S (1,7) OBP: 0.388, SLG: 0.360										4	0	0	0	0	2	4				
Ron Blomberg, L (1,3) OBP: 0.353, SLG: 0.444										3	0	2	0	0	0	2				
Felipe Alou, R (8,3) OBP: 0.308, SLG: 0.361										1	0	0	0	0	0	0				
Johnny Callison, L (1,9) OBP: 0.239, SLG: 0.314										3	1	1	0	0	0	2				
Rusty Torres, S (8,9) OBP: 0.265, SLG: 0.322										1	0	0	0	0	1	0				
Thurman Munson, R (1,2) OBP: 0.350, SLG: 0.339										3	0	1	1	1	0	1				
Gene Michael, S (1,6) OBP: 0.285, SLG: 0.287										4	1	1	0	0	0	2				
Mike Kekich, R (1,1) OBP: 0.133, SLG: 0.200										2	0	0	0	0	1	1				
Sparky Lyle, L (7,1) OBP: 0.295, SLG: 0.286										0	0	0	0	0	0	0				
<b>Inning Stats</b>	R: 0 E: 0 K: 2 S: 9	H: 2 LOB: 2 BB: 0 P: 9	R: 1 E: 0 K: 1 S: 7	H: 2 LOB: 1 BB: 0 P: 7	R: 0 E: 0 K: 1 S: 5	H: 0 LOB: 0 BB: 0 P: 5	R: 0 E: 0 K: 0 S: 3	H: 1 LOB: 0 BB: 0 P: 3	R: 0 E: 0 K: 0 S: 3	H: 1 LOB: 0 BB: 0 P: 3	R: 2 E: 0 K: 0 S: 6	H: 3 LOB: 1 BB: 0 P: 6	R: 1 E: 1 K: 0 S: 5	H: 1 LOB: 2 BB: 1 P: 9	R: 0 E: 0 K: 1 S: 5	H: 0 LOB: 1 BB: 1 P: 9	1B: 6 2B: 3 3B: 0 HR: 1	SF: 1 SAC: 1 DP: 1 HBP: 0	WP: 0 PB: 0 SB: 1 CS: 1	PA: 36
<b>PITCHER</b>	IP WLS BF H R ER SO BB IBB HBP BLK WP HR S P ERA WHIP																			
Dick Drago, R (1,1) ERA: 2.21	6.0 L 25 9 3 3 4 2 0 0 0 0 0 1 33 33 4.50 1.500																			
Tom Burgmeier, L (7,1) ERA: 2.16	2.0 10 1 1 0 1 2 0 0 0 0 0 0 10 18 0.00 1.500																			





Batter	1	2	3	4	5	6	7	8	9	AB	R	H	RBI	BB	SO	LOB	TOP					
<b>Cesar Tovar, R</b> OBP: 0.359, SLG: 0.348 (1, 7)										3	0	1	0	1	0	0	<b>Minnesota Twins @ Kansas City Royals</b> Municipal Stadium, Kansas City, MO Fri Jun 23 1972, 8:05 PM EDT Att: 9,712 - Unknown - 82 F					
<b>Danny Thompson, R</b> OBP: 0.311, SLG: 0.365 (1, 6)										3	0	0	0	1	0	2						
<b>Rod Carew, L</b> OBP: 0.364, SLG: 0.340 (1, 4)										4	0	2	0	0	2	2						
<b>Harmon Killebrew, R</b> OBP: 0.370, SLG: 0.420 (1, 3)										4	0	2	0	0	1	2						
<b>Bobby Darwin, R</b> OBP: 0.308, SLG: 0.391 (1, 8)										4	0	0	0	0	4	2						
<b>Tony Oliva, L</b> OBP: 0.367, SLG: 0.357 (1, 9)										4	0	2	0	0	0	1						
<b>Eric Soderholm, R</b> OBP: 0.295, SLG: 0.386 (1, 5)										4	0	0	0	0	2	3						
<b>George Mitterwald, R</b> OBP: 0.171, SLG: 0.167 (1, 2)										3	0	0	0	0	0	3						
<b>Jim Perry, S</b> OBP: 0.303, SLG: 0.267 (1, 1)										3	0	0	0	0	0	0						
<b>Inning Stats</b>	R: 0 E: 0 K: 0 S: 3	H: 1 LOB: 1 BB: 1 P: 7	R: 0 E: 0 K: 1 S: 6	H: 1 LOB: 1 BB: 0 P: 6	R: 0 E: 0 K: 1 S: 5	H: 0 LOB: 1 BB: 1 P: 9	R: 0 E: 0 K: 2 S: 9	H: 2 LOB: 2 BB: 0 P: 9	R: 0 E: 0 K: 1 S: 6	H: 1 LOB: 1 BB: 0 P: 6	R: 0 E: 0 K: 1 S: 5	H: 0 LOB: 0 BB: 0 P: 5	R: 0 E: 0 K: 1 S: 5	H: 0 LOB: 0 BB: 0 P: 5	R: 0 E: 0 K: 1 S: 6	H: 1 LOB: 1 BB: 0 P: 6	R: 0 E: 0 K: 1 S: 5	H: 0 LOB: 0 BB: 0 P: 5	1B: 6 2B: 1 3B: 0 HR: 0	SF: 0 SAC: 0 DP: 2 HBP: 0	WP: 0 PB: 0 SB: 1 CS: 0	PA: 34
<b>PITCHER</b> <b>Paul Splittorf, L</b> ERA: 2.57 (1, 1)	IP: 9.0 WLS: W BF: 34 H: 7 R: 0 ER: 0 SO: 9 BB: 2 IBB: 0 HBP: 0 BLK: 0 WP: 0 HR: 0 S: 50 P: 58 ERA: 0.00 WHIP: 1.000															<b>PITCHER</b>						

Batter	1	2	3	4	5	6	7	8	9	AB	R	H	RBI	BB	SO	LOB	BOTTOM			
<b>Freddie Patek, R</b> OBP: 0.307, SLG: 0.344 (1, 6)										3	0	0	0	0	0	3	<b>Minnesota Twins @ Kansas City Royals</b> Municipal Stadium, Kansas City, MO Fri Jun 23 1972, 8:05 PM EDT Att: 9,712 - Unknown - 82 F			
<b>Amos Otis, R</b> OBP: 0.351, SLG: 0.375 (1, 8)										4	0	0	0	0	1					
<b>Lou Piniella, R</b> OBP: 0.368, SLG: 0.466 (1, 7)										4	1	2	0	0	0	0				
<b>Ed Kirkpatrick, L</b> OBP: 0.394, SLG: 0.470 (1, 2)										3	1	0	0	0	1	1				
<b>Richie Scheinblum, S</b> OBP: 0.380, SLG: 0.452 (1, 9)										4	2	3	1	0	0	0				
<b>John Mayberry, L</b> OBP: 0.335, SLG: 0.408 (1, 3)										4	1	2	4	0	0	1				
<b>Cookie Rojas, R</b> OBP: 0.311, SLG: 0.342 (1, 4)										4	0	1	0	0	0	0				
<b>Bobby Floyd, R</b> OBP: 0.125, SLG: 0.125 (1, 5)										3	0	0	0	0	1	2				
<b>Paul Splittorf, L</b> OBP: 0.206, SLG: 0.206 (1, 1)										3	0	2	0	0	0	0				
<b>Inning Stats</b>	R: 0 E: 0 K: 1 S: 6	H: 3 LOB: 3 BB: 0 P: 8	R: 0 E: 0 K: 1 S: 3	H: 0 LOB: 0 BB: 0 P: 3	R: 0 E: 0 K: 0 S: 3	H: 0 LOB: 0 BB: 0 P: 3	R: 0 E: 0 K: 0 S: 4	H: 1 LOB: 1 BB: 0 P: 4	R: 1 E: 1 K: 0 S: 4	H: 2 LOB: 1 BB: 0 P: 4	R: 0 E: 0 K: 0 S: 3	H: 0 LOB: 0 BB: 0 P: 3	R: 4 E: 0 K: 0 S: 6	H: 3 LOB: 0 BB: 0 P: 7	R: 0 E: 0 K: 0 S: 6	H: 0 LOB: 0 BB: 0 P: 7	1B: 7 2B: 2 3B: 0 HR: 1	SF: 0 SAC: 1 DP: 0 HBP: 1	WP: 0 PB: 0 SB: 0 CS: 0	PA: 34
<b>PITCHER</b> <b>Jim Perry, R</b> ERA: 3.48 (1, 1)	IP: 8.0 WLS: L BF: 34 H: 10 R: 5 ER: 4 SO: 2 BB: 0 IBB: 0 HBP: 1 BLK: 0 WP: 0 HR: 1 S: 37 P: 38 ERA: 4.50 WHIP: 1.250															<b>PITCHER</b>				

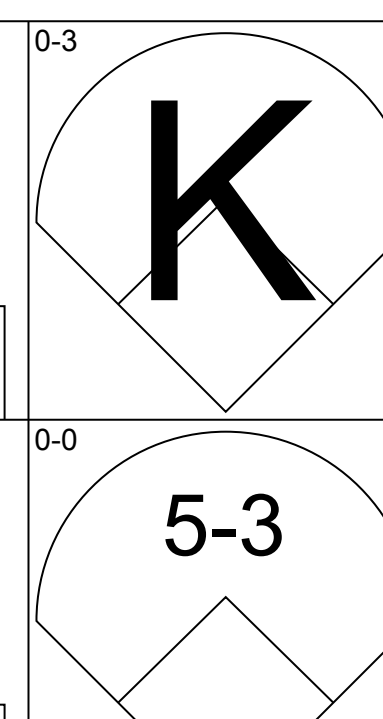
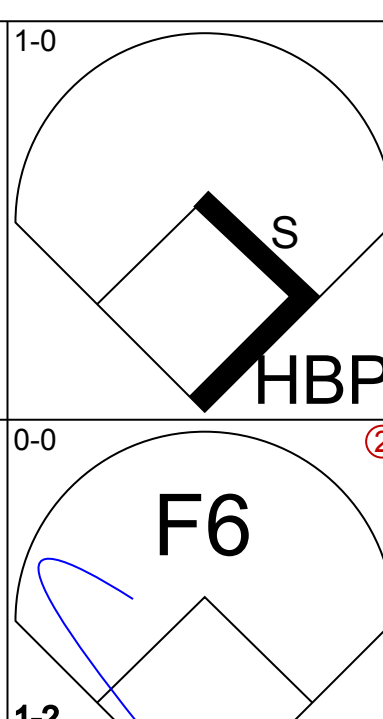
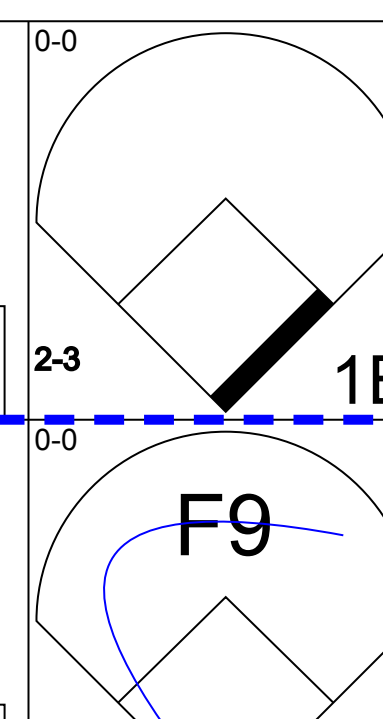
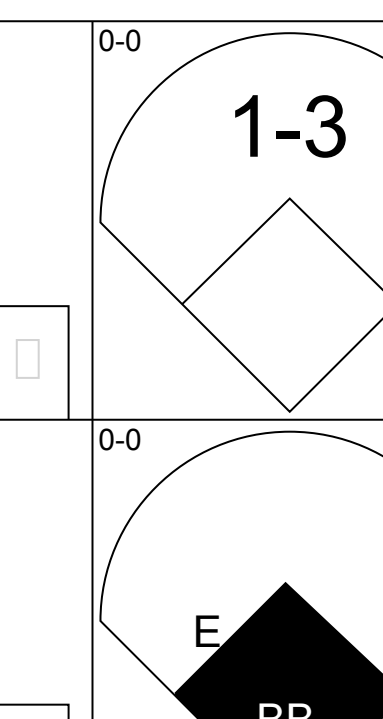
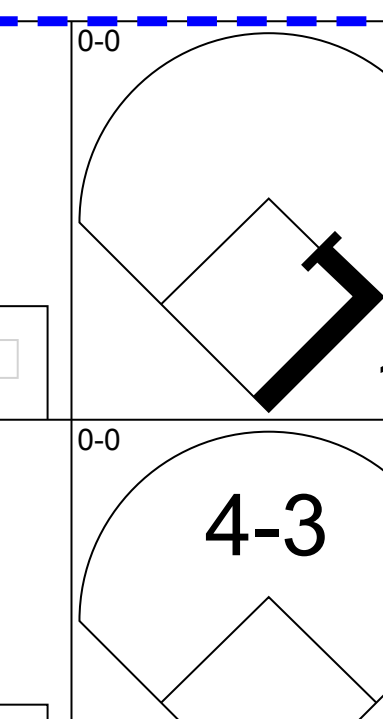
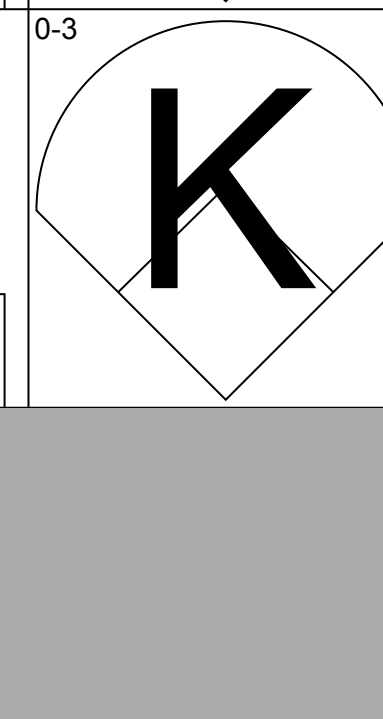
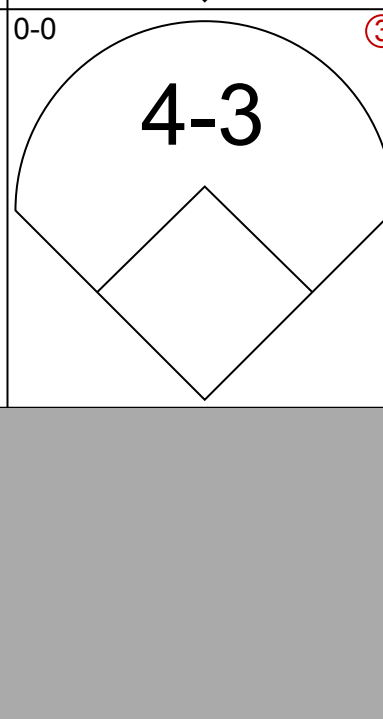
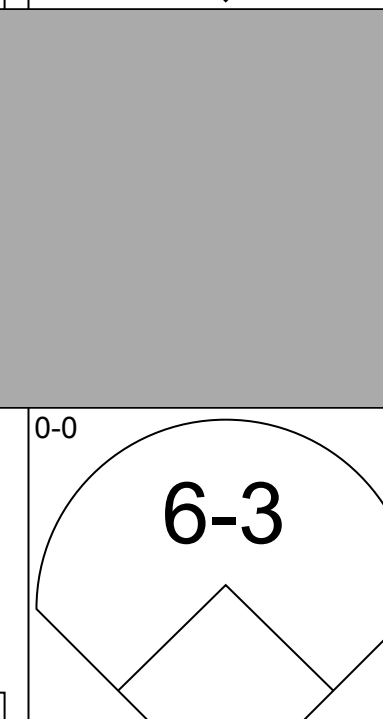
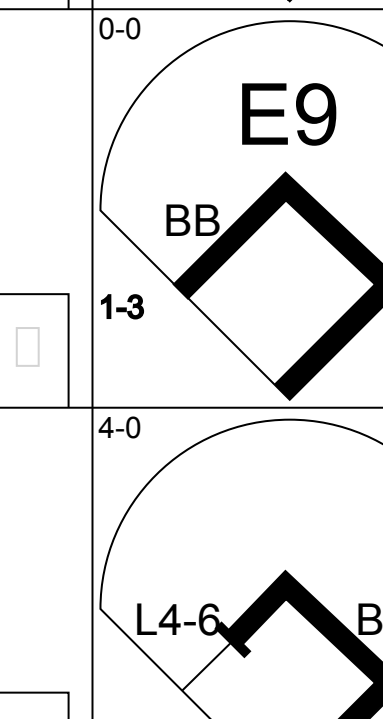
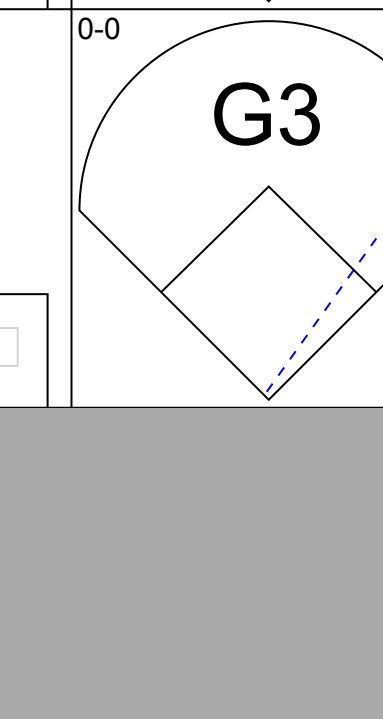


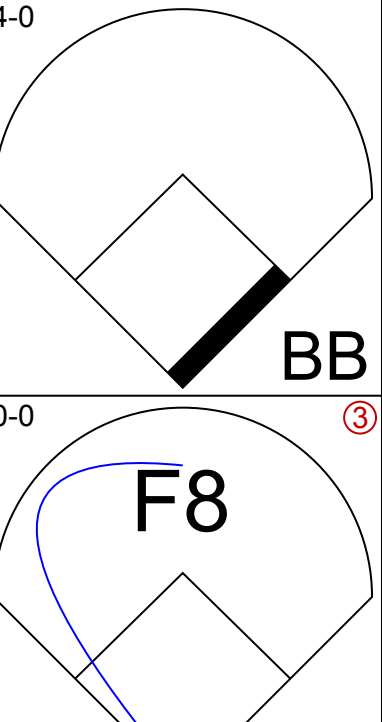
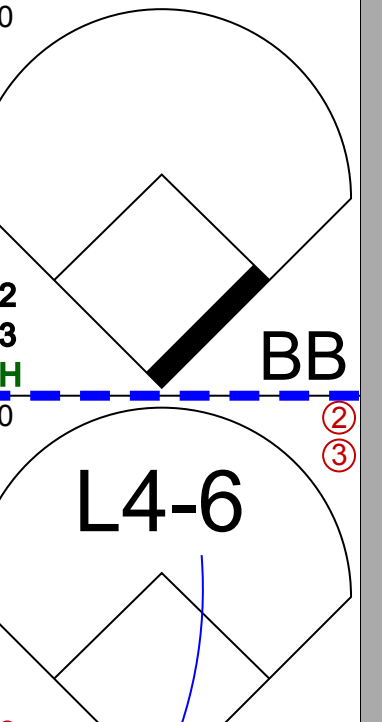

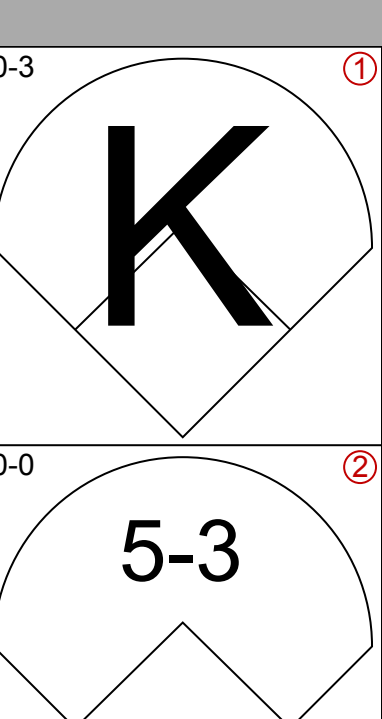
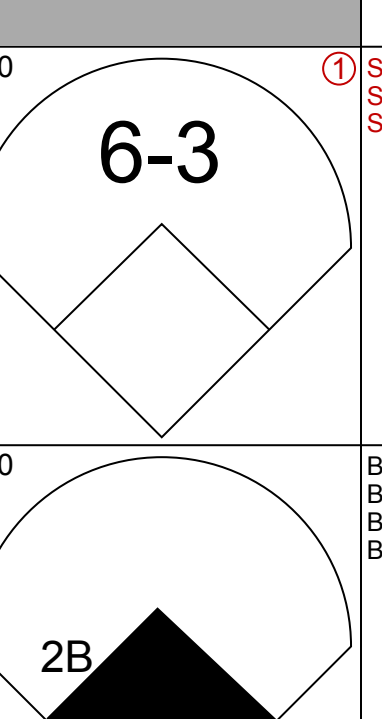

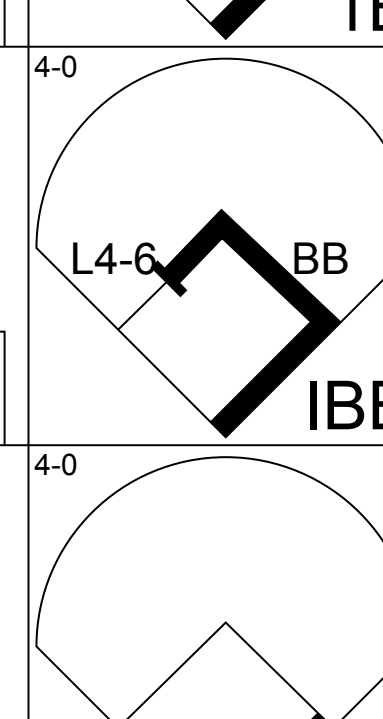
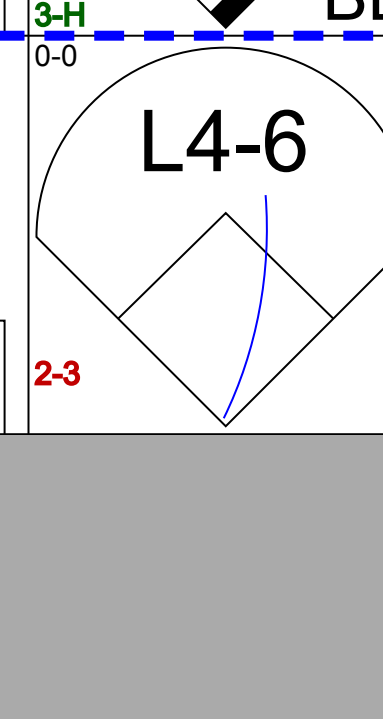
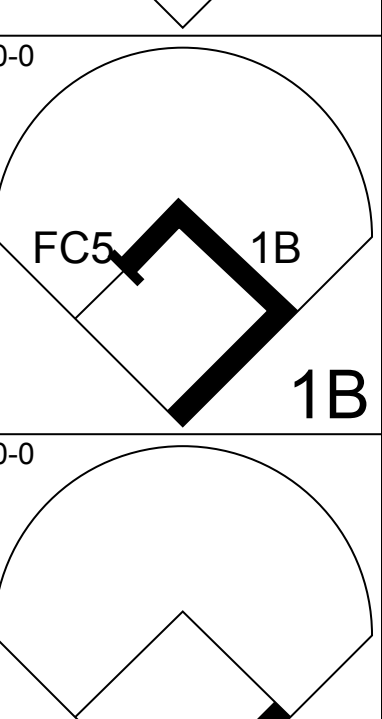
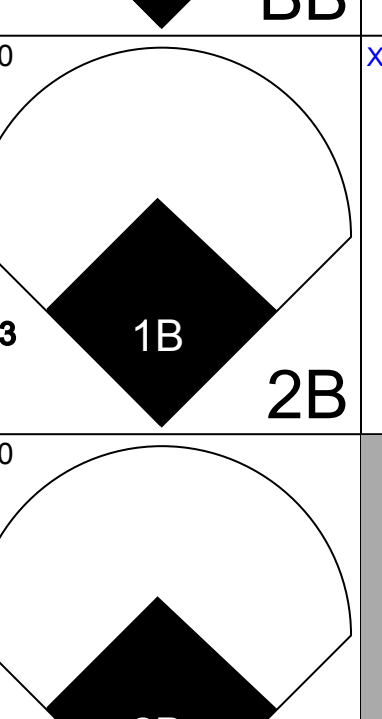
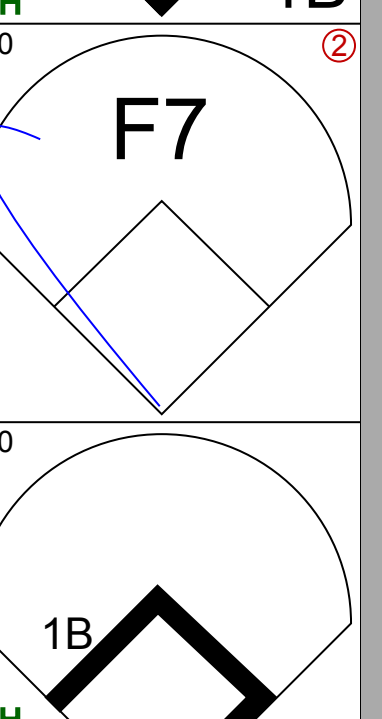
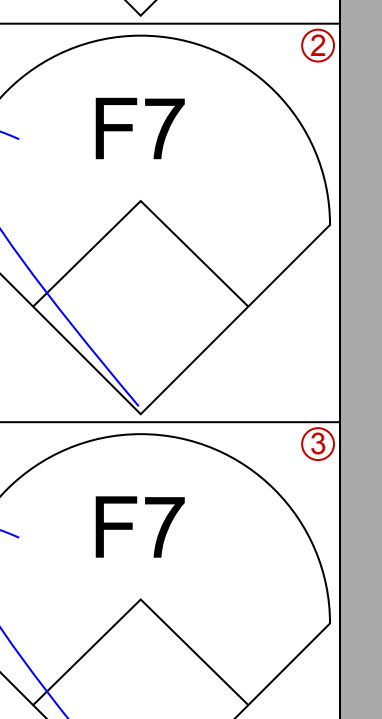
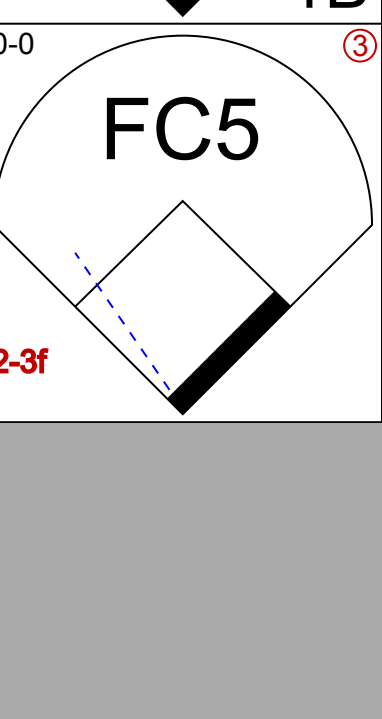
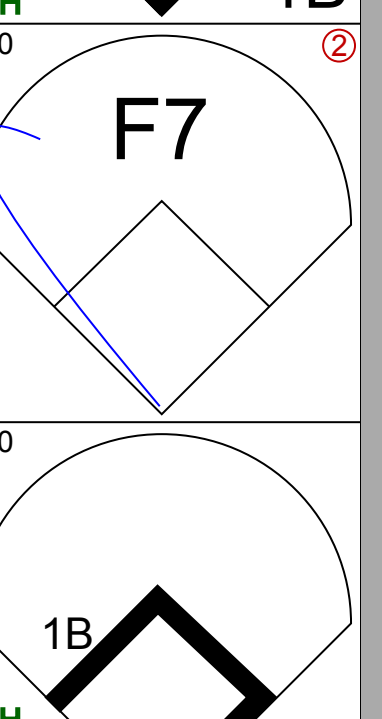
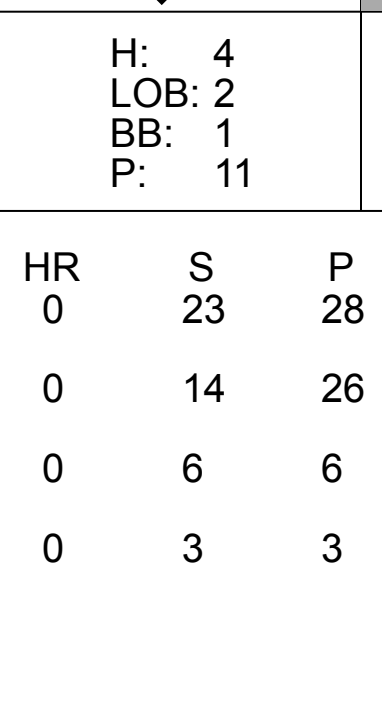
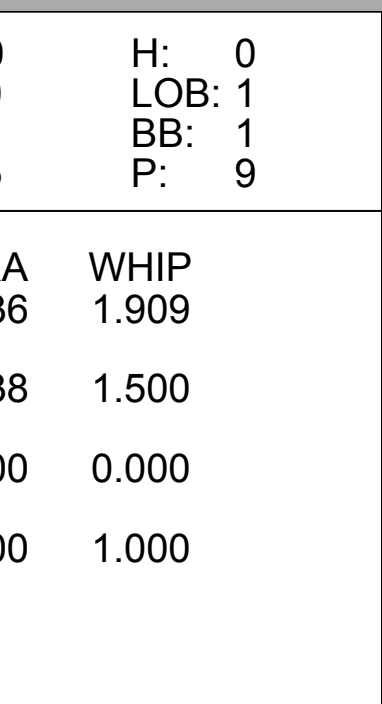
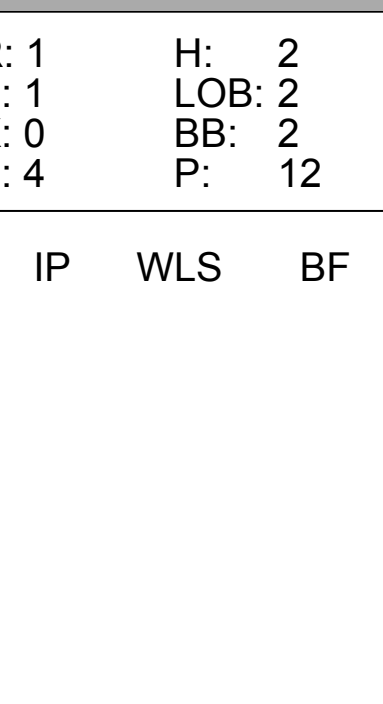

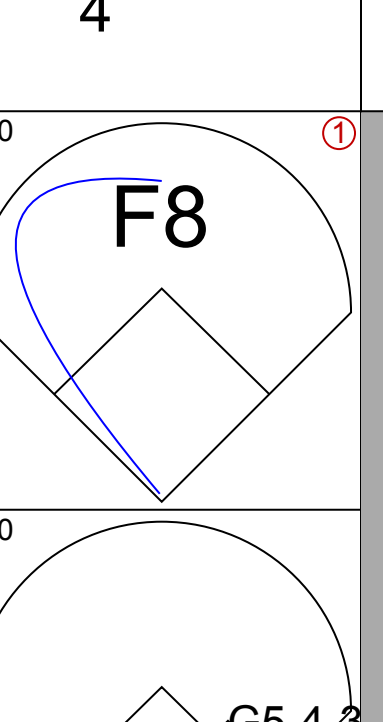
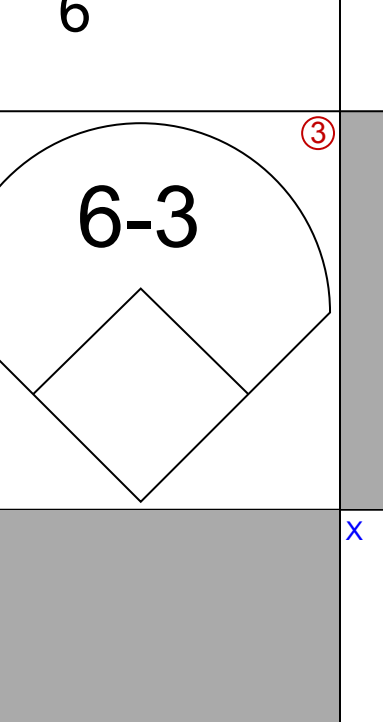
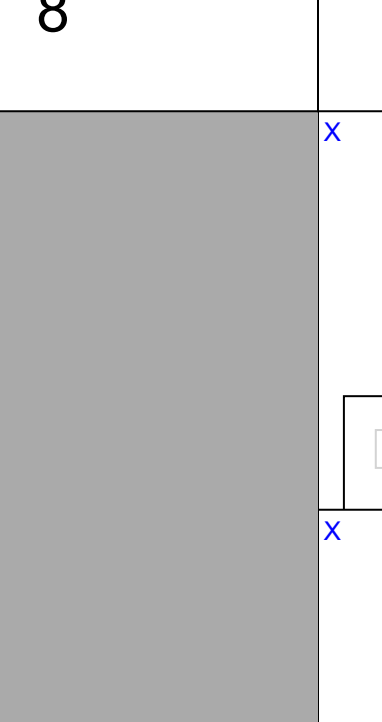
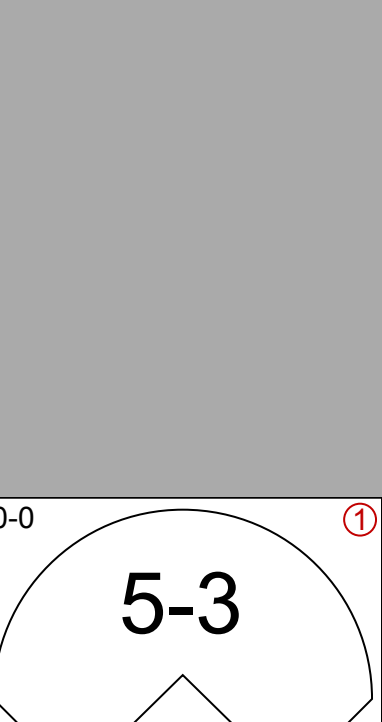
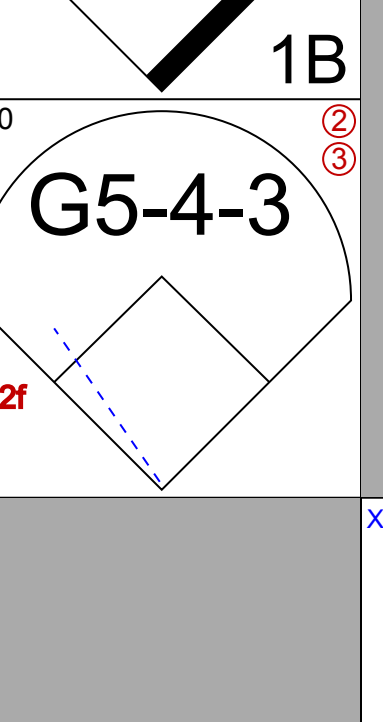
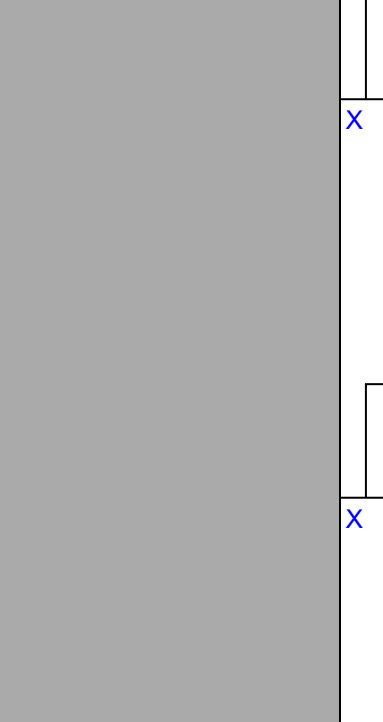




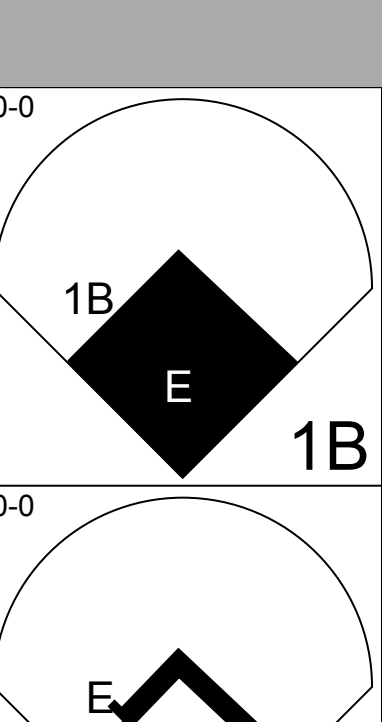
AB	32
R	0
H	7
RBI	0
BB	2
SO	9
LOB	15

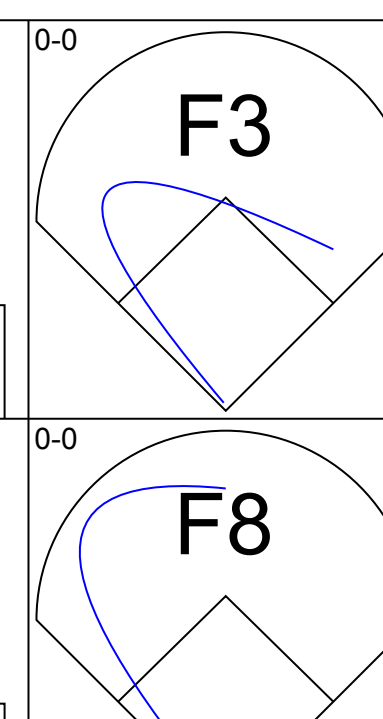
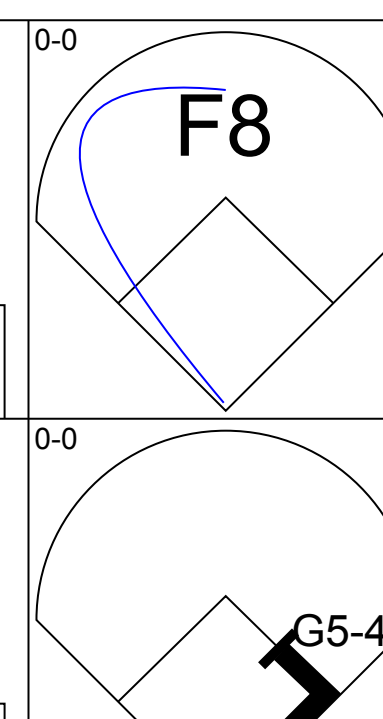
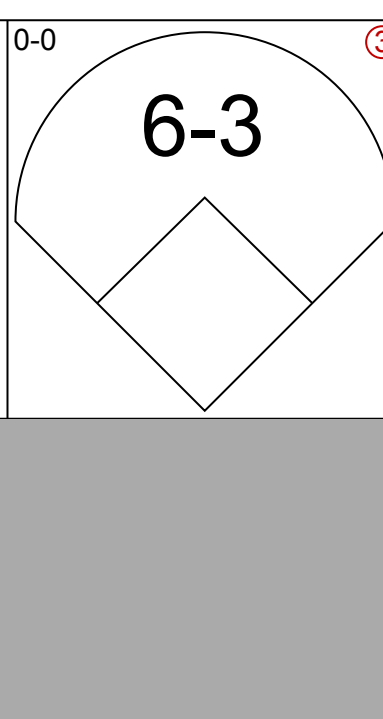
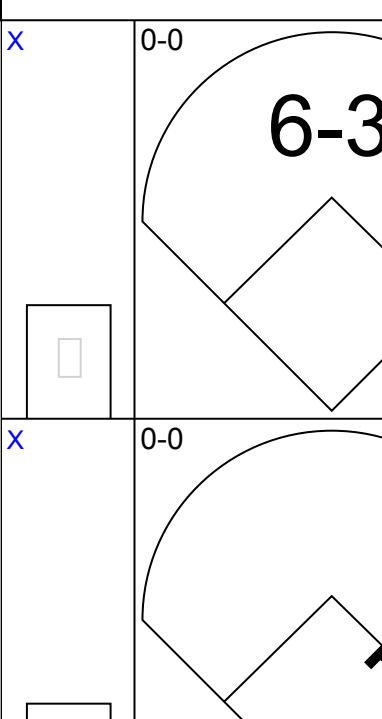
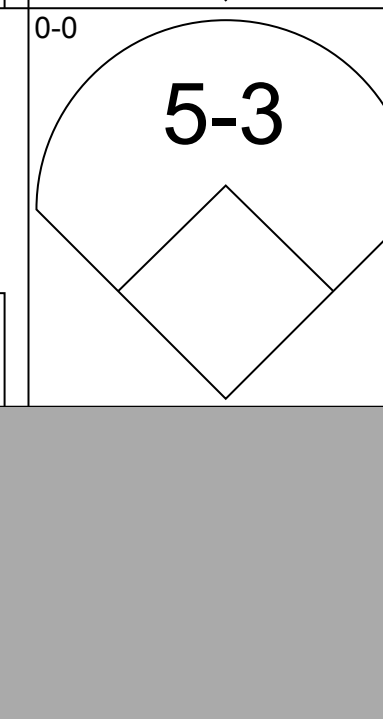
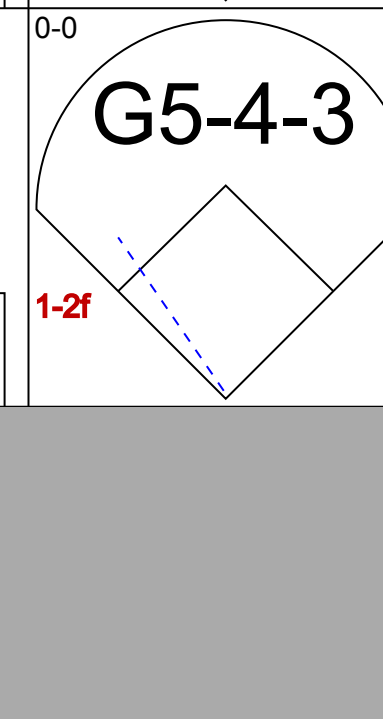
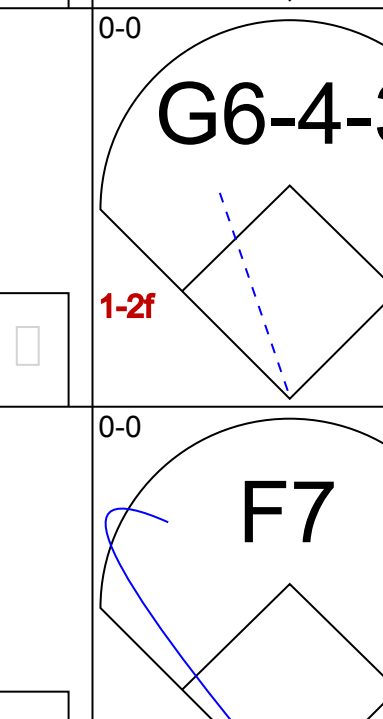
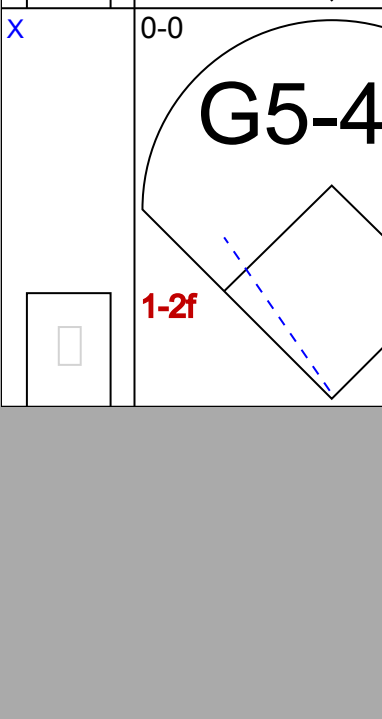




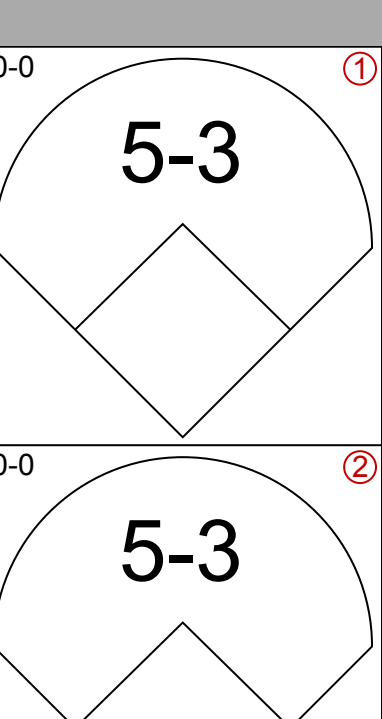
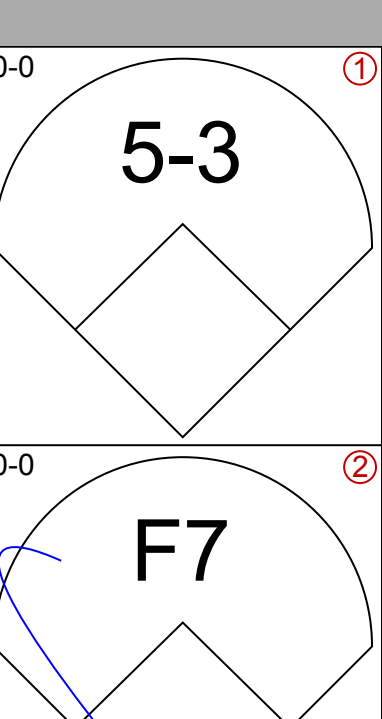
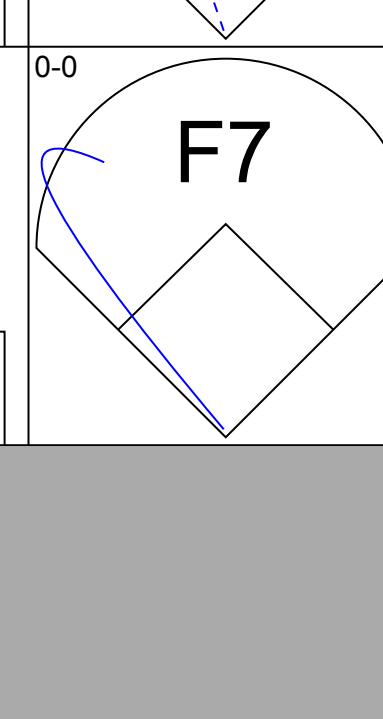
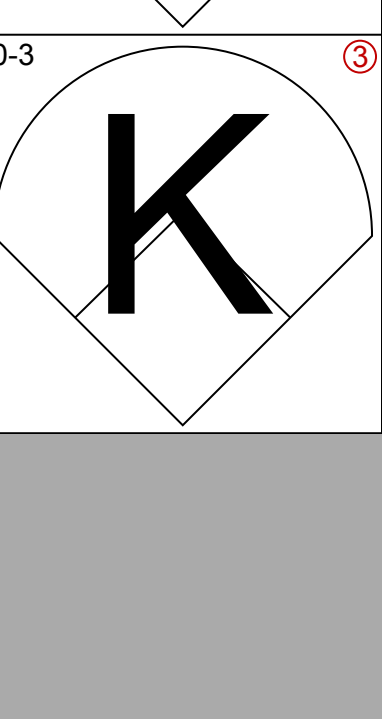
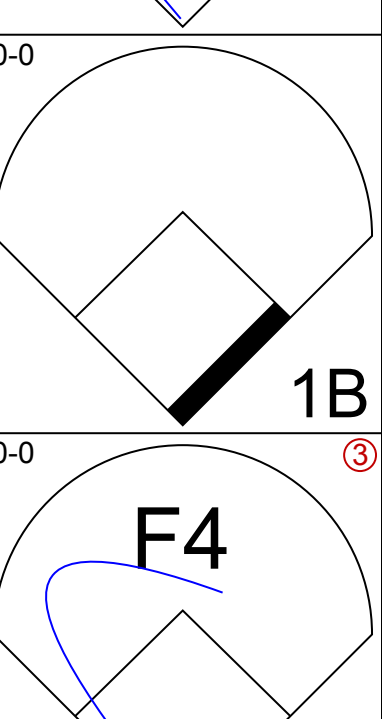
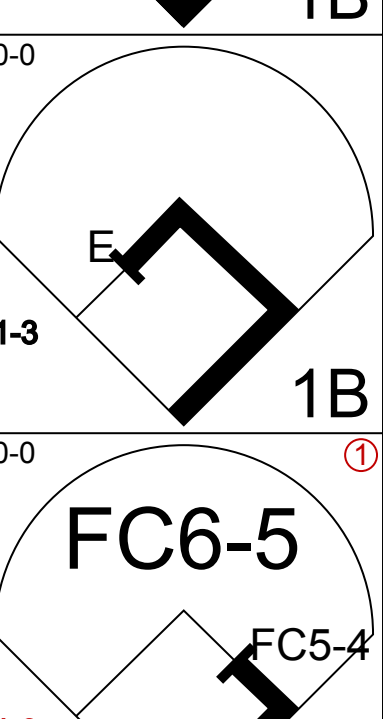


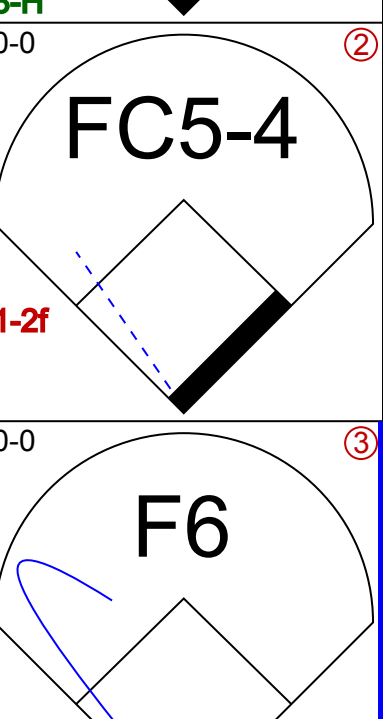
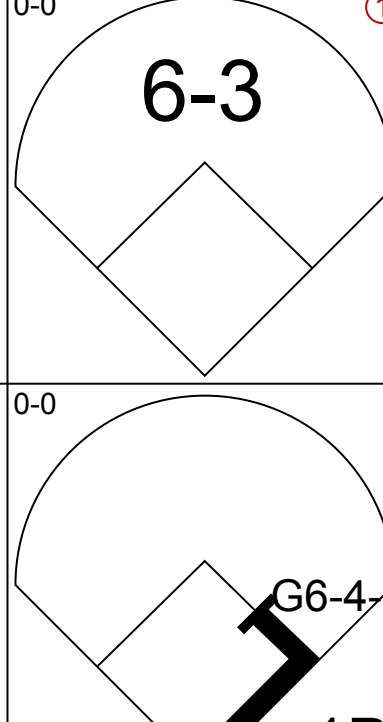
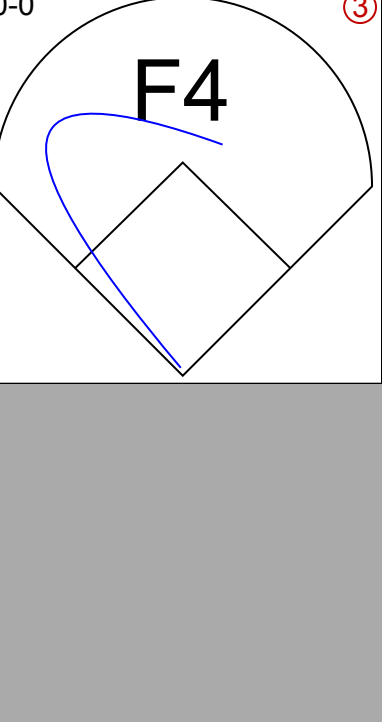
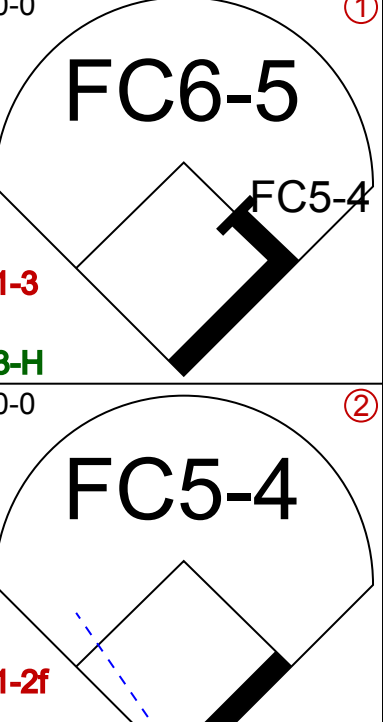
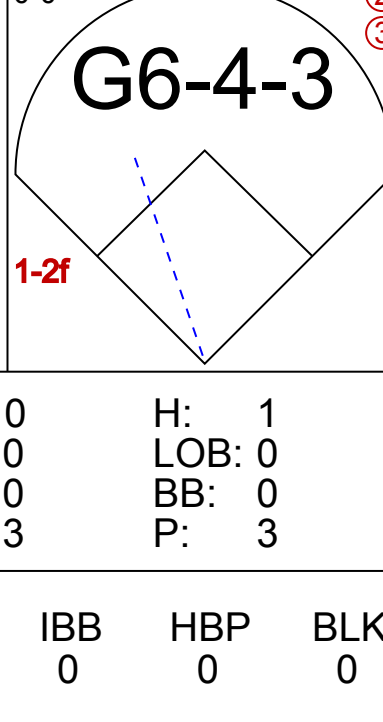
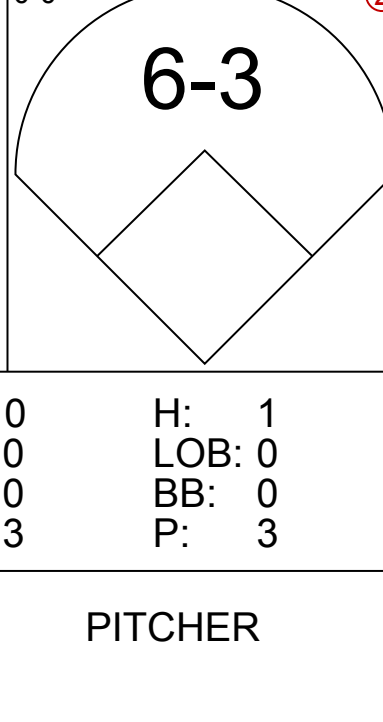
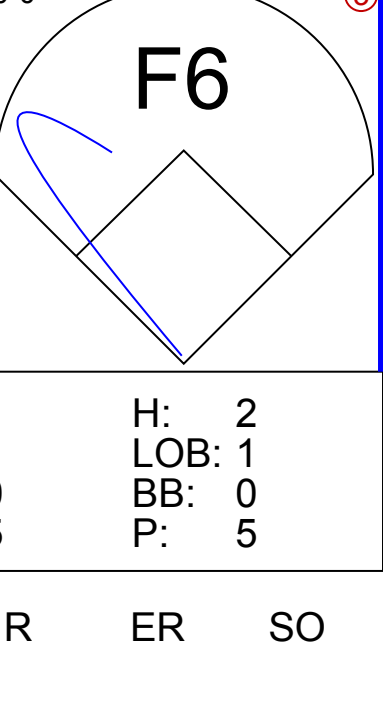





AB	32
R	5
H	10
RBI	5
BB	0
SO	2
LOB	8





Batter	1	2	3	4	5	6	7	8	9	AB	R	H	RBI	BB	SO	LOB	TOP				
<b>Cesar Tovar, R</b> (1, 9) OBP: 0.364, SLG: 0.350										4	0	2	0	0	1	0	<b>Minnesota Twins @ Kansas City Royals</b> Municipal Stadium, Kansas City, MO Sat Jun 24 1972, 4:33 AM EDT Att: 8,916 - Unknown - 84 F <a href="http://livebaseballscores.com">livebaseballscores.com</a>				
<b>Danny Thompson, R</b> (1, 6) OBP: 0.308, SLG: 0.360										5	1	1	0	0	0	3					
<b>Rod Carew, L</b> (1, 4) OBP: 0.361, SLG: 0.337										5	0	1	0	0	1	1					
<b>Harmon Killebrew, R</b> (1, 3) OBP: 0.368, SLG: 0.413										3	0	0	0	1	2	0					
<b>Rich Reese, L</b> (7, PR) OBP: 0.259, SLG: 0.277										0	0	0	0	0	0	0					
<b>Rick Renick, R</b> (1, 7) OBP: 0.310, SLG: 0.265										1	1	0	0	2	0	0					
<b>Steve Braun, L</b> (7, PH) OBP: 0.342, SLG: 0.370										0	0	0	1	1	0	0					
<b>Bobby Darwin, R</b> (1, 8) OBP: 0.314, SLG: 0.401										3	1	2	0	0	0	1					
<b>Jim Nettles, L</b> (7, PH) OBP: 0.370, SLG: 0.267										1	0	0	0	0	0	3					
<b>Eric Soderholm, R</b> (1, 5) OBP: 0.261, SLG: 0.389										4	1	2	2	0	2	0					
<b>Phil Roof, R</b> (1, 2) OBP: 0.227, SLG: 0.354										4	0	0	0	0	0	3					
<b>Jim Kaat, L</b> (1, 1) OBP: 0.333, SLG: 0.553										4	0	1	1	0	0	0					
<b>Inning Stats</b>	R: 0 E: 0 K: 2 S: 7	H: 0 LOB: 0 BB: 0 P: 7	R: 0 E: 0 K: 1 S: 7	H: 2 LOB: 2 BB: 0 P: 7	R: 0 E: 0 K: 0 S: 3	H: 0 LOB: 1 BB: 0 P: 4	R: 3 E: 0 K: 0 S: 7	H: 4 LOB: 2 BB: 1 P: 11	R: 0 E: 0 K: 1 S: 5	H: 0 LOB: 0 BB: 0 P: 5	R: 1 E: 1 K: 0 S: 4	H: 2 LOB: 2 BB: 2 P: 12	R: 0 E: 0 K: 1 S: 5	H: 0 LOB: 0 BB: 0 P: 5	R: 0 E: 0 K: 0 S: 3	H: 1 LOB: 0 BB: 0 P: 3	1B: 7 2B: 3 3B: 0 HR: 0	SF: 0 SAC: 0 DP: 1 HBP: 1	WP: 0 PB: 0 SB: 1 CS: 0	PA: 39	
<b>PITCHER</b>	IP	WLS	BF	H	R	ER	SO	BB	IBB	HBP	BLK	WP	HR	S	P	ERA	WHIP				
<b>Jim Rooker, L</b> (1, 1) ERA: 4.22	3.2	L	19	6	3	3	3	1	0	1	0	0	0	23	28	7.36	1.909				
<b>Al Fitzmorris, R</b> (4, 1) ERA: 3.63	2.2		13	2	1	1	2	2	1	0	0	0	0	14	26	3.38	1.500				
<b>Ted Abernathy, R</b> (7, 1) ERA: 2.25	1.2		4	0	0	0	1	0	0	0	0	0	0	6	6	0.00	0.000				
<b>Tom Burgmeier, L</b> (9, 1) ERA: 2.08	1.0		3	1	0	0	0	0	0	0	0	0	0	3	3	0.00	1.000				

Batter	1	2	3	4	5	6	7	8	9	AB	R	H	RBI	BB	SO	LOB	BOTTOM				
<b>Freddie Patek, R</b> (1, 6) OBP: 0.301, SLG: 0.337										4	0	0	0	0	0	0	<b>Minnesota Twins @ Kansas City Royals</b> Municipal Stadium, Kansas City, MO Sat Jun 24 1972, 4:33 AM EDT Att: 8,916 - Unknown - 84 F <a href="http://livebaseballscores.com">livebaseballscores.com</a>				
<b>Amos Otis, R</b> (1, 8) OBP: 0.356, SLG: 0.382										4	0	3	0	0	0	0					
<b>Lou Piniella, R</b> (1, 7) OBP: 0.362, SLG: 0.458										4	0	0	0	0	0	3					
<b>Richie Scheinblum, S</b> (1, 9) OBP: 0.371, SLG: 0.442										3	0	0	0	0	0	0					
<b>Cookie Rojas, R</b> (1, 4) OBP: 0.311, SLG: 0.341										3	1	1	0	0	0	0					
<b>John Mayberry, L</b> (1, 3) OBP: 0.340, SLG: 0.412										3	0	2	0	0	1	0					
<b>Jerry May, R</b> (1, 2) OBP: 0.325, SLG: 0.389										3	0	0	0	0	0	2					
<b>Bobby Floyd, R</b> (1, 5) OBP: 0.171, SLG: 0.171										3	0	2	0	0	0	1					
<b>Jim Rooker, R</b> (1, 1) OBP: 0.154, SLG: 0.154										1	0	0	0	0	0	1					
<b>Al Fitzmorris, S</b> (4, 1) OBP: 0.316, SLG: 0.188										1	0	0	0	0	0	0					
<b>Ted Abernathy, R</b> (7, 1) OBP: 0.340, SLG: 0.400										0	0	0	0	0	0	0					
<b>Carl Taylor, R</b> (8, PH) OBP: 0.333, SLG: 0.364										1	0	0	0	0	0	1					
<b>Tom Burgmeier, L</b> (9, 1) OBP: 0.400, SLG: 0.400										0	0	0	0	0	0	0					
<b>Inning Stats</b>	R: 0 E: 0 K: 0 S: 3	H: 0 LOB: 0 BB: 0 P: 3	R: 0 E: 0 K: 1 S: 5	H: 0 LOB: 0 BB: 0 P: 5	R: 0 E: 0 K: 0 S: 3	H: 1 LOB: 0 BB: 0 P: 3	R: 0 E: 0 K: 0 S: 3	H: 1 LOB: 0 BB: 0 P: 3	R: 0 E: 0 K: 0 S: 4	H: 1 LOB: 1 BB: 0 P: 4	R: 0 E: 0 K: 0 S: 3	H: 1 LOB: 0 BB: 0 P: 3	R: 1 E: 1 K: 0 S: 5	H: 2 LOB: 1 BB: 0 P: 5	R: 0 E: 0 K: 0 S: 3	H: 1 LOB: 0 BB: 0 P: 3	1B: 8 2B: 0 3B: 0 HR: 0	SF: 0 SAC: 0 DP: 4 HBP: 0	WP: 0 PB: 0 SB: 0 CS: 0	PA: 30	
<b>PITCHER</b>	IP	WLS	BF	H	R	ER	SO	BB	IBB	HBP	BLK	WP	HR	S	P	ERA	WHIP				
<b>Jim Kaat, L</b> (1, 1) ERA: 1.9	9.0	W	30	8	1	0	1	0	0	0	0	0	0	32	32	0.00	0.889				



Batter	1	2	3	4	5	6	7	8	9	AB	R	H	RBI	BB	SO	LOB	TOP											
<b>Cesar Tovar, R</b> OBP: 0.364, SLG: 0.346 (1, 9)	F8	F7		HBP		HBP		F5		3	1	0	0	0	0	2	<b>Minnesota Twins @ Kansas City Royals</b> Municipal Stadium, Kansas City, MO Sun Jun 25 1972, 4:33 AM EDT Unknown - 82 F											
<b>Danny Thompson, R</b> OBP: 0.315, SLG: 0.360 (1, 6)	F9		HR	BB	BB	K			CS	3	1	1	0	2	1	1												
<b>Rod Carew, L</b> OBP: 0.366, SLG: 0.344 (1, 4)			HR	BB		6-3			F9	4	1	2	1	1	0	2												
<b>Harmon Killebrew, R</b> OBP: 0.366, SLG: 0.426 <b>Rich Reese, L</b> OBP: 0.250, SLG: 0.271 (8, 3)	F4		HR						F7	4	1	1	3	0	1	3												
<b>Steve Braun, L</b> OBP: 0.347, SLG: 0.381 (1, 7)		3-1	6-3						CS	4	0	2	0	0	0	0												
<b>Jim Nettles, L</b> OBP: 0.365, SLG: 0.266 (1, 8)		FC4-2	1-3			6-3				4	0	1	0	0	0	2												
<b>Eric Soderholm, R</b> OBP: 0.295, SLG: 0.379 (1, 5)		FC4-2	F9			F7				4	1	0	0	0	0	3												
<b>Phil Roof, R</b> OBP: 0.217, SLG: 0.337 (1, 2)		FC4-2		6-3		K			F5	4	0	0	0	0	1	3												
<b>Bert Blyleven, R</b> OBP: 0.214, SLG: 0.238 <b>Wayne Granger, R</b> OBP: 0.333, SLG: 0.333 (9, 1)				K		F9			2-3	4	0	1	1	0	1	0												
<b>Inning Stats</b>	R: 0 E: 0 K: 0 S: 4	H: 1 LOB: 1 BB: 0 P: 4	R: 1 E: 1 K: 0 S: 6	H: 2 LOB: 2 BB: 0 P: 6	R: 3 E: 0 K: 0 S: 5	H: 2 LOB: 0 BB: 1 P: 9	R: 1 E: 0 K: 1 S: 6	H: 1 LOB: 2 BB: 1 P: 11	R: 0 E: 0 K: 1 S: 5	H: 0 LOB: 1 BB: 0 P: 6	R: 0 E: 0 K: 1 S: 6	H: 1 LOB: 1 BB: 0 P: 6	R: 0 E: 0 K: 0 S: 3	H: 0 LOB: 0 BB: 1 P: 3	R: 0 E: 0 K: 0 S: 2	H: 0 LOB: 0 BB: 1 P: 6		1B: 5 2B: 2 3B: 0 HR: 1	SF: 0 SAC: 0 DP: 0 HBP: 2	WP: 0 PB: 0 SB: 2 CS: 1	PA: 41							
<b>PITCHER</b>	IP	WLS	BF	H	R	ER	SO	BB	IBB	HBP	BLK	WP	HR	S	P	ERA	WHIP											
<b>Dick Drago, R</b> ERA: 2.43 <b>Mike Hedlund, R</b> ERA: 3.99 <b>Ted Abernathy, R</b> ERA: 2.12	(1, 1)	5.0	L	26	7	5	4	2	2	0	1	0	0	1	27	36	7.20	1.800										
<b>Batter</b>	1	2	3	4	5	6	7	8	9	AB	R	H	RBI	BB	SO	LOB	BOTTOM											
<b>Freddie Patek, R</b> OBP: 0.299, SLG: 0.333 (1, 6)	F7		F4			F9			G5-4-3	5	0	1	0	0	0	3	<b>Minnesota Twins @ Kansas City Royals</b> Municipal Stadium, Kansas City, MO Sun Jun 25 1972, 4:33 AM EDT Unknown - 82 F											
<b>Amos Otis, R</b> OBP: 0.361, SLG: 0.385 (1, 8)				K		4-3				4	0	2	0	0	1	0												
<b>Lou Piniella, R</b> OBP: 0.356, SLG: 0.450 (1, 7)				F9		F9			F8	4	0	0	0	0	0	3												
<b>Ed Kirkpatrick, L</b> OBP: 0.397, SLG: 0.467 (1, 2)	CS		K			K			FC3-6	3	1	1	0	0	2	0												
<b>Richie Scheinblum, S</b> OBP: 0.368, SLG: 0.436 (1, 9)				K		4-3			FC3-6	4	1	1	0	0	1	1												
<b>John Mayberry, L</b> OBP: 0.348, SLG: 0.417 (1, 3)			G3			1B			G4-6-3	3	1	2	0	1	0	0												
<b>Cookie Rojas, R</b> OBP: 0.314, SLG: 0.344 (1, 4)						F7			G4-6-3	4	0	2	2	0	0	3												
<b>Bobby Floyd, R</b> OBP: 0.189, SLG: 0.189 <b>Steve Howley, L</b> OBP: 0.278, SLG: 0.301 <b>Bobby Knoop, R</b> OBP: 0.421, SLG: 0.313 (8, PH)									F9	2	0	1	0	0	1	1												
<b>Dick Drago, R</b> OBP: 0.151, SLG: 0.065 <b>Joe Rizo, L</b> OBP: 0.301, SLG: 0.287 <b>Mike Hedlund, R</b> OBP: 0.267, SLG: 0.357 <b>Gail Hopkins, L</b> OBP: 0.206, SLG: 0.179 <b>Ted Abernathy, R</b> OBP: 0.320, SLG: 0.364 (8, PH)									G3	1	0	0	0	0	0	0												
<b>Inning Stats</b>	R: 0 E: 0 K: 0 S: 3	H: 1 LOB: 0 BB: 0 P: 3	R: 0 E: 0 K: 2 S: 7	H: 0 LOB: 0 BB: 0 P: 7	R: 0 E: 0 K: 2 S: 8	H: 1 LOB: 1 BB: 0 P: 8	R: 0 E: 0 K: 2 S: 7	H: 0 LOB: 0 BB: 0 P: 7	R: 0 E: 0 K: 0 S: 5	H: 2 LOB: 2 BB: 0 P: 5	R: 0 E: 0 K: 0 S: 3	H: 1 LOB: 1 BB: 0 P: 4	R: 0 E: 0 K: 0 S: 5	H: 2 LOB: 2 BB: 0 P: 5	R: 3 E: 0 K: 0 S: 5	H: 3 LOB: 1 BB: 2 P: 13		1B: 10 2B: 0 3B: 0 HR: 0	SF: 1 SAC: 0 DP: 2 HBP: 1	WP: 0 PB: 0 SB: 1 CS: 1	PA: 38							
<b>PITCHER</b>	IP	WLS	BF	H	R	ER	SO	BB	IBB	HBP	BLK	WP	HR	S	P	ERA	WHIP											
<b>Bert Blyleven, R</b> ERA: 2.98 <b>Wayne Granger, R</b> ERA: 0.49	(1, 1)	8.0	W	33	9	3	3	0	1	0	0	0	0	3	7	0.00	2.000											



Batter	1	2	3	4	5	6	7	8	9	AB	R	H	RBI	BB	SO	LOB	TOP										
Jim Nettles, L (1, 8) OBP: 0.364, SLG: 0.268 Bobby Darwin, R (6, PH) OBP: 0.311, SLG: 0.397	0-0 2-3 1B	0-0 L6	0-0 K	0-3 K	0-0 G6-4-3	0-0 G6-4-3			0-0 G6-4-3	3	0	1	0	0	1	2											
Danny Thompson, R (1, 6) OBP: 0.318, SLG: 0.363	0-0 2-3 1B		0-0 F8	0-0 1B			0-0 F4			4	0	2	0	0	0	0											
Rod Carew, L (1, 4) OBP: 0.364, SLG: 0.343	0-0 2-3		0-0 1B 3B	0-0 1-3			0-0 6-3			4	1	1	0	0	0	3											
Steve Braun, L (1, 7) OBP: 0.344, SLG: 0.378	0-0 3-1		0-0 1B 3B		0-0 1-3		0-0 F9			4	1	1	0	0	0	1											
Rich Reese, L (1, 3) OBP: 0.250, SLG: 0.308		0-0 E3 1B BB	0-0 CS 3B		0-0 1-3			0-3 K		4	1	1	2	0	1	0											
Charlie Manuel, L (1, 9) OBP: 0.287, SLG: 0.258 Rick Dempsey, R (6, 2) OBP: 0.304, SLG: 0.225		4-0 1B BB	4-0 HBP BB		0-3 K			0-0 6-3		1	0	0	0	2	1	0											
Eric Soderholm, R (1, 5) OBP: 0.261, SLG: 0.374		0-0 B1	1-0 HBP			4-0 1B BB		0-0 F4		2	0	0	0	1	0	2											
George Mitterwald, R (1, 2) OBP: 0.192, SLG: 0.188 Tom Norton, R (6, 1) OBP: 0.316, SLG: 0.235		0-0 1B	0-3 K		0-0 K			4-0 FC6-4 BB		3	0	2	1	0	1	3											
Dick Woodson, R (1, 1) OBP: 0.129, SLG: 0.100 Dave LaRoche, L (5, 1) OBP: 0.361, SLG: 0.342		0-3 K	0-0 CS		0-3 K			0-0 FC6-4 G6-4-3		2	0	0	0	0	2	2											
Cesar Tovar, R (6, 9) OBP: 0.361, SLG: 0.342		0-3 K	0-0 CS		0-3 K			0-0 FC6-4 G6-4-3		2	0	0	0	0	0	3											
<b>Inning Stats</b>	R: 0 E: 0 K: 0 S: 4	H: 2 LOB: 1 BB: 0 P: 4	R: 1 E: 1 K: 1 S: 7	H: 1 LOB: 2 BB: 1 P: 11	R: 2 E: 0 K: 1 S: 7	H: 3 LOB: 1 BB: 1 P: 12	R: 0 E: 0 K: 2 S: 8	H: 1 LOB: 1 BB: 0 P: 8	R: 0 E: 0 K: 1 S: 5	H: 0 LOB: 0 BB: 0 P: 5	R: 0 E: 0 K: 0 S: 3	H: 1 LOB: 1 BB: 1 P: 7	R: 0 E: 0 K: 0 S: 3	H: 0 LOB: 0 BB: 0 P: 3	R: 0 E: 0 K: 1 S: 5	H: 0 LOB: 0 BB: 1 P: 5	R: 0 E: 0 K: 0 S: 2	H: 0 LOB: 0 BB: 1 P: 6	1B: 7 2B: 0 3B: 1 HR: 0	SF: 0 SAC: 0 DP: 2 HBP: 1	WP: 0 PB: 0 SB: 0 CS: 1	PA: 38					
<b>PITCHER</b>	IP	WLS	BF	H	R	ER	SO	BB	IBB	HBP	BLK	WP	HR	S	P	ERA	WHIP	<b>PITCHER</b>									
Tom Murphy, R (1, 1) ERA: 5.27	2.1		16	6	3	2	1	2	0	1	0	0	0	15	24	7.71	3.429										
Roger Nelson, R (3, 1) ERA: 0.95	2.2	W	8	1	0	0	4	0	0	0	0	0	0	16	16	0.00	0.375										
Tom Burgmeier, L (6, 1) ERA: 1.8	4.0	S	13	1	0	0	1	2	0	0	0	0	0	13	21	0.00	0.750										

Minnesota Twins @ Kansas City Royals  
Municipal Stadium, Kansas City, MO  
Sun Jun 25 1972, 4:38 AM EDT  
Att: 14,777 - Unknown - 85 F

AB	32
R	3
H	8
RBI	3
BB	4
SO	6
LOB	19



Batter	1	2	3	4	5	6	7	8	9	AB	R	H	RBI	BB	SO	LOB	BOTTOM										
Freddie Patek, R (1, 6) OBP: 0.306, SLG: 0.337	0-0 1B		0-0 FC5-4 1B		0-3 K	4-0 S 2B BB		0-0 F9		4	1	2	0	1	1	4											
Amos Otis, R (1, 8) OBP: 0.366, SLG: 0.392	0-0 WP BB 1B		0-0 F7		4-0 2B BB	0-0 WP 2B		0-0 F7		4	1	2	1	1	0	3											
Lou Piniella, R (1, 7) OBP: 0.356, SLG: 0.453 Steve Hovley, L (6, PH) OBP: 0.275, SLG: 0.297	0-0 L5		0-0 FC5-4		0-0 1B 2B	0-0 1-6-3				3	1	1	3	0	0	2											
Ed Kirkpatrick, L (1, 2) OBP: 0.400, SLG: 0.459	4-0 WP BB			0-3 K	4-0 1B HR BB		0-0 1-6-3			2	1	0	0	2	1	0											
Richie Scheinblum, S (1, 9) OBP: 0.372, SLG: 0.438	0-0 F6			0-0 6-3	0-0 HR 1B		0-0 L6-3 1B			4	1	2	1	0	0	2											
John Mayberry, L (1, 3) OBP: 0.351, SLG: 0.435		0-0 L4-3 1B		0-0 6-3	0-0 HR		0-0 L6-3			4	1	2	3	0	0	1											
Cookie Rojas, R (1, 4) OBP: 0.333, SLG: 0.344 Bobby Knoop, R (7, 4) OBP: 0.450, SLG: 0.313		0-0 F6			0-0 1B K			4-0 1B BB		3	1	1	0	0	1	1											
Bobby Floyd, R (1, 5) OBP: 0.195, SLG: 0.175		0-0 L4-3			4-0 2B BB	0-0 6-3		0-0 F5		3	1	0	0	1	0	2											
Tom Murphy, R (1, 1) OBP: 0.333, SLG: 0.333 Joe Keough, L (6, PH) OBP: 0.333, SLG: 0.250 Tom Burgmeier, L (6, 1) OBP: 0.429, SLG: 0.429			0-0 K		0-3 K	0-3 K		0-0 1B		0	0	0	0	0	0	0											
<b>Inning Stats</b>	R: 0 E: 0 K: 0 S: 4	H: 2 LOB: 2 BB: 1 P: 8	R: 0 E: 0 K: 0 S: 3	H: 1 LOB: 0 BB: 0 P: 3	R: 0 E: 0 K: 1 S: 6	H: 1 LOB: 1 BB: 0 P: 6	R: 0 E: 0 K: 1 S: 5	H: 0 LOB: 0 BB: 0 P: 5	R: 7 E: 0 K: 3 S: 13	H: 4 LOB: 0 BB: 3 P: 25	R: 1 E: 0 K: 1 S: 6	H: 1 LOB: 1 BB: 1 P: 10	R: 0 E: 0 K: 0 S: 3	H: 1 LOB: 0 BB: 0 P: 3	R: 0 E: 0 K: 0 S: 4	H: 1 LOB: 2 BB: 1 P: 8	1B: 8 2B: 4 3B: 0 HR: 1	SF: 0 SAC: 0 DP: 2 HBP: 0	WP: 2 PB: 0 SB: 1 CS: 0	PA: 38							
<b>PITCHER</b>	IP	WLS	BF	H	R	ER	SO	BB	IBB	HBP	BLK	WP	HR	S	P	ERA	WHIP	<b>PITCHER</b>									
Dick Woodson, R (1, 1) ERA: 3.35	4.2	L	21	6	4	4	4	3	0	0	0	0	0	26	38	7.71	1.929										
Dave LaRoche, L (5, 1) ERA: 3.15	0.1		4	2	3	3	1	1	0	0	0	0	1	5	9	81.00	9.000										
Tom Norton, R (6, 1) ERA: 2.1	3.0		13	3	1	1	1	2	0	0	0	1	0	13	21	3.00	1.667										

Minnesota Twins @ Kansas City Royals  
Municipal Stadium, Kansas City, MO  
Sun Jun 25 1972, 4:38 AM EDT  
Att: 14,777 - Unknown - 85 F

AB	32
R	8
H	11
RBI	8
BB	6
SO	6
LOB	18





Batter	1	2	3	4	5	6	7	8	9	AB	R	H	RBI	BB	SO	LOB	TOP			
Pat Kelly, L OBP: 0.383, SLG: 0.376 (1, 9)										4	0	1	0	0	1	1	Chicago White Sox @ Kansas City Royals Municipal Stadium, Kansas City, MO Mon Jun 26 1972, 8:05 PM EDT Att. 7,834 - Unknown - 85 F			
Luis Alvarado, R OBP: 0.259, SLG: 0.288 (1, 6)										4	1	0	0	0	0	1				
Dick Allen, R OBP: 0.420, SLG: 0.528 (1, 3)										4	0	1	0	0	1	0				
Carlos May, L OBP: 0.402, SLG: 0.467 (1, 7)										3	0	3	1	1	0	0				
Mike Andrews, R OBP: 0.336, SLG: 0.348 (1, 4)										4	0	0	0	0	1	5				
Ed Herrmann, L OBP: 0.294, SLG: 0.320 (1, 2)										4	0	0	0	0	1	4				
Jim Lytle, L OBP: 0.368, SLG: 0.526 (1, 8)										3	0	1	0	0	0	0				
Rich Morales, R OBP: 0.270, SLG: 0.264 (1, 5)										3	0	0	0	0	0	1				
Wilbur Wood, R OBP: 0.200, SLG: 0.137 (7, PH)										1	0	0	0	1	0	0				
Walt Williams, R OBP: 0.277, SLG: 0.291 (7, 1)										1	0	0	0	0	1	0				
Steve Kealey, R (7, 1)										0	0	0	0	0	0	0				
<b>Inning Stats</b>	R: 1 E: 0 K: 1 S: 8	H: 3 LOB: 2 BB: 0 P: 8	R: 0 E: 0 K: 0 S: 3	H: 1 LOB: 1 BB: 1 P: 7	R: 0 E: 0 K: 0 S: 4	H: 1 LOB: 0 BB: 0 P: 4	R: 0 E: 0 K: 0 S: 3	H: 0 LOB: 0 BB: 0 P: 3	R: 0 E: 0 K: 2 S: 7	H: 0 LOB: 1 BB: 1 P: 11	R: 0 E: 0 K: 1 S: 5	H: 0 LOB: 0 BB: 0 P: 5	R: 0 E: 0 K: 1 S: 5	H: 0 LOB: 0 BB: 0 P: 5	R: 0 E: 0 K: 0 S: 3	H: 1 LOB: 0 BB: 0 P: 3	1B: 6 2B: 0 3B: 0 HR: 0	SF: 0 SAC: 0 DP: 2 HBP: 0	WP: 0 PB: 0 CS: 0	PA: 33
<b>PITCHER</b> Bruce Dal Canton, R ERA: 3.05 (1, 1)	IP: 9.0 WLS: W BF: 33 H: 6 R: 1 ER: 1 SO: 5 BB: 2 IBB: 0 HBP: 0 BLK: 1 WP: 0 HR: 0 S: 41 P: 49 ERA: 1.00 WHIP: 0.889															<b>PITCHER</b>				

Batter	1	2	3	4	5	6	7	8	9	AB	R	H	RBI	BB	SO	LOB	BOTTOM			
Freddie Patek, R OBP: 0.309, SLG: 0.342 (1, 6)										3	1	1	0	1	0	1	Chicago White Sox @ Kansas City Royals Municipal Stadium, Kansas City, MO Mon Jun 26 1972, 8:05 PM EDT Att. 7,834 - Unknown - 85 F			
Amos Otis, R OBP: 0.364, SLG: 0.389 (1, 8)										4	1	1	0	0	0	1				
Lou Piniella, R OBP: 0.350, SLG: 0.445 (1, 7)										4	0	0	0	0	1	2				
Richie Scheinblum, S OBP: 0.368, SLG: 0.433 (1, 9)										4	1	1	0	0	1	2				
Cookie Rojas, R OBP: 0.318, SLG: 0.347 (1, 4)										4	1	2	2	0	0	0				
John Mayberry, L OBP: 0.351, SLG: 0.433 (1, 3)										3	0	1	1	0	0	1				
Jerry May, R OBP: 0.313, SLG: 0.373 (1, 2)										3	0	0	1	0	0	1				
Bobby Floyd, R OBP: 0.182, SLG: 0.163 (1, 5)										3	0	0	0	0	1	1				
Bruce Dal Canton, R OBP: 0.100, SLG: 0.100 (1, 1)										3	0	1	0	0	1	1				
<b>Inning Stats</b>	R: 0 E: 0 K: 0 S: 3	H: 0 LOB: 0 BB: 0 P: 3	R: 2 E: 0 K: 1 S: 8	H: 3 LOB: 1 BB: 0 P: 8	R: 2 E: 0 K: 2 S: 10	H: 3 LOB: 1 BB: 0 P: 10	R: 0 E: 0 K: 0 S: 4	H: 1 LOB: 0 BB: 0 P: 4	R: 0 E: 0 K: 0 S: 3	H: 0 LOB: 0 BB: 0 P: 3	R: 0 E: 0 K: 1 S: 5	H: 0 LOB: 1 BB: 1 P: 9	R: 0 E: 0 K: 0 S: 3	H: 0 LOB: 0 BB: 0 P: 3	R: 0 E: 0 K: 0 S: 3	H: 0 LOB: 0 BB: 0 P: 3	1B: 6 2B: 1 3B: 0 HR: 0	SF: 0 SAC: 0 DP: 0 HBP: 0	WP: 1 PB: 0 CS: 0	PA: 32
<b>PITCHER</b> Wilbur Wood, L ERA: 2.29 Steve Kealey, R ERA: 3.52 (7, 1)	IP: 6.0 WLS: L BF: 25 H: 7 R: 4 ER: 4 SO: 4 BB: 0 IBB: 0 HBP: 0 BLK: 0 WP: 1 HR: 0 S: 31 P: 31 ERA: 6.00 WHIP: 1.167															<b>PITCHER</b>				



Batter	1	2	3	4	5	6	7	8	9	AB	R	H	RBI	BB	SO	LOB	TOP								
Walt Williams, R (1,9) OBP: 0.273, SLG: 0.310	F8		G5-3			K		1B	E6	5	1	1	0	0	1	1	Chicago White Sox @ Kansas City Royals Municipal Stadium, Kansas City, MO Tue Jun 27 1972, 8:05 PM EDT Att: 8,623 - Unknown - 87 F								
Luis Avarado, R (1,6) OBP: 0.299, SLG: 0.286	K		K			L6		FC6-4	FC4-6	4	1	1	1	0	2	0									
Jay Johnstone, L (9,PH) OBP: 0.237, SLG: 0.175	K							FC6-4	FC4-6	1	0	1	1	0	0	0									
Tom Bradley, R (9,FR) OBP: 0.176, SLG: 0.200	K							FC6-4	FC4-6	0	0	0	0	0	0	0									
Carlos May, L (1,7) OBP: 0.398, SLG: 0.459	K			F5				E4	FC4-6	4	0	0	0	0	1	3									
Dick Allen, R (1,3) OBP: 0.412, SLG: 0.516		F5		F8		G1-3		FC6-4	K	5	1	0	0	0	1	5									
Rick Reichardt, R (1,8) OBP: 0.368, SLG: 0.403		1B		K				1B		3	0	1	2	1	2	0									
Mike Andrews, R (1,4) OBP: 0.339, SLG: 0.348		F9				L4		1B	BB	3	0	1	0	1	0	1									
Tom Egan, R (1,2) OBP: 0.241, SLG: 0.241		FC6-4				K		1B	BB	4	0	2	0	0	1	2									
Steve Kealey, R (8,1)		1B						G6-3		0	0	0	0	0	0	0									
Rich Morales, R (1,5) OBP: 0.276, SLG: 0.285		FC6-4				G5-4-3			E	4	1	2	0	0	0	4									
Stan Bahnsen, R (1,1) OBP: 0.182, SLG: 0.205				K				G4-3	G6-3	2	0	0	0	0	1	1									
Phil Regan, R (6,1) OBP: 1.000, SLG: 1.000						G6-3				0	0	0	0	0	0	0									
Chuck Brinkman, R (8,PH) OBP: 0.190, SLG: 0.190										2	0	0	0	0	0	1									
<b>Inning Stats</b>	R: 0 E: 0 K: 2 S: 7	H: 0 LOB: 0 BB: 0 P: 7	R: 0 E: 0 K: 0 S: 4	H: 1 LOB: 2 BB: 1 P: 8	R: 0 E: 0 K: 2 S: 7	H: 0 LOB: 0 BB: 0 P: 7	R: 0 E: 0 K: 1 S: 5	H: 0 LOB: 0 BB: 0 P: 5	R: 0 E: 0 K: 1 S: 6	H: 1 LOB: 1 BB: 0 P: 6	R: 0 E: 0 K: 1 S: 5	H: 0 LOB: 1 BB: 0 P: 6	R: 0 E: 0 K: 1 S: 6	H: 2 LOB: 1 BB: 0 P: 6	R: 3 E: 1 K: 0 S: 7	H: 3 LOB: 2 BB: 1 P: 11	R: 1 E: 1 K: 1 S: 8	H: 2 LOB: 2 BB: 0 P: 8	1B: 5 2B: 2 3B: 2 HR: 0	SF: 0 SAC: 0 DP: 1 HBP: 1	WP: 0 PB: 0 SB: 0 CS: 0	PA: 40			
<b>PITCHER</b>	IP	WLS	BF	H	R	ER	SO	BB	IBB	HBP	BLK	WP	HR	S	P	ERA	WHIP	<b>PITCHER</b>							
Paul Splittorf, L (1,1) ERA: 2.47	7.2	W	33	7	3	1	8	2	0	1	0	0	0	46	55	1.17	1.174								
Tom Burgmeier, L (8,1) ERA: 2.93	1.0		6	2	1	1	0	0	0	0	0	0	0	6	6	9.00	2.000								
Roger Nelson, R (9,1) ERA: 0.95	0.1	S	1	0	0	0	1	0	0	0	0	0	0	3	3	0.00	0.000								

AB	37
R	4
H	9
RBI	4
BB	2
SO	9
LOB	18



Batter	1	2	3	4	5	6	7	8	9	AB	R	H	RBI	BB	SO	LOB	BOTTOM								
Freddie Patek, R (1,6) OBP: 0.305, SLG: 0.337	F9		G1-3		SH1-3	F9				3	0	0	0	0	0	1	Chicago White Sox @ Kansas City Royals Municipal Stadium, Kansas City, MO Tue Jun 27 1972, 8:05 PM EDT Att: 8,623 - Unknown - 87 F								
Amos Otis, R (1,8) OBP: 0.370, SLG: 0.393			G6-3		G1-4-3	1B		BB		3	0	2	0	1	0	0									
Lou Piniella, R (1,7) OBP: 0.345, SLG: 0.440	K		G5-3		SF7	G1-4-3		1-2		3	0	0	1	0	1	2									
Richie Scheinblum, S (1,9) OBP: 0.372, SLG: 0.462	G3			1B	L8			HR		4	2	2	1	0	0	2									
John Mayberry, L (1,3) OBP: 0.363, SLG: 0.466		1B		2B		HR		1B		4	2	4	2	0	0	0									
Ed Kirkpatrick, L (1,2) OBP: 0.403, SLG: 0.468		1B		F4		1B		G4-3		4	1	2	1	0	0	2									
Cookie Rojas, R (1,4) OBP: 0.321, SLG: 0.350		K			G5-4-3	G6-4-3		G4-3		4	0	2	0	0	1	0									
Bobby Floyd, R (1,5) OBP: 0.188, SLG: 0.170					G5-4-3	G6-4-3		F7		4	0	1	0	0	0	3									
Paul Splittorf, L (1,1) OBP: 0.243, SLG: 0.297		G3						K		3	1	2	0	0	0	1									
Tom Burgmeier, L (8,1) OBP: 0.375, SLG: 0.375					1B	SH1-3				1	0	0	0	0	1	0									
Roger Nelson, R (9,1) OBP: 0.333, SLG: 0.333					SF7	1B				0	0	0	0	0	0	0									
<b>Inning Stats</b>	R: 0 E: 0 K: 1 S: 6	H: 1 LOB: 1 BB: 0 P: 6	R: 1 E: 0 K: 1 S: 7	H: 3 LOB: 0 BB: 0 P: 7	R: 0 E: 0 K: 0 S: 3	H: 0 LOB: 0 BB: 0 P: 3	R: 1 E: 0 K: 0 S: 5	H: 3 LOB: 1 BB: 0 P: 5	R: 1 E: 0 K: 0 S: 5	H: 2 LOB: 1 BB: 0 P: 5	R: 2 E: 0 K: 0 S: 6	H: 4 LOB: 1 BB: 0 P: 6	R: 1 E: 0 K: 0 S: 4	H: 2 LOB: 1 BB: 1 P: 8	R: 0 E: 0 K: 1 S: 5	H: 0 LOB: 0 BB: 0 P: 5	1B: 9 2B: 3 3B: 1 HR: 2	SF: 1 SAC: 1 DP: 3 HBP: 0	WP: 0 PB: 0 SB: 0 CS: 0	PA: 36					
<b>PITCHER</b>	IP	WLS	BF	H	R	ER	SO	BB	IBB	HBP	BLK	WP	HR	S	P	ERA	WHIP	<b>PITCHER</b>							
Stan Bahnsen, R (1,1) ERA: 4.28	5.0	L	24	11	5	5	2	0	0	0	0	0	0	28	28	9.00	2.200								
Phil Regan, R (6,1) ERA: 2.92	2.0		9	4	1	1	0	1	0	0	0	0	1	8	12	4.50	2.500								
Steve Kealey, R (8,1) ERA: 3.38	1.0		3	0	0	0	1	0	0	0	0	0	0	5	5	0.00	0.000								


AB	33
R	6
H	15
RBI	5
BB	1
SO	3
LOB	11






Batter	1	2	3	4	5	6	7	8	9	AB	R	H	RBI	BB	SO	LOB	TOP										
Freddie Patek, R OBP: 0.298, SLG: 0.329 (1, 6)	0-0 4-3		0-0 F8			0-0 1-3	0-3 K		0-0 F8	5	0	0	0	0	1	3											
Amos Otis, R OBP: 0.366, SLG: 0.390 (1, 8)	0-3 K			0-0 4-3		0-0 F8		0-0 G1-6-3 1B 2B		4	1	1	0	0	1	1											
Lou Piniella, R OBP: 0.347, SLG: 0.441 (1, 7)	0-0 5-3			0-3 K			0-0 1B 1B	0-0 G1-6-3 1B		4	1	2	0	0	1	0											
Richie Scheinblum, S OBP: 0.369, SLG: 0.456 (1, 9)		0-0 F8		0-0 4-3			0-0 1B 2B	0-0 G1-6-3 1B		4	1	1	0	0	0	2											
John Mayberry, L OBP: 0.365, SLG: 0.472 (1, 3)		0-0 F8			0-0 L8		0-0 1B 2B	0-0 1B 2B		4	1	2	2	0	0	0											
Ed Kirkpatrick, L OBP: 0.405, SLG: 0.477 (1, 2)		0-0 1B		0-0 4-3			0-0 1B 2B	0-0 1-3		4	1	2	2	0	0	1											
Cookie Rojas, R OBP: 0.345, SLG: 0.345 Bobby Knoop, R OBP: 0.429, SLG: 0.294 (1, 4) (8, 4)	0-0 5-3				0-0 F8		0-0 2-3 F4		0-0 5-3	3	0	0	0	0	0	2	AB 34 R 5 H 10 RBI 5 BB 1 SO 5 LOB 10										
Bobby Floyd, R OBP: 0.216, SLG: 0.200 (1, 5)			0-0 5-3			0-0 1-3 SH3-4 1B	0-0 SH3		0-0 1B	3	0	2	1	0	0	0											
Dick Drago, R OBP: 0.139, SLG: 0.061 (1, 1)			0-3 K			0-0 SH3-4 1B	0-0 BB		0-3 K	2	0	0	0	1	2	1											
<b>Inning Stats</b>	R: 0 E: 0 K: 1 S: 5	H: 0 LOB: 0 BB: 0 P: 5	R: 0 E: 0 K: 0 S: 4	H: 1 LOB: 1 BB: 0 P: 4	R: 0 E: 0 K: 1 S: 5	H: 0 LOB: 0 BB: 0 P: 5	R: 0 E: 0 K: 1 S: 5	H: 0 LOB: 0 BB: 0 P: 3	R: 0 E: 0 K: 0 S: 4	H: 1 LOB: 1 BB: 0 P: 4	R: 4 E: 1 K: 1 S: 9	H: 4 LOB: 1 BB: 1 P: 13	R: 1 E: 0 K: 0 S: 5	H: 3 LOB: 1 BB: 0 P: 5	R: 0 E: 0 K: 1 S: 6	H: 1 LOB: 1 BB: 0 P: 6	1B: 8 2B: 2 3B: 0 HR: 0	SF: 0 SAC: 2 DP: 1 HBP: 0	WP: 0 PB: 0 SB: 1 CS: 0	PA: 37							
<b>PITCHER</b>	IP	WLS	BF	H	R	ER	SO	BB	IBB	HBP	BLK	WP	HR	S	P	ERA	WHIP										
Bert Blyleven, R ERA: 3.03 (1, 1)	6.2	L	27	6	4	3	3	1	0	0	0	0	0	32	36	4.05	1.050										
Bob Gebhard, R ERA: 4.32 (7, 1)	1.1		6	3	1	1	1	0	0	0	0	0	0	8	8	6.75	2.250										
Dave LaRoche, L ERA: 3.0 (9, 1)	1.0		4	1	0	0	1	0	0	0	0	0	0	6	6	0.00	1.000										

Kansas City Royals @ Minnesota Twins  
Metropolitan Stadium, Bloomington, MI  
Thu Jun 29 1972, 8:05 PM EDT  
Unknown - 82 F



Batter	1	2	3	4	5	6	7	8	9	AB	R	H	RBI	BB	SO	LOB	BOTTOM										
Cesar Tovar, R OBP: 0.360, SLG: 0.354 (1, 9)	0-0 FC6-4 1B		0-3 K		0-0 F7			0-0 HR		4	1	2	1	0	1	0											
Danny Thompson, R OBP: 0.333, SLG: 0.393 (1, 6)	0-0 FC6-4 1B		0-0 4-3			0-0 G1-6-3 BB		0-0 G5-4-3 1B		3	1	1	0	1	0	1											
Rod Carew, L OBP: 0.367, SLG: 0.349 (1, 4)	0-0 1B			0-0 1B		0-0 G1-6-3		0-0 G5-4-3		4	0	2	0	0	0	2											
Harmon Killebrew, R OBP: 0.384, SLG: 0.447 (1, 3)	0-0 G6-4-3 1B			0-0 1B		0-0 F9			0-3 K	4	0	2	1	0	1	0											
Jim Nettles, L OBP: 0.357, SLG: 0.261 (1, 8)	0-0 G6-4-3			0-3 K			0-0 F8		0-3 K	4	0	0	0	0	2	4											
Bobby Darwin, R OBP: 0.318, SLG: 0.424 (1, 7)		0-0 5-3		0-0 F3			0-0 1B		0-0 HR	4	1	2	1	0	0	2											
Eric Soderholm, R OBP: 0.256, SLG: 0.369 (1, 5)		0-0 5-3		0-0 F3			0-0 F9		0-0 F8	4	0	0	0	0	0	3	AB 33 R 3 H 9 RBI 3 BB 1 SO 7 LOB 13										
Phil Roof, R OBP: 0.214, SLG: 0.361 Charlie Manuel, L OBP: 0.263, SLG: 0.265 George Mitterwald, R OBP: 0.192, SLG: 0.183 (1, 2) (7, PH) (8, 2)	0-3 K				0-3 K		0-0 F7			2	0	0	0	0	2	0											
Bert Blyleven, R OBP: 0.205, SLG: 0.227 Bob Gebhard, R (7, 1) Rich Reese, L OBP: 0.254, SLG: 0.296 Dave LaRoche, L (9, 1)		0-0 K			0-0 F9			0-0 F8		2	0	0	0	0	1	0											
<b>Inning Stats</b>	R: 1 E: 0 K: 0 S: 5	H: 3 LOB: 1 BB: 0 P: 5	R: 0 E: 0 K: 1 S: 5	H: 0 LOB: 0 BB: 0 P: 5	R: 0 E: 0 K: 2 S: 7	H: 0 LOB: 0 BB: 0 P: 7	R: 0 E: 0 K: 1 S: 7	H: 2 LOB: 2 BB: 0 P: 7	R: 0 E: 0 K: 1 S: 5	H: 0 LOB: 0 BB: 0 P: 5	R: 0 E: 0 K: 0 S: 2	H: 0 LOB: 0 BB: 1 P: 6	R: 0 E: 0 K: 0 S: 4	H: 1 LOB: 1 BB: 0 P: 4	R: 1 E: 0 K: 0 S: 4	H: 2 LOB: 0 BB: 0 P: 4	R: 1 E: 0 K: 2 S: 8	H: 1 LOB: 0 BB: 0 P: 8	1B: 7 2B: 0 3B: 0 HR: 2	SF: 0 SAC: 0 DP: 3 HBP: 0	WP: 0 PB: 0 SB: 0 CS: 0	PA: 34					
<b>PITCHER</b>	IP	WLS	BF	H	R	ER	SO	BB	IBB	HBP	BLK	WP	HR	S	P	ERA	WHIP										
Dick Drago, R ERA: 2.47 (1, 1)	9.0	W	34	9	3	3	7	1	0	0	0	0	2	47	51	3.00	1.111										

Kansas City Royals @ Minnesota Twins  
Metropolitan Stadium, Bloomington, MI  
Thu Jun 29 1972, 8:05 PM EDT  
Unknown - 82 F









Batter	1	2	3	4	5	6	7	8	9	AB	R	H	RBI	BB	SO	LOB	TOP					
Paul Schaaf, R (1.5) OBP: 0.307, SLG: 0.323	0-0 4-3		0-3 K		0-0 1-2 1B		0-0 6-3			4	0	1	0	0	1	1						
Amos Otis, R (1.8) OBP: 0.364, SLG: 0.391	0-0 6-3		0-0 F9		0-0 F7			0-0 G6-4-3 1B		4	0	1	0	0	0	3						
Lou Piniella, R (1.7) OBP: 0.348, SLG: 0.442	0-0 5-3			0-0 6-3		0-0 L4		0-0 G6-4-3 1-2		4	0	0	0	0	0	1						
Richie Scheinblum, S (1.9)		0-0 4-3		4-0 BB		0-0 F5		0-0 F9		3	0	0	0	1	0	0						
John Mayberry, L (1.3) OBP: 0.377, SLG: 0.495		0-0 FC6-4 1B		0-0 F8		4-0 1B BB			0-0 4-3	3	0	1	0	1	0	1						
Ed Kirkpatrick, L (1.2) OBP: 0.414, SLG: 0.493		0-3 K		0-0 4-3		0-0 1-2 1B			0-0 L8	4	0	1	0	0	1	2						
Bobby Knoop, R (1.4) OBP: 0.345, SLG: 0.280 Joe Keough, L (0. PH) OBP: 0.286, SLG: 0.211		0-0 FC6-4 1-2		0-0 1-3		0-3 K			0-0 3-1	3	0	0	0	0	1	3						
Bobby Floyd, R (1.6) OBP: 0.237, SLG: 0.214			0-0 FC1-5 2B		0-0 6-3		0-0 L8			3	0	1	0	0	0	0						
Roger Nelson, R (1.1) OBP: 0.333, SLG: 0.333 Tom Burgmeier, L (7. PH) OBP: 0.375, SLG: 0.375 Ted Abernathy, R (7. PH) OBP: 0.317, SLG: 0.421			0-0 FC1-5 2-3		0-0 1B 1B		0-0 4-3			0	0	0	0	0	0	0						
<b>Inning Stats</b>	R: 0 E: 0 K: 0 S: 3	H: 0 LOB: 0 BB: 0 P: 3	R: 0 E: 0 K: 1 S: 6	H: 1 LOB: 1 BB: 0 P: 6	R: 0 E: 0 K: 1 S: 6	H: 1 LOB: 1 BB: 0 P: 6	R: 0 E: 0 K: 0 S: 3	H: 0 LOB: 1 BB: 1 P: 7	R: 0 E: 0 K: 0 S: 5	H: 2 LOB: 2 BB: 0 P: 5	R: 0 E: 0 K: 1 S: 6	H: 1 LOB: 1 BB: 1 P: 10	R: 0 E: 0 K: 0 S: 3	H: 0 LOB: 0 BB: 0 P: 3	R: 0 E: 0 K: 0 S: 3	H: 1 LOB: 0 BB: 0 P: 3	R: 0 E: 0 K: 0 S: 3	H: 0 LOB: 0 BB: 0 P: 3	1B: 5 2B: 1 3B: 0 HR: 0	SF: 0 SAC: 0 DP: 1 HBP: 0	WP: 0 PB: 0 SB: 0 CS: 0	PA: 34
<b>PITCHER</b> Ray Corbin, R (1.1) ERA: 1.4	IP: 9.0 WLS: W BF: 34 H: 6 R: 0 ER: 0 SO: 3 BB: 2 IBB: 0 HBP: 0 BLK: 0 WP: 0 HR: 0 S: 38 P: 46 ERA: 0.00 WHIP: 0.889															<b>PITCHER</b>						

Kansas City Royals @ Minnesota Twins  
Metropolitan Stadium, Bloomington, MI  
Fri Jun 30 1972, 4:33 AM EDT  
Att. 5,099 - Unknown - 82 F

AB 32  
R 0  
H 6  
RBI 0  
BB 2  
SO 3  
LOB 12



Batter	1	2	3	4	5	6	7	8	9	AB	R	H	RBI	BB	SO	LOB	BOTTOM	
Cesar Tovar, R (1.9) OBP: 0.355, SLG: 0.350	0-0 F5		0-0 L7			0-3 K	0-0 FC5-2 1-2 2-3 3-H			4	0	0	0	0	1	4		
Danny Thompson, R (1.6) OBP: 0.325, SLG: 0.382	0-0 F6			0-0 F9		0-0 F4	0-0 1-3			4	0	0	0	0	0	3		
Rod Carew, L (1.4) OBP: 0.362, SLG: 0.344	0-0 4-3			0-0 F7		0-0 4-3		0-0 4-3		4	0	0	0	0	0	0		
Harmon Killebrew, R (1.3) OBP: 0.386, SLG: 0.445		0-0 6-3		4-0 BB BB		0-0 1B E 1B	0-0 F2			3	1	1	0	1	0	0		
Jim Nettles, L (1.8) OBP: 0.368, SLG: 0.271		0-0 F8		4-0 1-2 BB		0-0 1B 1-2 1B	0-0 L3			3	1	1	0	1	0	0		
Steve Brye, R (1.7) OBP: 0.268, SLG: 0.296 Rich Reese, L (7. PH) OBP: 0.270, SLG: 0.298 Bobby Darwin, R (7. PH) OBP: 0.317, SLG: 0.421		0-0 F9		0-0 F4		0-0 E9 E 1B FC5-2 1-3 2-H 2-3	0-0 1B			2	0	0	0	0	0	2		
Eric Soderholm, R (1.5) OBP: 0.267, SLG: 0.400			0-0 2B		0-0 L7	0-0 FC5-2 E 1-2 3-H 1B	0-0 1B			3	0	2	1	0	0	0		
George Mitterwald, R (1.2) OBP: 0.175, SLG: 0.171			0-3 K		0-0 4-3		0-0 F6			3	0	0	0	0	1	3		
Ray Corbin, R (1.1)			0-0 1-3		0-0 4-3		0-0 E5 FC5-2 1-2 2-3			3	0	0	0	0	0	3		
<b>Inning Stats</b>	R: 0 E: 0 K: 0 S: 3	H: 0 LOB: 0 BB: 0 P: 3	R: 0 E: 0 K: 1 S: 6	H: 0 LOB: 1 BB: 0 P: 6	R: 0 E: 0 K: 0 S: 3	H: 0 LOB: 2 BB: 2 P: 11	R: 0 E: 0 K: 1 S: 5	H: 0 LOB: 0 BB: 0 P: 5	R: 2 E: 2 K: 0 S: 8	H: 4 LOB: 3 BB: 0 P: 8	R: 0 E: 0 K: 0 S: 3	H: 0 LOB: 0 BB: 0 P: 3	R: 0 E: 0 K: 0 S: 3	H: 0 LOB: 0 BB: 0 P: 3	1B: 4 2B: 1 3B: 0 HR: 0	SF: 0 SAC: 0 DP: 0 HBP: 0	WP: 0 PB: 0 SB: 0 CS: 0	PA: 32
<b>PITCHER</b> Roger Nelson, R (1.1) ERA: 1.44 Tom Burgmeier, L (7. PH) ERA: 2.01 Ted Abernathy, R (7. PH) ERA: 1.93	IP: 6.0 WLS: L BF: 23 H: 3 R: 2 ER: 2 SO: 2 BB: 0 IBB: 0 HBP: 0 BLK: 0 WP: 0 HR: 0 S: 25 P: 33 ERA: 3.00 WHIP: 0.833															<b>PITCHER</b>		

Kansas City Royals @ Minnesota Twins  
Metropolitan Stadium, Bloomington, MI  
Fri Jun 30 1972, 4:33 AM EDT  
Att. 5,099 - Unknown - 82 F

AB 30  
R 2  
H 5  
RBI 1  
BB 2  
SO 2  
LOB 15





Batter	1	2	3	4	5	6	7	8	9	10	11	AB	R	H	RBI	BB	SO	LOB	TOP				
Davey Nelson, R OBP: 0.359, SLG: 0.324 (1, 5)	3-1		6-3			G3		L4	F4		L5-3	6	0	0	0	0	0	3					
Joe Lovitto, S OBP: 0.326, SLG: 0.248 (1, 8)	6-3			K				1-3				5	0	2	0	0	1	0					
Ted Ford, R OBP: 0.315, SLG: 0.430 (1, 9)	5-3							K				4	0	0	0	1	2	2					
Dick Billings, R OBP: 0.325, SLG: 0.369 (1, 2)												4	1	3	0	1	0	1					
Frank Howard, R OBP: 0.350, SLG: 0.376 Larry Bittner, L OBP: 0.359, SLG: 0.376 (9, PR) (9, 3) (10, 7)												4	0	1	1	0	0	3					
Tom Grieve, R OBP: 0.254, SLG: 0.259 Don Mincher, L OBP: 0.357, SLG: 0.340 (10, PH) (10, 3)												3	0	0	0	0	2	4					
Toby Harrah, R OBP: 0.306, SLG: 0.311 (1, 6)												5	0	2	0	0	0	4					
Ted Kubiak, S OBP: 0.316, SLG: 0.234 (1, 4)												4	0	1	0	1	1	2					
Bill Gogolewski, L OBP: 0.167 Paul Lindblad, L OBP: 0.222 Horacio Pina, R OBP: 0.288 Jim Shellenback, L OBP: 0.311 Ken Suarez, R OBP: 0.138 Mike Paul, L OBP: 0.250 (1, 1) (6, 1) (7, PH) (7, 1) (8, 1) (8, PH) (8, 1) (8, 1)												2	0	0	0	0	0	0					
<b>Inning Stats</b>	R: 0 E: 0 K: 0 S: 3	H: 0 LOB: 0 BB: 0 P: 3	R: 0 E: 0 K: 0 S: 2	H: 0 LOB: 1 BB: 1 P: 7	R: 0 E: 0 K: 0 S: 3	H: 0 LOB: 0 BB: 0 P: 3	R: 0 E: 0 K: 1 S: 6	H: 1 LOB: 2 BB: 1 P: 10	R: 0 E: 0 K: 0 S: 6	H: 1 LOB: 1 BB: 0 P: 6	R: 0 E: 0 K: 1 S: 5	H: 0 LOB: 0 BB: 0 P: 5	R: 2 E: 0 K: 1 S: 8	H: 3 LOB: 2 BB: 1 P: 12	R: 0 E: 0 K: 0 S: 5	H: 3 LOB: 3 BB: 1 P: 9	R: 0 E: 0 K: 1 S: 5	H: 1 LOB: 0 BB: 0 P: 5	1B: 8 2B: 3 3B: 0 HR: 0	SF: 0 SAC: 0 DP: 3 HBP: 1	WP: 0 PB: 0 SB: 0 CS: 0	PA: 46	
<b>PITCHER</b>	IP WLS BF ERA WHIP	WLS BF ERA WHIP	WLS BF ERA WHIP	WLS BF ERA WHIP	WLS BF ERA WHIP	WLS BF ERA WHIP	WLS BF ERA WHIP	WLS BF ERA WHIP	WLS BF ERA WHIP	WLS BF ERA WHIP	WLS BF ERA WHIP	WLS BF ERA WHIP	WLS BF ERA WHIP	WLS BF ERA WHIP	WLS BF ERA WHIP	WLS BF ERA WHIP	WLS BF ERA WHIP	WLS BF ERA WHIP	WLS BF ERA WHIP	WLS BF ERA WHIP	WLS BF ERA WHIP	WLS BF ERA WHIP	
Paul Spittorff, L ERA: 2.45 Tom Burgmeier, L ERA: 1.93 Ted Abernathy, R ERA: 1.8 (1, 1) (9, 1) (10, 1)	8.1 1.1 1.1	34 7 5	3 0 1	0 0 0	0 0 1	0 0 0	0 0 0	0 0 0	0 0 0	0 0 0	0 0 0	0 0 0	0 0 0	0 0 0	0 0 0	0 0 0	0 0 0	0 0 0	0 0 0	0 0 0	0 0 0	0 0 0	0 0 0

Texas Rangers @ Kansas City Royals  
Municipal Stadium, Kansas City, MO  
Sat Jul 01 1972, 4:33 AM EDT  
Att: 7,430 - Unknown - 78 F

AB 41  
R 2  
H 10  
RBI 2  
BB 4  
SO 7  
LOB 24



Batter	1	2	3	4	5	6	7	8	9	10	11	AB	R	H	RBI	BB	SO	LOB	BOTTOM				
Freddie Patek, R OBP: 0.301, SLG: 0.324 (1, 6)	K											4	1	2	0	1	1	0					
Amos Otis, R OBP: 0.365, SLG: 0.396 (1, 8)	5-3											5	1	2	0	0	0	1					
Lou Piniella, R OBP: 0.347, SLG: 0.440 Joe Keough, L OBP: 0.333, SLG: 0.238 (1, 7) (2, 7)	L4											1	0	0	0	0	0	0					
Richie Scheinblum, S OBP: 0.374, SLG: 0.453 (1, 9)												4	0	1	2	1	1	1					
John Mayberry, L OBP: 0.378, SLG: 0.490 (1, 3)												4	1	1	0	1	0	3					
Ed Kirkpatrick, L OBP: 0.406, SLG: 0.482 Carl Taylor, R OBP: 0.308, SLG: 0.348 Jerry May, R OBP: 0.313, SLG: 0.373 (1, 2) (9, PH) (10, 2)												3	0	0	0	0	1	3					
Cookie Rojas, R OBP: 0.324, SLG: 0.344 Bobby Knoop, R OBP: 0.367, SLG: 0.280 (1, 4) (10, 4)												1	0	0	0	3	0	0					
Paul Schaaf, R OBP: 0.306, SLG: 0.317 Gail Hopkins, L OBP: 0.226, SLG: 0.207 (1, 5) (11, PH)												3	0	0	0	1	0	3					
Paul Spittorff, L OBP: 0.225, SLG: 0.275 Tom Burgmeier, L OBP: 0.333, SLG: 0.333 Ted Abernathy, R (1, 1) (9, 1) (10, 1)												3	0	0	0	0	0	1					
<b>Inning Stats</b>	R: 0 E: 0 K: 1 S: 5	H: 0 LOB: 0 BB: 0 P: 5	R: 0 E: 1 K: 0 S: 4	H: 1 LOB: 2 BB: 1 P: 8	R: 0 E: 0 K: 0 S: 3	H: 0 LOB: 0 BB: 1 P: 7	R: 2 E: 0 K: 0 S: 5	H: 3 LOB: 1 BB: 1 P: 9	R: 0 E: 0 K: 0 S: 1	H: 0 LOB: 0 BB: 2 P: 9	R: 0 E: 0 K: 0 S: 4	H: 2 LOB: 2 BB: 1 P: 8	R: 0 E: 0 K: 0 S: 3	H: 0 LOB: 1 BB: 1 P: 7	R: 0 E: 0 K: 0 S: 4	H: 1 LOB: 1 BB: 0 P: 4	R: 1 E: 0 K: 0 S: 2	H: 1 LOB: 2 BB: 2 P: 10	1B: 7 2B: 1 3B: 0 HR: 0	SF: 0 SAC: 2 DP: 2 HBP: 0	WP: 1 PB: 0 SB: 0 CS: 1	PA: 44	
<b>PITCHER</b>	IP WLS BF ERA WHIP	WLS BF ERA WHIP	WLS BF ERA WHIP	WLS BF ERA WHIP	WLS BF ERA WHIP	WLS BF ERA WHIP	WLS BF ERA WHIP	WLS BF ERA WHIP	WLS BF ERA WHIP	WLS BF ERA WHIP	WLS BF ERA WHIP	WLS BF ERA WHIP	WLS BF ERA WHIP	WLS BF ERA WHIP	WLS BF ERA WHIP	WLS BF ERA WHIP	WLS BF ERA WHIP	WLS BF ERA WHIP	WLS BF ERA WHIP	WLS BF ERA WHIP	WLS BF ERA WHIP	WLS BF ERA WHIP	
Bill Gogolewski, R ERA: 5.32 Paul Lindblad, L ERA: 1.36 Horacio Pina, R ERA: 2.63 Jim Shellenback, L ERA: 4.05 Mike Paul, L ERA: 2.53 (1, 1) (6, 1) (7, 1) (8, 1) (9, 1)	5.0 1.0 1.2 0.1 0.1	21 3 7 1 1	3 1 2 0 0	0 0 0 0 0	0 0 0 0 0	0 0 0 0 0	0 0 0 0 0	0 0 0 0 0	0 0 0 0 0	0 0 0 0 0	0 0 0 0 0	0 0 0 0 0	0 0 0 0 0	0 0 0 0 0	0 0 0 0 0	0 0 0 0 0	0 0 0 0 0	0 0 0 0 0	0 0 0 0 0	0 0 0 0 0	0 0 0 0 0	0 0 0 0 0	0 0 0 0 0

Texas Rangers @ Kansas City Royals  
Municipal Stadium, Kansas City, MO  
Sat Jul 01 1972, 4:33 AM EDT  
Att: 7,430 - Unknown - 78 F

AB 33  
R 3  
H 8  
RBI 3  
BB 9  
SO 3  
LOB 14





Batter	1	2	3	4	5	6	7	8	9	10	AB	R	H	RBI	BB	SO	LOB	TOP				
<b>Toby Harrah, R</b> OBP: 0.311, SLG: 0.316 (1, 6)											6	1	3	0	0	1	3					
<b>Dalton Jones, L</b> OBP: 0.213, SLG: 0.345 (1, 5)											5	1	1	0	0	0	5					
<b>Don Mincher, L</b> OBP: 0.364, SLG: 0.349 (1, 3)											5	1	3	1	0	0	1					
<b>Dick Billings, R</b> OBP: 0.327, SLG: 0.367 (1, 2)											1	1	0	1	0	0	1					
<b>Hal King, L</b> OBP: 0.330, SLG: 0.312 (3, 2)											3	1	1	1	0	0	2					
<b>Larry Blittner, L</b> OBP: 0.351, SLG: 0.385 (1, 7)											5	0	2	1	0	0	2					
<b>Ted Ford, R</b> OBP: 0.324, SLG: 0.428 (1, 9)											3	1	1	1	2	0	1					
<b>Joe Lovitto, S</b> OBP: 0.322, SLG: 0.246 (1, 8)											5	1	1	0	0	1	6					
<b>Ted Kubiak, S</b> OBP: 0.321, SLG: 0.246 (1, 4)											5	0	2	1	0	1	2					
<b>Dick Bosman, R</b> OBP: 0.291, SLG: 0.271 (8, 1)											3	0	0	0	0	0	0					
<b>Jim Shellenback, L</b> OBP: 0.272, SLG: 0.111 (8, 1)											0	0	0	0	0	0	0					
<b>Horacio Pina, R</b> OBP: 0.252, SLG: 0.360 (8, PH)											0	0	0	0	0	0	0					
<b>Frank Howard, R</b> OBP: 0.315, SLG: 0.380 (10, PH)											1	0	0	1	0	0	0					
<b>Davey Nelson, R</b> OBP: 0.315, SLG: 0.324 (10, PH)											0	0	0	0	0	0	0					
<b>Paul Lindblad, L</b> OBP: 0.215, SLG: 0.222 (10, PH)											0	0	0	0	0	0	0					
<b>Casey Cox, K</b> (10, PH)											0	0	0	0	0	0	0					
<b>Inning Stats</b>	R: 3 E: 0 K: 1 S: 7	H: 4 LOB: 1 BB: 0 P: 7	R: 0 E: 0 K: 0 S: 4	H: 1 LOB: 1 BB: 0 P: 4	R: 1 E: 0 K: 1 S: 7	H: 2 LOB: 2 BB: 0 P: 8	R: 0 E: 0 K: 1 S: 5	H: 0 LOB: 0 BB: 0 P: 5	R: 0 E: 0 K: 0 S: 4	H: 1 LOB: 1 BB: 0 P: 4	R: 1 E: 0 K: 0 S: 4	H: 1 LOB: 0 BB: 0 P: 4	R: 0 E: 0 K: 1 S: 5	H: 0 LOB: 0 BB: 0 P: 5	R: 0 E: 0 K: 0 S: 4	H: 1 LOB: 1 BB: 0 P: 4	R: 2 E: 0 K: 0 S: 6	H: 3 LOB: 3 BB: 1 P: 10	1B: 13 2B: 1 3B: 0 HR: 1	SF: 0 SAC: 2 DP: 1 HBP: 1	WP: 0 PB: 1 SB: 1 CS: 0	PA: 47
<b>PITCHER</b>	IP	WLS	BF	H	R	ER	SO	BB	IBB	HBP	BLK	WP	HR	S	P	ERA	WHIP					
<b>Bruce Dal Canton, R</b> ERA: 3.51 (1, 1)	0.1		4	3	3	0	0	0	0	0	0	0	0	4	4	81.00	9.000					
<b>Tom Murphy, R</b> ERA: 4.85 (1, 1)	4.2		21	6	1	2	1	0	1	0	0	0	0	23	28	1.93	1.500					
<b>Al Fitzmorris, R</b> ERA: 3.8 (8, 1)	4.0		15	3	1	1	0	0	0	0	0	0	1	17	17	2.25	0.750					
<b>Tom Suringmeier, L</b> ERA: 2.45 (10, 1)	0.1	L	4	2	2	2	0	1	0	0	0	0	0	3	7	54.00	9.000					
<b>Ted Abernathy, R</b> ERA: 1.74 (10, 1)	0.2		3	1	0	0	0	0	0	0	0	0	0	3	3	0.00	1.500					

Texas Rangers @ Kansas City Royals  
Municipal Stadium, Kansas City, MO  
Sun Jul 02 1972, 4:33 AM EDT  
Unknown

AB	42
R	7
H	15
RBI	7
BB	2
SO	3
LOB	23



Batter	1	2	3	4	5	6	7	8	9	10	AB	R	H	RBI	BB	SO	LOB	BOTTOM						
<b>Freddie Patek, R</b> OBP: 0.299, SLG: 0.321 (1, 6)											5	0	1	0	0	0	1							
<b>Joe Keough, L</b> OBP: 0.310, SLG: 0.200 (1, 7)											4	0	0	0	1	0	1							
<b>Amos Otis, R</b> OBP: 0.366, SLG: 0.400 (1, 8)											5	1	2	0	0	2	2							
<b>Richie Scheinblum, S</b> OBP: 0.389, SLG: 0.464 (1, 9)											5	1	3	1	0	2	1							
<b>John Mayberry, L</b> OBP: 0.378, SLG: 0.486 (1, 3)											4	0	1	0	1	1	3							
<b>Ed Kirkpatrick, L</b> OBP: 0.405, SLG: 0.479 (1, 2)											3	1	1	0	0	1	1							
<b>Lou Piniella, R</b> OBP: 0.348, SLG: 0.439 (8, PH)											1	0	0	0	0	1	2							
<b>Jerry May, R</b> OBP: 0.310, SLG: 0.388 (9, 2)											1	0	0	0	0	0	1							
<b>Cookie Rojas, R</b> OBP: 0.329, SLG: 0.362 (1, 4)											5	1	3	2	0	0	3							
<b>Paul Schaal, R</b> OBP: 0.306, SLG: 0.323 (1, 5)											3	1	1	1	0	0	2							
<b>Bobby Floyd, R</b> OBP: 0.233, SLG: 0.211 (7, 5)											1	0	0	0	0	0	0							
<b>Bruce Dal Canton, R</b> OBP: 0.199, SLG: 0.100 (1, 1)											0	0	0	0	0	0	0							
<b>Tom Murphy, R</b> ERA: 3.84 (1, 1)	7.1		11	5	5	6	0	0	0	0	0	0	0	43	43	6.14	1.500							
<b>Steve Howley, L</b> OBP: 0.287, SLG: 0.339 (8, PH)	0.1		2	0	0	0	1	0	0	0	0	0	0	3	7	0.00	3.000							
<b>Al Fitzmorris, R</b> ERA: 4.02 (8, 1)	1.1	W	6	1	0	0	0	0	1	0	0	0	0	5	9	0.00	0.750							
<b>Paul Lindblad, L</b> ERA: 2.54 (10, 1)	0.1		2	1	0	0	0	0	0	0	0	0	0	2	2	0.00	3.000							
<b>Casey Cox, R</b> ERA: 1.37 (10, 1)	0.2	S	2	0	0	0	0	0	0	0	0	0	0	2	2	0.00	0.000							
<b>Inning Stats</b>	R: 0 E: 0 K: 1 S: 5	H: 0 LOB: 0 BB: 0 P: 5	R: 0 E: 0 K: 2 S: 9	H: 2 LOB: 2 BB: 0 P: 9	R: 0 E: 0 K: 0 S: 3	H: 0 LOB: 0 BB: 0 P: 3	R: 0 E: 0 K: 1 S: 5	H: 1 LOB: 0 BB: 0 P: 5	R: 2 E: 0 K: 0 S: 6	H: 3 LOB: 1 BB: 0 P: 6	R: 3 E: 0 K: 0 S: 8	H: 4 LOB: 2 BB: 0 P: 8	R: 0 E: 0 K: 2 S: 3	H: 0 LOB: 0 BB: 0 P: 3	R: 0 E: 0 K: 2 S: 8	H: 1 LOB: 2 BB: 1 P: 12	R: 0 E: 0 K: 0 S: 4	H: 1 LOB: 2 BB: 1 P: 8	R: 0 E: 0 K: 0 S: 4	H: 1 LOB: 1 BB: 0 P: 4	1B: 7 2B: 6 3B: 0 HR: 0	SF: 0 SAC: 0 DP: 0 HBP: 0	WP: 0 PB: 0 SB: 1 CS: 0	PA: 44
<b>PITCHER</b>	IP	WLS	BF	H	R	ER	SO	BB	IBB	HBP	BLK	WP	HR	S	P	ERA	WHIP							
<b>Dick Bosman, R</b> ERA: 3.84 (1, 1)	7.1		11	5	5	6	0	0	0	0	0	0	0	43	43	6.14	1.500							
<b>Jim Shellenback, L</b> ERA: 4.02 (8, 1)	0.1		2	0	0	0	1	0	0	0	0	0	0	3	7	0.00	3.000							
<b>Horacio Pina, R</b> ERA: 2.54 (8, 1)	1.1	W	6	1	0	0	0	0	1	0	0	0	0	5	9	0.00	0.750							
<b>Paul Lindblad, L</b> ERA: 1.37 (10, 1)	0.1		2	1	0	0	0	0	0	0	0	0	0	2	2	0.00	3.000							
<b>Casey Cox, R</b> ERA: 3.99 (10, 1)	0.2	S	2	0	0	0	0	0	0	0	0	0	0	2	2	0.00	0.000							

Texas Rangers @ Kansas City Royals  
Municipal Stadium, Kansas City, MO  
Sun Jul 02 1972, 4:33 AM EDT  
Unknown

AB	41
R	5
H	13
RBI	5
BB	2
SO	7
LOB	17





Batter	1	2	3	4	5	6	7	8	9	AB	R	H	RBI	BB	SO	LOB	TOP			
Davey Nelson, R OBP: 0.355, SLG: 0.321 (1, 5)	0-0 6-3		0-3 K			0-3 K		0-0 FC4-6 1B	0-3 K	5	0	1	0	0	3	2				
Toby Harrah, R OBP: 0.314, SLG: 0.329 (1, 6)	0-0 1B			0-0 7-2 3B		0-0 F9		0-0 FC4-6 2B		4	1	2	1	0	0	1				
Ted Ford, R OBP: 0.333, SLG: 0.442 (1, 9)	0-0 1B			0-0 1-3			0-0 1B	0-0 1B		4	1	3	1	0	0	1				
Frank Howard, R OBP: 0.362, SLG: 0.385 (1, 3)	0-0 G4-6-3 1B			4-0 BB			0-0 1B	0-0 1B		3	0	2	1	1	0	2				
Joe Lovitto, S OBP: 0.314, SLG: 0.238 (1, 8)		0-0 4-1		0-0 7-2			0-0 K	0-0 1-3		4	0	0	0	0	1	5				
Tom Grieve, R OBP: 0.236, SLG: 0.242 (1, 7)		0-0 3-1			0-3 K		0-3 K		0-0 5-3	4	0	0	0	0	2	2				
Ted Kubiak, S OBP: 0.325, SLG: 0.254 Jim Shellenback, L OBP: 0.200, SLG: 0.111 Larry Blittner, L OBP: 0.366, SLG: 0.385 (1, 4) (7, 1) (9, PH)			0-0 CS 1B		0-0 F9		0-0 F8		4-0 FC5-4 BB	2	0	1	0	0	0	0	AB 34			
Ken Suarez, R OBP: 0.171, SLG: 0.188 (1, 2)		0-0 CS	0-0 5-3		0-0 4-3			0-0 1B FC4-6 2B	4-0 FC5-4 BB	3	1	1	0	1	0	0	R 3			
Pete Broberg, R OBP: 0.147, SLG: 0.182 Casey Cox, R OBP: 0.244, SLG: 0.284 Lenny Randle, S OBP: 0.325, SLG: 0.365 (1, 1) (5, 1) (7, PH)				0-3 K		0-0 F9		0-0 1-6-3	0-0 FC5-4	1	0	0	0	0	1	0	H 10			
<b>Inning Stats</b>	R: 0 E: 0 K: 0 S: 4	H: 2 LOB: 1 BB: 0 P: 4	R: 0 E: 0 K: 0 S: 3	H: 1 LOB: 0 BB: 0 P: 3	R: 0 E: 0 K: 2 S: 7	H: 0 LOB: 0 BB: 0 P: 7	R: 0 E: 0 K: 0 S: 3	H: 1 LOB: 1 BB: 1 P: 7	R: 0 E: 0 K: 1 S: 5	H: 0 LOB: 0 BB: 0 P: 5	R: 0 E: 0 K: 2 S: 9	H: 2 LOB: 2 BB: 0 P: 9	R: 3 E: 0 K: 0 S: 7	H: 4 LOB: 1 BB: 0 P: 7	R: 0 E: 0 K: 1 S: 5	H: 0 LOB: 2 BB: 2 P: 13	1B: 7 2B: 3 3B: 1 HR: 0	SF: 0 SAC: 0 DP: 2 HBP: 0	WP: 0 PB: 0 SB: 0 CS: 1	PA: 38
<b>PITCHER</b> Jim Rooker, L ERA: 4.04 (1, 1)	IP: 9.0 WLS: W BF: 37 H: 10 R: 3 ER: 3 SO: 7 BB: 3 IBB: 0 HBP: 0 BLK: 0 WP: 0 HR: 0 S: 48 P: 60 ERA: 3.00 WHIP: 1.444															<b>PITCHER</b> IP: WLS: BF: H: R: ER: SO: BB: IBB: HBP: BLK: WP: HR: S: P: ERA: WHIP				

Texas Rangers @ Kansas City Royals  
Municipal Stadium, Kansas City, MO  
Sun Jul 02 1972, 4:38 AM EDT  
Att: 12,926 - Unknown

AB	34
R	3
H	10
RBI	3
BB	3
SO	7
LOB	18



Batter	1	2	3	4	5	6	7	8	9	AB	R	H	RBI	BB	SO	LOB	BOTTOM			
Freddie Patek, R OBP: 0.298, SLG: 0.320 (1, 6)	0-0 1-3		0-3 K	0-0 1B		0-0 5-3				4	0	1	0	0	1	0				
Joe Keough, L OBP: 0.303, SLG: 0.179 (1, 7)	0-0 1-3		0-0 F9		4-0 1B 2B BB	0-0 1-3				3	1	0	0	1	0	0				
Amos Otis, R OBP: 0.364, SLG: 0.398 (1, 8)	0-0 6-3		0-0 G3		0-0 2B 1B 1B	0-0 1-3				4	1	1	0	0	0	0				
Richie Scheinblum, S OBP: 0.388, SLG: 0.494 (1, 9)		0-0 HR		0-0 FC5-4 BB 1B	0-0 1B 2B	0-0 5-3				4	3	3	2	0	0	0				
John Mayberry, L OBP: 0.382, SLG: 0.483 Gail Hopkins, L OBP: 0.212, SLG: 0.194 (1, 3) (7, 3)		0-0 F3		4-0 FC5-4 BB	4-0 1B BB	0-0 5-3				1	0	0	0	2	0	0				
Ed Kirkpatrick, L OBP: 0.401, SLG: 0.473 (1, 2)		0-0 1B FC6-4 1B		0-0 FC5-4 E 2B	0-0 F3	0-0 4-3				4	2	1	0	0	0	5				
Cookie Rojas, R OBP: 0.336, SLG: 0.369 (1, 4)		0-0 FC6-4 1B		0-0 E9 2B 1B	0-0 FC5-4 1B	0-0 1-3				4	1	3	3	0	0	0	AB 33			
Paul Schaal, R OBP: 0.308, SLG: 0.330 Bobby Floyd, R OBP: 0.226, SLG: 0.203 (1, 5) (5, 5)		0-0 FC6-4		0-0 1B 2B	0-0 F8	0-0 F7				2	0	1	3	0	0	1	R 8			
Jim Rooker, R OBP: 0.118, SLG: 0.118 (1, 1)		0-0 K		0-0 F5	0-0 FC5-4	0-3 K				2	0	0	0	0	2		H 10			
<b>Inning Stats</b>	R: 0 E: 0 K: 0 S: 3	H: 0 LOB: 0 BB: 0 P: 3	R: 2 E: 0 K: 1 S: 8	H: 3 LOB: 1 BB: 0 P: 8	R: 0 E: 0 K: 1 S: 5	H: 0 LOB: 0 BB: 0 P: 5	R: 3 E: 1 K: 0 S: 6	H: 4 LOB: 2 BB: 1 P: 10	R: 3 E: 0 K: 0 S: 6	H: 3 LOB: 2 BB: 2 P: 14	R: 0 E: 0 K: 0 S: 3	H: 0 LOB: 0 BB: 0 P: 3	R: 0 E: 0 K: 0 S: 3	H: 0 LOB: 0 BB: 0 P: 3	R: 0 E: 0 K: 1 S: 5	H: 0 LOB: 0 BB: 0 P: 5	1B: 7 2B: 2 3B: 0 HR: 1	SF: 0 SAC: 0 DP: 0 HBP: 0	WP: 0 PB: 0 SB: 0 CS: 0	PA: 36
<b>PITCHER</b> Pete Broberg, R ERA: 3.99 Casey Cox, R ERA: 4.03 Jim Shellenback, L ERA: 3.86 (1, 1) (5, 1) (7, 1)	IP: 4.0 WLS: L BF: 21 H: 8 R: 7 ER: 7 SO: 2 BB: 2 IBB: 0 HBP: 0 BLK: 0 WP: 0 HR: 1 S: 23 P: 31 ERA: 15.75 WHIP: 2.500															<b>PITCHER</b> IP: WLS: BF: H: R: ER: SO: BB: IBB: HBP: BLK: WP: HR: S: P: ERA: WHIP				

Texas Rangers @ Kansas City Royals  
Municipal Stadium, Kansas City, MO  
Sun Jul 02 1972, 4:38 AM EDT  
Att: 12,926 - Unknown

AB	33
R	8
H	10
RBI	8
BB	3
SO	3
LOB	12





Batter	1	2	3	4	5	6	7	8	9	AB	R	H	RBI	BB	SO	LOB	TOP										
<b>Toby Harrah, R</b> OBP: 0.316, SLG: 0.327 (1, 6)										4	1	1	0	1	0	2	<b>Texas Rangers @ Kansas City Royals</b> Municipal Stadium, Kansas City, MO Mon Jul 03 1972, 4:33 AM EDT Att: 7,528 - Unknown  <b>AB 33</b> <b>R 2</b> <b>H 7</b> <b>RBI 1</b> <b>BB 3</b> <b>SO 2</b> <b>LOB 20</b> 										
<b>Dalton Jones, L</b> OBP: 0.231, SLG: 0.344 (1, 5)										3	0	1	0	1	0	2											
<b>Don Mincher, L</b> OBP: 0.366, SLG: 0.360 (1, 3)										4	0	2	1	0	0	2											
<b>Ted Ford, R</b> OBP: 0.339, SLG: 0.439 <b>Larry Blittner, L</b> OBP: 0.363, SLG: 0.382 (5, PR) (5, 7)										1	0	0	0	1	0	2											
<b>Frank Howard, R</b> OBP: 0.354, SLG: 0.376 <b>Elliott Maddox, R</b> OBP: 0.333, SLG: 0.267 (1, 9) (8, 8)										4	0	0	0	0	1	6											
<b>Joe Lovitto, S</b> OBP: 0.312, SLG: 0.239 (1, 8) (8, 9)										4	0	1	0	0	0	2											
<b>Hal King, L</b> OBP: 0.327, SLG: 0.309 (1, 2)										4	1	1	0	0	0	1											
<b>Ted Kubiak, S</b> OBP: 0.322, SLG: 0.253 (1, 4)										4	0	1	0	0	0	1											
<b>Mike Paul, L</b> (1, 1)										2	0	0	0	0	0	1											
<b>Davey Nelson, R</b> OBP: 0.354, SLG: 0.320 <b>Jim Panther, R</b> OBP: 0.400, SLG: 0.250 <b>Jim Shellenback, L</b> OBP: 0.182, SLG: 0.100 (7, PH) (7, 1) (7, 1)										1	0	0	0	0	1	0											
<b>Inning Stats</b>	R: 0 E: 0 K: 0 S: 5	H: 2 LOB: 2 BB: 0 P: 5	R: 1 E: 1 K: 0 S: 5	H: 2 LOB: 1 BB: 0 P: 5	R: 0 E: 0 K: 0 S: 4	H: 1 LOB: 2 BB: 1 P: 8	R: 0 E: 0 K: 0 S: 3	H: 0 LOB: 0 BB: 0 P: 3	R: 0 E: 0 K: 1 S: 5	H: 0 LOB: 3 BB: 1 P: 10	R: 0 E: 0 K: 0 S: 3	H: 1 LOB: 0 BB: 0 P: 3	R: 1 E: 0 K: 1 S: 6	H: 1 LOB: 1 BB: 1 P: 10	R: 0 E: 0 K: 0 S: 3	H: 0 LOB: 0 BB: 0 P: 3	R: 0 E: 0 K: 0 S: 3	H: 0 LOB: 0 BB: 0 P: 3	1B: 6 2B: 1 3B: 0 HR: 0	SF: 0 SAC: 0 DP: 2 HBP: 1	WP: 1 PB: 0 SB: 2 CS: 0	PA: 37					
<b>PITCHER</b>	IP	WLS	BF	H	R	ER	SO	BB	IBB	HBP	BLK	WP	HR	S	P	ERA	WHIP										
<b>Dick Drago, R</b> ERA: 2.4 (1, 1)	7.0	L	31	7	2	1	2	3	0	1	0	1	0	31	44	1.29	1.429										
<b>Mike Hedlund, R</b> ERA: 3.88 (8, 1)	1.0		3	0	0	0	0	0	0	0	0	0	0	3	3	0.00	0.000										
<b>Al Fitzmorris, R</b> ERA: 3.54 (9, 1)	1.0		3	0	0	0	0	0	0	0	0	0	0	3	3	0.00	0.000										

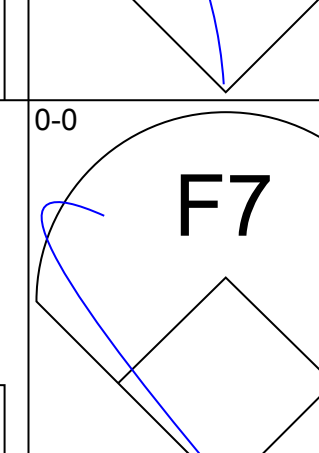
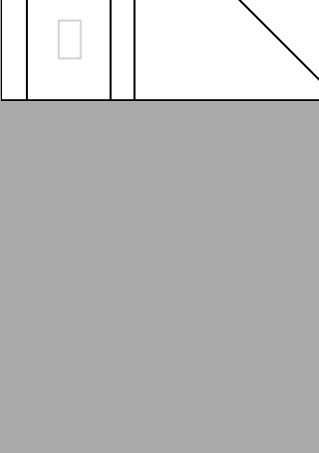
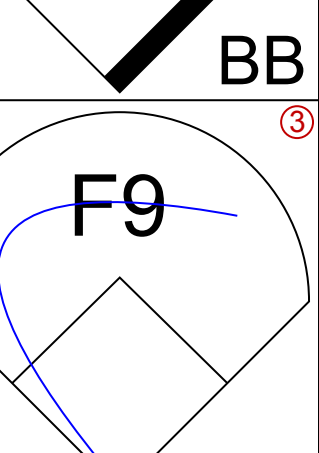




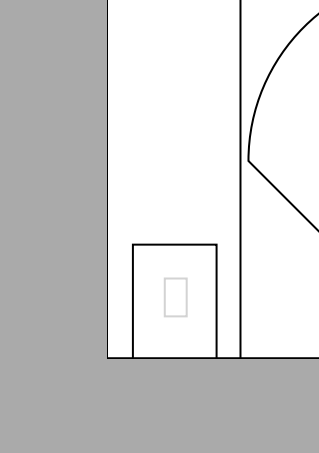

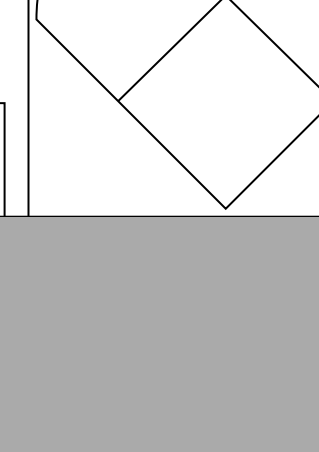
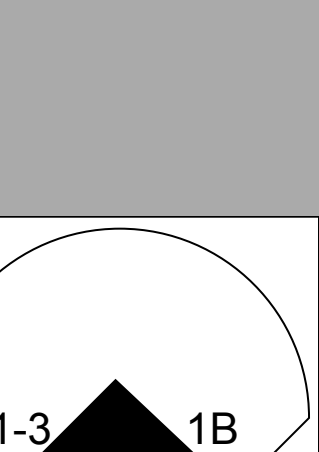




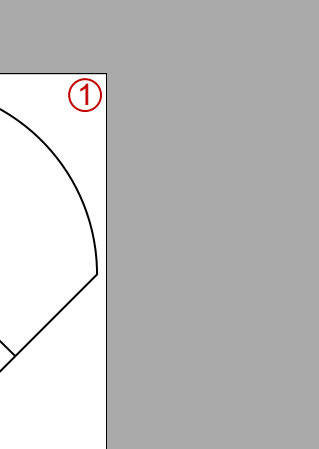




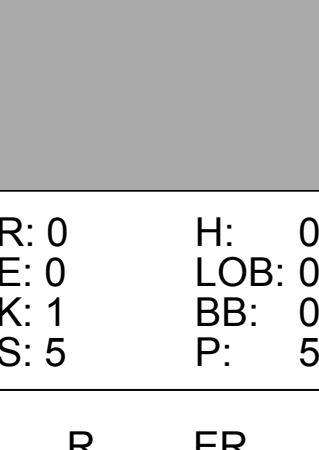
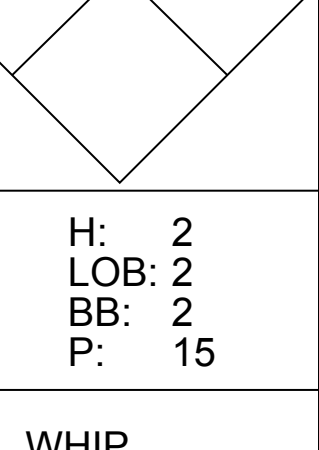
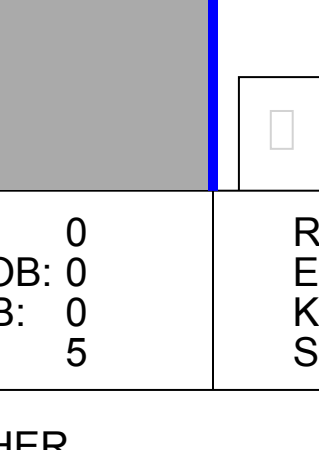
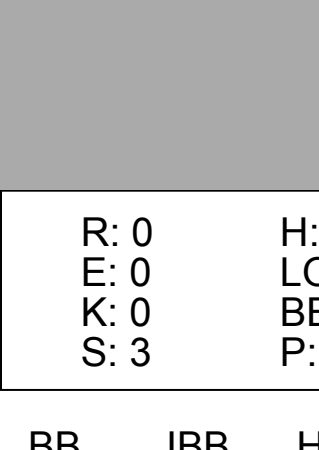






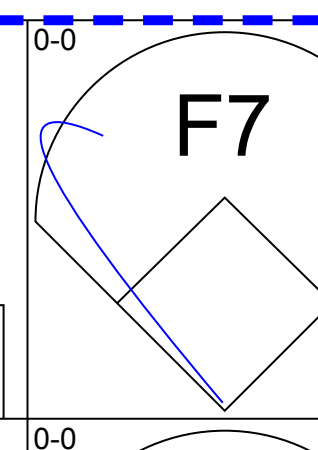
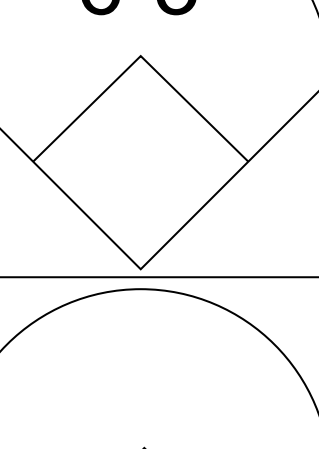

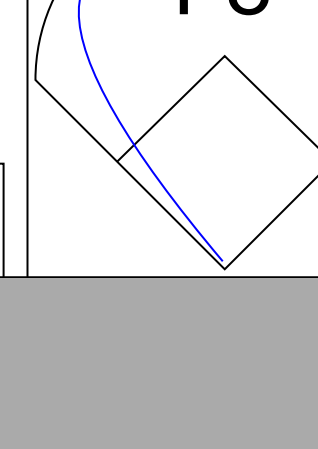
Batter	1	2	3	4	5	6	7	8	9	AB	R	H	RBI	BB	SO	LOB	BOTTOM										
<b>Freddie Patek, R</b> OBP: 0.296, SLG: 0.317 (1, 6)										5	1	1	0	0	1	0	<b>Texas Rangers @ Kansas City Royals</b> Municipal Stadium, Kansas City, MO Mon Jul 03 1972, 4:33 AM EDT Att: 7,528 - Unknown  <b>AB 38</b> <b>R 1</b> <b>H 11</b> <b>RBI 1</b> <b>BB 3</b> <b>SO 7</b> <b>LOB 24</b> 										
<b>Joe Keough, L</b> OBP: 0.316, SLG: 0.188 (1, 8)										4	0	1	0	1	0	2											
<b>Lou Piniella, R</b> OBP: 0.350, SLG: 0.442 <b>Steve Hovley, L</b> OBP: 0.286, SLG: 0.308 (9, PR) (1, 7)										5	0	3	1	0	1	1											
<b>Richie Scheinblum, S</b> OBP: 0.383, SLG: 0.486 (1, 9)										5	0	1	0	0	0	5											
<b>John Mayberry, L</b> OBP: 0.378, SLG: 0.477 (1, 3)										5	0	1	0	0	2	6											
<b>Cookie Rojas, R</b> OBP: 0.338, SLG: 0.371 (1, 4)										4	0	2	0	0	0	0											
<b>Jerry May, R</b> OBP: 0.307, SLG: 0.354 (1, 2)										3	0	0	0	1	1	3											
<b>Bobby Floyd, R</b> OBP: 0.242, SLG: 0.210 (1, 5)										3	0	1	0	1	1	3											
<b>Dick Drago, R</b> OBP: 0.132, SLG: 0.057 <b>Carl Taylor, R</b> OBP: 0.333, SLG: 0.375 <b>Mike Hedlund, R</b> OBP: 0.313, SLG: 0.313 <b>Amos Otis, R</b> OBP: 0.363, SLG: 0.396 <b>Al Fitzmorris, S</b> OBP: 0.286, SLG: 0.167 (1, 1) (7, PH) (8, 1) (8, PH) (9, 1)										2	0	0	0	0	1	3											
<b>Inning Stats</b>	R: 0 E: 0 K: 1 S: 6	H: 1 LOB: 1 BB: 0 P: 6	R: 0 E: 0 K: 0 S: 4	H: 1 LOB: 2 BB: 1 P: 8	R: 0 E: 0 K: 2 S: 8	H: 1 LOB: 2 BB: 1 P: 12	R: 0 E: 0 K: 3 S: 10	H: 1 LOB: 0 BB: 0 P: 10	R: 0 E: 0 K: 0 S: 3	H: 0 LOB: 0 BB: 0 P: 3	R: 0 E: 0 K: 0 S: 5	H: 2 LOB: 2 BB: 0 P: 5	R: 1 E: 0 K: 1 S: 8	H: 3 LOB: 2 BB: 0 P: 8	R: 0 E: 0 K: 0 S: 3	H: 0 LOB: 1 BB: 1 P: 7		R: 0 E: 0 K: 0 S: 5	H: 2 LOB: 2 BB: 0 P: 5	1B: 11 2B: 0 3B: 0 HR: 0	SF: 0 SAC: 0 DP: 0 HBP: 0	WP: 0 PB: 0 SB: 0 CS: 0	PA: 41				
<b>PITCHER</b>	IP	WLS	BF	H	R	ER	SO	BB	IBB	HBP	BLK	WP	HR	S	P	ERA	WHIP										
<b>Mike Paul, L</b> ERA: 2.22 (1, 1)	6.0	W	26	6	0	0	6	2	0	0	0	0	0	36	44	0.00	1.333										
<b>Jim Panther, R</b> ERA: 5.17 (7, 1)	0.2		5	3	1	1	0	0	0	0	0	0	0	5	5	13.50	4.500										
<b>Jim Shellenback, L</b> ERA: 3.68 (7, 1)	2.1	S	10	2	0	0	1	1	0	0	0	0	0	11	15	0.00	1.286										

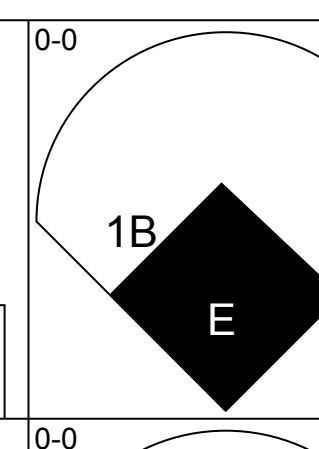
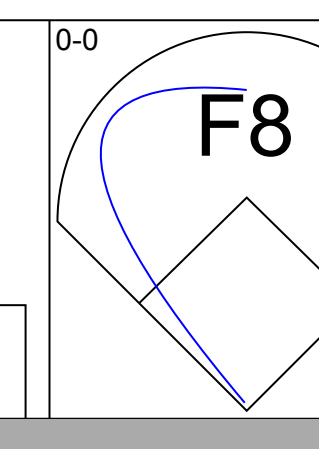
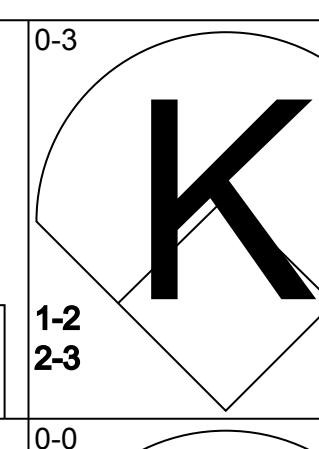
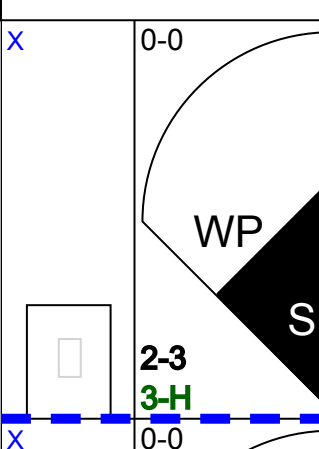
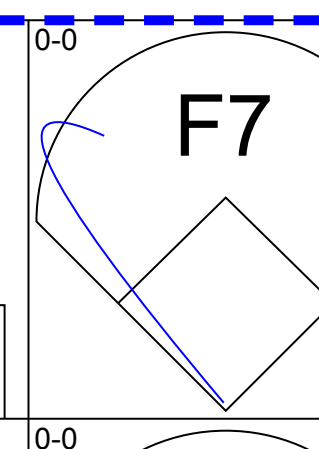
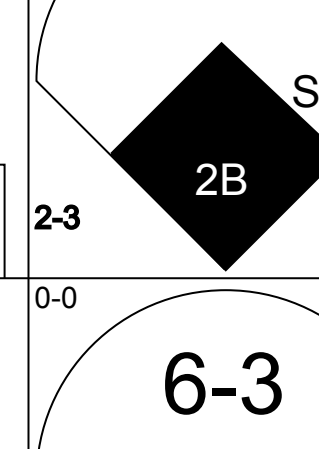
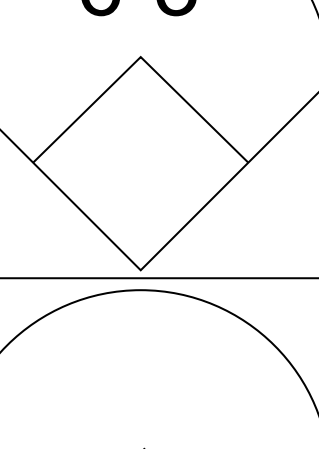
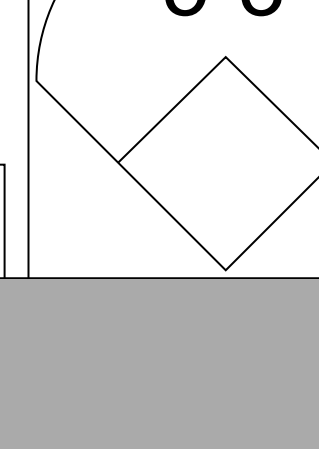
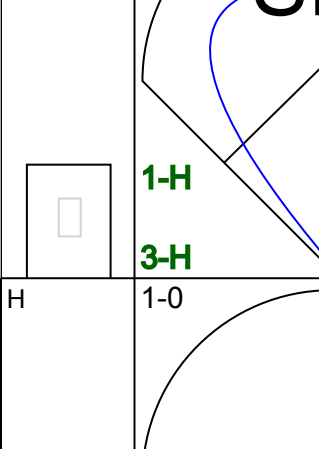
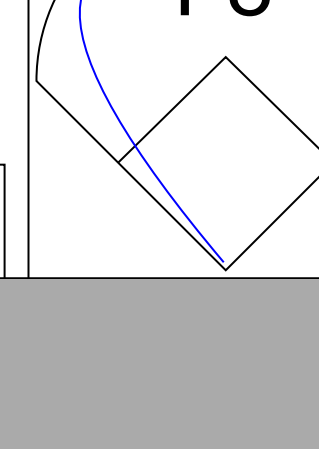


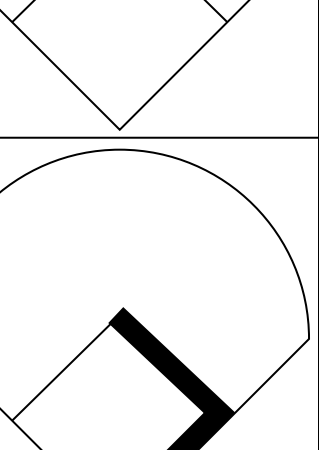
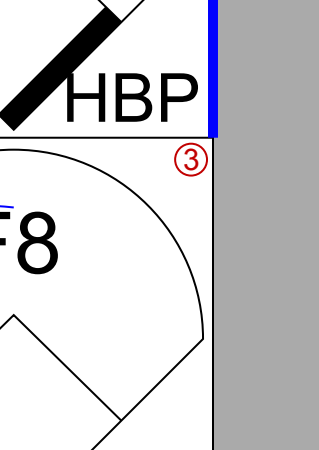
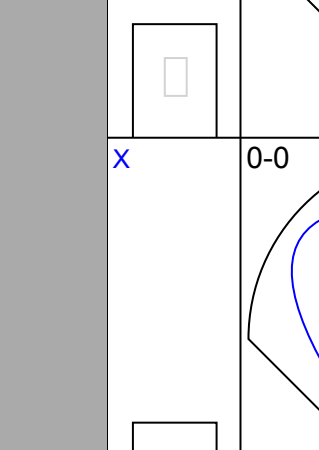
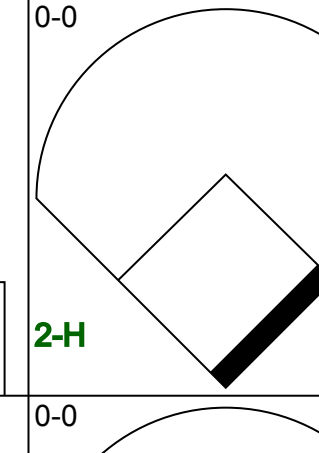
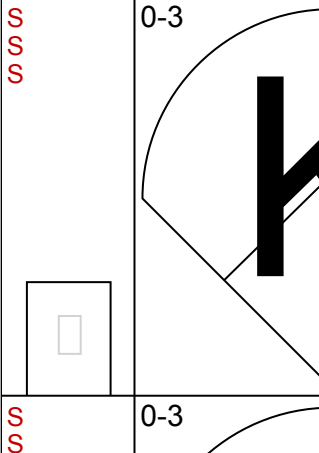
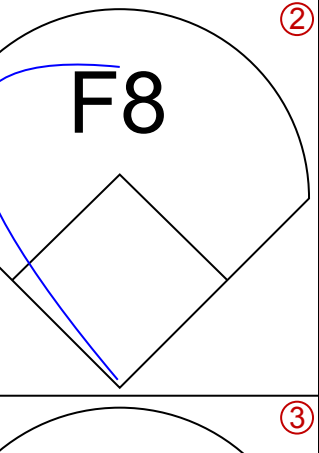

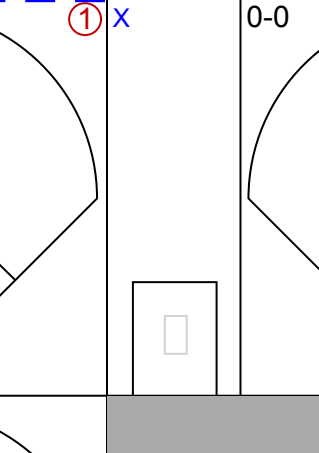
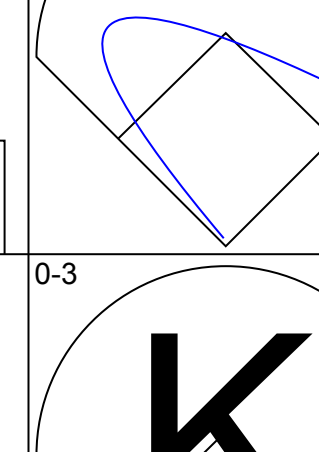
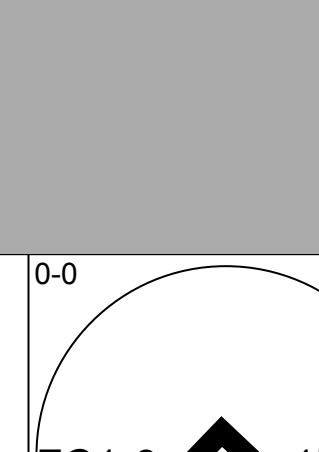

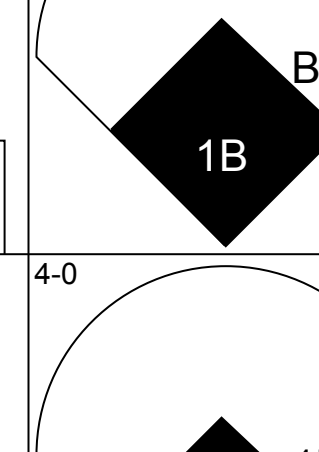
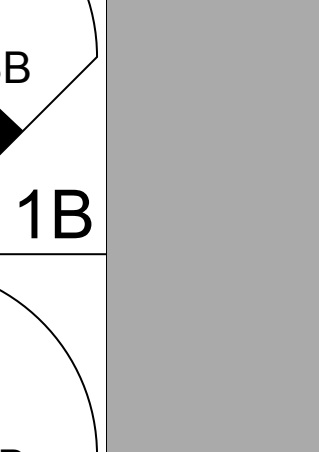
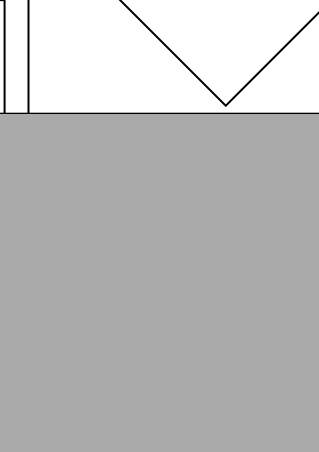


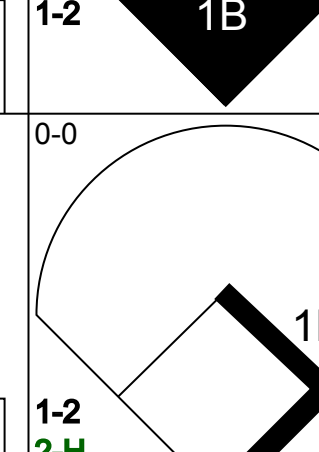

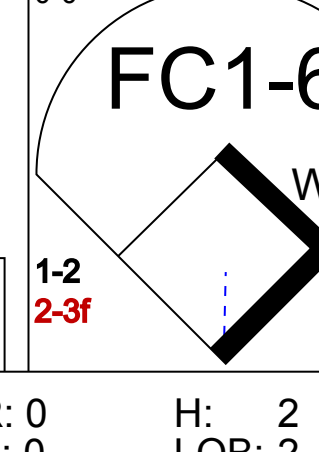

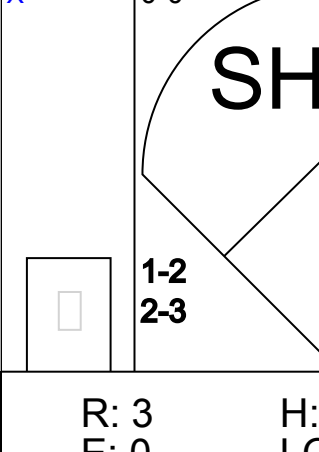
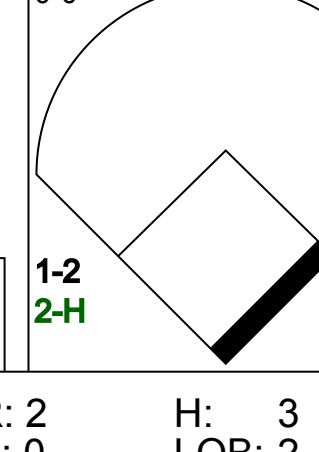
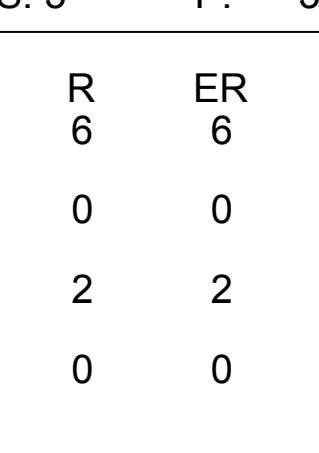
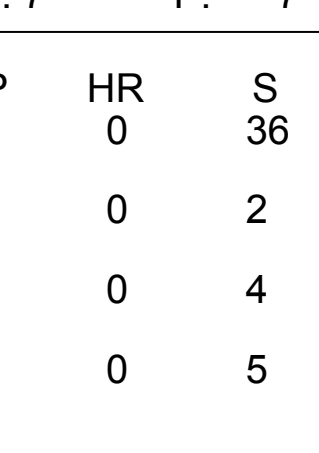
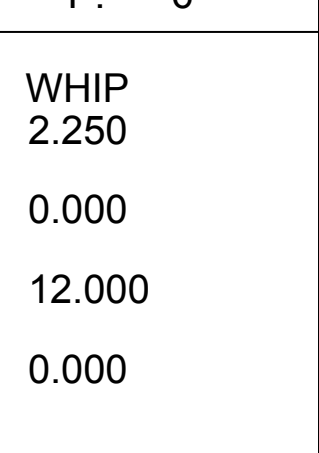


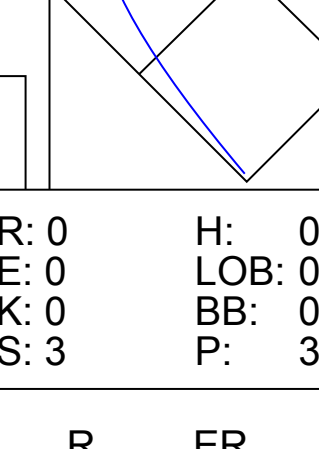

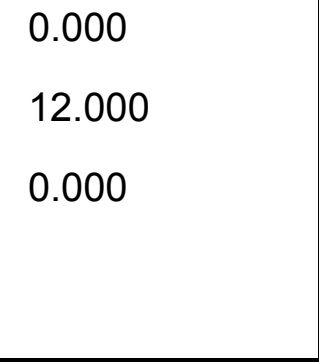




Batter	1	2	3	4	5	6	7	8	9	AB	R	H	RBI	BB	SO	LOB	TOP			
Dick McAuliffe, L (1, 4) OBP: 0.351, SLG: 0.338										4	0	1	0	0	1	0	<b>Detroit Tigers @ Kansas City Royals</b> Municipal Stadium, Kansas City, MO Tue Jul 04 1972, 8:05 PM EDT Att: 10,762 - Unknown			
Aurelio Rodriguez, R (1, 5) OBP: 0.277, SLG: 0.317										4	0	0	0	0	0	1				
Jim Northrup, L (1, 9) OBP: 0.313, SLG: 0.344										4	0	1	0	0	0	0				
Bill Freehan, R (1, 2) OBP: 0.356, SLG: 0.428										4	0	1	0	0	1	1				
Norm Cash, L (1, 3) OBP: 0.321, SLG: 0.482										4	0	1	0	0	0	0				
Willie Horton, R (1, 7) OBP: 0.313, SLG: 0.431										2	0	0	0	1	0	0				
Mickey Stanley, R (1, 8) OBP: 0.266, SLG: 0.389										3	0	0	0	0	0	3				
Ed Brinkman, R (1, 6) OBP: 0.242, SLG: 0.270										3	0	0	0	0	0	0				
Bill Slayback, R (1, 1) Gates Brown, L (8, PH) Fred Scherman, L (8, 1)										2	0	0	0	0	2	0				
<b>Inning Stats</b>	R: 0 E: 0 K: 2 S: 8	H: 1 LOB: 1 BB: 0 P: 8	R: 0 E: 0 K: 0 S: 3	H: 0 LOB: 0 BB: 0 P: 3	R: 0 E: 0 K: 1 S: 5	H: 0 LOB: 0 BB: 0 P: 5	R: 0 E: 0 K: 0 S: 5	H: 2 LOB: 3 BB: 1 P: 9	R: 0 E: 0 K: 1 S: 6	H: 1 LOB: 1 BB: 0 P: 6	R: 0 E: 0 K: 0 S: 3	H: 0 LOB: 0 BB: 0 P: 3	R: 0 E: 0 K: 0 S: 3	H: 0 LOB: 0 BB: 0 P: 3	R: 0 E: 0 K: 0 S: 3	H: 0 LOB: 0 BB: 0 P: 3	1B: 4 2B: 0 3B: 0 HR: 0	SF: 0 SAC: 0 DP: 0 HBP: 0	WP: 0 PB: 0 SB: 1 CS: 0	PA: 32
<b>PITCHER</b> Roger Nelson, R (1, 1) ERA: 1.06	IP: 9.0 WLS: W BF: 32 H: 4 R: 0 ER: 0 SO: 4	BB: 1 IBB: 0 HBP: 0 BLK: 0	WP: 0 HR: 0 S: 39 P: 43	ERA: 0.00 WHIP: 0.556	<b>PITCHER</b>											IP: 9.0 WLS: W BF: 32 H: 4 R: 0 ER: 0 SO: 4	BB: 1 IBB: 0 HBP: 0 BLK: 0	WP: 0 HR: 0 S: 39 P: 43	ERA: 0.00 WHIP: 0.556	

Batter	1	2	3	4	5	6	7	8	9	AB	R	H	RBI	BB	SO	LOB	BOTTOM		
Freddie Patek, R (1, 6) OBP: 0.292, SLG: 0.312										4	0	0	0	0	0	1	<b>Detroit Tigers @ Kansas City Royals</b> Municipal Stadium, Kansas City, MO Tue Jul 04 1972, 8:05 PM EDT Att: 10,762 - Unknown		
Amos Otis, R (1, 8) OBP: 0.365, SLG: 0.398										4	1	2	0	0	1	0			
Lou Piniella, R (1, 7) OBP: 0.356, SLG: 0.444										3	0	2	0	1	0	1			
Richie Scheinblum, S (1, 9) OBP: 0.380, SLG: 0.478										3	0	0	0	1	1	4			
John Mayberry, L (1, 3) OBP: 0.380, SLG: 0.477										4	0	2	0	0	0	2			
Ed Kirkpatrick, L (1, 2) OBP: 0.409, SLG: 0.469										1	0	0	0	3	0	2			
Cookie Rojas, R (1, 4) OBP: 0.337, SLG: 0.369										4	0	1	0	0	0	7			
Bobby Floyd, R (1, 5) OBP: 0.232, SLG: 0.200										3	0	0	0	0	1	1			
Roger Nelson, R (1, 1) OBP: 0.250, SLG: 0.250										2	0	0	0	0	1	0			
<b>Inning Stats</b>	R: 1 E: 1 K: 0 S: 5	H: 2 LOB: 3 BB: 2 P: 13	R: 0 E: 0 K: 1 S: 5	H: 0 LOB: 0 BB: 0 P: 5	R: 0 E: 0 K: 1 S: 6	H: 1 LOB: 3 BB: 2 P: 14	R: 0 E: 0 K: 1 S: 5	H: 0 LOB: 0 BB: 0 P: 5	R: 0 E: 0 K: 0 S: 4	H: 1 LOB: 1 BB: 0 P: 4	R: 0 E: 0 K: 1 S: 5	H: 1 LOB: 0 BB: 0 P: 5	R: 0 E: 0 K: 0 S: 2	H: 0 LOB: 0 BB: 1 P: 6	1B: 7 2B: 0 3B: 0 HR: 0	SF: 0 SAC: 1 DP: 1 HBP: 0	WP: 0 PB: 0 SB: 1 CS: 1	PA: 34	
<b>PITCHER</b> Bill Slayback, R (1, 1) ERA: 1.93 Fred Scherman, L (8, 1) ERA: 2.6	IP: 7.0 WLS: L BF: 31 H: 7 R: 1 ER: 1 SO: 4	BB: 4 IBB: 0 HBP: 0 BLK: 0	WP: 0 HR: 0 S: 35 P: 51	ERA: 1.29 WHIP: 1.571	<b>PITCHER</b>											IP: 1.0 WLS: 3 BF: 3 H: 0 R: 0 ER: 0 SO: 0	BB: 1 IBB: 0 HBP: 0 BLK: 0	WP: 0 HR: 0 S: 2 P: 6	ERA: 0.00 WHIP: 1.000



Batter	1	2	3	4	5	6	7	8	9	AB	R	H	RBI	BB	SO	LOB	TOP			
Tony Taylor, R OBP: 0.383, SLG: 0.451 (1, 4)										4	0	2	2	0	1	1	<b>Detroit Tigers @ Kansas City Royals</b> Municipal Stadium, Kansas City, MO Wed Jul 05 1972, 8:05 PM EDT Att: 11,297 - Unknown			
Al Kaline, R OBP: 0.316, SLG: 0.357 (1, 9)										3	0	0	0	1	0	2				
Bill Freehan, R OBP: 0.349, SLG: 0.419 (1, 2)										4	0	0	0	0	0	2				
Willie Horton, R OBP: 0.304, SLG: 0.418 (1, 7)										4	0	0	0	0	1	0				
Paul Jata, R OBP: 0.302, SLG: 0.288 (1, 3)										4	0	0	0	0	1	0				
Mickey Stanley, R OBP: 0.286, SLG: 0.382 (1, 8)										3	1	0	0	1	1	0				
Aurelio Rodriguez, R OBP: 0.273, SLG: 0.313 (1, 5)										4	0	0	0	0	1	1				
Ed Brinkman, R OBP: 0.243, SLG: 0.271 (1, 6)										3	1	1	0	0	2	0				
Mickey Lolich, S OBP: 0.214, SLG: 0.083 Chuck Seelbach, R OBP: 0.333, SLG: 0.286 Ike Brown, R OBP: 0.351, SLG: 0.355 Ron Perranoski, L OBP: 0.285, SLG: 0.355 Chris Zachary, L OBP: 0.285, SLG: 0.355 (1, 1)										0	0	0	0	1	0	0				
<b>Inning Stats</b>	R: 0 E: 0 K: 1 S: 5	H: 0 LOB: 0 BB: 0 P: 5	R: 0 E: 0 K: 1 S: 5	H: 0 LOB: 0 BB: 0 P: 5	R: 0 E: 0 K: 1 S: 6	H: 1 LOB: 2 BB: 1 P: 10	R: 0 E: 0 K: 1 S: 5	H: 0 LOB: 0 BB: 0 P: 5	R: 0 E: 0 K: 1 S: 5	H: 0 LOB: 1 BB: 1 P: 9	R: 0 E: 0 K: 0 S: 3	H: 0 LOB: 0 BB: 0 P: 3	R: 0 E: 0 K: 0 S: 3	H: 0 LOB: 0 BB: 0 P: 3	R: 0 E: 0 K: 0 S: 3	H: 0 LOB: 0 BB: 0 P: 3		1B: 3 2B: 0 3B: 0 HR: 0	SF: 0 SAC: 1 DP: 0 HBP: 0	WP: 0 PB: 0 SB: 0 CS: 0
<b>PITCHER</b> Paul Splittorf, L ERA: 2.41 (1, 1)	IP: 9.0 WLS: W BF: 34 H: 3 R: 2 ER: 2 SO: 7 BB: 4 IBB: 0 HBP: 0 BLK: 0 WP: 0 HR: 0 S: 44 P: 60 ERA: 2.00 WHIP: 0.778															<b>PITCHER</b>				

Batter	1	2	3	4	5	6	7	8	9	AB	R	H	RBI	BB	SO	LOB	BOTTOM			
Freddie Patek, R OBP: 0.294, SLG: 0.318 (1, 6)										5	2	2	1	0	1	4	<b>Detroit Tigers @ Kansas City Royals</b> Municipal Stadium, Kansas City, MO Wed Jul 05 1972, 8:05 PM EDT Att: 11,297 - Unknown			
Amos Otis, R OBP: 0.382, SLG: 0.395 (1, 8)										4	1	1	1	0	0	4				
Lou Piniella, R OBP: 0.358, SLG: 0.443 Steve Hovley, L OBP: 0.282, SLG: 0.304 (1, 7)										3	0	1	0	0	0	1				
Richie Scheinblum, S OBP: 0.386, SLG: 0.489 (1, 9)										4	1	2	1	1	0	1				
John Mayberry, L OBP: 0.376, SLG: 0.471 (1, 3)										5	0	1	1	0	1	3				
Cookie Rojas, R OBP: 0.338, SLG: 0.367 (1, 4)										4	1	1	0	0	2	4				
Jerry May, R OBP: 0.326, SLG: 0.366 (1, 2)										3	2	2	0	1	1	1				
Bobby Floyd, R OBP: 0.260, SLG: 0.221 (1, 5)										3	1	2	1	1	0	0				
Paul Splittorf, L OBP: 0.233, SLG: 0.279 (1, 1)										3	0	1	1	0	0	2				
<b>Inning Stats</b>	R: 3 E: 0 K: 1 S: 9	H: 4 LOB: 1 BB: 0 P: 9	R: 0 E: 0 K: 0 S: 3	H: 0 LOB: 0 BB: 0 P: 3	R: 0 E: 0 K: 2 S: 8	H: 1 LOB: 2 BB: 1 P: 12	R: 0 E: 0 K: 1 S: 7	H: 2 LOB: 2 BB: 0 P: 7	R: 0 E: 0 K: 1 S: 6	H: 1 LOB: 1 BB: 0 P: 6	R: 3 E: 0 K: 0 S: 6	H: 3 LOB: 2 BB: 1 P: 10	R: 2 E: 0 K: 0 S: 6	H: 3 LOB: 2 BB: 1 P: 10	R: 0 E: 0 K: 0 S: 3	H: 0 LOB: 0 BB: 0 P: 3		1B: 10 2B: 3 3B: 0 HR: 0	SF: 1 SAC: 1 DP: 0 HBP: 1	WP: 2 PB: 0 SB: 2 CS: 0
<b>PITCHER</b> Mickey Lolich, L ERA: 2.53 Chuck Seelbach, R ERA: 3.56 Ron Perranoski, L ERA: 7.56 Chris Zachary, R ERA: 1.98 (1, 1)	IP: 5.1 WLS: L BF: 28 H: 10 R: 6 ER: 6 SO: 5 BB: 2 IBB: 0 HBP: 0 BLK: 0 WP: 1 HR: 0 S: 36 P: 44 ERA: 10.12 WHIP: 2.250															<b>PITCHER</b>				

AB	29
R	2
H	3
RBI	2
BB	4
SO	7
LOB	6



AB	35
R	8
H	13
RBI	6
BB	3
SO	5
LOB	20













Batter	1	2	3	4	5	6	7	8	9	AB	R	H	RBI	BB	SO	LOB	TOP		
Freddie Patek, R (1,6) OBP: 0.295, SLG: 0.315 Gail Hopkins, L (9, PH) OBP: 0.229, SLG: 0.212										3	0	2	0	1	0	0	<b>Kansas City Royals @ Cleveland Indians</b> Cleveland Municipal Stadium, Cleveland, OH Sat Jul 08 1972, 3:33 AM EDT Att: 21,250 - Overcast - 68 F		
Amos Otis, R (1,8) OBP: 0.359, SLG: 0.398										3	0	1	0	1	1				
Lou Piniella, R (1,7) OBP: 0.364, SLG: 0.460										3	1	1	1	1	0	3			
Richie Scheinblum, S (1,9) OBP: 0.381, SLG: 0.492										4	0	0	0	0	2	3			
John Mayberry, L (1,3) OBP: 0.377, SLG: 0.468										4	0	1	0	0	1	2			
Cookie Rojas, R (1,4) OBP: 0.323, SLG: 0.359										4	0	1	0	0	0	1			
Jerry May, R (1,2) OBP: 0.326, SLG: 0.357 Steve Hovley, L (9, PH) OBP: 0.276, SLG: 0.296										2	0	0	0	1	1	1			
Bobby Floyd, R (1,5) OBP: 0.253, SLG: 0.216 Joe Keough, L (9, PH) OBP: 0.302, SLG: 0.216										3	0	1	0	0	1	2			
Roger Nelson, R (1,1) OBP: 0.182, SLG: 0.182 Ed Kirkpatrick, L (9, PH) OBP: 0.414, SLG: 0.477										3	0	0	0	0	2	3			
<b>Inning Stats</b>	R: 0 E: 0 K: 1 S: 6	H: 2 LOB: 2 BB: 1 P: 10	R: 0 E: 0 K: 1 S: 5	H: 1 LOB: 1 BB: 1 P: 9	R: 1 E: 0 K: 1 S: 6	H: 1 LOB: 0 BB: 0 P: 6	R: 0 E: 0 K: 2 S: 9	H: 2 LOB: 2 BB: 0 P: 9	R: 0 E: 0 K: 0 S: 3	H: 0 LOB: 0 BB: 0 P: 3	R: 0 E: 0 K: 1 S: 5	H: 0 LOB: 2 BB: 2 P: 13	R: 0 E: 0 K: 1 S: 5	H: 0 LOB: 0 BB: 0 P: 5	R: 0 E: 0 K: 2 S: 7	H: 0 LOB: 1 BB: 1 P: 11		1B: 6 2B: 0 3B: 0 HR: 1	SF: 0 SAC: 0 DP: 0 HBP: 0
<b>PITCHER</b>	IP WLS BF H R ER SO BB IBB HBP BLK WP HR S P ERA WHIP																		
Mike Kilkenny, L (1,1) ERA: 2.75 Phil Hennigan, R (7,1) ERA: 3.22	6.2 W 29 7 1 1 7 3 1 0 0 0 2 1 39 55 1.35 1.500																		

Batter	1	2	3	4	5	6	7	8	9	AB	R	H	RBI	BB	SO	LOB	BOTTOM		
Del Unser, L (1,8) OBP: 0.223, SLG: 0.253										4	0	0	0	0	0	0	<b>Kansas City Royals @ Cleveland Indians</b> Cleveland Municipal Stadium, Cleveland, OH Sat Jul 08 1972, 3:33 AM EDT Att: 21,250 - Overcast - 68 F		
Jack Brohamer, L (1,4) OBP: 0.272, SLG: 0.326										4	0	1	0	0	1	0			
Chris Chambliss, L (1,3) OBP: 0.317, SLG: 0.366										4	0	1	0	0	0	0			
Ron Lolich, R (1,9) OBP: 0.263, SLG: 0.245 (8,7)										4	0	0	0	0	1	2			
Graig Nettles, L (1,5) OBP: 0.333, SLG: 0.366										2	1	1	0	1	0	0			
Alex Johnson, R (1,7) OBP: 0.276, SLG: 0.324 Buddy Bell, R (8,9) OBP: 0.272, SLG: 0.281										3	1	1	0	0	0	1			
Ray Fosse, R (1,2) OBP: 0.313, SLG: 0.354										3	0	2	1	0	0	1			
Eddie Leon, R (1,6) OBP: 0.275, SLG: 0.272										3	0	0	0	0	2	2			
Mike Kilkenny, R (1,1) OBP: 0.143, SLG: 0.143 Phil Hennigan, R (7,1)										2	0	0	0	0	2	1			
<b>Inning Stats</b>	R: 0 E: 0 K: 1 S: 5	H: 0 LOB: 0 BB: 0 P: 5	R: 2 E: 1 K: 2 S: 9	H: 2 LOB: 1 BB: 1 P: 13	R: 0 E: 0 K: 0 S: 3	H: 0 LOB: 0 BB: 0 P: 3	R: 0 E: 0 K: 0 S: 4	H: 1 LOB: 1 BB: 0 P: 4	R: 0 E: 0 K: 2 S: 7	H: 0 LOB: 0 BB: 0 P: 7	R: 0 E: 0 K: 1 S: 5	H: 0 LOB: 0 BB: 0 P: 5	R: 0 E: 0 K: 0 S: 4	H: 1 LOB: 1 BB: 0 P: 4	R: 0 E: 0 K: 1 S: 7	H: 2 LOB: 2 BB: 0 P: 7		1B: 5 2B: 1 3B: 0 HR: 0	SF: 0 SAC: 0 DP: 0 HBP: 0
<b>PITCHER</b>	IP WLS BF H R ER SO BB IBB HBP BLK WP HR S P ERA WHIP																		
Roger Nelson, R (1,1) ERA: 1.07	8.0 L 31 6 2 1 7 1 0 0 0 0 0 0 44 48 1.12 0.875																		



Batter	1	2	3	4	5	6	7	8	9	AB	R	H	RBI	BB	SO	LOB	TOP							
Freddie Patek, R (1.6) OBP: 0.296, SLG: 0.320	5-3		K	1B			2B	E5		5	2	2	0	0	1	0	<b>Kansas City Royals @ Cleveland Indians</b> Cleveland Municipal Stadium, Cleveland, OH Sun Jul 09 1972, 3:33 AM EDT Unknown - 78 F							
Amos Otis, R (1.8) OBP: 0.367, SLG: 0.420	G6-4-3		E6	CS			5-2-3	HR		5	2	4	4	0	0	0								
Lou Piniella, R (1.7) OBP: 0.365, SLG: 0.460	G6-4-3		E6	CS			5-2-3	L7		4	0	1	1	1	0	1								
Richie Scheinblum, S (1.9) OBP: 0.374, SLG: 0.482		F5	CI				5-2-3	K		4	0	0	0	0	1	3								
John Mayberry, L (1.3) OBP: 0.377, SLG: 0.463	2B		K				F7	L7		3	0	0	0	2	1	2								
Ed Kirkpatrick, L (1.2) OBP: 0.414, SLG: 0.481			L5				3-1	K		5	0	2	0	0	1	5								
Cookie Rojas, R (1.4) OBP: 0.331, SLG: 0.359							F9	L8		3	0	1	0	1	0	1								
Bobby Floyd, R (1.5) OBP: 0.253, SLG: 0.231		F4	G6-4-3				F9	4-3		4	1	1	0	0	0	5								
Paul Splittorf, L (1.1) OBP: 0.239, SLG: 0.283							F6	4-3		3	1	1	0	0	0	4								
Carl Taylor, R (8, PH) OBP: 0.310, SLG: 0.346	G3									1	0	0	0	0	0	1								
Ken Wright, R (8, PH) OBP: 0.333, SLG: 0.333				2B				2-3		0	0	0	0	0	0	0								
<b>Inning Stats</b>	R: 0 E: 0 K: 0 S: 3	H: 1 LOB: 0 BB: 0 P: 3	R: 0 E: 0 K: 0 S: 4	H: 1 LOB: 3 BB: 2 P: 12	R: 1 E: 3 K: 2 S: 10	H: 1 LOB: 2 BB: 0 P: 10	R: 2 E: 0 K: 0 S: 5	H: 4 LOB: 0 BB: 0 P: 5	R: 0 E: 0 K: 0 S: 3	H: 0 LOB: 0 BB: 0 P: 3	R: 0 E: 0 K: 0 S: 4	H: 1 LOB: 1 BB: 0 P: 4	R: 0 E: 0 K: 0 S: 4	H: 2 LOB: 2 BB: 2 P: 12	R: 3 E: 1 K: 0 S: 6	H: 2 LOB: 0 BB: 0 P: 6	R: 0 E: 0 K: 2 S: 7	H: 0 LOB: 0 BB: 0 P: 7	1B: 6 2B: 6 3B: 0 HR: 1	SF: 0 SAC: 0 DP: 3 HBP: 0	WP: 0 PB: 0 SB: 0 CS: 1	PA: 43		
<b>PITCHER</b>	IP WLS BF H R ER SO BB IBB HBP BLK WP HR S P ERA WHIP	6.0 L 29 10 3 2 2 2 1 1 0 0 0 0 31 39 3.00 1.833	3.0 L 13 2 3 0 2 1 1 0 0 0 1 15 23 0.00 1.000																					

Batter	1	2	3	4	5	6	7	8	9	AB	R	H	RBI	BB	SO	LOB	BOTTOM							
Buddy Bell, R (1.8) OBP: 0.271, SLG: 0.279	1B	K		F8			5-3		F7	5	0	1	0	0	1	3	<b>Kansas City Royals @ Cleveland Indians</b> Cleveland Municipal Stadium, Cleveland, OH Sun Jul 09 1972, 3:33 AM EDT Unknown - 78 F							
Jack Brohamer, L (1.4) OBP: 0.276, SLG: 0.329	1B						4-3		1B	4	1	2	0	1	1	0								
Ron Lohich, R (1.9) OBP: 0.267, SLG: 0.236	K									2	1	0	0	1	1	2								
Del Unser, L (6, PH) OBP: 0.222, SLG: 0.251	K									1	0	0	0	0	1	0								
Ray Fosse, R (9, PH) OBP: 0.316, SLG: 0.357	K									1	0	1	1	0	0	0								
Graig Nettles, L (1.5) OBP: 0.335, SLG: 0.379	F6						1-3		G6-3	5	1	2	3	0	0	4								
Alex Johnson, R (1.7) OBP: 0.274, SLG: 0.319	F9									4	0	0	0	0	0	3								
Chris Chambliss, L (1.3) OBP: 0.315, SLG: 0.363	K									4	0	1	0	0	1	0								
Eddie Leon, R (1.6) OBP: 0.287, SLG: 0.280	BB									3	0	2	0	1	0	0								
Jerry Moses, R (1.2) OBP: 0.235, SLG: 0.286	F9									4	0	0	0	0	1	5								
Vince Colbert, R (1.1) OBP: 0.300, SLG: 0.278										1	0	0	0	1	0	0								
Denny Riddleberger, R (7, PH) OBP: 0.348, SLG: 0.359										1	0	0	0	0	1	0								
Tom McCraw, L (9, PH) OBP: 0.348, SLG: 0.359										1	1	1	0	0	0	0								
<b>Inning Stats</b>	R: 0 E: 0 K: 1 S: 7	H: 2 LOB: 2 BB: 0 P: 7	R: 0 E: 0 K: 2 S: 8	H: 1 LOB: 1 BB: 1 P: 12	R: 3 E: 0 K: 0 S: 5	H: 2 LOB: 0 BB: 1 P: 9	R: 0 E: 0 K: 0 S: 3	H: 0 LOB: 0 BB: 0 P: 3	R: 0 E: 0 K: 1 S: 5	H: 0 LOB: 0 BB: 0 P: 5	R: 0 E: 0 K: 0 S: 4	H: 1 LOB: 1 BB: 0 P: 4	R: 0 E: 0 K: 1 S: 5	H: 0 LOB: 0 BB: 0 P: 5	R: 0 E: 0 K: 2 S: 9	H: 2 LOB: 1 BB: 1 P: 13	R: 1 E: 0 K: 0 S: 4	H: 2 LOB: 1 BB: 1 P: 8	1B: 9 2B: 0 3B: 0 HR: 1	SF: 0 SAC: 0 DP: 1 HBP: 0	WP: 1 PB: 0 SB: 0 CS: 0	PA: 40		
<b>PITCHER</b>	IP WLS BF H R ER SO BB IBB HBP BLK WP HR S P ERA WHIP	7.0 W 29 6 3 3 3 5 2 0 0 0 1 0 11 19 6.75 3.750	1.1 S 2 1 0 0 0 0 0 0 0 0 0 0 2 2 0.00 1.500																					









Batter	1	2	3	4	5	6	7	8	9	AB	R	H	RBI	BB	SO	LOB	TOP				
<b>Freddie Patek, R</b> OBP: 0.294, SLG: 0.325 (1, 6)	0-0 5-3		0-0 5-3			0-0 4-3		0-0 5-3	0-0 5-3	4	0	0	0	0	0	1	<b>Kansas City Royals @ Baltimore Orioles</b> Memorial Stadium, Baltimore, MD Mon Jul 10 1972, 7:05 PM EDT Att: 7,772 - Unknown - 80 F <a href="http://livebaseballscorecards.com">livebaseballscorecards.com</a>				
<b>Amos Otis, R</b> OBP: 0.370, SLG: 0.431 (1, 8)	0-0 5-3 1B		0-0 5-3			0-0 SF8		0-0 F9	0-0 F9	3	0	1	1	0	0	0					
<b>Riche Scheinblum, S</b> OBP: 0.377, SLG: 0.485 <b>Steve Hovley, L</b> OBP: 0.276, SLG: 0.296 (9, PR) (9, 9)	0-0 1-2 5-3 1B		0-0 F7			0-0 5-3		0-0 HR	0-0 HR	4	0	2	0	0	0	0					
<b>Lou Piniella, R</b> OBP: 0.367, SLG: 0.482 (1, 7)	0-0 5-3		0-0 L5			0-3 K		0-0 K	0-0 HR	4	1	1	2	0	1	2					
<b>John Mayberry, L</b> OBP: 0.376, SLG: 0.453 (1, 3)	0-0 F7		0-3 K			0-0 F6		0-3 K	0-3 K	4	0	0	0	0	2	3					
<b>Paul Schaaf, R</b> OBP: 0.307, SLG: 0.322 (1, 5)		0-0 F8				0-0 F7		0-3 K		3	0	0	0	0	1	0					
<b>Ed Kirkpatrick, L</b> OBP: 0.422, SLG: 0.482 (1, 2)		0-0 1-3				0-3 K		0-0 G6-4-3 1B		3	0	1	0	0	1	0					
<b>Bobby Knoop, R</b> OBP: 0.297, SLG: 0.219 (8, PH) <b>Cookie Rojas, R</b> OBP: 0.330, SLG: 0.358 <b>Bobby Floyd, R</b> OBP: 0.253, SLG: 0.232 (8, 4)		0-0 F8				0-0 6-3		0-0 G6-4-3 1-2		2	0	0	0	0	0	0					
<b>Bruce Dal Canton, R</b> OBP: 0.136, SLG: 0.182 <b>Jerry May, R</b> OBP: 0.353, SLG: 0.353 <b>Ken Wright, R</b> (8, 1)			0-0 F8			0-0 4-3 SF8 2B		0-0 5-3		2	1	1	0	0	0	0					
<b>Inning Stats</b>	R: 0 E: 0 K: 0 S: 5	H: 2 LOB: 2 BB: 0 P: 5	R: 0 E: 0 K: 0 S: 3	H: 0 LOB: 0 BB: 0 P: 3	R: 0 E: 0 K: 1 S: 3	H: 0 LOB: 0 BB: 0 P: 3	R: 0 E: 0 K: 1 S: 5	H: 0 LOB: 0 BB: 0 P: 5	R: 1 E: 0 K: 0 S: 4	H: 1 LOB: 0 BB: 0 P: 4	R: 0 E: 0 K: 2 S: 7	H: 0 LOB: 0 BB: 0 P: 7	R: 0 E: 0 K: 0 S: 3	H: 1 LOB: 0 BB: 0 P: 3	R: 2 E: 0 K: 1 S: 7	H: 2 LOB: 1 BB: 0 P: 7		1B: 4 2B: 1 3B: 0 HR: 1	SF: 1 SAC: 0 DP: 1 HBP: 0	WP: 0 PB: 0 SB: 0 CS: 0	PA: 32
<b>PITCHER</b> <b>Mike Cuellar, L</b> ERA: 2.56 (1, 1)	IP: 9.0 WLS: L BF: 32	H: 6 R: 3 ER: 3 SO: 5	BB: 0 IBB: 0 HBP: 0 BLK: 0	WP: 0 HR: 1 S: 42 P: 42	ERA: 3.00 WHIP: 0.667											ERA: 3.00 WHIP: 0.667					

Batter	1	2	3	4	5	6	7	8	9	AB	R	H	RBI	BB	SO	LOB	BOTTOM					
<b>Don Buford, S</b> OBP: 0.326, SLG: 0.249 (1, 7)	0-0 F2		0-0 F2			0-3 K		4-0 BB		3	0	0	0	1	1	1	<b>Kansas City Royals @ Baltimore Orioles</b> Memorial Stadium, Baltimore, MD Mon Jul 10 1972, 7:05 PM EDT Att: 7,772 - Unknown - 80 F <a href="http://livebaseballscorecards.com">livebaseballscorecards.com</a>					
<b>Paul Blair, R</b> OBP: 0.248, SLG: 0.344 (1, 8)	0-0 F8			0-0 4-3		0-0 5-3		0-0 F6		4	0	0	0	0	0	1						
<b>Bobby Grich, R</b> OBP: 0.343, SLG: 0.435 (1, 6)	0-0 6-3			0-0 F5		0-0 6-3		0-0 F8		4	0	0	0	0	0	0						
<b>Boog Powell, L</b> OBP: 0.298, SLG: 0.315 (1, 3)		0-0 F8		0-0 4-3		0-3 K		0-0 6-3		4	0	0	0	0	1	0						
<b>Brooks Robinson, R</b> OBP: 0.311, SLG: 0.348 (1, 5)		0-0 4-3 2B			0-0 2B 1B		0-0 F9		0-0 F5	4	1	2	0	0	0	0						
<b>Terry Crowley, L</b> OBP: 0.348, SLG: 0.505 <b>Don Baylor, R</b> OBP: 0.339, SLG: 0.462 (9, 9)		0-0 4-3			0-0 F7		0-3 K			3	0	0	0	0	1	2						
<b>Davey Johnson, R</b> OBP: 0.339, SLG: 0.328 (1, 4)		0-0 4-3			0-0 E 2B		0-0 6-3			0	0	0	0	0	0	0						
<b>Eliot Hendricks, L</b> OBP: 0.243, SLG: 0.197 (1, 2)			0-0 G4-3 1B		0-0 E9 1B		0-3 K			3	0	2	0	0	1	0						
<b>Mike Cuellar, L</b> OBP: 0.077, SLG: 0.154 (1, 1)			0-0 G4-3		0-3 K		0-3 K			3	0	0	0	0	2	2						
<b>Inning Stats</b>	R: 0 E: 0 K: 0 S: 3	H: 0 LOB: 0 BB: 0 P: 3	R: 0 E: 0 K: 0 S: 4	H: 1 LOB: 1 BB: 0 P: 4	R: 0 E: 0 K: 0 S: 3	H: 1 LOB: 0 BB: 0 P: 3	R: 0 E: 0 K: 0 S: 3	H: 0 LOB: 0 BB: 0 P: 3	R: 2 E: 1 K: 2 S: 10	H: 3 LOB: 1 BB: 0 P: 10	R: 0 E: 0 K: 1 S: 5	H: 0 LOB: 0 BB: 0 P: 5	R: 0 E: 0 K: 1 S: 5	H: 0 LOB: 0 BB: 0 P: 5	R: 0 E: 0 K: 2 S: 7	H: 0 LOB: 1 BB: 1 P: 11		R: 0 E: 0 K: 0 S: 3	H: 0 LOB: 0 BB: 0 P: 3	1B: 3 2B: 2 3B: 0 HR: 0	SF: 0 SAC: 0 DP: 1 HBP: 0	WP: 0 PB: 0 SB: 0 CS: 0
<b>PITCHER</b> <b>Bruce Dal Canton, R</b> ERA: 3.27 <b>Ken Wright, R</b> ERA: 2.08 (8, 1)	IP: 7.0 WLS: W BF: 25	H: 5 R: 2 ER: 1 SO: 4	BB: 0 IBB: 0 HBP: 0 BLK: 0	WP: 0 HR: 0 S: 10 P: 14	ERA: 0.00 WHIP: 0.500											ERA: 0.00 WHIP: 0.500						



Batter	1	2	3	4	5	6	7	8	9	10	AB	R	H	RBI	BB	SO	LOB	TOP	
Freddie Patek, R OBP: 0.293, SLG: 0.330 (1, 6)	F8		F9			3B		F9		4-3	5	0	1	0	0	0	0		
Amos Otis, R OBP: 0.367, SLG: 0.427 (1, 8)	1B		1-3			K		1-3		F8	5	1	1	0	0	1	1		
Richie Scheinblum, S OBP: 0.374, SLG: 0.481 (1, 9)	1B		F6			F6		F9			4	0	1	0	0	0	1		
Lou Piniella, R OBP: 0.365, SLG: 0.479 (1, 7)	1B			5-3		1-3				6-3	4	0	1	1	0	0	1		
John Mayberry, L OBP: 0.374, SLG: 0.450 (1, 3)	F8			F7				F8		4-3	4	0	1	0	0	0	2		
Ed Kirkpatrick, L OBP: 0.424, SLG: 0.479 (1, 2)	K			F8				1B		4-3	3	0	1	0	1	1	2		
Bobby Knopp, R OBP: 0.300, SLG: 0.229 Joe Keough, L OBP: 0.295, SLG: 0.211 Cookie Rojas, R OBP: 0.350, SLG: 0.358 (1, 4)	F8				1-3					4-3	3	0	1	0	0	0	0		
Bobby Floyd, R OBP: 0.244, SLG: 0.224 Steve Hovley, L OBP: 0.273, SLG: 0.293 Carl Taylor, R OBP: 0.310, SLG: 0.346 (1, 5)	F8				6-3			F9		6-3	1	0	0	0	0	0	2		
Dick Drago, R OBP: 0.162, SLG: 0.049 Tom Burgmeier, L OBP: 0.333, SLG: 0.333 Ken Wright, R (10, 1)	K				K			K		K	0	0	0	0	0	0	0		
<b>Inning Stats</b>	R: 1 E: 0 K: 1 S: 8	H: 3 LOB: 2 BB: 0 P: 8	R: 0 E: 0 K: 1 S: 5	H: 0 LOB: 0 BB: 0 P: 5	R: 0 E: 0 K: 0 S: 3	H: 0 LOB: 0 BB: 0 P: 3	R: 0 E: 0 K: 1 S: 5	H: 0 LOB: 0 BB: 0 P: 5	R: 0 E: 0 K: 1 S: 6	H: 1 LOB: 1 BB: 0 P: 6	R: 0 E: 0 K: 0 S: 3	H: 0 LOB: 0 BB: 0 P: 3	R: 0 E: 0 K: 0 S: 4	H: 1 LOB: 2 BB: 1 P: 8	R: 0 E: 0 K: 1 S: 5	H: 0 LOB: 0 BB: 0 P: 5	1B: 6 2B: 0 3B: 1 HR: 0	SF: 0 SAC: 0 DP: 0 HBP: 0	WP: 0 PA: 38 PB: 0 SB: 0 CS: 0
<b>PITCHER</b> Jim Palmer, R ERA: 1.92 (1, 1)	IP: 10.0 W: 7 L: 1 ER: 1 SO: 6 BB: 1 IBB: 0 HBP: 0 BLK: 0 WP: 0 HR: 0 S: 49 P: 53 ERA: 0.90 WHIP: 0.800																		

**Kansas City Royals @ Baltimore Orioles**  
 Memorial Stadium, Baltimore, MD  
 Tue Jul 11 1972, 7:05 PM EDT  
 Att: 12,853 - Unknown - 85 F

AB 37  
 R 1  
 H 7  
 RBI 1  
 BB 1  
 SO 6  
 LOB 15



Batter	1	2	3	4	5	6	7	8	9	10	AB	R	H	RBI	BB	SO	LOB	BOTTOM	
Don Buford, S OBP: 0.331, SLG: 0.253 (1, 7)	E9		1B			G4-6-3					4	0	2	0	1	0	3		
Paul Blair, R OBP: 0.244, SLG: 0.337 (1, 8)	6-3		F9			F5		F7		FC6-4	5	0	0	0	0	0	6		
Terry Crowley, L OBP: 0.346, SLG: 0.505 Don Baylor, P OBP: 0.335, SLG: 0.459 (1, 9) (2, 9)	5-3		L7					F9		6-3	0	0	0	0	0	0	0		
Brooks Robinson, R OBP: 0.309, SLG: 0.349 Mark Belanger, R OBP: 0.247, SLG: 0.229 (1, 5) (10, PR)	F3			4-3		6-3		6-3			5	0	1	0	0	0	3		
Bobby Grich, R OBP: 0.345, SLG: 0.431 (1, 6)		G6-3		F7		E5		F8			4	1	1	0	1	0	0		
Boog Powell, L OBP: 0.304, SLG: 0.315 (1, 3)		G6-3			E	1B		4-1			3	0	1	0	2	0	1		
Davey Johnson, R OBP: 0.338, SLG: 0.323 Tom Shopay, L OBP: 0.294, SLG: 0.200 (1, 4) (10, PH)	K				BB			1-3		1-3	3	0	0	0	1	1	0		
Johnny Oates, L OBP: 0.374, SLG: 0.472 (1, 2)			F9		4-3					FC6-4	1	0	0	0	3	0	2		
Jim Palmer, R OBP: 0.250, SLG: 0.314 (1, 1)			K			K				SH3	3	0	1	1	0	2	1		
<b>Inning Stats</b>	R: 0 E: 1 K: 0 S: 4	H: 1 LOB: 0 BB: 0 P: 5	R: 0 E: 0 K: 1 S: 6	H: 1 LOB: 2 BB: 1 P: 10	R: 0 E: 0 K: 0 S: 3	H: 0 LOB: 2 BB: 2 P: 11	R: 0 E: 0 K: 1 S: 7	H: 2 LOB: 2 BB: 1 P: 7	R: 1 E: 1 K: 0 S: 5	H: 2 LOB: 0 BB: 1 P: 9	R: 0 E: 0 K: 0 S: 3	H: 0 LOB: 0 BB: 0 P: 3	R: 0 E: 0 K: 0 S: 3	H: 0 LOB: 2 BB: 2 P: 11	R: 1 E: 0 K: 0 S: 1	H: 1 LOB: 3 BB: 3 P: 13	1B: 5 2B: 2 3B: 0 HR: 0	SF: 0 SAC: 1 DP: 2 HBP: 0	WP: 0 PA: 43 PB: 0 SB: 1 CS: 0
<b>PITCHER</b> Dick Drago, R ERA: 2.36 Tom Burgmeier, L ERA: 2.21 Ken Wright, R ERA: 2.08 (1, 1) (10, 1) (10, 1)	IP: 9.0 W: 1 L: 0 ER: 1 SO: 3 BB: 1 IBB: 0 HBP: 0 BLK: 0 WP: 0 HR: 0 S: 40 P: 68 ERA: 1.00 WHIP: 1.333																		

**Kansas City Royals @ Baltimore Orioles**  
 Memorial Stadium, Baltimore, MD  
 Tue Jul 11 1972, 7:05 PM EDT  
 Att: 12,853 - Unknown - 85 F

AB 33  
 R 2  
 H 7  
 RBI 2  
 BB 9  
 SO 3  
 LOB 23






Batter	1	2	3	4	5	6	7	8	9	10	AB	R	H	RBI	BB	SO	LOB			
Freddie Patek, R OBP: 0.287, SLG: 0.322 (1, 6)	0-0 6-3	0-0 F7		0-0 F3			0-0 F8			B2 F8	6	0	0	0	0	0	2			
Amos Otis, R OBP: 0.368, SLG: 0.430 (1, 8)	0-3 K		0-0 1B	0-0 4-3			0-3 K			HBP SF8 2B	5	2	2	0	0	2	0			
Richie Scheinblum, S OBP: 0.384, SLG: 0.488 (10, PR) Steve Hovley, L OBP: 0.273, SLG: 0.293 (10, 9)	0-0 BB 1B		0-0 2B FC4-6 1B			0-0 L9-3 1B			0-0 E6 FC3-6 1B	4-0 BB HBP IBB	4	2	3	1	1	0	0			
Lou Piniella, R OBP: 0.306, SLG: 0.476 (1, 7) Joe Keough, L OBP: 0.295, SLG: 0.211 (10, 7)	0-0 BB 1B		0-0 F7			0-0 L9-3			0-0 FC3-6 G1-6-3	1-0 BB HR	4	2	1	1	0	0	3			
John Mayberry, L OBP: 0.375, SLG: 0.453 (1, 3)	4-0 1B BB		0-0 FC4-6 2B			0-0 F8			0-0 G1-6-3	1-2 2-3 3-4 HR HBP	3	0	1	1	1	0	1			
Ed Kirkpatrick, L OBP: 0.427, SLG: 0.479 (1, 2) Carl Taylor, R OBP: 0.300, SLG: 0.333 (9, PH) Jerry May, R OBP: 0.330, SLG: 0.353 (9, 2)	0-0 1B		4-0 FC4-6 IBB			0-3 K			0-0 1-3	4-0 HR BB	2	0	1	2	1	1	0			
Cookie Rojas, R OBP: 0.328, SLG: 0.366 (1, 4) Al Fitzmorris, S OBP: 0.286, SLG: 0.167 (10, 1)	0-0 1-3		0-0 FC4-6			0-0 L1			0-0 5-3	1-2 2-3 3-4 HR	5	1	1	5	0	0	4			
Bobby Floyd, R OBP: 0.242, SLG: 0.233 (1, 5)		0-0 5-3	0-0 5-3			0-0 6-3			0-3 K	0-0 1B 2B	5	1	1	0	0	1	2			
Roger Nelson, R OBP: 0.143, SLG: 0.143 (1, 1) Tom Burgmeier, L OBP: 0.333, SLG: 0.333 (7, 1) Ted Abernathy, R OBP: 0.333, SLG: 0.250 (10, PH) Bobby Knopp, R OBP: 0.333, SLG: 0.250 (10, 4)		0-0 4-3		0-3 K			0-0 3-1			HR BB	3	0	0	0	0	1	0			
<b>Inning Stats</b>	R: 2 E: 0 K: 1 S: 8	H: 3 LOB: 2 BB: 1 P: 12	R: 0 E: 0 K: 0 S: 3	H: 0 LOB: 0 BB: 0 P: 3	R: 2 E: 0 K: 0 S: 6	H: 3 LOB: 2 BB: 1 P: 10	R: 0 E: 0 K: 1 S: 5	H: 0 LOB: 0 BB: 0 P: 5	R: 0 E: 0 K: 1 S: 5	H: 0 LOB: 0 BB: 0 P: 5	R: 0 E: 1 K: 0 S: 3	H: 0 LOB: 0 BB: 0 P: 3	R: 0 E: 0 K: 1 S: 5	H: 0 LOB: 0 BB: 0 P: 5	R: 7 E: 0 K: 0 S: 7	H: 4 LOB: 1 BB: 3 P: 20	1B: 7 2B: 4 3B: 0 HR: 1	SF: 1 SAC: 0 DP: 2 HBP: 1	WP: 0 PA: 46	
<b>PITCHER</b>	IP 3.0	WLS 17	BF 6	H 4	R 4	ER 1	SO 1	BB 1	IBB 0	HBP 0	BLK 0	WP 0	HR 0	S 17	P 25	ERA 12.00	WHIP 2.333			
Pat Dobson, R ERA: 2.25 (1, 1)	4.0 (4, 1)	12 (8, 1)	1 (10, 1)	0 (10, 1)	0 (10, 1)	3 (10, 1)	0 (10, 1)	0 (10, 1)	0 (10, 1)	0 (10, 1)	0 (10, 1)	0 (10, 1)	0 (10, 1)	0 (10, 1)	0 (10, 1)	0 (10, 1)	0 (10, 1)	0 (10, 1)	0 (10, 1)	0 (10, 1)
Roric Harrison, R ERA: 1.19 (8, 1)	2.0 (10, 1)	7 (10, 1)	0 (10, 1)	1 (10, 1)	1 (10, 1)	1 (10, 1)	0 (10, 1)	0 (10, 1)	0 (10, 1)	0 (10, 1)	0 (10, 1)	0 (10, 1)	0 (10, 1)	0 (10, 1)	0 (10, 1)	0 (10, 1)	0 (10, 1)	0 (10, 1)	0 (10, 1)	0 (10, 1)
Grant Jackson, L ERA: 4.97 (10, 1)	0.1 (10, 1)	4 (10, 1)	1 (10, 1)	0 (10, 1)	0 (10, 1)	0 (10, 1)	0 (10, 1)	0 (10, 1)	0 (10, 1)	0 (10, 1)	0 (10, 1)	0 (10, 1)	0 (10, 1)	0 (10, 1)	0 (10, 1)	0 (10, 1)	0 (10, 1)	0 (10, 1)	0 (10, 1)	0 (10, 1)
Eddie Watt, R ERA: 3.93 (10, 1)	0.2 (10, 1)	6 (10, 1)	3 (10, 1)	6 (10, 1)	6 (10, 1)	0 (10, 1)	0 (10, 1)	0 (10, 1)	0 (10, 1)	0 (10, 1)	0 (10, 1)	0 (10, 1)	0 (10, 1)	0 (10, 1)	0 (10, 1)	0 (10, 1)	0 (10, 1)	0 (10, 1)	0 (10, 1)	0 (10, 1)
Mickey Scott, L ERA: 2.91 (10, 1)																				

**TOP**

**Kansas City Royals @ Baltimore Orioles**  
Memorial Stadium, Baltimore, MD  
Wed Jul 12 1972, 7:05 PM EDT  
Att: 8,335 - Unknown

AB	39
R	11
H	11
RBI	11
BB	5
SO	5
LOB	12




Batter	1	2	3	4	5	6	7	8	9	10	AB	R	H	RBI	BB	SO	LOB						
Don Buford, S OBP: 0.332, SLG: 0.257 (1, 7)	0-0 F6		0-0 G6-4-3 1B			0-0 G4-6-3 1B	0-0 F9			0-0 4-3	5	0	2	0	0	0	2						
Paul Blair, R OBP: 0.239, SLG: 0.331 (1, 8)	0-0 F2		0-0 F7			0-3 K			0-0 F8	0-0 F8	5	0	0	0	0	1	3						
Terry Crowley, L OBP: 0.336, SLG: 0.486 (1, 9) (10, 3)	0-0 F7		0-0 G6-4-3			0-0 G4-6-3			0-0 1-3		4	0	0	0	0	0	3						
Brooks Robinson, R OBP: 0.308, SLG: 0.348 (1, 5)		0-0 F6		0-0 F8		0-0 HR 1B			0-0 6-3		4	1	1	0	0	0	0						
Bobby Grich, R OBP: 0.338, SLG: 0.422 (1, 6) (10, 4)		0-3 K		0-0 5-3		0-3 K			0-0 F9		4	0	0	0	0	2	1						
Boog Powell, L OBP: 0.307, SLG: 0.333 (1, 3) (10, 1)		0-0 HR 1B		0-0 F5		0-0 HR			0-3 K		4	2	2	2	0	1	0						
Davey Johnson, R OBP: 0.345, SLG: 0.344 (9, PR) Mark Belanger, R OBP: 0.247, SLG: 0.229 (10, 6)		0-0 HR		0-0 F5		0-0 1B FC6-2 1B			4-0 BB		3	1	2	2	1	0	0						
Johnny Oates, L OBP: 0.306, SLG: 0.462 (7, PH) Andy Etchebarren, R OBP: 0.258, SLG: 0.250 (8, 2)		0-0 F7		0-3 K		0-0 FC6-2 1B			0-3 K		2	0	0	0	0	1	0						
Pat Dobson, R OBP: 0.148, SLG: 0.174 (3, PH) Tom Shroyer, L OBP: 0.333, SLG: 0.289 (4, 1) Roric Harrison, R OBP: 0.333, SLG: 0.289 (7, PH) Don Baylor, R OBP: 0.333, SLG: 0.406 (8, 1) Grant Jackson, S OBP: 0.286, SLG: 0.167 (10, 1) Eddie Watt, R OBP: 0.333, SLG: 0.250 (10, 4)			0-0 1B		0-3 K		0-0 FC6-2		0-0 6-3		1	0	0	0	0	0	0						
<b>Inning Stats</b>	R: 0 E: 0 K: 0 S: 3	H: 0 LOB: 0 BB: 0 P: 3	R: 2 E: 0 K: 1 S: 7	H: 2 LOB: 1 BB: 0 P: 7	R: 0 E: 0 K: 0 S: 4	H: 2 LOB: 1 BB: 4 P: 4	R: 0 E: 0 K: 0 S: 3	H: 0 LOB: 0 BB: 0 P: 3	R: 0 E: 0 K: 2 S: 7	H: 0 LOB: 0 BB: 0 P: 7	R: 0 E: 0 K: 1 S: 5	H: 1 LOB: 0 BB: 0 P: 5	R: 2 E: 0 K: 1 S: 9	H: 4 LOB: 2 BB: 0 P: 9	R: 0 E: 0 K: 0 S: 3	H: 0 LOB: 0 BB: 0 P: 3	R: 0 E: 0 K: 2 S: 7	H: 0 LOB: 1 BB: 11 P: 11	R: 0 E: 0 K: 0 S: 3	H: 0 LOB: 0 BB: 0 P: 3	1B: 7 2B: 0 3B: 0 HR: 2	SF: 0 SAC: 0 DP: 2 HBP: 0	WP: 0 PA: 38
<b>PITCHER</b>	IP 6.1	WLS 25	BF 8	H 4	R 4	ER 5	SO 5	BB 0	IBB 0	HBP 0	BLK 0	WP 0	HR 2	S 35	P 35	ERA 5.68	WHIP 1.263						
Roger Nelson, R ERA: 1.68 (1, 1)	0.0 (7, 1)	1 (7, 1)	1 (7, 1)	0 (7, 1)	0 (7, 1)	0 (7, 1)	0 (7, 1)	0 (7, 1)	0 (7, 1)	0 (7, 1)	0 (7, 1)	0 (7, 1)	0 (7, 1)	0 (7, 1)	0 (7, 1)	0 (7, 1)	0 (7, 1)	0 (7, 1)	0 (7, 1)	0 (7, 1)			
Tom Burgmeier, L ERA: 2.21 (7, 1)	2.2 (7, 1)	W (7, 1)	9 (7, 1)	0 (7, 1)	0 (7, 1)	0 (7, 1)	2 (7, 1)	1 (7, 1)	0 (7, 1)	0 (7, 1)	0 (7, 1)	0 (7, 1)	0 (7, 1)	0 (7, 1)	0 (7, 1)	0 (7, 1)	0 (7, 1)	0 (7, 1)	0 (7, 1)	0 (7, 1)			
Ted Abernathy, R ERA: 1.35 (10, 1)	1.0 (10, 1)	S (10, 1)	3 (10, 1)	0 (10, 1)	0 (10, 1)	0 (10, 1)	0 (10, 1)	0 (10, 1)	0 (10, 1)	0 (10, 1)	0 (10, 1)	0 (10, 1)	0 (10, 1)	0 (10, 1)	0 (10, 1)	0 (10, 1)	0 (10, 1)	0 (10, 1)	0 (10, 1)	0 (10, 1)			
Al Fitzmorris, R ERA: 3.69 (10, 1)																							

**BOTTOM**

**Kansas City Royals @ Baltimore Orioles**  
Memorial Stadium, Baltimore, MD  
Wed Jul 12 1972, 7:05 PM EDT  
Att: 8,335 - Unknown

AB	37
R	4
H	9
RBI	4
BB	1
SO	7
LOB	12





Batter	1	2	3	4	5	6	7	8	9	AB	R	H	RBI	BB	SO	LOB	TOP					
Freddie Patek, R OBP: 0.292, SLG: 0.327	0-0 S 1B		0-0 1-2 1B		0-0 F9		0-0 4-3		0-0 HR 1B	5	1	3	0	0	0	1	<b>Kansas City Royals @ Detroit Tigers</b> Tiger Stadium, Detroit, MI Thu Jul 13 1972, 7:05 PM EDT Att: 17,987 - Unknown					
Amos Otis, R OBP: 0.366, SLG: 0.439	0-0 5-3		0-0 F9		0-0 1-2 1B		0-0 F8		0-0 HR	5	1	2	2	0	0	3						
Richie Scheinblum, S OBP: 0.394, SLG: 0.496	0-0 E3 G5-4-3		0-0 F9		0-0 F4			0-0 2B FC 1B	0-0 HR	5	2	2	1	0	0	5						
Lou Piniella, R OBP: 0.366, SLG: 0.478	0-0 G5-4-3			0-0 F4		0-0 1B 1B		0-0 FC 1-3 2B	0-0 F8	5	0	2	0	0	0	2						
John Mayberry, L OBP: 0.372, SLG: 0.446		0-0 4-3		1-0 HBP		0-0 F2		0-0 F4	0-0 4-3	4	0	0	0	0	0	3						
Cookie Rojas, R OBP: 0.326, SLG: 0.364		0-3 K		0-0 F7		0-0 1-2 1B		0-0 FC FC6-4		4	0	1	1	0	1	2						
Jerry May, R OBP: 0.317, SLG: 0.337		0-0 5-3		0-0 F7		0-0 F5		0-0 F8		4	0	0	0	0	0	5						
Bobby Floyd, R OBP: 0.232, SLG: 0.223			0-3 K		0-0 5-3		0-3 K		0-0 FC6-4	4	0	0	0	0	2	4						
Paul Splittorf, L OBP: 0.239, SLG: 0.283			0-0 1B		4-0 1B			0-0 F9		0	0	0	0	0	0	0						
Al Fitzmorris, S OBP: 0.348, SLG: 0.211									0-3 K	1	0	1	0	1	0	0						
Bobby Knopp, R OBP: 0.326, SLG: 0.243										1	0	0	0	0	0	0						
Mike Hedlund, R OBP: 0.316, SLG: 0.316										0	0	0	0	0	0	0						
Paul Schaaf, R OBP: 0.306, SLG: 0.320										1	0	0	0	0	1	0						
<b>Inning Stats</b>	R: 0 E: 1 K: 0 S: 4	H: 1 LOB: 1 BB: 0 P: 4	R: 0 E: 0 K: 1 S: 5	H: 0 LOB: 0 BB: 0 P: 5	R: 0 E: 0 K: 1 S: 7	H: 2 LOB: 2 BB: 0 P: 7	R: 0 E: 0 K: 0 S: 3	H: 0 LOB: 1 BB: 0 P: 4	R: 0 E: 0 K: 1 S: 7	H: 2 LOB: 2 BB: 0 P: 7	R: 0 E: 0 K: 0 S: 3	H: 0 LOB: 0 BB: 0 P: 3	R: 1 E: 0 K: 0 S: 6	H: 2 LOB: 2 BB: 0 P: 6	R: 3 E: 0 K: 1 S: 8	H: 3 LOB: 0 BB: 0 P: 8	1B: 8 2B: 1 3B: 0 HR: 2	SF: 0 SAC: 0 DP: 1 HBP: 1	WP: 0 PB: 0 SB: 1 CS: 0	PA: 41		
<b>PITCHER</b>	IP WLS BF H R ER SO BB IBB HBP BLK WP HR S P ERA WHIP																					
Mickey Lolich, L ERA: 2.88	(1, 1)	9.0 W 41	H 11 R 4 ER 4 SO 4	BB 1 IBB 0 HBP 1 BLK 0	WP 0 HR 2 S 47 P 52	ERA 4.00 WHIP 1.333																

AB	39
R	4
H	11
RBI	4
BB	1
SO	4
LOB	25



Batter	1	2	3	4	5	6	7	8	9	AB	R	H	RBI	BB	SO	LOB	BOTTOM					
Aurelio Rodriguez, R OBP: 0.278, SLG: 0.333	0-0 2B			0-0 L5		0-0 G5-4-3				4	1	1	0	0	0	3	<b>Kansas City Royals @ Detroit Tigers</b> Tiger Stadium, Detroit, MI Thu Jul 13 1972, 7:05 PM EDT Att: 17,987 - Unknown					
Mickey Stanley, R OBP: 0.289, SLG: 0.414	0-0 5-3	0-0 6-3		0-0 1-3			4-0 FC6 BB			3	0	0	0	1	0	1						
Bill Freehan, R OBP: 0.355, SLG: 0.407	4-0 WP SF7 1B BB	0-3 K		0-0 F7			0-0 F7			3	1	0	0	1	1	1						
Willie Horton, R OBP: 0.319, SLG: 0.428	0-0 BB WP 1B 1B	0-0 2B			0-0 6-3		0-0 F7			4	1	2	1	0	0	1						
Wayne Comer, R	1-2 3-H									0	0	0	0	0	0	0						
Paul Jata, R OBP: 0.311, SLG: 0.269	4-0 1-2 2-3 1B BB	0-3 K			0-0 4-3		0-0 FC6			1	1	0	0	1	1	1						
Jim Northrup, L OBP: 0.324, SLG: 0.360										2	0	0	0	0	0	1						
Norm Cash, L OBP: 0.323, SLG: 0.496	0-0 SF7		0-0 4-3		0-0 2B			4-0 FC6-4 BB		2	0	1	1	1	0	0						
Ike Brown, R OBP: 0.396, SLG: 0.488	1-2 2-3 1B BB		0-0 S SH1-3 2B		0-0 6-3				0-0 L9	3	2	1	0	1	0	2						
Ed Brinkman, R OBP: 0.249, SLG: 0.268	0-0 BB 1B		0-0 SH1-3			0-0 1-3			0-0 FC6-4	3	0	1	3	0	0	1						
Mickey Lolich, S OBP: 0.238, SLG: 0.094	1-3 2-H 3-H 4-0 1B BB		0-3 K			0-0 G5-4-3 1B			0-0 F9	3	0	1	0	1	1	1						
<b>Inning Stats</b>	R: 5 E: 0 K: 0 S: 6	H: 3 LOB: 2 BB: 4 P: 22	R: 0 E: 0 K: 2 S: 8	H: 1 LOB: 1 BB: 0 P: 8	R: 1 E: 0 K: 1 S: 6	H: 1 LOB: 0 BB: 0 P: 6	R: 0 E: 0 K: 0 S: 3	H: 0 LOB: 0 BB: 0 P: 3	R: 0 E: 0 K: 0 S: 3	H: 1 LOB: 1 BB: 0 P: 4	R: 0 E: 0 K: 0 S: 3	H: 0 LOB: 1 BB: 1 P: 7	R: 0 E: 0 K: 0 S: 3	H: 0 LOB: 1 BB: 1 P: 7	R: 0 E: 0 K: 0 S: 3	H: 0 LOB: 1 BB: 1 P: 7	1B: 3 2B: 4 3B: 0 HR: 0	SF: 1 SAC: 1 DP: 1 HBP: 0	WP: 2 PB: 0 SB: 1 CS: 0	PA: 36		
<b>PITCHER</b>	IP WLS BF H R ER SO BB IBB HBP BLK WP HR S P ERA WHIP																					
Paul Splittorf, L ERA: 2.82	(1, 1)	0.2 L 8	H 3 R 5 ER 5 SO 0	BB 3 IBB 0 HBP 0 BLK 0	WP 1 HR 0 S 5 P 17	ERA 67.50 WHIP 9.000																
Al Fitzmorris, R ERA: 3.54	(1, 1)	5.1	H 4 R 1 ER 1 SO 3	BB 1 IBB 0 HBP 0 BLK 0	WP 1 HR 0 S 25 P 29	ERA 1.69 WHIP 0.938																
Mike Hedlund, R ERA: 4.01	(7, 1)	2.0	H 8 R 0 ER 0 SO 0	BB 2 IBB 0 HBP 0 BLK 0	WP 0 HR 0 S 6 P 14	ERA 0.00 WHIP 1.000																

AB	28
R	6
H	7
RBI	5
BB	6
SO	3
LOB	12





Batter	1	2	3	4	5	6	7	8	9	AB	R	H	RBI	BB	SO	LOB	TOP								
<b>Freddie Patek, R</b> OBP: 0.288, SLG: 0.323 (1, 6)	0-3 K		0-0 5-3		0-0 4-3		0-3 K			4	0	0	0	0	2	1	<b>Kansas City Royals @ Detroit Tigers</b> Tiger Stadium, Detroit, MI Fri Jul 14, 1972, 7:05 PM EDT Att: 28,327 - Unknown								
<b>Amos Otis, R</b> OBP: 0.370, SLG: 0.442 (1, 8)	0-0 6-3			0-0 1B 2B		4-0 S BB		0-0 F8		3	1	1	0	1	0	0									
<b>Riche Scheinblum, S</b> OBP: 0.382, SLG: 0.491 <b>Steve Hovley, L</b> OBP: 0.273, SLG: 0.293 (1, 9) (8, PR) (8, 9)	0-0 L7			0-0 F4		0-0 F6		4-0 WP BB		3	0	0	0	1	0	2									
<b>Lou Piniella, R</b> OBP: 0.362, SLG: 0.472 (1, 7)		0-0 F4		0-3 K		0-0 F9		0-0 F8		4	0	0	0	0	1	3									
<b>John Mayberry, L</b> OBP: 0.377, SLG: 0.446 (1, 3)		0-0 F5		0-0 BB 1B		4-0 IBB		4-0 FC6-4 IBB		2	0	1	1	2	0	0									
<b>Cookie Rojas, R</b> OBP: 0.323, SLG: 0.362 (1, 4)		4-0 BB		4-0 1-2 BB		0-3 K		0-0 FC6-4 1-2		2	0	0	0	2	1	4									
<b>Jerry May, R</b> OBP: 0.314, SLG: 0.326 (1, 2)		0-0 F3		0-3 K			0-3 K		4-0 K BB	3	0	0	0	1	2	3									
<b>Bobby Floyd, R</b> OBP: 0.233, SLG: 0.224 (1, 5)			0-3 K		0-3 K		0-0 SH1-4 1B		0-3 K 1-2	4	0	1	0	0	3	1									
<b>Bruce Dal Canton, R</b> OBP: 0.125, SLG: 0.167 <b>Tom Burgmeier, L</b> OBP: 0.333, SLG: 0.333 <b>Ken Wright, R</b> (8, 1) (8, 1)			0-0 F8		0-0 F8		0-0 SH1-4 1-2		0-3 K	2	0	0	0	0	0	0									
<b>Inning Stats</b>	R: 0 E: 0 K: 1 S: 5	H: 0 LOB: 0 BB: 0 P: 5	R: 0 E: 0 K: 0 S: 3	H: 0 LOB: 1 BB: 1 P: 7	R: 0 E: 0 K: 1 S: 5	H: 0 LOB: 0 BB: 0 P: 5	R: 1 E: 0 K: 2 S: 9	H: 2 LOB: 2 BB: 1 P: 13	R: 0 E: 0 K: 1 S: 5	H: 0 LOB: 0 BB: 0 P: 5	R: 0 E: 0 K: 2 S: 8	H: 1 LOB: 1 BB: 0 P: 8	R: 0 E: 0 K: 0 S: 3	H: 0 LOB: 2 BB: 2 P: 11	R: 0 E: 0 K: 2 S: 6	H: 0 LOB: 0 BB: 1 P: 10	1B: 2 2B: 1 3B: 0 HR: 0	SF: 0 SAC: 1 DP: 0 HBP: 0	WP: 1 PB: 0 SB: 1 CS: 0	PA: 36					
<b>PITCHER</b>	IP	WLS	BF	H	R	ER	SO	BB	IBB	HBP	BLK	WP	HR	S	P	ERA	WHIP								
<b>Joe Coleman, R</b> ERA: 2.19 (1, 1)	7.0	L	28	3	1	1	8	3	1	0	0	0	0	40	56	1.29	0.857								
<b>Chuck Seelbach, R</b> ERA: 3.21 (8, 1)	2.0		8	0	0	0	2	2	1	0	0	1	0	9	21	0.00	1.000								

Batter	1	2	3	4	5	6	7	8	9	AB	R	H	RBI	BB	SO	LOB	BOTTOM								
<b>Dick McAuliffe, L</b> OBP: 0.366, SLG: 0.335 (1, 4)	4-0 F8 BB		4-0 BB			0-0 4-3		4-0 FC1-6 BB		1	0	0	0	3	0	0	<b>Kansas City Royals @ Detroit Tigers</b> Tiger Stadium, Detroit, MI Fri Jul 14, 1972, 7:05 PM EDT Att: 28,327 - Unknown								
<b>Aurelio Rodriguez, R</b> OBP: 0.276, SLG: 0.329 (1, 5)	0-0 L7		0-3 K			0-0 F9		0-0 FC1-6 1B 1-2		4	0	0	0	0	1	3									
<b>Jim Northrup, L</b> OBP: 0.324, SLG: 0.360 <b>Wayne Comer, R</b> (7, 9)	0-0 F8		0-0 L3			0-0 FC6-4 1B		0-0 FC6-4 1B 1-3		3	0	1	0	0	0	2									
<b>Al Kaline, R</b> OBP: 0.351, SLG: 0.404 <b>Tony Taylor, R</b> OBP: 0.376, SLG: 0.471 <b>Ike Brown, R</b> OBP: 0.396, SLG: 0.488 (8, PH) (8, PR) (9, 9)	1-2					0-0 FC6-4 1-2		0-3 K		0	0	0	0	0	0	0									
<b>Willie Horton, R</b> OBP: 0.318, SLG: 0.419 (1, 7)	4-0 BB			0-0 F5		0-0 FC6-4 1-2		0-3 K		3	0	0	0	1	1	3									
<b>Norm Cash, L</b> OBP: 0.317, SLG: 0.487 (1, 3)	0-0 F4			0-0 G3			0-0 F6	0-0 F2		4	0	0	0	0	0	4									
<b>Tom Haller, L</b> OBP: 0.275, SLG: 0.366 (1, 2)		0-0 5-3		0-0 F8			0-0 1B 1B		0-0 3-1	4	0	1	0	0	0	0									
<b>Mickey Stanley, R</b> OBP: 0.264, SLG: 0.406 (1, 8)		0-0 F2			0-0 6-3		0-0 F7		0-3 K	4	0	0	0	0	1	1									
<b>Ed Brinkman, R</b> OBP: 0.250, SLG: 0.268 <b>Bill Freehan, R</b> OBP: 0.354, SLG: 0.405 (1, 6) (9, PH)	0-3 K				0-3 K		0-0 1B		0-0 F5	3	0	1	0	0	2	0									
<b>Joe Coleman, R</b> OBP: 0.149, SLG: 0.111 <b>Gates Brown, L</b> OBP: 0.310, SLG: 0.373 <b>Chuck Seelbach, R</b> OBP: 0.357, SLG: 0.273 (1, 1) (7, PH) (8, 1)			0-0 6-3		0-0 3-1		0-0 4-3			2	0	0	0	0	0	0									
<b>Inning Stats</b>	R: 0 E: 0 K: 0 S: 3	H: 0 LOB: 2 BB: 2 P: 11	R: 0 E: 0 K: 1 S: 5	H: 0 LOB: 0 BB: 0 P: 5	R: 0 E: 0 K: 1 S: 5	H: 0 LOB: 1 BB: 1 P: 9	R: 0 E: 0 K: 0 S: 3	H: 0 LOB: 0 BB: 0 P: 3	R: 0 E: 0 K: 1 S: 5	H: 0 LOB: 0 BB: 0 P: 5	R: 0 E: 0 K: 0 S: 4	H: 1 LOB: 1 BB: 0 P: 4	R: 0 E: 0 K: 0 S: 5	H: 2 LOB: 2 BB: 0 P: 5	R: 0 E: 0 K: 1 S: 6	H: 1 LOB: 2 BB: 1 P: 10	R: 0 E: 0 K: 1 S: 5	H: 0 LOB: 0 BB: 0 P: 5	1B: 4 2B: 0 3B: 0 HR: 0	SF: 0 SAC: 0 DP: 0 HBP: 0	WP: 0 PB: 0 SB: 0 CS: 0	PA: 35			
<b>PITCHER</b>	IP	WLS	BF	H	R	ER	SO	BB	IBB	HBP	BLK	WP	HR	S	P	ERA	WHIP								
<b>Bruce Dal Canton, R</b> ERA: 2.94 (1, 1)	7.0	W	28	3	0	0	3	4	0	0	0	0	0	30	46	0.00	1.000								
<b>Tom Burgmeier, L</b> ERA: 2.19 (8, 1)	0.1		1	0	0	0	0	0	0	0	0	0	0	1	1	0.00	0.000								
<b>Ken Wright, R</b> ERA: 1.5 (8, 1)	1.2	S	6	1	0	0	2	0	0	0	0	0	0	10	10	0.00	0.600								





Batter	1	2	3	4	5	6	7	8	9	AB	R	H	RBI	BB	SO	LOB	TOP										
Freddie Patek, R OBP: 0.288, SLG: 0.322	F3		1-3			K		1B		4	1	1	0	0	1	0	<b>Kansas City Royals @ Detroit Tigers</b> Tiger Stadium, Detroit, MI Sat Jul 15 1972, 4:33 AM EDT Att: 28,727 - Unknown										
Amos Otis, R OBP: 0.365, SLG: 0.439	1B			6-3		F7		K		4	0	1	0	0	1	1											
Richie Scheinblum, S OBP: 0.384, SLG: 0.491	F4			F8			1B	1B		4	1	2	1	0	0	1											
Lou Piniella, R OBP: 0.361, SLG: 0.469	5-3			6-3			1B	1B		4	1	1	0	0	0	2											
John Mayberry, L OBP: 0.372, SLG: 0.439		4-3			F9		L3			4	0	0	0	0	0	2											
Ed Kirkpatrick, L OBP: 0.424, SLG: 0.474		F6			G3		E9			4	0	1	0	0	0	0											
Cookie Rojas, R OBP: 0.331, SLG: 0.364			F9							4	0	2	1	0	0	0											
Bobby Floyd, R OBP: 0.229, SLG: 0.220										2	0	0	0	0	0	2											
Steve Howley, L OBP: 0.273, SLG: 0.293										0	0	0	0	0	0	0											
Bobby Knoop, R OBP: 0.318, SLG: 0.237										1	0	0	0	0	0	2											
Dick Drago, R OBP: 0.146, SLG: 0.047										2	0	0	0	0	0	0											
Jerry May, R OBP: 0.311, SLG: 0.323										1	0	0	0	0	0	2											
Mike Hedlund, R OBP: 0.316, SLG: 0.316										0	0	0	0	0	0	0											
Tom Burgmeier, L OBP: 0.333, SLG: 0.333										0	0	0	0	0	0	0											
Ted Abernathy, R OBP: 0.333, SLG: 0.333										0	0	0	0	0	0	0											
<b>Inning Stats</b>	R: 0 E: 0 K: 0 S: 4	H: 1 LOB: 1 BB: 0 P: 4	R: 0 E: 0 K: 0 S: 3	H: 0 LOB: 0 BB: 0 P: 3	R: 0 E: 0 K: 1 S: 5	H: 0 LOB: 0 BB: 0 P: 5	R: 0 E: 0 K: 0 S: 3	H: 0 LOB: 0 BB: 0 P: 3	R: 0 E: 0 K: 1 S: 6	H: 1 LOB: 1 BB: 0 P: 6	R: 0 E: 0 K: 1 S: 5	H: 0 LOB: 0 BB: 0 P: 5	R: 2 E: 1 K: 0 S: 7	H: 4 LOB: 2 BB: 0 P: 7	R: 1 E: 0 K: 0 S: 6	H: 2 LOB: 0 BB: 0 P: 6	R: 0 E: 0 K: 0 S: 3	H: 0 LOB: 0 BB: 0 P: 3	1B: 8 2B: 0 3B: 0 HR: 0	SF: 0 SAC: 0 DP: 1 HBP: 0	WP: 0 PB: 0 SB: 2 CS: 0	PA: 34					
<b>PITCHER</b>	IP	WLS	BF	H	R	ER	SO	BB	IBB	HBP	BLK	WP	HR	S	P	ERA	WHIP										
Tom Timmermann, R ERA: 2.67	6.1	W	25	6	2	2	3	0	0	0	0	0	0	31	31	2.84	0.947										
Fred Scherman, L ERA: 2.91	7.1	S	9	2	1	1	1	0	0	0	0	0	0	11	11	3.38	0.750										


Batter	1	2	3	4	5	6	7	8	9	AB	R	H	RBI	BB	SO	LOB	BOTTOM										
Dick McAuliffe, L OBP: 0.362, SLG: 0.328	G3	F6				6-3		F7		4	0	0	0	1	0	4	<b>Kansas City Royals @ Detroit Tigers</b> Tiger Stadium, Detroit, MI Sat Jul 15 1972, 4:33 AM EDT Att: 28,727 - Unknown										
Aurelio Rodriguez, R OBP: 0.274, SLG: 0.330	6-3	F4						FC6-4		5	1	1	0	0	0	5											
Jim Northrup, L OBP: 0.333, SLG: 0.374	BB	1B						SH4-3		3	1	3	2	0	0	0											
Bill Freehan, R OBP: 0.360, SLG: 0.410	BB	1B						2B		2	1	1	1	2	0	2											
Norm Cash, L OBP: 0.320, SLG: 0.489	BB							2B		3	0	1	1	1	0	1											
Willie Horton, R OBP: 0.310, SLG: 0.409	BB							2B		4	0	0	0	0	0	5											
Wayne Comer, R OBP: 0.310, SLG: 0.409	F4							6-3		0	0	0	0	0	0	0											
Mickey Stanley, R OBP: 0.264, SLG: 0.403								4-3		4	1	1	0	0	0	2											
Ed Brinkman, R OBP: 0.250, SLG: 0.268								6-3		4	1	1	0	0	0	0											
Tom Timmermann, R OBP: 0.171, SLG: 0.105								6-3		3	0	1	0	0	1	0											
Fred Scherman, L OBP: 0.158, SLG: 0.111								FC6-4		1	0	1	0	0	0	0											
<b>Inning Stats</b>	R: 0 E: 0 K: 0 S: 4	H: 1 LOB: 3 BB: 2 P: 12	R: 2 E: 0 K: 0 S: 7	H: 4 LOB: 2 BB: 0 P: 7	R: 0 E: 0 K: 0 S: 3	H: 0 LOB: 0 BB: 0 P: 3	R: 0 E: 0 K: 1 S: 5	H: 0 LOB: 1 BB: 1 P: 9	R: 1 E: 0 K: 0 S: 5	H: 2 LOB: 1 BB: 0 P: 5	R: 0 E: 0 K: 0 S: 3	H: 0 LOB: 0 BB: 0 P: 3	R: 2 E: 0 K: 0 S: 5	H: 2 LOB: 1 BB: 1 P: 9	R: 0 E: 0 K: 0 S: 4	H: 1 LOB: 1 BB: 0 P: 4	1B: 6 2B: 4 3B: 0 HR: 0	SF: 0 SAC: 1 DP: 0 HBP: 0	WP: 0 PB: 1 SB: 0 CS: 0	PA: 38							
<b>PITCHER</b>	IP	WLS	BF	H	R	ER	SO	BB	IBB	HBP	BLK	WP	HR	S	P	ERA	WHIP										
Dick Drago, R ERA: 2.44	6.0	L	28	7	3	3	1	0	0	0	0	0	0	27	39	4.50	1.667										
Mike Hedlund, R ERA: 4.13	0.1		3	1	2	1	0	1	0	0	0	0	0	2	6	27.00	6.000										
Tom Burgmeier, L ERA: 2.19	0.0		1	1	0	0	0	0	0	0	0	0	0	1	1	∞	∞										
Ted Abernathy, R ERA: 1.27	1.2		6	1	0	0	0	0	0	0	0	0	0	6	6	0.00	0.600										



Batter	1	2	3	4	5	6	7	8	9	AB	R	H	RBI	BB	SO	LOB	TOP			
Freddie Patek, R OBP: 0.284, SLG: 0.317 (1, 6)										4	0	0	0	0	1	0				
Amos Otis, R OBP: 0.370, SLG: 0.440 (1, 8)										4	0	2	0	0	0	0				
Richie Scheinblum, S OBP: 0.379, SLG: 0.483 (1, 9)										4	0	0	0	0	0	2				
Lou Piniella, R OBP: 0.359, SLG: 0.466 (1, 7)										4	0	1	0	0	1	1				
John Mayberry, L OBP: 0.370, SLG: 0.440 (1, 3)										4	0	1	0	0	1	0				
Ed Kirkpatrick, L OBP: 0.425, SLG: 0.472 (1, 2)										3	0	1	0	1	0	0				
Cookie Rojas, R OBP: 0.328, SLG: 0.360 (1, 4)										3	0	0	0	0	0	4				
Bobby Floyd, R OBP: 0.224, SLG: 0.216 (7, PH)										2	0	0	0	0	1	0				
Gail Hopkins, L OBP: 0.222, SLG: 0.206 (7, 5)										1	0	0	0	0	1	1				
Bobby Knoop, R OBP: 0.318, SLG: 0.237 (7, 5)										0	0	0	0	0	0	0				
Roger Nelson, R OBP: 0.125, SLG: 0.125 (8, PH)										2	0	0	0	0	2	0				
Steve Hovley, L OBP: 0.270, SLG: 0.289 (8, 1)										1	0	0	0	0	0	0				
Ken Wright, R (8, 1)										0	0	0	0	0	0	0				
<b>Inning Stats</b>	R: 0 E: 0 K: 0 S: 4	H: 1 LOB: 1 BB: 0 P: 4	R: 0 E: 0 K: 1 S: 5	H: 0 LOB: 0 BB: 0 P: 5	R: 0 E: 0 K: 2 S: 7	H: 0 LOB: 0 BB: 0 P: 7	R: 0 E: 0 K: 0 S: 5	H: 2 LOB: 3 BB: 1 P: 9	R: 0 E: 0 K: 2 S: 7	H: 0 LOB: 0 BB: 0 P: 7	R: 0 E: 0 K: 1 S: 6	H: 1 LOB: 1 BB: 0 P: 6	R: 0 E: 0 K: 0 S: 4	H: 1 LOB: 1 BB: 0 P: 4	R: 0 E: 0 K: 0 S: 3	H: 0 LOB: 0 BB: 0 P: 3	1B: 4 2B: 1 3B: 0 HR: 0	SF: 0 SAC: 0 DP: 0 HBP: 0	WP: 0 PB: 0 SB: 1 CS: 0	PA: 33
<b>PITCHER</b> Bill Slayback, R ERA: 1.62 (1, 1)	IP: 9.0 WLS: W BF: 33 H: 5 R: 0 ER: 0 SO: 7 BB: 1 IBB: 0 HBP: 0 BLK: 0 WP: 0 HR: 0 S: 46 P: 50 ERA: 0.00 WHIP: 0.667															<b>PITCHER</b>	IP: 9.0 WLS: W BF: 33 H: 5 R: 0 ER: 0 SO: 7 BB: 1 IBB: 0 HBP: 0 BLK: 0 WP: 0 HR: 0 S: 46 P: 50 ERA: 0.00 WHIP: 0.667			

Kansas City Royals @ Detroit Tigers  
Tiger Stadium, Detroit, MI  
Sun Jul 16 1972, 4:33 AM EDT  
Att: 38,514 - Unknown


AB 32  
R 0  
H 5  
RBI 0  
BB 1  
SO 7  
LOB 8



Batter	1	2	3	4	5	6	7	8	9	AB	R	H	RBI	BB	SO	LOB	BOTTOM			
Dick McAuliffe, L OBP: 0.356, SLG: 0.321 (1, 4)										4	0	0	0	0	0	1				
Aurelio Rodriguez, R OBP: 0.277, SLG: 0.346 (1, 5)										3	1	2	1	0	1	0				
Jim Northrup, L OBP: 0.333, SLG: 0.378 (1, 9)										3	0	1	0	0	1	1				
Bill Freehan, R OBP: 0.357, SLG: 0.406 (1, 2)										2	0	0	0	0	0	1				
Norm Cash, L OBP: 0.324, SLG: 0.502 (1, 3)										2	1	1	1	1	1	1				
Willie Horton, R OBP: 0.305, SLG: 0.401 (8, 7)										3	0	0	0	0	1	1				
Mickey Stanley, R OBP: 0.260, SLG: 0.397 (1, 8)										3	0	0	0	0	1	0				
Ed Brinkman, R OBP: 0.247, SLG: 0.265 (1, 6)										3	0	0	0	0	1	0				
Bill Slayback, R OBP: 0.133, SLG: 0.133 (1, 1)										3	0	1	0	0	1	0				
<b>Inning Stats</b>	R: 0 E: 0 K: 0 S: 4	H: 1 LOB: 1 BB: 0 P: 4	R: 1 E: 0 K: 2 S: 8	H: 1 LOB: 0 BB: 0 P: 8	R: 0 E: 0 K: 1 S: 5	H: 0 LOB: 0 BB: 0 P: 5	R: 0 E: 0 K: 1 S: 5	H: 1 LOB: 0 BB: 0 P: 5	R: 0 E: 0 K: 2 S: 8	H: 1 LOB: 0 BB: 0 P: 8	R: 0 E: 0 K: 0 S: 2	H: 0 LOB: 0 BB: 1 P: 6	R: 0 E: 0 K: 0 S: 4	H: 1 LOB: 1 BB: 0 P: 4	R: 0 E: 0 K: 0 S: 4	H: 1 LOB: 0 BB: 0 P: 4	1B: 1 2B: 2 3B: 0 HR: 2	SF: 0 SAC: 1 DP: 1 HBP: 0	WP: 0 PB: 0 SB: 0 CS: 1	PA: 28
<b>PITCHER</b> Roger Nelson, R ERA: 1.79 Ken Wright, R ERA: 1.29 (8, 1)	IP: 7.0 WLS: L BF: 24 H: 4 R: 2 ER: 2 SO: 7 BB: 1 IBB: 0 HBP: 0 BLK: 0 WP: 0 HR: 2 S: 37 P: 41 ERA: 2.57 WHIP: 0.714															<b>PITCHER</b>	IP: 1.0 WLS: L BF: 4 H: 1 R: 0 ER: 0 SO: 0 BB: 0 IBB: 0 HBP: 0 BLK: 0 WP: 0 HR: 0 S: 4 P: 4 ERA: 0.00 WHIP: 1.000			

Kansas City Royals @ Detroit Tigers  
Tiger Stadium, Detroit, MI  
Sun Jul 16 1972, 4:33 AM EDT  
Att: 38,514 - Unknown

AB 26  
R 2  
H 5  
RBI 2  
BB 1  
SO 7  
LOB 5





Batter	1	2	3	4	5	6	7	8	9	AB	R	H	RBI	BB	SO	LOB	TOP					
Frank Duffy, R (1, 6) OBP: 0.259, SLG: 0.284	F9					5-3				3	0	1	0	0	0	0	<b>Cleveland Indians @ Kansas City Royals</b> Municipal Stadium, Kansas City, MO Tue Jul 18 1972, 8:05 PM EDT Unknown					
Del Unser, L (7, PH) OBP: 0.259, SLG: 0.254	F9									1	0	1	2	0	0	0						
Denny Riddleberger, R (7, 1)										0	0	0	0	0	0	0						
Ed Farmer, R (8, 1) OBP: 0.250, SLG: 0.250										0	0	0	0	0	0	0						
Ray Fosse, R (9, PH) OBP: 0.302, SLG: 0.363			1-2	1B						1	0	0	0	0	1	1						
Jack Brohamer, L (1, 4) OBP: 0.297, SLG: 0.320	K									5	0	1	0	0	1	3						
Ron Lolich, R (1, 9) OBP: 0.235, SLG: 0.289	K									4	0	0	0	0	1	3						
Alex Johnson, R (1, 7) OBP: 0.270, SLG: 0.310										4	0	1	0	0	0	1						
Graig Nettles, L (1, 5) OBP: 0.343, SLG: 0.394										3	2	2	0	1	0	1						
Buddy Bell, R (1, 8) OBP: 0.275, SLG: 0.303										3	2	2	1	1	0	0						
Chris Chambliss, L (1, 3) OBP: 0.304, SLG: 0.339										4	1	1	2	0	0	2						
Jerry Moses, R (1, 2) OBP: 0.222, SLG: 0.269										3	0	0	0	0	0	0						
Milt Wilcox, R (1, 1) OBP: 0.278, SLG: 0.294										1	0	0	0	1	0	0						
Tom Hilgendorf, S (5, 1)										0	0	0	0	0	0	0						
Phil Hennigan, R (6, 1)										0	0	0	0	0	0	0						
Tom McCraw, L (7, PH) OBP: 0.358, SLG: 0.379										1	0	0	0	0	1	2						
Eddie Leon, R (7, 6) OBP: 0.293, SLG: 0.273										0	0	0	0	1	0	0						
<b>Inning Stats</b>	R: 0 E: 0 K: 2 S: 7	H: 0 LOB: 0 BB: 0 P: 7	R: 2 E: 0 K: 0 S: 4	H: 1 LOB: 0 BB: 1 P: 8	R: 0 E: 0 K: 0 S: 3	H: 1 LOB: 0 BB: 1 P: 7	R: 0 E: 0 K: 0 S: 3	H: 1 LOB: 0 BB: 0 P: 3	R: 0 E: 0 K: 0 S: 3	H: 0 LOB: 0 BB: 0 P: 3	R: 0 E: 0 K: 0 S: 4	H: 1 LOB: 1 BB: 0 P: 4	R: 3 E: 0 K: 1 S: 9	H: 4 LOB: 1 BB: 0 P: 9	R: 0 E: 0 K: 0 S: 4	H: 1 LOB: 2 BB: 1 P: 8	R: 0 E: 0 K: 1 S: 5	H: 0 LOB: 1 BB: 1 P: 9	1B: 6 2B: 2 3B: 1 HR: 0	SF: 0 SAC: 1 DP: 1 HBP: 0	WP: 0 PB: 1 SB: 0 CS: 0	PA: 38
<b>PITCHER</b>	IP WLS BF H R ER SO BB IBB HBP BLK WP HR S P ERA WHIP																					
Paul Splittorf, L (1, 1) ERA: 3.03	6.0	25	7	5	5	2	2	0	0	0	0	0	0	0	0	27	35	7.50	1.500			
Ted Abernathy, R (7, 1) ERA: 1.24	0.2	3	1	0	0	1	0	0	0	0	0	0	0	0	5	5	0.00	1.500				
Tom Burgmeier, L (7, 1) ERA: 2.09	1.2	W	8	1	0	0	1	1	0	0	0	0	0	6	14	0.00	1.200					
Ken Wright, R (9, 1) ERA: 1.17	0.2	S	2	0	0	0	1	0	0	0	0	0	0	4	4	0.00	0.000					

Batter	1	2	3	4	5	6	7	8	9	AB	R	H	RBI	BB	SO	LOB	BOTTOM			
Freddie Patek, R (1, 6) OBP: 0.286, SLG: 0.319	F9									5	1	2	0	0	1	3	<b>Cleveland Indians @ Kansas City Royals</b> Municipal Stadium, Kansas City, MO Tue Jul 18 1972, 8:05 PM EDT Unknown			
Amos Otis, R (1, 8) OBP: 0.366, SLG: 0.434	K									4	1	0	0	1	1	2				
Richie Scheinblum, S (1, 9) OBP: 0.382, SLG: 0.463										2	1	1	1	2	0	0				
Steve Hovley, L (8, PR) OBP: 0.270, SLG: 0.289	4-3									0	1	0	0	0	0	0				
John Mayberry, L (1, 3) OBP: 0.374, SLG: 0.443										5	1	3	2	0	0	2				
Lou Piniella, R (1, 7) OBP: 0.366, SLG: 0.478										5	0	4	2	0	0	2				
Ed Kirkpatrick, L (1, 2) OBP: 0.420, SLG: 0.461										4	0	0	1	1	0	5				
Cookie Rojas, R (1, 5) OBP: 0.332, SLG: 0.362										4	0	2	0	1	0	5				
Bobby Knoop, R (1, 4) OBP: 0.333, SLG: 0.244										3	0	1	0	1	0	0				
Gail Hopkins, L (8, PH) OBP: 0.216, SLG: 0.200										1	0	0	0	0	0	3				
Bobby Floyd, R (9, 5) OBP: 0.224, SLG: 0.216										0	0	0	0	0	0	0				
Paul Splittorf, L (1, 1) OBP: 0.250, SLG: 0.292										2	1	1	0	0	0	3				
Ted Abernathy, R (7, 1) ERA: 2.21										0	0	0	0	0	0	0				
Tom Burgmeier, L (7, 1) OBP: 0.400, SLG: 0.400										1	0	1	0	0	0	0				
Ken Wright, R (9, 1) ERA: 3.94										0	0	0	0	0	0	0				
<b>Inning Stats</b>	R: 0 E: 0 K: 1 S: 5	H: 0 LOB: 0 BB: 0 P: 5	R: 0 E: 0 K: 0 S: 5	H: 2 LOB: 3 BB: 1 P: 9	R: 0 E: 0 K: 0 S: 4	H: 1 LOB: 2 BB: 1 P: 8	R: 0 E: 0 K: 1 S: 7	H: 2 LOB: 2 BB: 0 P: 7	R: 2 E: 0 K: 0 S: 6	H: 3 LOB: 1 BB: 0 P: 6	R: 3 E: 0 K: 0 S: 7	H: 4 LOB: 3 BB: 2 P: 15	R: 0 E: 0 K: 0 S: 4	H: 1 LOB: 1 BB: 0 P: 4	R: 1 E: 0 K: 0 S: 4	H: 2 LOB: 3 BB: 2 P: 12	1B: 13 2B: 4 3B: 0 HR: 0	SF: 1 SAC: 1 DP: 2 HBP: 0	WP: 0 PB: 0 SB: 0 CS: 0	PA: 44
<b>PITCHER</b>	IP WLS BF H R ER SO BB IBB HBP BLK WP HR S P ERA WHIP																			
Milt Wilcox, R (1, 1) ERA: 3.26	4.1	23	8	2	2	2	2	0	0	0	0	0	0	7	11	20.25	3.000			
Tom Hilgendorf, L (5, 1) ERA: 6.75	1.1	8	3	3	3	0	1	0	0	0	0	0	0	2	6	0.00	3.000			
Phil Hennigan, R (6, 1) ERA: 2.29	0.1	3	1	0	0	0	0	1	0	0	0	0	0	7	11	6.75	3.000			
Denny Riddleberger, L (7, 1) ERA: 2.21	1.1	L	8	3	1	1	0	1	0	0	0	0	0	2	11	6.75	3.000			
Ed Farmer, R (8, 1) ERA: 3.94	0.2	2	0	0	0	0	0	1	0	0	0	0	0	1	5	0.00	0.000			



Batter	1	2	3	4	5	6	7	8	9	AB	R	H	RBI	BB	SO	LOB	TOP					
<b>Del Unser, L</b> OBP: 0.242, SLG: 0.267 (1, 8)										5	1	4	1	0	0	1	<b>Cleveland Indians @ Kansas City Royals</b> Municipal Stadium, Kansas City, MO Tue Jul 18 1972, 8:05 PM EDT Att: 10,707 - Unknown					
<b>Jack Brohamer, L</b> OBP: 0.293, SLG: 0.320 (1, 4)										3	1	1	0	2	0	3						
<b>Tom McCraw, L</b> OBP: 0.359, SLG: 0.374 (1, 7) (5, 3)										3	1	0	0	2	1	4						
<b>Graig Nettles, L</b> OBP: 0.347, SLG: 0.395 (1, 5)										4	2	2	1	1	0	6						
<b>Chris Chambliss, L</b> OBP: 0.306, SLG: 0.341 (1, 3)										2	0	1	2	0	0	1						
<b>Roy Foster, R</b> OBP: 0.197, SLG: 0.179 (5, 7)										2	1	0	0	1	0	2						
<b>John Lowenstein, L</b> OBP: 0.333, SLG: 0.476 (1, 9)										5	1	3	3	0	0	2						
<b>Ray Fosse, R</b> OBP: 0.304, SLG: 0.364 (1, 2)										5	1	2	1	0	0	3						
<b>Frank Duffy, R</b> OBP: 0.290, SLG: 0.275 (1, 6)										5	0	0	0	0	0	3						
<b>Vince Colbert, R</b> OBP: 0.273, SLG: 0.250 (1, 1)										1	0	0	0	0	0	0						
<b>Mike Kilkenny, R</b> OBP: 0.111, SLG: 0.111 (2, 1)										0	0	0	0	0	0	0						
<b>Phil Hennigan, R</b> (2, 1)										2	0	0	0	0	1	1						
<b>Buddy Bell, R</b> OBP: 0.278, SLG: 0.306 (8, PH)										1	0	1	0	0	0	0						
<b>Ed Farmer, R</b> OBP: 0.250, SLG: 0.250 (8, 1)										0	0	0	0	0	0	0						
<b>Inning Stats</b>	R: 3 E: 0 K: 0 S: 6	H: 4 LOB: 1 BB: 1 P: 10	R: 0 E: 0 K: 0 S: 4	H: 1 LOB: 2 BB: 1 P: 8	R: 0 E: 0 K: 0 S: 2	H: 0 LOB: 0 BB: 1 P: 6	R: 0 E: 0 K: 1 S: 5	H: 0 LOB: 0 BB: 0 P: 5	R: 0 E: 0 K: 1 S: 5	H: 1 LOB: 0 BB: 0 P: 5	R: 2 E: 0 K: 0 S: 5	H: 2 LOB: 1 BB: 1 P: 9	R: 1 E: 0 K: 0 S: 5	H: 2 LOB: 2 BB: 1 P: 9	R: 1 E: 1 K: 0 S: 6	H: 2 LOB: 3 BB: 1 P: 10	R: 1 E: 0 K: 0 S: 4	H: 2 LOB: 0 BB: 0 P: 4	1B: 13 2B: 1 3B: 1 HR: 0	SF: 0 SAC: 0 DP: 4 HBP: 0	WP: 1 PB: 1 SB: 0 CS: 0	PA: 44
<b>PITCHER</b>	IP	WLS	BF	H	R	ER	SO	BB	IBB	HBP	BLK	WP	HR	S	P	ERA	WHIP					
<b>Bruce Dal Canton, R</b> ERA: 3.31 (1, 1)	0.1		6	4	3	3	0	1	0	0	0	0	0	5	9	81.00	15.000					
<b>Jim Rooker, L</b> ERA: 4.38 (1, 1)	5.2	W	23	5	3	3	2	4	0	0	0	1	0	23	39	4.76	1.588					
<b>Tom Burgmeier, L</b> ERA: 2.25 (7, 1)	1.1		7	3	1	1	0	0	0	0	0	0	0	7	7	6.75	2.250					
<b>Ken Wright, R</b> ERA: 1.93 (8, 1)	1.2	S	8	2	1	1	0	1	0	0	0	0	0	7	11	5.40	1.800					
<b>Batter</b>	<b>1</b>	<b>2</b>	<b>3</b>	<b>4</b>	<b>5</b>	<b>6</b>	<b>7</b>	<b>8</b>	<b>9</b>	<b>AB</b>	<b>R</b>	<b>H</b>	<b>RBI</b>	<b>BB</b>	<b>SO</b>	<b>LOB</b>	<b>BOTTOM</b>					
<b>Freddie Patek, R</b> OBP: 0.281, SLG: 0.314 (1, 6)										5	0	0	0	0	0	1	<b>Cleveland Indians @ Kansas City Royals</b> Municipal Stadium, Kansas City, MO Tue Jul 18 1972, 8:05 PM EDT Att: 10,707 - Unknown					
<b>Amos Otis, R</b> OBP: 0.368, SLG: 0.434 (1, 8)										5	2	2	1	0	0	1						
<b>Richie Scheinblum, S</b> OBP: 0.380, SLG: 0.477 (1, 9)										3	2	0	0	1	0	1						
<b>John Mayberry, L</b> OBP: 0.375, SLG: 0.446 (1, 3)										3	1	1	2	1	0	0						
<b>Lou Piniella, R</b> OBP: 0.370, SLG: 0.489 (1, 7)										3	2	2	3	1	0	0						
<b>Ed Kirkpatrick, L</b> OBP: 0.417, SLG: 0.457 (1, 2)										4	1	1	1	0	0	2						
<b>Cookie Rojas, R</b> OBP: 0.125, SLG: 0.167 (1, 5)										3	1	2	2	0	0	0						
<b>Bobby Floyd, R</b> OBP: 0.222, SLG: 0.214 (6, 5)										1	0	0	0	0	0	0						
<b>Bobby Knoop, R</b> OBP: 0.346, SLG: 0.267 (1, 4)										4	2	2	0	0	1	1						
<b>Bruce Dal Canton, R</b> OBP: 0.125, SLG: 0.167 (1, 1)										0	0	0	0	0	0	0						
<b>Jim Rooker, R</b> OBP: 0.056, SLG: 0.100 (1, 1)										2	0	0	1	0	0	0						
<b>Tom Burgmeier, L</b> OBP: 0.400, SLG: 0.400 (7, 1)										0	0	0	0	0	0	0						
<b>Ken Wright, R</b> (8, 1)										1	0	0	0	0	1	1						
<b>Inning Stats</b>	R: 2 E: 1 K: 0 S: 5	H: 2 LOB: 1 BB: 1 P: 9	R: 7 E: 0 K: 1 S: 11	H: 6 LOB: 1 BB: 2 P: 19	R: 0 E: 0 K: 0 S: 3	H: 0 LOB: 0 BB: 0 P: 3	R: 1 E: 0 K: 0 S: 4	H: 1 LOB: 0 BB: 0 P: 4	R: 0 E: 0 K: 0 S: 3	H: 0 LOB: 0 BB: 0 P: 3	R: 0 E: 0 K: 0 S: 3	H: 0 LOB: 0 BB: 0 P: 3	R: 0 E: 0 K: 0 S: 3	R: 1 E: 1 K: 1 S: 7	H: 1 LOB: 1 BB: 0 P: 7	1B: 7 2B: 2 3B: 0 HR: 1	SF: 1 SAC: 0 DP: 1 HBP: 0	WP: 1 PB: 1 SB: 1 CS: 0	PA: 38			
<b>PITCHER</b>	IP	WLS	BF	H	R	ER	SO	BB	IBB	HBP	BLK	WP	HR	S	P	ERA	WHIP					
<b>Vince Colbert, R</b> ERA: 4.5 (1, 1)	1.2	L	11	5	5	4	0	1	0	0	0	0	0	10	14	21.60	3.600					
<b>Mike Kilkenny, L</b> ERA: 4.4 (2, 1)	0.0		5	3	4	4	0	1	1	0	0	0	0	3	11	∞	∞					
<b>Phil Hennigan, R</b> ERA: 2.7 (2, 1)	5.1		17	1	1	1	1	0	0	0	0	0	1	19	19	1.69	0.188					
<b>Ed Farmer, R</b> ERA: 3.82 (8, 1)	1.0		5	1	1	0	1	0	0	0	0	0	0	7	7	0.00	1.000					



Batter	1	2	3	4	5	6	7	8	9	AB	R	H	RBI	BB	SO	LOB	TOP																					
<b>Del Unser, L</b> OBP: 0.246, SLG: 0.270 (1, 8)	F7	G1-6-3 1B			F7			G4-6-3 1B	G4-6-3	5	0	2	0	0	0	3	<b>Cleveland Indians @ Kansas City Royals</b> Municipal Stadium, Kansas City, MO Wed Jul 19 1972, 8:05 PM EDT Att: 8,952 - Unknown																					
<b>Jack Brohamer, L</b> OBP: 0.289, SLG: 0.315 (1, 4)	4-3	G1-6-3 1-2			6-3			G4-6-3 1-2		4	0	0	0	0	0	3																						
<b>Tom McCraw, L</b> OBP: 0.353, SLG: 0.367 (1, 7)	6-3			F7	L7			6-3		4	0	0	0	0	0	0																						
<b>Graig Nettles, L</b> OBP: 0.348, SLG: 0.397 (1, 5)		1B SH	1-3		F8			2B 1B		4	2	2	0	0	0	0																						
<b>Chris Chambliss, L</b> OBP: 0.305, SLG: 0.339 (1, 3)		SH SF8 1-2	1-3		G3			L6		4	1	1	0	0	0	1																						
<b>John Lowenstein, L</b> OBP: 0.353, SLG: 0.511 (1, 9)		SH SF8 1-3 2-H		G5-4-3 1B	K			1B 1B 2B		3	2	2	0	0	1	0																						
<b>Ray Fosse, R</b> OBP: 0.303, SLG: 0.361 (1, 2)		SF8 2-3 3-H		G5-4-3 1-2			F9	1B 1B IBB		2	0	0	1	1	0	1																						
<b>Frank Duffy, R</b> OBP: 0.301, SLG: 0.306 (1, 6)		1B 3B 3-H					5-3	1B		4	1	3	2	0	0	0																						
<b>Gaylord Perry, R</b> OBP: 0.233, SLG: 0.242 (1, 1)		1B 1B 3-H		K			6-3	1B G4-6-3 1-2 2-3 3-H		4	0	2	2	0	1	1																						
<b>Inning Stats</b>	R: 0 E: 0 K: 0 S: 3	H: 0 LOB: 0 BB: 0 P: 3	R: 4 E: 1 K: 0 S: 8	H: 5 LOB: 1 BB: 0 P: 8	R: 0 E: 0 K: 0 S: 3	H: 0 LOB: 0 BB: 0 P: 3	R: 0 E: 0 K: 1 S: 6	H: 2 LOB: 1 BB: 0 P: 6	R: 0 E: 0 K: 0 S: 3	H: 0 LOB: 0 BB: 0 P: 3	R: 0 E: 0 K: 0 S: 3	H: 0 LOB: 0 BB: 0 P: 3	R: 0 E: 0 K: 0 S: 3	H: 1 LOB: 0 BB: 0 P: 3	R: 2 E: 0 K: 0 S: 6	H: 4 LOB: 2 BB: 1 P: 10	1B: 9 2B: 2 3B: 1 HR: 0	SF: 1 SAC: 1 DP: 4 HBP: 0	WP: 0 PA: 37 CS: 0																			
<b>PITCHER</b>	IP	WLS	BF	H	R	ER	SO	BB	IBB	HBP	BLK	WP	HR	S	P	ERA	WHIP	<b>PITCHER</b>			IP	WLS	BF	H	R	ER	SO	BB	IBB	HBP	BLK	WP	HR	S	P	ERA	WHIP	
<b>Dick Drago, R</b> ERA: 2.59 (1, 1)	1.1	L	10	5	4	3	0	0	0	0	0	0	0	10	10	20.25	3.750																					
<b>Al Fitzmorris, R</b> ERA: 3.35 (2, 1)	3.2		11	2	0	0	1	0	0	0	0	0	0	13	13	0.00	0.545																					
<b>Mike Hedlund, R</b> ERA: 4.0 (6, 1)	2.0		6	0	0	0	1	0	0	0	0	0	0	8	8	0.00	0.000																					
<b>Tom Burgmeier, L</b> ERA: 2.57 (8, 1)	2.0		10	5	2	2	0	0	1	0	0	0	0	9	13	9.00	2.500																					

Batter	1	2	3	4	5	6	7	8	9	AB	R	H	RBI	BB	SO	LOB	BOTTOM																					
<b>Freddie Patek, R</b> OBP: 0.278, SLG: 0.309 (1, 6)	2-3		5-3		1-3			L3		4	0	0	0	0	0	3	<b>Cleveland Indians @ Kansas City Royals</b> Municipal Stadium, Kansas City, MO Wed Jul 19 1972, 8:05 PM EDT Att: 8,952 - Unknown																					
<b>Amos Otis, R</b> OBP: 0.367, SLG: 0.431 (1, 8)	L6		L8			1-3		L1-3 1B		4	0	1	0	0	0	0																						
<b>Richie Scheinblum, S</b> OBP: 0.382, SLG: 0.477 (1, 9)					F7			L1-3 1-2		4	0	2	0	0	0	1																						
<b>John Mayberry, L</b> OBP: 0.371, SLG: 0.439 (1, 3)	6-3				3-1			F8		4	0	0	0	0	0	2																						
<b>Lou Piniella, R</b> OBP: 0.366, SLG: 0.483 (1, 7)		1-3		6-3		1-3			F7	4	0	0	0	0	0	1																						
<b>Ed Kirkpatrick, L</b> OBP: 0.414, SLG: 0.452 (1, 2)		1-6-3			F9 5-3 1B			6-3		4	1	1	0	0	0	0																						
<b>Cookie Rojas, R</b> OBP: 0.341, SLG: 0.374 (1, 5) (8, 4)					5-3 1-2 1B			4-3		4	0	3	0	0	0	0																						
<b>Bobby Knoop, R</b> OBP: 0.333, SLG: 0.255 (1, 4) <b>Joe Keough, L</b> OBP: 0.289, SLG: 0.205 (7, PH) <b>Bobby Floyd, R</b> OBP: 0.222, SLG: 0.214 (8, 5)		1-3			F9			K		2	0	0	0	0	0	3																						
<b>Dick Drago, R</b> OBP: 0.146, SLG: 0.047 (1, 1) <b>Al Fitzmorris, S</b> OBP: 0.333, SLG: 0.200 (2, 1) <b>Steve Howery, L</b> OBP: 0.267, SLG: 0.296 (5, PH) <b>Mike Hedlund, R</b> OBP: 0.333, SLG: 0.316 (8, 1) <b>Gail Hopkins, L</b> OBP: 0.337, SLG: 0.230 (7, PH) <b>Tom Burgmeier, L</b> OBP: 0.400, SLG: 0.400 (8, 1)			1-3		5-3				1-2 BB	0	0	0	0	0	0	0																						
<b>Inning Stats</b>	R: 0 E: 0 K: 0 S: 4	H: 1 LOB: 1 BB: 0 P: 4	R: 0 E: 0 K: 0 S: 4	H: 1 LOB: 1 BB: 0 P: 4	R: 0 E: 0 K: 0 S: 3	H: 0 LOB: 0 BB: 0 P: 3	R: 0 E: 0 K: 0 S: 3	H: 0 LOB: 0 BB: 0 P: 3	R: 1 E: 0 K: 0 S: 5	H: 2 LOB: 1 BB: 0 P: 5	R: 0 E: 0 K: 0 S: 4	H: 1 LOB: 1 BB: 0 P: 4	R: 0 E: 0 K: 1 S: 6	H: 1 LOB: 2 BB: 1 P: 10	R: 0 E: 0 K: 0 S: 3	H: 0 LOB: 0 BB: 0 P: 3	R: 0 E: 0 K: 0 S: 3	H: 0 LOB: 0 BB: 0 P: 3	1B: 7 2B: 1 3B: 0 HR: 0	SF: 0 SAC: 0 DP: 1 HBP: 0	WP: 0 PA: 34 CS: 0																	
<b>PITCHER</b>	IP	WLS	BF	H	R	ER	SO	BB	IBB	HBP	BLK	WP	HR	S	P	ERA	WHIP	<b>PITCHER</b>			IP	WLS	BF	H	R	ER	SO	BB	IBB	HBP	BLK	WP	HR	S	P	ERA	WHIP	
<b>Gaylord Perry, R</b> ERA: 1.71 (1, 1)	9.0	W	34	7	1	1	1	1	0	0	0	0	0	35	39	1.00	0.889																					

AB	34
R	6
H	12
RBI	5
BB	1
SO	2
LOB	9

AB	33
R	1
H	7
RBI	1
BB	1
SO	1
LOB	12





Batter	1	2	3	4	5	6	7	8	9	10	AB	R	H	RBI	BB	SO	LOB	TOP						
Don Buford, S OBP: 0.347, SLG: 0.266 (1, 7)	F4		1B		4-3		BB		1B	BB FC3-2	4	1	2	1	2	0	0							
Terry Crowley, L OBP: 0.338, SLG: 0.452 (1, 9)	3-1		K		F7					FC3-2	6	0	1	1	0	1	5							
Ronnie Harrison, R OBP: 0.125, SLG: 0.250 (10, 1)										BB	0	0	0	0	0	0	0							
Bobby Grich, R OBP: 0.371, SLG: 0.460 (1, 6)	WP		1B		2B				6-3		5	1	3	2	1	0	2							
Boog Powell, L OBP: 0.316, SLG: 0.357 (1, 3)	WP		F3		1B				G3		5	1	1	1	1	0	6							
Don Baylor, R OBP: 0.349, SLG: 0.473 (1, 8)	BB				2B						4	0	2	1	0	0	2							
Paul Blair, R OBP: 0.235, SLG: 0.314 (8, 8)	F8				FC5-4				F9		0	1	0	0	1	0	0							
Brooks Robinson, R OBP: 0.304, SLG: 0.342 (1, 5)		F2			F8				5-3		4	0	0	0	0	0	1							
Davey Johnson, R OBP: 0.341, SLG: 0.347 (1, 4)		F7			F4				F4		4	1	0	0	0	0	0							
Johnny Oates, L OBP: 0.374, SLG: 0.436 (1, 2)											5	1	4	0	0	0	0							
Jim Palmer, R OBP: 0.241, SLG: 0.298 (8, 1)					1B				SH		3	0	0	0	0	0	2							
Doyle Alexander, R OBP: 0.311, SLG: 0.271 (9, 1)									1B		0	0	0	0	0	0	0							
Grant Jackson, S OBP: 0.240, SLG: 0.271 (9, 1)									1B		0	0	0	0	0	0	0							
Eddie Watt, R OBP: 0.266, SLG: 0.294 (10, PH)									1B		0	0	0	0	0	0	0							
Tom Shoggy, R OBP: 0.266, SLG: 0.294 (10, PH)									1B		1	1	2	0	0	0	0							
Merv Rettenmund, R OBP: 0.208, SLG: 0.344 (10, 9)									1B		1	1	2	0	0	0	0							
<b>Inning Stats</b>	R: 0 E: 0 K: 0 S: 4	H: 1 LOB: 2 BB: 1 P: 8	R: 0 E: 0 K: 0 S: 4	H: 1 LOB: 1 BB: 0 P: 4	R: 1 E: 0 K: 1 S: 7	H: 3 LOB: 2 BB: 0 P: 7	R: 0 E: 0 K: 1 S: 6	H: 1 LOB: 1 BB: 0 P: 6	R: 2 E: 0 K: 0 S: 6	H: 3 LOB: 1 BB: 0 P: 6	R: 0 E: 0 K: 1 S: 5	H: 0 LOB: 0 BB: 0 P: 5	R: 0 E: 0 K: 0 S: 3	H: 0 LOB: 1 BB: 1 P: 7	R: 0 E: 1 K: 0 S: 6	H: 3 LOB: 1 BB: 0 P: 6	R: 3 E: 0 K: 0 S: 5	H: 2 LOB: 3 BB: 3 P: 18	1B: 11 2B: 3 3B: 0 HR: 0	SF: 0 SAC: 2 DP: 0 HBP: 1	WP: 1 PB: 0 SB: 2 CS: 0	PA: 49		
<b>PITCHER</b>	IP	WLS	BF	H	R	ER	SO	BB	IBB	HBP	BLK	WP	HR	S	P	ERA	WHIP							
Roger Nelson, R ERA: 1.99 (1, 1)	8.0		34	9	3	3	3	2	0	0	0	1	0	38	46	3.38	1.375							
Al Fitzmorris, R ERA: 3.48 (9, 1)	0.0		3	2	2	1	0	0	0	0	0	0	0	3	3	∞	∞							
Ken Wright, R ERA: 4.22 (9, 1)	1.1	L	7	2	3	3	0	1	0	1	0	0	0	5	10	20.25	2.250							
Tom Burgmeier, L ERA: 2.55 (10, 1)	0.1		3	1	0	0	0	0	1	0	0	0	0	2	6	0.00	3.000							
Ted Abernathy, R ERA: 1.23 (10, 1)	0.1		2	0	0	0	0	1	0	0	0	0	0	1	5	0.00	3.000							

Baltimore Orioles @ Kansas City Royals  
Municipal Stadium, Kansas City, MO  
Thu Jul 20 1972, 8:05 PM EDT  
Att. 11,075 - Unknown

AB 41  
R 8  
H 14  
RBI 8  
BB 5  
SO 3  
LOB 18



Batter	1	2	3	4	5	6	7	8	9	10	AB	R	H	RBI	BB	SO	LOB	BOTTOM						
Freddie Patek, R OBP: 0.241, SLG: 0.298 (8, PH)	F9		FC6-4		K			SH5-4	SF9		3	0	0	0	0	1	2							
Gall Higgins, R OBP: 0.240, SLG: 0.299 (8, PH)								2B			0	0	0	0	1	0	0							
Bobby Floyd, R OBP: 0.242, SLG: 0.274 (8, PH)								BB			0	1	0	0	0	0	0							
Carl Taylor, R OBP: 0.266, SLG: 0.333 (10, 9)									3H		0	0	0	1	0	0	0							
Amos Otis, R OBP: 0.365, SLG: 0.429 (1, 8)	K			4-3	K			SH5-4	F8		4	1	1	0	0	2	2							
Richie Scheinblum, S OBP: 0.276, SLG: 0.469 (8, 1)				1B							4	0	0	1	0	0	3							
Al Fitzmorris, S OBP: 0.240, SLG: 0.271 (9, 1)											0	0	0	0	0	0	0							
Ken Wright, R OBP: 0.240, SLG: 0.271 (9, 1)											0	0	0	0	0	0	0							
Tom Burgmeier, L OBP: 0.266, SLG: 0.294 (10, PH)											0	0	0	0	0	0	0							
Ted Abernathy, R OBP: 0.208, SLG: 0.344 (10, PH)											1	0	0	0	0	0	0							
John Mayberry, L OBP: 0.371, SLG: 0.442 (1, 3)		F8			F4						5	0	2	1	0	0	1							
Lou Piniella, R OBP: 0.364, SLG: 0.479 (1, 7)		F7			1B						5	0	1	1	0	0	3							
Ed Kirkpatrick, L OBP: 0.409, SLG: 0.446 (1, 2)					1B						5	0	1	0	0	0	1							
Cookie Rojas, R OBP: 0.343, SLG: 0.375 (1, 5)											4	1	2	0	0	0	2							
Bobby Knoop, R OBP: 0.333, SLG: 0.280 (1, 4)											4	1	2	0	0	0	2							
Joe Keough, L OBP: 0.304, SLG: 0.205 (9, PH)											3	0	1	0	0	0	1							
Paul Schaal, R OBP: 0.306, SLG: 0.320 (10, 4)											0	1	0	0	0	0	0							
Roger Nelson, R OBP: 0.176, SLG: 0.125 (1, 1)											0	0	0	0	1	0	0							
Steve Hovley, L OBP: 0.283, SLG: 0.302 (8, PH)											2	1	2	1	0	0	0							
<b>Inning Stats</b>	R: 0 E: 0 K: 1 S: 5	H: 0 LOB: 0 BB: 0 P: 5	R: 0 E: 0 K: 0 S: 3	H: 0 LOB: 0 BB: 0 P: 3	R: 0 E: 0 K: 0 S: 3	H: 0 LOB: 1 BB: 1 P: 7	R: 1 E: 0 K: 0 S: 6	H: 3 LOB: 2 BB: 0 P: 6	R: 0 E: 0 K: 2 S: 8	H: 1 LOB: 1 BB: 0 P: 8	R: 0 E: 0 K: 0 S: 3	H: 0 LOB: 0 BB: 0 P: 3	R: 0 E: 0 K: 0 S: 5	H: 1 LOB: 0 BB: 1 P: 3	R: 2 E: 0 K: 0 S: 5	H: 2 LOB: 2 BB: 1 P: 9	R: 0 E: 0 K: 0 S: 5	H: 2 LOB: 1 BB: 0 P: 6	R: 0 E: 0 K: 0 S: 4	H: 1 LOB: 1 BB: 0 P: 4	1B: 9 2B: 1 3B: 0 HR: 0	SF: 1 SAC: 2 DP: 1 HBP: 1	WP: 0 PB: 0 SB: 1 CS: 0	PA: 42
<b>PITCHER</b>	IP	WLS	BF	H	R	ER	SO	BB	IBB	HBP	BLK	WP	HR	S	P	ERA	WHIP							
Jim Palmer, R ERA: 1.91 (1, 1)	7.2		31	7	3	3	3	2	0	0	0	0	0	35	43	3.52	1.174							
Doyle Alexander, R ERA: 2.69 (8, 1)	0.2		4	1	2	2	0	0	0	1	0	0	0	3	4	27.00	1.500							
Grant Jackson, L ERA: 4.97 (9, 1)	0.0		1	1	0	0	0	0	0	0	0	0	0	1	1	∞	∞							
Eddie Watt, R ERA: 3.79 (9, 1)	0.2	W	2	0	0	0	0	0	0	0	0	0	0	2	2	0.00	0.000							
Ronnie Harrison, R ERA: 1.02 (10, 1)	1.0	S	4	1	0	0	0	0	0	0	0	0	0	4	4	0.00	1.000							

Baltimore Orioles @ Kansas City Royals  
Municipal Stadium, Kansas City, MO  
Thu Jul 20 1972, 8:05 PM EDT  
Att. 11,075 - Unknown

AB 36  
R 5  
H 10  
RBI 5  
BB 2  
SO 3  
LOB 15





Batter	1	2	3	4	5	6	7	8	9	AB	R	H	RBI	BB	SO	LOB	TOP					
<b>Don Buford, S</b> OBP: 0.347, SLG: 0.265 (1, 7)										4	1	1	0	0	0	0						
<b>Terry Crowley, L</b> OBP: 0.326, SLG: 0.434 (1, 9)										5	0	0	0	0	1	4						
<b>Bobby Grich, R</b> OBP: 0.368, SLG: 0.455 (1, 6) (9, 3)										5	0	1	0	0	2	0						
<b>Boog Powell, L</b> OBP: 0.321, SLG: 0.372 <b>Mark Belanger, R</b> OBP: 0.235, SLG: 0.233 (1, 3) (9, 6)										4	2	2	2	1	1	0						
<b>Don Baylor, R</b> OBP: 0.358, SLG: 0.479 <b>Paul Blair, R</b> OBP: 0.238, SLG: 0.316 (1, 8) (6, 8)										4	3	3	0	0	0	2						
<b>Brooks Robinson, R</b> OBP: 0.302, SLG: 0.340 (1, 5)										5	1	1	1	0	0	7						
<b>Davey Johnson, R</b> OBP: 0.342, SLG: 0.352 (1, 4)										5	0	2	2	0	1	1						
<b>Johnny Oates, L</b> OBP: 0.370, SLG: 0.425 (1, 2)										3	0	0	0	1	0	2						
<b>Pat Dobson, R</b> OBP: 0.191, SLG: 0.173 <b>Dave Leonhard, R</b> OBP: 1.000, SLG: 2.000 <b>Grant Jackson, S</b> (6, 1) (6, 1)										3	0	1	1	0	0	3						
										0	0	0	0	0	0	0						
										1	0	0	0	0	0	0						
<b>Inning Stats</b>	R: 3 E: 1 K: 1 S: 10	H: 4 LOB: 3 BB: 1 P: 14	R: 0 E: 0 K: 0 S: 3	H: 0 LOB: 0 BB: 0 P: 3	R: 2 E: 0 K: 0 S: 7	H: 4 LOB: 3 BB: 0 P: 8	R: 2 E: 1 K: 3 S: 11	H: 2 LOB: 0 BB: 0 P: 11	R: 0 E: 0 K: 0 S: 4	H: 1 LOB: 2 BB: 1 P: 8	R: 0 E: 0 K: 0 S: 3	H: 0 LOB: 0 BB: 0 P: 3	R: 0 E: 0 K: 1 S: 5	H: 0 LOB: 0 BB: 0 P: 5	R: 0 E: 0 K: 0 S: 4	H: 1 LOB: 1 BB: 0 P: 4	1B: 10 2B: 3 3B: 0 HR: 1	SF: 0 SAC: 0 DP: 0 HBP: 1	WP: 0 PB: 0 SB: 1 CS: 0	PA: 43		
<b>PITCHER</b>	IP	WLS	BF	H	R	ER	SO	BB	IBB	HBP	BLK	WP	HR	S	P	ERA	WHIP					
<b>Bruce Dal Canton, R</b> ERA: 3.98 (1, 1)	2.2	L	18	8	5	3	1	0	1	0	0	0	1	19	23	10.12	3.000					
<b>Mike Hedlund, R</b> ERA: 3.93 (3, 1)	3.1		15	3	2	1	3	1	0	1	0	0	0	0	19	24	2.70	1.200				
<b>Al Fitzmorris, R</b> ERA: 3.99 (7, 1)	2.0		6	0	0	0	1	0	0	0	0	0	0	8	8	0.00	0.000					
<b>Ted Abernathy, R</b> ERA: 1.19 (9, 1)	1.0		4	1	0	0	0	0	0	0	0	0	0	4	4	0.00	1.000					

**Baltimore Orioles @ Kansas City Royals**  
Municipal Stadium, Kansas City, MO  
Fri Jul 21 1972, 8:05 PM EDT  
Att: 12,383 - Unknown - 88 F

AB 40  
R 7  
H 12  
RBI 6  
BB 2  
SO 5  
LOB 19



Batter	1	2	3	4	5	6	7	8	9	AB	R	H	RBI	BB	SO	LOB	BOTTOM					
<b>Amos Otis, R</b> OBP: 0.366, SLG: 0.430 (1, 8)										4	1	1	0	1	0	1						
<b>Ed Kirkpatrick, L</b> OBP: 0.414, SLG: 0.449 (1, 2)										5	1	3	1	0	0	1						
<b>Richie Scheinblum, S</b> OBP: 0.373, SLG: 0.464 (1, 9)										5	1	1	0	0	1	4						
<b>John Mayberry, L</b> OBP: 0.372, SLG: 0.445 (1, 3)										5	1	2	1	0	1	1						
<b>Lou Piniella, R</b> OBP: 0.361, SLG: 0.474 (1, 7)										5	1	1	0	0	2	2						
<b>Carl Taylor, R</b> OBP: 0.333, SLG: 0.355 (1, 5)										4	1	2	1	1	1	1						
<b>Bobby Knoop, R</b> OBP: 0.323, SLG: 0.259 (1, 4)										4	0	1	1	0	2	2						
<b>Freddie Patek, R</b> OBP: 0.275, SLG: 0.304 (1, 6)										3	0	0	0	1	2	4						
<b>Bruce Dal Canton, R</b> OBP: 0.225, SLG: 0.167 (3, 1) <b>Mike Hedlund, R</b> OBP: 0.296, SLG: 0.286 (6, 1) <b>Steve Prohaska, L</b> OBP: 0.296, SLG: 0.322 (7, 1) <b>Al Fitzmorris, S</b> OBP: 0.305, SLG: 0.300 (8, 1) <b>Jerry May, R</b> OBP: 0.315, SLG: 0.316 (9, 1)										0	0	0	0	0	0	0						
										2	0	0	0	0	2	1						
										1	0	1	0	0	0	0						
										0	0	0	0	0	0	0						
										1	0	0	0	0	0	0						
<b>Inning Stats</b>	R: 0 E: 0 K: 0 S: 3	H: 0 LOB: 0 BB: 0 P: 3	R: 0 E: 0 K: 0 S: 4	H: 1 LOB: 1 BB: 0 P: 4	R: 0 E: 0 K: 1 S: 5	H: 0 LOB: 1 BB: 1 P: 9	R: 2 E: 1 K: 2 S: 10	H: 2 LOB: 1 BB: 0 P: 10	R: 2 E: 0 K: 2 S: 10	H: 3 LOB: 1 BB: 0 P: 10	R: 1 E: 1 K: 2 S: 10	H: 3 LOB: 3 BB: 1 P: 14	R: 0 E: 0 K: 1 S: 6	H: 1 LOB: 2 BB: 1 P: 10	R: 1 E: 0 K: 1 S: 7	H: 2 LOB: 1 BB: 0 P: 7	R: 0 E: 0 K: 2 S: 7	H: 0 LOB: 0 BB: 0 P: 7	1B: 9 2B: 3 3B: 0 HR: 0	SF: 1 SAC: 0 DP: 0 HBP: 0	WP: 1 PB: 0 SB: 0 CS: 0	PA: 43
<b>PITCHER</b>	IP	WLS	BF	H	R	ER	SO	BB	IBB	HBP	BLK	WP	HR	S	P	ERA	WHIP					
<b>Pat Dobson, R</b> ERA: 2.35 (1, 1)	5.2	W	27	8	5	4	7	1	0	0	0	0	0	40	44	6.35	1.588					
<b>Dave Leonhard, R</b> ERA: 4.91 (6, 1)	0.0		1	0	0	0	0	1	0	0	0	0	0	0	4	∞	∞					
<b>Grant Jackson, L</b> ERA: 4.5 (6, 1)	3.1	S	15	4	1	1	4	1	0	0	0	0	0	22	26	2.70	1.500					

**Baltimore Orioles @ Kansas City Royals**  
Municipal Stadium, Kansas City, MO  
Fri Jul 21 1972, 8:05 PM EDT  
Att: 12,383 - Unknown - 88 F

AB 39  
R 6  
H 12  
RBI 5  
BB 3  
SO 11  
LOB 17





Batter	1	2	3	4	5	6	7	8	9	AB	R	H	RBI	BB	SO	LOB	TOP					
Merv Rettenmund, R OBP: 0.326, SLG: 0.343 (1, 9)	0-0 PB 1B	4-0 BB		0-3 K		0-0 4-3		0-0 4-3		4	1	1	0	1	1	2						
Paul Blair, R OBP: 0.235, SLG: 0.312 (1, 8)	0-3 K	0-3 K		0-0 F8		0-0 6-3			4-0 BB BB	4	0	0	0	0	2	6						
Tom Shopay, L OBP: 0.400, SLG: 0.294 (9, PH)	1-2 K									0	0	0	0	1	0	0						
Bobby Grich, R OBP: 0.365, SLG: 0.449 (1, 6)	0-3 K		0-0 F5		0-0 F9		0-0 FC5-4 1B		0-0 F2	5	0	1	0	0	1	2						
Don Baylor, R OBP: 0.354, SLG: 0.471 (1, 7)	0-0 2H 1B		0-0 6-3		0-0 6-3		0-0 FC5-4 4-3 S HR		0-3 K	5	1	1	1	0	1	2						
Brooks Robinson, R OBP: 0.307, SLG: 0.340 (1, 5)	0-0 F9		0-0 1B		4-0 2B BB		0-0 4-3		4-0 1-2 BB	3	1	1	0	2	0	2						
Boog Powell, L OBP: 0.323, SLG: 0.390 (1, 3)		0-0 3-1	0-0 F2		0-0 2B		0-0 HR		0-3 K	5	2	2	3	0	1	3						
Davey Johnson, R OBP: 0.348, SLG: 0.361 (1, 4)	4-0 BB 1B BB		0-0 2B 1B		0-0 2B		0-3 K			3	0	2	1	1	1	0						
Andy Etchebarren, R OBP: 0.248, SLG: 0.256 (1, 2)	0-0 F9		0-0 2B		0-3 K		4-0 G6-4-3 BB			3	0	1	0	1	1	2						
Johnny Oates, L OBP: 0.370, SLG: 0.425 (8, 2)			1-3 2B							0	0	0	0	0	0	0						
Dave McNally, R OBP: 0.151, SLG: 0.173 (1, 1)	0-0 BB 1B		0-0 6-3		0-0 6-3		0-0 G6-4-3 1-2			3	0	1	0	0	0	2						
Chico Salmon, R OBP: 0.265, SLG: 0.281 (8, PH)										1	0	0	0	0	0	1						
Roric Harrison, R OBP: 0.125, SLG: 0.250 (8, 1)	1-2 BB 1B									0	0	0	0	0	0	0						
<b>Inning Stats</b>	R: 1 E: 0 K: 2 S: 9	H: 2 LOB: 1 BB: 0 P: 9	R: 0 E: 0 K: 1 S: 6	H: 1 LOB: 3 BB: 2 P: 14	R: 0 E: 0 K: 0 S: 4	H: 1 LOB: 1 BB: 0 P: 4	R: 0 E: 0 K: 1 S: 7	H: 2 LOB: 2 BB: 0 P: 7	R: 2 E: 0 K: 1 S: 7	H: 2 LOB: 1 BB: 0 P: 11	R: 0 E: 0 K: 0 S: 3	H: 0 LOB: 0 BB: 0 P: 3	R: 2 E: 0 K: 1 S: 7	H: 2 LOB: 0 BB: 0 P: 7	R: 0 E: 0 K: 0 S: 2	H: 0 LOB: 0 BB: 1 P: 6	R: 0 E: 0 K: 2 S: 7	H: 0 LOB: 2 BB: 2 P: 15	1B: 6 2B: 3 3B: 0 HR: 1	SF: 0 SAC: 0 DP: 1 HBP: 0	WP: 0 PB: 1 SB: 1 CS: 0	PA: 42
<b>PITCHER</b>	IP WLS BF H R ER SO BB IBB HBP BLK WP HR S P ERA WHIP	IP WLS BF H R ER SO BB IBB HBP BLK WP HR S P ERA WHIP																				
Paul Spittorf, L ERA: 2.99 (1, 1)	2.0	11	3	1	0	3	2	0	0	0	0	0	0	0	15	23	0.00	2.500				
Mike Hedlund, R ERA: 4.09 (3, 1)	4.2	21	6	3	3	2	1	0	0	0	0	0	0	1	24	28	5.79	1.500				
Norm Angelini, L ERA: 6.75 (7, 1)	1.1	5	1	1	1	1	1	0	0	0	0	0	1	6	10	6.75	1.500					
Ken Wright, R ERA: 3.86 (9, 1)	1.0	5	0	0	0	2	2	0	0	0	0	0	0	7	15	0.00	2.000					

Baltimore Orioles @ Kansas City Royals  
Municipal Stadium, Kansas City, MO  
Sat Jul 22 1972, 8:05 PM EDT  
Att: 16,486 - Unknown - 87 F

AB 36  
R 5  
H 10  
RBI 5  
BB 6  
SO 8  
LOB 22



Batter	1	2	3	4	5	6	7	8	9	AB	R	H	RBI	BB	SO	LOB	BOTTOM					
Freddie Patek, R OBP: 0.283, SLG: 0.305 (1, 6)	4-0 1B BB		0-0 6-3	4-0 1-2 BB			0-0 1B 3B	4-0 BB BB		2	3	1	0	3	0	0						
Amos Otis, R OBP: 0.372, SLG: 0.434 (1, 8)	0-0 CS 1B		0-0 1B	0-3 K2-3			0-0 1B 3B	4-0 1-2 2-3 3H BB		4	2	3	1	1	1	2						
Richie Scheinblum, S OBP: 0.377, SLG: 0.474 (1, 9)	0-0 1-2 3H 1B		0-0 F3		0-0 E6 1B		0-0 5-3	0-0 1-2 3H 3B		5	0	3	4	0	0	3						
Ken Wright, R (9, 1)										0	0	0	0	0	0	0						
Lou Piniella, R OBP: 0.362, SLG: 0.479 (1, 7)	0-0 F9		0-0 1B	0-0 F9		0-0 F9	0-0 2H 3H 3B	0-3 K		5	0	2	2	0	1	3						
John Mayberry, L OBP: 0.366, SLG: 0.437 (1, 3)	0-0 F8		0-0 F5		0-3 K		0-0 4-3	0-3 K		5	0	0	0	0	2	6						
Ed Kirkpatrick, L OBP: 0.411, SLG: 0.450 (1, 2)		0-0 3-1		0-0 F9 E 2B		0-0 3-1		0-3 K		4	1	1	0	0	1	2						
Bobby Knoop, R OBP: 0.333, SLG: 0.263 (1, 4)		0-0 E6 1B		0-0 F9		0-3 K		4-0 SH5-4 BB BB		3	1	1	0	1	1	1						
Bobby Floyd, R OBP: 0.223, SLG: 0.215 (1, 5)		0-3 K		0-3 K		0-0 F4		0-0 BB SH5-4 3B 1B		4	1	1	0	0	2	2						
Paul Spittorf, L OBP: 0.290, SLG: 0.292 (2, PH)										0	0	0	0	0	0	0						
Paul Schubert, R OBP: 0.204, SLG: 0.318 (3, 1)										1	0	0	0	0	0	1						
Mike Hedlund, R OBP: 0.265, SLG: 0.281 (7, 1)										2	0	0	0	0	1	0						
Norm Angelini, L OBP: 0.265, SLG: 0.281 (7, 1)										0	0	0	0	0	0	0						
Steve Hovley, L OBP: 0.290, SLG: 0.322 (9, 9)										0	0	0	0	0	0	0						
<b>Inning Stats</b>	R: 1 E: 0 K: 0 S: 4	H: 2 LOB: 1 BB: 1 P: 8	R: 0 E: 1 K: 1 S: 6	H: 1 LOB: 1 BB: 0 P: 6	R: 0 E: 0 K: 0 S: 5	H: 2 LOB: 2 BB: 0 P: 5	R: 1 E: 1 K: 2 S: 9	H: 1 LOB: 2 BB: 1 P: 13	R: 0 E: 0 K: 1 S: 6	H: 1 LOB: 1 BB: 0 P: 6	R: 0 E: 0 K: 2 S: 7	H: 0 LOB: 0 BB: 0 P: 7	R: 2 E: 0 K: 1 S: 8	H: 3 LOB: 1 BB: 0 P: 8	R: 4 E: 0 K: 2 S: 9	H: 2 LOB: 1 BB: 3 P: 21	R: 4 E: 0 K: 2 S: 9	H: 2 LOB: 3 BB: 3 P: 21	1B: 9 2B: 1 3B: 2 HR: 0	SF: 0 SAC: 1 DP: 0 HBP: 0	WP: 0 PB: 0 SB: 1 CS: 1	PA: 41
<b>PITCHER</b>	IP WLS BF H R ER SO BB IBB HBP BLK WP HR S P ERA WHIP	IP WLS BF H R ER SO BB IBB HBP BLK WP HR S P ERA WHIP																				
Dave McNally, L ERA: 2.45 (8, 1)	7.0	33	10	4	3	7	2	0	0	0	0	0	0	0	45	53	3.86	1.714				
Roric Harrison, R ERA: 1.67 (8, 1)	1.0	8	2	4	4	2	3	0	0	0	0	0	0	9	21	36.00	5.000					

Baltimore Orioles @ Kansas City Royals  
Municipal Stadium, Kansas City, MO  
Sat Jul 22 1972, 8:05 PM EDT  
Att: 16,486 - Unknown - 87 F

AB 35  
R 8  
H 12  
RBI 7  
BB 5  
SO 9  
LOB 20





Batter	1	2	3	4	5	6	7	8	9	AB	R	H	RBI	BB	SO	LOB	TOP					
<b>Don Buford, S</b> OBP: 0.345, SLG: 0.261 (1, 7)										4	0	0	0	1	2	3						
<b>Terry Crowley, L</b> OBP: 0.324, SLG: 0.451 (1, 9)										4	2	1	4	0	0	1						
<b>Paul Blair, R</b> OBP: 0.235, SLG: 0.312 (7, 8)										0	0	0	0	0	0	0						
<b>Bobby Grich, R</b> OBP: 0.363, SLG: 0.454 (1, 6)										4	1	1	1	0	1	0						
<b>Boog Powell, L</b> OBP: 0.329, SLG: 0.400 (1, 3)										4	1	3	1	0	0	0						
<b>Don Baylor, R</b> OBP: 0.351, SLG: 0.483 (1, 8) (7, 9)										4	1	1	2	0	0	2						
<b>Brooks Robinson, R</b> OBP: 0.306, SLG: 0.338 (1, 5)										4	0	1	0	0	0	1						
<b>Davey Johnson, R</b> OBP: 0.347, SLG: 0.363 (1, 4)										4	1	1	0	0	0	2						
<b>Eliot Hendricks, L</b> OBP: 0.244, SLG: 0.179 (1, 2)										3	1	0	0	1	1	0						
<b>Mike Cuellar, L</b> OBP: 0.143, SLG: 0.265 (1, 1)										3	1	1	0	0	1	0						
<b>Eddie Watt, R</b> (8, 1)										0	0	0	0	0	0	0						
<b>Doyle Alexander, R</b> OBP: 0.071, SLG: 0.071 (8, 1)										0	0	0	0	0	0	0						
<b>Grant Jackson, S</b> (8, 1)										1	0	0	0	0	1	0						
<b>Inning Stats</b>	R: 4 E: 0 K: 0 S: 6	H: 4 LOB: 0 BB: 1 P: 10	R: 0 E: 0 K: 1 S: 5	H: 0 LOB: 0 BB: 0 P: 5	R: 0 E: 0 K: 1 S: 6	H: 1 LOB: 1 BB: 0 P: 6	R: 0 E: 0 K: 0 S: 3	H: 0 LOB: 0 BB: 0 P: 3	R: 0 E: 0 K: 2 S: 7	H: 0 LOB: 0 BB: 0 P: 7	R: 0 E: 0 K: 0 S: 3	H: 0 LOB: 0 BB: 0 P: 3	R: 4 E: 0 K: 1 S: 8	H: 3 LOB: 0 BB: 1 P: 12	R: 0 E: 0 K: 0 S: 4	H: 1 LOB: 1 BB: 0 P: 4	R: 0 E: 0 K: 1 S: 5	H: 0 LOB: 0 BB: 0 P: 5	1B: 4 2B: 2 3B: 1 HR: 2	SF: 0 SAC: 0 DP: 1 HBP: 0	WP: 0 PB: 0 SB: 0 CS: 0	PA: 37
<b>PITCHER</b>	IP WLS BF H R ER SO BB IBB HBP BLK WP HR S P ERA WHIP																					
<b>Dick Drago, R</b> ERA: 2.72 (1, 1)	6.0 L 23 5 4 4 4 1 1 0 0 0 0 0 1 30 34 6.00 1.000																					
<b>Roger Nelson, R</b> ERA: 2.48 (7, 1)	2.0 11 4 4 4 1 1 0 0 0 0 0 0 1 12 16 18.00 2.500																					
<b>Bruce Dal Canton, R</b> ERA: 3.51 (9, 1)	1.0 3 0 0 0 0 1 0 0 0 0 0 0 0 5 5 0.00 0.000																					

**Baltimore Orioles @ Kansas City Royals**  
Municipal Stadium, Kansas City, MO  
Sun Jul 23 1972, 4:33 AM EDT  
Att: 28,563 - Unknown - 89 F

AB	35
R	8
H	9
RBI	8
BB	2
SO	6
LOB	9



Batter	1	2	3	4	5	6	7	8	9	AB	R	H	RBI	BB	SO	LOB	BOTTOM					
<b>Freddie Patek, R</b> OBP: 0.280, SLG: 0.302 (1, 6)										3	0	0	0	0	0	2						
<b>Joe Keough, L</b> OBP: 0.288, SLG: 0.200 (8, PH)										1	0	0	0	0	0	1						
<b>Bruce Dal Canton, R</b> OBP: 0.123, SLG: 0.167 (9, 1)										0	0	0	0	0	0	0						
<b>Carl Taylor, R</b> OBP: 0.324, SLG: 0.344 (8, PH)										1	0	0	0	0	0	1						
<b>Amos Otis, R</b> OBP: 0.372, SLG: 0.434 (1, 8)										0	0	0	0	0	0	0						
<b>Steve Hovley, L</b> OBP: 0.289, SLG: 0.322 (1, 8)										3	0	1	1	0	0	0						
<b>Richie Scheinblum, S</b> OBP: 0.375, SLG: 0.499 (1, 9)										3	0	0	0	1	0	1						
<b>Lou Piniella, R</b> OBP: 0.363, SLG: 0.476 (1, 7)										2	0	0	0	2	0	0						
<b>Cookie Rojas, R</b> OBP: 0.343, SLG: 0.373 (1, 5)										2	0	0	0	1	0	1						
<b>Bobby Floyd, R</b> OBP: 0.223, SLG: 0.215 (8, 5)										0	0	0	0	0	0	0						
<b>Gail Hopkins, L</b> OBP: 0.275, SLG: 0.200 (8, PH)										0	0	0	0	1	0	0						
<b>John Mayberry, L</b> OBP: 0.395, SLG: 0.433 (1, 3)										3	1	0	0	1	0	4						
<b>Ed Kirkpatrick, L</b> OBP: 0.416, SLG: 0.466 (1, 2)										4	1	3	1	0	0	0						
<b>Bobby Knoop, R</b> OBP: 0.329, SLG: 0.279 (1, 4)										4	1	1	1	0	1	2						
<b>Dick Drago, R</b> OBP: 0.143, SLG: 0.045 (1, 1)										1	0	0	0	0	0	0						
<b>Jerry May, R</b> OBP: 0.312, SLG: 0.316 (6, PH)										0	0	0	0	1	0	0						
<b>Roger Nelson, R</b> OBP: 0.176, SLG: 0.125 (7, 1)										0	0	0	0	0	0	0						
<b>Paul Schaal, R</b> OBP: 0.306, SLG: 0.325 (8, PH)										2	1	1	1	0	0	1						
<b>Inning Stats</b>	R: 0 E: 0 K: 0 S: 3	H: 0 LOB: 0 BB: 0 P: 3	R: 0 E: 0 K: 0 S: 2	H: 0 LOB: 0 BB: 1 P: 6	R: 0 E: 0 K: 0 S: 3	H: 0 LOB: 0 BB: 0 P: 3	R: 0 E: 0 K: 0 S: 3	H: 1 LOB: 0 BB: 0 P: 3	R: 0 E: 0 K: 0 S: 3	H: 0 LOB: 0 BB: 0 P: 3	R: 0 E: 0 K: 0 S: 3	H: 1 LOB: 1 BB: 1 P: 7	R: 0 E: 0 K: 0 S: 3	H: 0 LOB: 1 BB: 1 P: 7	R: 4 E: 0 K: 0 S: 6	H: 3 LOB: 3 BB: 4 P: 22	R: 0 E: 0 K: 1 S: 6	H: 1 LOB: 1 BB: 0 P: 6	1B: 2 2B: 4 3B: 0 HR: 0	SF: 1 SAC: 0 DP: 3 HBP: 0	WP: 1 PB: 0 SB: 0 CS: 0	PA: 37
<b>PITCHER</b>	IP WLS BF H R ER SO BB IBB HBP BLK WP HR S P ERA WHIP																					
<b>Mike Cuellar, L</b> ERA: 2.64 (1, 1)	7.0 W 27 5 4 4 0 4 0 0 0 0 1 0 23 39 5.14 1.286																					
<b>Eddie Watt, R</b> ERA: 3.66 (8, 1)	0.2 3 0 0 0 0 1 0 0 0 0 1 0 2 6 0.00 1.500																					
<b>Doyle Alexander, R</b> ERA: 2.69 (8, 1)	0.0 1 0 0 0 0 1 0 0 0 0 0 0 0 4 ∞ ∞																					
<b>Grant Jackson, L</b> ERA: 4.15 (8, 1)	1.1 S 6 1 0 0 1 1 0 0 0 0 0 0 7 11 0.00 1.500																					

**Baltimore Orioles @ Kansas City Royals**  
Municipal Stadium, Kansas City, MO  
Sun Jul 23 1972, 4:33 AM EDT  
Att: 28,563 - Unknown - 89 F

AB	29
R	4
H	6
RBI	4
BB	7
SO	1
LOB	13






Batter	1	2	3	4	5	6	7	8	9	AB	R	H	RBI	BB	SO	LOB	TOP	
Freddie Patek, R OBP: 0.280, SLG: 0.301 (1, 6)										4	1	1	0	0	0	1		
Steve Hoyley, L OBP: 0.307, SLG: 0.383 (1, 8)										4	1	3	2	0	0	0		
Richie Scheinblum, S OBP: 0.370, SLG: 0.462 (1, 9)										4	0	0	0	0	0	3		
Lou Piniella, R OBP: 0.365, SLG: 0.475 (1, 7)										3	1	1	0	1	1	0		
Ed Kirkpatrick, L OBP: 0.422, SLG: 0.471 (1, 2)										4	0	3	0	0	0	0		
Cookie Rojas, R OBP: 0.338, SLG: 0.368 (1, 4)										4	0	0	0	0	0	5		
John Mayberry, L OBP: 0.363, SLG: 0.430 (1, 3)										4	0	1	1	0	0	2		
Paul Schaal, R OBP: 0.305, SLG: 0.324 (1, 5)										4	0	1	0	0	1	2		
Paul Splittorff, L OBP: 0.245, SLG: 0.286 (1, 1)										1	0	0	0	0	0	0		
Al Fitzmorris, S OBP: 0.320, SLG: 0.190 (3, 1)										1	0	0	0	0	0	0		
Carl Taylor, R OBP: 0.316, SLG: 0.333 (6, PH)										1	0	0	0	0	1	1		
Tom Burgmeier, L OBP: 0.400, SLG: 0.400 (8, 1)										0	0	0	0	0	0	0		
<b>Inning Stats</b>	R: 2 E: 0 K: 1 S: 8	H: 3 LOB: 1 BB: 0 P: 8	R: 0 E: 0 K: 0 S: 3	H: 0 LOB: 0 BB: 0 P: 3	R: 0 E: 0 K: 0 S: 3	H: 1 LOB: 0 BB: 0 P: 3	R: 0 E: 0 K: 0 S: 3	H: 0 LOB: 0 BB: 0 P: 3	R: 0 E: 0 K: 0 S: 3	H: 2 LOB: 1 BB: 0 P: 4	R: 0 E: 0 K: 1 S: 7	H: 2 LOB: 2 BB: 0 P: 7	R: 1 E: 0 K: 1 S: 6	H: 1 LOB: 1 BB: 1 P: 10	1B: 8 2B: 2 3B: 0 HR: 1	SF: 0 SAC: 0 DP: 3 HBP: 0	WP: 0 PA: 35 CS: 0	
<b>PITCHER</b>	IP: 7.2 WLS: W BF: 29 ERA: 2.49	H: 9 R: 2 ER: 2 SO: 2 BB: 0 IBB: 0 HBP: 0 BLK: 0 WP: 0 HR: 1 S: 33 P: 33	IP: 1.1 WLS: S BF: 6 ERA: 1.95	H: 1 R: 1 ER: 1 SO: 1 BB: 1 IBB: 0 HBP: 0 BLK: 0 WP: 0 HR: 0 S: 7 P: 11	IP: 1.1 WLS: S BF: 6 ERA: 1.95	H: 1 R: 1 ER: 1 SO: 1 BB: 1 IBB: 0 HBP: 0 BLK: 0 WP: 0 HR: 0 S: 7 P: 11	IP: 1.1 WLS: S BF: 6 ERA: 1.95	H: 1 R: 1 ER: 1 SO: 1 BB: 1 IBB: 0 HBP: 0 BLK: 0 WP: 0 HR: 0 S: 7 P: 11	IP: 1.1 WLS: S BF: 6 ERA: 1.95	H: 1 R: 1 ER: 1 SO: 1 BB: 1 IBB: 0 HBP: 0 BLK: 0 WP: 0 HR: 0 S: 7 P: 11	IP: 1.1 WLS: S BF: 6 ERA: 1.95	H: 1 R: 1 ER: 1 SO: 1 BB: 1 IBB: 0 HBP: 0 BLK: 0 WP: 0 HR: 0 S: 7 P: 11	IP: 1.1 WLS: S BF: 6 ERA: 1.95	H: 1 R: 1 ER: 1 SO: 1 BB: 1 IBB: 0 HBP: 0 BLK: 0 WP: 0 HR: 0 S: 7 P: 11	IP: 1.1 WLS: S BF: 6 ERA: 1.95	H: 1 R: 1 ER: 1 SO: 1 BB: 1 IBB: 0 HBP: 0 BLK: 0 WP: 0 HR: 0 S: 7 P: 11	IP: 1.1 WLS: S BF: 6 ERA: 1.95	H: 1 R: 1 ER: 1 SO: 1 BB: 1 IBB: 0 HBP: 0 BLK: 0 WP: 0 HR: 0 S: 7 P: 11

**Kansas City Royals @ Chicago White Sox**  
Comiskey Park, Chicago, IL  
Thu Jul 27 1972, 4:33 AM EDT  
Unknown - 65 F


AB 34  
R 3  
H 10  
RBI 3  
BB 1  
SO 3  
LOB 14



Batter	1	2	3	4	5	6	7	8	9	AB	R	H	RBI	BB	SO	LOB	BOTTOM		
Walt Williams, R OBP: 0.275, SLG: 0.333 (1, 9)										5	2	3	0	0	1	0			
Mike Andrews, R OBP: 0.325, SLG: 0.314 (1, 4)										5	0	0	0	0	1	4			
Dick Allen, R OBP: 0.597, SLG: 0.597 (6, PR)										3	2	3	3	2	0	0			
Tony Muser, L OBP: 0.308, SLG: 0.308 (9, 3)										0	0	0	0	0	0	0			
Rick Reichardt, R OBP: 0.359, SLG: 0.443 (1, 8)										1	0	0	0	1	1	1			
Jay Johnstone, L OBP: 0.255, SLG: 0.179 (5, 8)										3	0	0	1	0	4				
Carlos May, L OBP: 0.383, SLG: 0.426 (1, 7)										5	1	2	1	0	0	2			
Ed Spiezio, R OBP: 0.294, SLG: 0.330 (1, 5)										5	1	2	0	0	1	5			
Ed Herrmann, L OBP: 0.293, SLG: 0.304 (1, 2)										3	0	3	2	1	0	0			
Luis Alvarado, R OBP: 0.245, SLG: 0.259 (1, 6)										4	0	0	0	0	0	6			
Wilbur Wood, R OBP: 0.179, SLG: 0.135 (1, 1)										3	0	0	0	0	2	0			
Terry Forster, L OBP: 0.143, SLG: 0.143 (8, 1)										1	1	0	0	0	0	0			
<b>Inning Stats</b>	R: 0 E: 0 K: 1 S: 5	H: 1 LOB: 1 BB: 1 P: 9	R: 2 E: 0 K: 1 S: 7	H: 3 LOB: 0 BB: 0 P: 7	R: 2 E: 0 K: 0 S: 6	H: 3 LOB: 3 BB: 2 P: 14	R: 0 E: 1 K: 2 S: 9	H: 1 LOB: 2 BB: 0 P: 9	R: 0 E: 0 K: 1 S: 6	H: 1 LOB: 1 BB: 0 P: 6	R: 0 E: 0 K: 0 S: 3	H: 0 LOB: 0 BB: 0 P: 3	R: 1 E: 0 K: 0 S: 6	H: 3 LOB: 2 BB: 0 P: 6	R: 2 E: 2 K: 1 S: 8	H: 1 LOB: 3 BB: 1 P: 12	1B: 9 2B: 2 3B: 0 HR: 2	SF: 0 SAC: 0 DP: 0 HBP: 0	WP: 1 PA: 42 CS: 1
<b>PITCHER</b>	IP: 2.1 WLS: L BF: 14 ERA: 3.19	H: 5 R: 1 ER: 1 SO: 3 BB: 0 IBB: 0 HBP: 0 BLK: 0 WP: 1 HR: 1 S: 26 P: 30	IP: 1.0 WLS: 7 BF: 1 ERA: 2.49	H: 2 R: 0 ER: 0 SO: 1 BB: 0 IBB: 0 HBP: 0 BLK: 0 WP: 0 HR: 0 S: 8 P: 12	IP: 1.0 WLS: 7 BF: 1 ERA: 2.49	H: 2 R: 0 ER: 0 SO: 1 BB: 0 IBB: 0 HBP: 0 BLK: 0 WP: 0 HR: 0 S: 8 P: 12	IP: 1.0 WLS: 7 BF: 1 ERA: 2.49	H: 2 R: 0 ER: 0 SO: 1 BB: 0 IBB: 0 HBP: 0 BLK: 0 WP: 0 HR: 0 S: 8 P: 12	IP: 1.0 WLS: 7 BF: 1 ERA: 2.49	H: 2 R: 0 ER: 0 SO: 1 BB: 0 IBB: 0 HBP: 0 BLK: 0 WP: 0 HR: 0 S: 8 P: 12	IP: 1.0 WLS: 7 BF: 1 ERA: 2.49	H: 2 R: 0 ER: 0 SO: 1 BB: 0 IBB: 0 HBP: 0 BLK: 0 WP: 0 HR: 0 S: 8 P: 12	IP: 1.0 WLS: 7 BF: 1 ERA: 2.49	H: 2 R: 0 ER: 0 SO: 1 BB: 0 IBB: 0 HBP: 0 BLK: 0 WP: 0 HR: 0 S: 8 P: 12	IP: 1.0 WLS: 7 BF: 1 ERA: 2.49	H: 2 R: 0 ER: 0 SO: 1 BB: 0 IBB: 0 HBP: 0 BLK: 0 WP: 0 HR: 0 S: 8 P: 12	IP: 1.0 WLS: 7 BF: 1 ERA: 2.49	H: 2 R: 0 ER: 0 SO: 1 BB: 0 IBB: 0 HBP: 0 BLK: 0 WP: 0 HR: 0 S: 8 P: 12	

**Kansas City Royals @ Chicago White Sox**  
Comiskey Park, Chicago, IL  
Thu Jul 27 1972, 4:33 AM EDT  
Unknown - 65 F

AB 38  
R 7  
H 13  
RBI 7  
BB 4  
SO 6  
LOB 22





Batter	1	2	3	4	5	6	7	8	9	AB	R	H	RBI	BB	SO	LOB	TOP								
<b>Cookie Rojas, R</b> OBP: 0.340, SLG: 0.368 (1, 4)										3	0	1	1	1	0	1	<b>Kansas City Royals @ Chicago White Sox</b> Comiskey Park, Chicago, IL Thu Jul 27 1972, 8:05 PM EDT Att: 23,079 - Unknown <a href="http://livebaseballscorecards.com">livebaseballscorecards.com</a>								
<b>Steve Hoyley, L</b> OBP: 0.305, SLG: 0.378 (1, 8)										4	0	1	1	0	0	1									
<b>Richie Scheinblum, S</b> OBP: 0.369, SLG: 0.456 (1, 9)										3	0	0	0	1	0	3									
<b>Ed Kirkpatrick, L</b> OBP: 0.415, SLG: 0.463 (1, 2)										4	0	0	0	0	1	1									
<b>Lou Piniella, R</b> OBP: 0.361, SLG: 0.470 (1, 7)										4	0	0	0	0	0	1									
<b>John Mayberry, L</b> OBP: 0.362, SLG: 0.431 (1, 3)										4	1	1	0	0	0	0									
<b>Paul Schaal, R</b> OBP: 0.313, SLG: 0.325 (1, 5)										2	0	1	1	2	1	0									
<b>Freddie Patek, R</b> OBP: 0.280, SLG: 0.298 (1, 6)										3	1	0	0	1	0	3									
<b>Roger Nelson, R</b> OBP: 0.211, SLG: 0.167 (1, 1)										2	1	1	0	0	0	0									
<b>Inning Stats</b>	R: 0 E: 0 K: 0 S: 2	H: 0 LOB: 0 BB: 1 P: 6	R: 0 E: 0 K: 1 S: 5	H: 0 LOB: 0 BB: 0 P: 5	R: 0 E: 0 K: 1 S: 5	H: 0 LOB: 1 BB: 1 P: 9	R: 0 E: 0 K: 0 S: 3	H: 0 LOB: 0 BB: 0 P: 7	R: 0 E: 0 K: 0 S: 2	H: 0 LOB: 0 BB: 1 P: 6	R: 0 E: 0 K: 0 S: 3	H: 0 LOB: 0 BB: 0 P: 3	R: 0 E: 0 K: 0 S: 3	H: 0 LOB: 0 BB: 0 P: 3	R: 2 E: 0 K: 0 S: 6	H: 3 LOB: 2 BB: 1 P: 10	R: 1 E: 0 K: 0 S: 5	H: 2 LOB: 1 BB: 0 P: 5	1B: 4 2B: 1 3B: 0 HR: 0	SF: 0 SAC: 1 DP: 2 HBP: 0	WP: 0 PB: 0 CS: 0	PA: 35			
<b>PITCHER</b>	IP	WLS	BF	H	R	ER	SO	BB	IBB	HBP	BLK	WP	HR	S	P	ERA	WHIP								
<b>Stan Bahnsen, R</b> ERA: 4.3 (1, 1)	7.2	L	29	3	2	2	2	5	0	0	0	0	0	28	48	2.35	1.043								
<b>Cy Acosta, R</b> ERA: 2.7 (8, 1)	0.1		1	0	0	0	0	0	0	0	0	0	0	1	1	0.00	0.000								
<b>Steve Kealey, R</b> ERA: 3.07 (9, 1)	1.0		5	2	1	1	0	0	0	0	0	0	0	5	5	9.00	2.000								

Batter	1	2	3	4	5	6	7	8	9	AB	R	H	RBI	BB	SO	LOB	BOTTOM								
<b>Pat Kelly, L</b> OBP: 0.378, SLG: 0.368 (1, 9)										4	0	1	0	0	0	0	<b>Kansas City Royals @ Chicago White Sox</b> Comiskey Park, Chicago, IL Thu Jul 27 1972, 8:05 PM EDT Att: 23,079 - Unknown <a href="http://livebaseballscorecards.com">livebaseballscorecards.com</a>								
<b>Mike Andrews, R</b> OBP: 0.324, SLG: 0.311 (1, 4)										4	0	0	0	1	1	2									
<b>Tony Muser, L</b> OBP: 0.313, SLG: 0.313 (1, 3)										3	0	1	0	0	0	0									
<b>Jim Lyttle, L</b> OBP: 0.208, SLG: 0.292 (8, 8)										1	0	0	0	0	1	0									
<b>Carlos May, L</b> OBP: 0.380, SLG: 0.422 (1, 7)										3	0	0	0	0	2	2									
<b>Jay Johnstone, L</b> OBP: 0.252, SLG: 0.176 (1, 8)										2	0	0	0	0	0	0									
<b>Dick Allen, R</b> OBP: 0.414, SLG: 0.596 (7, PH) (8, 3)										1	0	0	0	0	1	2									
<b>Ed Spiezio, R</b> OBP: 0.286, SLG: 0.330 (1, 5)										3	0	1	0	0	0	2									
<b>Ed Herrmann, L</b> OBP: 0.289, SLG: 0.299 (1, 2)										3	0	0	0	0	0	1									
<b>Rich Morales, R</b> OBP: 0.288, SLG: 0.286 (1, 6)										2	0	1	0	0	0	0									
<b>Luis Alvarado, R</b> OBP: 0.243, SLG: 0.257 (7, 6)										1	0	0	0	0	0	0									
<b>Stan Bahnsen, R</b> OBP: 0.207, SLG: 0.211 (1, 1)										2	0	0	0	0	2	1									
<b>Cy Acosta, R</b> (8, 1)										0	0	0	0	0	0	0									
<b>Walt Williams, R</b> OBP: 0.274, SLG: 0.331 (8, PH)										1	0	0	0	0	0	0									
<b>Steve Kealey, R</b> (9, 1)										0	0	0	0	0	0	0									
<b>Inning Stats</b>	R: 0 E: 0 K: 0 S: 3	H: 0 LOB: 0 BB: 0 P: 3	R: 0 E: 0 K: 1 S: 5	H: 0 LOB: 0 BB: 0 P: 5	R: 0 E: 0 K: 1 S: 5	H: 0 LOB: 0 BB: 0 P: 5	R: 0 E: 0 K: 0 S: 3	H: 0 LOB: 0 BB: 0 P: 3	R: 0 E: 0 K: 1 S: 5	H: 1 LOB: 1 BB: 0 P: 4	R: 0 E: 0 K: 1 S: 5	H: 2 LOB: 2 BB: 0 P: 5	R: 0 E: 0 K: 2 S: 8	H: 1 LOB: 2 BB: 1 P: 12	R: 0 E: 0 K: 0 S: 3	H: 0 LOB: 0 BB: 0 P: 3	R: 0 E: 0 K: 2 S: 7	H: 0 LOB: 0 BB: 0 P: 7	1B: 4 2B: 1 3B: 0 HR: 0	SF: 0 SAC: 0 DP: 1 HBP: 0	WP: 2 PB: 0 CS: 0	PA: 31			
<b>PITCHER</b>	IP	WLS	BF	H	R	ER	SO	BB	IBB	HBP	BLK	WP	HR	S	P	ERA	WHIP								
<b>Roger Nelson, R</b> ERA: 2.18 (1, 1)	9.0	W	31	4	0	0	7	1	0	0	0	1	0	43	47	0.00	0.556								



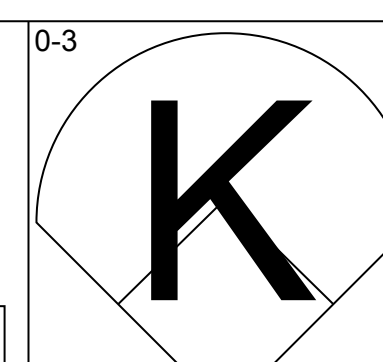
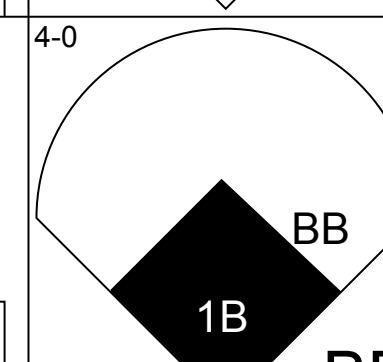
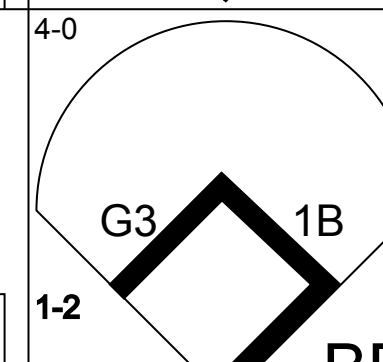
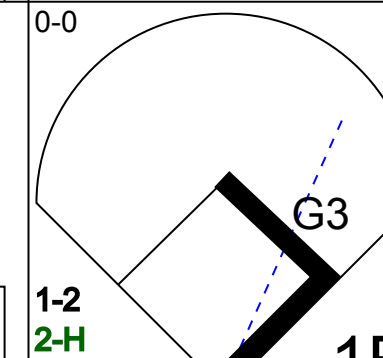
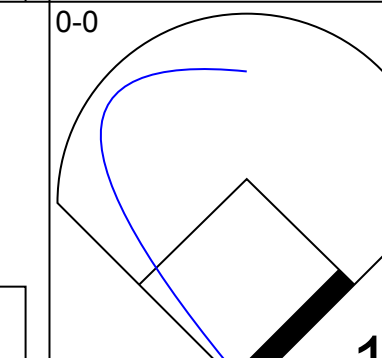
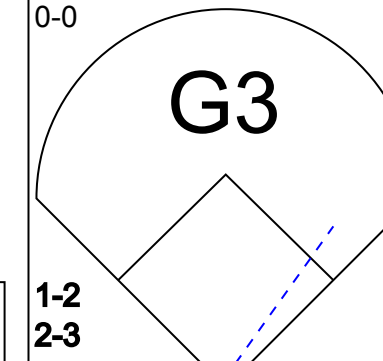
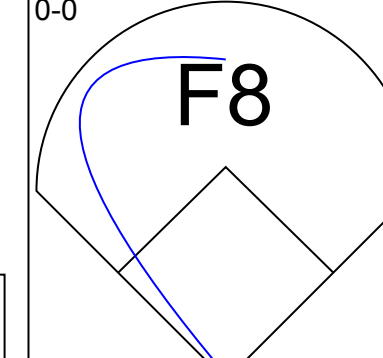



Batter	1	2	3	4	5	6	7	8	9	AB	R	H	RBI	BB	SO	LOB	TOP					
Steve Hovley, L (1, 8) OBP: 0.312, SLG: 0.370	G6-3		P4			G5-3 BB		BB		2	0	0	0	2	0	0	<b>Kansas City Royals @ Chicago White Sox</b> Comiskey Park, Chicago, IL Fri Jul 28, 1972, 8:05 PM EDT Att: 18,902 - Unknown - 69 F					
Cookie Rojas, R (1, 4) OBP: 0.338, SLG: 0.364	1B BB		L7			G5-3		K		3	0	0	0	1	1	2						
Richie Scheinblum, S (1, 9) OBP: 0.366, SLG: 0.453	1-3 1B					FC1-6-5 2-3		G4-3		4	0	1	0	0	0	2						
Ed Kirkpatrick, L (1, 2) OBP: 0.412, SLG: 0.456	F9					G3		FC5-4 BB		3	0	0	0	1	0	3						
Lou Piniella, R (1, 7) OBP: 0.360, SLG: 0.470	K					G6-3		FC5-4 FC1-5 1B 1-2		4	0	1	0	0	1	3						
John Mayberry, L (1, 3) OBP: 0.394, SLG: 0.432		K						FC1-5 1-2 1B		4	0	2	0	0	2	1						
Paul Schaal, R (1, 5) OBP: 0.307, SLG: 0.319		K						FC1-5 1-2 2-3		4	0	0	0	0	2	3						
Freddie Patek, R (1, 6) OBP: 0.278, SLG: 0.297								F3		2	0	0	0	0	0	0						
Gail Hopkins, L (7, PH) OBP: 0.298, SLG: 0.194	G5-3									1	0	0	0	0	0	1						
Bobby Floyd, R (7, 6) OBP: 0.223, SLG: 0.215										0	0	0	0	0	0	0						
Carl Taylor, R (9, PH) OBP: 0.306, SLG: 0.324										1	0	0	0	0	0	2						
Dick Drago, R (1, 1) OBP: 0.137, SLG: 0.043										2	0	0	0	0	1	0						
Ken Wright, R (7, 1)										0	0	0	0	0	0	0						
Norm Angelini, L (7, 1)										0	0	0	0	0	0	0						
Joe Keough, L (8, PH) OBP: 0.292, SLG: 0.195										1	0	0	0	0	0	0						
Ted Abernathy, R (8, 1)										0	0	0	0	0	0	0						
<b>Inning Stats</b>	R: 0 E: 0 K: 1 S: 6	H: 1 LOB: 2 BB: 1 P: 10	R: 0 E: 0 K: 2 S: 7	H: 0 LOB: 0 BB: 0 P: 7	R: 0 E: 0 K: 1 S: 5	H: 0 LOB: 0 BB: 0 P: 5	R: 0 E: 0 K: 1 S: 6	H: 1 LOB: 1 BB: 0 P: 6	R: 0 E: 0 K: 1 S: 5	H: 0 LOB: 0 BB: 0 P: 5	R: 0 E: 0 K: 0 S: 3	H: 0 LOB: 1 BB: 1 P: 7	R: 0 E: 0 K: 0 S: 4	H: 1 LOB: 1 BB: 0 P: 4	R: 0 E: 0 K: 1 S: 5	H: 0 LOB: 1 BB: 1 P: 9	R: 0 E: 0 K: 0 S: 4	H: 1 LOB: 2 BB: 1 P: 8	1B: 3 2B: 1 3B: 0 HR: 0	SF: 0 SAC: 0 DP: 0 HBP: 0	WP: 0 PB: 0 SB: 0 CS: 0	PA: 35
<b>PITCHER</b> Tom Bradley, R (1, 1) ERA: 3.34	IP: 9.0 WLS: W BF: 35 H: 4 R: 0 ER: 0 SO: 7 BB: 4 IBB: 0 HBP: 0 BLK: 0 WP: 0 HR: 0 S: 45 P: 61 ERA: 0.00 WHIP: 0.889															<b>PITCHER</b>	IP: 9.0 WLS: W BF: 35 H: 4 R: 0 ER: 0 SO: 7 BB: 4 IBB: 0 HBP: 0 BLK: 0 WP: 0 HR: 0 S: 45 P: 61 ERA: 0.00 WHIP: 0.889					

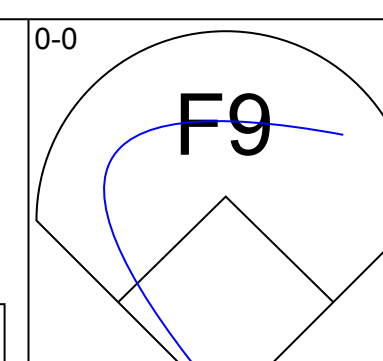
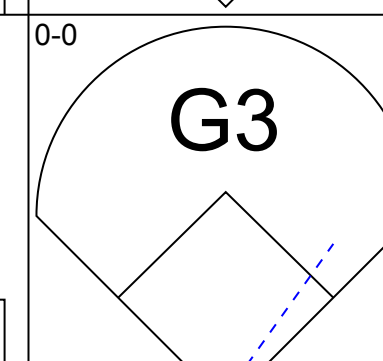
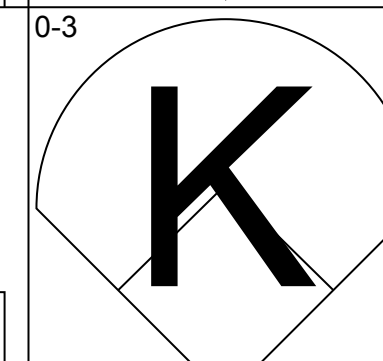




Batter	1	2	3	4	5	6	7	8	9	AB	R	H	RBI	BB	SO	LOB	BOTTOM			
Walt Williams, R (1, 9) OBP: 0.267, SLG: 0.323	L1-3									4	0	0	0	0	0	2	<b>Kansas City Royals @ Chicago White Sox</b> Comiskey Park, Chicago, IL Fri Jul 28, 1972, 8:05 PM EDT Att: 18,902 - Unknown - 69 F			
Buddy Bradford, R (8, 9)	F3							G3-1		1	0	0	0	0	1					
Jay Johnstone, L (1, 8) OBP: 0.294, SLG: 0.200										3	2	2	0	1	0	0				
Dick Allen, R (1, 3) OBP: 0.415, SLG: 0.603	HR 2B									3	2	1	2	1	2	1				
Tony Musser, L (8, 3) OBP: 0.313, SLG: 0.313	2H HR									0	0	0	0	0	0	0				
Carlos May, L (1, 7) OBP: 0.384, SLG: 0.428										3	0	2	0	1	0	0				
Ed Spiezio, R (1, 5) OBP: 0.294, SLG: 0.347	1B									4	0	2	2	0	1	2				
Mike Andrews, R (1, 4) OBP: 0.323, SLG: 0.310	F9									4	0	1	0	0	1	3				
Ed Herrmann, L (1, 2) OBP: 0.288, SLG: 0.298										4	0	1	0	0	0	1				
Rich Morales, R (1, 6) OBP: 0.292, SLG: 0.301										4	1	2	0	0	1	1				
Tom Bradley, R (1, 1) OBP: 0.180, SLG: 0.183										3	0	0	0	0	2	2				
<b>Inning Stats</b>	R: 2 E: 0 K: 1 S: 8	H: 3 LOB: 1 BB: 0 P: 8	R: 0 E: 0 K: 2 S: 8	H: 1 LOB: 1 BB: 0 P: 8	R: 0 E: 0 K: 1 S: 6	H: 1 LOB: 1 BB: 0 P: 6	R: 0 E: 0 K: 0 S: 3	H: 0 LOB: 0 BB: 0 P: 3	R: 0 E: 0 K: 1 S: 6	H: 1 LOB: 1 BB: 0 P: 6	R: 0 E: 0 K: 0 S: 4	H: 2 LOB: 1 BB: 0 P: 4	R: 3 E: 0 K: 1 S: 7	H: 2 LOB: 2 BB: 3 P: 19	R: 0 E: 0 K: 1 S: 6	H: 1 LOB: 1 BB: 0 P: 6		1B: 5 2B: 4 3B: 1 HR: 1	SF: 0 SAC: 1 DP: 0 HBP: 0	WP: 2 PB: 0 SB: 0 CS: 0
<b>PITCHER</b> Dick Drago, R (1, 1) ERA: 2.82 Ken Wright, R (7, 1) ERA: 4.63 Norm Angelini, L (7, 1) ERA: 5.4 Ted Abernathy, R (8, 1) ERA: 1.15	IP: 6.2 WLS: L BF: 29 H: 9 R: 4 ER: 4 SO: 5 BB: 1 IBB: 0 HBP: 0 BLK: 0 WP: 1 HR: 0 S: 38 P: 42 ERA: 5.40 WHIP: 1.500															<b>PITCHER</b>	IP: 6.2 WLS: L BF: 29 H: 9 R: 4 ER: 4 SO: 5 BB: 1 IBB: 0 HBP: 0 BLK: 0 WP: 1 HR: 0 S: 38 P: 42 ERA: 5.40 WHIP: 1.500			





Batter	1	2	3	4	5	6	7	8	9	AB	R	H	RBI	BB	SO	LOB	TOP										
Freddie Patek, R OBP: 0.278, SLG: 0.296 (1, 6)			G4-3				K			4	0	1	0	0	2	0	<b>Kansas City Royals @ Chicago White Sox</b> Comiskey Park, Chicago, IL Sat Jul 29 1972, 4:33 AM EDT Alt. 7, 115 - Sunny - 71 F										
Amos Otis, R OBP: 0.371, SLG: 0.430 (1, 8)			K			G6-4-3 1B		B1-3		3	1	0	0	1	1												
Richie Scheinblum, S OBP: 0.369, SLG: 0.452 (1, 9)						G6-3		F9		3	0	1	0	1	0												
Lou Piniella, R OBP: 0.361, SLG: 0.470 (1, 7)						F8				4	0	2	1	0	0	1											
Ed Kirkpatrick, L OBP: 0.410, SLG: 0.452 (1, 2)						E4 2B		G1-3		4	1	1	0	0	0	3											
Cookie Rojas, R OBP: 0.338, SLG: 0.366 (1, 4)						F9		F9		4	1	1	1	0	0	3											
John Mayberry, L OBP: 0.362, SLG: 0.430 (1, 3)						G3-1 1B		L6		4	0	1	1	0	0	1											
Paul Schaal, R OBP: 0.302, SLG: 0.313 (1, 5)						L5		G6-3		4	0	0	0	0	1	1											
Bruce Dal Canton, R OBP: 0.115, SLG: 0.154 Tom Burgmeier, L OBP: 0.294, SLG: 0.354 Ted Abernathy, R (7, 1)	G4-3					P6		G1-3		2	0	0	0	0	0	0											
<b>Inning Stats</b>	R: 1 E: 0 K: 1 S: 6	H: 1 LOB: 2 BB: 2 P: 14	R: 0 E: 0 K: 1 S: 5	H: 0 LOB: 0 BB: 0 P: 5	R: 0 E: 0 K: 1 S: 6	H: 1 LOB: 1 BB: 0 P: 6	R: 0 E: 0 K: 0 S: 4	H: 1 LOB: 1 BB: 0 P: 4	R: 0 E: 0 K: 0 S: 3	H: 1 LOB: 0 BB: 0 P: 3	R: 2 E: 1 K: 0 S: 5	H: 2 LOB: 1 BB: 0 P: 5	R: 0 E: 0 K: 1 S: 5	H: 0 LOB: 0 BB: 0 P: 5	R: 0 E: 0 K: 0 S: 4	H: 1 LOB: 1 BB: 0 P: 4	R: 0 E: 0 K: 0 S: 3	H: 0 LOB: 0 BB: 0 P: 3	1B: 6 2B: 1 3B: 0 HR: 0	SF: 0 SAC: 0 DP: 1 HBP: 0	WP: 0 PB: 0 SB: 1 CS: 0	PA: 35					
<b>PITCHER</b>	IP	WLS	BF	H	R	ER	SO	BB	IBB	HBP	BLK	WP	HR	S	P	ERA	WHIP										
Dave Lemonds, L ERA: 2.83 Vicente Romo, R ERA: 2.5 Terry Forster, L ERA: 1.81	(1, 1)	6.0	25	6	3	1	3	2	0	0	0	0	0	29	37	1.50	1.333										



Batter	1	2	3	4	5	6	7	8	9	AB	R	H	RBI	BB	SO	LOB	BOTTOM										
Pat Kelly, L OBP: 0.371, SLG: 0.360 (1, 9)			K			G4-3 FC6		G3		5	0	0	0	0	1	2	<b>Kansas City Royals @ Chicago White Sox</b> Comiskey Park, Chicago, IL Sat Jul 29 1972, 4:33 AM EDT Alt. 7, 115 - Sunny - 71 F										
Jay Johnstone, L OBP: 0.282, SLG: 0.200 (1, 8)						G1-3		G1-3		5	1	1	0	0	0	0											
Dick Allen, R OBP: 0.418, SLG: 0.604 (1, 3)						BLK 1B 1H		K		4	1	2	1	1	2	0											
Carlos May, L OBP: 0.389, SLG: 0.430 (1, 7)						1B 1B 2H		K		3	1	2	1	1	1	1											
Ed Spiezio, R OBP: 0.308, SLG: 0.354 (1, 5)						L5		BB		4	0	2	1	1	0	3											
Mike Andrews, R OBP: 0.323, SLG: 0.310 Terry Forster, L OBP: 0.143, SLG: 0.143 (8, 1)						F7		K		4	1	1	0	0	1	4											
Ed Herrmann, L OBP: 0.294, SLG: 0.304 Tom Bradley, R OBP: 0.180, SLG: 0.183 Chuck Brinkman, R OBP: 0.133, SLG: 0.133 (6, PR)						1B		G5-3		3	0	2	1	0	0	2											
Rich Morales, R OBP: 0.291, SLG: 0.305 (1, 6)						F5		FC6-5 2B		4	0	1	0	0	0	4											
Dave Lemonds, L OBP: 0.105, SLG: 0.056 Walt Williams, R OBP: 0.272, SLG: 0.327 Vicente Romo, R (7, 1) Luis Alvarado, R OBP: 0.241, SLG: 0.255 (8, 4)	K					K		FC6-5 1B		2	0	0	0	0	2	1											
<b>Inning Stats</b>	R: 0 E: 0 K: 1 S: 5	H: 0 LOB: 0 BB: 0 P: 5	R: 0 E: 0 K: 0 S: 5	H: 2 LOB: 2 BB: 0 P: 5	R: 2 E: 0 K: 2 S: 10	H: 3 LOB: 1 BB: 0 P: 10	R: 0 E: 0 K: 1 S: 6	H: 1 LOB: 1 BB: 0 P: 6	R: 0 E: 0 K: 0 S: 4	H: 1 LOB: 2 BB: 1 P: 8	R: 1 E: 0 K: 0 S: 5	H: 3 LOB: 1 BB: 0 P: 5	R: 0 E: 0 K: 2 S: 7	H: 0 LOB: 2 BB: 2 P: 15	R: 0 E: 0 K: 0 S: 4	H: 1 LOB: 1 BB: 0 P: 4	R: 1 E: 0 K: 1 S: 5	H: 1 LOB: 1 BB: 0 P: 6	1B: 10 2B: 2 3B: 0 HR: 0	SF: 0 SAC: 0 DP: 1 HBP: 1	WP: 4 PB: 0 SB: 2 CS: 0	PA: 41					
<b>PITCHER</b>	IP	WLS	BF	H	R	ER	SO	BB	IBB	HBP	BLK	WP	HR	S	P	ERA	WHIP										
Bruce Dal Canton, R ERA: 3.63 Tom Burgmeier, L ERA: 2.4 Ted Abernathy, R ERA: 1.36	(1, 1)	5.0	25	9	3	3	4	1	0	0	1	1	0	7	15	0.00	1.800										





Batter	1	2	3	4	5	6	7	8	9	10	11	AB	R	H	RBI	BB	SO	LOB							
Cookie Rojas, R OBP: 0.338, SLG: 0.368 (1, 4)			5-3				6-3	F8			6-3	6	0	2	1	0	0	3							
Amos Otis, R OBP: 0.367, SLG: 0.423 (1, 8)	K						F9		F9		6-3	5	0	0	0	1	2	2							
Richie Scheinblum, S OBP: 0.307, SLG: 0.447 (7, PR)	L3		4-3				F9				F8	3	0	0	0	0	0	4							
Steve Hovley, L OBP: 0.315, SLG: 0.373 (7, 9)							HBP				7-4-3 1B	2	0	1	0	0	0	0							
Ed Kirkpatrick, L OBP: 0.402, SLG: 0.442 (1, 2)		F6		4-3		G3	F9				7-4-3 1B	5	0	0	0	0	0	2							
Lou Piniella, R OBP: 0.362, SLG: 0.469 (1, 7)																									
John Mayberry, L OBP: 0.367, SLG: 0.431 (1, 3)																									
Paul Schaal, R OBP: 0.300, SLG: 0.308 (1, 5)																									
Freddie Patek, R OBP: 0.288, SLG: 0.307 (1, 6)																									
Mike Hedlund, R OBP: 0.302, SLG: 0.240 (7, 1)																									
Tom Burgmeier, L OBP: 0.267, SLG: 0.333 (7, PH)																									
Ken Wright, R ERA: 4.36 (8, 1)																									
Gall Hopkins, L OBP: 0.298, SLG: 0.194 (8, PH)																									
Ted Abernathy, R ERA: 1.27 (8, 1)																									
Joe Keough, L OBP: 0.270, SLG: 0.190 (10, PH)																									
Al Fitzmorris, R ERA: 3.36 (10, 1)																									
<b>Inning Stats</b>	R: 0 E: 0 K: 1 S: 5	H: 1 LOB: 0 BB: 0 P: 5	R: 0 E: 0 K: 2 S: 8	H: 1 LOB: 1 BB: 0 P: 8	R: 0 E: 0 K: 0 S: 4	H: 1 LOB: 2 BB: 1 P: 8	R: 0 E: 0 K: 1 S: 6	H: 1 LOB: 1 BB: 0 P: 6	R: 1 E: 0 K: 1 S: 6	H: 2 LOB: 2 BB: 1 P: 10	R: 0 E: 0 K: 0 S: 3	H: 0 LOB: 1 BB: 0 P: 4	R: 1 E: 0 K: 0 S: 4	H: 1 LOB: 2 BB: 2 P: 12	R: 0 E: 0 K: 0 S: 3	H: 1 LOB: 0 BB: 0 P: 3	R: 0 E: 0 K: 0 S: 5	H: 2 LOB: 2 BB: 0 P: 5	R: 0 E: 0 K: 0 S: 3	H: 0 LOB: 0 BB: 0 P: 3	1B: 9 2B: 4 3B: 0 HR: 0	SF: 0 SAC: 1 DP: 2 HBP: 1	WP: 0 PB: 0 SB: 2 CS: 0	PA: 48	
<b>PITCHER</b>	IP WLS BF H R ER SO BB IBB HBP BLK WP HR S P ERA WHIP	IP WLS BF H R ER SO BB IBB HBP BLK WP HR S P ERA WHIP	IP WLS BF H R ER SO BB IBB HBP BLK WP HR S P ERA WHIP	IP WLS BF H R ER SO BB IBB HBP BLK WP HR S P ERA WHIP	IP WLS BF H R ER SO BB IBB HBP BLK WP HR S P ERA WHIP	IP WLS BF H R ER SO BB IBB HBP BLK WP HR S P ERA WHIP	IP WLS BF H R ER SO BB IBB HBP BLK WP HR S P ERA WHIP	IP WLS BF H R ER SO BB IBB HBP BLK WP HR S P ERA WHIP	IP WLS BF H R ER SO BB IBB HBP BLK WP HR S P ERA WHIP	IP WLS BF H R ER SO BB IBB HBP BLK WP HR S P ERA WHIP	IP WLS BF H R ER SO BB IBB HBP BLK WP HR S P ERA WHIP	IP WLS BF H R ER SO BB IBB HBP BLK WP HR S P ERA WHIP	IP WLS BF H R ER SO BB IBB HBP BLK WP HR S P ERA WHIP	IP WLS BF H R ER SO BB IBB HBP BLK WP HR S P ERA WHIP	IP WLS BF H R ER SO BB IBB HBP BLK WP HR S P ERA WHIP	IP WLS BF H R ER SO BB IBB HBP BLK WP HR S P ERA WHIP	IP WLS BF H R ER SO BB IBB HBP BLK WP HR S P ERA WHIP	IP WLS BF H R ER SO BB IBB HBP BLK WP HR S P ERA WHIP	IP WLS BF H R ER SO BB IBB HBP BLK WP HR S P ERA WHIP	IP WLS BF H R ER SO BB IBB HBP BLK WP HR S P ERA WHIP	IP WLS BF H R ER SO BB IBB HBP BLK WP HR S P ERA WHIP	IP WLS BF H R ER SO BB IBB HBP BLK WP HR S P ERA WHIP	IP WLS BF H R ER SO BB IBB HBP BLK WP HR S P ERA WHIP	IP WLS BF H R ER SO BB IBB HBP BLK WP HR S P ERA WHIP	IP WLS BF H R ER SO BB IBB HBP BLK WP HR S P ERA WHIP

**Kansas City Royals @ California Angels**  
 Anaheim Stadium, Anaheim, CA  
 Sun Jul 30 1972, 10:05 PM EDT  
 Att: 13,966 - Unknown

livebaseballscores.com

AB 41  
 R 3  
 H 11  
 RBI 3  
 BB 5  
 SO 6  
 LOB 22

Batter	1	2	3	4	5	6	7	8	9	10	11	AB	R	H	RBI	BB	SO	LOB								
Vada Pinson, L OBP: 0.309, SLG: 0.358 (1, 9)			4-3																							
Leo Cardenas, R OBP: 0.266, SLG: 0.309 (1, 6)																										
Billy Parker, R OBP: 0.278, SLG: 0.143 (1, 4)																										
Bob Oliver, R OBP: 0.315, SLG: 0.440 (1, 3)																										
Jim Spencer, L OBP: 0.257, SLG: 0.273 (7, PH)																										
Leroy Stanton, R OBP: 0.267, SLG: 0.377 (9, 9)																										
Ken McClullen, R OBP: 0.345, SLG: 0.381 (7, PR)																										
Sandy Alomar Sr., S OBP: 0.307, SLG: 0.296 (8, 4)																										
Ken Berry, R OBP: 0.367, SLG: 0.409 (1, 8)																										
Jeff Torborg, R OBP: 0.307, SLG: 0.266 (1, 2)																										
John Stephenson, L OBP: 0.391, SLG: 0.378 (7, PH)																										
Jack Hiatt, R OBP: 0.375, SLG: 0.346 (8, 2)																										
Andy Messersmith, R OBP: 0.270, SLG: 0.182 (7, 1)																										
Steve Barber, L OBP: 0.250, SLG: 0.182 (7, PH)																										
Andy Kosco, R OBP: 0.261, SLG: 0.409 (8, 1)																										
Lloyd Allen, R OBP: 0.125, SLG: 0.125 (8, 1)																										
<b>Inning Stats</b>	R: 0 E: 0 K: 0 S: 3	H: 1 LOB: 0 BB: 0 P: 3	R: 0 E: 0 K: 1 S: 5	H: 0 LOB: 0 BB: 0 P: 5	R: 0 E: 0 K: 0 S: 4	H: 1 LOB: 1 BB: 0 P: 4	R: 0 E: 0 K: 0 S: 3	H: 1 LOB: 0 BB: 0 P: 3	R: 1 E: 0 K: 1 S: 7	H: 2 LOB: 1 BB: 1 P: 7	R: 2 E: 0 K: 2 S: 10	H: 3 LOB: 2 BB: 1 P: 14	R: 0 E: 0 K: 1 S: 5	H: 0 LOB: 0 BB: 0 P: 5	R: 0 E: 0 K: 0 S: 4	H: 1 LOB: 1 BB: 0 P: 4	R: 0 E: 0 K: 1 S: 5	H: 0 LOB: 0 BB: 0 P: 5	R: 1 E: 0 K: 0 S: 1	H: 1 LOB: 0 BB: 0 P: 1	1B: 8 2B: 1 3B: 0 HR: 1	SF: 0 SAC: 0 DP: 1 HBP: 0	WP: 1 PB: 0 SB: 1 CS: 0	PA: 40		
<b>PITCHER</b>	IP WLS BF H R ER SO BB IBB HBP BLK WP HR S P ERA WHIP	IP WLS BF H R ER SO BB IBB HBP BLK WP HR S P ERA WHIP	IP WLS BF H R ER SO BB IBB HBP BLK WP HR S P ERA WHIP	IP WLS BF H R ER SO BB IBB HBP BLK WP HR S P ERA WHIP	IP WLS BF H R ER SO BB IBB HBP BLK WP HR S P ERA WHIP	IP WLS BF H R ER SO BB IBB HBP BLK WP HR S P ERA WHIP	IP WLS BF H R ER SO BB IBB HBP BLK WP HR S P ERA WHIP	IP WLS BF H R ER SO BB IBB HBP BLK WP HR S P ERA WHIP	IP WLS BF H R ER SO BB IBB HBP BLK WP HR S P ERA WHIP	IP WLS BF H R ER SO BB IBB HBP BLK WP HR S P ERA WHIP	IP WLS BF H R ER SO BB IBB HBP BLK WP HR S P ERA WHIP	IP WLS BF H R ER SO BB IBB HBP BLK WP HR S P ERA WHIP	IP WLS BF H R ER SO BB IBB HBP BLK WP HR S P ERA WHIP	IP WLS BF H R ER SO BB IBB HBP BLK WP HR S P ERA WHIP	IP WLS BF H R ER SO BB IBB HBP BLK WP HR S P ERA WHIP	IP WLS BF H R ER SO BB IBB HBP BLK WP HR S P ERA WHIP	IP WLS BF H R ER SO BB IBB HBP BLK WP HR S P ERA WHIP	IP WLS BF H R ER SO BB IBB HBP BLK WP HR S P ERA WHIP	IP WLS BF H R ER SO BB IBB HBP BLK WP HR S P ERA WHIP	IP WLS BF H R ER SO BB IBB HBP BLK WP HR S P ERA WHIP	IP WLS BF H R ER SO BB IBB HBP BLK WP HR S P ERA WHIP	IP WLS BF H R ER SO BB IBB HBP BLK WP HR S P ERA WHIP	IP WLS BF H R ER SO BB IBB HBP BLK WP HR S P ERA WHIP	IP WLS BF H R ER SO BB IBB HBP BLK WP HR S P ERA WHIP	IP WLS BF H R ER SO BB IBB HBP BLK WP HR S P ERA WHIP	IP WLS BF H R ER SO BB IBB HBP BLK WP HR S P ERA WHIP

**Kansas City Royals @ California Angels**  
 Anaheim Stadium, Anaheim, CA  
 Sun Jul 30 1972, 10:05 PM EDT  
 Att: 13,966 - Unknown

livebaseballscores.com

AB 38  
 R 4  
 H 10  
 RBI 4  
 BB 2  
 SO 6  
 LOB 11



Batter	1	2	3	4	5	6	7	8	9	AB	R	H	RBI	BB	SO	LOB	TOP								
Steve Hovley, L (1, 9) OBP: 0.319, SLG: 0.368	0-3 K		4-0 BB		0-3 K			0-0 1B	0-0 5-3	4	0	1	0	1	2	4	<b>Kansas City Royals @ California Angels</b> Anaheim Stadium, Anaheim, CA Mon Jul 31 1972, 10:05 PM EDT Att: 10,344 - Unknown								
Cookie Rojas, R (1, 4) OBP: 0.334, SLG: 0.364	0-0 4-3		0-3 K		0-0 L8			0-0 F2		4	0	0	0	0	1	3									
Amos Otis, R (1, 8) OBP: 0.369, SLG: 0.421	4-0 BB			4-0 BB		0-0 F8		0-0 P6		2	1	0	0	2	0	1									
Ed Kirkpatrick, L (1, 2) OBP: 0.396, SLG: 0.435	0-0 3-1			0-3 K		0-0 P6		0-0 P6		4	0	0	0	0	1	3									
Lou Piniella, R (1, 7) OBP: 0.361, SLG: 0.470		0-0 F8		0-0 1-3		0-3 K			0-0 4-3 FC1-2	4	0	1	0	0	1	1									
John Mayberry, L (1, 3) OBP: 0.394, SLG: 0.427		0-0 4-3		4-0 BB			0-0 4-3		0-0 4-3	3	0	0	0	1	0	1									
Paul Schaal, R (1, 5) OBP: 0.304, SLG: 0.313		4-0 BB		3-H 0-3 K			0-3 K		0-0 FC1-2	3	0	1	0	1	2	1									
Freddie Patek, R (1, 6) OBP: 0.290, SLG: 0.306		0-0 CS	0-3 K		0-0 E5		4-0 BB		4-0 FC1-2	2	0	0	0	2	1	0									
Roger Nelson, R (1, 1) OBP: 0.174, SLG: 0.136			0-3 K		0-3 K		0-3 K		0-0 FC1-2	4	0	0	0	0	3	5									
<b>Inning Stats</b>	R: 0 E: 1 K: 1 S: 5	H: 0 LOB: 1 BB: 1 P: 9	R: 0 E: 0 K: 0 S: 2	H: 0 LOB: 0 BB: 1 P: 6	R: 0 E: 0 K: 3 S: 9	H: 0 LOB: 1 BB: 1 P: 13	R: 1 E: 1 K: 2 S: 7	H: 0 LOB: 1 BB: 2 P: 15	R: 0 E: 2 K: 2 S: 8	H: 0 LOB: 1 BB: 0 P: 8	R: 0 E: 0 K: 1 S: 5	H: 0 LOB: 0 BB: 5 P: 5	R: 0 E: 0 K: 2 S: 7	H: 0 LOB: 1 BB: 1 P: 11	R: 0 E: 0 K: 0 S: 4	H: 1 LOB: 1 BB: 0 P: 4	R: 0 E: 0 K: 0 S: 5	H: 2 LOB: 3 BB: 1 P: 9	1B: 1 2B: 2 3B: 0 HR: 0	SF: 0 SAC: 0 DP: 0 HBP: 0	WP: 0 PB: 0 SB: 1 CS: 1	PA: 38			
<b>PITCHER</b>	IP	WLS	BF	H	R	ER	SO	BB	IBB	HBP	BLK	WP	HR	S	P	ERA	WHIP								
Nolan Ryan, R (1, 1) ERA: 2.81	8.0	L	31	1	1	0	11	6	0	0	0	0	0	47	71	0.00	0.875								
Eddie Fisher, R (9, 1) ERA: 3.89	1.0		6	2	0	0	0	0	1	0	0	0	0	5	9	0.00	2.000								

Batter	1	2	3	4	5	6	7	8	9	AB	R	H	RBI	BB	SO	LOB	BOTTOM								
Vada Pinson, L (1, 9) OBP: 0.311, SLG: 0.360	0-0 CS		0-0 S			0-0 F8			0-0 F7	4	0	2	0	0	0	0	<b>Kansas City Royals @ California Angels</b> Anaheim Stadium, Anaheim, CA Mon Jul 31 1972, 10:05 PM EDT Att: 10,344 - Unknown								
Leo Cardenas, R (1, 6) OBP: 0.283, SLG: 0.305	0-0 F8		0-0 F7			0-0 F9			0-0 F8	4	0	0	0	0	2										
Ken Berry, R (1, 8) OBP: 0.363, SLG: 0.403	0-3 K				0-0 F8				0-3 K	3	0	0	0	0	1	0									
Andy Kosco, R (9, PH) OBP: 0.259, SLG: 0.406										1	0	0	0	0	1	0									
Bob Oliver, R (1, 3) OBP: 0.315, SLG: 0.438		4-0 FC5-4		0-0 5-3		0-0 6-3				2	0	0	0	1	0	0									
John Stephenson, L (1, 2) OBP: 0.379, SLG: 0.365		0-0 G3		0-0 5-3		0-3 K				3	0	0	0	0	1	1									
Ken McMullen, R (1, 5) OBP: 0.345, SLG: 0.384		0-0 FC5-4			0-0 2B				0-0 F7	3	0	1	0	0	0	1									
Billy Parker, R (1, 7) OBP: 0.238, SLG: 0.118		0-3 K			0-3 K				0-0 6-3	3	0	0	0	0	2	2									
Sandy Alomar Sr., S (1, 4) OBP: 0.305, SLG: 0.294			0-3 K			0-0 4-3			0-0 F7	2	0	0	0	0	1	1									
Jim Spencer, L (8, PH) OBP: 0.255, SLG: 0.271										1	0	0	0	0	0	0									
Leroy Stanton, R (9, 9) OBP: 0.257, SLG: 0.377										0	0	0	0	0	0	0									
Nolan Ryan, R (1, 1) OBP: 0.155, SLG: 0.211			0-3 K			0-3 K			0-3 K	2	0	0	0	0	2	1									
Jack Hatt, R (8, PH) OBP: 0.364, SLG: 0.333										1	0	0	0	0	1	0									
Eddie Fisher, R (9, 1) OBP: 0.133, SLG: 0.133										0	0	0	0	0	0	0									
<b>Inning Stats</b>	R: 0 E: 0 K: 1 S: 5	H: 1 LOB: 0 BB: 0 P: 5	R: 0 E: 0 K: 1 S: 5	H: 0 LOB: 1 BB: 1 P: 9	R: 0 E: 0 K: 2 S: 8	H: 1 LOB: 0 BB: 0 P: 8	R: 0 E: 0 K: 0 S: 3	H: 0 LOB: 0 BB: 0 P: 3	R: 0 E: 0 K: 1 S: 5	H: 0 LOB: 0 BB: 0 P: 5	R: 0 E: 0 K: 1 S: 5	H: 0 LOB: 0 BB: 0 P: 5	R: 0 E: 0 K: 1 S: 5	H: 0 LOB: 0 BB: 0 P: 5	R: 0 E: 0 K: 1 S: 5	H: 0 LOB: 0 BB: 0 P: 5	1B: 2 2B: 1 3B: 0 HR: 0	SF: 0 SAC: 0 DP: 0 HBP: 0	WP: 0 PB: 0 SB: 1 CS: 1	PA: 30					
<b>PITCHER</b>	IP	WLS	BF	H	R	ER	SO	BB	IBB	HBP	BLK	WP	HR	S	P	ERA	WHIP								
Roger Nelson, R (1, 1) ERA: 1.94	9.0	W	30	3	0	0	9	1	0	0	0	0	0	47	51	0.00	0.444								

AB	30
R	1
H	3
RBI	0
BB	7
SO	11
LOB	19





Batter	1	2	3	4	5	6	7	8	9	AB	R	H	RBI	BB	SO	LOB	TOP				
Freddie Patek, R OBP: 0.287, SLG: 0.302	F8		K			K			K	4	0	0	0	0	3	1					
Amos Otis, R OBP: 0.365, SLG: 0.416	6-3				K	6-3			F9	4	0	0	0	0	1	0					
Cookie Rojas, R OBP: 0.330, SLG: 0.359	F9				F9		6-3		F3	4	0	0	0	0	0	0					
Lou Piniella, R OBP: 0.360, SLG: 0.471		F8					F9			3	0	1	0	0	0	0					
Ed Kirkpatrick, L OBP: 0.392, SLG: 0.429		4-3				2B	F6		L9	3	0	0	0	0	0	1					
Carl Taylor, R OBP: 0.286, SLG: 0.297		F7					6-3		6-3	3	0	0	0	0	0	0					
John Mayberry, L OBP: 0.361, SLG: 0.423			F9			6-3			F7	3	0	0	0	0	0	0					
Paul Schaal, R OBP: 0.308, SLG: 0.317				SH3-4 1B		6-3				3	0	2	0	0	0	0					
Paul Splittorf, L OBP: 0.245, SLG: 0.286									F4	0	0	0	0	0	0	0					
Bobby Knoop, R OBP: 0.324, SLG: 0.274			SH3-4			5-3				1	0	0	0	0	0	0					
Norm Angelini, L										1	0	0	0	0	0	0					
Richie Scheinblum, S										1	0	0	0	0	0	1					
Ken Wright, R			1-2							0	0	0	0	0	0	0					
<b>Inning Stats</b>	R: 0 E: 0 K: 0 S: 3	H: 0 LOB: 0 BB: 0 P: 3	R: 0 E: 0 K: 0 S: 3	H: 0 LOB: 0 BB: 0 P: 3	R: 0 E: 0 K: 1 S: 6	H: 1 LOB: 1 BB: 0 P: 6	R: 0 E: 0 K: 1 S: 6	H: 1 LOB: 1 BB: 0 P: 6	R: 0 E: 0 K: 0 S: 3	H: 0 LOB: 0 BB: 0 P: 3	R: 0 E: 0 K: 0 S: 3	H: 0 LOB: 0 BB: 0 P: 3	R: 0 E: 0 K: 0 S: 4	H: 1 LOB: 1 BB: 0 P: 4	R: 0 E: 0 K: 1 S: 5	H: 0 LOB: 0 BB: 0 P: 5		1B: 2 2B: 1 3B: 0 HR: 0	SF: 0 SAC: 1 DP: 0 HBP: 0	WP: 0 PB: 0 SB: 0 CS: 0	PA: 30
<b>PITCHER</b> Ken Holtzman, L ERA: 2.48	IP: 9.0 WLS: W BF: 30 H: 3 R: 0 ER: 0 SO: 4 BB: 0 IBB: 0 HBP: 0 BLK: 0 WP: 0 HR: 0 S: 38 P: 38 ERA: 0.00 WHIP: 0.333																				

Kansas City Royals @ Oakland Athletics  
Oakland-Alameda County Coliseum, Oakland, CA  
Tue Aug 01 1972, 7:05 PM PDT  
Att: 4,216 - Unknown

AB	29
R	0
H	3
RBI	0
BB	0
SO	4
LOB	3



Batter	1	2	3	4	5	6	7	8	9	AB	R	H	RBI	BB	SO	LOB	BOTTOM				
Bert Campaneris, R OBP: 0.282, SLG: 0.335	L4		1B S 1B			F9			FC4-6	4	1	1	0	0	0	1					
Joe Rudi, R OBP: 0.350, SLG: 0.490	6-3		1B			HR			6-3	4	2	2	0	0	0	0					
Reggie Jackson, L OBP: 0.356, SLG: 0.490	1B		K			HR			FC6-4 BB	3	1	2	2	1	1	2					
Sal Bando, R OBP: 0.353, SLG: 0.399	FC5-4 1B		FC6-4 1B			HR			FC6-4	4	0	3	2	0	0	1					
Dave Duncan, R OBP: 0.309, SLG: 0.426	FC5-4		FC6-4			F3			5-3	4	0	0	0	0	0	5					
Angel Mangual, R OBP: 0.316, SLG: 0.368						F3			F8	4	0	1	0	0	0	1					
Gene Tenace, R OBP: 0.234, SLG: 0.321		G5-4-3 1B							L9	4	0	1	0	0	1	1					
Ted Kubiak, S OBP: 0.297, SLG: 0.245			G5-4-3 1B						F4	4	0	1	0	0	1	1					
Ken Holtzman, R OBP: 0.242, SLG: 0.277			6-3			FC4-6 1B			BB	3	0	1	0	1	0	1					
						FC4-6			K	4	0	0	0	1	3						
<b>Inning Stats</b>	R: 0 E: 0 K: 0 S: 5	H: 2 LOB: 2 BB: 0 P: 5	R: 0 E: 0 K: 0 S: 3	H: 1 LOB: 0 BB: 0 P: 3	R: 2 E: 0 K: 1 S: 8	H: 3 LOB: 1 BB: 0 P: 8	R: 0 E: 0 K: 0 S: 4	H: 1 LOB: 1 BB: 0 P: 4	R: 2 E: 0 K: 0 S: 6	H: 3 LOB: 1 BB: 0 P: 6	R: 0 E: 0 K: 1 S: 6	H: 1 LOB: 1 BB: 0 P: 6	R: 0 E: 0 K: 0 S: 3	H: 0 LOB: 1 BB: 1 P: 7	R: 0 E: 0 K: 1 S: 5	H: 0 LOB: 1 BB: 1 P: 9		1B: 9 2B: 1 3B: 0 HR: 1	SF: 0 SAC: 0 DP: 1 HBP: 0	WP: 0 PB: 0 SB: 1 CS: 0	PA: 36
<b>PITCHER</b> Paul Splittorf, L ERA: 3.33 Norm Angelini, L ERA: 2.45 Ken Wright, R ERA: 4.05	IP: 5.0 WLS: L BF: 24 H: 10 R: 4 ER: 4 SO: 4 BB: 0 IBB: 0 HBP: 0 BLK: 0 WP: 0 HR: 1 S: 26 P: 26 ERA: 7.20 WHIP: 2.000																				

Kansas City Royals @ Oakland Athletics  
Oakland-Alameda County Coliseum, Oakland, CA  
Tue Aug 01 1972, 7:05 PM PDT  
Att: 4,216 - Unknown

AB	34
R	4
H	11
RBI	4
BB	2
SO	3
LOB	15





Batter	1	2	3	4	5	6	7	8	9	AB	R	H	RBI	BB	SO	LOB	TOP
<b>Cookie Rojas, R</b> OBP: 0.330, SLG: 0.356 (1, 4)										3	0	0	0	1	0	1	<b>Kansas City Royals @ Oakland Athletics</b> <b>Oakland-Alameda County Coliseum, Oakland, CA</b> Wed Aug 02 1972, 7:05 PM PDT Att: 4,664 - Unknown <a href="http://livebaseballscorecards.com">livebaseballscorecards.com</a>
<b>Amos Otis, R</b> OBP: 0.364, SLG: 0.414 (1, 8)										4	0	1	0	0	0	1	
<b>Richie Scheinblum, S</b> OBP: 0.367, SLG: 0.446 (1, 9) (2, 7)										4	0	2	0	0	0	1	
<b>Ed Kirkpatrick, L</b> OBP: 0.394, SLG: 0.432 (1, 2) <b>Jerry May, R</b> OBP: 0.304, SLG: 0.306 (2, 2)										1	0	1	0	0	0	0	
<b>Lou Piniella, R</b> OBP: 0.359, SLG: 0.470 (1, 7) <b>Steve Hovley, L</b> OBP: 0.314, SLG: 0.361 (2, 9)										1	0	0	0	0	0	1	
<b>John Mayberry, L</b> OBP: 0.328, SLG: 0.419 (1, 3)										3	0	0	0	0	1	1	
<b>Paul Schaal, R</b> OBP: 0.304, SLG: 0.313 (1, 5)										3	0	0	0	0	1	1	
<b>Freddie Patek, R</b> OBP: 0.285, SLG: 0.300 (1, 6) <b>Joe Keough, L</b> OBP: 0.260, SLG: 0.186 (9, PH)										2	0	0	0	0	0	0	
<b>Dick Drago, R</b> OBP: 0.132, SLG: 0.042 (1, 1) <b>Mike Hedlund, R</b> OBP: 0.240, SLG: 0.240 (7, 1) <b>Gail Hopkins, L</b> OBP: 0.302, SLG: 0.216 (9, PH)										2	0	0	0	0	1	0	
<b>Inning Stats</b>	R: 0 E: 0 K: 0 S: 2	H: 0 LOB: 0 BB: 1 P: 6	R: 0 E: 0 K: 1 S: 6	H: 1 LOB: 1 BB: 0 P: 6	R: 0 E: 0 K: 1 S: 5	H: 0 LOB: 0 BB: 0 P: 5	R: 0 E: 0 K: 1 S: 5	H: 0 LOB: 0 BB: 0 P: 5	R: 0 E: 0 K: 1 S: 5	H: 0 LOB: 0 BB: 0 P: 5	R: 0 E: 0 K: 1 S: 5	H: 0 LOB: 0 BB: 0 P: 5	R: 0 E: 0 K: 0 S: 6	H: 3 LOB: 3 BB: 0 P: 6	1B: 5 2B: 0 3B: 0 HR: 0	SF: 0 SAC: 0 DP: 0 HBP: 0	
<b>PITCHER</b> <b>Catfish Hunter, R</b> ERA: 2.0 (1, 1)	IP: 9.0 WLS: W BF: 31 H: 5 R: 0 ER: 0 SO: 5 BB: 1 IBB: 0 HBP: 0 BLK: 0 WP: 0 HR: 0 S: 40 P: 44 ERA: 0.00 WHIP: 0.667																

Batter	1	2	3	4	5	6	7	8	9	AB	R	H	RBI	BB	SO	LOB	BOTTOM		
<b>Bert Campaneris, R</b> OBP: 0.281, SLG: 0.333 (1, 6)										5	0	1	0	0	1	1	<b>Kansas City Royals @ Oakland Athletics</b> <b>Oakland-Alameda County Coliseum, Oakland, CA</b> Wed Aug 02 1972, 7:05 PM PDT Att: 4,664 - Unknown <a href="http://livebaseballscorecards.com">livebaseballscorecards.com</a>		
<b>Joe Rudi, R</b> OBP: 0.353, SLG: 0.501 (1, 7)										5	2	3	2	0	0	0			
<b>Reggie Jackson, L</b> OBP: 0.354, SLG: 0.487 (1, 8) <b>Bill Voss, L</b> OBP: 0.286, SLG: 0.283 (5, 8)										2	0	0	0	0	0	1			
<b>Mike Epstein, L</b> OBP: 0.381, SLG: 0.509 (1, 3)										1	0	0	1	2	0	0			
<b>Sal Bando, R</b> OBP: 0.355, SLG: 0.399 (1, 5) <b>Tim Cullen, R</b> OBP: 0.241, SLG: 0.317 (2, PR) (3, 5)										0	0	0	0	0	0	0			
<b>Dave Duncan, R</b> OBP: 0.312, SLG: 0.434 (1, 2)										4	1	2	1	0	0	1			
<b>Angel Mangual, R</b> OBP: 0.309, SLG: 0.359 (1, 9)										4	0	0	0	0	0	7			
<b>Ted Kubiak, S</b> OBP: 0.291, SLG: 0.239 (1, 4)										4	0	0	0	0	1	3			
<b>Catfish Hunter, R</b> OBP: 0.171, SLG: 0.174 (1, 1)										4	1	2	1	0	2	0			
<b>Inning Stats</b>	R: 0 E: 0 K: 0 S: 3	H: 0 LOB: 0 BB: 0 P: 3	R: 0 E: 0 K: 0 S: 3	H: 0 LOB: 2 BB: 0 P: 4	R: 0 E: 0 K: 1 S: 5	H: 0 LOB: 0 BB: 0 P: 5	R: 1 E: 0 K: 1 S: 7	H: 2 LOB: 2 BB: 1 P: 11	R: 1 E: 0 K: 2 S: 10	H: 3 LOB: 3 BB: 1 P: 14	R: 1 E: 0 K: 0 S: 5	H: 1 LOB: 1 BB: 0 P: 5	R: 2 E: 0 K: 0 S: 7	H: 4 LOB: 2 BB: 0 P: 7	R: 0 E: 0 K: 2 S: 7	H: 0 LOB: 0 BB: 0 P: 7		1B: 5 2B: 3 3B: 1 HR: 1	SF: 1 SAC: 0 DP: 0 HBP: 1
<b>PITCHER</b> <b>Dick Drago, R</b> ERA: 2.93 (1, 1) <b>Mike Hedlund, R</b> ERA: 3.99 (7, 1)	IP: 6.1 WLS: L BF: 33 H: 10 R: 5 ER: 4 SO: 4 BB: 1 IBB: 1 HBP: 1 BLK: 0 WP: 0 HR: 1 S: 38 P: 47 ERA: 5.68 WHIP: 1.737																		

**Kansas City Royals @ Oakland Athletics**  
**Oakland-Alameda County Coliseum, Oakland, CA**  
 Wed Aug 02 1972, 7:05 PM PDT  
 Att: 4,664 - Unknown

AB 30  
R 0  
H 5  
RBI 0  
BB 1  
SO 5  
LOB 10

**Kansas City Royals @ Oakland Athletics**  
**Oakland-Alameda County Coliseum, Oakland, CA**  
 Wed Aug 02 1972, 7:05 PM PDT  
 Att: 4,664 - Unknown

AB 34  
R 5  
H 10  
RBI 5  
BB 2  
SO 6  
LOB 20







Batter	1	2	3	4	5	6	7	8	9	AB	R	H	RBI	BB	SO	LOB	TOP						
Vada Pinson, L OBP: 0.322, SLG: 0.375 (1, 7)	4-3		G5		FC4-6			SH2-4 1B		4	0	1	0	0	0	2							
Sandy Alomar Sr., S OBP: 0.309, SLG: 0.293 (1, 4)	1-3			E4 F8 PB			3-1	SH2-4		3	0	0	0	0	0	0							
Leo Cardenas, R OBP: 0.288, SLG: 0.310 (1, 6)	5-3			1-3				F8		4	0	1	0	0	0	2							
Bob Oliver, R OBP: 0.311, SLG: 0.426 (1, 3)		F7		F8			F5	1-3		4	0	0	0	0	0	3							
Jack Hiatt, R OBP: 0.400, SLG: 0.438 Curt Motton, R OBP: 0.250, SLG: 0.211 Art Kusnyer, R OBP: 0.289, SLG: 0.280 (9, PR) (9, 2)				F8				FC5-4 BB		2	0	1	0	2	0	1							
Ken Berry, R OBP: 0.368, SLG: 0.416 (1, 8)		F7				G6-3 BB 1B	FC5-4	SH1-3		3	0	1	0	0	0	3							
Leroy Stanton, R OBP: 0.276, SLG: 0.374 (1, 9)								SF8		2	0	0	1	1	1	1							
Billy Parker, R OBP: 0.231, SLG: 0.136 (1, 5)			6-3		G6-3		1-3			4	0	1	0	0	0	2							
Rudy May, L OBP: 0.200, SLG: 0.156 Eddie Fisher, R OBP: 0.118, SLG: 0.118 (9, 1)			F9				4-3	K		3	0	0	0	1	1	1							
<b>Inning Stats</b>	R: 0 E: 0 K: 0 S: 3	H: 0 LOB: 0 BB: 0 P: 3	R: 0 E: 0 K: 1 S: 5	H: 0 LOB: 1 BB: 1 P: 9	R: 0 E: 0 K: 0 S: 3	H: 1 LOB: 0 BB: 0 P: 3	R: 0 E: 1 K: 0 S: 4	H: 0 LOB: 1 BB: 0 P: 4	R: 0 E: 0 K: 0 S: 3	H: 1 LOB: 2 BB: 1 P: 11	R: 0 E: 0 K: 0 S: 4	H: 0 LOB: 0 BB: 0 P: 3	R: 0 E: 0 K: 0 S: 4	H: 1 LOB: 1 BB: 0 P: 4	R: 1 E: 0 K: 1 S: 7	H: 2 LOB: 1 BB: 0 P: 7	1B: 5 2B: 0 3B: 0 HR: 0	SF: 1 SAC: 2 DP: 1 HBP: 0	WP: 1 PB: 1 CS: 0	PA: 36			
<b>PITCHER</b> Mike Hedlund, R ERA: 3.88 (1, 1)	IP: 9.0 WLS: W BF: 36 H: 5 R: 1 ER: 1 SO: 2 BB: 4 IBB: 0 HBP: 0 BLK: 0 WP: 1 HR: 0 S: 36 P: 52 ERA: 1.00 WHIP: 1.000											<b>PITCHER</b>	IP: 9.0 WLS: W BF: 36 H: 5 R: 1 ER: 1 SO: 2 BB: 4 IBB: 0 HBP: 0 BLK: 0 WP: 1 HR: 0 S: 36 P: 52 ERA: 1.00 WHIP: 1.000										

California Angels @ Kansas City Royals  
Municipal Stadium, Kansas City, MO  
Sat Aug 05 1972, 4:33 AM EDT  
Alt. 7,974 - Unknown - 77 F

AB 29  
R 1  
H 5  
RBI 1  
BB 4  
SO 2  
LOB 15



Batter	1	2	3	4	5	6	7	8	9	AB	R	H	RBI	BB	SO	LOB	BOTTOM						
Freddie Patek, R OBP: 0.288, SLG: 0.299 (1, 6)	K		S 1B		K			F8		5	0	2	1	0	2	1							
Cookie Rojas, R OBP: 0.337, SLG: 0.358 (1, 4)	F8				F8					3	0	1	0	1	0	1							
Amos Otis, R OBP: 0.367, SLG: 0.416 (1, 8)			F8				F9	F7		3	0	0	0	1	0	3							
Richie Scheinblum, S OBP: 0.365, SLG: 0.444 (1, 9)	FC5-4				5-3		K	6-3		4	0	0	0	0	1	2							
Lou Piniella, R OBP: 0.359, SLG: 0.466 Joe Keough, L OBP: 0.275, SLG: 0.182 (9, PR)		F6		F9			F8			4	0	1	0	0	0	0							
Ed Kirkpatrick, L OBP: 0.397, SLG: 0.431 (1, 2)										1	0	1	0	2	0	0							
Paul Schaal, R OBP: 0.303, SLG: 0.308 Steve Hovley, L OBP: 0.314, SLG: 0.360 (9, PH)										3	0	0	0	0	0	3							
Gail Hopkins, L OBP: 0.313, SLG: 0.238 (1, 3)										4	1	2	1	0	0	0							
Mike Hedlund, R OBP: 0.222, SLG: 0.222 Carl Taylor, R OBP: 0.302, SLG: 0.297 (9, PH)										2	0	0	0	0	2	1							
<b>Inning Stats</b>	R: 0 E: 0 K: 1 S: 5	H: 0 LOB: 1 BB: 1 P: 9	R: 0 E: 0 K: 0 S: 2	H: 0 LOB: 0 BB: 1 P: 6	R: 0 E: 0 K: 1 S: 6	H: 1 LOB: 2 BB: 1 P: 10	R: 0 E: 0 K: 0 S: 4	H: 1 LOB: 0 BB: 0 P: 4	R: 0 E: 0 K: 1 S: 5	H: 1 LOB: 1 BB: 0 P: 6	R: 0 E: 0 K: 1 S: 5	H: 0 LOB: 0 BB: 0 P: 5	R: 0 E: 1 K: 1 S: 5	H: 0 LOB: 1 BB: 1 P: 9	R: 0 E: 0 K: 0 S: 4	H: 1 LOB: 2 BB: 0 P: 4	R: 2 E: 0 K: 0 S: 5	H: 3 LOB: 2 BB: 1 P: 9	1B: 6 2B: 1 3B: 0 HR: 0	SF: 0 SAC: 2 DP: 2 HBP: 0	WP: 0 PB: 1 CS: 0	PA: 37	
<b>PITCHER</b> Rudy May, L ERA: 3.15 Eddie Fisher, R ERA: 3.91 (1, 1) (9, 1)	IP: 8.1 WLS: L BF: 4 H: 2 R: 0 ER: 0 SO: 5 BB: 4 IBB: 0 HBP: 0 BLK: 0 WP: 0 HR: 0 S: 39 P: 55 ERA: 2.16 WHIP: 1.080											<b>PITCHER</b>	IP: 8.1 WLS: L BF: 4 H: 2 R: 0 ER: 0 SO: 5 BB: 4 IBB: 0 HBP: 0 BLK: 0 WP: 0 HR: 0 S: 39 P: 55 ERA: 2.16 WHIP: 1.080										

California Angels @ Kansas City Royals  
Municipal Stadium, Kansas City, MO  
Sat Aug 05 1972, 4:33 AM EDT  
Alt. 7,974 - Unknown - 77 F

AB 30  
R 2  
H 7  
RBI 2  
BB 5  
SO 5  
LOB 13





Batter	1	2	3	4	5	6	7	8	9	AB	R	H	RBI	BB	SO	LOB	TOP										
Vada Pinson, L OBP: 0.321, SLG: 0.371 (1, 7)	G3		F7		FC4-6		SF8		1B IBB	3	0	0	1	1	0	3	<b>California Angels @ Kansas City Royals</b> Municipal Stadium, Kansas City, MO Sun Aug 06 1972, 4:33 AM EDT Unknown - 82 F										
Sandy Alomar Sr., S OBP: 0.307, SLG: 0.292 (1, 4) (8, 6)	6-3		F9		F7		1-3		1B	5	0	1	1	0	0	3											
Leo Cardenas, R OBP: 0.290, SLG: 0.320 Curt Motton, R OBP: 0.250, SLG: 0.211 Art Kusnyer, R OBP: 0.287, SLG: 0.278 (1, 6) (8, PR) (8, 2)	K		5-3						F9	4	1	2	0	0	1	1											
Jim Spencer, L OBP: 0.261, SLG: 0.272 (1, 3)		1B 1B			G3				L3-6	3	0	1	0	1	0	1											
Ken McMullen, R OBP: 0.340, SLG: 0.386 (1, 5)		F7			5-3		SF8		HR	3	1	1	2	0	0	1											
John Stephenson, L OBP: 0.377, SLG: 0.351 Billy Parker, R OBP: 0.222, SLG: 0.130 (1, 2) (8, PH) (8, 4)					F9		1-3		K	3	0	1	0	0	0	1											
Ken Berry, R OBP: 0.363, SLG: 0.409 (1, 8)		F3			F8		G3		K	4	0	0	0	0	1	3											
Leroy Stanton, R OBP: 0.283, SLG: 0.397 (1, 9)		F8			FC4-6		SF8		F8 1B 2B	4	2	3	0	0	0	2											
Steve Barber, L OBP: 0.357, SLG: 0.182 Bob Oliver, R OBP: 0.371, SLG: 0.425 Dave Sells, R (7, PH) Winston Llenas, R OBP: 0.340, SLG: 0.367 Andy Messersmith, R OBP: 0.258, SLG: 0.299 (1, 1) (7, PH) (7, 1) (9, PH) (9, 1)							F2		F8	0	0	0	0	2	0	0											
<b>Inning Stats</b>	R: 0 E: 0 K: 1 S: 5	H: 0 LOB: 0 BB: 0 P: 5	R: 0 E: 0 K: 0 S: 5	H: 2 LOB: 2 BB: 0 P: 5	R: 0 E: 0 K: 0 S: 3	H: 0 LOB: 1 BB: 1 P: 7	R: 0 E: 0 K: 0 S: 3	H: 0 LOB: 0 BB: 0 P: 3	R: 0 E: 0 K: 0 S: 4	H: 1 LOB: 2 BB: 1 P: 8	R: 1 E: 0 K: 0 S: 4	H: 1 LOB: 1 BB: 1 P: 8	R: 1 E: 0 K: 0 S: 4	H: 1 LOB: 0 BB: 0 P: 4	R: 1 E: 0 K: 1 S: 6	H: 2 LOB: 1 BB: 0 P: 6		R: 1 E: 0 K: 1 S: 7	H: 2 LOB: 2 BB: 1 P: 11	1B: 3 2B: 4 3B: 2 HR: 1	SF: 2 SAC: 0 DP: 1 HBP: 0	WP: 0 PB: 0 SB: 0 CS: 0	PA: 39				
<b>PITCHER</b>	IP	WLS	BF	H	R	ER	SO	BB	IBB	HBP	BLK	WP	HR	S	P	ERA	WHIP										
Roger Nelson, R ERA: 2.08 (1, 1)	7.2		32	7	3	3	1	3	0	0	0	0	1	31	43	3.52	1.304										
Norm Angelini, L ERA: 2.25 (8, 1)	0.1		1	0	0	0	1	0	0	0	0	0	0	3	3	0.00	0.000										
Ken Wright, R ERA: 3.86 (9, 1)	1.0	L	6	2	1	1	1	0	1	0	0	0	0	7	11	9.00	2.000										

AB 33  
R 4  
H 9  
RBI 4  
BB 4  
SO 3  
LOB 20



Batter	1	2	3	4	5	6	7	8	9	AB	R	H	RBI	BB	SO	LOB	BOTTOM										
Freddie Patek, R OBP: 0.288, SLG: 0.299 Bobby Floyd, R OBP: 0.223, SLG: 0.215 Joe Keough, L OBP: 0.288, SLG: 0.200 (1, 6) (8, 6) (9, PH)	F8	F9			SH5-3 1B		5-3		SH3-4 1B	4	0	1	0	0	0	1	<b>California Angels @ Kansas City Royals</b> Municipal Stadium, Kansas City, MO Sun Aug 06 1972, 4:33 AM EDT Unknown - 82 F										
Cookie Rojas, R OBP: 0.340, SLG: 0.357 (1, 4)	1B SF8 BB		CS BB		SH5-3		4-3		SH3-4	1	1	0	0	2	0	0											
Amos Otis, R OBP: 0.370, SLG: 0.417 (1, 8)	BB 1B		G3		1-2 2-3 IBB		S 2B 1B		F9	4	1	2	0	1	0	2											
Richie Scheinblum, S OBP: 0.372, SLG: 0.453 (1, 9)	BB 1-2 BB		2B		F3		1-H 2B		FC6-4 BB	3	0	2	1	2	0	3											
Lou Piniella, R OBP: 0.355, SLG: 0.461 (1, 7)	SF8		F8		1-3		1-3		FC6-4	4	0	0	1	0	0	7											
Ed Kirkpatrick, L OBP: 0.395, SLG: 0.440 (1, 2)	3-H F8				4-3		HR		F8	4	1	1	1	0	0	2											
Paul Schaal, R OBP: 0.302, SLG: 0.304 (1, 5)		4-0 FC1-6 BB			F5		F9		6-3	3	0	0	0	1	0	0											
Gail Hopkins, L OBP: 0.294, SLG: 0.222 John Mayberry, L OBP: 0.358, SLG: 0.416 (1, 3) (7, 3)		FC1-6 FC1-6			1-6-3		F8		1B	3	0	0	0	0	0	1											
Roger Nelson, R OBP: 0.192, SLG: 0.160 Norm Angelini, L Steve Howley, L OBP: 0.311, SLG: 0.357 Ken Wright, R (1, 1) (8, 1) (8, PH) (9, 1)		FC1-6			SH5-3 1B		5-3		F8	3	0	1	0	0	0	1											
<b>Inning Stats</b>	R: 1 E: 0 K: 0 S: 4	H: 1 LOB: 2 BB: 2 P: 12	R: 0 E: 0 K: 0 S: 3	H: 0 LOB: 1 BB: 1 P: 7	R: 0 E: 0 K: 0 S: 3	H: 1 LOB: 1 BB: 1 P: 7	R: 0 E: 0 K: 0 S: 3	H: 0 LOB: 0 BB: 0 P: 3	R: 0 E: 0 K: 0 S: 5	H: 2 LOB: 3 BB: 1 P: 9	R: 1 E: 0 K: 0 S: 4	H: 1 LOB: 0 BB: 0 P: 4	R: 1 E: 0 K: 0 S: 5	H: 2 LOB: 1 BB: 0 P: 5	R: 0 E: 0 K: 0 S: 4	H: 1 LOB: 2 BB: 0 P: 4		R: 0 E: 0 K: 0 S: 4	H: 1 LOB: 2 BB: 1 P: 8	1B: 6 2B: 2 3B: 0 HR: 1	SF: 1 SAC: 2 DP: 0 HBP: 0	WP: 0 PB: 0 SB: 1 CS: 1	PA: 41				
<b>PITCHER</b>	IP	WLS	BF	H	R	ER	SO	BB	IBB	HBP	BLK	WP	HR	S	P	ERA	WHIP										
Steve Barber, L ERA: 2.75 Dave Sells, R ERA: 9.0 Andy Messersmith, R ERA: 9.5 (1, 1) (7, 1) (9, 1)	6.0		27	5	2	2	0	4	1	0	0	0	1	22	42	3.00	1.500										
	2.0	W	9	3	1	1	0	0	0	0	0	0	0	9	9	4.50	1.500										
	1.0	S	5	1	0	0	0	1	0	0	0	0	0	4	8	0.00	2.000										

AB 32  
R 3  
H 9  
RBI 3  
BB 6  
SO 0  
LOB 18





Batter	1	2	3	4	5	6	7	8	9	AB	R	H	RBI	BB	SO	LOB	TOP										
Sandy Alomar Sr. S OBP: 0.308, SLG: 0.293 (1, 4)	0-0 1-3 1B		0-0 F9		0-0 E 1B		0-0 F7		0-0 1-3	5	0	2	1	0	0	1											
Leo Cardenas R OBP: 0.287, SLG: 0.316 (1, 6)	0-3 K		0-0 6-3		0-0 E5			0-0 F8		4	0	0	0	0	1	2											
Andy Kosco R OBP: 0.259, SLG: 0.409 Vada Pinson L OBP: 0.320, SLG: 0.370 (6, PH) (8, 7)	0-0 1-3 1-2			0-0 1B 2B		0-0 F8		0-3 K		3	1	1	0	0	0	2											
Bob Oliver R OBP: 0.312, SLG: 0.433 (1, 3)	0-3 K			0-0 6-3 1-3 1B		0-3 K		0-0 HR		4	1	2	2	0	2	1											
Jack Hiatt R OBP: 0.386, SLG: 0.417 (1, 2)		0-3 K		0-0 1-3 1-2		0-0 F4		0-0 BB 1B		4	0	1	0	0	1	1											
Ken McMullen R OBP: 0.341, SLG: 0.386 (1, 5)		0-0 1B		0-0 6-3 2-3		0-3 K		4-0 1-2 BB		3	0	1	0	1	1	1											
Leroy Stanton R OBP: 0.279, SLG: 0.390 (1, 9)		0-0 F8 1B		0-3 K			0-0 E5 CS	0-0 G3		4	0	0	0	0	1	4											
Ken Berry R OBP: 0.361, SLG: 0.411 (1, 8)		0-0 1-3			0-0 SH5-4 1B 2B		0-0 5-3		0-0 6-3	4	1	1	0	0	0	2											
Clyde Wright R OBP: 0.250, SLG: 0.370 (1, 1)			0-3 K		0-0 SH5-4		0-0 2B		0-0 4-3	3	0	1	0	0	1	0											
<b>Inning Stats</b>	R: 0 E: 0 K: 2 S: 8	H: 1 LOB: 1 BB: 0 P: 8	R: 0 E: 0 K: 1 S: 6	H: 1 LOB: 1 BB: 0 P: 6	R: 0 E: 0 K: 1 S: 5	H: 0 LOB: 0 BB: 0 P: 5	R: 1 E: 0 K: 1 S: 7	H: 2 LOB: 1 BB: 0 P: 7	R: 1 E: 1 K: 0 S: 5	H: 2 LOB: 1 BB: 0 P: 5	R: 0 E: 0 K: 2 S: 7	H: 0 LOB: 0 BB: 0 P: 7	R: 0 E: 1 K: 0 S: 4	H: 1 LOB: 0 BB: 0 P: 4	R: 1 E: 0 K: 1 S: 7	H: 2 LOB: 2 BB: 1 P: 11	R: 0 E: 0 K: 0 S: 3	H: 0 LOB: 0 BB: 0 P: 3	1B: 5 2B: 3 3B: 0 HR: 1	SF: 0 SAC: 1 DP: 0 HBP: 0	WP: 0 PB: 0 SB: 0 CS: 1	PA: 37					
<b>PITCHER</b>	IP WLS BF L	H R ER 2 2 7	SO 7	BB 0	IBB 0	HBP 0	BLK 0	WP 0	HR 0	S 42	P 42	ERA 2.57	WHIP 1.000	<b>PITCHER</b>	IP WLS BF L	H R ER 2 2 7	SO 7	BB 0	IBB 0	HBP 0	BLK 0	WP 0	HR 0	S 10	P 14	ERA 4.50	WHIP 1.500

California Angels @ Kansas City Royals  
Municipal Stadium, Kansas City, MO  
Sun Aug 06 1972, 4:38 AM EDT  
Att: 12,447 - Unknown

AB 35  
R 3  
H 9  
RBI 3  
BB 1  
SO 8  
LOB 14



Batter	1	2	3	4	5	6	7	8	9	AB	R	H	RBI	BB	SO	LOB	BOTTOM										
Paul Schaal R OBP: 0.305, SLG: 0.305 (1, 5)	4-0 2B BB		0-0 F2		0-0 1B		0-0 F7			3	0	1	0	1	0	0											
Cookie Rojas R OBP: 0.336, SLG: 0.353 (1, 4)	0-0 F8		0-0 4-3		0-0 1-3		0-0 6-3			4	0	0	0	0	0	2											
Amos Otis R OBP: 0.371, SLG: 0.421 (1, 8)	0-0 1-H 2B		0-0 5-3			0-0 1-3		0-0 G5-4-3 1B		4	0	2	0	0	0	0											
Richie Scheinblum S OBP: 0.377, SLG: 0.455 (1, 9)	4-0 FC6-4 BB			0-0 SH5-3 1B		0-0 E6 F9 1B 1B		0-0 G5-4-3 1-2		3	1	2	0	1	0	1											
Lou Piniella R OBP: 0.352, SLG: 0.458 (1, 7)	0-0 FC6-4 1-2			0-0 SH5-3 1-2		0-0 F9 2-3		0-0 6-3		3	0	0	0	0	0	3											
John Mayberry L OBP: 0.395, SLG: 0.426 (1, 3)		4-0 FC6-4 BB		4-0 G5-4-3 BB		4-0 1B BB			0-0 HR	1	1	1	1	3	0	0											
Jerry May R OBP: 0.302, SLG: 0.304 (1, 2)		0-0 FC6-4 1-2		0-0 G5-4-3 1-2		0-0 G5-4-3 1-2		0-0 1B		4	0	1	1	0	0	3											
Bobby Floyd R OBP: 0.219, SLG: 0.211 Carl Taylor R OBP: 0.295, SLG: 0.289 Freddie Patek R OBP: 0.287, SLG: 0.298 (6, PH) (7, 6)	0-0 FC6-4 1-2		0-0 FC6-4 1-2		0-3 K		0-0 L1		0-0 F9	2	0	0	0	0	1	1											
Paul Splitterff L OBP: 0.235, SLG: 0.275 Ed Kirkpatrick L OBP: 0.394, SLG: 0.439 Al Fitzmorris S OBP: 0.320, SLG: 0.190 Gail Hopkins L OBP: 0.288, SLG: 0.217 (8, PH)	0-0 4-3		0-0 4-3		0-0 4-3		0-3 K		0-0 4-3	2	0	0	0	0	0	1											
<b>Inning Stats</b>	R: 0 E: 0 K: 0 S: 3	H: 1 LOB: 2 BB: 2 P: 11	R: 0 E: 0 K: 0 S: 3	H: 0 LOB: 1 BB: 1 P: 7	R: 0 E: 0 K: 0 S: 3	H: 0 LOB: 0 BB: 0 P: 3	R: 0 E: 0 K: 0 S: 3	H: 1 LOB: 1 BB: 1 P: 7	R: 0 E: 0 K: 1 S: 6	H: 1 LOB: 1 BB: 0 P: 6	R: 1 E: 1 K: 0 S: 5	H: 2 LOB: 2 BB: 1 P: 9	R: 0 E: 0 K: 1 S: 5	H: 0 LOB: 0 BB: 0 P: 5	R: 0 E: 0 K: 0 S: 3	H: 1 LOB: 0 BB: 0 P: 3	R: 1 E: 0 K: 0 S: 4	H: 1 LOB: 0 BB: 0 P: 4	R: 0 E: 0 K: 0 S: 3	H: 0 LOB: 0 BB: 0 P: 3	1B: 5 2B: 1 3B: 0 HR: 1	SF: 0 SAC: 1 DP: 2 HBP: 0	WP: 0 PB: 0 SB: 0 CS: 0	PA: 36			
<b>PITCHER</b>	IP WLS BF W	H R ER 2 2 2	SO 2	BB 5	IBB 0	HBP 0	BLK 0	WP 0	HR 1	S 35	P 55	ERA 2.00	WHIP 1.333	<b>PITCHER</b>	IP WLS BF W	H R ER 2 2 7	SO 7	BB 0	IBB 0	HBP 0	BLK 0	WP 0	HR 0	S 10	P 14	ERA 4.50	WHIP 1.500

California Angels @ Kansas City Royals  
Municipal Stadium, Kansas City, MO  
Sun Aug 06 1972, 4:38 AM EDT  
Att: 12,447 - Unknown

AB 30  
R 2  
H 7  
RBI 2  
BB 5  
SO 2  
LOB 13





Batter	1	2	3	4	5	6	7	8	9	AB	R	H	RBI	BB	SO	LOB	TOP
Bert Campaneris, R OBP: 0.270, SLG: 0.322	F7	F4		1-3			1-3			4	0	0	0	0	0	1	
Joe Rudi, R OBP: 0.362, SLG: 0.525	HR		F9		L8			F8		4	1	1	1	0	0	0	
Sal Bando, R OBP: 0.348, SLG: 0.399	6-3		FC5-2 1B		F9			F3		4	0	1	0	0	0	0	
Mike Epstein, L OBP: 0.376, SLG: 0.502			E7 FC5-2 1-3		L7					4	0	2	0	0	0	1	
Dave Duncan, R OBP: 0.301, SLG: 0.416	6-3		FC5-2 IBB		4-3			L8		4	0	0	0	0	0	4	
Bill Voss, L OBP: 0.298, SLG: 0.296		1B G5-4-3			4-3					3	1	1	0	1	0	0	
Angel Mangual, R OBP: 0.297, SLG: 0.337		G5-4-3 1B		F9		6-3		4-3		4	0	1	0	0	0	3	
Tim Cullen, R OBP: 0.250, SLG: 0.316		G5-4-3			5-3		4-3			2	0	0	0	0	0	1	
Ted Kubiak, S OBP: 0.293, SLG: 0.232		1-2 3-H						F8		2	0	0	0	0	0	0	
Caffish Hunter, R OBP: 0.181, SLG: 0.183										2	0	1	0	0	0	0	
Don Mincher, L OBP: 0.364, SLG: 0.346					5-3					1	0	0	0	0	0	0	
Bob Locker, S OBP: 0.293, SLG: 0.232										0	0	0	0	0	0	0	
Darold Knowles, L OBP: 0.293, SLG: 0.232										0	0	0	0	0	0	0	
<b>Inning Stats</b>	R: 1 E: 0 K: 0 S: 5	H: 2 LOB: 1 BB: 0 P: 5	R: 1 E: 0 K: 0 S: 5	H: 3 LOB: 1 BB: 0 P: 5	R: 0 E: 1 K: 0 S: 5	H: 1 LOB: 3 BB: 1 P: 9	R: 0 E: 0 K: 0 S: 3	H: 0 LOB: 0 BB: 0 P: 3	R: 0 E: 0 K: 0 S: 3	H: 0 LOB: 0 BB: 0 P: 3	R: 0 E: 0 K: 0 S: 4	H: 1 LOB: 1 BB: 0 P: 4	R: 0 E: 0 K: 0 S: 3	H: 0 LOB: 0 BB: 0 P: 3	1B: 3 2B: 2 3B: 1 HR: 1	SF: 0 SAC: 0 DP: 1 HBP: 0	WP: 0 PA: 35 PB: 0 SB: 0 CS: 0
<b>PITCHER</b> Dick Drago, R ERA: 2.88	IP: 9.0 WLS: W BF: 35 H: 7 R: 2 ER: 2 SO: 0 BB: 0 IBB: 1 HBP: 0 BLK: 0 WP: 0 HR: 1 S: 34 P: 38 ERA: 2.00 WHIP: 0.778																

Oakland Athletics @ Kansas City Royals  
Municipal Stadium, Kansas City, MO  
Mon Aug 07 1972, 8:05 PM EDT  
Att: 11,335 - Unknown - 79 F

AB 34  
R 2  
H 7  
RBI 1  
BB 1  
SO 0  
LOB 10



Batter	1	2	3	4	5	6	7	8	9	AB	R	H	RBI	BB	SO	LOB	BOTTOM
Cookie Rojas, R OBP: 0.337, SLG: 0.354	F9		FC6-4 1B	1B 1-2 2-H			6-3	F4		5	0	2	1	0	0	2	
Amos Otis, R OBP: 0.373, SLG: 0.424	F8		FC6-4 S	1B 1-3 2-H						4	0	2	1	0	0	2	
John Mayberry, L OBP: 0.364, SLG: 0.424			F7	4-3			F8			4	0	1	0	0	0	5	
Richie Scheinblum, S OBP: 0.378, SLG: 0.452	FC6			2B SF8 BB			F8			2	1	0	0	2	0	1	
Ed Kirkpatrick, L OBP: 0.392, SLG: 0.440			F6	SF8 1B 2B			3-1	1-3		4	1	1	0	0	0	2	
Lou Piniella, R OBP: 0.348, SLG: 0.454			F9	SF8			F8			3	0	0	1	0	0	0	
Paul Schaal, R OBP: 0.304, SLG: 0.308	F6			2-3 3-H			F9			4	0	1	0	0	0	1	
Freddie Patek, R OBP: 0.289, SLG: 0.298			FC6-4 SH3 1B	1B 1B IBB			5-3	F3		3	1	1	0	1	0	1	
Dick Drago, R OBP: 0.161, SLG: 0.060			SH3	1B 1-2 1B 1B			K			2	1	1	1	1	1	0	
<b>Inning Stats</b>	R: 0 E: 0 K: 0 S: 4	H: 1 LOB: 1 BB: 0 P: 4	R: 0 E: 0 K: 0 S: 3	H: 0 LOB: 0 BB: 0 P: 3	R: 0 E: 0 K: 0 S: 5	H: 2 LOB: 2 BB: 0 P: 5	R: 4 E: 0 K: 0 S: 7	H: 4 LOB: 2 BB: 2 P: 15	R: 0 E: 0 K: 1 S: 5	H: 0 LOB: 0 BB: 0 P: 5	R: 0 E: 0 K: 0 S: 4	H: 1 LOB: 2 BB: 1 P: 8	R: 0 E: 0 K: 0 S: 4	H: 1 LOB: 2 BB: 1 P: 8	1B: 6 2B: 3 3B: 0 HR: 0	SF: 1 SAC: 1 DP: 0 HBP: 0	WP: 0 PA: 37 PB: 0 SB: 1 CS: 0
<b>PITCHER</b> Caffish Hunter, R ERA: 2.12 Bob Locker, R ERA: 2.79 Darold Knowles, L ERA: 1.09	IP: 6.0 WLS: L BF: 27 H: 7 R: 4 ER: 4 SO: 1 BB: 1 IBB: 0 HBP: 0 BLK: 0 WP: 0 HR: 0 S: 27 P: 35 ERA: 6.00 WHIP: 1.333																

Oakland Athletics @ Kansas City Royals  
Municipal Stadium, Kansas City, MO  
Mon Aug 07 1972, 8:05 PM EDT  
Att: 11,335 - Unknown - 79 F

AB 31  
R 4  
H 9  
RBI 4  
BB 4  
SO 1  
LOB 14









Batter	1	2	3	4	5	6	7	8	9	AB	R	H	RBI	BB	SO	LOB	TOP			
Bert Campaneris, R OBP: 0.266, SLG: 0.316	F8		L1			5-3	5-3			4	0	0	0	0	0	2				
Sal Bando, R OBP: 0.350, SLG: 0.402	1B		F8			FC6	BB	1-3		3	0	1	0	1	0	0				
Joe Rudi, R OBP: 0.359, SLG: 0.518	F9			F9		FC6	1-2	1-3		4	0	0	0	0	0	2				
Mike Epstein, L OBP: 0.377, SLG: 0.498	FC5-4			F5			G3	HBP		3	0	1	0	0	0	0				
Reggie Jackson, L OBP: 0.350, SLG: 0.480	FC5-4			K			BB	L6		4	1	1	0	0	1	3				
Brant Aleva, R OBP: 0.205, SLG: 0.216		5-3			L7		WP			2	1	0	0	1	0	0				
Mike Hegan, L OBP: 0.321, SLG: 0.375							6-4-3	BB		0	0	0	0	1	0	0				
Dave Duncan, R OBP: 0.299, SLG: 0.412		F7			6-3			F2		4	0	1	1	0	0	1				
Tim Cullen, R OBP: 0.235, SLG: 0.297																				
Don Mincher, L OBP: 0.364, SLG: 0.346																				
Gene Tenace, R OBP: 0.234, SLG: 0.322																				
Ted Kubiak, S OBP: 0.281, SLG: 0.230																				
Vida Blue, S OBP: 0.161, SLG: 0.071																				
Bob Locker, S OBP: 0.300, SLG: 0.337																				
Angel Mangual, R OBP: 0.300, SLG: 0.337																				
Darold Knowles, L OBP: 0.281, SLG: 0.230																				
<b>Inning Stats</b>	R: 0 E: 0 K: 0 S: 5	H: 2 LOB: 2 BB: 0 P: 5	R: 0 E: 0 K: 0 S: 3	H: 0 LOB: 0 BB: 0 P: 3	R: 0 E: 0 K: 1 S: 5	H: 0 LOB: 0 BB: 0 P: 5	R: 0 E: 0 K: 0 S: 3	H: 0 LOB: 0 BB: 0 P: 3	R: 0 E: 0 K: 0 S: 3	H: 0 LOB: 0 BB: 0 P: 3	R: 2 E: 0 K: 0 S: 5	H: 2 LOB: 1 BB: 2 P: 7	R: 0 E: 0 K: 0 S: 3	H: 0 LOB: 1 BB: 0 P: 4	R: 0 E: 0 K: 0 S: 2	H: 0 LOB: 0 BB: 1 P: 6	1B: 4 2B: 0 3B: 0 HR: 0	SF: 0 SAC: 0 DP: 1 HBP: 1	WP: 1 PB: 0 SB: 0 CS: 0	PA: 35
<b>PITCHER</b>	IP WLS BF H R ER SO BB IBB HBP BLK WP HR S P ERA WHIP																			
Mike Hedlund, R ERA: 3.63	(1, 1) 6.1 W 25 4 2 2 2 2 2 0 0 0 0 0 0 27 35 2.84 0.947																			
Norm Angelini, L ERA: 1.5	(7, 1) 0.1 2 0 0 0 0 1 0 0 0 1 0 1 5 0.00 3.000																			
Ted Abernathy, R ERA: 1.33	(7, 1) 2.1 S 8 0 0 0 0 1 0 1 0 0 0 0 6 11 0.00 0.429																			

Oakland Athletics @ Kansas City Royals  
Municipal Stadium, Kansas City, MO  
Wed Aug 09 1972, 8:05 PM EDT  
Att: 17,877 - Unknown

AB	30
R	2
H	4
RBI	2
BB	4
SO	2
LOB	10



Batter	1	2	3	4	5	6	7	8	9	AB	R	H	RBI	BB	SO	LOB	BOTTOM			
Freddie Patek, R OBP: 0.295, SLG: 0.305	K		F9		F3		HR			4	1	1	0	0	1	1				
Cookie Rojas, R OBP: 0.340, SLG: 0.367	K				F6		1B	HR		4	2	2	2	0	1	0				
Amos Otis, R OBP: 0.367, SLG: 0.417	1-3				6-3		2B	HR		4	1	1	0	0	0	0				
Richie Scheinblum, S OBP: 0.383, SLG: 0.452		F4			2B		SF9	5-3		2	1	0	1	1	0	0				
Lou Piniella, R OBP: 0.351, SLG: 0.456		2B			2B		5-3	F9		4	0	2	1	0	0	1				
Paul Schaaf, R OBP: 0.305, SLG: 0.306		E6			5-3		E3	2B		3	0	1	0	1	0	1				
Gail Hopkins, L OBP: 0.304, SLG: 0.260		FC4-6					F8	2B		4	0	2	0	0	0	2				
Ed Kirkpatrick, L OBP: 0.388, SLG: 0.431			F8				L6			3	0	0	0	0	1	1				
Mike Hedlund, R OBP: 0.207, SLG: 0.207										2	0	0	0	0	2	1				
Norm Angelini, L ERA: 2.76	(7, 1) K									0	0	0	0	0	0	0				
Ted Abernathy, R ERA: 1.6	(7, 1) K									1	0	0	0	0	0	0				
<b>Inning Stats</b>	R: 0 E: 0 K: 2 S: 7	H: 0 LOB: 0 BB: 0 P: 7	R: 0 E: 1 K: 0 S: 4	H: 1 LOB: 1 BB: 0 P: 4	R: 0 E: 0 K: 1 S: 5	H: 0 LOB: 0 BB: 0 P: 5	R: 1 E: 0 K: 0 S: 4	H: 1 LOB: 1 BB: 1 P: 8	R: 0 E: 0 K: 1 S: 6	H: 1 LOB: 1 BB: 0 P: 6	R: 2 E: 1 K: 0 S: 6	H: 3 LOB: 1 BB: 0 P: 6	R: 2 E: 0 K: 1 S: 7	H: 2 LOB: 0 BB: 0 P: 7	R: 0 E: 0 K: 0 S: 3	H: 1 LOB: 2 BB: 1 P: 7	1B: 3 2B: 5 3B: 0 HR: 1	SF: 1 SAC: 0 DP: 0 HBP: 0	WP: 0 PB: 0 SB: 0 CS: 0	PA: 34
<b>PITCHER</b>	IP WLS BF H R ER SO BB IBB HBP BLK WP HR S P ERA WHIP																			
Vida Blue, L ERA: 3.12	(1, 1) 5.1 L 22 5 3 3 3 4 1 0 0 0 0 0 0 29 33 5.06 1.125																			
Bob Locker, R ERA: 2.76	(6, 1) 0.2 3 1 0 0 0 0 0 0 0 0 0 0 3 3 0.00 1.500																			
Darold Knowles, L ERA: 1.6	(7, 1) 2.0 9 3 2 2 1 1 0 0 0 0 0 1 10 14 9.00 2.000																			

Oakland Athletics @ Kansas City Royals  
Municipal Stadium, Kansas City, MO  
Wed Aug 09 1972, 8:05 PM EDT  
Att: 17,877 - Unknown

AB	31
R	5
H	9
RBI	4
BB	2
SO	5
LOB	7





Batter	1	2	3	4	5	6	7	8	9	AB	R	H	RBI	BB	SO	LOB	TOP				
Freddie Patek, R OBP: 0.296, SLG: 0.304 Bobby Floyd, R OBP: 0.216, SLG: 0.207	4-0 BB		0-3 K		0-0 F8			0-0 F2		1	0	0	0	1	1	0					
Cookie Rojas, R OBP: 0.338, SLG: 0.364	0-0 6-3		4-0 BB		0-0 6-3			0-0 5-3		3	0	0	0	1	0	1					
Amos Otis, R OBP: 0.366, SLG: 0.423	0-3 K		0-0 F8		0-0 F6			0-0 HR		4	1	1	1	0	1	2					
Richie Scheinblum, S OBP: 0.387, SLG: 0.462	4-0 BB		0-0 HR		4-0 BB			0-0 F8		2	1	1	1	2	0	0					
Ed Kirkpatrick, L OBP: 0.383, SLG: 0.425	0-3 K		0-0 F2		0-0 4-3			0-0 1-3		4	0	0	0	0	1	3					
Lou Piniella, R OBP: 0.354, SLG: 0.458		0-0 CS 1B		4-0 G3-6 BB			0-0 G4-6-3 1B		0-0 4-3	3	0	2	0	1	0	0					
Gail Hopkins, L OBP: 0.288, SLG: 0.245 John Mayberry, L OBP: 0.364, SLG: 0.421	0-0 4-3		0-0 G3-6		0-0 F7			0-0 F7		3	0	0	0	0	0	3	AB 28				
Paul Schaal, R OBP: 0.302, SLG: 0.302	0-0 F7				0-0 4-3			0-0 G4-6-3		3	0	0	0	0	0	1	R 2				
Roger Nelson, R OBP: 0.172, SLG: 0.143			0-0 5-3		0-0 F5			0-0 F5		3	0	0	0	0	0	0	H 4				
<b>Inning Stats</b>	R: 0 E: 0 K: 2 S: 7	H: 0 LOB: 2 BB: 2 P: 15	R: 0 E: 0 K: 0 S: 3	H: 1 LOB: 0 BB: 0 P: 3	R: 0 E: 0 K: 1 S: 5	H: 0 LOB: 1 BB: 1 P: 9	R: 1 E: 0 K: 0 S: 3	H: 1 LOB: 1 BB: 1 P: 7	R: 0 E: 0 K: 0 S: 3	H: 0 LOB: 0 BB: 0 P: 3	R: 0 E: 0 K: 0 S: 3	H: 1 LOB: 0 BB: 0 P: 3	R: 0 E: 0 K: 0 S: 3	H: 0 LOB: 0 BB: 0 P: 3	R: 1 E: 0 K: 0 S: 4	H: 1 LOB: 0 BB: 0 P: 4	1B: 2 2B: 0 3B: 0 HR: 2	SF: 0 SAC: 0 DP: 2 HBP: 0	WP: 0 PB: 0 SB: 0 CS: 1	PA: 33	
<b>PITCHER</b>	IP	WLS	BF	H	R	ER	SO	BB	IBB	HBP	BLK	WP	HR	S	P	ERA	WHIP				
Rich Hand, R ERA: 2.4	8.0	L	29	3	1	1	3	5	0	0	0	0	1	30	50	1.12	1.000				
Horacio Pina, R ERA: 2.48	1.0		4	1	1	1	0	0	0	0	0	0	1	4	4	9.00	1.000				

Kansas City Royals @ Texas Rangers  
Arlington Stadium, Arlington, TX  
Fri Aug 11 1972, 8:05 PM EDT  
Att: 10,440 - Unknown

AB 28  
R 2  
H 4  
RBI 2  
BB 5  
SO 3  
LOB 10



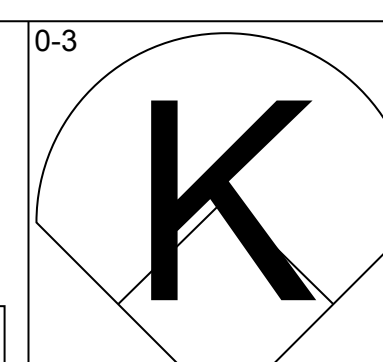
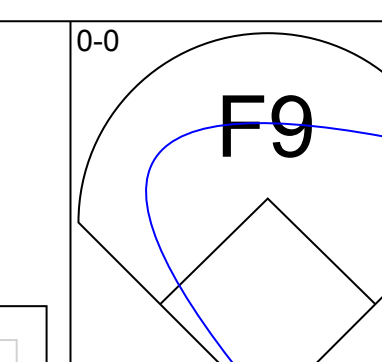
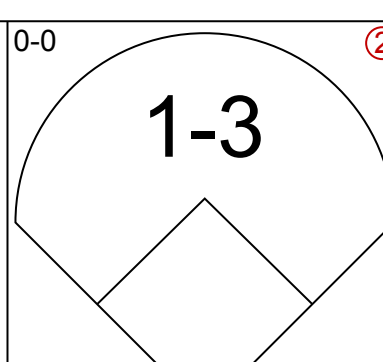

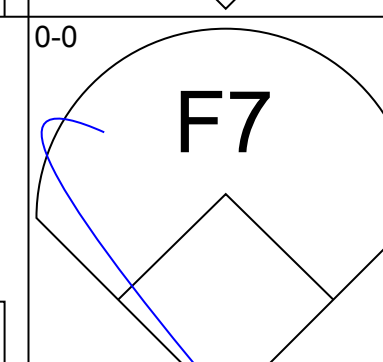
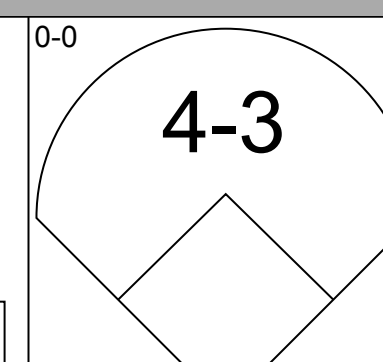
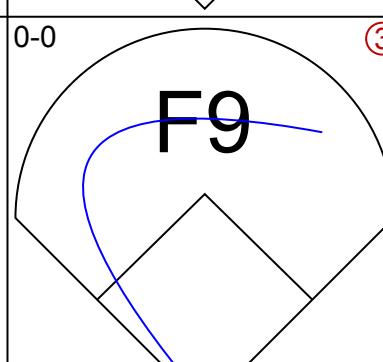
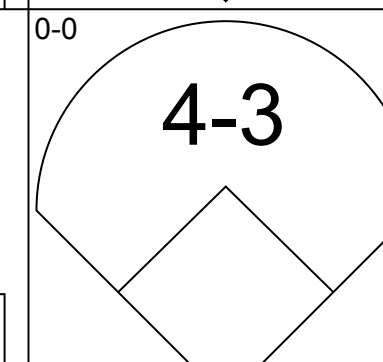
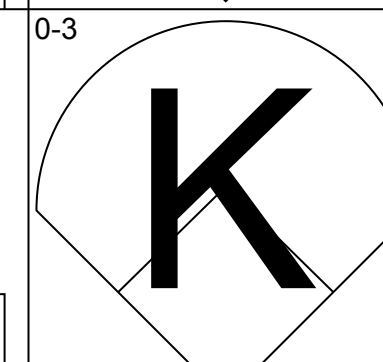
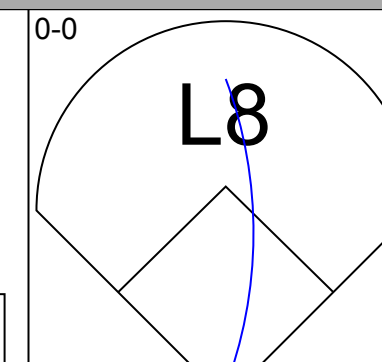
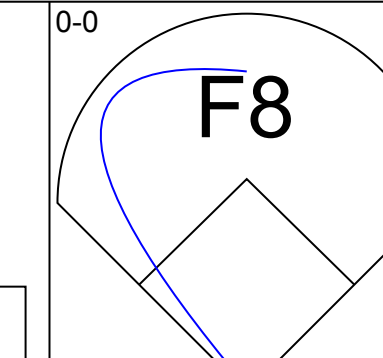
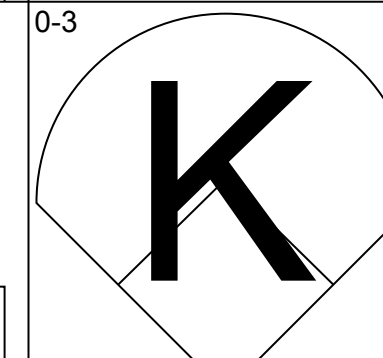
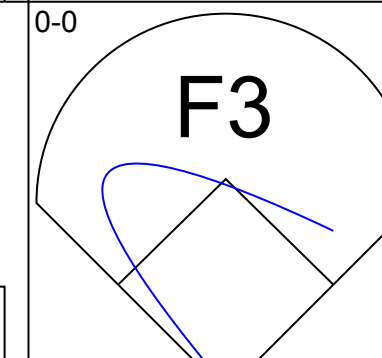
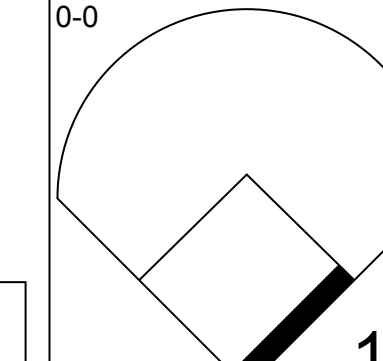
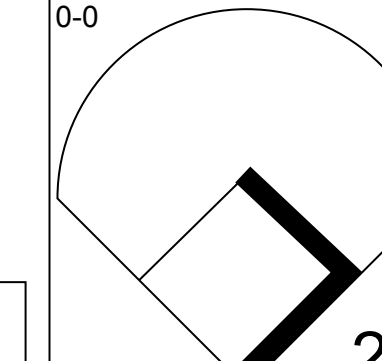
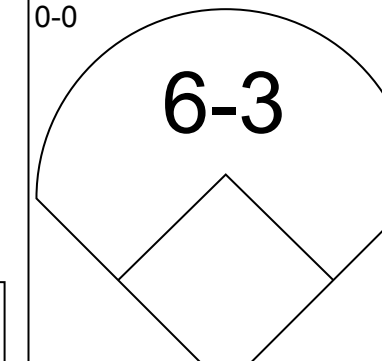
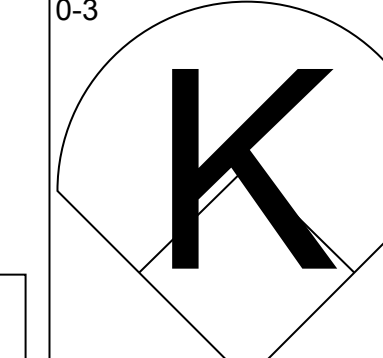
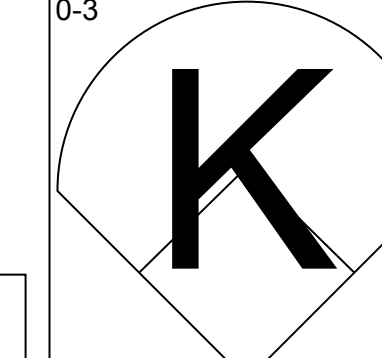
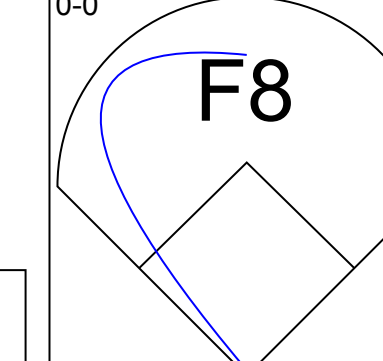
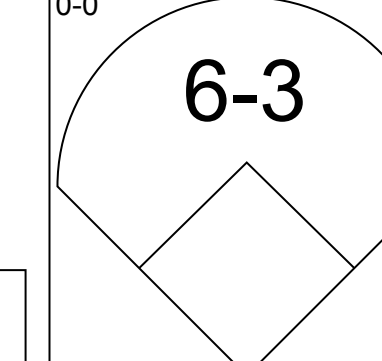
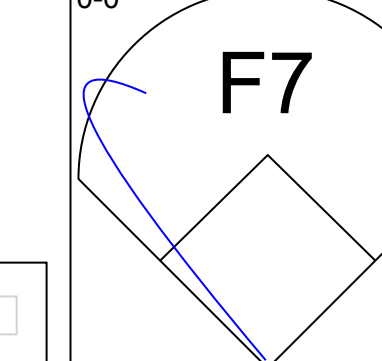
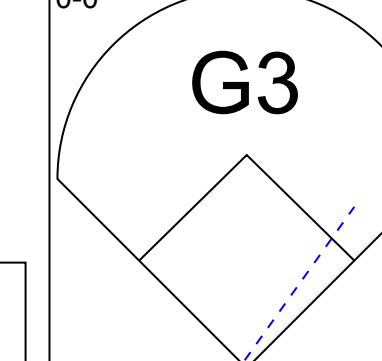
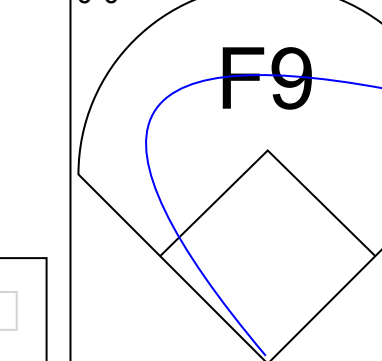
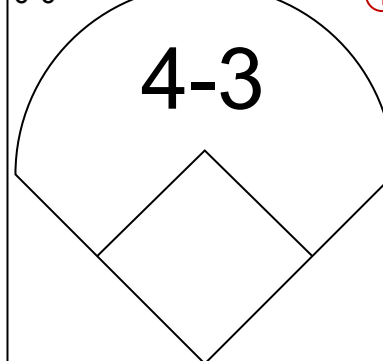
Batter	1	2	3	4	5	6	7	8	9	AB	R	H	RBI	BB	SO	LOB	BOTTOM					
Davey Nelson, R OBP: 0.328, SLG: 0.295	0-0 F8		0-0 6-3		0-0 6-3			0-0 4-3		4	0	0	0	0	0	2						
Toby Harrah, R OBP: 0.321, SLG: 0.339	0-0 5-3		0-0 1-3		0-0 1-3			0-0 F8		4	0	0	0	0	0	0						
Larry Bittner, L OBP: 0.346, SLG: 0.377	0-0 F9		0-0 FC6-4 1B		0-0 4-3			0-0 G3		4	0	1	0	0	0	0						
Dick Billings, R OBP: 0.313, SLG: 0.338		0-3 K		0-3 K			0-0 F9		0-0 4-3	4	0	0	0	0	2	1						
Ted Ford, R OBP: 0.308, SLG: 0.393		4-0 BB		0-0 FC6-4			0-0 6-3			2	0	0	0	1	0	1						
Joe Lovitto, S OBP: 0.293, SLG: 0.259		0-0 6-3		0-0 F1			0-0 3-1			3	0	0	0	0	0	1						
Bill Fahey, L OBP: 0.200, SLG: 0.111		0-0 F9		0-0 4-3			0-0 4-3			3	0	0	0	0	0	1	AB 30					
Vic Harris, S OBP: 0.153, SLG: 0.109			0-0 F4		0-0 F4			0-0 1B		3	0	1	0	0	0	0	RBI 0					
Rich Hand, R OBP: 0.225, SLG: 0.189 Frank Howard, R OBP: 0.337, SLG: 0.336 Elliott Maddox, R OBP: 0.342, SLG: 0.283 Horacio Pina, R OBP: 0.250, SLG: 0.250			0-3 K		0-3 K		0-0 1-3			2	0	0	0	0	2	0	BB 1					
<b>Inning Stats</b>	R: 0 E: 0 K: 0 S: 3	H: 0 LOB: 0 BB: 0 P: 3	R: 0 E: 0 K: 1 S: 5	H: 0 LOB: 0 BB: 1 P: 9	R: 0 E: 0 K: 1 S: 5	H: 0 LOB: 0 BB: 0 P: 5	R: 0 E: 0 K: 1 S: 6	H: 1 LOB: 1 BB: 0 P: 6	R: 0 E: 0 K: 0 S: 3	H: 0 LOB: 0 BB: 0 P: 3	R: 0 E: 0 K: 1 S: 5	H: 0 LOB: 0 BB: 0 P: 5	R: 0 E: 0 K: 0 S: 3	H: 0 LOB: 0 BB: 0 P: 3	R: 0 E: 0 K: 0 S: 5	H: 2 LOB: 2 BB: 0 P: 5	R: 0 E: 0 K: 0 S: 3	H: 0 LOB: 0 BB: 0 P: 3	1B: 3 2B: 0 3B: 0 HR: 0	SF: 0 SAC: 0 DP: 0 HBP: 0	WP: 0 PB: 0 SB: 0 CS: 0	PA: 31
<b>PITCHER</b>	IP	WLS	BF	H	R	ER	SO	BB	IBB	HBP	BLK	WP	HR	S	P	ERA	WHIP					
Roger Nelson, R ERA: 1.89	9.0	W	31	3	0	0	4	1	0	0	0	0	0	38	42	0.00	0.444					

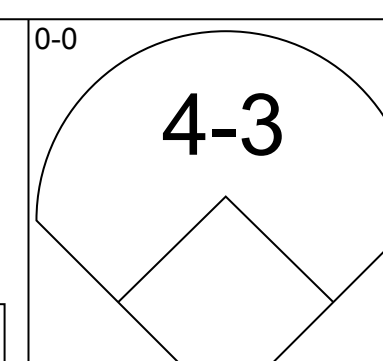
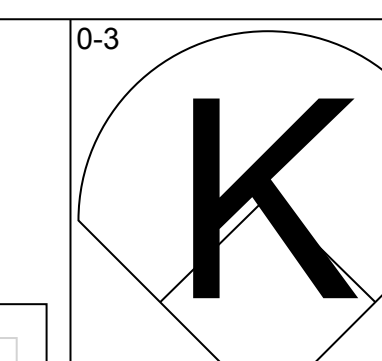
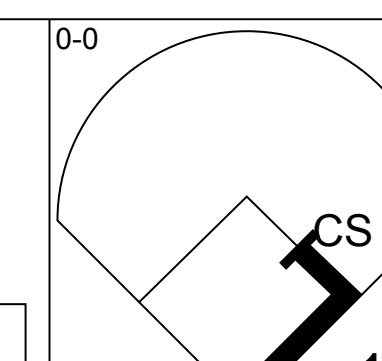

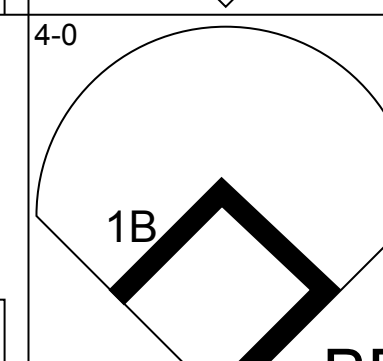
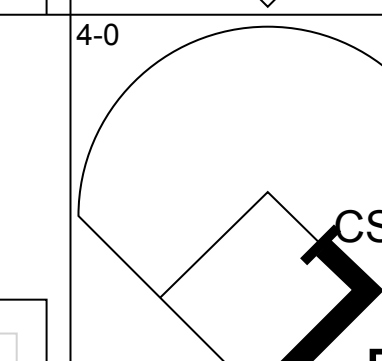
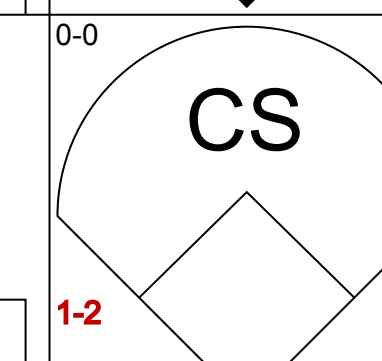
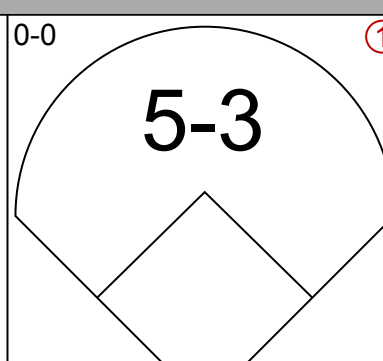
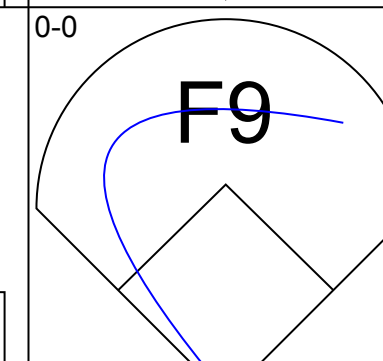
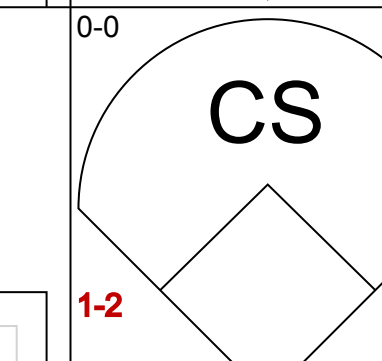
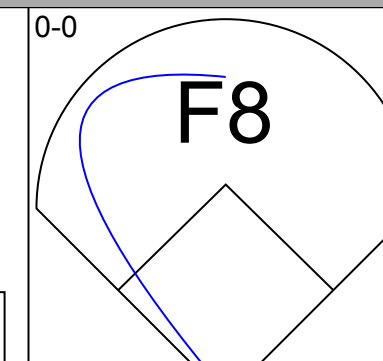
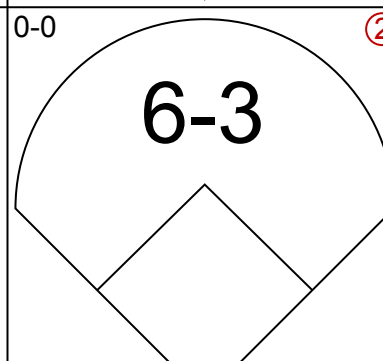
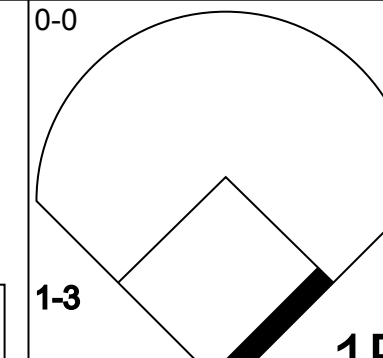
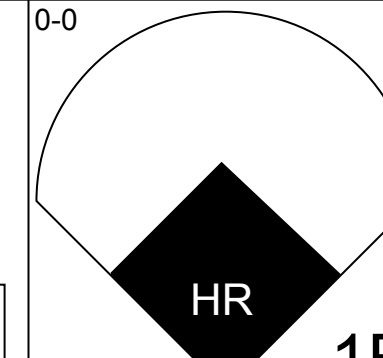
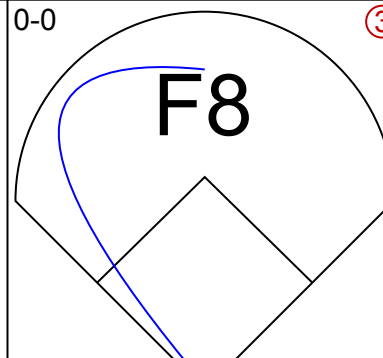
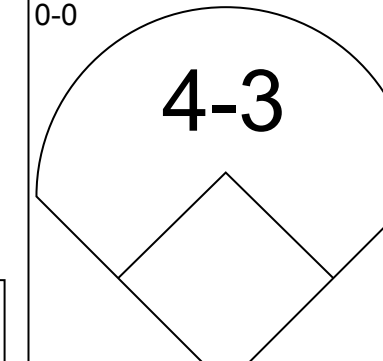
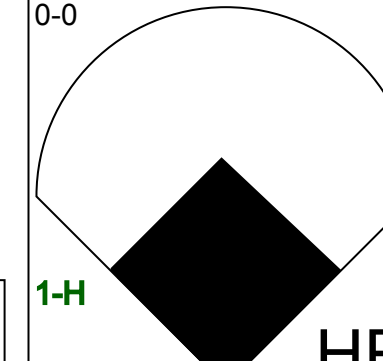
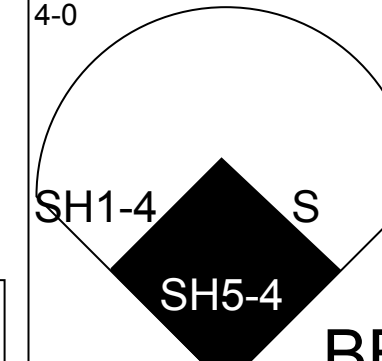
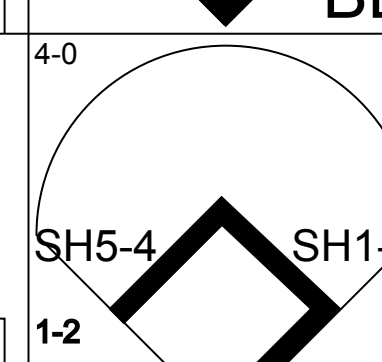
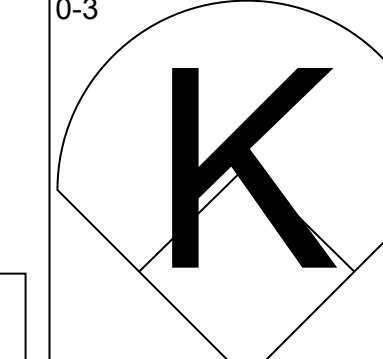
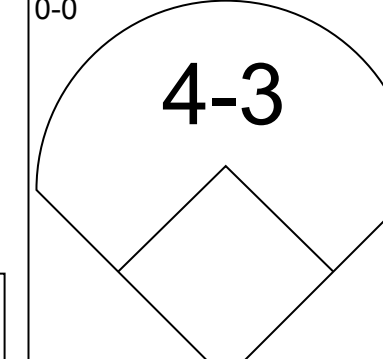
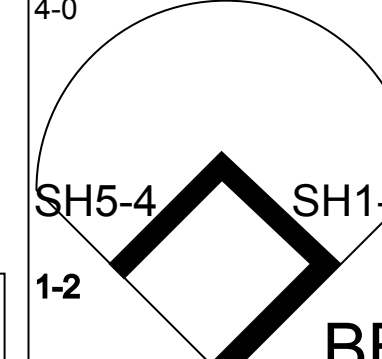
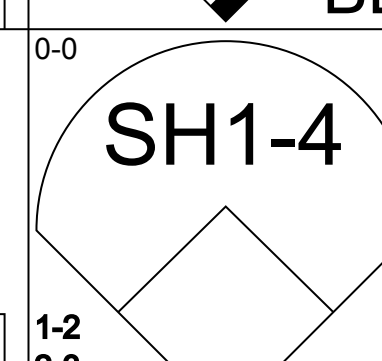
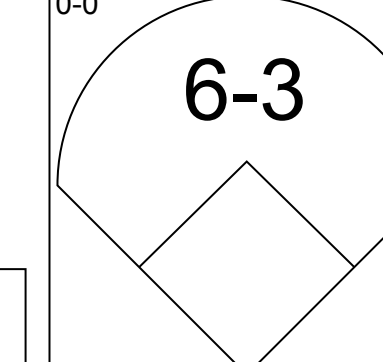
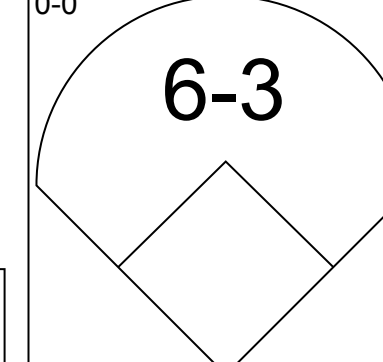
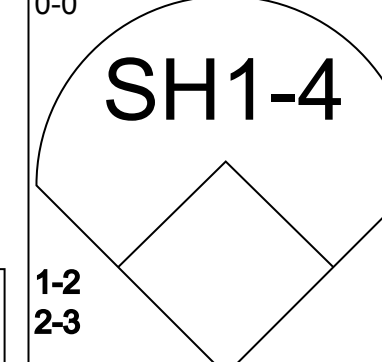
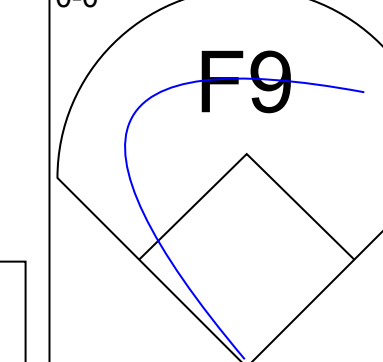
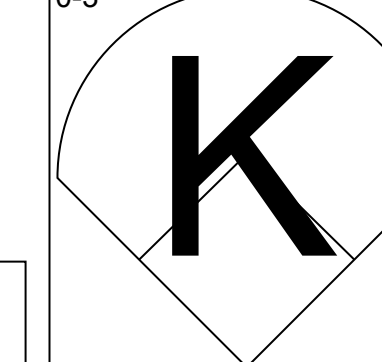
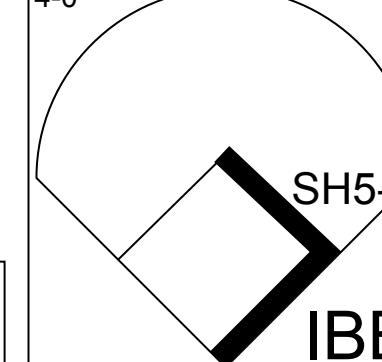
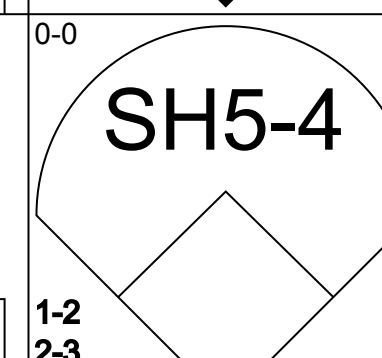
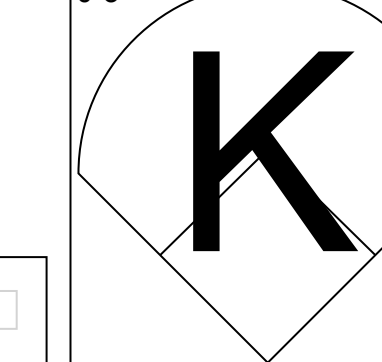
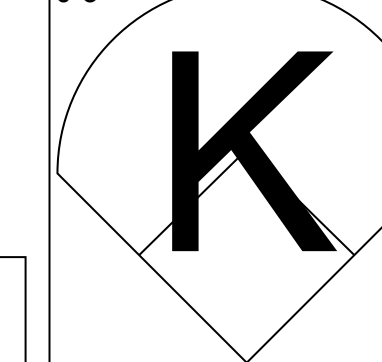
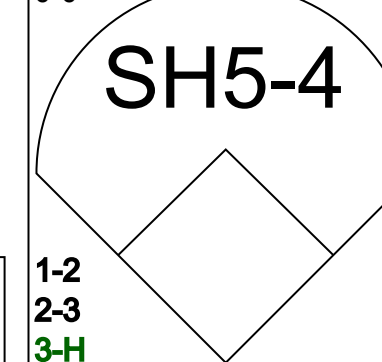
Kansas City Royals @ Texas Rangers  
Arlington Stadium, Arlington, TX  
Fri Aug 11 1972, 8:05 PM EDT  
Att: 10,440 - Unknown

AB 30  
R 0  
H 3  
RBI 0  
BB 1  
SO 4  
LOB 6





Batter	1	2	3	4	5	6	7	8	9	AB	R	H	RBI	BB	SO	LOB	TOP	
Paul Schaal, R OBP: 0.299, SLG: 0.299										3	0	0	0	0	1	0	<p><b>Kansas City Royals @ Texas Rangers</b> Arlington Stadium, Arlington, TX Sat Aug 12 1972, 8:05 PM EDT Att: 6,287 - Unknown</p> <p>AB 23 R 0 H 2 RBI 0 BB 0 SO 5 LOB 5</p> 	
Cookie Rojas, R OBP: 0.337, SLG: 0.361										3	0	0	0	0	0	0		
Amos Otis, R OBP: 0.363, SLG: 0.420										3	0	0	0	0	1	0		
Richie Scheinblum, S OBP: 0.384, SLG: 0.457										3	0	0	0	0	1	0		
Lou Piniella, R OBP: 0.357, SLG: 0.462										3	0	2	0	0	0	0		
John Mayberry, L OBP: 0.362, SLG: 0.418										2	0	0	0	0	2	2		
Jerry May, R OBP: 0.297, SLG: 0.298										2	0	0	0	0	0	2		
Bobby Floyd, R OBP: 0.212, SLG: 0.204										2	0	0	0	0	0	1		
Paul Splittorff, L OBP: 0.226, SLG: 0.264 Ken Wright, R (7, 1)										2	0	0	0	0	0	0		
<b>Inning Stats</b>	R: 0 E: 0 K: 1 S: 5	H: 0 LOB: 0 BB: 0 P: 5	R: 0 E: 0 K: 1 S: 6	H: 1 LOB: 1 BB: 0 P: 6	R: 0 E: 0 K: 2 S: 3	H: 0 LOB: 0 BB: 0 P: 3	R: 0 E: 0 K: 2 S: 7	H: 0 LOB: 0 BB: 0 P: 7	R: 0 E: 0 K: 1 S: 6	H: 1 LOB: 1 BB: 0 P: 6	R: 0 E: 0 K: 0 S: 3	H: 0 LOB: 0 BB: 0 P: 3	R: 0 E: 0 K: 0 S: 3	H: 0 LOB: 0 BB: 0 P: 3	R: 0 E: 0 K: 0 S: 3	H: 0 LOB: 0 BB: 0 P: 3	1B: 1 SF: 0 2B: 1 SAC: 0 3B: 0 DP: 0 HR: 0 HBP: 0	WP: 0 PA: 23 PB: 0 SB: 0 CS: 0
<b>PITCHER</b> Mike Paul, L ERA: 2.06	(1, 1)	IP: 7.0 WLS: W BF: 23	H: 2 R: 0 ER: 0 SO: 5	BB: 0 IBB: 0 HBP: 0 BLK: 0	WP: 0 HR: 0 S: 33 P: 33	ERA: 0.00 WHIP: 0.286	<b>PITCHER</b>										IP: WLS: BF: H: R: ER: SO: BB: IBB: HBP: BLK: WP: HR: S: P: ERA: WHIP:	

Batter	1	2	3	4	5	6	7	8	9	AB	R	H	RBI	BB	SO	LOB	BOTTOM	
Davey Nelson, R OBP: 0.328, SLG: 0.296										4	0	1	0	0	1	3	<p><b>Kansas City Royals @ Texas Rangers</b> Arlington Stadium, Arlington, TX Sat Aug 12 1972, 8:05 PM EDT Att: 6,287 - Unknown</p> <p>AB 21 R 3 H 4 RBI 3 BB 5 SO 5 LOB 6</p> 	
Toby Harrah, R OBP: 0.324, SLG: 0.338										1	0	0	0	2	0	0		
Ted Ford, R OBP: 0.305, SLG: 0.388										3	0	0	0	0	0	1		
Dick Billings, R OBP: 0.315, SLG: 0.341										3	1	2	0	0	0	0		
Frank Howard, R OBP: 0.341, SLG: 0.351 Elliott Maddox, R (7, PR)										2	1	1	2	1	0	2		
Larry Bittner, L OBP: 0.346, SLG: 0.373										2	0	0	0	1	1	0		
Joe Lovitto, S OBP: 0.291, SLG: 0.257										2	0	0	0	0	0	0		
Vic Harris, S OBP: 0.161, SLG: 0.105										2	0	0	0	1	1	0		
Mike Paul, L OBP: 0.148, SLG: 0.154										2	0	0	1	0	2	0		
<b>Inning Stats</b>	R: 0 E: 0 K: 0 S: 4	H: 1 LOB: 2 BB: 1 P: 8	R: 0 E: 0 K: 1 S: 5	H: 0 LOB: 0 BB: 0 P: 5	R: 0 E: 0 K: 2 S: 6	H: 0 LOB: 0 BB: 1 P: 10	R: 2 E: 0 K: 0 S: 5	H: 2 LOB: 0 BB: 0 P: 5	R: 0 E: 0 K: 0 S: 3	H: 0 LOB: 0 BB: 0 P: 3	R: 1 E: 0 K: 0 S: 2	H: 0 LOB: 3 BB: 3 P: 14	R: 1 E: 0 K: 0 S: 2	H: 0 LOB: 3 BB: 3 P: 14	R: 1 E: 0 K: 0 S: 2	H: 0 LOB: 3 BB: 3 P: 14	1B: 3 SF: 0 2B: 0 SAC: 2 3B: 0 DP: 0 HR: 1 HBP: 0	WP: 0 PA: 30 PB: 0 SB: 1 CS: 2
<b>PITCHER</b> Paul Splittorff, L ERA: 3.33 Ken Wright, R ERA: 3.66	(1, 1)	IP: 6.2 WLS: L BF: 27	H: 4 R: 3 ER: 3 SO: 5	BB: 4 IBB: 1 HBP: 0 BLK: 0	WP: 0 HR: 1 S: 32 P: 52	ERA: 4.05 WHIP: 1.200	<b>PITCHER</b>										IP: WLS: BF: H: R: ER: SO: BB: IBB: HBP: BLK: WP: HR: S: P: ERA: WHIP:	



Batter	1	2	3	4	5	6	7	8	9	AB	R	H	RBI	BB	SO	LOB	TOP					
<b>Cookie Rojas, R</b> OBP: 0.338, SLG: 0.358 (1, 4)	6-3	BB FC BB		6-3		K		1-2 HR BB		3	1	0	0	2	1	2	<b>Kansas City Royals @ Texas Rangers</b> Arlington Stadium, Arlington, TX Sun Aug 13 1972, 8:05 PM EDT Att: 5,598 - Unknown					
<b>Amos Otis, R</b> OBP: 0.364, SLG: 0.427 (1, 8)	1B	FC BB			6-3	G1-6-3		1-H 2-H HR		5	1	2	3	0	0	4						
<b>Richie Scheinblum, S</b> OBP: 0.387, SLG: 0.456 (1, 9)	BB							F9	F5	4	0	2	1	1	0	0						
<b>John Mayberry, L</b> OBP: 0.361, SLG: 0.414 <b>Jerry May, R</b> OBP: 0.294, SLG: 0.295 (1, 3)	BB									3	0	0	0	1	0	4						
<b>Lou Piniella, R</b> OBP: 0.357, SLG: 0.461 (1, 7)	F4									5	0	2	0	0	1	4						
<b>Ed Kirkpatrick, L</b> OBP: 0.380, SLG: 0.418 (1, 2)	F4									4	0	0	0	1	0	5						
<b>Paul Schaal, R</b> OBP: 0.300, SLG: 0.300 <b>Gail Hopkins, L</b> OBP: 0.283, SLG: 0.241 <b>Bobby Knoop, R</b> OBP: 0.319, SLG: 0.270 (1, 5)										2	1	1	0	0	0	1						
<b>Bobby Floyd, R</b> OBP: 0.260, SLG: 0.260 <b>Joe Kocuguz, R</b> OBP: 0.300, SLG: 0.200 <b>Ken Wright, R</b> OBP: 0.317, SLG: 0.357 <b>Steve Hovley, L</b> OBP: 0.304, SLG: 0.364 <b>Tom Burgmeier, L</b> OBP: 0.304, SLG: 0.300 <b>Ted Abernathy, L</b> OBP: 0.304, SLG: 0.300 (1, 6)										2	0	0	0	0	0	1						
<b>Dick Drago, R</b> OBP: 0.155, SLG: 0.058 <b>Al Fitzmorris, S</b> OBP: 0.320, SLG: 0.190 <b>Carl Taylor, R</b> OBP: 0.304, SLG: 0.300 (1, 1)										2	0	0	0	0	1	1						
<b>Inning Stats</b>	R: 0 E: 0 K: 0 S: 5	H: 2 LOB: 3 BB: 1 P: 9	R: 1 E: 0 K: 1 S: 7	H: 1 LOB: 3 BB: 2 P: 15	R: 0 E: 0 K: 0 S: 3	H: 1 LOB: 0 BB: 0 P: 3	R: 0 E: 0 K: 0 S: 3	H: 0 LOB: 0 BB: 0 P: 3	R: 0 E: 0 K: 1 S: 5	H: 2 LOB: 3 BB: 1 P: 9	R: 0 E: 0 K: 1 S: 6	H: 1 LOB: 1 BB: 0 P: 6	R: 0 E: 1 K: 1 S: 6	H: 0 LOB: 0 BB: 0 P: 6	R: 3 E: 0 K: 0 S: 4	H: 1 LOB: 2 BB: 12		R: 0 E: 0 K: 0 S: 3	H: 0 LOB: 0 BB: 3	1B: 7 2B: 0 3B: 0 HR: 1	SF: 0 SAC: 0 DP: 2 HBP: 1	WP: 0 PB: 0 SB: 0 CS: 0
<b>PITCHER</b>	IP WLS BF H R ER SO BB IBB HBP BLK WP HR S P ERA WHIP																					
<b>Dick Bosman, R</b> ERA: 4.07 <b>Horacio Pina, R</b> ERA: 2.76 (1, 1)	5.0 W 25 6 1 1 1 4 0 0 0 0 0 0 23 39 1.80 2.000																					
<b>Horacio Pina, R</b> ERA: 2.76 (6, 1)	4.0 S 17 2 3 3 2 2 0 1 0 0 1 18 27 6.75 1.000																					
<b>Elliott Maddox, R</b> OBP: 0.346, SLG: 0.281 (1, 8)	5-3																<b>Kansas City Royals @ Texas Rangers</b> Arlington Stadium, Arlington, TX Sun Aug 13 1972, 8:05 PM EDT Att: 5,598 - Unknown					
<b>Toby Harrah, R</b> OBP: 0.325, SLG: 0.337 (1, 6)	F6																					
<b>Larry Bittner, L</b> OBP: 0.351, SLG: 0.393 (1, 7)	4-3																					
<b>Dick Billings, R</b> OBP: 0.322, SLG: 0.354 (1, 2)																						
<b>Frank Howard, R</b> OBP: 0.346, SLG: 0.367 <b>Joe Lovitto, S</b> OBP: 0.291, SLG: 0.257 (1, 3)																						
<b>Ted Ford, R</b> OBP: 0.308, SLG: 0.390 <b>Tom Grieve, R</b> OBP: 0.234, SLG: 0.236 (1, 9)																						
<b>Jim Mason, L</b> OBP: 0.286, SLG: 0.200 (1, 5)																						
<b>Vic Harris, S</b> OBP: 0.167, SLG: 0.115 (1, 4)																						
<b>Dick Bosman, R</b> OBP: 0.086, SLG: 0.114 <b>Horacio Pina, R</b> OBP: 0.333, SLG: 0.200 (1, 1)																						
<b>Inning Stats</b>	R: 0 E: 0 K: 0 S: 3	H: 0 LOB: 0 BB: 0 P: 3	R: 2 E: 0 K: 0 S: 5	H: 3 LOB: 0 BB: 0 P: 5	R: 0 E: 0 K: 0 S: 2	H: 1 LOB: 0 BB: 1 P: 6	R: 2 E: 0 K: 2 S: 11	H: 4 LOB: 2 BB: 0 P: 11	R: 0 E: 0 K: 2 S: 7	H: 1 LOB: 1 BB: 0 P: 8	R: 0 E: 0 K: 1 S: 5	H: 0 LOB: 0 BB: 0 P: 5	R: 3 E: 0 K: 0 S: 5	H: 2 LOB: 1 BB: 2 P: 13	R: 6 E: 1 K: 2 S: 13	H: 6 LOB: 2 BB: 2 P: 21		1B: 10 2B: 7 3B: 1 HR: 1	SF: 1 SAC: 0 DP: 1 HBP: 1	WP: 1 PB: 0 SB: 0 CS: 1	PA: 43	
<b>PITCHER</b>	IP WLS BF H R ER SO BB IBB HBP BLK WP HR S P ERA WHIP																					
<b>Dick Drago, R</b> ERA: 3.03 <b>Al Fitzmorris, R</b> ERA: 3.32 <b>Ken Wright, R</b> ERA: 4.91 <b>Tom Burgmeier, L</b> ERA: 3.74 <b>Ted Abernathy, R</b> ERA: 1.55 (1, 1)	3.0 L 14 7 4 4 0 0 1 0 0 0 0 0 15 16 0.00 1.000																					
<b>Al Fitzmorris, R</b> ERA: 3.32 (4, 1)	2.0 8 2 0 0 4 0 0 1 0 0 0 0 15 16 0.00 1.000																					
<b>Ken Wright, R</b> ERA: 4.91 (6, 1)	2.0 10 2 3 3 1 2 0 0 0 1 0 0 10 18 13.50 2.000																					
<b>Tom Burgmeier, L</b> ERA: 3.74 (8, 1)	0.2 7 4 6 6 1 1 0 0 0 0 0 0 8 12 81.00 7.500																					
<b>Ted Abernathy, R</b> ERA: 1.55 (8, 1)	0.0 3 2 0 0 0 1 0 0 0 0 0 0 2 6 ∞ ∞																					
<b>Norm Angelini, L</b> ERA: 1.89 (8, 1)	0.1 1 0 0 0 1 0 0 0 0 0 0 0 1 1 0.00 0.000																					

AB	35
R	4
H	8
RBI	4
BB	6
SO	3
LOB	26



AB	36
R	13
H	17
RBI	12
BB	5
SO	7
LOB	18





Batter	1	2	3	4	5	6	7	8	9	AB	R	H	RBI	BB	SO	LOB	TOP
Horace Clarke, S (1,4) X	0-0 4-3		0-0 5-3			0-0 F7			0-0 WP 1B 1B	4	0	1	0	0	0	0	
Thurman Munson, R (1,2) X	0-0 1B 1B		0-0 F8			0-0 P6			0-0 WP 1B	4	0	2	0	0	0	0	
Bobby Murcer, L (1,8) X	0-0 F7			0-3 K					0-3 K	4	0	0	0	0	2	3	
Roy White, S (1,7) X	0-0 1-2 1B			0-0 G3					0-0 F8	4	0	1	0	0	0	2	
Johnny Callison, L (1,9) X	0-0 L9			0-0 3-1						3	0	0	0	0	0	2	
Felipe Alou, R (1,3) X		0-0 F7				0-0 5-3			0-0 F6	3	0	0	0	0	0	0	
Celerino Sanchez, R (1,5) X		0-0 P4				0-0 4-3			0-0 5-3	3	0	0	0	0	0	0	
Gene Michael, S (1,6) X		0-0 F7			0-3 K				0-0 4-3	2	0	0	0	0	1	0	
Bernie Allen, L (8, PH) X										1	0	0	0	0	0	0	
Jerry Kenney, L (8,6) X										0	0	0	0	0	0	0	
Steve Kline, R (1,1) X				0-3 K						2	0	0	0	0	1	0	
Ron Blomberg, L (9, PH) X						0-0 L6-3			0-0 F5	1	0	0	0	0	0	0	
<b>Inning Stats</b>	R: 0 E: 0 K: 0 S: 5	H: 2 LOB: 2 BB: 0 P: 5	R: 0 E: 0 K: 0 S: 3	H: 0 LOB: 0 BB: 0 P: 3	R: 0 E: 0 K: 1 S: 5	H: 0 LOB: 0 BB: 0 P: 5	R: 0 E: 0 K: 1 S: 5	H: 0 LOB: 0 BB: 0 P: 5	R: 0 E: 0 K: 0 S: 3	H: 0 LOB: 0 BB: 0 P: 3	R: 0 E: 0 K: 0 S: 3	H: 0 LOB: 0 BB: 0 P: 3	R: 0 E: 0 K: 1 S: 7	H: 2 LOB: 2 BB: 0 P: 7	1B: 4 2B: 0 3B: 0 HR: 0	SF: 0 SAC: 0 DP: 0 HBP: 0	WP: 1 PA: 31
<b>PITCHER</b>	IP WLS BF H R ER SO BB IBB HBP BLK WP HR S P ERA WHIP																
Bruce Dal Canton, R (1,1) ERA: 3.39	8.1 W 29 4 0 0 3 0 0 0 0 0 0 0 35 35 0.00 0.480																
Norm Angelini, L (9,1) ERA: 1.5	0.2 S 2 0 0 0 1 0 0 0 0 0 1 0 4 4 0.00 0.000																

New York Yankees @ Kansas City Royals  
Municipal Stadium, Kansas City, MO  
Mon Aug 14 1972, 8:05 PM EDT  
Att: 9,377 - Unknown - 91 F

AB 31  
R 0  
H 4  
RBI 0  
BB 0  
SO 4  
LOB 7



Batter	1	2	3	4	5	6	7	8	9	AB	R	H	RBI	BB	SO	LOB	BOTTOM		
Steve Hovley, L (1,8) X	0-0 F6		0-0 6-3			0-0 L1-3 1B			0-0 G6-3 1B	4	0	2	0	0	0	2			
Cookie Rojas, R (1,4) X	0-0 G4-6-3 1B		0-0 E 1B			0-0 L1-3 1-2			0-0 G6-3 1-2 2-3	4	0	2	1	0	0	3			
Richie Scheinblum, S (1,9) X	0-0 G4-6-3 1-2		0-0 E1			0-0 F8			0-0 1B BB	3	0	1	1	1	0	2			
Lou Piniella, R (1,7) X		0-0 F8		0-0 F9					0-0 5-3 1-2 3-H 1B	4	0	1	1	0	0	3			
Ed Kirkpatrick, L (1,2) X		0-0 4-3				0-0 4-3			0-0 F8 G3	4	0	0	0	0	0	2			
Gail Hopkins, L (1,3) X		0-0 4-3				0-0 FC6-4 1B			0-0 E6 6-3 1B	4	0	2	0	0	0	0			
Paul Schaal, R (1,5) X			0-0 E6 1B			0-0 FC6-4 1-2 1B			0-0 F8 1-2	4	1	1	0	0	0	2			
Bobby Floyd, R (1,6) X			0-0 E6 1B			0-0 FC6-4 1-2 2-3 1B			0-0 L7	4	1	1	0	0	1	4			
Bruce Dal Canton, R (1,1) ERA: 1.11			0-3 K			0-0 L9			0-0 E4 G6-3 1B	4	1	0	0	0	1	5			
Norm Angelini, L (9,1) ERA: 1.61									0-0 L1-3	0	0	0	0	0	0	0			
<b>Inning Stats</b>	R: 0 E: 0 K: 0 S: 3	H: 1 LOB: 0 BB: 0 P: 3	R: 0 E: 0 K: 0 S: 3	H: 0 LOB: 0 BB: 0 P: 3	R: 2 E: 2 K: 1 S: 9	H: 3 LOB: 2 BB: 0 P: 9	R: 0 E: 0 K: 0 S: 5	H: 2 LOB: 2 BB: 0 P: 5	R: 0 E: 0 K: 0 S: 4	H: 1 LOB: 1 BB: 0 P: 4	R: 0 E: 0 K: 0 S: 4	H: 1 LOB: 1 BB: 0 P: 4	R: 1 E: 1 K: 0 S: 5	H: 2 LOB: 2 BB: 1 P: 9	R: 0 E: 1 K: 1 S: 6	H: 0 LOB: 1 BB: 0 P: 6	1B: 10 2B: 0 3B: 0 HR: 0	SF: 0 SAC: 0 DP: 2 HBP: 0	WP: 0 PA: 36
<b>PITCHER</b>	IP WLS BF H R ER SO BB IBB HBP BLK WP HR S P ERA WHIP																		
Steve Kline, R (1,1) ERA: 1.61	8.0 L 36 10 3 0 2 1 0 0 0 0 0 0 39 43 0.00 1.375																		

New York Yankees @ Kansas City Royals  
Municipal Stadium, Kansas City, MO  
Mon Aug 14 1972, 8:05 PM EDT  
Att: 9,377 - Unknown - 91 F

AB 35  
R 3  
H 10  
RBI 3  
BB 1  
SO 2  
LOB 23






Batter	1	2	3	4	5	6	7	8	9	AB	R	H	RBI	BB	SO	LOB	TOP										
<b>Bernie Allen, L</b> OBP: 0.314, SLG: 0.391 (1, 4)	G3		F9			FC1-6 1B	4-3		FC4-6 1B 3B	5	1	1	0	0	0	1	<b>New York Yankees @ Kansas City Royals</b> Municipal Stadium, Kansas City, MO Tue Aug 15 1972, 8:05 PM EDT Att: 10,721 - Unknown - 88 F  <b>AB 34</b> <b>R 6</b> <b>H 9</b> <b>RBI 6</b> <b>BB 5</b> <b>SO 3</b> <b>LOB 19</b>										
<b>Thurman Munson, R</b> OBP: 0.359, SLG: 0.383 (1, 2)	G4-6-3 1B			5-3		FC1-6 1B		PB 2B	3B 1B	5	1	3	0	0	0	1											
<b>Bobby Murcer, L</b> OBP: 0.354, SLG: 0.498 (1, 8)	G4-6-3 1-2			4-3		F4		K 2-3	3B 1-H 2-H	5	0	1	2	0	1	3											
<b>Roy White, S</b> OBP: 0.394, SLG: 0.380 (1, 7)		F8		F8			2B BB	S BB	B1	3	1	0	0	2	0	1											
<b>Ron Blomberg, L</b> OBP: 0.367, SLG: 0.505 (8, PH)		4-0 BB			4-0 BB	G6-4-3 1B BB		K 1-2		1	1	1	1	2	0	0											
<b>Ron Swoboda, R</b> OBP: 0.336, SLG: 0.359 (8, 3)							1-H HR 2B	1-2		1	0	0	0	0	1	2											
<b>Johnny Callison, L</b> OBP: 0.280, SLG: 0.371 (1, 9)		F8			G6-4-3 1B		1-3		BB	3	0	1	0	1	0	2											
<b>Celerino Sanchez, R</b> OBP: 0.290, SLG: 0.302 (1, 5)		F4			G6-4-3 1-2 2-3		HR HBP	4-3		3	1	0	0	0	0	6											
<b>Gene Michael, S</b> OBP: 0.260, SLG: 0.266 (7, PH)			L6		5-3		F8		6-3	2	0	0	0	0	0	1											
<b>John Ellis, R</b> OBP: 0.290, SLG: 0.474 (7, 6)										1	0	0	0	0	0	2											
<b>Hal Lanier, R</b> OBP: 0.221, SLG: 0.220 (7, 6)										1	0	0	0	0	0	0											
<b>Mike Kekich, R</b> OBP: 0.145, SLG: 0.182 (6, PH)										1	0	0	0	0	0	0											
<b>Horacio Clarifio, S</b> OBP: 0.316, SLG: 0.286 (6, 1)										0	0	0	0	0	0	0											
<b>Ron Klimkowski, R</b> OBP: 0.326, SLG: 0.378 (7, PH)										1	1	1	3	0	0	0											
<b>Felipe Alou, R</b> OBP: 0.326, SLG: 0.378 (7, 1)										0	0	0	0	0	0	0											
<b>Lindy McDaniel, R</b> OBP: 0.326, SLG: 0.378 (9, PH)										1	0	1	0	0	0	0											
<b>Jerry Kenney, L</b> OBP: 0.326, SLG: 0.220 (9, 1)										0	0	0	0	0	0	0											
<b>Fred Beene, S</b> OBP: 0.326, SLG: 0.317 (9, 1)										0	0	0	0	0	0	0											
<b>Rob Gardner, R</b> OBP: 0.326, SLG: 0.317 (9, 1)										0	0	0	0	0	0	0											
<b>Inning Stats</b>	R: 0 E: 0 K: 0 S: 3	H: 1 LOB: 0 BB: 0 P: 3	R: 0 E: 0 K: 0 S: 3	H: 0 LOB: 1 BB: 1 P: 7	R: 0 E: 0 K: 1 S: 5	H: 0 LOB: 0 BB: 0 P: 5	R: 0 E: 0 K: 0 S: 3	H: 0 LOB: 0 BB: 0 P: 3	R: 0 E: 0 K: 0 S: 3	H: 1 LOB: 1 BB: 1 P: 7	R: 0 E: 0 K: 0 S: 4	H: 1 LOB: 1 BB: 0 P: 4	R: 4 E: 0 K: 0 S: 5	H: 2 LOB: 0 BB: 1 P: 10	R: 0 E: 0 K: 2 S: 8	H: 1 LOB: 3 BB: 2 P: 16	R: 2 E: 0 K: 0 S: 6	H: 3 LOB: 1 BB: 0 P: 6	1B: 5 2B: 2 3B: 1 HR: 1	SF: 0 SAC: 0 DP: 2 HBP: 1	WP: 0 PB: 1 CS: 1	PA: 40					
<b>PITCHER</b>	IP	WLS	BF	H	R	ER	SO	BB	IBB	HBP	BLK	WP	HR	S	P	ERA	WHIP										
<b>Mike Hedlund, R</b> ERA: 3.67 (1, 1)	6.1		25	4	3	3	1	3	0	1	0	0	0	23	36	4.26	1.105										
<b>Paul Spittorf, L</b> ERA: 3.37 (7, 1)	0.2		3	1	1	1	0	0	0	0	0	0	1	3	3	13.50	1.500										
<b>Norm Angelini, L</b> ERA: 1.35 (8, 1)	0.2		5	1	0	0	2	2	0	0	0	0	0	7	15	0.00	4.500										
<b>Al Fitzmorris, R</b> ERA: 3.49 (8, 1)	1.0		5	2	2	2	0	0	0	0	0	0	0	5	5	18.00	2.000										
<b>Tom Burgmeier, L</b> ERA: 3.72 (9, 1)	0.1	W	2	1	0	0	0	0	0	0	0	0	0	2	2	0.00	3.000										
<b>Batter</b>	<b>1</b>	<b>2</b>	<b>3</b>	<b>4</b>	<b>5</b>	<b>6</b>	<b>7</b>	<b>8</b>	<b>9</b>	<b>AB</b>	<b>R</b>	<b>H</b>	<b>RBI</b>	<b>BB</b>	<b>SO</b>	<b>LOB</b>	<b>BOTTOM</b>										
<b>Freddie Patek, R</b> OBP: 0.298, SLG: 0.306 (1, 6)	SH3 1B	L7			G5-3 1B		L8		SH5-4	4	1	2	0	0	0	0	<b>New York Yankees @ Kansas City Royals</b> Municipal Stadium, Kansas City, MO Tue Aug 15 1972, 8:05 PM EDT Att: 10,721 - Unknown - 88 F  <b>AB 33</b> <b>R 7</b> <b>H 13</b> <b>RBI 7</b> <b>BB 4</b> <b>SO 1</b> <b>LOB 12</b>										
<b>Steve Howley, L</b> OBP: 0.336, SLG: 0.370 (1, 8)	SH3 1-3			G5-4-3 BB		4-3		SH1-3 1B	3	1	2	2	1	0	0												
<b>Richie Scheinblum, S</b> OBP: 0.387, SLG: 0.454 (1, 9)	FC1-6 HR 3-H			G5-4-3 1-2		G5-3 2-3		SH1-3 1B	4	1	1	1	0	1	3												
<b>Lou Piniella, R</b> OBP: 0.359, SLG: 0.459 (1, 7)	FC1-6 1-2			F8		6-3		BB G1-2-3 1B	4	0	2	1	1	0	0												
<b>Cookie Rojas, R</b> OBP: 0.341, SLG: 0.361 (1, 4)	FC1-6 HR 1-2 2-3			L9		1-3 1B		BB 1B	4	1	2	0	0	0	2												
<b>Paul Schaaf, R</b> OBP: 0.302, SLG: 0.311 (1, 5)	1-H HR 3-H			6-3		1-3		BB 1B	3	1	1	3	1	0	1												
<b>Gail Hopkins, L</b> OBP: 0.309, SLG: 0.262 (1, 3)	F5							G1-2-3 3-H	3	0	1	0	1	0	3												
<b>Jerry May, R</b> OBP: 0.287, SLG: 0.287 (9, PH)		P4		P4		L9		SH5-4 1B 1B	3	0	0	0	0	0	3												
<b>Amos Otis, R</b> OBP: 0.365, SLG: 0.429 (9, PH)								SH5-4 1B 1B	1	1	1	0	0	0	0												
<b>Mike Hedlund, R</b> OBP: 0.194, SLG: 0.194 (7, 1)										2	0	0	0	0	0	0											
<b>Paul Spittorf, L</b> OBP: 0.226, SLG: 0.284 (7, PH)										0	0	0	0	0	0	0											
<b>Joe Rizzo, R</b> OBP: 0.226, SLG: 0.196 (8, 1)										1	0	0	0	0	0	0											
<b>Norm Angelini, L</b> OBP: 0.326, SLG: 0.196 (8, 1)										0	0	0	0	0	0	0											
<b>Al Fitzmorris, S</b> OBP: 0.326, SLG: 0.196 (9, 1)										0	0	0	0	0	0	0											
<b>Tom Burgmeier, L</b> OBP: 0.326, SLG: 0.364 (9, PH)										0	0	0	0	0	0	0											
<b>Ed Kirkpatrick, L</b> OBP: 0.326, SLG: 0.412 (9, PH)										0	0	0	0	0	0	0											
<b>Carl Taylor, R</b> OBP: 0.326, SLG: 0.317 (9, PH)										1	1	1	0	0	0	0											
<b>Inning Stats</b>	R: 4 E: 0 K: 0 S: 6	H: 3 LOB: 0 BB: 1 P: 10	R: 0 E: 0 K: 0 S: 3	H: 0 LOB: 0 BB: 0 P: 3	R: 0 E: 0 K: 0 S: 2	H: 0 LOB: 0 BB: 1 P: 6	R: 0 E: 0 K: 0 S: 4	H: 1 LOB: 1 BB: 0 P: 4	R: 0 E: 0 K: 0 S: 4	H: 2 LOB: 2 BB: 1 P: 8	R: 0 E: 0 K: 0 S: 3	H: 0 LOB: 0 BB: 0 P: 3	R: 0 E: 0 K: 1 S: 6	H: 2 LOB: 1 BB: 1 P: 10	R: 3 E: 0 K: 0 S: 6	H: 4 LOB: 1 BB: 0 P: 6	1B: 12 2B: 0 3B: 0 HR: 1	SF: 0 SAC: 3 DP: 3 HBP: 0	WP: 0 PB: 1 CS: 0	PA: 40							
<b>PITCHER</b>	IP	WLS	BF	H	R	ER	SO	BB	IBB	HBP	BLK	WP	HR	S	P	ERA	WHIP										
<b>Mike Kekich, L</b> ERA: 3.35 (1, 1)	5.0		21	6	4	4	0	2	0	0	0	0	0	4	8	0.00	1.000										
<b>Ron Klimkowski, R</b> ERA: 4.2 (6, 1)	1.0		5	1	0	0	0	0	1	0	0	0	0	4	8	0.00	1.000										
<b>Lindy McDaniel, R</b> ERA: 2.91 (7, 1)	2.0		8	2	0	0	1	1	0	0	0	0	0	9	13	0.00	1.500										
<b>Fred Beene, R</b> ERA: 2.95 (9, 1)	0.0	L	1	1	1	1	0	0	0	0	0	0	0	1	1	∞	∞										
<b>Rob Gardner, L</b> ERA: 3.53 (9, 1)	0.2	L	5	3	2	2	0	0	0	0	0	0	0	5	5	27.00	4.500										



Batter	1	2	3	4	5	6	7	8	9	AB	R	H	RBI	BB	SO	LOB	TOP			
<b>Horace Clarke, S</b> (1,4) OBP: 0.316, SLG: 0.285	0-3 K	0-0 1-3		0-0 4-3	1-2 2-3		0-0 4-3			4	0	0	0	0	1	3				
<b>Thurman Munson, R</b> (1,2) OBP: 0.356, SLG: 0.379	0-3 K		0-0 5-3	0-3 K			0-0 F9			4	0	0	0	0	2	2				
<b>Bobby Murcer, L</b> (1,8) OBP: 0.357, SLG: 0.510	0-0 HR		0-0 6-3 2B		0-0 F7		0-0 PO 1B			4	1	3	1	0	0	0				
<b>Roy White, S</b> (1,7) OBP: 0.393, SLG: 0.377	4-0 BB		0-0 6-3	2-3 BB	0-3 K		0-0 PO	0-0 F6		3	0	0	0	1	1	1				
<b>Ron Blomberg, L</b> (1,3) OBP: 0.365, SLG: 0.498	0-0 1-6-3		4-0 BB		0-3 K			0-3 K		3	0	0	0	1	2	1				
<b>Johnny Callison, L</b> (1,9) OBP: 0.280, SLG: 0.374		0-0 1B 2B	0-0 F8		0-0 F2			0-0 F8		4	1	1	0	0	0	2				
<b>Celerino Sanchez, R</b> (1,5) OBP: 0.295, SLG: 0.301		0-0 1-3		0-0 4-3 SH 1B		0-3 K			0-0 6-3	4	0	1	0	0	1	1	AB 32			
<b>Gene Michael, S</b> (1,6) OBP: 0.263, SLG: 0.266		0-0 2H 1B		0-0 L7		4-0 BB			0-0 F7	3	0	1	1	1	0	1	R 2			
<b>Fritz Peterson, S</b> (1,1) OBP: 0.258, SLG: 0.262		0-0 B2		0-0 SH		0-0 G3			0-0 F2	2	0	0	0	0	0	2	H 6			
<b>Bernie Allen, L</b> (9,PH) OBP: 0.312, SLG: 0.388				1-2 4-3						1	0	0	0	0	0	0	RBI 2			
<b>Inning Stats</b>	R: 1 E: 0 K: 2 S: 8	H: 1 LOB: 1 BB: 1 P: 12	R: 1 E: 0 K: 0 S: 5	H: 2 LOB: 1 BB: 0 P: 5	R: 0 E: 0 K: 0 S: 4	H: 1 LOB: 2 BB: 1 P: 8	R: 0 E: 0 K: 1 S: 7	H: 1 LOB: 0 BB: 0 P: 7	R: 0 E: 0 K: 1 S: 5	H: 0 LOB: 0 BB: 1 P: 9	R: 0 E: 0 K: 0 S: 3	H: 1 LOB: 0 BB: 0 P: 3	R: 0 E: 0 K: 1 S: 5	H: 0 LOB: 0 BB: 0 P: 5	R: 0 E: 0 K: 0 S: 3	H: 0 LOB: 0 BB: 3 P: 3	1B: 3 2B: 2 3B: 0 HR: 1	SF: 0 SAC: 1 DP: 0 HBP: 0	WP: 0 PB: 0 SB: 1 CS: 1	PA: 37
<b>PITCHER</b> <b>Roger Nelson, R</b> (1,1) ERA: 1.9	IP: 9.0 WLS: W BF: 36 H: 6 R: 2 ER: 2 SO: 7 BB: 3 IBB: 0 HBP: 0 BLK: 0 WP: 0 HR: 1 S: 47 P: 59 ERA: 2.00 WHIP: 1.000															<b>PITCHER</b>				

**New York Yankees @ Kansas City Royals**  
Municipal Stadium, Kansas City, MO  
Wed Aug 16 1972, 8:05 PM EDT  
Att: 11,579 - Unknown


AB 32  
R 2  
H 6  
RBI 2  
BB 3  
SO 7  
LOB 13



Batter	1	2	3	4	5	6	7	8	9	AB	R	H	RBI	BB	SO	LOB	BOTTOM			
<b>Freddie Patek, R</b> (1,6) OBP: 0.300, SLG: 0.309	0-0 F5		0-0 S 1B		0-0 CS 1B		0-0 F3			4	1	2	0	0	0	2				
<b>Steve Hovley, L</b> (1,8) OBP: 0.348, SLG: 0.382	0-0 S 1B		0-0 FC4-6 1B	1-2 CS	0-0 CS	0-0 G4-3 1B		0-3 K		4	1	3	1	0	1	0				
<b>Richie Scheinblum, S</b> (1,9) OBP: 0.389, SLG: 0.455	0-0 G4-3 1B		0-0 FC4-6 1B	1-2 CS	0-0 G4-3	0-0 G4-3 1B		0-0 FC4-6 1B		4	0	2	1	0	0	2				
<b>Lou Piniella, R</b> (1,7) OBP: 0.359, SLG: 0.459	0-0 G4-3			0-0 F8		0-0 1B		0-0 FC4-6 1B		3	0	1	0	0	0	1				
<b>Carl Taylor, R</b> (7,7) OBP: 0.315, SLG: 0.310	1-2 G4-3			0-0 F8		0-0 1B		1-2 FC4-6 1B		1	0	0	0	0	0	1				
<b>Cookie Rojas, R</b> (1,4) OBP: 0.342, SLG: 0.365		0-0 F3		0-0 F9		0-0 4-3 1B 2B		1-2 1B		4	1	2	0	0	0	0				
<b>Paul Schaaf, R</b> (1,5) OBP: 0.301, SLG: 0.308		0-0 4-3		4-0 BB		0-0 4-3		0-0 4-3		3	0	0	0	1	0	3				
<b>John Mayberry, L</b> (1,3) OBP: 0.361, SLG: 0.414		0-3 K		0-3 K		0-0 1B		0-0 1B		3	0	1	1	0	2	1	AB 32			
<b>Jerry May, R</b> (1,2) OBP: 0.288, SLG: 0.288			0-0 5-3		0-0 6-3		0-0 1B		0-0 6-3	3	0	1	0	0	0	0	R 3			
<b>Roger Nelson, R</b> (1,1) OBP: 0.156, SLG: 0.129			0-0 L7		0-0 6-3		0-0 B2			3	0	0	0	0	0	2	H 12			
<b>Inning Stats</b>	R: 1 E: 0 K: 0 S: 4	H: 2 LOB: 0 BB: 0 P: 4	R: 0 E: 0 K: 1 S: 5	H: 0 LOB: 0 BB: 0 P: 5	R: 1 E: 0 K: 0 S: 5	H: 2 LOB: 1 BB: 0 P: 5	R: 0 E: 0 K: 1 S: 5	H: 0 LOB: 1 BB: 1 P: 9	R: 0 E: 0 K: 0 S: 3	H: 1 LOB: 0 BB: 0 P: 3	R: 0 E: 0 K: 0 S: 3	H: 2 LOB: 1 BB: 0 P: 3	R: 1 E: 0 K: 0 S: 6	H: 3 LOB: 2 BB: 0 P: 6	R: 0 E: 0 K: 1 S: 7	H: 2 LOB: 2 BB: 0 P: 7	1B: 11 2B: 1 3B: 0 HR: 0	SF: 0 SAC: 0 DP: 2 HBP: 0	WP: 0 PB: 0 SB: 2 CS: 1	PA: 34
<b>PITCHER</b> <b>Fritz Peterson, L</b> (1,1) ERA: 3.22	IP: 8.0 WLS: L BF: 33 H: 12 R: 3 ER: 3 SO: 3 BB: 1 IBB: 0 HBP: 0 BLK: 0 WP: 0 HR: 0 S: 38 P: 42 ERA: 3.38 WHIP: 1.625															<b>PITCHER</b>				

**New York Yankees @ Kansas City Royals**  
Municipal Stadium, Kansas City, MO  
Wed Aug 16 1972, 8:05 PM EDT  
Att: 11,579 - Unknown

AB 32  
R 3  
H 12  
RBI 3  
BB 1  
SO 3  
LOB 12





Batter	1	2	3	4	5	6	7	8	9	AB	R	H	RBI	BB	SO	LOB	TOP										
<b>Rick Auerbach, R</b> OBP: 0.293, SLG: 0.280 (1, 6)	SH1-3 1B		K	1B		1B			4-3	5	1	3	2	0	1	0	<b>Milwaukee Brewers @ Kansas City Royals</b> Municipal Stadium, Kansas City, MO Fri Aug 18, 1972, 8:05 PM EDT Att: 24,762 - Unknown - 92 F <a href="http://livebaseballscorecards.com">livebaseballscorecards.com</a>										
<b>Ron Theobald, R</b> OBP: 0.352, SLG: 0.269 (1, 4)	SH1-3			1B		G1-6-4-3			3-1	3	0	1	1	1	0	1											
<b>Brock Davis, L</b> OBP: 0.366, SLG: 0.331 (1, 8)			F7	4-3					F8	4	0	1	1	0	1	3											
<b>George Scott, R</b> OBP: 0.316, SLG: 0.411 (1, 3)	K			1B		K			5-3	4	1	1	0	0	2	1											
<b>Ollie Brown, R</b> OBP: 0.319, SLG: 0.338 (1, 9)	K			1B		WP			F7	3	1	1	0	1	1	1											
<b>Tommie Reynolds, R</b> OBP: 0.286, SLG: 0.299 (1, 7)		K		L9		K			SH3-4 SF9	4	1	1	0	0	2	3											
<b>Mike Ferraro, R</b> OBP: 0.295, SLG: 0.348 (1, 5)	K			1B		K			SH3-4	3	1	1	1	0	2	1											
<b>Ellie Rodriguez, R</b> OBP: 0.373, SLG: 0.370 (1, 2)	K			1B		SH1-4			SF9	3	2	2	2	0	1	0											
<b>Jim Lonborg, R</b> OBP: 0.241, SLG: 0.196 (1, 1)				4-3		SH1-4				2	0	0	0	0	1	2											
<b>Frank Linzy, R</b> OBP: 0.143, SLG: 0.143 (7, 1)				K						1	0	0	0	0	0	0											
<b>Dave May, L</b> OBP: 0.292, SLG: 0.330 (7, 8)										1	0	0	0	0	1	0											
<b>Inning Stats</b>	R: 1 E: 0 K: 2 S: 9	H: 2 LOB: 1 BB: 0 P: 9	R: 0 E: 0 K: 3 S: 9	H: 0 LOB: 0 BB: 0 P: 9	R: 0 E: 0 K: 1 S: 5	H: 0 LOB: 1 BB: 1 P: 9	R: 4 E: 0 K: 1 S: 11	H: 6 LOB: 2 BB: 1 P: 11	R: 0 E: 0 K: 3 S: 9	H: 0 LOB: 1 BB: 1 P: 13	R: 1 E: 0 K: 0 S: 4	H: 2 LOB: 0 BB: 0 P: 4	R: 0 E: 0 K: 1 S: 5	H: 0 LOB: 0 BB: 0 P: 5	R: 1 E: 0 K: 1 S: 6	H: 1 LOB: 0 BB: 0 P: 6	R: 0 E: 0 K: 0 S: 3	H: 0 LOB: 0 BB: 0 P: 3	1B: 10 2B: 1 3B: 0 HR: 0	SF: 1 SAC: 3 DP: 1 HBP: 0	WP: 1 PB: 0 SB: 2 CS: 0	PA: 39					
<b>PITCHER</b>	IP	WLS	BF	H	R	ER	SO	BB	IBB	HBP	BLK	WP	HR	S	P	ERA	WHIP										
<b>Paul Spittorf, L</b> ERA: 3.57 (1, 1)	3.1	L	17	6	5	5	6	1	0	0	0	0	0	28	32	13.50	2.100										
<b>Al Fitzmorris, R</b> ERA: 3.47 (4, 1)	0.2		4	2	0	0	1	0	0	0	0	0	0	6	6	0.00	3.000										
<b>Mike Jackson, L</b> ERA: 4.5 (5, 1)	2.0		8	2	1	1	3	1	0	0	0	1	0	13	17	4.50	1.500										
<b>Norm Angelini, L</b> ERA: 1.17 (7, 1)	1.0		3	0	0	0	1	0	0	0	0	0	0	5	5	0.00	0.000										
<b>Tom Burmeier, L</b> ERA: 3.75 (8, 1)	2.0		7	1	1	1	1	0	0	0	0	0	0	9	9	4.50	0.500										


Batter	1	2	3	4	5	6	7	8	9	AB	R	H	RBI	BB	SO	LOB	BOTTOM										
<b>Freddie Patek, R</b> OBP: 0.300, SLG: 0.306 (1, 6)	5-3			FC1-6						3	0	0	0	0	0	3	<b>Milwaukee Brewers @ Kansas City Royals</b> Municipal Stadium, Kansas City, MO Fri Aug 18, 1972, 8:05 PM EDT Att: 24,762 - Unknown - 92 F <a href="http://livebaseballscorecards.com">livebaseballscorecards.com</a>										
<b>Carl Taylor, R</b> OBP: 0.306, SLG: 0.302 (7, PH)		F8		BB					F3	1	0	0	0	0	0	3											
<b>Bobby Floyd, R</b> OBP: 0.210, SLG: 0.202 (8, 6)				1-2 2-3						0	0	0	0	0	0	0											
<b>Steve Howley, L</b> OBP: 0.359, SLG: 0.378 (1, 8)	K		4-3			F8			G4-6-3	4	0	1	0	1	1	1											
<b>Richie Scheinblum, S</b> OBP: 0.389, SLG: 0.450 (1, 9)	E			F8		F9			G4-6-3	3	0	0	0	2	0	5											
<b>Lou Piniella, R</b> OBP: 0.359, SLG: 0.458 (1, 7)	E7		K			F8			L3	5	1	2	0	0	1	1											
<b>Ed Kirkpatrick, L</b> OBP: 0.379, SLG: 0.411 (1, 2)			K			1B			4-3	3	0	1	0	2	1	1											
<b>Cookie Rojas, R</b> OBP: 0.343, SLG: 0.364 (1, 4)	K			1B		L7			6-3	4	1	1	1	1	1	4											
<b>John Mayberry, L</b> OBP: 0.366, SLG: 0.418 (1, 3)		K		FC1-6						4	0	3	0	1	1	0											
<b>Paul Schaal, R</b> OBP: 0.297, SLG: 0.302 (1, 5)		F6		K		F4			5-3	5	0	0	0	0	1	8											
<b>Inning Stats</b>	R: 0 E: 1 K: 2 S: 8	H: 1 LOB: 3 BB: 2 P: 16	R: 0 E: 0 K: 1 S: 6	H: 1 LOB: 0 BB: 0 P: 6	R: 0 E: 0 K: 2 S: 7	H: 0 LOB: 1 BB: 1 P: 11	R: 1 E: 0 K: 1 S: 7	H: 2 LOB: 3 BB: 2 P: 15	R: 0 E: 0 K: 0 S: 5	H: 2 LOB: 2 BB: 0 P: 5	R: 1 E: 0 K: 1 S: 4	H: 0 LOB: 1 BB: 3 P: 16	R: 0 E: 0 K: 0 S: 3	H: 1 LOB: 0 BB: 0 P: 3	R: 0 E: 0 K: 0 S: 4	H: 1 LOB: 1 BB: 0 P: 4	1B: 10 2B: 0 3B: 0 HR: 0	SF: 0 SAC: 0 DP: 2 HBP: 1	WP: 0 PB: 0 SB: 1 CS: 0	PA: 44							
<b>PITCHER</b>	IP	WLS	BF	H	R	ER	SO	BB	IBB	HBP	BLK	WP	HR	S	P	ERA	WHIP										
<b>Jim Lonborg, R</b> ERA: 2.86 (1, 1)	6.0	W	32	7	2	2	7	5	1	0	0	0	0	39	64	3.00	2.000										
<b>Frank Linzy, R</b> ERA: 2.79 (7, 1)	3.0	S	12	3	0	0	0	2	0	0	0	0	0	10	18	0.00	1.667										




Batter	1	2	3	4	5	6	7	8	9	AB	R	H	RBI	BB	SO	LOB	TOP										
<b>Rick Auerbach, R</b> (1, 6) OBP: 0.295, SLG: 0.285										4	1	2	0	0	0	2	<b>Milwaukee Brewers @ Kansas City Royals</b> Municipal Stadium, Kansas City, MO Sat Aug 19 1972, 4:33 AM EDT Att: 10,182 - Unknown - 93 F  <b>AB 30</b> <b>R 1</b> <b>H 6</b> <b>RBI 1</b> <b>BB 2</b> <b>SO 5</b> <b>LOB 13</b>										
<b>Ron Theobald, R</b> (1, 4) OBP: 0.350, SLG: 0.267										2	0	0	0	0	1	0											
<b>Ollie Brown, R</b> (8, PH) OBP: 0.318, SLG: 0.336										1	0	0	0	0	0	2											
<b>Bob Heise, R</b> (8, 4) OBP: 0.297, SLG: 0.311										0	0	0	0	0	0	0											
<b>Brock Davis, L</b> (1, 8) OBP: 0.370, SLG: 0.331										3	0	1	1	1	1	2											
<b>Ken Sanders, R</b> (8, 1)										0	0	0	0	0	0	0											
<b>George Scott, R</b> (1, 3) OBP: 0.313, SLG: 0.407										4	0	0	0	0	2												
<b>John Briggs, L</b> (1, 7) OBP: 0.361, SLG: 0.458										3	0	1	0	1	0	0											
<b>Joe Lahoud, L</b> (1, 9) OBP: 0.324, SLG: 0.355										4	0	0	0	0	1	3											
<b>Mike Ferraro, R</b> (1, 5) OBP: 0.291, SLG: 0.343										4	0	0	0	0	1	1											
<b>Ellie Rodriguez, R</b> (1, 2) OBP: 0.373, SLG: 0.369										3	0	1	0	0	0	0											
<b>Skip Lockwood, R</b> (1, 1) OBP: 0.167, SLG: 0.118										1	0	0	0	0	1	1											
<b>Dave May, L</b> (8, PH) OBP: 0.294, SLG: 0.332										1	0	1	0	0	0	0											
<b>Inning Stats</b>	R: 1 E: 0 K: 0 S: 5	H: 2 LOB: 2 BB: 1 P: 9	R: 0 E: 0 K: 0 S: 3	H: 0 LOB: 1 BB: 0 P: 4	R: 0 E: 0 K: 1 S: 5	H: 0 LOB: 0 BB: 0 P: 5	R: 0 E: 0 K: 1 S: 5	H: 0 LOB: 0 BB: 0 P: 5	R: 0 E: 0 K: 1 S: 4	H: 0 LOB: 0 BB: 1 P: 8	R: 0 E: 0 K: 0 S: 3	H: 0 LOB: 0 BB: 0 P: 3	R: 0 E: 0 K: 0 S: 5	H: 2 LOB: 2 BB: 0 P: 5	R: 0 E: 0 K: 1 S: 6	H: 1 LOB: 1 BB: 0 P: 6	1B: 5 2B: 1 3B: 0 HR: 0	SF: 0 SAC: 1 DP: 2 HBP: 1	WP: 0 PB: 0 CS: 0	PA: 34							
<b>PITCHER</b>	IP	WLS	BF	H	R	ER	SO	BB	IBB	HBP	BLK	WP	HR	S	P	ERA	WHIP										
<b>Dick Drago, R</b> (1, 1) ERA: 2.96	7.1	W	28	5	1	1	4	2	0	1	0	0	0	33	42	1.23	0.955										
<b>Ted Abernathy, R</b> (8, 1) ERA: 1.49	1.2	S	6	1	0	0	1	0	0	0	0	0	0	8	8	0.00	0.600										

Batter	1	2	3	4	5	6	7	8	9	AB	R	H	RBI	BB	SO	LOB	BOTTOM										
<b>Paul Schaal, R</b> (1, 5) OBP: 0.296, SLG: 0.299										3	1	0	0	1	0	0	<b>Milwaukee Brewers @ Kansas City Royals</b> Municipal Stadium, Kansas City, MO Sat Aug 19 1972, 4:33 AM EDT Att: 10,182 - Unknown - 93 F  <b>AB 27</b> <b>R 2</b> <b>H 5</b> <b>RBI 2</b> <b>BB 4</b> <b>SO 3</b> <b>LOB 8</b>										
<b>Amos Otis, R</b> (1, 8) OBP: 0.366, SLG: 0.425										3	0	0	0	1	1	1											
<b>Richie Scheinblum, S</b> (1, 9) OBP: 0.392, SLG: 0.454										2	0	1	1	2	0	0											
<b>Steve Hovley, L</b> (8, PR) OBP: 0.350, SLG: 0.378										0	0	0	0	0	0	0											
<b>Lou Piniella, R</b> (1, 7) OBP: 0.356, SLG: 0.453										4	0	0	0	0	3												
<b>John Mayberry, L</b> (1, 3) OBP: 0.366, SLG: 0.425										3	1	1	1	0	0	0											
<b>Cookie Rojas, R</b> (1, 4) OBP: 0.343, SLG: 0.363										3	0	1	0	0	1	0											
<b>Ed Kirkpatrick, L</b> (1, 2) OBP: 0.381, SLG: 0.414										3	0	2	0	0	0	0											
<b>Freddie Patek, R</b> (1, 6) OBP: 0.298, SLG: 0.304										3	0	0	0	0	3												
<b>Dick Drago, R</b> (1, 1) OBP: 0.148, SLG: 0.055										3	0	0	0	0	1	1											
<b>Ted Abernathy, R</b> (8, 1) ERA: 3.69										0	0	0	0	0	0	0											
<b>Inning Stats</b>	R: 0 E: 0 K: 1 S: 5	H: 0 LOB: 1 BB: 1 P: 9	R: 0 E: 0 K: 0 S: 4	H: 2 LOB: 1 BB: 0 P: 4	R: 1 E: 0 K: 0 S: 4	H: 1 LOB: 1 BB: 1 P: 8	R: 0 E: 0 K: 1 S: 5	H: 0 LOB: 0 BB: 0 P: 5	R: 0 E: 0 K: 0 S: 3	H: 0 LOB: 0 BB: 0 P: 3	R: 1 E: 0 K: 0 S: 5	H: 2 LOB: 1 BB: 0 P: 5	R: 0 E: 0 K: 0 S: 2	H: 0 LOB: 1 BB: 2 P: 10	1B: 3 2B: 1 3B: 0 HR: 1	SF: 0 SAC: 0 DP: 1 HBP: 0	WP: 0 PB: 0 CS: 1	PA: 31									
<b>PITCHER</b>	IP	WLS	BF	H	R	ER	SO	BB	IBB	HBP	BLK	WP	HR	S	P	ERA	WHIP										
<b>Skip Lockwood, R</b> (1, 1) ERA: 3.72	7.0	L	27	5	2	2	3	2	0	0	0	0	0	31	39	2.57	1.000										
<b>Ken Sanders, R</b> (8, 1) ERA: 3.69	1.0		4	0	0	0	0	2	0	0	0	0	0	2	10	0.00	2.000										



Batter	1	2	3	4	5	6	7	8	9	AB	R	H	RBI	BB	SO	LOB	TOP								
<b>Rick Auerbach, R</b> OBP: 0.297, SLG: 0.287 (1, 6)	5-3		1B					1B		4	1	2	0	0	0	1	<b>Milwaukee Brewers @ Kansas City Royals</b> Municipal Stadium, Kansas City, MO Sun Aug 20 1972, 4:33 AM EDT Att: 8,908 - Unknown - 95 F  <b>AB 33</b> <b>R 2</b> <b>H 7</b> <b>RBI 2</b> <b>BB 2</b> <b>SO 3</b> <b>LOB 14</b> 								
<b>Syd O'Brien, R</b> OBP: 0.273, SLG: 0.288 (1, 5)	5-3		1B				L8	K		4	0	1	1	0	1										
<b>John Briggs, L</b> OBP: 0.359, SLG: 0.455 (7, 7)	1-3		F8				4-3	E		4	0	1	1	0	0	2									
<b>George Scott, R</b> OBP: 0.310, SLG: 0.403 (1, 3)		6-3		6-3			6-3	FC6		4	0	0	0	0	0	1									
<b>Ollie Brown, R</b> OBP: 0.316, SLG: 0.332 (1, 9)	5-3			F7			5-3	G4-6-3		3	0	0	0	1	0	0									
<b>Joe Lahoud, L</b> OBP: 0.324, SLG: 0.355 (1, 7)				4-3				IBB		3	0	1	0	0	0	0									
<b>Dave May, L</b> OBP: 0.293, SLG: 0.331 (7, 8)	4-3			4-3			6-3	G4-6-3		1	0	0	0	0	0	3									
<b>Elie Rodriguez, R</b> OBP: 0.375, SLG: 0.372 (1, 2)			FC6-4				6-3	F9		4	0	2	0	0	0	1									
<b>Bob Heise, R</b> OBP: 0.296, SLG: 0.307 (1, 4)			FC6-4				F5	F7		3	1	0	0	1	0	2									
<b>Jim Colborn, R</b> OBP: 0.111, SLG: 0.185 (1, 1)			K				SH1-4	4-3		2	0	0	0	0	0	2									
<b>Ken Brett, L</b> OBP: 0.257, SLG: 0.265 (8, 1)							SH1-4			0	0	0	0	0	0	0									
<b>Brock Davis, L</b> OBP: 0.368, SLG: 0.328 (9, PH)										1	0	0	0	0	0	0									
<b>Frank Linzy, R</b> OBP: 0.143, SLG: 0.143 (9, 1)										0	0	0	0	0	0	0									
<b>Inning Stats</b>	R: 0 E: 0 K: 0 S: 3	H: 0 LOB: 0 BB: 0 P: 3	R: 0 E: 0 K: 0 S: 3	H: 0 LOB: 0 BB: 0 P: 3	R: 1 E: 0 K: 1 S: 8	H: 3 LOB: 2 BB: 0 P: 8	R: 0 E: 0 K: 0 S: 3	H: 0 LOB: 0 BB: 0 P: 3	R: 0 E: 0 K: 0 S: 4	H: 1 LOB: 1 BB: 0 P: 4	R: 0 E: 0 K: 0 S: 3	H: 0 LOB: 0 BB: 0 P: 3	R: 0 E: 0 K: 1 S: 6	H: 1 LOB: 2 BB: 1 P: 10	R: 1 E: 1 K: 1 S: 7	H: 2 LOB: 2 BB: 1 P: 11	R: 0 E: 0 K: 0 S: 3	H: 0 LOB: 0 BB: 0 P: 3	1B: 7 2B: 0 3B: 0 HR: 0	SF: 0 SAC: 1 DP: 1 HBP: 0	WP: 0 PB: 0 CS: 1	PA: 36			
<b>PITCHER</b>	IP	WLS	BF	H	R	ER	SO	BB	IBB	HBP	BLK	WP	HR	S	P	ERA	WHIP								
<b>Bruce Dal Canton, R</b> ERA: 3.25 (1, 1)	7.0	L	27	5	1	1	2	0	1	0	0	0	0	30	34	1.29	0.714								
<b>Al Fitzmorris, R</b> ERA: 3.56 (8, 1)	0.1		2	1	1	1	1	0	0	0	0	0	0	4	4	27.00	3.000								
<b>Norm Angelini, L</b> ERA: 1.17 (8, 1)	0.0		1	1	0	0	0	0	0	0	0	0	0	1	1	∞	∞								
<b>Ted Abernathy, R</b> ERA: 1.43 (8, 1)	1.2		6	0	0	0	0	0	1	0	0	0	0	5	9	0.00	0.000								

Batter	1	2	3	4	5	6	7	8	9	AB	R	H	RBI	BB	SO	LOB	BOTTOM								
<b>Paul Schaal, R</b> OBP: 0.298, SLG: 0.301 (1, 5)	BB		K		F5			FC6-4	F8	5	0	2	0	0	1	1	<b>Milwaukee Brewers @ Kansas City Royals</b> Municipal Stadium, Kansas City, MO Sun Aug 20 1972, 4:33 AM EDT Att: 8,908 - Unknown - 95 F  <b>AB 34</b> <b>R 1</b> <b>H 8</b> <b>RBI 1</b> <b>BB 3</b> <b>SO 6</b> <b>LOB 18</b> 								
<b>Amos Otis, R</b> OBP: 0.382, SLG: 0.421 (1, 8)	F9		F9				L8	FC6-4		4	0	0	0	0	0	3									
<b>Richie Scheinblum, S</b> OBP: 0.393, SLG: 0.453 (8, PR)										3	0	1	0	1	1	0									
<b>Joe Keough, L</b> OBP: 0.309, SLG: 0.213 (9, 9)	1-2		K				1B	E1		0	0	0	0	0	0	0									
<b>Lou Piniella, R</b> OBP: 0.355, SLG: 0.452 (1, 7)	F3				F7			G6-4-3		4	0	1	0	0	0	3									
<b>John Mayberry, L</b> OBP: 0.365, SLG: 0.426 (1, 3)	G3				K			F5		4	1	1	0	0	1	4									
<b>Cookie Rojas, R</b> OBP: 0.342, SLG: 0.362 (1, 4)		4-6-3			F7			F2		4	0	1	1	0	0	2									
<b>Ed Kirkpatrick, L</b> OBP: 0.380, SLG: 0.412 (1, 2)		F8						G3		4	0	1	0	0	1	1									
<b>Freddie Patek, R</b> OBP: 0.303, SLG: 0.305 (9, PH)										1	0	1	0	2	0	0									
<b>Gail Hopkins, L</b> OBP: 0.300, SLG: 0.254 (9, PH)										1	0	0	0	0	0	0									
<b>Bruce Dal Canton, R</b> ERA: 2.88 (7, PH)										2	0	0	0	0	0	2									
<b>Steve Howley, L</b> OBP: 0.245, SLG: 0.375 (8, 1)										1	0	0	0	0	0	1									
<b>Al Fitzmorris, R</b> ERA: 4.5 (8, 1)										0	0	0	0	0	0	0									
<b>Norm Angelini, L</b> (8, 1)										0	0	0	0	0	0	0									
<b>Ted Abernathy, R</b> (8, 1)										0	0	0	0	0	0	0									
<b>Carl Taylor, R</b> OBP: 0.300, SLG: 0.295 (9, PH)										1	0	0	0	0	0	0									
<b>Inning Stats</b>	R: 0 E: 0 K: 0 S: 4	H: 1 LOB: 2 BB: 1 P: 8	R: 0 E: 0 K: 1 S: 5	H: 0 LOB: 1 BB: 1 P: 9	R: 0 E: 0 K: 2 S: 7	H: 0 LOB: 0 BB: 0 P: 7	R: 0 E: 0 K: 1 S: 5	H: 0 LOB: 0 BB: 0 P: 5	R: 0 E: 0 K: 0 S: 5	H: 2 LOB: 1 BB: 0 P: 6	R: 0 E: 0 K: 0 S: 5	H: 2 LOB: 2 BB: 0 P: 5	R: 0 E: 0 K: 0 S: 4	H: 1 LOB: 2 BB: 1 P: 8	R: 1 E: 1 K: 1 S: 7	H: 2 LOB: 1 BB: 0 P: 7	R: 0 E: 0 K: 0 S: 3	H: 0 LOB: 0 BB: 0 P: 3	1B: 7 2B: 1 3B: 0 HR: 0	SF: 0 SAC: 0 DP: 1 HBP: 0	WP: 0 PB: 0 CS: 1	PA: 37			
<b>PITCHER</b>	IP	WLS	BF	H	R	ER	SO	BB	IBB	HBP	BLK	WP	HR	S	P	ERA	WHIP								
<b>Jim Colborn, R</b> ERA: 2.88 (1, 1)	7.2	W	33	8	1	1	5	3	0	0	0	0	0	40	52	1.17	1.435								
<b>Ken Brett, L</b> ERA: 4.5 (8, 1)	0.1		1	0	0	0	1	0	0	0	0	0	0	3	3	0.00	0.000								
<b>Frank Linzy, R</b> ERA: 2.74 (9, 1)	1.0	S	3	0	0	0	0	0	0	0	0	0	0	3	3	0.00	0.000								



Batter	1	2	3	4	5	6	7	8	9	AB	R	H	RBI	BB	SO	LOB	TOP								
<b>Tommy Harper, R</b> OBP: 0.355, SLG: 0.419 (1, 8)	0-3 K		0-0 E 1B	4-0 BB	0-0 F3		0-0 FC8-4		4-0 HBP BB	4	1	1	1	2	1	2									
<b>Luis Aparicio, R</b> OBP: 0.314, SLG: 0.357 (1, 6)	0-0 G1-6-3 1B		0-0 E2 HR 1B	0-0 B2		0-0 F9		0-0 F4	6	1	2	0	0	0	0	5									
<b>Carl Yastrzemski, L</b> OBP: 0.340, SLG: 0.329 <b>Danny Cater, R</b> OBP: 0.273, SLG: 0.377 (1, 3) (9, PR) (9, 3)	0-0 G1-6-3		0-0 HR	0-3 K		0-0 1B		0-0 6-3	5	1	2	2	0	1	3										
<b>Reggie Smith, S</b> OBP: 0.356, SLG: 0.472 (1, 9)		0-0 G3	0-0 3-1	0-0 L8		0-0 F8		0-0 6-3	6	0	0	0	0	0	0	6									
<b>Rico Petrocelli, R</b> OBP: 0.345, SLG: 0.389 (1, 5)		0-0 1B			4-0 3B BB		0-0 1-3		0-0 E6 1B	3	2	1	0	2	0	1									
<b>Carlton Fisk, R</b> OBP: 0.372, SLG: 0.579 (1, 2)		0-0 1B	0-3 K		0-0 SF8 3B		4-0 1B BB		0-0 1B	4	2	3	2	1	1	1									
<b>Ben Oglivie, L</b> OBP: 0.297, SLG: 0.426 (1, 7)		0-0 F4		0-0 2B 3B	4-3 4-3		0-0 4-3		0-0 P1	5	1	1	0	0	0	5									
<b>John Kennedy, R</b> OBP: 0.330, SLG: 0.359 (1, 4)		0-0 L8		0-0 E 2B	0-0 SF8		0-0 1B FC8-4 1B		4-0 HBP BB BB	3	2	2	2	1	0	2									
<b>Marty Pattin, R</b> OBP: 0.161, SLG: 0.246 <b>Don Newhauser, R</b> (9, 1)			0-0 F8	0-0 SH	0-0 BB		0-0 FC8-4 1B		0-3 K	3	0	1	1	1	1	1									
<b>Inning Stats</b>	R: 0 E: 0 K: 1 S: 5	H: 1 LOB: 0 BB: 0 P: 5	R: 0 E: 0 K: 0 S: 5	H: 2 LOB: 2 BB: 0 P: 5	R: 3 E: 1 K: 1 S: 8	H: 3 LOB: 1 BB: 1 P: 12	R: 2 E: 1 K: 1 S: 8	H: 2 LOB: 2 BB: 1 P: 12	R: 2 E: 0 K: 0 S: 4	H: 1 LOB: 1 BB: 2 P: 12	R: 0 E: 0 K: 0 S: 4	H: 1 LOB: 1 BB: 0 P: 4	R: 2 E: 1 K: 0 S: 5	H: 2 LOB: 1 BB: 1 P: 9	R: 1 E: 1 K: 0 S: 5	H: 1 LOB: 1 BB: 0 P: 5	R: 0 E: 0 K: 1 S: 5	H: 0 LOB: 3 BB: 2 P: 14	1B: 9 2B: 1 3B: 2 HR: 1	SF: 1 SAC: 1 DP: 1 HBP: 1	WP: 0 PB: 0 SB: 0 CS: 0	PA: 49			
<b>PITCHER</b>	IP	WLS	BF	H	R	ER	SO	BB	IBB	HBP	BLK	WP	HR	S	P	ERA	WHIP								
<b>Mike Hedlund, R</b> ERA: 3.91 (1, 1)	3.0	L	18	8	5	4	2	1	0	0	0	0	1	21	25	12.00	3.000								
<b>Mike Jackson, L</b> ERA: 8.75 (4, 1)	2.0		10	1	2	2	1	3	0	0	0	0	0	9	21	9.00	2.000								
<b>Al Fitzmorris, R</b> ERA: 3.58 (6, 1)	2.0		10	3	2	1	0	1	0	0	0	0	0	9	13	4.50	2.000								
<b>Tom Burgmeier, L</b> ERA: 3.6 (8, 1)	2.0		11	1	1	0	1	2	0	1	0	0	0	10	19	0.00	1.500								

**Boston Red Sox @ Kansas City Royals**  
Municipal Stadium, Kansas City, MO

AB 39  
R 10  
H 13  
RBI 8  
BB 7  
SO 4  
LOB 26



WP: 0 PA: 49  
PB: 0  
SB: 0  
CS: 0

**Boston Red Sox @ Kansas City Royals**  
Municipal Stadium, Kansas City, MO

AB 39  
R 7  
H 13  
RBI 7  
BB 2  
SO 2  
LOB 12



WP: 0 PA: 42  
PB: 0  
SB: 0  
CS: 0

Batter	1	2	3	4	5	6	7	8	9	AB	R	H	RBI	BB	SO	LOB	BOTTOM								
<b>Freddie Patek, R</b> OBP: 0.301, SLG: 0.302 (1, 6)	0-0 6-3		0-3 K		4-0 BB		0-0 F9		0-0 L8	4	0	0	0	1	1	1									
<b>Amos Otis, R</b> OBP: 0.360, SLG: 0.418 (1, 8)	0-0 1-3		0-0 L7		0-0 5-3			0-0 L4	5	1	1	0	0	0	2										
<b>Richie Scheinblum, S</b> OBP: 0.380, SLG: 0.456 (1, 9)				0-0 HR 1B		0-0 L8		4-0 1B 1B BB	4	3	3	0	1	0	0										
<b>John Mayberry, L</b> OBP: 0.368, SLG: 0.437 (1, 3)			0-0 F5		0-0 HR		0-0 4-3		0-0 1B 1B 2B 1B	5	3	3	3	0	0	1									
<b>Ed Kirkpatrick, L</b> OBP: 0.379, SLG: 0.411 <b>Carl Taylor, R</b> OBP: 0.327, SLG: 0.348 (1, 2) (8, 2)		0-0 L9		0-0 6-3		0-0 1B 1B		0-0 1B 1B	3	0	1	0	0	0	0										
<b>Cookie Rojas, R</b> OBP: 0.342, SLG: 0.362 <b>Bobby Floyd, R</b> OBP: 0.210, SLG: 0.202 <b>Gail Hopkins, L</b> OBP: 0.296, SLG: 0.250 <b>Bobby Knoop, R</b> OBP: 0.315, SLG: 0.266 (1, 4) (8, 4) (8, PH) (9, 4)		0-0 6-3		0-0 1-3		0-0 1B		0-0 F5	3	0	1	0	0	0	0										
<b>Lou Piniella, R</b> OBP: 0.354, SLG: 0.450 (1, 7)		0-3 K		0-0 5-3		0-0 P9		0-0 FC4-6 1B	4	0	1	2	0	1	2										
<b>Paul Schaal, R</b> OBP: 0.297, SLG: 0.300 (1, 5)			0-0 SH1-4 1B		0-0 F8		0-0 5-3		0-0 FC4-6	4	0	1	0	0	2										
<b>Mike Hedlund, R</b> OBP: 0.194, SLG: 0.194 <b>Mike Jackson, L</b> (4, 1) <b>Joe Keough, L</b> OBP: 0.292, SLG: 0.299 <b>Al Fitzmorris, S</b> OBP: 0.292, SLG: 0.199 <b>Steve Hovley, L</b> OBP: 0.372, SLG: 0.372 <b>Tom Burgmeier, R</b> OBP: 0.306, SLG: 0.306 <b>Jerry May, R</b> OBP: 0.286, SLG: 0.286 (1, 1) (4, 1) (5, PH) (8, 1) (7, PH) (8, 1) (9, PH)			0-0 SH1-4		0-0 L9		0-0 F4		0-0 F6	0	0	0	0	0	0										
<b>Inning Stats</b>	R: 0 E: 0 K: 0 S: 4	H: 1 LOB: 1 BB: 0 P: 4	R: 0 E: 0 K: 1 S: 5	H: 0 LOB: 0 BB: 0 P: 5	R: 0 E: 0 K: 1 S: 6	H: 1 LOB: 1 BB: 0 P: 6	R: 2 E: 0 K: 0 S: 5	H: 2 LOB: 2 BB: 0 P: 5	R: 0 E: 0 K: 0 S: 3	H: 0 LOB: 0 BB: 1 P: 7	R: 0 E: 0 K: 0 S: 5	H: 2 LOB: 2 BB: 0 P: 5	R: 0 E: 0 K: 0 S: 3	H: 0 LOB: 0 BB: 0 P: 3	R: 2 E: 0 K: 0 S: 6	H: 3 LOB: 2 BB: 1 P: 10	R: 3 E: 0 K: 0 S: 7	H: 4 LOB: 1 BB: 0 P: 7	1B: 11 2B: 1 3B: 0 HR: 1	SF: 0 SAC: 1 DP: 0 HBP: 0	WP: 0 PB: 0 SB: 0 CS: 0	PA: 42			
<b>PITCHER</b>	IP	WLS	BF	H	R	ER	SO	BB	IBB	HBP	BLK	WP	HR	S	P	ERA	WHIP								
<b>Marty Pattin, R</b> ERA: 3.75 (1, 1)	8.2	W	41	13	7	7	2	2	0	0	0	0	1	43	51	7.27	1.731								
<b>Don Newhauser, R</b> ERA: 2.83 (9, 1)	0.1	S	1	0	0	0	0	0	0	0	0	0	0	1	1	0.00	0.000								

WP: 0 PA: 42  
PB: 0  
SB: 0  
CS: 0



Batter	1	2	3	4	5	6	7	8	9	AB	R	H	RBI	BB	SO	LOB	TOP
<b>Tommy Harper, R</b> OBP: 0.352, SLG: 0.415 (1, 8)	0-0 5-3		0-0 B1-3			0-3 K			0-0 L7	4	0	0	0	0	1	1	
<b>Luis Aparicio, R</b> OBP: 0.309, SLG: 0.352 (1, 6)	0-0 6-3			0-0 6-3			0-0 F8		0-0 1-3	4	0	0	0	0	0	0	
<b>Carl Yastrzemski, L</b> OBP: 0.337, SLG: 0.326 (1, 3)	0-0 L7			0-0 F6			0-0 4-3			3	0	0	0	0	0	0	
<b>Reggie Smith, S</b> OBP: 0.354, SLG: 0.468 (1, 9)		0-3 K		0-0 4-3			0-0 4-3			3	0	0	0	0	1	0	
<b>Rico Petrocelli, R</b> OBP: 0.342, SLG: 0.386 (1, 5)		0-3 K			0-0 P9			0-0 F8		3	0	0	0	0	1	0	
<b>Carlton Fisk, R</b> OBP: 0.369, SLG: 0.574 (1, 2)		0-3 K			0-0 6-3			0-3 K		3	0	0	0	0	2	0	
<b>Ben Oglivie, L</b> OBP: 0.298, SLG: 0.424 (1, 7)			0-3 K		0-0 F4			0-0 FC5-4 1B		3	0	1	0	0	1	0	
<b>John Kennedy, R</b> OBP: 0.325, SLG: 0.353 (1, 4)			0-0 F8			0-3 K		0-0 FC5-4 1-2		3	0	0	0	0	1	1	
<b>Sonny Siebert, R</b> OBP: 0.261, SLG: 0.266 (1, 1)			4-0 BB			0-3 K2-3			0-3 K	1	0	0	0	1	1	0	
<b>John Curtis, L</b> OBP: 0.146, SLG: 0.125 (8, 1)										0	0	0	0	0	0	0	
<b>Bob Burda, L</b> OBP: 0.241, SLG: 0.260 (9, PH)										1	0	0	0	0	1	0	
<b>Inning Stats</b>	R: 0 E: 0 K: 0 S: 3	H: 0 LOB: 0 BB: 0 P: 3	R: 0 E: 0 K: 3 S: 9	H: 0 LOB: 0 BB: 0 P: 9	R: 0 E: 0 K: 1 S: 5	H: 0 LOB: 1 BB: 1 P: 9	R: 0 E: 0 K: 0 S: 3	H: 0 LOB: 0 BB: 0 P: 3	R: 0 E: 0 K: 0 S: 3	H: 0 LOB: 0 BB: 0 P: 3	R: 0 E: 0 K: 1 S: 6	H: 1 LOB: 1 BB: 0 P: 6	R: 0 E: 0 K: 1 S: 5	H: 0 LOB: 0 BB: 0 P: 5	1B: 1 2B: 0 3B: 0 HR: 0	SF: 0 SAC: 0 DP: 0 HBP: 0	WP: 0 PA: 29 PB: 0 SB: 0 CS: 0
<b>PITCHER</b> <b>Roger Nelson, R</b> ERA: 1.75 (1, 1)	IP: 9.0 WLS: W BF: 29 H: 1 R: 0 ER: 0 SO: 9 BB: 1 IBB: 0 HBP: 0 BLK: 0 WP: 0 HR: 0 S: 46 P: 50 ERA: 0.00 WHIP: 0.222																

**Boston Red Sox @ Kansas City Royals**  
Municipal Stadium, Kansas City, MO  
Wed Aug 23 1972, 8:05 PM EDT  
Alt: 9,380 - Unknown - 79 F

AB	28
R	0
H	1
RBI	0
BB	1
SO	9
LOB	2



Batter	1	2	3	4	5	6	7	8	9	AB	R	H	RBI	BB	SO	LOB	BOTTOM		
<b>Freddie Patek, R</b> OBP: 0.299, SLG: 0.299 (1, 6)	0-0 5-3		0-3 K			0-0 5-3		0-0 6-3		4	0	0	0	0	1	0			
<b>Amos Otis, R</b> OBP: 0.364, SLG: 0.423 (1, 8)	0-0 5-3			4-0 BB		0-0 S HR 1B		0-0 2B		3	1	2	0	1	0	0			
<b>Rchie Scheinblum, S</b> OBP: 0.400, SLG: 0.456 (1, PR)	1-0 1B HBP			0-0 F5		0-0 F7		0-0 F9		0	0	0	0	0	0	0			
<b>Steve Hovley, L</b> OBP: 0.338, SLG: 0.364 (2, 9)										3	0	0	0	0	0	3			
<b>John Mayberry, L</b> OBP: 0.369, SLG: 0.436 (1, 3)	0-0 1-2 1B			0-0 F6		4-0 1-2 HR BB		0-0 F6		3	1	1	0	1	0	2			
<b>Ed Kirkpatrick, L</b> OBP: 0.379, SLG: 0.420 (1, 2)		0-0 3-1		0-0 F3		0-0 1-1 2-H HR				3	1	1	3	0	0	1			
<b>Cookie Rojas, R</b> OBP: 0.340, SLG: 0.359 (1, 4)		0-0 6-3			0-0 P9		0-0 1-3			3	0	0	0	0	0	0			
<b>Lou Piniella, R</b> OBP: 0.352, SLG: 0.447 (1, 7)		0-3 K			0-0 5-3			0-0 F9		3	0	0	0	0	1	0			
<b>Paul Schaal, R</b> OBP: 0.297, SLG: 0.307 (1, 5)			0-0 5-3			0-0 3B		0-0 6-3		3	0	1	0	0	0	0			
<b>Roger Nelson, R</b> OBP: 0.143, SLG: 0.118 (1, 1)			0-3 K		0-0 5-3			0-3 K		3	0	0	0	0	2	1			
<b>Inning Stats</b>	R: 0 E: 0 K: 0 S: 3	H: 1 LOB: 1 BB: 0 P: 4	R: 0 E: 0 K: 1 S: 5	H: 0 LOB: 0 BB: 0 P: 5	R: 0 E: 0 K: 2 S: 7	H: 0 LOB: 0 BB: 0 P: 7	R: 0 E: 0 K: 0 S: 3	H: 0 LOB: 1 BB: 1 P: 7	R: 0 E: 0 K: 0 S: 4	H: 1 LOB: 1 BB: 0 P: 4	R: 3 E: 0 K: 0 S: 5	H: 2 LOB: 0 BB: 1 P: 9	R: 0 E: 0 K: 1 S: 5	H: 0 LOB: 0 BB: 0 P: 5	R: 0 E: 0 K: 0 S: 4	H: 1 LOB: 1 BB: 0 P: 4	1B: 2 2B: 1 3B: 1 HR: 1	SF: 0 SAC: 0 DP: 0 HBP: 1	WP: 0 PA: 31 PB: 0 SB: 0 CS: 0
<b>PITCHER</b> <b>Sonny Siebert, R</b> ERA: 3.31 (1, 1)	IP: 7.0 WLS: L BF: 27 H: 4 R: 3 ER: 3 SO: 4 BB: 2 IBB: 0 HBP: 1 BLK: 0 WP: 0 HR: 1 S: 32 P: 41 ERA: 3.86 WHIP: 0.857																		
<b>John Curtis, L</b> ERA: 3.87 (8, 1)	IP: 1.0 WLS: L BF: 4 H: 1 R: 0 ER: 0 SO: 0 BB: 0 IBB: 0 HBP: 0 BLK: 0 WP: 0 HR: 0 S: 4 P: 4 ERA: 0.00 WHIP: 1.000																		

**Boston Red Sox @ Kansas City Royals**  
Municipal Stadium, Kansas City, MO  
Wed Aug 23 1972, 8:05 PM EDT  
Alt: 9,380 - Unknown - 79 F

AB	28
R	3
H	5
RBI	3
BB	2
SO	4
LOB	7





Batter	1	2	3	4	5	6	7	8	9	AB	R	H	RBI	BB	SO	LOB	TOP			
Freddie Patek, R OBP: 0.295, SLG: 0.295 (1, 6)	F4		5-3		5-3		L1		FC6-4	5	0	0	0	0	0	2				
Amos Otis, R OBP: 0.365, SLG: 0.422 (1, 8)	G3 1B		6-3		F8			1B BB		3	1	1	0	1	0	0				
Richie Scheinblum, S OBP: 0.390, SLG: 0.451 (1, 9)	G3		L9		L3-1			F8		4	0	0	0	0	0	2				
John Mayberry, L OBP: 0.370, SLG: 0.437 (1, 3)	FC6-4 2H 1B			F5		L8		1-3 1B		4	0	2	1	0	0	0				
Ed Kirkpatrick, L OBP: 0.380, SLG: 0.420 (1, 2)	FC6-4			2B 1B		FC6-4 HBP		L7		3	0	1	0	0	0	3				
Cookie Rojas, R OBP: 0.338, SLG: 0.361 (1, 4)		P4		G5-3 1-3 2B		FC6-4		L6		4	0	1	0	0	0	3				
Lou Piniella, R OBP: 0.355, SLG: 0.448 (1, 7)						F8			FC6-4 1B	3	0	2	0	1	0	0				
Paul Schaal, R OBP: 0.294, SLG: 0.303 (1, 5)			F8		G5-3		F7		K	4	0	0	0	0	1	5				
Paul Splittorff, L OBP: 0.246, SLG: 0.281 (1, 1)			F9						FC6-4	3	0	1	0	0	0	1				
Al Fitzmorris, S OBP: 0.320, SLG: 0.190 (7, 1)					4-3					0	0	0	0	0	0	0				
Norm Angelini, L OBP: 0.321, SLG: 0.340 (8, FH)									FC6-4	1	0	0	0	0	0	1				
<b>Inning Stats</b>	R: 1 E: 0 K: 0 S: 5	H: 2 LOB: 1 BB: 0 P: 5	R: 0 E: 0 K: 0 S: 4	H: 1 LOB: 1 BB: 0 P: 4	R: 0 E: 0 K: 0 S: 3	H: 0 LOB: 0 BB: 0 P: 3	R: 0 E: 0 K: 0 S: 4	H: 2 LOB: 2 BB: 1 P: 8	R: 0 E: 0 K: 0 S: 3	H: 0 LOB: 0 BB: 0 P: 3	R: 0 E: 0 K: 0 S: 3	H: 1 LOB: 1 BB: 0 P: 4	R: 0 E: 0 K: 0 S: 4	H: 1 LOB: 2 BB: 1 P: 8	R: 0 E: 0 K: 1 S: 6	H: 1 LOB: 1 BB: 0 P: 6	1B: 7 2B: 1 3B: 0 HR: 0	SF: 0 SAC: 0 DP: 1 HBP: 1	WP: 0 SB: 0 CS: 0	PA: 37
<b>PITCHER</b>	IP WLS BF H R ER SO BB IBB HBP BLK WP HR S P ERA WHIP	IP WLS BF H R ER SO BB IBB HBP BLK WP HR S P ERA WHIP																		
Steve Kline, R ERA: 1.61 (1, 1)	7.1	31	7	1	1	0	1	1	1	0	0	0	0	0	0	0	1.23	1.091		
Sparky Lyle, L ERA: 1.28 (8, 1)	1.2	6	1	0	0	1	0	0	0	0	0	0	0	0	0	8	0.00	0.600		

Kansas City Royals @ New York Yankees  
Yankee Stadium, Bronx, NY  
Fri Aug 25 1972, 7:05 PM EDT  
Unknown - 86 F

AB 34  
R 1  
H 8  
RBI 1  
BB 2  
SO 1  
LOB 17



Batter	1	2	3	4	5	6	7	8	9	AB	R	H	RBI	BB	SO	LOB	BOTTOM		
Horace Clarke, S OBP: 0.316, SLG: 0.282 (1, 4)	G6-4-3 BB		L8			G6-3 1-2 1B		L8		3	0	1	0	1	0	0			
Thurman Munson, R OBP: 0.354, SLG: 0.371 (1, 2)	G6-4-3 1-2		1-3			G6-3 1-2 2-3		1B BB		3	1	0	0	1	0	3			
Roy White, S OBP: 0.395, SLG: 0.377 (1, 7)				4-3				F8 1B 1B		2	1	1	0	2	0	0			
Felipe Alou, R OBP: 0.329, SLG: 0.381 (1, 3)	K			G4-6-3 1B		L9		1B BB 1B		4	1	2	1	0	1	3			
Bobby Murcer, L OBP: 0.352, SLG: 0.505 (1, 8)		F9		G4-6-3 1-2			HR	F8		4	1	1	1	0	0	3			
Ron Swoboda, R OBP: 0.345, SLG: 0.347 (1, 9)		K			6-3		1B SH3 B2-3 1B	1B BB		3	0	1	0	1	1	0			
Celerino Sanchez, R OBP: 0.294, SLG: 0.273 (1, 5)		FC6-4 BB		L9		SH3		1-3 2-H 3-H 1B		2	0	1	2	1	0	0			
Gene Michael, S OBP: 0.268, SLG: 0.268 (1, 6)		FC6-4		6-3				L5		4	0	1	0	0	0	3			
Steve Kline, R OBP: 0.147, SLG: 0.079 (1, 1)										2	0	0	0	1	0	2			
Sparky Lyle, L OBP: 0.176, SLG: 0.188 (8, 1)			L3			G6-3 1B BB		B2-3		0	0	0	0	0	0	0			
<b>Inning Stats</b>	R: 0 E: 0 K: 1 S: 4	H: 0 LOB: 2 BB: 2 P: 12	R: 0 E: 0 K: 1 S: 5	H: 0 LOB: 1 BB: 1 P: 9	R: 0 E: 0 K: 0 S: 3	H: 0 LOB: 0 BB: 0 P: 3	R: 0 E: 0 K: 0 S: 3	H: 1 LOB: 0 BB: 0 P: 3	R: 0 E: 0 K: 0 S: 3	H: 1 LOB: 2 BB: 2 P: 11	R: 1 E: 0 K: 0 S: 5	H: 3 LOB: 1 BB: 0 P: 5	R: 3 E: 0 K: 0 S: 6	H: 3 LOB: 2 BB: 2 P: 14	1B: 7 2B: 1 3B: 0 HR: 1	SF: 0 SAC: 1 DP: 4 HBP: 0	WP: 0 SB: 1 CS: 0	PA: 35	
<b>PITCHER</b>	IP WLS BF H R ER SO BB IBB HBP BLK WP HR S P ERA WHIP	IP WLS BF H R ER SO BB IBB HBP BLK WP HR S P ERA WHIP																	
Paul Splittorff, L ERA: 3.49 (1, 1)	6.1	26	5	1	1	2	5	0	0	0	0	0	0	0	0	0	1.42	1.579	
Al Fitzmorris, R ERA: 3.64 (7, 1)	1.0	5	2	3	3	0	1	0	0	0	0	0	0	0	0	4	27.00	3.000	
Norm Angelini, L ERA: 1.08 (8, 1)	0.2	4	1	0	0	0	1	0	0	0	0	0	0	0	0	3	0.00	3.000	

Kansas City Royals @ New York Yankees  
Yankee Stadium, Bronx, NY  
Fri Aug 25 1972, 7:05 PM EDT  
Unknown - 86 F

AB 27  
R 4  
H 8  
RBI 4  
BB 7  
SO 2  
LOB 14





Batter	1	2	3	4	5	6	7	8	9	AB R H RBI BB SO LOB	TOP							
Freddie Patek, R OBP: 0.296, SLG: 0.295	F9		6-3		4-0 HR BB		F4		0-0 2H 1B	4 1 1 1 1 0 1	<b>Kansas City Royals @ New York Yankees</b> Yankee Stadium, Bronx, NY Fri Aug 25 1972, 7:05 PM EDT Att: 15,466 - Unknown - 81 F							
Amos Otis, R OBP: 0.365, SLG: 0.429	CS 1B		F2		0-0 1-H HR		L8		0-0 L7	5 1 2 2 0 0 2								
Rickey Scheinblum, S OBP: 0.392, SLG: 0.445	K				F2		F8			4 0 0 0 0 2 1								
Lou Piniella, R OBP: 0.354, SLG: 0.446		F7			F7		K		G3-6-3 1B	4 0 1 0 0 1 0								
Carl Taylor, R OBP: 0.333, SLG: 0.340		F3			S 1B		4-0 HR BB		K	3 1 1 0 1 1 1								
John Mayberry, L OBP: 0.374, SLG: 0.445		4-0 BB			4-0 1-2 BB		0-0 1-H HR		G3-6-3 1-2	2 1 1 2 2 0 1								
Paul Schaal, R OBP: 0.296, SLG: 0.303		0-3 K			0-0 1-3					3 1 1 0 0 1 3								
Bobby Knoop, R OBP: 0.312, SLG: 0.265			0-0 SH1-4 1B		4-3		0-3 K		0-0 5-3 1B	4 0 1 0 0 1 2								
Mike Jackson, L Ted Abernathy, R			0-0 SH1-4		0-3 K		0-3 K		0-0 6-3	2 0 0 0 0 2 1 1 0 0 0 0 0 1	<b>KC Royals</b>							
<b>Inning Stats</b>	R: 0 E: 0 K: 1 S: 5	H: 1 LOB: 0 BB: 0 P: 5	R: 0 E: 0 K: 1 S: 5	H: 0 LOB: 1 BB: 1 P: 9	R: 0 E: 0 K: 0 S: 4	H: 1 LOB: 2 BB: 1 P: 8	R: 2 E: 0 K: 2 S: 8	H: 1 LOB: 0 BB: 1 P: 12	R: 0 E: 0 K: 0 S: 3	H: 0 LOB: 0 BB: 0 P: 3	R: 0 E: 0 K: 1 S: 5	H: 1 LOB: 0 BB: 0 P: 5	R: 1 E: 0 K: 0 S: 5	H: 2 LOB: 1 BB: 0 P: 5	1B: 6 2B: 0 3B: 0 HR: 2	SF: 0 SAC: 1 DP: 1 HBP: 1	WP: 0 PB: 0 SB: 0 CS: 1	PA: 38
<b>PITCHER</b>	IP WLS BF H R ER SO BB IBB HBP BLK WP HR S P ERA WHIP																	
Mike Kekich, L ERA: 3.46	(1, 1) 5.1 L 24 5 4 4 5 4 0 0 0 0 0 2 30 46 6.75 1.688																	
Ron Klimkowski, R ERA: 3.2	(6, 1) 1.2 6 0 0 0 2 0 0 1 0 0 0 9 10 0.00 0.000																	
Jim Roland, L ERA: 5.13	(8, 1) 2.0 8 3 1 1 1 0 0 0 0 0 0 10 10 4.50 1.500																	

Batter	1	2	3	4	5	6	7	8	9	AB R H RBI BB SO LOB	BOTTOM											
Horace Clarke, S OBP: 0.318, SLG: 0.286	L9		E7 1B		0-0 1-3 2B			G3		4 0 2 1 0 0 0	<b>Kansas City Royals @ New York Yankees</b> Yankee Stadium, Bronx, NY Fri Aug 25 1972, 7:05 PM EDT Att: 15,466 - Unknown - 81 F											
Ron Swoboda, R OBP: 0.344, SLG: 0.340			3-H 1B		4-0 2B			1B 6-3 BB		2 0 0 0 1 1 1 0 0 0 0 1 0 0												
Johnny Callison, L OBP: 0.294, SLG: 0.373	K		6-3					1B BB		4 0 1 0 0 0 4												
Roy White, S OBP: 0.394, SLG: 0.376	1-3				1B			6-3		4 0 2 0 0 0 0												
Felipe Alou, R OBP: 0.332, SLG: 0.383		F7			1-3 1B			P6		4 0 2 0 0 0 0												
Bobby Murcer, L OBP: 0.351, SLG: 0.502		K			K			1B		4 0 1 0 0 2 3												
John Ellis, R OBP: 0.291, SLG: 0.458		6-3			P4			L5-3		4 0 0 0 0 1 2												
Celerino Sanchez, R OBP: 0.289, SLG: 0.289			E 3B		6-3			6-3		4 1 2 0 0 0 0												
Gene Michael, S OBP: 0.267, SLG: 0.268			F3		FC1-8 1B			K		4 0 1 0 0 1 2												
Mike Kekich, R OBP: 0.140, SLG: 0.175			5-3		FC1-8 2B			K		2 0 0 0 0 0 2												
Ron Klimkowski, R					FC1-6 1-2			K		0 0 0 0 0 0 0												
Thurman Munson, R OBP: 0.353, SLG: 0.370								K		1 0 0 0 0 1 0												
Jim Roland, R								K		0 0 0 0 0 0 0												
Bernie Allen, L OBP: 0.309, SLG: 0.377								K		1 0 0 0 0 0 1												
<b>Inning Stats</b>	R: 0 E: 0 K: 1 S: 5	H: 0 LOB: 0 BB: 0 P: 5	R: 0 E: 0 K: 1 S: 5	H: 0 LOB: 0 BB: 0 P: 5	R: 1 E: 1 K: 0 S: 5	H: 2 LOB: 1 BB: 0 P: 5	R: 0 E: 0 K: 1 S: 6	H: 2 LOB: 1 BB: 0 P: 6	R: 0 E: 0 K: 0 S: 5	H: 2 LOB: 3 BB: 1 P: 9	R: 0 E: 0 K: 0 S: 3	H: 1 LOB: 0 BB: 0 P: 3	R: 0 E: 0 K: 2 S: 7	H: 0 LOB: 0 BB: 0 P: 7	R: 0 E: 0 K: 0 S: 4	H: 1 LOB: 2 BB: 1 P: 8	R: 0 E: 0 K: 1 S: 6	H: 1 LOB: 1 BB: 0 P: 6	1B: 7 2B: 2 3B: 1 HR: 0	SF: 0 SAC: 0 DP: 1 HBP: 0	WP: 0 PB: 0 SB: 0 CS: 0	PA: 36
<b>PITCHER</b>	IP WLS BF H R ER SO BB IBB HBP BLK WP HR S P ERA WHIP																					
Mike Jackson, L ERA: 3.27	(1, 1) 7.0 W 27 7 1 1 5 1 0 0 0 0 0 0 36 40 1.29 1.143																					
Ted Abernathy, R ERA: 1.37	(8, 1) 2.0 S 9 2 0 0 1 1 0 0 0 0 0 0 10 14 0.00 1.500																					





Batter	1	2	3	4	5	6	7	8	9	AB	R	H	RBI	BB	SO	LOB	TOP					
Freddie Patek, R OBP: 0.293, SLG: 0.291	1-3		E5 1-3 SF9	4-3			6-3		4-3	5	1	0	0	0	0	1						
Amos Otis, R OBP: 0.365, SLG: 0.428 Steve Hovley, L OBP: 0.340, SLG: 0.361	F9		SF9 HR		6-3		BB		K	3	1	1	1	0	0	0						
Richie Scheinblum, S OBP: 0.397, SLG: 0.439	6-3		1-3		3-1		L9		K	5	0	0	0	0	1	3						
Lou Piniella, R OBP: 0.360, SLG: 0.455		1B 2B	SF9 HR		FC6 1B			6-3 2B		3	2	3	0	1	0	0						
Cookie Rojas, R OBP: 0.336, SLG: 0.358	6-3		SF9		FC6			6-3		3	0	0	1	0	0	3						
John Mayberry, L OBP: 0.375, SLG: 0.456	K		HR			F2				4	1	2	4	0	1	1						
Carl Taylor, R OBP: 0.344, SLG: 0.340		1B	L8		1-3					3	0	1	0	1	0	0						
Paul Schaal, R OBP: 0.293, SLG: 0.299	F6			L7		K		K		4	0	0	0	0	2	4						
Dick Drago, R OBP: 0.156, SLG: 0.053 Norm Angelini, L (7, 1)			E 1B	K			K	P6		2	1	0	0	1	2	0						
<b>Inning Stats</b>	R: 0 E: 0 K: 0 S: 3	H: 0 LOB: 0 BB: 0 P: 3	R: 0 E: 0 K: 1 S: 7	H: 2 LOB: 2 BB: 0 P: 7	R: 5 E: 1 K: 0 S: 6	H: 2 LOB: 2 BB: 2 P: 14	R: 0 E: 0 K: 1 S: 5	H: 0 LOB: 0 BB: 0 P: 5	R: 0 E: 0 K: 0 S: 4	H: 1 LOB: 1 BB: 0 P: 4	R: 0 E: 0 K: 1 S: 5	H: 0 LOB: 0 BB: 0 P: 5	R: 0 E: 0 K: 1 S: 5	H: 0 LOB: 1 BB: 1 P: 9	R: 1 E: 0 K: 1 S: 7	H: 2 LOB: 2 BB: 1 P: 11	R: 0 E: 0 K: 2 S: 7	H: 0 LOB: 0 BB: 0 P: 7	1B: 3 2B: 3 3B: 0 HR: 1	SF: 1 SAC: 0 DP: 0 HBP: 0	WP: 0 PB: 0 CS: 0	PA: 39
<b>PITCHER</b>	IP	WLS	BF	H	R	ER	SO	BB	IBB	HBP	BLK	WP	HR	S	P	ERA	WHIP					
Rob Gardner, L ERA: 2.89	2.2	L	15	4	5	0	1	1	1	0	0	0	1	15	23	0.00	1.875					
Fred Beene, R ERA: 2.57	4.1		15	1	0	0	3	1	0	0	0	0	0	20	24	0.00	0.462					
Lindy McDaniel, R ERA: 3.23	2.0		9	2	1	1	3	0	1	0	0	0	0	14	18	4.50	1.000					

Kansas City Royals @ New York Yankees  
Yankee Stadium, Bronx, NY

AB 34  
R 6  
H 7  
RBI 6  
BB 4  
SO 7  
LOB 14



WP: 0 PA: 39  
PB: 0  
CS: 0

Sat Aug 26 1972, 3:33 AM EDT  
Att: 10,670 - Overcast - 90 F

Batter	1	2	3	4	5	6	7	8	9	AB	R	H	RBI	BB	SO	LOB	BOTTOM					
Jerry Kenney, L OBP: 0.320, SLG: 0.243 John Ellis, R (9, FH) OBP: 0.297, SLG: 0.458	6-3		1B 2B		4-3		K		1B BB	4	0	1	0	0	1	0						
Bernie Allen, L OBP: 0.324, SLG: 0.407	PB 3B		F3		1B BB		HR		1B	4	2	3	1	1	0	1						
Bobby Murcer, L OBP: 0.356, SLG: 0.510	1H 3B		1B		G6-3 1B		1B		3-1	5	0	4	1	0	0	2						
Roy White, S OBP: 0.392, SLG: 0.373	6-3		BB		G6-3		1-3			3	0	0	0	1	0	4						
Ron Blomberg, L OBP: 0.366, SLG: 0.500 Felipe Alou, R (8, FH) OBP: 0.331, SLG: 0.382	BB		P6		4-3		4-3		4-3	2	0	0	0	1	0	3						
Johnny Callison, L OBP: 0.294, SLG: 0.388 Ron Swoboda, R (8, FH) OBP: 0.341, SLG: 0.337	4-3		F5		HR		K		K	3	1	1	1	0	0	5						
Celerino Sanchez, R OBP: 0.263, SLG: 0.263		F8		4-3		4-6-3		K		4	0	0	0	0	1	0						
Thurman Munson, R OBP: 0.350, SLG: 0.366		3-1		6-3		6-3		E6 G6-4-3		4	0	0	0	0	0	0						
Rob Gardner, R OBP: 0.083, SLG: 0.083 Fred Beene, S	L8			1-3			F6		G6-4-3	1	0	0	0	0	0	0						
Horace Clarke, S OBP: 0.317, SLG: 0.286 Lindy McDaniel, R (8, 1) Gene Michael, S OBP: 0.266, SLG: 0.267										1	0	0	0	0	0	0						
<b>Inning Stats</b>	R: 1 E: 0 K: 0 S: 5	H: 2 LOB: 2 BB: 1 P: 9	R: 0 E: 0 K: 0 S: 3	H: 0 LOB: 0 BB: 0 P: 3	R: 0 E: 0 K: 0 S: 5	H: 2 LOB: 3 BB: 1 P: 9	R: 0 E: 0 K: 0 S: 3	H: 0 LOB: 0 BB: 0 P: 3	R: 0 E: 0 K: 0 S: 4	H: 1 LOB: 1 BB: 1 P: 7	R: 1 E: 0 K: 0 S: 7	H: 1 LOB: 1 BB: 0 P: 4	R: 1 E: 0 K: 1 S: 7	H: 2 LOB: 1 BB: 0 P: 7	R: 0 E: 0 K: 2 S: 7	H: 0 LOB: 0 BB: 0 P: 7	R: 0 E: 1 K: 0 S: 4	H: 1 LOB: 2 BB: 1 P: 8	1B: 5 2B: 1 3B: 1 HR: 2	SF: 0 SAC: 0 DP: 2 HBP: 0	WP: 0 PB: 1 CS: 0	PA: 39
<b>PITCHER</b>	IP	WLS	BF	H	R	ER	SO	BB	IBB	HBP	BLK	WP	HR	S	P	ERA	WHIP					
Dick Drago, R ERA: 3.0	6.2	W	30	8	3	3	1	3	0	0	0	0	2	29	41	4.05	1.650					
Norm Angelini, L ERA: 0.64	2.1	S	9	1	0	0	2	1	0	0	0	0	0	12	16	0.00	0.857					

Kansas City Royals @ New York Yankees  
Yankee Stadium, Bronx, NY

AB 35  
R 3  
H 9  
RBI 3  
BB 4  
SO 3  
LOB 16



WP: 0 PA: 39  
PB: 1  
CS: 0


Sat Aug 26 1972, 3:33 AM EDT  
Att: 10,670 - Overcast - 90 F



Batter	1	2	3	4	5	6	7	8	9	AB	R	H	RBI	BB	SO	LOB	TOP					
Freddie Patek, R OBP: 0.292, SLG: 0.290 (1, 6)	0-0 4-3	0-0 BB 3B 1B		0-0 4-3		0-0 F1			0-0 F7	5	1	1	0	0	0	2						
Amos Otis, R OBP: 0.366, SLG: 0.432 (1, 8)	0-0 2B 3B	4-0 3B BB		0-0 1-3				0-0 6-3		3	2	1	0	1	0	1						
Riche Scheinblum, S OBP: 0.389, SLG: 0.446 (1, 9)	0-0 1B 2B	0-0 1H 2H 3H 3B			0-0 6-3			0-0 F7		4	1	2	4	0	0	0						
John Mayberry, L OBP: 0.374, SLG: 0.462 (1, 3)	0-3 K	0-3 F2			0-0 HR			0-0 4-3		4	1	1	1	0	1	2						
Ed Kirkpatrick, L OBP: 0.379, SLG: 0.417 (1, 2)	0-0 2H 1B		0-0 F7		0-0 F3			0-0 F8		4	0	1	1	0	0	0						
Cookie Rojas, R OBP: 0.333, SLG: 0.355 Bobby Knoop, R OBP: 0.308, SLG: 0.261 (1, 4) (5, 4)	0-0 F7	0-0 F9		0-0 F9				0-3 K		3	0	0	0	0	0	1						
Lou Piniella, R OBP: 0.359, SLG: 0.453 (1, 7)		0-0 F7	0-0 1B		0-0 5-3			0-0 1-3		4	0	1	0	0	0	0						
Paul Schaal, R OBP: 0.295, SLG: 0.297 (1, 5)		0-0 1-3		4-0 SH1 BB		4-0 SH3 BB		0-0 4-3		2	0	0	0	2	0	0						
Bruce Dal Canton, R OBP: 0.128, SLG: 0.132 Tom Burgmeier, L OBP: 0.304, SLG: 0.354 Al Fitzmorris, S OBP: 0.303, SLG: 0.190 Norm Angelini, L OBP: 0.190 Ted Abernathy, R OBP: 0.127 (1, 1) (6, 1) (6, 1) (8, 1) (9, 1)		0-0 BB 1B 3B 1B		0-0 SH1		0-0 SH3		0-0 F7		1	1	1	0	0	0	0						
<b>Inning Stats</b>	R: 2 E: 0 K: 1 S: 8	H: 3 LOB: 1 BB: 0 P: 8	R: 3 E: 0 K: 0 S: 6	H: 3 LOB: 1 BB: 1 P: 10	R: 0 E: 0 K: 0 S: 3	H: 1 LOB: 1 BB: 1 P: 3	R: 0 E: 0 K: 0 S: 3	H: 0 LOB: 1 BB: 1 P: 7	R: 1 E: 0 K: 0 S: 4	H: 1 LOB: 0 BB: 0 P: 4	R: 0 E: 0 K: 0 S: 3	H: 0 LOB: 0 BB: 0 P: 3	R: 0 E: 0 K: 1 S: 5	H: 0 LOB: 0 BB: 0 P: 5	R: 0 E: 0 K: 0 S: 3	H: 0 LOB: 0 BB: 0 P: 3	1B: 4 2B: 1 3B: 2 HR: 1	SF: 0 SAC: 2 DP: 0 HBP: 0	WP: 0 PB: 0 CS: 0	PA: 37		
<b>PITCHER</b>	IP WLS BF H R ER SO BB IBB HBP BLK WP HR S P ERA WHIP	IP WLS BF H R ER SO BB IBB HBP BLK WP HR S P ERA WHIP	IP WLS BF H R ER SO BB IBB HBP BLK WP HR S P ERA WHIP	IP WLS BF H R ER SO BB IBB HBP BLK WP HR S P ERA WHIP	IP WLS BF H R ER SO BB IBB HBP BLK WP HR S P ERA WHIP	IP WLS BF H R ER SO BB IBB HBP BLK WP HR S P ERA WHIP	IP WLS BF H R ER SO BB IBB HBP BLK WP HR S P ERA WHIP	IP WLS BF H R ER SO BB IBB HBP BLK WP HR S P ERA WHIP	IP WLS BF H R ER SO BB IBB HBP BLK WP HR S P ERA WHIP	IP WLS BF H R ER SO BB IBB HBP BLK WP HR S P ERA WHIP	IP WLS BF H R ER SO BB IBB HBP BLK WP HR S P ERA WHIP	IP WLS BF H R ER SO BB IBB HBP BLK WP HR S P ERA WHIP	IP WLS BF H R ER SO BB IBB HBP BLK WP HR S P ERA WHIP	IP WLS BF H R ER SO BB IBB HBP BLK WP HR S P ERA WHIP	IP WLS BF H R ER SO BB IBB HBP BLK WP HR S P ERA WHIP	IP WLS BF H R ER SO BB IBB HBP BLK WP HR S P ERA WHIP	IP WLS BF H R ER SO BB IBB HBP BLK WP HR S P ERA WHIP	IP WLS BF H R ER SO BB IBB HBP BLK WP HR S P ERA WHIP	IP WLS BF H R ER SO BB IBB HBP BLK WP HR S P ERA WHIP	IP WLS BF H R ER SO BB IBB HBP BLK WP HR S P ERA WHIP	IP WLS BF H R ER SO BB IBB HBP BLK WP HR S P ERA WHIP	
Horace Clarke, S OBP: 0.318, SLG: 0.290 (1, 4)	0-0 4-3		0-0 1B		0-0 4-3 2H 2B		0-0 F7		0-0 3-1	5	0	2	1	0	0	3						
Bernie Allen, L OBP: 0.316, SLG: 0.396 Celerino Sanchez, R OBP: 0.286, SLG: 0.283 (1, 5) (9, PH)	0-3 K	0-0 F9		0-0 4-3				0-0 3-1		4	0	0	0	0	1	2						
Bobby Murcer, L OBP: 0.356, SLG: 0.508 (1, 8)	4-0 BB		0-3 K		0-0 F7			0-0 4-3		4	0	1	0	1	1	1						
Roy White, S OBP: 0.393, SLG: 0.374 (1, 7)	0-0 F6		0-0 1B		0-0 F9			0-0 4-3		5	0	2	0	0	0	1						
Ron Blomberg, L OBP: 0.371, SLG: 0.506 Ron Swoboda, R OBP: 0.339, SLG: 0.333 (1, 3) (9, PH)		0-0 P4-1 1B		0-0 F8		0-0 2B 2B		4-0 WP 1B BB		3	2	2	0	1	0	1						
Johnny Callison, L OBP: 0.297, SLG: 0.394 (1, 9)	0-0 F9		0-0 L6		0-0 1B 2B		0-0 1B 2B		0-0 F9	5	1	2	2	0	0	3						
Thurman Munson, R OBP: 0.351, SLG: 0.372 (1, 2)	0-0 P4-1		0-0 1B 3B		0-0 1B 3B		0-0 5-3 BB 1B		0-0 F8	4	1	2	1	0	0	2						
Gene Michael, S OBP: 0.273, SLG: 0.271 (1, 6)		0-0 F9		0-0 SH3-4 2B 1B		4-0 SH3-4 2B 1B		0-0 2B 1B		3	2	2	2	1	0	0						
Mel Stottlemyre, R OBP: 0.246, SLG: 0.291 Wade Blasingame, L OBP: 0.336, SLG: 0.396 Ron Klimkowski, R OBP: 0.303, SLG: 0.190 John Ellis, R OBP: 0.304, SLG: 0.472 Jerry Kenney, L OBP: 0.243 Sparky Lyle, L OBP: 0.176, SLG: 0.188 (1, 1) (2, 1) (6, PH) (7, 1) (8, PH) (8, PH) (9, 1)		0-3 K		0-0 SH3-4		0-0 5-3		0-0 1B 2B		0	0	0	0	0	0	0						
<b>Inning Stats</b>	R: 0 E: 0 K: 1 S: 5	H: 0 LOB: 1 BB: 1 P: 9	R: 0 E: 0 K: 0 S: 3	H: 1 LOB: 0 BB: 0 P: 3	R: 0 E: 0 K: 1 S: 6	H: 1 LOB: 1 BB: 0 P: 6	R: 0 E: 0 K: 1 S: 6	H: 1 LOB: 1 BB: 0 P: 6	R: 2 E: 0 K: 0 S: 6	H: 3 LOB: 1 BB: 0 P: 6	R: 2 E: 0 K: 0 S: 3	H: 2 LOB: 1 BB: 1 P: 3	R: 2 E: 0 K: 0 S: 5	H: 2 LOB: 1 BB: 1 P: 9	R: 1 E: 0 K: 0 S: 4	H: 3 LOB: 3 BB: 1 P: 8	1B: 9 2B: 5 3B: 1 HR: 0	SF: 0 SAC: 1 DP: 1 HBP: 0	WP: 1 PB: 0 CS: 0	PA: 42		
<b>PITCHER</b>	IP WLS BF H R ER SO BB IBB HBP BLK WP HR S P ERA WHIP	IP WLS BF H R ER SO BB IBB HBP BLK WP HR S P ERA WHIP	IP WLS BF H R ER SO BB IBB HBP BLK WP HR S P ERA WHIP	IP WLS BF H R ER SO BB IBB HBP BLK WP HR S P ERA WHIP	IP WLS BF H R ER SO BB IBB HBP BLK WP HR S P ERA WHIP	IP WLS BF H R ER SO BB IBB HBP BLK WP HR S P ERA WHIP	IP WLS BF H R ER SO BB IBB HBP BLK WP HR S P ERA WHIP	IP WLS BF H R ER SO BB IBB HBP BLK WP HR S P ERA WHIP	IP WLS BF H R ER SO BB IBB HBP BLK WP HR S P ERA WHIP	IP WLS BF H R ER SO BB IBB HBP BLK WP HR S P ERA WHIP	IP WLS BF H R ER SO BB IBB HBP BLK WP HR S P ERA WHIP	IP WLS BF H R ER SO BB IBB HBP BLK WP HR S P ERA WHIP	IP WLS BF H R ER SO BB IBB HBP BLK WP HR S P ERA WHIP	IP WLS BF H R ER SO BB IBB HBP BLK WP HR S P ERA WHIP	IP WLS BF H R ER SO BB IBB HBP BLK WP HR S P ERA WHIP	IP WLS BF H R ER SO BB IBB HBP BLK WP HR S P ERA WHIP	IP WLS BF H R ER SO BB IBB HBP BLK WP HR S P ERA WHIP	IP WLS BF H R ER SO BB IBB HBP BLK WP HR S P ERA WHIP	IP WLS BF H R ER SO BB IBB HBP BLK WP HR S P ERA WHIP	IP WLS BF H R ER SO BB IBB HBP BLK WP HR S P ERA WHIP	IP WLS BF H R ER SO BB IBB HBP BLK WP HR S P ERA WHIP	
Bruce Dal Canton, R OBP: 0.128, SLG: 0.132 Tom Burgmeier, L OBP: 0.304, SLG: 0.354 Al Fitzmorris, R OBP: 0.303, SLG: 0.190 Norm Angelini, L OBP: 0.190 Ted Abernathy, R OBP: 0.127 (1, 1) (6, 1) (6, 1) (8, 1) (9, 1)		0.0 3	2	1	1	0	1	0	0	0	0	0	0	0	0	0						
<b>Inning Stats</b>	R: 0 E: 0 K: 1 S: 5	H: 0 LOB: 1 BB: 1 P: 9	R: 0 E: 0 K: 0 S: 3	H: 1 LOB: 0 BB: 0 P: 3	R: 0 E: 0 K: 1 S: 6	H: 1 LOB: 1 BB: 0 P: 6	R: 0 E: 0 K: 1 S: 6	H: 1 LOB: 1 BB: 0 P: 6	R: 2 E: 0 K: 0 S: 6	H: 3 LOB: 1 BB: 0 P: 6	R: 0 E: 0 K: 0 S: 3	H: 0 LOB: 0 BB: 0 P: 3	R: 2 E: 0 K: 0 S: 5	H: 2 LOB: 1 BB: 1 P: 9	R: 1 E: 0 K: 0 S: 4	H: 3 LOB: 3 BB: 1 P: 8	1B: 9 2B: 5 3B: 1 HR: 0	SF: 0 SAC: 1 DP: 1 HBP: 0	WP: 1 PB: 0 CS: 0	PA: 42		
<b>PITCHER</b>	IP WLS BF H R ER SO BB IBB HBP BLK WP HR S P ERA WHIP	IP WLS BF H R ER SO BB IBB HBP BLK WP HR S P ERA WHIP	IP WLS BF H R ER SO BB IBB HBP BLK WP HR S P ERA WHIP	IP WLS BF H R ER SO BB IBB HBP BLK WP HR S P ERA WHIP	IP WLS BF H R ER SO BB IBB HBP BLK WP HR S P ERA WHIP	IP WLS BF H R ER SO BB IBB HBP BLK WP HR S P ERA WHIP	IP WLS BF H R ER SO BB IBB HBP BLK WP HR S P ERA WHIP	IP WLS BF H R ER SO BB IBB HBP BLK WP HR S P ERA WHIP	IP WLS BF H R ER SO BB IBB HBP BLK WP HR S P ERA WHIP	IP WLS BF H R ER SO BB IBB HBP BLK WP HR S P ERA WHIP	IP WLS BF H R ER SO BB IBB HBP BLK WP HR S P ERA WHIP	IP WLS BF H R ER SO BB IBB HBP BLK WP HR S P ERA WHIP	IP WLS BF H R ER SO BB IBB HBP BLK WP HR S P ERA WHIP	IP WLS BF H R ER SO BB IBB HBP BLK WP HR S P ERA WHIP	IP WLS BF H R ER SO BB IBB HBP BLK WP HR S P ERA WHIP	IP WLS BF H R ER SO BB IBB HBP BLK WP HR S P ERA WHIP	IP WLS BF H R ER SO BB IBB HBP BLK WP HR S P ERA WHIP	IP WLS BF H R ER SO BB IBB HBP BLK WP HR S P ERA WHIP	IP WLS BF H R ER SO BB IBB HBP BLK WP HR S P ERA WHIP	IP WLS BF H R ER SO BB IBB HBP BLK WP HR S P ERA WHIP	IP WLS BF H R ER SO BB IBB HBP BLK WP HR S P ERA WHIP	IP WLS BF H R ER SO BB IBB HBP BLK WP HR S P ERA WHIP


Kansas City Royals @ New York Yankees  
Yankee Stadium, Bronx, NY  
Sun Aug 27 1972, 3:33 AM EDT  
Unknown - 85 F

AB 32  
R 6  
H 8  
RBI 6  
BB 3  
SO 2  
LOB 6



Kansas City Royals @ New York Yankees  
Yankee Stadium, Bronx, NY  
Sun Aug 27 1972, 3:33 AM EDT  
Unknown - 85 F

AB 37  
R 7  
H 14  
RBI 7  
BB 4  
SO 3  
LOB 18










Batter	1	2	3	4	5	6	7	8	9	AB	R	H	RBI	BB	SO	LOB	TOP										
<b>Freddie Patek, R</b> OBP: 0.295, SLG: 0.294 (1, 6)	4-0 BB G6-4-3	0-0 1B 1-2 2-3	0-0 1B 1-2 FC6-4			0-0 2B 6-3		0-0 3B F9		4	0	2	0	1	0	1	<b>Kansas City Royals @ Milwaukee Brewers</b> Milwaukee County Stadium, Milwaukee, WI Tue Aug 29 1972, 8:05 PM EDT Att: 5,358 - Unknown - 78 F										
<b>Amos Otis, R</b> OBP: 0.361, SLG: 0.425 (1, 8)	0-0 1-2 G6-4-3	0-0 3B F9	0-0 3B FC6-4			0-0 3B 6-3		0-0 1B F3		5	0	0	0	0	0	6											
<b>Riche Scheinblum, S</b> OBP: 0.393, SLG: 0.446 <b>Steve Hovley, L</b> OBP: 0.347, SLG: 0.370 (1, 9) (7, PR) (7, 9)	0-0 4-3		0-0 1B E6	0-0 1B L9			4-0 BB FC1-6	4-0 BB BB		3	1	1	0	1	0	0											
<b>John Mayberry, L</b> OBP: 0.373, SLG: 0.462 (1, 3)		0-0 1B L3	0-3 1B K	0-3 1B K			0-0 1B FC1-6	0-0 2B F8		5	0	0	0	0	2	3											
<b>Carl Taylor, R</b> OBP: 0.352, SLG: 0.349 (1, 2)		0-0 1B WP 1B	0-0 1B 2H 1B	0-0 1B 3-1			0-0 1-2 G6-4-3 1B	0-0 3B G3		5	2	3	1	0	0	1											
<b>Lou Piniella, R</b> OBP: 0.358, SLG: 0.455 (1, 7)		0-0 1-3 WP 1B	0-0 1B 2-3 WP 1B		0-0 1B 6-3		0-0 1-2 G6-4-3 1B			4	2	2	0	0	0	2											
<b>Paul Schaal, R</b> OBP: 0.302, SLG: 0.303 (1, 5)	4-0 1B 1B 3H BB	0-0 1B WP 1B	0-0 1B 3H 1B		0-0 1B 4-3			0-0 1B SH1-4		3	1	2	1	1	0	0											
<b>Bobby Knoop, R</b> OBP: 0.303, SLG: 0.275 (1, 4)	0-0 1-2 3H 1B	0-0 1B 3H 1B	0-0 1B 3H 1B		0-0 1B 5-3			0-3 1B K		4	0	2	2	0	1	1											
<b>Roger Nelson, R</b> OBP: 0.132, SLG: 0.108 (1, 1)	0-3 K	0-3 K	0-3 K		0-0 1B 5-3			0-0 1-2 SH1-4		3	0	0	0	0	2	3											
<b>Inning Stats</b>	R: 0 E: 0 K: 0 S: 2	H: 0 LOB: 0 BB: 1 P: 6	R: 2 E: 0 K: 1 S: 9	H: 4 LOB: 3 BB: 1 P: 13	R: 4 E: 1 K: 2 S: 13	H: 6 LOB: 2 BB: 0 P: 13	R: 0 E: 0 K: 1 S: 5	H: 0 LOB: 0 BB: 0 P: 5	R: 0 E: 0 K: 0 S: 3	H: 0 LOB: 0 BB: 0 P: 3	R: 0 E: 0 K: 0 S: 3	H: 1 LOB: 2 BB: 1 P: 7	R: 0 E: 0 K: 1 S: 6	H: 1 LOB: 1 BB: 1 P: 6	R: 0 E: 0 K: 0 S: 3	H: 0 LOB: 1 BB: 1 P: 7		1B: 12 2B: 0 3B: 0 HR: 0	SF: 0 SAC: 1 DP: 2 HBP: 0	WP: 3 PB: 0 SB: 0 CS: 0	PA: 41						
<b>PITCHER</b>	IP	WLS	BF	H	R	ER	SO	BB	IBB	HBP	BLK	WP	HR	S	P	ERA	WHIP										
<b>Gary Ryerson, L</b> ERA: 3.59 (1, 1)	2.1	L	16	8	6	6	2	2	0	0	0	1	0	18	26	23.14	4.286										
<b>Jerry Bell, R</b> ERA: 2.18 (3, 1)	2.2		10	2	0	0	2	0	0	0	0	1	0	14	14	0.00	0.750										
<b>Ken Sanders, R</b> ERA: 3.5 (6, 1)	2.0		7	1	0	0	2	1	0	0	0	0	0	6	10	0.00	1.000										
<b>Ken Brett, L</b> ERA: 4.68 (8, 1)	2.0		8	1	0	0	1	1	0	0	0	0	0	9	13	0.00	1.000										
Batter	1	2	3	4	5	6	7	8	9	AB	R	H	RBI	BB	SO	LOB	BOTTOM										
<b>Rick Auerbach, R</b> OBP: 0.284, SLG: 0.272 (1, 6)	0-3 K		0-0 F4		0-0 1-2 G6-3			0-0 F9		4	0	0	0	0	1	1	<b>Kansas City Royals @ Milwaukee Brewers</b> Milwaukee County Stadium, Milwaukee, WI Tue Aug 29 1972, 8:05 PM EDT Att: 5,358 - Unknown - 78 F										
<b>Ron Theobald, R</b> OBP: 0.347, SLG: 0.257 (1, 4)	0-0 F7		0-0 HR 1B			0-0 F9		0-0 F8		4	1	1	0	0	0	0											
<b>Joe Lahoud, L</b> OBP: 0.315, SLG: 0.360 <b>Ollie Brown, R</b> OBP: 0.319, SLG: 0.332 (1, 9) (8, 9)	0-0 L8		0-0 1H HR			0-0 4-3		0-3 K		3	1	1	2	0	0	0											
<b>George Scott, R</b> OBP: 0.311, SLG: 0.411 (1, 3)		0-0 HR	0-3 K			0-3 K		0-0 F9		4	1	1	1	0	2	0											
<b>John Briggs, L</b> OBP: 0.361, SLG: 0.453 (1, 7)		4-0 1B BB		0-0 4-3			0-0 4-3 2B	0-0 G4-6-3 1B		3	1	2	0	1	0	0											
<b>Dave May, L</b> OBP: 0.306, SLG: 0.348 (1, 8)		0-0 1-3 CS 1B		0-0 F8			0-0 4-3	0-0 G4-6-3		4	0	1	0	0	0	2											
<b>Elie Rodriguez, R</b> OBP: 0.386, SLG: 0.374 (1, 2)		0-3 K		0-0 5-3			0-0 2B			3	0	1	1	0	1	2											
<b>Bob Heise, R</b> OBP: 0.297, SLG: 0.307 (1, 5)		0-0 4-3			0-0 G6-3 1B		0-0 L3			3	0	1	0	0	0	2											
<b>Gary Ryerson, R</b> OBP: 0.125, SLG: 0.045 <b>Jerry Bell, S</b> OBP: 0.200, SLG: 0.200 <b>Syd Green, R</b> OBP: 0.266, SLG: 0.263 <b>Ken Sanders, R</b> OBP: 0.396, SLG: 0.378 <b>Brock Davis, L</b> OBP: 0.207, SLG: 0.205 (1, 1) (3, 1) (5, PR) (8, 1) (7, PR) (8, 1)			0-3 K		0-3 K		0-3 K			0	0	0	0	0	0	0											
<b>Inning Stats</b>	R: 0 E: 0 K: 1 S: 5	H: 0 LOB: 0 BB: 0 P: 5	R: 1 E: 0 K: 1 S: 6	H: 2 LOB: 1 BB: 1 P: 10	R: 2 E: 0 K: 2 S: 9	H: 2 LOB: 0 BB: 0 P: 9	R: 0 E: 0 K: 0 S: 3	H: 0 LOB: 0 BB: 0 P: 3	R: 0 E: 0 K: 1 S: 5	H: 0 LOB: 0 BB: 0 P: 5	R: 1 E: 0 K: 1 S: 7	H: 2 LOB: 1 BB: 0 P: 7	R: 0 E: 0 K: 1 S: 5	H: 0 LOB: 0 BB: 0 P: 5	R: 0 E: 0 K: 0 S: 3	H: 1 LOB: 0 BB: 0 P: 3		1B: 4 2B: 3 3B: 0 HR: 2	SF: 0 SAC: 0 DP: 3 HBP: 0	WP: 0 PB: 0 SB: 0 CS: 1	PA: 33						
<b>PITCHER</b>	IP	WLS	BF	H	R	ER	SO	BB	IBB	HBP	BLK	WP	HR	S	P	ERA	WHIP										
<b>Roger Nelson, R</b> ERA: 1.91 (1, 1)	9.0	W	33	8	4	4	8	1	0	0	0	0	2	48	52	4.00	1.000										




Batter	1	2	3	4	5	6	7	8	9	AB	R	H	RBI	BB	SO	LOB	TOP										
Freddie Patek, R OBP: 0.296, SLG: 0.302 (1, 6)	0-0 WP 3B		0-0 L5			0-0 5-3		0-0 F8	0-0 2B	5	2	2	0	0	0	2	<b>Kansas City Royals @ Milwaukee Brewers</b> Milwaukee County Stadium, Milwaukee, WI Wed Aug 30 1972, 8:05 PM EDT Alt. 5,214 - Unknown - 78 F <a href="http://livebaseballscorecards.com">livebaseballscorecards.com</a>										
Amos Otis, R OBP: 0.382, SLG: 0.434 (1, 8)	0-0 6-3		0-3 K			0-0 F9		0-0 HR	0-0 2B	5	1	2	5	0	1	0											
Richie Scheinblum, S OBP: 0.393, SLG: 0.447 (1, 9)	0-0 WP 1B		0-0 L8			0-0 1B		0-0 F8	0-0 F3	5	0	2	0	0	0	1											
John Mayberry, L OBP: 0.374, SLG: 0.462 (1, 3)	0-3 K 1-2			0-0 4-3		0-0 1B		0-0 1B		4	0	2	0	0	1	1											
Lou Piniella, R OBP: 0.357, SLG: 0.453 (1, 7)	0-0 F9			0-0 6-3			0-0 F9	0-0 1B		4	0	1	0	0	0	1											
Ed Kirkpatrick, L OBP: 0.376, SLG: 0.413 (1, 2)		0-0 5-3 1B		0-3 K			0-0 F7	0-0 F7		4	0	1	0	0	1	2											
Paul Schaal, R OBP: 0.298, SLG: 0.299 (1, 5)		0-0 5-3 1-2			0-0 4-3		0-0 F7		0-0 F6	4	0	0	0	0	0	1											
Bobby Knoop, R OBP: 0.301, SLG: 0.286 (1, 4)		0-3 K			0-0 F9			0-0 SH HR 2B	0-0 6-3	4	1	1	0	0	1	1											
Paul Splittorff, L OBP: 0.250, SLG: 0.271 (1, 1)		0-0 L8			0-0 F6			0-0 SH HR 2-3	4-0 2B BB	2	2	0	0	1	0	1											
<b>Inning Stats</b>	R: 1 E: 0 K: 1 S: 7	H: 2 LOB: 1 BB: 0 P: 7	R: 0 E: 0 K: 1 S: 6	H: 1 LOB: 1 BB: 0 P: 6	R: 0 E: 0 K: 1 S: 5	H: 0 LOB: 0 BB: 0 P: 5	R: 0 E: 0 K: 1 S: 5	H: 0 LOB: 0 BB: 0 P: 5	R: 0 E: 0 K: 0 S: 4	H: 2 LOB: 2 BB: 0 P: 4	R: 0 E: 0 K: 0 S: 3	H: 0 LOB: 0 BB: 0 P: 3	R: 0 E: 0 K: 0 S: 3	H: 0 LOB: 0 BB: 0 P: 3	R: 3 E: 1 K: 0 S: 8	H: 4 LOB: 2 BB: 1 P: 8	R: 2 E: 0 K: 0 S: 5	H: 2 LOB: 1 BB: 1 P: 9	1B: 6 2B: 3 3B: 1 HR: 1	SF: 0 SAC: 1 DP: 0 HBP: 0	WP: 2 PB: 0 SB: 0 CS: 0	PA: 39					
<b>PITCHER</b>	IP	WLS	BF	H	R	ER	SO	BB	IBB	HBP	BLK	WP	HR	S	P	ERA	WHIP										
Jim Lonborg, R ERA: 2.89 (1, 1)	7.2	L	32	9	4	3	4	0	0	0	0	2	1	40	40	3.52	1.174										
Ken Brett, L ERA: 4.5 (8, 1)	1.1		7	2	2	2	0	1	0	0	0	0	0	6	10	13.50	2.250										


Batter	1	2	3	4	5	6	7	8	9	AB	R	H	RBI	BB	SO	LOB	BOTTOM										
Rick Auerbach, R OBP: 0.284, SLG: 0.270 (1, 6)	4-0 S 2B BB		0-0 1-3			0-0 6-3		0-0 4-1		3	1	0	0	1	0	1	<b>Kansas City Royals @ Milwaukee Brewers</b> Milwaukee County Stadium, Milwaukee, WI Wed Aug 30 1972, 8:05 PM EDT Alt. 5,214 - Unknown - 78 F <a href="http://livebaseballscorecards.com">livebaseballscorecards.com</a>										
Ron Theobald, R OBP: 0.348, SLG: 0.261 (1, 4)	0-3 K 1-2		0-0 6-3			0-0 6-3 2B		4-0 2B BB		3	1	1	0	1	1	1											
Dave May, L OBP: 0.308, SLG: 0.355 (1, 8)	0-0 2H 2B		0-0 6-3			0-0 6-3		0-0 1H 2B		4	0	2	2	0	0	1											
George Scott, R OBP: 0.310, SLG: 0.408 (1, 3)	0-3 K			0-0 F8		0-3 K		0-3 K		3	0	0	0	0	2	2											
John Felske, R OBP: 0.226, SLG: 0.236 (8, 3)	0-3 K				0-0 F8			0-3 K		1	0	0	0	0	1	1											
Ollie Brown, R OBP: 0.314, SLG: 0.326 (1, 9)	0-0 5-3			0-0 F8		0-0 5-3		0-0 1-3		4	0	0	0	0	0	3											
Tommie Reynolds, R OBP: 0.270, SLG: 0.280 (1, 7)		0-0 6-3		0-3 K			0-0 4-3 SH1-4 1B		0-0 6-3	4	0	1	0	0	1	0											
Elie Rodriguez, R OBP: 0.386, SLG: 0.378 (1, 2)		0-0 6-3 2B			0-0 5-3		0-0 SH1-4 1-2		0-3 K	3	0	1	0	0	1	0											
Mike Ferraro, R OBP: 0.279, SLG: 0.330 (1, 5)		0-0 6-3 2-3			0-0 6-3 WP 1B		0-0 4-3		0-0 6-3	4	0	1	0	0	0	2											
Jim Lonborg, R OBP: 0.217, SLG: 0.175 (1, 1)		0-3 K			0-0 F3		0-0 B1-3			3	0	0	0	0	1	3											
Ken Brett, L OBP: 0.257, SLG: 0.265 (8, 1)					0-0 F3					0	0	0	0	0	0	0											
<b>Inning Stats</b>	R: 1 E: 0 K: 2 S: 8	H: 1 LOB: 1 BB: 1 P: 12	R: 0 E: 0 K: 1 S: 6	H: 1 LOB: 0 BB: 0 P: 6	R: 0 E: 0 K: 0 S: 3	H: 0 LOB: 0 BB: 0 P: 3	R: 0 E: 0 K: 1 S: 5	H: 0 LOB: 0 BB: 0 P: 5	R: 0 E: 0 K: 0 S: 4	H: 1 LOB: 1 BB: 0 P: 4	R: 0 E: 0 K: 0 S: 6	H: 1 LOB: 1 BB: 0 P: 6	R: 0 E: 0 K: 0 S: 4	H: 1 LOB: 1 BB: 0 P: 4	R: 1 E: 0 K: 1 S: 6	H: 1 LOB: 1 BB: 1 P: 10	R: 0 E: 0 K: 1 S: 5	H: 0 LOB: 0 BB: 0 P: 5	1B: 2 2B: 4 3B: 0 HR: 0	SF: 0 SAC: 1 DP: 0 HBP: 0	WP: 1 PB: 0 SB: 1 CS: 0	PA: 35					
<b>PITCHER</b>	IP	WLS	BF	H	R	ER	SO	BB	IBB	HBP	BLK	WP	HR	S	P	ERA	WHIP										
Paul Splittorff, L ERA: 3.42 (1, 1)	9.0	W	35	6	2	2	7	2	0	0	0	1	0	47	55	2.00	0.889										




Batter	1	2	3	4	5	6	7	8	9	AB	R	H	RBI	BB	SO	LOB	TOP			
Freddie Patek, R (1, 6) OBP: 0.293, SLG: 0.299 Joe Keough, L (9, PH) OBP: 0.316, SLG: 0.224	0-0 4-3	0-0 F8		0-0 6-3			0-0 F4		0-0 G3-6-3 1B	4	0	0	0	0	0	0	<b>Kansas City Royals @ Milwaukee Brewers</b> Milwaukee County Stadium, Milwaukee, WI Thu Aug 31 1972, 8:05 PM EDT Att. 4,040 - Unknown - 80 F 			
Amos Otis, R (1, 8) OBP: 0.382, SLG: 0.436	0-0 1B 2B	0-0 1B		0-0 1-4-3			0-0 6-3		0-0 F8	5	1	2	0	0	0	1				
Richie Scheinblum, S (1, 9) OBP: 0.390, SLG: 0.449	0-0 1B 2H	0-0 1B FC6-4		0-0 F7			0-0 1B		0-0 G3-6-3 1-2	5	1	3	1	0	0	1				
John Mayberry, L (1, 3) OBP: 0.373, SLG: 0.458	1-0 1B FC HBP	0-0 F9		0-0 G3			0-0 G3			3	1	0	0	0	0	3				
Lou Piniella, R (1, 7) OBP: 0.357, SLG: 0.451	0-0 BB FC 1-3 2H	0-0 1B FC6-4 1-2		0-0 6-3			0-0 F8			4	0	1	1	0	0	2				
Ed Kirkpatrick, L (1, 2) OBP: 0.371, SLG: 0.407	0-0 FC BB 1-2 3H		0-0 F8		0-3 K		0-0 6-3			4	0	0	1	0	1	1				
Paul Schaal, R (1, 5) OBP: 0.301, SLG: 0.297	0-3 K		4-0 BB BB	0-0 BB			0-0 F7		4-0 1B BB	2	0	0	0	2	1	2				
Bobby Knoop, R (1, 4) OBP: 0.309, SLG: 0.287	4-0 BB BB		0-0 F9				0-0 F9		0-0 1B	3	0	1	0	1	0	1				
Mike Jackson, L (1, 1) Bruce Dal Canton, R (2, 1) Al Fitzmorris, S (4, 1) Steve Hovley, L (8, PH) Tom Burgmeier, L (8, 1)	0-3 K		0-0 F8				0-0 6-3		0-0 4-3	1	0	0	0	0	1	3				
<b>Inning Stats</b>	R: 3 E: 1 K: 2 S: 11	H: 3 LOB: 3 BB: 1 P: 16	R: 0 E: 0 K: 0 S: 5	H: 2 LOB: 2 BB: 0 P: 5	R: 0 E: 0 K: 0 S: 3	H: 0 LOB: 1 BB: 1 P: 7	R: 0 E: 0 K: 0 S: 3	H: 0 LOB: 0 BB: 0 P: 3	R: 0 E: 0 K: 1 S: 5	H: 0 LOB: 0 BB: 0 P: 5	R: 0 E: 0 K: 0 S: 4	H: 1 LOB: 1 BB: 0 P: 4	R: 0 E: 0 K: 0 S: 4	H: 1 LOB: 2 BB: 0 P: 8	R: 0 E: 0 K: 0 S: 3	H: 1 LOB: 0 BB: 0 P: 3		1B: 7 2B: 1 3B: 0 HR: 0	SF: 0 SAC: 0 DP: 1 HBP: 1	WP: 0 PB: 0 SB: 0 CS: 0
<b>PITCHER</b> Skip Lockwood, R (1, 1) ERA: 3.4	IP: 9.0 WLS: W BF: 39 H: 8 R: 3 ER: 3 SO: 3	BB: 3 IBB: 0 HBP: 1 BLK: 0	WP: 0 HR: 0 S: 41 P: 54	ERA: 3.00 WHIP: 1.222	<b>PITCHER</b>											IP: 9.0 WLS: W BF: 39 H: 8 R: 3 ER: 3 SO: 3	BB: 3 IBB: 0 HBP: 1 BLK: 0	WP: 0 HR: 0 S: 41 P: 54	ERA: 3.00 WHIP: 1.222	

Batter	1	2	3	4	5	6	7	8	9	AB	R	H	RBI	BB	SO	LOB	BOTTOM			
Rick Auerbach, R (1, 6) OBP: 0.287, SLG: 0.269	4-0 1-3 4-3 1B BB	4-0 1-2 SH 1B BB	4-0 FC6-4 IBB		0-3 K		0-0 F9			2	2	0	0	3	1	2	<b>Kansas City Royals @ Milwaukee Brewers</b> Milwaukee County Stadium, Milwaukee, WI Thu Aug 31 1972, 8:05 PM EDT Att. 4,040 - Unknown - 80 F 			
Bob Heise, R (1, 4) OBP: 0.296, SLG: 0.306	0-0 4-3 1-2 1B	0-0 SH 1B FC1-6 2-3 2-3	0-0 F3				0-0 5-3		0-0 L4	4	2	1	0	0	0	3				
Dave May, L (1, 8) OBP: 0.311, SLG: 0.354	0-0 1-3 1-2 2-3	0-0 FC1-6 1B	0-0 FC6-4 1-2				4-0 S BB		4-0 FC6-4 BB	3	0	1	2	2	0	5				
George Scott, R (1, 3) OBP: 0.308, SLG: 0.406	0-0 4-3	0-0 FC1-6 1-2 G6-4-3		0-0 FC6-4 1B			0-3 K		0-0 FC6-4 1-2	5	0	1	2	0	1	4				
Ollie Brown, R (1, 9) OBP: 0.312, SLG: 0.321	4-0 1B 1B BB	0-0 G6-4-3 1-2		0-0 FC6-4 1-2			0-0 6-3		0-0 5-3	4	1	0	0	1	0	4				
Tommie Reynolds, R (1, 7) OBP: 0.281, SLG: 0.320 John Briggs, L (7, PH) OBP: 0.363, SLG: 0.455	0-0 1B 1-2 3H		0-0 SH HR		0-3 K		0-0 WP 5-3 1B			3	1	2	2	0	1	1				
Elie Rodriguez, R (1, 2) OBP: 0.387, SLG: 0.380	0-0 1-2 2H		0-0 1B 1B		0-0 F3		0-0 5-3			4	0	2	1	0	0	2				
Mike Ferraro, R (1, 5) OBP: 0.282, SLG: 0.330	0-0 5-3		0-0 SH1-4 1B		0-3 K		4-0 BB		4-0 BB	3	0	1	0	1	1	2				
Skip Lockwood, R (1, 1) OBP: 0.182, SLG: 0.122		4-0 SH BB 1B BB	0-0 SH1-4		0-0 5-3		0-3 K			2	1	0	0	1	1	2				
<b>Inning Stats</b>	R: 3 E: 0 K: 0 S: 6	H: 3 LOB: 2 BB: 2 P: 14	R: 3 E: 0 K: 0 S: 4	H: 1 LOB: 0 BB: 2 P: 12	R: 1 E: 0 K: 0 S: 6	H: 3 LOB: 3 BB: 1 P: 10	R: 0 E: 0 K: 1 S: 6	H: 1 LOB: 1 BB: 0 P: 6	R: 0 E: 0 K: 2 S: 7	H: 0 LOB: 0 BB: 0 P: 7	R: 0 E: 0 K: 1 S: 5	H: 0 LOB: 1 BB: 1 P: 9	R: 0 E: 0 K: 1 S: 6	H: 1 LOB: 2 BB: 1 P: 10	R: 0 E: 0 K: 0 S: 3	H: 0 LOB: 1 BB: 1 P: 7		1B: 8 2B: 0 3B: 0 HR: 1	SF: 0 SAC: 2 DP: 1 HBP: 0	WP: 1 PB: 0 SB: 1 CS: 0
<b>PITCHER</b> Mike Jackson, L (1, 1) ERA: 6.75 Bruce Dal Canton, R (2, 1) ERA: 3.38 Al Fitzmorris, R (4, 1) ERA: 3.78 Tom Burgmeier, L (8, 1) ERA: 3.74	IP: 1.0 WLS: L BF: 10 H: 3 R: 5 ER: 5 SO: 0	BB: 4 IBB: 0 HBP: 0 BLK: 0	WP: 0 HR: 1 S: 6 P: 22	ERA: 45.00 WHIP: 7.000	<b>PITCHER</b>											IP: 1.0 WLS: L BF: 10 H: 3 R: 5 ER: 5 SO: 0	BB: 4 IBB: 0 HBP: 0 BLK: 0	WP: 0 HR: 1 S: 6 P: 22	ERA: 45.00 WHIP: 7.000	



Batter	1	2	3	4	5	6	7	8	9	AB	R	H	RBI	BB	SO	LOB	TOP					
Freddie Patek, R (1,6) OBP: 0.294, SLG: 0.300 Gail Hopkins, L (8,PH) OBP: 0.288, SLG: 0.242 Ted Abernathy, R (8,1)	0-0 1B		0-3 K			0-0 3-1		0-0 G3-2		3	0	1	0	0	1	0	<b>Kansas City Royals @ Boston Red Sox</b> Fenway Park, Boston, MA Fri Sep 01 1972, 7:05 PM EDT Att: 18,990 - Unknown - 69 F  livebaseballscores.com  <b>AB 30</b> <b>R 0</b> <b>H 7</b> <b>RBI 0</b> <b>BB 3</b> <b>SO 4</b> <b>LOB 18</b> 					
Amos Otis, R (1,8) OBP: 0.361, SLG: 0.434	0-0 F8		0-0 F9			0-0 CS 1B		0-0 5-3		4	0	1	0	0	0	2						
Riche Scheinblum, S (1,9) OBP: 0.392, SLG: 0.444	0-0 F8			0-0 6-3		0-3 K			0-0 F6	4	0	0	0	0	1	2						
John Mayberry, L (1,3) OBP: 0.374, SLG: 0.459	0-0 6-3			0-0 1B					0-0 E8	4	0	2	0	0	0	1						
Lou Piniella, R (1,7) OBP: 0.356, SLG: 0.448		4-0 G5-3 BB BB		0-0 6-3					0-0 F7	3	0	0	0	1	0	2						
Ed Kirkpatrick, L (1,2) OBP: 0.370, SLG: 0.405		0-0 F7			0-0 G6-4-3 1B 1B				0-3 K	4	0	1	0	0	1	3						
Paul Schaal, R (1,5) OBP: 0.304, SLG: 0.298		4-0 1-2 BB			0-0 G6-4-3 1B				0-0 F3	2	0	1	0	1	0	1						
Bobby Knoop, R (1,4) OBP: 0.303, SLG: 0.281 Steve Hovley, L (8,PH) OBP: 0.349, SLG: 0.368 Jim Wohlford, R (8,4)		0-0 G5-3			0-0 G6-4-3			4-0 1B G3-2 BB		2	0	0	0	0	0	4						
Dick Drago, R (1,1) OBP: 0.154, SLG: 0.052 Tom Murphy, R (4,1)			0-0 6-3			0-3 K			0-0 G3-2 1B	1	0	0	0	0	0	0						
Joe Keough, L (8,PH) OBP: 0.328, SLG: 0.240 Bobby Floyd, R (8,6) OBP: 0.206, SLG: 0.198									1-3	1	0	0	0	0	0	1						
<b>Inning Stats</b>	R: 0 E: 0 K: 0 S: 4	H: 1 LOB: 1 BB: 0 P: 4	R: 0 E: 0 K: 0 S: 2	H: 0 LOB: 1 BB: 2 P: 10	R: 0 E: 0 K: 1 S: 5	H: 0 LOB: 0 BB: 0 P: 5	R: 0 E: 0 K: 0 S: 3	H: 1 LOB: 0 BB: 0 P: 3	R: 0 E: 0 K: 1 S: 6	H: 2 LOB: 1 BB: 0 P: 6	R: 0 E: 0 K: 0 S: 5	H: 1 LOB: 0 BB: 0 P: 5	R: 0 E: 0 K: 0 S: 4	H: 1 LOB: 1 BB: 0 P: 4	R: 0 E: 0 K: 0 S: 3	H: 1 LOB: 1 BB: 1 P: 7	R: 0 E: 1 K: 1 S: 6	H: 0 LOB: 1 BB: 0 P: 6	1B: 7 2B: 1 3B: 0 HR: 0	SF: 0 SAC: 0 DP: 3 HBP: 0	WP: 0 PB: 0 SB: 0 CS: 1	PA: 33
<b>PITCHER</b> Marty Pattin, R (1,1) ERA: 3.55	IP: 9.0 WLS: W BF: 33 H: 7 R: 0 ER: 0 SO: 4 BB: 3 IBB: 0 HBP: 0 BLK: 0 WP: 0 HR: 0 S: 38 P: 50 ERA: 0.00 WHIP: 1.111															<b>PITCHER</b>	IP: 9.0 WLS: W BF: 33 H: 7 R: 0 ER: 0 SO: 4 BB: 3 IBB: 0 HBP: 0 BLK: 0 WP: 0 HR: 0 S: 38 P: 50 ERA: 0.00 WHIP: 1.111					

Batter	1	2	3	4	5	6	7	8	9	AB	R	H	RBI	BB	SO	LOB	BOTTOM					
Tommy Harper, R (1,8) OBP: 0.346, SLG: 0.408 Rick Miller, L (8,8) OBP: 0.313, SLG: 0.369	0-0 F9		0-0 F9		0-0 S 1B		0-0 2B			4	0	2	0	0	0	0	<b>Kansas City Royals @ Boston Red Sox</b> Fenway Park, Boston, MA Fri Sep 01 1972, 7:05 PM EDT Att: 18,990 - Unknown - 69 F  livebaseballscores.com  <b>AB 31</b> <b>R 1</b> <b>H 9</b> <b>RBI 1</b> <b>BB 2</b> <b>SO 3</b> <b>LOB 14</b> 					
Luis Aparicio, R (1,6) OBP: 0.305, SLG: 0.354	0-0 L9		0-0 F8		0-0 F9		0-0 5-3			4	0	0	0	0	0	3						
Carl Yastrzemski, L (1,3) OBP: 0.353, SLG: 0.537	4-0 BB			0-0 S 4-3 1B		0-0 1B 2B		0-0 L8		3	1	2	0	1	0	0						
Reggie Smith, S (1,9) OBP: 0.355, SLG: 0.465	0-0 L3			0-0 4-3		0-0 F4		0-0 S 1B		4	0	1	0	0	0	3						
Rico Petrocelli, R (1,5) OBP: 0.349, SLG: 0.393		4-0 FC6-4 BB		0-0 1B 2H		0-0 F2		0-0 P8		3	0	1	1	1	0	2						
Carlton Fisk, R (1,2) OBP: 0.369, SLG: 0.567		0-0 F9		0-0 G5-4-3 1B		0-0 1B		0-0 F3		4	0	2	0	0	0	2						
Andy Kosco, R (1,7) OBP: 0.266, SLG: 0.445		0-0 FC6-4		0-0 G5-4-3		0-3 K				3	0	0	0	0	1	3						
Doug Griffin, R (1,4) OBP: 0.340, SLG: 0.316		0-3 K			0-0 4-3		0-0 6-3			3	0	0	0	0	1	1						
Marty Pattin, R (1,1) OBP: 0.162, SLG: 0.239			0-0 6-3		0-3 K		0-0 2B 1B			3	0	1	0	0	1	0						
<b>Inning Stats</b>	R: 0 E: 0 K: 0 S: 3	H: 0 LOB: 1 BB: 1 P: 7	R: 0 E: 0 K: 1 S: 5	H: 0 LOB: 1 BB: 1 P: 9	R: 0 E: 0 K: 0 S: 3	H: 0 LOB: 0 BB: 0 P: 3	R: 1 E: 0 K: 0 S: 5	H: 3 LOB: 1 BB: 0 P: 5	R: 0 E: 0 K: 1 S: 6	H: 1 LOB: 1 BB: 0 P: 6	R: 0 E: 0 K: 0 S: 4	H: 2 LOB: 2 BB: 0 P: 4	R: 0 E: 0 K: 1 S: 7	H: 2 LOB: 2 BB: 0 P: 7	R: 0 E: 0 K: 0 S: 4	H: 1 LOB: 1 BB: 0 P: 4		R: 0 E: 1 K: 1 S: 6	H: 1 LOB: 1 BB: 0 P: 6	1B: 7 2B: 2 3B: 0 HR: 0	SF: 0 SAC: 0 DP: 1 HBP: 0	WP: 0 PB: 0 SB: 3 CS: 0
<b>PITCHER</b> Dick Drago, R (1,1) ERA: 3.0 Tom Murphy, R (4,1) ERA: 4.53 Ted Abernathy, R (8,1) ERA: 1.61	IP: 3.0 WLS: L BF: 12 H: 7 R: 0 ER: 0 SO: 2 BB: 0 IBB: 0 HBP: 0 BLK: 0 WP: 0 HR: 0 S: 21 P: 21 ERA: 0.00 WHIP: 1.750															<b>PITCHER</b>	IP: 3.0 WLS: L BF: 12 H: 7 R: 0 ER: 0 SO: 2 BB: 0 IBB: 0 HBP: 0 BLK: 0 WP: 0 HR: 0 S: 21 P: 21 ERA: 0.00 WHIP: 1.750					



Batter	1	2	3	4	5	6	7	8	9	AB	R	H	RBI	BB	SO	LOB	TOP			
Paul Schaaf, R OBP: 0.302, SLG: 0.294 (1, 5)	0-0 6-3		0-0 6-3		4-0 WP 1B BB		0-0 1-4-3	0-0 G6-3		4	0	0	0	1	0	2				
Amos Otis, R OBP: 0.364, SLG: 0.435 (1, 8)	0-0 6-3		0-0 1B		0-0 WP 1B		4-0 S 1B BB		0-0 6-3	4	1	2	0	1	0	0				
Richie Scheinblum, S OBP: 0.390, SLG: 0.441 (1, 9)	0-0 3-1		0-0 G3		0-0 L3		0-0 6-3 BB 1B		0-0 F9	5	0	1	1	0	0	3				
John Mayberry, L OBP: 0.376, SLG: 0.459 (1, 3)		0-0 FC3-6 1B		0-0 F6		0-0 FC6-4 1B		4-0 6-3 BB	0-0 3-1	4	0	2	0	1	0	0				
Lou Piniella, R OBP: 0.357, SLG: 0.455 (1, 7)		0-0 FC3-6 1B		0-0 HR		0-0 F4		0-0 6-3		4	1	2	1	0	0	3				
Ed Kirkpatrick, L OBP: 0.366, SLG: 0.400 (1, 2)		0-0 FC3-6 FC5-4		0-3 K		0-0 FC6-4 2B 1B		0-3 K		4	1	0	0	0	2	5				
Bobby Knoop, R OBP: 0.301, SLG: 0.290 (1, 4)		0-0 FC5-4		0-3 K		0-0 1B 1-3 2B		0-0 1-3		4	0	1	0	0	1	2				
Bobby Floyd, R OBP: 0.203, SLG: 0.195 (6, PH)		0-0 1-3				0-0 F8		4-0 1B BB		2	0	0	0	0	0	2				
Steve Hovley, L OBP: 0.353, SLG: 0.372 (6, PH)						0-0 L7		0-0 4-3		1	0	1	1	0	0	0				
Freddie Patek, R OBP: 0.295, SLG: 0.300 (6, 6)						0-0 L7		0-0 4-3		0	0	0	0	1	0	0				
Mike Hedlund, R OBP: 0.188, SLG: 0.188 (2, 1)			0-3 K							0	0	0	0	0	0	0				
Al Fitzmorris, S OBP: 0.296, SLG: 0.174 (5, PH)										1	0	0	0	0	1	0				
Joe Kocinski, L OBP: 0.322, SLG: 0.235 (5, 1)										1	0	0	0	0	0	0				
Norm Angeli, L OBP: 0.294, SLG: 0.239 (6, PH)										1	0	0	0	0	0	2				
Gail Hopkins, L OBP: 0.294, SLG: 0.239 (6, 1)										0	0	0	0	0	0	0				
Ted Abernathy, R OBP: 0.359, SLG: 0.359 (8, 1)										1	0	1	0	0	0	0				
Carl Taylor, R OBP: 0.122, SLG: 0.129 (8, 1)										0	0	0	0	0	0	0				
Bruce Dal Canton, R OBP: 0.122, SLG: 0.129 (8, 1)										0	0	0	0	0	0	0				
<b>Inning Stats</b>	R: 0 E: 0 K: 0 S: 3	H: 0 LOB: 0 BB: 0 P: 3	R: 0 E: 0 K: 0 S: 5	H: 2 LOB: 2 BB: 0 P: 5	R: 0 E: 0 K: 1 S: 6	H: 1 LOB: 1 BB: 0 P: 6	R: 1 E: 0 K: 2 S: 8	H: 1 LOB: 2 BB: 0 P: 8	R: 0 E: 0 K: 0 S: 4	H: 3 LOB: 2 BB: 0 P: 6	R: 1 E: 0 K: 1 S: 6	H: 1 LOB: 2 BB: 2 P: 14	R: 0 E: 0 K: 0 S: 3	H: 1 LOB: 1 BB: 1 P: 7	R: 0 E: 0 K: 0 S: 3	H: 0 LOB: 0 BB: 0 P: 3	1B: 8 2B: 1 3B: 0 HR: 1	SF: 0 SAC: 0 DP: 1 HBP: 0	WP: 1 PB: 0 SB: 1 CS: 0	PA: 40
<b>PITCHER</b>	IP WLS BF H R ER SO BB IBB HBP BLK WP HR S P ERA WHIP																			
Sonny Siebert, R ERA: 3.5 (1, 1)	6.1 W 30 9 3 3 3 2 0 0 0 0 1 1 34 42 4.26 1.737																			
Bill Lee, L ERA: 3.84 (7, 1)	1.0 6 1 0 0 1 2 0 0 0 0 0 0 6 14 0.00 3.000																			
Bobby Bolin, R ERA: 3.68 (8, 1)	1.2 S 4 0 0 0 0 0 0 0 0 0 0 0 4 4 0.00 0.000																			

Kansas City Royals @ Boston Red Sox  
Fenway Park, Boston, MA  
Sat Sep 02 1972, 3:33 AM EDT  
Att: 11,495 - Unknown - 72 F

AB 36  
R 3  
H 10  
RBI 3  
BB 4  
SO 4  
LOB 19



Batter	1	2	3	4	5	6	7	8	9	AB	R	H	RBI	BB	SO	LOB	BOTTOM			
Tommy Harper, R OBP: 0.348, SLG: 0.411 (1, 8)	0-0 SH1-3 SF7 2B		0-3 K		0-0 FC1-6 1B		0-3 K		0-0 P9	4	1	2	0	0	2	2				
Luis Aparicio, R OBP: 0.306, SLG: 0.354 (1, 6)	0-0 SH1-3 2-3	0-0 1-2 3-H 1B		0-0 FC1-6 1-2 1B		0-0 P9		0-0 4-3		3	0	1	1	0	0	1				
Carl Yastrzemski, L OBP: 0.349, SLG: 0.334 (1, 3)	0-0 SF7 3-H	0-0 P7		0-0 L8		0-0 4-3		0-0 4-3		3	0	0	1	0	0	3				
Reggie Smith, S OBP: 0.354, SLG: 0.470 (1, 9)	0-0 HR	0-0 F8		0-3 K		0-0 F9		0-0 F9		4	1	1	1	0	1	2				
Rico Petrocelli, R OBP: 0.346, SLG: 0.390 (1, 5)	0-3 K		0-3 K		0-0 P7		0-3 K		0-0 4-3	4	0	0	0	0	3	0				
Carlton Fisk, R OBP: 0.371, SLG: 0.569 (1, 2)		0-0 2B 1B		0-0 2B		0-0 6-3		0-0 4-3		4	1	2	0	0	0	0				
Andy Kosco, R OBP: 0.287, SLG: 0.449 (1, 7)		0-0 1B 1-3 2B		0-3 K		0-3 K				3	1	1	0	0	2	1				
Doug Griffin, R OBP: 0.340, SLG: 0.316 (1, 4)		0-0 1B 2-3 3-H 1B		0-3 K		0-0 F8				3	1	1	1	0	1	1				
Sonny Siebert, R OBP: 0.284, SLG: 0.269 (1, 1)		0-0 1B		0-0 5-3		0-3 K				3	0	1	1	0	1	0				
Bill Lee, L (7, 1)		0-0 1B								0	0	0	0	0	0	0				
Bobby Bolin, R (8, 1)		0-0 1-3 1B								0	0	0	0	0	0	0				
<b>Inning Stats</b>	R: 2 E: 0 K: 1 S: 7	H: 2 LOB: 0 BB: 0 P: 7	R: 3 E: 0 K: 1 S: 10	H: 5 LOB: 0 BB: 0 P: 10	R: 0 E: 0 K: 3 S: 10	H: 1 LOB: 1 BB: 0 P: 10	R: 0 E: 0 K: 0 S: 4	H: 1 LOB: 1 BB: 0 P: 4	R: 0 E: 0 K: 2 S: 7	H: 0 LOB: 0 BB: 0 P: 7	R: 0 E: 0 K: 1 S: 5	H: 0 LOB: 0 BB: 0 P: 5	R: 0 E: 0 K: 1 S: 5	H: 0 LOB: 0 BB: 0 P: 5	R: 0 E: 0 K: 1 S: 5	H: 0 LOB: 0 BB: 0 P: 5	1B: 5 2B: 3 3B: 0 HR: 1	SF: 1 SAC: 1 DP: 0 HBP: 0	WP: 0 PB: 0 SB: 0 CS: 0	PA: 33
<b>PITCHER</b>	IP WLS BF H R ER SO BB IBB HBP BLK WP HR S P ERA WHIP																			
Mike Hedlund, R ERA: 4.51 (1, 1)	1.1 L 11 2 0 0 2 0 0 0 0 0 0 0 15 15 33.75 5.250																			
Al Fitzmorris, R ERA: 3.67 (2, 1)	2.2 10 2 0 0 3 0 0 0 0 0 0 0 16 16 0.00 0.750																			
Norm Angeli, L ERA: 1.58 (5, 1)	1.0 3 0 0 0 1 0 0 0 0 0 0 0 5 5 0.00 0.000																			
Ted Abernathy, R ERA: 1.55 (6, 1)	2.0 6 0 0 0 3 0 0 0 0 0 0 0 12 12 0.00 0.000																			
Bruce Dal Canton, R ERA: 3.36 (8, 1)	1.0 3 0 0 0 1 0 0 0 0 0 0 0 5 5 0.00 0.000																			

Kansas City Royals @ Boston Red Sox  
Fenway Park, Boston, MA  
Sat Sep 02 1972, 3:33 AM EDT  
Att: 11,495 - Unknown - 72 F


AB 31  
R 5  
H 9  
RBI 5  
BB 0  
SO 10  
LOB 10





Batter	1	2	3	4	5	6	7	8	9	AB	R	H	RBI	BB	SO	LOB	TOP											
Jim Wohlford, R OBP: 0.400, SLG: 0.250 (1, 4)										4	1	1	0	1	0	0	<b>Kansas City Royals @ Texas Rangers</b> Arlington Stadium, Arlington, TX Mon Sep 04 1972, 8:05 PM EDT Att: 3,710 - Cloudy											
Amos Otis, R OBP: 0.364, SLG: 0.433 (1, 8)									4	1	1	0	1	0	2													
Richie Scheinblum, S OBP: 0.397, SLG: 0.437 (1, 9)									4	1	0	0	1	0	3													
John Mayberry, L OBP: 0.379, SLG: 0.463 (1, 3)									5	1	3	2	0	1	3													
Lou Piniella, R OBP: 0.357, SLG: 0.454 (1, 7)									4	0	1	2	1	0	5													
Ed Kirkpatrick, L OBP: 0.365, SLG: 0.398 (1, 2)									4	0	1	0	0	0	3													
Paul Schaal, R OBP: 0.299, SLG: 0.291 (1, 5)									4	0	0	0	0	0	2													
Freddie Patek, R OBP: 0.295, SLG: 0.297 (1, 6)									3	0	0	0	1	0	1													
Roger Nelson, R OBP: 0.122, SLG: 0.100 Ted Abernathy, R (7, 1)									3	0	0	0	0	1	1													
<b>Inning Stats</b>	R: 1 E: 0 K: 0 S: 5	H: 2 LOB: 2 BB: 1 P: 9	R: 0 E: 0 K: 1 S: 5	H: 0 LOB: 0 BB: 0 P: 5	R: 0 E: 0 K: 0 S: 4	H: 1 LOB: 2 BB: 1 P: 8	R: 0 E: 0 K: 0 S: 3	H: 0 LOB: 1 BB: 1 P: 7	R: 3 E: 0 K: 0 S: 6	H: 3 LOB: 1 BB: 1 P: 10	R: 0 E: 0 K: 1 S: 6	H: 0 LOB: 0 BB: 0 P: 3	R: 0 E: 1 K: 1 S: 6	H: 0 LOB: 1 BB: 0 P: 6	R: 0 E: 0 K: 1 S: 6	H: 1 LOB: 2 BB: 1 P: 8	R: 0 E: 1 K: 0 S: 4	H: 0 LOB: 2 BB: 1 P: 8	1B: 6 2B: 1 3B: 0 HR: 0	SF: 0 SAC: 0 DP: 0 HBP: 0	WP: 1 PB: 1 SB: 1 CS: 0	PA: 41						
<b>PITCHER</b>	IP	WLS	BF	H	R	ER	SO	BB	IBB	HBP	BLK	WP	HR	S	P	ERA	WHIP											
Don Stanhouse, R ERA: 3.39 Paul Lindblad, L ERA: 2.52 Jim Panther, R ERA: 4.43 Jim Roland, L ERA: 4.85 Horacio Pina, R ERA: 2.94	(1, 1)	4.1	L	23	6	4	3	1	4	0	0	0	1	0	21	37	6.23	2.308										
<b>Inning Stats</b>	R: 0 E: 0 K: 0 S: 4	H: 1 LOB: 1 BB: 0 P: 4	R: 0 E: 0 K: 0 S: 3	H: 0 LOB: 1 BB: 1 P: 7	R: 0 E: 0 K: 0 S: 3	H: 0 LOB: 0 BB: 0 P: 3	R: 0 E: 0 K: 0 S: 4	H: 1 LOB: 1 BB: 0 P: 4	R: 0 E: 0 K: 1 S: 7	H: 2 LOB: 2 BB: 0 P: 7	R: 2 E: 0 K: 0 S: 5	H: 3 LOB: 0 BB: 0 P: 5	R: 0 E: 0 K: 1 S: 5	H: 1 LOB: 0 BB: 0 P: 5	R: 0 E: 0 K: 1 S: 4	H: 1 LOB: 0 BB: 0 P: 4	R: 1 E: 0 K: 0 S: 4	H: 1 LOB: 0 BB: 0 P: 4	1B: 7 2B: 1 3B: 0 HR: 2	SF: 0 SAC: 0 DP: 2 HBP: 0	WP: 0 PB: 0 SB: 0 CS: 0	PA: 35						
<b>PITCHER</b>	IP	WLS	BF	H	R	ER	SO	BB	IBB	HBP	BLK	WP	HR	S	P	ERA	WHIP											
Roger Nelson, R ERA: 1.96 Ted Abernathy, R ERA: 1.64	(1, 1)	6.1	W	27	7	2	2	1	1	0	0	0	0	1	28	32	2.84	1.263										
<b>PITCHER</b>	IP	WLS	BF	H	R	ER	SO	BB	IBB	HBP	BLK	WP	HR	S	P	ERA	WHIP											
Don Stanhouse, R OBP: 0.240, SLG: 0.217 Paul Lindblad, L OBP: 0.214, SLG: 0.214 Dalton Jones, S OBP: 0.225, SLG: 0.275 Jim Panther, R OBP: 0.357, SLG: 0.437 Jim Roland, L OBP: 0.122, SLG: 0.100 Horacio Pina, R OBP: 0.333, SLG: 0.200	(1, 1)	(5, 1)	(7, 9)	(8, 1)	(9, 1)	(9, 1)	(9, 1)	(1, 1)	(5, 1)	(1, 2)	(1, 4)	(1, 1)	(5, 1)	(7, 1)	(1, 1)	(1, 1)	(1, 1)	(1, 1)										
<b>Inning Stats</b>	R: 0 E: 0 K: 0 S: 4	H: 1 LOB: 1 BB: 0 P: 4	R: 0 E: 0 K: 0 S: 3	H: 0 LOB: 1 BB: 1 P: 7	R: 0 E: 0 K: 0 S: 3	H: 0 LOB: 0 BB: 0 P: 3	R: 0 E: 0 K: 0 S: 4	H: 1 LOB: 1 BB: 0 P: 4	R: 0 E: 0 K: 1 S: 7	H: 2 LOB: 2 BB: 0 P: 7	R: 2 E: 0 K: 0 S: 5	H: 3 LOB: 0 BB: 0 P: 5	R: 0 E: 0 K: 1 S: 5	H: 1 LOB: 0 BB: 0 P: 5	R: 0 E: 0 K: 1 S: 4	H: 1 LOB: 0 BB: 0 P: 4	R: 1 E: 0 K: 0 S: 4	H: 1 LOB: 0 BB: 0 P: 4	1B: 7 2B: 1 3B: 0 HR: 2	SF: 0 SAC: 0 DP: 2 HBP: 0	WP: 0 PB: 0 SB: 0 CS: 0	PA: 35						
<b>PITCHER</b>	IP	WLS	BF	H	R	ER	SO	BB	IBB	HBP	BLK	WP	HR	S	P	ERA	WHIP											
Roger Nelson, R ERA: 1.96 Ted Abernathy, R ERA: 1.64	(1, 1)	6.1	W	27	7	2	2	1	1	0	0	0	0	1	28	32	2.84	1.263										
<b>PITCHER</b>	IP	WLS	BF	H	R	ER	SO	BB	IBB	HBP	BLK	WP	HR	S	P	ERA	WHIP											
Don Stanhouse, R OBP: 0.240, SLG: 0.217 Paul Lindblad, L OBP: 0.214, SLG: 0.214 Dalton Jones, S OBP: 0.225, SLG: 0.275 Jim Panther, R OBP: 0.357, SLG: 0.437 Jim Roland, L OBP: 0.122, SLG: 0.100 Horacio Pina, R OBP: 0.333, SLG: 0.200	(1, 1)	(5, 1)	(7, 9)	(8, 1)	(9, 1)	(9, 1)	(9, 1)	(1, 1)	(5, 1)	(1, 2)	(1, 4)	(1, 1)	(5, 1)	(7, 1)	(1, 1)	(1, 1)	(1, 1)	(1, 1)										

AB	R	H	RBI	BB	SO	LOB	TOP
36	4	7	4	5	3	21	
34	3	9	3	1	2	12	





Batter	1	2	3	4	5	6	7	8	9	AB	R	H	RBI	BB	SO	LOB	TOP					
<b>Jim Wohlford, R</b> <small>(1, 4)</small> <small>OBP: 0.636, SLG: 0.625</small>										4	0	3	0	1	0	0						
<b>Amos Otis, R</b> <small>(1, 8)</small> <small>OBP: 0.384, SLG: 0.433</small>										5	1	2	1	0	0	6						
<b>Steve Hovley, L</b> <small>(7, 8)</small> <small>OBP: 0.351, SLG: 0.370</small>										1	0	0	0	0	0	2						
<b>Riche Scheinblum, S</b> <small>(1, 9)</small> <small>OBP: 0.390, SLG: 0.437</small>										4	1	2	0	0	0	2						
<b>Carl Taylor, R</b> <small>(8, 9)</small> <small>OBP: 0.361, SLG: 0.359</small>										0	0	0	0	0	0	0						
<b>John Mayberry, L</b> <small>(1, 3)</small> <small>OBP: 0.381, SLG: 0.464</small>										4	2	2	0	1	0	1						
<b>Lou Piniella, R</b> <small>(1, 7)</small> <small>OBP: 0.358, SLG: 0.456</small>										4	0	2	2	0	0	1						
<b>Joe Keough, L</b> <small>(7, 7)</small> <small>OBP: 0.333, SLG: 0.235</small>										0	0	0	0	1	0	0						
<b>Ed Kirkpatrick, L</b> <small>(1, 2)</small> <small>OBP: 0.360, SLG: 0.393</small>										4	1	0	1	0	1	4						
<b>Paul Schaal, R</b> <small>(1, 5)</small> <small>OBP: 0.303, SLG: 0.304</small>										5	1	3	2	0	0	1						
<b>Freddie Patek, R</b> <small>(1, 6)</small> <small>OBP: 0.292, SLG: 0.294</small>										5	0	0	1	0	0	2						
<b>Paul Splittorf, L</b> <small>(1, 1)</small> <small>OBP: 0.277, SLG: 0.274</small>										3	1	1	0	2	1	1						
<b>Inning Stats</b>	R: 3 E: 0 K: 0 S: 6	H: 3 LOB: 1 BB: 1 P: 10	R: 0 E: 0 K: 1 S: 6	H: 1 LOB: 1 BB: 0 P: 6	R: 0 E: 0 K: 0 S: 3	H: 0 LOB: 0 BB: 0 P: 3	R: 1 E: 0 K: 0 S: 5	H: 2 LOB: 2 BB: 1 P: 9	R: 0 E: 0 K: 0 S: 4	H: 2 LOB: 1 BB: 0 P: 4	R: 1 E: 0 K: 0 S: 5	H: 2 LOB: 2 BB: 1 P: 9	R: 2 E: 0 K: 0 S: 7	H: 4 LOB: 3 BB: 1 P: 11	R: 0 E: 0 K: 1 S: 4	H: 0 LOB: 1 BB: 1 P: 9	R: 0 E: 1 K: 0 S: 4	H: 1 LOB: 2 BB: 0 P: 5	1B: 12 2B: 2 3B: 0 HR: 1	SF: 1 SAC: 0 DP: 1 HBP: 2	WP: 0 PB: 0 SB: 0 CS: 0	PA: 47
<b>PITCHER</b>	IP WLS BF H R ER SO BB IBB HBP BLK WP HR S P ERA WHIP																					
<b>Rich Hand, R</b> <small>(1, 1)</small> <small>ERA: 3.14</small>	5.0 L 24 8 4 4 1 1 1 0 0 0 0 1 24 32 7.20 1.800																					
<b>Pete Broberg, R</b> <small>(6, 1)</small> <small>ERA: 4.51</small>	1.2 12 6 3 3 0 1 0 0 0 0 0 11 15 16.20 4.200																					
<b>Jim Panther, R</b> <small>(7, 1)</small> <small>ERA: 4.41</small>	0.1 2 0 0 0 0 1 0 0 0 0 0 0 1 5 0.00 3.000																					
<b>Horacio Pina, R</b> <small>(8, 1)</small> <small>ERA: 2.86</small>	2.0 9 1 0 0 1 1 0 2 0 0 0 0 8 14 0.00 1.000																					
Batter	1	2	3	4	5	6	7	8	9	AB	R	H	RBI	BB	SO	LOB	BOTTOM					
<b>Davey Nelson, R</b> <small>(1, 5)</small> <small>OBP: 0.323, SLG: 0.287</small>										4	1	2	0	0	1	1						
<b>Tom Ragland, R</b> <small>(1, 4)</small> <small>OBP: 0.292, SLG: 0.273</small>										3	0	2	0	1	1	1						
<b>Ted Ford, R</b> <small>(1, 9)</small> <small>OBP: 0.304, SLG: 0.387</small>										3	0	0	1	0	2	2						
<b>Dick Billings, R</b> <small>(1, 2)</small> <small>OBP: 0.304, SLG: 0.340</small>										4	0	0	0	0	3	3						
<b>Tom Grieve, R</b> <small>(1, 7)</small> <small>OBP: 0.279, SLG: 0.342</small>										4	0	1	0	0	0	3						
<b>Joe Lovitto, S</b> <small>(1, 8)</small> <small>OBP: 0.304, SLG: 0.268</small>										4	1	2	0	0	1	1						
<b>Larry Blittner, L</b> <small>(1, 3)</small> <small>OBP: 0.340, SLG: 0.374</small>										4	0	2	0	0	0	2						
<b>Marty Martinez, S</b> <small>(1, 6)</small> <small>OBP: 0.233, SLG: 0.221</small>										3	0	0	1	0	0	2						
<b>Rich Hand, R</b> <small>(1, 1)</small> <small>OBP: 0.219, SLG: 0.227</small>										1	0	0	0	0	1	0						
<b>Dalton Jones, L</b> <small>(5, PH)</small> <small>OBP: 0.221, SLG: 0.273</small>										1	0	0	0	0	0	1						
<b>Pete Broberg, R</b> <small>(6, 1)</small> <small>OBP: 0.292, SLG: 0.273</small>										0	0	0	0	0	0	0						
<b>Jim Panther, R</b> <small>(7, 1)</small> <small>OBP: 0.306, SLG: 0.120</small>										0	0	0	0	0	0	0						
<b>Vic Harris, S</b> <small>(7, PH)</small> <small>OBP: 0.292, SLG: 0.120</small>										0	0	0	0	0	0	0						
<b>Horacio Pina, R</b> <small>(8, 1)</small> <small>OBP: 0.303, SLG: 0.260</small>										1	0	0	0	0	1	1						
<b>Don Stanhouse, R</b> <small>(8, PH)</small> <small>OBP: 0.231, SLG: 0.260</small>										0	0	0	0	0	0	0						
<b>Inning Stats</b>	R: 0 E: 0 K: 1 S: 5	H: 1 LOB: 0 BB: 0 P: 5	R: 0 E: 0 K: 2 S: 8	H: 1 LOB: 1 BB: 0 P: 8	R: 0 E: 0 K: 2 S: 7	H: 0 LOB: 0 BB: 0 P: 7	R: 0 E: 0 K: 1 S: 6	H: 1 LOB: 1 BB: 0 P: 6	R: 1 E: 0 K: 0 S: 5	H: 2 LOB: 1 BB: 0 P: 5	R: 0 E: 0 K: 2 S: 7	H: 0 LOB: 1 BB: 1 P: 11	R: 0 E: 0 K: 1 S: 6	H: 1 LOB: 1 BB: 0 P: 6	R: 1 E: 0 K: 1 S: 7	H: 2 LOB: 1 BB: 0 P: 7	R: 0 E: 1 K: 0 S: 4	H: 1 LOB: 1 BB: 0 P: 4	1B: 7 2B: 2 3B: 0 HR: 0	SF: 2 SAC: 0 DP: 0 HBP: 0	WP: 1 PB: 0 SB: 0 CS: 1	PA: 36
<b>PITCHER</b>	IP WLS BF H R ER SO BB IBB HBP BLK WP HR S P ERA WHIP																					
<b>Paul Splittorf, L</b> <small>(1, 1)</small> <small>ERA: 3.35</small>	9.0 W 36 9 2 2 10 1 0 0 0 1 0 55 59 2.00 1.111																					

Kansas City Royals @ Texas Rangers  
Arlington Stadium, Arlington, TX  
Tue Sep 05 1972, 8:05 PM EDT  
Att: 3,011 - Unknown

AB 39  
R 7  
H 15  
RBI 7  
BB 5  
SO 2  
LOB 20

Kansas City Royals @ Texas Rangers  
Arlington Stadium, Arlington, TX  
Tue Sep 05 1972, 8:05 PM EDT  
Att: 3,011 - Unknown

AB 33  
R 2  
H 9  
RBI 2  
BB 1  
SO 10  
LOB 18



Batter	1	2	3	4	5	6	7	8	9	AB	R	H	RBI	BB	SO	LOB	TOP
Sandy Alomar Sr. S OBP: 0.307, SLG: 0.308 (1, 4)	4-0 E SH1-3 6-3 BB		0-0 F9		0-0 G3	0-0 FC5			0-0 F8	4	1	0	0	1	0	3	<b>California Angels @ Kansas City Royals</b> Municipal Stadium, Kansas City, MO Wed Sep 06 1972, 8:05 PM EDT Alt: 5,833 - Unknown - 81 F
Ken Berry R OBP: 0.354, SLG: 0.387 (1, 8)	0-0 SH1-3		0-0 F9		0-0 P6			0-0 F7	4	0	2	0	0	0	0		
Doug Howard, R OBP: 0.200, SLG: 0.200 Mickey Rivers, L OBP: 0.254, SLG: 0.246 (1, 7) (9, 7)	0-0 6-3		0-0 F9		0-0 1B			0-0 F8	5	0	1	1	0	0	2		
Bob Oliver, R OBP: 0.311, SLG: 0.432 (1, 3)	0-0 1B		0-0 1-3		0-3 K			0-0 F8	4	0	1	0	0	1	2		
Ken McMullen, R OBP: 0.338, SLG: 0.378 (1, 5)	0-3 K			4-0 BB 1B BB		0-0 1-3		0-0 6-3	3	1	0	0	1	1	1		
Leroy Stanton, R OBP: 0.293, SLG: 0.404 (1, 9)		0-0 4-3 2B		4-0 1B 1-2 9-3-6-3 BB		4-0 1B BB		1-0 1B HBP	1	1	1	0	2	0	0		
Leo Cardenas, R OBP: 0.280, SLG: 0.295 (1, 6)		0-0 4-3		0-0 1-3 2-H 1B		0-0 FC5 1-3 1B		0-0 F9	4	0	2	1	0	0	2		
Jeff Torborg, R OBP: 0.275, SLG: 0.224 (1, 2)		0-0 P2		0-0 9-3-6-3		4-0 1B IBB		0-0 1-2 1B	3	0	1	0	1	0	2		
Rudy May L OBP: 0.170, SLG: 0.140 (1, 1)		0-3 K		0-3 K		0-3 K		0-0 G3	4	0	0	0	0	3	6		
<b>Inning Stats</b>	R: 1 E: 1 K: 1 S: 6	H: 1 LOB: 1 BB: 1 P: 10	R: 0 E: 0 K: 1 S: 6	H: 1 LOB: 1 BB: 0 P: 6	R: 0 E: 0 K: 0 S: 4	H: 1 LOB: 0 BB: 2 P: 13	R: 0 E: 0 K: 1 S: 6	H: 1 LOB: 1 BB: 2 P: 6	R: 0 E: 0 K: 0 S: 3	H: 0 LOB: 0 BB: 0 P: 3	R: 0 E: 0 K: 0 S: 4	H: 1 LOB: 2 BB: 0 P: 5	R: 0 E: 0 K: 0 S: 3	H: 1 LOB: 0 BB: 3 P: 3	1B: 7 2B: 2 3B: 0 HR: 0	SF: 0 SAC: 1 DP: 2 HBP: 1	
<b>PITCHER</b>	IP WLS BF H R ER SO BB IBB HBP BLK WP HR S P ERA WHIP																
Mike Jackson, L ERA: 5.68 Bruce Dal Canton, R ERA: 3.3 (1, 1) (8, 1)	7.0 L 31 6 3 3 5 4 1 0 0 0 0 0 36 56 3.86 1.429																
	2.0 8 2 0 0 0 0 0 0 1 0 0 0 7 8 0.00 1.000																

AB	32
R	3
H	8
RBI	2
BB	5
SO	5
LOB	18



Batter	1	2	3	4	5	6	7	8	9	AB	R	H	RBI	BB	SO	LOB	BOTTOM		
Jim Wohlford R OBP: 0.533, SLG: 0.500 (1, 4)	0-0 WP 1B 1B		0-0 P6		0-0 5-3			0-0 F9	4	1	1	0	0	0	0		<b>California Angels @ Kansas City Royals</b> Municipal Stadium, Kansas City, MO Wed Sep 06 1972, 8:05 PM EDT Alt: 5,833 - Unknown - 81 F		
Amos Otis, R OBP: 0.363, SLG: 0.431 (1, 8)	0-0 WP 1B 1B		0-0 6-3		0-0 F8			0-0 F9	4	0	1	0	0	0	0				
Richie Scheinblum, S OBP: 0.389, SLG: 0.435 (1, 9)	0-3 K		0-0 1B		0-0 6-3			0-0 6-3	4	0	1	0	0	1	2				
Lou Piniella, R OBP: 0.358, SLG: 0.454 (1, 7)	0-0 2-H 3-H 1B		0-3 K		0-3 K			0-0 F8	4	0	1	1	0	2	1				
John Mayberry, L OBP: 0.378, SLG: 0.459 (1, 3)	0-3 K		0-0 F9		0-0 F7			0-3 K	4	0	0	0	0	2	1				
Carl Taylor, R OBP: 0.355, SLG: 0.353 (1, 2)		0-3 K		0-0 P6		0-0 1B		0-0 F3	4	0	1	0	0	1	0				
Paul Schaal, R OBP: 0.306, SLG: 0.309 (1, 5)		4-0 FC1-4 BB		0-0 2B		0-0 F9		0-0 F9	2	0	1	0	1	0	1				
Freddie Patek, R OBP: 0.290, SLG: 0.292 (1, 6)		0-0 FC1-4		0-0 F9		0-0 L8		0-0 P4	3	0	0	0	0	0	3				
Mike Jackson, L Cookie Rojas, R OBP: 0.333, SLG: 0.354 Bruce Dal Canton, R OBP: 0.122, SLG: 0.125 (1, 1) (7, Ph) (8, 1)	0-3 K		0-0 F3		0-0 P4			0-0 P4	2	0	0	0	0	1	1				
	0-0 K		0-0 F3		0-0 P4			0-0 P4	1	0	0	0	0	0	1				
	0-0 K		0-0 F3		0-0 P4			0-0 P4	0	0	0	0	0	0	0				
<b>Inning Stats</b>	R: 1 E: 0 K: 2 S: 9	H: 3 LOB: 1 BB: 0 P: 9	R: 0 E: 0 K: 2 S: 7	H: 0 LOB: 1 BB: 1 P: 11	R: 0 E: 0 K: 1 S: 6	H: 1 LOB: 1 BB: 0 P: 6	R: 0 E: 0 K: 0 S: 4	H: 1 LOB: 0 BB: 0 P: 4	R: 0 E: 0 K: 0 S: 3	H: 0 LOB: 0 BB: 0 P: 3	R: 0 E: 0 K: 0 S: 4	H: 0 LOB: 0 BB: 0 P: 4	R: 0 E: 0 K: 0 S: 3	H: 0 LOB: 0 BB: 0 P: 3	R: 0 E: 0 K: 1 S: 5	H: 0 LOB: 0 BB: 0 P: 5	1B: 5 2B: 1 3B: 0 HR: 0	SF: 0 SAC: 0 DP: 0 HBP: 0	WP: 1 PA: 33 PB: 0 SB: 1 CS: 0
<b>PITCHER</b>	IP WLS BF H R ER SO BB IBB HBP BLK WP HR S P ERA WHIP																		
Rudy May, L ERA: 3.08 (1, 1)	9.0 W 33 6 1 1 7 1 0 0 0 1 0 46 50 1.00 0.778																		





Batter	1	2	3	4	5	6	7	8	9	AB	R	H	RBI	BB	SO	LOB	TOP	
Sandy Alomar Sr. S OBP: 0.308, SLG: 0.308 (1, 4)	F9		4-3		BB			1B		3	0	1	0	1	0	0	<b>California Angels @ Kansas City Royals</b> Municipal Stadium, Kansas City, MO Thu Sep 07 1972, 8:05 PM EDT Att: 5,561 - Cloudy - 75 F <a href="http://livebaseballscorecards.com">livebaseballscorecards.com</a>	
Ken Berry R OBP: 0.353, SLG: 0.391 (1, 8)	K						F7	K		4	0	1	0	0	2	2		
Vada Pinson, L OBP: 0.337, SLG: 0.400 (1, 7)							G3			3	0	1	0	1	1	2		
Bob Oliver, R OBP: 0.308, SLG: 0.428 (1, 3)	K							L1-3		4	0	0	0	0	1	4		
Ken McMullen, R OBP: 0.339, SLG: 0.377 (1, 5)							F7			3	0	1	0	1	0	0		
Leroy Stanton, R OBP: 0.290, SLG: 0.401 (1, 9)								L7		3	0	0	0	0	1	2		
Rickey Clark, R OBP: 0.125, SLG: 0.097 (8, 1)	K						G4-6-3			0	0	0	0	0	0	0		
Dave Sells, R (8, 1)										0	0	0	0	0	0	0		
Chris Coletta, L OBP: 0.280, SLG: 0.292 (9, FH)										1	0	0	0	0	1	0		
Leo Cardenas, R OBP: 0.279, SLG: 0.294 (1, 6)										3	0	0	0	1	0	1		
Jeff Torborg, R OBP: 0.279, SLG: 0.222 (7, FH)										1	0	0	0	1	0	1		
John Stephenson, L OBP: 0.331, SLG: 0.333 (7, 2)										1	0	0	0	0	0	0		
Andy Messersmith, R OBP: 0.233, SLG: 0.244 (1, 1)										2	0	0	0	0	0	2		
Mickey Rivers, L OBP: 0.252, SLG: 0.244 (6, 9)										1	0	0	0	0	0	0		
<b>Inning Stats</b>	R: 0 E: 0 K: 2 S: 7	H: 0 LOB: 1 BB: 1 P: 11	R: 0 E: 0 K: 1 S: 6	H: 1 LOB: 2 BB: 1 P: 10	R: 0 E: 0 K: 1 S: 6	H: 1 LOB: 1 BB: 0 P: 6	R: 0 E: 0 K: 0 S: 3	H: 0 LOB: 1 BB: 1 P: 7	R: 0 E: 0 K: 0 S: 3	H: 0 LOB: 0 BB: 0 P: 3	R: 0 E: 0 K: 1 S: 6	H: 2 LOB: 1 BB: 0 P: 6	R: 0 E: 0 K: 1 S: 5	H: 0 LOB: 0 BB: 0 P: 5	1B: 3 2B: 1 3B: 1 HR: 0	SF: 0 SAC: 0 DP: 2 HBP: 0	WP: 0 PB: 0 SB: 0 CS: 0	PA: 34
<b>PITCHER</b> Monty Montgomery, R ERA: 2.37 (1, 1)	IP: 9.0 WLS: W BF: 34 H: 4 R: 0 ER: 0 SO: 6 BB: 5 IBB: 0 HBP: 0 BLK: 0 WP: 0 HR: 0 S: 41 P: 61 ERA: 0.00 WHIP: 1.000																	

Batter	1	2	3	4	5	6	7	8	9	AB	R	H	RBI	BB	SO	LOB	BOTTOM			
Amos Otis, R OBP: 0.364, SLG: 0.431 (1, 8)	K									5	0	2	0	0	1	1	<b>California Angels @ Kansas City Royals</b> Municipal Stadium, Kansas City, MO Thu Sep 07 1972, 8:05 PM EDT Att: 5,561 - Cloudy - 75 F <a href="http://livebaseballscorecards.com">livebaseballscorecards.com</a>			
Cookie Rojas, R OBP: 0.331, SLG: 0.352 (1, 4)	L3									5	1	1	0	0	0	2				
Richie Scheinblum, S OBP: 0.393, SLG: 0.441 (1, 9)	K									4	1	3	0	1	1	0				
John Mayberry, L OBP: 0.382, SLG: 0.466 (1, 3)										3	3	2	0	2	0	1				
Lou Piniella, R OBP: 0.357, SLG: 0.454 Steve Hovley, L OBP: 0.348, SLG: 0.367 (6, 7)										3	0	1	1	0	0	2				
Ed Kirkpatrick, L OBP: 0.361, SLG: 0.399 (1, 2)										3	1	2	2	0	1	3				
Paul Schaal, R OBP: 0.310, SLG: 0.310 (1, 5)										2	0	1	2	2	0	1				
Freddie Patek, R OBP: 0.289, SLG: 0.292 (1, 6)										3	0	1	1	0	1	3				
Monty Montgomery, R OBP: 0.222, SLG: 0.125 (1, 1)										3	0	0	0	0	2	2				
<b>Inning Stats</b>	R: 0 E: 0 K: 2 S: 7	H: 0 LOB: 0 BB: 0 P: 7	R: 1 E: 0 K: 0 S: 5	H: 2 LOB: 2 BB: 1 P: 9	R: 3 E: 0 K: 2 S: 11	H: 4 LOB: 2 BB: 1 P: 15	R: 0 E: 0 K: 1 S: 6	H: 2 LOB: 1 BB: 0 P: 6	R: 1 E: 0 K: 0 S: 5	H: 2 LOB: 1 BB: 0 P: 5	R: 0 E: 0 K: 1 S: 7	H: 2 LOB: 3 BB: 1 P: 11	R: 1 E: 0 K: 0 S: 4	H: 1 LOB: 1 BB: 1 P: 8	R: 0 E: 0 K: 0 S: 2	H: 0 LOB: 0 BB: 1 P: 6		1B: 9 2B: 4 3B: 0 HR: 0	SF: 2 SAC: 1 DP: 1 HBP: 0	WP: 1 PB: 0 SB: 0 CS: 1
<b>PITCHER</b> Andy Messersmith, R ERA: 2.92 Rickey Clark, R ERA: 4.51 Dave Sells, R ERA: 3.48 (1, 1)	IP: 5.0 WLS: L BF: 26 H: 10 R: 5 ER: 5 SO: 5 BB: 1 IBB: 0 HBP: 0 BLK: 0 WP: 1 HR: 0 S: 34 P: 42 ERA: 9.00 WHIP: 2.200																			



Batter	1	2	3	4	5	6	7	8	9	AB	R	H	RBI	BB	SO	LOB	TOP			
Cesar Tovar, R OBP: 0.321, SLG: 0.313 (1, 7)	F9		F8					G1-6-3 1B		3	0	1	0	1	0	0	<b>Minnesota Twins @ Kansas City Royals</b> Municipal Stadium, Kansas City, MO Fri Sep 08 1972, 8:05 PM EDT Cloudy - 73 F			
Rod Carew, L OBP: 0.374, SLG: 0.378 (1, 4)	1B		F7		4-3			G1-6-3 1-2		4	0	1	0	0	0	3				
Steve Braun, L OBP: 0.344, SLG: 0.354 (1, 5)	F9			4-3				K		4	0	1	0	0	1	1				
Harmon Killebrew, R OBP: 0.367, SLG: 0.454 (1, 3)	F4			L9				K		3	0	0	0	1	1	1				
Bobby Darwin, R OBP: 0.330, SLG: 0.458 (1, 9)		5-3 1B		FC4-6 1B				4-3		4	0	2	0	0	0	2				
Jim Nettles, L OBP: 0.326, SLG: 0.286 (1, 8)	5-3		FC4-6					F5		4	0	0	0	0	0	3				
Danny Thompson, R OBP: 0.321, SLG: 0.364 (1, 6)	5-3									3	0	1	0	0	0	1				
Phil Roof, R OBP: 0.241, SLG: 0.370 (7, PH) Jim Holt, L George Mitterwald, R OBP: 0.217, SLG: 0.213 (7, 2)	4-3									2	0	0	0	0	0	2				
Bert Blyleven, R OBP: 0.182, SLG: 0.173 (7, PH) Charlie Manuel, L OBP: 0.241, SLG: 0.284 Tom Norton, R Steve Luebber, R (7, 1)			K							1	0	0	0	0	0	0				
<b>Inning Stats</b>	R: 0 E: 0 K: 0 S: 4	H: 1 LOB: 1 BB: 0 P: 4	R: 0 E: 0 K: 0 S: 4	H: 1 LOB: 1 BB: 0 P: 4	R: 0 E: 0 K: 1 S: 5	H: 0 LOB: 0 BB: 0 P: 5	R: 0 E: 0 K: 0 S: 4	H: 1 LOB: 1 BB: 1 P: 4	R: 0 E: 0 K: 1 S: 6	H: 1 LOB: 2 BB: 1 P: 10	R: 0 E: 0 K: 0 S: 3	H: 0 LOB: 0 BB: 0 P: 3	R: 0 E: 0 K: 1 S: 5	H: 1 LOB: 0 BB: 0 P: 5	R: 0 E: 0 K: 1 S: 5	H: 0 LOB: 0 BB: 0 P: 5		1B: 5 2B: 1 3B: 0 HR: 0	SF: 0 SAC: 0 DP: 2 HBP: 0	WP: 0 PB: 0 SB: 1 CS: 0
<b>PITCHER</b> Tom Murphy, R ERA: 3.84 (1, 1)	IP: 9.0 WLS: W BF: 33 H: 6 R: 0 ER: 0 SO: 4 BB: 2 IBB: 0 HBP: 0 BLK: 0 WP: 0 HR: 0 S: 39 P: 47 ERA: 0.00 WHIP: 0.889															<b>PITCHER</b>				

Batter	1	2	3	4	5	6	7	8	9	AB	R	H	RBI	BB	SO	LOB	BOTTOM			
Amos Otis, R OBP: 0.362, SLG: 0.431 (1, 8)	F9	SF9		F8			SF9 1B 2B	K		4	1	1	1	0	1	0	<b>Minnesota Twins @ Kansas City Royals</b> Municipal Stadium, Kansas City, MO Fri Sep 08 1972, 8:05 PM EDT Cloudy - 73 F			
Cookie Rojas, R OBP: 0.330, SLG: 0.352 (1, 4)	FC6-4 1B	1-3			F8		SF9			3	0	1	1	0	0	0				
Steve Hovley, L OBP: 0.358, SLG: 0.373 (1, 9)	FC6-4 1B			G1-6-3 BB			2B 1B			3	0	2	1	1	0	1				
John Mayberry, L OBP: 0.385, SLG: 0.469 (1, 3)	1B			G1-6-3			BB 1B			3	0	2	0	1	0	1				
Lou Piniella, R OBP: 0.357, SLG: 0.452 (1, 7)	F9			1B			BB 2B			4	0	1	0	0	0	6				
Ed Kirkpatrick, L OBP: 0.385, SLG: 0.401 (1, 2)		2B 1B		FC6-4 1B			4-3 IBB			3	1	2	0	1	0	0				
Paul Schaal, R OBP: 0.310, SLG: 0.312 (1, 5)		1B 2B		FC6-4			5-3 F9			4	1	1	0	0	0	5				
Freddie Patek, R OBP: 0.289, SLG: 0.292 (1, 6)		SH3-4 SF9 1B		5-3			4-3			4	1	1	2	0	0	0				
Tom Murphy, R (1, 1)	SH3-4			F7			2B SF9 BB			2	1	0	0	1	0	0				
<b>Inning Stats</b>	R: 0 E: 0 K: 0 S: 5	H: 2 LOB: 2 BB: 0 P: 5	R: 3 E: 0 K: 0 S: 6	H: 3 LOB: 0 BB: 0 P: 6	R: 0 E: 0 K: 0 S: 4	H: 2 LOB: 2 BB: 1 P: 8	R: 0 E: 0 K: 0 S: 3	H: 0 LOB: 0 BB: 0 P: 3	R: 0 E: 0 K: 0 S: 3	H: 1 LOB: 1 BB: 1 P: 7	R: 0 E: 0 K: 0 S: 3	H: 0 LOB: 0 BB: 0 P: 3	R: 2 E: 0 K: 0 S: 6	H: 3 LOB: 3 BB: 2 P: 14	R: 0 E: 0 K: 1 S: 5	H: 0 LOB: 0 BB: 0 P: 5		1B: 8 2B: 3 3B: 0 HR: 0	SF: 2 SAC: 1 DP: 2 HBP: 0	WP: 0 PB: 0 SB: 0 CS: 0
<b>PITCHER</b> Bert Blyleven, R ERA: 3.04 (7, 1) Tom Norton, R ERA: 2.53 (7, 1) Steve Luebber, R ERA: (7, 1)	IP: 6.0 WLS: L BF: 26 H: 8 R: 3 ER: 3 SO: 3 BB: 2 IBB: 0 HBP: 0 BLK: 0 WP: 0 HR: 0 S: 24 P: 32 ERA: 4.50 WHIP: 1.667															<b>PITCHER</b>				



Batter	1	2	3	4	5	6	7	8	9	AB	R	H	RBI	BB	SO	LOB	TOP			
<b>Cesar Tovar, R</b> (1, 8) OBP: 0.323, SLG: 0.319	0-0 1B SF8	0-0 5-3			0-3 K			0-0 SF8		4	2	2	0	0	1	1	<b>Minnesota Twins @ Kansas City Royals</b> Municipal Stadium, Kansas City, MO Fri Sep 08 1972, 8:05 PM EDT Alt. 7,541 - Unknown - 73 F <a href="http://livebaseballscorecards.com">livebaseballscorecards.com</a>			
<b>Rod Carew, L</b> (1, 4) OBP: 0.373, SLG: 0.378	0-0 PB 1B		0-0 2-3			0-0 F8		0-0 SF8		3	0	1	1	0	0	0				
<b>Jim Holt, L</b> (1, 7) OBP: 0.327, SLG: 0.454	0-0 SF8		0-0 6-3			0-3 K		0-0 F6		3	0	0	1	0	1	0				
<b>Bobby Darwin, R</b> (1, 9) OBP: 0.327, SLG: 0.454	0-0 F7		0-3 K			0-3 K			0-0 F7	4	0	0	0	0	2	1				
<b>Rich Reese, L</b> (1, 3) OBP: 0.303, SLG: 0.341	4-0 BB			0-0 L9				0-0 F6		3	0	0	0	1	0	0				
<b>Danny Thomson, R</b> (1, 6) OBP: 0.379, SLG: 0.361	0-0 F6			0-3 K				0-0 F6		3	0	0	0	0	1	2				
<b>Wayne Granger, R</b> (8, 1) OBP: 0.289, SLG: 0.429									4-0 BB	0	0	0	0	0	0	0				
<b>Harmon Killebrew, R</b> (9, PH) OBP: 0.368, SLG: 0.454										0	0	0	0	1	0	0				
<b>Steve Byrnes, R</b> (9, PR) OBP: 0.267, SLG: 0.270										0	0	0	0	0	0	0				
<b>Dan Monzon, R</b> (1, 5) OBP: 0.351, SLG: 0.303			0-0 F7		0-0 F7			0-0 F6		3	0	1	0	0	0	0				
<b>Charlie Manuel, L</b> (9, PH) OBP: 0.239, SLG: 0.282									1-3 BB	1	0	0	0	0	0	1				
<b>Glenn Borgmann, R</b> (1, 2) OBP: 0.329, SLG: 0.326			0-0 SH3-4 1B		0-0 5-3			0-0 F5		3	0	1	0	0	0	1				
<b>Ray Corbin, R</b> (1, 1) OBP: 0.130, SLG: 0.114			0-0 SH3-4		0-3 K			0-3 K		1	0	0	0	0	1	0				
<b>Steve Braun, L</b> (8, PH) OBP: 0.343, SLG: 0.353			1-2							1	0	0	0	0	1	0				
<b>Inning Stats</b>	R: 1 E: 0 K: 0 S: 5	H: 2 LOB: 2 BB: 1 P: 9	R: 0 E: 0 K: 0 S: 4	H: 1 LOB: 1 BB: 0 P: 4	R: 0 E: 0 K: 1 S: 5	H: 0 LOB: 0 BB: 0 P: 5	R: 0 E: 0 K: 1 S: 5	H: 0 LOB: 0 BB: 0 P: 5	R: 0 E: 0 K: 2 S: 7	H: 0 LOB: 0 BB: 0 P: 7	R: 0 E: 0 K: 0 S: 4	H: 1 LOB: 1 BB: 0 P: 4	R: 1 E: 0 K: 1 S: 6	H: 1 LOB: 0 BB: 1 P: 6	R: 0 E: 0 K: 0 S: 3	H: 0 LOB: 1 BB: 1 P: 7	1B: 4 2B: 0 3B: 1 HR: 0	SF: 2 SAC: 1 DP: 0 HBP: 0	WP: 0 PB: 1 SB: 0 CS: 0	PA: 34
<b>PITCHER</b> <b>Steve Busby, R</b> (1, 1) ERA: 2.0	IP: 9.0 WLS: W BF: 34	H: 5 R: 2 ER: 2 SO: 7	BB: 2 IBB: 0 HBP: 0 BLK: 0	WP: 0 HR: 0 S: 46 P: 54	ERA: 2.00 WHIP: 0.778															

Batter	1	2	3	4	5	6	7	8	9	AB	R	H	RBI	BB	SO	LOB	BOTTOM			
<b>Amos Otis, R</b> (1, 8) OBP: 0.359, SLG: 0.428	0-0 F6			0-0 5-3		0-0 F4		0-0 5-3		4	0	0	0	0	0	0	<b>Minnesota Twins @ Kansas City Royals</b> Municipal Stadium, Kansas City, MO Fri Sep 08 1972, 8:05 PM EDT Alt. 7,541 - Unknown - 73 F <a href="http://livebaseballscorecards.com">livebaseballscorecards.com</a>			
<b>Cookie Rojas, R</b> (1, 4) OBP: 0.330, SLG: 0.354	0-0 F8			0-0 1B		0-0 F4		0-3 K		4	1	1	0	0	1	0				
<b>Steve Hovley, L</b> (1, 9) OBP: 0.368, SLG: 0.379	0-0 6-3			0-0 G3-6 1B		4-0 HR BB		0-0 1B		3	1	2	1	1	0	0				
<b>John Mayberry, L</b> (1, 3) OBP: 0.384, SLG: 0.474		0-0 4-3		0-0 G3-6		0-0 HR		0-0 F7		4	1	1	2	0	0	2				
<b>Lou Piniella, R</b> (1, 7) OBP: 0.355, SLG: 0.449		0-3 K			0-0 5-3	0-0 5-3				3	0	0	0	0	1	0				
<b>Carl Taylor, R</b> (1, 2) OBP: 0.342, SLG: 0.338		0-0 1-3			0-0 F4		0-0 6-3			3	0	0	0	0	0	0				
<b>Paul Schaal, R</b> (1, 5) OBP: 0.310, SLG: 0.312				0-0 F4		1B 1B		0-0 F5		3	0	1	0	0	0	0				
<b>Freddie Patek, R</b> (1, 6) OBP: 0.291, SLG: 0.293				0-0 L7		0-0 1B		1-0 HBP		2	0	1	0	0	0	0				
<b>Steve Busby, R</b> (1, 1)				0-0 F9		0-0 F8		0-0 L3		3	0	0	0	0	0	3				
<b>Inning Stats</b>	R: 0 E: 0 K: 0 S: 3	H: 0 LOB: 0 BB: 0 P: 3	R: 0 E: 0 K: 1 S: 5	H: 0 LOB: 0 BB: 0 P: 5	R: 0 E: 0 K: 0 S: 3	H: 0 LOB: 0 BB: 0 P: 3	R: 1 E: 0 K: 0 S: 4	H: 2 LOB: 2 BB: 0 P: 4	R: 0 E: 0 K: 0 S: 5	H: 2 LOB: 2 BB: 0 P: 5	R: 2 E: 0 K: 0 S: 4	H: 1 LOB: 1 BB: 1 P: 8	R: 0 E: 0 K: 1 S: 6	H: 0 LOB: 1 BB: 0 P: 4	R: 0 E: 0 K: 1 S: 6	H: 1 LOB: 1 BB: 0 P: 6		1B: 4 2B: 1 3B: 0 HR: 1	SF: 0 SAC: 0 DP: 1 HBP: 1	WP: 0 PB: 0 SB: 0 CS: 0
<b>PITCHER</b> <b>Ray Corbin, R</b> (1, 1) ERA: 2.18	IP: 7.0 WLS: L BF: 27	H: 5 R: 3 ER: 3 SO: 3	BB: 1 IBB: 0 HBP: 1 BLK: 0	WP: 0 HR: 1 S: 27 P: 32	ERA: 3.86 WHIP: 0.857															
<b>Wayne Granger, R</b> (8, 1) ERA: 3.29	IP: 1.0 WLS: L BF: 4	H: 1 R: 0 ER: 0 SO: 1	BB: 0 IBB: 0 HBP: 0 BLK: 0	WP: 0 HR: 0 S: 6 P: 6	ERA: 0.00 WHIP: 1.000															



Batter	1	2	3	4	5	6	7	8	9	10	11	12	13	AB	R	H	RBI	BB	SO	LOB					
Cesar Tovar, R OBP: 0.319, SLG: 0.315 (1, 7)	F2		K			5-3		K			1-3		K	6	0	0	0	0	3	2					
Rod Carew, L OBP: 0.378, SLG: 0.378 (1, 4)	4-3			1-3				K			1-3			3	0	1	0	0	0	0					
Eric Soderholm, R OBP: 0.245, SLG: 0.341 (6, PR)						1B SF7								2	1	0	0	0	1	0					
Steve Braun, L OBP: 0.341, SLG: 0.351 (1, 5)	4-3			6-3						F8		F8		5	0	1	0	0	0	0					
Harman Killebrew, R OBP: 0.365, SLG: 0.450 (1, 3)		F8			F5									3	0	0	1	0	0	0					
Jim Holt, L OBP: 0.290, SLG: 0.270 (9, 3)						SF7				F4		4-3		1	0	0	0	0	0	0					
Charlie Manuel, L OBP: 0.290, SLG: 0.270 (1, 9)		F8												5	0	0	0	0	0	1					
Steve Brye, R OBP: 0.267, SLG: 0.270 (13, 9)						FC4-6				F7		4-3		0	0	0	0	0	0	0					
Jim Nettles, L OBP: 0.327, SLG: 0.295 (1, 8)	1-3													5	2	2	0	0	1	0					
Danny Thompson, R OBP: 0.320, SLG: 0.364 (1, 6)						1B SF7								5	0	2	1	0	1	0					
Glenn Borgmann, R OBP: 0.325, SLG: 0.324 (1, 2)														4	0	1	1	0	0	1					
Dave Goltz, R OBP: 0.192, SLG: 0.125 (1, 1)														2	0	0	0	0	1	2					
Wayne Granger, R OBP: 0.290, SLG: 0.375 (6, 1)														1	0	0	0	0	0	0					
Rich Reese, L OBP: 0.302, SLG: 0.339 (11, PH)														1	0	0	0	0	0	0					
Dave LaRoche, L OBP: 0.273, SLG: 0.111 (11, 1)														1	0	0	0	0	1	1					
<b>Inning Stats</b>	R: 0 E: 0 K: 0 S: 3	H: 0 LOB: 0 BB: 0 P: 3	R: 0 E: 0 K: 0 S: 3	H: 0 LOB: 0 BB: 0 P: 3	R: 0 E: 0 K: 1 S: 6	H: 1 LOB: 1 BB: 0 P: 6	R: 0 E: 0 K: 0 S: 3	H: 0 LOB: 0 BB: 0 P: 3	R: 1 E: 0 K: 1 S: 7	H: 2 LOB: 1 BB: 0 P: 5	R: 0 E: 0 K: 1 S: 5	H: 0 LOB: 0 BB: 0 P: 5	R: 0 E: 0 K: 0 S: 3	H: 0 LOB: 0 BB: 0 P: 3	R: 0 E: 0 K: 0 S: 3	H: 0 LOB: 0 BB: 0 P: 3	R: 0 E: 0 K: 2 S: 9	H: 0 LOB: 0 BB: 0 P: 9	R: 1 E: 0 K: 2 S: 9	H: 2 LOB: 1 BB: 0 P: 9	1B: 5 2B: 2 3B: 0 HR: 0	SF: 2 SAC: 0 DP: 0 HBP: 0	WIP: 0 PB: 0 SB: 0 CS: 0	PA: 46	
<b>PITCHER</b>	IP	WLS	BF	H	R	ER	SO	BB	IBB	HBP	BLK	WP	HR	S	P	ERA	WHIP								
Roger Nelson, R ERA: 1.92 (1, 1)	12.0		41	5	2	2	6	0	0	0	0	0	0	53	53	1.50	0.417								
Ted Abernathy, R ERA: 1.77 (13, 1)	1.0	L	5	2	1	1	2	0	0	0	0	0	0	9	9	9.00	2.000								

Minnesota Twins @ Kansas City Royals  
Municipal Stadium, Kansas City, MO

AB 44  
R 3  
H 7  
RBI 3  
BB 0  
SO 8  
LOB 7



WIP: 0 PA: 46  
PB: 0  
SB: 0  
CS: 0

Sat Sep 09 1972, 8:05 PM EDT  
Att: 7,851 - Cloudy - 73 F

livebaseballscorecards.com

Batter	1	2	3	4	5	6	7	8	9	10	11	12	13	AB	R	H	RBI	BB	SO	LOB							
Amos Otis, R OBP: 0.359, SLG: 0.426 (1, 8)	6-3		6-3											6	0	2	0	0	0	1							
Ted Abernathy, R OBP: 0.349, SLG: 0.349 (13, 1)														0	0	0	0	0	0	0							
Cookie Rojas, R OBP: 0.325, SLG: 0.349 (1, 4)	F4			L6										6	0	0	0	0	1	2							
Richie Scheinblum, S OBP: 0.392, SLG: 0.435 (1, 9)	G3													5	1	1	0	1	0	2							
John Mayberry, L OBP: 0.368, SLG: 0.481 (1, 3)														4	1	2	2	2	0	0							
Joe Keough, L OBP: 0.333, SLG: 0.235 (13, PR)		F8												0	0	0	0	0	0	0							
Lou Piniella, R OBP: 0.353, SLG: 0.447 (1, 7)		L6												5	0	1	0	0	0	5							
Ed Kirkpatrick, L OBP: 0.366, SLG: 0.398 (1, 2)														3	0	0	0	2	2	1							
Carl Taylor, R OBP: 0.338, SLG: 0.333 (13, PH)														1	0	0	0	0	0	2							
Paul Schaaf, R OBP: 0.313, SLG: 0.313 (1, 5)														5	0	2	0	1	0	2							
Freddie Patek, R OBP: 0.289, SLG: 0.290 (1, 6)														5	0	0	0	0	0	6							
Roger Nelson, R OBP: 0.130, SLG: 0.111 (1, 1)														5	0	1	0	0	1	1							
Steve Hovley, L OBP: 0.368, SLG: 0.379 (13, 8)														0	0	0	0	0	0	0							
<b>Inning Stats</b>	R: 0 E: 0 K: 0 S: 3	H: 0 LOB: 0 BB: 0 P: 3	R: 0 E: 0 K: 1 S: 5	H: 0 LOB: 0 BB: 0 P: 5	R: 0 E: 0 K: 0 S: 4	H: 1 LOB: 1 BB: 0 P: 4	R: 2 E: 0 K: 0 S: 5	H: 2 LOB: 2 BB: 2 P: 13	R: 0 E: 0 K: 0 S: 3	H: 1 LOB: 3 BB: 3 P: 15	R: 0 E: 0 K: 0 S: 5	H: 2 LOB: 3 BB: 1 P: 9	R: 0 E: 0 K: 0 S: 3	H: 0 LOB: 0 BB: 0 P: 3	R: 0 E: 0 K: 1 S: 5	H: 0 LOB: 0 BB: 0 P: 5	R: 0 E: 0 K: 1 S: 6	H: 1 LOB: 1 BB: 0 P: 6	R: 0 E: 0 K: 0 S: 3	H: 0 LOB: 0 BB: 0 P: 3	R: 0 E: 0 K: 1 S: 5	H: 1 LOB: 0 BB: 0 P: 5	R: 0 E: 0 K: 0 S: 4	H: 1 LOB: 2 BB: 0 P: 4	1B: 8 2B: 0 3B: 0 HR: 1	SF: 0 SAC: 1 DP: 1 HBP: 0	WIP: 0 PA: 52 PB: 0 SB: 0 CS: 0
<b>PITCHER</b>	IP	WLS	BF	H	R	ER	SO	BB	IBB	HBP	BLK	WP	HR	S	P	ERA	WHIP										
Dave Goltz, R ERA: 2.76 (1, 1)	5.2		25	4	2	2	1	4	1	0	0	0	0	22	42	3.18	1.412										
Wayne Granger, R ERA: 3.09 (6, 1)	4.1		17	3	0	0	2	0	1	0	0	0	0	20	24	0.00	0.692										
Dave LaRoche, L ERA: 2.57 (11, 1)	3.0	W	10	2	0	0	1	0	0	0	0	0	0	12	12	0.00	0.667										

Minnesota Twins @ Kansas City Royals  
Municipal Stadium, Kansas City, MO

AB 45  
R 2  
H 9  
RBI 2  
BB 6  
SO 4  
LOB 22



Sat Sep 09 1972, 8:05 PM EDT  
Att: 7,851 - Cloudy - 73 F

livebaseballscorecards.com



Batter	1	2	3	4	5	6	7	8	9	AB	R	H	RBI	BB	SO	LOB	TOP			
Cesar Tovar, R (1, 7) OBP: 0.318, SLG: 0.315	0-0 6-3			0-0 FC1-6 1B		0-0 6-3		0-0 6-3		4	0	1	0	0	0	0	<b>Minnesota Twins @ Kansas City Royals</b> Municipal Stadium, Kansas City, MO Sun Sep 10 1972, 4:33 AM EDT Att: 8,785 - Sunny - 81 F			
Rod Carew, L (1, 4) Mike Adams, R (9, FR) OBP: 0.372, SLG: 0.377	0-0 L7			0-0 FC1-6 FC5-4 1-2		0-0 F8			0-0 1B	4	0	1	0	0	0	1				
Harmon Killebrew, R (1, 3) Rich Reese, L (6, 3) OBP: 0.363, SLG: 0.457	0-3 K			0-0 L8		0-0 HR			0-0 L8	3	1	1	1	0	1	1				
Bobby Darwin, R (1, 9) OBP: 0.325, SLG: 0.450		0-0 F7		0-0 FC5-4 1-2		0-0 4-3			0-3 K	4	0	0	0	0	1	2				
Danny Thompson, R (1, 6) OBP: 0.318, SLG: 0.361		0-0 F9			0-0 F6		0-0 F8		0-0 5-3	4	0	0	0	0	0	1				
Jim Nettles, L (1, 8) OBP: 0.323, SLG: 0.290		0-0 G3			0-0 G3		0-3 K			3	0	0	0	0	1	0				
Dan Monzon, R (1, 5) OBP: 0.350, SLG: 0.306			0-3 K		0-0 BB 1B		0-3 K			3	0	1	0	0	2	0				
Glenn Borgmann, R (1, 2) OBP: 0.325, SLG: 0.319			0-3 K		4-0 BB 1-2 BB			0-0 L9		2	0	0	0	1	1	0				
Dick Woodson, R (1, 1) Steve Braun, L (8, PH) Dave LaRoche, L (8, 1) OBP: 0.096, SLG: 0.070			0-0 6-3		0-0 5-3			0-0 L8		2	0	0	0	0	0	2				
<b>Inning Stats</b>	R: 0 E: 0 K: 1 S: 5	H: 0 LOB: 0 BB: 0 P: 5	R: 0 E: 0 K: 0 S: 3	H: 0 LOB: 0 BB: 0 P: 3	R: 0 E: 0 K: 2 S: 7	H: 0 LOB: 0 BB: 0 P: 7	R: 0 E: 0 K: 0 S: 4	H: 1 LOB: 1 BB: 0 P: 4	R: 0 E: 0 K: 0 S: 4	H: 1 LOB: 2 BB: 1 P: 8	R: 0 E: 0 K: 2 S: 7	H: 0 LOB: 0 BB: 0 P: 7	R: 0 E: 0 K: 0 S: 3	H: 0 LOB: 0 BB: 0 P: 3	R: 0 E: 0 K: 1 S: 6	H: 1 LOB: 1 BB: 0 P: 6		1B: 3 2B: 0 3B: 0 HR: 1	SF: 0 SAC: 0 DP: 0 HBP: 0	WP: 0 PB: 0 SB: 0 CS: 0
<b>PITCHER</b> Dick Drago, R (1, 1) ERA: 2.91	IP: 9.0 WLS: W BF: 32 H: 4 R: 1 ER: 1 SO: 6 BB: 1 IBB: 0 HBP: 0 BLK: 0 WP: 0 HR: 1 S: 43 P: 47 ERA: 1.00 WHIP: 0.556															<b>PITCHER</b>				

Batter	1	2	3	4	5	6	7	8	9	AB	R	H	RBI	BB	SO	LOB	BOTTOM			
Joe Keough, L (1, 7) OBP: 0.326, SLG: 0.222	0-3 K		0-0 F9	4-0 BB 1-2 BB			0-0 F6			3	0	0	0	1	1	0	<b>Minnesota Twins @ Kansas City Royals</b> Municipal Stadium, Kansas City, MO Sun Sep 10 1972, 4:33 AM EDT Att: 8,785 - Sunny - 81 F			
Cookie Rojas, R (1, 4) OBP: 0.323, SLG: 0.345	0-0 F6		0-0 5-3	0-0 1-3			0-0 1-3			4	0	0	0	0	0	3				
Richie Scheinblum, S (1, 9) OBP: 0.393, SLG: 0.437	4-0 HR BB		0-0 BB 1B		0-0 F5		0-0 E4			3	1	1	0	1	0	0				
John Mayberry, L (1, 3) OBP: 0.390, SLG: 0.488	0-0 HR		4-0 BB 1-2 BB		0-0 F8			4-0 SH1-4 BB		2	2	1	2	2	0	0				
Steve Hovley, L (1, 8) OBP: 0.361, SLG: 0.372	0-0 F8		0-3 K		0-0 1-3			0-0 SH1-4		3	0	0	0	0	1	2				
Ed Kirkpatrick, L (1, 2) OBP: 0.370, SLG: 0.398		4-0 BB BB		0-0 1B		4-0 WP BB		0-0 F7		2	0	1	0	2	0	1				
Paul Schaal, R (1, 5) OBP: 0.314, SLG: 0.315		0-0 FC4-3-6 1-2		0-0 BB 1B		0-0 F9		0-0 FC5-4 2-H 1B		4	0	2	1	0	2	2				
Freddie Patek, R (1, 6) OBP: 0.286, SLG: 0.287		0-0 F9		0-0 F9		0-0 1-3		0-0 FC5-4 1-2		4	0	0	0	0	0	5				
Dick Drago, R (1, 1) OBP: 0.147, SLG: 0.049		0-3 K		0-3 K		0-3 K				3	0	0	0	0	3	4				
<b>Inning Stats</b>	R: 2 E: 0 K: 1 S: 6	H: 1 LOB: 1 BB: 1 P: 10	R: 0 E: 0 K: 1 S: 5	H: 0 LOB: 1 BB: 1 P: 9	R: 0 E: 0 K: 1 S: 6	H: 1 LOB: 2 BB: 1 P: 10	R: 0 E: 0 K: 1 S: 7	H: 2 LOB: 3 BB: 1 P: 11	R: 0 E: 0 K: 0 S: 3	H: 0 LOB: 0 BB: 0 P: 3	R: 0 E: 0 K: 1 S: 5	H: 0 LOB: 1 BB: 1 P: 9	R: 0 E: 1 K: 0 S: 3	H: 0 LOB: 1 BB: 0 P: 3	R: 1 E: 0 K: 0 S: 4	H: 1 LOB: 1 BB: 1 P: 8		1B: 4 2B: 0 3B: 0 HR: 1	SF: 0 SAC: 1 DP: 0 HBP: 0	WP: 1 PB: 0 SB: 0 CS: 0
<b>PITCHER</b> Dick Woodson, R (1, 1) Dave LaRoche, L (8, 1) ERA: 2.54	IP: 7.0 WLS: L BF: 30 H: 4 R: 2 ER: 2 SO: 5 BB: 5 IBB: 0 HBP: 0 BLK: 0 WP: 1 HR: 1 S: 35 P: 55 ERA: 2.57 WHIP: 1.286															<b>PITCHER</b>				

AB	31
R	1
H	4
RBI	1
BB	1
SO	6
LOB	8





Batter	1	2	3	4	5	6	7	8	9	AB	R	H	RBI	BB	SO	LOB	TOP		
Walt Williams, R (1, 9) OBP: 0.288, SLG: 0.316 Pat Kelly, L (9, 9) OBP: 0.356, SLG: 0.374	0-0 6-3		0-0 5-3			0-3 K			0-0 6-3	4	0	0	0	0	1	0			
Mike Andrews, R (1, 4) OBP: 0.315, SLG: 0.296 Luis Alvarado, R (8, 6) OBP: 0.252, SLG: 0.277	4-0 HR		0-0 F8			0-0 F8			0-0 5-3	2	1	0	0	1	0	0			
Dick Allen, R (1, 3) OBP: 0.421, SLG: 0.612	0-0 HR			4-0 G6-4-3					0-0 5-3	2	1	1	2	1	0	0			
Rick Reichardt, R (1, 8) OBP: 0.330, SLG: 0.418 Buddy Bradford, R (7, PR) OBP: 0.276, SLG: 0.371	0-0 6-3			0-0 G6-4-3					0-0 CS	3	0	1	0	0	0	1			
Carlos May, L (1, 7) OBP: 0.389, SLG: 0.415	0-0 6-3			0-0 6-3					0-0 6-3	3	0	0	0	0	0	1			
Ed Spiezio, R (1, 5) OBP: 0.281, SLG: 0.318		0-0 F9				0-0 F8			0-0 F8	3	0	0	0	0	0	0			
Ed Herrmann, L (1, 2) OBP: 0.326, SLG: 0.349		0-3 K				0-3 K			0-0 G6-3	3	0	1	0	0	2	0			
Rich Morales, R (1, 6) OBP: 0.273, SLG: 0.273		0-0 F6				0-3 K			0-0 G6-3	3	0	0	0	0	1	1			
Tom Bradley, R (1, 1) OBP: 0.138, SLG: 0.139 Terry Forster, L (9, 1) OBP: 0.471, SLG: 0.471			0-0 F3			0-0 F4			0-0 4-3	3	0	0	0	0	0	0			
<b>Inning Stats</b>	R: 2 E: 0 K: 0 S: 4	H: 1 LOB: 0 BB: 1 P: 8	R: 0 E: 0 K: 1 S: 5	H: 0 LOB: 0 BB: 0 P: 5	R: 0 E: 0 K: 0 S: 3	H: 0 LOB: 0 BB: 0 P: 3	R: 0 E: 0 K: 0 S: 2	H: 0 LOB: 0 BB: 1 P: 6	R: 0 E: 0 K: 2 S: 7	H: 0 LOB: 0 BB: 0 P: 7	R: 0 E: 0 K: 0 S: 3	H: 1 LOB: 1 BB: 0 P: 3	R: 0 E: 0 K: 0 S: 3	H: 1 LOB: 0 BB: 0 P: 3	R: 0 E: 0 K: 0 S: 3	H: 0 LOB: 0 BB: 0 P: 3	1B: 2 2B: 0 3B: 0 HR: 1	SF: 0 SAC: 0 DP: 2 HBP: 0	WP: 0 PA: 29 CS: 1
<b>PITCHER</b> Paul Splittorf, L (1, 1) ERA: 3.29	IP: 9.0 WLS: L BF: 29 H: 3 R: 2 ER: 2 SO: 4 BB: 2 IBB: 0 HBP: 0 BLK: 0 WP: 0 HR: 1 S: 35 P: 43 ERA: 2.00 WHIP: 0.556																		

**Chicago White Sox @ Kansas City Royals**  
Municipal Stadium, Kansas City, MO  
Mon Sep 11 1972, 8:05 PM EDT  
Att: 6,602 - Unknown - 87 F

AB 27  
R 2  
H 3  
RBI 2  
BB 2  
SO 4  
LOB 3



Batter	1	2	3	4	5	6	7	8	9	AB	R	H	RBI	BB	SO	LOB	BOTTOM				
Steve Hovley, L (1, 8) OBP: 0.359, SLG: 0.388	0-0 F8			0-0 G3		0-0 G3			0-0 HR	4	1	1	1	0	0	0					
Cookie Rojas, R (1, 4) OBP: 0.322, SLG: 0.347	0-0 6-3			0-0 2B					0-0 L7	4	0	1	0	0	0	0					
Riche Scheinblum, S (1, 9) OBP: 0.394, SLG: 0.435 Jim Wohlford, R (9, PR) OBP: 0.533, SLG: 0.500	0-0 4-3			0-0 F6					0-0 FC6-4	4	0	2	0	0	0	1					
John Mayberry, L (1, 3) OBP: 0.387, SLG: 0.484		0-3 K		0-3 K					0-0 F9	4	0	0	0	0	2	3					
Lou Piniella, R (1, 7) OBP: 0.351, SLG: 0.444		0-0 F9				0-3 K			0-0 F3	3	0	0	0	0	1	1					
Ed Kirkpatrick, L (1, 2) OBP: 0.367, SLG: 0.395		0-0 6-3				0-3 K			0-0 4-3	3	0	0	0	0	1	0					
Paul Schaal, R (1, 5) OBP: 0.312, SLG: 0.313			0-0 6-3			0-0 F8			0-0 6-3	3	0	0	0	0	0	0					
Freddie Patek, R (1, 6) OBP: 0.285, SLG: 0.286 Amos Otis, R (9, PH) OBP: 0.358, SLG: 0.426 Bobby Floyd, R (9, 6) OBP: 0.203, SLG: 0.195			0-0 6-3			0-0 6-3			0-0 6-3	2	0	0	0	0	0	0					
Paul Splittorf, L (1, 1) OBP: 0.269, SLG: 0.266 Gail Hopkins, L (9, PH) OBP: 0.280, SLG: 0.235			0-3 K			0-0 6-3			0-0 F4	2	0	0	0	0	1	0					
<b>Inning Stats</b>	R: 0 E: 0 K: 0 S: 3	H: 0 LOB: 0 BB: 0 P: 3	R: 0 E: 0 K: 1 S: 5	H: 0 LOB: 0 BB: 0 P: 5	R: 0 E: 0 K: 1 S: 5	H: 0 LOB: 0 BB: 0 P: 5	R: 0 E: 0 K: 1 S: 6	H: 1 LOB: 1 BB: 0 P: 6	R: 0 E: 0 K: 2 S: 7	H: 0 LOB: 0 BB: 0 P: 7	R: 0 E: 0 K: 0 S: 3	H: 0 LOB: 0 BB: 0 P: 3	R: 0 E: 0 K: 0 S: 4	H: 1 LOB: 1 BB: 0 P: 4	R: 0 E: 0 K: 0 S: 3	H: 0 LOB: 0 BB: 0 P: 3	R: 1 E: 0 K: 0 S: 5	H: 2 LOB: 1 BB: 0 P: 5	1B: 2 2B: 1 3B: 0 HR: 1	SF: 0 SAC: 0 DP: 0 HBP: 0	WP: 0 PA: 31 CS: 0
<b>PITCHER</b> Tom Bradley, R (1, 1) ERA: 3.06 Terry Forster, L (9, 1) ERA: 2.16	IP: 8.2 WLS: W BF: 29 H: 3 R: 1 ER: 1 SO: 5 BB: 0 IBB: 0 HBP: 0 BLK: 0 WP: 0 HR: 1 S: 39 P: 39 ERA: 1.04 WHIP: 0.346																				

**Chicago White Sox @ Kansas City Royals**  
Municipal Stadium, Kansas City, MO  
Mon Sep 11 1972, 8:05 PM EDT  
Att: 6,602 - Unknown - 87 F

AB 31  
R 1  
H 4  
RBI 1  
BB 0  
SO 5  
LOB 5













Batter	1	2	3	4	5	6	7	8	9	AB	R	H	RBI	BB	SO	LOB	TOP			
Amos Otis, R OBP: 0.354, SLG: 0.420 (1, 8)										4	0	0	0	0	1	2	<b>Kansas City Royals @ Minnesota Twins</b> Metropolitan Stadium, Bloomington, MI Fri Sep 15 1972, 8:05 PM EDT Alt. 6,416 - Unknown - 62 F  livebaseballscores.com			
Cookie Rojas, R OBP: 0.316, SLG: 0.338 (1, 4)										3	0	0	0	1	1	0				
Richie Scheinblum, S OBP: 0.393, SLG: 0.433 (1, 9)										3	0	0	0	1	0	0				
John Mayberry, L OBP: 0.386, SLG: 0.487 (1, 3)										3	1	1	1	1	1	2				
Lou Piniella, R OBP: 0.357, SLG: 0.451 (1, 7)										3	1	1	0	1	1	1				
Ed Kirkpatrick, L OBP: 0.382, SLG: 0.386 (1, 2)										3	0	0	0	0	1	1				
Jim Wohlford, R OBP: 0.471, SLG: 0.429 (9, PH)										1	0	0	0	0	1	1				
Paul Schaal, R OBP: 0.320, SLG: 0.323 (1, 5)										3	0	0	1	1	0	0				
Freddie Patek, R OBP: 0.285, SLG: 0.282 (1, 6)										2	1	0	0	1	1	1				
Carl Taylor, R OBP: 0.350, SLG: 0.355 (9, PH)										0	0	0	0	1	0	0				
Roger Nelson, R OBP: 0.138, SLG: 0.109 (5, PH)										1	0	0	0	0	0	0				
Joe Rogowski, L OBP: 0.310, SLG: 0.211 (5, 1)										1	0	0	0	0	0	1				
Tom Murphy, R OBP: 0.310, SLG: 0.211 (5, 1)										0	0	0	0	0	0	0				
Steve Hovley, L OBP: 0.310, SLG: 0.211 (7, PH)										1	0	1	1	0	0	0				
Al Fitzmorris, R OBP: 0.285, SLG: 0.174 (7, 1)										0	0	0	0	0	0	0				
Norm Angelini, L OBP: 0.285, SLG: 0.174 (7, 1)										0	0	0	0	0	0	0				
Ted Abernathy, R OBP: 0.285, SLG: 0.174 (8, 1)										0	0	0	0	0	0	0				
Jerry May, R OBP: 0.278, SLG: 0.278 (9, PH)										1	0	0	0	0	0	1				
<b>Inning Stats</b>	R: 0 E: 0 K: 1 S: 4	H: 0 LOB: 2 BB: 2 P: 12	R: 0 E: 0 K: 2 S: 7	H: 0 LOB: 0 BB: 0 P: 7	R: 0 E: 0 K: 0 S: 3	H: 0 LOB: 0 BB: 0 P: 3	R: 1 E: 0 K: 0 S: 4	H: 1 LOB: 1 BB: 1 P: 8	R: 0 E: 0 K: 0 S: 3	H: 0 LOB: 1 BB: 1 P: 7	R: 1 E: 0 K: 0 S: 4	H: 1 LOB: 1 BB: 1 P: 8	R: 0 E: 0 K: 1 S: 5	H: 0 LOB: 0 BB: 0 P: 5	R: 1 E: 0 K: 1 S: 6	H: 1 LOB: 1 BB: 1 P: 10	1B: 1 2B: 1 3B: 1 HR: 1	SF: 0 SAC: 0 DP: 1 HBP: 0	WP: 0 PB: 0 SB: 1 CS: 1	PA: 36
<b>PITCHER</b>	IP WLS BF H R ER SO BB IBB HBP BLK WP HR S P ERA WHIP																			
Dick Woodson, R ERA: 2.57 (1, 1)	8.0 W 32 3 3 3 6 6 0 0 0 0 0 1 38 62 3.38 1.125																			
Dave LaRoche, L ERA: 2.99 (9, 1)	1.0 S 4 0 0 0 1 1 0 0 0 0 0 0 5 9 0.00 1.000																			

Batter	1	2	3	4	5	6	7	8	9	AB	R	H	RBI	BB	SO	LOB	BOTTOM	
Cesar Tovar, R OBP: 0.325, SLG: 0.316 (1, 7)										4	2	3	0	1	0	1	<b>Kansas City Royals @ Minnesota Twins</b> Metropolitan Stadium, Bloomington, MI Fri Sep 15 1972, 8:05 PM EDT Alt. 6,416 - Unknown - 62 F  livebaseballscores.com	
Rod Carew, L OBP: 0.373, SLG: 0.379 (1, 4)										5	0	2	1	0	0	3		
Steve Braun, L OBP: 0.347, SLG: 0.355 (1, 5)										2	0	1	0	2	0	2		
Harmon Killebrew, R OBP: 0.382, SLG: 0.455 (1, 3)										3	0	0	0	1	0	4		
Rich Reese, L OBP: 0.306, SLG: 0.344 (8, 3)										0	0	0	0	0	0	0		
Bobby Darwin, R OBP: 0.322, SLG: 0.440 (1, 9)										2	0	1	1	0	0	1		
Jim Nettles, L OBP: 0.312, SLG: 0.277 (1, 8)										4	0	0	0	0	1	6		
Danny Thompson, R OBP: 0.314, SLG: 0.354 (1, 6)										3	1	0	0	1	0	2		
George Mitterwald, R OBP: 0.233, SLG: 0.270 (1, 2)										4	1	3	2	0	0	0		
Dick Woodson, R OBP: 0.091, SLG: 0.067 (1, 1)										4	0	0	0	0	3	2		
Dave LaRoche, L OBP: 0.250, SLG: 0.100 (9, 1)										0	0	0	0	0	0	0		
<b>Inning Stats</b>	R: 1 E: 0 K: 0 S: 4	H: 2 LOB: 1 BB: 1 P: 8	R: 0 E: 0 K: 1 S: 6	H: 1 LOB: 0 BB: 0 P: 6	R: 1 E: 0 K: 0 S: 5	H: 2 LOB: 2 BB: 1 P: 9	R: 1 E: 1 K: 0 S: 5	H: 2 LOB: 1 BB: 0 P: 5	R: 0 E: 0 K: 0 S: 3	H: 0 LOB: 2 BB: 1 P: 8	R: 0 E: 0 K: 1 S: 6	H: 2 LOB: 1 BB: 0 P: 6	R: 1 E: 0 K: 1 S: 6	H: 1 LOB: 1 BB: 1 P: 10	1B: 7 2B: 1 3B: 1 HR: 1	SF: 1 SAC: 0 DP: 1 HBP: 1	WP: 0 PB: 0 SB: 2 CS: 1	PA: 38
<b>PITCHER</b>	IP WLS BF H R ER SO BB IBB HBP BLK WP HR S P ERA WHIP																	
Roger Nelson, R ERA: 2.05 (1, 1)	4.0 L 20 7 3 3 1 2 0 1 0 0 0 0 8 17 6.75 2.000																	
Tom Murphy, R ERA: 3.59 (5, 1)	2.0 9 0 0 0 0 1 2 0 1 0 0 0 8 17 0.00 1.000																	
Al Fitzmorris, R ERA: 3.83 (7, 1)	0.1 3 2 0 0 0 0 0 0 0 0 0 0 3 3 0.00 6.000																	
Norm Angelini, L ERA: 2.35 (7, 1)	1.0 4 1 1 1 1 2 1 0 0 0 0 0 7 11 9.00 2.000																	
Ted Abernathy, R ERA: 1.75 (8, 1)	0.2 2 0 0 0 0 0 0 0 0 0 0 0 2 2 0.00 0.000																	



Batter	1	2	3	4	5	6	7	8	9	AB	R	H	RBI	BB	SO	LOB	TOP			
Amos Otis, R OBP: 0.354, SLG: 0.418 (1, 8)										4	0	1	0	0	0	1	<b>Kansas City Royals @ Minnesota Twins</b> Metropolitan Stadium, Bloomington, MI Sat Sep 16 1972, 4:33 AM EDT Att. 7,241 - Unknown - 80 F			
Cookie Rojas, R OBP: 0.318, SLG: 0.340 (1, 4)										3	0	2	0	0	0	0				
Jim Wohlford, R OBP: 0.444, SLG: 0.400 (8, PH) (8, 4)										1	0	0	0	0	0	1				
Richie Scheinblum, S OBP: 0.391, SLG: 0.429 (1, 9)										4	0	0	0	0	2	4				
John Mayberry, L OBP: 0.383, SLG: 0.482 (1, 3)										4	0	0	0	0	2	4				
Lou Piniella, R OBP: 0.358, SLG: 0.452 (1, 7)										3	0	1	0	1	0	0				
Ed Kirkpatrick, L OBP: 0.358, SLG: 0.382 (1, 2)										4	0	0	0	0	0	2				
Paul Schaal, R OBP: 0.322, SLG: 0.332 (1, 5)										3	1	1	1	1	0	1				
Freddie Patek, R OBP: 0.284, SLG: 0.281 (7, PH) (7, PH)										2	0	0	0	0	0	2				
Joe Keough, L OBP: 0.309, SLG: 0.207 (7, PH)										1	0	0	0	0	0	0				
Bobby Floyd, R OBP: 0.202, SLG: 0.194 (7, 6)										1	0	0	0	0	1	0				
Dick Drago, R OBP: 0.171, SLG: 0.065 (7, PH)										1	0	1	0	0	0	0				
Steve Hovley, L OBP: 0.354, SLG: 0.373 (7, PH)										1	0	0	0	0	0	0				
Tom Burgmeier, L OBP: 0.333, SLG: 0.333 (7, 1)										0	0	0	0	0	0	0				
Mike Jackson, L OBP: 0.296, SLG: 0.174 (7, 1)										0	0	0	0	0	0	0				
<b>Inning Stats</b>	R: 0 E: 0 K: 2 S: 8	H: 1 LOB: 1 BB: 0 P: 8	R: 0 E: 0 K: 0 S: 3	H: 0 LOB: 1 BB: 1 P: 7	R: 0 E: 0 K: 1 S: 6	H: 1 LOB: 2 BB: 0 P: 7	R: 0 E: 0 K: 0 S: 3	H: 0 LOB: 1 BB: 1 P: 7	R: 0 E: 0 K: 1 S: 6	H: 1 LOB: 1 BB: 0 P: 6	R: 0 E: 0 K: 0 S: 3	H: 0 LOB: 0 BB: 0 P: 3	R: 0 E: 0 K: 0 S: 4	H: 1 LOB: 1 BB: 0 P: 4	R: 1 E: 0 K: 1 S: 6	H: 1 LOB: 0 BB: 0 P: 6		1B: 4 2B: 1 3B: 0 HR: 1	SF: 0 SAC: 0 DP: 0 HBP: 1	WP: 0 PB: 0 SB: 0 CS: 0
<b>PITCHER</b> Bert Blyleven, R ERA: 2.93 (1, 1)	IP: 9.0 WLS: W BF: 35 H: 6 R: 1 ER: 1 SO: 5 BB: 2 IBB: 0 HBP: 1 BLK: 0 WP: 0 HR: 1 S: 42 P: 51 ERA: 1.00 WHIP: 0.889															<b>PITCHER</b>				

Batter	1	2	3	4	5	6	7	8	9	AB	R	H	RBI	BB	SO	LOB	BOTTOM				
Cesar Tovar, R OBP: 0.325, SLG: 0.317 (1, 7)										5	2	2	0	0	1	2	<b>Kansas City Royals @ Minnesota Twins</b> Metropolitan Stadium, Bloomington, MI Sat Sep 16 1972, 4:33 AM EDT Att. 7,241 - Unknown - 80 F				
Steve Brye, R OBP: 0.268, SLG: 0.280 (8, 7)										0	0	0	0	0	0	0					
Rod Carew, L OBP: 0.374, SLG: 0.380 (1, 4)										4	2	2	0	0	0	1					
Dan Monzon, R OBP: 0.341, SLG: 0.300 (8, 4)										1	0	0	0	0	0	0					
Steve Braun, L OBP: 0.355, SLG: 0.360 (1, 5)										3	2	3	0	2	0	0					
Harmon Killebrew, R OBP: 0.383, SLG: 0.463 (1, 3)										4	1	2	5	0	0	2					
Rich Reese, L OBP: 0.304, SLG: 0.342 (7, PR) (8, 3)										1	0	0	0	0	0	1					
Bobby Darwin, R OBP: 0.324, SLG: 0.440 (1, 9)										0	0	0	0	0	0	0					
Jim Holt, L OBP: 0.300, SLG: 0.667 (1, PR) (2, 9)										3	2	2	2	0	0	0					
Jim Nettles, L OBP: 0.311, SLG: 0.286 (1, 8)										4	1	1	0	0	1	3					
Danny Thompson, R OBP: 0.316, SLG: 0.355 (1, 6)										4	1	2	1	0	1	0					
George Mitterwald, R OBP: 0.234, SLG: 0.269 (1, 2)										4	0	1	0	0	1	1					
Bert Blyleven, R OBP: 0.179, SLG: 0.171 (1, 1)										4	0	1	1	0	1	0					
<b>Inning Stats</b>	R: 3 E: 0 K: 0 S: 4	H: 2 LOB: 1 BB: 1 P: 9	R: 0 E: 0 K: 1 S: 5	H: 0 LOB: 0 BB: 0 P: 5	R: 0 E: 0 K: 1 S: 6	H: 1 LOB: 1 BB: 0 P: 6	R: 0 E: 0 K: 0 S: 4	H: 1 LOB: 1 BB: 0 P: 4	R: 1 E: 0 K: 0 S: 5	H: 2 LOB: 1 BB: 0 P: 5	R: 2 E: 1 K: 2 S: 9	H: 2 LOB: 0 BB: 0 P: 9	R: 5 E: 0 K: 1 S: 11	H: 7 LOB: 2 BB: 1 P: 15	R: 0 E: 0 K: 0 S: 3	H: 1 LOB: 0 BB: 0 P: 3		1B: 13 2B: 0 3B: 1 HR: 2	SF: 0 SAC: 0 DP: 2 HBP: 1	WP: 1 PB: 1 SB: 1 CS: 0	PA: 40
<b>PITCHER</b> Dick Drago, R ERA: 3.04 (1, 1)	IP: 6.0 WLS: L BF: 27 H: 8 R: 6 ER: 5 SO: 4 BB: 1 IBB: 0 HBP: 0 BLK: 0 WP: 0 HR: 0 S: 33 P: 38 ERA: 7.50 WHIP: 1.500															<b>PITCHER</b>					
Tom Burgmeier, L ERA: 4.23 (7, 1)	0.0	4	3	4	4	0	1	0	0	0	0	3	7								
Mike Jackson, L ERA: 6.41 (7, 1)	0.2	5	4	1	1	1	0	0	0	0	0	7	7	13.50	6.000						
Al Fitzmorris, R ERA: 3.78 (7, 1)	1.1	4	1	0	0	0	0	0	0	0	0	4	4	0.00	0.750						







Batter	1	2	3	4	5	6	7	8	9	AB	R	H	RBI	BB	SO	LOB	TOP										
Paul Schaaf, R OBP: 0.325, SLG: 0.333 (1, 5)	6-3		1B			P4		1B									5 1 3 1 0 0 2										
Cookie Rojas, R OBP: 0.318, SLG: 0.339 Bobby Knoop, R OBP: 0.308, SLG: 0.298 (1, 4) (7, 4)	G4-6-3 1B		G3			1B		1B									3 2 2 0 1 0 1 1 0 1 0 0 0 0										
Riche Scheinblum, S OBP: 0.391, SLG: 0.430 (1, 9)	G4-6-3 1-2			6-3		K		1B									5 1 1 1 1 0 2 5										
John Mayberry, L OBP: 0.385, SLG: 0.480 (1, 3)		P6															5 0 1 2 0 0 1										
Lou Piniella, R OBP: 0.356, SLG: 0.448 (1, 7)																	5 0 2 0 0 0 2										
Amos Otis, R OBP: 0.353, SLG: 0.416 Steve Howley, L OBP: 0.353, SLG: 0.367 (6, PH) (6, 8)	6-3			FC5-4 1B													2 0 0 0 0 0 1 3 0 1 1 0 0 0										
Carl Taylor, R OBP: 0.379, SLG: 0.354 (1, 2)																	3 1 1 0 1 0 1										
Freddie Patek, R OBP: 0.284, SLG: 0.284 (1, 6)																	4 0 1 0 0 0 1										
Monty Montgomery, R OBP: 0.286, SLG: 0.308 Tom Murphy, R (9, 1)																	4 2 2 1 0 2 2 0 0 0 0 0 0 0										
<b>Inning Stats</b>	R: 0 E: 0 K: 0 S: 3	H: 1 LOB: 0 BB: 0 P: 3	R: 0 E: 0 K: 0 S: 3	H: 1 LOB: 0 BB: 0 P: 3	R: 1 E: 0 K: 0 S: 5	H: 2 LOB: 1 BB: 0 P: 5	R: 0 E: 0 K: 0 S: 4	H: 1 LOB: 1 BB: 0 P: 4	R: 4 E: 1 K: 1 S: 10	H: 5 LOB: 1 BB: 0 P: 10	R: 0 E: 0 K: 1 S: 6	H: 1 LOB: 2 BB: 1 P: 10	R: 2 E: 0 K: 0 S: 5	H: 2 LOB: 1 BB: 1 P: 9	R: 0 E: 0 K: 2 S: 9	H: 2 LOB: 2 BB: 0 P: 9	R: 0 E: 0 K: 0 S: 3	H: 0 LOB: 0 BB: 0 P: 3	1B: 13 2B: 2 3B: 0 HR: 0	SF: 0 SAC: 0 DP: 1 HBP: 0	WP: 1 PB: 0 SB: 0 CS: 0	PA: 42					
<b>PITCHER</b>	IP	WLS	BF	H	R	ER	SO	BB	IBB	HBP	BLK	WP	HR	S	P	ERA	WHIP										
Clyde Wright, L ERA: 3.16 (1, 1)	4.2	L	22	10	5	4	1	0	0	0	0	0	0	24	24	7.71	2.143										
Dick Lange, R ERA: 4.7 (5, 1)	2.1		12	3	2	2	1	2	0	0	0	1	0	12	20	7.71	2.143										
Alan Foster, R ERA: 5.91 (8, 1)	1.0		5	2	0	0	2	0	0	0	0	0	0	9	9	0.00	2.000										
Steve Barber, L ERA: 2.99 (9, 1)	1.0		3	0	0	0	0	0	0	0	0	0	0	3	3	0.00	0.000										

**Kansas City Royals @ California Angels**  
 Anaheim Stadium, Anaheim, CA  
 Tue Sep 19 1972, 10:05 PM EDT  
 Att. 4,046 - Unknown - 74 F


AB	40
R	7
H	15
RBI	6
BB	2
SO	4
LOB	16



Batter	1	2	3	4	5	6	7	8	9	AB	R	H	RBI	BB	SO	LOB	BOTTOM										
Sandy Alomar Sr., S OBP: 0.301, SLG: 0.297 (1, 4)	L7																3 0 0 0 1 0 1										
Mickey Rivers, L OBP: 0.257, SLG: 0.278 (1, 8)	4-3																4 0 2 1 0 0 1										
Vada Pinson, L OBP: 0.334, SLG: 0.389 (1, 9)																	3 0 0 0 1 0 3										
Bob Oliver, R OBP: 0.304, SLG: 0.431 (1, 3)	F7																4 0 0 0 0 1 1										
Doug Howard, R OBP: 0.393, SLG: 0.385 (1, 7)																	3 1 1 0 0 0 0										
Billy Parker, R OBP: 0.278, SLG: 0.313 (1, 5)																	4 0 2 1 0 1 1										
Leo Cardenas, R OBP: 0.274, SLG: 0.286 (1, 6)																	3 0 0 0 1 0 3										
Art Kusnyer, R OBP: 0.280, SLG: 0.267 (1, 2)																	3 0 0 0 0 1 1										
Clyde Wright, R OBP: 0.256, SLG: 0.387 Dick Lange, R (5, 1)																	1 0 0 0 0 1 0 1 0 0 0 0 0 0										
Alan Foster, R (8, 1)																	0 0 0 0 0 0 0										
Chris Coletta, L OBP: 0.308, SLG: 0.320 (8, PH)																	1 1 1 0 0 0 0										
Steve Barber, L OBP: 0.357, SLG: 0.182 (9, 1)																	0 0 0 0 0 0 0										
<b>Inning Stats</b>	R: 0 E: 0 K: 0 S: 3	H: 0 LOB: 1 BB: 1 P: 7	R: 1 E: 0 K: 1 S: 6	H: 2 LOB: 0 BB: 0 P: 6	R: 0 E: 0 K: 1 S: 6	H: 1 LOB: 1 BB: 0 P: 6	R: 0 E: 0 K: 1 S: 5	H: 0 LOB: 0 BB: 0 P: 5	R: 0 E: 0 K: 0 S: 2	H: 0 LOB: 0 BB: 1 P: 6	R: 0 E: 0 K: 0 S: 2	H: 0 LOB: 0 BB: 1 P: 6	R: 0 E: 0 K: 0 S: 4	H: 1 LOB: 1 BB: 0 P: 4	R: 0 E: 0 K: 0 S: 5	H: 2 LOB: 1 BB: 0 P: 5	R: 0 E: 0 K: 1 S: 5	H: 0 LOB: 1 BB: 0 P: 6	1B: 4 2B: 1 3B: 1 HR: 0	SF: 0 SAC: 0 DP: 3 HBP: 1	WP: 0 PB: 0 SB: 0 CS: 0	PA: 34					
<b>PITCHER</b>	IP	WLS	BF	H	R	ER	SO	BB	IBB	HBP	BLK	WP	HR	S	P	ERA	WHIP										
Monty Montgomery, R ERA: 2.45 (1, 1)	8.0	W	30	6	2	2	3	3	0	0	0	0	0	33	45	2.25	1.125										
Tom Murphy, R ERA: 3.53 (9, 1)	1.0	S	4	0	0	0	1	0	0	1	0	0	0	5	6	0.00	0.000										

**Kansas City Royals @ California Angels**  
 Anaheim Stadium, Anaheim, CA  
 Tue Sep 19 1972, 10:05 PM EDT  
 Att. 4,046 - Unknown - 74 F

AB	30
R	2
H	6
RBI	2
BB	3
SO	4
LOB	11





Batter	1	2	3	4	5	6	7	8	9	AB	R	H	RBI	BB	SO	LOB	TOP			
Paul Schaal, R (1, 5) OBP: 0.324, SLG: 0.330			6-3			4-3		1-3		4	1	0	0	1	0	4	<b>Kansas City Royals @ California Angels</b> Anaheim Stadium, Anaheim, CA Wed Sep 20 1972, 10:05 PM EDT Att. 4,117 - Unknown - 82 F			
Cookie Rojas, R (1, 4) OBP: 0.321, SLG: 0.339	4-0	4-0		F8		6-3		1-3		0	2	0	0	2	0	0		<b>Kansas City Royals @ California Angels</b> Anaheim Stadium, Anaheim, CA Wed Sep 20 1972, 10:05 PM EDT Att. 4,117 - Unknown - 82 F		
Bobby Knoop, R (2, 4) OBP: 0.299, SLG: 0.289	1-2	2B								3	0	0	0	0	0	1				
Richie Scheinblum, S (1, 9) OBP: 0.391, SLG: 0.431	4-0	0-0		G3			L9			4	2	1	0	1	1	0				
John Mayberry, L (1, 3) OBP: 0.385, SLG: 0.485	0-0	4-0					L3			4	1	1	4	1	2	0				
Lou Piniella, R (1, 7) OBP: 0.357, SLG: 0.448	4-0	0-0				6-3		F9		3	1	1	1	1	0	0				
Carl Taylor, R (1, 2) OBP: 0.374, SLG: 0.341	4-0	0-0						G3		3	1	0	0	1	1	2				
Steve Hovley, L (1, 8) OBP: 0.347, SLG: 0.360	0-0					F5		6-3		3	0	0	0	0	0	1				
Freddie Patek, R (1, 6) OBP: 0.286, SLG: 0.285	4-0			F7			F9			3	1	1	0	1	0	0				
Steve Busby, R (1, 1) OBP: 0.333, SLG: 0.444	0-0			K						4	0	3	3	0	1	0	<b>Kansas City Royals @ California Angels</b> Anaheim Stadium, Anaheim, CA Wed Sep 20 1972, 10:05 PM EDT Att. 4,117 - Unknown - 82 F			
<b>Inning Stats</b>	R: 6 E: 0 K: 0 S: 4	H: 2 LOB: 1 BB: 6 P: 28	R: 2 E: 0 K: 0 S: 4	H: 2 LOB: 1 BB: 2 P: 12	R: 0 E: 0 K: 1 S: 5	H: 0 LOB: 0 BB: 0 P: 5	R: 0 E: 0 K: 1 S: 5	H: 0 LOB: 0 BB: 0 P: 5	R: 0 E: 0 K: 0 S: 3	H: 0 LOB: 0 BB: 0 P: 3	R: 1 E: 0 K: 0 S: 5	H: 2 LOB: 1 BB: 0 P: 5	R: 0 E: 0 K: 2 S: 7	H: 0 LOB: 0 BB: 0 P: 7	1B: 4 2B: 2 3B: 0 HR: 1	SF: 0 SAC: 1 DP: 2 HBP: 0		WP: 0 PB: 0 SB: 1 CS: 0	PA: 40	
<b>PITCHER</b>	IP WLS BF H R ER SO BB IBB HBP BLK WP HR S P ERA WHIP	IP WLS BF H R ER SO BB IBB HBP BLK WP HR S P ERA WHIP	<b>Rudy May, L (1, 1)</b> ERA: 3.09 <b>Lloyd Allen, R (1, 1)</b> ERA: 3.51 <b>Tom Dukes, R (2, 1)</b> ERA: 1.64 <b>Alan Foster, R (4, 1)</b> ERA: 4.97 <b>Dave Sells, R (6, 1)</b> ERA: 2.81																	
<b>PITCHER</b>	IP WLS BF H R ER SO BB IBB HBP BLK WP HR S P ERA WHIP	IP WLS BF H R ER SO BB IBB HBP BLK WP HR S P ERA WHIP	<b>Steve Barber, L (9, 1)</b> ERA: 2.94																	
<b>Batter</b>	1	2	3	4	5	6	7	8	9	AB	R	H	RBI	BB	SO	LOB	BOTTOM			
Sandy Alomar Sr., S (1, 4) OBP: 0.299, SLG: 0.295	1-3		G3			F9		F9		4	0	0	1	0	0	3	<b>Kansas City Royals @ California Angels</b> Anaheim Stadium, Anaheim, CA Wed Sep 20 1972, 10:05 PM EDT Att. 4,117 - Unknown - 82 F			
Mickey Rivers, L (1, 8) OBP: 0.252, SLG: 0.272	0-3									3	0	0	0	0	1	2		<b>Kansas City Royals @ California Angels</b> Anaheim Stadium, Anaheim, CA Wed Sep 20 1972, 10:05 PM EDT Att. 4,117 - Unknown - 82 F		
Dave Sells, R (6, 1) OBP: 0.351, SLG: 0.381	K		F2			4-3				0	0	0	0	0	0	0				
Jim Spencer, L (6, PH) OBP: 0.265, SLG: 0.262										0	0	0	0	1	0	0				
Ken Berry, R (6, PR) OBP: 0.351, SLG: 0.381										0	0	0	0	0	0	0				
Steve Barber, L (9, 1) OBP: 0.357, SLG: 0.182								BB		0	0	0	0	0	0	0				
Vada Pinson, L (1, 9) OBP: 0.331, SLG: 0.385	F8		P4			4-3		F7		4	0	0	0	0	0	3				
Bob Oliver, R (1, 3) OBP: 0.303, SLG: 0.430		L7						F5		4	0	1	0	0	0	2				
Doug Howard, R (1, 7) OBP: 0.344, SLG: 0.333								F8		4	0	0	0	0	1	1				
Billy Parker, R (1, 5) OBP: 0.293, SLG: 0.327										4	0	2	0	0	0	0	<b>Kansas City Royals @ California Angels</b> Anaheim Stadium, Anaheim, CA Wed Sep 20 1972, 10:05 PM EDT Att. 4,117 - Unknown - 82 F			
Leo Cardenas, R (1, 6) OBP: 0.274, SLG: 0.285										4	1	1	0	0	0	2				
John Stephenson, L (1, 2) OBP: 0.336, SLG: 0.333										3	1	1	0	1	0	1				
Rudy May, L (1, 1) OBP: 0.167, SLG: 0.140										0	0	0	0	0	0	0				
Lloyd Allen, R (1, 1) OBP: 0.118, SLG: 0.118										0	0	0	0	0	0	0				
Tom Dukes, R (2, 1) OBP: 0.333, SLG: 0.348										1	0	1	0	0	0	0				
Chris Coletta, L (5, PH) OBP: 0.295, SLG: 0.244										1	0	1	0	0	0	1				
Curt Motton, R (5, PH) OBP: 0.295, SLG: 0.244										1	0	1	0	0	0	1				
Leroy Stanton, R (6, 9) OBP: 0.298, SLG: 0.395										1	0	1	0	0	0	0				
<b>Inning Stats</b>	R: 0 E: 0 K: 1 S: 5	H: 0 LOB: 0 BB: 0 P: 5	R: 0 E: 0 K: 1 S: 5	H: 0 LOB: 0 BB: 0 P: 5	R: 2 E: 1 K: 0 S: 5	H: 2 LOB: 1 BB: 1 P: 9	R: 0 E: 0 K: 0 S: 4	H: 1 LOB: 1 BB: 0 P: 4	R: 0 E: 0 K: 0 S: 3	H: 1 LOB: 0 BB: 0 P: 3	R: 0 E: 0 K: 0 S: 3	H: 0 LOB: 0 BB: 0 P: 3	R: 0 E: 0 K: 0 S: 4	H: 1 LOB: 2 BB: 1 P: 8	R: 0 E: 0 K: 0 S: 4	H: 1 LOB: 1 BB: 0 P: 4	1B: 7 2B: 0 3B: 0 HR: 0	SF: 0 SAC: 0 DP: 1 HBP: 0	WP: 0 PB: 0 SB: 0 CS: 0	PA: 35
<b>PITCHER</b>	IP WLS BF H R ER SO BB IBB HBP BLK WP HR S P ERA WHIP	IP WLS BF H R ER SO BB IBB HBP BLK WP HR S P ERA WHIP	<b>Steve Busby, R (1, 1)</b> ERA: 1.44																	



Batter	1	2	3	4	5	6	7	8	9	AB	R	H	RBI	BB	SO	LOB	TOP		
Paul Schaaf, R (1, 5) OBP: 0.324, SLG: 0.327										3	1	0	0	2	1	0	<b>Kansas City Royals @ California Angels</b> Anaheim Stadium, Anaheim, CA Thu Sep 21 1972, 10:05 PM EDT Att: 4,227 - Unknown <a href="http://livebaseballscorecards.com">livebaseballscorecards.com</a>		
Steve Hoyley, L (1, 8) OBP: 0.350, SLG: 0.356										2	0	0	0	2	1	1			
Richie Scheinblum, S (1, 9) OBP: 0.390, SLG: 0.429										4	0	1	2	0	0	2			
John Mayberry, L (1, 3) OBP: 0.384, SLG: 0.482										3	0	0	0	1	0	3			
Lou Piniella, R (1, 7) OBP: 0.357, SLG: 0.446										4	0	1	0	0	1	3			
Ed Kirkpatrick, L (1, 2) OBP: 0.360, SLG: 0.383										4	0	2	0	0	0	1			
Cookie Rojas, R (1, 4) OBP: 0.321, SLG: 0.336										3	0	0	0	1	0	2			
Freddie Patek, R (1, 6) OBP: 0.284, SLG: 0.283										3	0	0	0	0	0	4			
Joe Keough, L (9, PH) OBP: 0.320, SLG: 0.254										1	0	0	0	0	0	0			
Roger Nelson, R (1, 1) OBP: 0.140, SLG: 0.104										2	1	0	0	1	1	4			
Bruce Dal Canton, R (7, 1) OBP: 0.119, SLG: 0.122										0	0	0	0	0	0	0			
Gail Hopkins, L (9, PH) OBP: 0.286, SLG: 0.243										1	0	0	0	0	0	0			
<b>Inning Stats</b>	R: 0 E: 0 K: 2 S: 7	H: 0 LOB: 0 BB: 0 P: 7	R: 0 E: 0 K: 1 S: 5	H: 0 LOB: 1 BB: 1 P: 9	R: 2 E: 0 K: 0 S: 4	H: 1 LOB: 2 BB: 3 P: 16	R: 0 E: 1 K: 1 S: 6	H: 1 LOB: 1 BB: 0 P: 6	R: 0 E: 0 K: 0 S: 2	H: 2 LOB: 3 BB: 1 P: 9	R: 0 E: 0 K: 0 S: 3	H: 0 LOB: 0 BB: 1 P: 7	R: 0 E: 0 K: 0 S: 3	H: 0 LOB: 0 BB: 0 P: 3	R: 0 E: 0 K: 0 S: 3	H: 0 LOB: 0 BB: 0 P: 3	1B: 4 2B: 0 3B: 0 HR: 0	SF: 0 SAC: 0 DP: 1 HBP: 0	WP: 1 PA: 37 PB: 0 SB: 0 CS: 0
<b>PITCHER</b> Nolan Ryan, R (1, 1) ERA: 2.42	IP: 9.0 WLS: W BF: 37 H: 4 R: 2 ER: 2 SO: 4 BB: 7 IBB: 0 HBP: 0 BLK: 0 WP: 1 HR: 0 S: 38 P: 66 ERA: 2.00 WHIP: 1.222															<b>PITCHER</b>			

Batter	1	2	3	4	5	6	7	8	9	AB	R	H	RBI	BB	SO	LOB	BOTTOM		
Sandy Alomar Sr., S (1, 4) OBP: 0.298, SLG: 0.293										3	0	0	0	0	0	1	<b>Kansas City Royals @ California Angels</b> Anaheim Stadium, Anaheim, CA Thu Sep 21 1972, 10:05 PM EDT Att: 4,227 - Unknown <a href="http://livebaseballscorecards.com">livebaseballscorecards.com</a>		
Ken Berry, R (1, 8) OBP: 0.355, SLG: 0.384										3	0	2	0	1	0	0			
Vada Pinson, L (1, 7) OBP: 0.331, SLG: 0.384										4	0	1	0	0	0	3			
Bob Oliver, R (1, 3) OBP: 0.305, SLG: 0.439										4	2	2	1	0	0	3			
Leroy Stanton, R (1, 9) OBP: 0.294, SLG: 0.402										4	1	3	1	0	0	1			
Billy Parker, R (1, 5) OBP: 0.290, SLG: 0.321										4	1	1	0	0	0	3			
Leo Cardenas, R (1, 6) OBP: 0.274, SLG: 0.286										3	0	1	1	0	2	3			
John Stephenson, L (1, 2) OBP: 0.335, SLG: 0.348										3	0	1	1	0	0	3			
Nolan Ryan, R (1, 1) OBP: 0.146, SLG: 0.184										2	0	1	0	1	1	1			
<b>Inning Stats</b>	R: 0 E: 0 K: 0 S: 3	H: 0 LOB: 0 BB: 0 P: 3	R: 1 E: 0 K: 1 S: 7	H: 3 LOB: 1 BB: 0 P: 7	R: 0 E: 0 K: 0 S: 4	H: 1 LOB: 2 BB: 1 P: 8	R: 1 E: 0 K: 2 S: 9	H: 2 LOB: 1 BB: 0 P: 9	R: 0 E: 0 K: 0 S: 3	H: 1 LOB: 0 BB: 0 P: 3	R: 2 E: 0 K: 0 S: 5	H: 3 LOB: 0 BB: 0 P: 5	R: 0 E: 1 K: 0 S: 2	H: 1 LOB: 1 BB: 1 P: 6	R: 0 E: 0 K: 0 S: 4	H: 1 LOB: 1 BB: 0 P: 4	1B: 8 2B: 1 3B: 2 HR: 1	SF: 0 SAC: 1 DP: 3 HBP: 0	WP: 0 PA: 33 PB: 0 SB: 0 CS: 0
<b>PITCHER</b> Roger Nelson, R (1, 1) ERA: 2.2	IP: 6.0 WLS: L BF: 26 H: 10 R: 4 ER: 4 SO: 3 BB: 1 IBB: 0 HBP: 0 BLK: 0 WP: 0 HR: 1 S: 31 P: 35 ERA: 6.00 WHIP: 1.833															<b>PITCHER</b>			
<b>PITCHER</b> Bruce Dal Canton, R (7, 1) ERA: 3.44	IP: 2.0 WLS: 7 BF: 2 H: 2 R: 0 ER: 0 SO: 0 BB: 1 IBB: 0 HBP: 0 BLK: 0 WP: 0 HR: 0 S: 6 P: 10 ERA: 0.00 WHIP: 1.500															<b>PITCHER</b>			




Batter	1	2	3	4	5	6	7	8	9	AB	R	H	RBI	BB	SO	LOB	TOP					
<b>Paul Schaaf, R</b> OBP: 0.323, SLG: 0.327 (1, 5)	F4		SF8		K			BB 1B	5-3	4	1	1	1	0	1	2	<b>Kansas City Royals @ Oakland Athletics</b> Oakland-Alameda County Coliseum, Oakland, CA Fri Sep 22 1972, 7:05 PM PDT Att: 6,501 - Unknown <a href="http://livebaseballscorecards.com">livebaseballscorecards.com</a>					
<b>Amos Otis, R</b> OBP: 0.355, SLG: 0.415 (1, 8)	BB 1B		K		K			PB 1B HR BB	K	3	1	1	0	2	2	1						
<b>Richie Scheinblum, S</b> OBP: 0.391, SLG: 0.429 <b>Steve Hovley, L</b> OBP: 0.348, SLG: 0.354 (8, PR) (8, 9)	G4-6-3 BB		F7		F5			PB HR 1B	K	3	0	1	1	1	0	4						
<b>John Mayberry, L</b> OBP: 0.383, SLG: 0.486 (1, 3)	G4-6-3							HR		4	1	1	3	0	1	2						
<b>Lou Piniella, R</b> OBP: 0.356, SLG: 0.444 (1, 7)		F8		K				HR		3	0	0	0	1	2	0						
<b>Carl Taylor, R</b> OBP: 0.379, SLG: 0.333 (1, 2)	4-3							BB		2	0	0	0	2	0	0						
<b>Cookie Rojas, R</b> OBP: 0.320, SLG: 0.336 (1, 4)								BB		4	0	1	0	0	2	2						
<b>Freddie Patek, R</b> OBP: 0.286, SLG: 0.283 (1, 6)										3	1	1	0	1	1	2						
<b>Dick Drago, R</b> OBP: 0.176, SLG: 0.062 (1, 1)										3	0	0	0	1	3	4						
<b>Inning Stats</b>	R: 0 H: 1 E: 0 K: 0 S: 3	H: 1 LOB: 1 BB: 1 P: 7	R: 0 H: 0 E: 0 K: 1 S: 5	H: 0 LOB: 0 BB: 0 P: 5	R: 1 H: 0 E: 0 K: 1 S: 5	H: 0 LOB: 1 BB: 2 P: 13	R: 0 H: 0 E: 0 K: 2 S: 6	H: 0 LOB: 0 BB: 1 P: 10	R: 0 H: 2 E: 0 K: 1 S: 9	H: 3 LOB: 3 BB: 1 P: 13	R: 0 H: 0 E: 0 K: 1 S: 5	H: 0 LOB: 0 BB: 0 P: 5	R: 0 H: 0 E: 0 K: 1 S: 5	H: 0 LOB: 0 BB: 0 P: 5	R: 4 H: 3 E: 0 K: 3 S: 12	H: 3 LOB: 2 BB: 3 P: 24	R: 0 H: 0 E: 0 K: 2 S: 7	H: 0 LOB: 0 BB: 0 P: 7	1B: 5 2B: 0 3B: 0 HR: 1	SF: 1 SAC: 0 DP: 1 HBP: 0	WP: 0 PB: 1 CS: 2	PA: 40
<b>PITCHER</b>	IP	WLS	BF	H	R	ER	SO	BB	IBB	HBP	BLK	WP	HR	S	P	ERA	WHIP					
<b>Vida Blue, L</b> ERA: 2.88 (1, 1)	7.0	L	31	6	5	4	8	6	0	0	0	0	1	41	65	5.14	1.714					
<b>Rollie Fingers, R</b> ERA: 2.6 (8, 1)	2.0		8	0	0	0	5	2	0	0	0	0	0	16	24	0.00	1.000					


Batter	1	2	3	4	5	6	7	8	9	AB	R	H	RBI	BB	SO	LOB	BOTTOM				
<b>Bert Campaneris, R</b> OBP: 0.285, SLG: 0.334 (1, 6)	K		K						G4-6-3	4	0	1	0	1	2	1	<b>Kansas City Royals @ Oakland Athletics</b> Oakland-Alameda County Coliseum, Oakland, CA Fri Sep 22 1972, 7:05 PM PDT Att: 6,501 - Unknown <a href="http://livebaseballscorecards.com">livebaseballscorecards.com</a>				
<b>Joe Rudi, R</b> OBP: 0.349, SLG: 0.494 (1, 7)	BB		F9		F8			L8	6-3	5	0	1	0	0	0	2					
<b>Matty Alou, L</b> OBP: 0.352, SLG: 0.378 (1, 9)	BB				F6				6-3	3	0	1	0	1	0	1					
<b>Reggie Jackson, L</b> OBP: 0.352, SLG: 0.479 (1, 8)	K									3	2	1	0	1	1	2					
<b>Mike Epstein, L</b> OBP: 0.380, SLG: 0.498 (1, 3)	F9				F5			F6	F5	4	0	0	0	0	0	5					
<b>Gene Tenace, R</b> OBP: 0.302, SLG: 0.333 (1, 2)			F9		FC6-2 1B					4	1	2	0	0	0	2					
<b>Sal Bando, R</b> OBP: 0.341, SLG: 0.378 (1, 5)			4-3					L8		4	0	2	3	0	0	1					
<b>Dick Green, R</b> OBP: 0.333, SLG: 0.344 (4, PH) <b>Don Mincher, L</b> OBP: 0.290, SLG: 0.338 (5, 4) <b>Ted Kubiak, S</b> OBP: 0.293, SLG: 0.347 (7, PH) <b>Gonzalo Marquez, L</b> OBP: 0.349, SLG: 0.395 (8, 4) <b>Dal Maxvill, R</b> OBP: 0.256, SLG: 0.258 (8, PH) <b>Dave Duncan, R</b> OBP: 0.299, SLG: 0.406 (5, 4) <b>Tim Lincecum, R</b> OBP: 0.288, SLG: 0.328 (5, 4)	F9									1	0	0	0	0	0	0					
<b>Vida Blue, S</b> OBP: 0.125, SLG: 0.045 (1, 1) <b>Rollie Fingers, R</b> OBP: 0.313, SLG: 0.500 (8, 1) <b>Mike Hegan, L</b> OBP: 0.354, SLG: 0.431 (9, PH)	K								G4-6-3 1B	3	0	0	0	0	3	0					
<b>Inning Stats</b>	R: 0 H: 1 E: 0 K: 2 S: 8	H: 0 LOB: 0 BB: 0 P: 3	R: 0 H: 0 E: 0 K: 2 S: 7	H: 0 LOB: 0 BB: 0 P: 7	R: 1 H: 3 E: 0 K: 1 S: 8	H: 0 LOB: 2 BB: 0 P: 8	R: 0 H: 1 E: 0 K: 0 S: 4	H: 1 LOB: 1 BB: 0 P: 4	R: 0 H: 1 E: 0 K: 1 S: 6	H: 1 LOB: 1 BB: 1 P: 11	R: 2 H: 2 E: 0 K: 1 S: 7	H: 2 LOB: 1 BB: 1 P: 11	R: 0 H: 1 E: 0 K: 0 S: 3	H: 1 LOB: 0 BB: 0 P: 3	1B: 7 2B: 2 3B: 0 HR: 0	SF: 0 SAC: 0 DP: 1 HBP: 0	WP: 0 PB: 0 SB: 0 CS: 0	PA: 38			
<b>PITCHER</b>	IP	WLS	BF	H	R	ER	SO	BB	IBB	HBP	BLK	WP	HR	S	P	ERA	WHIP				
<b>Dick Drago, R</b> ERA: 3.04 (1, 1)	9.0	W	38	9	3	3	8	3	0	0	0	0	0	51	63	3.00	1.333				



Batter	1	2	3	4	5	6	7	8	9	AB	R	H	RBI	BB	SO	LOB	TOP				
<b>Paul Schaaf, R</b> (1, 5) OBP: 0.322, SLG: 0.326	0-0 6-3		0-0 F3		0-0 1B		0-0 F7			4	0	1	0	0	0	1	<b>Kansas City Royals @ Oakland Athletics</b> Oakland-Alameda County Coliseum, Oakland, CA Sat Sep 23 1972, 3:33 AM PDT Att: 7,062 - Unknown <a href="http://livebaseballscorecards.com">livebaseballscorecards.com</a>				
<b>Amos Otis, R</b> (1, 8) OBP: 0.354, SLG: 0.414	0-0 5-3		0-0 5-3			0-0 F8		0-0 G3-6-3 1B		4	0	1	0	0	0	0					
<b>Riche Scheinblum, S</b> (1, 9) OBP: 0.392, SLG: 0.428 <b>Joe Keough, L</b> (6, PR) OBP: 0.329, SLG: 0.254	4-0 BB BB		0-0 F6		4-0 BB BB		0-1 CI G3-6-3		1 0 0 0 2 0 0 0 0 0 0 0 0 0												
<b>John Mayberry, L</b> (1, 3) OBP: 0.386, SLG: 0.493	4-0 1-2 BB		0-0 HR		4-0 1-2 BB		0-0 G3-6-3		2 1 1 1 2 0 2												
<b>Lou Piniella, R</b> (1, 7) OBP: 0.355, SLG: 0.443 <b>Steve Hovley, L</b> (1, 7) OBP: 0.348, SLG: 0.350	0-3 K		0-0 5-3		0-0 F5		4-0 BB		1 0 0 0 0 1 2 2 0 0 0 1 0 2												
<b>Carl Taylor, R</b> (1, 2) OBP: 0.364, SLG: 0.319		0-0 6-3		0-0 L5		0-0 6-3		0-0 F3		4	0	0	0	0	0	4					
<b>Cookie Rojas, R</b> (1, 4) OBP: 0.319, SLG: 0.335		0-0 F3		0-0 5-3		0-0 G3 SH1-4 1B		0-0 F5		4	0	1	0	0	0	0					
<b>Freddie Patek, R</b> (1, 6) OBP: 0.284, SLG: 0.281		0-0 L1		0-0 F8		0-0 SH1-4		0-0 F8		3	0	0	0	0	0	0					
<b>Paul Splittorf, L</b> (1, 1) OBP: 0.278, SLG: 0.265			0-0 F9		4-0 1B BB		0-0 G3		3 0 0 0 1 0 1												
<b>Inning Stats</b>	R: 0 E: 0 K: 1 S: 5	H: 0 LOB: 2 BB: 2 P: 13	R: 0 E: 0 K: 0 S: 3	H: 0 LOB: 0 BB: 0 P: 3	R: 0 E: 0 K: 0 S: 3	H: 0 LOB: 0 BB: 0 P: 3	R: 1 E: 0 K: 0 S: 4	H: 1 LOB: 2 BB: 1 P: 4	R: 0 E: 0 K: 0 S: 3	H: 0 LOB: 2 BB: 2 P: 11	R: 0 E: 0 K: 0 S: 4	H: 1 LOB: 1 BB: 0 P: 4	R: 0 E: 1 K: 0 S: 4	H: 1 LOB: 2 BB: 1 P: 8	R: 0 E: 0 K: 0 S: 3	H: 0 LOB: 0 BB: 0 P: 3		1B: 3 2B: 0 3B: 0 HR: 1	SF: 0 SAC: 1 DP: 1 HBP: 0	WP: 0 PB: 0 SB: 0 CS: 0	PA: 36
<b>PITCHER</b>	IP	WLS	BF	H	R	ER	SO	BB	IBB	HBP	BLK	WP	HR	S	P	ERA	WHIP				
<b>Catfish Hunter, R</b> (1, 1) ERA: 2.05	7.0		30	4	1	1	1	5	0	0	0	0	1	27	47	1.29	1.286				
<b>Darold Knowles, L</b> (8, 1) ERA: 1.13	0.2		2	0	0	0	0	1	0	0	0	0	0	1	5	0.00	1.500				
<b>Rollie Fingers, R</b> (8, 1) ERA: 2.57	1.1	W	4	0	0	0	0	0	0	0	0	0	0	4	4	0.00	0.000				
<b>Batter</b>	<b>1</b>	<b>2</b>	<b>3</b>	<b>4</b>	<b>5</b>	<b>6</b>	<b>7</b>	<b>8</b>	<b>9</b>	<b>AB</b>	<b>R</b>	<b>H</b>	<b>RBI</b>	<b>BB</b>	<b>SO</b>	<b>LOB</b>	<b>BOTTOM</b>				
<b>Bert Campaneris, R</b> (1, 6) OBP: 0.283, SLG: 0.332	0-0 F9		0-0 G1-6-3		0-0 6-3			0-0 6-3		4	0	0	0	0	0	1	<b>Kansas City Royals @ Oakland Athletics</b> Oakland-Alameda County Coliseum, Oakland, CA Sat Sep 23 1972, 3:33 AM PDT Att: 7,062 - Unknown <a href="http://livebaseballscorecards.com">livebaseballscorecards.com</a>				
<b>Matty Alou, L</b> (1, 9) OBP: 0.351, SLG: 0.379 <b>Allan Lewis, S</b> (9, PR) OBP: 0.250, SLG: 0.500	0-0 G3			0-0 1-3		0-0 4-3		0-0 SH E 2B		4 0 1 0 0 0 0 0 1 0 0 0 0 0											
<b>Joe Rudi, R</b> (1, 7) OBP: 0.352, SLG: 0.495	0-0 1B			0-0 WP 2B 1B		0-0 F8		4-0 E IBB		3 1 2 0 1 0 0											
<b>Reggie Jackson, L</b> (1, 8) OBP: 0.352, SLG: 0.480	0-0 G3			0-0 1-H 2B		0-0 6-3		0-0 SH		3 0 1 1 0 0 1											
<b>Gene Tenace, R</b> (1, 2) OBP: 0.298, SLG: 0.328		0-0 6-3		0-0 F8		0-0 F8				3 0 0 0 0 0 1											
<b>Mike Epstein, L</b> (1, 3) OBP: 0.381, SLG: 0.497		1-0 G1-6-3 HBP		4-0 BB		0-3 K				1 0 0 0 1 1 0											
<b>Sal Bando, R</b> (1, 5) OBP: 0.340, SLG: 0.376		0-0 G1-6-3		0-0 F6		0-0 5-3				3 0 0 0 0 0 3											
<b>Dick Green, R</b> (1, 4) OBP: 0.324, SLG: 0.333 <b>Angel Mangual, R</b> (5, PH) OBP: 0.261, SLG: 0.359 <b>Ted Kubiak, S</b> (6, 4) OBP: 0.279, SLG: 0.247 <b>George Hendrick, R</b> (8, PH) OBP: 0.333, SLG: 0.282 <b>Dal Maxvill, R</b> (9, 4) OBP: 0.296, SLG: 0.258			0-0 6-3		0-0 F8		0-0 F8			1 0 0 0 0 0 0 1 0 0 0 0 0 0 0 0 0 0 0 0 0 1 0 0 0 0 0 0 0 0 0 0 0 0 0											
<b>Catfish Hunter, R</b> (1, 1) OBP: 0.198, SLG: 0.202 <b>Darold Knowles, L</b> (8, 1) OBP: 0.333, SLG: 0.273 <b>Rollie Fingers, R</b> (8, 1) OBP: 0.294, SLG: 0.471			0-0 G1-6-3 1B		0-3 K		0-0 F8			2 0 1 0 0 1 0 0 0 0 0 0 0 0 1 0 0 0 0 0 0											
<b>Inning Stats</b>	R: 0 E: 0 K: 0 S: 4	H: 1 LOB: 1 BB: 0 P: 4	R: 0 E: 0 K: 0 S: 2	H: 0 LOB: 0 BB: 0 P: 3	R: 0 E: 0 K: 0 S: 3	H: 1 LOB: 0 BB: 0 P: 3	R: 1 E: 0 K: 0 S: 5	H: 2 LOB: 2 BB: 1 P: 9	R: 0 E: 0 K: 1 S: 5	H: 0 LOB: 0 BB: 0 P: 5	R: 0 E: 0 K: 0 S: 3	H: 0 LOB: 0 BB: 0 P: 3	R: 0 E: 0 K: 0 S: 3	H: 0 LOB: 0 BB: 0 P: 3	R: 1 E: 1 K: 0 S: 2	H: 1 LOB: 2 BB: 1 P: 6		1B: 3 2B: 2 3B: 0 HR: 0	SF: 0 SAC: 1 DP: 2 HBP: 1	WP: 1 PB: 0 SB: 0 CS: 0	PA: 31
<b>PITCHER</b>	IP	WLS	BF	H	R	ER	SO	BB	IBB	HBP	BLK	WP	HR	S	P	ERA	WHIP				
<b>Paul Splittorf, L</b> (1, 1) ERA: 3.17	8.0	L	31	5	2	1	2	1	1	1	0	1	0	32	41	1.12	0.750				



Batter	1	2	3	4	5	6	7	8	9	AB	R	H	RBI	BB	SO	LOB	TOP			
Paul Schaal, R OBP: 0.322, SLG: 0.333 (1, 5)	F4		HR			4-3	4-3			4	1	1	1	0	0	2	<b>Kansas City Royals @ Oakland Athletics</b> Oakland-Alameda County Coliseum, Oakland, CA Sun Sep 24 1972, 3:33 AM PDT Unknown <a href="http://livebaseballscorecards.com">livebaseballscorecards.com</a>			
Amos Otis, R OBP: 0.382, SLG: 0.411 (1, 8)	2-3		K			F6		F7		4	0	0	0	0	1	0				
Riche Scheinblum, S Steve Hovley, L OBP: 0.348, SLG: 0.350 (1, 9) (2, 9)	F8			1-3			1-3	CS 1B		1	0	0	0	0	0	0				
John Mayberry, L OBP: 0.387, SLG: 0.492 (1, 3)		G6-3 BB		K			1B 1B	K 1-2		3	1	1	0	1	2	1				
Lou Piniella, R OBP: 0.354, SLG: 0.442 (1, 7)	G6-3			F7			1B E 1B		4-3	4	1	1	0	0	0	1				
Ed Kirkpatrick, L OBP: 0.383, SLG: 0.383 Carl Taylor, R OBP: 0.367, SLG: 0.323 (1, 2) (7, PH) (7, 2)					G6-4-3 BB		E8 1B 1B		6-3	0	0	0	0	2	0	0				
Cookie Rojas, R OBP: 0.319, SLG: 0.334 (1, 4)					G6-4-3		1B 1B		4-3	4	0	1	1	0	1	2				
Bobby Floyd, R OBP: 0.205, SLG: 0.197 (1, 6)				5-3		6-3				3	0	1	0	0	0	0				
Monty Montgomery, R Ted Abernathy, R OBP: 0.235, SLG: 0.250 (1, 1) (9, 1)				K			K K			3	0	0	0	0	3	2				
										0	0	0	0	0	0	0				
<b>Inning Stats</b>	R: 0 E: 0 K: 0 S: 3	H: 0 LOB: 0 BB: 0 P: 3	R: 0 E: 0 K: 1 S: 4	H: 0 LOB: 1 BB: 2 P: 12	R: 1 E: 0 K: 2 S: 8	H: 1 LOB: 0 BB: 0 P: 8	R: 0 E: 0 K: 1 S: 5	H: 0 LOB: 0 BB: 0 P: 5	R: 0 E: 0 K: 0 S: 2	H: 0 LOB: 0 BB: 1 P: 6	R: 3 E: 1 K: 1 S: 10	H: 5 LOB: 2 BB: 0 P: 10	R: 0 E: 0 K: 1 S: 5	H: 1 LOB: 0 BB: 0 P: 5	R: 0 E: 0 K: 0 S: 3	H: 0 LOB: 0 BB: 0 P: 3	1B: 6 2B: 0 3B: 0 HR: 1	SF: 0 SAC: 0 DP: 2 HBP: 0	WP: 0 PB: 0 SB: 1 CS: 1	PA: 34
<b>PITCHER</b>	IP WLS BF H R ER SO BB IBB HBP BLK WP HR S P ERA WHIP	Blue Moon Odum, R ERA: 2.43 Darold Knowles, L ERA: 1.41 Bob Locker, R ERA: 2.15 Joe Horlen, R ERA: 2.67	6.0 L 20 1 1 1 5 3 0 0 0 0 1 27 39 1.50 0.667	7.1 0.1 3 2 2 2 0 0 0 0 0 0 3 3 54.00 6.000	7.1 1.2 8 4 1 1 2 0 0 0 0 0 12 12 5.40 2.400	9.1 1.0 3 0 0 0 0 0 0 0 0 0 3 3 0.00 0.000	<b>PITCHER</b>	IP WLS BF H R ER SO BB IBB HBP BLK WP HR S P ERA WHIP	Blue Moon Odum, R ERA: 2.43 Darold Knowles, L ERA: 1.41 Bob Locker, R ERA: 2.15 Joe Horlen, R ERA: 2.67	6.0 L 20 1 1 1 5 3 0 0 0 0 1 27 39 1.50 0.667	7.1 0.1 3 2 2 2 0 0 0 0 0 0 3 3 54.00 6.000	7.1 1.2 8 4 1 1 2 0 0 0 0 0 12 12 5.40 2.400	9.1 1.0 3 0 0 0 0 0 0 0 0 0 3 3 0.00 0.000							

Batter	1	2	3	4	5	6	7	8	9	AB	R	H	RBI	BB	SO	LOB	BOTTOM					
Bert Campaneris, R OBP: 0.282, SLG: 0.330 (1, 6)	F8		K			F9			F9	4	0	0	0	0	1	1	<b>Kansas City Royals @ Oakland Athletics</b> Oakland-Alameda County Coliseum, Oakland, CA Sun Sep 24 1972, 3:33 AM PDT Unknown <a href="http://livebaseballscorecards.com">livebaseballscorecards.com</a>					
Joe Rudi, R OBP: 0.353, SLG: 0.496 (1, 7)	F2				F7				1B 2B	4	1	2	0	0	0	0						
Matty Alou, L OBP: 0.350, SLG: 0.378 (1, 9)	F3				E6 1B		G6-4-3 1B		L9	4	0	1	0	0	0	3						
Reggie Jackson, L OBP: 0.353, SLG: 0.480 (1, 8)		4-3			K		G4-3-6 1B		2B 1B	4	1	2	1	0	1	1						
Mike Epstein, L OBP: 0.380, SLG: 0.497 (1, 3)		F7			F7		G4-3-6 1-2		2B 1B	4	0	1	1	0	0	2						
Sal Bando, R OBP: 0.336, SLG: 0.374 (1, 5)						F5		5-3	L9	3	0	0	0	1	0	1						
Dave Duncan, R OBP: 0.288, SLG: 0.403 (1, 2)						F8			F7	3	0	0	0	0	1	1						
Dick Green, R OBP: 0.308, SLG: 0.314 Mike Heggen, L OBP: 0.350, SLG: 0.425 Tim Cullen, R OBP: 0.280, SLG: 0.326 (1, 4) (8, PH) (9, 4)				5-3					4-3	2	0	0	0	0	1	0						
Blue Moon Odum, R Gonzalo Martinez, L Allan Lewis, S Darold Knowles, L Bob Locker, R Don Mincher, L Joe Horlen, R OBP: 0.141, SLG: 0.228 OBP: 0.209, SLG: 0.429 OBP: 0.280, SLG: 0.279 OBP: 0.333, SLG: 0.279 OBP: 0.205, SLG: 0.335 OBP: 0.153, SLG: 0.133 (1, 1) (5, PH) (5, PH) (7, 1) (7, 1) (8, PH) (9, 1)									F8	1	0	0	0	0	0	0						
										0	0	0	0	0	0	0						
<b>Inning Stats</b>	R: 0 E: 0 K: 0 S: 3	H: 0 LOB: 0 BB: 0 P: 3	R: 0 E: 0 K: 1 S: 5	H: 0 LOB: 1 BB: 1 P: 9	R: 0 E: 0 K: 1 S: 5	H: 0 LOB: 0 BB: 0 P: 5	R: 0 E: 1 K: 1 S: 6	H: 1 LOB: 1 BB: 0 P: 6	R: 0 E: 0 K: 1 S: 5	H: 0 LOB: 0 BB: 0 P: 5	R: 0 E: 0 K: 0 S: 4	H: 2 LOB: 2 BB: 0 P: 4	R: 0 E: 0 K: 0 S: 3	H: 1 LOB: 0 BB: 0 P: 3	R: 0 E: 0 K: 0 S: 3	H: 0 LOB: 0 BB: 0 P: 3	R: 2 E: 0 K: 0 S: 6	H: 3 LOB: 1 BB: 0 P: 6	1B: 5 2B: 2 3B: 0 HR: 0	SF: 0 SAC: 0 DP: 2 HBP: 0	WP: 0 PB: 0 SB: 1 CS: 0	PA: 33
<b>PITCHER</b>	IP WLS BF H R ER SO BB IBB HBP BLK WP HR S P ERA WHIP	Monty Montgomery, R ERA: 1.73 Ted Abernathy, R ERA: 1.73	8.2 W 32 7 2 2 4 1 0 0 0 0 0 39 43 2.08 0.923	9.1 0.1 S 1 0 0 0 0 0 0 0 0 0 1 1 0.00 0.000	<b>PITCHER</b>	IP WLS BF H R ER SO BB IBB HBP BLK WP HR S P ERA WHIP	Blue Moon Odum, R ERA: 2.43 Darold Knowles, L ERA: 1.41 Bob Locker, R ERA: 2.15 Joe Horlen, R ERA: 2.67	6.0 L 20 1 1 1 5 3 0 0 0 0 1 27 39 1.50 0.667	7.1 0.1 3 2 2 2 0 0 0 0 0 0 3 3 54.00 6.000	7.1 1.2 8 4 1 1 2 0 0 0 0 0 12 12 5.40 2.400	9.1 1.0 3 0 0 0 0 0 0 0 0 0 3 3 0.00 0.000											







Batter	1	2	3	4	5	6	7	8	9	AB	R	H	RBI	BB	SO	LOB	TOP										
Paul Schaal, R OBP: 0.320, SLG: 0.330	0-0 4-3		0-0 F4	0-0 1B		0-0 F2		0-0 1B	5 0 2 0 0 0 1																		
Amos Otis, R OBP: 0.353, SLG: 0.414	0-0 F3		0-3 K	0-0 F9		0-0 L9		0-3 K	5 0 0 0 0 2 4																		
Steve Hovley, L OBP: 0.347, SLG: 0.346	4-0 BB		0-0 1B		0-0 F6		0-0 4-3	0-0 4-3	4 0 1 0 1 0 1																		
John Mayberry, L OBP: 0.386, SLG: 0.489	0-0 4-3		0-0 1B	FC6-4 1B	4-0 1B		0-0 3-1		3 0 1 0 1 0 1																		
Lou Piniella, R OBP: 0.351, SLG: 0.437		0-0 6-3	0-0 FC6-4		0-0 1B		0-0 4-3		4 0 1 0 0 0 2																		
Ed Kirkpatrick, L OBP: 0.354, SLG: 0.395	0-0 E		0-0 HR		0-0 F4		0-3 K		4 2 2 1 0 1 2																		
Cookie Rojas, R OBP: 0.318, SLG: 0.333	0-0 1-3		0-0 1B	0-0 1B	0-0 5-3		0-0 6-3		4 0 1 0 0 0 3																		
Bobby Floyd, R OBP: 0.209, SLG: 0.201	0-0 E8		0-0 B2		0-0 1B		0-0 F5		4 0 2 1 0 0 1																		
Steve Busby, R OBP: 0.231, SLG: 0.308	0-0 L9		0-3 K		0-0 B2		0-0 F8		4 0 0 0 0 1 3																		
<b>Inning Stats</b>	R: 0 E: 0 K: 0 S: 3	H: 0 LOB: 1 BB: 1 P: 7	R: 1 E: 1 K: 0 S: 5	H: 2 LOB: 1 BB: 0 P: 5	R: 0 E: 0 K: 1 S: 7	H: 2 LOB: 2 BB: 0 P: 7	R: 1 E: 0 K: 1 S: 8	H: 3 LOB: 2 BB: 0 P: 8	R: 0 E: 0 K: 0 S: 4	H: 1 LOB: 2 BB: 1 P: 8	R: 0 E: 0 K: 0 S: 3	H: 0 LOB: 0 BB: 0 P: 3	R: 0 E: 0 K: 1 S: 5	H: 0 LOB: 0 BB: 0 P: 5	R: 0 E: 0 K: 1 S: 6	H: 1 LOB: 1 BB: 0 P: 6	1B: 8 2B: 1 3B: 0 HR: 1	SF: 0 SAC: 0 DP: 0 HBP: 0	WP: 0 PB: 0 SB: 0 CS: 0	PA: 39							
<b>PITCHER</b>	IP	WLS	BF	H	R	ER	SO	BB	IBB	HBP	BLK	WP	HR	S	P	ERA	WHIP										
Stan Bahnsen, R ERA: 3.58	6.0	L	29	9	2	2	2	2	0	0	0	0	1	31	39	3.00	1.833										
Dave Lemonds, L ERA: 3.91	2.0		6	0	0	0	1	0	0	0	0	0	0	8	8	0.00	0.000										
Cy Acosta, R ERA: 1.56	1.0		4	1	0	0	1	0	0	0	0	0	0	6	6	0.00	1.000										

**Kansas City Royals @ Chicago White Sox**  
Comiskey Park, Chicago, IL  
Tue Sep 26 1972, 8:05 PM EDT  
Att. 9,664 - Unknown - 61 F

AB 37  
R 2  
H 10  
RBI 2  
BB 2  
SO 4  
LOB 18



Batter	1	2	3	4	5	6	7	8	9	AB	R	H	RBI	BB	SO	LOB	BOTTOM										
Pat Kelly, L OBP: 0.360, SLG: 0.372	0-3 K		0-3 K			0-3 K		0-3 K	4 0 0 0 0 4 2																		
Mike Andrews, R OBP: 0.314, SLG: 0.299	0-0 F3			0-0 3-1		0-3 K		0-0 F6	4 0 0 0 0 1 2																		
Dick Allen, R OBP: 0.421, SLG: 0.604	0-0 L9		0-3 K		0-0 1B		0-0 1B	0-0 4-3	4 0 1 0 0 1 0																		
Carlos May, L OBP: 0.399, SLG: 0.434		0-0 1B		0-0 F8		0-0 1B		0-0 HR	4 1 3 1 0 0 0																		
Rick Reichardt, R OBP: 0.318, SLG: 0.406		0-0 F4			0-0 6-3		0-3 K	0-0 F8	4 0 0 0 0 1 3																		
Ed Spiezio, R OBP: 0.269, SLG: 0.298		0-0 F6			0-3 K		0-3 K	0-0 5-3	4 0 0 0 0 2 3																		
Ed Herrmann, L OBP: 0.332, SLG: 0.359		0-0 F7			0-0 F8		0-0 F5		3 0 0 0 0 0 3																		
Luis Alvarado, R OBP: 0.257, SLG: 0.287			0-0 5-3			0-0 F5		0-3 K	3 0 0 0 0 1 0																		
Stan Bahnsen, R OBP: 0.174, SLG: 0.178				0-0 6-3		4-0 BB		0-0 1B	1 0 0 0 0 0 0																		
Jim Lytle, L OBP: 0.229, SLG: 0.316									0 0 0 0 0 1 0 0																		
Dave Lemon, L OBP: 0.154, SLG: 0.120									0 0 0 0 0 0 0 0																		
Tony Muser, R OBP: 0.256, SLG: 0.308									1 0 1 0 0 0 0 0																		
Hank Allen, R OBP: 0.256, SLG: 0.308									0 0 0 0 0 0 0 0																		
Cy Acosta, R OBP: 0.256, SLG: 0.308									0 0 0 0 0 0 0 0																		
<b>Inning Stats</b>	R: 0 E: 0 K: 1 S: 5	H: 0 LOB: 0 BB: 0 P: 5	R: 0 E: 0 K: 0 S: 4	H: 1 LOB: 1 BB: 0 P: 4	R: 0 E: 0 K: 1 S: 5	H: 0 LOB: 0 BB: 0 P: 5	R: 0 E: 0 K: 1 S: 5	H: 0 LOB: 0 BB: 0 P: 5	R: 0 E: 0 K: 2 S: 7	H: 0 LOB: 1 BB: 1 P: 11	R: 0 E: 0 K: 2 S: 9	H: 2 LOB: 2 BB: 0 P: 9	R: 0 E: 0 K: 2 S: 8	H: 1 LOB: 1 BB: 0 P: 8	R: 0 E: 0 K: 0 S: 4	H: 1 LOB: 0 BB: 0 P: 4	1B: 4 2B: 0 3B: 0 HR: 1	SF: 0 SAC: 0 DP: 0 HBP: 0	WP: 0 PB: 0 SB: 0 CS: 0	PA: 33							
<b>PITCHER</b>	IP	WLS	BF	H	R	ER	SO	BB	IBB	HBP	BLK	WP	HR	S	P	ERA	WHIP										
Steve Busby, R ERA: 1.32	9.0	W	33	5	1	1	10	1	0	0	0	0	1	52	56	1.00	0.667										

**Kansas City Royals @ Chicago White Sox**  
Comiskey Park, Chicago, IL  
Tue Sep 26 1972, 8:05 PM EDT  
Att. 9,664 - Unknown - 61 F

AB 32  
R 1  
H 5  
RBI 1  
BB 1  
SO 10  
LOB 13





Batter	1	2	3	4	5	6	7	8	9	AB	R	H	RBI	BB	SO	LOB	TOP											
<b>Paul Schaaf, R</b> OBP: 0.323, SLG: 0.330										3	1	1	0	2	1	2	<b>Kansas City Royals @ Chicago White Sox</b> Comiskey Park, Chicago, IL Wed Sep 27 1972, 4:33 AM EDT Alt. 4,752 - Unknown - 58 F											
<b>Amos Otis, R</b> OBP: 0.350, SLG: 0.410										5	0	0	0	0	0	4												
<b>Riche Scheinblum, S</b> OBP: 0.389, SLG: 0.424 <b>Steve Hovley, L</b> OBP: 0.346, SLG: 0.344										3	0	0	0	0	2	0												
<b>John Mayberry, L</b> OBP: 0.391, SLG: 0.503										4	2	4	2	0	0	0												
<b>Lou Piniella, R</b> OBP: 0.351, SLG: 0.436										4	1	1	1	0	0	3												
<b>Carl Taylor, R</b> OBP: 0.368, SLG: 0.327										4	0	1	1	0	0	3												
<b>Cookie Rojas, R</b> OBP: 0.318, SLG: 0.335										4	0	1	0	0	0	1												
<b>Freddie Patek, R</b> OBP: 0.284, SLG: 0.283										4	0	1	0	0	1	1												
<b>Roger Nelson, R</b> OBP: 0.148, SLG: 0.098										3	0	0	0	1	1	1												
<b>Inning Stats</b>	R: 2 E: 0 K: 0 S: 4	H: 1 LOB: 0 BB: 1 P: 8	R: 0 E: 0 K: 0 S: 4	H: 1 LOB: 2 BB: 1 P: 8	R: 2 E: 0 K: 1 S: 8	H: 3 LOB: 1 BB: 0 P: 8	R: 0 E: 0 K: 1 S: 5	H: 0 LOB: 1 BB: 1 P: 9	R: 0 E: 0 K: 1 S: 6	H: 1 LOB: 1 BB: 0 P: 6	R: 0 E: 0 K: 1 S: 7	H: 2 LOB: 2 BB: 0 P: 7	R: 0 E: 1 K: 0 S: 4	H: 1 LOB: 2 BB: 0 P: 4	R: 0 E: 0 K: 0 S: 3	H: 0 LOB: 0 BB: 0 P: 3	R: 0 E: 0 K: 1 S: 5	H: 0 LOB: 0 BB: 0 P: 5	1B: 5 2B: 2 3B: 1 HR: 1	SF: 0 SAC: 1 DP: 1 HBP: 0	WP: 0 PB: 0 SB: 1 CS: 0	PA: 39						
<b>PITCHER</b>	IP	WLS	BF	H	R	ER	SO	BB	IBB	HBP	BLK	WP	HR	S	P	ERA	WHIP											
<b>Wilbur Wood, L</b> ERA: 2.54	(1, 1)	8.0	L 36	9	4	4	4	3	0	0	0	0	0	1	41	53	4.50	1.500										
<b>Terry Forster, L</b> ERA: 2.27	(9, 1)	1.0	3	0	0	0	1	0	0	0	0	0	0	0	5	5	0.00	0.000										

Batter	1	2	3	4	5	6	7	8	9	AB	R	H	RBI	BB	SO	LOB	BOTTOM											
<b>Pat Kelly, L</b> OBP: 0.357, SLG: 0.368										4	0	0	0	0	1	0	<b>Kansas City Royals @ Chicago White Sox</b> Comiskey Park, Chicago, IL Wed Sep 27 1972, 4:33 AM EDT Alt. 4,752 - Unknown - 58 F											
<b>Jim Lyttle, L</b> OBP: 0.274, SLG: 0.361										4	2	2	0	0	0	0												
<b>Dick Allen, R</b> OBP: 0.420, SLG: 0.603										4	0	1	1	0	2	1												
<b>Carlos May, L</b> OBP: 0.401, SLG: 0.437										3	0	2	1	0	0	0												
<b>Mike Andrews, R</b> OBP: 0.312, SLG: 0.297										4	0	0	0	0	2	4												
<b>Ed Spiezio, R</b> OBP: 0.285, SLG: 0.294										4	0	0	0	0	1	4												
<b>Ed Herrmann, L</b> OBP: 0.334, SLG: 0.362										3	0	2	0	0	0	1												
<b>Luis Alvarado, R</b> OBP: 0.256, SLG: 0.286 <b>Jorge Orta, L</b> OBP: 0.215, SLG: 0.288										1	0	0	0	0	0	1												
<b>Wilbur Wood, R</b> OBP: 0.180, SLG: 0.139 <b>Tony Muser, L</b> OBP: 0.275, SLG: 0.359 <b>Terry Forster, L</b> OBP: 0.526, SLG: 0.500										2	0	0	0	0	1	1												
<b>Inning Stats</b>	R: 1 E: 0 K: 0 S: 5	H: 2 LOB: 2 BB: 0 P: 6	R: 0 E: 0 K: 1 S: 5	H: 1 LOB: 0 BB: 0 P: 5	R: 0 E: 0 K: 2 S: 7	H: 0 LOB: 0 BB: 0 P: 7	R: 0 E: 0 K: 0 S: 3	H: 1 LOB: 0 BB: 0 P: 3	R: 0 E: 0 K: 2 S: 7	H: 0 LOB: 0 BB: 0 P: 7	R: 0 E: 1 K: 1 S: 6	H: 1 LOB: 1 BB: 0 P: 6	R: 0 E: 0 K: 1 S: 5	H: 0 LOB: 0 BB: 0 P: 5	R: 1 E: 0 K: 1 S: 7	H: 2 LOB: 1 BB: 0 P: 7	1B: 4 2B: 2 3B: 1 HR: 0	SF: 0 SAC: 0 DP: 2 HBP: 1	WP: 0 PB: 0 SB: 0 CS: 0	PA: 33								
<b>PITCHER</b>	IP	WLS	BF	H	R	ER	SO	BB	IBB	HBP	BLK	WP	HR	S	P	ERA	WHIP											
<b>Roger Nelson, R</b> ERA: 2.19	(1, 1)	9.0	W 33	7	2	2	8	0	0	1	0	0	0	0	48	49	2.00	0.778										



Batter	1	2	3	4	5	6	7	8	9	AB	R	H	RBI	BB	SO	LOB	TOP				
<b>Paul Schaaf, R</b> OBP: 0.322, SLG: 0.327 (1, 5)	4-0 G6-4-3 BB BB		0-0 5-3		0-0 5-3		0-0 L8		0-0 F8	4	0	0	0	1	0	0	<b>Kansas City Royals @ Boston Red Sox</b> Fenway Park, Boston, MA Thu Sep 28 1972, 3:33 AM EDT Att: 10,196 - Unknown - 59 F  <b>AB 33</b> <b>R 1</b> <b>H 7</b> <b>RBI 1</b> <b>BB 5</b> <b>SO 6</b> <b>LOB 16</b>				
<b>Amos Otis, R</b> OBP: 0.352, SLG: 0.413 (1, 8)	4-0 G6-4-3 BB		0-0 1B		0-0 F7		0-0 1B		0-0 F4	4	0	2	0	1	0	0					
<b>Richie Scheinblum, S</b> OBP: 0.389, SLG: 0.422 (1, 9)	0-0 G6-4-3 1-2 2-3		0-0 F4		0-0 5-3		0-0 1B		0-0 1B	4	0	1	0	0	0	3					
<b>John Mayberry, L</b> OBP: 0.393, SLG: 0.504 (1, 3)	4-0 FC5-4 BB		0-0 1B		0-0 2B FC6-4		0-0 F9		0-0 F9	3	1	2	0	1	0	2					
<b>Lou Piniella, R</b> OBP: 0.350, SLG: 0.436 (1, 7)	0-0 FC5-4 1-2		0-3 K		0-0 FC6-4 1-3 2B		0-0 5-3		0-0 5-3	4	0	1	0	0	1	4					
<b>Carl Taylor, R</b> OBP: 0.364, SLG: 0.317 (1, 2)		0-3 K		0-3 K		4-0 FC6-4 BB		0-0 F8		3	0	0	0	1	2	0					
<b>Cookie Rojas, R</b> OBP: 0.319, SLG: 0.335 (1, 4)		4-0 BB		0-0 F6		0-0 FC6-4 FC5-4 1-2 2-3 3-H		0-0 1B		3	0	1	1	1	0	2					
<b>Freddie Patek, R</b> OBP: 0.282, SLG: 0.281 (1, 6)		0-0 F5		0-0 B5		0-0 FC5-4 1-2		0-3 K		4	0	0	0	0	1	4					
<b>Dick Drago, R</b> OBP: 0.169, SLG: 0.059 <b>Jim Wohlford, R</b> OBP: 0.391, SLG: 0.350 (9, PH)		0-3 K		0-0 B1-3		0-3 K		0-0 P8		3	0	0	0	0	2	1					
<b>Inning Stats</b>	R: 0 E: 0 K: 0 S: 2	H: 0 LOB: 2 BB: 3 P: 14	R: 0 E: 0 K: 2 S: 7	H: 0 LOB: 1 BB: 1 P: 11	R: 0 E: 0 K: 1 S: 7	H: 2 LOB: 2 BB: 0 P: 7	R: 0 E: 0 K: 1 S: 5	H: 0 LOB: 0 BB: 0 P: 5	R: 0 E: 0 K: 0 S: 3	H: 0 LOB: 0 BB: 0 P: 3	R: 1 E: 0 K: 0 S: 5	H: 2 LOB: 2 BB: 1 P: 9	R: 0 E: 0 K: 1 S: 7	H: 2 LOB: 2 BB: 0 P: 7	R: 0 E: 0 K: 1 S: 6	H: 1 LOB: 1 BB: 0 P: 6	R: 0 E: 0 K: 0 S: 3	H: 0 LOB: 0 BB: 0 P: 3	1B: 5 2B: 2 3B: 0 HR: 0	SF: 0 SAC: 0 DP: 1 HBP: 0	WP: 0 PA: 38 SB: 0 CS: 0
<b>PITCHER</b> <b>John Curtis, L</b> ERA: 3.69 (1, 1)	IP: 9.0 WLS: W BF: 38 H: 7 R: 1 ER: 1 SO: 6 BB: 5 IBB: 0 HBP: 0 BLK: 0 WP: 0 HR: 0 S: 45 P: 65 ERA: 1.00 WHIP: 1.333															<b>PITCHER</b>					

Batter	1	2	3	4	5	6	7	8	9	AB	R	H	RBI	BB	SO	LOB	BOTTOM		
<b>Tommy Harper, R</b> OBP: 0.344, SLG: 0.394 <b>Rick Miller, L</b> OBP: 0.286, SLG: 0.333 (1, 8)	0-0 5-3		0-0 6-3		0-3 K			0-3 K		3	0	0	0	0	1	0	<b>Kansas City Royals @ Boston Red Sox</b> Fenway Park, Boston, MA Thu Sep 28 1972, 3:33 AM EDT Att: 10,196 - Unknown - 59 F  <b>AB 29</b> <b>R 3</b> <b>H 5</b> <b>RBI 1</b> <b>BB 2</b> <b>SO 7</b> <b>LOB 8</b>		
<b>Luis Aparicio, R</b> OBP: 0.296, SLG: 0.343 (1, 6)	0-0 6-3		0-3 K		0-0 L8		0-3 K		4	0	0	0	0	2	0				
<b>Carl Yastrzemski, L</b> OBP: 0.355, SLG: 0.378 (1, 3)	0-0 F8		0-0 4-3		0-0 F8		4-0 BB		3	0	0	0	1	0	0				
<b>Reggie Smith, S</b> OBP: 0.364, SLG: 0.483 (1, 9)		0-0 4-6-3		0-0 S WP 2B		0-0 E 2B		0-0 4-3		4	2	2	0	0	0	1			
<b>Rico Petrocelli, R</b> OBP: 0.341, SLG: 0.370 (1, 5)		0-0 1B 1B		0-0 G3		0-0 E4		0-0 1B		3	1	1	0	0	0	1			
<b>Carlton Fisk, R</b> OBP: 0.375, SLG: 0.554 (1, 2)		0-0 1B 1-2		4-0 G6-4-3 BB		0-0 1-3				2	0	1	0	1	0	1			
<b>Dwight Evans, R</b> OBP: 0.350, SLG: 0.514 (1, 7)		0-3 K		0-0 G6-4-3 1-2		0-0 6-3				3	0	0	0	0	1	3			
<b>Doug Griffin, R</b> OBP: 0.329, SLG: 0.306 (1, 4)		0-0 1-3 2-H 1B		0-0 F4		0-0 5-3				3	0	1	1	0	0	0			
<b>John Curtis, L</b> OBP: 0.132, SLG: 0.098 (1, 1)		0-3 K		0-0 4-3		0-3 K				3	0	0	0	0	2	2			
<b>Inning Stats</b>	R: 0 E: 0 K: 0 S: 3	H: 0 LOB: 0 BB: 0 P: 3	R: 1 E: 0 K: 2 S: 10	H: 3 LOB: 2 BB: 0 P: 10	R: 0 E: 0 K: 1 S: 5	H: 0 LOB: 0 BB: 0 P: 5	R: 1 E: 0 K: 0 S: 3	H: 1 LOB: 1 BB: 1 P: 7	R: 0 E: 0 K: 0 S: 5	H: 0 LOB: 0 BB: 0 P: 5	R: 1 E: 1 K: 0 S: 5	H: 1 LOB: 1 BB: 0 P: 5	R: 0 E: 0 K: 1 S: 5	H: 0 LOB: 0 BB: 0 P: 5	R: 0 E: 0 K: 2 S: 7	H: 0 LOB: 1 BB: 1 P: 11	1B: 3 2B: 2 3B: 0 HR: 0	SF: 0 SAC: 0 DP: 1 HBP: 0	WP: 1 PA: 31 SB: 1 CS: 0
<b>PITCHER</b> <b>Dick Drago, R</b> ERA: 3.01 (1, 1)	IP: 8.0 WLS: L BF: 31 H: 5 R: 3 ER: 2 SO: 7 BB: 2 IBB: 0 HBP: 0 BLK: 0 WP: 1 HR: 0 S: 43 P: 51 ERA: 2.25 WHIP: 0.875															<b>PITCHER</b>			



Batter	1	2	3	4	5	6	7	8	9	AB	R	H	RBI	BB	SO	LOB	TOP					
Bert Campaneris, R OBP: 0.280, SLG: 0.327	1-3		1B		K			K		4	1	1	0	0	2	1	<b>Oakland Athletics @ Kansas City Royals</b> Municipal Stadium, Kansas City, MO Fri Sep 29 1972, 8:05 PM EDT Att. 6,882 - Unknown - 49 F <a href="http://livebaseballscorecards.com">livebaseballscorecards.com</a>					
Allan Lewis, S OBP: 0.250, SLG: 0.375	G3		CS			F8		F4		4	0	1	2	0	0							
George Hendrick, R OBP: 0.193, SLG: 0.283	E5		BB					F8		3	0	1	0	1	0	0						
Dave Duncan, R OBP: 0.286, SLG: 0.398	FC5-4		G6-4-3							4	0	1	0	0	0	2						
Bill McNulty, R (1, 5)		FC5-4				F9		F8		3	0	0	0	1	0	2						
Gene Tenace, R OBP: 0.303, SLG: 0.316		FC5-4						F9		4	0	0	0	0	0	3						
Don Mincher, L OBP: 0.361, SLG: 0.335		K								3	0	0	0	0	1	1						
Dick Green, R OBP: 0.349, SLG: 0.359		4-3								2	0	1	0	0	0	1						
Tim Cullen, R OBP: 0.276, SLG: 0.324										1	0	0	0	0	1	0						
Vida Blue, S OBP: 0.140, SLG: 0.044										1	1	0	0	1	0	1						
Brant Aleya, R OBP: 0.231, SLG: 0.286			1B							1	0	0	0	0	1	0						
Bob Locker, S (7, 1)			1B							0	0	0	0	0	0	0						
<b>Inning Stats</b>	R: 0 E: 1 K: 0 S: 4	H: 0 LOB: 1 BB: 0 P: 4	R: 0 E: 0 K: 1 S: 5	H: 0 LOB: 1 BB: 1 P: 9	R: 2 E: 0 K: 0 S: 3	H: 2 LOB: 0 BB: 2 P: 11	R: 0 E: 0 K: 0 S: 3	H: 0 LOB: 0 BB: 0 P: 3	R: 0 E: 0 K: 1 S: 5	H: 1 LOB: 0 BB: 0 P: 5	R: 0 E: 0 K: 0 S: 5	H: 2 LOB: 2 BB: 0 P: 5	R: 0 E: 0 K: 2 S: 7	H: 0 LOB: 0 BB: 0 P: 7	R: 0 E: 0 K: 1 S: 5	H: 0 LOB: 0 BB: 0 P: 5	R: 0 E: 0 K: 0 S: 3	H: 0 LOB: 0 BB: 0 P: 3	1B: 5 2B: 0 3B: 0 HR: 0	SF: 0 SAC: 0 DP: 1 HBP: 0	WP: 0 PB: 0 SB: 1 CS: 2	PA: 33
<b>PITCHER</b> Paul Splitterf, L ERA: 3.13	IP: 9.0 WLS: W BF: 33 H: 5 R: 2 ER: 2 SO: 5 BB: 3 IBB: 0 HBP: 0 BLK: 0 WP: 0 HR: 0 S: 40 P: 52 ERA: 2.00 WHIP: 0.889															<b>PITCHER</b>						

Batter	1	2	3	4	5	6	7	8	9	AB	R	H	RBI	BB	SO	LOB	BOTTOM			
Paul Schaal, R OBP: 0.324, SLG: 0.329	6-3		BB					E3		3	2	1	0	2	0	1	<b>Oakland Athletics @ Kansas City Royals</b> Municipal Stadium, Kansas City, MO Fri Sep 29 1972, 8:05 PM EDT Att. 6,882 - Unknown - 49 F <a href="http://livebaseballscorecards.com">livebaseballscorecards.com</a>			
Amos Otis, R OBP: 0.382, SLG: 0.411	K		F9					FC3-6		4	2	1	0	0	1	3				
Steve Hovley, L OBP: 0.344, SLG: 0.342										1	0	0	0	0	0	1				
Richie Scheinblum, S OBP: 0.387, SLG: 0.423	6-3							L7		4	2	1	1	0	0	4				
John Mayberry, L OBP: 0.396, SLG: 0.515	K									3	2	2	4	1	1	0				
Lou Piniella, R OBP: 0.349, SLG: 0.435										4	0	1	1	0	2	1				
Carl Taylor, R OBP: 0.360, SLG: 0.308										3	0	0	0	1	0	2				
Cookie Rojas, R OBP: 0.317, SLG: 0.333										3	0	0	1	0	0	2				
Jim Wohlford, R OBP: 0.391, SLG: 0.350										0	0	0	0	0	0	0				
Freddie Patek, R OBP: 0.282, SLG: 0.279										3	0	0	0	1	0	3				
Paul Splitterf, L OBP: 0.276, SLG: 0.254										3	1	0	0	0	2	1				
<b>Inning Stats</b>	R: 1 E: 0 K: 2 S: 8	H: 1 LOB: 0 BB: 0 P: 8	R: 0 E: 0 K: 1 S: 5	H: 0 LOB: 0 BB: 0 P: 5	R: 0 E: 0 K: 1 S: 5	H: 0 LOB: 1 BB: 1 P: 9	R: 1 E: 1 K: 1 S: 7	H: 1 LOB: 2 BB: 1 P: 11	R: 3 E: 1 K: 0 S: 5	H: 1 LOB: 0 BB: 0 P: 6	R: 0 E: 0 K: 1 S: 5	H: 0 LOB: 1 BB: 1 P: 9	R: 4 E: 0 K: 0 S: 6	H: 3 LOB: 1 BB: 2 P: 14	R: 0 E: 1 K: 0 S: 4	H: 0 LOB: 1 BB: 0 P: 4	1B: 2 2B: 2 3B: 1 HR: 1	SF: 1 SAC: 0 DP: 0 HBP: 1	WP: 2 PB: 0 SB: 1 CS: 0	PA: 39
<b>PITCHER</b> Vida Blue, L ERA: 2.82	IP: 6.0 WLS: L BF: 27 H: 3 R: 5 ER: 1 SO: 6 BB: 3 IBB: 0 HBP: 1 BLK: 0 WP: 1 HR: 1 S: 35 P: 48 ERA: 1.50 WHIP: 1.000															<b>PITCHER</b> Bob Locker, R ERA: 2.64				



Batter	1	2	3	4	5	6	7	8	9	AB	R	H	RBI	BB	SO	LOB	TOP					
Ted Kubiak, S (1.4) OBP: 0.283, SLG: 0.252	F7			1B G3 2B 1B	E G3 1B		E5 3B 1B	4-3		5	3	3	1	0	0	1						
Mike Hegan, L (1.3) OBP: 0.375, SLG: 0.423	1-3			G3	G3 E 1B		3B		PB 1B	4	2	2	0	1	0	1						
George Hendrick, R (1.7) OBP: 0.210, SLG: 0.314	6-3			2B SF9 1B	E6 G3		3B		FC6-4 1B	5	1	3	4	0	0	2						
Reggie Jackson, L (1.8) OBP: 0.348, SLG: 0.472		4-3		SF9 HR 2B	G3		F7		FC6-4 S	3	1	1	2	0	0	2						
Allan Lewis, S (5.7) OBP: 0.200, SLG: 0.300				1-3 3-H 2B	1-2 2-3 3-H 1B				1-2	2	0	0	0	0	0	2						
Dave Duncan, R (1.2) OBP: 0.283, SLG: 0.394	K			SF9	F5		K		K	4	0	0	1	0	3	4						
Gene Tenace, R (1.9) OBP: 0.301, SLG: 0.327		5-3		2-3 3-H 1B			K		5-3	5	1	1	2	0	1	2						
Bill McNulty, R (1.5)			5-3	3-H HR	6-3					4	0	0	0	0	1	0						
Dal Maxvill, R (1.6) OBP: 0.297, SLG: 0.264							K		K	4	0	1	0	0	3	0						
Joe Horlen, R (1.1) OBP: 0.176, SLG: 0.176										2	1	1	0	0	0	1						
Rollie Fingers, R (6.1) OBP: 0.316, SLG: 0.474				G6-3 1B	E9 1B		E 3B 1B		BB	1	1	1	0	0	0	0						
Don Mincher, L (6. PH) OBP: 0.363, SLG: 0.335				1-2						0	0	0	0	1	0	0						
Dave Hamilton, L (8.1) OBP: 0.313, SLG: 0.192										0	0	0	0	0	0	0						
<b>Inning Stats</b>	R: 0 E: 0 K: 0 S: 3	H: 0 LOB: 0 BB: 0 P: 3	R: 0 E: 0 K: 1 S: 5	H: 0 LOB: 0 BB: 0 P: 5	R: 0 E: 0 K: 0 S: 3	H: 1 LOB: 0 BB: 0 P: 3	R: 4 E: 0 K: 0 S: 7	H: 4 LOB: 0 BB: 0 P: 7	R: 2 E: 2 K: 1 S: 9	H: 3 LOB: 2 BB: 0 P: 9	R: 0 E: 0 K: 1 S: 5	H: 0 LOB: 0 BB: 0 P: 5	R: 3 E: 1 K: 2 S: 10	H: 3 LOB: 1 BB: 1 P: 14	R: 0 E: 0 K: 2 S: 7	H: 0 LOB: 1 BB: 1 P: 11	R: 1 E: 0 K: 1 S: 7	H: 2 LOB: 1 BB: 0 P: 7	1B: 10 2B: 1 3B: 1 HR: 1	SF: 1 SAC: 0 DP: 1 HBP: 0	WP: 0 PB: 1 SB: 1 CS: 0	PA: 42
<b>PITCHER</b>	IP WLS BF H R ER SO BB IBB HBP BLK WP HR S P ERA WHIP																					
Monty Montgomery, R (1.1) ERA: 3.04	4.1 L 20 8 6 5 2 0 0 0 0 0 0 1 24 24 10.38 1.846																					
Ted Abernathy, R (5.1) ERA: 1.7	0.2 3 0 0 0 0 0 0 0 0 0 0 0 3 3 0.00 0.000																					
Bruce Dal Canton, R (6.1) ERA: 3.42	1.0 3 0 0 0 0 1 0 0 0 0 0 0 5 5 0.00 0.000																					
Mike Hedlund, R (7.1) ERA: 4.78	3.0 16 5 4 4 5 1 1 0 0 0 0 0 24 32 12.00 2.000																					

Oakland Athletics @ Kansas City Royals  
Municipal Stadium, Kansas City, MO  
Sat Sep 30 1972, 8:05 PM EDT  
Att. 9,314 - Unknown - 64 F

livebaseballscores.com

AB 39  
R 10  
H 13  
RBI 10  
BB 2  
SO 8  
LOB 15



Batter	1	2	3	4	5	6	7	8	9	AB	R	H	RBI	BB	SO	LOB	BOTTOM					
Paul Schaaf, R (1.5) OBP: 0.324, SLG: 0.327	K		K		1B 2B BB		F9			3	1	0	0	1	2	1						
Amos Otis, R (1.8) OBP: 0.353, SLG: 0.414	F8				2B		F7			4	1	2	1	0	0	0						
Richie Scheinblum, S (1.9) OBP: 0.386, SLG: 0.423	G3		F8		2B		4-3			4	0	1	3	0	0	1						
John Mayberry, L (1.3) OBP: 0.393, SLG: 0.511		F4			F7		G3		F4	4	0	0	0	0	0	1						
Lou Piniella, R (1.7) OBP: 0.350, SLG: 0.437				L3 1B			K		6-3	4	0	2	0	0	1	0						
Ed Kirkpatrick, L (1.2) OBP: 0.363, SLG: 0.394				L3			WP 1B 6-3 1B		L7	4	1	1	0	0	1	2						
Cookie Rojas, R (1.4) OBP: 0.318, SLG: 0.334		4-3					FC6-4 1B		P6	4	0	2	0	0	0	1						
Freddie Patek, R (1.6) OBP: 0.282, SLG: 0.279					FC6-4 1B S 2B 1B		6-3		K	4	2	1	1	0	1	2						
Monty Montgomery, R (1.1) OBP: 0.227, SLG: 0.255										1	0	0	0	0	0	1						
Ted Abernathy, R (5.1) OBP: 0.363, SLG: 0.429										0	0	0	0	0	0	0						
Bruce Dal Canton, R (6.1) OBP: 0.316, SLG: 0.474										1	0	0	0	0	1	1						
Steve Howley, L (6. PH) OBP: 0.360, SLG: 0.360										0	0	0	0	0	0	0						
Mike Hedlund, R (7.1) OBP: 0.313, SLG: 0.192										1	0	0	0	0	0	0						
Jim Wohlford, R (8.1) OBP: 0.275, SLG: 0.333										0	0	0	0	0	0	0						
<b>Inning Stats</b>	R: 0 E: 0 K: 1 S: 5	H: 0 LOB: 0 BB: 0 P: 5	R: 0 E: 0 K: 1 S: 6	H: 1 LOB: 0 BB: 0 P: 6	R: 1 E: 0 K: 1 S: 7	H: 2 LOB: 1 BB: 0 P: 7	R: 0 E: 0 K: 0 S: 3	H: 1 LOB: 0 BB: 0 P: 3	R: 3 E: 0 K: 1 S: 8	H: 3 LOB: 1 BB: 1 P: 12	R: 1 E: 0 K: 2 S: 9	H: 2 LOB: 1 BB: 0 P: 9	R: 0 E: 0 K: 0 S: 3	H: 0 LOB: 0 BB: 0 P: 3	R: 0 E: 0 K: 0 S: 3	H: 0 LOB: 0 BB: 0 P: 3	R: 0 E: 0 K: 1 S: 5	H: 0 LOB: 0 BB: 0 P: 5	1B: 6 2B: 4 3B: 0 HR: 0	SF: 0 SAC: 0 DP: 1 HBP: 0	WP: 1 PB: 0 SB: 2 CS: 0	PA: 36
<b>PITCHER</b>	IP WLS BF H R ER SO BB IBB HBP BLK WP HR S P ERA WHIP																					
Joe Horlen, R (1.1) ERA: 3.04	5.1 W 24 8 5 5 5 0 0 0 0 0 1 0 8 8 8.44 1.688																					
Rollie Fingers, R (6.1) ERA: 2.45	1.2 S 6 1 0 0 1 0 0 0 0 0 1 0 8 8 0.00 0.600																					
Dave Hamilton, L (8.1) ERA: 2.96	2.0 6 0 0 0 0 1 0 0 0 0 0 0 8 8 0.00 0.000																					

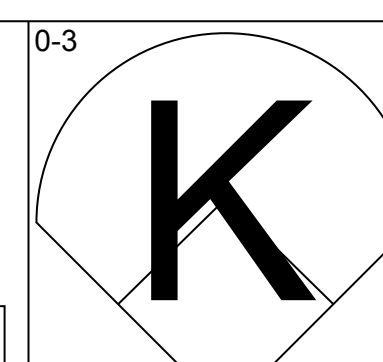
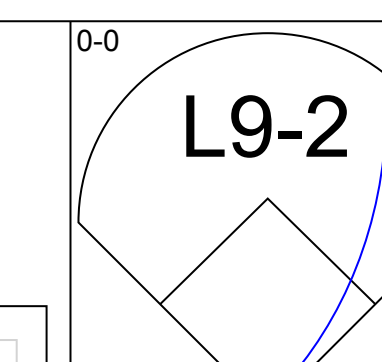
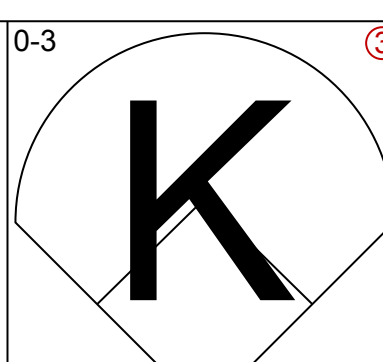
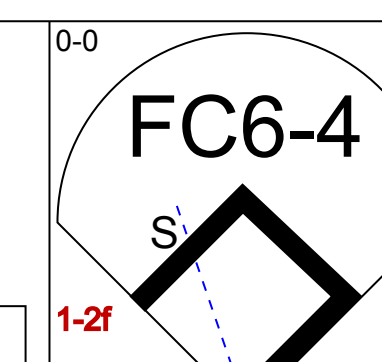
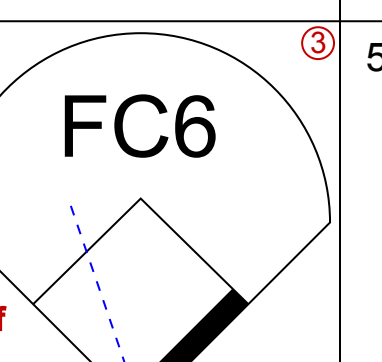
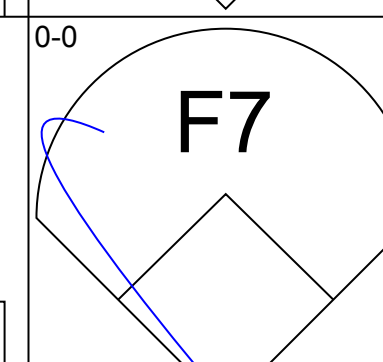
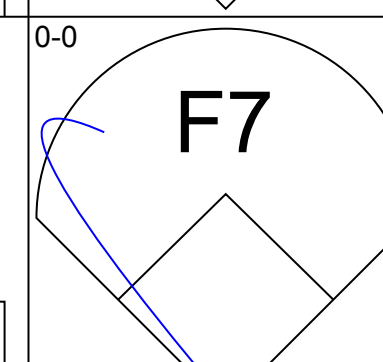
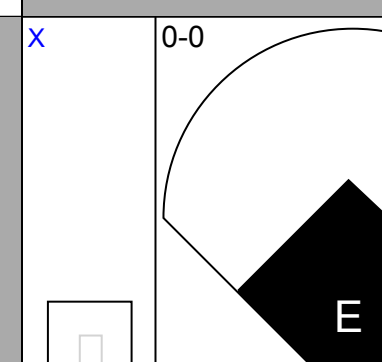
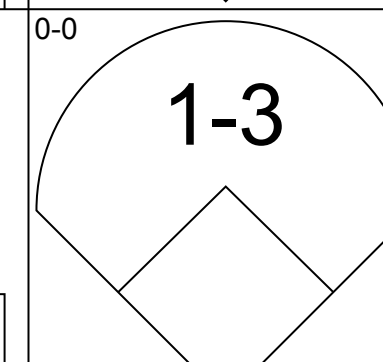
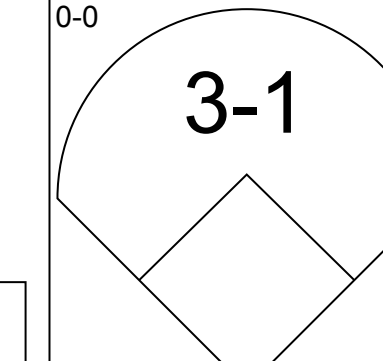
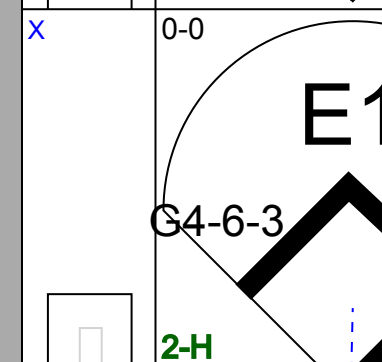
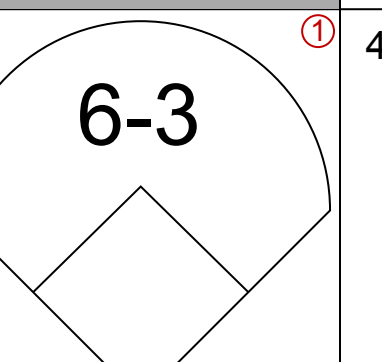
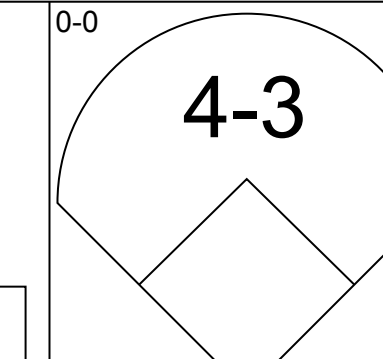
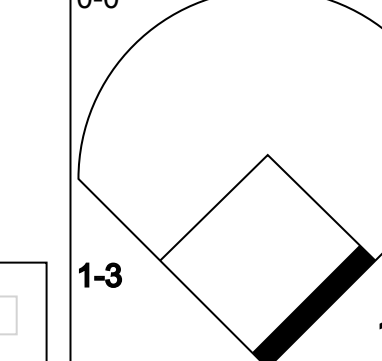
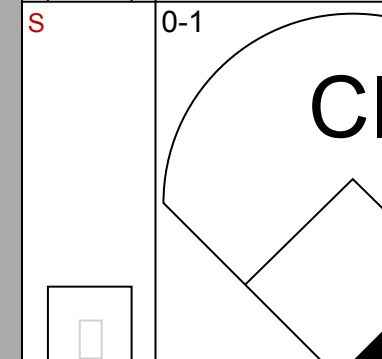
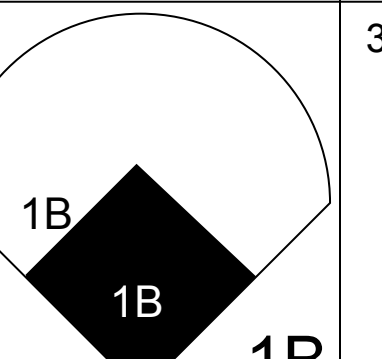
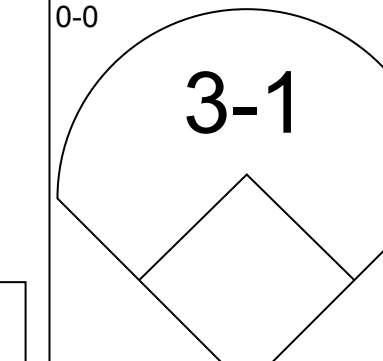
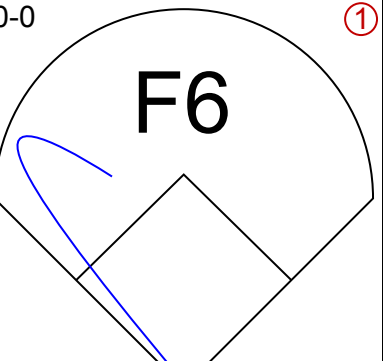
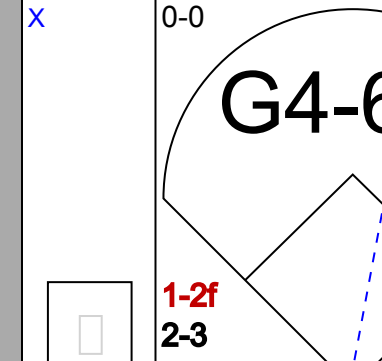
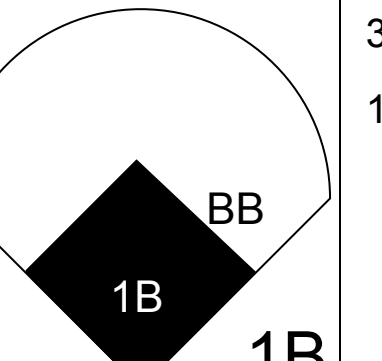
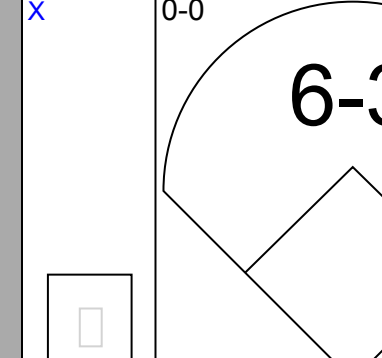
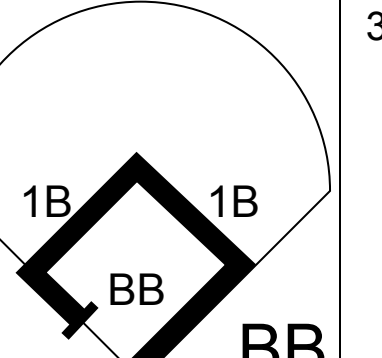
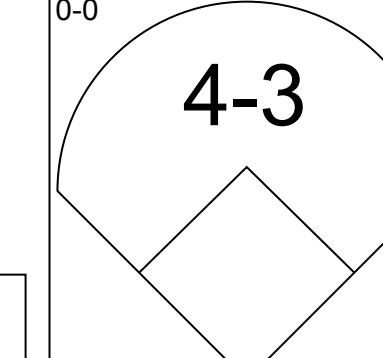
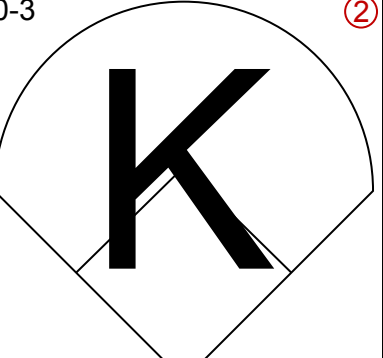
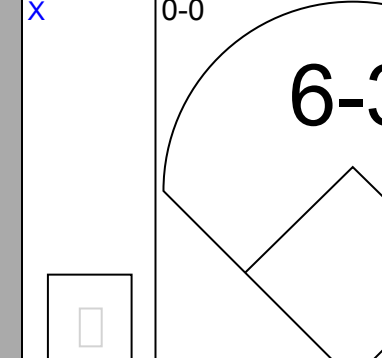
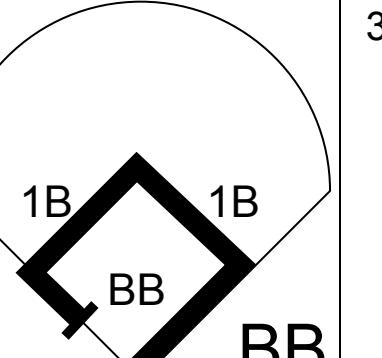
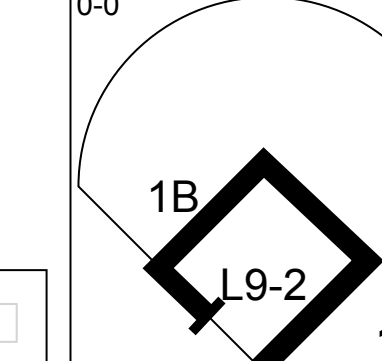
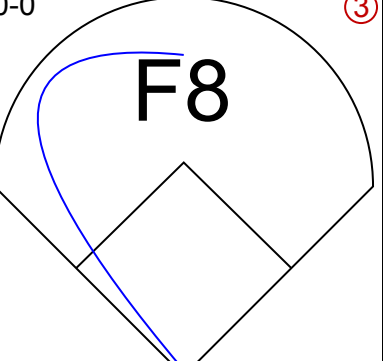
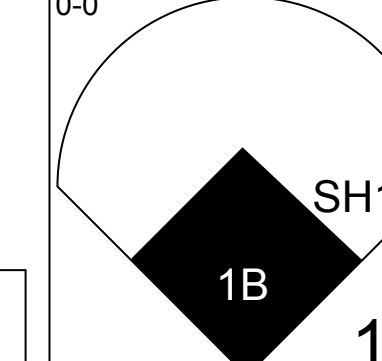
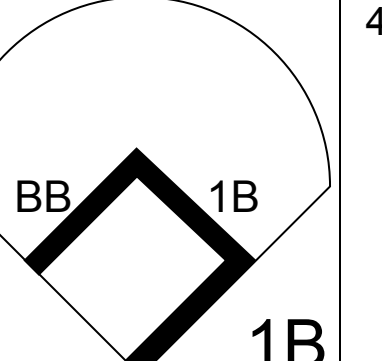
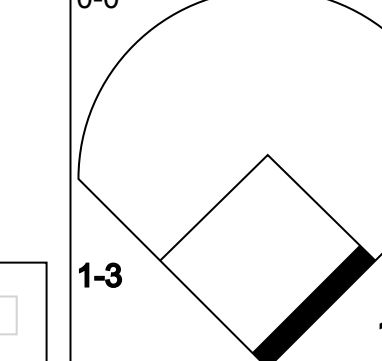
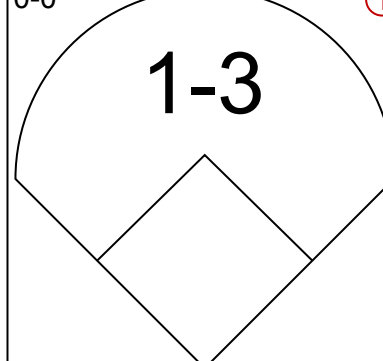
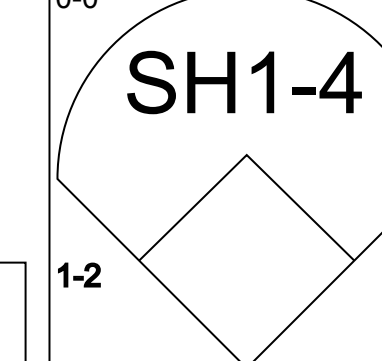
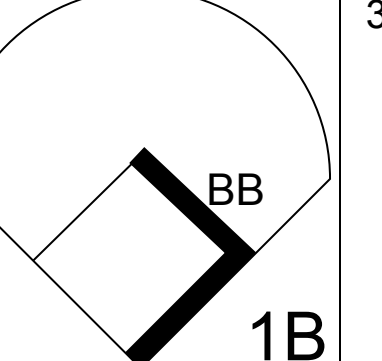
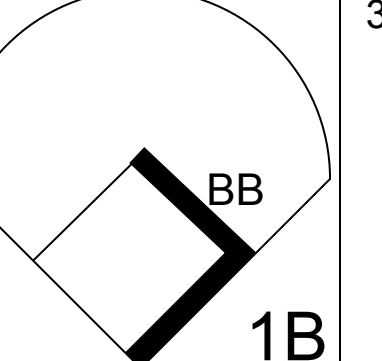
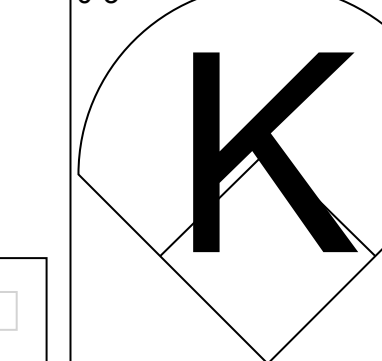
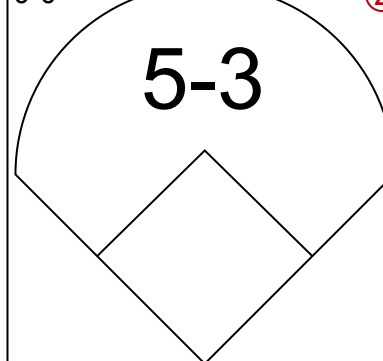
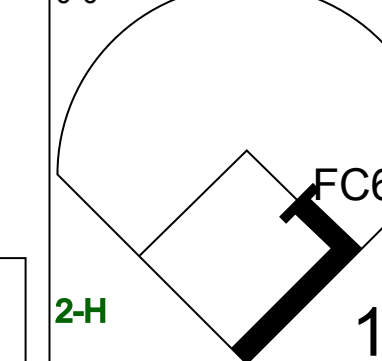
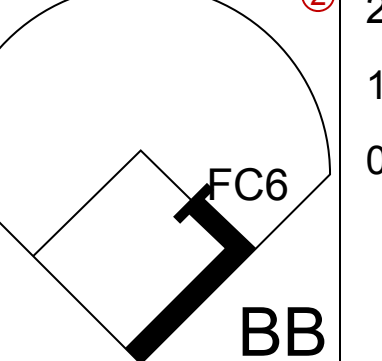
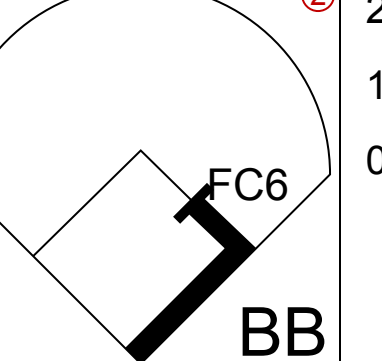
Oakland Athletics @ Kansas City Royals  
Municipal Stadium, Kansas City, MO  
Sat Sep 30 1972, 8:05 PM EDT  
Att. 9,314 - Unknown - 64 F

livebaseballscores.com

AB 35  
R 5  
H 9  
RBI 5  
BB 1  
SO 7  
LOB 11



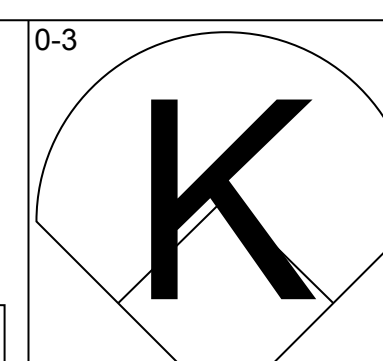
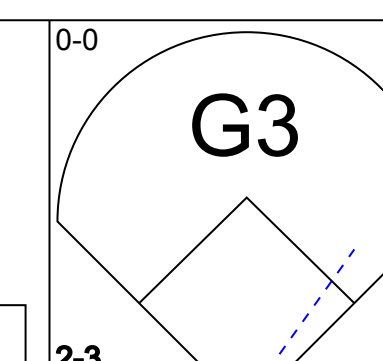
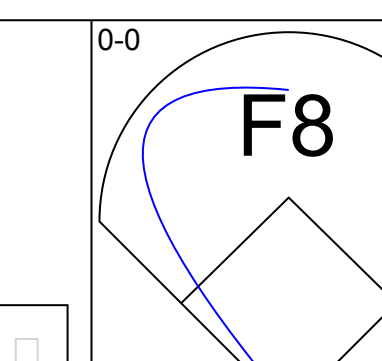
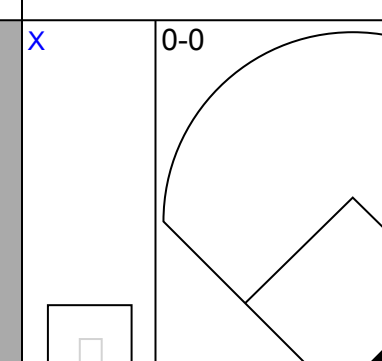
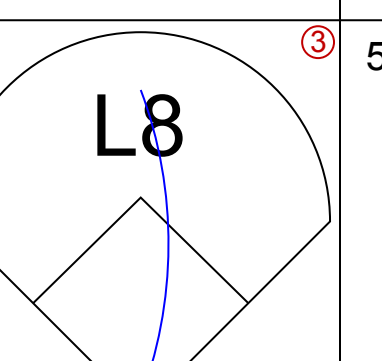
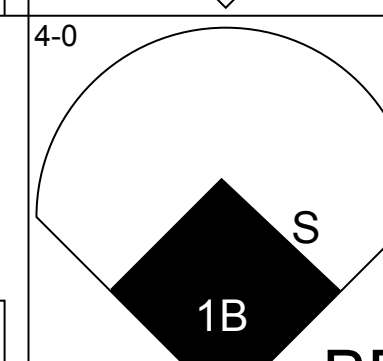
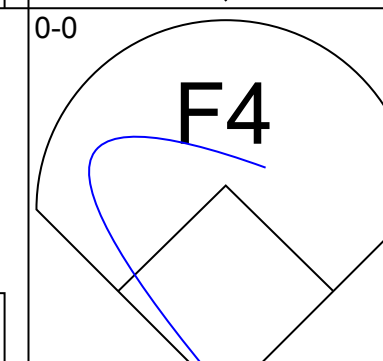
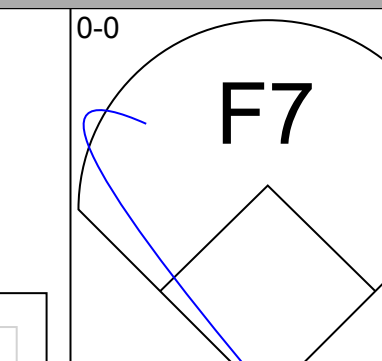
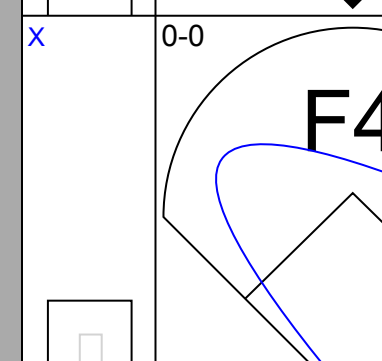
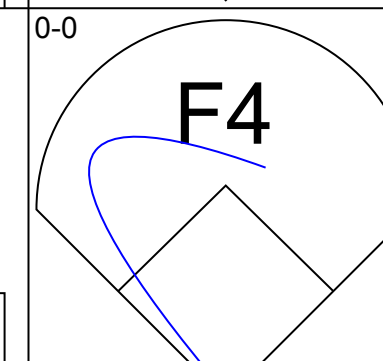
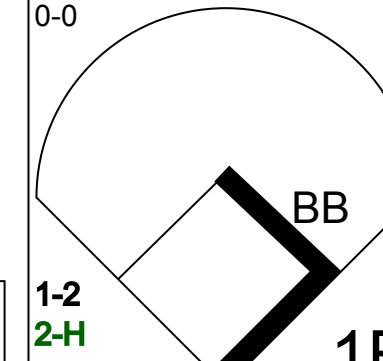
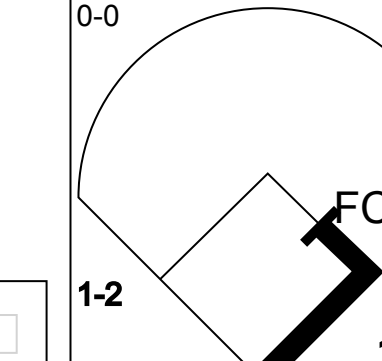
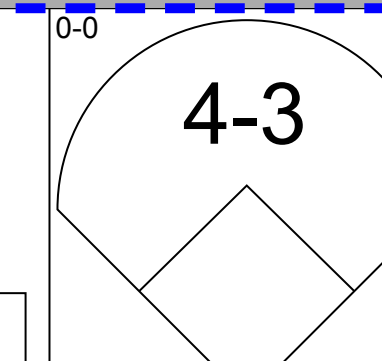
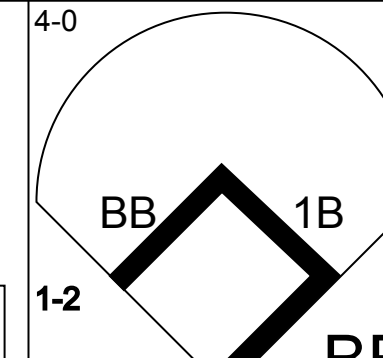
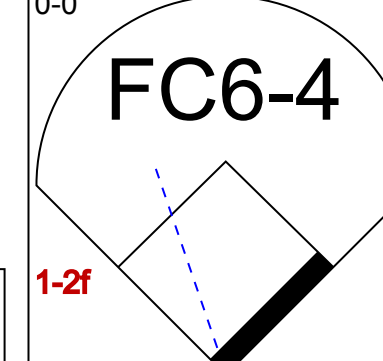
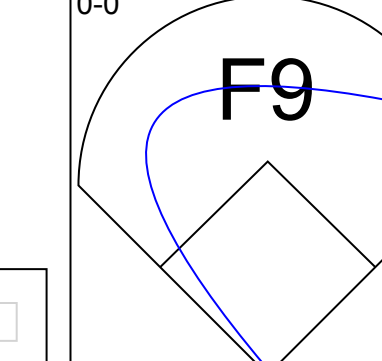
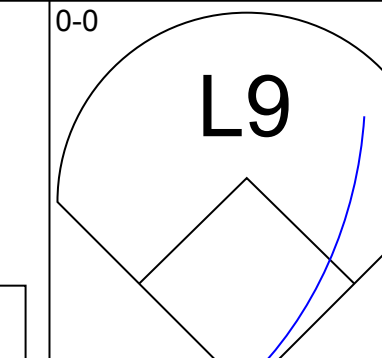
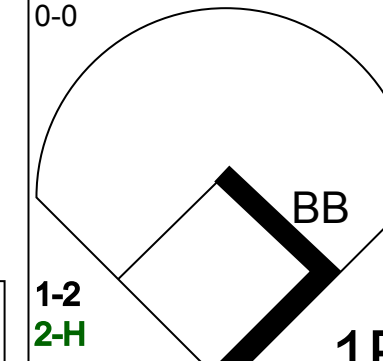
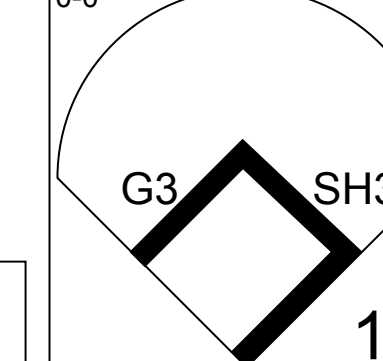
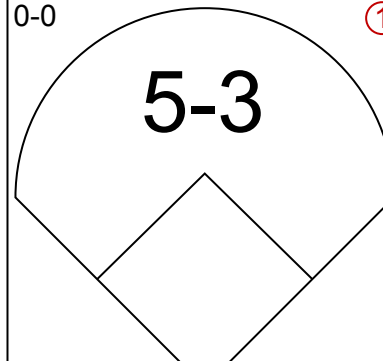
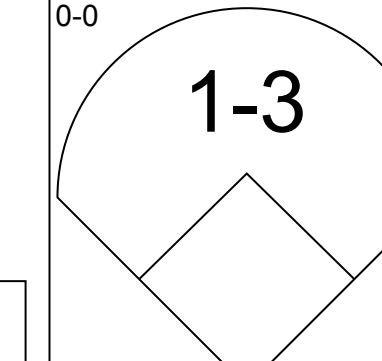
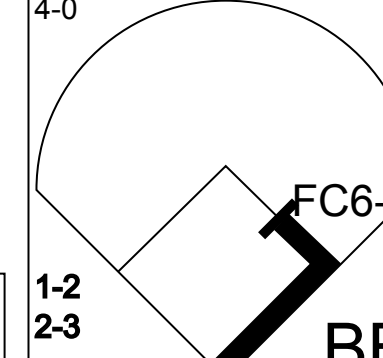
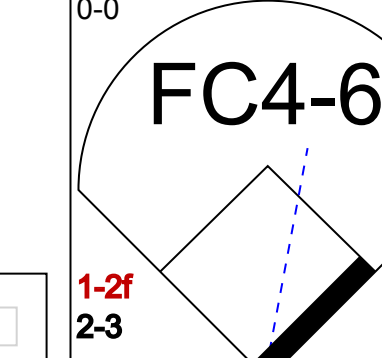
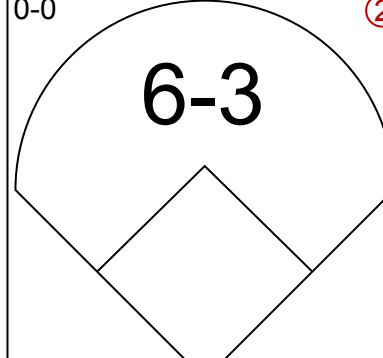
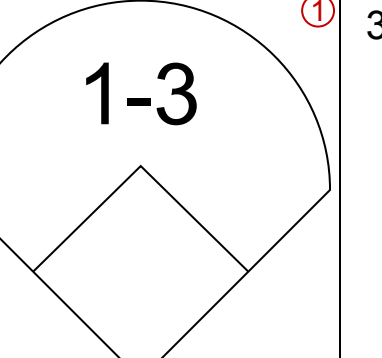
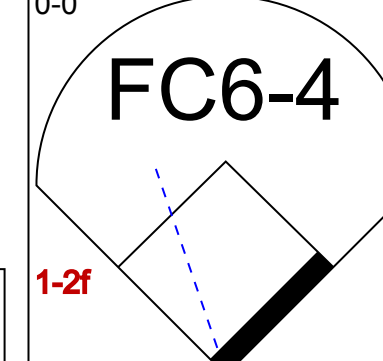
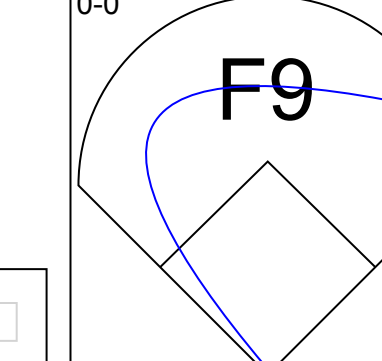
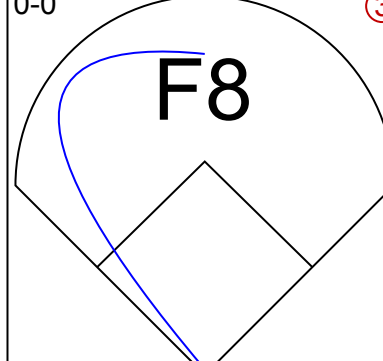
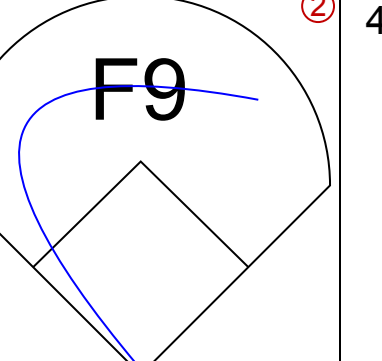
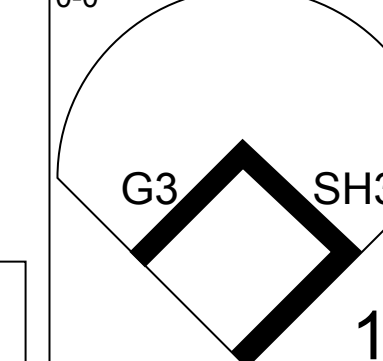
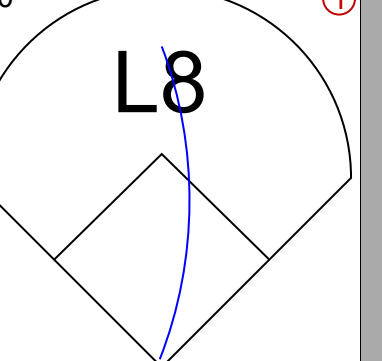
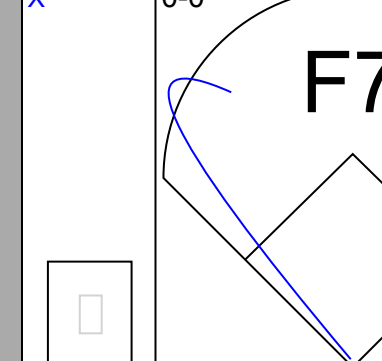
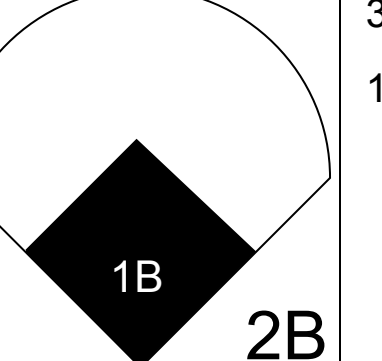
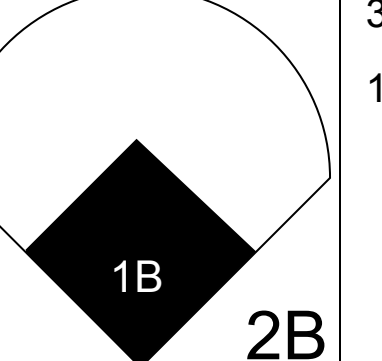
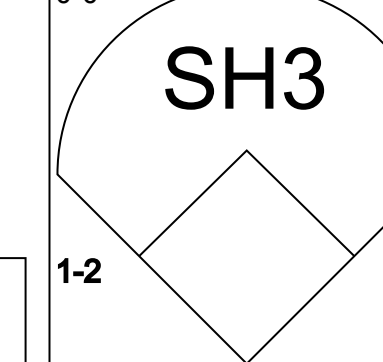
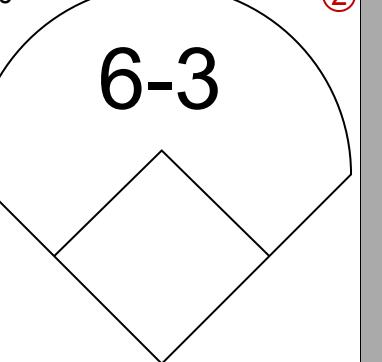
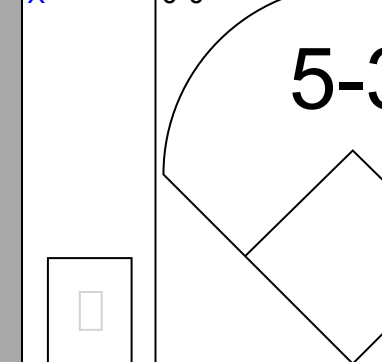
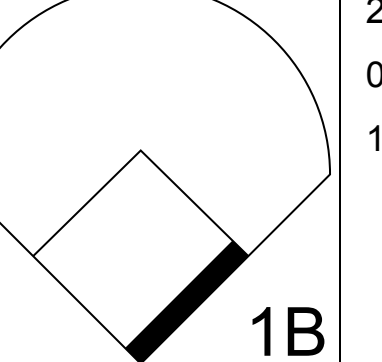
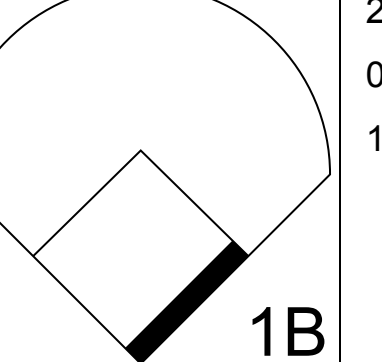


Batter	1	2	3	4	5	6	7	8	9	AB	R	H	RBI	BB	SO	LOB	TOP		
<b>Bert Campaneris, R</b> (1, 6) OBP: 0.278, SLG: 0.324										5	0	0	0	0	2	6			
<b>Joe Rudi, R</b> (1, 7) OBP: 0.346, SLG: 0.488										4	1	2	0	0	1	1			
<b>Allan Lewis, S</b> (8, 7) OBP: 0.200, SLG: 0.300										0	0	0	0	0	0	0			
<b>Matty Alou, L</b> (1, 9) OBP: 0.354, SLG: 0.383										4	0	1	0	0	0	1			
<b>Reggie Jackson, L</b> (1, 8) OBP: 0.348, SLG: 0.471										3	1	1	0	0	0	0			
<b>Mike Epstein, L</b> (1, 3) OBP: 0.377, SLG: 0.491										3	0	0	0	0	0	2			
<b>Mike Hegan, L</b> (8, 3) OBP: 0.382, SLG: 0.430										1	1	1	0	0	0	0			
<b>Sal Bando, R</b> (1, 5) OBP: 0.341, SLG: 0.371										3	0	0	0	1	1	1			
<b>Gene Tenace, R</b> (1, 2) OBP: 0.308, SLG: 0.335										4	1	3	2	0	0	0			
<b>Tim Cullen, R</b> (1, 4) OBP: 0.286, SLG: 0.331										3	0	2	0	0	0	0			
<b>Ken Holtzman, R</b> (1, 1) OBP: 0.187, SLG: 0.222																			
<b>Gonzalo Marquez, L</b> (8, PH) OBP: 0.500, SLG: 0.412											2	0	0	0	0	1	2		
<b>Bob Locker, S</b> (8, 1)										0	0	0	0	1	0	0			
<b>Inning Stats</b>	R: 0 E: 0 K: 1 S: 5	H: 0 LOB: 0 BB: 0 P: 5	R: 0 E: 0 K: 0 S: 3	H: 0 LOB: 0 BB: 0 P: 3	R: 0 E: 0 K: 1 S: 6	H: 2 LOB: 1 BB: 0 P: 6	R: 0 E: 0 K: 0 S: 3	H: 1 LOB: 0 BB: 0 P: 3	R: 0 E: 0 K: 1 S: 5	H: 0 LOB: 0 BB: 0 P: 5	R: 1 E: 2 K: 0 S: 5	H: 2 LOB: 1 BB: 0 P: 5	R: 1 E: 0 K: 1 S: 7	H: 2 LOB: 1 BB: 0 P: 7	R: 2 E: 0 K: 0 S: 6	H: 4 LOB: 3 BB: 2 P: 14	1B: 10 2B: 3 3B: 0 HR: 0	SF: 0 SAC: 1 DP: 3 HBP: 0	WP: 0 PA: 37 PB: 0 SB: 2 CS: 0
<b>PITCHER</b>	IP	WLS	BF	H	R	ER	SO	BB	IBB	HBP	BLK	WP	HR	S	P	ERA	WHIP		
<b>Tom Murphy, R</b> (1, 1) ERA: 3.36	8.1	L	34	10	4	4	5	1	0	0	0	0	0	43	47	4.32	1.320		
<b>Bruce Dal Canton, R</b> (8, 1) ERA: 3.4	0.2	S	3	1	0	0	0	1	0	0	0	0	0	2	6	0.00	3.000		

Oakland Athletics @ Kansas City Royals  
Municipal Stadium, Kansas City, MO  
Sun Oct 01 1972, 4:33 AM EDT  
Alt: 8,726 - Unknown - 73 F

AB 33  
R 4  
H 11  
RBI 3  
BB 2  
SO 5  
LOB 13



Batter	1	2	3	4	5	6	7	8	9	AB	R	H	RBI	BB	SO	LOB	BOTTOM		
<b>Paul Schaaf, R</b> (1, 5) OBP: 0.323, SLG: 0.326										5	0	1	0	0	1	2			
<b>Amos Otis, R</b> (1, 8) OBP: 0.352, SLG: 0.412										3	1	0	0	1	0	2			
<b>Richie Scheinblum, S</b> (1, 9) OBP: 0.383, SLG: 0.420										4	0	0	0	0	0	1			
<b>John Mayberry, L</b> (1, 3) OBP: 0.394, SLG: 0.509										2	0	0	0	2	0	0			
<b>Lou Piniella, R</b> (1, 7) OBP: 0.351, SLG: 0.437										4	0	2	1	0	0	0			
<b>Carl Taylor, R</b> (1, 2) OBP: 0.357, SLG: 0.300										3	0	0	0	1	0	2			
<b>Cookie Rojas, R</b> (1, 4) OBP: 0.316, SLG: 0.331										4	0	0	0	0	0	5			
<b>Freddie Patek, R</b> (1, 6) OBP: 0.282, SLG: 0.279										3	0	1	0	0	0	0			
<b>Steve Hovley, L</b> (9, PH) OBP: 0.346, SLG: 0.349										1	1	1	0	0	0	0			
<b>Tom Murphy, R</b> (1, 1) OBP: 0.187, SLG: 0.222										2	0	0	0	0	0	0			
<b>Bruce Dal Canton, R</b> (9, 1) OBP: 0.119, SLG: 0.122										0	0	0	0	0	0	0			
<b>Ed Kirkpatrick, L</b> (9, PH) OBP: 0.365, SLG: 0.396										1	0	1	1	0	0	0			
<b>Inning Stats</b>	R: 1 E: 0 K: 1 S: 6	H: 1 LOB: 3 BB: 3 P: 18	R: 0 E: 0 K: 0 S: 4	H: 1 LOB: 1 BB: 0 P: 4	R: 0 E: 0 K: 0 S: 4	H: 1 LOB: 2 BB: 1 P: 8	R: 0 E: 0 K: 0 S: 3	H: 0 LOB: 0 BB: 0 P: 3	R: 0 E: 0 K: 0 S: 3	H: 0 LOB: 0 BB: 0 P: 3	R: 0 E: 0 K: 0 S: 4	H: 1 LOB: 1 BB: 0 P: 4	R: 0 E: 0 K: 0 S: 3	H: 0 LOB: 0 BB: 0 P: 3	R: 1 E: 0 K: 0 S: 5	H: 2 LOB: 1 BB: 0 P: 5	1B: 5 2B: 1 3B: 0 HR: 0	SF: 0 SAC: 1 DP: 0 HBP: 0	WP: 0 PA: 37 PB: 0 SB: 1 CS: 0
<b>PITCHER</b>	IP	WLS	BF	H	R	ER	SO	BB	IBB	HBP	BLK	WP	HR	S	P	ERA	WHIP		
<b>Ken Holtzman, L</b> (1, 1) ERA: 2.53	7.0	W	29	4	1	1	1	4	0	0	0	0	0	27	43	1.29	1.143		
<b>Bob Locker, R</b> (8, 1) ERA: 2.69	2.0	S	8	2	1	1	0	0	0	0	0	0	0	8	8	4.50	1.000		

Oakland Athletics @ Kansas City Royals  
Municipal Stadium, Kansas City, MO  
Sun Oct 01 1972, 4:33 AM EDT  
Alt: 8,726 - Unknown - 73 F

AB 32  
R 2  
H 6  
RBI 2  
BB 4  
SO 1  
LOB 12









