

**Kansas City Royals - 1973**

Batter	1	2	3	4	5	6	7	8	9	AB R H RBI BB SO LOB	TOP											
Freddie Patek, R (1, 6) OBP: 0.500, SLG: 0.750	0-3 K		0-3 K			0-0 L7-5 2B		0-0 1B		4 0 2 0 0 2 0	<b>Kansas City Royals @ California Angels</b> Anaheim Stadium, Anaheim, CA Fri Apr 06 1973, 9:05 PM EST Att. 27,240 - Unknown <a href="http://livebaseballscorecards.com">livebaseballscorecards.com</a>											
Cookie Rojas, R (1, 4) OBP: 0.750, SLG: 0.667	4-0 E S BB			0-0 1B		0-0 L7-5 2-3		0-0 1B		3 0 2 1 1 0 1												
Amos Otis, R (1, 8)	0-3 K			0-0 F7		0-3 K		0-3 K		4 0 0 0 0 3 4												
John Mayberry, L (1, 3)	0-0 G3			0-3 K			4-0 G6-4-3 BB	0-3 K		3 0 0 0 1 2 4												
Hal McRae, R (1, 9)		0-3 K		0-0 L5			0-0 G6-4-3 1-2f	0-3 K		4 0 0 0 0 2 2												
Ed Kirkpatrick, L (1, 10)		4-0 G5-4-3 BB		0-0 1-3			0-0 G3	0-0 F8		3 0 0 0 1 0 0												
Lou Piniella, R (1, 7) OBP: 0.250, SLG: 0.250		0-0 G5-4-3 1-2f		0-0 F9				0-0 F9		4 1 1 0 0 0 1												
Paul Schaal, R (1, 5)			0-3 K		4-0 BB			0-3 K		2 0 0 0 1 2 1												
Jerry May, R (1, 2) Gail Hopkins, L (8, PH) Carl Taylor, R (8, PR)			0-0 4-3		0-3 K			0-0 1B 1B		2 0 0 0 0 1 1 1 0 1 1 0 0 0 0 1 0 0 0 0 0												
<b>Inning Stats</b>	R: 0 E: 0 K: 2 S: 7	H: 0 LOB: 1 BB: 1 P: 11	R: 0 E: 0 K: 1 S: 4	H: 0 LOB: 0 BB: 1 P: 8	R: 0 E: 0 K: 2 S: 7	H: 0 LOB: 0 BB: 0 P: 7	R: 0 E: 0 K: 1 S: 6	H: 1 LOB: 1 BB: 0 P: 6	R: 0 E: 0 K: 1 S: 5	H: 0 LOB: 1 BB: 1 P: 9	R: 0 E: 0 K: 1 S: 5	H: 1 LOB: 0 BB: 0 P: 5	R: 0 E: 0 K: 0 S: 2	H: 0 LOB: 0 BB: 1 P: 6	R: 2 E: 0 K: 3 S: 13	H: 4 LOB: 2 BB: 0 P: 13	R: 0 E: 0 K: 1 S: 5	H: 0 LOB: 0 BB: 0 P: 5	1B: 5 2B: 2 3B: 0 HR: 0	SF: 0 SAC: 0 DP: 3 HBP: 0	WP: 0 PB: 1 SB: 1 CS: 0	PA: 34
<b>PITCHER</b>	IP WLS BF H R ER SO BB IBB HBP BLK WP HR S P ERA WHIP																					
Nolan Ryan, R (1, 1) ERA: 2.0	9.0 W 34 6 2 2 12 4 0 0 0 0 0 0 54 70 2.00 1.111																					
Nolan Ryan, R (9, 1) ERA: 2.0	9.0 W 34 6 2 2 12 4 0 0 0 0 0 0 54 70 2.00 1.111																					



Batter	1	2	3	4	5	6	7	8	9
Billy Grabarkewitz, R (1, 5) OBP: 0.500, SLG: 0.667	0-0 F3		0-0 3B 2B		4-0 1B BB		0-3 K		
Bobby Valentine, R (1, 6) OBP: 0.500, SLG: 1.000	0-0 6-3		0-0 1B 3B		0-0 1B		0-0 6-3		
Vada Pinson, L (1, 9) OBP: 0.250, SLG: 0.250	0-0 4-3		0-0 1B		0-0 F5		0-0 F9		
Frank Robinson, R (1, 7) OBP: 0.500, SLG: 1.250 Rudy Meoli, L (8, PR) Nolan Ryan, R (9, 1)		0-0 HR	0-0 6-3		0-0 F8			0-0 BB HBP 1B	
Tom McCraw, L (1, 10) OBP: 0.250, SLG: 0.250		0-3 K		0-0 G4-6-3 1B		0-0 P4		0-0 P1	
Jim Spencer, L (1, 3)		0-0 F7		0-0 F8		4-0 F9 BB BB		1-0 BB HBP	
Ken Berry, R (1, 8)		0-0 F9		0-0 G4-6-3 1-2f		4-0 BB		4-0 BB	
John Stephenson, L (1, 2)			0-0 6-3		0-0 F9	0-0 F9		0-3 K	
Sandy Alomar Sr., S (1, 4) OBP: 0.250, SLG: 0.250			0-0 6-3		0-0 1B S 1B	0-0 4-3		0-0 5-3	

Inning Stats	R: 0	H: 0	E: 0	K: 0	S: 3	R: 1	H: 1	E: 0	K: 1	S: 6	R: 2	H: 3	E: 0	K: 0	S: 6	R: 0	H: 1	E: 0	K: 0	S: 3	R: 0	H: 2	E: 0	K: 0	S: 5	R: 0	H: 0	E: 0	K: 1	S: 5	R: 0	H: 1	E: 0	K: 1	S: 6
	0	0	0	0	3	1	1	0	1	6	2	3	0	0	6	0	1	0	0	3	0	0	0	2	3	0	0	0	1	5	0	1	0	1	6

PITCHER	IP	WLS	BF	H	R	ER	SO	BB	IBB	HBP	BLK	WP	HR	S	P	ERA	WHIP
Steve Busby, R (1, 1) ERA: 6.23	4.1	L	20	7	3	3	1	1	0	0	0	0	1	21	25	6.23	1.846
Bruce Dal Canton, R (5, 1) ERA:	2.2		10	0	0	0	1	2	0	0	0	0	0	10	18	0.00	0.750
Tom Burgmeier, L (8, 1) ERA:	1.0		6	1	0	0	1	1	0	1	0	0	0	6	11	0.00	2.000

**BOTTOM**

**Kansas City Royals @ California Angels**  
Anaheim Stadium, Anaheim, CA

Fri Apr 06 1973, 9:05 PM EST  
Att. 27,240 - Unknown

AB	R	H	RBI	BB	SO	LOB
3	1	1	0	1	1	0
4	1	2	1	0	0	0
4	0	1	1	0	0	3
4	1	2	1	0	0	4
0	0	0	0	0	0	0
0	0	0	0	0	0	0
4	0	1	0	0	1	1
2	0	0	0	1	0	1
2	0	0	0	2	0	1
4	0	0	0	0	1	5
4	0	1	0	0	0	5

AB	31
R	3
H	8
RBI	3
BB	4
SO	3
LOB	20



WP	PA
0	36

1B	2B	3B	HR	SF	SAC	DP	HBP	WP	HR	S	P	ERA	WHIP
5	1	1	1	0	0	1	1	0	0	0	0	6.23	1.846

Batter	1	2	3	4	5	6	7	8	9	AB R H RBI BB SO LOB	TOP		
Freddie Patek, R OBP: 0.556, SLG: 0.857 (1, 6)	0-0 4-3 3B		0-0 5-3 1-2	0-0 P4		4-0 2B BB		1-0 2B HBP PB		3 3 1 0 1 0 3			
Cookie Rojas, R OBP: 0.556, SLG: 0.750 (1, 4)	0-0 4-3		0-0 E6 FC4-6 1B	0-0 WP 1-H 2-H 2B		0-0 1B 2B 1-H		0-0 F2 1-2 2-3		5 1 2 4 0 0 3			
Amos Otis, R OBP: 0.222, SLG: 0.125 (1, 8)	0-0 F9		0-0 FC4-6 1B 1-2	0-0 6-3 2-3		0-3 K		4-0 2B 1B BB		4 1 1 0 0 1 1 2			
John Mayberry, L OBP: 0.333, SLG: 0.143 (1, 3)	4-0 BB		0-0 FC4-6 1-2f 2-3 3-H		0-3 K	0-0 PB 1B 2-H		0-3 K		4 0 1 2 1 2 5			
Hal McRae, R OBP: 0.111, SLG: 0.222 Steve Hovley, L (8, PR) (8, 9)	0-0 L5		0-0 1-3		0-0 F9	0-0 F8 1-2		0-0 1B 2B 1-3 2-H 3-H		5 0 1 2 0 0 4 0 1 0 0 0 0 0			
Lou Piniella, R OBP: 0.250, SLG: 0.250 Keith Marshall, R OBP: 1.000, SLG: 1.000 (1, 7) (7, 7)		0-0 P6		0-0 6-3		0-0 1B S		0-0 1B		4 1 1 0 0 0 0 1 0 1 2 0 0 0			
Paul Schaal, R OBP: 0.375, SLG: 0.286 (1, 5)		0-0 F8		0-0 1B 1B		0-0 1B 1-H		0-0 5-3		5 1 2 1 0 0 0			
Jerry May, R OBP: 0.143, SLG: 0.143 (1, 2)		0-0 5-3		0-0 1B 2B 1B 1-3		0-0 P6		0-0 5-3		5 1 1 0 0 0 2			
Kurt Bevacqua, R OBP: 0.600, SLG: 0.500 (1, 10)			0-0 E FC4-6 5-3 1B	0-0 2B 1B 1-2 3-H		0-0 F7		4-0 PB HBP 2B BB		4 3 2 1 1 0 0			
<b>Inning Stats</b>	R: 1 E: 0 K: 0 S: 4 H: 1 LOB: 1 BB: 1 P: 8	R: 0 E: 0 K: 0 S: 3 H: 0 LOB: 0 BB: 0 P: 3	R: 1 E: 1 K: 0 S: 6 H: 2 LOB: 2 BB: 0 P: 6	R: 3 E: 0 K: 0 S: 7 H: 4 LOB: 1 BB: 0 P: 7	R: 1 E: 0 K: 1 S: 7 H: 2 LOB: 1 BB: 0 P: 7	R: 2 E: 0 K: 1 S: 7 H: 2 LOB: 1 BB: 1 P: 11	R: 0 E: 0 K: 0 S: 3 H: 0 LOB: 0 BB: 0 P: 3	R: 4 E: 0 K: 1 S: 6 H: 2 LOB: 2 BB: 2 P: 15	R: 0 E: 1 K: 0 S: 3 H: 0 LOB: 0 BB: 0 P: 3	1B: 9 2B: 3 3B: 1 HR: 0 SF: 0 SAC: 0 DP: 1 HBP: 1	WP: 1 PA: 45 PB: 2 SB: 1 CS: 0		
<b>PITCHER</b>	IP WLS BF H R ER SO BB IBB HBP BLK WP HR S P ERA WHIP											<b>PITCHER</b>	IP WLS BF H R ER SO BB IBB HBP BLK WP HR S P ERA WHIP
Clyde Wright, L ERA: 9.82 (1, 1)	3.2 L 20 7 5 4 0 1 0 0 0 0 0 19 23 9.82 2.182												
Lloyd Allen, R ERA: 11.57 (4, 1)	2.1 12 4 3 3 2 1 0 0 0 0 1 0 15 19 11.57 2.143												
Steve Barber, L ERA: (7, 1)	1.0 3 0 0 0 0 0 0 0 0 0 0 0 3 3 0.00 0.000												
Terry Wilshusen, R ERA: 81.0 (8, 1)	0.1 4 0 3 3 0 2 0 1 0 0 0 1 10 81.00 6.000												
Ron Perranoski, L ERA: 5.4 (8, 1)	1.2 6 2 1 1 1 1 0 0 0 0 0 0 8 8 5.40 1.200												

Kansas City Royals @ California Angels  
Anaheim Stadium, Anaheim, CA

Sat Apr 07 1973, 9:05 PM EST  
Att: 17,151 - Unknown

livebaseballscores.com

AB 40  
R 12  
H 13  
RBI 12  
BB 4  
SO 3  
LOB 19



BOTTOM

Kansas City Royals @ California Angels  
Anaheim Stadium, Anaheim, CA

AB	35
R	5
H	8
RBI	4
BB	5
SO	3
LOB	23



WP	1	PA	40
PB	0		
SB	3		
CS	0		

Sat Apr 07 1973, 9:05 PM EST  
Att. 17,151 - Unknown

livebaseballscorecards.com

AB R H RBI BB SO LOB

4	0	0	0	1	2	2
4	0	0	0	1	0	4
4	2	2	0	1	0	1
4	2	1	0	1	0	2
3	0	1	1	1	0	2
4	0	0	0	0	0	5
4	1	2	3	0	1	1
4	0	1	0	0	0	4
3	0	1	0	0	0	2
1	0	0	0	0	0	0
1	0	0	0	0	0	0

Batter	1	2	3	4	5	6	7	8	9
<b>Billy Grabarkewitz, R</b> OBP: 0.333, SLG: 0.286 (1, 5) S S	0-3 K ①		4-0 FC6-4 BB		0-3 K ①		0-0 E6 WP S		0-0 6-3 ②
<b>Bobby Valentine, R</b> OBP: 0.333, SLG: 0.500 (1, 6) X	0-0 4-3 ②		0-0 FC6-4 ③		0-0 6-3 ②		0-0 F8 ③		4-0 2B BB
<b>Vada Pinson, L</b> OBP: 0.444, SLG: 0.500 (1, 9) X	0-0 G3 ③			4-0 BB 1B BB	0-0 4-3 ③			0-0 3-1 1B 1B	0-0 1-3 2B
<b>Doug Howard, R</b> OBP: 0.400, SLG: 0.250 (1, 7) X		0-0 1-3 ①		4-0 FC3-6 1B E BB		0-0 P6 ①		0-0 3-1 1B 1B	0-0 P6 ③
<b>Tom McCraw, L</b> OBP: 0.375, SLG: 0.266 (1, 10) X		0-0 P3 ②		0-0 FC3-6 1B		4-0 G5-6-3 BB		0-0 F8 ①	
<b>Jim Spencer, L</b> (1, 3) X		0-0 F7 ③		0-0 FC3-6 E 8-2 ①		0-0 G5-6-3 ② ③		0-0 3-1 ②	
<b>Ken Berry, R</b> OBP: 0.500, SLG: 0.333 (1, 8) S S			0-3 K ①	0-0 E4 1-3 3-H			0-0 E 3-1 WP 1B	0-0 2-H 3-H 1B	
<b>John Stephenson, L</b> OBP: 0.125, SLG: 0.125 (1, 2) X			0-0 FC1-6 1B ②	0-0 8-2 ② ③			0-0 3-1 ①	0-0 F5 ③	
<b>Sandy Alomar Sr., S</b> OBP: 0.286, SLG: 0.286 <b>Bob Oliver, R</b> (9, PH)			0-0 FC1-6 S ②		0-0 6-3 S 1B		0-0 F7 ②		0-0 6-3 ①

Inning Stats	R: 0	H: 0	E: 0	K: 1	S: 5	R: 0	H: 0	E: 0	K: 0	S: 3	R: 0	H: 1	E: 0	K: 1	S: 6	R: 2	H: 1	E: 1	K: 0	S: 4	R: 0	H: 1	E: 0	K: 1	S: 6	R: 0	H: 0	E: 0	K: 0	S: 2	R: 1	H: 1	E: 1	K: 0	S: 5	R: 2	H: 3	E: 0	K: 0	S: 6	R: 0	H: 1	E: 0	K: 0	S: 4	1B: 7	SF: 0	2B: 2	SAC: 0	3B: 0	DP: 2	HR: 0	HBP: 0
--------------	------	------	------	------	------	------	------	------	------	------	------	------	------	------	------	------	------	------	------	------	------	------	------	------	------	------	------	------	------	------	------	------	------	------	------	------	------	------	------	------	------	------	------	------	------	-------	-------	-------	--------	-------	-------	-------	--------

PITCHER	IP	WLS	BF	H	R	ER	SO	BB	IBB	HBP	BLK	WP	HR	S	P	ERA	WHIP
<b>Wayne Simpson, R</b> ERA: 4.0 (1, 1)	9.0	W	40	8	5	4	3	5	0	0	0	1	0	41	61	4.00	1.444

PITCHER	IP	WLS	BF	H	R	ER	SO	BB	IBB	HBP	BLK	WP	HR	S	P	ERA	WHIP
---------	----	-----	----	---	---	----	----	----	-----	-----	-----	----	----	---	---	-----	------

**Kansas City Royals @ California Angels**  
 Anaheim Stadium, Anaheim, CA

Sun Apr 08 1973, 6:33 AM EST  
 Att. 7,390 - Unknown

AB	36
R	6
H	10
RBI	6
BB	4
SO	5
LOB	20



WP:	0	PA:	42
PB:	1		
SB:	1		
CS:	0		

Batter	1	2	3	4	5	6	7	8	9	AB	R	H	RBI	BB	SO	LOB
Freddie Patek, R (1, 6) OBP: 0.429, SLG: 0.545	4-0 2B 4-3 BB	0-0 F9		0-0 FC6 1-2f		0-0 F9		0-0 1-3 1-2 2-3		4	1	0	0	1	0	5
Cookie Rojas, R (1, 4) OBP: 0.571, SLG: 0.846	0-0 4-3 1-3 1B 2B		0-0 6-3		0-0 P3		0-0 SH3 2B	0-0 FC5-4 1B		5	1	3	1	0	0	0
Amos Otis, R (1, 8) OBP: 0.231, SLG: 0.417	0-0 4-3 2-3 3-H 1B		0-0 P4		0-0 HR		0-0 SH3 2-3	0-0 FC5-4 1-2f		4	1	1	2	0	0	3
John Mayberry, L (1, 3) OBP: 0.357, SLG: 0.182	0-0 3-H 1B		0-0 4-3		0-3 K		4-0 FC1-6 IBB		0-0 F7	4	0	1	1	1	1	0
Hal McRae, R (1, 9) OBP: 0.214, SLG: 0.500	0-3 K			0-0 HR		0-0 1B		0-0 FC1-6 FC6-4 1-2f	0-0 F8	5	1	2	1	0	1	3
Steve Hovley, L (9, 7)										0	0	0	0	0	0	0
Lou Piniella, R (1, 7) OBP: 0.231, SLG: 0.462	0-0 F8			0-0 HR		0-3 K2-3 1-2		0-0 FC6-4 1-2f	0-0 5-3	5	1	1	1	0	1	4
Keith Marshall, R (9, 7) OBP: 1.000, SLG: 1.000										0	0	0	0	0	0	0
Paul Schaal, R (1, 5) OBP: 0.333, SLG: 0.273		0-0 G5-3 E 1B		0-0 F7		0-0 5-3		0-0 5-3		4	0	1	0	0	0	0
Jerry May, R (1, 2) OBP: 0.364, SLG: 0.222		0-0 E5 G5-3 1-2		4-0 FC6 BB		0-0 1B		1-0 1-3 PB 1B HBP		2	1	1	0	1	0	1
Carl Taylor, R (1, 10) Gail Hopkins, L (8, PH) OBP: 1.000, SLG: 1.000		0-0 G5-3 1-2 2-3f		0-3 K		0-3 K		4-0 1B 1-3 BB		3	0	0	0	0	2	4
										0	0	0	0	1	0	0

Inning Stats	R: 2	H: 2	E: 0	LOB: 1	K: 1	S: 7	P: 11	R: 0	H: 1	E: 1	LOB: 1	K: 0	BB: 0	S: 4	P: 4	R: 0	H: 0	E: 0	LOB: 0	K: 0	BB: 0	S: 3	P: 3	R: 2	H: 2	E: 0	LOB: 1	K: 1	BB: 1	S: 7	P: 11	R: 1	H: 2	E: 0	LOB: 1	K: 2	BB: 0	S: 9	P: 9	R: 0	H: 1	E: 0	LOB: 1	K: 1	BB: 0	S: 6	P: 6	R: 0	H: 1	E: 0	LOB: 2	K: 0	BB: 1	S: 4	P: 8	R: 1	H: 1	E: 0	LOB: 2	K: 0	BB: 1	S: 4	P: 9	R: 0	H: 0	E: 0	LOB: 0	K: 0	BB: 0	S: 3	P: 3	1B: 5	SF: 0	2B: 2	SAC: 1	3B: 0	DP: 1	HR: 3	HBP: 1	WP: 0	PA: 42
--------------	------	------	------	--------	------	------	-------	------	------	------	--------	------	-------	------	------	------	------	------	--------	------	-------	------	------	------	------	------	--------	------	-------	------	-------	------	------	------	--------	------	-------	------	------	------	------	------	--------	------	-------	------	------	------	------	------	--------	------	-------	------	------	------	------	------	--------	------	-------	------	------	------	------	------	--------	------	-------	------	------	-------	-------	-------	--------	-------	-------	-------	--------	-------	--------

PITCHER	IP	WLS	BF	H	R	ER	SO	BB	IBB	HBP	BLK	WP	HR	S	P	ERA	WHIP
Rudy May, L (1, 1) ERA: 9.64	4.2	L	23	7	5	5	3	2	0	0	0	0	3	27	35	9.64	1.929
Dave Sells, R (5, 1) ERA: 2.7	3.1		16	3	1	1	2	1	1	1	0	0	0	17	26	2.70	1.200
Steve Barber, L (9, 1) ERA:	1.0		3	0	0	0	0	0	0	0	0	0	0	3	3	0.00	0.000

PITCHER	IP	WLS	BF	H	R	ER	SO	BB	IBB	HBP	BLK	WP	HR	S	P	ERA	WHIP
---------	----	-----	----	---	---	----	----	----	-----	-----	-----	----	----	---	---	-----	------

BOTTOM

Kansas City Royals @ California Angels  
Anaheim Stadium, Anaheim, CA  
Sun Apr 08 1973, 6:33 AM EST  
Att. 7,390 - Unknown

livebaseballscorecards.com

AB 32  
R 5  
H 11  
RBI 5  
BB 8  
SO 0  
LOB 24



WP: 1 PA: 44  
PB: 0  
SB: 1  
CS: 1

AB R H RBI BB SO LOB  
3 1 0 0 1 0 4  
1 0 0 0 0 0 2

5 1 4 1 0 0 2

2 0 1 3 1 0 2

4 0 0 0 0 0 5

3 0 1 1 2 0 0

2 0 0 0 2 0 2

5 0 1 0 0 0 5

3 1 1 0 0 0 1  
2 1 1 0 0 0 1

2 1 2 0 2 0 0

1B: 10 SF: 1  
2B: 2 SAC: 2  
3B: 0 DP: 2  
HR: 0 HBP: 1

Batter	1	2	3	4	5	6	7	8	9
Sandy Alomar Sr., S OBP: 0.273, SLG: 0.200 Doug Howard, R OBP: 0.333, SLG: 0.200	4-0 E 1B SF8 BB	0-0 B1		0-0 4-3 1-2		0-0 5-3		0-0 F3	
Bobby Valentine, R OBP: 0.500, SLG: 0.692	0-0 HBP 1B	0-0 5-3		0-0 FC4-6 1B			0-0 F8 SH2-4 1B	0-0 1-3 2-H 2B	
Vada Pinson, L OBP: 0.462, SLG: 0.500	0-0 SF8 2-H	0-0 1B		0-0 FC4-6 1-2f			0-0 SH2-4 1-2	4-0 IBB	
Bob Oliver, R	1-0 1B HBP	0-0 P3			0-0 5-3		0-0 F8 2-3	0-0 F8	
Tom McCraw, L OBP: 0.462, SLG: 0.300	0-0 1-3 2-H 1B		0-0 4-3		0-0 6-3		4-0 BB	4-0 SH1-4 BB	
Jim Spencer, L	4-0 L3 1-2 IBB		4-0 G6-4-3 BB		0-0 4-1		0-0 F8	0-0 SH1-4 1-2	
Ken Berry, R	0-0 L3 1-2		0-0 G6-4-3 1-2f			0-0 FC6-4 1B		0-0 6-3	0-0 P4
Art Kusnyer, R OBP: 0.333, SLG: 0.333 John Stephenson, L OBP: 0.200, SLG: 0.200		0-0 WP BB 1B		0-0 6-3		0-0 FC6-4 CS 1-2f		0-0 BB 2B 1B	0-0 4-3
Rudy Meoli, L OBP: 1.000, SLG: 1.000		4-0 WP 1B BB		0-0 1B 4-3 1B		0-0 1B		4-0 2B 1-2 BB	

Inning Stats	R: 2	H: 2	E: 1	LOB: 2	K: 0	BB: 2	S: 4	P: 13	R: 2	H: 2	E: 0	LOB: 1	K: 0	BB: 1	S: 5	P: 9	R: 0	H: 0	E: 0	LOB: 0	K: 0	BB: 1	S: 2	P: 6	R: 0	H: 2	E: 0	LOB: 2	K: 0	BB: 0	S: 5	P: 5	R: 0	H: 0	E: 0	LOB: 0	K: 0	BB: 0	S: 3	P: 3	R: 0	H: 2	E: 0	LOB: 1	K: 0	BB: 0	S: 4	P: 4	R: 0	H: 1	E: 0	LOB: 2	K: 0	BB: 1	S: 4	P: 8	R: 1	H: 2	E: 0	LOB: 3	K: 0	BB: 2	S: 5	P: 13	R: 0	H: 0	E: 0	LOB: 1	K: 0	BB: 1	S: 3	P: 7
--------------	------	------	------	--------	------	-------	------	-------	------	------	------	--------	------	-------	------	------	------	------	------	--------	------	-------	------	------	------	------	------	--------	------	-------	------	------	------	------	------	--------	------	-------	------	------	------	------	------	--------	------	-------	------	------	------	------	------	--------	------	-------	------	------	------	------	------	--------	------	-------	------	-------	------	------	------	--------	------	-------	------	------

PITCHER	IP	WLS	BF	H	R	ER	SO	BB	IBB	HBP	BLK	WP	HR	S	P	ERA	WHIP
Dick Drago, R ERA: 6.14	7.1	W	36	10	5	5	0	5	1	1	0	1	0	29	54	6.14	2.045
Bruce Dal Canton, R	1.2	S	8	1	0	0	0	1	1	0	0	0	0	6	14	0.00	1.200

PITCHER	IP	WLS	BF	H	R	ER	SO	BB	IBB	HBP	BLK	WP	HR	S	P	ERA	WHIP
Dick Drago, R ERA: 6.14	7.1	W	36	10	5	5	0	5	1	1	0	1	0	29	54	6.14	2.045
Bruce Dal Canton, R	1.2	S	8	1	0	0	0	1	1	0	0	0	0	6	14	0.00	1.200

Batter	1	2	3	4	5	6	7	8	9	AB R H RBI BB SO LOB	TOP
Davey Nelson, R (1, 4) Vic Harris, S (6, 4)	0-0 1-3		0-0 E5 1B			0-0 F9		0-0 F3 1-2		3 0 0 0 0 0 0 1 0 0 0 0 0 1	
Toby Harrah, R (1, 6) Jim Mason, L (8, 6)	0-0 F9		0-0 1-3 1B			4-0 BB		0-0 P6		3 0 1 0 1 0 1 0 0 0 0 0 0 0	
Mike Epstein, L (1, 3)	0-0 4-3		0-0 4-1			0-0 F9		1-0 HBP		3 0 0 0 0 0 3	
Rico Carty, R (1, 7) Tom Grieve, R (6, 7)		0-0 1-3		0-0 1-3		0-0 L9		0-3 K		3 0 0 0 0 0 1 1 0 0 0 0 1 2	
Alex Johnson, R (1, 10) OBP: 0.250, SLG: 0.250		0-0 F9		0-0 6-3			0-0 1-3 1B		0-0 6-3	4 0 1 0 0 0 0	
Jeff Burroughs, R (1, 9) OBP: 0.375, SLG: 1.000		0-0 3B		0-0 6-3			0-0 F7		0-0 HR	4 1 2 1 0 0 1	
Joe Lovitto, S (1, 5) OBP: 0.143, SLG: 0.143		0-0 1-3			0-0 6-3		0-0 1-3 1-2		0-0 5-3	4 0 0 0 0 0 2	
Elliott Maddox, R (1, 8)			4-0 G6-4-3 BB		4-0 G6-4-3 BB		0-0 F8		0-0 F7	2 0 0 0 2 0 1	
Ken Suarez, R (1, 2) OBP: 0.333, SLG: 0.333			0-0 G6-4-3 1-2f		0-0 G6-4-3 1-2f			0-0 WP 1B		3 0 1 0 0 0 2	
<b>Inning Stats</b>	R: 0 E: 0 K: 0 S: 3 H: 0 LOB: 0 BB: 0 P: 3	R: 0 E: 0 K: 0 S: 4 H: 1 LOB: 1 BB: 0 P: 4	R: 0 E: 1 K: 0 S: 4 H: 1 LOB: 2 BB: 1 P: 8	R: 0 E: 0 K: 0 S: 3 H: 0 LOB: 0 BB: 0 P: 3	R: 0 E: 0 K: 0 S: 2 H: 0 LOB: 0 BB: 1 P: 6	R: 0 E: 0 K: 0 S: 3 H: 0 LOB: 1 BB: 1 P: 7	R: 0 E: 0 K: 0 S: 4 H: 1 LOB: 1 BB: 0 P: 4	R: 0 E: 0 K: 1 S: 6 H: 1 LOB: 2 BB: 0 P: 7	R: 1 E: 0 K: 0 S: 4 H: 1 LOB: 0 BB: 0 P: 4	1B: 3 2B: 0 3B: 1 HR: 1 SF: 0 SAC: 0 DP: 2 HBP: 1	WP: 1 PB: 0 SB: 0 CS: 0 PA: 35
<b>PITCHER</b> Paul Splittorff, L (1, 1) ERA: 1.0	IP: 9.0 WLS: W BF: 35 H: 5 R: 1 ER: 1 SO: 1 BB: 3 IBB: 0 HBP: 1 BLK: 0 WP: 1 HR: 1 S: 33 P: 46 ERA: 1.00 WHIP: 0.889										

**Texas Rangers @ Kansas City Royals**  
 Royals Stadium, Kansas City, MO  
 Tue Apr 10 1973, 7:05 PM EST  
 Att. 39,464 - Unknown - 39 F

livebaseballscorecards.com

AB	31
R	1
H	5
RBI	1
BB	3
SO	1
LOB	14





Batter	1	2	3	4	5	6	7	8	9	AB	R	H	RBI	BB	SO	LOB
Freddie Patek, R OBP: 0.421, SLG: 0.533 (1, 6)										4	2	1	0	1	1	3
Cookie Rojas, R OBP: 0.526, SLG: 0.765 (1, 4)										4	2	1	1	1	0	0
Amos Otis, R OBP: 0.333, SLG: 0.529 (1, 8)										5	2	3	0	0	0	1
John Mayberry, L OBP: 0.474, SLG: 0.500 (1, 3)										3	4	2	4	2	0	1
Hal McRae, R OBP: 0.222, SLG: 0.444 Steve Hovley, L OBP: 1.000, SLG: 1.000 (1, 9) (7, 9)										4	1	1	1	0	1	3
Lou Piniella, R OBP: 0.313, SLG: 0.467 Keith Marshall, R OBP: 0.667, SLG: 1.000 (1, 7) (6, 7)										2	0	1	1	0	0	0
Ed Kirkpatrick, L Kurt Bevacqua, R OBP: 0.429, SLG: 0.333 (1, 10) (6, PH)										0	0	0	1	2	0	0
Paul Schaal, R OBP: 0.294, SLG: 0.214 (1, 5)										2	0	1	1	1	1	2
Jerry May, R OBP: 0.267, SLG: 0.154 (1, 2)										4	0	0	0	0	1	5

Inning Stats	R: 4	H: 2	E: 1	K: 0	S: 6	LOB: 3	BB: 3	P: 19	R: 0	H: 1	E: 0	K: 1	S: 6	LOB: 1	BB: 0	P: 6
	R: 0 <td>H: 0 <td>E: 0 <td>K: 0 <td>S: 3 <td>LOB: 1 <td>BB: 1 <td>P: 7 <td>R: 0 <td>H: 0 <td>E: 0 <td>K: 1 <td>S: 9 <td>LOB: 2 <td>BB: 2 <td>P: 17 </td></td></td></td></td></td></td></td></td></td></td></td></td></td></td>	H: 0 <td>E: 0 <td>K: 0 <td>S: 3 <td>LOB: 1 <td>BB: 1 <td>P: 7 <td>R: 0 <td>H: 0 <td>E: 0 <td>K: 1 <td>S: 9 <td>LOB: 2 <td>BB: 2 <td>P: 17 </td></td></td></td></td></td></td></td></td></td></td></td></td></td>	E: 0 <td>K: 0 <td>S: 3 <td>LOB: 1 <td>BB: 1 <td>P: 7 <td>R: 0 <td>H: 0 <td>E: 0 <td>K: 1 <td>S: 9 <td>LOB: 2 <td>BB: 2 <td>P: 17 </td></td></td></td></td></td></td></td></td></td></td></td></td>	K: 0 <td>S: 3 <td>LOB: 1 <td>BB: 1 <td>P: 7 <td>R: 0 <td>H: 0 <td>E: 0 <td>K: 1 <td>S: 9 <td>LOB: 2 <td>BB: 2 <td>P: 17 </td></td></td></td></td></td></td></td></td></td></td></td>	S: 3 <td>LOB: 1 <td>BB: 1 <td>P: 7 <td>R: 0 <td>H: 0 <td>E: 0 <td>K: 1 <td>S: 9 <td>LOB: 2 <td>BB: 2 <td>P: 17 </td></td></td></td></td></td></td></td></td></td></td>	LOB: 1 <td>BB: 1 <td>P: 7 <td>R: 0 <td>H: 0 <td>E: 0 <td>K: 1 <td>S: 9 <td>LOB: 2 <td>BB: 2 <td>P: 17 </td></td></td></td></td></td></td></td></td></td>	BB: 1 <td>P: 7 <td>R: 0 <td>H: 0 <td>E: 0 <td>K: 1 <td>S: 9 <td>LOB: 2 <td>BB: 2 <td>P: 17 </td></td></td></td></td></td></td></td></td>	P: 7 <td>R: 0 <td>H: 0 <td>E: 0 <td>K: 1 <td>S: 9 <td>LOB: 2 <td>BB: 2 <td>P: 17 </td></td></td></td></td></td></td></td>	R: 0 <td>H: 0 <td>E: 0 <td>K: 1 <td>S: 9 <td>LOB: 2 <td>BB: 2 <td>P: 17 </td></td></td></td></td></td></td>	H: 0 <td>E: 0 <td>K: 1 <td>S: 9 <td>LOB: 2 <td>BB: 2 <td>P: 17 </td></td></td></td></td></td>	E: 0 <td>K: 1 <td>S: 9 <td>LOB: 2 <td>BB: 2 <td>P: 17 </td></td></td></td></td>	K: 1 <td>S: 9 <td>LOB: 2 <td>BB: 2 <td>P: 17 </td></td></td></td>	S: 9 <td>LOB: 2 <td>BB: 2 <td>P: 17 </td></td></td>	LOB: 2 <td>BB: 2 <td>P: 17 </td></td>	BB: 2 <td>P: 17 </td>	P: 17
	R: 2 <td>H: 2 <td>E: 0 <td>K: 0 <td>S: 5 <td>LOB: 0 <td>BB: 0 <td>P: 5 <td>R: 0 <td>H: 0 <td>E: 0 <td>K: 3 <td>S: 9 <td>LOB: 0 <td>BB: 0 <td>P: 9 </td></td></td></td></td></td></td></td></td></td></td></td></td></td></td>	H: 2 <td>E: 0 <td>K: 0 <td>S: 5 <td>LOB: 0 <td>BB: 0 <td>P: 5 <td>R: 0 <td>H: 0 <td>E: 0 <td>K: 3 <td>S: 9 <td>LOB: 0 <td>BB: 0 <td>P: 9 </td></td></td></td></td></td></td></td></td></td></td></td></td></td>	E: 0 <td>K: 0 <td>S: 5 <td>LOB: 0 <td>BB: 0 <td>P: 5 <td>R: 0 <td>H: 0 <td>E: 0 <td>K: 3 <td>S: 9 <td>LOB: 0 <td>BB: 0 <td>P: 9 </td></td></td></td></td></td></td></td></td></td></td></td></td>	K: 0 <td>S: 5 <td>LOB: 0 <td>BB: 0 <td>P: 5 <td>R: 0 <td>H: 0 <td>E: 0 <td>K: 3 <td>S: 9 <td>LOB: 0 <td>BB: 0 <td>P: 9 </td></td></td></td></td></td></td></td></td></td></td></td>	S: 5 <td>LOB: 0 <td>BB: 0 <td>P: 5 <td>R: 0 <td>H: 0 <td>E: 0 <td>K: 3 <td>S: 9 <td>LOB: 0 <td>BB: 0 <td>P: 9 </td></td></td></td></td></td></td></td></td></td></td>	LOB: 0 <td>BB: 0 <td>P: 5 <td>R: 0 <td>H: 0 <td>E: 0 <td>K: 3 <td>S: 9 <td>LOB: 0 <td>BB: 0 <td>P: 9 </td></td></td></td></td></td></td></td></td></td>	BB: 0 <td>P: 5 <td>R: 0 <td>H: 0 <td>E: 0 <td>K: 3 <td>S: 9 <td>LOB: 0 <td>BB: 0 <td>P: 9 </td></td></td></td></td></td></td></td></td>	P: 5 <td>R: 0 <td>H: 0 <td>E: 0 <td>K: 3 <td>S: 9 <td>LOB: 0 <td>BB: 0 <td>P: 9 </td></td></td></td></td></td></td></td>	R: 0 <td>H: 0 <td>E: 0 <td>K: 3 <td>S: 9 <td>LOB: 0 <td>BB: 0 <td>P: 9 </td></td></td></td></td></td></td>	H: 0 <td>E: 0 <td>K: 3 <td>S: 9 <td>LOB: 0 <td>BB: 0 <td>P: 9 </td></td></td></td></td></td>	E: 0 <td>K: 3 <td>S: 9 <td>LOB: 0 <td>BB: 0 <td>P: 9 </td></td></td></td></td>	K: 3 <td>S: 9 <td>LOB: 0 <td>BB: 0 <td>P: 9 </td></td></td></td>	S: 9 <td>LOB: 0 <td>BB: 0 <td>P: 9 </td></td></td>	LOB: 0 <td>BB: 0 <td>P: 9 </td></td>	BB: 0 <td>P: 9 </td>	P: 9
	R: 0 <td>H: 0 <td>E: 0 <td>K: 1 <td>S: 5 <td>LOB: 0 <td>BB: 0 <td>P: 5 <td>R: 2 <td>H: 2 <td>E: 0 <td>K: 0 <td>S: 5 <td>LOB: 1 <td>BB: 1 <td>P: 9 </td></td></td></td></td></td></td></td></td></td></td></td></td></td></td>	H: 0 <td>E: 0 <td>K: 1 <td>S: 5 <td>LOB: 0 <td>BB: 0 <td>P: 5 <td>R: 2 <td>H: 2 <td>E: 0 <td>K: 0 <td>S: 5 <td>LOB: 1 <td>BB: 1 <td>P: 9 </td></td></td></td></td></td></td></td></td></td></td></td></td></td>	E: 0 <td>K: 1 <td>S: 5 <td>LOB: 0 <td>BB: 0 <td>P: 5 <td>R: 2 <td>H: 2 <td>E: 0 <td>K: 0 <td>S: 5 <td>LOB: 1 <td>BB: 1 <td>P: 9 </td></td></td></td></td></td></td></td></td></td></td></td></td>	K: 1 <td>S: 5 <td>LOB: 0 <td>BB: 0 <td>P: 5 <td>R: 2 <td>H: 2 <td>E: 0 <td>K: 0 <td>S: 5 <td>LOB: 1 <td>BB: 1 <td>P: 9 </td></td></td></td></td></td></td></td></td></td></td></td>	S: 5 <td>LOB: 0 <td>BB: 0 <td>P: 5 <td>R: 2 <td>H: 2 <td>E: 0 <td>K: 0 <td>S: 5 <td>LOB: 1 <td>BB: 1 <td>P: 9 </td></td></td></td></td></td></td></td></td></td></td>	LOB: 0 <td>BB: 0 <td>P: 5 <td>R: 2 <td>H: 2 <td>E: 0 <td>K: 0 <td>S: 5 <td>LOB: 1 <td>BB: 1 <td>P: 9 </td></td></td></td></td></td></td></td></td></td>	BB: 0 <td>P: 5 <td>R: 2 <td>H: 2 <td>E: 0 <td>K: 0 <td>S: 5 <td>LOB: 1 <td>BB: 1 <td>P: 9 </td></td></td></td></td></td></td></td></td>	P: 5 <td>R: 2 <td>H: 2 <td>E: 0 <td>K: 0 <td>S: 5 <td>LOB: 1 <td>BB: 1 <td>P: 9 </td></td></td></td></td></td></td></td>	R: 2 <td>H: 2 <td>E: 0 <td>K: 0 <td>S: 5 <td>LOB: 1 <td>BB: 1 <td>P: 9 </td></td></td></td></td></td></td>	H: 2 <td>E: 0 <td>K: 0 <td>S: 5 <td>LOB: 1 <td>BB: 1 <td>P: 9 </td></td></td></td></td></td>	E: 0 <td>K: 0 <td>S: 5 <td>LOB: 1 <td>BB: 1 <td>P: 9 </td></td></td></td></td>	K: 0 <td>S: 5 <td>LOB: 1 <td>BB: 1 <td>P: 9 </td></td></td></td>	S: 5 <td>LOB: 1 <td>BB: 1 <td>P: 9 </td></td></td>	LOB: 1 <td>BB: 1 <td>P: 9 </td></td>	BB: 1 <td>P: 9 </td>	P: 9

PITCHER	IP	WLS	BF	H	R	ER	SO	BB	IBB	HBP	BLK	WP	HR	S	P	ERA	WHIP
Pete Broberg, R ERA: 18.9 (1, 1)	3.1	L	23	6	8	7	1	4	1	1	0	1	0	19	40	18.90	3.000
Bill Gogolewski, R ERA: 10.8 (4, 1)	1.2		9	3	2	2	1	0	1	0	0	0	1	10	14	10.80	1.800
Charlie Hudson, L ERA: (6, 1)	1.0		3	0	0	0	3	0	0	0	0	0	0	9	9	0.00	0.000
Mike Paul, L ERA: 9.0 (7, 1)	2.0		9	2	2	2	1	1	0	0	0	0	0	10	14	9.00	1.500

**BOTTOM**

**Texas Rangers @ Kansas City Royals**  
Royals Stadium, Kansas City, MO

Tue Apr 10 1973, 7:05 PM EST  
Att: 39,464 - Unknown - 39 F

livebaseballscorecards.com

<b>AB</b>	<b>34</b>
<b>R</b>	<b>12</b>
<b>H</b>	<b>11</b>
<b>RBI</b>	<b>11</b>
<b>BB</b>	<b>7</b>
<b>SO</b>	<b>6</b>
<b>LOB</b>	<b>16</b>

WP: 1	PA: 44
PB: 0	
SB: 1	
CS: 0	

Batter	1	2	3	4	5	6	7	8	9	AB R H RBI BB SO LOB	TOP											
Davey Nelson, R (1, 4) OBP: 0.250, SLG: 0.222	0-3 K		0-0 1B E 2B	0-0 SF9			0-0 2-3		4-0 1B BB	3 2 1 2 1 1 0												
Toby Harrah, R (1, 6) OBP: 0.333, SLG: 0.273	0-0 P4		0-0 S 1B	0-0 FC6-4			0-0 1-3		0-0 6-3	5 0 1 0 0 0 3												
Mike Epstein, L (1, 3) OBP: 0.154, SLG: 0.083	0-0 G3		0-3 K		0-3 K		0-0 F7		0-0 2-H 1B	5 0 1 1 0 2 1												
Rico Carty, R (1, 10) OBP: 0.083, SLG: 0.083		0-3 K	0-3 K		0-0 5-3			0-0 F8	0-0 F9	5 0 0 0 0 2 2												
Alex Johnson, R (1, 7) OBP: 0.333, SLG: 0.417		0-0 F9		0-0 5-3	0-0 1B			0-0 1B 2B		4 1 2 0 0 0 0												
Jeff Burroughs, R (1, 9) OBP: 0.500, SLG: 0.900		4-0 BB		0-0 1B 1B 1B	0-3 K			0-0 2-H 1B		3 1 2 1 1 1 1												
Dick Billings, R (1, 2) OBP: 0.286, SLG: 0.167		0-0 1-3		0-0 1B 1B SF9 1B		1-0 G4-6-3 HBP		0-0 F9		3 1 1 0 0 0 2												
Joe Lovitto, S (1, 5) OBP: 0.182, SLG: 0.182			0-0 G3	0-0 SF9 1B		0-0 F7		0-0 4-3		4 0 1 0 0 0 2												
Elliott Maddox, R (1, 8) OBP: 0.364, SLG: 0.222			0-0 2B 1B	0-0 FC6-4 1B		0-0 G4-6-3		0-3 K		4 1 2 1 0 1 1												
<b>Inning Stats</b>	R: 0 E: 0 K: 1 S: 5	H: 0 LOB: 0 BB: 0 P: 5	R: 0 E: 0 K: 1 S: 5	H: 0 LOB: 1 BB: 1 P: 9	R: 2 E: 0 K: 2 S: 10	H: 3 LOB: 1 BB: 0 P: 10	R: 2 E: 0 K: 0 S: 7	H: 4 LOB: 2 BB: 0 P: 7	R: 0 E: 0 K: 2 S: 8	H: 1 LOB: 1 BB: 0 P: 8	R: 0 E: 0 K: 0 S: 2	H: 0 LOB: 0 BB: 0 P: 3	R: 0 E: 0 K: 0 S: 3	H: 0 LOB: 0 BB: 0 P: 3	R: 1 E: 0 K: 0 S: 5	H: 2 LOB: 1 BB: 0 P: 5	R: 1 E: 0 K: 1 S: 6	H: 1 LOB: 1 BB: 1 P: 10	1B: 9 2B: 2 3B: 0 HR: 0	SF: 1 SAC: 0 DP: 1 HBP: 1	WP: 0 PB: 0 SB: 2 CS: 0	PA: 40
<b>PITCHER</b>	IP WLS BF H R ER SO BB IBB HBP BLK WP HR S P ERA WHIP																					
Steve Busby, R (1, 1) ERA: 7.04	3.1	18	7	4	3	4	1	0	0	0	0	0	0	25	29	8.10	2.400					
Gene Garber, R (4, 1) ERA: 3.18	5.2	22	4	2	2	3	1	0	1	0	0	0	0	26	31	3.18	0.882					

Texas Rangers @ Kansas City Royals  
Royals Stadium, Kansas City, MO

Wed Apr 11 1973, 7:05 PM EST  
Att: 8,581 - Unknown - 61 F

livebaseballscorecards.com

AB 36  
R 6  
H 11  
RBI 5  
BB 2  
SO 7  
LOB 12



Batter	1	2	3	4	5	6	7	8	9	AB	R	H	RBI	BB	SO	LOB	BOTTOM
--------	---	---	---	---	---	---	---	---	---	----	---	---	-----	----	----	-----	--------

<b>Freddie Patek, R</b> <small>OBP: 0.458, SLG: 0.556</small> (1, 6)	4-0 	0-0 	0-0 				0-3 			3 2 2 2 1 1 0
<b>Cookie Rojas, R</b> <small>OBP: 0.542, SLG: 0.714</small> (1, 4)	4-0 	0-0 	0-0 				0-0 			4 1 2 0 1 0 2
<b>Amos Otis, R</b> <small>OBP: 0.348, SLG: 0.524</small> (1, 8)	0-0 	4-0 	0-0 				0-0 			4 0 1 0 1 0 3
<b>John Mayberry, L</b> <small>OBP: 0.417, SLG: 0.579</small> (1, 3)	0-0 	0-3 	0-0 				0-0 			5 1 1 3 0 1 5
<b>Hal McRae, R</b> <small>OBP: 0.174, SLG: 0.364</small> (1, 9)	0-0 	0-0 				0-0 			4 0 0 1 0 0 1	
<b>Lou Piniella, R</b> <small>OBP: 0.300, SLG: 0.474</small> (1, 7)	0-0 	0-0 				0-0 			4 1 1 0 0 0 2	
<b>Gail Hopkins, L</b> <small>OBP: 0.833, SLG: 1.000</small> (1, 10)	4-0 				0-3 			2 2 1 0 2 1 0		
<b>Paul Schaal, R</b> <small>OBP: 0.350, SLG: 0.294</small> (1, 5)	0-0 				0-0 			3 1 2 1 0 0 0		
<b>Jerry May, R</b> <small>OBP: 0.263, SLG: 0.294</small> (1, 2)	0-3 				0-0 			4 1 1 2 0 1 3		

<b>Inning Stats</b>	R: 4 E: 0 K: 1 S: 8	H: 3 LOB: 2 BB: 3 P: 20	R: 1 E: 0 K: 1 S: 7	H: 2 LOB: 2 BB: 1 P: 11	R: 3 E: 0 K: 0 S: 7	H: 4 LOB: 1 BB: 0 P: 7	R: 0 E: 0 K: 1 S: 5	H: 0 LOB: 0 BB: 0 P: 5	R: 0 E: 0 K: 1 S: 5	H: 0 LOB: 0 BB: 0 P: 5	R: 0 E: 0 K: 0 S: 4	H: 1 LOB: 1 BB: 0 P: 4	R: 1 E: 1 K: 0 S: 5	H: 1 LOB: 2 BB: 1 P: 9	R: 0 E: 0 K: 0 S: 3	H: 0 LOB: 0 BB: 0 P: 3	1B: 6 2B: 3 3B: 1 HR: 1	SF: 2 SAC: 1 DP: 0 HBP: 0	WP: 0 PB: 0 SB: 2 CS: 0	PA: 41
---------------------	------------------------------	----------------------------------	------------------------------	----------------------------------	------------------------------	---------------------------------	------------------------------	---------------------------------	------------------------------	---------------------------------	------------------------------	---------------------------------	------------------------------	---------------------------------	------------------------------	---------------------------------	----------------------------------	------------------------------------	----------------------------------	--------

PITCHER	IP	WLS	BF	H	R	ER	SO	BB	IBB	HBP	BLK	WP	HR	S	P	ERA	WHIP
<b>Don Stanhouse, R</b> <small>ERA: 45.0</small>	(1, 1)	1.0	L	12	5	5	5	1	3	1	0	0	0	10	26	45.00	8.000
<b>Jim Merritt, L</b> <small>ERA: 9.0</small>	(2, 1)	2.0		10	4	3	3	1	0	0	0	0	0	12	12	13.50	2.000
<b>Bill Gogolewski, R</b> <small>ERA: 3.86</small>	(4, 1)	3.0		10	1	0	0	2	0	0	0	0	0	14	14	0.00	0.333
<b>Rich Hand, R</b> <small>ERA:</small>	(7, 1)	2.0		9	1	1	0	0	1	0	0	0	0	8	12	0.00	1.000

**Texas Rangers @ Kansas City Royals**  
 Royals Stadium, Kansas City, MO  
 Wed Apr 11 1973, 7:05 PM EST  
 Att. 8,581 - Unknown - 61 F

<b>AB</b>	<b>33</b>
<b>R</b>	<b>9</b>
<b>H</b>	<b>11</b>
<b>RBI</b>	<b>9</b>
<b>BB</b>	<b>5</b>
<b>SO</b>	<b>4</b>
<b>LOB</b>	<b>16</b>



PITCHER	IP	WLS	BF	H	R	ER	SO	BB	IBB	HBP	BLK	WP	HR	S	P	ERA	WHIP
<b>Don Stanhouse, R</b> <small>ERA: 45.0</small>	(1, 1)	1.0	L	12	5	5	5	1	3	1	0	0	0	10	26	45.00	8.000
<b>Jim Merritt, L</b> <small>ERA: 9.0</small>	(2, 1)	2.0		10	4	3	3	1	0	0	0	0	0	12	12	13.50	2.000
<b>Bill Gogolewski, R</b> <small>ERA: 3.86</small>	(4, 1)	3.0		10	1	0	0	2	0	0	0	0	0	14	14	0.00	0.333
<b>Rich Hand, R</b> <small>ERA:</small>	(7, 1)	2.0		9	1	1	0	0	1	0	0	0	0	8	12	0.00	1.000

Batter	1	2	3	4	5	6	7	8	9	AB R H RBI BB SO LOB	TOP	
Vic Harris, S (1, 4) X	0-0 G3	0-0 F4		0-3 K			X 0-0 3-1	0-0 F8		5 0 0 0 0 1 4		
Toby Harrah, R (1, 6) X OBP: 0.294, SLG: 0.313	0-0 1B SF9 2B	0-0 F9		0-0 P6			X 0-0 4-3	0-0 P6		5 1 1 0 0 0 4		
Mike Epstein, L (1, 3) X OBP: 0.278, SLG: 0.250	0-0 E SF9 BB 1B		X 0-0 3-1		0-3 K		X 0-0 2B	4-0 G6-4-3 BB		4 1 2 0 1 1 0		
Rico Carty, R (1, 10) X OBP: 0.059, SLG: 0.063	0-0 SF9		S 0-3 K		X 0-0 1-3		S 0-3 K	0-0 G6-4-3		4 0 0 1 0 2 2		
Alex Johnson, R (1, 7) B B B B Tom Grieve, R (9, 7)	4-0 BB E BB		X 0-0 1B		X 0-0 2B		X 0-0 1B BB 1B	0-0 1-3		4 1 3 0 1 0 0 0 0 0 0 0 0 0		
Jeff Burroughs, R (1, 9) B B B B	4-0 BB BB		S 0-3 K		S 0-3 K		X 0-0 BB BB 1B			3 0 1 0 1 2 2		
Dick Billings, R (1, 2) B B B B	4-0 1-2 2-3 3-H BB		B 4-0 S 1B BB		X 0-0 F8		X 0-0 F9			2 1 0 1 2 0 2		
Joe Lovitto, S (1, 5) X	0-0 F6		X 0-0 F8		X 0-0 4-3		B 4-0 BB BB	0-0 BB BB		3 0 0 0 1 0 4		
Elliott Maddox, R (1, 8)		0-3 K		X 0-0 S 1B		X 0-0 5-3	B 4-0 BB BB	0-0 1-2 2-3 3-H BB		3 0 1 2 1 1 0		
<b>Inning Stats</b>	R: 2 H: 2 E: 1 LOB: 3 K: 0 BB: 3 S: 5 P: 17	R: 0 H: 0 E: 0 LOB: 0 K: 1 BB: 0 S: 5 P: 5	R: 0 H: 1 E: 0 LOB: 1 K: 2 BB: 0 S: 8 P: 8	R: 1 H: 1 E: 0 LOB: 1 K: 1 BB: 1 S: 6 P: 10	R: 0 H: 1 E: 0 LOB: 1 K: 2 BB: 0 S: 8 P: 8	R: 0 H: 0 E: 0 LOB: 0 K: 0 BB: 0 S: 3 P: 3	R: 0 H: 1 E: 0 LOB: 1 K: 1 BB: 0 S: 6 P: 6	R: 1 H: 2 E: 0 LOB: 3 K: 0 BB: 2 S: 5 P: 13	R: 0 H: 0 E: 0 LOB: 0 K: 0 BB: 1 S: 2 P: 6	1B: 5 SF: 1 2B: 3 SAC: 0 3B: 0 DP: 1 HR: 0 HBP: 0	WP: 0 PA: 41 PB: 0 SB: 2 CS: 0	
<b>PITCHER</b>	IP WLS BF H R ER SO BB IBB HBP BLK WP HR S P ERA WHIP											
Wayne Simpson, R (1, 1) ERA: 4.5	7.0 L 33 8 4 4 7 4 0 0 0 0 0 0 43 59 5.14 1.714											
Ken Wright, R (8, 1) ERA:	1.0 5 0 0 0 0 2 0 0 0 0 0 0 3 11 0.00 2.000											
Mike Jackson, L (9, 1) ERA:	1.0 3 0 0 0 0 1 0 0 0 0 0 0 2 6 0.00 1.000											

Texas Rangers @ Kansas City Royals  
Royals Stadium, Kansas City, MO  
Thu Apr 12 1973, 7:05 PM EST  
Att: 9,345 - Unknown - 45 F

livebaseballscorecards.com

AB	33
R	4
H	8
RBI	4
BB	7
SO	7
LOB	18



Batter	1	2	3	4	5	6	7	8	9	AB	R	H	RBI	BB	SO	LOB
<b>Freddie Patek, R</b> (1, 6) OBP: 0.429, SLG: 0.500	0-0 6-3		0-0 F8			0-0 F7		0-0 1B		4	0	1	0	0	0	0
<b>Cookie Rojas, R</b> (1, 4) OBP: 0.500, SLG: 0.625	0-0 F2			0-0 6-3		4-0 FC5-4 BB		0-0 F7		3	0	0	0	1	0	1
<b>Amos Otis, R</b> (1, 8) OBP: 0.333, SLG: 0.480	0-0 5-3			0-0 BB 1B		0-0 FC5-4 1-2f		0-0 6-3		4	0	1	0	0	0	1
<b>John Mayberry, L</b> (1, 3) OBP: 0.429, SLG: 0.524		4-0 BB		4-0 FC5-4 BB		0-0 G3		0-0 G3		2	0	0	0	2	0	1
<b>Hal McRae, R</b> (1, 9) OBP: 0.148, SLG: 0.308		0-0 F3		0-0 F9		0-0 F7		0-0 5-3		4	0	0	0	0	0	3
<b>Lou Piniella, R</b> (1, 7) OBP: 0.261, SLG: 0.409		0-0 L8		0-0 FC5-4 1-2f		0-0 F9		0-0 5-3		3	0	0	0	0	0	3
<b>Ed Kirkpatrick, L</b> (1, 10)		0-0 G3			0-0 1-3		0-0 4-3			3	0	0	0	0	0	1
<b>Paul Schaal, R</b> (1, 5) OBP: 0.348, SLG: 0.300			0-0 F7		0-0 F9			0-0 G4-6-3 1B		3	0	1	0	0	0	0
<b>Jerry May, R</b> (1, 2) OBP: 0.238, SLG: 0.263			0-0 4-3		0-0 5-3			0-0 G4-6-3 1-2f		2	0	0	0	0	0	0
<b>Gail Hopkins, L</b> (8, PH) OBP: 0.714, SLG: 0.750										1	0	0	0	0	0	1
<b>Carl Taylor, R</b> (9, 2)										0	0	0	0	0	0	0

Inning Stats	R: 0	H: 0	R: 0	H: 0	R: 0	H: 1	R: 0	H: 0	R: 0	H: 0	R: 0	H: 0	R: 0	H: 2	R: 0	H: 0
	E: 0	LOB: 0	E: 0	LOB: 1	E: 0	LOB: 2	E: 0	LOB: 0	E: 0	LOB: 1	E: 0	LOB: 0	E: 0	LOB: 1	E: 0	LOB: 0
	K: 0	BB: 0	K: 0	BB: 1	K: 0	BB: 1	K: 0	BB: 0	K: 0	BB: 1	K: 0	BB: 0	K: 0	BB: 0	K: 0	BB: 0
	S: 3	P: 3	S: 3	P: 7	S: 4	P: 8	S: 3	P: 3	S: 3	P: 7	S: 3	P: 3	S: 4	P: 4	S: 3	P: 3


PITCHER	IP	WLS	BF	H	R	ER	SO	BB	IBB	HBP	BLK	WP	HR	S	P	ERA	WHIP
<b>Dick Bosman, R</b> (1, 1) ERA: 1.15	9.0	W	32	3	0	0	0	3	0	0	0	0	0	29	41	0.00	0.667

**BOTTOM**

**Texas Rangers @ Kansas City Royals**  
Royals Stadium, Kansas City, MO

Thu Apr 12 1973, 7:05 PM EST  
Att. 9,345 - Unknown - 45 F

AB	29
R	0
H	3
RBI	0
BB	3
SO	0
LOB	11



WP	PA	3B	SF	SAC	DP	HBP
0	32	0	0	0	1	0

Batter	1	2	3	4	5	6	7	8	9	AB R H RBI BB SO LOB	TOP		
Freddie Patek, R (1, 6) OBP: 0.471, SLG: 0.500	0-0 6-3	0-0 1-2 1B		4-0 1B WP 1B BB	4-0 1-2 1B BB		0-0 6-3		0-0 1-3 1B 4-3 1B	4 2 2 0 2 0 0	<b>Kansas City Royals @ Chicago White Sox</b> Comiskey Park, Chicago, IL Fri Apr 13 1973, 4:33 AM EST Att: 2,977 - Unknown - 41 F <a href="http://livebaseballscorecards.com">livebaseballscorecards.com</a>		
Cookie Rojas, R (1, 4) OBP: 0.471, SLG: 0.567	0-0 F8 1B 2B 1B	0-0 P4		0-0 F9	0-0 1-2 2-3 1B		0-0 F9		0-0 1-2 3-H 4-3	6 1 2 1 0 0 4			
Amos Otis, R (1, 8) OBP: 0.394, SLG: 0.613	0-0 1-2 2B 1B		0-0 HR	0-0 1B 1B	0-3 K		0-0 S 1B		0-0 F9	6 3 4 1 0 1 4			
John Mayberry, L (1, 3) Gail Hopkins, L (9, PH) OBP: 0.424, SLG: 0.480 OBP: 0.750, SLG: 0.800	0-0 F8 2-3		4-0 SH4-3 1B BB	0-0 1-3 1B 1B	0-0 P4		0-3 K		0-0 2-H 1B	4 2 1 1 1 1 6 1 0 1 1 0 0 0			
Ed Kirkpatrick, L (1, 9) OBP: 0.500, SLG: 0.333	0-0 1-H 3-H 2B		4-0 1-2 1B SH4-3 BB	4-0 1-2 1B BB		4-0 G1-6-3 1B BB		0-0 PB SF8 1B	0-0 P5	3 3 2 2 3 0 1			
Lou Piniella, R (1, 7) Keith Marshall, R (8, 7) OBP: 0.296, SLG: 0.417 OBP: 0.667, SLG: 1.000	0-0 F7		0-0 SH4-3	0-0 1-2 2-3 1B		4-0 1-2 G1-6-3 BB		0-0 1-H SF8		2 0 1 3 1 0 1 0 0 0 0 0 0 0			
Steve Hovley, L (1, 10) OBP: 0.333, SLG: 0.333		0-3 K	0-0 2-H 3-H 1B FC6-4	0-0 4-3		0-0 1-2f 2-3 G1-6-3		0-0 F8		5 0 1 2 0 1 4			
Paul Schaal, R (1, 5) OBP: 0.357, SLG: 0.292		4-0 FC3-6 BB	0-0 1-2f CS FC6-4		0-0 1-3		0-0 3-H 1B		0-0 4-3	4 0 1 1 1 0 1			
Carl Taylor, R (1, 2) OBP: 0.250, SLG: 0.250		0-0 1-2f FC3-6 1B	0-0 1-2 CS	0-0 4-3	0-0 1B BB 1B		0-0 3-H F9		0-0 1B 4-3 1B	5 1 2 0 0 0 2			
<b>Inning Stats</b>	R: 2 E: 0 K: 0 S: 6 H: 3 LOB: 1 BB: 0 P: 6	R: 0 E: 0 K: 1 S: 6 H: 1 LOB: 2 BB: 1 P: 10	R: 3 E: 0 K: 0 S: 4 H: 2 LOB: 0 BB: 2 P: 12	R: 3 E: 0 K: 0 S: 6 H: 3 LOB: 2 BB: 2 P: 14	R: 0 E: 0 K: 1 S: 7 H: 2 LOB: 3 BB: 1 P: 11	R: 1 E: 0 K: 0 S: 3 H: 1 LOB: 1 BB: 2 P: 11	R: 0 E: 0 K: 1 S: 6 H: 1 LOB: 1 BB: 0 P: 6	R: 1 E: 0 K: 0 S: 4 H: 1 LOB: 0 BB: 0 P: 4	R: 2 E: 0 K: 0 S: 6 H: 3 LOB: 1 BB: 0 P: 6	1B: 15 2B: 1 3B: 0 HR: 1 SF: 1 SAC: 1 DP: 1 HBP: 0	WP: 1 PB: 2 SB: 1 CS: 1 PA: 51		
<b>PITCHER</b>	IP WLS BF H R ER SO BB IBB HBP BLK WP HR S P ERA WHIP											<b>PITCHER</b>	IP WLS BF H R ER SO BB IBB HBP BLK WP HR S P ERA WHIP
Eddie Fisher, R (1, 1) ERA: 18.0	2.0 L 13 5 4 4 1 2 0 0 0 0 0 1 13 21 18.00 3.500												
Rich Gossage, R (3, 1) ERA: 21.6	1.2 11 4 4 4 0 3 0 0 0 0 1 0 8 20 21.60 4.200												
Steve Stone, R (4, 1) ERA: 10.13	3.1 16 4 1 1 2 3 0 0 0 0 0 0 17 29 2.70 2.100												
Bart Johnson, R (8, 1) ERA: 9.0	2.0 10 4 3 2 0 0 0 0 0 0 0 0 10 10 9.00 2.000												

Batter	1	2	3	4	5	6	7	8	9	AB	R	H	RBI	BB	SO	LOB	BOTTOM		
Pat Kelly, L OBP: 0.429, SLG: 0.385 (1, 9) X	0-0 2B 1B	0-0 E8 1B		0-0 1B		0-0 1B		0-0 G3 2-3		5	2	4	1	0	0	1	<b>Kansas City Royals @ Chicago White Sox</b> Comiskey Park, Chicago, IL Fri Apr 13 1973, 4:33 AM EST Att. 2,977 - Unknown - 41 F		
Carlos May, L OBP: 0.353, SLG: 0.313 (1, 7) X	0-0 F8	0-0 1B		0-3 K		0-3 K		0-0 1B		5	0	2	2	0	2	3			
Dick Allen, R OBP: 0.294, SLG: 0.706 (1, 3) X	0-0 1-3 1-H 2B	0-0 P4		0-0 F8		0-0 F9		0-0 L8		5	0	1	1	0	0	4			
Bill Melton, R OBP: 0.353, SLG: 0.154 (1, 5) X	0-0 1-3 2-3		0-0 5-3	0-0 1-3		0-0 6-3			0-0 2B 4-3 1B	5	1	1	0	0	0	3			
Ken Henderson, S OBP: 0.529, SLG: 0.692 (1, 8) X	4-0 IBB		4-0 1B BB		4-0 1B BB		0-0 6-3		0-0 4-3 2B	2	0	1	0	3	0	0			
Tony Muser, L OBP: 0.375, SLG: 0.167 (1, 10) X	0-0 6-3		0-0 F5		0-0 L9		0-0 L3		0-0 4-3	5	0	0	1	0	0	5			
Ed Herrmann, L OBP: 0.118, SLG: 0.125 (1, 2) X		0-0 4-3	0-0 BB 1-3 1B		0-3 K		0-0 F8		0-0 F5	5	0	1	0	0	1	2			
Jorge Orta, L OBP: 0.467, SLG: 0.200 (1, 4) X		4-0 4-3 E BB	4-0 1-2 BB		0-0 1-3 1B			4-0 G3 4-3 1B BB	4-0 BB	1	2	1	0	4	0	0			
Eddie Leon, R OBP: 0.200, SLG: 0.154 (1, 6) X		0-0 4-3	0-0 F9		0-0 P6			0-0 4-3	0-0 P4	5	0	0	0	0	0	9			
<b>Inning Stats</b>	R: 1 E: 0 K: 0 S: 5	H: 2 LOB: 2 BB: 1 P: 9	R: 2 E: 1 K: 0 S: 5	H: 2 LOB: 1 BB: 1 P: 9	R: 0 E: 0 K: 0 S: 4	H: 1 LOB: 3 BB: 2 P: 12	R: 0 E: 0 K: 1 S: 6	H: 1 LOB: 1 BB: 0 P: 6	R: 0 E: 0 K: 0 S: 3	H: 0 LOB: 0 BB: 0 P: 3	R: 1 E: 0 K: 0 S: 4	H: 1 LOB: 1 BB: 1 P: 8	R: 1 E: 0 K: 0 S: 5	H: 2 LOB: 2 BB: 1 P: 9	1B: 9 2B: 2 3B: 0 HR: 0	SF: 0 SAC: 0 DP: 0 HBP: 0		WP: 0 PB: 0 SB: 0 CS: 0	PA: 45
<b>PITCHER</b>	IP WLS BF H R ER SO BB IBB HBP BLK WP HR S P ERA WHIP	IP WLS BF H R ER SO BB IBB HBP BLK WP HR S P ERA WHIP	(1, 1) Dick Drago, R ERA: 4.73	(7, 1) Bruce Dal Canton, R ERA: 2.45															

livebaseballscorecards.com

AB	38
R	5
H	11
RBI	5
BB	7
SO	3
LOB	27



Batter	1	2	3	4	5	6	7	8	9	AB R H RBI BB SO LOB	TOP
Freddie Patek, R OBP: 0.421, SLG: 0.433 (1, 6) X	0-0 L7			X 0-0 E8 WP FC6-5		X 0-0 6-3	X 0-0 E8 1-3 2-H 3-H			4 0 0 0 0 0 1	<b>Kansas City Royals @ Chicago White Sox</b> Comiskey Park, Chicago, IL Sat Apr 14 1973, 4:33 AM EST Att. 11,996 - Unknown - 56 F
Cookie Rojas, R OBP: 0.447, SLG: 0.529 (1, 4) S S S	0-3 K		X 0-0 L9		X 0-0 1B	X 0-0 1-3				4 0 1 0 0 1 3	
Amos Otis, R OBP: 0.351, SLG: 0.543 (1, 8) X	0-0 6-3		X 0-0 FC6-5 WP PB 1B 2-H		X 0-0 L9		X 0-0 5-3			4 1 0 0 0 0 2	
John Mayberry, L OBP: 0.405, SLG: 0.448 (1, 3) X		X 0-0 L8	X 0-0 1B 1-H		X 0-0 F2		X 0-3 K			4 0 1 1 0 1 1	
Lou Piniella, R OBP: 0.258, SLG: 0.357 (1, 7) S S S	0-3 K		X 0-3 K			X 0-0 L8	X 0-0 5-3			4 0 0 0 0 2 1	
Kurt Bevacqua, R OBP: 0.273, SLG: 0.200 (1, 10) X	0-0 6-3			X 0-0 5-3		X 0-0 E5 BB BB E		X 0-0 F9		4 1 0 0 0 0 0	
Paul Schaal, R OBP: 0.375, SLG: 0.296 (1, 5) X			X 0-0 G5-4-3 1B		X 0-3 K	BB BB BB 4-0 1-2 E BB		X 0-0 5-3		3 1 1 0 1 1 0	
Keith Marshall, R OBP: 0.286, SLG: 0.429 (1, 9) X			X 0-0 G5-4-3 1-2f		X 0-0 P6	BB BB BB 0-3 E BB		X 0-0 P4		4 0 0 0 0 1 4	
Carl Taylor, R OBP: 0.273, SLG: 0.200 (1, 2) X			X 0-0 6-3		X 0-0 6-3	BB BB BB 4-0 1-2 2-3 E BB				2 0 0 0 1 0 1	
<b>Inning Stats</b>	R: 0 H: 0 E: 0 LOB: 0 K: 1 BB: 0 S: 5 P: 5	R: 0 H: 0 E: 0 LOB: 0 K: 1 BB: 0 S: 5 P: 5	R: 0 H: 1 E: 0 LOB: 0 K: 0 BB: 0 S: 3 P: 3	R: 1 H: 1 E: 1 LOB: 1 K: 1 BB: 0 S: 7 P: 7	R: 0 H: 0 E: 0 LOB: 1 K: 1 BB: 0 S: 6 P: 6	R: 0 H: 1 E: 0 LOB: 1 K: 0 BB: 0 S: 4 P: 4	R: 2 H: 0 E: 2 LOB: 2 K: 1 BB: 2 S: 7 P: 15	R: 0 H: 0 E: 0 LOB: 0 K: 1 BB: 0 S: 3 P: 3	R: 0 H: 0 E: 0 LOB: 0 K: 0 BB: 0 S: 3 P: 3	1B: 3 SF: 0 2B: 0 SAC: 0 3B: 0 DP: 1 HR: 0 HBP: 0	WP: 2 PA: 35 PB: 2 SB: 0 CS: 0
<b>PITCHER</b> Wilbur Wood, L (1, 1) ERA: 1.52	IP WLS BF H R ER SO BB IBB HBP BLK 9.0 L 35 3 3 0 6 2 0 0 0										
	<b>PITCHER</b> IP WLS BF H R ER SO BB IBB HBP BLK WP HR S P ERA WHIP										

livebaseballscorecards.com

<b>AB</b>	33
<b>R</b>	3
<b>H</b>	3
<b>RBI</b>	1
<b>BB</b>	2
<b>SO</b>	6
<b>LOB</b>	13





Batter	1	2	3	4	5	6	7	8	9	AB	R	H	RBI	BB	SO	LOB
--------	---	---	---	---	---	---	---	---	---	----	---	---	-----	----	----	-----

<b>Johnny Jeter, R</b> <small>OBP: 0.444, SLG: 0.778</small> (1, 9)	0-0 <b>F8</b> 		0-0 <b>L7</b> 			0-0 <b>5-3</b> 			0-0  <b>1B</b>	4	0	1	0	0	0	0
<b>Carlos May, L</b> <small>OBP: 0.286, SLG: 0.250</small> (1, 7)	0-3 <b>K</b> 			0-0 <b>4-3</b> 			0-3 <b>K</b> 		0-0 <b>4-3</b> 	4	0	0	0	0	2	1
<b>Dick Allen, R</b> <small>OBP: 0.300, SLG: 0.632</small> (1, 3)	0-0 <b>5-3</b> 			4-0  <b>BB</b>			0-0 <b>1-3</b> 			2	0	0	0	1	0	0
<b>Bill Melton, R</b> <small>OBP: 0.350, SLG: 0.133</small> (1, 5)		4-0  <b>BB</b>		0-0 <b>G1-6-3</b>  <b>1-2f</b>			0-0 <b>6-3</b> 			2	0	0	0	1	0	1
<b>Ken Henderson, S</b> <small>OBP: 0.450, SLG: 0.563</small> (1, 8)		0-0 <b>G4-6-3</b>  <b>1-2f</b>			0-0 <b>1-3</b> 			0-0 <b>P4</b> 		3	0	0	0	0	0	1
<b>Mike Andrews, R</b> <small>OBP: 0.364, SLG: 0.400</small> (1, 10)		0-0  <b>1B</b>			0-0 <b>1-6-3</b> 			0-0 <b>4-3</b> 		3	0	1	0	0	0	0
<b>Ed Herrmann, L</b> <small>OBP: 0.100, SLG: 0.105</small> (1, 2)		0-0 <b>L3</b> 			0-0 <b>1-3</b> 			0-0 <b>6-3</b> 		3	0	0	0	0	0	1
<b>Jorge Orta, L</b> <small>OBP: 0.412, SLG: 0.167</small> <b>Hank Allen, R</b> (9, PH)			0-0 <b>6-3</b> 			0-0 <b>F7</b> 		0-3 <b>K</b> 		2	0	0	0	0	0	0
<b>Eddie Leon, R</b> <small>OBP: 0.176, SLG: 0.133</small> <b>Rick Reichardt, R</b> (9, PH)			0-0 <b>1-3</b> 			0-0 <b>F8</b> 		0-0 <b>F9</b> 		2	0	0	0	0	0	0

Inning Stats	R: 0	H: 0	E: 0	K: 1	S: 5	R: 0	H: 1	E: 0	K: 0	S: 3	R: 0	H: 0	E: 0	K: 0	S: 3	R: 0	H: 0	E: 0	K: 0	S: 2	R: 0	H: 0	E: 0	K: 0	S: 3	R: 0	H: 0	E: 0	K: 1	S: 5	R: 0	H: 1	E: 0	K: 1	S: 6	R: 0	H: 0	E: 0	K: 0	S: 3	R: 0	H: 0	E: 0	K: 0	S: 3	R: 0	H: 0	E: 0	K: 0	S: 3	R: 0	H: 0	E: 0	K: 0	S: 3	R: 0	H: 1	E: 0	K: 1	S: 6	R: 0	H: 1	E: 0	K: 1	S: 6	1B: 2	2B: 0	3B: 0	HR: 0	SF: 0	SAC: 0	DP: 2	HBP: 0	WP: 0	PB: 0	SB: 0	CS: 0	PA: 29
--------------	------	------	------	------	------	------	------	------	------	------	------	------	------	------	------	------	------	------	------	------	------	------	------	------	------	------	------	------	------	------	------	------	------	------	------	------	------	------	------	------	------	------	------	------	------	------	------	------	------	------	------	------	------	------	------	------	------	------	------	------	------	------	------	------	------	-------	-------	-------	-------	-------	--------	-------	--------	-------	-------	-------	-------	--------

PITCHER	IP	WLS	BF	H	R	ER	SO	BB	IBB	HBP	BLK	WP	HR	S	P	ERA	WHIP
<b>Paul Splittorf, L</b> <small>ERA: 0.5</small> (1, 1)	9.0	W	29	2	0	0	3	2	0	0	0	0	0	33	41	0.00	0.444


**BOTTOM**

**Kansas City Royals @ Chicago White Sox**  
 Comiskey Park, Chicago, IL  
 Sat Apr 14 1973, 4:33 AM EST  
 Att. 11,996 - Unknown - 56 F

[livebaseballscorecards.com](http://livebaseballscorecards.com)

<b>AB</b>	27
<b>R</b>	0
<b>H</b>	2
<b>RBI</b>	0
<b>BB</b>	2
<b>SO</b>	3
<b>LOB</b>	4



Batter	1	2	3	4	5	6	7	8	9	AB R H RBI BB SO LOB	TOP											
Freddie Patek, R (1, 6) OBP: 0.442, SLG: 0.543 Bobby Floyd, R (7, 6)	0-0 HR	0-0 SF8 1-3 3-H 1B	0-0 F9		0-3 K		0-0 1-3 3-H 1B		0-0 G6-4-3 1-2f	5 1 3 3 0 1 3 1 0 0 0 0 0 2												
Cookie Rojas, R (1, 4) OBP: 0.419, SLG: 0.500	0-0 4-3	0-0 SF8		0-0 G4-6-3 1B		0-0 F7				4 0 1 1 0 1 2												
Amos Otis, R (1, 8) OBP: 0.333, SLG: 0.525	0-0 F9		0-0 2B	0-0 G4-6-3		0-0 L8		0-0 F8		5 1 1 0 0 0 1												
John Mayberry, L (1, 3) OBP: 0.429, SLG: 0.576	4-0 HR BB		0-0 L9 HR 2B	0-0 HR		0-3 K		0-0 G3		4 3 2 2 1 1 0												
Hal McRae, R (1, 10) OBP: 0.250, SLG: 0.429	0-0 1-H HR		4-0 HR BB	0-0 F8			4-0 5-3 1B BB	1-0 HBP		2 3 1 2 2 0 0												
Lou Piniella, R (1, 7) OBP: 0.237, SLG: 0.344 Steve Hovley, L (7, 7) OBP: 0.286, SLG: 0.286	0-0 6-3		0-0 L9		0-0 BB 1B		0-0 5-3	0-0 L7		4 0 1 0 0 0 3 1 0 0 0 0 0 1												
Ed Kirkpatrick, L (1, 9) OBP: 0.476, SLG: 0.571		0-0 1B 1B	0-0 HR		0-0 F8		0-3 K		0-0 4-3	5 2 2 3 0 1 2	AB 38 R 12 H 14 RBI 12 BB 6 SO 6 LOB 19											
Paul Schaal, R (1, 5) OBP: 0.432, SLG: 0.310		0-0 1B SF8 1B	0-3 K		4-0 BB BB	4-0 1-2 BB	4-0 1B BB	4-0 BB	4-0 BB	2 2 1 0 3 1 0												
Carl Taylor, R (1, 2) OBP: 0.313, SLG: 0.333		0-3 K	0-0 2B		0-0 P4		0-0 1B 1B	0-0 E4 G6-4-3	0-0 BB	5 0 2 1 0 1 5												
Inning Stats	R: 3 E: 0 K: 0 S: 5	H: 2 LOB: 0 BB: 1 P: 9	R: 2 E: 1 K: 1 S: 7	H: 3 LOB: 1 BB: 0 P: 7	R: 4 E: 0 K: 1 S: 9	H: 4 LOB: 1 BB: 1 P: 13	R: 1 E: 0 K: 0 S: 4	H: 2 LOB: 0 BB: 0 P: 4	R: 0 E: 0 K: 1 S: 6	H: 1 LOB: 2 BB: 1 P: 10	R: 0 E: 0 K: 1 S: 5	H: 0 LOB: 0 BB: 0 P: 5	R: 2 E: 0 K: 2 S: 9	H: 2 LOB: 2 BB: 2 P: 17	R: 0 E: 0 K: 0 S: 3	H: 0 LOB: 1 BB: 0 P: 4	R: 0 E: 1 K: 0 S: 3	H: 0 LOB: 1 BB: 1 P: 7	1B: 7 2B: 3 3B: 0 HR: 4	SF: 1 SAC: 0 DP: 2 HBP: 1	WP: 0 PB: 0 SB: 0 CS: 0	PA: 46
PITCHER	IP WLS BF H R ER SO BB IBB HBP BLK WP HR S P ERA WHIP																					
Stan Bahnsen, R (1, 1) ERA: 7.27	1.1 L 10 5 5 5 1 1 0 0 0 0 0 2 11 15 33.75 4.500																					
Rich Gossage, R (2, 1) ERA: 27.0	1.0 6 3 4 4 0 1 0 0 0 0 0 1 5 9 36.00 4.000																					
Steve Stone, R (3, 1) ERA: 7.0	3.2 15 4 1 1 3 1 0 0 0 0 1 20 24 2.46 1.364																					
Cy Acosta, R (7, 1) ERA: 9.0	2.0 11 2 2 2 2 2 0 1 0 0 0 0 12 21 9.00 2.000																					
Terry Forster, L (9, 1) ERA:	1.0 4 0 0 0 0 1 0 0 0 0 0 0 3 7 0.00 1.000																					

**Kansas City Royals @ Chicago White Sox**  
Comiskey Park, Chicago, IL  
Sun Apr 15 1973, 4:33 AM EST  
Att. 13,472 - Unknown - 71 F

[livebaseballscorecards.com](http://livebaseballscorecards.com)

Batter	1	2	3	4	5	6	7	8	9	AB R H RBI BB SO LOB
--------	---	---	---	---	---	---	---	---	---	----------------------

<b>Pat Kelly, L</b> <small>(1, 9) OBP: 0.526, SLG: 0.500</small>										5 0 4 1 0 1 0
<b>Mike Andrews, R</b> <small>(1, 10) OBP: 0.375, SLG: 0.357</small>										4 0 1 1 1 1 4
<b>Dick Allen, R</b> <small>(1, 3) OBP: 0.280, SLG: 0.542</small>										5 0 1 0 0 2 4
<b>Carlos May, L</b> <small>(1, 7) OBP: 0.231, SLG: 0.200</small>										5 0 0 0 0 2 6
<b>Ken Henderson, S</b> <small>(1, 8) OBP: 0.458, SLG: 0.526</small>										3 2 1 0 1 0 0
<b>Bill Melton, R</b> <small>(1, 5) OBP: 0.333, SLG: 0.316</small>										4 1 1 2 0 0 1
<b>Ed Herrmann, L</b> <small>(1, 2) OBP: 0.130, SLG: 0.136</small> <b>Luis Alvarado, R</b> <small>(7, PR)</small> <b>Chuck Brinkman, R</b> <small>(8, 2)</small>										3 0 1 0 0 0 0 0 0 0 0 0 0 0 1 0 0 0 0 0 1
<b>Jorge Orta, L</b> <small>(1, 4) OBP: 0.429, SLG: 0.375</small>										4 1 2 1 0 0 1
<b>Eddie Leon, R</b> <small>(1, 6) OBP: 0.143, SLG: 0.105</small>										4 1 0 0 0 1 3

Inning Stats	R: 0	H: 0	E: 0	K: 3	S: 9	R: 0	H: 0	E: 0	K: 0	S: 3	R: 0	H: 2	E: 0	K: 0	S: 4	R: 0	H: 0	E: 0	K: 1	S: 5	R: 0	H: 0	E: 0	K: 0	S: 3	R: 0	H: 2	E: 0	K: 1	S: 7	R: 4	H: 4	E: 1	K: 1	S: 10	R: 1	H: 2	E: 0	K: 0	S: 5	R: 0	H: 1	E: 0	K: 1	S: 6	1B: 9	SF: 0	2B: 0	SAC: 0	3B: 1	DP: 1	HR: 1	HBP: 0	WP: 1	PA: 40
<b>Steve Busby, R</b> <small>(1, 1) ERA: 5.52</small> <b>Tom Burgmeier, L</b> <small>(8, 1) ERA: 3.0</small>	IP	WLS	BF	H	R	ER	SO	BB	IBB	HBP	BLK	WP	HR	S	P	ERA	WHIP																																						

**BOTTOM**

## Kansas City Royals @ Chicago White Sox

Comiskey Park, Chicago, IL

Sun Apr 15 1973, 4:33 AM EST  
Att: 13,472 - Unknown - 71 F

<b>AB</b>	<b>38</b>
<b>R</b>	<b>5</b>
<b>H</b>	<b>11</b>
<b>RBI</b>	<b>5</b>
<b>BB</b>	<b>2</b>
<b>SO</b>	<b>7</b>
<b>LOB</b>	<b>20</b>

<b>WP: 1</b>	<b>PA: 40</b>
<b>PB: 0</b>	<b>ERA</b>
<b>SB: 0</b>	<b>WHIP</b>
<b>CS: 0</b>	

Batter	1	2	3	4	5	6	7	8	9	10	11	12	13	14	AB R H RBI BB SO LOB	TOP															
<b>Bert Campaneris, R</b> OBP: 0.214, SLG: 0.154 (1, 6)	0-0 1-3		0-0 1B		0-0 6-3		0-0 P6		0-0 1-3			4-0 FC1-6 BB			5 0 1 1 1 0 1																
<b>Bill North, S</b> OBP: 0.286, SLG: 0.269 (1, 10)	0-0 4-3		0-0 4-3			0-0 6-3		0-0 F8		0-0 5-3		0-0 FC1-6 S			6 0 0 0 0 0 2																
<b>Joe Rudi, R</b> OBP: 0.194, SLG: 0.285 (1, 7)	0-0 L3			0-0 1B 4-3 2B		0-0 6-3		0-3 K		0-3 K		0-0 L8			6 1 1 0 0 2 1																
<b>Reggie Jackson, L</b> OBP: 0.444, SLG: 0.727 (1, 9)		0-0 4-3		0-0 P6		0-0 2B		0-0 2B 1B		0-0 1B			0-3 K		6 1 3 0 0 1 1																
<b>Sal Bando, R</b> OBP: 0.382, SLG: 0.536 (1, 5)		4-0 G6-4-3 BB		0-0 4-3 1B		0-0 6-3		0-0 1B 2B		0-0 P3			0-0 G6-4-3 1B		5 0 3 1 1 0 2																
<b>Gene Tenace, R</b> OBP: 0.353, SLG: 0.517 (1, 3) (3, 2)	0-0 G6-4-3			0-0 4-3			0-0 WP SF8 2B	4-0 IBB			0-3 K		0-0 G6-4-3		5 1 1 1 1 1 3																
<b>Billy Conigliaro, R</b> OBP: 0.259, SLG: 0.333 (1, 8)			0-0 4-3		0-0 1-3		0-0 SF8	0-0 5-3			0-0 F9			0-0 4-3	2 0 0 1 0 0 1	AB 50															
<b>Gonzalo Marquez, L</b> OBP: 0.444, SLG: 0.556 (8, PH)				0-0 1-3			0-0 G3 1B				0-0 L7			0-0 P6	1 0 0 0 0 0 2	R 4															
<b>Angel Manqual, R</b> OBP: 0.231, SLG: 0.538 (8, 8)				0-0 4-3 1B 2B			0-0 G3				0-0 L1			0-0 4-3	2 0 0 0 0 0 0	H 11															
<b>Ray Fosse, R</b> OBP: 0.276, SLG: 0.310 (1, 2)					0-0 L3										1 1 1 0 0 0 0	RBI 4															
<b>Mike Hegan, L</b> OBP: 0.286, SLG: 0.167 (3, 3)					0-0 4-3										5 0 1 0 0 0 0	BB 3															
<b>Ted Kubiak, S</b> OBP: 0.269, SLG: 0.240 (1, 4)					0-0 4-3										6 0 0 0 0 0 2	SO 4															
																LOB 15															
<b>Inning Stats</b>	R: 0 E: 0 K: 0 S: 3	H: 0 LOB: 0 BB: 3 P: 3	R: 0 E: 0 K: 0 S: 2	H: 0 LOB: 0 BB: 1 P: 6	R: 1 E: 0 K: 0 S: 5	H: 2 LOB: 1 BB: 0 P: 5	R: 1 E: 0 K: 0 S: 5	H: 2 LOB: 1 BB: 0 P: 5	R: 0 E: 0 K: 0 S: 3	H: 0 LOB: 0 BB: 0 P: 3	R: 0 E: 0 K: 1 S: 4	H: 1 LOB: 1 BB: 0 P: 4	R: 1 E: 0 K: 1 S: 7	H: 2 LOB: 2 BB: 1 P: 11	R: 0 E: 0 K: 0 S: 3	H: 0 LOB: 0 BB: 0 P: 3	R: 0 E: 0 K: 1 S: 5	H: 0 LOB: 0 BB: 0 P: 5	R: 0 E: 0 K: 0 S: 3	H: 0 LOB: 1 BB: 1 P: 7	R: 0 E: 0 K: 1 S: 5	H: 1 LOB: 0 BB: 0 P: 5	R: 0 E: 0 K: 0 S: 3	H: 0 LOB: 0 BB: 0 P: 3	R: 0 E: 0 K: 0 S: 3	H: 0 LOB: 0 BB: 0 P: 3	1B: 6 2B: 5 3B: 0 HR: 0	SF: 1 SAC: 0 DP: 2 HBP: 0	WP: 1 PB: 0 SB: 1 CS: 0	PA: 54	
<b>PITCHER</b> <b>Wayne Simpson, R</b> ERA: 4.56 (1, 1)	IP: 7.2	WLS: 32	BF: 9	H: 4	R: 4	ER: 4	SO: 1	BB: 1	IBB: 0	HBP: 0	BLK: 0	WP: 1	HR: 0	S: 33	P: 37	ERA: 4.70	WHIP: 1.304														
<b>Gene Garber, R</b> ERA: 1.5 (8, 1)	IP: 6.1	WLS: 22	BF: 2	H: 0	R: 0	ER: 0	SO: 3	BB: 1	IBB: 1	HBP: 0	BLK: 0	WP: 0	HR: 0	S: 26	P: 34	ERA: 0.00	WHIP: 0.474														

Oakland Athletics @ Kansas City Royals  
Royals Stadium, Kansas City, MO  
Tue Apr 17 1973, 7:05 PM EST  
Att: 22,119 - Unknown - 62 F

AB	50
R	4
H	11
RBI	4
BB	3
SO	4
LOB	15



Batter	1	2	3	4	5	6	7	8	9	10	11	12	13	14
Freddie Patek, R (1, 6) OBP: 0.420, SLG: 0.500	F8		F8		E7 1B		F8		F3		5-3			BB 1B
Cookie Rojas, R (1, 4) OBP: 0.420, SLG: 0.523	4-3 BLK HBP		SF8 2B		F8		1B 2B		K			6-3		F3
Amos Otis, R (1, 8) OBP: 0.347, SLG: 0.511	4-3		SF8		4-3		1B 1B			K		BB 1B		1B BB
John Mayberry, L (1, 3) OBP: 0.429, SLG: 0.526	4-3		F7			G6-4-3 BB	1B			4-3		BB		K
Hal McRae, R (1, 9) OBP: 0.282, SLG: 0.394		CS HBP		F8		P4	P6			BB HBP		F8		1B
Lou Piniella, R (1, 7) OBP: 0.268, SLG: 0.351		1-2 2B		F8		G6-4-3		5-3		BB		F9		1B
Paul Schaal, R (1, 5) OBP: 0.419, SLG: 0.314		K			1B		F8 BB 2B 1B	K		K			L7	
Fran Healy, R (1, 10) Kurt Bevacqua, R (7, PH) Ed Kirkpatrick, L (8, PH)		K		K2-3			K	L9			4-3		4-3	
Carl Taylor, R (1, 2) Steve Hovley, L (9, PH) Jerry May, R (10, 2)			2B SF8 BB		F9		1B 2B BB		P4		P4		4-3	

Inning Stats	R: 0	H: 0	E: 0	K: 0	S: 3	P: 4	R: 0	H: 1	E: 0	K: 2	S: 7	P: 8	R: 1	H: 1	E: 0	K: 0	S: 4	R: 0	H: 1	E: 0	K: 1	S: 6	P: 6	R: 0	H: 0	E: 0	K: 0	S: 2	P: 6	R: 3	H: 4	E: 0	K: 1	S: 9	P: 13	R: 0	H: 0	E: 0	K: 1	S: 5	P: 5	R: 0	H: 0	E: 0	K: 1	S: 5	P: 5	R: 0	H: 0	E: 0	K: 2	S: 7	P: 12	R: 0	H: 0	E: 0	K: 0	S: 3	P: 3	R: 0	H: 1	E: 0	K: 0	S: 4	P: 8	R: 0	H: 0	E: 0	K: 0	S: 3	P: 3	R: 1	H: 2	E: 0	K: 1	S: 6	P: 10	1B: 8	2B: 3	3B: 0	HR: 0	SF: 1	SAC: 0	DP: 1	HBP: 3	WP: 0	PA: 59
--------------	------	------	------	------	------	------	------	------	------	------	------	------	------	------	------	------	------	------	------	------	------	------	------	------	------	------	------	------	------	------	------	------	------	------	-------	------	------	------	------	------	------	------	------	------	------	------	------	------	------	------	------	------	-------	------	------	------	------	------	------	------	------	------	------	------	------	------	------	------	------	------	------	------	------	------	------	------	-------	-------	-------	-------	-------	-------	--------	-------	--------	-------	--------

PITCHER	IP	WLS	BF	H	R	ER	SO	BB	IBB	HBP	BLK	WP	HR	S	P	ERA	WHIP
Vida Blue, L (1, 1) ERA: 3.45	6.2		31	8	4	4	4	3	0	0	0	0	0	34	48	5.40	1.650
Rollie Fingers, R (7, 1) ERA: 2.89	5.1		20	1	0	0	4	2	0	1	0	0	0	25	34	0.00	0.562
Horacio Pina, R (13, 1) ERA: 3.86	1.2	L	8	2	1	1	1	1	0	0	0	0	0	9	13	5.40	1.800


**BOTTOM**

**Oakland Athletics @ Kansas City Royals**  
 Royals Stadium, Kansas City, MO

Tue Apr 17 1973, 7:05 PM EST  
 Att. 22,119 - Unknown - 62 F

livebaseballscorecards.com

AB	49
R	5
H	11
RBI	5
BB	6
SO	9
LOB	25



Batter	1	2	3	4	5	6	7	8	9	AB R H RBI BB SO LOB	TOP																
Bert Campaneris, R (1, 6) OBP: 0.211, SLG: 0.222	0-3 K	0-0 F8		0-0 6-3		0-0 2B		0-0 6-3		5 0 1 0 0 1 2																	
Bill North, S (1, 10) OBP: 0.303, SLG: 0.267	0-0 S 1B	4-0 1B BB		0-0 G3		0-0 L6		0-3 K		4 0 1 0 1 1 2																	
Joe Rudi, R (1, 7) OBP: 0.195, SLG: 0.256	0-3 K	0-0 1B		0-0 2-3		0-0 5-3		0-0 B2		5 0 1 2 0 1 3																	
Reggie Jackson, L (1, 9) OBP: 0.439, SLG: 0.676	0-3 K	0-0 F9			0-0 4-3		4-0 CS S BB		0-0 HR 1B	4 1 1 0 1 1 3																	
Sal Bando, R (1, 5) OBP: 0.410, SLG: 0.500		0-0 F3	4-0 S BB		4-0 CS BB		4-0 FC6-4 1-3 1B BB		0-3 K	2 1 0 0 3 1 1																	
Gene Tenace, R (1, 3) OBP: 0.410, SLG: 0.625		0-0 1B 1B	0-3 K		4-0 1-2 BB		4-0 1-2 FC6-4 BB		0-0 HR	3 2 2 2 2 1 1 0 0 0 0 0 0 0																	
Mike Hegan, L (9, 3) OBP: 0.286, SLG: 0.167			1-2 K																								
Angel Mangual, R (1, 8) OBP: 0.278, SLG: 0.500		0-0 1B 1B	0-0 5-3		0-0 4-3		0-0 FC6-4 1-2 2-3 1B		0-0 1B	5 1 2 0 0 0 4																	
Ray Fosse, R (1, 2) OBP: 0.324, SLG: 0.333		0-0 BB 1B 1B	4-0 IBB			0-0 P4		0-0 1-2 3-H 1B		0-0 P3	4 1 2 2 1 0 1																
Dick Green, R (1, 4) OBP: 0.176, SLG: 0.188		0-0 1B 1B	0-0 F7			0-0 2B 1B		0-0 6-3		0-0 G3	3 1 2 1 0 0 2 1 0 0 0 0 0 2 1 0 0 0 0 0 1																
Gonzalo Marquez, L (7, PH) OBP: 0.400, SLG: 0.500																											
Ted Kubiak, S (7, 4) OBP: 0.259, SLG: 0.231																											
<b>Inning Stats</b>	R: 0 E: 0 K: 3 S: 10	H: 1 LOB: 1 BB: 0 P: 10	R: 4 E: 0 K: 0 S: 8	H: 5 LOB: 2 BB: 1 P: 12	R: 0 E: 0 K: 1 S: 5	H: 0 LOB: 2 BB: 2 P: 13	R: 0 E: 0 K: 0 S: 3	H: 0 LOB: 0 BB: 0 P: 3	R: 0 E: 0 K: 0 S: 2	H: 0 LOB: 1 BB: 2 P: 10	R: 0 E: 0 K: 0 S: 5	H: 2 LOB: 2 BB: 0 P: 5	R: 1 E: 0 K: 0 S: 3	H: 1 LOB: 2 BB: 3 P: 15	R: 0 E: 0 K: 1 S: 5	H: 0 LOB: 0 BB: 0 P: 5	R: 2 E: 0 K: 1 S: 8	H: 3 LOB: 1 BB: 0 P: 8	1B: 10 2B: 1 3B: 0 HR: 1	SF: 0 SAC: 0 DP: 0 HBP: 0	WP: 0 PB: 0 SB: 3 CS: 2	PA: 45					
<b>PITCHER</b>	IP WLS BF H R ER SO BB IBB HBP BLK WP HR S P ERA WHIP																										
Dick Drago, R (1, 1) ERA: 6.6	1.2		12	6	4	4	3	1	0	0	0	0	0	17	21	21.60	4.200										
Mike Jackson, L (2, 1) ERA:	3.2		16	2	0	0	1	3	1	0	0	0	0	14	30	0.00	1.364										
Bruce Dal Canton, R (6, 1) ERA: 4.09	3.2	L	17	4	3	3	2	3	0	0	0	0	1	18	30	7.36	1.909										

Oakland Athletics @ Kansas City Royals  
Royals Stadium, Kansas City, MO  
Wed Apr 18 1973, 7:05 PM EST  
Att. 17,717 - Unknown - 69 F

livebaseballscorecards.com

AB	37
R	7
H	12
RBI	7
BB	8
SO	6
LOB	22



Batter	1	2	3	4	5	6	7	8	9	AB R H RBI BB SO LOB
Freddie Patek, R OBP: 0.407, SLG: 0.478 (1, 6)	0-0 CS 1B		0-0 P6		0-0 P3		0-0 6-3			4 0 1 0 0 0 1
Cookie Rojas, R OBP: 0.426, SLG: 0.604 (1, 4)	0-0 F9 1-2		0-0 HR		0-0 E2 1-H 2B		0-0 1-3			4 2 2 1 0 0 1
Amos Otis, R OBP: 0.321, SLG: 0.469 (1, 8)	0-0 F8		0-0 L8		0-3 K		0-0 4-3			4 0 0 0 0 1 0
John Mayberry, L OBP: 0.434, SLG: 0.500 (1, 3)		4-0 BB HR BB	0-0 F9		4-0 BB		0-0 1-3			2 1 0 0 2 0 0
Hal McRae, R OBP: 0.279, SLG: 0.361 (1, 9)		0-3 K		1-0 HBP	0-3 K		0-0 6-3			3 0 0 0 0 2 2
Lou Piniella, R OBP: 0.267, SLG: 0.325 (1, 7)		4-0 1-2 HR BB		0-0 F8		0-0 4-3		0-0 L9		3 1 0 0 1 0 1
Ed Kirkpatrick, L OBP: 0.393, SLG: 0.571 (1, 10)		0-0 1-H 2-H HR		0-0 F8		0-0 5-3		0-0 1-3		4 1 1 3 0 0 1
Paul Schaal, R OBP: 0.383, SLG: 0.282 (1, 5)		0-3 K		0-0 P3		0-0 1-3		0-0 1-3		4 0 0 0 0 1 1
Carl Taylor, R OBP: 0.364, SLG: 0.316 (1, 2)		0-0 F8			0-0 2B E 1B		0-0 6-3			3 1 1 0 0 0 0

Inning Stats	R: 0 E: 0 K: 0 S: 3	H: 1 LOB: 0 BB: 0 P: 3	R: 3 E: 0 K: 2 S: 8	H: 1 LOB: 0 BB: 2 P: 16	R: 1 E: 0 K: 0 S: 4	H: 1 LOB: 0 BB: 0 P: 4	R: 0 E: 0 K: 0 S: 3	H: 0 LOB: 1 BB: 0 P: 4	R: 2 E: 1 K: 2 S: 9	H: 2 LOB: 1 BB: 1 P: 13	R: 0 E: 0 K: 0 S: 3	H: 0 LOB: 0 BB: 0 P: 3	R: 0 E: 0 K: 0 S: 3	H: 0 LOB: 0 BB: 0 P: 3	R: 0 E: 0 K: 0 S: 3	H: 0 LOB: 0 BB: 0 P: 3	1B: 2 2B: 1 3B: 0 HR: 2	SF: 0 SAC: 0 DP: 0 HBP: 1	WP: 0 PB: 0 SB: 0 CS: 1	PA: 35
--------------	------------------------------	---------------------------------	------------------------------	----------------------------------	------------------------------	---------------------------------	------------------------------	---------------------------------	------------------------------	----------------------------------	------------------------------	---------------------------------	------------------------------	---------------------------------	------------------------------	---------------------------------	----------------------------------	------------------------------------	----------------------------------	--------

PITCHER	IP	WLS	BF	H	R	ER	SO	BB	IBB	HBP	BLK	WP	HR	S	P	ERA	WHIP
Catfish Hunter, R ERA: 7.36 (1, 1)	4.2		22	5	6	4	3	3	0	1	0	0	2	24	37	7.71	1.714
Horacio Pina, R ERA: 2.0 (5, 1)	4.1	W	13	0	0	0	1	0	0	0	0	0	0	15	15	0.00	0.000

**BOTTOM**

**Oakland Athletics @ Kansas City Royals**  
**Royals Stadium, Kansas City, MO**  
 Wed Apr 18 1973, 7:05 PM EST  
 Att: 17,717 - Unknown - 69 F

[livebaseballscorecards.com](http://livebaseballscorecards.com)

<b>AB</b>	<b>31</b>
<b>R</b>	<b>6</b>
<b>H</b>	<b>5</b>
<b>RBI</b>	<b>4</b>
<b>BB</b>	<b>3</b>
<b>SO</b>	<b>4</b>
<b>LOB</b>	<b>7</b>



Batter	1	2	3	4	5	6	7	8	9	AB	R	H	RBI	BB	SO	LOB	TOP																																			
Bert Campaneris, R (1, 6) OBP: 0.304, SLG: 0.318 Ted Kubiak, S (6, 5) OBP: 0.286, SLG: 0.231	0-3 K		0-0 G6-4-3 1B	0-0 1B		0-0 FC5-4 1B		4-0 BB 1B BB		4	1	3	1	0	1	0																																				
Angel Mangual, R (1, 8) OBP: 0.333, SLG: 0.524 Bill North, S (6, PH) OBP: 0.314, SLG: 0.258	0-0 L7		0-0 G6-4-3 1B	0-0 FC5-4 1B		0-0 FC5-4 2B		4-0 BB 1B BB		3	0	2	0	0	0	0																																				
Joe Rudi, R (1, 7) OBP: 0.182, SLG: 0.238 Billy Conigliaro, R (5, 7) OBP: 0.300, SLG: 0.393	0-0 F9		0-0 G6-4-3 1-2f 2-3	0-0 FC5-4 1-2f		0-0 1-H 3-H 2B		4-0 1B 1-2 2-3 BB		3	0	0	0	0	0	4																																				
Reggie Jackson, L (1, 9) OBP: 0.432, SLG: 0.641 Jay Johnstone, L (6, PH) OBP: 0.500, SLG: 0.500		0-0 E5 FC5-4	4-0 1B BB		0-0 4-3		0-0 P6		0-0 1-3 2-H 3-H 1B		2	0	0	0	1	0																																				
Sal Bando, R (1, 5) OBP: 0.429, SLG: 0.515 Dal Maxvill, R (5, 5) OBP: 0.125, SLG: 0.125		0-0 FC5-4 1-2f HR	0-0 1-2 3-H 1B		0-0 1B				0-0 6-3 F7		3	1	2	1	0	0																																				
Gene Tenace, R (1, 3) OBP: 0.432, SLG: 0.694		0-0 1-H HR	0-0 L8		0-0 L8				0-0 G1-6-3 BB		4	1	2	2	1	0																																				
Ray Fosse, R (1, 2) OBP: 0.324, SLG: 0.314 Larry Haney, R (6, 2) OBP: 0.500, SLG: 0.500		0-0 F9		4-0 G1-6-3 BB		0-0 4-3			0-0 G1-6-3 1-2f		2	0	0	0	1	0																																				
Rich McKinney, R (1, 10) OBP: 0.286, SLG: 0.286		0-0 1B		0-0 G1-6-3 1-2f		0-0 FC5-4 1B 2B 1B			0-0 1-3 G5-3 1B		5	1	2	0	0	0																																				
Dick Green, R (1, 4) OBP: 0.182, SLG: 0.238		0-0 1-3		0-0 1B 2B		0-0 F7			0-0 F8 L5		5	1	1	0	0	0																																				
Inning Stats	R: 0 E: 0 K: 1 S: 5	H: 0 LOB: 0 BB: 0 P: 5	R: 2 E: 1 K: 0 S: 6	H: 2 LOB: 1 BB: 0 P: 6	R: 1 E: 0 K: 0 S: 5	H: 3 LOB: 2 BB: 1 P: 9	R: 1 E: 0 K: 0 S: 5	H: 3 LOB: 2 BB: 1 P: 9	R: 0 E: 0 K: 0 S: 4	H: 1 LOB: 1 BB: 0 P: 4	R: 2 E: 0 K: 0 S: 6	H: 3 LOB: 1 BB: 0 P: 6	R: 0 E: 0 K: 0 S: 2	H: 0 LOB: 0 BB: 1 P: 6	R: 2 E: 0 K: 0 S: 4	H: 1 LOB: 2 BB: 3 P: 16	R: 0 E: 0 K: 0 S: 4	H: 2 LOB: 1 BB: 0 P: 4	1B: 12 2B: 2 3B: 0 HR: 1	SF: 0 SAC: 0 DP: 4 HBP: 0	WP: 0 PB: 0 SB: 0 CS: 0	PA: 45																														
PITCHER	IP	WLS	BF	H	R	ER	SO	BB	IBB	HBP	BLK	WP	HR	S	P	ERA	WHIP	PITCHER										IP	WLS	BF	H	R	ER	SO	BB	IBB	HBP	BLK	WP	HR	S	P	ERA	WHIP								
Paul Splittorff, L (1, 1) ERA: 2.16	7.0	W	34	12	6	5	1	3	0	0	0	0	1	33	45	6.43	2.143																																			
Ken Wright, R (8, 1) ERA: 9.0	1.0		9	3	2	2	0	3	0	0	0	0	0	6	18	18.00	6.000																																			
Ken Wright, R (9, 1) ERA: 9.0	1.0		9	3	2	2	0	3	0	0	0	0	0	6	18	18.00	6.000																																			
Gene Garber, R (9, 1) ERA: 1.38	1.0	S	2	0	0	0	0	0	0	0	0	0	0	2	2	0.00	0.000																																			

Oakland Athletics @ Kansas City Royals  
Royals Stadium, Kansas City, MO  
Thu Apr 19 1973, 7:05 PM EST  
Att. 17,441 - Unknown - 68 F

livebaseballscorecards.com

AB	39
R	8
H	15
RBI	8
BB	6
SO	1
LOB	21





BOTTOM

Oakland Athletics @ Kansas City Royals  
Royals Stadium, Kansas City, MO

Thu Apr 19 1973, 7:05 PM EST  
Att: 17,441 - Unknown - 68 F

livebaseballscorecards.com

AB	44
R	16
H	19
RBI	15
BB	9
SO	4
LOB	31



WP:	1	PA:	53
PB:	0		
SB:	1		
CS:	0		

AB	5	R	3	H	2	RBI	0	BB	1	SO	0	LOB	6
	0	0	0	0	0	0	0	0	0	0	0		

4	3	1	1	2	1	3							
0	0	0	0	0	0	0							
0	0	0	0	0	0	0							

5	3	4	4	1	0	1							
---	---	---	---	---	---	---	--	--	--	--	--	--	--

5	1	2	0	1	1	5							
---	---	---	---	---	---	---	--	--	--	--	--	--	--

5	2	2	3	0	1	4							
1	0	0	0	0	0	0							

4	2	3	2	0	0	1							
1	0	0	0	1	1	2							

4	1	1	0	0	0	4							
2	0	0	0	0	0	3							

5	1	3	3	1	0	1							
---	---	---	---	---	---	---	--	--	--	--	--	--	--

3	0	1	2	2	0	1							
---	---	---	---	---	---	---	--	--	--	--	--	--	--

1B:	11	SF:	0
2B:	6	SAC:	0
3B:	1	DP:	0
HR:	1	HBP:	0

Batter	1	2	3	4	5	6	7	8	9							
Freddie Patek, R OBP: 0.417, SLG: 0.510 Bobby Floyd, R (1, 6) (8, 6)																
Cookie Rojas, R OBP: 0.433, SLG: 0.577 Ken Wright, R Gene Garber, R (1, 4) (9, 1) (9, 1)																
Amos Otis, R OBP: 0.373, SLG: 0.593 (1, 8)																
John Mayberry, L OBP: 0.441, SLG: 0.511 (1, 3)																
Ed Kirkpatrick, L OBP: 0.394, SLG: 0.577 Steve Hovley, L OBP: 0.222, SLG: 0.222 (1, 9) (8, 9)																
Lou Piniella, R OBP: 0.306, SLG: 0.364 Keith Marshall, R OBP: 0.333, SLG: 0.375 (1, 7) (6, 7)																
Gail Hopkins, L OBP: 0.583, SLG: 0.556 Kurt Bevacqua, R OBP: 0.214, SLG: 0.154 (1, 10) (6, PH) (9, 4)																
Paul Schaal, R OBP: 0.415, SLG: 0.364 (1, 5)																
Carl Taylor, R OBP: 0.407, SLG: 0.318 (1, 2)																
<b>Inning Stats</b>	R: 4 E: 0 K: 1 S: 8	H: 3 LOB: 3 BB: 4 P: 24	R: 4 E: 0 K: 0 S: 7	H: 4 LOB: 1 BB: 1 P: 11	R: 3 E: 1 K: 0 S: 6	H: 2 LOB: 1 BB: 1 P: 10	R: 1 E: 0 K: 0 S: 5	H: 2 LOB: 1 BB: 0 P: 5	R: 3 E: 0 K: 2 S: 11	H: 4 LOB: 2 BB: 1 P: 15	R: 0 E: 0 K: 1 S: 6	H: 1 LOB: 2 BB: 1 P: 10	R: 1 E: 0 K: 0 S: 6	H: 3 LOB: 2 BB: 0 P: 6	R: 0 E: 0 K: 0 S: 3	H: 0 LOB: 1 BB: 1 P: 7

PITCHER	IP	WLS	BF	H	R	ER	SO	BB	IBB	HBP	BLK	WP	HR	S	P	ERA	WHIP
Blue Moon Odom, R ERA: 10.8 (1, 1)	0.1	L	6	3	4	4	1	2	0	0	0	0	0	6	14	108.00	15.000
Paul Lindblad, L ERA: 21.94 (1, 1)	4.0		29	12	11	10	1	4	0	0	0	1	1	27	43	22.50	4.000
Darold Knowles, L ERA: 2.7 (5, 1)	3.2		18	4	1	1	2	3	0	0	0	0	0	19	31	2.46	1.909

Batter	1	2	3	4	5	6	7	8	9	AB	R	H	RBI	BB	SO	LOB	TOP										
Pat Kelly, L (1, 9) OBP: 0.467, SLG: 0.407 Johnny Jeter, R (6, 9) OBP: 0.385, SLG: 0.615	4-0 1B BB	0-0 1B SF7	0-0 4-3		0-0 G4-6-3	4-0 1-2 BB		0-0 5-3		3	2	1	1	2	0	3											
Carlos May, L (1, 7) OBP: 0.361, SLG: 0.303 Tony Muser, L (6, 3) OBP: 0.333, SLG: 0.143	0-0 4-3	0-0 1B HR	1-0 HBP			2B 1B		0-0 E6 1B FC4-6		4	2	2	1	0	0	3											
Dick Allen, R (1, 3) OBP: 0.395, SLG: 0.800 Rick Reichardt, R (6, 7) OBP: 0.571, SLG: 0.500	0-3 K	0-0 1B SF7	0-0 F8			2B 1B		0-0 1B		3	1	1	1	0	1	4											
Bill Melton, R (1, 5) OBP: 0.421, SLG: 0.710 Rich Morales, R (7, 5)	0-0 1B 2B	0-0 1B HR		0-0 F9		1B 2B		0-0 FC4-6 BB WP		5	3	3	5	0	0	1											
Ken Henderson, S (1, 8) OBP: 0.410, SLG: 0.438	0-0 2B 1B	4-0 G6-4-3 BB		0-0 F9		1B 1B		4-0 WP BB		4	2	2	0	2	0	1											
Mike Andrews, R (1, 10) OBP: 0.484, SLG: 0.500	0-0 2B	0-0 G6-4-3		4-0 BB		1B 1B		4-0 WP BB		4	1	2	3	2	0	1											
Jorge Orta, L (1, 4) OBP: 0.417, SLG: 0.379	0-0 G3		0-0 SH2-3 2B	0-3 K		1B 1B		4-0 2B BB		4	1	2	1	2	1	2											
Eddie Leon, R (1, 6) OBP: 0.286, SLG: 0.207		0-0 1B HBP	4-0 SH2-3 BB		0-3 K	0-0 G4-6-3		0-0 2B		5	1	2	1	1	1	3											
Chuck Brinkman, R (1, 2) OBP: 0.556, SLG: 0.333		1-0 1B HBP	0-0 SH2-3		4-0 BB	4-0 BB		0-3 K		1	1	0	0	2	1	1											
Inning Stats	R: 3 E: 0 K: 1 S: 8	H: 3 LOB: 1 BB: 1 P: 12	R: 5 E: 0 K: 0 S: 6	H: 4 LOB: 0 BB: 1 P: 11	R: 0 E: 0 K: 0 S: 4	H: 1 LOB: 3 BB: 1 P: 9	R: 0 E: 0 K: 1 S: 5	H: 0 LOB: 1 BB: 1 P: 9	R: 0 E: 0 K: 1 S: 4	H: 0 LOB: 0 BB: 1 P: 8	R: 5 E: 1 K: 0 S: 8	H: 6 LOB: 2 BB: 2 P: 16	R: 0 E: 0 K: 0 S: 3	H: 1 LOB: 0 BB: 0 P: 3	R: 1 E: 0 K: 1 S: 6	H: 1 LOB: 1 BB: 1 P: 10	R: 2 E: 1 K: 0 S: 4	H: 1 LOB: 2 BB: 3 P: 16	1B: 11 2B: 5 3B: 0 HR: 1	SF: 1 SAC: 1 DP: 4 HBP: 2	WP: 2 PB: 0 SB: 0 CS: 0	PA: 53					
PITCHER	IP	WLS	BF	H	R	ER	SO	BB	IBB	HBP	BLK	WP	HR	S	P	ERA	WHIP										
Steve Busby, R (1, 1) ERA: 8.04	1.0	L	9	4	5	5	1	1	0	1	0	0	0	9	14	45.00	5.000										
Mike Jackson, L (2, 1) ERA: 7.27	4.0		23	8	7	7	2	4	0	1	0	0	1	22	39	15.75	3.000										
Tom Burgmeier, L (6, 1) ERA: 4.5	3.0		14	4	2	2	1	3	0	0	0	0	0	13	25	6.00	2.333										
Ken Wright, R (9, 1) ERA: 9.0	1.0		7	1	2	1	0	3	0	0	0	1	0	4	16	9.00	4.000										

Chicago White Sox @ Kansas City Royals  
Royals Stadium, Kansas City, MO  
Fri Apr 20 1973, 7:05 PM EST  
Att. 13,077 - Unknown - 58 F

AB	36
R	16
H	15
RBI	14
BB	11
SO	4
LOB	21



livebaseballscorecards.com

Batter	1	2	3	4	5	6	7	8	9	AB	R	H	RBI	BB	SO	LOB
Freddie Patek, R OBP: 0.413, SLG: 0.500 Bobby Floyd, R (7, 6)	0-0 F9 1B 1B	0-0 FC5-4 1-2f		0-0 6-3			0-0 F8		0-0 F8	3	0	1	0	0	0	2
Cookie Rojas, R OBP: 0.444, SLG: 0.582 Steve Hovley, L OBP: 0.182, SLG: 0.182 (7, 9)	0-0 S 1-2 1B		0-0 G3 1B 1B		0-0 1-3		0-0 L7		0-0 G3	3	1	2	0	0	0	0
Amos Otis, R OBP: 0.355, SLG: 0.561 Kurt Bevacqua, R OBP: 0.200, SLG: 0.143 (7, 4)	0-0 F9 2-3		0-0 P4		0-0 5-3		0-0 6-3			3	0	0	0	0	0	3
John Mayberry, L OBP: 0.429, SLG: 0.490 (1, 3)	0-3 K 1-2		0-0 G3		0-0 4-3			0-0 2B 1B		4	0	1	0	0	1	3
Ed Kirkpatrick, L OBP: 0.432, SLG: 0.655 (7, 7)	0-3 K		4-0 FC5 1B BB		0-0 4-3 1B 2B			0-0 1-3 2B		3	1	2	0	1	1	2
Lou Piniella, R OBP: 0.308, SLG: 0.362 Keith Marshall, R OBP: 0.300, SLG: 0.333 (7, 8)		0-0 6-3	0-0 1-2 2-H 1B		0-0 4-3		0-0 2-3	0-3 K		3	0	1	1	0	0	1
Hal McRae, R OBP: 0.277, SLG: 0.375 (1, 10)		0-0 4-3 2B	0-0 FC5 2-3f		0-0 1-3		0-0 1-3	0-0 5-3		4	0	1	0	0	0	5
Paul Schaal, R OBP: 0.404, SLG: 0.354 (1, 5)		0-0 4-3		0-0 F9		0-0 WP 1B		0-3 K		4	0	1	1	0	1	3
Carl Taylor, R OBP: 0.414, SLG: 0.304 Fran Healy, R (6, PH) (7, 2)		4-0 FC5-4 BB		0-3 K		0-0 5-3			0-0 6-3	1	0	0	0	1	1	0
										2	0	0	0	0	0	1

Inning Stats	R: 0	H: 2	E: 0	K: 2	S: 9	LOB: 2	BB: 0	P: 9	R: 0	H: 1	E: 0	K: 0	S: 4	LOB: 2	BB: 1	P: 8	R: 1	H: 2	E: 0	K: 0	S: 5	LOB: 2	BB: 1	P: 9	R: 0	H: 0	E: 0	K: 1	S: 5	LOB: 0	BB: 0	P: 5	R: 0	H: 0	E: 0	K: 0	S: 3	LOB: 0	BB: 0	P: 3	R: 1	H: 2	E: 0	K: 0	S: 5	LOB: 1	BB: 0	P: 5	R: 0	H: 0	E: 0	K: 0	S: 3	LOB: 0	BB: 0	P: 3	R: 0	H: 2	E: 0	K: 2	S: 9	LOB: 2	BB: 0	P: 9	R: 0	H: 0	E: 0	K: 0	S: 3	LOB: 0	BB: 0	P: 3	R: 0	H: 0	E: 0	K: 0	S: 3	LOB: 0	BB: 0	P: 3
1B: 6	SF: 0	2B: 3	SAC: 0	3B: 0	DP: 0	HR: 0	HBP: 0	WP: 1	PA: 38	ERA: 2.00	WHIP: 1.222	IP: 9.0	WLS: W	BF: 38	H: 9	R: 2	ER: 2	SO: 5	BB: 2	IBB: 0	HBP: 0	BLK: 0	WP: 1	HR: 0	S: 46	P: 54	ERA: 2.00	WHIP: 1.222	IP: 9.0	WLS: W	BF: 38	H: 9	R: 2	ER: 2	SO: 5	BB: 2	IBB: 0	HBP: 0	BLK: 0	WP: 1	HR: 0	S: 46	P: 54	ERA: 2.00	WHIP: 1.222																																			

**BOTTOM**

**Chicago White Sox @ Kansas City Royals**  
 Royals Stadium, Kansas City, MO

Fri Apr 20 1973, 7:05 PM EST  
 Att: 13,077 - Unknown - 58 F

livebaseballscorecards.com

AB	36
R	2
H	9
RBI	2
BB	2
SO	5
LOB	22




Batter	1	2	3	4	5	6	7	8	9	AB R H RBI BB SO LOB	TOP	
<b>Johnny Jeter, R</b> (1, 9) <small>OBP: 0.500, SLG: 0.833</small>	0-0 	0-0 		0-0 		0-0 		0-0 		5 2 4 1 0 0 0	<b>Chicago White Sox @ Kansas City Royals</b> Royals Stadium, Kansas City, MO Sun Apr 22 1973, 4:33 AM EST Unknown - 62 F	
<b>Carlos May, L</b> (1, 7) <small>OBP: 0.366, SLG: 0.395</small>	0-0 	0-0 		0-3 		0-0 		0-3 	5 1 2 3 0 2 1			
<b>Dick Allen, R</b> (1, 3) <small>OBP: 0.372, SLG: 0.725</small>	0-3 	0-0 		0-3 		0-0 		0-0 	5 0 1 0 0 2 3			
<b>Bill Melton, R</b> (1, 5) <small>OBP: 0.419, SLG: 0.686</small>	4-0 	0-0 			0-0 	0-0 		0-0 	4 1 1 0 1 0 2			
<b>Ken Henderson, S</b> (1, 8) <small>OBP: 0.409, SLG: 0.444</small>	0-3 	0-0 			4-0 		0-3 	0-0 	4 1 1 0 1 2 3			
<b>Mike Andrews, R</b> (1, 10) <small>OBP: 0.472, SLG: 0.484</small>		0-0 	0-0 	0-0 	0-0 		0-0 	0-0 	5 1 2 0 0 0 1			
<b>Jorge Orta, L</b> (1, 4) <small>OBP: 0.425, SLG: 0.375</small>		0-0 	0-0 	0-0 	4-0 		0-3 		3 1 1 0 1 1 1			
<b>Eddie Leon, R</b> (1, 6) <small>OBP: 0.270, SLG: 0.194</small> <b>Tony Muser, L</b> (5, PH) <small>OBP: 0.300, SLG: 0.125</small> <b>Luis Alvarado, R</b> (5, 6)		0-0 	0-0 	0-0 	0-0 	0-0 		0-0 	2 0 0 0 0 0 2 1 0 0 0 0 0 3 1 0 0 0 0 0 0			
<b>Chuck Brinkman, R</b> (1, 2) <small>OBP: 0.462, SLG: 0.400</small>	0-0 			0-0 	0-0 		0-3 		4 1 1 2 0 1 3			
<b>Inning Stats</b>	R: 0 H: 2 E: 0 LOB: 2 K: 2 BB: 1 S: 8 P: 12	R: 5 H: 6 E: 0 LOB: 1 K: 0 BB: 0 S: 9 P: 9	R: 0 H: 1 E: 0 LOB: 0 K: 0 BB: 0 S: 3 P: 3	R: 1 H: 1 E: 0 LOB: 0 K: 2 BB: 0 S: 8 P: 8	R: 0 H: 0 E: 1 LOB: 3 K: 0 BB: 2 S: 4 P: 12	R: 0 H: 1 E: 0 LOB: 1 K: 0 BB: 0 S: 4 P: 4	R: 0 H: 0 E: 0 LOB: 0 K: 2 BB: 0 S: 7 P: 7	R: 0 H: 0 E: 0 LOB: 0 K: 1 BB: 0 S: 5 P: 5	R: 2 H: 2 E: 1 LOB: 0 K: 1 BB: 0 S: 7 P: 7	1B: 8 SF: 0 2B: 3 SAC: 0 3B: 0 DP: 1 HR: 2 HBP: 0		WP: 2 PA: 42 PB: 0 SB: 0 CS: 0
<b>PITCHER</b>	IP WLS BF H R ER SO BB IBB HBP BLK WP HR S P ERA WHIP	IP WLS BF H R ER SO BB IBB HBP BLK WP HR S P ERA WHIP										
<b>Dick Drago, R</b> (1, 1) <small>ERA: 8.64</small>	1.2 L 13 8 5 5 2 1 0 0 0 0 1 16 20 27.00 5.400											
<b>Bruce Dal Canton, R</b> (2, 1) <small>ERA: 2.95</small>	7.1 29 5 3 1 6 1 1 0 1 2 1 39 47 1.23 0.818											

AB	39
R	8
H	13
RBI	6
BB	3
SO	8
LOB	19



Batter	1	2	3	4	5	6	7	8	9	AB	R	H	RBI	BB	SO	LOB
Freddie Patek, R OBP: 0.412, SLG: 0.483 (1, 6)	0-0 5-3		0-0 1B	0-0 P4		0-0 G1-2-3			4-0 1B BB	4	0	1	0	1	0	5
Cookie Rojas, R OBP: 0.426, SLG: 0.550 (1, 4)	0-3 K		0-0 5-3		0-0 F9		0-0 L3		0-0 1-2 1B	5	0	1	0	0	1	1
Amos Otis, R OBP: 0.373, SLG: 0.574 (1, 8)	0-0 1-3			0-0 1B 2B	0-0 E6 G3		4-0 CS BB		0-0 F9	4	1	2	0	1	0	2
John Mayberry, L OBP: 0.418, SLG: 0.528 (1, 3)		0-0 HR		0-0 3-1	0-0 G3		0-3 K			4	1	1	1	0	1	3
Hal McRae, R OBP: 0.294, SLG: 0.372 (1, 9)		0-0 P3		0-0 1B	0-0 F2		0-0 CS	4-0 G1-4-3 BB		3	1	1	1	1	0	1
Lou Piniella, R OBP: 0.321, SLG: 0.360 (1, 7)		4-0 BB BB BB G5-4-3 BB		0-0 E6 1B		0-0 BB 1B G1-2-3 1B		0-0 G1-4-3 BB		3	1	1	0	1	0	2
Paul Schaal, R OBP: 0.377, SLG: 0.327 (1, 5)		0-0 G5-4-3		0-3 K		0-0 F9		0-3 K		4	0	0	0	0	2	4
Kurt Bevacqua, R OBP: 0.263, SLG: 0.222 (1, 10)			0-0 6-3	0-0 1B		0-0 BB 1B			0-0 F7	4	0	2	1	0	0	0
Carl Taylor, R OBP: 0.424, SLG: 0.308 (1, 2)			0-0 5-3	0-0 1B		4-0 BB 1B			0-0 4-3	3	0	1	1	1	0	0

BOTTOM	
<b>Chicago White Sox @ Kansas City Royals</b>	
<b> Royals Stadium, Kansas City, MO</b>	
Sun Apr 22 1973, 4:33 AM EST	Unknown - 62 F
AB	34
R	4
H	10
RBI	4
BB	5
SO	4
LOB	18
	

Inning Stats	R: 0	H: 0	R: 1	H: 1	R: 0	H: 1	R: 3	H: 4	R: 0	H: 2	R: 0	H: 0	R: 0	H: 1	1B: 8	SF: 0	WP: 0	PA: 40
	E: 0	LOB: 0	E: 0	LOB: 0	E: 1	LOB: 2	E: 1	LOB: 1	E: 0	LOB: 2	E: 0	LOB: 0	E: 0	LOB: 2	2B: 1	SAC: 0	PB: 0	
	K: 1	BB: 0	K: 0	BB: 1	K: 0	BB: 0	K: 1	BB: 0	K: 0	BB: 1	K: 1	BB: 1	K: 1	BB: 1	3B: 0	DP: 3	SB: 2	
	S: 5	P: 5	S: 3	P: 7	S: 4	P: 4	S: 10	P: 10	S: 4	P: 8	S: 4	P: 8	S: 4	P: 8	HR: 1	HBP: 0	CS: 1	

PITCHER	IP	WLS	BF	H	R	ER	SO	BB	IBB	HBP	BLK	WP	HR	S	P	ERA	WHIP	PITCHER	
																		IP	WLS
Wilbur Wood, L ERA: 1.93 (1, 1)	5.0	W	24	8	4	2	2	1	0	0	0	0	1	27	31	3.60	1.800		
Terry Forster, L ERA: (6, 1)	4.0	S	15	2	0	0	2	4	0	0	0	0	0	15	31	0.00	1.500		

Batter	1	2	3	4	5	6	7	8	9	AB R H RBI BB SO LOB	TOP	
<b>Johnny Jeter, R</b> (1, 9) OBP: 0.435, SLG: 0.739	0-3 K		0-3 K		0-0 5-3		0-0 2B		0-0 6-3	5 0 1 0 0 2 0	<b>Chicago White Sox @ Kansas City Royals</b> Royals Stadium, Kansas City, MO Sun Apr 22 1973, 4:38 AM EST Att. 24,394 - Unknown - 65 F <a href="http://livebaseballscorecards.com">livebaseballscorecards.com</a>	
<b>Carlos May, L</b> (1, 10) OBP: 0.391, SLG: 0.442	0-0 S 1B		0-0 2B		0-0 BB 1B		0-0 F7		0-0 3-1	5 1 3 0 0 0 1		
<b>Dick Allen, R</b> (1, 3) OBP: 0.383, SLG: 0.690 <b>Mike Andrews, R</b> (7, PR) OBP: 0.459, SLG: 0.469 (7, 3)	0-0 F3 1-2		0-0 1-3		4-0 BB BB BB BB BB BB G6-4-3		4-0 BB		0-0 P4	2 0 0 0 2 0 2 1 0 0 0 0 0 0		
<b>Bill Melton, R</b> (1, 5) OBP: 0.426, SLG: 0.658	0-0 2-H 1B		4-0 BB		0-0 G6-4-3 1-2f		0-3 K			3 0 1 1 1 1 4		
<b>Ken Henderson, S</b> (1, 8) OBP: 0.396, SLG: 0.425	0-0 4-3		0-0 P6		0-0 1B 1B		0-0 F7			4 0 1 0 0 0 5		
<b>Rick Reichardt, R</b> (1, 7) OBP: 0.545, SLG: 0.500		0-3 K		0-0 1B		0-0 1-2 1B		0-0 F8		0 0 0 0 0 0 0		
<b>Jorge Orta, L</b> (1, 4) OBP: 0.386, SLG: 0.333		0-0 6-3		0-0 G6-4-3 1-2f		0-0 L7		0-3 K		4 0 0 0 0 1 3		
<b>Eddie Leon, R</b> (1, 6) OBP: 0.317, SLG: 0.235		0-0 1B		4-0 BB		0-3 K		0-0 1B		3 0 2 0 1 1 2		
<b>Chuck Brinkman, R</b> (1, 2) OBP: 0.353, SLG: 0.286		0-3 K		0-0 F9		0-0 6-3		0-0 F2		4 0 0 0 0 1 5		
<b>Inning Stats</b>	R: 1 E: 0 K: 1 S: 7 H: 2 LOB: 1 BB: 0 P: 7	R: 0 E: 0 K: 2 S: 8 H: 1 LOB: 1 BB: 0 P: 8	R: 0 E: 0 K: 1 S: 6 H: 1 LOB: 2 BB: 1 P: 10	R: 0 E: 0 K: 0 S: 3 H: 1 LOB: 1 BB: 1 P: 7	R: 0 E: 0 K: 0 S: 3 H: 1 LOB: 1 BB: 1 P: 7	R: 0 E: 0 K: 1 S: 7 H: 2 LOB: 2 BB: 0 P: 7	R: 0 E: 0 K: 1 S: 6 H: 1 LOB: 2 BB: 1 P: 10	R: 0 E: 0 K: 1 S: 6 H: 1 LOB: 1 BB: 0 P: 6	R: 0 E: 0 K: 0 S: 3 H: 0 LOB: 0 BB: 0 P: 3	1B: 8 2B: 2 3B: 0 HR: 0 SF: 0 SAC: 0 DP: 2 HBP: 0	WP: 0 PB: 0 SB: 1 CS: 0 PA: 39	
<b>PITCHER</b>	<b>Ken Wright, R</b> (1, 1) ERA: 3.86	<b>Gene Garber, R</b> (7, 1) ERA: 1.15	<b>PITCHER</b> IP WLS BF H R ER SO BB IBB HBP BLK WP HR S P ERA WHIP									
	6.1 W 30 9 1 1 5 4 0 0 0 0 0 0 36 52 1.42 2.053	2.2 S 9 1 0 0 2 0 0 0 0 0 0 0 13 13 0.00 0.375										

**Chicago White Sox @ Kansas City Royals**  
 Royals Stadium, Kansas City, MO  
 Sun Apr 22 1973, 4:38 AM EST  
 Att. 24,394 - Unknown - 65 F  
[livebaseballscorecards.com](http://livebaseballscorecards.com)

**AB** 31  
**R** 1  
**H** 8  
**RBI** 1  
**BB** 4  
**SO** 6  
**LOB** 22



Batter	1	2	3	4	5	6	7	8	9
<b>Freddie Patek, R</b> OBP: 0.425, SLG: 0.475 (1, 6)	4-0 CS BB		0-0 F9	0-0 2-3 1B		4-0 F8 2B BB	0-3 K		
<b>Cookie Rojas, R</b> OBP: 0.397, SLG: 0.508 (1, 4)	0-3 K		0-3 K	0-3 K		0-0 F7 1-2		0-0 1-3	
<b>Amos Otis, R</b> OBP: 0.361, SLG: 0.538 (1, 8)	0-0 F7 1-2		4-0 BB		0-0 F8	0-0 F8 2-3		0-0 F3	
<b>John Mayberry, L</b> OBP: 0.431, SLG: 0.536 (1, 3)		0-0 3-1	0-0 4-3		4-0 2B SF8 BB	0-0 BB		1-0 HBP	
<b>Ed Kirkpatrick, L</b> OBP: 0.452, SLG: 0.667 (1, 7)		0-0 3-1		0-0 1B G3	0-0 2B	4-0 FC6-4 BB		0-3 K	
<b>Lou Piniella, R</b> OBP: 0.317, SLG: 0.346 (1, 10)		4-0 2B BB		0-3 K	0-0 SF8	0-0 FC6-4			
<b>Steve Hovley, L</b> OBP: 0.267, SLG: 0.400 (1, 9)		0-0 1-H 2B		0-0 G3	0-0 2-H 2B		0-3 K		
<b>Paul Schaal, R</b> OBP: 0.415, SLG: 0.352 (1, 5)		4-0 BB		0-0 2B WP 1B	4-0 BB		0-0 S 1B		
<b>Fran Healy, R</b> OBP: 0.125, SLG: 0.250 (1, 2)		0-3 K		0-0 1B 1-H 2B	0-0 6-3		0-0 6-3		

Inning Stats	R: 0	H: 0	E: 0	K: 1	S: 4	LOB: 0	BB: 1	P: 8
	R: 1	H: 1	E: 0	K: 1	S: 6	LOB: 2	BB: 2	P: 14
	R: 0	H: 0	E: 0	K: 1	S: 5	LOB: 1	BB: 1	P: 9
	R: 2	H: 4	E: 0	K: 2	S: 11	LOB: 2	BB: 0	P: 11
	R: 2	H: 2	E: 0	K: 0	S: 5	LOB: 2	BB: 2	P: 13
	R: 1	H: 1	E: 0	K: 0	S: 4	LOB: 2	BB: 2	P: 12
	R: 0	H: 1	E: 0	K: 2	S: 8	LOB: 1	BB: 0	P: 8
	R: 0	H: 0	E: 0	K: 1	S: 5	LOB: 1	BB: 0	P: 6


PITCHER	IP	WLS	BF	H	R	ER	SO	BB	IBB	HBP	BLK	WP	HR	S	P	ERA	WHIP
<b>Rich Gossage, R</b> ERA: 15.95 (1, 1)	4.2	L	24	6	5	5	5	5	5	0	0	1	0	29	49	9.64	2.357
<b>Steve Stone, R</b> ERA: 6.97 (5, 1)	1.1		9	2	1	1	0	3	0	0	0	0	0	6	18	6.75	3.750
<b>Dennis O'Toole, R</b> ERA: 7.71 (7, 1)	1.0		4	1	0	0	2	0	0	0	0	0	0	8	8	0.00	1.000
<b>Cy Acosta, R</b> ERA: 6.0 (8, 1)	1.0		4	0	0	0	1	0	0	1	0	0	0	5	6	0.00	0.000

**BOTTOM**

**Chicago White Sox @ Kansas City Royals**  
Royals Stadium, Kansas City, MO

Sun Apr 22 1973, 4:38 AM EST  
Att: 24,394 - Unknown - 65 F

AB	31
R	6
H	9
RBI	6
BB	8
SO	8
LOB	18



PITCHER	IP	WLS	BF	H	R	ER	SO	BB	IBB	HBP	BLK	WP	HR	S	P	ERA	WHIP
	1B: 4	SF: 1	2B: 5	SAC: 0	3B: 0	DP: 0	HR: 0	HBP: 1	WP: 1	PA: 41	PB: 0	SB: 2	CS: 1				

Batter	1	2	3	4	5	6	7	8	9	AB	R	H	RBI	BB	SO	LOB	TOP					
Dave May, L (1, 8) OBP: 0.250, SLG: 0.400	0-0 L8	0-0 G3			0-0 4-3		0-0 F5	0-0 FC6-4 1B		5	0	1	2	0	0	2						
Bob Coluccio, R (1, 7) OBP: 0.250, SLG: 0.389	0-0 F8		0-0 4-3		0-0 SF8		0-0 6-3	0-0 FC6-4 1-2f		4	0	0	1	0	0	2						
Don Money, R (1, 6) OBP: 0.235, SLG: 0.367 Tim Johnson, L (9, 6)	0-0 L8			0-0 1B		0-0 F9			0-0 F9	5	0	1	0	0	0	0						
George Scott, R (1, 3) OBP: 0.352, SLG: 0.510		0-0 4-3 E	0-0 G6-4-3 1B			4-0 5-3 1B BB		0-3 K	0-0 5-3	4	2	2	0	1	1	0						
Ollie Brown, R (1, 10) OBP: 0.304, SLG: 0.455		0-0 4-3	0-0 G6-4-3			0-0 5-3		0-0 BB	0-0 5-3	5	1	1	0	0	0	4						
Gorman Thomas, R (1, 9) OBP: 0.194, SLG: 0.294		0-0 E5 E		0-0 F7		0-0 E		0-3 K		4	2	1	2	0	1	1						
Darrell Porter, L (1, 2) OBP: 0.375, SLG: 0.353		4-0 E SF8		0-3 K		0-0 SF9		4-0 1B	1-2 1B	1	2	0	1	2	1	0						
John Yukovich, R (1, 5) OBP: 0.200, SLG: 0.273		0-0 E5		0-3 K		0-0 1B		0-0 1B	1-2 1B	4	1	2	2	0	1	1						
Pedro Garcia, R (1, 4) OBP: 0.256, SLG: 0.571		0-0 SF8			0-0 4-3 SF8	0-0 F8		0-0 1B	1-2 2-3 1B	3	1	2	1	0	0	1						
<b>Inning Stats</b>	R: 0 E: 0 K: 0 S: 3	H: 0 LOB: 0 BB: 0 P: 3	R: 3 E: 2 K: 0 S: 6	H: 1 LOB: 1 BB: 1 P: 10	R: 0 E: 0 K: 0 S: 4	H: 2 LOB: 1 BB: 0 P: 4	R: 0 E: 2 K: 2 S: 7	H: 0 LOB: 0 BB: 0 P: 7	R: 1 E: 0 K: 0 S: 4	H: 1 LOB: 0 BB: 0 P: 4	R: 2 E: 1 K: 0 S: 5	H: 2 LOB: 1 BB: 1 P: 9	R: 0 E: 0 K: 0 S: 3	H: 0 LOB: 0 BB: 0 P: 3	R: 3 E: 0 K: 2 S: 11	H: 4 LOB: 2 BB: 1 P: 15	R: 0 E: 0 K: 0 S: 3	H: 0 LOB: 0 BB: 0 P: 3	1B: 8 2B: 2 3B: 0 HR: 0	SF: 3 SAC: 0 DP: 1 HBP: 0	WP: 0 PB: 0 SB: 2 CS: 0	PA: 41
<b>PITCHER</b>	IP	WLS	BF	H	R	ER	SO	BB	IBB	HBP	BLK	WP	HR	S	P	ERA	WHIP					
Paul Splittorff, L (1, 1) ERA: 2.61	6.0	L	27	6	6	3	2	2	0	0	0	0	0	29	37	4.50	1.333					
Dick Drago, R (7, 1) ERA: 9.18	2.0		11	4	3	3	2	1	0	0	0	0	0	14	18	13.50	2.500					
Tom Burgmeier, L (9, 1) ERA: 3.86	1.0		3	0	0	0	0	0	0	0	0	0	0	3	3	0.00	0.000					

Milwaukee Brewers @ Kansas City Royals  
 Royals Stadium, Kansas City, MO  
 Tue Apr 24 1973, 7:05 PM EST  
 Att: 8,736 - Unknown - 66 F

livebaseballscorecards.com

AB	35
R	9
H	10
RBI	9
BB	3
SO	4
LOB	11





Batter	1	2	3	4	5	6	7	8	9	AB	R	H	RBI	BB	SO	LOB
<b>Freddie Patek, R</b> OBP: 0.416, SLG: 0.453 (1, 6)	0-0 1-3		0-3 K		4-0 BB			0-0 L6		3	0	0	0	1	1	2
<b>Cookie Rojas, R</b> OBP: 0.390, SLG: 0.485 <b>Bobby Floyd, R</b> (1, 4) (9, 4)	0-0 6-3		4-0 1-2 2-3 BB		0-0 1-3			0-0 F7		3	0	0	0	1	0	2
<b>Amos Otis, R</b> OBP: 0.342, SLG: 0.507 <b>Keith Marshall, R</b> OBP: 0.300, SLG: 0.333 (1, 8) (9, 8)	0-0 F7		0-0 L7					0-0 F8		4	0	0	0	0	0	3
<b>John Mayberry, L</b> OBP: 0.421, SLG: 0.567 (1, 3)		0-0 F7		0-0 4-3				0-0 HR		4	1	1	1	0	0	0
<b>Ed Kirkpatrick, L</b> OBP: 0.435, SLG: 0.649 (1, 10)		0-0 F9		0-0 4-3				0-0 F5		4	0	1	0	0	0	0
<b>Lou Piniella, R</b> OBP: 0.297, SLG: 0.321 (1, 7)		0-0 6-3		0-0 F7				0-0 F7		4	0	0	0	0	0	1
<b>Hal McRae, R</b> OBP: 0.309, SLG: 0.370 (1, 9)			0-0 CS 1B		4-0 G3 BB			0-0 L9		3	0	1	0	1	0	1
<b>Paul Schaal, R</b> OBP: 0.412, SLG: 0.339 (1, 5)			4-0 WP BB BB		0-3 K			0-0 F8		2	0	0	0	1	1	1
<b>Carl Taylor, R</b> OBP: 0.417, SLG: 0.286 (1, 2)			4-0 BB BB		0-0 G3			0-3 K		2	0	0	0	1	1	1

Inning Stats	R: 0	H: 0	E: 0	K: 0	S: 3	R: 0	H: 0	E: 0	K: 0	S: 3	R: 0	H: 1	E: 0	K: 1	S: 5	R: 0	H: 0	E: 0	K: 0	S: 3	R: 0	H: 0	E: 0	K: 0	S: 3	R: 1	H: 1	E: 0	K: 0	S: 4	R: 0	H: 0	E: 0	K: 1	S: 5	R: 0	H: 0	E: 0	K: 0	S: 3	R: 0	H: 1	E: 0	K: 0	S: 4	R: 0	H: 1	E: 0	K: 0	S: 4			
	0	0	0	0	3	0	0	0	0	3	0	1	0	0	5	0	0	0	0	0	3	0	0	0	0	3	0	1	1	0	4	0	0	0	5	0	0	0	0	3	0	0	0	0	0	0	1	1	0	4	0	1	1


PITCHER	IP	WLS	BF	H	R	ER	SO	BB	IBB	HBP	BLK	WP	HR	S	P	ERA	WHIP	PITCHER	IP	WLS	BF	H	R	ER	SO	BB	IBB	HBP	BLK	WP	HR	S	P	ERA	WHIP														
<b>Jerry Bell, R</b> ERA: 3.98 (1, 1)	9.0	W	34	3	1	1	3	5	0	0	0	1	1	35	55	1.00	0.889																																

**BOTTOM**

**Milwaukee Brewers @ Kansas City Royals**  
Royals Stadium, Kansas City, MO

Tue Apr 24 1973, 7:05 PM EST  
Att. 8,736 - Unknown - 66 F

AB	29
R	1
H	3
RBI	1
BB	5
SO	3
LOB	11



Batter	1	2	3	4	5	6	7	8	9	AB R H RBI BB SO LOB	TOP									
Dave May, L (1, 8) OBP: 0.246, SLG: 0.383	0-0 F7		0-0 G3		0-0 P4		0-0 F9		0-0 1B	5 0 1 1 0 0 5										
Bob Coluccio, R (1, 7) OBP: 0.240, SLG: 0.478	0-0 5-3			0-0 5-3		0-0 6-3		0-0 HR	0-0 5-3	5 1 1 1 0 0 2										
Don Money, R (1, 6) OBP: 0.236, SLG: 0.346	0-0 4-3			0-0 4-3		4-0 5-3 BB		0-0 F8		3 0 0 0 1 0 0										
George Scott, R (1, 3) OBP: 0.328, SLG: 0.473		0-0 6-3		0-0 G3		0-0 5-3		0-0 6-3		4 0 0 0 0 0 1										
Ollie Brown, R (1, 10) OBP: 0.296, SLG: 0.462		0-0 F3			0-0 WP 2B	0-0 4-3		0-0 5-3		4 0 1 0 0 0 1										
Darrell Porter, L (1, 2) OBP: 0.357, SLG: 0.300		1-0 HBP			0-0 F2		0-0 F8		0-0 G3	3 0 0 0 0 0 1										
Gorman Thomas, R (1, 9) OBP: 0.179, SLG: 0.270		0-3 K			0-3 K		0-0 F9		4-0 1B BB	3 0 0 0 0 2 2										
Joe Lahoud, L (9, PH) OBP: 0.194, SLG: 0.074										0 1 0 0 1 0 0										
John Yukovich, R (1, 5) OBP: 0.237, SLG: 0.265			0-0 F7		4-0 BB 2-3 BB		4-0 2B BB		0-0 P6	1 0 0 0 2 0 0										
John Briggs, L (9, PH) OBP: 0.320, SLG: 0.381										1 0 0 0 0 0 1										
Pedro Garcia, R (1, 4) OBP: 0.298, SLG: 0.600			0-3 K		4-0 1-2 BB		0-0 1-3 2B		0-0 1B	3 0 2 0 1 1 0										
<b>Inning Stats</b>	R: 0 E: 0 K: 0 S: 3	H: 0 LOB: 0 BB: 0 P: 3	R: 0 E: 0 K: 1 S: 5	H: 0 LOB: 1 BB: 0 P: 6	R: 0 E: 0 K: 1 S: 5	H: 0 LOB: 0 BB: 0 P: 5	R: 0 E: 0 K: 1 S: 6	H: 1 LOB: 3 BB: 2 P: 14	R: 0 E: 0 K: 0 S: 3	H: 0 LOB: 1 BB: 1 P: 7	R: 0 E: 0 K: 0 S: 4	H: 1 LOB: 2 BB: 1 P: 8	R: 1 E: 0 K: 0 S: 4	H: 1 LOB: 0 BB: 0 P: 4	R: 1 E: 0 K: 0 S: 5	H: 2 LOB: 2 BB: 1 P: 9	1B: 2 2B: 2 3B: 0 HR: 1	SF: 0 SAC: 0 DP: 0 HBP: 1	WP: 1 PB: 0 SB: 0 CS: 0	PA: 38
<b>PITCHER</b>	IP WLS BF H R ER SO BB IBB HBP BLK WP HR S P ERA WHIP																			
Wayne Simpson, R (1, 1) ERA: 3.94	8.1 W 34 3 2 2 3 5 0 1 0 1 1 34 55 2.16 0.960																			
Gene Garber, R (9, 1) ERA: 1.1	0.2 S 4 2 0 0 0 0 0 0 0 0 0 0 4 4 0.00 3.000																			

Milwaukee Brewers @ Kansas City Royals  
 Royals Stadium, Kansas City, MO  
 Wed Apr 25 1973, 7:05 PM EST  
 Att: 9,378 - Unknown - 60 F

livebaseballscorecards.com

AB	32
R	2
H	5
RBI	2
BB	5
SO	3
LOB	13



BOTTOM

Milwaukee Brewers @ Kansas City Royals  
Royals Stadium, Kansas City, MO

Wed Apr 25 1973, 7:05 PM EST  
Att. 9,378 - Unknown - 60 F

livebaseballscorecards.com

AB	27
R	3
H	6
RBI	3
BB	9
SO	2
LOB	16



WP:	0	PA:	39
PB:	0		
SB:	1		
CS:	4		

AB R H RBI BB SO LOB

2 1 1 0 3 0 2

4 0 1 0 0 1 3

3 1 0 0 1 0 2

3 0 0 0 1 0 2

3 1 2 2 1 0 0

3 0 2 1 1 0 0

3 0 0 0 0 0 4

3 0 0 0 1 0 0

3 0 0 0 1 1 3

1B:	5	SF:	0
2B:	2	SAC:	0
3B:	0	DP:	1
HR:	0	HBP:	1

Batter	1	2	3	4	5	6	7	8	9
Freddie Patek, R OBP: 0.439, SLG: 0.455 (1, 6)	4-0 E S 2B BB	0-0 CS 1B		0-3 K		4-0 BB BB		0-0 FC6-4 1-2f 2-3	
Cookie Rojas, R OBP: 0.383, SLG: 0.472 (1, 4)	0-0 L9	0-0 CS		4-0 1B BB		4-0 1B BB		0-0 FC6-4 1-2f	
Amos Otis, R OBP: 0.338, SLG: 0.486 (1, 8)	4-0 G3 2B BB		0-0 P4	0-0 1B		0-3 K			
John Mayberry, L OBP: 0.413, SLG: 0.540 (1, 3)	0-0 G3		0-0 L9	0-0 4-3			0-0 P4		
Lou Piniella, R OBP: 0.324, SLG: 0.356 (1, 7)	0-0 1B 2B		4-0 BB 1B BB		0-0 4-3		0-0 G3		
Ed Kirkpatrick, L OBP: 0.460, SLG: 0.650 (1, 9)	0-0 FC5-4 1B		0-0 BB 1B		4-0 CS BB		0-0 L7		
Hal McRae, R OBP: 0.305, SLG: 0.347 (1, 10)	0-0 FC5-4		4-0 BB 1B		0-0 CS 1B		0-0 F9		
Paul Schaaf, R OBP: 0.403, SLG: 0.322 (1, 5)		0-0 E6 1B CS	0-0 4-3		0-0 CS	0-0 F7	1-0 FC6-4 BB HBP		
Jerry May, R OBP: 0.222, SLG: 0.208 (1, 2)		0-0 F8		0-0 F8		0-0 F9	4-0 FC6-4 BB		

Inning Stats	R: 3	H: 2	E: 0	K: 5	LOB: 1	BB: 2	P: 13	R: 0	H: 1	E: 1	K: 3	LOB: 0	BB: 0	P: 3	R: 0	H: 1	E: 0	K: 4	LOB: 3	BB: 2	P: 12	R: 0	H: 1	E: 0	K: 1	LOB: 2	BB: 1	P: 10	R: 0	H: 0	E: 0	K: 5	LOB: 0	BB: 1	P: 6	R: 0	H: 0	E: 0	K: 3	LOB: 0	BB: 0	P: 3	R: 0	H: 0	E: 0	K: 3	LOB: 2	BB: 1	P: 8	R: 0	H: 0	E: 0	K: 3	LOB: 2	BB: 1	P: 8
--------------	------	------	------	------	--------	-------	-------	------	------	------	------	--------	-------	------	------	------	------	------	--------	-------	-------	------	------	------	------	--------	-------	-------	------	------	------	------	--------	-------	------	------	------	------	------	--------	-------	------	------	------	------	------	--------	-------	------	------	------	------	------	--------	-------	------

PITCHER	IP	WLS	BF	H	R	ER	SO	BB	IBB	HBP	BLK	WP	HR	S	P	ERA	WHIP
Jim Slaton, R ERA: 2.21 (1, 1)	1.1	L	10	3	3	3	0	2	0	0	0	0	0	8	16	20.25	3.750
Bill Champion, R ERA: 4.26 (2, 1)	2.2		11	2	0	0	1	3	0	0	0	0	0	10	22	0.00	1.875
Chris Short, L ERA: 6.0 (5, 1)	3.1		14	1	0	0	1	4	0	1	0	0	0	11	28	0.00	1.500
Frank Linzy, R ERA: 4.5 (8, 1)	0.2		2	0	0	0	0	0	0	0	0	0	0	2	2	0.00	0.000

WP	PA	ERA	WHIP
0	39		

Batter	1	2	3	4	5	6	7	8	9	AB R H RBI BB SO LOB	TOP														
<b>Dave May, L</b> (1, 8) OBP: 0.273, SLG: 0.469	0-3 K		0-0 E 3B		4-0 1B BB		0-3 K		0-0 HR	4 2 2 4 1 2 0															
<b>Bob Coluccio, R</b> (1, 9) OBP: 0.267, SLG: 0.423	4-0 FC4-6 BB		4-0 L7-2 BB		0-0 F7			0-0 F6	0-0 6-3	3 0 0 0 2 0 3															
<b>Don Money, R</b> (1, 6) OBP: 0.233, SLG: 0.333	0-0 FC4-6 1-2f		0-0 L7-2		0-0 1B			0-0 6-3	0-0 6-3	5 0 1 1 0 0 3															
<b>George Scott, R</b> (1, 3) OBP: 0.306, SLG: 0.441	0-3 K			0-3 K	0-0 F8			0-0 L9		4 0 0 0 0 2 3															
<b>John Briggs, L</b> (1, 7) OBP: 0.352, SLG: 0.400		4-0 BB		0-0 F8 1B		0-3 K			0-0 1B E 1B	3 1 2 0 1 1 0															
<b>Ollie Brown, R</b> (1, 10) OBP: 0.258, SLG: 0.400		0-0 F9		0-0 F8 1-3		0-0 P5			0-3 K	4 0 0 0 0 1 3															
<b>Darrell Porter, L</b> (1, 2) OBP: 0.344, SLG: 0.292		0-3 K		0-3 K		0-0 4-3			0-0 E HR 1B	4 0 1 0 0 2 2															
<b>Tim Johnson, L</b> (9, PR)									1-3	0 1 0 0 0 0 0	<b>AB 33</b>														
<b>John Vukovich, R</b> (1, 5) OBP: 0.220, SLG: 0.243		0-0 L7			0-3 K		0-3 K		0-0 E9 HR 1B	3 0 0 0 0 2 1	<b>R 7</b>														
<b>Joe Lahoud, L</b> (9, PH) OBP: 0.219, SLG: 0.107									1-3	1 1 1 1 0 0 0	<b>H 7</b>														
<b>John Felske, R</b> (9, 2)									3-H	0 0 0 0 0 0 0	<b>RBI 6</b>														
<b>Pedro Garcia, R</b> (1, 4) OBP: 0.314, SLG: 0.574			0-3 K		4-0 F7 1B BB		0-0 6-3		4-0 HR IBB	2 2 0 0 2 1 0	<b>BB 6</b>														
											<b>SO 11</b>														
											<b>LOB 15</b>														
<b>Inning Stats</b>	R: 0 E: 0 K: 2 S: 7	H: 0 LOB: 1 BB: 1 P: 11	R: 0 E: 0 K: 1 S: 5	H: 0 LOB: 1 BB: 1 P: 9	R: 1 E: 0 K: 1 S: 5	H: 1 LOB: 0 BB: 1 P: 9	R: 0 E: 0 K: 2 S: 8	H: 1 LOB: 1 BB: 0 P: 8	R: 1 E: 0 K: 1 S: 6	H: 1 LOB: 2 BB: 2 P: 14	R: 0 E: 0 K: 1 S: 5	H: 0 LOB: 0 BB: 0 P: 5	R: 0 E: 0 K: 2 S: 7	H: 0 LOB: 0 BB: 0 P: 7	R: 0 E: 0 K: 0 S: 3	H: 0 LOB: 0 BB: 0 P: 3	R: 5 E: 1 K: 1 S: 9	H: 4 LOB: 1 BB: 1 P: 13	1B: 5 2B: 1 3B: 1 HR: 1	SF: 0 SAC: 0 DP: 1 HBP: 0	WP: 0 PB: 0 SB: 4 CS: 0	PA: 39			
<b>PITCHER</b>	IP	WLS	BF	H	R	ER	SO	BB	IBB	HBP	BLK	WP	HR	S	P	ERA	WHIP								
<b>Ken Wright, R</b> (1, 1) ERA: 3.12	8.0		32	4	3	2	10	5	0	0	0	0	0	47	67	2.25	1.125								
<b>Gene Garber, R</b> (9, 1) ERA: 2.16	0.1	L	3	2	0	0	1	0	0	0	0	0	0	5	5	0.00	6.000								
<b>Bruce Dal Canton, R</b> (9, 1) ERA: 3.79	0.2		4	1	4	4	0	0	1	0	0	0	1	3	7	54.00	1.500								

**Milwaukee Brewers @ Kansas City Royals**  
**Royals Stadium, Kansas City, MO**  
 Thu Apr 26 1973, 7:05 PM EST  
 Att: 8,125 - Unknown - 54 F

livebaseballscorecards.com

<b>AB</b>	<b>33</b>
<b>R</b>	<b>7</b>
<b>H</b>	<b>7</b>
<b>RBI</b>	<b>6</b>
<b>BB</b>	<b>6</b>
<b>SO</b>	<b>11</b>
<b>LOB</b>	<b>15</b>



BOTTOM

Milwaukee Brewers @ Kansas City Royals  
Royals Stadium, Kansas City, MO

Thu Apr 26 1973, 7:05 PM EST  
Att. 8,125 - Unknown - 54 F

livebaseballscorecards.com

AB	33
R	3
H	9
RBI	3
BB	8
SO	3
LOB	27



WP:	1	PA:	42
PB:	0		
SB:	1		
CS:	0		

AB R H RBI BB SO LOB

4	0	0	0	1	0	5
4	0	1	1	1	0	1
3	0	0	0	2	0	2
3	0	0	1	1	0	2
4	0	2	0	1	0	2
4	0	1	0	1	1	5
3	0	1	0	1	0	5
2	0	1	0	0	0	1
2	1	1	0	0	1	1
2	1	1	0	0	0	1
1	0	1	1	0	0	0
1	1	0	0	0	0	1

Batter	1	2	3	4	5	6	7	8	9
Freddie Patek, R OBP: 0.425, SLG: 0.429 (1, 6)	4-0 F9 BB		0-0 G3 2-3		0-0 G6-3 1-2f		0-0 F8	0-0 1-3 2-3	
Cookie Rojas, R OBP: 0.384, SLG: 0.461 (1, 4)	0-0 F9		0-0 L6-3 1B 3-H			0-0 F7	4-0 SF9 BB BB		0-0 F8
Amos Otis, R OBP: 0.341, SLG: 0.467 (1, 8)	0-0 F9 1-2		0-0 L6-3 1-2			4-0 F7 S BB	4-0 SF9 BB 1-2 2-3		0-0 E6 1B
John Mayberry, L OBP: 0.400, SLG: 0.515 (1, 3)	0-0 4-3			0-0 G3		4-0 FC5 BB 1-2 BB	0-0 SF9 1-2 2-3 3-H		0-0 L6
Lou Piniella, R OBP: 0.342, SLG: 0.365 (1, 7)		0-0 G4-6-3 1B 1B		0-0 F7		0-0 F7 2-3	4-0 IBB		0-0 1-2 1B
Hal McRae, R OBP: 0.313, SLG: 0.340 (1, 9)		0-0 G4-6-3 1B 1-2		0-0 F9		4-0 BB 1-2	0-0 F7		0-3 K
Paul Schaal, R OBP: 0.408, SLG: 0.339 (1, 5)		0-0 G4-6-3 1-2f 2-3			4-0 1B BB	0-0 FC5 2-3f		0-0 WP 2B	
Kurt Bevacqua, R OBP: 0.286, SLG: 0.250 Steve Hovley, L OBP: 0.294, SLG: 0.412 (7, PH)		0-0 1-3			0-0 G6-3 1-2 1B		0-0 2B 1B	0-3 K	0-0 K
Jerry May, R OBP: 0.241, SLG: 0.269 Gail Hopkins, L OBP: 0.615, SLG: 0.700 Carl Taylor, R OBP: 0.405, SLG: 0.276 (8, 2)			0-0 G3 1B 2B		0-3 K		0-0 BB SF9 1-H	0-0 5-3	

Inning Stats	R: 0	H: 0	E: 0	K: 0	S: 3	R: 0	H: 2	E: 0	K: 0	S: 4	R: 1	H: 2	E: 0	K: 0	S: 4	R: 0	H: 0	E: 0	K: 0	S: 3	R: 0	H: 1	E: 0	K: 1	S: 5	R: 0	H: 0	E: 0	K: 0	S: 3	R: 2	H: 2	E: 0	K: 0	S: 5	R: 0	H: 1	E: 0	K: 1	S: 6	R: 0	H: 1	E: 1	K: 1	S: 7	R: 0	H: 1	E: 0	K: 1	S: 7	1B: 6	SF: 1	2B: 4	SAC: 0	3B: 0	DP: 3	HR: 0	HBP: 0	WP: 1	PA: 42
--------------	------	------	------	------	------	------	------	------	------	------	------	------	------	------	------	------	------	------	------	------	------	------	------	------	------	------	------	------	------	------	------	------	------	------	------	------	------	------	------	------	------	------	------	------	------	------	------	------	------	------	-------	-------	-------	--------	-------	-------	-------	--------	-------	--------

PITCHER	IP	WLS	BF	H	R	ER	SO	BB	IBB	HBP	BLK	WP	HR	S	P	ERA	WHIP
Gary Ryerson, L ERA: 3.14 (1, 1)	4.0		17	5	1	1	0	2	0	0	0	0	0	15	23	2.25	1.750
Jim Colborn, R ERA: 1.62 (5, 1)	2.1		13	2	2	2	1	5	0	0	0	0	0	10	30	7.71	3.000
Ray Newman, L ERA: (7, 1)	2.2	W	12	2	0	0	2	0	1	0	0	1	0	15	19	0.00	0.750

Batter	1	2	3	4	5	6	7	8	9	AB R H RBI BB SO LOB	TOP											
Freddie Patek, R (1, 6) OBP: 0.413, SLG: 0.405	0-3 K			0-0 F9	0-0 1-3		0-0 6-3		4-0 BB	4 0 0 0 1 1 2												
Steve Hovley, L (1, 10) Hal McRae, R (9, PH) OBP: 0.286, SLG: 0.381 OBP: 0.308, SLG: 0.333	0-0 1-3			0-0 BB 1B	0-0 4-3			0-0 L3	0-0 L8	4 0 1 0 0 0 2 1 0 0 0 0 0 2												
Amos Otis, R (1, 8) OBP: 0.337, SLG: 0.494	0-3 K			0-0 L7		0-0 5-3		0-0 HR		4 1 1 1 0 1 1												
John Mayberry, L (1, 3) OBP: 0.393, SLG: 0.493		0-0 L9		4-0 FC6 BB		0-0 P5		0-0 2-3		3 0 0 0 1 0 0												
Lou Piniella, R (1, 7) OBP: 0.351, SLG: 0.373		0-0 G4-6-3 1B		0-0 FC6 1-2f		0-0 1B 1B		0-0 F9		4 0 2 0 0 0 2												
Ed Kirkpatrick, L (1, 9) OBP: 0.481, SLG: 0.727		0-0 G4-6-3 1-2f			0-0 HR	0-0 FC5-4 1B		0-0 4-3 SH3-4 E 1B		4 2 3 1 0 0 1												
Cookie Rojas, R (1, 4) OBP: 0.382, SLG: 0.456			0-0 F7		0-0 E 1B	0-0 FC5-4		0-0 SH3-4		3 0 1 0 0 0 2												
Paul Schaal, R (1, 5) OBP: 0.388, SLG: 0.318			0-0 6-3		0-0 E3		0-0 F9	0-0 4-3		4 0 0 0 0 0 2												
Fran Healy, R (1, 2) OBP: 0.083, SLG: 0.167			0-0 F9		0-0 6-3		0-0 1-3	0-0 E5 PB		4 0 0 0 0 0 2												
<b>Inning Stats</b>	R: 0 E: 0 K: 2 S: 7	H: 0 LOB: 0 BB: 0 P: 7	R: 0 E: 0 K: 0 S: 3	H: 1 LOB: 0 BB: 0 P: 3	R: 0 E: 0 K: 0 S: 3	H: 0 LOB: 0 BB: 0 P: 3	R: 0 E: 0 K: 0 S: 4	H: 1 LOB: 2 BB: 1 P: 8	R: 1 E: 1 K: 0 S: 6	H: 2 LOB: 2 BB: 0 P: 6	R: 0 E: 0 K: 0 S: 5	H: 2 LOB: 2 BB: 0 P: 5	R: 0 E: 0 K: 0 S: 3	H: 0 LOB: 0 BB: 0 P: 3	R: 1 E: 0 K: 0 S: 4	H: 1 LOB: 0 BB: 0 P: 4	R: 1 E: 1 K: 0 S: 5	H: 1 LOB: 2 BB: 1 P: 9	1B: 6 2B: 0 3B: 0 HR: 2	SF: 0 SAC: 1 DP: 1 HBP: 0	WP: 0 PB: 1 SB: 0 CS: 0	PA: 38
<b>PITCHER</b>	IP WLS BF H R ER SO BB IBB HBP BLK WP HR S P ERA WHIP																					
Jim Perry, R (1, 1) ERA: 2.14	8.2 L 37 8 3 2 2 2 2 0 0 0 0 2 39 47 2.08 1.154																					
Fred Scherman, L (9, 1) ERA:	0.1 1 0 0 0 0 0 0 0 0 0 0 0 1 1 0.00 0.000																					

**Kansas City Royals @ Detroit Tigers**  
 Tiger Stadium, Detroit, MI  
 Fri Apr 27 1973, 6:05 PM EST  
 Att. 16,345 - Unknown

[livebaseballscorecards.com](http://livebaseballscorecards.com)

<b>AB</b>	35
<b>R</b>	3
<b>H</b>	8
<b>RBI</b>	2
<b>BB</b>	2
<b>SO</b>	2
<b>LOB</b>	16



Batter	1	2	3	4	5	6	7	8	9	AB	R	H	RBI	BB	SO	LOB	BOTTOM			
<b>Jim Northrup, L</b> (1, 9) OBP: 0.316, SLG: 0.273	0-0 6-3		0-0 1-3			0-0 6-3		0-0 6-3		4	0	0	0	0	0	0				
<b>Aurelio Rodriguez, R</b> (1, 5) OBP: 0.189, SLG: 0.288 <b>Duke Sims, L</b> (9, PH) OBP: 0.400, SLG: 0.500	0-0 6-3			0-0 L6		0-3 K			4-0 BB	3	0	0	0	0	1	0				
<b>Rich Reese, L</b> (1, 7) OBP: 0.160, SLG: 0.045	0-0 1-3			4-0 PB BB		0-0 L8			0-0 L3	3	0	0	0	1	0	1				
<b>Bill Freehan, R</b> (1, 2) OBP: 0.410, SLG: 0.377		0-0 F7		4-0 G4-6-3 1-2 BB		4-0 WP G3 BB			0-0 F6	2	0	0	0	2	0	0				
<b>Gates Brown, L</b> (1, 10) OBP: 0.313, SLG: 0.317		0-0 F7		0-0 G4-6-3 1-2f		0-0 G3			0-0 G3	3	0	0	0	0	0	3				
<b>Norm Cash, L</b> (1, 3) OBP: 0.288, SLG: 0.412		4-0 BB			4-0 BB BB	0-3 K			0-3 K	1	0	0	0	2	1	1				
<b>Dick McAuliffe, L</b> (1, 4) OBP: 0.208, SLG: 0.234		0-0 F9			0-0 F6	0-0 F7			0-0 F7	3	0	0	0	0	0	3				
<b>Mickey Stanley, R</b> (1, 8) OBP: 0.309, SLG: 0.475			0-3 K		0-0 FC5-4 1-2f				0-0 F8	3	0	0	0	0	1	1				
<b>Ed Brinkman, R</b> (1, 6) OBP: 0.349, SLG: 0.436			0-0 F3		0-0 F9				0-3 K	3	0	0	0	0	1	1				
<b>Inning Stats</b>	R: 0 E: 0 K: 0 S: 3	H: 0 LOB: 0 BB: 0 P: 3	R: 0 E: 0 K: 0 S: 3	H: 0 LOB: 1 BB: 1 P: 7	R: 0 E: 0 K: 1 S: 5	H: 0 LOB: 0 BB: 0 P: 5	R: 0 E: 0 K: 1 S: 2	H: 0 LOB: 1 BB: 2 P: 10	R: 0 E: 0 K: 0 S: 3	H: 0 LOB: 1 BB: 1 P: 7	R: 0 E: 0 K: 1 S: 5	H: 0 LOB: 0 BB: 0 P: 5	R: 0 E: 0 K: 1 S: 5	H: 0 LOB: 0 BB: 0 P: 5	R: 0 E: 0 K: 0 S: 2	H: 0 LOB: 0 BB: 1 P: 6	1B: 0 2B: 1 3B: 0 HR: 0	SF: 0 SAC: 0 DP: 2 HBP: 0	WP: 1 PB: 1 SB: 0 CS: 0	PA: 31
<b>PITCHER</b> <b>Steve Busby, R</b> (1, 1) ERA: 5.11	IP: 9.0 WLS: W BF: 31 H: 0 R: 0 ER: 0 SO: 4 BB: 6 IBB: 0 HBP: 0 BLK: 0 WP: 1 HR: 0 S: 33 P: 57 ERA: 0.00 WHIP: 0.667																			
<b>PITCHER</b>	IP: 9.0 WLS: W BF: 31 H: 0 R: 0 ER: 0 SO: 4 BB: 6 IBB: 0 HBP: 0 BLK: 0 WP: 1 HR: 0 S: 33 P: 57 ERA: 0.00 WHIP: 0.667																			

**Kansas City Royals @ Detroit Tigers**  
Tiger Stadium, Detroit, MI

Fri Apr 27 1973, 6:05 PM EST  
Att. 16,345 - Unknown

livebaseballscorecards.com

AB	25
R	0
H	0
RBI	0
BB	6
SO	4
LOB	10



Batter	1	2	3	4	5	6	7	8	9	AB R H RBI BB SO LOB	TOP																
Freddie Patek, R (1, 6) OBP: 0.412, SLG: 0.410	0-0 6-3		0-0 1-3			4-0 2B 1B BB	0-0 FC5-2 2B 2B		0-0 6-3	4 2 1 0 1 0 0																	
Cookie Rojas, R (1, 4) OBP: 0.394, SLG: 0.458	0-0 P6			0-0 L8		0-0 2B 1B	4-0 FC5-2 2B BB		0-0 S 1B	4 2 2 0 1 0 0																	
Amos Otis, R (1, 8) OBP: 0.351, SLG: 0.512	0-0 S 1B			0-0 FC5-4 1B		0-0 2B 2B	0-0 FC5-2 2B		0-0 P4	5 2 3 2 0 0 4																	
John Mayberry, L (1, 3) OBP: 0.394, SLG: 0.493	0-0 F2			0-0 FC5-4 1B		0-0 SF7 2B	0-3 K		4-0 BB	4 1 1 1 1 1 5																	
Lou Piniella, R (1, 7) OBP: 0.354, SLG: 0.389		0-0 5-3		0-0 1B		0-0 4-3	0-0 2B		0-0 5-3	5 0 2 3 0 0 3																	
Hal McRae, R (1, 9) OBP: 0.304, SLG: 0.316		0-3 K		0-0 F8		4-0 SF7 BB	0-0 F8			3 0 0 0 1 1 3																	
Steve Hovley, L (7, 9) OBP: 0.286, SLG: 0.381										0 0 0 0 0 0 0																	
Kurt Bevacqua, R (1, 10) OBP: 0.261, SLG: 0.227		0-3 K			0-0 4-3	0-0 SF7		0-3 K		2 0 0 0 0 1 0																	
Gail Hopkins, L (6, PH) OBP: 0.533, SLG: 0.636						1-2 3-H				1 0 0 1 0 1 0																	
Paul Schaal, R (1, 5) OBP: 0.369, SLG: 0.300			0-0 P6		0-0 P6	0-0 F8		0-0 P6		4 0 0 0 0 0 1																	
Fran Healy, R (1, 2) OBP: 0.125, SLG: 0.133			0-0 6-3		0-3 K		4-0 2B FC5-2 BB	0-3 K		3 0 0 0 1 2 0																	
<b>Inning Stats</b>	R: 0 E: 0 K: 0 S: 4	H: 1 LOB: 1 BB: 0 P: 4	R: 0 E: 0 K: 2 S: 7	H: 0 LOB: 0 BB: 0 P: 7	R: 0 E: 0 K: 0 S: 3	H: 0 LOB: 0 BB: 0 P: 3	R: 0 E: 0 K: 1 S: 5	H: 2 LOB: 2 BB: 0 P: 5	R: 0 E: 0 K: 1 S: 5	H: 0 LOB: 0 BB: 0 P: 5	R: 4 E: 0 K: 0 S: 6	H: 3 LOB: 1 BB: 2 P: 14	R: 3 E: 0 K: 1 S: 7	H: 2 LOB: 1 BB: 2 P: 15	R: 0 E: 0 K: 2 S: 7	H: 0 LOB: 0 BB: 0 P: 7	R: 0 E: 0 K: 0 S: 4	H: 1 LOB: 2 BB: 1 P: 8	1B: 5 2B: 4 3B: 0 HR: 0	SF: 1 SAC: 0 DP: 0 HBP: 0	WP: 0 PB: 0 SB: 2 CS: 0	PA: 41					
<b>PITCHER</b>	IP WLS BF H R ER SO BB IBB HBP BLK WP HR S P ERA WHIP																										
Mickey Lolich, L (1, 1) ERA: 3.63	5.0		22	6	4	4	3	1	0	0	0	0	0	27	31	7.20	1.400										
Lerrin LaGrow, R (6, 1) ERA: 3.63	0.1		2	0	0	0	0	1	0	0	0	0	0	1	5	0.00	3.000										
John Hiller, L (6, 1) ERA: 7.36	0.2	L	5	1	3	3	0	2	0	0	0	0	0	3	11	40.50	4.500										
Tom Timmermann, R (7, 1) ERA: 4.76	0.1		1	0	0	0	0	0	0	0	0	0	0	1	1	0.00	0.000										
Fred Scherman, L (7, 1) ERA:	2.2		11	2	0	0	3	1	0	0	0	0	0	16	20	0.00	1.125										

Kansas City Royals @ Detroit Tigers

Tiger Stadium, Detroit, MI

Sat Apr 28 1973, 3:33 AM EST

Att: 12,231 - Unknown

livebaseballscorecards.com

AB	35
R	7
H	9
RBI	7
BB	5
SO	6
LOB	16





Batter	1	2	3	4	5	6	7	8	9	AB	R	H	RBI	BB	SO	LOB
Tony Taylor, R OBP: 0.231, SLG: 0.289 (1, 4) SS	0-3 K		0-3 K		0-0 5-3	0-0 1B		0-0 1-3		5	0	1	1	0	2	3
Aurelio Rodriguez, R OBP: 0.179, SLG: 0.273 (1, 5) Dick McAuliffe, L (9, PH) OBP: 0.224, SLG: 0.271	0-0 5-3		0-0 5-3		0-0 F9	0-0 F8			0-0 2B	4	0	0	0	0	0	2
Al Kaline, R OBP: 0.292, SLG: 0.367 (1, 9) SS	0-0 L5		0-3 K		0-0 L6-3			0-0 L8	0-3 K	5	0	0	0	0	2	2
Bill Freehan, R OBP: 0.410, SLG: 0.370 (1, 2)		0-0 F9		0-0 BB BB 1B		4-0 BB BB 1B		0-0 5-3	0-0 F8	4	1	1	0	1	0	1
Willie Horton, R OBP: 0.431, SLG: 0.600 (1, 7)		0-0 G3 1B 1B		4-0 BB BB 1B		0-0 1B 1B		0-0 F9	0-0 F9	4	1	2	0	1	0	1
Frank Howard, R OBP: 0.281, SLG: 0.241 (1, 10) Gates Brown, L (8, PH) OBP: 0.306, SLG: 0.310		0-0 G3 1B		0-3 K		0-0 1-2 2-H E 1B		0-0 4-3		3	1	2	1	0	1	2
Ike Brown, R (1, 3) Rich Reese, L (6, PH) OBP: 0.148, SLG: 0.042 (7, 3)		0-0 G3 1B		0-3 K		0-0 F7		0-3 K		2	0	0	0	0	1	4
Mickey Stanley, R OBP: 0.333, SLG: 0.484 (1, 8)		0-0 1-2 2-3		4-0 K		0-0 FC6-4 1B		0-0 K		3	0	2	1	1	0	2
Ed Brinkman, R OBP: 0.358, SLG: 0.431 (1, 6)		0-0 5-3		4-0 BB BB 1B		0-0 FC6-4 1B		0-0 K		3	1	1	0	1	0	4

BOTTOM

**Kansas City Royals @ Detroit Tigers**  
Tiger Stadium, Detroit, MI  
Sat Apr 28 1973, 3:33 AM EST  
Att. 12,231 - Unknown

livebaseballscorecards.com

AB	37
R	4
H	10
RBI	3
BB	4
SO	7
LOB	23



Inning Stats	R: 0 H: 0 E: 0 LOB: 0 K: 1 BB: 0 S: 5 P: 5	R: 0 H: 2 E: 0 LOB: 2 K: 0 BB: 0 S: 5 P: 5	R: 0 H: 0 E: 0 LOB: 1 K: 2 BB: 1 S: 7 P: 11	R: 0 H: 1 E: 0 LOB: 3 K: 2 BB: 2 S: 8 P: 16	R: 0 H: 0 E: 0 LOB: 0 K: 0 BB: 0 S: 3 P: 3	R: 4 H: 4 E: 1 LOB: 1 K: 0 BB: 1 S: 7 P: 11	R: 0 H: 0 E: 0 LOB: 0 K: 0 BB: 0 S: 3 P: 3	R: 0 H: 2 E: 0 LOB: 2 K: 1 BB: 0 S: 7 P: 7	R: 0 H: 1 E: 0 LOB: 1 K: 1 BB: 0 S: 6 P: 6	1B: 9 SF: 0 2B: 1 SAC: 0 3B: 0 DP: 0 HR: 0 HBP: 0	WP: 0 PA: 41 PB: 0 SB: 0 CS: 0
--------------	---	---	--	--	---	--	---	---	---	--	---

PITCHER	IP	WLS	BF	H	R	ER	SO	BB	IBB	HBP	BLK	WP	HR	S	P	ERA	WHIP
Paul Splittorf, L ERA: 3.0 (1, 1)	5.0		24	5	3	3	5	4	0	0	0	0	0	30	46	5.40	1.800
Gene Garber, R ERA: 1.74 (6, 1)	4.0	W	17	5	1	0	2	0	0	0	0	0	0	21	21	0.00	1.250

Batter	1	2	3	4	5	6	7	8	9	AB R H RBI BB SO LOB	TOP									
Freddie Patek, R (1, 6) OBP: 0.392, SLG: 0.386	0-0 6-3		0-0 FC6-4		0-0 6-3		0-0 L8		0-0 6-3	5 0 0 0 0 0 5										
Cookie Rojas, R (1, 4) OBP: 0.378, SLG: 0.437	0-0 6-3		0-0 F8			0-0 L9	0-0 4-3			4 0 0 0 0 0 2										
Amos Otis, R (1, 8) OBP: 0.357, SLG: 0.523	0-0 2B			0-0 4-3 1B		0-0 P3		0-0 5-3		4 0 2 0 0 0 0										
John Mayberry, L (1, 3) OBP: 0.388, SLG: 0.474	0-0 F8			0-0 F8		4-0 E 1B 1B BB		0-0 L9		3 1 0 0 1 0 2										
Ed Kirkpatrick, L (1, 9) OBP: 0.466, SLG: 0.688		0-0 F8		0-0 4-3 1-2		0-0 1B 1B		0-0 P5		4 0 1 0 0 0 1										
Lou Piniella, R (1, 7) OBP: 0.349, SLG: 0.382		0-3 K		0-0 F3		0-0 1-2 2-H 1B		0-0 L8		4 0 1 1 0 1 1										
Gail Hopkins, L (1, 10) OBP: 0.474, SLG: 0.500		0-0 4-3			0-0 F5	0-0 P5		4-0 2B BB		3 0 0 0 1 0 2										
Paul Schaal, R (1, 5) OBP: 0.375, SLG: 0.324			0-0 P3		0-0 F8		0-0 FC5-4 1B		0-0 2B	4 0 2 0 0 0 0										
Fran Healy, R (1, 2) OBP: 0.200, SLG: 0.263			0-0 FC6-4 1B		0-0 2B		0-0 FC5-4		0-0 F7	4 0 2 0 0 0 3										
<b>Inning Stats</b>	R: 0 E: 0 K: 0 S: 4	H: 1 LOB: 1 BB: 0 P: 4	R: 0 E: 0 K: 1 S: 5	H: 0 LOB: 0 BB: 0 P: 5	R: 0 E: 0 K: 0 S: 4	H: 1 LOB: 1 BB: 0 P: 4	R: 0 E: 0 K: 0 S: 4	H: 1 LOB: 1 BB: 0 P: 4	R: 1 E: 1 K: 0 S: 5	H: 2 LOB: 2 BB: 1 P: 9	R: 0 E: 0 K: 0 S: 4	H: 1 LOB: 1 BB: 0 P: 4	R: 0 E: 0 K: 0 S: 3	H: 0 LOB: 0 BB: 0 P: 3	R: 0 E: 0 K: 0 S: 4	H: 1 LOB: 2 BB: 1 P: 8	1B: 5 2B: 3 3B: 0 HR: 0	SF: 0 SAC: 0 DP: 0 HBP: 0	WP: 0 PB: 0 SB: 0 CS: 0	PA: 37
<b>PITCHER</b> Joe Coleman, R (1, 1) ERA: 2.08	IP: 9.0 WLS: W BF: 37 H: 8 R: 1 ER: 0 SO: 1 BB: 2 IBB: 0 HBP: 0 BLK: 0 WP: 0 HR: 0 S: 37 P: 45 ERA: 0.00 WHIP: 1.111																			

**Kansas City Royals @ Detroit Tigers**  
 Tiger Stadium, Detroit, MI  
 Sun Apr 29 1973, 3:33 AM EDT  
 Att. 16,245 - Unknown

livebaseballscorecards.com

<b>AB</b>	35
<b>R</b>	1
<b>H</b>	8
<b>RBI</b>	1
<b>BB</b>	2
<b>SO</b>	1
<b>LOB</b>	16



Batter	1	2	3	4	5	6	7	8	9	AB	R	H	RBI	BB	SO	LOB
--------	---	---	---	---	---	---	---	---	---	----	---	---	-----	----	----	-----

**BOTTOM**

<b>Jim Northrup, L</b> <small>(1, 8)            OBP: 0.333, SLG: 0.297            (7, 7)</small>	0-0 <b>4-3</b> 		0-0 		0-0 		0-0 <b>G3</b> 			4	2	2	0	0	0	0
<b>Al Kaline, R</b> <small>(1, 9)            OBP: 0.304, SLG: 0.381</small>	0-0 <b>L6-3</b> 		0-0 		0-0 <b>L9</b> 		4-0 			3	1	1	1	1	0	1
<b>Gates Brown, L</b> <small>(1, 10)            OBP: 0.308, SLG: 0.318  <b>Frank Howard, R</b>  <small>(7, PH)            OBP: 0.273, SLG: 0.233</small> </small>	0-0 		0-0 <b>4-3</b> 		0-0 <b>SF8</b> 		0-0 <b>G6-4-3</b> 			2	0	1	1	0	0	1
<b>Norm Cash, L</b> <small>(1, 3)            OBP: 0.290, SLG: 0.407  <b>Mickey Stanley, R</b>  <small>(7, 8)            OBP: 0.342, SLG: 0.492</small> </small>	0-0 		0-0 <b>G3</b> 		0-0 <b>F7</b> 					3	0	1	0	0	0	0
<b>Duke Sims, L</b> <small>(1, 2)            OBP: 0.556, SLG: 1.000</small>	4-0 		0-0 <b>G3</b> 		4-0 					2	2	1	2	2	0	0
<b>Rich Reese, L</b> <small>(1, 7)            OBP: 0.133, SLG: 0.037            (7, 3)</small>	0-0 <b>5-3</b> 			0-3 <b>K</b> 		0-0 <b>SH1-3</b> 				3	0	0	0	0	1	3
<b>Dick McAuliffe, L</b> <small>(1, 4)            OBP: 0.264, SLG: 0.314</small>		4-0 		0-0 		0-0 				3	0	2	1	1	0	0
<b>Aurelio Rodriguez, R</b> <small>(1, 5)            OBP: 0.183, SLG: 0.263</small>		0-0 <b>F3</b> 		4-0 		0-0 <b>P4</b> 				3	0	0	0	1	0	2
<b>Ed Brinkman, R</b> <small>(1, 6)            OBP: 0.343, SLG: 0.410</small>		0-0 <b>G3</b> 		0-0 <b>G6-4-3</b> 		0-3 <b>K</b> 				3	0	0	0	0	1	3

**Kansas City Royals @ Detroit Tigers**  
 Tiger Stadium, Detroit, MI  
 Sun Apr 29 1973, 3:33 AM EDT  
 Att. 16,245 - Unknown

[livebaseballscorecards.com](http://livebaseballscorecards.com)

<b>AB</b>	<b>28</b>
<b>R</b>	<b>6</b>
<b>H</b>	<b>9</b>
<b>RBI</b>	<b>5</b>
<b>BB</b>	<b>5</b>
<b>SO</b>	<b>2</b>
<b>LOB</b>	<b>11</b>



Inning	R	H	E	K	S	H	LOB	BB	P	R	H	E	K	S	H	LOB	BB	P
1	0	2	0	0	9	0	3	1		0	0	0	0	5	0	0	0	
2	0	0	0	0	2	0	0	6		0	0	0	0	2	0	0	0	
3	2	2	0	0	5	2	0	5		1	1	0	1	4	1	0	10	
4	0	0	0	0	5	0	1	9		1	1	0	1	6	1	0	10	
5	1	1	0	0	4	0	0	4		0	0	0	0	2	0	0	6	
6	0	0	0	0	6	0	0	4		0	0	0	0	5	0	0	6	
7	0	0	0	0	2	0	0	2		0	0	0	0	1	0	0	5	
8	2	2	0	0	5	2	0	5		2	2	0	0	5	2	0	5	
9	0	0	0	0	1	0	0	1		0	0	0	0	1	0	0	1	

<b>1B:</b>	6	<b>SF:</b>	1	<b>WP:</b>	1	<b>PA:</b>	35
<b>2B:</b>	2	<b>SAC:</b>	1	<b>PB:</b>	0		
<b>3B:</b>	0	<b>DP:</b>	2	<b>SB:</b>	0		
<b>HR:</b>	1	<b>HBP:</b>	0	<b>CS:</b>	1		

PITCHER	IP	WLS	BF	H	R	ER	SO	BB	IBB	HBP	BLK	WP	HR	S	P	ERA	WHIP
<b>Wayne Simpson, R</b> <small>ERA: 4.34</small>	5.1	L	25	7	4	4	1	4	0	0	1	1	0	23	39	6.75	2.062
<b>Doug Bird, R</b> <small>ERA:</small>	0.2		2	0	0	0	1	0	0	0	0	0	0	4	4	0.00	0.000
<b>Mike Jackson, L</b> <small>ERA: 6.52</small>	1.0		3	0	0	0	0	1	0	0	0	0	0	2	6	0.00	1.000
<b>Tom Burgmeier, L</b> <small>ERA: 5.63</small>	1.0		5	2	2	2	0	0	0	0	0	0	1	5	5	18.00	2.000

Batter	1	2	3	4	5	6	7	8	9	AB R H RBI BB SO LOB	TOP									
Freddie Patek, R (1, 6) OBP: 0.387, SLG: 0.372	0-0 5-3		4-0 E 1B 1B BB		0-0 4-3		0-0 5-3			3 1 0 0 1 0 2										
Cookie Rojas, R (1, 4) OBP: 0.384, SLG: 0.437	4-0 FC5-4 BB		0-0 E7 1B 1B		0-0 F7		0-0 6-3			0 0 0 0 1 0 0										
Bobby Floyd, R (1, 4) OBP: 0.200, SLG: 0.200										2 0 1 0 0 0 0										
Kurt Bevacqua, R (7, PH) OBP: 0.250, SLG: 0.217										1 0 0 0 0 0 2										
Amos Otis, R (1, 8) OBP: 0.343, SLG: 0.500	0-0 FC5-4 BB 1-2f		0-0 L5		0-0 P6		0-0 F9			4 0 0 0 0 0 3										
John Mayberry, L (1, 3) OBP: 0.392, SLG: 0.468	4-0 FC4-6 BB 1-2		0-0 G6-3 1B 1-3 3-H		0-0 F8		0-3 K			3 0 1 1 1 1 0										
Ed Kirkpatrick, L (1, 9) OBP: 0.452, SLG: 0.654	0-0 FC4-6 1-2f		0-0 G6-3 1-2f		0-0 FC5-4 1B		0-3 K			4 0 1 0 0 1 4										
Lou Piniella, R (1, 7) OBP: 0.333, SLG: 0.363		0-0 5-3		0-0 6-3		0-0 FC5-4 1-2f		0-0 P6		4 0 0 0 0 0 1										
Hal McRae, R (1, 10) OBP: 0.315, SLG: 0.344		0-0 2B		0-0 5-3		0-0 SH1-4 1B 1B		0-0 F7		4 0 2 0 0 0 0										
Paul Schaal, R (1, 5) OBP: 0.370, SLG: 0.321		0-0 P4		0-0 L1-3		0-0 SH1-4 1B 1-2		0-0 5-3		4 0 1 0 0 0 1										
Fran Healy, R (1, 2) OBP: 0.182, SLG: 0.238		0-0 5-3		0-0 L1-3		0-0 SH1-4 1-2 2-3				2 0 0 0 0 0 1										
<b>Inning Stats</b>	R: 0 E: 0 K: 0 S: 3	H: 0 LOB: 2 BB: 2 P: 11	R: 0 E: 0 K: 0 S: 4	H: 1 LOB: 1 BB: 0 P: 4	R: 1 E: 1 K: 0 S: 4	H: 2 LOB: 1 BB: 1 P: 8	R: 0 E: 0 K: 0 S: 3	H: 0 LOB: 0 BB: 0 P: 3	R: 0 E: 0 K: 0 S: 4	H: 1 LOB: 1 BB: 0 P: 4	R: 0 E: 0 K: 0 S: 5	H: 2 LOB: 2 BB: 0 P: 5	R: 0 E: 0 K: 2 S: 7	H: 0 LOB: 0 BB: 0 P: 7	R: 0 E: 0 K: 0 S: 3	H: 0 LOB: 0 BB: 0 P: 3	1B: 5 2B: 1 3B: 0 HR: 0	SF: 0 SAC: 1 DP: 1 HBP: 0	WP: 0 PB: 0 SB: 0 CS: 0	PA: 35
<b>PITCHER</b>	IP WLS BF H R ER SO BB IBB HBP BLK WP HR S P ERA WHIP																			
Steve Kline, R (1, 1) ERA: 3.38	6.1 W 27 6 1 1 0 3 0 0 0 0 0 0 24 36 1.42 1.421																			
Sparky Lyle, L (7, 1) ERA: 3.6	2.2 S 8 0 0 0 2 0 0 0 0 0 0 0 12 12 0.00 0.000																			

Kansas City Royals @ New York Yankees  
 Yankee Stadium, Bronx, NY  
 Tue May 01 1973, 7:05 PM EDT  
 Att. 7,488 - Unknown - 58 F

livebaseballscorecards.com

AB	31
R	1
H	6
RBI	1
BB	3
SO	2
LOB	14



Batter	1	2	3	4	5	6	7	8	9
<b>Horace Clarke, S</b> (1, 4) OBP: 0.345, SLG: 0.312	0-3 K	0-0 BB S 2-H 1B		4-0 BBB 1-2 E BB			0-0 1B 2B	0-0 F8	
<b>Roy White, S</b> (1, 7) OBP: 0.292, SLG: 0.192	0-0 BB 1B	4-0 BB 1-2 BB		0-0 E5 1-2			0-0 1B HR 1B	0-0 F9	
<b>Matty Alou, L</b> (1, 9) OBP: 0.382, SLG: 0.471	4-0 BB 1-2 BB	4-0 BB 1-2 2-3 BB		0-0 P3			0-0 1-3 2-H HR 1B	0-0 F2	
<b>Bobby Murcer, L</b> (1, 8) OBP: 0.361, SLG: 0.486	0-0 F7	0-0 G3		0-3 K			0-0 1-H 3-H HR		
<b>Graig Nettles, L</b> (1, 5) OBP: 0.321, SLG: 0.403	0-0 4-3		0-0 G3		0-0 F3		0-0 F8		
<b>Ron Blomberg, L</b> (1, 3) OBP: 0.386, SLG: 0.297		4-0 BB 1-3 E BB	0-0 1-3		0-0 L7		0-0 G3		
<b>Felipe Alou, R</b> (5, PH) OBP: 0.245, SLG: 0.400 (6, 3)			0-0 1-3	0-0 5-3		4-0 BB CS BB	0-0 1B		
<b>Thurman Munson, R</b> (1, 2) OBP: 0.416, SLG: 0.549		0-0 1-3	0-0 5-3		4-0 BB CS BB	0-0 F8	0-3 K		
<b>Johnny Callison, L</b> (1, 10) OBP: 0.161, SLG: 0.226		0-0 F2		4-0 BB CS BB		0-0 F8	0-3 K		
<b>Celerino Sanchez, R</b> (4, PH) OBP: 0.250, SLG: 0.273		0-0 E2 1B 1B		0-0 L8		0-3 K		0-0 1B	
<b>Gene Michael, S</b> (1, 6) OBP: 0.270, SLG: 0.288									

AB	R	H	RBI	BB	SO	LOB
4	1	2	1	1	1	1
4	1	2	0	1	0	2
3	1	1	1	2	0	3
4	1	1	3	0	1	5
4	0	0	0	0	0	2
1	1	0	0	1	0	0
2	0	0	0	0	0	0
3	0	1	0	1	0	1
1	0	0	0	0	0	1
2	0	0	0	1	1	2
4	1	2	1	0	1	2


**BOTTOM**

**Kansas City Royals @ New York Yankees**  
Yankee Stadium, Bronx, NY

Tue May 01 1973, 7:05 PM EDT  
Att. 7,488 - Unknown - 58 F

<b>AB</b>	<b>32</b>
<b>R</b>	<b>6</b>
<b>H</b>	<b>9</b>
<b>RBI</b>	<b>6</b>
<b>BB</b>	<b>7</b>
<b>SO</b>	<b>4</b>
<b>LOB</b>	<b>19</b>

WP: 0 PA: 39  
PB: 0 SB: 1  
CS: 2



Inning Stats	R	H	E	K	S	R	H	E	K	S	R	H	E	K	S	R	H	E	K	S
	0	1	0	1	6	2	2	1	0	3	0	0	0	1	3	0	0	0	1	5
	0	1	0	0	5	2	3	0	0	3	0	0	0	1	11	0	0	0	0	8
	0	0	0	0	3	0	0	0	0	3	0	0	0	0	0	0	0	0	0	0
	0	0	0	0	3	0	0	0	0	3	0	0	0	0	0	0	0	0	0	0
	0	0	0	0	3	0	0	0	0	3	0	0	0	0	0	0	0	0	0	0
	0	0	0	0	3	0	0	0	0	3	0	0	0	0	0	0	0	0	0	0
	0	0	0	0	3	0	0	0	0	3	0	0	0	0	0	0	0	0	0	0
	0	0	0	0	3	0	0	0	0	3	0	0	0	0	0	0	0	0	0	0

PITCHER	IP	WLS	BF	H	R	ER	SO	BB	IBB	HBP	BLK	WP	HR	S	P	ERA	WHIP
<b>Ken Wright, R</b> (1, 1) ERA: 3.79	1.2	L	11	3	2	2	1	3	0	0	0	0	0	10	22	10.80	3.600
<b>Mike Jackson, L</b> (2, 1) ERA: 6.43	4.1		19	3	3	3	2	4	0	0	0	0	0	19	35	6.23	1.615
<b>Tom Burgmeier, L</b> (7, 1) ERA: 5.4	2.0		9	3	1	1	1	0	0	0	0	0	1	11	11	4.50	1.500

Batter	1	2	3	4	5	6	7	8	9	AB R H RBI BB SO LOB	TOP											
Freddie Patek, R (1, 6) OBP: 0.369, SLG: 0.352	0-3 K		0-0 F9		0-0 L9		0-0 F9		0-0 1-3	5 0 0 0 0 1 4	<b>Kansas City Royals @ New York Yankees</b> Yankee Stadium, Bronx, NY Wed May 02 1973, 7:05 PM EDT Att: 7,604 - Unknown - 67 F <a href="http://livebaseballscorecards.com">livebaseballscorecards.com</a>											
Steve Hovley, L (1, 10) OBP: 0.280, SLG: 0.333 (8, 9)	0-0 F7			4-0 BB	0-0 FC4-6		0-3 K			3 0 0 0 1 1 3												
Amos Otis, R (1, 8) OBP: 0.340, SLG: 0.490	0-0 F7			0-0 F9		0-0 WP 1B 2B 1B	0-0 F7			4 1 1 0 0 0 2												
John Mayberry, L (1, 3) OBP: 0.387, SLG: 0.458		0-3 K		0-3 K		0-0 WP 2B 1B		0-0 3-1		4 1 1 0 0 2 1												
Ed Kirkpatrick, L (1, 7) OBP: 0.470, SLG: 0.679		0-0 L5-3 1B		0-0 F5		0-0 1B SF9-4-3 2B		0-0 FC5-4 1B		4 1 3 2 0 0 1												
Cookie Rojas, R (1, 4) OBP: 0.388, SLG: 0.440		0-0 L5-3 1-2			0-0 1B 1B	0-0 SF9-4-3 2B		0-0 FC5-4 1-2		4 1 2 0 0 0 2												
Hal McRae, R (1, 9) OBP: 0.299, SLG: 0.328 Paul Splittorff, L (8, 1) Gene Garber, R (9, 1)			0-0 F8		0-0 F7	0-0 SF9-4-3 1-2 3-H	0-3 K			3 0 0 1 0 1 2 0 0 0 0 0 0 0 0 0 0 0 0 0 0												
Paul Schaal, R (1, 5) OBP: 0.385, SLG: 0.341			0-0 6-3 1B		0-0 1B 1B	0-0 CS 1B		0-0 F2		4 0 3 0 0 0 0												
Carl Taylor, R (1, 2) OBP: 0.415, SLG: 0.303			0-0 6-3 1-2		0-0 FC4-6 1B 1-2 2-H	0-0 CS 1-2	0-0 S 1B		0-0 4-3	4 0 2 1 0 0 1												
<b>Inning Stats</b>	R: 0 E: 0 K: 1 S: 5	H: 0 LOB: 0 BB: 0 P: 5	R: 0 E: 0 K: 1 S: 5	H: 1 LOB: 0 BB: 0 P: 5	R: 0 E: 0 K: 0 S: 4	H: 1 LOB: 1 BB: 0 P: 4	R: 0 E: 0 K: 1 S: 5	H: 0 LOB: 1 BB: 1 P: 9	R: 1 E: 0 K: 0 S: 6	H: 3 LOB: 2 BB: 0 P: 6		R: 3 E: 0 K: 0 S: 6	H: 5 LOB: 0 BB: 0 P: 6	R: 0 E: 0 K: 1 S: 6	H: 1 LOB: 1 BB: 0 P: 6	R: 0 E: 0 K: 1 S: 6	H: 1 LOB: 1 BB: 0 P: 6	R: 0 E: 0 K: 0 S: 3	H: 0 LOB: 0 BB: 0 P: 3	1B: 11 2B: 3 3B: 0 HR: 0	SF: 1 SAC: 0 DP: 2 HBP: 0	WP: 1 PB: 0 SB: 1 CS: 1
<b>PITCHER</b>	IP WLS BF H R ER SO BB IBB HBP BLK WP HR S P ERA WHIP																					
Doc Medich, R (1, 1) ERA: 3.69	5.0 L 22 7 3 3 3 1 0 0 0 0 0 0 0 27 31 5.40 1.600																					
Lindy McDaniel, R (6, 1) ERA: 2.75	4.0 15 5 1 1 2 0 0 0 0 1 0 19 19 2.25 1.250																					



Batter	1	2	3	4	5	6	7	8	9	AB R H RBI BB SO LOB	TOP											
Freddie Patek, R (1, 6) OBP: 0.374, SLG: 0.358	0-3 K		0-0 1B 1B 1-2 1B 1B	0-3 K			0-0 G1-6-3 1B		0-0 SH3-4	4 1 2 0 0 2 2	<b>Kansas City Royals @ Milwaukee Brewers</b> <b>Milwaukee County Stadium, Milwaukee, WI</b> Fri May 04 1973, 8:05 PM EDT Att. 11,597 - Unknown - 45 F <a href="http://livebaseballscorecards.com">livebaseballscorecards.com</a>											
Cookie Rojas, R (1, 4) OBP: 0.380, SLG: 0.427	0-0 F7		0-0 1B 1B 1-2 2-3	0-0 F8			0-0 G1-6-3 1-2f		0-0 F7	5 1 1 0 0 0 4												
Amos Otis, R (1, 8) OBP: 0.342, SLG: 0.495	0-3 K		0-0 1B 1B 1-2 2-3 3-H		0-0 5-3			0-0 WP 2B	0-3 K	5 1 2 1 0 2 1												
John Mayberry, L (1, 3) OBP: 0.400, SLG: 0.500		0-0 HR	0-0 1B 1B 1-2 2-H 3-H		0-3 K			4-0 1B 2-H BB		3 1 2 3 1 1 0												
Ed Kirkpatrick, L (1, 7) OBP: 0.457, SLG: 0.650		0-0 F7	0-0 F9		0-0 F9			0-0 1-2 1B		4 0 1 0 0 0 2												
Hal McRae, R (1, 9) OBP: 0.294, SLG: 0.309		0-0 L4	0-0 F9			0-0 1-3		0-0 F3		4 0 0 0 0 0 4												
Steve Hovley, L (8, 9) OBP: 0.280, SLG: 0.333										0 0 0 0 0 0 0												
Gail Hopkins, L (1, 10) OBP: 0.455, SLG: 0.471		0-0 F5		0-0 F9 1B 1B		0-0 G3		0-0 F8		3 0 1 0 0 0 0												
Lou Piniella, R (8, PH) OBP: 0.330, SLG: 0.358										1 0 0 0 0 0 2												
Paul Schaal, R (1, 5) OBP: 0.390, SLG: 0.341			4-0 1B 1B 1B BB	0-0 1-2 1B		0-0 1-3		0-0 F9		3 1 1 0 1 0 2												
Fran Healy, R (1, 2) OBP: 0.192, SLG: 0.208			0-0 F8	0-0 F9 1B 2-3			0-0 6-3		4-0 SH3-4 BB	3 0 0 0 1 0 3												
<b>Inning Stats</b>	R: 0 E: 0 K: 2 S: 7	H: 0 LOB: 0 BB: 0 P: 7	R: 1 E: 0 K: 0 S: 4	H: 1 LOB: 0 BB: 0 P: 4	R: 3 E: 0 K: 0 S: 7	H: 4 LOB: 2 BB: 1 P: 11	R: 0 E: 0 K: 1 S: 7	H: 2 LOB: 2 BB: 0 P: 7	R: 0 E: 0 K: 1 S: 5	H: 0 LOB: 0 BB: 0 P: 5	R: 0 E: 0 K: 0 S: 3	H: 0 LOB: 0 BB: 0 P: 3	R: 0 E: 0 K: 0 S: 3	H: 1 LOB: 0 BB: 0 P: 3	R: 1 E: 0 K: 0 S: 5	H: 2 LOB: 2 BB: 1 P: 9	R: 0 E: 0 K: 1 S: 5	H: 0 LOB: 1 BB: 1 P: 9	1B: 8 2B: 1 3B: 0 HR: 1	SF: 0 SAC: 1 DP: 1 HBP: 0	WP: 2 PB: 0 SB: 0 CS: 0	PA: 39
<b>PITCHER</b>	IP WLS BF H R ER SO BB IBB HBP BLK WP HR S P ERA WHIP																					
Jim Staton, R (1, 1) ERA: 2.67	3.0 L 17 7 4 4 2 1 0 0 0 0 1 20 24 12.00 2.667																					
Bill Champion, R (4, 1) ERA: 3.66	4.0 14 2 1 1 2 1 0 0 0 1 0 17 21 2.25 0.750																					
Ray Newman, L (8, 1) ERA: 2.45	2.0 8 1 0 0 1 1 0 0 0 0 0 9 13 0.00 1.000																					

**Kansas City Royals @ Milwaukee Brewers**  
**Milwaukee County Stadium, Milwaukee, WI**

AB	35
R	5
H	10
RBI	4
BB	3
SO	5
LOB	20





Batter	1	2	3	4	5	6	7	8	9	AB	R	H	RBI	BB	SO	LOB
<b>Dave May, L</b> (1, 8) OBP: 0.239, SLG: 0.416	0-0 F9		0-3 K			0-0 HR	0-0 F9		0-0 L3	5	1	1	1	0	1	5
<b>Don Money, R</b> (1, 6) OBP: 0.267, SLG: 0.329	0-3 K			0-0 F7		4-0 BB BB 6-3 BB	0-3 K		0-0 1B	4	1	1	1	1	2	2
<b>Joe Lahoud, L</b> (1, 9) OBP: 0.205, SLG: 0.103 <b>Gorman Thomas, R</b> (7, PH) OBP: 0.217, SLG: 0.326 (8, 9)	0-0 F5			0-0 F7		0-0 6-3	0-0 F3		0-0 P6	3	0	0	0	0	0	1
<b>George Scott, R</b> (1, 3) OBP: 0.287, SLG: 0.375		0-3 K		0-0 6-3		4-0 BB BB BB		0-0 P6		3	0	0	0	1	1	0
<b>John Briggs, L</b> (1, 7) OBP: 0.367, SLG: 0.463		0-0 F5			0-0 P6	4-0 BB BB		0-0 F9		3	0	0	0	1	0	0
<b>Ollie Brown, R</b> (1, 10) OBP: 0.259, SLG: 0.333		0-0 4-3			0-3 K	4-0 BB BB		0-3 K		3	0	0	1	1	2	0
<b>Darrell Porter, L</b> (1, 2) OBP: 0.358, SLG: 0.293 <b>Bob Coluccio, R</b> (6, PH) OBP: 0.231, SLG: 0.343 <b>John Felske, R</b> (7, 2)			4-0 FC6-4 BB		4-0 BB BB	4-0 BB BB	0-3 K		4-0 FC1-6 BB	0	0	0	0	2	0	0
<b>John Vukovich, R</b> (1, 5) OBP: 0.183, SLG: 0.167 <b>Tim Johnson, L</b> (9, PH) OBP: 0.250, SLG: 0.455			0-0 FC6-4		0-0 5-3			4-0 1B BB	0-0 FC1-6 1B	2	0	0	0	1	0	2
<b>Pedro Garcia, R</b> (1, 4) OBP: 0.292, SLG: 0.500			0-0 F8			0-0 6-3		0-0 1B	0-0 1B	4	0	2	0	0	0	1

Inning Stats		R: 0	H: 0	E: 0	LOB: 0	K: 1	BB: 0	S: 5	P: 5	R: 0	H: 0	E: 0	LOB: 0	K: 1	BB: 0	S: 5	P: 5	R: 0	H: 0	E: 0	LOB: 0	K: 1	BB: 0	S: 5	P: 5	R: 0	H: 0	E: 0	LOB: 0	K: 1	BB: 0	S: 5	P: 5	R: 1	H: 2	E: 0	LOB: 2	K: 0	BB: 1	S: 5	P: 9	1B: 3	SF: 0	2B: 0	SAC: 0	3B: 0	DP: 0	HR: 1	HBP: 0	WP: 0	PA: 39
<b>Steve Busby, R</b> (1, 1) ERA: 4.75	IP	WLS	BF	H	R	ER	SO	BB	IBB	HBP	BLK	WP	HR	S	P	ERA	WHIP																																		
<b>Mike Jackson, L</b> (6, 1) ERA: 6.06	2.1		10	1	1	1	3	2	0	0	0	0	0	14	22	3.86	1.286																																		
<b>Gene Garber, R</b> (9, 1) ERA: 1.59	1.0	S	5	2	0	0	0	0	0	0	0	0	0	5	5	0.00	2.000																																		

**BOTTOM**

**Kansas City Royals @ Milwaukee Brewers**  
Milwaukee County Stadium, Milwaukee, WI

Fri May 04 1973, 8:05 PM EDT  
Att. 11,597 - Unknown - 45 F

livebaseballscorecards.com

<b>AB</b>	<b>31</b>
<b>R</b>	<b>3</b>
<b>H</b>	<b>4</b>
<b>RBI</b>	<b>3</b>
<b>BB</b>	<b>8</b>
<b>SO</b>	<b>7</b>
<b>LOB</b>	<b>19</b>



**Kansas City Royals @ Milwaukee Brewers**  
 Milwaukee County Stadium, Milwaukee, WI

Sat May 05 1973, 8:05 PM EDT  
 Att: 9,888 - Unknown - 54 F

[livebaseballscorecards.com](http://livebaseballscorecards.com)



AB	41
R	9
H	14
RBI	7
BB	5
SO	1
LOB	19

WP:	0	PA:	48
PB:	0		
SB:	1		
CS:	0		

Batter	1	2	3	4	5	6	7	8	9	AB	R	H	RBI	BB	SO	LOB
Freddie Patek, R OBP: 0.380, SLG: 0.366 (1, 6)	0-0 F8	0-0 1B		0-0 FC6-4 1B		0-0 1-3	0-0 FC6-4 1B		0-3 K	6	0	3	3	0	1	2
Cookie Rojas, R OBP: 0.386, SLG: 0.451 (1, 4)	0-0 E5 4-3 S BLK	0-0 1B		0-0 F9			SF7 3B		0-0 1B	6	2	3	0	0	0	4
Amos Otis, R OBP: 0.325, SLG: 0.472 (1, 8)	0-0 4-3	0-0 F9		0-0 FC6-4			SF7 FC6-4		0-0 L5	5	0	0	1	0	0	10
Gail Hopkins, L OBP: 0.423, SLG: 0.429 Fran Healy, R OBP: 0.222, SLG: 0.240 (1, 3) (7, 2)	0-0 1-3		0-0 4-3		0-0 4-3		0-0 1B 1B 1B	0-0 SH2-3 1B		4	1	1	0	0	0	0
Ed Kirkpatrick, L OBP: 0.446, SLG: 0.625 (1, 7)		0-0 L9	0-0 4-3		0-0 1-3		0-0 1B 1B E 1B	0-0 SH2-3		4	1	1	0	0	0	0
Lou Piniella, R OBP: 0.333, SLG: 0.360 (1, 10)		0-0 5-3	0-0 1B		0-0 5-3		0-0 BB 1B E 1B	0-0 6-3		5	1	2	0	0	0	1
Hal McRae, R OBP: 0.291, SLG: 0.306 Steve Hovley, L OBP: 0.280, SLG: 0.333 (1, 9) (8, 9)		4-0 BB 1B BB	0-0 F9		0-0 F9		0-0 F9	0-0 E7 BB 1B	0-0 F3	4	2	1	1	1	0	2
Paul Schaal, R OBP: 0.390, SLG: 0.330 (1, 5)		4-0 BB 1B BB		0-0 1-6-3		0-0 F9	4-0 1B 1B BB		0-0 L9	3	2	0	0	2	0	0
Carl Taylor, R OBP: 0.432, SLG: 0.314 John Mayberry, L OBP: 0.411, SLG: 0.506 (1, 2) (7, PH) (7, 3)		4-0 1B 1B BB		0-0 1B		0-0 E5	0-0 1B 1B		4-0 1B BB	2	0	1	0	1	0	0
										1	0	1	2	1	0	0

Inning	R	H	E	K	S	P	WLS	BF	H	R	ER	SO	BB	IBB	HBP	BLK	WP	HR	S	P	ERA	WHIP
1	1	0	1	0	4			10	1	3	2	0	3	0	0	1	0	0	7	19	10.80	2.400
2	2	2	0	0	5			23	8	4	4	0	0	0	0	0	0	0	23	23	7.71	1.714
3	0	1	0	0	4				1	1	0	0	1	0	0	0	0	0	1	1	∞	∞
4	0	2	0	0	5				2	2	2	0	0	0	0	0	0	0	1	1	∞	∞
5	0	0	0	0	3				0	0	0	0	0	0	0	0	0	0	13	17	3.38	1.500
6	0	0	0	0	4				0	0	0	0	0	0	0	0	0	0	4	4		
7	6	7	1	0	10				7	7	2	1	14	1	0	0	0	0	14	14		
8	0	1	0	0	4				1	1	0	0	4	0	0	0	0	0	4	4		
9	0	1	0	0	6				1	1	2	0	10	1	0	0	0	0	10	10		

PITCHER	IP	WLS	BF	H	R	ER	SO	BB	IBB	HBP	BLK	WP	HR	S	P	ERA	WHIP
Bill Parsons, R ERA: 3.68 (1, 1)	1.2		10	1	3	2	0	3	0	0	1	0	0	7	19	10.80	2.400
Jim Colborn, R ERA: 2.37 (2, 1)	4.2		23	8	4	4	0	0	0	0	0	0	0	23	23	7.71	1.714
Frank Linzy, R ERA: 9.0 (7, 1)	0.0	L	2	1	0	0	0	1	0	0	0	0	0	1	5	∞	∞
Ray Newman, L ERA: 2.45 (7, 1)	0.0		1	1	1	1	0	0	0	0	0	0	0	1	1	∞	∞
Skip Lockwood, R ERA: 3.28 (7, 1)	2.2		12	3	1	1	1	1	0	0	0	0	0	13	17	3.38	1.500



Batter	1	2	3	4	5	6	7	8	9	AB R H RBI BB SO LOB	TOP	
Freddie Patek, R (1, 6) OBP: 0.368, SLG: 0.352	0-0 1-3		0-0 F7			0-0 1-3		0-0 FC6-4		4 0 0 0 0 0 1	<b>Kansas City Royals @ Milwaukee Brewers</b> <b>Milwaukee County Stadium, Milwaukee, WI</b> Sun May 06 1973, 4:33 AM EDT Att. 10,821 - Unknown - 53 F <a href="http://livebaseballscorecards.com">livebaseballscorecards.com</a>	
Cookie Rojas, R (1, 4) OBP: 0.373, SLG: 0.434	0-0 F9		0-0 5-3			0-0 F8		0-0 L7		4 0 0 0 0 0 0		
Amos Otis, R (1, 8) OBP: 0.322, SLG: 0.464	0-0 1B				0-0 F8		0-0 F7		0-0 F7	4 0 1 0 0 0 0		
John Mayberry, L (1, 3) OBP: 0.422, SLG: 0.539 Steve Hovley, L (9, PR) OBP: 0.280, SLG: 0.333	0-3 K				0-0 HR		4-0 FC3-6 BB		4-0 BB	2 1 1 1 2 1 1 0 0 0 0 0 0 0		
Ed Kirkpatrick, L (1, 9) OBP: 0.436, SLG: 0.603		0-0 CS 1B			0-0 F7		0-0 FC3-6		0-0 F9	4 1 1 0 0 0 2		
Lou Piniella, R (1, 7) OBP: 0.333, SLG: 0.360		0-0 G1-6-3 1B			0-0 6-3		0-0 G5-4-3			3 0 1 1 0 0 1		
Hal McRae, R (1, 10) OBP: 0.281, SLG: 0.293		0-3 K			0-0 F7		0-0 F7			3 0 0 0 0 1 1		
Paul Schaal, R (1, 5) OBP: 0.389, SLG: 0.322		0-0 G1-6-3			4-0 CS BB		0-0 E6		0-0 FC6-4	2 0 0 0 1 0 1		
Carl Taylor, R (1, 2) OBP: 0.404, SLG: 0.289			0-0 L7		0-0 6-3		0-0 F9			3 0 0 0 0 0 2		
<b>Inning Stats</b>	R: 0 H: 1 E: 0 LOB: 1 K: 1 BB: 0 S: 6 P: 6	R: 1 H: 2 E: 0 LOB: 0 K: 1 BB: 0 S: 6 P: 6	R: 0 H: 0 E: 0 LOB: 0 K: 0 BB: 0 S: 3 P: 3	R: 1 H: 1 E: 0 LOB: 0 K: 0 BB: 0 S: 4 P: 4	R: 0 H: 0 E: 0 LOB: 0 K: 0 BB: 1 S: 2 P: 6	R: 0 H: 0 E: 0 LOB: 0 K: 0 BB: 0 S: 3 P: 3	R: 0 H: 0 E: 0 LOB: 0 K: 0 BB: 1 S: 2 P: 6	R: 0 H: 0 E: 1 LOB: 1 K: 0 BB: 0 S: 4 P: 4	R: 0 H: 0 E: 0 LOB: 1 K: 0 BB: 1 S: 3 P: 7	1B: 3 SF: 0 2B: 0 SAC: 0 3B: 0 DP: 2 HR: 1 HBP: 0	WP: 0 PA: 32 PB: 0 SB: 0 CS: 2	
<b>PITCHER</b> Jerry Bell, R (1, 1) ERA: 3.11	IP WLS BF H R ER SO BB IBB HBP BLK WP HR S P ERA WHIP	9.0 W 32 4 2 1 2 3 0 0 0 0 1 33 45 1.00 0.778										

AB	29
R	2
H	4
RBI	2
BB	3
SO	2
LOB	9



Batter	1	2	3	4	5	6	7	8	9
<b>Tim Johnson, L</b> (1, 6) <small>OBP: 0.267, SLG: 0.500</small>	0-3 K			x 0-0 1B SF9 2B		x 0-0 1-3			
<b>Don Money, R</b> (1, 5) <small>OBP: 0.265, SLG: 0.312</small>	0-3 K			x 0-0 G6-4-3 1B		x 0-0 L8			
<b>Dave May, L</b> (1, 8) <small>OBP: 0.250, SLG: 0.404</small>	0-3 K			x 0-0 SF9		x 0-0 F7			
<b>George Scott, R</b> (1, 3) <small>OBP: 0.295, SLG: 0.379</small>		x 0-0 4-3		x 0-0 G6-4-3		x 0-0 6-3			
<b>John Briggs, L</b> (1, 7) <small>OBP: 0.379, SLG: 0.514</small>		x 0-0 F8		x 0-0 HR		x 0-0 G3			
<b>Gorman Thomas, R</b> (1, 9) <small>OBP: 0.204, SLG: 0.304</small>		x 0-0 1-3		0-0 K		x 0-0 F5			
<b>Darrell Porter, L</b> (1, 2) <small>OBP: 0.344, SLG: 0.347</small>			x 0-0 F2		x 0-0 F7		x 0-0 HR		
<b>Bob Coluccio, R</b> (1, 10) <small>OBP: 0.214, SLG: 0.316</small>			x 0-0 6-3		0-3 K		x 0-0 5-3		
<b>Pedro Garcia, R</b> (1, 4) <small>OBP: 0.278, SLG: 0.459</small>			x 0-0 F9		0-3 K		x 0-0 6-3		

AB	R	H	RBI	BB	SO	LOB
3	1	1	0	0	1	0
3	0	1	0	0	1	0
2	0	0	1	0	1	0
3	0	0	0	0	0	1
3	1	1	1	0	0	0
3	0	0	0	0	1	0
3	1	1	1	0	0	0
3	0	0	0	0	1	0
3	0	0	0	0	1	0

**BOTTOM**

**Kansas City Royals @ Milwaukee Brewers**  
**Milwaukee County Stadium, Milwaukee, WI**

Sun May 06 1973, 4:33 AM EDT  
Att: 10,821 - Unknown - 53 F

livebaseballscorecards.com

<b>AB</b>	<b>26</b>
<b>R</b>	<b>3</b>
<b>H</b>	<b>4</b>
<b>RBI</b>	<b>3</b>
<b>BB</b>	<b>0</b>
<b>SO</b>	<b>6</b>
<b>LOB</b>	<b>1</b>



Inning Stats	R: 0	H: 0	E: 0	LOB: 0	K: 3	BB: 0	S: 9	P: 9
	0	0	0	0	0	0	3	3
	0	0	0	0	0	0	3	3
	0	0	0	0	0	0	3	3
	1	2	0	0	0	0	4	4
	1	1	0	0	2	0	8	8
	0	0	0	0	1	0	5	5
	0	0	0	0	0	0	3	3
	1	1	0	0	0	0	4	4

PITCHER	IP	WLS	BF	H	R	ER	SO	BB	IBB	HBP	BLK	WP	HR	S	P	ERA	WHIP
<b>Dick Drago, R</b> (1, 1) <small>ERA: 7.43</small>	8.0	L	27	4	3	3	6	0	0	0	0	0	2	39	39	3.38	0.500

WP	PA	ERA	WHIP
0	27		
0			
0			
0			

Batter	1	2	3	4	5	6	7	8	9	AB R H RBI BB SO LOB	TOP	
Tony Taylor, R OBP: 0.213, SLG: 0.261 (1, 4) X	0-0 F7 ①		0-0 L9 ②			0-0 4-3 ②		0-0 F9 ③		4 0 0 0 0 0 1		
Aurelio Rodriguez, R OBP: 0.222, SLG: 0.294 (1, 5) X	0-0 6-3 ②		0-0 F3 ③			0-3 K ③			0-0 6-3 ①	4 0 0 0 0 1 0		
Al Kaline, R OBP: 0.330, SLG: 0.390 (1, 9) B B B	4-0 E BB				0-0 L8 ①		0-0 L6-3 ①		0-0 2B 1B	3 2 1 0 1 0 0		
Willie Horton, R OBP: 0.432, SLG: 0.615 (1, 7) X	0-0 E5 ③				0-0 G6-4-3 1B		0-0 P4 ②		0-0 1-3 2B	4 0 2 0 0 0 0		
Bill Freehan, R OBP: 0.412, SLG: 0.379 (1, 3) X					0-0 G6-4-3 1B		0-0 PB 1B		0-0 G6-4-3 1B	4 0 3 1 0 0 1		
Frank Howard, R OBP: 0.244, SLG: 0.263 (1, 10) X					0-0 G6-3 1-2f ① ②		0-3 K ①		0-0 3-H G6-4-3 1-2f ② ③	4 0 0 0 0 1 4		
Duke Sims, L OBP: 0.441, SLG: 0.519 (1, 2) X					0-0 2B		0-3 K ②		0-0 G6-4-3 1B	3 0 2 0 0 1 0		
Mickey Stanley, R OBP: 0.322, SLG: 0.436 (1, 8) X					0-0 4-3		0-0 5-3 ③		0-0 G6-4-3 1-2f ① ②	3 0 0 0 0 0 2		
Ed Brinkman, R OBP: 0.292, SLG: 0.338 (1, 6) X					0-0 6-3 ①		0-0 6-3 ①		0-0 1B	3 0 1 0 0 0 0		
<b>Inning Stats</b>	R: 1 H: 0 E: 1 LOB: 1 K: 0 BB: 1 S: 3 P: 7	R: 0 H: 2 E: 0 LOB: 1 K: 0 BB: 0 S: 4 P: 4	R: 0 H: 0 E: 0 LOB: 0 K: 0 BB: 0 S: 3 P: 3	R: 0 H: 1 E: 0 LOB: 0 K: 0 BB: 0 S: 3 P: 3	R: 0 H: 0 E: 0 LOB: 0 K: 2 BB: 0 S: 7 P: 7	R: 0 H: 0 E: 0 LOB: 0 K: 1 BB: 0 S: 5 P: 5	R: 0 H: 1 E: 0 LOB: 1 K: 0 BB: 0 S: 4 P: 4	R: 0 H: 2 E: 0 LOB: 1 K: 0 BB: 0 S: 4 P: 4	R: 1 H: 3 E: 0 LOB: 1 K: 0 BB: 0 S: 5 P: 5	1B: 7 SF: 0 2B: 2 SAC: 0 3B: 0 DP: 4 HR: 0 HBP: 0	WP: 0 PA: 33 PB: 1 SB: 0 CS: 0	
<b>PITCHER</b> Paul Splittorff, L ERA: 2.72 (1, 1)	IP WLS BF H R ER SO BB IBB HBP BLK WP HR S P ERA WHIP	9.0 W 33 9 2 1 3 1 0 0 0 0 0 0 38 42 1.00 1.111										

Detroit Tigers @ Kansas City Royals  
Royals Stadium, Kansas City, MO  
Tue May 08 1973, 8:05 PM EDT  
Att. 13,065 - Unknown - 73 F

livebaseballscorecards.com

AB	32
R	2
H	9
RBI	1
BB	1
SO	3
LOB	8



Batter	1	2	3	4	5	6	7	8	9
Freddie Patek, R OBP: 0.354, SLG: 0.336 (1, 6)	0-0 6-3	0-0 F4		0-0 1-3		0-0 L9		0-0 5-3	
Cookie Rojas, R OBP: 0.369, SLG: 0.427 (1, 4)	0-0 1B SF8 1B		0-0 F7		0-0 F7		0-0 E6 1-3		
Amos Otis, R OBP: 0.336, SLG: 0.500 (1, 8)	0-0 1-3 1B		0-0 S BLK 1B		0-0 HR		0-0 F7		
John Mayberry, L OBP: 0.408, SLG: 0.522 (1, 3)	0-0 SF8		0-0 F7 1-3		0-0 L9		0-0 1-3 1-2		
Lou Piniella, R OBP: 0.320, SLG: 0.344 (1, 7)	0-0 L9 3-H		0-0 5-3		0-0 F8		0-0 L9		
Hal McRae, R OBP: 0.280, SLG: 0.291 (1, 10)		0-0 4-3		0-0 G3		0-0 E 1B		0-0 P4	
Ed Kirkpatrick, L OBP: 0.451, SLG: 0.667 (1, 9)		0-0 1B 2B		0-0 5-3		0-0 E2 1-H 3B		0-0 HR 2B	
Paul Schaal, R OBP: 0.402, SLG: 0.372 (1, 5)		0-0 2-H 1B		0-0 E6 1B		0-0 6-3		0-0 2-H HR	
Jerry May, R OBP: 0.242, SLG: 0.241 (1, 2)		0-0 F8		4-0 BB		0-0 6-3		0-0 5-3	

Inning Stats	R: 1	H: 2	E: 0	LOB: 1	K: 0	BB: 0	S: 5	P: 5
	R: 1	H: 2	E: 0	LOB: 1	K: 0	BB: 0	S: 5	P: 5
	R: 0	H: 1	E: 0	LOB: 1	K: 0	BB: 0	S: 4	P: 4
	R: 0	H: 1	E: 1	LOB: 2	K: 0	BB: 1	S: 4	P: 8
	R: 1	H: 1	E: 0	LOB: 0	K: 0	BB: 0	S: 4	P: 4
	R: 2	H: 2	E: 1	LOB: 0	K: 0	BB: 0	S: 5	P: 5
	R: 0	H: 0	E: 1	LOB: 1	K: 0	BB: 0	S: 4	P: 4
	R: 2	H: 2	E: 0	LOB: 0	K: 0	BB: 0	S: 5	P: 5

PITCHER	IP	WLS	BF	H	R	ER	SO	BB	IBB	HBP	BLK	WP	HR	S	P	ERA	WHIP
Woody Fryman, L ERA: 4.91 (1, 1)	5.0	L	25	9	5	4	0	1	0	0	1	0	1	24	28	7.20	2.000
Tom Timmermann, R ERA: 4.58 (6, 1)	3.0		12	2	2	2	0	0	0	0	0	0	1	12	12	6.00	0.667

AB R H RBI BB SO LOB

5	0	0	0	0	0	3
4	1	1	0	0	0	0
4	1	3	1	0	0	1
3	0	0	1	0	0	2
4	0	0	0	0	0	3
4	1	1	0	0	0	0
4	3	3	1	0	0	0
4	1	3	3	0	0	0
3	0	0	0	1	0	1

1B: 6	SF: 1	WP: 0	PA: 37
2B: 2	SAC: 0	PB: 0	
3B: 1	DP: 0	SB: 1	
HR: 2	HBP: 0	CS: 0	

**Detroit Tigers @ Kansas City Royals**  
 Royals Stadium, Kansas City, MO  
 Tue May 08 1973, 8:05 PM EDT  
 Att: 13,065 - Unknown - 73 F

livebaseballscorecards.com

AB	35
R	7
H	11
RBI	6
BB	1
SO	0
LOB	10



Batter	1	2	3	4	5	6	7	8	9	AB R H RBI BB SO LOB	TOP	
<b>Jim Northrup, L</b> (1, 8) <small>OBP: 0.364, SLG: 0.316</small>	0-0 <b>P6</b>	0-0 <b>F9</b>		0-0 <b>L8</b>			0-0 <b>4-3</b>		0-0 <b>G6-4-3</b>	5 0 0 0 0 0 4		
<b>Al Kaline, R</b> (1, 9) <small>OBP: 0.333, SLG: 0.383</small>	0-0 <b>L5</b>	0-0 <b>L9</b>		1-2 <b>1B</b>			0-3 <b>K</b>		4-0 <b>BB</b>	4 0 1 0 1 1 2		
<b>Gates Brown, L</b> (1, 10) <small>OBP: 0.352, SLG: 0.333</small>	0-0 <b>PB</b> <b>1B</b>		0-0 <b>E</b> <b>SF8</b> <b>1B</b>	0-3 <b>K</b>			0-0 <b>1B</b>		0-0 <b>F7</b>	5 1 3 0 0 1 3		
<b>Willie Horton, R</b> (1, 7) <b>Mickey Stanley, R</b> (7, 8) <small>OBP: 0.423, SLG: 0.594</small> <small>OBP: 0.322, SLG: 0.436</small>	0-3 <b>K</b>		0-0 <b>E5</b> <b>FC4</b> <b>1B</b>		0-0 <b>F9</b>		0-0 <b>6-3</b>			4 0 1 0 0 1 2 0 0 0 0 0 0 0		
<b>Duke Sims, L</b> (1, 2) <small>OBP: 0.395, SLG: 0.452</small>		0-0 <b>3-1</b>	0-0 <b>FC4</b>		0-3 <b>K</b>			0-0 <b>G3</b>		4 0 0 0 0 1 2		
<b>Norm Cash, L</b> (1, 3) <small>OBP: 0.286, SLG: 0.419</small>		0-0 <b>1B</b> <b>E</b> <b>1B</b>	0-0 <b>SF8</b>		0-3 <b>K</b>			0-0 <b>HR</b>		3 2 2 2 0 1 0		
<b>Dick McAuliffe, L</b> (1, 4) <small>OBP: 0.280, SLG: 0.310</small>		0-0 <b>E8</b> <b>1B</b> <b>1B</b>	0-3 <b>K</b>		0-0 <b>3-1</b>			0-3 <b>K</b>		4 1 1 0 0 2 1		
<b>Aurelio Rodriguez, R</b> (1, 5) <small>OBP: 0.223, SLG: 0.292</small>		0-0 <b>F9</b> <b>1B</b> <b>1B</b>		0-3 <b>K</b>		0-0 <b>P4</b>		0-3 <b>K</b>		4 0 1 1 0 2 0		
<b>Ed Brinkman, R</b> (1, 6) <small>OBP: 0.312, SLG: 0.357</small>		0-0 <b>1B</b> <b>1B</b>		0-0 <b>1B</b> <b>1B</b>		0-3 <b>K</b>			0-0 <b>G6-4-3</b> <b>1B</b>	4 0 3 0 0 1 0		
<b>Inning Stats</b>	R: 0 H: 1 E: 0 LOB: 1 K: 1 BB: 0 S: 6 P: 6	R: 2 H: 4 E: 1 LOB: 2 K: 0 BB: 0 S: 7 P: 7	R: 1 H: 2 E: 2 LOB: 1 K: 1 BB: 0 S: 7 P: 7	R: 0 H: 2 E: 0 LOB: 2 K: 2 BB: 0 S: 9 P: 9	R: 0 H: 0 E: 0 LOB: 0 K: 2 BB: 0 S: 7 P: 7	R: 0 H: 0 E: 0 LOB: 0 K: 1 BB: 0 S: 5 P: 5	R: 0 H: 1 E: 0 LOB: 1 K: 1 BB: 0 S: 6 P: 6	R: 1 H: 1 E: 0 LOB: 0 K: 2 BB: 0 S: 8 P: 8	R: 0 H: 1 E: 0 LOB: 1 K: 0 BB: 1 S: 3 P: 7	1B: 11 SF: 1 2B: 0 SAC: 0 3B: 0 DP: 1 HR: 1 HBP: 0	WP: 0 PA: 39 PB: 1 SB: 0 CS: 0	
<b>PITCHER</b> <b>Steve Busby, R</b> (1, 1) <small>ERA: 5.13</small> <b>Doug Bird, R</b> (4, 1) <small>ERA: 1.59</small> <b>Ken Wright, R</b> (9, 1) <small>ERA: 4.5</small>	IP WLS BF H R ER SO BB IBB HBP BLK WP HR S P ERA WHIP 3.0 L 16 7 3 3 2 0 0 0 0 0 0 0 20 20 9.00 2.333											<b>PITCHER</b> IP WLS BF H R ER SO BB IBB HBP BLK WP HR S P ERA WHIP

**Detroit Tigers @ Kansas City Royals**  
 Royals Stadium, Kansas City, MO  
 Wed May 09 1973, 8:05 PM EDT  
 Att. 15,680 - Unknown - 79 F

<b>AB</b>	37
<b>R</b>	4
<b>H</b>	12
<b>RBI</b>	3
<b>BB</b>	1
<b>SO</b>	10
<b>LOB</b>	14





Batter	1	2	3	4	5	6	7	8	9	AB R H RBI BB SO LOB
Freddie Patek, R OBP: 0.351, SLG: 0.333 (1, 6)	0-0 G5-4-3 1B		0-0 6-3		0-0 1-3			0-0 L9		4 0 1 0 0 0 2
Cookie Rojas, R OBP: 0.357, SLG: 0.412 (1, 4)	0-0 G5-4-3 1-2f			0-0 6-3		0-0 F7		0-0 1-3		4 0 0 0 0 0 1
Amos Otis, R OBP: 0.341, SLG: 0.500 (1, 8)	0-0 1B			0-0 6-3		0-0 F8			0-0 G6-3 1B	4 0 2 0 0 0 0
John Mayberry, L OBP: 0.403, SLG: 0.542 (1, 3)	0-0 P6			0-0 HR		0-0 1-3		0-0 L9	0-0 L9	4 1 1 1 0 0 2
Ed Kirkpatrick, L OBP: 0.442, SLG: 0.645 (1, 9)		0-0 G3		0-0 1B			0-0 L9		0-0 G6-3 1-2f	4 0 1 0 0 0 1
Lou Piniella, R OBP: 0.311, SLG: 0.333 (1, 7)		0-0 5-3		0-0 G3			0-0 1-3			3 0 0 0 0 0 1
Hal McRae, R OBP: 0.281, SLG: 0.305 (1, 10)		0-0 6-3			0-0 F7		0-0 2B			3 0 1 0 0 0 0
Paul Schaal, R OBP: 0.391, SLG: 0.361 (1, 5)			0-0 F7		0-3 K		0-0 5-3			3 0 0 0 0 1 1
Fran Healy, R OBP: 0.267, SLG: 0.286 (1, 2)			0-0 6-3 1B		0-0 1B			0-0 6-3		3 0 2 0 0 0 0


Inning Stats	R: 0 E: 0 K: 0 S: 4	H: 2 LOB: 1 BB: 0 P: 4	R: 0 E: 0 K: 0 S: 3	H: 0 LOB: 0 BB: 0 P: 3	R: 0 E: 0 K: 0 S: 3	H: 1 LOB: 0 BB: 0 P: 3	R: 1 E: 0 K: 0 S: 5	H: 2 LOB: 1 BB: 0 P: 5	R: 0 E: 0 K: 1 S: 6	H: 1 LOB: 1 BB: 0 P: 6	R: 0 E: 0 K: 0 S: 3	H: 0 LOB: 0 BB: 0 P: 4	R: 0 E: 0 K: 0 S: 3	H: 0 LOB: 0 BB: 0 P: 3	R: 0 E: 0 K: 0 S: 3	H: 1 LOB: 0 BB: 0 P: 3	1B: 6 2B: 1 3B: 0 HR: 1	SF: 0 SAC: 0 DP: 2 HBP: 0	WP: 0 PB: 0 SB: 0 CS: 0	PA: 32
--------------	------------------------------	---------------------------------	------------------------------	---------------------------------	------------------------------	---------------------------------	------------------------------	---------------------------------	------------------------------	---------------------------------	------------------------------	---------------------------------	------------------------------	---------------------------------	------------------------------	---------------------------------	----------------------------------	------------------------------------	----------------------------------	--------

PITCHER	IP	WLS	BF	H	R	ER	SO	BB	IBB	HBP	BLK	WP	HR	S	P	ERA	WHIP
Jim Perry, R ERA: 1.84 (1, 1)	8.0	W	30	8	1	1	1	0	0	0	0	0	1	32	32	1.12	1.000
John Hiller, L ERA: 3.38 (9, 1)	1.0	S	2	0	0	0	0	0	0	0	0	0	0	2	2	0.00	0.000

**DETROIT TIGERS @ KANSAS CITY ROYALS**  
**ROYALS STADIUM, KANSAS CITY, MO**  
 Wed May 09 1973, 8:05 PM EDT  
 Att: 15,680 - Unknown - 79 F

livebaseballscorecards.com

<b>AB</b>	<b>32</b>
<b>R</b>	<b>1</b>
<b>H</b>	<b>8</b>
<b>RBI</b>	<b>1</b>
<b>BB</b>	<b>0</b>
<b>SO</b>	<b>1</b>
<b>LOB</b>	<b>8</b>



Batter	1	2	3	4	5	6	7	8	9	AB R H RBI BB SO LOB	TOP
<b>Jim Northrup, L</b> (1, 8) <small>OBP: 0.371, SLG: 0.328</small>	0-0 		0-0 		0-0 		0-0 		4 1 2 0 0 0 3		
<b>Al Kaline, R</b> (1, 9) <small>OBP: 0.330, SLG: 0.369</small>	4-0 		0-0 		0-0 		0-0 		3 1 0 0 1 0 3		
<b>Gates Brown, L</b> (1, 10) <small>OBP: 0.360, SLG: 0.344</small>	0-0 		0-0 		0-0 		0-0 		4 0 2 1 0 0 1		
<b>Willie Horton, R</b> (1, 7) <small>OBP: 0.415, SLG: 0.575</small>	0-0 		0-0 	0-0 	0-0 		0-0 		4 0 1 0 0 0 2		
<b>Norm Cash, L</b> (1, 3) <small>OBP: 0.295, SLG: 0.423</small>	0-0 			0-0 	0-0 		0-0 		4 0 2 0 0 0 2		
<b>Bill Freehan, R</b> (1, 2) <small>OBP: 0.396, SLG: 0.363</small>	0-0 			0-0 	0-0 		0-0 		4 0 0 0 0 0 4		
<b>Dick McAuliffe, L</b> (1, 4) <small>OBP: 0.291, SLG: 0.311</small>		0-0 		4-0 		0-0 		0-0 	3 0 1 0 1 0 0	<b>AB 33</b> <b>R 2</b> <b>H 9</b> <b>RBI 1</b> <b>BB 2</b> <b>SO 1</b> <b>LOB 18</b>	
<b>Aurelio Rodriguez, R</b> (1, 5) <small>OBP: 0.217, SLG: 0.284</small> <b>Rich Reese, L</b> (9, PH) <small>OBP: 0.125, SLG: 0.054</small>		0-0 		0-0 		0-3 		0-0 	3 0 0 0 0 1 3 1 0 0 0 0 0 0		
<b>Ed Brinkman, R</b> (1, 6) <small>OBP: 0.323, SLG: 0.360</small> <b>Duke Sims, L</b> (9, PH) <small>OBP: 0.385, SLG: 0.438</small>		0-0 		1-0 		0-0 		0-0 	2 0 1 0 0 0 0 1 0 0 0 0 0 0		
<b>Inning Stats</b>	R: 2 H: 3 E: 0 LOB: 1 K: 0 BB: 1 S: 5 P: 9	R: 0 H: 0 E: 0 LOB: 0 K: 0 BB: 0 S: 3 P: 3	R: 0 H: 1 E: 0 LOB: 0 K: 0 BB: 0 S: 3 P: 3	R: 0 H: 1 E: 0 LOB: 2 K: 0 BB: 1 S: 4 P: 8	R: 0 H: 0 E: 0 LOB: 0 K: 0 BB: 0 S: 2 P: 3	R: 0 H: 1 E: 0 LOB: 1 K: 0 BB: 0 S: 4 P: 4	R: 0 H: 2 E: 0 LOB: 2 K: 1 BB: 0 S: 7 P: 7	R: 0 H: 1 E: 0 LOB: 1 K: 0 BB: 0 S: 4 P: 4	R: 0 H: 0 E: 0 LOB: 0 K: 0 BB: 0 S: 3 P: 3	1B: 9 SF: 0 2B: 1 SAC: 0 3B: 0 DP: 2 HR: 0 HBP: 1	WP: 0 PA: 37 PB: 0 SB: 0 CS: 1
<b>PITCHER</b> <b>Dick Drago, R</b> (1, 1) <small>ERA: 6.06</small>	IP WLS BF H R ER SO BB IBB HBP BLK WP HR S P ERA WHIP 9.0 W 36 9 2 2 1 1 1 1 1 0 0 0 35 44 2.00 1.111					<b>PITCHER</b> IP WLS BF H R ER SO BB IBB HBP BLK WP HR S P ERA WHIP					

**Detroit Tigers @ Kansas City Royals**  
 Royals Stadium, Kansas City, MO  
 Thu May 10 1973, 8:05 PM EDT  
 Att. 11,412 - Unknown - 73 F

[livebaseballscorecards.com](http://livebaseballscorecards.com)

Batter	1	2	3	4	5	6	7	8	9	AB	R	H	RBI	BB	SO	LOB
Freddie Patek, R OBP: 0.360, SLG: 0.356 (1, 6)	0-0 F3			0-0 L9 1B	0-0 K			4-0 1B BB		4	3	2	1	1	1	3
Steve Hovley, L OBP: 0.300, SLG: 0.345 (1, 9)	0-0 L9			0-0 L9 1-3	0-0 E 1B	0-3 K		0-0 1B		5	1	2	2	0	1	1
Amos Otis, R OBP: 0.336, SLG: 0.488 (1, 8)	0-0 L9			0-0 L9	0-0 E8 1B	0-0 L9		0-0 F8		5	1	1	0	0	0	2
John Mayberry, L OBP: 0.406, SLG: 0.540 (1, 3)		0-0 3-6 1B		0-0 2B 1B	0-3 K	0-0 F7				4	1	2	1	0	1	1
Ed Kirkpatrick, L OBP: 0.444, SLG: 0.650 (1, 7)		0-0 3-6 1-2f		0-0 2B 1B	0-0 2B		0-0 1-3			4	1	2	1	0	0	1
Cookie Rojas, R OBP: 0.362, SLG: 0.432 (1, 4)		0-0 F2		0-0 2B	0-0 1B 2B		0-0 6-3			4	0	2	2	0	0	0
Gail Hopkins, L OBP: 0.414, SLG: 0.391 Jim Wohlford, R (7, PH)			0-3 K2-3	4-0 BB	0-0 5-3		0-0 L9			2	0	0	0	1	1	1
Paul Schaal, R OBP: 0.395, SLG: 0.360 (1, 5)			4-0 L5-3 BB	0-0 1-3	0-0 BB 1B		0-0 F8			3	0	1	0	1	0	3
Carl Taylor, R OBP: 0.420, SLG: 0.300 Jerry May, R OBP: 0.235, SLG: 0.233 (7, 2)			0-0 L5-3		0-0 3B 1B		0-0 F6			2	1	1	0	1	0	1
										1	0	0	0	0	0	0

Inning Stats	R: 0	H: 0	E: 0	K: 0	S: 3	R: 0	H: 1	E: 0	K: 0	S: 3	R: 0	H: 0	E: 0	K: 1	S: 4	R: 2	H: 4	E: 0	K: 0	S: 7	R: 5	H: 7	E: 1	K: 2	S: 14	R: 0	H: 0	E: 0	K: 1	S: 5	R: 0	H: 0	E: 0	K: 0	S: 3	R: 1	H: 1	E: 0	K: 0	S: 4	R: 0	H: 0	E: 0	K: 0	S: 4	1B: 9	2B: 5	3B: 1	HR: 0	SF: 0	SAC: 0	DP: 2	HBP: 0	WP: 0	PB: 0	SB: 2	CS: 0	PA: 39
--------------	------	------	------	------	------	------	------	------	------	------	------	------	------	------	------	------	------	------	------	------	------	------	------	------	-------	------	------	------	------	------	------	------	------	------	------	------	------	------	------	------	------	------	------	------	------	-------	-------	-------	-------	-------	--------	-------	--------	-------	-------	-------	-------	--------

PITCHER	IP	WLS	BF	H	R	ER	SO	BB	IBB	HBP	BLK	WP	HR	S	P	ERA	WHIP
Joe Coleman, R ERA: 2.59 (1, 1)	4.0	L	21	9	6	6	1	2	0	0	0	0	0	21	29	13.50	2.750
John Hiller, L ERA: 4.15 (5, 1)	0.2		5	3	1	1	1	0	0	0	0	0	0	7	7	13.50	4.500
Lerrin LaGrow, R ERA: 3.74 (5, 1)	1.1		5	0	0	0	2	1	0	0	0	0	0	8	12	0.00	0.750
Fred Scherman, L ERA: 1.17 (7, 1)	2.0		8	1	1	1	0	1	0	0	0	0	0	7	11	4.50	1.000

BOTTOM

Detroit Tigers @ Kansas City Royals  
Royals Stadium, Kansas City, MO

Thu May 10 1973, 8:05 PM EDT  
Att: 11,412 - Unknown - 73 F

livebaseballscorecards.com

AB	35
R	8
H	13
RBI	7
BB	4
SO	4
LOB	13



Batter	1	2	3	4	5	6	7	8	9	AB R H RBI BB SO LOB	TOP											
Larry Hisle, R (1, 8) OBP: 0.352, SLG: 0.567	0-0 F8		0-0 2B		0-0 G5-4-3		4-0 FC4-6 BB		0-0 5-3	4 0 1 0 1 0 1												
Rod Carew, L (1, 4) OBP: 0.371, SLG: 0.434	0-0 1B		0-0 G3			0-0 1B E 5-3 1B	0-0 FC4-6 G6-4-3			4 1 2 0 0 0 3												
Harmon Killebrew, R (1, 3) OBP: 0.299, SLG: 0.290	0-3 K			0-0 2B 1B		0-0 5-3 1-2	0-0 G6-4-3 1-2f			4 0 1 0 0 1 4												
Tony Oliva, L (1, 10) OBP: 0.321, SLG: 0.373	0-0 G3			0-0 L4 1-3 2B		0-0 F2		0-0 4-1		4 0 1 0 0 0 2												
Bobby Darwin, R (1, 9) OBP: 0.296, SLG: 0.348		0-0 G4-6-3 1B		0-3 K 1B		0-0 E 1B 2-3 1B		0-0 FC4-6 1B		4 1 3 0 0 1 2												
Steve Braun, L (1, 5) OBP: 0.393, SLG: 0.467		0-0 G4-6-3 1-2f		4-0 IBB		0-0 E6 1B 1-3 3-H		0-0 FC4-6 1-2f		3 0 0 0 1 0 3												
Danny Thompson, R (1, 6) OBP: 0.276, SLG: 0.284		0-0 5-3		0-0 L4 2-3		0-0 1-2 3-H 1B		0-0 F5		4 0 1 1 0 0 4												
Phil Roof, R (1, 2) OBP: 0.279, SLG: 0.162			0-0 5-3		0-0 4-3	0-0 1-3			0-0 L4	3 0 0 0 0 0 2												
Jerry Terrell, R (9, PH) OBP: 0.333, SLG: 0.375										1 0 0 0 0 0 0												
Jim Holt, L (1, 7) OBP: 0.409, SLG: 0.557			0-0 F8		4-0 G5-4-3 BB		0-0 FC4-6 BB 1B		0-0 F8	3 0 1 0 1 0 0												
<b>Inning Stats</b>	R: 0 E: 0 K: 1 S: 6	H: 1 LOB: 1 BB: 0 P: 6	R: 0 E: 0 K: 0 S: 3	H: 1 LOB: 0 BB: 0 P: 3	R: 0 E: 0 K: 0 S: 4	H: 1 LOB: 1 BB: 0 P: 4	R: 0 E: 0 K: 1 S: 6	H: 2 LOB: 2 BB: 1 P: 10	R: 0 E: 0 K: 0 S: 2	H: 0 LOB: 0 BB: 1 P: 6	R: 2 E: 1 K: 0 S: 7	H: 3 LOB: 2 BB: 0 P: 7	R: 0 E: 0 K: 0 S: 3	H: 1 LOB: 1 BB: 1 P: 7	R: 0 E: 0 K: 0 S: 4	H: 1 LOB: 1 BB: 0 P: 4	R: 0 E: 0 K: 0 S: 3	H: 0 LOB: 0 BB: 0 P: 3	1B: 8 2B: 3 3B: 0 HR: 0	SF: 0 SAC: 0 DP: 4 HBP: 0	WP: 0 PB: 0 SB: 0 CS: 0	PA: 37
<b>PITCHER</b> Bruce Dal Canton, R (1, 1) ERA: 1.95	IP: 9.0 WLS: W BF: 37 H: 10 R: 2 ER: 0 SO: 2 BB: 2 IBB: 1 HBP: 0 BLK: 0 WP: 0 HR: 0 S: 38 P: 50 ERA: 0.00 WHIP: 1.333																					

Minnesota Twins @ Kansas City Royals  
Royals Stadium, Kansas City, MO  
Fri May 11 1973, 8:05 PM EDT  
Att. 19,565 - Unknown - 69 F

livebaseballscorecards.com

AB	34
R	2
H	10
RBI	1
BB	3
SO	2
LOB	21



Batter	1	2	3	4	5	6	7	8	9	AB	R	H	RBI	BB	SO	LOB
Freddie Patek, R OBP: 0.352, SLG: 0.347 Bobby Floyd, R OBP: 0.167, SLG: 0.167	0-3 K		0-3 K	0-3 K		0-0 F7				3	0	0	0	0	3	1
Steve Hovley, L OBP: 0.265, SLG: 0.303	0-0 5-3		0-0 L6		0-0 6-3	0-0 3-1				4	0	0	0	0	0	2
Amos Otis, R OBP: 0.341, SLG: 0.492	0-0 1B 2B		0-3 K		4-0 HR BB		0-0 F7			3	2	1	0	1	1	0
John Mayberry, L OBP: 0.417, SLG: 0.596	0-0 1B			0-0 2B 3B	0-0 HR		0-3 K			4	2	3	3	0	1	0
Ed Kirkpatrick, L OBP: 0.436, SLG: 0.643	0-0 6-3			0-0 1B SF8 2B	0-0 4-3		0-0 L7			4	1	1	1	0	0	1
Cookie Rojas, R OBP: 0.358, SLG: 0.426		0-0 F7		0-0 1B 1B	0-0 6-3			0-0 F8		4	1	1	0	0	0	0
Lou Piniella, R OBP: 0.309, SLG: 0.333		0-0 6-3		0-0 SF8 1B 1B		0-0 BB 1B		0-0 F9		3	0	1	1	0	0	0
Paul Schaal, R OBP: 0.407, SLG: 0.369		0-0 1B		0-0 3-1 1B		4-0 BB 1B		0-0 6-3		3	0	2	1	1	0	0
Carl Taylor, R OBP: 0.396, SLG: 0.279		0-3 K		0-0 3-1		0-3 K				3	0	0	0	0	2	4

Inning Stats	R: 1	H: 2	E: 0	K: 1	S: 7	H: 2	LOB: 1	BB: 0	P: 7	R: 0	H: 1	E: 0	K: 1	S: 6	H: 0	LOB: 0	BB: 0	P: 6	R: 0	H: 0	E: 0	K: 2	S: 7	R: 3	H: 4	E: 0	K: 1	S: 9	H: 1	LOB: 1	BB: 0	P: 9	R: 2	H: 1	E: 0	K: 0	S: 4	H: 1	LOB: 2	BB: 1	P: 10	R: 0	H: 0	E: 0	K: 1	S: 5	H: 0	LOB: 0	BB: 0	P: 5	R: 0	H: 0	E: 0	K: 0	S: 3	H: 0	LOB: 0	BB: 0	P: 3
1B: 5	SF: 1	2B: 2	SAC: 0	3B: 1	DP: 0	HR: 1	HBP: 0	WP: 0	PA: 35																																																		

PITCHER	IP	WLS	BF	H	R	ER	SO	BB	IBB	HBP	BLK	WP	HR	S	P	ERA	WHIP
Bert Blyleven, R ERA: 4.07	(1, 1)	4.1	L	22	8	6	6	5	1	0	0	0	0	31	35	12.46	2.077
Ray Corbin, R ERA: 2.11	(5, 1)	3.2		13	1	0	0	2	1	0	0	0	0	16	20	0.00	0.545

BOTTOM

Minnesota Twins @ Kansas City Royals  
 Royals Stadium, Kansas City, MO  
 Fri May 11 1973, 8:05 PM EDT  
 Att: 19,565 - Unknown - 69 F

livebaseballscores.com

AB	32
R	6
H	9
RBI	6
BB	2
SO	7
LOB	10



Batter	1	2	3	4	5	6	7	8	9	AB R H RBI BB SO LOB	TOP	
Jerry Terrell, R OBP: 0.286, SLG: 0.321 (1, 5) X	0-0 F9 ①		0-0 6-3 ②			0-0 4-3 ①		0-0 G3 ②		4 0 0 0 0 0 2		
Rod Carew, L OBP: 0.356, SLG: 0.414 (1, 4) S S S	0-3 K ②		0-0 F8 ③			0-0 6-3 ②		0-0 6-3 ③		4 0 0 1 0 1 1		
Larry Hise, R OBP: 0.339, SLG: 0.545 (1, 8) X	0-0 L1 ③				0-0 F9 ①	0-3 K ③			0-0 F9 ①	4 0 0 0 0 1 0		
Bobby Darwin, R OBP: 0.284, SLG: 0.333 (1, 9) S S S		0-3 K ①			0-3 K ②		0-0 6-3 ①		0-3 K ②	4 0 0 0 0 3 0		
Harmon Killebrew, R OBP: 0.309, SLG: 0.292 (1, 3) S S S Mike Adams, R (9, PR)		4-0 FC6-4 E BB		0-3 K ③		0-0 6-3 ②		0-0 1B		3 0 1 0 1 1 0 0 0 0 0 0 0 0		
Danny Walton, R OBP: 0.286, SLG: 0.432 (1, 10) X		0-0 E6 FC6-4 BB			0-0 F8 ①		0-0 F9 ③		0-0 F9 ③	4 0 0 0 0 0 2		
Danny Thompson, R OBP: 0.278, SLG: 0.286 (1, 6) X		0-0 FC6-4 ②			0-0 P4 ②					3 1 1 0 0 0 2		
Steve Brye, R OBP: 0.273, SLG: 0.200 (1, 7) X		0-0 F9 ③			0-0 5-3 ③					3 0 0 0 0 1 3		
Phil Roof, R OBP: 0.304, SLG: 0.250 (1, 2) S S S			0-3 K ①			0-0 4-3 6-3 2B		0-0 G3 ①		3 1 2 1 0 1 0		
<b>Inning Stats</b>	R: 0 H: 0 E: 0 LOB: 0 K: 1 BB: 0 S: 5 P: 5	R: 0 H: 0 E: 1 LOB: 2 K: 1 BB: 1 S: 6 P: 10	R: 0 H: 0 E: 0 LOB: 0 K: 1 BB: 0 S: 5 P: 5	R: 0 H: 0 E: 0 LOB: 0 K: 2 BB: 0 S: 7 P: 7	R: 0 H: 0 E: 0 LOB: 0 K: 0 BB: 0 S: 3 P: 3	R: 1 H: 1 E: 0 LOB: 0 K: 1 BB: 0 S: 6 P: 6	R: 0 H: 0 E: 0 LOB: 0 K: 0 BB: 0 S: 3 P: 3	R: 1 H: 2 E: 0 LOB: 1 K: 1 BB: 0 S: 7 P: 7	R: 0 H: 1 E: 0 LOB: 1 K: 1 BB: 0 S: 6 P: 6	1B: 2 SF: 0 2B: 2 SAC: 0 3B: 0 DP: 0 HR: 0 HBP: 0	WP: 0 PA: 33 PB: 0 SB: 0 CS: 0	
<b>PITCHER</b> Paul Splittorff, L (1, 1) ERA: 2.61	IP WLS BF H R ER SO BB IBB HBP BLK WP HR S P ERA WHIP	9.0 W 33 4 2 2 8 1 0 0 0 0 0 0 48 52 2.00 0.556										

Minnesota Twins @ Kansas City Royals  
 Royals Stadium, Kansas City, MO  
 Sat May 12 1973, 8:05 PM EDT  
 Att. 23,948 - Unknown - 63 F

AB	32
R	2
H	4
RBI	2
BB	1
SO	8
LOB	10



livebaseballscorecards.com



Batter	1	2	3	4	5	6	7	8	9	AB R H RBI BB SO LOB	TOP											
Jerry Terrell, R (1, 5) OBP: 0.250, SLG: 0.290	0-3 K2-3		0-0 5-3	0-0 SF8		0-0 SH3		0-0 E5		3 0 0 1 0 1 0												
Rod Carew, L (1, 4) OBP: 0.358, SLG: 0.446	0-0 L7		0-0 L8	0-0 S 1B		0-0 6-3		0-0 CS	0-0 HR	5 1 2 1 0 0 1												
Larry Hise, R (1, 8) OBP: 0.350, SLG: 0.552	0-3 K		0-0 1B	0-3 K		1-0 HBP			0-0 2B	4 2 2 0 0 2 2												
Tony Oliva, L (1, 10) Mike Adams, R (9, PR) OBP: 0.326, SLG: 0.388		0-0 F4	0-0 E BB 1B		0-0 G3	0-0 4-3			0-0 2B	5 0 2 2 0 0 2 0 0 0 0 0 0 0												
Steve Braun, L (1, 7) OBP: 0.404, SLG: 0.455		4-0 E 2B BB	4-0 E BB		4-0 S BB		0-0 G3		0-0 L6	2 1 0 0 3 0 1												
Joe Lis, R (1, 3) OBP: 0.188, SLG: 0.241		0-0 E4 2B	0-0 6-3		0-0 F2		0-3 K		0-3 K	5 0 0 0 0 2 5												
Jim Holt, L (1, 9) OBP: 0.408, SLG: 0.538		0-0 L8		0-0 FC5-4 1B SF8 1B		4-0 IBB		0-0 G3	0-3 K	4 1 1 0 1 1 3												
Danny Thompson, R (1, 6) OBP: 0.287, SLG: 0.307		0-0 2B		0-0 FC5-4 1B		0-0 P4		0-0 F7		4 0 2 1 0 0 2												
George Mitterwald, R (1, 2) OBP: 0.354, SLG: 0.350		0-3 K		0-0 FC5-4 1B		0-0 SH3 1B		0-3 K		4 0 1 0 0 2 4												
<b>Inning Stats</b>	R: 0 E: 0 K: 2 S: 7	H: 0 LOB: 0 BB: 0 P: 7	R: 1 E: 1 K: 1 S: 7	H: 1 LOB: 2 BB: 1 P: 11	R: 1 E: 1 K: 0 S: 5	H: 2 LOB: 2 BB: 1 P: 9	R: 1 E: 0 K: 1 S: 8	H: 3 LOB: 2 BB: 0 P: 8	R: 0 E: 0 K: 0 S: 3	H: 0 LOB: 2 BB: 2 P: 11	R: 0 E: 0 K: 0 S: 4	H: 1 LOB: 2 BB: 0 P: 5	R: 0 E: 0 K: 1 S: 5	H: 0 LOB: 0 BB: 0 P: 5	R: 0 E: 1 K: 1 S: 5	H: 0 LOB: 0 BB: 0 P: 5	R: 2 E: 0 K: 2 S: 10	H: 3 LOB: 1 BB: 0 P: 10	1B: 6 2B: 3 3B: 0 HR: 1	SF: 1 SAC: 1 DP: 0 HBP: 1	WP: 0 PB: 0 SB: 2 CS: 1	PA: 44
<b>PITCHER</b>	IP WLS BF H R ER SO BB IBB HBP BLK WP HR S P ERA WHIP																					
Steve Busby, R (1, 1) ERA: 4.57	8.0 L 37 7 3 2 6 3 1 1 0 0 0 0 44 61 2.25 1.250																					
Mike Jackson, L (9, 1) ERA: 6.75	1.0 6 3 2 2 2 0 0 0 0 0 0 1 10 10 18.00 3.000																					

Minnesota Twins @ Kansas City Royals  
Royals Stadium, Kansas City, MO  
Sun May 13 1973, 4:33 AM EDT  
Att. 25,661 - Unknown - 63 F

AB	36
R	5
H	10
RBI	5
BB	4
SO	8
LOB	20






Batter	1	2	3	4	5	6	7	8	9
<b>Freddie Patek, R</b> (1, 6) <small>OBP: 0.345, SLG: 0.339</small> <b>Hal McRae, R</b> (8, PH) <small>OBP: 0.278, SLG: 0.301</small> <b>Bobby Floyd, R</b> (9, 6) <small>OBP: 0.200, SLG: 0.200</small>	0-0 F3			0-0 P3		0-0 F2		0-0 F2	
<b>Steve Hovley, L</b> (1, 10) <small>OBP: 0.286, SLG: 0.300</small>	0-0 4-3			4-0 E BB		0-0 1B 1B		0-3 K	
<b>Amos Otis, R</b> (1, 8) <small>OBP: 0.342, SLG: 0.481</small>	0-0 F9			0-0 E5 1-2		0-0 1B		4-0 BB	
<b>John Mayberry, L</b> (1, 3) <small>OBP: 0.407, SLG: 0.564</small>		4-0 FC3-6 BB		0-3 K		0-3 K		0-0 F9	
<b>Ed Kirkpatrick, L</b> (1, 9) <small>OBP: 0.422, SLG: 0.609</small>		0-0 FC3-6 CS 1-2f		0-3 K		0-0 5-3		0-0 F9	
<b>Cookie Rojas, R</b> (1, 4) <small>OBP: 0.359, SLG: 0.438</small>		0-0 F9 1-2		0-0 F8		0-0 1-3		0-0 F8	
<b>Lou Piniella, R</b> (1, 7) <small>OBP: 0.299, SLG: 0.321</small>			0-0 P4		0-0 4-3		0-0 1-3		
<b>Paul Schaal, R</b> (1, 5) <small>OBP: 0.405, SLG: 0.358</small>			0-3 K		0-0 L9		0-0 1B		
<b>Carl Taylor, R</b> (1, 2) <small>OBP: 0.373, SLG: 0.250</small> <b>Gail Hopkins, L</b> (8, PH) <small>OBP: 0.400, SLG: 0.375</small> <b>Fran Healy, R</b> (9, 2) <small>OBP: 0.267, SLG: 0.286</small>			0-0 1-4-3		0-3 K		0-3 K		

AB	R	H	RBI	BB	SO	LOB
3	0	0	0	0	0	0
1	0	0	0	0	0	1
0	0	0	0	0	0	0
3	0	1	0	1	1	1
3	0	1	0	1	0	1
3	0	0	0	1	2	5
4	0	0	0	0	1	4
4	0	0	0	0	0	2
3	0	0	0	0	0	0
3	0	1	0	0	1	0
2	0	0	0	0	1	0
1	0	0	0	0	1	1
0	0	0	0	0	0	0

**MINNESOTA TWINS @ KANSAS CITY ROYALS**  
**ROYALS STADIUM, KANSAS CITY, MO**  
 Sun May 13 1973, 4:33 AM EDT  
 Att: 25,661 - Unknown - 63 F

AB	30
R	0
H	3
RBI	0
BB	3
SO	7
LOB	15



Inning Stats	R: 0	H: 0	E: 0	LOB: 0	K: 0	BB: 0	S: 3	P: 3
R: 0 H: 0 E: 0 LOB: 0 K: 0 BB: 0 S: 2 P: 6	R: 0 H: 0 E: 0 LOB: 0 K: 1 BB: 0 S: 5 P: 5	R: 0 H: 0 E: 1 LOB: 2 K: 2 BB: 1 S: 8 P: 12	R: 0 H: 0 E: 0 LOB: 0 K: 0 BB: 0 S: 3 P: 3	R: 0 H: 2 E: 0 LOB: 2 K: 2 BB: 0 S: 9 P: 9	R: 0 H: 0 E: 0 LOB: 0 K: 0 BB: 0 S: 3 P: 3	R: 0 H: 1 E: 0 LOB: 1 K: 2 BB: 0 S: 8 P: 8	R: 0 H: 0 E: 0 LOB: 1 K: 0 BB: 1 S: 3 P: 7	1B: 3 SF: 0 2B: 0 SAC: 0 3B: 0 DP: 0 HR: 0 HBP: 0

PITCHER	IP	WLS	BF	H	R	ER	SO	BB	IBB	HBP	BLK	WP	HR	S	P	ERA	WHIP
Dick Woodson, R (1, 1) ERA: 3.33	9.0	W	33	3	0	0	7	3	0	0	0	0	0	44	56	0.00	0.667

WP	PA
0	33

Batter	1	2	3	4	5	6	7	8	9	10	AB	R	H	RBI	BB	SO	LOB	TOP						
Vada Pinson, L OBP: 0.284, SLG: 0.329 (1, 7) X	0-0 5-3 ①			X 0-0 FC4-6 1B ①		X 0-0 F8 ①		X 0-0 L8 ③		X 0-0 F2 ③	5	0	1	0	0	0	2	<b>California Angels @ Kansas City Royals</b> Royals Stadium, Kansas City, MO Mon May 14 1973, 8:05 PM EDT Att: 10,053 - Unknown - 60 F						
Sandy Alomar Sr. S OBP: 0.212, SLG: 0.190 (1, 4) X	0-0 6-3 ②			X 0-0 FC4-6 S 1-2f HR ①		X 0-0 E S 1B ②			X 0-0 5-3 ①		4	1	1	0	0	0	1							
Bobby Valentine, R OBP: 0.315, SLG: 0.385 (1, 8) X	0-0 5-3 ③			0-3 K 1-2 ②		X 0-0 L9 1-3 ②			X 0-0 6-3 ②		4	0	0	0	0	1	2							
Frank Robinson, R OBP: 0.361, SLG: 0.506 (1, 10)		X 0-0 F8 ①		X 0-0 HR 2-H ③		0-3 K S S S ③			X 0-0 F9 ③		4	1	1	2	0	1	1							
Bob Oliver, R OBP: 0.299, SLG: 0.425 Ken Berry, R OBP: 0.354, SLG: 0.392 (1, 9) (10, 9)		0-3 K 0-3f ②		X 0-0 F7 ③			X 0-0 4-3 ①			X 0-0 F8 ①	4	0	0	0	0	1	0							
Al Gallagher, R OBP: 0.363, SLG: 0.275 (1, 5)		X 0-0 4-3 ③			X 0-0 F3 ①		X 0-0 F7 ②			X 0-0 F8 ②	4	0	0	0	0	0	0							
Jim Spencer, L OBP: 0.342, SLG: 0.406 (1, 3)			X 0-0 F8 ①		0-3 K 0-3f ②		X 0-0 L8 ③			X 0-0 F8 ②	4	1	1	0	0	1	0							
Rudy Meoli, L OBP: 0.407, SLG: 0.273 (1, 6)			X 0-0 F7 ②		X 0-0 1B ③			X 0-0 L8 ①		X 0-0 1B 1B ①	4	0	2	0	0	0	0							
Jeff Torborg, R OBP: 0.270, SLG: 0.333 Tom McCraw, L OBP: 0.333, SLG: 0.309 Art Kusnyer, R OBP: 0.241, SLG: 0.321 (1, 2) (10, PH) (10, 2)			0-3 K 0-3f ③		X 0-0 6-3 ③			X 0-0 F8 ②		X 0-0 1B 1-2 3-H 1B ②	3	0	0	0	0	1	1							
<b>Inning Stats</b>	R: 0 E: 0 K: 0 S: 3	H: 0 LOB: 0 BB: 0 P: 3	R: 0 E: 0 K: 1 S: 5	H: 0 LOB: 0 BB: 0 P: 5	R: 0 E: 0 K: 1 S: 5	H: 0 LOB: 0 BB: 0 P: 5	R: 2 E: 0 K: 1 S: 7	H: 2 LOB: 0 BB: 0 P: 7	R: 0 E: 0 K: 1 S: 6	H: 1 LOB: 1 BB: 0 P: 6	R: 0 E: 0 K: 1 S: 6	H: 1 LOB: 1 BB: 0 P: 6	R: 0 E: 0 K: 0 S: 3	H: 0 LOB: 0 BB: 0 P: 3	R: 0 E: 0 K: 0 S: 3	H: 0 LOB: 0 BB: 0 P: 3	R: 0 E: 0 K: 0 S: 3		H: 0 LOB: 0 BB: 0 P: 3	R: 1 E: 0 K: 0 S: 6	H: 3 LOB: 2 BB: 0 P: 6	1B: 6 2B: 0 3B: 0 HR: 1	SF: 0 SAC: 0 DP: 0 HBP: 0	WP: 0 PB: 0 SB: 2 CS: 0
<b>PITCHER</b> Dick Drago, R ERA: 5.32 (1, 1)	IP 10.0	WLS L	BF 37	H 7	R 3	ER 3	SO 5	BB 0	IBB 0	HBP 0	BLK 0	WP 0	HR 1	S 47	P 47	ERA 2.70	WHIP 0.700							

livebaseballscorecards.com

AB	37
R	3
H	7
RBI	3
BB	0
SO	5
LOB	7



Batter	1	2	3	4	5	6	7	8	9	10	AB R H RBI BB SO LOB	BOTTOM										
Paul Schaal, R (1, 5) OBP: 0.397, SLG: 0.345	0-0 F7		0-0 F8		0-0 6-3		4-0 1B BB			0-0 P6	4 0 0 0 1 0 0	<b>California Angels @ Kansas City Royals</b> Royals Stadium, Kansas City, MO Mon May 14 1973, 8:05 PM EDT Att. 10,053 - Unknown - 60 F  <a href="http://livebaseballscorecards.com">livebaseballscorecards.com</a>										
Steve Hovley, L (1, 9) OBP: 0.319, SLG: 0.318	0-0 FC6-4 1B		4-0 1B BB		0-0 F8		0-0 G6-4-3 1-3 1B			0-0 F8	4 1 2 0 1 0 0											
Amos Otis, R (1, 8) OBP: 0.344, SLG: 0.478	0-0 FC6-4 1-2f		0-0 1B 1B		0-0 1B 1B		0-0 G6-4-3 1-2f			0-0 P3	5 0 2 0 0 0 3											
John Mayberry, L (1, 3) OBP: 0.410, SLG: 0.561	0-0 F8		0-0 1B 1-3 2-H		0-0 1B 1-3					0-0 4-3	4 0 2 1 0 0 1											
Ed Kirkpatrick, L (1, 7) OBP: 0.415, SLG: 0.594		0-0 S 1B	0-3 K		0-0 F7					0-0 F9	4 0 1 0 0 1 4											
Cookie Rojas, R (1, 4) OBP: 0.357, SLG: 0.435 Freddie Patek, R (4, 6) OBP: 0.338, SLG: 0.331		0-0 F7 1-2		0-3 K		0-0 B3				0-3 K	1 0 0 0 0 0 1 3 0 0 0 0 2 0											
Lou Piniella, R (1, 10) OBP: 0.298, SLG: 0.345		0-3 K		0-0 HR		0-3 K				0-3 K	4 1 1 1 0 3 1											
Fran Healy, R (1, 2) OBP: 0.242, SLG: 0.258 Jim Wohlford, R (9, PH) Carl Taylor, R (10, 2) OBP: 0.373, SLG: 0.250		0-3 K		0-3 K		0-0 L9				0-3 K	3 0 0 0 0 2 1 1 0 0 0 0 1 0 0 0 0 0 0 0 0											
Bobby Floyd, R (1, 6) OBP: 0.143, SLG: 0.143			0-3 K		0-3 K		0-0 F8			0-0 4-3	4 0 0 0 0 2 0											
<b>Inning Stats</b>	R: 0 E: 0 K: 0 S: 4	H: 1 LOB: 1 BB: 0 P: 4	R: 0 E: 0 K: 2 S: 8	H: 1 LOB: 1 BB: 0 P: 8	R: 1 E: 0 K: 2 S: 9	H: 2 LOB: 2 BB: 1 P: 13	R: 1 E: 0 K: 3 S: 10	H: 1 LOB: 0 BB: 0 P: 10	R: 0 E: 0 K: 1 S: 5	H: 0 LOB: 0 BB: 0 P: 5	R: 0 E: 0 K: 1 S: 3		H: 1 LOB: 1 BB: 1 P: 7	R: 0 E: 0 K: 1 S: 5	H: 0 LOB: 0 BB: 0 P: 5	R: 0 E: 0 K: 2 S: 7	H: 0 LOB: 0 BB: 0 P: 7	R: 0 E: 0 K: 0 S: 3	H: 0 LOB: 0 BB: 0 P: 3	1B: 7 2B: 0 3B: 0 HR: 1	SF: 0 SAC: 0 DP: 1 HBP: 0	WP: 0 PB: 0 SB: 1 CS: 0
<b>PITCHER</b> Bill Singer, R (1, 1) ERA: 1.76	IP: 10.0 WLS: W BF: 39 H: 8 R: 2 ER: 2 SO: 11 BB: 2 IBB: 0 HBP: 0 BLK: 0 WP: 0 HR: 1 S: 59 P: 67 ERA: 1.80 WHIP: 1.000											<b>PITCHER</b>	IP: WLS: BF: H: R: ER: SO: BB: IBB: HBP: BLK: WP: HR: S: P: ERA: WHIP:									



Batter	1	2	3	4	5	6	7	8	9	AB R H RBI BB SO LOB	TOP		
Vada Pinson, L (1, 7) OBP: 0.290, SLG: 0.333	0-0 F9 SH1-3 1B	0-0 F9			0-0 FC6-4 1B		0-0 P5		0-0 G4-6-3 1-2f	5 1 2 0 0 0 1			
Sandy Alomar Sr., S (1, 4) OBP: 0.204, SLG: 0.183	0-0 SH1-3 1-2		0-0 1-3		0-0 F2		0-0 F7		0-0 4-3	4 0 0 0 0 0 1			
Bobby Valentine, R (1, 8) OBP: 0.313, SLG: 0.380	0-0 F9 2-3		0-0 6-3		0-0 FC6-4 1-2f		0-0 1B 1B			4 0 1 0 0 0 2			
Frank Robinson, R (1, 10) OBP: 0.366, SLG: 0.500	4-0 1B 1B BB		0-0 F7		0-0 5-3		0-0 1-2 1B			3 1 1 0 1 0 0			
Bob Oliver, R (1, 9) OBP: 0.308, SLG: 0.464	0-0 1B 1-3		0-0 1-3		0-0 HR		0-0 F9			4 1 2 2 0 0 2			
Ken Berry, R (7, 9) OBP: 0.354, SLG: 0.392	3-H 1B									0 0 0 0 0 0 0			
Al Gallagher, R (1, 5) OBP: 0.369, SLG: 0.288	0-0 1-3 3-H 1B		0-0 F9		0-0 1B 1B		0-0 1-3 1B		0-0 1-3	4 0 2 1 0 0 0			
Jim Spencer, L (1, 3) OBP: 0.337, SLG: 0.397	0-0 F7		0-0 1B		0-0 F9		0-0 F9		0-0 4-3	4 0 1 0 0 0 3			
Rudy Meoli, L (1, 6) OBP: 0.387, SLG: 0.269		0-0 4-3		0-0 4-3		0-0 1-3 1B		0-0 5-3		4 0 1 0 0 0 1			
Jeff Torborg, R (1, 2) OBP: 0.268, SLG: 0.325		0-0 5-3		0-0 6-3		0-0 6-3		0-0 G4-6-3 1B		4 0 1 0 0 0 2			
<b>Inning Stats</b>	R: 2 H: 3 E: 0 LOB: 2 K: 0 BB: 1 S: 6 P: 10	R: 0 H: 0 E: 0 LOB: 0 K: 0 BB: 0 S: 3 P: 3	R: 0 H: 0 E: 0 LOB: 0 K: 0 BB: 0 S: 3 P: 3	R: 0 H: 1 E: 0 LOB: 1 K: 0 BB: 0 S: 4 P: 4	R: 0 H: 1 E: 0 LOB: 1 K: 0 BB: 0 S: 4 P: 4	R: 1 H: 3 E: 0 LOB: 2 K: 0 BB: 0 S: 6 P: 6	R: 0 H: 2 E: 0 LOB: 2 K: 0 BB: 0 S: 5 P: 5	R: 0 H: 0 E: 0 LOB: 0 K: 0 BB: 0 S: 3 P: 3	R: 0 H: 1 E: 0 LOB: 0 K: 0 BB: 0 S: 3 P: 3	1B: 10 SF: 0 2B: 0 SAC: 1 3B: 0 DP: 1 HR: 1 HBP: 0	WP: 0 PA: 38 PB: 0 SB: 0 CS: 0		
<b>PITCHER</b>	IP WLS BF H R ER SO BB IBB HBP BLK WP HR S P ERA WHIP											<b>PITCHER</b>	IP WLS BF H R ER SO BB IBB HBP BLK WP HR S P ERA WHIP
Bruce Dal Canton, R (1, 1) ERA: 2.32	5.2 L 26 8 3 3 0 1 0 0 0 0 0 1 25 29 4.76 1.588												
Gene Garber, R (6, 1) ERA: 1.38	3.1 12 3 0 0 0 0 0 0 0 0 0 0 12 12 0.00 0.900												
Gene Garber, R (9, 1) ERA: 1.38	3.1 12 3 0 0 0 0 0 0 0 0 0 0 12 12 0.00 0.900												

California Angels @ Kansas City Royals  
Royals Stadium, Kansas City, MO  
Tue May 15 1973, 8:05 PM EDT  
Att. 12,205 - Unknown

livebaseballscorecards.com

AB 36  
R 3  
H 11  
RBI 3  
BB 1  
SO 0  
LOB 12



Batter	1	2	3	4	5	6	7	8	9	AB R H RBI BB SO LOB
Freddie Patek, R OBP: 0.329, SLG: 0.321 (1, 6)	0-3 K ①		0-3 K ②			0-0 F8 ②			0-0 F3 ①	4 0 0 0 0 2 1
Steve Hovley, L OBP: 0.314, SLG: 0.298 (1, 9)	4-0 S BB ①		0-0 1-3 ③			0-0 5-3 ③			0-3 K ②	3 0 0 0 1 1 1
Amos Otis, R OBP: 0.335, SLG: 0.465 (1, 8)	0-3 K ②			0-0 F9 ①			0-0 6-3 ①		0-0 F9 ③	4 0 0 0 0 1 1
John Mayberry, L OBP: 0.401, SLG: 0.547 (1, 3)	0-3 K ③			0-3 K ②			0-3 K ②			3 0 0 0 0 3 1
Cookie Rojas, R OBP: 0.349, SLG: 0.425 (1, 4)		0-0 L4 ①		0-0 F9 ③			0-0 F9 ③			3 0 0 0 0 0 0
Ed Kirkpatrick, L OBP: 0.404, SLG: 0.576 (1, 10) (9, 2)		0-0 1-3 ②			0-0 F8 ①			0-3 K ①		3 0 0 0 0 1 0
Lou Piniella, R OBP: 0.290, SLG: 0.336 (1, 7)		0-3 K ③			0-0 F9 ②			0-0 F9 ②		3 0 0 0 0 1 0
Paul Schaal, R OBP: 0.396, SLG: 0.339 (1, 5)			0-3 K ①		0-3 K ③			4-0 BB ①		2 0 0 0 1 2 0
Carl Taylor, R OBP: 0.377, SLG: 0.245 (1, 2) Gail Hopkins, L OBP: 0.387, SLG: 0.360 (8, PH) Gene Garber, R (9, 1)			4-0 BB ①			0-3 K ①		0-0 P6 ③		1 0 0 0 1 1 0 1 0 0 0 0 0 1 0 0 0 0 0 0 0

Inning Stats	R: 0	H: 0	E: 0	K: 3	S: 9	LOB: 1	BB: 1	P: 13	R: 0	H: 0	E: 0	K: 1	S: 5	LOB: 0	BB: 0	P: 5	R: 0	H: 0	E: 0	K: 2	S: 7	LOB: 1	BB: 1	P: 11	R: 0	H: 0	E: 0	K: 1	S: 5	LOB: 0	BB: 0	P: 5	R: 0	H: 0	E: 0	K: 1	S: 5	LOB: 0	BB: 0	P: 5	R: 0	H: 0	E: 0	K: 1	S: 5	LOB: 0	BB: 0	P: 5	R: 0	H: 0	E: 0	K: 1	S: 5	LOB: 1	BB: 1	P: 9	R: 0	H: 0	E: 0	K: 1	S: 5	LOB: 0	BB: 0	P: 5	1B: 0	2B: 0	3B: 0	HR: 0	SF: 0	SAC: 0	DP: 0	HBP: 0
--------------	------	------	------	------	------	--------	-------	-------	------	------	------	------	------	--------	-------	------	------	------	------	------	------	--------	-------	-------	------	------	------	------	------	--------	-------	------	------	------	------	------	------	--------	-------	------	------	------	------	------	------	--------	-------	------	------	------	------	------	------	--------	-------	------	------	------	------	------	------	--------	-------	------	-------	-------	-------	-------	-------	--------	-------	--------

PITCHER	IP	WLS	BF	H	R	ER	SO	BB	IBB	HBP	BLK	WP	HR	S	P	ERA	WHIP
Nolan Ryan, R ERA: 2.71 (1, 1)	9.0	W	30	0	0	0	12	3	0	0	0	0	0	51	63	0.00	0.333

BOTTOM

California Angels @ Kansas City Royals  
 Royals Stadium, Kansas City, MO  
 Tue May 15 1973, 8:05 PM EDT  
 Att. 12,205 - Unknown

livebaseballscorecards.com

AB	27
R	0
H	0
RBI	0
BB	3
SO	12
LOB	5



WP	PA	ERA	WHIP
0	30		

Batter	1	2	3	4	5	6	7	8	9	AB R H RBI BB SO LOB	TOP																	
Paul Schaal, R (1, 5) OBP: 0.392, SLG: 0.336	0-0 F8		0-0 G6-4-3			0-0 1B		0-3 K		4 0 1 0 0 1 2	<b>Kansas City Royals @ Texas Rangers</b> Arlington Stadium, Arlington, TX Wed May 16 1973, 8:05 PM EDT Att: 16,663 - Unknown <a href="http://livebaseballscorecards.com">livebaseballscorecards.com</a>																	
Cookie Rojas, R (1, 4) OBP: 0.353, SLG: 0.428	0-0 1B		0-0 5-3			0-0 1B		0-0 F7		4 0 2 0 0 0 1																		
Amos Otis, R (1, 8) OBP: 0.346, SLG: 0.473	0-0 1B			0-0 6-3		0-0 1B		0-0 1B		4 0 3 0 0 0 0																		
John Mayberry, L (1, 3) OBP: 0.391, SLG: 0.529	0-3 K			0-0 3-1		0-0 L8		0-0 F8		4 0 0 0 0 1 6																		
Ed Kirkpatrick, L (1, 9) OBP: 0.398, SLG: 0.563	0-0 F7			0-0 P6		0-0 2B		0-0 F9		4 0 1 0 0 0 2																		
Lou Piniella, R (1, 7) OBP: 0.289, SLG: 0.342		0-0 6-3			0-0 F8	0-0 1B		0-0 2-3		4 1 1 0 0 0 0																		
Hal McRae, R (1, 10) OBP: 0.273, SLG: 0.294		0-3 K			0-0 F9	0-0 P4		4-0 CS	BB	2 0 0 0 0 1 0																		
Gail Hopkins, L (7, PH) OBP: 0.394, SLG: 0.346								BB	BB	1 0 0 0 1 0 1																		
Jim Wohlford, R (9, PR)								BB	BB	0 0 0 0 0 0 0																		
Freddie Patek, R (1, 6) OBP: 0.329, SLG: 0.321		0-0 G3			0-0 F9	0-0 CS		0-0 CS		3 0 1 1 0 0 0																		
Carl Taylor, R (1, 2) OBP: 0.375, SLG: 0.235			4-0 BB			0-0 F9	0-0 CS	0-0 E6		2 0 0 0 1 0 0																		
<b>Inning Stats</b>	R: 0 E: 0 K: 1 S: 7	H: 2 LOB: 2 BB: 0 P: 7	R: 0 E: 0 K: 1 S: 5	H: 0 LOB: 0 BB: 0 P: 5	R: 0 E: 0 K: 0 S: 2	H: 0 LOB: 0 BB: 1 P: 6	R: 0 E: 0 K: 0 S: 3	H: 0 LOB: 0 BB: 0 P: 3	R: 0 E: 0 K: 0 S: 3	H: 0 LOB: 0 BB: 0 P: 3	R: 0 E: 0 K: 0 S: 5	H: 3 LOB: 2 BB: 0 P: 5	R: 1 E: 0 K: 0 S: 4	H: 3 LOB: 0 BB: 0 P: 4	R: 0 E: 1 K: 1 S: 7	H: 1 LOB: 2 BB: 0 P: 7	R: 0 E: 0 K: 0 S: 2	H: 0 LOB: 1 BB: 1 P: 6	1B: 8 2B: 1 3B: 0 HR: 0	SF: 0 SAC: 0 DP: 1 HBP: 0	WP: 0 PB: 0 SB: 0 CS: 2	PA: 36						
<b>PITCHER</b>	IP WLS BF H R ER SO BB IBB HBP BLK WP HR S P ERA WHIP																											
Pete Broberg, R (1, 1) ERA: 5.44	6.1		24	7	1	1	2	1	0	0	0	0	0	0	27	31	1.42	1.263										
Steve Foucault, R (7, 1) ERA: 1.96	2.2	W	10	2	0	0	1	1	0	0	0	0	0	11	15	0.00	1.125											



Batter	1	2	3	4	5	6	7	8	9	AB R H RBI BB SO LOB
<b>Davey Nelson, R</b> OBP: 0.329, SLG: 0.419 (1, 4)	0-0 S 1B		0-0 FC6-2 3-H			0-0 5-3		0-0 4-3		4 1 1 0 0 0 1
<b>Vic Harris, S</b> OBP: 0.228, SLG: 0.265 (1, 8)	0-0 F9 1-2		0-0 6-3			0-3 K			0-0 F7	4 0 0 0 0 1 2
<b>Toby Harrah, R</b> OBP: 0.333, SLG: 0.364 (1, 5)	0-3 K			0-0 P6		0-3 K			0-0 BB WP FC6-2 1B	4 0 1 0 0 2 1
<b>Alex Johnson, R</b> OBP: 0.336, SLG: 0.385 (1, 7)	0-0 1B 2-H			0-0 E6 G3			0-0 F8		4-0 FC6-2 BB 1B IBB	3 1 1 1 1 0 0
<b>Rico Carty, R</b> OBP: 0.277, SLG: 0.245 (1, 10)		0-3 K		0-0 G3			0-0 FC6-4 1B		4-0 1B FC6-2 BB	3 0 1 0 1 1 1 0 0 0 0 0 0 0
<b>Joe Lovitto, S</b> OBP: 0.211, SLG: 0.171 (9, PR)				2-3					1-2 2-3 BB	
<b>Jeff Burroughs, R</b> OBP: 0.292, SLG: 0.421 (1, 9)		0-0 5-3		0-0 5-3			0-0 FC6-4 FC4 1-2f		0-0 FC6-2 1B	4 0 0 0 0 0 5
<b>Larry Bittner, L</b> OBP: 0.195, SLG: 0.211 (1, 3)		0-0 F9			0-0 6-3		0-0 FC4 1-2f		0-0 1B	4 0 1 1 0 0 1
<b>Ken Suarez, R</b> OBP: 0.352, SLG: 0.420 (1, 2)			0-0 4-3 S FC6-2 1B		0-0 6-3			0-0 P4		3 0 1 0 0 0 0
<b>Jim Mason, L</b> OBP: 0.324, SLG: 0.355 (1, 6)			0-0 4-3		0-3 K			0-0 4-3		3 0 0 0 0 1 1

Inning Stats	R: 1 E: 0 K: 1 S: 6	H: 2 LOB: 1 BB: 0 P: 6	R: 0 E: 0 K: 1 S: 5	H: 0 LOB: 0 BB: 0 P: 5	R: 0 E: 0 K: 0 S: 4	H: 1 LOB: 1 BB: 0 P: 4	R: 0 E: 1 K: 0 S: 4	H: 0 LOB: 1 BB: 0 P: 4	R: 0 E: 0 K: 1 S: 5	H: 0 LOB: 0 BB: 0 P: 5	R: 0 E: 0 K: 2 S: 7	H: 0 LOB: 0 BB: 0 P: 7	R: 0 E: 0 K: 0 S: 4	H: 1 LOB: 1 BB: 0 P: 4	R: 0 E: 0 K: 0 S: 3	H: 0 LOB: 0 BB: 0 P: 3	R: 1 E: 0 K: 0 S: 4	H: 2 LOB: 3 BB: 2 P: 12	1B: 6 2B: 0 3B: 0 HR: 0	SF: 0 SAC: 0 DP: 0 HBP: 0
--------------	------------------------------	---------------------------------	------------------------------	---------------------------------	------------------------------	---------------------------------	------------------------------	---------------------------------	------------------------------	---------------------------------	------------------------------	---------------------------------	------------------------------	---------------------------------	------------------------------	---------------------------------	------------------------------	----------------------------------	----------------------------------	------------------------------------


PITCHER	IP	WLS	BF	H	R	ER	SO	BB	IBB	HBP	BLK	WP	HR	S	P	ERA	WHIP
<b>Paul Splittorf, L</b> ERA: 2.56 (1, 1)	8.1	L	30	5	2	2	5	0	0	0	0	0	0	40	40	2.16	0.600
<b>Doug Bird, R</b> ERA: 1.5 (9, 1)	0.1		4	1	0	0	0	1	1	0	0	1	0	2	10	0.00	6.000

**BOTTOM**

**Kansas City Royals @ Texas Rangers**  
Arlington Stadium, Arlington, TX

Wed May 16 1973, 8:05 PM EDT  
Att. 16,663 - Unknown

AB	32
R	2
H	6
RBI	2
BB	2
SO	5
LOB	12



WP	PA	ERA	WHIP
1	34		
0			
2			
0			

Batter	1	2	3	4	5	6	7	8	9	AB R H RBI BB SO LOB	TOP		
Freddie Patek, R (1, 6) OBP: 0.325, SLG: 0.317	0-3 K	0-0 F7			0-0 P4		0-0 HR 1B		0-0 G4-3	5 1 1 0 0 1 4			
Cookie Rojas, R (1, 4) OBP: 0.344, SLG: 0.415	0-0 F7		0-0 6-3		0-0 6-3		0-0 F8			4 0 0 0 0 0 2			
John Mayberry, L (1, 3) OBP: 0.394, SLG: 0.552	0-0 4-3		0-0 BB 1B		0-0 1-3		0-0 HR			4 1 2 3 0 0 0			
Ed Kirkpatrick, L (1, 9) OBP: 0.393, SLG: 0.551		0-0 E8 E 1B	0-0 F9		0-0 F8		0-0 4-3			4 1 1 0 0 0 1			
Amos Otis, R (1, 8) OBP: 0.356, SLG: 0.497		0-0 E8 SH1-3 1B 2-H	4-0 FC6-4 BB		0-0 HR		0-0 6-3			3 2 2 2 1 0 0			
Lou Piniella, R (1, 7) OBP: 0.282, SLG: 0.333		0-0 SH1-3 2-3	0-0 FC6-4 1-2		0-0 F9		0-0 P6			3 0 0 0 0 0 2			
Jim Wohlford, R (1, 10) OBP: 0.167, SLG: 0.167		0-0 1-3 1B 3-H		0-0 L9		0-0 4-3		0-0 F5		4 0 1 1 0 0 0			
Kurt Bevacqua, R (1, 5) OBP: 0.286, SLG: 0.231		0-0 1-3 1B 1-2		0-0 K		0-0 F8		4-0 G4-3 BB		3 0 1 0 1 1 0			
Fran Healy, R (1, 2) OBP: 0.270, SLG: 0.265		0-0 1-3 1B 1-2 2-3		0-3 K		0-0 F8 HR 1B		4-0 G4-3 BB		3 1 1 0 1 1 2			
<b>Inning Stats</b>	R: 0 E: 0 K: 1 S: 5 H: 0 LOB: 0 BB: 0 P: 5	R: 2 E: 2 K: 0 S: 7 H: 4 LOB: 2 BB: 0 P: 7	R: 0 E: 0 K: 0 S: 4 H: 1 LOB: 2 BB: 1 P: 8	R: 0 E: 0 K: 2 S: 7 H: 0 LOB: 0 BB: 0 P: 7	R: 0 E: 0 K: 0 S: 3 H: 0 LOB: 0 BB: 0 P: 3	R: 1 E: 0 K: 0 S: 4 H: 1 LOB: 0 BB: 0 P: 4	R: 3 E: 0 K: 0 S: 6 H: 3 LOB: 0 BB: 0 P: 6	R: 0 E: 0 K: 0 S: 3 H: 0 LOB: 0 BB: 0 P: 3	R: 0 E: 0 K: 0 S: 1 H: 0 LOB: 0 BB: 2 P: 9	1B: 7 2B: 0 3B: 0 HR: 2 SF: 0 SAC: 1 DP: 1 HBP: 0	WP: 0 PB: 0 SB: 0 CS: 0 PA: 37		
<b>PITCHER</b>	IP WLS BF H R ER SO BB IBB HBP BLK WP HR S P ERA WHIP											<b>PITCHER</b>	IP WLS BF H R ER SO BB IBB HBP BLK WP HR S P ERA WHIP
Sonny Siebert, R (1, 1) ERA: 3.38	6.0 L 25 6 3 3 3 1 0 0 0 0 0 1 30 34 4.50 1.167												
Charlie Hudson, L (7, 1) ERA: 6.23	1.0 6 3 3 3 0 0 0 0 0 0 0 1 6 6 27.00 3.000												
Steve Dunning, R (8, 1) ERA: 5.68	2.0 6 0 0 0 0 2 0 0 0 0 0 0 4 12 0.00 1.000												

**Kansas City Royals @ Texas Rangers**  
 Arlington Stadium, Arlington, TX  
 Thu May 17 1973, 8:05 PM EDT  
 Att. 5,522 - Unknown

[livebaseballscorecards.com](http://livebaseballscorecards.com)

<b>AB</b>	<b>33</b>
<b>R</b>	<b>6</b>
<b>H</b>	<b>9</b>
<b>RBI</b>	<b>6</b>
<b>BB</b>	<b>3</b>
<b>SO</b>	<b>3</b>
<b>LOB</b>	<b>11</b>







Batter	1	2	3	4	5	6	7	8	9	AB R H RBI BB SO LOB	TOP	
Freddie Patek, R (1, 6) OBP: 0.327, SLG: 0.310	4-0 1-3 2B BB	4-0 1-2 5-3 BB		0-0 1-3 4-3		0-0 1-2f FC3-6 E		0-0 5-3		3 1 0 0 2 0 3		
Cookie Rojas, R (1, 4) OBP: 0.333, SLG: 0.401	0-0 1-2 1-3	0-0 1-2 2-3 5-3		0-0 6-3		0-0 1-3 E3		0-0 5-3		5 0 0 0 0 0 5		
Amos Otis, R (1, 8) OBP: 0.351, SLG: 0.494	0-0 2-H 2B	0-0 F9			0-0 2B E1	0-0 F3		0-0 P4		5 1 1 1 0 0 4		
John Mayberry, L (1, 3) OBP: 0.394, SLG: 0.543	4-0 BB		0-0 G6-4-3 1B		0-0 F5		0-3 K	0-0 4-3		4 0 1 0 1 1 1		
Lou Piniella, R (1, 7) OBP: 0.281, SLG: 0.339	0-3 K		0-0 G6-4-3 1-2f		0-0 2B		0-0 6-3			4 0 1 1 0 1 3		
Hal McRae, R (1, 9) OBP: 0.262, SLG: 0.281	0-3 K		0-0 F8		0-0 L9		0-0 F3			4 0 0 0 0 1 3		
Jim Wohlford, R (1, 10) OBP: 0.300, SLG: 0.800		0-0 HR		0-0 1B 3B	0-0 1-3			0-0 L3		4 2 2 1 0 0 1		
Paul Schaal, R (1, 5) OBP: 0.381, SLG: 0.325		0-0 L9		0-0 4-3		0-0 4-3		0-0 P4		4 0 0 0 0 0 1		
Fran Healy, R (1, 2) OBP: 0.341, SLG: 0.324		0-0 5-3 BB 1B		0-0 4-3 WP 1B 3-H		0-0 FC3-6 1B		4-0 BB		3 0 3 1 1 0 0		
<b>Inning Stats</b>	R: 1 E: 0 K: 2 S: 8 H: 1 LOB: 2 BB: 2 P: 16	R: 1 E: 0 K: 0 S: 5 H: 2 LOB: 2 BB: 1 P: 9	R: 0 E: 0 K: 0 S: 3 H: 1 LOB: 0 BB: 0 P: 3	R: 1 E: 0 K: 0 S: 5 H: 2 LOB: 1 BB: 0 P: 5	R: 1 E: 1 K: 0 S: 5 H: 1 LOB: 1 BB: 0 P: 5	R: 0 E: 1 K: 0 S: 5 H: 1 LOB: 2 BB: 0 P: 5	R: 0 E: 0 K: 1 S: 5 H: 0 LOB: 0 BB: 0 P: 5	R: 0 E: 0 K: 0 S: 3 H: 0 LOB: 1 BB: 1 P: 7	R: 0 E: 0 K: 0 S: 3 H: 0 LOB: 0 BB: 0 P: 3	1B: 4 2B: 2 3B: 1 HR: 1 SF: 0 SAC: 0 DP: 1 HBP: 0	WP: 1 PB: 0 SB: 0 CS: 0 PA: 40	
<b>PITCHER</b> Ken Holtzman, L (1, 1) ERA: 1.44	IP WLS BF H R ER SO BB IBB HBP BLK WP HR S P ERA WHIP											
	9.0 W 40 8 4 3 3 4 0 0 0 1 1 42 58 3.00 1.333											

Kansas City Royals @ Oakland Athletics  
Oakland-Alameda County Coliseum, Oakland, CA

Fri May 18 1973, 7:05 PM PDT  
Att. 7,535 - Unknown

livebaseballscorecards.com

AB	36
R	4
H	8
RBI	4
BB	4
SO	3
LOB	21





Batter	1	2	3	4	5	6	7	8	9	AB R H RBI BB SO LOB	TOP									
Freddie Patek, R (1, 6) OBP: 0.320, SLG: 0.301	0-0 5-3		0-0 F8			0-0 F9	0-0 F7			4 0 0 0 0 0 2										
Kurt Bevacqua, R (1, 4) OBP: 0.313, SLG: 0.276	4-0 3-6 BB			0-0 F8		0-0 HR 2B		0-0 1-3		3 1 1 0 1 0 0										
Bobby Floyd, R (8, 4) OBP: 0.143, SLG: 0.143										0 0 0 0 0 0 0										
John Mayberry, L (1, 3) OBP: 0.396, SLG: 0.538	0-0 3-6 1-2f			0-0 4-3		4-0 HR BB		0-0 1B		3 1 1 0 1 0 1										
Amos Otis, R (1, 8) OBP: 0.349, SLG: 0.506		0-0 L7		0-0 F9		0-0 HR 1-H 2-H		0-0 F7		4 1 1 3 0 0 1										
Lou Piniella, R (1, 7) OBP: 0.281, SLG: 0.359		0-0 F9			0-0 L5		0-0 HR	0-0 L8		4 1 1 1 0 0 1										
Jim Wohlford, R (1, 10) OBP: 0.214, SLG: 0.571		0-0 3-1			0-0 6-3	0-3 K		0-0 6-3		4 0 0 0 0 1 0										
Hal McRae, R (1, 9) OBP: 0.257, SLG: 0.275			0-0 P4		0-0 6-3		0-0 F9	0-0 G6-4-3 1B		2 0 0 0 0 0 0										
Steve Hovley, L (7, PH) (7, 9) OBP: 0.321, SLG: 0.306										2 0 1 0 0 0 0										
Paul Schaal, R (1, 5) OBP: 0.384, SLG: 0.362		0-0 F8				0-0 HR	0-0 2B	0-0 G6-4-3 1-2f		4 1 2 1 0 0 1										
Fran Healy, R (1, 2) OBP: 0.341, SLG: 0.325			0-0 1B		0-0 6-3	0-3 K	0-3 K			3 0 1 0 0 1 1										
<b>Inning Stats</b>	R: 0 E: 0 K: 0 S: 2	H: 0 LOB: 0 BB: 1 P: 6	R: 0 E: 0 K: 0 S: 3	H: 0 LOB: 0 BB: 0 P: 3	R: 0 E: 0 K: 0 S: 4	H: 1 LOB: 1 BB: 0 P: 4	R: 0 E: 0 K: 0 S: 3	H: 0 LOB: 0 BB: 0 P: 3	R: 0 E: 0 K: 1 S: 9	H: 4 LOB: 0 BB: 1 P: 13	R: 0 E: 0 K: 1 S: 6	H: 1 LOB: 1 BB: 0 P: 6	R: 0 E: 0 K: 0 S: 4	H: 1 LOB: 1 BB: 0 P: 4	R: 0 E: 0 K: 0 S: 3	H: 1 LOB: 0 BB: 0 P: 3	1B: 3 2B: 3 3B: 0 HR: 3	SF: 0 SAC: 0 DP: 2 HBP: 0	WP: 0 PB: 0 SB: 0 CS: 0	PA: 35
<b>PITCHER</b>	IP WLS BF H R ER SO BB IBB HBP BLK WP HR S P ERA WHIP																			
Vida Blue, L (1, 1) ERA: 4.5	5.2 L 23 5 5 5 0 2 0 0 0 0 0 3 21 29 7.94 1.235																			
Rollie Fingers, R (6, 1) ERA: 1.55	1.1 5 1 0 0 2 0 0 0 0 0 0 0 9 9 0.00 0.750																			
Darold Knowles, L (8, 1) ERA: 3.0	1.0 4 1 0 0 0 0 0 0 0 0 0 0 4 4 0.00 1.000																			
Paul Lindblad, L (9, 1) ERA: 9.45	1.0 3 1 0 0 0 0 0 0 0 0 0 0 0 3 3 0.00 1.000																			

Kansas City Royals @ Oakland Athletics  
Oakland-Alameda County Coliseum, Oakland, CA

Sat May 19 1973, 3:33 AM PDT  
Att: 27,912 - Unknown

livebaseballscorecards.com

AB 33  
R 5  
H 8  
RBI 5  
BB 2  
SO 2  
LOB 7



Batter	1	2	3	4	5	6	7	8	9	AB	R	H	RBI	BB	SO	LOB	
Bert Campaneris, R OBP: 0.347, SLG: 0.370 (1, 6) X	0-0 6-3 ①			4-0 L6-3 BB ①		0-3 K ③		0-3 K ③		3	0	0	0	1	2	0	
Joe Rudi, R OBP: 0.281, SLG: 0.378 (1, 7) X	0-0 6-3 ②			0-0 L6-3 1-2 ① ②			0-0 F9 ①		4-0 1B BB ①	3	1	0	0	1	0	1	
Gene Tenace, R OBP: 0.389, SLG: 0.489 (1, 3) X	0-0 F7 ③			0-3 K ③			0-3 K ②		0-3 K ①	4	0	0	0	0	3	1	
Reggie Jackson, L OBP: 0.393, SLG: 0.500 (1, 9) X		0-0 6-3 ①			0-0 F9 1B ①			0-0 E 1B ①		0-0 1B 1B 1-2 ①	4	0	3	0	0	0	
Deron Johnson, R OBP: 0.322, SLG: 0.422 (1, 10) X		0-0 5-3 ②			0-0 F9 1-2 ①			0-0 E6 1-2 ①		0-0 FC5-4 1B 1-2 2-H ①	4	0	1	1	0	0	2
Sal Bando, R OBP: 0.357, SLG: 0.427 (1, 5) X		0-0 6-3 ③			0-0 F8 ②			0-0 6-3 ③		0-3 K ②	4	0	0	0	0	1	5
Ray Fosse, R OBP: 0.322, SLG: 0.381 (1, 2) X			0-0 4-3 ①		0-0 L4 ③			0-0 E6 4-3 SF8 1B ①		0-0 FC5-4 1-2f ③	4	1	1	0	0	0	3
Dick Green, R OBP: 0.225, SLG: 0.308 (1, 4) X			0-0 F9 ②			0-3 K ①		0-0 4-3 ①		2	0	0	0	0	1	0	
Mike Hegan, L OBP: 0.313, SLG: 0.500 (8, PH)										1	0	0	0	0	0	1	
Ted Kubiak, S OBP: 0.347, SLG: 0.378 (9, 4) X										0	0	0	0	0	0	0	
Angel Mangual, R OBP: 0.227, SLG: 0.275 (1, 8) X			0-3 K ③			0-0 5-3 ②		0-0 SF8 3-H ②		2	0	0	1	0	1	0	

Inning Stats	R: 0	H: 0	E: 0	LOB: 0	K: 0	BB: 0	S: 3	P: 3	R: 0	H: 0	E: 0	LOB: 0	K: 0	BB: 0	S: 3	P: 3	R: 0	H: 0	E: 0	LOB: 0	K: 1	BB: 0	S: 5	P: 5	R: 0	H: 0	E: 0	LOB: 0	K: 1	BB: 1	S: 4	P: 8	R: 0	H: 1	E: 0	LOB: 1	K: 0	BB: 0	S: 4	P: 4	R: 0	H: 0	E: 0	LOB: 0	K: 2	BB: 0	S: 7	P: 7	R: 0	H: 1	E: 1	LOB: 2	K: 1	BB: 0	S: 7	P: 7	R: 1	H: 1	E: 1	LOB: 0	K: 1	BB: 0	S: 6	P: 6	R: 1	H: 2	E: 0	LOB: 2	K: 2	BB: 1	S: 9	P: 13	1B: 5	SF: 1	2B: 1	SAC: 0	3B: 0	DP: 1	HR: 0	HBP: 0	WP: 0	PA: 34
PITCHER	IP	WLS	BF	H	R	ER	SO	BB	IBB	HBP	BLK	WP	HR	S	P	ERA	WHIP																																																																	
Dick Drago, R ERA: 4.67 (1, 1)	8.1	W	32	5	2	1	7	2	0	0	0	0	0	44	52	1.08	0.840																																																																	
Doug Bird, R ERA: 1.0 (9, 1)	0.2	S	2	0	0	0	1	0	0	0	0	0	0	4	4	0.00	0.000																																																																	

BOTTOM

Kansas City Royals @ Oakland Athletics  
Oakland-Alameda County Coliseum, Oakland, CA

Sat May 19 1973, 3:33 AM PDT  
Att. 27,912 - Unknown

livebaseballscorecards.com

AB	31
R	2
H	5
RBI	2
BB	2
SO	8
LOB	13



Batter	1	2	3	4	5	6	7	8	9	AB R H RBI BB SO LOB	TOP	
Steve Hovley, L (1, 9) OBP: 0.328, SLG: 0.315	0-0 G3 BLK 1B	0-0 G6-3		0-3 K		0-0 F8		0-0 G6-4-3 1B		5 0 2 0 0 1 5		
Kurt Bevacqua, R (1, 4) OBP: 0.333, SLG: 0.281 Bobby Floyd, R (7, 4) OBP: 0.133, SLG: 0.133	0-0 F8		4-0 1B HR BB	0-0 G4-6-3			0-0 HR 1B	0-0 G6-4-3		3 2 1 0 1 0 3 1 0 0 0 0 0 2		
John Mayberry, L (1, 3) OBP: 0.396, SLG: 0.555	0-0 G3		0-0 1B HR		0-0 P6		0-0 HR	0-0 3-1		5 2 2 2 0 0 2		
Amos Otis, R (1, 8) OBP: 0.362, SLG: 0.531	0-0 F2		0-0 HR		0-0 L3 1B		0-0 1B 1B		4-0 G4-6-3 BB	4 1 3 3 1 0 1		
Ed Kirkpatrick, L (1, 7) OBP: 0.393, SLG: 0.545		0-0 1B 1B	0-0 4-3		0-0 L3		0-0 WP 1B		0-3 K	5 1 2 0 0 1 2		
Lou Piniella, R (1, 10) OBP: 0.285, SLG: 0.361		0-0 1B 1B	0-0 L9			0-0 SH5-3 1B	0-0 6-3		0-0 G4-6-3	5 2 2 0 0 0 3		
Paul Schaal, R (1, 5) OBP: 0.381, SLG: 0.359		0-0 1B 1B	0-0 F7			0-0 F7	0-0 5-3			4 0 1 1 0 0 3		
Freddie Patek, R (1, 6) OBP: 0.326, SLG: 0.315		0-0 G6-3 1B		0-0 2B		0-0 SH5-3	0-0 F5			3 0 2 1 0 0 2		
Fran Healy, R (1, 2) OBP: 0.354, SLG: 0.326		0-3 K		4-0 G4-6-3 BB		0-0 1B		0-0 E6 G6-4-3 1B		3 0 1 1 1 1 2		
<b>Inning Stats</b>	R: 0 H: 1 E: 0 LOB: 1 K: 0 BB: 0 S: 4 P: 4	R: 2 H: 4 E: 0 LOB: 1 K: 1 BB: 0 S: 8 P: 8	R: 3 H: 2 E: 0 LOB: 0 K: 0 BB: 1 S: 5 P: 9	R: 0 H: 1 E: 0 LOB: 1 K: 1 BB: 1 S: 5 P: 9	R: 0 H: 1 E: 0 LOB: 0 K: 0 BB: 0 S: 3 P: 3	R: 1 H: 2 E: 0 LOB: 1 K: 0 BB: 0 S: 5 P: 5	R: 2 H: 4 E: 0 LOB: 2 K: 0 BB: 0 S: 7 P: 7	R: 0 H: 1 E: 1 LOB: 1 K: 0 BB: 0 S: 4 P: 4	R: 0 H: 0 E: 0 LOB: 0 K: 1 BB: 1 S: 4 P: 8	1B: 13 SF: 0 2B: 2 SAC: 1 3B: 0 DP: 5 HR: 2 HBP: 0	WP: 1 PA: 42 PB: 0 SB: 0 CS: 0	
<b>PITCHER</b>	IP WLS BF H R ER SO BB IBB HBP BLK WP HR S P ERA WHIP											
Blue Moon Odom, R (1, 1) ERA: 6.66	2.0 L 13 7 5 5 1 1 0 0 0 0 1 14 18 22.50 4.000											
Rob Gardner, L (3, 1) ERA: 5.14	4.0 18 7 3 3 1 1 0 0 0 0 0 1 19 23 6.75 2.000											
Paul Lindblad, L (7, 1) ERA: 8.22	2.0 8 2 0 0 0 0 0 0 0 0 1 0 8 8 0.00 1.000											
Horacio Pina, R (9, 1) ERA: 2.73	1.0 3 0 0 0 0 1 1 0 0 0 0 0 4 8 0.00 1.000											

Kansas City Royals @ Oakland Athletics  
Oakland-Alameda County Coliseum, Oakland, CA  
Sun May 20 1973, 3:33 AM PDT  
Att. 8,249 - Unknown

AB	38
R	8
H	16
RBI	8
BB	3
SO	3
LOB	25



WP: 1	PA: 42
PB: 0	
SB: 0	
CS: 0	

ERA	WHIP

Batter	1	2	3	4	5	6	7	8	9
Bert Campaneris, R (1, 6) OBP: 0.351, SLG: 0.369 Dal Maxvill, R (9, 6) OBP: 0.313, SLG: 0.267 Tim Hosley, R (9, PH) OBP: 0.500, SLG: 0.500	0-0 L9		0-0 1B		0-0 6-3			4-0 E BB BB	0-3 K
Joe Rudi, R (1, 7) OBP: 0.274, SLG: 0.369 Ted Kubiak, S (9, 4) OBP: 0.347, SLG: 0.378	0-0 F9		0-0 F9		0-0 6-3			0-0 F9	
Gene Tenace, R (1, 3) OBP: 0.392, SLG: 0.485 Mike Hegan, L (9, 3) OBP: 0.313, SLG: 0.500	0-0 F8			0-0 FC6-4 1B		0-0 P6		4-0 E BB 1-2	
Reggie Jackson, L (1, 9) OBP: 0.390, SLG: 0.493 Gonzalo Marquez, L (9, 9) OBP: 0.316, SLG: 0.368		0-3 K		0-3 K		0-0 2B 1B		0-0 L8	
Deron Johnson, R (1, 10) OBP: 0.319, SLG: 0.425		0-0 6-3		0-0 F5		0-0 2B		0-0 E5 1-2 2-3	
Sal Bando, R (1, 5) OBP: 0.354, SLG: 0.430		0-0 2B		0-0 FC6-4 1-2f		0-0 6-3		0-0 6-3	
Ray Fosse, R (1, 2) OBP: 0.327, SLG: 0.392		0-0 F8			0-0 G3 4-3 2B		0-0 G6-4-3 1B		0-0 F8
Dick Green, R (1, 4) OBP: 0.220, SLG: 0.300 Rich McKinney, R (7, PH) OBP: 0.280, SLG: 0.364			0-0 F9		0-0 G3 2-3		0-0 G6-4-3 1-2f		0-0 HR
Angel Mangual, R (1, 8) OBP: 0.215, SLG: 0.260			0-0 4-3		0-0 4-3 3-H		0-3 K		0-0 F9

AB	R	H	RBI	BB	SO	LOB
3	0	1	0	1	0	0
0	0	0	0	0	0	0
1	0	0	0	0	1	0

4	0	0	0	0	0	2
0	0	0	0	0	0	0

3	0	1	0	1	0	0
0	0	0	0	0	0	0

4	0	1	0	0	2	3
0	0	0	0	0	0	0

4	0	1	0	0	0	3
---	---	---	---	---	---	---

4	0	1	0	0	0	6
---	---	---	---	---	---	---

4	1	2	0	0	0	1
---	---	---	---	---	---	---

2	0	0	0	0	0	1
2	1	1	1	0	0	1

4	0	0	1	0	1	0
---	---	---	---	---	---	---

**BOTTOM**

**Kansas City Royals @ Oakland Athletics**  
Oakland-Alameda County Coliseum, Oakland, CA

Sun May 20 1973, 3:33 AM PDT  
Att. 8,249 - Unknown

[livebaseballscorecards.com](http://livebaseballscorecards.com)

<b>AB</b>	<b>35</b>
<b>R</b>	<b>2</b>
<b>H</b>	<b>8</b>
<b>RBI</b>	<b>2</b>
<b>BB</b>	<b>2</b>
<b>SO</b>	<b>4</b>
<b>LOB</b>	<b>17</b>



Inning Stats	R: 0	H: 0	E: 0	K: 0	S: 3	R: 0	H: 1	E: 0	K: 1	S: 6	R: 0	H: 1	E: 0	K: 0	S: 4	R: 0	H: 1	E: 0	K: 1	S: 6	R: 1	H: 1	E: 0	K: 0	S: 4	R: 0	H: 2	E: 0	K: 0	S: 5	R: 0	H: 1	E: 0	K: 1	S: 5	R: 0	H: 0	E: 1	K: 0	S: 4	R: 1	H: 1	E: 0	K: 1	S: 6	1B: 4	2B: 3	3B: 0	HR: 1	SF: 0	SAC: 0	DP: 1	HBP: 0	WP: 0	PA: 37
--------------	------	------	------	------	------	------	------	------	------	------	------	------	------	------	------	------	------	------	------	------	------	------	------	------	------	------	------	------	------	------	------	------	------	------	------	------	------	------	------	------	------	------	------	------	------	-------	-------	-------	-------	-------	--------	-------	--------	-------	--------

PITCHER	IP	WLS	BF	H	R	ER	SO	BB	IBB	HBP	BLK	WP	HR	S	P	ERA	WHIP
Paul Splittorf, L (1, 1) ERA: 2.5	9.0	W	37	8	2	2	4	2	0	0	0	0	1	43	51	2.00	1.111

Batter	1	2	3	4	5	6	7	8	9	AB R H RBI BB SO LOB	TOP
Steve Hovley, L (1, 9) X OBP: 0.339, SLG: 0.328	0-0 CS 1B		0-0 6-3		0-0 1B 1B		0-0 F7			4 0 2 0 0 0 0	
Kurt Bevacqua, R (1, 4) SSS OBP: 0.375, SLG: 0.314	0-3 1-2 K		4-0 BB BB		0-0 1-2 FC5-4 1B			0-0 G6-4-3 1B		3 0 2 0 1 1 1	
John Mayberry, L (1, 3) X OBP: 0.399, SLG: 0.550	0-0 BB 1B		4-0 1-2 BB		0-0 P5			0-0 G6-4-3 1-2f		3 0 1 0 1 0 3	
Amos Otis, R (1, 8) BBB OBP: 0.365, SLG: 0.524	4-0 1-2 BB		0-0 P3		0-0 1-2f FC5-4			4-0 BB		2 0 0 0 2 0 4	
Ed Kirkpatrick, L (1, 7) X OBP: 0.381, SLG: 0.526	0-0 F7			0-0 F8		0-0 F9		0-0 F7		4 0 0 0 0 0 3	
Lou Piniella, R (1, 10) X OBP: 0.284, SLG: 0.358		0-0 CS 1B		0-3 SSS K		0-0 4-3		0-0 F8		4 0 1 0 0 1 0	
Paul Schaal, R (1, 5) SSS OBP: 0.377, SLG: 0.356		0-3 1-2 K		0-0 1B		0-3 SSS K		0-0 6-3		4 0 1 0 0 2 1	
Freddie Patek, R (1, 6) SSS OBP: 0.324, SLG: 0.314		0-3 SSS K		0-0 F9			0-0 L6-3 1B		0-0 P4	4 0 1 0 0 1 1	
Fran Healy, R (1, 2) SSS OBP: 0.333, SLG: 0.304			0-3 SSS K		0-3 SSS K		0-0 1-2 L6-3			3 0 0 0 0 2 1	
<b>Inning Stats</b>	R: 0 H: 2 E: 0 LOB: 2 K: 1 BB: 1 S: 6 P: 10	R: 0 H: 1 E: 0 LOB: 0 K: 2 BB: 0 S: 7 P: 7	R: 0 H: 0 E: 0 LOB: 2 K: 1 BB: 2 S: 5 P: 13	R: 0 H: 1 E: 0 LOB: 1 K: 1 BB: 0 S: 6 P: 6	R: 0 H: 2 E: 0 LOB: 2 K: 1 BB: 0 S: 7 P: 7	R: 0 H: 0 E: 0 LOB: 0 K: 1 BB: 0 S: 5 P: 5	R: 0 H: 1 E: 0 LOB: 0 K: 0 BB: 0 S: 3 P: 3	R: 0 H: 1 E: 0 LOB: 1 K: 0 BB: 1 S: 3 P: 7	R: 0 H: 0 E: 0 LOB: 0 K: 0 BB: 0 S: 3 P: 3	1B: 8 SF: 0 2B: 1 SAC: 0 3B: 0 DP: 2 HR: 0 HBP: 0	WP: 0 PA: 35 PB: 0 SB: 0 CS: 2
<b>PITCHER</b> Catfish Hunter, R (1, 1) ERA: 3.25	IP WLS BF H R ER SO BB IBB HBP BLK WP HR S P ERA WHIP										
	9.0 W 35 8 0 0 7 4 0 0 0 0 0 0 45 61 0.00 1.333										
<b>PITCHER</b>	IP WLS BF H R ER SO BB IBB HBP BLK WP HR S P ERA WHIP										

**Kansas City Royals @ Oakland Athletics**  
**Oakland-Alameda County Coliseum, Oakland, CA**  
 Mon May 21 1973, 3:33 AM PDT  
 Att: 15,675 - Unknown

[livebaseballscorecards.com](http://livebaseballscorecards.com)

<b>AB</b>	31
<b>R</b>	0
<b>H</b>	8
<b>RBI</b>	0
<b>BB</b>	4
<b>SO</b>	7
<b>LOB</b>	14





Batter	1	2	3	4	5	6	7	8	9
<b>Bert Campaneris, R</b> OBP: 0.348, SLG: 0.366 (1, 6) X	0-0 1-3 ①		X 0-0 1B ②		X 0-0 F9 ②		S 0-3 K ②		
<b>Mike Hegan, L</b> OBP: 0.250, SLG: 0.389 (1, 9) X	0-0 4-3 ②		X 0-0 F8 ③		S 0-3 K ③		X 0-0 F7 ③		
<b>Joe Rudi, R</b> OBP: 0.274, SLG: 0.362 (1, 7) X	0-0 4-3 ③			S 0-3 K ①		X 0-0 6-3 ①		B 4-0 HR BB ①	
<b>Reggie Jackson, L</b> OBP: 0.386, SLG: 0.493 (1, 8)		X 0-0 F7 ①		X 0-0 CS 2B ②		X 0-0 L8 ②		S 0-3 K ①	
<b>Deron Johnson, R</b> OBP: 0.333, SLG: 0.468 (1, 10)		X 0-0 6-3 ②		H 1-0 FC6-4 HBP ②		X 0-0 1B 2B ②		X 0-0 1H HR ②	
<b>Ray Fosse, R</b> OBP: 0.325, SLG: 0.388 (1, 2) X		X 0-0 6-3 ③		X 0-0 FC6-4 1-2f ③		X 0-0 2H 1B ③		X 0-0 6-3 ②	
<b>Gene Tenace, R</b> OBP: 0.388, SLG: 0.475 (1, 3)			X 0-0 4-3 ①		X 0-0 F9 ①		S 0-3 K ③	B 4-0 BB ①	
<b>Sal Bando, R</b> OBP: 0.358, SLG: 0.446 (1, 5)			X 0-0 1B 2B ②		X 0-0 1B 2B ②		X 0-0 F8 ①	X 0-0 P4 ③	
<b>Dick Green, R</b> OBP: 0.235, SLG: 0.305 (1, 4) X			X 0-0 F8 ②		X 0-0 2H 1B ②		B 4-0 BB ①		

Inning Stats		R: 0	H: 0	E: 0	LOB: 0	K: 0	S: 3	P: 3
Inning Stats		R: 0	H: 1	E: 0	LOB: 1	K: 1	S: 5	P: 6
Inning Stats		R: 1	H: 2	E: 0	LOB: 1	K: 0	S: 5	P: 5
Inning Stats		R: 0	H: 2	E: 0	LOB: 1	K: 1	S: 7	P: 7
Inning Stats		R: 1	H: 2	E: 0	LOB: 1	K: 1	S: 7	P: 7
Inning Stats		R: 0	H: 0	E: 0	LOB: 1	K: 1	S: 5	P: 9
Inning Stats		R: 2	H: 1	E: 0	LOB: 1	K: 1	S: 6	P: 14

**BOTTOM**

**Kansas City Royals @ Oakland Athletics**  
Oakland-Alameda County Coliseum, Oakland, CA

Mon May 21 1973, 3:33 AM PDT  
Att. 15,675 - Unknown

AB	31
R	5
H	8
RBI	5
BB	3
SO	5
LOB	10

livebaseballscorecards.com



1B: 3	SF: 0	WP: 0	PA: 35
2B: 4	SAC: 0	PB: 0	
3B: 0	DP: 0	SB: 0	
HR: 1	HBP: 1	CS: 1	

PITCHER	IP	WLS	BF	H	R	ER	SO	BB	IBB	HBP	BLK	WP	HR	S	P	ERA	WHIP
<b>Bruce Dal Canton, R</b> ERA: 2.54 (1, 1)	7.0	L	29	7	3	3	4	1	0	1	0	0	0	35	40	3.86	1.143
<b>Ken Wright, R</b> ERA: 5.14 (8, 1)	1.0		6	1	2	2	1	2	0	0	0	0	1	6	14	18.00	3.000

Batter	1	2	3	4	5	6	7	8	9	AB R H RBI BB SO LOB	TOP												
Steve Hovley, L (1, 9) OBP: 0.353, SLG: 0.349	0-0 E 2B	4-0 BB		0-0 L9		0-0 F7		0-0 FC5-4 1B	0-0 F5	5 1 2 0 1 0 3													
Cookie Rojas, R (1, 4) OBP: 0.329, SLG: 0.395	0-0 E3 1B 2-H	0-0 F8		0-0		0-0 5-3		0-0 FC5-4 HR 1-2f		5 2 1 0 0 0 3													
Amos Otis, R (1, 8) OBP: 0.360, SLG: 0.512	0-0 F8		0-0 6-3	0-0 F8			0-0 F3	4-0 HR BB 1-2		4 1 0 0 1 0 2													
John Mayberry, L (1, 3) OBP: 0.416, SLG: 0.611	0-0 1B 1-3		0-0 HR		4-0 BB		0-0 1B 2B	0-0 HR 1-H 2-H		4 3 4 4 1 0 0													
Ed Kirkpatrick, L (1, 7) OBP: 0.382, SLG: 0.517	0-0 F9		4-0 1B BB		0-0 F8		0-0 FC1-6 E 1B 2-H	0-0 4-3		4 0 1 1 1 0 3													
Kurt Bevacqua, R (1, 5) OBP: 0.400, SLG: 0.350	0-0 1-2 3-H 1B		0-0 1-3 1B		0-0 F9		0-0 E6 FC1-6 1-2		0-0 FC1-5 1B 1B	5 0 3 1 0 0 2													
Gail Hopkins, L (1, 10) OBP: 0.368, SLG: 0.323	0-0 P6		0-0 P5		0-0 L8		0-0 FC1-6 1-2f 2-3		0-0 L9 FC1-5 1B 1-2	5 0 1 0 0 0 7 0 0 0 0 0 0 0													
Jim Wohlford, R (9, PR) OBP: 0.214, SLG: 0.571																							
Freddie Patek, R (1, 6) OBP: 0.320, SLG: 0.306		0-3 K	0-0 F8		0-0 F8		0-0 F9		0-0 FC1-5 1-2 2-3f	4 0 0 0 1 1 6													
Fran Healy, R (1, 2) OBP: 0.309, SLG: 0.280		0-0 P6		0-0 L9		0-3 K		0-3 K	0-0 L9	4 0 0 0 0 2 1 1 0 0 0 0 0 2													
Lou Piniella, R (9, PH) OBP: 0.282, SLG: 0.355																							
<b>Inning Stats</b>	R: 2 E: 1 K: 0 S: 7	H: 3 LOB: 2 BB: 0 P: 7	R: 0 E: 0 K: 1 S: 5	H: 0 LOB: 1 BB: 1 P: 9	R: 1 E: 0 K: 0 S: 5	H: 2 LOB: 2 BB: 1 P: 9	R: 0 E: 0 K: 0 S: 4	H: 1 LOB: 1 BB: 0 P: 4	R: 0 E: 0 K: 1 S: 5	H: 0 LOB: 1 BB: 1 P: 9	R: 1 E: 1 K: 0 S: 6	H: 2 LOB: 2 BB: 0 P: 6	R: 3 E: 0 K: 1 S: 7	H: 2 LOB: 0 BB: 1 P: 11	R: 0 E: 0 K: 0 S: 5	H: 2 LOB: 2 BB: 0 P: 5	1B: 8 2B: 2 3B: 0 HR: 2	SF: 0 SAC: 0 DP: 0 HBP: 0	WP: 0 PA: 46 PB: 0 SB: 0 CS: 0				
<b>PITCHER</b> Dick Woodson, R (1, 1) ERA: 4.46	IP: 7.0 WLS: W BF: 35 H: 8 R: 4 ER: 3 SO: 2 BB: 4 IBB: 0 HBP: 0 BLK: 0 WP: 0 HR: 1 S: 35 P: 51 ERA: 3.86 WHIP: 1.714											<b>PITCHER</b> Ken Sanders, R (8, 1) ERA: 6.04	IP: 2.0 WLS: S BF: 11 H: 4 R: 3 ER: 3 SO: 1 BB: 1 IBB: 0 HBP: 0 BLK: 0 WP: 0 HR: 1 S: 12 P: 16 ERA: 13.50 WHIP: 2.500										

**Kansas City Royals @ Minnesota Twins**  
Metropolitan Stadium, Bloomington, MI

AB	41
R	7
H	12
RBI	6
BB	5
SO	3
LOB	29



Tue May 22 1973, 8:05 PM EDT  
Att: 4,951 - Unknown - 61 F

[livebaseballscorecards.com](http://livebaseballscorecards.com)

Batter	1	2	3	4	5	6	7	8	9
Larry Hisle, R (1, 8) OBP: 0.380, SLG: 0.510 Steve Brye, R (9, 8) OBP: 0.273, SLG: 0.200	0-0 L8		0-0 F8	0-0 CS 1B		0-0 1B		0-0 P3	
Rod Carew, L (1, 4) OBP: 0.353, SLG: 0.456	0-0 S 1B		0-0 G3 1B	0-0 P4 1B		0-0 F8		0-0 F8	
Tony Oliva, L (1, 10) OBP: 0.333, SLG: 0.377	0-0 G4-3 1B		0-0 G3		0-0 6-3	0-0 4-3		0-3 K	
Harmon Killebrew, R (1, 3) OBP: 0.339, SLG: 0.324 Joe Lis, R (7, PR) OBP: 0.182, SLG: 0.233 (8, 3)	0-0 G4-3		0-0 1B		0-0 1B 2B		4-0 BB 1B BB		
Bobby Darwin, R (1, 9) OBP: 0.299, SLG: 0.390		0-3 K	0-0 L7		0-0 1B 1B		0-3 K		
Steve Braun, L (1, 5) OBP: 0.429, SLG: 0.500		0-3 K		4-0 WP BB	0-0 1B 1B		0-0 BB 1B		
Danny Thompson, R (1, 6) OBP: 0.299, SLG: 0.362		0-0 4-3		0-0 WP 1B 1B	1-2 G6-4-3 1B		0-0 F8		
George Mitterwald, R (1, 2) OBP: 0.349, SLG: 0.394			4-0 F8 BB 1B BB	0-3 K	0-0 G6-4-3		4-0 BB 1B BB		
Jim Holt, L (1, 7) OBP: 0.363, SLG: 0.473			4-0 G3 1B BB	4-0 1B IBB		0-0 6-3	0-3 K		

Inning Stats	R: 1	H: 2	E: 0	LOB: 0	K: 0	BB: 0	S: 4	P: 4
	R: 0	H: 0	E: 0	LOB: 0	K: 2	BB: 0	S: 7	P: 7
	R: 3	H: 2	E: 0	LOB: 1	K: 0	BB: 2	S: 5	P: 13
	R: 2	H: 2	E: 0	LOB: 1	K: 1	BB: 2	S: 6	P: 14
	R: 2	H: 4	E: 0	LOB: 1	K: 0	BB: 0	S: 6	P: 6
	R: 0	H: 1	E: 0	LOB: 1	K: 0	BB: 0	S: 4	P: 4
	R: 0	H: 1	E: 0	LOB: 3	K: 2	BB: 2	S: 8	P: 16
	R: 0	H: 0	E: 0	LOB: 0	K: 1	BB: 0	S: 5	P: 5

PITCHER	IP	WLS	BF	H	R	ER	SO	BB	IBB	HBP	BLK	WP	HR	S	P	ERA	WHIP
Wayne Simpson, R (1, 1) ERA: 5.4	2.1	L	11	3	4	4	2	2	2	0	0	0	0	13	21	15.43	2.143
Mike Jackson, L (3, 1) ERA: 7.5	0.2		5	2	2	2	0	1	0	0	0	0	0	4	8	27.00	4.500
Gene Garber, R (4, 1) ERA: 1.65	3.0		14	6	2	2	1	0	1	0	0	1	0	15	19	6.00	2.000
Ken Wright, R (7, 1) ERA: 4.7	2.0		9	1	0	0	3	2	0	0	0	0	0	13	21	0.00	1.500

**BOTTOM**


AB	R	H	RBI	BB	SO	LOB
5	0	2	1	0	0	2
0	0	0	0	0	0	0
5	2	2	1	0	0	3
5	0	1	1	0	1	3
3	1	2	2	1	0	1
0	0	0	0	0	0	0
4	1	1	0	0	2	2
3	1	2	1	1	1	0
4	1	2	1	0	0	2
2	1	0	0	2	1	3
2	1	0	0	2	1	3

**AB 33**  
**R 8**  
**H 12**  
**RBI 7**  
**BB 6**  
**SO 6**  
**LOB 19**

**WP: 1** **PA: 39**  
**PB: 0**  
**SB: 1**  
**CS: 1**

**Kansas City Royals @ Minnesota Twins**  
Metropolitan Stadium, Bloomington, MI

Tue May 22 1973, 8:05 PM EDT  
Att. 4,951 - Unknown - 61 F



WP	HR	S	P	ERA	WHIP
1	0	2	1	0.00	1.500

Batter	1	2	3	4	5	6	7	8	9	AB R H RBI BB SO LOB	TOP											
<b>Freddie Patek, R</b> (1, 6) <small>OBP: 0.323, SLG: 0.309</small> <b>Gail Hopkins, L</b> (9, PH) <small>OBP: 0.359, SLG: 0.313</small>	0-0 F9		0-0 F7		0-0 F3		0-0 1B		0-0 P4	5 2 2 0 0 0 4 1 0 0 0 0 0 1	<b>Kansas City Royals @ Minnesota Twins</b> Metropolitan Stadium, Bloomington, MI Wed May 23 1973, 8:05 PM EDT Att: 6,444 - Unknown - 66 F											
<b>Cookie Rojas, R</b> (1, 4) <small>OBP: 0.329, SLG: 0.392</small>	0-0 F7		0-0 2B 1-H HR 1B	0-0 5-3		0-0 L5	0-0 1B	0-0 1B	0-0 FC6-4	6 1 2 2 0 0 1												
<b>Amos Otis, R</b> (1, 8) <small>OBP: 0.366, SLG: 0.520</small>	0-0 F7		0-0 1-3 HR 2B	0-0 FC5 4-3		0-0 1B S 1B	0-0 1B			5 1 3 0 0 0 0												
<b>John Mayberry, L</b> (1, 3) <small>OBP: 0.410, SLG: 0.595</small>		0-0 3-1	4-0 HR BB	0-0 4-3		0-0 F5		0-3 K		4 1 0 0 1 1 2												
<b>Lou Piniella, R</b> (1, 7) <small>OBP: 0.299, SLG: 0.383</small>		0-0 1B	0-0 1-H 2-H 3-H HR	1-0 HBP		4-0 1B BB		0-0 5-3		3 1 2 4 1 0 0												
<b>Jim Wohlford, R</b> (1, 10) <small>OBP: 0.263, SLG: 0.526</small>		0-0 1-3 FC5-4 1B	0-0 4-3	0-0 FC5 2-3f		0-0 1-2 2-3 1B		0-0 E6		5 0 2 0 0 0 2												
<b>Kurt Bevacqua, R</b> (1, 5) <small>OBP: 0.380, SLG: 0.333</small>	0-0 F9		0-0 BB 1B		0-0 L6	0-0 FC6-4		0-3 K		5 0 1 0 0 1 6												
<b>Hal McRae, R</b> (1, 9) <small>OBP: 0.259, SLG: 0.277</small> <b>Steve Hovley, L</b> (7, PH) <small>OBP: 0.357, SLG: 0.354</small> (7, 9)	0-0 FC5-4		0-0 1-2 BB 1B		0-0 F7		0-0 G3-6-3 1B		0-0 L8	3 0 1 0 0 0 2 2 0 1 0 0 0 0												
<b>Carl Taylor, R</b> (1, 2) <small>OBP: 0.388, SLG: 0.264</small> <b>Ed Kirkpatrick, L</b> (7, PH) <small>OBP: 0.383, SLG: 0.516</small> (7, 2)			0-0 F7		0-0 2B		0-0 G3-6-3		0-0 FC6-4 1B	2 0 1 0 1 0 0 2 0 1 0 0 0 1												
<b>Inning Stats</b>	R: 0 E: 0 K: 0 S: 3	H: 0 LOB: 0 BB: 0 P: 3	R: 0 E: 0 K: 0 S: 5	H: 2 LOB: 2 BB: 0 P: 5	R: 5 E: 0 K: 0 S: 9	H: 6 LOB: 3 BB: 2 P: 17	R: 0 E: 1 K: 0 S: 4	H: 0 LOB: 2 BB: 0 P: 5	R: 0 E: 0 K: 0 S: 4	H: 1 LOB: 1 BB: 0 P: 4	R: 0 E: 0 K: 0 S: 5	H: 2 LOB: 3 BB: 1 P: 9	R: 1 E: 0 K: 0 S: 5	H: 4 LOB: 2 BB: 0 P: 5	R: 0 E: 1 K: 2 S: 8	H: 0 LOB: 1 BB: 0 P: 8	R: 0 E: 0 K: 0 S: 4	H: 1 LOB: 1 BB: 0 P: 4	1B: 13 2B: 2 3B: 0 HR: 1	SF: 0 SAC: 0 DP: 1 HBP: 1	WP: 0 PB: 0 SB: 3 CS: 0	PA: 47
<b>PITCHER</b>	IP WLS BF H R ER SO BB IBB HBP BLK WP HR S P ERA WHIP																					
<b>Jim Kaat, L</b> (1, 1) <small>ERA: 4.17</small> <b>Dave Goltz, R</b> (6, 1) <small>ERA: 3.66</small> <b>Ray Corbin, R</b> (7, 1) <small>ERA: 2.19</small>	5.2		32	10	5	5	0	3	0	1	0	0	0	0	0	28	41	7.94	2.294			
	0.1	W	2	1	0	0	0	0	0	0	0	0	0	0	2	2	0.00	3.000				
	3.0	S	13	5	1	1	2	0	0	0	0	0	0	17	17	3.00	1.667					

<b>AB</b>	43
<b>R</b>	6
<b>H</b>	16
<b>RBI</b>	6
<b>BB</b>	3
<b>SO</b>	2
<b>LOB</b>	19



Batter	1	2	3	4	5	6	7	8	9	AB R H RBI BB SO LOB	BOTTOM
Larry Hisle, R (1, 8) OBP: 0.394, SLG: 0.537	0-0 1B BB 1B	4-0 FC4-6 1-2 BB		0-0 HR 1B		4-0 1B BB 1B	0-0 SH2-4 1-2			2 3 2 1 2 0 0	<b>Kansas City Royals @ Minnesota Twins</b> Metropolitan Stadium, Bloomington, MI Wed May 23 1973, 8:05 PM EDT Att. 6,444 - Unknown - 66 F
Rod Carew, L (1, 4) OBP: 0.361, SLG: 0.457	0-0 BB S 1-3 1B	0-0 FC4-6 1-2f 2-3		4-0 1B BB 1B		0-0 1B 2B 1-2 1B	0-0 4-3 2-3			4 2 2 0 1 0 3	
Tony Oliva, L (1, 10) OBP: 0.343, SLG: 0.381	0-0 F8 1-2	0-0 L5		0-0 1B 1-3 1B		0-0 2B F3 1-3 2-H 1B	4-0 1B IBB			4 1 2 1 1 0 4	
Harmon Killebrew, R (1, 3) OBP: 0.357, SLG: 0.349	0-3 K		4-0 4-3 WP BB	0-0 1-3 3-H 1B		0-0 F3 1B 1-3 2B	0-0 1-2 3-H 1B			4 1 3 3 1 1 2 0 0 0 0 0 0 0	
Joe Lis, R (9, 3) OBP: 0.182, SLG: 0.233											
Bobby Darwin, R (1, 9) OBP: 0.296, SLG: 0.379	4-0 BB BB		0-0 6-3 1-2	0-0 6-3		0-0 F3 2-3 3-H	0-3 K			4 0 0 1 1 1 6	
Steve Braun, L (1, 5) OBP: 0.428, SLG: 0.486	4-0 1-2 2-3 3-H BB		0-0 4-3 2-3		0-0 P6	4-0 1B IBB	0-0 P6			3 0 0 1 2 0 1	
Danny Thompson, R (1, 6) OBP: 0.296, SLG: 0.356	0-0 P5		0-0 F9		0-0 6-3	0-0 1-2 3-H 1B	0-0 F3			5 0 1 1 0 0 4	
George Mitterwald, R (1, 2) OBP: 0.341, SLG: 0.382		0-3 K		0-0 G6-4-3 1B	0-3 K	0-3 K	0-0 P4			5 0 1 0 0 3 2	
Jim Holt, L (1, 7) OBP: 0.362, SLG: 0.463		0-1 CI FC4-6 WP		0-0 G6-4-3 1-2f		0-0 4-3	4-0 4-3 SH2-4 1B BB			2 1 0 0 1 0 1	
<b>Inning Stats</b>	R: 1 H: 2 E: 0 LOB: 3 K: 1 BB: 2 S: 7 P: 15	R: 0 H: 0 E: 1 LOB: 2 K: 1 BB: 1 S: 6 P: 10	R: 0 H: 0 E: 0 LOB: 1 K: 0 BB: 1 S: 3 P: 7	R: 2 H: 4 E: 0 LOB: 2 K: 0 BB: 1 S: 6 P: 10	R: 0 H: 0 E: 0 LOB: 0 K: 1 BB: 0 S: 5 P: 5	R: 4 H: 4 E: 0 LOB: 2 K: 1 BB: 2 S: 9 P: 17	R: 1 H: 1 E: 0 LOB: 2 K: 1 BB: 2 S: 6 P: 14	R: 0 H: 0 E: 0 LOB: 0 K: 0 BB: 0 S: 3 P: 3		1B: 9 SF: 0 2B: 1 SAC: 1 3B: 0 DP: 1 HR: 1 HBP: 0	WP: 2 PA: 44 PB: 0 SB: 1 CS: 0
<b>PITCHER</b>	IP WLS BF H R ER SO BB IBB HBP BLK WP HR S P ERA WHIP										
Steve Busby, R (1, 1) ERA: 5.5	5.1 L 30 8 6 6 3 6 0 0 0 0 2 1 30 54 10.12 2.625										
Doug Bird, R (6, 1) ERA: 2.31	2.2 14 3 2 2 2 1 2 0 0 0 0 0 15 27 6.75 1.500										

livebaseballscorecards.com

AB	33
R	8
H	11
RBI	8
BB	9
SO	5
LOB	23



Batter	1	2	3	4	5	6	7	8	9	AB R H RBI BB SO LOB	TOP									
Steve Hovley, L (1, 9) OBP: 0.338, SLG: 0.333	0-0 F5		0-0 F8			0-0 L8			0-0 1-3	4 0 0 0 0 0 0										
Cookie Rojas, R (1, 4) OBP: 0.322, SLG: 0.383	0-0 1-3			0-0 F8		0-0 P2			0-0 P3	4 0 0 0 0 0 0										
John Mayberry, L (1, 3) OBP: 0.406, SLG: 0.583	4-0 BB			0-3 K		0-3 K			0-0 F7	3 0 0 0 1 2 0										
Amos Otis, R (1, 8) OBP: 0.361, SLG: 0.511	0-0 F8			0-3 K		0-0 F9				3 0 0 0 0 1 1										
Ed Kirkpatrick, L (1, 7) OBP: 0.382, SLG: 0.512		0-0 F8			0-0 1B		0-3 K			3 0 1 0 0 1 0										
Kurt Bevacqua, R (1, 5) OBP: 0.358, SLG: 0.313		0-0 4-3			0-0 L9			0-0 P4		3 0 0 0 0 0 1										
Hal McRae, R (1, 10) OBP: 0.252, SLG: 0.268		0-3 K			0-0 F7			0-0 L6		3 0 0 0 0 1 1										
Fran Healy, R (1, 2) OBP: 0.310, SLG: 0.269			0-3 K		0-0 L4			4-0 BB		2 0 0 0 1 1 1										
Freddie Patek, R (1, 6) OBP: 0.319, SLG: 0.305			0-3 K			0-0 F8			0-0 4-3	2 0 0 0 0 1 0										
Gail Hopkins, L (8, PH) OBP: 0.350, SLG: 0.303										1 0 0 0 0 0 1										
Bobby Floyd, R (8, 6) OBP: 0.133, SLG: 0.133										0 0 0 0 0 0 0										
<b>Inning Stats</b>	R: 0 E: 0 K: 0 S: 3	H: 0 LOB: 1 BB: 1 P: 7	R: 0 E: 0 K: 1 S: 5	H: 0 LOB: 0 BB: 0 P: 5	R: 0 E: 0 K: 2 S: 7	H: 0 LOB: 0 BB: 0 P: 7	R: 0 E: 0 K: 2 S: 7	H: 1 LOB: 1 BB: 0 P: 4	R: 0 E: 0 K: 0 S: 3	H: 0 LOB: 0 BB: 0 P: 3	R: 0 E: 0 K: 2 S: 7	H: 0 LOB: 0 BB: 0 P: 7	R: 0 E: 0 K: 0 S: 3	H: 0 LOB: 1 BB: 1 P: 7	R: 0 E: 0 K: 0 S: 3	H: 0 LOB: 0 BB: 0 P: 3	1B: 1 2B: 0 3B: 0 HR: 0	SF: 0 SAC: 0 DP: 0 HBP: 0	WP: 0 PB: 0 SB: 0 CS: 0	PA: 30
<b>PITCHER</b> Bert Blyleven, R (1, 1) ERA: 3.28	IP: 9.0 WLS: W BF: 30 H: 1 R: 0 ER: 0 SO: 7 BB: 2 IBB: 0 HBP: 0 BLK: 0 WP: 0 HR: 0 S: 42 P: 50 ERA: 0.00 WHIP: 0.333																			<b>PITCHER</b> IP: WLS: BF: H: R: ER: SO: BB: IBB: HBP: BLK: WP: HR: S: P: ERA: WHIP

Kansas City Royals @ Minnesota Twins  
Metropolitan Stadium, Bloomington, MI

Thu May 24 1973, 8:05 PM EDT  
Att: 4,585 - Unknown - 59 F

livebaseballscorecards.com

AB	28
R	0
H	1
RBI	0
BB	2
SO	7
LOB	5



Batter	1	2	3	4	5	6	7	8	9	AB	R	H	RBI	BB	SO	LOB
Larry Hise, R OBP: 0.391, SLG: 0.527 (1, 8) BBB	4-0 FC1-4 BB		0-3 K	0-3 K			0-3 K			3	0	0	0	1	3	4
Rod Carew, L OBP: 0.364, SLG: 0.455 (1, 4) X	0-0 FC1-4 1-2f		4-0 FC6-4 BB		0-0 F7		0-0 1B			3	0	1	0	1	0	1
Tony Oliva, L OBP: 0.333, SLG: 0.369 (1, 10) X	0-0 L8		0-0 FC6-4 1-2f 2-3		0-0 4-3		0-0 F7			4	0	0	0	0	0	5
Harmon Killebrew, R OBP: 0.348, SLG: 0.336 Jerry Terrell, R OBP: 0.178, SLG: 0.205 (1, 3) (9, 5) SS	0-3 K		0-0 L7		0-0 F8			0-0 5-3		4	0	0	0	0	1	3
Bobby Darwin, R OBP: 0.301, SLG: 0.389 (1, 9) X		0-0 6-3		0-0 PB 1B 2B		0-0 G6-4-3 1B		0-3 K		4	1	2	0	0	1	0
Steve Braun, L OBP: 0.430, SLG: 0.496 Joe Lis, R OBP: 0.182, SLG: 0.233 (1, 5) (9, 3) X		0-0 4-3 1B		0-0 L7 2-3		0-0 G6-4-3 1-2f		0-0 1B 2B		4	1	2	0	0	0	2
Danny Thompson, R OBP: 0.295, SLG: 0.353 (1, 6) X		0-0 4-3 1-2		0-3 K		0-0 4-3		0-0 1B 1B		4	0	1	1	0	1	2
George Mitterwald, R OBP: 0.359, SLG: 0.400 (1, 2) X		0-0 6-3		0-0 2B 1B 3-H			0-0 FC1-6 1B	0-0 1-2 1B		4	0	3	1	0	0	1
Jim Holt, L OBP: 0.367, SLG: 0.485 (1, 7) X			0-0 FC6-4 2B	0-0 1-3 2B			0-0 FC1-6 1B 1-2f	0-0 F7		4	0	2	0	0	0	3
<b>Inning Stats</b>	R: 0 E: 0 K: 1 S: 5	H: 0 LOB: 1 BB: 1 P: 9	R: 0 E: 0 K: 0 S: 4	H: 1 LOB: 1 BB: 0 P: 4	R: 0 E: 0 K: 1 S: 6	H: 1 LOB: 2 BB: 1 P: 10	R: 1 E: 0 K: 2 S: 10	H: 3 LOB: 2 BB: 0 P: 10	R: 0 E: 0 K: 0 S: 3	H: 1 LOB: 0 BB: 0 P: 3	R: 0 E: 0 K: 1 S: 7	H: 2 LOB: 2 BB: 0 P: 7	R: 1 E: 0 K: 1 S: 8	H: 3 LOB: 2 BB: 0 P: 8	1B: 7 2B: 4 3B: 0 HR: 0	SF: 0 SAC: 0 DP: 1 HBP: 0

**BOTTOM**

**Kansas City Royals @ Minnesota Twins**  
Metropolitan Stadium, Bloomington, MI

Thu May 24 1973, 8:05 PM EDT  
Att. 4,585 - Unknown - 59 F

[livebaseballscorecards.com](http://livebaseballscorecards.com)

<b>AB</b>	<b>34</b>
<b>R</b>	<b>2</b>
<b>H</b>	<b>11</b>
<b>RBI</b>	<b>2</b>
<b>BB</b>	<b>2</b>
<b>SO</b>	<b>6</b>
<b>LOB</b>	<b>21</b>



PITCHER	IP	WLS	BF	H	R	ER	SO	BB	IBB	HBP	BLK	WP	HR	S	P	ERA	WHIP
Dick Drago, R ERA: 4.35 (1, 1)	8.0	L	36	11	2	2	6	2	0	0	0	0	0	46	54	2.25	1.625

WP: 0	PA: 36
PB: 1	SB: 0
CS: 0	

Batter	1	2	3	4	5	6	7	8	9	10	AB R H RBI BB SO LOB	TOP										
Steve Hovley, L (1, 8) X OBP: 0.359, SLG: 0.338 (8, 9)	0-0 4-3		4-0 G4-6-3 BB		0-0 SH4-3		0-0 1B		4-0 1B BB		2 0 1 0 2 0 0	<b>Kansas City Royals @ Minnesota Twins</b> Metropolitan Stadium, Bloomington, MI Fri May 25 1973, 8:05 PM EDT Att. 6,890 - Unknown - 57 F										
Cookie Rojas, R (1, 4) S OBP: 0.318, SLG: 0.377 (8, 9)	0-3 K		0-0 G4-6-3 1-2f		0-0 6-3		0-0 5-3		0-0 1B 1-2 3-H		5 0 1 1 0 1 3											
Amos Otis, R (1, 10) X OBP: 0.352, SLG: 0.497 (8, 8)	0-0 5-3			0-0 5-3	0-0 F9			0-3 K	0-0 L8		5 0 0 0 0 1 3											
John Mayberry, L (1, 3) OBP: 0.411, SLG: 0.581		0-0 4-3 E 1B		4-0 HR BB		0-3 K		0-0 L8		0-0 1B	4 2 2 0 1 1 0											
Ed Kirkpatrick, L (1, 2) OBP: 0.397, SLG: 0.550 (8, 7) (10, 2)		0-0 G3 1-2		0-0 HR		4-0 BB		0-0 2B		0-0 1B WP 1B	4 2 3 2 1 0 1											
Lou Piniella, R (1, 7) OBP: 0.291, SLG: 0.372 Paul Spittortz, L (8, 1) Doug Bird, R (9, 1) Bruce Dal Canton, R (9, 1) Kurt Bevacqua, R (10, PH) OBP: 0.370, SLG: 0.327 (10, 7)		0-0 4-3 2-3		0-0 6-3		0-3 K		0-0 6-3		0-0 1B 1-3 1B	4 0 0 0 0 1 3 0 1 0 1 0 0 0 0											
Hal McRae, R (1, 9) OBP: 0.254, SLG: 0.270 Fran Healy, R (8, 2) Gail Hopkins, L (10, PH) OBP: 0.366, SLG: 0.324 Dick Drago, R (10, PR) Norm Angelini, L (10, 1)		0-0 E5 FC6-4 3-H		0-0 1B		0-0 F8		0-0 E4 4-3 1B SH1-4		0-0 1B G5-4-3 1-3 3-H	3 0 1 0 0 0 1 1 1 0 0 0 0 0 1 0 1 1 0 0 0 0 0 0 0 0 0 0 0 0 0 0 0 0 0											
Paul Schaal, R (1, 5) OBP: 0.368, SLG: 0.345		0-0 FC6-4 1-2f		0-0 F2		0-0 P5		0-0 SH1-4		0-0 G5-4-3 1-2f	4 0 0 0 0 0 4											
Freddie Patek, R (1, 6) OBP: 0.318, SLG: 0.310			0-0 L9		0-0 SH4-3 2B		0-0 L8		0-0 4-3		4 0 1 0 0 0 1											
<b>Inning Stats</b>	R: 0 E: 0 K: 1 S: 5	H: 0 LOB: 0 BB: 0 P: 5	R: 1 E: 1 K: 0 S: 5	H: 1 LOB: 1 BB: 0 P: 5	R: 0 E: 0 K: 0 S: 2	H: 0 LOB: 0 BB: 1 P: 6	R: 2 E: 0 K: 0 S: 5	H: 2 LOB: 1 BB: 1 P: 9	R: 0 E: 0 K: 0 S: 4	H: 1 LOB: 1 BB: 0 P: 4	R: 0 E: 0 K: 2 S: 7		H: 0 LOB: 1 BB: 1 P: 11	R: 0 E: 0 K: 0 S: 6	H: 1 LOB: 1 BB: 0 P: 6	R: 1 E: 0 K: 1 S: 5	H: 4 LOB: 2 BB: 0 P: 9	R: 1 E: 0 K: 0 S: 5	H: 4 LOB: 2 BB: 0 P: 5	1B: 8 2B: 2 3B: 0 HR: 1	SF: 0 SAC: 2 DP: 2 HBP: 0	WP: 1 PB: 0 SB: 0 CS: 0
<b>PITCHER</b>	IP 9.0	WLS L	BF 39	H 7	R 4	ER 2	SO 4	BB 4	IBB 0	HBP 0	BLK 0	WP 0	HR 1	S 43	P 59	ERA 2.00	WHIP 1.222					
Bill Hands, R (1, 1) ERA: 4.21	0.1	L	3	3	1	1	0	0	0	0	0	1	0	3	3	27.00	9.000					
Jim Strickland, L (10, 1) ERA: 12.46	0.2		2	1	0	0	0	0	0	0	0	0	0	2	2	0.00	1.500					
Dave Goltz, R (10, 1) ERA: 3.54																						

livebaseballscorecards.com

AB	38
R	5
H	11
RBI	4
BB	4
SO	4
LOB	16





Batter	1	2	3	4	5	6	7	8	9	10	AB	R	H	RBI	BB	SO	LOB
Larry Hise, R OBP: 0.389, SLG: 0.519 (1, 8)	5-3		FC6-4 1B		K		6-3		FC3-2 BB 1B	F9	6	0	2	3	0	1	2
Danny Thompson, R OBP: 0.291, SLG: 0.343 (1, 6)	F9		FC6-4		L8		F2		FC3-2 BB		4	0	0	0	1	0	2
Bobby Darwin, R OBP: 0.298, SLG: 0.383 (1, 9)	F9			P4		G6-4-3 E 1B		6-3	K		5	0	1	0	0	1	3
Harmon Killebrew, R OBP: 0.351, SLG: 0.336 (1, 10)		K			SH5-3 BB 1B		E6 G6-4-3		FC3-2		3	0	1	0	1	1	1
Steve Brye, R OBP: 0.273, SLG: 0.200 (8, PR)							1-2				0	0	0	0	0	0	0
Tony Oliva, L OBP: 0.331, SLG: 0.366 (9, PH)									1-2 2-3 3-Hf		1	0	0	0	0	0	3
Joe Lis, R OBP: 0.194, SLG: 0.219 (1, 3)	2-3						G6-4-3		L9		2	0	0	0	1	0	2
Danny Walton, R OBP: 0.333, SLG: 0.410 (8, PH)					SH5-3 BB		1-2 2-3				1	0	0	0	0	1	1
Jim Holt, L OBP: 0.364, SLG: 0.480 (9, 3)											1	0	0	0	0	0	3
Jerry Terrell, R OBP: 0.204, SLG: 0.229 (1, 4)					SH5-3		4-3				4	0	2	0	0	0	2
					1-2 2-3					SH3-4 1B							
Mike Adams, R OBP: 0.368, SLG: 0.455 (1, 7)	CS		1B						F7		1	0	0	0	2	0	0
Rod Carew, L OBP: 0.368, SLG: 0.455 (9, PH)		CS	BB		BB					SH3-4	0	1	0	0	1	0	0
	1-2				BB												
George Mitterwald, R OBP: 0.365, SLG: 0.440 (1, 2)			F8		F9				HR		4	1	2	1	0	0	4
Jim Kaat, L OBP: 0.327, SLG: 0.271 (9, PR)										6-3	0	1	0	0	0	0	0
Phil Roof, R OBP: 0.327, SLG: 0.271 (10, 2)											1	0	0	0	0	0	1
Dan Monzon, R OBP: 0.545, SLG: 0.700 (1, 5)			F9		F2						3	1	1	0	0	0	1
Steve Braun, L OBP: 0.438, SLG: 0.496 (9, PH)											0	0	0	0	2	0	0

**Kansas City Royals @ Minnesota Twins**  
 Metropolitan Stadium, Bloomington, MI  
 Fri May 25 1973, 8:05 PM EDT  
 Att. 6,890 - Unknown - 57 F

AB	36
R	4
H	9
RBI	4
BB	8
SO	4
LOB	25



Inning Stats	R	H	E	K	S	IP	WLS	BF	H	R	ER	SO	BB	IBB	HBP	BLK	WP	HR	S	P	ERA	WHIP
R: 0 E: 0 K: 0 S: 3	H: 0 LOB: 0 BB: 0 P: 3	R: 0 E: 0 K: 1 S: 5	H: 1 LOB: 1 BB: 0 P: 5	R: 0 E: 0 K: 0 S: 4	H: 1 LOB: 2 BB: 1 P: 8	R: 0 E: 0 K: 0 S: 4	H: 1 LOB: 3 BB: 2 P: 12	R: 0 E: 0 K: 1 S: 5	H: 0 LOB: 0 BB: 0 P: 5	R: 0 E: 1 K: 0 S: 4	H: 1 LOB: 1 BB: 0 P: 4	R: 2 E: 0 K: 0 S: 5	H: 2 LOB: 0 BB: 0 P: 5	R: 0 E: 0 K: 1 S: 5	H: 0 LOB: 1 BB: 1 P: 9	R: 2 E: 0 K: 1 S: 7	H: 2 LOB: 3 BB: 3 P: 19	R: 0 E: 0 K: 0 S: 4	H: 1 LOB: 2 BB: 1 P: 8	1B: 7 2B: 0 3B: 1 HR: 1	SF: 0 SAC: 2 DP: 1 HBP: 0	WP: 0 PA: 47
PITCHER		IP	WLS	BF	H	R	ER	SO	BB	IBB	HBP	BLK	WP	HR	S	P	ERA	WHIP				
Paul Splittorff, L ERA: 2.68 (1, 1)	8.0	35	7	4	4	4	3	5	0	0	0	0	0	1	36	56	4.50	1.500				
Paul Splittorff, L ERA: 2.68 (8, 1)	8.0	35	7	4	4	4	3	5	0	0	0	0	0	1	36	56	4.50	1.500				
Doug Bird, R ERA: 2.31 (9, 1)	0.0	3	1	0	0	0	0	2	0	0	0	0	0	0	1	9	∞	∞				
Bruce Dal Canton, R ERA: 2.49 (9, 1)	1.0	W	3	0	0	0	1	0	0	0	0	0	0	0	5	5	0.00	0.000				
Norm Angelini, L ERA: (10, 1)	1.0	S	5	1	0	0	0	1	0	0	0	0	0	0	4	8	0.00	2.000				

Batter	1	2	3	4	5	6	7	8	9	AB R H RBI BB SO LOB	TOP	
<b>Rick Miller, L</b> (1, 9) OBP: 0.351, SLG: 0.314	4-0 BB G3-6-3		0-0 F8			0-0 1-3		0-0 2B 1B	0-0 2B	4 1 2 0 1 0 0	<b>Boston Red Sox @ Kansas City Royals</b> Royals Stadium, Kansas City, MO Sun May 27 1973, 4:33 AM EDT Unknown - 57 F	
<b>Reggie Smith, S</b> (1, 8) OBP: 0.402, SLG: 0.474	0-0 G3-6-3 1-2f		0-3 K			4-0 BB BB		0-0 F7	0-3 K	4 0 0 0 1 2 3		
<b>Carlton Fisk, R</b> (1, 2) OBP: 0.393, SLG: 0.577	0-0 1B					0-0 F9		0-0 1B 1-H		4 1 3 1 0 0 1		
<b>Carl Yastrzemski, L</b> (1, 3) OBP: 0.367, SLG: 0.473 <b>Danny Cater, R</b> (8, 3) OBP: 0.294, SLG: 0.313	0-0 G3					4-0 FC5-4 1-2 BB		0-0 1B 2-H 1B		3 1 1 1 1 0 2 0 0 0 0 0 0 0		
<b>Orlando Cepeda, R</b> (1, 10) OBP: 0.340, SLG: 0.470			0-3 K			0-0 G6-4-3 1-2f		0-3 K		4 0 0 0 0 2 4		
<b>Rico Petrocelli, R</b> (1, 5) OBP: 0.296, SLG: 0.454 <b>Buddy Hunter, R</b> (7, 5) OBP: 1.000, SLG: 1.000			0-0 2B			0-0 L5		0-0 1B 1-H		3 0 1 0 0 0 0 1 0 1 1 0 0 0		
<b>Tommy Harper, R</b> (1, 7) OBP: 0.323, SLG: 0.353 <b>Dwight Evans, R</b> (7, 7) OBP: 0.322, SLG: 0.273			0-0 6-3			0-0 5-3		0-0 F8	0-0 F9	3 0 0 0 0 0 1 1 0 0 0 0 0 1		
<b>Luis Aparicio, R</b> (1, 6) OBP: 0.333, SLG: 0.326 <b>Mario Guerrero, R</b> (7, 6) OBP: 0.318, SLG: 0.286			0-0 4-3			0-0 FC6-4 1B		0-0 FC5-4 1B	0-0 F3	3 0 2 0 0 0 1 1 0 0 0 0 0 0		
<b>John Kennedy, R</b> (1, 4) OBP: 0.259, SLG: 0.347			0-3 K			0-0 FC6-4 1-2f		0-0 FC5-4 1-2f	0-0 4-3	4 0 0 0 0 1 2		
<b>Inning Stats</b>	R: 0 H: 1 E: 0 LOB: 1 K: 0 BB: 1 S: 3 P: 7	R: 0 H: 1 E: 0 LOB: 1 K: 1 BB: 0 S: 6 P: 6	R: 0 H: 0 E: 0 LOB: 0 K: 2 BB: 0 S: 7 P: 7	R: 0 H: 1 E: 0 LOB: 0 K: 0 BB: 0 S: 3 P: 3	R: 0 H: 1 E: 0 LOB: 1 K: 0 BB: 0 S: 4 P: 4	R: 0 H: 0 E: 0 LOB: 2 K: 0 BB: 2 S: 3 P: 11	R: 0 H: 1 E: 0 LOB: 1 K: 0 BB: 0 S: 4 P: 4	R: 3 H: 4 E: 0 LOB: 1 K: 1 BB: 0 S: 9 P: 9	R: 0 H: 1 E: 0 LOB: 1 K: 1 BB: 0 S: 6 P: 6	1B: 7 SF: 0 2B: 3 SAC: 0 3B: 0 DP: 2 HR: 0 HBP: 0		WP: 0 PA: 38 PB: 0 SB: 0 CS: 0
<b>PITCHER</b> <b>Gene Garber, R</b> (1, 1) ERA: 1.94	IP WLS BF H R ER SO BB IBB HBP BLK WP HR S P ERA WHIP	9.0 W 38 10 3 3 5 3 0 0 0 0 0 0 45 57 3.00 1.444										

livebaseballscorecards.com

<b>AB</b>	<b>35</b>
<b>R</b>	<b>3</b>
<b>H</b>	<b>10</b>
<b>RBI</b>	<b>3</b>
<b>BB</b>	<b>3</b>
<b>SO</b>	<b>5</b>
<b>LOB</b>	<b>15</b>



Batter	1	2	3	4	5	6	7	8	9
Freddie Patek, R (1, 6) OBP: 0.320, SLG: 0.308	0-0 F8		0-0 HR	0-0 5-3		0-0 F9		4-0 SF7 BB	
Cookie Rojas, R (1, 4) OBP: 0.322, SLG: 0.382 Bobby Floyd, R (6, PR) OBP: 0.188, SLG: 0.188	0-0 F3		0-0 SF7		0-0 1B 2B 1B	0-0 E 1B 2B 1B		0-0 SF7 HR 1B	
Amos Otis, R (1, 8) OBP: 0.355, SLG: 0.497 Steve Hovley, L (8, 8) OBP: 0.354, SLG: 0.338	0-3 K		0-0 F7		0-0 2B 1B	0-0 E8 2B 1B		0-0 SF7	
John Mayberry, L (1, 3) OBP: 0.423, SLG: 0.604 Gail Hopkins, L (8, 3) OBP: 0.381, SLG: 0.429		0-0 1B	0-0 HR 1B		0-0 2B	0-0 2B		0-0 HR	
Ed Kirkpatrick, L (1, 9) OBP: 0.397, SLG: 0.567	0-3 K		0-0 HR		0-3 K	0-0 1-3		0-0 FC6-4 1B	
Lou Piniella, R (1, 7) OBP: 0.282, SLG: 0.360	0-0 F9		0-0 P8		0-3 K		0-3 K	0-0 FC6-4	
Hal McRae, R (1, 10) OBP: 0.254, SLG: 0.262	0-0 1-3			4-0 BB	0-0 P4		0-0 F8		
Paul Schaal, R (1, 5) OBP: 0.370, SLG: 0.348 Kurt Bevacqua, R (6, 5) OBP: 0.375, SLG: 0.320			0-0 1B 1B SF7 1B	0-0 P4		4-0 1B BB	0-0 F8		
Carl Taylor, R (1, 2) OBP: 0.380, SLG: 0.263			0-0 F7 1B 1B	0-0 P3		0-0 P6	0-0 F8		

Inning Stats	R: 0	H: 0	E: 0	K: 1	S: 5	LOB: 0	BB: 0	P: 5	R: 0	H: 1	E: 0	K: 1	S: 6	LOB: 1	BB: 0	P: 6	R: 5	H: 5	E: 0	K: 0	S: 8	LOB: 0	BB: 0	P: 8	R: 0	H: 0	E: 0	K: 0	S: 3	LOB: 1	BB: 1	P: 7	R: 2	H: 3	E: 0	K: 2	S: 10	LOB: 1	BB: 0	P: 10	R: 3	H: 3	E: 1	K: 0	S: 6	LOB: 2	BB: 1	P: 10	R: 0	H: 0	E: 0	K: 1	S: 5	LOB: 0	BB: 0	P: 5	R: 3	H: 3	E: 0	K: 0	S: 6	LOB: 1	BB: 1	P: 10
--------------	------	------	------	------	------	--------	-------	------	------	------	------	------	------	--------	-------	------	------	------	------	------	------	--------	-------	------	------	------	------	------	------	--------	-------	------	------	------	------	------	-------	--------	-------	-------	------	------	------	------	------	--------	-------	-------	------	------	------	------	------	--------	-------	------	------	------	------	------	------	--------	-------	-------

PITCHER	IP	WLS	BF	H	R	ER	SO	BB	IBB	HBP	BLK	WP	HR	S	P	ERA	WHIP
Luis Tiant, R (1, 1) ERA: 4.46	4.0	L	21	8	7	7	2	1	0	0	0	0	1	24	28	15.75	2.250
Roger Moret, L (5, 1) ERA: 2.89	4.0		21	7	6	6	3	2	0	0	0	0	1	25	33	13.50	2.250

**BOTTOM**


**Boston Red Sox @ Kansas City Royals**  
Royals Stadium, Kansas City, MO

Sun May 27 1973, 4:33 AM EDT  
Unknown - 57 F

AB	R	H	RBI	BB	SO	LOB
4	2	1	0	1	0	2
3	1	2	1	0	0	0
1	2	1	0	0	0	0
4	2	2	1	0	1	2
0	0	0	1	0	0	0
4	1	4	5	0	0	0
1	1	1	2	0	0	0
5	1	2	3	0	2	4
5	0	0	0	0	2	3
3	0	0	0	1	0	2
2	1	1	0	0	0	1
1	1	0	0	1	0	0
4	1	1	0	0	0	2

AB	37
R	13
H	15
RBI	13
BB	3
SO	5
LOB	16

WP: 0 PA: 42  
PB: 0  
SB: 0  
CS: 0



WP	HR	S	P	ERA	WHIP
0	1	25	33	13.50	2.250

Batter	1	2	3	4	5	6	7	8	9	AB R H RBI BB SO LOB	TOP		
Rick Miller, L (1, 9) OBP: 0.387, SLG: 0.308	4-0 BB BB E 1B BB		4-0 BB BB 1B BB	0-3 BB BB K	4-0 BB BB BB			4-0 BB BB 1-2 G3 BB		1 2 0 0 4 1 1			
Reggie Smith, S (1, 8) OBP: 0.402, SLG: 0.471	0-0 FC5-4 1-2 1B		0-0 BB 1B 1B	0-0 F8	0-0 G3			0-0 G3		5 1 2 0 0 0 6			
Carlton Fisk, R (1, 2) OBP: 0.400, SLG: 0.571	0-0 FC5-4 1-2f 2-H 4-3		4-0 BB BB 1B BB		4-0 F8 BB 2B BB		0-0 G6-4-3 1B	0-0 P4		3 2 1 0 2 0 3			
Carl Yastrzemski, L (1, 3) OBP: 0.368, SLG: 0.467	0-0 4-3		0-0 BB BB 1B BB		4-0 2B 1B BB		0-0 G6-4-3	0-0 F7		4 1 1 2 1 0 4			
Orlando Cepeda, R (1, 10) OBP: 0.342, SLG: 0.467	0-3 K		0-0 1-3 2-H 3-H 1B		0-0 F8 2-3		0-3 K		0-0 1B	5 0 2 1 0 2 3			
Rico Petrocelli, R (1, 5) OBP: 0.292, SLG: 0.451		0-0 F8	0-0 P7		0-0 1B 2B 2B		0-3 K		0-3 K	5 1 1 1 0 2 3			
Tommy Harper, R (1, 7) OBP: 0.319, SLG: 0.347		0-0 G5-4-3 1B	0-3 K		0-0 4-3		0-3 K		0-0 F2	5 0 1 0 0 2 5			
Luis Aparicio, R (1, 6) OBP: 0.336, SLG: 0.324		0-0 G5-4-3		4-0 SH1-3 BB	0-0 2B 1B		0-3 K		0-0 L6	4 0 1 1 1 1 2			
John Kennedy, R (1, 4) OBP: 0.281, SLG: 0.373			0-0 F7	0-0 SH1-3	0-0 2B			4-0 G3 BB BB		2 0 1 1 1 0 0			
<b>Inning Stats</b>	R: 1 E: 1 K: 1 S: 6 H: 1 LOB: 1 BB: 1 P: 10	R: 0 E: 0 K: 0 S: 3 H: 1 LOB: 0 BB: 0 P: 3	R: 3 E: 0 K: 1 S: 8 H: 3 LOB: 2 BB: 2 P: 16	R: 0 E: 0 K: 1 S: 5 H: 0 LOB: 1 BB: 1 P: 9	R: 3 E: 0 K: 0 S: 6 H: 3 LOB: 3 BB: 3 P: 18	R: 0 E: 0 K: 1 S: 5 H: 1 LOB: 0 BB: 0 P: 5	R: 0 E: 0 K: 3 S: 9 H: 0 LOB: 0 BB: 0 P: 9	R: 0 E: 0 K: 0 S: 3 H: 0 LOB: 2 BB: 2 P: 11	R: 0 E: 0 K: 1 S: 6 H: 1 LOB: 1 BB: 0 P: 6	1B: 8 2B: 2 3B: 0 HR: 0 SF: 0 SAC: 1 DP: 2 HBP: 0	WP: 0 PB: 0 SB: 0 CS: 0 PA: 44		
<b>PITCHER</b>	IP WLS BF H R ER SO BB IBB HBP BLK WP HR S P ERA WHIP											<b>PITCHER</b>	IP WLS BF H R ER SO BB IBB HBP BLK WP HR S P ERA WHIP
Steve Busby, R (1, 1) ERA: 5.93	2.1 L 12 3 4 4 1 3 0 0 0 0 0 0 11 23 15.43 2.571												
Bruce Dal Canton, R (3, 1) ERA: 2.91	2.0 12 3 3 3 2 3 0 0 0 0 0 0 13 25 13.50 3.000												
Ken Wright, R (5, 1) ERA: 4.05	3.2 16 3 0 0 4 3 0 0 0 0 0 0 21 33 0.00 1.636												
Wayne Simpson, R (9, 1) ERA: 5.28	1.0 4 1 0 0 1 0 0 0 0 0 0 0 6 6 0.00 1.000												

**Boston Red Sox @ Kansas City Royals**  
 Royals Stadium, Kansas City, MO  
 Sun May 27 1973, 4:38 AM EDT  
 Att. 23,952 - Unknown

AB	34
R	7
H	10
RBI	6
BB	9
SO	8
LOB	27



WP: 0	PA: 44
PB: 0	
SB: 0	
CS: 0	

Batter	1	2	3	4	5	6	7	8	9	AB	R	H	RBI	BB	SO	LOB
Freddie Patek, R OBP: 0.313, SLG: 0.301 (1, 6) x	0-0 4-3 ①		0-0 FC6-4 ③			0-3 K ①	0-3 K ②			4	0	0	0	0	2	2
Cookie Rojas, R OBP: 0.321, SLG: 0.376 (1, 4) x	0-0 F8 ②			4-0 BB BB BB BB BB FC5-4 BB ①		0-0 5-3 ②	0-0 5-3 ③			3	0	0	0	1	0	1
Amos Otis, R OBP: 0.353, SLG: 0.492 (1, 8) x	0-0 6-3 ③					0-0 1B 2B 1B		0-0 1-3 ①		4	1	1	0	0	0	1
John Mayberry, L OBP: 0.427, SLG: 0.602 Carl Taylor, R OBP: 0.375, SLG: 0.259 (1, 3) (6, PR) (7, 3)		4-0 BB BB BB BB BB G6-4-3 BB ①		0-0 F7 ②		0-0 2B 1B 1-3		0-0 L3 ②		2	0	1	0	1	0	1
Lou Piniella, R OBP: 0.281, SLG: 0.364 (1, 7) x		0-0 G6-4-3 ① ②		0-0 FC5-4 ③		0-0 1-3 2B 3-H		0-0 P8 ③		4	0	1	1	0	0	2
Jim Wohlford, R OBP: 0.261, SLG: 0.478 (1, 10) x		0-0 F8 ③				0-0 1B		0-0 F7 ③		4	0	1	0	0	0	3
Hal McRae, R OBP: 0.246, SLG: 0.252 (1, 9) x			0-0 F7 ①			0-0 F9 ①		0-0 L5 ①		4	0	0	0	0	1	1
Paul Schaal, R OBP: 0.379, SLG: 0.361 (1, 5) x			4-0 BB BB BB BB BB FC6-4 BB ②			0-0 F9 ②		0-0 2B 2B		3	1	2	0	1	0	1
Fran Healy, R OBP: 0.302, SLG: 0.281 (1, 2) x			0-3 K ②			0-3 K ③		0-0 2B 2B ③		4	0	1	1	0	2	3

Inning Stats	R: 0	H: 0	E: 0	K: 0	S: 3	R: 0	H: 0	E: 0	K: 0	S: 2	R: 0	H: 0	E: 0	K: 1	S: 5	R: 0	H: 0	E: 0	K: 0	S: 3	R: 0	H: 0	E: 0	K: 1	S: 6	R: 1	H: 3	E: 0	K: 1	S: 8	R: 1	H: 2	E: 0	K: 1	S: 7	R: 0	H: 0	E: 0	K: 0	S: 3	R: 0	H: 1	E: 0	K: 1	S: 6	1B: 4	2B: 3	3B: 0	HR: 0	SF: 0	SAC: 0	DP: 1	HBP: 0	WP: 0	PB: 0	SB: 0	CS: 0	PA: 36
--------------	------	------	------	------	------	------	------	------	------	------	------	------	------	------	------	------	------	------	------	------	------	------	------	------	------	------	------	------	------	------	------	------	------	------	------	------	------	------	------	------	------	------	------	------	------	-------	-------	-------	-------	-------	--------	-------	--------	-------	-------	-------	-------	--------

PITCHER	IP	WLS	BF	H	R	ER	SO	BB	IBB	HBP	BLK	WP	HR	S	P	ERA	WHIP	PITCHER	IP	WLS	BF	H	R	ER	SO	BB	IBB	HBP	BLK	WP	HR	S	P	ERA	WHIP																	
John Curtis, L ERA: 2.94 (1, 1)	9.0	W	36	7	2	2	5	3	0	0	0	0	0	43	55	2.00	1.111																																			

BOTTOM

Boston Red Sox @ Kansas City Royals  
Royals Stadium, Kansas City, MO

Sun May 27 1973, 4:38 AM EDT  
Att. 23,952 - Unknown

livebaseballscores.com

AB	33
R	2
H	7
RBI	2
BB	3
SO	5
LOB	15



Batter	1	2	3	4	5	6	7	8	9	AB R H RBI BB SO LOB	TOP																
<b>Rick Miller, L</b> (1, 9) OBP: 0.418, SLG: 0.368	0-0 G5-4-3 2B		0-0 E6 1B 1B		0-0 F7		0-0 HBP 1B		0-0 FC5-4 1B	5 1 4 0 0 0 0																	
<b>Reggie Smith, S</b> (1, 8) OBP: 0.394, SLG: 0.453	4-0 G5-4-3 BB		0-0 1-3		0-0 G3		0-0 F7		0-0 F8	4 0 0 1 1 0 4																	
<b>Carlton Fisk, R</b> (1, 2) OBP: 0.400, SLG: 0.562	0-0 G5-4-3 1-2f 2-3		0-0 1B 1B		0-3 K		1-0 HBP		0-0 FC5-4 S	4 0 1 1 0 1 3																	
<b>Carl Yastrzemski, L</b> (1, 3) OBP: 0.369, SLG: 0.484	0-0 P6		0-0 1B		0-0 K		0-3 K		0-0 G3	5 1 2 1 0 1 5																	
<b>Orlando Cepeda, R</b> (1, 10) OBP: 0.340, SLG: 0.461		0-0 G6-4-3 1B	0-0 P8		0-0 4-3		0-0 P6			4 0 1 0 0 0 5																	
<b>Rico Petrocelli, R</b> (1, 5) OBP: 0.291, SLG: 0.438		0-3 K		4-0 SH5-3 BB		0-0 6-3		0-3 K		3 0 0 0 1 2 1																	
<b>Tommy Harper, R</b> (1, 7) OBP: 0.319, SLG: 0.347		0-0 G6-4-3		0-0 SH5-3		0-0 E S S 1B		0-0 P6		3 1 1 0 0 0 1																	
<b>Dwight Evans, R</b> (8, 7) OBP: 0.322, SLG: 0.273		1-2f		1-2		0-0 F7		0-0 S 1B		0 0 0 0 0 0 0																	
<b>Luis Aparicio, R</b> (1, 6) OBP: 0.333, SLG: 0.321			0-0 L8		0-0 5-3		0-0 F7		0-0 S 1B	4 0 1 0 0 0 1																	
<b>John Kennedy, R</b> (1, 4) OBP: 0.295, SLG: 0.400			0-0 E 1-3 2B		0-0 1-3		0-0 HBP 1B 1B		0-0 L5	4 1 2 0 0 0 2																	
<b>Inning Stats</b>	R: 0 E: 0 K: 0 S: 3	H: 1 LOB: 1 BB: 1 P: 7	R: 0 E: 0 K: 1 S: 5	H: 1 LOB: 0 BB: 0 P: 5	R: 2 E: 1 K: 0 S: 7	H: 4 LOB: 2 BB: 0 P: 7	R: 0 E: 0 K: 0 S: 3	H: 0 LOB: 1 BB: 1 P: 7	R: 0 E: 0 K: 1 S: 5	H: 0 LOB: 0 BB: 0 P: 5	R: 2 E: 0 K: 0 S: 5	H: 2 LOB: 0 BB: 0 P: 5	R: 0 E: 0 K: 1 S: 7	H: 2 LOB: 3 BB: 0 P: 8	R: 0 E: 0 K: 1 S: 6	H: 1 LOB: 1 BB: 0 P: 6	R: 0 E: 0 K: 0 S: 4	H: 1 LOB: 1 BB: 0 P: 4	1B: 9 2B: 2 3B: 0 HR: 1	SF: 0 SAC: 1 DP: 2 HBP: 1	WP: 0 PB: 0 SB: 4 CS: 0	PA: 40					
<b>PITCHER</b>	IP WLS BF H R ER SO BB IBB HBP BLK WP HR S P ERA WHIP																										
<b>Dick Drago, R</b> (1, 1) ERA: 4.35	6.1		30	10	4	3	2	2	0	1	0	0	1	31	40	4.26	1.895										
<b>Norm Angelini, L</b> (7, 1) ERA:	0.1		1	0	0	0	1	0	0	0	0	0	0	3	3	0.00	0.000										
<b>Doug Bird, R</b> (7, 1) ERA: 1.93	2.1	W	9	2	0	0	1	0	0	0	0	0	0	11	11	0.00	0.857										

**Boston Red Sox @ Kansas City Royals**  
**Royals Stadium, Kansas City, MO**

AB	36
R	4
H	12
RBI	3
BB	2
SO	4
LOB	22



Mon May 28 1973, 8:05 PM EDT  
Att. 10,176 - Unknown - 65 F

livebaseballscorecards.com

BOTTOM

Boston Red Sox @ Kansas City Royals  
Royals Stadium, Kansas City, MO

Mon May 28 1973, 8:05 PM EDT  
Att: 10,176 - Unknown - 65 F

livebaseballscorecards.com

AB	34
R	5
H	13
RBI	5
BB	4
SO	2
LOB	12



WP:	0	PA:	38
PB:	0	SB:	0
CS:	0		

AB R H RBI BB SO LOB

3	0	0	0	2	0	0
5	0	1	1	0	0	1
4	0	2	0	0	0	0
4	0	1	0	0	0	1
4	1	4	0	0	0	0
3	1	1	0	1	0	3
0	1	0	0	0	0	0
4	1	1	0	0	1	5
3	0	2	2	0	0	0
0	0	0	0	0	0	0
0	0	0	0	1	0	0
0	1	0	0	0	0	0
3	0	0	0	0	1	2
1	0	1	2	0	0	0

Batter	1	2	3	4	5	6	7	8	9
Steve Hovley, L (1, 9) OBP: 0.357, SLG: 0.324	0-0 F2		4-0 G4-3 BB		0-0 6-3		0-0 L4		4-0 1B IBB
Cookie Rojas, R (1, 4) OBP: 0.318, SLG: 0.371	0-0 F9		0-0 G4-3 1-2f			0-0 5-3		0-0 F8	0-0 1B 1-2 2-3 3-H
Amos Otis, R (1, 8) OBP: 0.355, SLG: 0.503	0-0 1B		0-0 F8			0-0 3B		0-0 F8	
John Mayberry, L (1, 3) OBP: 0.424, SLG: 0.594	0-0 F8			0-0 F7		0-0 1B 1B		0-0 1-3	
Ed Kirkpatrick, L (1, 7) OBP: 0.413, SLG: 0.580		0-0 FC1-5 BB 1B		0-0 FC4-6 1B		0-0 FC6-4 1B			0-0 1B 1B
Paul Schaal, R (1, 5) OBP: 0.382, SLG: 0.361 Bobby Floyd, R (9, PR) OBP: 0.188, SLG: 0.188		4-0 FC1-5 BB 1B		0-0 FC4-6 1-2f		0-0 FC6-4 1-2f			0-0 BB 1B 1B
Hal McRae, R (1, 10) OBP: 0.246, SLG: 0.252		0-0 FC1-5 1B 1-2 2-3f		0-3 K			0-0 2B 1B		0-0 P8
Freddie Patek, R (1, 6) OBP: 0.319, SLG: 0.313 Gail Hopkins, L (9, PH) OBP: 0.381, SLG: 0.429 Lou Piniella, R (9, PH) OBP: 0.286, SLG: 0.364 Gene Garber, R (9, PR)		0-0 G6-4-3 1B 1-2 2-H			0-0 5-3		0-0 1-H 2B		4-0 1B 1B BB
Carl Taylor, R (1, 2) OBP: 0.360, SLG: 0.246 Kurt Bevacqua, R (9, PH) OBP: 0.386, SLG: 0.333		0-0 G6-4-3 1-2f			0-3 K		0-0 F9		0-0 1B 1-3 2-H 3-H

Inning Stats	R: 0	H: 1	E: 0	K: 0	S: 4	LOB: 1	BB: 0	P: 4	R: 1	H: 2	E: 0	K: 0	S: 4	LOB: 1	BB: 1	P: 8	R: 0	H: 0	E: 0	K: 0	S: 2	LOB: 0	BB: 1	P: 6	R: 0	H: 1	E: 0	K: 1	S: 6	LOB: 1	BB: 0	P: 6	R: 0	H: 0	E: 0	K: 1	S: 5	LOB: 0	BB: 0	P: 5	R: 1	H: 2	E: 0	K: 0	S: 4	LOB: 0	BB: 0	P: 4	R: 0	H: 0	E: 0	K: 0	S: 3	LOB: 0	BB: 0	P: 3	R: 3	H: 4	E: 0	K: 0	S: 5	LOB: 3	BB: 2	P: 13	1B: 11	SF: 0	3B: 1	DP: 2	HR: 0	WP: 0	PA: 38
--------------	------	------	------	------	------	--------	-------	------	------	------	------	------	------	--------	-------	------	------	------	------	------	------	--------	-------	------	------	------	------	------	------	--------	-------	------	------	------	------	------	------	--------	-------	------	------	------	------	------	------	--------	-------	------	------	------	------	------	------	--------	-------	------	------	------	------	------	------	--------	-------	-------	--------	-------	-------	-------	-------	-------	--------

PITCHER	IP	WLS	BF	H	R	ER	SO	BB	IBB	HBP	BLK	WP	HR	S	P	ERA	WHIP
Marty Pattin, R (1, 1) ERA: 5.64	8.0		32	10	3	3	2	2	0	0	0	0	0	34	42	3.38	1.500
Bobby Bolin, R (9, 1) ERA: 0.96	0.1		2	1	0	0	0	0	0	0	0	0	0	2	2	0.00	3.000
Bob Veale, L (9, 1) ERA: 2.87	0.0	L	2	1	1	1	0	1	0	0	0	0	0	1	5	∞	∞
Don Newhauser, R (9, 1) ERA:	0.0		2	1	1	1	0	0	1	0	0	0	0	1	5	∞	∞

Batter	1	2	3	4	5	6	7	8	9	AB R H RBI BB SO LOB	TOP
Merv Rettenmund, R (1, 9) OBP: 0.345, SLG: 0.340	0-0 F7		0-0 2B		0-0 SF9 2-3 1B		1-0 SH1-3 HBP		0-0 F8	4 0 2 0 0 0 0	
Enos Cabell, R (1, 3) OBP: 0.200, SLG: 0.222	0-3 K		0-0 F8		0-0 SF9		0-0 SH1-3		0-0 5-3	3 0 0 1 0 1 1	
Bobby Grich, R (1, 4) OBP: 0.386, SLG: 0.399	0-0 F7			0-0 P3	0-0 L7		0-0 F8		0-0 5-3	5 0 0 0 0 0 2	
Don Baylor, R (1, 7) OBP: 0.312, SLG: 0.338		0-0 G6-4-3 1B		0-0 E6		0-0 F8		0-0 F9		4 0 1 0 0 0 1	
Tommy Davis, R (1, 10) OBP: 0.298, SLG: 0.370		0-0 G6-4-3 1-2f		0-0 L7		0-0 2B SF7 1B		0-3 K		4 1 1 0 0 1 2	
Paul Blair, R (1, 8) OBP: 0.298, SLG: 0.305		0-0 1B		4-0 1-2 BB		0-0 2B		0-0 WP 1B 2B		3 1 3 0 1 0 0	
Brooks Robinson, R (1, 5) OBP: 0.266, SLG: 0.293		0-0 G3		0-0 F8		4-0 IBB		0-0 FC5-4 2-H 1B		3 0 1 1 1 0 3	
Andy Etchebarren, R (1, 2) OBP: 0.350, SLG: 0.556			0-0 F3		0-0 1B SF9 2B		0-0 SF7		0-0 FC5-4 1-2f FC4-6	3 1 1 1 0 0 1	
Mark Belanger, R (1, 6) OBP: 0.264, SLG: 0.238			0-0 6-3		0-3 K		0-0 F8		0-0 FC4-6	4 0 0 0 0 1 4	
<b>Inning Stats</b>	R: 0 E: 0 K: 1 S: 5 H: 0 LOB: 0 BB: 0 P: 5	R: 0 E: 0 K: 0 S: 4 H: 2 LOB: 1 BB: 0 P: 4	R: 0 E: 0 K: 0 S: 4 H: 1 LOB: 1 BB: 0 P: 4	R: 0 E: 1 K: 0 S: 4 H: 0 LOB: 2 BB: 1 P: 8	R: 1 E: 0 K: 1 S: 7 H: 2 LOB: 1 BB: 0 P: 7	R: 1 E: 0 K: 0 S: 5 H: 2 LOB: 2 BB: 1 P: 9	R: 0 E: 0 K: 0 S: 3 H: 0 LOB: 1 BB: 0 P: 4	R: 1 E: 0 K: 1 S: 7 H: 2 LOB: 1 BB: 0 P: 7	R: 0 E: 0 K: 0 S: 3 H: 0 LOB: 0 BB: 0 P: 3	1B: 5 2B: 4 3B: 0 HR: 0 SF: 2 SAC: 1 DP: 1 HBP: 1	WP: 1 PB: 0 SB: 1 CS: 0 PA: 39
<b>PITCHER</b> Paul Splittorff, L (1, 1) ERA: 2.71	IP: 9.0 WLS: L BF: 39 H: 9 R: 3 ER: 3 SO: 3 BB: 1 IBB: 1 HBP: 1 BLK: 0 WP: 1 HR: 0 S: 42 P: 51 ERA: 3.00 WHIP: 1.111										

Baltimore Orioles @ Kansas City Royals  
Royals Stadium, Kansas City, MO

Tue May 29 1973, 8:05 PM EDT  
Att. 10,417 - Unknown - 62 F

livebaseballscorecards.com

AB	33
R	3
H	9
RBI	3
BB	2
SO	3
LOB	14





Batter	1	2	3	4	5	6	7	8	9	AB	R	H	RBI	BB	SO	LOB
Steve Hovley, L (1, 9) OBP: 0.364, SLG: 0.325	4-0 2B G3 BB		X 0-0 F8		X 0-0 G6-4-3 1B		X 0-0 4-3			3	1	1	0	1	0	1
Cookie Rojas, R (1, 4) OBP: 0.316, SLG: 0.379	0-0 F9		X 0-0 3B		X 0-0 G6-4-3 1-2f			X 0-0 F7		4	0	1	0	0	0	2
Amos Otis, R (1, 8) OBP: 0.363, SLG: 0.520	0-0 G3 1-3 2B		B 4-0 BB			S 0-3 K		X 0-0 K 3B		3	0	2	0	1	1	0
John Mayberry, L (1, 3) OBP: 0.415, SLG: 0.580	0-0 G3 2-3 3-H		S 0-3 K			X 0-0 F7		S 0-3 K 3-H		4	0	0	1	0	2	4
Ed Kirkpatrick, L (1, 7) OBP: 0.403, SLG: 0.563	0-0 6-3			X 0-0 F8		X 0-0 F6			X 0-0 F8	4	0	0	0	0	0	1
Paul Schaal, R (1, 5) OBP: 0.379, SLG: 0.358		X 0-0 F8		X 0-0 6-3			X 0-0 F8		X 0-0 FC5-4 1B	4	0	1	0	0	0	0
Bobby Floyd, R (9, PR) OBP: 0.188, SLG: 0.188										0	0	0	0	0	0	0
Gail Hopkins, L (1, 10) OBP: 0.400, SLG: 0.459		X 0-0 4-3		B 4-0 BB			X 0-0 1B 2B		X 0-0 FC5-4 1B 1-2f	2	0	1	0	1	0	0
Jim Wohlford, R (7, PR) OBP: 0.250, SLG: 0.458										1	1	0	0	0	0	1
Freddie Patek, R (1, 6) OBP: 0.319, SLG: 0.313		X 0-0 4-3		X 0-0 F4			X 0-0 6-3 1B		X 0-0 F8	3	0	1	1	0	0	1
Lou Piniella, R (9, PH) OBP: 0.284, SLG: 0.361										1	0	0	0	0	0	1
Carl Taylor, R (1, 2) OBP: 0.346, SLG: 0.234			X 0-0 4-3		X 0-0 F9		X 0-0 6-3 1-2			3	0	0	0	0	0	2

<b>Inning Stats</b>	R: 1 E: 0 K: 0 S: 4	H: 1 LOB: 1 BB: 1 P: 8	R: 0 E: 0 K: 0 S: 3	H: 0 LOB: 0 BB: 0 P: 3	R: 0 E: 0 K: 1 S: 6	H: 1 LOB: 2 BB: 1 P: 10	R: 0 E: 0 K: 0 S: 3	H: 0 LOB: 1 BB: 1 P: 7	R: 0 E: 0 K: 0 S: 3	H: 1 LOB: 0 BB: 0 P: 3	R: 0 E: 0 K: 1 S: 5	H: 0 LOB: 0 BB: 0 P: 5	R: 1 E: 0 K: 0 S: 5	H: 2 LOB: 1 BB: 0 P: 5	R: 0 E: 0 K: 1 S: 5	H: 1 LOB: 1 BB: 0 P: 5	R: 0 E: 0 K: 0 S: 4	H: 1 LOB: 1 BB: 0 P: 4	1B: 3 2B: 2 3B: 2 HR: 0	SF: 0 SAC: 0 DP: 1 HBP: 0	WP: 0 PB: 0 SB: 0 CS: 0	PA: 35 ERA WHIP
<b>PITCHER</b> Jim Palmer, R (1, 1) ERA: 2.19	IP 9.0	WLS W	BF 35	H 7	R 2	ER 2	SO 3	BB 3	IBB 0	HBP 0	BLK 0	WP 0	HR 0	S 38	P 50	ERA 2.00	WHIP 1.111					

**BOTTOM**

**Baltimore Orioles @ Kansas City Royals**  
 Royals Stadium, Kansas City, MO

Tue May 29 1973, 8:05 PM EDT  
 Att: 10,417 - Unknown - 62 F

livebaseballscorecards.com

<b>AB</b>	<b>32</b>
<b>R</b>	<b>2</b>
<b>H</b>	<b>7</b>
<b>RBI</b>	<b>2</b>
<b>BB</b>	<b>3</b>
<b>SO</b>	<b>3</b>
<b>LOB</b>	<b>13</b>



Batter	1	2	3	4	5	6	7	8	9	AB R H RBI BB SO LOB	TOP											
Al Bumbry, L (1, 10) OBP: 0.311, SLG: 0.474	0-0 4-3		0-3 K		0-0 1-H 2B		0-0 F7		0-0 6-3 1-H	5 0 1 1 0 1 2	<b>Baltimore Orioles @ Kansas City Royals</b> <b>Royals Stadium, Kansas City, MO</b> Wed May 30 1973, 8:05 PM EDT Att. 11,378 - Unknown - 70 F <a href="http://livebaseballscorecards.com">livebaseballscorecards.com</a>											
Merv Rettenmund, R (1, 7) OBP: 0.333, SLG: 0.327 Don Baylor, R (9, 7) OBP: 0.312, SLG: 0.338	0-0 F7		0-3 K		0-0 F3		0-0 5-3		0-0 6-3	4 0 0 0 0 1 2 0 0 0 0 0 0 0												
Bobby Grich, R (1, 4) OBP: 0.383, SLG: 0.395	0-0 F2				0-0 1B G3 1B		0-0 6-3		0-0 5-3	4 1 1 0 0 0 1												
Boog Powell, L (1, 3) OBP: 0.342, SLG: 0.284		0-0 F4			0-0 6-3 1B 1B		4-0 IBB		0-0 3B 1B	3 2 2 0 1 0 0												
Rich Coggins, L (1, 9) OBP: 0.290, SLG: 0.448		0-0 3-1			0-0 G3 1-2 3-H		0-0 G3		0-0 1-H SH1-3 3B	4 1 1 2 0 0 3												
Paul Blair, R (1, 8) OBP: 0.299, SLG: 0.306		0-0 S 1B			0-0 6-3 2-3		0-0 6-3		0-0 SH1-3	3 0 1 1 0 0 1												
Brooks Robinson, R (1, 5) OBP: 0.266, SLG: 0.292		0-3 K 1-2			0-0 3-H 1B		0-0 5-3		0-0 6-3	4 0 1 1 0 1 1												
Elrod Hendricks, L (1, 2) OBP: 0.207, SLG: 0.414			0-0 WP 2B		0-0 4-3		0-0 G3		0-0 1-3	4 0 1 0 0 0 1												
Mark Belanger, R (1, 6) OBP: 0.271, SLG: 0.246			0-0 F9 2-3				0-0 2B 1B		0-0 6-3	4 1 2 0 0 0 1												
<b>Inning Stats</b>	R: 0 E: 0 K: 0 S: 3	H: 0 LOB: 0 BB: 0 P: 3	R: 0 E: 0 K: 1 S: 6	H: 1 LOB: 1 BB: 0 P: 6	R: 0 E: 0 K: 2 S: 8	H: 1 LOB: 1 BB: 0 P: 8	R: 2 E: 0 K: 0 S: 6	H: 3 LOB: 1 BB: 0 P: 6	R: 1 E: 0 K: 0 S: 5	H: 2 LOB: 2 BB: 1 P: 9	R: 0 E: 0 K: 0 S: 3	H: 0 LOB: 0 BB: 0 P: 3	R: 0 E: 0 K: 0 S: 3	H: 0 LOB: 0 BB: 0 P: 3	R: 2 E: 0 K: 0 S: 5	H: 2 LOB: 0 BB: 0 P: 5	R: 0 E: 0 K: 0 S: 3	H: 1 LOB: 0 BB: 0 P: 3	1B: 7 2B: 2 3B: 1 HR: 0	SF: 0 SAC: 1 DP: 0 HBP: 0	WP: 1 PB: 0 SB: 2 CS: 1	PA: 37
<b>PITCHER</b>	IP WLS BF H R ER SO BB IBB HBP BLK WP HR S P ERA WHIP																					
Wayne Simpson, R (1, 1) ERA: 5.4	4.0 L 19 7 3 3 3 0 0 0 0 0 1 0 25 25 6.75 1.750																					
Bruce Dal Canton, R (5, 1) ERA: 2.97	5.0 18 3 2 2 0 0 0 1 0 0 0 0 17 21 3.60 0.600																					

AB	35
R	5
H	10
RBI	5
BB	1
SO	3
LOB	12



BOTTOM

Baltimore Orioles @ Kansas City Royals  
Royals Stadium, Kansas City, MO  
Wed May 30 1973, 8:05 PM EDT  
Att. 11,378 - Unknown - 70 F

livebaseballscorecards.com

AB 31  
R 4  
H 6  
RBI 4  
BB 6  
SO 0  
LOB 15



WP: 0 PA: 40  
PB: 0  
SB: 1  
CS: 1

AB R H RBI BB SO LOB

3 0 1 1 2 0 4  
4 0 0 0 0 0 1  
1 0 0 0 0 0 2

5 0 0 0 0 0 3

4 0 1 0 0 0 1

3 0 0 0 1 0 1

3 2 1 0 0 0 1  
0 1 0 0 1 0 0

4 0 1 0 0 0 2

3 1 2 3 0 0 0

1 0 0 0 2 0 0  
0 0 0 0 0 0 0  
0 0 0 0 0 0 0

1B: 5 SF: 1  
2B: 0 SAC: 0  
3B: 1 DP: 0  
HR: 0 HBP: 1

Batter	1	2	3	4	5	6	7	8	9
Freddie Patek, R OBP: 0.325, SLG: 0.314 (1, 6)	4-0 3-1 S BB		4-0 CS BB		0-0 FC5-4 1-2f		0-0 F6		0-0 FC6-4 1B
Cookie Rojas, R OBP: 0.310, SLG: 0.371 Kurt Bevacqua, R OBP: 0.379, SLG: 0.327 (1, 4) (9, PH)	0-0 3-1 1-3		0-0 CS 1-2	0-0 F9		0-0 5-3		0-0 6-3	0-0 FC6-4 1-2f 2-3
Amos Otis, R OBP: 0.355, SLG: 0.507 (1, 8)	0-0 F8			0-0 6-3		0-0 1-3		0-0 6-3	0-0 F4
John Mayberry, L OBP: 0.412, SLG: 0.572 (1, 3)	0-0 3-1			0-0 F6		0-0 F7		0-0 1B	
Lou Piniella, R OBP: 0.283, SLG: 0.354 (1, 7)		0-0 4-3			4-0 FC6-4 BB		0-0 6-3	0-0 F3	
Hal McRae, R OBP: 0.248, SLG: 0.254 Steve Hovley, L OBP: 0.371, SLG: 0.325 (1, 10) (9, PH)		0-0 F3			0-0 FC6-4 1B SF8 1-2f		0-0 4-3 1B	4-0 G3 3B BB	
Ed Kirkpatrick, L OBP: 0.399, SLG: 0.555 (1, 9)		0-0 F5			0-0 BB 1B 1-3		0-0 4-3 1-2	0-0 G3 1-2	
Paul Schaal, R OBP: 0.381, SLG: 0.377 (1, 5)			0-0 F4		0-0 SF8 3-H		0-0 BB 1B 2-H	0-0 1B 3B 2-H	
Carl Taylor, R OBP: 0.358, SLG: 0.231 Gail Hopkins, L OBP: 0.413, SLG: 0.459 Jim Wohlford, R OBP: 0.250, SLG: 0.458 (1, 2) (9, PH) (9, PR)			0-0 6-3		4-0 FC5-4 BB 1-2		4-0 BB	1-0 FC6-4 1B HBP	

Inning Stats	R: 0	H: 0	E: 0	K: 0	S: 3	LOB: 1	BB: 1	P: 7	R: 0	H: 0	E: 0	K: 0	S: 3	LOB: 0	BB: 0	P: 3	R: 0	H: 0	E: 0	K: 0	S: 2	LOB: 0	BB: 1	P: 3	R: 0	H: 0	E: 0	K: 0	S: 3	LOB: 0	BB: 0	P: 3	R: 1	H: 1	E: 0	K: 0	S: 4	LOB: 2	BB: 2	P: 12	R: 0	H: 0	E: 0	K: 0	S: 3	LOB: 0	BB: 0	P: 3	R: 1	H: 2	E: 0	K: 0	S: 5	LOB: 2	BB: 1	P: 9	R: 0	H: 1	E: 0	K: 0	S: 4	LOB: 1	BB: 0	P: 4	R: 2	H: 2	E: 0	K: 0	S: 5	LOB: 2	BB: 1	P: 10	1B: 5	SF: 1	SAC: 0	DP: 0	HBP: 1
--------------	------	------	------	------	------	--------	-------	------	------	------	------	------	------	--------	-------	------	------	------	------	------	------	--------	-------	------	------	------	------	------	------	--------	-------	------	------	------	------	------	------	--------	-------	-------	------	------	------	------	------	--------	-------	------	------	------	------	------	------	--------	-------	------	------	------	------	------	------	--------	-------	------	------	------	------	------	------	--------	-------	-------	-------	-------	--------	-------	--------

PITCHER	IP	WLS	BF	H	R	ER	SO	BB	IBB	HBP	BLK	WP	HR	S	P	ERA	WHIP
Dave McNally, L ERA: 2.65 (1, 1)	6.2	W	27	3	2	2	0	5	0	0	0	0	0	22	42	2.70	1.200
Eddie Watt, R ERA: 2.84 (7, 1)	1.2		10	3	2	2	0	1	0	1	0	0	0	8	13	10.80	2.400
Bob Reynolds, R ERA: 2.7 (9, 1)	0.2	S	2	0	0	0	0	0	0	0	0	0	0	2	2	0.00	0.000

PITCHER	IP	WLS	BF	H	R	ER	SO	BB	IBB	HBP	BLK	WP	HR	S	P	ERA	WHIP
---------	----	-----	----	---	---	----	----	----	-----	-----	-----	----	----	---	---	-----	------

Batter	1	2	3	4	5	6	7	8	9	AB R H RBI BB SO LOB	TOP											
Al Bumbry, L (1, 10) OBP: 0.292, SLG: 0.443	0-0 1-3		0-0 3-1		0-0 G3			0-0 F6		4 0 0 0 0 0 1												
Paul Blair, R (1, 8) OBP: 0.298, SLG: 0.304	0-0 1B 1B		0-0 F9			0-3 K		0-0 F8		4 0 1 0 0 1 0												
Bobby Grich, R (1, 4) OBP: 0.380, SLG: 0.391	0-0 1-2 1B			0-0 F8		0-0 F9		0-0 F9		4 0 1 0 0 0 0												
Boog Powell, L (1, 3) OBP: 0.333, SLG: 0.275	0-3 K			0-0 E4 FC6-4		0-0 F7			0-0 5-3	4 0 0 0 0 1 2												
Rich Coggins, L (1, 9) OBP: 0.288, SLG: 0.452	0-0 3-1			0-0 FC6-4 1-2f			0-0 F9		0-0 2B	4 0 1 0 0 0 3												
Don Baylor, R (1, 7) OBP: 0.310, SLG: 0.357		0-3 K		0-0 F5			0-0 HR		0-0 F8	4 1 1 1 0 1 2												
Brooks Robinson, R (1, 5) OBP: 0.259, SLG: 0.284		0-0 F7			0-0 6-3		0-0 F6		0-0 F5	4 0 0 0 0 0 1												
Elrod Hendricks, L (1, 2) OBP: 0.250, SLG: 0.438		0-0 F5				0-0 1B		0-0 1B		3 0 2 0 0 0 0												
Mark Belanger, R (1, 6) OBP: 0.267, SLG: 0.242			0-0 6-3		0-3 K		0-0 L4			2 0 0 0 0 1 1												
Terry Crowley, L (7, PH) OBP: 0.294, SLG: 0.230										1 0 0 0 0 0 1												
Frank Baker, L (7, 6)										0 0 0 0 0 0 0												
<b>Inning Stats</b>	R: 0 E: 0 K: 1 S: 7	H: 2 LOB: 2 BB: 0 P: 7	R: 0 E: 0 K: 1 S: 5	H: 0 LOB: 0 BB: 0 P: 5	R: 0 E: 0 K: 0 S: 3	H: 0 LOB: 0 BB: 0 P: 3	R: 0 E: 1 K: 0 S: 4	H: 0 LOB: 1 BB: 0 P: 4	R: 0 E: 0 K: 1 S: 6	H: 1 LOB: 1 BB: 0 P: 6	R: 0 E: 0 K: 1 S: 5	H: 0 LOB: 0 BB: 0 P: 5	R: 1 E: 0 K: 0 S: 5	H: 2 LOB: 1 BB: 0 P: 5	R: 0 E: 0 K: 0 S: 3	H: 0 LOB: 0 BB: 0 P: 3	R: 0 E: 0 K: 0 S: 4	H: 1 LOB: 1 BB: 0 P: 4	1B: 4 2B: 1 3B: 0 HR: 1	SF: 0 SAC: 0 DP: 0 HBP: 0	WP: 0 PB: 0 SB: 0 CS: 0	PA: 34
<b>PITCHER</b> Gene Garber, R (1, 1) ERA: 1.78	IP: 9.0 WLS: W BF: 34 H: 6 R: 1 ER: 1 SO: 4 BB: 0 IBB: 0 HBP: 0 BLK: 0 WP: 0 HR: 1 S: 42 P: 42 ERA: 1.00 WHIP: 0.667											<b>PITCHER</b>	IP: 9.0 WLS: W BF: 34 H: 6 R: 1 ER: 1 SO: 4 BB: 0 IBB: 0 HBP: 0 BLK: 0 WP: 0 HR: 1 S: 42 P: 42 ERA: 1.00 WHIP: 0.667									

**Baltimore Orioles @ Kansas City Royals**  
**Royals Stadium, Kansas City, MO**  
 Thu May 31 1973, 8:05 PM EDT  
 Att. 11,975 - Unknown - 72 F

AB	34
R	1
H	6
RBI	1
BB	0
SO	4
LOB	11



Batter	1	2	3	4	5	6	7	8	9
Freddie Patek, R OBP: 0.329, SLG: 0.310 (1, 6)	4-0 BB 1B BB	0-0 F9			0-0 5-3		1-0 S 1B HBP		
Kurt Bevacqua, R OBP: 0.387, SLG: 0.327 Bobby Floyd, R OBP: 0.188, SLG: 0.188 (1, 4) (9, 4)	4-0 BB 1B BB		0-0 F8		0-0 L5		0-0 1B 1B		
John Mayberry, L OBP: 0.419, SLG: 0.571 (1, 3)	4-0 G5-3 1B BB		4-0 1B BB		0-0 F8		0-0 1B 1B		
Amos Otis, R OBP: 0.357, SLG: 0.507 (1, 8)	0-0 G5-3 1B		0-0 F8		0-0 F8		0-0 1B		
Lou Piniella, R OBP: 0.282, SLG: 0.352 (1, 7)	0-0 G5-3 1B		0-0 FC6 1B		0-0 F9		0-0 F4		
Ed Kirkpatrick, L OBP: 0.407, SLG: 0.554 (1, 9)	4-0 IBB		0-0 FC6		4-0 BB		0-0 SH1-4 1B		
Jim Wohlford, R OBP: 0.222, SLG: 0.407 (1, 10)	0-0 1-3		0-0 5-3		0-0 4-3		0-0 SH1-4		
Paul Schaal, R OBP: 0.373, SLG: 0.367 (1, 5)		0-0 4-3		0-0 F7		0-0 4-3	0-0 4-3		
Fran Healy, R OBP: 0.284, SLG: 0.262 (1, 2)		0-0 F9		0-0 6-3		0-0 4-3	0-3 K		

Inning Stats	R: 2 E: 0 K: 0 S: 3	H: 1 LOB: 2 BB: 4 P: 19	R: 0 E: 0 K: 0 S: 3	H: 0 LOB: 0 BB: 0 P: 3	R: 0 E: 0 K: 0 S: 4	H: 1 LOB: 2 BB: 1 P: 8	R: 0 E: 0 K: 0 S: 3	H: 0 LOB: 0 BB: 0 P: 3	R: 0 E: 0 K: 0 S: 3	H: 0 LOB: 1 BB: 1 P: 7	R: 2 E: 0 K: 0 S: 6	H: 3 LOB: 2 BB: 0 P: 7	R: 0 E: 0 K: 1 S: 6	H: 1 LOB: 1 BB: 0 P: 6
1B: 6 2B: 0 3B: 0 HR: 0	SF: 0 SAC: 1 DP: 1 HBP: 1	WP: 0 PB: 0 SB: 1 CS: 0	PA: 36											

PITCHER	IP	WLS	BF	H	R	ER	SO	BB	IBB	HBP	BLK	WP	HR	S	P	ERA	WHIP
Mike Cuellar, L ERA: 5.05 (1, 1)	0.0	L	4	1	2	2	0	3	0	0	0	0	0	1	13	∞	∞
Orlando Pena, R ERA: 3.21 (1, 1)	6.2		27	4	2	2	0	2	1	1	0	0	0	23	36	2.70	0.900
Grant Jackson, L ERA: 1.88 (7, 1)	1.1		5	1	0	0	1	0	0	0	0	0	0	7	7	0.00	0.750

BOTTOM

Baltimore Orioles @ Kansas City Royals  
 Royals Stadium, Kansas City, MO  
 Thu May 31 1973, 8:05 PM EDT  
 Att: 11,975 - Unknown - 72 F

livebaseballscorecards.com

AB	28
R	4
H	6
RBI	4
BB	6
SO	1
LOB	12



Batter	1	2	3	4	5	6	7	8	9	AB R H RBI BB SO LOB	TOP											
Buddy Bell, R (1, 5) OBP: 0.340, SLG: 0.322	0-0 E5 G6-3		0-0 1-3		0-0 1B 1B		0-0 6-3			4 0 1 2 0 0 1												
Tom Ragland, R (1, 4) OBP: 0.375, SLG: 0.408	0-3 K			0-0 L6	0-0 1B		0-0 5-3			4 0 1 1 0 1 2												
Oscar Gamble, L (1, 10) OBP: 0.311, SLG: 0.526	0-0 G6-3 1-2f			0-0 P6	0-0 L7			0-0 F9		4 0 0 0 0 0 3												
Charlie Spikes, R (1, 7) OBP: 0.284, SLG: 0.440		0-0 HR		0-3 K		0-0 FC4-6 1B		0-3 K		4 1 2 1 0 2 0												
Dave Duncan, R (1, 2) OBP: 0.295, SLG: 0.432		0-0 5-3			4-0 WP 1B BB	0-3 K		0-0 F3		3 1 0 0 1 1 1												
John Lowenstein, L (1, 9) OBP: 0.373, SLG: 0.369		0-0 1-4-3			0-0 WP 1B	0-0 FC4-6 S			0-0 FC1-6 2B	4 1 2 0 0 0 1												
Chris Chambliss, L (1, 3) OBP: 0.254, SLG: 0.236		0-0 3-1			0-0 P5	0-0 4-3			0-0 FC1-6 2-3	4 0 0 0 0 0 4												
Rusty Torres, S (1, 8) OBP: 0.271, SLG: 0.246			0-0 F8		4-0 1B 1B IBB		0-0 E6 SH1-4		0-0 L8	3 1 0 0 1 0 1												
Frank Duffy, R (1, 6) OBP: 0.253, SLG: 0.250			0-0 1-3		0-3 K		0-0 SH1-4		0-0 F7	2 0 0 0 0 1 3												
Walt Williams, R (9, PH) OBP: 0.268, SLG: 0.273										1 0 0 0 0 0 1												
<b>Inning Stats</b>	R: 0 E: 1 K: 1 S: 5	H: 0 LOB: 0 BB: 0 P: 5	R: 1 E: 0 K: 0 S: 4	H: 1 LOB: 0 BB: 0 P: 4	R: 0 E: 0 K: 0 S: 3	H: 0 LOB: 0 BB: 0 P: 3	R: 0 E: 0 K: 1 S: 5	H: 0 LOB: 0 BB: 0 P: 5	R: 3 E: 0 K: 1 S: 8	H: 3 LOB: 2 BB: 2 P: 16	R: 0 E: 0 K: 1 S: 6	H: 1 LOB: 1 BB: 0 P: 6	R: 0 E: 1 K: 0 S: 4	H: 0 LOB: 1 BB: 0 P: 4	R: 0 E: 0 K: 1 S: 5	H: 0 LOB: 0 BB: 0 P: 5	R: 0 E: 0 K: 0 S: 4	H: 1 LOB: 1 BB: 0 P: 4	1B: 4 2B: 1 3B: 0 HR: 1	SF: 0 SAC: 1 DP: 1 HBP: 0	WP: 1 PB: 0 SB: 1 CS: 0	PA: 36
<b>PITCHER</b> Dick Drago, R (1, 1) ERA: 4.31	IP: 9.0 WLS: W BF: 36 H: 6 R: 4 ER: 4 SO: 5 BB: 1 IBB: 1 HBP: 0 BLK: 0 WP: 1 HR: 1 S: 44 P: 52 ERA: 4.00 WHIP: 0.778											<b>PITCHER</b>	IP: 9.0 WLS: W BF: 36 H: 6 R: 4 ER: 4 SO: 5 BB: 1 IBB: 1 HBP: 0 BLK: 0 WP: 1 HR: 1 S: 44 P: 52 ERA: 4.00 WHIP: 0.778									

Cleveland Indians @ Kansas City Royals  
Royals Stadium, Kansas City, MO  
Fri Jun 01 1973, 8:05 PM EDT  
Att: 9,629 - Unknown - 68 F

livebaseballscorecards.com

AB	33
R	4
H	6
RBI	4
BB	2
SO	5
LOB	17



Batter	1	2	3	4	5	6	7	8	9	AB	R	H	RBI	BB	SO	LOB
--------	---	---	---	---	---	---	---	---	---	----	---	---	-----	----	----	-----

<b>Freddie Patek, R</b> <small>OBP: 0.329, SLG: 0.311</small> (1, 6)										3	0	1	0	0	0	1
<b>Steve Hovley, L</b> <small>OBP: 0.366, SLG: 0.313</small> (1, 10)										3	1	0	0	1	0	3
<b>John Mayberry, L</b> <small>OBP: 0.425, SLG: 0.573</small> (1, 3)										3	1	2	0	1	0	2
<b>Amos Otis, R</b> <small>OBP: 0.360, SLG: 0.502</small> (1, 8)										2	0	0	0	2	0	1
<b>Ed Kirkpatrick, L</b> <small>OBP: 0.398, SLG: 0.539</small> (1, 9)										4	0	0	1	0	0	5
<b>Lou Piniella, R</b> <small>OBP: 0.282, SLG: 0.349</small> (1, 7)										4	0	1	1	0	0	0
<b>Kurt Bevacqua, R</b> <small>OBP: 0.394, SLG: 0.407</small> (1, 4)										4	2	2	1	0	0	2
<b>Paul Schaal, R</b> <small>OBP: 0.381, SLG: 0.395</small> (1, 5)										4	1	3	1	0	0	0
<b>Fran Healy, R</b> <small>OBP: 0.275, SLG: 0.254</small> (1, 2)										2	0	0	0	0	1	2
<b>Jim Wohlford, R</b> <small>OBP: 0.250, SLG: 0.407</small> (7, PH)										0	0	0	0	1	0	0
<b>Carl Taylor, R</b> <small>OBP: 0.354, SLG: 0.227</small> (8, 2)										1	0	0	0	0	0	0

Inning Stats	R: 2	H: 2	E: 0	LOB: 2	K: 0	BB: 2	S: 5	P: 13	R: 0	H: 2	E: 0	LOB: 2	K: 1	BB: 0	S: 7	P: 7	R: 0	H: 0	E: 0	LOB: 0	K: 0	BB: 0	S: 3	P: 3	R: 1	H: 2	E: 1	LOB: 0	K: 0	BB: 0	S: 4	P: 4	R: 0	H: 1	E: 0	LOB: 0	K: 0	BB: 0	S: 3	P: 3	R: 0	H: 0	E: 0	LOB: 0	K: 0	BB: 0	S: 3	P: 3	R: 1	H: 1	E: 0	LOB: 3	K: 0	BB: 3	S: 4	P: 16	R: 1	H: 1	E: 0	LOB: 0	K: 0	BB: 0	S: 4	P: 4
--------------	------	------	------	--------	------	-------	------	-------	------	------	------	--------	------	-------	------	------	------	------	------	--------	------	-------	------	------	------	------	------	--------	------	-------	------	------	------	------	------	--------	------	-------	------	------	------	------	------	--------	------	-------	------	------	------	------	------	--------	------	-------	------	-------	------	------	------	--------	------	-------	------	------

PITCHER	IP	WLS	BF	H	R	ER	SO	BB	IBB	HBP	BLK	WP	HR	S	P	ERA	WHIP
<b>Dick Tidrow, R</b> <small>ERA: 4.56</small> (1, 1)	6.2		31	8	4	4	1	4	1	0	0	0	1	28	48	5.40	1.800
<b>Tom Hilgendorf, L</b> <small>ERA: 1.95</small> (7, 1)	1.1	L	5	1	1	1	0	0	0	0	0	0	1	5	5	6.75	0.750

**BOTTOM**

**Cleveland Indians @ Kansas City Royals**  
 Royals Stadium, Kansas City, MO

<b>AB</b>	<b>30</b>
<b>R</b>	<b>5</b>
<b>H</b>	<b>9</b>
<b>RBI</b>	<b>4</b>
<b>BB</b>	<b>5</b>
<b>SO</b>	<b>1</b>
<b>LOB</b>	<b>16</b>



WP	HR	S	P	ERA	WHIP
0	0	1	0	0	0

Fri Jun 01 1973, 8:05 PM EDT  
 Att. 9,629 - Unknown - 68 F

livebaseballscorecards.com

Batter	1	2	3	4	5	6	7	8	9	AB R H RBI BB SO LOB	TOP		
Buddy Bell, R (1, 5) OBP: 0.337, SLG: 0.318	0-3 K		0-0 G6-4-3		0-0 1B		0-3 K		0-0 F8	5 0 1 1 0 2 4	<b>Cleveland Indians @ Kansas City Royals</b> Royals Stadium, Kansas City, MO Sat Jun 02 1973, 8:05 PM EDT Att. 14,919 - Unknown - 73 F <a href="http://livebaseballscorecards.com">livebaseballscorecards.com</a>		
Tom Ragland, R (1, 4) OBP: 0.381, SLG: 0.413	0-0 F8		0-0 WP 1B		0-0 FC4-6 1B		0-0 F9			4 0 2 0 0 0 2			
George Hendrick, R (1, 9) OBP: 0.283, SLG: 0.371	0-0 2B		0-3 K		0-0 FC4-6			0-0 FC6-4 1B		4 0 2 0 0 1 3			
Charlie Spikes, R (1, 7) OBP: 0.278, SLG: 0.430	0-0 4-3			0-0 1-3		0-0 5-3		0-3 K		4 0 0 0 0 1 2			
Dave Duncan, R (1, 2) OBP: 0.289, SLG: 0.422		0-0 F7		0-0 P2		0-0 6-3		0-0 F2		4 0 0 0 0 0 1			
John Ellis, R (1, 3) OBP: 0.345, SLG: 0.351		0-0 1B		0-0 6-3		0-0 F7		0-0 FC6-4		4 0 1 0 0 0 1			
Walt Williams, R (1, 10) OBP: 0.267, SLG: 0.271		0-3 K			0-0 6-3 PB 1B		0-0 5-3		0-0 F5	4 1 1 0 0 1 1			
Rusty Torres, S (1, 8) Chris Chambliss, L (9, PH) OBP: 0.272, SLG: 0.242 OBP: 0.253, SLG: 0.234		0-3 K			0-0 F8		1-0 1B HBP		0-3 K	2 0 0 0 0 1 2 1 0 0 0 0 1 0			
Leo Cardenas, R (1, 6) Oscar Gamble, L (9, PH) OBP: 0.247, SLG: 0.228 OBP: 0.317, SLG: 0.531			0-0 G6-4-3 1B		0-0 6-3		0-0 6-3 1B		0-0 1B	3 0 2 0 0 0 1 1 0 1 0 0 0 0			
<b>Inning Stats</b>	R: 0 H: 1 E: 0 LOB: 1 K: 1 BB: 0 S: 6 P: 6	R: 0 H: 1 E: 0 LOB: 1 K: 2 BB: 0 S: 8 P: 8	R: 0 H: 2 E: 0 LOB: 1 K: 1 BB: 0 S: 6 P: 6	R: 0 H: 0 E: 0 LOB: 0 K: 0 BB: 0 S: 3 P: 3	R: 1 H: 3 E: 0 LOB: 2 K: 0 BB: 0 S: 6 P: 6	R: 0 H: 0 E: 0 LOB: 0 K: 0 BB: 0 S: 3 P: 3	R: 0 H: 1 E: 0 LOB: 2 K: 1 BB: 0 S: 6 P: 7	R: 0 H: 1 E: 0 LOB: 1 K: 1 BB: 0 S: 6 P: 6	R: 0 H: 1 E: 0 LOB: 1 K: 1 BB: 0 S: 6 P: 6	1B: 9 SF: 0 2B: 1 SAC: 0 3B: 0 DP: 1 HR: 0 HBP: 1	WP: 1 PA: 37 PB: 1 SB: 0 CS: 0		
<b>PITCHER</b>	IP WLS BF H R ER SO BB IBB HBP BLK WP HR S P ERA WHIP											<b>PITCHER</b>	IP WLS BF H R ER SO BB IBB HBP BLK WP HR S P ERA WHIP
Paul Splittorff, L (1, 1) ERA: 2.66	5.0 W 21 7 1 1 4 0 0 0 0 0 1 0 29 29 1.80 1.400												
Doug Bird, R (6, 1) ERA: 1.5	4.0 S 16 3 0 0 3 0 0 1 0 0 0 0 21 22 0.00 0.750												



Batter	1	2	3	4	5	6	7	8	9	AB	R	H	RBI	BB	SO	LOB				
<b>Freddie Patek, R</b> OBP: 0.330, SLG: 0.323 (1, 6)	0-0 FC4-5 2B	0-0 6-3		0-3 K		0-3 K		0-0 2B		5	0	2	2	0	2	5				
<b>Steve Hovley, L</b> OBP: 0.357, SLG: 0.318 (1, 9)	0-0 FC4-5 BB 2-3	0-0 2B		0-3 K		0-0 5-3		0-0 1-3		5	0	1	1	0	1	7				
<b>John Mayberry, L</b> OBP: 0.422, SLG: 0.564 (1, 3)	0-3 K	4-0 IBB		0-0 1-3			0-0 F2			3	0	0	0	1	1	3				
<b>Amos Otis, R</b> OBP: 0.358, SLG: 0.495 (1, 8)	4-0 1-2 BB	0-3 K			0-0 F3		0-0 L7			3	0	0	0	1	1	2				
<b>Ed Kirkpatrick, L</b> OBP: 0.388, SLG: 0.526 (1, 2)	0-0 L7		0-0 6-3		0-0 F5		0-0 3-1			4	0	0	0	0	0	2				
<b>Lou Piniella, R</b> OBP: 0.276, SLG: 0.341 (1, 7)		0-0 F8	0-0 5-3		0-0 F8			0-0 L6		4	0	0	0	0	0	0				
<b>Paul Schaal, R</b> OBP: 0.383, SLG: 0.390 (1, 5)		4-0 1B 3B BB	0-0 F7		0-0 F9			4-0 1B 2B BB		2	2	0	0	2	0	0				
<b>Gail Hopkins, L</b> OBP: 0.460, SLG: 0.537 (1, 10) <b>Jim Wohlford, R</b> OBP: 0.250, SLG: 0.407 (8, PR)		0-0 3B 1B		0-0 1B 1B		0-0 1B 2B		0-0 2B 1B		4	1	4	0	0	0	0				
<b>Kurt Bevacqua, R</b> OBP: 0.414, SLG: 0.460 (1, 4)		0-0 2B 3B		0-0 1B		0-0 1B		0-3 K		0	1	0	0	0	0	0				
<b>Inning Stats</b>	R: 0 E: 0 K: 1 S: 6	H: 1 LOB: 2 BB: 1 P: 10	R: 3 E: 0 K: 1 S: 8	H: 3 LOB: 2 BB: 2 P: 16	R: 0 E: 0 K: 0 S: 3	H: 0 LOB: 0 BB: 0 P: 3	R: 0 E: 0 K: 2 S: 9	H: 2 LOB: 2 BB: 0 P: 9	R: 0 E: 0 K: 1 S: 7	H: 2 LOB: 2 BB: 0 P: 7	R: 0 E: 0 K: 0 S: 3	H: 0 LOB: 0 BB: 0 P: 3	R: 0 E: 0 K: 1 S: 7	H: 2 LOB: 2 BB: 1 P: 11	R: 2 E: 0 K: 1 S: 7	H: 2 LOB: 2 BB: 1 P: 11	1B: 5 2B: 4 3B: 1 HR: 0	SF: 0 SAC: 0 DP: 0 HBP: 0	WP: 0 PB: 0 SB: 0 CS: 0	PA: 38

**BOTTOM**

**Cleveland Indians @ Kansas City Royals**  
**Royals Stadium, Kansas City, MO**  
 Sat Jun 02 1973, 8:05 PM EDT  
 Att: 14,919 - Unknown - 73 F

[livebaseballscorecards.com](http://livebaseballscorecards.com)

<b>AB</b>	<b>34</b>
<b>R</b>	<b>5</b>
<b>H</b>	<b>10</b>
<b>RBI</b>	<b>5</b>
<b>BB</b>	<b>4</b>
<b>SO</b>	<b>6</b>
<b>LOB</b>	<b>21</b>



PITCHER	IP	WLS	BF	H	R	ER	SO	BB	IBB	HBP	BLK	WP	HR	S	P	ERA	WHIP
<b>Milt Wilcox, R</b> ERA: 4.82 (1, 1)	7.1	L	35	9	5	5	5	3	1	0	0	0	0	41	57	6.14	1.636
<b>Ed Farmer, R</b> ERA: 5.28 (8, 1)	0.1		2	1	0	0	1	0	0	0	0	0	0	4	4	0.00	3.000
<b>Tom Hilgendorf, L</b> ERA: 1.93 (8, 1)	0.1		1	0	0	0	0	0	0	0	0	0	0	1	1	0.00	0.000

Batter	1	2	3	4	5	6	7	8	9	AB R H RBI BB SO LOB	TOP																	
Buddy Bell, R OBP: 0.343, SLG: 0.322 (1, 5) X	0-0 5-3		0-0 1B 1-2 2-H 1B		0-3 K		4-0 FC6-4 1-2 BB		0-0 FC6-4 1-2 1B	4 0 2 1 1 1 1																		
Tom Ragland, R OBP: 0.360, SLG: 0.388 (1, 4) S S S	0-3 K		0-0 F2		0-0 F5		0-3 K		0-0 FC6-4 1-2f	5 0 0 0 0 2 5																		
George Hendrick, R OBP: 0.286, SLG: 0.388 (1, 8) X	0-0 F9		0-0 1B 1-3 2-H		0-0 HR		0-0 FC6-4 1-2f		0-0 F9	5 1 2 2 0 0 3																		
Dave Duncan, R OBP: 0.283, SLG: 0.413 (1, 2)		0-0 P6		0-0 P5		0-3 K		0-3 K		4 0 0 0 0 2 0																		
Charlie Spikes, R OBP: 0.278, SLG: 0.426 (1, 7) X		0-0 6-3		0-0 P4		0-0 1B 1B		0-0 F8		4 0 1 0 0 0 0																		
Oscar Gamble, L OBP: 0.324, SLG: 0.530 (1, 9) X		0-0 F7		0-0 F9		0-0 FC5-4 1-3 1B		0-0 E8 3B 1B		4 1 2 0 0 0 0																		
John Ellis, R OBP: 0.363, SLG: 0.395 Milt Wilcox, R (8, PR) Chris Chambliss, L OBP: 0.253, SLG: 0.234 (8, 3)			0-0 FC1-5 1B 1B		0-0 F8 1-3 1B		0-0 FC5-4 1-2f		0-0 3B 2-H	4 0 3 1 0 0 2 0 0 0 0 0 0 0 0 0 0 0 0 0 0	AB 38 R 4 H 12 RBI 4 BB 1 SO 6 LOB 16																	
Ron Lolich, R OBP: 0.271, SLG: 0.378 (1, 10) X			0-0 FC1-5 1-2 1B 1B		0-0 1-3		0-0 5-3		0-3 K	4 1 1 0 0 1 2																		
Leo Cardenas, R OBP: 0.247, SLG: 0.229 (1, 6) X			0-0 FC1-5 1-2 2-3f 1B		0-0 F8 2-3		0-0 S 1B		0-0 E4 CS	4 1 1 0 0 0 3																		
Inning Stats	R: 0 E: 0 K: 1 S: 5	H: 0 LOB: 0 BB: 0 P: 5	R: 0 E: 0 K: 0 S: 3	H: 0 LOB: 0 BB: 0 P: 3	R: 2 E: 0 K: 0 S: 6	H: 4 LOB: 2 BB: 0 P: 6	R: 0 E: 0 K: 0 S: 3	H: 0 LOB: 0 BB: 0 P: 3	R: 0 E: 0 K: 1 S: 6	H: 1 LOB: 1 BB: 0 P: 6	R: 1 E: 0 K: 1 S: 8	H: 3 LOB: 2 BB: 0 P: 8	R: 0 E: 0 K: 1 S: 6	H: 1 LOB: 2 BB: 1 P: 10	R: 1 E: 1 K: 2 S: 9	H: 2 LOB: 1 BB: 0 P: 9	R: 0 E: 1 K: 0 S: 4	H: 1 LOB: 1 BB: 0 P: 4	1B: 10 2B: 0 3B: 1 HR: 1	SF: 0 SAC: 0 DP: 0 HBP: 0	WP: 0 PB: 0 SB: 1 CS: 1	PA: 39						
PITCHER	IP WLS BF H R ER SO BB IBB HBP BLK WP HR S P ERA WHIP												PITCHER	IP WLS BF H R ER SO BB IBB HBP BLK WP HR S P ERA WHIP														
Steve Busby, R ERA: 5.78 (1, 1)	7.2	34	11	4	4	5	1	0	0	0	0	0	1	43	47	4.70	1.565											
Bruce Dal Canton, R ERA: 2.9 (8, 1)	1.1	W	5	1	0	0	1	0	0	0	0	0	0	7	7	0.00	0.750											

Cleveland Indians @ Kansas City Royals  
Royals Stadium, Kansas City, MO  
Sun Jun 03 1973, 4:33 AM EDT  
Att. 14,251 - Cloudy - 71 F

livebaseballscorecards.com



Batter	1	2	3	4	5	6	7	8	9	AB R H RBI BB SO LOB
<b>Freddie Patek, R</b> (1, 6) OBP: 0.333, SLG: 0.323 <b>Cookie Rojas, R</b> (9, PH) OBP: 0.313, SLG: 0.374 <b>Bobby Floyd, R</b> (9, PR) OBP: 0.188, SLG: 0.188	0-0 S 1B		4-0 1-3 BB		0-0 1-2f G4-3		0-0 1-2f 2-3 FC4-6 1B		0-0 1-3 2-H BB 1B	3 1 1 0 1 0 3 1 0 1 1 0 0 0 0 1 0 0 0 0 0
<b>Steve Hovley, L</b> (1, 9) OBP: 0.353, SLG: 0.315 <b>Hal McRae, R</b> (9, PH) OBP: 0.246, SLG: 0.252	0-3 1-2 K		0-0 1-2 1-3		0-0 1-2 F8		0-0 1-2 3-H 1B		0-0 P4	4 0 1 1 0 1 2 1 0 0 0 0 0 2
<b>John Mayberry, L</b> (1, 3) OBP: 0.425, SLG: 0.560	0-0 2-H 1B		4-0 G6-4-3 IBB		0-0 F8		0-0 P6		4-0 1-2 BB 1B	3 0 1 1 2 0 2
<b>Amos Otis, R</b> (1, 8) OBP: 0.354, SLG: 0.488	0-3 K		0-0 1-2f G6-4-3		0-0 6-3		0-0 F8		0-0 1-2 2-H 3-H 1B	5 0 1 2 0 1 3
<b>Ed Kirkpatrick, L</b> (1, 2) OBP: 0.391, SLG: 0.522	0-0 1-2 1B		0-0 P6		4-0 BB		0-3 K			3 0 1 0 1 1 0
<b>Lou Piniella, R</b> (1, 7) OBP: 0.270, SLG: 0.333		0-3 K		0-0 5-3		0-0 L9		0-3 K		4 0 0 0 0 2 1
<b>Paul Schaal, R</b> (1, 5) OBP: 0.391, SLG: 0.399		0-0 E 1B		0-0 WP 1B		0-0 5-3		0-0 FC1-5 BB 1B		4 0 3 0 0 0 0
<b>Gail Hopkins, L</b> (1, 10) OBP: 0.463, SLG: 0.523 <b>Jim Wohlford, R</b> (9, PR) OBP: 0.250, SLG: 0.407		0-0 F8		0-0 4-3		0-0 FC4-6 1B 1B		4-0 BB BB 1B BB	3 1 1 0 1 0 2 0 1 0 0 0 0 0	
<b>Kurt Bevacqua, R</b> (1, 4) OBP: 0.419, SLG: 0.455		0-0 5-3		4-0 BB BB BB G4-3 BB		0-0 1-2 FC4-6 1B		0-0 1-2 2-3f FC1-5 1B 1B	3 1 1 0 1 0 3	

Inning Stats	R: 1	H: 3	E: 0	K: 2	S: 9	R: 0	H: 1	E: 1	K: 1	S: 6	R: 0	H: 0	E: 0	K: 0	S: 2	R: 0	H: 1	E: 0	K: 0	S: 4	R: 0	H: 0	E: 0	K: 0	S: 2	R: 0	H: 0	E: 0	K: 0	S: 3	R: 1	H: 3	E: 0	K: 0	S: 6	R: 0	H: 0	E: 0	K: 2	S: 7	R: 3	H: 3	E: 0	K: 0	S: 5	1B: 11	SF: 0	2B: 0	SAC: 0	3B: 0	DP: 2	HR: 0	HBP: 0
	LOB: 1 <td>BB: 0 <td>P: 9 <td>LOB: 1 <td>BB: 0 <td>P: 6 <td>LOB: 1 <td>BB: 2 <td>P: 10 <td>LOB: 1 <td>BB: 4 <td>LOB: 0 <td>BB: 1 <td>P: 6 <td>LOB: 1 <td>BB: 1 <td>LOB: 2 <td>BB: 0 <td>P: 6 <td>LOB: 0 <td>BB: 0 <td>LOB: 0 <td>BB: 0 <td>LOB: 2 <td>BB: 2 <td>P: 13 <td>1B: 11 <td>SF: 0 <td>2B: 0 <td>SAC: 0 <td>3B: 0 <td>DP: 2 <td>HR: 0 <td>HBP: 0 </td></td></td></td></td></td></td></td></td></td></td></td></td></td></td></td></td></td></td></td></td></td></td></td></td></td></td></td></td></td></td></td></td>	BB: 0 <td>P: 9 <td>LOB: 1 <td>BB: 0 <td>P: 6 <td>LOB: 1 <td>BB: 2 <td>P: 10 <td>LOB: 1 <td>BB: 4 <td>LOB: 0 <td>BB: 1 <td>P: 6 <td>LOB: 1 <td>BB: 1 <td>LOB: 2 <td>BB: 0 <td>P: 6 <td>LOB: 0 <td>BB: 0 <td>LOB: 0 <td>BB: 0 <td>LOB: 2 <td>BB: 2 <td>P: 13 <td>1B: 11 <td>SF: 0 <td>2B: 0 <td>SAC: 0 <td>3B: 0 <td>DP: 2 <td>HR: 0 <td>HBP: 0 </td></td></td></td></td></td></td></td></td></td></td></td></td></td></td></td></td></td></td></td></td></td></td></td></td></td></td></td></td></td></td></td>	P: 9 <td>LOB: 1 <td>BB: 0 <td>P: 6 <td>LOB: 1 <td>BB: 2 <td>P: 10 <td>LOB: 1 <td>BB: 4 <td>LOB: 0 <td>BB: 1 <td>P: 6 <td>LOB: 1 <td>BB: 1 <td>LOB: 2 <td>BB: 0 <td>P: 6 <td>LOB: 0 <td>BB: 0 <td>LOB: 0 <td>BB: 0 <td>LOB: 2 <td>BB: 2 <td>P: 13 <td>1B: 11 <td>SF: 0 <td>2B: 0 <td>SAC: 0 <td>3B: 0 <td>DP: 2 <td>HR: 0 <td>HBP: 0 </td></td></td></td></td></td></td></td></td></td></td></td></td></td></td></td></td></td></td></td></td></td></td></td></td></td></td></td></td></td></td>	LOB: 1 <td>BB: 0 <td>P: 6 <td>LOB: 1 <td>BB: 2 <td>P: 10 <td>LOB: 1 <td>BB: 4 <td>LOB: 0 <td>BB: 1 <td>P: 6 <td>LOB: 1 <td>BB: 1 <td>LOB: 2 <td>BB: 0 <td>P: 6 <td>LOB: 0 <td>BB: 0 <td>LOB: 0 <td>BB: 0 <td>LOB: 2 <td>BB: 2 <td>P: 13 <td>1B: 11 <td>SF: 0 <td>2B: 0 <td>SAC: 0 <td>3B: 0 <td>DP: 2 <td>HR: 0 <td>HBP: 0 </td></td></td></td></td></td></td></td></td></td></td></td></td></td></td></td></td></td></td></td></td></td></td></td></td></td></td></td></td></td>	BB: 0 <td>P: 6 <td>LOB: 1 <td>BB: 2 <td>P: 10 <td>LOB: 1 <td>BB: 4 <td>LOB: 0 <td>BB: 1 <td>P: 6 <td>LOB: 1 <td>BB: 1 <td>LOB: 2 <td>BB: 0 <td>P: 6 <td>LOB: 0 <td>BB: 0 <td>LOB: 0 <td>BB: 0 <td>LOB: 2 <td>BB: 2 <td>P: 13 <td>1B: 11 <td>SF: 0 <td>2B: 0 <td>SAC: 0 <td>3B: 0 <td>DP: 2 <td>HR: 0 <td>HBP: 0 </td></td></td></td></td></td></td></td></td></td></td></td></td></td></td></td></td></td></td></td></td></td></td></td></td></td></td></td></td>	P: 6 <td>LOB: 1 <td>BB: 2 <td>P: 10 <td>LOB: 1 <td>BB: 4 <td>LOB: 0 <td>BB: 1 <td>P: 6 <td>LOB: 1 <td>BB: 1 <td>LOB: 2 <td>BB: 0 <td>P: 6 <td>LOB: 0 <td>BB: 0 <td>LOB: 0 <td>BB: 0 <td>LOB: 2 <td>BB: 2 <td>P: 13 <td>1B: 11 <td>SF: 0 <td>2B: 0 <td>SAC: 0 <td>3B: 0 <td>DP: 2 <td>HR: 0 <td>HBP: 0 </td></td></td></td></td></td></td></td></td></td></td></td></td></td></td></td></td></td></td></td></td></td></td></td></td></td></td></td>	LOB: 1 <td>BB: 2 <td>P: 10 <td>LOB: 1 <td>BB: 4 <td>LOB: 0 <td>BB: 1 <td>P: 6 <td>LOB: 1 <td>BB: 1 <td>LOB: 2 <td>BB: 0 <td>P: 6 <td>LOB: 0 <td>BB: 0 <td>LOB: 0 <td>BB: 0 <td>LOB: 2 <td>BB: 2 <td>P: 13 <td>1B: 11 <td>SF: 0 <td>2B: 0 <td>SAC: 0 <td>3B: 0 <td>DP: 2 <td>HR: 0 <td>HBP: 0 </td></td></td></td></td></td></td></td></td></td></td></td></td></td></td></td></td></td></td></td></td></td></td></td></td></td></td>	BB: 2 <td>P: 10 <td>LOB: 1 <td>BB: 4 <td>LOB: 0 <td>BB: 1 <td>P: 6 <td>LOB: 1 <td>BB: 1 <td>LOB: 2 <td>BB: 0 <td>P: 6 <td>LOB: 0 <td>BB: 0 <td>LOB: 0 <td>BB: 0 <td>LOB: 2 <td>BB: 2 <td>P: 13 <td>1B: 11 <td>SF: 0 <td>2B: 0 <td>SAC: 0 <td>3B: 0 <td>DP: 2 <td>HR: 0 <td>HBP: 0 </td></td></td></td></td></td></td></td></td></td></td></td></td></td></td></td></td></td></td></td></td></td></td></td></td></td>	P: 10 <td>LOB: 1 <td>BB: 4 <td>LOB: 0 <td>BB: 1 <td>P: 6 <td>LOB: 1 <td>BB: 1 <td>LOB: 2 <td>BB: 0 <td>P: 6 <td>LOB: 0 <td>BB: 0 <td>LOB: 0 <td>BB: 0 <td>LOB: 2 <td>BB: 2 <td>P: 13 <td>1B: 11 <td>SF: 0 <td>2B: 0 <td>SAC: 0 <td>3B: 0 <td>DP: 2 <td>HR: 0 <td>HBP: 0 </td></td></td></td></td></td></td></td></td></td></td></td></td></td></td></td></td></td></td></td></td></td></td></td></td>	LOB: 1 <td>BB: 4 <td>LOB: 0 <td>BB: 1 <td>P: 6 <td>LOB: 1 <td>BB: 1 <td>LOB: 2 <td>BB: 0 <td>P: 6 <td>LOB: 0 <td>BB: 0 <td>LOB: 0 <td>BB: 0 <td>LOB: 2 <td>BB: 2 <td>P: 13 <td>1B: 11 <td>SF: 0 <td>2B: 0 <td>SAC: 0 <td>3B: 0 <td>DP: 2 <td>HR: 0 <td>HBP: 0 </td></td></td></td></td></td></td></td></td></td></td></td></td></td></td></td></td></td></td></td></td></td></td></td>	BB: 4 <td>LOB: 0 <td>BB: 1 <td>P: 6 <td>LOB: 1 <td>BB: 1 <td>LOB: 2 <td>BB: 0 <td>P: 6 <td>LOB: 0 <td>BB: 0 <td>LOB: 0 <td>BB: 0 <td>LOB: 2 <td>BB: 2 <td>P: 13 <td>1B: 11 <td>SF: 0 <td>2B: 0 <td>SAC: 0 <td>3B: 0 <td>DP: 2 <td>HR: 0 <td>HBP: 0 </td></td></td></td></td></td></td></td></td></td></td></td></td></td></td></td></td></td></td></td></td></td></td>	LOB: 0 <td>BB: 1 <td>P: 6 <td>LOB: 1 <td>BB: 1 <td>LOB: 2 <td>BB: 0 <td>P: 6 <td>LOB: 0 <td>BB: 0 <td>LOB: 0 <td>BB: 0 <td>LOB: 2 <td>BB: 2 <td>P: 13 <td>1B: 11 <td>SF: 0 <td>2B: 0 <td>SAC: 0 <td>3B: 0 <td>DP: 2 <td>HR: 0 <td>HBP: 0 </td></td></td></td></td></td></td></td></td></td></td></td></td></td></td></td></td></td></td></td></td></td>	BB: 1 <td>P: 6 <td>LOB: 1 <td>BB: 1 <td>LOB: 2 <td>BB: 0 <td>P: 6 <td>LOB: 0 <td>BB: 0 <td>LOB: 0 <td>BB: 0 <td>LOB: 2 <td>BB: 2 <td>P: 13 <td>1B: 11 <td>SF: 0 <td>2B: 0 <td>SAC: 0 <td>3B: 0 <td>DP: 2 <td>HR: 0 <td>HBP: 0 </td></td></td></td></td></td></td></td></td></td></td></td></td></td></td></td></td></td></td></td></td>	P: 6 <td>LOB: 1 <td>BB: 1 <td>LOB: 2 <td>BB: 0 <td>P: 6 <td>LOB: 0 <td>BB: 0 <td>LOB: 0 <td>BB: 0 <td>LOB: 2 <td>BB: 2 <td>P: 13 <td>1B: 11 <td>SF: 0 <td>2B: 0 <td>SAC: 0 <td>3B: 0 <td>DP: 2 <td>HR: 0 <td>HBP: 0 </td></td></td></td></td></td></td></td></td></td></td></td></td></td></td></td></td></td></td></td>	LOB: 1 <td>BB: 1 <td>LOB: 2 <td>BB: 0 <td>P: 6 <td>LOB: 0 <td>BB: 0 <td>LOB: 0 <td>BB: 0 <td>LOB: 2 <td>BB: 2 <td>P: 13 <td>1B: 11 <td>SF: 0 <td>2B: 0 <td>SAC: 0 <td>3B: 0 <td>DP: 2 <td>HR: 0 <td>HBP: 0 </td></td></td></td></td></td></td></td></td></td></td></td></td></td></td></td></td></td></td>	BB: 1 <td>LOB: 2 <td>BB: 0 <td>P: 6 <td>LOB: 0 <td>BB: 0 <td>LOB: 0 <td>BB: 0 <td>LOB: 2 <td>BB: 2 <td>P: 13 <td>1B: 11 <td>SF: 0 <td>2B: 0 <td>SAC: 0 <td>3B: 0 <td>DP: 2 <td>HR: 0 <td>HBP: 0 </td></td></td></td></td></td></td></td></td></td></td></td></td></td></td></td></td></td>	LOB: 2 <td>BB: 0 <td>P: 6 <td>LOB: 0 <td>BB: 0 <td>LOB: 0 <td>BB: 0 <td>LOB: 2 <td>BB: 2 <td>P: 13 <td>1B: 11 <td>SF: 0 <td>2B: 0 <td>SAC: 0 <td>3B: 0 <td>DP: 2 <td>HR: 0 <td>HBP: 0 </td></td></td></td></td></td></td></td></td></td></td></td></td></td></td></td></td>	BB: 0 <td>P: 6 <td>LOB: 0 <td>BB: 0 <td>LOB: 0 <td>BB: 0 <td>LOB: 2 <td>BB: 2 <td>P: 13 <td>1B: 11 <td>SF: 0 <td>2B: 0 <td>SAC: 0 <td>3B: 0 <td>DP: 2 <td>HR: 0 <td>HBP: 0 </td></td></td></td></td></td></td></td></td></td></td></td></td></td></td></td>	P: 6 <td>LOB: 0 <td>BB: 0 <td>LOB: 0 <td>BB: 0 <td>LOB: 2 <td>BB: 2 <td>P: 13 <td>1B: 11 <td>SF: 0 <td>2B: 0 <td>SAC: 0 <td>3B: 0 <td>DP: 2 <td>HR: 0 <td>HBP: 0 </td></td></td></td></td></td></td></td></td></td></td></td></td></td></td>	LOB: 0 <td>BB: 0 <td>LOB: 0 <td>BB: 0 <td>LOB: 2 <td>BB: 2 <td>P: 13 <td>1B: 11 <td>SF: 0 <td>2B: 0 <td>SAC: 0 <td>3B: 0 <td>DP: 2 <td>HR: 0 <td>HBP: 0 </td></td></td></td></td></td></td></td></td></td></td></td></td></td>	BB: 0 <td>LOB: 0 <td>BB: 0 <td>LOB: 2 <td>BB: 2 <td>P: 13 <td>1B: 11 <td>SF: 0 <td>2B: 0 <td>SAC: 0 <td>3B: 0 <td>DP: 2 <td>HR: 0 <td>HBP: 0 </td></td></td></td></td></td></td></td></td></td></td></td></td>	LOB: 0 <td>BB: 0 <td>LOB: 2 <td>BB: 2 <td>P: 13 <td>1B: 11 <td>SF: 0 <td>2B: 0 <td>SAC: 0 <td>3B: 0 <td>DP: 2 <td>HR: 0 <td>HBP: 0 </td></td></td></td></td></td></td></td></td></td></td></td>	BB: 0 <td>LOB: 2 <td>BB: 2 <td>P: 13 <td>1B: 11 <td>SF: 0 <td>2B: 0 <td>SAC: 0 <td>3B: 0 <td>DP: 2 <td>HR: 0 <td>HBP: 0 </td></td></td></td></td></td></td></td></td></td></td>	LOB: 2 <td>BB: 2 <td>P: 13 <td>1B: 11 <td>SF: 0 <td>2B: 0 <td>SAC: 0 <td>3B: 0 <td>DP: 2 <td>HR: 0 <td>HBP: 0 </td></td></td></td></td></td></td></td></td></td>	BB: 2 <td>P: 13 <td>1B: 11 <td>SF: 0 <td>2B: 0 <td>SAC: 0 <td>3B: 0 <td>DP: 2 <td>HR: 0 <td>HBP: 0 </td></td></td></td></td></td></td></td></td>	P: 13 <td>1B: 11 <td>SF: 0 <td>2B: 0 <td>SAC: 0 <td>3B: 0 <td>DP: 2 <td>HR: 0 <td>HBP: 0 </td></td></td></td></td></td></td></td>	1B: 11 <td>SF: 0 <td>2B: 0 <td>SAC: 0 <td>3B: 0 <td>DP: 2 <td>HR: 0 <td>HBP: 0 </td></td></td></td></td></td></td>	SF: 0 <td>2B: 0 <td>SAC: 0 <td>3B: 0 <td>DP: 2 <td>HR: 0 <td>HBP: 0 </td></td></td></td></td></td>	2B: 0 <td>SAC: 0 <td>3B: 0 <td>DP: 2 <td>HR: 0 <td>HBP: 0 </td></td></td></td></td>	SAC: 0 <td>3B: 0 <td>DP: 2 <td>HR: 0 <td>HBP: 0 </td></td></td></td>	3B: 0 <td>DP: 2 <td>HR: 0 <td>HBP: 0 </td></td></td>	DP: 2 <td>HR: 0 <td>HBP: 0 </td></td>	HR: 0 <td>HBP: 0 </td>	HBP: 0																			

PITCHER	IP	WLS	BF	H	R	ER	SO	BB	IBB	HBP	BLK	WP	HR	S	P	ERA	WHIP
<b>Gaylord Perry, R</b> (1, 1) ERA: 2.63	6.2		29	8	2	2	3	3	1	0	0	1	0	31	47	2.70	1.650
<b>Tom Hilgendorf, L</b> (7, 1) ERA: 1.91	0.1		1	0	0	0	0	0	0	0	0	0	0	1	1	0.00	0.000
<b>Ray Lamb, R</b> (8, 1) ERA: 2.75	1.1	L	7	2	3	3	2	1	0	0	0	0	0	10	14	20.25	2.250
<b>Brent Strom, L</b> (9, 1) ERA: 5.31	0.1		2	0	0	0	0	1	0	0	0	0	0	1	5	0.00	3.000
<b>Ed Farmer, R</b> (9, 1) ERA: 5.28	0.0		1	1	0	0	0	0	0	0	0	0	0	1	1	∞	∞


**BOTTOM**

**Cleveland Indians @ Kansas City Royals**  
 Royals Stadium, Kansas City, MO

Sun Jun 03 1973, 4:33 AM EDT  
 Att: 14,251 - Cloudy - 71 F

livebaseballscorecards.com

<b>AB</b>	<b>34</b>
<b>R</b>	<b>5</b>
<b>H</b>	<b>11</b>
<b>RBI</b>	<b>5</b>
<b>BB</b>	<b>6</b>
<b>SO</b>	<b>5</b>
<b>LOB</b>	<b>18</b>



WP: 1 PA: 40  
 PB: 0  
 SB: 1  
 CS: 0

Batter	1	2	3	4	5	6	7	8	9	AB R H RBI BB SO LOB	TOP											
Freddie Patek, R (1, 6) OBP: 0.339, SLG: 0.320	4-0 G5-4-3 BB		4-0 1B BB		0-0 F8		4-0 1B BB		0-3 K	2 2 0 0 3 1 1												
Cookie Rojas, R (1, 4) OBP: 0.316, SLG: 0.375	0-0 G5-4-3 1-2f		0-0 4-3		0-0 1B		0-0 BB 1B		0-0 F8	5 0 2 1 0 0 2												
John Mayberry, L (1, 3) OBP: 0.429, SLG: 0.559	0-3 K		0-0 FC6-4 1B		0-0 F7		0-0 BB 1B		4-0 FC5-4 BB	4 0 2 2 1 1 1												
Amos Otis, R (1, 8) OBP: 0.351, SLG: 0.479		0-0 6-3	0-0 FC6-4			0-0 5-3		4-0 1-2 2-3 BB	0-0 FC5-4	4 0 0 0 1 0 2												
Lou Piniella, R (1, 7) OBP: 0.275, SLG: 0.343		0-0 1B 2B		0-0 6-3		0-0 1B		0-3 K		4 0 2 0 0 1 3												
Kurt Bevacqua, R (1, 10) OBP: 0.410, SLG: 0.443		0-0 2-3 1B		0-3 K		0-0 F3		0-0 6-3		4 0 1 0 0 1 1												
Ed Kirkpatrick, L (1, 2) OBP: 0.388, SLG: 0.512		0-3 K		0-0 3-1		0-0 G3		4-0 BB		3 0 0 0 1 1 3												
Paul Schaal, R (1, 5) OBP: 0.388, SLG: 0.401		0-0 P5			0-0 1B 2B		0-0 6-3	0-0 F9		4 1 1 0 0 0 3												
Hal McRae, R (1, 9) OBP: 0.241, SLG: 0.246			0-3 K		0-0 5-3		0-0 6-3	0-0 F8		3 0 0 0 0 1 1												
Steve Hovley, L (8, PH) OBP: 0.350, SLG: 0.311										1 0 0 0 0 0 1												
<b>Inning Stats</b>	R: 0 E: 0 K: 1 S: 4	H: 0 LOB: 0 BB: 1 P: 8	R: 0 E: 0 K: 1 S: 7	H: 2 LOB: 2 BB: 0 P: 7	R: 1 E: 0 K: 1 S: 6	H: 1 LOB: 1 BB: 1 P: 10	R: 0 E: 0 K: 1 S: 5	H: 0 LOB: 0 BB: 0 P: 5	R: 1 E: 0 K: 0 S: 5	H: 2 LOB: 1 BB: 0 P: 5	R: 0 E: 0 K: 0 S: 4	H: 1 LOB: 1 BB: 0 P: 4	R: 1 E: 0 K: 1 S: 7	H: 2 LOB: 3 BB: 2 P: 15	R: 0 E: 0 K: 0 S: 3	H: 0 LOB: 1 BB: 1 P: 7	R: 0 E: 0 K: 1 S: 5	H: 0 LOB: 1 BB: 1 P: 9	1B: 6 2B: 2 3B: 0 HR: 0	SF: 0 SAC: 0 DP: 1 HBP: 0	WP: 0 PB: 0 SB: 0 CS: 0	PA: 40
<b>PITCHER</b>	IP WLS BF H R ER SO BB IBB HBP BLK WP HR S P ERA WHIP																					
John Curtis, L (1, 1) ERA: 3.33	6.2 W 30 8 3 3 4 3 0 0 0 0 0 0 35 47 4.05 1.650																					
Don Newhauser, R (7, 1) ERA:	2.1 S 10 0 0 0 2 3 0 0 0 0 0 0 11 23 0.00 1.286																					

**Kansas City Royals @ Boston Red Sox**  
 Fenway Park, Boston, MA  
 Mon Jun 04 1973, 7:05 PM EDT  
 Att. 10,653 - Unknown - 78 F

[livebaseballscorecards.com](http://livebaseballscorecards.com)

<b>AB</b>	<b>34</b>
<b>R</b>	<b>3</b>
<b>H</b>	<b>8</b>
<b>RBI</b>	<b>3</b>
<b>BB</b>	<b>6</b>
<b>SO</b>	<b>6</b>
<b>LOB</b>	<b>18</b>



Batter	1	2	3	4	5	6	7	8	9	AB	R	H	RBI	BB	SO	LOB	BOTTOM			
<b>Rick Miller, L</b> OBP: 0.430, SLG: 0.411 (1, 9) (7, 8)	0-3 K		0-0 E3 BB BB	0-0 1B		0-0 HR 2B		0-0 SF7 3B		5	3	3	1	0	1	1	<b>Kansas City Royals @ Boston Red Sox</b> Fenway Park, Boston, MA Mon Jun 04 1973, 7:05 PM EDT Att: 10,653 - Unknown - 78 F			
<b>Reggie Smith, S</b> OBP: 0.387, SLG: 0.424 <b>Dwight Evans, R</b> OBP: 0.327, SLG: 0.308 (6, PR) (7, 9)	0-0 3-1		4-0 BB BB HBP BB	0-0 4-3		4-0 HR IBB		0-0 6-3		2	1	0	0	2	0	1				
<b>Carlton Fisk, R</b> OBP: 0.380, SLG: 0.545 (1, 2)	0-3 K		4-0 HBP BB BB		0-0 5-3	0-0 HR 1-H 2-H		4-0 BB BB		3	1	1	4	2	1	0				
<b>Carl Yastrzemski, L</b> OBP: 0.347, SLG: 0.444 (1, 3)		0-0 4-3	4-0 HBP BB BB		0-0 L8	0-0 F7		0-0 SF7		3	0	0	2	1	0	1				
<b>Orlando Cepeda, R</b> OBP: 0.333, SLG: 0.440 (1, 10)		0-0 P4	1-0 HBP BB		0-0 1B 1B		0-0 F9	4-0 BB BB BB		3	0	1	1	1	0	0				
<b>Rico Petrocelli, R</b> OBP: 0.269, SLG: 0.409 (1, 5)		0-0 6-3	0-0 F5		0-0 FC6-4 1B		0-0 L5	0-0 P9		5	0	1	0	0	0	5				
<b>Tommy Harper, R</b> OBP: 0.335, SLG: 0.341 (1, 7)			0-0 G3 F7		0-0 FC6-4		4-0 BB BB BB	4-0 1B BB		3	1	0	0	1	0	5				
<b>Mario Guerrero, R</b> OBP: 0.257, SLG: 0.235 (1, 6)			0-0 2B E 1B		0-0 6-3		0-0 6-3	1-0 1-H 1B		4	1	2	1	0	0	0				
<b>John Kennedy, R</b> OBP: 0.299, SLG: 0.405 (1, 4)			0-0 E BB 2B		0-3 K		0-0 F8	0-3 K		4	1	1	0	0	2	1				
<b>Inning Stats</b>	R: 0 E: 0 K: 2 S: 7	H: 0 LOB: 0 BB: 0 P: 7	R: 0 E: 0 K: 0 S: 3	H: 0 LOB: 0 BB: 0 P: 3	R: 4 E: 1 K: 0 S: 6	H: 2 LOB: 3 BB: 3 P: 19	R: 0 E: 0 K: 1 S: 6	H: 1 LOB: 1 BB: 0 P: 6	R: 0 E: 0 K: 0 S: 5	H: 2 LOB: 2 BB: 0 P: 5	R: 3 E: 0 K: 0 S: 5	H: 2 LOB: 1 BB: 1 P: 9	R: 1 E: 0 K: 1 S: 6	H: 1 LOB: 1 BB: 1 P: 10	R: 1 E: 0 K: 0 S: 4	H: 1 LOB: 2 BB: 2 P: 12		1B: 5 2B: 2 3B: 1 HR: 1	SF: 1 SAC: 0 DP: 0 HBP: 1	WP: 0 PB: 0 SB: 0 CS: 0
<b>PITCHER</b>	IP WLS BF H R ER SO	IP WLS BF H R ER SO	IP WLS BF H R ER SO	IP WLS BF H R ER SO	IP WLS BF H R ER SO	IP WLS BF H R ER SO	IP WLS BF H R ER SO	IP WLS BF H R ER SO	IP WLS BF H R ER SO	IP WLS BF H R ER SO	IP WLS BF H R ER SO	IP WLS BF H R ER SO	IP WLS BF H R ER SO	IP WLS BF H R ER SO	IP WLS BF H R ER SO	IP WLS BF H R ER SO	ERA WHIP	ERA WHIP		
<b>Gene Garber, R</b> ERA: 2.21 (1, 1)	2.1 L	13	2	4	3	2	0	0	0	0	0	0	0	0	0	0	11.57	2.143		
<b>Bruce Dal Canton, R</b> ERA: 3.16 (3, 1)	3.2	18	5	3	3	1	0	1	1	0	0	0	0	0	0	0	7.36	1.364		
<b>Wayne Simpson, R</b> ERA: 5.47 (7, 1)	1.0	5	1	1	1	1	1	0	0	0	0	0	0	0	0	0	9.00	2.000		
<b>Norm Angelini, L</b> ERA: 3.86 (8, 1)	1.0	6	1	1	1	0	2	0	0	0	0	0	0	0	0	0	9.00	3.000		

livebaseballscorecards.com

<b>AB</b>	<b>33</b>
<b>R</b>	<b>9</b>
<b>H</b>	<b>9</b>
<b>RBI</b>	<b>9</b>
<b>BB</b>	<b>7</b>
<b>SO</b>	<b>4</b>
<b>LOB</b>	<b>15</b>



Batter	1	2	3	4	5	6	7	8	9	AB R H RBI BB SO LOB	TOP
Freddie Patek, R OBP: 0.336, SLG: 0.327 (1, 6) X	0-0 F8 ①		0-0 FC5-4 ① 1B		0-0 1-3 ①		0-0 1-H 3B ①		0-0 4-3 ③	5 0 1 1 0 0 4	<b>Kansas City Royals @ Boston Red Sox</b> Fenway Park, Boston, MA Tue Jun 05 1973, 7:05 PM EDT Att. 10,966 - Unknown - 59 F <a href="http://livebaseballscorecards.com">livebaseballscorecards.com</a>
Steve Hovley, L OBP: 0.336, SLG: 0.298 (1, 9) X (2, 8)	0-0 F5 ②		0-0 P4 ②		0-0 P7 ②		0-0 F7 ③			4 0 0 0 0 0 3	
John Mayberry, L OBP: 0.430, SLG: 0.557 (1, 3) X	0-0 FC5-4 1B ③		0-0 1-3 1B ③		0-0 P8 ③			0-0 4-3 ①		4 0 2 1 0 0 0	
Amos Otis, R OBP: 0.350, SLG: 0.477 (1, 8) X Kurt Bevacqua, R OBP: 0.395, SLG: 0.425 (2, 9)	0-0 FC5-4 ③ 1-2f		0-0 F7 ③			0-0 5-3 ①		0-0 6-3 ②		1 0 0 0 0 0 1 3 0 0 0 0 0 2	
Ed Kirkpatrick, L OBP: 0.385, SLG: 0.506 (1, 2) X		0-0 F5 ①		0-0 1B 1B ①		0-0 F9 ②		0-0 F8 ③		4 0 1 0 0 0 0	
Cookie Rojas, R OBP: 0.314, SLG: 0.372 (1, 4) X		0-0 F8 ②		0-3 K ①		0-3 K ③			0-0 BB 1B ①	4 0 1 0 0 2 1	
Lou Piniella, R OBP: 0.274, SLG: 0.341 (1, 7) X		0-0 4-3 ③		0-0 1-2 1B ①			0-0 5-3 ①		0-0 F8 ①	4 0 1 0 0 0 1	
Gail Hopkins, L OBP: 0.466, SLG: 0.511 (1, 10) X			4-0 FC5-4 1B E BB ②		0-0 L8 ②		0-0 3B 1B ②		0-0 F8 ②	3 2 1 0 1 0 3	
Paul Schaal, R OBP: 0.385, SLG: 0.394 (1, 5) X			0-0 FC1 FC5-4 ③ 1-2		0-3 K ③		0-3 K ②		4-0 BB ②	3 0 0 0 1 2 4	
<b>Inning Stats</b>	R: 0 H: 1 E: 0 LOB: 1 K: 0 BB: 0 S: 4 P: 4	R: 0 H: 0 E: 0 LOB: 0 K: 0 BB: 0 S: 3 P: 3	R: 1 H: 1 E: 1 LOB: 2 K: 0 BB: 1 S: 5 P: 9	R: 0 H: 2 E: 0 LOB: 2 K: 2 BB: 0 S: 9 P: 9	R: 0 H: 0 E: 0 LOB: 0 K: 0 BB: 0 S: 3 P: 3	R: 0 H: 0 E: 0 LOB: 0 K: 1 BB: 0 S: 5 P: 5	R: 1 H: 2 E: 0 LOB: 1 K: 1 BB: 0 S: 7 P: 7	R: 0 H: 0 E: 0 LOB: 0 K: 0 BB: 0 S: 3 P: 3	R: 0 H: 1 E: 0 LOB: 2 K: 0 BB: 1 S: 4 P: 8	1B: 6 SF: 0 2B: 0 SAC: 0 3B: 1 DP: 0 HR: 0 HBP: 0	WP: 0 PA: 37 PB: 0 SB: 0 CS: 0
<b>PITCHER</b> Marty Pattin, R ERA: 4.76 (1, 1)	IP WLS BF H R ER SO BB IBB HBP BLK WP HR S P ERA WHIP										
	9.0 W 37 7 2 1 4 2 0 0 0 0 0 0 43 51 1.00 1.000										

**Kansas City Royals @ Boston Red Sox**  
 Fenway Park, Boston, MA  
 Tue Jun 05 1973, 7:05 PM EDT  
 Att. 10,966 - Unknown - 59 F

<b>AB</b>	35
<b>R</b>	2
<b>H</b>	7
<b>RBI</b>	2
<b>BB</b>	2
<b>SO</b>	4
<b>LOB</b>	19



Batter	1	2	3	4	5	6	7	8	9
<b>Rick Miller, L</b> (1, 9) <small>OBP: 0.433, SLG: 0.408</small> <b>Dwight Evans, R</b> (8, 9) <small>OBP: 0.333, SLG: 0.315</small>	4-0  1B HR BB	0-0  L4			0-0  6-3	0-0  E8 1B		0-0  1B WP 1B	
<b>Reggie Smith, S</b> (1, 8) <small>OBP: 0.388, SLG: 0.423</small>	0-0  1-2 HR 1B		0-3  K		0-0  3-1	0-3  K		0-0  1-3 WP 1B	
<b>Carlton Fisk, R</b> (1, 2) <small>OBP: 0.385, SLG: 0.571</small>	0-0  1-H 2-H HR		0-0  1B		0-3  K		0-3  K	0-0  1-H 3-H 2B	
<b>Carl Yastrzemski, L</b> (1, 3) <small>OBP: 0.355, SLG: 0.444</small> <b>Danny Cater, R</b> (8, 3) <small>OBP: 0.333, SLG: 0.361</small>	0-3  K		0-0  1-3 1B G6-4-3		4-0  1B BB	4-0  6-3 1B BB		0-3  K	
<b>Orlando Cepeda, R</b> (1, 10) <small>OBP: 0.330, SLG: 0.434</small>	0-0  F9		0-0  1-2f G6-4-3		0-0  1B 1-H	0-0  6-3		0-0  F9	
<b>Rico Petrocelli, R</b> (1, 5) <small>OBP: 0.282, SLG: 0.422</small>	0-3  K			0-0  6-3 6-3 1B		0-0  2B 2B	4-0  1B BB		
<b>Tommy Harper, R</b> (1, 7) <small>OBP: 0.339, SLG: 0.351</small>		0-0  6-3		0-0  6-3	0-0  1-2	0-0  FC6-4 E 2B	0-0  1-2 3-H 1B		
<b>Mario Guerrero, R</b> (1, 6) <small>OBP: 0.256, SLG: 0.216</small>		0-0  F2		0-0  6-3	0-0  2-3	4-0  FC6-4 BB	0-0  F9		
<b>John Kennedy, R</b> (1, 4) <small>OBP: 0.297, SLG: 0.398</small>		0-0  1B		0-3  K		0-0  FC6-4 E 1-2f 2-3		0-0  6-3	

AB	R	H	RBI	BB	SO	LOB
3	1	1	1	1	0	1
1	1	1	0	0	0	0
5	2	2	0	0	2	2
5	1	3	4	0	2	0
2	2	1	0	2	1	0
1	0	0	0	0	1	1
5	0	1	1	0	0	4
3	1	2	0	1	1	0
4	1	2	2	0	0	1
3	0	0	0	1	0	3
4	0	1	0	0	1	3

**BOTTOM**

**Kansas City Royals @ Boston Red Sox**  
 Fenway Park, Boston, MA

Tue Jun 05 1973, 7:05 PM EDT  
 Att: 10,966 - Unknown - 59 F

<b>AB</b>	<b>36</b>
<b>R</b>	<b>9</b>
<b>H</b>	<b>14</b>
<b>RBI</b>	<b>8</b>
<b>BB</b>	<b>5</b>
<b>SO</b>	<b>8</b>
<b>LOB</b>	<b>15</b>

Inning Stats	R: 3	H: 2	E: 0	K: 2	S: 9	H: 2	LOB: 0	BB: 1	P: 13	R: 0	H: 1	E: 0	K: 0	S: 4	R: 0	H: 2	E: 0	K: 1	S: 6	R: 0	H: 1	E: 0	K: 1	S: 6	R: 0	H: 0	E: 0	K: 1	S: 5	R: 3	H: 4	E: 1	K: 1	S: 8	R: 1	H: 1	E: 0	K: 1	S: 6	R: 2	H: 3	E: 0	K: 1	S: 8
<b>PITCHER</b>	<b>IP</b>	<b>WLS</b>	<b>BF</b>	<b>H</b>	<b>R</b>	<b>ER</b>	<b>SO</b>	<b>BB</b>	<b>IBB</b>	<b>HBP</b>	<b>BLK</b>	<b>WP</b>	<b>HR</b>	<b>S</b>	<b>P</b>	<b>ERA</b>	<b>WHIP</b>																											
<b>Dick Drago, R</b> (1, 1) <small>ERA: 4.66</small>	5.2	L	28	10	6	6	5	3	0	0	0	0	1	35	47	9.53	2.294																											
<b>Wayne Simpson, R</b> (6, 1) <small>ERA: 5.74</small>	2.1		13	4	3	3	3	2	0	0	0	1	0	17	25	11.57	2.571																											

WP	HR	S	P	ERA	WHIP
1	1	3	8	11.57	2.571

Batter	1	2	3	4	5	6	7	8	9	10	AB R H RBI BB SO LOB	TOP												
Freddie Patek, R (1, 6) OBP: 0.331, SLG: 0.321 Bobby Floyd, R (8, 6) OBP: 0.235, SLG: 0.235	0-0 5-3		0-0 F9		0-0 F7			0-0 F9		0-0 4-3 1B	4 0 0 0 0 0 0 1 0 1 0 0 0 0													
Cookie Rojas, R (1, 4) OBP: 0.321, SLG: 0.372	0-0 G4-6-3 1B			4-0 CS SF9 1B BB		0-0 6-3		4-0 BB		0-0 4-3	3 1 1 0 2 0 1													
Lou Piniella, R (1, 7) OBP: 0.272, SLG: 0.337	0-0 G4-6-3 1-2f			0-0 SF9 CS 2B 1B		0-3 K		0-0 4-3		0-0 6-3	5 1 1 0 0 1 3													
John Mayberry, L (1, 3) OBP: 0.427, SLG: 0.551		0-0 4-3		0-0 P3		0-0 1B			0-0 3-1		4 0 1 0 0 0 2													
Kurt Bevacqua, R (1, 9) OBP: 0.388, SLG: 0.413		4-0 BB BB BB BB BB BB BB BB BB		0-0 SF9 1-3 2-H		0-0 F9			0-0 6-3		2 0 0 1 1 0 1													
Paul Schaal, R (1, 5) OBP: 0.388, SLG: 0.399		0-0 P7 1-3		0-0 3-H 2B			0-0 1-3		4-0 BB HR BB		3 1 1 1 1 0 1													
Jim Wohlford, R (1, 10) OBP: 0.250, SLG: 0.484		0-0 5-3		0-3 K			0-0 B1-3		0-0 HR		4 1 1 2 0 1 2													
Steve Hovley, L (1, 8) OBP: 0.324, SLG: 0.286			0-0 4-3		0-0 P6		0-0 F8		0-3 K		4 0 0 0 0 1 0													
Fran Healy, R (1, 2) OBP: 0.264, SLG: 0.242 Hal McRae, R (10, PH) OBP: 0.239, SLG: 0.244 Carl Taylor, R (10, 2) OBP: 0.354, SLG: 0.227			0-0 5-3		0-0 P6			0-0 4-3		0-0 P9	3 0 0 0 0 0 0 1 0 0 0 0 0 0 0 0 0 0 0 0 0													
<b>Inning Stats</b>	R: 0 E: 0 K: 0 S: 3	H: 1 LOB: 0 BB: 0 P: 3	R: 0 E: 1 K: 0 S: 3	H: 0 LOB: 1 BB: 1 P: 7	R: 0 E: 0 K: 0 S: 3	H: 0 LOB: 0 BB: 0 P: 3	R: 2 E: 0 K: 1 S: 7	H: 2 LOB: 1 BB: 1 P: 11	R: 0 E: 0 K: 0 S: 3	H: 0 LOB: 0 BB: 0 P: 3	R: 0 E: 0 K: 0 S: 6	H: 1 LOB: 1 BB: 0 P: 6	R: 0 E: 0 K: 0 S: 3	H: 0 LOB: 0 BB: 0 P: 3	R: 0 E: 0 K: 0 S: 6	H: 0 LOB: 0 BB: 0 P: 3	R: 2 E: 0 K: 1 S: 6	H: 1 LOB: 0 BB: 1 P: 10	R: 0 E: 0 K: 0 S: 4	H: 1 LOB: 1 BB: 0 P: 4	1B: 4 2B: 1 3B: 0 HR: 1	SF: 1 SAC: 0 DP: 1 HBP: 0	WP: 0 PB: 0 SB: 0 CS: 2	PA: 39
<b>PITCHER</b> Bill Lee, L (1, 1) ERA: 2.11	IP 10.0	WLS W	BF 39	H 6	R 4	ER 2	SO 3	BB 4	IBB 0	HBP 0	BLK 0	WP 0	HR 1	S 41	P 57	ERA 1.80	WHIP 1.000							

**Kansas City Royals @ Boston Red Sox**  
 Fenway Park, Boston, MA  
 Wed Jun 06 1973, 3:33 AM EDT  
 Att. 12,488 - Unknown - 68 F

[livebaseballscorecards.com](http://livebaseballscorecards.com)

AB	34
R	4
H	6
RBI	4
BB	4
SO	3
LOB	10





Batter	1	2	3	4	5	6	7	8	9	10
Tommy Harper, R OBP: 0.342, SLG: 0.347 Rick Miller, L OBP: 0.433, SLG: 0.408	4-0 CS BB		0-3 K		4-0 1-2 2-3 BB		0-0 5-3			
Luis Aparicio, R OBP: 0.337, SLG: 0.327	0-0 L5 1-2			0-0 F9	0-0 SF8			0-0 4-3		
Reggie Smith, S OBP: 0.377, SLG: 0.409	0-0 5-3			0-3 K	0-0 P4			0-3 K		
Carl Yastrzemski, L OBP: 0.358, SLG: 0.443		0-0 P7		4-0 HR BB		0-3 K		0-0 S 1B		
Orlando Cepeda, R OBP: 0.333, SLG: 0.458		0-0 2B		0-0 1-H HR		0-0 6-3		0-0 1-2 L9		
Rico Petrocelli, R OBP: 0.275, SLG: 0.410		0-3 K		0-3 K		0-3 K		0-3 K		
Dwight Evans, R OBP: 0.321, SLG: 0.302		0-3 K			0-3 K		0-0 5-3		0-0 F9	
John Kennedy, R OBP: 0.295, SLG: 0.384			0-3 K		4-0 BB SF8 BB		0-0 P8		0-0 6-3	
Bob Montgomery, R OBP: 0.308, SLG: 0.909			0-3 K		4-0 1-2 BB BB		0-0 HR		0-0 HR	

AB	R	H	RBI	BB	SO	LOB
2	0	0	0	2	1	0
0	0	0	0	0	0	0

3	0	0	1	0	0	1
---	---	---	---	---	---	---

4	0	0	0	0	2	2
---	---	---	---	---	---	---

3	1	1	0	1	1	0
---	---	---	---	---	---	---

4	1	2	2	0	0	1
---	---	---	---	---	---	---

4	0	0	0	0	4	1
---	---	---	---	---	---	---

4	0	0	0	0	2	1
---	---	---	---	---	---	---

3	1	0	0	1	1	0
---	---	---	---	---	---	---

3	2	2	2	1	1	0
---	---	---	---	---	---	---

BOTTOM

Kansas City Royals @ Boston Red Sox  
Fenway Park, Boston, MA  
Wed Jun 06 1973, 3:33 AM EDT  
Att. 12,488 - Unknown - 68 F

livebaseballscorecards.com

AB	30
R	5
H	5
RBI	5
BB	5
SO	12
LOB	6



Inning Stats	R: 0	H: 0	E: 0	K: 0	S: 2	P: 6	R: 0	H: 1	E: 0	K: 2	S: 8	P: 8	R: 0	H: 0	E: 0	K: 3	S: 9	P: 9	R: 2	H: 1	E: 0	K: 2	S: 8	P: 12	R: 1	H: 0	E: 0	K: 1	S: 5	P: 17	R: 0	H: 0	E: 0	K: 2	S: 7	P: 7	R: 1	H: 1	E: 0	K: 0	S: 4	P: 4	R: 0	H: 1	E: 0	K: 1	S: 6	P: 6	R: 0	H: 0	E: 0	K: 1	S: 5	P: 5	R: 1	H: 1	E: 0	K: 0	S: 1	P: 1	1B: 1	SF: 1	2B: 1	SAC: 0	3B: 0	DP: 0	HR: 3	HBP: 0	WP: 0	PA: 36
--------------	------	------	------	------	------	------	------	------	------	------	------	------	------	------	------	------	------	------	------	------	------	------	------	-------	------	------	------	------	------	-------	------	------	------	------	------	------	------	------	------	------	------	------	------	------	------	------	------	------	------	------	------	------	------	------	------	------	------	------	------	------	-------	-------	-------	--------	-------	-------	-------	--------	-------	--------

PITCHER	IP	WLS	BF	H	R	ER	SO	BB	IBB	HBP	BLK	WP	HR	S	P	ERA	WHIP
Ken Wright, R ERA: 4.35	(1, 1)	4.1	17	2	3	3	8	3	0	0	0	0	1	30	42	6.23	1.154
Doug Bird, R ERA: 1.99	(5, 1)	4.2	19	3	2	2	4	2	0	0	0	0	2	25	33	3.86	1.071

PITCHER	IP	WLS	BF	H	R	ER	SO	BB	IBB	HBP	BLK	WP	HR	S	P	ERA	WHIP
---------	----	-----	----	---	---	----	----	----	-----	-----	-----	----	----	---	---	-----	------

Batter	1	2	3	4	5	6	7	8	9	AB	R	H	RBI	BB	SO	LOB	TOP				
<b>Horace Clarke, S</b> (1, 4) OBP: 0.316, SLG: 0.302	0-0 F9	0-0 L7					0-0 FC5-4	0-0 FC6-4		5	0	1	0	0	0	6					
<b>Roy White, S</b> (1, 7) OBP: 0.347, SLG: 0.333	0-0 1B		0-0 HR			0-0 FC6-4		4-0 1B		3	2	2	2	2	0	1					
<b>Matty Alou, L</b> (1, 9) OBP: 0.332, SLG: 0.344	0-0 F5		0-0 1-3			0-0 E8		0-0 1B		5	0	2	0	0	1	3					
<b>Bobby Murcer, L</b> (1, 8) OBP: 0.320, SLG: 0.474	0-3 K		0-0 HR			0-0 F7		0-0 FC3-6		5	1	1	2	0	1	6					
<b>Ron Blomberg, L</b> (1, 3) OBP: 0.481, SLG: 0.563		0-0 PB 1B	4-0 HR			0-0 4-3		0-0 1B	0-0 F8	4	2	2	0	1	0	1					
<b>Graig Nettles, L</b> (1, 5) OBP: 0.351, SLG: 0.379	0-0 1-3		0-0 F8			0-3 K		0-3 K	0-0 F9	5	0	0	0	0	2	3					
<b>Jim Ray Hart, R</b> (1, 10) OBP: 0.362, SLG: 0.500 <b>Ron Swoboda, R</b> (9, PR) OBP: 0.208, SLG: 0.095		4-0 PB 1B	0-0 1-H			0-0 3-1		0-0 HR		3	2	2	3	2	0	0	<b>AB 37</b>				
<b>Thurman Munson, R</b> (1, 2) OBP: 0.353, SLG: 0.451	4-0 WP 1B		0-0 5-3			0-0 3-1		4-0 HR	4-0 G6-4-3	0	0	0	0	0	0	0	<b>R 8</b>				
<b>Gene Michael, S</b> (1, 6) OBP: 0.306, SLG: 0.349	0-0 WP 1B					0-0 6-3		0-0 FC5-4	0-0 G6-4-3	3	1	1	0	2	0	1	<b>H 13</b>				
<b>Inning Stats</b>	R: 0 E: 0 K: 1 S: 6	H: 1 LOB: 1 BB: 0 P: 6	R: 1 E: 0 K: 0 S: 4	H: 2 LOB: 2 BB: 2 P: 12	R: 4 E: 0 K: 0 S: 6	H: 3 LOB: 0 BB: 1 P: 10	R: 0 E: 0 K: 1 S: 5	H: 0 LOB: 0 BB: 0 P: 5	R: 1 E: 1 K: 0 S: 6	H: 3 LOB: 2 BB: 0 P: 6	R: 1 E: 0 K: 1 S: 6	H: 2 LOB: 2 BB: 2 P: 14	R: 1 E: 0 K: 0 S: 4	H: 1 LOB: 1 BB: 1 P: 8	R: 0 E: 0 K: 0 S: 2	H: 0 LOB: 1 BB: 1 P: 6	1B: 8 2B: 1 3B: 0 HR: 4	SF: 0 SAC: 0 DP: 1 HBP: 0	WP: 1 PB: 1 SB: 0 CS: 0	PA: 45	
<b>PITCHER</b>	IP	WLS	BF	H	R	ER	SO	BB	IBB	HBP	BLK	WP	HR	S	P	ERA	WHIP				
<b>Gene Garber, R</b> (1, 1) ERA: 2.91	2.2	L	16	6	5	5	1	3	0	0	0	1	3	15	27	16.88	3.375				
<b>Mike Jackson, L</b> (3, 1) ERA: 6.85	4.1		21	6	2	2	3	3	0	0	0	0	1	24	36	4.15	2.077				
<b>Wayne Simpson, R</b> (8, 1) ERA: 5.69	2.0		8	1	1	1	0	2	0	0	0	0	0	6	14	4.50	1.500				

**New York Yankees @ Kansas City Royals**  
**Royals Stadium, Kansas City, MO**  
 Fri Jun 08 1973, 8:05 PM EDT  
 Att. 19,624 - Unknown - 84 F

<b>AB</b>	37
<b>R</b>	8
<b>H</b>	13
<b>RBI</b>	8
<b>BB</b>	8
<b>SO</b>	4
<b>LOB</b>	22



WP: 1	PA: 45
-------	--------

ERA	WHIP
-----	------

Batter	1	2	3	4	5	6	7	8	9	AB	R	H	RBI	BB	SO	LOB
Paul Schaal, R OBP: 0.383, SLG: 0.390 (1, 5)	0-0 6-3		0-3 K		0-0 4-3		1-0 BB HBP		0-0 P2	4	0	0	0	0	1	2
Steve Hovley, L OBP: 0.328, SLG: 0.277 (1, 8)	0-0 1-3			0-0 F8		0-0 1-3	4-0 BB BB	1-2 BB	4-0 BB	3	0	0	0	2	0	0
Cookie Rojas, R OBP: 0.318, SLG: 0.368 (1, 4)	0-0 P5			0-0 2B 1B		0-0 F9	0-0 5-3		0-0 FC5 2-3f	5	1	1	0	0	0	5
John Mayberry, L OBP: 0.433, SLG: 0.560 (1, 3)		0-0 G3		0-0 1-H 2B		0-0 1B 1B		0-0 3-1 1B		4	0	3	1	0	0	0
Ed Kirkpatrick, L OBP: 0.392, SLG: 0.509 (1, 9) (8, 2)		0-0 WP 1B		4-0 BB BB		0-0 1-3 1B		0-0 3-1		3	0	2	0	1	0	1
Lou Piniella, R OBP: 0.271, SLG: 0.335 Hal McRae, R OBP: 0.234, SLG: 0.238 (1, 7) (3, 7)		0-3 K		0-0 G6-4-3 1-2f		0-0 F9		0-0 P5		1	0	0	0	0	1	1
Gail Hopkins, L OBP: 0.459, SLG: 0.500 Kurt Bevacqua, R OBP: 0.384, SLG: 0.408 (1, 10) (8, PH)		0-0 F8 1-2				0-0 3-1		0-0 G5-4-3 1B 1B	0-0 F9	3	0	1	0	0	0	1
Carl Taylor, R OBP: 0.345, SLG: 0.221 Jim Wohlford, R OBP: 0.265, SLG: 0.485 (1, 2) (7, PH) (8, 9)			0-0 2-3		0-0 6-3		0-0 1-2 G5-4-3 1B		0-0 F9	2	0	0	0	0	0	0
Bobby Floyd, R OBP: 0.286, SLG: 0.333 (1, 6)			0-0 L1		0-0 2B		0-0 G5-4-3 1-2f 2-3		0-0 FC5 BB 1B	4	0	2	0	0	0	2

Inning Stats	R: 0	H: 0	E: 0	K: 0	S: 3	P: 3	R: 0	H: 1	E: 0	K: 1	S: 6	R: 0	H: 0	E: 0	K: 1	S: 5	R: 1	H: 2	E: 0	K: 0	S: 4	R: 0	H: 1	E: 0	K: 0	S: 4	R: 0	H: 2	E: 0	K: 0	S: 5	R: 0	H: 2	E: 0	K: 0	S: 4	R: 0	H: 1	E: 0	K: 0	S: 4	R: 0	H: 1	E: 0	K: 0	S: 4	R: 0	H: 1	E: 0	K: 0	S: 4	1B: 8	SF: 0	2B: 2	3B: 0	HR: 0	WP: 1	PA: 39
--------------	------	------	------	------	------	------	------	------	------	------	------	------	------	------	------	------	------	------	------	------	------	------	------	------	------	------	------	------	------	------	------	------	------	------	------	------	------	------	------	------	------	------	------	------	------	------	------	------	------	------	------	-------	-------	-------	-------	-------	-------	--------

PITCHER	IP	WLS	BF	H	R	ER	SO	BB	IBB	HBP	BLK	WP	HR	S	P	ERA	WHIP
Doc Medich, R ERA: 3.27 (1, 1)	6.2	W	29	8	1	1	2	2	0	1	0	1	0	30	39	1.35	1.500
Sparky Lyle, L ERA: 1.82 (7, 1)	2.1	S	10	2	0	0	0	1	0	0	0	0	0	9	13	0.00	1.286

BOTTOM

New York Yankees @ Kansas City Royals  
 Royals Stadium, Kansas City, MO  
 Fri Jun 08 1973, 8:05 PM EDT  
 Att: 19,624 - Unknown - 84 F

livebaseballscores.com

AB	35
R	1
H	10
RBI	1
BB	3
SO	2
LOB	18



Batter	1	2	3	4	5	6	7	8	9	AB R H RBI BB SO LOB	TOP																	
Horace Clarke, S (1, 4) OBP: 0.318, SLG: 0.301	4-0 F8 BB		0-3 K			0-0 6-3		0-0 G3	0-0 1B	4 0 1 2 1 1 1																		
Roy White, S (1, 7) OBP: 0.344, SLG: 0.327	0-0 F8			0-0 4-3		0-0 F8			1B BB	4 1 0 0 1 0 3																		
Matty Alou, L (1, 9) OBP: 0.335, SLG: 0.353	0-0 4-3			0-0 2B			0-0 G6-4-3 1B		G3 1-2	4 0 2 0 0 0 2																		
Bobby Murcer, L (1, 8) OBP: 0.319, SLG: 0.468	0-0 4-3		0-3 K			0-0 G6-4-3 1-2f			1B BB	3 1 0 0 1 1 3																		
Ron Blomberg, L (1, 3) OBP: 0.474, SLG: 0.552		0-0 G3		0-0 6-3		0-0 F8			BB FC5-2 1B	4 0 1 1 0 0 1																		
Jim Ray Hart, R (1, 10) OBP: 0.359, SLG: 0.489		0-3 K		0-3 K				0-3 K	4-0 FC5-2 BB	3 0 0 0 1 3 0																		
Felipe Alou, R (9, PR) OBP: 0.282, SLG: 0.368									1-2 BB	0 1 0 0 0 0 0																		
Graig Nettles, L (1, 5) OBP: 0.349, SLG: 0.372		0-0 4-3			0-0 6-3			0-0 F2	4-0 BB FC5-2 1B BB	3 1 0 1 1 0 0																		
Thurman Munson, R (1, 2) OBP: 0.351, SLG: 0.444			0-3 K		0-0 1-3			4-0 2B BB	0-0 FC5-2 1B	3 2 0 0 1 1 3																		
Gene Michael, S (1, 6) OBP: 0.310, SLG: 0.355			0-0 F7			0-0 G3		0-0 1-H 2B	4-0 1-2 2-3 3-H BB	3 0 1 2 1 0 0																		
<b>Inning Stats</b>	R: 0 E: 0 K: 0 S: 3	H: 0 LOB: 1 BB: 1 P: 7	R: 0 E: 0 K: 1 S: 5	H: 0 LOB: 0 BB: 0 P: 5	R: 0 E: 0 K: 2 S: 7	H: 0 LOB: 0 BB: 0 P: 7	R: 0 E: 0 K: 1 S: 6	H: 1 LOB: 1 BB: 0 P: 6	R: 0 E: 0 K: 1 S: 5	H: 0 LOB: 0 BB: 0 P: 5	R: 0 E: 0 K: 0 S: 3	H: 0 LOB: 0 BB: 0 P: 3	R: 0 E: 0 K: 0 S: 3	H: 1 LOB: 0 BB: 0 P: 3	R: 1 E: 0 K: 1 S: 6	H: 1 LOB: 1 BB: 1 P: 10	R: 5 E: 0 K: 0 S: 5	H: 2 LOB: 2 BB: 5 P: 25	1B: 3 2B: 2 3B: 0 HR: 0	SF: 0 SAC: 0 DP: 1 HBP: 0	WP: 0 PB: 0 SB: 0 CS: 0	PA: 38						
<b>PITCHER</b>	IP WLS BF H R ER SO BB IBB HBP BLK WP HR S P ERA WHIP																											
Dick Drago, R (1, 1) ERA: 4.63	8.1		32	4	4	4	6	4	0	0	0	0	0	0	40	56	4.32	0.960										
Doug Bird, R (9, 1) ERA: 2.38	0.0	L	1	0	0	0	0	1	0	0	0	0	0	0	4	∞	∞											
Norm Angelini, L (9, 1) ERA: 7.71	0.0		1	0	0	0	0	1	0	0	0	0	0	0	4	∞	∞											
Bruce Dal Canton, R (9, 1) ERA: 3.13	0.2		4	1	2	2	0	1	0	0	0	0	0	3	7	27.00	3.000											

**New York Yankees @ Kansas City Royals**  
 Royals Stadium, Kansas City, MO  
 Sat Jun 09 1973, 8:05 PM EDT  
 Att. 25,083 - Unknown - 83 F

AB	31
R	6
H	5
RBI	6
BB	7
SO	6
LOB	13



Batter	1	2	3	4	5	6	7	8	9	AB	R	H	RBI	BB	SO	LOB
Steve Hovley, L (1, 8) OBP: 0.325, SLG: 0.276	0-0 3-1		0-0 1B 1B	0-0 6-3			0-0 FC1-5 1B			4	1	1	0	0	0	2
Paul Schaal, R (1, 5) OBP: 0.385, SLG: 0.392	0-0 1B		0-0 FC6 1B E			0-0 F7	0-0 1B			4	1	2	1	0	0	1
Cookie Rojas, R (1, 4) OBP: 0.317, SLG: 0.365	0-0 F9		0-0 E9 1B 1B			0-3 K	0-0 F7			4	1	1	1	0	1	3
John Mayberry, L (1, 3) OBP: 0.430, SLG: 0.554	0-3 K		0-0 1B 1B			0-3 K		0-0 4-3		4	0	1	1	0	2	1
Ed Kirkpatrick, L (1, 9) OBP: 0.389, SLG: 0.503		0-0 F9	0-0 1B			0-0 G3		0-0 F7		4	0	1	0	0	0	0
Lou Piniella, R (1, 7) OBP: 0.271, SLG: 0.333		0-0 G4-6-3 1B	0-0 F8			0-3 K		0-0 F9		4	0	1	0	0	1	2
Gail Hopkins, L (1, 10) OBP: 0.438, SLG: 0.472		0-0 G4-6-3	0-3 K			0-0 L6			0-0 1-3	3	0	0	0	0	1	3
Jim Wohlford, R (9, PH) OBP: 0.257, SLG: 0.471		0-0 G4-6-3	0-3 K			0-0 L6			0-0 1-3	1	0	0	0	0	0	0
Bobby Floyd, R (1, 6) OBP: 0.280, SLG: 0.320			0-0 1B FC6 1B	0-0 L6			0-0 E6 FC1-5 BB		0-0 P4	4	1	1	0	0	0	0
Fran Healy, R (1, 2) OBP: 0.267, SLG: 0.235			0-0 F2	0-0 1-3			4-0 1B FC1-5 BB		0-0 F8	2	0	0	0	1	0	1
Kurt Bevacqua, R (9, PH) OBP: 0.379, SLG: 0.403			0-0 F2	0-0 1-3			4-0 1B FC1-5 BB		0-0 F8	1	0	0	0	0	0	0

Inning Stats	R: 0	H: 1	E: 0	K: 1	S: 6	LOB: 1	BB: 0	P: 6	R: 0	H: 1	E: 0	K: 0	S: 3	LOB: 0	BB: 0	P: 3	R: 4	H: 5	E: 2	K: 1	S: 11	LOB: 2	BB: 0	P: 11	R: 0	H: 0	E: 0	K: 0	S: 3	LOB: 0	BB: 0	P: 3	R: 0	H: 0	E: 0	K: 1	S: 5	LOB: 0	BB: 0	P: 5	R: 0	H: 1	E: 1	K: 0	S: 4	LOB: 2	BB: 1	P: 8	R: 0	H: 0	E: 0	K: 0	S: 3	LOB: 0	BB: 0	P: 3	R: 0	H: 0	E: 0	K: 0	S: 3	LOB: 0	BB: 0	P: 3	R: 0	H: 0	E: 0	K: 0	S: 3	LOB: 0	BB: 0	P: 3
--------------	------	------	------	------	------	--------	-------	------	------	------	------	------	------	--------	-------	------	------	------	------	------	-------	--------	-------	-------	------	------	------	------	------	--------	-------	------	------	------	------	------	------	--------	-------	------	------	------	------	------	------	--------	-------	------	------	------	------	------	------	--------	-------	------	------	------	------	------	------	--------	-------	------	------	------	------	------	------	--------	-------	------


PITCHER	IP	WLS	BF	H	R	ER	SO	BB	IBB	HBP	BLK	WP	HR	S	P	ERA	WHIP
Fred Beene, R (1, 1) ERA: 2.22	3.0		16	7	4	3	2	0	0	0	0	0	0	20	20	9.00	2.333
Pat Dobson, R (4, 1) ERA: 4.6	5.0	W	17	1	0	0	3	1	0	0	0	0	0	22	26	0.00	0.400
Sparky Lyle, L (9, 1) ERA: 1.77	1.0	S	3	0	0	0	0	0	0	0	0	0	0	3	3	0.00	0.000

**BOTTOM**

**New York Yankees @ Kansas City Royals**  
 Royals Stadium, Kansas City, MO

Sat Jun 09 1973, 8:05 PM EDT  
 Att: 25,083 - Unknown - 83 F

<b>AB</b>	<b>35</b>
<b>R</b>	<b>4</b>
<b>H</b>	<b>8</b>
<b>RBI</b>	<b>3</b>
<b>BB</b>	<b>1</b>
<b>SO</b>	<b>5</b>
<b>LOB</b>	<b>13</b>



WP	HR	S	P	ERA	WHIP
0	0	0	0	0.00	0.400
0	0	0	0	0.00	0.000

Batter	1	2	3	4	5	6	7	8	9	AB R H RBI BB SO LOB	TOP
Horace Clarke, S OBP: 0.320, SLG: 0.304 (1, 4) X	0-0 G3 1B		0-0 G6-4-3 1-2f		0-0 P6		0-0 1-2 1B		0-0 6-3	5 0 2 0 0 0 1	<b>New York Yankees @ Kansas City Royals</b> Royals Stadium, Kansas City, MO Sun Jun 10 1973, 4:33 AM EDT Att. 22,835 - Unknown - 86 F <a href="http://livebaseballscorecards.com">livebaseballscorecards.com</a>
Roy White, S OBP: 0.339, SLG: 0.321 (1, 7) X	0-0 G3 1-2			0-0 P3	0-0 6-3		0-0 F7		4 0 0 0 0 0 3		
Matty Alou, L OBP: 0.343, SLG: 0.358 (1, 9) B B B	4-0 G6-4-3 BB			0-0 E 1B		0-0 FC6-4 1B		0-0 F8	3 1 2 0 1 0 0		
Bobby Murcer, L OBP: 0.314, SLG: 0.459 (1, 8) X	0-0 G6-4-3 1-2f			0-0 FC4 1B		0-0 FC6-4 1-2f		0-0 F8	4 1 0 0 0 0 4		
Jim Ray Hart, R OBP: 0.357, SLG: 0.482 (1, 10) X		0-0 1-3		0-0 F8 1B		0-0 F3		0-0 6-3	4 0 1 1 0 0 1		
Graig Nettles, L OBP: 0.352, SLG: 0.381 (1, 5) X		0-0 4-3		0-0 F8 1B		0-3 K		0-0 HR 2B	4 1 2 1 0 1 1		
Felipe Alou, R OBP: 0.272, SLG: 0.355 (1, 3) X		0-0 5-3		0-0 F8 1-2 2-3		0-0 6-3		0-0 1-3	4 0 0 0 0 0 3		
Thurman Munson, R OBP: 0.354, SLG: 0.461 (1, 2) X			0-0 F8	0-0 5-3		0-0 FC9-4-6 1B		0-0 2-H HR	4 1 2 2 0 0 2		
Gene Michael, S OBP: 0.309, SLG: 0.349 (1, 6) B B B			4-0 G6-4-3 BB		0-0 P4		0-0 FC9-4-6 1-2f	0-3 K	3 0 0 0 1 1 1		
<b>Inning Stats</b>	R: 0 H: 1 E: 0 LOB: 1 K: 0 BB: 1 S: 3 P: 7	R: 0 H: 0 E: 0 LOB: 0 K: 0 BB: 0 S: 3 P: 3	R: 0 H: 0 E: 0 LOB: 0 K: 0 BB: 1 S: 2 P: 6	R: 2 H: 3 E: 1 LOB: 2 K: 0 BB: 0 S: 7 P: 7	R: 0 H: 0 E: 0 LOB: 0 K: 0 BB: 0 S: 3 P: 3	R: 0 H: 1 E: 0 LOB: 1 K: 1 BB: 0 S: 6 P: 6	R: 0 H: 2 E: 0 LOB: 2 K: 0 BB: 0 S: 5 P: 5	R: 0 H: 0 E: 0 LOB: 0 K: 0 BB: 0 S: 3 P: 3	R: 2 H: 2 E: 0 LOB: 0 K: 1 BB: 0 S: 7 P: 7	1B: 7 SF: 0 2B: 1 SAC: 0 3B: 0 DP: 2 HR: 1 HBP: 0	WP: 0 PA: 37 PB: 0 SB: 0 CS: 0
<b>PITCHER</b> Paul Splittorff, L (1, 1) ERA: 2.69	IP WLS BF H R ER SO BB IBB HBP BLK WP HR S P ERA WHIP										

**New York Yankees @ Kansas City Royals**  
 Royals Stadium, Kansas City, MO  
 Sun Jun 10 1973, 4:33 AM EDT  
 Att. 22,835 - Unknown - 86 F  
[livebaseballscorecards.com](http://livebaseballscorecards.com)

<b>AB</b>	35
<b>R</b>	4
<b>H</b>	9
<b>RBI</b>	4
<b>BB</b>	2
<b>SO</b>	2
<b>LOB</b>	16



Batter	1	2	3	4	5	6	7	8	9	AB	R	H	RBI	BB	SO	LOB	BOTTOM	
<b>Freddie Patek, R</b> (1, 6) <small>OBP: 0.333, SLG: 0.324</small> <b>Bobby Floyd, R</b> (6, PR) <small>OBP: 0.269, SLG: 0.308</small> (7, 6)	0-0 1-3	0-0 F9		0-0 WP 1B	0-0 CS	0-0 8-5 1B		0-0 6-3		4	1	2	2	0	0	2		
<b>Steve Hovley, L</b> (1, 8) <small>OBP: 0.336, SLG: 0.284</small>	4-0 G4-6-3 BB		0-0 F9	0-0 WP SF7 1B		0-0 1-2 1B		0-3 K		4	1	2	0	1	1	0		
<b>Cookie Rojas, R</b> (1, 4) <small>OBP: 0.316, SLG: 0.360</small>	0-0 G4-6-3 1-2f		0-0 F8	4-0 WP IBB		0-0 F8				3	0	0	0	1	0	3		
<b>John Mayberry, L</b> (1, 3) <small>OBP: 0.435, SLG: 0.568</small>		0-0 HR	4-0 BB	4-0 FC4-6 IBB		0-0 8-5				2	1	1	1	2	0	2		
<b>Gail Hopkins, L</b> (1, 10) <small>OBP: 0.412, SLG: 0.446</small>		0-3 K	0-0 F8	0-0 SF7				0-0 4-3		3	0	0	1	0	1	1		
<b>Paul Schaal, R</b> (1, 5) <small>OBP: 0.387, SLG: 0.400</small>		0-0 E F8 1B		0-0 FC4-6				0-0 5-3		4	2	2	0	0	0	2		
<b>Ed Kirkpatrick, L</b> (1, 9) <small>OBP: 0.392, SLG: 0.503</small>		0-0 F8		0-0 2B 1B	0-0 4-3			0-0 1B		4	1	2	0	0	0	1		
<b>Kurt Bevacqua, R</b> (1, 7) <small>OBP: 0.374, SLG: 0.407</small>		0-0 E6 1B		0-0 1B 2B	0-0 F8			0-0 F9		4	1	1	1	0	0	2		
<b>Fran Healy, R</b> (1, 2) <small>OBP: 0.278, SLG: 0.239</small>		0-0 1B		0-0 1-3 3-H 1B	0-0 1-3 3-H 2B	0-0 1-3 3-H 2B		0-0 6-3		3	0	1	1	1	0	2		
<b>Inning Stats</b>	R: 0 H: 0 E: 0 LOB: 0 K: 0 BB: 1 S: 2 P: 6	R: 2 H: 3 E: 1 LOB: 2 K: 1 BB: 0 S: 9 P: 9	R: 0 H: 0 E: 0 LOB: 1 K: 0 BB: 1 S: 3 P: 7	R: 5 H: 5 E: 0 LOB: 2 K: 0 BB: 2 S: 8 P: 16	R: 0 H: 0 E: 0 LOB: 0 K: 0 BB: 1 S: 2 P: 6	R: 0 H: 2 E: 0 LOB: 1 K: 0 BB: 0 S: 4 P: 4	R: 0 H: 1 E: 0 LOB: 1 K: 0 BB: 0 S: 4 P: 4	R: 0 H: 0 E: 0 LOB: 0 K: 1 BB: 0 S: 5 P: 5	1B: 8 SF: 1 2B: 3 SAC: 0 3B: 0 DP: 2 HR: 1 HBP: 0	WP: 1 PA: 39 PB: 0 SB: 0 CS: 1								
<b>PITCHER</b> <b>Mel Stottliemre, R</b> (1, 1) <small>ERA: 3.78</small> <b>Lindy McDaniel, R</b> (4, 1) <small>ERA: 2.98</small>	IP WLS BF H R ER SO BB IBB HBP BLK WP HR S P ERA WHIP 3.1 L 20 8 7 6 1 2 2 0 0 0 1 20 28 16.20 3.000 4.2 18 3 0 0 1 1 2 0 0 1 0 17 29 0.00 0.857	<b>PITCHER</b> IP WLS BF H R ER SO BB IBB HBP BLK WP HR S P ERA WHIP																

**New York Yankees @ Kansas City Royals**  
 Royals Stadium, Kansas City, MO  
 Sun Jun 10 1973, 4:33 AM EDT  
 Att: 22,835 - Unknown - 86 F

[livebaseballscorecards.com](http://livebaseballscorecards.com)

AB	32
R	7
H	11
RBI	6
BB	5
SO	2
LOB	15



Batter	1	2	3	4	5	6	7	8	9	AB R H RBI BB SO LOB	TOP																
Paul Schaal, R (1, 5) OBP: 0.388, SLG: 0.407	0-3 K		0-3 K		4-0 BB		0-0 HR		0-0 FC1-6	4 1 1 1 1 2 3																	
Cookie Rojas, R (1, 4) OBP: 0.313, SLG: 0.370	0-0 6-3		0-0 F3		0-0 4-3		0-0 HR		0-0 F9	5 1 1 1 2 0 0 5																	
Amos Otis, R (1, 8) OBP: 0.347, SLG: 0.484	0-0 F8				0-0 HR		0-0 5-3		0-0 E5	5 1 1 1 0 0 1																	
John Mayberry, L (1, 3) OBP: 0.432, SLG: 0.560		0-0 F8		0-0 3-1		4-0 5-3 BB		0-0 F8		3 0 0 0 1 0 1																	
Gail Hopkins, L (1, 10) OBP: 0.408, SLG: 0.431 Kurt Bevacqua, R (7, PH) OBP: 0.370, SLG: 0.402		0-0 4-3		0-0 F8		4-0 5-3 BB		0-0 FC6-4		2 0 0 0 1 0 0 1 0 0 0 0 0 1																	
Lou Piniella, R (1, 7) OBP: 0.265, SLG: 0.327		0-0 5-3		0-0 5-3		0-0 5-3		0-0 CS		4 0 0 0 0 1 2																	
Ed Kirkpatrick, L (1, 9) OBP: 0.394, SLG: 0.500			0-0 WP BB		0-0 G3		4-0 BB		0-3 K	3 0 1 0 1 1 0																	
Bobby Floyd, R (1, 6) OBP: 0.250, SLG: 0.286 Steve Hovley, L (6, PH) OBP: 0.333, SLG: 0.282 Frank White, R (6, 6)			0-0 P4		0-0 4-3		0-0 4-3		0-0 4-3	2 0 0 0 0 0 1 1 0 0 0 0 0 3 1 0 0 0 0 0 0																	
Fran Healy, R (1, 2) OBP: 0.313, SLG: 0.288			4-0 WP BB		0-0 3B		4-0 3B BB		0-0 FC1-6	2 1 2 0 2 0 0																	
<b>Inning Stats</b>	R: 0 E: 0 K: 1 S: 5	H: 0 LOB: 0 BB: 0 P: 5	R: 0 E: 0 K: 1 S: 3	H: 0 LOB: 0 BB: 0 P: 3	R: 0 E: 0 K: 1 S: 6	H: 1 LOB: 2 BB: 1 P: 10	R: 1 E: 0 K: 0 S: 4	H: 1 LOB: 0 BB: 0 P: 4	R: 0 E: 0 K: 0 S: 4	H: 1 LOB: 2 BB: 1 P: 8	R: 0 E: 0 K: 0 S: 3	H: 0 LOB: 3 BB: 3 P: 15	R: 3 E: 1 K: 0 S: 5	H: 2 LOB: 0 BB: 1 P: 9	R: 0 E: 0 K: 2 S: 7	H: 0 LOB: 0 BB: 0 P: 7	R: 0 E: 0 K: 0 S: 4	H: 1 LOB: 1 BB: 0 P: 4	1B: 2 2B: 0 3B: 2 HR: 2	SF: 0 SAC: 0 DP: 0 HBP: 0	WP: 1 PB: 0 SB: 0 CS: 1	PA: 40					
<b>PITCHER</b>	IP WLS BF H R ER SO BB IBB HBP BLK WP HR S P ERA WHIP																										
Jim Palmer, R (1, 1) ERA: 2.51	6.0		28	4	3	3	2	6	0	0	0	1	1	26	50	4.50	1.667										
Grant Jackson, L (7, 1) ERA: 1.67	3.0	W	11	2	1	1	2	0	0	0	0	0	1	15	15	3.00	0.667										

**Kansas City Royals @ Baltimore Orioles**  
**Memorial Stadium, Baltimore, MD**

Tue Jun 12 1973, 7:05 PM EDT  
 Att: 6,406 - Unknown - 89 F

AB	33
R	4
H	6
RBI	4
BB	6
SO	4
LOB	17





Batter	1	2	3	4	5	6	7	8	9	AB	R	H	RBI	BB	SO	LOB
<b>Al Bumbry, L</b> OBP: 0.362, SLG: 0.484 (1, 7) BBB (7, 9)	4-0 L5 S BB		0-0 F8 2-H 2B		4-0 E BB	4-0 1-2 2-3 BB		0-0 6-3		2	1	1	1	3	0	1
<b>Rich Coggins, L</b> OBP: 0.307, SLG: 0.432 (1, 9) Don Baylor, R OBP: 0.303, SLG: 0.338 (6, PH) (7, 7)	0-0 L5 1-3		0-0 F8 2-3		0-0 E4 F9 E 1-2 2-3	0-0 F8		0-3 K		3	0	0	0	0	0	4
<b>Tommy Davis, R</b> OBP: 0.293, SLG: 0.361 (1, 10) Enos Cabell, R OBP: 0.200, SLG: 0.222 (9, PR)	0-3 K		0-0 6-3		0-0 E6 1-2 2-H 3-H		0-3 K		0-0 HR 1B	5	0	1	1	0	2	2
<b>Boog Powell, L</b> OBP: 0.368, SLG: 0.319 (1, 3) Terry Crowley, L OBP: 0.286, SLG: 0.222 (8, 3)		0-0 6-3		0-0 FC5-4 1B	0-0 F9 2-3		0-3 K		0-0 F2	4	0	1	0	0	1	2
<b>Earl Williams, R</b> OBP: 0.312, SLG: 0.419 (1, 2)		0-3 K		0-3 K	0-0 F8		4-0 BB BB		0-0 HR 1-H	4	1	1	2	1	2	3
<b>Bobby Grich, R</b> OBP: 0.397, SLG: 0.405 (1, 4)		0-0 HR		0-0 FC5-4 1-2f		0-0 BB SH2-4 1B	4-0 1-2 BB			3	1	2	1	1	0	1
<b>Paul Blair, R</b> OBP: 0.303, SLG: 0.306 (1, 8)		0-3 K		0-3 K		0-0 SH2-4 1-2	0-0 P4			3	0	0	0	0	2	3
<b>Brooks Robinson, R</b> OBP: 0.269, SLG: 0.291 (1, 5)			0-0 SH5-4 2B 1B		0-0 FC2-6 1B	4-0 BB IBB		0-0 F9		3	1	2	0	1	0	0
<b>Mark Belanger, R</b> OBP: 0.299, SLG: 0.243 (1, 6)			0-0 SH5-4 1-2		0-0 FC2-6 E BB 1-2f	0-0 F8		0-0 E8 1B		3	1	1	0	0	0	3

Inning Stats	R: 0	H: 0	E: 0	K: 1	S: 4	LOB: 0	BB: 1	P: 8	R: 1	H: 1	E: 0	K: 2	S: 8	LOB: 0	BB: 0	P: 8	R: 1	H: 2	E: 0	K: 0	S: 5	LOB: 1	BB: 0	P: 5	R: 0	H: 1	E: 0	K: 2	S: 8	LOB: 1	BB: 0	P: 8	R: 2	H: 1	E: 2	K: 0	S: 6	LOB: 2	BB: 1	P: 10	R: 0	H: 1	E: 0	K: 0	S: 4	LOB: 3	BB: 2	P: 12	R: 0	H: 0	E: 0	K: 2	S: 7	LOB: 2	BB: 2	P: 15	R: 0	H: 1	E: 1	K: 1	S: 6	LOB: 1	BB: 0	P: 6	R: 2	H: 2	E: 0	K: 0	S: 3	LOB: 1	BB: 0	P: 3	1B: 6	SF: 0	2B: 1	SAC: 2	3B: 0	DP: 0	HR: 2	HBP: 0	WP: 0	PA: 41
--------------	------	------	------	------	------	--------	-------	------	------	------	------	------	------	--------	-------	------	------	------	------	------	------	--------	-------	------	------	------	------	------	------	--------	-------	------	------	------	------	------	------	--------	-------	-------	------	------	------	------	------	--------	-------	-------	------	------	------	------	------	--------	-------	-------	------	------	------	------	------	--------	-------	------	------	------	------	------	------	--------	-------	------	-------	-------	-------	--------	-------	-------	-------	--------	-------	--------

PITCHER	IP	WLS	BF	H	R	ER	SO	BB	IBB	HBP	BLK	WP	HR	S	P	ERA	WHIP
<b>Steve Busby, R</b> ERA: 5.56 (1, 1)	5.2		28	6	4	2	5	3	1	0	0	0	1	34	50	3.18	1.588
<b>Norm Angelini, L</b> ERA: 5.4 (6, 1)	1.0		5	0	0	0	2	2	0	0	0	0	0	7	15	0.00	2.000
<b>Doug Bird, R</b> ERA: 2.96 (7, 1)	1.2	L	8	3	2	2	1	0	0	0	0	0	1	10	10	10.80	1.800

**BOTTOM**

**Kansas City Royals @ Baltimore Orioles**  
Memorial Stadium, Baltimore, MD

Tue Jun 12 1973, 7:05 PM EDT  
Att. 6,406 - Unknown - 89 F

livebaseballscorecards.com

<b>AB</b>	<b>33</b>
<b>R</b>	<b>6</b>
<b>H</b>	<b>9</b>
<b>RBI</b>	<b>5</b>
<b>BB</b>	<b>6</b>
<b>SO</b>	<b>8</b>
<b>LOB</b>	<b>24</b>



**Kansas City Royals @ Baltimore Orioles**  
**Memorial Stadium, Baltimore, MD**  
 Wed Jun 13 1973, 7:05 PM EDT  
 Att. 8,059 - Unknown

AB	30
R	2
H	6
RBI	2
BB	8
SO	3
LOB	15



WP:	0	PA:	38
PB:	0		
SB:	0		
CS:	0		

Batter	1	2	3	4	5	6	7	8	9	AB	R	H	RBI	BB	SO	LOB											
Frank White, R (1, 6) X	0-0 F9 ①		0-3 K ②		0-0 FC6-4 ②			4-0 G4-6-3 BB ②	0-0 F7 ②	4	0	0	0	1	1	2											
Cookie Rojas, R (1, 4) X OBP: 0.311, SLG: 0.367	0-0 F7 ②		0-0 FC6-4 1B ②		0-0 P4 ③			0-0 G4-6-3 ②	0-0 FC5-4 ③	5	0	1	0	0	0	3											
Amos Otis, R (1, 8) X OBP: 0.349, SLG: 0.482	0-0 6-3 ③		0-0 FC6-4 ③					0-0 BB 2B 1B		3	1	1	0	1	0	1											
John Mayberry, L (1, 3) X OBP: 0.433, SLG: 0.555		0-0 4-3 ①		4-0 G5-4-3 BB ①				4-0 G3-6-1 ①	4-0 BB 2B ①	2	1	0	0	2	0	1											
Lou Piniella, R (1, 7) X OBP: 0.270, SLG: 0.335		0-0 BB 1B		0-0 G5-4-3 ①				0-0 F9 ③	0-0 BB 2B	4	0	2	2	0	0	1											
Jim Wohlford, R (1, 10) X OBP: 0.262, SLG: 0.459		0-3 K ②		0-0 FC4-6 1B ②				0-0 F7 ①	4-0 FC6-4 BB ③	3	0	1	0	1	1	1											
Paul Schaal, R (1, 5) X OBP: 0.385, SLG: 0.401		4-0 FC4-6 BB ②		0-0 FC4-6 ③				0-0 F5 ②	0-0 FC6-4 ③	3	0	0	0	1	0	3											
Kurt Bevacqua, R (1, 9) X OBP: 0.365, SLG: 0.388		0-0 FC4-6 ③		0-0 F9 ①				4-0 BB	0-0 3-1 ①	3	0	0	0	1	0	2											
Steve Hovley, L (9, 9) X OBP: 0.333, SLG: 0.282										0	0	0	0	0	0	0											
Fran Healy, R (1, 2) X OBP: 0.322, SLG: 0.289			0-0 F8 ①		0-0 FC6-4 1B ③			0-3 K ③	4-0 FC5-4 BB	3	0	1	0	1	1	1											
<b>Inning Stats</b>	R: 0 E: 0 K: 0 S: 3	H: 0 LOB: 0 BB: 0 P: 3	R: 0 E: 0 K: 1 S: 6	H: 1 LOB: 2 BB: 1 P: 10	R: 0 E: 0 K: 1 S: 6	H: 1 LOB: 1 BB: 0 P: 6	R: 0 E: 0 K: 0 S: 3	H: 1 LOB: 1 BB: 1 P: 7	R: 0 E: 0 K: 0 S: 4	H: 1 LOB: 1 BB: 0 P: 4	R: 0 E: 0 K: 0 S: 2	H: 0 LOB: 0 BB: 1 P: 6	R: 0 E: 0 K: 1 S: 5	H: 0 LOB: 1 BB: 1 P: 9	R: 2 E: 0 K: 0 S: 4	H: 2 LOB: 2 BB: 3 P: 16	R: 0 E: 0 K: 0 S: 3	H: 0 LOB: 1 BB: 1 P: 7	1B: 5 2B: 1 3B: 0 HR: 0	SF: 0 SAC: 0 DP: 3 HBP: 0	WP: 0 PB: 0 SB: 0 CS: 0	PA: 38					
<b>PITCHER</b>	IP	WLS	BF	H	R	ER	SO	BB	IBB	HBP	BLK	WP	HR	S	P	ERA	WHIP										
Dave McNally, L (1, 1) ERA: 2.45	7.2	L	33	6	2	2	3	7	0	0	0	0	0	32	60	2.35	1.696										
Bob Reynolds, R (8, 1) ERA: 2.45	1.1		5	0	0	0	0	1	0	0	0	0	0	4	8	0.00	0.750										

livebaseballscorecards.com

Batter	1	2	3	4	5	6	7	8	9	AB	R	H	RBI	BB	SO	LOB
<b>Al Bumbry, L</b> OBP: 0.376, SLG: 0.495 (1, 7) S S	0-3 K		0-0 1B		0-0 1B			0-0 1B		4	0	3	0	0	1	0
<b>Rich Coggins, L</b> OBP: 0.314, SLG: 0.434 (1, 9) X	0-0 FC6-4 1B		0-0 1B		0-0 G3			0-0 G4-6-3 1B		4	0	2	0	0	0	3
<b>Tommy Davis, R</b> OBP: 0.292, SLG: 0.358 (1, 10) X	0-0 FC6-4 BB		0-0 6-3		0-0 5-3			0-0 1B		4	0	1	0	0	0	4
<b>Boog Powell, L</b> OBP: 0.371, SLG: 0.315 (1, 3) B B B	4-0 FC6-4 BB		0-0 G3		4-0 CS BB			0-0 5-3		2	0	0	0	2	0	2
<b>Earl Williams, R</b> OBP: 0.305, SLG: 0.408 (1, 2) X	0-0 FC6-4		0-3 K		0-0 F7			0-0 F8		4	0	0	0	0	1	3
<b>Bobby Grich, R</b> OBP: 0.395, SLG: 0.399 (1, 4) B B B		4-0 3-1 BB	0-0 5-3		0-3 K			0-0 P6		3	0	0	0	1	1	0
<b>Paul Blair, R</b> OBP: 0.304, SLG: 0.306 (1, 8) <b>Terry Crowley, L</b> OBP: 0.282, SLG: 0.219 (9, PH)		0-0 3-1	0-0 CS 1B		0-0 6-3			0-0 P6		3	0	1	0	0	0	1
<b>Brooks Robinson, R</b> OBP: 0.265, SLG: 0.286 (1, 5) X		0-0 5-3	0-0 CS 1B		0-0 F8			0-0 F3		3	0	0	0	0	0	1
<b>Mark Belanger, R</b> OBP: 0.299, SLG: 0.245 (1, 6) X		0-0 5-3	0-0 G3 1B		0-0 6-3			0-0 6-3		3	0	1	0	0	0	1

Inning Stats	R: 0	H: 1	E: 0	K: 1	S: 6	R: 0	H: 0	E: 0	K: 0	S: 3	R: 0	H: 2	E: 0	K: 0	S: 4	R: 0	H: 1	E: 0	K: 1	S: 5	R: 0	H: 2	E: 0	K: 0	S: 5	R: 0	H: 0	E: 0	K: 1	S: 4	R: 0	H: 0	E: 0	K: 0	S: 3	R: 0	H: 2	E: 0	K: 0	S: 4	R: 0	H: 0	E: 0	K: 0	S: 3	R: 0	H: 2	E: 0	K: 0	S: 4	R: 0	H: 0	E: 0	K: 0	S: 3
<b>PITCHER</b> <b>Dick Drago, R</b> ERA: 4.22 (1, 1)	IP	WLS	BF	H	R	ER	SO	BB	IBB	HBP	BLK	WP	HR	S	P	ERA	WHIP																																						
	9.0	W	34	8	0	0	3	3	0	0	0	0	0	37	49	0.00	1.222																																						


**BOTTOM**

**Kansas City Royals @ Baltimore Orioles**  
Memorial Stadium, Baltimore, MD

Wed Jun 13 1973, 7:05 PM EDT  
Att. 8,059 - Unknown

livebaseballscorecards.com

<b>AB</b>	<b>31</b>
<b>R</b>	<b>0</b>
<b>H</b>	<b>8</b>
<b>RBI</b>	<b>0</b>
<b>BB</b>	<b>3</b>
<b>SO</b>	<b>3</b>
<b>LOB</b>	<b>15</b>



<b>WP: 0</b>	<b>PA: 35</b>
<b>PB: 0</b>	
<b>SB: 0</b>	
<b>CS: 2</b>	

Batter	1	2	3	4	5	6	7	8	9	AB R H RBI BB SO LOB	TOP		
<b>Frank White, R</b> OBP: 0.300, SLG: 0.222 (1, 6) 	<b>5-3</b>		<b>G4-3</b> 1B		<b>6-3</b>			<b>S</b> 2B 1B		4 1 2 0 0 0 0			
<b>Cookie Rojas, R</b> OBP: 0.310, SLG: 0.362 (1, 4) 	<b>6-3</b>		<b>G4-3</b> 1-2f		<b>F9</b>			<b>2B</b> 1-2 BB		3 0 0 0 1 0 1			
<b>Amos Otis, R</b> OBP: 0.348, SLG: 0.483 (1, 8) 	<b>K</b>				<b>F8</b>			<b>2B</b> 1-3 2-H		4 0 1 1 0 1 0			
<b>John Mayberry, L</b> OBP: 0.430, SLG: 0.563 (1, 3) 		<b>HR</b>			<b>K</b>			<b>F8</b>		4 1 1 1 0 1 2			
<b>Ed Kirkpatrick, L</b> OBP: 0.396, SLG: 0.497 (1, 9) 		<b>BB</b>			<b>2B</b> 1B			<b>3-1</b>		3 1 1 0 1 0 0			
<b>Lou Piniella, R</b> OBP: 0.274, SLG: 0.343 (1, 7) 		<b>BB</b>			<b>2B</b> 1B			<b>6-3</b>		4 0 2 1 0 0 0			
<b>Gail Hopkins, L</b> OBP: 0.392, SLG: 0.410 (1, 10) <b>Kurt Bevacqua, R</b> OBP: 0.361, SLG: 0.384 (9, PH) 		<b>1B</b>			<b>2B</b>			<b>6-3</b>		4 0 2 1 0 0 0			
<b>Paul Schaal, R</b> OBP: 0.380, SLG: 0.395 (1, 5) 		<b>G4-6-3</b>			<b>F7</b>			<b>K</b>		3 0 0 0 0 0 3 1 0 0 0 0 1 0	<b>AB 32</b> <b>R 3</b> <b>H 7</b> <b>RBI 3</b> <b>BB 2</b> <b>SO 3</b> <b>LOB 7</b>		
<b>Fran Healy, R</b> OBP: 0.311, SLG: 0.278 (1, 2) 		<b>1-2f 2-3</b>			<b>F7</b>			<b>K</b>		3 0 0 0 0 0 1			
<b>Inning Stats</b>	R: 0 E: 0 K: 1 S: 5 H: 0 LOB: 0 BB: 0 P: 5	R: 1 E: 0 K: 0 S: 4 H: 2 LOB: 1 BB: 1 P: 8	R: 0 E: 0 K: 0 S: 3 H: 1 LOB: 0 BB: 0 P: 3	R: 1 E: 0 K: 1 S: 7 H: 2 LOB: 1 BB: 0 P: 7	R: 0 E: 0 K: 0 S: 3 H: 0 LOB: 0 BB: 0 P: 3	R: 0 E: 0 K: 0 S: 3 H: 0 LOB: 0 BB: 0 P: 3	R: 0 E: 0 K: 0 S: 3 H: 0 LOB: 0 BB: 0 P: 3	R: 1 E: 0 K: 0 S: 5 H: 2 LOB: 2 BB: 1 P: 9	R: 0 E: 0 K: 1 S: 5 H: 0 LOB: 0 BB: 0 P: 5	1B: 4 2B: 2 3B: 0 HR: 1 SF: 0 SAC: 0 DP: 2 HBP: 0	WP: 0 PB: 0 SB: 1 CS: 0 PA: 34		
<b>PITCHER</b>	<b>Doyle Alexander, R</b> ERA: 3.59 (1, 1) <b>Grant Jackson, L</b> ERA: 1.59 (8, 1)	IP: 7.2 WLS: 0 BF: 30 H: 7 R: 3 ER: 3 SO: 2 BB: 2 IBB: 0 HBP: 0 BLK: 0 WP: 0 HR: 1 S: 32 P: 40 ERA: 3.52 WHIP: 1.174	IP: 1.1 WLS: 1 BF: 4 H: 0 R: 0 ER: 0 SO: 1 BB: 0 IBB: 0 HBP: 0 BLK: 0 WP: 0 HR: 0 S: 6 P: 6 ERA: 0.00 WHIP: 0.000	<b>PITCHER</b>									

**Kansas City Royals @ Baltimore Orioles**  
Memorial Stadium, Baltimore, MD  
Thu Jun 14 1973, 7:05 PM EDT  
Att: 6,067 - Unknown - 76 F



Batter	1	2	3	4	5	6	7	8	9	AB R H RBI BB SO LOB	TOP	
Frank White, R (1, 6) OBP: 0.200, SLG: 0.143	0-0 6-3		0-0 F8	0-3 K		0-3 K		0-3 K2-3		5 0 0 0 0 3 4		
Steve Hovley, L (1, 9) OBP: 0.328, SLG: 0.278	0-0 4-3		0-0 HR 1B		0-3 K		0-0 F7	0-0 4-3		5 1 1 0 0 1 1		
Amos Otis, R (1, 8) OBP: 0.341, SLG: 0.475	0-3 K		0-0 SF8		0-0 4-3		0-3 K		0-0 P4	4 0 0 1 0 2 0		
John Mayberry, L (1, 3) OBP: 0.433, SLG: 0.575		0-3 K	0-0 HR		0-0 1B 1B		0-0 E4 3B		4-0 FC6 BB	4 2 2 2 1 1 0		
Ed Kirkpatrick, L (1, 7) OBP: 0.406, SLG: 0.513		0-0 1B 1B	4-0 S BB		0-0 1B		0-0 3B		0-0 FC6 HR	4 1 3 1 1 0 1		
Lou Piniella, R (1, 10) OBP: 0.272, SLG: 0.354	0-0 L9		0-0 5-3		0-0 5-3		0-0 F9		0-0 HR	5 1 1 2 0 0 5		
Cookie Rojas, R (1, 4) OBP: 0.312, SLG: 0.362		0-0 1B		0-0 F9		0-0 P6		0-0 SH1-4 1B	0-0 1-3	5 1 2 0 0 0 0		
Paul Schaal, R (1, 5) OBP: 0.380, SLG: 0.394	0-0 L7			0-3 K		0-0 1-3 1B		0-0 SH1-4		3 0 1 0 0 1 2		
Fran Healy, R (1, 2) OBP: 0.330, SLG: 0.301			0-0 SF8 1B		0-0 S 1B		0-0 1-3		0-0 1B	4 1 3 1 0 0 1		
<b>Inning Stats</b>	R: 0 E: 0 K: 1 S: 5 H: 0 LOB: 0 BB: 0 P: 5	R: 0 E: 0 K: 1 S: 7 H: 2 LOB: 2 BB: 0 P: 7	R: 3 E: 0 K: 0 S: 6 H: 3 LOB: 1 BB: 1 P: 10	R: 0 E: 0 K: 2 S: 8 H: 1 LOB: 1 BB: 0 P: 8	R: 0 E: 0 K: 1 S: 7 H: 2 LOB: 2 BB: 0 P: 7	R: 0 E: 0 K: 1 S: 6 H: 1 LOB: 1 BB: 0 P: 6	R: 1 E: 1 K: 1 S: 7 H: 1 LOB: 1 BB: 0 P: 7	R: 1 E: 0 K: 1 S: 7 H: 2 LOB: 1 BB: 0 P: 7	R: 2 E: 0 K: 0 S: 4 H: 1 LOB: 0 BB: 1 P: 8	1B: 10 2B: 0 3B: 1 HR: 2 SF: 1 SAC: 1 DP: 0 HBP: 0	WP: 0 PB: 0 SB: 2 CS: 0 PA: 43	
<b>PITCHER</b>	IP WLS BF H R ER SO BB IBB HBP BLK WP HR S P ERA WHIP											
Dick Tidrow, R (1, 1) ERA: 4.16	7.1 L 36 12 5 4 7 1 0 0 0 0 1 49 53 4.91 1.773											
Tom Hilgendorf, L (8, 1) ERA: 2.14	1.2 7 1 2 2 1 1 0 0 0 0 1 8 12 10.80 1.200											

**Kansas City Royals @ Cleveland Indians**  
 Cleveland Municipal Stadium, Cleveland, OH  
 Fri Jun 15 1973, 7:05 PM EDT  
 Att: 7,654 - Unknown - 79 F

<b>AB</b>	39
<b>R</b>	7
<b>H</b>	13
<b>RBI</b>	7
<b>BB</b>	2
<b>SO</b>	8
<b>LOB</b>	14



Batter	1	2	3	4	5	6	7	8	9	AB R H RBI BB SO LOB
Buddy Bell, R (1, 5) OBP: 0.344, SLG: 0.364	0-0 FC2-6 1B		0-0 F9			0-0 L6			0-0 6-3	4 0 1 0 0 0 0
Walt Williams, R (1, 7) OBP: 0.247, SLG: 0.288	0-0 FC2-6 CS 1-2f			0-0 HR 1B		0-0 F8			0-0 F3	4 1 1 0 0 0 1
George Hendrick, R (1, 8) OBP: 0.300, SLG: 0.423	4-0 1-2 BB			0-0 1-H HR 1B		0-0 6-3			0-0 1B	3 1 2 2 1 0 0
Charlie Spikes, R (1, 9) OBP: 0.275, SLG: 0.433	0-3 K			0-0 L8			0-0 F9		0-0 L8	4 0 0 0 0 1 2
John Ellis, R (1, 3) OBP: 0.355, SLG: 0.387		0-0 5-3		0-0 6-3			0-0 F7			3 0 0 0 0 0 0
Dave Duncan, R (1, 2) OBP: 0.273, SLG: 0.397		0-0 P3		0-0 3-1			0-0 F7			3 0 0 0 0 0 0
Ron Lolich, R (1, 10) OBP: 0.237, SLG: 0.321		0-0 1-3			0-3 K				0-0 P4	3 0 0 0 0 1 0
Tom Ragland, R (1, 4) OBP: 0.308, SLG: 0.330			0-0 6-3			0-0 6-3			0-0 F7	3 0 0 0 0 0 0
Frank Duffy, R (1, 6) OBP: 0.227, SLG: 0.213			0-0 5-3			0-0 P6			0-0 F9	3 0 0 0 0 0 0

Inning Stats		R: 0	H: 1	E: 0	LOB: 1	K: 1	S: 5	R: 0	H: 0	E: 0	LOB: 0	K: 0	S: 3	R: 0	H: 0	E: 0	LOB: 0	K: 0	S: 3	R: 2	H: 2	E: 0	LOB: 0	K: 0	S: 5	R: 0	H: 0	E: 0	LOB: 0	K: 1	S: 5	R: 0	H: 0	E: 0	LOB: 0	K: 0	S: 3	R: 0	H: 0	E: 0	LOB: 0	K: 0	S: 3	R: 0	H: 1	E: 0	LOB: 1	K: 0	S: 4	1B: 3	SF: 0	2B: 0	SAC: 0	3B: 0	DP: 0	HR: 1	HBP: 0	WP: 0	PA: 31							
PITCHER	IP	WLS	BF	H	R	ER	SO	BB	IBB	HBP	BLK	WP	HR	S	P	ERA	WHIP																			PITCHER	IP	WLS	BF	H	R	ER	SO	BB	IBB	HBP	BLK	WP	HR	S	P	ERA	WHIP													
Paul Splittorf, L (1, 1) ERA: 2.64	9.0	W	31	4	2	2	2	1	0	0	0	0	1	34	38	2.00	0.556																																																	

BOTTOM

Kansas City Royals @ Cleveland Indians  
Cleveland Municipal Stadium, Cleveland, OH

Fri Jun 15 1973, 7:05 PM EDT  
Att. 7,654 - Unknown - 79 F

livebaseballscorecards.com

AB 30  
R 2  
H 4  
RBI 2  
BB 1  
SO 2  
LOB 3



Batter	1	2	3	4	5	6	7	8	9	10	11	AB R H RBI BB SO LOB	TOP	
<b>Frank White, R</b> (1, 6) OBP: 0.211, SLG: 0.222 <b>Hal McRae, R</b> (10, PH) OBP: 0.232, SLG: 0.236 <b>Bobby Floyd, R</b> (10, 6) OBP: 0.250, SLG: 0.286	 0-0		 0-0		 0-0			 0-0		 0-0 1-2f		4 1 1 0 0 0 1 1 0 0 0 0 0 1 0 0 0 0 0 0 0	<b>Kansas City Royals @ Cleveland Indians</b> Cleveland Municipal Stadium, Cleveland, OH Sat Jun 16 1973, 7:05 PM EDT Att. 5,726 - Unknown - 81 F	
<b>Cookie Rojas, R</b> (1, 4) OBP: 0.310, SLG: 0.359	 0-0		 0-0			 0-0		 0-3		 0-0		5 0 1 1 0 1 1		
<b>Amos Otis, R</b> (1, 8) OBP: 0.342, SLG: 0.471	 0-0		 0-0			 0-0			 0-0	 4-0		4 1 1 0 1 0 1		
<b>John Mayberry, L</b> (1, 3) OBP: 0.425, SLG: 0.563	 0-0			 0-0		 0-0			 0-0	 4-0		5 1 0 0 0 0 3		
<b>Ed Kirkpatrick, L</b> (1, 9) OBP: 0.396, SLG: 0.500	 0-0			 0-0			 0-0		 0-0	 1-3		5 1 0 1 0 0 3		
<b>Lou Piniella, R</b> (1, 7) OBP: 0.266, SLG: 0.346		 0-0		 0-0		 0-0			 0-0	 0-0		5 0 0 0 0 0 2		
<b>Gail Hopkins, L</b> (1, 10) OBP: 0.403, SLG: 0.469 <b>Kurt Bevacqua, R</b> (10, PH) OBP: 0.364, SLG: 0.398		 0-0			 0-0		 0-0			 0-0		3 1 2 1 0 0 0 2 0 1 1 0 0 0		
<b>Paul Schaal, R</b> (1, 5) OBP: 0.376, SLG: 0.386		 0-0		 0-0		 0-0		 4-0	 0-0			4 0 0 0 1 0 2		
<b>Fran Healy, R</b> (1, 2) OBP: 0.327, SLG: 0.299		 0-0		 0-0		 0-0		 0-3				4 0 1 0 0 1 3		
<b>Inning Stats</b>	R: 1 H: 2 E: 0 LOB: 1 K: 0 BB: 0 S: 5 P: 5	R: 0 H: 1 E: 1 LOB: 1 K: 0 BB: 0 S: 4 P: 4	R: 0 H: 0 E: 0 LOB: 0 K: 0 BB: 0 S: 3 P: 3	R: 0 H: 0 E: 0 LOB: 0 K: 0 BB: 0 S: 3 P: 3	R: 1 H: 1 E: 0 LOB: 0 K: 0 BB: 0 S: 4 P: 4	R: 0 H: 0 E: 0 LOB: 0 K: 0 BB: 0 S: 3 P: 3	R: 0 H: 0 E: 0 LOB: 0 K: 0 BB: 0 S: 3 P: 3	R: 0 H: 1 E: 0 LOB: 1 K: 1 BB: 0 S: 6 P: 6	R: 0 H: 1 E: 0 LOB: 1 K: 0 BB: 0 S: 4 P: 4	R: 0 H: 0 E: 2 LOB: 1 K: 1 BB: 1 S: 5 P: 9	R: 3 H: 1 E: 2 LOB: 1 K: 0 BB: 1 S: 6 P: 10	1B: 4 SF: 0 2B: 2 SAC: 0 3B: 0 DP: 1 HR: 1 HBP: 0		WP: 1 PA: 44 PB: 0 SB: 1 CS: 0
<b>PITCHER</b> <b>Dick Bosman, R</b> (1, 1) ERA: 4.72 <b>Tom Hilgendorf, L</b> (9, 1) ERA: 2.0 <b>Tom Timmermann, R</b> (11, 1) ERA: 3.63	IP WLS BF H R ER SO BB IBB HBP BLK WP HR S P ERA WHIP 8.0 0 30 6 2 2 1 0 0 0 0 0 1 32 32 2.25 0.750 2.1 L 11 0 3 0 1 2 0 0 0 0 0 0 11 19 0.00 0.857 0.2 3 1 0 0 0 0 0 0 0 0 1 0 3 3 0.00 1.500	<b>PITCHER</b> IP WLS BF H R ER SO BB IBB HBP BLK WP HR S P ERA WHIP												

AB	42
R	5
H	7
RBI	4
BB	2
SO	2
LOB	17



livebaseballscorecards.com



Batter	1	2	3	4	5	6	7	8	9	10	11	AB R H RBI BB SO LOB	BOTTOM				
Buddy Bell, R OBP: 0.337, SLG: 0.357 (1, 5)	0-0 6-3		0-0 G1-6-3			0-0 F8		0-0 6-3			0-0 6-3	5 0 0 0 0 0 1	<b>Kansas City Royals @ Cleveland Indians</b> Cleveland Municipal Stadium, Cleveland, OH Sat Jun 16 1973, 7:05 PM EDT Att. 5,726 - Unknown - 81 F				
Jack Brohamer, L OBP: 0.276, SLG: 0.314 (1, 4)	0-0 4-1			0-0 E4		0-0 3-1			0-0 P6		0-0 6-3	5 0 0 0 0 0 0					
George Hendrick, R OBP: 0.295, SLG: 0.416 (1, 8)	0-0 1-3			0-0 G4-6-3			0-0 6-3		0-3 K			4 0 0 0 0 1 1					
Charlie Spikes, R OBP: 0.274, SLG: 0.429 (1, 7)		0-3 K		0-3 K			0-0 E S CS 1B		0-0 P6			4 0 1 0 0 2 0					
Oscar Gamble, L OBP: 0.360, SLG: 0.613 (1, 9)		0-0 HR			0-0 CS 1B		0-0 1-H 1B			0-0 4-3		4 1 3 1 0 0 0					
John Ellis, R OBP: 0.359, SLG: 0.381 (1, 10)		0-0 F5			4-0 1-2 BB		0-3 K		0-3 FC4-6 BB			2 0 0 0 2 1 1					
Dave Duncan, R OBP: 0.272, SLG: 0.409 (1, 2)		0-0 F7			0-3 K			0-0 HR		0-3 K		4 1 1 1 0 2 2					
Chris Chambliss, L OBP: 0.260, SLG: 0.232 (1, 3)			0-0 1-3		0-0 1-3			0-3 K		0-0 FC4-6		4 0 0 0 0 1 2					
Frank Duffy, R OBP: 0.250, SLG: 0.217 John Lowenstein, L (11, PH) OBP: 0.333, SLG: 0.363 (1, 6)			0-0 G1-6-3 1B			0-3 K		0-0 5-3			0-0 4-3	3 0 1 0 0 1 0 1 0 0 0 0 0 0					
<b>Inning Stats</b>	R: 0 H: 0 E: 0 LOB: 0 K: 0 BB: 0 S: 3 P: 3	R: 1 H: 1 E: 0 LOB: 0 K: 1 BB: 0 S: 6 P: 6	R: 0 H: 1 E: 0 LOB: 0 K: 0 BB: 0 S: 3 P: 3	R: 0 H: 0 E: 1 LOB: 0 K: 1 BB: 0 S: 5 P: 5	R: 0 H: 1 E: 0 LOB: 1 K: 1 BB: 1 S: 5 P: 9	R: 0 H: 0 E: 0 LOB: 0 K: 1 BB: 0 S: 5 P: 5	R: 0 H: 2 E: 0 LOB: 1 K: 1 BB: 0 S: 6 P: 6	R: 1 H: 1 E: 0 LOB: 0 K: 1 BB: 0 S: 6 P: 6	R: 0 H: 0 E: 0 LOB: 1 K: 1 BB: 0 S: 5 P: 5	R: 0 H: 0 E: 0 LOB: 1 K: 1 BB: 1 S: 5 P: 9	R: 0 H: 0 E: 0 LOB: 0 K: 0 BB: 0 S: 3 P: 3	1B: 4 SF: 0 2B: 0 SAC: 0 3B: 0 DP: 2 HR: 2 HBP: 0		WP: 0 PA: 38 PB: 0 SB: 1 CS: 2			
<b>PITCHER</b>	IP WLS BF H R ER SO BB IBB HBP BLK WP HR S P ERA WHIP																
Steve Busby, R ERA: 5.12 (1, 1)	9.1	33	6	2	2	7	2	0	0	0	0	0	2	45	53	1.93	0.857
Gene Garber, R ERA: 3.24 (10, 1)	1.2	5	0	0	0	1	0	0	0	0	0	0	0	7	7	0.00	0.000

livebaseballscores.com



Batter	1	2	3	4	5	6	7	8	9	AB R H RBI BB SO LOB	TOP																			
Frank White, R (1, 6) OBP: 0.292, SLG: 0.409	0-0 2B 3B	0-0 1-3 2-H 1B		0-0 SF7 1-2 3-H		0-3 K			0-0 1B	4 1 3 2 0 1 0																				
Steve Hovley, L (1, 8) OBP: 0.324, SLG: 0.283	0-0 1B 2B	0-0 F8		0-0 6-3		0-3 K			0-0 F7	5 1 1 1 0 1 4																				
Amos Otis, R (1, 10) OBP: 0.343, SLG: 0.482	0-0 BB 1B	0-0 2-3		0-0 HR			0-0 6-3		0-0 F8	5 1 2 3 0 0 3																				
John Mayberry, L (1, 3) OBP: 0.423, SLG: 0.555	4-0 1-2 BB		0-0 4-3	0-0 P4			0-0 F9			3 0 0 0 1 0 0																				
Ed Kirkpatrick, L (1, 9) OBP: 0.394, SLG: 0.492	0-0 F7		4-0 WP CS PB BB		0-0 F8		0-0 6-3			3 0 0 0 1 0 2																				
Lou Piniella, R (1, 7) OBP: 0.266, SLG: 0.341	0-0 G1-6-3 1-2f		0-3 K		4-0 4-3 PB BB		0-0 6-3			3 0 0 0 1 1 3																				
Cookie Rojas, R (1, 4) OBP: 0.313, SLG: 0.359		0-0 S 1B 1B	4-0 S BB		0-0 4-3		0-0 F8			3 1 1 0 1 0 1																				
Paul Schaal, R (1, 5) OBP: 0.374, SLG: 0.384		0-0 P6 1-2	0-0 CS	0-0 1B SF7 1B	0-3 K		0-0 P4			4 1 1 0 0 1 2																				
Fran Healy, R (1, 2) OBP: 0.333, SLG: 0.300		4-0 1B BB		0-0 1B SF7 HR 1B		0-3 K		0-0 F9		3 1 1 0 1 1 0																				
<b>Inning Stats</b>	R: 2 E: 0 K: 0 S: 5	H: 3 LOB: 1 BB: 1 P: 9	R: 1 E: 0 K: 0 S: 5	H: 2 LOB: 2 BB: 1 P: 9	R: 0 E: 0 K: 1 S: 4	H: 0 LOB: 1 BB: 2 P: 12	R: 3 E: 0 K: 0 S: 6	H: 3 LOB: 0 BB: 0 P: 6	R: 0 E: 0 K: 1 S: 5	H: 0 LOB: 1 BB: 1 P: 9	R: 0 E: 0 K: 3 S: 9	H: 0 LOB: 0 BB: 0 P: 9	R: 0 E: 0 K: 0 S: 3	H: 0 LOB: 0 BB: 0 P: 3	R: 0 E: 0 K: 0 S: 4	H: 1 LOB: 1 BB: 0 P: 4	1B: 6 2B: 1 3B: 1 HR: 1	SF: 1 SAC: 0 DP: 1 HBP: 0	WP: 1 PB: 2 SB: 2 CS: 1	PA: 40										
<b>PITCHER</b> Gaylord Perry, R (1, 1) ERA: 3.13	IP 9.0	WLS L	BF 39	H 9	R 6	ER 6	SO 5	BB 5	IBB 0	HBP 0	BLK 0	WP 1	HR 1	S 44	P 64	ERA 6.00	WHIP 1.556													
											<b>PITCHER</b>	IP	WLS	BF	H	R	ER	SO	BB	IBB	HBP	BLK	WP	HR	S	P	ERA	WHIP		

**Kansas City Royals @ Cleveland Indians**  
**Cleveland Municipal Stadium, Cleveland, OH**

<b>AB</b>	<b>33</b>
<b>R</b>	<b>6</b>
<b>H</b>	<b>9</b>
<b>RBI</b>	<b>6</b>
<b>BB</b>	<b>5</b>
<b>SO</b>	<b>5</b>
<b>LOB</b>	<b>15</b>



Sun Jun 17 1973, 3:33 AM EDT  
 Unknown - 70 F

livebaseballscorecards.com

Batter	1	2	3	4	5	6	7	8	9	AB	R	H	RBI	BB	SO	LOB
Buddy Bell, R OBP: 0.336, SLG: 0.355 (1, 5)	F8	FC6-4			G4-6-3 1B		FC1-4			4	0	1	0	0	0	2
Jack Brohamer, L OBP: 0.283, SLG: 0.324 Leo Cardenas, R OBP: 0.241, SLG: 0.218 (1, 4) (8, 6)	1B BB		3-1 1B 2B		G4-6-3		4-3			3	2	1	0	1	0	2
George Hendrick, R OBP: 0.298, SLG: 0.430 (1, 8)	FC6 1B		6-3		HR			F8		4	1	2	1	0	0	1
Charlie Spikes, R OBP: 0.274, SLG: 0.426 (1, 7)	FC6 1B		3-1		K			5-3		4	0	1	1	0	1	1
Oscar Gamble, L OBP: 0.357, SLG: 0.602 (1, 9)	FC6 FC6-4						6-3		P4	4	0	1	1	0	0	2
John Ellis, R OBP: 0.348, SLG: 0.368 (1, 10)	FC6-4		K				F8		F8	4	0	0	0	0	1	3
Dave Duncan, R OBP: 0.272, SLG: 0.406 (1, 2)		K			5-3		K			4	0	1	0	0	2	0
Chris Chambliss, L OBP: 0.259, SLG: 0.229 (1, 3)		HBP			4-1		L7		G4-6-3	3	0	0	0	0	0	1
Frank Duffy, R OBP: 0.225, SLG: 0.213 John Lowenstein, L OBP: 0.341, SLG: 0.370 (1, 6) (7, PH) (8, 4)		P6			F9		FC1-4 1B			2	0	0	0	0	0	1
										1	0	1	0	0	0	0

<b>Inning Stats</b>	R: 1 E: 0 K: 0 S: 5	H: 2 LOB: 2 BB: 1 P: 9	R: 0 E: 0 K: 1 S: 5	H: 0 LOB: 1 BB: 0 P: 6	R: 1 E: 0 K: 1 S: 7	H: 2 LOB: 1 BB: 0 P: 7	R: 0 E: 0 K: 0 S: 3	H: 0 LOB: 0 BB: 0 P: 3	R: 1 E: 0 K: 1 S: 6	H: 2 LOB: 0 BB: 0 P: 6	R: 0 E: 0 K: 1 S: 5	H: 0 LOB: 0 BB: 0 P: 5	R: 0 E: 0 K: 0 S: 4	H: 1 LOB: 1 BB: 0 P: 4	R: 0 E: 0 K: 0 S: 3	H: 0 LOB: 0 BB: 0 P: 3	R: 0 E: 0 K: 0 S: 3	H: 1 LOB: 0 BB: 0 P: 3	1B: 6 2B: 1 3B: 0 HR: 1	SF: 0 SAC: 0 DP: 2 HBP: 1	WP: 0 PB: 0 SB: 0 CS: 0	PA: 35
---------------------	------------------------------	---------------------------------	------------------------------	---------------------------------	------------------------------	---------------------------------	------------------------------	---------------------------------	------------------------------	---------------------------------	------------------------------	---------------------------------	------------------------------	---------------------------------	------------------------------	---------------------------------	------------------------------	---------------------------------	----------------------------------	------------------------------------	----------------------------------	--------

<b>PITCHER</b> Dick Drago, R ERA: 4.12 (1, 1)	IP 9.0	WLS W	BF 35	H 8	R 3	ER 3	SO 4	BB 1	IBB 0	HBP 1	BLK 0	WP 0	HR 1	S 41	P 46	ERA 3.00	WHIP 1.000	<b>PITCHER</b>	IP 9.0	WLS W	BF 35	H 8	R 3	ER 3	SO 4	BB 1	IBB 0	HBP 1	BLK 0	WP 0	HR 1	S 41	P 46	ERA 3.00	WHIP 1.000
--	-----------	----------	----------	--------	--------	---------	---------	---------	----------	----------	----------	---------	---------	---------	---------	-------------	---------------	----------------	-----------	----------	----------	--------	--------	---------	---------	---------	----------	----------	----------	---------	---------	---------	---------	-------------	---------------

**BOTTOM**

**Kansas City Royals @ Cleveland Indians**  
Cleveland Municipal Stadium, Cleveland, OH

Sun Jun 17 1973, 3:33 AM EDT  
Unknown - 70 F

livebaseballscorecards.com

<b>AB</b>	<b>33</b>
<b>R</b>	<b>3</b>
<b>H</b>	<b>8</b>
<b>RBI</b>	<b>3</b>
<b>BB</b>	<b>1</b>
<b>SO</b>	<b>4</b>
<b>LOB</b>	<b>13</b>



Batter	1	2	3	4	5	6	7	8	9	AB R H RBI BB SO LOB
Frank White, R (1, 6) OBP: 0.276, SLG: 0.370	0-0 L9	0-0 4-3		0-0 G6-4-3 1B		0-0 4-3 1-2		0-0 6-3 1-2		5 0 1 0 0 0 2
Jim Wohlford, R (1, 10) OBP: 0.318, SLG: 0.463	4-0 G4-6-3 BB		0-0 HR 1B	0-0 G6-4-3 1-2f		0-0 1B		0-3 K		4 1 2 0 1 1 2
Lou Piniella, R (1, 7) OBP: 0.269, SLG: 0.356	0-0 G4-6-3 1-2f		0-0 HR 1B	0-0 BB 1B		0-0 F8		0-0 P4		5 1 2 2 0 0 2
Amos Otis, R (1, 8) OBP: 0.348, SLG: 0.482		0-0 E WP 1B	0-0 FC6-4 1B	4-0 1-2 BB		0-0 6-3		0-0 6-3		4 1 2 0 1 0 0
Kurt Bevacqua, R (1, 3) OBP: 0.346, SLG: 0.376		0-3 K 1-2	0-0 FC6-4 1B BB 1-2f	0-3 K		0-0 6-3		0-0 6-3		5 0 0 0 0 2 4
Paul Schaal, R (1, 5) OBP: 0.372, SLG: 0.381		0-0 E5 1B 2-3	0-0 F9		0-3 K		0-0 1B			4 1 1 0 0 1 2
Hal McRae, R (1, 9) OBP: 0.232, SLG: 0.230		0-0 L6	4-0 1B BB 1-2		0-0 F9		0-0 4-3			3 0 0 0 1 0 3
Steve Hovley, L (8, 9) OBP: 0.324, SLG: 0.283										0 0 0 0 0 0 0
Bobby Floyd, R (1, 4) OBP: 0.313, SLG: 0.344		0-0 HR 1B 2-H 3-H	0-0 1B 1-2 2-3		0-3 K			0-0 6-3 1B		4 1 3 2 0 1 0
Fran Healy, R (1, 2) OBP: 0.340, SLG: 0.340		0-0 HR 1-H	0-0 P4		0-0 CS 1B			0-3 K		4 1 2 2 0 1 4

Inning Stats	R: 0	H: 0	E: 0	K: 0	S: 2	P: 6	R: 4	H: 3	E: 1	K: 1	S: 9	P: 9	R: 2	H: 4	E: 0	K: 0	S: 7	P: 11	R: 0	H: 2	E: 0	K: 1	S: 6	P: 10	R: 0	H: 0	E: 0	K: 2	S: 7	P: 7	R: 0	H: 2	E: 0	K: 0	S: 4	P: 4	R: 0	H: 1	E: 0	K: 0	S: 4	P: 4	R: 0	H: 1	E: 0	K: 2	S: 8	P: 8	R: 0	H: 0	E: 0	K: 0	S: 3	P: 3	1B: 11	SF: 0	2B: 0	SAC: 0	3B: 0	DP: 2	HR: 2	HBP: 0	WP: 1	PA: 41
--------------	------	------	------	------	------	------	------	------	------	------	------	------	------	------	------	------	------	-------	------	------	------	------	------	-------	------	------	------	------	------	------	------	------	------	------	------	------	------	------	------	------	------	------	------	------	------	------	------	------	------	------	------	------	------	------	--------	-------	-------	--------	-------	-------	-------	--------	-------	--------

PITCHER	IP	WLS	BF	H	R	ER	SO	BB	IBB	HBP	BLK	WP	HR	S	P	ERA	WHIP
Mike Kekich, L (1, 1) ERA: 9.18	2.0	L	13	6	6	2	1	1	0	0	0	1	2	14	18	9.00	3.500
Ray Lamb, R (3, 1) ERA: 3.35	5.0		21	6	0	0	3	2	0	0	0	0	0	25	33	0.00	1.600
Jerry Johnson, R (8, 1) ERA: 4.15	2.0		7	1	0	0	2	0	0	0	0	0	0	11	11	0.00	0.500

**TOP**

**Kansas City Royals @ Cleveland Indians**  
Cleveland Municipal Stadium, Cleveland, OH

Sun Jun 17 1973, 3:38 AM EDT  
Att: 11,943 - Unknown

<b>AB</b>	<b>38</b>
<b>R</b>	<b>6</b>
<b>H</b>	<b>13</b>
<b>RBI</b>	<b>6</b>
<b>BB</b>	<b>3</b>
<b>SO</b>	<b>6</b>
<b>LOB</b>	<b>19</b>



livebaseballscorecards.com

Batter	1	2	3	4	5	6	7	8	9	AB	R	H	RBI	BB	SO	LOB
Buddy Bell, R OBP: 0.335, SLG: 0.350 (1, 5)	0-3 K		4-0 1B BB		0-0 F9		0-0 F8			3	0	0	0	1	1	0
Jack Brohamer, L OBP: 0.274, SLG: 0.313 (1, 4)	0-3 K		0-0 P6		0-0 F8			0-0 F8		4	0	0	0	0	1	3
George Hendrick, R OBP: 0.298, SLG: 0.425 (1, 8)	4-0 FC4 BB		0-3 K		0-0 1-3			0-0 1-3		3	0	0	0	1	1	3
John Ellis, R OBP: 0.346, SLG: 0.364 (1, 2)	0-0 FC4		0-0 1B		0-0 L5			0-0 6-3		4	0	1	2	0	0	1
Oscar Gamble, L OBP: 0.347, SLG: 0.583 (1, 9)		0-0 4-3	0-0 F5		0-0 F8			0-0 G3		4	0	0	0	0	0	2
Charlie Spikes, R OBP: 0.278, SLG: 0.425 (1, 10)		0-0 F7		0-0 P6		0-0 1B		4-0 1B BB		3	0	1	0	1	0	0
John Lowenstein, L OBP: 0.326, SLG: 0.353 (1, 7)		0-3 K		0-0 L4		0-0 F8		0-0 K		4	0	0	0	0	2	2
Chris Chambliss, L OBP: 0.269, SLG: 0.241 (1, 3)			4-0 BB 1B BB		0-0 2B		0-0 P6		0-0 1B	3	1	2	0	1	0	0
Frank Duffy, R OBP: 0.229, SLG: 0.208 Walt Williams, R OBP: 0.244, SLG: 0.284 (9, PH)			4-0 1B BB		0-0 F7		0-0 6-3		0-0 F3	2	1	0	0	1	0	1
										1	0	0	0	0	0	2

Inning Stats	R: 0	H: 0	E: 0	K: 2	S: 7	R: 0	H: 0	E: 0	K: 1	S: 5	R: 2	H: 1	E: 0	K: 1	S: 6	R: 0	H: 1	E: 0	K: 0	S: 4	R: 0	H: 0	E: 0	K: 0	S: 3	R: 0	H: 1	E: 0	K: 0	S: 4	R: 0	H: 0	E: 0	K: 0	S: 3	R: 0	H: 0	E: 0	K: 0	S: 3	R: 0	H: 0	E: 0	K: 1	S: 6	R: 0	H: 1	E: 0	K: 1	S: 6	R: 0	H: 1	E: 0	K: 1	S: 6	1B: 3	2B: 1	3B: 0	HR: 0	SF: 0	SAC: 0	DP: 0	HBP: 0	WP: 0	PB: 0	SB: 0	CS: 0	PA: 36		
PITCHER	IP	WLS	BF	H	R	ER	SO	BB	IBB	HBP	BLK	WP	HR	S	P	ERA	WHIP																			IP	WLS	BF	H	R	ER	SO	BB	IBB	HBP	BLK	WP	HR	S	P	ERA	WHIP																		
Ken Wright, R ERA: 3.89 Gene Garber, R ERA: 3.2	(1, 1)	8.1	W	33	3	2	2	4	5	0	0	0	0	36	56	2.16	0.960																			(9, 1)	0.2	S	3	1	0	0	1	0	0	0	0	0	5	5	0.00	1.500																		

**BOTTOM**

**Kansas City Royals @ Cleveland Indians**  
Cleveland Municipal Stadium, Cleveland, OH

Sun Jun 17 1973, 3:38 AM EDT  
Att. 11,943 - Unknown

AB	31
R	2
H	4
RBI	2
BB	5
SO	5
LOB	14



WP: 0	PA: 36
PB: 0	
SB: 0	
CS: 0	

Batter	1	2	3	4	5	6	7	8	9	AB R H RBI BB SO LOB	TOP		
Bert Campaneris, R (1, 6) OBP: 0.340, SLG: 0.338	4-0 1B PB SF7 BB	0-0 L8		4-0 FC4-6 BB		0-0 G4-6-3 1B		4-0 1B G6-4-3 BB		2 2 1 0 3 0 0			
Bill North, S (1, 8) OBP: 0.373, SLG: 0.332	0-0 SF7 BB 1-3 FC 1B	0-0 3B 2B		0-0 FC4-6 1-2f		0-0 G4-6-3 1-2f		0-0 G6-4-3 1B		5 2 3 0 0 0 2			
Sal Bando, R (1, 5) OBP: 0.343, SLG: 0.457 Allan Lewis, S (7, PR)	4-0 1-3 FC 1-2 2B BB	0-0 2-H 3B		0-0 P4			4-0 SH3-4 BB 2B BB	0-0 G6-4-3 1-2f		2 1 1 1 2 0 1 0 1 0 0 0 0 0 1 0 0 0 0 0 1			
Rich McKinney, R (7, 5) OBP: 0.283, SLG: 0.349	4-0 1-3 FC 1-2 2B BB	0-0 2-H 3B		0-0 P4			4-0 SH3-4 BB 2B BB	0-0 G6-4-3 1-2f		2 1 0 1 2 1 1			
Reggie Jackson, L (1, 9) OBP: 0.359, SLG: 0.521	0-0 SF7 2-3 3-H	0-3 K		4-0 1B BB			4-0 SH3-4 1-2 2B BB	0-0 F3		2 1 0 1 2 1 1			
Deron Johnson, R (1, 10) OBP: 0.315, SLG: 0.427	0-0 FC 1-3 2B 1-2 3-H		0-0 L9		0-0 F7		0-0 SH3-4 1-2 2-3	0-0 6-3		4 1 0 1 0 0 2			
Gene Tenace, R (1, 3) OBP: 0.394, SLG: 0.485	0-0 1-3 1-2 2-3		0-0 5-3 1B		0-0 FC6-4 1-2 1B		4-0 2B 5-3 IBB	0-3 K		4 1 2 0 1 1 2			
Joe Rudi, R (1, 7) OBP: 0.277, SLG: 0.358	0-0 2B 2-H 3-H		0-0 5-3 1-2		0-3 K		0-0 5-3 1-3 2-H 3-H 2B	0-0 6-3		5 0 2 4 0 1 3			
Ray Fosse, R (1, 2) OBP: 0.274, SLG: 0.330	0-0 5-3		0-0 5-3		0-0 FC6-4 1-2f		0-0 5-3 2-3 3-H			4 0 0 1 0 0 6			
Ted Kubiak, S (1, 4) OBP: 0.331, SLG: 0.416		0-0 G3		0-0 1-3		0-0 4-3	0-3 K			4 0 0 0 0 1 2			
<b>Inning Stats</b>	R: 4 H: 2 E: 0 LOB: 1 K: 0 BB: 2 S: 6 P: 14	R: 1 H: 2 E: 0 LOB: 1 K: 1 BB: 0 S: 7 P: 7	R: 0 H: 1 E: 0 LOB: 1 K: 0 BB: 0 S: 4 P: 4	R: 0 H: 0 E: 0 LOB: 1 K: 0 BB: 1 S: 3 P: 7	R: 0 H: 1 E: 0 LOB: 2 K: 1 BB: 1 S: 6 P: 10	R: 0 H: 1 E: 0 LOB: 0 K: 0 BB: 0 S: 3 P: 3	R: 3 H: 1 E: 0 LOB: 2 K: 1 BB: 3 S: 6 P: 18	R: 1 H: 1 E: 0 LOB: 0 K: 0 BB: 1 S: 3 P: 7	R: 0 H: 0 E: 0 LOB: 0 K: 1 BB: 0 S: 5 P: 5	1B: 5 SF: 1 2B: 3 SAC: 1 3B: 1 DP: 2 HR: 0 HBP: 0	WP: 0 PA: 43 PB: 1 SB: 0 CS: 0		
<b>PITCHER</b>	IP WLS BF H R ER SO BB IBB HBP BLK WP HR S P ERA WHIP											<b>PITCHER</b>	IP WLS BF H R ER SO BB IBB HBP BLK WP HR S P ERA WHIP
Mark Littell, R (1, 1) ERA: 6.43	0.2 L 7 2 4 4 0 2 0 0 0 0 0 0 5 13 54.00 6.000												
Bruce Dal Canton, R (1, 1) ERA: 3.78	5.2 27 6 4 4 2 4 1 0 0 0 0 0 26 46 6.35 1.765												
Doug Bird, R (7, 1) ERA: 3.25	2.2 9 1 1 1 2 1 0 0 0 0 0 0 12 16 3.38 0.750												

Oakland Athletics @ Kansas City Royals  
Royals Stadium, Kansas City, MO  
Mon Jun 18 1973; 8:05 PM EDT  
Att. 22,247 - Unknown - 80 F

livebaseballscorecards.com

AB	33
R	9
H	9
RBI	8
BB	8
SO	4
LOB	20



Batter	1	2	3	4	5	6	7	8	9	AB	R	H	RBI	BB	SO	LOB
Frank White, R (1, 6) OBP: 0.242, SLG: 0.323 Ed Kirkpatrick, L (9, PH) OBP: 0.392, SLG: 0.490	0-0 6-3		0-3 K		0-0 F5		0-0 1-3		0-0 6-3	4	0	0	0	0	1	2
Cookie Rojas, R (1, 4) OBP: 0.314, SLG: 0.360	0-0 F7		0-0 F9		0-0 1-2 1B		0-0 1B HR 1B		0-0 F9	5	1	2	0	0	0	1
Amos Otis, R (1, 8) OBP: 0.345, SLG: 0.476	0-0 6-3		0-0 L8		0-0 L7		0-0 1-3 HR 1B		0-0 P4	5	1	1	0	0	0	3
John Mayberry, L (1, 3) OBP: 0.428, SLG: 0.570		4-0 FC4-6 BB BB		0-0 4-3		0-0 2B 1B		0-0 1-H HR		3	2	2	3	1	0	0
Lou Piniella, R (1, 7) OBP: 0.274, SLG: 0.362 Steve Hovley, L (7, 7) OBP: 0.321, SLG: 0.281		0-0 F9		4-0 BB		0-0 1-H 1B 2B		0-0 L7		2	1	1	1	1	0	1
Paul Schaal, R (1, 5) OBP: 0.374, SLG: 0.381		4-0 FC4-6 BB		0-0 F8		0-0 2-H 1B		0-3 K		1	0	0	0	0	0	0
Jim Wohlford, R (1, 10) OBP: 0.292, SLG: 0.422		0-0 FC4-6		0-0 G3		0-0 F3		0-0 5-3		4	0	0	0	0	0	4
Hal McRae, R (1, 9) OBP: 0.233, SLG: 0.231		0-0 L8		0-0 FC5-4 1B		0-0 F9		0-0 F9		4	0	1	0	0	0	3
Fran Healy, R (1, 2) OBP: 0.336, SLG: 0.337			0-0 1B		0-0 FC5-4 1B		0-0 F3		0-0 4-3	4	0	1	0	0	0	2

Inning Stats		R: 0	H: 0	E: 0	K: 0	S: 3	R: 0	H: 0	E: 0	K: 0	S: 3	R: 0	H: 1	E: 0	K: 1	S: 6	R: 0	H: 0	E: 0	K: 0	S: 3	R: 0	H: 2	E: 0	K: 0	S: 5	R: 2	H: 3	E: 0	K: 0	S: 6	R: 3	H: 3	E: 0	K: 1	S: 8	R: 0	H: 0	E: 0	K: 0	S: 3	R: 0	H: 0	E: 0	K: 0	S: 3	1B: 7	SF: 0	2B: 1	SAC: 0	3B: 0	DP: 0	HR: 1	HBP: 0	WP: 0	PA: 39
PITCHER		IP	WLS	BF	H	R	ER	SO	BB	IBB	HBP	BLK	WP	HR	S	P	ERA	WHIP	PITCHER		IP	WLS	BF	H	R	ER	SO	BB	IBB	HBP	BLK	WP	HR	S	P	ERA	WHIP																			
Dave Hamilton, L (1, 1) ERA: 3.81	5.0	W	24	6	2	2	2	1	3	0	0	0	0	0	23	35	3.60	1.800																																						
Rollie Fingers, R (6, 1) ERA: 1.51	4.0	S	15	3	3	0	0	1	0	0	0	0	0	1	17	17	0.00	0.750																																						

**BOTTOM**

**Oakland Athletics @ Kansas City Royals**

Royals Stadium, Kansas City, MO

Mon Jun 18 1973, 8:05 PM EDT

Att: 22,247 - Unknown - 80 F

[livebaseballscorecards.com](http://livebaseballscorecards.com)

**AB 36**

**R 5**

**H 9**

**RBI 5**

**BB 3**

**SO 2**

**LOB 17**



Batter	1	2	3	4	5	6	7	8	9	AB R H RBI BB SO LOB	TOP																
Bert Campaneris, R (1, 6) OBP: 0.340, SLG: 0.338	0-3 K		0-0 E S 1B			0-0 E5 3B 1B	0-0 6-3	0-0 P6	0-0 F9	6 1 2 0 0 1 5																	
Bill North, S (1, 8) OBP: 0.378, SLG: 0.344	0-0 4-3		4-0 G6-4-3 BB			0-0 HR 3B	0-3 K		0-0 SH1-3 S 1B	4 2 2 1 1 1 0																	
Sal Bando, R (1, 5) OBP: 0.349, SLG: 0.485	0-0 HR		0-0 G6-4-3			4-0 HR BB		0-0 HR	0-0 SH1-3	3 3 2 2 1 0 2																	
Reggie Jackson, L (1, 9) OBP: 0.360, SLG: 0.522	0-0 3-1				0-0 F8	0-0 F2		0-0 E 1B 2B	0-0 2B 2B 1B	5 2 2 1 0 0 2																	
Deron Johnson, R (1, 10) OBP: 0.314, SLG: 0.438 Allan Lewis, S (8, PR) Angel Mangual, R (9, PH) OBP: 0.231, SLG: 0.307		0-0 F8			0-0 F9	0-0 HR		0-0 E4 1B SH5-4	0-3 K	4 1 1 3 0 0 1 0 0 0 0 0 0 0 1 0 0 0 0 1 1																	
Gene Tenace, R (1, 3) OBP: 0.395, SLG: 0.490 (6, 2)		0-0 F8			0-0 P6	0-0 4-3 WP 1B		0-0 SH5-4	0-0 2B	4 1 2 0 0 0 0																	
Joe Rudi, R (1, 7) OBP: 0.283, SLG: 0.365		0-0 1B			0-0 F9	0-0 4-3		4-0 1B IBB	0-0 1B 2B	4 1 2 2 1 0 1																	
Ray Fosse, R (1, 2) OBP: 0.276, SLG: 0.332 Mike Hegan, L (6, PH) OBP: 0.286, SLG: 0.316 (6, 3)		0-0 1-3			0-0 G4-6-3 1B	0-0 L7		0-0 1B 1B	0-0 1B 1B	2 0 1 0 0 0 1 3 0 2 2 0 0 1																	
Ted Kubiak, S (1, 4) OBP: 0.325, SLG: 0.407			0-0 6-3			0-0 G4-6-3		0-0 F7	0-0 F5	5 0 1 0 0 0 4																	
Inning Stats	R: 1 E: 0 K: 1 S: 6	H: 1 LOB: 0 BB: 0 P: 6	R: 0 E: 0 K: 0 S: 4	H: 1 LOB: 1 BB: 0 P: 4	R: 0 E: 0 K: 0 S: 3	H: 0 LOB: 0 BB: 0 P: 3	R: 0 E: 0 K: 0 S: 3	H: 1 LOB: 0 BB: 0 P: 3	R: 4 E: 1 K: 0 S: 7	H: 4 LOB: 1 BB: 1 P: 11	R: 0 E: 0 K: 1 S: 5	H: 0 LOB: 0 BB: 0 P: 5	R: 2 E: 1 K: 0 S: 7	H: 3 LOB: 3 BB: 1 P: 11	R: 4 E: 0 K: 1 S: 11	H: 6 LOB: 2 BB: 0 P: 11	1B: 10 2B: 3 3B: 1 HR: 3	SF: 0 SAC: 2 DP: 2 HBP: 0	WP: 1 PB: 0 SB: 2 CS: 0	PA: 46							
PITCHER	IP WLS BF H R ER SO BB IBB HBP BLK WP HR S P ERA WHIP																										
Paul Splittorff, L (1, 1) ERA: 2.89	5.1		23	7	5	5	1	2	0	0	0	0	2	23	31	8.44	1.688										
Gene Garber, R (6, 1) ERA: 3.63	3.0	L	17	6	4	4	1	0	1	0	0	1	1	18	22	12.00	2.000										
Doug Bird, R (9, 1) ERA: 3.86	0.1		5	4	2	2	1	0	0	0	0	0	0	7	7	54.00	12.000										
Norm Angelini, L (9, 1) ERA: 4.91	0.1		1	0	0	0	0	0	0	0	0	0	0	1	1	0.00	0.000										

Oakland Athletics @ Kansas City Royals  
Royals Stadium, Kansas City, MO

AB	41
R	11
H	17
RBI	11
BB	3
SO	3
LOB	18



Tue Jun 19 1973, 8:05 PM EDT  
Att. 23,934 - Unknown - 75 F



Batter	1	2	3	4	5	6	7	8	9	AB R H RBI BB SO LOB
Frank White, R OBP: 0.263, SLG: 0.333 (1, 6)	0-0 F8		0-3 K		0-0 HR 1B	0-0 FC6-4			0-0 1B	5 1 2 0 0 1 2
Steve Hovley, L OBP: 0.310, SLG: 0.270 (1, 9)	0-3 K			0-0 L8	0-0 L8		0-0 4-3		0-3 K	5 0 0 0 0 2 2
Amos Otis, R OBP: 0.344, SLG: 0.473 (1, 8)	0-0 L8			0-0 2B 1B	0-0 F9		0-0 6-3			4 1 1 0 0 0 1
John Mayberry, L OBP: 0.429, SLG: 0.585 (1, 3)		0-0 G3		0-0 1B E 2B	0-0 HR		0-3 K			4 2 2 2 0 1 0
Ed Kirkpatrick, L OBP: 0.394, SLG: 0.485 (1, 7)		4-0 6-3 BB		4-0 1B E IBB	0-3 K		0-0 L7			2 1 0 0 2 1 0
Cookie Rojas, R OBP: 0.309, SLG: 0.354 (1, 4)		0-0 6-3		0-0 F3		0-0 5-3		0-0 P4		4 0 0 0 0 0 4
Paul Schaal, R OBP: 0.376, SLG: 0.387 (1, 5)		0-0 F6		0-0 E 1B		0-0 FC6-4 2B		0-0 6-3		4 1 2 1 0 0 1
Hal McRae, R OBP: 0.240, SLG: 0.241 (1, 10)			0-0 L8	0-0 E9 2B		4-0 FC6-4 BB		0-3 K		3 0 1 3 1 1 0
Fran Healy, R OBP: 0.325, SLG: 0.324 (1, 2)			0-0 F8	0-0 5-3		0-0 FC6-4		0-0 F8		4 0 0 0 0 0 3

Inning Stats	R: 0 E: 0 K: 1 S: 5	H: 0 LOB: 0 BB: 0 P: 5	R: 0 E: 0 K: 0 S: 3	H: 0 LOB: 1 BB: 1 P: 7	R: 0 E: 0 K: 1 S: 5	H: 0 LOB: 0 BB: 0 P: 5	R: 4 E: 1 K: 0 S: 7	H: 4 LOB: 1 BB: 1 P: 11	R: 2 E: 0 K: 1 S: 7	H: 2 LOB: 0 BB: 0 P: 7	R: 0 E: 0 K: 0 S: 4	H: 1 LOB: 2 BB: 1 P: 8	R: 0 E: 0 K: 1 S: 5	H: 0 LOB: 0 BB: 0 P: 5	R: 0 E: 0 K: 0 S: 3	H: 0 LOB: 0 BB: 0 P: 3	R: 0 E: 0 K: 2 S: 8	H: 1 LOB: 1 BB: 0 P: 8	1B: 4 2B: 3 3B: 0 HR: 1	SF: 0 SAC: 0 DP: 0 HBP: 0	WP: 0 PB: 0 SB: 0 CS: 0	PA: 38
--------------	------------------------------	---------------------------------	------------------------------	---------------------------------	------------------------------	---------------------------------	------------------------------	----------------------------------	------------------------------	---------------------------------	------------------------------	---------------------------------	------------------------------	---------------------------------	------------------------------	---------------------------------	------------------------------	---------------------------------	----------------------------------	------------------------------------	----------------------------------	--------

PITCHER	IP	WLS	BF	H	R	ER	SO	BB	IBB	HBP	BLK	WP	HR	S	P	ERA	WHIP
Catfish Hunter, R ERA: 3.12 (1, 1)	4.2		22	6	6	6	2	1	1	0	0	0	1	24	32	11.57	1.500
Paul Lindblad, L ERA: 5.19 (5, 1)	0.2		4	1	0	0	1	1	0	0	0	0	0	5	9	0.00	3.000
Horacio Pina, R ERA: 2.55 (6, 1)	3.2	W	12	1	0	0	3	0	0	0	0	0	0	18	18	0.00	0.273

BOTTOM

Oakland Athletics @ Kansas City Royals  
 Royals Stadium, Kansas City, MO  
 Tue Jun 19 1973, 8:05 PM EDT  
 Att: 23,934 - Unknown - 75 F

livebaseballscores.com

AB	35
R	6
H	8
RBI	6
BB	3
SO	6
LOB	13



Batter	1	2	3	4	5	6	7	8	9	10	11	12	AB R H RBI BB SO LOB	TOP
<b>Bert Campaneris, R</b> OBP: 0.336, SLG: 0.330 (1, 6) X	F9 0-0 (1)	4-3 0-0 (3)			K 0-3 (3)			F8 0-0 (1)		SH1 BB BB 4-0		6-3 0-0 (1)	5 0 0 0 1 1 1	<b>Oakland Athletics @ Kansas City Royals</b> Royals Stadium, Kansas City, MO Wed Jun 20 1973, 8:05 PM EDT Att. 20,426 - Unknown - 79 F <a href="http://livebaseballscorecards.com">livebaseballscorecards.com</a>
<b>Bill North, S</b> OBP: 0.377, SLG: 0.338 (1, 8) X	G2 0-0 (2)		4-3 0-0 (1)			P6 BB BB 4-0		K 0-3 (2)		SH1 BB BB 4-0		6-3 0-0 (2)	4 0 0 0 2 1 0	
<b>Sal Bando, R</b> OBP: 0.350, SLG: 0.481 (1, 5) X	1B 0-0		K 0-3 (2)			BB BB 4-0		6-3 0-0 (3)		SH1 BB 0-0		6-3 0-0 (3)	4 0 1 0 1 1 0	
<b>Reggie Jackson, L</b> OBP: 0.361, SLG: 0.522 (1, 9) X			1-3 0-0 (3)										2 0 1 0 0 0 0	
<b>Dal Maxvill, R</b> OBP: 0.263, SLG: 0.222 (6, PH)													1 0 0 0 0 0 2	
<b>Angel Mangual, R</b> OBP: 0.245, SLG: 0.314 (6, 9)	1B 0-0 (3)					P6 0-0 (1, 2)							1 1 1 0 1 0 0	
<b>Deron Johnson, R</b> OBP: 0.322, SLG: 0.436 (1, 10)													1 1 0 0 3 0 1	
<b>Allan Lewis, S</b> (9, PR)													0 1 0 0 0 0 0	
<b>Rich McKinney, R</b> OBP: 0.277, SLG: 0.341 (10, PH)		HR 4-0 BB			G4-6-3 4-0 BB					2B SF8 1-2 BB		P6	1 0 0 0 0 0 3	
<b>Gene Tenace, R</b> OBP: 0.391, SLG: 0.488 (1, 2)			F7 0-0 (1)		F7 0-0 (1)			5-3 0-0 (1)		SF8 1-3 2B		FC4	5 0 1 1 0 0 5	
<b>Joe Rudi, R</b> OBP: 0.282, SLG: 0.376 (1, 7)					G4-6-3 0-0 (2, 3)			K 0-3 (2)		SF8 1-3 2B		F8	4 1 1 3 0 1 1	
<b>Mike Hegan, L</b> OBP: 0.277, SLG: 0.302 (1, 3)			1-3 0-0 (2)									4-3 0-0 (2)	5 0 1 0 0 1 2	
<b>Ted Kubiak, S</b> OBP: 0.321, SLG: 0.393 (1, 4)					L8 0-0 (2)			K 0-3 (3)		F7 0-0 (3)		F9 0-0 (3)	4 0 0 0 1 1 3	
<b>Inning Stats</b>	R: 0 H: 2 E: 0 LOB: 2 K: 0 BB: 0 S: 4 P: 4	R: 2 H: 1 E: 0 LOB: 1 K: 0 BB: 2 S: 4 P: 12	R: 0 H: 0 E: 0 LOB: 0 K: 1 BB: 0 S: 5 P: 5	R: 0 H: 0 E: 0 LOB: 0 K: 0 BB: 1 S: 2 P: 6	R: 0 H: 0 E: 0 LOB: 0 K: 1 BB: 0 S: 5 P: 5	R: 0 H: 0 E: 0 LOB: 1 K: 2 BB: 2 S: 2 P: 10	R: 0 H: 1 E: 0 LOB: 1 K: 2 BB: 0 S: 8 P: 8	R: 0 H: 0 E: 0 LOB: 0 K: 1 BB: 0 S: 5 P: 5	R: 2 H: 2 E: 0 LOB: 2 K: 1 BB: 1 S: 7 P: 11	R: 0 H: 0 E: 0 LOB: 3 K: 0 BB: 3 S: 3 P: 15	R: 0 H: 0 E: 0 LOB: 0 K: 0 BB: 0 S: 3 P: 3	R: 0 H: 0 E: 0 LOB: 0 K: 0 BB: 0 S: 3 P: 3	1B: 4 SF: 1 2B: 1 SAC: 1 3B: 0 DP: 1 HR: 1 HBP: 0	WP: 0 PA: 48 PB: 0 SB: 1 CS: 0
<b>PITCHER</b>	IP WLS BF H R ER SO													ERA WHIP
<b>Steve Busby, R</b> ERA: 5.06 (1, 1)	8.0													4.50 1.375
<b>Ken Wright, R</b> ERA: 3.79 (9, 1)	1.0													0.00 2.000
<b>Gene Garber, R</b> ERA: 3.46 (10, 1)	3.0													0.00 0.333



Batter	1	2	3	4	5	6	7	8	9	10	11	12	AB	R	H	RBI	BB	SO	LOB
Frank White, R (1, 6) OBP: 0.250, SLG: 0.316 Lou Piniella, R (5, PH) OBP: 0.273, SLG: 0.360 Bobby Floyd, R (6, 6) OBP: 0.314, SLG: 0.343	0-3 K		0-0 P4		0-0 F9 2-H		0-3 K			0-3 K		0-0 PB 1B	2	0	0	0	0	1	0
Jim Wohlford, R (1, 10) OBP: 0.275, SLG: 0.396 Gail Hopkins, L (7, PH) OBP: 0.392, SLG: 0.455 Kurt Bevacqua, R (12, PH) OBP: 0.343, SLG: 0.376	0-0 1-3			0-0 6-3		0-3 K	0-0 1-3			0-0 F8		0-0 SF8 1-2 2-H	3	0	0	0	0	1	0
Amos Otis, R (1, 8) OBP: 0.348, SLG: 0.485	4-0 BB			0-0 HR		0-0 F9		0-0 5-3		0-0 1B 1B			4	1	2	1	1	0	0
John Mayberry, L (1, 3) OBP: 0.435, SLG: 0.592	0-3 K			0-0 WP 2B		0-0 1B		4-0 BB		0-0 1B 1-3 1B			4	0	3	0	1	1	1
Cookie Rojas, R (1, 4) OBP: 0.304, SLG: 0.347		0-0 L7		0-3 K 2-3		0-0 L8		0-0 F8		0-0 4-3			5	0	0	0	0	1	5
Paul Schaaf, R (1, 5) OBP: 0.376, SLG: 0.388		0-0 G6-3 1B		0-0 P4			0-0 1B E 1B	0-0 P4			0-0 F5		5	1	2	0	0	0	2
Ed Kirkpatrick, L (1, 7) OBP: 0.385, SLG: 0.473		0-0 G6-3 1-2f			0-0 F8		0-0 F8		0-0 F8		0-3 K2-3		5	0	0	0	0	1	2
Hal McRae, R (1, 9) OBP: 0.242, SLG: 0.243 Steve Hovley, L (9, 9) OBP: 0.313, SLG: 0.273			0-0 F3		0-0 6-3		0-0 E 1B 1-2		0-0 8-4-3 1B		0-0 F7		3	1	1	0	0	0	0
Fran Healy, R (1, 2) OBP: 0.328, SLG: 0.330			0-0 F8		0-0 E5 WP 2B 1-H 2-H			0-0 8-4-3				4-0 PB SF8 BB	2	0	1	0	0	0	0

Inning Stats	R: 0	H: 0	E: 0	K: 2	S: 7	R: 0	H: 1	E: 0	K: 0	S: 3	R: 0	H: 1	E: 0	K: 0	S: 3	R: 1	H: 2	E: 0	K: 1	S: 7	R: 0	H: 1	E: 0	K: 1	S: 4	R: 0	H: 1	E: 0	K: 1	S: 6	R: 2	H: 2	E: 1	K: 1	S: 8	R: 0	H: 0	E: 0	K: 0	S: 3	R: 0	H: 1	E: 0	K: 1	S: 3	R: 0	H: 2	E: 0	K: 1	S: 5	R: 0	H: 0	E: 0	K: 0	S: 2	R: 1	H: 1	E: 0	K: 0	S: 2	1B: 8	2B: 3	3B: 0	HR: 1	SF: 1	SAC: 0	DP: 2	HBP: 0	WP: 3	PA: 47
--------------	------	------	------	------	------	------	------	------	------	------	------	------	------	------	------	------	------	------	------	------	------	------	------	------	------	------	------	------	------	------	------	------	------	------	------	------	------	------	------	------	------	------	------	------	------	------	------	------	------	------	------	------	------	------	------	------	------	------	------	------	-------	-------	-------	-------	-------	--------	-------	--------	-------	--------


PITCHER	IP	WLS	BF	H	R	ER	SO	BB	IBB	HBP	BLK	WP	HR	S	P	ERA	WHIP
Vida Blue, L (1, 1) ERA: 4.1	6.1		26	7	4	2	4	1	0	0	0	2	1	33	37	2.84	1.263
Rollie Fingers, R (7, 1) ERA: 1.41	3.1		13	2	0	0	2	1	0	0	0	0	0	16	20	0.00	0.900
Darold Knowles, L (10, 1) ERA: 2.1	0.0		1	1	0	0	0	0	0	0	0	0	0	1	1	∞	∞
Horacio Pina, R (10, 1) ERA: 2.51	0.2		2	0	0	0	0	0	0	0	0	0	0	2	2	0.00	0.000
Paul Lindblad, L (11, 1) ERA: 5.0	1.0	L	5	1	1	0	1	1	0	0	0	0	0	6	10	0.00	2.000

**BOTTOM**

**Oakland Athletics @ Kansas City Royals**  
 Royals Stadium, Kansas City, MO

Wed Jun 20 1973, 8:05 PM EDT  
 Att: 20,426 - Unknown - 79 F

AB	43
R	5
H	11
RBI	2
BB	3
SO	7
LOB	13



Batter	1	2	3	4	5	6	7	8	9	AB R H RBI BB SO LOB	TOP
Davey Nelson, R (1, 4) OBP: 0.329, SLG: 0.417	0-0 6-3		0-0 F9		0-0 6-3			0-0 F3 1B		4 0 1 0 0 0 1	
Toby Harrah, R (1, 5) OBP: 0.310, SLG: 0.316	0-0 5-3		0-3 K		0-0 F8			0-0 F2		4 0 0 0 0 1 2	
Alex Johnson, R (1, 10) OBP: 0.310, SLG: 0.365	0-0 P4		0-0 4-3		0-0 5-3			0-0 F3 1-2		4 0 0 0 0 0 2	
Rico Carty, R (1, 7) Elliott Maddox, R (9, 7) OBP: 0.309, SLG: 0.292 OBP: 0.351, SLG: 0.289		0-0 E G3 FC5-2 1B		0-0 1B E 1B		0-0 6-3		0-0 P6		4 0 2 0 0 0 0 0 0 0 0 0 0 0	
Jim Spencer, L (1, 3) OBP: 0.333, SLG: 0.405		0-0 G3 1-2		0-0 E6 1B 1B		0-0 G6-4-3 1B		0-0 P6		4 1 1 0 0 0 2	
Jeff Burroughs, R (1, 9) OBP: 0.327, SLG: 0.395		0-0 E6 PO FC5-2 2-3		0-0 1B 6-3 1B		0-0 G6-4-3 1-2f		0-0 L7		4 1 1 0 0 0 2	
Vic Harris, S (1, 8) OBP: 0.301, SLG: 0.345		0-0 FC5-2 1-2 3-H		0-0 6-3 1B		0-0 FC1-6 1B				3 0 2 1 0 0 2	
Ken Suarez, R (1, 2) OBP: 0.391, SLG: 0.395		0-0 PO 2-3	0-0 2B 1B	0-0 6-3 1-2 3-H		0-0 FC1-6 G4-6-3				3 1 1 1 0 0 2	
Jim Mason, L (1, 6) OBP: 0.307, SLG: 0.344			0-0 F9 1-H 2B	0-0 6-3		0-0 G4-6-3				3 0 1 1 0 0 2	
<b>Inning Stats</b>	R: 0 E: 0 K: 0 S: 3 H: 0 LOB: 0 BB: 0 P: 3	R: 0 E: 1 K: 0 S: 4 H: 1 LOB: 1 BB: 0 P: 4	R: 1 E: 0 K: 1 S: 7 H: 2 LOB: 1 BB: 0 P: 7	R: 2 E: 1 K: 0 S: 6 H: 3 LOB: 1 BB: 0 P: 6	R: 0 E: 0 K: 0 S: 3 H: 0 LOB: 0 BB: 0 P: 3	R: 0 E: 0 K: 0 S: 3 H: 1 LOB: 0 BB: 0 P: 3	R: 0 E: 0 K: 0 S: 3 H: 1 LOB: 0 BB: 0 P: 3	R: 0 E: 0 K: 0 S: 3 H: 1 LOB: 0 BB: 0 P: 3	R: 0 E: 0 K: 0 S: 3 H: 0 LOB: 0 BB: 0 P: 3	1B: 8 2B: 1 3B: 0 HR: 0 SF: 0 SAC: 0 DP: 2 HBP: 0	WP: 0 PB: 0 SB: 0 CS: 0 PA: 34
<b>PITCHER</b> Dick Drago, R (1, 1) ERA: 3.95	IP: 9.0 WLS: L BF: 33 H: 9 R: 3 ER: 2 SO: 1 BB: 0 IBB: 0 HBP: 0 BLK: 0 WP: 0 HR: 0 S: 35 P: 35 ERA: 2.00 WHIP: 1.000										

Texas Rangers @ Kansas City Royals  
Royals Stadium, Kansas City, MO  
Fri Jun 22 1973, 8:05 PM EDT  
Att. 14,320 - Unknown - 83 F

livebaseballscorecards.com

AB	33
R	3
H	9
RBI	3
BB	0
SO	1
LOB	15



Batter	1	2	3	4	5	6	7	8	9	AB	R	H	RBI	BB	SO	LOB
Frank White, R (1, 6) OBP: 0.233, SLG: 0.293 Jim Wohlford, R (7, PH) OBP: 0.269, SLG: 0.388 Bobby Floyd, R (8, 6) OBP: 0.314, SLG: 0.343	0-0 F7		0-0 F2		0-0 F7		0-0 F7			3	0	0	0	0	0	0
Kurt Bevacqua, R (1, 10) OBP: 0.339, SLG: 0.365	0-0 F7		4-0 WP BB		0-0 F8			0-0 L6		3	0	0	0	1	0	0
Amos Otis, R (1, 8) OBP: 0.347, SLG: 0.479	0-0 F7		4-0 BB BB			0-0 L5		0-0 F3		3	0	0	0	1	0	0
John Mayberry, L (1, 3) OBP: 0.436, SLG: 0.589		0-0 2B FC6-2 1B	4-0 BB			0-0 P5		0-0 L9		3	0	1	0	1	0	0
Cookie Rojas, R (1, 4) OBP: 0.299, SLG: 0.341		0-0 F7	0-3 K			0-0 F7			0-0 L1	4	0	0	0	0	1	4
Lou Piniella, R (1, 7) OBP: 0.276, SLG: 0.367		0-0 FC6-2 1-3 2B		0-0 F8			0-0 1B 1B		0-3 K	4	0	2	0	0	1	0
Paul Schaal, R (1, 5) OBP: 0.375, SLG: 0.385		0-0 FC6-2 2-3 3-H		0-0 F7			0-0 1B		0-0 1-3	4	0	1	0	0	0	2
Hal McRae, R (1, 9) OBP: 0.237, SLG: 0.237		0-0 F9		0-0 F8			0-0 P6			3	0	0	0	0	0	4
Fran Healy, R (1, 2) OBP: 0.320, SLG: 0.321			0-0 P3		0-0 5-3		0-3 K			3	0	0	0	0	1	2

BOTTOM

Texas Rangers @ Kansas City Royals  
 Royals Stadium, Kansas City, MO  
 Fri Jun 22 1973, 8:05 PM EDT  
 Att: 14,320 - Unknown - 83 F

[livebaseballscorecards.com](http://livebaseballscorecards.com)

AB	31
R	0
H	4
RBI	0
BB	3
SO	3
LOB	14



Inning Stats	R: 0	H: 0	E: 0	K: 0	S: 3	H: 0	LOB: 0	BB: 0	P: 3	R: 0	H: 2	E: 0	K: 0	S: 5	R: 0	H: 0	E: 0	K: 1	S: 5	R: 0	H: 0	E: 0	K: 0	S: 3	R: 0	H: 0	E: 0	K: 0	S: 3	R: 0	H: 0	E: 0	K: 1	S: 7	R: 0	H: 0	E: 0	K: 0	S: 3	R: 0	H: 2	E: 0	K: 1	S: 3	R: 0	H: 0	E: 0	K: 1	S: 5	R: 0	H: 0	E: 0	K: 1	S: 5	1B: 3	SF: 0	2B: 1	SAC: 0	3B: 0	DP: 0	HR: 0	HBP: 0	WP: 2	PA: 34
--------------	------	------	------	------	------	------	--------	-------	------	------	------	------	------	------	------	------	------	------	------	------	------	------	------	------	------	------	------	------	------	------	------	------	------	------	------	------	------	------	------	------	------	------	------	------	------	------	------	------	------	------	------	------	------	------	-------	-------	-------	--------	-------	-------	-------	--------	-------	--------

PITCHER	IP	WLS	BF	H	R	ER	SO	BB	IBB	HBP	BLK	WP	HR	S	P	ERA	WHIP
Jim Merritt, L (1, 1) ERA: 3.78	8.0	W	31	4	0	0	2	3	0	0	0	1	0	32	44	0.00	0.875
Bill Gogolewski, R (9, 1) ERA: 2.63	1.0	S	3	0	0	0	1	0	0	0	0	0	0	5	5	0.00	0.000

Batter	1	2	3	4	5	6	7	8	9	AB R H RBI BB SO LOB	TOP																										
Davey Nelson, R (1, 4) OBP: 0.324, SLG: 0.410	0-0 1-3		0-0 1B		0-0 6-3	0-3 K		0-0 5-3	0-0 F8	6 0 1 0 0 1 3																											
Toby Harrah, R (1, 5) OBP: 0.323, SLG: 0.342	4-0 F9 BB		0-0 G1-6-3 1B		4-0 FC5-4 BB	0-0 2B			0-0 HR	3 1 3 2 2 0 0																											
Alex Johnson, R (1, 10) OBP: 0.308, SLG: 0.361	0-0 F9 1-2		0-0 G1-6-3 1-2f		0-0 FC5-4 1B	0-0 F3			0-0 2B 1B	5 2 1 0 0 0 5																											
Rico Carty, R (1, 7) Elliott Maddox, R (9, PR) OBP: 0.351, SLG: 0.289	0-0 1-3			0-0 6-3	0-0 1B 1-2		0-0 L7		0-0 1B 1B 2B	5 1 2 0 0 0 1 0 1 0 0 0 0 0																											
Jeff Burroughs, R (1, 9) OBP: 0.333, SLG: 0.400		0-0 4-3		0-0 BB 1B 1B	0-0 1B 1-2 2-H		0-0 L6		0-0 1B SF7 1B	5 1 3 2 0 0 0																											
Jim Spencer, L (1, 3) OBP: 0.341, SLG: 0.411		0-3 K		0-0 P4	0-0 1-3 2-H 1B		0-0 FC5-4 1B		0-0 BB 1B	5 0 3 2 0 1 1																											
Vic Harris, S (1, 8) OBP: 0.304, SLG: 0.351		0-0 2B		0-0 BB 1B	0-0 6-3		0-0 FC5-4		0-0 F8	5 0 2 0 0 0 6																											
Ken Suarez, R (1, 2) OBP: 0.384, SLG: 0.385		0-0 5-3		4-0 BB 1-2 2-3 BB		0-0 E5 FC1-6		0-0 F8	0-0 SF7	3 0 0 1 1 0 1																											
Jim Mason, L (1, 6) OBP: 0.303, SLG: 0.333			0-0 4-3	0-0 L8		0-0 FC1-6 2B		0-0 3-1	4-0 BB	4 1 0 0 1 0 4																											
<b>Inning Stats</b>	R: 0 E: 0 K: 0 S: 3	H: 0 LOB: 1 BB: 1 P: 7	R: 0 E: 0 K: 1 S: 6	H: 1 LOB: 1 BB: 0 P: 6	R: 0 E: 0 K: 0 S: 4	H: 2 LOB: 1 BB: 0 P: 4	R: 0 E: 0 K: 0 S: 5	H: 2 LOB: 3 BB: 1 P: 9	R: 2 E: 0 K: 0 S: 6	H: 3 LOB: 2 BB: 1 P: 10	R: 1 E: 1 K: 1 S: 7	H: 1 LOB: 1 BB: 0 P: 7	R: 0 E: 0 K: 0 S: 4	H: 1 LOB: 1 BB: 0 P: 4	R: 0 E: 0 K: 0 S: 3	H: 0 LOB: 0 BB: 0 P: 3	R: 4 E: 0 K: 0 S: 8	H: 5 LOB: 2 BB: 1 P: 12	1B: 11 2B: 3 3B: 0 HR: 1	SF: 1 SAC: 0 DP: 1 HBP: 0	WP: 0 PB: 0 SB: 0 CS: 0	PA: 46															
<b>PITCHER</b>	IP WLS BF H R ER SO BB IBB HBP BLK WP HR S P ERA WHIP																																				
Paul Splittorff, L (1, 1) ERA: 2.92	8.0		38	11	4	3	2	3	0	0	0	0	0	1	39	51	3.38	1.750																			
Gene Garber, R (9, 1) ERA: 3.88	0.0		4	4	2	2	0	0	0	0	0	0	0	0	4	4	∞	∞																			
Ken Wright, R (9, 1) ERA: 3.7	1.0	W	4	0	1	1	0	1	0	0	0	0	0	0	3	7	9.00	1.000																			

Texas Rangers @ Kansas City Royals  
Royals Stadium, Kansas City, MO  
Sat Jun 23 1973, 4:33 AM EDT  
Att. 11,672 - Unknown - 90 F

livebaseballscorecards.com

AB	41
R	7
H	15
RBI	7
BB	4
SO	2
LOB	21



**BOTTOM**

**Texas Rangers @ Kansas City Royals**  
Royals Stadium, Kansas City, MO

livebaseballscorecards.com

<b>AB</b>	<b>35</b>
<b>R</b>	<b>8</b>
<b>H</b>	<b>12</b>
<b>RBI</b>	<b>8</b>
<b>BB</b>	<b>8</b>
<b>SO</b>	<b>2</b>
<b>LOB</b>	<b>16</b>




WP: 0	PA: 43
PB: 0	
SB: 0	
CS: 0	

Sat Jun 23 1973, 4:33 AM EDT  
Att: 11,672 - Unknown - 90 F

Batter	1	2	3	4	5	6	7	8	9	AB	R	H	RBI	BB	SO	LOB
Steve Hovley, L (1, 9) OBP: 0.322, SLG: 0.275	4-0 G4-6-3 BB		0-0 1-3 1B		0-0 4-3		0-0 FC4-6 1-2f 2-3		4-0 1B BB	3	1	1	0	2	0	3
Cookie Rojas, R (1, 4) OBP: 0.297, SLG: 0.338	0-0 G4-6-3 1-2f		0-0 1-3 1-2			0-0 F7	0-0 F4		0-0 1B BB 1B	5	1	1	0	0	0	4
Amos Otis, R (1, 8) OBP: 0.344, SLG: 0.474	0-0 F9		0-0 6-3			0-0 F8		0-3 K	0-0 1B BB 1B 2B	5	1	1	1	0	1	1
John Mayberry, L (1, 3) OBP: 0.439, SLG: 0.592		0-0 6-3		0-0 F7		0-0 HR 1B		4-0 BB 1B BB 1B	0-0 1B BB 1B 2B	4	3	2	2	1	0	0
Ed Kirkpatrick, L (1, 7) OBP: 0.390, SLG: 0.490		0-0 6-3		0-0 G3		0-0 HR		0-0 BB 1B 1B	0-0 1B IBB 1B	5	2	3	2	0	0	0
Lou Piniella, R (1, 10) OBP: 0.279, SLG: 0.362		4-0 BB BB BB		0-0 F8		0-0 5-3		0-3 K	4-0 1B IBB 1B	3	0	0	0	2	1	2
Paul Schaal, R (1, 5) OBP: 0.382, SLG: 0.389		4-0 1-2 BB		0-0 5-3		0-0 FC4-6 BB 1B		4-0 1B BB 1B	0-0 1-2 2-3 3-H	3	0	2	1	2	0	0
Bobby Floyd, R (1, 6) OBP: 0.316, SLG: 0.342		0-0 3-1		0-0 FC6-4 1B		0-0 B1		0-0 1B		3	0	1	0	0	0	3
Kurt Bevacqua, R (8, PH) OBP: 0.345, SLG: 0.371										1	0	1	2	0	0	0
Frank White, R (9, 6) OBP: 0.233, SLG: 0.293										0	0	0	0	0	0	0
Fran Healy, R (1, 2) OBP: 0.315, SLG: 0.315			0-0 F9		0-0 FC6-4		4-0 1-2 BB FC4-6		0-0 P3	2	0	0	0	0	0	1
Gail Hopkins, L (7, PH) OBP: 0.400, SLG: 0.455										0	0	0	0	1	0	0
Carl Taylor, R (7, PR) OBP: 0.341, SLG: 0.217										1	0	0	0	0	0	2

Inning Stats	R: 0	H: 0	E: 0	K: 0	S: 2	H: 0	LOB: 0	BB: 1	P: 6	R: 0	H: 0	E: 0	K: 0	S: 3	H: 0	LOB: 2	BB: 2	P: 11	R: 0	H: 1	E: 0	K: 0	S: 4	H: 1	LOB: 1	BB: 0	P: 4	R: 0	H: 0	E: 0	K: 0	S: 3	R: 0	H: 0	E: 0	K: 0	S: 3	R: 0	H: 1	E: 0	K: 0	S: 4	R: 2	H: 2	E: 0	K: 0	S: 5	R: 0	H: 1	E: 0	K: 0	S: 4	R: 2	H: 2	E: 0	K: 2	S: 9	R: 0	H: 2	E: 0	K: 2	S: 9	R: 4	H: 5	E: 0	K: 0	S: 5	1B: 10	2B: 1	3B: 0	HR: 1	SF: 0	SAC: 0	DP: 1	HBP: 0	WP: 0	PA: 43
--------------	------	------	------	------	------	------	--------	-------	------	------	------	------	------	------	------	--------	-------	-------	------	------	------	------	------	------	--------	-------	------	------	------	------	------	------	------	------	------	------	------	------	------	------	------	------	------	------	------	------	------	------	------	------	------	------	------	------	------	------	------	------	------	------	------	------	------	------	------	------	------	--------	-------	-------	-------	-------	--------	-------	--------	-------	--------

PITCHER	IP	WLS	BF	H	R	ER	SO	BB	IBB	HBP	BLK	WP	HR	S	P	ERA	WHIP
Pete Broberg, R (1, 1) ERA: 5.08	6.0		25	5	2	2	0	3	0	0	0	0	1	22	34	3.00	1.333
Steve Foucault, R (7, 1) ERA: 4.12	2.0		13	3	4	4	2	4	0	0	0	0	0	13	29	18.00	3.500
Bill Gogolewski, R (9, 1) ERA: 2.8	0.0		1	1	0	0	0	0	0	0	0	0	0	1	1	∞	∞
Mike Paul, L (9, 1) ERA: 5.53	0.0	L	3	2	1	1	0	0	1	0	0	0	0	2	6	∞	∞
Don Stanhouse, R (9, 1) ERA: 4.53	0.0		1	1	1	1	0	0	0	0	0	0	0	1	1	∞	∞

Batter	1	2	3	4	5	6	7	8	9	AB R H RBI BB SO LOB	TOP	
Davey Nelson, R (1, 4) OBP: 0.325, SLG: 0.409 Elliott Maddox, R (7, 8) OBP: 0.347, SLG: 0.286	0-0 F9	0-3 K			0-0 E S K 1B			0-0 5-3		3 0 1 0 0 1 2 1 0 0 0 0 0 0		
Toby Harrah, R (1, 5) OBP: 0.320, SLG: 0.338 Bill Sudakis, S (7, 5) OBP: 0.209, SLG: 0.282	0-3 K		0-0 6-3		0-3 K 1-H			0-3 K		3 0 0 0 0 2 1 1 0 0 0 0 1 0		
Alex Johnson, R (1, 10) OBP: 0.307, SLG: 0.360	0-0 F3		0-0 F8			0-3 K			0-0 G4-6-3 1B	4 0 1 0 0 1 0		
Rico Carty, R (1, 7) OBP: 0.306, SLG: 0.294		0-0 6-3	0-0 F3			0-0 5-3			0-0 G4-6-3 1-2f	4 0 0 0 0 0 1		
Jim Spencer, L (1, 3) OBP: 0.339, SLG: 0.413		0-0 F4		0-0 F7		0-3 K			0-0 HR 2B	4 1 1 0 0 1 0		
Jeff Burroughs, R (1, 9) OBP: 0.336, SLG: 0.417		0-0 BB 1B		0-3 K			0-3 K		0-0 HR 2-H	4 2 2 2 0 2 0		
Vic Harris, S (1, 8) OBP: 0.311, SLG: 0.355 (7, 4)		4-0 BB 1B BB		0-0 E S K 1B			0-0 F2		0-0 1B	3 1 2 0 1 0 0	AB 34 R 4 H 9 RBI 4 BB 1 SO 10 LOB 6	
Ken Suarez, R (1, 2) OBP: 0.380, SLG: 0.381		0-0 1B 1-2 2-H 1B		0-3 K 1-3			0-0 4-3		0-0 5-3	4 0 1 1 0 1 2		
Jim Mason, L (1, 6) OBP: 0.303, SLG: 0.333		0-0 1B 1-3 2-H		0-0 3-1				0-3 K		3 0 1 1 0 1 0		
Inning Stats	R: 0 H: 0 E: 0 LOB: 0 K: 1 BB: 0 S: 5 P: 5	R: 2 H: 3 E: 0 LOB: 2 K: 1 BB: 1 S: 8 P: 12	R: 0 H: 0 E: 0 LOB: 0 K: 0 BB: 0 S: 3 P: 3	R: 0 H: 1 E: 0 LOB: 1 K: 2 BB: 0 S: 8 P: 8	R: 0 H: 1 E: 1 LOB: 0 K: 1 BB: 0 S: 5 P: 5	R: 0 H: 0 E: 0 LOB: 0 K: 2 BB: 0 S: 7 P: 7	R: 0 H: 0 E: 0 LOB: 0 K: 1 BB: 0 S: 5 P: 5	R: 0 H: 0 E: 0 LOB: 0 K: 2 BB: 0 S: 7 P: 7	R: 2 H: 4 E: 0 LOB: 1 K: 0 BB: 0 S: 6 P: 6	1B: 7 SF: 0 2B: 1 SAC: 0 3B: 0 DP: 1 HR: 1 HBP: 0	WP: 0 PA: 35 PB: 0 SB: 2 CS: 0	
PITCHER Steve Busby, R (1, 1) ERA: 4.96	IP WLS BF H R ER SO BB IBB HBP BLK WP HR S P ERA WHIP	9.0 W 35 9 4 4 10 1 0 0 0 0 1 54 58 4.00 1.111										

Texas Rangers @ Kansas City Royals  
 Royals Stadium, Kansas City, MO  
 Sun Jun 24 1973, 4:33 AM EDT  
 Unknown - 85 F

livebaseballscorecards.com



Batter	1	2	3	4	5	6	7	8	9
Steve Hovley, L (1, 8) OBP: 0.344, SLG: 0.291	4-0 BB BB	0-0 L6-3 1B			4-0 1B BB	0-0 S 1B		0-0 BB 1B	
Cookie Rojas, R (1, 4) OBP: 0.299, SLG: 0.337	0-0 F9	0-0 L6-3 1B			0-0 1B BB	4-0 1-H 1B		0-3 K 1B	
Amos Otis, R (1, 10) OBP: 0.342, SLG: 0.469	0-3 K				0-0 1-3 3B 1B	0-0 3-H 3B		0-0 L8 2-3	
John Mayberry, L (1, 3) OBP: 0.441, SLG: 0.597	4-0 FC4-6 BB				0-0 1-H 3B	0-0 3-1		4-0 BB	
Ed Kirkpatrick, L (1, 9) OBP: 0.381, SLG: 0.479	0-0 FC4-6 1-2f				0-0 3-H 3B			0-0 BB	
Lou Piniella, R (1, 7) OBP: 0.278, SLG: 0.360					0-0 P4	0-0 F9		0-0 F9	
Paul Schaal, R (1, 5) OBP: 0.380, SLG: 0.384					0-0 F7	0-0 6-3		1-0 HBP	
Frank White, R (1, 6) OBP: 0.234, SLG: 0.289					0-0 4-3			0-0 4-3	
Carl Taylor, R (1, 2) OBP: 0.360, SLG: 0.225					0-0 1B BB	4-0 S 1B BB		4-0 L8 1B BB	

Inning Stats	R: 0	H: 0	E: 0	K: 1	S: 5	LOB: 2	BB: 2	P: 13
	R: 2	H: 3	E: 1	K: 0	S: 6	LOB: 1	BB: 0	P: 6
	R: 0	H: 0	E: 0	K: 0	S: 3	LOB: 0	BB: 0	P: 3
	R: 0	H: 0	E: 0	K: 0	S: 3	LOB: 0	BB: 0	P: 3
	R: 4	H: 4	E: 0	K: 0	S: 7	LOB: 1	BB: 1	P: 11
	R: 1	H: 1	E: 0	K: 0	S: 4	LOB: 2	BB: 2	P: 12
	R: 0	H: 0	E: 0	K: 0	S: 3	LOB: 1	BB: 0	P: 4
	R: 0	H: 1	E: 0	K: 1	S: 6	LOB: 3	BB: 2	P: 14

PITCHER	IP	WLS	BF	H	R	ER	SO	BB	IBB	HBP	BLK	WP	HR	S	P	ERA	WHIP
Jim Bibby, R (1, 1) ERA: 7.94	4.0	L	22	7	6	5	1	3	0	0	0	0	0	21	33	11.25	2.500
Don Stanhouse, R (5, 1) ERA: 4.38	4.0		19	2	1	1	1	4	0	1	0	0	0	16	33	2.25	1.500

**BOTTOM**


**Texas Rangers @ Kansas City Royals**  
**Royals Stadium, Kansas City, MO**

Sun Jun 24 1973, 4:33 AM EDT  
 Unknown - 85 F

AB	R	H	RBI	BB	SO	LOB
3	1	3	1	2	0	0
4	1	1	1	1	1	5
5	1	1	1	0	1	5
3	0	1	2	2	0	2
5	0	0	0	0	0	6
4	0	1	0	0	0	1
3	1	0	0	0	0	2
4	1	1	0	0	0	1
2	2	1	0	2	0	0

AB	33
R	7
H	9
RBI	5
BB	7
SO	2
LOB	22

livebaseballscorecards.com



WP	PA
0	41
0	
2	
0	

Batter	1	2	3	4	5	6	7	8	9	AB	R	H	RBI	BB	SO	LOB	TOP								
<b>Davey Nelson, R</b> (1, 4) OBP: 0.322, SLG: 0.402	0-3 K	4-0 BB		0-0 P5		0-0 FC4-6 1B		0-0 6-3		4	0	0	1	1	1	3									
<b>Toby Harrah, R</b> (1, 6) OBP: 0.321, SLG: 0.339	0-0 2B 1B	0-0 F5			0-0 P4	0-0 FC6 1B		0-0 F7		5	1	2	1	0	0	2									
<b>Alex Johnson, R</b> (1, 7) OBP: 0.305, SLG: 0.360	0-0 1B 2B		0-0 6-3		0-0 5-3	0-0 FC6			0-0 F8	5	1	1	1	0	0	2									
<b>Rico Carty, R</b> (1, 10) OBP: 0.304, SLG: 0.292	0-0 P6		0-0 G3		0-0 1B		0-0 4-3		0-0 P4	5	0	1	0	0	0	1									
<b>Jim Spencer, L</b> (1, 3) OBP: 0.345, SLG: 0.418	0-0 1B		0-0 1B		0-0 F9		0-0 P4		0-0 IHR 1B	5	1	3	1	0	0	1									
<b>Vic Harris, S</b> (1, 5) OBP: 0.318, SLG: 0.374	0-0 4-3		0-0 F7			0-0 BB FC4-6 1B	0-0 WP 1B		0-0 IHR	5	2	3	2	0	0	2									
<b>Larry Bittner, L</b> (1, 9) OBP: 0.263, SLG: 0.250		0-0 6-3		0-0 F7		0-0 F7	0-0 1-2 1B		0-0 L7	5	0	1	0	0	0	1									
<b>Dick Billings, R</b> (1, 2) OBP: 0.267, SLG: 0.247		0-0 1-6-3		0-0 E5		4-0 FC4-6 1B BB	0-3 K			3	1	0	0	1	1	2									
<b>Elliott Maddox, R</b> (1, 8) OBP: 0.353, SLG: 0.279		4-0 BB BB		0-3 K		4-0 FC4-6 BB		0-0 F8		2	0	0	0	2	1	1									
<b>Inning Stats</b>	R: 2 E: 0 K: 1 S: 8	H: 3 LOB: 1 BB: 0 P: 8	R: 0 E: 0 K: 0 S: 3	H: 0 LOB: 2 BB: 2 P: 11	R: 0 E: 0 K: 0 S: 4	H: 1 LOB: 1 BB: 0 P: 4	R: 0 E: 1 K: 1 S: 6	H: 0 LOB: 1 BB: 0 P: 6	R: 0 E: 0 K: 0 S: 4	H: 1 LOB: 1 BB: 0 P: 4	R: 2 E: 0 K: 0 S: 5	H: 2 LOB: 2 BB: 2 P: 13	R: 0 E: 0 K: 1 S: 7	H: 2 LOB: 2 BB: 0 P: 7	R: 0 E: 0 K: 0 S: 3	H: 0 LOB: 0 BB: 0 P: 3	R: 2 E: 0 K: 0 S: 5	H: 2 LOB: 0 BB: 0 P: 5	1B: 9 2B: 1 3B: 0 HR: 1	SF: 0 SAC: 0 DP: 0 HBP: 0	WP: 1 PB: 0 SB: 0 CS: 0	PA: 43			
<b>PITCHER</b>	IP	WLS	BF	H	R	ER	SO	BB	IBB	HBP	BLK	WP	HR	S	P	ERA	WHIP								
<b>Mark Littell, R</b> (1, 1) ERA: 6.57	5.1	W	27	6	4	4	2	4	0	0	0	0	0	27	43	6.75	1.875								
<b>Bruce Dal Canton, R</b> (6, 1) ERA: 3.84	3.2	S	16	5	2	2	1	0	0	0	0	1	0	18	18	4.91	1.364								

**Texas Rangers @ Kansas City Royals**  
**Royals Stadium, Kansas City, MO**  
 Sun Jun 24 1973, 4:38 AM EDT  
 Att. 20,050 - Unknown - 96 F

[livebaseballscorecards.com](http://livebaseballscorecards.com)

<b>AB</b>	39
<b>R</b>	6
<b>H</b>	11
<b>RBI</b>	6
<b>BB</b>	4
<b>SO</b>	3
<b>LOB</b>	15



Batter	1	2	3	4	5	6	7	8	9	AB	R	H	RBI	BB	SO	LOB
Frank White, R OBP: 0.250, SLG: 0.286 (1, 6)	0-0 E6 BB 5-3 1B	0-0 1-2 2-H 1B	0-0 6-3		4-0 BB BB BB		0-0 1-2f			4	1	1	1	1	0	2
Kurt Bevacqua, R OBP: 0.348, SLG: 0.360 (1, 5)	0-0 F8	0-3 K		0-0 F8	4-0 FC5-4 BB			4-0 E 1B BB		3	1	0	1	2	1	3
Amos Otis, R OBP: 0.343, SLG: 0.471 (1, 8)	0-0 5-3	0-0 F9		0-0 4-3 2B	0-0 FC5-4			0-0 E1 S 1B 1B		5	1	2	0	0	0	6
John Mayberry, L OBP: 0.444, SLG: 0.594 (1, 10)	4-0 BB 1B BB		4-0 BB 1B BB	0-0 4-3		0-0 P4		0-0 1-2 3-H 1B 1B		3	3	1	1	2	0	1
Ed Kirkpatrick, L OBP: 0.394, SLG: 0.479 (1, 9)	4-0 1B BB		0-0 F7	0-0 4-3		0-0 1-3		0-0 G6-4-3 1B		0	0	0	0	1	0	0
Steve Hovley, L OBP: 0.342, SLG: 0.290 (2, 9)	1-2 2-3 1B BB							1-H 2-H 1B		4	0	1	2	0	0	2
Lou Piniella, R OBP: 0.281, SLG: 0.361 (1, 7)	0-0 1-H 2-H 3-H 1B		0-0 F9		0-0 F9	0-0 1B		0-0 G6-4-3 1B		5	0	2	2	0	0	2
Gail Hopkins, L OBP: 0.412, SLG: 0.441 (1, 3)		4-0 1B FC5-2-5 BB	4-0 1B WP BB		4-0 BB BB BB	0-0 F8		0-0 6-3		2	2	0	0	3	0	1
Bobby Floyd, R OBP: 0.381, SLG: 0.390 (1, 4)		0-0 FC5-2-5 1B	0-0 WP 1B		4-0 BB BB BB	4-0 BB BB 1B		0-0 FC3-6 1B		3	2	3	1	1	0	0
Fran Healy, R OBP: 0.313, SLG: 0.313 (1, 2)		0-0 FC5-2-5 1B	0-0 1B		0-0 F9		0-0 FC3-6 1B		0-0 9-3	4	0	1	1	0	0	5

Inning Stats	R: 2	H: 1	E: 1	K: 0	S: 4	H: 1	LOB: 2	BB: 2	P: 12	R: 1	H: 2	E: 0	K: 1	S: 7	R: 3	H: 2	E: 0	K: 0	S: 5	R: 0	H: 1	E: 0	K: 0	S: 4	R: 1	H: 0	E: 0	K: 0	S: 3	R: 0	H: 1	E: 0	K: 0	S: 4	R: 0	H: 1	E: 0	K: 0	S: 3	R: 3	H: 3	E: 1	K: 0	S: 5	1B: 10	SF: 0	2B: 2	SAC: 0	3B: 0	DP: 2	HR: 0	HBP: 0
--------------	------	------	------	------	------	------	--------	-------	-------	------	------	------	------	------	------	------	------	------	------	------	------	------	------	------	------	------	------	------	------	------	------	------	------	------	------	------	------	------	------	------	------	------	------	------	--------	-------	-------	--------	-------	-------	-------	--------

PITCHER	IP	WLS	BF	H	R	ER	SO	BB	IBB	HBP	BLK	WP	HR	S	P	ERA	WHIP
Lloyd Allen, R ERA: 14.4 (1, 1)	2.2	L	18	5	6	4	1	5	0	0	0	1	0	15	35	13.50	3.750
Steve Dunning, R ERA: 6.23 (3, 1)	4.1		23	6	4	4	0	5	0	0	0	0	0	18	38	8.31	2.538
Steve Foucault, R ERA: 4.02 (8, 1)	1.0		2	0	0	0	0	0	0	0	0	0	0	2	2	0.00	0.000

**BOTTOM**

**Texas Rangers @ Kansas City Royals**  
**Royals Stadium, Kansas City, MO**  
 Sun Jun 24 1973, 4:38 AM EDT  
 Att: 20,050 - Unknown - 96 F

<b>AB</b>	<b>33</b>
<b>R</b>	<b>10</b>
<b>H</b>	<b>11</b>
<b>RBI</b>	<b>9</b>
<b>BB</b>	<b>10</b>
<b>SO</b>	<b>1</b>
<b>LOB</b>	<b>22</b>



<b>WP: 1</b>	<b>PA: 43</b>
<b>PB: 0</b>	
<b>SB: 2</b>	
<b>CS: 0</b>	

livebaseballscorecards.com

Batter	1	2	3	4	5	6	7	8	9	AB R H RBI BB SO LOB	TOP
Frank White, R (1, 6) OBP: 0.263, SLG: 0.296	0-0 E SF7 1B		0-0 FC5-4 BB 1B		0-0 G3		0-3 K		0-3 K	5 1 2 0 0 2 1	
Cookie Rojas, R (1, 4) OBP: 0.299, SLG: 0.333	0-0 E6 1-3		4-0 FC5-4 BB		0-0 F8		0-0 P4			3 0 0 0 1 0 1	
Amos Otis, R (1, 8) OBP: 0.342, SLG: 0.466	4-0 CS BB		0-0 FC5-4 1-2 2-3		0-0 5-3		0-0 6-3			3 0 0 0 1 0 2	
John Mayberry, L (1, 3) OBP: 0.438, SLG: 0.587	0-0 SF7 3-H		0-0 F7		0-0 4-1		0-0 F7			3 0 0 1 0 0 1	
Ed Kirkpatrick, L (1, 9) OBP: 0.382, SLG: 0.472 (6, 2)	0-0 CS 1-2	0-3 K		4-0 FC5-4 BB		0-0 4-3		0-3 K		3 0 0 0 1 2 0	
Lou Piniella, R (1, 7) OBP: 0.280, SLG: 0.359		0-3 K		0-0 FC5-4 BB 1-2f		0-0 BB BB 1B		0-3 K		4 0 1 0 0 2 1	
Paul Schaal, R (1, 5) OBP: 0.382, SLG: 0.381		4-0 3B BB		0-0 F7		4-0 BB 1-2 BB		0-3 K		2 1 0 0 2 1 1	AB 29 R 2 H 5 RBI 2 BB 7 SO 9 LOB 13
Gail Hopkins, L (1, 10) OBP: 0.427, SLG: 0.471		0-0 1-H 3B		4-0 1-2 BB		4-0 1-2 2-3 BB		0-0 1-3		2 0 1 1 2 0 0	
Fran Healy, R (1, 2) OBP: 0.308, SLG: 0.308 Steve Hovley, L (6, PH) OBP: 0.344, SLG: 0.300 (6, 9)		0-0 6-3		0-3 K		0-3 K		0-0 2B		2 0 0 0 0 1 3 2 0 1 0 0 1 3	
Inning Stats	R: 1 E: 1 K: 0 S: 3 H: 1 LOB: 0 BB: 1 P: 7	R: 1 E: 0 K: 2 S: 8 H: 1 LOB: 1 BB: 1 P: 12	R: 0 E: 0 K: 0 S: 3 H: 1 LOB: 1 BB: 1 P: 7	R: 0 E: 0 K: 1 S: 5 H: 0 LOB: 2 BB: 2 P: 13	R: 0 E: 0 K: 0 S: 3 H: 0 LOB: 0 BB: 0 P: 3	R: 0 E: 0 K: 1 S: 6 H: 1 LOB: 3 BB: 2 P: 14	R: 0 E: 0 K: 1 S: 5 H: 0 LOB: 0 BB: 0 P: 5	R: 0 E: 0 K: 2 S: 7 H: 0 LOB: 0 BB: 0 P: 7	R: 0 E: 0 K: 2 S: 8 H: 1 LOB: 1 BB: 0 P: 8	1B: 3 2B: 1 3B: 1 HR: 0 SF: 1 SAC: 0 DP: 1 HBP: 0	WP: 0 PB: 0 SB: 0 CS: 1 PA: 38
PITCHER Nolan Ryan, R (1, 1) ERA: 2.85	IP 9.0 WLS W BF 37 H 5 R 2 ER 1 SO 9 BB 7 IBB 0 HBP 0 BLK 0 WP 0 HR 0 S 48 P 76 ERA 1.00 WHIP 1.333										

**Kansas City Royals @ California Angels**  
 Anaheim Stadium, Anaheim, CA  
 Mon Jun 25 1973, 10:05 PM EDT  
 Att. 18,048 - Unknown

[livebaseballscorecards.com](http://livebaseballscorecards.com)



Batter	1	2	3	4	5	6	7	8	9
<b>Sandy Alomar Sr., S</b> OBP: 0.271, SLG: 0.235 (1, 4)	4-0 BB S BB	4-0 1-2 BB		X 0-0 1-2 2-H 3B 1B			4-0 WP 1B BB		
<b>Vada Pinson, L</b> OBP: 0.293, SLG: 0.404 (1, 7)	0-3 K 1-2	0-3 K		X 0-0 1-H 2-H 3B			X 0-0 1-H 1B		
<b>Frank Robinson, R</b> OBP: 0.363, SLG: 0.463 (1, 10)	4-0 BB BB BB		S 0-3 K	S 0-3 K			S 0-3 K		
<b>Mike Epstein, L</b> OBP: 0.320, SLG: 0.281 (1, 3)	4-0 BB 1-2 2-3 BB		X 0-0 F9		X 0-0 F5		S 0-3 K		
<b>Richie Scheinblum, S</b> OBP: 0.391, SLG: 0.372 <b>Leroy Stanton, R</b> OBP: 0.276, SLG: 0.304 (1, 9) (8, 9)	4-0 BB BB BB G6-4-3 1-2 2-3 3-H BB		X 0-0 1B		X 0-0 4-3		S 4-0 IBB		
<b>Ken Berry, R</b> OBP: 0.337, SLG: 0.378 (1, 8)	X 0-0 G6-4-3 1-2f		S 0-3 K	X 0-0 F2		X 0-0 P4			
<b>Al Gallagher, R</b> OBP: 0.350, SLG: 0.311 (1, 5)		X 0-0 6-3		X 0-0 F9		X 0-0 E7 G3 CS 1B	X 0-0 P4		
<b>Rudy Meoli, L</b> OBP: 0.303, SLG: 0.246 (1, 6)		X 0-0 F9		S 4-0 PB 1B BB		X 0-0 G3 2-3	S 0-3 K		
<b>Jeff Torborg, R</b> OBP: 0.265, SLG: 0.242 (1, 2)		S 4-0 BB BB		S 4-0 1B 3B BB		S 0-3 K 3-H	X 0-0 F9		

Inning Stats	R: 1	H: 0	E: 0	K: 1	S: 4	LOB: 2	BB: 4	P: 20
	R: 0	H: 0	E: 0	K: 1	S: 5	LOB: 2	BB: 2	P: 13
	R: 0	H: 1	E: 0	K: 1	S: 5	LOB: 1	BB: 0	P: 5
	R: 3	H: 2	E: 0	K: 2	S: 9	LOB: 1	BB: 2	P: 17
	R: 0	H: 0	E: 0	K: 0	S: 3	LOB: 0	BB: 0	P: 3
	R: 0	H: 1	E: 1	K: 1	S: 5	LOB: 0	BB: 0	P: 5
	R: 1	H: 1	E: 0	K: 2	S: 8	LOB: 2	BB: 2	P: 16
	R: 0	H: 0	E: 0	K: 1	S: 5	LOB: 0	BB: 0	P: 5

PITCHER	IP	WLS	BF	H	R	ER	SO	BB	IBB	HBP	BLK	WP	HR	S	P	ERA	WHIP
<b>Ken Wright, R</b> ERA: 4.17 (1, 1)	4.0	L	21	3	4	4	5	8	0	0	0	0	0	23	55	9.00	2.750
<b>Wayne Simpson, R</b> ERA: 5.65 (5, 1)	2.0		8	2	1	1	1	1	0	0	0	1	0	9	13	4.50	1.500
<b>Doug Bird, R</b> ERA: 3.6 (7, 1)	2.0		7	0	0	0	3	0	1	0	0	0	0	12	16	0.00	0.000

**BOTTOM**

**Kansas City Royals @ California Angels**  
Anaheim Stadium, Anaheim, CA


Mon Jun 25 1973, 10:05 PM EDT  
Att. 18,048 - Unknown

AB	R	H	RBI	BB	SO	LOB
1	3	1	1	3	0	0
4	0	2	3	0	2	3
3	0	0	0	1	3	2
3	0	0	0	1	1	1
2	0	1	1	2	0	0
0	0	0	0	0	0	0
4	0	0	0	0	1	5
4	0	1	0	0	0	0
3	1	0	0	1	1	1
2	1	0	0	2	1	1

AB	26
R	5
H	5
RBI	5
BB	10
SO	9
LOB	13

livebaseballscores.com

WP	PA
1	36
PB	1
SB	1
CS	1



Batter	1	2	3	4	5	6	7	8	9	AB R H RBI BB SO LOB	TOP																									
Freddie Patek, R (1, 6) OBP: 0.339, SLG: 0.324	0-0 6-3	0-0 L7		4-0 BB			4-0 E S SF8 BB		0-0 1B 1B	3 1 1 0 2 0 2																										
Cookie Rojas, R (1, 4) OBP: 0.297, SLG: 0.332	0-0 F7		0-0 WP BB 1B	0-0 L8			0-0 SF8 1-H		0-3 K	4 1 1 1 0 1 2																										
Amos Otis, R (1, 8) OBP: 0.346, SLG: 0.476	0-0 HR		4-0 WP 1B BB		4-0 7-4 1B BB		0-0 F3		0-0 F9	3 2 1 1 2 0 1																										
John Mayberry, L (1, 3) OBP: 0.438, SLG: 0.583	0-3 K		0-3 K		0-0 1-2 1B		0-0 F8		0-0 FC5-4 1B	5 0 2 0 0 2 2																										
Lou Piniella, R (1, 7) OBP: 0.283, SLG: 0.360		0-0 1B SF7 1B	0-0 2-H 3-H 1B		0-3 K		0-0 6-3		0-0 FC5-4 1-2f	5 1 2 2 0 1 4																										
Paul Schaal, R (1, 5) OBP: 0.380, SLG: 0.379		0-0 S 1B	0-0 F9		0-0 7-4 2-3f		0-0 F3			4 0 1 0 0 0 3																										
Hal McRae, R (1, 9) OBP: 0.244, SLG: 0.241		0-0 SF7	0-0 4-3		4-0 G4-6-3 BB		0-0 1B 1B			2 0 1 1 1 0 1																										
Steve Hovley, L (8, 9) OBP: 0.344, SLG: 0.300		1-2 3-H								0 0 0 0 0 0 0																										
Jim Wohlford, R (1, 10) OBP: 0.286, SLG: 0.396		0-0 1B		0-0 L8		0-0 G4-6-3 1-2f		0-0 1B 1B		4 0 2 0 0 0 1																										
Fran Healy, R (1, 2) OBP: 0.299, SLG: 0.298		0-3 K		0-0 6-3		0-0 F8		0-3 K		4 0 0 0 0 2 4																										
<b>Inning Stats</b>	R: 1 E: 0 K: 1 S: 6	H: 1 LOB: 0 BB: 0 P: 6	R: 1 E: 0 K: 1 S: 8	H: 3 LOB: 2 BB: 0 P: 8	R: 2 E: 0 K: 1 S: 7	H: 2 LOB: 1 BB: 1 P: 11	R: 0 E: 0 K: 0 S: 3	H: 0 LOB: 1 BB: 1 P: 7	R: 0 E: 0 K: 0 S: 2	H: 0 LOB: 0 BB: 1 P: 6	R: 1 E: 0 K: 0 S: 3	H: 0 LOB: 0 BB: 1 P: 7	R: 0 E: 0 K: 1 S: 7	H: 2 LOB: 2 BB: 0 P: 7	R: 0 E: 0 K: 1 S: 7	H: 2 LOB: 2 BB: 0 P: 7	1B: 10 2B: 1 3B: 0 HR: 1	SF: 2 SAC: 0 DP: 2 HBP: 0	WP: 1 PB: 0 SB: 2 CS: 0	PA: 41																
<b>PITCHER</b>	IP WLS BF H R ER SO BB IBB HBP BLK WP HR S P ERA WHIP																																			
Rudy May, L (1, 1) ERA: 3.09	2.1		13	5	4	4	3	1	0	0	0	1	1	18	22	15.43	2.571																			
Rich Hand, R (3, 1) ERA: 4.87	5.2		23	4	1	0	2	4	0	0	0	0	0	23	39	0.00	1.412																			
Steve Barber, L (9, 1) ERA: 3.06	0.2		4	2	0	0	1	0	0	0	0	0	0	6	6	0.00	3.000																			
Dave Sells, R (9, 1) ERA: 1.55	0.1	W	1	0	0	0	0	0	0	0	0	0	0	1	1	0.00	0.000																			

**Kansas City Royals @ California Angels**  
**Anaheim Stadium, Anaheim, CA**  
 Tue Jun 26 1973, 10:05 PM EDT  
 Att. 10,691 - Unknown - 75 F

livebaseballscorecards.com

<b>AB</b>	<b>34</b>
<b>R</b>	<b>5</b>
<b>H</b>	<b>11</b>
<b>RBI</b>	<b>5</b>
<b>BB</b>	<b>5</b>
<b>SO</b>	<b>6</b>
<b>LOB</b>	<b>20</b>



Batter	1	2	3	4	5	6	7	8	9	AB	R	H	RBI	BB	SO	LOB
Sandy Alomar Sr., S (1, 4) Winston Llenas, R (8, PH) (9, 4) OBP: 0.272, SLG: 0.233 OBP: 0.306, SLG: 0.424	0-0 1-3 ①		0-0 L8 ②			4-0 CS BB ②		0-0 SF9 ②		2	0	0	0	1	0	1
Vada Pinson, L (1, 7) OBP: 0.297, SLG: 0.424	0-0 2B		0-0 4-3 ③			0-0 F8 ② ③ ④		0-0 3-H 1-H 2-H HR		4	1	2	3	0	0	2
Frank Robinson, R (1, 10) OBP: 0.378, SLG: 0.455	0-0 F7 ②			0-3 S S S ①			0-0 F2 ①	0-0 5-3 ③		4	0	0	0	0	1	1
Mike Epstein, L (1, 3) Billy Grabarkewitz, R (9, PR) OBP: 0.319, SLG: 0.281 OBP: 0.282, SLG: 0.280	0-0 P5 ③			0-0 F7 ②			0-0 F7 ②		0-0 E 1B 1B	4	0	1	0	0	0	1
Richie Scheinblum, S (1, 9) Leroy Stanton, R (9, PR) OBP: 0.378, SLG: 0.357 OBP: 0.276, SLG: 0.304		0-0 4-3 ①		0-0 4-6-3 ③			0-0 L8 ③		0-0 E4 1B 1B	4	0	0	0	0	0	1
Ken Berry, R (1, 8) OBP: 0.335, SLG: 0.376		0-3 K ②			0-0 E3 FC4-6		0-3 K ①		0-0 1B 1B 1B	4	0	1	1	0	2	0
John Stephenson, L (1, 2) OBP: 0.262, SLG: 0.250		0-0 4-3 ③			0-0 FC4-6 G4-6-3 1-2f		0-0 E1 HBP 1B SF9		0-0 1B 1B IBB	3	1	0	0	1	0	1
Al Gallagher, R (1, 5) OBP: 0.353, SLG: 0.315			0-0 6-3 ①		0-0 G4-6-3 1-2f		0-0 HBP HR 1B		0-0 1B 1B	4	1	2	1	0	0	1
Rudy Meoli, L (1, 6) Bob Oliver, R (8, PH) Jerry Davanon, R (9, 6) OBP: 0.306, SLG: 0.250 OBP: 0.286, SLG: 0.385 OBP: 0.281, SLG: 0.344			0-0 1B			0-0 F7 ①		1-0 HR HBP		2	0	1	0	0	0	0

Inning Stats	R: 0	H: 1	E: 0	K: 0	S: 4	R: 0	H: 0	E: 0	K: 1	S: 5	R: 0	H: 0	E: 0	K: 0	S: 4	R: 0	H: 1	E: 0	K: 0	S: 4	R: 0	H: 0	E: 0	K: 1	S: 5	R: 0	H: 0	E: 1	K: 0	S: 3	R: 0	H: 0	E: 0	K: 0	S: 2	R: 0	H: 0	E: 0	K: 0	S: 3	R: 4	H: 2	E: 1	K: 1	S: 8	R: 2	H: 3	E: 1	K: 0	S: 4	1B: 5	SF: 1	2B: 1	3B: 0	HR: 1
--------------	------	------	------	------	------	------	------	------	------	------	------	------	------	------	------	------	------	------	------	------	------	------	------	------	------	------	------	------	------	------	------	------	------	------	------	------	------	------	------	------	------	------	------	------	------	------	------	------	------	------	-------	-------	-------	-------	-------

PITCHER	IP	WLS	BF	H	R	ER	SO	BB	IBB	HBP	BLK	WP	HR	S	P	ERA	WHIP
Dick Drago, R (1, 1) ERA: 3.78	8.0	L	33	6	6	1	3	1	0	1	0	0	1	37	42	1.12	0.875
Gene Garber, R (9, 1) ERA: 3.88	0.0		2	1	0	0	0	0	1	0	0	0	0	1	5	∞	∞


**BOTTOM**

**Kansas City Royals @ California Angels**  
**Anaheim Stadium, Anaheim, CA**

Tue Jun 26 1973, 10:05 PM EDT  
Att: 10,691 - Unknown - 75 F

livebaseballscorecards.com

AB	31
R	6
H	7
RBI	6
BB	2
SO	3
LOB	8



WP: 0	PA: 35
PB: 0	
SB: 0	
CS: 1	

Batter	1	2	3	4	5	6	7	8	9	AB R H RBI BB SO LOB	TOP									
Freddie Patek, R OBP: 0.337, SLG: 0.323 (1, 6) X	0-0 P4	0-0 F5		0-0 P3			0-0 1B			4 0 1 0 0 0 3	<b>Kansas City Royals @ Oakland Athletics</b> <b>Oakland-Alameda County Coliseum, Oakland, CA</b> Wed Jun 27 1973, 7:05 PM PDT Att. 7,990 - Unknown <a href="http://livebaseballscorecards.com">livebaseballscorecards.com</a>									
Frank White, R OBP: 0.262, SLG: 0.281 (1, 4) B B B	4-0 1B BB		0-0 L8		0-0 5-3		0-0 L7			3 0 0 0 1 0 1										
Amos Otis, R OBP: 0.348, SLG: 0.474 (1, 8) X	0-0 1-2 1B		4-0 HR BB		0-0 P5			0-0 F9		3 1 1 0 1 0 0										
John Mayberry, L OBP: 0.435, SLG: 0.589 (1, 3) X	0-0 F3		0-0 HR		0-0 P5			0-0 4-3		4 1 1 2 0 0 2										
Gail Hopkins, L OBP: 0.419, SLG: 0.459 (1, 10) X	0-0 F7		0-0 CS 1B		0-0 P6			0-0 F5		4 0 1 0 0 0 2										
Lou Piniella, R OBP: 0.282, SLG: 0.358 (1, 7) X		0-0 BB 1B	0-0 F3		0-0 5-3			0-0 F2		4 0 1 0 0 0 1										
Ed Kirkpatrick, L OBP: 0.376, SLG: 0.464 (1, 9) X		0-0 F8		0-0 L8		0-0 3-1		0-0 L9		4 0 0 0 0 0 1										
Paul Schaal, R OBP: 0.378, SLG: 0.377 (1, 5) X		0-0 F7		0-0 L7			0-0 CS 1B	0-0 6-3		4 0 1 0 0 0 1										
Carl Taylor, R OBP: 0.370, SLG: 0.222 (1, 2) B B B B	4-0 1-2 BB		4-0 BB		0-0 5-3					1 0 0 0 2 0 1										
<b>Inning Stats</b>	R: 0 E: 0 K: 0 S: 4	H: 1 LOB: 2 BB: 1 P: 8	R: 0 E: 0 K: 0 S: 4	H: 1 LOB: 2 BB: 1 P: 8	R: 2 E: 0 K: 0 S: 4	H: 2 LOB: 0 BB: 1 P: 8	R: 0 E: 0 K: 0 S: 3	H: 0 LOB: 1 BB: 1 P: 7	R: 0 E: 0 K: 0 S: 3	H: 0 LOB: 0 BB: 0 P: 3	R: 0 E: 0 K: 0 S: 4	H: 2 LOB: 1 BB: 0 P: 4	R: 0 E: 0 K: 0 S: 3	H: 0 LOB: 0 BB: 0 P: 3	R: 0 E: 0 K: 0 S: 3	H: 0 LOB: 0 BB: 0 P: 3	1B: 5 2B: 0 3B: 0 HR: 1	SF: 0 SAC: 0 DP: 0 HBP: 0	WP: 0 PB: 0 SB: 0 CS: 2	PA: 35
<b>PITCHER</b> Catfish Hunter, R ERA: 3.05 (1, 1)	IP 9.0 WLS W BF 35 H 6 R 2 ER 2 SO 0 BB 4 IBB 0 HBP 0 BLK 0 WP 0 HR 1 S 31 P 47 ERA 2.00 WHIP 1.111																			

**Kansas City Royals @ Oakland Athletics**  
**Oakland-Alameda County Coliseum, Oakland, CA**  
 Wed Jun 27 1973, 7:05 PM PDT  
 Att. 7,990 - Unknown

<b>AB</b>	31
<b>R</b>	2
<b>H</b>	6
<b>RBI</b>	2
<b>BB</b>	4
<b>SO</b>	0
<b>LOB</b>	12





Batter	1	2	3	4	5	6	7	8	9	AB R H RBI BB SO LOB
<b>Bert Campaneris, R</b> OBP: 0.338, SLG: 0.345 (1, 6)	0-3 K		0-0 6-3		4-0 BB 1B BB		0-0 SH3-4 1-2		0-0 E 1B	3 1 1 0 1 1 0
<b>Bill North, S</b> OBP: 0.365, SLG: 0.344 (1, 8)	0-0 6-3		0-0 4-3		0-0 BB 1-2 1B 3-H		0-0 FC6-5 FC6-4 2-3		0-0 E6 1-H	5 0 1 1 0 0 1
<b>Sal Bando, R</b> OBP: 0.363, SLG: 0.475 (1, 5)	4-0 BB			0-0 F7	4-0 FC6 BB 1-2 2-3		0-0 FC6-4 1-2f			2 0 0 0 2 0 1
<b>Reggie Jackson, L</b> OBP: 0.369, SLG: 0.522 (1, 9)	0-3 K			0-0 G6-4-3 1B	0-0 FC6 1-2f			0-0 SH3-4 1B		4 0 2 0 0 1 4
<b>Deron Johnson, R</b> OBP: 0.322, SLG: 0.421 (1, 10)		0-0 L7		0-0 G6-4-3 1-2f		0-0 6-3		0-0 SH3-4 1-2		3 0 0 0 0 0 1
<b>Gene Tenace, R</b> OBP: 0.401, SLG: 0.504 (1, 3)		4-0 E BB			0-0 HR	0-0 F8		4-0 IBB		2 1 1 1 2 0 0
<b>Ray Fosse, R</b> OBP: 0.291, SLG: 0.349 (1, 2)		0-0 E4 G4-6-3 1-2			0-0 4-3 1B 2B	0-0 1B		0-3 K		4 1 2 0 0 1 3
<b>Dick Green, R</b> OBP: 0.300, SLG: 0.348 (1, 4)		0-0 G4-6-3 1-2f			0-0 4-3 2-3	0-0 F8		0-3 K		4 0 0 0 0 1 6
<b>Angel Mangual, R</b> OBP: 0.235, SLG: 0.297 (1, 7)			0-0 4-3		0-0 5-3		0-0 FC6-5 SH3-4 1B		0-0 P6	4 0 1 0 0 0 1

Inning Stats	R: 0 E: 0 K: 2 S: 7	H: 0 LOB: 1 BB: 1 P: 11	R: 0 E: 1 K: 0 S: 3	H: 0 LOB: 1 BB: 1 P: 7	R: 0 E: 0 K: 0 S: 3	H: 0 LOB: 0 BB: 0 P: 3	R: 0 E: 0 K: 0 S: 3	H: 1 LOB: 0 BB: 0 P: 3	R: 2 E: 0 K: 0 S: 6	H: 3 LOB: 3 BB: 2 P: 14	R: 0 E: 0 K: 0 S: 4	H: 1 LOB: 1 BB: 0 P: 4	R: 0 E: 0 K: 2 S: 8	H: 1 LOB: 2 BB: 1 P: 12	R: 1 E: 1 K: 0 S: 3	H: 1 LOB: 1 BB: 0 P: 3	1B: 6 2B: 1 3B: 0 HR: 1	SF: 0 SAC: 2 DP: 2 HBP: 0	WP: 0 PB: 0 SB: 0 CS: 0	PA: 38
--------------	------------------------------	----------------------------------	------------------------------	---------------------------------	------------------------------	---------------------------------	------------------------------	---------------------------------	------------------------------	----------------------------------	------------------------------	---------------------------------	------------------------------	----------------------------------	------------------------------	---------------------------------	----------------------------------	------------------------------------	----------------------------------	--------

PITCHER	IP	WLS	BF	H	R	ER	SO	BB	IBB	HBP	BLK	WP	HR	S	P	ERA	WHIP
<b>Paul Splittorf, L</b> ERA: 2.87 (1, 1)	8.1	L	38	8	3	2	4	4	1	0	0	0	1	41	61	2.16	1.440

**BOTTOM**

**Kansas City Royals @ Oakland Athletics**  
Oakland-Alameda County Coliseum, Oakland, CA

Wed Jun 27 1973, 7:05 PM PDT  
Att. 7,990 - Unknown

livebaseballscorecards.com

<b>AB</b>	<b>31</b>
<b>R</b>	<b>3</b>
<b>H</b>	<b>8</b>
<b>RBI</b>	<b>2</b>
<b>BB</b>	<b>5</b>
<b>SO</b>	<b>4</b>
<b>LOB</b>	<b>17</b>



Batter	1	2	3	4	5	6	7	8	9	AB R H RBI BB SO LOB	TOP									
<b>Freddie Patek, R</b> (1, 6) OBP: 0.333, SLG: 0.318 <b>Gail Hopkins, L</b> (8, PH) OBP: 0.415, SLG: 0.453 <b>Frank White, R</b> (8, 6) OBP: 0.262, SLG: 0.281	0-3 K		0-3 K			0-0 F8		0-3 K		3 0 0 0 0 2 1 1 0 0 0 0 1 0 0 0 0 0 0 0 0	<b>Kansas City Royals @ Oakland Athletics</b> Oakland-Alameda County Coliseum, Oakland, CA Thu Jun 28 1973, 3:33 AM PDT Att. 5,665 - Unknown <a href="http://livebaseballscorecards.com">livebaseballscorecards.com</a>									
<b>Cookie Rojas, R</b> (1, 4) OBP: 0.296, SLG: 0.331	0-0 L9			0-0 G5-4-3 1B		0-0 6-3		0-0 F3	4 0 1 0 0 0 0											
<b>Amos Otis, R</b> (1, 8) OBP: 0.347, SLG: 0.471	0-0 F9			0-0 G5-4-3 1-2f		0-0 FC5-4 1B		0-3 K	4 1 1 0 0 1 1											
<b>John Mayberry, L</b> (1, 3) OBP: 0.436, SLG: 0.585		0-0 F8		4-0 WP BB		4-0 FC5-4 BB		0-0 5-3	2 0 0 0 2 0 0											
<b>Lou Piniella, R</b> (1, 7) OBP: 0.279, SLG: 0.354	0-3 K			0-0 4-3 1-2		0-0 FC5-4 L5-3 1-2f			3 0 0 1 0 1 2											
<b>Paul Schaal, R</b> (1, 5) OBP: 0.375, SLG: 0.372		0-0 L8			0-0 F9		0-0 L5-3 1-2		3 0 0 0 0 0 1											
<b>Kurt Bevacqua, R</b> (1, 10) OBP: 0.339, SLG: 0.350			0-0 6-3		0-0 F9		0-0 L9		3 0 0 0 0 0 0											
<b>Hal McRae, R</b> (1, 9) OBP: 0.245, SLG: 0.238			4-0 BB		0-0 P3		0-0 P3		2 0 0 0 1 0 0											
<b>Fran Healy, R</b> (1, 2) OBP: 0.299, SLG: 0.323			0-3 K		0-0 P3		0-0 HR		3 1 1 1 0 1 1											
<b>Inning Stats</b>	R: 0 E: 0 K: 1 S: 5	H: 0 LOB: 0 BB: 0 P: 5	R: 0 E: 0 K: 1 S: 5	H: 0 LOB: 0 BB: 0 P: 5	R: 0 E: 0 K: 2 S: 7	H: 0 LOB: 1 BB: 1 P: 11	R: 0 E: 0 K: 0 S: 3	H: 1 LOB: 1 BB: 1 P: 7	R: 0 E: 0 K: 0 S: 3	H: 0 LOB: 0 BB: 0 P: 3	R: 1 E: 0 K: 0 S: 3	H: 1 LOB: 0 BB: 1 P: 7	R: 1 E: 0 K: 1 S: 6	H: 1 LOB: 0 BB: 0 P: 6	R: 0 E: 0 K: 1 S: 5	H: 0 LOB: 0 BB: 0 P: 5	1B: 2 2B: 1 3B: 0 HR: 1	SF: 0 SAC: 0 DP: 2 HBP: 0	WP: 2 PB: 0 SB: 1 CS: 0	PA: 31
<b>PITCHER</b>	IP WLS BF H R ER SO BB IBB HBP BLK WP HR S P ERA WHIP																			
<b>Vida Blue, L</b> (1, 1) ERA: 3.63 <b>Rollie Fingers, R</b> (8, 1) ERA: 1.45	7.2 W 27 3 2 2 4 3 0 0 0 2 1 32 44 2.35 0.783																			
	1.1 S 4 0 0 0 2 0 0 0 0 0 0 8 8 0.00 0.000																			

**Kansas City Royals @ Oakland Athletics**  
 Oakland-Alameda County Coliseum, Oakland, CA  
 Thu Jun 28 1973, 3:33 AM PDT  
 Att. 5,665 - Unknown

<b>AB</b>	28
<b>R</b>	2
<b>H</b>	3
<b>RBI</b>	2
<b>BB</b>	3
<b>SO</b>	6
<b>LOB</b>	6



Batter	1	2	3	4	5	6	7	8	9	AB	R	H	RBI	BB	SO	LOB
Bert Campaneris, R OBP: 0.337, SLG: 0.345 (1, 6)	0-0 L8	0-0 SF9			0-0 1B			0-0 6-3		3	0	1	1	0	0	0
Bill North, S OBP: 0.364, SLG: 0.343 (1, 8)	0-0 5-3	0-0 PO	0-0 CS 1B		0-0 4-3			0-3 K		4	0	1	0	0	1	1
Sal Bando, R OBP: 0.361, SLG: 0.470 (1, 5)	4-0 FC4-6 BB		0-0 5-3	1-2		0-0 5-3		0-0 E6		3	0	0	0	1	0	1
Reggie Jackson, L OBP: 0.365, SLG: 0.514 (1, 9)	0-0 FC4-6		0-3 K			0-0 E6 K2-4		0-0 4-3		4	0	0	0	0	1	2
Deron Johnson, R OBP: 0.322, SLG: 0.420 (1, 10)		0-0 SH3-4 1B 1B		0-3 K		0-3 K2-4				3	1	1	0	0	2	1
Gene Tenace, R OBP: 0.401, SLG: 0.502 (1, 3)		0-0 1B SH3-4 SF9 1B		0-0 6-3			0-0 6-3			3	1	1	0	0	0	0
Joe Rudi, R OBP: 0.286, SLG: 0.394 Angel Mangual, R OBP: 0.240, SLG: 0.301 (4, PH) (5, 7)		0-0 SH3-4		0-3 K			0-0 S 1B			0	0	0	0	0	0	0
Ray Fosse, R OBP: 0.292, SLG: 0.346 (1, 2)		4-0 SF9 PO 1B IBB			0-0 L6		0-3 K			2	1	0	0	1	1	1
Manny Trillo, R OBP: 0.333, SLG: 0.333 (1, 4)		0-0 PO 1B			0-3 K		0-3 K			3	0	1	1	0	2	1

Inning Stats	R: 0	H: 0	E: 0	K: 0	S: 3	R: 3	H: 3	E: 0	K: 0	S: 5	R: 0	H: 1	E: 0	K: 1	S: 5	R: 0	H: 0	E: 0	K: 2	S: 7	R: 0	H: 1	E: 0	K: 1	S: 6	R: 0	H: 0	E: 1	K: 1	S: 5	R: 0	H: 1	E: 0	K: 2	S: 8	R: 0	H: 0	E: 1	K: 1	S: 6
	LOB: 1	BB: 1	P: 7	LOB: 0	BB: 1	P: 9	LOB: 0	BB: 0	P: 5	LOB: 1	BB: 0	P: 6	LOB: 1	BB: 0	P: 5	LOB: 1	BB: 0	P: 8	LOB: 1	BB: 0	P: 6	LOB: 1	BB: 0	P: 6	LOB: 1	BB: 0	P: 6	LOB: 1	BB: 0	P: 6	LOB: 1	BB: 0	P: 6	LOB: 1	BB: 0	P: 6	LOB: 1	BB: 0	P: 6	

PITCHER	IP	WLS	BF	H	R	ER	SO	BB	IBB	HBP	BLK	WP	HR	S	P	ERA	WHIP
Steve Busby, R ERA: 4.84 (1, 1)	8.0	L	31	6	3	3	8	1	1	0	0	0	0	45	53	3.38	0.875

**BOTTOM**

**Kansas City Royals @ Oakland Athletics**  
Oakland-Alameda County Coliseum, Oakland, CA

Thu Jun 28 1973, 3:33 AM PDT  
Att. 5,665 - Unknown

livebaseballscorecards.com

AB	27
R	3
H	6
RBI	2
BB	2
SO	8
LOB	7



WP: 0	PA: 32
PB: 0	
SB: 1	
CS: 1	

Batter	1	2	3	4	5	6	7	8	9	AB R H RBI BB SO LOB	TOP
Freddie Patek, R (1, 6) OBP: 0.336, SLG: 0.316	4-0 CS BB		4-0 BB			0-3 K		0-0 6-3		2 0 0 0 2 1 1	
Steve Hovley, L (1, 8) OBP: 0.341, SLG: 0.294	0-3 K 1-2		0-0 F8			4-0 BB		0-0 F5		3 0 0 0 1 1 2	
Ed Kirkpatrick, L (1, 9) OBP: 0.373, SLG: 0.457	0-0 P6				0-3 K	0-0 L8		4-0 BB		3 0 0 0 1 1 2	
John Mayberry, L (1, 3) OBP: 0.431, SLG: 0.576		0-0 F8		0-3 K		0-0 4-3		0-0 F7		4 0 0 0 0 1 3	
Lou Piniella, R (1, 7) OBP: 0.279, SLG: 0.350		4-0 BB		0-0 F8		0-0 5-3		0-0 F8		3 0 0 0 1 0 1	
Gail Hopkins, L (1, 10) OBP: 0.402, SLG: 0.436		0-3 K		0-0 4-3		0-3 K				3 0 0 0 0 2 1	
Cookie Rojas, R (1, 4) OBP: 0.283, SLG: 0.327		0-0 4-3		0-0 F8		0-0 F8				3 0 0 0 0 0 1	
Paul Schaal, R (1, 5) OBP: 0.371, SLG: 0.368			0-0 L9		0-0 L7			0-0 P2		3 0 0 0 0 0 0	
Fran Healy, R (1, 2) OBP: 0.300, SLG: 0.331			0-3 K			0-0 2B		0-0 P6		3 0 1 0 0 1 0	
<b>Inning Stats</b>	R: 0 E: 0 K: 1 S: 4 H: 0 LOB: 0 BB: 1 P: 8	R: 0 E: 0 K: 1 S: 5 H: 0 LOB: 1 BB: 1 P: 9	R: 0 E: 0 K: 1 S: 5 H: 0 LOB: 1 BB: 1 P: 9	R: 0 E: 0 K: 2 S: 7 H: 0 LOB: 0 BB: 0 P: 7	R: 0 E: 0 K: 0 S: 3 H: 0 LOB: 0 BB: 0 P: 3	R: 0 E: 0 K: 1 S: 6 H: 1 LOB: 2 BB: 1 P: 10	R: 0 E: 0 K: 1 S: 5 H: 0 LOB: 0 BB: 0 P: 5	R: 0 E: 0 K: 0 S: 3 H: 0 LOB: 0 BB: 0 P: 3	R: 0 E: 0 K: 0 S: 3 H: 0 LOB: 1 BB: 1 P: 7	1B: 0 2B: 1 3B: 0 HR: 0 SF: 0 SAC: 0 DP: 0 HBP: 0	WP: 0 PB: 0 SB: 0 CS: 1 PA: 32
<b>PITCHER</b> Jim Bibby, R (1, 1) ERA: 5.92	IP: 9.0 WLS: W BF: 32 H: 1 R: 0 ER: 0 SO: 7 BB: 5 IBB: 0 HBP: 0 BLK: 0 WP: 0 HR: 0 S: 41 P: 61 ERA: 0.00 WHIP: 0.667										

**Kansas City Royals @ Texas Rangers**  
 Arlington Stadium, Arlington, TX  
 Fri Jun 29 1973, 8:05 PM EDT  
 Att. 9,619 - Unknown

[livebaseballscorecards.com](http://livebaseballscorecards.com)

**AB** 27  
**R** 0  
**H** 1  
**RBI** 0  
**BB** 5  
**SO** 7  
**LOB** 11




Batter	1	2	3	4	5	6	7	8	9	AB R H RBI BB SO LOB	BOTTOM
Davey Nelson, R OBP: 0.320, SLG: 0.397 (1, 4) X	0-0 SH1-3 G3 2B		0-3 K		0-0 4-3		0-0 6-3			4 1 1 1 0 1 3	<b>Kansas City Royals @ Texas Rangers</b> Arlington Stadium, Arlington, TX Fri Jun 29 1973, 8:05 PM EDT Att. 9,619 - Unknown
Toby Harrah, R OBP: 0.339, SLG: 0.377 (1, 5) X	0-0 SH1-3 2-3		0-0 G6-3			0-0 FC8-4 1B	0-0 1B			3 0 2 1 0 0 1	
Alex Johnson, R OBP: 0.308, SLG: 0.361 (1, 10) X	0-0 G3			0-0 4-3		0-0 FC8-4 1B	0-0 4-3			4 0 1 1 0 0 1	
Rico Carty, R OBP: 0.288, SLG: 0.272 (1, 7) X Elliott Maddox, R OBP: 0.339, SLG: 0.269 (9, 7) X	0-0 6-3			0-0 6-3		0-0 FC8-4		0-0 5-3		4 0 0 0 0 0 2 0 0 0 0 0 0 0	
Jim Spencer, L OBP: 0.338, SLG: 0.397 (1, 3) X		0-0 F2		4-0 BB		0-3 K		0-0 FC6-4 1B		3 0 1 0 1 1 2	
Vic Harris, S OBP: 0.319, SLG: 0.379 (1, 8) X		0-0 2B		0-0 F7		0-0 F7		0-0 FC6-4 HBP		4 0 1 0 0 0 4	
Jeff Burroughs, R OBP: 0.351, SLG: 0.433 (1, 9) X		0-0 F8			0-0 F9		0-0 SH1-3 6-3 2B	1-0 HBP		3 1 1 0 0 0 1	
Ken Suarez, R OBP: 0.359, SLG: 0.353 (1, 2) X		0-0 P4			0-0 L5		0-0 SH1-3 2-3	0-0 G1		3 0 0 0 0 0 3	
Jim Mason, L OBP: 0.303, SLG: 0.321 (1, 6) X			0-0 G6-3 1B		4-0 BB		4-0 6-3 1B BB			1 1 1 0 2 0 0	

Inning Stats	R: 1 E: 0 K: 0 S: 4	H: 1 LOB: 0 BB: 0 P: 4	R: 0 E: 0 K: 0 S: 4	H: 1 LOB: 1 BB: 0 P: 4	R: 0 E: 0 K: 1 S: 5	H: 1 LOB: 0 BB: 0 P: 5	R: 0 E: 0 K: 0 S: 3	H: 0 LOB: 1 BB: 1 P: 7	R: 0 E: 0 K: 0 S: 3	H: 0 LOB: 1 BB: 1 P: 7	R: 0 E: 0 K: 1 S: 7	H: 2 LOB: 2 BB: 0 P: 7	R: 2 E: 0 K: 0 S: 5	H: 2 LOB: 1 BB: 1 P: 9	R: 0 E: 0 K: 0 S: 4	H: 1 LOB: 2 BB: 0 P: 5	1B: 5 2B: 3 3B: 0 HR: 0	SF: 0 SAC: 2 DP: 1 HBP: 1	WP: 0 PB: 0 SB: 0 CS: 0	PA: 35
--------------	------------------------------	---------------------------------	------------------------------	---------------------------------	------------------------------	---------------------------------	------------------------------	---------------------------------	------------------------------	---------------------------------	------------------------------	---------------------------------	------------------------------	---------------------------------	------------------------------	---------------------------------	----------------------------------	------------------------------------	----------------------------------	--------

PITCHER	IP	WLS	BF	H	R	ER	SO	BB	IBB	HBP	BLK	WP	HR	S	P	ERA	WHIP	IP	WLS	BF	H	R	ER	SO	BB	IBB	HBP	BLK	WP	HR	S	P	ERA	WHIP		
Mark Littell, R ERA: 5.19 (1, 1)	5.0	L	21	5	1	1	1	2	0	0	0	0	0	21	29	1.80	1.400																			
Bruce Dal Canton, R ERA: 3.93 (6, 1)	3.0		14	3	2	2	1	1	0	1	0	0	0	14	19	6.00	1.333																			

**Kansas City Royals @ Texas Rangers**  
Arlington Stadium, Arlington, TX  
Fri Jun 29 1973, 8:05 PM EDT  
Att. 9,619 - Unknown

**AB 29**  
**R 3**  
**H 8**  
**RBI 3**  
**BB 3**  
**SO 2**  
**LOB 17**



Batter	1	2	3	4	5	6	7	8	9	AB R H RBI BB SO LOB	TOP
<b>Freddie Patek, R</b> (1, 6) <small>OBP: 0.343, SLG: 0.330</small> <b>Steve Hovley, L</b> (7, PH) <small>OBP: 0.349, SLG: 0.319</small> (7, 9)	0-0  2B		0-0  2B		4-0  BB		4-0  IBB	0-0  HR		2 1 2 0 1 0 0 1 1 1 3 1 0 0	
<b>Jim Wohlford, R</b> (1, 10) <small>OBP: 0.271, SLG: 0.375</small> <b>Gail Hopkins, L</b> (7, PH) <small>OBP: 0.404, SLG: 0.438</small>	0-0  SF8		0-3  1		0-0  2		0-0  1B	0-0  3		3 1 0 0 0 1 3 2 0 1 1 0 0 0	
<b>Ed Kirkpatrick, L</b> (1, 9) <small>OBP: 0.366, SLG: 0.447</small> (7, 7)	0-0  WP		0-3  2		0-0  3		0-0  1B		0-0  1	5 0 0 2 0 1 5	
<b>John Mayberry, L</b> (1, 3) <small>OBP: 0.424, SLG: 0.568</small>	0-0  1		0-0  3		0-0  1		0-0  3		0-0  2	4 0 0 1 0 0 3	
<b>Amos Otis, R</b> (1, 8) <small>OBP: 0.344, SLG: 0.466</small>	0-0  1-3			0-0  1B		0-0  2		0-0  1	0-0  3	5 0 1 0 0 0 1	
<b>Cookie Rojas, R</b> (1, 4) <small>OBP: 0.293, SLG: 0.326</small>	0-0  3			0-0  1-2		0-0  3		0-0  1B		4 0 1 0 0 0 2	
<b>Kurt Bevacqua, R</b> (1, 7) <small>OBP: 0.347, SLG: 0.352</small> <b>Frank White, R</b> (7, 6) <small>OBP: 0.274, SLG: 0.293</small>		4-0  BB		0-0  2		0-0  3		0-0  1B	0-0  1B	2 1 1 0 1 0 1 1 1 1 0 0 0 0	<b>AB</b> 36 <b>R</b> 8 <b>H</b> 10 <b>RBI</b> 8 <b>BB</b> 3 <b>SO</b> 3 <b>LOB</b> 19
<b>Paul Schaal, R</b> (1, 5) <small>OBP: 0.369, SLG: 0.366</small>		0-0  1-2f		0-0  3		0-0  1B		0-0  HR	0-0  1B	4 2 1 0 0 0 4	
<b>Carl Taylor, R</b> (1, 2) <small>OBP: 0.368, SLG: 0.227</small>		0-3  3		0-0  1		0-0  1-2, 2-3		0-0  HR	0-0  1B	3 1 1 1 0 1 0	
<b>Inning Stats</b>	R: 2 H: 1 E: 2 LOB: 1 K: 0 BB: 0 S: 6 P: 6	R: 0 H: 0 E: 0 LOB: 0 K: 1 BB: 1 S: 4 P: 8	R: 0 H: 1 E: 0 LOB: 1 K: 2 BB: 0 S: 8 P: 8	R: 0 H: 1 E: 0 LOB: 1 K: 0 BB: 0 S: 4 P: 4	R: 0 H: 0 E: 0 LOB: 1 K: 0 BB: 1 S: 3 P: 7	R: 0 H: 0 E: 0 LOB: 0 K: 0 BB: 0 S: 3 P: 3	R: 2 H: 3 E: 0 LOB: 2 K: 0 BB: 1 S: 6 P: 10	R: 4 H: 4 E: 0 LOB: 0 K: 0 BB: 0 S: 7 P: 7	R: 0 H: 0 E: 0 LOB: 0 K: 0 BB: 0 S: 3 P: 3	1B: 7 SF: 1 2B: 2 SAC: 1 3B: 0 DP: 1 HR: 1 HBP: 0	WP: 1 PA: 41 PB: 0 SB: 1 CS: 0
<b>PITCHER</b> <b>Steve Dunning, R</b> (1, 1) <small>ERA: 5.66</small> <b>Bill Gogolewski, R</b> (7, 1) <small>ERA: 2.76</small> <b>Mike Paul, L</b> (7, 1) <small>ERA: 5.4</small> <b>Steve Foucault, R</b> (8, 1) <small>ERA: 4.64</small>	IP WLS BF H R ER SO BB IBB HBP BLK WP HR S P ERA WHIP 6.0 0 24 3 2 1 3 2 0 0 0 1 0 28 36 1.50 0.833 0.2 L 6 3 2 2 0 0 0 1 0 0 0 0 5 9 27.00 4.500 0.1 1 0 0 0 0 0 0 0 0 0 0 0 1 1 0.00 0.000 2.0 10 4 4 4 4 0 0 0 0 0 0 1 10 10 18.00 2.000					<b>PITCHER</b> IP WLS BF H R ER SO BB IBB HBP BLK WP HR S P ERA WHIP					

**Kansas City Royals @ Texas Rangers**  
 Arlington Stadium, Arlington, TX  
 Sat Jun 30 1973, 8:05 PM EDT  
 Unknown

livebaseballscorecards.com

Batter	1	2	3	4	5	6	7	8	9	AB R H RBI BB SO LOB
Davey Nelson, R OBP: 0.318, SLG: 0.393 (1, 4)	0-0 6-3 1B	0-0 1B		0-3 K		0-0 FC4-6 1-2f			0-0 4-3	5 0 1 0 0 1 2
Toby Harrah, R OBP: 0.340, SLG: 0.377 (1, 5)	0-0 1B	0-0 F8			0-0 F8		0-3 K		0-0 FC4 1B	5 1 2 0 0 1 1
Vic Harris, S OBP: 0.320, SLG: 0.379 (1, 8)	0-0 1B		0-0 1-3 E 1B		0-0 BLK 1B		0-3 K		0-0 FC4 1-2f	5 1 2 0 0 1 1
Alex Johnson, R OBP: 0.314, SLG: 0.367 (1, 10)	0-0 E SF9 1B		0-0 E 1B		0-0 P6		0-0 S 1B			4 1 3 1 0 0 1
Jim Spencer, L OBP: 0.336, SLG: 0.391 (1, 3)	0-0 E6 1-3 2-H		0-0 E4 L5-3		4-0 IBB		0-0 P6			3 0 0 0 1 0 3
Jeff Burroughs, R OBP: 0.345, SLG: 0.427 (1, 9)	0-0 SF9		0-0 L5-3		0-0 4-3			0-0 F8		3 0 0 1 0 0 4
Larry Blittner, L OBP: 0.272, SLG: 0.260 (1, 7)	0-0 6-3			0-0 FC3-6 1B		0-0 FC4-6 1B		0-0 4-3		4 0 2 0 0 0 1
Dick Billings, R OBP: 0.269, SLG: 0.260 (1, 2)			0-0 CS 1B		0-0 F9		0-0 P6	0-3 K		4 0 1 0 0 1 2
Jim Mason, L OBP: 0.296, SLG: 0.313 (1, 6)			0-3 K		0-0 FC3-6		0-3 K	0-3 K		4 0 0 0 0 3 3

Inning Stats	R: 3	H: 3	LOB: 1	K: 0	P: 7	R: 0	H: 2	LOB: 1	K: 1	P: 6	R: 0	H: 1	LOB: 1	K: 0	P: 4	R: 0	H: 1	LOB: 2	K: 0	P: 8	R: 0	H: 1	LOB: 1	K: 1	P: 6	R: 0	H: 0	LOB: 0	K: 1	P: 5	R: 0	H: 1	LOB: 1	K: 1	P: 6	1B: 11	SF: 1	2B: 1	SAC: 0	3B: 0	DP: 1	HR: 0	HBP: 0	WP: 0	PA: 39						
	E: 1			S: 7		E: 0			S: 6		E: 1			S: 4		E: 0			S: 4		E: 0			S: 6			E: 0			S: 5		E: 0																			

PITCHER	IP	WLS	BF	H	R	ER	SO	BB	IBB	HBP	BLK	WP	HR	S	P	ERA	WHIP	PITCHER	IP	WLS	BF	H	R	ER	SO	BB	IBB	HBP	BLK	WP	HR	S	P	ERA	WHIP														
Dick Drago, R ERA: 3.59 (1, 1)	9.0	W	39	11	3	1	7	0	1	0	1	0	0	52	56	1.00	1.222																																

**BOTTOM**

**Kansas City Royals @ Texas Rangers**  
Arlington Stadium, Arlington, TX  
Sat Jun 30 1973, 8:05 PM EDT  
Unknown

livebaseballscorecards.com

<b>AB</b>	<b>37</b>
<b>R</b>	<b>3</b>
<b>H</b>	<b>11</b>
<b>RBI</b>	<b>2</b>
<b>BB</b>	<b>1</b>
<b>SO</b>	<b>7</b>
<b>LOB</b>	<b>18</b>



Batter	1	2	3	4	5	6	7	8	9	AB R H RBI BB SO LOB	TOP											
Steve Hovley, L (1, 9) OBP: 0.363, SLG: 0.327	0-3 K			0-0 E3 SH1-3 1B		4-0 1B BB	4-0 BB		0-0 FC6-4 1B	3 2 2 0 2 1 0												
Frank White, R (1, 6) OBP: 0.273, SLG: 0.290	0-0 F8			0-0 SH1-3		0-0 BB 1B	0-0 1-3		0-0 FC6-4 CS	4 0 1 0 0 0 3												
Amos Otis, R (1, 8) OBP: 0.345, SLG: 0.475	0-0 4-3			0-0 P3		0-0 BB 1B			0-0 P6	5 1 2 2 0 0 2												
John Mayberry, L (1, 3) OBP: 0.422, SLG: 0.563			0-0 4-3	0-0 FC4 1B		0-3 K			0-0 F3	4 0 1 1 0 1 2												
Gail Hopkins, L (1, 10) OBP: 0.398, SLG: 0.422			0-3 K	0-0 FC4		4-0 BB			0-0 4-3	3 0 0 0 1 1 1												
Kurt Bevacqua, R (1, 7) OBP: 0.344, SLG: 0.349			0-3 K			0-0 F8			0-0 1B 1B	4 1 1 0 0 1 3												
Ed Kirkpatrick, L (8, 7) OBP: 0.366, SLG: 0.447						0-0 G3				0 0 0 0 0 0 0												
Paul Schaal, R (1, 5) OBP: 0.371, SLG: 0.375			0-0 F7			0-0 F2			0-0 1B 1B	4 0 2 0 0 0 0												
Bobby Floyd, R (1, 4) OBP: 0.370, SLG: 0.378			0-0 P5			0-0 6-3			0-0 1B 1B	4 0 1 1 0 0 1												
Fran Healy, R (1, 2) OBP: 0.292, SLG: 0.321			0-0 6-3			0-0 6-3			0-3 K	4 0 0 0 0 1 3												
<b>Inning Stats</b>	R: 0 E: 0 K: 1 S: 5	H: 0 LOB: 0 BB: 0 P: 5	R: 0 E: 0 K: 2 S: 7	H: 0 LOB: 0 BB: 0 P: 7	R: 0 E: 0 K: 0 S: 3	H: 0 LOB: 0 BB: 0 P: 3	R: 1 E: 1 K: 0 S: 5	H: 2 LOB: 1 BB: 0 P: 5	R: 0 E: 0 K: 0 S: 3	H: 0 LOB: 0 BB: 0 P: 3	R: 1 E: 0 K: 1 S: 7	H: 2 LOB: 3 BB: 2 P: 15	R: 0 E: 0 K: 0 S: 4	H: 1 LOB: 2 BB: 1 P: 8	R: 2 E: 0 K: 1 S: 9	H: 4 LOB: 2 BB: 0 P: 9	R: 0 E: 0 K: 0 S: 3	H: 1 LOB: 0 BB: 0 P: 3	1B: 8 2B: 0 3B: 1 HR: 1	SF: 0 SAC: 1 DP: 0 HBP: 0	WP: 0 PB: 0 SB: 0 CS: 1	PA: 39
<b>PITCHER</b>	IP WLS BF H R ER SO BB IBB HBP BLK WP HR S P ERA WHIP																					
Sonny Siebert, R (1, 1) ERA: 2.24	7.0 L 29 5 2 2 4 3 0 0 0 0 0 0 34 46 2.57 1.143																					
Bill Gogolewski, R (8, 1) ERA: 2.95	2.0 10 5 2 2 1 0 0 0 0 0 0 1 12 12 9.00 2.500																					

**Kansas City Royals @ Texas Rangers**  
 Arlington Stadium, Arlington, TX  
 Sat Jun 30 1973, 8:05 PM EDT  
 Att. 11,461 - Unknown

[livebaseballscorecards.com](http://livebaseballscorecards.com)

<b>AB</b>	35
<b>R</b>	4
<b>H</b>	10
<b>RBI</b>	4
<b>BB</b>	3
<b>SO</b>	5
<b>LOB</b>	15







Batter	1	2	3	4	5	6	7	8	9	AB R H RBI BB SO LOB	TOP																					
<b>Freddie Patek, R</b> (1, 6) OBP: 0.344, SLG: 0.332	0-3 <b>K</b>		0-0 <b>B1-3</b>	0-0 <b>E2</b> 1B		0-0 <b>P4</b>			0-0 <b>BB</b> 1B	5 0 2 1 0 1 1																						
<b>Frank White, R</b> (1, 4) OBP: 0.257, SLG: 0.273	0-0 <b>5-3</b>		0-0 <b>6-3</b>	0-0 <b>P4</b>				0-3 <b>K</b>	4-0 <b>G5-4-3</b> BB	4 0 0 0 0 1 1 0 0 0 0 1 0 0																						
<b>Lou Piniella, R</b> (9, PH) OBP: 0.281, SLG: 0.350									1-2 <b>BB</b>																							
<b>Amos Otis, R</b> (1, 8) OBP: 0.346, SLG: 0.472	4-0 <b>BB</b>		0-0 <b>1B</b> 1B		0-0 <b>5-3</b>			0-0 <b>5-3</b>	0-0 <b>G5-4-3</b> 1-2f	4 0 1 0 1 0 2																						
<b>John Mayberry, L</b> (1, 3) OBP: 0.420, SLG: 0.559	0-0 <b>F7</b>		0-0 <b>1B</b>		0-3 <b>K</b>			0-0 <b>G3</b>		4 0 1 0 0 1 1																						
<b>Paul Schaal, R</b> (1, 5) OBP: 0.369, SLG: 0.371		H 1-0 <b>FC3-6</b> HBP	0-0 <b>F8</b>		0-0 <b>6-3</b>			0-0 <b>E5</b> FC4-6		3 0 0 0 0 0 2																						
<b>Jim Wohlford, R</b> (1, 10) OBP: 0.286, SLG: 0.383		X 0-0 <b>FC3-6</b> BB 1-2f		X 0-0 <b>1B</b> SF7 1B		X 0-0 <b>SH3-4</b> 1B		X 0-0 <b>FC4-6</b> 1-2f		4 2 2 0 0 0 2																						
<b>Kurt Bevacqua, R</b> (1, 7) OBP: 0.344, SLG: 0.348		X 0-0 <b>F3</b>		X 0-0 <b>1B</b> E 1B		X 0-0 <b>SH3-4</b>		X 0-3 <b>K</b>		3 1 1 0 0 1 2																						
<b>Hal McRae, R</b> (1, 9) OBP: 0.251, SLG: 0.240		BB 4-0 <b>FC6-4</b> 1-2 BB		X 0-0 <b>5-3</b>		X 0-0 <b>1B</b> 2-H		X 0-0 <b>4-3</b>		3 0 1 1 1 0 3																						
<b>Carl Taylor, R</b> (1, 2) OBP: 0.357, SLG: 0.221		X 0-0 <b>FC6-4</b> 1-2f		X 0-0 <b>SF7</b> 3-H		X 0-0 <b>F8</b>		X 0-0 <b>F7</b>		2 0 0 1 0 0 3 1 0 0 0 0 0 0																						
<b>Cookie Rojas, R</b> (9, PH) OBP: 0.292, SLG: 0.325																																
<b>Inning Stats</b>	R: 0 E: 0 K: 1 S: 5	H: 0 LOB: 1 BB: 1 P: 9	R: 0 E: 0 K: 0 S: 3	H: 0 LOB: 2 BB: 1 P: 8	R: 0 E: 0 K: 0 S: 5	H: 2 LOB: 2 BB: 0 P: 5	R: 2 E: 1 K: 0 S: 6	H: 3 LOB: 1 BB: 0 P: 6	R: 0 E: 0 K: 1 S: 5	H: 0 LOB: 0 BB: 0 P: 5	R: 1 E: 0 K: 0 S: 5	H: 2 LOB: 1 BB: 0 P: 5	R: 0 E: 0 K: 1 S: 5	H: 0 LOB: 0 BB: 0 P: 5	R: 0 E: 1 K: 1 S: 6	H: 0 LOB: 1 BB: 0 P: 6	R: 0 E: 0 K: 0 S: 3	H: 1 LOB: 1 BB: 1 P: 7	1B: 8 2B: 0 3B: 0 HR: 0	SF: 1 SAC: 1 DP: 1 HBP: 1	WP: 0 PB: 0 SB: 0 CS: 0	PA: 39										
<b>PITCHER</b> <b>Jim Merritt, L</b> (1, 1) ERA: 3.84	IP 9.0	WLS W	BF 39	H 8	R 3	ER 3	SO 4	BB 3	IBB 0	HBP 1	BLK 0	WP 0	HR 0	S 43	P 56	ERA 3.00	WHIP 1.222															
											<b>PITCHER</b>	IP	WLS	BF	H	R	ER	SO	BB	IBB	HBP	BLK	WP	HR	S	P	ERA	WHIP				

**Kansas City Royals @ Texas Rangers**  
Arlington Stadium, Arlington, TX

[livebaseballscorecards.com](http://livebaseballscorecards.com)

<b>AB</b>	<b>33</b>
<b>R</b>	<b>3</b>
<b>H</b>	<b>8</b>
<b>RBI</b>	<b>3</b>
<b>BB</b>	<b>3</b>
<b>SO</b>	<b>4</b>
<b>LOB</b>	<b>17</b>



Sun Jul 01 1973, 8:05 PM EDT  
Att. 4,642 - Unknown

Batter	1	2	3	4	5	6	7	8	9	AB	R	H	RBI	BB	SO	LOB	BOTTOM			
Davey Nelson, R OBP: 0.315, SLG: 0.385 (1, 4)	0-3 K	0-0 L5-4			0-0 F9	4-0 1B E IBB		0-0 BB BB BB 1B		4	1	1	0	1	1	2	<b>Kansas City Royals @ Texas Rangers</b> Arlington Stadium, Arlington, TX Sun Jul 01 1973, 8:05 PM EDT Att. 4,642 - Unknown  <a href="http://livebaseballscorecards.com">livebaseballscorecards.com</a>			
Toby Harrah, R OBP: 0.338, SLG: 0.372 Jim Mason, L OBP: 0.295, SLG: 0.307 (1, 6) (2, 6)	1-0 1-3 2B HBP		0-0 6-3		0-0 4-3	0-0 E8 1B 1-H 2-H		4-0 1-2 2-3 BB BB		0	1	0	0	0	0	0				
Vic Harris, S OBP: 0.317, SLG: 0.391 (1, 5)	0-0 1-3 1-2		0-0 F9		0-0 6-3	0-3 K		0-0 SF8 3-H		4	0	0	1	0	1	2				
Rico Carly, R OBP: 0.302, SLG: 0.296 Tom Grieve, R OBP: 0.100, SLG: 0.100 (1, 7) (8, 7)	0-0 2B 2B 2-H		0-0 2B		0-0 FC6 1B	0-0 1B 1B		0-0 F8		4	1	4	1	0	0	0				
Alex Johnson, R OBP: 0.315, SLG: 0.368 (1, 10)	0-0 2B 2-H		4-0 IBB		0-0 FC6 1B HR 1-2	0-0 BB 1B 1-3		0-0 6-3		4	1	2	1	1	0	3				
Jeff Burroughs, R OBP: 0.342, SLG: 0.418 (1, 9)	0-3 K		0-3 K		0-0 HR 1B	4-0 BB 1B 1-2				3	1	1	0	1	2	3				
Dick Billings, R OBP: 0.268, SLG: 0.253 (1, 2)		4-0 L5-4 BB BB		0-0 6-3		0-0 F8		0-0 F8		3	0	0	0	1	0	4				
Bill Sudakis, S OBP: 0.213, SLG: 0.349 (1, 3)		0-3 K		0-3 K		0-0 HR 1-H 3-H		0-0 F9		4	1	1	3	0	2	3				
Elliott Maddox, R OBP: 0.354, SLG: 0.281 (1, 8)		4-0 BB BB BB BB		0-0 F9		0-0 S 1B 1B		0-0 BB 1B SF8 1B		3	2	2	0	1	0	0				
<b>Inning Stats</b>	R: 2 E: 0 K: 2 S: 9	H: 2 LOB: 1 BB: 0 P: 10	R: 0 E: 0 K: 1 S: 4	H: 0 LOB: 1 BB: 2 P: 12	R: 0 E: 0 K: 1 S: 6	H: 1 LOB: 2 BB: 1 P: 10	R: 0 E: 0 K: 1 S: 5	H: 0 LOB: 0 BB: 0 P: 5	R: 0 E: 0 K: 0 S: 3	H: 0 LOB: 0 BB: 0 P: 3	R: 5 E: 1 K: 1 S: 10	H: 5 LOB: 1 BB: 1 P: 14	R: 0 E: 0 K: 0 S: 4	H: 2 LOB: 2 BB: 1 P: 8	R: 1 E: 0 K: 0 S: 5	H: 2 LOB: 2 BB: 1 P: 9	1B: 8 2B: 4 3B: 0 HR: 1	SF: 1 SAC: 0 DP: 1 HBP: 1	WP: 0 PB: 0 SB: 1 CS: 0	PA: 41
<b>PITCHER</b> Paul Splittorf, L ERA: 3.13 Gene Garber, R ERA: 3.88	IP 5.2 2.1	WLS L	BF 29 12	H 8 4	R 7 1	ER 6 1	SO 5 1	BB 2 2	IBB 2 0	HBP 1 0	BLK 0 0	WP 0 0	HR 1 0	S 34 12	P 51 20	ERA 9.53 3.86	WHIP 1.765 2.571	IP H R ER SO BB IBB HBP BLK WP HR S P ERA WHIP		



Batter	1	2	3	4	5	6	7	8	9	AB R H RBI BB SO LOB	TOP											
Rod Carew, L (1, 4) OBP: 0.406, SLG: 0.502	0-0 1B G5-4-3 1B		0-0 5-3	0-0 1-2 2-3 1B		0-0 1-2 1B		0-0 S 1B		5 1 4 0 0 0 0	<b>Minnesota Twins @ Kansas City Royals</b> Royals Stadium, Kansas City, MO Mon Jul 02 1973, 8:05 PM EDT Att. 11,724 - Unknown - 90 F											
Jerry Terrell, R (1, 6) OBP: 0.313, SLG: 0.333	0-0 1-3 G5-4-3 1B		0-0 1-3	0-0 1-2 2-3 3-H 1B		0-0 1-3 2-H 1B		0-0 1-2 1B	5 0 2 2 0 0 3													
Tony Oliva, L (1, 10) OBP: 0.343, SLG: 0.359	0-0 1-2f 3-H G5-4-3		0-0 1B	4-0 IBB		0-0 1-2 CS		0-0 G5-4-3 1B	4 0 2 0 1 0 1													
Bobby Darwin, R (1, 9) OBP: 0.314, SLG: 0.410	0-0 5-3		0-3 K	0-3 K		0-0 G5-4-3 1B		0-0 BB	4 0 0 0 1 2 5													
Steve Braun, L (1, 5) OBP: 0.409, SLG: 0.463		0-0 5-3 1B		0-0 2B		0-0 E 1B		0-0 F9	5 1 3 0 0 0 1													
Larry Hisle, R (1, 8) OBP: 0.340, SLG: 0.408		0-0 F7		0-0 2-H 1B 2B		0-0 1-2 E5		0-0 5-3	5 1 1 1 0 1 3													
Joe Lis, R (1, 3) OBP: 0.223, SLG: 0.302		0-0 1-2 5-3		0-0 F7		0-0 F2		0-3 K	4 0 0 0 0 1 4													
Phil Roof, R (1, 2) OBP: 0.303, SLG: 0.254		4-0 BB		0-0 2-H 1B 5-3 1B		0-3 K		0-3 K	3 1 1 1 1 2 0													
Jim Holt, L (1, 7) OBP: 0.324, SLG: 0.455		0-0 4-3		4-0 5-3 1B BB		0-0 1B 1B		0-0 6-3	3 1 1 0 1 0 2													
<b>Inning Stats</b>	R: 1 E: 0 K: 0 S: 4	H: 2 LOB: 0 BB: 0 P: 4	R: 0 E: 0 K: 0 S: 4	H: 1 LOB: 2 BB: 1 P: 8	R: 0 E: 0 K: 1 S: 6	H: 1 LOB: 1 BB: 0 P: 6	R: 3 E: 0 K: 1 S: 9	H: 4 LOB: 3 BB: 2 P: 17	R: 0 E: 0 K: 1 S: 5	H: 0 LOB: 0 BB: 0 P: 5	R: 1 E: 0 K: 1 S: 6	H: 3 LOB: 0 BB: 0 P: 6	R: 0 E: 1 K: 1 S: 7	H: 2 LOB: 2 BB: 0 P: 7	R: 0 E: 0 K: 1 S: 6	H: 1 LOB: 1 BB: 0 P: 6	R: 0 E: 0 K: 0 S: 3	H: 0 LOB: 1 BB: 1 P: 7	1B: 12 2B: 2 3B: 0 HR: 0	SF: 0 SAC: 0 DP: 2 HBP: 0	WP: 0 PB: 0 SB: 1 CS: 1	PA: 43
<b>PITCHER</b>	IP WLS BF H R ER SO BB IBB HBP BLK WP HR S P ERA WHIP																					
Steve Busby, R (1, 1) ERA: 5.03	3.1 L 17 7 4 4 1 1 0 0 0 0 0 0 18 22 10.80 2.400																					
Bruce Dal Canton, R (4, 1) ERA: 3.87	3.1 15 6 1 1 3 1 1 0 0 0 0 0 19 27 2.70 2.100																					
Doug Bird, R (7, 1) ERA: 3.28	2.1 10 1 0 0 2 1 0 0 0 0 0 0 13 17 0.00 0.857																					

livebaseballscorecards.com

<b>AB</b>	<b>38</b>
<b>R</b>	<b>5</b>
<b>H</b>	<b>14</b>
<b>RBI</b>	<b>4</b>
<b>BB</b>	<b>4</b>
<b>SO</b>	<b>6</b>
<b>LOB</b>	<b>19</b>



BOTTOM

Minnesota Twins @ Kansas City Royals  
Royals Stadium, Kansas City, MO

Mon Jul 02 1973, 8:05 PM EDT  
Att. 11,724 - Unknown - 90 F

livebaseballscorecards.com

AB	33
R	2
H	7
RBI	2
BB	4
SO	5
LOB	17



WP:	0	PA:	37
PB:	0		
SB:	0		
CS:	0		

AB	R	H	RBI	BB	SO	LOB
4	0	0	0	0	1	1
1	0	0	0	0	0	1

4	0	1	0	0	0	1
---	---	---	---	---	---	---

4	0	1	0	0	0	2
---	---	---	---	---	---	---

3	0	0	0	1	1	1
---	---	---	---	---	---	---

3	1	0	0	1	0	1
---	---	---	---	---	---	---

3	0	2	1	1	0	0
---	---	---	---	---	---	---

3	0	0	0	1	1	3
---	---	---	---	---	---	---

2	1	1	0	0	0	2
2	0	1	0	0	1	2
0	0	0	0	0	0	0


3	0	1	1	0	1	2
1	0	0	0	0	0	1

1B:	5	SF:	0
2B:	2	SAC:	0
3B:	0	DP:	1
HR:	0	HBP:	0

Batter	1	2	3	4	5	6	7	8	9
Freddie Patek, R (1, 6) OBP: 0.339, SLG: 0.326 Lou Piniella, R (9, PH) OBP: 0.280, SLG: 0.349	0-0 F7		0-0 5-3		0-0 F7		0-3 K		0-0 F8
Steve Hovley, L (1, 9) OBP: 0.360, SLG: 0.325	0-0 4-3		0-0 F7		0-0 F7		0-0 FC5-4 1B		
Amos Otis, R (1, 8) OBP: 0.345, SLG: 0.469	0-0 4-3		0-0 1B		0-0 F8		0-0 FC5-4 1-2f		
John Mayberry, L (1, 3) OBP: 0.418, SLG: 0.553		0-0 4-3	0-3 K			4-0 FC4-6 BB		0-0 3-1	
Ed Kirkpatrick, L (1, 7) OBP: 0.364, SLG: 0.442		4-0 2B BB		0-0 F7		0-0 FC4-6 F7 BB 1-2f		0-0 6-3	
Cookie Rojas, R (1, 4) OBP: 0.298, SLG: 0.332		0-0 FC1-4 1-H 2B		0-0 G4-3 1B		4-0 F7 BB 1-2		0-0 6-3	
Paul Schaal, R (1, 5) OBP: 0.368, SLG: 0.367		4-0 FC1-4 BB		0-0 G4-3 1-2f		0-0 F7 1-2 2-3		0-3 K	
Jim Wohlford, R (1, 10) OBP: 0.292, SLG: 0.387 Gail Hopkins, L (6, PH) OBP: 0.400, SLG: 0.424 Frank White, R (9, PR) OBP: 0.257, SLG: 0.273		0-0 FC1-4 1-2f 2-3		0-0 2B 1B		0-3 K		0-0 1B	
Fran Healy, R (1, 2) OBP: 0.293, SLG: 0.328 Kurt Bevacqua, R (9, PH) OBP: 0.341, SLG: 0.345		0-0 4-3		0-0 2B		0-3 K		0-0 F7	

Inning Stats	R	H	E	K	S	R	H	E	K	S	R	H	E	K	S	R	H	E	K	S	R	H	E	K	S	R	H	E	K	S	R	H	E	K	S	R	H	E	K	S	R	H	E	K	S	1B	2B	3B	HR	SF	SAC	DP	HBP
	0	0	0	0	3	1	1	0	0	4	0	1	0	1	6	1	2	0	0	5	0	0	0	2	13	0	1	0	1	8	0	0	0	3	3	0	1	0	0	6	0	1	0	0	6	5	2	0	0	0	0	1	0

PITCHER	IP	WLS	BF	H	R	ER	SO	BB	IBB	HBP	BLK	WP	HR	S	P	ERA	WHIP
Dick Woodson, R (1, 1) ERA: 3.8	5.0	W	21	5	2	2	1	2	0	0	0	0	0	21	29	3.60	1.400
Ray Corbin, R (6, 1) ERA: 1.93	4.0	S	16	2	0	0	4	2	0	0	0	0	0	22	30	0.00	1.000

Batter	1	2	3	4	5	6	7	8	9	AB R H RBI BB SO LOB	TOP																
Rod Carew, L (1, 4) OBP: 0.403, SLG: 0.495	0-0 4-3		0-0 G4-6-3		0-0 P4		0-0 CS BB		0-0 G3	4 0 0 0 1 0 1	<p>Minnesota Twins @ Kansas City Royals Royals Stadium, Kansas City, MO</p> <p>Tue Jul 03 1973, 8:05 PM EDT Att. 23,126 - Unknown - 93 F</p> <p>livebaseballscorecards.com</p> <table border="1"> <tr><td>AB</td><td>35</td></tr> <tr><td>R</td><td>6</td></tr> <tr><td>H</td><td>10</td></tr> <tr><td>RBI</td><td>6</td></tr> <tr><td>BB</td><td>5</td></tr> <tr><td>SO</td><td>8</td></tr> <tr><td>LOB</td><td>19</td></tr> </table> 	AB	35	R	6	H	10	RBI	6	BB	5	SO	8	LOB	19		
AB	35																										
R	6																										
H	10																										
RBI	6																										
BB	5																										
SO	8																										
LOB	19																										
Jerry Terrell, R (1, 6) OBP: 0.309, SLG: 0.325	0-0 L4		0-0 1-3		0-0 F8		4-0 1-2 BB	0-3 K	4 0 0 0 1 1 0																		
Tony Oliva, L (1, 10) OBP: 0.347, SLG: 0.397	0-0 HR			0-0 6-3		0-0 HR	0-0 F8	0-0 HR	5 3 3 3 0 0 1																		
Bobby Darwin, R (1, 9) OBP: 0.316, SLG: 0.413	0-3 K			0-0 HR 1B		0-0 F9 1B 2B	0-3 K	0-0 6-3	5 2 2 0 0 2 1																		
Steve Braun, L (1, 5) OBP: 0.411, SLG: 0.461		0-0 FC6-4 1B		0-0 P6		0-0 F9 2-3	4-0 FC1-4 1B BB		3 0 1 0 1 0 2																		
Larry Hisle, R (1, 8) OBP: 0.345, SLG: 0.422		0-3 K		0-0 1-H HR		4-0 1B BB	0-0 FC1-4 1B		3 1 2 2 1 1 1																		
Joe Lis, R (1, 3) OBP: 0.235, SLG: 0.311		0-3 K		0-0 1B		0-0 1-2 1B	0-3 K		4 0 2 1 0 2 3																		
George Mitterwald, R (1, 2) OBP: 0.320, SLG: 0.393		0-0 FC6-4		0-3 K		0-3 3-H K	0-0 FC1-4		4 0 0 0 0 2 6																		
Jim Holt, L (1, 7) OBP: 0.323, SLG: 0.449			4-0 G4-6-3 BB		0-0 F3	0-0 F8	0-0 1-3		3 0 0 0 1 0 4																		
<b>Inning Stats</b>	R: 1 E: 0 K: 1 S: 6	H: 1 LOB: 0 BB: 0 P: 6	R: 0 E: 0 K: 2 S: 8	H: 1 LOB: 1 BB: 0 P: 8	R: 0 E: 0 K: 0 S: 2	H: 0 LOB: 0 BB: 1 P: 6	R: 2 E: 0 K: 1 S: 8	H: 3 LOB: 1 BB: 0 P: 8	R: 0 E: 0 K: 0 S: 3	H: 0 LOB: 0 BB: 0 P: 3	R: 2 E: 0 K: 1 S: 8	H: 3 LOB: 2 BB: 1 P: 12	R: 0 E: 0 K: 1 S: 4	H: 0 LOB: 1 BB: 2 P: 12	R: 0 E: 0 K: 1 S: 6	H: 1 LOB: 2 BB: 1 P: 10	R: 1 E: 0 K: 1 S: 6	H: 1 LOB: 0 BB: 0 P: 6	1B: 5 2B: 1 3B: 0 HR: 4	SF: 0 SAC: 0 DP: 1 HBP: 0	WP: 0 PB: 0 SB: 0 CS: 1	PA: 40					
<b>PITCHER</b>	IP WLS BF H R ER SO BB IBB HBP BLK WP HR S P ERA WHIP																										
Mark Littell, R (1, 1) ERA: 5.96	5.1		23	7	5	5	4	1	0	0	0	0	3	30	34	8.44	1.500										
Ken Wright, R (6, 1) ERA: 3.76	1.2		10	2	0	0	2	4	0	0	0	0	0	10	26	0.00	3.600										
Gene Garber, R (8, 1) ERA: 3.89	2.0	W	7	1	1	1	2	0	0	0	0	0	1	11	11	4.50	0.500										

Batter	1	2	3	4	5	6	7	8	9	AB	R	H	RBI	BB	SO	LOB
Freddie Patek, R OBP: 0.338, SLG: 0.338 (1, 6)	0-0 HR	0-0 6-3		0-0 FC6-4 1-2f			0-3 K			4	1	1	1	0	1	1
Cookie Rojas, R OBP: 0.297, SLG: 0.331 (1, 4)	0-0 1B 2B 1B		0-3 K		0-0 6-3		0-0 5-3			4	1	1	0	0	1	0
Amos Otis, R OBP: 0.347, SLG: 0.470 (1, 8)	0-0 2B 1-3 SF7 1B		0-0 1B S SF8 1B		0-0 P4		0-0 5-3			4	2	2	0	0	0	0
Gail Hopkins, L OBP: 0.422, SLG: 0.455 (1, 3)	0-0 1B 2B		0-0 1B		1-0 S HBP			0-0 F7 SH2-4 1B 1B		3	0	3	1	0	0	0
Kurt Bevacqua, R OBP: 0.341, SLG: 0.345 (8, PR) (9, 3)	1-3 3-H 1B 2B		1-3 1B							0	1	0	0	0	0	0
Ed Kirkpatrick, L OBP: 0.360, SLG: 0.440 (1, 9)	0-0 SF7		0-0 SF8		0-3 K 1-2			0-0 SH2-4		1	0	0	2	0	1	1
Lou Piniella, R OBP: 0.280, SLG: 0.347 (1, 7)	0-0 2-H 1B		0-0 F9			0-0 6-3		0-0 F7		4	0	1	0	0	0	3
Steve Hovley, L OBP: 0.358, SLG: 0.323 (1, 10)	0-0 6-3			0-0 4-3		0-0 1-3		0-0 1B		4	0	1	1	0	0	1
Paul Schaal, R OBP: 0.373, SLG: 0.395 (1, 5)		0-0 F9		0-0 FC6-4 1B		0-0 HR		0-0 HR		4	2	3	2	0	0	0
Fran Healy, R OBP: 0.293, SLG: 0.328 (1, 2)		0-0 1B		0-3 K		0-3 K				3	0	1	0	0	2	1

Inning Stats	R: 3	H: 5	E: 0	LOB: 1	K: 0	S: 7	P: 7	R: 0	H: 1	E: 0	LOB: 0	K: 0	S: 3	R: 1	H: 2	E: 0	LOB: 1	K: 1	S: 7	R: 0	H: 0	E: 0	LOB: 1	K: 1	S: 5	R: 1	H: 1	E: 0	LOB: 0	K: 1	S: 6	R: 0	H: 0	E: 0	LOB: 0	K: 1	S: 5	R: 1	H: 2	E: 0	LOB: 1	K: 0	S: 4	R: 1	H: 1	E: 0	LOB: 0	K: 0	S: 1	1B: 9	SF: 2	2B: 1	SAC: 1	3B: 0	DP: 0	HR: 3	HBP: 1	WP: 0	PA: 35
--------------	------	------	------	--------	------	------	------	------	------	------	--------	------	------	------	------	------	--------	------	------	------	------	------	--------	------	------	------	------	------	--------	------	------	------	------	------	--------	------	------	------	------	------	--------	------	------	------	------	------	--------	------	------	-------	-------	-------	--------	-------	-------	-------	--------	-------	--------

PITCHER	IP	WLS	BF	H	R	ER	SO	BB	IBB	HBP	BLK	WP	HR	S	P	ERA	WHIP
Bert Blyleven, R ERA: 2.5 (1, 1)	8.0		34	12	6	6	5	0	0	1	0	0	2	43	44	6.75	1.500
Ken Sanders, R ERA: 5.4 (9, 1)	0.0	L	1	1	1	1	0	0	0	0	0	0	1	1	1	∞	∞

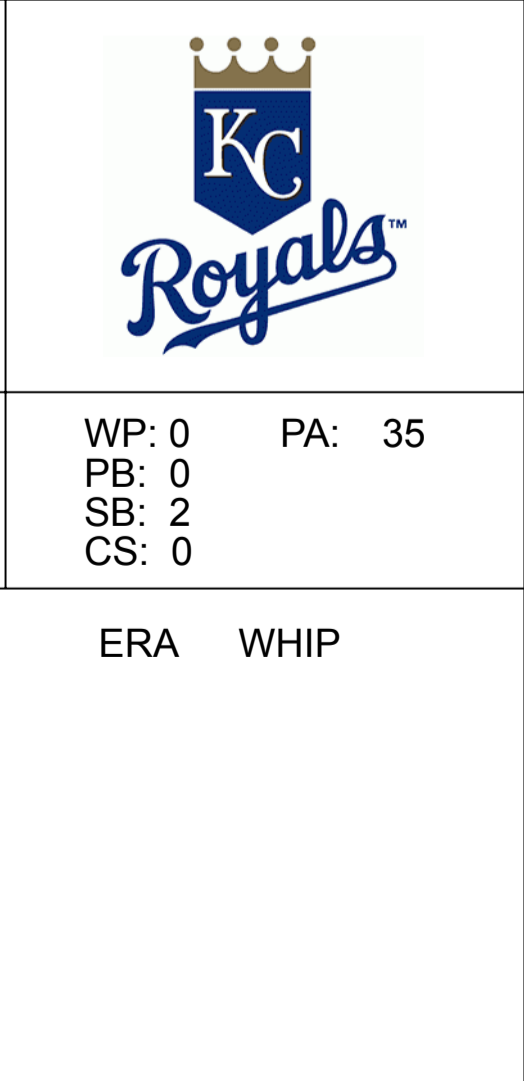
**BOTTOM**

**Minnesota Twins @ Kansas City Royals**  
 Royals Stadium, Kansas City, MO

Tue Jul 03 1973, 8:05 PM EDT  
 Att: 23,126 - Unknown - 93 F

livebaseballscorecards.com

**AB 31**  
**R 7**  
**H 13**  
**RBI 7**  
**BB 0**  
**SO 5**  
**LOB 7**



Batter	1	2	3	4	5	6	7	8	9	AB R H RBI BB SO LOB	TOP	
Freddie Patek, R OBP: 0.336, SLG: 0.332 (1, 6) X	0-0 F8		0-0 1-6-3			0-0 5-3		0-3 K	4-0 BB 1B	4 0 0 1 1 1 1		
Cookie Rojas, R OBP: 0.305, SLG: 0.334 (1, 4) B B B	4-0 FC6-4 BB		4-0 BB			0-0 F8		0-0 FC6 1B	0-0 1B	3 0 2 2 2 0 0		
Amos Otis, R OBP: 0.346, SLG: 0.468 Steve Hovley, L OBP: 0.350, SLG: 0.314 (1, 8) X (1, 8)	0-0 FC6-4 CS 1-2f		0-0 4-3			0-0 4-3		0-0 FC6 1-2f	0-0 L7	1 0 0 0 0 0 1 4 0 0 0 0 0 5		
Lou Piniella, R OBP: 0.276, SLG: 0.342 (1, 7)	0-0 CS 1-2	0-3 K		0-0 1-3			0-0 E5 SH1-4		0-3 K	4 0 0 0 0 2 0		
Kurt Bevacqua, R OBP: 0.348, SLG: 0.353 (1, 3)		0-0 5-3		0-0 G4-3 1B			0-0 SH1-4 1-2		0-0 BB BB F5 1B	3 1 2 0 0 0 0		
Paul Schaal, R OBP: 0.374, SLG: 0.392 (1, 5)		0-0 6-3		0-0 G4-3 1-2f			4-0 BB BB BB BB BB BB		4-0 BB BB BB BB	2 1 0 0 2 0 1		
Hal McRae, R OBP: 0.253, SLG: 0.242 John Mayberry, L OBP: 0.420, SLG: 0.553 Frank White, R OBP: 0.257, SLG: 0.273 Carl Taylor, R OBP: 0.357, SLG: 0.221 (1, 9) (9, PH) (9, PR) (9, 2)			0-0 6-3 2B 1B		0-0 L1		0-3 K		4-0 BB BB 1B BB	3 1 1 0 0 1 2 0 0 0 0 1 0 0 0 1 0 0 0 0 0 0 0 0 0 0 0 0		
Jim Wohlford, R OBP: 0.279, SLG: 0.369 Gail Hopkins, L OBP: 0.418, SLG: 0.449 (1, 10) (9, PH)			0-0 6-3 1-2		0-0 6-3		0-0 L7		0-0 F5 3-H	3 0 0 0 0 0 3 1 0 0 1 0 0 2		
Fran Healy, R OBP: 0.294, SLG: 0.336 Ed Kirkpatrick, L OBP: 0.363, SLG: 0.440 (1, 2) (9, PH) (9, 9)			0-0 1-6-3 2-H 2B		0-3 K			0-0 F7	4-0 BB BB 1B BB	3 0 1 1 0 1 0 0 1 0 0 1 0 0		
<b>Inning Stats</b>	R: 0 H: 0 E: 0 LOB: 0 K: 0 BB: 1 S: 2 P: 6	R: 0 H: 0 E: 0 LOB: 0 K: 1 BB: 0 S: 5 P: 5	R: 1 H: 2 E: 0 LOB: 2 K: 0 BB: 1 S: 5 P: 9	R: 0 H: 1 E: 0 LOB: 0 K: 0 BB: 0 S: 3 P: 3	R: 0 H: 0 E: 0 LOB: 0 K: 1 BB: 0 S: 5 P: 5	R: 0 H: 0 E: 0 LOB: 0 K: 0 BB: 0 S: 3 P: 3	R: 0 H: 0 E: 1 LOB: 2 K: 1 BB: 1 S: 6 P: 10	R: 0 H: 1 E: 0 LOB: 1 K: 1 BB: 0 S: 6 P: 6	R: 4 H: 2 E: 0 LOB: 2 K: 1 BB: 4 S: 7 P: 23	1B: 5 SF: 0 2B: 1 SAC: 1 3B: 0 DP: 1 HR: 0 HBP: 0	WP: 0 PA: 40 PB: 0 SB: 0 CS: 1	
<b>PITCHER</b> Eddie Bane, L ERA: 1.29 Ray Corbin, R ERA: 2.42 Bill Hands, R ERA: 4.63	IP WLS BF H R ER SO BB IBB HBP BLK WP HR S P ERA WHIP											
	(1, 1) 7.0 26 3 1 1 3 3 0 0 0 0 0 0 29 41 1.29 0.857											
	(8, 1) 1.2 L 11 2 4 4 2 4 0 0 0 0 0 0 11 27 21.60 3.600											
	(9, 1) 0.1 2 1 0 0 0 0 0 0 0 0 0 0 2 2 0.00 3.000											

Kansas City Royals @ Minnesota Twins  
Metropolitan Stadium, Bloomington, MI

Wed Jul 04 1973, 8:05 PM EDT  
Att. 45,890 - Unknown - 80 F

AB	31
R	5
H	6
RBI	5
BB	7
SO	5
LOB	15





Batter	1	2	3	4	5	6	7	8	9	AB	R	H	RBI	BB	SO	LOB	BOTTOM																		
Rod Carew, L OBP: 0.406, SLG: 0.496 (1, 4)	0-0 CS 1B		0-0 BB 1B	0-0 6-3			0-0 1-3		0-0 1B SF7 1B	5	1	3	0	0	0	1	<b>Kansas City Royals @ Minnesota Twins</b> Metropolitan Stadium, Bloomington, MI Wed Jul 04 1973, 8:05 PM EDT Att: 45,890 - Unknown - 80 F																		
Jerry Terrell, R OBP: 0.317, SLG: 0.339 (1, 6)	0-0 1B 2B		0-3 K		0-0 G1-6-3 1B		0-0 6-3		0-0 1B 1B	5	0	3	0	0	1	1																			
Tony Oliva, L OBP: 0.345, SLG: 0.393 (1, 10)	4-0 1B BB		0-0 F8		0-0 G1-6-3 1-2f		0-0 F7		0-0 SF7	3	0	0	1	1	0	2																			
Bobby Darwin, R OBP: 0.317, SLG: 0.413 (1, 9)	0-0 G4-6-3 1B		0-0 BB 1B		0-3 K		0-3 K		0-3 K	5	0	2	0	0	3	1																			
Steve Braun, L OBP: 0.418, SLG: 0.479 (1, 5)	0-0 G4-6-3 1-2f		4-0 BB 1B		0-0 3B		0-0 1B 2B		0-0 1B	4	1	3	0	1	0	3																			
Larry Hisle, R OBP: 0.343, SLG: 0.418 (1, 8)		0-0 F9	0-0 F8		0-0 F3		0-0 HR 1B		0-0 F8	5	1	1	1	0	0	6																			
Joe Lis, R OBP: 0.245, SLG: 0.344 (1, 3)		4-0 BLK BB		0-0 F9		0-0 P1		0-0 HR		3	1	1	2	1	0	1																			
George Mitterwald, R OBP: 0.319, SLG: 0.390 (1, 2)		0-3 K		0-0 6-3		0-0 F9		0-0 1B		4	0	1	0	0	1	2																			
Jim Holt, L OBP: 0.321, SLG: 0.445 (1, 7)		0-0 F7		0-0 1B		0-0 F7		0-0 F8		4	0	1	0	0	0	2																			
<b>Inning Stats</b>	R: 0 E: 0 K: 0 S: 4	H: 3 LOB: 2 BB: 1 P: 8	R: 0 E: 0 K: 1 S: 5	H: 0 LOB: 1 BB: 1 P: 9	R: 0 E: 0 K: 1 S: 7	H: 2 LOB: 3 BB: 1 P: 11	R: 0 E: 0 K: 0 S: 4	H: 1 LOB: 1 BB: 0 P: 4	R: 0 E: 0 K: 0 S: 5	H: 1 LOB: 0 BB: 0 P: 5	R: 0 E: 0 K: 0 S: 3	H: 0 LOB: 0 BB: 0 P: 3	R: 3 E: 0 K: 1 S: 9	H: 4 LOB: 1 BB: 0 P: 9	R: 1 E: 0 K: 1 S: 8	H: 3 LOB: 2 BB: 0 P: 8		1B: 11 2B: 2 3B: 1 HR: 1	SF: 1 SAC: 0 DP: 2 HBP: 0	WP: 0 PB: 0 SB: 0 CS: 1	PA: 42														
<b>PITCHER</b>	IP WLS ERA WHIP	WLS W 3.64 3.84	BF 38 4 1	H 14 1 0	R 4 0 0	ER 4 0 0	SO 4 1 1	BB 3 0 0	IBB 0 0 0	HBP 0 0 0	BLK 1 0 0	WP 0 0 0	HR 1 0 0	S 43 6 6	P 55 6 6	ERA 4.50 0.00 0.00	WHIP 2.125 1.000 1.000	<b>PITCHER</b>	IP WLS ERA WHIP	WLS S 3.64 3.84	BF 4 1 0	H 1 0 0	R 0 0 0	ER 0 0 0	SO 6 6 6	BB 0 0 0	IBB 0 0 0	HBP 0 0 0	BLK 0 0 0	WP 0 0 0	HR 0 0 0	S 6 6 6	P 6 6 6	ERA 0.00 0.00 0.00	WHIP 1.000 1.000 1.000

AB	38
R	4
H	15
RBI	4
BB	3
SO	5
LOB	19



WP	0	PA	42
PB	0		
SB	0		
CS	1		

ERA	WHIP
-----	------

Batter	1	2	3	4	5	6	7	8	9	AB R H RBI BB SO LOB	TOP											
<b>Freddie Patek, R</b> OBP: 0.336, SLG: 0.332 (1, 6) X	0-0 F8		0-3 K		0-0 PB 1B	0-0 HR 1B	0-0 1-3		0-0 5-3	6 1 2 2 0 1 4												
<b>Cookie Rojas, R</b> OBP: 0.309, SLG: 0.355 (1, 4) X	0-0 1-3		0-0 2B 2B		0-0 1-3	0-0 HR		0-0 E 2B	0-3 K	6 3 3 5 0 1 1												
<b>Amos Otis, R</b> OBP: 0.346, SLG: 0.466 (1, 8) S S S	0-3 K		4-0 2B BB		0-0 F8	0-0 6-3		0-0 E7 WP 1B 1B		4 2 1 1 1 1 1												
<b>John Mayberry, L</b> OBP: 0.423, SLG: 0.554 (1, 3) X		0-0 F7	0-0 2B		4-0 BB	4-0 BB		0-0 F5		3 0 1 2 2 0 1												
<b>Gail Hopkins, L</b> OBP: 0.409, SLG: 0.430 (1, 10) X		0-0 4-3	0-0 4-3		0-0 F7	0-0 1-3		4-0 WP 1B BB		4 1 0 0 1 0 4												
<b>Lou Piniella, R</b> OBP: 0.275, SLG: 0.339 (1, 7) X	0-0 F8			0-0 F8		0-0 F4	0-0 6-3	0-0 1B		5 0 1 2 0 0 0												
<b>Ed Kirkpatrick, L</b> OBP: 0.367, SLG: 0.441 (1, 9) B B B B			4-0 CS BB 1B	0-0 1B	0-0 1B 1B	0-3 K	0-0 F7	0-0 F7		4 1 2 0 1 1 1												
<b>Paul Schaal, R</b> OBP: 0.378, SLG: 0.391 (1, 5) B B B B			4-0 WP 2B BB	0-0 P3	0-0 1B 1B	4-0 S BB	0-0 4-3			3 2 1 0 2 0 2												
<b>Fran Healy, R</b> OBP: 0.304, SLG: 0.340 (1, 2) X			0-0 WP 2B 1B	0-0 F8	0-0 1B HR 1B	4-0 BB		0-0 F9		4 2 2 0 1 0 1												
<b>Inning Stats</b>	R: 0 E: 0 K: 1 S: 5	H: 0 LOB: 0 BB: 0 P: 5	R: 0 E: 0 K: 0 S: 3	H: 0 LOB: 0 BB: 0 P: 3	R: 4 E: 0 K: 1 S: 7	H: 3 LOB: 1 BB: 3 P: 19	R: 0 E: 0 K: 0 S: 4	H: 1 LOB: 1 BB: 0 P: 4	R: 0 E: 0 K: 0 S: 4	H: 1 LOB: 2 BB: 1 P: 8	R: 5 E: 0 K: 0 S: 8	H: 5 LOB: 1 BB: 1 P: 12	R: 0 E: 0 K: 1 S: 5	H: 0 LOB: 2 BB: 2 P: 13	R: 3 E: 1 K: 0 S: 6	H: 3 LOB: 1 BB: 1 P: 10	R: 0 E: 0 K: 1 S: 5	H: 0 LOB: 0 BB: 0 P: 5	1B: 9 2B: 3 3B: 0 HR: 1	SF: 0 SAC: 0 DP: 0 HBP: 0	WP: 2 PB: 1 SB: 1 CS: 1	PA: 47
<b>PITCHER</b>	IP WLS BF H R ER SO BB IBB HBP BLK WP HR S P ERA WHIP																					
<b>Joe Decker, R</b> ERA: 4.79 (1, 1)	5.1 L 28 9 8 8 2 4 0 0 0 1 0 28 44 13.50 2.438																					
<b>Dave Goltz, R</b> ERA: 4.7 (6, 1)	2.0 14 4 4 4 1 4 0 0 0 1 1 12 28 18.00 4.000																					
<b>Bill Hands, R</b> ERA: 4.55 (8, 1)	1.2 5 0 0 0 0 1 0 0 0 0 0 7 7 0.00 0.000																					

**Kansas City Royals @ Minnesota Twins**  
Metropolitan Stadium, Bloomington, MI

Thu Jul 05 1973, 8:05 PM EDT  
Att: 8,787 - Unknown - 85 F

livebaseballscorecards.com

AB	39
R	12
H	13
RBI	12
BB	8
SO	4
LOB	15



Batter	1	2	3	4	5	6	7	8	9	AB	R	H	RBI	BB	SO	LOB
Jerry Terrell, R (1, 6) OBP: 0.325, SLG: 0.352	0-0 2B	0-0 1B			0-0 1B		0-0 L5	0-0 L9		5	0	3	0	0	0	2
Rod Carew, L (1, 4) OBP: 0.409, SLG: 0.500	0-0 1B	0-0 4-3			0-0 G1-6-3		0-0 1B		4-0 WP BB	4	3	2	0	1	0	2
Bobby Darwin, R (1, 9) OBP: 0.321, SLG: 0.414	0-0 F8		0-0 F9			0-0 FC6-4	0-0 1B	0-0 1B	4-0 G3 WP	4	1	2	2	1	0	1
Tony Oliva, L (1, 10) OBP: 0.346, SLG: 0.391	4-0 1B		0-0 F7			0-0 FC6-4	0-0 1B	0-0 1B	0-0 G3	4	2	1	1	1	0	2
Joe Lis, R (1, 3) OBP: 0.252, SLG: 0.347	0-0 1B		0-0 6-3			0-3 K	0-3 K		0-0 1B	5	1	2	2	0	2	3
Larry Hisle, R (1, 8) OBP: 0.350, SLG: 0.436	0-0 1B		0-0 F9			0-0 HR		0-0 2B	0-0 1B	5	2	4	3	0	0	0
Steve Braun, L (1, 5) OBP: 0.414, SLG: 0.477	0-0 4-3		0-0 6-3			0-3 K		0-0 4-3	0-3 K	5	0	1	1	0	2	4
George Mitterwald, R (1, 2) OBP: 0.316, SLG: 0.385 Steve Brye, R (9, PR) OBP: 0.241, SLG: 0.165		0-0 F3	0-0 F3			0-0 5-3	0-0 K	0-0 K	0-0 1B	5	0	1	1	0	1	1
Mike Adams, R (1, 7) OBP: 0.371, SLG: 0.296 Jim Holt, L (8, 7) OBP: 0.319, SLG: 0.441		0-3 K		0-0 L9		0-0 2B	0-0 1B	0-0 4-3	0-0 L8	3	1	1	0	0	1	0
										2	0	0	0	0	0	3

<b>Inning Stats</b>	R: 2 E: 0 K: 0 S: 6	H: 4 LOB: 2 BB: 1 P: 10	R: 0 E: 0 K: 1 S: 6	H: 1 LOB: 1 BB: 0 P: 6	R: 0 E: 0 K: 0 S: 3	H: 0 LOB: 0 BB: 0 P: 3	R: 0 E: 0 K: 0 S: 3	H: 1 LOB: 0 BB: 0 P: 3	R: 2 E: 0 K: 2 S: 9	H: 2 LOB: 0 BB: 0 P: 9	R: 2 E: 0 K: 1 S: 9	H: 4 LOB: 2 BB: 0 P: 9	R: 1 E: 0 K: 1 S: 7	H: 2 LOB: 1 BB: 0 P: 7	R: 3 E: 0 K: 1 S: 8	H: 3 LOB: 2 BB: 2 P: 16	1B: 13 2B: 3 3B: 0 HR: 1	SF: 0 SAC: 0 DP: 1 HBP: 0	WP: 1 PB: 0 SB: 1 CS: 0	PA: 45	
<b>PITCHER</b>	IP	WLS	BF	H	R	ER	SO	BB	IBB	HBP	BLK	WP	HR	S	P	ERA	WHIP				
Paul Splittorf, L (1, 1) ERA: 3.35	6.2	W	31	12	6	6	3	1	0	0	0	0	1	36	40	8.10	1.950				
Doug Bird, R (7, 1) ERA: 3.89	1.1		8	2	3	3	2	2	0	0	0	0	0	10	18	20.25	3.000				
Gene Garber, R (9, 1) ERA: 3.91	1.0	S	6	3	1	1	1	0	0	0	0	1	0	8	8	9.00	3.000				

**BOTTOM**

**Kansas City Royals @ Minnesota Twins**  
Metropolitan Stadium, Bloomington, MI

Thu Jul 05 1973, 8:05 PM EDT  
Att. 8,787 - Unknown - 85 F

<b>AB</b>	<b>42</b>
<b>R</b>	<b>10</b>
<b>H</b>	<b>17</b>
<b>RBI</b>	<b>10</b>
<b>BB</b>	<b>3</b>
<b>SO</b>	<b>6</b>
<b>LOB</b>	<b>18</b>

livebaseballscorecards.com

Batter	1	2	3	4	5	6	7	8	9	AB R H RBI BB SO LOB	TOP											
Mickey Stanley, R (1, 8) OBP: 0.294, SLG: 0.396	0-0 1B		0-3 K			0-0 P4		0-0 L6		4 0 1 0 0 1 1												
Gates Brown, L (1, 10) OBP: 0.307, SLG: 0.355	0-0 F8		0-0 F8			0-0 2B 1B		0-0 F5		4 0 1 0 0 0 2												
Duke Sims, L (1, 2) OBP: 0.353, SLG: 0.390	0-3 K			0-0 6-3		0-0 1-3 2B			4-0 1B FC4-6 BB	3 1 1 0 1 1 1												
Willie Horton, R (1, 7) OBP: 0.407, SLG: 0.578	0-3 K			0-0 5-3		0-3 K			0-0 F8	4 0 0 0 0 2 4												
Norm Cash, L (1, 3) OBP: 0.329, SLG: 0.492		0-0 4-3		0-3 K		0-3 K			0-0 FC4-6 1B 1-2	4 0 1 0 0 2 2												
Dick McAuliffe, L (1, 4) OBP: 0.348, SLG: 0.400		0-0 F9			0-0 G3		0-0 1-3		0-0 FC4-6 1B 1-2 2-3	4 0 1 0 0 0 0												
Jim Northrup, L (1, 9) OBP: 0.311, SLG: 0.344		0-0 G3			0-0 4-3		0-0 4-3		0-0 FC4-6 BB 1-2 2-3 3-H	4 0 0 1 0 0 2												
Aurelio Rodriguez, R (1, 5) OBP: 0.263, SLG: 0.373			0-0 1B		0-0 1B		0-3 K2-3		4-0 1-2 BB	3 0 2 0 1 1 0												
Ed Brinkman, R (1, 6) OBP: 0.318, SLG: 0.381			0-3 K		0-0 P6			0-3 K	0-0 5-3	4 0 0 0 0 2 5												
<b>Inning Stats</b>	R: 0 E: 0 K: 2 S: 8	H: 1 LOB: 1 BB: 0 P: 8	R: 0 E: 0 K: 0 S: 3	H: 0 LOB: 0 BB: 0 P: 3	R: 0 E: 0 K: 2 S: 8	H: 1 LOB: 1 BB: 0 P: 8	R: 0 E: 0 K: 1 S: 5	H: 0 LOB: 0 BB: 0 P: 5	R: 0 E: 0 K: 1 S: 4	H: 1 LOB: 1 BB: 0 P: 4	R: 0 E: 0 K: 2 S: 9	H: 2 LOB: 2 BB: 0 P: 9	R: 0 E: 0 K: 1 S: 5	H: 0 LOB: 0 BB: 0 P: 5	R: 0 E: 0 K: 1 S: 5	H: 0 LOB: 0 BB: 0 P: 5	R: 1 E: 0 K: 0 S: 5	H: 2 LOB: 3 BB: 2 P: 13	1B: 6 2B: 1 3B: 0 HR: 0	SF: 0 SAC: 0 DP: 0 HBP: 0	WP: 0 PB: 0 SB: 0 CS: 0	PA: 36
<b>PITCHER</b>	IP WLS BF H R ER SO BB IBB HBP BLK WP HR S P ERA WHIP																					
Steve Busby, R (1, 1) ERA: 4.71	9.0 W 36 7 1 1 9 2 0 0 0 0 0 0 52 60 1.00 1.000																					
Steve Busby, R (8, 1) ERA: 4.71	9.0 W 36 7 1 1 9 2 0 0 0 0 0 0 52 60 1.00 1.000																					

**Detroit Tigers @ Kansas City Royals**  
 Royals Stadium, Kansas City, MO  
 Fri Jul 06 1973, 8:05 PM EDT  
 Att. 17,313 - Unknown - 90 F

AB	34
R	1
H	7
RBI	1
BB	2
SO	9
LOB	17



Batter	1	2	3	4	5	6	7	8	9
<b>Freddie Patek, R</b> (1, 6) <small>OBP: 0.338, SLG: 0.335</small> <b>Frank White, R</b> (7, PH) <small>OBP: 0.250, SLG: 0.265</small> (8, 6)	0-0 4-3 S WP 1B	0-0 E7 6-3 2-H 1B		0-0 6-3		0-0 5-3	0-0 F8	0-3 K	
<b>Cookie Rojas, R</b> (1, 4) <small>OBP: 0.311, SLG: 0.356</small> <b>Bobby Floyd, R</b> (7, PH) <small>OBP: 0.375, SLG: 0.383</small> (8, 4)	0-0 4-3 1-3	0-0 6-3 3-H		0-0 E 1B 4-3 1B		0-0 HR 1B	0-0 1B 1-2 1B	0-0 F9	
<b>Amos Otis, R</b> (1, 8) <small>OBP: 0.354, SLG: 0.481</small> <b>Steve Hovley, L</b> (7, PH) <small>OBP: 0.353, SLG: 0.319</small> (8, 8)	0-0 S 3-H 1B	0-0 WP S 1B		0-0 E7 4-3 1B		0-0 HR 1-H 1B	0-0 BB 1-3 2-H 1B		
<b>John Mayberry, L</b> (1, 3) <small>OBP: 0.425, SLG: 0.562</small> <b>Steve Busby, R</b> (8, 1)	0-3 K 1-2	4-0 BB 1-3 BB		0-0 4-3 1-2		0-0 HR 1-2 BB	4-0 BB 1-2 BB		
<b>Gail Hopkins, L</b> (1, 10) <small>OBP: 0.408, SLG: 0.423</small> (8, 3)	0-0 3-1	4-0 FC4-6 1-2 BB		0-0 G3		0-0 3B 1B	0-0 4-3		
<b>Lou Piniella, R</b> (1, 7) <small>OBP: 0.280, SLG: 0.351</small>		0-0 2B FC4-6				0-0 5-3	0-0 1-H 3B	0-0 E9 G3 1B 1B	
<b>Ed Kirkpatrick, L</b> (1, 9) <small>OBP: 0.368, SLG: 0.444</small>		0-0 2B 2B	0-0 L6			0-0 G4-3 1B	0-0 F3	0-0 G3	
<b>Kurt Bevacqua, R</b> (1, 5) <small>OBP: 0.350, SLG: 0.364</small>		0-0 E 2B	0-0 F8			0-0 G4-3 1-2f	0-3 K	0-0 BB 1B	
<b>Fran Healy, R</b> (1, 2) <small>OBP: 0.307, SLG: 0.338</small>		0-3 K	0-0 5-3				0-0 6-3	4-0 1B 1B 1-2 BB	

AB	R	H	RBI	BB	SO	LOB
4	2	2	1	0	0	0
2	0	0	0	0	1	3
4	2	2	1	0	0	1
2	0	1	0	0	0	2
4	1	4	2	0	0	0
1	0	1	1	0	0	0
3	1	1	2	2	1	2
0	0	0	0	0	0	0
4	1	1	0	1	0	5
5	2	3	1	0	0	3
5	1	2	0	0	0	2
5	1	2	3	0	1	1
4	1	1	0	1	1	1

**BOTTOM**

**Detroit Tigers @ Kansas City Royals**  
 Royals Stadium, Kansas City, MO

Fri Jul 06 1973, 8:05 PM EDT  
 Att: 17,313 - Unknown - 90 F

AB	43
R	12
H	20
RBI	11
BB	4
SO	4
LOB	20



1B:	15	SF:	0
2B:	2	SAC:	0
3B:	1	DP:	1
HR:	2	HBP:	0

WP:	2	PA:	47
PB:	0		
SB:	3		
CS:	0		

Inning Stats	PITCHER																
	IP	WLS	BF	H	R	ER	SO	BB	IBB	HBP	BLK	WP	HR	S	P	ERA	WHIP
<b>Joe Coleman, R</b> (1, 1) <small>ERA: 3.72</small>	1.1	L	10	6	5	5	2	0	0	0	0	1	0	14	14	33.75	4.500
<b>Fred Scherman, L</b> (2, 1) <small>ERA: 5.85</small>	4.2		24	9	5	4	0	2	0	0	0	1	2	22	30	7.71	2.357
<b>Ed Farmer, R</b> (7, 1) <small>ERA: 3.41</small>	2.0		13	5	2	2	2	2	0	0	0	0	0	15	23	9.00	3.500

PITCHER																
IP	WLS	BF	H	R	ER	SO	BB	IBB	HBP	BLK	WP	HR	S	P	ERA	WHIP
1.1	L	10	6	5	5	2	0	0	0	0	1	0	14	14	33.75	4.500
4.2		24	9	5	4	0	2	0	0	0	1	2	22	30	7.71	2.357
2.0		13	5	2	2	2	2	0	0	0	0	0	15	23	9.00	3.500

Batter	1	2	3	4	5	6	7	8	9	AB R H RBI BB SO LOB	TOP						
Mickey Stanley, R (1, 8) OBP: 0.290, SLG: 0.390	0-0 6-3		0-0 F9			0-0 E1 F8 1B FC3-6	0-3 K			4 1 0 0 0 1 3							
Gates Brown, L (1, 10) OBP: 0.306, SLG: 0.353	0-0 F7		0-3 K			0-0 FC3-6 1-2 1B		0-0 F8		4 0 1 0 0 1 1							
Willie Horton, R (1, 7) OBP: 0.404, SLG: 0.569	0-0 5-3			0-0 6-3		0-0 F8 2-3		4-0 BB		3 0 0 0 1 0 2							
Norm Cash, L (1, 3) OBP: 0.328, SLG: 0.502		0-0 HR		0-3 K		0-0 FC3-6 1-2f 3-H		0-3 K		4 1 1 2 0 2 2							
Bill Freehan, R (1, 2) OBP: 0.328, SLG: 0.324		0-0 F9		0-0 6-3		0-3 K		0-3 K		4 0 0 0 0 2 2							
Dick McAuliffe, L (1, 4) OBP: 0.351, SLG: 0.399		0-3 K			4-0 WP F8 BB		0-3 K		0-0 1B	3 0 1 0 1 2 0							
Jim Northrup, L (1, 9) OBP: 0.310, SLG: 0.342		0-0 F9			0-0 F8 1-2		0-0 S 1B		0-0 F7	4 0 1 0 0 0 2							
Aurelio Rodriguez, R (1, 5) OBP: 0.259, SLG: 0.368			0-0 F8		0-0 6-3 2-3		0-0 F9 1-2		0-0 P5	4 0 0 0 0 0 3							
Ed Brinkman, R (1, 6) OBP: 0.321, SLG: 0.379			4-0 BB		0-3 K		4-0 BB		0-0 5-3	2 0 0 0 2 1 2							
<b>Inning Stats</b>	R: 0 E: 0 K: 0 S: 3 H: 0 LOB: 0 BB: 0 P: 3	R: 1 E: 0 K: 1 S: 6 H: 1 LOB: 0 BB: 0 P: 6	R: 0 E: 0 K: 1 S: 5 H: 0 LOB: 1 BB: 1 P: 9	R: 0 E: 0 K: 1 S: 5 H: 0 LOB: 0 BB: 0 P: 5	R: 0 E: 0 K: 1 S: 5 H: 0 LOB: 1 BB: 1 P: 9	R: 1 E: 1 K: 1 S: 7 H: 1 LOB: 1 BB: 0 P: 7	R: 0 E: 0 K: 2 S: 8 H: 1 LOB: 2 BB: 1 P: 12	R: 0 E: 0 K: 2 S: 7 H: 0 LOB: 1 BB: 1 P: 11	R: 0 E: 0 K: 0 S: 4 H: 1 LOB: 1 BB: 0 P: 4	1B: 3 2B: 0 3B: 0 HR: 1 SF: 0 SAC: 0 DP: 0 HBP: 0	WP: 1 PB: 0 SB: 1 CS: 0 PA: 36						
<b>PITCHER</b> Ken Wright, R (1, 1) ERA: 3.36	IP: 9.0 WLS: W BF: 36 H: 4 R: 2 ER: 1 SO: 9 BB: 4 IBB: 0 HBP: 0 BLK: 0 WP: 1 HR: 1 S: 50 P: 66 ERA: 1.00 WHIP: 0.889																
<b>PITCHER</b>	IP	WLS	BF	H	R	ER	SO	BB	IBB	HBP	BLK	WP	HR	S	P	ERA	WHIP

**Detroit Tigers @ Kansas City Royals**  
 Royals Stadium, Kansas City, MO  
 Sat Jul 07 1973, 8:05 PM EDT  
 Att. 25,178 - Unknown - 91 F

[livebaseballscorecards.com](http://livebaseballscorecards.com)

<b>AB</b>	32
<b>R</b>	2
<b>H</b>	4
<b>RBI</b>	2
<b>BB</b>	4
<b>SO</b>	9
<b>LOB</b>	17



Batter	1	2	3	4	5	6	7	8	9	AB	R	H	RBI	BB	SO	LOB
Freddie Patek, R OBP: 0.338, SLG: 0.335 (1, 6)	0-0 6-3 ①		0-0 F8 ③			0-0 1B 1B		0-0 SH3-4 ① 1-2		3	1	1	0	0	0	0
Cookie Rojas, R OBP: 0.310, SLG: 0.355 (1, 4)	0-0 F9			0-0 5-3 ①		0-0 2-H 3-H 1B		0-0 5-3 ②		4	0	1	2	0	0	1
Amos Otis, R OBP: 0.353, SLG: 0.488 (1, 8)	0-0 F9 ③			0-0 P6 ②		0-0 L7 ② 1-2		0-0 2-H HR		4	1	1	2	0	0	1
John Mayberry, L OBP: 0.429, SLG: 0.562 (1, 3)		4-0 BB BB BB BB		0-0 F8 ③		4-0 IBB		0-0 1B		2	0	1	0	2	0	0
Gail Hopkins, L OBP: 0.395, SLG: 0.406 (1, 10)		0-0 G6-4-3 ① ② 1-2f			0-0 F7 ①	0-0 P6 ③		0-0 G3 ③		4	0	0	0	0	0	4
Lou Piniella, R OBP: 0.284, SLG: 0.355 (1, 7)		0-0 1-3 ③			0-0 8-3 1B		0-0 G4-6-3 1B			3	0	2	0	0	0	0
Ed Kirkpatrick, L OBP: 0.367, SLG: 0.443 (1, 9)			0-0 1B G6-4-3 1B		0-0 8-3 ② ③ 1-2f		0-0 G4-6-3 ① ② 1-2f			3	1	1	0	0	0	2
Paul Schaal, R OBP: 0.377, SLG: 0.391 (1, 5)			0-0 G6-4-3 1B 1-3			0-0 F9 ①	0-0 5-3 ③			3	0	1	0	0	0	0
Fran Healy, R OBP: 0.313, SLG: 0.344 (1, 2)			0-0 G6-4-3 ① ② 1-2f 3-H			0-0 1B 1B		0-0 SH3-4 HR 1B		3	2	2	0	0	0	1
<b>Inning Stats</b>	R: 0 E: 0 K: 0 S: 3	H: 0 LOB: 0 BB: 0 P: 3	R: 0 E: 0 K: 0 S: 2	H: 0 LOB: 0 BB: 1 P: 6	R: 1 E: 0 K: 0 S: 4	H: 2 LOB: 0 BB: 0 P: 4	R: 0 E: 0 K: 0 S: 3	H: 0 LOB: 0 BB: 0 P: 3	R: 0 E: 0 K: 0 S: 3	H: 1 LOB: 0 BB: 0 P: 3	R: 0 E: 0 K: 0 S: 6	H: 3 LOB: 2 BB: 1 P: 10	R: 0 E: 0 K: 0 S: 3	H: 1 LOB: 0 BB: 0 P: 3	R: 2 E: 0 K: 0 S: 6	H: 3 LOB: 1 BB: 0 P: 6
<b>PITCHER</b> Jim Perry, R ERA: 3.39 (1, 1)	IP: 8.0 WLS: L BF: 32 H: 10 R: 5 ER: 5 SO: 0	BB: 1 IBB: 1 HBP: 0 BLK: 0	WP: 0 HR: 1 S: 30 P: 38	ERA: 5.62 WHIP: 1.375	<b>PITCHER</b>	IP: 8.0 WLS: L BF: 32 H: 10 R: 5 ER: 5 SO: 0	BB: 1 IBB: 1 HBP: 0 BLK: 0	WP: 0 HR: 1 S: 30 P: 38	ERA: 5.62 WHIP: 1.375							

**BOTTOM**


**Detroit Tigers @ Kansas City Royals**  
 Royals Stadium, Kansas City, MO

Sat Jul 07 1973, 8:05 PM EDT  
 Att: 25,178 - Unknown - 91 F

livebaseballscorecards.com

AB	29
R	5
H	10
RBI	4
BB	2
SO	0
LOB	9

1B:	9	SF:	0	WP:	0	PA:	32
2B:	1	SAC:	1	PB:	0		
3B:	0	DP:	4	SB:	1		
HR:	1	HBP:	0	CS:	0		

Batter	1	2	3	4	5	6	7	8	9	AB R H RBI BB SO LOB	TOP											
Jim Northrup, L (1, 9) OBP: 0.312, SLG: 0.340 (8, 7)	0-0 6-3		0-0 FC4-6 FC6 1-2f		0-0 1B 1B		0-0 4-3	4-0 1B IBB		4 0 1 0 1 0 1												
Mickey Stanley, R (1, 8) OBP: 0.295, SLG: 0.394	0-0 4-3		0-0 F7		0-0 PO 2-3 1-3 1B		0-0 1B 2B 1B	0-0 1B 1-3 2-H		5 1 3 1 0 0 1												
Gates Brown, L (1, 10) OBP: 0.313, SLG: 0.356	0-0 1B		0-0 FC6 1-2f		0-0 2-3 1-2		0-0 2B 1B	4-0 IBB		4 0 2 0 1 0 3												
Willie Horton, R (1, 7) OBP: 0.404, SLG: 0.570 Dick Sharon, R (8, 9) OBP: 0.212, SLG: 0.385	0-3 K			0-0 WP 1B 1B	0-0 P2		0-0 2B 1-3 2-H	0-0 5-3		5 1 2 1 0 1 6 0 0 0 0 0 0 0												
Norm Cash, L (1, 3) OBP: 0.329, SLG: 0.495 Rich Reese, L (9, 3) OBP: 0.200, SLG: 0.183		0-0 P6		0-3 K 1-2	4-0 IBB		4-0 IBB		0-0 F5	3 0 0 0 2 1 1 0 0 0 0 0 0 0												
Bill Freehan, R (1, 2) OBP: 0.329, SLG: 0.323		1-0 HBP		0-0 F7	0-0 PO 2-3	0-0 5-3	0-0 P6		0-0 WP 1B	4 0 1 0 0 0 4												
Dick McAuliffe, L (1, 4) OBP: 0.352, SLG: 0.396		0-0 L6		4-0 1B BB		0-0 3-1		0-0 SH3 1B 1B	0-0 F7 1-2	4 1 1 0 1 0 2	AB 37 R 3 H 12 RBI 3 BB 5 SO 2 LOB 23											
Aurelio Rodriguez, R (1, 5) OBP: 0.259, SLG: 0.367		0-0 F8		0-0 1B 1-2 2-H		0-0 F7		0-0 SH3 1-2	0-0 F8	4 0 1 1 0 0 2												
Ed Brinkman, R (1, 6) OBP: 0.320, SLG: 0.377			0-0 FC4-6 1B		0-0 F8		0-0 5-3	0-0 F7		4 0 1 0 0 0 3												
Inning Stats	R: 0 E: 0 K: 1 S: 6	H: 1 LOB: 1 BB: 0 P: 6	R: 0 E: 0 K: 0 S: 3	H: 0 LOB: 1 BB: 0 P: 4	R: 0 E: 0 K: 0 S: 4	H: 1 LOB: 1 BB: 0 P: 4	R: 1 E: 0 K: 1 S: 7	H: 2 LOB: 2 BB: 1 P: 11	R: 0 E: 0 K: 0 S: 4	H: 2 LOB: 2 BB: 1 P: 8	R: 0 E: 0 K: 0 S: 3	H: 0 LOB: 0 BB: 0 P: 3	R: 1 E: 0 K: 0 S: 6	H: 3 LOB: 3 BB: 1 P: 10	R: 1 E: 0 K: 0 S: 5	H: 2 LOB: 3 BB: 2 P: 13	R: 0 E: 0 K: 0 S: 4	H: 1 LOB: 1 BB: 0 P: 4	1B: 11 2B: 1 3B: 0 HR: 0	SF: 0 SAC: 1 DP: 0 HBP: 1	WP: 2 PB: 0 SB: 0 CS: 0	PA: 45
PITCHER	IP WLS BF H R ER SO BB IBB HBP BLK WP HR S P ERA WHIP																					
Dick Drago, R (1, 1) ERA: 3.64	7.2 L 38 11 3 3 2 1 3 1 0 1 0 37 54 3.52 1.565																					
Bruce Dal Canton, R (8, 1) ERA: 3.81	1.1 6 1 0 0 0 0 1 0 0 1 0 5 9 0.00 0.750																					

**Detroit Tigers @ Kansas City Royals**  
 Royals Stadium, Kansas City, MO  
 Sun Jul 08 1973, 4:33 AM EDT  
 Att. 24,912 - Unknown - 92 F

[livebaseballscorecards.com](http://livebaseballscorecards.com)



Batter	1	2	3	4	5	6	7	8	9	AB	R	H	RBI	BB	SO	LOB
Freddie Patek, R OBP: 0.333, SLG: 0.330 (1, 6)	0-0 F7		0-0 CS	0-0 4-3		0-0 F7		0-0 1-3		4	0	0	0	0	0	3
Cookie Rojas, R OBP: 0.310, SLG: 0.354 (1, 4)	0-0 CS 1B			0-3 K		0-0 FC5-4		0-0 6-3		4	0	1	0	0	1	3
Amos Otis, R OBP: 0.351, SLG: 0.485 (1, 8)	0-0 F2			0-0 1B			0-0 6-3		0-0 5-3	4	0	1	0	0	0	1
John Mayberry, L OBP: 0.429, SLG: 0.559 (1, 3)		0-3 K		0-0 4-1			0-0 FC5-4 1B		4-0 G6-4-3 BB	3	0	1	0	1	1	1
Frank White, R OBP: 0.250, SLG: 0.265 (9, PR)										0	0	0	0	0	0	0
Ed Kirkpatrick, L OBP: 0.372, SLG: 0.447 (1, 9)		0-0 G6-3 1B			0-0 G5-4-3 1B		0-0 FC5-4		0-0 G6-4-3	2	0	2	0	0	0	0
Kurt Bevacqua, R OBP: 0.345, SLG: 0.358 (7, PH) (8, 9)										2	0	0	0	0	0	2
Lou Piniella, R OBP: 0.281, SLG: 0.351 (1, 7)		0-0 G6-3			0-0 G5-4-3		0-0 F8			3	0	0	0	0	0	3
Steve Hovley, L OBP: 0.349, SLG: 0.315 (1, 10)			0-0 3-1		0-0 4-3			0-3 K		2	0	0	0	0	0	0
Jim Wohlford, R OBP: 0.275, SLG: 0.364 (8, PH)										1	0	0	0	0	1	0
Paul Schaal, R OBP: 0.377, SLG: 0.390 (1, 5)			0-0 F8			0-0 4-3		0-0 1-3 1B		3	0	1	0	0	0	0
Fran Healy, R OBP: 0.325, SLG: 0.357 (1, 2)			0-0 CS 1B			0-0 FC5-4 1B		0-0 1-3 1B		3	0	3	0	0	0	0

Inning Stats	R: 0	H: 1	E: 0	LOB: 0	K: 0	BB: 0	S: 3	P: 3	R: 0	H: 1	E: 0	LOB: 0	K: 1	BB: 0	S: 5	P: 5	R: 0	H: 1	E: 0	LOB: 0	K: 0	BB: 0	S: 3	P: 3	R: 0	H: 1	E: 0	LOB: 1	K: 1	BB: 0	S: 6	P: 6	R: 0	H: 1	E: 0	LOB: 0	K: 0	BB: 0	S: 3	P: 3	R: 0	H: 1	E: 0	LOB: 1	K: 0	BB: 0	S: 4	P: 4	R: 0	H: 1	E: 0	LOB: 1	K: 0	BB: 0	S: 4	P: 4	R: 0	H: 2	E: 0	LOB: 2	K: 1	BB: 0	S: 7	P: 7	R: 0	H: 0	E: 0	LOB: 1	K: 0	BB: 1	S: 2	P: 6	1B: 9	SF: 0	2B: 0	SAC: 0	3B: 0	DP: 3	HR: 0	HBP: 0	WP: 0	PA: 33
--------------	------	------	------	--------	------	-------	------	------	------	------	------	--------	------	-------	------	------	------	------	------	--------	------	-------	------	------	------	------	------	--------	------	-------	------	------	------	------	------	--------	------	-------	------	------	------	------	------	--------	------	-------	------	------	------	------	------	--------	------	-------	------	------	------	------	------	--------	------	-------	------	------	------	------	------	--------	------	-------	------	------	-------	-------	-------	--------	-------	-------	-------	--------	-------	--------

PITCHER	IP	WLS	BF	H	R	ER	SO	BB	IBB	HBP	BLK	WP	HR	S	P	ERA	WHIP
Mike Strahler, R ERA: 2.64 (1, 1)	6.1	W	22	7	0	0	2	0	0	0	0	0	0	26	26	0.00	1.105
John Hiller, L ERA: 1.28 (7, 1)	2.2	S	10	2	0	0	1	1	0	0	0	0	0	11	15	0.00	1.125

**BOTTOM**

**Detroit Tigers @ Kansas City Royals**  
Royals Stadium, Kansas City, MO

Sun Jul 08 1973, 4:33 AM EDT  
Att: 24,912 - Unknown - 92 F

<b>AB</b>	<b>31</b>
<b>R</b>	<b>0</b>
<b>H</b>	<b>9</b>
<b>RBI</b>	<b>0</b>
<b>BB</b>	<b>1</b>
<b>SO</b>	<b>3</b>
<b>LOB</b>	<b>13</b>



WP	HR	S	P	ERA	WHIP
0	0	3	2	0.00	1.105

livebaseballscorecards.com

**Kansas City Royals @ Milwaukee Brewers**  
 Milwaukee County Stadium, Milwaukee, WI

AB 42  
 R 13  
 H 14  
 RBI 13  
 BB 10  
 SO 4  
 LOB 34



WP: 0 PA: 53  
 PB: 0  
 SB: 1  
 CS: 0

Mon Jul 09 1973, 8:05 PM EDT  
 Att: 8,312 - Unknown - 74 F

[livebaseballscorecards.com](http://livebaseballscorecards.com)

AB R H RBI BB SO LOB

6	2	2	1	0	1	4
6	2	1	1	0	0	4
0	0	0	0	0	0	0
4	2	2	1	2	0	1
4	2	2	2	2	1	3
4	1	1	0	1	0	5
0	0	0	0	1	0	0
5	0	1	0	0	0	8
3	2	1	2	3	1	1
2	1	0	0	0	0	1
4	1	2	6	0	0	3
2	0	1	0	0	1	2
2	0	1	0	1	0	2

1B: 12	SF: 0
2B: 1	SAC: 1
3B: 0	DP: 1
HR: 1	HBP: 0

Batter	1	2	3	4	5	6	7	8	9
Freddie Patek, R (1, 6) OBP: 0.333, SLG: 0.330	0-0 F8	0-0 BB 1B 1B		0-0 F5	0-3 K		0-0 2B 1B	0-0 FC6-4	
Cookie Rojas, R (1, 4) OBP: 0.307, SLG: 0.350	0-0 5-3	0-0 E6 1B		0-0 F9	0-0 P3		0-0 6-3		
Frank White, R (9, 4) OBP: 0.250, SLG: 0.265		1-2 BB 1B							0-0 G3 BB 1B
Amos Otis, R (1, 8) OBP: 0.357, SLG: 0.488	0-0 E8	4-0 1B BB		0-0 P5		0-0 F8 1B			4-0 G3 BB 1B
John Mayberry, L (1, 3) OBP: 0.433, SLG: 0.559	4-0 BB BB	0-0 G4-6-3 1B			0-0 SH1-3 1B	4-0 1B BB	0-3 K		0-0 G3
Gail Hopkins, L (1, 10) OBP: 0.395, SLG: 0.400	4-0 BB BB	0-0 G4-6-3 1B			0-0 SH1-3 1B	0-0 F8	0-0 G3		4-0 1B IBB
Hal McRae, R (9, PH) OBP: 0.257, SLG: 0.242	1-2 BB				1-2 HR 1B				
Lou Piniella, R (1, 7) OBP: 0.280, SLG: 0.348	0-0 F9		0-0 5-3		0-0 SH1-3 1B	0-0 F8		0-0 1B 1B	0-0 F9
Ed Kirkpatrick, L (1, 9) OBP: 0.378, SLG: 0.446		4-0 E 1B BB	0-0 L7		4-0 HR IBB	4-0 1B BB		0-3 K	0-0 1B
Paul Schaal, R (1, 5) OBP: 0.375, SLG: 0.387		0-0 E4 1B S	0-0 4-3		0-0 HR	0-0 1B		0-0 F7	0-0 F7
Kurt Bevacqua, R (5, PH) OBP: 0.350, SLG: 0.386		1-3 E			1-2 HR 1B	1-2 1B			
Fran Healy, R (1, 2) OBP: 0.327, SLG: 0.359		0-3 K		0-0 E8 1B		0-0 F9		0-0 FC6-4 1B	
Carl Taylor, R (5, PH) OBP: 0.366, SLG: 0.228									

Inning Stats	R: 0	H: 0	E: 1	K: 0	S: 4	R: 4	H: 2	E: 2	K: 1	S: 8	R: 0	H: 0	E: 0	K: 0	S: 3	R: 0	H: 1	E: 1	K: 0	S: 4	R: 4	H: 3	E: 0	K: 1	S: 8	R: 2	H: 2	E: 0	K: 0	S: 5	R: 1	H: 2	E: 0	K: 1	S: 7	R: 0	H: 2	E: 0	K: 1	S: 7	R: 2	H: 2	E: 0	K: 0	S: 5	1B: 12	SF: 0	2B: 1	SAC: 1	3B: 0	DP: 1	HR: 1	HBP: 0
--------------	------	------	------	------	------	------	------	------	------	------	------	------	------	------	------	------	------	------	------	------	------	------	------	------	------	------	------	------	------	------	------	------	------	------	------	------	------	------	------	------	------	------	------	------	------	--------	-------	-------	--------	-------	-------	-------	--------

PITCHER	IP	WLS	BF	H	R	ER	SO	BB	IBB	HBP	BLK	WP	HR	S	P	ERA	WHIP
Jerry Bell, R (1, 1) ERA: 4.14	4.1	L	27	6	8	4	1	5	1	0	0	0	1	23	47	8.31	2.538
Bill Champion, R (5, 1) ERA: 4.1	2.0		12	4	3	3	1	2	0	0	0	0	0	12	20	13.50	3.000
Rob Gardner, L (7, 1) ERA: 6.41	2.2		14	4	2	2	2	1	1	0	0	0	0	16	24	6.75	1.875

PITCHER	IP	WLS	BF	H	R	ER	SO	BB	IBB	HBP	BLK	WP	HR	S	P	ERA	WHIP
---------	----	-----	----	---	---	----	----	----	-----	-----	-----	----	----	---	---	-----	------

Batter	1	2	3	4	5	6	7	8	9	AB R H RBI BB SO LOB
Bob Coluccio, R OBP: 0.270, SLG: 0.383 (1, 9)	0-0 5-3		0-0 F7		0-0 6-3		0-3 K		0-3 K	5 0 0 1 0 2 3
Dave May, L OBP: 0.347, SLG: 0.494 (1, 8)	0-0 1B E 1B		0-0 4-3		0-0 1B		0-0 F5			4 1 2 1 0 0 0
George Scott, R OBP: 0.351, SLG: 0.445 (1, 3)	0-0 E6 S 1-H 1B			0-0 5-3	0-0 1-3			0-0 F3		4 0 1 0 0 0 1
Ollie Brown, R OBP: 0.354, SLG: 0.418 (1, 10)	0-0 F9			0-0 3-1		0-0 WP 1B WP 1B		0-3 K		4 1 1 0 0 1 1
Don Money, R OBP: 0.311, SLG: 0.356 (1, 5)	0-0 F8			0-0 1-3		0-0 WP 1-2 6-3 1B		0-0 4-3		4 1 1 0 0 0 1
John Briggs, L OBP: 0.357, SLG: 0.445 (1, 7)		0-0 6-3			0-0 2B 1B 1B	0-0 F8			0-0 1B 2B	3 1 1 0 0 0 2 1 0 1 0 0 0 0
Bobby Mitchell, R OBP: 0.375, SLG: 0.500 (7, 7)										
Elie Rodriguez, R OBP: 0.365, SLG: 0.282 (1, 2)		0-0 6-3			0-3 K	0-0 6-3			0-0 6-3	4 0 0 1 0 1 2
Tim Johnson, L OBP: 0.288, SLG: 0.288 (1, 6)		0-0 4-3			0-0 1B 1-3 6-3 2B	0-0 1-3			0-0 1B	4 1 2 0 0 0 0
Pedro Garcia, R OBP: 0.307, SLG: 0.412 (1, 4)			0-0 F8		0-0 2-3 3-H 1B 1B		0-0 1-3		0-0 F2	4 1 1 1 0 0 2

Inning Stats	R: 1	H: 2	R: 0	H: 0	R: 0	H: 0	R: 3	H: 4	R: 2	H: 2	R: 0	H: 0	R: 0	H: 0	R: 0	H: 2	R: 0	H: 2	R: 0	H: 2	1B: 8	SF: 0	WP: 2	PA: 37
	E: 1	LOB: 1	E: 0	LOB: 0	E: 0	LOB: 0	E: 0	LOB: 1	E: 0	LOB: 0	E: 0	LOB: 0	E: 0	LOB: 0	E: 0	LOB: 2	E: 0	LOB: 2	E: 0	LOB: 2	2B: 2	SAC: 0	PB: 0	
	K: 0	BB: 0	K: 0	BB: 0	K: 0	BB: 0	K: 1	BB: 0	K: 0	BB: 0	K: 1	BB: 0	K: 1	BB: 0	K: 1	BB: 0	K: 1	BB: 0	K: 1	BB: 0	3B: 0	DP: 0	SB: 1	
	S: 5	P: 5	S: 3	P: 3	S: 3	P: 3	S: 9	P: 9	S: 5	P: 5	S: 5	P: 5	S: 5	P: 5	S: 7	P: 7	S: 5	P: 5	S: 7	P: 7	HR: 0	HBP: 0	CS: 0	

PITCHER	IP	WLS	BF	H	R	ER	SO	BB	IBB	HBP	BLK	WP	HR	S	P	ERA	WHIP
Paul Splittorf, L ERA: 3.5 (1, 1)	6.0	W	26	8	6	5	1	0	0	0	0	2	0	28	28	7.50	1.333
Doug Bird, R ERA: 3.6 (7, 1)	3.0	S	11	2	0	0	3	0	0	0	0	0	0	17	17	0.00	0.667

**BOTTOM**

**Kansas City Royals @ Milwaukee Brewers**  
**Milwaukee County Stadium, Milwaukee, WI**

Mon Jul 09 1973, 8:05 PM EDT  
 Att. 8,312 - Unknown - 74 F

AB	37
R	6
H	10
RBI	4
BB	0
SO	4
LOB	12



WP	PA	ERA	WHIP
2	37		
0			
1			
0			

livebaseballscores.com

Batter	1	2	3	4	5	6	7	8	9	AB R H RBI BB SO LOB	TOP											
Freddie Patek, R (1, 6) OBP: 0.339, SLG: 0.343	0-0 F9		0-0 FC6-5-1 2B			0-0 2B 1B	0-0 2B			4 1 3 0 0 0 0	<b>Kansas City Royals @ Milwaukee Brewers</b> Milwaukee County Stadium, Milwaukee, WI Tue Jul 10 1973, 8:05 PM EDT Att. 13,236 - Unknown - 70 F <a href="http://livebaseballscorecards.com">livebaseballscorecards.com</a>											
Cookie Rojas, R (1, 4) OBP: 0.303, SLG: 0.346	0-3 K		0-0 FC6-5-1 2-3			0-0 L6	0-0 L9			4 0 0 0 0 1 3												
Amos Otis, R (1, 8) OBP: 0.355, SLG: 0.485	0-0 6-3		0-0 F9			0-0 L6		0-0 CS 1B		4 0 1 0 0 0 2												
John Mayberry, L (1, 3) OBP: 0.434, SLG: 0.556		0-0 HR 1B		0-0 G3		4-0 2B BB		0-0 L7		3 2 1 0 1 0 1												
Ed Kirkpatrick, L (1, 9) OBP: 0.376, SLG: 0.447		0-0 L7		0-0 4-3		0-0 1B 2B		0-0 F7 1-2		4 1 1 2 0 0 2												
Lou Piniella, R (1, 7) OBP: 0.283, SLG: 0.361		0-0 HR		0-3 K		0-0 1B		0-3 K		4 1 2 3 0 2 0												
Steve Hovley, L (1, 10) OBP: 0.342, SLG: 0.307		0-0 L8		0-3 K		0-0 4-3		0-0 1-3		4 0 0 0 0 1 1												
Kurt Bevacqua, R (1, 5) OBP: 0.347, SLG: 0.382		0-0 F9		0-0 6-3			0-0 5-3		0-0 1B	4 0 1 0 0 0 0												
Fran Healy, R (1, 2) OBP: 0.320, SLG: 0.350			0-0 F7		0-0 L8		0-3 K		0-3 K	4 0 0 0 0 2 1												
<b>Inning Stats</b>	R: 0 E: 0 K: 1 S: 5	H: 0 LOB: 0 BB: 0 P: 5	R: 2 E: 0 K: 0 S: 5	H: 2 LOB: 0 BB: 0 P: 5	R: 0 E: 0 K: 0 S: 4	H: 1 LOB: 1 BB: 0 P: 4	R: 0 E: 0 K: 1 S: 5	H: 0 LOB: 0 BB: 0 P: 5	R: 0 E: 0 K: 1 S: 5	H: 0 LOB: 0 BB: 0 P: 5	R: 3 E: 0 K: 0 S: 6	H: 3 LOB: 1 BB: 1 P: 10	R: 0 E: 0 K: 1 S: 6	H: 1 LOB: 1 BB: 0 P: 6	R: 0 E: 0 K: 0 S: 3	H: 1 LOB: 0 BB: 0 P: 3	R: 0 E: 0 K: 2 S: 8	H: 1 LOB: 1 BB: 0 P: 8	1B: 5 2B: 3 3B: 0 HR: 1	SF: 0 SAC: 0 DP: 0 HBP: 0	WP: 0 PB: 0 SB: 1 CS: 1	PA: 36
<b>PITCHER</b> Jim Colborn, R (1, 1) ERA: 3.04	IP: 9.0 WLS: L BF: 36 H: 9 R: 5 ER: 5 SO: 6 BB: 1 IBB: 0 HBP: 0 BLK: 0 WP: 0 HR: 1 S: 47 P: 51 ERA: 5.00 WHIP: 1.111											<b>PITCHER</b>	IP: WLS: BF: H: R: ER: SO: BB: IBB: HBP: BLK: WP: HR: S: P: ERA: WHIP:									

Batter	1	2	3	4	5	6	7	8	9	AB R H RBI BB SO LOB
Joe Lahoud, L (1, 9) OBP: 0.286, SLG: 0.294	0-3 K	0-3 K			0-0 CS 1B			0-0 FC5-4 1B	4-0 IBB	4 0 2 0 1 2 2
Don Money, R (1, 5) OBP: 0.306, SLG: 0.350	0-3 K		0-0 P6		0-3 K			0-0 FC5-4 3B	0-0 F8	5 1 0 0 0 2 5
Dave May, L (1, 8) OBP: 0.349, SLG: 0.500	0-3 K		0-0 1B			0-0 P6		0-0 1-H 3B		4 0 2 1 0 1 0
John Briggs, L (1, 7) OBP: 0.355, SLG: 0.440		0-0 L3	0-0 P6			0-3 K		4-0 BB		3 0 0 0 1 1 1
George Scott, R (1, 3) OBP: 0.349, SLG: 0.441		4-0 BB 1B HBP BB	0-3 K			0-3 K		0-0 F8		3 1 0 0 1 2 3
Darrell Porter, L (1, 10) OBP: 0.351, SLG: 0.461		0-0 F8		0-0 4-3			0-3 K		0-3 K	4 0 0 0 0 2 1
Elie Rodriguez, R (1, 2) OBP: 0.372, SLG: 0.285		1-0 BB 1B HBP		0-0 G4-6-3 1B			0-0 4-3		4-0 1B BB	2 1 1 0 1 0 0
Tim Johnson, L (1, 6) OBP: 0.289, SLG: 0.286 Bobby Mitchell, R (9, PH) OBP: 0.444, SLG: 0.556		4-0 1B BB		0-0 G4-6-3 1-2f			0-3 K		0-0 WP 1B	2 0 0 0 1 1 1 1 0 1 0 0 0 0
Pedro Garcia, R (1, 4) OBP: 0.307, SLG: 0.410		0-0 1B			0-0 P6			0-3 K	0-3 K	4 0 1 2 0 2 2

Inning Stats	R: 0	H: 0	E: 0	K: 3	S: 9	H: 0	LOB: 0	BB: 0	P: 9	R: 2	H: 1	E: 0	K: 1	S: 6	H: 1	LOB: 2	BB: 2	P: 15	R: 0	H: 1	E: 0	K: 1	S: 6	H: 1	LOB: 0	BB: 0	P: 6	R: 0	H: 0	E: 0	K: 2	S: 7	H: 0	LOB: 0	BB: 0	P: 7	R: 0	H: 0	E: 0	K: 2	S: 7	H: 0	LOB: 0	BB: 0	P: 7	R: 1	H: 2	E: 0	K: 1	S: 7	H: 2	LOB: 2	BB: 1	P: 11	R: 0	H: 1	E: 0	K: 2	S: 8	H: 1	LOB: 3	BB: 2	P: 16	1B: 6	2B: 0	3B: 1	HR: 0	SF: 0	SAC: 0	DP: 1	HBP: 1	WP: 1	PB: 0	SB: 0	CS: 1	PA: 38
PITCHER Steve Busby, R (1, 1) ERA: 4.58	IP	WLS	BF	H	R	ER	SO	BB	IBB	HBP	BLK	WP	HR	S	P	ERA	WHIP																			PITCHER	IP	WLS	BF	H	R	ER	SO	BB	IBB	HBP	BLK	WP	HR	S	P	ERA	WHIP																							

**BOTTOM**

**Kansas City Royals @ Milwaukee Brewers**  
 Milwaukee County Stadium, Milwaukee, WI

Tue Jul 10 1973, 8:05 PM EDT  
 Att: 13,236 - Unknown - 70 F

livebaseballscorecards.com

AB	32
R	3
H	7
RBI	3
BB	5
SO	13
LOB	15



Batter	1	2	3	4	5	6	7	8	9	AB R H RBI BB SO LOB	TOP											
Freddie Patek, R (1, 6) OBP: 0.334, SLG: 0.338	0-0 L4		0-0 L6		0-0 P6			0-0 F7		4 0 0 0 0 0 3	<b>Kansas City Royals @ Milwaukee Brewers</b> <b>Milwaukee County Stadium, Milwaukee, WI</b> Wed Jul 11 1973, 8:05 PM EDT Att: 8,594 - Unknown - 72 F  <b>AB 29</b> <b>R 1</b> <b>H 5</b> <b>RBI 1</b> <b>BB 6</b> <b>SO 4</b> <b>LOB 19</b>											
Bobby Floyd, R (1, 4) OBP: 0.385, SLG: 0.400	0-0 6-3		0-3 K			0-0 2B		4-0 BB		3 0 1 0 1 1 2												
Amos Otis, R (1, 8) OBP: 0.352, SLG: 0.480	0-0 F3			0-0 F8		0-0 F8		0-0 G6-4-3		4 0 0 0 0 0 2												
John Mayberry, L (1, 3) OBP: 0.435, SLG: 0.553		0-0 G3		4-0 BB		4-0 BB		0-0 F9		2 0 0 0 2 0 0												
Ed Kirkpatrick, L (1, 9) OBP: 0.378, SLG: 0.445		4-0 BB		0-0 G3-6-3		0-0 F7		0-0 6-3 WP		3 0 1 0 1 0 3												
Lou Piniella, R (1, 7) OBP: 0.282, SLG: 0.359		0-0 G6-4-3		0-0 1-2f	0-0 PB WP 4-3 1B	0-3 K		0-0 6-3		4 1 1 0 0 1 4												
Gail Hopkins, L (1, 10) OBP: 0.398, SLG: 0.393			4-0 1B BB		0-0 P4		0-0 6-3	4-0 BB		2 0 0 0 2 0 1												
Kurt Bevacqua, R (1, 5) OBP: 0.344, SLG: 0.378			0-0 1B		0-0 4-3		0-3 K	0-0 F8		4 0 1 1 0 1 2												
Fran Healy, R (1, 2) OBP: 0.320, SLG: 0.350			0-3 K		0-0 1B		0-0 5-3			3 0 1 0 0 1 2												
<b>Inning Stats</b>	R: 0 E: 0 K: 0 S: 3	H: 0 LOB: 0 BB: 0 P: 3	R: 0 E: 0 K: 0 S: 2	H: 0 LOB: 0 BB: 1 P: 6	R: 0 E: 0 K: 2 S: 8	H: 1 LOB: 2 BB: 1 P: 12	R: 0 E: 0 K: 0 S: 2	H: 0 LOB: 0 BB: 1 P: 6	R: 1 E: 0 K: 0 S: 5	H: 2 LOB: 1 BB: 0 P: 5	R: 0 E: 0 K: 1 S: 6	H: 1 LOB: 2 BB: 1 P: 10	R: 0 E: 0 K: 1 S: 5	H: 0 LOB: 0 BB: 0 P: 5	R: 0 E: 0 K: 0 S: 2	H: 0 LOB: 0 BB: 1 P: 6	R: 0 E: 0 K: 0 S: 4	H: 1 LOB: 2 BB: 1 P: 8	1B: 4 2B: 1 3B: 0 HR: 0	SF: 0 SAC: 0 DP: 3 HBP: 0	WP: 2 PB: 1 SB: 0 CS: 0	PA: 35
<b>PITCHER</b> Eduardo Rodríguez, R (1, 1) ERA: 1.6	IP: 9.0 WLS: W BF: 35 H: 5 R: 1 ER: 1 SO: 4 BB: 6 IBB: 0 HBP: 0 BLK: 0 WP: 2 HR: 0 S: 37 P: 61 ERA: 1.00 WHIP: 1.222											<b>PITCHER</b>	IP: 9.0 WLS: W BF: 35 H: 5 R: 1 ER: 1 SO: 4 BB: 6 IBB: 0 HBP: 0 BLK: 0 WP: 2 HR: 0 S: 37 P: 61 ERA: 1.00 WHIP: 1.222									

livebaseballscorecards.com



Batter	1	2	3	4	5	6	7	8	9	AB	R	H	RBI	BB	SO	LOB
Bob Coluccio, R OBP: 0.264, SLG: 0.376 (1, 8)	0-0 F3		0-0 P4	0-0 6-3		0-0 5-3	0-0 SF9			4	0	0	1	0	0	0
Don Money, R OBP: 0.313, SLG: 0.355 (1, 5)	0-0 6-3		0-0 BB BB BB 1B	0-0 E 1B		0-0 FC4-6 1B 1B	4-0 1-2 BB			4	1	3	0	1	0	0
Dave May, L OBP: 0.350, SLG: 0.497 (1, 10)	0-0 4-3		4-0 BB BB 1-2 BB	0-0 E6		0-0 FC4-6 1B	0-3 K			4	1	1	0	1	1	4
John Briggs, L OBP: 0.356, SLG: 0.436 (1, 7)		4-0 BB BB HR BB	4-0 BB BB 1-2 1B BB	0-0 L8		0-0 FC4-6	0-0 F8			3	2	0	0	2	0	4
George Scott, R OBP: 0.347, SLG: 0.435 (1, 3)		4-0 BB BB 1-2 HR BB	0-3 K	0-0 1-3		0-0 F8	0-0 F8			4	1	0	0	1	1	7
Darrell Porter, L OBP: 0.357, SLG: 0.476 (1, 2)		0-0 BB BB 1-H 2-H HR	4-0 BB BB 1-2 1B BB		0-0 F9		4-0 BB BB SF9 BB	0-3 K		3	3	1	4	2	1	0
Joe Lahoud, L OBP: 0.283, SLG: 0.291 (1, 9)		0-3 K	4-0 BB BB 1-2 1B BB		0-0 5-3		0-0 SF9 BB 1-2 1B			1	0	0	0	0	1	0
Ollie Brown, R OBP: 0.358, SLG: 0.419 (3, PH) (4, 9)		0-0 BB BB L7-4 2B	0-0 BB BB 1-2 2-3 3-H 1B		0-0 K		0-0 BB BB 1-2 2-3			2	0	1	1	1	0	0
Pedro Garcia, R OBP: 0.312, SLG: 0.418 (1, 4)		0-0 BB BB L7-4 2B	0-0 BB BB 1-2 2-3 3-H 1B		0-0 K		0-0 BB BB 1-2 2-3			4	0	3	2	0	0	2
Tim Johnson, L OBP: 0.288, SLG: 0.282 (1, 6)		0-0 BB BB L7-4 2B	0-0 BB BB 4-3		0-3 K		4-0 BB BB 1-2 2-3			3	0	0	0	1	1	4

Inning Stats	R: 0	H: 0	E: 0	K: 0	S: 3	R: 3	H: 2	E: 0	K: 1	S: 6	R: 4	H: 2	E: 0	K: 1	S: 7	R: 0	H: 1	E: 1	K: 0	S: 5	R: 0	H: 1	E: 0	K: 1	S: 6	R: 0	H: 2	E: 0	K: 0	S: 5	R: 1	H: 1	E: 0	K: 1	S: 6	R: 0	H: 0	E: 0	K: 1	S: 5	1B: 7	2B: 2	3B: 0	HR: 1	SF: 1	SAC: 0	DP: 1	HBP: 0	WP: 0	PB: 0	SB: 0	CS: 0	PA: 42
--------------	------	------	------	------	------	------	------	------	------	------	------	------	------	------	------	------	------	------	------	------	------	------	------	------	------	------	------	------	------	------	------	------	------	------	------	------	------	------	------	------	-------	-------	-------	-------	-------	--------	-------	--------	-------	-------	-------	-------	--------

PITCHER	IP	WLS	BF	H	R	ER	SO	BB	IBB	HBP	BLK	WP	HR	S	P	ERA	WHIP
Ken Wright, R ERA: 4.06 (1, 1)	2.2	L	14	3	6	6	2	4	0	0	0	0	1	14	30	20.25	2.625
Steve Mingori, L ERA: 5.4 (3, 1)	3.1		18	5	1	1	1	2	0	0	0	0	0	18	26	2.70	2.100
Bruce Dal Canton, R ERA: 3.87 (7, 1)	1.0		7	1	1	1	1	3	0	0	0	0	0	6	18	9.00	4.000
Gene Garber, R ERA: 3.86 (8, 1)	1.0		3	0	0	0	1	0	0	0	0	0	0	5	5	0.00	0.000


**BOTTOM**

**Kansas City Royals @ Milwaukee Brewers**  
Milwaukee County Stadium, Milwaukee, WI

Wed Jul 11 1973, 8:05 PM EDT  
Att. 8,594 - Unknown - 72 F

livebaseballscorecards.com

<b>AB</b>	<b>32</b>
<b>R</b>	<b>8</b>
<b>H</b>	<b>9</b>
<b>RBI</b>	<b>8</b>
<b>BB</b>	<b>9</b>
<b>SO</b>	<b>5</b>
<b>LOB</b>	<b>21</b>



Batter	1	2	3	4	5	6	7	8	9	AB R H RBI BB SO LOB	TOP	
Freddie Patek, R (1, 6) OBP: 0.333, SLG: 0.337	0-0 CS 1B		0-0 F2		0-0 G5-4-3			0-0 4-3		4 0 1 0 0 0 3	<b>Kansas City Royals @ New York Yankees</b> Yankee Stadium, Bronx, NY Thu Jul 12 1973, 7:05 PM EDT Att. 15,323 - Unknown - 75 F <a href="http://livebaseballscorecards.com">livebaseballscorecards.com</a>	
Cookie Rojas, R (1, 4) OBP: 0.306, SLG: 0.344	4-0 1-2 HR BB		0-0 6-3		0-0 F9			4-0 FC6-4 BB		2 1 0 0 2 0 2		
Amos Otis, R (1, 8) OBP: 0.351, SLG: 0.486	0-0 1-H HR		0-0 F8		0-0 F7			0-0 FC6-4 1-2f		4 1 1 2 0 0 2		
John Mayberry, L (1, 3) OBP: 0.435, SLG: 0.549	0-0 G3		0-0 4-3		4-0 FC6-4 BB			4-0 1-2 BB		2 0 0 0 2 0 0		
Ed Kirkpatrick, L (1, 9) OBP: 0.373, SLG: 0.438	0-0 3-1		0-0 F2		0-0 F8			0-0 P4		4 0 0 0 0 0 3		
Lou Piniella, R (1, 7) OBP: 0.282, SLG: 0.358		0-0 L5-3 1B		0-3 K		0-0 FC6-4 1-2f		0-0 5-3		4 0 1 0 0 1 1		
Steve Hovley, L (1, 10) OBP: 0.340, SLG: 0.306		0-0 L5-3 1-2		0-0 1B 1B		0-0 F9		0-0 3-1		4 1 1 0 0 0 1		
Kurt Bevacqua, R (1, 5) OBP: 0.342, SLG: 0.374		0-0 F9		0-0 1B 1-2 1B		0-3 K		0-3 K		4 0 1 0 0 2 0		
Fran Healy, R (1, 2) OBP: 0.326, SLG: 0.361			0-0 2B		0-0 G5-4-3 1-3 2-H 1B		0-3 K			3 0 2 1 0 1 0		
<b>Inning Stats</b>	R: 2 H: 2 E: 0 LOB: 0 K: 0 BB: 1 S: 4 P: 8	R: 0 H: 1 E: 0 LOB: 0 K: 0 BB: 0 S: 3 P: 3	R: 0 H: 1 E: 0 LOB: 1 K: 0 BB: 0 S: 4 P: 4	R: 0 H: 0 E: 0 LOB: 0 K: 1 BB: 0 S: 5 P: 5	R: 1 H: 3 E: 0 LOB: 1 K: 0 BB: 0 S: 5 P: 5	R: 0 H: 0 E: 0 LOB: 1 K: 0 BB: 1 S: 3 P: 7	R: 0 H: 0 E: 0 LOB: 0 K: 2 BB: 0 S: 7 P: 7	R: 0 H: 0 E: 0 LOB: 2 K: 0 BB: 2 S: 3 P: 11	R: 0 H: 0 E: 0 LOB: 0 K: 1 BB: 0 S: 5 P: 5	1B: 5 SF: 0 2B: 2 SAC: 0 3B: 0 DP: 2 HR: 1 HBP: 0	WP: 0 PA: 35 PB: 0 SB: 1 CS: 1	
<b>PITCHER</b> Pat Dobson, R (1, 1) ERA: 4.46	IP WLS BF H R ER SO BB IBB HBP BLK WP HR S P ERA WHIP	9.0 W 35 7 3 3 4 4 0 0 0 0 0 1 39 55 3.00 1.222										



Batter	1	2	3	4	5	6	7	8	9	AB	R	H	RBI	BB	SO	LOB
Horace Clarke, S (1, 4) OBP: 0.318, SLG: 0.303	0-0 3-1	0-0 FC4-6 1B		0-0 1B 1B	0-0 FC6-4 1B		0-0 G4-6-3			5	1	2	2	0	0	3
Matty Alou, L (1, 3) OBP: 0.339, SLG: 0.353	0-0 1B	0-0 1-2 3-H 1B		0-0 1-2 G3-2-1 1B	0-0 FC6-4 BB			0-0 4-1		5	1	3	1	0	0	1
Roy White, S (1, 7) OBP: 0.344, SLG: 0.366	0-0 F7	0-0 4-3		0-0 1-2 2-H 1B	4-0 1-2 BB			0-0 2B		4	1	2	1	1	0	3
Bobby Murcer, L (1, 8) OBP: 0.352, SLG: 0.479	0-0 2-H 1B		0-0 1-3	0-0 1-2 2-3 1B	0-0 P6			0-0 4-3 2B		5	0	3	2	0	0	2
Ron Blomberg, L (1, 10) OBP: 0.442, SLG: 0.532	0-3 K		0-0 F8	0-0 G3-2-1		0-0 6-3		0-0 4-3		5	0	0	0	0	1	5
Graig Nettles, L (1, 5) OBP: 0.353, SLG: 0.405		0-0 FC6-4 E 2B	0-0 G3		0-0 FC6 1B	0-0 1B		0-3 K		5	1	3	0	0	1	1
Johnny Callison, L (1, 9) OBP: 0.204, SLG: 0.237		4-0 FC6-4 BB		0-0 HR	0-0 FC6 BB 2B	0-0 G3				3	2	1	1	1	0	1
Thurman Munson, R (1, 2) OBP: 0.356, SLG: 0.490		0-0 FC6-4 FC4-6 E 1B 1-2f 2-3		0-0 1B 3B	4-0 1-2 2B BB		0-0 G4-6-3 1B			3	3	2	0	1	0	2
Gene Michael, S (1, 6) OBP: 0.284, SLG: 0.310		0-0 E6 FC4-6 1-2 3-H		0-0 L4	0-0 1B 2B		0-0 F7			4	1	1	3	0	0	3

Inning Stats	R: 1	H: 2	E: 0	LOB: 1	K: 1	BB: 0	S: 7	R: 2	H: 2	E: 1	LOB: 2	K: 0	BB: 1	S: 6	R: 0	H: 0	E: 0	LOB: 0	K: 0	BB: 0	S: 3	R: 3	H: 6	E: 0	LOB: 2	K: 0	BB: 0	S: 8	R: 3	H: 3	E: 0	LOB: 2	K: 0	BB: 2	S: 6	R: 0	H: 1	E: 0	LOB: 0	K: 0	BB: 0	S: 3	R: 0	H: 1	E: 0	LOB: 0	K: 0	BB: 0	S: 3	R: 1	H: 2	E: 0	LOB: 1	K: 1	BB: 0	S: 7
1B: 10	SF: 0	2B: 5	SAC: 0	3B: 1	DP: 2	HR: 1	HBP: 0	WP: 0	PA: 42																																															

PITCHER	IP	WLS	BF	H	R	ER	SO	BB	IBB	HBP	BLK	WP	HR	S	P	ERA	WHIP
Dick Drago, R (1, 1) ERA: 3.85	3.1	L	20	8	6	5	1	1	0	0	0	0	1	21	25	13.50	2.700
Steve Mingo, L (4, 1) ERA: 6.48	1.2		11	5	3	3	0	2	0	0	0	0	0	9	17	16.20	4.200
Bruce Dal Canton, R (6, 1) ERA: 3.84	3.0		11	4	1	1	1	0	0	0	0	0	0	13	13	3.00	1.333

**BOTTOM**

**Kansas City Royals @ New York Yankees**  
 Yankee Stadium, Bronx, NY  
 Thu Jul 12 1973, 7:05 PM EDT  
 Att: 15,323 - Unknown - 75 F

livebaseballscorecards.com

<b>AB</b>	<b>39</b>
<b>R</b>	<b>10</b>
<b>H</b>	<b>17</b>
<b>RBI</b>	<b>10</b>
<b>BB</b>	<b>3</b>
<b>SO</b>	<b>2</b>
<b>LOB</b>	<b>21</b>



Batter	1	2	3	4	5	6	7	8	9	AB R H RBI BB SO LOB	TOP	
<b>Frank White, R</b> (1, 6) <small>OBP: 0.253, SLG: 0.268</small> <b>Gail Hopkins, L</b> (8, PH) <small>OBP: 0.403, SLG: 0.398</small> <b>Bobby Floyd, R</b> (8, PR) <small>OBP: 0.385, SLG: 0.400</small> (8, 6)	0-0 1B 1B		0-3 K			0-3 K		0-0 1-2 1B		3 0 1 0 0 2 0 1 0 1 0 0 0 0 0 0 0 0 0 0 0	<b>Kansas City Royals @ New York Yankees</b> Yankee Stadium, Bronx, NY Fri Jul 13 1973, 7:05 PM EDT Att. 15,690 - Unknown - 79 F	
<b>Cookie Rojas, R</b> (1, 4) <small>OBP: 0.305, SLG: 0.343</small>	0-0 1-2 G6-3 1B		0-0 F9			0-0 6-3		0-0 F7		4 0 1 0 0 0 2		
<b>Amos Otis, R</b> (1, 8) <small>OBP: 0.347, SLG: 0.480</small>	0-0 P4			0-0 6-3		0-3 K		0-0 4-3		4 0 0 0 0 1 4		
<b>John Mayberry, L</b> (1, 3) <small>OBP: 0.433, SLG: 0.544</small>	0-0 G6-3 1-2f			0-0 3-1		0-3 K	4-0 BB BB BB		0-3 K	3 0 0 0 1 1 2		
<b>Ed Kirkpatrick, L</b> (1, 9) <small>OBP: 0.371, SLG: 0.436</small>		0-0 F9		0-0 1-3		0-0 1B	0-0 1-2 G6-4-3 1B	0-0 F8		4 0 1 0 0 0 0		
<b>Lou Piniella, R</b> (1, 7) <small>OBP: 0.278, SLG: 0.353</small>		0-0 F7			0-0 4-3		0-0 G6-4-3 1-2f 2-3	0-0 3-1		4 0 0 0 0 0 2		
<b>Rick Reichardt, R</b> (1, 10) <small>OBP: 0.319, SLG: 0.397</small>		0-0 1B			0-0 6-3		0-0 6-3			3 0 1 0 0 0 1		
<b>Kurt Bevacqua, R</b> (1, 5) <small>OBP: 0.342, SLG: 0.380</small>		0-0 F8			0-0 2B			0-0 1-3		3 0 1 0 0 0 1		
<b>Fran Healy, R</b> (1, 2) <small>OBP: 0.326, SLG: 0.357</small>			0-0 L6		0-0 4-3		4-0 BB BB BB	4-0 1B BB		2 0 0 0 1 0 1		
<b>Inning Stats</b>	R: 0 H: 2 E: 0 LOB: 1 K: 0 BB: 0 S: 4 P: 4	R: 0 H: 1 E: 0 LOB: 1 K: 0 BB: 0 S: 4 P: 4	R: 0 H: 0 E: 0 LOB: 0 K: 1 BB: 0 S: 5 P: 5	R: 0 H: 0 E: 0 LOB: 0 K: 0 BB: 0 S: 3 P: 3	R: 0 H: 1 E: 0 LOB: 1 K: 0 BB: 0 S: 4 P: 4	R: 0 H: 0 E: 0 LOB: 0 K: 2 BB: 0 S: 7 P: 7	R: 0 H: 1 E: 0 LOB: 1 K: 0 BB: 1 S: 3 P: 7	R: 0 H: 1 E: 0 LOB: 2 K: 0 BB: 1 S: 4 P: 8	R: 0 H: 0 E: 0 LOB: 0 K: 1 BB: 0 S: 5 P: 5	1B: 5 SF: 0 2B: 1 SAC: 0 3B: 0 DP: 2 HR: 0 HBP: 0	WP: 0 PA: 33 PB: 0 SB: 0 CS: 0	
<b>PITCHER</b> <b>Mel Stottlemyre, R</b> (1, 1) <small>ERA: 2.94</small>	IP WLS BF H R ER SO BB IBB HBP BLK WP HR S P ERA WHIP	9.0 W 33 6 0 0 4 2 0 0 0 0 0 0 39 47 0.00 0.889										

livebaseballscorecards.com

<b>AB</b>	<b>31</b>
<b>R</b>	<b>0</b>
<b>H</b>	<b>6</b>
<b>RBI</b>	<b>0</b>
<b>BB</b>	<b>2</b>
<b>SO</b>	<b>4</b>
<b>LOB</b>	<b>13</b>



Batter	1	2	3	4	5	6	7	8	9	AB	R	H	RBI	BB	SO	LOB
Horace Clarke, S OBP: 0.315, SLG: 0.300 (1, 4)	0-0 L8	0-0 4-3			0-0 1-3		0-0 F8			4	0	0	0	0	0	1
Matty Alou, L OBP: 0.338, SLG: 0.352 (1, 3)	0-0 1B HR 1B		0-0 4-3		0-0 5-3		0-0 2-3			4	1	1	0	0	0	1
Roy White, S OBP: 0.343, SLG: 0.365 (1, 7)	0-0 1-3 HR 1B		0-0 4-3		0-3 K			0-0 L9		4	1	1	0	0	1	0
Bobby Murcer, L OBP: 0.356, SLG: 0.507 (1, 8)	0-0 1-H 3-H HR		0-0 G3			0-0 HR		0-0 HR		4	3	3	5	0	0	0
Ron Blomberg, L OBP: 0.433, SLG: 0.520 (1, 10)	0-0 1-6-3			0-0 L3		0-0 F8		0-0 F7		4	0	0	0	0	0	0
Graig Nettles, L OBP: 0.352, SLG: 0.403 (1, 5)	0-0 1B			0-0 F7		0-0 F5		0-0 3-1		4	0	1	0	0	0	0
Johnny Callison, L OBP: 0.208, SLG: 0.240 (1, 9)	0-0 4-3			0-0 1B 1B		0-0 4-3				3	0	1	0	0	0	1
Jerry Moses, R OBP: 0.310, SLG: 0.357 (1, 2)		0-0 F7		0-0 1-2 1B			0-0 E6			3	0	1	0	0	0	0
Gene Michael, S OBP: 0.281, SLG: 0.307 (1, 6)		0-0 G3		0-0 3-1			0-0 L6			3	0	0	0	0	0	3

Inning Stats	R: 3	H: 4	E: 0	LOB: 1	K: 0	BB: 0	S: 7	P: 7	R: 0	H: 0	E: 0	LOB: 0	K: 0	BB: 0	S: 3	P: 3	R: 0	H: 0	E: 0	LOB: 0	K: 0	BB: 0	S: 3	P: 3	R: 0	H: 2	E: 0	LOB: 2	K: 0	BB: 0	S: 5	P: 5	R: 0	H: 0	E: 0	LOB: 0	K: 1	BB: 0	S: 5	P: 5	R: 1	H: 1	E: 0	LOB: 0	K: 0	BB: 0	S: 4	P: 4	R: 0	H: 0	E: 1	LOB: 1	K: 0	BB: 0	S: 4	P: 4	R: 1	H: 1	E: 0	LOB: 0	K: 0	BB: 0	S: 4	P: 4
--------------	------	------	------	--------	------	-------	------	------	------	------	------	--------	------	-------	------	------	------	------	------	--------	------	-------	------	------	------	------	------	--------	------	-------	------	------	------	------	------	--------	------	-------	------	------	------	------	------	--------	------	-------	------	------	------	------	------	--------	------	-------	------	------	------	------	------	--------	------	-------	------	------

PITCHER	IP	WLS	BF	H	R	ER	SO	BB	IBB	HBP	BLK	WP	HR	S	P	ERA	WHIP
Gene Garber, R ERA: 4.03 (1, 1)	8.0	L	33	8	5	5	1	0	0	0	0	0	3	35	35	5.62	1.000

**BOTTOM**

**Kansas City Royals @ New York Yankees**  
 Yankee Stadium, Bronx, NY  
 Fri Jul 13 1973, 7:05 PM EDT  
 Att: 15,690 - Unknown - 79 F

AB	33
R	5
H	8
RBI	5
BB	0
SO	1
LOB	6



WP	PA	3B	SF	SAC	DP	HBP	CS
0	33	0	0	0	0	0	0

Batter	1	2	3	4	5	6	7	8	9	AB R H RBI BB SO LOB	TOP											
Freddie Patek, R (1, 6) OBP: 0.328, SLG: 0.331	0-3 K		0-0 1-3		0-0 F8		0-0 P6		0-0 F8	5 0 0 0 0 1 2	<b>Kansas City Royals @ New York Yankees</b> Yankee Stadium, Bronx, NY Sat Jul 14 1973, 3:33 AM EDT Att. 14,966 - Unknown - 90 F <a href="http://livebaseballscorecards.com">livebaseballscorecards.com</a>											
Cookie Rojas, R (1, 4) OBP: 0.310, SLG: 0.363	0-0 HR			0-0 1B	0-0 6-3		0-0 3B			4 2 3 2 0 0 0												
Amos Otis, R (1, 8) OBP: 0.344, SLG: 0.475	0-3 K			0-0 P4		0-0 P6	0-0 F7			4 0 0 0 0 1 2												
John Mayberry, L (1, 3) OBP: 0.437, SLG: 0.543	0-3 K			4-0 1B		4-0 BB		0-0 BB		2 0 1 0 2 1 0												
Ed Kirkpatrick, L (1, 9) OBP: 0.373, SLG: 0.434		0-0 F8		0-0 1B		4-0 BB		0-0 F8		3 0 1 1 1 0 1												
Rick Reichardt, R (1, 10) OBP: 0.324, SLG: 0.392		0-0 6-3		4-0 IBB		0-0 G6-4-3		4-0 BB		2 0 0 0 2 0 2												
Lou Piniella, R (1, 7) OBP: 0.278, SLG: 0.355		0-3 K		0-3 K			0-0 SH5-4	0-0 G5-4-3		4 1 1 0 0 2 5												
Kurt Bevacqua, R (1, 5) OBP: 0.346, SLG: 0.375			0-0 6-3	0-0 F7			4-0 WP	4-0 CS		2 1 0 0 2 0 3												
Fran Healy, R (1, 2) OBP: 0.321, SLG: 0.351			0-0 F7		0-0 F7		0-0 SH5-4	0-3 K		3 0 0 0 0 1 1												
<b>Inning Stats</b>	R: 1 E: 0 K: 3 S: 10	H: 1 LOB: 0 BB: 0 P: 10	R: 0 E: 0 K: 1 S: 5	H: 0 LOB: 0 BB: 0 P: 5	R: 0 E: 0 K: 0 S: 3	H: 0 LOB: 0 BB: 0 P: 3	R: 1 E: 1 K: 1 S: 7	H: 2 LOB: 3 BB: 2 P: 15	R: 0 E: 0 K: 0 S: 3	H: 0 LOB: 0 BB: 0 P: 3	R: 0 E: 0 K: 0 S: 2	H: 0 LOB: 1 BB: 2 P: 10	R: 2 E: 0 K: 0 S: 5	H: 2 LOB: 1 BB: 1 P: 9	R: 0 E: 0 K: 0 S: 3	H: 1 LOB: 1 BB: 1 P: 7	R: 0 E: 0 K: 1 S: 4	H: 0 LOB: 0 BB: 1 P: 8	1B: 3 2B: 1 3B: 1 HR: 1	SF: 0 SAC: 1 DP: 2 HBP: 0	WP: 1 PB: 0 SB: 0 CS: 1	PA: 37
<b>PITCHER</b>	IP WLS BF H R ER SO BB IBB HBP BLK WP HR S P ERA WHIP																					
Doc Medich, R (1, 1) ERA: 3.08	6.2 L 29 5 4 4 5 4 1 0 0 1 1 34 54 5.40 1.350																					
Fred Beene, R (7, 1) ERA: 1.58	2.1 8 1 0 0 1 2 0 0 0 0 0 0 8 16 0.00 1.286																					

**Kansas City Royals @ New York Yankees**  
 Yankee Stadium, Bronx, NY  
 Sat Jul 14 1973, 3:33 AM EDT  
 Att. 14,966 - Unknown - 90 F

AB	29
R	4
H	6
RBI	3
BB	7
SO	6
LOB	16



Batter	1	2	3	4	5	6	7	8	9	AB	R	H	RBI	BB	SO	LOB
--------	---	---	---	---	---	---	---	---	---	----	---	---	-----	----	----	-----

<b>Horace Clarke, S</b> (1, 4) <small>OBP: 0.314, SLG: 0.297</small> <b>Jim Ray Hart, R</b> (9, PH) <small>OBP: 0.310, SLG: 0.385</small>	0-0 		4-0 		0-0 		0-0 		0-3 	3	0	0	0	1	0	3
<b>Matty Alou, L</b> (1, 3) <small>OBP: 0.334, SLG: 0.348</small>	0-0 		0-0 			0-0 		0-0 		4	0	0	0	0	0	2
<b>Roy White, S</b> (1, 7) <small>OBP: 0.342, SLG: 0.362</small>	0-0 			4-0 		0-3 		0-0 		3	1	0	0	1	1	0
<b>Bobby Murcer, L</b> (1, 8) <small>OBP: 0.355, SLG: 0.504</small>		0-0 		0-0 		0-0 		0-0 		4	0	1	0	0	0	1
<b>Ron Blomberg, L</b> (1, 10) <small>OBP: 0.429, SLG: 0.514</small>		0-0 		0-0 			0-0 	0-0 		4	0	1	0	0	0	1
<b>Graig Nettles, L</b> (1, 5) <small>OBP: 0.356, SLG: 0.407</small>		0-0 		0-0 			0-0 		0-0 	4	1	3	1	0	0	0
<b>Johnny Callison, L</b> (1, 9) <small>OBP: 0.219, SLG: 0.260</small>			0-0 	0-0 			0-0 		0-0 	4	0	2	0	0	0	2
<b>Thurman Munson, R</b> (1, 2) <small>OBP: 0.358, SLG: 0.487</small>			4-0 		0-0 		4-0 		0-0 	2	0	0	0	2	0	2
<b>Gene Michael, S</b> (1, 6) <small>OBP: 0.277, SLG: 0.302</small>			0-0 		0-0 		0-0 		0-0 	4	0	0	1	0	0	5

Inning Stats	R: 0	H: 0	E: 0	K: 0	S: 3	R: 0	H: 0	E: 0	K: 0	S: 3	R: 1	H: 2	E: 0	K: 0	S: 4	R: 0	H: 0	E: 0	K: 1	S: 5	R: 0	H: 2	E: 0	K: 0	S: 5	R: 0	H: 1	E: 0	K: 0	S: 4	R: 1	H: 2	E: 0	K: 1	S: 7	1B: 6	SF: 0	2B: 1	SAC: 0	3B: 0	DP: 1	HR: 0	HBP: 0	WP: 0	PA: 37
--------------	------	------	------	------	------	------	------	------	------	------	------	------	------	------	------	------	------	------	------	------	------	------	------	------	------	------	------	------	------	------	------	------	------	------	------	-------	-------	-------	--------	-------	-------	-------	--------	-------	--------

PITCHER	IP	WLS	BF	H	R	ER	SO	BB	IBB	HBP	BLK	WP	HR	S	P	ERA	WHIP
Steve Busby, R (1, 1) <small>ERA: 4.44</small>	8.0	W	34	7	2	2	1	4	0	0	0	0	0	32	48	2.25	1.375
Doug Bird, R (9, 1) <small>ERA: 3.51</small>	1.0	S	3	0	0	0	1	0	0	0	0	0	0	5	5	0.00	0.000

**BOTTOM**

**Kansas City Royals @ New York Yankees**  
 Yankee Stadium, Bronx, NY  
 Sat Jul 14 1973, 3:33 AM EDT  
 Att: 14,966 - Unknown - 90 F

AB	33
R	2
H	7
RBI	2
BB	4
SO	2
LOB	17



WP	PA
0	37

Batter	1	2	3	4	5	6	7	8	9	AB R H RBI BB SO LOB	TOP
Freddie Patek, R (1, 6) OBP: 0.327, SLG: 0.328	4-0 CS BB		0-0 P3		0-0 F8		0-0 1-3			3 0 0 0 1 0 1	<b>Kansas City Royals @ New York Yankees</b> Yankee Stadium, Bronx, NY Sun Jul 15 1973, 3:33 AM EDT Att. 10,906 - Unknown - 67 F
Cookie Rojas, R (1, 4) OBP: 0.309, SLG: 0.359	4-0 1B 6-3 1-2 BB		0-0 6-3		0-3 K		0-0 6-3			3 0 0 0 1 1 1	
Amos Otis, R (1, 8) OBP: 0.345, SLG: 0.474	0-0 6-3 1-2			0-3 K		0-0 SH5-4 BB 1B		4-0 FC3-8 BB		3 0 1 0 1 1 1	
John Mayberry, L (1, 3) OBP: 0.437, SLG: 0.541	0-0 FC6-4 1B 2-3			0-3 K		4-0 SH5-4 BB 1-2		0-0 FC3-6 1-2f		3 0 1 0 1 1 1	
Rick Reichardt, R (1, 9) OBP: 0.324, SLG: 0.388	0-0 FC6-4 1-2f			4-0 PB BB		0-0 SH5-4 1-2 2-3		0-0 L7		2 0 0 0 1 0 3	
Lou Piniella, R (1, 7) OBP: 0.281, SLG: 0.353		0-0 L7		4-0 BB 1-2		4-0 IBB		0-0 P4		2 0 0 0 2 0 1	
Hal McRae, R (1, 10) OBP: 0.257, SLG: 0.242		0-0 P4		0-3 K		0-0 P3		0-0 G5-4-3 1B		4 0 1 0 0 1 5	
Kurt Bevacqua, R (1, 5) OBP: 0.337, SLG: 0.365		0-0 L9			0-0 P4	0-3 K		0-0 G5-4-3 1-2f		4 0 0 0 0 1 4	
Fran Healy, R (1, 2) OBP: 0.319, SLG: 0.354			0-3 K		0-0 2B		0-3 K	0-3 K		4 0 1 0 0 3 0	
<b>Inning Stats</b>	R: 0 H: 1 E: 0 LOB: 2 K: 0 BB: 2 S: 3 P: 11	R: 0 H: 0 E: 0 LOB: 0 K: 0 BB: 0 S: 3 P: 3	R: 0 H: 0 E: 0 LOB: 0 K: 1 BB: 0 S: 5 P: 5	R: 0 H: 0 E: 0 LOB: 2 K: 3 BB: 2 S: 9 P: 17	R: 0 H: 1 E: 0 LOB: 1 K: 1 BB: 0 S: 6 P: 6	R: 0 H: 1 E: 0 LOB: 3 K: 1 BB: 2 S: 6 P: 14	R: 0 H: 0 E: 0 LOB: 0 K: 1 BB: 0 S: 5 P: 5	R: 0 H: 0 E: 0 LOB: 1 K: 0 BB: 1 S: 3 P: 7	R: 0 H: 1 E: 0 LOB: 0 K: 1 BB: 0 S: 5 P: 5	1B: 3 SF: 0 2B: 1 SAC: 1 3B: 0 DP: 1 HR: 0 HBP: 0	WP: 0 PA: 36 PB: 1 SB: 0 CS: 1
<b>PITCHER</b> Sam McDowell, L (1, 1) ERA: 3.25 Sparky Lyle, L (9, 1) ERA: 2.04	IP WLS BF H R ER SO BB IBB HBP BLK WP HR S P ERA WHIP	8.0 W 33 3 0 0 7 6 1 0 0 0 0 0 40 68 0.00 1.125	1.0 S 3 1 0 0 1 0 0 0 0 0 0 0 5 5 0.00 1.000								

livebaseballscorecards.com

AB	28
R	0
H	4
RBI	0
BB	7
SO	8
LOB	17



Batter	1	2	3	4	5	6	7	8	9	AB	R	H	RBI	BB	SO	LOB	BOTTOM		
Horace Clarke, S (1, 4) OBP: 0.313, SLG: 0.295	0-3 K		0-0 P6			0-3 K		4-0 SH 1B BB		3	1	0	0	1	2	1	<b>Kansas City Royals @ New York Yankees</b> Yankee Stadium, Bronx, NY Sun Jul 15 1973, 3:33 AM EDT Att: 10,906 - Unknown - 67 F		
Matty Alou, L (1, 3) OBP: 0.334, SLG: 0.346	0-0 G3		0-0 CS	4-0 G4-3-5 BB		0-0 P4		0-0 SH 1B		2	1	0	0	1	0	0			
Roy White, S (1, 7) OBP: 0.346, SLG: 0.363	4-0 BB			0-3 K		4-0 BB		0-0 FC6-4 1B		2	0	1	2	2	1	1			
Bobby Murcer, L (1, 8) OBP: 0.351, SLG: 0.499	0-0 L6			0-0 G4-3-5		0-0 4-3		0-0 FC6-4 G6-4-3		4	0	0	0	0	0	4			
Ron Blomberg, L (1, 10) OBP: 0.428, SLG: 0.511 Jim Ray Hart, R (8, PH) OBP: 0.309, SLG: 0.384		0-3 K			0-0 5-3		0-0 BB 1B	0-0 G6-4-3		3	0	1	0	0	1	0			
Graig Nettles, L (1, 5) OBP: 0.356, SLG: 0.406		0-0 F8			0-0 FC3-6 1B		0-0 P6			3	0	1	0	0	0	1			
Johnny Callison, L (1, 9) OBP: 0.213, SLG: 0.252		0-0 4-3			0-0 FC3-6 BB		0-0 L8			3	0	0	0	0	0	2			
Jerry Moses, R (1, 2) OBP: 0.344, SLG: 0.345			0-0 P4		4-0 BB 1-2		4-0 BB 1-2			1	0	0	0	2	0	0			
Gene Michael, S (1, 6) OBP: 0.278, SLG: 0.300			4-0 CS BB		0-0 F9		0-0 F2			2	0	0	0	1	0	4			
<b>Inning Stats</b>	R: 0 E: 0 K: 1 S: 5	H: 0 LOB: 1 BB: 1 P: 9	R: 0 E: 0 K: 1 S: 5	H: 0 LOB: 0 BB: 0 P: 5	R: 0 E: 0 K: 0 S: 2	H: 0 LOB: 0 BB: 1 P: 6	R: 0 E: 0 K: 1 S: 4	H: 1 LOB: 2 BB: 1 P: 8	R: 0 E: 0 K: 1 S: 5	H: 0 LOB: 1 BB: 1 P: 9	R: 0 E: 0 K: 0 S: 4	H: 1 LOB: 2 BB: 1 P: 8	R: 2 E: 1 K: 0 S: 4	H: 1 LOB: 0 BB: 1 P: 8	1B: 3 2B: 0 3B: 0 HR: 0	SF: 0 SAC: 1 DP: 2 HBP: 0		WP: 0 PB: 0 SB: 0 CS: 1	PA: 33
<b>PITCHER</b>	IP WLS BF H R ER SO BB IBB HBP BLK WP HR S P ERA WHIP	IP WLS BF H R ER SO BB IBB HBP BLK WP HR S P ERA WHIP	IP WLS BF H R ER SO BB IBB HBP BLK WP HR S P ERA WHIP	IP WLS BF H R ER SO BB IBB HBP BLK WP HR S P ERA WHIP	IP WLS BF H R ER SO BB IBB HBP BLK WP HR S P ERA WHIP	IP WLS BF H R ER SO BB IBB HBP BLK WP HR S P ERA WHIP	IP WLS BF H R ER SO BB IBB HBP BLK WP HR S P ERA WHIP	IP WLS BF H R ER SO BB IBB HBP BLK WP HR S P ERA WHIP	IP WLS BF H R ER SO BB IBB HBP BLK WP HR S P ERA WHIP	IP WLS BF H R ER SO BB IBB HBP BLK WP HR S P ERA WHIP	IP WLS BF H R ER SO BB IBB HBP BLK WP HR S P ERA WHIP	IP WLS BF H R ER SO BB IBB HBP BLK WP HR S P ERA WHIP	IP WLS BF H R ER SO BB IBB HBP BLK WP HR S P ERA WHIP	IP WLS BF H R ER SO BB IBB HBP BLK WP HR S P ERA WHIP	IP WLS BF H R ER SO BB IBB HBP BLK WP HR S P ERA WHIP	IP WLS BF H R ER SO BB IBB HBP BLK WP HR S P ERA WHIP		IP WLS BF H R ER SO BB IBB HBP BLK WP HR S P ERA WHIP	IP WLS BF H R ER SO BB IBB HBP BLK WP HR S P ERA WHIP
Ken Wright, R (1, 1) ERA: 3.79	7.0	L	30	3	2	1	4	7	0	0	0	0	0	0	0	0		1.29	1.429
Steve Mingori, L (8, 1) ERA: 6.11	1.0		2	0	0	0	0	0	0	0	0	0	0	0	0	0	0.00	0.000	

livebaseballscores.com

AB	24
R	2
H	3
RBI	2
BB	7
SO	4
LOB	14



Batter	1	2	3	4	5	6	7	8	9	AB R H RBI BB SO LOB	TOP																
Freddie Patek, R (1, 6) OBP: 0.328, SLG: 0.326	0-0 P3		0-0 F5		4-0 E BB	0-0 FC5-6		0-0 S BB 1B		4 2 1 0 1 0 2																	
Cookie Rojas, R (1, 4) OBP: 0.310, SLG: 0.357	4-0 BB		0-0 6-3		0-0 4-3	0-0 SF8		4-0 S BB 1B		2 0 0 0 1 0 1																	
Bobby Floyd, R (5, 4) OBP: 0.389, SLG: 0.400					1-3	1-2 3-H		1-2 BB		0 1 0 1 1 0 0																	
Amos Otis, R (1, 8) OBP: 0.348, SLG: 0.482	0-3 K		0-0 HR		4-0 E S IBB	0-0 L9		0-0 CS 1B		4 2 2 3 1 1 2																	
John Mayberry, L (1, 3) OBP: 0.439, SLG: 0.539	0-0 4-3		0-0 FC4-6 1B		4-0 E BB		4-0 1B BB	0-0 CS 1B	0-0 F7	3 0 1 0 2 0 1																	
Ed Kirkpatrick, L (1, 9) OBP: 0.373, SLG: 0.430		4-0 G6-4-3 E HR BB	0-0 FC4-6		0-3 K		0-3 K		4-0 1B BB	3 2 0 0 2 2 5																	
Rick Reichardt, R (1, 10) OBP: 0.324, SLG: 0.387		0-0 E6		0-0 CS 1B	0-0 E6		0-0 G6-3 1B		0-0 1B BB	3 0 1 0 0 0 2																	
Hal McRae, R (7, PH) OBP: 0.266, SLG: 0.252		1-2 G6-4-3		1-3 2-H 3-H	1-2 G6-3 1B		1-2 G6-3 1B		1-3 FC6-4 1B	2 1 2 0 0 0 0																	
Lou Piniella, R (1, 7) OBP: 0.279, SLG: 0.350		0-0 G6-4-3		0-3 K	0-0 L9		0-0 G6-3		0-0 FC6-4 1B	5 0 1 1 0 1 7																	
Paul Schaal, R (1, 5) OBP: 0.381, SLG: 0.401		0-0 HR		0-0 1B		4-0 FC5-6 1B SF8 BB		4-0 G6-4-3 BB	0-0 FC6-4	3 2 2 3 2 0 1																	
Fran Healy, R (1, 2) OBP: 0.316, SLG: 0.350		0-0 5-3		0-0 4-3		0-0 FC5-6 1B		0-0 G6-4-3	0-0 F7	5 0 1 0 0 0 3																	
Inning Stats	R: 0 E: 0 K: 1 S: 5	H: 0 LOB: 1 BB: 1 P: 9	R: 2 E: 1 K: 0 S: 4	H: 1 LOB: 0 BB: 1 P: 8	R: 1 E: 0 K: 0 S: 5	H: 2 LOB: 1 BB: 0 P: 5	R: 0 E: 0 K: 1 S: 6	H: 2 LOB: 1 BB: 0 P: 6	R: 2 E: 1 K: 1 S: 6	H: 0 LOB: 2 BB: 3 P: 18	R: 1 E: 0 K: 0 S: 4	H: 1 LOB: 1 BB: 1 P: 8	R: 0 E: 0 K: 1 S: 5	H: 1 LOB: 1 BB: 1 P: 9	R: 2 E: 0 K: 0 S: 3	H: 2 LOB: 0 BB: 2 P: 11	R: 2 E: 0 K: 0 S: 5	H: 2 LOB: 1 BB: 1 P: 9	1B: 9 2B: 1 3B: 0 HR: 2	SF: 1 SAC: 0 DP: 4 HBP: 0	WP: 0 PB: 0 SB: 5 CS: 2	PA: 46					
PITCHER	IP	WLS	BF	H	R	ER	SO	BB	IBB	HBP	BLK	WP	HR	S	P	ERA	WHIP										
Mike Strahler, R (1, 1) ERA: 3.48	4.1	L	21	5	5	3	2	3	1	0	0	0	2	21	37	6.23	1.846										
Fred Scherman, L (5, 1) ERA: 5.73	0.1		2	0	0	0	1	1	0	0	0	0	0	3	7	0.00	3.000										
Bob Miller, R (5, 1) ERA: 4.15	1.1		7	1	1	1	0	1	0	0	0	0	0	6	10	6.75	1.500										
Woodie Fryman, L (7, 1) ERA: 5.84	2.0		9	3	2	2	1	3	0	0	0	0	0	8	20	9.00	3.000										
Ed Farmer, R (9, 1) ERA: 3.49	1.0		6	2	2	2	0	1	0	0	0	0	0	5	9	18.00	3.000										

Kansas City Royals @ Detroit Tigers

Tiger Stadium, Detroit, MI

Mon Jul 16 1973, 7:05 PM EDT

Att: 27,360 - Unknown

livebaseballscorecards.com

AB	34
R	10
H	11
RBI	8
BB	10
SO	4
LOB	24






Batter	1	2	3	4	5	6	7	8	9	AB	R	H	RBI	BB	SO	LOB
Jim Northrup, L (1, 7) OBP: 0.321, SLG: 0.388	0-0 G3		0-0 L1-6-3 1B			0-0 4-3		0-0 L7 1B		4	0	2	0	0	0	0
Al Kaline, R (1, 9) OBP: 0.282, SLG: 0.307	0-3 K		0-0 L1-6-3 1-2			0-0 L6-3		0-0 1-2 1B		4	0	1	0	0	1	1
Gates Brown, L (1, 10) OBP: 0.332, SLG: 0.364	0-0 4-3			0-0 5-3 1B		4-0 HR BB		0-0 L7 2-3		3	1	1	0	1	0	2
Norm Cash, L (1, 3) OBP: 0.327, SLG: 0.498		0-0 FC3-6 BB 1B		0-0 P6		0-0 HR		0-0 F7		4	1	2	2	0	0	3
Bill Freehan, R (1, 2) OBP: 0.320, SLG: 0.310		0-0 F9		0-0 5-3 1-2		0-0 P3			0-0 G5-4-3 1B	4	0	1	0	0	0	2
Dick McAuliffe, L (1, 4) OBP: 0.360, SLG: 0.406		4-0 FC3-6 BB		0-0 F8			0-0 F7		0-0 F5	3	0	0	0	1	0	2
Mickey Stanley, R (1, 8) OBP: 0.285, SLG: 0.371		0-0 FC3-6 1-2f 2-3			0-0 5-3		0-0 F8		0-0 G5-4-3 1-2f	4	0	0	0	0	0	3
Aurelio Rodriguez, R (1, 5) OBP: 0.257, SLG: 0.349		0-0 6-3			0-0 6-3		0-0 6-3			3	0	0	0	0	0	2
Ed Brinkman, R (1, 6) OBP: 0.313, SLG: 0.373			0-0 6-3		0-3 K			0-0 P5		3	0	0	0	0	1	0

**BOTTOM**

**Kansas City Royals @ Detroit Tigers**  
Tiger Stadium, Detroit, MI  
Mon Jul 16 1973, 7:05 PM EDT  
Att. 27,360 - Unknown

AB	32
R	2
H	7
RBI	2
BB	2
SO	2
LOB	15



Inning Stats	R: 0	H: 0	E: 0	K: 1	S: 5	R: 0	H: 1	E: 0	K: 0	S: 4	R: 0	H: 1	E: 0	K: 0	S: 3	R: 0	H: 1	E: 0	K: 0	S: 4	R: 0	H: 0	E: 0	K: 1	S: 5	R: 2	H: 1	E: 0	K: 0	S: 4	R: 0	H: 0	E: 0	K: 0	S: 3	R: 0	H: 2	E: 0	K: 0	S: 5	R: 0	H: 1	E: 0	K: 0	S: 3	1B: 6	2B: 0	3B: 0	HR: 1	SF: 0	SAC: 0	DP: 2	HBP: 0	WP: 0	PA: 34
<b>PITCHER</b> Dick Drago, R (1, 1) ERA: 3.75	IP	WLS	BF	H	R	ER	SO	BB	IBB	HBP	BLK	WP	HR	S	P	ERA	WHIP	IP	WLS	BF	H	R	ER	SO	BB	IBB	HBP	BLK	WP	HR	S	P	ERA	WHIP	IP	WLS	BF	H	R	ER	SO	BB	IBB	HBP	BLK	WP	HR	S	P	ERA	WHIP				

Batter	1	2	3	4	5	6	7	8	9	AB R H RBI BB SO LOB	TOP
Freddie Patek, R (1, 6) OBP: 0.327, SLG: 0.329	0-0 P2		0-0 S HR 2B		0-0 F7		0-0 F7			4 1 1 0 0 0 1	
Cookie Rojas, R (1, 4) OBP: 0.306, SLG: 0.353	0-0 L7		0-0 B1		0-3 K			0-0 5-3		4 0 0 0 0 1 1	
Amos Otis, R (1, 8) OBP: 0.350, SLG: 0.499	0-0 E5 CS		0-0 HR		0-0 HR			0-3 K		4 2 2 3 0 1 0	
Kurt Bevacqua, R (1, 3) OBP: 0.347, SLG: 0.382	0-0 CS	0-0 4-3 1B	0-0 F9		0-0 G5-4-3 1B			0-0 2B		4 0 3 0 0 0 0	
Rick Reichardt, R (1, 10) OBP: 0.317, SLG: 0.377		0-0 4-3 1B		0-0 F8		0-0 G5-4-3 1B		0-0 F8		4 0 0 0 0 0 3	
Lou Piniella, R (1, 7) OBP: 0.285, SLG: 0.359		0-0 1B 2B		4-0 BB		0-3 K		0-0 CS 2B		3 1 2 0 1 1 0	
Hal McRae, R (1, 9) OBP: 0.271, SLG: 0.253		0-0 1B		0-0 F9		0-0 F8		4-0 CS BB		3 0 1 1 1 0 1	AB 33
Steve Hovley, L (9, PR) OBP: 0.340, SLG: 0.306		2-H		0-0 F9				0-0 BB		0 0 0 0 0 0 0	R 4
Paul Schaal, R (1, 5) OBP: 0.379, SLG: 0.397		0-0 F8		0-3 K		4-0 S BB		0-0 F3		3 0 0 0 1 1 4	H 9
Fran Healy, R (1, 2) OBP: 0.310, SLG: 0.342			0-0 F3		0-0 F8		0-0 4-3	0-0 3-1		4 0 0 0 0 0 3	RBI 4
<b>Inning Stats</b>	R: 0 H: 0 E: 1 LOB: 0 K: 0 BB: 0 S: 3 P: 3	R: 1 H: 3 E: 0 LOB: 1 K: 0 BB: 0 S: 5 P: 5	R: 2 H: 2 E: 0 LOB: 0 K: 0 BB: 0 S: 5 P: 5	R: 0 H: 0 E: 0 LOB: 1 K: 1 BB: 1 S: 5 P: 9	R: 0 H: 0 E: 0 LOB: 0 K: 1 BB: 0 S: 5 P: 5	R: 1 H: 2 E: 0 LOB: 0 K: 1 BB: 0 S: 6 P: 6	R: 0 H: 0 E: 0 LOB: 1 K: 0 BB: 1 S: 3 P: 7	R: 0 H: 1 E: 0 LOB: 1 K: 1 BB: 0 S: 6 P: 6	R: 0 H: 1 E: 0 LOB: 2 K: 0 BB: 1 S: 3 P: 7	1B: 3 SF: 0 2B: 4 SAC: 0 3B: 0 DP: 1 HR: 2 HBP: 0	WP: 0 PA: 37 PB: 0 SB: 2 CS: 3
<b>PITCHER</b>	IP WLS BF H R ER SO BB IBB HBP BLK WP HR S P ERA WHIP										
Mickey Lolich, L (1, 1) ERA: 3.42	8.0 L 34 9 4 4 4 3 0 0 0 0 0 2 39 51 4.50 1.500										
John Hiller, L (9, 1) ERA: 1.61	1.0 2 0 0 0 0 0 0 0 0 0 0 0 2 2 0.00 0.000										

**Kansas City Royals @ Detroit Tigers**  
 Tiger Stadium, Detroit, MI  
 Tue Jul 17 1973, 7:05 PM EDT  
 Att. 19,903 - Unknown - 81 F

AB	33
R	4
H	9
RBI	4
BB	3
SO	4
LOB	13



Batter	1	2	3	4	5	6	7	8	9	AB R H RBI BB SO LOB
Jim Northrup, L (1, 9) OBP: 0.322, SLG: 0.394	0-0 F8		0-0 3B		0-0 3-1		4-0 BB		0-0 G3	4 0 1 0 1 0 0
Mickey Stanley, R (1, 8) OBP: 0.285, SLG: 0.369	0-0 1B		0-0 6-3		0-0 6-3		0-0 6-3			4 0 1 0 0 0 2
Gates Brown, L (1, 10) OBP: 0.335, SLG: 0.364	0-0 1B		4-0 G3-6-3 BB		0-0 P6			0-0 F8		3 0 1 0 1 0 0
Norm Cash, L (1, 3) OBP: 0.322, SLG: 0.489	0-0 F7		0-0 G3-6-3		0-0 F8			0-0 G3		4 0 0 0 0 0 4
Duke Sims, L (1, 2) OBP: 0.352, SLG: 0.411 Dick Sharon, R (8, PR) OBP: 0.254, SLG: 0.464	0-0 L9			0-0 HR	0-0 HR			0-0 BB		4 2 3 1 0 0 2 0 0 0 0 0 0 0
Dick McAuliffe, L (1, 4) OBP: 0.366, SLG: 0.423		0-0 F7		0-0 HR	0-0 G3-6			4-0 BB		3 1 2 2 1 0 0
Rich Reese, L (1, 7) OBP: 0.200, SLG: 0.214 Bill Freehan, R (9, 2) OBP: 0.320, SLG: 0.310		0-0 3-1		0-0 4-3	0-0 G3-6			0-0 BB		4 0 0 0 0 0 3 0 0 0 0 0 0 0
Aurelio Rodriguez, R (1, 5) OBP: 0.258, SLG: 0.352 Willie Horton, R (9, PH) OBP: 0.411, SLG: 0.603		0-0 2B		0-0 F3	0-3 K			0-0 G2		3 0 1 0 0 1 0 1 0 0 0 0 0 0
Ed Brinkman, R (1, 6) OBP: 0.310, SLG: 0.369 Al Kaline, R (9, PH) OBP: 0.280, SLG: 0.305		0-0 1-3		0-0 F8	0-0 5-3			0-0 L5-3		3 0 0 0 0 0 1 1 0 0 0 0 0 0

**BOTTOM**

**Kansas City Royals @ Detroit Tigers**  
Tiger Stadium, Detroit, MI  
Tue Jul 17 1973, 7:05 PM EDT  
Att: 19,903 - Unknown - 81 F

[livebaseballscorecards.com](http://livebaseballscorecards.com)

<b>AB</b>	<b>34</b>
<b>R</b>	<b>3</b>
<b>H</b>	<b>9</b>
<b>RBI</b>	<b>3</b>
<b>BB</b>	<b>3</b>
<b>SO</b>	<b>1</b>
<b>LOB</b>	<b>12</b>



Inning Stats	R: 0	H: 2	R: 0	H: 1	R: 0	H: 1	R: 2	H: 2	R: 0	H: 0	R: 1	H: 2	R: 0	H: 0	R: 0	H: 1	R: 0	H: 0
	E: 0	LOB: 2	E: 0	LOB: 1	E: 0	LOB: 1	E: 0	LOB: 0	E: 0	LOB: 0	E: 0	LOB: 0	E: 0	LOB: 1	E: 0	LOB: 2	E: 0	LOB: 0
	K: 0	BB: 0	K: 0	BB: 0	K: 0	BB: 1	K: 0	BB: 0	K: 0	BB: 0	K: 0	BB: 0	K: 1	BB: 1	K: 0	BB: 1	K: 0	BB: 0
	S: 5	P: 5	S: 4	P: 4	S: 3	P: 7	S: 5	P: 5	S: 3	P: 3	S: 4	P: 4	S: 5	P: 9	S: 4	P: 8	S: 3	P: 3

PITCHER	IP	WLS	BF	H	R	ER	SO	BB	IBB	HBP	BLK	WP	HR	S	P	ERA	WHIP
Al Fitzmorris, R (1, 1) ERA: 4.5	6.0	W	25	8	3	3	0	1	0	0	0	0	2	24	28	4.50	1.500
Doug Bird, R (7, 1) ERA: 3.27	3.0	S	12	1	0	0	1	2	0	0	0	0	0	12	20	0.00	1.000

WP: 0	PA: 37
PB: 0	CS: 0
SB: 0	
CS: 0	

Batter	1	2	3	4	5	6	7	8	9	AB R H RBI BB SO LOB	TOP													
<b>Freddie Patek, R</b> (1, 6) <small>OBP: 0.326, SLG: 0.338</small> <b>Gail Hopkins, L</b> (8, 3) <small>OBP: 0.400, SLG: 0.394</small>	0-0 F3		0-0 F9		0-0 L9		0-0 HR		0-0 F9	4 1 1 1 0 0 1 1 0 0 0 0 0 0														
<b>Cookie Rojas, R</b> (1, 4) <small>OBP: 0.309, SLG: 0.352</small> <b>Frank White, R</b> (6, 4) <small>OBP: 0.273, SLG: 0.278</small>	4-0 CS BB		0-0 F7		4-0 E BB SF9 BB		4-0 4-3 BB		0-0 1B 1B	1 1 0 0 2 0 0 1 0 1 0 1 0 0														
<b>Amos Otis, R</b> (1, 8) <small>OBP: 0.350, SLG: 0.496</small> <b>Steve Hovley, L</b> (6, 8) <small>OBP: 0.342, SLG: 0.308</small>	0-3 K 1-2		0-0 L7		4-0 E BB		0-0 4-3		0-0 1B 1B	2 0 0 0 1 1 1 2 0 1 0 0 0 1														
<b>Kurt Bevacqua, R</b> (1, 3) <small>OBP: 0.343, SLG: 0.376</small>		0-3 K		0-0 SH1-4 1B 6-3	0-0 E4		0-0 5-3		0-0 F8	5 1 1 1 0 1 5														
<b>Ed Kirkpatrick, L</b> (1, 9) <small>OBP: 0.375, SLG: 0.430</small>		4-0 1B BB		0-0 SH1-4 1B	0-0 SF9		0-0 3-1			2 0 1 1 1 0 1														
<b>Rick Reichardt, R</b> (1, 10) <small>OBP: 0.311, SLG: 0.371</small>		0-0 L9		0-0 SH1-4 1-2 2-3	0-0 L9				0-0 F9	3 0 0 0 0 0 3														
<b>Lou Piniella, R</b> (1, 7) <small>OBP: 0.287, SLG: 0.361</small>		0-0 BB 1B		0-0 6-3	0-0 G6-4-3 1B		0-0 6-3			4 0 2 1 0 0 1														
<b>Paul Schaal, R</b> (1, 5) <small>OBP: 0.379, SLG: 0.394</small> <b>Hal McRae, R</b> (7, 5) <small>OBP: 0.269, SLG: 0.252</small>		4-0 BB 1B		0-0 F7	0-0 G6-4-3		0-0 F3		0-0 F3	2 0 0 0 1 0 2 1 0 0 0 0 0 0														
<b>Fran Healy, R</b> (1, 2) <small>OBP: 0.310, SLG: 0.342</small> <b>Carl Taylor, R</b> (6, 2) <small>OBP: 0.363, SLG: 0.225</small>		0-0 6-3		0-0 BB E BB 1B	0-0 F8				0-0 6-3	3 1 1 0 0 0 3 1 0 0 0 0 0 0														
<b>Inning Stats</b>	R: 0 E: 0 K: 1 S: 4	H: 0 LOB: 1 BB: 1 P: 8	R: 0 E: 0 K: 1 S: 6	H: 1 LOB: 3 BB: 2 P: 14	R: 0 E: 0 K: 0 S: 3	H: 0 LOB: 0 BB: 0 P: 3	R: 1 E: 0 K: 0 S: 5	H: 2 LOB: 1 BB: 0 P: 5	R: 2 E: 1 K: 0 S: 5	H: 1 LOB: 2 BB: 2 P: 13	R: 0 E: 0 K: 0 S: 3	H: 1 LOB: 0 BB: 0 P: 3	R: 1 E: 0 K: 0 S: 4	H: 1 LOB: 1 BB: 1 P: 8	R: 0 E: 0 K: 0 S: 3	H: 0 LOB: 0 BB: 0 P: 3	R: 0 E: 0 K: 0 S: 5	H: 2 LOB: 2 BB: 0 P: 5	1B: 7 2B: 1 3B: 0 HR: 1	SF: 1 SAC: 1 DP: 2 HBP: 0	WP: 0 PB: 0 SB: 0 CS: 1	PA: 40		
<b>PITCHER</b> <b>Joe Coleman, R</b> (1, 1) <small>ERA: 3.57</small>	IP: 9.0 WLS: W BF: 40 H: 8 R: 4 ER: 3 SO: 2 BB: 6 IBB: 0 HBP: 0 BLK: 0 WP: 0 HR: 1 S: 38 P: 62 ERA: 3.00 WHIP: 1.556																							

**Kansas City Royals @ Detroit Tigers**  
 Tiger Stadium, Detroit, MI  
 Wed Jul 18 1973, 7:05 PM EDT  
 Att. 19,256 - Unknown - 84 F

AB	32
R	4
H	8
RBI	4
BB	6
SO	2
LOB	18



WP: 0	PA: 40
PB: 0	
SB: 0	
CS: 1	

livebaseballscorecards.com

Batter	1	2	3	4	5	6	7	8	9
Jim Northrup, L OBP: 0.328, SLG: 0.396 (1, 7)	0-0 6-3 1B	0-0 4-3		0-0 P6	0-0 SH3	0-0 1B		4-0 FC5-4 BB	
Mickey Stanley, R OBP: 0.285, SLG: 0.378 (1, 8)	0-0 6-3 1-2		0-0 HR	0-0 HR 1B	0-0 5-3	0-0 F7		0-0 F8	
Gates Brown, L OBP: 0.339, SLG: 0.382 (1, 10) Frank Howard, R OBP: 0.338, SLG: 0.390 (5, PH)	0-0 6-3 2-3		0-0 G3-6 BB 1B	0-0 HR 1B	4-0 HR 1B IBB		0-0 5-3	0-0 FC5-4 1-2f	
Duke Sims, L OBP: 0.363, SLG: 0.440 (1, 2)	0-0 F9		4-0 G3-6 BB 1B	0-0 1B 2B	0-0 HR 1B		0-0 HR		
Dick McAuliffe, L OBP: 0.375, SLG: 0.446 (1, 4)		4-0 BB 1B BB	0-0 G3-6 1-2f 2-3	0-0 1B	0-0 HR		0-0 1B 2B		
Al Kaline, R OBP: 0.280, SLG: 0.304 (1, 9) Dick Sharon, R OBP: 0.264, SLG: 0.471 (6, 9)		0-0 L8	0-3 K	0-0 L8	0-0 1B		0-0 2-H 1B		
Norm Cash, L OBP: 0.323, SLG: 0.487 (1, 3) Tony Taylor, R OBP: 0.259, SLG: 0.317 (8, 3)		0-3 K		0-0 1B SH2-3 1B	0-0 SH 1B		0-3 K		
Aurelio Rodriguez, R OBP: 0.260, SLG: 0.352 (1, 5)		0-0 BB 1B		0-0 SH2-3	4-0 SH BB		0-0 F9	0-0 F9	
Ed Brinkman, R OBP: 0.313, SLG: 0.369 (1, 6)		4-0 1-2 2-3 BB		0-0 HR 1B	0-0 SH 1B SH3		0-0 F7	0-0 4-3	

Inning Stats	R: 0	H: 1	E: 0	LOB: 1	K: 0	BB: 0	S: 4	P: 4
	R: 0	H: 1	E: 0	LOB: 3	K: 1	BB: 2	S: 6	P: 14
	R: 1	H: 2	E: 0	LOB: 1	K: 1	BB: 1	S: 6	P: 10
	R: 5	H: 6	E: 0	LOB: 1	K: 0	BB: 0	S: 9	P: 9
	R: 6	H: 4	E: 1	LOB: 1	K: 0	BB: 2	S: 8	P: 16
	R: 0	H: 1	E: 0	LOB: 1	K: 0	BB: 0	S: 4	P: 4
	R: 2	H: 3	E: 0	LOB: 1	K: 1	BB: 0	S: 8	P: 8
	R: 0	H: 0	E: 0	LOB: 1	K: 0	BB: 1	S: 3	P: 7

PITCHER	IP	WLS	BF	H	R	ER	SO	BB	IBB	HBP	BLK	WP	HR	S	P	ERA	WHIP
Steve Busby, R ERA: 4.72 (1, 1)	3.2	L	22	9	6	6	2	3	0	0	0	0	2	23	35	14.73	3.273
Bruce Dal Canton, R ERA: 3.83 (4, 1)	0.1		5	2	3	1	0	1	0	0	0	0	0	4	8	27.00	9.000
Steve Mingori, L ERA: 6.86 (5, 1)	2.0		11	4	3	2	0	0	1	0	0	0	1	10	14	9.00	2.000
Gene Garber, R ERA: 4.15 (7, 1)	2.0		10	3	2	2	1	1	0	0	0	0	1	11	15	9.00	2.000

**BOTTOM**


**Kansas City Royals @ Detroit Tigers**  
Tiger Stadium, Detroit, MI

Wed Jul 18 1973, 7:05 PM EDT  
Att: 19,256 - Unknown - 84 F

AB	R	H	RBI	BB	SO	LOB
4	0	2	0	1	0	5
6	2	2	2	0	0	4
3	1	2	3	0	0	1
2	1	0	0	1	0	1
4	3	3	2	1	0	1
4	2	3	4	1	0	2
4	0	1	0	0	1	3
1	0	1	1	0	0	0
5	2	2	0	0	2	3
0	0	0	0	0	0	0
3	1	1	0	1	0	1
3	2	1	0	1	0	0

AB	39
R	14
H	18
RBI	12
BB	6
SO	3
LOB	21

livebaseballscorecards.com



PITCHER	IP	WLS	BF	H	R	ER	SO	BB	IBB	HBP	BLK	WP	HR	S	P	ERA	WHIP
Steve Busby, R ERA: 4.72 (1, 1)	3.2	L	22	9	6	6	2	3	0	0	0	0	2	23	35	14.73	3.273
Bruce Dal Canton, R ERA: 3.83 (4, 1)	0.1		5	2	3	1	0	1	0	0	0	0	0	4	8	27.00	9.000
Steve Mingori, L ERA: 6.86 (5, 1)	2.0		11	4	3	2	0	0	1	0	0	0	1	10	14	9.00	2.000
Gene Garber, R ERA: 4.15 (7, 1)	2.0		10	3	2	2	1	1	0	0	0	0	1	11	15	9.00	2.000

Batter	1	2	3	4	5	6	7	8	9	AB R H RBI BB SO LOB	TOP	
Joe Lahoud, L (1, 9) OBP: 0.290, SLG: 0.294 Bob Coluccio, R (9, PH) OBP: 0.272, SLG: 0.377	0-0 BB WP 1B		0-0 F9	0-0 PO	0-0 G3		0-0 1B		0-0 F8	4 0 2 0 0 0 0 1 0 0 0 0 0 0		
Don Money, R (1, 5) OBP: 0.320, SLG: 0.369	0-0 1-3 1-2		0-0 2B		0-0 4-3		0-0 F8			4 1 1 0 0 0 2		
Dave May, L (1, 8) OBP: 0.363, SLG: 0.509	4-0 BB BB		0-0 2B		0-0 E9 1B			4-0 2B BB		2 0 2 1 2 0 0		
John Briggs, L (1, 7) OBP: 0.352, SLG: 0.424	4-0 1-2 2-3 BB		0-0 P6		0-0 G3			0-0 P4		3 0 0 0 1 0 3		
George Scott, R (1, 3) OBP: 0.354, SLG: 0.444	0-3 K		0-0 L5		0-0 L8			0-0 1-3 2B		4 0 1 0 0 1 4		
Darrell Porter, L (1, 2) OBP: 0.364, SLG: 0.508 Ollie Brown, R (8, PH) OBP: 0.353, SLG: 0.421 Bill Champion, R (8, 1) Frank Linzy, R (8, 1)	0-0 4-3			0-3 K		0-0 G3		0-3 K		3 0 0 0 0 1 3 1 0 0 0 0 1 2 0 0 0 0 0 0 0 0 0 0 0 0 0 0		
Elie Rodriguez, R (1, 10) OBP: 0.366, SLG: 0.281 (8, 2)		0-0 6-3		4-0 S BB		0-0 1-3		0-0 4-3		3 0 0 0 1 0 2		
Tim Johnson, L (1, 6) OBP: 0.274, SLG: 0.268		0-0 1-3		0-0 F7			0-3 K		0-0 G3	4 0 0 0 0 1 1		
Pedro Garcia, R (1, 4) OBP: 0.304, SLG: 0.394		0-3 K		4-0 PO BB			0-3 K		0-0 F9	3 0 0 0 1 2 0		
<b>Inning Stats</b>	R: 0 H: 1 E: 0 LOB: 3 K: 1 BB: 2 S: 6 P: 14	R: 0 H: 0 E: 0 LOB: 0 K: 1 BB: 0 S: 5 P: 5	R: 1 H: 2 E: 0 LOB: 1 K: 0 BB: 0 S: 5 P: 5	R: 0 H: 0 E: 0 LOB: 1 K: 1 BB: 2 S: 4 P: 12	R: 0 H: 1 E: 1 LOB: 1 K: 0 BB: 0 S: 4 P: 4	R: 0 H: 0 E: 0 LOB: 0 K: 0 BB: 0 S: 3 P: 3	R: 0 H: 1 E: 0 LOB: 1 K: 2 BB: 0 S: 8 P: 8	R: 0 H: 1 E: 0 LOB: 2 K: 1 BB: 1 S: 6 P: 10	R: 0 H: 0 E: 0 LOB: 0 K: 0 BB: 0 S: 3 P: 3	1B: 3 SF: 0 2B: 3 SAC: 0 3B: 0 DP: 0 HR: 0 HBP: 0	WP: 1 PA: 38 PB: 0 SB: 1 CS: 0	
<b>PITCHER</b> Dick Drago, R (1, 1) ERA: 3.64 Joe Hoerner, L (8, 1) ERA: 5.65	IP WLS BF H R ER SO BB IBB HBP BLK WP HR S P ERA WHIP	7.1 W 32 6 1 1 5 5 0 0 0 1 0 37 57 1.23 1.500	1.2 S 5 0 0 0 1 0 0 0 0 0 0 7 7 0.00 0.000	<b>PITCHER</b> IP WLS BF H R ER SO BB IBB HBP BLK WP HR S P ERA WHIP								

Milwaukee Brewers @ Kansas City Royals  
 Royals Stadium, Kansas City, MO  
 Fri Jul 20 1973, 8:05 PM EDT  
 Att. 16,129 - Unknown - 92 F

AB	32
R	1
H	6
RBI	1
BB	5
SO	6
LOB	17





Batter	1	2	3	4	5	6	7	8	9	AB R H RBI BB SO LOB
--------	---	---	---	---	---	---	---	---	---	----------------------

<b>Bob Coluccio, R</b> (1, 9) <small>OBP: 0.275, SLG: 0.396</small>	0-3 		0-0 CS 	0-0 BB SF7 	0-0 F8 			0-0 HR 		4 2 2 2 0 1 0
<b>Don Money, R</b> (1, 5) <small>OBP: 0.319, SLG: 0.366</small>	0-3 			4-0 BB 2B 		0-3 		0-0 6-3 		3 1 0 0 1 2 0
<b>Dave May, L</b> (1, 8) <small>OBP: 0.364, SLG: 0.511</small>	0-0 1-3 			4-0 2B BB 		0-0 F7 		0-0 F8 2B 		3 0 1 0 1 0 0
<b>John Briggs, L</b> (1, 7) <small>OBP: 0.351, SLG: 0.420</small>		0-3 		0-0 F3 		4-0 BB 		0-0 F8 		3 0 0 0 1 1 4
<b>Joe Lahoud, L</b> (1, 10) <small>OBP: 0.291, SLG: 0.291</small> <b>Ollie Brown, R</b> (8, PH) <small>OBP: 0.351, SLG: 0.419</small>			4-0 L3 BB 	0-0 SF7 		0-3 		0-0 F8 		1 0 0 1 1 1 1 1 0 0 0 0 0 1
<b>Darrell Porter, L</b> (1, 2) <small>OBP: 0.362, SLG: 0.508</small>		0-0 L3 		0-0 2B 				0-3 		4 0 1 1 0 1 1
<b>Pedro Garcia, R</b> (1, 4) <small>OBP: 0.301, SLG: 0.390</small>			0-0 P6 	0-0 6-3 				0-0 P4 		4 0 0 0 0 0 2
<b>Tim Johnson, L</b> (1, 6) <small>OBP: 0.274, SLG: 0.268</small>			0-0 CS 1B 		0-0 F8 			0-0 L8 		4 0 1 0 0 0 0
<b>John Vukovich, R</b> (1, 3) <small>OBP: 0.183, SLG: 0.169</small> <b>Ellie Rodriguez, R</b> (8, PH) <small>OBP: 0.371, SLG: 0.281</small> <b>Bob Heise, R</b> (8, 3) <small>OBP: 0.220, SLG: 0.225</small>			0-3 		0-0 F9 			4-0 HR BB 		2 0 0 0 0 1 1 0 1 0 0 1 0 0 0 0 0 0 0 0 0

**Milwaukee Brewers @ Kansas City Royals**  
 Royals Stadium, Kansas City, MO  
 Sat Jul 21 1973, 8:05 PM EDT  
 Att. 36,032 - Unknown - 74 F

<b>AB</b>	29
<b>R</b>	4
<b>H</b>	5
<b>RBI</b>	4
<b>BB</b>	5
<b>SO</b>	7
<b>LOB</b>	10



Inning Stats	R: 0 E: 0 K: 2 S: 7	H: 0 LOB: 0 BB: 0 P: 7	R: 0 E: 0 K: 1 S: 4	H: 0 LOB: 0 BB: 1 P: 8	R: 0 E: 0 K: 1 S: 5	H: 1 LOB: 0 BB: 0 P: 5	R: 2 E: 0 K: 0 S: 5	H: 2 LOB: 2 BB: 2 P: 13	R: 0 E: 0 K: 0 S: 3	H: 0 LOB: 0 BB: 0 P: 3	R: 0 E: 0 K: 2 S: 7	H: 0 LOB: 1 BB: 1 P: 11	R: 0 E: 0 K: 0 S: 3	H: 0 LOB: 0 BB: 0 P: 3	R: 2 E: 0 K: 0 S: 5	H: 2 LOB: 1 BB: 1 P: 9	R: 0 E: 0 K: 1 S: 5	H: 0 LOB: 0 BB: 0 P: 5	1B: 1 2B: 4 3B: 0 HR: 1	SF: 1 SAC: 0 DP: 1 HBP: 0	WP: 0 PB: 0 SB: 0 CS: 1	PA: 36
--------------	------------------------------	---------------------------------	------------------------------	---------------------------------	------------------------------	---------------------------------	------------------------------	----------------------------------	------------------------------	---------------------------------	------------------------------	----------------------------------	------------------------------	---------------------------------	------------------------------	---------------------------------	------------------------------	---------------------------------	----------------------------------	------------------------------------	----------------------------------	--------

PITCHER	IP	WLS	BF	H	R	ER	SO	BB	IBB	HBP	BLK	WP	HR	S	P	ERA	WHIP
<b>Ken Wright, R</b> (1, 1) <small>ERA: 3.89</small>	7.1	W	29	4	4	4	6	5	0	0	0	0	1	36	56	4.91	1.227
<b>Joe Hoerner, L</b> (8, 1) <small>ERA: 5.52</small>	0.1		2	1	0	0	0	0	0	0	0	0	0	2	2	0.00	3.000
<b>Doug Bird, R</b> (8, 1) <small>ERA: 3.18</small>	1.1	S	4	0	0	0	1	0	0	0	0	0	0	6	6	0.00	0.000

<b>WP: 0</b>	<b>PA: 36</b>
--------------	---------------



Batter	1	2	3	4	5	6	7	8	9
<b>Freddie Patek, R</b> OBP: 0.326, SLG: 0.337 (1, 6)	0-0 6-3 1B	0-0 E8 1B		0-0 5-3 1B		0-0 1-2 1B		0-0 L9	
<b>Cookie Rojas, R</b> OBP: 0.313, SLG: 0.355 (1, 4)	0-0 F8 1B	0-0 P3			0-0 S FC6-4 1B	0-0 F9			
<b>Amos Otis, R</b> OBP: 0.348, SLG: 0.493 (1, 8)	0-0 F8 1-3		0-3 K		0-0 6-3 1-2	0-0 F8			
<b>John Mayberry, L</b> OBP: 0.440, SLG: 0.539 (1, 3)	4-0 BB		0-0 F8		4-0 FC6-4 IBB		0-0 P5		
<b>Rick Reichardt, R</b> OBP: 0.309, SLG: 0.371 (1, 10)	0-3 K		0-0 L6		0-0 FC6-4 1-2f 2-H		0-3 K		
<b>Ed Kirkpatrick, L</b> OBP: 0.377, SLG: 0.429 (1, 9)		0-0 2B 1B		0-0 L8	4-0 IBB		0-0 4-3		
<b>Lou Piniella, R</b> OBP: 0.289, SLG: 0.358 (1, 7)		0-3 K		0-0 F8	0-0 P6		0-0 P4		
<b>Paul Schaal, R</b> OBP: 0.379, SLG: 0.395 (1, 5)		0-0 1-H E 2B		0-0 HR 1B	0-3 K		4-0 BB		
<b>Fran Healy, R</b> OBP: 0.322, SLG: 0.359 (1, 2)		0-0 5-3		0-0 1-H HR	4-0 1B BB		0-0 F8		

Inning Stats	R: 0	H: 1	E: 0	K: 1	S: 6	LOB: 2	BB: 1	P: 10
<b>Inning Stats</b>	R: 0	H: 1	E: 0	K: 1	S: 6	LOB: 2	BB: 1	P: 10
<b>Inning Stats</b>	R: 2	H: 3	E: 1	K: 1	S: 8	LOB: 1	BB: 0	P: 8
<b>Inning Stats</b>	R: 0	H: 0	E: 0	K: 1	S: 5	LOB: 0	BB: 0	P: 5
<b>Inning Stats</b>	R: 2	H: 2	E: 0	K: 0	S: 5	LOB: 0	BB: 0	P: 5
<b>Inning Stats</b>	R: 1	H: 1	E: 1	K: 0	S: 4	LOB: 2	BB: 2	P: 12
<b>Inning Stats</b>	R: 0	H: 1	E: 0	K: 1	S: 6	LOB: 2	BB: 1	P: 10
<b>Inning Stats</b>	R: 0	H: 0	E: 0	K: 1	S: 5	LOB: 0	BB: 0	P: 5
<b>Inning Stats</b>	R: 0	H: 0	E: 0	K: 0	S: 3	LOB: 1	BB: 1	P: 7

**BOTTOM**

**Milwaukee Brewers @ Kansas City Royals**  
Royals Stadium, Kansas City, MO

Sat Jul 21 1973, 8:05 PM EDT  
Att: 36,032 - Unknown - 74 F

AB	32
R	5
H	8
RBI	5
BB	5
SO	5
LOB	16



1B: 6	SF: 0	WP: 0	PA: 37
2B: 1	SAC: 0	PB: 0	
3B: 0	DP: 0	SB: 2	
HR: 1	HBP: 0	CS: 0	

PITCHER	IP	WLS	BF	H	R	ER	SO	BB	IBB	HBP	BLK	WP	HR	S	P	ERA	WHIP
<b>Jim Slaton, R</b> ERA: 3.57 (1, 1)	7.1	L	35	8	5	5	5	3	2	0	0	0	1	40	60	6.14	1.500
<b>Eduardo Rodriguez, R</b> ERA: 1.42 (8, 1)	0.2		2	0	0	0	0	0	0	0	0	0	2	2	0.00	0.000	

Batter	1	2	3	4	5	6	7	8	9	AB R H RBI BB SO LOB	TOP
<b>Bob Coluccio, R</b> (1, 9) <small>OBP: 0.278, SLG: 0.394</small>	0-3 	0-0 F3 			4-0 HR 		0-0 		0-3 	4 1 1 0 1 2 2	<b>Milwaukee Brewers @ Kansas City Royals</b> Royals Stadium, Kansas City, MO Sun Jul 22 1973, 4:33 AM EDT Att. 15,021 - Unknown - 78 F  <b>AB 38</b> <b>R 5</b> <b>H 12</b> <b>RBI 4</b> <b>BB 2</b> <b>SO 8</b> <b>LOB 18</b>  
<b>Don Money, R</b> (1, 5) <small>OBP: 0.323, SLG: 0.385</small>	0-0 HR 		0-3 		0-0 HR 		0-0 	0-0 F9 	5 2 3 3 0 1 0		
<b>Dave May, L</b> (1, 8) <small>OBP: 0.370, SLG: 0.514</small>	0-0 G4-6-3 		0-0 		0-0 		0-0 F8 		5 0 4 0 0 0 2		
<b>John Briggs, L</b> (1, 7) <small>OBP: 0.347, SLG: 0.413</small>	0-0 G4-6-3 		0-0 6-3 		0-0 CS 		0-0 	0-0 	5 0 0 0 0 0 4		
<b>Joe Lahoud, L</b> (1, 10) <small>OBP: 0.296, SLG: 0.292</small>		0-0 1B 	0-0 F9 			0-3 		4-0 1B 	3 2 1 0 1 1 1		
<b>Darrell Porter, L</b> (1, 2) <small>OBP: 0.364, SLG: 0.508</small>		0-0 		0-0 P5 		0-0 		0-0 	4 0 2 0 0 0 0		
<b>Pedro Garcia, R</b> (1, 4) <small>OBP: 0.300, SLG: 0.388</small>		0-0 F2 		0-3 		0-0 		0-0 	4 0 1 1 0 1 2		
<b>Tim Johnson, L</b> (1, 6) <small>OBP: 0.270, SLG: 0.264</small>		0-0 E3 		0-0 F8 		0-0 	0-0 	0-3 	4 0 0 0 0 1 3		
<b>John Vukovich, R</b> (1, 3) <small>OBP: 0.173, SLG: 0.159</small>		0-3 			0-0 L5 		0-3 	0-0 F7 	4 0 0 0 0 2 4		
<b>Inning Stats</b>	R: 1 E: 0 K: 1 S: 6 H: 2 LOB: 0 BB: 0 P: 6	R: 1 E: 1 K: 1 S: 8 H: 2 LOB: 2 BB: 0 P: 8	R: 0 E: 0 K: 1 S: 6 H: 1 LOB: 1 BB: 0 P: 6	R: 0 E: 0 K: 1 S: 5 H: 0 LOB: 0 BB: 0 P: 5	R: 2 E: 0 K: 0 S: 4 H: 2 LOB: 0 BB: 1 P: 8	R: 0 E: 0 K: 1 S: 5 H: 0 LOB: 0 BB: 0 P: 5	R: 0 E: 0 K: 1 S: 7 H: 2 LOB: 2 BB: 0 P: 7	R: 1 E: 0 K: 1 S: 7 H: 2 LOB: 2 BB: 1 P: 11	R: 0 E: 0 K: 1 S: 6 H: 1 LOB: 1 BB: 0 P: 6	1B: 10 2B: 0 3B: 0 HR: 2 SF: 0 SAC: 0 DP: 1 HBP: 0	WP: 0 PB: 0 SB: 0 CS: 1 PA: 40
<b>PITCHER</b> <b>Steve Busby, R</b> (1, 1) <small>ERA: 4.73</small> <b>Joe Hoerner, L</b> (8, 1) <small>ERA: 5.52</small> <b>Doug Bird, R</b> (8, 1) <small>ERA: 3.06</small>	IP WLS BF H R ER SO BB IBB HBP BLK WP HR S P ERA WHIP	IP WLS BF H R ER SO BB IBB HBP BLK WP HR S P ERA WHIP	IP WLS BF H R ER SO BB IBB HBP BLK WP HR S P ERA WHIP	IP WLS BF H R ER SO BB IBB HBP BLK WP HR S P ERA WHIP							

Batter	1	2	3	4	5	6	7	8	9	AB R H RBI BB SO LOB
<b>Freddie Patek, R</b> (1, 6) <small>OBP: 0.326, SLG: 0.337</small> <b>Gail Hopkins, L</b> (7, PH) <small>OBP: 0.397, SLG: 0.391</small> <b>Bobby Floyd, R</b> (8, 6) <small>OBP: 0.389, SLG: 0.400</small> <b>Steve Hovley, L</b> (9, PH) <small>OBP: 0.343, SLG: 0.310</small>	0-3 <b>K</b>		0-0 2B 1-2 1B		0-0 L6		0-0 F9		0-0 FC5-4 HR	3 0 1 0 0 1 1 1 0 0 0 0 0 1 0 0 0 0 0 0 0 1 1 0 0 0 0 1
<b>Cookie Rojas, R</b> (1, 4) <small>OBP: 0.314, SLG: 0.359</small>	0-0 5-3		0-0 2B 1-3 2-H		0-0 8-3		0-0 1B 1-2 1B		0-0 E5 HR	5 1 2 1 0 0 2
<b>Amos Otis, R</b> (1, 8) <small>OBP: 0.351, SLG: 0.503</small>	0-0 4-3		0-0 5-3				0-0 1B 1-2 2-H 1B		0-0 HR 1-H 2-H	5 1 3 4 0 0 3
<b>John Mayberry, L</b> (1, 3) <small>OBP: 0.436, SLG: 0.532</small>		0-0 F3		0-0 F9		0-0 P4		0-0 6-3		4 0 0 0 0 0 3
<b>Rick Reichardt, R</b> (1, 10) <small>OBP: 0.308, SLG: 0.368</small>		0-3 <b>K</b>		0-0 4-3		0-0 1B 1-2 G4-6-3 1B		0-0 6-3		4 0 1 0 0 1 0
<b>Ed Kirkpatrick, L</b> (1, 9) <small>OBP: 0.375, SLG: 0.427</small>		0-0 P4		0-0 2B 1B		0-0 G4-6-3 1-2f		0-0 3-1		4 1 1 0 0 0 2
<b>Lou Piniella, R</b> (1, 7) <small>OBP: 0.294, SLG: 0.368</small>			0-0 FC6-4 1B 1-H 2B		0-0 2B		0-0 SH1-3 1B 2B		0-3 <b>K</b>	4 1 3 1 0 1 0
<b>Paul Schaal, R</b> (1, 5) <small>OBP: 0.378, SLG: 0.393</small> <b>Kurt Bevacqua, R</b> (3, PR) <small>OBP: 0.338, SLG: 0.371</small>			0-0 FC6-4 1B 1-2f 2B		0-0 F7		0-0 SH1-3 2-3		0-3 <b>K</b>	1 0 0 0 0 0 1 2 1 0 0 0 1 1
<b>Fran Healy, R</b> (1, 2) <small>OBP: 0.330, SLG: 0.367</small>			0-0 L5		0-0 8-3 1B		0-0 1B 1B 3-H		0-0 FC5-4 1B	4 1 3 1 0 0 1

Inning Stats	R: 0	H: 0	E: 0	LOB: 0	K: 1	BB: 0	S: 5	R: 0	H: 0	E: 0	LOB: 0	K: 1	BB: 0	S: 5	R: 1	H: 3	E: 0	LOB: 3	K: 0	BB: 0	S: 6	R: 1	H: 2	E: 0	LOB: 1	K: 0	BB: 0	S: 5	R: 0	H: 1	E: 0	LOB: 0	K: 0	BB: 0	S: 3	R: 0	H: 2	E: 0	LOB: 1	K: 0	BB: 0	S: 4	R: 2	H: 4	E: 0	LOB: 2	K: 0	BB: 0	S: 7	R: 0	H: 0	E: 0	LOB: 0	K: 1	BB: 0	S: 5	R: 3	H: 2	E: 1	LOB: 0	K: 1	BB: 0	S: 7	1B: 10	SF: 0	2B: 4	SAC: 1	3B: 0	DP: 2	HR: 1	HBP: 0	WP: 0	PA: 39
<b>PITCHER</b> <b>Jim Colborn, R</b> (1, 1) <small>ERA: 2.88</small> <b>Eduardo Rodriguez, R</b> (7, 1) <small>ERA: 1.35</small>	IP	WLS	BF	H	R	ER	SO	BB	IBB	HBP	BLK	WP	HR	S	P	ERA	WHIP																			IP	WLS	BF	H	R	ER	SO	BB	IBB	HBP	BLK	WP	HR	S	P	ERA	WHIP																					

**BOTTOM**

**Milwaukee Brewers @ Kansas City Royals**  
 Royals Stadium, Kansas City, MO

Sun Jul 22 1973, 4:33 AM EDT  
 Att: 15,021 - Unknown - 78 F

livebaseballscorecards.com

<b>AB</b>	<b>38</b>
<b>R</b>	<b>7</b>
<b>H</b>	<b>14</b>
<b>RBI</b>	<b>7</b>
<b>BB</b>	<b>0</b>
<b>SO</b>	<b>4</b>
<b>LOB</b>	<b>16</b>



Batter	1	2	3	4	5	6	7	8	9	AB R H RBI BB SO LOB	TOP													
Pat Kelly, L (1, 9) OBP: 0.368, SLG: 0.367	0-0 6-3		0-0 G1-6-3		4-0 BB		0-0 F7	0-0 PO	0-0 E 1B	4 1 1 0 1 0 3	<b>Chicago White Sox @ Kansas City Royals</b> Royals Stadium, Kansas City, MO Thu Jul 26 1973, 4:33 AM EDT Unknown - 85 F													
Ken Henderson, S (1, 10) OBP: 0.335, SLG: 0.364	4-0 G3 BB			0-0 F9 2B	0-0 SF8		0-0 HR		0-3 K 1-2	3 1 2 4 1 1 1														
Tony Muser, L (1, 3) OBP: 0.352, SLG: 0.342	0-0 G3 1-2			0-3 K	0-0 1-3		0-0 P5		0-0 E5 2-H	5 0 0 0 0 1 5														
Bill Melton, R (1, 5) OBP: 0.384, SLG: 0.485	0-0 4-3			0-0 F9 2-3		0-0 L5		4-0 1B FC4-6 BB	4-0 IBB	3 1 0 0 2 0 2														
Carlos May, L (1, 7) OBP: 0.299, SLG: 0.353		0-0 4-3		4-0 BB		0-0 F8		0-0 FC4-6 1B	0-0 F5	4 0 1 0 1 0 2														
Jorge Orta, L (1, 4) OBP: 0.276, SLG: 0.288		0-0 CS 1B		0-0 4-3		0-0 F7		0-0 FC4-6 1B E 1-2f 3-H	0-0 F9	5 1 1 1 0 0 5														
Ed Herrmann, L (1, 2) OBP: 0.283, SLG: 0.370 Joe Keough, L (7, PR) Chuck Brinkman, R (7, 2) OBP: 0.207, SLG: 0.213		0-0 F8 1-2			0-0 FC3-6 BB SF8 1B		0-0 FC5-6 2B		0-0 F7	3 1 2 0 0 0 1 0 0 0 0 0 0 0 1 0 0 0 0 0 1														
Buddy Bradford, R (1, 8) OBP: 0.340, SLG: 0.446			0-0 F9		4-0 FC3-6 BB		4-0 E HR BB	0-0 CS PO 1B		2 1 1 0 2 0 0														
Eddie Leon, R (1, 6) OBP: 0.307, SLG: 0.301			0-0 G1-6-3 1B		0-0 FC3-6 SF8 BB		0-0 FC5-6 HR	4-0 1-3 2-H BB		3 1 1 0 1 0 4														
<b>Inning Stats</b>	R: 0 E: 0 K: 0 S: 3	H: 0 LOB: 1 BB: 1 P: 7	R: 0 E: 0 K: 0 S: 3	H: 1 LOB: 0 BB: 0 P: 3	R: 0 E: 0 K: 0 S: 3	H: 1 LOB: 0 BB: 0 P: 3	R: 0 E: 0 K: 1 S: 6	H: 1 LOB: 2 BB: 1 P: 10	R: 1 E: 0 K: 0 S: 4	H: 1 LOB: 2 BB: 2 P: 12		R: 0 E: 0 K: 0 S: 3	H: 0 LOB: 0 BB: 0 P: 3	R: 3 E: 1 K: 0 S: 5	H: 2 LOB: 1 BB: 1 P: 9	R: 2 E: 0 K: 0 S: 4	H: 2 LOB: 1 BB: 2 P: 12	R: 1 E: 1 K: 1 S: 7	H: 1 LOB: 2 BB: 1 P: 11	1B: 6 2B: 2 3B: 0 HR: 1	SF: 1 SAC: 0 DP: 1 HBP: 0	WP: 0 PB: 0 SB: 1 CS: 2	PA: 43	
<b>PITCHER</b>	IP WLS BF H R ER SO BB IBB HBP BLK WP HR S P ERA WHIP	IP WLS BF H R ER SO BB IBB HBP BLK WP HR S P ERA WHIP																						
Dick Drago, R (1, 1) ERA: 3.75	7.0 L 32 7 6 5 1 6 0 0 0 0 1 28 52 6.43 1.857																							
Steve Mingori, L (8, 1) ERA: 6.23	2.0 10 2 1 0 1 1 1 0 0 0 0 0 10 18 0.00 1.500																							

livebaseballscorecards.com

AB	33
R	7
H	9
RBI	5
BB	8
SO	2
LOB	24



Batter	1	2	3	4	5	6	7	8	9	AB R H RBI BB SO LOB
Freddie Patek, R (1, 6) OBP: 0.329, SLG: 0.340 Gail Hopkins, L (9, PH) OBP: 0.394, SLG: 0.387	0-0 3-1 S FC4-6 1B		0-0 G6-4-3 1B		0-0 SH5-4 2-3		0-0 F8		0-0 F7	3 1 2 0 0 0 0 1 0 0 0 0 0 1
Cookie Rojas, R (1, 4) OBP: 0.311, SLG: 0.356	0-0 3-1 1-3		0-0 G6-4-3 1-2f		0-0 SF8 3-H			0-0 F5		3 0 0 1 0 0 2
Amos Otis, R (1, 8) OBP: 0.357, SLG: 0.504	4-0 FC4-6 BB		0-0 1B 1B		4-0 2-5 BB BB			4-0 HR BB		1 1 1 0 3 0 0
John Mayberry, L (1, 3) OBP: 0.439, SLG: 0.542	0-0 FC4-6 1-2f 3-H 1B		0-0 1-3 1B		4-0 1-2 BB			0-0 1-H HR		3 1 2 3 1 0 1
Rick Reichardt, R (1, 10) OBP: 0.307, SLG: 0.366	0-0 1-2 1B		0-0 1-3		0-0 2-5 2-3	0-0 L5		0-0 F5		4 0 1 0 0 0 2
Lou Piniella, R (1, 7) OBP: 0.291, SLG: 0.364	0-0 F9			0-3 K		0-3 K		0-0 P4		4 0 0 0 0 2 2
Hal McRae, R (1, 9) OBP: 0.271, SLG: 0.250 Steve Hovley, L (9, PH) OBP: 0.342, SLG: 0.309		0-0 5-3		0-0 F3		0-0 F9			0-3 K	3 0 0 0 0 0 0 1 0 0 0 0 1 0
Kurt Bevacqua, R (1, 5) OBP: 0.331, SLG: 0.362		0-0 4-3		0-0 F9			0-0 1-3		0-0 F9	4 0 0 0 0 0 0
Fran Healy, R (1, 2) OBP: 0.333, SLG: 0.372		0-0 5-3			0-0 SH5-4 SF8 2B		0-0 6-3		4-0 BB	3 1 1 0 1 0 0

BOTTOM

Chicago White Sox @ Kansas City Royals  
Royals Stadium, Kansas City, MO  
Thu Jul 26 1973, 4:33 AM EDT  
Unknown - 85 F

AB	30
R	4
H	7
RBI	4
BB	5
SO	3
LOB	8



Inning Stats	R: 1	H: 2	E: 0	K: 0	S: 5	R: 0	H: 0	E: 0	K: 0	S: 3	R: 0	H: 3	E: 0	K: 0	S: 5	R: 0	H: 0	E: 0	K: 1	S: 5	R: 1	H: 1	E: 0	K: 0	S: 3	R: 0	H: 0	E: 0	K: 1	S: 5	R: 0	H: 0	E: 2	K: 0	S: 4	R: 0	H: 1	E: 0	K: 0	S: 5	R: 0	H: 0	E: 0	K: 1	S: 5	1B: 5	SF: 1	2B: 1	SAC: 1	3B: 0	DP: 1	HR: 1	HBP: 0	WP: 0	PA: 37
PITCHER	IP	WLS	BF	H	R	ER	SO	BB	IBB	HBP	BLK	WP	HR	S	P	ERA	WHIP																																						
Wilbur Wood, L (1, 1) ERA: 2.98	6.0	W	26	6	2	2	2	3	0	0	0	0	0	26	38	3.00	1.500																																						
Cy Acosta, R (7, 1) ERA: 2.15	3.0	S	12	1	2	2	1	2	0	0	0	0	1	12	20	6.00	1.000																																						

Batter	1	2	3	4	5	6	7	8	9	AB R H RBI BB SO LOB	TOP											
Pat Kelly, L (1, 9) OBP: 0.369, SLG: 0.373	0-0 3B		4-0 BB			0-0 G4-6-3 1-2f		0-0 1-6-3		3 0 1 0 1 0 2	<b>Chicago White Sox @ Kansas City Royals</b> Royals Stadium, Kansas City, MO Thu Jul 26 1973, 8:05 PM EDT Att. 22,589 - Unknown <a href="http://livebaseballscorecards.com">livebaseballscorecards.com</a>											
Jerry Hairston, S (1, 3) OBP: 0.250, SLG: 0.250	0-0 1B		0-3 K			0-0 E5		0-0 F7	4 0 1 0 0 1 1													
Ken Henderson, S (1, 10) OBP: 0.333, SLG: 0.360	4-0 1B					0-0 F8		0-0 F8	3 0 0 0 1 0 1													
Bill Melton, R (1, 5) OBP: 0.380, SLG: 0.480	0-0 F8		0-3 K			0-0 F8		0-3 K	4 0 0 0 0 2 2													
Carlos May, L (1, 7) OBP: 0.297, SLG: 0.350		0-0 4-3		0-0 G3		0-0 F9			3 0 0 0 0 0 0													
Luis Alvarado, R (1, 4) OBP: 0.270, SLG: 0.317		0-0 G3			0-0 6-3		0-0 F9		3 0 0 0 0 0 0													
Buddy Bradford, R (1, 8) OBP: 0.340, SLG: 0.436		0-0 6-3			0-3 K			1-0 G6-3 HBP	2 0 0 0 0 1 0													
Eddie Leon, R (1, 6) OBP: 0.305, SLG: 0.298			0-0 F9		0-3 K			0-0 G6-3 1-2f	3 0 0 0 0 1 1													
Ed Herrmann, L (1, 2) OBP: 0.287, SLG: 0.371			0-0 F7			0-0 1B		4-0 BB	2 0 1 0 1 0 0													
Joe Keough, L (8, PR)									0 0 0 0 0 0 0													
Chuck Brinkman, R (8, 2) OBP: 0.207, SLG: 0.213									0 0 0 0 0 0 0													
<b>Inning Stats</b>	R: 0 E: 0 K: 0 S: 3	H: 2 LOB: 1 BB: 1 P: 7	R: 0 E: 0 K: 0 S: 3	H: 0 LOB: 0 BB: 0 P: 3	R: 0 E: 0 K: 1 S: 5	H: 0 LOB: 0 BB: 1 P: 9	R: 0 E: 0 K: 1 S: 5	H: 0 LOB: 0 BB: 0 P: 5	R: 0 E: 0 K: 2 S: 7	H: 0 LOB: 0 BB: 0 P: 7	R: 0 E: 1 K: 0 S: 4	H: 1 LOB: 1 BB: 0 P: 4	R: 0 E: 0 K: 0 S: 3	H: 0 LOB: 0 BB: 0 P: 3	R: 0 E: 0 K: 0 S: 2	H: 0 LOB: 1 BB: 1 P: 7	R: 0 E: 0 K: 1 S: 5	H: 0 LOB: 0 BB: 0 P: 5	1B: 2 2B: 0 3B: 1 HR: 0	SF: 0 SAC: 0 DP: 2 HBP: 1	WP: 0 PB: 0 SB: 1 CS: 2	PA: 31
<b>PITCHER</b> Paul Splittorff, L (1, 1) ERA: 3.31	IP: 9.0 WLS: W BF: 31 H: 3 R: 0 ER: 0 SO: 5 BB: 3 IBB: 0 HBP: 1 BLK: 0 WP: 0 HR: 0 S: 37 P: 50 ERA: 0.00 WHIP: 0.667											<b>PITCHER</b>	IP: WLS: BF: H: R: ER: SO: BB: IBB: HBP: BLK: WP: HR: S: P: ERA: WHIP:									



Batter	1	2	3	4	5	6	7	8	9
Freddie Patek, R OBP: 0.326, SLG: 0.336 (1, 6) X	0-0 F8 ①			X 0-0 5-3 ① X	0-0 L6 ③			X 0-0 SH5-3 ①	
Cookie Rojas, R OBP: 0.310, SLG: 0.355 (1, 4) X	0-0 6-3 ②			X 0-0 F8 ②		X 0-0 F8 1B 1B		X 0-0 5-3 ②	
Amos Otis, R OBP: 0.358, SLG: 0.504 (1, 8) X	0-0 F8 ③			X 0-0 WP 1B		X 0-0 G4-6-3 1B		X 0-0 P4 ③	
John Mayberry, L OBP: 0.438, SLG: 0.539 (1, 3)		X 0-0 E5 FC4-6		X 4-0 FC4-6 IBB		X 0-0 F8 ①			
Gail Hopkins, L OBP: 0.386, SLG: 0.377 (1, 10)		X 0-0 FC4-6 CS 1-2f		X 0-0 FC4-6 1-2f		X 0-0 G4-6-3 1-2f			
Ed Kirkpatrick, L OBP: 0.375, SLG: 0.426 (1, 7)		0-3 K ② ③			X 0-0 G6-4-3 1B		0-3 K ①		
Kurt Bevacqua, R OBP: 0.326, SLG: 0.355 (1, 5)			0-3 K ①		X 0-0 G6-4-3 1-2f		X 0-0 F9 ②		
Steve Hovley, L OBP: 0.342, SLG: 0.315 (1, 9)			0-0 6-3 ②		X 0-0 1B 2B		X 0-0 P2 ③		
Carl Taylor, R OBP: 0.371, SLG: 0.253 (1, 2)			0-0 6-3 ③		X 0-0 2-H 1B			X 0-0 SH5-3 2B	

Inning Stats	R: 0	H: 0	E: 0	K: 0	S: 3	LOB: 0	BB: 0	P: 3
	R: 0	H: 0	E: 1	K: 1	S: 5	LOB: 0	BB: 0	P: 5
	R: 0	H: 0	E: 0	K: 1	S: 5	LOB: 0	BB: 0	P: 5
	R: 0	H: 1	E: 0	K: 0	S: 4	LOB: 2	BB: 1	P: 8
	R: 1	H: 3	E: 0	K: 0	S: 5	LOB: 1	BB: 0	P: 5
	R: 0	H: 2	E: 0	K: 0	S: 4	LOB: 1	BB: 0	P: 4
	R: 0	H: 0	E: 0	K: 1	S: 5	LOB: 0	BB: 0	P: 5
	R: 0	H: 1	E: 0	K: 0	S: 4	LOB: 1	BB: 0	P: 4

PITCHER	IP	WLS	BF	H	R	ER	SO	BB	IBB	HBP	BLK	WP	HR	S	P	ERA	WHIP
Stan Bahnsen, R ERA: 2.91 (1, 1)	8.0	L	30	7	1	1	3	0	1	0	0	1	0	35	39	1.12	0.875

AB R H RBI BB SO LOB

3	0	0	0	0	0	1
4	0	1	0	0	0	1
4	0	2	0	0	0	1
2	0	0	0	1	0	2
3	0	0	0	0	0	5
3	0	1	0	0	2	1
3	0	0	0	0	1	1
3	1	1	0	0	0	0
3	0	2	1	0	0	0

AB	28
R	1
H	7
RBI	1
BB	1
SO	3
LOB	12



WP	PA
1	30

livebaseballscorecards.com

**Chicago White Sox @ Kansas City Royals**  
 Royals Stadium, Kansas City, MO  
 Thu Jul 26 1973, 8:05 PM EDT  
 Att. 22,589 - Unknown

Batter	1	2	3	4	5	6	7	8	9	10	AB R H RBI BB SO LOB	TOP								
Pat Kelly, L (1, 9) OBP: 0.365, SLG: 0.368	0-0 G3		0-0 6-3			0-0 4-3		0-0 4-3			4 0 0 0 0 0 0	<b>Chicago White Sox @ Kansas City Royals</b> Royals Stadium, Kansas City, MO Fri Jul 27 1973, 8:05 PM EDT Att. 23,061 - Unknown - 89 F <a href="http://livebaseballscorecards.com">livebaseballscorecards.com</a>								
Jorge Orta, L (1, 4) OBP: 0.276, SLG: 0.296	0-0 6-3			0-0 6-3		0-0 1B 3B		0-0 F7			4 1 1 0 0 0 0									
Jerry Hairston, S (1, 7) OBP: 0.375, SLG: 0.375 Bill Sharp, L (8, 7) OBP: 0.301, SLG: 0.329	0-0 1B			0-3 K		0-0 BB 1B		0-0 6-3			4 0 2 1 0 1 0 0 0 0 0 0 0 0									
Bill Melton, R (1, 5) OBP: 0.381, SLG: 0.478	0-0 F7			0-0 1B		4-0 BB 1-2			0-0 P5		3 0 1 0 1 0 1									
Ken Henderson, S (1, 10) OBP: 0.328, SLG: 0.354		0-0 6-3		0-0 G3		0-0 G3			0-0 F9		4 0 0 0 0 0 3									
Tony Muser, L (1, 3) OBP: 0.344, SLG: 0.333		0-3 K			0-0 4-3		0-0 1-6-3		0-0 F9		4 0 0 0 0 1 0									
Buddy Bradford, R (1, 8) OBP: 0.336, SLG: 0.423		0-3 K			0-0 5-3		4-0 E BB		0-0 P6		3 0 0 0 1 1 0									
Ed Hermann, L (1, 2) OBP: 0.283, SLG: 0.366			0-3 K		0-0 F9		0-0 P6		0-0 L3		4 0 0 0 0 1 1									
Eddie Leon, R (1, 6) OBP: 0.301, SLG: 0.294			0-3 K			0-0 F9		0-0 6-3		0-0 F3	4 0 0 0 0 1 1									
<b>Inning Stats</b>	R: 0 E: 0 K: 0 S: 4	H: 1 LOB: 1 BB: 0 P: 4	R: 0 E: 0 K: 2 S: 7	H: 0 LOB: 0 BB: 0 P: 7	R: 0 E: 0 K: 2 S: 7	H: 0 LOB: 0 BB: 0 P: 7	R: 0 E: 0 K: 1 S: 6	H: 1 LOB: 1 BB: 0 P: 6	R: 0 E: 0 K: 0 S: 3	H: 0 LOB: 0 BB: 0 P: 3	R: 0 E: 0 K: 0 S: 3		H: 0 LOB: 0 BB: 0 P: 3	R: 0 E: 0 K: 0 S: 3	H: 0 LOB: 0 BB: 0 P: 3	R: 0 E: 0 K: 0 S: 3	H: 0 LOB: 0 BB: 0 P: 3	1B: 3 2B: 0 3B: 1 HR: 0	SF: 0 SAC: 0 DP: 0 HBP: 0	WP: 0 PB: 0 SB: 0 CS: 0
<b>PITCHER</b> Steve Busby, R (1, 1) ERA: 4.48	IP 10.0 WLS W BF 36 H 4 R 1 ER 1 SO 5 BB 2 IBB 0 HBP 0 BLK 0 WP 0 HR 0 S 44 P 52 ERA 0.90 WHIP 0.600											<b>PITCHER</b> IP WLS BF H R ER SO BB IBB HBP BLK WP HR S P ERA WHIP								



**Chicago White Sox @ Kansas City Royals**  
 Royals Stadium, Kansas City, MO

Fri Jul 27 1973, 8:05 PM EDT  
 Att. 23,061 - Unknown - 89 F

[livebaseballscorecards.com](http://livebaseballscorecards.com)

<b>AB</b>	<b>36</b>
<b>R</b>	<b>2</b>
<b>H</b>	<b>9</b>
<b>RBI</b>	<b>2</b>
<b>BB</b>	<b>4</b>
<b>SO</b>	<b>7</b>
<b>LOB</b>	<b>12</b>



WP: 0	PA: 40
PB: 0	
SB: 1	
CS: 0	

Batter	1	2	3	4	5	6	7	8	9	10	AB	R	H	RBI	BB	SO	LOB
<b>Freddie Patek, R</b> OBP: 0.327, SLG: 0.335 (1, 6)	0-3 K		0-3 K		0-0 1B			0-0 4-3		4-0 1B BB	4	1	1	0	1	2	1
<b>Cookie Rojas, R</b> OBP: 0.312, SLG: 0.355 (1, 4)	0-0 1-3			0-0 5-3	0-0 1B			0-0 G6-4-3 1B		0-0 F8	5	0	2	0	0	0	1
<b>Amos Otis, R</b> OBP: 0.359, SLG: 0.501 (1, 8)	0-0 F9			0-0 1B	0-0 F7			0-0 G6-4-3 1-2f		4-0 1B IBB	4	0	1	0	1	0	3
<b>John Mayberry, L</b> OBP: 0.437, SLG: 0.539 (1, 3)		0-0 6-3		0-3 K		0-0 F8			0-0 2B	0-0 1B	4	0	1	0	0	1	1
<b>Carl Taylor, R</b> OBP: 0.377, SLG: 0.262 (9, PR) (10, 3)											1	1	1	1	0	0	0
<b>Rick Reichardt, R</b> OBP: 0.305, SLG: 0.363 (1, 10)		0-0 F8		0-0 1B		0-0 F3			0-3 K		4	0	1	0	0	1	1
<b>Ed Kirkpatrick, L</b> OBP: 0.374, SLG: 0.423 (1, 9)		0-3 K		4-0 1B		0-0 3-1			0-0 2B		2	0	0	0	1	1	0
<b>Hal McRae, R</b> OBP: 0.275, SLG: 0.261 (9, PH) (10, 9)				1-2 BB					2-H 2B		1	0	1	1	0	0	0
<b>Lou Piniella, R</b> OBP: 0.291, SLG: 0.361 (1, 7)			0-3 K	0-0 F9				0-0 6-3		4-0 G4-6-3 IBB	3	0	0	0	1	1	3
<b>Kurt Bevacqua, R</b> OBP: 0.319, SLG: 0.347 (1, 5)			0-0 4-3		0-0 F3			0-0 1-3		0-0 G4-6-3 1-2f	4	0	0	0	0	0	2
<b>Fran Healy, R</b> OBP: 0.332, SLG: 0.374 (1, 2)			0-0 2B		0-3 K			0-0 F7		0-0 F8	4	0	1	0	0	1	0

1B: 6	SF: 0
2B: 3	SAC: 0
3B: 0	DP: 2
HR: 0	HBP: 0

PITCHER	IP	WLS	BF	H	R	ER	SO	BB	IBB	HBP	BLK	WP	HR	S	P	ERA	WHIP
<b>Steve Stone, R</b> ERA: 4.03 (1, 1)	7.1		29	6	0	0	6	1	0	0	0	0	0	40	44	0.00	0.955
<b>Terry Forster, L</b> ERA: 2.21 (8, 1)	2.1	L	11	3	2	2	1	1	2	0	0	0	0	10	22	7.71	1.714

1B: 6	SF: 0
2B: 3	SAC: 0
3B: 0	DP: 2
HR: 0	HBP: 0

Inning Stats	R: 0	H: 0	E: 0	K: 1	S: 5	P: 5
	R: 0	H: 0	E: 0	K: 1	S: 5	P: 5
	R: 0	H: 1	E: 0	K: 2	S: 8	P: 8
	R: 0	H: 2	E: 0	K: 1	S: 7	P: 11
	R: 0	H: 2	E: 0	K: 1	S: 7	P: 7
	R: 0	H: 0	E: 0	K: 0	S: 3	P: 3
	R: 0	H: 0	E: 0	K: 0	S: 3	P: 3
	R: 0	H: 1	E: 0	K: 0	S: 3	P: 3
	R: 1	H: 2	E: 0	K: 1	S: 6	P: 10
	R: 1	H: 1	E: 0	K: 0	S: 3	P: 11

WP: 0	PA: 40
PB: 0	
SB: 1	
CS: 0	

Batter	1	2	3	4	5	6	7	8	9	AB R H RBI BB SO LOB	TOP											
Sandy Alomar Sr., S OBP: 0.272, SLG: 0.234 Jerry Davanon, R OBP: 0.288, SLG: 0.306	(1, 6) 1B K	0-0 G4-6-3		0-0 FC4-6 1B HR		0-0 F8 2B		0-3 K		4 2 1 0 0 1 4 2 0 1 0 0 1 0												
Vada Pinson, L OBP: 0.288, SLG: 0.393 Leroy Stanton, R OBP: 0.272, SLG: 0.389	(1, 7) 2B 1B	0-0 2B 1B	4-0 HR BB	0-0 HR 1B		0-0 F8 2-3		0-0 1B		4 4 3 0 1 0 1 1 0 1 0 0 0 0												
Frank Robinson, R OBP: 0.359, SLG: 0.461	(1, 10) K	0-0 1B E 2B	0-0 HR	0-0 HR		4-0 G5-4-3 BB		0-0 F8		5 3 3 5 1 1 3												
Bob Oliver, R OBP: 0.300, SLG: 0.409	(1, 3) K	0-0 E 1B	0-0 L6 1B	0-0 5-3		0-0 G5-4-3 1-2f		0-0 FC3-6 1B 1B		6 2 3 1 0 1 4 5 3 5 2 1 0 0												
Richie Scheinblum, S OBP: 0.392, SLG: 0.365	(1, 9) BB 1B 2B	4-0 E 1B 1BB	0-0 FC6-4 1B		0-0 6-3 IHR 1B		0-0 1B		0-0 FC3-6 1B	5 2 0 1 1 1 7												
Ken Berry, R OBP: 0.333, SLG: 0.372	(1, 8) BB 1B BB	4-0 E3 1B BB	0-0 L6		0-0 6-3		0-3 K		0-0 FC3-6 E	4 1 0 1 2 1 4												
Al Gallagher, R OBP: 0.366, SLG: 0.316	(1, 5) 1B 1B BB	4-0 1B BB	4-0 FC6-4		0-3 K		0-0 F7		0-0 E5	6 2 3 6 0 0 3												
Rudy Meoli, L OBP: 0.296, SLG: 0.291	(1, 4) 1B 1B	0-0 G4-6-3 1B		0-0 F8		0-0 IHR		0-0 3-1		6 2 3 6 0 0 3												
Rick Stelmazek, L OBP: 0.269, SLG: 0.217	(1, 2) 1B	0-0 F8		4-0 FC4-6 BB		0-3 K		0-0 F8		5 0 1 2 1 2 4												
<b>Inning Stats</b>	R: 6 E: 0 K: 3 S: 14	H: 5 LOB: 1 BB: 2 P: 22	R: 5 E: 1 K: 0 S: 7	H: 4 LOB: 1 BB: 2 P: 15	R: 2 E: 0 K: 0 S: 5	H: 3 LOB: 1 BB: 1 P: 9	R: 3 E: 0 K: 0 S: 5	H: 2 LOB: 0 BB: 1 P: 9	R: 2 E: 0 K: 2 S: 9	H: 2 LOB: 0 BB: 0 P: 9	R: 0 E: 0 K: 0 S: 3	H: 1 LOB: 1 BB: 1 P: 7	R: 0 E: 0 K: 1 S: 6	H: 1 LOB: 1 BB: 0 P: 6	R: 0 E: 0 K: 1 S: 6	H: 1 LOB: 1 BB: 0 P: 6	R: 1 E: 1 K: 1 S: 8	H: 2 LOB: 2 BB: 0 P: 8	1B: 15 2B: 4 3B: 0 HR: 3	SF: 0 SAC: 0 DP: 3 HBP: 0	WP: 0 PB: 0 SB: 0 CS: 0	PA: 54
<b>PITCHER</b>	IP WLS BF H R ER SO BB IBB HBP BLK WP HR S P ERA WHIP																					
Ken Wright, R ERA: 4.42	(1, 1) 0.2 L 7 3 5 5 2 2 0 0 0 0 0 0 9 17 67.50 7.500																					
Bruce Dal Canton, R ERA: 4.34	(1, 1) 0.1 7 5 5 5 1 0 1 0 0 0 0 0 8 12 135.00 15.000																					
Gene Garber, R ERA: 4.64	(2, 1) 5.0 26 9 8 7 2 4 0 0 0 0 2 26 42 12.60 2.600																					
Steve Mingori, L ERA: 5.7	(7, 1) 2.0 8 2 0 0 2 0 0 0 0 0 0 12 12 0.00 1.000																					
Joe Hoerner, L ERA: 5.74	(9, 1) 1.0 6 2 1 1 1 0 0 0 0 0 0 8 8 9.00 2.000																					

California Angels @ Kansas City Royals  
Royals Stadium, Kansas City, MO  
Sat Jul 28 1973, 4:33 AM EDT  
Att. 14,228 - Unknown - 84 F

AB	47
R	19
H	21
RBI	18
BB	7
SO	8
LOB	30



Batter	1	2	3	4	5	6	7	8	9	AB	R	H	RBI	BB	SO	LOB
Freddie Patek, R OBP: 0.329, SLG: 0.333 Ed Kirkpatrick, L OBP: 0.373, SLG: 0.421	4-0 1B BB	0-0 P4		4-0 S 2B BB		4-3		0-0 G6-3		2	2	0	1	2	0	0
Cookie Rojas, R OBP: 0.312, SLG: 0.358 Bobby Floyd, R OBP: 0.393, SLG: 0.404	0-0 F7	0-0 F9		0-0 1B 2B		3-1		0-0 1B		3	1	1	1	0	0	1
Amos Otis, R OBP: 0.361, SLG: 0.503 Steve Hovley, L OBP: 0.343, SLG: 0.317	0-0 1B 1-2 1B	0-0 E6		0-0 1B 2-H			0-0 FC5-4 1B	0-3 K		3	1	2	1	0	0	0
John Mayberry, L OBP: 0.436, SLG: 0.537 Gail Hopkins, L OBP: 0.387, SLG: 0.374	0-0 BB 1B 1-3 2-H 1B	0-0 4-3		0-0 1-3			0-0 F9		4-0 BB G5-4-3	3	1	1	1	0	0	2
Rick Reichardt, R OBP: 0.298, SLG: 0.354	0-3 K		0-0 5-3		0-0 4-3		0-0 FC5-4 1B E		0-0 G5-4-3	5	1	0	0	0	1	4
Lou Piniella, R OBP: 0.295, SLG: 0.362	0-0 1B BB 1-2 3-H 1B		0-0 F9		0-0 F9		0-0 E8 1-H 1B		4-0 BB	4	0	2	1	1	0	0
Hal McRae, R OBP: 0.273, SLG: 0.254	4-0 1B BB 1-2 2-3 BB		0-0 F8		0-0 F8		0-0 F9		0-0 F3	4	0	0	0	1	0	2
Kurt Bevacqua, R OBP: 0.323, SLG: 0.351	0-0 1-2 2-3 3-H 1B			0-0 F9		0-0 6-3		0-0 G6-3 BB 1B		4	1	2	1	0	0	0
Fran Healy, R OBP: 0.332, SLG: 0.383 Carl Taylor, R OBP: 0.383, SLG: 0.262	0-0 P3			0-0 5-3		0-0 4-3 3B		4-0 BB G6-3 BB		3	1	1	0	0	0	3

Inning Stats		R: 3	H: 4	R: 0	H: 0	R: 0	H: 0	R: 0	H: 0	R: 1	H: 1	R: 1	H: 2	R: 0	H: 0	1B: 9	SF: 0	WP: 0	PA: 43
		E: 0	LOB: 3	E: 1	LOB: 1	E: 0	LOB: 0	E: 0	LOB: 0	E: 0	LOB: 0	E: 1	LOB: 1	E: 0	LOB: 1	2B: 1	SAC: 0	PB: 0	
		K: 1	BB: 2	K: 0	BB: 0	K: 0	BB: 0	K: 0	BB: 0	K: 0	BB: 0	K: 0	BB: 0	K: 1	BB: 1	3B: 1	DP: 2	SB: 1	
		S: 9	P: 17	S: 4	P: 4	S: 3	P: 3	S: 5	P: 9	S: 4	P: 4	S: 5	P: 5	S: 2	P: 10	HR: 0	HBP: 0	CS: 0	
PITCHER	IP	WLS	BF	H	R	ER	SO	BB	IBB	HBP	BLK	WP	HR	S	P	ERA	WHIP		
Rudy May, L ERA: 3.68	(1, 1)	0.2	7	3	3	3	1	2	0	0	0	0	0	7	15	40.50	7.500		
Aurelio Monteagudo, R ERA: 4.15	(1, 1)	8.1	36	8	5	4	1	4	0	0	0	0	0	34	50	4.32	1.440		


**BOTTOM**

**California Angels @ Kansas City Royals**  
**Royals Stadium, Kansas City, MO**

Sat Jul 28 1973, 4:33 AM EDT  
 Alt: 14,228 - Unknown - 84 F

livebaseballscorecards.com

AB	37
R	8
H	11
RBI	7
BB	6
SO	2
LOB	16



Batter	1	2	3	4	5	6	7	8	9	AB R H RBI BB SO LOB	TOP
Sandy Alomar Sr., S OBP: 0.269, SLG: 0.231 (1, 6) X	0-0 F8 ①		0-0 3-1 ①		0-0 4-3 ①		0-0 4-3 ③			4 0 0 0 0 0 1	<b>California Angels @ Kansas City Royals</b> Royals Stadium, Kansas City, MO Sun Jul 29 1973, 4:33 AM EDT Unknown - 85 F <a href="http://livebaseballscorecards.com">livebaseballscorecards.com</a>
Vada Pinson, L OBP: 0.288, SLG: 0.391 (1, 7) X	0-0 G3 ②		0-0 1B ②		0-0 F7 ②			0-0 F8 ①		4 0 1 0 0 0 0	
Frank Robinson, R OBP: 0.358, SLG: 0.458 (1, 10) X	0-0 1B ②		0-0 F7 ②		0-0 1-3 ③			0-0 5-3 ②		4 0 1 0 0 0 1	
Bob Oliver, R OBP: 0.302, SLG: 0.412 (1, 3) X	0-0 F8 ③		0-0 5-3 ③		4-0 G6-3 BB			0-0 2B		3 0 1 0 1 0 2	
Richie Scheinblum, S OBP: 0.384, SLG: 0.355 (1, 9) X		0-0 4-3 ①		0-0 4-3 ①		0-0 F7 ①		0-0 4-3 ③		4 0 0 0 0 0 2	
Ken Berry, R OBP: 0.332, SLG: 0.370 (1, 8) X		0-0 1-3 ②		0-0 4-3 1B 1B		0-0 G6-3 ② ③		0-0 6-3 ①		4 0 1 0 0 0 1	
Al Gallagher, R OBP: 0.367, SLG: 0.316 (1, 5) X		4-0 1B BB		0-0 4-3 1B		0-0 P6 ①		0-0 F9 ②		3 0 1 0 1 0 0	
Rudy Meoli, L OBP: 0.295, SLG: 0.291 (1, 4) X		0-0 1B ②		0-0 4-3 ②		0-0 1-3 ②		0-0 3-1 ③		4 0 1 0 0 0 2	
Rick Stelmazek, L OBP: 0.276, SLG: 0.200 (1, 2) X		0-0 F7 ③		0-0 6-3 ③		4-0 WP BB				2 0 0 0 1 0 4	
<b>Inning Stats</b>	R: 0 H: 1 E: 0 LOB: 1 K: 0 BB: 0 S: 4 P: 4	R: 0 H: 1 E: 0 LOB: 2 K: 0 BB: 1 S: 4 P: 8	R: 0 H: 1 E: 0 LOB: 1 K: 0 BB: 0 S: 4 P: 4	R: 0 H: 2 E: 0 LOB: 2 K: 0 BB: 0 S: 5 P: 5	R: 0 H: 0 E: 0 LOB: 0 K: 0 BB: 1 S: 3 P: 3	R: 0 H: 0 E: 0 LOB: 0 K: 0 BB: 1 S: 2 P: 6	R: 0 H: 0 E: 0 LOB: 1 K: 0 BB: 1 S: 3 P: 7	R: 0 H: 1 E: 0 LOB: 1 K: 0 BB: 0 S: 4 P: 4	R: 0 H: 0 E: 0 LOB: 0 K: 0 BB: 0 S: 3 P: 3	1B: 5 SF: 0 2B: 1 SAC: 0 3B: 0 DP: 1 HR: 0 HBP: 0	WP: 1 PA: 35 PB: 0 SB: 0 CS: 0
<b>PITCHER</b> Al Fitzmorris, R (1, 1) ERA: 1.8	IP WLS BF H R ER SO BB IBB HBP BLK WP HR S P ERA WHIP										

AB	32
R	0
H	6
RBI	0
BB	3
SO	0
LOB	13



Batter	1	2	3	4	5	6	7	8	9	AB	R	H	RBI	BB	SO	LOB
Freddie Patek, R OBP: 0.332, SLG: 0.339 (1, 6)	4-0 1B HR BB	0-3 K		4-0 1B BB		0-0 2B 3B		0-0 F7		3	2	1	0	2	1	0
Cookie Rojas, R OBP: 0.316, SLG: 0.365 Bobby Floyd, R OBP: 0.404, SLG: 0.453 (1, 4) (8, 4)	0-0 1-3 HR 1B		0-0 4-3	0-0 1-2 1B		0-0 2B		0-0 3B		4	1	3	1	0	0	0
Amos Otis, R OBP: 0.359, SLG: 0.506 (1, 8)	0-0 1-H 3-H HR		0-0 F9	0-0 F9		0-0 1-3		0-0 F8		5	1	1	3	0	0	4
John Mayberry, L OBP: 0.439, SLG: 0.535 (1, 3)	4-0 S BB		4-0 BB		0-0 F7		4-0 1B G1-6-3 BB			1	1	0	0	3	0	0
Ed Kirkpatrick, L OBP: 0.375, SLG: 0.422 (1, 9)	0-0 F5		0-0 4-3		0-0 1B		0-0 1-3 1B G1-6-3			4	0	2	0	0	0	2
Lou Piniella, R OBP: 0.294, SLG: 0.364 (1, 7)	0-3 K			0-0 4-3 IHR 2B		0-0 P4		0-0 G1-6-3 1-2f 3-H		4	1	1	0	0	1	3
Gail Hopkins, L OBP: 0.384, SLG: 0.370 (1, 10)	0-0 1-2 F7			0-0 4-3		0-0 4-3		0-0 1B		4	0	1	0	0	0	3
Kurt Bevacqua, R OBP: 0.321, SLG: 0.348 (1, 5)		0-0 1-5-3		0-3 K		0-0 G5-4-3 1B		0-3 K		4	0	1	0	0	2	2
Fran Healy, R OBP: 0.330, SLG: 0.395 (1, 2)		0-0 F7		0-0 IHR		0-0 G5-4-3 1-2f		0-0 6-3		4	1	1	2	0	0	1

Inning Stats	R: 3	H: 2	E: 0	K: 1	S: 7	LOB: 1	BB: 2	P: 15	R: 0	H: 0	E: 0	K: 1	S: 5	LOB: 0	BB: 0	P: 5	R: 0	H: 0	E: 0	K: 0	S: 3	LOB: 1	BB: 1	P: 7	R: 2	H: 3	E: 0	K: 1	S: 8	LOB: 2	BB: 1	P: 12	R: 0	H: 1	E: 0	K: 0	S: 4	LOB: 1	BB: 0	P: 4	R: 1	H: 3	E: 0	K: 0	S: 5	LOB: 1	BB: 0	P: 5	R: 1	H: 2	E: 0	K: 1	S: 6	LOB: 1	BB: 1	P: 10	R: 0	H: 1	E: 0	K: 0	S: 4	LOB: 1	BB: 0	P: 4
--------------	------	------	------	------	------	--------	-------	-------	------	------	------	------	------	--------	-------	------	------	------	------	------	------	--------	-------	------	------	------	------	------	------	--------	-------	-------	------	------	------	------	------	--------	-------	------	------	------	------	------	------	--------	-------	------	------	------	------	------	------	--------	-------	-------	------	------	------	------	------	--------	-------	------


PITCHER	IP	WLS	BF	H	R	ER	SO	BB	IBB	HBP	BLK	WP	HR	S	P	ERA	WHIP
Bill Singer, R ERA: 3.02 (1, 1)	5.2	L	29	9	6	6	3	4	0	0	0	0	1	31	47	9.53	2.294
Dave Sells, R ERA: 3.04 (6, 1)	2.1		10	3	1	1	1	1	0	0	0	0	0	11	15	3.86	1.714

**BOTTOM**

**California Angels @ Kansas City Royals**  
**Royals Stadium, Kansas City, MO**  
 Sun Jul 29 1973, 4:33 AM EDT  
 Unknown - 85 F

AB	34
R	7
H	12
RBI	6
BB	5
SO	4
LOB	15

livebaseballscorecards.com



WP: 0	PA: 39
PB: 0	SB: 1
CS: 0	

Batter	1	2	3	4	5	6	7	8	9	10	11	AB R H RBI BB SO LOB	TOP						
Sandy Alomar Sr., S OBP: 0.270, SLG: 0.231 (1, 6)	1-3		F8			G3		5-3			1B SF9 1B	5 1 1 0 1 0 2	<b>California Angels @ Kansas City Royals</b> Royals Stadium, Kansas City, MO Sun Jul 29 1973, 4:38 AM EDT Att. 23,306 - Unknown						
Winston Llenas, R OBP: 0.356, SLG: 0.380 Al Gallagher, R OBP: 0.366, SLG: 0.316 (1, 5) (10, 5)	F8		HR 1B			1B 1B	E5 G3 1B		F8		SF9 1B	5 1 3 0 0 0 0 0 0 0 1 0 0 0							
Tom McCraw, L OBP: 0.308, SLG: 0.276 Bob Oliver, R OBP: 0.304, SLG: 0.412 (1, 10) (11, PH) (11, 9)	6-3		HR			L5	G3		K		1B IBB	5 1 1 2 0 1 3 0 0 0 0 1 0 0							
Mike Epstein, L OBP: 0.316, SLG: 0.312 (1, 3)			L6			1B	4-3		4-3		1B FC6-4 1B	6 0 2 1 0 1 1							
Richie Scheinblum, S OBP: 0.387, SLG: 0.365 Rudy May, L Dave Sells, R (1, 9) (11, 1) (11, 1)						1B SH1-3 BB	P6				P4 FC6-4 1B	4 1 1 0 2 0 5 0 0 0 0 0 0 0 0 0 0 0 0 0 0							
Ken Berry, R OBP: 0.331, SLG: 0.368 (1, 8)						SH1-3		4-3		6-3		4 0 1 1 0 1 2							
Leroy Stanton, R OBP: 0.270, SLG: 0.383 (1, 7)						SH1-3 1B		5-3		4-3		5 0 1 0 0 1 1							
John Stephenson, L OBP: 0.308, SLG: 0.365 Billy Grabarkewitz, R OBP: 0.309, SLG: 0.282 Rick Stelmazsek, L OBP: 0.276, SLG: 0.200 (1, 2) (11, PR) (11, 2)			F5			G4-6-3 1B		G3			1B SF9 1B	5 1 3 1 0 0 3 0 1 0 0 0 0 0 0 0 0 0 0 0 0							
Rudy Meoli, L OBP: 0.293, SLG: 0.288 (1, 4)			4-3				F9		F8		P2	5 0 1 0 0 0 1							
<b>Inning Stats</b>	R: 0 H: 0 E: 0 LOB: 0 K: 0 BB: 0 S: 3 P: 3	R: 1 H: 2 E: 0 LOB: 1 K: 2 BB: 0 S: 9 P: 9	R: 2 H: 2 E: 0 LOB: 0 K: 0 BB: 0 S: 5 P: 5	R: 0 H: 1 E: 0 LOB: 1 K: 0 BB: 1 S: 3 P: 7	R: 1 H: 2 E: 0 LOB: 2 K: 0 BB: 1 S: 5 P: 9	R: 0 H: 2 E: 0 LOB: 2 K: 0 BB: 0 S: 5 P: 5	R: 0 H: 1 E: 1 LOB: 2 K: 1 BB: 1 S: 6 P: 10	R: 1 H: 1 E: 0 LOB: 0 K: 0 BB: 0 S: 4 P: 4	R: 0 H: 0 E: 0 LOB: 0 K: 1 BB: 0 S: 5 P: 5	R: 0 H: 0 E: 0 LOB: 0 K: 0 BB: 0 S: 3 P: 3	R: 1 H: 3 E: 0 LOB: 3 K: 0 BB: 1 S: 6 P: 10	1B: 11 SF: 1 2B: 0 SAC: 1 3B: 1 DP: 1 HR: 2 HBP: 0		WP: 0 PA: 50 PB: 0 SB: 0 CS: 0					
<b>PITCHER</b>	IP WLS BF H R ER SO BB IBB HBP BLK WP HR S P ERA WHIP																		
Dick Drago, R ERA: 3.82 (1, 1)	6.0	28	9	4	4	2	2	2	0	1	0	0	0	0	1	30	38	6.00	1.833
Doug Bird, R ERA: 3.14 (7, 1)	4.2	19	4	2	2	2	0	1	0	0	0	0	0	1	22	26	3.86	0.857	
Joe Hoerner, L ERA: 5.63 (11, 1)	0.1	W 3	1	0	0	0	0	1	0	0	0	0	0	0	2	6	0.00	3.000	

livebaseballscorecards.com

AB	44
R	6
H	14
RBI	6
BB	4
SO	4
LOB	18



Batter	1	2	3	4	5	6	7	8	9	10	11	AB R H RBI BB SO LOB	BOTTOM									
<b>Freddie Patek, R</b> (1, 6) OBP: 0.327, SLG: 0.333	0-3 K (1)		x 0-0 F9 (2)		x 0-0 P4 (2)		x 0-0 F9 (1)	x 0-0 4-3 (2, 3)		x 0-0 F7 (3)		6 0 0 0 0 1 6	<b>California Angels @ Kansas City Royals</b> Royals Stadium, Kansas City, MO Sun Jul 29 1973, 4:38 AM EDT Att. 23,306 - Unknown									
<b>Cookie Rojas, R</b> (1, 4) OBP: 0.319, SLG: 0.372	0-0 F8 1B		x 0-0 2B		x 0-0 F7 (3)		x 0-0 FC 1B 2B		x 0-0 4-3 (1)		x 0-0 E 2B	6 2 3 0 0 0 2										
<b>Amos Otis, R</b> (1, 8) OBP: 0.365, SLG: 0.512	0-0 1B		x 4-0 BB			x 0-0 2B 2B	x 0-0 1B 2B		x 0-0 F7 (2)		x 0-0 E7 WP 1B	5 3 4 2 1 0 0										
<b>John Mayberry, L</b> (1, 3) OBP: 0.437, SLG: 0.533	0-0 F8 (2, 3)		x 0-0 3-1 (3)			x 0-0 F8 (1)	x 0-0 2B		x 0-0 L4 (3)		x 4-0 1B WP IBB	5 0 1 1 1 0 5										
<b>Ed Kirkpatrick, L</b> (1, 7) OBP: 0.371, SLG: 0.418		x 0-0 P6 (1)		x 0-0 P4 (1)		x 0-0 P4 (2)	x 0-3 K (2)		x 0-0 F9 (1)		x 4-0 1B IBB	3 0 0 0 0 0 1										
<b>Lou Piniella, R</b> (7, PH) OBP: 0.295, SLG: 0.362												2 0 0 0 1 1 2										
<b>Rick Reichardt, R</b> (1, 10) OBP: 0.300, SLG: 0.360		x 0-0 6-3 (2)		x 0-3 K (2)		x 0-0 2B 2B	x 0-0 1B		x 0-0 P4 (2)		x 0-0 1B	5 1 2 2 0 1 0										
<b>Gail Hopkins, L</b> (11, PH) OBP: 0.388, SLG: 0.375												1 0 1 1 0 0 0										
<b>Steve Hovley, L</b> (1, 9) OBP: 0.348, SLG: 0.328		x 0-0 1B		x 0-0 F8 (3)		x 0-0 2B	x 0-3 K (3)		x 0-0 1B 1B			3 0 2 1 0 0 0										
<b>Hal McRae, R</b> (7, PH) OBP: 0.276, SLG: 0.257												2 0 1 0 0 1 2										
<b>Kurt Bevacqua, R</b> (1, 5) OBP: 0.323, SLG: 0.350		x 0-0 6-3 (3)		x 0-0 1B		x 0-0 F8 (3)		x 0-0 6-3 (1)		x 0-0 BB 1B		5 0 2 0 0 0 2										
<b>Carl Taylor, R</b> (1, 2) OBP: 0.384, SLG: 0.261			x 0-0 6-3 (1)		x 0-3 K (1)		x 0-0 FC 1B 1B		x 0-0 E5 CS		x 4-0 BB	4 1 1 0 1 1 1										
<b>Inning Stats</b>	R: 0 H: 2 E: 0 K: 1 S: 6	H: 1 LOB: 1 BB: 0 P: 4	R: 0 H: 1 E: 0 K: 0 S: 4	H: 1 LOB: 2 BB: 1 P: 8	R: 0 H: 0 E: 0 K: 1 S: 5	H: 0 LOB: 0 BB: 0 P: 5	R: 0 H: 1 E: 0 K: 1 S: 6	H: 1 LOB: 1 BB: 0 P: 6	R: 2 H: 3 E: 0 K: 2 S: 6	H: 3 LOB: 2 BB: 0 P: 6	R: 3 H: 4 E: 0 K: 2 S: 12	H: 4 LOB: 2 BB: 0 P: 12	R: 0 H: 0 E: 1 K: 0 S: 3	H: 0 LOB: 0 BB: 0 P: 3	R: 0 H: 0 E: 0 K: 0 S: 3	H: 0 LOB: 0 BB: 0 P: 3	R: 0 H: 2 E: 0 K: 0 S: 5	H: 2 LOB: 3 BB: 1 P: 9	R: 2 H: 3 E: 1 K: 0 S: 3	H: 3 LOB: 3 BB: 2 P: 11	1B: 11 SF: 0 2B: 6 SAC: 0 3B: 0 DP: 0 HR: 0 HBP: 0	WP: 1 PA: 51 PB: 0 SB: 2 CS: 1
<b>PITCHER</b>	IP WLS BF H R ER SO BB IBB HBP BLK WP HR S P ERA WHIP																					
<b>Nolan Ryan, R</b> (1, 1) ERA: 2.94	5.2 25 8 2 2 3 1 0 0 0 0 0 0 30 34 3.18 1.588																					
<b>Steve Barber, L</b> (6, 1) ERA: 3.82	0.2 6 3 3 3 0 0 0 0 0 0 0 0 6 6 40.50 4.500																					
<b>Dick Lange, R</b> (7, 1) ERA: 6.75	0.1 2 1 0 0 1 0 0 0 0 0 0 0 4 4 0.00 3.000																					
<b>Rudy May, L</b> (7, 1) ERA: 3.72	3.1 L 16 4 2 2 1 1 1 0 0 0 0 0 16 24 5.40 1.500																					
<b>Rudy May, L</b> (11, 1) ERA: 3.72	3.1 L 16 4 2 2 1 1 1 0 0 0 0 0 16 24 5.40 1.500																					
<b>PITCHER</b>	IP WLS BF H R ER SO BB IBB HBP BLK WP HR S P ERA WHIP																					
<b>Dave Sellis, R</b> (11, 1) ERA: 3.04	0.0 2 1 0 0 0 0 0 0 0 0 0 0 1 5 ∞ ∞																					

livebaseballscores.com

AB	47
R	7
H	17
RBI	7
BB	4
SO	5
LOB	21



Batter	1	2	3	4	5	6	7	8	9	AB R H RBI BB SO LOB	TOP	
Freddie Patek, R OBP: 0.324, SLG: 0.329 (1, 6) X	0-0 1-3 ①		0-3 K ①		0-0 L4 ②		0-0 P4 ②			4 0 0 0 0 1 2	<b>Kansas City Royals @ Chicago White Sox</b> Comiskey Park, Chicago, IL Tue Jul 31 1973, 8:05 PM EDT Att. 19,630 - Unknown - 70 F <a href="http://livebaseballscorecards.com">livebaseballscorecards.com</a>	
Cookie Rojas, R OBP: 0.318, SLG: 0.371 (1, 4) X	0-0 F9 ②		0-0 4-3 1B ②		0-0 6-3 ③		0-3 K ③			4 0 1 0 0 1 2		
Amos Otis, R OBP: 0.366, SLG: 0.520 (1, 8) X	0-0 2B 2B		0-0 4-3 1-2 ②		0-0 3B ③		0-0 3-1 ①			4 1 2 0 0 0 1		
John Mayberry, L OBP: 0.438, SLG: 0.530 (1, 3) B B B B	4-0 2B BB		4-0 BB ③		0-0 1-3 ①		0-0 F7 ②			2 1 0 0 2 0 1		
Rick Reichardt, R OBP: 0.300, SLG: 0.363 (1, 10) X	0-0 2B 1-H 2-H		0-3 K ③		0-3 K ②		0-3 K ③			0 0 0 0 0 0 0		
Ed Kirkpatrick, L OBP: 0.367, SLG: 0.412 (1, 9) X	0-0 F9 ③		0-0 4-3 ①		0-0 4-3 ③		0-0 F7 ①			4 0 0 0 0 0 2		
Lou Piniella, R OBP: 0.294, SLG: 0.361 (1, 7) X		0-0 1B ①		0-3 K ②		0-3 K ①		0-0 4-3 ②		4 0 1 0 0 2 0		
Kurt Bevacqua, R OBP: 0.327, SLG: 0.349 (1, 5) X		0-0 L6 ②		0-0 CS 1B ②		4-0 1B BB ③		0-3 K ③		3 0 1 0 1 1 0		
Fran Healy, R OBP: 0.330, SLG: 0.394 (1, 2) X		0-0 L5 ③		0-0 CS 1-2 ③	0-0 1-3 ①		0-0 1B ①			3 0 1 0 0 0 0		
<b>Inning Stats</b>	R: 2 H: 2 E: 0 LOB: 1 K: 0 BB: 1 S: 5 P: 9	R: 0 H: 1 E: 0 LOB: 0 K: 0 BB: 0 S: 3 P: 3	R: 0 H: 1 E: 0 LOB: 2 K: 2 BB: 1 S: 8 P: 12	R: 0 H: 1 E: 0 LOB: 0 K: 1 BB: 0 S: 5 P: 5	R: 0 H: 0 E: 0 LOB: 0 K: 0 BB: 0 S: 3 P: 3	R: 0 H: 1 E: 0 LOB: 1 K: 1 BB: 0 S: 6 P: 6	R: 0 H: 1 E: 0 LOB: 2 K: 2 BB: 1 S: 8 P: 12	R: 0 H: 0 E: 0 LOB: 0 K: 1 BB: 0 S: 5 P: 5	R: 0 H: 0 E: 0 LOB: 0 K: 1 BB: 0 S: 5 P: 5	1B: 4 SF: 0 2B: 2 SAC: 0 3B: 1 DP: 0 HR: 0 HBP: 0	WP: 0 PA: 36 PB: 0 SB: 0 CS: 1	
<b>PITCHER</b> Steve Stone, R ERA: 3.9 (1, 1)	IP WLS BF H R ER SO BB IBB HBP BLK WP HR S P ERA WHIP											<b>PITCHER</b> IP WLS BF H R ER SO BB IBB HBP BLK WP HR S P ERA WHIP



Batter	1	2	3	4	5	6	7	8	9	AB	R	H	RBI	BB	SO	LOB									
<b>Johnny Jeter, R</b> (1, 9) <small>OBP: 0.256, SLG: 0.367</small>	0-0 4-3		0-0 1B		0-0 1B			0-0 F3		4	0	2	0	0	0	0									
<b>Jerry Hairston, S</b> (1, 10) <small>OBP: 0.280, SLG: 0.360</small>	0-0 F8		0-0 F9		0-0 F3			0-0 6-3		4	0	0	0	0	0	3									
<b>Dick Allen, R</b> (1, 3) <b>Tony Muser, L</b> (8, PR) (9, 3) <small>OBP: 0.395, SLG: 0.614  OBP: 0.352, SLG: 0.357</small>	0-0 1B		0-3 K					0-0 1B		4	0	3	0	0	1	2									
<b>Bill Melton, R</b> (1, 5) <small>OBP: 0.385, SLG: 0.475</small>	0-0 F8			0-0 1B 2B				0-0 F8		4	1	1	0	0	0	3									
<b>Ken Henderson, S</b> (1, 7) <b>Hank Allen, R</b> (3, 7) <b>Pat Kelly, L</b> (9, PH) <small>OBP: 0.326, SLG: 0.373  OBP: 0.111, SLG: 0.167  OBP: 0.366, SLG: 0.372</small>		0-0 F8		0-0 5-3				0-3 K		1	0	0	0	0	0	0									
<b>Buddy Bradford, R</b> (1, 8) <small>OBP: 0.339, SLG: 0.482</small>		0-3 K		0-0 P4				0-0 F8		4	0	0	0	0	1	3									
<b>Luis Alvarado, R</b> (1, 4) <b>Carlos May, L</b> (9, PH) <small>OBP: 0.271, SLG: 0.315  OBP: 0.296, SLG: 0.349</small>		0-0 F9		0-0 S 1B				0-0 1-3		3	0	1	1	0	0	0									
<b>Eddie Leon, R</b> (1, 6) <small>OBP: 0.294, SLG: 0.283</small>			4-0 1B BB		0-3 K			0-0 5-3		2	0	0	0	2	1	1									
<b>Chuck Brinkman, R</b> (1, 2) <b>Ed Herrmann, L</b> (9, PH) <small>OBP: 0.205, SLG: 0.222  OBP: 0.280, SLG: 0.355</small>			0-3 K					0-0 P4		3	0	0	0	0	1	1									
<b>Inning Stats</b>	R: 0 E: 0 K: 0 S: 4	H: 1 LOB: 1 BB: 0 P: 4	R: 0 E: 0 K: 1 S: 5	H: 0 LOB: 0 BB: 0 P: 5	R: 0 E: 0 K: 2 S: 8	H: 1 LOB: 2 BB: 1 P: 12	R: 1 E: 0 K: 1 S: 7	H: 2 LOB: 1 BB: 0 P: 7	R: 0 E: 0 K: 0 S: 3	H: 1 LOB: 0 BB: 0 P: 3	R: 0 E: 0 K: 1 S: 6	H: 1 LOB: 1 BB: 0 P: 6	R: 0 E: 0 K: 0 S: 3	H: 0 LOB: 0 BB: 0 P: 3	R: 0 E: 0 K: 0 S: 4	H: 1 LOB: 1 BB: 0 P: 4	R: 0 E: 0 K: 1 S: 6	H: 1 LOB: 2 BB: 1 P: 10	1B: 6 2B: 2 3B: 0 HR: 0	SF: 0 SAC: 0 DP: 0 HBP: 0	WP: 0 PB: 0 SB: 1 CS: 1	PA: 36			
<b>PITCHER</b> <b>Paul Splittorf, L</b> (1, 1) <small>ERA: 3.22</small> <b>Doug Bird, R</b> (9, 1) <small>ERA: 3.12</small> <b>Joe Hoerner, L</b> (9, 1) <small>ERA: 5.4</small>	IP 8.0	WLS W	BF 32	H 8	R 1	ER 1	SO 5	BB 1	IBB 0	HBP 0	BLK 0	WP 0	HR 0	S 41	P 45	ERA 1.12	WHIP 1.125								
	0.1		1	0	0	0	0	0	0	0	0	0	0	1	1	0.00	0.000								
	0.2	S	3	0	0	0	1	1	0	0	0	0	0	4	8	0.00	1.500								

**BOTTOM**

**Kansas City Royals @ Chicago White Sox**  
 Comiskey Park, Chicago, IL  
 Tue Jul 31 1973, 8:05 PM EDT  
 Att: 19,630 - Unknown - 70 F

<b>AB</b>	<b>34</b>
<b>R</b>	<b>1</b>
<b>H</b>	<b>8</b>
<b>RBI</b>	<b>1</b>
<b>BB</b>	<b>2</b>
<b>SO</b>	<b>6</b>
<b>LOB</b>	<b>18</b>



	WP: 0	PA: 36
	PB: 0	
	SB: 1	
	CS: 1	

PITCHER	IP	WLS	BF	H	R	ER	SO	BB	IBB	HBP	BLK	WP	HR	S	P	ERA	WHIP
---------	----	-----	----	---	---	----	----	----	-----	-----	-----	----	----	---	---	-----	------

Batter	1	2	3	4	5	6	7	8	9	AB R H RBI BB SO LOB	TOP
Freddie Patek, R (1, 6) OBP: 0.324, SLG: 0.326	4-0 1B FC6-4 BB		0-0 F8		0-0 L8			0-0 F7	0-0 PO	3 1 0 0 1 0 0	<b>Kansas City Royals @ Chicago White Sox</b> Comiskey Park, Chicago, IL Thu Aug 02 1973, 8:05 PM EDT Att. 11,775 - Unknown - 70 F <a href="http://livebaseballscorecards.com">livebaseballscorecards.com</a>
Cookie Rojas, R (1, 4) OBP: 0.322, SLG: 0.373	0-0 1-3 FC6-4 1B		0-0 1B		0-0 P3			0-0 FC6-4 1B		4 0 3 0 0 0 0	
Amos Otis, R (1, 8) OBP: 0.364, SLG: 0.513	0-0 FC6-4 BB E 1-2f 3-H		0-0 1-3 1B		0-0 F7			0-0 FC6-4 E 1-2f		4 1 1 1 0 0 2	
John Mayberry, L (1, 3) OBP: 0.439, SLG: 0.526	4-0 E 1-2 BB		4-0 1-2 BB		0-0 G1-6-3 1B			0-0 E6 1-2		2 0 1 0 2 0 1	
Gail Hopkins, L (1, 10) OBP: 0.377, SLG: 0.363	0-0 4-3 1-3 2-H		0-3 K		0-0 G1-6-3 1-2f			0-0 G3		4 0 0 0 0 1 7	
Lou Piniella, R (1, 7) OBP: 0.293, SLG: 0.358	0-0 5-3		0-3 K		0-0 L7			0-0 4-3 SH5-4 1B		4 1 1 0 0 1 4	
Ed Kirkpatrick, L (1, 9) OBP: 0.364, SLG: 0.408		0-0 4-3		0-0 6-3			0-0 6-3	0-0 SH5-4 1-2		3 0 0 0 0 0 0	
George Brett, L (1, 5) OBP: 0.250, SLG: 0.250		0-0 L1		0-0 G4-6-3 1B			0-3 K	0-0 4-3 2-3		4 0 1 0 0 1 1	
Fran Healy, R (1, 2) OBP: 0.328, SLG: 0.389		0-3 K		0-0 G4-6-3 1-2f			0-0 G3	0-0 PO 1B 3-H		4 0 1 1 0 1 1	
<b>Inning Stats</b>	R: 2 H: 1 E: 1 LOB: 1 K: 0 BB: 2 S: 4 P: 12	R: 0 H: 0 E: 0 LOB: 0 K: 1 BB: 0 S: 5 P: 5	R: 0 H: 2 E: 0 LOB: 3 K: 2 BB: 1 S: 9 P: 13	R: 0 H: 1 E: 0 LOB: 0 K: 0 BB: 0 S: 3 P: 3	R: 0 H: 0 E: 0 LOB: 0 K: 0 BB: 0 S: 3 P: 3	R: 0 H: 1 E: 0 LOB: 0 K: 0 BB: 0 S: 3 P: 3	R: 0 H: 0 E: 0 LOB: 0 K: 1 BB: 0 S: 5 P: 5	R: 0 H: 1 E: 1 LOB: 2 K: 0 BB: 0 S: 5 P: 5	R: 1 H: 2 E: 0 LOB: 0 K: 0 BB: 0 S: 4 P: 4	1B: 8 SF: 0 2B: 0 SAC: 1 3B: 0 DP: 2 HR: 0 HBP: 0	WP: 0 PA: 37 PB: 0 SB: 0 CS: 0
<b>PITCHER</b> Stan Bahnsen, R (1, 1) ERA: 2.78	IP WLS BF H R ER SO BB IBB HBP BLK WP HR S P ERA WHIP										
	9.0 L 36 8 3 2 4 3 0 0 0 0 0 0 41 53 2.00 1.222										

Batter	1	2	3	4	5	6	7	8	9	AB	R	H	RBI	BB	SO	LOB	BOTTOM
--------	---	---	---	---	---	---	---	---	---	----	---	---	-----	----	----	-----	--------

<p><b>Pat Kelly, L</b> (1, 9) OBP: 0.367, SLG: 0.372</p>			<p><b>F6</b></p>		<p><b>F6</b></p>			<p><b>4-1</b></p>		4	0	2	0	0	0	1	
<p><b>Jorge Orta, L</b> (1, 4) OBP: 0.281, SLG: 0.311</p>	<p><b>3-1</b></p>		<p><b>K</b></p>			<p><b>1B</b></p>		<p><b>F8</b></p>		4	0	1	0	0	1	2	
<p><b>Jerry Hairston, S</b> (1, 7) OBP: 0.281, SLG: 0.344</p>	<p><b>K</b></p>			<p><b>L4-6</b></p>		<p><b>K</b></p>			<p><b>FC1-4</b></p>	4	0	2	0	0	2	2	
<p><b>Bill Melton, R</b> (1, 5) OBP: 0.382, SLG: 0.468</p>	<p><b>L6</b></p>			<p><b>1B</b></p>		<p><b>G1-6-4-3</b></p>			<p><b>FC1-4</b></p>	4	0	1	0	0	0	3	
<p><b>Carlos May, L</b> (1, 10) OBP: 0.296, SLG: 0.348</p> <p><b>Johnny Jeter, R</b> (7, PR) OBP: 0.254, SLG: 0.365</p>		<p><b>F6</b></p>		<p><b>L4-6</b></p>			<p><b>FC1-6</b></p>		<p><b>1-3</b></p>	3	0	1	0	0	0	2	
<p><b>Buddy Bradford, R</b> (1, 8) OBP: 0.336, SLG: 0.475</p> <p><b>Dick Allen, R</b> (9, PH) OBP: 0.394, SLG: 0.612</p>	<p><b>5-3</b></p>			<p><b>P4</b></p>			<p><b>FC1-6</b></p>		<p><b>4-3</b></p>	3	0	0	0	0	0	2	
<p><b>Tony Muser, L</b> (1, 3) OBP: 0.345, SLG: 0.354</p>		<p><b>F5</b></p>				<p><b>2B</b></p>				3	0	1	0	0	0	1	
<p><b>Luis Alvarado, R</b> (1, 6) OBP: 0.279, SLG: 0.333</p> <p><b>Ken Henderson, S</b> (7, PH) OBP: 0.325, SLG: 0.372</p> <p><b>Eddie Leon, R</b> (8, 6) OBP: 0.293, SLG: 0.281</p>			<p><b>SF8</b></p>		<p><b>F5</b></p>		<p><b>F8</b></p>			2	1	1	0	0	0	1	
<p><b>Ed Herrmann, L</b> (1, 2) OBP: 0.275, SLG: 0.349</p>			<p><b>SF8</b></p>		<p><b>L9</b></p>			<p><b>F9</b></p>		1	0	0	0	0	0	0	

Inning Stats	R: 0	H: 1	E: 0	LOB: 1	K: 1	BB: 0	S: 6	P: 6	R: 0	H: 0	E: 0	LOB: 0	K: 0	BB: 0	S: 3	P: 3	R: 1	H: 2	E: 0	LOB: 0	K: 1	BB: 0	S: 6	P: 6	R: 0	H: 2	E: 0	LOB: 1	K: 0	BB: 0	S: 4	P: 4	R: 0	H: 1	E: 0	LOB: 1	K: 0	BB: 0	S: 4	P: 4	R: 0	H: 1	E: 0	LOB: 0	K: 1	BB: 0	S: 5	P: 5	R: 0	H: 1	E: 0	LOB: 1	K: 0	BB: 0	S: 4	P: 4	R: 0	H: 0	E: 0	LOB: 0	K: 0	BB: 0	S: 3	P: 3	R: 0	H: 1	E: 0	LOB: 1	K: 0	BB: 0	S: 4	P: 4	1B: 7	SF: 1	2B: 2	SAC: 0	3B: 1	DP: 2	HR: 0	HBP: 0	WP: 0	PA: 33	PB: 0	SB: 1	CS: 1
--------------	------	------	------	--------	------	-------	------	------	------	------	------	--------	------	-------	------	------	------	------	------	--------	------	-------	------	------	------	------	------	--------	------	-------	------	------	------	------	------	--------	------	-------	------	------	------	------	------	--------	------	-------	------	------	------	------	------	--------	------	-------	------	------	------	------	------	--------	------	-------	------	------	------	------	------	--------	------	-------	------	------	-------	-------	-------	--------	-------	-------	-------	--------	-------	--------	-------	-------	-------

PITCHER	IP	WLS	BF	H	R	ER	SO	BB	IBB	HBP	BLK	WP	HR	S	P	ERA	WHIP
<b>Dick Drago, R</b> (1, 1) ERA: 3.77	5.0	W	19	6	1	1	2	0	0	0	0	0	0	23	23	1.80	1.200
<b>Gene Garber, R</b> (6, 1) ERA: 4.43	4.0	S	14	3	0	0	1	0	0	0	0	0	0	16	16	0.00	0.750

**Kansas City Royals @ Chicago White Sox**  
Comiskey Park, Chicago, IL  
Thu Aug 02 1973, 8:05 PM EDT  
Att. 11,775 - Unknown - 70 F

<b>AB</b>	<b>32</b>
<b>R</b>	<b>1</b>
<b>H</b>	<b>9</b>
<b>RBI</b>	<b>1</b>
<b>BB</b>	<b>0</b>
<b>SO</b>	<b>3</b>
<b>LOB</b>	<b>18</b>



[livebaseballscorecards.com](http://livebaseballscorecards.com)

Batter	1	2	3	4	5	6	7	8	9	AB R H RBI BB SO LOB	TOP											
Freddie Patek, R (1, 6) OBP: 0.323, SLG: 0.325	0-0 1B 4-3 1B		0-0 P4		0-0 P4		0-0 P3			4 1 1 0 0 0 0												
Cookie Rojas, R (1, 4) OBP: 0.321, SLG: 0.372	0-0 1-3 HR 1B		0-0 6-3		0-0 5-3			0-3 K		4 1 1 0 0 1 0												
Amos Otis, R (1, 8) OBP: 0.366, SLG: 0.513	0-0 1-2 3-H		0-0 1B		0-0 1B		0-0 1B G5-4-3	0-0 L6		4 1 2 1 0 0 1												
John Mayberry, L (1, 3) OBP: 0.442, SLG: 0.537	0-0 2-H HR		0-0 1B		0-0 1B		0-0 1-3 1B G5-4-3	0-3 K		4 1 3 2 0 1 0												
Rick Reichardt, R (1, 10) OBP: 0.293, SLG: 0.354	0-0 5-3		0-0 F7		0-0 G5-4-3		0-0 1-2f 3-H	0-3 K		4 0 0 0 0 1 3												
Lou Piniella, R (1, 7) OBP: 0.293, SLG: 0.360	0-0 6-3			0-0 L6		0-0 2B		0-0 6-3		4 0 1 0 0 0 0												
Hal McRae, R (1, 9) OBP: 0.286, SLG: 0.294		0-3 K		0-0 F8		0-0 F2		4-0 S BB		3 0 0 0 0 1 1												
Steve Hovley, L (6, 9) OBP: 0.351, SLG: 0.328										0 0 0 0 1 0 0												
Kurt Bevacqua, R (1, 5) OBP: 0.315, SLG: 0.335		0-0 5-3		0-0 F8				0-3 K		4 0 0 0 0 1 1												
Fran Healy, R (1, 2) OBP: 0.324, SLG: 0.384		0-3 K			0-0 5-3		0-3 K			3 0 0 0 0 2 0												
<b>Inning Stats</b>	R: 3 E: 0 K: 0 S: 6	H: 3 LOB: 0 BB: 0 P: 6	R: 0 E: 0 K: 2 S: 7	H: 0 LOB: 0 BB: 0 P: 7	R: 0 E: 0 K: 0 S: 5	H: 2 LOB: 2 BB: 0 P: 5	R: 0 E: 0 K: 0 S: 3	H: 0 LOB: 0 BB: 0 P: 3	R: 0 E: 0 K: 0 S: 3	H: 0 LOB: 0 BB: 0 P: 3	R: 1 E: 0 K: 0 S: 5	H: 3 LOB: 1 BB: 0 P: 5	R: 0 E: 0 K: 1 S: 5	H: 0 LOB: 0 BB: 0 P: 5	R: 0 E: 0 K: 2 S: 7	H: 0 LOB: 0 BB: 0 P: 7	R: 0 E: 0 K: 2 S: 7	H: 0 LOB: 1 BB: 1 P: 11	1B: 6 2B: 1 3B: 0 HR: 1	SF: 0 SAC: 0 DP: 1 HBP: 0	WP: 0 PB: 0 SB: 1 CS: 0	PA: 35
<b>PITCHER</b>	IP WLS BF H R ER SO BB IBB HBP BLK WP HR S P ERA WHIP																					
Jim Kaat, L (1, 1) ERA: 4.01	5.2 L 24 8 4 4 2 0 0 0 0 0 0 1 28 28 6.35 1.412																					
Bill Campbell, R (6, 1) ERA: 1.76	3.1 11 0 0 0 5 1 0 0 0 0 0 0 20 24 0.00 0.300																					

Kansas City Royals @ Minnesota Twins  
Metropolitan Stadium, Bloomington, MI

Fri Aug 03 1973, 8:05 PM EDT  
Att. 20,024 - Unknown - 77 F

AB	34
R	4
H	8
RBI	3
BB	1
SO	7
LOB	6



Batter	1	2	3	4	5	6	7	8	9	AB	R	H	RBI	BB	SO	LOB
Larry Hise, R OBP: 0.346, SLG: 0.402 (1, 7)	0-0 5-3		0-0 1-3		0-0 5-3		0-0 G6-4-3			4	0	0	0	0	0	4
Rod Carew, L OBP: 0.407, SLG: 0.478 (1, 4)	0-0 1-3		0-0 FC1-2			0-0 B5-3		0-3 K		4	0	0	0	0	1	2
Tony Oliva, L OBP: 0.348, SLG: 0.410 (1, 10)	4-0 BB		0-3 K			0-0 5-3 HR 1B		0-0 F7		3	1	1	0	1	1	2
Bobby Darwin, R OBP: 0.317, SLG: 0.405 (1, 9)	0-0 5-3			0-0 6-3		0-0 5-3		0-0 6-3		4	0	0	0	0	0	2
Steve Braun, L OBP: 0.407, SLG: 0.457 (1, 5)		0-0 G4-6-3 1B		0-0 F7		0-0 HR		0-0 P6		4	1	2	2	0	0	0
George Mitterwald, R OBP: 0.326, SLG: 0.426 (1, 2)		0-0 G4-6-3		0-0 FC6-4 1B		0-0 4-3		0-3 K		4	0	1	0	0	1	1
Jim Holt, L OBP: 0.333, SLG: 0.458 (1, 3)		0-0 G3		0-0 FC6-4			0-0 L8		0-0 F8	4	0	0	0	0	0	1
Danny Thompson, R OBP: 0.271, SLG: 0.298 (1, 6)			0-0 1-3 FC1-2 1B		0-0 F8		0-0 BB 1B			3	0	2	0	0	0	0
Steve Brye, R OBP: 0.356, SLG: 0.355 (1, 8)			0-0 FC1-2 1-3 1B		0-0 6-3		4-0 G6-4-3 BB			2	0	1	0	1	0	0

**BOTTOM**

**Kansas City Royals @ Minnesota Twins**  
 Metropolitan Stadium, Bloomington, MI  
 Fri Aug 03 1973, 8:05 PM EDT  
 Att: 20,024 - Unknown - 77 F

[livebaseballscorecards.com](http://livebaseballscorecards.com)

<b>AB</b>	<b>32</b>
<b>R</b>	<b>2</b>
<b>H</b>	<b>7</b>
<b>RBI</b>	<b>2</b>
<b>BB</b>	<b>2</b>
<b>SO</b>	<b>3</b>
<b>LOB</b>	<b>12</b>

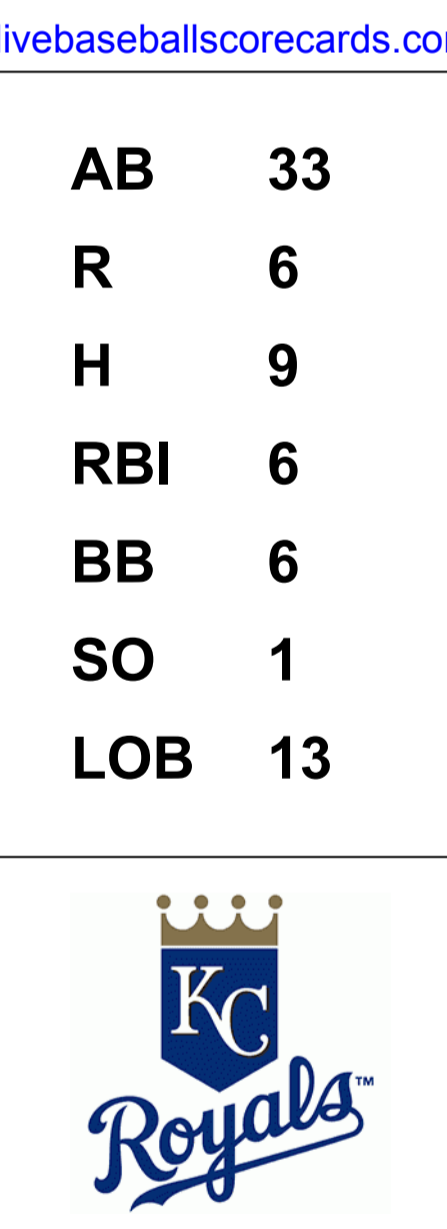


Inning Stats	R: 0	H: 0	E: 0	K: 0	S: 3	R: 0	H: 1	E: 0	K: 0	S: 3	R: 0	H: 2	E: 0	K: 1	S: 7	R: 0	H: 1	E: 0	K: 0	S: 4	R: 0	H: 0	E: 0	K: 0	S: 3	R: 2	H: 2	E: 0	K: 0	S: 5	R: 0	H: 1	E: 0	K: 0	S: 3	R: 0	H: 0	E: 0	K: 1	S: 5	R: 0	H: 0	E: 0	K: 1	S: 5	R: 0	H: 0	E: 0	K: 1	S: 5	1B: 6	2B: 0	3B: 0	HR: 1	SF: 0	SAC: 0	DP: 2	HBP: 0	WP: 0	PB: 0	SB: 1	CS: 0	PA: 34
--------------	------	------	------	------	------	------	------	------	------	------	------	------	------	------	------	------	------	------	------	------	------	------	------	------	------	------	------	------	------	------	------	------	------	------	------	------	------	------	------	------	------	------	------	------	------	------	------	------	------	------	-------	-------	-------	-------	-------	--------	-------	--------	-------	-------	-------	-------	--------

PITCHER	IP	WLS	BF	H	R	ER	SO	BB	IBB	HBP	BLK	WP	HR	S	P	ERA	WHIP
Al Fitzmorris, R ERA: 2.05 (1, 1)	7.0	W	28	7	2	2	1	2	0	0	0	0	1	28	36	2.57	1.286
Doug Bird, R ERA: 3.0 (8, 1)	2.0	S	6	0	0	0	2	0	0	0	0	0	0	10	10	0.00	0.000

Batter	1	2	3	4	5	6	7	8	9	AB R H RBI BB SO LOB	TOP										
Freddie Patek, R (1, 6) OBP: 0.324, SLG: 0.324	0-0 6-3		0-3 K		4-0 FC6-4 BB		0-0 1B 2B 1B		0-0 F8	4 1 1 0 1 1 1											
Cookie Rojas, R (1, 4) OBP: 0.319, SLG: 0.370	0-0 F8		0-0 4-3		0-0 FC6-4		0-0 2B BB 1B		0-0 B1	5 1 1 2 0 0 3											
Amos Otis, R (1, 8) OBP: 0.368, SLG: 0.515	0-0 P4			0-0 L9 1-3 1B	0-0 F3		0-0 BB BB 2B		4-0 BB	4 0 2 1 1 0 2											
John Mayberry, L (1, 3) OBP: 0.439, SLG: 0.531		0-0 5-3		0-0 1-3		0-0 G3	4-0 BB IBB		0-0 1-3	4 0 0 0 1 0 2											
Rick Reichardt, R (1, 10) OBP: 0.293, SLG: 0.349		0-0 F8		0-0 L9		0-0 6-3	4-0 BB BB BB BB BB BB			3 0 0 1 1 0 1											
Ed Kirkpatrick, L (1, 9) OBP: 0.363, SLG: 0.405		0-0 3-1		4-0 CS BB		0-0 G3	0-0 BB BB BB BB BB BB BB			2 0 0 0 1 0 0											
Hal McRae, R (7, PH) OBP: 0.284, SLG: 0.292										1 0 0 0 0 0 3											
Steve Hovley, L (9, 9) OBP: 0.351, SLG: 0.328										0 0 0 0 0 0 0											
Lou Piniella, R (1, 7) OBP: 0.295, SLG: 0.361			0-0 2-3 1B 1B	0-0 CS 1-2	0-0 F7		0-0 SH2-4 1B 1B	0-0 6-3		4 2 2 0 0 0 0	AB 33 R 6 H 9										
George Brett, L (1, 5) OBP: 0.286, SLG: 0.286			0-0 2-3		0-0 BB WP FC6-4 1B		0-0 SH2-4	0-0 3-1		3 1 1 0 0 0 1	RBI 6 BB 6 SO 1 LOB 13										
Fran Healy, R (1, 2) OBP: 0.331, SLG: 0.388			0-0 1B		4-0 FC6-4 BB BB BB BB		0-0 1B 1B	0-0 6-3		3 1 2 2 1 0 0	WP: 1 PA: 41 PB: 0 SB: 0 CS: 1										
Inning Stats	R: 0 E: 0 K: 0 S: 3	H: 0 LOB: 0 BB: 0 P: 3	R: 0 E: 0 K: 0 S: 3	H: 0 LOB: 0 BB: 0 P: 3	R: 1 E: 0 K: 1 S: 7	H: 2 LOB: 1 BB: 0 P: 7	R: 0 E: 0 K: 0 S: 3	H: 1 LOB: 1 BB: 1 P: 7	R: 1 E: 0 K: 0 S: 4	H: 1 LOB: 2 BB: 2 P: 12	R: 0 E: 0 K: 0 S: 3	H: 0 LOB: 0 BB: 0 P: 3	R: 4 E: 0 K: 0 S: 7	H: 5 LOB: 2 BB: 2 P: 15	R: 0 E: 0 K: 0 S: 3	H: 0 LOB: 0 BB: 0 P: 3	R: 0 E: 0 K: 0 S: 3	H: 0 LOB: 1 BB: 1 P: 7	1B: 8 2B: 1 3B: 0 HR: 0	SF: 0 SAC: 1 DP: 1 HBP: 0	WP: 1 PA: 41
PITCHER	IP WLS BF H R ER SO BB IBB HBP BLK WP HR S P ERA WHIP																				
Dick Woodson, R (1, 1) ERA: 3.64	6.1 L 28 7 5 5 1 3 0 0 0 1 0 27 39 7.11 1.579																				
Bill Hands, R (7, 1) ERA: 4.17	0.0 4 2 1 1 0 1 1 0 0 0 0 2 10 ∞ ∞																				
Eddie Bane, L (7, 1) ERA: 3.13	2.2 8 0 0 0 0 1 0 0 0 0 0 7 11 0.00 0.375																				

**Kansas City Royals @ Minnesota Twins**  
Metropolitan Stadium, Bloomington, MI  
Sat Aug 04 1973, 4:33 AM EDT  
Att. 26,468 - Unknown - 85 F



**BOTTOM**

**Kansas City Royals @ Minnesota Twins**  
 Metropolitan Stadium, Bloomington, MI

Sat Aug 04 1973, 4:33 AM EDT  
 Att: 26,468 - Unknown - 85 F

[livebaseballscorecards.com](http://livebaseballscorecards.com)

<b>AB</b>	<b>37</b>
<b>R</b>	<b>4</b>
<b>H</b>	<b>11</b>
<b>RBI</b>	<b>4</b>
<b>BB</b>	<b>2</b>
<b>SO</b>	<b>4</b>
<b>LOB</b>	<b>15</b>



AB	R	H	RBI	BB	SO	LOB
5	1	1	0	0	0	1
5	0	1	0	0	0	2
5	1	1	1	0	0	1
4	1	0	0	0	0	1
4	0	4	1	0	0	0
3	1	2	0	1	0	1
4	0	1	1	0	2	5
4	0	1	1	0	1	3
2	0	0	0	1	1	1
1	0	0	0	0	0	0

Batter	1	2	3	4	5	6	7	8	9
Larry Hise, R (1, 7) OBP: 0.345, SLG: 0.405	0-0 5-3 ①		0-0 5-3 ②		0-0 F9 ②		0-0 4-3 3B ①		0-0 6-3 ②
Danny Thompson, R (1, 6) OBP: 0.270, SLG: 0.296	0-0 F9 ②		0-0 F7 ③		0-0 L4 ③		0-0 1-4-3 ①		0-0 1B ③
Tony Oliva, L (1, 10) OBP: 0.347, SLG: 0.408	0-0 F7 ③			0-0 1-6-3 ①		0-0 1B 1B ②	0-0 4-3 ②		0-0 L9 ③
Bobby Darwin, R (1, 9) OBP: 0.314, SLG: 0.401		0-0 6-3 ①		0-0 F8 ②		0-0 1B 1B ②	0-0 5-3 ③		
George Mitterwald, R (1, 2) OBP: 0.334, SLG: 0.434		0-0 1B 1B ②		0-0 1B 1B ②		0-0 1B 1B ②		0-0 1B ①	
Joe Lis, R (1, 3) OBP: 0.313, SLG: 0.395		0-0 1B ②		0-0 1B ③		0-0 1B 3B ②	0-0 F3 ①		
Steve Braun, L (1, 5) OBP: 0.405, SLG: 0.454		0-3 K ②		0-0 F7 ③		0-0 1B ②	0-3 K ②		
Steve Brye, R (1, 8) OBP: 0.351, SLG: 0.379		0-3 K ③			0-0 6-3 ①	0-0 3B ③	0-0 F9 ③		
Dan Monzon, R (1, 4) OBP: 0.313, SLG: 0.302			0-0 F8 ①		0-0 BB ③	0-3 K ③		0-0 4-3 ①	
Rod Carew, L (9, PH) OBP: 0.406, SLG: 0.477									

Inning	R	H	E	K	S	P	BB	IBB	HBP	BLK	WP	HR	S	P	ERA	WHIP
1	0	0	0	0	3	3	0	0	0	0	0	0	28	36	1.59	1.765
2	0	2	0	2	9	9	0	0	0	0	0	0	17	17	2.70	0.900
3	0	0	0	0	3	3	0	0	0	0	0	0	17	17	2.70	0.900
4	0	2	0	0	5	5	0	0	0	0	0	0	17	17	2.70	0.900
5	0	0	0	0	7	7	0	0	0	0	0	0	17	17	2.70	0.900
6	3	4	1	1	12	12	0	0	0	0	0	0	12	12	2.70	0.900
7	1	1	0	0	4	4	0	0	0	0	0	0	4	4	2.70	0.900
8	0	1	0	0	6	6	0	0	0	0	0	0	6	6	2.70	0.900
9	0	1	0	0	4	4	0	0	0	0	0	0	4	4	2.70	0.900

PITCHER	IP	WLS	BF	H	R	ER	SO	BB	IBB	HBP	BLK	WP	HR	S	P	ERA	WHIP
Paul Splittorf, L (1, 1) ERA: 3.16	5.2		26	8	3	1	2	2	0	0	0	0	0	28	36	1.59	1.765
Gene Garber, R (6, 1) ERA: 4.37	3.1	W	13	3	1	1	2	0	0	0	0	0	0	17	17	2.70	0.900

WP: 0	PA: 39
PB: 0	SB: 0
CS: 0	

Batter	1	2	3	4	5	6	7	8	9	AB R H RBI BB SO LOB	TOP									
Freddie Patek, R (1, 6) OBP: 0.326, SLG: 0.331	0-3 K			0-0 F8			0-0 1B 3B		0-0 S 1B	4 1 2 0 0 1 0										
Cookie Rojas, R (1, 4) OBP: 0.319, SLG: 0.369	0-3 K			0-0 F9			0-0 1B		0-0 F7	4 0 1 1 0 1 1										
Amos Otis, R (1, 8) OBP: 0.365, SLG: 0.511	0-0 P6			0-0 L8			0-0 F8		0-3 K	4 0 0 0 0 1 2										
John Mayberry, L (1, 3) OBP: 0.436, SLG: 0.526			0-0 F9			0-0 P6		0-0 F9		3 0 0 0 0 0 1										
Ed Kirkpatrick, L (1, 7) OBP: 0.360, SLG: 0.401			0-0 3-1			0-3 K		0-0 6-3		3 0 0 0 0 1 1										
Lou Piniella, R (1, 10) OBP: 0.293, SLG: 0.358			0-0 4-3			0-0 4-3		0-0 F9		3 0 0 0 0 0 0										
Steve Hovley, L (1, 9) OBP: 0.346, SLG: 0.323			0-0 6-3			0-3 K		0-0 F9		3 0 0 0 0 1 0										
George Brett, L (1, 5) OBP: 0.200, SLG: 0.200			0-0 F2			0-0 6-3		0-0 G3		3 0 0 0 0 0 0										
Fran Healy, R (1, 2) OBP: 0.327, SLG: 0.383			0-0 P4			0-3 K		0-0 F7		3 0 0 0 0 1 0										
<b>Inning Stats</b>	R: 0 E: 0 K: 2 S: 7	H: 0 LOB: 0 BB: 0 P: 7	R: 0 E: 0 K: 0 S: 3	H: 0 LOB: 0 BB: 0 P: 3	R: 0 E: 0 K: 0 S: 3	H: 0 LOB: 0 BB: 0 P: 3	R: 0 E: 0 K: 1 S: 5	H: 0 LOB: 0 BB: 0 P: 5	R: 0 E: 0 K: 2 S: 7	H: 0 LOB: 0 BB: 0 P: 7	R: 1 E: 0 K: 0 S: 5	H: 2 LOB: 1 BB: 0 P: 5	R: 0 E: 0 K: 0 S: 3	H: 0 LOB: 0 BB: 0 P: 3	R: 0 E: 0 K: 1 S: 6	H: 1 LOB: 1 BB: 0 P: 6	1B: 2 2B: 0 3B: 1 HR: 0	SF: 0 SAC: 0 DP: 0 HBP: 0	WP: 0 PB: 0 SB: 1 CS: 0	PA: 30
<b>PITCHER</b> Bert Blyleven, R (1, 1) ERA: 2.63	IP: 9.0 WLS: W BF: 30 H: 3 R: 1 ER: 1 SO: 6 BB: 0 IBB: 0 HBP: 0 BLK: 0 WP: 0 HR: 0 S: 42 P: 42 ERA: 1.00 WHIP: 0.333																			
<b>PITCHER</b>	IP	WLS	BF	H	R	ER	SO	BB	IBB	HBP	BLK	WP	HR	S	P	ERA	WHIP			

Kansas City Royals @ Minnesota Twins  
Metropolitan Stadium, Bloomington, MI

Sun Aug 05 1973, 4:33 AM EDT  
Att. 15,311 - Unknown - 88 F

livebaseballscorecards.com

AB	30
R	1
H	3
RBI	1
BB	0
SO	6
LOB	5





Batter	1	2	3	4	5	6	7	8	9
Steve Braun, L (1, 5) OBP: 0.408, SLG: 0.451	0-3 K	4-0 BB E 1-2 BB 2-3		0-0 4-3		4-0 1B BB		1-0 4-3 HBP	
Larry Hisle, R (1, 7) OBP: 0.345, SLG: 0.403	0-0 5-3	0-0 E6 BB			4-0 BB G5-4-3	0-0 1B FC6-4		0-0 4-3	
Tony Oliva, L (1, 10) OBP: 0.347, SLG: 0.414	0-0 HR	4-0 BB			0-0 F9	0-0 1B FC6-4		0-0 F2	
Bobby Darwin, R (1, 9) OBP: 0.315, SLG: 0.400	0-0 F9	0-3 K			0-0 G5-4-3		0-0 1B BB	4-0 IBB	
Jim Holt, L (1, 3) OBP: 0.331, SLG: 0.463		0-0 F8	0-0 6-3			0-0 HR	0-3 K	0-0 1-3	
George Mitterwald, R (1, 2) OBP: 0.336, SLG: 0.433		0-0 1B 1B	0-0 L5			0-0 6-3	4-0 1B BB		
Danny Thompson, R (1, 6) OBP: 0.273, SLG: 0.296		0-0 L7	0-0 F9			0-0 1B 4-3	4-0 1B BB		
Steve Brye, R (1, 8) OBP: 0.346, SLG: 0.371		0-0 BB 1B 1-3 E 1B		0-0 4-3		0-0 4-3	0-0 L6-4		
Jerry Terrell, R (1, 4) OBP: 0.308, SLG: 0.322		0-0 E BB 1-2 BB 1B		0-3 K		0-0 1B BB		0-0 4-3 HBP	

Inning Stats	R: 1	H: 1	E: 0	LOB: 0	K: 1	S: 6	P: 6	R: 3	H: 3	E: 1	LOB: 3	K: 1	S: 9	R: 0	H: 0	E: 0	LOB: 0	K: 0	S: 3	R: 0	H: 0	E: 0	LOB: 0	K: 0	S: 5	R: 0	H: 0	E: 0	LOB: 0	K: 0	S: 2	R: 3	H: 4	E: 0	LOB: 2	K: 0	S: 7	R: 0	H: 1	E: 0	LOB: 2	K: 1	S: 5	R: 0	H: 1	E: 0	LOB: 3	K: 0	S: 4	

PITCHER	IP	WLS	BF	H	R	ER	SO	BB	IBB	HBP	BLK	WP	HR	S	P	ERA	WHIP
Steve Busby, R (1, 1) ERA: 4.43	1.2	L	12	4	4	2	1	2	0	0	0	0	1	12	20	10.80	3.600
Bruce Dal Canton, R (2, 1) ERA: 4.45	4.0		17	4	3	3	2	2	0	0	0	0	1	19	27	6.75	1.500
Steve Mingori, L (6, 1) ERA: 5.19	2.1		12	2	0	0	1	2	1	1	0	0	0	10	23	0.00	1.714

**BOTTOM**


**Kansas City Royals @ Minnesota Twins**  
Metropolitan Stadium, Bloomington, MI

Sun Aug 05 1973, 4:33 AM EDT  
Att. 15,311 - Unknown - 88 F

AB	R	H	RBI	BB	SO	LOB
2	0	0	0	2	1	0
4	0	1	2	1	0	4
4	1	1	2	1	0	5
4	0	1	0	1	1	4
5	1	1	1	0	1	4
3	1	1	0	1	0	0
3	1	1	0	1	0	1
4	1	1	0	0	0	4
4	2	3	1	0	1	0

AB	33
R	7
H	10
RBI	6
BB	7
SO	4
LOB	22


livebaseballscorecards.com



WP	PA
0	41
PB	0
SB	0
CS	0

Batter	1	2	3	4	5	6	7	8	9	10	11	AB R H RBI BB SO LOB	TOP				
Tommy Harper, R OBP: 0.350, SLG: 0.451 (1, 7)												4 1 3 2 1 0 0	<b>Boston Red Sox @ Kansas City Royals</b> Royals Stadium, Kansas City, MO Tue Aug 07 1973, 8:05 PM EDT Att: 22,181 - Unknown - 93 F				
Luis Aparicio, R OBP: 0.319, SLG: 0.308 (1, 6)												5 0 1 1 0 0 4					
Reggie Smith, S OBP: 0.383, SLG: 0.484 Dwight Evans, R OBP: 0.301, SLG: 0.344 (1, 8) (4, 9)												3 0 0 0 0 0 2 2 0 0 0 0 0 1					
Carl Yastrzemski, L OBP: 0.363, SLG: 0.421 (1, 3)												5 1 3 0 0 0 0					
Orlando Cepeda, R OBP: 0.336, SLG: 0.444 (1, 10)												5 1 1 0 0 0 2					
Rico Petrocelli, R OBP: 0.339, SLG: 0.406 (1, 5)												4 1 1 1 1 1 1					
Carlton Fisk, R OBP: 0.325, SLG: 0.472 (1, 2)												5 0 0 0 0 0 1 3		<b>AB 43</b> <b>R 6</b> <b>H 12</b> <b>RBI 6</b> <b>BB 2</b> <b>SO 2</b> <b>LOB 17</b>			
Rick Miller, L OBP: 0.347, SLG: 0.370 (1, 9) (4, 8)												5 1 2 0 0 0 2					
Doug Griffin, R OBP: 0.298, SLG: 0.358 (1, 4)												5 1 1 2 0 0 2					
<b>Inning Stats</b>	R: 0 H: 0 E: 0 K: 0 S: 3 H: 0 LOB: 0 BB: 0 P: 3	R: 0 H: 0 E: 0 K: 0 S: 3 H: 0 LOB: 1 BB: 1 P: 7	R: 1 H: 2 E: 0 K: 0 S: 5 H: 2 LOB: 1 BB: 0 P: 5	R: 5 H: 6 E: 0 K: 0 S: 9 H: 6 LOB: 1 BB: 0 P: 9	R: 0 H: 1 E: 0 K: 0 S: 3 H: 1 LOB: 0 BB: 0 P: 3	R: 0 H: 0 E: 0 K: 0 S: 3 H: 0 LOB: 0 BB: 0 P: 3	R: 0 H: 1 E: 0 K: 0 S: 3 H: 1 LOB: 0 BB: 0 P: 3	R: 0 H: 1 E: 0 K: 1 S: 5 H: 1 LOB: 0 BB: 0 P: 5	R: 0 H: 1 E: 0 K: 1 S: 6 H: 1 LOB: 2 BB: 1 P: 10	R: 0 H: 0 E: 1 K: 0 S: 4 H: 0 LOB: 1 BB: 0 P: 4	R: 0 H: 0 E: 0 K: 0 S: 3 H: 0 LOB: 0 BB: 0 P: 3	1B: 10 SF: 0 2B: 2 SAC: 0 3B: 1 DP: 3 HR: 0 HBP: 0		WP: 0 PA: 45 PB: 0 SB: 1 CS: 0			
<b>PITCHER</b>	IP WLS BF H R ER SO BB IBB HBP BLK WP HR S P ERA WHIP																
Dick Drago, R ERA: 3.98 (1, 1)	3.2	19	7	6	6	0	0	1	0	0	0	0	0	18	22	14.73	2.182
Gene Garber, R ERA: 4.27 (4, 1)	2.1	9	3	0	0	0	0	0	0	0	0	0	0	9	9	0.00	1.286
Doug Bird, R ERA: 2.75 (7, 1)	5.0	W	17	2	0	0	2	0	1	0	0	0	0	20	24	0.00	0.400

livebaseballscorecards.com

Batter	1	2	3	4	5	6	7	8	9	10	11	AB R H RBI BB SO LOB	BOTTOM																
<b>Freddie Patek, R</b> OBP: 0.326, SLG: 0.338 (1, 6)	4-0 CS BB	0-0 P6		0-0 FC6-4 1B 1-2f 2-3 3-H		0-0 HR	0-0 F8			0-0 F9		5 2 1 2 1 0 6	<b>Boston Red Sox @ Kansas City Royals</b> Royals Stadium, Kansas City, MO Tue Aug 07 1973, 8:05 PM EDT Att: 22,181 - Unknown - 93 F  livebaseballscorecards.com  <b>AB 46</b> <b>R 7</b> <b>H 15</b> <b>RBI 7</b> <b>BB 6</b> <b>SO 7</b> <b>LOB 21</b>  																
<b>Cookie Rojas, R</b> OBP: 0.321, SLG: 0.369 (1, 4)	0-0 S 1B 1-2	0-0 6-3		4-0 1B BB 1-2		0-0 3B 1B		0-0 F9		0-0 F8		5 2 2 0 1 0 3																	
<b>Amos Otis, R</b> OBP: 0.365, SLG: 0.508 (1, 8)	0-0 1B 1B 1-H		0-0 5-3	0-0 1B 1B 1-2 2-H 3-H		0-3 K		0-0 5-3			0-0 P6	6 0 2 3 0 1 1																	
<b>John Mayberry, L</b> OBP: 0.433, SLG: 0.520 (1, 3)	0-0 1B 1-2		0-0 4-3	0-0 3-1		0-0 F9		0-3 K			0-0 P6	6 0 1 0 0 1 3																	
<b>Rick Reichardt, R</b> OBP: 0.294, SLG: 0.357 (1, 10)	0-3 K		0-0 6-3		0-3 K	0-0 3B 1-H			0-0 6-3		0-0 1B 2B 1B	6 1 2 1 0 2 2																	
<b>Ed Kirkpatrick, L</b> OBP: 0.360, SLG: 0.401 <b>Hal McRae, R</b> OBP: 0.285, SLG: 0.293 (1, 9) (6, PH) (7, 9)	0-0 5-3		0-3 K	0-0 FC6-4 1B	0-0 FC6-4 1B 1-2f	0-0 F8			0-0 4-3		0-0 2B 1B 1-2	3 0 1 0 0 1 2 3 0 1 0 0 0 1																	
<b>Lou Piniella, R</b> OBP: 0.293, SLG: 0.359 (1, 7)		0-0 6-3		4-0 WP FC6-4 1B BB 1-2f		0-0 L7		0-3 K			0-0 2B 1-3 2-H	5 1 1 1 1 1 1																	
<b>Kurt Bevacqua, R</b> OBP: 0.321, SLG: 0.342 (1, 5)		0-0 1B 1B		0-0 FC6-4 WP 1B 1B 1-2		0-3 K			0-0 6-3			5 1 3 0 0 1 0																	
<b>Fran Healy, R</b> OBP: 0.336, SLG: 0.384 (1, 2)		0-0 1B 1-3		4-0 FC6-4 BB 1-2 2-3		4-0 BB			4-0 BB			2 0 1 0 3 0 2																	
<b>Inning Stats</b>	R: 1 E: 0 K: 1 S: 7	H: 3 LOB: 2 BB: 1 P: 11	R: 0 E: 0 K: 0 S: 5	H: 2 LOB: 2 BB: 0 P: 5	R: 0 E: 0 K: 0 S: 3	H: 0 LOB: 0 BB: 0 P: 3	R: 3 E: 0 K: 1 S: 7	H: 2 LOB: 2 BB: 3 P: 19	R: 0 E: 0 K: 1 S: 7	H: 2 LOB: 2 BB: 0 P: 7	R: 2 E: 0 K: 1 S: 8	H: 3 LOB: 1 BB: 0 P: 8		R: 0 E: 0 K: 1 S: 5	H: 0 LOB: 1 BB: 1 P: 9	R: 0 E: 0 K: 1 S: 5	H: 0 LOB: 0 BB: 0 P: 5	R: 0 E: 0 K: 1 S: 5	H: 0 LOB: 0 BB: 0 P: 5	R: 0 E: 0 K: 0 S: 3	H: 0 LOB: 1 BB: 1 P: 7	R: 1 E: 0 K: 0 S: 5	H: 3 LOB: 2 BB: 0 P: 5	1B: 12 2B: 1 3B: 1 HR: 1	SF: 0 SAC: 0 DP: 0 HBP: 0	WP: 1 PB: 0 SB: 1 CS: 1	PA: 52		
<b>PITCHER</b>	IP WLS BF H R ER SO BB IBB HBP BLK WP HR S P ERA WHIP																												
<b>Dick Pole, R</b> ERA: 12.86 (1, 1)	3.1	18	6	4	4	2	3	0	0	0	1	0	19	31	10.80	2.700													
<b>Marty Pattin, R</b> ERA: 4.73 (4, 1)	2.1	14	6	2	2	2	1	0	0	0	0	1	17	21	7.71	3.000													
<b>Craig Skok, L</b> ERA: 4.43 (6, 1)	5.0	L	20	3	1	1	3	2	0	0	0	0	24	32	1.80	1.000													

Batter	1	2	3	4	5	6	7	8	9	AB R H RBI BB SO LOB	TOP		
Tommy Harper, R (1, 7) OBP: 0.345, SLG: 0.443	0-0 F8	0-3 K		0-0 F7	0-0 P5			0-0 6-3	0-3 K	6 0 0 0 0 2 5			
Luis Aparicio, R (1, 6) OBP: 0.315, SLG: 0.303	0-0 E6 BB WP 2B	0-0 5-3		0-0 F8				0-0 F9		5 1 0 0 0 0 3			
Reggie Smith, S (1, 8) OBP: 0.384, SLG: 0.481	4-0 BB 1-2 2B BB		0-3 K		4-0 1B 2B BB			1-0 BB 2B HBP		2 2 0 0 2 1 0			
Rick Miller, L (6, 8) OBP: 0.350, SLG: 0.370										0 1 0 0 0 0 0			
Carl Yastrzemski, L (1, 3) OBP: 0.366, SLG: 0.420	4-0 BB 1-2 2B BB		0-0 E6 1B		0-0 2B 1-3 2B 1B			4-0 BB 1-2 2B BB		3 2 1 0 2 0 0			
Orlando Cepeda, R (1, 10) OBP: 0.342, SLG: 0.459	0-0 2B 1-H 2-H 3-H		0-0 F9		0-0 2B 1-3 2B 2B			0-0 2B 1-3 2-H 3-H		5 1 4 6 0 0 1			
Rico Petrocelli, R (1, 5) OBP: 0.340, SLG: 0.409	0-0 3-1		0-0 1B		0-0 SH1-3 1B 2B			0-0 6-3	0-0 5-3	5 1 2 2 0 0 4			
Doug Griffin, R (1, 4) OBP: 0.298, SLG: 0.357	0-3 K2-3		0-0 F9		0-0 SH1-3			0-0 4-3	0-0 1B	4 0 1 0 0 1 4			
Bob Montgomery, R (1, 2) OBP: 0.391, SLG: 0.677		0-3 K		4-0 FC5-4 BB	0-0 2-3 1B			0-0 6-3	0-3 K	4 0 1 1 1 2 2			
Dwight Evans, R (1, 9) OBP: 0.303, SLG: 0.347		4-0 WP BB		0-0 FC5-4 1-2	0-0 2-3			0-0 6-3 2B	0-3 K	4 1 1 0 1 1 3			
<b>Inning Stats</b>	R: 3 H: 1 E: 1 LOB: 1 K: 1 BB: 2 S: 7 P: 15	R: 0 H: 0 E: 0 LOB: 1 K: 2 BB: 1 S: 7 P: 11	R: 0 H: 1 E: 1 LOB: 2 K: 1 BB: 0 S: 7 P: 7	R: 0 H: 0 E: 0 LOB: 1 K: 0 BB: 1 S: 3 P: 7	R: 4 H: 4 E: 0 LOB: 1 K: 0 BB: 1 S: 7 P: 11	R: 0 H: 0 E: 0 LOB: 0 K: 0 BB: 0 S: 3 P: 3	R: 0 H: 1 E: 0 LOB: 1 K: 0 BB: 0 S: 4 P: 4	R: 2 H: 2 E: 0 LOB: 2 K: 0 BB: 1 S: 5 P: 10	R: 0 H: 1 E: 0 LOB: 1 K: 3 BB: 0 S: 10 P: 10	1B: 4 SF: 0 2B: 6 SAC: 1 3B: 0 DP: 0 HR: 0 HBP: 1	WP: 2 PA: 46 PB: 0 SB: 0 CS: 0		
<b>PITCHER</b>	IP WLS BF H R ER SO BB IBB HBP BLK WP HR S P ERA WHIP											<b>PITCHER</b>	IP WLS BF H R ER SO BB IBB HBP BLK WP HR S P ERA WHIP
Paul Splittorf, L (1, 1) ERA: 3.34	4.0 L 23 4 6 5 4 5 0 0 0 2 0 26 46 11.25 2.250												
Bruce Dal Canton, R (5, 1) ERA: 4.47	3.2 15 4 2 2 0 0 0 0 0 0 0 15 15 4.91 1.091												
Steve Mingori, L (8, 1) ERA: 5.27	1.1 8 2 1 1 3 1 0 1 0 0 0 12 17 6.75 2.250												

**Boston Red Sox @ Kansas City Royals**  
**Royals Stadium, Kansas City, MO**  
 Wed Aug 08 1973, 8:05 PM EDT  
 Att. 18,985 - Unknown - 91 F

<b>AB</b>	<b>38</b>
<b>R</b>	<b>9</b>
<b>H</b>	<b>10</b>
<b>RBI</b>	<b>9</b>
<b>BB</b>	<b>6</b>
<b>SO</b>	<b>7</b>
<b>LOB</b>	<b>22</b>



Batter	1	2	3	4	5	6	7	8	9
<b>Freddie Patek, R</b> (1, 6) <small>OBP: 0.325, SLG: 0.337</small> <b>Bobby Floyd, R</b> (9, 6) <small>OBP: 0.404, SLG: 0.453</small> <b>Gail Hopkins, L</b> (9, PH) <small>OBP: 0.375, SLG: 0.360</small>	0-0  <small>FC6-4 1B</small>	0-3  <small>K</small>			0-0  <small>F9</small>		0-0  <small>F8</small>		0-3  <small>K</small>
<b>Cookie Rojas, R</b> (1, 4) <small>OBP: 0.318, SLG: 0.366</small> <b>Kurt Bevacqua, R</b> (9, 4) <small>OBP: 0.321, SLG: 0.342</small>	0-0  <small>FC6-4 1B 2B</small>		0-3  <small>K</small>		0-0  <small>2-3</small>			0-0  <small>5-3</small>	
<b>Amos Otis, R</b> (1, 8) <small>OBP: 0.364, SLG: 0.506</small>	0-0  <small>1-3 2B 1B</small>		0-0  <small>6-3</small>		0-0  <small>6-3</small>			0-0  <small>F7</small>	
<b>John Mayberry, L</b> (1, 3) <small>OBP: 0.436, SLG: 0.534</small>	0-0  <small>1B 2B</small>		0-0  <small>F8</small>		0-0  <small>HR</small>			0-0  <small>FC6-4 1B</small>	
<b>Rick Reichardt, R</b> (1, 10) <small>OBP: 0.293, SLG: 0.356</small>	0-0  <small>FC6-4 1B</small>		0-3  <small>K</small>		0-3  <small>K</small>			0-0  <small>FC6-4 1-2f</small>	
<b>Ed Kirkpatrick, L</b> (1, 9) <small>OBP: 0.359, SLG: 0.402</small>	0-0  <small>P6</small>		0-0  <small>P4</small>		0-0  <small>4-3</small>			0-0  <small>4-3 FC1-5 2B</small>	
<b>Lou Piniella, R</b> (1, 7) <small>OBP: 0.295, SLG: 0.360</small>	0-0  <small>FC6-4 1-2f</small>		0-0  <small>S 1B</small>		0-0  <small>1B</small>			0-0  <small>4-3 2B</small>	
<b>George Brett, L</b> (1, 5) <small>OBP: 0.143, SLG: 0.143</small>		0-0  <small>F9</small>		0-0  <small>4-3</small>		0-0  <small>F9</small>		0-0  <small>FC1-5 2B</small>	
<b>Carl Taylor, R</b> (1, 2) <small>OBP: 0.379, SLG: 0.272</small>		0-0  <small>B1-3</small>		0-0  <small>F9</small>		0-0  <small>L7</small>		0-0  <small>2B</small>	

AB	R	H	RBI	BB	SO	LOB
4	0	1	0	0	1	1
0	0	0	0	0	0	0
1	0	0	0	0	1	1

4	1	0	0	0	1	1
0	0	0	0	0	0	0

4	1	1	0	0	0	0
---	---	---	---	---	---	---

4	1	3	3	0	0	0
---	---	---	---	---	---	---

4	0	1	0	0	2	1
---	---	---	---	---	---	---

4	0	1	0	0	0	2
---	---	---	---	---	---	---

4	0	2	0	0	0	3
---	---	---	---	---	---	---

4	1	0	0	0	0	3
---	---	---	---	---	---	---

4	0	1	1	0	0	1
---	---	---	---	---	---	---

1B:	6	SF:	0
2B:	3	SAC:	0
3B:	0	DP:	0
HR:	1	HBP:	0

**BOTTOM**

**Boston Red Sox @ Kansas City Royals**  
 Royals Stadium, Kansas City, MO

Wed Aug 08 1973, 8:05 PM EDT  
 Att: 18,985 - Unknown - 91 F

[livebaseballscorecards.com](http://livebaseballscorecards.com)

<b>AB</b>	<b>37</b>
<b>R</b>	<b>4</b>
<b>H</b>	<b>10</b>
<b>RBI</b>	<b>4</b>
<b>BB</b>	<b>0</b>
<b>SO</b>	<b>5</b>
<b>LOB</b>	<b>13</b>



<b>Inning Stats</b>	R: 2 E: 0 K: 0 S: 7	H: 4 LOB: 2 BB: 0 P: 7	R: 0 E: 0 K: 1 S: 5	H: 0 LOB: 0 BB: 0 P: 5	R: 0 E: 0 K: 1 S: 5	H: 0 LOB: 0 BB: 0 P: 5	R: 0 E: 0 K: 1 S: 6	H: 1 LOB: 1 BB: 0 P: 6	R: 0 E: 0 K: 0 S: 3	H: 0 LOB: 0 BB: 0 P: 3	R: 1 E: 0 K: 1 S: 6	H: 1 LOB: 0 BB: 0 P: 6	R: 0 E: 0 K: 0 S: 4	H: 1 LOB: 1 BB: 0 P: 4	R: 0 E: 0 K: 0 S: 4	H: 1 LOB: 1 BB: 0 P: 4	R: 1 E: 0 K: 1 S: 7	H: 2 LOB: 1 BB: 0 P: 7	1B: 6 2B: 3 3B: 0 HR: 1	SF: 0 SAC: 0 DP: 0 HBP: 0	WP: 0 PB: 0 SB: 1 CS: 0	PA: 37
---------------------	------------------------------	---------------------------------	------------------------------	---------------------------------	------------------------------	---------------------------------	------------------------------	---------------------------------	------------------------------	---------------------------------	------------------------------	---------------------------------	------------------------------	---------------------------------	------------------------------	---------------------------------	------------------------------	---------------------------------	----------------------------------	------------------------------------	----------------------------------	--------

PITCHER	IP	WLS	BF	H	R	ER	SO	BB	IBB	HBP	BLK	WP	HR	S	P	ERA	WHIP
<b>Luis Tiant, R</b> (1, 1) <small>ERA: 3.8</small>	9.0	W	37	10	4	4	5	0	0	0	0	0	1	47	47	4.00	1.111

Batter	1	2	3	4	5	6	7	8	9	AB R H RBI BB SO LOB	TOP											
Tommy Harper, R (1, 7) OBP: 0.341, SLG: 0.439	0-0 5-3		0-0 P4			0-3 K		0-0 F6		4 0 0 0 0 1 0	<b>Boston Red Sox @ Kansas City Royals</b> Royals Stadium, Kansas City, MO Thu Aug 09 1973, 8:05 PM EDT Att. 17,167 - Unknown - 84 F											
Mario Guerrero, R (1, 6) OBP: 0.293, SLG: 0.294	0-0 L4		0-0 F9			0-0 BB 1B		0-0 B6-3		4 0 1 0 0 0 0												
Reggie Smith, S (1, 8) OBP: 0.386, SLG: 0.479	0-3 K				0-0 P6	4-0 BB 1-2 BB		0-0 BB 1B		3 0 1 0 1 1 0												
Carl Yastrzemski, L (1, 3) OBP: 0.367, SLG: 0.420		0-0 1B WP 1B			0-0 E6 WP 1-3	0-3 K		4-0 BB 1-2 BB		3 1 1 0 1 1 2												
Orlando Cepeda, R (1, 10) OBP: 0.341, SLG: 0.457		0-0 WP 1-3 1B			0-0 1-3	0-0 F9		0-0 L7		4 0 1 0 0 0 5												
Rico Petrocelli, R (1, 5) OBP: 0.337, SLG: 0.404		0-3 K 1-2 3-H			0-3 K 2-3	0-3 K		0-0 F3		4 0 0 0 0 3 2												
Doug Griffin, R (1, 4) OBP: 0.283, SLG: 0.350		0-0 6-3			0-0 4-3	0-3 K		0-0 6-3		4 0 0 0 0 1 1												
Bob Montgomery, R (1, 2) OBP: 0.370, SLG: 0.638		0-3 K			0-3 K	0-0 6-3		0-3 K		4 0 0 0 0 3 1												
Rick Miller, L (1, 9) OBP: 0.349, SLG: 0.381			0-3 K		0-3 K			0-0 HR		3 1 1 1 0 2 0												
<b>Inning Stats</b>	R: 0 E: 0 K: 1 S: 5	H: 0 LOB: 0 BB: 0 P: 5	R: 1 E: 0 K: 2 S: 9	H: 2 LOB: 1 BB: 0 P: 9	R: 0 E: 0 K: 1 S: 5	H: 0 LOB: 0 BB: 0 P: 5	R: 0 E: 1 K: 1 S: 6	H: 0 LOB: 1 BB: 0 P: 6	R: 0 E: 0 K: 2 S: 7	H: 0 LOB: 0 BB: 0 P: 7	R: 0 E: 0 K: 2 S: 8	H: 1 LOB: 2 BB: 1 P: 12	R: 0 E: 0 K: 2 S: 7	H: 0 LOB: 0 BB: 0 P: 7	R: 1 E: 0 K: 0 S: 5	H: 2 LOB: 2 BB: 1 P: 9	R: 0 E: 0 K: 1 S: 5	H: 0 LOB: 0 BB: 0 P: 5	1B: 4 2B: 0 3B: 0 HR: 1	SF: 0 SAC: 0 DP: 0 HBP: 0	WP: 2 PB: 0 SB: 0 CS: 0	PA: 35
<b>PITCHER</b>	IP WLS BF H R ER SO BB IBB HBP BLK WP HR S P ERA WHIP																					
Steve Busby, R (1, 1) ERA: 4.33	7.2 W 31 5 2 2 11 2 0 0 0 2 1 51 59 2.35 0.913																					
Doug Bird, R (8, 1) ERA: 2.69	1.1 S 4 0 0 0 1 0 0 0 0 0 0 0 6 6 0.00 0.000																					

livebaseballscorecards.com

<b>AB</b>	<b>33</b>
<b>R</b>	<b>2</b>
<b>H</b>	<b>5</b>
<b>RBI</b>	<b>1</b>
<b>BB</b>	<b>2</b>
<b>SO</b>	<b>12</b>
<b>LOB</b>	<b>11</b>



Batter	1	2	3	4	5	6	7	8	9	AB	R	H	RBI	BB	SO	LOB
Freddie Patek, R OBP: 0.322, SLG: 0.333 (1, 6)	0-0 F9	0-0 F7			0-0 5-3		0-0 F9			4	0	0	0	0	0	2
Cookie Rojas, R OBP: 0.316, SLG: 0.362 (1, 4)	0-0 1-6-3		0-0 G3		0-0 6-3		0-0 F7			4	0	0	0	0	0	0
Amos Otis, R OBP: 0.365, SLG: 0.508 (1, 8)	0-0 5-3		0-0 2B		0-0 1B			0-0 F9		4	0	2	0	0	0	0
John Mayberry, L OBP: 0.434, SLG: 0.529 (1, 3)		0-0 L9	4-0 BB		0-0 F8			0-0 3-1		3	0	0	0	1	0	1
Lou Piniella, R OBP: 0.297, SLG: 0.362 (1, 7)		0-0 3B	0-0 1B			0-0 F8		0-0 1B		4	1	2	0	0	0	1
Ed Kirkpatrick, L OBP: 0.359, SLG: 0.402 (9, 7)			0-0 1-2							0	0	0	0	0	0	0
Hal McRae, R OBP: 0.289, SLG: 0.324 (1, 9)		0-0 SF8		0-0 HR		0-0 1-3		0-0 6-3		4	2	2	2	0	0	1
Steve Hovley, L OBP: 0.346, SLG: 0.323 (9, 9)										0	0	0	0	0	0	0
Rick Reichardt, R OBP: 0.293, SLG: 0.354 (1, 10)		0-0 SF8		0-3 K		4-0 FC6				1	0	0	1	1	1	0
Kurt Bevacqua, R OBP: 0.326, SLG: 0.343 (1, 5)		0-0 E		4-0 L3-4		0-0 FC6				2	0	1	0	1	0	1
Carl Taylor, R OBP: 0.370, SLG: 0.263 (1, 2)		0-0 E5		0-0 L3-4			0-0 6-3			3	0	0	0	0	0	2

Inning Stats	R: 0	H: 0	E: 0	K: 0	S: 3	R: 2	H: 3	E: 1	K: 0	S: 7	R: 0	H: 1	E: 0	K: 0	S: 3	R: 1	H: 1	E: 0	K: 1	S: 5	R: 0	H: 1	E: 0	K: 0	S: 4	R: 0	H: 0	E: 0	K: 0	S: 3	R: 0	H: 1	E: 0	K: 0	S: 4	R: 0	H: 1	E: 0	K: 0	S: 4
	LOB: 0	BB: 0	P: 3	LOB: 2	BB: 0	P: 7	LOB: 1	BB: 1	P: 7		LOB: 0	BB: 1	P: 9	LOB: 1	BB: 0	P: 4	LOB: 1	BB: 1	P: 7		LOB: 0	BB: 0	P: 3	LOB: 0	BB: 0	P: 4	LOB: 0	BB: 0	P: 3	LOB: 1	BB: 0	P: 4		LOB: 1	BB: 0	P: 4		LOB: 1	BB: 0	P: 4

PITCHER	IP	WLS	BF	H	R	ER	SO	BB	IBB	HBP	BLK	WP	HR	S	P	ERA	WHIP	PITCHER	IP	WLS	BF	H	R	ER	SO	BB	IBB	HBP	BLK	WP	HR	S	P	ERA	WHIP					
Bill Lee, L ERA: 2.8 (1, 1)	8.0	L	33	7	3	3	1	3	0	0	0	0	1	32	44	3.38	1.250																							

**BOTTOM**

**Boston Red Sox @ Kansas City Royals**  
**Royals Stadium, Kansas City, MO**  
 Thu Aug 09 1973, 8:05 PM EDT  
 Att: 17,167 - Unknown - 84 F

[livebaseballscorecards.com](http://livebaseballscorecards.com)

<b>AB</b>	<b>29</b>
<b>R</b>	<b>3</b>
<b>H</b>	<b>7</b>
<b>RBI</b>	<b>3</b>
<b>BB</b>	<b>3</b>
<b>SO</b>	<b>1</b>
<b>LOB</b>	<b>8</b>



<b>WP: 0</b>	<b>PA: 33</b>
<b>PB: 0</b>	
<b>SB: 2</b>	
<b>CS: 0</b>	

Batter	1	2	3	4	5	6	7	8	9	AB R H RBI BB SO LOB	TOP									
Merv Rettenmund, R (1, 7) OBP: 0.346, SLG: 0.401	0-0 5-3		0-0 1B			0-0 F8		4-0 SH1-4 BB		3 0 1 0 1 0 0										
Rich Coggins, L (1, 9) OBP: 0.332, SLG: 0.429	0-0 F8		0-0 1-3			0-0 F8		0-0 SH1-4		3 0 0 0 0 0 1										
Mark Belanger, R (7, 6) OBP: 0.306, SLG: 0.258								1-2		0 0 0 0 0 0 0										
Tommy Davis, R (1, 10) OBP: 0.331, SLG: 0.399	0-0 6-3			0-0 1-3			4-0 1B BB	0-0 6-3		3 1 0 0 1 0 1										
Boog Powell, L (1, 3) OBP: 0.368, SLG: 0.375		0-0 G1-6-3 1B		0-0 3-4-1			0-0 1B BB	0-0 4-3		3 0 2 0 0 0 0										
Earl Williams, R (7, 3) OBP: 0.321, SLG: 0.390							1-3			1 0 0 0 0 0 1										
Paul Blair, R (1, 8) OBP: 0.345, SLG: 0.401		0-0 G1-6-3 1-2f		0-3 K			0-3 K		0-0 G5-4-3 1B	4 0 1 0 0 2 3										
Bobby Grich, R (1, 4) OBP: 0.358, SLG: 0.375		0-0 1B			0-0 5-3		4-0 1B BB	0-3 K		3 0 1 0 1 1 1										
Brooks Robinson, R (1, 5) OBP: 0.308, SLG: 0.317		0-0 F9			0-0 6-3		0-0 1B	0-0 G5-4-3		4 0 1 1 0 0 2										
Elrod Hendricks, L (1, 2) OBP: 0.267, SLG: 0.363			0-0 G3		0-0 F8		4-0 IBB			2 0 0 0 1 0 0										
Frank Baker, L (1, 6) OBP: 0.200, SLG: 0.133			0-0 4-3			0-0 4-3		0-0 F7		2 0 0 0 0 0 0										
Al Bumbry, L (7, PH) OBP: 0.374, SLG: 0.493										0 0 0 0 0 0 0										
Don Baylor, R (7, PH) OBP: 0.323, SLG: 0.360										1 0 0 0 0 0 3										
<b>Inning Stats</b>	R: 0 E: 0 K: 0 S: 3	H: 0 LOB: 0 BB: 0 P: 3	R: 0 E: 0 K: 0 S: 4	H: 2 LOB: 1 BB: 0 P: 4	R: 0 E: 0 K: 0 S: 4	H: 1 LOB: 1 BB: 0 P: 4	R: 0 E: 0 K: 1 S: 5	H: 0 LOB: 0 BB: 0 P: 5	R: 0 E: 0 K: 0 S: 3	H: 0 LOB: 0 BB: 0 P: 3	R: 1 E: 0 K: 1 S: 6	H: 2 LOB: 3 BB: 3 P: 18	R: 0 E: 0 K: 0 S: 3	H: 0 LOB: 1 BB: 1 P: 7	R: 0 E: 0 K: 1 S: 5	H: 1 LOB: 0 BB: 0 P: 5	1B: 6 2B: 0 3B: 0 HR: 0	SF: 0 SAC: 1 DP: 2 HBP: 0	WP: 0 PB: 0 SB: 0 CS: 0	PA: 34
<b>PITCHER</b>	IP WLS BF H R ER SO BB IBB HBP BLK WP HR S P ERA WHIP																			
Al Fitzmorris, R (1, 1) ERA: 1.93	6.0 W 22 4 1 1 1 1 1 0 0 0 0 0 23 27 1.50 0.833																			
Gene Garber, R (7, 1) ERA: 4.24	0.2 4 1 0 0 1 1 1 0 0 0 0 0 4 12 0.00 3.000																			
Joe Hoerner, L (7, 1) ERA: 5.09	0.1 1 0 0 0 0 0 0 0 0 0 0 0 1 1 0.00 0.000																			
Doug Bird, R (8, 1) ERA: 2.6	2.0 S 7 1 0 0 1 1 0 0 0 0 0 0 8 12 0.00 1.000																			

Baltimore Orioles @ Kansas City Royals  
 Royals Stadium, Kansas City, MO  
 Fri Aug 10 1973, 8:05 PM EDT  
 Att. 22,294 - Unknown - 89 F

livebaseballscorecards.com

AB	29
R	1
H	6
RBI	1
BB	4
SO	3
LOB	12





Batter	1	2	3	4	5	6	7	8	9
Freddie Patek, R OBP: 0.319, SLG: 0.330 (1, 6) X	0-0 6-3 ①		0-3 K ③		0-0 F9 ③			0-0 F8 ②	
Cookie Rojas, R OBP: 0.315, SLG: 0.361 (1, 4) X	0-0 1-3 ②			0-0 4-3 ①		0-0 F7 ①		0-0 F8 ③ 2-H 1B	
Amos Otis, R OBP: 0.365, SLG: 0.507 (1, 8) X	0-0 6-3 ③			0-0 F8-3 1B		0-0 F9 ②			
John Mayberry, L OBP: 0.431, SLG: 0.525 (1, 3)		0-3 K ①		0-0 F8-3 ② ③ 1-2		0-0 1-3 ③			
Hal McRae, R OBP: 0.290, SLG: 0.340 (1, 10)		0-0 5-3 ②			0-0 HR		0-0 F8 ①		
Ed Kirkpatrick, L OBP: 0.356, SLG: 0.398 (1, 9)		0-0 5-3 ③			0-0 F8 ①		0-0 B1-3 ②		
Lou Piniella, R OBP: 0.298, SLG: 0.369 (1, 7)			0-0 5-3 ①		0-0 HR		0-0 F9 ③		
Kurt Bevacqua, R OBP: 0.330, SLG: 0.345 (1, 5)			4-0 6-3 BB		0-3 K ②			0-0 SH1-3 1B 1B	
Carl Taylor, R OBP: 0.372, SLG: 0.278 (1, 2)			0-0 6-3 ② 1-2		0-0 2B			0-0 SH1-3 ① 1-2	

AB	R	H	RBI	BB	SO	LOB
4	0	0	0	0	1	3
4	0	1	0	0	0	0
3	0	1	0	0	0	0
3	0	0	0	0	1	1
3	1	1	1	0	0	0
3	0	0	0	0	0	0
3	1	1	1	0	0	0
2	0	1	0	1	1	0
2	0	1	0	0	0	1

**BOTTOM**

**Baltimore Orioles @ Kansas City Royals**  
 Royals Stadium, Kansas City, MO

Fri Aug 10 1973, 8:05 PM EDT  
 Att: 22,294 - Unknown - 89 F

[livebaseballscorecards.com](http://livebaseballscorecards.com)

<b>AB</b>	<b>27</b>
<b>R</b>	<b>2</b>
<b>H</b>	<b>6</b>
<b>RBI</b>	<b>2</b>
<b>BB</b>	<b>1</b>
<b>SO</b>	<b>3</b>
<b>LOB</b>	<b>5</b>



Inning Stats	R: 0	H: 0	E: 0	K: 0	S: 3	LOB: 0	BB: 0	P: 3
<b>R: 0</b>	<b>H: 0</b>	<b>E: 0</b>	<b>K: 1</b>	<b>S: 5</b>	<b>LOB: 0</b>	<b>BB: 0</b>	<b>P: 5</b>	
<b>R: 0</b>	<b>H: 0</b>	<b>E: 0</b>	<b>K: 1</b>	<b>S: 5</b>	<b>LOB: 1</b>	<b>BB: 1</b>	<b>P: 9</b>	
<b>R: 0</b>	<b>H: 1</b>	<b>E: 0</b>	<b>K: 0</b>	<b>S: 3</b>	<b>LOB: 0</b>	<b>BB: 0</b>	<b>P: 3</b>	
<b>R: 2</b>	<b>H: 3</b>	<b>E: 0</b>	<b>K: 1</b>	<b>S: 8</b>	<b>LOB: 1</b>	<b>BB: 0</b>	<b>P: 8</b>	
<b>R: 0</b>	<b>H: 0</b>	<b>E: 0</b>	<b>K: 0</b>	<b>S: 3</b>	<b>LOB: 0</b>	<b>BB: 0</b>	<b>P: 3</b>	
<b>R: 0</b>	<b>H: 0</b>	<b>E: 0</b>	<b>K: 0</b>	<b>S: 3</b>	<b>LOB: 0</b>	<b>BB: 0</b>	<b>P: 3</b>	
<b>R: 0</b>	<b>H: 2</b>	<b>E: 0</b>	<b>K: 0</b>	<b>S: 4</b>	<b>LOB: 2</b>	<b>BB: 0</b>	<b>P: 4</b>	

<b>1B:</b> 3	<b>SF:</b> 0	<b>WP:</b> 0	<b>PA:</b> 29
<b>2B:</b> 2	<b>SAC:</b> 1	<b>PB:</b> 0	
<b>3B:</b> 0	<b>DP:</b> 1	<b>SB:</b> 0	
<b>HR:</b> 2	<b>HBP:</b> 0	<b>CS:</b> 0	

PITCHER	IP	WLS	BF	H	R	ER	SO	BB	IBB	HBP	BLK	WP	HR	S	P	ERA	WHIP
Doyle Alexander, R ERA: 3.9 (1, 1)	8.0	L	29	6	2	2	3	1	0	0	0	0	2	34	38	2.25	0.875

Batter	1	2	3	4	5	6	7	8	9	AB R H RBI BB SO LOB	TOP	
Merv Rettenmund, R (1, 9) OBP: 0.343, SLG: 0.397	0-0 F8		0-0 F8			0-0 FC6-4 1B	0-0 F8		0-0 L6	5 0 1 0 0 0 5		
Bobby Grich, R (1, 4) OBP: 0.355, SLG: 0.372	0-3 K			0-0 P3		0-0 FC6-4 1-2f		0-0 6-3		4 0 0 0 0 1 1		
Paul Blair, R (1, 8) OBP: 0.341, SLG: 0.396	0-3 K			0-0 P6			0-0 F9	0-0 F8		4 0 0 0 0 1 0		
Tommy Davis, R (1, 10) OBP: 0.328, SLG: 0.395		0-0 4-3		0-0 6-3			0-0 F8	0-0 6-3		4 0 0 0 0 0 0		
Don Baylor, R (1, 7) OBP: 0.329, SLG: 0.373		0-0 G6-3 1B			0-0 F9		0-0 BB 2B 1B		0-0 1B 3B	4 2 3 0 0 0 0		
Brooks Robinson, R (1, 5) OBP: 0.309, SLG: 0.318		0-0 G6-3			0-0 G4-6-3 1B		4-0 BB BB BB BB 2B BB		0-0 P3	2 0 1 0 0 0 1 1 1 0 0 1 0 1		
Larry Brown, R (5, PR) OBP: 0.367, SLG: 0.400		1-2f			0-0 G4-6-3 1-2f		1-2 2B BB					
Earl Williams, R (1, 3) OBP: 0.323, SLG: 0.395			0-0 F8		0-0 G4-6-3 1-2f		0-0 1H 2-H 1B 2B		0-0 1B 1B	4 1 2 3 0 0 1		
Andy Etchebarren, R (1, 2) OBP: 0.276, SLG: 0.366			0-0 6-3			0-0 F8	0-0 1B 2-H 1B		0-0 3-H 1-2 1B	4 0 2 1 0 0 0		
Mark Belanger, R (1, 6) OBP: 0.308, SLG: 0.259			4-0 BB			0-0 5-3	0-0 1-2 1B		0-0 F3	3 0 1 0 1 0 2		
<b>Inning Stats</b>	R: 0 E: 0 K: 2 S: 7 H: 0 LOB: 0 BB: 0 P: 7	R: 0 E: 0 K: 0 S: 3 H: 1 LOB: 0 BB: 0 P: 3	R: 0 E: 0 K: 0 S: 3 H: 0 LOB: 1 BB: 1 P: 7	R: 0 E: 0 K: 0 S: 3 H: 0 LOB: 0 BB: 0 P: 3	R: 0 E: 0 K: 0 S: 3 H: 1 LOB: 1 BB: 0 P: 3	R: 0 E: 0 K: 0 S: 4 H: 1 LOB: 1 BB: 0 P: 4	R: 3 E: 0 K: 0 S: 7 H: 4 LOB: 2 BB: 1 P: 11	R: 0 E: 0 K: 0 S: 3 H: 0 LOB: 0 BB: 0 P: 3	R: 1 E: 0 K: 0 S: 6 H: 3 LOB: 2 BB: 0 P: 6	1B: 8 2B: 1 3B: 1 HR: 0 SF: 0 SAC: 0 DP: 2 HBP: 0	WP: 0 PB: 0 SB: 0 CS: 0 PA: 37	
<b>PITCHER</b> Paul Splittorff, L (1, 1) ERA: 3.37	IP: 9.0 WLS: W BF: 37 H: 10 R: 4 ER: 4 SO: 2 BB: 2 IBB: 0 HBP: 0 BLK: 0 WP: 0 HR: 0 S: 39 P: 47 ERA: 4.00 WHIP: 1.333											<b>PITCHER</b> IP: WLS: BF: H: R: ER: SO: BB: IBB: HBP: BLK: WP: HR: S: P: ERA: WHIP:

Baltimore Orioles @ Kansas City Royals  
 Royals Stadium, Kansas City, MO

Sat Aug 11 1973, 8:05 PM EDT  
 Att. 37,010 - Unknown - 86 F

AB	35
R	4
H	10
RBI	4
BB	2
SO	2
LOB	11



WP: 0	PA: 37
PB: 0	
SB: 0	
CS: 0	

Batter	1	2	3	4	5	6	7	8	9	AB	R	H	RBI	BB	SO	LOB
Freddie Patek, R OBP: 0.318, SLG: 0.328 (1, 6)	0-0 P4		0-0 1B 2B 1B	0-0 FC6-4		0-0 F9		0-0 F9		5	1	1	0	0	0	4
Cookie Rojas, R OBP: 0.315, SLG: 0.361 (1, 4)	0-0 F8		0-0 1B 2B 1B	0-0 G1-4-3			0-0 F7	0-0		3	1	1	0	0	0	1
Bobby Floyd, R OBP: 0.407, SLG: 0.455 (6, 4)			0-0 1B 2B 1B	0-0 G1-4-3				1-2 1B		2	0	1	0	0	0	0
Amos Otis, R OBP: 0.365, SLG: 0.512 (1, 8)	0-0 F7		0-0 1B 2B		0-0 5-3		0-0 HR	0-0 F8		5	2	2	2	0	0	2
John Mayberry, L OBP: 0.431, SLG: 0.522 (1, 3)		0-0 2B 1B	0-3 K		0-0 F8		4-0 BB E BB	0-0 4-3		4	1	1	0	1	1	5
Hal McRae, R OBP: 0.294, SLG: 0.354 (1, 9)		0-0 4-3 SF7 2B	0-0 1-H HR 2B		0-0 P6		0-0 F9			4	2	2	4	0	0	1
Steve Hovley, L OBP: 0.346, SLG: 0.323 (8, 9)			0-0 1-H HR 2B							0	0	0	0	0	0	0
Lou Piniella, R OBP: 0.295, SLG: 0.365 (1, 7)	0-0 4-3	0-0 2-3	0-0 6-3			0-0 P4	0-0 E5 BB			4	0	0	0	0	0	3
Rick Reichardt, R OBP: 0.297, SLG: 0.368 (1, 10)	0-0 SF7	0-0 3-H	0-0 2-H HR			0-0 F9	4-0 1-2 2-3 BB			2	1	1	3	1	0	0
Kurt Bevacqua, R OBP: 0.326, SLG: 0.343 (1, 5)	0-0 6-3	0-0 3-H	0-0 F8			0-0 2B 1B	0-3 K			4	0	1	0	0	1	3
Carl Taylor, R OBP: 0.392, SLG: 0.296 (1, 2)			4-0 1B 1B 1B BB	4-0 FC6-4 BB		0-0 1B 2B		4-0 BB BB BB BB		1	1	1	0	3	0	0

Inning Stats	R: 0	H: 0	E: 0	K: 0	S: 3	R: 2	H: 2	E: 0	K: 0	S: 5	R: 6	H: 5	E: 0	K: 1	S: 10	R: 0	H: 0	E: 0	K: 0	S: 2	R: 0	H: 0	E: 0	K: 0	S: 3	R: 0	H: 2	E: 0	K: 0	S: 5	R: 1	H: 1	E: 1	K: 1	S: 7	R: 0	H: 1	E: 0	K: 0	S: 4
	LOB: 0	BB: 0	P: 3	LOB: 0	BB: 0	P: 5	LOB: 0	BB: 1	P: 14	LOB: 0	BB: 1	LOB: 0	BB: 1	P: 6	LOB: 2	BB: 0	P: 5	LOB: 3	BB: 2	P: 15	LOB: 2	BB: 1	P: 8	LOB: 0	BB: 0	P: 3	LOB: 2	BB: 0	P: 5	LOB: 3	BB: 2	P: 15	LOB: 2	BB: 1	P: 8	LOB: 0	BB: 0	P: 8		


PITCHER	IP	WLS	BF	H	R	ER	SO	BB	IBB	HBP	BLK	WP	HR	S	P	ERA	WHIP
Dave McNally, L ERA: 3.23 (1, 1)	2.1	L	14	6	7	7	1	1	0	0	0	0	0	15	19	27.00	3.000
Eddie Watt, R ERA: 3.13 (3, 1)	4.0		17	4	2	2	0	2	0	0	0	0	2	15	23	4.50	1.500
Bob Reynolds, R ERA: 2.1 (7, 1)	1.2		9	1	0	0	1	2	0	0	0	0	0	9	17	0.00	1.800

**BOTTOM**

**Baltimore Orioles @ Kansas City Royals**  
 Royals Stadium, Kansas City, MO

Sat Aug 11 1973, 8:05 PM EDT  
 Att: 37,010 - Unknown - 86 F

AB	34
R	9
H	11
RBI	9
BB	5
SO	2
LOB	19



WP	PA	1B	SF	PB	SAC	SB	DP	CS	HR	HBP
0	40	6	1	0	0	0	1	0	2	0

Batter	1	2	3	4	5	6	7	8	9	AB	R	H	RBI	BB	SO	LOB	TOP								
<b>Al Bumbry, L</b> (1, 7) <small>OBP: 0.373, SLG: 0.491</small> <b>Paul Blair, R</b> (7, PH) <small>OBP: 0.340, SLG: 0.394</small>	0-0 F8		0-0 SH2-4 3B 1B		0-0 F8		0-0 F9	0-0 B1-3		3	1	1	0	0	0	0									
<b>Rich Coggins, L</b> (1, 8) <small>OBP: 0.327, SLG: 0.422</small>	0-0 4-3		0-0 SH2-4		0-0 L5		0-0 E4	0-0 1-3		4	0	0	0	0	0	0									
<b>Tommy Davis, R</b> (1, 10) <small>OBP: 0.328, SLG: 0.400</small>	0-0 6-3		0-0 FC6-3 3B		0-0 F3		0-0 2B 1B	0-0 6-3		5	1	2	2	0	0	0									
<b>Merv Rettenmund, R</b> (1, 9) <small>OBP: 0.344, SLG: 0.398</small>	0-0 F8	0-0 FC6-3	0-0 FC6-3		4-0 E BB		0-0 BB 1B 2B	0-0 P3		4	2	1	1	1	0	1									
<b>Boog Powell, L</b> (1, 3) <small>OBP: 0.366, SLG: 0.373</small> <b>Terry Crowley, L</b> (5, 3) <small>OBP: 0.307, SLG: 0.270</small>	0-0 P5	0-0 4-3	0-0 4-3		0-0 F9		4-0 BB 1B BB	0-3 K		2	0	0	0	0	0	1									
<b>Bobby Grich, R</b> (1, 4) <small>OBP: 0.356, SLG: 0.373</small>	0-3 K			0-0 6-3		0-0 E4		4-0 BB 1B BB	0-3 K	4	2	1	1	1	2	0									
<b>Brooks Robinson, R</b> (1, 5) <small>OBP: 0.316, SLG: 0.327</small>			0-0 HR 1B	0-0 L8-3 1B		0-0 2B		4-0 1B 1B		4	1	4	3	0	0	0									
<b>Earl Williams, R</b> (1, 2) <small>OBP: 0.327, SLG: 0.406</small>			0-0 HR	0-0 L8-3		4-0 IBB		0-0 1B		3	1	2	3	1	0	1									
<b>Mark Belanger, R</b> (1, 6) <small>OBP: 0.308, SLG: 0.259</small>			0-0 SH2-4 3B 1B		0-0 6-3		0-0 F8	0-3 K		4	1	1	0	0	1	4									
<b>Inning Stats</b>	R: 0 E: 0 K: 0 S: 3	H: 0 LOB: 0 BB: 0 P: 3	R: 0 E: 0 K: 1 S: 5	H: 0 LOB: 0 BB: 0 P: 5	R: 4 E: 0 K: 0 S: 8	H: 5 LOB: 1 BB: 0 P: 8	R: 0 E: 0 K: 0 S: 3	H: 1 LOB: 0 BB: 0 P: 3	R: 0 E: 1 K: 0 S: 5	H: 0 LOB: 0 BB: 0 P: 3	R: 2 E: 1 K: 0 S: 5	H: 2 LOB: 2 BB: 2 P: 13	R: 4 E: 1 K: 1 S: 9	H: 4 LOB: 2 BB: 2 P: 17	R: 0 E: 0 K: 0 S: 3	H: 0 LOB: 0 BB: 0 P: 3	R: 0 E: 0 K: 2 S: 7	H: 0 LOB: 0 BB: 0 P: 7	1B: 7 2B: 4 3B: 1 HR: 1	SF: 0 SAC: 1 DP: 1 HBP: 0	WP: 0 PB: 0 SB: 0 CS: 0	PA: 42			
<b>PITCHER</b>	IP	WLS	BF	H	R	ER	SO	BB	IBB	HBP	BLK	WP	HR	S	P	ERA	WHIP								
<b>Dick Drago, R</b> (1, 1) <small>ERA: 4.11</small>	2.1	L	12	5	4	4	1	0	0	0	0	0	1	14	14	15.43	2.143								
<b>Gene Garber, R</b> (3, 1) <small>ERA: 4.26</small>	3.2		15	3	2	2	0	1	1	0	0	0	0	13	21	4.91	1.091								
<b>Joe Hoerner, L</b> (7, 1) <small>ERA: 6.87</small>	0.2		6	2	4	4	0	2	0	0	0	0	0	4	12	54.00	6.000								
<b>Doug Bird, R</b> (7, 1) <small>ERA: 2.59</small>	0.1		3	2	0	0	1	0	0	0	0	0	0	5	5	0.00	6.000								
<b>Bruce Dal Canton, R</b> (8, 1) <small>ERA: 4.37</small>	2.0		6	0	0	0	2	0	0	0	0	0	0	10	10	0.00	0.000								

**Baltimore Orioles @ Kansas City Royals**  
 Royals Stadium, Kansas City, MO  
 Sun Aug 12 1973, 4:33 AM EDT  
 Att. 22,089 - Unknown - 76 F

<b>AB</b>	37
<b>R</b>	10
<b>H</b>	12
<b>RBI</b>	10
<b>BB</b>	4
<b>SO</b>	4
<b>LOB</b>	8



BOTTOM

Baltimore Orioles @ Kansas City Royals  
Royals Stadium, Kansas City, MO

Sun Aug 12 1973, 4:33 AM EDT  
Att: 22,089 - Unknown - 76 F

livebaseballscorecards.com

AB	34
R	6
H	11
RBI	5
BB	4
SO	6
LOB	14



WP:	0	PA:	41
PB:	0		
SB:	0		
CS:	2		

AB	3	R	1	H	1	RBI	0	BB	1	SO	1	LOB	1
	1	0	0	0	0	0	1	0					

	4	1	2	0	1	0	1						
	0	0	0	0	0	0	0						

	5	0	1	2	0	1	2						
--	---	---	---	---	---	---	---	--	--	--	--	--	--

	4	0	1	0	1	1	3						
--	---	---	---	---	---	---	---	--	--	--	--	--	--

	3	0	0	0	1	1	3						
--	---	---	---	---	---	---	---	--	--	--	--	--	--

	3	1	1	0	0	0	2						
	1	1	1	0	0	0	0						

	4	0	1	0	0	1	1						
--	---	---	---	---	---	---	---	--	--	--	--	--	--

	3	1	1	2	0	0	0						
--	---	---	---	---	---	---	---	--	--	--	--	--	--

	3	1	2	1	0	0	1						
--	---	---	---	---	---	---	---	--	--	--	--	--	--

1B:	7	SF:	2
2B:	2	SAC:	0
3B:	2	DP:	1
HR:	0	HBP:	0

Batter	1	2	3	4	5	6	7	8	9
Freddie Patek, R OBP: 0.319, SLG: 0.328 Steve Hovley, L OBP: 0.344, SLG: 0.321 (1, 6)	4-0 CS BB	0-3 K		0-0 E5			0-0 BB 1B		0-3 K
Cookie Rojas, R OBP: 0.318, SLG: 0.362 Bobby Floyd, R OBP: 0.407, SLG: 0.455 (1, 4)	0-0 1B E 1B		0-0 F9	0-0 F9			4-0 F9 1B BB		0-0 1B
Amos Otis, R OBP: 0.363, SLG: 0.509 (1, 8)	0-3 K		0-0 F9		0-0 6-3		0-0 CS 1B		0-0 F9
John Mayberry, L OBP: 0.431, SLG: 0.519 (1, 3)	0-0 E9 1B		4-0 BB		0-3 K		0-0 F9		0-0 F8
Hal McRae, R OBP: 0.293, SLG: 0.349 (1, 10)	4-0 BB		0-0 F9		0-3 K		0-0 F7		
Ed Kirkpatrick, L OBP: 0.356, SLG: 0.401 Rick Reichardt, R OBP: 0.300, SLG: 0.376 (1, 9) (7, PH) (8, 9)	0-0 F8			0-0 3B 2B		0-0 4-3	0-0 CS	0-0 1B SF9 2B	
Lou Piniella, R OBP: 0.294, SLG: 0.364 (1, 7)		0-0 F3		0-3 K		0-0 5-3		0-0 G4-3 1B	
Kurt Bevacqua, R OBP: 0.328, SLG: 0.352 (1, 5)		0-0 5-3		0-0 SF9 3B		0-0 F8		0-0 SF9	
Carl Taylor, R OBP: 0.395, SLG: 0.327 (1, 2)		0-0 3B		0-0 SF9			0-0 BB 1B 1B	0-0 G4-3	

Inning Stats	R: 1	H: 2	E: 1	K: 1	S: 6	LOB: 2	BB: 2	P: 14	R: 0	H: 1	E: 0	K: 1	S: 6	LOB: 1	BB: 0	P: 6	R: 0	H: 0	E: 0	K: 0	S: 3	LOB: 1	BB: 1	P: 7	R: 2	H: 2	E: 1	K: 1	S: 8	LOB: 1	BB: 0	P: 8	R: 0	H: 0	E: 0	K: 2	S: 7	LOB: 0	BB: 0	P: 7	R: 0	H: 0	E: 0	K: 0	S: 3	LOB: 0	BB: 0	P: 3	R: 2	H: 3	E: 0	K: 0	S: 5	LOB: 1	BB: 1	P: 9	R: 1	H: 2	E: 0	K: 0	S: 4	LOB: 0	BB: 0	P: 4	R: 0	H: 1	E: 0	K: 1	S: 6	LOB: 1	BB: 0	P: 6	1B: 7	SF: 2	2B: 2	SAC: 0	3B: 2	DP: 1	HR: 0	HBP: 0	WP: 0	PA: 41
--------------	------	------	------	------	------	--------	-------	-------	------	------	------	------	------	--------	-------	------	------	------	------	------	------	--------	-------	------	------	------	------	------	------	--------	-------	------	------	------	------	------	------	--------	-------	------	------	------	------	------	------	--------	-------	------	------	------	------	------	------	--------	-------	------	------	------	------	------	------	--------	-------	------	------	------	------	------	------	--------	-------	------	-------	-------	-------	--------	-------	-------	-------	--------	-------	--------

PITCHER	IP	WLS	BF	H	R	ER	SO	BB	IBB	HBP	BLK	WP	HR	S	P	ERA	WHIP
Jim Palmer, R ERA: 2.59 (1, 1)	6.0	W	29	7	5	4	5	4	0	0	0	0	0	35	51	6.00	1.833
Grant Jackson, L ERA: 1.73 (7, 1)	1.0		4	2	1	1	0	0	0	0	0	0	0	4	4	9.00	2.000
Bob Reynolds, R ERA: 2.05 (8, 1)	2.0	S	7	2	0	0	1	0	0	0	0	0	0	9	9	0.00	1.000

Batter	1	2	3	4	5	6	7	8	9	AB R H RBI BB SO LOB	TOP											
<b>Buddy Bell, R</b> (1, 5) OBP: 0.339, SLG: 0.392	0-0 G3 1B		0-0 G6-3 1-2		0-3 K		0-0 BLK 2B 1B		0-0 4-3	5 1 2 0 0 1 3	<b>Cleveland Indians @ Kansas City Royals</b> Royals Stadium, Kansas City, MO Tue Aug 14 1973, 8:05 PM EDT Att. 18,047 - Unknown - 80 F <a href="http://livebaseballscorecards.com">livebaseballscorecards.com</a>											
<b>Oscar Gamble, L</b> (1, 10) OBP: 0.351, SLG: 0.512	0-0 G3 1-2		0-0 6-3		0-0 WP 1B		0-0 6-3 1-2	0-0 F9	5 0 1 0 0 0 3													
<b>Chris Chambliss, L</b> (1, 3) OBP: 0.348, SLG: 0.365	4-0 BB BB BB			0-0 2B	0-0 L8 1-2		0-0 2B 2-H	0-0 1B 2-H	4 1 3 2 1 0 1													
<b>John Ellis, R</b> (1, 2) OBP: 0.341, SLG: 0.414	4-0 1-2 BB			0-0 1B SF9 2B	0-0 F7 3-H		0-0 5-3	0-0 5-3	4 1 1 1 1 0 3													
<b>Charlie Spikes, R</b> (1, 7) OBP: 0.298, SLG: 0.411	0-3 K			0-0 1B		0-0 L7	0-3 K		4 0 1 0 0 2 3													
<b>George Hendrick, R</b> (1, 8) OBP: 0.308, SLG: 0.452		1-0 CS HBP		0-0 SF9 3-H		0-0 BB 1B		0-0 F7	0 0 0 0 0 0 0 2 0 1 1 0 0 0													
<b>Rusty Torres, S</b> (2, 8) OBP: 0.318, SLG: 0.299																						
<b>John Lowenstein, L</b> (1, 9) OBP: 0.335, SLG: 0.412		0-0 F8		0-0 F7		4-0 BB 1-2		0-0 F7	3 0 0 0 1 0 2													
<b>Jack Brohamer, L</b> (1, 4) OBP: 0.277, SLG: 0.306		0-0 P6 1-2		0-0 4-3		0-0 L9		0-0 F9	4 0 0 0 0 0 4													
<b>Frank Duffy, R</b> (1, 6) OBP: 0.317, SLG: 0.314			0-0 G6-3 1B		0-0 1B WP 2B		0-3 K	0-0 1B 2B	4 2 3 0 0 1 2													
<b>Inning Stats</b>	R: 0 E: 0 K: 1 S: 5	H: 1 LOB: 2 BB: 2 P: 13	R: 0 E: 0 K: 0 S: 2	H: 0 LOB: 0 BB: 0 P: 3	R: 0 E: 0 K: 0 S: 3	H: 1 LOB: 0 BB: 0 P: 3	R: 2 E: 0 K: 0 S: 6	H: 3 LOB: 1 BB: 0 P: 6	R: 1 E: 0 K: 1 S: 7	H: 2 LOB: 1 BB: 0 P: 7	R: 0 E: 0 K: 1 S: 6	H: 1 LOB: 2 BB: 1 P: 10	R: 1 E: 0 K: 1 S: 7	H: 2 LOB: 1 BB: 0 P: 7	R: 0 E: 0 K: 0 S: 3	H: 0 LOB: 0 BB: 0 P: 3	R: 1 E: 0 K: 0 S: 5	H: 2 LOB: 1 BB: 0 P: 5	1B: 7 2B: 5 3B: 0 HR: 0	SF: 1 SAC: 0 DP: 1 HBP: 1	WP: 1 PB: 0 SB: 0 CS: 1	PA: 40
<b>PITCHER</b>	IP WLS BF H R ER SO BB IBB HBP BLK WP HR S P ERA WHIP																					
<b>Steve Busby, R</b> (1, 1) ERA: 4.34	6.0 W 27 8 3 3 3 3 3 0 1 0 1 0 29 42 4.50 1.833																					
<b>Doug Bird, R</b> (7, 1) ERA: 2.74	3.0 S 13 4 2 2 1 0 0 0 0 1 0 0 15 15 6.00 1.333																					

Batter	1	2	3	4	5	6	7	8	9
Freddie Patek, R (1, 6) OBP: 0.320, SLG: 0.329	0-0 6-3	0-0 F9		0-0 CS	0-0 1B	0-0 1B 1B		0-0 G5-4-3	
Cookie Rojas, R (1, 4) OBP: 0.320, SLG: 0.363	0-0 1-3		0-0 FC4-6 1B		0-0 F8	0-0 1B 1B			
Amos Otis, R (1, 8) OBP: 0.364, SLG: 0.508	0-0 5-3		0-0 FC4-6 1B		0-0 F9	0-0 1B 1B			
John Mayberry, L (1, 3) OBP: 0.429, SLG: 0.517		0-0 G5-4-3 1B	0-0 FC4-6 1B		0-0 5-3	0-3 K			
Hal McRae, R (1, 10) OBP: 0.292, SLG: 0.352		0-0 G5-4-3	0-0 G5-4-3			0-0 4-3 FC5-2 2B	0-0 F7		
Ed Kirkpatrick, L (1, 9) (7, 7) OBP: 0.354, SLG: 0.402		0-0 BB 2B		0-0 3-1		0-0 4-3	0-3 K		
Lou Piniella, R (1, 7) OBP: 0.299, SLG: 0.373		0-0 BB 2B		0-0 HR		0-0 FC5-2 1B IBB	0-0 6-3		
Steve Hovley, L (7, 9) OBP: 0.343, SLG: 0.319		0-0 BB 2B							
Paul Schaal, R (1, 5) OBP: 0.379, SLG: 0.391		0-0 1-2 2-3 2B		0-0 F9		0-0 1B FC5-2 1B BB	0-0 F8		
Fran Healy, R (1, 2) OBP: 0.342, SLG: 0.389		0-0 1-H 2-H 3-H 2B		0-0 CS BB		0-0 FC5-2 1B	0-0 G5-4-3 BB		

Inning Stats	R: 0	H: 0	E: 0	K: 0	S: 3	H: 0	LOB: 0	BB: 0	P: 3	R: 3	H: 3	E: 0	K: 0	S: 5	H: 1	LOB: 1	BB: 2	P: 13	R: 0	H: 1	E: 0	K: 0	S: 3	R: 1	H: 1	E: 0	K: 0	S: 3	R: 0	H: 1	E: 0	K: 0	S: 4	R: 0	H: 4	E: 0	K: 1	S: 9	R: 0	H: 0	E: 0	K: 1	S: 5	R: 0	H: 0	E: 0	K: 0	S: 2	1B: 6	SF: 0	2B: 3	SAC: 0	3B: 0	DP: 3	HR: 1	HBP: 0	WP: 0	PA: 38
--------------	------	------	------	------	------	------	--------	-------	------	------	------	------	------	------	------	--------	-------	-------	------	------	------	------	------	------	------	------	------	------	------	------	------	------	------	------	------	------	------	------	------	------	------	------	------	------	------	------	------	------	-------	-------	-------	--------	-------	-------	-------	--------	-------	--------

PITCHER	IP	WLS	BF	H	R	ER	SO	BB	IBB	HBP	BLK	WP	HR	S	P	ERA	WHIP
Gaylord Perry, R (1, 1) ERA: 3.63	5.2	L	30	10	8	8	0	5	1	0	0	0	1	24	48	12.71	2.647
Tom Hilgendorf, L (6, 1) ERA: 3.4	2.1		7	0	0	0	2	1	0	0	0	0	0	10	14	0.00	0.429

AB R H RBI BB SO LOB

5	1	2	1	0	0	2
4	0	2	2	0	0	1
3	0	1	1	1	0	1
4	0	1	0	0	1	5
4	0	1	0	0	0	3
4	1	1	0	0	1	1
1	3	1	1	2	0	0
1	0	0	0	0	0	0
2	2	0	0	2	0	0
2	1	1	3	2	0	3

AB	30
R	8
H	10
RBI	8
BB	7
SO	2
LOB	16



**Cleveland Indians @ Kansas City Royals**  
 Royals Stadium, Kansas City, MO  
 Tue Aug 14 1973, 8:05 PM EDT  
 Att: 18,047 - Unknown - 80 F

livebaseballscorecards.com

Batter	1	2	3	4	5	6	7	8	9	AB R H RBI BB SO LOB	TOP
Buddy Bell, R (1, 5) OBP: 0.338, SLG: 0.391	0-0 L1		0-0 5-3		0-0 1B			0-0 4-3		4 0 1 0 0 0 1	
Oscar Gamble, L (1, 10) OBP: 0.347, SLG: 0.505	0-0 4-3		0-0 4-3			0-0 4-3			0-0 5-3	4 0 0 0 0 0 1	
Chris Chambliss, L (1, 3) OBP: 0.349, SLG: 0.364	4-0 FC5-4 BB			0-0 1B		0-0 6-3			0-0 4-3	3 1 1 0 1 0 0	
John Ellis, R (1, 2) OBP: 0.340, SLG: 0.412	0-0 FC5-4 1-2f			0-0 6-3 1-2		0-0 F7			0-0 FC6-4 1B	4 0 1 0 0 0 2	
Charlie Spikes, R (1, 7) OBP: 0.296, SLG: 0.409		0-0 6-3		0-0 5-3			0-0 6-3		0-0 FC6-4 1-2f	2 0 0 0 0 0 1	
Walt Williams, R (4, 7) OBP: 0.307, SLG: 0.381										2 0 0 0 0 0 1	
John Lowenstein, L (1, 9) OBP: 0.335, SLG: 0.410		0-0 F7		0-0 1B		0-0 L7				3 0 1 1 0 0 0	
Jack Brohamer, L (1, 4) OBP: 0.278, SLG: 0.306		0-0 P6		0-0 1B 2-H		0-0 5-3				3 0 1 0 0 0 0	
Rusty Torres, S (1, 8) OBP: 0.318, SLG: 0.299			0-0 5-3		0-0 1B G4-6-3			0-0 P3		3 0 1 0 0 0 0	
Frank Duffy, R (1, 6) OBP: 0.317, SLG: 0.319			0-0 2B		0-0 1B 1-2f			0-0 6-3		3 0 1 0 0 0 1	
<b>Inning Stats</b>	R: 0 H: 0 E: 0 LOB: 1 K: 0 BB: 1 S: 3 P: 7	R: 0 H: 0 E: 0 LOB: 0 K: 0 BB: 0 S: 3 P: 3	R: 0 H: 1 E: 0 LOB: 1 K: 0 BB: 0 S: 4 P: 4	R: 1 H: 3 E: 0 LOB: 2 K: 0 BB: 0 S: 5 P: 5	R: 0 H: 2 E: 0 LOB: 1 K: 0 BB: 0 S: 3 P: 3	R: 0 H: 0 E: 0 LOB: 0 K: 0 BB: 0 S: 3 P: 3	R: 0 H: 0 E: 0 LOB: 0 K: 0 BB: 0 S: 3 P: 3	R: 0 H: 0 E: 0 LOB: 0 K: 0 BB: 0 S: 3 P: 3	R: 0 H: 1 E: 0 LOB: 1 K: 0 BB: 0 S: 4 P: 4	1B: 6 SF: 0 2B: 1 SAC: 0 3B: 0 DP: 1 HR: 0 HBP: 0	WP: 0 PA: 32 PB: 0 SB: 0 CS: 0
<b>PITCHER</b> Al Fitzmorris, R (1, 1) ERA: 1.7	IP WLS BF H R ER SO BB IBB HBP BLK WP HR S P ERA WHIP										
	9.0 W 32 7 1 1 0 1 0 0 0 0 0 0 31 35 1.00 0.889										
<b>PITCHER</b>	IP WLS BF H R ER SO BB IBB HBP BLK WP HR S P ERA WHIP										

Cleveland Indians @ Kansas City Royals  
 Royals Stadium, Kansas City, MO  
 Wed Aug 15 1973, 8:05 PM EDT  
 Att. 16,268 - Unknown - 83 F

livebaseballscores.com

AB	31
R	1
H	7
RBI	1
BB	1
SO	0
LOB	7





Batter	1	2	3	4	5	6	7	8	9	AB	R	H	RBI	BB	SO	LOB
Freddie Patek, R OBP: 0.320, SLG: 0.331 (1, 6)	0-0 1-3 BB 2B	0-0 F8		0-0 4-3		0-0 L5				4	1	1	0	0	0	2
Cookie Rojas, R OBP: 0.317, SLG: 0.360 (1, 4)	0-0 1-3 2-3		0-0 5-3		0-0 6-3		0-0 6-3			4	0	0	0	0	0	1
Amos Otis, R OBP: 0.367, SLG: 0.515 (1, 8)	0-3 K		0-0 1B		0-0 HR		4-0 2B BB			3	2	2	1	1	1	1
John Mayberry, L OBP: 0.430, SLG: 0.518 (1, 3)	4-0 BB BB IBB		0-0 L8		0-3 K		0-0 2B FC6-5-4-6 1-H			3	0	1	1	1	1	1
Hal McRae, R OBP: 0.291, SLG: 0.347 (1, 10)	4-0 1-2 BB BB		0-0 F9		0-0 5-3		0-0 FC6-5-4-6 2-3			3	0	0	0	1	0	2
Ed Kirkpatrick, L OBP: 0.353, SLG: 0.398 (1, 9)	4-0 1-2 2-3 3-H BB FC6-4		0-0 1-3		0-0 L3		0-0 3-1			3	0	0	1	1	0	0
Lou Piniella, R OBP: 0.301, SLG: 0.380 (1, 7)	0-0 FC6-4 1-2f		0-0 3-1 2B 2B		0-0 1B 2B		0-0 F8			4	2	2	0	0	0	3
Paul Schaal, R OBP: 0.378, SLG: 0.389 (1, 5)		0-0 F8		0-0 3-1 2-3		0-0 1B		0-3 K		4	0	1	1	0	1	1
Fran Healy, R OBP: 0.342, SLG: 0.392 (1, 2)		0-3 K		0-0 2B 3-H		0-0 F8				3	0	1	1	0	1	1
<b>Inning Stats</b>	R: 1 E: 0 K: 1 S: 6	H: 1 LOB: 3 BB: 3 P: 18	R: 0 E: 0 K: 1 S: 5	H: 0 LOB: 0 BB: 0 P: 5	R: 0 E: 0 K: 0 S: 4	H: 1 LOB: 1 BB: 0 P: 4	R: 1 E: 0 K: 0 S: 5	H: 2 LOB: 1 BB: 0 P: 5	R: 1 E: 0 K: 0 S: 3	H: 1 LOB: 0 BB: 1 P: 7	R: 0 E: 0 K: 1 S: 5	H: 0 LOB: 0 BB: 0 P: 5	1B: 2 2B: 6 3B: 0 HR: 1	SF: 0 SAC: 0 DP: 1 HBP: 0	WP: 0 PB: 0 SB: 0 CS: 0	PA: 35
<b>PITCHER</b> Tom Timmermann, R ERA: 4.66 Ken Sanders, R ERA: 4.92	IP 6.1 WLS L BF 31 H 8 R 5 ER 5 SO 3 BB 3 IBB 1 HBP 0 BLK 0 WP 0 HR 1 S 33 P 49 ERA 7.11 WHIP 1.737	IP 1.2 WLS L BF 4 H 0 R 0 ER 0 SO 1 BB 0 IBB 0 HBP 0 BLK 0 WP 0 HR 0 S 6 P 6 ERA 0.00 WHIP 0.000														

**BOTTOM**

**Cleveland Indians @ Kansas City Royals**  
Royals Stadium, Kansas City, MO

Wed Aug 15 1973, 8:05 PM EDT  
Att: 16,268 - Unknown - 83 F

[livebaseballscorecards.com](http://livebaseballscorecards.com)

<b>AB</b>	<b>31</b>
<b>R</b>	<b>5</b>
<b>H</b>	<b>8</b>
<b>RBI</b>	<b>5</b>
<b>BB</b>	<b>4</b>
<b>SO</b>	<b>4</b>
<b>LOB</b>	<b>12</b>



Batter	1	2	3	4	5	6	7	8	9	AB R H RBI BB SO LOB	TOP											
Buddy Bell, R OBP: 0.337, SLG: 0.393 (1, 9) X	0-0 L8	0-0 L8		0-0 FC6-4 1-2f 3-H		0-0 1B 3B		0-0 F8		5 1 1 1 0 0 2												
Frank Duffy, R OBP: 0.319, SLG: 0.321 (1, 6) X	0-0 G3		0-0 F3	0-0 F9		0-0 BB 1B		0-0 G4-6-3 1B		5 0 2 1 0 0 1												
Chris Chambliss, L OBP: 0.352, SLG: 0.373 (1, 3) X	0-0 F8		0-0 HR		0-0 1-3 HBP 1B	1-2 BB		0-0 G4-6-3 1-2f		4 2 2 1 1 0 1												
John Ellis, R OBP: 0.339, SLG: 0.407 (1, 2)		0-0 5-3	0-0 F9		1-0 1-3 HBP 1B	0-0 F3		0-0 F8		4 1 0 0 0 0 2												
Walt Williams, R OBP: 0.309, SLG: 0.387 (1, 7)		0-0 2B 1B	0-0 1-3		0-0 1-3 1-2 2-3	0-3 K		0-0 2B		5 2 2 0 0 1 4												
Ron Lolich, R OBP: 0.265, SLG: 0.351 (1, 10)		0-0 1B 2B		4-0 1B BB	0-0 1B 1B		0-0 L7	0-0 2B		4 2 3 4 1 0 0												
Rusty Torres, S OBP: 0.323, SLG: 0.305 (1, 8)		0-0 1B 1B		0-0 1B FC6-4	0-0 G6-4-3 1-3		0-0 L8	0-0 F9		5 2 3 1 0 0 1												
Leo Cardenas, R OBP: 0.268, SLG: 0.238 (1, 5)		0-0 L9		0-0 L7	0-0 G6-4-3 1-2f		0-0 K	0-3 K		5 0 1 0 0 1 6												
Tom Ragland, R OBP: 0.290, SLG: 0.307 (1, 4)		0-0 2-H 1B		0-0 FC6-4 1-3 2-H 1B		0-3 K	0-0 5-3			4 0 2 2 0 1 1												
<b>Inning Stats</b>	R: 0 E: 0 K: 0 S: 3	H: 0 LOB: 0 BB: 0 P: 3	R: 3 E: 0 K: 0 S: 7	H: 4 LOB: 1 BB: 0 P: 7	R: 1 E: 0 K: 0 S: 4	H: 1 LOB: 0 BB: 0 P: 4	R: 2 E: 0 K: 0 S: 5	H: 2 LOB: 1 BB: 1 P: 9	R: 2 E: 0 K: 0 S: 5	H: 3 LOB: 1 BB: 0 P: 6	R: 1 E: 0 K: 2 S: 9	H: 2 LOB: 2 BB: 1 P: 13	R: 0 E: 0 K: 0 S: 4	H: 1 LOB: 1 BB: 0 P: 4	R: 0 E: 0 K: 0 S: 3	H: 1 LOB: 0 BB: 0 P: 3	R: 1 E: 0 K: 1 S: 7	H: 2 LOB: 1 BB: 0 P: 7	1B: 11 2B: 3 3B: 1 HR: 1	SF: 0 SAC: 0 DP: 2 HBP: 1	WP: 0 PB: 0 SB: 0 CS: 0	PA: 44
<b>PITCHER</b>	IP WLS BF H R ER SO BB IBB HBP BLK WP HR S P ERA WHIP																					
Paul Splittorf, L ERA: 3.58 (1, 1)	3.1 L 17 6 6 6 0 1 0 0 0 0 0 1 16 20 16.20 2.100																					
Bruce Dal Canton, R ERA: 4.52 (4, 1)	1.0 8 4 2 2 0 0 0 0 1 0 0 0 7 8 18.00 4.000																					
Steve Mingori, L ERA: 4.94 (5, 1)	0.0 0 0 0 0 0 0 0 0 0 0 0 0 0 0 ∞ ∞																					
Joe Hoerner, L ERA: 6.98 (9, 1)	1.0 5 2 1 1 1 1 0 0 0 0 0 0 7 7 9.00 2.000																					

Cleveland Indians @ Kansas City Royals  
 Royals Stadium, Kansas City, MO  
 Thu Aug 16 1973, 8:05 PM EDT  
 Att. 17,235 - Unknown - 85 F

AB	41
R	10
H	16
RBI	10
BB	2
SO	3
LOB	18



WP: 0	PA: 44
PB: 0	
SB: 0	
CS: 0	

Batter	1	2	3	4	5	6	7	8	9	AB	R	H	RBI	BB	SO	LOB
Freddie Patek, R (1, 6) Steve Hovley, L (9, 8) OBP: 0.319, SLG: 0.330 OBP: 0.346, SLG: 0.323	0-0 5-3		0-0 1B		0-3 K		0-0 P4		0-0 1B	4	1	1	0	0	1	2
Cookie Rojas, R (1, 4) Bobby Floyd, R (7, PH) OBP: 0.317, SLG: 0.360 OBP: 0.393, SLG: 0.439	0-0 F9		0-0 1B		0-0 F7		0-3 K		0-0 P3	3	0	1	1	0	0	2
Amos Otis, R (1, 8) Joe Hoerner, R (9, 1) Carl Taylor, R (9, PH) OBP: 0.366, SLG: 0.513 OBP: 0.392, SLG: 0.324	0-0 E3		0-0 P5		0-0 1B		0-0 1B		0-0 L7	4	0	1	1	0	0	1
John Mayberry, L (1, 3) OBP: 0.430, SLG: 0.518	0-0 P3				0-3 K		0-0 1B		0-0 1B	4	0	2	0	0	1	1
Hal McRae, R (1, 10) OBP: 0.291, SLG: 0.345		0-0 1B			0-0 P3		0-0 F7		0-0 G5-4-3	4	0	1	0	0	0	4
Ed Kirkpatrick, L (1, 9) Rick Reichardt, R (9, PH) OBP: 0.350, SLG: 0.394 OBP: 0.302, SLG: 0.376		0-0 F5			0-0 E5		0-0 6-3		4-0 2B	3	0	0	0	0	0	1
Lou Piniella, R (1, 7) Gail Hopkins, L (9, PH) OBP: 0.299, SLG: 0.377 OBP: 0.379, SLG: 0.373		0-0 G5-4-3			0-3 K		0-3 K		0-0 1B	3	0	0	0	0	2	2
Paul Schaal, R (1, 5) Kurt Bevacqua, R (9, 4) OBP: 0.377, SLG: 0.386 OBP: 0.326, SLG: 0.351			0-0 5-3		4-0 1B		0-0 4-3		0-0 F3	2	1	0	0	1	0	0
Fran Healy, R (1, 2) OBP: 0.345, SLG: 0.392			0-0 6-3		4-0 1B		0-0 6-3		0-0 1B	3	0	1	1	1	0	0

**BOTTOM**

**Cleveland Indians @ Kansas City Royals**  
Royals Stadium, Kansas City, MO

Thu Aug 16 1973, 8:05 PM EDT  
Att: 17,235 - Unknown - 85 F

livebaseballscorecards.com

<b>AB</b>	<b>36</b>
<b>R</b>	<b>4</b>
<b>H</b>	<b>9</b>
<b>RBI</b>	<b>4</b>
<b>BB</b>	<b>3</b>
<b>SO</b>	<b>5</b>
<b>LOB</b>	<b>18</b>



Inning Stats	R: 0	H: 0	R: 0	H: 1	R: 1	H: 2	R: 0	H: 0	R: 1	H: 2	R: 0	H: 0	R: 0	H: 1	R: 2	H: 3	1B: 8	SF: 0
	E: 1	LOB: 1	E: 0	LOB: 0	E: 0	LOB: 1	E: 1	LOB: 1	E: 0	LOB: 3	E: 0	LOB: 0	E: 0	LOB: 0	E: 0	LOB: 2	2B: 1	SAC: 0
	K: 0	BB: 0	K: 0	BB: 0	K: 0	BB: 0	K: 2	BB: 0	K: 1	BB: 2	K: 1	BB: 0	K: 0	BB: 0	K: 0	BB: 1	3B: 0	DP: 2
	S: 4	P: 4	S: 3	P: 3	S: 5	P: 5	S: 8	P: 8	S: 7	P: 15	S: 5	P: 5	S: 3	P: 3	S: 6	P: 10	HR: 0	HBP: 0

PITCHER	IP	WLS	BF	H	R	ER	SO	BB	IBB	HBP	BLK	WP	HR	S	P	ERA	WHIP	PITCHER	IP	WLS	BF	H	R	ER	SO	BB	IBB	HBP	BLK	WP	HR	S	P	ERA	WHIP	
Dick Tidrow, R (1, 1) ERA: 4.34	9.0	W	39	9	4	4	5	3	0	0	0	0	0	46	58	4.00	1.333																			

WP: 0	PA: 39
PB: 0	
SB: 2	
CS: 0	

Batter	1	2	3	4	5	6	7	8	9	AB R H RBI BB SO LOB	TOP												
<b>Freddie Patek, R</b> (1, 6) OBP: 0.318, SLG: 0.332 <b>Steve Hovley, L</b> (9, PH) OBP: 0.344, SLG: 0.321	0-3 K		0-0 F8			0-0 E 2B			0-0 F9	4 1 1 0 0 1 3 1 0 0 0 0 0 0	<b>Kansas City Royals @ Boston Red Sox</b> Fenway Park, Boston, MA Fri Aug 17 1973, 7:05 PM EDT Att. 27,224 - Unknown - 80 F												
<b>Cookie Rojas, R</b> (1, 4) OBP: 0.317, SLG: 0.360 <b>Kurt Bevacqua, R</b> (6, 4) OBP: 0.323, SLG: 0.347	0-3 K		0-0 1B			0-3 K	0-0 F7		0-3 K	3 0 1 0 0 2 1 2 0 0 0 0 1 0													
<b>Amos Otis, R</b> (1, 8) OBP: 0.366, SLG: 0.510	4-0 BB				0-3 K	0-0 E6 2-H	0-0 F8			3 0 0 0 1 1 0													
<b>John Mayberry, L</b> (1, 3) OBP: 0.431, SLG: 0.516	0-0 L6				4-0 BB	0-0 HR 1B	0-0 F8			3 1 1 0 1 0 1													
<b>Hal McRae, R</b> (1, 9) OBP: 0.294, SLG: 0.359		4-0 E 6-3 BB		0-0 P6		0-0 HR 1-H		0-3 K		3 1 1 2 1 1 1													
<b>Lou Piniella, R</b> (1, 7) OBP: 0.299, SLG: 0.376		0-0 F8		0-0 F9		0-0 1B BB 1B		0-0 F8		4 1 1 0 0 0 2													
<b>Rick Reichardt, R</b> (1, 10) OBP: 0.306, SLG: 0.375		0-0 6-3 1-2		0-0 F8		4-0 BB 1B BB		0-0 1B		3 0 1 0 1 0 1													
<b>Paul Schaal, R</b> (1, 5) OBP: 0.376, SLG: 0.385		0-3 K 2-3		0-0 F3		0-0 BB 1B 1-2 2-3		0-0 L7		4 0 1 0 0 1 2													
<b>Fran Healy, R</b> (1, 2) OBP: 0.343, SLG: 0.387			0-0 6-3		0-0 P3	4-0 BB 1-2 2-3 3-H		0-0 P4		3 0 0 1 1 0 0													
<b>Inning Stats</b>	R: 0 E: 0 K: 2 S: 7	H: 0 LOB: 1 BB: 1 P: 11	R: 0 E: 0 K: 1 S: 5	H: 0 LOB: 1 BB: 1 P: 9	R: 0 E: 0 K: 0 S: 3	H: 1 LOB: 1 BB: 0 P: 3	R: 0 E: 0 K: 1 S: 5	H: 0 LOB: 1 BB: 1 P: 9	R: 0 E: 0 K: 0 S: 3	H: 0 LOB: 0 BB: 0 P: 3	R: 4 E: 1 K: 1 S: 10	H: 5 LOB: 3 BB: 2 P: 18	R: 0 E: 0 K: 0 S: 3	H: 0 LOB: 0 BB: 0 P: 3	R: 0 E: 0 K: 1 S: 6	H: 1 LOB: 1 BB: 0 P: 6	R: 0 E: 0 K: 1 S: 5	H: 0 LOB: 0 BB: 0 P: 5	1B: 5 2B: 1 3B: 0 HR: 1	SF: 0 SAC: 0 DP: 0 HBP: 0	WP: 0 PB: 0 SB: 0 CS: 0	PA: 38	
<b>PITCHER</b> <b>Roger Moret, L</b> (1, 1) ERA: 2.47 <b>Marty Pattin, R</b> (6, 1) ERA: 4.63	IP 5.2	WLS W	BF 26	H 6	R 4	ER 4	SO 5	BB 4	IBB 0	HBP 0	BLK 0	WP 0	HR 1	S 32	P 48	ERA 6.35	WHIP 1.765						<b>PITCHER</b> IP WLS BF H R ER SO BB IBB HBP BLK WP HR S P ERA WHIP

livebaseballscorecards.com

<b>AB</b>	<b>33</b>
<b>R</b>	<b>4</b>
<b>H</b>	<b>7</b>
<b>RBI</b>	<b>3</b>
<b>BB</b>	<b>5</b>
<b>SO</b>	<b>7</b>
<b>LOB</b>	<b>11</b>



Batter	1	2	3	4	5	6	7	8	9	AB	R	H	RBI	BB	SO	LOB
Tommy Harper, R OBP: 0.353, SLG: 0.441 (1, 7)	0-0 1B 4-3 1B		0-0 E S FC6-2-5-2 1B		0-3 K	0-0 F8		0-0 F7 1-2		5	1	2	0	0	1	1
Luis Aparicio, R OBP: 0.313, SLG: 0.304 (1, 6)	0-0 1-3 4-3 1B		0-0 FC6-2-5-2 1-H 1B		0-0 2B 1B	0-0 1-3		0-0 5-3		5	1	2	0	0	0	2
Carl Yastrzemski, L OBP: 0.379, SLG: 0.423 (1, 3)	0-0 4-3 1-2 3-H		0-0 4-3		0-0 FC6-4 1-H 1B 2B	0-0 1B		0-0 1B		4	1	2	2	0	0	2
Orlando Cepeda, R OBP: 0.354, SLG: 0.476 (1, 10)	4-0 FC5-4 BB			0-0 FC6-4 FC4 1B 1B	4-0 FC6-4 IBB	0-0 6-3				2	1	1	0	2	0	1
Danny Cater, R OBP: 0.333, SLG: 0.383 (1, 5)	0-0 FC5-4 1-2f			0-0 FC6-4 1-2 1B	0-0 FC6-4 1-2f 2-3 1B BB		0-0 5-3			4	1	1	0	0	0	3
Carlton Fisk, R OBP: 0.322, SLG: 0.473 (1, 2)		0-0 6-3		0-0 FC6-4 FC4 BB 1-2f 2-3	4-0 1B BB	0-0 1B BB		0-0 CS 1B		3	1	1	0	1	0	2
Rick Miller, L OBP: 0.350, SLG: 0.372 (1, 8)		0-0 L8		4-0 FC4 BB 1-2	0-0 1B 1B 1-3 2-H 3-H		4-0 CS BB 1-2			2	0	1	2	2	0	0
Doug Griffin, R OBP: 0.287, SLG: 0.337 (1, 4)		0-0 6-3		0-0 FC4 1-2f 2-3 3-H	0-0 1B 1B 1-3 3-H		0-0 CS 1-2	0-3 K		4	0	1	2	0	1	2
Dwight Evans, R OBP: 0.300, SLG: 0.356 (1, 9)			0-0 G3	0-0 G3	0-0 F3			0-0 S 1B		4	0	1	0	0	0	4

Inning Stats	R: 1	H: 2	E: 0	K: 0	S: 4	LOB: 1	BB: 1	P: 8	R: 0	H: 0	E: 0	K: 0	S: 3	LOB: 0	BB: 0	P: 3	R: 0	H: 1	E: 0	K: 0	S: 4	LOB: 1	BB: 0	P: 4	R: 1	H: 2	E: 0	K: 0	S: 5	LOB: 2	BB: 1	P: 9	R: 4	H: 4	E: 0	K: 1	S: 9	LOB: 2	BB: 2	P: 17	R: 0	H: 1	E: 0	K: 0	S: 4	LOB: 1	BB: 0	P: 4	R: 0	H: 1	E: 0	K: 0	S: 2	LOB: 0	BB: 1	P: 6	R: 0	H: 1	E: 0	K: 1	S: 6	LOB: 1	BB: 0	P: 6
--------------	------	------	------	------	------	--------	-------	------	------	------	------	------	------	--------	-------	------	------	------	------	------	------	--------	-------	------	------	------	------	------	------	--------	-------	------	------	------	------	------	------	--------	-------	-------	------	------	------	------	------	--------	-------	------	------	------	------	------	------	--------	-------	------	------	------	------	------	------	--------	-------	------

PITCHER	IP	WLS	BF	H	R	ER	SO	BB	IBB	HBP	BLK	WP	HR	S	P	ERA	WHIP
Dick Drago, R ERA: 4.09 (1, 1)	3.1	L	16	5	2	1	0	2	0	0	0	0	0	14	22	2.70	2.100
Gene Garber, R ERA: 4.42 (4, 1)	4.2		22	7	4	4	2	2	1	0	0	0	0	23	35	7.71	1.929

**BOTTOM**

**Kansas City Royals @ Boston Red Sox**  
 Fenway Park, Boston, MA  
 Fri Aug 17 1973, 7:05 PM EDT  
 Att: 27,224 - Unknown - 80 F

AB	33
R	6
H	12
RBI	6
BB	5
SO	2
LOB	17

WP: 0 PA: 39  
 PB: 0  
 SB: 2  
 CS: 2



1B	11	SF	0	WP	0	PA	39
2B	1	SAC	0	PB	0		
3B	0	DP	0	SB	2		
HR	0	HBP	0	CS	2		

Batter	1	2	3	4	5	6	7	8	9	AB R H RBI BB SO LOB	TOP											
Paul Schaal, R (1, 5) OBP: 0.382, SLG: 0.391	0-0 L8 E 3-2 1B		0-0 G6-4-3 1-3 1B		0-0 G4-6-3 1-2f 1B			0-0 G5-4-3 1B	0-0 FC6-4 1-2 2-H 1B	5 0 4 1 0 0 1	<b>Kansas City Royals @ Boston Red Sox</b> Fenway Park, Boston, MA Sat Aug 18 1973, 3:33 AM EDT Att. 20,065 - Unknown - 83 F											
Cookie Rojas, R (1, 4) OBP: 0.316, SLG: 0.358	0-0 E6 1-2		0-0 G6-4-3 1-2f 1B			0-0 HR 1B		0-0 G5-4-3 1-2f 1B	0-0 FC6-4 1-2f 1B	5 1 1 0 0 0 6												
Amos Otis, R (1, 8) OBP: 0.369, SLG: 0.518	0-0 L8 2-3			0-0 FC4-6 1B		0-0 HR 1-H 1B		0-0 1B		4 1 3 2 0 0 2												
John Mayberry, L (1, 3) OBP: 0.427, SLG: 0.511	0-0 3-2 3-Hf			0-0 FC4-6 3-1 1-2f 1B		0-0 G3 1B		0-0 6-3 1B		4 1 0 0 0 0 4												
Hal McRae, R (1, 9) OBP: 0.298, SLG: 0.362		0-0 G5-4-3 1B		0-0 3-1 2-3 1B		0-0 F9 1B		0-0 FC3-6 1B 1B		4 1 2 0 0 0 1												
Lou Piniella, R (1, 7) OBP: 0.300, SLG: 0.377		0-0 G5-4-3 1-2f 1B		0-0 1B		0-0 5-3 1B		0-0 FC3-6 1-2 1B		4 0 2 1 0 0 1												
Rick Reichardt, R (1, 10) OBP: 0.302, SLG: 0.370		0-0 L6 1B		0-0 1-3 1B			0-3 K 1B	0-0 FC3-6 1-2f 2-3 1B		3 0 0 0 0 0 1 1												
Ed Kirkpatrick, L (9, PH) OBP: 0.349, SLG: 0.393										1 1 0 0 0 0 2												
Fran Healy, R (1, 2) OBP: 0.345, SLG: 0.389			0-3 K 1B		0-0 FC6-4 1B		0-0 5-3 1B	0-0 1B 1-2 1B		4 0 2 1 0 1 0												
Freddie Patek, R (1, 6) OBP: 0.318, SLG: 0.332			4-0 1B BB		0-0 FC6-4 1-2f 1B		0-0 6-3 1B	0-0 F8 1B		0 0 0 0 0 0 0												
Bobby Floyd, R (3, PH) OBP: 0.391, SLG: 0.424										2 0 0 0 1 0 1												
Gail Hopkins, L (9, PH) OBP: 0.377, SLG: 0.370										1 0 0 0 0 0 2												
<b>Inning Stats</b>	R: 0 E: 1 K: 0 S: 4	H: 1 LOB: 1 BB: 0 P: 4	R: 0 E: 0 K: 0 S: 3	H: 1 LOB: 0 BB: 0 P: 3	R: 0 E: 0 K: 1 S: 5	H: 1 LOB: 1 BB: 1 P: 9	R: 1 E: 1 K: 0 S: 5	H: 2 LOB: 1 BB: 0 P: 5	R: 0 E: 0 K: 0 S: 3	H: 1 LOB: 0 BB: 0 P: 3	R: 2 E: 0 K: 0 S: 5	H: 2 LOB: 0 BB: 0 P: 5	R: 0 E: 0 K: 1 S: 5	H: 0 LOB: 0 BB: 0 P: 5	R: 0 E: 0 K: 0 S: 4	H: 2 LOB: 1 BB: 0 P: 4	R: 2 E: 0 K: 0 S: 7	H: 4 LOB: 2 BB: 0 P: 7	1B: 13 2B: 1 3B: 0 HR: 1	SF: 0 SAC: 0 DP: 5 HBP: 0	WP: 0 PB: 0 SB: 0 CS: 0	PA: 38
<b>PITCHER</b>	IP WLS BF H R ER SO BB IBB HBP BLK WP HR S P ERA WHIP																					
Dick Pole, R (1, 1) ERA: 6.94	8.0 W 33 12 5 5 2 1 0 0 0 0 0 1 36 40 5.62 1.625																					
Bobby Bolin, R (9, 1) ERA: 3.03	1.0 S 5 2 0 0 0 0 0 0 0 0 0 0 5 5 0.00 2.000																					

livebaseballscorecards.com

AB	37
R	5
H	14
RBI	5
BB	1
SO	2
LOB	21



Batter	1	2	3	4	5	6	7	8	9	AB R H RBI BB SO LOB	BOTTOM
--------	---	---	---	---	---	---	---	---	---	----------------------	--------

<b>Tommy Harper, R</b> (1, 7) <small>OBP: 0.354, SLG: 0.439</small>										4 1 1 0 1 1 1	<b>Kansas City Royals @ Boston Red Sox</b> Fenway Park, Boston, MA Sat Aug 18 1973, 3:33 AM EDT Att: 20,065 - Unknown - 83 F
<b>Mario Guerrero, R</b> (1, 6) <small>OBP: 0.280, SLG: 0.281</small>										5 2 2 1 0 0 3	
<b>Carl Yastrzemski, L</b> (1, 3) <small>OBP: 0.380, SLG: 0.423</small>										4 1 2 2 0 0 0	
<b>Orlando Cepeda, R</b> (1, 10) <small>OBP: 0.355, SLG: 0.474</small>										2 0 0 0 2 0 1	
<b>Danny Cater, R</b> (1, 5) <small>OBP: 0.331, SLG: 0.380</small>										4 1 1 1 0 0 4	
<b>Bob Montgomery, R</b> (1, 2) <small>OBP: 0.346, SLG: 0.595</small>										4 0 0 0 0 0 3	
<b>Doug Griffin, R</b> (1, 4) <small>OBP: 0.290, SLG: 0.344</small>										4 2 2 0 0 0 0	
<b>Dwight Evans, R</b> (1, 9) <small>OBP: 0.300, SLG: 0.353</small>										2 0 0 0 1 0 0	
<b>Rick Miller, L</b> (1, 8) <small>OBP: 0.352, SLG: 0.380</small>										4 1 2 3 0 0 0	

Inning Stats	R: 0 H: 0 E: 0 K: 3 S: 3	H: 0 LOB: 0 BB: 0 P: 3	R: 0 H: 0 E: 0 K: 2 S: 2	H: 0 LOB: 0 BB: 1 P: 6	R: 0 H: 0 E: 0 K: 3 S: 3	H: 0 LOB: 0 BB: 0 P: 3	R: 5 H: 5 E: 1 K: 0 S: 9	H: 5 LOB: 3 BB: 2 P: 17	R: 0 H: 1 E: 0 K: 4 S: 4	H: 1 LOB: 1 BB: 0 P: 4	R: 3 H: 4 E: 1 K: 7 S: 7	H: 4 LOB: 2 BB: 1 P: 11	R: 0 H: 0 E: 0 K: 3 S: 3	H: 0 LOB: 0 BB: 0 P: 3	R: 0 H: 0 E: 0 K: 5 S: 5	H: 0 LOB: 0 BB: 0 P: 5	1B: 7 2B: 3 3B: 0 HR: 0	SF: 0 SAC: 1 DP: 1 HBP: 0	WP: 0 PB: 2 SB: 0 CS: 0	PA: 38
--------------	--------------------------	------------------------	--------------------------	------------------------	--------------------------	------------------------	--------------------------	-------------------------	--------------------------	------------------------	--------------------------	-------------------------	--------------------------	------------------------	--------------------------	------------------------	-------------------------	---------------------------	-------------------------	--------

PITCHER	IP	WLS	BF	H	R	ER	SO	BB	IBB	HBP	BLK	WP	HR	S	P	ERA	WHIP
<b>Paul Splittorf, L</b> (1, 1) <small>ERA: 3.61</small>	3.2	L	18	5	5	2	0	1	1	0	0	0	0	16	24	4.91	1.636
<b>Barry Raziano, R</b> (4, 1) <small>ERA: 10.8</small>	1.2		9	3	2	2	0	0	1	0	0	0	0	8	12	10.80	1.800
<b>Doug Bird, R</b> (6, 1) <small>ERA: 2.77</small>	2.2		11	2	1	1	1	0	1	0	0	0	0	12	16	3.38	0.750

[livebaseballscorecards.com](http://livebaseballscorecards.com)



Batter	1	2	3	4	5	6	7	8	9	AB R H RBI BB SO LOB	TOP	
Paul Schaal, R (1, 5) X OBP: 0.377, SLG: 0.385	0-0 ① 5-3		X 0-0 ① FC4 1-2f		X 0-0 ② L5		X 0-3 ③ K		X 0-3 ③ K	5 0 0 0 0 2 4	<p><b>Kansas City Royals @ Boston Red Sox</b></p> <p>Fenway Park, Boston, MA</p> <p>Sun Aug 19 1973, 3:33 AM EDT Att. 27,356 - Unknown - 73 F</p>	
Cookie Rojas, R (1, 4) X OBP: 0.313, SLG: 0.355	0-0 ② 5-3		X 0-0 ② F8		X 0-0 ③ 6-3			X 0-0 ① 4-3		4 0 0 0 0 0 1		
Amos Otis, R (1, 8) X OBP: 0.368, SLG: 0.516	0-0 1B		X 0-3 ③ K		X 0-0 ① L7			X 0-0 ② F8		4 0 1 0 0 1 1		
Hal McRae, R (1, 9) S OBP: 0.293, SLG: 0.355	0-3 ③ K			X 0-0 ① F9		X 0-0 ② L7		X 0-0 ③ F7		4 0 0 0 0 1 1		
Lou Piniella, R (1, 7) X OBP: 0.300, SLG: 0.376 Steve Hovley, L (9, PR) OBP: 0.344, SLG: 0.321		X 0-0 ① 6-3		X 0-0 ② 6-3		X 0-0 ③ 6-3			X 0-0 1B 1B 1B	4 0 1 0 0 0 0 0 1 0 0 0 0 0		
Kurt Bevacqua, R (1, 3) X OBP: 0.326, SLG: 0.347		X 0-0 ② 4-3		X 0-0 1B		X 4-0 FC6-4 BB		X 0-0 ① L7		3 0 1 0 1 0 1		
Rick Reichardt, R (1, 10) X OBP: 0.305, SLG: 0.372		X 0-0 1B		X 0-0 ③ 4-3		X 0-0 ① F2		X 0-0 1B 1B		4 0 2 0 0 0 2		
Freddie Patek, R (1, 6) X OBP: 0.316, SLG: 0.329 Carl Taylor, R (9, PH) OBP: 0.392, SLG: 0.324 John Mayberry, L (9, PH) OBP: 0.427, SLG: 0.510		X 0-0 ③ B1-3			X 0-0 ① 1-3		X 0-0 ② FC6-4 2B		X 0-0 ② P2	3 1 0 0 0 0 2 0 0 0 0 0 0 0 1 0 0 0 0 0 2		
Fran Healy, R (1, 2) X OBP: 0.355, SLG: 0.414			X 0-0 FC4 1B		X 0-0 HR		X 0-0 2B		X 0-0 1B	4 1 4 3 0 0 0		
<b>Inning Stats</b>	R: 0 H: 1 E: 0 LOB: 1 K: 1 BB: 0 S: 6 P: 6	R: 0 H: 1 E: 0 LOB: 1 K: 0 BB: 0 S: 4 P: 4	R: 0 H: 1 E: 0 LOB: 1 K: 1 BB: 0 S: 6 P: 6	R: 0 H: 1 E: 0 LOB: 1 K: 0 BB: 0 S: 4 P: 4	R: 1 H: 1 E: 0 LOB: 0 K: 0 BB: 0 S: 4 P: 4	R: 0 H: 0 E: 0 LOB: 0 K: 0 BB: 0 S: 3 P: 3	R: 1 H: 1 E: 0 LOB: 1 K: 1 BB: 1 S: 6 P: 10	R: 0 H: 0 E: 0 LOB: 0 K: 0 BB: 0 S: 3 P: 3	R: 1 H: 3 E: 0 LOB: 2 K: 1 BB: 0 S: 8 P: 8	1B: 7 SF: 0 2B: 1 SAC: 0 3B: 0 DP: 0 HR: 1 HBP: 0		WP: 0 PA: 37 PB: 0 SB: 0 CS: 0
<b>PITCHER</b>	IP WLS BF H R ER SO BB IBB HBP BLK WP HR S P ERA WHIP											
Bill Lee, L (1, 1) ERA: 2.74	8.1 W 34 8 3 3 3 1 0 0 0 0 0 1 39 43 3.24 1.080											
Bobby Bolin, R (9, 1) ERA: 2.97	0.2 S 3 1 0 0 1 0 0 0 0 0 0 0 5 5 0.00 1.500											

AB	36
R	3
H	9
RBI	3
BB	1
SO	4
LOB	14





Batter	1	2	3	4	5	6	7	8	9
Tommy Harper, R OBP: 0.354, SLG: 0.437 (1, 7)	0-0 1-3		0-0 5-3	4-0 1-3			0-0 SH1 E 1B	0-0 F8	
Luis Aparicio, R OBP: 0.315, SLG: 0.309 (1, 6)	0-0 F8		0-0 G3 2B 1B	0-0 F9			0-0 SH1	0-0 2B	
Carl Yastrzemski, L OBP: 0.382, SLG: 0.421 (1, 3)	4-0 S BB		0-0 G3		0-0 F7		4-0 5-3 E IBB	4-0 BB	
Orlando Cepeda, R OBP: 0.355, SLG: 0.471 (1, 10)	4-0 1-2 IBB		4-0 2B IBB		0-0 6-3		0-0 E3 5-3	0-0 5-3	
Danny Cater, R OBP: 0.329, SLG: 0.383 (1, 5)	0-0 F9		0-0 1-3 2B		0-0 5-3		0-0 5-3		
Carlton Fisk, R OBP: 0.324, SLG: 0.471 (1, 2)		0-0 F9	0-3 K			0-0 E7 1B	4-0 IBB		
Rick Miller, L OBP: 0.351, SLG: 0.378 (1, 8)		0-0 L6		0-0 P4		0-0 CS 1B	0-0 5-3		
Doug Griffin, R OBP: 0.293, SLG: 0.346 (1, 4)		0-0 6-3		0-0 FC5-4 1B		0-0 1-3		0-0 FC6-4 1B	
Dwight Evans, R OBP: 0.300, SLG: 0.348 (1, 9)			4-0 1B BB	0-0 FC5-4 E S		0-0 P5		0-0 FC6-4 2B	

Inning Stats	R: 0 E: 0 K: 0 S: 3	H: 0 LOB: 2 BB: 11	R: 0 E: 0 K: 0 S: 3	H: 0 LOB: 0 BB: 3	R: 2 E: 0 K: 1 S: 7	H: 2 LOB: 2 BB: 2 P: 15	R: 0 E: 0 K: 0 S: 4	H: 1 LOB: 2 BB: 1 P: 8	R: 0 E: 0 K: 0 S: 3	H: 0 LOB: 0 BB: 0 P: 3	R: 1 E: 1 K: 0 S: 4	H: 2 LOB: 0 BB: 0 P: 4	R: 1 E: 1 K: 0 S: 5	H: 1 LOB: 3 BB: 2 P: 13	R: 0 E: 0 K: 0 S: 5	H: 2 LOB: 3 BB: 1 P: 9
--------------	------------------------------	--------------------------	------------------------------	-------------------------	------------------------------	----------------------------------	------------------------------	---------------------------------	------------------------------	---------------------------------	------------------------------	---------------------------------	------------------------------	----------------------------------	------------------------------	---------------------------------

PITCHER														PITCHER																			
IP	WLS	BF	H	R	ER	SO	BB	IBB	HBP	BLK	WP	HR	S	P	ERA	WHIP	IP	WLS	BF	H	R	ER	SO	BB	IBB	HBP	BLK	WP	HR	S	P	ERA	WHIP
Al Fitzmorris, R ERA: 1.93 (1, 1)	5.0	L	25	5	3	2	1	3	2	0	0	0	22	42	3.60	1.600																	
Gene Garber, R ERA: 4.35 (6, 1)	1.2		8	1	1	0	0	0	2	0	0	0	6	14	0.00	0.600																	
Joe Hoerner, L ERA: 6.64 (7, 1)	1.0		6	2	0	0	0	1	0	0	0	0	5	9	0.00	3.000																	
Doug Bird, R ERA: 2.75 (8, 1)	0.1		1	0	0	0	0	0	0	0	0	0	1	1	0.00	0.000																	

**BOTTOM**

**Kansas City Royals @ Boston Red Sox**  
**Fenway Park, Boston, MA**  
 Sun Aug 19 1973, 3:33 AM EDT  
 Att: 27,356 - Unknown - 73 F

livebaseballscorecards.com

<b>AB</b>	<b>31</b>
<b>R</b>	<b>4</b>
<b>H</b>	<b>8</b>
<b>RBI</b>	<b>3</b>
<b>BB</b>	<b>8</b>
<b>SO</b>	<b>1</b>
<b>LOB</b>	<b>21</b>



1B: 6	SF: 0	WP: 0	PA: 40
2B: 2	SAC: 1	PB: 0	
3B: 0	DP: 0	SB: 3	
HR: 0	HBP: 0	CS: 1	

Batter	1	2	3	4	5	6	7	8	9	AB R H RBI BB SO LOB	TOP							
Horace Clarke, S (1, 4) OBP: 0.324, SLG: 0.310	0-0 P3		0-0 4-3			4-0 G5-4-3 BB		0-3 K	0-0 FC6-4	4 0 0 0 1 1 2								
Matty Alou, L (1, 9) OBP: 0.351, SLG: 0.372	0-0 4-3		0-0 P6			0-0 G5-4-3 1-2f		0-0 1B		4 0 1 0 0 0 1								
Roy White, S (1, 7) OBP: 0.345, SLG: 0.392	4-0 BB				0-3 K	0-0 1B		0-0 F9		3 0 1 0 1 1 1								
Bobby Murcer, L (1, 8) OBP: 0.372, SLG: 0.488	0-0 G3				0-0 1B	0-0 4-3			0-0 1B 2B	4 1 2 0 0 0 2								
Ron Blomberg, L (1, 10) OBP: 0.398, SLG: 0.485					0-0 F7			0-0 4-3	4-0 FC6-4 1B E BB	3 1 0 0 1 0 1								
Graig Nettles, L (1, 5) OBP: 0.346, SLG: 0.407					0-0 F9			0-0 1B	0-0 FC6-4 1B 1-2 2-H	4 0 2 1 0 0 1								
Thurman Munson, R (1, 2) OBP: 0.375, SLG: 0.509					0-0 F8			0-3 K	0-0 FC6-4 E 1-2f 2-3	4 0 1 0 0 1 3								
Mike Hegan, L (1, 3) OBP: 0.226, SLG: 0.241					0-0 4-3			0-3 K	0-0 E3 FC6-4 1-2	4 0 1 1 0 1 3								
Gene Michael, S (1, 6) OBP: 0.283, SLG: 0.297					0-0 P4				0-0 3-1 K	4 0 0 0 0 1 3								
<b>Inning Stats</b>	R: 0 E: 0 K: 0 S: 3	H: 0 LOB: 1 BB: 1 P: 7	R: 0 E: 0 K: 0 S: 4	H: 1 LOB: 1 BB: 0 P: 4	R: 0 E: 0 K: 1 S: 6	H: 1 LOB: 1 BB: 0 P: 6	R: 0 E: 0 K: 1 S: 3	H: 1 LOB: 0 BB: 0 P: 3	R: 0 E: 0 K: 2 S: 8	H: 1 LOB: 1 BB: 0 P: 8	R: 0 E: 0 K: 1 S: 6	H: 1 LOB: 1 BB: 0 P: 6	R: 2 E: 1 K: 1 S: 8	H: 2 LOB: 2 BB: 1 P: 12	1B: 7 2B: 1 3B: 0 HR: 0	SF: 0 SAC: 0 DP: 2 HBP: 0	WP: 0 PB: 0 SB: 0 CS: 0	PA: 37
<b>PITCHER</b>	IP WLS BF H R ER SO BB IBB HBP BLK WP HR S P ERA WHIP																	
Steve Busby, R (1, 1) ERA: 4.24	8.1 W 35 8 2 2 4 3 0 0 0 0 0 0 40 52 2.16 1.320																	
Doug Bird, R (9, 1) ERA: 2.73	0.2 S 2 0 0 0 1 0 0 0 0 0 0 0 4 4 0.00 0.000																	

**New York Yankees @ Kansas City Royals**  
 Royals Stadium, Kansas City, MO  
 Mon Aug 20 1973, 8:05 PM EDT  
 Att. 24,542 - Unknown - 89 F

AB	34
R	2
H	8
RBI	2
BB	3
SO	5
LOB	17



Batter	1	2	3	4	5	6	7	8	9
Freddie Patek, R OBP: 0.317, SLG: 0.330 (1, 6)	0-0 5-3 1B	0-0 1B S 1B		0-3 K			0-0 F8	0-0 FC6-4 1-2f	
Cookie Rojas, R OBP: 0.315, SLG: 0.356 (1, 4)	0-0 5-3 1-2	0-0 S 1B			0-0 FC5-4 1B		0-0 E6 HBP 1B		
Amos Otis, R OBP: 0.367, SLG: 0.513 (1, 8)	0-0 P6	0-3 K			0-0 FC5-4 1-2f		1-0 1B HBP		
John Mayberry, L OBP: 0.427, SLG: 0.517 (1, 3)	0-0 5-3		0-0 HR		0-0 L7		0-0 1-3 2-H 1B		
Hal McRae, R OBP: 0.288, SLG: 0.348 (1, 10)		0-0 4-3	0-0 6-3		0-0 L5		0-0 F8		
Ed Kirkpatrick, L OBP: 0.351, SLG: 0.396 (1, 9)		0-0 F9 1B 2B	0-0 F8		4-0 FC4 BB		0-3 K		
Lou Piniella, R OBP: 0.297, SLG: 0.372 (1, 7)		0-0 F9 2-3	0-0 5-3		0-0 L7		0-0 6-3		
Kurt Bevacqua, R OBP: 0.325, SLG: 0.345 (1, 5)		0-0 E 1B 1B		0-3 K		0-0 FC4 1-2f	0-0 F3		
Fran Healy, R OBP: 0.357, SLG: 0.413 (1, 2)		0-0 E7 1B 1B		0-3 K		0-0 5-3	4-0 FC6-4 BB		

Inning Stats	R: 0	H: 1	E: 0	LOB: 1	K: 0	BB: 0	S: 4	P: 4	R: 4	H: 5	E: 1	LOB: 1	K: 1	BB: 0	S: 10	P: 10	R: 1	H: 1	E: 0	LOB: 0	K: 0	BB: 0	S: 4	P: 4	R: 0	H: 0	E: 0	LOB: 0	K: 3	BB: 0	S: 9	P: 9	R: 0	H: 1	E: 0	LOB: 1	K: 0	BB: 0	S: 4	P: 4	R: 0	H: 0	E: 0	LOB: 1	K: 0	BB: 1	S: 3	P: 7	R: 1	H: 1	E: 1	LOB: 2	K: 1	BB: 0	S: 7	P: 8	R: 0	H: 0	E: 0	LOB: 1	K: 0	BB: 1	S: 3	P: 7
--------------	------	------	------	--------	------	-------	------	------	------	------	------	--------	------	-------	-------	-------	------	------	------	--------	------	-------	------	------	------	------	------	--------	------	-------	------	------	------	------	------	--------	------	-------	------	------	------	------	------	--------	------	-------	------	------	------	------	------	--------	------	-------	------	------	------	------	------	--------	------	-------	------	------

PITCHER															IP	WLS	BF	H	R	ER	SO	BB	IBB	HBP	BLK	WP	HR	S	P	ERA	WHIP
Mel Stottliemyre, R ERA: 3.36 (1, 1)	6.0	L	27	8	5	5	4	1	0	0	0	0	1	34	38	7.50	1.500														
Wayne Granger, R ERA: 3.88 (7, 1)	1.0		6	1	1	0	1	0	0	1	0	0	0	7	8	0.00	1.000														
Sparky Lyle, L ERA: 2.63 (8, 1)	1.0		4	0	0	0	0	1	0	0	0	0	0	3	7	0.00	1.000														

BOTTOM

**New York Yankees @ Kansas City Royals**  
**Royals Stadium, Kansas City, MO**  
 Mon Aug 20 1973, 8:05 PM EDT  
 Att: 24,542 - Unknown - 89 F

livebaseballscores.com

AB	34
R	6
H	9
RBI	5
BB	2
SO	5
LOB	16



1B: 7	SF: 0	WP: 0	PA: 37
2B: 1	SAC: 0	PB: 0	
3B: 0	DP: 0	SB: 2	
HR: 1	HBP: 1	CS: 0	

PITCHER															IP	WLS	BF	H	R	ER	SO	BB	IBB	HBP	BLK	WP	HR	S	P	ERA	WHIP
---------	--	--	--	--	--	--	--	--	--	--	--	--	--	--	----	-----	----	---	---	----	----	----	-----	-----	-----	----	----	---	---	-----	------

Batter	1	2	3	4	5	6	7	8	9	AB R H RBI BB SO LOB	TOP																									
Horace Clarke, S OBP: 0.326, SLG: 0.318 (1, 4) X	0-0 S 2B 1B	4-0 BB			0-0 HR	0-0 F8		0-0 F7		4 2 2 1 1 0 5																										
Matty Alou, L OBP: 0.347, SLG: 0.368 (1, 9) X	0-0 5-3 1-2	0-3 K			0-0 F9	0-3 K		0-0 P6		5 0 0 0 0 2 7																										
Roy White, S OBP: 0.344, SLG: 0.389 (1, 7) B B B	4-0 2B BB				0-0 5-3			0-0 F9		4 1 0 0 1 0 0																										
Bobby Murcer, L OBP: 0.370, SLG: 0.487 (1, 8) X	0-0 F8				0-0 4-3 2B			0-0 F8		5 0 1 0 0 1 2																										
Ron Blomberg, L OBP: 0.399, SLG: 0.490 Jim Ray Hart, R OBP: 0.313, SLG: 0.399 Celerino Sanchez, R OBP: 0.264, SLG: 0.353 (1, 10) X (5, PH) (7, PR)	0-0 1B 2B 1-H 2-H				0-3 K			0-0 2B		2 1 1 2 0 1 0 2 0 1 0 0 1 1 1 0 0 0 0 1 0																										
Graig Nettles, L OBP: 0.347, SLG: 0.407 (1, 5) X	0-0 1B 2-H				0-0 F2			1-0 SH5-3 BB HBP		3 0 1 1 0 1 1																										
Thurman Munson, R OBP: 0.376, SLG: 0.507 (1, 2) X	0-0 P4				0-0 1B			4-0 SH5-3 1-2 BB		3 0 1 0 1 0 1																										
Mike Hegan, L OBP: 0.230, SLG: 0.244 (1, 3)		0-3 K			0-0 P6			0-0 SH5-3 1-2 2-3		3 0 1 0 0 1 1																										
Gene Michael, S OBP: 0.282, SLG: 0.295 Felipe Alou, R OBP: 0.247, SLG: 0.309 Fred Stanley, R OBP: 1.000, SLG: 1.000 (1, 6) (6, PH) (6, 6)		0-0 6-3			0-3 K			4-0 IBB		2 0 0 0 0 1 1 0 0 0 0 1 0 0 1 0 1 0 0 0 0																										
<b>Inning Stats</b>	R: 3 E: 0 K: 0 S: 6	H: 3 LOB: 1 BB: 1 P: 10	R: 0 E: 0 K: 2 S: 7	H: 0 LOB: 1 BB: 1 P: 11	R: 0 E: 0 K: 1 S: 5	H: 0 LOB: 0 BB: 0 P: 5	R: 0 E: 0 K: 1 S: 6	H: 1 LOB: 1 BB: 0 P: 6	R: 1 E: 0 K: 1 S: 7	H: 2 LOB: 1 BB: 0 P: 7	R: 0 E: 0 K: 1 S: 5	H: 0 LOB: 3 BB: 2 P: 14	R: 0 E: 0 K: 1 S: 6	H: 1 LOB: 1 BB: 0 P: 6	R: 0 E: 0 K: 0 S: 5	H: 2 LOB: 2 BB: 0 P: 5	R: 0 E: 0 K: 2 S: 7	H: 0 LOB: 0 BB: 0 P: 7	1B: 5 2B: 3 3B: 0 HR: 1	SF: 0 SAC: 1 DP: 0 HBP: 1	WP: 0 PB: 0 SB: 1 CS: 0	PA: 41														
<b>PITCHER</b>	IP WLS BF H R ER SO BB IBB HBP BLK WP HR S P ERA WHIP																																			
Dick Drago, R ERA: 4.21 (1, 1)	0.2		6	3	3	3	0	1	0	0	0	0	0	5	9	40.50	6.000																			
Steve Minger, L ERA: 4.58 (1, 1)	4.1	W	19	3	1	1	5	2	0	1	0	0	1	26	35	2.08	1.154																			
Joe Hoerner, L ERA: 5.55 (6, 1)	4.0	S	16	3	0	0	4	0	1	0	0	0	0	23	27	0.00	0.750																			

**New York Yankees @ Kansas City Royals**  
**Royals Stadium, Kansas City, MO**  
 Tue Aug 21 1973, 8:05 PM EDT  
 Att. 21,325 - Unknown - 90 F

livebaseballscorecards.com

AB	35
R	4
H	9
RBI	4
BB	4
SO	9
LOB	19



Batter	1	2	3	4	5	6	7	8	9
Freddie Patek, R OBP: 0.318, SLG: 0.331 (1, 6)	0-0 F9		0-0 L9	0-0 1B		0-0 F9 CS 1B		0-0 4-3	
Cookie Rojas, R OBP: 0.314, SLG: 0.357 (1, 4)	0-0 4-3		0-0 E 2B	0-0 F8		0-0 F9 1-3			
Amos Otis, R OBP: 0.366, SLG: 0.512 (1, 8)	0-0 5-3		0-0 F7		0-0 1B 2B	0-0 CS 3-H	0-3 K		
John Mayberry, L OBP: 0.424, SLG: 0.512 (1, 3)		0-0 6-3	0-0 E4 1B BB 2-H		0-0 P6		0-3 K		
Hal McRae, R OBP: 0.291, SLG: 0.353 (1, 9)		0-0 F9	4-0 1B BB		0-0 6-3		0-0 2B		
Steve Hovley, L OBP: 0.344, SLG: 0.321 (9, 9)			1-2 1B BB						
Lou Piniella, R OBP: 0.301, SLG: 0.376 (1, 7)		0-0 1B 2B 1B	0-0 1-2 2-H 1B		0-0 S 1B		0-0 5-3		
Rick Reichardt, R OBP: 0.308, SLG: 0.372 (1, 10)		0-0 1-2 2B 1B	0-0 F9		4-0 BB BB 1-2 BB		0-3 K		
Kurt Bevacqua, R OBP: 0.324, SLG: 0.348 (1, 5)		0-0 1-H 2-H 2B		0-0 6-3	0-0 P6		0-0 5-3		
Fran Healy, R OBP: 0.355, SLG: 0.415 (1, 2)		0-3 K		0-0 4-3		0-0 5-3		0-0 2B	

Inning Stats	R: 0	H: 0	E: 0	K: 0	S: 3	H: 0	LOB: 0	BB: 0	P: 3	R: 2	H: 3	E: 0	K: 1	S: 8	H: 3	LOB: 1	BB: 0	P: 8	R: 2	H: 2	E: 1	K: 0	S: 6	H: 2	LOB: 2	BB: 1	P: 10	R: 0	H: 1	E: 0	K: 0	S: 4	R: 1	H: 2	E: 0	K: 0	S: 5	R: 0	H: 1	E: 0	K: 2	S: 8	R: 0	H: 1	E: 0	K: 1	S: 6	H: 1	LOB: 1	BB: 0	P: 6
--------------	------	------	------	------	------	------	--------	-------	------	------	------	------	------	------	------	--------	-------	------	------	------	------	------	------	------	--------	-------	-------	------	------	------	------	------	------	------	------	------	------	------	------	------	------	------	------	------	------	------	------	------	--------	-------	------

PITCHER	IP	WLS	BF	H	R	ER	SO	BB	IBB	HBP	BLK	WP	HR	S	P	ERA	WHIP
Fritz Peterson, L ERA: 3.95 (1, 1)	4.1	L	22	7	5	3	1	1	0	0	0	0	0	23	27	6.23	1.846
Lindy McDaniel, R ERA: 2.24 (5, 1)	3.2		15	4	0	0	3	1	0	0	0	0	0	20	24	0.00	1.364

**BOTTOM**


**New York Yankees @ Kansas City Royals**  
**Royals Stadium, Kansas City, MO**

Tue Aug 21 1973, 8:05 PM EDT  
Att: 21,325 - Unknown - 90 F

AB	R	H	RBI	BB	SO	LOB
5	0	2	0	0	0	1
4	1	1	0	0	0	2
4	1	1	0	0	1	1
4	1	0	0	0	1	1
3	0	1	0	1	0	1
0	0	0	0	0	0	0
4	1	3	2	0	0	1
3	1	1	0	1	1	2
4	0	1	2	0	0	2
4	0	1	0	0	1	1

AB	35
R	5
H	11
RBI	4
BB	2
SO	4
LOB	12

WP: 0 PA: 38  
PB: 0  
SB: 2  
CS: 1



PITCHER	IP	WLS	BF	H	R	ER	SO	BB	IBB	HBP	BLK	WP	HR	S	P	ERA	WHIP
---------	----	-----	----	---	---	----	----	----	-----	-----	-----	----	----	---	---	-----	------

Batter	1	2	3	4	5	6	7	8	9	10	AB	R	H	RBI	BB	SO	LOB	TOP
Horace Clarke, S (1, 4) OBP: 0.325, SLG: 0.318	0-0 F6		0-0 1B 2B	0-0 3-1		0-0 5-3		0-0 4-3		0-0 F7	6	1	1	0	0	0	4	<p><b>New York Yankees @ Kansas City Royals</b>  <b>Royals Stadium, Kansas City, MO</b>  Wed Aug 22 1973, 8:05 PM EDT  Att: 24,708 - Unknown - 91 F</p>
Matty Alou, L (1, 9) OBP: 0.346, SLG: 0.365	4-0 6-3 BB		0-0 6-3	0-0 L3			0-0 G3		0-0 L7		4	0	0	0	1	0	1	
Roy White, S (1, 7) OBP: 0.344, SLG: 0.388	0-0 6-3		0-0 FC4-6 1B		4-0 1-3 BB		0-0 P6		0-0 F8		4	0	1	1	1	0	1	
Bobby Murcer, L (1, 8) OBP: 0.369, SLG: 0.484	0-0 L7		0-0 FC4-6 HR		0-0 L9		0-0 1B		0-3 K		5	1	1	0	0	1	3	
Jim Ray Hart, R (1, 10) OBP: 0.314, SLG: 0.409 Celerino Sanchez, R (10, PR) OBP: 0.284, SLG: 0.353		0-0 6-3	0-0 1-H HR		0-0 1-3		0-0 F9			0-0 1B BB 1B	5	1	2	2	0	0	2	
Graig Nettles, L (1, 5) OBP: 0.350, SLG: 0.408		0-3 K	0-0 2B 1B		0-0 6-3			0-0 G6-4-3 1B		4-0 1B BB 1B	4	1	2	0	1	1	1	
Thurman Munson, R (1, 2) OBP: 0.376, SLG: 0.511		0-0 1B 2B	0-0 1-H 2B		0-0 4-3		0-0 G6-4-3		0-3 K		5	1	2	1	0	1	3	
Felipe Alou, R (1, 3) OBP: 0.249, SLG: 0.311 Ron Blomberg, L (6, PH) OBP: 0.401, SLG: 0.492 Hal Lanier, R (6, PR) OBP: 0.235, SLG: 0.242		0-0 2-H 1B	0-0 6-3		0-0 FC3-6 1B		0-0 HR 1B		0-3 K		2	0	1	1	0	0	1	
Fred Stanley, R (1, 6) OBP: 0.333, SLG: 0.333 Mike Hegan, L (6, PH) OBP: 0.244, SLG: 0.294		0-0 F9		0-0 5-3		0-0 FC3-6 1B		0-0 1-H HR		0-0 1-2 2-3 1B	2	0	0	0	0	0	1	
		R: 0 H: 0 E: 0 LOB: 1 K: 0 BB: 1 S: 3 P: 7	R: 1 H: 2 E: 0 LOB: 1 K: 1 BB: 0 S: 7 P: 7	R: 4 H: 5 E: 0 LOB: 1 K: 0 BB: 0 S: 8 P: 8	R: 0 H: 0 E: 0 LOB: 0 K: 0 BB: 0 S: 3 P: 3	R: 0 H: 0 E: 0 LOB: 1 K: 0 BB: 1 S: 3 P: 7	R: 0 H: 1 E: 0 LOB: 1 K: 0 BB: 0 S: 4 P: 4	R: 0 H: 1 E: 0 LOB: 1 K: 0 BB: 0 S: 4 P: 4	R: 2 H: 3 E: 0 LOB: 0 K: 0 BB: 0 S: 5 P: 5	R: 0 H: 0 E: 0 LOB: 0 K: 1 BB: 0 S: 5 P: 5	R: 0 H: 2 E: 0 LOB: 3 K: 2 BB: 1 S: 9 P: 13	1B: 9 SF: 0 2B: 3 SAC: 0 3B: 0 DP: 1 HR: 2 HBP: 0	WP: 0 PA: 46 PB: 0 SB: 0 CS: 0					
PITCHER	IP	WLS	BF	H	R	ER	SO	BB	IBB	HBP	BLK	WP	HR	S	P	ERA	WHIP	
Paul Splittorff, L (1, 1) ERA: 3.78	2.2		16	7	5	5	1	1	0	0	0	0	1	17	21	16.88	3.000	
Gene Garber, R (3, 1) ERA: 4.28	6.0		23	5	2	2	0	1	0	0	0	0	1	22	26	3.00	1.000	
Joe Hoerner, L (9, 1) ERA: 5.47	0.1	W	3	1	0	0	1	1	0	0	0	0	0	4	8	0.00	6.000	
Doug Bird, R (10, 1) ERA: 2.69	1.0		4	1	0	0	2	0	0	0	0	0	0	8	8	0.00	1.000	

AB	43
R	7
H	14
RBI	7
BB	3
SO	4
LOB	20



livebaseballscores.com

BOTTOM

New York Yankees @ Kansas City Royals  
Royals Stadium, Kansas City, MO  
Wed Aug 22 1973, 8:05 PM EDT  
Att. 24,708 - Unknown - 91 F

livebaseballscorecards.com

AB 35  
R 8  
H 8  
RBI 5  
BB 8  
SO 3  
LOB 16



WP: 2 PA: 46  
PB: 0  
SB: 1  
CS: 0

AB R H RBI BB SO LOB

3 3 1 1 3 0 0

3 3 2 2 1 0 0

4 0 2 1 1 0 1

3 1 0 0 2 0 3

4 0 1 0 0 1 3

0 0 0 0 0 0 0

1 0 0 0 0 0 1

5 1 2 1 0 0 2

3 0 0 0 0 1 2

4 0 0 0 1 0 1

5 0 0 0 0 1 3

1B: 6 SF: 1  
2B: 2 SAC: 2  
3B: 0 DP: 0  
HR: 0 HBP: 0

Batter	1	2	3	4	5	6	7	8	9	10
Freddie Patek, R OBP: 0.323, SLG: 0.331 (1, 6)	4-0 2B BB		4-0 2B WP BB		0-0 P6		4-0 E S SF9 BB	0-0 4-3		0-0 1-2 2-H 1B
Cookie Rojas, R OBP: 0.317, SLG: 0.364 (1, 4)	0-0 1B 2B		0-0 WP 1-3 2B		4-0 1B E BB		0-0 SF9 1-H		0-0 F8	
Amos Otis, R OBP: 0.368, SLG: 0.512 (1, 8)	0-0 FC6-4 2-H 1B		0-0 P6 2-3 3-H 1B		0-0 E7 1-H 1B		0-0 F8		4-0 4-3 BB	
John Mayberry, L OBP: 0.424, SLG: 0.508 (1, 3)	0-0 F9		4-0 BB		0-0 L9		4-0 1B BB		0-0 4-3	
Hal McRae, R OBP: 0.291, SLG: 0.351 (1, 9)	0-3 K		0-0 P6		0-0 P4		0-0 1B 1-2 1B		0-0 5-3	
Steve Hovley, L OBP: 0.344, SLG: 0.321 (8, 9)										
Paul Schaal, R OBP: 0.376, SLG: 0.384 (9, PH) (10, 5)										
Lou Piniella, R OBP: 0.302, SLG: 0.376 (1, 7)	0-0 FC6-4 1-2f		0-0 5-3				0-0 SH3-4 1B	0-0 1-3 2-H 1B		0-0 E3 SH3-4 1B
Rick Reichardt, R OBP: 0.305, SLG: 0.367 (1, 10)		0-3 K		0-0 F9		0-0 SH3-4 1-2	0-0 P3		0-0 SH3-4	
Kurt Bevacqua, R OBP: 0.321, SLG: 0.342 (1, 5) (10, 9)		0-0 F8		0-0 5-3		0-0 F7		0-0 F9		4-0 1B IBB
Fran Healy, R OBP: 0.349, SLG: 0.407 (1, 2)		0-0 5-3		0-0 5-3		0-0 F8		0-0 6-3		0-3 K

Inning Stats	R: 2	H: 2	E: 0	K: 1	S: 7	R: 0	H: 0	E: 0	K: 1	S: 5	R: 2	H: 1	E: 0	K: 0	S: 4	R: 0	H: 0	E: 0	K: 0	S: 3	R: 1	H: 1	E: 1	K: 0	S: 4	R: 0	H: 1	E: 0	K: 0	S: 4	R: 2	H: 2	E: 0	K: 0	S: 5	R: 0	H: 0	E: 0	K: 0	S: 3	R: 0	H: 0	E: 0	K: 0	S: 3	R: 1	H: 1	E: 1	K: 1	S: 6	1B: 6	2B: 2	3B: 0	HR: 0	SF: 1	SAC: 2	DP: 0	HBP: 0	WP: 2	PA: 46
--------------	------	------	------	------	------	------	------	------	------	------	------	------	------	------	------	------	------	------	------	------	------	------	------	------	------	------	------	------	------	------	------	------	------	------	------	------	------	------	------	------	------	------	------	------	------	------	------	------	------	------	-------	-------	-------	-------	-------	--------	-------	--------	-------	--------

PITCHER	IP	WLS	BF	H	R	ER	SO	BB	IBB	HBP	BLK	WP	HR	S	P	ERA	WHIP
Sam McDowell, L ERA: 4.29 (1, 1)	4.2		22	4	5	5	2	4	0	0	0	2	0	22	38	9.64	1.714
Tom Buskey, R ERA: 6.35 (5, 1)	2.0		11	3	2	2	0	2	0	0	0	0	0	9	17	9.00	2.500
Sparky Lyle, L ERA: 2.52 (7, 1)	3.0	L	13	1	1	0	1	1	1	0	0	0	0	13	21	0.00	0.667

Batter	1	2	3	4	5	6	7	8	9	AB R H RBI BB SO LOB	TOP									
Freddie Patek, R OBP: 0.320, SLG: 0.328 (1, 6) X	0-0 F9 ①		0-0 G6-4-3 ② ③ 1-2f			0-0 F8 ③			0-3 K ①	4 0 0 0 0 1 1										
Cookie Rojas, R OBP: 0.317, SLG: 0.363 (1, 4) X	0-0 F9 ②			0-0 6-3 ①			0-0 1B ①		0-0 4-3 ②	4 0 1 0 0 0 0										
Amos Otis, R OBP: 0.365, SLG: 0.508 (1, 8) X	0-0 6-3 ③			0-0 1-3 ②			0-0 P4 ①		0-0 F3 ③	4 0 0 0 0 0 1										
John Mayberry, L OBP: 0.421, SLG: 0.505 (1, 3)		0-0 4-3 ①		0-3 K ③			0-0 F7 ②			3 0 0 0 0 1 1										
Hal McRae, R OBP: 0.287, SLG: 0.346 (1, 9)		0-0 F9 ②			0-0 5-3 ①		0-0 L4 ③			3 0 0 0 0 0 1										
Lou Piniella, R OBP: 0.303, SLG: 0.378 (1, 7)		0-0 2B ②			0-0 L4 ②			0-0 F8 ①		3 0 1 0 0 0 0										
Rick Reichardt, R OBP: 0.301, SLG: 0.363 (1, 10)		0-0 4-3 ③			0-0 1-3 ③			0-0 6-3 ②		3 0 0 0 0 0 1										
Kurt Bevacqua, R OBP: 0.322, SLG: 0.339 (1, 5)			0-0 F8 ①			0-0 B5-3 ①		4-0 BB ①		2 0 0 0 1 0 0										
Fran Healy, R OBP: 0.349, SLG: 0.406 (1, 2)			0-0 G6-4-3 1B ①			0-0 5-3 ②		0-0 F8 ③		3 0 1 0 0 0 1										
<b>Inning Stats</b>	R: 0 E: 0 K: 0 S: 3	H: 0 LOB: 0 BB: 0 P: 3	R: 0 E: 0 K: 0 S: 4	H: 1 LOB: 1 BB: 0 P: 4	R: 0 E: 0 K: 1 S: 5	H: 0 LOB: 0 BB: 0 P: 5	R: 0 E: 0 K: 0 S: 3	H: 0 LOB: 0 BB: 0 P: 3	R: 0 E: 0 K: 0 S: 4	H: 1 LOB: 1 BB: 0 P: 4	R: 0 E: 0 K: 0 S: 3	H: 0 LOB: 1 BB: 1 P: 7	R: 0 E: 0 K: 1 S: 5	H: 0 LOB: 0 BB: 0 P: 5	1B: 2 2B: 1 3B: 0 HR: 0	SF: 0 SAC: 0 DP: 1 HBP: 0	WP: 0 PB: 0 SB: 0 CS: 0	PA: 30		
<b>PITCHER</b> Dave McNally, L ERA: 2.94 (1, 1)	IP 9.0	WLS W	BF 30	H 3	R 0	ER 0	SO 2	BB 1	IBB 0	HBP 0	BLK 0	WP 0	HR 0	S 33	P 37	ERA 0.00	WHIP 0.444			
<b>PITCHER</b>		IP	WLS	BF	H	R	ER	SO	BB	IBB	HBP	BLK	WP	HR	S	P	ERA	WHIP		

**Kansas City Royals @ Baltimore Orioles**  
Memorial Stadium, Baltimore, MD

Fri Aug 24 1973, 7:05 PM EDT  
Att. 17,058 - Unknown - 73 F

[livebaseballscorecards.com](http://livebaseballscorecards.com)

AB	29
R	0
H	3
RBI	0
BB	1
SO	2
LOB	6





Batter	1	2	3	4	5	6	7	8	9	AB	R	H	RBI	BB	SO	LOB
<b>Al Bumbry, L</b> OBP: 0.374, SLG: 0.472 (1, 7)	0-0 1B G6-4-3	0-0 1B 1-2 2-3		0-0 F7			0-0 F5	0-0 1B G6-4-3		5	1	3	0	0	0	0
<b>Rich Coggins, L</b> OBP: 0.347, SLG: 0.453 (1, 9)	0-0 1B G6-4-3	0-0 SF8		0-0 HR			0-0 2B E	0-0 1B G6-4-3		4	1	3	2	0	0	2
<b>Tommy Davis, R</b> OBP: 0.336, SLG: 0.395 (1, 10)	0-0 G6-4-3	0-0 F8		0-0 F9			1-0 HBP E			3	0	0	0	0	0	3
<b>Boog Powell, L</b> OBP: 0.362, SLG: 0.363 (1, 3)	4-0 2B BB		0-0 4-3		0-0 F9		0-3 K			3	0	0	0	1	1	2
<b>Paul Blair, R</b> OBP: 0.335, SLG: 0.383 (1, 8)	0-0 2B		0-3 K		0-0 1-3		0-0 F9			4	0	1	0	0	1	2
<b>Brooks Robinson, R</b> OBP: 0.317, SLG: 0.326 (1, 5)	0-0 L4		4-0 1B BB		0-0 F7			0-0 2B 1B		3	2	1	0	1	0	2
<b>Earl Williams, R</b> OBP: 0.328, SLG: 0.401 (1, 2)		4-0 1B 1B SF8 BB	4-0 E 1B BB		0-0 P4			0-0 1B 2B		2	2	1	0	2	0	0
<b>Bobby Grich, R</b> OBP: 0.361, SLG: 0.370 (1, 4)		0-0 1B 1B	0-0 E9 1B		0-0 CS 1B			0-0 1B 1B		4	0	4	3	0	0	0
<b>Mark Belanger, R</b> OBP: 0.308, SLG: 0.264 (1, 6)		0-0 B2		0-0 6-3		0-0 P4		0-3 K		4	0	0	0	0	1	4

Inning Stats	R: 1	H: 3	E: 0	LOB: 2	K: 0	BB: 1	S: 5	P: 9	R: 1	H: 2	E: 0	LOB: 2	K: 0	BB: 1	S: 5	P: 9	R: 1	H: 1	E: 1	LOB: 2	K: 1	BB: 2	S: 5	P: 13	R: 1	H: 1	E: 0	LOB: 0	K: 0	BB: 0	S: 4	R: 0	H: 0	E: 0	LOB: 0	K: 0	BB: 0	S: 3	R: 0	H: 1	E: 0	LOB: 0	K: 0	BB: 0	S: 3	R: 0	H: 1	E: 1	LOB: 2	K: 1	BB: 0	S: 6	P: 7	R: 2	H: 4	E: 0	LOB: 1	K: 1	BB: 0	S: 8	P: 8
--------------	------	------	------	--------	------	-------	------	------	------	------	------	--------	------	-------	------	------	------	------	------	--------	------	-------	------	-------	------	------	------	--------	------	-------	------	------	------	------	--------	------	-------	------	------	------	------	--------	------	-------	------	------	------	------	--------	------	-------	------	------	------	------	------	--------	------	-------	------	------


PITCHER	IP	WLS	BF	H	R	ER	SO	BB	IBB	HBP	BLK	WP	HR	S	P	ERA	WHIP
<b>Al Fitzmorris, R</b> ERA: 2.4 (1, 1)	3.0	L	17	6	3	3	1	4	0	0	0	0	0	15	31	9.00	3.333
<b>Barry Raziano, R</b> ERA: 5.4 (4, 1)	3.1		13	3	1	1	0	0	0	1	0	0	1	12	13	2.70	0.900
<b>Steve Mingo, L</b> ERA: 4.54 (7, 1)	0.1		1	0	0	0	1	0	0	0	0	0	0	3	3	0.00	0.000
<b>Bruce Dal Canton, R</b> ERA: 4.64 (7, 1)	1.1		7	4	2	2	1	0	0	0	0	0	0	9	9	13.50	3.000

**BOTTOM**

**Kansas City Royals @ Baltimore Orioles**  
Memorial Stadium, Baltimore, MD

Fri Aug 24 1973, 7:05 PM EDT  
Att: 17,058 - Unknown - 73 F

<b>AB</b>	<b>32</b>
<b>R</b>	<b>6</b>
<b>H</b>	<b>13</b>
<b>RBI</b>	<b>5</b>
<b>BB</b>	<b>4</b>
<b>SO</b>	<b>3</b>
<b>LOB</b>	<b>15</b>



1B: 9	SF: 1	WP: 0	PA: 38
2B: 3	SAC: 0	PB: 0	
3B: 0	DP: 2	SB: 0	
HR: 1	HBP: 1	CS: 1	

PITCHER	IP	WLS	BF	H	R	ER	SO	BB	IBB	HBP	BLK	WP	HR	S	P	ERA	WHIP
---------	----	-----	----	---	---	----	----	----	-----	-----	-----	----	----	---	---	-----	------

Batter	1	2	3	4	5	6	7	8	9	AB R H RBI BB SO LOB	TOP							
Freddie Patek, R (1, 6) OBP: 0.320, SLG: 0.328	0-0 F8		0-0 6-3			0-0 SH3-4		0-0 1B 1B		3 0 1 0 0 0 0								
Cookie Rojas, R (1, 4) OBP: 0.316, SLG: 0.362	0-3 K		0-0 P4			0-0 F9		0-0 1B 1B		4 0 1 0 0 1 1								
Amos Otis, R (1, 8) OBP: 0.366, SLG: 0.507	4-0 1B 1B BB			0-0 CS 1B		0-0 F8		0-0 F8		3 1 1 0 1 0 3								
John Mayberry, L (1, 3) OBP: 0.420, SLG: 0.502	0-0 1B 1-2 1B			0-0 F9 1-2			0-0 L3	0-0 G3		4 0 1 0 0 0 3								
Hal McRae, R (1, 10) OBP: 0.291, SLG: 0.349	0-0 1-3 2-H 1B			0-0 4-3			0-0 F8		0-0 G1-6-4-3 1B	4 0 2 1 0 0 0								
Ed Kirkpatrick, L (1, 9) OBP: 0.350, SLG: 0.394		0-0 P6			0-0 G3		0-0 E 1B 1B		0-0 G1-6-4-3 1-2 1B	4 0 1 0 0 0 1								
Lou Piniella, R (1, 7) OBP: 0.300, SLG: 0.374		0-0 6-3			0-0 F8		0-0 E6 1B 1-2		0-0 1-3	4 0 0 0 0 0 1								
Paul Schaal, R (1, 5) OBP: 0.375, SLG: 0.383		0-0 4-3			0-0 5-3		0-0 1-2 2-H 1B			3 0 1 0 0 0 0								
Fran Healy, R (1, 2) OBP: 0.349, SLG: 0.405			0-0 5-3			0-0 SH3-4 1B		0-0 5-3		3 0 1 0 0 0 0								
<b>Inning Stats</b>	R: 1 E: 0 K: 1 S: 6	H: 2 LOB: 2 BB: 1 P: 10	R: 0 E: 0 K: 0 S: 3	H: 0 LOB: 0 BB: 0 P: 3	R: 0 E: 0 K: 0 S: 3	H: 1 LOB: 0 BB: 0 P: 3	R: 0 E: 0 K: 0 S: 3	H: 0 LOB: 0 BB: 0 P: 3	R: 0 E: 1 K: 0 S: 4	H: 1 LOB: 1 BB: 0 P: 4	R: 0 E: 1 K: 0 S: 5	H: 2 LOB: 2 BB: 0 P: 5	R: 0 E: 0 K: 0 S: 3	H: 1 LOB: 0 BB: 0 P: 3	1B: 9 2B: 0 3B: 0 HR: 0	SF: 0 SAC: 1 DP: 1 HBP: 0	WP: 0 PB: 0 SB: 0 CS: 1	PA: 34
<b>PITCHER</b> Doyle Alexander, R (1, 1) ERA: 3.72	IP: 9.0 WLS: W BF: 34 H: 9 R: 1 ER: 1 SO: 1 BB: 1 IBB: 0 HBP: 0 BLK: 0 WP: 0 HR: 0 S: 35 P: 39 ERA: 1.00 WHIP: 1.111																	<b>PITCHER</b>

**Kansas City Royals @ Baltimore Orioles**  
Memorial Stadium, Baltimore, MD

Sat Aug 25 1973, 7:05 PM EDT  
Att. 15,604 - Unknown - 77 F

[livebaseballscorecards.com](http://livebaseballscorecards.com)

AB	32
R	1
H	9
RBI	1
BB	1
SO	1
LOB	9



Batter	1	2	3	4	5	6	7	8	9
<b>Al Bumbry, L</b> (1, 7) OBP: 0.377, SLG: 0.478 <b>Paul Blair, R</b> (6, PH) OBP: 0.338, SLG: 0.387 (7, 8)	0-0 E 1B	0-0 1-3 2B		0-3 K		4-0 1B IBB		0-0 2B	
<b>Rich Coggins, L</b> (1, 8) OBP: 0.351, SLG: 0.454 (7, 9)	0-0 1-4-3 1B	4-0 1B IBB			0-0 1-3	0-0 1B 1B		0-0 6-3	
<b>Tommy Davis, R</b> (1, 10) OBP: 0.335, SLG: 0.393	0-0 L4-3 1-2 1B	0-0 L4			0-3 K	0-0 1-2 3-H 1B		0-0 F9	
<b>Boog Powell, L</b> (1, 3) OBP: 0.364, SLG: 0.361	4-0 2B BB			4-0 BB	0-3 K	0-3 K			
<b>Merv Rettenmund, R</b> (1, 9) OBP: 0.357, SLG: 0.429 (7, 7)	0-0 1-H 2B			0-3 K		BB 1B		4-3	
<b>Brooks Robinson, R</b> (1, 5) OBP: 0.314, SLG: 0.323	0-0 F9			0-0 F3		0-0 F3	0-0 G3		
<b>Bobby Grich, R</b> (1, 4) OBP: 0.361, SLG: 0.368		0-0 F8		0-3 K		4-0 1B 2B BB	0-0 6-3		
<b>Earl Williams, R</b> (1, 2) OBP: 0.327, SLG: 0.399		0-0 6-3			0-0 F5	0-0 2B 1B 1B	0-0 5-3		
<b>Mark Belanger, R</b> (1, 6) OBP: 0.309, SLG: 0.269		0-0 2B 1B			0-0 F7	0-0 1B 2B		0-0 3-1	

Inning Stats	R: 2	H: 3	E: 2	K: 0	S: 5	LOB: 1	BB: 1	P: 9	R: 0	H: 2	E: 0	K: 0	S: 5	LOB: 3	BB: 1	P: 9	R: 0	H: 0	E: 0	K: 2	S: 7	LOB: 1	BB: 1	P: 11	R: 0	H: 0	E: 0	K: 1	S: 5	LOB: 0	BB: 0	P: 5	R: 0	H: 5	E: 0	K: 1	S: 10	LOB: 2	BB: 2	P: 18	R: 0	H: 0	E: 0	K: 0	S: 3	LOB: 0	BB: 0	P: 3	R: 0	H: 1	E: 0	K: 0	S: 4	LOB: 1	BB: 0	P: 4
--------------	------	------	------	------	------	--------	-------	------	------	------	------	------	------	--------	-------	------	------	------	------	------	------	--------	-------	-------	------	------	------	------	------	--------	-------	------	------	------	------	------	-------	--------	-------	-------	------	------	------	------	------	--------	-------	------	------	------	------	------	------	--------	-------	------

PITCHER	IP	WLS	BF	H	R	ER	SO	BB	IBB	HBP	BLK	WP	HR	S	P	ERA	WHIP
<b>Steve Busby, R</b> (1, 1) ERA: 4.41	5.1	L	27	8	6	6	5	3	1	0	0	0	0	33	49	10.12	2.062
<b>Joe Hoerner, L</b> (6, 1) ERA: 5.84	0.0		3	2	1	1	0	0	1	0	0	0	0	2	6	∞	∞
<b>Doug Bird, R</b> (6, 1) ERA: 2.66	0.2		2	0	0	0	1	0	0	0	0	0	0	4	4	0.00	0.000
<b>Dick Drago, R</b> (7, 1) ERA: 4.17	2.0		7	1	0	0	0	0	0	0	0	0	0	7	7	0.00	0.500

**BOTTOM**

AB	R	H	RBI	BB	SO	LOB
3	1	2	0	0	1	0
1	1	1	0	1	0	0
4	0	2	2	1	0	1
5	0	1	1	0	1	5
2	1	0	0	2	2	2
4	1	2	1	0	1	3
4	0	0	0	0	0	3
3	1	0	0	1	1	1
4	1	1	1	0	0	0
4	1	2	1	0	0	0

**AB 34**  
**R 7**  
**H 11**  
**RBI 6**  
**BB 5**  
**SO 6**  
**LOB 15**

**WP: 0** **PA: 39**  
**PB: 0**  
**SB: 0**  
**CS: 0**

**1B: 7** **SF: 0**  
**2B: 5** **SAC: 0**  
**3B: 0** **DP: 1**  
**HR: 0** **HBP: 0**

**Kansas City Royals @ Baltimore Orioles**  
**Memorial Stadium, Baltimore, MD**  
 Sat Aug 25 1973, 7:05 PM EDT  
 Att: 15,604 - Unknown - 77 F

PITCHER	IP	WLS	BF	H	R	ER	SO	BB	IBB	HBP	BLK	WP	HR	S	P	ERA	WHIP
---------	----	-----	----	---	---	----	----	----	-----	-----	-----	----	----	---	---	-----	------

Batter	1	2	3	4	5	6	7	8	9	AB R H RBI BB SO LOB	TOP	
Freddie Patek, R (1, 6) OBP: 0.317, SLG: 0.325	0-0 F9		0-0 F8		0-0 FC6-4			0-0 F8		4 0 0 0 0 0 2		
Cookie Rojas, R (1, 4) OBP: 0.316, SLG: 0.359 Bobby Floyd, R (8, PR) OBP: 0.391, SLG: 0.424 (8, 4)	0-0 4-3		0-0 5-3			0-0 P4		4-0 BB 1-2 BB		3 0 0 0 1 0 0 0 0 0 0 0 0 0		
Amos Otis, R (1, 8) OBP: 0.365, SLG: 0.504	0-0 5-3			0-0 F7		0-0 F7		4-0 BB 1-2 2-3 FC4-8 BB		3 0 0 0 1 0 0		
John Mayberry, L (1, 3) OBP: 0.419, SLG: 0.499 Gail Hopkins, L (8, 3) OBP: 0.377, SLG: 0.370		4-0 BB 1B BB		0-0 F9		0-0 F8		0-0 FC4-6 1-2f		3 1 0 0 1 0 3 0 0 0 0 0 0 0		
Hal McRae, R (1, 10) OBP: 0.294, SLG: 0.349		4-0 BB 1B 1-2 BB		0-0 1B		0-0 F8		0-3 K		3 0 1 0 1 1 0		
Steve Hovley, L (1, 9) OBP: 0.338, SLG: 0.314		0-0 L9		0-0 F7		0-0 4-3		0-0 4-3		4 0 0 0 0 0 3		
Lou Piniella, R (1, 7) OBP: 0.300, SLG: 0.373		0-0 G6-4-3 1-2 2-H 1B			0-0 F3		0-0 P6		0-0 F9	4 0 1 1 0 0 0		
Paul Schaal, R (1, 5) OBP: 0.378, SLG: 0.386		0-0 G6-4-3 1-2f			0-0 FC6-4 1B			0-0 BB BB 1B		3 0 2 0 0 0 2		
Carl Taylor, R (1, 2) OBP: 0.383, SLG: 0.314			0-0 F7		0-0 F9			0-0 F9		3 0 0 0 0 0 2		
<b>Inning Stats</b>	R: 0 E: 0 K: 0 S: 3 H: 0 LOB: 0 BB: 0 P: 3	R: 1 E: 0 K: 0 S: 3 H: 1 LOB: 1 BB: 2 P: 11	R: 0 E: 0 K: 0 S: 3 H: 0 LOB: 0 BB: 0 P: 3	R: 0 E: 0 K: 0 S: 4 H: 1 LOB: 1 BB: 0 P: 4	R: 0 E: 0 K: 0 S: 4 H: 1 LOB: 1 BB: 0 P: 4	R: 0 E: 0 K: 0 S: 3 H: 0 LOB: 0 BB: 0 P: 3	R: 0 E: 0 K: 0 S: 3 H: 0 LOB: 0 BB: 0 P: 3	R: 0 E: 0 K: 0 S: 4 H: 1 LOB: 3 BB: 2 P: 12	R: 0 E: 0 K: 1 S: 5 H: 0 LOB: 0 BB: 0 P: 5	1B: 4 2B: 0 3B: 0 HR: 0 SF: 0 SAC: 0 DP: 1 HBP: 0	WP: 0 PB: 0 SB: 0 CS: 0 PA: 34	
<b>PITCHER</b>	IP WLS BF H R ER SO BB IBB HBP BLK WP HR S P ERA WHIP											
Jim Palmer, R (1, 1) ERA: 2.49	8.0 W 31 4 1 1 0 4 0 0 0 0 0 0 27 43 1.12 1.000											
Eddie Watt, R (9, 1) ERA: 3.08	1.0 S 3 0 0 0 1 0 0 0 0 0 0 0 5 5 0.00 0.000											

**Kansas City Royals @ Baltimore Orioles**  
 Memorial Stadium, Baltimore, MD  
 Sun Aug 26 1973, 3:33 AM EDT  
 Att. 15,285 - Unknown - 83 F

livebaseballscorecards.com

<b>AB</b>	30
<b>R</b>	1
<b>H</b>	4
<b>RBI</b>	1
<b>BB</b>	4
<b>SO</b>	1
<b>LOB</b>	12



Batter	1	2	3	4	5	6	7	8	9	AB	R	H	RBI	BB	SO	LOB
Merv Rettenmund, R OBP: 0.365, SLG: 0.436 (1, 9)	4-0 F8 E 1B BB	4-0 IHR IBB		0-3 K		0-0 1B 2B	0-0 1B 1-2 2-H 3-H			3	2	2	2	2	1	0
Bobby Grich, R OBP: 0.361, SLG: 0.368 (1, 4)	0-0 E6 1B 1-2	0-0 P5		0-0 F9		0-0 1B 2-3	0-0 1B 1-3 2-H			5	0	2	1	0	0	4
Paul Blair, R OBP: 0.336, SLG: 0.392 (1, 8)	0-0 F8 2-3	0-0 IHR 1-H 2-H 3-H			0-0 E5 F9 1B	0-0 L5	0-0 4-3			5	1	1	4	0	0	6
Tommy Davis, R OBP: 0.338, SLG: 0.397 (1, 10)	0-0 1B 1-2 3-H	0-0 1-3			0-0 1B 1-2		0-0 F9 BLK 2B	0-0 5-3		5	1	3	1	0	0	0
Don Baylor, R OBP: 0.347, SLG: 0.424 (1, 7)	0-0 L9		0-0 5-3		0-0 F9 2-3		0-0 6-3	0-0 6-3		5	0	0	0	0	0	5
Brooks Robinson, R OBP: 0.311, SLG: 0.319 (1, 5)	0-0 L6		0-0 L8		0-0 P4		0-0 F9 2-3	0-0 4-3		5	0	0	0	0	0	5
Earl Williams, R OBP: 0.327, SLG: 0.396 (1, 3)		0-0 F2	0-0 P3		0-0 F8		4-0 1B 1B 1B BB 3-H			3	1	0	0	1	0	2
Andy Etchebarren, R OBP: 0.298, SLG: 0.385 (1, 2)		0-0 2B IHR 1B		0-0 HR		0-0 F7	0-0 1B 1B 1-2			4	3	3	1	0	0	0
Mark Belanger, R OBP: 0.311, SLG: 0.274 (1, 6)		0-0 IHR 2B 1-3		0-0 4-3		0-3 K	0-0 1B 1B 1-2 2-3			4	2	2	0	0	1	0


Inning Stats	R: 1	H: 1	E: 1	K: 0	S: 5	LOB: 2	BB: 1	P: 9	R: 4	H: 3	E: 0	K: 0	S: 6	LOB: 0	BB: 1	P: 10	R: 0	H: 0	E: 0	K: 0	S: 3	LOB: 0	BB: 0	P: 3	R: 1	H: 1	E: 0	K: 1	S: 6	LOB: 0	BB: 0	P: 6	R: 0	H: 1	E: 1	K: 0	S: 5	LOB: 2	BB: 0	P: 5	R: 0	H: 2	E: 0	K: 1	S: 7	LOB: 2	BB: 0	P: 7	R: 4	H: 5	E: 0	K: 0	S: 8	LOB: 2	BB: 1	P: 12	R: 0	H: 0	E: 0	K: 0	S: 3	LOB: 0	BB: 0	P: 3
--------------	------	------	------	------	------	--------	-------	------	------	------	------	------	------	--------	-------	-------	------	------	------	------	------	--------	-------	------	------	------	------	------	------	--------	-------	------	------	------	------	------	------	--------	-------	------	------	------	------	------	------	--------	-------	------	------	------	------	------	------	--------	-------	-------	------	------	------	------	------	--------	-------	------

PITCHER	IP	WLS	BF	H	R	ER	SO	BB	IBB	HBP	BLK	WP	HR	S	P	ERA	WHIP
Paul Splittorf, L ERA: 4.05 (1, 1)	6.2	L	38	13	10	9	2	2	1	0	1	0	1	39	51	12.15	2.250
Gene Garber, R ERA: 4.23 (7, 1)	1.1		4	0	0	0	0	0	0	0	0	0	0	4	4	0.00	0.000

**BOTTOM**

**Kansas City Royals @ Baltimore Orioles**  
**Memorial Stadium, Baltimore, MD**  
 Sun Aug 26 1973, 3:33 AM EDT  
 Att: 15,285 - Unknown - 83 F

AB	39
R	10
H	13
RBI	9
BB	3
SO	2
LOB	22



1B	8	SF	0	WP	0	PA	42
2B	3	SAC	0	PB	0		
3B	0	DP	0	SB	0		
HR	2	HBP	0	CS	0		

livebaseballscorecards.com

Batter	1	2	3	4	5	6	7	8	9	AB R H RBI BB SO LOB	TOP									
Steve Hovley, L (1, 9) OBP: 0.332, SLG: 0.308	0-0 G3		0-0 L8			0-3 K		0-0 4-3		4 0 0 0 0 1 1										
Cookie Rojas, R (1, 4) OBP: 0.315, SLG: 0.358	0-0 4-3			0-0 5-3			0-0 FC5-4 1B	0-0 P5		4 0 1 0 0 0 0										
Amos Otis, R (1, 8) OBP: 0.366, SLG: 0.503	0-0 L9			0-0 G3-6-3 1B			0-0 FC5-4 1-2f		4-0 FC3-6 BB	3 0 1 0 1 0 1										
John Mayberry, L (1, 3) OBP: 0.416, SLG: 0.494 Carl Taylor, R (9, PR) OBP: 0.383, SLG: 0.314		0-3 K		0-0 G3-6-3 1-2f			0-0 L8		0-0 FC3-6 G6-4-3	4 0 0 0 0 1 3 0 0 0 0 0 0 0										
Hal McRae, R (1, 10) OBP: 0.289, SLG: 0.343		0-0 P3			0-0 G3		0-0 F7		0-0 G6-4-3	4 0 0 0 0 0 2										
Lou Piniella, R (1, 7) OBP: 0.301, SLG: 0.375 Ed Kirkpatrick, L (2, 7) OBP: 0.351, SLG: 0.398		0-0 CS 1B			0-0 F7					1 0 1 0 0 0 0 2 1 1 0 0 0 0										
Paul Schaal, R (1, 5) OBP: 0.380, SLG: 0.390		0-0 CS 1-2	0-0 2B		0-0 5-3			4-0 HR 2B HR BB		2 1 1 0 1 0 0										
Fran Healy, R (1, 2) OBP: 0.352, SLG: 0.417			0-0 F5			4-0 L6-3 BB		0-0 HR 1-H 2-H		2 1 1 3 1 0 1										
Bobby Floyd, R (1, 6) OBP: 0.373, SLG: 0.403			0-0 P5			0-0 L6-3 1-2		0-0 4-3		3 0 0 0 0 0 2										
<b>Inning Stats</b>	R: 0 E: 0 K: 0 S: 3	H: 0 LOB: 0 BB: 0 P: 3	R: 0 E: 0 K: 1 S: 5	H: 1 LOB: 0 BB: 0 P: 5	R: 0 E: 0 K: 0 S: 4	H: 1 LOB: 1 BB: 0 P: 4	R: 0 E: 0 K: 0 S: 3	H: 1 LOB: 0 BB: 0 P: 3	R: 0 E: 0 K: 1 S: 4	H: 0 LOB: 0 BB: 1 P: 8	R: 0 E: 0 K: 0 S: 4	H: 1 LOB: 1 BB: 0 P: 4	R: 3 E: 0 K: 0 S: 5	H: 2 LOB: 0 BB: 1 P: 9	R: 0 E: 0 K: 0 S: 2	H: 0 LOB: 1 BB: 1 P: 6	1B: 3 2B: 3 3B: 0 HR: 1	SF: 0 SAC: 0 DP: 3 HBP: 0	WP: 0 PB: 0 SB: 0 CS: 1	PA: 33
<b>PITCHER</b>	IP WLS BF H R ER SO BB IBB HBP BLK WP HR S P ERA WHIP																			
Tom Timmermann, R (1, 1) ERA: 4.37	7.0 W 24 5 1 1 2 1 0 0 0 0 0 0 27 31 1.29 0.857																			
Ken Sanders, R (8, 1) ERA: 4.76	1.0 6 1 2 2 0 2 0 0 0 0 0 1 4 12 18.00 3.000																			
Tom Hilgendorf, L (9, 1) ERA: 3.26	1.0 S 2 0 0 0 0 0 0 0 0 0 0 0 2 2 0.00 0.000																			

**Kansas City Royals @ Cleveland Indians**  
**Cleveland Municipal Stadium, Cleveland, OH**  
 Tue Aug 28 1973, 7:05 PM EDT  
 Att: 8,015 - Unknown - 91 F

[livebaseballscorecards.com](http://livebaseballscorecards.com)

<b>AB</b>	29
<b>R</b>	3
<b>H</b>	6
<b>RBI</b>	3
<b>BB</b>	3
<b>SO</b>	2
<b>LOB</b>	10





Batter	1	2	3	4	5	6	7	8	9	AB R H RBI BB SO LOB	TOP									
Ed Kirkpatrick, L (1, 9) OBP: 0.351, SLG: 0.399	0-0 L8	0-0 G3			0-0 FC6-5 2B		0-3 K		4-0 IBB	4 0 1 0 1 1 2										
Kurt Bevacqua, R (1, 5) OBP: 0.323, SLG: 0.338	0-0 E 5-3 1B		0-3 K		0-0 FC6-5 2-3			1-0 FC4-6 5-3 E HBP	0-0 5-3	4 2 1 0 0 1 3										
Amos Otis, R (1, 8) OBP: 0.364, SLG: 0.499	0-0 5-3 1-H		0-0 F7		0-0 L4			0-0 5-3 1-2		4 0 0 1 0 0 2										
John Mayberry, L (1, 3) OBP: 0.416, SLG: 0.493	0-0 3-1		0-0 1B		0-0 4-3			4-0 FC4-6 IBB		3 0 1 0 1 0 0										
Gail Hopkins, L (1, 10) OBP: 0.373, SLG: 0.362		4-0 FC6-5 E BB	0-0 4-3		0-0 5-3			0-0 FC4-6 E 1-2f 2-3		3 0 0 0 1 0 3										
Lou Piniella, R (1, 7) OBP: 0.301, SLG: 0.372		0-0 E4 FC6-5 1B		0-3 K		4-0 BB		0-0 E5 PO 1-2 3-H		3 1 0 0 1 1 2										
Cookie Rojas, R (1, 4) OBP: 0.317, SLG: 0.360		0-0 FC6-5 1B 1-2 2-3f		4-0 6-3-6 S BB		0-0 5-3		0-0 PO 1-2	0-0 4-3 2B	3 0 1 0 1 0 3										
Fran Healy, R (1, 2) OBP: 0.350, SLG: 0.414		0-3 K		0-0 6-3-6 1-3f			0-3 K		0-0 4-3	2 0 0 0 0 1 3										
Carl Taylor, R (5, 2) OBP: 0.378, SLG: 0.308										2 0 0 0 0 1 1										
Freddie Patek, R (1, 6) OBP: 0.317, SLG: 0.324		0-0 1B 1-2 2-H			0-0 F9		0-0 F8		0-0 P4	4 0 1 1 0 0 1										
<b>Inning Stats</b>	R: 1 E: 1 K: 0 S: 4	H: 1 LOB: 0 BB: 0 P: 4	R: 1 E: 1 K: 1 S: 7	H: 1 LOB: 2 BB: 1 P: 11	R: 0 E: 0 K: 1 S: 6	H: 1 LOB: 1 BB: 0 P: 6	R: 0 E: 0 K: 1 S: 4	H: 0 LOB: 0 BB: 1 P: 8	R: 0 E: 0 K: 0 S: 3	H: 0 LOB: 1 BB: 1 P: 7	R: 0 E: 0 K: 2 S: 7	H: 0 LOB: 0 BB: 0 P: 7	R: 1 E: 1 K: 0 S: 3	H: 0 LOB: 1 BB: 1 P: 8	R: 0 E: 0 K: 0 S: 4	H: 1 LOB: 2 BB: 1 P: 8	1B: 3 2B: 3 3B: 0 HR: 0	SF: 0 SAC: 0 DP: 1 HBP: 1	WP: 0 PB: 0 SB: 1 CS: 0	PA: 39
<b>PITCHER</b> Dick Tidrow, R (1, 1) ERA: 4.21	IP: 9.0 WLS: L BF: 38 H: 5 R: 3 ER: 0 SO: 5 BB: 3 IBB: 2 HBP: 1 BLK: 0 WP: 0 HR: 0 S: 42 P: 63 ERA: 0.00 WHIP: 0.889											<b>PITCHER</b>	IP: 9.0 WLS: L BF: 38 H: 5 R: 3 ER: 0 SO: 5 BB: 3 IBB: 2 HBP: 1 BLK: 0 WP: 0 HR: 0 S: 42 P: 63 ERA: 0.00 WHIP: 0.889							

Kansas City Royals @ Cleveland Indians  
Cleveland Municipal Stadium, Cleveland, OH

Wed Aug 29 1973, 3:33 AM EDT  
Att: 3,471 - Unknown - 85 F

AB	32
R	3
H	5
RBI	2
BB	5
SO	5
LOB	20





Batter	1	2	3	4	5	6	7	8	9	AB	R	H	RBI	BB	SO	LOB
Buddy Bell, R OBP: 0.336, SLG: 0.401 (1, 5)	0-0 5-3		4-0 BB CS		0-0 5-3			0-0 1B SF8 1B		3	1	1	0	1	0	1
Oscar Gamble, L OBP: 0.334, SLG: 0.473 (1, 10)	0-0 6-3		0-0 CS 1-2	0-0 4-3		0-0 F8		0-0 1-3 1B		4	0	1	0	0	0	0
Chris Chambliss, L OBP: 0.349, SLG: 0.364 (1, 3)	0-0 1B			0-0 1B		0-3 K		0-0 SF8 3-H		3	0	2	1	0	1	0
Dave Duncan, R OBP: 0.278, SLG: 0.374 (1, 2)	0-0 F7			0-0 F7		0-0 2B		0-3 K		4	0	1	0	0	1	3
John Lowenstein, L OBP: 0.330, SLG: 0.405 (1, 9)		0-0 3-1		0-0 4-3		0-3 K		0-0 F5		4	0	0	0	0	1	3
Walt Williams, R OBP: 0.327, SLG: 0.385 (1, 7)		0-0 F9			0-0 1B SF7 1B		0-0 SH3 1B		0-0 L9	4	1	2	0	0	0	0
Rusty Torres, S OBP: 0.318, SLG: 0.303 (9, PH) Charlie Spikes, R OBP: 0.297, SLG: 0.409 Mike Kekich, R (9, PR)		0-0 P6			0-0 1-3 CS 1B		0-0 SH3 1-2		0-0 2B	2	0	1	0	0	0	0
Jack Brohamer, L OBP: 0.275, SLG: 0.292 (1, 4)			0-0 F7		4-0 1-2 BB		0-0 P4		0-0 F9	3	0	0	0	1	0	2
Frank Duffy, R OBP: 0.306, SLG: 0.329 (9, PH) John Ellis, R OBP: 0.332, SLG: 0.394			0-0 L7		0-0 3-H SF7		0-0 F8		0-0 P3	2	0	0	1	0	0	1

Inning Stats	R: 0	H: 1	E: 0	LOB: 1	K: 0	BB: 0	S: 4	R: 0	H: 0	E: 0	LOB: 0	K: 0	BB: 0	S: 3	R: 0	H: 0	E: 0	LOB: 0	K: 0	BB: 1	S: 2	R: 0	H: 1	E: 0	LOB: 1	K: 0	BB: 0	S: 4	R: 1	H: 2	E: 0	LOB: 1	K: 0	BB: 1	S: 4	R: 0	H: 1	E: 0	LOB: 1	K: 2	BB: 0	S: 8	R: 0	H: 1	E: 0	LOB: 1	K: 0	BB: 0	S: 4	R: 1	H: 2	E: 0	LOB: 1	K: 1	BB: 0	S: 7	R: 0	H: 1	E: 0	LOB: 1	K: 0	BB: 0	S: 4	R: 0	H: 1	E: 0	LOB: 1	K: 0	BB: 0	S: 4	R: 0	H: 1	E: 0	LOB: 1	K: 0	BB: 0	S: 4
--------------	------	------	------	--------	------	-------	------	------	------	------	--------	------	-------	------	------	------	------	--------	------	-------	------	------	------	------	--------	------	-------	------	------	------	------	--------	------	-------	------	------	------	------	--------	------	-------	------	------	------	------	--------	------	-------	------	------	------	------	--------	------	-------	------	------	------	------	--------	------	-------	------	------	------	------	--------	------	-------	------	------	------	------	--------	------	-------	------

PITCHER	IP	WLS	BF	H	R	ER	SO	BB	IBB	HBP	BLK	WP	HR	S	P	ERA	WHIP
Steve Busby, R ERA: 4.32 (1, 1)	6.0	W	23	5	1	1	2	2	0	0	0	0	0	25	33	1.50	1.167
Doug Bird, R ERA: 2.68 (7, 1)	3.0	S	13	4	1	1	1	0	0	0	0	0	0	15	15	3.00	1.333

**BOTTOM**

**Kansas City Royals @ Cleveland Indians**  
Cleveland Municipal Stadium, Cleveland, OH

Wed Aug 29 1973, 3:33 AM EDT  
Att. 3,471 - Unknown - 85 F

AB	31
R	2
H	9
RBI	2
BB	2
SO	3
LOB	11



WP	HR	S	P	ERA	WHIP
0	0	0	37		

Batter	1	2	3	4	5	6	7	8	9	AB R H RBI BB SO LOB	TOP										
<b>Bill North, S</b> (1, 8) OBP: 0.370, SLG: 0.356 <b>Billy Conigliaro, R</b> (9, PR) OBP: 0.278, SLG: 0.284	0-0 6-3	0-0 G5-4-3 1-2f			0-0 1-3		0-0 1B		0-0 IHR 1B	5 0 2 1 0 0 2 0 1 0 0 0 0 0											
<b>Bert Campaneris, R</b> (1, 6) OBP: 0.310, SLG: 0.332	0-0 G3		0-0 4-3			0-0 F8	0-0 F7		0-0 SF7	4 0 0 1 0 0 1											
<b>Sal Bando, R</b> (1, 5) OBP: 0.353, SLG: 0.461	0-0 F8		0-0 F8			HR		1B FC6-4 1B	1-3 IHR	5 3 3 3 0 0 0											
<b>Reggie Jackson, L</b> (1, 9) OBP: 0.387, SLG: 0.547		0-3 K	0-3 K			0-0 L8		1-3 FC6-4 1B	0-0 4-3	5 0 1 0 0 2 1											
<b>Deron Johnson, R</b> (1, 10) OBP: 0.339, SLG: 0.436		0-0 1B 2B 1B		0-0 F8		0-0 6-3		0-0 FC6-4 FC5-4 1-2f		4 1 1 1 0 0 1											
<b>Gene Tenace, R</b> (1, 3) OBP: 0.383, SLG: 0.463		0-0 2B 1B 1B		0-0 F8			4-0 2B SF9 BB	0-0 F3		3 2 1 0 1 0 1											
<b>Jesus Alou, R</b> (1, 7) OBP: 0.333, SLG: 0.371		0-0 1B 1B 2B		0-3 K			0-0 G3 1B 2B	0-0 FC5-4 1-2f		4 2 2 1 0 1 1											
<b>Ray Fosse, R</b> (1, 2) OBP: 0.289, SLG: 0.355		0-0 1B 1B			0-0 F7		0-0 SF9		0-0 1B SF7 1B	3 1 2 2 0 0 0											
<b>Dick Green, R</b> (1, 4) OBP: 0.300, SLG: 0.340 <b>Mike Andrews, R</b> (7, PH) OBP: 0.303, SLG: 0.263 <b>Pat Bourque, L</b> (7, PH) OBP: 0.296, SLG: 0.400 <b>Ted Kubiak, S</b> (7, 4) OBP: 0.270, SLG: 0.329		0-0 G5-4-3 1B			0-0 4-3		0-0 G3		0-3 K	2 0 1 1 0 0 0 0 0 0 0 0 0 0 1 0 0 0 0 0 1 1 0 0 0 0 1 1											
<b>Inning Stats</b>	R: 0 E: 0 K: 0 S: 3	H: 0 LOB: 0 BB: 0 P: 3	R: 3 E: 0 K: 1 S: 9	H: 5 LOB: 1 BB: 0 P: 9	R: 0 E: 0 K: 1 S: 5	H: 0 LOB: 0 BB: 0 P: 5	R: 0 E: 0 K: 1 S: 5	H: 0 LOB: 0 BB: 0 P: 5	R: 1 E: 0 K: 0 S: 4	H: 1 LOB: 0 BB: 0 P: 4	R: 2 E: 0 K: 0 S: 5	H: 2 LOB: 1 BB: 1 P: 9	R: 1 E: 0 K: 0 S: 5	H: 2 LOB: 1 BB: 0 P: 5	R: 3 E: 0 K: 1 S: 8	H: 3 LOB: 1 BB: 0 P: 8	1B: 9 2B: 2 3B: 0 HR: 2	SF: 2 SAC: 0 DP: 1 HBP: 0	WP: 0 PB: 0 SB: 1 CS: 0	PA: 40	
<b>PITCHER</b>	IP WLS BF H R ER SO BB IBB HBP BLK WP HR S P ERA WHIP	IP WLS BF H R ER SO BB IBB HBP BLK WP HR S P ERA WHIP	IP WLS BF H R ER SO BB IBB HBP BLK WP HR S P ERA WHIP	IP WLS BF H R ER SO BB IBB HBP BLK WP HR S P ERA WHIP	IP WLS BF H R ER SO BB IBB HBP BLK WP HR S P ERA WHIP	IP WLS BF H R ER SO BB IBB HBP BLK WP HR S P ERA WHIP	IP WLS BF H R ER SO BB IBB HBP BLK WP HR S P ERA WHIP	IP WLS BF H R ER SO BB IBB HBP BLK WP HR S P ERA WHIP	IP WLS BF H R ER SO BB IBB HBP BLK WP HR S P ERA WHIP	IP WLS BF H R ER SO BB IBB HBP BLK WP HR S P ERA WHIP	IP WLS BF H R ER SO BB IBB HBP BLK WP HR S P ERA WHIP	IP WLS BF H R ER SO BB IBB HBP BLK WP HR S P ERA WHIP	IP WLS BF H R ER SO BB IBB HBP BLK WP HR S P ERA WHIP	IP WLS BF H R ER SO BB IBB HBP BLK WP HR S P ERA WHIP	IP WLS BF H R ER SO BB IBB HBP BLK WP HR S P ERA WHIP	IP WLS BF H R ER SO BB IBB HBP BLK WP HR S P ERA WHIP	IP WLS BF H R ER SO BB IBB HBP BLK WP HR S P ERA WHIP	IP WLS BF H R ER SO BB IBB HBP BLK WP HR S P ERA WHIP	IP WLS BF H R ER SO BB IBB HBP BLK WP HR S P ERA WHIP	IP WLS BF H R ER SO BB IBB HBP BLK WP HR S P ERA WHIP	IP WLS BF H R ER SO BB IBB HBP BLK WP HR S P ERA WHIP
<b>Paul Splittorff, L</b> (1, 1) ERA: 4.18 <b>Doug Bird, R</b> (7, 1) ERA: 3.05	6.1 L 14 6 4 4 1 0 0 0 0 0 0 16 16 13.50 2.250																				

Oakland Athletics @ Kansas City Royals  
 Royals Stadium, Kansas City, MO

AB 37  
 R 10  
 H 13  
 RBI 10  
 BB 1  
 SO 4  
 LOB 9



Fri Aug 31 1973, 8:05 PM EDT  
 Att. 36,242 - Unknown - 89 F

livebaseballscorecards.com

BOTTOM

Oakland Athletics @ Kansas City Royals  
Royals Stadium, Kansas City, MO

livebaseballscorecards.com

AB	36
R	7
H	10
RBI	6
BB	4
SO	6
LOB	12



WP:	0	PA:	40
PB:	0		
SB:	1		
CS:	1		

Fri Aug 31 1973, 8:05 PM EDT  
Att: 36,242 - Unknown - 89 F

AB	5	R	0	H	0	RBI	0	BB	0	SO	2	LOB	3
	0	0	0	0	0	0	0	0	0	0	0	0	0

5	1	1	0	0	0	0	1
---	---	---	---	---	---	---	---

4	2	1	1	1	1	0
---	---	---	---	---	---	---

5	2	2	0	0	0	0
---	---	---	---	---	---	---

4	1	2	1	0	1	1
0	0	0	0	0	0	0

4	1	2	3	0	1	1
---	---	---	---	---	---	---

3	0	1	1	0	1	2
0	0	0	0	1	0	0

1	0	0	0	0	0	0
1	0	0	0	2	0	1

4	0	1	0	0	0	3
---	---	---	---	---	---	---

1B:	5	SF:	0
2B:	5	SAC:	0
3B:	0	DP:	1
HR:	1	HBP:	0

Batter	1	2	3	4	5	6	7	8	9
Kurt Bevacqua, R OBP: 0.317, SLG: 0.331 Paul Schaal, R OBP: 0.380, SLG: 0.390	0-0 1-3	0-3 K		0-0 6-3		0-0 6-3		0-3 K	
Cookie Rojas, R OBP: 0.315, SLG: 0.359	0-0 1B BB E 1B		0-0 6-3	0-0 P6		0-0 5-3		0-0 F3	
Amos Otis, R OBP: 0.364, SLG: 0.503	4-0 1-2 E 1B BB		0-0 HR	0-3 K		0-0 5-3		0-0 L7	
John Mayberry, L OBP: 0.416, SLG: 0.494	0-0 E1 E 1B 1B		0-0 2B 2B		0-0 F7		0-0 P6	0-0 F7	
Hal McRae, R OBP: 0.292, SLG: 0.350 Ed Kirkpatrick, L OBP: 0.351, SLG: 0.399	0-0 E8 1-3 2-H 1B 1B		0-3 K		0-0 2B		0-0 4-3		
Lou Piniella, R OBP: 0.302, SLG: 0.376	0-0 CS 2-H 3-H 1B		0-0 2B 2B		0-0 F2		0-3 K		
Rick Reichardt, R OBP: 0.301, SLG: 0.367 Steve Hovley, L OBP: 0.335, SLG: 0.308	0-3 K 2-3		0-0 2B		0-0 P6		4-0 1B BB		
Fran Healy, R OBP: 0.349, SLG: 0.412 Carl Taylor, R OBP: 0.384, SLG: 0.306		0-0 B1-3	4-0 BB		4-0 6-3 BB		0-0 F8		
Freddie Patek, R OBP: 0.316, SLG: 0.323		0-0 P3	0-0 F8		0-0 F2		0-0 1-3 S 1B		

Inning Stats	R: 4	H: 4	E: 2	LOB: 1	K: 1	S: 8	P: 12	R: 0	H: 0	E: 0	LOB: 0	K: 1	S: 5	R: 3	H: 4	E: 0	LOB: 2	K: 1	S: 9	R: 0	H: 0	E: 0	LOB: 0	K: 1	S: 5	R: 0	H: 1	E: 0	LOB: 1	K: 0	S: 4	R: 0	H: 0	E: 0	LOB: 0	K: 0	S: 3	R: 0	H: 1	E: 0	LOB: 2	K: 2	S: 8	R: 0	H: 0	E: 0	LOB: 0	K: 0	S: 3	R: 0	H: 1	E: 0	LOB: 0	K: 0	S: 3
--------------	------	------	------	--------	------	------	-------	------	------	------	--------	------	------	------	------	------	--------	------	------	------	------	------	--------	------	------	------	------	------	--------	------	------	------	------	------	--------	------	------	------	------	------	--------	------	------	------	------	------	--------	------	------	------	------	------	--------	------	------

PITCHER	IP	WLS	BF	H	R	ER	SO	BB	IBB	HBP	BLK	WP	HR	S	P	ERA	WHIP
Ken Holtzman, L ERA: 2.72	2.2		16	8	7	6	3	1	0	0	0	0	1	21	25	20.25	3.375
Blue Moon Odom, R ERA: 4.78	2.1		9	1	0	0	1	1	0	0	0	0	0	10	14	0.00	0.857
Horacio Pina, R ERA: 2.64	2.0		7	0	0	0	0	1	0	0	0	0	0	6	10	0.00	0.500
Rollie Fingers, R ERA: 1.38	2.0	W	8	1	0	0	2	1	0	0	0	0	0	11	15	0.00	1.000

Batter	1	2	3	4	5	6	7	8	9	AB R H RBI BB SO LOB	TOP																
Bill North, S OBP: 0.369, SLG: 0.358 (1, 8) X	0-0 F7 1-2	0-3 K 1-2		0-0 G3 1-2			0-0 5-3 1-2		0-0 HR 1-H 2-H 3B	5 1 1 2 0 1 2																	
Bert Campaneris, R OBP: 0.310, SLG: 0.337 (1, 6) X	0-0 S 2B 1B		0-0 5-3 1-2		0-0 1B 3B		0-0 6-3 1-2		0-0 6-3 1-2	5 2 2 0 0 0 2																	
Sal Bando, R OBP: 0.359, SLG: 0.476 (1, 5) X	0-0 1B 2B		0-0 CS 2B		0-0 F7 1B		1-0 FC6-4 HBP		0-0 HR 3-H	4 3 4 4 0 0 0																	
Reggie Jackson, L OBP: 0.387, SLG: 0.545 (1, 9) X Billy Coniglaro, R OBP: 0.278, SLG: 0.284 (9, 9) X	0-0 2-H 1B		4-0 IBB		0-0 F7 1-2		0-0 FC6-4 1-2f		0-3 K 0-3	4 0 1 1 1 1 3 0 0 0 0 0 0 0																	
Deron Johnson, R OBP: 0.338, SLG: 0.434 (1, 10) X	0-0 P3 1-2		0-3 K 2-3		0-0 G6-4-3 1B		0-0 1-3 1-2		0-0 P3 1-2	5 0 1 1 0 1 4																	
Gene Tenace, R OBP: 0.382, SLG: 0.460 (1, 3) X (9, 2)	0-0 5-3 1-2			0-0 4-3 1-2	0-0 G6-4-3 1-2f			4-0 BB BBB		3 0 0 0 1 0 2																	
Joe Rudi, R OBP: 0.294, SLG: 0.373 (1, 7) X		0-0 2B 1-2		0-3 K 1-2		4-0 BB BBB		0-0 G4-6-3 1-2f		3 0 1 0 1 1 1																	
Ray Fosse, R OBP: 0.290, SLG: 0.357 (1, 2) X Vic Davalillo, L OBP: 0.190, SLG: 0.219 (9, PH) X (9, 3)		0-3 K 1-2		0-0 1B 2B		0-0 G6-4-3 1-2f			0-0 BB 3B 1B	3 1 1 0 0 1 2 1 1 1 0 0 0 0																	
Dick Green, R OBP: 0.300, SLG: 0.340 (1, 4) X Pat Bourque, L OBP: 0.300, SLG: 0.400 (9, PH) X Allan Lewis, S (9, PR) X Ted Kubiak, S OBP: 0.270, SLG: 0.329 (9, 4) X		0-0 5-3 1-2		0-0 1B 2-H		0-0 P5 1-2			4-0 BB BBB 1-2 3B BB	3 0 1 1 0 0 1 0 0 0 0 1 0 0 0 1 0 0 0 0 0 0 0 0 0 0 0 0																	
<b>Inning Stats</b>	R: 2 H: 3 E: 0 LOB: 1 K: 0 BB: 0 S: 6 P: 6	R: 0 H: 1 E: 0 LOB: 1 K: 2 BB: 0 S: 8 P: 8	R: 0 H: 1 E: 0 LOB: 2 K: 1 BB: 1 S: 5 P: 9	R: 1 H: 2 E: 0 LOB: 1 K: 1 BB: 0 S: 7 P: 7	R: 2 H: 3 E: 0 LOB: 0 K: 0 BB: 0 S: 5 P: 5	R: 0 H: 0 E: 0 LOB: 0 K: 0 BB: 1 S: 2 P: 6	R: 0 H: 0 E: 0 LOB: 1 K: 0 BB: 0 S: 3 P: 4	R: 0 H: 0 E: 0 LOB: 0 K: 0 BB: 1 S: 2 P: 6	R: 4 H: 3 E: 0 LOB: 1 K: 1 BB: 1 S: 8 P: 12	1B: 6 SF: 0 2B: 5 SAC: 0 3B: 2 DP: 4 HR: 1 HBP: 1	WP: 0 PA: 41 PB: 0 SB: 1 CS: 1																
<b>PITCHER</b>	IP WLS BF H R ER SO BB IBB HBP BLK WP HR S P ERA WHIP											<b>PITCHER</b>	IP WLS BF H R ER SO BB IBB HBP BLK WP HR S P ERA WHIP														
Al Fitzmorris, R ERA: 2.66 (1, 1)	2.1		13	5	2	2	2	0	1	0	0	0	0	16	20	7.71	2.143										
Gene Garber, R ERA: 4.4 (3, 1)	5.2		23	6	5	5	2	3	0	1	0	0	0	23	36	7.94	1.588										
Doug Bird, R ERA: 3.27 (9, 1)	0.1		3	2	2	2	0	0	0	0	0	0	1	3	3	54.00	6.000										
Joe Hoerner, L ERA: 5.68 (9, 1)	0.2	W	2	0	0	0	1	0	0	0	0	0	0	4	4	0.00	0.000										

Oakland Athletics @ Kansas City Royals  
Royals Stadium, Kansas City, MO

AB	36
R	9
H	13
RBI	9
BB	4
SO	5
LOB	17



Sat Sep 01 1973, 8:05 PM EDT  
Att. 38,468 - Unknown - 73 F

livebaseballscorecards.com

BOTTOM

Oakland Athletics @ Kansas City Royals  
Royals Stadium, Kansas City, MO

AB 40  
R 10  
H 14  
RBI 10  
BB 4  
SO 2  
LOB 13



WP: 0 PA: 46  
PB: 0  
SB: 0  
CS: 2

Sat Sep 01 1973, 8:05 PM EDT  
Att: 38,468 - Unknown - 73 F

livebaseballscorecards.com

AB R H RBI BB SO LOB

4 0 1 2 1 0 1

5 1 2 0 0 0 3

5 0 1 1 0 0 1

5 1 2 1 0 1 2

3 1 0 0 1 0 2

3 1 2 1 0 1 0

4 1 2 1 1 0 1


4 1 3 4 1 0 0

1B: 11 SF: 1  
2B: 3 SAC: 0  
3B: 0 DP: 0  
HR: 0 HBP: 0

Batter	1	2	3	4	5	6	7	8	9
Freddie Patek, R OBP: 0.317, SLG: 0.325 (1, 6)	0-0 6-3		4-0 FC4-6 BB	0-0 CS	0-0 1-3	0-0 F8		0-0 2B	
Cookie Rojas, R OBP: 0.316, SLG: 0.359 (1, 4)	0-0 CS 1B		0-0 FC4-6		0-0 E9 1B		0-0 F8	0-0 4-3	
Amos Otis, R OBP: 0.363, SLG: 0.500 (1, 8)	0-0 5-3			0-0 5-3	0-0 E 1B		0-0 L8		0-0 3-1
John Mayberry, L OBP: 0.412, SLG: 0.489 (1, 3)		0-0 F9		0-0 E4 2B	0-0 E8		0-0 5-3		0-0 6-3
Hal McRae, R OBP: 0.294, SLG: 0.355 Frank White, R OBP: 0.273, SLG: 0.278 (1, 10) (9, PR)		0-0 6-3		0-0 SF8 2B	0-3 K		0-0 F9	0-0 E 1B BB 1B	
Ed Kirkpatrick, L OBP: 0.350, SLG: 0.395 (1, 9) (9, 7)		0-0 F8		4-0 1B 1B BB	0-0 1-3		0-0 F9	0-0 BB E 1B 1B	
Kurt Bevacqua, R OBP: 0.320, SLG: 0.333 (9, PH)									
Lou Piniella, R OBP: 0.304, SLG: 0.380 Steve Hovley, L OBP: 0.335, SLG: 0.308 Tom Poquette, L (1, 7) (8, PR) (9, 9)			0-0 F8 4-3 2B	0-0 SF8		0-3 K	0-0 1B 1B	0-0 E5 1B BB	
Rick Reichardt, R OBP: 0.300, SLG: 0.365 (9, PH)				3-3 H			0-0 1B 1B	1-2 2-3	
Paul Schaal, R OBP: 0.383, SLG: 0.391 (1, 5)			0-0 F8	0-0 1B CS 1B	0-0 1-3	0-0 1-3	0-0 2B 1B	4-0 1B BB	
Carl Taylor, R OBP: 0.399, SLG: 0.321 (1, 2)			0-0 4-3	0-0 1B		4-0 BB	0-0 2B 1B	0-0 1B	

Inning Stats	R: 0	H: 1	E: 0	LOB: 0	K: 0	BB: 0	S: 3	P: 3	R: 0	H: 0	E: 0	LOB: 0	K: 0	BB: 0	S: 3	R: 3	H: 3	E: 1	LOB: 1	K: 1	BB: 1	S: 6	R: 1	H: 2	E: 2	LOB: 2	K: 1	BB: 0	S: 8	R: 0	H: 0	E: 0	LOB: 1	K: 1	BB: 1	S: 5	R: 0	H: 0	E: 0	LOB: 0	K: 0	BB: 0	S: 3	R: 3	H: 4	E: 1	LOB: 2	K: 0	BB: 0	S: 7	R: 2	H: 3	E: 1	LOB: 3	K: 0	BB: 1	S: 6	1B: 11	SF: 1	2B: 3	SAC: 0	3B: 0	DP: 0	HR: 0	HBP: 0
--------------	------	------	------	--------	------	-------	------	------	------	------	------	--------	------	-------	------	------	------	------	--------	------	-------	------	------	------	------	--------	------	-------	------	------	------	------	--------	------	-------	------	------	------	------	--------	------	-------	------	------	------	------	--------	------	-------	------	------	------	------	--------	------	-------	------	--------	-------	-------	--------	-------	-------	-------	--------

PITCHER	IP	WLS	BF	H	R	ER	SO	BB	IBB	HBP	BLK	WP	HR	S	P	ERA	WHIP
Catfish Hunter, R ERA: 3.17 (1, 1)	3.2		18	5	4	1	0	2	0	0	0	0	0	16	24	2.46	1.909
Rollie Fingers, R ERA: 1.58 (4, 1)	4.0		19	6	4	3	2	1	0	0	0	0	0	22	26	6.75	1.750
Horacio Pina, R ERA: 2.62 (8, 1)	0.2		2	0	0	0	0	0	0	0	0	0	0	2	2	0.00	0.000
Darold Knowles, L ERA: 2.39 (9, 1)	0.1	L	6	3	2	0	0	1	0	0	0	0	0	5	9	0.00	12.000

Batter	1	2	3	4	5	6	7	8	9	AB R H RBI BB SO LOB	TOP											
Bill North, S (1, 8) OBP: 0.373, SLG: 0.361	0-0 4-3		0-0 1-2		0-0 1B 2B 1B		4-0 1B BB	0-0 1-2 1B		4 1 3 0 1 0 0												
Bert Campaneris, R (1, 6) OBP: 0.309, SLG: 0.334	0-0 6-3		0-0 1-3		4-0 1-2 1B BB		0-0 F9	0-0 6-3		4 1 0 0 1 0 5												
Sal Bando, R (1, 5) OBP: 0.363, SLG: 0.478	0-0 F7			4-0 FC4-6 BB	0-0 1-2 2-3 2B 1B		0-0 1-2 1B		0-0 E 1B	4 1 3 0 1 0 0												
Reggie Jackson, L (1, 9) OBP: 0.385, SLG: 0.543		0-0 F9		0-0 FC4-6 1B 1-3	0-0 1-2 2-3 2B		0-3 K		0-0 F7	5 0 1 3 0 1 4												
Deron Johnson, R (1, 10) OBP: 0.335, SLG: 0.429 Blue Moon Odom, R (9, PR)		0-0 F3		0-0 1-3	0-3 K			0-3 K	0-0 E1 G6-4-3	5 0 0 0 0 2 3 0 0 0 0 0 0 0												
Gene Tenace, R (1, 3) OBP: 0.382, SLG: 0.458 (8, 2)		0-3 K		0-0 2-3 1B		0-0 F2		4-0 HR BB	0-0 G6-4-3	4 1 1 0 1 1 2												
Jesus Alou, R (1, 7) OBP: 0.331, SLG: 0.391			0-0 6-3	0-0 5-3		0-0 6-3		0-0 1-H HR		4 1 1 2 0 0 2												
Ray Fosse, R (1, 2) OBP: 0.288, SLG: 0.354 Pat Bourque, L (8, PH) OBP: 0.300, SLG: 0.400 Mike Andrews, R (8, PH) OBP: 0.301, SLG: 0.262			0-0 F8		0-0 F7	0-0 6-3		0-0 F3		3 0 0 0 0 0 0 0 0 0 0 0 0 0 1 0 0 0 0 0 0	AB 38 R 5 H 11 RBI 5 BB 4 SO 4 LOB 16											
Dick Green, R (1, 4) OBP: 0.302, SLG: 0.341 Vic Davalillo, L (7, PH) OBP: 0.188, SLG: 0.217 Ted Kubiak, S (7, 4) OBP: 0.270, SLG: 0.329 Jose Morales, R (8, PH) OBP: 0.300, SLG: 0.375 Allan Lewis, S (8, PR) Joe Rudi, R (8, 3) OBP: 0.294, SLG: 0.373			0-0 1B 1B		0-0 F9		0-0 F8	0-0 1B 1B		2 0 1 0 0 0 0 1 0 0 0 0 0 0 0 0 0 0 0 0 0 1 0 1 0 0 0 0 0 0 0 0 0 0 0 0 0 0 0 0 0 0												
<b>Inning Stats</b>	R: 0 E: 0 K: 0 S: 3	H: 0 LOB: 0 BB: 0 P: 3	R: 0 E: 0 K: 1 S: 5	H: 0 LOB: 0 BB: 0 P: 5	R: 0 E: 0 K: 0 S: 5	H: 2 LOB: 2 BB: 0 P: 5	R: 0 E: 0 K: 0 S: 4	H: 1 LOB: 2 BB: 1 P: 8	R: 3 E: 0 K: 1 S: 8	H: 3 LOB: 1 BB: 1 P: 12	R: 0 E: 0 K: 0 S: 3	H: 0 LOB: 0 BB: 0 P: 3	R: 0 E: 0 K: 1 S: 6	H: 1 LOB: 2 BB: 1 P: 10	R: 2 E: 0 K: 1 S: 8	H: 3 LOB: 2 BB: 1 P: 12	R: 0 E: 1 K: 0 S: 4	H: 1 LOB: 2 BB: 0 P: 4	1B: 9 2B: 1 3B: 0 HR: 1	SF: 0 SAC: 0 DP: 1 HBP: 0	WP: 0 PB: 0 SB: 0 CS: 0	PA: 42
<b>PITCHER</b>	IP WLS BF H R ER SO BB IBB HBP BLK WP HR S P ERA WHIP																					
Steve Busby, R (1, 1) ERA: 4.38	7.1 W 34 8 5 5 4 4 0 0 0 0 0 1 38 54 6.14 1.636																					
Joe Hoerner, L (8, 1) ERA: 5.61	0.1 2 1 0 0 0 0 0 0 0 0 0 0 2 2 0.00 3.000																					
Gene Garber, R (8, 1) ERA: 4.35	1.1 S 6 2 0 0 0 0 0 0 0 0 0 0 6 6 0.00 1.500																					

Oakland Athletics @ Kansas City Royals  
Royals Stadium, Kansas City, MO  
Sun Sep 02 1973, 4:33 AM EDT  
Att. 35,466 - Unknown - 73 F

livebaseballscorecards.com

Batter	1	2	3	4	5	6	7	8	9
Freddie Patek, R OBP: 0.315, SLG: 0.323 (1, 6)	0-3 K		0-0 SF9	0-0 5-3		0-0 F5			
Cookie Rojas, R OBP: 0.318, SLG: 0.372 (1, 4)	0-0 3-1		0-0 CS	0-0 HR	0-0 HR		0-3 K		
Amos Otis, R OBP: 0.362, SLG: 0.498 (1, 8)	0-0 5-3			0-0 4-3	0-0 F9		0-0 1B L5 1B		
John Mayberry, L OBP: 0.415, SLG: 0.492 (1, 3)		0-0 4-3		4-0 2B BB	0-0 2B		0-0 1-3 1B		
Hal McRae, R OBP: 0.294, SLG: 0.357 Tom Poquette, L (8, 9)		0-0 F9		0-0 SF9 2B	0-0 F8		0-0 L5		
Lou Piniella, R OBP: 0.301, SLG: 0.377 (1, 7)		0-3 K		0-0 SF9	0-3 K			0-0 F8	
Paul Schaal, R OBP: 0.384, SLG: 0.395 (1, 5)			0-0 SH1-3 SF9 2B	0-0 1B 1B		0-0 5-3		0-0 F9	
Rick Reichardt, R OBP: 0.308, SLG: 0.370 (1, 10)			0-0 SH1-3	0-0 1B 1B		0-0 1B		4-0 BB	
Carl Taylor, R OBP: 0.401, SLG: 0.322 (1, 2)			4-0 CS BB	0-0 1-2 2-H 1B		0-0 F8		0-0 L4	

Inning Stats	R: 0	H: 0	E: 0	K: 1	S: 5	LOB: 0	BB: 0	P: 5
	R: 0	H: 0	E: 0	K: 1	S: 5	LOB: 0	BB: 0	P: 5
	R: 1	H: 1	E: 0	K: 0	S: 3	LOB: 0	BB: 1	P: 7
	R: 4	H: 5	E: 0	K: 0	S: 8	LOB: 2	BB: 1	P: 12
	R: 1	H: 2	E: 0	K: 1	S: 7	LOB: 1	BB: 0	P: 7
	R: 0	H: 1	E: 0	K: 0	S: 4	LOB: 1	BB: 0	P: 4
	R: 0	H: 2	E: 0	K: 1	S: 6	LOB: 1	BB: 0	P: 6
	R: 0	H: 0	E: 0	K: 0	S: 3	LOB: 1	BB: 1	P: 7

PITCHER	IP	WLS	BF	H	R	ER	SO	BB	IBB	HBP	BLK	WP	HR	S	P	ERA	WHIP
Vida Blue, L ERA: 3.53 (1, 1)	3.2	L	17	5	5	5	2	2	0	0	0	0	1	19	27	12.27	1.909
Horacio Pina, R ERA: 2.71 (4, 1)	0.2		4	2	1	1	0	0	0	0	0	0	1	4	4	13.50	3.000
Paul Lindblad, L ERA: 4.0 (5, 1)	2.0		10	4	0	0	2	0	0	0	0	0	0	14	14	0.00	2.000
Rollie Fingers, R ERA: 1.56 (7, 1)	1.2		5	0	0	0	0	1	0	0	0	0	0	4	8	0.00	0.600

**BOTTOM**

**Oakland Athletics @ Kansas City Royals**  
**Royals Stadium, Kansas City, MO**

Sun Sep 02 1973, 4:33 AM EDT  
Att: 35,466 - Unknown - 73 F

AB	30
R	6
H	11
RBI	6
BB	3
SO	4
LOB	9

livebaseballscorecards.com



1B: 6	SF: 2	WP: 0	PA: 37
2B: 4	SAC: 1	PB: 0	
3B: 0	DP: 1	SB: 0	
HR: 2	HBP: 0	CS: 1	

Batter	1	2	3	4	5	6	7	8	9	AB	R	H	RBI	BB	SO	LOB	TOP					
Larry Hisle, R (1, 7) OBP: 0.352, SLG: 0.421	4-0 E BB	0-0 FC6-4 1-2 2-H 1B		0-0 1B		0-0 1B		0-0 BB 1B	0-0 1B 2B	5	2	5	2	1	0	0						
Rod Carew, L (1, 4) OBP: 0.415, SLG: 0.478	0-0 L7	0-0 FC6-4 1-2 2-3		0-0 L6		0-0 L5		4-0 1B BB	0-0 1B HR	5	1	1	1	1	0	6						
Tony Oliva, L (1, 10) OBP: 0.348, SLG: 0.415	0-0 E1 BB 1-3	0-3 K		0-0 F5				0-0 2B E 1B	0-0 1-3 2-H 1B	6	2	3	1	0	1	4						
Bobby Darwin, R (1, 9) OBP: 0.300, SLG: 0.384	0-0 F3	0-3 K						0-0 E9 1-H 2B	0-3 K 1-H 2-H HR	6	1	2	3	0	2	6						
Jim Holt, L (1, 3) OBP: 0.341, SLG: 0.451	4-0		0-0 F7		0-0 G5-4-3 1B			0-3 K		3	0	1	0	1	1	1						
Joe Lis, R (9, PH) OBP: 0.328, SLG: 0.408	1-2 BB								WP 1B BB	0	0	0	0	1	0	0						
Dan Monzon, R (9, PR) OBP: 0.311, SLG: 0.273									F9	1	1	0	0	0	0	1						
Phil Roof, R (9, 2) OBP: 0.270, SLG: 0.248										0	0	0	0	0	0	0						
George Mitterwald, R (1, 2) OBP: 0.327, SLG: 0.412	0-0 4-3		0-0 E5		0-0 G5-4-3			0-3 K		4	0	0	0	0	1	5						
Rich Reese, L (9, 3) OBP: 0.200, SLG: 0.224					1-2				1-H 2B SH3 1B	1	1	1	1	0	0	0						
Steve Bnye, R (1, 8) OBP: 0.315, SLG: 0.366		0-0 BB 1B 1B	0-0 F7				0-0 2-3	0-0 6-3	0-0 SH3	4	1	1	0	0	0	2						
Eric Soderholm, R (1, 5) OBP: 0.405, SLG: 0.375		4-0 BB 1B 1B	0-0 1-3				0-0 6-3		0-0 L7	4	2	1	1	1	0	1						
Danny Thompson, R (1, 6) OBP: 0.270, SLG: 0.294		0-0 FC6-4 1B 1B		0-3 K			0-0 1B		0-0 F7	3	0	2	1	0	1	0						
Steve Braun, L (8, PH) OBP: 0.408, SLG: 0.440										1	0	0	0	0	0	0						
Jerry Terrell, R (8, 6) OBP: 0.312, SLG: 0.335										1	0	0	0	0	0	2						
Inning Stats	R: 0 E: 1 K: 0 S: 4	H: 0 LOB: 3 BB: 2 P: 12	R: 2 E: 0 K: 2 S: 10	H: 3 LOB: 2 BB: 1 P: 14	R: 0 E: 1 K: 0 S: 4	H: 0 LOB: 1 BB: 0 P: 4	R: 0 E: 0 K: 1 S: 6	H: 1 LOB: 1 BB: 0 P: 6	R: 0 E: 0 K: 0 S: 3	H: 1 LOB: 0 BB: 0 P: 3	R: 0 E: 1 K: 0 S: 5	H: 2 LOB: 2 BB: 0 P: 5	R: 1 E: 1 K: 2 S: 9	H: 2 LOB: 1 BB: 0 P: 9	R: 1 E: 0 K: 1 S: 7	H: 2 LOB: 2 BB: 1 P: 11	R: 7 E: 0 K: 0 S: 9	H: 6 LOB: 1 BB: 1 P: 13	1B: 13 2B: 3 3B: 0 HR: 1	SF: 0 SAC: 1 DP: 1 HBP: 0	WP: 1 PB: 0 SB: 0 CS: 0	PA: 50
PITCHER	IP	WLS	BF	H	R	ER	SO	BB	IBB	HBP	BLK	WP	HR	S	P	ERA	WHIP					
Dick Drago, R (1, 1) ERA: 4.21	1.0		10	3	2	2	0	3	0	0	0	0	0	7	19	18.00	6.000					
Steve Mingori, L (2, 1) ERA: 3.74	5.1		22	6	1	0	4	0	0	0	0	0	0	30	30	0.00	1.125					
Doug Bird, R (7, 1) ERA: 3.33	1.1		6	1	1	1	1	1	0	0	0	0	0	7	11	6.75	1.500					
Joe Hoerner, L (8, 1) ERA: 5.88	0.1		3	1	1	1	1	1	0	0	0	0	0	4	8	27.00	6.000					
Gene Garber, R (9, 1) ERA: 4.62	0.2	L	6	4	3	3	0	0	0	0	0	1	0	6	6	40.50	6.000					
PITCHER	IP	WLS	BF	H	R	ER	SO	BB	IBB	HBP	BLK	WP	HR	S	P	ERA	WHIP					
Bruce Dal Canton, R (9, 1) ERA: 4.81	0.1		3	2	3	3	0	0	0	0	0	0	0	3	3	81.00	6.000					

Minnesota Twins @ Kansas City Royals  
Royals Stadium, Kansas City, MO  
Mon Sep 03 1973, 8:05 PM EDT  
Att. 11,134 - Unknown - 78 F

AB	44
R	11
H	17
RBI	10
BB	5
SO	6
LOB	28



WP: 1	PA: 50
PB: 0	
SB: 0	
CS: 0	



BOTTOM

Minnesota Twins @ Kansas City Royals

Royals Stadium, Kansas City, MO

Mon Sep 03 1973, 8:05 PM EDT  
Att. 11,134 - Unknown - 78 F

AB	39
R	5
H	10
RBI	5
BB	2
SO	8
LOB	27



WP: 0	PA: 42
PB: 0	
SB: 0	
CS: 1	

AB R H RBI BB SO LOB

5	1	1	0	0	1	1
5	1	1	1	0	2	1
4	0	2	0	1	0	0
5	1	2	0	0	2	4
0	0	0	0	0	0	0
4	1	1	0	1	0	3
2	0	1	1	0	0	2
1	0	0	0	0	0	3
1	0	0	0	0	1	2
4	0	0	1	0	0	5
4	1	2	2	0	1	3
4	0	0	0	0	1	3

Batter	1	2	3	4	5	6	7	8	9
Freddie Patek, R (1, 6) OBP: 0.313, SLG: 0.321	0-0 2B 1B	0-0 5-3			0-0 F3		0-3 K	0-0 F3	
Cookie Rojas, R (1, 4) OBP: 0.317, SLG: 0.373	0-0 1B SF7 2B	0-0 F8			0-3 K		0-0 E5 2B		0-3 K
Amos Otis, R (1, 8) OBP: 0.364, SLG: 0.500	4-0 1B BB				0-0 6-3		0-0 L5		0-0 1B
John Mayberry, L (1, 3) OBP: 0.415, SLG: 0.491 Frank White, R (9, PR) OBP: 0.273, SLG: 0.278	0-3 K				0-3 K		0-0 E E E 1B		0-0 1-3 1B
Hal McRae, R (1, 10) OBP: 0.296, SLG: 0.355	0-0 1-2 2-3 1B				0-0 F9		0-0 FC4 E E E FC6-4 1-2		0-0 P3
Ed Kirkpatrick, L (1, 9) OBP: 0.350, SLG: 0.396 Kurt Bevacqua, R (7, PH) OBP: 0.318, SLG: 0.332 Tom Poquette, L (8, 9)	0-0 SF7				0-0 FC6-4 1B		0-0 E6 FC6-4 E 1-2 2-3		0-3 K
Lou Piniella, R (1, 7) OBP: 0.299, SLG: 0.374	0-0 5-3				0-0 FC6-4 CS 1-2f		0-0 FC4 FC6-4 1-2 2-3 3-H		0-0 6-3
Paul Schaal, R (1, 5) OBP: 0.385, SLG: 0.405					0-3 K 1-2		0-0 FC6-4 1-2f 2-3 3-H		0-0 HR
Carl Taylor, R (1, 2) OBP: 0.391, SLG: 0.311					0-3 K		0-0 F9		0-0 4-3

Inning Stats	R: 2 E: 0 K: 1 S: 8	H: 3 LOB: 2 BB: 1 P: 12	R: 0 E: 0 K: 0 S: 4	H: 1 LOB: 1 BB: 0 P: 4	R: 0 E: 0 K: 1 S: 5	H: 0 LOB: 0 BB: 0 P: 5	R: 0 E: 0 K: 1 S: 5	H: 1 LOB: 0 BB: 0 P: 5	R: 0 E: 0 K: 2 S: 7	H: 0 LOB: 0 BB: 0 P: 7	R: 2 E: 3 K: 0 S: 7	H: 1 LOB: 2 BB: 0 P: 7	R: 0 E: 1 K: 1 S: 7	H: 1 LOB: 3 BB: 1 P: 11	R: 1 E: 0 K: 0 S: 4	H: 1 LOB: 0 BB: 0 P: 4	R: 0 E: 0 K: 2 S: 9	H: 2 LOB: 2 BB: 0 P: 9	1B: 7 2B: 2 3B: 0 HR: 1	SF: 1 SAC: 0 DP: 0 HBP: 0
--------------	------------------------------	----------------------------------	------------------------------	---------------------------------	------------------------------	---------------------------------	------------------------------	---------------------------------	------------------------------	---------------------------------	------------------------------	---------------------------------	------------------------------	----------------------------------	------------------------------	---------------------------------	------------------------------	---------------------------------	----------------------------------	------------------------------------

PITCHER	IP	WLS	BF	H	R	ER	SO	BB	IBB	HBP	BLK	WP	HR	S	P	ERA	WHIP
Dave Goltz, R (1, 1) ERA: 5.66	6.1		30	7	4	2	6	1	0	0	0	0	0	41	45	2.84	1.263
Vic Albury, L (7, 1) ERA: 0.61	0.2		3	0	0	0	0	0	1	0	0	0	0	2	6	0.00	0.000
Bill Campbell, R (8, 1) ERA: 4.22	2.0	W	9	3	1	1	2	0	0	0	0	0	1	13	13	4.50	1.500

Batter	1	2	3	4	5	6	7	8	9	AB R H RBI BB SO LOB	TOP											
Larry Hisle, R (1, 7) OBP: 0.353, SLG: 0.419	0-3 K	0-3 K		0-0 6-3		4-0 G4-6-3 BB			4-0 BB	3 0 0 1 2 2 2												
Rod Carew, L (1, 4) OBP: 0.413, SLG: 0.475	0-0 5-3	0-0 5-3		0-0 PO 1B		0-0 G4-6-3			0-0 F7	5 0 1 1 0 0 5												
Tony Oliva, L (1, 10) OBP: 0.347, SLG: 0.412	0-0 2B 1B		0-0 F7	0-0 PO	0-0 G3				0-0 F8	5 1 1 0 0 0 1												
Joe Lis, R (1, 3) OBP: 0.331, SLG: 0.418	0-0 1B 2B		0-0 1B 2B		0-3 K				0-0 6-3	4 2 2 0 0 1 0												
George Mitterwald, R (1, 2) OBP: 0.326, SLG: 0.411	0-0 FC5-4 1B		0-0 F9		0-3 K				0-0 4-3	4 0 1 2 0 1 1												
Bobby Darwin, R (1, 9) OBP: 0.300, SLG: 0.383	0-0 FC5-4		0-0 1B		0-3 K				0-0 1-3	4 0 1 1 0 1 1												
Steve Bnye, R (1, 8) OBP: 0.318, SLG: 0.369		0-0 2B 1B	0-0 F9		0-0 BB BB 1B				0-0 6-3	4 2 2 0 0 0 1												
Eric Soderholm, R (1, 5) OBP: 0.415, SLG: 0.400		0-0 SH3 1-H 2B		0-0 6-3		4-0 BB BB BB			0-0 1-3	3 0 1 1 1 0 0												
Jerry Terrell, R (1, 6) OBP: 0.314, SLG: 0.336		0-0 SH3	0-0 S 1B		4-0 BB BB				0-3 K	2 1 1 0 1 1 0												
<b>Inning Stats</b>	R: 2 E: 0 K: 1 S: 8	H: 3 LOB: 1 BB: 0 P: 8	R: 1 E: 0 K: 1 S: 7	H: 2 LOB: 1 BB: 0 P: 7	R: 1 E: 0 K: 0 S: 5	H: 2 LOB: 0 BB: 0 P: 5	R: 1 E: 0 K: 0 S: 4	H: 2 LOB: 0 BB: 0 P: 4	R: 0 E: 0 K: 2 S: 7	H: 0 LOB: 0 BB: 0 P: 7	R: 1 E: 0 K: 1 S: 5	H: 1 LOB: 2 BB: 3 P: 17	R: 0 E: 0 K: 0 S: 3	H: 0 LOB: 0 BB: 0 P: 3	R: 0 E: 0 K: 0 S: 3	H: 0 LOB: 0 BB: 0 P: 3	R: 0 E: 0 K: 1 S: 5	H: 0 LOB: 1 BB: 1 P: 9	1B: 7 2B: 3 3B: 0 HR: 0	SF: 0 SAC: 1 DP: 1 HBP: 0	WP: 0 PB: 0 SB: 1 CS: 0	PA: 40
<b>PITCHER</b>	IP WLS BF H R ER SO BB IBB HBP BLK WP HR S P ERA WHIP																					
Paul Splittorff, L (1, 1) ERA: 4.29	2.2 L 15 7 4 4 2 0 0 0 0 0 0 0 19 19 13.50 2.625																					
Mark Littell, R (3, 1) ERA: 6.04	2.2 13 3 2 2 3 3 0 0 0 0 0 0 16 28 6.75 2.250																					
Al Fitzmorris, R (6, 1) ERA: 2.52	2.2 7 0 0 0 0 0 0 0 0 0 0 0 7 7 0.00 0.000																					
Ken Wright, R (9, 1) ERA: 4.37	1.0 4 0 0 0 0 1 1 0 0 0 0 0 5 9 0.00 1.000																					

Minnesota Twins @ Kansas City Royals  
Royals Stadium, Kansas City, MO  
Tue Sep 04 1973, 8:05 PM EDT  
Att: 9,741 - Unknown - 80 F

AB	34
R	6
H	10
RBI	6
BB	4
SO	6
LOB	11



Batter	1	2	3	4	5	6	7	8	9	AB	R	H	RBI	BB	SO	LOB
Freddie Patek, R OBP: 0.313, SLG: 0.321 (1, 6)	0-0 F2		0-0 1B		0-0 FC6-4			0-0 6-3		4	0	1	0	0	0	1
Frank White, R OBP: 0.284, SLG: 0.293 (1, 4)	0-0 F8		0-0 6-3			0-0 2B		4-0 BB		3	0	1	0	1	0	1
Amos Otis, R OBP: 0.365, SLG: 0.499 (1, 8)	4-0 BB			0-0 1B		0-0 5-3		0-0 F8		3	0	1	0	1	0	2
John Mayberry, L OBP: 0.412, SLG: 0.487 (1, 3)	0-0 5-3			0-0 F9		0-0 4-1		0-0 F8		4	0	0	0	0	0	4
Hal McRae, R OBP: 0.292, SLG: 0.350 (1, 10)		0-3 K		0-0 F5		0-0 G3			0-0 L7	4	0	0	0	0	1	2
Ed Kirkpatrick, L OBP: 0.347, SLG: 0.391 (1, 9)		0-0 3-1		0-3 K			0-0 G3		0-0 4-3	4	0	0	0	0	1	1
Lou Piniella, R OBP: 0.297, SLG: 0.371 (1, 7)		0-0 L8			0-0 1-3		0-0 4-1		0-0 6-3	4	0	0	0	0	0	0
Paul Schaal, R OBP: 0.387, SLG: 0.406 (1, 5)			0-3 K		0-0 FC6-4 1B		4-0 BB			2	0	1	0	1	1	0
Carl Taylor, R OBP: 0.383, SLG: 0.303 (1, 2)			0-0 F3		0-3 K		0-0 5-3			3	0	0	0	0	1	2

Inning Stats	R: 0	H: 0	E: 0	K: 0	S: 3	R: 0	H: 0	E: 0	K: 1	S: 5	R: 0	H: 1	E: 0	K: 1	S: 6	R: 0	H: 1	E: 0	K: 1	S: 6	R: 0	H: 1	E: 0	K: 1	S: 6	R: 0	H: 1	E: 0	K: 0	S: 4	R: 0	H: 0	E: 0	K: 0	S: 3	R: 0	H: 0	E: 0	K: 0	S: 3	R: 0	H: 0	E: 0	K: 0	S: 3	1B: 3	2B: 1	3B: 0	HR: 0	SF: 0	SAC: 0	DP: 0	HBP: 0	WP: 0	PB: 0	SB: 1	CS: 0	PA: 34
--------------	------	------	------	------	------	------	------	------	------	------	------	------	------	------	------	------	------	------	------	------	------	------	------	------	------	------	------	------	------	------	------	------	------	------	------	------	------	------	------	------	------	------	------	------	------	-------	-------	-------	-------	-------	--------	-------	--------	-------	-------	-------	-------	--------

PITCHER	IP	WLS	BF	H	R	ER	SO	BB	IBB	HBP	BLK	WP	HR	S	P	ERA	WHIP
Bert Blyleven, R ERA: 2.48 (1, 1)	9.0	W	34	4	0	0	4	3	0	0	0	0	0	39	51	0.00	0.778

**MINNESOTA TWINS @ KANSAS CITY ROYALS**  
**ROYALS STADIUM, KANSAS CITY, MO**  
 Tue Sep 04 1973, 8:05 PM EDT  
 Att. 9,741 - Unknown - 80 F

AB 31  
 R 0  
 H 4  
 RBI 0  
 BB 3  
 SO 4  
 LOB 13



Batter	1	2	3	4	5	6	7	8	9	AB R H RBI BB SO LOB	TOP																									
Mickey Rivers, L (1, 8) OBP: 0.400, SLG: 0.385	0-0 G3 S 1B		4-0 S BB		0-0 1-H 3-H 2B		0-3 K	0-0 1-3 2-H 3-H 1B		4 3 3 3 1 1 0	<b>California Angels @ Kansas City Royals</b> Royals Stadium, Kansas City, MO Sat Sep 08 1973, 4:33 AM EDT Overcast - 73 F																									
Vada Pinson, L (1, 7) OBP: 0.286, SLG: 0.367	0-0 G3 1-3		0-0 P6 1-2		0-0 1-3		0-0 G6-4-3 1B	0-0 2-H 3-H 1B		5 0 2 2 0 0 3																										
Frank Robinson, R (1, 10) OBP: 0.379, SLG: 0.496	0-3 K		0-3 K		0-0 2-H 2B		0-0 G6-4-3 1-2f	0-3 K		5 0 1 1 0 3 4																										
Bob Oliver, R (1, 5) OBP: 0.309, SLG: 0.416	0-0 3-H 1B		0-3 K		4-0 IBB			0-0 HR 2B	0-0 4-3	4 1 2 1 1 1 1																										
Mike Epstein, L (1, 3) OBP: 0.307, SLG: 0.313 Ken Berry, R (8, PH) OBP: 0.334, SLG: 0.355 Tom McCraw, L (8, 3) OBP: 0.340, SLG: 0.312	0-0 F8			0-0 P4	0-3 K			0-3 K	0-3 K	3 0 0 0 0 1 3 1 0 0 0 0 1 1 1 0 0 0 0 1 0																										
Leroy Stanton, R (1, 9) OBP: 0.293, SLG: 0.382		0-0 L6		0-0 6-3	0-0 P6			0-0 2-H HR	0-3 K	5 1 1 2 0 1 2																										
Charlie Sands, L (1, 2) OBP: 0.444, SLG: 0.889		0-0 FC4 1B		0-3 K		0-3 K		0-0 1B 1B		4 1 2 0 0 2 0																										
Dave Chalk, R (1, 6) OBP: 0.154, SLG: 0.154		0-3 K			0-0 1B 2B 1B		0-3 K	0-0 1B 1B		4 2 2 0 0 2 1																										
Sandy Alomar Sr., S (1, 4) OBP: 0.279, SLG: 0.246		0-0 FC4 1-2f			0-0 1-3 2B 1B		0-0 P4	0-0 P6		4 1 1 0 0 0 3																										
<b>Inning Stats</b>	R: 1 E: 0 K: 1 S: 7	H: 2 LOB: 1 BB: 0 P: 7	R: 0 E: 0 K: 1 S: 6	H: 1 LOB: 1 BB: 0 P: 6	R: 0 E: 0 K: 2 S: 7	H: 0 LOB: 1 BB: 1 P: 11	R: 0 E: 0 K: 1 S: 5	H: 0 LOB: 0 BB: 0 P: 5	R: 3 E: 0 K: 1 S: 9	H: 4 LOB: 2 BB: 1 P: 13	R: 0 E: 0 K: 2 S: 7	H: 0 LOB: 0 BB: 0 P: 7	R: 0 E: 0 K: 1 S: 5	H: 1 LOB: 0 BB: 0 P: 5	R: 5 E: 0 K: 2 S: 13	H: 6 LOB: 1 BB: 0 P: 13	R: 0 E: 0 K: 2 S: 7	H: 0 LOB: 0 BB: 0 P: 7	1B: 10 2B: 3 3B: 0 HR: 1	SF: 0 SAC: 0 DP: 1 HBP: 0	WP: 0 PB: 0 SB: 2 CS: 0	PA: 42														
<b>PITCHER</b>	IP WLS BF H R ER SO BB IBB HBP BLK WP HR S P ERA WHIP																																			
Al Fitzmorris, R (1, 1) ERA: 2.98	4.1		21	7	4	4	5	1	0	0	0	0	0	30	34	8.31	1.846																			
Steve Mingori, L (5, 1) ERA: 4.27	3.0	L	14	5	4	4	5	0	1	0	0	0	1	23	27	12.00	1.667																			
Joe Hoerner, L (8, 1) ERA: 5.86	1.2		7	2	1	1	3	0	0	0	0	0	0	13	13	5.40	1.200																			

livebaseballscorecards.com

AB	40
R	9
H	14
RBI	9
BB	2
SO	13
LOB	18



BOTTOM

California Angels @ Kansas City Royals  
Royals Stadium, Kansas City, MO

livebaseballscorecards.com

AB	36
R	6
H	7
RBI	6
BB	8
SO	3
LOB	24



WP:	0	PA:	46
PB:	0	SB:	0
CS:	0		

Sat Sep 08 1973, 4:33 AM EDT  
Overcast - 73 F

AB	R	H	RBI	BB	SO	LOB
3	1	2	1	0	0	0
2	0	0	0	0	1	4
5	0	1	3	0	0	2
0	0	0	0	0	0	0
2	0	0	0	3	0	2
4	0	1	0	1	1	5
5	0	1	0	0	1	4
5	0	0	0	0	0	1
1	2	0	0	3	0	1
4	1	1	0	0	0	3
1	1	0	0	0	0	1
2	0	0	0	0	0	1
0	0	0	0	0	0	0
0	1	0	0	1	0	0
1	0	0	0	0	0	0
1	0	1	2	0	0	0

Batter	1	2	3	4	5	6	7	8	9
Steve Hovley, L (1, 10) Hal McRae, R (6, PH) OBP: 0.339, SLG: 0.328 OBP: 0.292, SLG: 0.347	0-0 F7 1B		0-0 HR		0-0 FC5-4 1B	0-3 K		1-0 BB HBP	0-0 FC4 1-2f
Cookie Rojas, R (1, 4) Bobby Floyd, R (9, 4) OBP: 0.315, SLG: 0.373 OBP: 0.373, SLG: 0.403	0-0 F2 1B		0-0 E5 1B		0-0 FC5-4 FC5-4 BB 1-2f	0-0 2B 1-H 2-H 3-H		0-0 F7	
John Mayberry, L (1, 3) OBP: 0.413, SLG: 0.485	4-0 BB		0-0 L9 1B		0-0 P6 1B	4-0 FC5-4 BB		4-0 BB 1-2	
Amos Otis, R (1, 8) OBP: 0.365, SLG: 0.497	0-3 K		0-0 1B 1-2		4-0 BB 1-2	0-0 FC5-4 1-2f		0-0 F8	
Ed Kirkpatrick, L (1, 9) OBP: 0.345, SLG: 0.392		0-0 2B 4-3	0-0 F8 1B		0-0 FC5 2-3f		0-0 3-1	0-3 K	
Lou Piniella, R (1, 7) OBP: 0.294, SLG: 0.367		0-0 6-3		0-0 G3		0-0 L8	0-0 F9	0-0 1-6-3	
Paul Schaal, R (1, 5) OBP: 0.392, SLG: 0.405		0-0 4-3 2-3		4-0 E BB		4-0 BB 1B 2B BB	1-0 HBP	4-0 E 1B BB	
Carl Taylor, R (1, 2) Tom Poquette, L (9, PH) OBP: 0.380, SLG: 0.302		0-0 6-3		0-0 1-6-3 1-2		0-0 BB 2B 1B	0-0 3-1	0-0 E4 1B	
Freddie Patek, R (1, 6) Gail Hopkins, L (6, PH) Jim Wohlford, R (6, PH) Frank White, R (7, 6) Kurt Bevacqua, R (9, PH) OBP: 0.312, SLG: 0.319 OBP: 0.373, SLG: 0.362 OBP: 0.286, SLG: 0.364 OBP: 0.280, SLG: 0.289 OBP: 0.321, SLG: 0.335			0-0 P6 1B	0-0 F9 1B		4-0 BB 2B BB		0-0 L4	0-0 FC4 1B 2-H 3-H

Inning Stats	R: 0	H: 0	E: 0	K: 1	S: 5	LOB: 1	BB: 1	P: 9
	R: 0	H: 1	E: 0	K: 0	S: 4	LOB: 1	BB: 0	P: 4
	R: 1	H: 2	E: 1	K: 0	S: 6	LOB: 2	BB: 0	P: 6
	R: 0	H: 0	E: 1	K: 0	S: 3	LOB: 1	BB: 1	P: 7
	R: 0	H: 1	E: 0	K: 0	S: 4	LOB: 2	BB: 1	P: 8
	R: 3	H: 2	E: 0	K: 1	S: 7	LOB: 2	BB: 3	P: 19
	R: 0	H: 0	E: 0	K: 0	S: 3	LOB: 1	BB: 0	P: 4
	R: 0	H: 0	E: 0	K: 0	S: 3	LOB: 2	BB: 1	P: 8
	R: 2	H: 1	E: 1	K: 1	S: 7	LOB: 1	BB: 1	P: 11
	1B: 4	SF: 0	2B: 2	SAC: 0	3B: 0	DP: 0	HR: 1	HBP: 2

PITCHER	IP	WLS	BF	H	R	ER	SO	BB	IBB	HBP	BLK	WP	HR	S	P	ERA	WHIP
Bill Singer, R (1, 1) ERA: 3.17	5.1		26	5	3	3	1	4	0	0	0	0	1	24	40	5.06	1.688
Rudy May, L (6, 1) ERA: 4.45	0.1		4	1	1	1	1	2	0	0	0	0	0	4	12	27.00	9.000
Aurelio Montenegro, R (6, 1) ERA: 3.65	3.1	W	16	1	2	0	1	2	0	2	0	0	0	14	24	0.00	0.900

Batter	1	2	3	4	5	6	7	8	9	AB R H RBI BB SO LOB												
Mickey Rivers, L (1, 8) OBP: 0.400, SLG: 0.389	0-0 P6		0-0 1B 1B		0-0 P4	0-0 1B 1B			0-0 F8	5 1 2 1 0 0 0												
Sandy Alomar Sr., S (1, 4) OBP: 0.282, SLG: 0.248	4-0 2B BB		0-0 P6		0-0 1B	0-0 1B 1B			0-0 3-1	4 0 2 1 1 0 1												
Frank Robinson, R (1, 10) OBP: 0.375, SLG: 0.490	0-0 F2		0-0 F9		0-0 F8	0-0 5-3			0-0 6-3	5 0 0 0 0 0 5												
Bob Oliver, R (1, 5) OBP: 0.311, SLG: 0.419	0-0 1-3 2B		0-0 1-2 1B 1B		0-0 F9			0-0 5-3		4 0 2 0 0 0 1												
Leroy Stanton, R (1, 9) OBP: 0.300, SLG: 0.385	4-0 FC6-4 IBB		0-0 1-2 2-H 1B			0-0 E8 1B 1B		0-3 K		3 1 2 1 1 1 0												
Tom McCraw, L (1, 3) OBP: 0.333, SLG: 0.305	0-0 FC6-4 1-2f		0-3 K			0-0 P6 1B 1B		0-0 4-3		4 0 0 0 0 1 6												
Ken Berry, R (1, 7) OBP: 0.333, SLG: 0.354		0-0 G1-6-3 1B		0-0 F9		0-0 G3		0-0 4-3		4 0 1 0 0 0 1												
Jeff Torborg, R (1, 2) OBP: 0.273, SLG: 0.256		0-0 G1-6-3		0-0 P4		0-0 BB 1B 1B		0-0 6-3		2 0 0 0 0 0 1												
Winston Llenas, R (6, PH) OBP: 0.320, SLG: 0.313		1-2f		0-0 F3		4-0 1B 1B BB		0-0 5-3		1 1 1 1 0 0 0												
Rick Stelmazek, L (6, 2) OBP: 0.242, SLG: 0.172										1 0 0 0 0 0 0												
Dave Chalk, R (1, 6) OBP: 0.176, SLG: 0.125										3 1 0 0 1 0 0												
<b>Inning Stats</b>	R: 0 E: 0 K: 0 S: 4	H: 1 LOB: 3 BB: 2 P: 12	R: 0 E: 0 K: 0 S: 3	H: 1 LOB: 0 BB: 0 P: 3	R: 1 E: 0 K: 1 S: 8	H: 3 LOB: 2 BB: 0 P: 8	R: 0 E: 0 K: 0 S: 3	H: 0 LOB: 0 BB: 0 P: 3	R: 0 E: 0 K: 0 S: 4	H: 1 LOB: 1 BB: 0 P: 4	R: 3 E: 1 K: 0 S: 7	H: 4 LOB: 2 BB: 1 P: 11	R: 0 E: 0 K: 1 S: 5	H: 0 LOB: 0 BB: 0 P: 5	R: 0 E: 0 K: 0 S: 3	H: 0 LOB: 0 BB: 0 P: 3	R: 0 E: 0 K: 0 S: 3	H: 0 LOB: 0 BB: 0 P: 3	1B: 9 2B: 1 3B: 0 HR: 0	SF: 0 SAC: 0 DP: 1 HBP: 0	WP: 0 PB: 0 SB: 0 CS: 0	PA: 39

PITCHER	IP	WLS	BF	H	R	ER	SO	BB	IBB	HBP	BLK	WP	HR	S	P	ERA	WHIP
Paul Splittorff, L (1, 1) ERA: 4.34	5.2	L	29	10	4	4	1	2	1	0	0	0	0	28	40	6.35	2.118
Gene Garber, R (6, 1) ERA: 4.5	3.1		10	0	0	0	1	0	0	0	0	0	0	12	12	0.00	0.000


**TOP**

**California Angels @ Kansas City Royals**  
**Royals Stadium, Kansas City, MO**

Sat Sep 08 1973, 4:38 AM EDT  
 Att. 11,043 - Unknown - 75 F

[livebaseballscorecards.com](http://livebaseballscorecards.com)

<b>AB</b>	<b>36</b>
<b>R</b>	<b>4</b>
<b>H</b>	<b>10</b>
<b>RBI</b>	<b>4</b>
<b>BB</b>	<b>3</b>
<b>SO</b>	<b>2</b>
<b>LOB</b>	<b>15</b>



Batter	1	2	3	4	5	6	7	8	9	AB	R	H	RBI	BB	SO	LOB
Frank White, R OBP: 0.291, SLG: 0.300 (1, 6) (7, 4) Kurt Bevacqua, R OBP: 0.320, SLG: 0.333 (9, PH)	0-0 WP 1B	0-0 F2			0-0 S 1B		0-0 B3		0-0 F7	4	1	2	0	0	0	1
Steve Hovley, L OBP: 0.342, SLG: 0.328 (1, 8)	0-0 WP 1-3 1B		4-0 S BB		0-0 F9 1-2		0-0 4-3			3	1	1	0	1	0	1
Amos Otis, R OBP: 0.366, SLG: 0.496 (1, 10)	0-0 G4-6-3 1-H 3-H 1B		0-0 P4 1-2		0-0 F9		4-0 BB			3	0	1	1	1	0	2
Gail Hopkins, L OBP: 0.386, SLG: 0.353 Freddie Patek, R OBP: 0.311, SLG: 0.319 (1, 3) (7, 6)	0-0 G4-6-3 1-2f		0-0 P6			0-0 5-3	0-0 F7			3	0	0	0	0	0	2
Hal McRae, R OBP: 0.295, SLG: 0.347 (1, 7) (7, 9)	0-0 1B		0-0 1-3			4-0 1B WP BB		0-0 1-3		3	1	1	0	1	0	1
Ed Kirkpatrick, L OBP: 0.344, SLG: 0.390 (1, 2)	0-0 F5			0-0 F2		0-0 G3 1-2		0-0 3-6 1B		4	0	1	0	0	0	2
Paul Schaal, R OBP: 0.392, SLG: 0.404 George Brett, L OBP: 0.133, SLG: 0.133 (1, 5) (6, PR) (7, 5)		0-0 F7		0-3 K		0-0 WP 2-3 1B		0-0 3-6 1-2f		3	0	1	0	0	1	0
Tom Poquette, L John Mayberry, L OBP: 0.414, SLG: 0.484 (1, 9) (6, PH) (7, 3)		0-0 P6		0-0 F8		4-0 FC5-4 1-2 3-H IBB		0-0 4-3		2	0	0	0	0	0	0
Bobby Floyd, R OBP: 0.377, SLG: 0.422 Lou Piniella, R OBP: 0.292, SLG: 0.365 (1, 4) (6, PH) (7, 7)		0-0 2B			0-3 K	0-0 FC5-4 1-2f		0-0 6-3		2	0	1	0	0	1	0

Inning Stats	R: 2	H: 4	E: 0	K: 0	S: 6	LOB: 1	BB: 0	P: 6	R: 0	H: 1	E: 0	K: 0	S: 4	LOB: 1	BB: 0	P: 4	R: 0	H: 0	E: 0	K: 0	S: 3	LOB: 1	BB: 1	P: 7	R: 0	H: 0	E: 0	K: 1	S: 5	LOB: 0	BB: 0	P: 5	R: 0	H: 1	E: 0	K: 1	S: 6	LOB: 1	BB: 0	P: 6	R: 1	H: 1	E: 0	K: 0	S: 4	LOB: 2	BB: 2	P: 12	R: 0	H: 0	E: 0	K: 0	S: 3	LOB: 1	BB: 1	P: 7	R: 0	H: 1	E: 0	K: 0	S: 3	LOB: 0	BB: 0	P: 3	R: 0	H: 0	E: 0	K: 0	S: 3	LOB: 0	BB: 0	P: 3
1B: 7	2B: 2	3B: 0	HR: 0	SF: 0	SAC: 0	DP: 2	HBP: 0	WP: 2	PB: 0	SB: 2	CS: 0	PA: 37																																																												

PITCHER	IP	WLS	BF	H	R	ER	SO	BB	IBB	HBP	BLK	WP	HR	S	P	ERA	WHIP
Rich Hand, R ERA: 4.97 (1, 1)	5.2	W	25	7	3	3	2	2	0	0	0	1	0	27	35	4.76	1.588
Steve Barber, L ERA: 3.69 (6, 1)	0.0		1	0	0	0	0	0	1	0	0	1	0	0	4	∞	∞
Dave Sells, R ERA: 3.45 (6, 1)	3.1	S	11	1	0	0	0	1	0	0	0	0	0	10	14	0.00	0.600

**BOTTOM**


**California Angels @ Kansas City Royals**  
Royals Stadium, Kansas City, MO

Sat Sep 08 1973, 4:38 AM EDT  
Att: 11,043 - Unknown - 75 F

livebaseballscorecards.com

<b>AB</b>	<b>33</b>
<b>R</b>	<b>3</b>
<b>H</b>	<b>8</b>
<b>RBI</b>	<b>1</b>
<b>BB</b>	<b>4</b>
<b>SO</b>	<b>2</b>
<b>LOB</b>	<b>13</b>



Batter	1	2	3	4	5	6	7	8	9	AB R H RBI BB SO LOB	TOP															
<b>Mickey Rivers, L</b> (1, 8) OBP: 0.440, SLG: 0.409	0-0 HR 1B	0-0 P6		4-0 1-2 BB			0-0 HR 1B		0-3 K	4 2 2 0 1 1 2	<b>California Angels @ Kansas City Royals</b> Royals Stadium, Kansas City, MO Sun Sep 09 1973, 4:33 AM EDT Unknown - 80 F															
<b>Vada Pinson, L</b> (1, 7) OBP: 0.285, SLG: 0.372	0-0 HR 1-H	0-0 L4-6		0-0 L7			0-0 F9		0-3 K	5 1 1 2 0 1 5																
<b>Frank Robinson, R</b> (1, 10) OBP: 0.373, SLG: 0.486	4-0 BB BB		0-0 E6 1B	0-3 K			0-3 K		0-0 E5 2B	4 1 0 0 1 2 3																
<b>Bob Oliver, R</b> (1, 5) OBP: 0.312, SLG: 0.428	0-0 F7		0-3 K				0-0 4-3		0-0 HR 1-H	5 1 2 3 0 1 2																
<b>Tom McCraw, L</b> (1, 3) OBP: 0.330, SLG: 0.298	4-0 BB 1-2 BB		0-3 K				0-0 3-1		0-0 3-1	4 0 0 0 1 2 2																
<b>Leroy Stanton, R</b> (1, 9) OBP: 0.303, SLG: 0.385	4-0 BB 1-2 BB		0-0 1-2 1B				0-3 K		0-0 5-3	3 0 1 0 1 1 0																
<b>Charlie Sands, L</b> (1, 2) OBP: 0.385, SLG: 0.667	0-0 F7		0-3 K				0-0 F7		4-0 BB	3 0 0 0 1 1 4																
<b>Dave Chalk, R</b> (1, 6) OBP: 0.190, SLG: 0.105		4-0 L4-6 1B BB		0-0 P4			0-0 F9		0-0 F7	3 0 0 0 1 0 1																
<b>Sandy Alomar Sr., S</b> (1, 4) OBP: 0.284, SLG: 0.250		0-0 1-2 1B		0-0 BB 1B			0-0 P5		0-0 F8	4 0 2 0 0 0 1																
<b>Inning Stats</b>	R: 2 E: 0 K: 0 S: 4	H: 2 LOB: 2 BB: 3 P: 16	R: 0 E: 0 K: 0 S: 3	H: 1 LOB: 1 BB: 1 P: 7	R: 0 E: 1 K: 3 S: 11	H: 1 LOB: 2 BB: 0 P: 11	R: 0 E: 0 K: 1 S: 6	H: 1 LOB: 2 BB: 1 P: 10	R: 0 E: 0 K: 1 S: 5	H: 0 LOB: 0 BB: 0 P: 5	R: 0 E: 0 K: 0 S: 3	H: 0 LOB: 0 BB: 0 P: 3	R: 2 E: 0 K: 1 S: 7	H: 2 LOB: 0 BB: 0 P: 7	R: 0 E: 0 K: 0 S: 3	H: 0 LOB: 1 BB: 1 P: 7	R: 1 E: 1 K: 3 S: 11	H: 1 LOB: 1 BB: 0 P: 11	1B: 5 2B: 2 3B: 0 HR: 2	SF: 0 SAC: 0 DP: 1 HBP: 0	WP: 0 PB: 0 SB: 0 CS: 0	PA: 41				
<b>PITCHER</b>	IP WLS BF H R ER SO BB IBB HBP BLK WP HR S P ERA WHIP																									
<b>Dick Drago, R</b> (1, 1) ERA: 4.28	0.2	6	2	2	2	0	3	0	0	0	0	1	3	15	27.00	7.500										
<b>Steve Mingori, L</b> (1, 1) ERA: 4.1	6.1	26	5	2	2	6	2	0	0	0	0	1	36	44	2.84	1.105										
<b>Doug Bird, R</b> (8, 1) ERA: 3.25	2.0	9	1	1	0	3	1	0	0	0	0	0	14	18	0.00	1.000										
																										



Batter	1	2	3	4	5	6	7	8	9	AB	R	H	RBI	BB	SO	LOB			
Frank White, R OBP: 0.297, SLG: 0.329 (1, 6)	0-0 E 2B	0-0 B3 1-2		0-0 2B 2B		0-0 F3		0-0 4-3		5	2	2	0	0	0	2			
Cookie Rojas, R OBP: 0.317, SLG: 0.378 (1, 4)	0-0 E4 1B 2-H	0-0 L9		0-0 1B 2B 2-H		0-0 1-3 2B				4	2	2	1	0	0	1			
Amos Otis, R OBP: 0.369, SLG: 0.497 (1, 8)	4-0 1B 1-2 SF8 BB	0-0 1B		0-0 3-6 1B 2-H		0-0 F8				3	1	2	1	1	0	2			
John Mayberry, L OBP: 0.412, SLG: 0.482 (1, 3)	0-3 K	0-0 4-3		0-0 3-6 1-2f			0-0 2B 1B			4	1	1	0	0	1	5			
Lou Piniella, R OBP: 0.296, SLG: 0.371 (1, 7)	0-0 1-3 2-H E 1B BB		0-0 3B 1B		0-0 4-3		0-0 1-H FC9-2 2B			4	2	3	2	0	0	0			
Paul Schaal, R OBP: 0.388, SLG: 0.401 (1, 5)	0-0 SF8		0-0 F7		0-0 5-3		0-0 P4			3	0	0	1	0	0	2			
Hal McRae, R OBP: 0.297, SLG: 0.354 (1, 9)	4-0 WP 1-2 WP BB		0-0 1-H 6-3-2 3B		0-3 K		0-0 FC9-2			3	1	1	1	1	1	1			
Tom Poquette, L (8, 9)										0	0	0	0	0	0	0			
Kurt Bevacqua, R OBP: 0.315, SLG: 0.328 (1, 10)	0-0 P3 1-H 2-H		0-0 6-3-2 3-Hf			0-0 L9		0-0 6-3		4	0	0	0	0	0	1			
Carl Taylor, R OBP: 0.383, SLG: 0.302 (1, 2)		4-0 B3 BB		0-0 6-3		0-0 2B 1B		0-0 6-3		3	0	1	0	1	0	0			
<b>Inning Stats</b>	R: 5 E: 1 K: 1 S: 8 H: 2 LOB: 0 BB: 2 P: 16	R: 0 E: 0 K: 0 S: 4 H: 1 LOB: 2 BB: 1 P: 8	R: 1 E: 0 K: 0 S: 4 H: 2 LOB: 0 BB: 0 P: 4	R: 2 E: 0 K: 0 S: 5 H: 3 LOB: 0 BB: 0 P: 5	R: 0 E: 0 K: 1 S: 5 H: 0 LOB: 0 BB: 0 P: 5	R: 0 E: 0 K: 0 S: 5 H: 2 LOB: 2 BB: 0 P: 5	R: 1 E: 0 K: 0 S: 4 H: 2 LOB: 0 BB: 0 P: 4	R: 0 E: 0 K: 0 S: 3 H: 0 LOB: 0 BB: 0 P: 3	R: 0 E: 0 K: 0 S: 3 H: 0 LOB: 0 BB: 0 P: 3		1B: 6 2B: 8 3B: 1 HR: 0	SF: 1 SAC: 0 DP: 3 HBP: 0	WP: 2 PB: 1 SB: 0 CS: 0	PA: 37					
<b>PITCHER</b>	IP WLS L	WLS L	H R	ER SO	BB IBB	HBP BLK	WP HR	S P	ERA WHIP	IP WLS L	WLS L	H R	ER SO	BB IBB	HBP BLK	WP HR	S P	ERA WHIP	
Andy Hassler, L ERA: 4.18 (1, 1)	2.1		5 6	2 1	3 0	0 0	1 0	15 27	7.71 3.429										
Clyde Wright, L ERA: 3.64 (3, 1)	5.2		7 3	3 1	0 0	0 0	0 0	23 23	4.76 1.235										

**BOTTOM**

**California Angels @ Kansas City Royals**  
**Royals Stadium, Kansas City, MO**  
 Sun Sep 09 1973, 4:33 AM EDT  
 Unknown - 80 F

livebaseballscorecards.com

<b>AB</b>	<b>33</b>
<b>R</b>	<b>9</b>
<b>H</b>	<b>12</b>
<b>RBI</b>	<b>6</b>
<b>BB</b>	<b>3</b>
<b>SO</b>	<b>2</b>
<b>LOB</b>	<b>14</b>



Batter	1	2	3	4	5	6	7	8	9	AB R H RBI BB SO LOB	TOP																										
Mickey Rivers, L (1, 8) OBP: 0.500, SLG: 0.462	0-0 3-1	0-0 2-H 3-H 1B		4-0 E BB		0-0 1B 1B		0-0 1B		4 0 3 2 1 0 0																											
Ken Berry, R (1, 7) Sandy Alomar Sr., S (8, 4) OBP: 0.332, SLG: 0.351 OBP: 0.284, SLG: 0.250	0-3 K		4-0 E BB	0-0 E BB		0-0 F8		0-0 4-3		4 0 0 0 1 1 3 0 0 0 0 0 0 0																											
Richie Scheinblum, S (1, 10) OBP: 0.383, SLG: 0.372	4-0 BB BB		0-0 E 1B	4-3		0-0 1B			0-0 L3	4 0 2 0 1 0 2																											
Bob Oliver, R (1, 5) OBP: 0.311, SLG: 0.424	4-0 1-2 BB		0-0 E5 G4-6-3	4-3		0-0 L9 F3			0-0 5-3	4 0 0 0 1 0 4																											
Mike Epstein, L (1, 3) Tom McCraw, L (3, PH) OBP: 0.306, SLG: 0.312 OBP: 0.333, SLG: 0.308	0-0 L8		0-0 F3			0-0 2B		0-0 G3	0-0 1B	1 0 0 0 0 0 2 4 0 2 0 0 0 3																											
Leroy Stanton, R (1, 9) OBP: 0.297, SLG: 0.377		0-0 F9	0-0 G4-6-3			0-3 K		0-3 K	0-0 5-3	5 0 0 0 0 2 5																											
Rudy Meoli, L (1, 6) OBP: 0.293, SLG: 0.289		4-0 2B 1B BB		0-0 S E 1B		4-0 IBB		0-0 4-3		2 2 1 0 2 0 0																											
Dave Chalk, R (1, 4) Vada Pinson, L (8, PH) OBP: 0.167, SLG: 0.091 OBP: 0.284, SLG: 0.371		0-0 P3		0-3 K	0-3 K			0-0 P4		3 0 0 0 0 2 4 1 0 0 0 0 0 0																											
Jeff Torborg, R (1, 2) Charlie Sands, L (8, PH) OBP: 0.274, SLG: 0.261 OBP: 0.357, SLG: 0.615		0-0 1B 2B		0-0 F3		0-0 P6		0-0 4-3		3 1 1 0 0 0 1 1 0 0 0 0 0 0																											
<b>Inning Stats</b>	R: 0 E: 0 K: 1 S: 5	H: 0 LOB: 2 BB: 2 P: 13	R: 2 E: 0 K: 0 S: 4	H: 2 LOB: 1 BB: 1 P: 8	R: 0 E: 1 K: 0 S: 4	H: 1 LOB: 2 BB: 1 P: 8	R: 1 E: 1 K: 1 S: 7	H: 1 LOB: 2 BB: 1 P: 11	R: 0 E: 0 K: 2 S: 8	H: 1 LOB: 2 BB: 1 P: 12	R: 0 E: 0 K: 0 S: 5	H: 2 LOB: 2 BB: 0 P: 5	R: 0 E: 0 K: 1 S: 5	H: 0 LOB: 0 BB: 0 P: 5	R: 0 E: 0 K: 0 S: 4	H: 1 LOB: 1 BB: 0 P: 4	R: 0 E: 0 K: 0 S: 4	H: 1 LOB: 1 BB: 0 P: 4	1B: 7 2B: 2 3B: 0 HR: 0	SF: 0 SAC: 0 DP: 1 HBP: 0	WP: 0 PB: 0 SB: 1 CS: 0	PA: 42															
<b>PITCHER</b>	IP WLS BF H R ER SO BB IBB HBP BLK WP HR S P ERA WHIP																																				
Mark Littell, R (1, 1) ERA: 5.7	4.2		25	5	3	2	3	5	1	0	0	0	0	0	25	49	3.86	2.143																			
Al Fitzmorris, R (5, 1) ERA: 2.76	4.1	W	17	4	0	0	2	0	0	0	0	0	0	21	21	0.00	0.923																				

California Angels @ Kansas City Royals  
Royals Stadium, Kansas City, MO  
Sun Sep 09 1973, 4:38 AM EDT  
Att. 16,636 - Unknown

livebaseballscorecards.com

AB	36
R	3
H	9
RBI	2
BB	6
SO	5
LOB	24



Batter	1	2	3	4	5	6	7	8	9
Frank White, R (1, 4) OBP: 0.292, SLG: 0.322	0-0 1B 1B	0-0 5-3		0-0 L7		0-0 5-3		0-0 F9	
Paul Schaal, R (1, 5) OBP: 0.387, SLG: 0.399	0-0 F8		0-0 BB 1B 1B	0-0 F8		0-0 6-3			
Amos Otis, R (1, 8) OBP: 0.370, SLG: 0.496	0-0 1-2 1B		0-0 L7		4-0 BB 1B 2B BB	0-0 6-3			
Frank Ortenzio, R (1, 3) John Mayberry, L (5, PH) OBP: 0.413, SLG: 0.482	0-3 K		0-3 K		0-0 1-2 2B 1B		0-0 L8		
Lou Piniella, R (1, 7) OBP: 0.298, SLG: 0.372	0-0 F8		4-0 BB 1B BB	1-2 BB	0-0 1-H 2-H 2B		0-3 K		
Hal McRae, R (1, 9) OBP: 0.303, SLG: 0.361		4-0 BB HR BB	0-0 1-2 2-H 1B	0-0 FC6-4 1B	0-0 FC1-5 2B		0-0 F8		
Rick Reichardt, R (1, 10) OBP: 0.307, SLG: 0.380		0-0 1-H HR	0-0 FC6-4 1-2f		0-0 FC1-5 BB 2-3			0-0 5-3	
Freddie Patek, R (1, 6) OBP: 0.311, SLG: 0.316		0-3 K		0-0 6-3	4-0 BB 1-2 BB BB	4-0 G6-4-3 BB		0-3 K	
Buck Martinez, R (1, 2)		0-0 F9		4-0 BB	0-0 G6-4-3 1-2f			4-0 BB	

Inning Stats	R: 0 E: 0 K: 1 S: 7	H: 2 LOB: 2 BB: 0 P: 7	R: 2 E: 0 K: 1 S: 6	H: 1 LOB: 0 BB: 1 P: 10	R: 1 E: 0 K: 1 S: 7	H: 2 LOB: 2 BB: 1 P: 11	R: 0 E: 0 K: 0 S: 3	H: 0 LOB: 1 BB: 1 P: 7	R: 3 E: 0 K: 0 S: 5	H: 3 LOB: 1 BB: 2 P: 13	R: 0 E: 0 K: 0 S: 3	H: 0 LOB: 0 BB: 0 P: 3	R: 0 E: 0 K: 1 S: 5	H: 0 LOB: 0 BB: 0 P: 5	R: 0 E: 0 K: 1 S: 5	H: 0 LOB: 1 BB: 1 P: 9
--------------	------------------------------	---------------------------------	------------------------------	----------------------------------	------------------------------	----------------------------------	------------------------------	---------------------------------	------------------------------	----------------------------------	------------------------------	---------------------------------	------------------------------	---------------------------------	------------------------------	---------------------------------

PITCHER	IP	WLS	BF	H	R	ER	SO	BB	IBB	HBP	BLK	WP	HR	S	P	ERA	WHIP
Frank Tanana, L (1, 1) ERA: 9.0	4.0	L	21	5	4	4	3	4	0	0	0	0	1	23	39	9.00	2.250
Dave Sells, R (5, 1) ERA: 3.71	0.1		5	3	2	2	0	1	0	0	0	0	0	4	8	54.00	12.000
Steve Barber, L (5, 1) ERA: 3.53	3.2		11	0	0	0	2	1	0	0	0	0	0	14	18	0.00	0.273

AB R H RBI BB SO LOB

5	0	1	0	0	0	2
4	1	1	0	0	0	2
3	1	1	0	1	0	1
2	0	0	0	0	2	3
2	1	1	0	0	0	0
3	1	1	2	1	1	2
3	1	2	2	1	0	0
4	1	1	2	0	0	3
3	0	0	0	1	2	0
2	0	0	0	2	0	2

1B: 5	SF: 0	WP: 0	PA: 37
2B: 2	SAC: 0	PB: 0	
3B: 0	DP: 1	SB: 0	
HR: 1	HBP: 0	CS: 0	

AB	R	H	RBI	BB	SO	LOB
31	6	8	6	6	5	15

**California Angels @ Kansas City Royals**  
**Royals Stadium, Kansas City, MO**  
 Sun Sep 09 1973, 4:38 AM EDT  
 Att. 16,636 - Unknown

livebaseballscorecards.com



Batter	1	2	3	4	5	6	7	8	9	AB R H RBI BB SO LOB	TOP
Paul Schaal, R (1, 5) OBP: 0.389, SLG: 0.398 Kurt Bevacqua, R (7, 5) OBP: 0.318, SLG: 0.331	0-0 F8			4-0 G6-4-3 BB		4-0 BB BB		0-0 1B		1 0 0 0 2 0 0 1 0 1 0 0 0 0	<b>Kansas City Royals @ Oakland Athletics</b> <b>Oakland-Alameda County Coliseum, Oakland, CA</b> Mon Sep 10 1973, 7:05 PM PDT Att: 47,570 - Unknown <a href="http://livebaseballscorecards.com">livebaseballscorecards.com</a>
Cookie Rojas, R (1, 4) OBP: 0.317, SLG: 0.376 Bobby Floyd, R (6, PR) OBP: 0.371, SLG: 0.415 (6, 4)	0-0 6-3			0-0 G6-4-3 1-2f		4-0 1-2 BB		0-3 K		2 0 0 0 1 0 1 1 0 0 0 0 1 1	
Amos Otis, R (1, 8) OBP: 0.371, SLG: 0.496 Jim Wohlford, R (7, 7) OBP: 0.282, SLG: 0.358	4-0 CS BB			0-0 1B		0-0 6-3		0-0 F9		2 0 1 0 1 0 2 1 0 0 0 0 0 0	
John Mayberry, L (1, 3) OBP: 0.411, SLG: 0.479 Frank Ortenzio, R (7, 3)	0-0 CS 1-2	0-0 P4		0-3 K		0-0 4-3		0-3 K		3 0 0 0 0 1 1 1 0 0 0 0 1 0	
Lou Piniella, R (1, 7) OBP: 0.296, SLG: 0.370 Tom Poquette, L (7, 8) OBP: 0.200, SLG: 0.200		0-3 K		0-3 K		0-0 F9		0-0 1B		3 0 0 0 0 2 0 1 0 1 0 0 0 0	
Hal McRae, R (1, 9) OBP: 0.303, SLG: 0.363		0-3 K		0-0 P4		0-0 2B		0-3 K		4 0 1 0 0 2 1	
Rick Reichardt, R (1, 10) OBP: 0.304, SLG: 0.375			0-3 K		0-0 F9		0-3 K		3 0 0 0 0 2 1		
Freddie Patek, R (1, 6) OBP: 0.309, SLG: 0.315 Frank White, R (7, 6) OBP: 0.289, SLG: 0.319			0-0 F9		0-0 5-3		0-0 F9		2 0 0 0 0 0 0 1 0 0 0 0 0 0		
Carl Taylor, R (1, 2) OBP: 0.378, SLG: 0.298 Buck Martinez, R (7, 2)			0-3 K		0-0 F8		0-3 K		2 0 0 0 0 1 0 1 0 0 0 0 1 0		
<b>Inning Stats</b>	R: 0 E: 0 K: 0 S: 2 H: 0 LOB: 0 BB: 1 P: 6	R: 0 E: 0 K: 2 S: 7 H: 0 LOB: 0 BB: 0 P: 7	R: 0 E: 0 K: 2 S: 7 H: 0 LOB: 0 BB: 0 P: 7	R: 0 E: 0 K: 1 S: 5 H: 1 LOB: 1 BB: 1 P: 9	R: 0 E: 0 K: 1 S: 5 H: 0 LOB: 0 BB: 0 P: 5	R: 0 E: 0 K: 0 S: 3 H: 0 LOB: 2 BB: 2 P: 11	R: 0 E: 0 K: 1 S: 6 H: 1 LOB: 1 BB: 0 P: 6	R: 0 E: 0 K: 2 S: 8 H: 1 LOB: 1 BB: 0 P: 8	R: 0 E: 0 K: 2 S: 8 H: 1 LOB: 1 BB: 0 P: 8	1B: 3 2B: 1 3B: 0 HR: 0 SF: 0 SAC: 0 DP: 1 HBP: 0	
<b>PITCHER</b> Vida Blue, L (1, 1) ERA: 3.45	IP: 9.0 WLS: W BF: 33 H: 4 R: 0 ER: 0 SO: 11 BB: 4 IBB: 0 HBP: 0 BLK: 0 WP: 0 HR: 0 S: 51 P: 67 ERA: 0.00 WHIP: 0.889	<b>PITCHER</b> IP WLS BF H R ER SO BB IBB HBP BLK WP HR S P ERA WHIP									

Batter	1	2	3	4	5	6	7	8	9
<b>Bill North, S</b> (1, 8) OBP: 0.369, SLG: 0.349 <b>Ted Kubiak, S</b> (8, 6) OBP: 0.269, SLG: 0.324	1-0 		0-0 3-1 		SH1-4 		4-0 FC1-2 3B BB 		
<b>Bert Campaneris, R</b> (1, 6) OBP: 0.308, SLG: 0.327 <b>Angel Mangual, R</b> (7, PH) OBP: 0.243, SLG: 0.297 (8, 8)	0-0 4-3 			4-0 1B BB 	0-0 E5 1B 2B 	0-0 L8 	0-0 FC1-2 3B 		
<b>Sal Bando, R</b> (1, 5) OBP: 0.367, SLG: 0.486 <b>Billy Conigliaro, R</b> (7, PH) OBP: 0.286, SLG: 0.317 (8, 7)	0-3 K 			0-0 E7 1B 	0-0 2B 1B 		0-0 		
<b>Pat Bourque, L</b> (1, 10) OBP: 0.317, SLG: 0.429		0-3 K 		4-0 1B SF3 IBB 	0-0 1-3 2-H 3-H 1B 2B 	0-3 K 	0-0 G3 		
<b>Joe Rudi, R</b> (1, 7) OBP: 0.306, SLG: 0.393 <b>Allan Lewis, S</b> (5, PR) <b>Vic Davalillo, L</b> (6, 9) OBP: 0.200, SLG: 0.228		0-0 1-3 		0-0 	0-0 1B 1B 	0-0 1-3 		0-0 P4 	
<b>Gene Tenace, R</b> (1, 3) OBP: 0.382, SLG: 0.446		0-0 FC5-4 1B 		0-0 SF3 	0-0 1-2 2-H 3-H 1B 1B 		4-0 BB 4-1 BB 	4-0 	
<b>Jesus Alou, R</b> (1, 9) OBP: 0.316, SLG: 0.366 <b>Phil Garner, R</b> (8, 5)		0-0 FC5-4 		0-0 	0-0 1B 1B 		0-0 4-1 	0-3 K 	
<b>Ray Fosse, R</b> (1, 2) OBP: 0.288, SLG: 0.352			0-0 G2-6-4 1B 	0-3 K 	0-3 K 		4-0 BB FC1-2 BB 	0-3 K 	
<b>Dick Green, R</b> (1, 4) OBP: 0.307, SLG: 0.339 <b>Manny Trillo, R</b> (8, 4) OBP: 0.250, SLG: 0.250			0-0 G2-6-4 		SH1-4 1B 		4-0 FC1-2 BB 3B BB 		

AB	R	H	RBI	BB	SO	LOB
2	1	0	1	1	0	2
0	0	0	0	0	0	0
3	2	0	0	1	0	2
1	1	0	0	0	0	3
4	2	3	1	0	1	0
1	0	1	3	0	0	0
4	2	1	1	1	2	2
3	0	2	3	0	0	0
0	1	0	0	0	0	0
2	0	0	0	0	0	1
2	2	2	2	2	0	0
4	0	2	0	0	0	2
1	0	0	0	0	1	1
4	0	1	0	1	3	5
3	2	2	2	1	0	1
0	0	0	0	0	0	0


AB	R	H	RBI	BB	SO	LOB
34	13	14	13	7	7	19

Inning Stats	R: 0	H: 0	E: 0	K: 1	S: 4	L: 0	LOB: 0	BB: 0	P: 5	R: 0	H: 1	E: 0	K: 1	S: 6	L: 1	LOB: 1	BB: 0	P: 6	R: 0	H: 1	E: 0	K: 0	S: 3	R: 3	H: 3	E: 1	K: 1	S: 7	L: 3	LOB: 1	BB: 2	P: 15	R: 6	H: 7	E: 1	K: 1	S: 13	L: 2	LOB: 2	BB: 0	P: 13	R: 0	H: 1	E: 0	K: 1	S: 6	L: 1	LOB: 1	BB: 0	P: 6	R: 4	H: 1	E: 0	K: 0	S: 4	L: 1	LOB: 1	BB: 4	P: 20	R: 0	H: 0	E: 0	K: 2	S: 7	L: 1	LOB: 1	BB: 1	P: 11	1B: 12	SF: 1	2B: 1	SAC: 1	3B: 1	DP: 1	HR: 0	HBP: 1	WP: 0	PA: 44
<b>Steve Busby, R</b> (1, 1) ERA: 4.55 <b>Dick Drago, R</b> (5, 1) ERA: 4.25 <b>Ken Wright, R</b> (7, 1) ERA: 4.8 <b>Wayne Simpson, R</b> (7, 1) ERA: 5.49	IP	WLS	BF	H	R	ER	SO	BB	IBB	HBP	BLK	WP	HR	S	P	ERA	WHIP																																																													
	4.1	L	24	10	9	6	3	1	1	1	0	0	0	27	36	12.46	2.538																																																													
	1.2		8	3	0	0	2	0	0	0	0	0	0	12	12	0.00	1.800																																																													
	0.1		5	0	4	4	0	4	0	0	0	0	0	1	17	108.00	12.000																																																													
	1.2		7	1	0	0	2	1	0	0	0	0	0	10	14	0.00	1.200																																																													

**Kansas City Royals @ Oakland Athletics**  
 Oakland-Alameda County Coliseum, Oakland, CA

Mon Sep 10 1973, 7:05 PM PDT  
 Att. 47,570 - Unknown

[livebaseballscorecards.com](http://livebaseballscorecards.com)



Batter	1	2	3	4	5	6	7	8	9	AB R H RBI BB SO LOB	TOP
Steve Hovley, L (1, 8) OBP: 0.349, SLG: 0.343	0-0 CS 1B		0-0 1B 3B		4-0 CS BB		0-0 6-3			3 1 2 0 1 0 0	<b>Kansas City Royals @ Oakland Athletics</b> <b>Oakland-Alameda County Coliseum, Oakland, CA</b> Tue Sep 11 1973, 7:05 PM PDT Att: 12,354 - Unknown <a href="http://livebaseballscorecards.com">livebaseballscorecards.com</a>
Cookie Rojas, R (1, 4) OBP: 0.316, SLG: 0.375	0-3 K 1-2		0-0 3-H 1B		0-0 6-3 1-2		0-0 L9			4 0 1 1 0 1 2	
John Mayberry, L (1, 3) OBP: 0.410, SLG: 0.476	4-0 BLK BB BB		0-0 F7		0-0 P6		0-0 F8			3 0 0 0 1 0 1	
Hal McRae, R (1, 10) OBP: 0.302, SLG: 0.359	4-0 BLK 1-2 BB		0-0 F9		0-0 5-3		0-0 F9			3 0 0 0 1 0 1	
Lou Piniella, R (1, 7) OBP: 0.296, SLG: 0.369	0-0 F9 1-2 2-3		0-0 6-3		0-0 FC6-4 1B		0-0 P4			4 0 1 0 0 0 3	
Ed Kirkpatrick, L (1, 9) OBP: 0.341, SLG: 0.386		0-0 4-3		0-0 4-3		0-0 FC6-4 1-2		0-0 F9		4 0 0 0 0 0 1	
Paul Schaal, R (1, 5) OBP: 0.385, SLG: 0.393		0-0 E8		0-0 1-3		0-0 1-3		0-0 F7		4 0 0 0 0 0 1	
Freddie Patek, R (1, 6) OBP: 0.310, SLG: 0.316 Gail Hopkins, L (7, PH) OBP: 0.364, SLG: 0.351 Frank White, R (7, 6) OBP: 0.289, SLG: 0.319		0-0 F9		0-0 S 1B		0-0 F8				2 0 1 0 0 0 1 1 0 0 0 0 0 0 0 0 0 0 0 0 0	
Carl Taylor, R (1, 2) OBP: 0.371, SLG: 0.291		0-0 4-3		0-0 L1 1-2		0-0 6-3				3 0 0 0 0 0 2	
<b>Inning Stats</b>	R: 0 H: 1 E: 0 LOB: 2 K: 1 BB: 2 S: 5 P: 13	R: 0 H: 0 E: 1 LOB: 1 K: 0 BB: 0 S: 4 P: 4	R: 1 H: 2 E: 0 LOB: 1 K: 0 BB: 0 S: 5 P: 5	R: 0 H: 1 E: 0 LOB: 1 K: 0 BB: 0 S: 4 P: 4	R: 0 H: 0 E: 0 LOB: 0 K: 0 BB: 1 S: 2 P: 6	R: 0 H: 1 E: 0 LOB: 1 K: 0 BB: 0 S: 4 P: 4	R: 0 H: 0 E: 0 LOB: 0 K: 0 BB: 0 S: 3 P: 3	R: 0 H: 0 E: 0 LOB: 0 K: 0 BB: 0 S: 3 P: 3	R: 0 H: 0 E: 0 LOB: 0 K: 0 BB: 0 S: 3 P: 3	1B: 4 SF: 0 2B: 0 SAC: 0 3B: 1 DP: 0 HR: 0 HBP: 0	
<b>PITCHER</b> Glenn Abbott, R (1, 1) ERA: 2.08	IP WLS BF H R ER SO BB IBB HBP BLK WP HR S P ERA WHIP										

**Kansas City Royals @ Oakland Athletics**  
**Oakland-Alameda County Coliseum, Oakland, CA**  
 Tue Sep 11 1973, 7:05 PM PDT  
 Att: 12,354 - Unknown

AB	31
R	1
H	5
RBI	1
BB	3
SO	1
LOB	12



Batter	1	2	3	4	5	6	7	8	9
Bill North, S OBP: 0.373, SLG: 0.353 (1, 8)	0-0 SF9 1B		0-0 1B			4-0 BB SH3-4 SF7 BB		0-0 SH3-4 1B	
Bert Campaneris, R OBP: 0.307, SLG: 0.327 (1, 6)	0-0 SF9 1-H		0-0 5-3			0-0 SH3-4		0-0 SH3-4	
Sal Bando, R OBP: 0.368, SLG: 0.484 (1, 5)	0-0 6-3			0-3 K		4-0 BB IBB		4-0 S IBB	
Pat Bourque, L OBP: 0.317, SLG: 0.423 (1, 10)	0-0 3-1			0-3 K		4-0 BB IBB		4-0 IBB	
Deron Johnson, R OBP: 0.334, SLG: 0.418 (8, PH)						1-2 2-3 BB		1-2 2-3 IBB	
Blue Moon Odom, R OBP: 0.334, SLG: 0.418 (8, PR)						3-H BB		3-H IBB	
Gene Tenace, R OBP: 0.379, SLG: 0.443 (1, 3)		0-0 6-3		0-0 6-3		0-0 SF7		0-0 F2	
Jesus Alou, R OBP: 0.311, SLG: 0.359 (1, 9)		0-0 6-3			0-0 1-3	0-0 5-3		0-0 4-3	
Ted Kubiak, S OBP: 0.268, SLG: 0.322 (7, 4)									
Billy Conigliaro, R OBP: 0.277, SLG: 0.306 (1, 7)		0-0 5-3			0-0 P4			0-0 F7	
Ray Fosse, R OBP: 0.286, SLG: 0.349 (1, 2)			0-3 K		0-0 5-3			0-0 4-3	
Dick Green, R OBP: 0.308, SLG: 0.340 (1, 4)			0-3 K			0-0 SH3-4 BB 1B		0-0 4-3	
Allan Lewis, S OBP: 0.198, SLG: 0.226 (6, PR)									
Vic Davalillo, L OBP: 0.198, SLG: 0.226 (7, 9)									

AB	R	H	RBI	BB	SO	LOB
3	2	3	0	1	0	0
1	0	0	1	0	0	1
2	0	0	0	2	1	0
2	0	0	1	1	1	0
0	0	0	0	1	0	0
0	0	0	0	0	0	0
3	0	0	1	0	0	3
3	0	0	0	0	0	2
1	0	0	0	0	0	3
3	0	0	0	0	0	0
3	0	0	0	0	1	0
2	0	1	0	0	1	0
0	1	0	0	0	0	0
1	0	0	0	0	0	0

AB	R	H	RBI	BB	SO	LOB
24	3	4	3	5	4	9

Inning Stats	R: 1	H: 1	E: 1	K: 0	S: 4	LOB: 0	BB: 0	P: 4
Gene Garber, R ERA: 4.39 (1, 1)	7.1	30	4	3	2	4	2	4
Joe Hoerner, L ERA: 5.86 (8, 1)	0.0	1	0	0	0	0	0	0
Doug Bird, R ERA: 3.22 (8, 1)	0.2	2	0	0	0	0	0	0

**Kansas City Royals @ Oakland Athletics**  
**Oakland-Alameda County Coliseum, Oakland, CA**

Tue Sep 11 1973, 7:05 PM PDT  
Att. 12,354 - Unknown

WP: 0 PA: 33  
PB: 0  
SB: 2  
CS: 0



Batter	1	2	3	4	5	6	7	8	9	AB R H RBI BB SO LOB	TOP
Frank White, R (1, 6) OBP: 0.294, SLG: 0.323	0-0 G3 1B		0-0 1B 1B	0-0 F9			0-0 FC 1B		0-0 FC6-5 PO	5 1 2 0 0 0 2	
Cookie Rojas, R (1, 4) OBP: 0.320, SLG: 0.378	0-3 K		0-0 1B 1B HR			0-0 1B	0-0 G6-4-3 1B		0-0 PO	4 1 3 0 0 1 1	
John Mayberry, L (1, 3) OBP: 0.408, SLG: 0.474	0-0 G3		0-0 1B HR			0-0 F6	0-0 G6-4-3			4 1 1 1 0 0 4	
Hal McRae, R (1, 9) OBP: 0.307, SLG: 0.384	4-0 BB		0-0 HR			0-0 L9		0-0 HR		3 2 2 4 1 0 0	
Lou Piniella, R (1, 7) OBP: 0.293, SLG: 0.366	0-3 K		0-0 6-3			0-0 F9		0-0 F3		4 0 0 0 0 1 2	
Paul Schaal, R (1, 5) OBP: 0.381, SLG: 0.389		0-0 4-3	0-0 F7			0-0 6-3		0-0 5-3		4 0 0 0 0 0 0	
Kurt Bevacqua, R (1, 10) OBP: 0.313, SLG: 0.325		0-0 F9	0-0 F9			0-3 K		0-0 4-3		4 0 0 0 0 1 0	
Steve Hovley, L (1, 8) OBP: 0.356, SLG: 0.344		0-0 1B		0-3 K			4-0 FC SH3-4 BB		4-0 FC6-5 SH1-4 BB	2 0 1 0 2 1 0	
Fran Healy, R (1, 2) OBP: 0.346, SLG: 0.409		0-0 4-3		0-0 5-3			0-0 SH3-4		0-0 SH1-4	2 0 0 0 0 0 1	
<b>Inning Stats</b>	R: 0 E: 0 K: 2 S: 8 H: 1 LOB: 2 BB: 1 P: 12	R: 0 E: 0 K: 0 S: 4 H: 1 LOB: 1 BB: 0 P: 4	R: 4 E: 0 K: 0 S: 7 H: 4 LOB: 0 BB: 0 P: 7	R: 0 E: 0 K: 1 S: 5 H: 0 LOB: 0 BB: 0 P: 5	R: 0 E: 0 K: 0 S: 3 H: 1 LOB: 0 BB: 0 P: 3	R: 0 E: 0 K: 1 S: 5 H: 0 LOB: 0 BB: 0 P: 5	R: 0 E: 0 K: 0 S: 4 H: 1 LOB: 2 BB: 1 P: 8	R: 1 E: 0 K: 0 S: 4 H: 1 LOB: 0 BB: 0 P: 4	R: 0 E: 0 K: 0 S: 2 H: 0 LOB: 0 BB: 1 P: 6	1B: 7 2B: 0 3B: 0 HR: 2 SF: 0 SAC: 2 DP: 1 HBP: 0	WP: 0 PB: 0 SB: 0 CS: 0 PA: 38
<b>PITCHER</b>	IP WLS BF H R ER SO BB IBB HBP BLK WP HR S P ERA WHIP										
Ken Holtzman, L (1, 1) ERA: 2.86	8.0 L 34 9 5 5 4 2 0 0 0 0 0 2 40 48 5.62 1.375										
Darold Knowles, L (9, 1) ERA: 2.85	1.0 3 0 0 0 0 1 0 0 0 0 0 0 2 6 0.00 1.000										

**Kansas City Royals @ Oakland Athletics**  
**Oakland-Alameda County Coliseum, Oakland, CA**  
 Wed Sep 12 1973, 7:05 PM PDT  
 Att: 10,788 - Unknown

[livebaseballscorecards.com](http://livebaseballscorecards.com)

<b>AB</b>	<b>32</b>
<b>R</b>	<b>5</b>
<b>H</b>	<b>9</b>
<b>RBI</b>	<b>5</b>
<b>BB</b>	<b>3</b>
<b>SO</b>	<b>4</b>
<b>LOB</b>	<b>10</b>





Batter	1	2	3	4	5	6	7	8	9	AB R H RBI BB SO LOB
Bill North, S (1, 8) OBP: 0.374, SLG: 0.352	0-0 G6-4-3 1B		0-3 K		0-0 G1-6-3		0-0 FC5-4		4-0 BB	4 0 1 0 1 1 4
Bert Campaneris, R (1, 6) OBP: 0.305, SLG: 0.324	0-0 F8		0-0 5-3		0-0 F9		0-0 1-4-3		0-3 K	5 0 0 0 0 1 6
Sal Bando, R (1, 5) OBP: 0.367, SLG: 0.482	0-0 G6-4-3			0-0 F7		0-0 1B		0-3 K		4 0 1 0 0 1 1
Deron Johnson, R (1, 10) OBP: 0.337, SLG: 0.420		0-0 E 1B		0-0 1B 1B		0-0 F9		4-0 BB		3 0 2 0 1 0 1
Gene Tenace, R (1, 3) OBP: 0.378, SLG: 0.441		0-0 F8		0-0 1-2 1B		0-0 L8		0-3 K		4 0 1 0 0 1 3
Billy Conigliaro, R (1, 7) OBP: 0.268, SLG: 0.295 Vic Davalillo, L (8, PH) OBP: 0.197, SLG: 0.224 (9, 7)		0-0 F9		0-3 K		0-0 F7		0-3 K		3 0 0 0 0 1 4 1 0 0 0 0 1 1
Ray Fosse, R (1, 2) OBP: 0.286, SLG: 0.349 Pat Bourque, L (9, PH) OBP: 0.315, SLG: 0.420		0-0 E6 FC6-4		0-0 F8			0-0 FC5-4 4-3 1B		0-0 F8	3 0 1 0 0 0 3 1 0 0 0 0 0 0
Angel Mangual, R (1, 9) OBP: 0.250, SLG: 0.303		0-0 FC6-4			0-0 G1-6-3 1B 1B		0-0 4-3		0-0 PB 1B	4 0 2 0 0 0 3
Dick Green, R (1, 4) OBP: 0.309, SLG: 0.341 Rico Carty, R (7, PH) OBP: 0.307, SLG: 0.293 Allan Lewis, S (7, PR) Ted Kubiak, S (8, 4) OBP: 0.268, SLG: 0.322 Mike Andrews, R (9, PH) OBP: 0.299, SLG: 0.260			0-0 5-3		0-0 G1-6-3 1B		4-0 FC5-4 BB		0-0 F3	2 0 1 0 0 0 0 0 0 0 0 1 0 0 0 0 0 0 0 0 0 0 0 0 0 0 0 0 1 0 0 0 0 0 1

Inning Stats	R: 0 E: 0 K: 0 S: 3	H: 1 LOB: 0 BB: 0 P: 3	R: 0 E: 1 K: 0 S: 5	H: 1 LOB: 2 BB: 0 P: 5	R: 0 E: 0 K: 1 S: 5	H: 0 LOB: 0 BB: 0 P: 5	R: 0 E: 0 K: 1 S: 7	H: 2 LOB: 2 BB: 0 P: 7	R: 0 E: 0 K: 0 S: 4	H: 1 LOB: 1 BB: 0 P: 4	R: 0 E: 0 K: 0 S: 4	H: 2 LOB: 1 BB: 0 P: 4	R: 0 E: 0 K: 0 S: 4	H: 1 LOB: 2 BB: 1 P: 8	R: 0 E: 0 K: 3 S: 9	H: 0 LOB: 1 BB: 1 P: 13	R: 0 E: 0 K: 1 S: 6	H: 1 LOB: 2 BB: 1 P: 10	1B: 9 2B: 0 3B: 0 HR: 0	SF: 0 SAC: 0 DP: 2 HBP: 0
--------------	------------------------------	---------------------------------	------------------------------	---------------------------------	------------------------------	---------------------------------	------------------------------	---------------------------------	------------------------------	---------------------------------	------------------------------	---------------------------------	------------------------------	---------------------------------	------------------------------	----------------------------------	------------------------------	----------------------------------	----------------------------------	------------------------------------

PITCHER	IP	WLS	BF	H	R	ER	SO	BB	IBB	HBP	BLK	WP	HR	S	P	ERA	WHIP
Paul Splittorf, L (1, 1) ERA: 4.21	7.0	W	29	8	0	0	2	1	0	0	0	0	0	32	36	0.00	1.286
Doug Bird, R (8, 1) ERA: 3.14	2.0	S	9	1	0	0	4	2	0	0	0	0	0	15	23	0.00	1.500

**BOTTOM**

**Kansas City Royals @ Oakland Athletics**  
**Oakland-Alameda County Coliseum, Oakland, CA**  
 Wed Sep 12 1973, 7:05 PM PDT  
 Att. 10,788 - Unknown

livebaseballscorecards.com

<b>AB</b>	<b>35</b>
<b>R</b>	<b>0</b>
<b>H</b>	<b>9</b>
<b>RBI</b>	<b>0</b>
<b>BB</b>	<b>3</b>
<b>SO</b>	<b>6</b>
<b>LOB</b>	<b>27</b>



WP: 0	PA: 38
PB: 1	
SB: 0	
CS: 0	

**Kansas City Royals @ California Angels**  
 Anaheim Stadium, Anaheim, CA

Thu Sep 13 1973, 10:05 PM EDT  
 Att. 4,482 - Unknown

[livebaseballscorecards.com](http://livebaseballscorecards.com)

AB	35
R	5
H	10
RBI	5
BB	5
SO	3
LOB	22



AB R H RBI BB SO LOB

3	1	0	0	1	0	1
1	0	1	2	0	0	0
0	0	0	0	0	0	0

4	0	2	1	1	1	1
---	---	---	---	---	---	---

5	0	0	0	0	0	7
---	---	---	---	---	---	---

4	0	2	2	1	0	0
---	---	---	---	---	---	---

4	0	1	0	0	0	5
1	0	0	0	0	0	0

5	1	2	0	0	1	1
---	---	---	---	---	---	---

4	1	2	0	0	0	3
---	---	---	---	---	---	---

3	1	0	0	0	1	3
---	---	---	---	---	---	---

1	0	0	0	1	0	1
0	0	0	0	1	0	0
0	1	0	0	0	0	0

1B:	10	SF:	0
2B:	0	SAC:	2
3B:	0	DP:	1
HR:	0	HBP:	0

WP:	0	PA:	42
PB:	0		
SB:	0		
CS:	0		

Batter	1	2	3	4	5	6	7	8	9
<b>Frank White, R</b> (1, 6) OBP: 0.292, SLG: 0.313 <b>Lou Piniella, R</b> (8, PH) OBP: 0.295, SLG: 0.367 <b>Carl Taylor, R</b> (8, 2) OBP: 0.371, SLG: 0.291	0-0 5-3		0-0 FC1-4		4-0 1B 1B BB		0-0 F8	0-0 1B 1B	
<b>Cookie Rojas, R</b> (1, 4) OBP: 0.322, SLG: 0.379	0-3 K		0-0 L6		0-0 1B 1B		4-0 5-3 BB	0-0 1B G5-4-3	
<b>Amos Otis, R</b> (1, 10) OBP: 0.368, SLG: 0.492	0-0 5-3		0-0 5-3		0-0 P4		0-0 5-3	0-0 G5-4-3	
<b>John Mayberry, L</b> (1, 3) OBP: 0.410, SLG: 0.474		0-0 1B 1B		0-0 G3		0-0 1B 1-3 2-H 3-H	4-0 FC6-4 IBB		0-0 G3
<b>Hal McRae, R</b> (1, 9) OBP: 0.307, SLG: 0.382 <b>Tom Poquette, L</b> (8, 9) OBP: 0.167, SLG: 0.167		0-0 F9		0-0 1B		0-0 F7	0-0 FC6-4		0-0 6-3
<b>Ed Kirkpatrick, L</b> (1, 7) OBP: 0.341, SLG: 0.386		0-0 1-2 1B		0-0 P4		0-0 4-3		0-0 SH2-4 1B 1B	0-3 K
<b>Paul Schaal, R</b> (1, 5) OBP: 0.382, SLG: 0.390		0-0 F8		0-0 G3		0-0 1B		0-0 SH2-4 1B 1B	
<b>Steve Hovley, L</b> (1, 8) OBP: 0.351, SLG: 0.340		0-3 K			0-0 E6 1B SH1-4 1B		0-0 F7		0-0 SH2-4
<b>Fran Healy, R</b> (1, 2) OBP: 0.347, SLG: 0.408 <b>Gail Hopkins, L</b> (8, PH) OBP: 0.368, SLG: 0.351 <b>Freddie Patek, R</b> (8, PR) OBP: 0.310, SLG: 0.316			4-0 FC1-4 BB		0-0 SH1-4		0-0 F9	4-0 1B 1B IBB	

Inning Stats	R: 0	H: 0	R: 0	H: 2	R: 0	H: 0	R: 2	H: 2	R: 0	H: 1	R: 0	H: 0	R: 3	H: 4	R: 0	H: 0
	E: 0	LOB: 0	E: 0	LOB: 2	E: 0	LOB: 1	E: 1	LOB: 2	E: 0	LOB: 1	E: 0	LOB: 2	E: 0	LOB: 2	E: 0	LOB: 0
	K: 1	BB: 0	K: 1	BB: 0	K: 0	BB: 1	K: 0	BB: 1	K: 0	BB: 0	K: 0	BB: 2	K: 1	BB: 1	K: 1	BB: 0
	S: 5	P: 5	S: 7	P: 7	S: 3	P: 7	S: 6	P: 10	S: 4	P: 4	S: 3	P: 11	S: 6	P: 10	S: 5	P: 5

PITCHER	IP	WLS	BF	H	R	ER	SO	BB	IBB	HBP	BLK	WP	HR	S	P	ERA	WHIP
<b>Rich Hand, R</b> (1, 1) ERA: 4.59	6.1	L	29	6	2	0	2	3	0	0	0	0	0	30	42	0.00	1.421
<b>Dick Lange, R</b> (7, 1) ERA: 4.31	1.0		9	4	3	3	0	0	2	0	0	0	0	7	15	27.00	4.000
<b>Dave Sells, R</b> (8, 1) ERA: 3.68	0.2		1	0	0	0	0	0	0	0	0	0	0	1	1	0.00	0.000
<b>Steve Barber, L</b> (9, 1) ERA: 3.49	1.0		3	0	0	0	1	0	0	0	0	0	0	5	5	0.00	0.000



Batter	1	2	3	4	5	6	7	8	9	AB R H RBI BB SO LOB	TOP													
<b>Frank White, R</b> (1, 6) <small>OBP: 0.284, SLG: 0.304</small> <b>Rick Reichardt, R</b> (8, PH) <small>OBP: 0.303, SLG: 0.374</small> <b>Buck Martinez, R</b> (8, 2)	0-0 B1-3		0-0 5-3		0-3 K			0-3 K		3 0 0 0 0 1 0 1 0 0 0 0 1 0 0 0 0 0 0 0 0	<b>Kansas City Royals @ California Angels</b> Anaheim Stadium, Anaheim, CA Fri Sep 14 1973, 10:05 PM EDT Att. 5,693 - Unknown <a href="http://livebaseballscorecards.com">livebaseballscorecards.com</a>													
<b>Cookie Rojas, R</b> (1, 4) <small>OBP: 0.322, SLG: 0.378</small>	0-0 P5			0-0 E7 1B		0-0 P4		0-0 1B		4 1 1 0 0 0 0														
<b>Amos Otis, R</b> (1, 10) <small>OBP: 0.369, SLG: 0.492</small>	0-0 1B			0-0 BB 2-H 1B		0-0 6-3		0-0 1-3		4 0 2 1 0 0 1														
<b>John Mayberry, L</b> (1, 3) <small>OBP: 0.409, SLG: 0.472</small>	0-0 1-3			0-3 K		0-0 FC6-4 1B		0-0 F8		4 0 1 0 0 1 2														
<b>Hal McRae, R</b> (1, 9) <small>OBP: 0.306, SLG: 0.390</small>		0-3 K		0-0 F9		0-0 FC6-4 1-2f		0-0 HR		4 1 1 1 0 1 2														
<b>Lou Piniella, R</b> (1, 7) <small>OBP: 0.294, SLG: 0.365</small>		0-0 F9		4-0 BB 1-2		0-0 6-3		0-0 1-3		3 0 0 0 1 0 0														
<b>Paul Schaal, R</b> (1, 5) <small>OBP: 0.381, SLG: 0.389</small> <b>Fran Healy, R</b> (9, PR) <small>OBP: 0.347, SLG: 0.408</small>		0-0 F8		0-0 F3		0-0 F9		0-0 1B		4 0 1 0 0 0 2 0 0 0 0 0 0 0														
<b>Steve Hovley, L</b> (1, 8) <small>OBP: 0.348, SLG: 0.336</small> <b>Jim Wohlford, R</b> (7, PH) <small>OBP: 0.278, SLG: 0.353</small> <b>Tom Poquette, L</b> (7, 8) <small>OBP: 0.167, SLG: 0.167</small> <b>Frank Ortenzio, R</b> (9, PH)		0-0 B1-3		0-3 K		0-0 P6		0-0 F5		2 0 0 0 0 1 0 1 0 0 0 0 0 0 0 0 0 0 0 0 0 1 0 0 0 0 0 1														
<b>Carl Taylor, R</b> (1, 2) <small>OBP: 0.367, SLG: 0.287</small> <b>Kurt Bevacqua, R</b> (8, PH) <small>OBP: 0.312, SLG: 0.324</small> <b>Freddie Patek, R</b> (8, 6) <small>OBP: 0.310, SLG: 0.316</small>		0-3 K		0-0 F8		0-0 P4				2 0 0 0 0 1 0 1 0 0 0 0 0 0 0 0 0 0 0 0 0														
<b>Inning Stats</b>	R: 0 E: 0 K: 0 S: 4	H: 1 LOB: 1 BB: 0 P: 4	R: 0 E: 0 K: 1 S: 5	H: 0 LOB: 0 BB: 0 P: 5	R: 0 E: 0 K: 1 S: 5	H: 0 LOB: 0 BB: 0 P: 5	R: 1 E: 1 K: 1 S: 7	H: 1 LOB: 2 BB: 1 P: 11	R: 0 E: 0 K: 2 S: 7	H: 0 LOB: 0 BB: 0 P: 7		R: 0 E: 0 K: 0 S: 4	H: 1 LOB: 1 BB: 0 P: 4	R: 0 E: 0 K: 0 S: 3	H: 0 LOB: 0 BB: 0 P: 3	R: 0 E: 0 K: 1 S: 6	H: 1 LOB: 1 BB: 0 P: 6	R: 1 E: 0 K: 0 S: 5	H: 2 LOB: 1 BB: 0 P: 5	1B: 5 2B: 0 3B: 0 HR: 1	SF: 0 SAC: 0 DP: 0 HBP: 0	WP: 0 PB: 0 SB: 0 CS: 0	PA: 35	
<b>PITCHER</b> <b>Frank Tanana, L</b> (1, 1) <small>ERA: 3.46</small>	IP: 9.0 WLS: W BF: 35 H: 6 R: 2 ER: 1 SO: 6 BB: 1 IBB: 0 HBP: 0 BLK: 0 WP: 0 HR: 1 S: 46 P: 50 ERA: 1.00 WHIP: 0.778																							



**BOTTOM**

**Kansas City Royals @ California Angels**  
**Anaheim Stadium, Anaheim, CA**  
 Fri Sep 14 1973, 10:05 PM EDT  
 Att. 5,693 - Unknown

[livebaseballscorecards.com](http://livebaseballscorecards.com)

<b>AB</b>	<b>29</b>
<b>R</b>	<b>3</b>
<b>H</b>	<b>7</b>
<b>RBI</b>	<b>3</b>
<b>BB</b>	<b>4</b>
<b>SO</b>	<b>4</b>
<b>LOB</b>	<b>18</b>



WP: 1	PA: 34
PB: 0	
SB: 1	
CS: 0	

AB R H RBI BB SO LOB

4 0 0 0 0 0 2

3 2 1 0 1 1 2  
 0 0 0 0 0 0 0

4 0 2 0 0 0 2  
 0 0 0 0 0 0 0

3 0 0 0 1 0 3

3 0 1 1 0 0 0  
 1 0 0 0 0 0 3  
 0 0 0 0 0 0 0

3 0 0 1 1 2 1

4 1 1 0 0 1 3

1 0 1 0 1 0 0

3 0 1 1 0 0 2

1B: 6	SF: 0
2B: 2	SAC: 1
3B: 0	DP: 2
HR: 0	HBP: 0

Batter	1	2	3	4	5	6	7	8	9
Mickey Rivers, L OBP: 0.385, SLG: 0.417 (1, 8)	0-0 E6 4-3 S		0-0 G1-6-3 1-2f		0-0 4-3			0-0 6-3	
Vada Pinson, L OBP: 0.288, SLG: 0.373 (1, 7)	0-3 K 1-2			0-0 4-3 G3 1B	0-0 F7			4-0 E 1B BB BB	
Richie Scheinblum, S OBP: 0.365, SLG: 0.372 (1, 10)	0-0 4-3			0-0 G3 1-2		0-0 L4-3 1B		0-0 BB E 1-3 1B	
Dave Chalk, R OBP: 0.167, SLG: 0.091 (8, PR)	2-3			0-0 4-3		0-0 L4-3 1-2		4-0 BB 1-2 IBB	
Bob Oliver, R OBP: 0.313, SLG: 0.419 (1, 5)	0-0 5-3			0-0 4-3 2-3		0-0 6-3		0-0 F3	
Tom McCraw, L OBP: 0.339, SLG: 0.310 (1, 3)		0-0 4-3		0-0 1B				0-0 F3	
Winston Llenas, R OBP: 0.331, SLG: 0.325 (8, PH)		0-3 K		0-0 5-3				4-0 1-2 2-3 3-H BB	
Ken Berry, R OBP: 0.335, SLG: 0.354 (9, 7)		0-0 1-3			0-0 SH1-4 2B 1B			0-3 K	
Leroy Stanton, R OBP: 0.294, SLG: 0.364 (1, 9)		0-0 1-3			0-0 SH1-4			0-0 WP 1B	
Billy Parker, R OBP: 0.174, SLG: 0.119 (1, 4)		0-0 1-3			0-0 P6			0-0 4-3	
Rick Stelmazek, L OBP: 0.286, SLG: 0.200 (1, 2)			4-0 G1-6-3 BB		0-0 2B				
Rudy Meoli, L OBP: 0.284, SLG: 0.283 (1, 6)			0-0 P6		0-0 2B				

Inning Stats	R: 0	H: 0	E: 1	LOB: 1	K: 1	S: 6	P: 6	R: 0	H: 0	E: 0	LOB: 0	K: 1	S: 5	R: 0	H: 0	E: 0	LOB: 0	K: 0	S: 2	R: 1	H: 2	E: 0	LOB: 1	K: 0	S: 5	R: 1	H: 2	E: 0	LOB: 1	K: 0	S: 5	R: 0	H: 1	E: 0	LOB: 0	K: 0	S: 3	R: 0	H: 1	E: 0	LOB: 1	K: 1	S: 6	R: 1	H: 1	E: 1	LOB: 3	K: 1	S: 6
--------------	------	------	------	--------	------	------	------	------	------	------	--------	------	------	------	------	------	--------	------	------	------	------	------	--------	------	------	------	------	------	--------	------	------	------	------	------	--------	------	------	------	------	------	--------	------	------	------	------	------	--------	------	------

PITCHER	IP	WLS	BF	H	R	ER	SO	BB	IBB	HBP	BLK	WP	HR	S	P	ERA	WHIP
Steve Busby, R ERA: 4.48 (1, 1)	7.1	L	31	7	3	2	3	2	1	0	0	1	0	34	46	2.46	1.227
Joe Hoerner, L ERA: 5.79 (8, 1)	0.1		1	0	0	0	0	0	0	0	0	0	0	1	1	0.00	0.000
Doug Bird, R ERA: 3.16 (8, 1)	0.1		2	0	0	0	1	1	0	0	0	0	0	3	7	0.00	3.000

PITCHER	IP	WLS	BF	H	R	ER	SO	BB	IBB	HBP	BLK	WP	HR	S	P	ERA	WHIP
Steve Busby, R ERA: 4.48 (1, 1)	7.1	L	31	7	3	2	3	2	1	0	0	1	0	34	46	2.46	1.227
Joe Hoerner, L ERA: 5.79 (8, 1)	0.1		1	0	0	0	0	0	0	0	0	0	0	1	1	0.00	0.000
Doug Bird, R ERA: 3.16 (8, 1)	0.1		2	0	0	0	1	1	0	0	0	0	0	3	7	0.00	3.000

Batter	1	2	3	4	5	6	7	8	9	AB R H RBI BB SO LOB	TOP									
Steve Hovley, L (1, 8) OBP: 0.347, SLG: 0.335	0-0 G3		0-3 K		0-0 BB 1-2 2-H 1B		0-0 4-3			4 0 1 1 0 1 1										
Cookie Rojas, R (1, 4) OBP: 0.321, SLG: 0.376	0-0 F9		0-0 6-3		4-0 BB 1-2 2-3 BB			0-0 F9		3 0 0 0 1 0 1										
Amos Otis, R (1, 10) OBP: 0.368, SLG: 0.490	0-3 K			0-3 K	0-0 P4			0-0 FC6-4 1B		4 0 1 0 0 2 3										
John Mayberry, L (1, 3) OBP: 0.406, SLG: 0.468		0-0 F9		0-3 K	0-3 K			0-0 F8		4 0 0 0 0 2 4										
Hal McRae, R (1, 9) OBP: 0.308, SLG: 0.388		4-0 BB		4-0 BB		0-3 K		0-0 FC6-4 1-2f		2 0 0 0 2 1 1										
Ed Kirkpatrick, L (1, 2) OBP: 0.338, SLG: 0.382		0-0 L4		0-0 F8		0-3 K			0-0 F5	4 0 0 0 0 1 2										
Lou Piniella, R (1, 7) OBP: 0.294, SLG: 0.364		0-0 F9			0-0 BB 1B	0-0 4-3			0-0 5-3	4 1 1 0 0 0 1										
Paul Schaal, R (1, 5) OBP: 0.385, SLG: 0.388			4-0 SH3-4 BB		4-0 BB 1B		0-0 4-3		4-0 BB	1 0 0 0 3 0 0										
Jim Wohlford, R (9, PR) OBP: 0.278, SLG: 0.353					1-2 BB					0 0 0 0 0 0 0										
Freddie Patek, R (1, 6) OBP: 0.309, SLG: 0.315			0-0 SH3-4		0-3 K		0-3 K		0-3 K	2 0 0 0 0 2 2										
Gail Hopkins, L (9, PH) OBP: 0.366, SLG: 0.348			1-2							1 0 0 0 0 1 1										
<b>Inning Stats</b>	R: 0 E: 0 K: 1 S: 5	H: 0 LOB: 0 BB: 0 P: 5	R: 0 E: 0 K: 0 S: 3	H: 0 LOB: 1 BB: 1 P: 7	R: 0 E: 0 K: 1 S: 5	H: 0 LOB: 1 BB: 1 P: 9	R: 0 E: 0 K: 2 S: 7	H: 0 LOB: 1 BB: 1 P: 11	R: 1 E: 0 K: 2 S: 9	H: 2 LOB: 3 BB: 2 P: 17	R: 0 E: 0 K: 1 S: 5	H: 0 LOB: 0 BB: 0 P: 5	R: 0 E: 0 K: 1 S: 4	H: 1 LOB: 1 BB: 0 P: 4	R: 0 E: 0 K: 1 S: 5	H: 0 LOB: 1 BB: 1 P: 9	1B: 3 2B: 0 3B: 0 HR: 0	SF: 0 SAC: 1 DP: 0 HBP: 0	WP: 0 PB: 0 SB: 0 CS: 0	PA: 36
<b>PITCHER</b> Nolan Ryan, R (1, 1) ERA: 2.82	IP: 9.0 WLS: W BF: 36 H: 3 R: 1 ER: 1 SO: 10 BB: 6 IBB: 0 HBP: 0 BLK: 0 WP: 0 HR: 0 S: 50 P: 74 ERA: 1.00 WHIP: 1.000																			

**Kansas City Royals @ California Angels**  
**Anaheim Stadium, Anaheim, CA**  
 Sat Sep 15 1973, 10:05 PM EDT  
 Att: 19,183 - Unknown

[livebaseballscorecards.com](http://livebaseballscorecards.com)

<b>AB</b>	29
<b>R</b>	1
<b>H</b>	3
<b>RBI</b>	1
<b>BB</b>	6
<b>SO</b>	10
<b>LOB</b>	16





Batter	1	2	3	4	5	6	7	8	9	AB R H RBI BB SO LOB	TOP			
Steve Hovley, L (1, 8) OBP: 0.348, SLG: 0.336	0-0 CS 1B		0-3 K			0-0 4-3		0-0 1B 1-2 2-H 1B	0-3 K	5 1 2 1 0 2 1				
Cookie Rojas, R (1, 4) OBP: 0.321, SLG: 0.375	0-0 1B 1-2 1B		0-0 F9			0-0 F8		0-0 F9 2-3		4 0 1 0 0 0 2				
Amos Otis, R (1, 10) OBP: 0.369, SLG: 0.490	0-0 F9			0-0 G4-6-3 1B		0-0 L6		0-0 1B 1-3 3-H 1B		4 0 2 1 0 0 1				
John Mayberry, L (1, 3) OBP: 0.407, SLG: 0.468	0-0 FC4-6 1-3 1B			0-0 G4-6-3 1-2f		0-3 K		0-0 1-3 3-H 1B		4 0 2 1 0 1 1				
Lou Piniella, R (1, 7) OBP: 0.292, SLG: 0.361	0-0 FC4-6 1-2f			0-0 L8		0-3 K		0-0 F9		4 0 0 0 0 1 4				
Ed Kirkpatrick, L (1, 2) OBP: 0.337, SLG: 0.379		0-0 P5			0-3 K		0-0 F9		4-0 SH3-4 1B BB	3 1 0 0 1 1 0				
Hal McRae, R (1, 9) OBP: 0.306, SLG: 0.384		0-0 6-3			0-0 G3			0-0 5-3	0-0 SH3-4 1-2	3 0 0 0 0 0 0 0 0 0 0 0 0 0				
Tom Poquette, L (9, 9) OBP: 0.167, SLG: 0.167														
Paul Schaal, R (1, 5) OBP: 0.386, SLG: 0.389		0-0 F9			0-0 1B			0-0 1B 1B	0-0 5-3	4 1 2 0 0 0 1				
Freddie Patek, R (1, 6) OBP: 0.308, SLG: 0.313			0-3 K			0-0 5-3		0-0 F9 1-2 1B 1B	0-0 2-H 1B	2 0 0 0 0 1 1 1 0 1 0 0 0 0 1 1 1 1 0 0 0				
Gail Hopkins, L (8, PH) OBP: 0.370, SLG: 0.353														
Frank White, R (8, PR) OBP: 0.291, SLG: 0.311														
<b>Inning Stats</b>	R: 0 E: 0 K: 0 S: 5 H: 3 LOB: 2 BB: 0 P: 5	R: 0 E: 0 K: 0 S: 3 H: 0 LOB: 0 BB: 0 P: 3	R: 0 E: 0 K: 2 S: 7 H: 0 LOB: 0 BB: 0 P: 7	R: 0 E: 0 K: 0 S: 3 H: 1 LOB: 0 BB: 0 P: 3	R: 0 E: 0 K: 1 S: 6 H: 1 LOB: 1 BB: 0 P: 6	R: 0 E: 0 K: 0 S: 3 H: 0 LOB: 0 BB: 0 P: 3	R: 0 E: 0 K: 2 S: 7 H: 0 LOB: 0 BB: 0 P: 7	R: 3 E: 0 K: 0 S: 8 H: 5 LOB: 2 BB: 0 P: 8	R: 1 E: 0 K: 1 S: 6 H: 1 LOB: 1 BB: 1 P: 10	1B: 11 2B: 0 3B: 0 HR: 0 SF: 0 SAC: 1 DP: 1 HBP: 0	WP: 0 PB: 0 SB: 0 CS: 1 PA: 37			
<b>PITCHER</b>	IP WLS BF H R ER SO BB IBB HBP BLK WP HR S P ERA WHIP												<b>PITCHER</b>	IP WLS BF H R ER SO BB IBB HBP BLK WP HR S P ERA WHIP
Bill Singer, R (1, 1) ERA: 3.24	8.0 L 32 10 3 3 5 0 0 0 0 0 0 0 42 42 3.38 1.250													
Steve Barber, L (9, 1) ERA: 3.55	1.0 5 1 1 1 1 1 0 0 0 0 0 0 6 10 9.00 2.000													

**Kansas City Royals @ California Angels**  
 Anaheim Stadium, Anaheim, CA  
 Sun Sep 16 1973, 6:33 AM EDT  
 Att. 5,014 - Unknown

[livebaseballscorecards.com](http://livebaseballscorecards.com)

<b>AB</b>	<b>35</b>
<b>R</b>	<b>4</b>
<b>H</b>	<b>11</b>
<b>RBI</b>	<b>4</b>
<b>BB</b>	<b>1</b>
<b>SO</b>	<b>6</b>
<b>LOB</b>	<b>11</b>





Batter	1	2	3	4	5	6	7	8	9	AB	R	H	RBI	BB	SO	LOB
Mickey Rivers, L (1, 8) OBP: 0.383, SLG: 0.446	0-0 P4		0-0 FC4-6			0-0 F7		0-3 K		4	0	0	0	0	1	3
Ken Berry, R (1, 7) OBP: 0.332, SLG: 0.350	0-3 K			0-0 6-3		0-3 K		0-0 4-3		4	0	0	0	0	2	2
Winston Llenas, R (1, 10) OBP: 0.321, SLG: 0.314	0-0 P3			0-0 F7		0-0 1-3			0-3 K	4	0	0	0	0	1	0
Bob Oliver, R (1, 5) OBP: 0.310, SLG: 0.416		0-0 5-3		0-0 F9			0-0 1-3		0-0 2B	4	0	1	0	0	0	0
Tom McCraw, L (1, 3) OBP: 0.336, SLG: 0.308		0-3 K			0-3 K		0-0 G6-4-3 1B		0-0 F9	4	0	1	0	0	2	1
Leroy Stanton, R (1, 9) OBP: 0.294, SLG: 0.362		0-3 K			0-3 K		0-0 G6-4-3 1-2f		0-0 4-3	4	0	0	0	0	2	2
Billy Parker, R (1, 4) OBP: 0.176, SLG: 0.128			0-3 K		0-0 BB 1B			0-0 BB 1B		2	0	1	0	0	1	0
Richie Scheinblum, S (8, PH) OBP: 0.389, SLG: 0.374				0-0 L9		4-0 BB 1B			0-0 L8	1	0	0	0	1	0	0
Dave Chalk, R (8, PR) OBP: 0.167, SLG: 0.091					1-2 BB					1	0	0	0	0	0	1
Jeff Torborg, R (1, 2) OBP: 0.277, SLG: 0.259			0-0 FC4-6 1B		0-3 K			4-0 BB		2	0	1	0	0	1	2
Al Gallagher, R (8, PH) OBP: 0.347, SLG: 0.298										0	0	0	0	1	0	0
Rudy Meoli, L (1, 6) OBP: 0.286, SLG: 0.285										0	0	0	0	0	1	0
Frank Robinson, R (8, PH) OBP: 0.377, SLG: 0.489										0	0	0	0	0	0	0
Rick Steimaszek, L (9, 2) OBP: 0.286, SLG: 0.200										0	0	0	0	0	0	0

Inning Stats	R: 0	H: 0	R: 0	H: 0	R: 0	H: 1	R: 0	H: 0	R: 0	H: 1	R: 0	H: 1	R: 0	H: 1	R: 0	H: 1
	E: 0	LOB: 0	E: 0	LOB: 0	E: 0	LOB: 2	E: 0	LOB: 0	E: 0	LOB: 0	E: 0	LOB: 2	E: 0	LOB: 1	E: 0	LOB: 1
	K: 1	BB: 0	K: 2	BB: 0	K: 1	BB: 1	K: 0	BB: 0	K: 1	BB: 0	K: 1	BB: 1	K: 1	BB: 0	K: 1	BB: 0
	S: 5	P: 5	S: 7	P: 7	S: 6	P: 6	S: 3	P: 3	S: 10	P: 14	S: 3	P: 3	S: 6	P: 10	S: 6	P: 6

PITCHER	IP	WLS	BF	H	R	ER	SO	BB	IBB	HBP	BLK	WP	HR	S	P	ERA	WHIP
Paul Splittorf, L (1, 1) ERA: 4.05	9.0	W	33	5	0	0	10	2	0	0	0	0	0	51	59	0.00	0.778

**BOTTOM**

**Kansas City Royals @ California Angels**  
**Anaheim Stadium, Anaheim, CA**

Sun Sep 16 1973, 6:33 AM EDT  
 Att. 5,014 - Unknown

AB	31
R	0
H	5
RBI	0
BB	2
SO	10
LOB	11



WP	PA	ERA	WHIP
0	33		

Batter	1	2	3	4	5	6	7	8	9	AB R H RBI BB SO LOB	TOP											
Steve Brye, R (1, 8) OBP: 0.341, SLG: 0.374	0-0 6-3		0-0 1B		4-0 CS BB		4-0 2B BB	0-0 6-3		3 1 1 0 2 0 0												
Rod Carew, L (1, 4) OBP: 0.403, SLG: 0.464	0-0 6-3		0-0 1B		0-0 SF9		0-0 P6		0-0 F8	4 0 1 1 0 0 3												
Tony Oliva, L (1, 10) Mike Adams, R (7, PR) OBP: 0.345, SLG: 0.407 OBP: 0.353, SLG: 0.317	0-0 FC6-4 1B		0-0 3-1		0-0 CS	0-0 6-3	0-0 1B 2B		0-0 5-3	4 0 2 3 0 0 2 1 1 0 0 0 0 0												
Bobby Darwin, R (1, 9) OBP: 0.306, SLG: 0.388	0-0 FC6-4 1-2f			0-3 K		0-3 K	4-0 1B IBB		0-0 E 1B	4 1 1 0 1 2 1												
Jim Holt, L (1, 3) OBP: 0.341, SLG: 0.455		0-0 F9		0-0 6-3		0-0 1B	0-0 1B		0-0 E9 2B	5 1 3 1 0 0 0												
Eric Soderholm, R (1, 5) OBP: 0.384, SLG: 0.474		0-0 F8		0-0 3B		0-3 K	0-0 4-3		0-0 6-3	5 0 1 0 0 1 3												
Larry Hisle, R (1, 7) OBP: 0.352, SLG: 0.432		0-0 5-3		0-0 6-3			0-0 6-3			4 1 1 1 0 0 1												
Danny Thompson, R (1, 6) OBP: 0.272, SLG: 0.298			0-0 F5		0-0 SH1-3 SF9 2B		0-0 BB 2B		0-0 6-3	4 2 2 0 0 0 0												
Glenn Borgmann, R (1, 2) Rich Reese, L (7, PH) Phil Roof, R (7, 2) OBP: 0.357, SLG: 0.273 OBP: 0.225, SLG: 0.263 OBP: 0.277, SLG: 0.274			0-3 K		0-0 SH1-3		4-0 BB 2B		0-3 K	1 0 0 0 0 1 0 0 1 0 0 1 0 0 1 0 0 0 0 1 0												
<b>Inning Stats</b>	R: 0 E: 0 K: 0 S: 4	H: 1 LOB: 1 BB: 0 P: 4	R: 0 E: 0 K: 0 S: 3	H: 0 LOB: 0 BB: 0 P: 3	R: 0 E: 0 K: 1 S: 7	H: 2 LOB: 2 BB: 0 P: 7	R: 0 E: 0 K: 1 S: 6	H: 1 LOB: 1 BB: 0 P: 6	R: 1 E: 0 K: 0 S: 3	H: 1 LOB: 0 BB: 1 P: 7	R: 0 E: 0 K: 2 S: 8	H: 1 LOB: 1 BB: 0 P: 8	R: 4 E: 0 K: 0 S: 6	H: 3 LOB: 2 BB: 3 P: 18	R: 1 E: 0 K: 1 S: 6	H: 1 LOB: 0 BB: 0 P: 6	R: 2 E: 1 K: 0 S: 5	H: 2 LOB: 0 BB: 0 P: 5	1B: 6 2B: 4 3B: 1 HR: 1	SF: 1 SAC: 1 DP: 0 HBP: 0	WP: 0 PB: 0 SB: 0 CS: 1	PA: 43
<b>PITCHER</b>	IP WLS BF H R ER SO BB IBB HBP BLK WP HR S P ERA WHIP																					
Steve Busby, R (1, 1) ERA: 4.51	6.1 L 28 7 4 4 4 3 0 0 0 0 0 0 33 45 5.68 1.579																					
Joe Hoerner, L (7, 1) ERA: 6.04	0.1 4 2 1 1 0 0 1 0 0 0 0 3 7 27.00 6.000																					
Doug Bird, R (7, 1) ERA: 3.18	2.1 10 3 3 1 1 0 0 0 0 0 1 12 12 3.86 1.286																					

Minnesota Twins @ Kansas City Royals  
Royals Stadium, Kansas City, MO  
Mon Sep 17 1973, 8:05 PM EDT  
Att: 8,571 - Unknown - 56 F

livebaseballscorecards.com

AB	36
R	8
H	12
RBI	6
BB	4
SO	5
LOB	10



Batter	1	2	3	4	5	6	7	8	9	AB	R	H	RBI	BB	SO	LOB
Steve Hovley, L (1, 8) OBP: 0.349, SLG: 0.332	0-0 5-3	0-0 3-1			4-0 5-3 BB		4-0 1B BB		0-0 F8	3	1	0	0	2	0	2
Cookie Rojas, R (1, 4) OBP: 0.321, SLG: 0.377 Frank White, R (9, PR) OBP: 0.291, SLG: 0.311	0-0 1B 2B		0-0 L7		0-0 5-3		0-0 FC1-5 1B		0-0 1B	5	1	2	0	0	0	3
Amos Otis, R (1, 10) OBP: 0.369, SLG: 0.489	0-0 1B 2-H 1B		0-3 K		0-0 P4		0-0 FC5-4 1B		0-0 F8	5	0	2	2	0	1	3
John Mayberry, L (1, 3) OBP: 0.408, SLG: 0.469	0-0 1-3 1B		4-0 FC5-4 BB			0-0 2B SF8 1B		0-0 F8	4	1	2	0	1	0	4	
Lou Piniella, R (1, 7) OBP: 0.292, SLG: 0.362	0-3 K		0-0 FC5-4			0-0 SF8 2B		0-0 FC5-4	4	0	1	0	0	1	5	
Ed Kirkpatrick, L (1, 2) OBP: 0.334, SLG: 0.375	0-3 K			0-0 F9		0-0 F7		0-0 4-3	4	0	0	0	0	1	4	
Paul Schaal, R (1, 5) OBP: 0.382, SLG: 0.386		0-0 E5 SH1-4		0-0 4-3		0-0 SF8		0-0 6-3	3	0	0	1	0	0	0	
Freddie Patek, R (1, 6) OBP: 0.306, SLG: 0.311		0-0 SH1-4		0-0 6-3		0-0 F7		0-0 5-3	3	0	0	0	0	0	1	
Hal McRae, R (1, 9) OBP: 0.308, SLG: 0.385		0-0 1-3			0-0 6-3		0-0 FC1-5 BB 1B		0-0 1B	4	0	2	0	0	0	1

Inning Stats	R: 1	H: 3	E: 0	K: 2	S: 10	LOB: 2	BB: 0	P: 10	R: 0	H: 0	E: 1	K: 0	S: 4	LOB: 1	BB: 0	P: 4	R: 0	H: 0	E: 0	K: 1	S: 5	LOB: 1	BB: 1	P: 9	R: 0	H: 0	E: 0	K: 0	S: 3	LOB: 0	BB: 0	P: 3	R: 0	H: 2	E: 0	K: 0	S: 5	LOB: 1	BB: 0	P: 5	R: 1	H: 2	E: 0	K: 0	S: 5	LOB: 2	BB: 1	P: 9	R: 0	H: 0	E: 0	K: 0	S: 3	LOB: 0	BB: 0	P: 3	R: 0	H: 2	E: 0	K: 0	S: 5	LOB: 2	BB: 0	P: 5	1B: 7	2B: 2	3B: 0	HR: 0	SF: 1	SAC: 1	DP: 0	HBP: 0	WP: 0	PB: 0	SB: 0	CS: 0	PA: 40
PITCHER	IP	WLS	BF	H	R	ER	SO	BB	IBB	HBP	BLK	WP	HR	S	P	ERA	WHIP																																																												
Ray Corbin, R (1, 1) ERA: 3.06	6.0	W	28	6	3	3	3	3	0	0	0	0	0	31	43	4.50	1.500																																																												
Bill Campbell, R (7, 1) ERA: 3.19	3.0	S	12	3	0	0	0	0	0	0	0	0	0	12	12	0.00	1.000																																																												

BOTTOM

Minnesota Twins @ Kansas City Royals  
Royals Stadium, Kansas City, MO

Mon Sep 17 1973, 8:05 PM EDT  
Att. 8,571 - Unknown - 56 F

livebaseballscores.com

AB	35
R	3
H	9
RBI	3
BB	3
SO	3
LOB	23



Batter	1	2	3	4	5	6	7	8	9	AB R H RBI BB SO LOB	TOP											
Steve Brye, R (1, 8) OBP: 0.348, SLG: 0.392	0-0 6-3		0-0 1-2 1B		0-0 HR			4-0 3B BB		3 2 2 1 1 0 0	<b>Minnesota Twins @ Kansas City Royals</b> Royals Stadium, Kansas City, MO Tue Sep 18 1973, 8:05 PM EDT Att: 9,350 - Unknown - 55 F											
Rod Carew, L (1, 4) OBP: 0.404, SLG: 0.467	0-0 4-3		0-0 L7		4-0 BB		0-0 1-H 3B		3 1 1 1 1 0 2													
Tony Oliva, L (1, 10) OBP: 0.343, SLG: 0.404	0-0 4-3		0-0 P6		0-0 F7		0-0 G3		4 0 0 1 0 0 3													
Bobby Darwin, R (1, 9) OBP: 0.305, SLG: 0.386		0-0 5-3		0-0 5-3		0-3 K	4-0 3-H BB		3 0 0 0 1 1 0													
Jim Holt, L (1, 3) OBP: 0.339, SLG: 0.452 Craig Kusick, R (8, PH) OBP: 0.190, SLG: 0.200		0-0 5-3		0-0 F8		0-0 4-3	0-0 F7		3 0 0 0 0 0 0 1 0 0 0 0 0 1													
Eric Soderholm, R (1, 5) OBP: 0.389, SLG: 0.475		0-0 1B		0-0 1B		0-3 K	0-0 4-3		4 0 2 0 0 1 1													
Larry Hisle, R (1, 7) OBP: 0.351, SLG: 0.429		0-0 5-3		0-3 K		0-0 5-3		4-0 G5-4-3 BB	3 0 0 0 1 1 2													
George Mitterwald, R (1, 2) OBP: 0.327, SLG: 0.404			0-0 P4		0-0 6-3		0-3 K	0-0 F8	4 0 0 0 0 1 1													
Danny Thompson, R (1, 6) OBP: 0.272, SLG: 0.298			0-0 1B 1B		0-0 5-3		0-3 K	0-0 G5-4-3 1-2f	4 0 1 0 0 1 1													
<b>Inning Stats</b>	R: 0 E: 0 K: 0 S: 3	H: 0 LOB: 0 BB: 0 P: 3	R: 0 E: 0 K: 0 S: 4	H: 1 LOB: 1 BB: 0 P: 4	R: 0 E: 0 K: 0 S: 5	H: 2 LOB: 2 BB: 0 P: 5	R: 0 E: 0 K: 1 S: 6	H: 1 LOB: 1 BB: 0 P: 6	R: 1 E: 0 K: 0 S: 4	H: 1 LOB: 1 BB: 1 P: 8	R: 0 E: 0 K: 2 S: 7	H: 0 LOB: 0 BB: 0 P: 7	R: 0 E: 0 K: 2 S: 7	H: 0 LOB: 0 BB: 0 P: 7	R: 2 E: 0 K: 0 S: 4	H: 1 LOB: 1 BB: 2 P: 12	R: 0 E: 0 K: 0 S: 2	H: 0 LOB: 0 BB: 1 P: 6	1B: 4 2B: 0 3B: 1 HR: 1	SF: 0 SAC: 0 DP: 1 HBP: 0	WP: 0 PB: 0 SB: 0 CS: 0	PA: 36
<b>PITCHER</b>	IP WLS BF H R ER SO BB IBB HBP BLK WP HR S P ERA WHIP																					
Al Fitzmorris, R (1, 1) ERA: 2.97	7.0 W 29 6 3 3 5 2 0 0 0 0 0 1 37 45 3.86 1.143																					
Steve Mingori, L (8, 1) ERA: 3.95	2.0 S 7 0 0 0 0 2 0 0 0 0 0 0 5 13 0.00 1.000																					

<b>AB</b>	32
<b>R</b>	3
<b>H</b>	6
<b>RBI</b>	3
<b>BB</b>	4
<b>SO</b>	5
<b>LOB</b>	11



Batter	1	2	3	4	5	6	7	8	9	AB	R	H	RBI	BB	SO	LOB
Frank White, R OBP: 0.298, SLG: 0.318 (1, 6)	0-0 P4		0-0 FC6-4 1B	0-0 1-2 1B			0-0 F8			4	0	2	0	0	0	0
George Brett, L OBP: 0.105, SLG: 0.105 (1, 5)	0-3 K		0-0 FC6-4 1-2f 1B	0-0 F9			0-3 K			4	0	0	0	0	2	3
Amos Otis, R OBP: 0.370, SLG: 0.495 (1, 10)	0-0 F2		0-0 F7				0-0 HR 1B			4	1	2	1	0	0	1
John Mayberry, L OBP: 0.407, SLG: 0.467 (1, 3)		0-0 FC1-5 1B 1B	0-3 K				0-0 F8		0-0 P5	4	0	1	0	0	1	2
Ed Kirkpatrick, L OBP: 0.338, SLG: 0.384 (1, 8)		0-0 BB FC1-5 SF9 1B		0-0 FC1-6 1B			0-0 4-3		0-0 3B	4	1	3	0	0	0	0
Jim Wohlford, R OBP: 0.263, SLG: 0.333 (1, 7)		0-0 FC1-5 SF9 BB		0-0 L8			0-0 P5		0-0 G3	4	0	0	0	0	0	4
Steve Hovley, L OBP: 0.349, SLG: 0.332 (9, 7)		1-2 2-3f								0	0	0	0	0	0	0
Tom Poquette, L OBP: 0.200, SLG: 0.111 (1, 9)		4-0 BB BB BB		0-0 FC1-6 S 3B			0-0 L8		0-0 F5	3	1	0	0	1	0	2
Kurt Bevacqua, R OBP: 0.311, SLG: 0.332 (1, 4)		0-0 SF9		0-0 1-H 1B 3B			0-0 5-3		0-0 F8	3	1	1	2	0	0	1
Buck Martinez, R OBP: 0.375, SLG: 0.167 (1, 2)		2-3 3-H		0-0 3-H 1B 1B			0-3 K			3	0	1	1	0	1	2

Inning Stats	R: 0	H: 0	E: 0	K: 1	S: 5	R: 1	H: 2	E: 0	K: 0	S: 5	R: 0	H: 1	E: 0	K: 1	S: 6	R: 2	H: 4	E: 0	K: 0	S: 7	R: 1	H: 1	E: 0	K: 0	S: 4	R: 0	H: 0	E: 0	K: 1	S: 5	R: 0	H: 1	E: 0	K: 0	S: 6	R: 0	H: 1	E: 0	K: 0	S: 4	R: 0	H: 1	E: 0	K: 0	S: 4
	LOB: 0	BB: 0	P: 5	LOB: 2	BB: 1	P: 9	LOB: 1	BB: 0	P: 6	LOB: 2	BB: 0	P: 7	LOB: 0	BB: 0	P: 4	LOB: 0	BB: 0	P: 5	LOB: 1	BB: 0	P: 6	LOB: 0	BB: 0	P: 4	LOB: 1	BB: 0	P: 4	LOB: 0	BB: 0	P: 6	LOB: 1	BB: 0	P: 4	LOB: 0	BB: 0	P: 4	LOB: 0	BB: 0	P: 4	LOB: 0	BB: 0	P: 4	LOB: 0	BB: 0	P: 4

PITCHER	IP	WLS	BF	H	R	ER	SO	BB	IBB	HBP	BLK	WP	HR	S	P	ERA	WHIP
Bert Blyleven, R ERA: 2.56 (1, 1)	8.0	L	35	10	4	4	4	1	0	0	0	0	1	42	46	4.50	1.375

**MINNESOTA TWINS @ KANSAS CITY ROYALS**  
 Royals Stadium, Kansas City, MO  
 Tue Sep 18 1973, 8:05 PM EDT  
 Att. 9,350 - Unknown - 55 F

<b>AB</b>	<b>33</b>
<b>R</b>	<b>4</b>
<b>H</b>	<b>10</b>
<b>RBI</b>	<b>4</b>
<b>BB</b>	<b>1</b>
<b>SO</b>	<b>4</b>
<b>LOB</b>	<b>15</b>



WP: 0	PA: 35
PB: 0	SB: 1
CS: 0	

Batter	1	2	3	4	5	6	7	8	9	10	11	12	AB R H RBI BB SO LOB	TOP												
<b>Johnny Jeter, R</b> OBP: 0.267, SLG: 0.408 (1, 7)	0-0 6-3 1B		0-0 G4-6-3 1B		0-0 G3-6-3 1B		0-0 F2 1B		0-0 E S 1B		0-0 L7		6 0 3 0 0 0 0													
<b>Pat Kelly, L</b> OBP: 0.352, SLG: 0.339 (1, 9)	0-0 G3		0-0 G4-6-3 1-2f		0-0 G3-6-3 1-2f		0-0 1B 1B		0-0 4-3		0-0 E4		6 1 1 0 0 0 3													
<b>Jerry Hairston, S</b> OBP: 0.402, SLG: 0.362 (1, 3)	0-0 F7			4-0 BB 1B BB		0-0 3-1		0-0 1B 1B		0-3 K		0-0 L8		5 1 1 1 1 1 2												
<b>Bill Melton, R</b> OBP: 0.363, SLG: 0.444 (1, 5)		0-0 6-3		0-0 G3 BB 1B		0-0 6-3		0-0 1B 1B		4-0 IBB		0-0 6-3		5 0 2 0 1 0 1												
<b>Carlos May, L</b> OBP: 0.329, SLG: 0.406 (1, 10)		0-0 2B		4-0 1-2 2-3 BB		0-0 2B 1B		0-0 4-3		0-0 G3			5 2 3 0 1 0 4													
<b>Jorge Orta, L</b> OBP: 0.326, SLG: 0.383 (1, 4)		4-0 BB		0-0 G3		0-0 1B 2B		0-0 1B		0-3 K			5 0 3 2 1 1 2													
<b>Bill Sharp, L</b> OBP: 0.313, SLG: 0.392 <b>Buddy Bradford, R</b> OBP: 0.323, SLG: 0.430 (1, 8) (8, PH) (8, 8)	0-0 F8		4-0 IBB		4-0 IBB		4-0 IBB		0-0 L6		4-0 BB		1 0 0 0 2 0 2 2 0 1 1 1 0 1													
<b>Bucky Dent, R</b> OBP: 0.343, SLG: 0.301 <b>Sam Ewing, L</b> OBP: 0.200, SLG: 0.077 <b>Luis Alvarado, R</b> OBP: 0.247, SLG: 0.281 (1, 6) (4, PH) (4, 6)	0-0 5-3		0-0 G3-2-3		0-0 6-3		0-0 6-3		0-3 K		0-0 P6		1 0 0 0 0 0 2 1 0 0 0 0 0 3 4 0 0 0 0 2 5													
<b>Chuck Brinkman, R</b> OBP: 0.252, SLG: 0.250 <b>Brian Downing, R</b> OBP: 0.264, SLG: 0.333 (1, 2) (10, PH) (10, 2)			0-3 K		0-3 K		0-0 F7		0-3 K		0-3 K		4 0 0 0 0 3 1 2 0 0 0 0 1 2													
<b>Inning Stats</b>	R: 0 E: 0 K: 0 S: 3	H: 0 LOB: 0 BB: 0 P: 3	R: 0 E: 0 K: 0 S: 4	H: 1 LOB: 2 BB: 1 P: 8	R: 0 E: 0 K: 1 S: 5	H: 1 LOB: 0 BB: 0 P: 5	R: 1 E: 0 K: 0 S: 3	H: 1 LOB: 2 BB: 3 P: 15	R: 0 E: 0 K: 1 S: 5	H: 1 LOB: 0 BB: 0 P: 5	R: 1 E: 0 K: 0 S: 6	H: 3 LOB: 2 BB: 0 P: 6	R: 0 E: 0 K: 1 S: 8	H: 1 LOB: 1 BB: 0 P: 8	R: 0 E: 0 K: 1 S: 6	H: 1 LOB: 2 BB: 1 P: 10	R: 0 E: 0 K: 2 S: 7	H: 0 LOB: 1 BB: 1 P: 11	R: 0 E: 1 K: 0 S: 4	H: 0 LOB: 1 BB: 0 P: 4	R: 1 E: 0 K: 1 S: 7	H: 3 LOB: 1 BB: 0 P: 7	1B: 11 2B: 3 3B: 0 HR: 0	SF: 0 SAC: 0 DP: 3 HBP: 0	WP: 0 PB: 0 SB: 2 CS: 0	PA: 54
<b>PITCHER</b> <b>Gene Garber, R</b> ERA: 4.26 <b>Steve Mingori, L</b> ERA: 3.81 <b>Doug Bird, R</b> ERA: 3.15	IP WLS BF H R ER SO BB IBB HBP BLK WP HR S P ERA WHIP	6.2 L 31 9 3 3 2 3 2 0 0 0 0 30 50 4.05 1.800	7.1 L 20 4 1 1 5 1 1 0 0 0 0 28 36 2.08 1.154	12.1 L 3 1 0 0 1 0 0 0 0 0 0 5 5 0.00 1.000																						

**Chicago White Sox @ Kansas City Royals**  
Royals Stadium, Kansas City, MO

Wed Sep 19 1973, 8:05 PM EDT  
Att: 9,051 - Unknown - 68 F

AB	47
R	4
H	14
RBI	4
BB	7
SO	8
LOB	28



Batter	1	2	3	4	5	6	7	8	9	10	11	12	AB	R	H	RBI	BB	SO	LOB
Freddie Patek, R OBP: 0.309, SLG: 0.316 Gail Hopkins, L OBP: 0.373, SLG: 0.353 Frank White, R OBP: 0.296, SLG: 0.315 (1, 6) (9, PH) (9, PR) (10, 6)	0-0 FC6-4 1B	0-0 1-3 2B		4-0 G5-4-3 BB		0-0 FC5-4 1-2f			4-0 HR BB		0-0 1-3		3	0	2	0	1	0	2
Cookie Rojas, R OBP: 0.318, SLG: 0.373 (1, 4)	0-0 FC6-4 1-2f	0-0 F9		0-0 G5-4-3 1-2f			0-0 B5-3		0-0 F3		0-0 F7		6	0	0	0	0	0	6
Amos Otis, R OBP: 0.367, SLG: 0.489 (1, 10)	0-0 P6 1-2		0-0 5-3		0-0 6-3		0-0 4-3		0-0 F9		0-0 F8		6	0	0	0	0	0	2
John Mayberry, L OBP: 0.410, SLG: 0.475 (1, 3)	1-0 HBP		4-0 1B BB		0-3 K		0-0 2B		0-0 HR			0-0 4-3	4	1	2	2	1	1	0
Lou Piniella, R OBP: 0.291, SLG: 0.361 Tom Poquette, L OBP: 0.182, SLG: 0.100 (1, 7) (9, PR) (10, 9)	0-3 K		0-0 F8		0-0 4-3		0-3 K		0-0 1B			0-3 K	5	0	1	0	0	2	4
Hal McRae, R OBP: 0.305, SLG: 0.381 (1, 9) (10, 7)		0-0 F9	0-0 1-2 1B			0-0 F9		0-3 K	0-0 F8			0-0 F9	6	0	1	0	0	1	1
Ed Kirkpatrick, L OBP: 0.339, SLG: 0.382 (1, 8) (9, 2)		0-0 4-3	0-0 G3			0-0 FC4-6 BB 1B		1-0 G3 HBP		0-3 K			4	0	1	0	0	1	2
Paul Schaal, R OBP: 0.385, SLG: 0.397 (1, 5)		0-0 IHR		0-0 2B		4-0 FC4-6 BB		0-0 G3		0-3 K			4	1	2	1	1	1	1
Fran Healy, R OBP: 0.348, SLG: 0.409 Jim Wohlford, R OBP: 0.260, SLG: 0.329 Buck Martinez, R OBP: 0.375, SLG: 0.167 Steve Howley, L OBP: 0.346, SLG: 0.329 (1, 2) (6, PH) (7, 2) (8, PH) (9, 8)	0-0 2B 1B	0-0 2-3		0-0 2-3		0-0 FC4-6 1-2f 2-3		0-0 F8		0-3 K			2	0	1	0	0	0	1

Inning Stats	R: 0	H: 1	E: 0	K: 1	S: 6	LOB: 2	BB: 0	P: 7
	R: 1	H: 3	E: 0	K: 0	S: 6	LOB: 2	BB: 0	P: 6
	R: 0	H: 1	E: 0	K: 0	S: 4	LOB: 2	BB: 1	P: 8
	R: 0	H: 1	E: 0	K: 0	S: 3	LOB: 1	BB: 1	P: 7
	R: 0	H: 0	E: 0	K: 1	S: 5	LOB: 0	BB: 0	P: 5
	R: 0	H: 1	E: 0	K: 0	S: 4	LOB: 2	BB: 1	P: 8
	R: 0	H: 1	E: 0	K: 1	S: 6	LOB: 1	BB: 0	P: 6
	R: 0	H: 0	E: 0	K: 1	S: 5	LOB: 1	BB: 0	P: 6
	R: 2	H: 2	E: 0	K: 0	S: 5	LOB: 1	BB: 1	P: 9
	R: 0	H: 0	E: 0	K: 3	S: 9	LOB: 0	BB: 0	P: 9
	R: 0	H: 0	E: 0	K: 0	S: 3	LOB: 0	BB: 0	P: 3
	R: 0	H: 0	E: 0	K: 1	S: 5	LOB: 0	BB: 0	P: 5

PITCHER	IP	WLS	BF	H	R	ER	SO	BB	IBB	HBP	BLK	WP	HR	S	P	ERA	WHIP
Wilbur Wood, L ERA: 3.32 (1, 1)	6.2		31	8	1	1	2	3	0	1	0	0	0	31	44	1.35	1.650
Cy Acosta, R ERA: 2.26 (7, 1)	5.1	W	20	2	2	2	6	1	0	1	0	0	1	30	35	3.38	0.562

AB	R	H	RBI	BB	SO	LOB
3	0	2	0	1	0	2
0	0	0	0	1	0	0
1	1	0	0	0	0	0
6	0	0	0	0	0	6
6	0	0	0	0	0	2
4	1	2	2	1	1	0
5	0	1	0	0	2	4
1	0	0	0	0	1	0
6	0	1	0	0	1	1
4	0	1	0	0	1	2
4	1	2	1	1	1	1
2	0	1	0	0	0	1
1	0	0	0	0	0	2
0	0	0	0	0	0	0
2	0	0	0	0	1	1

AB	45
R	3
H	10
RBI	3
BB	4
SO	8
LOB	22



**Chicago White Sox @ Kansas City Royals**  
 Royals Stadium, Kansas City, MO  
 Wed Sep 19 1973, 8:05 PM EDT  
 Att. 9,051 - Unknown - 68 F

[livebaseballscorecards.com](http://livebaseballscorecards.com)

WP	PA
0	51

Batter	1	2	3	4	5	6	7	8	9	AB R H RBI BB SO LOB	TOP
Johnny Jeter, R OBP: 0.263, SLG: 0.401 (1, 7) X	0-0 F5		0-0 G5-4-3		0-0 P4		0-0 G3		0-0 5-3	5 0 0 0 0 0 2	
Luis Alvarado, R OBP: 0.258, SLG: 0.296 (1, 6) X	0-0 L9			0-0 1B		0-0 1B	0-0 1B	0-0 1B		4 2 3 1 0 0 0	
Jerry Hairston, S OBP: 0.399, SLG: 0.359 (1, 3) X	0-0 5-3			0-0 1B		0-0 F8	0-0 F9			4 0 1 0 0 0 2	
Bill Melton, R OBP: 0.364, SLG: 0.444 (1, 5)		0-3 K		0-0 1B		4-0 1B		0-0 F7		3 0 1 1 1 1 0	
Carlos May, L OBP: 0.327, SLG: 0.403 (1, 10) X	0-0 3-1			0-0 L8		0-0 F7		0-0 P6		4 0 0 0 0 0 4	
Buddy Bradford, R OBP: 0.333, SLG: 0.434 (1, 8)		4-0 BB		0-0 F8		0-0 FC6-4		0-0 1B		3 0 2 1 1 0 2	
Brian Downing, R OBP: 0.246, SLG: 0.308 (1, 9)		0-3 K		0-0 6-3		0-0 FC6-4		0-0 1-3		4 0 0 0 0 1 6	
Eddie Leon, R OBP: 0.293, SLG: 0.293 (1, 4) X			0-0 5-3		0-0 CS		4-0 1B		0-3 K	3 1 1 0 1 1 0	
Chuck Brinkman, R OBP: 0.252, SLG: 0.250 (1, 2) X			0-0 G5-4-3		0-0 F9		0-0 F9		0-0 P6	4 0 1 0 0 0 2	
<b>Inning Stats</b>	R: 0 H: 0 E: 0 LOB: 0 K: 0 BB: 0 S: 3 P: 3	R: 0 H: 0 E: 0 LOB: 1 K: 2 BB: 1 S: 7 P: 11	R: 0 H: 1 E: 0 LOB: 0 K: 0 BB: 0 S: 3 P: 3	R: 1 H: 3 E: 0 LOB: 2 K: 0 BB: 0 S: 6 P: 6	R: 0 H: 1 E: 0 LOB: 0 K: 0 BB: 0 S: 3 P: 3	R: 1 H: 2 E: 0 LOB: 2 K: 0 BB: 1 S: 5 P: 9	R: 1 H: 1 E: 0 LOB: 1 K: 0 BB: 1 S: 4 P: 8	R: 0 H: 1 E: 0 LOB: 1 K: 0 BB: 0 S: 4 P: 4	R: 0 H: 0 E: 0 LOB: 0 K: 1 BB: 0 S: 5 P: 5	1B: 8 SF: 0 2B: 1 SAC: 0 3B: 0 DP: 1 HR: 0 HBP: 0	WP: 1 PA: 37 PB: 0 SB: 0 CS: 1
<b>PITCHER</b>	IP WLS BF H R ER SO BB IBB HBP BLK WP HR S P ERA WHIP										
Paul Splittorff, L ERA: 4.03 (1, 1)	8.0 W 34 9 3 3 2 3 0 0 0 1 0 35 47 3.38 1.500										
Doug Bird, R ERA: 3.11 (9, 1)	1.0 S 3 0 0 0 1 0 0 0 0 0 0 5 5 0.00 0.000										

Chicago White Sox @ Kansas City Royals  
Royals Stadium, Kansas City, MO  
Thu Sep 20 1973, 8:05 PM EDT  
Att: 8,030 - Unknown - 67 F

AB	34
R	3
H	9
RBI	3
BB	3
SO	3
LOB	18





Batter	1	2	3	4	5	6	7	8	9
Frank White, R (1, 4) OBP: 0.292, SLG: 0.304	0-0 4-3	0-3 K			0-0 5-3		4-0 1B BB	0-3 K	
Jim Wohlford, R (1, 7) OBP: 0.268, SLG: 0.325	0-0 6-3		0-0 5-3		4-0 1B WP BB		0-0 1B 1B	0-0 5-3	
Amos Otis, R (1, 10) OBP: 0.369, SLG: 0.490 Frank Ortenzio, R (8, PH)	4-0 BB		0-0 5-3		4-0 1B IBB		0-0 1B 1B	0-0 6-3	
Kurt Bevacqua, R (1, 3) OBP: 0.314, SLG: 0.332	0-3 K		0-0 P3		0-0 1B		4-0 1B BB		
Hal McRae, R (1, 9) OBP: 0.305, SLG: 0.379 Tom Poquette, L (8, 9) OBP: 0.182, SLG: 0.100		0-0 SH5-3 1B		0-0 F8		0-0 4-3	0-3 K		
Paul Schaal, R (1, 5) OBP: 0.386, SLG: 0.398 George Brett, L (8, 5) OBP: 0.105, SLG: 0.105		0-0 SH5-3 1B		0-0 L5		0-3 K	0-0 1B 1B		
Ed Kirkpatrick, L (1, 8) OBP: 0.339, SLG: 0.380		0-0 SH5-3		0-0 6-3		0-0 F9	4-0 1B BB		
Freddie Patek, R (1, 6) OBP: 0.313, SLG: 0.326		0-0 6-3			0-0 HR		0-0 SH3-4 1B		
Buck Martinez, R (1, 2) OBP: 0.364, SLG: 0.222		0-0 2-H 1B			0-0 3-1		0-0 SH3-4 1B		

Inning Stats	R: 0	H: 0	E: 0	K: 1	S: 5	H: 0	LOB: 1	BB: 1	P: 9	R: 2	H: 3	E: 0	K: 1	S: 8	R: 0	H: 0	E: 0	K: 0	S: 3	R: 0	H: 0	E: 0	K: 0	S: 3	R: 1	H: 2	E: 0	K: 0	S: 4	R: 0	H: 0	E: 0	K: 1	S: 5	R: 7	H: 5	E: 0	K: 1	S: 10	R: 0	H: 0	E: 0	K: 1	S: 5	R: 0	H: 0	E: 0	K: 1	S: 5								

PITCHER	IP	WLS	BF	H	R	ER	SO	BB	IBB	HBP	BLK	WP	HR	S	P	ERA	WHIP
Terry Forster, L (1, 1) ERA: 2.9	6.1	L	29	7	6	6	3	3	1	0	0	1	1	31	47	8.53	1.579
Bart Johnson, R (7, 1) ERA: 4.26	0.1		4	2	1	1	1	1	0	0	0	0	0	5	9	27.00	9.000
Ken Frailing, L (7, 1) ERA: 2.08	1.1		6	1	3	3	1	1	0	0	0	0	0	7	11	20.25	1.500


**BOTTOM**

**Chicago White Sox @ Kansas City Royals**  
**Royals Stadium, Kansas City, MO**

Thu Sep 20 1973, 8:05 PM EDT  
 Att. 8,030 - Unknown - 67 F

AB	31
R	10
H	10
RBI	9
BB	6
SO	5
LOB	6

livebaseballscorecards.com



1B	2B	3B	HR	SF	SAC	DP	HBP	WP	HR	S	P	ERA	WHIP
9	0	0	1	0	2	0	0	1	1	0	0		

Batter	1	2	3	4	5	6	7	8	9	10	11	12	AB R H RBI BB SO LOB	TOP									
Johnny Jeter, R OBP: 0.267, SLG: 0.405 (1, 7)	0-0 1B SF9 1B	0-0 BB 1B		0-0 FC4-8 1-2		0-3 K		0-0 P3		0-0 4-3		0-0 2B	7 1 3 2 0 1 5	<b>Chicago White Sox @ Kansas City Royals</b> Royals Stadium, Kansas City, MO Fri Sep 21 1973, 8:05 PM EDT Att. 14,012 - Unknown - 82 F <a href="http://livebaseballscorecards.com">livebaseballscorecards.com</a>									
Pat Kelly, L OBP: 0.353, SLG: 0.339 (1, 9)	0-0 F8 1B 1B	4-0 G4-6-3 BB		0-0 FC4-6 1-2f		0-0 F7		0-0 F7		0-0 F2-3 1B		0-0 F7	6 1 2 0 1 0 5										
Jerry Hairston, S OBP: 0.388, SLG: 0.349 (1, 3)	0-0 SF9 1-2 3-H	0-0 G4-6-3 1-2f			0-0 5-3	0-0 1-4-3			0-0 4-3		0-0 F2-3 1-1		5 0 0 1 0 0 5										
Bill Melton, R OBP: 0.364, SLG: 0.443 (1, 5)	0-0 F8 2-3		0-0 E6 G6-4-3		0-0 1B 1B		0-0 F8		0-0 5-3		0-0 BB 1B		6 0 2 0 0 0 1										
Carlos May, L OBP: 0.330, SLG: 0.405 (1, 10)	0-0 1B 1B 3-H		0-0 G6-4-3 1-2f		0-0 1B 1B		0-0 HR 1B		0-0 G3		4-0 BB 1B		5 1 3 1 1 0 1										
Jorge Orta, L OBP: 0.329, SLG: 0.393 (1, 4)	0-0 1B 1B		0-0 L7		0-0 1B 1B 1-2 2-3		0-0 HR		0-0 4-3		0-0 F8		6 1 3 2 0 0 2										
Bill Sharp, L OBP: 0.310, SLG: 0.388 Buddy Bradford, R OBP: 0.331, SLG: 0.430 (1, 8) (5, PH) (5, 8)	0-0 F7			0-0 F7	0-0 G6-4-3 1-2f		0-3 K		0-3 K			0-0 4-3 SH3 2B 1B	2 0 0 0 0 0 2 4 1 1 0 0 2 3										
Bucky Dent, R OBP: 0.346, SLG: 0.305 Eddie Leon, R OBP: 0.296, SLG: 0.296 (1, 6) (5, 6)		0-0 SH1-3 1B 1B		0-0 L8		0-0 E 1B	0-0 4-3		0-0 1B 1B			0-0 SH3	2 1 1 0 0 0 0 3 0 2 0 0 0 0										
Chuck Brinkman, R OBP: 0.255, SLG: 0.248 Sam Ewing, L OBP: 0.188, SLG: 0.071 Brian Downing, R OBP: 0.254, SLG: 0.315 (1, 2) (8, PH) (8, 2)		0-0 SH1-3		4-0 E BB		0-0 E5		0-0 4-3		0-0 4-3		0-0 4-3	1 0 0 0 1 0 1 1 0 0 0 0 0 0 2 0 1 0 0 0 1										
<b>Inning Stats</b>	R: 2 E: 0 K: 0 S: 7	H: 4 LOB: 2 BB: 0 P: 7	R: 1 E: 0 K: 0 S: 4	H: 2 LOB: 1 BB: 1 P: 8	R: 0 E: 1 K: 0 S: 3	H: 0 LOB: 0 BB: 1 P: 8	R: 0 E: 1 K: 1 S: 5	H: 1 LOB: 2 BB: 0 P: 7	R: 2 E: 0 K: 1 S: 7	H: 2 LOB: 0 BB: 0 P: 7	R: 0 E: 0 K: 0 S: 3	H: 0 LOB: 0 BB: 0 P: 3	R: 0 E: 0 K: 1 S: 7		H: 2 LOB: 2 BB: 0 P: 7	R: 0 E: 0 K: 0 S: 4	H: 2 LOB: 2 BB: 1 P: 8	R: 1 E: 0 K: 0 S: 5	H: 2 LOB: 1 BB: 0 P: 5	1B: 16 2B: 2 3B: 0 HR: 1	SF: 1 SAC: 2 DP: 4 HBP: 0	WP: 0 PB: 0 SB: 1 CS: 0	PA: 56
<b>PITCHER</b>	IP WLS BF H R ER SO BB IBB HBP BLK WP HR S P ERA WHIP																				<b>PITCHER</b>	IP WLS BF H R ER SO BB IBB HBP BLK WP HR S P ERA WHIP	
Wayne Simpson, R ERA: 5.73 (1, 1)	0.2																						
Joe Hoerner, L ERA: 5.63 (1, 1)	3.2																						
Doug Bird, R ERA: 3.15 (5, 1)	4.2																						
Dick Drago, R ERA: 4.23 (10, 1)	3.0	L																					

AB	50
R	6
H	18
RBI	6
BB	3
SO	3
LOB	26




Batter	1	2	3	4	5	6	7	8	9	10	11	12	AB	R	H	RBI	BB	SO	LOB
Frank White, R OBP: 0.280, SLG: 0.291 (1, 4)	0-0 P4	0-0 F3		0-0 P3		0-0 P4			0-0 SH3-4		0-0 P6		5	0	0	0	0	0	4
Jim Wohlford, R OBP: 0.273, SLG: 0.317 (1, 7)	0-0 F9		0-0 5-3	4-0 BB			0-0 G3		0-0 F9		0-0 1B		5	0	1	0	1	0	2
Amos Otis, R OBP: 0.369, SLG: 0.487 (1, 10)	0-0 6-3		0-0 BB 1B 2B 1B	0-0 F3			0-0 6-3		4-0 IBB		0-0 5-3		5	1	1	0	1	0	3
Kurt Bevacqua, R OBP: 0.316, SLG: 0.332 (1, 3)		0-0 1B 1B			0-0 P6		4-0 BB		0-0 3-1			0-3 K	3	1	1	0	1	1	1
John Mayberry, L OBP: 0.409, SLG: 0.473 (9, PH)													2	0	0	0	0	1	2
Rick Reichardt, R OBP: 0.306, SLG: 0.376 (1, 9)		0-0 1B			0-3 K		0-0 2-3			0-0 F9		0-0 F9	4	0	2	0	0	1	1
Tom Poquette, L OBP: 0.182, SLG: 0.100 (8, 9)		1-2 1B											0	0	0	0	0	0	0
Hai McRae, R OBP: 0.303, SLG: 0.377 (10, PH)													2	0	0	0	0	0	0
Paul Schaal, R OBP: 0.385, SLG: 0.396 (1, 5)		0-0 1B 1B	4-0 2B BB		0-3 K		0-0 F8			0-3 K		0-3 K	5	1	1	1	1	3	0
Ed Kirkpatrick, L OBP: 0.339, SLG: 0.383 (1, 8)		0-3 K	0-0 2B			0-0 CS SH1-4 1B		0-3 K		0-0 F7			5	0	2	3	0	2	2
Freddie Patek, R OBP: 0.312, SLG: 0.325 (1, 6)		0-0 F8	0-3 K			0-0 SH1-4		0-0 CS 1B			0-3 K2-3		4	0	1	0	0	2	3
Buck Martinez, R OBP: 0.429, SLG: 0.273 (1, 2)		0-0 1B				4-0 BB BB BB		0-0 CS	0-0 SH3-4		4-0 1B BB		2	0	1	1	1	0	0
Gail Hopkins, L OBP: 0.375, SLG: 0.363 (8, PH)													0	0	0	0	0	0	0
Carl Lundy, R OBP: 0.371, SLG: 0.292 (8, 2)													1	0	1	0	0	0	0
Frank Hestaly, R OBP: 0.348, SLG: 0.409 (9, PR)													0	0	0	0	0	0	0
Steve Howley, L OBP: 0.348, SLG: 0.329 (10, 2)		1-2 2-H 1B											0	0	0	0	1	0	0
Steve Howley, L OBP: 0.348, SLG: 0.329 (11, PH)													0	0	0	0	1	0	0
Steve Howley, L OBP: 0.348, SLG: 0.329 (12, 8)													0	0	0	0	1	0	0

Inning Stats	R: 0	H: 0	E: 0	K: 0	S: 3	R: 2	H: 4	E: 0	K: 1	S: 9	R: 3	H: 3	E: 0	K: 2	S: 10	R: 0	H: 0	E: 0	K: 0	S: 3	R: 0	H: 0	E: 0	K: 0	S: 7	R: 0	H: 1	E: 0	K: 0	S: 3	R: 0	H: 0	E: 0	K: 0	S: 5	R: 0	H: 1	E: 0	K: 1	S: 5	R: 0	H: 0	E: 0	K: 0	S: 4	R: 0	H: 0	E: 0	K: 1	S: 5	R: 0	H: 1	E: 0	K: 1	S: 6	R: 0	H: 0	E: 0	K: 2	S: 7	R: 0	H: 0	E: 0	K: 0	S: 7	1B: 10	2B: 1	3B: 0	HR: 0	SF: 0	SAC: 2	DP: 0	HBP: 0	WP: 0	PA: 52
PITCHER	IP	WLS	BF	H	R	ER	SO	BB	IBB	HBP	BLK	WP	HR	S	P	ERA	WHIP																																																										
Jim Kaat, L (1, 1)	1.2		9	4	2	2	1	0	0	0	0	0	0	11	11	10.80	2.400																																																										
Steve Stone, R (2, 1)	1.0		7	3	3	3	1	1	0	0	0	0	0	8	12	27.00	4.000																																																										
Rich Gossage, R (3, 1)	6.0		23	3	0	0	4	3	1	0	0	0	0	27	43	0.00	1.000																																																										
Ken Frailing, L (9, 1)	0.1		1	0	0	0	0	0	0	0	0	0	0	1	1	0.00	0.000																																																										
Cy Acosta, R (10, 1)	3.0	W	11	1	0	0	4	1	0	0	0	0	0	18	22	0.00	0.667																																																										

**Chicago White Sox @ Kansas City Royals**  
**Royals Stadium, Kansas City, MO**  
 Fri Sep 21 1973, 8:05 PM EDT  
 Att: 14,012 - Unknown - 82 F

livebaseballscorecards.com

AB	43
R	3
H	11
RBI	5
BB	6
SO	10
LOB	18



Batter	1	2	3	4	5	6	7	8	9	10	11	12	13	14	AB R H RBI BB SO LOB	TOP
Vic Harris, S OBP: 0.316, SLG: 0.345 (1, 8) X	0-0 E3 1-3 G3		4-0 G6-3 1-2 BB			0-0 4-3		0-0 3-1	0-0 F9			0-0 F7		0-0 F8	6 0 0 0 1 0 1	
Toby Harrah, R OBP: 0.329, SLG: 0.367 (1, 5) X	0-0 G3 1-2		0-0 G6-3 1-2			0-0 F7		0-0 1B FC4 1B		4-0 2B SF9-3-4 BB		0-0 6-3		0-3 K	6 2 1 0 1 1 3	
Jim Spencer, L OBP: 0.326, SLG: 0.355 (1, 3) X	0-0 1-3 2-3			0-0 G3		4-0 1B BB		0-0 1-3 1B FC4		0-0 1-3 2B SF9-3-4		0-0 4-3		0-0 L6	6 0 2 0 1 0 1	
Jeff Burroughs, R OBP: 0.355, SLG: 0.484 (1, 9) X	0-0 F8			0-0 F8		0-0 1B		0-0 1-2 1B FC4		4-0 IBB SF9-3-4			0-0 1B 1B		5 1 2 1 1 0 2	
Alex Johnson, R OBP: 0.323, SLG: 0.381 (1, 10) X		0-0 1-3		0-3 K		0-0 4-3		0-0 1-2 1B		0-0 SF9-3-4			0-0 1B 1B		5 0 2 1 0 1 2	
Larry Bittner, L OBP: 0.307, SLG: 0.313 (1, 7) Tom Grieve, R OBP: 0.368, SLG: 0.519 (13, PH) Elliott Maddox, R OBP: 0.355, SLG: 0.257 (13, 8)		0-0 4-3				0-0 F8		0-3 4-3 2B K		0-0 F7			0-3 K		5 0 1 0 0 1 3 1 0 0 0 0 1 2 0 0 0 0 0 0 0	
Lenny Randle, S OBP: 0.231, SLG: 0.308 (1, 4) Davey Nelson, R OBP: 0.322, SLG: 0.370 (13, PH) (13, 4)		0-0 CS 1B				0-0 1-3		0-0 4-3		0-0 E1 1B		0-0 F5		0-0 1-2 1B	5 0 2 0 0 0 1 1 0 1 1 0 0 0	
Pete Mackanin, R OBP: 0.151, SLG: 0.134 (1, 6)		0-0 CS 1B	0-3 K			0-0 1B		0-0 6-3		0-3 K		0-0 P4		0-3 K	6 0 1 0 0 3 4	
Ken Suarez, R OBP: 0.334, SLG: 0.299 (1, 2)			0-0 BB 1B			0-0 L7		0-0 L7		0-0 1-3		0-3 K		0-0 6-3	6 0 1 0 0 1 5	
<b>Inning Stats</b>	R: 0 H: 0 E: 1 LOB: 1 K: 0 BB: 0 S: 4 P: 4	R: 0 H: 1 E: 0 LOB: 0 K: 0 BB: 0 S: 3 P: 3	R: 0 H: 1 E: 0 LOB: 1 K: 1 BB: 1 S: 5 P: 9	R: 0 H: 0 E: 0 LOB: 0 K: 1 BB: 0 S: 5 P: 5	R: 0 H: 1 E: 0 LOB: 1 K: 0 BB: 0 S: 4 P: 4	R: 0 H: 1 E: 0 LOB: 2 K: 0 BB: 1 S: 4 P: 8	R: 0 H: 1 E: 0 LOB: 1 K: 1 BB: 0 S: 8 P: 8	R: 1 H: 3 E: 0 LOB: 2 K: 1 BB: 0 S: 8 P: 8	R: 0 H: 1 E: 1 LOB: 1 K: 1 BB: 0 S: 6 P: 6	R: 1 H: 1 E: 0 LOB: 1 K: 0 BB: 2 S: 3 P: 11	R: 0 H: 0 E: 0 LOB: 0 K: 1 BB: 0 S: 5 P: 5	R: 0 H: 0 E: 0 LOB: 0 K: 0 BB: 0 S: 3 P: 3	R: 1 H: 3 E: 0 LOB: 2 K: 1 BB: 0 S: 10 P: 10	R: 0 H: 0 E: 0 LOB: 0 K: 1 BB: 0 S: 5 P: 5	1B: 11 SF: 1 2B: 3 SAC: 0 3B: 0 DP: 2 HR: 0 HBP: 0	WP: 0 PA: 58 FB: 0 SB: 0 CS: 1
<b>PITCHER</b>	IP WLS BF H R ER SO BB IBB HBP BLK WP HR S P ERA WHIP															
Al Fitzmorris, R ERA: 2.81 (1, 1)	7.1 30 7 1 1 2 2 0 0 0 0 0 0 32 40 1.23 1.227															
Gene Garber, R ERA: 4.24 (8, 1)	4.2 20 5 2 2 3 1 1 0 0 0 0 0 24 32 3.86 1.286															
Steve Mingori, L ERA: 3.69 (13, 1)	2.0 W 7 1 0 0 3 0 0 0 0 0 0 0 13 13 0.00 0.500															

Texas Rangers @ Kansas City Royals  
Royals Stadium, Kansas City, MO  
Sat Sep 22 1973, 8:05 PM EDT  
Att. 15,190 - Unknown - 72 F

livebaseballscorecards.com

AB	52
R	3
H	13
RBI	3
BB	4
SO	8
LOB	24



Batter	1	2	3	4	5	6	7	8	9	10	11	12	13	14	AB	R	H	RBI	BB	SO	LOB
Frank White, R (1, 4) OBP: 0.273, SLG: 0.283 Steve Hovley, L (8, PH) OBP: 0.347, SLG: 0.325	5-3		5-3			F8		F7		K		FC5-4 BB S	FC5-4 BB		3	0	0	0	0	0	0
Tom Poquette, L (1, 9) OBP: 0.143, SLG: 0.077 Cookie Rojas, R (8, PH) OBP: 0.319, SLG: 0.374	P6		F9			6-3		1B		1B		K	FC5-4 BB		3	0	0	0	0	0	0
Amos Otis, R (1, 10) OBP: 0.368, SLG: 0.484	K					F5		F9		F8		BB IBB		5-3	6	0	1	0	1	1	3
John Mayberry, L (1, 3) OBP: 0.411, SLG: 0.472 Kurt Bevacqua, R (9, PR) OBP: 0.316, SLG: 0.330		FC3-6 BB		G4-6-3 BB		4-3		FC3-6 BB		K		1-2 2-3 BB		K	1	0	0	0	3	0	1
Ed Kirkpatrick, L (1, 8) OBP: 0.338, SLG: 0.381 Hal McRae, R (12, PH) OBP: 0.304, SLG: 0.378	K		G4-6-3 1-2f			F8		F7		FC6-4 1B		1-3		HR	5	0	1	0	0	1	3
Jim Wohlford, R (1, 7) OBP: 0.275, SLG: 0.310 Lou Piniella, R (9, PH) OBP: 0.291, SLG: 0.361		FC3-6 BB		F8		K		FC3-6 1-2f		FC6-4 BB			1B HBP G6-4-3 1B		2	0	0	0	1	1	0
Bobby Floyd, R (13, PR) OBP: 0.371, SLG: 0.415 Rick Reichardt, R (14, 7) OBP: 0.308, SLG: 0.390		FC3-6 BB		P4		L8		F7		F7		BB	G6-4-3 1B HBP		0	0	0	0	1	0	0
George Brett, L (1, 5) OBP: 0.087, SLG: 0.087 Gail Hopkins, L (11, PH) OBP: 0.377, SLG: 0.353 Paul Schaal, R (12, 5) OBP: 0.386, SLG: 0.396	FC3-6 1-2f 2-3		FC6-4			6-3		F9		SH5-4 1B		P4	G6-4-3 1B		4	0	0	0	0	0	3
Freddie Patek, R (1, 6) OBP: 0.312, SLG: 0.325	FC6-4 1-2f												G6-4-3 1B		6	1	2	0	0	0	4
Buck Martinez, R (1, 2) OBP: 0.471, SLG: 0.538 Fran Healy, R (8, PR) OBP: 0.348, SLG: 0.409 Carl Taylor, R (9, 2) OBP: 0.372, SLG: 0.295			1-3			HR		1B BB		SH5-4		FC5-4 1B	G6-4-3 1B		2	1	1	1	1	0	0

Inning Stats	R: 0	H: 0	E: 0	K: 1	S: 5	LOB: 0	BB: 0	P: 5	R: 0	H: 0	E: 0	K: 1	S: 5	LOB: 2	BB: 2	P: 13	R: 0	H: 0	E: 0	K: 0	S: 3	LOB: 0	BB: 0	P: 3	R: 0	H: 0	E: 0	K: 0	S: 2	LOB: 0	BB: 1	P: 6	R: 0	H: 0	E: 0	K: 0	S: 3	LOB: 0	BB: 0	P: 3	R: 1	H: 2	E: 0	K: 1	S: 5	LOB: 1	BB: 0	P: 5	R: 0	H: 0	E: 0	K: 1	S: 5	LOB: 0	BB: 0	P: 5	R: 0	H: 1	E: 0	K: 0	S: 4	LOB: 2	BB: 1	P: 8	R: 0	H: 0	E: 0	K: 0	S: 3	LOB: 1	BB: 1	P: 7	R: 1	H: 2	E: 0	K: 1	S: 7	LOB: 1	BB: 0	P: 7	R: 0	H: 1	E: 0	K: 1	S: 6	LOB: 2	BB: 1	P: 10	R: 0	H: 1	E: 0	K: 1	S: 6	LOB: 3	BB: 2	P: 14	R: 1	H: 2	E: 0	K: 0	S: 4	LOB: 2	BB: 1	P: 9	R: 2	H: 2	E: 0	K: 1	S: 6	LOB: 0	BB: 0	P: 6	1B: 9	SF: 0	2B: 0	SAC: 1	3B: 0	DP: 2	HR: 2	HBP: 1	WP: 0	PA: 60
PITCHER	IP	WLS	BF	H	R	ER	SO	BB	IBB	HBP	BLK	WP	HR	S	P	ERA	WHIP																																																																																																									
Sonny Siebert, R (1, 1) ERA: 4.03	5.0		17	0	0	0	2	3	0	0	0	0	0	18	30	0.00	0.600																																																																																																									
Don Durham, R (6, 1) ERA: 7.45	5.1		24	6	2	2	3	2	0	0	0	0	1	28	36	3.38	1.500																																																																																																									
Steve Foucault, R (11, 1) ERA: 3.95	1.1		8	1	0	0	1	2	1	0	0	0	0	7	19	0.00	2.250																																																																																																									
Jim Shellenback, L (12, 1) ERA:	0.1		1	0	0	0	0	0	0	0	0	0	0	1	1	0.00	0.000																																																																																																									
Jackie Brown, R (13, 1) ERA: 3.92	1.2	L	10	4	3	3	1	1	0	1	0	0	1	10	15	16.20	3.000																																																																																																									

**BOTTOM**

**Texas Rangers @ Kansas City Royals**  
 Royals Stadium, Kansas City, MO

Sat Sep 22 1973, 8:05 PM EDT  
 Att. 15,190 - Unknown - 72 F

AB	49
R	5
H	11
RBI	4
BB	9
SO	7
LOB	27



Batter	1	2	3	4	5	6	7	8	9	AB R H RBI BB SO LOB	TOP									
Toby Harrah, R (1, 5) OBP: 0.328, SLG: 0.365	0-0 F9		0-0 5-3		4-0 HR BB		0-3 K			3 1 0 0 1 1 0										
Tom Grieve, R (1, 7) OBP: 0.364, SLG: 0.536	0-0 6-3		0-0 6-3		0-0 HR		0-0 F2			4 1 1 2 0 0 0										
Alex Johnson, R (1, 10) OBP: 0.321, SLG: 0.379	0-0 E5 1B		0-0 L9		0-0 F8			0-0 F9		4 1 0 0 0 0 0										
Jeff Burroughs, R (1, 9) OBP: 0.354, SLG: 0.482	0-0 BB 1B			0-0 L7		0-0 F9		0-3 K		4 0 1 1 0 1 0										
Jim Fregosi, R (1, 3) OBP: 0.327, SLG: 0.375	4-0 BB			0-0 1B 2B		0-0 F7		0-0 P6		2 0 1 0 1 0 0										
Jim Spencer, L (8, PH) OBP: 0.325, SLG: 0.354	1-2 BB									1 0 0 0 0 0 0										
Vic Harris, S (1, 8) OBP: 0.315, SLG: 0.345	0-3 K			0-0 G6-4-3 1B		0-0 F9			0-0 1-3	4 0 1 0 0 1 2										
Dick Billings, R (1, 2) OBP: 0.237, SLG: 0.241		0-0 5-3		0-0 G6-4-3 1-2f		0-0 E9 2B			0-0 F7	4 0 1 0 0 0 2										
Pete Mackanin, R (1, 6) OBP: 0.146, SLG: 0.129		0-0 6-3			0-0 5-3	0-0 5-3			0-0 E9 1B	3 0 0 0 0 0 1										
Bill Sudakis, S (9, PH) OBP: 0.320, SLG: 0.507										1 0 1 0 0 0 0										
Pete Broberg, R (9, PR)										0 0 0 0 0 0 0										
Lenny Randle, S (1, 4) OBP: 0.235, SLG: 0.471		0-0 F9			0-0 HR		0-0 3-1		0-0 L7	4 1 1 1 0 0 1										
<b>Inning Stats</b>	R: 1 E: 1 K: 1 S: 7	H: 1 LOB: 2 BB: 1 P: 11	R: 0 E: 0 K: 0 S: 3	H: 0 LOB: 0 BB: 0 P: 3	R: 0 E: 0 K: 0 S: 3	H: 2 LOB: 1 BB: 0 P: 4	R: 3 E: 0 K: 0 S: 5	H: 2 LOB: 0 BB: 1 P: 9	R: 0 E: 1 K: 0 S: 4	H: 1 LOB: 1 BB: 0 P: 4	R: 0 E: 0 K: 1 S: 5	H: 0 LOB: 0 BB: 0 P: 5	R: 0 E: 0 K: 1 S: 5	H: 0 LOB: 0 BB: 0 P: 5	R: 0 E: 1 K: 0 S: 4	H: 1 LOB: 1 BB: 0 P: 4	1B: 3 2B: 2 3B: 0 HR: 2	SF: 0 SAC: 0 DP: 1 HBP: 0	WP: 0 PB: 0 SB: 0 CS: 0	PA: 36
<b>PITCHER</b>	IP WLS BF H R ER SO BB IBB HBP BLK WP HR S P ERA WHIP																			
Paul Splittorff, L (1, 1) ERA: 4.04	6.0 W 26 6 4 3 1 2 0 0 0 0 0 2 26 34 4.50 1.333																			
Doug Bird, R (7, 1) ERA: 3.05	3.0 S 10 1 0 0 2 0 0 0 0 0 0 0 14 14 0.00 0.333																			

Texas Rangers @ Kansas City Royals  
Royals Stadium, Kansas City, MO  
Sun Sep 23 1973, 4:33 AM EDT  
Att. 11,183 - Unknown - 80 F

livebaseballscorecards.com

AB 34  
R 4  
H 7  
RBI 4  
BB 2  
SO 3  
LOB 6



Batter	1	2	3	4	5	6	7	8	9	AB	R	H	RBI	BB	SO	LOB
<b>Freddie Patek, R</b> OBP: 0.311, SLG: 0.324 (1, 6)	0-0 F2	0-0 F8		0-0 F2		0-0 G1		0-0 FC1-5-2 1B		5	0	1	0	0	0	3
<b>Cookie Rojas, R</b> OBP: 0.320, SLG: 0.372 (1, 4)	0-0 5-3		0-0 F7	4-0 BB WP 1-2 BB		0-0 5-3		4-0 FC1-5-2 1-2 WP BB		3	1	0	0	2	0	0
<b>Ed Kirkpatrick, L</b> OBP: 0.338, SLG: 0.381 (1, 8)	0-0 P6		0-0 BB 1B	0-0 G3		0-0 1B 1B		0-0 FC1-5-2 1-3 WP 2-H		5	1	2	0	0	0	4
<b>John Mayberry, L</b> OBP: 0.414, SLG: 0.472 (1, 3)		0-0 F5	4-0 1B E BB	4-0 BB BB		0-0 1B 1B		4-0 2-3 3-H IBB		2	1	1	0	3	0	0
<b>Gail Hopkins, L</b> OBP: 0.382, SLG: 0.350 (1, 10)		4-0 1B BB 2B BB	0-3 K	4-0 1-2 3-H BB		0-3 K		0-3 K		1	1	0	1	2	1	2
<b>Rick Reichardt, R</b> OBP: 0.306, SLG: 0.387 (6, PH)										2	0	0	0	0	2	4
<b>Jim Wohlford, R</b> OBP: 0.284, SLG: 0.310 (1, 7)		4-0 1B BB 2B	0-0 E9 1B 1B	0-0 F8		0-3 K				3	2	1	1	1	1	3
<b>Paul Schaal, R</b> OBP: 0.389, SLG: 0.399 (1, 5)		0-0 2B 1B	0-0 3-H 1B		0-0 5-3		0-0 4-3			2	0	2	1	0	0	0
<b>George Brett, L</b> OBP: 0.080, SLG: 0.080 (5, 5)		1-2 2-3 1B								2	0	0	0	0	0	0
<b>Tom Poquette, L</b> OBP: 0.167, SLG: 0.176 (1, 9)		0-0 1-3 2-H 3-H 2B	0-0 5-3		0-0 P4		0-3 K			4	0	1	2	0	1	1
<b>Carl Taylor, R</b> OBP: 0.369, SLG: 0.289 (1, 2)		0-3 K		4-0 WP BB BB	0-0 P4			0-0 1-3		3	1	0	0	1	1	2

Inning Stats	R: 0	H: 0	E: 0	K: 3	S: 3	L: 0	LOB: 0	BB: 3	P: 3								
<b>Jim Bibby, R</b> ERA: 3.8 (1, 1)	IP: 3.1	WLS: 0	BF: 20	H: 5	R: 6	ER: 5	SO: 2	BB: 5	IBB: 0	HBP: 0	BLK: 0	WP: 0	HR: 0	S: 19	P: 39	ERA: 13.50	WHIP: 3.000
<b>Rick Henninger, R</b> ERA: 3.15 (4, 1)	IP: 2.1	WLS: 0	BF: 11	H: 2	R: 0	ER: 0	SO: 0	BB: 2	IBB: 0	HBP: 0	BLK: 0	WP: 1	HR: 0	S: 9	P: 17	ERA: 0.00	WHIP: 1.714
<b>Jim Shellenback, L</b> ERA: (6, 1)	IP: 1.1	WLS: 0	BF: 4	H: 0	R: 0	ER: 0	SO: 3	BB: 0	IBB: 0	HBP: 0	BLK: 0	WP: 0	HR: 0	S: 10	P: 10	ERA: 0.00	WHIP: 0.000
<b>Bill Gogolewski, R</b> ERA: 4.13 (8, 1)	IP: 0.1	WLS: 0	BF: 3	H: 1	R: 1	ER: 1	SO: 0	BB: 1	IBB: 0	HBP: 0	BLK: 0	WP: 0	HR: 0	S: 2	P: 6	ERA: 27.00	WHIP: 6.000
<b>Charlie Hudson, L</b> ERA: 4.76 (8, 1)	IP: 0.1	WLS: 0	BF: 1	H: 0	R: 0	ER: 0	SO: 0	BB: 0	IBB: 0	HBP: 0	BLK: 0	WP: 0	HR: 0	S: 1	P: 1	ERA: 0.00	WHIP: 0.000


**BOTTOM**

**Texas Rangers @ Kansas City Royals**  
Royals Stadium, Kansas City, MO

Sun Sep 23 1973, 4:33 AM EDT  
Att. 11,183 - Unknown - 80 F

livebaseballscorecards.com

<b>AB</b>	<b>32</b>
<b>R</b>	<b>7</b>
<b>H</b>	<b>8</b>
<b>RBI</b>	<b>5</b>
<b>BB</b>	<b>9</b>
<b>SO</b>	<b>6</b>
<b>LOB</b>	<b>19</b>



1B: 7	SF: 0	WP: 2	PA: 41
2B: 1	SAC: 0	PB: 0	
3B: 0	DP: 0	SB: 3	
HR: 0	HBP: 0	CS: 0	

Batter	1	2	3	4	5	6	7	8	9	AB R H RBI BB SO LOB	TOP											
Freddie Patek, R (1, 6) OBP: 0.312, SLG: 0.323	0-0 CS 1B	0-0 G3			0-0 F8		0-0 F9	4-0 1B BLK BB		4 1 1 0 1 0 1												
Jim Wohlford, R (1, 7) OBP: 0.310, SLG: 0.341	0-0 1-2 1B 2B		0-3 K		4-0 S 2B BB		0-0 BB 1B 1B	0-0 BLK 1B		4 3 3 0 1 1 0												
Kurt Bevacqua, R (1, 5) OBP: 0.318, SLG: 0.331	0-0 WP 2-H 1B 1B		0-3 K		0-3 K 1-2		0-0 BB 1B 1B	0-0 6-3 1-2 3-H		5 2 2 1 0 2 2												
Frank Ortenzio, R (1, 3) OBP: 0.300, SLG: 0.333	0-3 K 1-3		0-0 F8		0-0 2-H 2B		4-0 BB 1B BB		0-0 L5-3 1B	4 0 2 1 1 1 1												
Hal McRae, R (1, 10) OBP: 0.306, SLG: 0.378	0-0 3-H 1B			0-0 L9	0-0 L5		0-0 BB 1B		0-0 L5-3 1-2	5 0 2 3 0 0 2												
Rick Reichardt, R (1, 9) OBP: 0.305, SLG: 0.382	0-3 K			0-0 6-3		0-0 1-3	4-0 BB BB		1-0 HBP	0 0 0 0 0 0 0 0 0 0 0 0 0 0												
Tom Poquette, L (7, 9) OBP: 0.211, SLG: 0.176																						
Ed Kirkpatrick, L (1, 8) OBP: 0.337, SLG: 0.379		0-3 K		0-0 1B 1B		0-0 4-3	0-0 4-3		0-0 F9	5 0 1 0 0 1 4												
Frank White, R (1, 4) OBP: 0.280, SLG: 0.298		0-0 2B		0-0 FC6-4 1B		0-0 6-3		0-0 F2		4 0 2 0 0 0 0												
Buck Martinez, R (1, 2) OBP: 0.381, SLG: 0.412		0-0 L9		0-0 FC6-4 1-2f		0-0 G3	0-0 F7			4 0 0 0 0 0 3												
<b>Inning Stats</b>	R: 2 E: 0 K: 2 S: 10	H: 4 LOB: 1 BB: 0 P: 10	R: 0 E: 0 K: 1 S: 6	H: 1 LOB: 1 BB: 0 P: 6	R: 0 E: 0 K: 2 S: 7	H: 0 LOB: 0 BB: 0 P: 7	R: 0 E: 0 K: 0 S: 5	H: 2 LOB: 2 BB: 0 P: 5	R: 1 E: 0 K: 1 S: 6	H: 1 LOB: 1 BB: 1 P: 10	R: 0 E: 0 K: 0 S: 3	H: 0 LOB: 0 BB: 0 P: 3	R: 2 E: 0 K: 0 S: 6	H: 3 LOB: 3 BB: 2 P: 14	R: 1 E: 0 K: 0 S: 4	H: 1 LOB: 1 BB: 1 P: 8	R: 0 E: 0 K: 0 S: 3	H: 1 LOB: 1 BB: 0 P: 4	1B: 10 2B: 4 3B: 0 HR: 0	SF: 0 SAC: 0 DP: 1 HBP: 1	WP: 2 PB: 0 SB: 1 CS: 1	PA: 43
<b>PITCHER</b>	IP WLS BF H R ER SO BB IBB HBP BLK WP HR S P ERA WHIP																					
Terry Forster, L (1, 1) ERA: 3.05	6.2 L 32 11 5 5 6 2 0 0 0 1 0 42 50 6.75 1.950																					
Cy Acosta, R (7, 1) ERA: 2.25	1.1 7 1 1 1 0 2 0 0 1 0 0 5 13 6.75 2.250																					
Rich Gossage, R (9, 1) ERA: 7.74	1.0 4 1 0 0 0 0 0 0 1 0 0 0 3 4 0.00 1.000																					

**Kansas City Royals @ Chicago White Sox**  
 Comiskey Park, Chicago, IL  
 Tue Sep 25 1973, 8:05 PM EDT  
 Att: 5,453 - Unknown - 76 F

AB	35
R	6
H	13
RBI	5
BB	3
SO	5
LOB	13



WP: 2	PA: 43
-------	--------



Batter	1	2	3	4	5	6	7	8	9	AB R H RBI BB SO LOB
Johnny Jeter, R OBP: 0.265, SLG: 0.397 (1, 9)	0-0 F9	0-3 K		0-3 K			0-0 1B 1-3 1B		0-0 2B 1B	5 0 2 0 0 2 4
Pat Kelly, L OBP: 0.354, SLG: 0.347 (1, 8)	0-0 E 1B 2B	0-3 K		0-0 4-3			0-0 1-3 1B		0-0 1-3 2B	4 1 2 0 0 1 4 1 0 1 0 0 0 0
Sam Ewing, L OBP: 0.235, SLG: 0.200 (9, PH)										
Jerry Hairston, S OBP: 0.384, SLG: 0.348 (1, 3)	0-0 E3 1B 2-3		0-0 1B 2B		0-3 K		0-0 1-3 1-2 3-H		0-0 1-3	5 1 1 0 0 1 5
Bill Melton, R OBP: 0.363, SLG: 0.438 (1, 5)	0-3 K		0-0 1-3		0-0 6-3		0-3 K		0-0 5-3	5 0 0 0 0 2 6
Carlos May, L OBP: 0.334, SLG: 0.418 (1, 10)	0-0 1-2 3-H 1B		0-0 2-H 1B		0-0 1B			0-0 4-3		4 0 3 2 0 0 0
Jorge Orta, L OBP: 0.325, SLG: 0.385 (1, 4)	0-0 1-3		0-0 F7-6-4-3 1-2		0-0 4-3			4-0 1-3 BB		3 0 0 0 1 0 4
Brian Downing, R OBP: 0.271, SLG: 0.290 (1, 2)		4-0 FC2-5 1B BB		4-0 FC5-6 HBP BB		0-0 5-3		0-0 1-3 1-2		2 0 0 0 2 0 1
Bill Sharp, L OBP: 0.321, SLG: 0.387 (1, 7)		0-0 FC2-5 1B		1-0 FC5-6 HBP		0-0 6-3		0-0 F8		1 0 1 0 0 0 0 2 0 0 0 0 0 1
Buddy Bradford, R OBP: 0.320, SLG: 0.413 (4, PR) (5, 7)		1-2 FC2-5 1B		1-2 FC5-6 HBP						
Bucky Dent, R OBP: 0.333, SLG: 0.293 (1, 6)		0-0 FC2-5 1-2 2-3f		0-0 FC5-6 1-2 2-3f		0-0 5-3			0-0 F9	4 0 0 0 0 0 4

Inning Stats	R: 1	H: 2	R: 0	H: 1	R: 0	H: 2	R: 0	H: 1	R: 0	H: 0	R: 0	H: 2	R: 0	H: 0	R: 0	H: 2	R: 0	H: 2	R: 0	H: 0	R: 0	H: 2	1B: 7	SF: 0	WP: 0	PA: 40
E: 1	LOB: 2	E: 0	LOB: 2	E: 0	LOB: 0	E: 0	LOB: 1	E: 0	LOB: 0	E: 0	LOB: 0	E: 0	LOB: 1	E: 0	LOB: 2	E: 0	LOB: 2	E: 0	LOB: 1	E: 0	LOB: 2	2B: 4 <td>SAC: 0 <td>PB: 0 <td></td> </td></td>	SAC: 0 <td>PB: 0 <td></td> </td>	PB: 0 <td></td>		
K: 1	BB: 0	K: 2	BB: 1	K: 0	BB: 0	K: 1	BB: 0	K: 0	BB: 0	K: 1	BB: 0	K: 0	BB: 1	K: 0	BB: 0	K: 1	BB: 0	K: 0	BB: 1	K: 0	BB: 0	3B: 0 <td>DP: 1 <td>SB: 0 <td></td> </td></td>	DP: 1 <td>SB: 0 <td></td> </td>	SB: 0 <td></td>		
S: 8	P: 8	S: 8	P: 12	S: 4	P: 4	S: 5	P: 6	S: 3	P: 3	S: 6	P: 6	S: 3	P: 7	S: 5	P: 5	S: 6	P: 6	S: 3	P: 7	S: 5	P: 5	HR: 0 <td>HBP: 1 <td>CS: 0 <td></td> </td></td>	HBP: 1 <td>CS: 0 <td></td> </td>	CS: 0 <td></td>		

PITCHER	IP	WLS	BF	H	R	ER	SO	BB	IBB	HBP	BLK	WP	HR	S	P	ERA	WHIP	PITCHER	IP	WLS	BF	H	R	ER	SO	BB	IBB	HBP	BLK	WP	HR	S	P	ERA	WHIP	
Steve Busby, R ERA: 4.38 (1, 1)	9.0	W	40	10	2	1	6	3	0	1	0	0	0	48	61	1.00	1.444																			

**BOTTOM**

**Kansas City Royals @ Chicago White Sox**  
 Comiskey Park, Chicago, IL  
 Tue Sep 25 1973, 8:05 PM EDT  
 Att. 5,453 - Unknown - 76 F

AB	36
R	2
H	10
RBI	2
BB	3
SO	6
LOB	29



WP: 0	PA: 40
PB: 0	
SB: 0	
CS: 0	

Batter	1	2	3	4	5	6	7	8	9	AB R H RBI BB SO LOB	TOP	
Freddie Patek, R (1, 6) OBP: 0.314, SLG: 0.325	0-0 1-3 2B 1B		0-0 6-3	0-0 P3			0-0 3B 1B		0-0 SH3-4 1-2	4 2 2 0 0 0 1	<b>Kansas City Royals @ Chicago White Sox</b> Comiskey Park, Chicago, IL Wed Sep 26 1973, 8:05 PM EDT Att: 5,570 - Unknown - 80 F <a href="http://livebaseballscorecards.com">livebaseballscorecards.com</a>	
George Brett, L (1, 5) OBP: 0.100, SLG: 0.100	0-0 F8		0-0 BB 1B			0-0 F8	0-0 F7 1-2	0-0 F7	5 0 1 0 0 0 3			
Jim Wohlford, R (1, 7) OBP: 0.314, SLG: 0.365	0-0 1-3 1-2		0-3 K			0-0 P4	0-0 2-H 3B	0-0 2-H 1B	5 0 2 2 0 1 2			
John Mayberry, L (1, 3) OBP: 0.417, SLG: 0.478	4-0 2B BB		4-0 1-2 BB			0-0 HR	4-0 IBB	0-3 K	2 2 1 1 3 1 1			
Hal McRae, R (1, 10) OBP: 0.305, SLG: 0.380	0-0 1-H 2-H 2B		0-0 F9			0-0 4-3	0-0 F7		4 0 1 2 0 0 4			
Ed Kirkpatrick, L (1, 8) OBP: 0.336, SLG: 0.380	0-0 F8			0-0 WP SF6 2B		0-0 F9		0-0 G3	4 1 1 0 0 0 1			
Tom Poquette, L (1, 9) OBP: 0.217, SLG: 0.200		0-0 CS 1B		0-0 SF6 2-H		0-0 G3		0-0 4-3	3 0 1 1 0 0 0			
Frank White, R (1, 4) OBP: 0.272, SLG: 0.289		0-3 K 1-2		0-0 4-3		0-0 F9		0-3 K	4 0 0 0 0 2 1			
Buck Martinez, R (1, 2) OBP: 0.400, SLG: 0.476		0-0 F8		0-0 2B		0-0 F9		0-0 SH3-4 1B 1B	4 1 2 0 0 0 0			
<b>Inning Stats</b>	R: 2 H: 2 E: 0 LOB: 1 K: 0 BB: 1 S: 5 P: 9	R: 0 H: 1 E: 0 LOB: 0 K: 1 BB: 0 S: 5 P: 5	R: 0 H: 1 E: 0 LOB: 2 K: 1 BB: 1 S: 6 P: 10	R: 1 H: 2 E: 0 LOB: 1 K: 0 BB: 0 S: 5 P: 5	R: 1 H: 1 E: 0 LOB: 0 K: 0 BB: 0 S: 4 P: 4	R: 0 H: 0 E: 0 LOB: 0 K: 0 BB: 0 S: 3 P: 3	R: 1 H: 2 E: 0 LOB: 2 K: 0 BB: 1 S: 5 P: 9	R: 0 H: 0 E: 0 LOB: 0 K: 1 BB: 0 S: 5 P: 5	R: 1 H: 2 E: 0 LOB: 1 K: 1 BB: 0 S: 7 P: 7	1B: 6 SF: 1 2B: 3 SAC: 1 3B: 1 DP: 0 HR: 1 HBP: 0	WP: 1 PA: 40 PB: 0 SB: 1 CS: 1	
<b>PITCHER</b> Stan Bahnsen, R (1, 1) ERA: 3.57 Ken Frailing, L (9, 1) ERA: 1.65	IP WLS BF H R ER SO BB IBB HBP BLK WP HR S P ERA WHIP											<b>PITCHER</b> IP WLS BF H R ER SO BB IBB HBP BLK WP HR S P ERA WHIP

Batter	1	2	3	4	5	6	7	8	9	AB	R	H	RBI	BB	SO	LOB
Johnny Jeter, R OBP: 0.267, SLG: 0.395 (1, 7)	0-0 BB 1B	4-0 BB			0-0 P6		0-3 K		0-0 G6-4-3 1-2f	4	1	1	0	1	1	3
Bucky Dent, R OBP: 0.330, SLG: 0.291 (1, 6)	0-0 F8	0-3 K			0-0 G6-4-3 1B		0-0 L8			4	0	1	0	0	1	3
Jerry Hairston, S OBP: 0.377, SLG: 0.342 (1, 3)	0-0 F9		0-0 F8		0-0 G6-4-3 1-2f			0-0 4-3		4	0	0	0	0	0	2
Bill Melton, R OBP: 0.364, SLG: 0.438 (1, 5)	4-0 1B 1-2 BB		0-3 K			0-0 E 1B		0-0 F2		3	1	1	0	1	1	0
Carlos May, L OBP: 0.333, SLG: 0.417 (1, 10)	0-0 1-2 2-H 1B		0-0 G1			0-0 F7		0-0 P4		4	0	1	1	0	0	1
Buddy Bradford, R OBP: 0.314, SLG: 0.405 (1, 8)	0-0 1-3			0-3 K		0-0 E4 1B			1-0 BB BB HBP	3	0	0	0	0	1	3
Bill Sharp, L OBP: 0.324, SLG: 0.387 (9, PH)						1-2 2-H 1B				0	0	0	0	0	0	0
Luis Alvarado, R OBP: 0.257, SLG: 0.294 (1, 4)		0-0 F8		0-0 E6 5-3		0-0 G4-3 1B			4-0 BB BB	3	0	1	1	0	0	0
Jorge Orta, L OBP: 0.326, SLG: 0.385 (9, PH)						1-2 2-H 1B			1-2 BB BB	0	0	0	0	1	0	0
Brian Downing, R OBP: 0.274, SLG: 0.292 (1, 9)		0-0 2B 1B		0-0 5-3		0-0 G4-3			0-0 F8	3	0	1	0	0	0	3
Sam Ewing, L OBP: 0.222, SLG: 0.188 (8, 2)						1-2				1	0	0	0	0	0	2
Chuck Brinkman, R OBP: 0.259, SLG: 0.260 (1, 2)		0-0 2B		0-0 4-3					4-0 G6-4-3 BB	2	0	1	0	0	0	1
Pat Kelly, L OBP: 0.355, SLG: 0.346 (7, PH)									1-2 2-3	1	0	0	0	1	1	0

Inning Stats	R: 1	H: 2	E: 0	K: 0	S: 5	R: 0	H: 2	E: 0	K: 1	S: 6	R: 0	H: 0	E: 0	K: 1	S: 5	R: 0	H: 0	E: 0	K: 1	S: 6	R: 0	H: 1	E: 0	K: 0	S: 3	R: 1	H: 2	E: 1	K: 0	S: 5	R: 0	H: 0	E: 0	K: 2	S: 7	R: 0	H: 0	E: 0	K: 0	S: 3	R: 0	H: 0	E: 0	K: 0	S: 3	R: 0	H: 0	E: 0	K: 0	S: 2	1B: 6	SF: 0	2B: 1	3B: 0	HR: 0	BB: 4	SAC: 0	DP: 3	HBP: 1	WP: 0	PA: 37
--------------	------	------	------	------	------	------	------	------	------	------	------	------	------	------	------	------	------	------	------	------	------	------	------	------	------	------	------	------	------	------	------	------	------	------	------	------	------	------	------	------	------	------	------	------	------	------	------	------	------	------	-------	-------	-------	-------	-------	-------	--------	-------	--------	-------	--------

PITCHER	IP	WLS	BF	H	R	ER	SO	BB	IBB	HBP	BLK	WP	HR	S	P	ERA	WHIP
Paul Splittorf, L ERA: 3.98 (1, 1)	6.0	W	26	7	2	1	3	2	0	0	0	0	0	30	38	1.50	1.500
Doug Bird, R ERA: 2.96 (7, 1)	3.0	S	11	0	0	0	2	2	0	1	0	0	0	12	21	0.00	0.667

**BOTTOM**

**Kansas City Royals @ Chicago White Sox**  
 Comiskey Park, Chicago, IL  
 Wed Sep 26 1973, 8:05 PM EDT  
 Att. 5,570 - Unknown - 80 F

AB	32
R	2
H	7
RBI	2
BB	4
SO	5
LOB	18



WP	0	PA	37
PB	0	CS	0

livebaseballscorecards.com

Batter	1	2	3	4	5	6	7	8	9	10	AB R H RBI BB SO LOB	TOP										
Freddie Patek, R OBP: 0.311, SLG: 0.321 (1, 6) X	0-0 1-3 ①		0-0 3-1 ②			0-0 F8 ① X	0-0 F7 ③			0-0 F8 ③	5 0 0 0 0 0 1	<b>Kansas City Royals @ Chicago White Sox</b> Comiskey Park, Chicago, IL Thu Sep 27 1973, 4:33 AM EDT Att. 1,729 - Unknown - 80 F <a href="http://livebaseballscorecards.com">livebaseballscorecards.com</a>										
Jim Wohlford, R OBP: 0.321, SLG: 0.390 (1, 7) X	0-0 1B 3B		0-0 F9 ③			0-0 FC6-4 1B ① X		0-0 L8 ①			4 2 2 0 0 0 0											
Kurt Bevacqua, R OBP: 0.317, SLG: 0.330 (1, 5) S S S	0-3 K			0-0 F9 ①		0-0 FC6-4 1B ① X		0-0 6-3 ②			4 0 1 0 0 1 1											
Frank Ortenzio, R OBP: 0.286, SLG: 0.308 (1, 3) X	0-0 1B			0-0 L7 ②		0-0 FC6-4 1B ② X		0-0 5-3 ③			4 0 1 1 0 0 2											
Hal McRae, R OBP: 0.307, SLG: 0.384 (1, 10) X	0-0 6-3 ③			0-0 2B		0-0 1-2 2-3 1B ① X			0-0 L8 ①		4 0 2 1 0 0 1											
Ed Kirkpatrick, L OBP: 0.333, SLG: 0.376 (1, 8) S S S		0-3 K ①		0-0 1-3 ③		0-3 K ③ S S S			0-0 F8 ②		4 0 0 0 0 2 3											
Rick Reichardt, R OBP: 0.301, SLG: 0.377 (1, 9) X		0-0 F8 ②			0-0 F3 ①		0-0 L9 ①		0-0 1-3 ③		0 0 0 0 0 0 0											
Bobby Floyd, R OBP: 0.365, SLG: 0.406 (1, 4) S S S		0-3 K ③			0-0 G5-4-3 1B ① X		0-0 G3 ②			0-0 1-3 ①	4 0 1 0 0 1 0											
Buck Martinez, R OBP: 0.379, SLG: 0.440 (1, 2) X			0-0 6-3 ①		0-0 G5-4-3 ② ③		0-0 1B			0-0 6-3 ②	4 0 1 0 0 0 1											
<b>Inning Stats</b>	R: 1 E: 0 K: 1 S: 7	H: 2 LOB: 1 BB: 0 P: 7	R: 0 E: 0 K: 2 S: 7	H: 0 LOB: 0 BB: 0 P: 7	R: 0 E: 0 K: 0 S: 3	H: 0 LOB: 0 BB: 0 P: 3	R: 0 E: 0 K: 0 S: 4	H: 1 LOB: 1 BB: 0 P: 4	R: 0 E: 0 K: 1 S: 8	H: 3 LOB: 2 BB: 0 P: 8	R: 0 E: 0 K: 0 S: 4		H: 1 LOB: 1 BB: 0 P: 4	R: 0 E: 0 K: 0 S: 3	H: 0 LOB: 0 BB: 0 P: 3	R: 0 E: 0 K: 0 S: 3	H: 0 LOB: 0 BB: 0 P: 3	R: 0 E: 0 K: 0 S: 3	H: 0 LOB: 0 BB: 0 P: 3	1B: 6 2B: 1 3B: 1 HR: 0	SF: 0 SAC: 0 DP: 1 HBP: 0	WP: 0 PB: 0 SB: 0 CS: 0
<b>PITCHER</b> Jim Kaat, L ERA: 4.37 (1, 1)	IP 10.0	WLS W	BF 37	H 8	R 2	ER 2	SO 4	BB 0	IBB 0	HBP 0	BLK 0	WP 0	HR 0	S 45	P 45	ERA 1.80	WHIP 0.800					





Batter	1	2	3	4	5	6	7	8	9	AB R H RBI BB SO LOB	TOP
Frank White, R (1, 4) OBP: 0.271, SLG: 0.285	4-0 4-3 S 6-3 BB		0-3 K		0-0 SF8		0-0 6-3			2 1 0 1 1 1 0	
Ed Kirkpatrick, L (1, 8) OBP: 0.335, SLG: 0.380	0-0 4-3 1-3			0-0 1B 2B	0-0 P3			0-0 6-3 SH1-3 1B		4 1 2 0 0 0 1	
Jim Wohlford, R (1, 7) OBP: 0.321, SLG: 0.388	0-0 6-3 3-H			0-0 WP 2-H 1B		0-0 1-3		0-0 SH1-3 1-2		3 0 1 2 0 0 0	
Frank Ortenzio, R (1, 3) OBP: 0.278, SLG: 0.250	0-3 K			4-0 2-3 BB	0-0 1-3		0-0 6-3 2-3			3 0 0 0 1 1 1	
Hal McRae, R (1, 10) OBP: 0.306, SLG: 0.381		0-3 K		0-0 P4	4-0 S BB		0-0 L8			3 0 0 0 1 1 3	
George Brett, L (1, 5) OBP: 0.091, SLG: 0.091		0-0 P4		0-3 K	0-0 F7		0-0 K		0-3 K	3 0 0 0 0 1 3 1 0 0 0 0 1 0	
Steve Hovley, L (9, PH) OBP: 0.346, SLG: 0.323											
Tom Poquette, L (1, 9) OBP: 0.192, SLG: 0.174		0-3 K		0-0 F7			0-0 E7 1-3 6-3		0-0 6-3	3 1 0 0 0 1 2 1 0 0 0 0 0 0	
Kurt Bevacqua, R (9, PH) OBP: 0.316, SLG: 0.328											
Bobby Floyd, R (1, 6) OBP: 0.364, SLG: 0.403			0-3 K		0-0 WP SF8 1B		0-0 1-3		0-0 F9	3 1 1 0 0 1 1 1 0 0 0 0 0 0	
Gail Hopkins, L (9, PH) OBP: 0.380, SLG: 0.348											
Buck Martinez, R (1, 2) OBP: 0.344, SLG: 0.393			0-0 P4		0-0 1-3		0-0 6-3			3 0 0 1 0 0 1	
<b>Inning Stats</b>	R: 1 H: 0 E: 0 LOB: 0 K: 1 BB: 1 S: 5 P: 9	R: 0 H: 0 E: 0 LOB: 0 K: 2 BB: 0 S: 7 P: 7	R: 0 H: 0 E: 0 LOB: 0 K: 2 BB: 0 S: 7 P: 7	R: 1 H: 2 E: 0 LOB: 2 K: 1 BB: 1 S: 7 P: 11	R: 1 H: 1 E: 0 LOB: 0 K: 0 BB: 0 S: 4 P: 4	R: 0 H: 0 E: 0 LOB: 1 K: 0 BB: 1 S: 3 P: 7	R: 1 H: 0 E: 1 LOB: 0 K: 0 BB: 0 S: 4 P: 4	R: 0 H: 1 E: 0 LOB: 1 K: 0 BB: 0 S: 4 P: 4	R: 0 H: 0 E: 0 LOB: 0 K: 1 BB: 0 S: 5 P: 5	1B: 3 SF: 1 2B: 1 SAC: 1 3B: 0 DP: 0 HR: 0 HBP: 0	WP: 3 PA: 35 PB: 0 SB: 2 CS: 0
<b>PITCHER</b> Jim Bibby, R (1, 1) ERA: 3.76	IP WLS BF H R ER SO BB IBB HBP BLK WP HR S P ERA WHIP	9.0 W 35 4 4 3 7 3 0 0 0 2 0 46 58 3.00 0.778									
<b>PITCHER</b>	IP WLS BF H R ER SO BB IBB HBP BLK WP HR S P ERA WHIP										

Kansas City Royals @ Texas Rangers  
Arlington Stadium, Arlington, TX  
Fri Sep 28 1973, 8:05 PM EDT  
Att. 4,445 - Unknown

livebaseballscorecards.com

AB	30
R	4
H	4
RBI	4
BB	3
SO	7
LOB	12



Batter	1	2	3	4	5	6	7	8	9	AB	R	H	RBI	BB	SO	LOB	
Jeff Burroughs, R OBP: 0.357, SLG: 0.490 (1, 9)	0-0 5-3 ①		0-0 P4 ①	0-0 P5 ③			0-0 P3 ①			4	0	0	0	0	0	2	
Vic Harris, S OBP: 0.315, SLG: 0.342 Elliott Maddox, R OBP: 0.356, SLG: 0.260 (1, 8) (8, 8)	0-0 4-3 ②		0-0 F5 ②		0-0 L3 ①		0-0 G3 ②			4	0	0	0	0	0	0	
Alex Johnson, R OBP: 0.322, SLG: 0.377 Larry Bittner, L OBP: 0.307, SLG: 0.310 (1, 7) (2, 7)	0-0 FC5 1B 1B		4-0 BB		0-0 F8 ②		0-0 F7 ③			1	0	1	0	0	0	0	
Jim Spencer, L OBP: 0.328, SLG: 0.360 (1, 3)	0-0 1-2 1B		0-0 F5 ③		0-0 L8 ③			0-0 L7 ①		4	0	1	0	0	0	1	
Bill Madlock, R OBP: 0.416, SLG: 0.536 (1, 5)	0-0 FC5 2-3f			4-0 2B SF8 BB		0-0 2B 2B		0-0 1B 3B		3	3	2	0	1	0	2	
Don Castle, L OBP: 0.300, SLG: 0.333 Davey Nelson, R OBP: 0.323, SLG: 0.371 (1, 10) (8, PR)		0-0 F9 ①		0-0 SF8 1-3 FC3-2 2B		0-3 K ①		0-0 HR 1B		4	0	2	1	0	1	1	
Dick Billings, R OBP: 0.240, SLG: 0.256 (1, 2)		0-0 E E 1B		4-0 FC3-2 BB		0-0 2B 2H		0-0 HR 1H		3	1	3	3	1	0	0	
Pete Mackanin, R OBP: 0.140, SLG: 0.125 (1, 6)		0-0 5-3 ②		0-0 SF8 ①		0-0 6-3 ②		0-0 6-3 ②		3	0	0	1	0	0	3	
Lenny Randle, S OBP: 0.240, SLG: 0.480 (1, 4)		0-0 F8 ③		0-0 FC3-2 ②		0-0 F8 ③		0-0 F8 ③		4	0	0	0	0	0	5	
<b>Inning Stats</b>	R: 0 E: 0 K: 0 S: 5	H: 2 LOB: 2 BB: 0 P: 5	R: 0 E: 1 K: 0 S: 4	H: 1 LOB: 1 BB: 0 P: 4	R: 0 E: 0 K: 0 S: 3	H: 0 LOB: 1 BB: 1 P: 7	R: 1 E: 0 K: 0 S: 4	H: 1 LOB: 2 BB: 2 P: 12	R: 0 E: 0 K: 0 S: 3	H: 0 LOB: 0 BB: 0 P: 3	R: 1 E: 0 K: 1 S: 7	H: 2 LOB: 1 BB: 0 P: 7	R: 0 E: 0 K: 0 S: 3	H: 0 LOB: 0 BB: 0 P: 3	R: 3 E: 0 K: 0 S: 6	H: 3 LOB: 1 BB: 0 P: 6	
<b>PITCHER</b> Mark Littell, R ERA: 5.68 (1, 1)	IP 8.0	WLS L	BF 36	H 9	R 5	ER 5	SO 1	BB 3	IBB 0	HBP 0	BLK 0	WP 0	HR 1	S 35	P 47	ERA 5.62	WHIP 1.500
<b>PITCHER</b>	IP	WLS	BF	H	R	ER	SO	BB	IBB	HBP	BLK	WP	HR	S	P	ERA	WHIP

**BOTTOM**

**Kansas City Royals @ Texas Rangers**  
Arlington Stadium, Arlington, TX  
Fri Sep 28 1973, 8:05 PM EDT  
Att. 4,445 - Unknown

livebaseballscorecards.com

<b>AB</b>	<b>32</b>
<b>R</b>	<b>5</b>
<b>H</b>	<b>9</b>
<b>RBI</b>	<b>5</b>
<b>BB</b>	<b>3</b>
<b>SO</b>	<b>1</b>
<b>LOB</b>	<b>14</b>



WP: 0	PA: 36
PB: 0	SB: 0
CS: 0	

Batter	1	2	3	4	5	6	7	8	9	AB R H RBI BB SO LOB	TOP		
Frank White, R (1, 6) OBP: 0.269, SLG: 0.289	0-0 SH1-3 6-3 2B		0-0 6-3		0-0 B5-3	0-3 K		0-0 G4-6-3 1-2f		5 1 1 0 0 1 3			
Jim Wohlford, R (1, 7) OBP: 0.328, SLG: 0.393	0-0 SH1-3 2-3		0-0 F8		0-0 4-3 1B		0-0 P3		0-0 HR 1B	4 1 2 0 0 0 0			
Kurt Bevacqua, R (1, 5) OBP: 0.317, SLG: 0.330 George Brett, L (4, 5) OBP: 0.083, SLG: 0.083	0-0 6-3		0-0 2B 2B 1B		0-0 4-3 1-2		0-0 4-3		0-3 K 1B	2 1 1 1 0 0 0 3 0 0 0 0 1 2			
Hal McRae, R (1, 10) OBP: 0.313, SLG: 0.386	4-0 1B BB		0-0 2B 2B		4-0 FC6-4 BB		0-0 1B		0-0 L9	3 1 2 0 2 0 1			
Frank Ortenzio, R (1, 3) OBP: 0.348, SLG: 0.524	0-0 FC5-4 1-3 1B		0-0 2B 2B		0-0 FC6-4 1-2f		0-0 F8		0-0 HR 1-H	5 1 3 4 0 0 3			
Rick Reichardt, R (1, 9) OBP: 0.300, SLG: 0.382 Tom Poquette, L (8, PR) OBP: 0.222, SLG: 0.208 (8, 9)	0-0 FC5-4 1-2f		0-3 K		0-0 SF8 3B		0-0 E6 1B 1B		0-0 1B	4 1 1 0 0 1 3 1 1 1 0 0 0 0			
Ed Kirkpatrick, L (1, 8) OBP: 0.333, SLG: 0.376		0-0 6-3		0-0 P6		4-0 F8 SF8 BB		0-0 F7	0-0 G3	4 0 0 0 1 0 2			
Bobby Floyd, R (1, 4) OBP: 0.370, SLG: 0.413		0-0 P6		0-0 CS 1B		0-0 SF8 1-2 3-H		0-0 1B 1B		3 0 2 1 0 0 0			
Carl Taylor, R (1, 2) OBP: 0.363, SLG: 0.283 Buck Martinez, R (7, 2) OBP: 0.364, SLG: 0.414		0-0 5-3		0-3 K		0-0 F8 2-3		0-0 G4-6-3 1-2 3-H 1B		3 0 0 0 0 1 2 1 0 1 1 0 0 0			
<b>Inning Stats</b>	R: 1 E: 0 K: 0 S: 5 H: 2 LOB: 2 BB: 1 P: 9	R: 0 E: 0 K: 0 S: 3 H: 0 LOB: 0 BB: 0 P: 3	R: 2 E: 0 K: 1 S: 8 H: 3 LOB: 1 BB: 0 P: 8	R: 0 E: 0 K: 1 S: 5 H: 1 LOB: 0 BB: 0 P: 5	R: 0 E: 0 K: 0 S: 4 H: 1 LOB: 2 BB: 1 P: 8	R: 1 E: 0 K: 1 S: 6 H: 1 LOB: 1 BB: 1 P: 10	R: 0 E: 0 K: 0 S: 4 H: 1 LOB: 1 BB: 0 P: 4	R: 1 E: 1 K: 0 S: 5 H: 2 LOB: 2 BB: 0 P: 5	R: 2 E: 0 K: 1 S: 8 H: 3 LOB: 1 BB: 0 P: 8	1B: 9 2B: 3 3B: 1 HR: 1 SF: 1 SAC: 1 DP: 1 HBP: 0	WP: 0 PB: 0 SB: 0 CS: 1 PA: 43		
<b>PITCHER</b>	IP WLS BF H R ER SO BB IBB HBP BLK WP HR S P ERA WHIP											<b>PITCHER</b>	IP WLS BF H R ER SO BB IBB HBP BLK WP HR S P ERA WHIP
David Clyde, L (1, 1) ERA: 5.01	7.1 L 36 11 5 4 3 3 0 0 0 0 0 0 39 51 4.91 1.909												
Don Durham, R (8, 1) ERA: 7.59	1.2 7 3 2 2 1 0 0 0 0 0 0 1 9 9 10.80 1.800												

**Kansas City Royals @ Texas Rangers**  
Arlington Stadium, Arlington, TX  
Sat Sep 29 1973, 8:05 PM EDT  
Att. 8,139 - Unknown

[livebaseballscorecards.com](http://livebaseballscorecards.com)

**AB 38**  
**R 7**  
**H 14**  
**RBI 7**  
**BB 3**  
**SO 4**  
**LOB 16**





Batter	1	2	3	4	5	6	7	8	9	AB R H RBI BB SO LOB
Jeff Burroughs, R (1, 9) OBP: 0.356, SLG: 0.489	0-3 K ①		0-0 K 1B		0-3 K ②			0-0 F7 ①		4 0 1 0 0 2 1
Tom Grieve, R (1, 7) OBP: 0.349, SLG: 0.508	0-3 K ②		0-0 F7 ②		0-3 K ③			0-0 5-3 ②		4 0 0 0 0 2 2
Bill Madlock, R (1, 5) OBP: 0.407, SLG: 0.521	0-0 E 1B		0-0 F9 ③			0-0 L8 ①		0-0 F8 ③		4 0 1 0 0 0 1
Jim Spencer, L (1, 3) OBP: 0.329, SLG: 0.361	0-3 K ③			0-0 G4-3 BB 1B		0-0 F7 ②		0-0 5-3 1B 1B		4 1 2 0 0 1 1
Dick Billings, R (1, 2) OBP: 0.240, SLG: 0.254		0-0 5-3 ①		4-0 BB 1B		0-3 K ③		0-0 5-3 ①		3 0 0 0 1 1 1
Don Castle, L (1, 10) OBP: 0.357, SLG: 0.385		0-3 K ②		0-0 G4-3 BB ① ②			0-0 E8 1B FC9-2 1B		0-0 1B ②	4 0 2 1 0 1 2
Vic Harris, S (1, 8) OBP: 0.317, SLG: 0.342		4-0 S BB		0-3 K ③			0-0 FC6-4 1B		0-3 K ②	3 0 1 0 1 2 2
Lenny Randle, S (1, 4) OBP: 0.207, SLG: 0.414		0-0 F9 ③			0-0 3-1 ①		0-0 FC9-2 ① ②		0-0 6-3 ③	4 0 0 0 0 0 4
Pete Mackanin, R (1, 6) OBP: 0.146, SLG: 0.122			0-3 K ①			4-0 BB		0-0 FC6-4 ③		2 0 0 0 1 1 1

Inning Stats	R: 0	H: 1	E: 1	K: 3	S: 10	R: 0	H: 0	E: 0	K: 1	S: 5	R: 0	H: 1	E: 0	K: 1	S: 6	R: 0	H: 1	E: 0	K: 1	S: 5	R: 0	H: 0	E: 0	K: 2	S: 7	R: 0	H: 0	E: 0	K: 1	S: 5	R: 0	H: 2	E: 1	K: 0	S: 4	R: 0	H: 0	E: 0	K: 0	S: 3	R: 1	H: 2	E: 0	K: 1	S: 7	1B: 7	SF: 0	2B: 1	SAC: 0	3B: 0	DP: 2	HR: 0	HBP: 0	WP: 0	PA: 35
--------------	------	------	------	------	-------	------	------	------	------	------	------	------	------	------	------	------	------	------	------	------	------	------	------	------	------	------	------	------	------	------	------	------	------	------	------	------	------	------	------	------	------	------	------	------	------	-------	-------	-------	--------	-------	-------	-------	--------	-------	--------

PITCHER	IP	WLS	BF	H	R	ER	SO	BB	IBB	HBP	BLK	WP	HR	S	P	ERA	WHIP
Steve Busby, R (1, 1) ERA: 4.23	8.0	W	30	5	0	0	9	3	0	0	0	0	0	45	57	0.00	1.000
Doug Bird, R (9, 1) ERA: 3.02	1.0	S	5	2	1	1	1	0	0	0	0	0	0	7	7	9.00	2.000

BOTTOM

Kansas City Royals @ Texas Rangers  
Arlington Stadium, Arlington, TX  
Sat Sep 29 1973, 8:05 PM EDT  
Att. 8,139 - Unknown

livebaseballscorecards.com

AB	32
R	1
H	7
RBI	1
BB	3
SO	10
LOB	15



Batter	1	2	3	4	5	6	7	8	9	AB R H RBI BB SO LOB	TOP											
Frank White, R (1, 6) OBP: 0.262, SLG: 0.281	0-3 K		0-3 K		0-0 FC6-4			0-0 L6		4 0 0 0 0 2 1	<b>Kansas City Royals @ Texas Rangers</b> Arlington Stadium, Arlington, TX Sun Sep 30 1973, 8:05 PM EDT Att. 3,438 - Unknown											
George Brett, L (1, 5) OBP: 0.125, SLG: 0.175	0-0 2B		0-0 3-1			0-0 1-3		0-0 2B		4 0 2 0 0 0 0												
Jim Wohlford, R (1, 7) OBP: 0.333, SLG: 0.385	0-0 F8			0-0 B1-3		4-0 FC6-4 BB		4-0 BB		2 0 0 0 2 0 1												
Hal McRae, R (1, 10) OBP: 0.312, SLG: 0.385	0-0 4-3			0-0 1B 1B		0-0 L8		0-0 F8		4 0 1 0 0 0 4												
Frank Ortenzio, R (1, 3) OBP: 0.333, SLG: 0.480		0-0 6-3		0-0 G4-6-3 1B		0-0 FC6-4			0-3 K	4 0 1 0 0 1 1												
Ed Kirkpatrick, L (1, 8) OBP: 0.333, SLG: 0.375		0-0 F9		0-0 G4-6-3 1B			0-0 G4-3 1B		0-0 4-3	4 0 1 0 0 0 2												
Tom Poquette, L (1, 9) OBP: 0.258, SLG: 0.250		0-0 1B			0-0 FC6-4 1B		0-0 F7		0-0 F8	4 0 2 0 0 0 1												
Bobby Floyd, R (1, 4) OBP: 0.357, SLG: 0.397	0-3 K				0-3 K		0-0 G4-3			3 0 0 0 0 2 3												
Buck Martinez, R (1, 2) OBP: 0.333, SLG: 0.375			0-3 K		0-3 K			0-3 K		3 0 0 0 0 3 1												
<b>Inning Stats</b>	R: 0 E: 0 K: 1 S: 6	H: 1 LOB: 1 BB: 0 P: 6	R: 0 E: 0 K: 1 S: 6	H: 1 LOB: 1 BB: 0 P: 6	R: 0 E: 0 K: 2 S: 7	H: 0 LOB: 0 BB: 0 P: 7	R: 0 E: 0 K: 0 S: 4	H: 2 LOB: 1 BB: 0 P: 4	R: 0 E: 0 K: 0 S: 8	H: 1 LOB: 1 BB: 0 P: 8	R: 0 E: 0 K: 0 S: 3	H: 0 LOB: 1 BB: 1 P: 7	R: 0 E: 0 K: 0 S: 3	H: 1 LOB: 0 BB: 0 P: 3	R: 0 E: 0 K: 1 S: 6	H: 1 LOB: 2 BB: 1 P: 10	R: 0 E: 0 K: 1 S: 5	H: 0 LOB: 0 BB: 0 P: 5	1B: 5 2B: 2 3B: 0 HR: 0	SF: 0 SAC: 0 DP: 2 HBP: 0	WP: 0 PB: 0 SB: 0 CS: 0	PA: 34
<b>PITCHER</b> Pete Broberg, R (1, 1) ERA: 5.54	IP: 9.0 WLS: W BF: 34 H: 7 R: 0 ER: 0 SO: 8 BB: 2 IBB: 0 HBP: 0 BLK: 0 WP: 0 HR: 0 S: 48 P: 56 ERA: 0.00 WHIP: 1.000											<b>PITCHER</b>	IP: WLS: BF: H: R: ER: SO: BB: IBB: HBP: BLK: WP: HR: S: P: ERA: WHIP:									

livebaseballscorecards.com

AB	32
R	0
H	7
RBI	0
BB	2
SO	8
LOB	14



Batter	1	2	3	4	5	6	7	8	9	AB	R	H	RBI	BB	SO	LOB									
Davey Nelson, R OBP: 0.325, SLG: 0.378 (1, 4)	0-0 1B 2B	0-0 F3		0-3 K			0-0 HR			4	2	2	1	0	1	1									
Toby Harrah, R OBP: 0.328, SLG: 0.364 (1, 6)	0-0 BB 1B 2-3	0-0 L6			0-0 F7		0-0 6-3			4	0	1	0	0	0	0									
Jeff Burroughs, R OBP: 0.355, SLG: 0.487 (1, 9)	0-0 BB 1-2 3-H 1B		0-0 6-3		0-3 K		0-0 6-3			4	0	1	1	0	1	0									
Jim Spencer, L OBP: 0.329, SLG: 0.362 (1, 3)	0-3 K		0-3 K		0-0 2B		0-0 F7			4	0	1	0	0	2	2									
Bill Madlock, R OBP: 0.412, SLG: 0.532 (1, 5)	0-0 F9		0-0 2B		0-3 K		0-0 BB 1B			4	0	2	0	0	1	3									
Bill Sudakis, S OBP: 0.320, SLG: 0.494 (1, 10)	4-0 BB 1-2 2-3		0-3 K		0-0 L8		4-0 BB 1-2 BB BB BB BB BB BB BB BB			2	0	0	0	2	1	1									
Dick Billings, R OBP: 0.237, SLG: 0.250 (1, 2)	0-3 K			0-0 L6		0-0 P4		0-0 BB 1-2 BB BB BB BB BB BB BB BB		4	0	0	0	0	1	5									
Tom Grieve, R OBP: 0.348, SLG: 0.528 (1, 7)		0-0 HR		0-0 F9		0-0 6-3				3	1	1	1	0	0	0									
Elliott Maddox, R OBP: 0.356, SLG: 0.262 (1, 8)		0-0 F9		0-0 1B			0-0 P4			3	0	1	0	0	0	0									
Inning Stats	R: 1 E: 0 K: 2 S: 10	H: 3 LOB: 3 BB: 1 P: 14	R: 1 E: 0 K: 0 S: 4	H: 1 LOB: 0 BB: 0 P: 4	R: 0 E: 0 K: 2 S: 8	H: 1 LOB: 1 BB: 0 P: 8	R: 0 E: 0 K: 1 S: 6	H: 1 LOB: 1 BB: 0 P: 6	R: 0 E: 0 K: 2 S: 8	H: 1 LOB: 1 BB: 0 P: 8	R: 0 E: 0 K: 0 S: 3	H: 0 LOB: 0 BB: 0 P: 3	R: 1 E: 0 K: 0 S: 4	H: 1 LOB: 0 BB: 0 P: 4	R: 0 E: 0 K: 0 S: 3	H: 1 LOB: 1 BB: 1 P: 7	1B: 4 2B: 3 3B: 0 HR: 2	SF: 0 SAC: 0 DP: 1 HBP: 0	WP: 0 PB: 0 SB: 0 CS: 0	PA: 34					
PITCHER	IP	WLS	BF	H	R	ER	SO	BB	IBB	HBP	BLK	WP	HR	S	P	ERA	WHIP								
Steve Mingori, L ERA: 3.71 (1, 1)	7.0	L	30	8	3	3	7	1	0	0	0	0	0	43	47	3.86	1.286								
Doug Bird, R ERA: 2.99 (8, 1)	1.0		4	1	0	0	0	1	0	0	0	0	0	3	7	0.00	2.000								

BOTTOM

Kansas City Royals @ Texas Rangers  
Arlington Stadium, Arlington, TX  
Sun Sep 30 1973, 8:05 PM EDT  
Att. 3,438 - Unknown

livebaseballscores.com

AB	32
R	3
H	9
RBI	3
BB	2
SO	7
LOB	12

