

Kansas City Royals - 1973

| Batter | 1 | 2 | 3 | 4 | 5 | 6 | 7 | 8 | 9 | AB | R | H | RBI | BB | SO | LOB | TOP | | | | | |
|--|---|----------------------------------|------------------------------|---------------------------------|------------------------------|---------------------------------|------------------------------|---------------------------------|------------------------------|---------------------------------|------------------------------|---------------------------------|------------------------------|---------------------------------|-------------------------------|----------------------------------|--|---------------------------------|----------------------------------|------------------------------------|----------------------------------|--------|
| Freddie Patek, R OBP: 0.500, SLG: 0.750 (1, 6) | | | | | | | | | | 4 | 0 | 2 | 0 | 0 | 2 | 0 | Kansas City Royals @ California Angels Anaheim Stadium, Anaheim, CA Fri Apr 06 1973, 9:05 PM EST Att: 27,240 - Unknown | | | | | |
| Cookie Rojas, R OBP: 0.750, SLG: 0.667 (1, 4) | | | | | | | | | | 3 | 0 | 2 | 1 | 1 | 0 | 1 | | | | | | |
| Amos Otis, R (1, 8) | | | | | | | | | | 4 | 0 | 0 | 0 | 0 | 3 | 4 | | | | | | |
| John Mayberry, L (1, 3) | | | | | | | | | | 3 | 0 | 0 | 0 | 1 | 2 | 4 | | | | | | |
| Hal McRae, R (1, 9) | | | | | | | | | | 4 | 0 | 0 | 0 | 0 | 2 | 2 | | | | | | |
| Ed Kirkpatrick, L (1, 10) | | | | | | | | | | 3 | 0 | 0 | 0 | 1 | 0 | 0 | | | | | | |
| Lou Piniella, R OBP: 0.250, SLG: 0.250 (1, 7) | | | | | | | | | | 4 | 1 | 1 | 0 | 0 | 0 | 1 | | | | | | |
| Paul Schaal, R (1, 5) | | | | | | | | | | 2 | 0 | 0 | 0 | 1 | 2 | 1 | | | | | | |
| Jerry May, R (1, 2) | | | | | | | | | | 2 | 0 | 0 | 0 | 0 | 1 | 1 | | | | | | |
| Gail Hopkins, L OBP: 1.000, SLG: 1.000 (8, PH) | | | 4-3 | | | | | | | 1 | 0 | 1 | 1 | 0 | 0 | 0 | | | | | | |
| Carl Taylor, R (8, PR) | | | | | | | | | | 0 | 1 | 0 | 0 | 0 | 0 | 0 | | | | | | |
| Inning Stats | R: 0 E: 0 K: 2 S: 7 | H: 0 LOB: 1 BB: 1 P: 11 | R: 0 E: 0 K: 1 S: 4 | H: 0 LOB: 0 BB: 1 P: 8 | R: 0 E: 0 K: 2 S: 7 | H: 0 LOB: 0 BB: 0 P: 7 | R: 0 E: 0 K: 1 S: 6 | H: 1 LOB: 1 BB: 0 P: 6 | R: 0 E: 0 K: 1 S: 5 | H: 0 LOB: 1 BB: 1 P: 9 | R: 0 E: 0 K: 0 S: 5 | H: 0 LOB: 0 BB: 1 P: 6 | R: 0 E: 0 K: 0 S: 2 | H: 0 LOB: 0 BB: 1 P: 6 | R: 2 E: 0 K: 3 S: 13 | H: 4 LOB: 2 BB: 0 P: 13 | R: 0 E: 0 K: 1 S: 5 | H: 0 LOB: 0 BB: 0 P: 5 | 1B: 5 2B: 2 3B: 0 HR: 0 | SF: 0 SAC: 0 DP: 3 HBP: 0 | WP: 0 PB: 1 SB: 1 CS: 0 | PA: 34 |
| PITCHER | IP WLS BF H R ER SO BB IBB HBP BLK WP HR S P ERA WHIP | | | | | | | | | | | | | | | | | | | | | |
| Nolan Ryan, R ERA: 2.0 (1, 1) | 9.0 W 34 6 2 2 12 4 0 0 0 0 0 0 54 70 2.00 1.111 | | | | | | | | | | | | | | | | | | | | | |
| Nolan Ryan, R ERA: 2.0 (9, 1) | 9.0 W 34 6 2 2 12 4 0 0 0 0 0 0 54 70 2.00 1.111 | | | | | | | | | | | | | | | | | | | | | |

| Batter | 1 | 2 | 3 | 4 | 5 | 6 | 7 | 8 | 9 | AB | R | H | RBI | BB | SO | LOB | BOTTOM | | | | | |
|--|---|---------------------------------|------------------------------|---------------------------------|------------------------------|---------------------------------|------------------------------|---------------------------------|------------------------------|---------------------------------|------------------------------|----------------------------------|------------------------------|---------------------------------|------------------------------|----------------------------------|--|----------------------------------|----------------------------------|------------------------------------|----------------------------------|--------|
| Billy Grabarkewitz, R OBP: 0.500, SLG: 0.667 (1, 5) | | | | | | | | | | 3 | 1 | 1 | 0 | 1 | 1 | 0 | Kansas City Royals @ California Angels Anaheim Stadium, Anaheim, CA Fri Apr 06 1973, 9:05 PM EST Att: 27,240 - Unknown | | | | | |
| Bobby Valentine, R OBP: 0.500, SLG: 1.000 (1, 6) | | | | | | | | | | 4 | 1 | 2 | 1 | 0 | 0 | 0 | | | | | | |
| Vada Pinson, L OBP: 0.250, SLG: 0.250 (1, 9) | | | | | | | | | | 4 | 0 | 1 | 1 | 0 | 0 | 3 | | | | | | |
| Frank Robinson, R OBP: 0.500, SLG: 1.250 (1, 7) | | | | | | | | | | 4 | 1 | 2 | 1 | 0 | 0 | 4 | | | | | | |
| Rudy Meoli, L (8, PR) | | | | | | | | | | 0 | 0 | 0 | 0 | 0 | 0 | 0 | | | | | | |
| Nolan Ryan, R (9, 1) | | | | | | | | | | 0 | 0 | 0 | 0 | 0 | 0 | 0 | | | | | | |
| Tom McCraw, L OBP: 0.250, SLG: 0.250 (1, 10) (9, 7) | | | | | | | | | | 4 | 0 | 1 | 0 | 0 | 1 | 1 | | | | | | |
| Jim Spencer, L (1, 3) | | | | | | | | | | 2 | 0 | 0 | 0 | 1 | 0 | 1 | | | | | | |
| Ken Berry, R (1, 8) | | | | | | | | | | 2 | 0 | 0 | 0 | 2 | 0 | 1 | | | | | | |
| John Stephenson, L (1, 2) | | | | | | | | | | 4 | 0 | 0 | 0 | 0 | 1 | 5 | | | | | | |
| Sandy Alomar Sr., S OBP: 0.250, SLG: 0.250 (1, 4) | | | | | | | | | | 4 | 0 | 1 | 0 | 0 | 0 | 5 | | | | | | |
| Inning Stats | R: 0 E: 0 K: 0 S: 3 | H: 0 LOB: 0 BB: 0 P: 3 | R: 1 E: 0 K: 1 S: 6 | H: 1 LOB: 0 BB: 0 P: 6 | R: 2 E: 0 K: 0 S: 6 | H: 3 LOB: 1 BB: 0 P: 6 | R: 0 E: 0 K: 0 S: 3 | H: 1 LOB: 0 BB: 0 P: 3 | R: 0 E: 0 K: 0 S: 5 | H: 2 LOB: 3 BB: 1 P: 9 | R: 0 E: 0 K: 0 S: 3 | H: 0 LOB: 2 BB: 2 P: 11 | R: 0 E: 0 K: 1 S: 5 | H: 0 LOB: 0 BB: 0 P: 5 | R: 0 E: 0 K: 1 S: 6 | H: 1 LOB: 3 BB: 1 P: 11 | R: 0 E: 0 K: 1 S: 6 | H: 1 LOB: 3 BB: 1 P: 11 | 1B: 5 2B: 1 3B: 1 HR: 1 | SF: 0 SAC: 0 DP: 1 HBP: 1 | WP: 0 PB: 0 SB: 1 CS: 0 | PA: 36 |
| PITCHER | IP WLS BF H R ER SO BB IBB HBP BLK WP HR S P ERA WHIP | | | | | | | | | | | | | | | | | | | | | |
| Steve Busby, R ERA: 6.27 (1, 1) | 4.1 L 20 7 3 3 1 1 0 0 0 0 0 0 10 18 6.23 1.846 | | | | | | | | | | | | | | | | | | | | | |
| Bruce Dal Canton, R ERA: (5, 1) | 2.2 10 0 0 0 1 2 0 0 0 0 0 0 10 18 0.00 0.750 | | | | | | | | | | | | | | | | | | | | | |
| Tom Burgmeier, L ERA: (8, 1) | 1.0 6 1 0 0 1 1 0 1 0 0 0 0 6 11 0.00 2.000 | | | | | | | | | | | | | | | | | | | | | |

| Batter | 1 | 2 | 3 | 4 | 5 | 6 | 7 | 8 | 9 | AB | R | H | RBI | BB | SO | LOB | TOP | | | | |
|--|--|---------------------------------|------------------------------|---------------------------------|------------------------------|---------------------------------|------------------------------|---------------------------------|------------------------------|---------------------------------|------------------------------|---------------------------------|------------------------------|---------------------------------|------------------------------|---------------------------------|------------------------------|---------------------------------|----------------------------------|------------------------------------|--|
| Davey Nelson, R Vic Harris, S (1,4) (6,4) | 0-0 1-3 | | 0-0 E5 1B | | | 0-0 F9 | | 0-0 F3 1-2 | | 3 | 0 | 0 | 0 | 0 | 0 | 0 | | | | | |
| Toby Harrah, R Jim Mason, L (1,6) (8,6) | 0-0 F9 | | 0-0 1-3 1B | | | 4-0 BB | | 0-0 P6 | | 3 | 0 | 1 | 0 | 1 | 0 | 1 | | | | | |
| Mike Epstein, L (1,3) | 0-0 4-3 | | 0-0 4-1 | | | 0-0 F9 | | 1-0 HBP | | 3 | 0 | 0 | 0 | 0 | 0 | 3 | | | | | |
| Rico Carty, R Tom Grieve, R (1,7) (6,7) | | 0-0 1-3 | | 0-0 1-3 | | 0-0 L9 | | 0-3 K | | 3 | 0 | 0 | 0 | 0 | 0 | 1 | | | | | |
| Alex Johnson, R (1,10) | | 0-0 F9 | | 0-0 6-3 | | | 0-0 1-3 1B | | 0-0 6-3 | 4 | 0 | 1 | 0 | 0 | 0 | 0 | | | | | |
| Jeff Burroughs, R (1,9) | | 0-0 3B | | 0-0 6-3 | | | 0-0 F7 | | 0-0 HR | 4 | 1 | 2 | 1 | 0 | 0 | 1 | | | | | |
| Joe Lovitto, S (1,5) | | 0-0 1-3 | | | 0-0 6-3 | | 0-0 1-3 1-2 | | 0-0 5-3 | 4 | 0 | 0 | 0 | 0 | 0 | 2 | | | | | |
| Elliott Maddox, R (1,8) | | | 4-0 G6-4-3 BB | | 4-0 G6-4-3 BB | | 0-0 F8 | | 0-0 F7 | 2 | 0 | 0 | 0 | 2 | 0 | 1 | | | | | |
| Ken Suarez, R (1,2) | | | 0-0 G6-4-3 1-2 | | 0-0 G6-4-3 1-2 | | | 0-0 WP 1B | | 3 | 0 | 1 | 0 | 0 | 0 | 2 | | | | | |
| Inning Stats | R: 0 E: 0 K: 0 S: 3 | H: 0 LOB: 0 BB: 0 P: 3 | R: 0 E: 0 K: 0 S: 4 | H: 1 LOB: 1 BB: 0 P: 4 | R: 0 E: 1 K: 0 S: 4 | H: 1 LOB: 2 BB: 1 P: 8 | R: 0 E: 0 K: 0 S: 3 | H: 0 LOB: 0 BB: 0 P: 3 | R: 0 E: 0 K: 0 S: 2 | H: 0 LOB: 0 BB: 1 P: 6 | R: 0 E: 0 K: 0 S: 3 | H: 0 LOB: 1 BB: 0 P: 7 | R: 0 E: 0 K: 1 S: 4 | H: 1 LOB: 1 BB: 0 P: 4 | R: 0 E: 0 K: 1 S: 6 | H: 1 LOB: 2 BB: 0 P: 7 | R: 1 E: 0 K: 0 S: 4 | H: 1 LOB: 0 BB: 0 P: 4 | 1B: 3 2B: 0 3B: 1 HR: 1 | SF: 0 SAC: 0 DP: 2 HBP: 1 | WP: 1 PA: 35 PB: 0 SB: 0 CS: 0 |
| PITCHER Paul Splittorff, L ERA: 1.0 | IP: 9.0 WLS: W BF: 35 H: 5 R: 1 ER: 1 SO: 1 BB: 3 IBB: 0 HBP: 1 BLK: 0 WP: 1 HR: 1 S: 33 P: 46 ERA: 1.00 WHIP: 0.889 | | | | | | | | | | | | | | | | | | | | |

Texas Rangers @ Kansas City Royals
Royals Stadium, Kansas City, MO
Tue Apr 10 1973, 7:05 PM EST
Att: 39,464 - Unknown - 39 F

AB 31
R 1
H 5
RBI 1
BB 3
SO 1
LOB 14



| Batter | 1 | 2 | 3 | 4 | 5 | 6 | 7 | 8 | 9 | AB | R | H | RBI | BB | SO | LOB | BOTTOM | | | | |
|--|---|----------------------------------|------------------------------|---------------------------------|------------------------------|---------------------------------|------------------------------|----------------------------------|------------------------------|---------------------------------|------------------------------|---------------------------------|------------------------------|---------------------------------|------------------------------|---------------------------------|------------------------------|---------------------------------|----------------------------------|------------------------------------|--|
| Freddie Patek, R (1,6) | 0-0 BB | | | 0-0 2B | 0-0 F8 | | 0-3 K | | | 4 | 2 | 1 | 0 | 1 | 1 | 3 | | | | | |
| Cookie Rojas, R (1,4) | 4-0 1B 1-2 BB | 0-0 6-3 | | 0-0 F9 1B 2B | 0-0 6-3 | | 0-0 F8 | | | 4 | 2 | 1 | 1 | 1 | 0 | 0 | | | | | |
| Amos Otis, R (1,8) | 0-0 1B 1-2 2-3 SF4 | 0-0 4-3 2B | | 0-0 F9 2-3 | 0-0 HR 1B | | 0-0 F8 | | | 5 | 2 | 3 | 0 | 0 | 0 | 1 | | | | | |
| John Mayberry, L (1,3) | 0-0 SF4 E 1B | 0-0 4-3 | | 4-0 1B 1B IBB | 0-0 HR 1B | | 4-0 1B 2B BB | | | 3 | 4 | 2 | 4 | 2 | 0 | 1 | | | | | |
| Hal McRae, R Steve Hovley, L (1,9) (7,9) | 0-0 L5 | 0-3 K | | 0-0 E 1B SF9 1B | 0-0 F9 | | 0-0 2B 4-3 1B | | | 4 | 1 | 1 | 1 | 0 | 1 | 3 | | | | | |
| Lou Piniella, R Keith Marshall, R (1,7) (6,7) | 1-0 E 1B HBP | | 0-0 F7 | 0-0 SF9 1B | 0-0 E8 1B | 0-3 K | 0-0 4-3 2B | | | 2 | 0 | 1 | 1 | 0 | 0 | 0 | | | | | |
| Ed Kirkpatrick, L Kurt Bevacqua, R (1,10) (6,PH) | 0-0 SF4 | | 4-0 WP BB | 4-0 SF9 IBB | | 0-3 K | 0-0 4-3 | | | 0 | 0 | 0 | 1 | 2 | 0 | 0 | | | | | |
| Paul Schaal, R (1,5) | 4-0 E BB | | 0-0 P5 | 0-0 SF9 | 1-2 2-3 3-H | 0-3 K | 0-0 5-3 | | | 3 | 0 | 0 | 1 | 1 | 1 | 2 | | | | | |
| Jerry May, R (1,2) | 0-0 E6 | | 0-0 6-3 | 0-0 K | 0-0 F8 | | | | | 4 | 0 | 0 | 0 | 0 | 1 | 5 | | | | | |
| Inning Stats | R: 4 E: 1 K: 0 S: 6 | H: 2 LOB: 3 BB: 3 P: 19 | R: 0 E: 0 K: 1 S: 6 | H: 1 LOB: 1 BB: 0 P: 6 | R: 0 E: 0 K: 0 S: 3 | H: 0 LOB: 1 BB: 1 P: 7 | R: 4 E: 1 K: 1 S: 9 | H: 4 LOB: 2 BB: 2 P: 17 | R: 2 E: 0 K: 0 S: 5 | H: 2 LOB: 0 BB: 0 P: 5 | R: 0 E: 0 K: 3 S: 9 | H: 0 LOB: 0 BB: 0 P: 9 | R: 0 E: 0 K: 1 S: 5 | H: 0 LOB: 0 BB: 0 P: 5 | R: 2 E: 0 K: 0 S: 5 | H: 2 LOB: 1 BB: 1 P: 9 | R: 2 E: 0 K: 0 S: 5 | H: 2 LOB: 1 BB: 1 P: 9 | 1B: 6 2B: 4 3B: 0 HR: 1 | SF: 2 SAC: 0 DP: 0 HBP: 1 | WP: 1 PA: 44 PB: 0 SB: 1 CS: 0 |
| PITCHER Pete Broberg, R Bill Gogolewski, R Charlie Hudson, L Mike Paul, L (1,1) (4,1) (6,1) (7,1) | IP: 3.1 WLS: L BF: 23 H: 6 R: 8 ER: 7 SO: 1 BB: 4 IBB: 1 HBP: 0 BLK: 0 WP: 0 HR: 1 S: 19 P: 40 ERA: 18.90 WHIP: 3.000 | | | | | | | | | | | | | | | | | | | | |

Texas Rangers @ Kansas City Royals
Royals Stadium, Kansas City, MO
Tue Apr 10 1973, 7:05 PM EST
Att: 39,464 - Unknown - 39 F

AB 34
R 12
H 11
RBI 11
BB 7
SO 6
LOB 16



| Batter | 1 | 2 | 3 | 4 | 5 | 6 | 7 | 8 | 9 | AB | R | H | RBI | BB | SO | LOB | TOP | | | | | | | |
|---|------------------------------|-------------------------|------------------------------|---------------------------------|-------------------------------|----------------------------------|------------------------------|---------------------------------|------------------------------|---------------------------------|------------------------------|---------------------------------|------------------------------|---------------------------------|------------------------------|---------------------------------|------------------------------|----------------------------------|----------------------------------|------------------------------------|----------------------------------|--------|--|--|
| Davey Nelson, R OBP: 0.250, SLG: 0.222 | 0-3 K | | 0-0 1B E 2B | 0-0 SF9 | | | 0-0 2-3 | | 4-0 1B BB | 3 | 2 | 1 | 2 | 1 | 1 | 0 | | | | | | | | |
| Toby Harrah, R OBP: 0.333, SLG: 0.273 | 0-0 P4 | | 0-0 S 1B | 0-0 FC6-4 | | | 0-0 1-3 | | 0-0 6-3 | 5 | 0 | 1 | 0 | 0 | 0 | 3 | | | | | | | | |
| Mike Epstein, L OBP: 0.154, SLG: 0.083 | 0-0 G3 | | 0-3 K | | | | 0-0 F7 | | 0-0 1B | 5 | 0 | 1 | 1 | 0 | 2 | 1 | | | | | | | | |
| Rico Carty, R OBP: 0.083, SLG: 0.083 | | 0-3 K | 0-3 K | | | | 0-0 5-3 | | 0-0 F9 | 5 | 0 | 0 | 0 | 0 | 2 | 2 | | | | | | | | |
| Alex Johnson, R OBP: 0.333, SLG: 0.417 | | 0-0 F9 | | 0-0 5-3 | | | 0-0 1B | | 0-0 1B 2B | 4 | 1 | 2 | 0 | 0 | 0 | 0 | | | | | | | | |
| Jeff Burroughs, R OBP: 0.500, SLG: 0.900 | | 4-0 BB | | 0-0 1B 1B | | | 0-3 K | | 0-0 1B | 3 | 1 | 2 | 1 | 1 | 1 | 1 | | | | | | | | |
| Dick Billings, R OBP: 0.286, SLG: 0.167 | | 0-0 1-3 | | 0-0 1B 1B SF9 | | | 1-0 G4-6-3 HBP | | 0-0 F9 | 3 | 1 | 1 | 0 | 0 | 0 | 2 | | | | | | | | |
| Joe Lovitto, S OBP: 0.182, SLG: 0.182 | | | 0-0 G3 | 0-0 SF9 1B | | | 0-0 F7 | | 0-0 4-3 | 4 | 0 | 1 | 0 | 0 | 0 | 2 | | | | | | | | |
| Elliott Maddox, R OBP: 0.364, SLG: 0.222 | | | 0-0 2B 1B | 0-0 FC6-4 1B | | | 0-0 G4-6-3 | | 0-3 K | 4 | 1 | 2 | 1 | 0 | 1 | 1 | | | | | | | | |
| Inning Stats | R: 0 E: 0 K: 1 S: 5 | H: 0 LOB: 0 BB: 5 | R: 0 E: 0 K: 1 S: 5 | H: 0 LOB: 1 BB: 1 P: 9 | R: 2 E: 0 K: 2 S: 10 | H: 3 LOB: 1 BB: 0 P: 10 | R: 2 E: 0 K: 0 S: 7 | H: 4 LOB: 2 BB: 0 P: 7 | R: 0 E: 0 K: 2 S: 8 | H: 1 LOB: 1 BB: 0 P: 8 | R: 0 E: 0 K: 0 S: 3 | H: 0 LOB: 0 BB: 0 P: 3 | R: 0 E: 0 K: 0 S: 3 | H: 0 LOB: 0 BB: 0 P: 3 | R: 1 E: 0 K: 0 S: 5 | H: 2 LOB: 1 BB: 0 P: 5 | R: 1 E: 0 K: 1 S: 6 | H: 1 LOB: 1 BB: 1 P: 10 | 1B: 9 2B: 2 3B: 0 HR: 0 | SF: 1 SAC: 0 DP: 1 HBP: 1 | WP: 0 PB: 0 SB: 2 CS: 0 | PA: 40 | | |
| PITCHER | IP | WLS | BF | H | R | ER | SO | BB | IBB | HBP | BLK | WP | HR | S | P | ERA | WHIP | | | | | | | |
| Steve Busby, R ERA: 7.04 | 3.1 | | 18 | 7 | 4 | 3 | 4 | 1 | 0 | 0 | 0 | 0 | 0 | 25 | 29 | 8.10 | 2.400 | | | | | | | |
| Gene Garber, R ERA: 3.18 | 5.2 | W | 22 | 4 | 2 | 2 | 3 | 1 | 0 | 1 | 0 | 0 | 0 | 26 | 31 | 3.18 | 0.882 | | | | | | | |

Texas Rangers @ Kansas City Royals
 Royals Stadium, Kansas City, MO
 Wed Apr 11 1973, 7:05 PM EST
 Att: 8,581 - Unknown - 61 F

| | |
|-----|----|
| AB | 36 |
| R | 6 |
| H | 11 |
| RBI | 5 |
| BB | 2 |
| SO | 7 |
| LOB | 12 |



| Batter | 1 | 2 | 3 | 4 | 5 | 6 | 7 | 8 | 9 | AB | R | H | RBI | BB | SO | LOB | BOTTOM | | | | | | | |
|--|------------------------------|----------------------------------|------------------------------|----------------------------------|------------------------------|---------------------------------|-------------------------------|---------------------------------|------------------------------|---------------------------------|------------------------------|---------------------------------|------------------------------|---------------------------------|----------------------------------|------------------------------------|----------------------------------|--------|--|--|--|--|--|--|
| Freddie Patek, R OBP: 0.458, SLG: 0.556 | 4-0 3-1 HR BB | 0-0 1B SF8 | 0-0 SF8 | | | | 0-0 K | | 0-0 S 1B | 3 | 2 | 2 | 2 | 1 | 1 | 0 | | | | | | | | |
| Cookie Rojas, R OBP: 0.542, SLG: 0.714 | 4-0 1-2 HR BB | 0-0 BB 1B | 0-0 6-3 | | | | 0-0 1B | | 0-0 6-3 | 4 | 1 | 2 | 0 | 1 | 0 | 2 | | | | | | | | |
| Amos Otis, R OBP: 0.348, SLG: 0.524 | 0-0 1-2 2-3 | 4-0 FC6-4 BB | 0-0 2B | | | | 0-0 F7 | | 0-0 F7 | 4 | 0 | 1 | 0 | 1 | 0 | 3 | | | | | | | | |
| John Mayberry, L OBP: 0.417, SLG: 0.579 | 0-0 2H 3H HR | 0-3 K | 0-0 P6 | | | | 0-0 F2 | | 0-0 4-3 | 5 | 1 | 1 | 3 | 0 | 1 | 5 | | | | | | | | |
| Hal McRae, R OBP: 0.174, SLG: 0.364 | 0-0 1-3 | 0-0 SF8 | | 0-0 F8 | | | 0-0 P4 | | 0-0 F8 | 4 | 0 | 0 | 1 | 0 | 0 | 1 | | | | | | | | |
| Lou Piniella, R OBP: 0.300, SLG: 0.474 | 0-0 1B 2B | 0-0 FC6-4 | | 0-0 5-3 | | | 0-0 F9 | | | 4 | 1 | 1 | 0 | 0 | 0 | 2 | | | | | | | | |
| Gail Hopkins, L OBP: 0.833, SLG: 1.000 | 4-0 1B IBB | | 0-0 3B 2B | 0-3 K | | | 4-0 E SH1-3 1B BB | | | 2 | 2 | 1 | 0 | 2 | 1 | 0 | | | | | | | | |
| Paul Schaal, R OBP: 0.350, SLG: 0.294 | 0-0 1-3 2H 1B | | 0-0 3B 1B | | | | 0-0 F9 | | 0-0 SH1-3 | 3 | 1 | 2 | 1 | 0 | 0 | 0 | | | | | | | | |
| Jerry May, R OBP: 0.263, SLG: 0.294 | 0-3 K | | 0-0 1H 2H SF8 3B | | | | 0-0 6-3 | | 0-0 E5 1B | 4 | 1 | 1 | 2 | 0 | 1 | 3 | | | | | | | | |
| Inning Stats | R: 4 E: 0 K: 1 S: 8 | H: 3 LOB: 3 BB: 3 P: 20 | R: 1 E: 0 K: 1 S: 7 | H: 2 LOB: 2 BB: 1 P: 11 | R: 3 E: 0 K: 0 S: 7 | H: 4 LOB: 1 BB: 0 P: 7 | R: 0 E: 0 K: 1 S: 5 | H: 0 LOB: 0 BB: 0 P: 5 | R: 0 E: 0 K: 0 S: 4 | H: 1 LOB: 1 BB: 0 P: 4 | R: 1 E: 1 K: 0 S: 5 | H: 1 LOB: 2 BB: 1 P: 9 | R: 0 E: 0 K: 0 S: 3 | H: 0 LOB: 0 BB: 0 P: 3 | 1B: 6 2B: 3 3B: 1 HR: 1 | SF: 2 SAC: 1 DP: 0 HBP: 0 | WP: 0 PB: 0 SB: 2 CS: 0 | PA: 41 | | | | | | |
| PITCHER | IP | WLS | BF | H | R | ER | SO | BB | IBB | HBP | BLK | WP | HR | S | P | ERA | WHIP | | | | | | | |
| Don Stanhouse, R ERA: 45.0 | 1.0 | L | 12 | 5 | 5 | 5 | 1 | 3 | 1 | 0 | 0 | 0 | 0 | 10 | 26 | 45.00 | 8.000 | | | | | | | |
| Jim Merritt, L ERA: 9.0 | 2.0 | | 10 | 4 | 3 | 3 | 1 | 0 | 0 | 0 | 0 | 0 | 0 | 12 | 12 | 13.50 | 2.000 | | | | | | | |
| Bill Gogolewski, R ERA: 3.86 | 3.0 | | 10 | 1 | 0 | 0 | 2 | 0 | 0 | 0 | 0 | 0 | 0 | 14 | 14 | 0.00 | 0.333 | | | | | | | |
| Rich Hand, R ERA: | 2.0 | | 9 | 1 | 1 | 0 | 0 | 1 | 0 | 0 | 0 | 0 | 0 | 8 | 12 | 0.00 | 1.000 | | | | | | | |

Texas Rangers @ Kansas City Royals
 Royals Stadium, Kansas City, MO
 Wed Apr 11 1973, 7:05 PM EST
 Att: 8,581 - Unknown - 61 F

| | |
|-----|----|
| AB | 33 |
| R | 9 |
| H | 11 |
| RBI | 9 |
| BB | 5 |
| SO | 4 |
| LOB | 16 |



| Batter | 1 | 2 | 3 | 4 | 5 | 6 | 7 | 8 | 9 | AB | R | H | RBI | BB | SO | LOB | TOP | | | |
|--|------------------------------|----------------------------------|------------------------------|---------------------------------|------------------------------|---------------------------------|------------------------------|----------------------------------|------------------------------|---------------------------------|------------------------------|---------------------------------|------------------------------|--------------------------|------------------------------|---------------------------------|----------------------------------|------------------------------------|----------------------------------|--------|
| Vic Harris, S (1,4) | G3 | F4 | | K | | | 3-1 | F8 | | 5 | 0 | 0 | 0 | 0 | 1 | 4 | | | | |
| Toby Harrah, R (1,6) OBP: 0.294, SLG: 0.313 | 1B SF9 2B | F9 | | P6 | | | 4-3 | P6 | | 5 | 1 | 1 | 0 | 0 | 0 | 4 | | | | |
| Mike Epstein, L (1,3) OBP: 0.278, SLG: 0.250 | E SF9 BB 2-3 1B | | 3-1 | | | | | | G6-4-3 BB | 4 | 1 | 2 | 0 | 1 | 1 | 0 | | | | |
| Rico Carty, R (1,10) OBP: 0.059, SLG: 0.063 | SF9 | | K | | | | 1-3 | | G6-4-3 1-2 | 4 | 0 | 0 | 1 | 0 | 2 | 2 | | | | |
| Alex Johnson, R (1,7) OBP: 0.471, SLG: 0.563 Tom Grieve, R (9,7) | BB E BB | | | | | | | 1B BB 1B | 1-3 | 4 | 1 | 3 | 0 | 1 | 0 | 0 | | | | |
| Jeff Burroughs, R (1,9) OBP: 0.500, SLG: 0.769 | 1-2 2-3 BB | | K | | | | | BB BB 1-3 1B | | 3 | 0 | 1 | 0 | 1 | 2 | 2 | | | | |
| Dick Billings, R (1,2) OBP: 0.364, SLG: 0.125 | 1-2 2-3 3-H BB | | | S 1B BB | | | F8 | F9 | | 2 | 1 | 0 | 1 | 2 | 0 | 2 | | | | |
| Joe Lovitto, S (1,5) OBP: 0.200, SLG: 0.143 | F6 | | F8 | | | | 4-3 | BB 1-2 BB | | 3 | 0 | 0 | 0 | 1 | 0 | 4 | | | | |
| Elliott Maddox, R (1,8) OBP: 0.400, SLG: 0.250 | | K | | S 1B | | | 5-3 | 1-2 2-3 3-H BB | | 3 | 0 | 1 | 2 | 1 | 1 | 0 | | | | |
| Inning Stats | R: 2 E: 1 K: 0 S: 5 | H: 2 LOB: 3 BB: 3 P: 17 | R: 0 E: 0 K: 1 S: 5 | H: 0 LOB: 0 BB: 0 P: 5 | R: 0 E: 0 K: 2 S: 8 | H: 1 LOB: 1 BB: 0 P: 8 | R: 1 E: 0 K: 1 S: 6 | H: 1 LOB: 1 BB: 1 P: 10 | R: 0 E: 0 K: 0 S: 3 | H: 0 LOB: 0 BB: 0 P: 3 | R: 0 E: 0 K: 1 S: 6 | H: 1 LOB: 1 BB: 0 P: 6 | R: 0 E: 0 K: 0 S: 5 | H: 2 LOB: 2 BB: 13 | R: 0 E: 0 K: 0 S: 2 | H: 0 LOB: 0 BB: 1 P: 6 | 1B: 5 2B: 3 3B: 0 HR: 0 | SF: 1 SAC: 0 DP: 1 HBP: 0 | WP: 0 PB: 0 SB: 2 CS: 0 | PA: 41 |
| PITCHER | IP | WLS | BF | H | R | ER | SO | BB | IBB | HBP | BLK | WP | HR | S | P | ERA | WHIP | | | |
| Wayne Simpson, R (1,1) ERA: 4.5 | 7.0 | L | 33 | 8 | 4 | 4 | 7 | 4 | 0 | 0 | 0 | 0 | 0 | 43 | 59 | 5.14 | 1.714 | | | |
| Ken Wright, R (8,1) ERA: | 1.0 | | 5 | 0 | 0 | 0 | 0 | 2 | 0 | 0 | 0 | 0 | 0 | 3 | 11 | 0.00 | 2.000 | | | |
| Mike Jackson, L (9,1) ERA: | 1.0 | | 3 | 0 | 0 | 0 | 0 | 1 | 0 | 0 | 0 | 0 | 0 | 2 | 6 | 0.00 | 1.000 | | | |

Texas Rangers @ Kansas City Royals
Royals Stadium, Kansas City, MO
Thu Apr 12 1973, 7:05 PM EST
Alt. 9,345 - Unknown - 45 F

| | |
|-----|----|
| AB | 33 |
| R | 4 |
| H | 8 |
| RBI | 4 |
| BB | 7 |
| SO | 7 |
| LOB | 18 |



| Batter | 1 | 2 | 3 | 4 | 5 | 6 | 7 | 8 | 9 | AB | R | H | RBI | BB | SO | LOB | BOTTOM | | | | | |
|--|------------------------------|---------------------------------|------------------------------|---------------------------------|------------------------------|---------------------------------|------------------------------|---------------------------------|------------------------------|---------------------------------|------------------------------|---------------------------------|------------------------------|---------------------------------|------------------------------|---------------------------------|------------------------------|---------------------------------|----------------------------------|------------------------------------|----------------------------------|--------|
| Freddie Patek, R (1,6) OBP: 0.429, SLG: 0.500 | 6-3 | | F8 | | | F7 | | 1B | | 4 | 0 | 1 | 0 | 0 | 0 | 0 | | | | | | |
| Cookie Rojas, R (1,4) OBP: 0.500, SLG: 0.625 | F2 | | | 6-3 | | FC5-4 BB | | F7 | | 3 | 0 | 0 | 0 | 1 | 0 | 1 | | | | | | |
| Amos Otis, R (1,8) OBP: 0.333, SLG: 0.480 | 5-3 | | | BB 1B | | FC5-4 1-2 | | | 6-3 | 4 | 0 | 1 | 0 | 0 | 0 | 1 | | | | | | |
| John Mayberry, L (1,3) OBP: 0.429, SLG: 0.524 | | BB | | FC5-4 BB | | G3 | | G3 | | 2 | 0 | 0 | 0 | 2 | 0 | 1 | | | | | | |
| Hal McRae, R (1,9) OBP: 0.148, SLG: 0.308 | | F3 | | F9 | | | F7 | | 5-3 | 4 | 0 | 0 | 0 | 0 | 0 | 3 | | | | | | |
| Lou Piniella, R (1,7) OBP: 0.261, SLG: 0.409 | | L8 | | FC5-4 1-2 | | | F9 | | | 3 | 0 | 0 | 0 | 0 | 0 | 3 | | | | | | |
| Ed Kirkpatrick, L (1,10) OBP: 0.261, SLG: 0.409 | | G3 | | | 1-3 | | 4-3 | | | 3 | 0 | 0 | 0 | 0 | 0 | 1 | | | | | | |
| Paul Schaal, R (1,5) OBP: 0.348, SLG: 0.300 | | | F7 | | F9 | | | G4-6-3 1B | | 3 | 0 | 1 | 0 | 0 | 0 | 0 | | | | | | |
| Jerry May, R (1,2) OBP: 0.238, SLG: 0.263 Gail Hopkins, L (8,PH) OBP: 0.714, SLG: 0.750 Carl Taylor, R (9,2) | | | 4-3 | | 5-3 | | | G4-6-3 1-2 | | 2 | 0 | 0 | 0 | 0 | 0 | 0 | | | | | | |
| Inning Stats | R: 0 E: 0 K: 0 S: 3 | H: 0 LOB: 0 BB: 0 P: 3 | R: 0 E: 0 K: 0 S: 3 | H: 0 LOB: 1 BB: 1 P: 7 | R: 0 E: 0 K: 0 S: 3 | H: 0 LOB: 0 BB: 0 P: 3 | R: 0 E: 0 K: 0 S: 4 | H: 1 LOB: 2 BB: 1 P: 8 | R: 0 E: 0 K: 0 S: 3 | H: 0 LOB: 0 BB: 0 P: 3 | R: 0 E: 0 K: 0 S: 3 | H: 0 LOB: 1 BB: 1 P: 7 | R: 0 E: 0 K: 0 S: 3 | H: 0 LOB: 0 BB: 0 P: 3 | R: 0 E: 0 K: 0 S: 4 | H: 2 LOB: 1 BB: 0 P: 4 | R: 0 E: 0 K: 0 S: 3 | H: 0 LOB: 0 BB: 0 P: 3 | 1B: 3 2B: 0 3B: 0 HR: 0 | SF: 0 SAC: 0 DP: 1 HBP: 0 | WP: 0 PB: 0 SB: 0 CS: 0 | PA: 32 |
| PITCHER | IP | WLS | BF | H | R | ER | SO | BB | IBB | HBP | BLK | WP | HR | S | P | ERA | WHIP | | | | | |
| Dick Bosman, R (1,1) ERA: 1.15 | 9.0 | W | 32 | 3 | 0 | 0 | 0 | 3 | 0 | 0 | 0 | 0 | 0 | 29 | 41 | 0.00 | 0.667 | | | | | |

Texas Rangers @ Kansas City Royals
Royals Stadium, Kansas City, MO
Thu Apr 12 1973, 7:05 PM EST
Alt. 9,345 - Unknown - 45 F

| | |
|-----|----|
| AB | 29 |
| R | 0 |
| H | 3 |
| RBI | 0 |
| BB | 3 |
| SO | 0 |
| LOB | 11 |



| Batter | 1 | 2 | 3 | 4 | 5 | 6 | 7 | 8 | 9 | AB | R | H | RBI | BB | SO | LOB | TOP | | | | | |
|---|--|---------------------------------|------------------------------|---------------------------------|------------------------------|---------------------------------|------------------------------|---------------------------------|------------------------------|---------------------------------|------------------------------|---------------------------------|------------------------------|----------------------------------|------------------------------|---------------------------------|---|---------------------------------|----------------------------------|------------------------------------|----------------------------------|--------|
| Freddie Patek, R OBP: 0.421, SLG: 0.433 | L7 | | | E8 WP FC6-5 | | 6-3 | E8 | | | 4 | 0 | 0 | 0 | 0 | 0 | 1 | Kansas City Royals @ Chicago White Sox Comiskey Park, Chicago, IL Sat Apr 14 1973, 4:33 AM EST Att: 11,996 - Unknown - 56 F livebaseballscorecards.com | | | | | |
| Cookie Rojas, R OBP: 0.447, SLG: 0.529 | K | | | L9 | | | 1-3 | | | 4 | 0 | 1 | 0 | 0 | 1 | 3 | | | | | | |
| Amos Otis, R OBP: 0.351, SLG: 0.543 | 6-3 | | | FC6-5 WP PB 1B 2H | | L9 | | 5-3 | | 4 | 1 | 0 | 0 | 0 | 2 | | | | | | | |
| John Mayberry, L OBP: 0.405, SLG: 0.448 | | L8 | | | | F2 | | K | | 4 | 0 | 1 | 1 | 0 | 1 | 1 | | | | | | |
| Lou Piniella, R OBP: 0.258, SLG: 0.357 | K | | | | | | | 5-3 | | 4 | 0 | 0 | 0 | 0 | 2 | 1 | | | | | | |
| Kurt Bevacqua, R OBP: 0.273, SLG: 0.200 | 6-3 | | | | | | | | F9 | 4 | 1 | 0 | 0 | 0 | 0 | 0 | | | | | | |
| Paul Schaal, R OBP: 0.375, SLG: 0.296 | | | | G5-4-3 1B | | K | | 5-3 | | 3 | 1 | 1 | 0 | 1 | 1 | 0 | | | | | | |
| Keith Marshall, R OBP: 0.286, SLG: 0.429 | | | G5-4-3 1-2 | | P6 | | K | | P4 | 4 | 0 | 0 | 0 | 0 | 1 | 4 | | | | | | |
| Carl Taylor, R OBP: 0.273, SLG: 0.200 | 6-3 | | | | 6-3 | | | | | 2 | 0 | 0 | 0 | 1 | 0 | 1 | | | | | | |
| Inning Stats | R: 0 E: 0 K: 1 S: 5 | H: 0 LOB: 0 BB: 0 P: 5 | R: 0 E: 0 K: 0 S: 5 | H: 0 LOB: 0 BB: 0 P: 5 | R: 0 E: 0 K: 0 S: 3 | H: 1 LOB: 0 BB: 0 P: 3 | R: 1 E: 1 K: 1 S: 7 | H: 1 LOB: 1 BB: 0 P: 7 | R: 0 E: 0 K: 1 S: 6 | H: 0 LOB: 1 BB: 0 P: 6 | R: 0 E: 0 K: 0 S: 4 | H: 1 LOB: 1 BB: 0 P: 4 | R: 2 E: 2 K: 1 S: 7 | H: 0 LOB: 2 BB: 2 P: 15 | R: 0 E: 0 K: 1 S: 5 | H: 0 LOB: 0 BB: 0 P: 5 | R: 0 E: 0 K: 0 S: 3 | H: 0 LOB: 0 BB: 0 P: 3 | 1B: 3 2B: 0 3B: 0 HR: 0 | SF: 0 SAC: 0 DP: 1 HBP: 0 | WP: 2 PB: 2 SB: 0 CS: 0 | PA: 35 |
| PITCHER Wilbur Wood, L ERA: 1.52 | IP: 9.0 WLS: L BF: 35 H: 3 R: 3 ER: 0 SO: 6 BB: 2 IBB: 0 HBP: 0 BLK: 0 WP: 2 HR: 0 S: 45 P: 53 ERA: 0.00 WHIP: 0.556 | | | | | | | | | | | | | | | PITCHER | | | | | | |

| Batter | 1 | 2 | 3 | 4 | 5 | 6 | 7 | 8 | 9 | AB | R | H | RBI | BB | SO | LOB | BOTTOM | | | |
|--|--|---------------------------------|------------------------------|---------------------------------|------------------------------|---------------------------------|------------------------------|---------------------------------|------------------------------|---------------------------------|------------------------------|---------------------------------|------------------------------|---------------------------------|------------------------------|---------------------------------|---|------------------------------------|----------------------------------|--------|
| Johnny Jeter, R OBP: 0.444, SLG: 0.778 | F8 | | L7 | | | 5-3 | | | | 4 | 0 | 1 | 0 | 0 | 0 | 0 | Kansas City Royals @ Chicago White Sox Comiskey Park, Chicago, IL Sat Apr 14 1973, 4:33 AM EST Att: 11,996 - Unknown - 56 F livebaseballscorecards.com | | | |
| Carlos May, L OBP: 0.286, SLG: 0.250 | K | | | 4-3 | | | K | | 4-3 | 4 | 0 | 0 | 0 | 0 | 2 | 1 | | | | |
| Dick Allen, R OBP: 0.300, SLG: 0.632 | 5-3 | | | | G1-6-3 BB | | 1-3 | | | 2 | 0 | 0 | 0 | 1 | 0 | 0 | | | | |
| Bill Melton, R OBP: 0.350, SLG: 0.133 | | | | | G1-6-3 1-2 | | 6-3 | | | 2 | 0 | 0 | 0 | 1 | 0 | 1 | | | | |
| Ken Henderson, S OBP: 0.450, SLG: 0.563 | | G4-6-3 1-2 | | | | 1-3 | | P4 | | 3 | 0 | 0 | 0 | 0 | 0 | 1 | | | | |
| Mike Andrews, R OBP: 0.384, SLG: 0.400 | | | | | 1-6-3 | | | 4-3 | | 3 | 0 | 1 | 0 | 0 | 0 | 0 | | | | |
| Ed Herrmann, L OBP: 0.100, SLG: 0.105 | | | | | | 1-3 | | 6-3 | | 3 | 0 | 0 | 0 | 0 | 0 | 1 | | | | |
| Jorge Orta, L OBP: 0.412, SLG: 0.167 Hank Allen, R (9, PH) | | | 6-3 | | | | F7 | | K | 2 | 0 | 0 | 0 | 0 | 0 | 0 | | | | |
| Eddie Leon, R OBP: 0.176, SLG: 0.133 Rick Reichardt, R (9, PH) | | | 1-3 | | | | F8 | | F9 | 1 | 0 | 0 | 0 | 0 | 0 | 0 | | | | |
| Inning Stats | R: 0 E: 0 K: 1 S: 5 | H: 0 LOB: 0 BB: 0 P: 5 | R: 0 E: 0 K: 0 S: 3 | H: 1 LOB: 1 BB: 1 P: 7 | R: 0 E: 0 K: 0 S: 3 | H: 0 LOB: 0 BB: 0 P: 3 | R: 0 E: 0 K: 0 S: 2 | H: 0 LOB: 0 BB: 1 P: 6 | R: 0 E: 0 K: 0 S: 3 | H: 0 LOB: 0 BB: 0 P: 3 | R: 0 E: 0 K: 0 S: 5 | H: 0 LOB: 0 BB: 0 P: 5 | R: 0 E: 0 K: 0 S: 3 | H: 0 LOB: 0 BB: 0 P: 3 | R: 0 E: 0 K: 1 S: 6 | H: 1 LOB: 1 BB: 0 P: 6 | 1B: 2 2B: 0 3B: 0 HR: 0 | SF: 0 SAC: 0 DP: 2 HBP: 0 | WP: 0 PB: 0 SB: 0 CS: 0 | PA: 29 |
| PITCHER Paul Spittorf, L ERA: 0.5 | IP: 9.0 WLS: W BF: 29 H: 2 R: 0 ER: 0 SO: 3 BB: 2 IBB: 0 HBP: 0 BLK: 0 WP: 0 HR: 0 S: 33 P: 41 ERA: 0.00 WHIP: 0.444 | | | | | | | | | | | | | | | PITCHER | | | | |

| Batter | 1 | 2 | 3 | 4 | 5 | 6 | 7 | 8 | 9 | AB | R | H | RBI | BB | SO | LOB | TOP | | | | | | | | | | |
|--|------------------------------|---------------------------------|------------------------------|---------------------------------|------------------------------|----------------------------------|------------------------------|---------------------------------|------------------------------|----------------------------------|------------------------------|---------------------------------|------------------------------|----------------------------------|------------------------------|---------------------------------|---|------------------------------|---------------------------------|----------------------------------|------------------------------------|-------------------------|--------|--|--|--|--|
| Freddie Patek, R OBP: 0.442, SLG: 0.543 Bobby Floyd, R (7, PR) (7, 6) | | | | | | | | | | 5 | 1 | 3 | 3 | 0 | 1 | 3 | Kansas City Royals @ Chicago White Sox Comiskey Park, Chicago, IL Sun Apr 15 1973, 4:33 AM EST Att: 13,472 - Unknown - 71 F | | | | | | | | | | |
| Cookie Rojas, R OBP: 0.418, SLG: 0.500 | | | | | | | | | | 4 | 0 | 1 | 1 | 0 | 1 | 2 | | | | | | | | | | | |
| Amos Otis, R OBP: 0.333, SLG: 0.525 | | | | | | | | | | 5 | 1 | 1 | 0 | 0 | 0 | 1 | | | | | | | | | | | |
| John Mayberry, L OBP: 0.429, SLG: 0.576 | | | | | | | | | | 4 | 3 | 2 | 2 | 1 | 1 | 0 | | | | | | | | | | | |
| Hal McRae, R OBP: 0.250, SLG: 0.429 | | | | | | | | | | 2 | 3 | 1 | 2 | 2 | 0 | 0 | | | | | | | | | | | |
| Lou Piniella, R OBP: 0.257, SLG: 0.344 Steve Hovley, L OBP: 0.286, SLG: 0.286 | | | | | | | | | | 4 | 0 | 1 | 0 | 0 | 0 | 3 | | | | | | | | | | | |
| Ed Kirkpatrick, L OBP: 0.476, SLG: 0.571 | | | | | | | | | | 5 | 2 | 2 | 3 | 0 | 1 | 2 | | | | | | | | | | | |
| Paul Schaal, R OBP: 0.432, SLG: 0.310 | | | | | | | | | | 2 | 2 | 1 | 0 | 3 | 1 | 0 | | | | | | | | | | | |
| Carl Taylor, R OBP: 0.313, SLG: 0.333 | | | | | | | | | | 5 | 0 | 2 | 1 | 0 | 1 | 5 | | | | | | | | | | | |
| Inning Stats | R: 3 E: 0 K: 0 S: 5 | H: 2 LOB: 0 BB: 1 P: 9 | R: 2 E: 1 K: 1 S: 7 | H: 3 LOB: 1 BB: 0 P: 7 | R: 4 E: 0 K: 1 S: 9 | H: 4 LOB: 1 BB: 1 P: 13 | R: 1 E: 0 K: 0 S: 4 | H: 2 LOB: 0 BB: 0 P: 4 | R: 0 E: 0 K: 1 S: 6 | H: 1 LOB: 2 BB: 1 P: 10 | R: 0 E: 0 K: 1 S: 5 | H: 0 LOB: 0 BB: 0 P: 5 | R: 2 E: 0 K: 2 S: 9 | H: 2 LOB: 2 BB: 2 P: 17 | R: 0 E: 0 K: 0 S: 3 | H: 0 LOB: 1 BB: 0 P: 4 | | R: 0 E: 1 K: 0 S: 3 | H: 0 LOB: 1 BB: 0 P: 7 | 1B: 7 2B: 3 3B: 0 HR: 4 | SF: 1 SAC: 0 DP: 2 HBP: 1 | WP: 0 PB: 0 CS: 0 | PA: 46 | | | | |
| PITCHER | IP | WLS | BF | H | R | ER | SO | BB | IBB | HBP | BLK | WP | HR | S | P | ERA | WHIP | | | | | | | | | | |
| Stan Bahnsen, R ERA: 7.27 | 1.1 | L | 10 | 5 | 5 | 5 | 1 | 1 | 0 | 0 | 0 | 0 | 2 | 11 | 15 | 33.75 | 4.500 | | | | | | | | | | |
| Rich Gossage, R ERA: 27.0 | 1.0 | | 6 | 3 | 4 | 4 | 0 | 1 | 0 | 0 | 0 | 0 | 1 | 5 | 9 | 36.00 | 4.000 | | | | | | | | | | |
| Steve Stone, R ERA: 7.0 | 3.2 | | 15 | 4 | 1 | 1 | 3 | 1 | 0 | 0 | 0 | 0 | 1 | 20 | 24 | 2.46 | 1.364 | | | | | | | | | | |
| Cy Acosta, R ERA: 9.0 | 2.0 | | 11 | 2 | 2 | 2 | 2 | 2 | 0 | 1 | 0 | 0 | 0 | 12 | 21 | 9.00 | 2.000 | | | | | | | | | | |
| Terry Forster, L ERA: | 1.0 | | 4 | 0 | 0 | 0 | 0 | 1 | 0 | 0 | 0 | 0 | 0 | 3 | 7 | 0.00 | 1.000 | | | | | | | | | | |

| Batter | 1 | 2 | 3 | 4 | 5 | 6 | 7 | 8 | 9 | AB | R | H | RBI | BB | SO | LOB | BOTTOM | | | | | | | | | | |
|--|------------------------------|----------------------------------|------------------------------|---------------------------------|------------------------------|---------------------------------|------------------------------|---------------------------------|------------------------------|---------------------------------|------------------------------|---------------------------------|-------------------------------|----------------------------------|------------------------------|---------------------------------|---|------------------------------|---------------------------------|----------------------------------|------------------------------------|-------------------------|--------|--|--|--|--|
| Pat Kelly, L OBP: 0.526, SLG: 0.500 | | | | | | | | | | 5 | 0 | 4 | 1 | 0 | 1 | 0 | Kansas City Royals @ Chicago White Sox Comiskey Park, Chicago, IL Sun Apr 15 1973, 4:33 AM EST Att: 13,472 - Unknown - 71 F | | | | | | | | | | |
| Mike Andrews, R OBP: 0.375, SLG: 0.357 | | | | | | | | | | 4 | 0 | 1 | 1 | 1 | 1 | 4 | | | | | | | | | | | |
| Dick Allen, R OBP: 0.280, SLG: 0.542 | | | | | | | | | | 5 | 0 | 1 | 0 | 0 | 2 | 4 | | | | | | | | | | | |
| Carlos May, L OBP: 0.231, SLG: 0.200 | | | | | | | | | | 5 | 0 | 0 | 0 | 0 | 2 | 6 | | | | | | | | | | | |
| Ken Henderson, S OBP: 0.458, SLG: 0.526 | | | | | | | | | | 3 | 2 | 1 | 0 | 1 | 0 | 0 | | | | | | | | | | | |
| Bill Melton, R OBP: 0.333, SLG: 0.316 | | | | | | | | | | 4 | 1 | 1 | 2 | 0 | 0 | 1 | | | | | | | | | | | |
| Ed Herrmann, L OBP: 0.130, SLG: 0.136 Luis Alvarado, R (7, PR) Chuck Brinkman, R (8, 2) | | | | | | | | | | 3 | 0 | 1 | 0 | 0 | 0 | 0 | | | | | | | | | | | |
| Jorge Orta, L OBP: 0.429, SLG: 0.375 | | | | | | | | | | 4 | 1 | 2 | 1 | 0 | 0 | 1 | | | | | | | | | | | |
| Eddie Leon, R OBP: 0.143, SLG: 0.105 | | | | | | | | | | 4 | 1 | 0 | 0 | 0 | 1 | 3 | | | | | | | | | | | |
| Inning Stats | R: 0 E: 0 K: 3 S: 9 | H: 0 LOB: 1 BB: 1 P: 13 | R: 0 E: 0 K: 0 S: 3 | H: 0 LOB: 0 BB: 0 P: 3 | R: 0 E: 0 K: 0 S: 4 | H: 2 LOB: 1 BB: 0 P: 4 | R: 0 E: 0 K: 1 S: 5 | H: 0 LOB: 0 BB: 0 P: 5 | R: 0 E: 0 K: 0 S: 3 | H: 0 LOB: 0 BB: 0 P: 3 | R: 0 E: 0 K: 1 S: 7 | H: 2 LOB: 2 BB: 0 P: 7 | R: 4 E: 1 K: 1 S: 10 | H: 4 LOB: 2 BB: 1 P: 14 | R: 1 E: 0 K: 0 S: 5 | H: 2 LOB: 1 BB: 0 P: 5 | | R: 0 E: 0 K: 1 S: 6 | H: 1 LOB: 1 BB: 0 P: 6 | 1B: 9 2B: 0 3B: 1 HR: 1 | SF: 0 SAC: 0 DP: 1 HBP: 0 | WP: 1 PB: 0 CS: 0 | PA: 40 | | | | |
| PITCHER | IP | WLS | BF | H | R | ER | SO | BB | IBB | HBP | BLK | WP | HR | S | P | ERA | WHIP | | | | | | | | | | |
| Steve Busby, R ERA: 5.52 | 7.0 | | 31 | 8 | 4 | 3 | 6 | 2 | 0 | 0 | 0 | 0 | 1 | 41 | 49 | 3.86 | 1.429 | | | | | | | | | | |
| Tom Burgmeier, L ERA: 3.0 | 2.0 | S | 9 | 3 | 1 | 1 | 1 | 0 | 0 | 0 | 0 | 1 | 0 | 11 | 11 | 4.50 | 1.500 | | | | | | | | | | |



| Batter | 1 | 2 | 3 | 4 | 5 | 6 | 7 | 8 | 9 | 10 | 11 | 12 | 13 | 14 | AB | R | H | RBI | BB | SO | LOB | TOP | | | | | | | | |
|--|------------------------------|---------------------------------|------------------------------|---------------------------------|------------------------------|---------------------------------|------------------------------|---------------------------------|------------------------------|---------------------------------|------------------------------|---------------------------------|------------------------------|----------------------------------|------------------------------|---------------------------------|------------------------------|---------------------------------|------------------------------|---------------------------------|------------------------------|---------------------------------|------------------------------|---------------------------------|------------------------------|---------------------------------|----------------------------------|------------------------------------|----------------------------------|--------|
| Bert Campaneris, R OBP: 0.214, SLG: 0.154 (1, 6) | 1-3 | | 1B | | 6-3 | | P6 | | 1-3 | | | FC1-6 BB | | | 5 | 0 | 1 | 1 | 1 | 0 | 1 | | | | | | | | | |
| Bill North, S OBP: 0.286, SLG: 0.269 (1, 10) | 4-3 | | 4-3 | | 6-3 | | F8 | | 5-3 | | | FC1-6 1-2 | | | 6 | 0 | 0 | 0 | 0 | 0 | 2 | | | | | | | | | |
| Joe Rudi, R OBP: 0.194, SLG: 0.265 (1, 7) | L3 | | | | 6-3 | | K | | K | | | L8 1-2 | | | 6 | 1 | 1 | 0 | 0 | 2 | 1 | | | | | | | | | |
| Reggie Jackson, L OBP: 0.444, SLG: 0.727 (1, 9) | | 4-3 | | | P6 | | | | | | | | | K | 6 | 1 | 3 | 0 | 0 | 1 | 1 | | | | | | | | | |
| Sal Bando, R OBP: 0.382, SLG: 0.536 (1, 5) | | G6-4-3 BB | | | 6-3 | | 2B | | 1B | | | | | | 5 | 0 | 3 | 1 | 1 | 0 | 2 | | | | | | | | | |
| Gene Tenace, R OBP: 0.353, SLG: 0.517 (1, 3) (3, 2) | | G6-4-3 | | | 4-3 | | 1B | | | | | | | G6-4-3 1B | 5 | 1 | 1 | 1 | 1 | 1 | 3 | | | | | | | | | |
| Billy Conigliaro, R OBP: 0.269, SLG: 0.333 (8, PH) | | | 4-3 | | 1-3 | | SF8 | | 5-3 | | | F9 | | | 2 | 0 | 0 | 1 | 0 | 0 | 1 | | | | | | | | | |
| Gonzalo Marquez, L OBP: 0.444, SLG: 0.656 (8, PH) | | | | | | | | | | | | | | | 1 | 0 | 0 | 0 | 0 | 0 | 2 | | | | | | | | | |
| Angel Mangual, R OBP: 0.231, SLG: 0.538 (8, 8) | | | | | | | | | | | | | | | 2 | 0 | 0 | 0 | 0 | 0 | 0 | | | | | | | | | |
| Ray Fosse, R OBP: 0.276, SLG: 0.310 (1, 2) | | | | | L3 | | | | F7 | | | L7 | | | 1 | 1 | 1 | 0 | 0 | 0 | 0 | | | | | | | | | |
| Mike Hegan, L OBP: 0.286, SLG: 0.167 (3, 3) | | | 4-3 1B | | | | G3 1B | | | | | | | | 5 | 0 | 1 | 0 | 0 | 0 | 0 | | | | | | | | | |
| Ted Kubiak, S OBP: 0.269, SLG: 0.240 (1, 4) | | | 4-3 | | 4-3 | | G3 | | F8 | | | L1 | | | 6 | 0 | 0 | 0 | 0 | 0 | 2 | | | | | | | | | |
| Inning Stats | R: 0 E: 0 K: 0 S: 3 | H: 0 LOB: 0 BB: 0 P: 3 | R: 0 E: 0 K: 0 S: 2 | H: 0 LOB: 0 BB: 1 P: 6 | R: 1 E: 0 K: 0 S: 5 | H: 2 LOB: 1 BB: 0 P: 5 | R: 1 E: 0 K: 0 S: 5 | H: 2 LOB: 1 BB: 0 P: 5 | R: 0 E: 0 K: 0 S: 4 | H: 1 LOB: 1 BB: 0 P: 4 | R: 1 E: 0 K: 0 S: 5 | H: 2 LOB: 2 BB: 1 P: 5 | R: 1 E: 0 K: 1 S: 7 | H: 2 LOB: 2 BB: 1 P: 11 | R: 0 E: 0 K: 0 S: 3 | H: 0 LOB: 0 BB: 0 P: 3 | R: 0 E: 0 K: 1 S: 5 | H: 0 LOB: 0 BB: 0 P: 5 | R: 0 E: 0 K: 1 S: 5 | H: 0 LOB: 0 BB: 0 P: 5 | R: 0 E: 0 K: 0 S: 3 | H: 1 LOB: 0 BB: 0 P: 5 | R: 0 E: 0 K: 0 S: 3 | H: 0 LOB: 0 BB: 0 P: 3 | R: 0 E: 0 K: 0 S: 3 | H: 0 LOB: 0 BB: 0 P: 3 | 1B: 6 2B: 5 3B: 0 HR: 0 | SF: 1 SAC: 0 DP: 2 HBP: 0 | WP: 1 PB: 0 SB: 1 CS: 0 | PA: 54 |
| PITCHER | IP | WLS | BF | H | R | ER | SO | BB | IBB | HBP | BLK | WP | HR | S | P | ERA | WHIP | | | | | | | | | | | | | |
| Wayne Simpson, R ERA: 4.56 (1, 1) | 7.2 | | 32 | 9 | 4 | 4 | 1 | | | | | | | | | 4.70 | 1.304 | | | | | | | | | | | | | |
| Gene Garber, R ERA: 1.5 (8, 1) | 6.1 | W | 22 | 2 | 0 | 0 | 3 | 1 | 1 | 0 | 0 | 0 | 0 | 26 | 34 | 0.00 | 0.474 | | | | | | | | | | | | | |

Oakland Athletics @ Kansas City Royals
Royals Stadium, Kansas City, MO
Tue Apr 17 1973, 7:05 PM EST
Att: 22,119 - Unknown - 62 F

| | |
|-----|----|
| AB | 50 |
| R | 4 |
| H | 11 |
| RBI | 4 |
| BB | 3 |
| SO | 4 |
| LOB | 15 |



| Batter | 1 | 2 | 3 | 4 | 5 | 6 | 7 | 8 | 9 | 10 | 11 | 12 | 13 | 14 | AB | R | H | RBI | BB | SO | LOB | BOTTOM | | | | | | |
|--|------------------------------|---------------------------------|------------------------------|---------------------------------|------------------------------|---------------------------------|------------------------------|---------------------------------|------------------------------|---------------------------------|------------------------------|----------------------------------|------------------------------|---------------------------------|------------------------------|----------------------------------|------------------------------|---------------------------------|------------------------------|---------------------------------|------------------------------|---------------------------------|------------------------------|----------------------------------|----------------------------------|------------------------------------|----------------------------------|--------|
| Freddie Patek, R OBP: 0.420, SLG: 0.500 (1, 6) | F8 | | F8 | | E7 1B | | F8 1-2 2-3 | | F3 | | 5-3 | | | | 7 | 1 | 2 | 0 | 0 | 0 | 3 | | | | | | | |
| Cookie Rojas, R OBP: 0.420, SLG: 0.823 (1, 4) | 4-3 BLK HBP | | SF8 2B | | F8 | | 1B 2B | | K | | | 6-3 | | F3 | 6 | 1 | 2 | 2 | 0 | 1 | 2 | | | | | | | |
| Amos Otis, R OBP: 0.347, SLG: 0.511 (1, 8) | 4-3 | | SF8 | | 4-3 | | 1B 1B | | | | K | | | | 5 | 0 | 2 | 2 | 1 | 1 | 2 | | | | | | | |
| John Mayberry, L OBP: 0.429, SLG: 0.526 (1, 3) | 4-3 | | F7 | | | | 1B | | 4-3 | | | | | | 5 | 0 | 1 | 0 | 2 | 1 | 4 | | | | | | | |
| Hal McRae, R OBP: 0.282, SLG: 0.394 (1, 9) | | | | | F8 | | P4 P6 | | | | | | | F8 | 5 | 0 | 1 | 1 | 0 | 0 | 5 | | | | | | | |
| Lou Piniella, R OBP: 0.268, SLG: 0.351 (1, 7) | | | | | F8 | | G6-4-3 | | 5-3 | | | | | F9 | 5 | 0 | 1 | 0 | 1 | 0 | 3 | | | | | | | |
| Paul Schaal, R OBP: 0.419, SLG: 0.314 (1, 5) | | | | | | | | | | | | | | | 6 | 1 | 2 | 0 | 0 | 3 | 3 | | | | | | | |
| Fran Healy, R OBP: 0.250, SLG: 0.182 (7, PH) | | | | | | | | | | | | | | | 2 | 0 | 0 | 0 | 0 | 2 | 2 | | | | | | | |
| Kurt Bevacqua, R OBP: 0.250, SLG: 0.182 (7, PH) | | | | | | | | | | | | | | | 1 | 0 | 0 | 0 | 0 | 1 | 1 | | | | | | | |
| Ed Kirkpatrick, L OBP: 0.417, SLG: 0.471 (8, PH) | | | | | | | | | | | | | | | 3 | 0 | 0 | 0 | 0 | 0 | 0 | | | | | | | |
| Carl Taylor, R OBP: 0.368, SLG: 0.313 (1, 2) | | | | | | | | | | | | | | | 1 | 2 | 0 | 0 | 2 | 0 | 0 | | | | | | | |
| Steve Hovley, L OBP: 0.250, SLG: 0.250 (9, PH) | | | | | | | | | | | | | | | 1 | 0 | 0 | 0 | 0 | 0 | 0 | | | | | | | |
| Jerry May, R OBP: 0.217, SLG: 0.238 (10, 2) | | | | | | | | | | | | | | | 2 | 0 | 0 | 0 | 0 | 0 | 0 | | | | | | | |
| Inning Stats | R: 0 E: 0 K: 0 S: 3 | H: 0 LOB: 1 BB: 0 P: 4 | R: 0 E: 0 K: 2 S: 7 | H: 1 LOB: 1 BB: 0 P: 8 | R: 1 E: 0 K: 0 S: 4 | H: 1 LOB: 1 BB: 1 P: 8 | R: 0 E: 0 K: 1 S: 6 | H: 1 LOB: 1 BB: 0 P: 6 | R: 0 E: 0 K: 0 S: 4 | H: 0 LOB: 0 BB: 0 P: 5 | R: 0 E: 0 K: 1 S: 9 | H: 4 LOB: 2 BB: 1 P: 13 | R: 0 E: 0 K: 1 S: 5 | H: 0 LOB: 0 BB: 0 P: 5 | R: 0 E: 0 K: 2 S: 7 | H: 0 LOB: 0 BB: 0 P: 12 | R: 0 E: 0 K: 0 S: 3 | H: 0 LOB: 2 BB: 1 P: 8 | R: 0 E: 0 K: 0 S: 3 | H: 0 LOB: 0 BB: 0 P: 3 | R: 0 E: 0 K: 1 S: 3 | H: 0 LOB: 0 BB: 0 P: 3 | R: 1 E: 0 K: 1 S: 6 | H: 2 LOB: 2 BB: 1 P: 10 | 1B: 8 2B: 3 3B: 0 HR: 0 | SF: 1 SAC: 0 DP: 1 HBP: 3 | WP: 0 PB: 0 SB: 0 CS: 1 | PA: 59 |
| PITCHER | IP | WLS | BF | H | R | ER | SO | BB | IBB | HBP | BLK | WP | HR | S | P | ERA | WHIP | | | | | | | | | | | |
| Vida Blue, L ERA: 3.45 (1, 1) | 6.2 | | 31 | 8 | 4 | 4 | 4 | | | | | | | | | 5.40 | 1.650 | | | | | | | | | | | |
| Rollie Fingers, R ERA: 2.89 (7, 1) | 5.1 | | 20 | 1 | 0 | 0 | 4 | 2 | 0 | 1 | 0 | 0 | 0 | 25 | 34 | 0.00 | 0.562 | | | | | | | | | | | |
| Horacio Pina, R ERA: 3.86 (13, 1) | 1.2 | L | 8 | 2 | 1 | 1 | 1 | 1 | 0 | 0 | 0 | 0 | 0 | 9 | 13 | 5.40 | 1.800 | | | | | | | | | | | |

Oakland Athletics @ Kansas City Royals
Royals Stadium, Kansas City, MO
Tue Apr 17 1973, 7:05 PM EST
Att: 22,119 - Unknown - 62 F

| | |
|-----|----|
| AB | 49 |
| R | 5 |
| H | 11 |
| RBI | 5 |
| BB | 6 |
| SO | 9 |
| LOB | 25 |



| Batter | 1 | 2 | 3 | 4 | 5 | 6 | 7 | 8 | 9 | AB | R | H | RBI | BB | SO | LOB | TOP | | | | | | | | |
|---|-------------------------------|----------------------------------|------------------------------|----------------------------------|------------------------------|----------------------------------|------------------------------|---------------------------------|------------------------------|----------------------------------|------------------------------|---------------------------------|------------------------------|----------------------------------|------------------------------|---------------------------------|---|---------------------------------|-----------------------------------|------------------------------------|----------------------------------|--------|--|--|--|
| Bert Campaneris, R (1, 6) OBP: 0.211, SLG: 0.222 | 0-3 K | 0-0 F8 | | 0-0 6-3 | | 0-0 2B | | 0-0 6-3 | | 5 | 0 | 1 | 0 | 0 | 1 | 2 | Oakland Athletics @ Kansas City Royals Royals Stadium, Kansas City, MO Wed Apr 18, 1973, 7:05 PM EST Att: 17,717 - Unknown - 69 F | | | | | | | | |
| Bill North, S (1, 10) OBP: 0.303, SLG: 0.267 | 0-0 S 1B | 4-0 1B BB | | 0-0 G3 | | 0-0 L6 | | 0-3 K | | 4 | 0 | 1 | 0 | 1 | 1 | 2 | | | | | | | | | |
| Joe Rudi, R (1, 7) OBP: 0.195, SLG: 0.256 | 0-3 K | 0-0 1B | | 0-0 2-3 | | 0-0 5-3 | | 0-0 B2 | | 5 | 0 | 1 | 2 | 0 | 1 | 3 | | | | | | | | | |
| Reggie Jackson, L (1, 9) OBP: 0.439, SLG: 0.676 | 0-3 K | 0-0 F9 | | | 0-0 4-3 | | 4-0 CS S BB | | 0-0 HR 1B | 4 | 1 | 1 | 0 | 1 | 1 | 3 | | | | | | | | | |
| Sal Bando, R (1, 5) OBP: 0.410, SLG: 0.500 | | 0-0 F3 | | 4-0 S BB | | 4-0 CS BB | | 4-0 FC6-4 BB 1B BB | | 0-3 K | 2 | 1 | 0 | 0 | 3 | 1 | | | | | | | | | |
| Gene Tenace, R (1, 3) OBP: 0.410, SLG: 0.625 | | 0-0 1B 1B | | 0-3 K | | 4-0 BB | | 4-0 FC6-4 BB | | 0-0 HR | 3 | 2 | 2 | 2 | 2 | 1 | | | | | | | | | |
| Mike Hegan, L (9, 3) OBP: 0.286, SLG: 0.167 | | 0-0 1B 1B | | 1-2 K | | 1-2 BB | | 1-2 BB | | 1-H HR | 0 | 0 | 0 | 0 | 0 | 0 | | | | | | | | | |
| Angel Mangual, R (1, 8) OBP: 0.278, SLG: 0.500 | | 0-0 1B 1B | | 0-0 5-3 | | 0-0 4-3 | | 0-0 FC6-4 1B | | 0-0 1B | 5 | 1 | 2 | 0 | 0 | 4 | | | | | | | | | |
| Ray Fosse, R (1, 2) OBP: 0.324, SLG: 0.333 | | 0-0 BB 1B 1B | | 4-0 IBB | | 0-0 P4 | | 0-0 P3 | | 0-0 P3 | 4 | 1 | 2 | 2 | 1 | 0 | 1 | | | | | | | | |
| Dick Green, R (1, 4) OBP: 0.176, SLG: 0.188 | | 0-0 1B 1B | | 0-0 F7 | | 0-0 2B 1B | | 0-0 6-3 | | 0-0 G3 | 3 | 1 | 2 | 1 | 0 | 0 | 2 | | | | | | | | |
| Gonzalo Marquez, L (7, PH) OBP: 0.400, SLG: 0.500 | | 1-2 2-H BB 1B | | | | | | | | 1 | 0 | 0 | 0 | 0 | 0 | 2 | | | | | | | | | |
| Ted Kubiak, S (7, 4) OBP: 0.259, SLG: 0.231 | | 1-2 2-H BB 1B | | | | | | | | 1 | 0 | 0 | 0 | 0 | 0 | 1 | | | | | | | | | |
| Inning Stats | R: 0 E: 0 K: 3 S: 10 | H: 1 LOB: 1 BB: 0 P: 10 | R: 4 E: 0 K: 0 S: 8 | H: 5 LOB: 2 BB: 1 P: 12 | R: 0 E: 0 K: 1 S: 5 | H: 0 LOB: 2 BB: 2 P: 13 | R: 0 E: 0 K: 0 S: 3 | H: 0 LOB: 0 BB: 0 P: 3 | R: 0 E: 0 K: 0 S: 2 | H: 0 LOB: 1 BB: 2 P: 10 | R: 0 E: 0 K: 0 S: 5 | H: 2 LOB: 2 BB: 0 P: 5 | R: 1 E: 0 K: 0 S: 3 | H: 1 LOB: 2 BB: 3 P: 15 | R: 0 E: 0 K: 1 S: 5 | H: 0 LOB: 0 BB: 0 P: 5 | R: 2 E: 0 K: 1 S: 8 | H: 3 LOB: 1 BB: 0 P: 8 | 1B: 10 2B: 1 3B: 0 HR: 1 | SF: 0 SAC: 0 DP: 0 HBP: 0 | WP: 0 PB: 0 SB: 3 CS: 2 | PA: 45 | | | |
| PITCHER | IP | WLS | BF | H | R | ER | SO | BB | IBB | HBP | BLK | WP | HR | S | P | ERA | WHIP | | | | | | | | |
| Dick Drago, R (1, 1) ERA: 6.6 | 1.2 | | 12 | 6 | 4 | 4 | 3 | 1 | 0 | 0 | 0 | 0 | 0 | 17 | 21 | 21.60 | 4.200 | | | | | | | | |
| Mike Jackson, L (2, 1) ERA: | 3.2 | | 16 | 2 | 0 | 0 | 1 | 3 | 1 | 0 | 0 | 0 | 0 | 14 | 30 | 0.00 | 1.364 | | | | | | | | |
| Bruce Dal Canton, R (6, 1) ERA: 4.09 | 3.2 | L | 17 | 4 | 3 | 3 | 2 | 3 | 0 | 0 | 0 | 0 | 1 | 18 | 30 | 7.36 | 1.909 | | | | | | | | |

| | |
|-----|----|
| AB | 37 |
| R | 7 |
| H | 12 |
| RBI | 7 |
| BB | 8 |
| SO | 6 |
| LOB | 22 |



| Batter | 1 | 2 | 3 | 4 | 5 | 6 | 7 | 8 | 9 | AB | R | H | RBI | BB | SO | LOB | BOTTOM | | | | | | | | |
|--|------------------------------|---------------------------------|------------------------------|----------------------------------|------------------------------|---------------------------------|------------------------------|---------------------------------|------------------------------|----------------------------------|------------------------------|---------------------------------|------------------------------|---------------------------------|------------------------------|---------------------------------|---|---------------------------------|----------------------------------|------------------------------------|----------------------------------|--------|--|--|--|
| Freddie Patek, R (1, 6) OBP: 0.407, SLG: 0.478 | 0-0 CS 1B | | 0-0 P6 | | 0-0 P3 | | 0-0 6-3 | | | 4 | 0 | 1 | 0 | 0 | 0 | 1 | Oakland Athletics @ Kansas City Royals Royals Stadium, Kansas City, MO Wed Apr 18, 1973, 7:05 PM EST Att: 17,717 - Unknown - 69 F | | | | | | | | |
| Cookie Rojas, R (1, 4) OBP: 0.426, SLG: 0.604 | 0-0 F9 | | 0-0 HR | | 0-0 E2 2B | | 0-0 1-3 | | | 4 | 2 | 2 | 1 | 0 | 0 | 1 | | | | | | | | | |
| Amos Otis, R (1, 8) OBP: 0.321, SLG: 0.469 | 0-0 F8 | | 0-0 L8 | | 0-3 K | | 0-0 4-3 | | | 4 | 0 | 0 | 0 | 0 | 1 | 0 | | | | | | | | | |
| John Mayberry, L (1, 3) OBP: 0.434, SLG: 0.500 | | 4-0 BB HR BB | 0-0 F9 | | 4-0 BB | | 0-0 1-3 | | | 2 | 1 | 0 | 0 | 2 | 0 | 0 | | | | | | | | | |
| Hal McRae, R (1, 9) OBP: 0.279, SLG: 0.361 | | 0-3 K | | 1-0 HBP | | 0-3 K | | 0-0 6-3 | | 3 | 0 | 0 | 0 | 0 | 2 | 2 | | | | | | | | | |
| Lou Piniella, R (1, 7) OBP: 0.267, SLG: 0.325 | | 4-0 HR BB | | 0-0 F8 | | 0-0 4-3 | | 0-0 L9 | | 3 | 1 | 0 | 0 | 1 | 0 | 1 | | | | | | | | | |
| Ed Kirkpatrick, L (1, 10) OBP: 0.393, SLG: 0.571 | | 0-0 HR | | 0-0 F8 | | 0-0 5-3 | | 0-0 1-3 | | 4 | 1 | 1 | 3 | 0 | 0 | 1 | | | | | | | | | |
| Paul Schaal, R (1, 5) OBP: 0.383, SLG: 0.282 | | 0-3 K | | 0-0 P3 | | 0-0 1-3 | | 0-0 1-3 | | 4 | 0 | 0 | 0 | 0 | 1 | 1 | | | | | | | | | |
| Carl Taylor, R (1, 2) OBP: 0.364, SLG: 0.316 | | 0-0 F8 | | | 0-0 2B E 1B | | 0-0 6-3 | | | 3 | 1 | 1 | 0 | 0 | 0 | 0 | | | | | | | | | |
| Inning Stats | R: 0 E: 0 K: 0 S: 3 | H: 1 LOB: 0 BB: 0 P: 3 | R: 3 E: 0 K: 2 S: 8 | H: 1 LOB: 0 BB: 2 P: 16 | R: 1 E: 0 K: 0 S: 4 | H: 1 LOB: 0 BB: 0 P: 4 | R: 0 E: 0 K: 0 S: 3 | H: 0 LOB: 1 BB: 0 P: 4 | R: 2 E: 1 K: 2 S: 9 | H: 2 LOB: 1 BB: 1 P: 13 | R: 0 E: 0 K: 0 S: 3 | H: 0 LOB: 0 BB: 0 P: 3 | R: 0 E: 0 K: 0 S: 3 | H: 0 LOB: 0 BB: 0 P: 3 | R: 0 E: 0 K: 0 S: 3 | H: 0 LOB: 0 BB: 0 P: 3 | R: 0 E: 0 K: 0 S: 3 | H: 0 LOB: 0 BB: 0 P: 3 | 1B: 2 2B: 1 3B: 0 HR: 2 | SF: 0 SAC: 0 DP: 0 HBP: 1 | WP: 0 PB: 0 SB: 0 CS: 1 | PA: 35 | | | |
| PITCHER | IP | WLS | BF | H | R | ER | SO | BB | IBB | HBP | BLK | WP | HR | S | P | ERA | WHIP | | | | | | | | |
| Catfish Hunter, R (1, 1) ERA: 7.36 | 4.2 | | 22 | 5 | 6 | 4 | 3 | 3 | 0 | 1 | 0 | 0 | 0 | 24 | 37 | 7.71 | 1.714 | | | | | | | | |
| Horacio Pina, R (5, 1) ERA: 2.0 | 4.1 | W | 13 | 0 | 0 | 0 | 1 | 0 | 0 | 0 | 0 | 0 | 0 | 15 | 15 | 0.00 | 0.000 | | | | | | | | |

| | |
|-----|----|
| AB | 31 |
| R | 6 |
| H | 5 |
| RBI | 4 |
| BB | 3 |
| SO | 4 |
| LOB | 7 |



| Batter | 1 | 2 | 3 | 4 | 5 | 6 | 7 | 8 | 9 | AB | R | H | RBI | BB | SO | LOB | TOP |
|---|---|---------------------------------|------------------------------|---------------------------------|------------------------------|---------------------------------|------------------------------|---------------------------------|------------------------------|---------------------------------|------------------------------|----------------------------------|------------------------------|---------------------------------|-----------------------------------|------------------------------------|--|
| Bert Campaneris, R OBP: 0.304, SLG: 0.318 Ted Kubiak, S OBP: 0.286, SLG: 0.231 | | | | | | | | | | 4 | 1 | 3 | 1 | 0 | 1 | 0 | Oakland Athletics @ Kansas City Royals Royals Stadium, Kansas City, MO Thu Apr 19 1973, 7:05 PM EST Att: 17,441 - Unknown - 68 F |
| Angel Mangual, R OBP: 0.333, SLG: 0.524 Bill North, S OBP: 0.314, SLG: 0.258 | | | | | | | | | | 3 | 0 | 2 | 0 | 0 | 0 | 0 | |
| Joe Rudi, R OBP: 0.182, SLG: 0.238 Billy Conigliaro, R OBP: 0.300, SLG: 0.393 | | | | | | | | | | 3 | 0 | 0 | 0 | 0 | 0 | 4 | |
| Reggie Jackson, L OBP: 0.432, SLG: 0.641 Jay Johnstone, L OBP: 0.250, SLG: 0.500 | | | | | | | | | | 2 | 0 | 0 | 0 | 1 | 0 | 0 | |
| Sal Bando, R OBP: 0.429, SLG: 0.515 Dal Maxvill, R OBP: 0.125, SLG: 0.125 | | | | | | | | | | 3 | 1 | 2 | 1 | 0 | 0 | 1 | |
| Gene Tenace, R OBP: 0.432, SLG: 0.694 | | | | | | | | | | 4 | 1 | 2 | 2 | 1 | 0 | 3 | |
| Ray Fosse, R OBP: 0.314 Larry Haney, R OBP: 0.500, SLG: 0.500 | | | | | | | | | | 2 | 0 | 0 | 0 | 1 | 0 | 1 | |
| Rich McKinney, R OBP: 0.286, SLG: 0.286 | | | | | | | | | | 5 | 1 | 2 | 0 | 0 | 0 | 3 | |
| Dick Green, R OBP: 0.182, SLG: 0.238 | | | | | | | | | | 5 | 1 | 1 | 0 | 0 | 0 | 3 | |
| Inning Stats | R: 0 E: 0 K: 1 S: 5 | H: 0 LOB: 0 BB: 0 P: 5 | R: 2 E: 1 K: 0 S: 6 | H: 2 LOB: 1 BB: 0 P: 6 | R: 1 E: 0 K: 0 S: 5 | H: 3 LOB: 2 BB: 1 P: 9 | R: 1 E: 0 K: 0 S: 5 | H: 3 LOB: 1 BB: 0 P: 4 | R: 0 E: 0 K: 0 S: 2 | H: 0 LOB: 0 BB: 1 P: 6 | R: 2 E: 0 K: 0 S: 4 | H: 1 LOB: 2 BB: 3 P: 16 | R: 0 E: 0 K: 0 S: 4 | H: 2 LOB: 1 BB: 0 P: 4 | 1B: 12 2B: 2 3B: 0 HR: 1 | SF: 0 SAC: 0 DP: 4 HBP: 0 | |
| PITCHER | IP WLS BF H R ER SO BB IBB HBP BLK WP HR S P ERA WHIP | | | | | | | | | | | | | | | | |
| Paul Spittorf, L ERA: 2.16 | (1, 1) 7.0 W 34 12 6 5 1 3 0 0 0 0 0 1 33 45 6.43 2.143 | | | | | | | | | | | | | | | | |
| Ken Wright, R ERA: 9.0 | (8, 1) 1.0 9 3 2 2 0 3 0 0 0 0 0 0 6 18 18.00 6.000 | | | | | | | | | | | | | | | | |
| Ken Wright, R ERA: 9.0 | (9, 1) 1.0 9 3 2 2 0 3 0 0 0 0 0 0 6 18 18.00 6.000 | | | | | | | | | | | | | | | | |
| Gene Garber, R ERA: 1.38 | (9, 1) 1.0 S 2 0 0 0 0 0 0 0 0 0 0 0 2 2 0.00 0.000 | | | | | | | | | | | | | | | | |

| Batter | 1 | 2 | 3 | 4 | 5 | 6 | 7 | 8 | 9 | AB | R | H | RBI | BB | SO | LOB | BOTTOM | | |
|--|--|----------------------------------|------------------------------|----------------------------------|------------------------------|----------------------------------|------------------------------|---------------------------------|-------------------------------|----------------------------------|------------------------------|----------------------------------|------------------------------|---------------------------------|------------------------------|---------------------------------|--|------------------------------------|--|
| Freddie Patek, R OBP: 0.417, SLG: 0.510 Bobby Floyd, R | | | | | | | | | | 5 | 3 | 2 | 0 | 1 | 0 | 6 | Oakland Athletics @ Kansas City Royals Royals Stadium, Kansas City, MO Thu Apr 19 1973, 7:05 PM EST Att: 17,441 - Unknown - 68 F | | |
| Cookie Rojas, R OBP: 0.433, SLG: 0.577 Ken Wright, R | | | | | | | | | | 4 | 3 | 1 | 1 | 2 | 1 | 3 | | | |
| Gene Garber, R | | | | | | | | | | 0 | 0 | 0 | 0 | 0 | 0 | 0 | | | |
| Amos Otis, R OBP: 0.373, SLG: 0.593 | | | | | | | | | | 5 | 3 | 4 | 4 | 1 | 0 | 1 | | | |
| John Mayberry, L OBP: 0.441, SLG: 0.511 | | | | | | | | | | 5 | 1 | 2 | 0 | 1 | 1 | 5 | | | |
| Ed Kirkpatrick, L OBP: 0.394, SLG: 0.577 Steve Hovley, L OBP: 0.222, SLG: 0.222 | | | | | | | | | | 5 | 2 | 2 | 3 | 0 | 1 | 4 | | | |
| Lou Piniella, R OBP: 0.306, SLG: 0.364 Keith Marshall, R OBP: 0.333, SLG: 0.375 | | | | | | | | | | 4 | 2 | 3 | 2 | 0 | 0 | 1 | | | |
| Gail Hopkins, L OBP: 0.583, SLG: 0.556 Kurt Bevacqua, R OBP: 0.214, SLG: 0.154 | | | | | | | | | | 2 | 0 | 0 | 0 | 0 | 0 | 3 | | | |
| Paul Schaal, R OBP: 0.415, SLG: 0.364 | | | | | | | | | | 5 | 1 | 3 | 3 | 1 | 0 | 1 | | | |
| Carl Taylor, R OBP: 0.407, SLG: 0.318 | | | | | | | | | | 3 | 0 | 1 | 2 | 2 | 0 | 1 | | | |
| Inning Stats | R: 4 E: 0 K: 1 S: 8 | H: 3 LOB: 4 BB: 4 P: 24 | R: 4 E: 0 K: 0 S: 7 | H: 4 LOB: 1 BB: 1 P: 11 | R: 3 E: 1 K: 0 S: 6 | H: 2 LOB: 1 BB: 1 P: 10 | R: 1 E: 0 K: 0 S: 5 | H: 2 LOB: 1 BB: 0 P: 5 | R: 3 E: 0 K: 2 S: 11 | H: 4 LOB: 2 BB: 1 P: 15 | R: 0 E: 0 K: 1 S: 6 | H: 1 LOB: 2 BB: 1 P: 10 | R: 1 E: 0 K: 0 S: 6 | H: 3 LOB: 0 BB: 0 P: 6 | R: 0 E: 0 K: 0 S: 3 | H: 0 LOB: 1 BB: 1 P: 7 | 1B: 11 2B: 6 3B: 1 HR: 1 | SF: 0 SAC: 0 DP: 0 HBP: 0 | WP: 1 PA: 53 PB: 0 SB: 1 CS: 0 |
| PITCHER | IP WLS BF H R ER SO BB IBB HBP BLK WP HR S P ERA WHIP | | | | | | | | | | | | | | | | | | |
| Blue Moon Odom, R ERA: 10.8 | (1, 1) 0.1 L 6 3 0 0 0 0 2 0 0 0 0 1 1 27 43 108.00 15.000 | | | | | | | | | | | | | | | | | | |
| Paul Livolski, L ERA: 21.94 | (1, 1) 4.0 29 12 11 10 1 4 0 0 0 0 1 1 27 43 22.50 4.000 | | | | | | | | | | | | | | | | | | |
| Darold Knowles, L ERA: 2.7 | (5, 1) 3.2 18 4 1 1 2 3 0 0 0 0 0 0 19 31 2.46 1.909 | | | | | | | | | | | | | | | | | | |



| Batter | 1 | 2 | 3 | 4 | 5 | 6 | 7 | 8 | 9 | AB | R | H | RBI | BB | SO | LOB | TOP | | | |
|---|------------------------------|----------------------------------|------------------------------|---------------------------------|------------------------------|---------------------------------|------------------------------|---------------------------------|------------------------------|----------------------------------|------------------------------|---------------------------------|------------------------------|---------------------------------|------------------------------|---------------------------------|--|------------------------------------|-------------------------|--------|
| Johnny Jeter, R OBP: 0.500, SLG: 0.833 (1, 9) | | | | | | | | | | 5 | 2 | 4 | 1 | 0 | 0 | 0 | Chicago White Sox @ Kansas City Royals Royals Stadium, Kansas City, MO Sun Apr 22 1973, 4:33 AM EST Unknown - 62 F livebaseballscorecards.com | | | |
| Carlos May, L OBP: 0.366, SLG: 0.395 (1, 7) | | | | | | | | | | 5 | 1 | 2 | 3 | 0 | 2 | 1 | | | | |
| Dick Allen, R OBP: 0.372, SLG: 0.725 (1, 3) | | | | | | | | | | 5 | 0 | 1 | 0 | 0 | 2 | 3 | | | | |
| Bill Melton, R OBP: 0.419, SLG: 0.686 (1, 5) | | | | | | | | | | 4 | 1 | 1 | 0 | 1 | 0 | 2 | | | | |
| Ken Henderson, S OBP: 0.409, SLG: 0.444 (1, 8) | | | | | | | | | | 4 | 1 | 1 | 0 | 1 | 2 | 3 | | | | |
| Mike Andrews, R OBP: 0.472, SLG: 0.484 (1, 10) | | | | | | | | | | 5 | 1 | 2 | 0 | 0 | 0 | 1 | | | | |
| Jorge Orta, L OBP: 0.425, SLG: 0.375 (1, 4) | | | | | | | | | | 3 | 1 | 1 | 0 | 1 | 1 | 1 | | | | |
| Eddie Leon, R OBP: 0.270, SLG: 0.194 (5, PH) | | | | | | | | | | 2 | 0 | 0 | 0 | 0 | 0 | 2 | | | | |
| Tony Muser, L OBP: 0.300, SLG: 0.125 (5, 6) | | | | | | | | | | 1 | 0 | 0 | 0 | 0 | 0 | 3 | | | | |
| Luis Alvarado, R (5, 6) | | | | | | | | | | 1 | 0 | 0 | 0 | 0 | 0 | 0 | | | | |
| Chuck Brinkman, R OBP: 0.462, SLG: 0.400 (1, 2) | | | | | | | | | | 4 | 1 | 1 | 2 | 0 | 1 | 3 | | | | |
| Inning Stats | R: 0 E: 0 K: 2 S: 8 | H: 2 LOB: 2 BB: 1 P: 12 | R: 5 E: 0 K: 0 S: 9 | H: 6 LOB: 1 BB: 0 P: 9 | R: 0 E: 0 K: 0 S: 3 | H: 1 LOB: 0 BB: 0 P: 3 | R: 1 E: 0 K: 2 S: 8 | H: 1 LOB: 0 BB: 0 P: 8 | R: 0 E: 0 K: 0 S: 4 | H: 0 LOB: 0 BB: 2 P: 12 | R: 0 E: 0 K: 0 S: 4 | H: 0 LOB: 0 BB: 0 P: 7 | R: 0 E: 0 K: 1 S: 5 | H: 0 LOB: 0 BB: 0 P: 5 | R: 2 E: 1 K: 1 S: 7 | H: 2 LOB: 0 BB: 0 P: 7 | 1B: 8 2B: 3 3B: 0 HR: 2 | SF: 0 SAC: 0 DP: 1 HBP: 0 | WP: 2 PB: 0 CS: 0 | PA: 42 |
| PITCHER | IP | WLS | BF | H | R | ER | SO | BB | IBB | HBP | BLK | WP | HR | S | P | ERA | WHIP | | | |
| Dick Drago, R ERA: 8.64 (1, 1) | 1.2 | L | 13 | 8 | 5 | 5 | 2 | 1 | 0 | 0 | 0 | 0 | 1 | 16 | 20 | 27.00 | 5.400 | | | |
| Bruce Dal Canton, R ERA: 2.95 (2, 1) | 7.1 | S | 29 | 5 | 3 | 1 | 6 | 1 | 1 | 0 | 1 | 2 | 1 | 39 | 47 | 1.23 | 0.818 | | | |

| Batter | 1 | 2 | 3 | 4 | 5 | 6 | 7 | 8 | 9 | AB | R | H | RBI | BB | SO | LOB | BOTTOM | | | |
|---|------------------------------|---------------------------------|------------------------------|---------------------------------|------------------------------|---------------------------------|-------------------------------|----------------------------------|------------------------------|---------------------------------|------------------------------|---------------------------------|------------------------------|---------------------------------|------------------------------|---------------------------------|--|----------------------------------|------------------------------------|-------------------------|
| Freddie Patek, R OBP: 0.412, SLG: 0.483 (1, 6) | | | | | | | | | | 4 | 0 | 1 | 0 | 1 | 0 | 5 | Chicago White Sox @ Kansas City Royals Royals Stadium, Kansas City, MO Sun Apr 22 1973, 4:33 AM EST Unknown - 62 F livebaseballscorecards.com | | | |
| Cookie Rojas, R OBP: 0.426, SLG: 0.550 (1, 4) | | | | | | | | | | 5 | 0 | 1 | 0 | 0 | 1 | 1 | | | | |
| Amos Otis, R OBP: 0.373, SLG: 0.574 (1, 8) | | | | | | | | | | 4 | 1 | 2 | 0 | 1 | 0 | 2 | | | | |
| John Mayberry, L OBP: 0.418, SLG: 0.528 (1, 3) | | | | | | | | | | 4 | 1 | 1 | 1 | 0 | 1 | 3 | | | | |
| Hal McRae, R OBP: 0.294, SLG: 0.372 (1, 9) | | | | | | | | | | 3 | 1 | 1 | 1 | 1 | 0 | 1 | | | | |
| Lou Piniella, R OBP: 0.321, SLG: 0.360 (1, 7) | | | | | | | | | | 3 | 1 | 1 | 0 | 1 | 0 | 2 | | | | |
| Paul Schaal, R OBP: 0.377, SLG: 0.327 (1, 5) | | | | | | | | | | 4 | 0 | 0 | 0 | 0 | 2 | 4 | | | | |
| Kurt Bevacqua, R OBP: 0.263, SLG: 0.222 (1, 10) | | | | | | | | | | 4 | 0 | 2 | 1 | 0 | 0 | 0 | | | | |
| Carl Taylor, R OBP: 0.424, SLG: 0.308 (1, 2) | | | | | | | | | | 3 | 0 | 1 | 1 | 1 | 0 | 0 | | | | |
| Inning Stats | R: 0 E: 0 K: 1 S: 5 | H: 0 LOB: 0 BB: 0 P: 5 | R: 1 E: 0 K: 0 S: 3 | H: 1 LOB: 0 BB: 1 P: 7 | R: 0 E: 0 K: 0 S: 4 | H: 1 LOB: 1 BB: 0 P: 4 | R: 3 E: 1 K: 1 S: 10 | H: 4 LOB: 2 BB: 0 P: 10 | R: 0 E: 0 K: 0 S: 4 | H: 2 LOB: 2 BB: 1 P: 8 | R: 0 E: 0 K: 1 S: 4 | H: 0 LOB: 0 BB: 1 P: 8 | R: 0 E: 0 K: 1 S: 4 | H: 0 LOB: 0 BB: 1 P: 8 | R: 0 E: 0 K: 0 S: 4 | H: 1 LOB: 2 BB: 1 P: 8 | | 1B: 8 2B: 1 3B: 0 HR: 1 | SF: 0 SAC: 0 DP: 3 HBP: 0 | WP: 0 PB: 0 CS: 1 |
| PITCHER | IP | WLS | BF | H | R | ER | SO | BB | IBB | HBP | BLK | WP | HR | S | P | ERA | WHIP | | | |
| Wilbur Wood, L ERA: 1.93 (1, 1) | 5.0 | W | 24 | 8 | 4 | 2 | 2 | 1 | 0 | 0 | 0 | 0 | 0 | 15 | 31 | 0.00 | 1.800 | | | |
| Terry Forster, L ERA: (6, 1) | 4.0 | S | 15 | 2 | 0 | 0 | 2 | 4 | 0 | 0 | 0 | 0 | 0 | 15 | 31 | 0.00 | 1.500 | | | |

| Batter | 1 | 2 | 3 | 4 | 5 | 6 | 7 | 8 | 9 | AB | R | H | RBI | BB | SO | LOB | TOP | | | | | | | | | | |
|---|------------------------------|---------------------------------|------------------------------|---------------------------------|------------------------------|----------------------------------|------------------------------|---------------------------------|------------------------------|---------------------------------|------------------------------|----------------------------------|------------------------------|---------------------------------|------------------------------|---------------------------------|--|------------------------------------|-------------------------|--------|--|--|--|--|--|--|--|
| Johnny Jeter, R OBP: 0.435, SLG: 0.739 (1, 9) | 0-3 K | | 0-3 K | | 0-0 5-3 | | 0-0 2B | | 0-0 6-3 | 5 | 0 | 1 | 0 | 0 | 2 | 0 | Chicago White Sox @ Kansas City Royals Royals Stadium, Kansas City, MO Sun Apr 22 1973, 4:38 AM EST Att: 24,394 - Unknown - 65 F livebaseballscorecards.com | | | | | | | | | | |
| Carlos May, L OBP: 0.391, SLG: 0.442 (1, 10) | 0-0 1B | | 0-0 2B | | 0-0 1B | | 0-0 F7 | | 0-0 3-1 | 5 | 1 | 3 | 0 | 0 | 0 | 1 | | | | | | | | | | | |
| Dick Allen, R OBP: 0.383, SLG: 0.690 Mike Andrews, R OBP: 0.459, SLG: 0.469 (7, PR) (7, 3) | 0-0 F3 | | 0-0 1-3 | | 4-0 BB | | 4-0 BB | | 0-0 P4 | 2 | 0 | 0 | 0 | 2 | 0 | 2 | | | | | | | | | | | |
| Bill Melton, R OBP: 0.426, SLG: 0.658 (1, 5) | 0-0 1B | | 4-0 BB | | 0-0 G6-4-3 | | 0-3 K | | | 3 | 0 | 1 | 1 | 1 | 1 | 4 | | | | | | | | | | | |
| Ken Henderson, S OBP: 0.396, SLG: 0.425 (1, 8) | 0-0 4-3 | | 0-0 P6 | | | | 0-0 1B | | 0-0 F7 | 4 | 0 | 1 | 0 | 0 | 0 | 5 | | | | | | | | | | | |
| Rick Reichardt, R OBP: 0.545, SLG: 0.500 (1, 7) | | 0-3 K | | 0-0 1B | | 0-0 1B | | 0-0 F8 | | 0 | 0 | 0 | 0 | 0 | 0 | 0 | | | | | | | | | | | |
| Jorge Orta, L OBP: 0.386, SLG: 0.333 (1, 4) | | 0-0 6-3 | | 0-0 G6-4-3 | | 0-0 L7 | | 0-3 K | | 4 | 0 | 0 | 0 | 0 | 1 | 3 | | | | | | | | | | | |
| Eddie Leon, R OBP: 0.317, SLG: 0.235 (1, 6) | | 0-0 1B | | 4-0 BB | | 0-3 K | | 0-0 1B | | 3 | 0 | 2 | 0 | 1 | 1 | 2 | | | | | | | | | | | |
| Chuck Brinkman, R OBP: 0.353, SLG: 0.286 (1, 2) | 0-3 K | | 0-0 F9 | | 0-0 6-3 | | 0-0 F2 | | | 4 | 0 | 0 | 0 | 0 | 1 | 5 | | | | | | | | | | | |
| Inning Stats | R: 1 E: 0 K: 1 S: 7 | H: 2 LOB: 1 BB: 0 P: 7 | R: 0 E: 0 K: 2 S: 8 | H: 1 LOB: 1 BB: 0 P: 8 | R: 0 E: 0 K: 1 S: 6 | H: 1 LOB: 2 BB: 1 P: 10 | R: 0 E: 0 K: 0 S: 3 | H: 1 LOB: 1 BB: 1 P: 7 | R: 0 E: 0 K: 1 S: 7 | H: 2 LOB: 2 BB: 0 P: 7 | R: 0 E: 0 K: 1 S: 6 | H: 1 LOB: 2 BB: 1 P: 10 | R: 0 E: 0 K: 1 S: 6 | H: 1 LOB: 0 BB: 0 P: 6 | R: 0 E: 0 K: 0 S: 3 | H: 0 LOB: 0 BB: 0 P: 3 | 1B: 8 2B: 2 3B: 0 HR: 0 | SF: 0 SAC: 0 DP: 2 HBP: 0 | WP: 0 PB: 0 CS: 1 | PA: 39 | | | | | | | |
| PITCHER | IP | WLS | BF | H | R | ER | SO | BB | IBB | HBP | BLK | WP | HR | S | P | ERA | WHIP | | | | | | | | | | |
| Ken Wright, R ERA: 3.86 (1, 1) | 6.1 | W | 30 | 9 | 1 | 1 | 5 | 4 | 0 | 0 | 0 | 0 | 0 | 36 | 52 | 1.42 | 2.053 | | | | | | | | | | |
| Gene Garber, R ERA: 1.15 (7, 1) | 2.2 | S | 9 | 1 | 0 | 0 | 2 | 0 | 0 | 0 | 0 | 0 | 0 | 13 | 13 | 0.00 | 0.375 | | | | | | | | | | |

| Batter | 1 | 2 | 3 | 4 | 5 | 6 | 7 | 8 | 9 | AB | R | H | RBI | BB | SO | LOB | BOTTOM | | | | | | | | | | |
|--|------------------------------|---------------------------------|------------------------------|----------------------------------|------------------------------|---------------------------------|-------------------------------|----------------------------------|------------------------------|----------------------------------|------------------------------|----------------------------------|------------------------------|---------------------------------|------------------------------|---------------------------------|--|------------------------------------|-------------------------|--------|--|--|--|--|--|--|--|
| Freddie Patek, R OBP: 0.425, SLG: 0.475 (1, 6) | 4-0 BB | | 0-0 F9 | | 0-0 1B | | 4-0 2B | | 0-3 K | 3 | 1 | 1 | 0 | 2 | 1 | 1 | Chicago White Sox @ Kansas City Royals Royals Stadium, Kansas City, MO Sun Apr 22 1973, 4:38 AM EST Att: 24,394 - Unknown - 65 F livebaseballscorecards.com | | | | | | | | | | |
| Cookie Rojas, R OBP: 0.397, SLG: 0.508 (1, 4) | 0-3 K | | 0-3 K | | 0-3 K | | 0-0 F7 | | 0-0 1-3 | 5 | 0 | 0 | 0 | 0 | 3 | 4 | | | | | | | | | | | |
| Amos Otis, R OBP: 0.361, SLG: 0.538 (1, 8) | 0-0 F7 | | 4-0 BB | | 0-0 F8 | | 0-0 F8 | | 0-0 F3 | 4 | 0 | 0 | 0 | 1 | 0 | 2 | | | | | | | | | | | |
| John Mayberry, L OBP: 0.431, SLG: 0.536 (1, 3) | | 0-0 3-1 | | 0-0 4-3 | | 4-0 2B | | 0-0 HBP | | 3 | 1 | 1 | 1 | 1 | 0 | 1 | | | | | | | | | | | |
| Ed Kirkpatrick, L OBP: 0.452, SLG: 0.667 (1, 7) | | 0-0 3-1 | | 0-0 1B | | 0-0 2B | | 4-0 K | | 4 | 2 | 2 | 0 | 1 | 1 | 1 | | | | | | | | | | | |
| Lou Piniella, R OBP: 0.317, SLG: 0.346 (1, 10) | 4-0 2B | | 0-3 K | | 0-0 SF8 | | 0-0 FC6-4 | | | 2 | 1 | 0 | 1 | 1 | 1 | 3 | | | | | | | | | | | |
| Steve Hovley, L OBP: 0.267, SLG: 0.400 (1, 9) | 0-0 2B | | 0-0 G3 | | 0-0 2B | | 0-3 K | | | 4 | 0 | 2 | 2 | 0 | 1 | 1 | | | | | | | | | | | |
| Paul Schaal, R OBP: 0.415, SLG: 0.352 (1, 5) | 4-0 BB | | 0-0 G3 | | 0-0 2B | | 0-0 1B | | | 2 | 1 | 2 | 1 | 2 | 0 | 0 | | | | | | | | | | | |
| Fran Healy, R OBP: 0.125, SLG: 0.250 (1, 2) | 0-3 K | | 0-0 1B | | 0-0 6-3 | | 0-0 6-3 | | | 4 | 0 | 1 | 1 | 0 | 1 | 5 | | | | | | | | | | | |
| Inning Stats | R: 0 E: 0 K: 1 S: 4 | H: 0 LOB: 0 BB: 1 P: 8 | R: 1 E: 0 K: 1 S: 6 | H: 1 LOB: 2 BB: 2 P: 14 | R: 0 E: 0 K: 1 S: 5 | H: 0 LOB: 1 BB: 1 P: 9 | R: 2 E: 0 K: 2 S: 11 | H: 4 LOB: 2 BB: 0 P: 11 | R: 2 E: 0 K: 0 S: 5 | H: 2 LOB: 2 BB: 2 P: 13 | R: 1 E: 0 K: 0 S: 4 | H: 1 LOB: 2 BB: 2 P: 12 | R: 0 E: 0 K: 2 S: 8 | H: 1 LOB: 1 BB: 0 P: 8 | R: 0 E: 0 K: 1 S: 5 | H: 0 LOB: 1 BB: 0 P: 6 | 1B: 4 2B: 5 3B: 0 HR: 0 | SF: 1 SAC: 0 DP: 0 HBP: 1 | WP: 1 PB: 0 CS: 1 | PA: 41 | | | | | | | |
| PITCHER | IP | WLS | BF | H | R | ER | SO | BB | IBB | HBP | BLK | WP | HR | S | P | ERA | WHIP | | | | | | | | | | |
| Rich Gossage, R ERA: 15.95 (1, 1) | 4.2 | L | 24 | 6 | 5 | 5 | 5 | 5 | 0 | 0 | 0 | 0 | 0 | 29 | 49 | 9.64 | 2.357 | | | | | | | | | | |
| Steve Stone, R ERA: 6.97 (5, 1) | 1.1 | | 9 | 2 | 1 | 1 | 0 | 3 | 0 | 0 | 0 | 0 | 0 | 6 | 18 | 6.75 | 3.750 | | | | | | | | | | |
| Dennis O'Toole, R ERA: 7.71 (7, 1) | 1.0 | | 4 | 1 | 0 | 0 | 2 | 0 | 0 | 0 | 0 | 0 | 0 | 8 | 8 | 0.00 | 1.000 | | | | | | | | | | |
| Cy Acosta, R ERA: 6.0 (8, 1) | 1.0 | | 4 | 0 | 0 | 0 | 1 | 0 | 0 | 1 | 0 | 0 | 0 | 5 | 6 | 0.00 | 0.000 | | | | | | | | | | |

| Batter | 1 | 2 | 3 | 4 | 5 | 6 | 7 | 8 | 9 | AB | R | H | RBI | BB | SO | LOB | TOP | | | | | |
|--|------------------------------|---------------------------------|------------------------------|----------------------------------|------------------------------|---------------------------------|------------------------------|---------------------------------|------------------------------|---------------------------------|------------------------------|---------------------------------|------------------------------|---------------------------------|-------------------------------|----------------------------------|---|------------------------------|---------------------------------|----------------------------------|------------------------------------|-------------------------|
| Dave May, L OBP: 0.250, SLG: 0.400 (1, 8) | L8 | G3 | | | 4-3 | | F5 | FC6-4 1B | | 5 | 0 | 1 | 2 | 0 | 0 | 2 | Milwaukee Brewers @ Kansas City Royals Royals Stadium, Kansas City, MO Tue Apr 24 1973, 7:05 PM EST Alt: 8,736 - Unknown - 66 F | | | | | |
| Bob Coluccio, R OBP: 0.250, SLG: 0.389 (1, 7) | F8 | | 4-3 | | SF8 | | 6-3 | FC6-4 1-2 | | 4 | 0 | 0 | 1 | 0 | 0 | 2 | | | | | | |
| Don Money, R OBP: 0.265, SLG: 0.367 Tim Johnson, L (9, 6) | L8 | | 1B | | F9 | | F9 | | | 5 | 0 | 1 | 0 | 0 | 0 | 0 | | | | | | |
| George Scott, R OBP: 0.352, SLG: 0.510 (1, 3) | | 4-3 E 2B | G6-4-3 1B | | 5-3 1B BB | | K | 5-3 | | 4 | 2 | 2 | 0 | 1 | 1 | 0 | | | | | | |
| Ollie Brown, R OBP: 0.304, SLG: 0.455 (1, 10) | 4-3 | G6-4-3 1-2 | | | 5-3 | | 5-3 | BB 1B | | 5 | 1 | 1 | 0 | 0 | 0 | 4 | | | | | | |
| Gorman Thomas, R OBP: 0.194, SLG: 0.294 (1, 9) | E5 S E | | | F7 | E SF9 1B | | K | | | 4 | 2 | 1 | 2 | 0 | 1 | 1 | | | | | | |
| Darrell Porter, L OBP: 0.375, SLG: 0.353 (1, 2) | E SF8 BB | | | K | SF9 | | 1B 1B BB | | | 1 | 2 | 0 | 1 | 2 | 1 | 0 | | | | | | |
| John Vukovich, R OBP: 0.200, SLG: 0.273 (1, 5) | E5 | | | K | | | 1B | | | 4 | 1 | 2 | 2 | 0 | 1 | 1 | | | | | | |
| Pedro Garcia, R OBP: 0.256, SLG: 0.571 (1, 4) | SF8 | | | | 4-3 SF8 2B | | F8 | 1B 1-2 2-3 | | 3 | 1 | 2 | 1 | 0 | 0 | 1 | | | | | | |
| Inning Stats | R: 0 E: 0 K: 0 S: 3 | H: 0 LOB: 0 BB: 0 P: 3 | R: 3 E: 2 K: 0 S: 6 | H: 1 LOB: 1 BB: 1 P: 10 | R: 0 E: 0 K: 2 S: 4 | H: 2 LOB: 0 BB: 0 P: 4 | R: 0 E: 0 K: 2 S: 7 | H: 0 LOB: 0 BB: 0 P: 7 | R: 1 E: 0 K: 0 S: 4 | H: 1 LOB: 0 BB: 0 P: 4 | R: 2 E: 1 K: 0 S: 5 | H: 2 LOB: 1 BB: 1 P: 9 | R: 0 E: 0 K: 0 S: 3 | H: 0 LOB: 0 BB: 0 P: 3 | R: 3 E: 0 K: 2 S: 11 | H: 4 LOB: 2 BB: 1 P: 15 | | R: 0 E: 0 K: 0 S: 3 | H: 0 LOB: 0 BB: 0 P: 3 | 1B: 8 2B: 2 3B: 0 HR: 0 | SF: 3 SAC: 0 DP: 1 HBP: 0 | WP: 0 PB: 0 CS: 2 |
| PITCHER | IP | WLS | BF | H | R | ER | SO | BB | IBB | HBP | BLK | WP | HR | S | P | ERA | WHIP | | | | | |
| Paul Spittorff, L ERA: 2.61 (1, 1) | 6.0 | L | 27 | 6 | 6 | 3 | 2 | 2 | 0 | 0 | 0 | 0 | 0 | 29 | 37 | 4.50 | 1.333 | | | | | |
| Dick Drago, R ERA: 9.16 (7, 1) | 2.0 | | 11 | 4 | 3 | 3 | 2 | 1 | 0 | 0 | 0 | 0 | 0 | 14 | 18 | 13.50 | 2.500 | | | | | |
| Tom Burgmeier, L ERA: 3.86 (9, 1) | 1.0 | | 3 | 0 | 0 | 0 | 0 | 0 | 0 | 0 | 0 | 0 | 0 | 3 | 3 | 0.00 | 0.000 | | | | | |

| Batter | 1 | 2 | 3 | 4 | 5 | 6 | 7 | 8 | 9 | AB | R | H | RBI | BB | SO | LOB | BOTTOM | | | | |
|---|------------------------------|---------------------------------|------------------------------|---------------------------------|------------------------------|----------------------------------|------------------------------|---------------------------------|------------------------------|---------------------------------|------------------------------|---------------------------------|------------------------------|---------------------------------|------------------------------|---------------------------------|---|----------------------------------|------------------------------------|-------------------------|--------|
| Freddie Patek, R OBP: 0.416, SLG: 0.453 (1, 6) | 1-3 | | K | | 4-0 BB | | | L6 | | 3 | 0 | 0 | 0 | 1 | 1 | 2 | Milwaukee Brewers @ Kansas City Royals Royals Stadium, Kansas City, MO Tue Apr 24 1973, 7:05 PM EST Alt: 8,736 - Unknown - 66 F | | | | |
| Cookie Rojas, R OBP: 0.390, SLG: 0.485 Bobby Floyd, R (9, 4) | 6-3 | | 1-2 2-3 BB | | 1-3 | | F7 | | | 3 | 0 | 0 | 0 | 1 | 0 | 2 | | | | | |
| Amos Otis, R OBP: 0.342, SLG: 0.507 Keith Marshall, R OBP: 0.300, SLG: 0.333 (1, 8) | F7 | | L7 | | 6-3 | | F8 | | | 4 | 0 | 0 | 0 | 0 | 0 | 3 | | | | | |
| John Mayberry, L OBP: 0.421, SLG: 0.567 (1, 3) | F7 | | | 4-3 | | HR | | 4-3 | | 4 | 1 | 1 | 1 | 0 | 0 | 0 | | | | | |
| Ed Kirkpatrick, L OBP: 0.435, SLG: 0.649 (1, 10) | F9 | | | 4-3 | | F5 | | 4-3 2B | | 4 | 0 | 1 | 0 | 0 | 0 | 0 | | | | | |
| Lou Piniella, R OBP: 0.297, SLG: 0.321 (1, 7) | 6-3 | | | F7 | | F7 | | 4-3 | | 4 | 0 | 0 | 0 | 0 | 0 | 1 | | | | | |
| Hal McRae, R OBP: 0.309, SLG: 0.370 (1, 9) | | | CS 1B | | 4-0 G3 BB | | L9 | | | 3 | 0 | 1 | 0 | 1 | 0 | 1 | | | | | |
| Paul Schaal, R OBP: 0.412, SLG: 0.339 (1, 5) | | | WP BB BB | | K | | F8 | | | 2 | 0 | 0 | 0 | 1 | 1 | 1 | | | | | |
| Carl Taylor, R OBP: 0.417, SLG: 0.286 (1, 2) | | | BB BB | | G3 | | K | | | 2 | 0 | 0 | 0 | 1 | 1 | 1 | | | | | |
| Inning Stats | R: 0 E: 0 K: 0 S: 3 | H: 0 LOB: 0 BB: 0 P: 3 | R: 0 E: 0 K: 0 S: 3 | H: 0 LOB: 0 BB: 0 P: 3 | R: 0 E: 0 K: 1 S: 5 | H: 1 LOB: 3 BB: 3 P: 17 | R: 0 E: 0 K: 0 S: 3 | H: 0 LOB: 0 BB: 0 P: 3 | R: 0 E: 0 K: 1 S: 5 | H: 0 LOB: 0 BB: 0 P: 5 | R: 0 E: 0 K: 0 S: 3 | H: 0 LOB: 0 BB: 0 P: 3 | R: 0 E: 0 K: 0 S: 4 | H: 1 LOB: 1 BB: 0 P: 4 | R: 0 E: 0 K: 0 S: 4 | H: 1 LOB: 0 BB: 0 P: 4 | | 1B: 1 2B: 1 3B: 0 HR: 1 | SF: 0 SAC: 0 DP: 0 HBP: 0 | WP: 1 PB: 0 CS: 1 | PA: 34 |
| PITCHER | IP | WLS | BF | H | R | ER | SO | BB | IBB | HBP | BLK | WP | HR | S | P | ERA | WHIP | | | | |
| Jerry Bell, R ERA: 3.98 (1, 1) | 9.0 | W | 34 | 3 | 1 | 1 | 3 | 5 | 0 | 0 | 0 | 1 | 1 | 35 | 55 | 1.00 | 0.889 | | | | |

| Batter | 1 | 2 | 3 | 4 | 5 | 6 | 7 | 8 | 9 | AB | R | H | RBI | BB | SO | LOB | TOP | | | | | | | | | | | | | | | | | | | |
|---|------------------------------|---------------------------------|------------------------------|---------------------------------|------------------------------|---------------------------------|------------------------------|---------------------------------|------------------------------|----------------------------------|------------------------------|---------------------------------|------------------------------|---------------------------------|------------------------------|---------------------------------|---|------------------------------|---------------------------------|----------------------------------|------------------------------------|--------------------------|---|---|----|----|----|-----|-----|-----|----|----|---|---|-----|------|
| Dave May, L OBP: 0.246, SLG: 0.383 (1, 8) | F7 | | G3 | | P4 | | F9 | | 1-3 2-H 1B | 5 | 0 | 1 | 1 | 0 | 0 | 5 | Milwaukee Brewers @ Kansas City Royals Royals Stadium, Kansas City, MO Wed Apr 25 1973, 7:05 PM EST Alt: 9,378 - Unknown - 60 F | | | | | | | | | | | | | | | | | | | |
| Bob Coluccio, R OBP: 0.240, SLG: 0.478 (1, 7) | 5-3 | | | 5-3 | | 6-3 | | HR | 5 | 1 | 1 | 1 | 0 | 0 | 2 | | | | | | | | | | | | | | | | | | | | | |
| Don Money, R OBP: 0.236, SLG: 0.346 (1, 6) | 4-3 | | | 4-3 | | 5-3 BB | | F8 | 3 | 0 | 0 | 0 | 1 | 0 | 0 | | | | | | | | | | | | | | | | | | | | | |
| George Scott, R OBP: 0.328, SLG: 0.473 (1, 3) | | 6-3 | | G3 | | 5-3 | | 6-3 | 4 | 0 | 0 | 0 | 0 | 0 | 1 | | | | | | | | | | | | | | | | | | | | | |
| Ollie Brown, R OBP: 0.296, SLG: 0.462 (1, 10) | F3 | | | | WP 2B | 4-3 | | 5-3 | 4 | 0 | 1 | 0 | 0 | 0 | 1 | | | | | | | | | | | | | | | | | | | | | |
| Darrell Porter, L OBP: 0.357, SLG: 0.300 (1, 2) | | HBP | | | F2 | | F8 | | G3 | 3 | 0 | 0 | 0 | 0 | 1 | | | | | | | | | | | | | | | | | | | | | |
| Gorman Thomas, R OBP: 0.179, SLG: 0.270 Joe Lahoud, L OBP: 0.194, SLG: 0.074 (9, PH) | K | | | | K | | F9 | | 4-0 1B BB | 3 | 0 | 0 | 0 | 2 | 2 | | | | | | | | | | | | | | | | | | | | | |
| John Vukovich, R OBP: 0.237, SLG: 0.265 John Briggs, L OBP: 0.220, SLG: 0.381 (9, PH) | | | F7 | | 4-0 BB BB | | 2B BB | | P6 | 1 | 0 | 0 | 0 | 2 | 0 | | | | | | | | | | | | | | | | | | | | | |
| Pedro Garcia, R OBP: 0.298, SLG: 0.600 (1, 4) | | | K | | 4-0 BB | | 1-3 2B | | 1-2 1B | 3 | 0 | 2 | 0 | 1 | 1 | 0 | | | | | | | | | | | | | | | | | | | | |
| Inning Stats | R: 0 E: 0 K: 0 S: 3 | H: 0 LOB: 0 BB: 0 P: 3 | R: 0 E: 0 K: 1 S: 5 | H: 0 LOB: 1 BB: 0 P: 6 | R: 0 E: 0 K: 1 S: 5 | H: 0 LOB: 0 BB: 0 P: 5 | R: 0 E: 0 K: 0 S: 3 | H: 0 LOB: 0 BB: 0 P: 3 | R: 0 E: 0 K: 1 S: 6 | H: 1 LOB: 3 BB: 2 P: 14 | R: 0 E: 0 K: 0 S: 3 | H: 0 LOB: 1 BB: 1 P: 7 | R: 0 E: 0 K: 0 S: 4 | H: 1 LOB: 2 BB: 1 P: 8 | R: 1 E: 0 K: 0 S: 4 | H: 1 LOB: 0 BB: 0 P: 4 | | R: 1 E: 0 K: 0 S: 5 | H: 2 LOB: 2 BB: 1 P: 9 | 1B: 2 2B: 2 3B: 0 HR: 1 | SF: 0 SAC: 0 DP: 0 HBP: 1 | WP: 1 PA: 38 CS: 0 | | | | | | | | | | | | | | |
| PITCHER | IP | WLS | BF | H | R | ER | SO | BB | IBB | HBP | BLK | WP | HR | S | P | ERA | WHIP | PITCHER | | IP | WLS | BF | H | R | ER | SO | BB | IBB | HBP | BLK | WP | HR | S | P | ERA | WHIP |
| Wayne Simpson, R ERA: 3.94 Gene Garber, R ERA: 1.1 (9, 1) | 8.1 | W | 34 | 3 | 2 | 2 | 3 | 5 | 0 | 1 | 0 | 1 | 1 | 34 | 55 | 2.16 | 0.960 | | | | | | | | | | | | | | | | | | | |

| | |
|-----|----|
| AB | 32 |
| R | 2 |
| H | 5 |
| RBI | 2 |
| BB | 5 |
| SO | 3 |
| LOB | 13 |



| Batter | 1 | 2 | 3 | 4 | 5 | 6 | 7 | 8 | 9 | AB | R | H | RBI | BB | SO | LOB | BOTTOM | | | | | | | | | | | | | | | | | | | |
|---|------------------------------|----------------------------------|------------------------------|---------------------------------|------------------------------|----------------------------------|------------------------------|----------------------------------|------------------------------|----------------------------------|------------------------------|---------------------------------|------------------------------|---------------------------------|------------------------------|---------------------------------|---|----------------------------------|------------------------------------|--------------------------|-----|----|---|---|----|----|----|-----|-----|-----|----|----|---|---|-----|------|
| Freddie Patek, R OBP: 0.439, SLG: 0.455 (1, 6) | E S 2B BB | CS 1B | | K | | 4-0 BB BB | | FC6-4 FC6-4 1-2 2-3 | | 2 | 1 | 1 | 0 | 3 | 0 | 2 | Milwaukee Brewers @ Kansas City Royals Royals Stadium, Kansas City, MO Wed Apr 25 1973, 7:05 PM EST Alt: 9,378 - Unknown - 60 F | | | | | | | | | | | | | | | | | | | |
| Cookie Rojas, R OBP: 0.383, SLG: 0.472 (1, 4) | L9 | CS | | 1B BB | | 4-0 BB BB | | FC6-4 FC6-4 1-2 | | 4 | 0 | 1 | 0 | 0 | 1 | 3 | | | | | | | | | | | | | | | | | | | | |
| Amos Otis, R OBP: 0.338, SLG: 0.486 (1, 8) | 4-0 BB BB | | P4 | 1-2 1B | | 0-3 K | | | | 3 | 1 | 0 | 0 | 1 | 0 | 2 | | | | | | | | | | | | | | | | | | | | |
| John Mayberry, L OBP: 0.413, SLG: 0.540 (1, 3) | G3 | | L9 | 4-3 | | 0-0 P4 | | | | 3 | 0 | 0 | 0 | 1 | 0 | 2 | | | | | | | | | | | | | | | | | | | | |
| Lou Piniella, R OBP: 0.324, SLG: 0.356 (1, 7) | 1B 2B | | BB 1B BB | | 4-3 | | G3 | | | 3 | 1 | 2 | 2 | 1 | 0 | 0 | | | | | | | | | | | | | | | | | | | | |
| Ed Kirkpatrick, L OBP: 0.480, SLG: 0.650 (1, 9) | FC5-4 1B | | BB 1B | | 4-0 CS BB | | L7 | | | 3 | 0 | 2 | 1 | 1 | 0 | 0 | | | | | | | | | | | | | | | | | | | | |
| Hal McRae, R OBP: 0.305, SLG: 0.347 (1, 10) | FC5-4 | | 1-2 2-3 BB | | 0-0 CS 1B | | F9 | | | 3 | 0 | 0 | 0 | 0 | 4 | | | | | | | | | | | | | | | | | | | | | |
| Paul Schaal, R OBP: 0.403, SLG: 0.322 (1, 5) | | E6 1B CS | 4-3 | | 0-0 CS | | F7 | | FC6-4 BB HBP | 3 | 0 | 0 | 0 | 1 | 0 | 0 | | | | | | | | | | | | | | | | | | | | |
| Jerry May, R OBP: 0.222, SLG: 0.208 (1, 2) | F8 | | | F8 | | 0-0 F9 | | FC6-4 BB | | 3 | 0 | 0 | 0 | 1 | 1 | 3 | | | | | | | | | | | | | | | | | | | | |
| Inning Stats | R: 3 E: 0 K: 0 S: 5 | H: 2 LOB: 1 BB: 2 P: 13 | R: 0 E: 1 K: 0 S: 3 | H: 1 LOB: 0 BB: 0 P: 3 | R: 0 E: 0 K: 0 S: 4 | H: 1 LOB: 3 BB: 2 P: 12 | R: 0 E: 0 K: 1 S: 6 | H: 1 LOB: 2 BB: 1 P: 10 | R: 0 E: 0 K: 1 S: 5 | H: 0 LOB: 2 BB: 2 P: 13 | R: 0 E: 0 K: 0 S: 3 | H: 0 LOB: 0 BB: 0 P: 3 | R: 0 E: 0 K: 0 S: 3 | H: 0 LOB: 2 BB: 1 P: 8 | R: 0 E: 0 K: 0 S: 3 | H: 0 LOB: 2 BB: 1 P: 8 | | 1B: 5 2B: 2 3B: 0 HR: 0 | SF: 0 SAC: 0 DP: 1 HBP: 1 | WP: 0 PA: 39 CS: 4 | | | | | | | | | | | | | | | | |
| PITCHER | IP | WLS | BF | H | R | ER | SO | BB | IBB | HBP | BLK | WP | HR | S | P | ERA | WHIP | PITCHER | | IP | WLS | BF | H | R | ER | SO | BB | IBB | HBP | BLK | WP | HR | S | P | ERA | WHIP |
| Jim Slaton, R ERA: 2.21 Bill Champion, R ERA: 4.29 Chris Short, L ERA: 6.0 Frank Linzy, R ERA: 4.5 (2, 1) | 1.1 | L | 10 | 3 | 3 | 3 | 0 | 2 | 0 | 0 | 0 | 0 | 0 | 10 | 22 | 0.00 | 1.875 | | | | | | | | | | | | | | | | | | | |




| Batter | 1 | 2 | 3 | 4 | 5 | 6 | 7 | 8 | 9 | AB | R | H | RBI | BB | SO | LOB | TOP | | | | | | | | |
|---|------------------------------|----------------------------------|------------------------------|---------------------------------|------------------------------|---------------------------------|------------------------------|---------------------------------|------------------------------|----------------------------------|------------------------------|---------------------------------|------------------------------|---------------------------------|------------------------------|---------------------------------|---|------------------------------|----------------------------------|----------------------------------|------------------------------------|----------------------------------|--------|--|--|
| Dave May, L OBP: 0.273, SLG: 0.469 (1, 8) | | | | | | | | | | 4 | 2 | 2 | 4 | 1 | 2 | 0 | Milwaukee Brewers @ Kansas City Royals Royals Stadium, Kansas City, MO Thu Apr 26 1973, 7:05 PM EST Alt: 8,125 - Unknown - 54 F | | | | | | | | |
| Bob Coluccio, R OBP: 0.287, SLG: 0.423 (1, 9) | | | | | | | | | | 3 | 0 | 0 | 0 | 2 | 0 | 3 | | | | | | | | | |
| Don Money, R OBP: 0.233, SLG: 0.333 (1, 6) (9, 5) | | | | | | | | | | 5 | 0 | 1 | 1 | 0 | 0 | 3 | | | | | | | | | |
| George Scott, R OBP: 0.306, SLG: 0.441 (1, 3) | | | | | | | | | | 4 | 0 | 0 | 0 | 0 | 2 | 3 | | | | | | | | | |
| John Briggs, L OBP: 0.352, SLG: 0.400 (1, 7) | | | | | | | | | | 3 | 1 | 2 | 0 | 1 | 1 | 0 | | | | | | | | | |
| Ollie Brown, R OBP: 0.256, SLG: 0.400 (1, 10) | | | | | | | | | | 4 | 0 | 0 | 0 | 0 | 1 | 3 | | | | | | | | | |
| Darrell Porter, L OBP: 0.292, SLG: 0.292 (9, PR) Tim Johnson, L (9, 6) | | | | | | | | | | 4 | 0 | 1 | 0 | 0 | 2 | 2 | | | | | | | | | |
| John Vukovich, R OBP: 0.220, SLG: 0.243 (9, PH) Joe Lathoud, L OBP: 0.119, SLG: 0.107 John Felske, R (9, 2) | | | | | | | | | | 3 | 0 | 0 | 0 | 0 | 2 | 1 | | | | | | | | | |
| Pedro Garcia, R OBP: 0.314, SLG: 0.574 (1, 4) | | | | | | | | | | 2 | 2 | 0 | 0 | 2 | 1 | 0 | | | | | | | | | |
| Inning Stats | R: 0 E: 0 K: 2 S: 7 | H: 0 LOB: 1 BB: 1 P: 11 | R: 0 E: 0 K: 1 S: 5 | H: 0 LOB: 1 BB: 1 P: 9 | R: 1 E: 0 K: 1 S: 5 | H: 1 LOB: 0 BB: 1 P: 9 | R: 0 E: 0 K: 2 S: 8 | H: 1 LOB: 1 BB: 0 P: 8 | R: 1 E: 0 K: 1 S: 6 | H: 1 LOB: 2 BB: 2 P: 14 | R: 0 E: 0 K: 1 S: 5 | H: 0 LOB: 0 BB: 0 P: 5 | R: 0 E: 0 K: 2 S: 7 | H: 0 LOB: 0 BB: 0 P: 7 | R: 0 E: 0 K: 0 S: 3 | H: 0 LOB: 0 BB: 0 P: 3 | | R: 5 E: 1 K: 1 S: 9 | H: 4 LOB: 1 BB: 1 P: 13 | 1B: 5 2B: 1 3B: 1 HR: 1 | SF: 0 SAC: 0 DP: 1 HBP: 0 | WP: 0 PB: 0 SB: 4 CS: 0 | PA: 39 | | |
| PITCHER | IP | WLS | BF | H | R | ER | SO | BB | IBB | HBP | BLK | WP | HR | S | P | ERA | WHIP | | | | | | | | |
| Ken Wright, R ERA: 3.12 (1, 1) | 8.0 | | 32 | 4 | 3 | 2 | 10 | 5 | 0 | 0 | 0 | 0 | 0 | 47 | 67 | 2.25 | 1.125 | | | | | | | | |
| Gene Garber, R ERA: 2.16 (9, 1) | 0.1 | L | 3 | 2 | 0 | 0 | 1 | 0 | 0 | 0 | 0 | 0 | 0 | 5 | 5 | 0.00 | 6.000 | | | | | | | | |
| Bruce Dal Canton, R ERA: 3.79 (9, 1) | 0.2 | | 4 | 1 | 4 | 4 | 0 | 0 | 1 | 0 | 0 | 0 | 1 | 3 | 7 | 54.00 | 1.500 | | | | | | | | |

| Batter | 1 | 2 | 3 | 4 | 5 | 6 | 7 | 8 | 9 | AB | R | H | RBI | BB | SO | LOB | BOTTOM | | | | | | | | |
|--|------------------------------|---------------------------------|------------------------------|---------------------------------|------------------------------|---------------------------------|------------------------------|---------------------------------|------------------------------|---------------------------------|------------------------------|----------------------------------|------------------------------|----------------------------------|------------------------------|---------------------------------|---|------------------------------|---------------------------------|----------------------------------|------------------------------------|----------------------------------|--------|--|--|
| Freddie Patek, R OBP: 0.425, SLG: 0.429 (1, 6) | | | | | | | | | | 4 | 0 | 0 | 0 | 1 | 0 | 5 | Milwaukee Brewers @ Kansas City Royals Royals Stadium, Kansas City, MO Thu Apr 26 1973, 7:05 PM EST Alt: 8,125 - Unknown - 54 F | | | | | | | | |
| Cookie Rojas, R OBP: 0.384, SLG: 0.461 (1, 4) | | | | | | | | | | 4 | 0 | 1 | 1 | 1 | 0 | 1 | | | | | | | | | |
| Amos Otis, R OBP: 0.341, SLG: 0.467 (1, 8) | | | | | | | | | | 3 | 0 | 0 | 0 | 2 | 0 | 2 | | | | | | | | | |
| John Mayberry, L OBP: 0.400, SLG: 0.515 (1, 3) | | | | | | | | | | 3 | 0 | 0 | 1 | 1 | 0 | 2 | | | | | | | | | |
| Lou Piniella, R OBP: 0.342, SLG: 0.365 (1, 7) | | | | | | | | | | 4 | 0 | 2 | 0 | 1 | 0 | 2 | | | | | | | | | |
| Hal McRae, R OBP: 0.313, SLG: 0.340 (1, 9) | | | | | | | | | | 4 | 0 | 1 | 0 | 1 | 1 | 5 | | | | | | | | | |
| Paul Schaal, R OBP: 0.408, SLG: 0.339 (1, 5) | | | | | | | | | | 3 | 0 | 1 | 0 | 1 | 0 | 5 | | | | | | | | | |
| Kurt Bevacqua, R OBP: 0.286, SLG: 0.250 Steve Howley, L OBP: 0.294, SLG: 0.412 (1, 10) (7, PH) | | | | | | | | | | 2 | 0 | 1 | 0 | 0 | 0 | 1 | | | | | | | | | |
| Jerry May, R OBP: 0.241, SLG: 0.269 Gail Hopkins, L OBP: 0.615, SLG: 0.700 Carl Taylor, R OBP: 0.405, SLG: 0.276 (8, 2) (7, PR) | | | | | | | | | | 2 | 1 | 1 | 0 | 0 | 1 | 2 | | | | | | | | | |
| Inning Stats | R: 0 E: 0 K: 0 S: 3 | H: 0 LOB: 1 BB: 1 P: 7 | R: 0 E: 0 K: 0 S: 4 | H: 2 LOB: 0 BB: 0 P: 4 | R: 1 E: 0 K: 0 S: 4 | H: 2 LOB: 0 BB: 0 P: 4 | R: 0 E: 0 K: 0 S: 3 | H: 0 LOB: 0 BB: 0 P: 3 | R: 0 E: 0 K: 1 S: 5 | H: 1 LOB: 1 BB: 1 P: 9 | R: 0 E: 0 K: 0 S: 3 | H: 0 LOB: 3 BB: 3 P: 15 | R: 2 E: 0 K: 0 S: 5 | H: 2 LOB: 3 BB: 3 P: 17 | R: 0 E: 0 K: 1 S: 6 | H: 1 LOB: 1 BB: 0 P: 6 | | R: 0 E: 1 K: 1 S: 7 | H: 1 LOB: 2 BB: 0 P: 7 | 1B: 6 2B: 4 3B: 0 HR: 0 | SF: 1 SAC: 0 DP: 3 HBP: 0 | WP: 1 PB: 0 SB: 1 CS: 0 | PA: 42 | | |
| PITCHER | IP | WLS | BF | H | R | ER | SO | BB | IBB | HBP | BLK | WP | HR | S | P | ERA | WHIP | | | | | | | | |
| Gary Ryerson, L ERA: 3.14 (1, 1) | 4.0 | | 17 | 5 | 1 | 1 | 0 | 2 | 0 | 0 | 0 | 0 | 0 | 15 | 23 | 2.25 | 1.750 | | | | | | | | |
| Jim Colborn, R ERA: 1.62 (5, 1) | 2.1 | | 13 | 2 | 2 | 2 | 1 | 5 | 0 | 0 | 0 | 0 | 0 | 10 | 30 | 7.71 | 3.000 | | | | | | | | |
| Ray Newman, L ERA: (7, 1) | 2.2 | W | 12 | 2 | 0 | 0 | 2 | 0 | 1 | 0 | 0 | 1 | 0 | 15 | 19 | 0.00 | 0.750 | | | | | | | | |

| Batter | 1 | 2 | 3 | 4 | 5 | 6 | 7 | 8 | 9 | AB | R | H | RBI | BB | SO | LOB | TOP | | | | | | | | | | |
|---|------------------------------|---------------------------------|------------------------------|---------------------------------|------------------------------|---------------------------------|------------------------------|---------------------------------|------------------------------|---------------------------------|------------------------------|---------------------------------|------------------------------|---------------------------------|------------------------------|---------------------------------|------------------------------|---------------------------------|----------------------------------|------------------------------------|----------------------------------|--------|--|--|--|--|--|
| Freddie Patek, R OBP: 0.413, SLG: 0.405 (1, 6) | 0-3 K | | | 0-0 F9 | 1-3 | | 0-0 6-3 | | 4-0 BB | 4 | 0 | 0 | 0 | 1 | 1 | 2 | | | | | | | | | | | |
| Steve Hoyley, L OBP: 0.286, SLG: 0.381 Hal McRae, R OBP: 0.308, SLG: 0.333 (1, 10) (9, PH) | 0-0 1-3 | | | 0-0 BB 1B | 4-3 | | | 0-0 L3 | 0-0 L8 | 4 | 0 | 1 | 0 | 0 | 0 | 2 | | | | | | | | | | | |
| Amos Otis, R OBP: 0.337, SLG: 0.494 (1, 8) | 0-3 K | | | 0-0 L7 | | 0-0 5-3 | | 0-0 HR | | 4 | 1 | 1 | 1 | 0 | 1 | 1 | | | | | | | | | | | |
| John Mayberry, L OBP: 0.393, SLG: 0.493 (1, 3) | | 0-0 L9 | | 4-0 FC6 BB | | 0-0 P5 | | 0-0 2-3 | | 3 | 0 | 0 | 0 | 1 | 0 | 0 | | | | | | | | | | | |
| Lou Piniella, R OBP: 0.351, SLG: 0.373 (1, 7) | | 0-0 G4-6-3 1B | | 0-0 FC6 | | 0-0 1B | | 0-0 F9 | | 4 | 0 | 2 | 0 | 0 | 0 | 2 | | | | | | | | | | | |
| Ed Kirkpatrick, L OBP: 0.481, SLG: 0.727 (1, 9) | | 0-0 G4-6-3 | | | 0-0 HR | 0-0 FC5-4 1B | | | 0-0 4-3 SH3-4 E | 4 | 2 | 3 | 1 | 0 | 0 | 1 | | | | | | | | | | | |
| Cookie Rojas, R OBP: 0.382, SLG: 0.456 (1, 4) | | | 0-0 F7 | | 0-0 E 1B | 0-0 FC5-4 | | | 0-0 SH3-4 | 3 | 0 | 1 | 0 | 0 | 0 | 2 | | | | | | | | | | | |
| Paul Schaal, R OBP: 0.388, SLG: 0.318 (1, 5) | | | 0-0 6-3 | | 0-0 E3 | | 0-0 F9 | | 0-0 4-3 | 4 | 0 | 0 | 0 | 0 | 0 | 2 | | | | | | | | | | | |
| Fran Healy, R OBP: 0.083, SLG: 0.167 (1, 2) | | | 0-0 F9 | | 0-0 6-3 | | 0-0 1-3 | | 0-0 E5 PB | 4 | 0 | 0 | 0 | 0 | 0 | 2 | | | | | | | | | | | |
| Inning Stats | R: 0 E: 0 K: 2 S: 7 | H: 0 LOB: 0 BB: 7 P: 7 | R: 0 E: 0 K: 0 S: 3 | H: 1 LOB: 0 BB: 0 P: 3 | R: 0 E: 0 K: 0 S: 3 | H: 0 LOB: 0 BB: 0 P: 3 | R: 0 E: 0 K: 0 S: 4 | H: 1 LOB: 2 BB: 1 P: 8 | R: 1 E: 1 K: 0 S: 6 | H: 2 LOB: 2 BB: 0 P: 6 | R: 0 E: 0 K: 0 S: 5 | H: 2 LOB: 0 BB: 0 P: 5 | R: 0 E: 0 K: 0 S: 3 | H: 0 LOB: 0 BB: 0 P: 3 | R: 1 E: 0 K: 0 S: 4 | H: 1 LOB: 0 BB: 4 P: 4 | R: 1 E: 1 K: 0 S: 5 | H: 1 LOB: 2 BB: 1 P: 9 | 1B: 6 2B: 0 3B: 0 HR: 2 | SF: 0 SAC: 1 DP: 1 HBP: 0 | WP: 0 PB: 1 SB: 0 CS: 0 | PA: 38 | | | | | |
| PITCHER | IP | WLS | BF | H | R | ER | SO | BB | IBB | HBP | BLK | WP | HR | S | P | ERA | WHIP | | | | | | | | | | |
| Jim Perry, R ERA: 2.14 (1, 1) | 8.2 | L | 37 | 8 | 3 | 2 | 2 | 2 | 0 | 0 | 0 | 0 | 2 | 39 | 47 | 2.08 | 1.154 | | | | | | | | | | |
| Fred Scherman, L ERA: (9, 1) | 0.1 | | 1 | 0 | 0 | 0 | 0 | 0 | 0 | 0 | 0 | 0 | 0 | 1 | 1 | 0.00 | 0.000 | | | | | | | | | | |

Kansas City Royals @ Detroit Tigers
Tiger Stadium, Detroit, MI
Fri Apr 27 1973, 6:05 PM EST
Att: 16,345 - Unknown


AB 35
R 3
H 8
RBI 2
BB 2
SO 2
LOB 16



| Batter | 1 | 2 | 3 | 4 | 5 | 6 | 7 | 8 | 9 | AB | R | H | RBI | BB | SO | LOB | BOTTOM | | | | | | | | | | |
|---|------------------------------|---------------------------------|------------------------------|---------------------------------|------------------------------|---------------------------------|------------------------------|----------------------------------|------------------------------|---------------------------------|------------------------------|---------------------------------|------------------------------|---------------------------------|------------------------------|---------------------------------|------------------------------|---------------------------------|----------------------------------|------------------------------------|----------------------------------|--------|--|--|--|--|--|
| Jim Northrup, L OBP: 0.316, SLG: 0.273 (1, 9) | 0-0 6-3 | | 0-0 1-3 | | | 0-0 6-3 | | 0-0 6-3 | | 4 | 0 | 0 | 0 | 0 | 0 | 0 | | | | | | | | | | | |
| Aurelio Rodriguez, R OBP: 0.189, SLG: 0.288 Duke Sims, L OBP: 0.400, SLG: 0.500 (1, 5) (9, PH) | 0-0 6-3 | | | 0-0 L6 | | 0-3 K | | | 4-0 L3 BB | 3 | 0 | 0 | 0 | 0 | 1 | 0 | | | | | | | | | | | |
| Rich Reese, L OBP: 0.160, SLG: 0.045 (1, 7) | 0-0 1-3 | | | 4-0 PB BB | | 0-0 L8 | | | 0-0 L3 | 3 | 0 | 0 | 0 | 1 | 0 | 1 | | | | | | | | | | | |
| Bill Freehan, R OBP: 0.410, SLG: 0.377 (1, 2) | | 0-0 F7 | | 4-0 G4-6-3 BB | | 4-0 WP G3 BB | | | 0-0 F6 | 2 | 0 | 0 | 0 | 2 | 0 | 0 | | | | | | | | | | | |
| Gates Brown, L OBP: 0.313, SLG: 0.317 (1, 10) | | 0-0 F7 | | 0-0 G4-6-3 | | 0-0 G3 | | | | 3 | 0 | 0 | 0 | 0 | 0 | 3 | | | | | | | | | | | |
| Norm Cash, L OBP: 0.288, SLG: 0.412 (1, 3) | | 4-0 BB | | | 4-0 FC5-4 BB | | 0-3 K | | | 1 | 0 | 0 | 0 | 2 | 1 | 1 | | | | | | | | | | | |
| Dick McAuliffe, L OBP: 0.208, SLG: 0.234 (1, 4) | | 0-0 F9 | | | 0-0 F6 | | 0-0 F7 | | | 3 | 0 | 0 | 0 | 0 | 0 | 3 | | | | | | | | | | | |
| Mickey Stanley, R OBP: 0.309, SLG: 0.475 (1, 8) | | | 0-3 K | | 0-0 FC5-4 | | | 0-0 F8 | | 3 | 0 | 0 | 0 | 0 | 1 | 1 | | | | | | | | | | | |
| Ed Brinkman, R OBP: 0.349, SLG: 0.436 (1, 6) | | | 0-0 F3 | | 0-0 F9 | | | 0-3 K | | 3 | 0 | 0 | 0 | 0 | 1 | 1 | | | | | | | | | | | |
| Inning Stats | R: 0 E: 0 K: 0 S: 3 | H: 0 LOB: 0 BB: 1 P: 3 | R: 0 E: 0 K: 0 S: 3 | H: 0 LOB: 1 BB: 1 P: 7 | R: 0 E: 0 K: 1 S: 5 | H: 0 LOB: 0 BB: 0 P: 5 | R: 0 E: 0 K: 0 S: 2 | H: 0 LOB: 1 BB: 2 P: 10 | R: 0 E: 0 K: 0 S: 3 | H: 0 LOB: 1 BB: 1 P: 7 | R: 0 E: 0 K: 1 S: 5 | H: 0 LOB: 0 BB: 0 P: 5 | R: 0 E: 0 K: 1 S: 5 | H: 0 LOB: 1 BB: 1 P: 9 | R: 0 E: 0 K: 1 S: 5 | H: 0 LOB: 0 BB: 0 P: 5 | R: 0 E: 0 K: 0 S: 2 | H: 0 LOB: 0 BB: 1 P: 6 | 1B: 0 2B: 1 3B: 0 HR: 0 | SF: 0 SAC: 0 DP: 2 HBP: 0 | WP: 1 PB: 1 SB: 0 CS: 0 | PA: 31 | | | | | |
| PITCHER | IP | WLS | BF | H | R | ER | SO | BB | IBB | HBP | BLK | WP | HR | S | P | ERA | WHIP | | | | | | | | | | |
| Steve Busby, R ERA: 5.11 (1, 1) | 9.0 | W | 31 | 0 | 0 | 0 | 4 | 6 | 0 | 0 | 0 | 1 | 0 | 33 | 57 | 0.00 | 0.667 | | | | | | | | | | |

Kansas City Royals @ Detroit Tigers
Tiger Stadium, Detroit, MI
Fri Apr 27 1973, 6:05 PM EST
Att: 16,345 - Unknown

AB 25
R 0
H 0
RBI 0
BB 6
SO 4
LOB 10



| Batter | 1 | 2 | 3 | 4 | 5 | 6 | 7 | 8 | 9 | AB | R | H | RBI | BB | SO | LOB | TOP | | | | | | | | | | |
|---|------------------------------|---------------------------------|------------------------------|---------------------------------|------------------------------|---------------------------------|------------------------------|---------------------------------|------------------------------|---------------------------------|------------------------------|----------------------------------|------------------------------|----------------------------------|------------------------------|---------------------------------|------------------------------|---------------------------------|----------------------------------|------------------------------------|--|--|--|--|--|--|--|
| Freddie Patek, R OBP: 0.412, SLG: 0.410 (1, 6) | 0-0 6-3 | | 0-0 1-3 | | | 4-0 2B BB | 0-0 FC5-2 1-3 2B | | 0-0 6-3 | 4 | 2 | 1 | 0 | 1 | 0 | 0 | | | | | | | | | | | |
| Cookie Rojas, R OBP: 0.394, SLG: 0.458 (1, 4) | 0-0 P6 | | | 0-0 L8 | | 0-0 2B 1B | 4-0 FC5-2 2B BB | | 0-0 | 4 | 2 | 2 | 0 | 1 | 0 | 0 | | | | | | | | | | | |
| Amos Otis, R OBP: 0.351, SLG: 0.512 (1, 8) | 0-0 S 1B | | | 0-0 FC5-4 1B | | 0-0 2B 2B | 0-0 FC5-2 2B | | 0-0 P4 | 5 | 2 | 3 | 2 | 0 | 0 | 4 | | | | | | | | | | | |
| John Mayberry, L OBP: 0.394, SLG: 0.493 (1, 3) | 0-0 F2 | | | 0-0 FC5-4 1B | | 0-0 4-3 SF7 2B | 0-0 K | | 4-0 BB | 4 | 1 | 1 | 1 | 1 | 1 | 5 | | | | | | | | | | | |
| Lou Piniella, R OBP: 0.354, SLG: 0.389 (1, 7) | | 0-0 5-3 | | 0-0 1B | | 0-0 4-3 | 0-0 | | 0-0 5-3 | 5 | 0 | 2 | 3 | 0 | 0 | 3 | | | | | | | | | | | |
| Hal McRae, R OBP: 0.304, SLG: 0.316 Steve Hovley, L OBP: 0.286, SLG: 0.381 (1, 9) (7, 9) | | 0-3 K | | 0-0 F8 | | 4-0 SF7 BB | 0-0 F8 | | | 3 | 0 | 0 | 0 | 1 | 1 | 3 | | | | | | | | | | | |
| Kurt Bevacqua, R OBP: 0.261, SLG: 0.227 Gail Hopkins, L OBP: 0.533, SLG: 0.636 (1, 10) (6, PH) | | 0-3 K | | 0-0 4-3 | | 0-0 SF7 | 0-3 K | | | 2 | 0 | 0 | 0 | 0 | 1 | 0 | | | | | | | | | | | |
| Paul Schaal, R OBP: 0.369, SLG: 0.300 (1, 5) | | | 0-0 P6 | | 0-0 P6 | 0-0 F8 | | 0-0 P6 | | 4 | 0 | 0 | 0 | 0 | 0 | 1 | | | | | | | | | | | |
| Fran Healy, R OBP: 0.125, SLG: 0.133 (1, 2) | | | 0-0 6-3 | | 0-3 K | | 4-0 2B FC5-2 BB | 0-3 K | | 3 | 0 | 0 | 0 | 1 | 2 | 0 | | | | | | | | | | | |
| Inning Stats | R: 0 E: 0 K: 0 S: 4 | H: 1 LOB: 1 BB: 0 P: 4 | R: 0 E: 0 K: 2 S: 7 | H: 0 LOB: 0 BB: 0 P: 7 | R: 0 E: 0 K: 0 S: 3 | H: 0 LOB: 0 BB: 0 P: 3 | R: 0 E: 0 K: 0 S: 5 | H: 2 LOB: 2 BB: 0 P: 5 | R: 0 E: 0 K: 1 S: 5 | H: 0 LOB: 0 BB: 0 P: 5 | R: 4 E: 0 K: 0 S: 6 | H: 3 LOB: 1 BB: 2 P: 14 | R: 3 E: 0 K: 1 S: 7 | H: 2 LOB: 1 BB: 2 P: 15 | R: 0 E: 0 K: 2 S: 7 | H: 0 LOB: 0 BB: 0 P: 7 | R: 0 E: 0 K: 0 S: 4 | H: 1 LOB: 2 BB: 1 P: 8 | 1B: 5 2B: 4 3B: 0 HR: 0 | SF: 1 SAC: 0 DP: 0 HBP: 0 | WP: 0 PA: 41 PB: 0 SB: 2 CS: 0 | | | | | | |
| PITCHER | IP | WLS | BF | H | R | ER | SO | BB | IBB | HBP | BLK | WP | HR | S | P | ERA | WHIP | | | | | | | | | | |
| Mickey Lolich, L ERA: 3.63 (1, 1) | 5.0 | | 22 | 6 | 4 | 4 | 3 | 1 | 0 | 0 | 0 | 0 | 0 | 27 | 31 | 7.20 | 1.400 | | | | | | | | | | |
| Lerrin LaGrow, R ERA: 3.63 (6, 1) | 0.1 | | 2 | 0 | 0 | 0 | 0 | 1 | 0 | 0 | 0 | 0 | 0 | 1 | 5 | 0.00 | 3.000 | | | | | | | | | | |
| John Hiller, L ERA: 7.36 (6, 1) | 0.2 | L | 5 | 1 | 3 | 3 | 0 | 2 | 0 | 0 | 0 | 0 | 0 | 3 | 11 | 40.50 | 4.500 | | | | | | | | | | |
| Tom Timmermann, R ERA: 4.76 (7, 1) | 0.1 | | 1 | 0 | 0 | 0 | 0 | 0 | 0 | 0 | 0 | 0 | 0 | 1 | 1 | 0.00 | 0.000 | | | | | | | | | | |
| Fred Scherman, L ERA: (7, 1) | 2.2 | | 11 | 2 | 0 | 0 | 3 | 1 | 0 | 0 | 0 | 0 | 0 | 16 | 20 | 0.00 | 1.125 | | | | | | | | | | |

Kansas City Royals @ Detroit Tigers
Tiger Stadium, Detroit, MI
Sat Apr 28 1973, 3:33 AM EST
Att: 12,231 - Unknown

AB 35
R 7
H 9
RBI 7
BB 5
SO 6
LOB 16



| Batter | 1 | 2 | 3 | 4 | 5 | 6 | 7 | 8 | 9 | AB | R | H | RBI | BB | SO | LOB | BOTTOM | | | | | | | | | | |
|--|------------------------------|---------------------------------|------------------------------|---------------------------------|------------------------------|----------------------------------|------------------------------|----------------------------------|------------------------------|---------------------------------|------------------------------|----------------------------------|------------------------------|---------------------------------|------------------------------|---------------------------------|------------------------------|---------------------------------|----------------------------------|------------------------------------|--|--|--|--|--|--|--|
| Tony Taylor, R OBP: 0.231, SLG: 0.289 (1, 4) | 0-3 K | | 0-3 K | | 0-0 5-3 | 0-0 2H 1B | | 0-0 1-3 | | 5 | 0 | 1 | 1 | 0 | 2 | 3 | | | | | | | | | | | |
| Aurelio Rodriguez, R OBP: 0.179, SLG: 0.273 Dick McAuliffe, L OBP: 0.224, SLG: 0.271 (1, 5) (9, PH) | 0-0 5-3 | | 0-0 5-3 | | 0-0 F9 | 0-0 F8 | | 0-0 | 0-0 | 4 | 0 | 0 | 0 | 0 | 0 | 2 | | | | | | | | | | | |
| Al Kaline, R OBP: 0.292, SLG: 0.367 (1, 9) | 0-0 L5 | | 0-3 K | | 0-0 L6-3 | | 0-0 L8 | | 0-3 K | 5 | 0 | 0 | 0 | 0 | 2 | 2 | | | | | | | | | | | |
| Bill Freehan, R OBP: 0.410, SLG: 0.370 (1, 2) | | 0-0 F9 | | 0-0 BB BB 1B | | 4-0 1B BB | 0-0 5-3 | | 0-0 F8 | 4 | 1 | 1 | 0 | 1 | 0 | 1 | | | | | | | | | | | |
| Willie Horton, R OBP: 0.431, SLG: 0.600 (1, 7) | | 0-0 G3 1B | | 4-0 BB BB 1B | | 0-0 1B 1B | 0-0 F9 | | 0-0 F9 | 4 | 1 | 2 | 0 | 1 | 0 | 1 | | | | | | | | | | | |
| Frank Howard, R OBP: 0.281, SLG: 0.241 Gates Brown, L OBP: 0.306, SLG: 0.310 (1, 10) (8, PH) | | 0-0 G3 1B | | 0-3 K | | 0-0 1B E 1B | 0-0 4-3 | | | 3 | 1 | 2 | 1 | 0 | 1 | 2 | | | | | | | | | | | |
| Ike Brown, R OBP: 0.148, SLG: 0.042 Rich Reese, L OBP: 0.148, SLG: 0.042 (1, 3) (6, PH) (7, 3) | | 0-0 G3 | | 0-3 K | | 0-0 F7 | 0-3 K | | | 2 | 0 | 0 | 0 | 0 | 1 | 4 | | | | | | | | | | | |
| Mickey Stanley, R OBP: 0.333, SLG: 0.484 (1, 8) | | 0-0 5-3 | | 4-0 BB | | 0-0 FC6-4 1B | 0-0 1B | | | 3 | 0 | 2 | 1 | 1 | 0 | 2 | | | | | | | | | | | |
| Ed Brinkman, R OBP: 0.358, SLG: 0.431 (1, 6) | | | 4-0 5-3 BB | | 0-0 L7 | | 0-0 FC6-4 1B | | 0-0 | 3 | 1 | 1 | 0 | 1 | 0 | 4 | | | | | | | | | | | |
| Inning Stats | R: 0 E: 0 K: 1 S: 5 | H: 0 LOB: 0 BB: 0 P: 5 | R: 0 E: 0 K: 0 S: 5 | H: 2 LOB: 2 BB: 0 P: 5 | R: 0 E: 0 K: 2 S: 7 | H: 0 LOB: 1 BB: 1 P: 11 | R: 0 E: 0 K: 2 S: 8 | H: 1 LOB: 3 BB: 2 P: 16 | R: 0 E: 0 K: 0 S: 3 | H: 0 LOB: 0 BB: 0 P: 3 | R: 4 E: 1 K: 0 S: 7 | H: 4 LOB: 1 BB: 1 P: 11 | R: 0 E: 0 K: 0 S: 3 | H: 0 LOB: 0 BB: 0 P: 3 | R: 0 E: 0 K: 1 S: 7 | H: 2 LOB: 2 BB: 0 P: 7 | R: 0 E: 0 K: 1 S: 6 | H: 1 LOB: 1 BB: 0 P: 6 | 1B: 9 2B: 1 3B: 0 HR: 0 | SF: 0 SAC: 0 DP: 0 HBP: 0 | WP: 0 PA: 41 PB: 0 SB: 0 CS: 0 | | | | | | |
| PITCHER | IP | WLS | BF | H | R | ER | SO | BB | IBB | HBP | BLK | WP | HR | S | P | ERA | WHIP | | | | | | | | | | |
| Paul Spittorff, L ERA: 3.0 (1, 1) | 5.0 | | 24 | 5 | 3 | 3 | 5 | 4 | 0 | 0 | 0 | 0 | 0 | 30 | 46 | 5.40 | 1.800 | | | | | | | | | | |
| Gene Garber, R ERA: 1.74 (6, 1) | 4.0 | W | 17 | 5 | 1 | 0 | 2 | 0 | 0 | 0 | 0 | 0 | 0 | 21 | 21 | 0.00 | 1.250 | | | | | | | | | | |

Kansas City Royals @ Detroit Tigers
Tiger Stadium, Detroit, MI
Sat Apr 28 1973, 3:33 AM EST
Att: 12,231 - Unknown

AB 37
R 4
H 10
RBI 3
BB 4
SO 7
LOB 23




| Batter | 1 | 2 | 3 | 4 | 5 | 6 | 7 | 8 | 9 | AB | R | H | RBI | BB | SO | LOB | TOP | | | |
|---|--|---------------------------------|------------------------------|---------------------------------|------------------------------|---------------------------------|------------------------------|---------------------------------|------------------------------|---------------------------------|------------------------------|---------------------------------|------------------------------|---------------------------------|------------------------------|---------------------------------|---|------------------------------------|----------------------------------|--------|
| Freddie Patek, R OBP: 0.392, SLG: 0.386 (1, 6) | 0-0 6-3 | | 0-0 FC6-4 | | 0-0 6-3 | | 0-0 L8 | | 0-0 6-3 | 5 | 0 | 0 | 0 | 0 | 0 | 5 | Kansas City Royals @ Detroit Tigers Tiger Stadium, Detroit, MI Sun Apr 29 1973, 3:33 AM EDT Att: 16,245 - Unknown | | | |
| Cookie Rojas, R OBP: 0.378, SLG: 0.437 (1, 4) | 0-0 6-3 | | 0-0 F8 | | | 0-0 L9 | 0-0 4-3 | | | 4 | 0 | 0 | 0 | 0 | 0 | 2 | | | | |
| Amos Otis, R OBP: 0.357, SLG: 0.523 (1, 8) | 0-0 2B | | | 0-0 4-3 | | 0-0 P3 | | 0-0 5-3 | | 4 | 0 | 2 | 0 | 0 | 0 | 0 | | | | |
| John Mayberry, L OBP: 0.388, SLG: 0.474 (1, 3) | 0-0 F8 | | | 0-0 F8 | | 0-0 1B BB | | 0-0 L9 | | 3 | 1 | 0 | 0 | 1 | 0 | 2 | | | | |
| Ed Kirkpatrick, L OBP: 0.466, SLG: 0.688 (1, 9) | | 0-0 F8 | | 0-0 4-3 | | 0-0 1B 1B | | 0-0 P5 | | 4 | 0 | 1 | 0 | 0 | 0 | 1 | | | | |
| Lou Piniella, R OBP: 0.349, SLG: 0.382 (1, 7) | 0-3 K | | 0-0 F3 | | 0-0 1B | | | 0-0 L8 | | 4 | 0 | 1 | 1 | 0 | 1 | 1 | | | | |
| Gail Hopkins, L OBP: 0.474, SLG: 0.500 (1, 10) | 0-0 4-3 | | | 0-0 F5 | | 0-0 P5 | | 0-0 2B BB | | 3 | 0 | 0 | 0 | 1 | 0 | 2 | | | | |
| Paul Schaal, R OBP: 0.375, SLG: 0.324 (1, 5) | | | 0-0 P3 | | 0-0 F8 | | 0-0 FC5-4 1B | | 0-0 2B | 4 | 0 | 2 | 0 | 0 | 0 | 0 | | | | |
| Fran Healy, R OBP: 0.200, SLG: 0.263 (1, 2) | | | 0-0 FC6-4 1B | | | 0-0 2B | | 0-0 FC5-4 1B | | 4 | 0 | 2 | 0 | 0 | 0 | 3 | | | | |
| Inning Stats | R: 0 E: 0 K: 0 S: 4 | H: 1 LOB: 1 BB: 0 P: 4 | R: 0 E: 0 K: 1 S: 5 | H: 0 LOB: 0 BB: 0 P: 5 | R: 0 E: 0 K: 0 S: 4 | H: 1 LOB: 1 BB: 0 P: 4 | R: 0 E: 0 K: 0 S: 4 | H: 1 LOB: 1 BB: 0 P: 4 | R: 1 E: 1 K: 0 S: 5 | H: 2 LOB: 2 BB: 1 P: 9 | R: 0 E: 0 K: 0 S: 4 | H: 1 LOB: 0 BB: 0 P: 3 | R: 0 E: 0 K: 0 S: 3 | H: 0 LOB: 0 BB: 0 P: 3 | R: 0 E: 0 K: 0 S: 4 | H: 1 LOB: 2 BB: 1 P: 8 | 1B: 5 2B: 3 3B: 0 HR: 0 | SF: 0 SAC: 0 DP: 0 HBP: 0 | WP: 0 PB: 0 SB: 0 CS: 0 | PA: 37 |
| PITCHER Joe Coleman, R ERA: 2.08 (1, 1) | IP: 9.0 WLS: W BF: 37 H: 8 R: 1 ER: 0 SO: 1 BB: 2 IBB: 0 HBP: 0 BLK: 0 WP: 0 HR: 0 S: 37 P: 45 ERA: 0.00 WHIP: 1.111 | | | | | | | | | | | | | | | PITCHER | | | | |

| Batter | 1 | 2 | 3 | 4 | 5 | 6 | 7 | 8 | 9 | AB | R | H | RBI | BB | SO | LOB | BOTTOM | | | |
|---|--|---------------------------------|--------------------------------|---------------------------------|------------------------------|---------------------------------|------------------------------|---------------------------------|------------------------------|---------------------------------|------------------------------|----------------------------------|------------------------------|---------------------------------|------------------------------|---------------------------------|---|------------------------------------|----------------------------------|--------|
| Jim Northrup, L OBP: 0.333, SLG: 0.297 (1, 8) (7, 7) | 0-0 4-3 | | 0-0 2B 1B | | 0-0 L9 WP SF8 1B | | 0-0 G3 | | | 4 | 2 | 2 | 0 | 0 | 0 | 0 | Kansas City Royals @ Detroit Tigers Tiger Stadium, Detroit, MI Sun Apr 29 1973, 3:33 AM EDT Att: 16,245 - Unknown | | | |
| Al Kaline, R OBP: 0.304, SLG: 0.381 (1, 9) | 0-0 L6-3 | | 0-0 4-3 1-H BLK 2B | | 0-0 L9 | | 0-0 G6-4-3 BB | | | 3 | 1 | 1 | 1 | 1 | 0 | 1 | | | | |
| Gates Brown, L OBP: 0.308, SLG: 0.318 Frank Howard, R OBP: 0.273, SLG: 0.233 (7, PH) | 0-0 1B | | 0-0 4-3 | | 0-0 SF8 | | 0-0 G6-4-3 | | | 2 | 0 | 1 | 1 | 0 | 0 | 1 | | | | |
| Norm Cash, L OBP: 0.290, SLG: 0.407 Mickey Stanley, R OBP: 0.342, SLG: 0.492 (7, 8) | 0-0 BB 1B | | 0-0 G3 | | 0-0 F7 | | | | | 1 | 1 | 1 | 0 | 0 | 0 | 0 | | | | |
| Duke Sims, L OBP: 0.556, SLG: 1.000 (1, 2) | 0-0 BB 1B | | 0-0 G3 | | | | 0-0 SH1-3 2B BB | | 0-0 HR 1B | 2 | 2 | 1 | 2 | 2 | 0 | 0 | | | | |
| Rich Reese, L OBP: 0.133, SLG: 0.037 (1, 7) (7, 3) | 0-0 5-3 | | | 0-3 K | | 0-0 SH1-3 | | 0-0 6-3 | | 3 | 0 | 0 | 0 | 0 | 1 | 3 | | | | |
| Dick McAuliffe, L OBP: 0.284, SLG: 0.314 (1, 4) | | 0-0 CS BB | | 0-0 BB 1B | | 0-0 2B | | 0-0 4-3 | | 3 | 0 | 2 | 1 | 1 | 0 | 0 | | | | |
| Aurelio Rodriguez, R OBP: 0.183, SLG: 0.263 (1, 5) | | 0-0 F3 | | 0-0 G6-4-3 BB | | 0-0 P4 | | 0-0 4-3 | | 3 | 0 | 0 | 0 | 1 | 0 | 2 | | | | |
| Ed Brinkman, R OBP: 0.343, SLG: 0.410 (1, 6) | | 0-0 G3 | | 0-0 G6-4-3 | | 0-3 K | | | | 3 | 0 | 0 | 0 | 0 | 1 | 3 | | | | |
| Inning Stats | R: 0 E: 0 K: 0 S: 5 | H: 2 LOB: 3 BB: 1 P: 9 | R: 0 E: 0 K: 0 S: 2 | H: 0 LOB: 0 BB: 1 P: 6 | R: 2 E: 0 K: 0 S: 5 | H: 2 LOB: 0 BB: 0 P: 5 | R: 0 E: 0 K: 1 S: 5 | H: 1 LOB: 1 BB: 1 P: 9 | R: 1 E: 0 K: 0 S: 4 | H: 1 LOB: 0 BB: 0 P: 4 | R: 1 E: 0 K: 1 S: 6 | H: 1 LOB: 1 BB: 1 P: 10 | R: 0 E: 0 K: 0 S: 2 | H: 0 LOB: 0 BB: 1 P: 6 | R: 2 E: 0 K: 0 S: 5 | H: 2 LOB: 2 BB: 0 P: 5 | 1B: 6 2B: 2 3B: 0 HR: 1 | SF: 1 SAC: 1 DP: 2 HBP: 0 | WP: 1 PB: 0 SB: 0 CS: 1 | PA: 35 |
| PITCHER Wayne Simpson, R ERA: 4.34 Doug Bird, R ERA Mike Jackson, L ERA: 6.52 Tom Burgmeier, L ERA: 5.63 (1, 1) (6, 1) (7, 1) (8, 1) | IP: 5.1 WLS: L BF: 25 H: 7 R: 4 ER: 4 SO: 1 BB: 4 IBB: 0 HBP: 0 BLK: 1 WP: 1 HR: 0 S: 23 P: 39 ERA: 6.75 WHIP: 2.062 | | | | | | | | | | | | | | | PITCHER | | | | |

| Batter | 1 | 2 | 3 | 4 | 5 | 6 | 7 | 8 | 9 | AB | R | H | RBI | BB | SO | LOB | TOP | | | | | |
|---|------------------------------|---------------------------------|------------------------------|---------------------------------|------------------------------|---------------------------------|------------------------------|---------------------------------|------------------------------|---------------------------------|------------------------------|---------------------------------|------------------------------|---------------------------------|------------------------------|---------------------------------|------------------------------|---------------------------------|-----------------------------------|------------------------------------|-------------------------|--------|
| Freddie Patek, R OBP: 0.369, SLG: 0.352 | K | | F9 | | L9 | | F9 | | 1-3 | 5 | 0 | 0 | 0 | 0 | 1 | 4 | | | | | | |
| Steve Hoyley, L OBP: 0.280, SLG: 0.333 | F7 | | | | FC4-6 | | K | | | 3 | 0 | 0 | 0 | 1 | 1 | 3 | | | | | | |
| Amos Otis, R OBP: 0.340, SLG: 0.490 | F7 | | | | F9 | | F7 | | | 4 | 1 | 1 | 0 | 0 | 0 | 2 | | | | | | |
| John Mayberry, L OBP: 0.387, SLG: 0.458 | | K | | | K | | | | 3-1 | 4 | 1 | 1 | 0 | 0 | 2 | 1 | | | | | | |
| Ed Kirkpatrick, L OBP: 0.470, SLG: 0.679 | | | | | F5 | | | | | 4 | 1 | 3 | 2 | 0 | 0 | 1 | | | | | | |
| Cookie Rojas, R OBP: 0.388, SLG: 0.440 | | L5-3 | | | | | | | | 4 | 1 | 2 | 0 | 0 | 0 | 2 | | | | | | |
| Hal McRae, R OBP: 0.299, SLG: 0.328 | | | | | F8 | | | | | 3 | 0 | 0 | 1 | 0 | 1 | 2 | | | | | | |
| Paul Splittorf, L OBP: 0.388, SLG: 0.440 | | | | | F7 | | SF9-4-3 | | | 0 | 0 | 0 | 0 | 0 | 0 | 0 | | | | | | |
| Gene Garber, R | | | | | | | | | K | 0 | 0 | 0 | 0 | 0 | 0 | 0 | | | | | | |
| Paul Schaal, R OBP: 0.385, SLG: 0.341 | | | | | | | | | F2 | 4 | 0 | 3 | 0 | 0 | 0 | 0 | | | | | | |
| Carl Taylor, R OBP: 0.415, SLG: 0.303 | | | | | 6-3 | | | | 4-3 | 4 | 0 | 2 | 1 | 0 | 0 | 1 | | | | | | |
| Inning Stats | R: 0 E: 0 K: 1 S: 5 | H: 0 LOB: 0 BB: 0 P: 5 | R: 0 E: 0 K: 1 S: 5 | H: 1 LOB: 0 BB: 0 P: 5 | R: 0 E: 0 K: 0 S: 4 | H: 1 LOB: 1 BB: 0 P: 4 | R: 0 E: 0 K: 1 S: 5 | H: 0 LOB: 1 BB: 1 P: 9 | R: 1 E: 0 K: 0 S: 6 | H: 3 LOB: 2 BB: 0 P: 6 | R: 3 E: 0 K: 0 S: 6 | H: 5 LOB: 0 BB: 0 P: 6 | R: 0 E: 0 K: 1 S: 6 | H: 1 LOB: 1 BB: 0 P: 6 | R: 0 E: 0 K: 1 S: 6 | H: 1 LOB: 1 BB: 0 P: 6 | R: 0 E: 0 K: 0 S: 3 | H: 0 LOB: 0 BB: 0 P: 3 | 1B: 11 2B: 3 3B: 0 HR: 0 | SF: 1 SAC: 0 DP: 2 HBP: 0 | WP: 1 PB: 0 CS: 1 | PA: 38 |
| PITCHER | IP | WLS | BF | H | R | ER | SO | BB | IBB | HBP | BLK | WP | HR | S | P | ERA | WHIP | | | | | |
| Doc Medich, R ERA: 3.69 | 5.0 | L | 22 | 7 | 3 | 3 | 3 | 1 | 0 | 0 | 0 | 0 | 0 | 27 | 31 | 5.40 | 1.600 | | | | | |
| Lindy McDaniel, R ERA: 2.75 | 4.0 | | 15 | 5 | 1 | 1 | 2 | 0 | 0 | 0 | 0 | 1 | 0 | 19 | 19 | 2.25 | 1.250 | | | | | |

Kansas City Royals @ New York Yankees
 Yankee Stadium, Bronx, NY
 Wed May 02 1973, 7:05 PM EDT
 Alt. 7,604 - Unknown - 67 F


AB 35
 R 4
 H 12
 RBI 4
 BB 1
 SO 5
 LOB 16



| Batter | 1 | 2 | 3 | 4 | 5 | 6 | 7 | 8 | 9 | AB | R | H | RBI | BB | SO | LOB | BOTTOM | | | | | |
|---|------------------------------|---------------------------------|------------------------------|---------------------------------|------------------------------|---------------------------------|------------------------------|---------------------------------|------------------------------|---------------------------------|------------------------------|----------------------------------|------------------------------|---------------------------------|------------------------------|---------------------------------|------------------------------|---------------------------------|-----------------------------------|------------------------------------|-------------------------|--------|
| Horace Clarke, S OBP: 0.360, SLG: 0.329 | | | G6-4-3 | | | | | | | 5 | 0 | 3 | 2 | 0 | 0 | 3 | | | | | | |
| Roy White, S OBP: 0.298, SLG: 0.205 | | | | | 5-3 | | | | | 5 | 0 | 2 | 0 | 0 | 0 | 1 | | | | | | |
| Matty Alou, L OBP: 0.367, SLG: 0.446 | | | | | 4-3 | | | | | 5 | 0 | 1 | 0 | 0 | 0 | 5 | | | | | | |
| Bobby Murcer, L OBP: 0.345, SLG: 0.462 | | | | | F8 | | | | | 4 | 0 | 0 | 0 | 0 | 1 | 4 | | | | | | |
| Jim Ray Hart, R OBP: 0.378, SLG: 0.406 | | | | | 6-3 | | | | | 3 | 0 | 0 | 1 | 1 | 1 | 1 | | | | | | |
| Graig Nettles, L OBP: 0.318, SLG: 0.386 | | | | | F8 | | | | | 3 | 1 | 0 | 0 | 0 | 0 | 3 | | | | | | |
| Thurman Munson, R OBP: 0.420, SLG: 0.547 | | | | | 5-3 | | | | | 4 | 1 | 2 | 0 | 0 | 0 | 0 | | | | | | |
| Felipe Alou, R OBP: 0.263, SLG: 0.407 | | | | | | | | | | 4 | 0 | 2 | 0 | 0 | 0 | 3 | | | | | | |
| Gene Michael, S OBP: 0.288, SLG: 0.306 | | | | | | | | | | 3 | 1 | 2 | 0 | 0 | 1 | 1 | | | | | | |
| Ron Blomberg, L OBP: 0.378, SLG: 0.289 | | | | | | | | | | 1 | 0 | 0 | 0 | 0 | 0 | 2 | | | | | | |
| Inning Stats | R: 0 E: 0 K: 0 S: 3 | H: 1 LOB: 0 BB: 0 P: 3 | R: 0 E: 0 K: 1 S: 5 | H: 0 LOB: 0 BB: 0 P: 5 | R: 0 E: 0 K: 0 S: 4 | H: 2 LOB: 1 BB: 0 P: 4 | R: 0 E: 0 K: 0 S: 3 | H: 0 LOB: 0 BB: 0 P: 3 | R: 0 E: 0 K: 0 S: 4 | H: 1 LOB: 1 BB: 0 P: 4 | R: 1 E: 0 K: 1 S: 8 | H: 3 LOB: 3 BB: 1 P: 12 | R: 0 E: 0 K: 1 S: 6 | H: 1 LOB: 1 BB: 0 P: 6 | R: 0 E: 0 K: 0 S: 4 | H: 1 LOB: 1 BB: 0 P: 4 | R: 2 E: 0 K: 0 S: 6 | H: 3 LOB: 2 BB: 0 P: 7 | 1B: 12 2B: 0 3B: 0 HR: 0 | SF: 0 SAC: 0 DP: 2 HBP: 1 | WP: 0 PB: 0 CS: 0 | PA: 39 |
| PITCHER | IP | WLS | BF | H | R | ER | SO | BB | IBB | HBP | BLK | WP | HR | S | P | ERA | WHIP | | | | | |
| Paul Splittorf, L ERA: 3.07 | 8.0 | W | 34 | 10 | 3 | 3 | 3 | 1 | 0 | 1 | 0 | 0 | 0 | 38 | 43 | 3.38 | 1.375 | | | | | |
| Paul Splittorf, L ERA: 3.07 | 8.0 | W | 34 | 10 | 3 | 3 | 3 | 1 | 0 | 1 | 0 | 0 | 0 | 38 | 43 | 3.38 | 1.375 | | | | | |
| Gene Garber, R ERA: 1.66 | 1.0 | S | 5 | 2 | 0 | 0 | 0 | 0 | 0 | 0 | 0 | 0 | 0 | 5 | 5 | 0.00 | 2.000 | | | | | |

Kansas City Royals @ New York Yankees
 Yankee Stadium, Bronx, NY
 Wed May 02 1973, 7:05 PM EDT
 Alt. 7,604 - Unknown - 67 F

AB 37
 R 3
 H 12
 RBI 3
 BB 1
 SO 3
 LOB 23



| Batter | 1 | 2 | 3 | 4 | 5 | 6 | 7 | 8 | 9 | AB | R | H | RBI | BB | SO | LOB | TOP | | | |
|---|---|---------------------------------|------------------------------|---------------------------------|------------------------------|----------------------------------|------------------------------|---------------------------------|------------------------------|---------------------------------|------------------------------|---------------------------------|------------------------------|---------------------------------|------------------------------|---------------------------------|--|----------------------------------|------------------------------------|----------------------------------|
| Freddie Patek, R OBP: 0.374, SLG: 0.358 (1, 6) | | | | | | | | | | 4 | 1 | 2 | 0 | 0 | 2 | 2 | Kansas City Royals @ Milwaukee Brewers Milwaukee County Stadium, Milwaukee, WI Fri May 04 1973, 8:05 PM EDT Att: 11,597 - Unknown - 45 F | | | |
| Cookie Rojas, R OBP: 0.380, SLG: 0.427 (1, 4) | | | | | | | | | | 5 | 1 | 1 | 0 | 0 | 0 | 4 | | | | |
| Amos Otis, R OBP: 0.342, SLG: 0.495 (1, 8) | | | | | | | | | | 5 | 1 | 2 | 1 | 0 | 2 | 1 | | | | |
| John Mayberry, L OBP: 0.400, SLG: 0.500 (1, 3) | | | | | | | | | | 3 | 1 | 2 | 3 | 1 | 1 | 0 | | | | |
| Ed Kirkpatrick, L OBP: 0.457, SLG: 0.650 (1, 7) | | | | | | | | | | 4 | 0 | 1 | 0 | 0 | 0 | 2 | | | | |
| Hal McRae, R OBP: 0.284, SLG: 0.309 Steve Hovley, L OBP: 0.280, SLG: 0.333 (8, 9) | | | | | | | | | | 4 | 0 | 0 | 0 | 0 | 0 | 4 | | | | |
| Gail Hopkins, L OBP: 0.455, SLG: 0.471 Lou Piniella, R OBP: 0.330, SLG: 0.358 (8, PH) | | | | | | | | | | 3 | 0 | 1 | 0 | 0 | 0 | 0 | | | | |
| Paul Schaal, R OBP: 0.390, SLG: 0.341 (1, 5) | | | | | | | | | | 3 | 1 | 1 | 0 | 1 | 0 | 2 | | | | |
| Fran Healy, R OBP: 0.192, SLG: 0.208 (1, 2) | | | | | | | | | | 3 | 0 | 0 | 0 | 1 | 0 | 3 | | | | |
| Inning Stats | R: 0 E: 0 K: 2 S: 7 | H: 0 LOB: 0 BB: 0 P: 7 | R: 1 E: 0 K: 0 S: 4 | H: 1 LOB: 0 BB: 0 P: 4 | R: 3 E: 0 K: 0 S: 7 | H: 4 LOB: 2 BB: 1 P: 11 | R: 0 E: 0 K: 1 S: 5 | H: 2 LOB: 0 BB: 0 P: 7 | R: 0 E: 0 K: 0 S: 3 | H: 0 LOB: 0 BB: 0 P: 3 | R: 0 E: 0 K: 0 S: 3 | H: 1 LOB: 0 BB: 0 P: 3 | R: 1 E: 0 K: 0 S: 5 | H: 2 LOB: 2 BB: 1 P: 9 | R: 0 E: 0 K: 1 S: 5 | H: 0 LOB: 1 BB: 1 P: 9 | | 1B: 8 2B: 1 3B: 0 HR: 1 | SF: 0 SAC: 1 DP: 1 HBP: 0 | WP: 2 PB: 0 SB: 0 CS: 0 |
| PITCHER | IP WLS BF H R ER SO BB IBB HBP BLK WP HR S P ERA WHIP | | | | | | | | | | | | | | | | | | | |
| Jim Slaton, R ERA: 2.67 (1, 1) | 3.0 L 17 7 4 4 2 1 0 0 0 0 1 20 24 12.00 2.667 | | | | | | | | | | | | | | | | | | | |
| Bill Champion, R ERA: 3.56 (4, 1) | 4.0 14 2 1 1 2 1 0 0 0 1 0 17 21 2.25 0.750 | | | | | | | | | | | | | | | | | | | |
| Ray Newman, L ERA: 2.45 (8, 1) | 2.0 8 1 0 0 1 1 0 0 0 0 0 9 13 0.00 1.000 | | | | | | | | | | | | | | | | | | | |


| Batter | 1 | 2 | 3 | 4 | 5 | 6 | 7 | 8 | 9 | AB | R | H | RBI | BB | SO | LOB | BOTTOM | | | | | |
|--|---|---------------------------------|------------------------------|---------------------------------|------------------------------|---------------------------------|------------------------------|---------------------------------|------------------------------|---------------------------------|------------------------------|----------------------------------|------------------------------|----------------------------------|------------------------------|---------------------------------|--|------------------------------|---------------------------------|----------------------------------|------------------------------------|----------------------------------|
| Dave May, L OBP: 0.239, SLG: 0.416 (1, 8) | | | | | | | | | | 5 | 1 | 1 | 1 | 0 | 1 | 5 | Kansas City Royals @ Milwaukee Brewers Milwaukee County Stadium, Milwaukee, WI Fri May 04 1973, 8:05 PM EDT Att: 11,597 - Unknown - 45 F | | | | | |
| Don Money, R OBP: 0.267, SLG: 0.329 (1, 6) | | | | | | | | | | 4 | 1 | 1 | 1 | 1 | 2 | 2 | | | | | | |
| Joe Lahoud, L OBP: 0.205, SLG: 0.193 Gorman Thomas, R OBP: 0.217, SLG: 0.326 (7, PH) (8, 9) | | | | | | | | | | 3 | 0 | 0 | 0 | 0 | 0 | 1 | | | | | | |
| George Scott, R OBP: 0.287, SLG: 0.375 (1, 3) | | | | | | | | | | 3 | 0 | 0 | 0 | 1 | 1 | 0 | | | | | | |
| John Briggs, L OBP: 0.367, SLG: 0.463 (1, 7) | | | | | | | | | | 3 | 0 | 0 | 0 | 1 | 0 | 0 | | | | | | |
| Ollie Brown, R OBP: 0.256, SLG: 0.333 (1, 10) | | | | | | | | | | 3 | 0 | 0 | 1 | 1 | 2 | 0 | | | | | | |
| Darrell Porter, L OBP: 0.356, SLG: 0.293 Bob Coluccio, R OBP: 0.231, SLG: 0.343 John Felske, R (7, 2) | | | | | | | | | | 0 | 0 | 0 | 0 | 2 | 0 | 0 | | | | | | |
| John Vukovich, R OBP: 0.183, SLG: 0.167 Tim Johnson, L OBP: 0.250, SLG: 0.455 (9, PH) | | | | | | | | | | 2 | 0 | 0 | 0 | 1 | 0 | 2 | | | | | | |
| Pedro Garcia, R OBP: 0.292, SLG: 0.500 (1, 4) | | | | | | | | | | 4 | 0 | 2 | 0 | 0 | 0 | 1 | | | | | | |
| Inning Stats | R: 0 E: 0 K: 1 S: 5 | H: 0 LOB: 0 BB: 0 P: 5 | R: 0 E: 0 K: 1 S: 5 | H: 0 LOB: 0 BB: 0 P: 5 | R: 0 E: 0 K: 1 S: 5 | H: 0 LOB: 0 BB: 1 P: 9 | R: 0 E: 0 K: 0 S: 3 | H: 0 LOB: 0 BB: 0 P: 3 | R: 0 E: 0 K: 1 S: 5 | H: 1 LOB: 3 BB: 1 P: 9 | R: 2 E: 0 K: 1 S: 6 | H: 1 LOB: 4 BB: 1 P: 22 | R: 0 E: 0 K: 1 S: 6 | H: 1 LOB: 2 BB: 1 P: 10 | R: 0 E: 0 K: 1 S: 5 | H: 0 LOB: 0 BB: 0 P: 5 | | R: 1 E: 0 K: 0 S: 5 | H: 2 LOB: 2 BB: 1 P: 9 | 1B: 3 2B: 0 3B: 0 HR: 1 | SF: 0 SAC: 0 DP: 0 HBP: 0 | WP: 0 PB: 0 SB: 0 CS: 0 |
| PITCHER | IP WLS BF H R ER SO BB IBB HBP BLK WP HR S P ERA WHIP | | | | | | | | | | | | | | | | | | | | | |
| Steve Busby, R ERA: 4.75 (1, 1) | 5.2 W 24 1 2 2 4 6 0 0 0 0 0 26 50 3.18 1.235 | | | | | | | | | | | | | | | | | | | | | |
| Mike Jackson, L ERA: 6.06 (6, 1) | 2.1 10 1 1 1 3 2 0 0 0 0 0 14 22 3.86 1.286 | | | | | | | | | | | | | | | | | | | | | |
| Gene Garber, R ERA: 1.59 (9, 1) | 1.0 S 5 2 0 0 0 0 0 0 0 0 0 5 5 0.00 2.000 | | | | | | | | | | | | | | | | | | | | | |

| Batter | 1 | 2 | 3 | 4 | 5 | 6 | 7 | 8 | 9 | AB | R | H | RBI | BB | SO | LOB | TOP | | | | | | | | | | |
|---|------------------------------|---------------------------------|------------------------------|----------------------------------|------------------------------|---------------------------------|------------------------------|---------------------------------|------------------------------|---------------------------------|------------------------------|---------------------------------|-------------------------------|----------------------------------|------------------------------|---------------------------------|------------------------------|----------------------------------|-----------------------------------|------------------------------------|----------------------------------|--------|--|--|--|--|--|
| Freddie Patek, R OBP: 0.380, SLG: 0.366 (1, 6) | F8 | 1B | | FC6-4 | | 1-3 | FC6-4 | | K | 6 | 0 | 3 | 3 | 0 | 1 | 2 | | | | | | | | | | | |
| Cookie Rojas, R OBP: 0.386, SLG: 0.451 (1, 4) | E5 | 1B | | F9 | | | 3B | | 1B | 6 | 2 | 3 | 0 | 0 | 0 | 4 | | | | | | | | | | | |
| Amos Otis, R OBP: 0.325, SLG: 0.472 (1, 8) | 4-3 | F9 | | FC6-4 | | | SF7 | | L5 | 5 | 0 | 0 | 1 | 0 | 0 | 10 | | | | | | | | | | | |
| Gail Hopkins, L OBP: 0.423, SLG: 0.429 Fran Healy, R OBP: 0.222, SLG: 0.240 (1, 3) (7, 2) | 1-3 | | 4-3 | | 4-3 | | 1B | | SH2-3 | 4 | 1 | 1 | 0 | 0 | 0 | 0 | | | | | | | | | | | |
| Ed Kirkpatrick, L OBP: 0.446, SLG: 0.625 (1, 7) | | L9 | 4-3 | | 1-3 | | 1B | | SH2-3 | 4 | 1 | 1 | 0 | 0 | 0 | 0 | | | | | | | | | | | |
| Lou Piniella, R OBP: 0.333, SLG: 0.360 (1, 10) | | 5-3 | | 1B | 5-3 | | BB | | 6-3 | 5 | 1 | 2 | 0 | 0 | 0 | 1 | | | | | | | | | | | |
| Hal McRae, R OBP: 0.306, SLG: 0.306 Steve Hovley, L OBP: 0.280, SLG: 0.333 (1, 9) (8, 9) | | BB | F9 | | F9 | | E7 | | F3 | 4 | 2 | 1 | 1 | 1 | 0 | 2 | | | | | | | | | | | |
| Paul Schaal, R OBP: 0.390, SLG: 0.330 (1, 5) | | BB | | 1-6-3 | | F9 | 1B | | L9 | 3 | 2 | 0 | 0 | 2 | 0 | 0 | | | | | | | | | | | |
| Carl Taylor, R OBP: 0.432, SLG: 0.314 John Mayberry, L OBP: 0.411, SLG: 0.506 (1, 2) (7, PH) (7, 3) | | 1B | | 1B | | E5 | 1B | | BB | 2 | 0 | 1 | 0 | 1 | 0 | 0 | | | | | | | | | | | |
| Inning Stats | R: 1 E: 1 K: 0 S: 4 | H: 0 LOB: 0 BB: 0 P: 4 | R: 2 E: 0 K: 0 S: 5 | H: 2 LOB: 3 BB: 3 P: 17 | R: 0 E: 0 K: 0 S: 4 | H: 1 LOB: 1 BB: 0 P: 4 | R: 0 E: 0 K: 0 S: 5 | H: 2 LOB: 2 BB: 0 P: 5 | R: 0 E: 0 K: 0 S: 3 | H: 0 LOB: 0 BB: 0 P: 3 | R: 0 E: 1 K: 0 S: 4 | H: 0 LOB: 1 BB: 0 P: 4 | R: 6 E: 1 K: 0 S: 10 | H: 7 LOB: 2 BB: 1 P: 14 | R: 0 E: 0 K: 0 S: 4 | H: 1 LOB: 1 BB: 0 P: 4 | R: 0 E: 0 K: 1 S: 6 | H: 1 LOB: 2 BB: 1 P: 10 | 1B: 13 2B: 0 3B: 1 HR: 0 | SF: 1 SAC: 1 DP: 0 HBP: 0 | WP: 0 PB: 0 SB: 1 CS: 0 | PA: 48 | | | | | |
| PITCHER | IP | WLS | BF | H | R | ER | SO | BB | IBB | HBP | BLK | WP | HR | S | P | ERA | WHIP | | | | | | | | | | |
| Bill Parsons, R ERA: 3.68 (1, 1) | 1.2 | | 10 | 1 | 3 | 2 | 0 | 3 | 0 | 0 | 1 | 0 | 0 | 7 | 19 | 10.80 | 2.400 | | | | | | | | | | |
| Jim Colborn, R ERA: 2.37 (2, 1) | 4.2 | 23 | 8 | 4 | 4 | 0 | 0 | 0 | 0 | 0 | 0 | 0 | 0 | 23 | 23 | 7.71 | 1.714 | | | | | | | | | | |
| Frank Linzy, R ERA: 9.0 (7, 1) | 0.0 | L | 2 | 1 | 0 | 0 | 0 | 1 | 0 | 0 | 0 | 0 | 0 | 1 | 5 | ∞ | ∞ | | | | | | | | | | |
| Ray Newman, L ERA: 2.45 (7, 1) | 0.0 | | 1 | 1 | 1 | 1 | 0 | 0 | 0 | 0 | 0 | 0 | 0 | 1 | 1 | ∞ | ∞ | | | | | | | | | | |
| Skip Lockwood, R ERA: 3.29 (7, 1) | 2.2 | | 12 | 3 | 1 | 1 | 1 | 1 | 0 | 0 | 0 | 0 | 0 | 13 | 17 | 3.38 | 1.500 | | | | | | | | | | |

Kansas City Royals @ Milwaukee Brewers
 Milwaukee County Stadium, Milwaukee, WI
 Sat May 05 1973, 8:05 PM EDT
 Alt. 9,888 - Unknown - 54 F

livebaseballscorecards.com

AB 41
 R 9
 H 14
 RBI 7
 BB 5
 SO 1
 LOB 19




| Batter | 1 | 2 | 3 | 4 | 5 | 6 | 7 | 8 | 9 | AB | R | H | RBI | BB | SO | LOB | BOTTOM | | | | | | | | | | |
|--|------------------------------|----------------------------------|------------------------------|----------------------------------|------------------------------|---------------------------------|------------------------------|---------------------------------|------------------------------|---------------------------------|------------------------------|---------------------------------|------------------------------|---------------------------------|------------------------------|---------------------------------|------------------------------|---------------------------------|----------------------------------|------------------------------------|----------------------------------|--------|--|--|--|--|--|
| Dave May, L OBP: 0.258, SLG: 0.413 (1, 8) | | | FC6-4 | | | 2B | FC6-4 | | | 3 | 2 | 1 | 0 | 2 | 0 | 3 | | | | | | | | | | | |
| Don Money, R OBP: 0.263, SLG: 0.311 (1, 6) | | | FC6-4 | | | L8 | | | 5-3 | 4 | 1 | 0 | 0 | 1 | 0 | 4 | | | | | | | | | | | |
| Joe Lahoud, L OBP: 0.204, SLG: 0.093 (1, 9) | 1B | L8 | | F2 | | F7 | | | F9 | 4 | 1 | 0 | 0 | 1 | 0 | 1 | | | | | | | | | | | |
| George Scott, R OBP: 0.304, SLG: 0.393 (1, 3) | 1B | WP | | K2-3 | | E5 | | | 6-3 | 4 | 1 | 2 | 2 | 1 | 1 | 0 | | | | | | | | | | | |
| John Briggs, L OBP: 0.381, SLG: 0.479 (1, 7) | 1B | F8 | | | | E5 | | | F9 | 4 | 1 | 2 | 1 | 1 | 0 | 1 | | | | | | | | | | | |
| Ollie Brown, R OBP: 0.271, SLG: 0.315 (1, 10) | 1B | | | 6-3 | | E5 | | | 6-3 | 3 | 1 | 0 | 0 | 2 | 0 | 3 | | | | | | | | | | | |
| Darrell Porter, L OBP: 0.345, SLG: 0.283 (1, 2) | 1B | 4-3 | | | | K | | | 4-3 | 5 | 0 | 1 | 2 | 0 | 1 | 2 | | | | | | | | | | | |
| Bob Heise, R OBP: 0.400, SLG: 0.400 John Vukovich, R OBP: 0.180, SLG: 0.164 (1, 5) (6, 5) | | | F7 | | F8 | | K | | | 3 | 0 | 1 | 1 | 0 | 0 | 0 | | | | | | | | | | | |
| Pedro Garcia, R OBP: 0.289, SLG: 0.479 (1, 4) | F6 | | 1-3 | | P4 | | FC6-4 | | | 3 | 0 | 0 | 0 | 1 | 0 | 2 | | | | | | | | | | | |
| Inning Stats | R: 6 E: 0 K: 0 S: 7 | H: 4 LOB: 4 BB: 4 P: 23 | R: 0 E: 0 K: 0 S: 3 | H: 0 LOB: 2 BB: 2 P: 11 | R: 0 E: 0 K: 0 S: 3 | H: 0 LOB: 1 BB: 1 P: 7 | R: 0 E: 0 K: 1 S: 6 | H: 1 LOB: 0 BB: 0 P: 6 | R: 0 E: 0 K: 1 S: 5 | H: 0 LOB: 0 BB: 0 P: 5 | R: 1 E: 1 K: 0 S: 5 | H: 2 LOB: 2 BB: 1 P: 9 | R: 0 E: 0 K: 1 S: 5 | H: 0 LOB: 1 BB: 1 P: 9 | R: 0 E: 0 K: 0 S: 3 | H: 0 LOB: 0 BB: 0 P: 3 | R: 0 E: 0 K: 0 S: 3 | H: 0 LOB: 0 BB: 0 P: 3 | 1B: 5 2B: 2 3B: 0 HR: 0 | SF: 0 SAC: 0 DP: 0 HBP: 0 | WP: 1 PB: 1 SB: 0 CS: 0 | PA: 43 | | | | | |
| PITCHER | IP | WLS | BF | H | R | ER | SO | BB | IBB | HBP | BLK | WP | HR | S | P | ERA | WHIP | | | | | | | | | | |
| Wayne Simpson, R ERA: 5.3 (1, 1) | 0.0 | | 4 | 1 | 4 | 4 | 0 | 3 | 0 | 0 | 0 | 0 | 0 | 1 | 13 | ∞ | ∞ | | | | | | | | | | |
| Ken Wright, R ERA: 4.74 (1, 1) | 0.0 | | 3 | 2 | 1 | 1 | 0 | 1 | 0 | 0 | 0 | 0 | 0 | 2 | 6 | ∞ | ∞ | | | | | | | | | | |
| Bruce Dal Canton, R ERA: 2.97 (1, 1) | 9.0 | W | 36 | 4 | 2 | 1 | 3 | 4 | 1 | 0 | 0 | 1 | 0 | 37 | 57 | 1.00 | 0.889 | | | | | | | | | | |

Kansas City Royals @ Milwaukee Brewers
 Milwaukee County Stadium, Milwaukee, WI
 Sat May 05 1973, 8:05 PM EDT
 Alt. 9,888 - Unknown - 54 F

livebaseballscorecards.com


AB 34
 R 7
 H 7
 RBI 6
 BB 9
 SO 3
 LOB 16



| Batter | 1 | 2 | 3 | 4 | 5 | 6 | 7 | 8 | 9 | AB | R | H | RBI | BB | SO | LOB | TOP | | |
|--|--|---------------------------------|--------------------------------------|-------------------------|--------------------------------------|-------------------------|--------------------------------------|---------------------------------|--------------------------------------|-------------------------|--------------------------------------|-------------------------|--------------------------------------|-------------------------|--------------------------------------|-------------------------|----------------------------------|------------------------------------|-----------------------------------|
| Freddie Patek, R OBP: 0.368, SLG: 0.352 | 1-3 | | F7 | | | 1-3 | | FC6-4 | | 4 | 0 | 0 | 0 | 0 | 0 | 1 | | | |
| Cookie Rojas, R OBP: 0.373, SLG: 0.434 | F9 | | 5-3 | | | F8 | | | L7 | 4 | 0 | 0 | 0 | 0 | 0 | 0 | | | |
| Amos Otis, R OBP: 0.322, SLG: 0.464 | | | | F8 | | F7 | | | F7 | 4 | 0 | 1 | 0 | 0 | 0 | 0 | | | |
| John Mayberry, L OBP: 0.422, SLG: 0.539 | | | | | | | | | | 2 | 1 | 1 | 1 | 2 | 1 | 1 | | | |
| Steve Hovley, L OBP: 0.290, SLG: 0.333 | K | | | HR | | | | | | 0 | 0 | 0 | 0 | 0 | 0 | 0 | | | |
| Ed Kirkpatrick, L OBP: 0.436, SLG: 0.603 | | | | | | | | | | 4 | 1 | 1 | 0 | 0 | 0 | 2 | | | |
| Lou Piniella, R OBP: 0.333, SLG: 0.360 | | | | | | | | | | 3 | 0 | 1 | 1 | 0 | 0 | 1 | | | |
| Hal McRae, R OBP: 0.281, SLG: 0.293 | | | | | | | | | | 3 | 0 | 0 | 0 | 0 | 1 | 1 | | | |
| Paul Schaaf, R OBP: 0.389, SLG: 0.322 | | | | | | | | | | 2 | 0 | 0 | 0 | 1 | 0 | 1 | | | |
| Carl Taylor, R OBP: 0.404, SLG: 0.289 | | | | | | | | | | 3 | 0 | 0 | 0 | 0 | 0 | 2 | | | |
| Inning Stats | R: 0 H: 1 E: 0 K: 1 S: 6 | H: 1 LOB: 1 BB: 0 P: 6 | R: 1 H: 2 E: 0 K: 0 S: 6 | LOB: 0 BB: 0 P: 6 | R: 0 H: 0 E: 0 K: 0 S: 3 | LOB: 0 BB: 0 P: 3 | R: 1 H: 1 E: 0 K: 0 S: 4 | H: 1 LOB: 0 BB: 0 P: 4 | R: 0 H: 0 E: 0 K: 0 S: 2 | LOB: 0 BB: 1 P: 6 | R: 0 H: 0 E: 0 K: 0 S: 3 | LOB: 0 BB: 0 P: 3 | R: 0 H: 0 E: 1 K: 0 S: 4 | LOB: 1 BB: 0 P: 4 | R: 0 H: 0 E: 0 K: 0 S: 3 | LOB: 1 BB: 1 P: 7 | 1B: 3 2B: 0 3B: 0 HR: 1 | SF: 0 SAC: 0 DP: 2 HBP: 0 | WP: 0 PA: 32 SB: 0 CS: 2 |
| PITCHER Jerry Bell, R ERA: 3.11 | IP: 9.0 WLS: W BF: 32 H: 4 R: 2 ER: 1 SO: 2 BB: 3 IBB: 0 HBP: 0 BLK: 0 WP: 0 HR: 1 S: 33 P: 45 ERA: 1.00 WHIP: 0.778 | | | | | | | | | | | | | | | PITCHER | | | |

Kansas City Royals @ Milwaukee Brewers
 Milwaukee County Stadium, Milwaukee, WI
 Sun May 06 1973, 4:33 AM EDT
 Att: 10,821 - Unknown - 53 F


AB 29
R 2
H 4
RBI 2
BB 3
SO 2
LOB 9



| Batter | 1 | 2 | 3 | 4 | 5 | 6 | 7 | 8 | 9 | AB | R | H | RBI | BB | SO | LOB | BOTTOM | | |
|--|--|---------------------------------|--------------------------------------|-------------------------|--------------------------------------|-------------------------|--------------------------------------|---------------------------------|--------------------------------------|-------------------------|--------------------------------------|-------------------------|--------------------------------------|-------------------------|--------------------------------------|-------------------------|----------------------------------|------------------------------------|-----------------------------------|
| Tim Johnson, L OBP: 0.267, SLG: 0.500 | K | | | 1B SF9 | | 1-3 | | | | 3 | 1 | 1 | 0 | 0 | 1 | 0 | | | |
| Don Money, R OBP: 0.265, SLG: 0.312 | K | | | | | L8 | | | | 3 | 0 | 1 | 0 | 0 | 1 | 0 | | | |
| Dave May, L OBP: 0.250, SLG: 0.404 | K | | | | | | | | | 2 | 0 | 0 | 1 | 0 | 1 | 0 | | | |
| George Scott, R OBP: 0.295, SLG: 0.379 | | | | | | | | | | 3 | 0 | 0 | 0 | 0 | 0 | 1 | | | |
| John Briggs, L OBP: 0.379, SLG: 0.514 | | | | | | | | | | 3 | 1 | 1 | 1 | 0 | 0 | 0 | | | |
| Gorman Thomas, R OBP: 0.204, SLG: 0.304 | | | | | | | | | | 3 | 0 | 0 | 0 | 0 | 1 | 0 | | | |
| Darrell Porter, L OBP: 0.344, SLG: 0.347 | | | | | | | | | | 3 | 1 | 1 | 1 | 0 | 0 | 0 | | | |
| Bob Coluccio, R OBP: 0.214, SLG: 0.316 | | | | | | | | | | 3 | 0 | 0 | 0 | 0 | 1 | 0 | | | |
| Pedro Garcia, R OBP: 0.278, SLG: 0.459 | | | | | | | | | | 3 | 0 | 0 | 0 | 0 | 1 | 0 | | | |
| Inning Stats | R: 0 H: 0 E: 0 K: 3 S: 9 | H: 0 LOB: 0 BB: 0 P: 9 | R: 0 H: 0 E: 0 K: 0 S: 3 | LOB: 0 BB: 0 P: 3 | R: 0 H: 0 E: 0 K: 0 S: 3 | LOB: 0 BB: 0 P: 3 | R: 1 H: 2 E: 0 K: 0 S: 4 | H: 2 LOB: 0 BB: 0 P: 4 | R: 1 H: 1 E: 0 K: 2 S: 8 | LOB: 0 BB: 0 P: 8 | R: 0 H: 0 E: 0 K: 1 S: 5 | LOB: 0 BB: 0 P: 5 | R: 0 H: 0 E: 0 K: 0 S: 3 | LOB: 0 BB: 0 P: 3 | R: 1 H: 1 E: 0 K: 0 S: 4 | LOB: 0 BB: 0 P: 4 | 1B: 1 2B: 1 3B: 0 HR: 2 | SF: 1 SAC: 0 DP: 1 HBP: 0 | WP: 0 PA: 27 SB: 0 CS: 0 |
| PITCHER Dick Drago, R ERA: 7.43 | IP: 8.0 WLS: L BF: 27 H: 4 R: 3 ER: 3 SO: 6 BB: 0 IBB: 0 HBP: 0 BLK: 0 WP: 0 HR: 2 S: 39 P: 39 ERA: 3.38 WHIP: 0.500 | | | | | | | | | | | | | | | PITCHER | | | |

Kansas City Royals @ Milwaukee Brewers
 Milwaukee County Stadium, Milwaukee, WI
 Sun May 06 1973, 4:33 AM EDT
 Att: 10,821 - Unknown - 53 F

AB 26
R 3
H 4
RBI 3
BB 0
SO 6
LOB 1



| Batter | 1 | 2 | 3 | 4 | 5 | 6 | 7 | 8 | 9 | AB | R | H | RBI | BB | SO | LOB | TOP | | | |
|--|--|---------------------------------|------------------------------|---------------------------------|------------------------------|---------------------------------|------------------------------|---------------------------------|------------------------------|---------------------------------|------------------------------|---------------------------------|------------------------------|---------------------------------|------------------------------|---------------------------------|----------------------------------|------------------------------------|----------------------------------|--------|
| Tony Taylor, R OBP: 0.213, SLG: 0.261 (1, 4) | 0-0 F7 | | 0-0 L9 | | | 0-0 4-3 | | 0-0 F9 | | 4 | 0 | 0 | 0 | 0 | 0 | 1 | | | | |
| Aurelio Rodriguez, R OBP: 0.222, SLG: 0.294 (1, 5) | 0-0 6-3 | | 0-0 F3 | | | 0-3 K | | | 0-0 6-3 | 4 | 0 | 0 | 0 | 0 | 1 | 0 | | | | |
| Al Kaline, R OBP: 0.330, SLG: 0.390 (1, 9) | 4-0 E BB | | | 0-0 L8 | | | | 0-0 L6-3 | | 3 | 2 | 1 | 0 | 1 | 0 | 0 | | | | |
| Willie Horton, R OBP: 0.432, SLG: 0.615 (1, 7) | 0-0 E5 | | | 0-0 G6-4-3 1B | | | | 0-0 P4 | | 4 | 0 | 2 | 0 | 0 | 0 | 0 | | | | |
| Bill Freehan, R OBP: 0.412, SLG: 0.379 (1, 3) | | 0-0 G6-3 1B | | 0-0 G6-4-3 1-2 | | | | 0-0 PB 1B | | 4 | 0 | 3 | 1 | 0 | 0 | 1 | | | | |
| Frank Howard, R OBP: 0.244, SLG: 0.263 (1, 10) | | 0-0 G6-3 1-2 | | | 0-3 K | | | 0-0 F9 1-2 | | 4 | 0 | 0 | 0 | 0 | 1 | 4 | | | | |
| Duke Sims, L OBP: 0.441, SLG: 0.519 (1, 2) | | 0-0 2B | | | 0-3 K | | | 0-0 G6-4-3 1B | | 3 | 0 | 2 | 0 | 0 | 1 | 0 | | | | |
| Mickey Stanley, R OBP: 0.322, SLG: 0.436 (1, 8) | | 0-0 4-3 | | | 0-0 5-3 | | | 0-0 G6-4-3 1-2 | | 3 | 0 | 0 | 0 | 0 | 0 | 2 | | | | |
| Ed Brinkman, R OBP: 0.292, SLG: 0.338 (1, 6) | | | 0-0 6-3 | | | 0-0 6-3 | | 0-0 1B | | 3 | 0 | 1 | 0 | 0 | 0 | 0 | | | | |
| Inning Stats | R: 1 E: 1 K: 0 S: 3 | H: 0 LOB: 1 BB: 1 P: 7 | R: 0 E: 0 K: 0 S: 4 | H: 2 LOB: 1 BB: 0 P: 4 | R: 0 E: 0 K: 0 S: 3 | H: 0 LOB: 0 BB: 0 P: 3 | R: 0 E: 0 K: 0 S: 3 | H: 1 LOB: 0 BB: 0 P: 3 | R: 0 E: 0 K: 2 S: 7 | H: 0 LOB: 0 BB: 0 P: 7 | R: 0 E: 0 K: 0 S: 4 | H: 1 LOB: 1 BB: 0 P: 4 | R: 0 E: 0 K: 0 S: 4 | H: 2 LOB: 1 BB: 0 P: 4 | R: 1 E: 0 K: 0 S: 5 | H: 3 LOB: 1 BB: 0 P: 5 | 1B: 7 2B: 2 3B: 0 HR: 0 | SF: 0 SAC: 0 DP: 4 HBP: 0 | WP: 0 PB: 1 SB: 0 CS: 0 | PA: 33 |
| PITCHER Paul Splittorf, L ERA: 2.72 (1, 1) | IP: 9.0 WLS: W BF: 33 H: 9 R: 2 ER: 1 SO: 3 BB: 1 IBB: 0 HBP: 0 BLK: 0 WP: 0 HR: 0 S: 38 P: 42 ERA: 1.00 WHIP: 1.111 | | | | | | | | | | | | | | | PITCHER | | | | |

Detroit Tigers @ Kansas City Royals
Royals Stadium, Kansas City, MO
Tue May 08 1973, 8:05 PM EDT
Att: 13,065 - Unknown - 73 F

| | |
|-----|----|
| AB | 32 |
| R | 2 |
| H | 9 |
| RBI | 1 |
| BB | 1 |
| SO | 3 |
| LOB | 8 |



| Batter | 1 | 2 | 3 | 4 | 5 | 6 | 7 | 8 | 9 | AB | R | H | RBI | BB | SO | LOB | BOTTOM | | | |
|---|--|---------------------------------|------------------------------|---------------------------------|------------------------------|---------------------------------|------------------------------|---------------------------------|------------------------------|---------------------------------|------------------------------|---------------------------------|------------------------------|---------------------------------|------------------------------|---------------------------------|----------------------------------|------------------------------------|----------------------------------|--------|
| Freddie Patek, R OBP: 0.354, SLG: 0.336 (1, 6) | 0-0 6-3 | 0-0 F4 | | 0-0 1-3 | | 0-0 L9 | | 0-0 5-3 | | 5 | 0 | 0 | 0 | 0 | 0 | 3 | | | | |
| Cookie Rojas, R OBP: 0.368, SLG: 0.427 (1, 4) | 0-0 1B SF8 | | 0-0 F7 | | 0-0 F7 | | 0-0 E6 1-3 | | | 4 | 1 | 1 | 0 | 0 | 0 | 0 | | | | |
| Amos Otis, R OBP: 0.336, SLG: 0.500 (1, 8) | 0-0 1-3 1B | | 0-0 S BLK 1B | | 0-0 HR | | 0-0 F7 | | | 4 | 1 | 3 | 1 | 0 | 0 | 1 | | | | |
| John Mayberry, L OBP: 0.408, SLG: 0.522 (1, 3) | 0-0 SF8 | | 0-0 F7 | | 0-0 L9 | | 0-0 1-3 | | | 3 | 0 | 0 | 1 | 0 | 0 | 2 | | | | |
| Lou Piniella, R OBP: 0.320, SLG: 0.344 (1, 7) | 0-0 L9 | | 0-0 5-3 | | 0-0 F8 | | 0-0 L9 | | | 4 | 0 | 0 | 0 | 0 | 0 | 3 | | | | |
| Hal McRae, R OBP: 0.280, SLG: 0.291 (1, 10) | | 0-0 4-3 | | 0-0 G3 | | 0-0 E 1B | | 0-0 P4 | | 4 | 1 | 1 | 0 | 0 | 0 | 0 | | | | |
| Ed Kirkpatrick, L OBP: 0.451, SLG: 0.667 (1, 9) | | 0-0 1B 2B | | 0-0 5-3 | | 0-0 E2 1-3 3B | | 0-0 HR 2B | | 4 | 3 | 3 | 1 | 0 | 0 | 0 | | | | |
| Paul Schaal, R OBP: 0.402, SLG: 0.372 (1, 5) | | 0-0 2H 1B | | 0-0 E6 1B | | 0-0 6-3 | | 0-0 HR 2B | | 4 | 1 | 3 | 3 | 0 | 0 | 0 | | | | |
| Jerry May, R OBP: 0.242, SLG: 0.241 (1, 2) | | 0-0 F8 | | 0-0 BB | | 0-0 6-3 | | 0-0 5-3 | | 3 | 0 | 0 | 0 | 1 | 0 | 1 | | | | |
| Inning Stats | R: 1 E: 0 K: 0 S: 5 | H: 2 LOB: 1 BB: 0 P: 5 | R: 1 E: 0 K: 0 S: 5 | H: 2 LOB: 0 BB: 0 P: 5 | R: 0 E: 0 K: 0 S: 4 | H: 1 LOB: 1 BB: 0 P: 4 | R: 0 E: 1 K: 0 S: 4 | H: 1 LOB: 2 BB: 1 P: 8 | R: 1 E: 0 K: 0 S: 4 | H: 1 LOB: 0 BB: 0 P: 4 | R: 2 E: 1 K: 0 S: 5 | H: 2 LOB: 0 BB: 0 P: 5 | R: 0 E: 1 K: 0 S: 4 | H: 0 LOB: 1 BB: 0 P: 4 | R: 2 E: 0 K: 0 S: 5 | H: 2 LOB: 0 BB: 0 P: 5 | 1B: 6 2B: 2 3B: 1 HR: 2 | SF: 1 SAC: 0 DP: 0 HBP: 0 | WP: 0 PB: 0 SB: 1 CS: 0 | PA: 37 |
| PITCHER Woodie Fryman, L ERA: 4.91 Tom Timmermann, R ERA: 4.58 (6, 1) | IP: 5.0 WLS: L BF: 25 H: 9 R: 5 ER: 4 SO: 0 BB: 1 IBB: 0 HBP: 0 BLK: 1 WP: 0 HR: 1 S: 24 P: 28 ERA: 7.20 WHIP: 2.000 | | | | | | | | | | | | | | | PITCHER | | | | |

Detroit Tigers @ Kansas City Royals
Royals Stadium, Kansas City, MO
Tue May 08 1973, 8:05 PM EDT
Att: 13,065 - Unknown - 73 F

| | |
|-----|----|
| AB | 35 |
| R | 7 |
| H | 11 |
| RBI | 6 |
| BB | 1 |
| SO | 0 |
| LOB | 10 |



| Batter | 1 | 2 | 3 | 4 | 5 | 6 | 7 | 8 | 9 | AB | R | H | RBI | BB | SO | LOB | TOP | | | | | | | | | | |
|---|------------------------------|---------------------------------|------------------------------|---------------------------------|------------------------------|---------------------------------|------------------------------|---------------------------------|------------------------------|---------------------------------|------------------------------|---------------------------------|------------------------------|---------------------------------|------------------------------|---------------------------------|---|------------------------------------|----------------------------------|--------|--|--|--|--|--|--|--|
| Jim Northrup, L OBP: 0.364, SLG: 0.316 (1, 8) | | | | | | | | | | 5 | 0 | 0 | 0 | 0 | 0 | 4 | Detroit Tigers @ Kansas City Royals Royals Stadium, Kansas City, MO Wed May 09 1973, 8:05 PM EDT Att: 15,680 - Unknown - 79 F | | | | | | | | | | |
| Al Kaline, R OBP: 0.333, SLG: 0.383 (1, 9) | | | | | | | | | | 4 | 0 | 1 | 0 | 1 | 1 | 2 | | | | | | | | | | | |
| Gates Brown, L OBP: 0.352, SLG: 0.333 (1, 10) | | | | | | | | | | 5 | 1 | 3 | 0 | 0 | 1 | 3 | | | | | | | | | | | |
| Willie Horton, R OBP: 0.423, SLG: 0.594 Mickey Stanley, R OBP: 0.322, SLG: 0.436 (7, 8) | | | | | | | | | | 4 | 0 | 1 | 0 | 0 | 1 | 2 | | | | | | | | | | | |
| Duke Sims, L OBP: 0.395, SLG: 0.452 (1, 2) | | | | | | | | | | 4 | 0 | 0 | 0 | 0 | 1 | 2 | | | | | | | | | | | |
| Norm Cash, L OBP: 0.286, SLG: 0.419 (1, 3) | | | | | | | | | | 3 | 2 | 2 | 2 | 0 | 1 | 0 | | | | | | | | | | | |
| Dick McAuliffe, L OBP: 0.280, SLG: 0.310 (1, 4) | | | | | | | | | | 4 | 1 | 1 | 0 | 0 | 2 | 1 | | | | | | | | | | | |
| Aurelio Rodriguez, R OBP: 0.223, SLG: 0.292 (1, 5) | | | | | | | | | | 4 | 0 | 1 | 1 | 0 | 2 | 0 | | | | | | | | | | | |
| Ed Brinkman, R OBP: 0.312, SLG: 0.357 (1, 6) | | | | | | | | | | 4 | 0 | 3 | 0 | 0 | 1 | 0 | | | | | | | | | | | |
| Inning Stats | R: 0 E: 0 K: 1 S: 6 | H: 1 LOB: 1 BB: 0 P: 6 | R: 2 E: 1 K: 0 S: 7 | H: 4 LOB: 2 BB: 0 P: 7 | R: 1 E: 2 K: 1 S: 7 | H: 2 LOB: 1 BB: 0 P: 7 | R: 0 E: 0 K: 2 S: 9 | H: 2 LOB: 2 BB: 0 P: 9 | R: 0 E: 0 K: 1 S: 5 | H: 0 LOB: 0 BB: 0 P: 5 | R: 0 E: 0 K: 1 S: 6 | H: 1 LOB: 1 BB: 0 P: 6 | R: 1 E: 0 K: 2 S: 8 | H: 1 LOB: 0 BB: 1 P: 8 | R: 0 E: 0 K: 0 S: 3 | H: 1 LOB: 1 BB: 1 P: 7 | 1B: 11 2B: 0 3B: 0 HR: 1 | SF: 1 SAC: 0 DP: 1 HBP: 0 | WP: 0 PB: 1 SB: 0 CS: 0 | PA: 39 | | | | | | | |
| PITCHER | IP | WLS | BF | H | R | ER | SO | BB | IBB | HBP | BLK | WP | HR | S | P | ERA | WHIP | | | | | | | | | | |
| Steve Busby, R ERA: 5.13 (1, 1) | 3.0 | L | 16 | 7 | 3 | 3 | 2 | 0 | 0 | 0 | 0 | 0 | 0 | 20 | 20 | 9.00 | 2.333 | | | | | | | | | | |
| Doug Bird, R ERA: 1.59 (4, 1) | 5.0 | | 19 | 4 | 1 | 1 | 8 | 0 | 0 | 0 | 0 | 0 | 1 | 35 | 35 | 1.80 | 0.800 | | | | | | | | | | |
| Ken Wright, R ERA: 4.5 (9, 1) | 1.0 | | 4 | 1 | 0 | 0 | 0 | 1 | 0 | 0 | 0 | 0 | 0 | 3 | 7 | 0.00 | 2.000 | | | | | | | | | | |

| Batter | 1 | 2 | 3 | 4 | 5 | 6 | 7 | 8 | 9 | AB | R | H | RBI | BB | SO | LOB | BOTTOM | | | | | | | | | | |
|---|------------------------------|---------------------------------|------------------------------|---------------------------------|------------------------------|---------------------------------|------------------------------|---------------------------------|------------------------------|---------------------------------|------------------------------|---------------------------------|------------------------------|---------------------------------|------------------------------|---------------------------------|---|------------------------------------|----------------------------------|--------|--|--|--|--|--|--|--|
| Freddie Patek, R OBP: 0.351, SLG: 0.333 (1, 6) | | | | | | | | | | 4 | 0 | 1 | 0 | 0 | 0 | 2 | Detroit Tigers @ Kansas City Royals Royals Stadium, Kansas City, MO Wed May 09 1973, 8:05 PM EDT Att: 15,680 - Unknown - 79 F | | | | | | | | | | |
| Cookie Rojas, R OBP: 0.357, SLG: 0.412 (1, 4) | | | | | | | | | | 4 | 0 | 0 | 0 | 0 | 1 | | | | | | | | | | | | |
| Amos Otis, R OBP: 0.341, SLG: 0.500 (1, 8) | | | | | | | | | | 4 | 0 | 2 | 0 | 0 | 0 | | | | | | | | | | | | |
| John Mayberry, L OBP: 0.403, SLG: 0.542 (1, 3) | | | | | | | | | | 4 | 1 | 1 | 1 | 0 | 0 | 2 | | | | | | | | | | | |
| Ed Kirkpatrick, L OBP: 0.442, SLG: 0.645 (1, 9) | | | | | | | | | | 4 | 0 | 1 | 0 | 0 | 0 | 1 | | | | | | | | | | | |
| Lou Piniella, R OBP: 0.311, SLG: 0.333 (1, 7) | | | | | | | | | | 3 | 0 | 0 | 0 | 0 | 1 | | | | | | | | | | | | |
| Hal McRae, R OBP: 0.281, SLG: 0.305 (1, 10) | | | | | | | | | | 3 | 0 | 1 | 0 | 0 | 0 | | | | | | | | | | | | |
| Paul Schaal, R OBP: 0.391, SLG: 0.361 (1, 5) | | | | | | | | | | 3 | 0 | 0 | 0 | 0 | 1 | 1 | | | | | | | | | | | |
| Fran Healy, R OBP: 0.267, SLG: 0.286 (1, 2) | | | | | | | | | | 3 | 0 | 2 | 0 | 0 | 0 | 0 | | | | | | | | | | | |
| Inning Stats | R: 0 E: 0 K: 0 S: 4 | H: 2 LOB: 1 BB: 0 P: 4 | R: 0 E: 0 K: 0 S: 3 | H: 0 LOB: 0 BB: 0 P: 3 | R: 0 E: 0 K: 0 S: 3 | H: 1 LOB: 0 BB: 0 P: 3 | R: 1 E: 0 K: 0 S: 5 | H: 2 LOB: 1 BB: 0 P: 5 | R: 0 E: 0 K: 1 S: 6 | H: 1 LOB: 1 BB: 0 P: 6 | R: 0 E: 0 K: 0 S: 3 | H: 0 LOB: 0 BB: 0 P: 3 | R: 0 E: 0 K: 0 S: 4 | H: 1 LOB: 1 BB: 0 P: 4 | R: 0 E: 0 K: 0 S: 3 | H: 0 LOB: 0 BB: 0 P: 3 | 1B: 6 2B: 1 3B: 0 HR: 1 | SF: 0 SAC: 0 DP: 2 HBP: 0 | WP: 0 PB: 0 SB: 0 CS: 0 | PA: 32 | | | | | | | |
| PITCHER | IP | WLS | BF | H | R | ER | SO | BB | IBB | HBP | BLK | WP | HR | S | P | ERA | WHIP | | | | | | | | | | |
| Jim Perry, R ERA: 1.84 (1, 1) | 8.0 | W | 30 | 8 | 1 | 1 | 1 | 0 | 0 | 0 | 0 | 0 | 0 | 32 | 32 | 1.12 | 1.000 | | | | | | | | | | |
| John Hiller, L ERA: 3.39 (9, 1) | 1.0 | S | 2 | 0 | 0 | 0 | 0 | 0 | 0 | 0 | 0 | 0 | 0 | 2 | 2 | 0.00 | 0.000 | | | | | | | | | | |

| Batter | 1 | 2 | 3 | 4 | 5 | 6 | 7 | 8 | 9 | AB | R | H | RBI | BB | SO | LOB | TOP | | | | | |
|---|--|---------------------------------|------------------------------|---------------------------------|------------------------------|---------------------------------|------------------------------|---------------------------------|------------------------------|---------------------------------|------------------------------|---------------------------------|------------------------------|---------------------------------|------------------------------|---------------------------------|--|---------------------------------|----------------------------------|------------------------------------|----------------------------------|--------|
| Jim Northrup, L (1, 8) OBP: 0.371, SLG: 0.328 | 0-0 BB 1B | | 0-0 FC4-6 1B | | 0-0 L8-3 | | 0-0 F5 | | | 4 | 1 | 2 | 0 | 0 | 0 | 3 | Detroit Tigers @ Kansas City Royals Royals Stadium, Kansas City, MO Thu May 10 1973, 8:05 PM EDT Att: 11,412 - Unknown - 73 F | | | | | |
| Al Kaline, R (1, 9) OBP: 0.330, SLG: 0.369 | 4-0 1B G5-4-3 BB | | 0-0 L6 | | 0-0 L9 | | 0-0 FC6-4 | | | 3 | 1 | 0 | 0 | 1 | 0 | 3 | | | | | | |
| Gates Brown, L (1, 10) OBP: 0.360, SLG: 0.344 | 0-0 G5-4-3 1-3 2-H 1B | | 0-0 FC4-6 CS | | 0-0 FC1-6 1B | | 0-0 G3 | | | 4 | 0 | 2 | 1 | 0 | 0 | 1 | | | | | | |
| Willie Horton, R (1, 7) OBP: 0.415, SLG: 0.575 | 0-0 G5-4-3 1-2 3-H | | 0-0 CS | 0-0 6-3 | 0-0 FC1-6 5-3 | | 0-0 FC4-6 1B | | | 4 | 0 | 1 | 0 | 0 | 0 | 2 | | | | | | |
| Norm Cash, L (1, 3) OBP: 0.295, SLG: 0.423 | 0-0 1B | | 0-0 G1 1B | | 0-0 5-3 | | 0-0 FC4-6 | | | 4 | 0 | 2 | 0 | 0 | 0 | 2 | | | | | | |
| Bill Freehan, R (1, 2) OBP: 0.395, SLG: 0.363 | 0-0 L4 | | 0-0 G1 1-2 | | 0-0 5-3 | | 0-0 F9 | | | 4 | 0 | 0 | 0 | 0 | 0 | 4 | | | | | | |
| Dick McAuliffe, L (1, 4) OBP: 0.291, SLG: 0.311 | | 0-0 G3 | | 4-0 IBB | | 0-0 1B 1B | | 0-0 F9 | | 3 | 0 | 1 | 0 | 1 | 0 | 0 | | | | | | |
| Aurelio Rodriguez, R (1, 5) OBP: 0.217, SLG: 0.284 | | 0-0 P4 | | 0-0 4-3 | | 0-3 K | | 0-0 L4 | | 3 | 0 | 0 | 0 | 0 | 1 | 3 | | | | | | |
| Rich Reese, L (9, PH) OBP: 0.125, SLG: 0.054 | | | | | | | | 0-0 L4 | | 1 | 0 | 0 | 0 | 0 | 0 | 0 | | | | | | |
| Ed Brinkman, R (1, 6) OBP: 0.323, SLG: 0.360 | | 0-0 4-3 | | | 1-0 L8-3 HBP | | 0-0 FC6-4 1B | | 0-0 6-3 | 2 | 0 | 1 | 0 | 0 | 0 | 0 | | | | | | |
| Duke Sims, L (9, PH) OBP: 0.385, SLG: 0.438 | | | | | | | | 0-0 6-3 | | 1 | 0 | 0 | 0 | 0 | 0 | 0 | | | | | | |
| Inning Stats | R: 2 E: 0 K: 0 S: 5 | H: 3 LOB: 1 BB: 1 P: 9 | R: 0 E: 0 K: 0 S: 3 | H: 0 LOB: 0 BB: 0 P: 3 | R: 0 E: 0 K: 0 S: 3 | H: 1 LOB: 0 BB: 0 P: 3 | R: 0 E: 0 K: 0 S: 4 | H: 1 LOB: 2 BB: 1 P: 8 | R: 0 E: 0 K: 0 S: 2 | H: 0 LOB: 0 BB: 0 P: 3 | R: 0 E: 0 K: 0 S: 4 | H: 1 LOB: 1 BB: 0 P: 4 | R: 0 E: 0 K: 0 S: 7 | H: 2 LOB: 2 BB: 0 P: 7 | R: 0 E: 0 K: 0 S: 4 | H: 1 LOB: 1 BB: 0 P: 4 | R: 0 E: 0 K: 0 S: 3 | H: 0 LOB: 0 BB: 0 P: 3 | 1B: 9 2B: 1 3B: 0 HR: 0 | SF: 0 SAC: 0 DP: 2 HBP: 1 | WP: 0 PB: 0 SB: 0 CS: 1 | PA: 37 |
| PITCHER Dick Drago, R (1, 1) ERA: 6.06 | IP: 9.0 WLS: W BF: 36 H: 9 R: 2 ER: 2 SO: 1 BB: 1 IBB: 1 HBP: 1 BLK: 0 WP: 0 HR: 0 S: 35 P: 44 ERA: 2.00 WHIP: 1.111 | | | | | | | | | | | | | | | PITCHER | IP: 9.0 WLS: W BF: 36 H: 9 R: 2 ER: 2 SO: 1 BB: 1 IBB: 1 HBP: 1 BLK: 0 WP: 0 HR: 0 S: 35 P: 44 ERA: 2.00 WHIP: 1.111 | | | | | |

| | |
|-----|----|
| AB | 33 |
| R | 2 |
| H | 9 |
| RBI | 1 |
| BB | 2 |
| SO | 1 |
| LOB | 18 |



| Batter | 1 | 2 | 3 | 4 | 5 | 6 | 7 | 8 | 9 | AB | R | H | RBI | BB | SO | LOB | BOTTOM | | | | | |
|--|---|---------------------------------|------------------------------|---------------------------------|------------------------------|---------------------------------|------------------------------|----------------------------------|-------------------------------|----------------------------------|------------------------------|---------------------------------|------------------------------|---------------------------------|------------------------------|---------------------------------|---|---------------------------------|----------------------------------|------------------------------------|----------------------------------|--------|
| Freddie Patek, R (1, 6) OBP: 0.360, SLG: 0.356 | 0-0 F3 | | | 0-0 L9 1B | 0-0 K | | | 4-0 S 1B BB | | 4 | 3 | 2 | 1 | 1 | 1 | 3 | Detroit Tigers @ Kansas City Royals Royals Stadium, Kansas City, MO Thu May 10 1973, 8:05 PM EDT Att: 11,412 - Unknown - 73 F | | | | | |
| Steve Hovley, L (1, 9) OBP: 0.300, SLG: 0.345 | 0-0 L9 | | | 0-0 L9 1-3 | 0-0 E 1B | 0-3 K | | 0-0 1B 1-H | | 5 | 1 | 2 | 2 | 0 | 1 | 1 | | | | | | |
| Amos Otis, R (1, 8) OBP: 0.336, SLG: 0.488 | 0-0 L9 | | | 0-0 L9 | 0-0 E8 2B 1B | 0-0 L9 | | 0-0 F8 | | 5 | 1 | 1 | 0 | 0 | 0 | 2 | | | | | | |
| John Mayberry, L (1, 3) OBP: 0.406, SLG: 0.540 | | 0-0 3-6 1B | | 0-0 2B 1B | 0-3 K | 0-0 F7 | | | | 4 | 1 | 2 | 1 | 0 | 1 | 1 | | | | | | |
| Ed Kirkpatrick, L (1, 7) OBP: 0.444, SLG: 0.650 | | 0-0 3-6 1-2 | | 0-0 2B 1B | 0-0 2B 2B | | 0-0 1-3 | | | 4 | 1 | 2 | 1 | 0 | 0 | 1 | | | | | | |
| Cookie Rojas, R (1, 4) OBP: 0.382, SLG: 0.432 | 0-0 F2 | | | 0-0 2B | 0-0 1B 2B | | 0-0 6-3 | | | 4 | 0 | 2 | 2 | 0 | 0 | 0 | | | | | | |
| Gail Hopkins, L (1, 10) OBP: 0.414, SLG: 0.391 | | | 0-3 K2-3 | | 0-0 5-3 | | | | | 2 | 0 | 0 | 0 | 1 | 1 | 1 | | | | | | |
| Jim Wohlford, R (7, PH) | | | | | | | | | | 1 | 0 | 0 | 0 | 0 | 0 | 0 | | | | | | |
| Paul Schaal, R (1, 5) OBP: 0.395, SLG: 0.360 | | | 4-0 L5-3 BB | | 0-0 1-3 | | 0-0 BB 1B | | 0-0 F8 | 3 | 0 | 1 | 0 | 1 | 0 | 3 | | | | | | |
| Carl Taylor, R (1, 2) OBP: 0.420, SLG: 0.300 | | | 0-0 L5-3 | | | | | 0-0 F6 | | 2 | 1 | 1 | 0 | 1 | 0 | 1 | | | | | | |
| Jerry May, R (7, 2) OBP: 0.235, SLG: 0.233 | | | 0-0 L5-3 | | | | | | | 1 | 0 | 0 | 0 | 0 | 0 | 0 | | | | | | |
| Inning Stats | R: 0 E: 0 K: 0 S: 3 | H: 0 LOB: 0 BB: 0 P: 3 | R: 0 E: 0 K: 0 S: 3 | H: 1 LOB: 0 BB: 0 P: 3 | R: 0 E: 0 K: 1 S: 4 | H: 0 LOB: 1 BB: 1 P: 8 | R: 2 E: 0 K: 0 S: 7 | H: 4 LOB: 3 BB: 1 P: 11 | R: 5 E: 1 K: 2 S: 14 | H: 7 LOB: 3 BB: 1 P: 18 | R: 0 E: 0 K: 1 S: 5 | H: 0 LOB: 0 BB: 0 P: 5 | R: 0 E: 0 K: 0 S: 3 | H: 0 LOB: 0 BB: 0 P: 3 | R: 1 E: 0 K: 0 S: 4 | H: 1 LOB: 1 BB: 1 P: 8 | R: 0 E: 0 K: 0 S: 4 | H: 0 LOB: 0 BB: 0 P: 3 | 1B: 9 2B: 5 3B: 1 HR: 0 | SF: 0 SAC: 0 DP: 2 HBP: 0 | WP: 0 PB: 0 SB: 2 CS: 0 | PA: 39 |
| PITCHER Joe Coleman, R (1, 1) ERA: 2.59 | IP: 4.0 WLS: L BF: 21 H: 9 R: 6 ER: 6 SO: 1 BB: 2 IBB: 0 HBP: 0 BLK: 0 WP: 0 HR: 0 S: 21 P: 29 ERA: 13.50 WHIP: 2.750 | | | | | | | | | | | | | | | PITCHER | IP: 4.0 WLS: L BF: 21 H: 9 R: 6 ER: 6 SO: 1 BB: 2 IBB: 0 HBP: 0 BLK: 0 WP: 0 HR: 0 S: 21 P: 29 ERA: 13.50 WHIP: 2.750 | | | | | |
| John Hiller, L (5, 1) ERA: 4.15 | 1.1 | 5 | 0 | 0 | 0 | 2 | 1 | 0 | 0 | 0 | 0 | 8 | 12 | 0.00 | 0.750 | | | | | | | |
| Lerrin LaGrow, R (5, 1) ERA: 3.74 | 2.0 | 8 | 1 | 1 | 1 | 0 | 1 | 0 | 0 | 0 | 0 | 7 | 11 | 4.50 | 1.000 | | | | | | | |
| Fred Scherman, L (7, 1) ERA: 1.17 | | | | | | | | | | | | | | | | | | | | | | |

| | |
|-----|----|
| AB | 35 |
| R | 8 |
| H | 13 |
| RBI | 7 |
| BB | 4 |
| SO | 4 |
| LOB | 13 |



| Batter | 1 | 2 | 3 | 4 | 5 | 6 | 7 | 8 | 9 | AB | R | H | RBI | BB | SO | LOB | TOP | | | | | |
|--|---|---------------------------------|------------------------------|---------------------------------|------------------------------|---------------------------------|------------------------------|----------------------------------|------------------------------|---------------------------------|------------------------------|---------------------------------|------------------------------|---------------------------------|------------------------------|---------------------------------|------------------------------|---------------------------------|----------------------------------|------------------------------------|----------------------------------|--------|
| Larry Hisle, R OBP: 0.352, SLG: 0.567 (1, 8) | F8 | | | | G5-4-3 | | FC4-6 BB | | 5-3 | 4 | 0 | 1 | 0 | 1 | 0 | 1 | | | | | | |
| Rod Carew, L OBP: 0.371, SLG: 0.434 (1, 4) | 1B | | G3 | | | 1B E 5-3 1B | FC4-6 G6-4-3 | | | 4 | 1 | 2 | 0 | 0 | 0 | 3 | | | | | | |
| Harmon Killebrew, R OBP: 0.299, SLG: 0.290 (1, 3) | K | | | 2B 1B | | 5-3 | G6-4-3 | | | 4 | 0 | 1 | 0 | 0 | 1 | 4 | | | | | | |
| Tony Oliva, L OBP: 0.321, SLG: 0.373 (1, 10) | G3 | | | L4 2B | | F2 | | | 4-1 | 4 | 0 | 1 | 0 | 0 | 0 | 2 | | | | | | |
| Bobby Darwin, R OBP: 0.296, SLG: 0.348 (1, 9) | | | | K | | E 1B 2-3 1B | | | FC4-6 1B | 4 | 1 | 3 | 0 | 0 | 1 | 2 | | | | | | |
| Steve Braun, L OBP: 0.393, SLG: 0.467 (1, 5) | | G4-6-3 | | | | E6 1B | | | FC4-6 | 3 | 0 | 0 | 0 | 1 | 0 | 3 | | | | | | |
| Danny Thompson, R OBP: 0.276, SLG: 0.284 (1, 6) | | 5-3 | | L4 | | | | | F5 | 4 | 0 | 1 | 1 | 0 | 0 | 4 | | | | | | |
| Phil Roof, R OBP: 0.279, SLG: 0.162 (9, PH) | | | 5-3 | | 4-3 | 1-3 | | | L4 | 3 | 0 | 0 | 0 | 0 | 0 | 2 | | | | | | |
| Jerry Terrell, R OBP: 0.333, SLG: 0.375 (9, PH) | | | | | | | | | | 1 | 0 | 0 | 0 | 0 | 0 | 0 | | | | | | |
| Jim Holt, L OBP: 0.409, SLG: 0.557 (1, 7) | F8 | | | | | | FC4-6 BB 1B | | F8 | 3 | 0 | 1 | 0 | 1 | 0 | 0 | | | | | | |
| Inning Stats | R: 0 E: 0 K: 1 S: 6 | H: 1 LOB: 1 BB: 0 P: 6 | R: 0 E: 0 K: 0 S: 3 | H: 1 LOB: 0 BB: 0 P: 3 | R: 0 E: 0 K: 1 S: 4 | H: 1 LOB: 1 BB: 0 P: 4 | R: 0 E: 0 K: 1 S: 6 | H: 2 LOB: 2 BB: 1 P: 10 | R: 0 E: 0 K: 0 S: 2 | H: 0 LOB: 0 BB: 1 P: 6 | R: 2 E: 1 K: 0 S: 7 | H: 3 LOB: 2 BB: 0 P: 7 | R: 0 E: 0 K: 0 S: 3 | H: 1 LOB: 1 BB: 0 P: 7 | R: 0 E: 0 K: 0 S: 4 | H: 1 LOB: 1 BB: 0 P: 4 | R: 0 E: 0 K: 0 S: 3 | H: 0 LOB: 0 BB: 0 P: 3 | 1B: 8 2B: 3 3B: 0 HR: 0 | SF: 0 SAC: 0 DP: 4 HBP: 0 | WP: 0 PB: 0 SB: 0 CS: 0 | PA: 37 |
| PITCHER Bruce Dal Canton, R ERA: 1.95 (1, 1) | IP: 9.0 WLS: W BF: 37 H: 10 R: 2 ER: 0 SO: 2 BB: 2 IBB: 1 HBP: 0 BLK: 0 WP: 0 HR: 0 S: 38 P: 50 ERA: 0.00 WHIP: 1.333 | | | | | | | | | | | | | | | | | | | | | |

Minnesota Twins @ Kansas City Royals
Royals Stadium, Kansas City, MO
Fri May 11 1973, 8:05 PM EDT
Att: 19,565 - Unknown - 69 F

AB 34
R 2
H 10
RBI 1
BB 3
SO 2
LOB 21



| Batter | 1 | 2 | 3 | 4 | 5 | 6 | 7 | 8 | 9 | AB | R | H | RBI | BB | SO | LOB | BOTTOM | | | |
|---|---|---------------------------------|------------------------------|---------------------------------|------------------------------|---------------------------------|------------------------------|---------------------------------|------------------------------|---------------------------------|------------------------------|----------------------------------|------------------------------|---------------------------------|------------------------------|---------------------------------|----------------------------------|------------------------------------|----------------------------------|--------|
| Freddie Patek, R OBP: 0.352, SLG: 0.347 (6, 6) | K | | K | K | | F7 | | | | 3 | 0 | 0 | 0 | 0 | 3 | 1 | | | | |
| Bobby Floyd, R OBP: 0.167, SLG: 0.167 (6, 6) | | | | | | | | | | 1 | 0 | 0 | 0 | 0 | 0 | 2 | | | | |
| Steve Hovley, L OBP: 0.285, SLG: 0.303 (1, 10) | 5-3 | | L6 | | 6-3 | 3-1 | | | | 4 | 0 | 0 | 0 | 0 | 0 | 2 | | | | |
| Amos Otis, R OBP: 0.341, SLG: 0.492 (1, 8) | 1B 2B | | K | | HR BB | | F7 | | | 3 | 2 | 1 | 0 | 1 | 1 | 0 | | | | |
| John Mayberry, L OBP: 0.417, SLG: 0.596 (1, 3) | 1B | | | 2B 3B | HR | K | | | | 4 | 2 | 3 | 3 | 0 | 1 | 0 | | | | |
| Ed Kirkpatrick, L OBP: 0.436, SLG: 0.643 (1, 9) | 6-3 | | | 1B SF8 2B | 4-3 | L7 | | | | 4 | 1 | 1 | 1 | 0 | 0 | 1 | | | | |
| Cookie Rojas, R OBP: 0.358, SLG: 0.426 (1, 4) | | F7 | | S 1B | 6-3 | | | F8 | | 4 | 1 | 1 | 0 | 0 | 0 | 0 | | | | |
| Lou Piniella, R OBP: 0.309, SLG: 0.333 (1, 7) | | 6-3 | | SF8 | | BB 1B | | F9 | | 3 | 0 | 1 | 1 | 0 | 0 | 0 | | | | |
| Paul Schaal, R OBP: 0.407, SLG: 0.369 (1, 5) | | | | 3-1 1B | | BB | | 6-3 | | 3 | 0 | 2 | 1 | 1 | 0 | 0 | | | | |
| Carl Taylor, R OBP: 0.396, SLG: 0.279 (1, 2) | | K | | 3-1 | | K | | | | 3 | 0 | 0 | 0 | 0 | 2 | 4 | | | | |
| Inning Stats | R: 1 E: 0 K: 1 S: 7 | H: 2 LOB: 1 BB: 0 P: 7 | R: 0 E: 0 K: 1 S: 6 | H: 1 LOB: 0 BB: 0 P: 6 | R: 0 E: 0 K: 2 S: 7 | H: 0 LOB: 0 BB: 0 P: 7 | R: 3 E: 0 K: 1 S: 9 | H: 4 LOB: 1 BB: 0 P: 9 | R: 2 E: 0 K: 0 S: 4 | H: 1 LOB: 0 BB: 1 P: 8 | R: 0 E: 0 K: 1 S: 6 | H: 1 LOB: 2 BB: 1 P: 10 | R: 0 E: 0 K: 1 S: 5 | H: 0 LOB: 0 BB: 0 P: 5 | R: 0 E: 0 K: 0 S: 3 | H: 0 LOB: 0 BB: 0 P: 3 | 1B: 5 2B: 2 3B: 1 HR: 1 | SF: 1 SAC: 0 DP: 0 HBP: 0 | WP: 0 PB: 0 SB: 1 CS: 0 | PA: 35 |
| PITCHER Bert Blyleven, R ERA: 4.07 Ray Corbin, R ERA: 2.11 (5, 1) | IP: 4.1 WLS: L BF: 22 H: 8 R: 6 ER: 6 SO: 5 BB: 1 IBB: 0 HBP: 0 BLK: 0 WP: 0 HR: 1 S: 31 P: 35 ERA: 12.46 WHIP: 2.077 | | | | | | | | | | | | | | | | | | | |

Minnesota Twins @ Kansas City Royals
Royals Stadium, Kansas City, MO
Fri May 11 1973, 8:05 PM EDT
Att: 19,565 - Unknown - 69 F

AB 32
R 6
H 9
RBI 6
BB 2
SO 7
LOB 10



| Batter | 1 | 2 | 3 | 4 | 5 | 6 | 7 | 8 | 9 | AB | R | H | RBI | BB | SO | LOB | TOP | | | | | |
|---|--|---------------------------------|------------------------------|----------------------------------|------------------------------|---------------------------------|------------------------------|---------------------------------|------------------------------|---------------------------------|------------------------------|---------------------------------|------------------------------|---------------------------------|------------------------------|---------------------------------|--|------------------------------|---------------------------------|-------------------------|------------------------------------|----------------------------------|
| Jerry Terrell, R OBP: 0.286, SLG: 0.321 | F9 | | 6-3 | | | 4-3 | | G3 | | 4 | 0 | 0 | 0 | 0 | 0 | 2 | Minnesota Twins @ Kansas City Royals Royals Stadium, Kansas City, MO Sat May 12 1973, 8:05 PM EDT Att: 23,948 - Unknown - 63 F | | | | | |
| Rod Carew, L OBP: 0.356, SLG: 0.414 | K | | F8 | | | 6-3 | | 6-3 | | 4 | 0 | 0 | 1 | 0 | 1 | | | | | | | |
| Larry Hisle, R OBP: 0.339, SLG: 0.545 | L1 | | | F9 | | K | | F9 | | 4 | 0 | 0 | 0 | 0 | 1 | 0 | | | | | | |
| Bobby Darwin, R OBP: 0.284, SLG: 0.333 | | K | | | | | 6-3 | | K | 4 | 0 | 0 | 0 | 0 | 3 | 0 | | | | | | |
| Harmon Killebrew, R OBP: 0.309, SLG: 0.292 Mike Adams, R (9, PR) | | FC6-4 E BB | | | | | 6-3 | | | 3 | 0 | 1 | 0 | 1 | 1 | 0 | | | | | | |
| Danny Walton, R OBP: 0.286, SLG: 0.432 | | E6 FC6-4 1-2 | | | F8 | | F9 | | F9 | 4 | 0 | 0 | 0 | 0 | 0 | 2 | | | | | | |
| Danny Thompson, R OBP: 0.278, SLG: 0.286 | | FC6-4 1-2 2-3 | | | P4 | | | | | 3 | 1 | 1 | 0 | 0 | 0 | 2 | | | | | | |
| Steve Brye, R OBP: 0.273, SLG: 0.200 | | F9 | | | 5-3 | | | | | 3 | 0 | 0 | 0 | 0 | 1 | 3 | | | | | | |
| Phil Roof, R OBP: 0.304, SLG: 0.250 | | | K | | | | | | | 3 | 1 | 2 | 1 | 0 | 1 | 0 | | | | | | |
| Inning Stats | R: 0 E: 0 K: 1 S: 5 | H: 0 LOB: 0 BB: 0 P: 5 | R: 0 E: 1 K: 1 S: 6 | H: 0 LOB: 2 BB: 1 P: 10 | R: 0 E: 0 K: 1 S: 5 | H: 0 LOB: 0 BB: 0 P: 5 | R: 0 E: 0 K: 2 S: 7 | H: 0 LOB: 0 BB: 0 P: 7 | R: 0 E: 0 K: 0 S: 3 | H: 0 LOB: 0 BB: 0 P: 3 | R: 1 E: 0 K: 1 S: 6 | H: 1 LOB: 0 BB: 0 P: 6 | R: 0 E: 0 K: 0 S: 3 | H: 0 LOB: 0 BB: 0 P: 3 | R: 1 E: 0 K: 1 S: 7 | H: 2 LOB: 1 BB: 0 P: 7 | | R: 0 E: 0 K: 1 S: 6 | H: 1 LOB: 1 BB: 0 P: 6 | 1B: 2 2B: 2 HR: 0 | SF: 0 SAC: 0 DP: 0 HBP: 0 | WP: 0 PB: 0 SB: 0 CS: 0 |
| PITCHER Paul Splittorf, L ERA: 2.61 | IP: 9.0 WLS: W BF: 33 H: 4 R: 2 ER: 2 SO: 8 BB: 1 IBB: 0 HBP: 0 BLK: 0 WP: 0 HR: 0 S: 48 P: 52 ERA: 2.00 WHIP: 0.556 | | | | | | | | | | | | | | | | | | | | | |

| Batter | 1 | 2 | 3 | 4 | 5 | 6 | 7 | 8 | 9 | AB | R | H | RBI | BB | SO | LOB | BOTTOM | | | | | |
|--|--|---------------------------------|------------------------------|---------------------------------|------------------------------|---------------------------------|------------------------------|---------------------------------|------------------------------|---------------------------------|------------------------------|----------------------------------|------------------------------|---------------------------------|------------------------------|---------------------------------|--|------------------------------|---------------------------------|----------------------------------|------------------------------------|----------------------------------|
| Paul Schaaf, R OBP: 0.406, SLG: 0.358 | F9 | | F8 | | | | | 4-3 | | 3 | 0 | 0 | 0 | 2 | 0 | 2 | Minnesota Twins @ Kansas City Royals Royals Stadium, Kansas City, MO Sat May 12 1973, 8:05 PM EDT Att: 23,948 - Unknown - 63 F | | | | | |
| Steve Hovley, L OBP: 0.283, SLG: 0.297 | | | 5-3 | | L7 | P6 | | | | 4 | 0 | 1 | 0 | 0 | 0 | 4 | | | | | | |
| Amos Otis, R OBP: 0.338, SLG: 0.485 | F8 | | | 1B 2B | 6-3 | | P6 | | | 4 | 1 | 1 | 0 | 0 | 0 | 2 | | | | | | |
| John Mayberry, L OBP: 0.412, SLG: 0.579 | F7 | | | F8 | | 1B 1B | F2 | | | 3 | 1 | 0 | 0 | 1 | 0 | 2 | | | | | | |
| Ed Kirkpatrick, L OBP: 0.439, SLG: 0.636 | | 4-3 | | 2B 1B | | 1B 1B | K | | | 4 | 2 | 2 | 0 | 0 | 1 | 0 | | | | | | |
| Cookie Rojas, R OBP: 0.370, SLG: 0.452 | | P4 | | 1H 2B | | BB 1B | | 4-3 2B | | 4 | 0 | 3 | 3 | 0 | 0 | 0 | | | | | | |
| Lou Piniella, R OBP: 0.307, SLG: 0.330 | | FC5-4 1B | | 6-3 | | P4 | | 4-3 | | 4 | 0 | 1 | 0 | 0 | 0 | 4 | | | | | | |
| Bobby Floyd, R OBP: 0.200, SLG: 0.200 | | FC5-4 1-2 | | K | | BB 1B | | F2 | | 4 | 0 | 1 | 1 | 0 | 1 | 3 | | | | | | |
| Carl Taylor, R OBP: 0.386, SLG: 0.261 | | | 4-3 | | F7 | K | | | | 3 | 0 | 0 | 0 | 1 | 1 | 2 | | | | | | |
| Inning Stats | R: 0 E: 0 K: 0 S: 4 | H: 1 LOB: 1 BB: 0 P: 4 | R: 0 E: 0 K: 0 S: 4 | H: 1 LOB: 1 BB: 0 P: 4 | R: 0 E: 0 K: 0 S: 3 | H: 0 LOB: 0 BB: 0 P: 3 | R: 2 E: 0 K: 1 S: 8 | H: 3 LOB: 1 BB: 0 P: 8 | R: 0 E: 0 K: 0 S: 3 | H: 0 LOB: 1 BB: 1 P: 7 | R: 2 E: 0 K: 1 S: 8 | H: 3 LOB: 2 BB: 2 P: 16 | R: 0 E: 0 K: 1 S: 5 | H: 0 LOB: 0 BB: 0 P: 5 | R: 0 E: 0 K: 0 S: 4 | H: 1 LOB: 2 BB: 1 P: 8 | | R: 0 E: 0 K: 0 S: 4 | H: 0 LOB: 0 BB: 0 P: 8 | 1B: 7 2B: 2 3B: 0 HR: 0 | SF: 0 SAC: 0 DP: 0 HBP: 0 | WP: 0 PB: 0 SB: 0 CS: 0 |
| PITCHER Bill Hands, R ERA: 3.88 Ken Sanders, R ERA: 6.0 | IP: 5.1 WLS: L BF: 26 H: 8 R: 4 ER: 4 SO: 1 BB: 2 IBB: 0 HBP: 0 BLK: 0 WP: 0 HR: 0 S: 26 P: 34 ERA: 6.75 WHIP: 1.875 | | | | | | | | | | | | | | | | | | | | | |

| | |
|-----|----|
| AB | 32 |
| R | 2 |
| H | 4 |
| RBI | 2 |
| BB | 1 |
| SO | 8 |
| LOB | 10 |



| | |
|-----|----|
| AB | 33 |
| R | 4 |
| H | 9 |
| RBI | 4 |
| BB | 4 |
| SO | 3 |
| LOB | 19 |

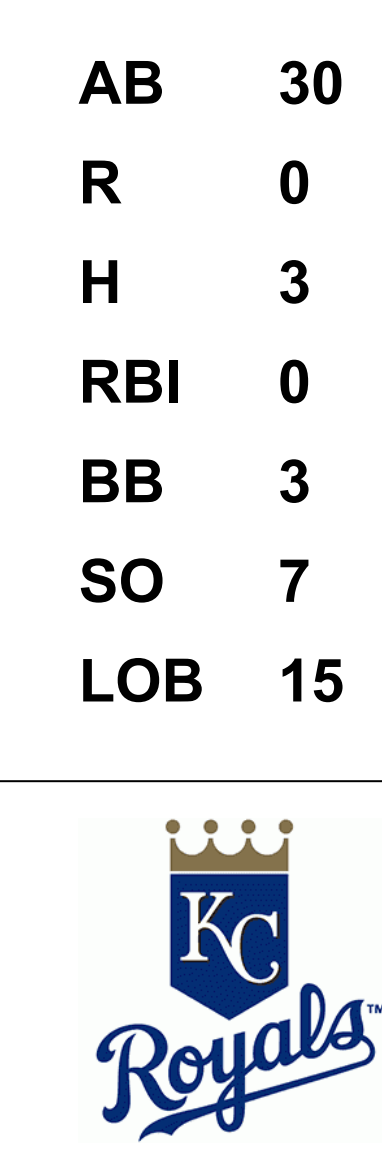


| Batter | 1 | 2 | 3 | 4 | 5 | 6 | 7 | 8 | 9 | AB | R | H | RBI | BB | SO | LOB | TOP | | | | | | | | | | | | | | | | | | | |
|---|------------------------------|-------------------------|------------------------------|----------------------------------|------------------------------|---------------------------------|------------------------------|---------------------------------|------------------------------|----------------------------------|------------------------------|---------------------------------|------------------------------|---------------------------------|-------------------------------|----------------------------------|--|------------------------------------|----------------------------------|--------|-----|----|---|---|----|----|----|-----|-----|-----|----|----|---|---|-----|------|
| Jerry Terrell, R OBP: 0.290, SLG: 0.290 (1, 5) | K2-3 | | 5-3 | SF8 | | SH3 | | E5 | | 3 | 0 | 1 | 0 | 1 | 0 | | Minnesota Twins @ Kansas City Royals Royals Stadium, Kansas City, MO Sun May 13 1973, 4:33 AM EDT Att: 25,661 - Unknown - 63 F | | | | | | | | | | | | | | | | | | | |
| Rod Carew, L OBP: 0.358, SLG: 0.446 (1, 4) | L7 | | L8 | | | 6-3 | | CS | | 5 | 1 | 2 | 1 | 0 | 0 | 1 | | | | | | | | | | | | | | | | | | | | |
| Larry Hisle, R OBP: 0.350, SLG: 0.552 (1, 8) | K | | | | | | | | HR | 4 | 2 | 2 | 0 | 0 | 2 | 2 | | | | | | | | | | | | | | | | | | | | |
| Tony Oliva, L OBP: 0.326, SLG: 0.388 (1, 10) | | | | | | | | | | 5 | 0 | 2 | 2 | 0 | 0 | 2 | | | | | | | | | | | | | | | | | | | | |
| Mike Adams, R (9, PR) | | | | | | | | | | 0 | 0 | 0 | 0 | 0 | 0 | 0 | | | | | | | | | | | | | | | | | | | | |
| Steve Braun, L OBP: 0.404, SLG: 0.455 (1, 7) | | | | | | | | | | 2 | 1 | 0 | 0 | 3 | 0 | 1 | | | | | | | | | | | | | | | | | | | | |
| Joe Lis, R OBP: 0.188, SLG: 0.241 (1, 3) | | | | | | | | | | 5 | 0 | 0 | 0 | 0 | 2 | 5 | | | | | | | | | | | | | | | | | | | | |
| Jim Holt, L OBP: 0.408, SLG: 0.538 (1, 9) | | | | | | | | | | 4 | 1 | 1 | 0 | 1 | 1 | 3 | | | | | | | | | | | | | | | | | | | | |
| Danny Thompson, R OBP: 0.287, SLG: 0.307 (1, 6) | | | | | | | | | | 4 | 0 | 2 | 1 | 0 | 0 | 2 | | | | | | | | | | | | | | | | | | | | |
| George Mitterwald, R OBP: 0.354, SLG: 0.350 (1, 2) | | | | | | | | | | 4 | 0 | 1 | 0 | 0 | 2 | 4 | | | | | | | | | | | | | | | | | | | | |
| Inning Stats | R: 0 E: 0 K: 2 S: 7 | H: 0 LOB: 0 BB: 7 | R: 1 E: 1 K: 1 S: 7 | H: 1 LOB: 2 BB: 1 P: 11 | R: 1 E: 1 K: 0 S: 5 | H: 2 LOB: 2 BB: 1 P: 9 | R: 1 E: 0 K: 1 S: 8 | H: 3 LOB: 2 BB: 0 P: 8 | R: 0 E: 0 K: 0 S: 3 | H: 0 LOB: 2 BB: 2 P: 11 | R: 0 E: 0 K: 1 S: 5 | H: 0 LOB: 0 BB: 0 P: 5 | R: 0 E: 1 K: 1 S: 5 | H: 0 LOB: 0 BB: 0 P: 5 | R: 2 E: 0 K: 2 S: 10 | H: 3 LOB: 1 BB: 0 P: 10 | 1B: 6 2B: 3 3B: 0 HR: 1 | SF: 1 SAC: 1 DP: 0 HBP: 1 | WP: 0 PB: 0 SB: 2 CS: 1 | PA: 44 | | | | | | | | | | | | | | | | |
| PITCHER | IP | WLS | BF | H | R | ER | SO | BB | IBB | HBP | BLK | WP | HR | S | P | ERA | WHIP | PITCHER | | IP | WLS | BF | H | R | ER | SO | BB | IBB | HBP | BLK | WP | HR | S | P | ERA | WHIP |
| Steve Busby, R ERA: 4.57 (1, 1) | 8.0 | L | 37 | 7 | 3 | 2 | 6 | 3 | 1 | 1 | 0 | 0 | 0 | 44 | 61 | 2.25 | 1.250 | | | | | | | | | | | | | | | | | | | |
| Mike Jackson, L ERA: 6.75 (9, 1) | 1.0 | | 6 | 3 | 2 | 2 | 2 | 0 | 0 | 0 | 0 | 0 | 1 | 10 | 10 | 18.00 | 3.000 | | | | | | | | | | | | | | | | | | | |

| | |
|-----|----|
| AB | 36 |
| R | 5 |
| H | 10 |
| RBI | 5 |
| BB | 4 |
| SO | 8 |
| LOB | 20 |

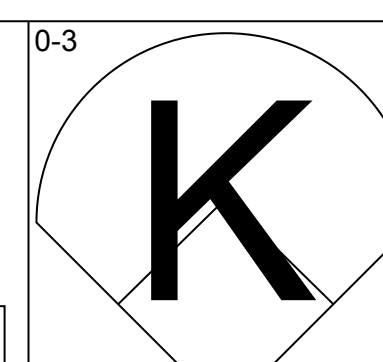
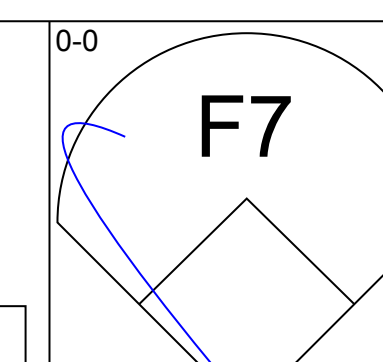
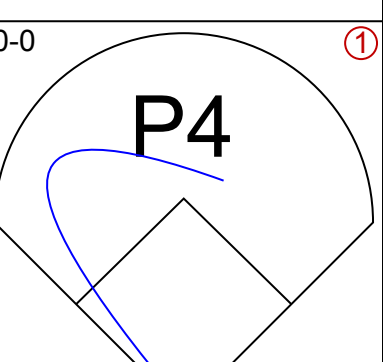
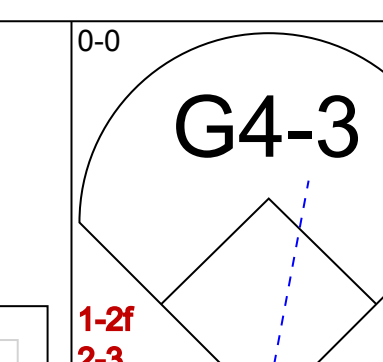
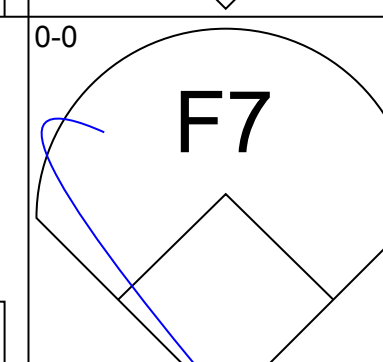
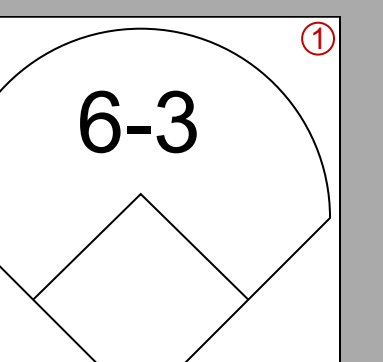
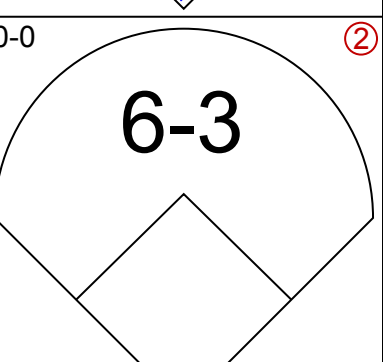
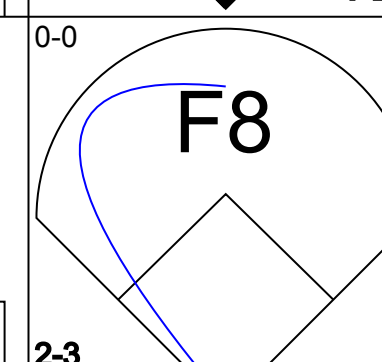
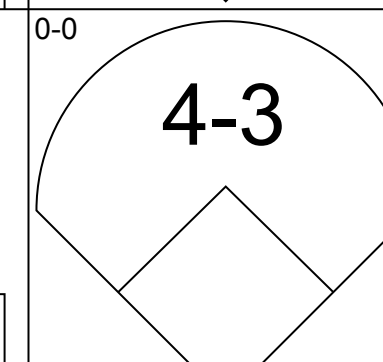
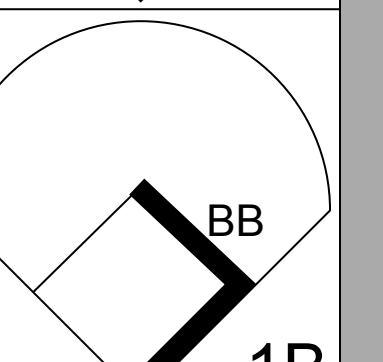
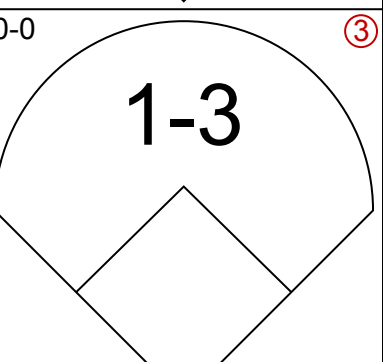
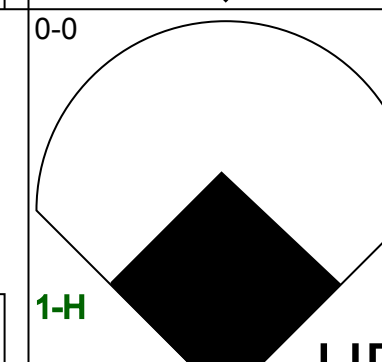
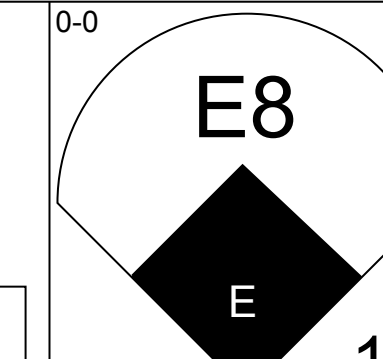
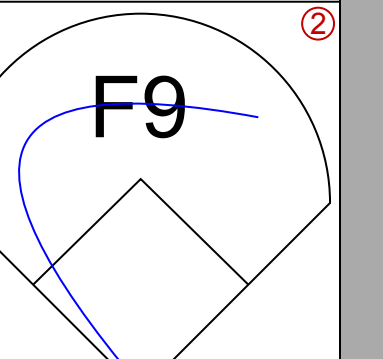
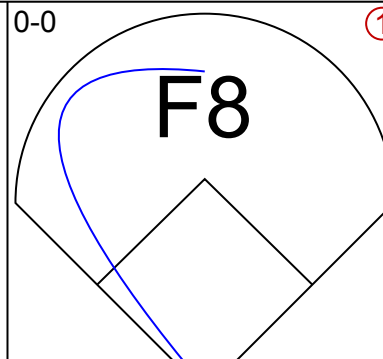
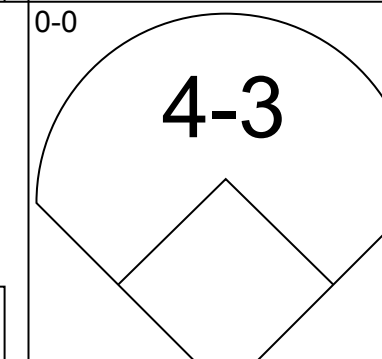
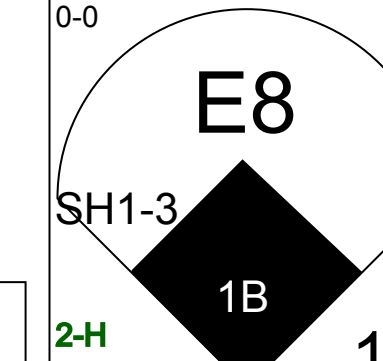
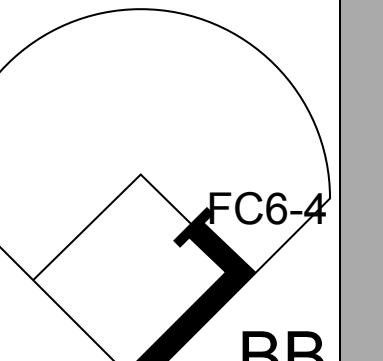
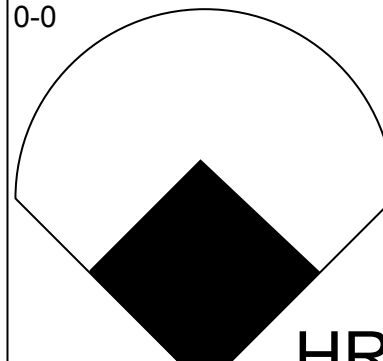
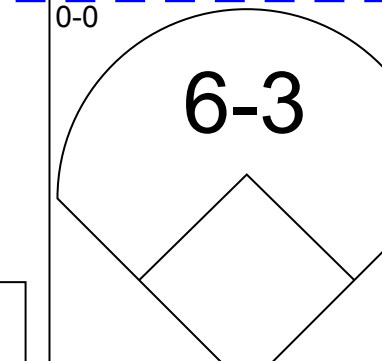
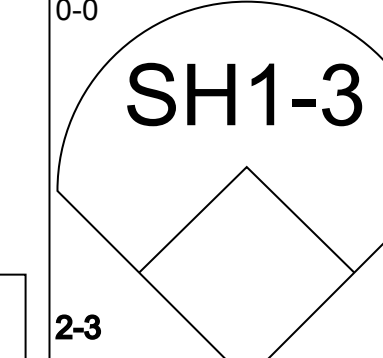
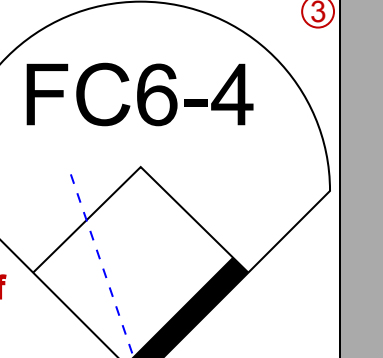
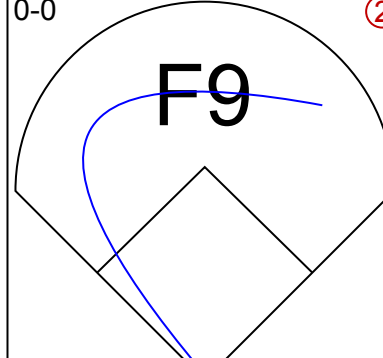
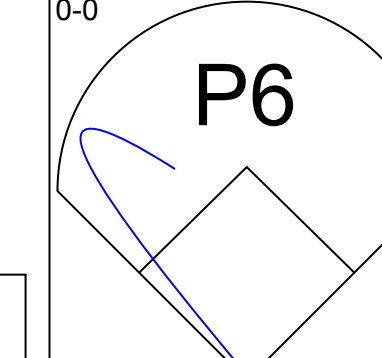
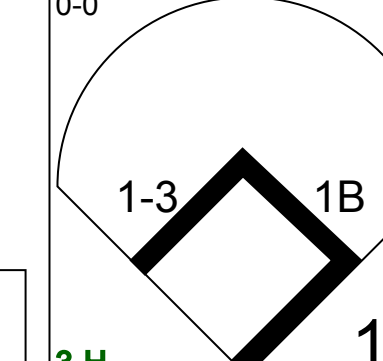
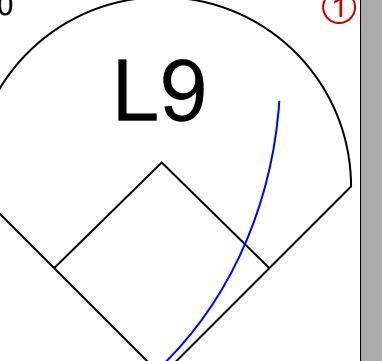
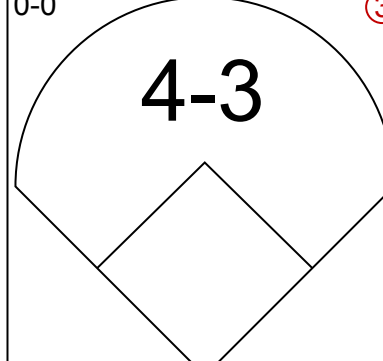
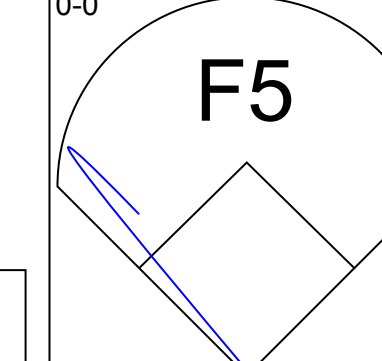
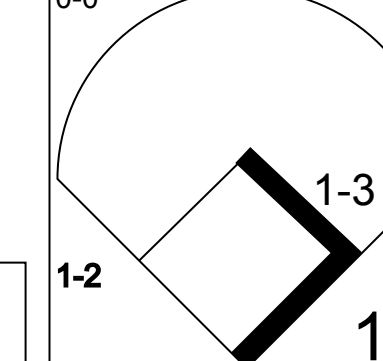

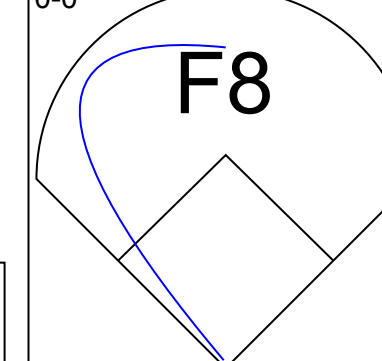
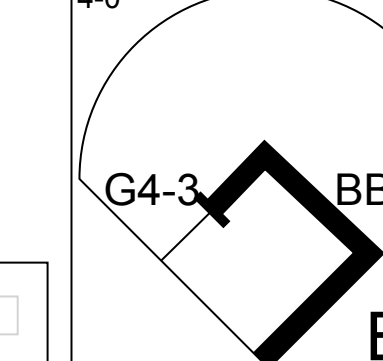
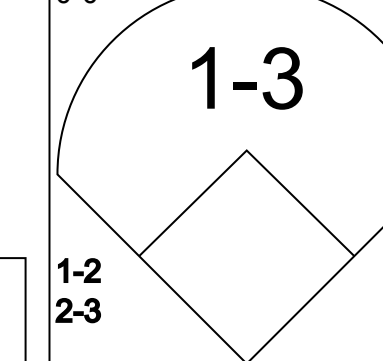

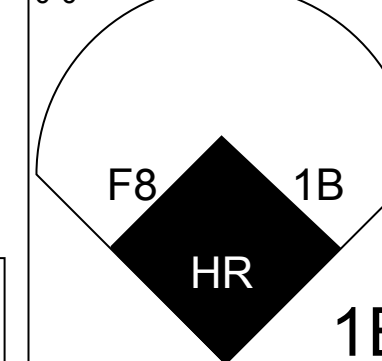
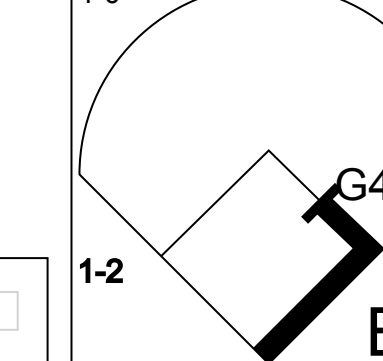


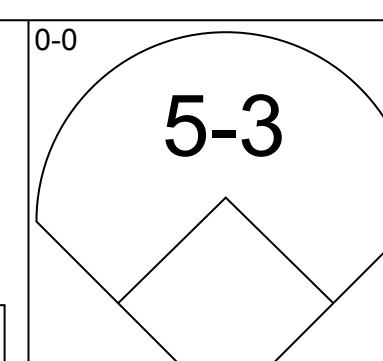
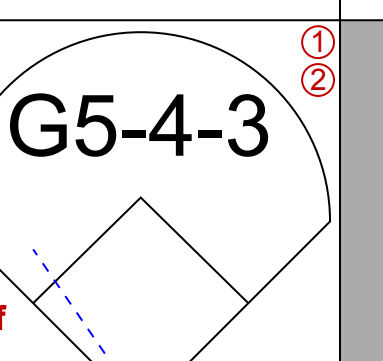
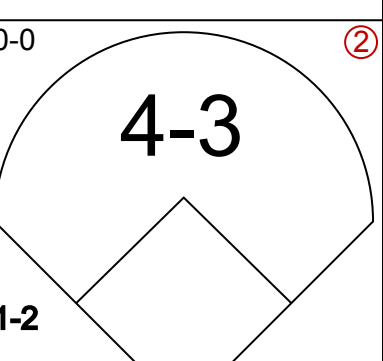
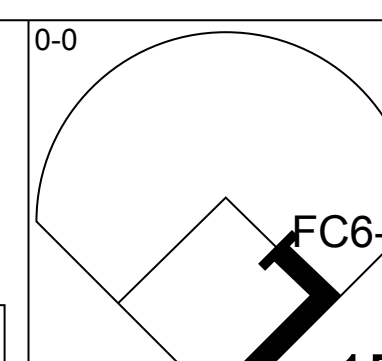
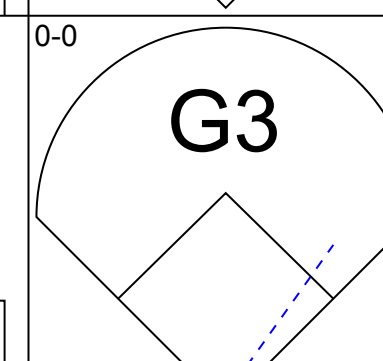
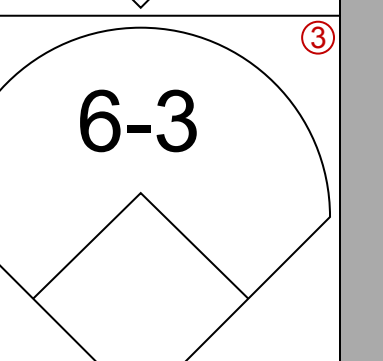
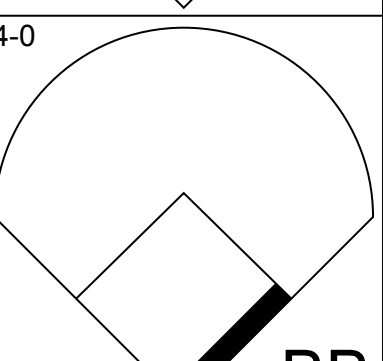
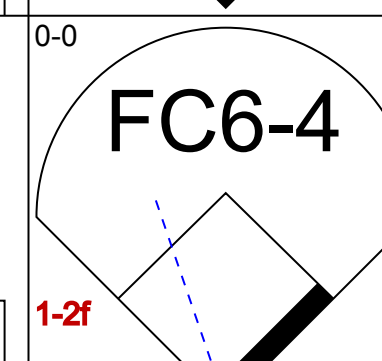

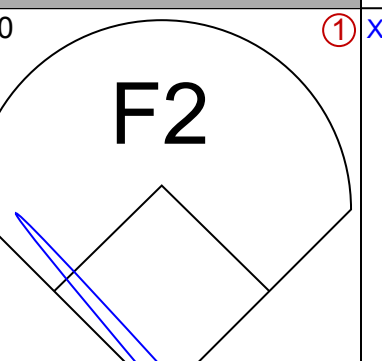
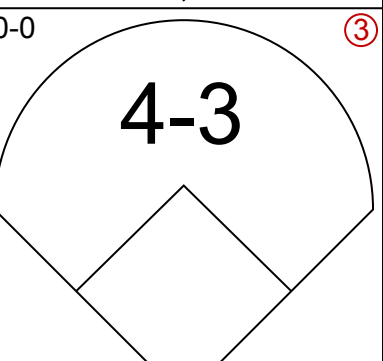
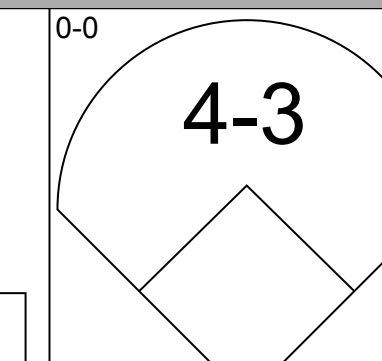
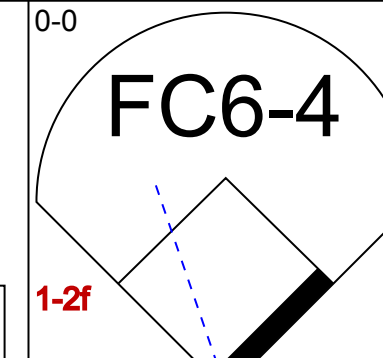
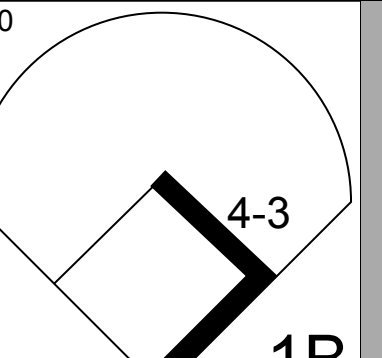
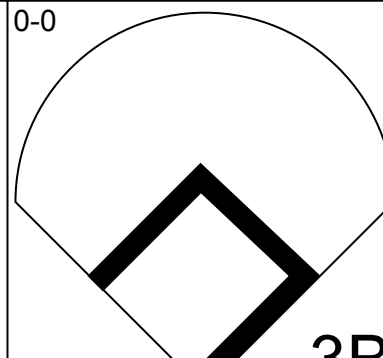
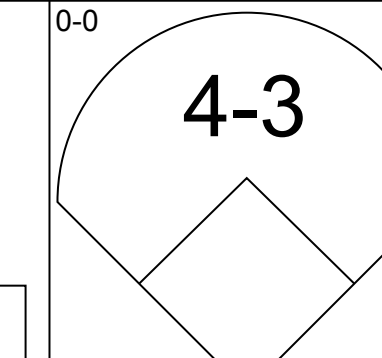
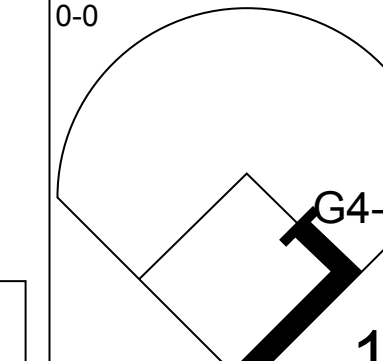
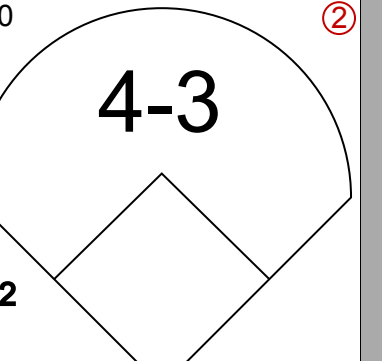
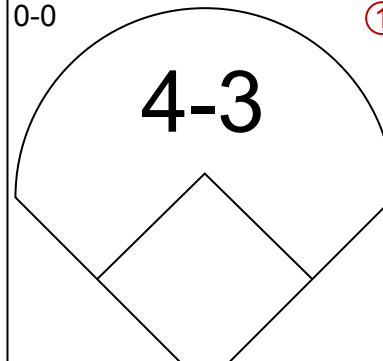
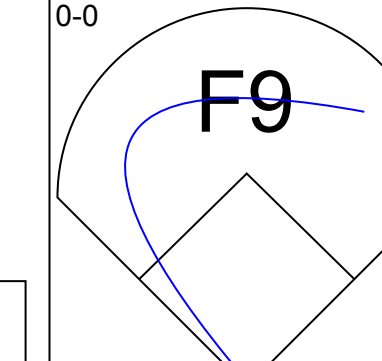


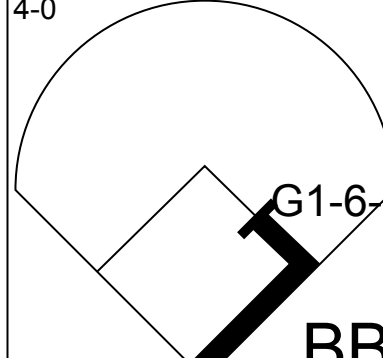
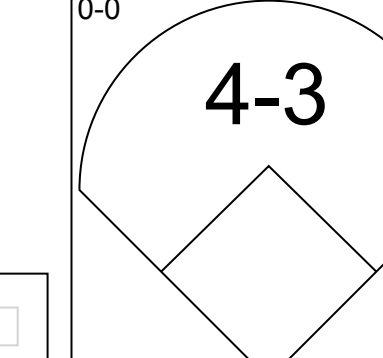
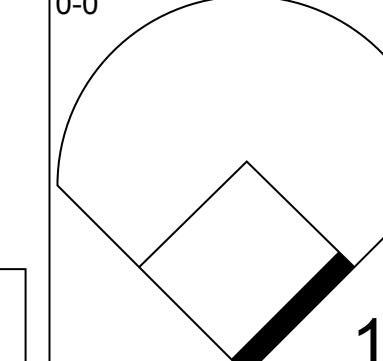
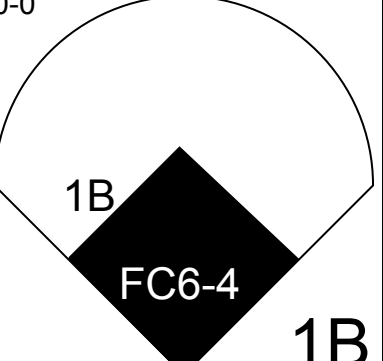
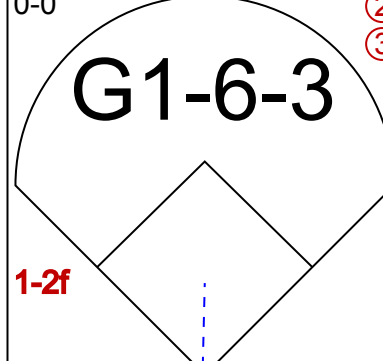
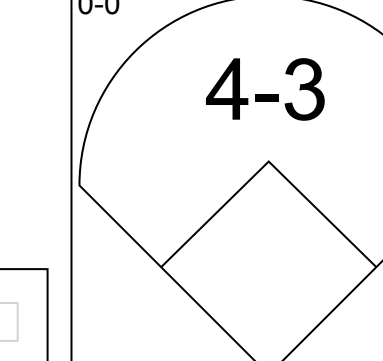
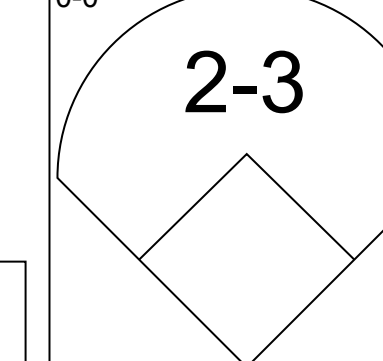
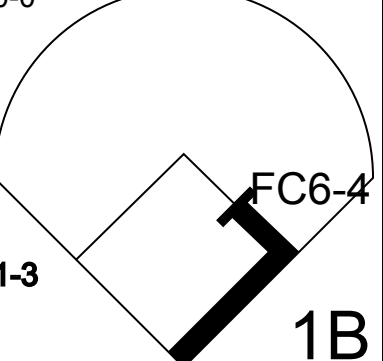
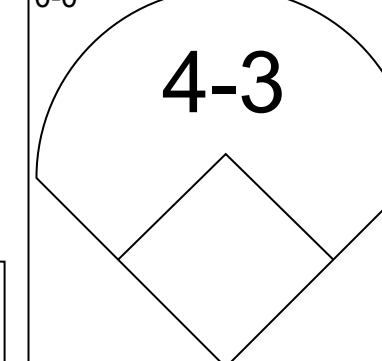
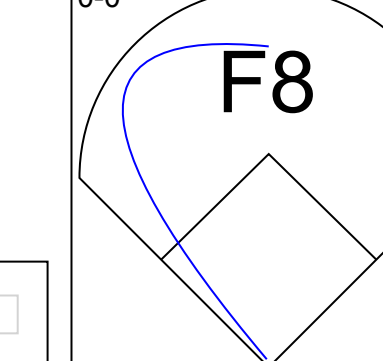
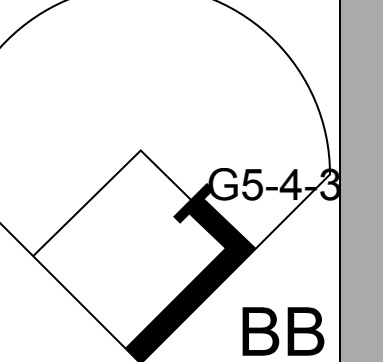
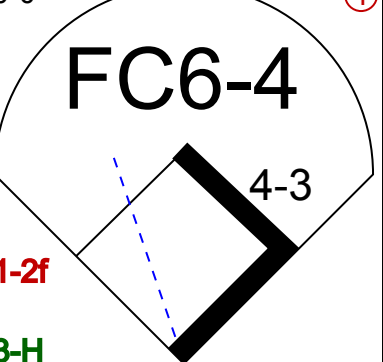
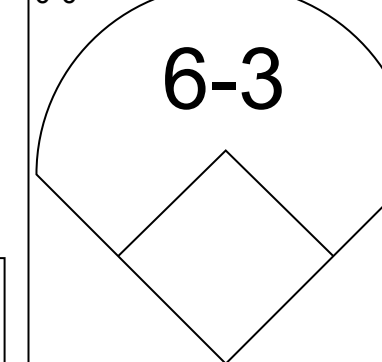
| Batter | 1 | 2 | 3 | 4 | 5 | 6 | 7 | 8 | 9 | AB | R | H | RBI | BB | SO | LOB | BOTTOM | | | | | | | | | | | | | | | | | | | |
|--|------------------------------|---------------------------------|------------------------------|---------------------------------|------------------------------|---------------------------------|------------------------------|----------------------------------|------------------------------|---------------------------------|------------------------------|---------------------------------|------------------------------|---------------------------------|------------------------------|---------------------------------|--|---------------------------------|----------------------------------|------------------------------------|----------------------------------|--------|---|---|----|----|----|-----|-----|-----|----|----|---|---|-----|------|
| Freddie Patek, R OBP: 0.345, SLG: 0.339 (1, 6) | F3 | | | | | | | | | 3 | 0 | 0 | 0 | 0 | 0 | 0 | Minnesota Twins @ Kansas City Royals Royals Stadium, Kansas City, MO Sun May 13 1973, 4:33 AM EDT Att: 25,661 - Unknown - 63 F | | | | | | | | | | | | | | | | | | | |
| Hal McRae, R OBP: 0.278, SLG: 0.301 (8, PH) | | | | | | | | | | 1 | 0 | 0 | 0 | 0 | 0 | 1 | | | | | | | | | | | | | | | | | | | | |
| Bobby Floyd, R OBP: 0.200, SLG: 0.200 (9, 6) | | | | | | | | | | 0 | 0 | 0 | 0 | 0 | 0 | 0 | | | | | | | | | | | | | | | | | | | | |
| Steve Hovley, L OBP: 0.286, SLG: 0.300 (1, 10) | 4-3 | | | | | | | | | 3 | 0 | 1 | 0 | 1 | 1 | 1 | | | | | | | | | | | | | | | | | | | | |
| Amos Otis, R OBP: 0.342, SLG: 0.481 (1, 8) | F9 | | | | | | | | | 3 | 0 | 1 | 0 | 1 | 0 | 1 | | | | | | | | | | | | | | | | | | | | |
| John Mayberry, L OBP: 0.407, SLG: 0.564 (1, 3) | | | | | | | | | | 3 | 0 | 0 | 0 | 1 | 2 | 5 | | | | | | | | | | | | | | | | | | | | |
| Ed Kirkpatrick, L OBP: 0.422, SLG: 0.609 (1, 9) | | | | | | | | | | 4 | 0 | 0 | 0 | 0 | 1 | 4 | | | | | | | | | | | | | | | | | | | | |
| Cookie Rojas, R OBP: 0.359, SLG: 0.438 (1, 4) | | | | | | | | | | 4 | 0 | 0 | 0 | 0 | 0 | 2 | | | | | | | | | | | | | | | | | | | | |
| Lou Piniella, R OBP: 0.299, SLG: 0.321 (1, 7) | | | | | | | | | | 3 | 0 | 0 | 0 | 0 | 0 | 0 | | | | | | | | | | | | | | | | | | | | |
| Paul Schaal, R OBP: 0.405, SLG: 0.358 (1, 5) | | | | | | | | | | 3 | 0 | 1 | 0 | 0 | 1 | 0 | | | | | | | | | | | | | | | | | | | | |
| Carl Taylor, R OBP: 0.373, SLG: 0.250 (1, 2) | | | | | | | | | | 2 | 0 | 0 | 0 | 0 | 1 | 0 | | | | | | | | | | | | | | | | | | | | |
| Gail Hopkins, L OBP: 0.400, SLG: 0.375 (8, PH) | | | | | | | | | | 1 | 0 | 0 | 0 | 0 | 1 | 1 | | | | | | | | | | | | | | | | | | | | |
| Fran Healy, R OBP: 0.267, SLG: 0.286 (9, 2) | | | | | | | | | | 0 | 0 | 0 | 0 | 0 | 0 | 0 | | | | | | | | | | | | | | | | | | | | |
| Inning Stats | R: 0 E: 0 K: 0 S: 3 | H: 0 LOB: 0 BB: 0 P: 3 | R: 0 E: 0 K: 0 S: 2 | H: 0 LOB: 0 BB: 1 P: 6 | R: 0 E: 0 K: 1 S: 5 | H: 0 LOB: 0 BB: 0 P: 5 | R: 0 E: 1 K: 2 S: 8 | H: 0 LOB: 2 BB: 1 P: 12 | R: 0 E: 0 K: 0 S: 3 | H: 0 LOB: 0 BB: 0 P: 3 | R: 0 E: 0 K: 2 S: 9 | H: 2 LOB: 2 BB: 0 P: 9 | R: 0 E: 0 K: 0 S: 3 | H: 0 LOB: 0 BB: 0 P: 3 | R: 0 E: 0 K: 2 S: 8 | H: 1 LOB: 1 BB: 0 P: 8 | R: 0 E: 0 K: 0 S: 3 | H: 0 LOB: 1 BB: 1 P: 7 | 1B: 3 2B: 0 3B: 0 HR: 0 | SF: 0 SAC: 0 DP: 0 HBP: 0 | WP: 0 PB: 0 SB: 0 CS: 1 | PA: 33 | | | | | | | | | | | | | | |
| PITCHER | IP | WLS | BF | H | R | ER | SO | BB | IBB | HBP | BLK | WP | HR | S | P | ERA | WHIP | PITCHER | | IP | WLS | BF | H | R | ER | SO | BB | IBB | HBP | BLK | WP | HR | S | P | ERA | WHIP |
| Dick Woodson, R ERA: 3.33 (1, 1) | 9.0 | W | 33 | 3 | 0 | 0 | 7 | 3 | 0 | 0 | 0 | 0 | 0 | 44 | 56 | 0.00 | 0.667 | | | | | | | | | | | | | | | | | | | |



| Batter | 1 | 2 | 3 | 4 | 5 | 6 | 7 | 8 | 9 | AB | R | H | RBI | BB | SO | LOB | TOP | |
|---|---|---------------------------------|------------------------------|---------------------------------|------------------------------|---------------------------------|------------------------------|---------------------------------|------------------------------|---------------------------------|------------------------------|---------------------------------|------------------------------|---------------------------------|------------------------------|---------------------------------|--|--|
| Paul Schaaf, R (1,5) OBP: 0.392, SLG: 0.336 | | | | | | | | | | 4 | 0 | 1 | 0 | 0 | 1 | 2 | Kansas City Royals @ Texas Rangers Arlington Stadium, Arlington, TX Wed May 16 1973, 8:05 PM EDT Att: 16,663 - Unknown | |
| Cookie Rojas, R (1,4) OBP: 0.353, SLG: 0.428 | | | | | | | | | | 4 | 0 | 2 | 0 | 0 | 0 | 1 | | |
| Amos Otis, R (1,8) OBP: 0.346, SLG: 0.473 | | | | | | | | | | 4 | 0 | 3 | 0 | 0 | 0 | 0 | | |
| John Mayberry, L (1,3) OBP: 0.391, SLG: 0.529 | | | | | | | | | | 4 | 0 | 0 | 0 | 0 | 1 | 6 | | |
| Ed Kirkpatrick, L (1,9) OBP: 0.398, SLG: 0.563 | | | | | | | | | | 4 | 0 | 1 | 0 | 0 | 0 | 2 | | |
| Lou Piniella, R (1,7) OBP: 0.289, SLG: 0.342 | | | | | | | | | | 4 | 1 | 1 | 0 | 0 | 0 | 0 | | |
| Hal McRae, R (1,10) OBP: 0.273, SLG: 0.294 Gail Hopkins, L (7, PH) OBP: 0.394, SLG: 0.346 Jim Wohlford, R (9, FR) | | | | | | | | | | 2 | 0 | 0 | 0 | 0 | 1 | 0 | | |
| Freddie Patek, R (1,6) OBP: 0.329, SLG: 0.321 | | | | | | | | | | 3 | 0 | 1 | 1 | 0 | 0 | 0 | | |
| Carl Taylor, R (1,2) OBP: 0.375, SLG: 0.235 | | | | | | | | | | 2 | 0 | 0 | 0 | 1 | 0 | 0 | | |
| Inning Stats | R: 0 E: 0 K: 1 S: 7 | H: 2 LOB: 2 BB: 0 P: 7 | R: 0 E: 0 K: 1 S: 5 | H: 0 LOB: 0 BB: 0 P: 5 | R: 0 E: 0 K: 0 S: 2 | H: 0 LOB: 0 BB: 1 P: 6 | R: 0 E: 0 K: 0 S: 3 | H: 0 LOB: 0 BB: 0 P: 3 | R: 0 E: 0 K: 0 S: 5 | H: 3 LOB: 2 BB: 0 P: 5 | R: 1 E: 0 K: 0 S: 4 | H: 3 LOB: 0 BB: 0 P: 4 | R: 0 E: 1 K: 1 S: 7 | H: 1 LOB: 2 BB: 0 P: 7 | R: 0 E: 0 K: 0 S: 2 | H: 0 LOB: 1 BB: 1 P: 6 | | 1B: 8 SF: 0 2B: 1 SAC: 0 3B: 0 DP: 1 HR: 0 HBP: 0 |
| PITCHER | IP WLS BF H R ER SO BB IBB HBP BLK WP HR S P ERA WHIP | | | | | | | | | | | | | | | | | |
| Pete Broberg, R (1,1) ERA: 5.44 | 6.1 | W | 24 | 7 | 1 | 1 | 2 | 1 | 0 | 0 | 0 | 0 | 0 | 0 | 27 | 31 | 1.42 | 1.263 |
| Steve Foucault, R (7,1) ERA: 1.96 | 2.2 | W | 10 | 2 | 0 | 0 | 1 | 1 | 0 | 0 | 0 | 0 | 0 | 0 | 11 | 15 | 0.00 | 1.125 |

| Batter | 1 | 2 | 3 | 4 | 5 | 6 | 7 | 8 | 9 | AB | R | H | RBI | BB | SO | LOB | BOTTOM | |
|--|---|---------------------------------|------------------------------|---------------------------------|------------------------------|---------------------------------|------------------------------|---------------------------------|------------------------------|---------------------------------|------------------------------|---------------------------------|------------------------------|---------------------------------|------------------------------|----------------------------------|--|--|
| Davey Nelson, R (1,4) OBP: 0.329, SLG: 0.419 | | | | | | | | | | 4 | 1 | 1 | 0 | 0 | 0 | 1 | Kansas City Royals @ Texas Rangers Arlington Stadium, Arlington, TX Wed May 16 1973, 8:05 PM EDT Att: 16,663 - Unknown | |
| Vic Harris, S (1,8) OBP: 0.228, SLG: 0.265 | | | | | | | | | | 4 | 0 | 0 | 0 | 0 | 1 | 2 | | |
| Toby Harrah, R (1,5) OBP: 0.333, SLG: 0.364 | | | | | | | | | | 4 | 0 | 1 | 0 | 0 | 2 | 1 | | |
| Alex Johnson, R (1,7) OBP: 0.336, SLG: 0.385 | | | | | | | | | | 3 | 1 | 1 | 1 | 1 | 0 | 0 | | |
| Rico Carty, R (1,10) OBP: 0.277, SLG: 0.245 Joe Lovitto, S (9, FR) OBP: 0.211, SLG: 0.171 | | | | | | | | | | 3 | 0 | 1 | 0 | 1 | 1 | 1 | | |
| Jeff Burroughs, R (1,9) OBP: 0.292, SLG: 0.421 | | | | | | | | | | 4 | 0 | 0 | 0 | 0 | 0 | 5 | | |
| Larry Blittner, L (1,3) OBP: 0.195, SLG: 0.211 | | | | | | | | | | 4 | 0 | 1 | 1 | 0 | 0 | 1 | | |
| Ken Suarez, R (1,2) OBP: 0.352, SLG: 0.420 | | | | | | | | | | 3 | 0 | 1 | 0 | 0 | 0 | 0 | | |
| Jim Mason, L (1,6) OBP: 0.324, SLG: 0.355 | | | | | | | | | | 3 | 0 | 0 | 0 | 0 | 1 | 1 | | |
| Inning Stats | R: 1 E: 0 K: 1 S: 6 | H: 2 LOB: 1 BB: 0 P: 6 | R: 0 E: 0 K: 1 S: 5 | H: 0 LOB: 0 BB: 0 P: 5 | R: 0 E: 0 K: 0 S: 4 | H: 1 LOB: 1 BB: 0 P: 4 | R: 0 E: 1 K: 0 S: 4 | H: 0 LOB: 1 BB: 0 P: 4 | R: 0 E: 0 K: 1 S: 5 | H: 0 LOB: 0 BB: 0 P: 5 | R: 0 E: 0 K: 2 S: 7 | H: 1 LOB: 1 BB: 0 P: 4 | R: 0 E: 0 K: 0 S: 3 | H: 0 LOB: 0 BB: 0 P: 3 | R: 1 E: 0 K: 0 S: 4 | H: 2 LOB: 2 BB: 2 P: 12 | | 1B: 6 SF: 0 2B: 0 SAC: 0 3B: 0 DP: 0 HR: 0 HBP: 0 |
| PITCHER | IP WLS BF H R ER SO BB IBB HBP BLK WP HR S P ERA WHIP | | | | | | | | | | | | | | | | | |
| Paul Splitteroff, L (1,1) ERA: 2.56 | 8.1 | L | 30 | 5 | 2 | 2 | 5 | 0 | 0 | 0 | 0 | 0 | 0 | 0 | 40 | 40 | 2.16 | 0.600 |
| Doug Bird, R (9,1) ERA: 1.5 | 0.1 | | 4 | 1 | 0 | 0 | 0 | 1 | 1 | 0 | 0 | 1 | 0 | 2 | 10 | 0.00 | 6.000 | |


| Batter | 1 | 2 | 3 | 4 | 5 | 6 | 7 | 8 | 9 | AB | R | H | RBI | BB | SO | LOB | TOP | | | | | | | | | |
|---|---|--|---|---|--|---|---|---|---|---------------------------------|------------------------------|---------------------------------|------------------------------|---------------------------------|------------------------------|---------------------------------|---|---------------------------------|----------------------------------|------------------------------------|----------------------------------|--------|--|--|--|--|
| Freddie Patek, R OBP: 0.325, SLG: 0.317 |  |  | | | | |  | |  | 5 | 1 | 1 | 0 | 0 | 1 | 4 | Kansas City Royals @ Texas Rangers Arlington Stadium, Arlington, TX Thu May 17 1973, 8:05 PM EDT Att: 5,522 - Unknown | | | | | | | | | |
| Cookie Rojas, R OBP: 0.344, SLG: 0.415 |  | |  | |  | |  | | | 4 | 0 | 0 | 0 | 0 | 0 | 2 | | | | | | | | | | |
| John Mayberry, L OBP: 0.394, SLG: 0.552 |  | | |  | |  | |  | | 4 | 1 | 2 | 3 | 0 | 0 | 0 | | | | | | | | | | |
| Ed Kirkpatrick, L OBP: 0.393, SLG: 0.551 | |  |  | | |  |  | | | 4 | 1 | 1 | 0 | 0 | 0 | 1 | | | | | | | | | | |
| Amos Otis, R OBP: 0.356, SLG: 0.497 | |  |  | | |  | |  | | 3 | 2 | 2 | 2 | 1 | 0 | 0 | | | | | | | | | | |
| Lou Piniella, R OBP: 0.282, SLG: 0.333 | |  |  | | |  | |  | | 3 | 0 | 0 | 0 | 0 | 0 | 2 | | | | | | | | | | |
| Jim Wohlford, R OBP: 0.167, SLG: 0.167 | |  | |  | |  | |  | | 4 | 0 | 1 | 1 | 0 | 0 | 0 | | | | | | | | | | |
| Kurt Bevacqua, R OBP: 0.286, SLG: 0.231 | |  | |  | | |  | |  | 3 | 0 | 1 | 0 | 1 | 1 | 0 | | | | | | | | | | |
| Fran Healy, R OBP: 0.270, SLG: 0.265 |  | | |  | | |  | |  | 3 | 1 | 1 | 0 | 1 | 1 | 2 | | | | | | | | | | |
| Inning Stats | R: 0 E: 0 K: 1 S: 5 | H: 0 LOB: 0 BB: 0 P: 5 | R: 2 E: 2 K: 0 S: 7 | H: 4 LOB: 2 BB: 0 P: 7 | R: 0 E: 0 K: 0 S: 4 | H: 1 LOB: 2 BB: 1 P: 8 | R: 0 E: 0 K: 2 S: 7 | H: 0 LOB: 0 BB: 0 P: 7 | R: 0 E: 0 K: 0 S: 3 | H: 0 LOB: 0 BB: 0 P: 3 | R: 1 E: 0 K: 0 S: 4 | H: 1 LOB: 0 BB: 0 P: 4 | R: 3 E: 0 K: 0 S: 6 | H: 3 LOB: 0 BB: 0 P: 6 | R: 0 E: 0 K: 0 S: 3 | H: 0 LOB: 0 BB: 0 P: 3 | R: 0 E: 0 K: 0 S: 1 | H: 0 LOB: 0 BB: 2 P: 9 | 1B: 7 2B: 0 3B: 0 HR: 2 | SF: 0 SAC: 1 DP: 1 HBP: 0 | WP: 0 PB: 0 SB: 0 CS: 0 | PA: 37 | | | | |
| PITCHER | IP | WLS | BF | H | R | ER | SO | BB | IBB | HBP | BLK | WP | HR | S | P | ERA | WHIP | | | | | | | | | |
| Sonny Siebert, R ERA: 3.38 | (1, 1) | 6.0 | L | 25 | 6 | 3 | 3 | 3 | 1 | 0 | 0 | 0 | 0 | 1 | 30 | 34 | 4.50 | 1.167 | | | | | | | | |
| Charlie Hudson, L ERA: 8.23 | (7, 1) | 1.0 | | 6 | 3 | 3 | 0 | 0 | 0 | 0 | 0 | 0 | 0 | 1 | 6 | 6 | 27.00 | 3.000 | | | | | | | | |
| Steve Dunning, R ERA: 5.68 | (8, 1) | 2.0 | | 6 | 0 | 0 | 0 | 0 | 2 | 0 | 0 | 0 | 0 | 0 | 4 | 12 | 0.00 | 1.000 | | | | | | | | |

| Batter | 1 | 2 | 3 | 4 | 5 | 6 | 7 | 8 | 9 | AB | R | H | RBI | BB | SO | LOB | BOTTOM | | | | | | | | |
|--|---|---|---|---|--|---|---|---|---|---------------------------------|------------------------------|---------------------------------|------------------------------|---------------------------------|------------------------------|---------------------------------|---|---------------------------------|----------------------------------|------------------------------------|----------------------------------|--------|--|--|--|
| Davey Nelson, R OBP: 0.326, SLG: 0.410 |  | |  | |  | |  | | | 4 | 0 | 1 | 0 | 0 | 0 | 2 | Kansas City Royals @ Texas Rangers Arlington Stadium, Arlington, TX Thu May 17 1973, 8:05 PM EDT Att: 5,522 - Unknown | | | | | | | | |
| Toby Harrah, R OBP: 0.331, SLG: 0.355 |  | |  | |  | |  | | | 3 | 0 | 0 | 0 | 1 | 0 | 1 | | | | | | | | | |
| Larry Bittner, L OBP: 0.200, SLG: 0.195 |  | | |  |  | | |  | | 3 | 0 | 0 | 0 | 1 | 0 | 2 | | | | | | | | | |
| Alex Johnson, R OBP: 0.341, SLG: 0.405 |  | | |  | |  | |  | | 4 | 0 | 2 | 0 | 0 | 0 | 1 | | | | | | | | | |
| Rico Carty, R OBP: 0.276, SLG: 0.245 | |  | |  | |  | |  | | 4 | 0 | 1 | 0 | 0 | 0 | 2 | | | | | | | | | |
| Mike Epstein, L OBP: 0.292, SLG: 0.228 |  | | |  | |  | |  | | 3 | 0 | 0 | 0 | 1 | 1 | 2 | | | | | | | | | |
| Vic Harris, S OBP: 0.238, SLG: 0.275 | |  | | |  |  | |  | | 4 | 1 | 2 | 0 | 0 | 0 | 2 | | | | | | | | | |
| Ken Suarez, R OBP: 0.345, SLG: 0.407 |  | | | |  | |  | |  | 4 | 0 | 1 | 0 | 0 | 0 | 1 | | | | | | | | | |
| Jim Mason, L OBP: 0.324, SLG: 0.333 | | |  | |  | |  | | | 2 | 0 | 0 | 1 | 1 | 0 | 1 | | | | | | | | | |
| Inning Stats | R: 0 E: 0 K: 0 S: 3 | H: 0 LOB: 1 BB: 1 P: 7 | R: 0 E: 0 K: 0 S: 4 | H: 2 LOB: 1 BB: 0 P: 4 | R: 0 E: 0 K: 0 S: 2 | H: 0 LOB: 0 BB: 1 P: 6 | R: 0 E: 0 K: 1 S: 6 | H: 1 LOB: 1 BB: 0 P: 6 | R: 0 E: 0 K: 0 S: 5 | H: 2 LOB: 2 BB: 1 P: 9 | R: 0 E: 0 K: 0 S: 3 | H: 1 LOB: 1 BB: 1 P: 7 | R: 0 E: 0 K: 0 S: 4 | H: 1 LOB: 1 BB: 0 P: 4 | R: 0 E: 0 K: 0 S: 3 | H: 0 LOB: 0 BB: 0 P: 3 | R: 0 E: 0 K: 0 S: 3 | H: 0 LOB: 0 BB: 0 P: 3 | 1B: 6 2B: 0 3B: 1 HR: 0 | SF: 0 SAC: 0 DP: 3 HBP: 0 | WP: 0 PB: 0 SB: 0 CS: 0 | PA: 35 | | | |
| PITCHER | IP | WLS | BF | H | R | ER | SO | BB | IBB | HBP | BLK | WP | HR | S | P | ERA | WHIP | | | | | | | | |
| Wayne Simpson, R ERA: 4.85 | (1, 1) | 5.1 | W | 24 | 6 | 1 | 1 | 1 | 4 | 0 | 0 | 0 | 0 | 22 | 38 | 1.69 | 1.875 | | | | | | | | |
| Gene Garber, R ERA: 1.21 | (6, 1) | 3.2 | S | 11 | 1 | 0 | 0 | 0 | 0 | 0 | 0 | 0 | 0 | 11 | 11 | 0.00 | 0.273 | | | | | | | | |

| Batter | 1 | 2 | 3 | 4 | 5 | 6 | 7 | 8 | 9 | AB | R | H | RBI | BB | SO | LOB | TOP | | | |
|---|--|----------------------------------|------------------------------|---------------------------------|------------------------------|---------------------------------|------------------------------|---------------------------------|------------------------------|---------------------------------|------------------------------|---------------------------------|------------------------------|---------------------------------|------------------------------|---------------------------------|----------------------------------|------------------------------------|----------------------------------|--------|
| Freddie Patek, R OBP: 0.327, SLG: 0.310 (1, 6) | 4-0 1-3 2B BB | 4-0 1-2 5-3 BB | | 0-0 1-3 4-3 | | 0-0 1-2 FC3-6 E | | 0-0 5-3 | | 3 | 1 | 0 | 0 | 2 | 0 | 3 | | | | |
| Cookie Rojas, R OBP: 0.333, SLG: 0.401 (1, 4) | 0-0 1-3 1-2 | 0-0 5-3 1-2 2-3 | | 0-0 6-3 | | 0-0 E3 1-3 | | 0-0 5-3 | | 5 | 0 | 0 | 0 | 0 | 0 | 5 | | | | |
| Amos Otis, R OBP: 0.351, SLG: 0.494 (1, 8) | 0-0 2H 2B | 0-0 F9 | | | | 0-0 E1 2B | | 0-0 F3 | | 5 | 1 | 1 | 1 | 0 | 0 | 4 | | | | |
| John Mayberry, L OBP: 0.394, SLG: 0.543 (1, 3) | 4-0 BB | | 0-0 G6-4-3 1B | | 0-0 F5 | | 0-3 K | | 0-0 4-3 | 4 | 0 | 1 | 0 | 1 | 1 | 1 | | | | |
| Lou Piniella, R OBP: 0.281, SLG: 0.339 (1, 7) | 0-3 K | | 0-0 G6-4-3 1-2 | | 0-0 2H 2B | | 0-0 6-3 | | | 4 | 0 | 1 | 1 | 0 | 1 | 3 | | | | |
| Hal McRae, R OBP: 0.282, SLG: 0.281 (1, 9) | 0-3 K | | 0-0 F8 | | 0-0 L9 | | 0-0 F3 | | | 4 | 0 | 0 | 0 | 0 | 1 | 3 | | | | |
| Jim Wohlford, R OBP: 0.300, SLG: 0.800 (1, 10) | | 0-0 HR | | 0-0 1B 3B | | 0-0 1-3 | | 0-0 L3 | | 4 | 2 | 2 | 1 | 0 | 0 | 1 | | | | |
| Paul Schaal, R OBP: 0.381, SLG: 0.325 (1, 5) | | 0-0 L9 | | 0-0 4-3 | | 0-0 4-3 | | 0-0 P4 | | 4 | 0 | 0 | 0 | 0 | 0 | 1 | | | | |
| Fran Healy, R OBP: 0.341, SLG: 0.324 (1, 2) | | 0-0 5-3 BB 1B | | 0-0 4-3 WP 1B 3H | | 0-0 FC3-6 1B | | 4-0 BB | | 3 | 0 | 3 | 1 | 1 | 0 | 0 | | | | |
| Inning Stats | R: 1 E: 0 K: 2 S: 8 | H: 1 LOB: 2 BB: 2 P: 16 | R: 1 E: 0 K: 0 S: 5 | H: 2 LOB: 2 BB: 1 P: 9 | R: 0 E: 0 K: 0 S: 3 | H: 1 LOB: 0 BB: 0 P: 3 | R: 1 E: 0 K: 0 S: 5 | H: 1 LOB: 1 BB: 0 P: 5 | R: 0 E: 1 K: 0 S: 5 | H: 1 LOB: 2 BB: 0 P: 5 | R: 0 E: 0 K: 1 S: 5 | H: 0 LOB: 0 BB: 0 P: 5 | R: 0 E: 0 K: 0 S: 3 | H: 0 LOB: 1 BB: 1 P: 7 | R: 0 E: 0 K: 0 S: 3 | H: 0 LOB: 0 BB: 0 P: 3 | 1B: 4 2B: 2 3B: 1 HR: 1 | SF: 0 SAC: 0 DP: 1 HBP: 0 | WP: 1 PB: 0 SB: 0 CS: 0 | PA: 40 |
| PITCHER Ken Holtzman, L ERA: 1.44 (1, 1) | IP: 9.0 WLS: W BF: 40 H: 8 R: 4 ER: 3 SO: 3 BB: 4 IBB: 0 HBP: 0 BLK: 0 WP: 1 HR: 1 S: 42 P: 58 ERA: 3.00 WHIP: 1.333 | | | | | | | | | | | | | | | PITCHER | | | | |

Kansas City Royals @ Oakland Athletics
Oakland-Alameda County Coliseum, Oakland, CA
Fri May 18 1973, 7:05 PM PDT
Att: 7,535 - Unknown


| | |
|-----|----|
| AB | 36 |
| R | 4 |
| H | 8 |
| RBI | 4 |
| BB | 4 |
| SO | 3 |
| LOB | 21 |



| Batter | 1 | 2 | 3 | 4 | 5 | 6 | 7 | 8 | 9 | AB | R | H | RBI | BB | SO | LOB | BOTTOM | | | |
|--|---|---------------------------------|------------------------------|---------------------------------|------------------------------|---------------------------------|------------------------------|---------------------------------|------------------------------|----------------------------------|------------------------------|---------------------------------|------------------------------|---------------------------------|------------------------------|---------------------------------|----------------------------------|------------------------------------|----------------------------------|--------|
| Bert Campaneris, R OBP: 0.350, SLG: 0.378 (1, 6) | 0-0 HR 1B | 0-0 6-3 | | | 0-0 1B 1B | 0-0 1H 1B | | | | 4 | 2 | 3 | 1 | 0 | 0 | 1 | | | | |
| Joe Rudi, R OBP: 0.281, SLG: 0.386 (1, 7) | 0-0 HR | | 0-0 4-3 | | 0-3 K | 0-3 K | | | | 2 | 1 | 1 | 2 | 0 | 0 | 0 | | | | |
| Angel Mangual, R OBP: 0.236, SLG: 0.284 (5, 7) (9, 8) | 1-1 HR | | | | 1-2 K | 1-2 K | | | | 2 | 0 | 0 | 0 | 0 | 2 | 2 | | | | |
| Gene Tenace, R OBP: 0.399, SLG: 0.504 (1, 3) | 0-0 L3 | | 0-0 L5 | | 4-0 1B BB | | 0-0 5-3 | | | 3 | 0 | 0 | 0 | 1 | 0 | 0 | | | | |
| Mike Hegan, L OBP: 0.333, SLG: 0.538 (8, 3) (9, 7) | | | | | | | 0-0 5-3 | | | 0 | 0 | 0 | 0 | 0 | 0 | 0 | | | | |
| Reggie Jackson, L OBP: 0.384, SLG: 0.493 (1, 9) | 0-0 2B | | 0-0 4-3 | | 0-0 1-3 2H 1B | | 0-0 4-3 | | | 4 | 0 | 2 | 1 | 0 | 0 | 0 | | | | |
| Deron Johnson, R OBP: 0.324, SLG: 0.429 (1, 10) | 0-0 F7 | | | 0-0 L6-4 1B | 0-0 P5 | | 0-3 K | | | 4 | 0 | 1 | 0 | 0 | 1 | 3 | | | | |
| Sal Bando, R OBP: 0.397, SLG: 0.441 (1, 5) | 0-3 K | | | 0-0 FC6-4 1B | 4-0 L8-3 BB | | 0-0 G3 SH2-4 1B | | | 3 | 0 | 2 | 0 | 1 | 1 | 1 | | | | |
| Ray Fosse, R OBP: 0.324, SLG: 0.385 (1, 2) | | 0-0 SH1-3 2B | | 0-0 L6-4 2-3 | 0-0 L8-3 1-2 | | 0-0 SH2-4 | | | 3 | 0 | 1 | 0 | 0 | 0 | 3 | | | | |
| Dick Green, R OBP: 0.231, SLG: 0.316 (1, 4) | | 0-0 SH1-3 2-3 | | 0-0 FC6-4 1-2 | 0-0 WP 1B 2B | | 0-0 G3 | | | 3 | 1 | 1 | 0 | 0 | 0 | 2 | | | | |
| Bill North, S OBP: 0.368, SLG: 0.331 (1, 8) | | 0-0 F5 | | | 0-0 6-3 | | 0-3 K | | | 3 | 1 | 1 | 1 | 0 | 0 | 1 | | | | |
| Gonzalo Marquez, L OBP: 0.316, SLG: 0.368 (8, PH) (9, 3) | | | | | 0-0 6-3 | | 0-0 K | | | 1 | 0 | 0 | 0 | 0 | 1 | 1 | | | | |
| Inning Stats | R: 2 E: 0 K: 1 S: 8 | H: 3 LOB: 1 BB: 0 P: 8 | R: 0 E: 0 K: 0 S: 4 | H: 1 LOB: 1 BB: 0 P: 4 | R: 0 E: 0 K: 0 S: 3 | H: 0 LOB: 0 BB: 0 P: 3 | R: 0 E: 0 K: 0 S: 4 | H: 2 LOB: 1 BB: 0 P: 4 | R: 1 E: 0 K: 1 S: 7 | H: 2 LOB: 2 BB: 1 P: 11 | R: 2 E: 0 K: 1 S: 5 | H: 3 LOB: 1 BB: 1 P: 5 | R: 0 E: 0 K: 1 S: 6 | H: 1 LOB: 1 BB: 0 P: 6 | R: 0 E: 0 K: 1 S: 6 | H: 1 LOB: 1 BB: 0 P: 6 | 1B: 8 2B: 5 3B: 0 HR: 1 | SF: 0 SAC: 2 DP: 2 HBP: 0 | WP: 1 PB: 0 SB: 3 CS: 0 | PA: 36 |
| PITCHER Steve Busby, R ERA: 4.98 Doug Bird, R ERA: 1.09 (6, 1) | IP: 5.2 WLS: L BF: 28 H: 11 R: 5 ER: 5 SO: 2 BB: 2 IBB: 0 HBP: 0 BLK: 0 WP: 0 HR: 1 S: 30 P: 38 ERA: 7.94 WHIP: 2.294 | | | | | | | | | | | | | | | PITCHER | | | | |

Kansas City Royals @ Oakland Athletics
Oakland-Alameda County Coliseum, Oakland, CA
Fri May 18 1973, 7:05 PM PDT
Att: 7,535 - Unknown

| | |
|-----|----|
| AB | 32 |
| R | 5 |
| H | 12 |
| RBI | 5 |
| BB | 2 |
| SO | 5 |
| LOB | 14 |



| Batter | 1 | 2 | 3 | 4 | 5 | 6 | 7 | 8 | 9 | AB | R | H | RBI | BB | SO | LOB | TOP | | | |
|--|--|----------------------------------|------------------------------|---------------------------------|------------------------------|----------------------------------|------------------------------|---------------------------------|------------------------------|---------------------------------|------------------------------|---------------------------------|------------------------------|---------------------------------|------------------------------|---------------------------------|---|------------------------------------|----------------------------------|--------|
| Steve Hovley, L (1, 9) OBP: 0.339, SLG: 0.328 | 0-0 CS 1B | | 0-0 6-3 | | 0-0 1B | | 0-0 F7 | | | 4 | 0 | 2 | 0 | 0 | 0 | 0 | Kansas City Royals @ Oakland Athletics Oakland-Alameda County Coliseum, Oakland, CA Mon May 21 1973, 3:33 AM PDT Att: 15,675 - Unknown livebaseballscorecards.com | | | |
| Kurt Bevacqua, R (1, 4) OBP: 0.375, SLG: 0.314 | 0-3 K | | 4-0 BB BB | | 0-0 FC5-4 1B | | | 0-0 G6-4-3 1B | | 3 | 0 | 2 | 0 | 1 | 1 | | | | | |
| John Mayberry, L (1, 3) OBP: 0.399, SLG: 0.550 | 0-0 BB 1B | | 4-0 1-2 BB | | 0-0 P5 | | | 0-0 G6-4-3 1-2 BB | | 3 | 0 | 1 | 0 | 1 | 0 | | | | | |
| Amos Otis, R (1, 8) OBP: 0.365, SLG: 0.524 | 4-0 1-2 BB | | 0-0 P3 | | 0-0 FC5-4 1-2 | | | 4-0 BB | | 2 | 0 | 0 | 0 | 2 | 0 | | | | | |
| Ed Kirkpatrick, L (1, 7) OBP: 0.381, SLG: 0.526 | 0-0 F7 | | | | 0-0 F8 | | | 0-0 F7 | | 4 | 0 | 0 | 0 | 0 | 0 | | | | | |
| Lou Piniella, R (1, 10) OBP: 0.284, SLG: 0.358 | | 0-0 CS 1B | | 0-3 K | | 0-0 4-3 | | | 0-0 F8 | 4 | 0 | 1 | 0 | 0 | 1 | | | | | |
| Paul Schaal, R (1, 5) OBP: 0.377, SLG: 0.356 | | 0-3 K | | 0-0 1B | | 0-3 K | | | 0-0 6-3 | 4 | 0 | 1 | 0 | 0 | 2 | | | | | |
| Freddie Patek, R (1, 6) OBP: 0.324, SLG: 0.314 | | 0-3 K | | 0-0 F9 | | | | | 0-0 P4 | 4 | 0 | 1 | 0 | 0 | 1 | | | | | |
| Fran Healy, R (1, 2) OBP: 0.333, SLG: 0.304 | | | 0-3 K | | 0-3 K | | | | 0-0 L6-3 1B | 3 | 0 | 0 | 0 | 0 | 2 | | | | | |
| Inning Stats | R: 0 E: 0 K: 1 S: 6 | H: 2 LOB: 2 BB: 1 P: 10 | R: 0 E: 0 K: 2 S: 7 | H: 1 LOB: 0 BB: 0 P: 7 | R: 0 E: 0 K: 1 S: 5 | H: 0 LOB: 2 BB: 2 P: 13 | R: 0 E: 0 K: 1 S: 6 | H: 1 LOB: 1 BB: 0 P: 6 | R: 0 E: 0 K: 1 S: 7 | H: 2 LOB: 2 BB: 0 P: 7 | R: 0 E: 0 K: 1 S: 5 | H: 0 LOB: 0 BB: 0 P: 5 | R: 0 E: 0 K: 0 S: 3 | H: 1 LOB: 1 BB: 0 P: 3 | R: 0 E: 0 K: 0 S: 3 | H: 0 LOB: 0 BB: 0 P: 3 | 1B: 8 2B: 1 3B: 0 HR: 0 | SF: 0 SAC: 0 DP: 2 HBP: 0 | WP: 0 PB: 0 SB: 0 CS: 2 | PA: 35 |
| PITCHER Cattfish Hunter, R (1, 1) ERA: 3.25 | IP: 9.0 WLS: W BF: 35 H: 8 R: 0 ER: 0 SO: 7 BB: 4 IBB: 0 HBP: 0 BLK: 0 WP: 0 HR: 0 S: 45 P: 61 ERA: 0.00 WHIP: 1.333 | | | | | | | | | | | | | | | PITCHER | | | | |

| Batter | 1 | 2 | 3 | 4 | 5 | 6 | 7 | 8 | 9 | AB | R | H | RBI | BB | SO | LOB | BOTTOM | | | |
|--|--|---------------------------------|------------------------------|---------------------------------|------------------------------|---------------------------------|------------------------------|---------------------------------|------------------------------|---------------------------------|------------------------------|---------------------------------|------------------------------|---------------------------------|------------------------------|----------------------------------|---|------------------------------------|----------------------------------|--------|
| Bert Campaneris, R (1, 6) OBP: 0.348, SLG: 0.366 | 0-0 1-3 | | 0-0 1B | | 0-0 F9 | | 0-3 K | | | 4 | 0 | 1 | 1 | 0 | 1 | 2 | Kansas City Royals @ Oakland Athletics Oakland-Alameda County Coliseum, Oakland, CA Mon May 21 1973, 3:33 AM PDT Att: 15,675 - Unknown livebaseballscorecards.com | | | |
| Mike Hegan, L (1, 9) OBP: 0.250, SLG: 0.389 | 0-0 4-3 | | 2-H F8 | | 0-3 K | | 0-0 F7 | | | 4 | 0 | 0 | 0 | 0 | 1 | 3 | | | | |
| Joe Rudi, R (1, 7) OBP: 0.274, SLG: 0.362 | 0-0 4-3 | | | 0-3 K | | 0-0 6-3 | | 4-0 HR BB | | 3 | 1 | 0 | 0 | 1 | 1 | | | | | |
| Reggie Jackson, L (1, 8) OBP: 0.386, SLG: 0.493 | | 0-0 F7 | | 0-0 CS 2B | | 0-0 L8 | | 0-3 K | | 4 | 0 | 1 | 0 | 0 | 1 | | | | | |
| Deron Johnson, R (1, 10) OBP: 0.333, SLG: 0.468 | | 0-0 6-3 | | 1-0 FC6-4 HBP | | 0-0 1B 2B | | 0-0 1-H HR | | 3 | 2 | 2 | 2 | 0 | 0 | | | | | |
| Ray Fosse, R (1, 2) OBP: 0.325, SLG: 0.388 | | 0-0 6-3 | | 0-0 FC6-4 1-2 | | 0-0 1B | | 0-0 6-3 | | 4 | 0 | 1 | 1 | 0 | 0 | | | | | |
| Gene Tenace, R (1, 3) OBP: 0.388, SLG: 0.475 | | | 0-0 4-3 | | 0-0 F9 | | 0-3 K | | 4-0 BB | 3 | 0 | 0 | 0 | 1 | 1 | | | | | |
| Sal Bando, R (1, 5) OBP: 0.358, SLG: 0.446 | | | 0-0 1B 2B | | 0-0 1B 2B | | 0-0 F8 | | 0-0 P4 | 4 | 2 | 2 | 0 | 0 | 0 | | | | | |
| Dick Green, R (1, 4) OBP: 0.235, SLG: 0.305 | | | 0-0 F8 | | 2-H 1B | | 4-0 BB | | | 2 | 0 | 1 | 1 | 1 | 0 | | | | | |
| Inning Stats | R: 0 E: 0 K: 0 S: 3 | H: 0 LOB: 0 BB: 0 P: 3 | R: 0 E: 0 K: 0 S: 3 | H: 0 LOB: 0 BB: 0 P: 3 | R: 1 E: 0 K: 0 S: 5 | H: 2 LOB: 1 BB: 0 P: 5 | R: 0 E: 0 K: 1 S: 5 | H: 1 LOB: 1 BB: 0 P: 6 | R: 1 E: 0 K: 1 S: 7 | H: 2 LOB: 1 BB: 0 P: 7 | R: 1 E: 0 K: 1 S: 7 | H: 2 LOB: 1 BB: 0 P: 7 | R: 0 E: 0 K: 1 S: 5 | H: 0 LOB: 1 BB: 1 P: 9 | R: 2 E: 0 K: 1 S: 6 | H: 1 LOB: 1 BB: 2 P: 14 | 1B: 3 2B: 4 3B: 0 HR: 1 | SF: 0 SAC: 0 DP: 0 HBP: 1 | WP: 0 PB: 0 SB: 0 CS: 1 | PA: 35 |
| PITCHER Bruce Dal Canton, R (1, 1) ERA: 2.54 Ken Wright, R (8, 1) ERA: 5.14 | IP: 7.0 WLS: L BF: 29 H: 7 R: 3 ER: 3 SO: 4 BB: 1 IBB: 0 HBP: 0 BLK: 0 WP: 0 HR: 0 S: 35 P: 40 ERA: 3.86 WHIP: 1.143 | | | | | | | | | | | | | | | PITCHER | | | | |

| Batter | 1 | 2 | 3 | 4 | 5 | 6 | 7 | 8 | 9 | AB | R | H | RBI | BB | SO | LOB | TOP | | | | | |
|--|---|---------------------------------|------------------------------|---------------------------------|------------------------------|---------------------------------|------------------------------|---------------------------------|------------------------------|---------------------------------|------------------------------|---------------------------------|------------------------------|---------------------------------|------------------------------|----------------------------------|---|---------------------------------|----------------------------------|------------------------------------|----------------------------------|--------|
| Steve Hovley, L (1, 9) OBP: 0.353, SLG: 0.349 | | | | | | | | | | 5 | 1 | 2 | 0 | 1 | 0 | 3 | Kansas City Royals @ Minnesota Twins Metropolitan Stadium, Bloomington, MI Tue May 22 1973, 8:05 PM EDT Att. 4,951 - Unknown - 61 F | | | | | |
| Cookie Rojas, R (1, 4) OBP: 0.328, SLG: 0.395 | | | | | | | | | | 5 | 2 | 1 | 0 | 0 | 0 | 3 | | | | | | |
| Amos Otis, R (1, 8) OBP: 0.360, SLG: 0.512 | | | | | | | | | | 4 | 1 | 0 | 0 | 1 | 0 | 2 | | | | | | |
| John Mayberry, L (1, 3) OBP: 0.416, SLG: 0.611 | | | | | | | | | | 4 | 3 | 4 | 4 | 1 | 0 | 0 | | | | | | |
| Ed Kirkpatrick, L (1, 7) OBP: 0.382, SLG: 0.517 | | | | | | | | | | 4 | 0 | 1 | 1 | 1 | 0 | 3 | | | | | | |
| Kurt Bevacqua, R (1, 5) OBP: 0.400, SLG: 0.350 | | | | | | | | | | 5 | 0 | 3 | 1 | 0 | 0 | 2 | | | | | | |
| Gail Hopkins, L (1, 10) Jim Wohlford, R (9, PR) OBP: 0.368, SLG: 0.323 OBP: 0.214, SLG: 0.571 | | | | | | | | | | 5 | 0 | 1 | 0 | 0 | 0 | 7 | | | | | | |
| Freddie Patek, R (1, 6) OBP: 0.320, SLG: 0.306 | | | | | | | | | | 4 | 0 | 0 | 0 | 1 | 1 | 6 | | | | | | |
| Fran Healy, R (1, 2) Lou Piniella, R (9, PH) OBP: 0.309, SLG: 0.280 OBP: 0.282, SLG: 0.355 | | | | | | | | | | 4 | 0 | 0 | 0 | 0 | 2 | 1 | | | | | | |
| Inning Stats | R: 2 E: 1 K: 0 S: 7 | H: 3 LOB: 2 BB: 0 P: 7 | R: 0 E: 0 K: 1 S: 5 | H: 0 LOB: 1 BB: 1 P: 9 | R: 1 E: 0 K: 0 S: 5 | H: 2 LOB: 2 BB: 1 P: 9 | R: 0 E: 0 K: 0 S: 4 | H: 1 LOB: 1 BB: 0 P: 4 | R: 0 E: 0 K: 1 S: 5 | H: 0 LOB: 1 BB: 1 P: 9 | R: 0 E: 0 K: 0 S: 3 | H: 0 LOB: 1 BB: 1 P: 7 | R: 1 E: 1 K: 0 S: 6 | H: 2 LOB: 2 BB: 0 P: 6 | R: 3 E: 0 K: 1 S: 7 | H: 2 LOB: 0 BB: 1 P: 11 | R: 0 E: 0 K: 0 S: 5 | H: 2 LOB: 2 BB: 0 P: 5 | 1B: 8 2B: 2 3B: 0 HR: 2 | SF: 0 SAC: 0 DP: 0 HBP: 0 | WP: 0 PB: 0 SB: 0 CS: 0 | PA: 46 |
| PITCHER | IP WLS BF H R ER SO BB IBB HBP BLK WP HR S P ERA WHIP | | | | | | | | | | | | | | | | | | | | | |
| Dick Woodson, R (1, 1) ERA: 4.46 | 7.0 W 35 8 4 3 2 4 0 0 0 0 1 35 51 3.86 1.714 | | | | | | | | | | | | | | | | | | | | | |
| Ken Sanders, R (8, 1) ERA: 6.04 | 2.0 S 11 4 3 3 1 1 0 0 0 0 0 1 12 16 13.50 2.500 | | | | | | | | | | | | | | | | | | | | | |

| Batter | 1 | 2 | 3 | 4 | 5 | 6 | 7 | 8 | 9 | AB | R | H | RBI | BB | SO | LOB | BOTTOM | | | |
|--|---|---------------------------------|------------------------------|---------------------------------|------------------------------|----------------------------------|------------------------------|----------------------------------|------------------------------|---------------------------------|------------------------------|---------------------------------|------------------------------|----------------------------------|------------------------------|---------------------------------|---|------------------------------------|----------------------------------|--------|
| Larry Hise, R (1, 8) OBP: 0.380, SLG: 0.510 | | | | | | | | | | 5 | 0 | 2 | 1 | 0 | 0 | 2 | Kansas City Royals @ Minnesota Twins Metropolitan Stadium, Bloomington, MI Tue May 22 1973, 8:05 PM EDT Att. 4,951 - Unknown - 61 F | | | |
| Steve Brye, R (9, 8) OBP: 0.273, SLG: 0.200 | | | | | | | | | | 5 | 2 | 2 | 1 | 0 | 0 | 3 | | | | |
| Rod Carew, L (1, 4) OBP: 0.353, SLG: 0.456 | | | | | | | | | | 5 | 0 | 1 | 1 | 0 | 1 | 3 | | | | |
| Tony Oliva, L (1, 10) OBP: 0.333, SLG: 0.377 | | | | | | | | | | 5 | 0 | 1 | 1 | 0 | 1 | 3 | | | | |
| Harmon Killebrew, R (1, 3) Joe Lis, R (7, PR) OBP: 0.339, SLG: 0.324 OBP: 0.182, SLG: 0.233 | | | | | | | | | | 3 | 1 | 2 | 2 | 1 | 0 | 1 | | | | |
| Bobby Darwin, R (1, 9) OBP: 0.299, SLG: 0.390 | | | | | | | | | | 4 | 1 | 1 | 0 | 0 | 2 | 2 | | | | |
| Steve Braun, L (1, 5) OBP: 0.429, SLG: 0.500 | | | | | | | | | | 3 | 1 | 2 | 1 | 1 | 1 | 0 | | | | |
| Danny Thompson, R (1, 6) OBP: 0.299, SLG: 0.362 | | | | | | | | | | 4 | 1 | 2 | 1 | 0 | 0 | 2 | | | | |
| George Mitterwald, R (1, 2) OBP: 0.349, SLG: 0.394 | | | | | | | | | | 2 | 1 | 0 | 0 | 2 | 1 | 3 | | | | |
| Jim Holt, L (1, 7) OBP: 0.363, SLG: 0.473 | | | | | | | | | | 2 | 1 | 0 | 0 | 2 | 1 | 3 | | | | |
| Inning Stats | R: 1 E: 0 K: 0 S: 4 | H: 2 LOB: 0 BB: 0 P: 4 | R: 0 E: 0 K: 2 S: 7 | H: 0 LOB: 0 BB: 0 P: 7 | R: 3 E: 0 K: 0 S: 5 | H: 2 LOB: 1 BB: 2 P: 13 | R: 2 E: 0 K: 1 S: 6 | H: 2 LOB: 1 BB: 2 P: 14 | R: 2 E: 0 K: 0 S: 6 | H: 4 LOB: 1 BB: 0 P: 6 | R: 0 E: 0 K: 0 S: 4 | H: 1 LOB: 3 BB: 2 P: 4 | R: 0 E: 0 K: 2 S: 8 | H: 1 LOB: 3 BB: 2 P: 16 | R: 0 E: 0 K: 1 S: 5 | H: 0 LOB: 0 BB: 0 P: 5 | 1B: 11 2B: 1 3B: 0 HR: 0 | SF: 0 SAC: 0 DP: 2 HBP: 0 | WP: 1 PB: 0 SB: 1 CS: 1 | PA: 39 |
| PITCHER | IP WLS BF H R ER SO BB IBB HBP BLK WP HR S P ERA WHIP | | | | | | | | | | | | | | | | | | | |
| Wayne Simpson, R (1, 1) ERA: 5.4 | 2.1 L 11 3 4 4 2 1 0 0 0 0 0 0 4 8 27.00 4.500 | | | | | | | | | | | | | | | | | | | |
| Mike Jackson, L (3, 1) ERA: 7.5 | 0.2 5 2 2 2 0 1 0 0 0 0 0 0 4 8 27.00 4.500 | | | | | | | | | | | | | | | | | | | |
| Gene Garber, R (4, 1) ERA: 1.65 | 3.0 14 6 2 2 1 0 1 0 0 0 1 0 15 19 6.00 2.000 | | | | | | | | | | | | | | | | | | | |
| Ken Wright, R (7, 1) ERA: 4.7 | 2.0 9 1 0 0 3 2 0 0 0 0 0 0 13 21 0.00 1.500 | | | | | | | | | | | | | | | | | | | |

| | |
|-----|----|
| AB | 41 |
| R | 7 |
| H | 12 |
| RBI | 6 |
| BB | 5 |
| SO | 3 |
| LOB | 29 |



| Batter | 1 | 2 | 3 | 4 | 5 | 6 | 7 | 8 | 9 | AB | R | H | RBI | BB | SO | LOB | TOP | | | | | | | | |
|--|------------------------------|---------------------------------|------------------------------|---------------------------------|------------------------------|----------------------------------|------------------------------|---------------------------------|------------------------------|---------------------------------|------------------------------|---------------------------------|------------------------------|---------------------------------|------------------------------|---------------------------------|------------------------------|---------------------------------|-----------------------------------|------------------------------------|----------------------------------|--------|--|--|--|
| Freddie Patek, R (1, 6) OBP: 0.323, SLG: 0.309 Gail Hopkins, L (9, PH) OBP: 0.359, SLG: 0.313 | F9 | | F7 | | F3 | | | | P4 | 5 | 2 | 2 | 0 | 0 | 0 | 4 | | | | | | | | | |
| Cookie Rojas, R (1, 4) OBP: 0.329, SLG: 0.392 | F7 | | HR | 5-3 | | L5 | | | FC6-4 | 6 | 1 | 2 | 2 | 0 | 0 | 1 | | | | | | | | | |
| Amos Otis, R (1, 8) OBP: 0.366, SLG: 0.520 | F7 | | HR | E5 | | | | | | 5 | 1 | 3 | 0 | 0 | 0 | 0 | | | | | | | | | |
| John Mayberry, L (1, 3) OBP: 0.410, SLG: 0.595 | | 3-1 | HR | 4-3 | | F5 | | | K | 4 | 1 | 0 | 0 | 1 | 1 | 2 | | | | | | | | | |
| Lou Piniella, R (1, 7) OBP: 0.299, SLG: 0.383 | | 1B | HR | | | | | | 5-3 | 3 | 1 | 2 | 4 | 1 | 0 | 0 | | | | | | | | | |
| Jim Wehlford, R (1, 10) OBP: 0.283, SLG: 0.526 | | FC5-4 | 4-3 | FC5 | | | | | E6 | 5 | 0 | 2 | 0 | 0 | 0 | 2 | | | | | | | | | |
| Kurt Bevacqua, R (1, 5) OBP: 0.380, SLG: 0.333 | F9 | | BB | | | L6 | | | K | 5 | 0 | 1 | 0 | 0 | 1 | 6 | | | | | | | | | |
| Hal McRae, R (1, 9) OBP: 0.259, SLG: 0.277 Steve Hovley, L (7, PH) OBP: 0.357, SLG: 0.354 | FC5-4 | | BB | | | F7 | | | L8 | 3 | 0 | 1 | 0 | 0 | 0 | 2 | | | | | | | | | |
| Carl Taylor, R (1, 2) OBP: 0.388, SLG: 0.264 Ed Kirkpatrick, L (7, PH) OBP: 0.393, SLG: 0.516 | | | F7 | | | | | | FC6-4 | 2 | 0 | 1 | 0 | 1 | 0 | 0 | | | | | | | | | |
| Inning Stats | R: 0 E: 0 K: 0 S: 3 | H: 0 LOB: 0 BB: 0 P: 3 | R: 0 E: 0 K: 0 S: 5 | H: 2 LOB: 2 BB: 0 P: 5 | R: 5 E: 0 K: 0 S: 9 | H: 6 LOB: 3 BB: 2 P: 17 | R: 0 E: 1 K: 0 S: 4 | H: 0 LOB: 2 BB: 0 P: 5 | R: 0 E: 0 K: 0 S: 4 | H: 1 LOB: 1 BB: 0 P: 4 | R: 0 E: 0 K: 0 S: 5 | H: 2 LOB: 3 BB: 1 P: 9 | R: 1 E: 0 K: 0 S: 5 | H: 4 LOB: 2 BB: 0 P: 5 | R: 0 E: 1 K: 2 S: 8 | H: 0 LOB: 1 BB: 0 P: 8 | R: 0 E: 0 K: 0 S: 4 | H: 1 LOB: 1 BB: 0 P: 4 | 1B: 13 2B: 2 3B: 0 HR: 1 | SF: 0 SAC: 0 DP: 1 HBP: 1 | WP: 0 PB: 0 SB: 3 CS: 0 | PA: 47 | | | |
| PITCHER | IP | WLS | BF | H | R | ER | SO | BB | IBB | HBP | BLK | WP | HR | S | P | ERA | WHIP | | | | | | | | |
| Jim Kaat, L (1, 1) ERA: 4.17 | 5.2 | | 32 | 10 | 5 | 5 | 0 | 3 | 0 | 1 | 0 | 0 | 1 | 28 | 41 | 7.94 | 2.294 | | | | | | | | |
| Dave Goltz, R (6, 1) ERA: 3.66 | 0.1 | W | 2 | 1 | 0 | 0 | 0 | 0 | 0 | 0 | 0 | 0 | 0 | 2 | 2 | 0.00 | 3.000 | | | | | | | | |
| Ray Corbin, R (7, 1) ERA: 2.19 | 3.0 | S | 13 | 5 | 1 | 1 | 2 | 0 | 0 | 0 | 0 | 0 | 0 | 17 | 17 | 3.00 | 1.667 | | | | | | | | |

Kansas City Royals @ Minnesota Twins
 Metropolitan Stadium, Bloomington, MI
 Wed May 23 1973, 8:05 PM EDT
 Att. 6,444 - Unknown - 66 F

| | |
|-----|----|
| AB | 43 |
| R | 6 |
| H | 16 |
| RBI | 6 |
| BB | 3 |
| SO | 2 |
| LOB | 19 |



| Batter | 1 | 2 | 3 | 4 | 5 | 6 | 7 | 8 | 9 | AB | R | H | RBI | BB | SO | LOB | BOTTOM | | | | | | | | |
|---|------------------------------|----------------------------------|------------------------------|----------------------------------|------------------------------|---------------------------------|------------------------------|----------------------------------|------------------------------|---------------------------------|------------------------------|----------------------------------|------------------------------|----------------------------------|------------------------------|---------------------------------|----------------------------------|------------------------------------|----------------------------------|--------|--|--|--|--|--|
| Larry Hise, R (1, 8) OBP: 0.394, SLG: 0.537 | 1B | FC4-6 | | HR | | 1B | SH2-4 | | | 2 | 3 | 2 | 1 | 2 | 0 | 0 | | | | | | | | | |
| Rod Carew, L (1, 4) OBP: 0.361, SLG: 0.457 | BB | FC4-6 | | 1B | | 2B | 4-3 | | | 4 | 2 | 2 | 0 | 1 | 0 | 3 | | | | | | | | | |
| Tony Oliva, L (1, 10) OBP: 0.343, SLG: 0.381 | F8 | L5 | | 1B | | F3 | 1B | | | 4 | 1 | 2 | 1 | 1 | 0 | 4 | | | | | | | | | |
| Harmon Killebrew, R (1, 3) OBP: 0.357, SLG: 0.349 Joe Lis, R (9, 3) OBP: 0.182, SLG: 0.233 | K | | 4-3 | WP | | F3 | 1B | | | 4 | 1 | 3 | 3 | 1 | 1 | 2 | | | | | | | | | |
| Bobby Darwin, R (1, 9) OBP: 0.296, SLG: 0.379 | BB | | 6-3 | 6-3 | | F3 | K | | | 4 | 0 | 0 | 1 | 1 | 1 | 6 | | | | | | | | | |
| Steve Braun, L (1, 5) OBP: 0.428, SLG: 0.486 | BB | | 4-3 | | | P6 | 1B | | | 3 | 0 | 0 | 1 | 2 | 0 | 1 | | | | | | | | | |
| Danny Thompson, R (1, 6) OBP: 0.296, SLG: 0.356 | P5 | | F9 | | | 6-3 | 1B | | | 5 | 0 | 1 | 1 | 0 | 0 | 4 | | | | | | | | | |
| George Mitterwald, R (1, 2) OBP: 0.341, SLG: 0.382 | | | K | | | K | K | | | 5 | 0 | 1 | 0 | 0 | 3 | 2 | | | | | | | | | |
| Jim Holt, L (1, 7) OBP: 0.362, SLG: 0.463 | | CI | | G6-4-3 | | 4-3 | SH2-4 | | | 2 | 1 | 0 | 0 | 1 | 0 | 1 | | | | | | | | | |
| Inning Stats | R: 1 E: 0 K: 1 S: 7 | H: 2 LOB: 3 BB: 2 P: 15 | R: 0 E: 1 K: 1 S: 6 | H: 0 LOB: 1 BB: 1 P: 10 | R: 0 E: 0 K: 0 S: 3 | H: 0 LOB: 1 BB: 1 P: 7 | R: 2 E: 0 K: 0 S: 6 | H: 4 LOB: 2 BB: 1 P: 10 | R: 0 E: 0 K: 1 S: 5 | H: 0 LOB: 0 BB: 0 P: 5 | R: 4 E: 0 K: 1 S: 9 | H: 4 LOB: 2 BB: 2 P: 17 | R: 1 E: 0 K: 1 S: 6 | H: 1 LOB: 2 BB: 2 P: 14 | R: 0 E: 0 K: 0 S: 3 | H: 0 LOB: 0 BB: 0 P: 3 | 1B: 9 2B: 1 3B: 0 HR: 1 | SF: 0 SAC: 1 DP: 1 HBP: 0 | WP: 2 PB: 0 SB: 1 CS: 0 | PA: 44 | | | | | |
| PITCHER | IP | WLS | BF | H | R | ER | SO | BB | IBB | HBP | BLK | WP | HR | S | P | ERA | WHIP | | | | | | | | |
| Steve Busby, R (1, 1) ERA: 5.5 | 5.1 | L | 30 | 8 | 6 | 6 | 3 | 6 | 0 | 0 | 0 | 0 | 1 | 30 | 54 | 10.12 | 2.625 | | | | | | | | |
| Doug Bird, R (6, 1) ERA: 2.31 | 2.2 | | 14 | 3 | 2 | 2 | 2 | 1 | 2 | 0 | 0 | 0 | 0 | 15 | 27 | 6.75 | 1.500 | | | | | | | | |

Kansas City Royals @ Minnesota Twins
 Metropolitan Stadium, Bloomington, MI
 Wed May 23 1973, 8:05 PM EDT
 Att. 6,444 - Unknown - 66 F


| | |
|-----|----|
| AB | 33 |
| R | 8 |
| H | 11 |
| RBI | 8 |
| BB | 9 |
| SO | 5 |
| LOB | 23 |




| Batter | 1 | 2 | 3 | 4 | 5 | 6 | 7 | 8 | 9 | AB | R | H | RBI | BB | SO | LOB | TOP | | | |
|---|--|---------------------------------|------------------------------|---------------------------------|------------------------------|---------------------------------|------------------------------|---------------------------------|------------------------------|---------------------------------|------------------------------|---------------------------------|------------------------------|---------------------------------|------------------------------|---------------------------------|---|------------------------------------|----------------------------------|--------|
| Steve Hovley, L (1,9) OBP: 0.338, SLG: 0.333 | F5 | | F8 | | | L8 | | | 1-3 | 4 | 0 | 0 | 0 | 0 | 0 | 0 | Kansas City Royals @ Minnesota Twins Metropolitan Stadium, Bloomington, MI Thu May 24 1973, 8:05 PM EDT Att. 4,585 - Unknown - 59 F | | | |
| Cookie Rojas, R (1,4) OBP: 0.322, SLG: 0.383 | 1-3 | | | F8 | | P2 | | | P3 | 4 | 0 | 0 | 0 | 0 | 0 | | | | | |
| John Mayberry, L (1,3) OBP: 0.406, SLG: 0.583 | | | | K | | | | | F7 | 3 | 0 | 0 | 0 | 1 | 2 | | | | | |
| Amos Otis, R (1,8) OBP: 0.361, SLG: 0.511 | F8 | | | K | | | | | F9 | 3 | 0 | 0 | 0 | 0 | 1 | | | | | |
| Ed Kirkpatrick, L (1,7) OBP: 0.382, SLG: 0.512 | | | F8 | | | | | | K | 3 | 0 | 1 | 0 | 0 | 1 | 0 | | | | |
| Kurt Bevacqua, R (1,5) OBP: 0.358, SLG: 0.313 | | | | | | L9 | | | P4 | 3 | 0 | 0 | 0 | 0 | 0 | 1 | | | | |
| Hal McRae, R (1,10) OBP: 0.252, SLG: 0.268 | | | | | | F7 | | | L6 | 3 | 0 | 0 | 0 | 0 | 1 | 1 | | | | |
| Fran Healy, R (1,2) OBP: 0.310, SLG: 0.269 | | | | | | L4 | | | BB | 2 | 0 | 0 | 0 | 1 | 1 | 1 | | | | |
| Freddie Patek, R (1,6) OBP: 0.319, SLG: 0.305 | | | | K | | | | | | 2 | 0 | 0 | 0 | 0 | 1 | 0 | | | | |
| Gail Hopkins, L (8,PH) OBP: 0.350, SLG: 0.303 | | | | K | | | | | | 1 | 0 | 0 | 0 | 0 | 0 | 1 | | | | |
| Bobby Floyd, R (8,6) OBP: 0.153, SLG: 0.133 | | | | | | F8 | | | 4-3 | 0 | 0 | 0 | 0 | 0 | 0 | 0 | | | | |
| Inning Stats | R: 0 E: 0 K: 0 S: 3 | H: 0 LOB: 1 BB: 1 P: 7 | R: 0 E: 0 K: 1 S: 5 | H: 0 LOB: 0 BB: 0 P: 5 | R: 0 E: 0 K: 2 S: 7 | H: 0 LOB: 0 BB: 0 P: 7 | R: 0 E: 0 K: 0 S: 4 | H: 1 LOB: 1 BB: 0 P: 4 | R: 0 E: 0 K: 0 S: 3 | H: 0 LOB: 0 BB: 0 P: 3 | R: 0 E: 0 K: 0 S: 7 | H: 0 LOB: 0 BB: 0 P: 7 | R: 0 E: 0 K: 0 S: 3 | H: 0 LOB: 1 BB: 1 P: 7 | R: 0 E: 0 K: 0 S: 3 | H: 0 LOB: 0 BB: 0 P: 3 | 1B: 1 2B: 0 3B: 0 HR: 0 | SF: 0 SAC: 0 DP: 0 HBP: 0 | WP: 0 PB: 0 SB: 0 CS: 0 | PA: 30 |
| PITCHER Bert Blyleven, R (1,1) ERA: 3.28 | IP: 9.0 WLS: W BF: 30 H: 1 R: 0 ER: 0 SO: 7 BB: 2 IBB: 0 HBP: 0 BLK: 0 WP: 0 HR: 0 S: 42 P: 50 ERA: 0.00 WHIP: 0.333 | | | | | | | | | | | | | | | PITCHER | | | | |

| Batter | 1 | 2 | 3 | 4 | 5 | 6 | 7 | 8 | 9 | AB | R | H | RBI | BB | SO | LOB | BOTTOM | | | |
|--|---|---------------------------------|------------------------------|---------------------------------|------------------------------|----------------------------------|-------------------------------|----------------------------------|------------------------------|---------------------------------|------------------------------|---------------------------------|------------------------------|---------------------------------|------------------------------|---------------------------------|---|------------------------------------|----------------------------------|--------|
| Larry Hise, R (1,8) OBP: 0.391, SLG: 0.527 | FC1-4 BB | | K | K | | | K | | | 3 | 0 | 0 | 0 | 1 | 3 | 4 | Kansas City Royals @ Minnesota Twins Metropolitan Stadium, Bloomington, MI Thu May 24 1973, 8:05 PM EDT Att. 4,585 - Unknown - 59 F | | | |
| Rod Carew, L (1,4) OBP: 0.364, SLG: 0.455 | FC1-4 1-2 | | FC6-4 BB | | | F7 | | | 1B | 3 | 0 | 1 | 0 | 1 | 0 | 1 | | | | |
| Tony Oliva, L (1,10) OBP: 0.333, SLG: 0.369 | L8 | | FC6-4 1-2 2-3 | | | 4-3 | | | F7 | 4 | 0 | 0 | 0 | 0 | 0 | 5 | | | | |
| Harmon Killebrew, R (1,3) OBP: 0.346, SLG: 0.336 | | | L7 | | | F8 | | | 5-3 | 4 | 0 | 0 | 0 | 0 | 1 | 3 | | | | |
| Jerry Tennell, R (9,5) OBP: 0.178, SLG: 0.205 | K | | | | | | | | | 0 | 0 | 0 | 0 | 0 | 0 | 0 | | | | |
| Bobby Darwin, R (1,9) OBP: 0.301, SLG: 0.389 | | | 6-3 | | | PB 1B 2B | | | K | 4 | 1 | 2 | 0 | 0 | 1 | 0 | | | | |
| Steve Braun, L (1,5) OBP: 0.430, SLG: 0.496 | | | | | | L7 | | | G6-4-3 1B | 4 | 1 | 2 | 0 | 0 | 0 | 2 | | | | |
| Joe Lis, R (9,3) OBP: 0.182, SLG: 0.233 | | | 4-3 1B | | | 2-3 | | | 1B 2B | 0 | 0 | 0 | 0 | 0 | 0 | 0 | | | | |
| Danny Thompson, R (1,6) OBP: 0.295, SLG: 0.353 | | | 4-3 | | | K | | | 4-3 1B | 4 | 0 | 1 | 1 | 0 | 1 | 2 | | | | |
| George Mitterwald, R (1,2) OBP: 0.359, SLG: 0.400 | | | 6-3 | | | 2B 1B | | | FC1-6 1B | 4 | 0 | 3 | 1 | 0 | 0 | 1 | | | | |
| Jim Holt, L (1,7) OBP: 0.367, SLG: 0.485 | | | | | | 3-H 1B | | | FC1-6 1B | 4 | 0 | 2 | 0 | 0 | 0 | 3 | | | | |
| Inning Stats | R: 0 E: 0 K: 1 S: 5 | H: 0 LOB: 1 BB: 1 P: 9 | R: 0 E: 0 K: 0 S: 4 | H: 1 LOB: 0 BB: 0 P: 4 | R: 0 E: 0 K: 1 S: 6 | H: 1 LOB: 2 BB: 1 P: 10 | R: 1 E: 0 K: 2 S: 10 | H: 3 LOB: 2 BB: 0 P: 10 | R: 0 E: 0 K: 0 S: 3 | H: 0 LOB: 0 BB: 0 P: 3 | R: 0 E: 0 K: 1 S: 7 | H: 2 LOB: 2 BB: 0 P: 7 | R: 1 E: 0 K: 1 S: 8 | H: 3 LOB: 2 BB: 0 P: 8 | R: 0 E: 0 K: 1 S: 8 | H: 3 LOB: 2 BB: 0 P: 8 | 1B: 7 2B: 4 3B: 0 HR: 0 | SF: 0 SAC: 0 DP: 1 HBP: 0 | WP: 0 PB: 1 SB: 0 CS: 0 | PA: 36 |
| PITCHER Dick Drago, R (1,1) ERA: 4.35 | IP: 8.0 WLS: L BF: 36 H: 11 R: 2 ER: 2 SO: 6 BB: 2 IBB: 0 HBP: 0 BLK: 0 WP: 0 HR: 0 S: 46 P: 54 ERA: 2.25 WHIP: 1.625 | | | | | | | | | | | | | | | PITCHER | | | | |

AB 28
R 0
H 1
RBI 0
BB 2
SO 7
LOB 5



AB 34
R 2
H 11
RBI 2
BB 2
SO 6
LOB 21



| Batter | 1 | 2 | 3 | 4 | 5 | 6 | 7 | 8 | 9 | 10 | AB | R | H | RBI | BB | SO | LOB | TOP | | | | | | | | | | |
|--|------------------------------|---------------------------------|------------------------------|---------------------------------|------------------------------|---------------------------------|------------------------------|---------------------------------|------------------------------|---------------------------------|------------------------------|----------------------------------|------------------------------|---------------------------------|------------------------------|---------------------------------|------------------------------|---|------------------------------|---------------------------------|----------------------------------|------------------------------------|----------------------------------|--------|--|--|--|--|
| Steve Hovley, L (1, 8) OBP: 0.359, SLG: 0.338 (8, 9) | 4-3 | | | | | | | | | | | | | | | | | 2 0 1 0 2 0 0 | | | | | | | | | | |
| Cookie Rojas, R (1, 4) OBP: 0.318, SLG: 0.377 | K | | G4-6-3 | | | | | | | | | | | | | | | 5 0 1 1 0 1 3 | | | | | | | | | | |
| Amos Otis, R (1, 10) OBP: 0.352, SLG: 0.497 (8, 8) | 5-3 | | | | | | | | | | | | | | | | | 5 0 0 0 0 1 3 | | | | | | | | | | |
| John Mayberry, L (1, 3) OBP: 0.411, SLG: 0.581 | | | | | | | | | | | | | | | | | | 4 2 2 0 1 1 0 | | | | | | | | | | |
| Ed Kirkpatrick, L (1, 2) OBP: 0.337, SLG: 0.550 (8, 7) (10, 2) | | | | | | | | | | | | | | | | | | 4 2 3 2 1 0 1 | | | | | | | | | | |
| Lou Phillips, R (1, 7) OBP: 0.329, SLG: 0.372 (8, 11) Paul Splittorf, L (8, 11) Doug Bird, R (8, 11) Bruce Dal Canton, R (8, 11) Kurt Bevacqua, R (10, PH) OBP: 0.370, SLG: 0.327 (10, 7) | | | | | | | | | | | | | | | | | | 4 0 0 0 0 0 1 3 0 0 0 0 0 0 0 0 0 0 0 0 0 0 0 0 1 0 1 0 0 0 0 0 | | | | | | | | | | |
| Hal McRae, R (1, 9) OBP: 0.254, SLG: 0.270 Fran Healy, R (8, 2) OBP: 0.305, SLG: 0.264 Gail Hopkins, L (10, PH) OBP: 0.366, SLG: 0.324 Dick Drago, R (10, PR) Norm Angelini, L (10, 11) | | | | | | | | | | | | | | | | | | 3 0 1 0 0 0 0 1 1 1 0 0 0 0 0 0 1 0 1 1 0 | | | | | | | | | | |
| Paul Schaal, R (1, 5) OBP: 0.388, SLG: 0.345 | | | | | | | | | | | | | | | | | | 4 0 0 0 0 0 0 4 | | | | | | | | | | |
| Freddie Patek, R (1, 6) OBP: 0.318, SLG: 0.310 | | | | | | | | | | | | | | | | | | 4 0 1 0 0 0 1 | | | | | | | | | | |
| Inning Stats | R: 0 E: 0 K: 1 S: 5 | H: 0 LOB: 0 BB: 0 P: 5 | R: 1 E: 1 K: 0 S: 5 | H: 1 LOB: 1 BB: 0 P: 5 | R: 0 E: 0 K: 0 S: 2 | H: 0 LOB: 0 BB: 1 P: 6 | R: 2 E: 0 K: 0 S: 5 | H: 2 LOB: 1 BB: 1 P: 9 | R: 0 E: 0 K: 1 S: 4 | H: 1 LOB: 1 BB: 0 P: 4 | R: 0 E: 0 K: 2 S: 7 | H: 0 LOB: 1 BB: 1 P: 11 | R: 0 E: 0 K: 0 S: 4 | H: 1 LOB: 1 BB: 0 P: 4 | R: 0 E: 0 K: 1 S: 6 | H: 1 LOB: 1 BB: 1 P: 6 | R: 1 E: 1 K: 0 S: 5 | H: 1 LOB: 2 BB: 1 P: 9 | R: 1 E: 0 K: 0 S: 5 | H: 4 LOB: 2 BB: 0 P: 5 | 1B: 8 2B: 2 3B: 0 HR: 1 | SF: 0 SAC: 2 DP: 2 HBP: 0 | WP: 1 PB: 0 SB: 0 CS: 0 | PA: 44 | | | | |
| PITCHER | IP 9.0 | WLS 39 | H 7 | R 4 | ER 2 | SO 4 | BB 4 | IBB 0 | HBP 0 | BLK 0 | WP 0 | HR 1 | S 43 | P 59 | ERA 2.00 | WHIP 1.222 | | | | | | | | | | | | |
| Bill Hands, R (1, 1) ERA: 4.21 | 0.1 | L | 3 | 3 | 1 | 1 | 0 | 0 | 0 | 0 | 0 | 0 | 1 | 0 | 3 | 3 | 27.00 | 9.000 | | | | | | | | | | |
| Jim Strickland, L (10, 1) ERA: 12.48 | 0.2 | | 2 | 1 | 0 | 0 | 0 | 0 | 0 | 0 | 0 | 0 | 0 | 0 | 2 | 2 | 0.00 | 1.500 | | | | | | | | | | |
| Dave Goltz, R (10, 1) ERA: 3.54 | | | | | | | | | | | | | | | | | | | | | | | | | | | | |

Kansas City Royals @ Minnesota Twins
Metropolitan Stadium, Bloomington, MI
Fri May 25 1973, 8:05 PM EDT
Att: 6,890 - Unknown - 57 F

AB 38
R 5
H 11
RBI 4
BB 4
SO 4
LOB 16



| Batter | 1 | 2 | 3 | 4 | 5 | 6 | 7 | 8 | 9 | 10 | AB | R | H | RBI | BB | SO | LOB | BOTTOM | | | | | | | | |
|--|------------------------------|---------------------------------|------------------------------|---------------------------------|------------------------------|---------------------------------|------------------------------|----------------------------------|------------------------------|---------------------------------|------------------------------|---------------------------------|------------------------------|---------------------------------|------------------------------|---------------------------------|------------------------------|---|------------------------------|---------------------------------|----------------------------------|------------------------------------|----------------------------------|--------|--|--|
| Larry Hisle, R (1, 8) OBP: 0.389, SLG: 0.519 | 5-3 | | | | | | | | | | | | | | | | | 6 0 2 3 0 1 2 | | | | | | | | |
| Danny Thompson, R (1, 6) OBP: 0.291, SLG: 0.343 | F9 | | | | | | | | | | | | | | | | | 4 0 0 0 1 0 2 | | | | | | | | |
| Bobby Darwin, R (1, 9) OBP: 0.298, SLG: 0.383 | F9 | | | | | | | | | | | | | | | | | 5 0 1 0 0 1 3 | | | | | | | | |
| Harmon Killebrew, R (1, 10) OBP: 0.391, SLG: 0.536 Steve Brye, R (8, PR) OBP: 0.273, SLG: 0.200 Tony Oliva, L (8, PH) OBP: 0.331, SLG: 0.366 | | | | | | | | | | | | | | | | | | 3 0 1 0 1 1 1 0 0 0 0 0 0 0 0 1 0 0 0 0 0 0 3 | | | | | | | | |
| Joe Lis, R (1, 3) OBP: 0.194, SLG: 0.219 Danny Walton, R (8, PH) OBP: 0.333, SLG: 0.410 Jim Holt, L (9, 3) OBP: 0.364, SLG: 0.480 | | | | | | | | | | | | | | | | | | 2 0 0 0 1 0 2 1 0 0 0 0 1 1 1 0 0 0 0 0 3 | | | | | | | | |
| Jerry Terrell, R (1, 4) OBP: 0.204, SLG: 0.229 (10, 5) | | | | | | | | | | | | | | | | | | 4 0 2 0 0 0 2 | | | | | | | | |
| Mike Adams, R (1, 7) OBP: 0.368, SLG: 0.455 (9, PH) (10, 4) | | | | | | | | | | | | | | | | | | 1 0 0 0 2 0 0 0 1 0 0 1 0 0 | | | | | | | | |
| George Mittenwald, R (1, 2) OBP: 0.366, SLG: 0.440 Jim Kaat, L (9, PR) Phil Roof, R (10, 2) OBP: 0.327, SLG: 0.271 | | | | | | | | | | | | | | | | | | 4 1 2 1 0 0 4 0 1 0 0 0 0 0 1 0 0 0 0 0 1 | | | | | | | | |
| Dan Monzon, R (1, 5) OBP: 0.545, SLG: 0.700 Steve Braun, L (9, PH) OBP: 0.438, SLG: 0.496 (10, 7) | | | | | | | | | | | | | | | | | | 3 1 1 0 0 0 1 0 0 0 0 2 0 0 | | | | | | | | |
| Inning Stats | R: 0 E: 0 K: 0 S: 3 | H: 0 LOB: 0 BB: 0 P: 3 | R: 0 E: 0 K: 1 S: 5 | H: 1 LOB: 1 BB: 0 P: 5 | R: 0 E: 0 K: 0 S: 4 | H: 1 LOB: 2 BB: 1 P: 8 | R: 0 E: 0 K: 0 S: 4 | H: 1 LOB: 3 BB: 2 P: 12 | R: 0 E: 0 K: 1 S: 5 | H: 0 LOB: 0 BB: 0 P: 5 | R: 0 E: 1 K: 0 S: 4 | H: 1 LOB: 1 BB: 0 P: 4 | R: 2 E: 0 K: 0 S: 5 | H: 2 LOB: 0 BB: 0 P: 5 | R: 0 E: 0 K: 1 S: 5 | H: 0 LOB: 1 BB: 1 P: 9 | R: 2 E: 0 K: 1 S: 7 | H: 2 LOB: 3 BB: 3 P: 19 | R: 0 E: 0 K: 0 S: 4 | H: 1 LOB: 2 BB: 1 P: 8 | 1B: 7 2B: 0 3B: 1 HR: 1 | SF: 0 SAC: 2 DP: 1 HBP: 0 | WP: 0 PB: 0 SB: 0 CS: 1 | PA: 47 | | |
| PITCHER | IP 8.0 | WLS 35 | H 7 | R 4 | ER 4 | SO 3 | BB 5 | IBB 0 | HBP 0 | BLK 0 | WP 0 | HR 1 | S 36 | P 56 | ERA 4.50 | WHIP 1.500 | | | | | | | | | | |
| Paul Splittorf, L (8, 1) ERA: 2.68 | 8.0 | 35 | 7 | 4 | 4 | 3 | 5 | 0 | 0 | 0 | 0 | 1 | 36 | 56 | 4.50 | 1.500 | | | | | | | | | | |
| Doug Bird, R (8, 1) | 0.0 | 3 | 1 | 0 | 0 | 0 | 2 | 0 | 0 | 0 | 0 | 0 | 1 | 9 | | | | | | | | | | | | |
| Bruce Dal Canton, R (8, 1) ERA: 2.31 | 1.0 | W | 3 | 0 | 0 | 0 | 1 | 0 | 0 | 0 | 0 | 0 | 5 | 5 | 0.00 | 0.000 | | | | | | | | | | |
| Norm Angelini, L (10, 1) ERA: 2.49 | 1.0 | S | 5 | 1 | 0 | 0 | 1 | 0 | 0 | 0 | 0 | 0 | 4 | 8 | 0.00 | 2.000 | | | | | | | | | | |

Kansas City Royals @ Minnesota Twins
Metropolitan Stadium, Bloomington, MI
Fri May 25 1973, 8:05 PM EDT
Att: 6,890 - Unknown - 57 F

AB 36
R 4
H 9
RBI 4
BB 8
SO 4
LOB 25



| Batter | 1 | 2 | 3 | 4 | 5 | 6 | 7 | 8 | 9 | AB | R | H | RBI | BB | SO | LOB | TOP | | | |
|---|---|---------------------------------|------------------------------|---------------------------------|------------------------------|---------------------------------|------------------------------|---------------------------------|------------------------------|---------------------------------|------------------------------|----------------------------------|------------------------------|---------------------------------|------------------------------|---------------------------------|---|----------------------------------|------------------------------------|----------------------------------|
| Rick Miller, L OBP: 0.351, SLG: 0.314 (1, 9) | 4-0 BB | | 0-0 F8 | | | 0-0 1-3 | | 0-0 2B | 0-0 2B | 4 | 1 | 2 | 0 | 1 | 0 | 0 | Boston Red Sox @ Kansas City Royals Royals Stadium, Kansas City, MO Sun May 27 1973, 4:33 AM EDT Unknown - 57 F | | | |
| Reggie Smith, S OBP: 0.402, SLG: 0.474 (1, 8) | 0-0 G3-6-3 | | 0-3 K | | | 4-0 BB | | 0-0 F7 | 0-3 K | 4 | 0 | 0 | 0 | 1 | 2 | 3 | | | | |
| Carlton Fisk, R OBP: 0.393, SLG: 0.577 (1, 2) | 0-0 1B | | | 0-0 1B | | 0-0 F9 | | 0-0 1B | | 4 | 1 | 3 | 1 | 0 | 0 | 1 | | | | |
| Carl Yastrzemski, L OBP: 0.367, SLG: 0.473 (1, 3) Danny Cater, R OBP: 0.294, SLG: 0.313 (8, 3) | 0-0 G3 | | | 0-0 F7 | | 4-0 BB | | 0-0 1B | 0-3 1B | 3 | 1 | 1 | 1 | 1 | 0 | 2 | | | | |
| Orlando Cepeda, R OBP: 0.340, SLG: 0.470 (1, 10) | | 0-3 K | | 0-0 G6-4-3 | | 0-0 FC5-4 | | 0-0 K | | 4 | 0 | 0 | 0 | 0 | 2 | 4 | | | | |
| Rico Petrocelli, R OBP: 0.296, SLG: 0.454 (1, 5) Buddy Hunter, R OBP: 1.000, SLG: 1.000 (7, 5) | | 0-0 2B | | | 0-0 L5 | | | 0-0 1B | | 3 | 0 | 1 | 0 | 0 | 0 | 0 | | | | |
| Tommy Harper, R OBP: 0.353, SLG: 0.353 (1, 7) Dwight Evans, R OBP: 0.322, SLG: 0.273 (7, 7) | | 0-0 6-3 | | | 0-0 5-3 | | 0-0 F8 | 0-0 F9 | | 3 | 0 | 0 | 0 | 0 | 0 | 1 | | | | |
| Luis Aparicio, R OBP: 0.333, SLG: 0.326 (1, 6) Mario Guerrero, R OBP: 0.316, SLG: 0.286 (7, 6) | | 0-0 4-3 | | | 0-0 FC6-4 | | 0-0 FC5-4 | | 0-0 F3 | 3 | 0 | 2 | 0 | 0 | 0 | 1 | | | | |
| John Kennedy, R OBP: 0.259, SLG: 0.347 (1, 4) | | | 0-3 K | | 0-0 FC6-4 | | 0-0 FC5-4 | | 0-0 4-3 | 4 | 0 | 0 | 0 | 0 | 1 | 2 | | | | |
| Inning Stats | R: 0 E: 0 K: 0 S: 3 | H: 1 LOB: 1 BB: 1 P: 7 | R: 0 E: 0 K: 1 S: 6 | H: 1 LOB: 1 BB: 0 P: 6 | R: 0 E: 0 K: 2 S: 7 | H: 0 LOB: 0 BB: 0 P: 7 | R: 0 E: 0 K: 0 S: 3 | H: 1 LOB: 0 BB: 0 P: 3 | R: 0 E: 0 K: 0 S: 4 | H: 1 LOB: 0 BB: 2 P: 4 | R: 0 E: 0 K: 0 S: 3 | H: 0 LOB: 2 BB: 2 P: 11 | R: 0 E: 0 K: 1 S: 9 | H: 1 LOB: 1 BB: 0 P: 9 | R: 0 E: 0 K: 1 S: 6 | H: 1 LOB: 1 BB: 0 P: 6 | | 1B: 7 2B: 3 3B: 0 HR: 0 | SF: 0 SAC: 0 DP: 2 HBP: 0 | WP: 0 PB: 0 SB: 0 CS: 0 |
| PITCHER Gene Garber, R ERA: 1.94 (1, 1) | IP: 9.0 WLS: W BF: 38 H: 10 R: 3 ER: 3 SO: 5 BB: 3 IBB: 0 HBP: 0 BLK: 0 WP: 0 HR: 0 S: 45 P: 57 ERA: 3.00 WHIP: 1.444 | | | | | | | | | | | | | | | | | | | |

| Batter | 1 | 2 | 3 | 4 | 5 | 6 | 7 | 8 | 9 | AB | R | H | RBI | BB | SO | LOB | BOTTOM | | | |
|---|---|---------------------------------|------------------------------|---------------------------------|------------------------------|---------------------------------|------------------------------|---------------------------------|-------------------------------|----------------------------------|------------------------------|----------------------------------|------------------------------|---------------------------------|------------------------------|----------------------------------|---|-----------------------------------|------------------------------------|----------------------------------|
| Freddie Patek, R OBP: 0.320, SLG: 0.308 (1, 6) | 0-0 F8 | | 0-0 1B | 0-0 5-3 | | 0-0 F9 | | 4-0 1B | | 4 | 2 | 1 | 0 | 1 | 0 | 2 | Boston Red Sox @ Kansas City Royals Royals Stadium, Kansas City, MO Sun May 27 1973, 4:33 AM EDT Unknown - 57 F | | | |
| Cookie Rojas, R OBP: 0.322, SLG: 0.382 (1, 4) Bobby Floyd, R OBP: 0.188, SLG: 0.188 (6, FR) (7, 4) | 0-0 F3 | | 0-0 SF7 | | 0-0 1B | 0-0 1B | | 0-0 SF7 | 0-0 1B | 3 | 1 | 2 | 1 | 0 | 0 | 0 | | | | |
| Amos Otis, R OBP: 0.355, SLG: 0.497 (1, 8) Steve Hovley, L OBP: 0.354, SLG: 0.338 (8, 8) | 0-3 K | | 0-0 F7 | | 0-0 1B | 0-0 E8 | | 0-0 SF7 | | 4 | 2 | 2 | 1 | 0 | 1 | 2 | | | | |
| John Mayberry, L OBP: 0.423, SLG: 0.604 (1, 3) Gail Hopkins, L OBP: 0.351, SLG: 0.429 (8, 3) | | 0-0 1B | 0-0 HR | | 0-0 2B | 0-0 2B | | 0-0 HR | | 4 | 1 | 4 | 5 | 0 | 0 | 0 | | | | |
| Ed Kirkpatrick, L OBP: 0.397, SLG: 0.567 (1, 9) | | 0-3 K | 0-0 HR | | 0-3 K | 0-0 1-3 | | 0-0 FC6-4 | | 5 | 1 | 2 | 3 | 0 | 2 | 4 | | | | |
| Lou Piniella, R OBP: 0.282, SLG: 0.360 (1, 7) | 0-0 F9 | | 0-0 P8 | | 0-3 K | | | 0-0 FC6-4 | | 5 | 0 | 0 | 0 | 0 | 2 | 3 | | | | |
| Hal McRae, R OBP: 0.254, SLG: 0.262 (1, 10) | 0-0 1-3 | | | 4-0 BB | | 0-0 P4 | | 0-0 F8 | | 3 | 0 | 0 | 0 | 1 | 0 | 2 | | | | |
| Paul Schaal, R OBP: 0.370, SLG: 0.348 (1, 5) Kurt Bevacqua, R OBP: 0.375, SLG: 0.320 (6, 5) | | | 0-0 1B | 0-0 P4 | | 4-0 1B | | 0-0 F8 | | 2 | 1 | 1 | 0 | 0 | 0 | 1 | | | | |
| Carl Taylor, R OBP: 0.380, SLG: 0.263 (1, 2) | | | 0-0 1B | 0-0 P3 | | 0-0 P6 | | 0-0 F8 | | 4 | 1 | 1 | 0 | 0 | 0 | 2 | | | | |
| Inning Stats | R: 0 E: 0 K: 1 S: 5 | H: 0 LOB: 0 BB: 0 P: 5 | R: 0 E: 0 K: 1 S: 6 | H: 1 LOB: 1 BB: 0 P: 6 | R: 5 E: 0 K: 0 S: 8 | H: 5 LOB: 0 BB: 0 P: 8 | R: 0 E: 0 K: 0 S: 3 | H: 0 LOB: 1 BB: 1 P: 7 | R: 2 E: 0 K: 2 S: 10 | H: 3 LOB: 1 BB: 0 P: 10 | R: 3 E: 1 K: 0 S: 6 | H: 3 LOB: 2 BB: 1 P: 10 | R: 0 E: 0 K: 1 S: 5 | H: 0 LOB: 0 BB: 0 P: 5 | R: 3 E: 0 K: 0 S: 6 | H: 3 LOB: 1 BB: 1 P: 10 | | 1B: 11 2B: 2 3B: 0 HR: 2 | SF: 2 SAC: 0 DP: 0 HBP: 0 | WP: 0 PB: 0 SB: 0 CS: 0 |
| PITCHER Luis Tiant, R ERA: 4.46 (1, 1) Roger Moret, L ERA: 2.89 (5, 1) | IP: 4.0 WLS: L BF: 21 H: 8 R: 7 ER: 6 SO: 3 BB: 2 IBB: 0 HBP: 0 BLK: 0 WP: 0 HR: 1 S: 25 P: 33 ERA: 15.75 WHIP: 2.250 | | | | | | | | | | | | | | | | | | | |

| Batter | 1 | 2 | 3 | 4 | 5 | 6 | 7 | 8 | 9 | AB | R | H | RBI | BB | SO | LOB | TOP | | | | | | | | | | |
|--|------------------------------|----------------------------------|------------------------------|---------------------------------|------------------------------|----------------------------------|------------------------------|---------------------------------|------------------------------|----------------------------------|------------------------------|---------------------------------|------------------------------|----------------------------------|------------------------------|---------------------------------|--|----------------------------------|------------------------------------|----------------------------------|--------|--|--|--|--|--|--|
| Rick Miller, L OBP: 0.387, SLG: 0.308 (1, 9) | | | | | | | | | | 1 | 2 | 0 | 0 | 4 | 1 | 1 | Boston Red Sox @ Kansas City Royals Royals Stadium, Kansas City, MO Sun May 27 1973, 4:38 AM EDT Att: 23,952 - Unknown | | | | | | | | | | |
| Reggie Smith, S OBP: 0.402, SLG: 0.471 (1, 8) | | | | | | | | | | 5 | 1 | 2 | 0 | 0 | 0 | 6 | | | | | | | | | | | |
| Carlton Fisk, R OBP: 0.400, SLG: 0.571 (1, 2) | | | | | | | | | | 3 | 2 | 1 | 0 | 2 | 0 | 3 | | | | | | | | | | | |
| Carl Yastrzemski, L OBP: 0.368, SLG: 0.467 (1, 3) | | | | | | | | | | 4 | 1 | 1 | 2 | 1 | 0 | 4 | | | | | | | | | | | |
| Orlando Cepeda, R OBP: 0.342, SLG: 0.467 (1, 10) | | | | | | | | | | 5 | 0 | 2 | 1 | 0 | 2 | 3 | | | | | | | | | | | |
| Rico Petrocelli, R OBP: 0.292, SLG: 0.451 (1, 5) | | | | | | | | | | 5 | 1 | 1 | 1 | 0 | 2 | 3 | | | | | | | | | | | |
| Tommy Harper, R OBP: 0.319, SLG: 0.347 (1, 7) | | | | | | | | | | 5 | 0 | 1 | 0 | 0 | 2 | 5 | | | | | | | | | | | |
| Luis Aparicio, R OBP: 0.336, SLG: 0.324 (1, 6) | | | | | | | | | | 4 | 0 | 1 | 1 | 1 | 1 | 2 | | | | | | | | | | | |
| John Kennedy, R OBP: 0.281, SLG: 0.373 (1, 4) | | | | | | | | | | 2 | 0 | 1 | 1 | 1 | 0 | 0 | | | | | | | | | | | |
| Inning Stats | R: 1 E: 1 K: 1 S: 6 | H: 1 LOB: 1 BB: 1 P: 10 | R: 0 E: 0 K: 0 S: 3 | H: 1 LOB: 0 BB: 0 P: 3 | R: 3 E: 0 K: 1 S: 8 | H: 3 LOB: 2 BB: 2 P: 16 | R: 0 E: 0 K: 1 S: 5 | H: 0 LOB: 1 BB: 1 P: 9 | R: 3 E: 0 K: 0 S: 6 | H: 3 LOB: 3 BB: 3 P: 18 | R: 0 E: 0 K: 3 S: 9 | H: 0 LOB: 0 BB: 0 P: 9 | R: 0 E: 0 K: 0 S: 3 | H: 0 LOB: 2 BB: 2 P: 11 | R: 0 E: 0 K: 1 S: 6 | H: 1 LOB: 1 BB: 0 P: 6 | | 1B: 8 2B: 2 3B: 0 HR: 0 | SF: 0 SAC: 1 DP: 2 HBP: 0 | WP: 0 PB: 0 SB: 0 CS: 0 | PA: 44 | | | | | | |
| PITCHER | IP | WLS | BF | H | R | ER | SO | BB | IBB | HBP | BLK | WP | HR | S | P | ERA | WHIP | | | | | | | | | | |
| Steve Busby, R ERA: 5.92 (1, 1) | 2.1 | L | 12 | 3 | 4 | 4 | 1 | 3 | 0 | 0 | 0 | 0 | 0 | 11 | 23 | 15.43 | 2.571 | | | | | | | | | | |
| Bruce Dal Canton, R ERA: 2.91 (3, 1) | 2.0 | | 12 | 3 | 3 | 3 | 2 | 3 | 0 | 0 | 0 | 0 | 0 | 13 | 25 | 13.50 | 3.000 | | | | | | | | | | |
| Ken Wright, R ERA: 4.05 (5, 1) | 3.2 | | 16 | 3 | 0 | 0 | 4 | 3 | 0 | 0 | 0 | 0 | 0 | 21 | 33 | 0.00 | 1.636 | | | | | | | | | | |
| Wayne Simpson, R ERA: 5.28 (9, 1) | 1.0 | | 4 | 1 | 0 | 0 | 1 | 0 | 0 | 0 | 0 | 0 | 0 | 6 | 6 | 0.00 | 1.000 | | | | | | | | | | |

| Batter | 1 | 2 | 3 | 4 | 5 | 6 | 7 | 8 | 9 | AB | R | H | RBI | BB | SO | LOB | BOTTOM | | | | | | | | | | |
|---|------------------------------|---------------------------------|------------------------------|---------------------------------|------------------------------|---------------------------------|------------------------------|---------------------------------|------------------------------|---------------------------------|------------------------------|---------------------------------|------------------------------|---------------------------------|------------------------------|---------------------------------|--|---------------------------------|----------------------------------|------------------------------------|----------------------------------|--------|--|--|--|--|--|
| Freddie Patek, R OBP: 0.313, SLG: 0.301 (1, 6) | | | | | | | | | | 4 | 0 | 0 | 0 | 0 | 2 | 2 | Boston Red Sox @ Kansas City Royals Royals Stadium, Kansas City, MO Sun May 27 1973, 4:38 AM EDT Att: 23,952 - Unknown | | | | | | | | | | |
| Cookie Rojas, R OBP: 0.321, SLG: 0.376 (1, 4) | | | | | | | | | | 3 | 0 | 0 | 0 | 1 | 0 | 1 | | | | | | | | | | | |
| Amos Otis, R OBP: 0.353, SLG: 0.492 (1, 8) | | | | | | | | | | 4 | 1 | 1 | 0 | 0 | 0 | 1 | | | | | | | | | | | |
| John Mayberry, L OBP: 0.427, SLG: 0.602 ERA: 4.05 (6, PR) | | | | | | | | | | 2 | 0 | 1 | 0 | 1 | 0 | 1 | | | | | | | | | | | |
| Carl Taylor, R OBP: 0.375, SLG: 0.259 (7, 3) | | | | | | | | | | 1 | 0 | 0 | 0 | 0 | 0 | 0 | | | | | | | | | | | |
| Lou Piniella, R OBP: 0.281, SLG: 0.364 (1, 7) | | | | | | | | | | 4 | 0 | 1 | 1 | 0 | 0 | 2 | | | | | | | | | | | |
| Jim Wehlford, R OBP: 0.291, SLG: 0.478 (1, 10) | | | | | | | | | | 4 | 0 | 1 | 0 | 0 | 0 | 3 | | | | | | | | | | | |
| Hal McRae, R OBP: 0.246, SLG: 0.252 (1, 9) | | | | | | | | | | 4 | 0 | 0 | 0 | 0 | 1 | 1 | | | | | | | | | | | |
| Paul Schaal, R OBP: 0.379, SLG: 0.361 (1, 5) | | | | | | | | | | 3 | 1 | 2 | 0 | 1 | 0 | 1 | | | | | | | | | | | |
| Fran Healy, R OBP: 0.302, SLG: 0.281 (1, 2) | | | | | | | | | | 4 | 0 | 1 | 1 | 0 | 2 | 3 | | | | | | | | | | | |
| Inning Stats | R: 0 E: 0 K: 0 S: 3 | H: 0 LOB: 0 BB: 0 P: 3 | R: 0 E: 0 K: 0 S: 2 | H: 0 LOB: 0 BB: 1 P: 6 | R: 0 E: 0 K: 1 S: 5 | H: 0 LOB: 1 BB: 1 P: 9 | R: 0 E: 0 K: 0 S: 3 | H: 0 LOB: 1 BB: 1 P: 7 | R: 0 E: 0 K: 0 S: 6 | H: 1 LOB: 0 BB: 0 P: 6 | R: 1 E: 0 K: 1 S: 8 | H: 3 LOB: 3 BB: 0 P: 8 | R: 1 E: 0 K: 1 S: 7 | H: 2 LOB: 1 BB: 0 P: 7 | R: 0 E: 0 K: 0 S: 3 | H: 0 LOB: 0 BB: 0 P: 3 | R: 0 E: 0 K: 1 S: 6 | H: 1 LOB: 1 BB: 0 P: 6 | 1B: 4 2B: 3 3B: 0 HR: 0 | SF: 0 SAC: 0 DP: 1 HBP: 0 | WP: 0 PB: 0 SB: 0 CS: 0 | PA: 36 | | | | | |
| PITCHER | IP | WLS | BF | H | R | ER | SO | BB | IBB | HBP | BLK | WP | HR | S | P | ERA | WHIP | | | | | | | | | | |
| John Curtis, L ERA: 2.94 (1, 1) | 9.0 | W | 36 | 7 | 2 | 2 | 5 | 3 | 0 | 0 | 0 | 0 | 0 | 43 | 55 | 2.00 | 1.111 | | | | | | | | | | |

| Batter | 1 | 2 | 3 | 4 | 5 | 6 | 7 | 8 | 9 | AB | R | H | RBI | BB | SO | LOB | TOP | | | | | |
|---|------------------------------|---------------------------------|------------------------------|---------------------------------|------------------------------|---------------------------------|------------------------------|---------------------------------|------------------------------|---------------------------------|------------------------------|---------------------------------|------------------------------|---------------------------------|------------------------------|---------------------------------|---|---------------------------------|----------------------------------|------------------------------------|----------------------------------|--------|
| Rick Miller, L OBP: 0.418, SLG: 0.368 (1, 9) | | | | | | | | | | 5 | 1 | 4 | 0 | 0 | 0 | 0 | Boston Red Sox @ Kansas City Royals Royals Stadium, Kansas City, MO Mon May 28 1973, 8:05 PM EDT Att: 10,176 - Unknown - 65 F | | | | | |
| Reggie Smith, S OBP: 0.394, SLG: 0.453 (1, 8) | | | | | | | | | | 4 | 0 | 0 | 1 | 1 | 0 | 4 | | | | | | |
| Carlton Fisk, R OBP: 0.400, SLG: 0.562 (1, 2) | | | | | | | | | | 4 | 0 | 1 | 1 | 0 | 1 | 3 | | | | | | |
| Carl Yastrzemski, L OBP: 0.369, SLG: 0.484 (1, 3) | | | | | | | | | | 5 | 1 | 2 | 1 | 0 | 1 | 5 | | | | | | |
| Orlando Cepeda, R OBP: 0.340, SLG: 0.461 (1, 10) | | | | | | | | | | 4 | 0 | 1 | 0 | 0 | 0 | 5 | | | | | | |
| Rico Petrocelli, R OBP: 0.291, SLG: 0.438 (1, 5) | | | | | | | | | | 3 | 0 | 0 | 0 | 1 | 2 | 1 | | | | | | |
| Tommy Harper, R OBP: 0.319, SLG: 0.347 (1, 7) | | | | | | | | | | 3 | 1 | 1 | 0 | 0 | 0 | 1 | | | | | | |
| Dwight Evans, R OBP: 0.322, SLG: 0.273 (8, 7) | | | | | | | | | | 0 | 0 | 0 | 0 | 0 | 0 | 0 | | | | | | |
| Luis Aparicio, R OBP: 0.333, SLG: 0.321 (1, 6) | | | | | | | | | | 4 | 0 | 1 | 0 | 0 | 0 | 1 | | | | | | |
| John Kennedy, R OBP: 0.295, SLG: 0.400 (1, 4) | | | | | | | | | | 4 | 1 | 2 | 0 | 0 | 0 | 2 | | | | | | |
| Inning Stats | R: 0 E: 0 K: 0 S: 3 | H: 1 LOB: 1 BB: 1 P: 7 | R: 0 E: 0 K: 1 S: 5 | H: 1 LOB: 0 BB: 0 P: 5 | R: 2 E: 1 K: 0 S: 7 | H: 4 LOB: 2 BB: 0 P: 7 | R: 0 E: 0 K: 0 S: 3 | H: 0 LOB: 1 BB: 1 P: 7 | R: 0 E: 0 K: 1 S: 5 | H: 0 LOB: 0 BB: 0 P: 5 | R: 2 E: 0 K: 0 S: 5 | H: 2 LOB: 2 BB: 0 P: 5 | R: 0 E: 0 K: 1 S: 7 | H: 2 LOB: 3 BB: 0 P: 8 | R: 0 E: 0 K: 1 S: 6 | H: 1 LOB: 1 BB: 0 P: 6 | R: 0 E: 0 K: 0 S: 4 | H: 1 LOB: 1 BB: 0 P: 4 | 1B: 9 2B: 2 3B: 0 HR: 1 | SF: 0 SAC: 1 DP: 2 HBP: 1 | WP: 0 PB: 0 SB: 4 CS: 0 | PA: 40 |
| PITCHER | IP | WLS | BF | H | R | ER | SO | BB | IBB | HBP | BLK | WP | HR | S | P | ERA | WHIP | | | | | |
| Dick Drago, R ERA: 4.35 (1, 1) | 6.1 | | 30 | 10 | 4 | 3 | 2 | 2 | 0 | 1 | 0 | 0 | 1 | 31 | 40 | 4.26 | 1.895 | | | | | |
| Norm Angelini, L ERA: (7, 1) | 0.1 | | 1 | 0 | 0 | 0 | 1 | 0 | 0 | 0 | 0 | 0 | 0 | 3 | 3 | 0.00 | 0.000 | | | | | |
| Doug Bird, R ERA: 1.93 (7, 1) | 2.1 | W | 9 | 2 | 0 | 0 | 1 | 0 | 0 | 0 | 0 | 0 | 0 | 11 | 11 | 0.00 | 0.857 | | | | | |

| Batter | 1 | 2 | 3 | 4 | 5 | 6 | 7 | 8 | 9 | AB | R | H | RBI | BB | SO | LOB | BOTTOM | | | | | |
|---|------------------------------|---------------------------------|------------------------------|---------------------------------|------------------------------|---------------------------------|------------------------------|---------------------------------|------------------------------|---------------------------------|------------------------------|---------------------------------|------------------------------|---------------------------------|------------------------------|---------------------------------|---|----------------------------------|-----------------------------------|------------------------------------|----------------------------------|--------|
| Steve Hovley, L OBP: 0.357, SLG: 0.324 (1, 9) | | | | | | | | | | 3 | 0 | 0 | 0 | 2 | 0 | 0 | Boston Red Sox @ Kansas City Royals Royals Stadium, Kansas City, MO Mon May 28 1973, 8:05 PM EDT Att: 10,176 - Unknown - 65 F | | | | | |
| Cookie Rojas, R OBP: 0.318, SLG: 0.371 (1, 4) | | | | | | | | | | 5 | 0 | 1 | 1 | 0 | 0 | 1 | | | | | | |
| Amos Otis, R OBP: 0.355, SLG: 0.503 (1, 8) | | | | | | | | | | 4 | 0 | 2 | 0 | 0 | 0 | 0 | | | | | | |
| John Mayberry, L OBP: 0.424, SLG: 0.594 (1, 3) | | | | | | | | | | 4 | 0 | 1 | 0 | 0 | 0 | 1 | | | | | | |
| Ed Kirkpatrick, L OBP: 0.413, SLG: 0.580 (1, 7) | | | | | | | | | | 4 | 1 | 4 | 0 | 0 | 0 | 0 | | | | | | |
| Paul Schaaf, R OBP: 0.382, SLG: 0.361 (1, 5) | | | | | | | | | | 3 | 1 | 1 | 0 | 1 | 0 | 3 | | | | | | |
| Bobby Floyd, R OBP: 0.188, SLG: 0.188 (9, FR) | | | | | | | | | | 0 | 1 | 0 | 0 | 0 | 0 | 0 | | | | | | |
| Hal McRae, R OBP: 0.246, SLG: 0.252 (1, 10) | | | | | | | | | | 4 | 1 | 1 | 0 | 0 | 1 | 5 | | | | | | |
| Freddie Patek, R OBP: 0.319, SLG: 0.313 (1, 6) | | | | | | | | | | 3 | 0 | 2 | 2 | 0 | 0 | 0 | | | | | | |
| Gail Hopkins, L OBP: 0.381, SLG: 0.429 (9, PH) | | | | | | | | | | 0 | 0 | 0 | 0 | 0 | 0 | 0 | | | | | | |
| Lou Piniella, R OBP: 0.286, SLG: 0.364 (9, PH) | | | | | | | | | | 0 | 0 | 0 | 0 | 1 | 0 | 0 | | | | | | |
| Gene Garber, R OBP: 0.286, SLG: 0.364 (9, FR) | | | | | | | | | | 0 | 1 | 0 | 0 | 0 | 0 | 0 | | | | | | |
| Carl Taylor, R OBP: 0.360, SLG: 0.246 (1, 2) | | | | | | | | | | 3 | 0 | 0 | 0 | 0 | 1 | 2 | | | | | | |
| Kurt Bevacqua, R OBP: 0.386, SLG: 0.333 (9, PH) | | | | | | | | | | 1 | 0 | 1 | 2 | 0 | 0 | 0 | | | | | | |
| Inning Stats | R: 0 E: 0 K: 0 S: 4 | H: 1 LOB: 1 BB: 0 P: 4 | R: 1 E: 0 K: 0 S: 4 | H: 2 LOB: 1 BB: 1 P: 8 | R: 0 E: 0 K: 0 S: 2 | H: 0 LOB: 0 BB: 1 P: 6 | R: 0 E: 0 K: 1 S: 6 | H: 1 LOB: 1 BB: 0 P: 6 | R: 0 E: 0 K: 1 S: 5 | H: 0 LOB: 0 BB: 0 P: 5 | R: 0 E: 0 K: 0 S: 5 | H: 3 LOB: 2 BB: 0 P: 5 | R: 1 E: 0 K: 0 S: 4 | H: 2 LOB: 0 BB: 0 P: 4 | R: 0 E: 0 K: 0 S: 3 | H: 0 LOB: 0 BB: 0 P: 3 | R: 3 E: 0 K: 0 S: 5 | H: 4 LOB: 3 BB: 2 P: 13 | 1B: 11 2B: 1 3B: 1 HR: 0 | SF: 0 SAC: 0 DP: 2 HBP: 0 | WP: 0 PB: 0 SB: 0 CS: 0 | PA: 38 |
| PITCHER | IP | WLS | BF | H | R | ER | SO | BB | IBB | HBP | BLK | WP | HR | S | P | ERA | WHIP | | | | | |
| Marty Pattin, R ERA: 5.64 (1, 1) | 8.0 | | 32 | 10 | 3 | 3 | 2 | 2 | 0 | 0 | 0 | 0 | 0 | 2 | 2 | 0.00 | 3.000 | | | | | |
| Bobby Bolin, R ERA: 0.96 (9, 1) | 0.1 | | 2 | 1 | 0 | 0 | 0 | 0 | 0 | 0 | 0 | 0 | 0 | 2 | 2 | 0.00 | 3.000 | | | | | |
| Bob Veale, L ERA: 2.87 (9, 1) | 0.0 | L | 2 | 1 | 1 | 1 | 0 | 1 | 0 | 0 | 0 | 0 | 0 | 1 | 5 | ∞ | ∞ | | | | | |
| Don Newhauser, R ERA: (9, 1) | 0.0 | | 2 | 1 | 1 | 1 | 0 | 0 | 1 | 0 | 0 | 0 | 0 | 1 | 5 | ∞ | ∞ | | | | | |

| Batter | 1 | 2 | 3 | 4 | 5 | 6 | 7 | 8 | 9 | AB | R | H | RBI | BB | SO | LOB | TOP | | | | |
|---|------------------------------|---------------------------------|------------------------------|---------------------------------|------------------------------|---------------------------------|------------------------------|---------------------------------|------------------------------|---------------------------------|------------------------------|---------------------------------|------------------------------|---------------------------------|------------------------------|---------------------------------|--|----------------------------------|------------------------------------|----------------------------------|--------|
| Mery Rettenmund, R OBP: 0.345, SLG: 0.340 | F7 | | | | | | | | F8 | 4 | 0 | 2 | 0 | 0 | 0 | 0 | Baltimore Orioles @ Kansas City Royals Royals Stadium, Kansas City, MO Tue May 29 1973, 8:05 PM EDT Att: 10,417 - Unknown - 62 F | | | | |
| Enos Cabell, R OBP: 0.200, SLG: 0.222 | K | | F8 | | | | | | 5-3 | 3 | 0 | 0 | 1 | 0 | 1 | | | | | | |
| Bobby Grich, R OBP: 0.386, SLG: 0.399 | F7 | | | P3 | L7 | | | | 5-3 | 5 | 0 | 0 | 0 | 0 | 2 | | | | | | |
| Don Baylor, R OBP: 0.312, SLG: 0.338 | | | | E6 | | | | | | 4 | 0 | 1 | 0 | 0 | 1 | | | | | | |
| Tommy Davis, R OBP: 0.298, SLG: 0.370 | | | | L7 | | | | | | 4 | 1 | 1 | 0 | 0 | 1 | 2 | | | | | |
| Paul Blair, R OBP: 0.298, SLG: 0.305 | | | | | | | | | | 3 | 1 | 3 | 0 | 1 | 0 | 0 | | | | | |
| Brooks Robinson, R OBP: 0.266, SLG: 0.293 | | | | | | | | | | 3 | 0 | 1 | 1 | 1 | 0 | 3 | | | | | |
| Andy Etchebarren, R OBP: 0.350, SLG: 0.556 | | | | F3 | | | | | | 3 | 1 | 1 | 1 | 0 | 0 | 1 | | | | | |
| Mark Belanger, R OBP: 0.264, SLG: 0.238 | | | | 6-3 | | | | | | 4 | 0 | 0 | 0 | 0 | 1 | 4 | | | | | |
| Inning Stats | R: 0 E: 0 K: 1 S: 5 | H: 0 LOB: 0 BB: 0 P: 5 | R: 0 E: 0 K: 0 S: 4 | H: 2 LOB: 1 BB: 0 P: 4 | R: 0 E: 0 K: 0 S: 4 | H: 1 LOB: 1 BB: 0 P: 4 | R: 0 E: 1 K: 0 S: 4 | H: 0 LOB: 2 BB: 1 P: 8 | R: 1 E: 0 K: 0 S: 7 | H: 2 LOB: 1 BB: 0 P: 7 | R: 1 E: 0 K: 0 S: 3 | H: 0 LOB: 1 BB: 0 P: 4 | R: 1 E: 0 K: 1 S: 7 | H: 2 LOB: 1 BB: 0 P: 7 | R: 0 E: 0 K: 0 S: 3 | H: 0 LOB: 0 BB: 0 P: 3 | | 1B: 5 2B: 4 3B: 0 HR: 0 | SF: 2 SAC: 1 DP: 1 HBP: 1 | WP: 1 PB: 0 SB: 1 CS: 0 | PA: 39 |
| PITCHER Paul Spittorf, L ERA: 2.71 | IP: 9.0 | WLS: L | BF: 39 | H: 9 | R: 3 | ER: 3 | SO: 3 | BB: 1 | IBB: 1 | HBP: 1 | BLK: 0 | WP: 1 | HR: 0 | S: 42 | P: 51 | ERA: 3.00 | WHIP: 1.111 | | | | |

| Batter | 1 | 2 | 3 | 4 | 5 | 6 | 7 | 8 | 9 | AB | R | H | RBI | BB | SO | LOB | BOTTOM | | | | |
|--|------------------------------|---------------------------------|------------------------------|---------------------------------|------------------------------|----------------------------------|------------------------------|---------------------------------|------------------------------|---------------------------------|------------------------------|---------------------------------|------------------------------|---------------------------------|------------------------------|---------------------------------|--|------------------------------------|----------------------------------|--------|--|
| Steve Hovley, L OBP: 0.364, SLG: 0.325 | | | | | | | | | | 3 | 1 | 1 | 0 | 1 | 0 | 1 | Baltimore Orioles @ Kansas City Royals Royals Stadium, Kansas City, MO Tue May 29 1973, 8:05 PM EDT Att: 10,417 - Unknown - 62 F | | | | |
| Cookie Rojas, R OBP: 0.316, SLG: 0.379 | | | | | | | | | | 4 | 0 | 1 | 0 | 0 | 0 | 2 | | | | | |
| Amos Otis, R OBP: 0.363, SLG: 0.520 | | | | | | | | | | 3 | 0 | 2 | 0 | 1 | 1 | 0 | | | | | |
| John Mayberry, L OBP: 0.415, SLG: 0.580 | | | | | | | | | | 4 | 0 | 0 | 1 | 0 | 2 | 4 | | | | | |
| Ed Kirkpatrick, L OBP: 0.403, SLG: 0.563 | | | | | | | | | | 4 | 0 | 0 | 0 | 0 | 0 | 1 | | | | | |
| Paul Schaaf, R OBP: 0.379, SLG: 0.358 | | | | | | | | | | 4 | 0 | 1 | 0 | 0 | 0 | 0 | | | | | |
| Bobby Floyd, R OBP: 0.188, SLG: 0.188 | | | | | | | | | | 0 | 0 | 0 | 0 | 0 | 0 | 0 | | | | | |
| Gail Hopkins, L OBP: 0.400, SLG: 0.459 | | | | | | | | | | 2 | 0 | 1 | 0 | 1 | 0 | 0 | | | | | |
| Jim Wohlford, R OBP: 0.250, SLG: 0.458 | | | | | | | | | | 1 | 1 | 0 | 0 | 0 | 0 | 1 | | | | | |
| Freddie Patek, R OBP: 0.319, SLG: 0.313 | | | | | | | | | | 3 | 0 | 1 | 1 | 0 | 0 | 1 | | | | | |
| Lou Piniella, R OBP: 0.294, SLG: 0.361 | | | | | | | | | | 1 | 0 | 0 | 0 | 0 | 0 | 1 | | | | | |
| Carl Taylor, R OBP: 0.346, SLG: 0.234 | | | | | | | | | | 3 | 0 | 0 | 0 | 0 | 0 | 2 | | | | | |
| Inning Stats | R: 1 E: 0 K: 0 S: 4 | H: 1 LOB: 1 BB: 1 P: 8 | R: 0 E: 0 K: 0 S: 3 | H: 0 LOB: 0 BB: 0 P: 3 | R: 0 E: 0 K: 1 S: 6 | H: 1 LOB: 2 BB: 1 P: 10 | R: 0 E: 0 K: 0 S: 3 | H: 0 LOB: 1 BB: 1 P: 7 | R: 0 E: 0 K: 1 S: 5 | H: 0 LOB: 0 BB: 0 P: 5 | R: 1 E: 0 K: 0 S: 5 | H: 2 LOB: 1 BB: 0 P: 5 | R: 0 E: 0 K: 1 S: 5 | H: 1 LOB: 1 BB: 0 P: 5 | R: 0 E: 0 K: 0 S: 4 | H: 1 LOB: 1 BB: 0 P: 4 | 1B: 3 2B: 2 3B: 2 HR: 0 | SF: 0 SAC: 0 DP: 1 HBP: 0 | WP: 0 PB: 0 SB: 0 CS: 0 | PA: 35 | |
| PITCHER Jim Palmer, R ERA: 2.19 | IP: 9.0 | WLS: W | BF: 35 | H: 7 | R: 2 | ER: 2 | SO: 3 | BB: 3 | IBB: 0 | HBP: 0 | BLK: 0 | WP: 0 | HR: 0 | S: 38 | P: 50 | ERA: 2.00 | WHIP: 1.111 | | | | |

| | |
|-----|----|
| AB | 33 |
| R | 3 |
| H | 9 |
| RBI | 3 |
| BB | 2 |
| SO | 3 |
| LOB | 14 |



| | |
|-----|----|
| AB | 32 |
| R | 2 |
| H | 7 |
| RBI | 2 |
| BB | 3 |
| SO | 3 |
| LOB | 13 |




| Batter | 1 | 2 | 3 | 4 | 5 | 6 | 7 | 8 | 9 | AB | R | H | RBI | BB | SO | LOB | TOP | | | | | | | | |
|---|------------------------------|---------------------------------|------------------------------|---------------------------------|------------------------------|---------------------------------|------------------------------|---------------------------------|------------------------------|---------------------------------|------------------------------|---------------------------------|------------------------------|---------------------------------|------------------------------|---------------------------------|--|------------------------------|---------------------------------|----------------------------------|------------------------------------|----------------------------------|--------|--|--|
| Al Bumby, L OBP: 0.311, SLG: 0.474 (1, 10) | 0-0 4-3 | | 0-3 K | | 0-0 1-H 2B | | 0-0 F7 | | 0-0 1-H 6-3 | 5 | 0 | 1 | 1 | 0 | 1 | 2 | Baltimore Orioles @ Kansas City Royals Royals Stadium, Kansas City, MO Wed May 30 1973, 8:05 PM EDT Att: 11,378 - Unknown - 70 F livebaseballscorecards.com | | | | | | | | |
| Mery Rettenmund, R OBP: 0.333, SLG: 0.327 Don Baylor, R OBP: 0.312, SLG: 0.338 (1, 7) (9, 7) | 0-0 F7 | | 0-3 K | | 0-0 F3 | | 0-0 5-3 | | | 4 | 0 | 0 | 0 | 0 | 1 | 2 | | | | | | | | | |
| Bobby Grich, R OBP: 0.383, SLG: 0.395 (1, 4) | 0-0 F2 | | | 0-0 1B G3 1B | 0-0 6-3 | | | 0-0 5-3 | | 4 | 1 | 1 | 0 | 0 | 0 | 1 | | | | | | | | | |
| Boog Powell, L OBP: 0.342, SLG: 0.284 (1, 3) | | 0-0 F4 | | 0-0 6-3 1B G3 1B | 4-0 IBB | | | 0-0 3B 1B | | 3 | 2 | 2 | 0 | 1 | 0 | 0 | | | | | | | | | |
| Rich Coggins, L OBP: 0.290, SLG: 0.448 (1, 9) | 0-0 3-1 | | 0-0 G3 | 0-0 G3 | | | | 0-0 1B SH1-3 3B | | 4 | 1 | 1 | 2 | 0 | 0 | 3 | | | | | | | | | |
| Paul Blair, R OBP: 0.299, SLG: 0.306 (1, 8) | 0-0 S 1B | | 0-0 6-3 | 0-0 2-3 1B | | 0-0 6-3 | | 0-0 SH1-3 | | 3 | 0 | 1 | 1 | 0 | 0 | 1 | | | | | | | | | |
| Brooks Robinson, R OBP: 0.266, SLG: 0.292 (1, 5) | 0-3 K | | 0-0 1B | 0-0 1B | | 0-0 5-3 | | 0-0 6-3 | | 4 | 0 | 1 | 1 | 0 | 1 | 1 | | | | | | | | | |
| Eliot Hendricks, L OBP: 0.207, SLG: 0.414 (1, 2) | | | 0-0 WP 2B | 0-0 4-3 | | 0-0 G3 | | | 0-0 1-3 | 4 | 0 | 1 | 0 | 0 | 0 | 1 | | | | | | | | | |
| Mark Belanger, R OBP: 0.271, SLG: 0.246 (1, 6) | 0-0 F9 | | | | 0-0 2B 1B | | 0-0 6-3 | | 0-0 E S CS 1B | 4 | 1 | 2 | 0 | 0 | 0 | 1 | | | | | | | | | |
| Inning Stats | R: 0 E: 0 K: 0 S: 3 | H: 0 LOB: 0 BB: 0 P: 3 | R: 0 E: 0 K: 1 S: 6 | H: 1 LOB: 1 BB: 0 P: 6 | R: 0 E: 0 K: 2 S: 8 | H: 1 LOB: 1 BB: 0 P: 8 | R: 2 E: 0 K: 0 S: 6 | H: 3 LOB: 1 BB: 0 P: 6 | R: 1 E: 0 K: 0 S: 5 | H: 2 LOB: 2 BB: 1 P: 9 | R: 0 E: 0 K: 0 S: 3 | H: 0 LOB: 0 BB: 0 P: 3 | R: 0 E: 0 K: 0 S: 3 | H: 0 LOB: 0 BB: 0 P: 3 | R: 2 E: 0 K: 0 S: 5 | H: 2 LOB: 0 BB: 0 P: 5 | | R: 0 E: 0 K: 0 S: 3 | H: 1 LOB: 0 BB: 0 P: 3 | 1B: 7 2B: 2 3B: 1 HR: 0 | SF: 0 SAC: 1 DP: 0 HBP: 0 | WP: 1 PB: 0 SB: 2 CS: 1 | PA: 37 | | |
| PITCHER | IP | WLS | BF | H | R | ER | SO | BB | IBB | HBP | BLK | WP | HR | S | P | ERA | WHIP | | | | | | | | |
| Wayne Simpson, R ERA: 5.4 (1, 1) | 4.0 | L | 19 | 7 | 3 | 3 | 3 | 0 | 0 | 0 | 0 | 1 | 0 | 25 | 25 | 6.75 | 1.750 | | | | | | | | |
| Bruce Dal Canton, R ERA: 2.97 (5, 1) | 5.0 | | 18 | 3 | 2 | 2 | 0 | 0 | 1 | 0 | 0 | 0 | 0 | 17 | 21 | 3.60 | 0.600 | | | | | | | | |

| Batter | 1 | 2 | 3 | 4 | 5 | 6 | 7 | 8 | 9 | AB | R | H | RBI | BB | SO | LOB | BOTTOM | | | | | | | | |
|---|------------------------------|---------------------------------|------------------------------|---------------------------------|------------------------------|---------------------------------|------------------------------|---------------------------------|------------------------------|----------------------------------|------------------------------|---------------------------------|------------------------------|---------------------------------|------------------------------|---------------------------------|--|------------------------------|----------------------------------|----------------------------------|------------------------------------|----------------------------------|--------|--|--|
| Freddie Patek, R OBP: 0.325, SLG: 0.314 (1, 6) | 4-0 3-1 S BB | | 4-0 CS BB | | 0-0 1-2 FC5-4 | | 0-0 F6 | | 0-0 1-2 FC6-4 1B | 3 | 0 | 1 | 1 | 2 | 0 | 4 | Baltimore Orioles @ Kansas City Royals Royals Stadium, Kansas City, MO Wed May 30 1973, 8:05 PM EDT Att: 11,378 - Unknown - 70 F livebaseballscorecards.com | | | | | | | | |
| Cookie Rojas, R OBP: 0.310, SLG: 0.371 Kurt Bevacqua, R OBP: 0.379, SLG: 0.327 (1, 4) (9, PH) | 0-0 3-1 | | 0-0 CS | 0-0 F9 | | 0-0 5-3 | | 0-0 6-3 | 0-0 FC6-4 1B | 4 | 0 | 0 | 0 | 0 | 0 | 1 | | | | | | | | | |
| Amos Otis, R OBP: 0.355, SLG: 0.507 (1, 8) | 0-0 F8 | | | 0-0 6-3 | | 0-0 1-3 | | 0-0 6-3 | 0-0 F4 | 5 | 0 | 0 | 0 | 0 | 0 | 3 | | | | | | | | | |
| John Mayberry, L OBP: 0.412, SLG: 0.572 (1, 3) | 0-0 3-1 | | | 0-0 F6 | | 0-0 F7 | | | | 4 | 0 | 1 | 0 | 0 | 0 | 1 | | | | | | | | | |
| Lou Piniella, R OBP: 0.283, SLG: 0.354 (1, 7) | | 0-0 4-3 | | | 4-0 FC6-4 BB | | 0-0 6-3 | 0-0 F3 | | 3 | 0 | 0 | 0 | 1 | 0 | 1 | | | | | | | | | |
| Hal McRae, R OBP: 0.248, SLG: 0.254 Steve Hovley, L OBP: 0.371, SLG: 0.325 (1, 10) (9, PH) | 0-0 F3 | | 0-0 FC6-4 1B SF8 | | 0-0 1B 1B | | 0-0 4-3 | | 4-0 G3 3B BB | 3 | 2 | 1 | 0 | 0 | 0 | 1 | | | | | | | | | |
| Ed Kirkpatrick, L OBP: 0.399, SLG: 0.555 (1, 9) | 0-0 F5 | | | 0-0 1B | | 0-0 4-3 | | | 0-0 G3 | 4 | 0 | 1 | 0 | 0 | 0 | 2 | | | | | | | | | |
| Paul Schaal, R OBP: 0.381, SLG: 0.377 (1, 5) | | | 0-0 F4 | | 0-0 SF8 | | 0-0 BB 1B | | 0-0 1B 3B | 3 | 1 | 2 | 3 | 0 | 0 | 0 | | | | | | | | | |
| Carl Taylor, R OBP: 0.358, SLG: 0.231 Gail Hopkins, L OBP: 0.413, SLG: 0.459 Jim Wohlford, R OBP: 0.250, SLG: 0.458 (1, 2) (9, PH) (9, PR) | 0-0 6-3 | | | 0-0 FC5-4 BB | | 0-0 1-2 BB | | 0-0 FC6-4 1B HBP | | 1 | 0 | 0 | 0 | 2 | 0 | 0 | | | | | | | | | |
| Inning Stats | R: 0 E: 0 K: 0 S: 3 | H: 0 LOB: 1 BB: 1 P: 7 | R: 0 E: 0 K: 0 S: 3 | H: 0 LOB: 0 BB: 0 P: 3 | R: 0 E: 0 K: 0 S: 2 | H: 0 LOB: 0 BB: 1 P: 6 | R: 0 E: 0 K: 0 S: 3 | H: 0 LOB: 0 BB: 0 P: 3 | R: 1 E: 0 K: 0 S: 4 | H: 1 LOB: 2 BB: 2 P: 12 | R: 0 E: 0 K: 0 S: 3 | H: 0 LOB: 0 BB: 0 P: 3 | R: 1 E: 0 K: 0 S: 5 | H: 2 LOB: 2 BB: 1 P: 9 | R: 0 E: 0 K: 0 S: 4 | H: 1 LOB: 1 BB: 0 P: 4 | | R: 2 E: 0 K: 0 S: 5 | H: 2 LOB: 2 BB: 1 P: 10 | 1B: 5 2B: 0 3B: 1 HR: 0 | SF: 1 SAC: 0 DP: 0 HBP: 1 | WP: 0 PB: 0 SB: 1 CS: 1 | PA: 40 | | |
| PITCHER | IP | WLS | BF | H | R | ER | SO | BB | IBB | HBP | BLK | WP | HR | S | P | ERA | WHIP | | | | | | | | |
| Dave McNally, L ERA: 2.65 (1, 1) | 6.2 | W | 27 | 3 | 2 | 2 | 0 | 5 | 0 | 0 | 0 | 0 | 0 | 22 | 42 | 2.70 | 1.200 | | | | | | | | |
| Eddie Watt, R ERA: 2.84 (7, 1) | 1.2 | | 10 | 3 | 2 | 2 | 0 | 1 | 0 | 1 | 0 | 0 | 0 | 8 | 13 | 10.80 | 2.400 | | | | | | | | |
| Bob Reynolds, R ERA: 2.7 (9, 1) | 0.2 | S | 2 | 0 | 0 | 0 | 0 | 0 | 0 | 0 | 0 | 0 | 0 | 2 | 2 | 0.00 | 0.000 | | | | | | | | |


| Batter | 1 | 2 | 3 | 4 | 5 | 6 | 7 | 8 | 9 | AB | R | H | RBI | BB | SO | LOB | TOP | | | | | |
|---|--|---------------------------------|------------------------------|---------------------------------|------------------------------|---------------------------------|------------------------------|---------------------------------|------------------------------|---------------------------------|------------------------------|---------------------------------|------------------------------|---------------------------------|------------------------------|---------------------------------|--|------------------------------|---------------------------------|----------------------------------|------------------------------------|----------------------------------|
| Al Bumby, L OBP: 0.292, SLG: 0.443 (1, 10) | 0-0 1-3 | | 0-0 3-1 | | 0-0 G3 | | | 0-0 F6 | | 4 | 0 | 0 | 0 | 0 | 0 | 1 | Baltimore Orioles @ Kansas City Royals Royals Stadium, Kansas City, MO Thu May 31 1973, 8:05 PM EDT Att: 11,975 - Unknown - 72 F | | | | | |
| Paul Blair, R OBP: 0.298, SLG: 0.304 (1, 8) | 0-0 1B | | 0-0 F9 | | | 0-3 K | | 0-0 F8 | | 4 | 0 | 1 | 0 | 0 | 1 | 0 | | | | | | |
| Bobby Grich, R OBP: 0.380, SLG: 0.391 (1, 4) | 0-0 1B | | | 0-0 F8 | | 0-0 F9 | | 0-0 F9 | | 4 | 0 | 1 | 0 | 0 | 0 | 0 | | | | | | |
| Boog Powell, L OBP: 0.333, SLG: 0.275 (1, 3) | 0-3 K | | | 0-0 E4 FC6-4 | | 0-0 F7 | | | 0-0 5-3 | 4 | 0 | 0 | 0 | 0 | 1 | 2 | | | | | | |
| Rich Coggins, L OBP: 0.288, SLG: 0.452 (1, 9) | 0-0 3-1 | | | 0-0 FC6-4 1-2* | | | | 0-0 F9 | | 4 | 0 | 1 | 0 | 0 | 0 | 3 | | | | | | |
| Don Baylor, R OBP: 0.310, SLG: 0.357 (1, 7) | | 0-3 K | | 0-0 F5 | | | | 0-0 HR | | 4 | 1 | 1 | 1 | 0 | 1 | 2 | | | | | | |
| Brooks Robinson, R OBP: 0.299, SLG: 0.284 (1, 5) | | 0-0 F7 | | | 0-0 6-3 | | | 0-0 F6 | | 4 | 0 | 0 | 0 | 0 | 0 | 1 | | | | | | |
| Eliot Hendricks, L OBP: 0.250, SLG: 0.438 (1, 2) | | 0-0 F5 | | | 0-0 1B | | | 0-0 1B | | 3 | 0 | 2 | 0 | 0 | 0 | 0 | | | | | | |
| Mark Belanger, R OBP: 0.267, SLG: 0.242 Terry Crowley, L OBP: 0.294, SLG: 0.230 Frank Baker, L (7, 6) | | | 0-0 6-3 | | 0-3 K | | | 0-0 L4 | | 2 | 0 | 0 | 0 | 0 | 1 | 1 | | | | | | |
| Inning Stats | R: 0 E: 0 K: 1 S: 7 | H: 2 LOB: 2 BB: 0 P: 7 | R: 0 E: 0 K: 1 S: 5 | H: 0 LOB: 0 BB: 0 P: 5 | R: 0 E: 0 K: 0 S: 3 | H: 0 LOB: 0 BB: 0 P: 3 | R: 0 E: 1 K: 0 S: 4 | H: 0 LOB: 1 BB: 0 P: 4 | R: 0 E: 0 K: 1 S: 6 | H: 1 LOB: 1 BB: 0 P: 6 | R: 0 E: 0 K: 0 S: 5 | H: 0 LOB: 0 BB: 0 P: 5 | R: 1 E: 0 K: 0 S: 5 | H: 2 LOB: 1 BB: 0 P: 5 | R: 0 E: 0 K: 0 S: 3 | H: 0 LOB: 0 BB: 0 P: 3 | | R: 0 E: 0 K: 0 S: 4 | H: 1 LOB: 1 BB: 0 P: 4 | 1B: 4 2B: 1 3B: 0 HR: 1 | SF: 0 SAC: 0 DP: 0 HBP: 0 | WP: 0 PB: 0 SB: 0 CS: 0 |
| PITCHER Gene Garber, R ERA: 1.78 (1, 1) | IP: 9.0 WLS: W BF: 34 H: 6 R: 1 ER: 1 SO: 4 BB: 0 IBB: 0 HBP: 0 BLK: 0 WP: 0 HR: 1 S: 42 P: 42 ERA: 1.00 WHIP: 0.667 | | | | | | | | | | | | | | | PITCHER | | | | | | |

| | |
|-----|----|
| AB | 34 |
| R | 1 |
| H | 6 |
| RBI | 1 |
| BB | 0 |
| SO | 4 |
| LOB | 11 |



| Batter | 1 | 2 | 3 | 4 | 5 | 6 | 7 | 8 | 9 | AB | R | H | RBI | BB | SO | LOB | BOTTOM | |
|--|--|----------------------------------|------------------------------|---------------------------------|------------------------------|---------------------------------|------------------------------|---------------------------------|------------------------------|---------------------------------|------------------------------|---------------------------------|------------------------------|---------------------------------|----------------------------------|------------------------------------|--|----------------------------------|
| Freddie Patek, R OBP: 0.329, SLG: 0.310 (1, 6) | 4-0 BB 1B BB | 0-0 F9 | | | 0-0 5-3 | | 1-0 S 1B HBP | | | 2 | 2 | 0 | 0 | 1 | 0 | 0 | Baltimore Orioles @ Kansas City Royals Royals Stadium, Kansas City, MO Thu May 31 1973, 8:05 PM EDT Att: 11,975 - Unknown - 72 F | |
| Kurt Bevacqua, R OBP: 0.387, SLG: 0.327 Bobby Floyd, R OBP: 0.188, SLG: 0.188 (1, 4) (9, 4) | 4-0 1B BB BB | | 0-0 F8 | | 0-0 L5 | | 0-0 1B 1B | | | 3 | 2 | 1 | 1 | 1 | 0 | 0 | | |
| John Mayberry, L OBP: 0.419, SLG: 0.571 (1, 3) | 4-0 G5-3 1B 1-2 2-3 BB | | 4-0 1B BB | | 0-0 F8 | | 0-0 1B 1B | | | 2 | 0 | 1 | 1 | 2 | 0 | 0 | | |
| Amos Otis, R OBP: 0.357, SLG: 0.507 (1, 8) | 0-0 G5-3 1B | | 0-0 F8 | | | 0-0 F8 | | 0-0 1B 1B | | 4 | 0 | 2 | 2 | 0 | 0 | 1 | | |
| Lou Piniella, R OBP: 0.282, SLG: 0.352 (1, 7) | 0-0 G5-3 1-2 2-3* | | 0-0 FC6 1B | | | 0-0 F9 | | 0-0 F4 | | 4 | 0 | 1 | 0 | 0 | 0 | 4 | | |
| Ed Kirkpatrick, L OBP: 0.407, SLG: 0.554 (1, 9) | 4-0 IBB | | 0-0 FC6 1-2* | | | 4-0 BB | | 0-0 SH1-4 1B | | 2 | 0 | 1 | 0 | 2 | 0 | 2 | | |
| Jim Wohlford, R OBP: 0.222, SLG: 0.407 (1, 10) | 0-0 1-3 | | | 0-0 5-3 | | | | 0-0 SH1-4 | | 3 | 0 | 0 | 0 | 0 | 0 | 3 | | |
| Paul Schaal, R OBP: 0.373, SLG: 0.367 (1, 5) | | 0-0 4-3 | | 0-0 F7 | | | | 0-0 4-3 2-3 | | 4 | 0 | 0 | 0 | 0 | 0 | 1 | | |
| Fran Healy, R OBP: 0.284, SLG: 0.262 (1, 2) | | 0-0 F9 | | 0-0 6-3 | | | | 0-3 K | | 4 | 0 | 0 | 0 | 0 | 1 | 1 | | |
| Inning Stats | R: 2 E: 0 K: 0 S: 3 | H: 1 LOB: 2 BB: 4 P: 19 | R: 0 E: 0 K: 0 S: 3 | H: 0 LOB: 0 BB: 0 P: 3 | R: 0 E: 0 K: 0 S: 4 | H: 1 LOB: 2 BB: 1 P: 8 | R: 0 E: 0 K: 0 S: 3 | H: 0 LOB: 0 BB: 0 P: 3 | R: 0 E: 0 K: 0 S: 3 | H: 0 LOB: 0 BB: 0 P: 7 | R: 2 E: 0 K: 0 S: 6 | H: 3 LOB: 2 BB: 0 P: 7 | R: 0 E: 0 K: 1 S: 6 | H: 1 LOB: 1 BB: 0 P: 6 | 1B: 6 2B: 0 3B: 0 HR: 0 | SF: 0 SAC: 1 DP: 1 HBP: 1 | | WP: 0 PB: 0 SB: 1 CS: 0 |
| PITCHER Mike Cuellar, L ERA: 5.05 Orlando Pena, R ERA: 3.21 Grant Jackson, L ERA: 1.88 (1, 1) (1, 1) (7, 1) | IP: 6.2 WLS: L BF: 27 H: 4 R: 2 ER: 2 SO: 0 BB: 2 IBB: 1 HBP: 1 BLK: 0 WP: 0 HR: 0 S: 23 P: 36 ERA: 2.70 WHIP: 0.900 | | | | | | | | | | | | | | | PITCHER | | |

| | |
|-----|----|
| AB | 28 |
| R | 4 |
| H | 6 |
| RBI | 4 |
| BB | 6 |
| SO | 1 |
| LOB | 12 |



| Batter | 1 | 2 | 3 | 4 | 5 | 6 | 7 | 8 | 9 | AB | R | H | RBI | BB | SO | LOB | TOP | | | |
|--|--|---------------------------------|------------------------------|---------------------------------|------------------------------|---------------------------------|------------------------------|---------------------------------|------------------------------|----------------------------------|------------------------------|---------------------------------|------------------------------|---------------------------------|------------------------------|---------------------------------|---|------------------------------------|----------------------------------|--------|
| Buddy Bell, R OBP: 0.340, SLG: 0.322 (1, 5) | | | | | | | | | | 4 | 0 | 1 | 2 | 0 | 0 | 1 | Cleveland Indians @ Kansas City Royals Royals Stadium, Kansas City, MO Fri Jun 01 1973, 8:05 PM EDT Alt. 9,629 - Unknown - 68 F | | | |
| Tom Ragland, R OBP: 0.375, SLG: 0.408 (1, 4) | | | | | | | | | | 4 | 0 | 1 | 1 | 0 | 1 | 2 | | | | |
| Oscar Gamble, L OBP: 0.311, SLG: 0.526 (1, 10) | | | | | | | | | | 4 | 0 | 0 | 0 | 0 | 0 | 3 | | | | |
| Charlie Spikes, R OBP: 0.284, SLG: 0.440 (1, 7) | | | | | | | | | | 4 | 1 | 2 | 1 | 0 | 2 | 0 | | | | |
| Dave Duncan, R OBP: 0.295, SLG: 0.432 (1, 2) | | | | | | | | | | 3 | 1 | 0 | 0 | 1 | 1 | 1 | | | | |
| John Lowenstein, L OBP: 0.373, SLG: 0.369 (1, 9) | | | | | | | | | | 4 | 1 | 2 | 0 | 0 | 0 | 1 | | | | |
| Chris Chambliss, L OBP: 0.254, SLG: 0.236 (1, 3) | | | | | | | | | | 4 | 0 | 0 | 0 | 0 | 0 | 4 | | | | |
| Rusty Torres, S OBP: 0.271, SLG: 0.246 (1, 8) | | | | | | | | | | 3 | 1 | 0 | 0 | 1 | 0 | 1 | | | | |
| Frank Duffy, R OBP: 0.253, SLG: 0.250 (1, 6) | | | | | | | | | | 2 | 0 | 0 | 0 | 0 | 1 | 3 | | | | |
| Walt Williams, R OBP: 0.268, SLG: 0.273 (9, PH) | | | | | | | | | | 1 | 0 | 0 | 0 | 0 | 0 | 1 | | | | |
| Inning Stats | R: 0 E: 1 K: 1 S: 5 | H: 0 LOB: 0 BB: 0 P: 5 | R: 1 E: 0 K: 0 S: 4 | H: 1 LOB: 0 BB: 0 P: 4 | R: 0 E: 0 K: 0 S: 3 | H: 0 LOB: 0 BB: 0 P: 3 | R: 0 E: 0 K: 1 S: 5 | H: 0 LOB: 0 BB: 0 P: 5 | R: 3 E: 0 K: 1 S: 8 | H: 3 LOB: 2 BB: 2 P: 16 | R: 0 E: 0 K: 1 S: 6 | H: 1 LOB: 1 BB: 0 P: 6 | R: 0 E: 1 K: 0 S: 4 | H: 0 LOB: 0 BB: 0 P: 4 | R: 0 E: 0 K: 1 S: 5 | H: 1 LOB: 1 BB: 0 P: 4 | 1B: 4 2B: 1 3B: 0 HR: 1 | SF: 0 SAC: 1 DP: 1 HBP: 0 | WP: 1 PB: 0 SB: 1 CS: 0 | PA: 36 |
| PITCHER Dick Drago, R ERA: 4.31 (1, 1) | IP: 9.0 WLS: W BF: 36 H: 6 R: 4 ER: 4 SO: 5 BB: 1 IBB: 1 HBP: 0 BLK: 0 WP: 1 HR: 1 S: 44 P: 52 ERA: 4.00 WHIP: 0.778 | | | | | | | | | | | | | | | PITCHER | | | | |

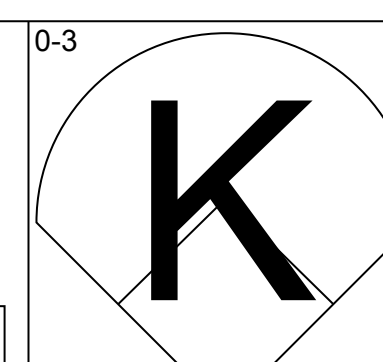
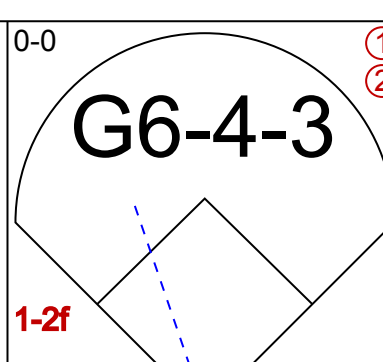
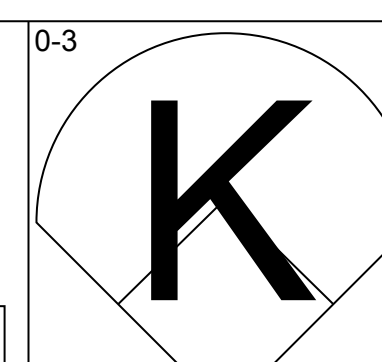
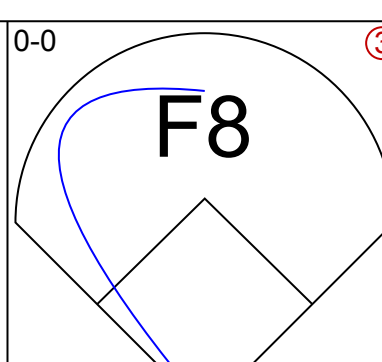
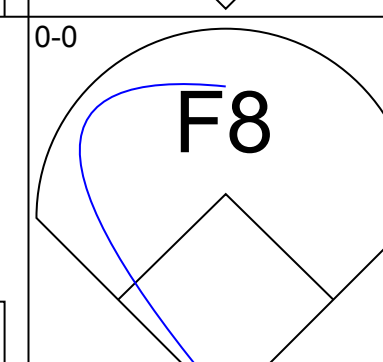
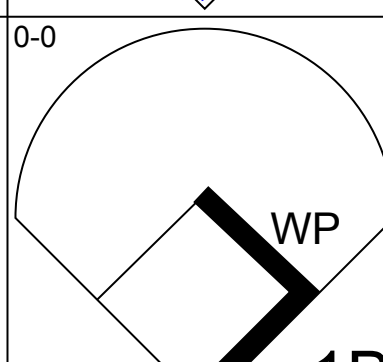
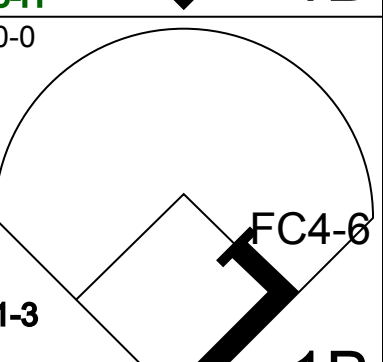
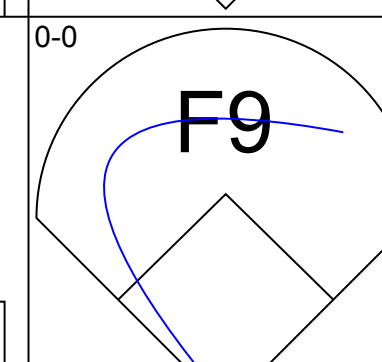
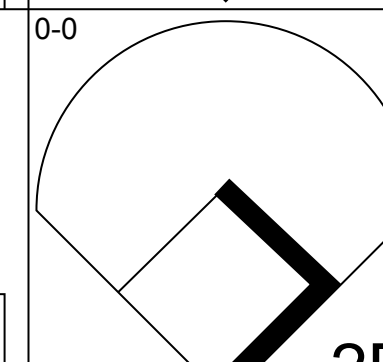
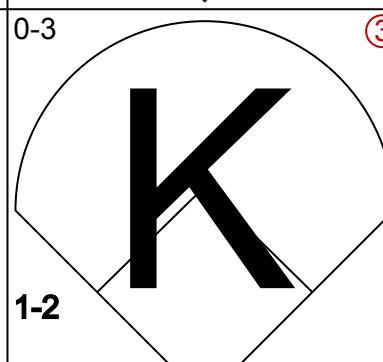
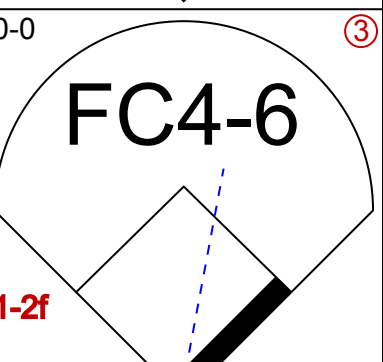
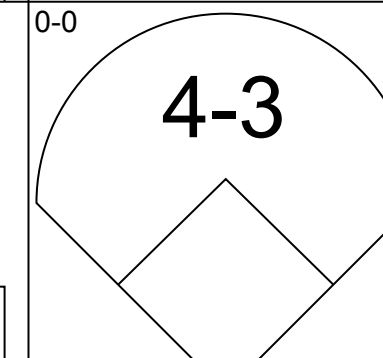
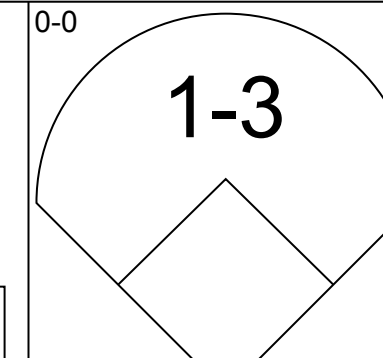
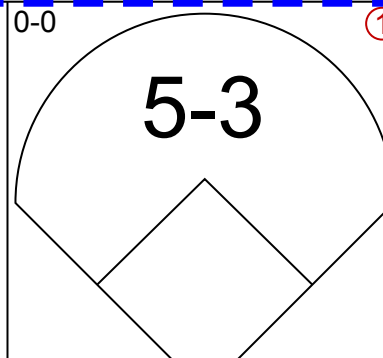
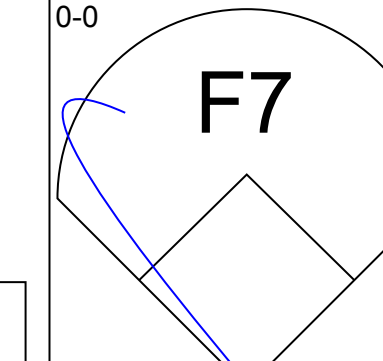
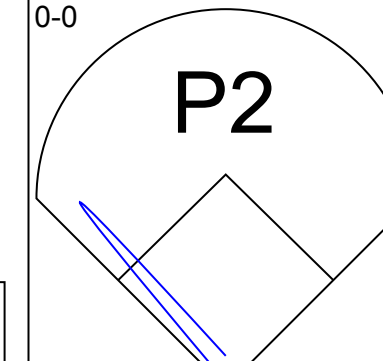
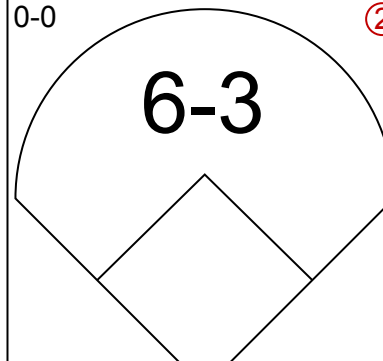
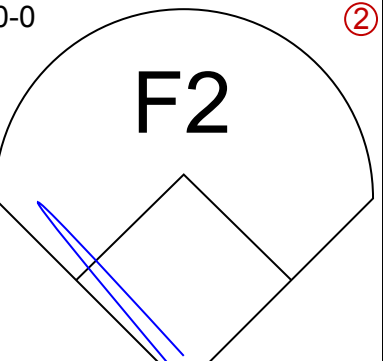

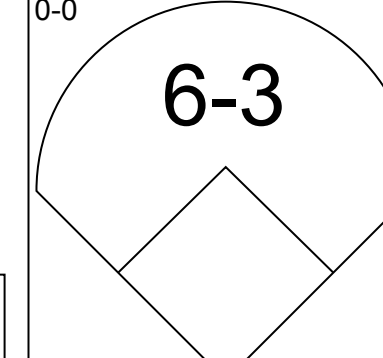
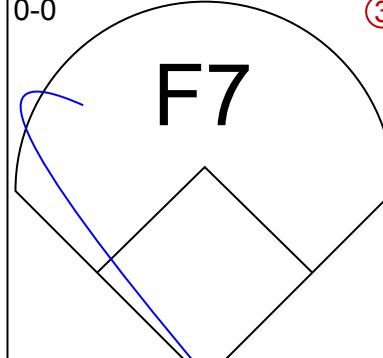
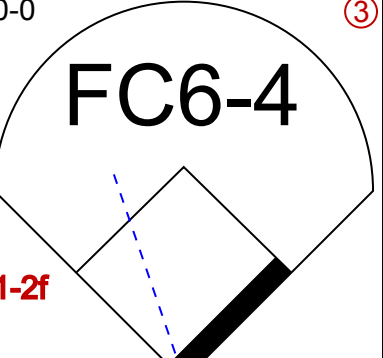

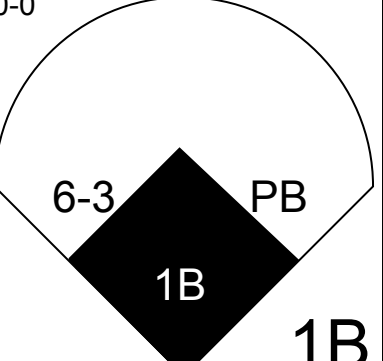
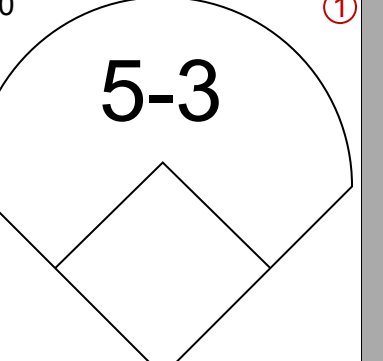
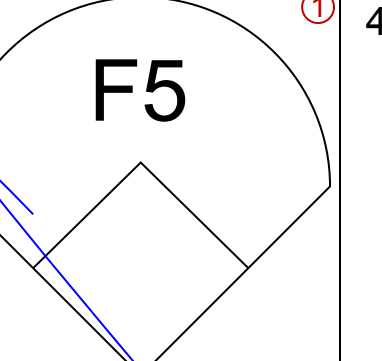
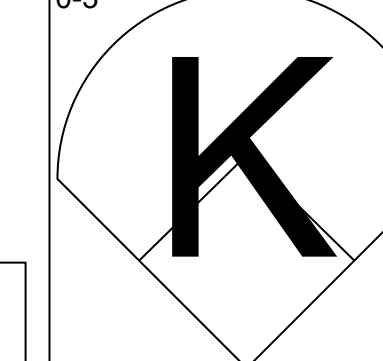

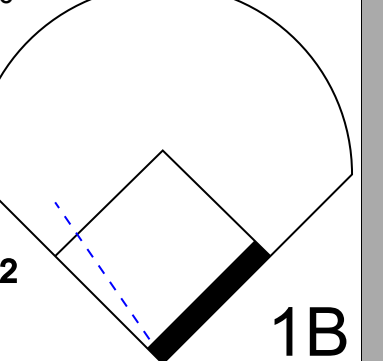
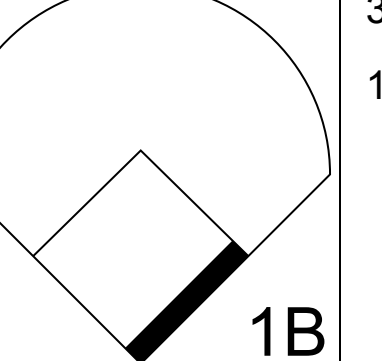
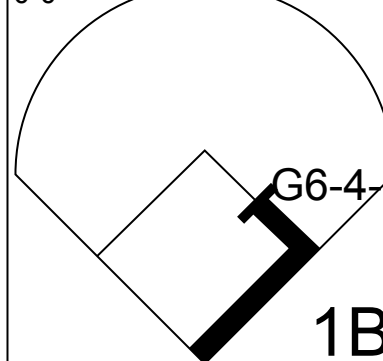

| | |
|-----|----|
| AB | 33 |
| R | 4 |
| H | 6 |
| RBI | 4 |
| BB | 2 |
| SO | 5 |
| LOB | 17 |



| Batter | 1 | 2 | 3 | 4 | 5 | 6 | 7 | 8 | 9 | AB | R | H | RBI | BB | SO | LOB | BOTTOM | | | |
|---|--|----------------------------------|------------------------------|---------------------------------|------------------------------|---------------------------------|------------------------------|---------------------------------|------------------------------|---------------------------------|------------------------------|---------------------------------|------------------------------|----------------------------------|------------------------------|---------------------------------|---|------------------------------------|----------------------------------|--------|
| Freddie Patek, R OBP: 0.329, SLG: 0.311 (1, 6) | | | | | | | | | | 3 | 0 | 1 | 0 | 0 | 0 | 1 | Cleveland Indians @ Kansas City Royals Royals Stadium, Kansas City, MO Fri Jun 01 1973, 8:05 PM EDT Alt. 9,629 - Unknown - 68 F | | | |
| Steve Hovley, L OBP: 0.366, SLG: 0.313 (1, 10) | | | | | | | | | | 3 | 1 | 0 | 0 | 1 | 0 | 3 | | | | |
| John Mayberry, L OBP: 0.425, SLG: 0.573 (1, 3) | | | | | | | | | | 3 | 1 | 2 | 0 | 1 | 0 | 2 | | | | |
| Amos Otis, R OBP: 0.360, SLG: 0.502 (1, 8) | | | | | | | | | | 2 | 0 | 0 | 0 | 2 | 0 | 1 | | | | |
| Ed Kirkpatrick, L OBP: 0.398, SLG: 0.539 (1, 9) | | | | | | | | | | 4 | 0 | 0 | 1 | 0 | 0 | 5 | | | | |
| Lou Piniella, R OBP: 0.282, SLG: 0.349 (1, 7) | | | | | | | | | | 4 | 0 | 1 | 1 | 0 | 0 | 0 | | | | |
| Kurt Bevacqua, R OBP: 0.394, SLG: 0.407 (1, 4) | | | | | | | | | | 4 | 2 | 2 | 1 | 0 | 0 | 2 | | | | |
| Paul Schaal, R OBP: 0.381, SLG: 0.395 (1, 5) | | | | | | | | | | 4 | 1 | 3 | 1 | 0 | 0 | 0 | | | | |
| Fran Healy, R OBP: 0.275, SLG: 0.254 (1, 2) | | | | | | | | | | 2 | 0 | 0 | 0 | 0 | 1 | 2 | | | | |
| Jim Wohlford, R OBP: 0.250, SLG: 0.407 (7, PH) | | | | | | | | | | 0 | 0 | 0 | 0 | 1 | 0 | 0 | | | | |
| Carl Taylor, R OBP: 0.354, SLG: 0.227 (8, 2) | | | | | | | | | | 1 | 0 | 0 | 0 | 0 | 0 | 0 | | | | |
| Inning Stats | R: 2 E: 0 K: 0 S: 5 | H: 2 LOB: 2 BB: 2 P: 13 | R: 0 E: 0 K: 1 S: 7 | H: 2 LOB: 2 BB: 0 P: 7 | R: 0 E: 0 K: 0 S: 3 | H: 0 LOB: 0 BB: 0 P: 3 | R: 1 E: 1 K: 0 S: 4 | H: 2 LOB: 0 BB: 0 P: 4 | R: 0 E: 0 K: 0 S: 3 | H: 1 LOB: 0 BB: 0 P: 3 | R: 0 E: 0 K: 0 S: 3 | H: 0 LOB: 0 BB: 0 P: 3 | R: 1 E: 0 K: 0 S: 4 | H: 1 LOB: 3 BB: 3 P: 16 | R: 1 E: 0 K: 0 S: 4 | H: 1 LOB: 0 BB: 0 P: 4 | 1B: 6 2B: 1 3B: 0 HR: 2 | SF: 0 SAC: 1 DP: 2 HBP: 0 | WP: 0 PB: 0 SB: 0 CS: 0 | PA: 36 |
| PITCHER Dick Tidrow, R ERA: 4.56 (1, 1) | IP: 6.2 WLS: L BF: 31 H: 8 R: 4 ER: 4 SO: 4 BB: 4 IBB: 1 HBP: 0 BLK: 0 WP: 0 HR: 1 S: 28 P: 48 ERA: 5.40 WHIP: 1.800 | | | | | | | | | | | | | | | PITCHER | | | | |
| Tom Hilgendorf, L ERA: 1.95 (7, 1) | IP: 1.1 WLS: L BF: 5 H: 1 R: 1 ER: 1 SO: 0 BB: 0 IBB: 0 HBP: 0 BLK: 0 WP: 0 HR: 1 S: 5 P: 5 ERA: 6.75 WHIP: 0.750 | | | | | | | | | | | | | | | PITCHER | | | | |

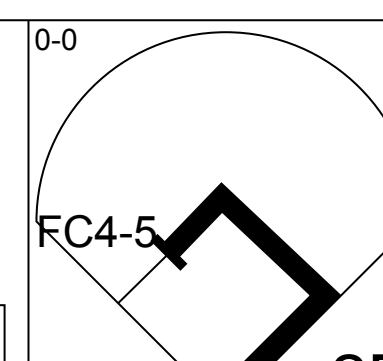
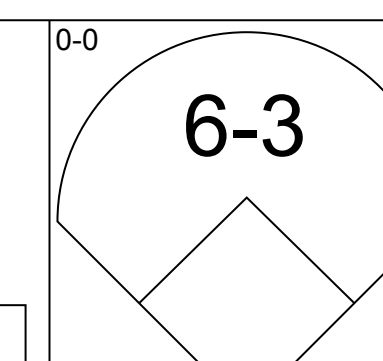
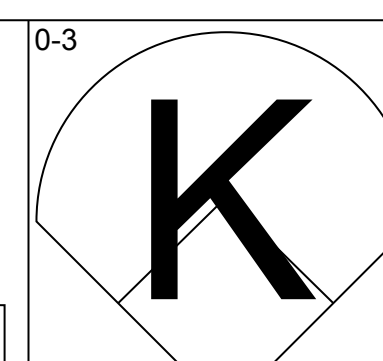
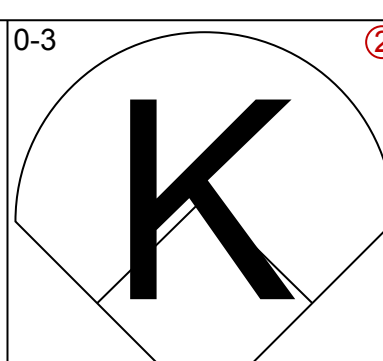
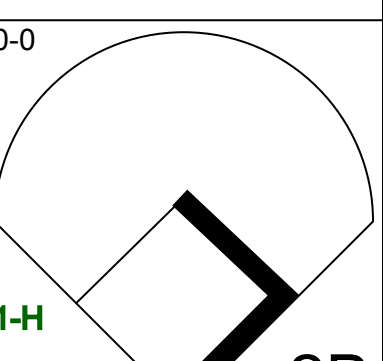
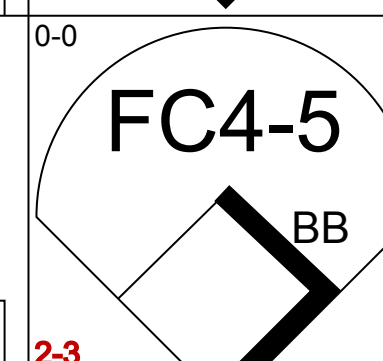
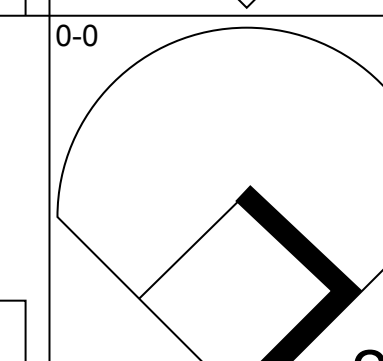
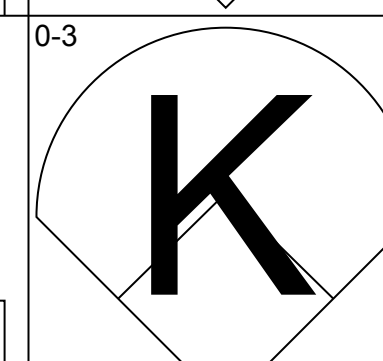
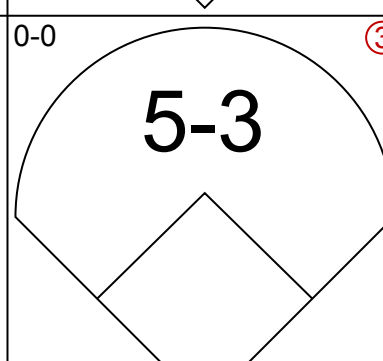
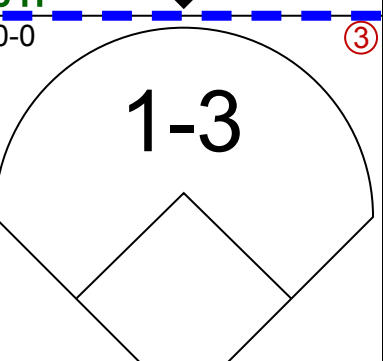
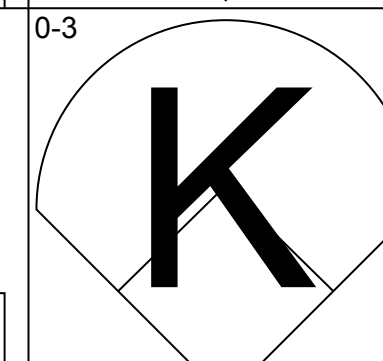
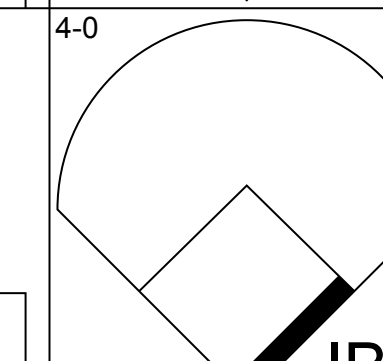
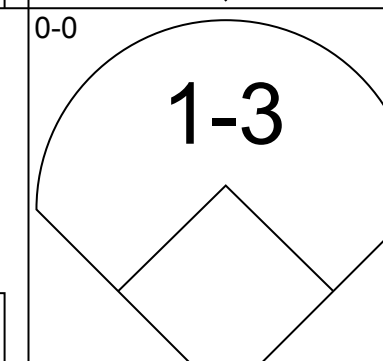


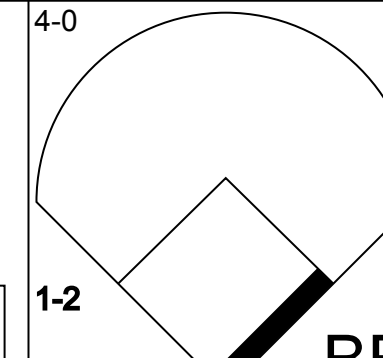
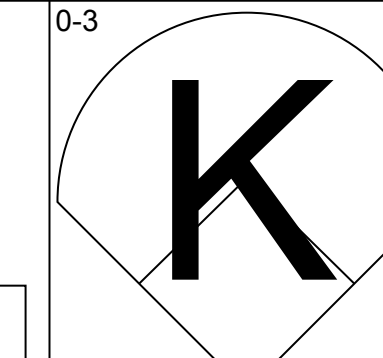
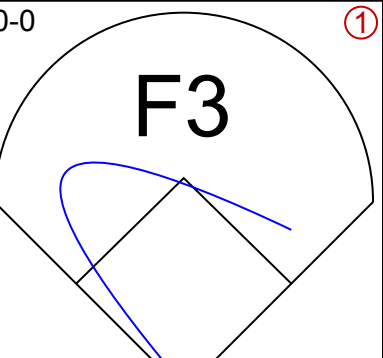
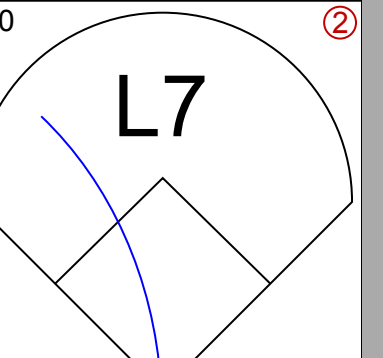

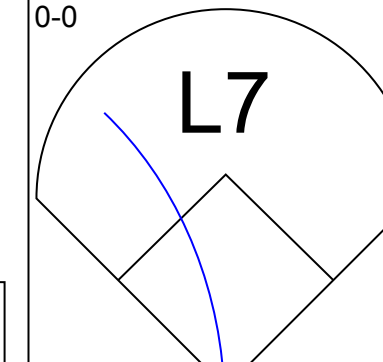
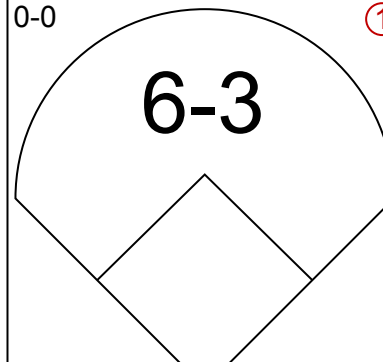
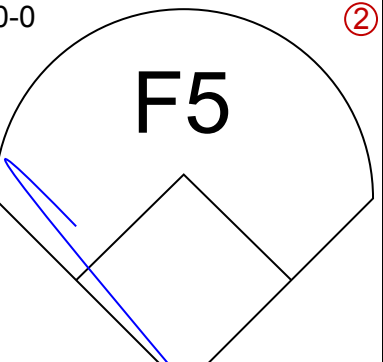
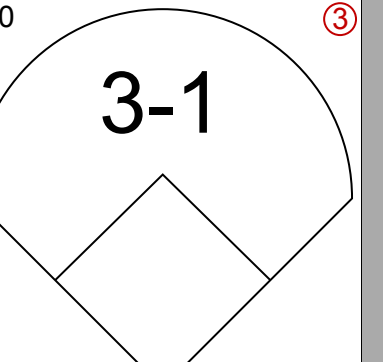

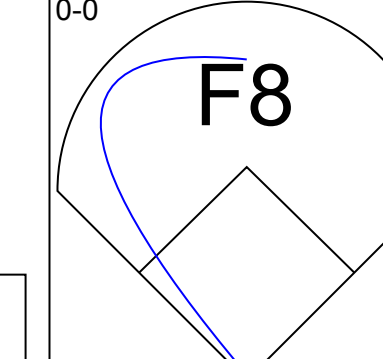
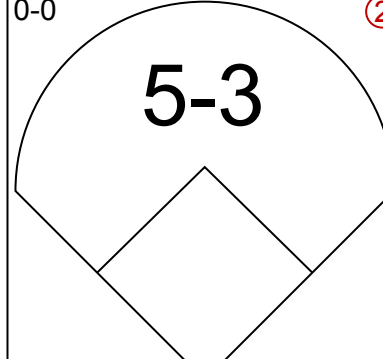
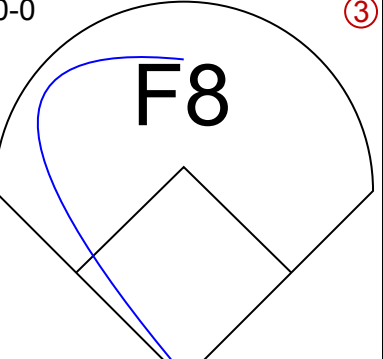
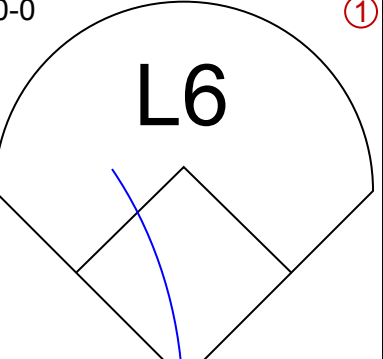
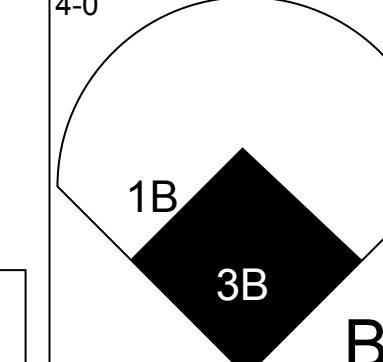
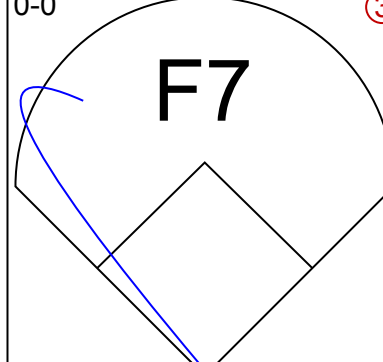
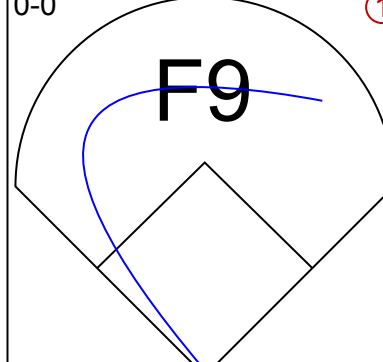
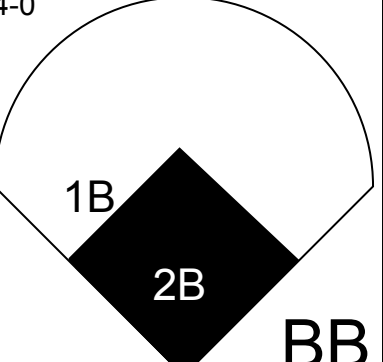
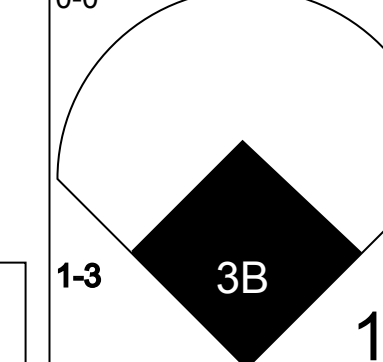
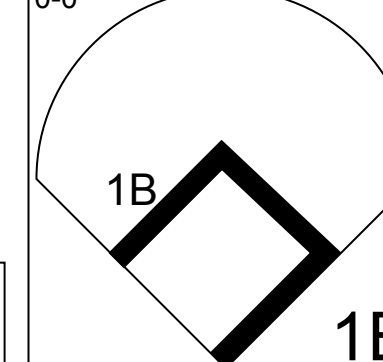
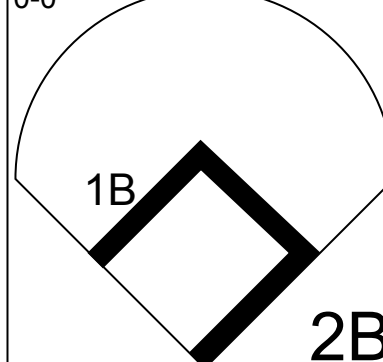
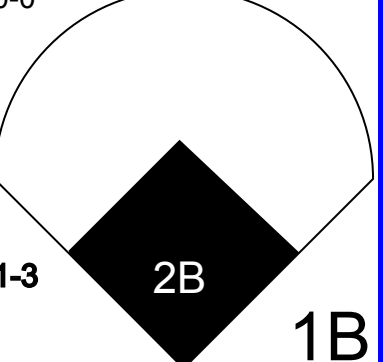
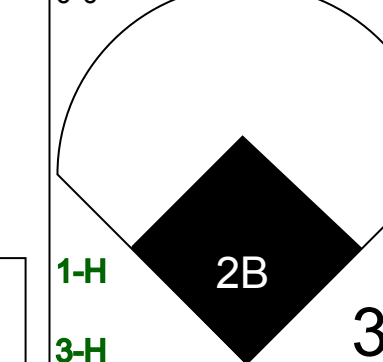
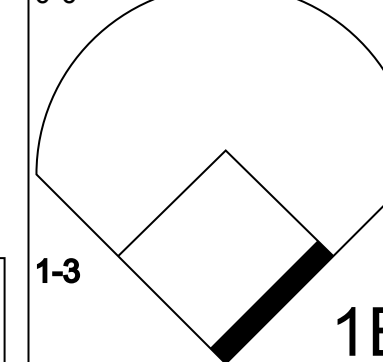
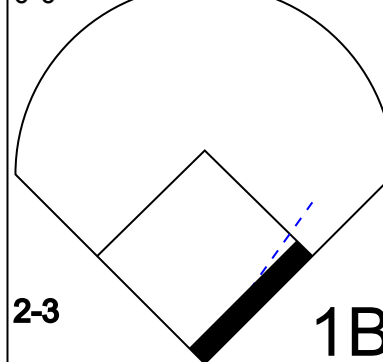
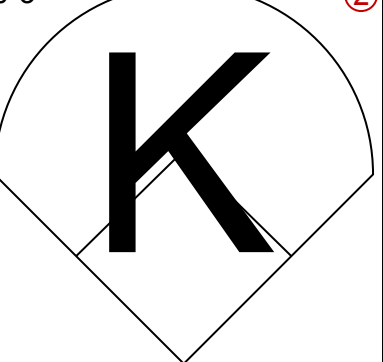
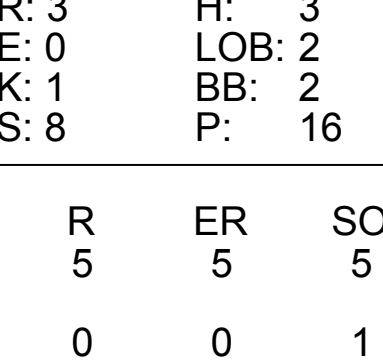
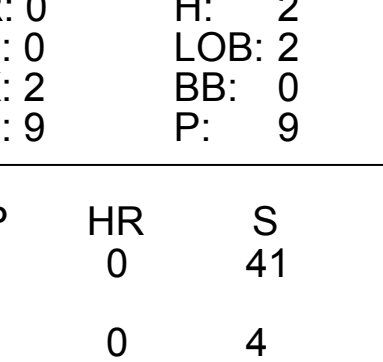
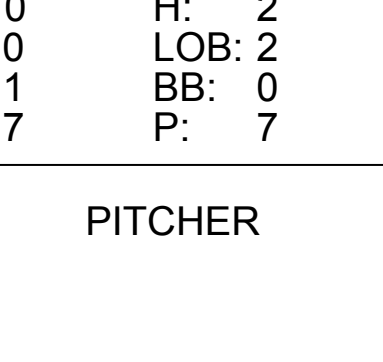
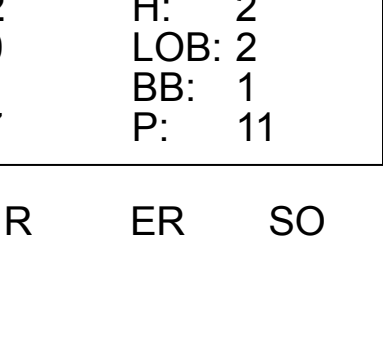
| | |
|-----|----|
| AB | 30 |
| R | 5 |
| H | 9 |
| RBI | 4 |
| BB | 5 |
| SO | 1 |
| LOB | 16 |



| Batter | 1 | 2 | 3 | 4 | 5 | 6 | 7 | 8 | 9 | AB | R | H | RBI | BB | SO | LOB | TOP | | | | | | | | | | | | | | | | | | | | | |
|---|---|--|---|---|--|---|---|---|---|---------------------------------|------------------------------|---------------------------------|------------------------------|---------------------------------|------------------------------|---------------------------------|--|---------------------------------|----------------------------------|------------------------------------|-------------------------|--------|-----|----|---|---|----|----|----|-----|-----|-----|----|----|----|------|-------|-------|
| Buddy Bell, R OBP: 0.337, SLG: 0.318 (1, 5) |  | |  | | | |  | |  | 5 | 0 | 1 | 1 | 0 | 2 | 4 | Cleveland Indians @ Kansas City Royals Royals Stadium, Kansas City, MO Sat Jun 02 1973, 8:05 PM EDT Att: 14,919 - Unknown - 73 F | | | | | | | | | | | | | | | | | | | | | |
| Tom Ragland, R OBP: 0.351, SLG: 0.413 (1, 4) |  | |  | |  | |  | | | 4 | 0 | 2 | 0 | 0 | 0 | 2 | | | | | | | | | | | | | | | | | | | | | | |
| George Hendrick, R OBP: 0.283, SLG: 0.371 (1, 9) |  | |  | |  | | | | | 4 | 0 | 2 | 0 | 0 | 1 | 3 | | | | | | | | | | | | | | | | | | | | | | |
| Charlie Spikes, R OBP: 0.278, SLG: 0.430 (1, 7) |  | | |  | |  | | | | 4 | 0 | 0 | 0 | 0 | 1 | 2 | | | | | | | | | | | | | | | | | | | | | | |
| Dave Duncan, R OBP: 0.289, SLG: 0.422 (1, 2) | |  | |  | |  | |  | | 4 | 0 | 0 | 0 | 0 | 0 | 1 | | | | | | | | | | | | | | | | | | | | | | |
| John Ellis, R OBP: 0.345, SLG: 0.351 (1, 3) |  | | |  | |  | |  | | 4 | 0 | 1 | 0 | 0 | 0 | 1 | | | | | | | | | | | | | | | | | | | | | | |
| Walt Williams, R OBP: 0.267, SLG: 0.271 (1, 10) |  | | | |  | |  | |  | 4 | 1 | 1 | 0 | 0 | 1 | 1 | | | | | | | | | | | | | | | | | | | | | | |
| Rusty Torres, S OBP: 0.272, SLG: 0.242 (1, 8) | |  | | | | | | | | 2 | 0 | 0 | 0 | 0 | 1 | 2 | | | | | | | | | | | | | | | | | | | | | | |
| Chris Chambliss, L OBP: 0.253, SLG: 0.234 (9, PH) |  | | | | | |  | |  | 1 | 0 | 0 | 0 | 0 | 1 | 0 | | | | | | | | | | | | | | | | | | | | | | |
| Leo Cardenas, R OBP: 0.247, SLG: 0.228 (1, 6) | | |  | | | | | | | 3 | 0 | 2 | 0 | 0 | 0 | 1 | | | | | | | | | | | | | | | | | | | | | | |
| Oscar Gamble, L OBP: 0.317, SLG: 0.531 (9, PH) | | |  | | | | | | | 1 | 0 | 1 | 0 | 0 | 0 | 0 | | | | | | | | | | | | | | | | | | | | | | |
| Inning Stats | R: 0 E: 0 K: 1 S: 6 | H: 1 LOB: 1 BB: 0 P: 6 | R: 0 E: 0 K: 2 S: 8 | H: 1 LOB: 1 BB: 0 P: 8 | R: 0 E: 0 K: 1 S: 6 | H: 2 LOB: 1 BB: 0 P: 6 | R: 0 E: 0 K: 0 S: 3 | H: 0 LOB: 0 BB: 0 P: 3 | R: 1 E: 0 K: 0 S: 6 | H: 3 LOB: 2 BB: 0 P: 6 | R: 0 E: 0 K: 0 S: 3 | H: 0 LOB: 0 BB: 0 P: 3 | R: 0 E: 0 K: 1 S: 6 | H: 1 LOB: 2 BB: 0 P: 7 | R: 0 E: 0 K: 1 S: 6 | H: 1 LOB: 1 BB: 0 P: 6 | R: 0 E: 0 K: 1 S: 6 | H: 1 LOB: 1 BB: 0 P: 6 | 1B: 9 2B: 1 3B: 0 HR: 0 | SF: 0 SAC: 0 DP: 1 HBP: 1 | WP: 1 PB: 1 CS: 0 | PA: 37 | | | | | | | | | | | | | | | | |
| PITCHER | IP | WLS | BF | H | R | ER | SO | BB | IBB | HBP | BLK | WP | HR | S | P | ERA | WHIP | PITCHER | | | | IP | WLS | BF | H | R | ER | SO | BB | IBB | HBP | BLK | WP | HR | S | P | ERA | WHIP |
| Paul Spittorf, L ERA: 2.66 (1, 1) | 5.0 | W | 21 | 7 | 1 | 1 | 4 | 0 | 0 | 0 | 0 | 1 | 0 | 29 | 29 | 1.80 | 1.400 | | | | | 5.0 | W | 21 | 7 | 1 | 1 | 4 | 0 | 0 | 0 | 0 | 1 | 0 | 29 | 29 | 1.80 | 1.400 |
| Doug Bird, R ERA: 1.5 (6, 1) | 4.0 | S | 16 | 3 | 0 | 0 | 3 | 0 | 0 | 1 | 0 | 0 | 0 | 21 | 22 | 0.00 | 0.750 | | | | | 4.0 | S | 16 | 3 | 0 | 0 | 3 | 0 | 0 | 1 | 0 | 0 | 21 | 22 | 0.00 | 0.750 | |

| | |
|-----|----|
| AB | 36 |
| R | 1 |
| H | 10 |
| RBI | 1 |
| BB | 0 |
| SO | 7 |
| LOB | 17 |



| Batter | 1 | 2 | 3 | 4 | 5 | 6 | 7 | 8 | 9 | AB | R | H | RBI | BB | SO | LOB | BOTTOM | | | | | | | | | | | | | | | | | | | | | |
|---|---|---|---|---|--|---|---|---|---|---------------------------------|------------------------------|---------------------------------|------------------------------|---------------------------------|------------------------------|----------------------------------|--|------------------------------------|-------------------------|--------|--|-----|-----|----|---|---|----|----|----|-----|-----|-----|----|----|------|-------|------|-------|
| Freddie Patek, R OBP: 0.330, SLG: 0.323 (1, 6) |  |  | |  | |  | |  | | 5 | 0 | 2 | 2 | 0 | 2 | 5 | Cleveland Indians @ Kansas City Royals Royals Stadium, Kansas City, MO Sat Jun 02 1973, 8:05 PM EDT Att: 14,919 - Unknown - 73 F | | | | | | | | | | | | | | | | | | | | | |
| Steve Hovley, L OBP: 0.357, SLG: 0.318 (1, 9) |  |  | |  | |  | |  | | 5 | 0 | 1 | 1 | 0 | 1 | 7 | | | | | | | | | | | | | | | | | | | | | | |
| John Mayberry, L OBP: 0.422, SLG: 0.564 (1, 3) |  |  | |  | |  | |  | | 3 | 0 | 0 | 0 | 1 | 1 | 3 | | | | | | | | | | | | | | | | | | | | | | |
| Amos Otis, R OBP: 0.358, SLG: 0.495 (1, 8) |  |  | | |  | |  | |  | 3 | 0 | 0 | 0 | 1 | 1 | 2 | | | | | | | | | | | | | | | | | | | | | | |
| Ed Kirkpatrick, L OBP: 0.388, SLG: 0.526 (1, 2) |  | |  | |  | |  | |  | 4 | 0 | 0 | 0 | 0 | 0 | 2 | | | | | | | | | | | | | | | | | | | | | | |
| Lou Piniella, R OBP: 0.276, SLG: 0.341 (1, 7) | |  |  | |  | | |  | | 4 | 0 | 0 | 0 | 0 | 0 | 0 | | | | | | | | | | | | | | | | | | | | | | |
| Paul Schaal, R OBP: 0.383, SLG: 0.390 (1, 5) | |  |  | | |  | |  | | 2 | 2 | 0 | 0 | 2 | 0 | 0 | | | | | | | | | | | | | | | | | | | | | | |
| Gail Hopkins, L OBP: 0.460, SLG: 0.537 (1, 10) | |  | | |  | |  | |  | 4 | 1 | 4 | 0 | 0 | 0 | 0 | | | | | | | | | | | | | | | | | | | | | | |
| Jim Woinford, R OBP: 0.250, SLG: 0.407 (8, PR) | |  | | |  | |  | |  | 0 | 1 | 0 | 0 | 0 | 0 | 0 | | | | | | | | | | | | | | | | | | | | | | |
| Kurt Bevacqua, R OBP: 0.414, SLG: 0.460 (1, 4) | |  | | |  | |  | |  | 4 | 1 | 3 | 2 | 0 | 1 | 2 | | | | | | | | | | | | | | | | | | | | | | |
| Inning Stats | R: 0 E: 0 K: 1 S: 6 | H: 1 LOB: 2 BB: 1 P: 10 | R: 3 E: 0 K: 1 S: 8 | H: 3 LOB: 2 BB: 2 P: 16 | R: 0 E: 0 K: 0 S: 3 | H: 0 LOB: 0 BB: 0 P: 3 | R: 0 E: 0 K: 2 S: 9 | H: 2 LOB: 2 BB: 0 P: 9 | R: 0 E: 0 K: 0 S: 3 | H: 0 LOB: 0 BB: 0 P: 3 | R: 0 E: 0 K: 1 S: 7 | H: 2 LOB: 2 BB: 0 P: 7 | R: 0 E: 0 K: 0 S: 3 | H: 0 LOB: 0 BB: 0 P: 3 | R: 2 E: 0 K: 1 S: 7 | H: 2 LOB: 2 BB: 1 P: 11 | 1B: 5 2B: 4 3B: 1 HR: 0 | SF: 0 SAC: 0 DP: 0 HBP: 0 | WP: 0 PB: 0 CS: 0 | PA: 38 | | | | | | | | | | | | | | | | | | |
| PITCHER | IP | WLS | BF | H | R | ER | SO | BB | IBB | HBP | BLK | WP | HR | S | P | ERA | WHIP | PITCHER | | | | IP | WLS | BF | H | R | ER | SO | BB | IBB | HBP | BLK | WP | HR | S | P | ERA | WHIP |
| Milt Wilcox, R ERA: 4.82 (1, 1) | 7.1 | L | 35 | 9 | 5 | 5 | 5 | 3 | 1 | 0 | 0 | 0 | 0 | 41 | 57 | 6.14 | 1.636 | | | | | 7.1 | L | 35 | 9 | 5 | 5 | 5 | 3 | 1 | 0 | 0 | 0 | 0 | 41 | 57 | 6.14 | 1.636 |
| Ed Farmer, R ERA: 5.28 (8, 1) | 0.1 | | 2 | 1 | 0 | 0 | 1 | 0 | 0 | 0 | 0 | 0 | 0 | 4 | 4 | 0.00 | 3.000 | | | | | 0.1 | | 2 | 1 | 0 | 0 | 1 | 0 | 0 | 0 | 0 | 4 | 4 | 0.00 | 3.000 | | |
| Tom Hilgendorf, L ERA: 1.93 (8, 1) | 0.1 | | 1 | 0 | 0 | 0 | 0 | 0 | 0 | 0 | 0 | 0 | 0 | 1 | 1 | 0.00 | 0.000 | | | | | 0.1 | | 1 | 0 | 0 | 0 | 0 | 0 | 0 | 0 | 0 | 1 | 1 | 0.00 | 0.000 | | |



| Batter | 1 | 2 | 3 | 4 | 5 | 6 | 7 | 8 | 9 | AB | R | H | RBI | BB | SO | LOB | TOP | | | | | |
|--|---|---|---|---|---|---|---|---|---|---|---|---|---|---|---|---|---|---------------------------------|-----------------------------------|------------------------------------|----------------------------------|--------|
| Buddy Bell, R OBP: 0.343, SLG: 0.322 (1, 5) | 5-3 | | 1B | | K | | FC6-4 BB | | FC6-4 1B | 4 | 0 | 2 | 1 | 1 | 1 | 1 | Cleveland Indians @ Kansas City Royals Royals Stadium, Kansas City, MO Sun Jun 03 1973, 4:33 AM EDT Att: 14,251 - Cloudy - 71 F | | | | | |
| Tom Ragland, R OBP: 0.360, SLG: 0.388 (1, 4) | K | | F2 | | | | F5 | | FC6-4 1-2 | 5 | 0 | 0 | 0 | 0 | 2 | 5 | | | | | | |
| George Hendrick, R OBP: 0.286, SLG: 0.388 (1, 8) | F9 | | 1B | | | | | | FC6-4 1-2 | 5 | 1 | 2 | 2 | 0 | 0 | 3 | | | | | | |
| Dave Duncan, R OBP: 0.283, SLG: 0.413 (1, 2) | | P6 | | | P5 | | K | | | 4 | 0 | 0 | 0 | 0 | 2 | 0 | | | | | | |
| Charlie Spikes, R OBP: 0.278, SLG: 0.426 (1, 7) | 6-3 | | | | P4 | | 1B | | F8 | 4 | 0 | 1 | 0 | 0 | 0 | 0 | | | | | | |
| Oscar Gamble, L OBP: 0.324, SLG: 0.530 (1, 9) | F7 | | | | F9 | | FC5-4 1B | | E8 3B | 4 | 1 | 2 | 0 | 0 | 0 | 0 | | | | | | |
| John Ellis, R OBP: 0.363, SLG: 0.395 (8, PR) | | | FC1-5 1B | | | | F8 1-3 | | | 4 | 0 | 3 | 1 | 0 | 0 | 2 | | | | | | |
| Milt Wilcox, R OBP: 0.253, SLG: 0.234 (8, 3) | | | | | | | FC5-4 1-2 | | 2H 3B | 0 | 0 | 0 | 0 | 0 | 0 | 0 | | | | | | |
| Ron Lolich, R OBP: 0.271, SLG: 0.378 (1, 10) | | | FC1-5 1B | | 1-3 | | | | 5-3 | 4 | 1 | 1 | 0 | 0 | 1 | 2 | | | | | | |
| Leo Cardenas, R OBP: 0.247, SLG: 0.229 (1, 6) | | | FC1-5 1B | | F8 | | | | S 1B | 4 | 1 | 1 | 0 | 0 | 0 | 3 | | | | | | |
| Inning Stats | R: 0 E: 0 K: 1 S: 5 | H: 0 LOB: 0 BB: 0 P: 5 | R: 0 E: 0 K: 0 S: 3 | H: 0 LOB: 0 BB: 0 P: 3 | R: 2 E: 0 K: 0 S: 6 | H: 4 LOB: 2 BB: 0 P: 6 | R: 0 E: 0 K: 0 S: 3 | H: 0 LOB: 0 BB: 0 P: 3 | R: 0 E: 0 K: 1 S: 6 | H: 1 LOB: 1 BB: 0 P: 6 | R: 1 E: 0 K: 1 S: 8 | H: 3 LOB: 2 BB: 0 P: 8 | R: 0 E: 0 K: 1 S: 6 | H: 1 LOB: 2 BB: 1 P: 10 | R: 1 E: 1 K: 2 S: 9 | H: 2 LOB: 1 BB: 0 P: 9 | R: 0 E: 1 K: 0 S: 4 | H: 1 LOB: 1 BB: 0 P: 4 | 1B: 10 2B: 0 3B: 1 HR: 1 | SF: 0 SAC: 0 DP: 0 HBP: 0 | WP: 0 PB: 0 SB: 1 CS: 1 | PA: 39 |
| PITCHER | IP WLS BF H R ER SO BB IBB HBP BLK WP HR S P ERA WHIP | IP WLS BF H R ER SO BB IBB HBP BLK WP HR S P ERA WHIP | IP WLS BF H R ER SO BB IBB HBP BLK WP HR S P ERA WHIP | IP WLS BF H R ER SO BB IBB HBP BLK WP HR S P ERA WHIP | IP WLS BF H R ER SO BB IBB HBP BLK WP HR S P ERA WHIP | IP WLS BF H R ER SO BB IBB HBP BLK WP HR S P ERA WHIP | IP WLS BF H R ER SO BB IBB HBP BLK WP HR S P ERA WHIP | IP WLS BF H R ER SO BB IBB HBP BLK WP HR S P ERA WHIP | IP WLS BF H R ER SO BB IBB HBP BLK WP HR S P ERA WHIP | IP WLS BF H R ER SO BB IBB HBP BLK WP HR S P ERA WHIP | IP WLS BF H R ER SO BB IBB HBP BLK WP HR S P ERA WHIP | IP WLS BF H R ER SO BB IBB HBP BLK WP HR S P ERA WHIP | IP WLS BF H R ER SO BB IBB HBP BLK WP HR S P ERA WHIP | IP WLS BF H R ER SO BB IBB HBP BLK WP HR S P ERA WHIP | IP WLS BF H R ER SO BB IBB HBP BLK WP HR S P ERA WHIP | IP WLS BF H R ER SO BB IBB HBP BLK WP HR S P ERA WHIP | IP WLS BF H R ER SO BB IBB HBP BLK WP HR S P ERA WHIP | | | | | |
| Steve Busby, R ERA: 5.78 (1, 1) | 7.2 | 34 | 11 | 4 | 4 | 5 | 1 | 0 | 0 | 0 | 0 | 0 | 0 | 0 | 0 | 0 | 4.70 | 1.565 | | | | |
| Bruce Dal Canton, R ERA: 2.9 (8, 1) | 1.1 | 5 | 1 | 0 | 0 | 1 | 0 | 0 | 0 | 0 | 0 | 0 | 0 | 0 | 0 | 0 | 0.00 | 0.750 | | | | |

| Batter | 1 | 2 | 3 | 4 | 5 | 6 | 7 | 8 | 9 | AB | R | H | RBI | BB | SO | LOB | BOTTOM | | | | | |
|---|---|---|---|---|---|---|---|---|---|---|---|---|---|---|---|---|---|----------------------------------|-----------------------------------|------------------------------------|----------------------------------|--------|
| Freddie Patek, R OBP: 0.333, SLG: 0.323 (1, 6) | S 1B | | 1-3 | | G4-3 | | FC4-6 1B | | BB 1B | 3 | 1 | 1 | 0 | 1 | 0 | 3 | Cleveland Indians @ Kansas City Royals Royals Stadium, Kansas City, MO Sun Jun 03 1973, 4:33 AM EDT Att: 14,251 - Cloudy - 71 F | | | | | |
| Cookie Rojas, R OBP: 0.313, SLG: 0.374 (9, PH) | | | BB | | | | 1-2 2-3 | | 1-3 2-H | 1 | 0 | 1 | 1 | 0 | 0 | 0 | | | | | | |
| Bobby Floyd, R OBP: 0.188, SLG: 0.188 (9, PR) | | | | | | | | | | 0 | 1 | 0 | 0 | 0 | 0 | 0 | | | | | | |
| Steve Hovley, L OBP: 0.353, SLG: 0.315 (1, 9) | K | | 1-3 | | F8 | | | | P4 | 4 | 0 | 1 | 1 | 0 | 1 | 2 | | | | | | |
| Hal McRae, R OBP: 0.246, SLG: 0.252 (9, PH) | | | | | | | 1-2 | | | 1 | 0 | 0 | 0 | 0 | 0 | 2 | | | | | | |
| John Mayberry, L OBP: 0.425, SLG: 0.560 (1, 3) | | | | | | | F8 | | P6 | 3 | 0 | 1 | 1 | 2 | 0 | 2 | | | | | | |
| Amos Otis, R OBP: 0.354, SLG: 0.488 (1, 8) | K | | G6-4-3 | | | | | | | 5 | 0 | 1 | 2 | 0 | 1 | 3 | | | | | | |
| Ed Kirkpatrick, L OBP: 0.391, SLG: 0.522 (1, 2) | | | | | P6 | | | | | 3 | 0 | 1 | 0 | 1 | 1 | 0 | | | | | | |
| Lou Piniella, R OBP: 0.270, SLG: 0.333 (1, 7) | | | K | | 5-3 | | L9 | | | 4 | 0 | 0 | 0 | 0 | 2 | 1 | | | | | | |
| Paul Schaal, R OBP: 0.391, SLG: 0.399 (1, 5) | | | | | | | | | | 4 | 0 | 3 | 0 | 0 | 0 | 0 | | | | | | |
| Gail Hopkins, L OBP: 0.463, SLG: 0.523 (1, 10) | | | | | | | | | | 3 | 1 | 1 | 0 | 1 | 0 | 2 | | | | | | |
| Jim Wohlford, R OBP: 0.250, SLG: 0.407 (9, PR) | | | F8 | | 4-3 | | FC4-6 1B | | FC1-5 1B | 0 | 1 | 0 | 0 | 0 | 0 | 0 | | | | | | |
| Kurt Bevacqua, R OBP: 0.419, SLG: 0.455 (1, 4) | | | 5-3 | | | | | | FC1-5 1B | 3 | 1 | 1 | 0 | 1 | 0 | 3 | | | | | | |
| Inning Stats | R: 1 E: 0 K: 2 S: 9 | H: 3 LOB: 1 BB: 0 P: 9 | R: 0 E: 1 K: 1 S: 6 | H: 1 LOB: 1 BB: 0 P: 6 | R: 0 E: 0 K: 0 S: 2 | H: 0 LOB: 1 BB: 2 P: 10 | R: 0 E: 0 K: 0 S: 4 | H: 1 LOB: 1 BB: 0 P: 4 | R: 0 E: 0 K: 0 S: 2 | H: 0 LOB: 0 BB: 1 P: 6 | R: 0 E: 0 K: 0 S: 3 | H: 0 LOB: 1 BB: 1 P: 7 | R: 1 E: 0 K: 0 S: 6 | H: 3 LOB: 2 BB: 0 P: 6 | R: 0 E: 0 K: 2 S: 7 | H: 0 LOB: 0 BB: 0 P: 7 | R: 3 E: 0 K: 0 S: 5 | H: 3 LOB: 2 BB: 2 P: 13 | 1B: 11 2B: 0 3B: 0 HR: 0 | SF: 0 SAC: 0 DP: 2 HBP: 0 | WP: 1 PB: 0 SB: 1 CS: 0 | PA: 40 |
| PITCHER | IP WLS BF H R ER SO BB IBB HBP BLK WP HR S P ERA WHIP | IP WLS BF H R ER SO BB IBB HBP BLK WP HR S P ERA WHIP | IP WLS BF H R ER SO BB IBB HBP BLK WP HR S P ERA WHIP | IP WLS BF H R ER SO BB IBB HBP BLK WP HR S P ERA WHIP | IP WLS BF H R ER SO BB IBB HBP BLK WP HR S P ERA WHIP | IP WLS BF H R ER SO BB IBB HBP BLK WP HR S P ERA WHIP | IP WLS BF H R ER SO BB IBB HBP BLK WP HR S P ERA WHIP | IP WLS BF H R ER SO BB IBB HBP BLK WP HR S P ERA WHIP | IP WLS BF H R ER SO BB IBB HBP BLK WP HR S P ERA WHIP | IP WLS BF H R ER SO BB IBB HBP BLK WP HR S P ERA WHIP | IP WLS BF H R ER SO BB IBB HBP BLK WP HR S P ERA WHIP | IP WLS BF H R ER SO BB IBB HBP BLK WP HR S P ERA WHIP | IP WLS BF H R ER SO BB IBB HBP BLK WP HR S P ERA WHIP | IP WLS BF H R ER SO BB IBB HBP BLK WP HR S P ERA WHIP | IP WLS BF H R ER SO BB IBB HBP BLK WP HR S P ERA WHIP | IP WLS BF H R ER SO BB IBB HBP BLK WP HR S P ERA WHIP | | | | | | |
| Gaylord Perry, R ERA: 2.63 (1, 1) | 6.2 | 29 | 8 | 2 | 2 | 3 | 3 | 1 | 0 | 0 | 0 | 0 | 0 | 0 | 0 | 0 | 2.70 | 1.650 | | | | |
| Tom Higendorf, L ERA: 1.91 (7, 1) | 0.1 | 1 | 0 | 0 | 0 | 0 | 0 | 0 | 0 | 0 | 0 | 1 | 1 | 0 | 0 | 0 | 0.00 | 0.000 | | | | |
| Ray Lamb, R ERA: 2.75 (8, 1) | 1.1 | 7 | 2 | 3 | 3 | 2 | 1 | 0 | 0 | 0 | 0 | 10 | 14 | 0 | 0 | 0 | 20.25 | 2.250 | | | | |
| Brent Strom, L ERA: 5.31 (9, 1) | 0.1 | 2 | 0 | 0 | 0 | 0 | 1 | 0 | 0 | 0 | 0 | 1 | 5 | 0 | 0 | 0 | 0.00 | 3.000 | | | | |
| Ed Farmer, R ERA: 5.28 (9, 1) | 0.0 | 1 | 1 | 0 | 0 | 0 | 0 | 0 | 0 | 0 | 0 | 1 | 1 | 0 | 0 | 0 | ∞ | ∞ | | | | |



| Batter | 1 | 2 | 3 | 4 | 5 | 6 | 7 | 8 | 9 | AB | R | H | RBI | BB | SO | LOB | TOP | | | | | | | | | | | | | | | | | | | | | |
|---|------------------------------|---------------------------------|------------------------------|---------------------------------|------------------------------|----------------------------------|------------------------------|---------------------------------|------------------------------|---------------------------------|------------------------------|---------------------------------|------------------------------|----------------------------------|------------------------------|---------------------------------|---|---------------------------------|----------------------------------|------------------------------------|----------------------------------|--------|-----|----|---|---|----|----|----|-----|-----|-----|----|----|---|---|-----|------|
| Freddie Patek, R OBP: 0.339, SLG: 0.320 | 4-0 BB G5-4-3 | | 4-0 BB 1B | | | | | | 0-3 K | 2 | 2 | 0 | 0 | 3 | 1 | 1 | Kansas City Royals @ Boston Red Sox Fenway Park, Boston, MA Mon Jun 04 1973, 7:05 PM EDT Att: 10,653 - Unknown - 78 F | | | | | | | | | | | | | | | | | | | | | |
| Cookie Rojas, R OBP: 0.316, SLG: 0.375 | 0-0 G5-4-3 | | 0-0 4-3 | | | | | | 0-0 F8 | 5 | 0 | 2 | 1 | 0 | 0 | 2 | | | | | | | | | | | | | | | | | | | | | | |
| John Mayberry, L OBP: 0.429, SLG: 0.559 | 0-3 K | | 0-0 FC6-4 1B | | | | | | 4-0 FC5-4 BB | 4 | 0 | 2 | 2 | 1 | 1 | 1 | | | | | | | | | | | | | | | | | | | | | | |
| Amos Otis, R OBP: 0.351, SLG: 0.479 | | 0-0 6-3 | 0-0 FC6-4 1-2 | | | | | | 0-0 FC5-4 BB | 4 | 0 | 0 | 0 | 1 | 0 | 2 | | | | | | | | | | | | | | | | | | | | | | |
| Lou Piniella, R OBP: 0.275, SLG: 0.343 | | 0-0 1B 2B | | 0-0 6-3 | | | | | 0-0 K | 4 | 0 | 2 | 0 | 0 | 1 | 3 | | | | | | | | | | | | | | | | | | | | | | |
| Kurt Bevacqua, R OBP: 0.410, SLG: 0.443 | | 0-0 1B | | 0-3 K | | | | | 0-0 F3 | 4 | 0 | 1 | 0 | 0 | 1 | 1 | | | | | | | | | | | | | | | | | | | | | | |
| Ed Kirkpatrick, L OBP: 0.388, SLG: 0.512 | | 0-3 K | | 0-0 3-1 | | | | | 0-0 G3 | 3 | 0 | 0 | 0 | 1 | 1 | 3 | | | | | | | | | | | | | | | | | | | | | | |
| Paul Schaal, R OBP: 0.388, SLG: 0.401 | | 0-0 P5 | | | | | | | 0-0 F9 | 4 | 1 | 1 | 0 | 0 | 0 | 3 | | | | | | | | | | | | | | | | | | | | | | |
| Hal McRae, R OBP: 0.241, SLG: 0.246 Steve Hovley, L OBP: 0.350, SLG: 0.311 | | | 0-3 K | | 0-0 5-3 | | | | 0-0 F8 | 3 | 0 | 0 | 0 | 0 | 1 | 1 | | | | | | | | | | | | | | | | | | | | | | |
| Inning Stats | R: 0 E: 0 K: 1 S: 4 | H: 0 LOB: 0 BB: 1 P: 8 | R: 0 E: 0 K: 1 S: 7 | H: 2 LOB: 2 BB: 0 P: 7 | R: 1 E: 0 K: 1 S: 6 | H: 1 LOB: 1 BB: 1 P: 10 | R: 0 E: 0 K: 1 S: 5 | H: 0 LOB: 0 BB: 0 P: 5 | R: 1 E: 0 K: 0 S: 5 | H: 2 LOB: 1 BB: 0 P: 5 | R: 0 E: 0 K: 0 S: 4 | H: 1 LOB: 1 BB: 0 P: 4 | R: 1 E: 0 K: 1 S: 7 | H: 2 LOB: 3 BB: 2 P: 15 | R: 0 E: 0 K: 0 S: 3 | H: 0 LOB: 1 BB: 1 P: 7 | R: 0 E: 0 K: 1 S: 5 | H: 0 LOB: 1 BB: 1 P: 9 | 1B: 6 2B: 2 3B: 0 HR: 0 | SF: 0 SAC: 0 DP: 1 HBP: 0 | WP: 0 PB: 0 SB: 0 CS: 0 | PA: 40 | | | | | | | | | | | | | | | | |
| PITCHER | IP | WLS | BF | H | R | ER | SO | BB | IBB | HBP | BLK | WP | HR | S | P | ERA | WHIP | PITCHER | | | | IP | WLS | BF | H | R | ER | SO | BB | IBB | HBP | BLK | WP | HR | S | P | ERA | WHIP |
| John Curtis, L ERA: 3.33 | 6.2 | W | 30 | 8 | 3 | 3 | 4 | 3 | 0 | 0 | 0 | 0 | 0 | 35 | 47 | 4.05 | 1.650 | | | | | | | | | | | | | | | | | | | | | |
| Don Newhauser, R ERA: | 2.1 | S | 10 | 0 | 0 | 0 | 2 | 3 | 0 | 0 | 0 | 0 | 0 | 11 | 23 | 0.00 | 1.286 | | | | | | | | | | | | | | | | | | | | | |

| | |
|-----|----|
| AB | 34 |
| R | 3 |
| H | 8 |
| RBI | 3 |
| BB | 6 |
| SO | 6 |
| LOB | 18 |



| Batter | 1 | 2 | 3 | 4 | 5 | 6 | 7 | 8 | 9 | AB | R | H | RBI | BB | SO | LOB | BOTTOM | | | | | | | | | | | | | | | | | | | | | |
|--|------------------------------|---------------------------------|------------------------------|---------------------------------|------------------------------|----------------------------------|------------------------------|---------------------------------|------------------------------|---------------------------------|------------------------------|---------------------------------|------------------------------|----------------------------------|------------------------------|----------------------------------|---|----------------------------------|----------------------------------|------------------------------------|----------------------------------|--------|-----|----|---|---|----|----|----|-----|-----|-----|----|----|---|---|-----|------|
| Rick Miller, L OBP: 0.430, SLG: 0.411 | 0-3 K | | 0-0 E3 BB BB | | | | | | 0-0 SF7 3B | 5 | 3 | 3 | 1 | 0 | 1 | 1 | Kansas City Royals @ Boston Red Sox Fenway Park, Boston, MA Mon Jun 04 1973, 7:05 PM EDT Att: 10,653 - Unknown - 78 F | | | | | | | | | | | | | | | | | | | | | |
| Reggie Smith, S OBP: 0.387, SLG: 0.424 Dwight Evans, R OBP: 0.327, SLG: 0.308 | 0-0 3-1 | | 4-0 HBP BB | | | | | | 0-0 6-3 | 2 | 1 | 0 | 0 | 2 | 0 | 1 | | | | | | | | | | | | | | | | | | | | | | |
| Carlton Fisk, R OBP: 0.380, SLG: 0.545 | 0-3 K | | 4-0 HBP BB | | | | | | 4-0 BB BB | 3 | 1 | 1 | 4 | 2 | 1 | 0 | | | | | | | | | | | | | | | | | | | | | | |
| Carl Yastrzemski, L OBP: 0.347, SLG: 0.444 | | 0-0 4-3 | 4-0 HBP BB | | | | | | 0-0 SF7 | 3 | 0 | 0 | 2 | 1 | 0 | 1 | | | | | | | | | | | | | | | | | | | | | | |
| Orlando Cepeda, R OBP: 0.333, SLG: 0.440 | | 0-0 P4 | 1-2 2-3 3-H HBP | | | | | | 4-0 BB | 3 | 0 | 1 | 1 | 1 | 0 | 0 | | | | | | | | | | | | | | | | | | | | | | |
| Rico Petrocelli, R OBP: 0.269, SLG: 0.409 | | 0-0 6-3 | 0-0 F5 | | | | | | 0-0 P9 | 5 | 0 | 1 | 0 | 0 | 0 | 5 | | | | | | | | | | | | | | | | | | | | | | |
| Tommy Harper, R OBP: 0.335, SLG: 0.341 | | | 0-0 G3 F7 | | | | | | 4-0 1B BB | 3 | 1 | 0 | 0 | 1 | 0 | 5 | | | | | | | | | | | | | | | | | | | | | | |
| Mario Guerrero, R OBP: 0.257, SLG: 0.235 | | | 0-0 2B E 1B | | | | | | 0-0 1B | 4 | 1 | 2 | 1 | 0 | 0 | 0 | | | | | | | | | | | | | | | | | | | | | | |
| John Kennedy, R OBP: 0.299, SLG: 0.405 | | | 0-0 E BB 2B | | | | | | 0-3 K | 4 | 1 | 1 | 0 | 0 | 2 | 1 | | | | | | | | | | | | | | | | | | | | | | |
| Inning Stats | R: 0 E: 0 K: 2 S: 7 | H: 0 LOB: 0 BB: 0 P: 7 | R: 0 E: 0 K: 0 S: 3 | H: 0 LOB: 0 BB: 0 P: 3 | R: 4 E: 1 K: 0 S: 6 | H: 2 LOB: 3 BB: 3 P: 19 | R: 0 E: 0 K: 1 S: 6 | H: 1 LOB: 1 BB: 0 P: 6 | R: 0 E: 0 K: 0 S: 5 | H: 2 LOB: 2 BB: 0 P: 5 | R: 3 E: 0 K: 0 S: 5 | H: 2 LOB: 1 BB: 1 P: 9 | R: 1 E: 0 K: 1 S: 6 | H: 1 LOB: 1 BB: 1 P: 10 | R: 1 E: 0 K: 0 S: 4 | H: 1 LOB: 2 BB: 2 P: 12 | R: 1 E: 0 K: 0 S: 4 | H: 1 LOB: 2 BB: 2 P: 12 | 1B: 5 2B: 2 3B: 1 HR: 1 | SF: 1 SAC: 0 DP: 0 HBP: 1 | WP: 0 PB: 0 SB: 0 CS: 0 | PA: 42 | | | | | | | | | | | | | | | | |
| PITCHER | IP | WLS | BF | H | R | ER | SO | BB | IBB | HBP | BLK | WP | HR | S | P | ERA | WHIP | PITCHER | | | | IP | WLS | BF | H | R | ER | SO | BB | IBB | HBP | BLK | WP | HR | S | P | ERA | WHIP |
| Gene Garber, R ERA: 2.21 | 2.1 | L | 13 | 2 | 4 | 3 | 2 | 3 | 0 | 0 | 0 | 0 | 1 | 18 | 23 | 7.36 | 1.364 | | | | | | | | | | | | | | | | | | | | | |
| Bruce Dal Canton, R ERA: 3.16 | 3.2 | | 18 | 5 | 3 | 3 | 1 | 0 | 1 | 1 | 0 | 0 | 0 | 6 | 10 | 9.00 | 2.000 | | | | | | | | | | | | | | | | | | | | | |
| Wayne Simpson, R ERA: 6.47 | 1.0 | | 5 | 1 | 1 | 1 | 1 | 1 | 0 | 0 | 0 | 0 | 0 | 4 | 12 | 9.00 | 3.000 | | | | | | | | | | | | | | | | | | | | | |
| Norm Angelini, L ERA: 3.86 | 1.0 | | 6 | 1 | 1 | 1 | 0 | 2 | 0 | 0 | 0 | 0 | 0 | 4 | 12 | 9.00 | 3.000 | | | | | | | | | | | | | | | | | | | | | |


| | |
|-----|----|
| AB | 33 |
| R | 9 |
| H | 9 |
| RBI | 9 |
| BB | 7 |
| SO | 4 |
| LOB | 15 |



| Batter | 1 | 2 | 3 | 4 | 5 | 6 | 7 | 8 | 9 | AB | R | H | RBI | BB | SO | LOB | TOP | | |
|---|--|---------------------------------|------------------------------|---------------------------------|------------------------------|---------------------------------|------------------------------|---------------------------------|------------------------------|---------------------------------|------------------------------|---------------------------------|------------------------------|---------------------------------|------------------------------|---------------------------------|----------------------------------|------------------------------------|--|
| Freddie Patek, R OBP: 0.336, SLG: 0.327 | F8 | | FC5-4 1B | | 1-3 | | 3B | | 4-3 | 5 | 0 | 1 | 1 | 0 | 0 | 4 | | | |
| Steve Hoyley, L OBP: 0.336, SLG: 0.298 | F5 | | P4 | | P7 | | F7 | | | 4 | 0 | 0 | 0 | 0 | 0 | 3 | | | |
| John Mayberry, L OBP: 0.430, SLG: 0.557 | FC5-4 1B | | 1B | | P8 | | | 4-3 | | 4 | 0 | 2 | 1 | 0 | 0 | 0 | | | |
| Amos Otis, R OBP: 0.350, SLG: 0.477 | FC5-4 | | F7 | | | 5-3 | | 6-3 | | 1 | 0 | 0 | 0 | 0 | 0 | 1 | | | |
| Kurt Bevacqua, R OBP: 0.395, SLG: 0.425 | FC5-4 | | | | | | | | | 3 | 0 | 0 | 0 | 0 | 0 | 2 | | | |
| Ed Kirkpatrick, L OBP: 0.385, SLG: 0.506 | | F5 | | | | F9 | | F8 | | 4 | 0 | 1 | 0 | 0 | 0 | 0 | | | |
| Cookie Rojas, R OBP: 0.314, SLG: 0.372 | F8 | | | | K | | K | | BB 1B | 4 | 0 | 1 | 0 | 0 | 2 | 1 | | | |
| Lou Piniella, R OBP: 0.274, SLG: 0.341 | 4-3 | | | | 1B | | | 5-3 | F8 | 4 | 0 | 1 | 0 | 0 | 0 | 1 | | | |
| Gail Hopkins, L OBP: 0.466, SLG: 0.511 | | | FC5-4 1B BB | | L8 | | 3B 1B | | F8 | 3 | 2 | 1 | 0 | 1 | 0 | 3 | | | |
| Paul Schaaf, R OBP: 0.385, SLG: 0.394 | | | FC1 FC5-4 | | K | | K | | BB 1-2 | 3 | 0 | 0 | 0 | 1 | 2 | 4 | | | |
| Inning Stats | R: 0 E: 0 K: 0 S: 4 | H: 1 LOB: 1 BB: 0 P: 4 | R: 0 E: 0 K: 0 S: 3 | H: 0 LOB: 0 BB: 0 P: 3 | R: 1 E: 1 K: 0 S: 5 | H: 1 LOB: 2 BB: 1 P: 9 | R: 0 E: 0 K: 2 S: 9 | H: 2 LOB: 2 BB: 0 P: 9 | R: 0 E: 0 K: 1 S: 5 | H: 0 LOB: 0 BB: 0 P: 5 | R: 1 E: 0 K: 1 S: 7 | H: 2 LOB: 1 BB: 0 P: 7 | R: 0 E: 0 K: 0 S: 3 | H: 0 LOB: 0 BB: 0 P: 3 | R: 0 E: 0 K: 0 S: 4 | H: 1 LOB: 2 BB: 1 P: 8 | 1B: 6 2B: 0 3B: 1 HR: 0 | SF: 0 SAC: 0 DP: 0 HBP: 0 | WP: 0 PA: 37 PB: 0 SB: 0 CS: 0 |
| PITCHER Marty Pattin, R ERA: 4.76 | IP: 9.0 WLS: W BF: 37 H: 7 R: 2 ER: 1 SO: 4 BB: 2 IBB: 0 HBP: 0 BLK: 0 WP: 0 HR: 0 S: 43 P: 51 ERA: 1.00 WHIP: 1.000 | | | | | | | | | | | | | | | PITCHER | | | |

Kansas City Royals @ Boston Red Sox
Fenway Park, Boston, MA
Tue Jun 05 1973, 7:05 PM EDT
Att: 10,966 - Unknown - 59 F


AB 35
R 2
H 7
RBI 2
BB 2
SO 4
LOB 19



| Batter | 1 | 2 | 3 | 4 | 5 | 6 | 7 | 8 | 9 | AB | R | H | RBI | BB | SO | LOB | BOTTOM | | |
|--|--|----------------------------------|------------------------------|---------------------------------|------------------------------|---------------------------------|------------------------------|---------------------------------|------------------------------|---------------------------------|------------------------------|----------------------------------|------------------------------|----------------------------------|------------------------------|---------------------------------|-----------------------------------|------------------------------------|--|
| Rick Miller, L OBP: 0.433, SLG: 0.408 | HR 1B BB | | | | 6-3 | E8 1B | | 1B WP | | 3 | 1 | 1 | 1 | 1 | 0 | 1 | | | |
| Dwight Evans, R OBP: 0.333, SLG: 0.315 | | L4 | | | | 3-1 1B | | 2B WP 1B | | 1 | 1 | 1 | 0 | 0 | 0 | 0 | | | |
| Reggie Smith, S OBP: 0.388, SLG: 0.423 | HR 1B | | K | | | K | | 1B WP 1B | | 5 | 2 | 2 | 0 | 0 | 2 | 2 | | | |
| Carlton Fisk, R OBP: 0.385, SLG: 0.571 | HR | | 1B | | K | | K | 1-2 2B | | 5 | 1 | 3 | 4 | 0 | 2 | 0 | | | |
| Carl Yastrzemski, L OBP: 0.355, SLG: 0.444 | K | | G6-4-3 1B | | | 1B BB | 6-3 1B BB | K | | 2 | 2 | 1 | 0 | 2 | 1 | 0 | | | |
| Danny Cater, R OBP: 0.333, SLG: 0.361 | K | | G6-4-3 1B | | | 1B BB | 6-3 1B BB | K | | 1 | 0 | 0 | 0 | 0 | 1 | 1 | | | |
| Orlando Cepeda, R OBP: 0.330, SLG: 0.434 | F9 | | G6-4-3 | | | 1B | 6-3 | F9 | | 5 | 0 | 1 | 1 | 0 | 0 | 4 | | | |
| Rico Petrocelli, R OBP: 0.282, SLG: 0.422 | K | | | | 6-3 1B | 2B 2B | 1B BB | | | 3 | 1 | 2 | 0 | 1 | 1 | 0 | | | |
| Tommy Harper, R OBP: 0.339, SLG: 0.351 | | 6-3 | | | 6-3 | FC6-4 E 2B | 1-2 1B | | | 4 | 1 | 2 | 2 | 0 | 0 | 1 | | | |
| Mario Guerrero, R OBP: 0.256, SLG: 0.216 | | F2 | | | 6-3 | FC6-4 BB | F9 | | | 3 | 0 | 0 | 0 | 1 | 0 | 3 | | | |
| John Kennedy, R OBP: 0.297, SLG: 0.398 | | | | | K | FC6-4 E | 6-3 | | | 4 | 0 | 1 | 0 | 0 | 1 | 3 | | | |
| Inning Stats | R: 3 E: 0 K: 2 S: 9 | H: 2 LOB: 0 BB: 1 P: 13 | R: 0 E: 0 K: 0 S: 4 | H: 1 LOB: 1 BB: 0 P: 4 | R: 0 E: 0 K: 1 S: 6 | H: 2 LOB: 1 BB: 0 P: 6 | R: 0 E: 0 K: 1 S: 6 | H: 1 LOB: 1 BB: 0 P: 6 | R: 0 E: 0 K: 1 S: 5 | H: 0 LOB: 0 BB: 0 P: 5 | R: 3 E: 1 K: 1 S: 8 | H: 4 LOB: 2 BB: 2 P: 16 | R: 1 E: 0 K: 1 S: 6 | H: 1 LOB: 2 BB: 2 P: 14 | R: 2 E: 0 K: 1 S: 8 | H: 3 LOB: 1 BB: 0 P: 8 | 1B: 10 2B: 3 3B: 0 HR: 1 | SF: 0 SAC: 0 DP: 1 HBP: 0 | WP: 1 PA: 41 PB: 0 SB: 0 CS: 0 |
| PITCHER Dick Drago, R ERA: 4.66 | IP: 5.2 WLS: L BF: 28 H: 10 R: 6 ER: 6 SO: 10 BB: 3 IBB: 0 HBP: 0 BLK: 0 WP: 0 HR: 1 S: 35 P: 47 ERA: 9.53 WHIP: 2.294 | | | | | | | | | | | | | | | PITCHER | | | |
| Wayne Simpson, R ERA: 5.74 | IP: 2.1 WLS: L BF: 13 H: 4 R: 3 ER: 3 SO: 3 BB: 2 IBB: 0 HBP: 0 BLK: 0 WP: 1 HR: 0 S: 17 P: 25 ERA: 11.57 WHIP: 2.571 | | | | | | | | | | | | | | | PITCHER | | | |

Kansas City Royals @ Boston Red Sox
Fenway Park, Boston, MA
Tue Jun 05 1973, 7:05 PM EDT
Att: 10,966 - Unknown - 59 F

AB 36
R 9
H 14
RBI 8
BB 5
SO 8
LOB 15



| Batter | 1 | 2 | 3 | 4 | 5 | 6 | 7 | 8 | 9 | 10 | AB | R | H | RBI | BB | SO | LOB | TOP | | | | |
|---|--|---------------------------------|------------------------------|---------------------------------|------------------------------|---------------------------------|------------------------------|----------------------------------|------------------------------|---------------------------------|------------------------------|---------------------------------|------------------------------|---------------------------------|------------------------------|-----------------------------------|------------------------------|---------------------------------|----------------------------------|------------------------------------|----------------------------------|--------|
| Freddie Patek, R OBP: 0.331, SLG: 0.321 Bobby Floyd, R OBP: 0.235, SLG: 0.235 | (1, 6) X 0-0 5-3 | | (1, 6) X 0-0 F9 | | (1, 6) X 0-0 F7 | | | (1, 6) X 0-0 F9 | | (1, 6) X 0-0 4-3 1B | 4 | 0 | 0 | 0 | 0 | 0 | 0 | | | | | |
| Cookie Rojas, R OBP: 0.321, SLG: 0.372 | (1, 4) X 0-0 C4-6-3 1B | | | (1, 4) X 4-0 CS SF9 1B BB | | (1, 4) X 0-0 6-3 | | (1, 4) X 4-0 BB | | (1, 4) X 0-0 4-3 1-2 | 3 | 1 | 1 | 0 | 2 | 0 | 1 | | | | | |
| Lou Piniella, R OBP: 0.272, SLG: 0.337 | (1, 7) X 0-0 G4-6-3 1-2 | | | (1, 7) X 0-0 SF9 CS 2B 1B | | (1, 7) X 0-3 K | | (1, 7) X 0-0 4-3 | | (1, 7) X 0-0 6-3 | 5 | 1 | 1 | 0 | 0 | 1 | 3 | | | | | |
| John Mayberry, L OBP: 0.427, SLG: 0.551 | (1, 3) X 0-0 4-3 | | | (1, 3) X 0-0 P3 | | (1, 3) X 0-0 1B | | (1, 3) X 0-0 3-1 | | | 4 | 0 | 1 | 0 | 0 | 0 | 2 | | | | | |
| Kurt Bevacqua, R OBP: 0.388, SLG: 0.413 | (1, 9) X 4-0 E BB | | | (1, 9) X 0-0 SF9 1-3 2-H | | (1, 9) X 0-0 F9 | | (1, 9) X 0-0 6-3 | | | 2 | 0 | 0 | 1 | 1 | 0 | 1 | | | | | |
| Paul Schaaf, R OBP: 0.388, SLG: 0.399 | (1, 5) X 0-0 P7 1-3 | | | (1, 5) X 0-0 BB 2B | | (1, 5) X 0-0 2B | | (1, 5) X 0-0 1-3 | | (1, 5) X 4-0 HR BB | 3 | 1 | 1 | 1 | 1 | 0 | 1 | | | | | |
| Jim Wohlford, R OBP: 0.250, SLG: 0.484 | (1, 10) X 0-0 5-3 | | | (1, 10) X 0-3 3-H K | | (1, 10) X 0-3 K | | (1, 10) X 0-0 B1-3 | | (1, 10) X 0-0 HR | 4 | 1 | 1 | 2 | 0 | 1 | 2 | | | | | |
| Steve Hovley, L OBP: 0.324, SLG: 0.286 | (1, 8) X 0-0 4-3 | | | (1, 8) X 0-0 P6 | | (1, 8) X 0-0 F8 | | (1, 8) X 0-0 4-3 | | (1, 8) X 0-3 K | 4 | 0 | 0 | 0 | 0 | 1 | 0 | | | | | |
| Fran Healy, R OBP: 0.264, SLG: 0.242 Hal McRae, R OBP: 0.239, SLG: 0.244 Carl Taylor, R OBP: 0.354, SLG: 0.227 | (1, 2) X 0-0 5-3 | | | (1, 2) X 0-0 P6 | | | | (1, 2) X 0-0 4-3 | | (1, 2) X 0-0 P9 | 3 | 0 | 0 | 0 | 0 | 0 | 0 | | | | | |
| Inning Stats | R: 0 E: 0 K: 0 S: 3 | H: 1 LOB: 0 BB: 0 P: 3 | R: 0 E: 1 K: 0 S: 3 | H: 0 LOB: 1 BB: 1 P: 7 | R: 0 E: 0 K: 0 S: 3 | H: 0 LOB: 0 BB: 0 P: 3 | R: 2 E: 0 K: 1 S: 7 | H: 2 LOB: 1 BB: 1 P: 11 | R: 0 E: 0 K: 0 S: 6 | H: 0 LOB: 0 BB: 0 P: 3 | R: 0 E: 0 K: 0 S: 3 | H: 0 LOB: 0 BB: 0 P: 3 | R: 0 E: 0 K: 0 S: 3 | H: 0 LOB: 1 BB: 1 P: 7 | R: 2 E: 0 K: 1 S: 6 | H: 1 LOB: 0 BB: 10 P: 10 | R: 0 E: 0 K: 0 S: 4 | H: 1 LOB: 1 BB: 0 P: 4 | 1B: 4 2B: 1 3B: 0 HR: 1 | SF: 1 SAC: 0 DP: 1 HBP: 0 | WP: 0 PB: 0 SB: 0 CS: 2 | PA: 39 |
| PITCHER Bill Lee, L ERA: 2.11 | (1, 1) IP: 10.0 WLS: W BF: 39 H: 6 R: 4 ER: 2 SO: 3 BB: 4 IBB: 0 HBP: 0 BLK: 0 WP: 0 HR: 1 S: 41 P: 57 ERA: 1.80 WHIP: 1.000 | | | | | | | | | | | | | | | | | | | | | |

Kansas City Royals @ Boston Red Sox
Fenway Park, Boston, MA
Wed Jun 06 1973, 3:33 AM EDT
Att: 12,488 - Unknown - 68 F

| | |
|-----|----|
| AB | 34 |
| R | 4 |
| H | 6 |
| RBI | 4 |
| BB | 4 |
| SO | 3 |
| LOB | 10 |



| Batter | 1 | 2 | 3 | 4 | 5 | 6 | 7 | 8 | 9 | 10 | AB | R | H | RBI | BB | SO | LOB | BOTTOM | | | | | | |
|---|---|---------------------------------|------------------------------|---------------------------------|------------------------------|---------------------------------|------------------------------|----------------------------------|------------------------------|----------------------------------|------------------------------|---------------------------------|------------------------------|---------------------------------|------------------------------|---------------------------------|------------------------------|---------------------------------|------------------------------|---------------------------------|----------------------------------|------------------------------------|----------------------------------|--------|
| Tommy Harper, R OBP: 0.342, SLG: 0.347 Rick Miller, L OBP: 0.433, SLG: 0.408 | (1, 7) X 4-0 CS BB | | (1, 7) X 0-3 K | | (1, 7) X 4-0 1-2 2-3 BB | | (1, 7) X 0-0 5-3 | | | | 2 | 0 | 0 | 0 | 2 | 1 | 0 | | | | | | | |
| Luis Aparicio, R OBP: 0.337, SLG: 0.327 | (1, 6) X 0-0 L5 1-2 | | | (1, 6) X 0-0 F9 | (1, 6) X 0-0 SF8 | | | (1, 6) X 0-0 4-3 | | | 3 | 0 | 0 | 1 | 0 | 0 | 1 | | | | | | | |
| Reggie Smith, S OBP: 0.377, SLG: 0.409 | (1, 8) X 0-0 5-3 | | | (1, 8) X 0-3 K | (1, 8) X 0-0 P4 3-H | | | (1, 8) X 0-3 K | | | 4 | 0 | 0 | 0 | 0 | 2 | 2 | | | | | | | |
| Carl Yastrzemski, L OBP: 0.398, SLG: 0.443 | (1, 3) X 0-0 P7 | | | (1, 3) X 4-0 HR BB | | (1, 3) X 0-3 K | | (1, 3) X 0-0 S 1B | | | 3 | 1 | 1 | 0 | 1 | 1 | 0 | | | | | | | |
| Orlando Cepeda, R OBP: 0.333, SLG: 0.458 | (1, 10) X 0-0 2B | | | (1, 10) X 0-0 HR 1-H | | (1, 10) X 0-0 6-3 | | (1, 10) X 0-0 L9 1-2 | | | 4 | 1 | 2 | 2 | 0 | 0 | 1 | | | | | | | |
| Rico Petrocelli, R OBP: 0.275, SLG: 0.410 | (1, 5) X 0-3 K | | | (1, 5) X 0-3 K | | (1, 5) X 0-3 K | | | | (1, 5) X 0-3 K | 4 | 0 | 0 | 0 | 0 | 4 | 1 | | | | | | | |
| Dwight Evans, R OBP: 0.321, SLG: 0.302 | (1, 9) X 0-3 K | | | | (1, 9) X 0-3 K | | (1, 9) X 0-0 5-3 | | (1, 9) X 0-0 F9 | | 4 | 0 | 0 | 0 | 0 | 2 | 1 | | | | | | | |
| John Kennedy, R OBP: 0.295, SLG: 0.384 | (1, 4) X 0-3 K | | | (1, 4) X 4-0 BB BB SF8 BB | | (1, 4) X 0-0 P8 | | (1, 4) X 0-0 6-3 | | | 3 | 1 | 0 | 0 | 1 | 1 | 0 | | | | | | | |
| Bob Montgomery, R OBP: 0.308, SLG: 0.909 | (1, 2) X 0-3 K | | | (1, 2) X 4-0 BB BB | | (1, 2) X 0-0 HR | | | | (1, 2) X 0-0 HR | 3 | 2 | 2 | 2 | 1 | 1 | 0 | | | | | | | |
| Inning Stats | R: 0 E: 0 K: 0 S: 2 | H: 0 LOB: 0 BB: 1 P: 6 | R: 0 E: 0 K: 2 S: 8 | H: 1 LOB: 1 BB: 0 P: 8 | R: 0 E: 0 K: 3 S: 9 | H: 0 LOB: 0 BB: 0 P: 9 | R: 2 E: 0 K: 2 S: 8 | H: 1 LOB: 0 BB: 1 P: 12 | R: 1 E: 0 K: 1 S: 5 | H: 0 LOB: 2 BB: 3 P: 17 | R: 0 E: 0 K: 2 S: 7 | H: 0 LOB: 0 BB: 0 P: 7 | R: 1 E: 0 K: 0 S: 4 | H: 1 LOB: 0 BB: 0 P: 4 | R: 0 E: 0 K: 1 S: 6 | H: 1 LOB: 1 BB: 0 P: 6 | R: 0 E: 0 K: 1 S: 5 | H: 0 LOB: 0 BB: 0 P: 5 | R: 1 E: 0 K: 0 S: 1 | H: 1 LOB: 0 BB: 0 P: 1 | 1B: 1 2B: 1 3B: 0 HR: 3 | SF: 1 SAC: 0 DP: 0 HBP: 0 | WP: 0 PB: 0 SB: 1 CS: 1 | PA: 36 |
| PITCHER Ken Wright, R ERA: 4.35 Doug Bird, R ERA: 1.99 | (1, 1) IP: 4.1 WLS: L BF: 19 H: 3 R: 2 ER: 2 SO: 4 BB: 2 IBB: 0 HBP: 0 BLK: 0 WP: 0 HR: 2 S: 25 P: 33 ERA: 6.23 WHIP: 1.071 | | | | | | | | | | | | | | | | | | | | | | | |

Kansas City Royals @ Boston Red Sox
Fenway Park, Boston, MA
Wed Jun 06 1973, 3:33 AM EDT
Att: 12,488 - Unknown - 68 F

| | |
|-----|----|
| AB | 30 |
| R | 5 |
| H | 5 |
| RBI | 5 |
| BB | 5 |
| SO | 12 |
| LOB | 6 |



| Batter | 1 | 2 | 3 | 4 | 5 | 6 | 7 | 8 | 9 | AB | R | H | RBI | BB | SO | LOB | TOP | | | | | |
|---|------------------------------|------------------------|------------------------------|----------------------------------|------------------------------|----------------------------------|------------------------------|----------------------------------|------------------------------|---------------------------------|------------------------------|---------------------------------|------------------------------|----------------------------------|------------------------------|---------------------------------|------------------------------|---------------------------------|----------------------------------|------------------------------------|----------------------------------|--------|
| Horace Clarke, S (1, 4) OBP: 0.316, SLG: 0.302 | F9 | L7 | | 2B | | FC5-4 | FC6-4 | | | 5 | 0 | 1 | 0 | 0 | 0 | 6 | | | | | | |
| Roy White, S (1, 7) OBP: 0.347, SLG: 0.333 | | | | HR | | FC6-4 | | BB | | 3 | 2 | 2 | 2 | 2 | 0 | 1 | | | | | | |
| Matty Alou, L (1, 9) OBP: 0.332, SLG: 0.344 | F5 | | 1-3 | BB | | E8 | | | | 5 | 0 | 2 | 0 | 0 | 1 | 3 | | | | | | |
| Bobby Murcer, L (1, 8) OBP: 0.320, SLG: 0.474 | K | | | HR | | F7 | | | | 5 | 1 | 1 | 2 | 0 | 1 | 6 | | | | | | |
| Ron Blomberg, L (1, 3) OBP: 0.481, SLG: 0.563 | | | | | | | | | | 4 | 2 | 2 | 0 | 1 | 0 | 1 | | | | | | |
| Graig Nettles, L (1, 5) OBP: 0.351, SLG: 0.379 | | | | | | | | | | 5 | 0 | 0 | 0 | 0 | 2 | 3 | | | | | | |
| Jim Ray Hart, R (1, 10) OBP: 0.362, SLG: 0.500 | | | | | | | | | | 3 | 2 | 2 | 3 | 2 | 0 | 0 | | | | | | |
| Ron Swoboda, R (0, PR) OBP: 0.208, SLG: 0.095 | | | | | | | | | | 0 | 0 | 0 | 0 | 0 | 0 | 0 | | | | | | |
| Thurman Munson, R (1, 2) OBP: 0.353, SLG: 0.451 | | | | | | | | | | 3 | 1 | 1 | 0 | 2 | 0 | 1 | | | | | | |
| Gene Michael, S (1, 6) OBP: 0.306, SLG: 0.349 | | | | | | | | | | 4 | 0 | 2 | 1 | 1 | 0 | 1 | | | | | | |
| Inning Stats | R: 0 E: 0 K: 1 S: 6 | H: 1 LOB: 1 P: 6 | R: 1 E: 0 K: 0 S: 4 | H: 2 LOB: 2 BB: 2 P: 12 | R: 4 E: 0 K: 0 S: 6 | H: 3 LOB: 0 BB: 1 P: 10 | R: 0 E: 0 K: 1 S: 6 | H: 1 LOB: 2 BB: 1 P: 10 | R: 0 E: 0 K: 1 S: 5 | H: 0 LOB: 0 BB: 0 P: 5 | R: 1 E: 1 K: 0 S: 6 | H: 3 LOB: 2 BB: 0 P: 6 | R: 1 E: 0 K: 1 S: 6 | H: 2 LOB: 2 BB: 2 P: 14 | R: 1 E: 0 K: 0 S: 4 | H: 1 LOB: 1 BB: 1 P: 8 | R: 0 E: 0 K: 0 S: 2 | H: 0 LOB: 1 BB: 1 P: 6 | 1B: 8 2B: 1 3B: 0 HR: 4 | SF: 0 SAC: 0 DP: 1 HBP: 0 | WP: 1 PB: 1 SB: 0 CS: 0 | PA: 45 |
| PITCHER | IP | WLS | BF | H | R | ER | SO | BB | IBB | HBP | BLK | WP | HR | S | P | ERA | WHIP | | | | | |
| Gene Garber, R (1, 1) ERA: 2.91 | 2.2 | L | 16 | 6 | 5 | 5 | 1 | 3 | 0 | 0 | 0 | 1 | 3 | 15 | 27 | 16.88 | 3.375 | | | | | |
| Mike Jackson, L (3, 1) ERA: 8.85 | 4.1 | | 21 | 6 | 2 | 2 | 3 | 3 | 0 | 0 | 0 | 0 | 1 | 24 | 36 | 4.15 | 2.077 | | | | | |
| Wayne Simpson, R (8, 1) ERA: 5.69 | 2.0 | | 8 | 1 | 1 | 1 | 0 | 2 | 0 | 0 | 0 | 0 | 0 | 6 | 14 | 4.50 | 1.500 | | | | | |

New York Yankees @ Kansas City Royals
 Royals Stadium, Kansas City, MO
 Fri Jun 08 1973, 8:05 PM EDT
 Att: 19,624 - Unknown - 84 F

AB 37
 R 8
 H 13
 RBI 8
 BB 8
 SO 4
 LOB 22



| Batter | 1 | 2 | 3 | 4 | 5 | 6 | 7 | 8 | 9 | AB | R | H | RBI | BB | SO | LOB | BOTTOM | | | | | |
|---|------------------------------|------------------------|------------------------------|---------------------------------|------------------------------|---------------------------------|------------------------------|---------------------------------|------------------------------|---------------------------------|------------------------------|---------------------------------|------------------------------|---------------------------------|------------------------------|---------------------------------|------------------------------|---------------------------------|----------------------------------|------------------------------------|----------------------------------|--------|
| Paul Schaaf, R (1, 5) OBP: 0.383, SLG: 0.390 | 6-3 | | K | | 4-3 | | | | P2 | 4 | 0 | 0 | 0 | 0 | 1 | 2 | | | | | | |
| Steve Hovley, L (1, 8) OBP: 0.326, SLG: 0.277 | 1-3 | | | | F8 | | 1-3 | | | 3 | 0 | 0 | 0 | 2 | 0 | 0 | | | | | | |
| Cookie Rojas, R (1, 4) OBP: 0.318, SLG: 0.368 | P5 | | | | 2B | | 5-3 | | FC5 | 5 | 1 | 1 | 0 | 0 | 0 | 5 | | | | | | |
| John Mayberry, L (1, 3) OBP: 0.433, SLG: 0.560 | | | | | | | | | | 4 | 0 | 3 | 1 | 0 | 0 | 0 | | | | | | |
| Ed Kirkpatrick, L (1, 9) OBP: 0.392, SLG: 0.509 | | | | | | | | | | 3 | 0 | 2 | 0 | 1 | 0 | 1 | | | | | | |
| Lou Piniella, R (1, 7) OBP: 0.271, SLG: 0.335 | | | | | | | | | | 1 | 0 | 0 | 0 | 0 | 1 | 1 | | | | | | |
| Hal McRae, R (3, 7) OBP: 0.234, SLG: 0.238 | K | | | | G6-4-3 | | | | | 3 | 0 | 0 | 0 | 0 | 0 | 5 | | | | | | |
| Gail Hopkins, L (1, 10) OBP: 0.459, SLG: 0.500 | | | | | | | | | | 3 | 0 | 1 | 0 | 0 | 0 | 1 | | | | | | |
| Kurt Bevacqua, R (8, PH) OBP: 0.384, SLG: 0.408 | | | | | | | | | | 1 | 0 | 0 | 0 | 0 | 0 | 1 | | | | | | |
| Carl Taylor, R (1, 2) OBP: 0.345, SLG: 0.221 | | | | | | | | | | 2 | 0 | 0 | 0 | 0 | 0 | 0 | | | | | | |
| Jim Wohlford, R (7, PH) OBP: 0.205, SLG: 0.485 | | | | | | | | | | 2 | 0 | 1 | 0 | 0 | 0 | 0 | | | | | | |
| Bobby Floyd, R (1, 6) OBP: 0.286, SLG: 0.333 | | | | | | | | | | 4 | 0 | 2 | 0 | 0 | 0 | 2 | | | | | | |
| Inning Stats | R: 0 E: 0 K: 0 S: 3 | H: 0 LOB: 0 P: 3 | R: 0 E: 0 K: 1 S: 6 | H: 1 LOB: 1 BB: 0 P: 6 | R: 0 E: 0 K: 1 S: 5 | H: 0 LOB: 0 BB: 0 P: 5 | R: 1 E: 0 K: 0 S: 4 | H: 2 LOB: 1 BB: 1 P: 8 | R: 0 E: 0 K: 0 S: 4 | H: 1 LOB: 1 BB: 0 P: 4 | R: 0 E: 0 K: 0 S: 5 | H: 2 LOB: 2 BB: 0 P: 5 | R: 0 E: 0 K: 0 S: 4 | H: 2 LOB: 3 BB: 1 P: 9 | R: 0 E: 0 K: 0 S: 4 | H: 1 LOB: 1 BB: 0 P: 4 | R: 0 E: 0 K: 0 S: 4 | H: 1 LOB: 2 BB: 1 P: 8 | 1B: 8 2B: 2 3B: 0 HR: 0 | SF: 0 SAC: 0 DP: 2 HBP: 1 | WP: 1 PB: 0 SB: 0 CS: 0 | PA: 39 |
| PITCHER | IP | WLS | BF | H | R | ER | SO | BB | IBB | HBP | BLK | WP | HR | S | P | ERA | WHIP | | | | | |
| Doc Medich, R (1, 1) ERA: 3.27 | 6.2 | W | 29 | 8 | 1 | 1 | 2 | 2 | 0 | 1 | 0 | 0 | 0 | 30 | 39 | 1.35 | 1.500 | | | | | |
| Sparky Lyle, L (7, 1) ERA: 1.82 | 2.1 | S | 10 | 2 | 0 | 0 | 0 | 1 | 0 | 0 | 0 | 0 | 0 | 9 | 13 | 0.00 | 1.286 | | | | | |

New York Yankees @ Kansas City Royals
 Royals Stadium, Kansas City, MO
 Fri Jun 08 1973, 8:05 PM EDT
 Att: 19,624 - Unknown - 84 F


AB 35
 R 1
 H 10
 RBI 1
 BB 3
 SO 2
 LOB 18



| Batter | 1 | 2 | 3 | 4 | 5 | 6 | 7 | 8 | 9 | AB | R | H | RBI | BB | SO | LOB | TOP | | | | | | | | | | |
|---|------------------------------|---------------------------------|------------------------------|---------------------------------|------------------------------|---------------------------------|------------------------------|---------------------------------|--------------------------------|---------------------------------|------------------------------|---------------------------------|------------------------------|----------------------------------|------------------------------|----------------------------------|----------------------------------|------------------------------------|-------------------------|--------|--|--|--|--|--|--|--|
| Horace Clarke, S OBP: 0.318, SLG: 0.301 | 4-3 F8 BB | | 0-3 K | | | 0-0 6-3 | | 0-0 G3 | 0-0 1B | 4 | 0 | 1 | 2 | 1 | 1 | 1 | | | | | | | | | | | |
| Roy White, S OBP: 0.344, SLG: 0.327 | 0-0 F8 | | | 0-0 4-3 | | 0-0 F8 | | | 1-2 2-H 3-H BB | 4 | 1 | 0 | 0 | 1 | 0 | 3 | | | | | | | | | | | |
| Matty Alou, L OBP: 0.335, SLG: 0.353 | 0-0 4-3 | | | 0-0 2B | | | 0-0 G6-4-3 1B | | 0-0 G3 | 4 | 0 | 2 | 0 | 0 | 0 | 2 | | | | | | | | | | | |
| Bobby Murcer, L OBP: 0.319, SLG: 0.468 | 0-0 4-3 | | | 0-3 K | | | 0-0 G6-4-3 1B | | 4-0 1B BB | 3 | 1 | 0 | 0 | 1 | 1 | 3 | | | | | | | | | | | |
| Ron Blomberg, L OBP: 0.474, SLG: 0.552 | | 0-0 G3 | | 0-0 6-3 | | | 0-0 F8 | | 0-0 BB BB | 4 | 0 | 1 | 1 | 0 | 0 | 1 | | | | | | | | | | | |
| Jim Ray Hart, R OBP: 0.359, SLG: 0.489 | | 0-3 K | | | 0-3 K | | | | 4-0 FC5-2 BB | 3 | 0 | 0 | 0 | 1 | 3 | 0 | | | | | | | | | | | |
| Felipe Alou, R OBP: 0.282, SLG: 0.368 | | | | | | | | | 1-2 2-3 3-H BB | 0 | 1 | 0 | 0 | 0 | 0 | 0 | | | | | | | | | | | |
| Graig Nettles, L OBP: 0.349, SLG: 0.372 | | 0-0 4-3 | | | 0-0 6-3 | | | | 4-0 BB FC5-2 1B | 3 | 1 | 0 | 1 | 1 | 0 | 0 | | | | | | | | | | | |
| Thurman Munson, R OBP: 0.351, SLG: 0.444 | | | 0-3 K | | 0-0 1-3 | | | | 1-2 2-3 3-H BB | 3 | 2 | 0 | 0 | 1 | 1 | 3 | | | | | | | | | | | |
| Gene Michael, S OBP: 0.310, SLG: 0.355 | | | 0-0 F7 | | | 0-0 G3 | | | 4-0 1-2 2-3 3-H BB | 3 | 0 | 1 | 2 | 1 | 0 | 0 | | | | | | | | | | | |
| Inning Stats | R: 0 E: 0 K: 0 S: 3 | H: 0 LOB: 1 BB: 1 P: 7 | R: 0 E: 0 K: 1 S: 5 | H: 0 LOB: 0 BB: 0 P: 5 | R: 0 E: 0 K: 2 S: 7 | H: 0 LOB: 0 BB: 0 P: 7 | R: 0 E: 0 K: 1 S: 6 | H: 1 LOB: 1 BB: 0 P: 6 | R: 0 E: 0 K: 1 S: 5 | H: 0 LOB: 0 BB: 0 P: 5 | R: 0 E: 0 K: 0 S: 3 | H: 1 LOB: 0 BB: 0 P: 3 | R: 0 E: 0 K: 1 S: 6 | H: 1 LOB: 1 BB: 1 P: 10 | R: 5 E: 0 K: 0 S: 5 | H: 2 LOB: 2 BB: 5 P: 25 | 1B: 3 2B: 2 3B: 0 HR: 0 | SF: 0 SAC: 0 DP: 1 HBP: 0 | WP: 0 PB: 0 CS: 0 | PA: 38 | | | | | | | |
| PITCHER | IP | WLS | BF | H | R | ER | SO | BB | IBB | HBP | BLK | WP | HR | S | P | ERA | WHIP | | | | | | | | | | |
| Dick Drago, R ERA: 4.63 | (1, 1) | 8.1 | 32 | 4 | 4 | 4 | 6 | 4 | 0 | 0 | 0 | 0 | 0 | 40 | 56 | 4.32 | 0.960 | | | | | | | | | | |
| Doug Bird, R ERA: 2.38 | (9, 1) | 0.0 | L | 1 | 0 | 0 | 0 | 1 | 0 | 0 | 0 | 0 | 0 | 0 | 4 | ∞ | ∞ | | | | | | | | | | |
| Norm Angelini, L ERA: 7.71 | (9, 1) | 0.0 | | 1 | 0 | 0 | 0 | 1 | 0 | 0 | 0 | 0 | 0 | 0 | 4 | ∞ | ∞ | | | | | | | | | | |
| Bruce Dal Canton, R ERA: 3.13 | (9, 1) | 0.2 | 4 | 1 | 2 | 2 | 0 | 1 | 0 | 0 | 0 | 0 | 0 | 3 | 7 | 27.00 | 3.000 | | | | | | | | | | |

New York Yankees @ Kansas City Royals
 Royals Stadium, Kansas City, MO
 Sat Jun 09 1973, 8:05 PM EDT
 Att: 25,083 - Unknown - 83 F

AB 31
 R 6
 H 5
 RBI 6
 BB 7
 SO 6
 LOB 13



| Batter | 1 | 2 | 3 | 4 | 5 | 6 | 7 | 8 | 9 | AB | R | H | RBI | BB | SO | LOB | BOTTOM | | | | | | | | | | |
|---|------------------------------|---------------------------------|------------------------------|---------------------------------|-------------------------------|----------------------------------|------------------------------|---------------------------------|------------------------------|---------------------------------|------------------------------|---------------------------------|------------------------------|---------------------------------|------------------------------|---------------------------------|------------------------------|---------------------------------|----------------------------------|------------------------------------|-------------------------|--------|--|--|--|--|--|
| Steve Hovley, L OBP: 0.325, SLG: 0.276 | 0-0 3-1 | | 0-0 1B | 0-0 6-3 | | | 0-0 FC1-5 1B | | | 4 | 1 | 1 | 0 | 0 | 0 | 2 | | | | | | | | | | | |
| Paul Schaaf, R OBP: 0.385, SLG: 0.392 | 0-0 1B | | 0-0 FC6 1B | | 0-0 F7 | | 0-0 1B | | | 4 | 1 | 2 | 1 | 0 | 0 | 1 | | | | | | | | | | | |
| Cookie Rojas, R OBP: 0.317, SLG: 0.365 | 0-0 F9 | | 0-0 E9 1B | | 0-3 K | | 0-0 F7 | | | 4 | 1 | 1 | 1 | 0 | 1 | 3 | | | | | | | | | | | |
| John Mayberry, L OBP: 0.430, SLG: 0.554 | 0-3 K | | 0-0 1B | | 0-3 K | | | 0-0 4-3 | | 4 | 0 | 1 | 1 | 0 | 2 | 1 | | | | | | | | | | | |
| Ed Kirkpatrick, L OBP: 0.389, SLG: 0.503 | | 0-0 F9 | 0-0 1B | | 0-0 G3 | | 0-0 F7 | | | 4 | 0 | 1 | 0 | 0 | 0 | 0 | | | | | | | | | | | |
| Lou Piniella, R OBP: 0.271, SLG: 0.333 | | 0-0 G4-6-3 1B | 0-0 F8 | | 0-3 K | | 0-0 F9 | | | 4 | 0 | 1 | 0 | 0 | 1 | 2 | | | | | | | | | | | |
| Gail Hopkins, L OBP: 0.438, SLG: 0.472 | | 0-0 G4-6-3 1B | 0-3 K | | | 0-0 L6 | | | 0-0 1-3 | 3 | 0 | 0 | 0 | 0 | 1 | 3 | | | | | | | | | | | |
| Jim Wohlford, R OBP: 0.257, SLG: 0.471 | | | | | | | | | | 1 | 0 | 0 | 0 | 0 | 0 | 0 | | | | | | | | | | | |
| Bobby Floyd, R OBP: 0.280, SLG: 0.320 | | | 0-0 1B FC6 1B | | 0-0 L6 | | 0-0 E6 FC1-5 BB | | 0-0 P4 | 4 | 1 | 1 | 0 | 0 | 0 | 0 | | | | | | | | | | | |
| Fran Healy, R OBP: 0.267, SLG: 0.235 | | | 0-0 F2 | | 0-0 1-3 | | 4-0 1B FC1-5 BB | | 0-0 F8 | 2 | 0 | 0 | 0 | 1 | 0 | 1 | | | | | | | | | | | |
| Kurt Bevacqua, R OBP: 0.379, SLG: 0.403 | | | | | | | | | | 1 | 0 | 0 | 0 | 0 | 0 | 0 | | | | | | | | | | | |
| Inning Stats | R: 0 E: 0 K: 1 S: 6 | H: 1 LOB: 1 BB: 0 P: 6 | R: 0 E: 0 K: 0 S: 3 | H: 1 LOB: 0 BB: 0 P: 3 | R: 4 E: 2 K: 1 S: 11 | H: 5 LOB: 2 BB: 0 P: 11 | R: 0 E: 0 K: 0 S: 3 | H: 0 LOB: 0 BB: 0 P: 3 | R: 0 E: 0 K: 2 S: 7 | H: 0 LOB: 0 BB: 0 P: 7 | R: 0 E: 0 K: 1 S: 5 | H: 0 LOB: 0 BB: 0 P: 5 | R: 0 E: 1 K: 0 S: 4 | H: 1 LOB: 2 BB: 1 P: 8 | R: 0 E: 0 K: 0 S: 3 | H: 0 LOB: 0 BB: 0 P: 3 | R: 0 E: 0 K: 0 S: 3 | H: 0 LOB: 0 BB: 0 P: 3 | 1B: 8 2B: 0 3B: 0 HR: 0 | SF: 0 SAC: 0 DP: 1 HBP: 0 | WP: 0 PB: 0 CS: 0 | PA: 36 | | | | | |
| PITCHER | IP | WLS | BF | H | R | ER | SO | BB | IBB | HBP | BLK | WP | HR | S | P | ERA | WHIP | | | | | | | | | | |
| Fred Beene, R ERA: 2.22 | (1, 1) | 3.0 | 16 | 7 | 4 | 3 | 2 | 0 | 0 | 0 | 0 | 0 | 0 | 20 | 20 | 9.00 | 2.333 | | | | | | | | | | |
| Pat Dobson, R ERA: 4.6 | (4, 1) | 5.0 | W | 17 | 1 | 0 | 0 | 3 | 1 | 0 | 0 | 0 | 0 | 22 | 26 | 0.00 | 0.400 | | | | | | | | | | |
| Sparky Lyle, L ERA: 1.77 | (9, 1) | 1.0 | S | 3 | 0 | 0 | 0 | 0 | 0 | 0 | 0 | 0 | 0 | 3 | 3 | 0.00 | 0.000 | | | | | | | | | | |

New York Yankees @ Kansas City Royals
 Royals Stadium, Kansas City, MO
 Sat Jun 09 1973, 8:05 PM EDT
 Att: 25,083 - Unknown - 83 F

AB 35
 R 4
 H 8
 RBI 3
 BB 1
 SO 5
 LOB 13



| Batter | 1 | 2 | 3 | 4 | 5 | 6 | 7 | 8 | 9 | AB | R | H | RBI | BB | SO | LOB | TOP | | | |
|---|--|---------------------------------|------------------------------|---------------------------------|------------------------------|---------------------------------|------------------------------|---------------------------------|------------------------------|---------------------------------|------------------------------|---------------------------------|------------------------------|---------------------------------|------------------------------|---------------------------------|----------------------------------|------------------------------------|----------------------------------|--------|
| Horace Clarke, S (1,4) OBP: 0.320, SLG: 0.304 | | | | | | | | | | 5 | 0 | 2 | 0 | 0 | 0 | 1 | | | | |
| Roy White, S (1,7) OBP: 0.339, SLG: 0.321 | | | | | | | | | | 4 | 0 | 0 | 0 | 0 | 0 | 3 | | | | |
| Matty Alou, L (1,9) OBP: 0.343, SLG: 0.358 | | | | | | | | | | 3 | 1 | 2 | 0 | 1 | 0 | 0 | | | | |
| Bobby Murcer, L (1,8) OBP: 0.314, SLG: 0.459 | | | | | | | | | | 4 | 1 | 0 | 0 | 0 | 0 | 4 | | | | |
| Jim Ray Hart, R (1,10) OBP: 0.357, SLG: 0.482 | | | | | | | | | | 4 | 0 | 1 | 1 | 0 | 0 | 1 | | | | |
| Graig Nettles, L (1,5) OBP: 0.352, SLG: 0.381 | | | | | | | | | | 4 | 1 | 2 | 1 | 0 | 1 | 1 | | | | |
| Felipe Alou, R (1,3) OBP: 0.272, SLG: 0.355 | | | | | | | | | | 4 | 0 | 0 | 0 | 0 | 0 | 3 | | | | |
| Thurman Munson, R (1,2) OBP: 0.354, SLG: 0.461 | | | | | | | | | | 4 | 1 | 2 | 2 | 0 | 0 | 2 | | | | |
| Gene Michael, S (1,6) OBP: 0.309, SLG: 0.349 | | | | | | | | | | 3 | 0 | 0 | 0 | 1 | 1 | 1 | | | | |
| Inning Stats | R: 0 E: 0 K: 0 S: 3 | H: 1 LOB: 1 BB: 1 P: 7 | R: 0 E: 0 K: 0 S: 3 | H: 0 LOB: 0 BB: 0 P: 3 | R: 0 E: 0 K: 0 S: 2 | H: 0 LOB: 0 BB: 1 P: 6 | R: 2 E: 1 K: 0 S: 7 | H: 3 LOB: 2 BB: 0 P: 7 | R: 0 E: 0 K: 1 S: 6 | H: 0 LOB: 0 BB: 0 P: 6 | R: 0 E: 0 K: 0 S: 5 | H: 2 LOB: 2 BB: 0 P: 5 | R: 0 E: 0 K: 0 S: 3 | H: 0 LOB: 0 BB: 0 P: 3 | R: 2 E: 0 K: 1 S: 7 | H: 2 LOB: 0 BB: 0 P: 7 | 1B: 7 2B: 1 3B: 0 HR: 1 | SF: 0 SAC: 0 DP: 2 HBP: 0 | WP: 0 PB: 0 SB: 0 CS: 0 | PA: 37 |
| PITCHER Paul Splittorf, L (1,1) ERA: 2.69 | IP: 9.0 WLS: W BF: 37 H: 9 R: 4 ER: 3 SO: 2 BB: 2 IBB: 0 HBP: 0 BLK: 0 WP: 0 HR: 1 S: 39 P: 47 ERA: 3.00 WHIP: 1.222 | | | | | | | | | | | | | | | PITCHER | | | | |

New York Yankees @ Kansas City Royals
 Royals Stadium, Kansas City, MO
 Sun Jun 10 1973, 4:33 AM EDT
 Att: 22,835 - Unknown - 86 F

| | |
|-----|----|
| AB | 35 |
| R | 4 |
| H | 9 |
| RBI | 4 |
| BB | 2 |
| SO | 2 |
| LOB | 16 |

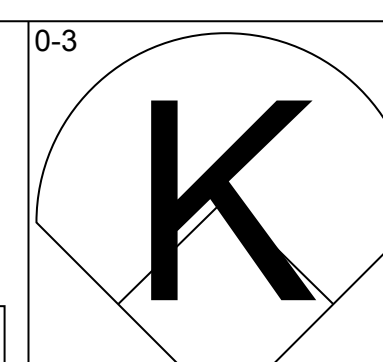
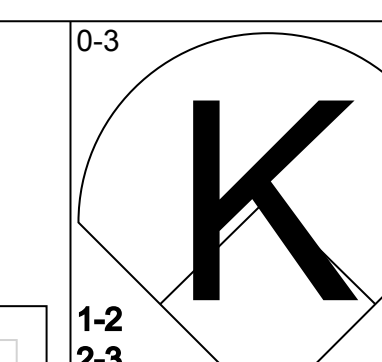
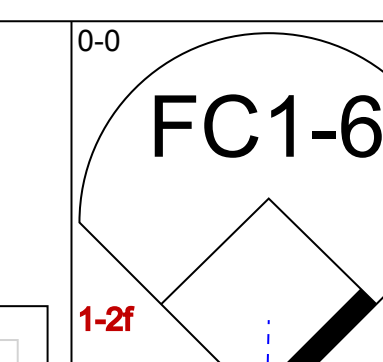
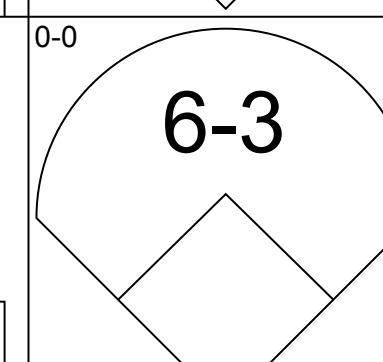
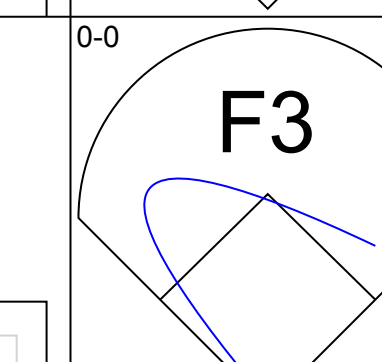
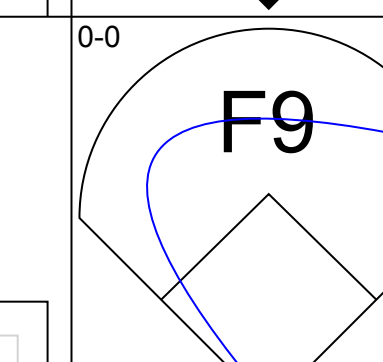
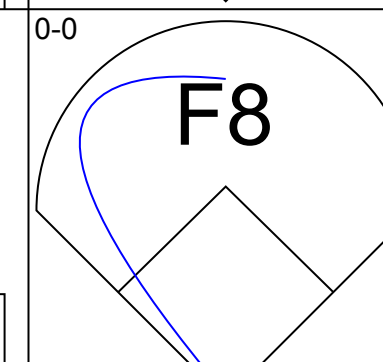
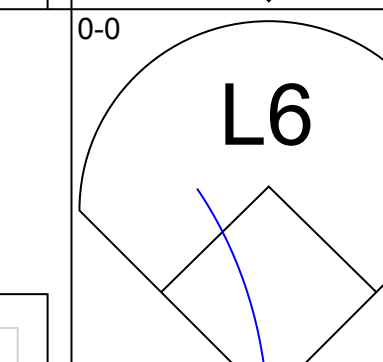
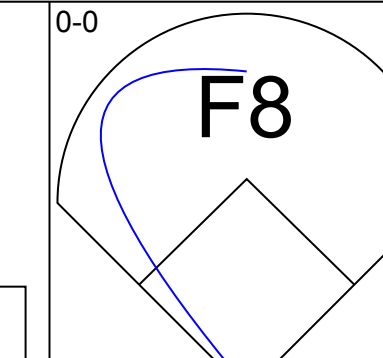
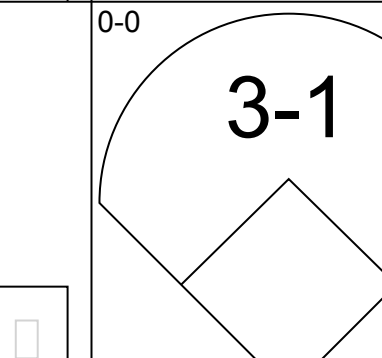
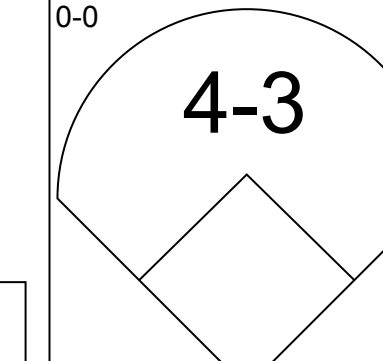
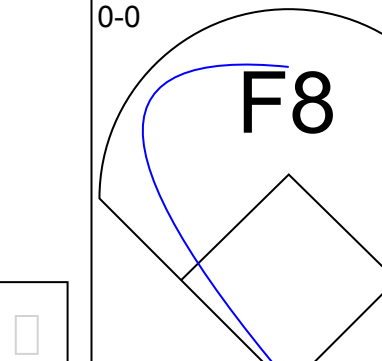
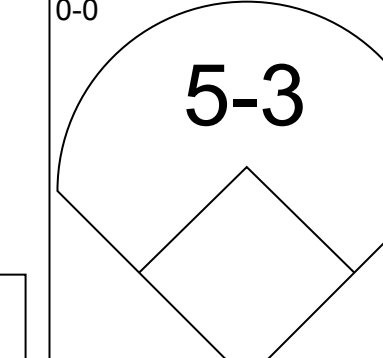
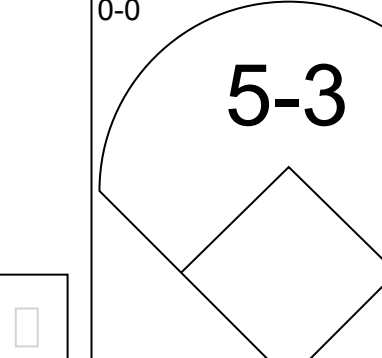


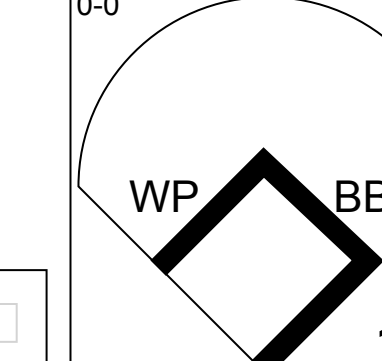
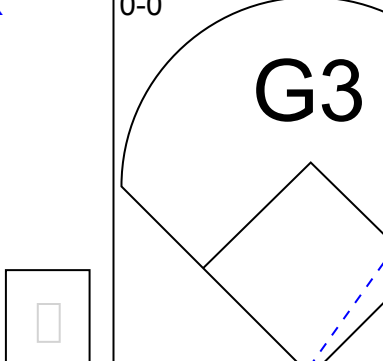
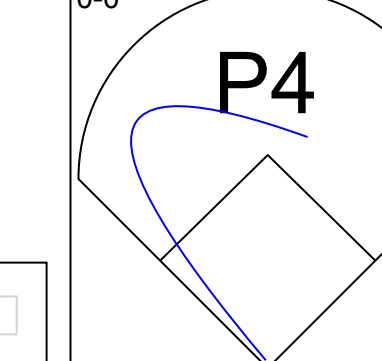
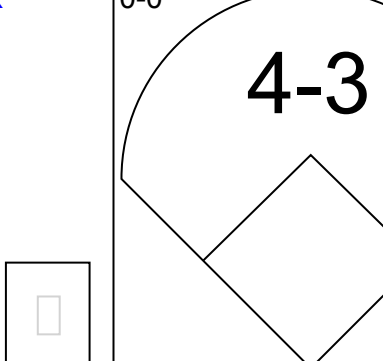
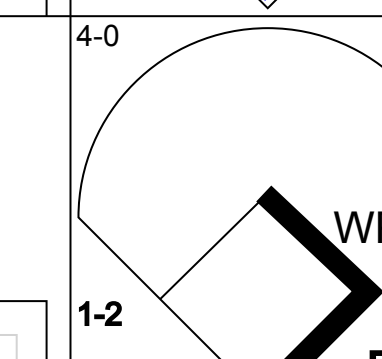
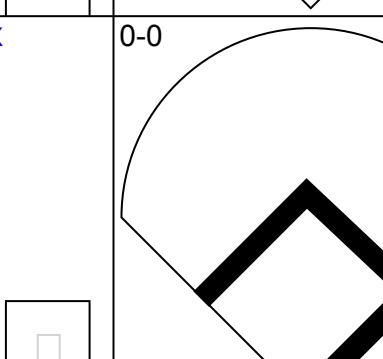
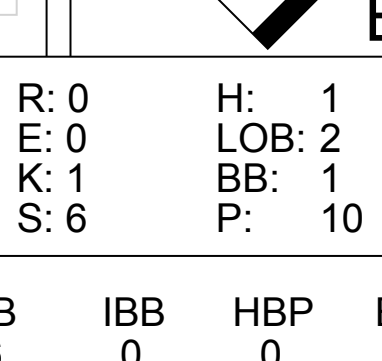
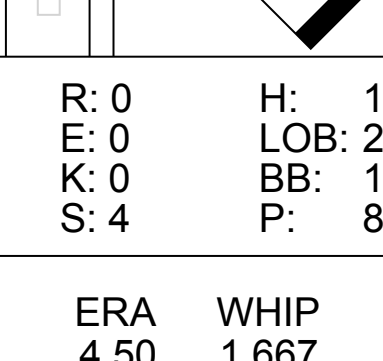


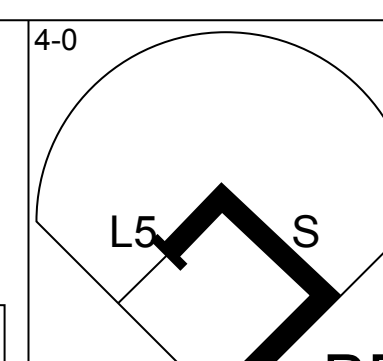
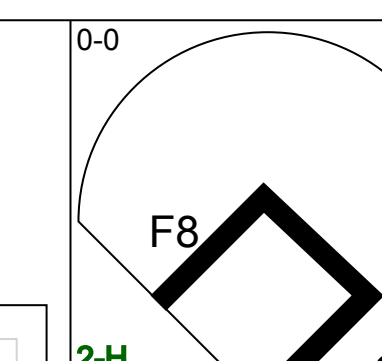
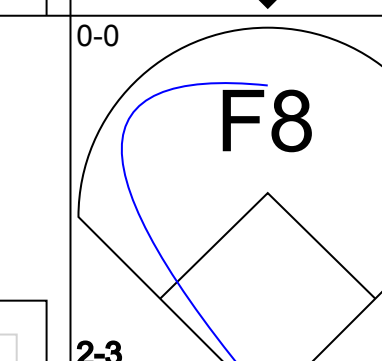
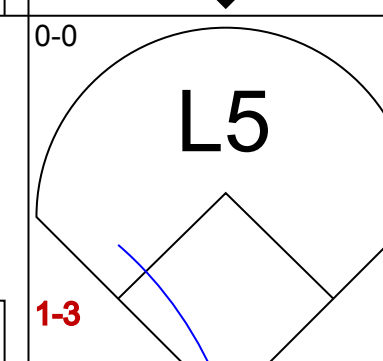
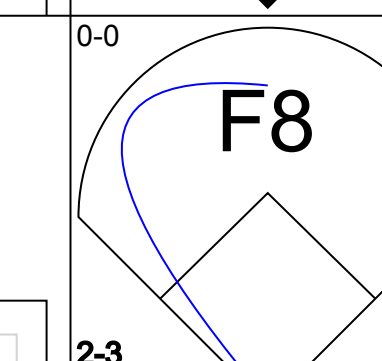
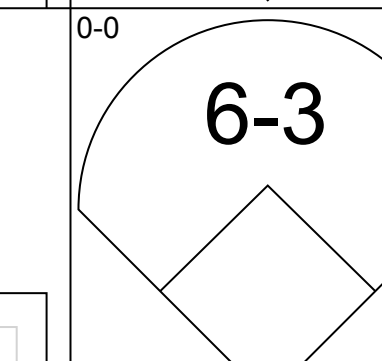
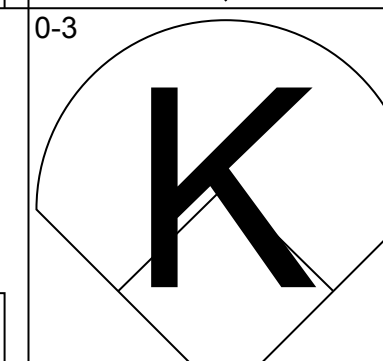
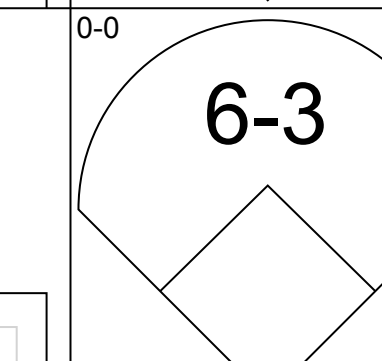
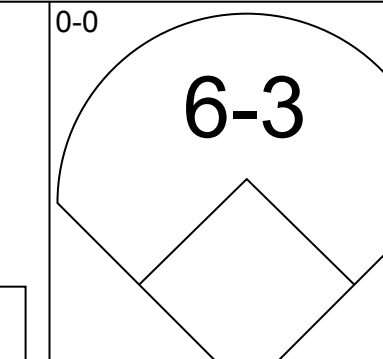
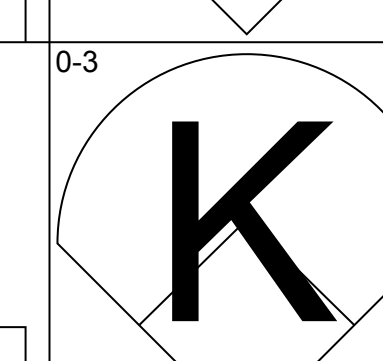
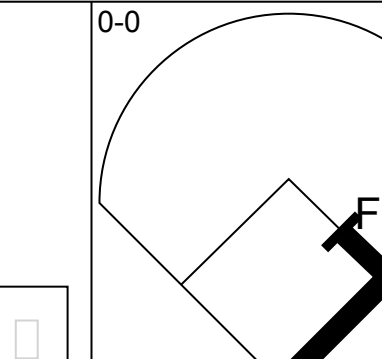
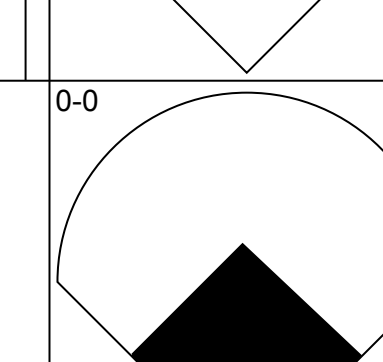
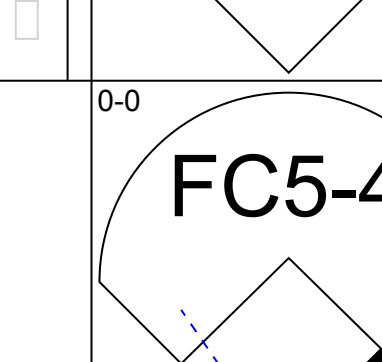
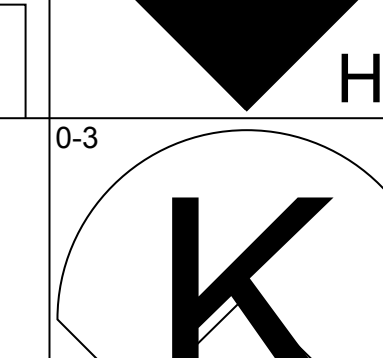
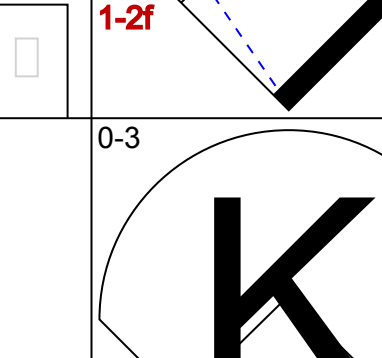
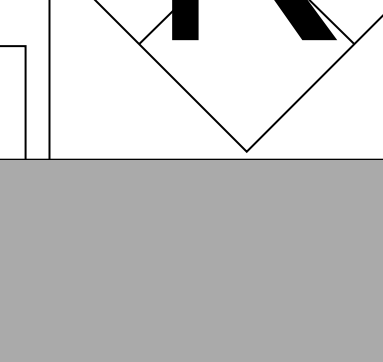
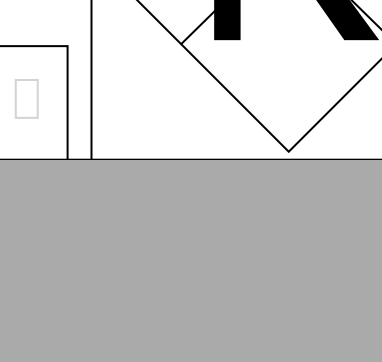
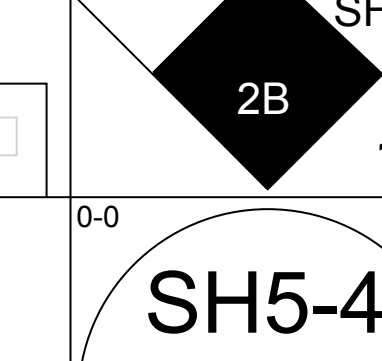
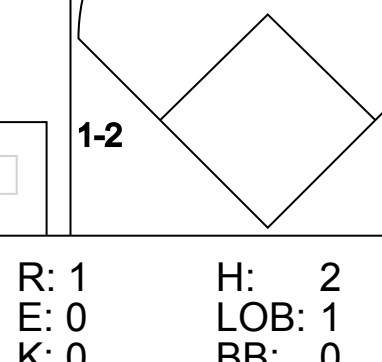
| Batter | 1 | 2 | 3 | 4 | 5 | 6 | 7 | 8 | 9 | AB | R | H | RBI | BB | SO | LOB | BOTTOM | | | |
|--|---|---------------------------------|------------------------------|---------------------------------|------------------------------|---------------------------------|------------------------------|----------------------------------|------------------------------|---------------------------------|------------------------------|---------------------------------|------------------------------|---------------------------------|------------------------------|---------------------------------|----------------------------------|------------------------------------|----------------------------------|--------|
| Freddie Patek, R (1,6) OBP: 0.333, SLG: 0.324 | | | | | | | | | | 4 | 1 | 2 | 2 | 0 | 0 | 2 | | | | |
| Bobby Floyd, R (6,FR) OBP: 0.269, SLG: 0.308 | | | | | | | | | | 1 | 0 | 0 | 0 | 0 | 0 | 0 | | | | |
| Steve Hovley, L (1,8) OBP: 0.336, SLG: 0.284 | | | | | | | | | | 4 | 1 | 2 | 0 | 1 | 1 | 0 | | | | |
| Cookie Rojas, R (1,4) OBP: 0.316, SLG: 0.360 | | | | | | | | | | 3 | 0 | 0 | 0 | 1 | 0 | 3 | | | | |
| John Mayberry, L (1,3) OBP: 0.435, SLG: 0.568 | | | | | | | | | | 2 | 1 | 1 | 1 | 2 | 0 | 2 | | | | |
| Gail Hopkins, L (1,10) OBP: 0.412, SLG: 0.446 | | | | | | | | | | 3 | 0 | 0 | 1 | 0 | 1 | 1 | | | | |
| Paul Schaaf, R (1,5) OBP: 0.387, SLG: 0.400 | | | | | | | | | | 4 | 2 | 2 | 0 | 0 | 0 | 2 | | | | |
| Ed Kirkpatrick, L (1,9) OBP: 0.392, SLG: 0.503 | | | | | | | | | | 4 | 1 | 2 | 0 | 0 | 0 | 1 | | | | |
| Kurt Bevacqua, R (1,7) OBP: 0.374, SLG: 0.407 | | | | | | | | | | 4 | 1 | 1 | 1 | 0 | 0 | 2 | | | | |
| Fran Healy, R (1,2) OBP: 0.278, SLG: 0.239 | | | | | | | | | | 3 | 0 | 1 | 1 | 1 | 0 | 2 | | | | |
| Inning Stats | R: 0 E: 0 K: 0 S: 2 | H: 0 LOB: 0 BB: 1 P: 6 | R: 2 E: 1 K: 1 S: 9 | H: 3 LOB: 2 BB: 0 P: 9 | R: 0 E: 0 K: 0 S: 3 | H: 0 LOB: 1 BB: 1 P: 7 | R: 5 E: 0 K: 0 S: 8 | H: 5 LOB: 2 BB: 2 P: 16 | R: 0 E: 0 K: 0 S: 2 | H: 0 LOB: 0 BB: 1 P: 6 | R: 0 E: 0 K: 0 S: 4 | H: 2 LOB: 1 BB: 0 P: 4 | R: 0 E: 0 K: 0 S: 4 | H: 1 LOB: 1 BB: 0 P: 4 | R: 0 E: 0 K: 1 S: 5 | H: 0 LOB: 0 BB: 0 P: 5 | 1B: 8 2B: 3 3B: 0 HR: 1 | SF: 1 SAC: 0 DP: 2 HBP: 0 | WP: 1 PB: 0 SB: 0 CS: 1 | PA: 39 |
| PITCHER Mel Stottlemyre, R (1,1) ERA: 3.78 | IP: 3.1 WLS: L BF: 20 H: 8 R: 7 ER: 6 SO: 1 BB: 2 IBB: 0 HBP: 0 BLK: 0 WP: 1 HR: 1 S: 20 P: 28 ERA: 16.20 WHIP: 3.000 | | | | | | | | | | | | | | | PITCHER | | | | |
| Lindy McDaniel, R (4,1) ERA: 2.99 | IP: 4.2 WLS: L BF: 18 H: 3 R: 0 ER: 0 SO: 1 BB: 1 IBB: 2 HBP: 0 BLK: 0 WP: 1 HR: 0 S: 17 P: 29 ERA: 0.00 WHIP: 0.857 | | | | | | | | | | | | | | | PITCHER | | | | |

New York Yankees @ Kansas City Royals
 Royals Stadium, Kansas City, MO
 Sun Jun 10 1973, 4:33 AM EDT
 Att: 22,835 - Unknown - 86 F

| | |
|-----|----|
| AB | 32 |
| R | 7 |
| H | 11 |
| RBI | 6 |
| BB | 5 |
| SO | 2 |
| LOB | 15 |



| Batter | 1 | 2 | 3 | 4 | 5 | 6 | 7 | 8 | 9 | AB | R | H | RBI | BB | SO | LOB | TOP | | | | | | | | |
|---|---|---|---|---|--|----------------------------------|------------------------------|---------------------------------|---|---------------------------------|------------------------------|----------------------------------|------------------------------|---------------------------------|------------------------------|---------------------------------|---|---------------------------------|----------------------------------|------------------------------------|----------------------------------|--------|--|--|--|
| Paul Schaal, R OBP: 0.388, SLG: 0.407 |  | |  | | | | | |  | 4 | 1 | 1 | 1 | 1 | 2 | 3 | Kansas City Royals @ Baltimore Orioles Memorial Stadium, Baltimore, MD Tue Jun 12 1973, 7:05 PM EDT Att: 6,406 - Unknown - 89 F | | | | | | | | |
| Cookie Rojas, R OBP: 0.313, SLG: 0.370 |  | |  | | | | | |  | 5 | 1 | 1 | 2 | 0 | 5 | | | | | | | | | | |
| Amos Otis, R OBP: 0.347, SLG: 0.484 |  | | | | | | | |  | 5 | 1 | 1 | 1 | 0 | 1 | | | | | | | | | | |
| John Mayberry, L OBP: 0.432, SLG: 0.560 | |  | |  | | | | | | 3 | 0 | 0 | 0 | 1 | 0 | | | | | | | | | | |
| Gail Hopkins, L OBP: 0.408, SLG: 0.431 | |  | |  | | | | | | 2 | 0 | 0 | 0 | 1 | 0 | | | | | | | | | | |
| Kurt Bevacqua, R OBP: 0.370, SLG: 0.402 | |  | |  | | | | | | 1 | 0 | 0 | 0 | 0 | 1 | | | | | | | | | | |
| Lou Piniella, R OBP: 0.265, SLG: 0.327 | |  | |  | | | | | | 4 | 0 | 0 | 0 | 0 | 1 | | | | | | | | | | |
| Ed Kirkpatrick, L OBP: 0.394, SLG: 0.500 | | |  | |  | | | | | 3 | 0 | 1 | 0 | 1 | 1 | | | | | | | | | | |
| Bobby Floyd, R OBP: 0.250, SLG: 0.286 | | |  | |  | | | | | 2 | 0 | 0 | 0 | 0 | 1 | | | | | | | | | | |
| Steve Howley, L OBP: 0.333, SLG: 0.282 | | |  | |  | | | | | 1 | 0 | 0 | 0 | 0 | 3 | | | | | | | | | | |
| Fran Healy, R OBP: 0.313, SLG: 0.288 | | |  | |  | | | | | 2 | 1 | 2 | 0 | 2 | 0 | | | | | | | | | | |
| Inning Stats | R: 0 E: 0 K: 1 S: 5 | H: 0 LOB: 0 BB: 0 P: 5 | R: 0 E: 0 K: 0 S: 3 | H: 0 LOB: 0 BB: 0 P: 3 | R: 0 E: 0 K: 1 S: 6 | H: 1 LOB: 2 BB: 1 P: 10 | R: 1 E: 0 K: 0 S: 4 | H: 1 LOB: 0 BB: 0 P: 4 | R: 0 E: 0 K: 0 S: 4 | H: 1 LOB: 2 BB: 1 P: 8 | R: 0 E: 0 K: 0 S: 3 | H: 0 LOB: 3 BB: 3 P: 15 | R: 3 E: 1 K: 0 S: 5 | H: 2 LOB: 0 BB: 1 P: 9 | R: 0 E: 0 K: 2 S: 7 | H: 0 LOB: 0 BB: 0 P: 7 | R: 0 E: 0 K: 0 S: 4 | H: 1 LOB: 1 BB: 0 P: 4 | 1B: 2 2B: 0 3B: 2 HR: 2 | SF: 0 SAC: 0 DP: 0 HBP: 0 | WP: 1 PB: 0 SB: 0 CS: 1 | PA: 40 | | | |
| PITCHER | IP | WLS | BF | H | R | ER | SO | BB | IBB | HBP | BLK | WP | HR | S | P | ERA | WHIP | | | | | | | | |
| Jim Palmer, R ERA: 2.51 | (1, 1) | 6.0 | 28 | 4 | 3 | 3 | 2 | 6 | 0 | 0 | 0 | 1 | 1 | 26 | 50 | 4.50 | 1.667 | | | | | | | | |
| Grant Jackson, L ERA: 1.67 | (7, 1) | 3.0 | W | 11 | 2 | 1 | 1 | 2 | 0 | 0 | 0 | 0 | 1 | 15 | 15 | 3.00 | 0.667 | | | | | | | | |

| Batter | 1 | 2 | 3 | 4 | 5 | 6 | 7 | 8 | 9 | AB | R | H | RBI | BB | SO | LOB | BOTTOM | | | | | | | | |
|--|---|---|---|---|------------------------------|---------------------------------|------------------------------|---------------------------------|------------------------------|----------------------------------|------------------------------|----------------------------------|------------------------------|----------------------------------|------------------------------|---------------------------------|---|---------------------------------|----------------------------------|------------------------------------|----------------------------------|--------|--|--|--|
| Al Bumby, L OBP: 0.362, SLG: 0.484 |  | |  | | | | | | | 2 | 1 | 1 | 1 | 3 | 0 | 1 | Kansas City Royals @ Baltimore Orioles Memorial Stadium, Baltimore, MD Tue Jun 12 1973, 7:05 PM EDT Att: 6,406 - Unknown - 89 F | | | | | | | | |
| Rich Coggins, L OBP: 0.307, SLG: 0.432 | | |  | | | | | | | 3 | 0 | 0 | 0 | 0 | 4 | | | | | | | | | | |
| Don Baylor, R OBP: 0.303, SLG: 0.338 |  | |  | | | | | | | 2 | 0 | 0 | 0 | 1 | 4 | | | | | | | | | | |
| Tommy Davis, R OBP: 0.293, SLG: 0.361 | | |  | | | | | | | 5 | 0 | 1 | 1 | 0 | 2 | | | | | | | | | | |
| Enos Cabell, R OBP: 0.200, SLG: 0.222 |  | |  | | | | | | | 0 | 1 | 0 | 0 | 0 | 0 | | | | | | | | | | |
| Boog Powell, L OBP: 0.368, SLG: 0.319 | |  | | | | | | | | 4 | 0 | 1 | 0 | 0 | 1 | | | | | | | | | | |
| Terry Crowley, L OBP: 0.296, SLG: 0.222 | |  | |  | | | | | | 1 | 0 | 0 | 0 | 0 | 1 | | | | | | | | | | |
| Earl Williams, R OBP: 0.312, SLG: 0.419 | |  | |  | | | | | | 4 | 1 | 1 | 2 | 1 | 2 | | | | | | | | | | |
| Bobby Grich, R OBP: 0.397, SLG: 0.405 | |  | |  | | | | | | 3 | 1 | 2 | 1 | 1 | 0 | | | | | | | | | | |
| Paul Blair, R OBP: 0.303, SLG: 0.306 | |  | |  | | | | | | 3 | 0 | 0 | 0 | 0 | 2 | | | | | | | | | | |
| Brooks Robinson, R OBP: 0.269, SLG: 0.291 | | |  | | | | | | | 3 | 1 | 2 | 0 | 1 | 0 | | | | | | | | | | |
| Mark Belanger, R OBP: 0.299, SLG: 0.243 | | |  | | | | | | | 3 | 1 | 1 | 0 | 0 | 3 | | | | | | | | | | |
| Inning Stats | R: 0 E: 0 K: 1 S: 4 | H: 0 LOB: 1 BB: 1 P: 8 | R: 1 E: 0 K: 2 S: 8 | H: 1 LOB: 0 BB: 0 P: 8 | R: 1 E: 0 K: 0 S: 5 | H: 2 LOB: 1 BB: 0 P: 5 | R: 0 E: 0 K: 2 S: 8 | H: 1 LOB: 1 BB: 0 P: 8 | R: 2 E: 2 K: 0 S: 6 | H: 1 LOB: 2 BB: 1 P: 10 | R: 0 E: 0 K: 0 S: 4 | H: 1 LOB: 3 BB: 2 P: 12 | R: 0 E: 0 K: 2 S: 7 | H: 0 LOB: 2 BB: 2 P: 15 | R: 0 E: 1 K: 1 S: 6 | H: 1 LOB: 1 BB: 0 P: 6 | R: 2 E: 0 K: 0 S: 3 | H: 2 LOB: 1 BB: 0 P: 3 | 1B: 6 2B: 1 3B: 0 HR: 2 | SF: 0 SAC: 2 DP: 0 HBP: 0 | WP: 0 PB: 0 SB: 1 CS: 0 | PA: 41 | | | |
| PITCHER | IP | WLS | BF | H | R | ER | SO | BB | IBB | HBP | BLK | WP | HR | S | P | ERA | WHIP | | | | | | | | |
| Steve Busby, R ERA: 5.56 | (1, 1) | 5.2 | 28 | 6 | 4 | 2 | 5 | 3 | 1 | 0 | 0 | 0 | 1 | 34 | 50 | 3.18 | 1.588 | | | | | | | | |
| Norm Angelini, L ERA: 5.4 | (6, 1) | 1.0 | 5 | 0 | 0 | 0 | 2 | 2 | 0 | 0 | 0 | 0 | 0 | 7 | 15 | 0.00 | 2.000 | | | | | | | | |
| Doug Bird, R ERA: 2.96 | (7, 1) | 1.2 | L | 8 | 3 | 2 | 1 | 0 | 0 | 0 | 0 | 0 | 1 | 10 | 10 | 10.80 | 1.800 | | | | | | | | |

| Batter | 1 | 2 | 3 | 4 | 5 | 6 | 7 | 8 | 9 | AB | R | H | RBI | BB | SO | LOB | TOP | | | | | | | | | | |
|---|------------------------------|---------------------------------|------------------------------|----------------------------------|------------------------------|---------------------------------|------------------------------|---------------------------------|------------------------------|---------------------------------|------------------------------|---------------------------------|------------------------------|----------------------------------|------------------------------|---------------------------------|--|------------------------------------|----------------------------------|--------|--|--|--|--|--|--|--|
| Frank White, R (1, 6) | | | | | | | | | | 4 | 0 | 0 | 0 | 1 | 1 | 2 | Kansas City Royals @ Baltimore Orioles Memorial Stadium, Baltimore, MD Wed Jun 13 1973, 7:05 PM EDT Att: 8,059 - Unknown | | | | | | | | | | |
| Cookie Rojas, R (1, 4) OBP: 0.311, SLG: 0.367 | | | | | | | | | | 5 | 0 | 1 | 0 | 0 | 0 | 3 | | | | | | | | | | | |
| Amos Otis, R (1, 8) OBP: 0.349, SLG: 0.482 | | | | | | | | | | 3 | 1 | 1 | 0 | 1 | 0 | 1 | | | | | | | | | | | |
| John Mayberry, L (1, 3) OBP: 0.433, SLG: 0.555 | | | | | | | | | | 2 | 1 | 0 | 0 | 2 | 0 | 1 | | | | | | | | | | | |
| Lou Piniella, R (1, 7) OBP: 0.270, SLG: 0.335 | | | | | | | | | | 4 | 0 | 2 | 2 | 0 | 0 | 1 | | | | | | | | | | | |
| Jim Wothford, R (1, 10) OBP: 0.282, SLG: 0.459 | | | | | | | | | | 3 | 0 | 1 | 0 | 1 | 1 | 1 | | | | | | | | | | | |
| Paul Schaal, R (1, 5) OBP: 0.385, SLG: 0.401 | | | | | | | | | | 3 | 0 | 0 | 0 | 1 | 0 | 3 | | | | | | | | | | | |
| Kurt Bevacqua, R (1, 9) OBP: 0.365, SLG: 0.388 | | | | | | | | | | 3 | 0 | 0 | 0 | 1 | 0 | 2 | | | | | | | | | | | |
| Steve Hovley, L (9, 9) OBP: 0.333, SLG: 0.282 | | | | | | | | | | 0 | 0 | 0 | 0 | 0 | 0 | 0 | | | | | | | | | | | |
| Fran Healy, R (1, 2) OBP: 0.322, SLG: 0.289 | | | | | | | | | | 3 | 0 | 1 | 0 | 1 | 1 | 1 | | | | | | | | | | | |
| Inning Stats | R: 0 E: 0 K: 0 S: 3 | H: 0 LOB: 0 BB: 0 P: 3 | R: 0 E: 0 K: 1 S: 6 | H: 1 LOB: 2 BB: 1 P: 10 | R: 0 E: 0 K: 1 S: 6 | H: 1 LOB: 1 BB: 0 P: 6 | R: 0 E: 0 K: 0 S: 3 | H: 1 LOB: 1 BB: 0 P: 7 | R: 0 E: 0 K: 0 S: 4 | H: 0 LOB: 0 BB: 1 P: 6 | R: 0 E: 0 K: 1 S: 5 | H: 0 LOB: 1 BB: 1 P: 9 | R: 0 E: 0 K: 0 S: 4 | H: 2 LOB: 2 BB: 3 P: 16 | R: 0 E: 0 K: 0 S: 3 | H: 0 LOB: 1 BB: 1 P: 7 | 1B: 5 2B: 1 3B: 0 HR: 0 | SF: 0 SAC: 0 DP: 3 HBP: 0 | WP: 0 PB: 0 SB: 0 CS: 0 | PA: 38 | | | | | | | |
| PITCHER | IP | WLS | BF | H | R | ER | SO | BB | IBB | HBP | BLK | WP | HR | S | P | ERA | WHIP | | | | | | | | | | |
| Dave McNally, L (1, 1) ERA: 2.45 | 7.2 | L | 33 | 6 | 2 | 2 | 3 | 7 | 0 | 0 | 0 | 0 | 0 | 32 | 60 | 2.35 | 1.696 | | | | | | | | | | |
| Bob Reynolds, R (8, 1) ERA: 2.45 | 1.1 | | 5 | 0 | 0 | 0 | 0 | 1 | 0 | 0 | 0 | 0 | 0 | 4 | 8 | 0.00 | 0.750 | | | | | | | | | | |

| Batter | 1 | 2 | 3 | 4 | 5 | 6 | 7 | 8 | 9 | AB | R | H | RBI | BB | SO | LOB | BOTTOM | | | | | | | | | | |
|---|------------------------------|----------------------------------|------------------------------|---------------------------------|------------------------------|---------------------------------|------------------------------|---------------------------------|------------------------------|---------------------------------|------------------------------|---------------------------------|------------------------------|---------------------------------|------------------------------|---------------------------------|--|---------------------------------|----------------------------------|------------------------------------|----------------------------------|--------|--|--|--|--|--|
| Al Bumbry, L (1, 7) OBP: 0.376, SLG: 0.495 | | | | | | | | | | 4 | 0 | 3 | 0 | 0 | 1 | 0 | Kansas City Royals @ Baltimore Orioles Memorial Stadium, Baltimore, MD Wed Jun 13 1973, 7:05 PM EDT Att: 8,059 - Unknown | | | | | | | | | | |
| Rich Coggins, L (1, 9) OBP: 0.314, SLG: 0.434 | | | | | | | | | | 4 | 0 | 2 | 0 | 0 | 0 | 3 | | | | | | | | | | | |
| Tommy Davis, R (1, 10) OBP: 0.292, SLG: 0.358 | | | | | | | | | | 4 | 0 | 1 | 0 | 0 | 0 | 4 | | | | | | | | | | | |
| Boog Powell, L (1, 3) OBP: 0.371, SLG: 0.315 | | | | | | | | | | 2 | 0 | 0 | 0 | 2 | 0 | 2 | | | | | | | | | | | |
| Earl Williams, R (1, 2) OBP: 0.305, SLG: 0.408 | | | | | | | | | | 4 | 0 | 0 | 0 | 0 | 1 | 3 | | | | | | | | | | | |
| Bobby Grich, R (1, 4) OBP: 0.395, SLG: 0.399 | | | | | | | | | | 3 | 0 | 0 | 0 | 1 | 1 | 0 | | | | | | | | | | | |
| Paul Blair, R (1, 8) OBP: 0.304, SLG: 0.306 | | | | | | | | | | 3 | 0 | 1 | 0 | 0 | 0 | 1 | | | | | | | | | | | |
| Terry Crowley, L (9, PH) OBP: 0.282, SLG: 0.219 | | | | | | | | | | 1 | 0 | 0 | 0 | 0 | 0 | 0 | | | | | | | | | | | |
| Brooks Robinson, R (1, 5) OBP: 0.265, SLG: 0.286 | | | | | | | | | | 3 | 0 | 0 | 0 | 0 | 0 | 1 | | | | | | | | | | | |
| Mark Belanger, R (1, 6) OBP: 0.299, SLG: 0.245 | | | | | | | | | | 3 | 0 | 1 | 0 | 0 | 0 | 1 | | | | | | | | | | | |
| Inning Stats | R: 0 E: 0 K: 1 S: 6 | H: 1 LOB: 2 BB: 1 P: 10 | R: 0 E: 0 K: 0 S: 3 | H: 0 LOB: 1 BB: 1 P: 7 | R: 0 E: 0 K: 0 S: 4 | H: 2 LOB: 1 BB: 0 P: 4 | R: 0 E: 0 K: 1 S: 5 | H: 1 LOB: 0 BB: 0 P: 5 | R: 0 E: 0 K: 0 S: 5 | H: 2 LOB: 2 BB: 0 P: 5 | R: 0 E: 0 K: 1 S: 4 | H: 0 LOB: 0 BB: 1 P: 8 | R: 0 E: 0 K: 0 S: 3 | H: 0 LOB: 0 BB: 0 P: 3 | R: 0 E: 0 K: 0 S: 4 | H: 2 LOB: 1 BB: 0 P: 4 | R: 0 E: 0 K: 0 S: 3 | H: 0 LOB: 0 BB: 0 P: 3 | 1B: 8 2B: 0 3B: 0 HR: 0 | SF: 0 SAC: 0 DP: 1 HBP: 0 | WP: 0 PB: 0 SB: 0 CS: 2 | PA: 35 | | | | | |
| PITCHER | IP | WLS | BF | H | R | ER | SO | BB | IBB | HBP | BLK | WP | HR | S | P | ERA | WHIP | | | | | | | | | | |
| Dick Drago, R (1, 1) ERA: 4.22 | 9.0 | W | 34 | 8 | 0 | 0 | 3 | 3 | 0 | 0 | 0 | 0 | 0 | 37 | 49 | 0.00 | 1.222 | | | | | | | | | | |

| Batter | 1 | 2 | 3 | 4 | 5 | 6 | 7 | 8 | 9 | AB | R | H | RBI | BB | SO | LOB | TOP | | | | | | | | | | |
|--|------------------------------|---------------------------------|------------------------------|---------------------------------|------------------------------|---------------------------------|------------------------------|---------------------------------|------------------------------|---------------------------------|------------------------------|---------------------------------|------------------------------|------------------------------|---------------------------------|------------------------------|---|---------------------------------|----------------------------------|------------------------------------|----------------------------------|--------|--|--|--|--|--|
| Frank White, R OBP: 0.300, SLG: 0.222 (1, 6) | 5-3 | | G4-3 1B | | 6-3 | | | S 2B 1B | | 4 | 1 | 2 | 0 | 0 | 0 | 0 | Kansas City Royals @ Baltimore Orioles Memorial Stadium, Baltimore, MD Thu Jun 14 1973, 7:05 PM EDT Att: 6,067 - Unknown - 76 F | | | | | | | | | | |
| Cookie Rojas, R OBP: 0.310, SLG: 0.362 (1, 4) | 6-3 | | G4-3 1-2 | | | F9 | | 2B BB | | 3 | 0 | 0 | 0 | 1 | 0 | | | | | | | | | | | | |
| Amos Otis, R OBP: 0.348, SLG: 0.483 (1, 8) | K | | | | F8 | | | 1-3 2-H 2B | | 4 | 0 | 1 | 1 | 0 | 1 | | | | | | | | | | | | |
| John Mayberry, L OBP: 0.430, SLG: 0.563 (1, 3) | | HR | | | K | | | F8 | | 4 | 1 | 1 | 1 | 0 | 1 | | | | | | | | | | | | |
| Ed Kirkpatrick, L OBP: 0.396, SLG: 0.497 (1, 9) | | G4-6-3 1B BB | | | 2B 1B | | | F7 | | 3 | 1 | 1 | 0 | 1 | 0 | | | | | | | | | | | | |
| Lou Piniella, R OBP: 0.274, SLG: 0.343 (1, 7) | | G4-6-3 1-2 1B | | | 1-H 2B | | | 5-3 | | 4 | 0 | 2 | 1 | 0 | 0 | | | | | | | | | | | | |
| Gail Hopkins, L OBP: 0.392, SLG: 0.410 Kurt Bevacqua, R OBP: 0.361, SLG: 0.384 (9, PH) | G4-6-3 1-2 2-3 | | | | F7 | | | 4-3 | | 3 | 0 | 0 | 0 | 0 | 3 | | | | | | | | | | | | |
| Paul Schaal, R OBP: 0.380, SLG: 0.395 (1, 5) | | 6-3 | | | | F7 | | 6-3 | | 3 | 0 | 0 | 0 | 0 | 1 | | | | | | | | | | | | |
| Fran Healy, R OBP: 0.311, SLG: 0.278 (1, 2) | | | 5-3 | | | F9 | | F8 | | 3 | 0 | 0 | 0 | 0 | 0 | | | | | | | | | | | | |
| Inning Stats | R: 0 E: 0 K: 1 S: 5 | H: 0 LOB: 0 BB: 0 P: 5 | R: 1 E: 0 K: 0 S: 4 | H: 2 LOB: 1 BB: 1 P: 8 | R: 0 E: 0 K: 0 S: 3 | H: 1 LOB: 0 BB: 0 P: 3 | R: 1 E: 0 K: 1 S: 7 | H: 2 LOB: 1 BB: 0 P: 7 | R: 0 E: 0 K: 0 S: 3 | H: 0 LOB: 0 BB: 0 P: 3 | R: 0 E: 0 K: 0 S: 3 | H: 0 LOB: 0 BB: 0 P: 3 | R: 0 E: 0 K: 0 S: 3 | R: 1 E: 0 K: 0 S: 5 | H: 2 LOB: 2 BB: 1 P: 9 | R: 0 E: 0 K: 1 S: 5 | | H: 0 LOB: 0 BB: 0 P: 5 | 1B: 4 2B: 2 3B: 0 HR: 1 | SF: 0 SAC: 0 DP: 2 HBP: 0 | WP: 0 PB: 0 SB: 1 CS: 0 | PA: 34 | | | | | |
| PITCHER | IP | WLS | BF | H | R | ER | SO | BB | IBB | HBP | BLK | WP | HR | S | P | ERA | WHIP | | | | | | | | | | |
| Doyle Alexander, R ERA: 3.59 (1, 1) | 7.2 | | 30 | 7 | 3 | 3 | 2 | 2 | 0 | 0 | 0 | 0 | 1 | 32 | 40 | 3.52 | 1.174 | | | | | | | | | | |
| Grant Jackson, L ERA: 1.59 (8, 1) | 1.1 | W | 4 | 0 | 0 | 0 | 1 | 0 | 0 | 0 | 0 | 0 | 0 | 6 | 6 | 0.00 | 0.000 | | | | | | | | | | |

| Batter | 1 | 2 | 3 | 4 | 5 | 6 | 7 | 8 | 9 | AB | R | H | RBI | BB | SO | LOB | BOTTOM | | | | | | | | | | |
|--|------------------------------|---------------------------------|------------------------------|---------------------------------|------------------------------|---------------------------------|------------------------------|---------------------------------|------------------------------|---------------------------------|------------------------------|----------------------------------|------------------------------|----------------------------------|------------------------------|----------------------------------|---|----------------------------------|------------------------------------|----------------------------------|--------|--|--|--|--|--|--|
| Al Bumbry, L OBP: 0.366, SLG: 0.480 Paul Blair, R OBP: 0.313, SLG: 0.324 (7, PH) | F7 | | F8 1-3 | | G6-4-3 1-2 | | G6-4-3 1-2 2-3 BB | S 2B 3B | | 3 | 0 | 0 | 0 | 0 | 0 | 3 | Kansas City Royals @ Baltimore Orioles Memorial Stadium, Baltimore, MD Thu Jun 14 1973, 7:05 PM EDT Att: 6,067 - Unknown - 76 F | | | | | | | | | | |
| Rich Coggins, L OBP: 0.306, SLG: 0.422 Merv Rettenmund, R OBP: 0.325, SLG: 0.318 Terry Crowley, L OBP: 0.298, SLG: 0.242 (7, PH) | 4-3 | | 4-3 | | | | G6-4-3 1-2 | 3-H 2B | | 3 | 0 | 0 | 0 | 0 | 0 | 1 | | | | | | | | | | | |
| Bobby Grich, R OBP: 0.395, SLG: 0.406 (1, 4) | F9 | | | | 5-3 | | F3 | S 3B | | 4 | 1 | 1 | 0 | 1 | 0 | | | | | | | | | | | | |
| Tommy Davis, R OBP: 0.302, SLG: 0.388 (1, 10) | | HR | | | 1B | | | SF9 3B BB | | 4 | 1 | 3 | 2 | 0 | 2 | | | | | | | | | | | | |
| Earl Williams, R OBP: 0.309, SLG: 0.410 Enos Cabell, R OBP: 0.200, SLG: 0.222 (8, PR) | | K | | | F2 | | FC5-4 1B | S 1B BB | | 4 | 0 | 2 | 0 | 0 | 1 | | | | | | | | | | | | |
| Don Baylor, R OBP: 0.302, SLG: 0.335 (1, 7) | | P4 | | | P4 | | FC5-4 1-2 | S 1B BB | | 4 | 1 | 1 | 0 | 0 | 3 | | | | | | | | | | | | |
| Brooks Robinson, R OBP: 0.274, SLG: 0.293 (1, 5) | | F8 | | | E6 1B | | | FC5-6 1B S 1B BB | | 3 | 1 | 2 | 0 | 1 | 0 | | | | | | | | | | | | |
| Eliud Hendricks, L OBP: 0.275, SLG: 0.395 (1, 2) | | | F9 | | G6-4-3 BB | | FC5-6 BB BB | S 1B BB 3B BB | | 2 | 1 | 0 | 1 | 2 | 0 | | | | | | | | | | | | |
| Mark Belanger, R OBP: 0.309, SLG: 0.253 (1, 6) | | | F8 S 1B | | K | | | S 3B 1B | | 3 | 1 | 2 | 1 | 1 | 2 | | | | | | | | | | | | |
| Inning Stats | R: 0 E: 0 K: 0 S: 3 | H: 0 LOB: 0 BB: 0 P: 3 | R: 1 E: 0 K: 1 S: 6 | H: 1 LOB: 0 BB: 0 P: 6 | R: 0 E: 0 K: 0 S: 4 | H: 1 LOB: 1 BB: 0 P: 4 | R: 0 E: 0 K: 0 S: 4 | H: 1 LOB: 1 BB: 0 P: 4 | R: 0 E: 0 K: 0 S: 5 | H: 2 LOB: 2 BB: 0 P: 5 | R: 0 E: 0 K: 0 S: 3 | H: 1 LOB: 2 BB: 2 P: 11 | R: 0 E: 0 K: 0 S: 8 | H: 6 LOB: 3 BB: 3 P: 20 | R: 7 E: 0 K: 0 S: 8 | H: 6 LOB: 2 BB: 3 P: 20 | | 1B: 9 2B: 1 3B: 2 HR: 1 | SF: 1 SAC: 0 DP: 3 HBP: 0 | WP: 0 PB: 0 SB: 2 CS: 0 | PA: 40 | | | | | | |
| PITCHER | IP | WLS | BF | H | R | ER | SO | BB | IBB | HBP | BLK | WP | HR | S | P | ERA | WHIP | | | | | | | | | | |
| Mark Littell, R ERA: 1.42 Norm Angelini, L ERA: 5.4 Gene Garber, R ERA: 9.34 Bruce Dal Canton, R ERA: 3.55 Doug Bird, R ERA: 3.24 (1, 1) | 6.1 | | 27 | 7 | 1 | 1 | 2 | 2 | 0 | 0 | 0 | 0 | 0 | 0 | 4 | 1.42 | 1.421 | | | | | | | | | | |
| (7, 1) | 0.0 | | 1 | 0 | 0 | 0 | 0 | 1 | 0 | 0 | 0 | 0 | 0 | 0 | 4 | == | == | | | | | | | | | | |
| (7, 1) | 1.0 | L | 5 | 3 | 3 | 3 | 0 | 0 | 0 | 0 | 0 | 0 | 0 | 5 | 5 | 27.00 | 3.000 | | | | | | | | | | |
| (8, 1) | 0.0 | | 3 | 1 | 0 | 0 | 0 | 1 | 1 | 0 | 0 | 0 | 0 | 1 | 9 | == | == | | | | | | | | | | |
| (8, 1) | 0.2 | | 4 | 2 | 4 | 4 | 0 | 1 | 0 | 0 | 0 | 0 | 0 | 3 | 7 | 54.00 | 4.500 | | | | | | | | | | |

| Batter | 1 | 2 | 3 | 4 | 5 | 6 | 7 | 8 | 9 | AB | R | H | RBI | BB | SO | LOB | TOP | | | |
|---|------------------------------|---------------------------------|------------------------------|---------------------------------|------------------------------|----------------------------------|------------------------------|---------------------------------|------------------------------|---------------------------------|------------------------------|---------------------------------|------------------------------|---------------------------------|------------------------------|---------------------------------|-----------------------------------|------------------------------------|----------------------------------|--------|
| Frank White, R OBP: 0.200, SLG: 0.143 (1, 6) | 0-0 6-3 | | 0-0 F8 | 0-3 K | | 0-3 K | | 0-3 K2-3 | | 5 | 0 | 0 | 0 | 0 | 3 | 4 | | | | |
| Steve Hoyley, L OBP: 0.328, SLG: 0.278 (1, 9) | 0-0 4-3 | | 1-3 HR | | | | | 0-0 4-3 | | 5 | 1 | 1 | 0 | 0 | 1 | 1 | | | | |
| Amos Otis, R OBP: 0.341, SLG: 0.475 (1, 8) | 0-3 K | | 0-0 SF8 | | | | | | | 4 | 0 | 0 | 1 | 0 | 2 | 0 | | | | |
| John Mayberry, L OBP: 0.433, SLG: 0.575 (1, 3) | | 0-3 K | 0-0 HR | | | | | | | 4 | 2 | 2 | 2 | 1 | 1 | 0 | | | | |
| Ed Kirkpatrick, L OBP: 0.406, SLG: 0.513 (1, 7) | | 0-0 1B | 4-0 S | | | | | | | 4 | 1 | 3 | 1 | 1 | 0 | 1 | | | | |
| Lou Piniella, R OBP: 0.272, SLG: 0.354 (1, 10) | | 0-0 L9 | 0-0 5-3 | | | | | | | 5 | 1 | 1 | 2 | 0 | 0 | 5 | | | | |
| Cookie Rojas, R OBP: 0.312, SLG: 0.362 (1, 4) | | 0-0 1B | | | | | | | | 5 | 1 | 2 | 0 | 0 | 0 | 0 | | | | |
| Paul Schaal, R OBP: 0.380, SLG: 0.394 (1, 5) | | 0-0 L7 | | | | | | | | 3 | 0 | 1 | 0 | 0 | 1 | 2 | | | | |
| Fran Healy, R OBP: 0.330, SLG: 0.301 (1, 2) | | | 0-0 1B | | | | | | | 4 | 1 | 3 | 1 | 0 | 0 | 1 | | | | |
| Inning Stats | R: 0 E: 0 K: 1 S: 5 | H: 0 LOB: 0 BB: 0 P: 5 | R: 0 E: 0 K: 1 S: 7 | H: 2 LOB: 2 BB: 0 P: 7 | R: 3 E: 0 K: 0 S: 6 | H: 3 LOB: 1 BB: 1 P: 10 | R: 0 E: 0 K: 2 S: 8 | H: 1 LOB: 1 BB: 0 P: 8 | R: 0 E: 0 K: 1 S: 6 | H: 2 LOB: 2 BB: 0 P: 7 | R: 1 E: 0 K: 1 S: 7 | H: 1 LOB: 1 BB: 0 P: 7 | R: 1 E: 0 K: 0 S: 7 | H: 2 LOB: 1 BB: 0 P: 7 | R: 2 E: 0 K: 0 S: 4 | H: 1 LOB: 1 BB: 1 P: 8 | 1B: 10 2B: 0 3B: 1 HR: 2 | SF: 1 SAC: 1 DP: 0 HBP: 0 | WP: 0 PB: 0 SB: 2 CS: 0 | PA: 43 |
| PITCHER | IP | WLS | BF | H | R | ER | SO | BB | IBB | HBP | BLK | WP | HR | S | P | ERA | WHIP | | | |
| Dick Tidrow, R ERA: 4.16 (1, 1) | 7.1 | L | 36 | 12 | 5 | 4 | 7 | 1 | 0 | 0 | 0 | 0 | 1 | 49 | 53 | 4.91 | 1.773 | | | |
| Tom Hilgendorf, L ERA: 2.14 (8, 1) | 1.2 | | 7 | 1 | 2 | 2 | 1 | 1 | 0 | 0 | 0 | 0 | 1 | 8 | 12 | 10.80 | 1.200 | | | |

Kansas City Royals @ Cleveland Indians
Cleveland Municipal Stadium, Cleveland, OH

AB 39
R 7
H 13
RBI 7
BB 2
SO 8
LOB 14



WP: 0 PA: 43
PB: 0
SB: 2
CS: 0

Kansas City Royals @ Cleveland Indians
Cleveland Municipal Stadium, Cleveland, OH

AB 30
R 2
H 4
RBI 2
BB 1
SO 2
LOB 3



WP: 0 PA: 31
PB: 0
SB: 0
CS: 1

| Batter | 1 | 2 | 3 | 4 | 5 | 6 | 7 | 8 | 9 | AB | R | H | RBI | BB | SO | LOB | BOTTOM | | | |
|--|------------------------------|---------------------------------|------------------------------|---------------------------------|------------------------------|---------------------------------|------------------------------|---------------------------------|------------------------------|---------------------------------|------------------------------|---------------------------------|------------------------------|---------------------------------|------------------------------|---------------------------------|----------------------------------|------------------------------------|----------------------------------|--------|
| Buddy Bell, R OBP: 0.344, SLG: 0.364 (1, 5) | 0-0 FC2-6 | | 0-0 F9 | | | | | | | 4 | 0 | 1 | 0 | 0 | 0 | 0 | | | | |
| Walt Williams, R OBP: 0.247, SLG: 0.288 (1, 7) | 0-0 FC2-6 | | | | | | | | | 4 | 1 | 1 | 0 | 0 | 0 | 1 | | | | |
| George Hendrick, R OBP: 0.300, SLG: 0.423 (1, 8) | 4-0 BB | | | | | | | | | 3 | 1 | 2 | 2 | 1 | 0 | 0 | | | | |
| Charlie Spikes, R OBP: 0.275, SLG: 0.433 (1, 9) | 0-3 K | | | | | | | | | 4 | 0 | 0 | 0 | 0 | 1 | 2 | | | | |
| John Ellis, R OBP: 0.355, SLG: 0.387 (1, 3) | | 0-0 5-3 | | | | | | | | 3 | 0 | 0 | 0 | 0 | 0 | 0 | | | | |
| Dave Duncan, R OBP: 0.273, SLG: 0.397 (1, 2) | | 0-0 P3 | | | | | | | | 3 | 0 | 0 | 0 | 0 | 0 | 0 | | | | |
| Ron Lolich, R OBP: 0.237, SLG: 0.321 (1, 10) | | 0-0 1-3 | | | | | | | | 3 | 0 | 0 | 0 | 0 | 1 | 0 | | | | |
| Tom Ragland, R OBP: 0.308, SLG: 0.330 (1, 4) | | | 0-0 6-3 | | | | | | | 3 | 0 | 0 | 0 | 0 | 0 | 0 | | | | |
| Frank Duffy, R OBP: 0.227, SLG: 0.213 (1, 6) | | | 0-0 5-3 | | | | | | | 3 | 0 | 0 | 0 | 0 | 0 | 0 | | | | |
| Inning Stats | R: 0 E: 0 K: 1 S: 5 | H: 1 LOB: 1 BB: 1 P: 9 | R: 0 E: 0 K: 0 S: 3 | H: 0 LOB: 0 BB: 0 P: 3 | R: 0 E: 0 K: 0 S: 3 | H: 0 LOB: 0 BB: 0 P: 3 | R: 2 E: 0 K: 0 S: 5 | H: 2 LOB: 0 BB: 0 P: 5 | R: 0 E: 0 K: 1 S: 5 | H: 0 LOB: 0 BB: 0 P: 5 | R: 0 E: 0 K: 0 S: 3 | H: 0 LOB: 0 BB: 0 P: 3 | R: 0 E: 0 K: 0 S: 3 | H: 0 LOB: 0 BB: 0 P: 3 | R: 0 E: 0 K: 0 S: 4 | H: 1 LOB: 1 BB: 0 P: 4 | 1B: 3 2B: 0 3B: 0 HR: 1 | SF: 0 SAC: 0 DP: 0 HBP: 0 | WP: 0 PB: 0 SB: 0 CS: 1 | PA: 31 |
| PITCHER | IP | WLS | BF | H | R | ER | SO | BB | IBB | HBP | BLK | WP | HR | S | P | ERA | WHIP | | | |
| Paul Spittorf, L ERA: 2.84 (1, 1) | 9.0 | W | 31 | 4 | 2 | 2 | 2 | 1 | 0 | 0 | 0 | 0 | 1 | 34 | 38 | 2.00 | 0.556 | | | |

WP: 0 PA: 31
PB: 0
SB: 0
CS: 1

| Batter | 1 | 2 | 3 | 4 | 5 | 6 | 7 | 8 | 9 | 10 | 11 | AB | R | H | RBI | BB | SO | LOB | TOP | | | | |
|--|------------------------------|---------------------------------|--------------------------------|-------------------------------------|----------------------------------|---------------------------------|------------------------------|---------------------------------|-------------------------------|---------------------------------|--------------------------------|-------------------------------------|----------------------------------|----------------------------------|----------------------------------|------------------------------------|----------------------------------|----------------------------|--------------------------------|-------------------------------------|--------------------------------|--------------------------|--|
| Frank White, R OBP: 0.211, SLG: 0.222 Hal McRae, R OBP: 0.232, SLG: 0.236 Bobby Floyd, R OBP: 0.250, SLG: 0.286 | 1B 2B | | 5-3 | | 6-3 | | | F8 | | FC6-4 | | 4 | 1 | 1 | 0 | 0 | 0 | 1 | | | | | |
| Cookie Rojas, R OBP: 0.310, SLG: 0.359 | 3-1 2H 1B | | 6-3 | | 5-3 | | | K | | | P4 | 5 | 0 | 1 | 1 | 0 | 1 | 1 | | | | | |
| Amos Otis, R OBP: 0.342, SLG: 0.471 | P6 | | F8 | | P4 | | | | | | 1B | 4 | 1 | 1 | 0 | 1 | 0 | 1 | | | | | |
| John Mayberry, L OBP: 0.425, SLG: 0.563 | 3-1 | | | 4-3 | | 6-3 | | | | | F8 | 5 | 1 | 0 | 0 | 0 | 0 | 3 | | | | | |
| Ed Kirkpatrick, L OBP: 0.396, SLG: 0.500 | F7 | | | F9 | | | F7 | | F2 | | E BB | 5 | 1 | 0 | 1 | 0 | 0 | 3 | | | | | |
| Lou Piniella, R OBP: 0.269, SLG: 0.346 | | 5-3 | | P5 | | 6-3 | | | | | L3 | 5 | 0 | 0 | 0 | 0 | 2 | | | | | | |
| Gail Hopkins, L OBP: 0.403, SLG: 0.469 Kurt Bevacqua, R OBP: 0.364, SLG: 0.398 | E 1B | | | | | | F9 | | | F9 | | 3 | 1 | 2 | 1 | 0 | 0 | 0 | | | | | |
| Paul Schaaf, R OBP: 0.376, SLG: 0.386 | E5 G5-4-3 | | | 5-3 | | | | P6 | | | 1-3 | 4 | 0 | 0 | 0 | 1 | 0 | 2 | AB 42 | | | | |
| Fran Healy, R OBP: 0.327, SLG: 0.299 | G5-4-3 | | | L9 | | | | | | | K | 4 | 0 | 1 | 0 | 0 | 1 | 3 | R 5 | | | | |
| Inning Stats | R: 1 E: 0 K: 0 S: 5 | H: 2 LOB: 1 BB: 0 P: 5 | R: 0 E: 1 K: 0 S: 4 | H: 1 LOB: 1 BB: 0 P: 4 | R: 0 E: 0 K: 0 S: 3 | H: 0 LOB: 0 BB: 0 P: 3 | R: 0 E: 0 K: 0 S: 3 | H: 0 LOB: 0 BB: 0 P: 3 | R: 0 E: 0 K: 1 S: 6 | H: 1 LOB: 1 BB: 0 P: 6 | R: 0 E: 0 K: 1 S: 5 | H: 0 LOB: 1 BB: 1 P: 9 | R: 3 E: 2 K: 0 S: 6 | H: 1 LOB: 1 BB: 1 P: 10 | 1B: 4 2B: 2 3B: 0 HR: 1 | SF: 0 SAC: 0 DP: 1 HBP: 0 | WP: 1 PB: 0 SB: 1 CS: 0 | PA: 44 | | | | | |
| PITCHER | Dick Bosman, R ERA: 4.72 | IP: 8.0 WLS: 0 BF: 30 | H: 6 R: 2 ER: 2 SO: 1 | BB: 0 IBB: 0 HBP: 0 BLK: 0 | WP: 0 HR: 1 S: 32 P: 32 | ERA: 2.25 WHIP: 0.750 | | PITCHER | Tom Hilgendorf, L ERA: 2.0 | IP: 2.1 WLS: L BF: 11 | H: 0 R: 3 ER: 0 SO: 1 | BB: 2 IBB: 0 HBP: 0 BLK: 0 | WP: 0 HR: 0 S: 11 P: 19 | ERA: 0.00 WHIP: 0.857 | | PITCHER | Tom Timmermann, R ERA: 3.63 | IP: 0.2 WLS: 3 BF: 1 | H: 0 R: 0 ER: 0 SO: 0 | BB: 0 IBB: 0 HBP: 0 BLK: 0 | WP: 1 HR: 0 S: 3 P: 3 | ERA: 0.00 WHIP: 1.500 | |

Kansas City Royals @ Cleveland Indians
Cleveland Municipal Stadium, Cleveland, OH

Sat Jun 16 1973, 7:05 PM EDT
Att: 5,726 - Unknown - 81 F

AB 42
R 5
H 7
RBI 4
BB 2
SO 2
LOB 17



| Batter | 1 | 2 | 3 | 4 | 5 | 6 | 7 | 8 | 9 | 10 | 11 | AB | R | H | RBI | BB | SO | LOB | BOTTOM | |
|--|------------------------------|---------------------------------|--------------------------------|-------------------------------------|----------------------------------|---------------------------------|------------------------------|---------------------------------|------------------------------|---------------------------------|--------------------------------|-------------------------------------|--------------------------------|---------------------------------|------------------------------|---------------------------------|----------------------------------|------------------------------------|----------------------------------|--------|
| Buddy Bell, R OBP: 0.337, SLG: 0.357 | 6-3 | | G1-6-3 | | | F8 | | 6-3 | | | 6-3 | 5 | 0 | 0 | 0 | 0 | 0 | 1 | | |
| Jack Brohamer, L OBP: 0.276, SLG: 0.314 | 4-1 | | | E4 G4-6-3 | | 3-1 | | | P6 | | 6-3 | 5 | 0 | 0 | 0 | 0 | 0 | 0 | | |
| George Hendrick, R OBP: 0.295, SLG: 0.416 | 1-3 | | | G4-6-3 | | 6-3 | | | K | | | 4 | 0 | 0 | 0 | 0 | 1 | 1 | | |
| Charlie Spikes, R OBP: 0.274, SLG: 0.429 | | K | | | K | | | | P6 | | | 4 | 0 | 1 | 0 | 0 | 2 | 0 | | |
| Oscar Gamble, L OBP: 0.360, SLG: 0.613 | | HR | | | | | | | | | 4-3 | 4 | 1 | 3 | 1 | 0 | 0 | 0 | | |
| John Ellis, R OBP: 0.389, SLG: 0.381 | F5 | | | | | | | | | | | 2 | 0 | 0 | 0 | 2 | 1 | 1 | | |
| Dave Duncan, R OBP: 0.272, SLG: 0.409 | F7 | | | | | | | | | | | 4 | 1 | 1 | 1 | 0 | 2 | 2 | | |
| Chris Chambliss, L OBP: 0.260, SLG: 0.232 | | | 1-3 | | | | | | | | | 4 | 0 | 0 | 0 | 0 | 1 | 2 | | |
| Frank Duffy, R OBP: 0.230, SLG: 0.217 John Lowenstein, L OBP: 0.333, SLG: 0.363 | | | | G1-6-3 1B | | | | | | | 4-3 | 3 | 0 | 1 | 0 | 0 | 1 | 0 | | |
| Inning Stats | R: 0 E: 0 K: 0 S: 3 | H: 0 LOB: 0 BB: 0 P: 3 | R: 1 E: 0 K: 1 S: 6 | H: 1 LOB: 0 BB: 0 P: 6 | R: 0 E: 0 K: 0 S: 3 | H: 1 LOB: 0 BB: 0 P: 3 | R: 0 E: 1 K: 1 S: 5 | H: 2 LOB: 0 BB: 0 P: 5 | R: 0 E: 0 K: 1 S: 6 | H: 1 LOB: 1 BB: 0 P: 6 | R: 1 E: 0 K: 1 S: 6 | H: 0 LOB: 0 BB: 0 P: 5 | R: 0 E: 0 K: 1 S: 5 | H: 0 LOB: 1 BB: 1 P: 9 | R: 0 E: 0 K: 0 S: 3 | H: 0 LOB: 0 BB: 0 P: 3 | 1B: 4 2B: 0 3B: 0 HR: 2 | SF: 0 SAC: 0 DP: 2 HBP: 0 | WP: 0 PB: 0 SB: 1 CS: 2 | PA: 38 |
| PITCHER | Steve Busby, R ERA: 5.12 | IP: 9.1 WLS: W BF: 5 | H: 6 R: 2 ER: 2 SO: 7 | BB: 2 IBB: 0 HBP: 0 BLK: 0 | WP: 0 HR: 2 S: 45 P: 53 | ERA: 1.93 WHIP: 0.857 | | PITCHER | Gene Garber, R ERA: 3.24 | IP: 1.2 WLS: W BF: 5 | H: 0 R: 0 ER: 0 SO: 1 | BB: 0 IBB: 0 HBP: 0 BLK: 0 | WP: 0 HR: 0 S: 7 P: 7 | ERA: 0.00 WHIP: 0.000 | | | | | | |

Kansas City Royals @ Cleveland Indians
Cleveland Municipal Stadium, Cleveland, OH

Sat Jun 16 1973, 7:05 PM EDT
Att: 5,726 - Unknown - 81 F


AB 36
R 2
H 6
RBI 2
BB 2
SO 8
LOB 7



| Batter | 1 | 2 | 3 | 4 | 5 | 6 | 7 | 8 | 9 | AB | R | H | RBI | BB | SO | LOB | TOP | | | | | |
|--|------------------------------|---------------------------------|-------------------------------------|----------------------------------|------------------------------|----------------------------------|------------------------------|---------------------------------|------------------------------|---------------------------------|------------------------------|---------------------------------|------------------------------|---------------------------------|------------------------------|---|---|---------------------------------|----------------------------------|------------------------------------|-------------------------|--------|
| Frank White, R (1, 6) OBP: 0.292, SLG: 0.409 | | | | | | | | | | 4 | 1 | 3 | 2 | 0 | 1 | 0 | Kansas City Royals @ Cleveland Indians Cleveland Municipal Stadium, Cleveland, OH Sun Jun 17 1973, 3:33 AM EDT Unknown - 70 F | | | | | |
| Steve Hoyley, L (1, 8) OBP: 0.324, SLG: 0.283 | | | | | | | | | | 5 | 1 | 1 | 1 | 0 | 1 | 4 | | | | | | |
| Amos Otis, R (1, 10) OBP: 0.343, SLG: 0.482 | | | | | | | | | | 5 | 1 | 2 | 3 | 0 | 0 | 3 | | | | | | |
| John Mayberry, L (1, 3) OBP: 0.423, SLG: 0.555 | | | | | | | | | | 3 | 0 | 0 | 0 | 1 | 0 | 0 | | | | | | |
| Ed Kirkpatrick, L (1, 9) OBP: 0.394, SLG: 0.492 | | | | | | | | | | 3 | 0 | 0 | 0 | 1 | 0 | 2 | | | | | | |
| Lou Piniella, R (1, 7) OBP: 0.286, SLG: 0.341 | | | | | | | | | | 3 | 0 | 0 | 0 | 1 | 1 | 3 | | | | | | |
| Cookie Rojas, R (1, 4) OBP: 0.313, SLG: 0.359 | | | | | | | | | | 3 | 1 | 1 | 0 | 1 | 0 | 1 | | | | | | |
| Paul Schaal, R (1, 5) OBP: 0.374, SLG: 0.384 | | | | | | | | | | 4 | 1 | 1 | 0 | 0 | 1 | 2 | | | | | | |
| Fran Healy, R (1, 2) OBP: 0.333, SLG: 0.300 | | | | | | | | | | 3 | 1 | 1 | 0 | 1 | 1 | 0 | | | | | | |
| Inning Stats | R: 2 E: 0 K: 0 S: 5 | H: 3 LOB: 1 BB: 1 P: 9 | R: 1 E: 0 K: 0 S: 5 | H: 2 LOB: 2 BB: 1 P: 9 | R: 0 E: 0 K: 1 S: 4 | H: 0 LOB: 1 BB: 2 P: 12 | R: 3 E: 0 K: 0 S: 6 | H: 3 LOB: 0 BB: 0 P: 6 | R: 0 E: 0 K: 1 S: 5 | H: 0 LOB: 0 BB: 1 P: 9 | R: 0 E: 0 K: 3 S: 9 | H: 0 LOB: 0 BB: 0 P: 3 | R: 0 E: 0 K: 0 S: 3 | H: 0 LOB: 0 BB: 0 P: 3 | R: 0 E: 0 K: 0 S: 3 | H: 0 LOB: 0 BB: 0 P: 3 | R: 0 E: 0 K: 0 S: 4 | H: 1 LOB: 1 BB: 0 P: 4 | 1B: 6 2B: 1 3B: 1 HR: 1 | SF: 1 SAC: 0 DP: 1 HBP: 0 | WP: 1 PB: 2 CS: 1 | PA: 40 |
| PITCHER Gaylord Perry, R (1, 1) ERA: 3.13 | IP: 9.0 WLS: L BF: 39 | H: 9 R: 6 ER: 6 SO: 5 | BB: 5 IBB: 0 HBP: 0 BLK: 0 | WP: 1 HR: 1 S: 44 P: 64 | ERA: 6.00 WHIP: 1.556 | PITCHER | | | | | | | | | | IP: WLS: BF: H: R: ER: SO: BB: IBB: HBP: BLK: WP: HR: S: P: ERA: WHIP | | | | | | |

| Batter | 1 | 2 | 3 | 4 | 5 | 6 | 7 | 8 | 9 | AB | R | H | RBI | BB | SO | LOB | BOTTOM | | | | | |
|--|------------------------------|---------------------------------|-------------------------------------|----------------------------------|------------------------------|---------------------------------|------------------------------|---------------------------------|------------------------------|---------------------------------|------------------------------|---------------------------------|------------------------------|---------------------------------|------------------------------|---|---|---------------------------------|----------------------------------|------------------------------------|----------------------------------|--------|
| Buddy Bell, R (1, 5) OBP: 0.336, SLG: 0.355 | | | | | | | | | | 4 | 0 | 1 | 0 | 0 | 0 | 2 | Kansas City Royals @ Cleveland Indians Cleveland Municipal Stadium, Cleveland, OH Sun Jun 17 1973, 3:33 AM EDT Unknown - 70 F | | | | | |
| Jack Brohamer, L (1, 4) OBP: 0.283, SLG: 0.324 | | | | | | | | | | 3 | 2 | 1 | 0 | 1 | 0 | 2 | | | | | | |
| Leo Cardenas, R (8, 6) OBP: 0.241, SLG: 0.218 | | | | | | | | | | 0 | 0 | 0 | 0 | 0 | 0 | 0 | | | | | | |
| George Hendrick, R (1, 8) OBP: 0.298, SLG: 0.430 | | | | | | | | | | 4 | 1 | 2 | 1 | 0 | 0 | 1 | | | | | | |
| Charlie Spikes, R (1, 7) OBP: 0.274, SLG: 0.426 | | | | | | | | | | 4 | 0 | 1 | 1 | 0 | 1 | 1 | | | | | | |
| Oscar Gamble, L (1, 9) OBP: 0.357, SLG: 0.602 | | | | | | | | | | 4 | 0 | 1 | 1 | 0 | 0 | 2 | | | | | | |
| John Ellis, R (1, 10) OBP: 0.348, SLG: 0.368 | | | | | | | | | | 4 | 0 | 0 | 0 | 0 | 1 | 3 | | | | | | |
| Dave Duncan, R (1, 2) OBP: 0.272, SLG: 0.406 | | | | | | | | | | 4 | 0 | 1 | 0 | 0 | 2 | 0 | | | | | | |
| Chris Chambliss, L (1, 3) OBP: 0.259, SLG: 0.229 | | | | | | | | | | 3 | 0 | 0 | 0 | 0 | 0 | 1 | | | | | | |
| Frank Duffy, R (1, 6) OBP: 0.225, SLG: 0.213 | | | | | | | | | | 2 | 0 | 0 | 0 | 0 | 0 | 1 | | | | | | |
| John Lowenstein, L (7, PH) OBP: 0.341, SLG: 0.370 | | | | | | | | | | 1 | 0 | 1 | 0 | 0 | 0 | 0 | | | | | | |
| Inning Stats | R: 1 E: 0 K: 0 S: 5 | H: 2 LOB: 2 BB: 1 P: 9 | R: 0 E: 0 K: 1 S: 5 | H: 0 LOB: 1 BB: 0 P: 6 | R: 1 E: 0 K: 1 S: 7 | H: 2 LOB: 1 BB: 0 P: 7 | R: 0 E: 0 K: 0 S: 3 | H: 0 LOB: 0 BB: 0 P: 3 | R: 1 E: 0 K: 1 S: 6 | H: 2 LOB: 0 BB: 0 P: 6 | R: 0 E: 0 K: 1 S: 5 | H: 0 LOB: 0 BB: 0 P: 5 | R: 0 E: 0 K: 0 S: 4 | H: 1 LOB: 1 BB: 0 P: 4 | R: 0 E: 0 K: 0 S: 3 | H: 0 LOB: 0 BB: 0 P: 3 | R: 0 E: 0 K: 0 S: 3 | H: 1 LOB: 0 BB: 0 P: 3 | 1B: 6 2B: 1 3B: 0 HR: 1 | SF: 0 SAC: 0 DP: 2 HBP: 1 | WP: 0 PB: 0 SB: 0 CS: 0 | PA: 35 |
| PITCHER Dick Drago, R (1, 1) ERA: 4.12 | IP: 9.0 WLS: W BF: 35 | H: 8 R: 3 ER: 3 SO: 4 | BB: 1 IBB: 0 HBP: 1 BLK: 0 | WP: 0 HR: 1 S: 41 P: 46 | ERA: 3.00 WHIP: 1.000 | PITCHER | | | | | | | | | | IP: WLS: BF: H: R: ER: SO: BB: IBB: HBP: BLK: WP: HR: S: P: ERA: WHIP | | | | | | |

AB 33
R 6
H 9
RBI 6
BB 5
SO 5
LOB 15



AB 33
R 3
H 8
RBI 3
SO 4
LOB 13



| Batter | 1 | 2 | 3 | 4 | 5 | 6 | 7 | 8 | 9 | AB | R | H | RBI | BB | SO | LOB | TOP | | | | | | | | |
|---|------------------------------|---------------------------------|------------------------------|---------------------------------|------------------------------|----------------------------------|------------------------------|----------------------------------|------------------------------|---------------------------------|------------------------------|---------------------------------|------------------------------|---------------------------------|------------------------------|---------------------------------|--|---------------------------------|-----------------------------------|------------------------------------|----------------------------------|--------|--|--|--|
| Frank White, R (1, 6) OBP: 0.276, SLG: 0.370 | L9 | 4-3 | | G6-4-3 1B | | 4-3 1-2 | | 6-3 1-2 | | 5 | 0 | 1 | 0 | 0 | 0 | 2 | Kansas City Royals @ Cleveland Indians Cleveland Municipal Stadium, Cleveland, OH Sun Jun 17 1973, 3:38 AM EDT Att: 11,943 - Unknown livebaseballscorecards.com | | | | | | | | |
| Jim Wothford, R (1, 10) OBP: 0.318, SLG: 0.463 | G4-6-3 BB | | HR | G6-4-3 1-2 | | 1B | | K | | 4 | 1 | 2 | 0 | 1 | 1 | 2 | | | | | | | | | |
| Lou Piniella, R (1, 7) OBP: 0.289, SLG: 0.356 | G4-6-3 1-2 | | HR | BB | | F8 | | | P4 | 5 | 1 | 2 | 2 | 0 | 0 | 2 | | | | | | | | | |
| Amos Otis, R (1, 8) OBP: 0.348, SLG: 0.482 | | E 1B WP | FC6-4 1B | 1-2 BB | | | | 6-3 | | 4 | 1 | 2 | 0 | 1 | 0 | 0 | | | | | | | | | |
| Kurt Bevacqua, R (1, 3) OBP: 0.346, SLG: 0.376 | K | FC6-4 1B BB | K | | | | | 6-3 | | 5 | 0 | 0 | 0 | 0 | 2 | 4 | | | | | | | | | |
| Paul Schaal, R (1, 5) OBP: 0.372, SLG: 0.381 | E5 1B | F9 | | | K | | | 1B | | 4 | 1 | 1 | 0 | 0 | 1 | 2 | | | | | | | | | |
| Hal McRae, R (1, 9) OBP: 0.232, SLG: 0.230 | L6 | | | | F9 | | | 4-3 | | 3 | 0 | 0 | 0 | 1 | 0 | 3 | | | | | | | | | |
| Steve Hovley, L (8, 9) OBP: 0.324, SLG: 0.283 | | 1B BB | | | | | | | | 0 | 0 | 0 | 0 | 0 | 0 | 0 | | | | | | | | | |
| Bobby Floyd, R (1, 4) OBP: 0.313, SLG: 0.344 | HR | | | | K | | | 6-3 1B | | 4 | 1 | 3 | 2 | 0 | 1 | 0 | | | | | | | | | |
| Fran Healy, R (1, 2) OBP: 0.340, SLG: 0.340 | HR | P4 | | | | CS 1B | | K | | 4 | 1 | 2 | 2 | 0 | 1 | 4 | | | | | | | | | |
| Inning Stats | R: 0 E: 0 K: 0 S: 2 | H: 0 LOB: 0 BB: 1 P: 6 | R: 4 E: 1 K: 1 S: 9 | H: 3 LOB: 0 BB: 0 P: 9 | R: 2 E: 0 K: 0 S: 7 | H: 4 LOB: 3 BB: 1 P: 11 | R: 0 E: 0 K: 1 S: 6 | H: 2 LOB: 2 BB: 1 P: 10 | R: 0 E: 0 K: 2 S: 7 | H: 0 LOB: 0 BB: 0 P: 7 | R: 0 E: 0 K: 0 S: 4 | H: 2 LOB: 1 BB: 0 P: 4 | R: 0 E: 0 K: 0 S: 4 | H: 1 LOB: 1 BB: 0 P: 4 | R: 0 E: 0 K: 2 S: 8 | H: 1 LOB: 1 BB: 0 P: 8 | R: 0 E: 0 K: 0 S: 3 | H: 0 LOB: 0 BB: 0 P: 3 | 1B: 11 2B: 0 3B: 0 HR: 2 | SF: 0 SAC: 0 DP: 2 HBP: 0 | WP: 1 PB: 0 SB: 0 CS: 1 | PA: 41 | | | |
| PITCHER | IP | WLS | BF | H | R | ER | SO | BB | IBB | HBP | BLK | WP | HR | S | P | ERA | WHIP | | | | | | | | |
| Mike Kekich, L (1, 1) ERA: 9.18 | 2.0 | L | 13 | 6 | 6 | 2 | 1 | 1 | 0 | 0 | 0 | 1 | 2 | 14 | 18 | 9.00 | 3.500 | | | | | | | | |
| Ray Lamb, R (3, 1) ERA: 3.35 | 5.0 | | 21 | 6 | 0 | 0 | 3 | 2 | 0 | 0 | 0 | 0 | 0 | 25 | 33 | 0.00 | 1.600 | | | | | | | | |
| Jerry Johnson, R (8, 1) ERA: 4.15 | 2.0 | | 7 | 1 | 0 | 0 | 2 | 0 | 0 | 0 | 0 | 0 | 0 | 11 | 11 | 0.00 | 0.500 | | | | | | | | |

| Batter | 1 | 2 | 3 | 4 | 5 | 6 | 7 | 8 | 9 | AB | R | H | RBI | BB | SO | LOB | BOTTOM | | | | | | | | |
|---|------------------------------|----------------------------------|------------------------------|---------------------------------|------------------------------|----------------------------------|------------------------------|---------------------------------|------------------------------|---------------------------------|------------------------------|---------------------------------|------------------------------|----------------------------------|----------------------------------|------------------------------------|--|--------|--|--|--|--|--|--|--|
| Buddy Bell, R (1, 5) OBP: 0.335, SLG: 0.350 | K | | 1B BB | | F9 | | F8 | | | 3 | 0 | 0 | 0 | 1 | 1 | 0 | Kansas City Royals @ Cleveland Indians Cleveland Municipal Stadium, Cleveland, OH Sun Jun 17 1973, 3:38 AM EDT Att: 11,943 - Unknown livebaseballscorecards.com | | | | | | | | |
| Jack Brohamer, L (1, 4) OBP: 0.274, SLG: 0.313 | K | | P6 | | F8 | | | F8 | | 4 | 0 | 0 | 0 | 0 | 1 | 3 | | | | | | | | | |
| George Hendrick, R (1, 8) OBP: 0.298, SLG: 0.425 | FC4 BB | | K | | 1-3 | | | 1-3 | | 3 | 0 | 0 | 0 | 1 | 1 | 3 | | | | | | | | | |
| John Ellis, R (1, 2) OBP: 0.346, SLG: 0.364 | FC4 1-2 | | 1B 2H 3H | | L5 | | | 6-3 | | 4 | 0 | 1 | 2 | 0 | 0 | 1 | | | | | | | | | |
| Oscar Gamble, L (1, 9) OBP: 0.347, SLG: 0.583 | | 4-3 | F5 | | F8 | | | G3 | | 4 | 0 | 0 | 0 | 0 | 0 | 2 | | | | | | | | | |
| Charlie Spikes, R (1, 10) OBP: 0.278, SLG: 0.425 | F7 | | | | P6 | | | 1B BB | | 3 | 0 | 1 | 0 | 1 | 0 | 0 | | | | | | | | | |
| John Lowenstein, L (1, 7) OBP: 0.326, SLG: 0.353 | K | | | | L4 | | | F8 | | 4 | 0 | 0 | 0 | 0 | 2 | 2 | | | | | | | | | |
| Chris Chambliss, L (1, 3) OBP: 0.269, SLG: 0.241 | | | BB 1B BB | | P6 | | | 1B | | 3 | 1 | 2 | 0 | 1 | 0 | 0 | | | | | | | | | |
| Frank Duffy, R (1, 6) OBP: 0.229, SLG: 0.208 | | | BB 1B BB | | F7 | | | 6-3 | | 2 | 1 | 0 | 0 | 1 | 0 | 1 | | | | | | | | | |
| Walt Williams, R (9, PH) OBP: 0.244, SLG: 0.284 | | | BB 1B BB | | F7 | | | F3 | | 1 | 0 | 0 | 0 | 0 | 0 | 2 | | | | | | | | | |
| Inning Stats | R: 0 E: 0 K: 2 S: 7 | H: 0 LOB: 1 BB: 1 P: 11 | R: 0 E: 0 K: 1 S: 5 | H: 0 LOB: 0 BB: 0 P: 5 | R: 2 E: 0 K: 1 S: 6 | H: 1 LOB: 2 BB: 3 P: 18 | R: 0 E: 0 K: 0 S: 4 | H: 1 LOB: 1 BB: 0 P: 4 | R: 0 E: 0 K: 0 S: 3 | H: 0 LOB: 0 BB: 0 P: 3 | R: 0 E: 0 K: 0 S: 3 | H: 0 LOB: 0 BB: 0 P: 3 | R: 0 E: 0 K: 1 S: 6 | H: 1 LOB: 2 BB: 1 P: 10 | 1B: 3 2B: 1 3B: 0 HR: 0 | SF: 0 SAC: 0 DP: 0 HBP: 0 | WP: 0 PB: 0 SB: 0 CS: 0 | PA: 36 | | | | | | | |
| PITCHER | IP | WLS | BF | H | R | ER | SO | BB | IBB | HBP | BLK | WP | HR | S | P | ERA | WHIP | | | | | | | | |
| Ken Wright, R (1, 1) ERA: 3.89 | 8.1 | W | 33 | 3 | 2 | 2 | 4 | 5 | 0 | 0 | 0 | 0 | 0 | 36 | 56 | 2.16 | 0.960 | | | | | | | | |
| Gene Garber, R (9, 1) ERA: 3.2 | 0.2 | S | 3 | 1 | 0 | 0 | 1 | 0 | 0 | 0 | 0 | 0 | 0 | 5 | 5 | 0.00 | 1.500 | | | | | | | | |

| Batter | 1 | 2 | 3 | 4 | 5 | 6 | 7 | 8 | 9 | 10 | 11 | 12 | AB | R | H | RBI | BB | SO | LOB | TOP | | | | | | | | | | | | | | | | | | | |
|--|---|---------------------------------|------------------------------|----------------------------------|------------------------------|---------------------------------|------------------------------|---------------------------------|------------------------------|---------------------------------|------------------------------|---------------------------------|------------------------------|---------------------------------|------------------------------|----------------------------------|------------------------------|---------------------------------|------------------------------|---------------------------------|------------------------------|---------------------------------|----------------------------------|------------------------------------|-------------------------|--------|--|--|--|--|--|--|--|--|--|--|--|--|--|
| Bert Campaneris, R OBP: 0.336, SLG: 0.330 | F9 | 4-3 | | | K | | | F8 | | SH1 BB | | 6-3 | 5 | 0 | 0 | 0 | 1 | 1 | 1 | | | | | | | | | | | | | | | | | | | | |
| Bill North, S OBP: 0.377, SLG: 0.338 | G2 | | 4-3 | | | P6 BB | | K | | SH1 BB | | 6-3 | 4 | 0 | 0 | 0 | 2 | 1 | 0 | | | | | | | | | | | | | | | | | | | | |
| Sal Bando, R OBP: 0.350, SLG: 0.481 | 1B | | K | | | | | 6-3 | | SH1 | | 6-3 | 4 | 0 | 1 | 0 | 1 | 1 | 0 | | | | | | | | | | | | | | | | | | | | |
| Reggie Jackson, L OBP: 0.361, SLG: 0.522 | | | | | | | | | | | | | | | | | | | | | | | | | | | | | | | | | | | | | | | |
| Dal Maxwell, R OBP: 0.263, SLG: 0.222 | | | 1-3 | | | | | | | | | | | | | | | | | | | | | | | | | | | | | | | | | | | | |
| Angel Mangual, R OBP: 0.245, SLG: 0.314 | 1B | | | | | | | | | | | | | | | | | | | | | | | | | | | | | | | | | | | | | | |
| Deron Johnson, R OBP: 0.322, SLG: 0.436 | | | | | | | | | | | | | | | | | | | | | | | | | | | | | | | | | | | | | | | |
| Alan Lewis, S OBP: 0.277, SLG: 0.341 | | | | | | | | | | | | | | | | | | | | | | | | | | | | | | | | | | | | | | | |
| Rich McKinney, R OBP: 0.277, SLG: 0.341 | | | | | | | | | | | | | | | | | | | | | | | | | | | | | | | | | | | | | | | |
| Gene Tenace, R OBP: 0.361, SLG: 0.488 | | | | | | | | | | | | | | | | | | | | | | | | | | | | | | | | | | | | | | | |
| Joe Rudi, R OBP: 0.262, SLG: 0.376 | | | | | | | | | | | | | | | | | | | | | | | | | | | | | | | | | | | | | | | |
| Mike Hegan, L OBP: 0.277, SLG: 0.302 | | | | | | | | | | | | | | | | | | | | | | | | | | | | | | | | | | | | | | | |
| Ted Kubiak, S OBP: 0.321, SLG: 0.393 | | | | | | | | | | | | | | | | | | | | | | | | | | | | | | | | | | | | | | | |
| Inning Stats | R: 0 E: 0 K: 4 S: 4 | H: 2 LOB: 2 BB: 4 P: 4 | R: 2 E: 0 K: 4 S: 4 | H: 1 LOB: 1 BB: 2 P: 12 | R: 0 E: 0 K: 1 S: 5 | H: 0 LOB: 0 BB: 0 P: 5 | R: 0 E: 0 K: 0 S: 2 | H: 0 LOB: 0 BB: 1 P: 6 | R: 0 E: 0 K: 1 S: 5 | H: 0 LOB: 0 BB: 0 P: 5 | R: 0 E: 0 K: 2 S: 6 | H: 1 LOB: 1 BB: 0 P: 8 | R: 0 E: 0 K: 1 S: 5 | H: 0 LOB: 0 BB: 0 P: 5 | R: 2 E: 0 K: 1 S: 7 | H: 2 LOB: 2 BB: 1 P: 11 | R: 0 E: 0 K: 0 S: 3 | H: 0 LOB: 0 BB: 0 P: 3 | R: 0 E: 0 K: 0 S: 3 | H: 0 LOB: 0 BB: 0 P: 3 | R: 0 E: 0 K: 0 S: 3 | H: 0 LOB: 0 BB: 0 P: 3 | 1B: 4 2B: 1 3B: 0 HR: 1 | SF: 1 SAC: 1 DP: 1 HBP: 0 | WP: 0 PB: 0 CS: 0 | PA: 48 | | | | | | | | | | | | | |
| PITCHER | IP WLS BF H R ER SO BB IBB HBP BLK WP HR S P ERA WHIP | | | | | | | | | | | | | | | | | | | | | | | | | | | | | | | | | | | | | | |
| Steve Busby, R ERA: 5.06 | (1.1) 8.0 32 5 4 4 5 6 0 0 0 0 0 0 6 10 0.00 1.375 | | | | | | | | | | | | | | | | | | | | | | | | | | | | | | | | | | | | | | |
| Ken Wright, R ERA: 3.79 | (9.1) 1.0 5 1 0 0 1 1 0 0 0 0 0 0 6 10 0.00 2.000 | | | | | | | | | | | | | | | | | | | | | | | | | | | | | | | | | | | | | | |
| Gene Garber, R ERA: 3.46 | (10.1) 3.0 W 11 0 0 0 0 1 1 0 0 0 0 0 9 17 0.00 0.333 | | | | | | | | | | | | | | | | | | | | | | | | | | | | | | | | | | | | | | |

Oakland Athletics @ Kansas City Royals
Royals Stadium, Kansas City, MO

Wed Jun 20 1973, 8:05 PM EDT
Att. 20,426 - Unknown - 79 F

AB 37
R 4
H 6
RBI 4
BB 9
SO 6
LOB 18



| Batter | 1 | 2 | 3 | 4 | 5 | 6 | 7 | 8 | 9 | 10 | 11 | 12 | AB | R | H | RBI | BB | SO | LOB | BOTTOM | | | | | | | | | | | | | | | | | | | |
|---|---|----------------------------------|------------------------------|---------------------------------|------------------------------|---------------------------------|------------------------------|---------------------------------|------------------------------|---------------------------------|------------------------------|---------------------------------|------------------------------|---------------------------------|------------------------------|---------------------------------|------------------------------|---------------------------------|------------------------------|---------------------------------|------------------------------|---------------------------------|----------------------------------|------------------------------------|-------------------------|--------|--|--|--|--|--|--|--|--|--|--|--|--|--|
| Frank White, R OBP: 0.250, SLG: 0.316 | K | | | | | | | | | | | | | | | | | | | | | | | | | | | | | | | | | | | | | | |
| Lou Piniella, R OBP: 0.273, SLG: 0.360 | | | P4 | | F9 | | | K | | | | | | | | | | | | | | | | | | | | | | | | | | | | | | | |
| Bobby Floyd, R OBP: 0.314, SLG: 0.343 | | | | | | | | | | | | | | | | | | | | | | | | | | | | | | | | | | | | | | | |
| Jim Wohlford, R OBP: 0.276, SLG: 0.396 | | | | | | | | | | | | | | | | | | | | | | | | | | | | | | | | | | | | | | | |
| Gail Hopkins, L OBP: 0.382, SLG: 0.455 | | | | | | | | | | | | | | | | | | | | | | | | | | | | | | | | | | | | | | | |
| Kurt Bevacqua, R OBP: 0.343, SLG: 0.376 | | | | | | | | | | | | | | | | | | | | | | | | | | | | | | | | | | | | | | | |
| Amos Otis, R OBP: 0.348, SLG: 0.485 | | | | | | | | | | | | | | | | | | | | | | | | | | | | | | | | | | | | | | | |
| John Mayberry, L OBP: 0.435, SLG: 0.592 | | | | | | | | | | | | | | | | | | | | | | | | | | | | | | | | | | | | | | | |
| Cookie Rojas, R OBP: 0.304, SLG: 0.347 | | | | | | | | | | | | | | | | | | | | | | | | | | | | | | | | | | | | | | | |
| Paul Scheal, R OBP: 0.376, SLG: 0.388 | | | | | | | | | | | | | | | | | | | | | | | | | | | | | | | | | | | | | | | |
| Ed Kirkpatrick, L OBP: 0.365, SLG: 0.473 | | | | | | | | | | | | | | | | | | | | | | | | | | | | | | | | | | | | | | | |
| Hal McRae, R OBP: 0.242, SLG: 0.243 | | | | | | | | | | | | | | | | | | | | | | | | | | | | | | | | | | | | | | | |
| Steve Hovley, L OBP: 0.313, SLG: 0.273 | | | | | | | | | | | | | | | | | | | | | | | | | | | | | | | | | | | | | | | |
| Fran Healy, R OBP: 0.326, SLG: 0.330 | | | | | | | | | | | | | | | | | | | | | | | | | | | | | | | | | | | | | | | |
| Inning Stats | R: 0 E: 0 K: 2 S: 7 | H: 0 LOB: 1 BB: 1 P: 11 | R: 0 E: 0 K: 0 S: 3 | H: 1 LOB: 0 BB: 0 P: 3 | R: 0 E: 0 K: 0 S: 3 | H: 0 LOB: 0 BB: 0 P: 3 | R: 1 E: 0 K: 1 S: 7 | H: 2 LOB: 1 BB: 0 P: 7 | R: 1 E: 0 K: 0 S: 4 | H: 1 LOB: 0 BB: 0 P: 4 | R: 0 E: 0 K: 0 S: 6 | H: 1 LOB: 1 BB: 0 P: 6 | R: 2 E: 1 K: 1 S: 6 | H: 2 LOB: 1 BB: 0 P: 8 | R: 0 E: 0 K: 0 S: 3 | H: 0 LOB: 0 BB: 1 P: 3 | R: 0 E: 0 K: 1 S: 7 | H: 2 LOB: 2 BB: 0 P: 7 | R: 0 E: 0 K: 1 S: 5 | H: 0 LOB: 0 BB: 0 P: 5 | R: 0 E: 0 K: 0 S: 2 | H: 1 LOB: 1 BB: 1 P: 6 | 1B: 8 2B: 3 3B: 0 HR: 1 | SF: 1 SAC: 0 DP: 2 HBP: 0 | WP: 3 PB: 1 CS: 0 | PA: 47 | | | | | | | | | | | | | |
| PITCHER | IP WLS BF H R ER SO BB IBB HBP BLK WP HR S P ERA WHIP | | | | | | | | | | | | | | | | | | | | | | | | | | | | | | | | | | | | | | |
| Vida Blue, L ERA: 4.1 | (1.1) 6.1 26 7 4 0 2 4 1 0 0 0 2 1 1 33 2.84 1.263 | | | | | | | | | | | | | | | | | | | | | | | | | | | | | | | | | | | | | | |
| Rollie Fingers, R ERA: 1.41 | (7.1) 3.1 13 2 0 0 2 1 0 0 0 0 0 0 16 20 0.00 0.900 | | | | | | | | | | | | | | | | | | | | | | | | | | | | | | | | | | | | | | |
| Darold Knowles, L ERA: 2.1 | (10.1) 0.0 1 1 0 0 0 0 0 0 0 0 0 0 1 1 ∞ ∞ | | | | | | | | | | | | | | | | | | | | | | | | | | | | | | | | | | | | | | |
| Horacio Pina, R ERA: 2.51 | (10.1) 0.2 2 0 0 0 0 0 0 0 0 0 0 0 2 2 0.00 0.000 | | | | | | | | | | | | | | | | | | | | | | | | | | | | | | | | | | | | | | |
| Paul Lindblad, L ERA: 5.0 | (11.1) 1.0 L 5 1 1 0 1 1 0 0 0 0 0 0 6 10 0.00 2.000 | | | | | | | | | | | | | | | | | | | | | | | | | | | | | | | | | | | | | | |

Oakland Athletics @ Kansas City Royals
Royals Stadium, Kansas City, MO

Wed Jun 20 1973, 8:05 PM EDT
Att. 20,426 - Unknown - 79 F

AB 43
R 5
H 11
RBI 2
BB 3
SO 7
LOB 13



| Batter | 1 | 2 | 3 | 4 | 5 | 6 | 7 | 8 | 9 | AB | R | H | RBI | BB | SO | LOB | TOP | | | |
|--|--|---------------------------------|------------------------------|---------------------------------|------------------------------|---------------------------------|------------------------------|---------------------------------|------------------------------|---------------------------------|------------------------------|---------------------------------|------------------------------|---------------------------------|------------------------------|---------------------------------|----------------------------------|------------------------------------|----------------------------------|--------|
| Davey Nelson, R OBP: 0.329, SLG: 0.417 (1, 4) | 6-3 | | F9 | | 6-3 | | | F3 1B | | 4 | 0 | 1 | 0 | 0 | 0 | 1 | | | | |
| Toby Harrah, R OBP: 0.310, SLG: 0.316 (1, 5) | 5-3 | | K | | F8 | | | F2 | | 4 | 0 | 0 | 0 | 0 | 1 | 2 | | | | |
| Alex Johnson, R OBP: 0.310, SLG: 0.365 (1, 10) | P4 | | 4-3 | | 5-3 | | | F3 1-2 | | 4 | 0 | 0 | 0 | 0 | 0 | 2 | | | | |
| Rico Carty, R OBP: 0.309, SLG: 0.292 Elliott Maddox, R OBP: 0.351, SLG: 0.289 (9, 7) | | | | | | | | | P6 | 4 | 0 | 2 | 0 | 0 | 0 | 0 | | | | |
| Jim Spencer, L OBP: 0.333, SLG: 0.405 (1, 3) | | | | | | | | | P6 | 4 | 1 | 1 | 0 | 0 | 0 | 2 | | | | |
| Jeff Burroughs, R OBP: 0.327, SLG: 0.395 (1, 9) | | | | | | | | | L7 | 4 | 1 | 1 | 0 | 0 | 0 | 2 | | | | |
| Vic Harris, S OBP: 0.301, SLG: 0.345 (1, 8) | | | | | | | | | | 3 | 0 | 2 | 1 | 0 | 0 | 2 | | | | |
| Ken Suarez, R OBP: 0.391, SLG: 0.395 (1, 2) | | | | | | | | | | 3 | 1 | 1 | 1 | 0 | 0 | 2 | | | | |
| Jim Mason, L OBP: 0.307, SLG: 0.344 (1, 6) | | | | | | | | | | 3 | 0 | 1 | 1 | 0 | 0 | 2 | | | | |
| Inning Stats | R: 0 E: 0 K: 0 S: 3 | H: 0 LOB: 0 BB: 0 P: 3 | R: 0 E: 1 K: 0 S: 4 | H: 1 LOB: 1 BB: 0 P: 4 | R: 1 E: 0 K: 1 S: 7 | H: 2 LOB: 1 BB: 0 P: 7 | R: 2 E: 1 K: 0 S: 6 | H: 3 LOB: 1 BB: 0 P: 6 | R: 0 E: 0 K: 0 S: 3 | H: 0 LOB: 0 BB: 0 P: 3 | R: 0 E: 0 K: 0 S: 3 | H: 1 LOB: 0 BB: 0 P: 3 | R: 0 E: 0 K: 0 S: 3 | H: 1 LOB: 0 BB: 0 P: 3 | R: 0 E: 0 K: 0 S: 3 | H: 0 LOB: 0 BB: 0 P: 3 | 1B: 8 2B: 1 3B: 0 HR: 0 | SF: 0 SAC: 0 DP: 2 HBP: 0 | WP: 0 PB: 0 SB: 0 CS: 0 | PA: 34 |
| PITCHER Dick Drago, R ERA: 3.95 (1, 1) | IP: 9.0 WLS: L BF: 33 H: 9 R: 3 ER: 2 SO: 1 BB: 0 IBB: 0 HBP: 0 BLK: 0 WP: 0 HR: 0 S: 35 P: 35 ERA: 2.00 WHIP: 1.000 | | | | | | | | | | | | | | | | | | | |

Texas Rangers @ Kansas City Royals
Royals Stadium, Kansas City, MO
Fri Jun 22, 1973, 8:05 PM EDT
Att: 14,320 - Unknown - 83 F

| | |
|-----|----|
| AB | 33 |
| R | 3 |
| H | 9 |
| RBI | 3 |
| BB | 0 |
| SO | 1 |
| LOB | 15 |



| Batter | 1 | 2 | 3 | 4 | 5 | 6 | 7 | 8 | 9 | AB | R | H | RBI | BB | SO | LOB | BOTTOM | | | |
|--|--|---------------------------------|------------------------------|----------------------------------|------------------------------|---------------------------------|------------------------------|---------------------------------|------------------------------|---------------------------------|------------------------------|---------------------------------|------------------------------|---------------------------------|------------------------------|---------------------------------|----------------------------------|------------------------------------|----------------------------------|--------|
| Frank White, R OBP: 0.233, SLG: 0.293 Jim Wohlford, R OBP: 0.269, SLG: 0.388 Bobby Floyd, R OBP: 0.314, SLG: 0.343 (7, PH) (8, 6) | F7 | | F2 | | F7 | | F7 | | | 3 | 0 | 0 | 0 | 0 | 0 | 0 | | | | |
| Kurt Bevacqua, R OBP: 0.338, SLG: 0.365 (1, 10) | F7 | | WP BB | | F8 | | | L6 | | 3 | 0 | 0 | 0 | 1 | 0 | 0 | | | | |
| Amos Otis, R OBP: 0.347, SLG: 0.479 (1, 8) | F7 | | BB 1-3 BB | | L5 | | | F3 | | 3 | 0 | 0 | 0 | 1 | 0 | 0 | | | | |
| John Mayberry, L OBP: 0.436, SLG: 0.589 (1, 3) | | | | | P5 | | | L9 | | 3 | 0 | 1 | 0 | 1 | 0 | 0 | | | | |
| Cookie Rojas, R OBP: 0.299, SLG: 0.341 (1, 4) | | | | | F7 | | | L1 | | 4 | 0 | 0 | 0 | 0 | 1 | 4 | | | | |
| Lou Piniella, R OBP: 0.276, SLG: 0.367 (1, 7) | | | | | F8 | | | K | | 4 | 0 | 2 | 0 | 0 | 1 | 0 | | | | |
| Paul Schaal, R OBP: 0.375, SLG: 0.385 (1, 5) | | | | | F7 | | | 1-3 | | 4 | 0 | 1 | 0 | 0 | 0 | 2 | | | | |
| Hal McRae, R OBP: 0.237, SLG: 0.237 (1, 9) | | | | | F8 | | | P6 | | 3 | 0 | 0 | 0 | 0 | 0 | 4 | | | | |
| Fran Healy, R OBP: 0.320, SLG: 0.321 (1, 2) | | | | | P3 | | | K | | 3 | 0 | 0 | 0 | 0 | 1 | 2 | | | | |
| Inning Stats | R: 0 E: 0 K: 0 S: 3 | H: 2 LOB: 2 BB: 0 P: 5 | R: 0 E: 0 K: 1 S: 5 | H: 0 LOB: 3 BB: 3 P: 17 | R: 0 E: 0 K: 0 S: 3 | H: 0 LOB: 0 BB: 0 P: 3 | R: 0 E: 0 K: 0 S: 3 | H: 0 LOB: 0 BB: 0 P: 3 | R: 0 E: 0 K: 1 S: 7 | H: 2 LOB: 2 BB: 0 P: 7 | R: 0 E: 0 K: 0 S: 3 | H: 0 LOB: 0 BB: 0 P: 3 | R: 0 E: 0 K: 1 S: 5 | H: 0 LOB: 0 BB: 0 P: 5 | R: 0 E: 0 K: 0 S: 3 | H: 0 LOB: 0 BB: 0 P: 3 | 1B: 3 2B: 1 3B: 0 HR: 0 | SF: 0 SAC: 0 DP: 0 HBP: 0 | WP: 2 PB: 0 SB: 0 CS: 0 | PA: 34 |
| PITCHER Jim Merritt, L ERA: 3.78 Bill Gogolewski, R ERA: 2.63 (9, 1) | IP: 8.0 WLS: W BF: 31 H: 4 R: 0 ER: 0 SO: 2 BB: 3 IBB: 0 HBP: 0 BLK: 0 WP: 1 HR: 0 S: 32 P: 44 ERA: 0.00 WHIP: 0.875 | | | | | | | | | | | | | | | | | | | |

Texas Rangers @ Kansas City Royals
Royals Stadium, Kansas City, MO
Fri Jun 22, 1973, 8:05 PM EDT
Att: 14,320 - Unknown - 83 F


| | |
|-----|----|
| AB | 31 |
| R | 0 |
| H | 4 |
| RBI | 0 |
| BB | 3 |
| SO | 3 |
| LOB | 14 |



| Batter | 1 | 2 | 3 | 4 | 5 | 6 | 7 | 8 | 9 | AB | R | H | RBI | BB | SO | LOB | TOP | | | | | | | | |
|--|------------------------------|---------------------------------|------------------------------|---------------------------------|------------------------------|---------------------------------|------------------------------|---------------------------------|------------------------------|----------------------------------|------------------------------|---------------------------------|------------------------------|---------------------------------|------------------------------|---------------------------------|--|----------------------------------|--------------------------|------------------------------------|----------------------------------|--------|--|--|--|
| Davey Nelson, R OBP: 0.324, SLG: 0.410 (1, 4) | 1-3 | | 1B | | | | | 5-3 | F8 | 6 | 0 | 1 | 0 | 0 | 1 | 3 | Texas Rangers @ Kansas City Royals Royals Stadium, Kansas City, MO Sat Jun 23 1973, 4:33 AM EDT Att: 11,672 - Unknown - 90 F | | | | | | | | |
| Toby Harrah, R OBP: 0.323, SLG: 0.342 (1, 5) | F9 | | 1B | | | | | | HR | 3 | 1 | 3 | 2 | 2 | 0 | 0 | | | | | | | | | |
| Alex Johnson, R OBP: 0.308, SLG: 0.361 (1, 10) | F9 | | G1-6-3 | | | | | | 1B | 5 | 2 | 1 | 0 | 0 | 0 | 5 | | | | | | | | | |
| Rico Carty, R OBP: 0.311, SLG: 0.300 (9, PR) | 1-3 | | | | | | | | 1B | 5 | 1 | 2 | 0 | 0 | 0 | 1 | | | | | | | | | |
| Elliott Maddox, R OBP: 0.351, SLG: 0.289 (9, 7) | | | | | | | | | 1B | 0 | 1 | 0 | 0 | 0 | 0 | 0 | | | | | | | | | |
| Jeff Burroughs, R OBP: 0.333, SLG: 0.400 (1, 9) | | 4-3 | | | | | | | 2B | 5 | 1 | 3 | 2 | 0 | 0 | 0 | | | | | | | | | |
| Jim Spencer, L OBP: 0.341, SLG: 0.411 (1, 3) | K | | | | | | | | 1B | 5 | 0 | 3 | 2 | 0 | 1 | 1 | | | | | | | | | |
| Vic Harris, S OBP: 0.304, SLG: 0.351 (1, 8) | | | | | | | | | 1B | 5 | 0 | 2 | 0 | 0 | 0 | 6 | | | | | | | | | |
| Ken Suarez, R OBP: 0.384, SLG: 0.385 (1, 2) | 5-3 | | | | | | | | SF7 | 3 | 0 | 0 | 1 | 1 | 0 | 1 | | | | | | | | | |
| Jim Mason, L OBP: 0.303, SLG: 0.333 (1, 6) | | | 4-3 | | | | | | BB | 4 | 1 | 0 | 0 | 1 | 0 | 4 | | | | | | | | | |
| Inning Stats | R: 0 E: 0 K: 0 S: 3 | H: 0 LOB: 1 BB: 1 P: 7 | R: 0 E: 0 K: 1 S: 6 | H: 1 LOB: 1 BB: 0 P: 6 | R: 0 E: 0 K: 0 S: 4 | H: 2 LOB: 1 BB: 0 P: 4 | R: 0 E: 0 K: 0 S: 5 | H: 2 LOB: 3 BB: 1 P: 9 | R: 2 E: 0 K: 0 S: 6 | H: 3 LOB: 2 BB: 1 P: 10 | R: 1 E: 1 K: 1 S: 7 | H: 1 LOB: 1 BB: 0 P: 7 | R: 0 E: 0 K: 0 S: 4 | H: 1 LOB: 1 BB: 0 P: 4 | R: 0 E: 0 K: 0 S: 3 | H: 0 LOB: 0 BB: 0 P: 3 | R: 4 E: 0 K: 0 S: 8 | H: 5 LOB: 2 BB: 1 P: 12 | 1B: 11 2B: 3 HR: 1 | SF: 1 SAC: 0 DP: 1 HBP: 0 | WP: 0 PB: 0 SB: 0 CS: 0 | PA: 46 | | | |
| PITCHER | IP | WLS | BF | H | R | ER | SO | BB | IBB | HBP | BLK | WP | HR | S | P | ERA | WHIP | | | | | | | | |
| Paul Spittorff, L ERA: 2.92 (1, 1) | 8.0 | | 38 | 11 | 4 | 3 | 2 | 3 | 0 | 0 | 0 | 0 | 1 | 39 | 51 | 3.38 | 1.750 | | | | | | | | |
| Gene Garber, R ERA: 3.89 (9, 1) | 0.0 | | 4 | 4 | 2 | 2 | 0 | 0 | 0 | 0 | 0 | 0 | 0 | 4 | 4 | ∞ | ∞ | | | | | | | | |
| Ken Wright, R ERA: 3.7 (9, 1) | 1.0 | W | 4 | 0 | 1 | 1 | 0 | 1 | 0 | 0 | 0 | 0 | 0 | 3 | 7 | 9.00 | 1.000 | | | | | | | | |

| Batter | 1 | 2 | 3 | 4 | 5 | 6 | 7 | 8 | 9 | AB | R | H | RBI | BB | SO | LOB | BOTTOM | | | | | | | | |
|--|------------------------------|---------------------------------|------------------------------|----------------------------------|------------------------------|---------------------------------|------------------------------|---------------------------------|------------------------------|---------------------------------|------------------------------|---------------------------------|------------------------------|---------------------------------|------------------------------|----------------------------------|--|----------------------------------|--------------------------|------------------------------------|----------------------------------|--------|--|--|--|
| Steve Hovley, L OBP: 0.322, SLG: 0.275 (1, 9) | G4-6-3 | | 1B | | | | | | 1B | 3 | 1 | 1 | 0 | 2 | 0 | 3 | Texas Rangers @ Kansas City Royals Royals Stadium, Kansas City, MO Sat Jun 23 1973, 4:33 AM EDT Att: 11,672 - Unknown - 90 F | | | | | | | | |
| Cookie Rojas, R OBP: 0.297, SLG: 0.338 (1, 4) | G4-6-3 | | 1-3 | | | | | | 1B | 5 | 1 | 1 | 0 | 0 | 0 | 4 | | | | | | | | | |
| Amos Otis, R OBP: 0.344, SLG: 0.474 (1, 8) | F9 | | 6-3 | | | | | | 1B | 5 | 1 | 1 | 1 | 0 | 1 | 1 | | | | | | | | | |
| John Mayberry, L OBP: 0.439, SLG: 0.592 (1, 3) | | 6-3 | | | | | | | 1B | 4 | 3 | 2 | 2 | 1 | 0 | 0 | | | | | | | | | |
| Ed Kirkpatrick, L OBP: 0.390, SLG: 0.490 (1, 7) | | 6-3 | | | | | | | 2B | 5 | 2 | 3 | 2 | 0 | 0 | 0 | | | | | | | | | |
| Lou Piniella, R OBP: 0.279, SLG: 0.362 (1, 10) | BB | | | | | | | | 1B | 3 | 0 | 0 | 0 | 2 | 1 | 2 | | | | | | | | | |
| Paul Schaal, R OBP: 0.382, SLG: 0.389 (1, 5) | BB | | | | | | | | 1B | 3 | 0 | 2 | 1 | 2 | 0 | 0 | | | | | | | | | |
| Bobby Floyd, R OBP: 0.316, SLG: 0.342 (8, PH) | | | | | | | | | 1B | 3 | 0 | 1 | 0 | 0 | 0 | 3 | | | | | | | | | |
| Kurt Bevacqua, R OBP: 0.345, SLG: 0.371 (9, 6) | | | | | | | | | 1B | 1 | 0 | 1 | 2 | 0 | 0 | 0 | | | | | | | | | |
| Frank White, R OBP: 0.233, SLG: 0.293 (9, 6) | | | | | | | | | 1B | 0 | 0 | 0 | 0 | 0 | 0 | 0 | | | | | | | | | |
| Fran Healy, R OBP: 0.315, SLG: 0.315 (1, 2) | | | | | | | | | 1B | 2 | 0 | 0 | 0 | 0 | 0 | 1 | | | | | | | | | |
| Gail Hopkins, L OBP: 0.400, SLG: 0.455 (7, PH) | | | | | | | | | 1B | 0 | 0 | 0 | 0 | 1 | 0 | 0 | | | | | | | | | |
| Carl Taylor, R OBP: 0.341, SLG: 0.217 (8, 2) | | | | | | | | | 1B | 1 | 0 | 0 | 0 | 0 | 0 | 2 | | | | | | | | | |
| Inning Stats | R: 0 E: 0 K: 0 S: 2 | H: 0 LOB: 0 BB: 1 P: 6 | R: 0 E: 0 K: 0 S: 3 | H: 0 LOB: 2 BB: 2 P: 11 | R: 0 E: 0 K: 0 S: 4 | H: 1 LOB: 1 BB: 0 P: 4 | R: 0 E: 0 K: 0 S: 3 | H: 0 LOB: 0 BB: 0 P: 3 | R: 0 E: 0 K: 0 S: 4 | H: 1 LOB: 1 BB: 0 P: 4 | R: 2 E: 0 K: 0 S: 5 | H: 2 LOB: 0 BB: 0 P: 5 | R: 0 E: 0 K: 0 S: 4 | H: 1 LOB: 2 BB: 1 P: 8 | R: 2 E: 0 K: 2 S: 9 | H: 2 LOB: 2 BB: 2 P: 17 | R: 4 E: 0 K: 0 S: 5 | H: 5 LOB: 3 BB: 2 P: 13 | 1B: 10 2B: 1 HR: 1 | SF: 0 SAC: 0 DP: 1 HBP: 0 | WP: 0 PB: 0 SB: 0 CS: 0 | PA: 43 | | | |
| PITCHER | IP | WLS | BF | H | R | ER | SO | BB | IBB | HBP | BLK | WP | HR | S | P | ERA | WHIP | | | | | | | | |
| Pete Broberg, R ERA: 5.08 (1, 1) | 6.0 | | 25 | 5 | 2 | 2 | 0 | 3 | 0 | 0 | 0 | 0 | 0 | 13 | 29 | 18.00 | 3.500 | | | | | | | | |
| Steve Foucault, R ERA: 4.12 (7, 1) | 2.0 | | 13 | 3 | 4 | 4 | 2 | 4 | 0 | 0 | 0 | 0 | 0 | 13 | 29 | 18.00 | 3.500 | | | | | | | | |
| Bill Gogolewski, R ERA: 2.8 (9, 1) | 0.0 | | 1 | 1 | 0 | 0 | 0 | 0 | 0 | 0 | 0 | 0 | 0 | 1 | 1 | ∞ | ∞ | | | | | | | | |
| Mike Paul, L ERA: 5.53 (9, 1) | 0.0 | L | 3 | 2 | 1 | 1 | 0 | 0 | 1 | 0 | 0 | 0 | 0 | 2 | 6 | ∞ | ∞ | | | | | | | | |
| Don Stanhouse, R ERA: 4.53 (9, 1) | 0.0 | | 1 | 1 | 1 | 1 | 0 | 0 | 0 | 0 | 0 | 0 | 0 | 1 | 1 | ∞ | ∞ | | | | | | | | |

AB 41
R 7
H 15
RBI 7
BB 4
SO 2
LOB 21



AB 35
R 8
H 12
RBI 8
BB 8
SO 2
LOB 16



| Batter | 1 | 2 | 3 | 4 | 5 | 6 | 7 | 8 | 9 | AB | R | H | RBI | BB | SO | LOB | TOP | | | | | |
|--|---|---------------------------------|------------------------------|----------------------------------|------------------------------|---------------------------------|------------------------------|---------------------------------|------------------------------|---------------------------------|------------------------------|---------------------------------|------------------------------|---------------------------------|------------------------------|---------------------------------|---|------------------------------|---------------------------------|----------------------------------|------------------------------------|----------------------------------|
| Davey Nelson, R OBP: 0.325, SLG: 0.409 Elliott Maddox, R OBP: 0.347, SLG: 0.286 | F9 | K | | | | | | 5-3 | | 3 | 0 | 1 | 0 | 0 | 1 | 2 | Texas Rangers @ Kansas City Royals Royals Stadium, Kansas City, MO Sun Jun 24 1973, 4:33 AM EDT Unknown - 85 F | | | | | |
| Toby Harrah, R OBP: 0.320, SLG: 0.338 Bill Sudakis, S OBP: 0.209, SLG: 0.282 | K | | 6-3 | | | | | K | | 3 | 0 | 0 | 0 | 0 | 2 | 1 | | | | | | |
| Alex Johnson, R OBP: 0.307, SLG: 0.360 | F3 | | F8 | | | | | | | 4 | 0 | 1 | 0 | 0 | 1 | 0 | | | | | | |
| Rico Carty, R OBP: 0.306, SLG: 0.294 | | 6-3 | F3 | | | | | 5-3 | | 4 | 0 | 0 | 0 | 0 | 0 | 1 | | | | | | |
| Jim Spencer, L OBP: 0.339, SLG: 0.413 | F4 | | | | | | | K | | 4 | 1 | 1 | 0 | 0 | 1 | 0 | | | | | | |
| Jeff Burroughs, R OBP: 0.336, SLG: 0.417 | | | | | | | | | | 4 | 2 | 2 | 2 | 0 | 2 | 0 | | | | | | |
| Vic Harris, S OBP: 0.311, SLG: 0.355 | | | | | | | | | | 3 | 1 | 2 | 0 | 1 | 0 | 0 | | | | | | |
| Ken Suarez, R OBP: 0.380, SLG: 0.381 | | | | | | | | | | 4 | 0 | 1 | 1 | 0 | 1 | 2 | | | | | | |
| Jim Mason, L OBP: 0.303, SLG: 0.333 | | | | | | | | | | 3 | 0 | 1 | 1 | 0 | 1 | 0 | | | | | | |
| Inning Stats | R: 0 E: 0 K: 1 S: 5 | H: 0 LOB: 0 BB: 0 P: 5 | R: 2 E: 0 K: 1 S: 8 | H: 3 LOB: 2 BB: 1 P: 12 | R: 0 E: 0 K: 0 S: 3 | H: 0 LOB: 0 BB: 0 P: 3 | R: 0 E: 0 K: 2 S: 8 | H: 1 LOB: 1 BB: 0 P: 8 | R: 0 E: 1 K: 1 S: 5 | H: 1 LOB: 0 BB: 0 P: 5 | R: 0 E: 0 K: 2 S: 7 | H: 0 LOB: 0 BB: 0 P: 7 | R: 0 E: 0 K: 1 S: 5 | H: 0 LOB: 0 BB: 0 P: 5 | R: 0 E: 0 K: 2 S: 7 | H: 0 LOB: 0 BB: 0 P: 7 | | R: 2 E: 0 K: 0 S: 6 | H: 4 LOB: 1 BB: 0 P: 6 | 1B: 7 2B: 1 3B: 0 HR: 1 | SF: 0 SAC: 0 DP: 1 HBP: 0 | WP: 0 PB: 0 SB: 2 CS: 0 |
| PITCHER Steve Busby, R ERA: 4.96 | IP: 9.0 WLS: W BF: 35 H: 9 R: 4 ER: 4 SO: 10 BB: 1 IBB: 0 HBP: 0 BLK: 0 WP: 0 HR: 1 S: 54 P: 58 ERA: 4.00 WHIP: 1.111 | | | | | | | | | | | | | | | PITCHER | IP: 9.0 WLS: W BF: 35 H: 9 R: 4 ER: 4 SO: 10 BB: 1 IBB: 0 HBP: 0 BLK: 0 WP: 0 HR: 1 S: 54 P: 58 ERA: 4.00 WHIP: 1.111 | | | | | |

| Batter | 1 | 2 | 3 | 4 | 5 | 6 | 7 | 8 | 9 | AB | R | H | RBI | BB | SO | LOB | BOTTOM | | | |
|--|---|----------------------------------|------------------------------|---------------------------------|------------------------------|---------------------------------|------------------------------|---------------------------------|------------------------------|----------------------------------|------------------------------|----------------------------------|------------------------------|---------------------------------|------------------------------|----------------------------------|---|----------------------------------|------------------------------------|----------------------------------|
| Steve Hovley, L OBP: 0.344, SLG: 0.291 | | | | | | | | | | 3 | 1 | 3 | 1 | 2 | 0 | 0 | Texas Rangers @ Kansas City Royals Royals Stadium, Kansas City, MO Sun Jun 24 1973, 4:33 AM EDT Unknown - 85 F | | | |
| Cookie Rojas, R OBP: 0.299, SLG: 0.337 | F9 | L6-3 | | | | | | | | 4 | 1 | 1 | 1 | 1 | 1 | 5 | | | | |
| Amos Otis, R OBP: 0.342, SLG: 0.469 | K | | | | | | | | | 5 | 1 | 1 | 1 | 0 | 1 | 5 | | | | |
| John Mayberry, L OBP: 0.441, SLG: 0.597 | | | | | | | | | | 3 | 0 | 1 | 2 | 2 | 0 | 2 | | | | |
| Ed Kirkpatrick, L OBP: 0.381, SLG: 0.479 | FC4-6 | | | | | | | | | 5 | 0 | 0 | 0 | 0 | 0 | 6 | | | | |
| Lou Piniella, R OBP: 0.276, SLG: 0.360 | | | | | | | | | | 4 | 0 | 1 | 0 | 0 | 0 | 1 | | | | |
| Paul Schaal, R OBP: 0.380, SLG: 0.384 | | | | | | | | | | 3 | 1 | 0 | 0 | 0 | 2 | | | | | |
| Frank White, R OBP: 0.234, SLG: 0.289 | | | | | | | | | | 4 | 1 | 1 | 0 | 0 | 0 | 1 | | | | |
| Carl Taylor, R OBP: 0.360, SLG: 0.225 | | | | | | | | | | 2 | 2 | 1 | 0 | 2 | 0 | 0 | | | | |
| Inning Stats | R: 0 E: 0 K: 1 S: 5 | H: 0 LOB: 2 BB: 2 P: 13 | R: 2 E: 1 K: 0 S: 6 | H: 3 LOB: 1 BB: 0 P: 6 | R: 0 E: 0 K: 0 S: 3 | H: 0 LOB: 0 BB: 0 P: 3 | R: 0 E: 0 K: 0 S: 3 | H: 0 LOB: 0 BB: 0 P: 3 | R: 4 E: 0 K: 0 S: 7 | H: 4 LOB: 1 BB: 1 P: 11 | R: 1 E: 0 K: 0 S: 4 | H: 1 LOB: 2 BB: 2 P: 12 | R: 0 E: 0 K: 0 S: 3 | H: 0 LOB: 1 BB: 0 P: 4 | R: 0 E: 0 K: 1 S: 6 | H: 1 LOB: 3 BB: 2 P: 14 | | 1B: 8 2B: 1 3B: 1 HR: 0 | SF: 0 SAC: 0 DP: 1 HBP: 1 | WP: 0 PB: 0 SB: 2 CS: 0 |
| PITCHER Jim Bibby, R ERA: 7.94 Don Stanhouse, R ERA: 4.35 | IP: 4.0 WLS: L BF: 19 H: 7 R: 6 ER: 5 SO: 1 BB: 3 IBB: 0 HBP: 0 BLK: 0 WP: 0 HR: 0 S: 21 P: 33 ERA: 11.25 WHIP: 2.500 | | | | | | | | | | | | | | | PITCHER | IP: 4.0 WLS: L BF: 19 H: 7 R: 6 ER: 5 SO: 1 BB: 3 IBB: 0 HBP: 0 BLK: 0 WP: 0 HR: 0 S: 21 P: 33 ERA: 11.25 WHIP: 2.500 | | | |

| | |
|-----|----|
| AB | 34 |
| R | 4 |
| H | 9 |
| RBI | 4 |
| BB | 1 |
| SO | 10 |
| LOB | 6 |



| | |
|-----|----|
| AB | 33 |
| R | 7 |
| H | 9 |
| RBI | 5 |
| BB | 7 |
| SO | 2 |
| LOB | 22 |



| Batter | 1 | 2 | 3 | 4 | 5 | 6 | 7 | 8 | 9 | AB | R | H | RBI | BB | SO | LOB | TOP |
|--|--|---------------------------------|------------------------------|----------------------------------|------------------------------|----------------------------------|------------------------------|----------------------------------|------------------------------|---------------------------------|------------------------------|---------------------------------|----------------------------------|------------------------------------|----------------------------------|--------|---|
| Frank White, R OBP: 0.283, SLG: 0.296 | | | | | | | | | | 5 | 1 | 2 | 0 | 0 | 2 | 1 | Kansas City Royals @ California Angels Anaheim Stadium, Anaheim, CA Mon Jun 25 1973, 10:05 PM EDT Att: 18,048 - Unknown |
| Cookie Rojas, R OBP: 0.299, SLG: 0.333 | | | | | | | | | | 3 | 0 | 0 | 0 | 1 | 0 | 1 | |
| Amos Otis, R OBP: 0.342, SLG: 0.466 | | | | | | | | | | 3 | 0 | 0 | 0 | 1 | 0 | 2 | |
| John Mayberry, L OBP: 0.438, SLG: 0.587 | | | | | | | | | | 3 | 0 | 0 | 1 | 0 | 0 | 1 | |
| Ed Kirkpatrick, L OBP: 0.382, SLG: 0.472 | | | | | | | | | | 3 | 0 | 0 | 0 | 1 | 2 | 0 | |
| Lou Piniella, R OBP: 0.280, SLG: 0.359 | | | | | | | | | | 4 | 0 | 1 | 0 | 0 | 2 | 1 | |
| Paul Schaal, R OBP: 0.382, SLG: 0.381 | | | | | | | | | | 2 | 1 | 0 | 0 | 2 | 1 | 1 | |
| Gail Hopkins, L OBP: 0.427, SLG: 0.471 | | | | | | | | | | 2 | 0 | 1 | 1 | 2 | 0 | 0 | |
| Fran Healy, R OBP: 0.308, SLG: 0.308 | | | | | | | | | | 2 | 0 | 0 | 0 | 0 | 1 | 3 | |
| Steve Hovley, L OBP: 0.344, SLG: 0.300 | | | | | | | | | | 2 | 0 | 1 | 0 | 0 | 1 | 3 | |
| Inning Stats | R: 1 E: 1 K: 0 S: 3 | H: 1 LOB: 0 BB: 1 P: 7 | R: 0 E: 0 K: 2 S: 8 | H: 1 LOB: 1 BB: 1 P: 12 | R: 0 E: 0 K: 1 S: 5 | H: 0 LOB: 0 BB: 2 P: 13 | R: 0 E: 0 K: 1 S: 6 | H: 1 LOB: 3 BB: 2 P: 14 | R: 0 E: 0 K: 2 S: 7 | H: 0 LOB: 0 BB: 0 P: 7 | R: 0 E: 0 K: 2 S: 8 | H: 1 LOB: 1 BB: 0 P: 8 | 1B: 3 2B: 1 3B: 1 HR: 0 | SF: 1 SAC: 0 DP: 1 HBP: 0 | WP: 0 PB: 0 SB: 0 CS: 1 | PA: 38 | |
| PITCHER Nolan Ryan, R ERA: 2.85 | IP: 9.0 WLS: W BF: 37 H: 5 R: 2 ER: 1 SO: 9 BB: 7 IBB: 0 HBP: 0 BLK: 0 WP: 0 HR: 0 S: 48 P: 76 ERA: 1.00 WHIP: 1.333 | | | | | | | | | | | | | | | | |

| Batter | 1 | 2 | 3 | 4 | 5 | 6 | 7 | 8 | 9 | AB | R | H | RBI | BB | SO | LOB | BOTTOM | | | |
|---|--|----------------------------------|------------------------------|----------------------------------|------------------------------|---------------------------------|------------------------------|----------------------------------|------------------------------|---------------------------------|------------------------------|---------------------------------|------------------------------|----------------------------------|------------------------------|---------------------------------|---|------------------------------------|----------------------------------|--------|
| Sandy Alomar Sr., S OBP: 0.271, SLG: 0.235 | | | | | | | | | | 1 | 3 | 1 | 1 | 3 | 0 | 0 | Kansas City Royals @ California Angels Anaheim Stadium, Anaheim, CA Mon Jun 25 1973, 10:05 PM EDT Att: 18,048 - Unknown | | | |
| Vada Pinson, L OBP: 0.293, SLG: 0.404 | | | | | | | | | | 4 | 0 | 2 | 3 | 0 | 2 | 3 | | | | |
| Frank Robinson, R OBP: 0.383, SLG: 0.463 | | | | | | | | | | 3 | 0 | 0 | 0 | 1 | 3 | 2 | | | | |
| Mike Epstein, L OBP: 0.320, SLG: 0.281 | | | | | | | | | | 3 | 0 | 0 | 0 | 1 | 1 | 1 | | | | |
| Richie Scheinblum, S OBP: 0.391, SLG: 0.372 | | | | | | | | | | 2 | 0 | 1 | 1 | 2 | 0 | 0 | | | | |
| Leroy Stanton, R OBP: 0.276, SLG: 0.304 | | | | | | | | | | 0 | 0 | 0 | 0 | 0 | 0 | 0 | | | | |
| Ken Berry, R OBP: 0.337, SLG: 0.378 | | | | | | | | | | 4 | 0 | 0 | 0 | 0 | 1 | 5 | | | | |
| Al Gallagher, R OBP: 0.350, SLG: 0.311 | | | | | | | | | | 4 | 0 | 1 | 0 | 0 | 0 | 0 | | | | |
| Rudy Meoli, L OBP: 0.303, SLG: 0.246 | | | | | | | | | | 3 | 1 | 0 | 0 | 1 | 1 | 1 | | | | |
| Jeff Torborg, R OBP: 0.265, SLG: 0.242 | | | | | | | | | | 2 | 1 | 0 | 0 | 2 | 1 | 1 | | | | |
| Inning Stats | R: 1 E: 0 K: 1 S: 4 | H: 0 LOB: 2 BB: 4 P: 20 | R: 0 E: 0 K: 1 S: 5 | H: 0 LOB: 2 BB: 2 P: 13 | R: 0 E: 0 K: 1 S: 5 | H: 1 LOB: 1 BB: 0 P: 5 | R: 3 E: 0 K: 2 S: 9 | H: 2 LOB: 1 BB: 2 P: 17 | R: 0 E: 0 K: 0 S: 3 | H: 0 LOB: 0 BB: 0 P: 3 | R: 0 E: 1 K: 1 S: 5 | H: 1 LOB: 0 BB: 0 P: 5 | R: 1 E: 0 K: 2 S: 8 | H: 1 LOB: 2 BB: 2 P: 16 | R: 0 E: 0 K: 1 S: 5 | H: 0 LOB: 0 BB: 0 P: 5 | 1B: 4 2B: 0 3B: 1 HR: 0 | SF: 0 SAC: 0 DP: 1 HBP: 0 | WP: 1 PB: 1 SB: 1 CS: 1 | PA: 36 |
| PITCHER Ken Wright, R ERA: 4.17 Wayne Simpson, R ERA: 5.65 Doug Bird, R ERA: 3.6 | IP: 4.0 WLS: L BF: 21 H: 3 R: 4 ER: 4 SO: 5 BB: 8 IBB: 0 HBP: 0 BLK: 0 WP: 1 HR: 0 S: 23 P: 55 ERA: 9.00 WHIP: 2.750 | | | | | | | | | | | | | | | | | | | |

| Batter | 1 | 2 | 3 | 4 | 5 | 6 | 7 | 8 | 9 | AB | R | H | RBI | BB | SO | LOB | TOP | | | | | | | | | | | | | | | | | | | | | |
|---|------------------------------|---------------------------------|------------------------------|---------------------------------|------------------------------|----------------------------------|------------------------------|---------------------------------|------------------------------|---------------------------------|------------------------------|---------------------------------|------------------------------|---------------------------------|------------------------------|---------------------------------|--|---------------------------------|-----------------------------------|------------------------------------|----------------------------------|--------|-----|----|---|---|----|----|----|-----|-----|-----|----|----|---|---|-----|------|
| Freddie Patek, R OBP: 0.339, SLG: 0.324 | 6-3 | L7 | | | | | | | | 3 | 1 | 1 | 0 | 2 | 0 | 2 | Kansas City Royals @ California Angels Anaheim Stadium, Anaheim, CA Tue Jun 26 1973, 10:05 PM EDT Att: 10,691 - Unknown - 75 F | | | | | | | | | | | | | | | | | | | | | |
| Cookie Rojas, R OBP: 0.297, SLG: 0.332 | F7 | | | | | | | | | 4 | 1 | 1 | 1 | 0 | 1 | 2 | | | | | | | | | | | | | | | | | | | | | | |
| Amos Otis, R OBP: 0.346, SLG: 0.476 | | | | | | | | | | 3 | 2 | 1 | 1 | 2 | 0 | 1 | | | | | | | | | | | | | | | | | | | | | | |
| John Mayberry, L OBP: 0.438, SLG: 0.583 | | | | | | | | | | 5 | 0 | 2 | 0 | 0 | 2 | 2 | | | | | | | | | | | | | | | | | | | | | | |
| Lou Piniella, R OBP: 0.283, SLG: 0.360 | | | | | | | | | | 5 | 1 | 2 | 2 | 0 | 1 | 4 | | | | | | | | | | | | | | | | | | | | | | |
| Paul Schaaf, R OBP: 0.380, SLG: 0.379 | | | | | | | | | | 4 | 0 | 1 | 0 | 0 | 0 | 3 | | | | | | | | | | | | | | | | | | | | | | |
| Hal McRae, R OBP: 0.244, SLG: 0.241 | | | | | | | | | | 2 | 0 | 1 | 1 | 1 | 0 | 1 | | | | | | | | | | | | | | | | | | | | | | |
| Steve Hovley, L OBP: 0.344, SLG: 0.300 | | | | | | | | | | 0 | 0 | 0 | 0 | 0 | 0 | 0 | | | | | | | | | | | | | | | | | | | | | | |
| Jim Wohlford, R OBP: 0.286, SLG: 0.396 | | | | | | | | | | 4 | 0 | 2 | 0 | 0 | 0 | 1 | | | | | | | | | | | | | | | | | | | | | | |
| Fran Healy, R OBP: 0.299, SLG: 0.298 | | | | | | | | | | 4 | 0 | 0 | 0 | 0 | 2 | 4 | | | | | | | | | | | | | | | | | | | | | | |
| Inning Stats | R: 1 E: 0 K: 1 S: 6 | H: 1 LOB: 0 BB: 0 P: 6 | R: 1 E: 0 K: 1 S: 8 | H: 3 LOB: 2 BB: 0 P: 8 | R: 2 E: 0 K: 1 S: 7 | H: 2 LOB: 1 BB: 1 P: 11 | R: 0 E: 0 K: 0 S: 3 | H: 0 LOB: 1 BB: 1 P: 7 | R: 0 E: 0 K: 1 S: 5 | H: 1 LOB: 1 BB: 1 P: 9 | R: 0 E: 0 K: 0 S: 2 | H: 0 LOB: 0 BB: 1 P: 6 | R: 1 E: 0 K: 0 S: 3 | H: 0 LOB: 0 BB: 1 P: 7 | R: 0 E: 0 K: 1 S: 7 | H: 2 LOB: 2 BB: 0 P: 7 | R: 0 E: 0 K: 1 S: 7 | H: 2 LOB: 2 BB: 0 P: 7 | 1B: 10 2B: 1 3B: 0 HR: 1 | SF: 2 SAC: 0 DP: 2 HBP: 0 | WP: 1 PB: 0 SB: 2 CS: 0 | PA: 41 | | | | | | | | | | | | | | | | |
| PITCHER | IP | WLS | BF | H | R | ER | SO | BB | IBB | HBP | BLK | WP | HR | S | P | ERA | WHIP | PITCHER | | | | IP | WLS | BF | H | R | ER | SO | BB | IBB | HBP | BLK | WP | HR | S | P | ERA | WHIP |
| Rudy May, L ERA: 3.09 | 2.1 | | 13 | 5 | 4 | 4 | 3 | 1 | 0 | 0 | 0 | 1 | 1 | 18 | 22 | 15.43 | 2.571 | | | | | | | | | | | | | | | | | | | | | |
| Rich Hand, R ERA: 4.57 | 5.2 | | 23 | 4 | 1 | 0 | 2 | 4 | 0 | 0 | 0 | 0 | 0 | 23 | 39 | 0.00 | 1.412 | | | | | | | | | | | | | | | | | | | | | |
| Steve Barber, L ERA: 3.06 | 0.2 | | 4 | 2 | 0 | 0 | 1 | 0 | 0 | 0 | 0 | 0 | 0 | 6 | 6 | 0.00 | 3.000 | | | | | | | | | | | | | | | | | | | | | |
| Dave Sells, R ERA: 1.55 | 0.1 | W | 1 | 0 | 0 | 0 | 0 | 0 | 0 | 0 | 0 | 0 | 0 | 1 | 1 | 0.00 | 0.000 | | | | | | | | | | | | | | | | | | | | | |

AB 34
R 5
H 11
RBI 5
BB 5
SO 6
LOB 20



| Batter | 1 | 2 | 3 | 4 | 5 | 6 | 7 | 8 | 9 | AB | R | H | RBI | BB | SO | LOB | BOTTOM | | | | | | | | | | | | | | | | | | | | | |
|--|------------------------------|---------------------------------|------------------------------|---------------------------------|------------------------------|---------------------------------|------------------------------|---------------------------------|------------------------------|---------------------------------|------------------------------|---------------------------------|------------------------------|---------------------------------|------------------------------|---------------------------------|--|---------------------------------|----------------------------------|------------------------------------|----------------------------------|--------|-----|----|---|---|----|----|----|-----|-----|-----|----|----|---|---|-----|------|
| Sandy Alomar Sr., S OBP: 0.272, SLG: 0.233 | 1-3 | | | | | | | | | 2 | 0 | 0 | 0 | 1 | 0 | 1 | Kansas City Royals @ California Angels Anaheim Stadium, Anaheim, CA Tue Jun 26 1973, 10:05 PM EDT Att: 10,691 - Unknown - 75 F | | | | | | | | | | | | | | | | | | | | | |
| Winston Lenas, R OBP: 0.366, SLG: 0.424 | | | | | | | | | | 0 | 0 | 0 | 1 | 0 | 0 | 0 | | | | | | | | | | | | | | | | | | | | | | |
| Vada Pinson, L OBP: 0.297, SLG: 0.424 | | | | | | | | | | 4 | 1 | 2 | 3 | 0 | 0 | 2 | | | | | | | | | | | | | | | | | | | | | | |
| Frank Robinson, R OBP: 0.378, SLG: 0.455 | | | | | | | | | | 4 | 0 | 0 | 0 | 0 | 1 | 1 | | | | | | | | | | | | | | | | | | | | | | |
| Mike Epstein, L OBP: 0.319, SLG: 0.281 | | | | | | | | | | 4 | 0 | 1 | 0 | 0 | 0 | 1 | | | | | | | | | | | | | | | | | | | | | | |
| Billy Grabarkewitz, R OBP: 0.282, SLG: 0.280 | | | | | | | | | | 0 | 1 | 0 | 0 | 0 | 0 | 0 | | | | | | | | | | | | | | | | | | | | | | |
| Richie Scheinblum, S OBP: 0.378, SLG: 0.357 | | | | | | | | | | 4 | 0 | 0 | 0 | 0 | 0 | 1 | | | | | | | | | | | | | | | | | | | | | | |
| Leroy Stanton, R OBP: 0.276, SLG: 0.304 | | | | | | | | | | 0 | 1 | 0 | 0 | 0 | 0 | 0 | | | | | | | | | | | | | | | | | | | | | | |
| Ken Berry, R OBP: 0.335, SLG: 0.376 | | | | | | | | | | 4 | 0 | 1 | 1 | 1 | 0 | 2 | | | | | | | | | | | | | | | | | | | | | | |
| John Stephenson, L OBP: 0.282, SLG: 0.250 | | | | | | | | | | 3 | 1 | 0 | 0 | 1 | 0 | 1 | | | | | | | | | | | | | | | | | | | | | | |
| Al Gallagher, R OBP: 0.353, SLG: 0.315 | | | | | | | | | | 4 | 1 | 2 | 1 | 0 | 0 | 1 | | | | | | | | | | | | | | | | | | | | | | |
| Rudy Meoli, L OBP: 0.306, SLG: 0.250 | | | | | | | | | | 2 | 0 | 1 | 0 | 0 | 0 | 0 | | | | | | | | | | | | | | | | | | | | | | |
| Bob Oliver, R OBP: 0.286, SLG: 0.385 | | | | | | | | | | 0 | 1 | 0 | 0 | 0 | 0 | 0 | | | | | | | | | | | | | | | | | | | | | | |
| Jerry Davanon, R OBP: 0.281, SLG: 0.344 | | | | | | | | | | 0 | 0 | 0 | 0 | 0 | 0 | 0 | | | | | | | | | | | | | | | | | | | | | | |
| Inning Stats | R: 0 E: 0 K: 0 S: 4 | H: 1 LOB: 1 BB: 0 P: 4 | R: 0 E: 0 K: 1 S: 5 | H: 0 LOB: 0 BB: 0 P: 5 | R: 0 E: 0 K: 1 S: 4 | H: 1 LOB: 1 BB: 0 P: 4 | R: 0 E: 0 K: 1 S: 5 | H: 0 LOB: 0 BB: 0 P: 5 | R: 0 E: 0 K: 0 S: 3 | H: 0 LOB: 0 BB: 0 P: 3 | R: 0 E: 0 K: 0 S: 2 | H: 0 LOB: 0 BB: 1 P: 6 | R: 0 E: 0 K: 0 S: 3 | H: 0 LOB: 0 BB: 0 P: 3 | R: 4 E: 1 K: 1 S: 8 | H: 2 LOB: 2 BB: 0 P: 9 | R: 2 E: 1 K: 0 S: 4 | H: 3 LOB: 3 BB: 1 P: 8 | 1B: 5 2B: 1 3B: 0 HR: 1 | SF: 1 SAC: 0 DP: 1 HBP: 1 | WP: 0 PB: 0 SB: 0 CS: 1 | PA: 35 | | | | | | | | | | | | | | | | |
| PITCHER | IP | WLS | BF | H | R | ER | SO | BB | IBB | HBP | BLK | WP | HR | S | P | ERA | WHIP | PITCHER | | | | IP | WLS | BF | H | R | ER | SO | BB | IBB | HBP | BLK | WP | HR | S | P | ERA | WHIP |
| Dick Drago, R ERA: 3.78 | 8.0 | L | 33 | 6 | 6 | 1 | 3 | 6 | 6 | 1 | 3 | 0 | 1 | 37 | 42 | 1.12 | 0.875 | | | | | | | | | | | | | | | | | | | | | |
| Gene Garber, R ERA: 3.89 | 0.0 | | 2 | 1 | 0 | 0 | 0 | 0 | 1 | 0 | 0 | 0 | 0 | 1 | 5 | ∞ | ∞ | | | | | | | | | | | | | | | | | | | | | |

AB 31
R 6
H 7
RBI 6
BB 2
SO 3
LOB 8



| Batter | 1 | 2 | 3 | 4 | 5 | 6 | 7 | 8 | 9 | AB | R | H | RBI | BB | SO | LOB | TOP | | |
|---|--|---------------------------------|------------------------------|---------------------------------|------------------------------|---------------------------------|------------------------------|---------------------------------|------------------------------|---------------------------------|------------------------------|---------------------------------|------------------------------|---------------------------------|------------------------------|---------------------------------|---|------------------------------------|--------------------------|
| Freddie Patek, R OBP: 0.337, SLG: 0.323 | P4 | F5 | | P3 | | | 1B | | | 4 | 0 | 1 | 0 | 0 | 0 | 3 | Kansas City Royals @ Oakland Athletics Oakland-Alameda County Coliseum, Oakland, CA Wed Jun 27 1973, 7:05 PM PDT Att: 7,990 - Unknown livebaseballscorecards.com | | |
| Frank White, R OBP: 0.282, SLG: 0.281 | 1B BB | | L8 | | 5-3 | | L7 | | | 3 | 0 | 0 | 0 | 1 | 0 | 1 | | | |
| Amos Otis, R OBP: 0.348, SLG: 0.474 | 1-2 1B | | HR BB | | P5 | | | F9 | | 3 | 1 | 1 | 0 | 1 | 0 | 0 | | | |
| John Mayberry, L OBP: 0.435, SLG: 0.589 | F3 | | HR | | P5 | | | 4-3 | | 4 | 1 | 1 | 2 | 0 | 0 | 2 | | | |
| Gail Hopkins, L OBP: 0.419, SLG: 0.459 | F7 | | CS 1B | | P6 | | | F5 | | 4 | 0 | 1 | 0 | 0 | 0 | 2 | | | |
| Lou Piniella, R OBP: 0.282, SLG: 0.358 | | BB 1B | F3 | | 5-3 | | | F2 | | 4 | 0 | 1 | 0 | 0 | 0 | 1 | | | |
| Ed Kirkpatrick, L OBP: 0.376, SLG: 0.464 | F8 | | L8 | | 3-1 | | | L9 | | 4 | 0 | 0 | 0 | 0 | 0 | 1 | | | |
| Paul Schaal, R OBP: 0.376, SLG: 0.377 | F7 | | L7 | | | | CS 1B | 6-3 | | 4 | 0 | 1 | 0 | 0 | 0 | 1 | | | |
| Carl Taylor, R OBP: 0.370, SLG: 0.222 | 1-2 BB | | | | 5-3 | | 1-2 | | | 1 | 0 | 0 | 0 | 2 | 0 | 1 | | | |
| Inning Stats | R: 0 E: 0 K: 0 S: 4 | H: 1 LOB: 2 BB: 1 P: 8 | R: 0 E: 0 K: 0 S: 4 | H: 1 LOB: 2 BB: 1 P: 8 | R: 2 E: 0 K: 0 S: 4 | H: 2 LOB: 0 BB: 1 P: 8 | R: 0 E: 0 K: 0 S: 3 | H: 0 LOB: 1 BB: 0 P: 7 | R: 0 E: 0 K: 0 S: 3 | H: 0 LOB: 0 BB: 0 P: 3 | R: 0 E: 0 K: 0 S: 4 | H: 2 LOB: 1 BB: 0 P: 4 | R: 0 E: 0 K: 0 S: 3 | H: 0 LOB: 0 BB: 0 P: 3 | R: 0 E: 0 K: 0 S: 3 | H: 0 LOB: 0 BB: 0 P: 3 | 1B: 5 2B: 0 3B: 0 HR: 1 | SF: 0 SAC: 0 DP: 0 HBP: 0 | WP: 0 PA: 35 CS: 2 |
| PITCHER Cattfish Hunter, R ERA: 3.05 | IP: 9.0 WLS: W BF: 35 H: 6 R: 2 ER: 2 SO: 0 BB: 4 IBB: 0 HBP: 0 BLK: 0 WP: 0 HR: 1 S: 31 P: 47 ERA: 2.00 WHIP: 1.111 | | | | | | | | | | | | | | | PITCHER | IP: 9.0 WLS: W BF: 35 H: 6 R: 2 ER: 2 SO: 0 BB: 4 IBB: 0 HBP: 0 BLK: 0 WP: 0 HR: 1 S: 31 P: 47 ERA: 2.00 WHIP: 1.111 | | |

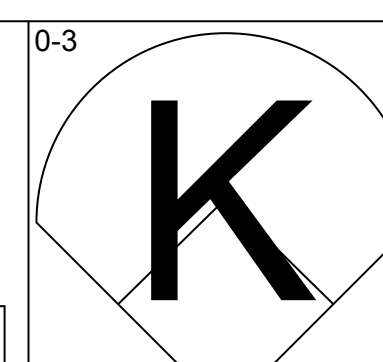
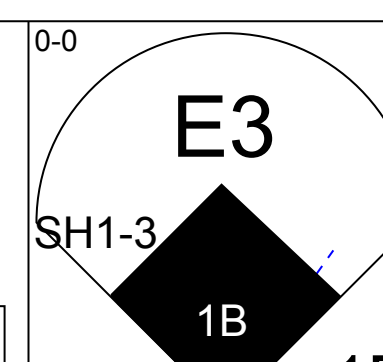
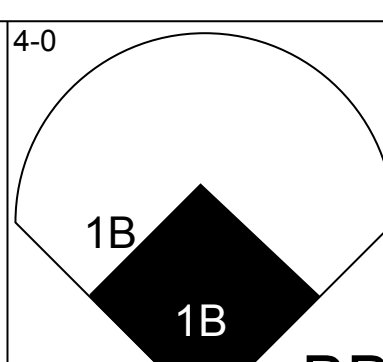
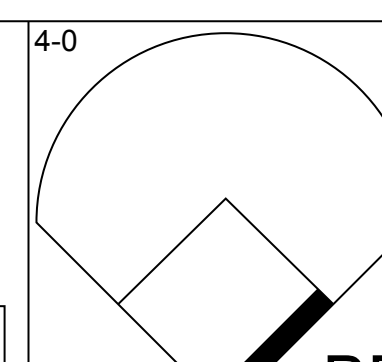
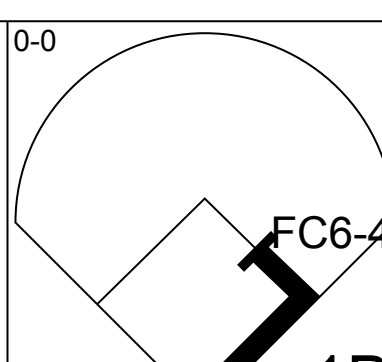
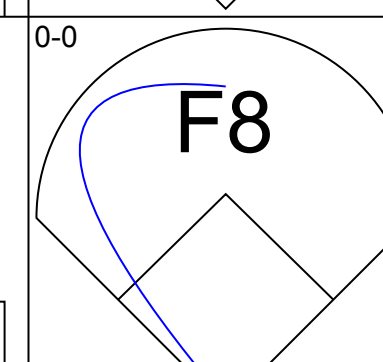
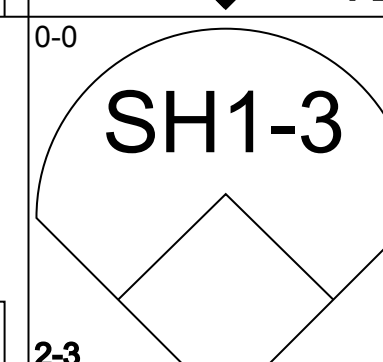
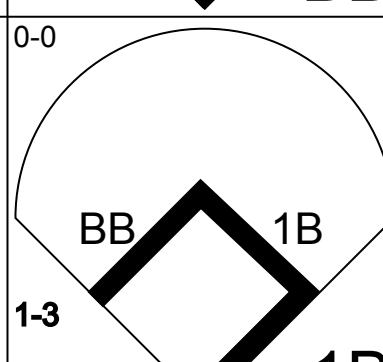
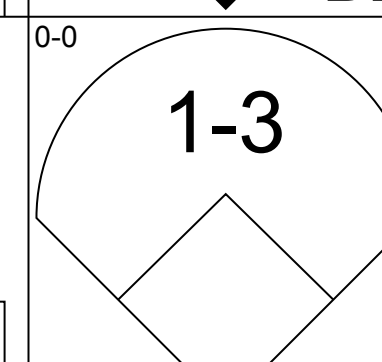
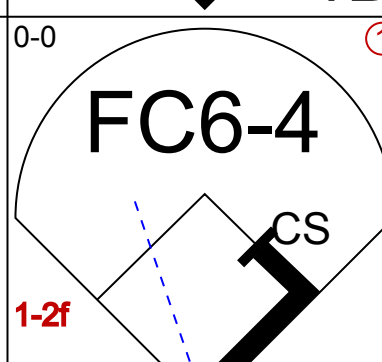
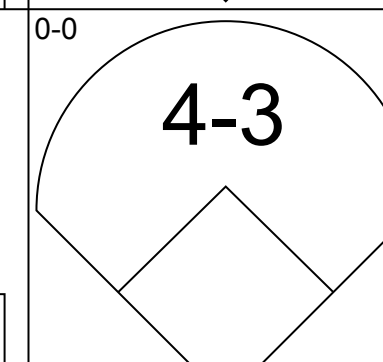
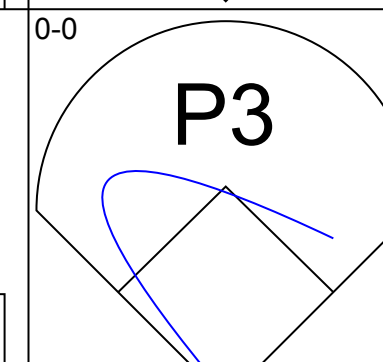
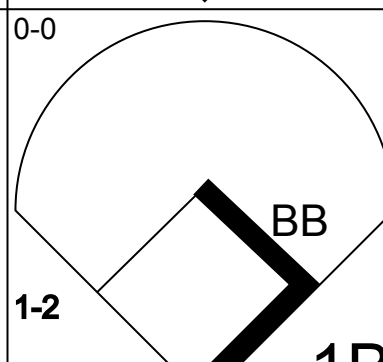
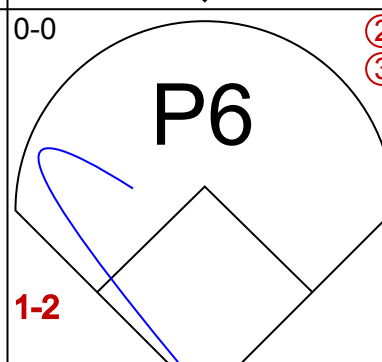
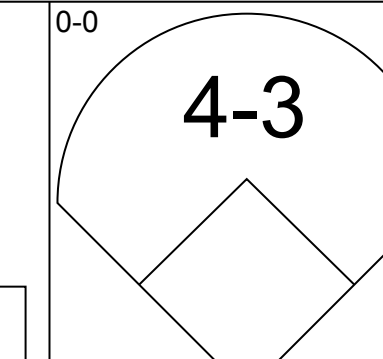
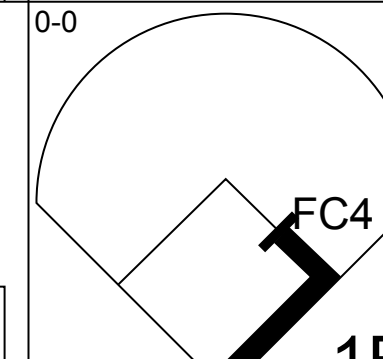
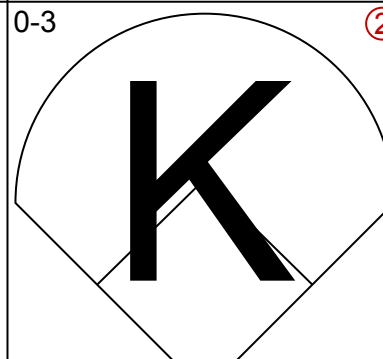


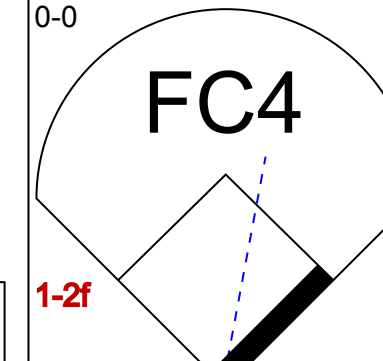
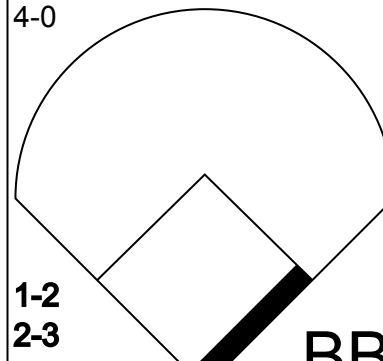


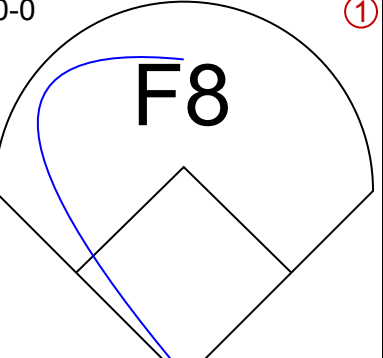
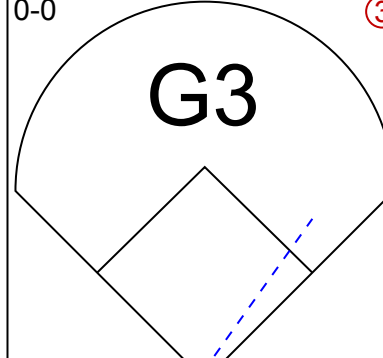

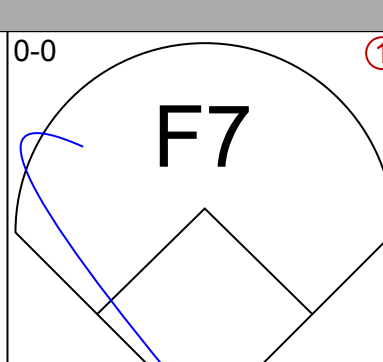
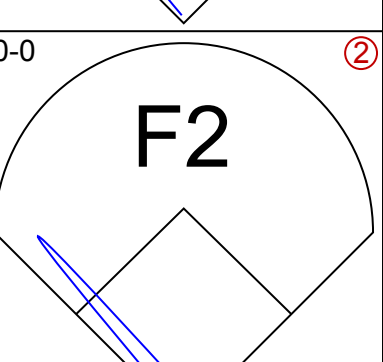

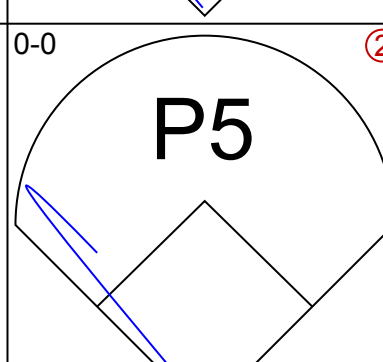
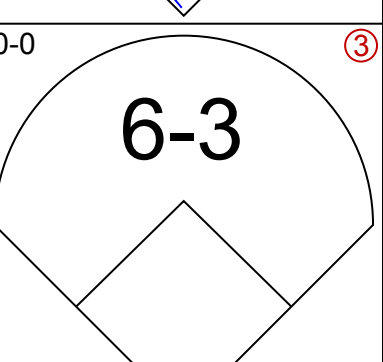

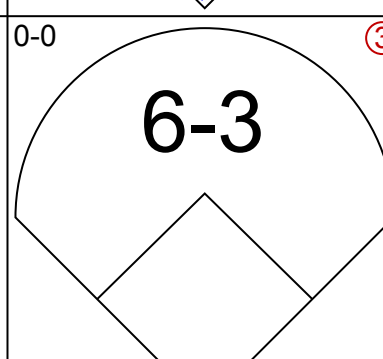
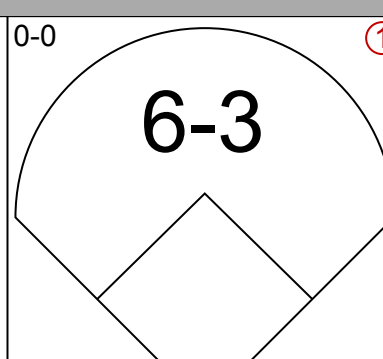

| Batter | 1 | 2 | 3 | 4 | 5 | 6 | 7 | 8 | 9 | AB | R | H | RBI | BB | SO | LOB | BOTTOM | | |
|--|--|----------------------------------|------------------------------|---------------------------------|------------------------------|---------------------------------|------------------------------|---------------------------------|------------------------------|----------------------------------|------------------------------|---------------------------------|------------------------------|----------------------------------|------------------------------|---------------------------------|---|------------------------------------|--------------------------|
| Bert Campaneris, R OBP: 0.338, SLG: 0.345 | K | | 6-3 | | BB 1B BB | | SH3-4 | | E 1B | 3 | 1 | 1 | 0 | 1 | 1 | 0 | Kansas City Royals @ Oakland Athletics Oakland-Alameda County Coliseum, Oakland, CA Wed Jun 27 1973, 7:05 PM PDT Att: 7,990 - Unknown livebaseballscorecards.com | | |
| Bill North, S OBP: 0.365, SLG: 0.344 | 6-3 | | 4-3 | | 1-2 1B | | FC6-5 FC6-4 | | E6 | 5 | 0 | 1 | 1 | 0 | 0 | 1 | | | |
| Sal Bando, R OBP: 0.363, SLG: 0.475 | BB | | | | F7 | | FC6 BB | | FC6-4 | 2 | 0 | 0 | 0 | 2 | 0 | 1 | | | |
| Reggie Jackson, L OBP: 0.369, SLG: 0.522 | K | | | | G6-4-3 1B | | FC6 | | SH3-4 1B | 4 | 0 | 2 | 0 | 0 | 1 | 4 | | | |
| Deron Johnson, R OBP: 0.322, SLG: 0.421 | | L7 | | | G6-4-3 1-2 | | 6-3 | | SH3-4 | 3 | 0 | 0 | 0 | 0 | 0 | 1 | | | |
| Gene Tenace, R OBP: 0.401, SLG: 0.504 | | E BB | | | | | F8 | | IBB | 2 | 1 | 1 | 1 | 2 | 0 | 0 | | | |
| Ray Fosse, R OBP: 0.291, SLG: 0.349 | E4 G4-6-3 | | | | 4-3 1B 2B | | | | K | 4 | 1 | 2 | 0 | 0 | 1 | 3 | | | |
| Dick Green, R OBP: 0.300, SLG: 0.348 | G4-6-3 | | | | 4-3 | | F8 | | K | 4 | 0 | 0 | 0 | 0 | 1 | 6 | | | |
| Angel Mangual, R OBP: 0.235, SLG: 0.297 | | | 4-3 | | 5-3 | | FC6-5 SH3-4 1B | | P6 | 4 | 0 | 1 | 0 | 0 | 0 | 1 | | | |
| Inning Stats | R: 0 E: 0 K: 2 S: 7 | H: 0 LOB: 1 BB: 1 P: 11 | R: 0 E: 1 K: 0 S: 3 | H: 0 LOB: 1 BB: 1 P: 7 | R: 0 E: 0 K: 0 S: 3 | H: 0 LOB: 0 BB: 0 P: 3 | R: 0 E: 0 K: 0 S: 3 | H: 1 LOB: 0 BB: 0 P: 3 | R: 2 E: 0 K: 0 S: 6 | H: 3 LOB: 3 BB: 2 P: 14 | R: 0 E: 0 K: 0 S: 4 | H: 1 LOB: 1 BB: 0 P: 4 | R: 0 E: 0 K: 2 S: 8 | H: 1 LOB: 2 BB: 1 P: 12 | R: 1 E: 1 K: 0 S: 3 | H: 1 LOB: 1 BB: 0 P: 3 | 1B: 6 2B: 1 3B: 0 HR: 1 | SF: 0 SAC: 2 DP: 2 HBP: 0 | WP: 0 PA: 38 CS: 0 |
| PITCHER Paul Splittorf, L ERA: 2.87 | IP: 8.1 WLS: L BF: 38 H: 8 R: 3 ER: 2 SO: 4 BB: 4 IBB: 1 HBP: 0 BLK: 0 WP: 0 HR: 1 S: 41 P: 61 ERA: 2.16 WHIP: 1.440 | | | | | | | | | | | | | | | PITCHER | IP: 8.1 WLS: L BF: 38 H: 8 R: 3 ER: 2 SO: 4 BB: 4 IBB: 1 HBP: 0 BLK: 0 WP: 0 HR: 1 S: 41 P: 61 ERA: 2.16 WHIP: 1.440 | | |

| Batter | 1 | 2 | 3 | 4 | 5 | 6 | 7 | 8 | 9 | AB | R | H | RBI | BB | SO | LOB | TOP | | | |
|---|--|---------------------------------|------------------------------|---------------------------------|------------------------------|---------------------------------|------------------------------|---------------------------------|------------------------------|----------------------------------|------------------------------|---------------------------------|------------------------------|---------------------------------|------------------------------|---------------------------------|---|------------------------------------|----------------------------------|--------|
| Freddie Patek, R (1.6) OBP: 0.336, SLG: 0.316 | 4-0 CS BB | | 4-0 BB | | | 0-3 K | | 0-0 6-3 | | 2 | 0 | 0 | 0 | 2 | 1 | 1 | Kansas City Royals @ Texas Rangers Arlington Stadium, Arlington, TX Fri Jun 29 1973, 8:05 PM EDT Att: 9,619 - Unknown livebaseballscorecards.com | | | |
| Steve Hoyley, L (1.8) OBP: 0.341, SLG: 0.294 | 0-3 K | | 0-0 F8 | | | 4-0 BB | | 0-0 F5 | | 3 | 0 | 0 | 0 | 1 | 1 | 2 | | | | |
| Ed Kirkpatrick, L (1.9) OBP: 0.373, SLG: 0.457 | 0-0 P6 | | | 0-3 K | | 0-0 L8 | | 4-0 BB | | 3 | 0 | 0 | 0 | 1 | 1 | 2 | | | | |
| John Mayberry, L (1.3) OBP: 0.431, SLG: 0.576 | | 0-0 F8 | | 0-3 K | | 0-0 4-3 | | 0-0 F7 | | 4 | 0 | 0 | 0 | 0 | 1 | 3 | | | | |
| Lou Piniella, R (1.7) OBP: 0.279, SLG: 0.350 | 4-0 BB | | 0-0 F8 | | | 0-0 5-3 | | 0-0 F8 | | 3 | 0 | 0 | 0 | 1 | 0 | 1 | | | | |
| Gail Hopkins, L (1.10) OBP: 0.402, SLG: 0.436 | 0-3 K | | | 0-0 4-3 | | 0-3 K | | | | 3 | 0 | 0 | 0 | 0 | 2 | 1 | | | | |
| Cookie Rojas, R (1.4) OBP: 0.293, SLG: 0.327 | 0-0 4-3 | | | 0-0 F8 | | 0-0 F8 | | | | 3 | 0 | 0 | 0 | 0 | 0 | 1 | | | | |
| Paul Schaal, R (1.5) OBP: 0.371, SLG: 0.368 | | 0-0 L9 | | 0-0 L7 | | 0-0 P2 | | 0-0 P2 | | 3 | 0 | 0 | 0 | 0 | 0 | 0 | | | | |
| Fran Healy, R (1.2) OBP: 0.300, SLG: 0.331 | | 0-3 K | | | 0-0 2B | | 0-0 P6 | | | 3 | 0 | 1 | 0 | 0 | 1 | 0 | | | | |
| Inning Stats | R: 0 E: 0 K: 1 S: 4 | H: 0 LOB: 0 BB: 1 P: 8 | R: 0 E: 0 K: 1 S: 5 | H: 0 LOB: 1 BB: 1 P: 9 | R: 0 E: 0 K: 1 S: 5 | H: 0 LOB: 0 BB: 0 P: 7 | R: 0 E: 0 K: 0 S: 3 | H: 0 LOB: 0 BB: 0 P: 3 | R: 0 E: 0 K: 1 S: 6 | H: 1 LOB: 2 BB: 1 P: 10 | R: 0 E: 0 K: 1 S: 5 | H: 0 LOB: 0 BB: 0 P: 5 | R: 0 E: 0 K: 0 S: 3 | H: 0 LOB: 0 BB: 0 P: 3 | R: 0 E: 0 K: 0 S: 3 | H: 0 LOB: 1 BB: 1 P: 7 | 1B: 0 2B: 1 3B: 0 HR: 0 | SF: 0 SAC: 0 DP: 0 HBP: 0 | WP: 0 PB: 0 SB: 0 CS: 1 | PA: 32 |
| PITCHER Jim Bibby, R (1.1) ERA: 5.92 | IP: 9.0 WLS: W BF: 32 H: 1 R: 0 ER: 0 SO: 7 BB: 5 IBB: 0 HBP: 0 BLK: 0 WP: 0 HR: 0 S: 41 P: 61 ERA: 0.00 WHIP: 0.667 | | | | | | | | | | | | | | | PITCHER | | | | |

| Batter | 1 | 2 | 3 | 4 | 5 | 6 | 7 | 8 | 9 | AB | R | H | RBI | BB | SO | LOB | BOTTOM | | | |
|--|--|---------------------------------|------------------------------|---------------------------------|------------------------------|---------------------------------|------------------------------|---------------------------------|------------------------------|---------------------------------|------------------------------|---------------------------------|------------------------------|---------------------------------|------------------------------|---------------------------------|---|------------------------------------|----------------------------------|--------|
| Davey Nelson, R (1.4) OBP: 0.320, SLG: 0.397 | 0-0 SH1-3 G3 2B | | 0-3 K | | 0-0 4-3 | | 0-0 6-3 | | | 4 | 1 | 1 | 1 | 0 | 1 | 3 | Kansas City Royals @ Texas Rangers Arlington Stadium, Arlington, TX Fri Jun 29 1973, 8:05 PM EDT Att: 9,619 - Unknown livebaseballscorecards.com | | | |
| Toby Harrah, R (1.5) OBP: 0.339, SLG: 0.377 | 0-0 SH1-3 | | 0-0 G6-3 | | | 0-0 FC8-4 1B | 0-0 1B | | | 3 | 0 | 2 | 1 | 0 | 0 | 1 | | | | |
| Alex Johnson, R (1.10) OBP: 0.308, SLG: 0.361 | 0-0 G3 | | | 0-0 4-3 | | 0-0 FC8-4 1B | 0-0 4-3 | | | 4 | 0 | 1 | 1 | 0 | 0 | 1 | | | | |
| Rico Carty, R (1.7) OBP: 0.288, SLG: 0.272 | 0-0 6-3 | | | 0-0 6-3 | | 0-0 FC8-4 1B | | 0-0 5-3 | | 4 | 0 | 0 | 0 | 0 | 0 | 2 | | | | |
| Elliott Maddox, R (9.7) OBP: 0.339, SLG: 0.269 | 0-0 6-3 | | | | | 0-0 FC8-4 1B | | 0-0 5-3 | | 0 | 0 | 0 | 0 | 0 | 0 | 0 | | | | |
| Jim Spencer, L (1.3) OBP: 0.338, SLG: 0.397 | | 0-0 F2 | | 0-0 BB | | 0-3 K | | 0-0 FC6-4 1B | | 3 | 0 | 1 | 0 | 1 | 1 | 2 | | | | |
| Vic Harris, S (1.8) OBP: 0.319, SLG: 0.379 | | 0-0 2B | | 0-0 F7 | | 0-0 F7 | | 0-0 FC6-4 HBP | | 4 | 0 | 1 | 0 | 0 | 0 | 4 | | | | |
| Jeff Burroughs, R (1.9) OBP: 0.351, SLG: 0.433 | 0-0 F8 | | | | 0-0 F9 | | 0-0 SH1-3 6-3 2B | 1-0 HBP | | 3 | 1 | 1 | 0 | 0 | 0 | 1 | | | | |
| Ken Suarez, R (1.2) OBP: 0.359, SLG: 0.353 | 0-0 P4 | | | | 0-0 L5 | | 0-0 SH1-3 | 0-0 G1 | | 3 | 0 | 0 | 0 | 0 | 0 | 3 | | | | |
| Jim Mason, L (1.6) OBP: 0.303, SLG: 0.321 | | | 0-0 G6-3 1B | | 0-0 BB | | 0-0 6-3 1B | | | 1 | 1 | 1 | 0 | 2 | 0 | 0 | | | | |
| Inning Stats | R: 1 E: 0 K: 0 S: 4 | H: 1 LOB: 0 BB: 0 P: 4 | R: 0 E: 0 K: 0 S: 4 | H: 1 LOB: 0 BB: 0 P: 4 | R: 0 E: 0 K: 1 S: 5 | H: 1 LOB: 0 BB: 0 P: 5 | R: 0 E: 0 K: 0 S: 3 | H: 0 LOB: 1 BB: 1 P: 7 | R: 0 E: 0 K: 1 S: 7 | H: 2 LOB: 2 BB: 0 P: 7 | R: 2 E: 0 K: 0 S: 5 | H: 2 LOB: 1 BB: 1 P: 9 | R: 0 E: 0 K: 0 S: 4 | H: 1 LOB: 2 BB: 0 P: 5 | R: 0 E: 0 K: 0 S: 4 | H: 1 LOB: 2 BB: 0 P: 5 | 1B: 5 2B: 3 3B: 0 HR: 0 | SF: 0 SAC: 2 DP: 1 HBP: 1 | WP: 0 PB: 0 SB: 0 CS: 0 | PA: 35 |
| PITCHER Mark Littell, R (1.1) ERA: 5.19 | IP: 5.0 WLS: L BF: 21 H: 5 R: 1 ER: 1 SO: 1 BB: 2 IBB: 0 HBP: 0 BLK: 0 WP: 0 HR: 0 S: 21 P: 29 ERA: 1.80 WHIP: 1.400 | | | | | | | | | | | | | | | PITCHER | | | | |
| PITCHER Bruce Dal Canton, R (6.1) ERA: 3.93 | IP: 3.0 WLS: L BF: 14 H: 3 R: 2 ER: 2 SO: 1 BB: 1 IBB: 0 HBP: 1 BLK: 0 WP: 0 HR: 0 S: 14 P: 19 ERA: 6.00 WHIP: 1.333 | | | | | | | | | | | | | | | PITCHER | | | | |

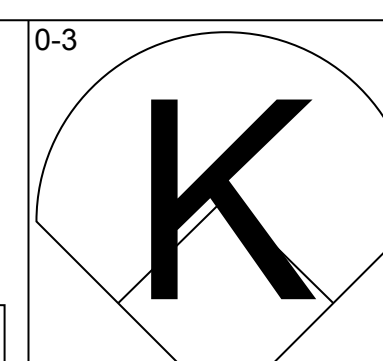
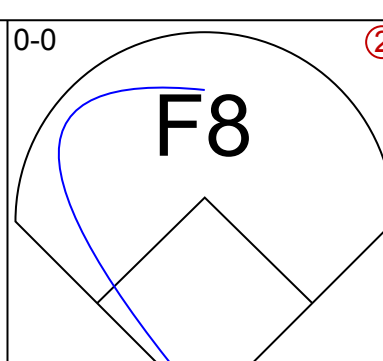
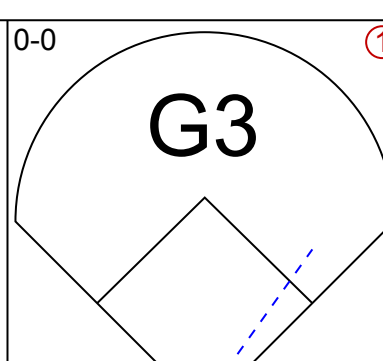

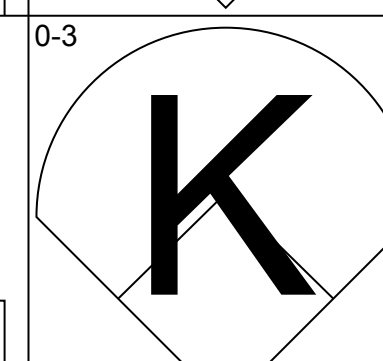
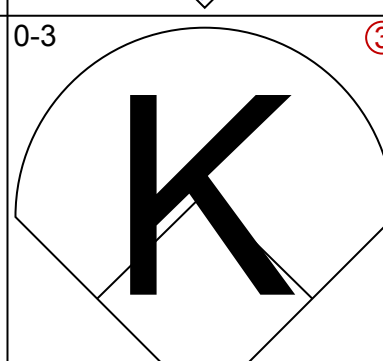
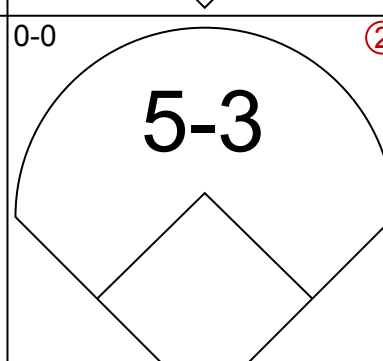

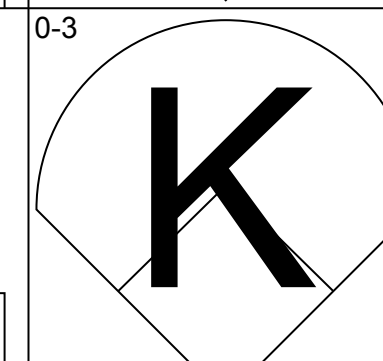
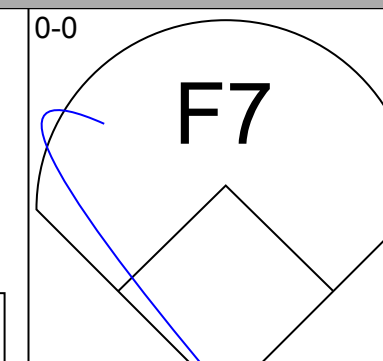
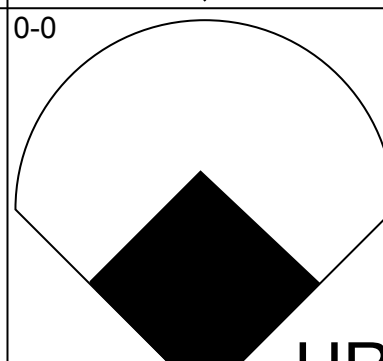
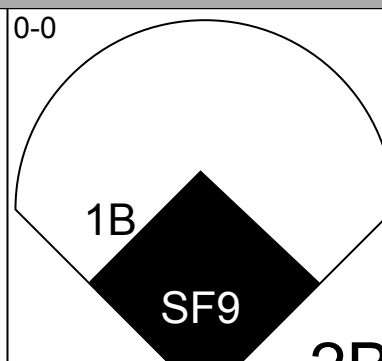
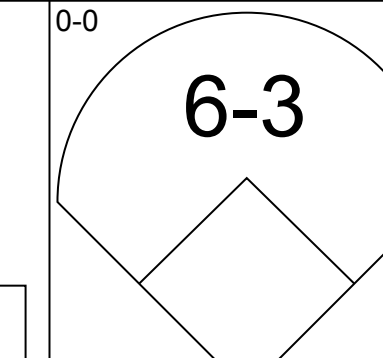
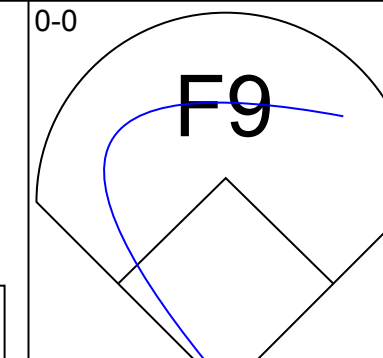
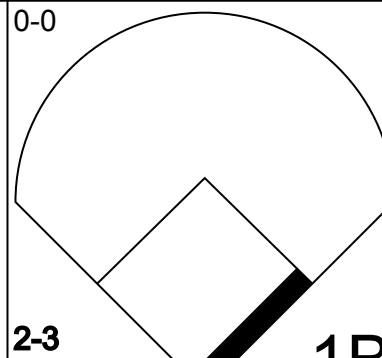
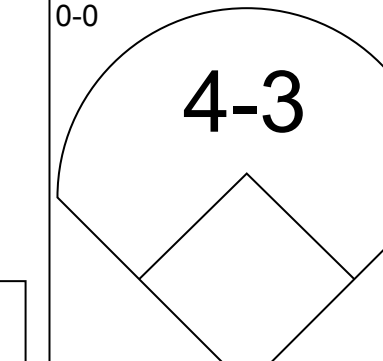
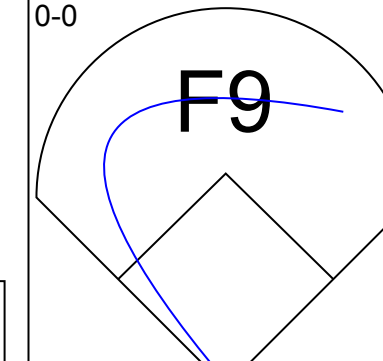
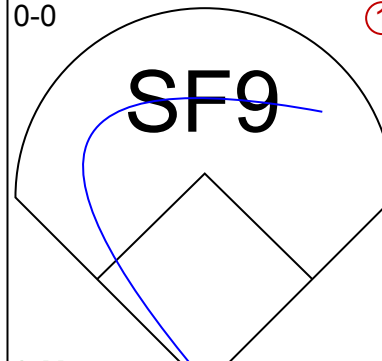
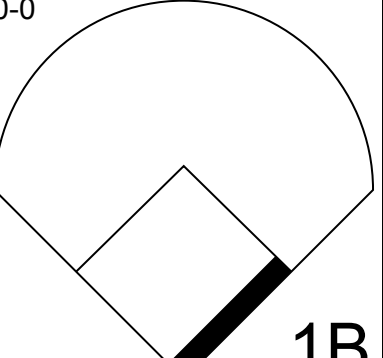
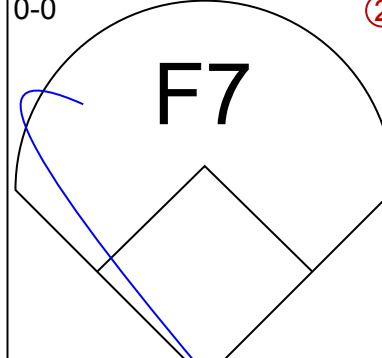

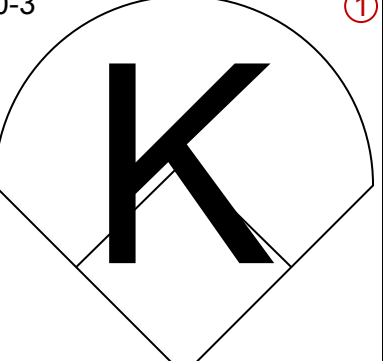
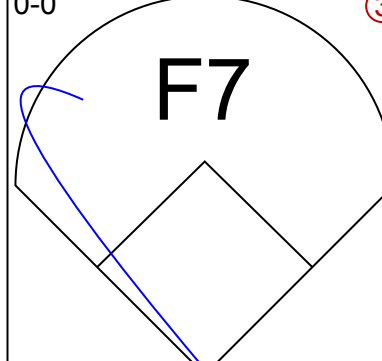
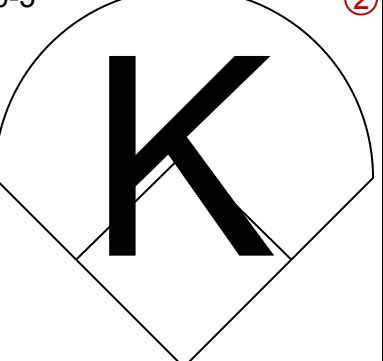
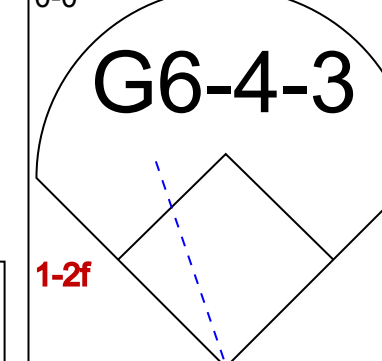
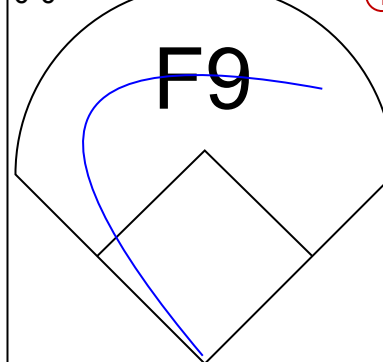
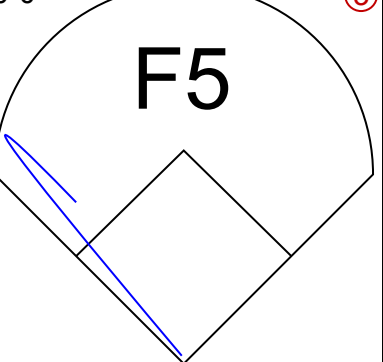

| Batter | 1 | 2 | 3 | 4 | 5 | 6 | 7 | 8 | 9 | AB | R | H | RBI | BB | SO | LOB | TOP | | | |
|---|---|---------------------------------|------------------------------|---------------------------------|------------------------------|---------------------------------|-----------------------------------|---------------------------------|------------------------------|---------------------------------|------------------------------|----------------------------------|------------------------------|---------------------------------|------------------------------|---------------------------------|--|----------------------------------|------------------------------------|----------------------------------|
| Freddie Patek, R OBP: 0.343, SLG: 0.330 Steve Hovley, L OBP: 0.349, SLG: 0.319 | 0-0 E 2B | | 0-0 2B | | 4-0 E S BB | | 4-0 FC3-6 1B IBB | 0-0 HR | | 2 | 1 | 2 | 0 | 1 | 0 | 0 | Kansas City Royals @ Texas Rangers Arlington Stadium, Arlington, TX Sat Jun 30 1973, 8:05 PM EDT Unknown | | | |
| Jim Wehtford, R OBP: 0.271, SLG: 0.375 Gail Hopkins, L OBP: 0.404, SLG: 0.438 | 0-0 E5 SF8 | | 0-3 K | | 0-0 5-3 | | 0-0 FC3-6 1B | 0-0 4-3 | | 3 | 1 | 0 | 0 | 0 | 1 | 3 | | | | |
| Ed Kirkpatrick, L OBP: 0.366, SLG: 0.447 | 0-0 E6 WP | | 0-3 K | | 0-0 6-3 | | 0-0 FC3-6 | | 0-0 F7 | 5 | 0 | 0 | 2 | 0 | 1 | 5 | | | | |
| John Mayberry, L OBP: 0.424, SLG: 0.568 | 0-0 SF8 | | 0-0 3-1 | | 0-0 1-3 | | 0-0 G3 | | 0-0 F8 | 4 | 0 | 0 | 1 | 0 | 0 | 3 | | | | |
| Amos Otis, R OBP: 0.344, SLG: 0.466 | 0-0 5-3 | | | 0-0 6-3 1B | | 0-0 F2 | | 0-0 F9 | 0-0 6-3 | 5 | 0 | 1 | 0 | 0 | 0 | 1 | | | | |
| Cookie Rojas, R OBP: 0.293, SLG: 0.326 | 0-0 F9 | | | 0-0 6-3 | | 0-0 6-3 | | 0-0 1B FC1-2 1B | | 4 | 0 | 1 | 0 | 0 | 0 | 2 | | | | |
| Kurt Bevacqua, R OBP: 0.274, SLG: 0.293 Frank White, R OBP: 0.274, SLG: 0.293 | | 4-0 G6-4-3 BB | | 0-0 P6 | | | 0-0 SH5-4 1B 1B | 0-0 FC1-2 1B | | 2 | 1 | 1 | 0 | 1 | 0 | 1 | | | | |
| Paul Schaal, R OBP: 0.369, SLG: 0.366 | | 0-0 G6-4-3 | | 0-0 1-3 | | | 0-0 1B SH5-4 FC3-6 1B | 0-0 FC1-2 1B HR | | 4 | 2 | 1 | 0 | 0 | 0 | 4 | | | | |
| Carl Taylor, R OBP: 0.368, SLG: 0.227 | | 0-3 K | | 0-0 F3 | | | 0-0 SH5-4 | 0-0 HR 1B | | 3 | 1 | 1 | 1 | 0 | 1 | 0 | | | | |
| Inning Stats | R: 2 E: 2 K: 0 S: 6 | H: 1 LOB: 1 BB: 0 P: 6 | R: 0 E: 0 K: 1 S: 4 | H: 0 LOB: 1 BB: 1 P: 8 | R: 0 E: 0 K: 2 S: 8 | H: 1 LOB: 1 BB: 0 P: 8 | R: 0 E: 0 K: 0 S: 4 | H: 0 LOB: 1 BB: 1 P: 4 | R: 0 E: 0 K: 0 S: 3 | H: 0 LOB: 0 BB: 0 P: 3 | R: 2 E: 0 K: 0 S: 6 | H: 3 LOB: 2 BB: 1 P: 10 | R: 4 E: 0 K: 0 S: 7 | H: 4 LOB: 0 BB: 0 P: 7 | R: 0 E: 0 K: 0 S: 3 | H: 0 LOB: 0 BB: 0 P: 3 | | 1B: 7 2B: 2 3B: 0 HR: 1 | SF: 1 SAC: 1 DP: 1 HBP: 0 | WP: 1 PB: 0 SB: 1 CS: 0 |
| PITCHER | IP WLS BF H R ER SO BB IBB HBP BLK WP HR S P ERA WHIP | | | | | | | | | | | | | | | | | | | |
| Steve Dunning, R ERA: 5.66 | (1, 1) 6.0 24 3 2 1 3 2 0 0 0 1 0 28 36 1.50 0.833 | | | | | | | | | | | | | | | | | | | |
| Bill Gogolewski, R ERA: 2.75 | (7, 1) 0.2 L 6 3 2 2 0 0 1 0 0 0 0 0 5 9 27.00 4.500 | | | | | | | | | | | | | | | | | | | |
| Mike Paul, L ERA: 5.4 | (7, 1) 0.1 1 0 0 0 0 0 0 0 0 0 0 1 1 0.00 0.000 | | | | | | | | | | | | | | | | | | | |
| Steve Foucault, R ERA: 4.64 | (8, 1) 2.0 10 4 4 4 0 0 0 0 0 0 0 1 10 18.00 2.000 | | | | | | | | | | | | | | | | | | | |

| Batter | 1 | 2 | 3 | 4 | 5 | 6 | 7 | 8 | 9 | AB | R | H | RBI | BB | SO | LOB | BOTTOM | | | |
|---|---|---------------------------------|------------------------------|---------------------------------|------------------------------|---------------------------------|------------------------------|---------------------------------|------------------------------|---------------------------------|------------------------------|---------------------------------|------------------------------|---------------------------------|------------------------------|---------------------------------|--|-----------------------------------|------------------------------------|----------------------------------|
| Davey Nelson, R OBP: 0.318, SLG: 0.393 | 0-0 6-3 | | | 0-3 K | | 0-0 FC4-6 | | | 0-0 4-3 | 5 | 0 | 1 | 0 | 0 | 1 | 2 | Kansas City Royals @ Texas Rangers Arlington Stadium, Arlington, TX Sat Jun 30 1973, 8:05 PM EDT Unknown | | | |
| Toby Harrah, R OBP: 0.340, SLG: 0.377 | 0-0 1B 1B | 0-0 F8 | | | 0-0 F8 | | 0-3 K | | 0-0 FC4 1B | 5 | 1 | 2 | 0 | 0 | 1 | 1 | | | | |
| Vic Harris, S OBP: 0.320, SLG: 0.379 | 0-0 1B E 1B | | 0-0 1-3 | | 0-0 BLK 1B | | 0-3 K | | 0-0 FC4 | 5 | 1 | 2 | 0 | 0 | 1 | 1 | | | | |
| Alex Johnson, R OBP: 0.314, SLG: 0.367 | 0-0 E SF9 1B | | 0-0 E 1B | | 0-0 P6 | | 0-0 S 1B | | | 4 | 1 | 3 | 1 | 0 | 0 | 1 | | | | |
| Jim Spencer, L OBP: 0.336, SLG: 0.391 | 0-0 E6 | | 0-0 E4 L5-3 | | 4-0 IBB | | 0-0 P6 | | | 3 | 0 | 0 | 0 | 1 | 0 | 3 | | | | |
| Jeff Burroughs, R OBP: 0.345, SLG: 0.427 | 0-0 SF9 | | 0-0 L5-3 | | 0-0 4-3 | | | 0-0 F8 | | 3 | 0 | 0 | 1 | 0 | 0 | 4 | | | | |
| Larry Blittner, L OBP: 0.272, SLG: 0.260 | 0-0 6-3 | | | 0-0 FC3-6 1B | | 0-0 FC4-6 1B | | 0-0 4-3 | | 4 | 0 | 2 | 0 | 0 | 0 | 1 | | | | |
| Dick Billings, R OBP: 0.269, SLG: 0.260 | | 0-0 CS 1B | | 0-0 F9 | | 0-0 P6 | | 0-3 K | | 4 | 0 | 1 | 0 | 0 | 1 | 2 | | | | |
| Jim Mason, L OBP: 0.296, SLG: 0.313 | 0-3 K | | 0-3 FC3-6 | | 0-3 K | | | 0-3 K | | 4 | 0 | 0 | 0 | 0 | 3 | 3 | | | | |
| Inning Stats | R: 3 E: 1 K: 0 S: 7 | H: 3 LOB: 1 BB: 0 P: 7 | R: 0 E: 0 K: 1 S: 6 | H: 2 LOB: 1 BB: 0 P: 6 | R: 0 E: 1 K: 1 S: 6 | H: 1 LOB: 1 BB: 0 P: 4 | R: 0 E: 1 K: 1 S: 6 | H: 1 LOB: 2 BB: 1 P: 8 | R: 0 E: 0 K: 1 S: 6 | H: 1 LOB: 1 BB: 0 P: 6 | R: 0 E: 0 K: 2 S: 8 | H: 1 LOB: 1 BB: 0 P: 8 | R: 0 E: 0 K: 1 S: 5 | H: 0 LOB: 0 BB: 0 P: 5 | R: 0 E: 0 K: 1 S: 6 | H: 1 LOB: 1 BB: 0 P: 6 | | 1B: 11 2B: 1 3B: 0 HR: 0 | SF: 1 SAC: 0 DP: 1 HBP: 0 | WP: 0 PB: 0 SB: 1 CS: 1 |
| PITCHER | IP WLS BF H R ER SO BB IBB HBP BLK WP HR S P ERA WHIP | | | | | | | | | | | | | | | | | | | |
| Dick Drago, R ERA: 3.59 | (1, 1) 9.0 W 39 11 3 1 7 0 1 0 0 0 0 52 56 1.00 1.222 | | | | | | | | | | | | | | | | | | | |

| Batter | 1 | 2 | 3 | 4 | 5 | 6 | 7 | 8 | 9 | AB | R | H | RBI | BB | SO | LOB | TOP | | | | | |
|---|---|---|------------------------------|---|------------------------------|---|---|---------------------------------|---|---------------------------------|------------------------------|----------------------------------|------------------------------|---------------------------------|------------------------------|---------------------------------|--|---------------------------------|----------------------------------|------------------------------------|----------------------------------|--------|
| Steve Hovley, L (1, 9) OBP: 0.363, SLG: 0.327 |  | | |  | |  |  | |  | 3 | 2 | 2 | 0 | 2 | 1 | 0 | Kansas City Royals @ Texas Rangers Arlington Stadium, Arlington, TX Sat Jun 30 1973, 8:05 PM EDT Att: 11,461 - Unknown | | | | | |
| Frank White, R (1, 6) OBP: 0.273, SLG: 0.290 |  | | |  | |  |  | |  | 4 | 0 | 1 | 0 | 0 | 0 | 3 | | | | | | |
| Amos Otis, R (1, 8) OBP: 0.345, SLG: 0.475 |  | | |  | |  | | |  | 5 | 1 | 2 | 2 | 0 | 0 | 2 | | | | | | |
| John Mayberry, L (1, 3) OBP: 0.422, SLG: 0.563 | |  | |  | |  | | |  | 4 | 0 | 1 | 1 | 0 | 1 | 2 | | | | | | |
| Gail Hopkins, L (1, 10) OBP: 0.398, SLG: 0.422 |  | | |  | |  | | |  | 3 | 0 | 0 | 0 | 1 | 1 | 1 | | | | | | |
| Kurt Bevacqua, R (1, 7) Ed Kirkpatrick, L (8, 7) OBP: 0.344, SLG: 0.349 OBP: 0.366, SLG: 0.447 |  | | | | |  | | |  | 4 | 1 | 1 | 0 | 0 | 1 | 3 | | | | | | |
| Paul Schaal, R (1, 5) OBP: 0.371, SLG: 0.375 | | | | | | | | |  | 0 | 0 | 0 | 0 | 0 | 0 | 0 | | | | | | |
| Bobby Floyd, R (1, 4) OBP: 0.370, SLG: 0.378 | | | |  | |  | | |  | 4 | 0 | 2 | 0 | 0 | 0 | 0 | | | | | | |
| Fran Healy, R (1, 2) OBP: 0.292, SLG: 0.321 | | | |  | |  | | |  | 4 | 0 | 1 | 1 | 0 | 0 | 1 | | | | | | |
| | | | |  | |  | | |  | 4 | 0 | 0 | 0 | 0 | 1 | 3 | | | | | | |
| Inning Stats | R: 0 E: 0 K: 1 S: 5 | H: 0 LOB: 0 BB: 0 P: 5 | R: 0 E: 0 K: 2 S: 7 | H: 0 LOB: 0 BB: 0 P: 7 | R: 0 E: 0 K: 0 S: 3 | H: 0 LOB: 0 BB: 0 P: 3 | R: 1 E: 1 K: 0 S: 5 | H: 2 LOB: 1 BB: 0 P: 5 | R: 0 E: 0 K: 0 S: 3 | H: 0 LOB: 0 BB: 0 P: 3 | R: 1 E: 0 K: 1 S: 7 | H: 2 LOB: 2 BB: 2 P: 15 | R: 0 E: 0 K: 0 S: 4 | H: 1 LOB: 2 BB: 1 P: 8 | R: 2 E: 0 K: 1 S: 9 | H: 4 LOB: 2 BB: 0 P: 9 | R: 0 E: 0 K: 0 S: 3 | H: 1 LOB: 0 BB: 0 P: 3 | 1B: 8 2B: 0 3B: 1 HR: 1 | SF: 0 SAC: 1 DP: 0 HBP: 0 | WP: 0 PB: 0 SB: 0 CS: 1 | PA: 39 |
| PITCHER | IP | WLS | BF | H | R | ER | SO | BB | IBB | HBP | BLK | WP | HR | S | P | ERA | WHIP | | | | | |
| Sonny Siebert, R (1, 1) ERA: 2.24 | 7.0 | L | 29 | 5 | 2 | 2 | 4 | 3 | 0 | 0 | 0 | 0 | 0 | 34 | 46 | 2.57 | 1.143 | | | | | |
| Bill Gogolewski, R (8, 1) ERA: 2.95 | 2.0 | S | 10 | 5 | 2 | 2 | 1 | 0 | 0 | 0 | 0 | 0 | 1 | 12 | 12 | 9.00 | 2.500 | | | | | |

| | |
|-----|----|
| AB | 35 |
| R | 4 |
| H | 10 |
| RBI | 4 |
| BB | 3 |
| SO | 5 |
| LOB | 15 |



| Batter | 1 | 2 | 3 | 4 | 5 | 6 | 7 | 8 | 9 | AB | R | H | RBI | BB | SO | LOB | BOTTOM | | | | | |
|---|---|---|---|---------------------------------|---|---|---|---------------------------------|---|---------------------------------|------------------------------|---------------------------------|------------------------------|---------------------------------|------------------------------|---------------------------------|--|---------------------------------|----------------------------------|------------------------------------|----------------------------------|--------|
| Davey Nelson, R (1, 4) OBP: 0.313, SLG: 0.387 |  | |  | | |  | | |  | 4 | 0 | 0 | 0 | 0 | 2 | 1 | Kansas City Royals @ Texas Rangers Arlington Stadium, Arlington, TX Sat Jun 30 1973, 8:05 PM EDT Att: 11,461 - Unknown | | | | | |
| Toby Harrah, R (1, 5) OBP: 0.336, SLG: 0.372 |  | |  | | |  | | |  | 4 | 0 | 0 | 0 | 0 | 2 | 1 | | | | | | |
| Vic Harris, S (1, 8) OBP: 0.323, SLG: 0.398 |  | | | |  | |  | |  | 4 | 2 | 2 | 1 | 0 | 1 | 0 | | | | | | |
| Rico Carty, R (1, 7) Elliott Maddox, R (9, PR) OBP: 0.292, SLG: 0.276 OBP: 0.339, SLG: 0.269 | |  | | |  | | | |  | 4 | 0 | 2 | 0 | 0 | 0 | 0 | | | | | | |
| Alex Johnson, R (1, 10) OBP: 0.310, SLG: 0.363 | |  | | |  | | | |  | 0 | 0 | 0 | 0 | 0 | 0 | 0 | | | | | | |
| Jim Spencer, L (1, 3) OBP: 0.344, SLG: 0.395 | | | | | |  | | |  | 3 | 0 | 2 | 0 | 1 | 0 | 1 | | | | | | |
| Jeff Burroughs, R (1, 9) OBP: 0.340, SLG: 0.419 |  | | | | |  | | |  | 4 | 0 | 0 | 0 | 0 | 2 | 4 | | | | | | |
| Ken Suarez, R (1, 2) OBP: 0.358, SLG: 0.348 | | | | | |  | | |  | 2 | 0 | 0 | 0 | 1 | 1 | 2 | | | | | | |
| Jim Mason, L (1, 6) OBP: 0.290, SLG: 0.306 | | | | |  | |  | |  | 3 | 0 | 0 | 0 | 0 | 0 | 2 | | | | | | |
| Inning Stats | R: 0 E: 0 K: 3 S: 9 | H: 1 LOB: 1 BB: 0 P: 9 | R: 0 E: 0 K: 1 S: 6 | H: 1 LOB: 0 BB: 0 P: 6 | R: 0 E: 0 K: 1 S: 5 | H: 0 LOB: 1 BB: 1 P: 9 | R: 0 E: 0 K: 0 S: 3 | H: 0 LOB: 0 BB: 0 P: 3 | R: 0 E: 0 K: 2 S: 8 | H: 1 LOB: 1 BB: 0 P: 8 | R: 1 E: 0 K: 1 S: 7 | H: 2 LOB: 1 BB: 0 P: 7 | R: 0 E: 0 K: 0 S: 2 | H: 0 LOB: 0 BB: 1 P: 6 | R: 0 E: 0 K: 1 S: 5 | H: 0 LOB: 0 BB: 0 P: 5 | R: 1 E: 0 K: 0 S: 5 | H: 2 LOB: 1 BB: 0 P: 5 | 1B: 4 2B: 1 3B: 0 HR: 1 | SF: 1 SAC: 0 DP: 1 HBP: 0 | WP: 0 PB: 0 SB: 0 CS: 0 | PA: 34 |
| PITCHER | IP | WLS | BF | H | R | ER | SO | BB | IBB | HBP | BLK | WP | HR | S | P | ERA | WHIP | | | | | |
| Ken Wright, R (1, 1) ERA: 3.88 | 5.2 | W | 22 | 4 | 1 | 1 | 7 | 1 | 0 | 0 | 0 | 0 | 0 | 35 | 39 | 1.59 | 0.882 | | | | | |
| Doug Bird, R (6, 1) ERA: 3.51 | 3.1 | S | 12 | 2 | 1 | 1 | 2 | 1 | 0 | 0 | 0 | 0 | 0 | 15 | 19 | 2.70 | 0.900 | | | | | |


| | |
|-----|----|
| AB | 31 |
| R | 2 |
| H | 6 |
| RBI | 2 |
| BB | 2 |
| SO | 9 |
| LOB | 12 |



| Batter | 1 | 2 | 3 | 4 | 5 | 6 | 7 | 8 | 9 | AB | R | H | RBI | BB | SO | LOB | TOP | | | |
|---|--|---------------------------------|------------------------------|---------------------------------|------------------------------|---------------------------------|------------------------------|---------------------------------|------------------------------|---------------------------------|------------------------------|---------------------------------|------------------------------|---------------------------------|------------------------------|---------------------------------|----------------------------------|------------------------------------|----------------------------------|--------|
| Freddie Patek, R OBP: 0.344, SLG: 0.332 (1, 6) | 0-3 K | | 0-0 B1-3 | 0-0 E2 | 0-0 P4 | | | 0-0 BB | 5 0 2 1 0 1 1 | | | | | | | | | | | |
| Frank White, R OBP: 0.257, SLG: 0.273 Lou Piniella, R OBP: 0.281, SLG: 0.350 (1, 4) | 0-0 5-3 | | 0-0 6-3 | 0-0 P4 | | | 0-3 K | 4-0 BB | 4 0 0 0 0 1 1 | | | | | | | | | | | |
| Amos Otis, R OBP: 0.346, SLG: 0.472 (1, 8) | 4-0 BB | | 0-0 1B | | 0-0 5-3 | | 0-0 5-3 | 0-0 G5-4-3 | 4 0 1 0 1 0 2 | | | | | | | | | | | |
| John Mayberry, L OBP: 0.420, SLG: 0.559 (1, 3) | 0-0 F7 | | 0-0 1B | | 0-3 K | | 0-0 G3 | | 4 0 1 0 0 1 1 | | | | | | | | | | | |
| Paul Schaaf, R OBP: 0.369, SLG: 0.371 (1, 5) | | 1-0 FC3-6 HBP | 0-0 F8 | | 0-0 6-3 | | | 0-0 E5 | 3 0 0 0 0 0 2 | | | | | | | | | | | |
| Jim Wehford, R OBP: 0.286, SLG: 0.383 (1, 10) | | 0-0 FC3-6 BB | | 0-0 1B | | 0-0 SH3-4 | | 0-0 FC4-6 | 4 2 2 0 0 0 2 | | | | | | | | | | | |
| Kurt Bevacqua, R OBP: 0.344, SLG: 0.348 (1, 7) | | 0-0 F3 | | 0-0 1B | | 0-0 SH3-4 | | 0-3 K | 3 1 1 0 0 1 2 | | | | | | | | | | | |
| Hal McRae, R OBP: 0.251, SLG: 0.240 (1, 9) | | 4-0 FC6-4 BB | | 0-0 5-3 | | 0-0 1B | | 0-0 4-3 | 3 0 1 1 1 0 3 | | | | | | | | | | | |
| Carl Taylor, R OBP: 0.357, SLG: 0.221 Cookie Rojas, R OBP: 0.292, SLG: 0.325 (1, 2) | 0-0 FC6-4 | | 0-0 SF7 | | 0-0 F8 | | | 0-0 F7 | 2 0 0 1 0 0 3 | | | | | | | | | | | |
| | | | | | | | | | 1 0 0 0 0 0 0 | | | | | | | | | | | |
| Inning Stats | R: 0 E: 0 K: 1 S: 5 | H: 0 LOB: 1 BB: 1 P: 9 | R: 0 E: 0 K: 0 S: 3 | H: 0 LOB: 2 BB: 1 P: 8 | R: 0 E: 0 K: 0 S: 5 | H: 2 LOB: 2 BB: 0 P: 5 | R: 2 E: 1 K: 0 S: 6 | H: 3 LOB: 1 BB: 0 P: 6 | R: 0 E: 0 K: 1 S: 5 | H: 0 LOB: 0 BB: 0 P: 5 | R: 0 E: 0 K: 1 S: 5 | H: 0 LOB: 0 BB: 0 P: 5 | R: 0 E: 1 K: 1 S: 6 | H: 0 LOB: 1 BB: 0 P: 6 | R: 0 E: 0 K: 1 S: 3 | H: 1 LOB: 1 BB: 1 P: 7 | 1B: 8 2B: 0 3B: 0 HR: 0 | SF: 1 SAC: 1 DP: 1 HBP: 1 | WP: 0 PB: 0 SB: 0 CS: 0 | PA: 39 |
| PITCHER Jim Merritt, L ERA: 3.84 (1, 1) | IP: 9.0 WLS: W BF: 39 H: 8 R: 3 ER: 3 SO: 4 BB: 3 IBB: 0 HBP: 1 BLK: 0 WP: 0 HR: 0 S: 43 P: 56 ERA: 3.00 WHIP: 1.222 | | | | | | | | | | | | | | | | | | | |

Kansas City Royals @ Texas Rangers
Arlington Stadium, Arlington, TX
Sun Jul 01 1973, 8:05 PM EDT
Att.: 4,642 - Unknown


AB 33
R 3
H 8
RBI 3
BB 3
SO 4
LOB 17



| Batter | 1 | 2 | 3 | 4 | 5 | 6 | 7 | 8 | 9 | AB | R | H | RBI | BB | SO | LOB | BOTTOM | | | |
|--|--|----------------------------------|------------------------------|----------------------------------|------------------------------|----------------------------------|------------------------------|---------------------------------|----------------------------------|---------------------------------|-------------------------------|----------------------------------|------------------------------|---------------------------------|------------------------------|---------------------------------|----------------------------------|------------------------------------|----------------------------------|--------|
| Davey Nelson, R OBP: 0.315, SLG: 0.385 (1, 4) | 0-3 K | 0-0 L5-4 | | | 0-0 F9 | 4-0 1B | | 0-0 BB | 4 1 1 0 1 1 2 | | | | | | | | | | | |
| Toby Harrah, R OBP: 0.338, SLG: 0.372 Jim Mason, L OBP: 0.295, SLG: 0.307 (1, 6) | 1-0 2B | | 0-0 6-3 | | 0-0 4-3 | 0-0 E8 | | 4-0 1B | 0 1 0 0 0 0 0 | | | | | | | | | | | |
| Vic Harris, S OBP: 0.317, SLG: 0.391 (1, 5) | 0-0 1-3 | | 0-0 F9 | | 0-0 6-3 | 0-3 K | | 0-0 SF8 | 3 0 1 1 1 0 0 | | | | | | | | | | | |
| Rico Carty, R OBP: 0.302, SLG: 0.296 Tom Grieve, R OBP: 0.100, SLG: 0.100 (1, 7) | 0-0 2B | | 0-0 2B | | 0-0 6-3 | 0-0 FC6 | | 0-0 F8 | 4 1 4 1 0 0 0 | | | | | | | | | | | |
| Alex Johnson, R OBP: 0.315, SLG: 0.368 (1, 10) | 0-0 2B | | 0-0 IBB | | 0-0 FC6 | 0-0 1B | | 0-0 6-3 | 1 0 0 0 0 0 2 | | | | | | | | | | | |
| Jeff Burroughs, R OBP: 0.342, SLG: 0.418 (1, 9) | 0-3 K | | 0-3 K | | 0-0 HR | 0-0 1B | | 0-0 6-3 | 4 1 2 1 1 0 3 | | | | | | | | | | | |
| Dick Billings, R OBP: 0.286, SLG: 0.253 (1, 2) | | 4-0 L5-4 BB | | 0-0 6-3 | | 0-0 F8 | | 0-0 F8 | 3 0 0 0 1 0 4 | | | | | | | | | | | |
| Bill Sudakis, S OBP: 0.213, SLG: 0.349 (1, 3) | | 0-3 K | | 0-3 K | | 0-0 HR | | 0-0 F9 | 4 1 1 3 0 2 3 | | | | | | | | | | | |
| Elliott Maddox, R OBP: 0.354, SLG: 0.281 (1, 8) | | 4-0 BB | | 0-0 F9 | | 0-0 1B | | 0-0 BB | 3 2 2 0 1 0 0 | | | | | | | | | | | |
| | | | | | | | | | 1B: 8 2B: 4 3B: 0 HR: 1 | | | | | | | | | | | |
| Inning Stats | R: 2 E: 0 K: 2 S: 9 | H: 2 LOB: 1 BB: 0 P: 10 | R: 0 E: 0 K: 1 S: 4 | H: 0 LOB: 2 BB: 2 P: 12 | R: 0 E: 0 K: 1 S: 6 | H: 1 LOB: 2 BB: 1 P: 10 | R: 0 E: 0 K: 1 S: 5 | H: 0 LOB: 0 BB: 0 P: 5 | R: 0 E: 0 K: 1 S: 3 | H: 0 LOB: 0 BB: 0 P: 3 | R: 5 E: 1 K: 1 S: 10 | H: 5 LOB: 1 BB: 1 P: 14 | R: 0 E: 0 K: 0 S: 4 | H: 2 LOB: 2 BB: 1 P: 8 | R: 1 E: 0 K: 0 S: 5 | H: 2 LOB: 2 BB: 1 P: 9 | 1B: 8 2B: 4 3B: 0 HR: 1 | SF: 1 SAC: 0 DP: 1 HBP: 1 | WP: 0 PB: 0 SB: 1 CS: 0 | PA: 41 |
| PITCHER Paul Spittorff, L ERA: 3.13 Gene Garber, R ERA: 3.86 (1, 1) | IP: 5.2 WLS: L BF: 29 H: 8 R: 7 ER: 6 SO: 6 BB: 2 IBB: 2 HBP: 1 BLK: 0 WP: 0 HR: 1 S: 34 P: 51 ERA: 9.53 WHIP: 1.765 | | | | | | | | | | | | | | | | | | | |


Kansas City Royals @ Texas Rangers
Arlington Stadium, Arlington, TX
Sun Jul 01 1973, 8:05 PM EDT
Att.: 4,642 - Unknown


AB 33
R 8
H 12
RBI 7
BB 6
SO 6
LOB 19



| Batter | 1 | 2 | 3 | 4 | 5 | 6 | 7 | 8 | 9 | AB | R | H | RBI | BB | SO | LOB | TOP | | | | | |
|--|------------------------------|---------------------------------|------------------------------|---------------------------------|------------------------------|---------------------------------|------------------------------|---------------------------------|------------------------------|---------------------------------|------------------------------|----------------------------------|------------------------------|----------------------------------|------------------------------|----------------------------------|--|------------------------------|---------------------------------|----------------------------------|------------------------------------|----------------------------------|
| Rod Carew, L OBP: 0.403, SLG: 0.495 (1,4) | 4-3 | | G4-6-3 | | P4 | | | | G3 | 4 | 0 | 0 | 0 | 1 | 0 | 1 | Minnesota Twins @ Kansas City Royals Royals Stadium, Kansas City, MO Tue Jul 03 1973, 8:05 PM EDT Att: 23,126 - Unknown - 93 F | | | | | |
| Jerry Terrell, R OBP: 0.309, SLG: 0.325 (1,6) | L4 | | 1-3 | | F8 | | | | K | 4 | 0 | 0 | 0 | 1 | 1 | 0 | | | | | | |
| Tony Oliva, L OBP: 0.347, SLG: 0.397 (1,10) | HR | | | 6-3 | | HR | | | HR | 5 | 3 | 3 | 3 | 0 | 0 | 1 | | | | | | |
| Bobby Darwin, R OBP: 0.316, SLG: 0.413 (1,9) | K | | | HR | 1B | F9 | 1B | | 6-3 | 5 | 2 | 2 | 0 | 0 | 2 | 1 | | | | | | |
| Steve Braun, L OBP: 0.411, SLG: 0.461 (1,5) | | | | P6 | | F9 | | | | 3 | 0 | 1 | 0 | 1 | 0 | 2 | | | | | | |
| Larry Hisle, R OBP: 0.345, SLG: 0.422 (1,8) | K | | | HR | | 1B | BB | | | 3 | 1 | 2 | 2 | 1 | 1 | 1 | | | | | | |
| Joe Lis, R OBP: 0.235, SLG: 0.311 (1,3) | K | | | | 1B | | | | K | 4 | 0 | 2 | 1 | 0 | 2 | 3 | | | | | | |
| George Mitterwald, R OBP: 0.320, SLG: 0.393 (1,2) | FC6-4 | | | K | | K | | | FC1-4 | 4 | 0 | 0 | 0 | 0 | 2 | 6 | | | | | | |
| Jim Holt, L OBP: 0.323, SLG: 0.449 (1,7) | | | | | F3 | F8 | | | 1-3 | 3 | 0 | 0 | 0 | 1 | 0 | 4 | | | | | | |
| Inning Stats | R: 1 E: 0 K: 1 S: 6 | H: 1 LOB: 0 BB: 0 P: 6 | R: 0 E: 0 K: 2 S: 8 | H: 1 LOB: 1 BB: 0 P: 8 | R: 0 E: 0 K: 0 S: 2 | H: 0 LOB: 0 BB: 1 P: 6 | R: 2 E: 0 K: 1 S: 8 | H: 3 LOB: 1 BB: 0 P: 8 | R: 0 E: 0 K: 0 S: 3 | H: 0 LOB: 0 BB: 0 P: 3 | R: 2 E: 0 K: 1 S: 8 | H: 3 LOB: 2 BB: 1 P: 12 | R: 0 E: 0 K: 1 S: 4 | H: 0 LOB: 1 BB: 2 P: 12 | R: 0 E: 0 K: 1 S: 6 | H: 1 LOB: 2 BB: 1 P: 10 | | R: 1 E: 0 K: 1 S: 6 | H: 1 LOB: 0 BB: 0 P: 6 | 1B: 5 2B: 1 3B: 0 HR: 4 | SF: 0 SAC: 0 DP: 1 HBP: 0 | WP: 0 PB: 0 SB: 0 CS: 1 |
| PITCHER | IP | WLS | BF | H | R | ER | SO | BB | IBB | HBP | BLK | WP | HR | S | P | ERA | WHIP | | | | | |
| Mark Littell, R ERA: 5.96 (1,1) | 5.1 | | 23 | 7 | 5 | 5 | 4 | 1 | 0 | 0 | 0 | 0 | 3 | 30 | 34 | 8.44 | 1.500 | | | | | |
| Ken Wright, R ERA: 3.79 (6,1) | 1.2 | | 10 | 2 | 0 | 0 | 2 | 4 | 0 | 0 | 0 | 0 | 0 | 10 | 26 | 0.00 | 3.600 | | | | | |
| Gene Garber, R ERA: 3.89 (8,1) | 2.0 | W | 7 | 1 | 1 | 1 | 2 | 0 | 0 | 0 | 0 | 0 | 1 | 11 | 11 | 4.50 | 0.500 | | | | | |

| Batter | 1 | 2 | 3 | 4 | 5 | 6 | 7 | 8 | 9 | AB | R | H | RBI | BB | SO | LOB | BOTTOM | | | | | |
|--|------------------------------|---------------------------------|------------------------------|---------------------------------|------------------------------|---------------------------------|------------------------------|---------------------------------|------------------------------|---------------------------------|------------------------------|---------------------------------|------------------------------|---------------------------------|------------------------------|---------------------------------|--|---------------------------------|----------------------------------|------------------------------------|----------------------------------|--------|
| Freddie Patek, R OBP: 0.338, SLG: 0.338 (1,6) | HR | 6-3 | | FC6-4 | | | | | K | 4 | 1 | 1 | 1 | 0 | 1 | 1 | Minnesota Twins @ Kansas City Royals Royals Stadium, Kansas City, MO Tue Jul 03 1973, 8:05 PM EDT Att: 23,126 - Unknown - 93 F | | | | | |
| Cookie Rojas, R OBP: 0.297, SLG: 0.331 (1,4) | 1B | | K | | 6-3 | | | | 5-3 | 4 | 1 | 1 | 0 | 0 | 1 | 0 | | | | | | |
| Amos Otis, R OBP: 0.347, SLG: 0.470 (1,8) | 2B | | 1B | S | P4 | | | | 5-3 | 4 | 2 | 2 | 0 | 0 | 0 | 0 | | | | | | |
| Gail Hopkins, L OBP: 0.422, SLG: 0.455 (8, PR) (1,3) | 1B | | | | | | | | | 3 | 0 | 3 | 1 | 0 | 0 | 0 | | | | | | |
| Kurt Bevacqua, R OBP: 0.341, SLG: 0.345 (8, PR) (9,3) | 2B | | 1B | | HBP | | | | F7 | 0 | 1 | 0 | 0 | 0 | 0 | 0 | | | | | | |
| Ed Kirkpatrick, L OBP: 0.360, SLG: 0.440 (1,9) | SF7 | | SF8 | | K | | | | SH2-4 | 1 | 0 | 0 | 2 | 0 | 1 | 1 | | | | | | |
| Lou Piniella, R OBP: 0.280, SLG: 0.347 (1,7) | 1B | | F9 | | | | | | F7 | 4 | 0 | 1 | 0 | 0 | 0 | 3 | | | | | | |
| Steve Hovley, L OBP: 0.358, SLG: 0.323 (1,10) | 6-3 | | | 4-3 | | | | | 1-3 | 4 | 0 | 1 | 1 | 0 | 0 | 1 | | | | | | |
| Paul Schaal, R OBP: 0.373, SLG: 0.395 (1,5) | | | F9 | | FC6-4 | | | | | 4 | 2 | 3 | 2 | 0 | 0 | 0 | | | | | | |
| Fran Healy, R OBP: 0.293, SLG: 0.328 (1,2) | | | | K | | | | | HR | 3 | 0 | 1 | 0 | 0 | 2 | 1 | | | | | | |
| Inning Stats | R: 3 E: 0 K: 0 S: 7 | H: 5 LOB: 1 BB: 0 P: 7 | R: 0 E: 0 K: 0 S: 3 | H: 1 LOB: 0 BB: 0 P: 3 | R: 1 E: 0 K: 1 S: 7 | H: 2 LOB: 1 BB: 0 P: 7 | R: 0 E: 0 K: 1 S: 6 | H: 1 LOB: 1 BB: 0 P: 6 | R: 0 E: 0 K: 1 S: 5 | H: 0 LOB: 0 BB: 0 P: 6 | R: 1 E: 0 K: 1 S: 6 | H: 1 LOB: 0 BB: 0 P: 6 | R: 0 E: 0 K: 1 S: 5 | H: 0 LOB: 0 BB: 0 P: 5 | R: 1 E: 0 K: 0 S: 4 | H: 2 LOB: 1 BB: 0 P: 4 | R: 1 E: 0 K: 0 S: 1 | H: 1 LOB: 0 BB: 0 P: 1 | 1B: 9 2B: 1 3B: 0 HR: 3 | SF: 2 SAC: 1 DP: 0 HBP: 1 | WP: 0 PB: 0 SB: 2 CS: 0 | PA: 35 |
| PITCHER | IP | WLS | BF | H | R | ER | SO | BB | IBB | HBP | BLK | WP | HR | S | P | ERA | WHIP | | | | | |
| Bert Blyleven, R ERA: 2.5 (1,1) | 8.0 | | 34 | 12 | 6 | 6 | 5 | 0 | 0 | 1 | 0 | 0 | 2 | 43 | 44 | 6.75 | 1.500 | | | | | |
| Ken Sanders, R ERA: 5.4 (9,1) | 0.0 | L | 1 | 1 | 1 | 1 | 0 | 0 | 0 | 0 | 0 | 0 | 1 | 1 | 1 | ∞ | ∞ | | | | | |

| Batter | 1 | 2 | 3 | 4 | 5 | 6 | 7 | 8 | 9 | AB | R | H | RBI | BB | SO | LOB | TOP | | | | | | | | |
|---|------------------------------|---------------------------------|------------------------------|---------------------------------|------------------------------|---------------------------------|------------------------------|---------------------------------|------------------------------|---------------------------------|------------------------------|---------------------------------|------------------------------|----------------------------------|------------------------------|---------------------------------|---|----------------------------------|----------------------------------|------------------------------------|----------------------------------|--------|--|--|--|
| Freddie Patek, R OBP: 0.336, SLG: 0.332 | F8 | | 1-6-3 | | | 5-3 | | K | BB | 4 | 0 | 0 | 1 | 1 | 1 | 1 | Kansas City Royals @ Minnesota Twins Metropolitan Stadium, Bloomington, MI Wed Jul 04 1973, 8:05 PM EDT Att: 45,890 - Unknown - 80 F livebaseballscorecards.com AB 31 R 5 H 6 RBI 5 BB 7 SO 5 LOB 15  | | | | | | | | |
| Cookie Rojas, R OBP: 0.305, SLG: 0.334 | FC6-4 BB | | BB | | | F8 | | FC6 1B | BB | 3 | 0 | 2 | 2 | 2 | 0 | 0 | | | | | | | | | |
| Amos Otis, R OBP: 0.346, SLG: 0.468 | FC6-4 | | 4-3 | | | 4-3 | | FC6 | L7 | 1 | 0 | 0 | 0 | 0 | 0 | 1 | | | | | | | | | |
| Steve Howley, L OBP: 0.350, SLG: 0.314 | CS | | | | | | | | | 4 | 0 | 0 | 0 | 0 | 0 | 5 | | | | | | | | | |
| Lou Piniella, R OBP: 0.276, SLG: 0.342 | CS | K | | 1-3 | | | E5 SH1-4 | | K | 4 | 0 | 0 | 0 | 0 | 2 | 0 | | | | | | | | | |
| Kurt Bevacqua, R OBP: 0.348, SLG: 0.353 | | 5-3 | | | | | SH1-4 | | BB BB F5 1B | 3 | 1 | 2 | 0 | 0 | 0 | 0 | | | | | | | | | |
| Paul Schaaf, R OBP: 0.374, SLG: 0.392 | | 6-3 | | G4-3 | | | | | BB BB BB | 2 | 1 | 0 | 0 | 2 | 0 | 1 | | | | | | | | | |
| Hal McRae, R OBP: 0.253, SLG: 0.242 | | | | | | | | | | 3 | 1 | 1 | 0 | 0 | 1 | 2 | | | | | | | | | |
| John Mayberry, L OBP: 0.420, SLG: 0.553 | | | | | | | | | BB BB BB | 0 | 0 | 0 | 0 | 1 | 0 | 0 | | | | | | | | | |
| Frank White, R OBP: 0.257, SLG: 0.273 | | | 6-3 2B | | | | | | 1-2 2-3 BB | 0 | 1 | 0 | 0 | 0 | 0 | 0 | | | | | | | | | |
| Carl Taylor, R OBP: 0.357, SLG: 0.221 | | | | | | | | | | 0 | 0 | 0 | 0 | 0 | 0 | 0 | | | | | | | | | |
| Jim Wohlford, R OBP: 0.279, SLG: 0.369 | | | 6-3 | | | | | | F5 | 3 | 0 | 0 | 0 | 0 | 0 | 3 | | | | | | | | | |
| Gail Hopkins, L OBP: 0.418, SLG: 0.449 | | | | | | | | | | 1 | 0 | 0 | 1 | 0 | 0 | 2 | | | | | | | | | |
| Fran Healy, R OBP: 0.294, SLG: 0.336 | | | | | | | | | | 3 | 0 | 1 | 1 | 0 | 1 | 0 | | | | | | | | | |
| Ed Kirkpatrick, L OBP: 0.363, SLG: 0.440 | | | 1-6-3 2H 2B | | | | | | F7 | 0 | 1 | 0 | 0 | 1 | 0 | 0 | | | | | | | | | |
| Inning Stats | R: 0 E: 0 K: 0 S: 2 | H: 0 LOB: 0 BB: 1 P: 6 | R: 0 E: 0 K: 1 S: 5 | H: 0 LOB: 0 BB: 0 P: 5 | R: 1 E: 0 K: 0 S: 5 | H: 2 LOB: 2 BB: 1 P: 9 | R: 0 E: 0 K: 0 S: 3 | H: 1 LOB: 0 BB: 0 P: 3 | R: 0 E: 0 K: 1 S: 5 | H: 0 LOB: 0 BB: 0 P: 5 | R: 0 E: 0 K: 0 S: 3 | H: 0 LOB: 0 BB: 0 P: 3 | R: 0 E: 1 K: 1 S: 6 | H: 0 LOB: 2 BB: 1 P: 10 | R: 0 E: 0 K: 1 S: 6 | H: 1 LOB: 1 BB: 0 P: 6 | R: 4 E: 0 K: 1 S: 7 | H: 2 LOB: 2 BB: 4 P: 23 | 1B: 5 2B: 1 3B: 0 HR: 0 | SF: 0 SAC: 1 DP: 1 HBP: 0 | WP: 0 PB: 0 SB: 0 CS: 1 | PA: 40 | | | |
| PITCHER | IP | WLS | BF | H | R | ER | SO | BB | IBB | HBP | BLK | WP | HR | S | P | ERA | WHIP | | | | | | | | |
| Eddie Bane, L ERA: 1.29 | (1, 1) | 7.0 | L | 26 | 3 | 1 | 1 | 3 | 3 | 0 | 0 | 0 | 0 | 29 | 41 | 1.29 | 0.857 | | | | | | | | |
| Ray Corbin, R ERA: 2.42 | (8, 1) | 1.2 | L | 11 | 2 | 4 | 4 | 2 | 4 | 0 | 0 | 0 | 0 | 11 | 27 | 21.60 | 3.600 | | | | | | | | |
| Bill Hands, R ERA: 4.63 | (9, 1) | 0.1 | | 2 | 1 | 0 | 0 | 0 | 0 | 0 | 0 | 0 | 0 | 2 | 2 | 0.00 | 3.000 | | | | | | | | |

| Batter | 1 | 2 | 3 | 4 | 5 | 6 | 7 | 8 | 9 | AB | R | H | RBI | BB | SO | LOB | BOTTOM | | | | | | | | | |
|--|------------------------------|---------------------------------|------------------------------|---------------------------------|------------------------------|----------------------------------|------------------------------|---------------------------------|------------------------------|---------------------------------|------------------------------|---------------------------------|------------------------------|---------------------------------|------------------------------|---------------------------------|--|------------------------------|---------------------------------|-----------------------------------|------------------------------------|----------------------------------|--------|--|--|--|
| Rod Carew, L OBP: 0.406, SLG: 0.496 | CS 1B | | BB 1B | 6-3 | | | 1-3 | | 1B SF7 1B | 5 | 1 | 3 | 0 | 0 | 0 | 1 | Kansas City Royals @ Minnesota Twins Metropolitan Stadium, Bloomington, MI Wed Jul 04 1973, 8:05 PM EDT Att: 45,890 - Unknown - 80 F livebaseballscorecards.com AB 38 R 4 H 15 RBI 4 BB 3 SO 5 LOB 19  | | | | | | | | | |
| Jerry Terrell, R OBP: 0.317, SLG: 0.339 | 1B 2B | | K | | | | 6-3 | | 1B 1B | 5 | 0 | 3 | 0 | 0 | 1 | 1 | | | | | | | | | | |
| Tony Oliva, L OBP: 0.345, SLG: 0.393 | BB | | F8 | | | | | | F7 SF7 | 3 | 0 | 0 | 1 | 1 | 0 | 2 | | | | | | | | | | |
| Bobby Darwin, R OBP: 0.317, SLG: 0.413 | G4-6-3 1B | | BB 1B | | | | | | K K | 5 | 0 | 2 | 0 | 0 | 3 | 1 | | | | | | | | | | |
| Steve Braun, L OBP: 0.418, SLG: 0.479 | G4-6-3 | | BB | | | | | | 3B 1B 1B | 4 | 1 | 3 | 0 | 1 | 0 | 3 | | | | | | | | | | |
| Larry Hiele, R OBP: 0.343, SLG: 0.418 | | F9 | F8 | | | | F3 | | F8 | 5 | 1 | 1 | 1 | 0 | 0 | 6 | | | | | | | | | | |
| Joe Lis, R OBP: 0.245, SLG: 0.344 | | BLK BB | | | | | F9 | | P1 HR | 3 | 1 | 1 | 2 | 1 | 0 | 1 | | | | | | | | | | |
| George Mitterwald, R OBP: 0.319, SLG: 0.390 | | K | | | | | F9 | | 1B | 4 | 0 | 1 | 0 | 0 | 1 | 2 | | | | | | | | | | |
| Jim Holt, L OBP: 0.321, SLG: 0.445 | | F7 | | | | | | | F7 F8 | 4 | 0 | 1 | 0 | 0 | 0 | 2 | | | | | | | | | | |
| Inning Stats | R: 0 E: 0 K: 0 S: 4 | H: 3 LOB: 2 BB: 1 P: 8 | R: 0 E: 0 K: 1 S: 5 | H: 0 LOB: 1 BB: 1 P: 9 | R: 0 E: 0 K: 1 S: 7 | H: 2 LOB: 3 BB: 1 P: 11 | R: 0 E: 0 K: 0 S: 4 | H: 1 LOB: 1 BB: 0 P: 4 | R: 0 E: 0 K: 0 S: 5 | H: 1 LOB: 0 BB: 0 P: 5 | R: 0 E: 0 K: 0 S: 4 | H: 1 LOB: 1 BB: 0 P: 4 | R: 0 E: 0 K: 0 S: 3 | H: 0 LOB: 0 BB: 0 P: 3 | R: 3 E: 0 K: 1 S: 9 | H: 4 LOB: 1 BB: 0 P: 9 | | R: 1 E: 0 K: 1 S: 8 | H: 3 LOB: 2 BB: 0 P: 8 | 1B: 11 2B: 2 3B: 1 HR: 1 | SF: 1 SAC: 0 DP: 2 HBP: 0 | WP: 0 PB: 0 SB: 0 CS: 1 | PA: 42 | | | |
| PITCHER | IP | WLS | BF | H | R | ER | SO | BB | IBB | HBP | BLK | WP | HR | S | P | ERA | | WHIP | | | | | | | | |
| Dick Drago, R ERA: 3.64 | (1, 1) | 8.0 | W | 38 | 14 | 4 | 4 | 4 | 4 | 0 | 0 | 1 | 1 | 43 | 55 | 4.50 | | 2.125 | | | | | | | | |
| Gene Garber, R ERA: 3.64 | (9, 1) | 1.0 | S | 4 | 1 | 0 | 0 | 1 | 0 | 0 | 0 | 0 | 0 | 6 | 6 | 0.00 | | 1.000 | | | | | | | | |

| Batter | 1 | 2 | 3 | 4 | 5 | 6 | 7 | 8 | 9 | AB | R | H | RBI | BB | SO | LOB | TOP | | | | | | | | |
|---|------------------------------|---------------------------------|------------------------------|---------------------------------|------------------------------|----------------------------------|------------------------------|---------------------------------|------------------------------|---------------------------------|------------------------------|----------------------------------|------------------------------|----------------------------------|------------------------------|----------------------------------|------------------------------|---------------------------------|----------------------------------|------------------------------------|----------------------------------|--------|--|--|--|
| Freddie Patek, R OBP: 0.336, SLG: 0.332 | F8 | | K | | | PB | 1-3 | | 5-3 | 6 | 1 | 2 | 2 | 0 | 1 | 4 | | | | | | | | | |
| Cookie Rojas, R OBP: 0.309, SLG: 0.355 | 1-3 | | 2B | | | HR | | | K | 6 | 3 | 3 | 5 | 0 | 1 | 1 | | | | | | | | | |
| Amos Otis, R OBP: 0.346, SLG: 0.466 | K | | 2B | | | F8 | 6-3 | | E7 | 4 | 2 | 1 | 1 | 1 | 1 | 1 | | | | | | | | | |
| John Mayberry, L OBP: 0.423, SLG: 0.554 | | | | | | | | | F5 | 3 | 0 | 1 | 2 | 2 | 0 | 1 | | | | | | | | | |
| Gail Hopkins, L OBP: 0.409, SLG: 0.430 | | | | | | | | | F7 | 4 | 1 | 0 | 0 | 1 | 0 | 4 | | | | | | | | | |
| Lou Piniella, R OBP: 0.275, SLG: 0.339 | F8 | | | | | F4 | 6-3 | | | 5 | 0 | 1 | 2 | 0 | 0 | 0 | | | | | | | | | |
| Ed Kirkpatrick, L OBP: 0.367, SLG: 0.441 | | | | | | | | | F7 | 4 | 1 | 2 | 0 | 1 | 1 | 1 | | | | | | | | | |
| Paul Schaal, R OBP: 0.378, SLG: 0.391 | | | | | | | | | 4-3 | 3 | 2 | 1 | 0 | 2 | 0 | 2 | | | | | | | | | |
| Fran Healy, R OBP: 0.304, SLG: 0.340 | | | | | | | | | F9 | 4 | 2 | 2 | 0 | 1 | 0 | 1 | | | | | | | | | |
| Inning Stats | R: 0 E: 0 K: 1 S: 5 | H: 0 LOB: 0 BB: 0 P: 5 | R: 0 E: 0 K: 0 S: 3 | H: 0 LOB: 0 BB: 0 P: 3 | R: 4 E: 0 K: 1 S: 7 | H: 3 LOB: 1 BB: 3 P: 19 | R: 0 E: 0 K: 0 S: 4 | H: 1 LOB: 1 BB: 0 P: 4 | R: 0 E: 0 K: 0 S: 4 | H: 1 LOB: 2 BB: 1 P: 8 | R: 5 E: 0 K: 0 S: 8 | H: 5 LOB: 1 BB: 1 P: 12 | R: 0 E: 0 K: 1 S: 5 | H: 0 LOB: 2 BB: 2 P: 13 | R: 3 E: 1 K: 0 S: 6 | H: 3 LOB: 1 BB: 1 P: 10 | R: 0 E: 0 K: 1 S: 5 | H: 0 LOB: 0 BB: 0 P: 5 | 1B: 9 2B: 3 3B: 0 HR: 1 | SF: 0 SAC: 0 DP: 0 HBP: 0 | WP: 2 PB: 1 SB: 1 CS: 1 | PA: 47 | | | |
| PITCHER | IP | WLS | BF | H | R | ER | SO | BB | IBB | HBP | BLK | WP | HR | S | P | ERA | WHIP | | | | | | | | |
| Joe Decker, R ERA: 4.79 | 5.1 | L | 28 | 9 | 8 | 8 | 2 | 4 | 0 | 0 | 0 | 1 | 0 | 28 | 44 | 13.50 | 2.438 | | | | | | | | |
| Dave Goltz, R ERA: 4.7 | 2.0 | | 14 | 4 | 4 | 4 | 1 | 4 | 0 | 0 | 0 | 1 | 1 | 12 | 28 | 18.00 | 4.000 | | | | | | | | |
| Bill Hands, R ERA: 4.55 | 1.2 | | 5 | 0 | 0 | 0 | 1 | 0 | 0 | 0 | 0 | 0 | 0 | 7 | 7 | 0.00 | 0.000 | | | | | | | | |

Kansas City Royals @ Minnesota Twins
Metropolitan Stadium, Bloomington, MI

AB 39
R 12
H 13
RBI 12
BB 8
SO 4
LOB 15



Thu Jul 05 1973, 8:05 PM EDT
Att: 8,787 - Unknown - 85 F

| Batter | 1 | 2 | 3 | 4 | 5 | 6 | 7 | 8 | 9 | AB | R | H | RBI | BB | SO | LOB | BOTTOM | | | | | | | | |
|--|------------------------------|----------------------------------|------------------------------|---------------------------------|------------------------------|---------------------------------|------------------------------|---------------------------------|------------------------------|---------------------------------|------------------------------|---------------------------------|------------------------------|---------------------------------|------------------------------|---------------------------------|------------------------------|----------------------------------|-----------------------------------|------------------------------------|----------------------------------|--------|--|--|--|
| Jerry Terrell, R OBP: 0.325, SLG: 0.352 | | | | | | | L5 | | L9 | 5 | 0 | 3 | 0 | 0 | 0 | 2 | | | | | | | | | |
| Rod Carew, L OBP: 0.408, SLG: 0.500 | | | | | | | | | | 4 | 3 | 2 | 0 | 1 | 0 | 2 | | | | | | | | | |
| Bobby Darwin, R OBP: 0.321, SLG: 0.414 | F8 | | | | | | | | | 4 | 1 | 2 | 2 | 1 | 0 | 1 | | | | | | | | | |
| Tony Oliva, L OBP: 0.346, SLG: 0.391 | | | | | | | | | | 4 | 2 | 1 | 1 | 1 | 0 | 2 | | | | | | | | | |
| Joe Lis, R OBP: 0.252, SLG: 0.347 | | | | | | | | | | 5 | 1 | 2 | 2 | 0 | 2 | 3 | | | | | | | | | |
| Larry Hise, R OBP: 0.350, SLG: 0.436 | | | | | | | | | | 5 | 2 | 4 | 3 | 0 | 0 | 0 | | | | | | | | | |
| Steve Braun, L OBP: 0.414, SLG: 0.477 | | | | | | | | | | 5 | 0 | 1 | 1 | 0 | 2 | 4 | | | | | | | | | |
| George Mitterwald, R OBP: 0.316, SLG: 0.385 | | | | | | | | | | 5 | 0 | 1 | 1 | 0 | 1 | 1 | | | | | | | | | |
| Steve Bnye, R OBP: 0.241, SLG: 0.185 | | | | | | | | | | 0 | 0 | 0 | 0 | 0 | 0 | 0 | | | | | | | | | |
| Mike Adams, R OBP: 0.371, SLG: 0.296 | | | | | | | | | | 3 | 1 | 1 | 0 | 0 | 1 | 0 | | | | | | | | | |
| Jim Holt, L OBP: 0.319, SLG: 0.441 | | | | | | | | | | 2 | 0 | 0 | 0 | 0 | 0 | 3 | | | | | | | | | |
| Inning Stats | R: 2 E: 0 K: 0 S: 6 | H: 4 LOB: 2 BB: 1 P: 10 | R: 0 E: 0 K: 1 S: 6 | H: 1 LOB: 1 BB: 0 P: 6 | R: 0 E: 0 K: 0 S: 3 | H: 0 LOB: 0 BB: 0 P: 3 | R: 0 E: 0 K: 0 S: 3 | H: 0 LOB: 0 BB: 0 P: 3 | R: 0 E: 0 K: 0 S: 3 | H: 1 LOB: 0 BB: 0 P: 3 | R: 2 E: 0 K: 2 S: 9 | H: 2 LOB: 0 BB: 0 P: 9 | R: 2 E: 0 K: 1 S: 9 | H: 4 LOB: 2 BB: 0 P: 9 | R: 1 E: 0 K: 1 S: 7 | H: 2 LOB: 1 BB: 0 P: 7 | R: 3 E: 0 K: 1 S: 8 | H: 3 LOB: 2 BB: 2 P: 16 | 1B: 13 2B: 3 3B: 0 HR: 1 | SF: 0 SAC: 0 DP: 1 HBP: 0 | WP: 1 PB: 0 SB: 1 CS: 0 | PA: 45 | | | |
| PITCHER | IP | WLS | BF | H | R | ER | SO | BB | IBB | HBP | BLK | WP | HR | S | P | ERA | WHIP | | | | | | | | |
| Paul Splitterff, L ERA: 3.35 | 6.2 | W | 31 | 12 | 6 | 6 | 3 | 1 | 0 | 0 | 0 | 0 | 0 | 36 | 40 | 8.10 | 1.950 | | | | | | | | |
| Doug Bird, R ERA: 3.69 | 1.1 | | 8 | 2 | 3 | 3 | 2 | 2 | 0 | 0 | 0 | 0 | 0 | 10 | 18 | 20.25 | 3.000 | | | | | | | | |
| Gene Garber, R ERA: 3.91 | 1.0 | S | 6 | 3 | 1 | 1 | 1 | 0 | 0 | 0 | 0 | 1 | 0 | 8 | 8 | 9.00 | 3.000 | | | | | | | | |

Kansas City Royals @ Minnesota Twins
Metropolitan Stadium, Bloomington, MI

AB 42
R 10
H 17
RBI 10
BB 3
SO 6
LOB 18



Thu Jul 05 1973, 8:05 PM EDT
Att: 8,787 - Unknown - 85 F


| Batter | 1 | 2 | 3 | 4 | 5 | 6 | 7 | 8 | 9 | AB | R | H | RBI | BB | SO | LOB | TOP | | | | | |
|--|---|---|------------------------------|---------------------------------|------------------------------|---------------------------------|------------------------------|---------------------------------|--|---------------------------------|------------------------------|---------------------------------|------------------------------|---------------------------------|------------------------------|----------------------------------|--|----------------------------------|----------------------------------|------------------------------------|----------------------------------|--------|
| Mickey Stanley, R OBP: 0.294, SLG: 0.396 (1, 8) | 0-0 1B | | 0-3 K | | | 0-0 P4 | | 0-0 L6 | | 4 | 0 | 1 | 0 | 0 | 1 | 1 | Detroit Tigers @ Kansas City Royals Royals Stadium, Kansas City, MO Fri Jul 06 1973, 8:05 PM EDT Att: 17,313 - Unknown - 90 F | | | | | |
| Gates Brown, L OBP: 0.307, SLG: 0.355 (1, 10) | 0-0 F8 | | 0-0 F8 | | | 0-0 2B 1B | | 0-0 F5 | | 4 | 0 | 1 | 0 | 0 | 0 | 2 | | | | | | |
| Duke Sims, L OBP: 0.353, SLG: 0.390 (1, 2) | 0-3 K | | | 0-0 6-3 | | 0-0 1-3 2B | | | 4-0 1B FC4-6 BB | 3 | 1 | 1 | 0 | 1 | 1 | 1 | | | | | | |
| Willie Horton, R OBP: 0.407, SLG: 0.578 (1, 7) | 0-3 K | | | 0-0 5-3 | | 0-3 K | | | 0-0 F8 | 4 | 0 | 0 | 0 | 0 | 2 | 4 | | | | | | |
| Norm Cash, L OBP: 0.329, SLG: 0.492 (1, 3) | | 0-0 4-3 | | 0-3 K | | 0-3 K | | | 0-0 FC4-6 1B 1-2 | 4 | 0 | 1 | 0 | 0 | 2 | 2 | | | | | | |
| Dick McAuliffe, L OBP: 0.348, SLG: 0.400 (1, 4) | | 0-0 F9 | | | 0-0 G3 | | 0-0 1-3 | | 0-0 FC4-6 1B 1-2 2-3 | 4 | 0 | 1 | 0 | 0 | 0 | 0 | | | | | | |
| Jim Northrup, L OBP: 0.311, SLG: 0.344 (1, 9) | | 0-0 G3 | | | 0-0 4-3 | | 0-0 4-3 | | 0-0 FC4-6 BB 1-2 2-3 3-H 4-0 | 4 | 0 | 0 | 1 | 0 | 0 | 2 | | | | | | |
| Aurelio Rodriguez, R OBP: 0.263, SLG: 0.373 (1, 5) | | | 0-0 1B | | 0-0 1B | | 0-3 K2-3 | | 0-0 1-2 BB | 3 | 0 | 2 | 0 | 1 | 1 | 0 | | | | | | |
| Ed Brinkman, R OBP: 0.318, SLG: 0.381 (1, 6) | | | 0-3 K | | | 0-0 P6 | | 0-3 K | 0-0 5-3 | 4 | 0 | 0 | 0 | 0 | 2 | 5 | | | | | | |
| Inning Stats | R: 0 E: 0 K: 2 S: 8 | H: 1 LOB: 1 BB: 0 P: 8 | R: 0 E: 0 K: 0 S: 3 | H: 0 LOB: 3 BB: 0 P: 3 | R: 0 E: 0 K: 1 S: 8 | H: 1 LOB: 1 BB: 0 P: 8 | R: 0 E: 0 K: 1 S: 5 | H: 0 LOB: 0 BB: 0 P: 5 | R: 0 E: 0 K: 0 S: 4 | H: 1 LOB: 1 BB: 0 P: 4 | R: 0 E: 0 K: 1 S: 9 | H: 2 LOB: 2 BB: 0 P: 9 | R: 0 E: 0 K: 1 S: 5 | H: 0 LOB: 0 BB: 0 P: 5 | R: 0 E: 0 K: 1 S: 5 | H: 0 LOB: 3 BB: 2 P: 13 | R: 1 E: 0 K: 0 S: 5 | H: 2 LOB: 3 BB: 2 P: 13 | 1B: 6 2B: 1 3B: 0 HR: 0 | SF: 0 SAC: 0 DP: 0 HBP: 0 | WP: 0 PB: 0 SB: 0 CS: 0 | PA: 36 |
| PITCHER | IP WLS BF H R ER SO BB IBB HBP BLK WP HR S P ERA WHIP | IP WLS BF H R ER SO BB IBB HBP BLK WP HR S P ERA WHIP | | | | | | | | | | | | | | | | | | | | |
| Steve Busby, R ERA: 4.71 (1, 1) | 9.0 W 36 7 1 1 9 2 0 0 0 0 0 52 60 1.00 1.000 | 9.0 W 36 7 1 1 9 2 0 0 0 0 0 52 60 1.00 1.000 | | | | | | | | | | | | | | | | | | | | |
| Steve Busby, R ERA: 4.71 (8, 1) | 9.0 W 36 7 1 1 9 2 0 0 0 0 0 52 60 1.00 1.000 | 9.0 W 36 7 1 1 9 2 0 0 0 0 0 52 60 1.00 1.000 | | | | | | | | | | | | | | | | | | | | |

| Batter | 1 | 2 | 3 | 4 | 5 | 6 | 7 | 8 | 9 | AB | R | H | RBI | BB | SO | LOB | BOTTOM | | | | | |
|--|---|---|-------------------------------|----------------------------------|------------------------------|---------------------------------|------------------------------|---------------------------------|------------------------------|---------------------------------|------------------------------|---------------------------------|------------------------------|----------------------------------|------------------------------|----------------------------------|--|----------------------------------|-----------------------------------|------------------------------------|----------------------------------|--------|
| Freddie Patek, R OBP: 0.338, SLG: 0.335 (1, 6) | 0-0 4-3 WP 1B | 0-0 E7 6-3 1B | | 0-0 6-3 | | 0-0 5-3 | | 0-3 K | | 4 | 2 | 2 | 1 | 0 | 0 | 0 | Detroit Tigers @ Kansas City Royals Royals Stadium, Kansas City, MO Fri Jul 06 1973, 8:05 PM EDT Att: 17,313 - Unknown - 90 F | | | | | |
| Frank White, R OBP: 0.290, SLG: 0.265 (7, PH) (8, 6) | 0-0 4-3 1B | 0-0 6-3 1B | | 0-0 E 4-3 1B | | 0-0 HR 1B | | 0-0 F9 | | 4 | 2 | 2 | 1 | 0 | 0 | 1 | | | | | | |
| Cookie Rojas, R OBP: 0.311, SLG: 0.356 (1, 4) | 0-0 4-3 1B | 0-0 6-3 1B | | 0-0 E 4-3 1B | | 0-0 HR 1B | | 0-0 F9 | | 2 | 0 | 1 | 0 | 0 | 0 | 2 | | | | | | |
| Bobby Floyd, R OBP: 0.375, SLG: 0.383 (7, PH) (8, 4) | 0-0 4-3 1B | 0-0 6-3 1B | | 0-0 E 4-3 1B | | 0-0 HR 1B | | 0-0 F9 | | 4 | 1 | 4 | 2 | 0 | 0 | 0 | | | | | | |
| Amos Otis, R OBP: 0.354, SLG: 0.481 (1, 8) | 0-0 S 1B | 0-0 WP S 1B | | 0-0 E7 4-3 1B | | 0-0 HR 1B | | 0-0 BB 1B | | 1 | 0 | 1 | 1 | 0 | 0 | 0 | | | | | | |
| Steve Hovley, L OBP: 0.353, SLG: 0.319 (7, PH) (8, 8) | 0-0 S 1B | 0-0 WP S 1B | | 0-0 E7 4-3 1B | | 0-0 HR 1B | | 0-0 BB 1B | | 4 | 1 | 4 | 2 | 0 | 0 | 0 | | | | | | |
| John Mayberry, L OBP: 0.425, SLG: 0.562 (1, 3) | 0-3 K 1B | 4-0 BB 1B | | 0-0 4-3 1B | | 0-0 HR 1B | | 4-0 BB 1B | | 3 | 1 | 1 | 2 | 2 | 1 | 2 | | | | | | |
| Steve Busby, R (8, 1) | 1-2 K 1B | 1-3 BB 1B | | 0-0 4-3 1B | | 0-0 HR 1B | | 1-2 BB 1B | | 0 | 0 | 0 | 0 | 0 | 0 | 0 | | | | | | |
| Gail Hopkins, L OBP: 0.408, SLG: 0.423 (1, 10) (8, 3) | 0-0 3-1 1B | 4-0 FC4-6 BB | | 0-0 G3 | | 0-0 3B 1B | | 0-0 4-3 | | 4 | 1 | 1 | 0 | 1 | 0 | 5 | | | | | | |
| Lou Piniella, R OBP: 0.280, SLG: 0.351 (1, 7) | | 0-0 1B FC4-6 | | 0-0 5-3 | | 0-0 3B 1B | | 0-0 E9 1B 1B | | 5 | 2 | 3 | 1 | 0 | 0 | 3 | | | | | | |
| Ed Kirkpatrick, L OBP: 0.368, SLG: 0.444 (1, 9) | | 0-0 2B 2B | 0-0 L6 | | 0-0 G4-3 1B | | 0-0 F3 | | 0-0 G3 | 5 | 1 | 2 | 0 | 0 | 0 | 2 | | | | | | |
| Kurt Bevacqua, R OBP: 0.350, SLG: 0.364 (1, 5) | | 0-0 E 2B | 0-0 F8 | | 0-0 G4-3 | | 0-3 K | | 0-0 BB 1B | 5 | 1 | 2 | 3 | 0 | 1 | 1 | | | | | | |
| Fran Healy, R OBP: 0.307, SLG: 0.338 (1, 2) | | 0-3 K | 0-0 5-3 | | 0-0 6-3 | | 0-0 1B 1B | | 0-0 BB 1B | 4 | 1 | 1 | 0 | 1 | 1 | 1 | | | | | | |
| Inning Stats | R: 1 E: 0 K: 1 S: 7 | H: 2 LOB: 1 BB: 0 P: 7 | R: 4 E: 1 K: 1 S: 10 | H: 5 LOB: 2 BB: 2 P: 18 | R: 0 E: 0 K: 0 S: 3 | H: 0 LOB: 0 BB: 0 P: 3 | R: 1 E: 1 K: 0 S: 5 | H: 2 LOB: 1 BB: 0 P: 5 | R: 0 E: 0 K: 0 S: 3 | H: 1 LOB: 0 BB: 0 P: 3 | R: 4 E: 0 K: 0 S: 8 | H: 5 LOB: 1 BB: 0 P: 8 | R: 1 E: 0 K: 1 S: 8 | H: 3 LOB: 3 BB: 1 P: 12 | R: 1 E: 1 K: 1 S: 7 | H: 2 LOB: 2 BB: 1 P: 11 | R: 1 E: 0 K: 0 S: 5 | H: 2 LOB: 2 BB: 1 P: 11 | 1B: 15 2B: 2 3B: 1 HR: 2 | SF: 0 SAC: 0 DP: 1 HBP: 0 | WP: 2 PB: 0 SB: 3 CS: 0 | PA: 47 |
| PITCHER | IP WLS BF H R ER SO BB IBB HBP BLK WP HR S P ERA WHIP | IP WLS BF H R ER SO BB IBB HBP BLK WP HR S P ERA WHIP | | | | | | | | | | | | | | | | | | | | |
| Joe Coleman, R ERA: 3.72 (1, 1) | 1.1 L 10 9 5 4 0 2 0 0 0 1 2 22 30 7.71 2.357 | 4.2 24 9 5 4 0 2 0 0 0 1 2 22 30 7.71 2.357 | | | | | | | | | | | | | | | | | | | | |
| Fred Scherman, L ERA: 5.85 (2, 1) | 4.2 24 9 5 4 0 2 0 0 0 1 2 22 30 7.71 2.357 | 4.2 24 9 5 4 0 2 0 0 0 1 2 22 30 7.71 2.357 | | | | | | | | | | | | | | | | | | | | |
| Ed Farmer, R ERA: 3.41 (7, 1) | 2.0 13 5 2 2 2 2 0 0 0 0 0 15 23 9.00 3.500 | 2.0 13 5 2 2 2 2 0 0 0 0 0 15 23 9.00 3.500 | | | | | | | | | | | | | | | | | | | | |

| Batter | 1 | 2 | 3 | 4 | 5 | 6 | 7 | 8 | 9 | AB | R | H | RBI | BB | SO | LOB | TOP | | | | | |
|--|--|---------------------------------|------------------------------|---------------------------------|------------------------------|---------------------------------|------------------------------|---------------------------------|------------------------------|---------------------------------|------------------------------|---------------------------------|------------------------------|----------------------------------|------------------------------|----------------------------------|------------------------------|---------------------------------|----------------------------------|------------------------------------|----------------------------------|--------|
| Mickey Stanley, R OBP: 0.290, SLG: 0.390 | 0-0 6-3 | | 0-0 F9 | | | 0-0 E1 F8 1B FC3-6 | 0-3 K | | | 4 | 1 | 0 | 0 | 0 | 1 | 3 | | | | | | |
| Gates Brown, L OBP: 0.306, SLG: 0.353 | 0-0 F7 | | 0-3 K | | | 0-0 FC3-6 1-2 1B | | 0-0 F8 | | 4 | 0 | 1 | 0 | 0 | 1 | 1 | | | | | | |
| Willie Horton, R OBP: 0.404, SLG: 0.569 | 0-0 5-3 | | | 0-0 6-3 | | 0-0 F8 2-3 | | 4-0 BB | | 3 | 0 | 0 | 0 | 1 | 0 | 2 | | | | | | |
| Norm Cash, L OBP: 0.328, SLG: 0.502 | | 0-0 HR | | 0-3 K | | 0-0 FC3-6 1-2 3-H | | 0-3 K | | 4 | 1 | 1 | 2 | 0 | 2 | 2 | | | | | | |
| Bill Freehan, R OBP: 0.328, SLG: 0.324 | 0-0 F9 | | | 0-0 6-3 | | 0-3 K | | 0-3 K | | 4 | 0 | 0 | 0 | 0 | 2 | 2 | | | | | | |
| Dick McAuliffe, L OBP: 0.351, SLG: 0.399 | | 0-3 K | | | 4-0 WP F8 BB | | 0-3 K | | 0-0 1B | 3 | 0 | 1 | 0 | 1 | 2 | 0 | | | | | | |
| Jim Northrup, L OBP: 0.310, SLG: 0.342 | 0-0 F9 | | | | 0-0 F8 1-2 | | 0-0 S 1B | | 0-0 F7 | 4 | 0 | 1 | 0 | 0 | 0 | 2 | | | | | | |
| Aurelio Rodriguez, R OBP: 0.259, SLG: 0.368 | | | 0-0 F8 | | 0-0 6-3 2-3 | | 0-0 F9 1-2 | | 0-0 P5 | 4 | 0 | 0 | 0 | 0 | 0 | 3 | | | | | | |
| Ed Brinkman, R OBP: 0.321, SLG: 0.379 | | | 4-0 BB | | 0-3 K | | 4-0 BB | | 0-0 5-3 | 2 | 0 | 0 | 0 | 2 | 1 | 2 | | | | | | |
| Inning Stats | R: 0 E: 0 K: 0 S: 3 | H: 0 LOB: 0 BB: 0 P: 3 | R: 1 E: 0 K: 1 S: 6 | H: 1 LOB: 0 BB: 0 P: 6 | R: 0 E: 0 K: 1 S: 5 | H: 0 LOB: 1 BB: 1 P: 9 | R: 0 E: 0 K: 1 S: 5 | H: 0 LOB: 0 BB: 0 P: 5 | R: 0 E: 0 K: 1 S: 5 | H: 0 LOB: 1 BB: 1 P: 9 | R: 1 E: 1 K: 1 S: 7 | H: 1 LOB: 1 BB: 0 P: 7 | R: 0 E: 0 K: 2 S: 8 | H: 1 LOB: 2 BB: 1 P: 12 | R: 0 E: 0 K: 2 S: 7 | H: 0 LOB: 1 BB: 1 P: 11 | R: 0 E: 0 K: 0 S: 4 | H: 1 LOB: 1 BB: 0 P: 4 | 1B: 3 2B: 0 3B: 0 HR: 1 | SF: 0 SAC: 0 DP: 0 HBP: 0 | WP: 1 PB: 0 SB: 1 CS: 0 | PA: 36 |
| PITCHER Ken Wright, R ERA: 3.36 | IP: 9.0 WLS: W BF: 36 H: 4 R: 2 ER: 1 SO: 9 BB: 4 IBB: 0 HBP: 0 BLK: 0 WP: 1 HR: 1 S: 50 P: 66 ERA: 1.00 WHIP: 0.889 | | | | | | | | | | | | | | | PITCHER | | | | | | |

Detroit Tigers @ Kansas City Royals
Royals Stadium, Kansas City, MO
Sat Jul 07 1973, 8:05 PM EDT
Att: 25,178 - Unknown - 91 F


AB 32
R 2
H 4
RBI 2
BB 4
SO 9
LOB 17



| Batter | 1 | 2 | 3 | 4 | 5 | 6 | 7 | 8 | 9 | AB | R | H | RBI | BB | SO | LOB | BOTTOM | | | |
|---|---|---------------------------------|------------------------------|---------------------------------|------------------------------|---------------------------------|------------------------------|---------------------------------|------------------------------|---------------------------------|------------------------------|----------------------------------|------------------------------|---------------------------------|------------------------------|---------------------------------|----------------------------------|------------------------------------|----------------------------------|--------|
| Freddie Patek, R OBP: 0.338, SLG: 0.335 | 0-0 6-3 | | 0-0 F8 | | | 0-0 1B 1B | | 0-0 SH3-4 1-2 | | 3 | 1 | 1 | 0 | 0 | 0 | 0 | | | | |
| Cookie Rojas, R OBP: 0.310, SLG: 0.355 | 0-0 F9 | | | 0-0 5-3 | | 0-0 S 1B 2-H 3-H | | 0-0 5-3 | | 4 | 0 | 1 | 2 | 0 | 0 | 1 | | | | |
| Amos Otis, R OBP: 0.353, SLG: 0.488 | 0-0 F9 | | | 0-0 P6 | | 0-0 L7 1-2 | | 0-0 HR 2-H | | 4 | 1 | 1 | 2 | 0 | 0 | 1 | | | | |
| John Mayberry, L OBP: 0.429, SLG: 0.562 | | 4-0 BB G6-4-3 | | 0-0 F8 | | 4-0 IBB | | 0-0 1B | | 2 | 0 | 1 | 0 | 2 | 0 | 0 | | | | |
| Gail Hopkins, L OBP: 0.395, SLG: 0.406 | | 0-0 G6-4-3 1-2 | | | 0-0 F7 | | 0-0 P6 | | 0-0 G3 | 4 | 0 | 0 | 0 | 0 | 0 | 4 | | | | |
| Lou Piniella, R OBP: 0.284, SLG: 0.355 | | 0-0 1-3 | | | 0-0 8-3 1B | | 0-0 G4-6-3 1B | | | 3 | 0 | 2 | 0 | 0 | 0 | 0 | | | | |
| Ed Kirkpatrick, L OBP: 0.367, SLG: 0.443 | | | 0-0 1B G6-4-3 1B | | 0-0 8-3 1-2 | | 0-0 G4-6-3 1-2 | | | 3 | 1 | 1 | 0 | 0 | 0 | 2 | | | | |
| Paul Schaal, R OBP: 0.377, SLG: 0.391 | | | 0-0 G6-4-3 1B | | | 0-0 F9 | | 0-0 5-3 | | 3 | 0 | 1 | 0 | 0 | 0 | 0 | | | | |
| Fran Healy, R OBP: 0.313, SLG: 0.344 | | | 0-0 G6-4-3 | | | 0-0 1B 1B | | 0-0 SH3-4 HR 1B | | 3 | 2 | 2 | 0 | 0 | 0 | 1 | | | | |
| Inning Stats | R: 0 E: 0 K: 0 S: 3 | H: 0 LOB: 0 BB: 0 P: 3 | R: 0 E: 0 K: 0 S: 2 | H: 0 LOB: 0 BB: 1 P: 6 | R: 1 E: 0 K: 0 S: 4 | H: 2 LOB: 0 BB: 0 P: 4 | R: 0 E: 0 K: 0 S: 3 | H: 0 LOB: 0 BB: 0 P: 3 | R: 0 E: 0 K: 0 S: 3 | H: 1 LOB: 0 BB: 0 P: 3 | R: 2 E: 0 K: 0 S: 6 | H: 3 LOB: 2 BB: 1 P: 10 | R: 0 E: 0 K: 0 S: 3 | H: 1 LOB: 0 BB: 0 P: 3 | R: 2 E: 0 K: 0 S: 6 | H: 3 LOB: 1 BB: 0 P: 6 | 1B: 9 2B: 1 3B: 0 HR: 1 | SF: 0 SAC: 1 DP: 4 HBP: 0 | WP: 0 PB: 0 SB: 1 CS: 0 | PA: 32 |
| PITCHER Jim Perry, R ERA: 3.39 | IP: 8.0 WLS: L BF: 32 H: 10 R: 5 ER: 5 SO: 0 BB: 1 IBB: 1 HBP: 0 BLK: 0 WP: 0 HR: 1 S: 30 P: 38 ERA: 5.62 WHIP: 1.375 | | | | | | | | | | | | | | | PITCHER | | | | |

Detroit Tigers @ Kansas City Royals
Royals Stadium, Kansas City, MO
Sat Jul 07 1973, 8:05 PM EDT
Att: 25,178 - Unknown - 91 F

AB 29
R 5
H 10
RBI 4
BB 2
SO 0
LOB 9



| Batter | 1 | 2 | 3 | 4 | 5 | 6 | 7 | 8 | 9 | AB | R | H | RBI | BB | SO | LOB | TOP | | | | | |
|--|---|---|---|---|---|---|---|---|---|---|---|---|---|---|---|---|--|---|---|---|---|---|
| Jim Northrup, L OBP: 0.312, SLG: 0.340 (1, 9) | 0-0 6-3 | | 0-0 FC4-6 | | 0-0 1B | | 0-0 4-3 | 4-0 1B | | 4 | 0 | 1 | 0 | 1 | 0 | 1 | Detroit Tigers @ Kansas City Royals Royals Stadium, Kansas City, MO Sun Jul 08, 1973, 4:33 AM EDT Att: 24,912 - Unknown - 92 F | | | | | |
| Mickey Stanley, R OBP: 0.295, SLG: 0.394 (1, 8) | 0-0 4-3 | | 0-0 F7 | | 0-0 PO 2-3 1B | | 0-0 1B 2B | 1-3 2-H 1B | | 5 | 1 | 3 | 1 | 0 | 0 | 1 | | | | | | |
| Gates Brown, L OBP: 0.313, SLG: 0.356 (1, 10) | 0-0 1B | | 0-0 FC6 | | 0-0 2-3 | | 0-0 2B 1B | 4-0 1B | | 4 | 0 | 2 | 0 | 1 | 0 | 3 | | | | | | |
| Willie Horton, R OBP: 0.404, SLG: 0.570 Dick Sharon, R OBP: 0.212, SLG: 0.385 (1, 7) (8, 9) | 0-3 K | | | 0-0 WP 1B | 0-0 P2 | | 0-0 1-3 2-H 2B | 4-0 5-3 | | 5 | 1 | 2 | 1 | 0 | 1 | 6 | | | | | | |
| Norm Cash, L OBP: 0.329, SLG: 0.495 Rich Reese, L OBP: 0.200, SLG: 0.183 (1, 3) (9, 3) | | 0-0 P6 | | 0-3 K | 4-0 1B | | 4-0 1B | | 0-0 F5 | 3 | 0 | 0 | 0 | 2 | 1 | 1 | | | | | | |
| Bill Freehan, R OBP: 0.329, SLG: 0.323 (1, 2) | 1-0 HBP | | 0-0 F7 | 0-0 PO | 0-0 5-3 | 0-0 P6 | | 0-0 WP 1B | | 4 | 0 | 1 | 0 | 0 | 0 | 4 | | | | | | |
| Dick McAuliffe, L OBP: 0.352, SLG: 0.396 (1, 4) | 0-0 L6 | | 0-0 1B BB | 4-0 3-1 | | | 0-0 SH3 1B | 0-0 F7 | | 4 | 1 | 1 | 0 | 1 | 0 | 2 | | | | | | |
| Aurelio Rodriguez, R OBP: 0.259, SLG: 0.367 (1, 5) | 0-0 F8 | | 0-0 1-2 2-H 1B | 0-0 F7 | | | 0-0 SH3 | 0-0 F8 | | 4 | 0 | 1 | 1 | 0 | 0 | 2 | | | | | | |
| Ed Brinkman, R OBP: 0.320, SLG: 0.377 (1, 6) | | | 0-0 FC4-6 1B | 0-0 F8 | | | 0-0 5-3 | 0-0 F7 | | 4 | 0 | 1 | 0 | 0 | 0 | 3 | | | | | | |
| Inning Stats | R: 0 E: 0 K: 1 S: 6 | H: 1 LOB: 1 BB: 0 P: 6 | R: 0 E: 0 K: 0 S: 3 | H: 0 LOB: 1 BB: 0 P: 4 | R: 0 E: 0 K: 0 S: 4 | H: 1 LOB: 1 BB: 0 P: 4 | R: 1 E: 0 K: 1 S: 7 | H: 2 LOB: 2 BB: 1 P: 11 | R: 0 E: 0 K: 0 S: 4 | H: 0 LOB: 0 BB: 0 P: 3 | R: 1 E: 0 K: 0 S: 6 | H: 3 LOB: 3 BB: 1 P: 10 | R: 1 E: 0 K: 0 S: 5 | H: 2 LOB: 2 BB: 2 P: 13 | R: 0 E: 0 K: 0 S: 4 | H: 1 LOB: 1 BB: 0 P: 4 | | 1B: 11 2B: 1 3B: 0 HR: 0 | SF: 0 SAC: 1 DP: 0 HBP: 1 | WP: 2 PB: 0 SB: 0 CS: 0 | PA: 45 | |
| PITCHER | IP WLS BF H R ER SO BB IBB HBP BLK WP HR S P ERA WHIP | IP WLS BF H R ER SO BB IBB HBP BLK WP HR S P ERA WHIP | IP WLS BF H R ER SO BB IBB HBP BLK WP HR S P ERA WHIP | IP WLS BF H R ER SO BB IBB HBP BLK WP HR S P ERA WHIP | IP WLS BF H R ER SO BB IBB HBP BLK WP HR S P ERA WHIP | IP WLS BF H R ER SO BB IBB HBP BLK WP HR S P ERA WHIP | IP WLS BF H R ER SO BB IBB HBP BLK WP HR S P ERA WHIP | IP WLS BF H R ER SO BB IBB HBP BLK WP HR S P ERA WHIP | IP WLS BF H R ER SO BB IBB HBP BLK WP HR S P ERA WHIP | IP WLS BF H R ER SO BB IBB HBP BLK WP HR S P ERA WHIP | IP WLS BF H R ER SO BB IBB HBP BLK WP HR S P ERA WHIP | IP WLS BF H R ER SO BB IBB HBP BLK WP HR S P ERA WHIP | IP WLS BF H R ER SO BB IBB HBP BLK WP HR S P ERA WHIP | IP WLS BF H R ER SO BB IBB HBP BLK WP HR S P ERA WHIP | IP WLS BF H R ER SO BB IBB HBP BLK WP HR S P ERA WHIP | IP WLS BF H R ER SO BB IBB HBP BLK WP HR S P ERA WHIP | IP WLS BF H R ER SO BB IBB HBP BLK WP HR S P ERA WHIP | IP WLS BF H R ER SO BB IBB HBP BLK WP HR S P ERA WHIP | IP WLS BF H R ER SO BB IBB HBP BLK WP HR S P ERA WHIP | IP WLS BF H R ER SO BB IBB HBP BLK WP HR S P ERA WHIP | IP WLS BF H R ER SO BB IBB HBP BLK WP HR S P ERA WHIP | IP WLS BF H R ER SO BB IBB HBP BLK WP HR S P ERA WHIP |

| | |
|-----|----|
| AB | 37 |
| R | 3 |
| H | 12 |
| RBI | 3 |
| BB | 5 |
| SO | 2 |
| LOB | 23 |



| Batter | 1 | 2 | 3 | 4 | 5 | 6 | 7 | 8 | 9 | AB | R | H | RBI | BB | SO | LOB | BOTTOM | | | | | |
|--|---|---|---|---|---|---|---|---|---|---|---|---|---|---|---|---|--|---|---|---|---|---|
| Freddie Patek, R OBP: 0.333, SLG: 0.330 (1, 6) | 0-0 F7 | | 0-0 CS | 0-0 4-3 | | 0-0 F7 | | 0-0 1-3 | | 4 | 0 | 0 | 0 | 0 | 0 | 3 | Detroit Tigers @ Kansas City Royals Royals Stadium, Kansas City, MO Sun Jul 08, 1973, 4:33 AM EDT Att: 24,912 - Unknown - 92 F | | | | | |
| Cookie Rojas, R OBP: 0.310, SLG: 0.354 (1, 4) | 0-0 CS 1B | | | 0-3 K | | 0-0 FC5-4 | | 0-0 6-3 | | 4 | 0 | 1 | 0 | 0 | 1 | 3 | | | | | | |
| Amos Otis, R OBP: 0.351, SLG: 0.485 (1, 8) | 0-0 F2 | | | 0-0 1B | | | 0-0 6-3 | | 0-0 5-3 | 4 | 0 | 1 | 0 | 0 | 0 | 1 | | | | | | |
| John Mayberry, L OBP: 0.429, SLG: 0.559 Frank White, R OBP: 0.250, SLG: 0.265 (1, 3) (9, PR) | | 0-3 K | | 0-0 4-1 | | | 0-0 FC5-4 1B | 4-0 G6-4-3 BB | | 3 | 0 | 1 | 0 | 1 | 1 | 1 | | | | | | |
| Ed Kirkpatrick, L OBP: 0.372, SLG: 0.447 Kurt Bevacqua, R OBP: 0.345, SLG: 0.358 (1, 9) (7, PH) (8, 9) | | 0-0 G6-3 1B | | | 0-0 G5-4-3 1B | | 0-0 FC5-4 | 0-0 G6-4-3 | | 2 | 0 | 2 | 0 | 0 | 0 | 0 | | | | | | |
| Lou Piniella, R OBP: 0.281, SLG: 0.351 (1, 7) | 0-0 G6-3 | | | | 0-0 G5-4-3 | | 0-0 F8 | | | 3 | 0 | 0 | 0 | 0 | 0 | 3 | | | | | | |
| Steve Hovley, L OBP: 0.349, SLG: 0.315 Jim Wohlford, R OBP: 0.275, SLG: 0.364 (1, 10) (8, PH) | | | 0-0 3-1 | | 0-0 4-3 | | | 0-3 K | | 2 | 0 | 0 | 0 | 0 | 0 | 0 | | | | | | |
| Paul Schaal, R OBP: 0.377, SLG: 0.390 (1, 5) | | | 0-0 F8 | | | 0-0 4-3 | | 0-0 1-3 1B 1B | | 3 | 0 | 1 | 0 | 0 | 0 | 0 | | | | | | |
| Fran Healy, R OBP: 0.325, SLG: 0.357 (1, 2) | | | 0-0 CS 1B | | | 0-0 FC5-4 1B | | 0-0 1-3 1B | | 3 | 0 | 3 | 0 | 0 | 0 | 0 | | | | | | |
| Inning Stats | R: 0 E: 0 K: 0 S: 3 | H: 1 LOB: 0 BB: 0 P: 3 | R: 0 E: 0 K: 1 S: 5 | H: 1 LOB: 0 BB: 0 P: 5 | R: 0 E: 0 K: 0 S: 3 | H: 1 LOB: 0 BB: 0 P: 3 | R: 0 E: 0 K: 1 S: 6 | H: 1 LOB: 1 BB: 0 P: 6 | R: 0 E: 0 K: 0 S: 4 | H: 1 LOB: 1 BB: 0 P: 4 | R: 0 E: 0 K: 0 S: 4 | H: 1 LOB: 1 BB: 0 P: 4 | R: 0 E: 0 K: 1 S: 7 | H: 2 LOB: 2 BB: 0 P: 7 | R: 0 E: 0 K: 0 S: 2 | H: 0 LOB: 1 BB: 1 P: 6 | | 1B: 9 2B: 0 3B: 0 HR: 0 | SF: 0 SAC: 0 DP: 3 HBP: 0 | WP: 0 PB: 0 SB: 0 CS: 2 | PA: 33 | |
| PITCHER | IP WLS BF H R ER SO BB IBB HBP BLK WP HR S P ERA WHIP | IP WLS BF H R ER SO BB IBB HBP BLK WP HR S P ERA WHIP | IP WLS BF H R ER SO BB IBB HBP BLK WP HR S P ERA WHIP | IP WLS BF H R ER SO BB IBB HBP BLK WP HR S P ERA WHIP | IP WLS BF H R ER SO BB IBB HBP BLK WP HR S P ERA WHIP | IP WLS BF H R ER SO BB IBB HBP BLK WP HR S P ERA WHIP | IP WLS BF H R ER SO BB IBB HBP BLK WP HR S P ERA WHIP | IP WLS BF H R ER SO BB IBB HBP BLK WP HR S P ERA WHIP | IP WLS BF H R ER SO BB IBB HBP BLK WP HR S P ERA WHIP | IP WLS BF H R ER SO BB IBB HBP BLK WP HR S P ERA WHIP | IP WLS BF H R ER SO BB IBB HBP BLK WP HR S P ERA WHIP | IP WLS BF H R ER SO BB IBB HBP BLK WP HR S P ERA WHIP | IP WLS BF H R ER SO BB IBB HBP BLK WP HR S P ERA WHIP | IP WLS BF H R ER SO BB IBB HBP BLK WP HR S P ERA WHIP | IP WLS BF H R ER SO BB IBB HBP BLK WP HR S P ERA WHIP | IP WLS BF H R ER SO BB IBB HBP BLK WP HR S P ERA WHIP | IP WLS BF H R ER SO BB IBB HBP BLK WP HR S P ERA WHIP | IP WLS BF H R ER SO BB IBB HBP BLK WP HR S P ERA WHIP | IP WLS BF H R ER SO BB IBB HBP BLK WP HR S P ERA WHIP | IP WLS BF H R ER SO BB IBB HBP BLK WP HR S P ERA WHIP | IP WLS BF H R ER SO BB IBB HBP BLK WP HR S P ERA WHIP | IP WLS BF H R ER SO BB IBB HBP BLK WP HR S P ERA WHIP |

| | |
|-----|----|
| AB | 31 |
| R | 0 |
| H | 9 |
| RBI | 0 |
| BB | 1 |
| SO | 3 |
| LOB | 13 |



| Batter | 1 | 2 | 3 | 4 | 5 | 6 | 7 | 8 | 9 | AB | R | H | RBI | BB | SO | LOB | TOP | | | | | |
|---|------------------------------|----------------------------------|------------------------------|----------------------------------|------------------------------|---------------------------------|------------------------------|---------------------------------|------------------------------|----------------------------------|------------------------------|----------------------------------|------------------------------|---------------------------------|------------------------------|---------------------------------|---|------------------------------|----------------------------------|-----------------------------------|------------------------------------|----------------------------------|
| Freddie Patek, R OBP: 0.333, SLG: 0.330 (1, 6) | F8 | E | | F5 | K | | 6-3 | FC6-4 | | 6 | 2 | 2 | 1 | 0 | 1 | 4 | Kansas City Royals @ Milwaukee Brewers Milwaukee County Stadium, Milwaukee, WI Mon Jul 09 1973, 8:05 PM EDT Att: 8,312 - Unknown - 74 F livebaseballscorecards.com | | | | | |
| Cookie Rojas, R OBP: 0.307, SLG: 0.350 Frank White, R OBP: 0.250, SLG: 0.265 (1, 4) (9, 4) | 5-3 | E6 | | F9 | P3 | | 6-3 | | G3 | 6 | 2 | 1 | 1 | 0 | 0 | 4 | | | | | | |
| Amos Otis, R OBP: 0.357, SLG: 0.488 (1, 8) | E8 | 1B | | P5 | | | | | G3 | 4 | 2 | 2 | 1 | 2 | 0 | 1 | | | | | | |
| John Mayberry, L OBP: 0.433, SLG: 0.559 (1, 3) | | | | | | | | | G3 | 4 | 2 | 2 | 2 | 2 | 1 | 3 | | | | | | |
| Gail Hopkins, L OBP: 0.395, SLG: 0.400 Hal McRae, R OBP: 0.257, SLG: 0.242 (1, 10) (9, PH) | | G4-6-3 | | | | | | | | 4 | 1 | 1 | 0 | 1 | 0 | 5 | | | | | | |
| Lou Piniella, R OBP: 0.280, SLG: 0.348 (1, 7) | F9 | | | 5-3 | | | | | | 5 | 0 | 1 | 0 | 0 | 0 | 8 | | | | | | |
| Ed Kirkpatrick, L OBP: 0.378, SLG: 0.446 (1, 9) | | | | L7 | | | | | | 3 | 2 | 1 | 2 | 3 | 1 | 1 | | | | | | |
| Paul Schaal, R OBP: 0.375, SLG: 0.387 Kurt Bevacqua, R OBP: 0.350, SLG: 0.386 (1, 5) (5, PH) (5, 5) | | E4 | | 4-3 | | | | | | 2 | 1 | 0 | 0 | 0 | 0 | 1 | | | | | | |
| Fran Healy, R OBP: 0.327, SLG: 0.359 Carl Taylor, R OBP: 0.366, SLG: 0.228 (1, 2) (5, PH) (5, 2) | | | | | E8 | | | | | 2 | 0 | 1 | 0 | 0 | 1 | 2 | | | | | | |
| Inning Stats | R: 0 E: 1 K: 0 S: 4 | H: 0 LOB: 3 BB: 2 P: 12 | R: 4 E: 2 K: 1 S: 8 | H: 2 LOB: 1 BB: 2 P: 16 | R: 0 E: 0 K: 0 S: 3 | H: 0 LOB: 0 BB: 0 P: 3 | R: 0 E: 1 K: 0 S: 4 | H: 1 LOB: 1 BB: 0 P: 4 | R: 4 E: 0 K: 1 S: 8 | H: 3 LOB: 1 BB: 2 P: 16 | R: 2 E: 0 K: 0 S: 5 | H: 2 LOB: 2 BB: 2 P: 13 | R: 1 E: 0 K: 1 S: 7 | H: 2 LOB: 1 BB: 0 P: 7 | R: 0 E: 0 K: 1 S: 7 | H: 2 LOB: 2 BB: 0 P: 7 | | R: 2 E: 0 K: 0 S: 5 | H: 2 LOB: 2 BB: 2 P: 13 | 1B: 12 2B: 1 3B: 0 HR: 1 | SF: 0 SAC: 1 DP: 1 HBP: 0 | WP: 0 PB: 0 SB: 1 CS: 0 |
| PITCHER | IP | WLS | BF | H | R | ER | SO | BB | IBB | HBP | BLK | WP | HR | S | P | ERA | WHIP | | | | | |
| Jerry Bell, R ERA: 4.14 (1, 1) | 4.1 | L | 27 | 6 | 8 | 4 | 1 | 5 | 1 | 0 | 0 | 0 | 1 | 23 | 47 | 8.31 | 2.538 | | | | | |
| Bill Champion, R ERA: 4.1 (5, 1) | 2.0 | | 12 | 4 | 3 | 3 | 1 | 2 | 0 | 0 | 0 | 0 | 0 | 12 | 20 | 13.50 | 3.000 | | | | | |
| Rob Gardner, L ERA: 6.41 (7, 1) | 2.2 | | 14 | 4 | 2 | 2 | 2 | 1 | 1 | 0 | 0 | 0 | 0 | 16 | 24 | 6.75 | 1.875 | | | | | |

| Batter | 1 | 2 | 3 | 4 | 5 | 6 | 7 | 8 | 9 | AB | R | H | RBI | BB | SO | LOB | BOTTOM | | | | | |
|---|------------------------------|---------------------------------|------------------------------|---------------------------------|------------------------------|---------------------------------|------------------------------|---------------------------------|------------------------------|---------------------------------|------------------------------|---------------------------------|------------------------------|---------------------------------|------------------------------|---------------------------------|---|------------------------------|---------------------------------|----------------------------------|------------------------------------|----------------------------------|
| Bob Coluccio, R OBP: 0.270, SLG: 0.383 (1, 9) | 5-3 | | F7 | | 6-3 | | K | | K | 5 | 0 | 0 | 1 | 0 | 2 | 3 | Kansas City Royals @ Milwaukee Brewers Milwaukee County Stadium, Milwaukee, WI Mon Jul 09 1973, 8:05 PM EDT Att: 8,312 - Unknown - 74 F livebaseballscorecards.com | | | | | |
| Dave May, L OBP: 0.347, SLG: 0.494 (1, 8) | | | 4-3 | | | | F5 | | | 4 | 1 | 2 | 1 | 0 | 0 | 0 | | | | | | |
| George Scott, R OBP: 0.351, SLG: 0.445 (1, 3) | E6 | | | 5-3 | 1-3 | | | | F3 | 4 | 0 | 1 | 0 | 0 | 0 | 1 | | | | | | |
| Ollie Brown, R OBP: 0.354, SLG: 0.418 (1, 10) | F9 | | | 3-1 | | | | | | 4 | 1 | 1 | 0 | 0 | 1 | 1 | | | | | | |
| Don Money, R OBP: 0.311, SLG: 0.356 (1, 5) | F8 | | | 1-3 | | | | | 4-3 | 4 | 1 | 1 | 0 | 0 | 0 | 1 | | | | | | |
| John Briggs, L OBP: 0.357, SLG: 0.445 Bobby Mitchell, R OBP: 0.375, SLG: 0.500 (1, 7) (7, 7) | | | | | | | | | | 3 | 1 | 1 | 0 | 0 | 0 | 2 | | | | | | |
| Elie Rodriguez, R OBP: 0.365, SLG: 0.282 (1, 2) | | | | | | | | | | 1 | 0 | 1 | 0 | 0 | 0 | 0 | | | | | | |
| Tim Johnson, L OBP: 0.288, SLG: 0.288 (1, 6) | | | | | | | | | | 4 | 0 | 0 | 1 | 0 | 1 | 2 | | | | | | |
| Pedro Garcia, R OBP: 0.307, SLG: 0.412 (1, 4) | | | | | | | | | | 4 | 1 | 1 | 1 | 0 | 0 | 2 | | | | | | |
| Inning Stats | R: 1 E: 1 K: 0 S: 5 | H: 2 LOB: 1 BB: 0 P: 5 | R: 0 E: 0 K: 0 S: 3 | H: 0 LOB: 0 BB: 0 P: 3 | R: 0 E: 0 K: 0 S: 3 | H: 0 LOB: 0 BB: 0 P: 3 | R: 0 E: 0 K: 0 S: 3 | H: 0 LOB: 0 BB: 0 P: 3 | R: 3 E: 0 K: 1 S: 9 | H: 4 LOB: 1 BB: 0 P: 9 | R: 2 E: 0 K: 0 S: 5 | H: 2 LOB: 0 BB: 0 P: 5 | R: 0 E: 0 K: 1 S: 5 | H: 0 LOB: 0 BB: 0 P: 5 | R: 0 E: 0 K: 1 S: 5 | H: 0 LOB: 0 BB: 0 P: 5 | | R: 0 E: 0 K: 1 S: 7 | H: 2 LOB: 2 BB: 0 P: 7 | 1B: 8 2B: 2 3B: 0 HR: 0 | SF: 0 SAC: 0 DP: 0 HBP: 0 | WP: 2 PB: 0 SB: 1 CS: 0 |
| PITCHER | IP | WLS | BF | H | R | ER | SO | BB | IBB | HBP | BLK | WP | HR | S | P | ERA | WHIP | | | | | |
| Paul Splittorf, L ERA: 3.5 (1, 1) | 6.0 | W | 26 | 8 | 6 | 5 | 1 | 0 | 0 | 0 | 0 | 0 | 0 | 28 | 28 | 7.50 | 1.333 | | | | | |
| Doug Bird, R ERA: 3.6 (7, 1) | 3.0 | S | 11 | 2 | 0 | 0 | 3 | 0 | 0 | 0 | 0 | 0 | 0 | 17 | 17 | 0.00 | 0.667 | | | | | |

| Batter | 1 | 2 | 3 | 4 | 5 | 6 | 7 | 8 | 9 | AB | R | H | RBI | BB | SO | LOB | TOP | | | |
|---|------------------------------|---------------------------------|-------------------------------------|----------------------------------|------------------------------|---------------------------------|------------------------------|---------------------------------|------------------------------|----------------------------------|------------------------------|---------------------------------|------------------------------|---------------------------------|------------------------------|---------------------------------|--|-------------------------------------|----------------------------------|--------------------------|
| Freddie Patek, R OBP: 0.339, SLG: 0.343 | F9 | | FC6-5 2B | | | S 2B 1B | 2B | | | 4 | 1 | 3 | 0 | 0 | 0 | 0 | Kansas City Royals @ Milwaukee Brewers Milwaukee County Stadium, Milwaukee, WI Tue Jul 10 1973, 8:05 PM EDT Att: 13,236 - Unknown - 70 F livebaseballscorecards.com | | | |
| Cookie Rojas, R OBP: 0.303, SLG: 0.346 | K | | FC6-5-1 2-3 | | | L6 | L9 | | | 4 | 0 | 0 | 0 | 0 | 1 | 3 | | | | |
| Amos Otis, R OBP: 0.355, SLG: 0.485 | 6-3 | | F9 | | | L6 | | CS 1B | | 4 | 0 | 1 | 0 | 0 | 0 | 2 | | | | |
| John Mayberry, L OBP: 0.434, SLG: 0.556 | | HR 1B | | G3 | | 4-0 2B BB | | L7 | | 3 | 2 | 1 | 0 | 1 | 0 | 1 | | | | |
| Ed Kirkpatrick, L OBP: 0.376, SLG: 0.447 | L7 | | | 4-3 | | 1-1 2-H 2B | | F7 | | 4 | 1 | 1 | 2 | 0 | 0 | 2 | | | | |
| Lou Piniella, R OBP: 0.283, SLG: 0.361 | 1-H HR | | | K | | 2-H 1B | | | K | 4 | 1 | 2 | 3 | 0 | 2 | 0 | | | | |
| Steve Hovley, L OBP: 0.342, SLG: 0.307 | L8 | | | K | | 4-3 | | 1-3 | | 4 | 0 | 0 | 0 | 0 | 1 | 1 | | | | |
| Kurt Bevacqua, R OBP: 0.347, SLG: 0.382 | F9 | | | 6-3 | | 5-3 | | | 1B | 4 | 0 | 1 | 0 | 0 | 0 | 0 | | | | |
| Fran Healy, R OBP: 0.320, SLG: 0.350 | | | F7 | | L8 | | K | | K | 4 | 0 | 0 | 0 | 0 | 2 | 1 | | | | |
| Inning Stats | R: 0 E: 0 K: 1 S: 5 | H: 0 LOB: 0 BB: 0 P: 5 | R: 2 E: 0 K: 0 S: 5 | H: 2 LOB: 0 BB: 0 P: 5 | R: 0 E: 0 K: 1 S: 4 | H: 1 LOB: 1 BB: 0 P: 4 | R: 0 E: 0 K: 1 S: 5 | H: 0 LOB: 0 BB: 0 P: 5 | R: 0 E: 0 K: 1 S: 6 | H: 3 LOB: 1 BB: 1 P: 10 | R: 0 E: 0 K: 1 S: 6 | H: 1 LOB: 1 BB: 0 P: 6 | R: 0 E: 0 K: 0 S: 3 | H: 1 LOB: 0 BB: 0 P: 3 | R: 0 E: 0 K: 2 S: 8 | H: 1 LOB: 1 BB: 0 P: 8 | 1B: 5 2B: 3 3B: 0 HR: 1 | SF: 0 SAC: 0 DP: 0 HBP: 0 | WP: 0 PB: 0 SB: 1 CS: 1 | PA: 36 |
| PITCHER Jim Colborn, R ERA: 3.04 | IP: 9.0 WLS: L BF: 36 | H: 9 R: 5 ER: 5 SO: 6 | BB: 1 IBB: 0 HBP: 0 BLK: 0 | WP: 0 HR: 1 S: 47 P: 51 | ERA: 5.00 WHIP: 1.111 | PITCHER | | | | | | | | | | IP: 9.0 WLS: L BF: 36 | H: 9 R: 5 ER: 5 SO: 6 | BB: 1 IBB: 0 HBP: 0 BLK: 0 | WP: 0 HR: 1 S: 47 P: 51 | ERA: 5.00 WHIP: 1.111 |

| Batter | 1 | 2 | 3 | 4 | 5 | 6 | 7 | 8 | 9 | AB | R | H | RBI | BB | SO | LOB | BOTTOM | | | | | |
|---|------------------------------|---------------------------------|-------------------------------------|----------------------------------|------------------------------|---------------------------------|------------------------------|---------------------------------|------------------------------|---------------------------------|------------------------------|---------------------------------|------------------------------|---------------------------------|------------------------------|----------------------------------|--|-------------------------------------|----------------------------------|------------------------------------|----------------------------------|--------|
| Joe Lahoud, L OBP: 0.286, SLG: 0.294 | K | K | | | | CS 1B | | FC5-4 1B | | 4 | 0 | 2 | 0 | 1 | 2 | 2 | Kansas City Royals @ Milwaukee Brewers Milwaukee County Stadium, Milwaukee, WI Tue Jul 10 1973, 8:05 PM EDT Att: 13,236 - Unknown - 70 F livebaseballscorecards.com | | | | | |
| Don Money, R OBP: 0.306, SLG: 0.350 | K | | P6 | | 1-2 K | | FC5-4 3B | F8 | | 5 | 1 | 0 | 0 | 0 | 2 | 5 | | | | | | |
| Dave May, L OBP: 0.349, SLG: 0.500 | K | | | | | P6 | | 1-H 3B | | 4 | 0 | 2 | 1 | 0 | 1 | 0 | | | | | | |
| John Briggs, L OBP: 0.355, SLG: 0.440 | | L3 | P6 | | | K | | K | BB | 3 | 0 | 0 | 0 | 1 | 1 | 1 | | | | | | |
| George Scott, R OBP: 0.349, SLG: 0.441 | | BB 1B HBP BB | K | | | K | | F8 | | 3 | 1 | 0 | 0 | 1 | 2 | 3 | | | | | | |
| Darrell Porter, L OBP: 0.351, SLG: 0.461 | | F8 | | 4-3 | | | | K | | 4 | 0 | 0 | 0 | 0 | 2 | 1 | | | | | | |
| Elie Rodriguez, R OBP: 0.372, SLG: 0.285 | | BB 1B HBP | | G4-6-3 1B | | | 4-3 | | 1B BB | 2 | 1 | 1 | 0 | 1 | 0 | 0 | | | | | | |
| Tim Johnson, L OBP: 0.289, SLG: 0.286 | | 1B BB | | G4-6-3 1-2 | | | K | | WP 1B | 2 | 0 | 0 | 0 | 1 | 1 | 1 | | | | | | |
| Bobby Mitchell, R OBP: 0.444, SLG: 0.556 | | 1-2 2-3 BB | | | | | | | | 1 | 0 | 1 | 0 | 0 | 0 | 0 | | | | | | |
| Pedro Garcia, R OBP: 0.307, SLG: 0.410 | | 1-2 2-H 3-H 1B | | | P6 | | | K | 1-2 K | 4 | 0 | 1 | 2 | 0 | 2 | 2 | | | | | | |
| Inning Stats | R: 0 E: 0 K: 3 S: 9 | H: 0 LOB: 0 BB: 0 P: 9 | R: 2 E: 0 K: 1 S: 6 | H: 1 LOB: 2 BB: 2 P: 15 | R: 0 E: 0 K: 1 S: 6 | H: 1 LOB: 1 BB: 0 P: 6 | R: 0 E: 0 K: 0 S: 3 | H: 1 LOB: 0 BB: 0 P: 3 | R: 0 E: 0 K: 1 S: 5 | H: 1 LOB: 0 BB: 0 P: 5 | R: 0 E: 0 K: 2 S: 7 | H: 0 LOB: 0 BB: 0 P: 7 | R: 0 E: 0 K: 2 S: 7 | H: 0 LOB: 0 BB: 0 P: 7 | R: 1 E: 0 K: 1 S: 7 | H: 2 LOB: 2 BB: 1 P: 11 | R: 0 E: 0 K: 2 S: 8 | H: 1 LOB: 3 BB: 2 P: 16 | 1B: 6 2B: 0 3B: 1 HR: 0 | SF: 0 SAC: 0 DP: 1 HBP: 1 | WP: 1 PB: 0 SB: 0 CS: 1 | PA: 38 |
| PITCHER Steve Busby, R ERA: 4.88 | IP: 9.0 WLS: W BF: 38 | H: 7 R: 3 ER: 3 SO: 13 | BB: 4 IBB: 1 HBP: 1 BLK: 0 | WP: 1 HR: 0 S: 58 P: 79 | ERA: 3.00 WHIP: 1.222 | PITCHER | | | | | | | | | | IP: 9.0 WLS: W BF: 38 | H: 7 R: 3 ER: 3 SO: 13 | BB: 4 IBB: 1 HBP: 1 BLK: 0 | WP: 1 HR: 0 S: 58 P: 79 | ERA: 3.00 WHIP: 1.222 | | |

| Batter | 1 | 2 | 3 | 4 | 5 | 6 | 7 | 8 | 9 | AB | R | H | RBI | BB | SO | LOB | TOP | | | | | |
|--|--|---------------------------------|------------------------------|---------------------------------|------------------------------|----------------------------------|------------------------------|---------------------------------|------------------------------|---------------------------------|------------------------------|----------------------------------|------------------------------|---------------------------------|------------------------------|---------------------------------|--|---------------------------------|----------------------------------|------------------------------------|----------------------------------|--------|
| Freddie Patek, R OBP: 0.334, SLG: 0.338 (1, 6) | L4 | | L6 | | P6 | | | F7 | | 4 | 0 | 0 | 0 | 0 | 0 | 3 | Kansas City Royals @ Milwaukee Brewers Milwaukee County Stadium, Milwaukee, WI Wed Jul 11 1973, 8:05 PM EDT Alt: 8,594 - Unknown - 72 F AB 29 R 1 H 5 RBI 1 BB 6 SO 4 LOB 19 | | | | | |
| Bobby Floyd, R OBP: 0.365, SLG: 0.400 (1, 4) | 6-3 | | K | | | 2B | | G6-4-3 BB | | 3 | 0 | 1 | 0 | 1 | 2 | | | | | | | |
| Amos Otis, R OBP: 0.352, SLG: 0.480 (1, 8) | F3 | | | | F8 | | | G6-4-3 1-2 | | 4 | 0 | 0 | 0 | 0 | 2 | | | | | | | |
| John Mayberry, L OBP: 0.435, SLG: 0.553 (1, 3) | | G3 | | | G3-6-3 BB | | | F9 | | 2 | 0 | 0 | 0 | 2 | 0 | | | | | | | |
| Ed Kirkpatrick, L OBP: 0.378, SLG: 0.445 (1, 9) | | G6-4-3 BB | | | G3-6-3 1-2 | | | F7 | | 3 | 0 | 1 | 0 | 1 | 0 | | | | | | | |
| Lou Piniella, R OBP: 0.282, SLG: 0.359 (1, 7) | | G6-4-3 1-2 | | | PB WP 4-3 1B | | | 6-3 | | 4 | 1 | 1 | 0 | 0 | 1 | | | | | | | |
| Gail Hopkins, L OBP: 0.398, SLG: 0.393 (1, 10) | | | | | P4 | | | 6-3 | | 2 | 0 | 0 | 0 | 2 | 0 | | | | | | | |
| Kurt Bevacqua, R OBP: 0.344, SLG: 0.378 (1, 5) | | | | | 4-3 | | | F8 | | 4 | 0 | 1 | 1 | 0 | 1 | | | | | | | |
| Fran Healy, R OBP: 0.320, SLG: 0.350 (1, 2) | | | | | K | | | 5-3 | | 3 | 0 | 1 | 0 | 0 | 1 | | | | | | | |
| Inning Stats | R: 0 E: 0 K: 0 S: 3 | H: 0 LOB: 0 BB: 0 P: 3 | R: 0 E: 0 K: 0 S: 2 | H: 0 LOB: 0 BB: 1 P: 6 | R: 0 E: 0 K: 2 S: 8 | H: 1 LOB: 2 BB: 1 P: 12 | R: 0 E: 0 K: 0 S: 2 | H: 0 LOB: 0 BB: 1 P: 6 | R: 1 E: 0 K: 0 S: 5 | H: 2 LOB: 1 BB: 0 P: 5 | R: 0 E: 0 K: 1 S: 6 | H: 1 LOB: 2 BB: 1 P: 10 | R: 0 E: 0 K: 1 S: 5 | H: 0 LOB: 0 BB: 0 P: 5 | R: 0 E: 0 K: 0 S: 2 | H: 0 LOB: 0 BB: 1 P: 6 | R: 0 E: 0 K: 0 S: 4 | H: 1 LOB: 2 BB: 1 P: 8 | 1B: 4 2B: 1 3B: 0 HR: 0 | SF: 0 SAC: 0 DP: 3 HBP: 0 | WP: 2 PB: 1 SB: 0 CS: 0 | PA: 35 |
| PITCHER Eduardo Rodriguez, R ERA: 1.6 (1, 1) | IP: 9.0 WLS: W BF: 35 H: 5 R: 1 ER: 1 SO: 4 BB: 6 IBB: 0 HBP: 0 BLK: 0 WP: 2 HR: 0 S: 37 P: 61 ERA: 1.00 WHIP: 1.222 | | | | | | | | | | | | | | | | | | | | | |


| Batter | 1 | 2 | 3 | 4 | 5 | 6 | 7 | 8 | 9 | AB | R | H | RBI | BB | SO | LOB | BOTTOM | | | | | | |
|---|---|----------------------------------|------------------------------|----------------------------------|------------------------------|----------------------------------|------------------------------|---------------------------------|------------------------------|---------------------------------|------------------------------|---------------------------------|------------------------------|----------------------------------|------------------------------|---------------------------------|--|------------------------------|---------------------------------|----------------------------------|------------------------------------|----------------------------------|--------|
| Bob Coluccio, R OBP: 0.264, SLG: 0.376 (1, 8) | F3 | | P4 | | 6-3 | | | 5-3 | | 4 | 0 | 0 | 1 | 0 | 0 | 0 | Kansas City Royals @ Milwaukee Brewers Milwaukee County Stadium, Milwaukee, WI Wed Jul 11 1973, 8:05 PM EDT Alt: 8,594 - Unknown - 72 F AB 32 R 8 H 9 RBI 8 BB 9 SO 5 LOB 21 | | | | | | |
| Don Money, R OBP: 0.313, SLG: 0.355 (1, 5) | 6-3 | | BB BB 1B | | E 1B | | | FC4-6 1B | | 4 | 1 | 3 | 0 | 1 | 0 | 0 | | | | | | | |
| Dave May, L OBP: 0.350, SLG: 0.497 (1, 10) | 4-3 | | BB BB 1B | | E6 | | | FC4-6 1B | | 4 | 1 | 1 | 0 | 1 | 1 | 4 | | | | | | | |
| John Briggs, L OBP: 0.356, SLG: 0.436 (1, 7) | | HR BB BB | BB BB 1B BB | | L8 | | | FC4-6 1B 1-2 2-3 | | 3 | 2 | 0 | 0 | 2 | 0 | 4 | | | | | | | |
| George Scott, R OBP: 0.347, SLG: 0.435 (1, 3) | | HR BB | K | | 1-3 | | | F8 | | 4 | 1 | 0 | 0 | 1 | 1 | 7 | | | | | | | |
| Darrell Porter, L OBP: 0.357, SLG: 0.476 (1, 2) | | HR BB | HR BB | | 1B BB | | | F9 | | 3 | 3 | 1 | 4 | 2 | 1 | 0 | | | | | | | |
| Joe Lahoud, L OBP: 0.283, SLG: 0.291 (1, 9) | | HR 1-2 2-3 3-H | 1B BB | | 5-3 | | | 5-3 | | 1 | 0 | 0 | 0 | 0 | 1 | 0 | | | | | | | |
| Ollie Brown, R OBP: 0.358, SLG: 0.419 (3, PH) (4, 9) | | K | 1B BB | | 1B BB | | | SF9 BB | | 2 | 0 | 1 | 1 | 1 | 0 | 0 | | | | | | | |
| Pedro Garcia, R OBP: 0.312, SLG: 0.418 (1, 4) | | L7-4 2B | 1B BB | | 1B | | | F8 | | 4 | 0 | 3 | 2 | 0 | 0 | 2 | | | | | | | |
| Tim Johnson, L OBP: 0.288, SLG: 0.282 (1, 6) | | L7-4 2-3 | 4-3 | | K | | | BB BB | | 3 | 0 | 0 | 0 | 1 | 1 | 4 | | | | | | | |
| Inning Stats | R: 0 E: 0 K: 0 S: 3 | H: 2 LOB: 0 BB: 2 P: 14 | R: 3 E: 0 K: 1 S: 6 | H: 2 LOB: 2 BB: 4 P: 23 | R: 4 E: 0 K: 1 S: 7 | H: 2 LOB: 2 BB: 4 P: 23 | R: 0 E: 0 K: 0 S: 5 | H: 1 LOB: 0 BB: 0 P: 5 | R: 0 E: 0 K: 0 S: 6 | H: 1 LOB: 1 BB: 0 P: 6 | R: 0 E: 0 K: 0 S: 5 | H: 2 LOB: 2 BB: 0 P: 5 | R: 1 E: 0 K: 1 S: 6 | H: 1 LOB: 3 BB: 3 P: 18 | R: 0 E: 0 K: 1 S: 5 | H: 0 LOB: 0 BB: 0 P: 5 | | R: 0 E: 0 K: 1 S: 5 | H: 0 LOB: 0 BB: 0 P: 5 | 1B: 7 2B: 2 3B: 0 HR: 1 | SF: 1 SAC: 0 DP: 1 HBP: 0 | WP: 0 PB: 0 SB: 0 CS: 0 | PA: 42 |
| PITCHER Ken Wright, R ERA: 4.06 (1, 1) | IP: 2.2 WLS: L BF: 14 H: 3 R: 6 ER: 6 SO: 2 BB: 4 IBB: 0 HBP: 0 BLK: 0 WP: 0 HR: 1 S: 14 P: 30 ERA: 20.25 WHIP: 2.625 | | | | | | | | | | | | | | | | | | | | | | |
| Steve Mingo, L ERA: 5.4 (3, 1) | IP: 3.1 WLS: L BF: 18 H: 5 R: 1 ER: 1 SO: 1 BB: 2 IBB: 0 HBP: 0 BLK: 0 WP: 0 HR: 0 S: 18 P: 26 ERA: 2.70 WHIP: 2.100 | | | | | | | | | | | | | | | | | | | | | | |
| Bruce Dal Canton, R ERA: 0.67 (7, 1) | IP: 1.0 WLS: W BF: 7 H: 1 R: 1 ER: 1 SO: 1 BB: 3 IBB: 0 HBP: 0 BLK: 0 WP: 0 HR: 0 S: 6 P: 18 ERA: 9.00 WHIP: 4.000 | | | | | | | | | | | | | | | | | | | | | | |
| Gene Garber, R ERA: 3.86 (8, 1) | IP: 1.0 WLS: W BF: 3 H: 0 R: 0 ER: 0 SO: 1 BB: 0 IBB: 0 HBP: 0 BLK: 0 WP: 0 HR: 0 S: 5 P: 5 ERA: 0.00 WHIP: 0.000 | | | | | | | | | | | | | | | | | | | | | | |



| Batter | 1 | 2 | 3 | 4 | 5 | 6 | 7 | 8 | 9 | AB | R | H | RBI | BB | SO | LOB | TOP | | | | | |
|--|--|---------------------------------|------------------------------|---------------------------------|------------------------------|---------------------------------|------------------------------|---------------------------------|------------------------------|---------------------------------|------------------------------|---------------------------------|------------------------------|---------------------------------|------------------------------|-----------------------------------|------------------------------|---------------------------------|----------------------------------|------------------------------------|----------------------------------|--------|
| Freddie Patek, R OBP: 0.333, SLG: 0.337 | 0-0 CS 1B | | 0-0 F2 | | 0-0 G5-4-3 | | | 0-0 4-3 | | 4 | 0 | 1 | 0 | 0 | 0 | 3 | | | | | | |
| Cookie Rojas, R OBP: 0.306, SLG: 0.344 | 4-0 1-2 HR BB | | 0-0 6-3 | | 0-0 F9 | | | 4-0 FC6-4 BB | | 2 | 1 | 0 | 0 | 2 | 0 | 2 | | | | | | |
| Amos Otis, R OBP: 0.351, SLG: 0.486 | 0-0 1-H HR | | 0-0 F8 | | 0-0 F7 | | | 0-0 FC6-4 S | | 4 | 1 | 1 | 2 | 0 | 0 | 2 | | | | | | |
| John Mayberry, L OBP: 0.435, SLG: 0.549 | 0-0 G3 | | | 0-0 4-3 | | | | 4-0 FC6-4 BB | | 2 | 0 | 0 | 0 | 2 | 0 | 0 | | | | | | |
| Ed Kirkpatrick, L OBP: 0.373, SLG: 0.438 | 0-0 3-1 | | | 0-0 F2 | | | | 0-0 F8 BB | | 4 | 0 | 0 | 0 | 0 | 0 | 3 | | | | | | |
| Lou Piniella, R OBP: 0.282, SLG: 0.358 | | 0-0 L5-3 1B | | 0-3 K | | | | 0-0 FC6-4 1-2 | | 4 | 0 | 1 | 0 | 0 | 1 | 1 | | | | | | |
| Steve Hovley, L OBP: 0.340, SLG: 0.306 | | 0-0 L5-3 1-2 | | | 0-0 1B 1B | | | 0-0 F9 | | 4 | 1 | 1 | 0 | 0 | 0 | 1 | | | | | | |
| Kurt Bevacqua, R OBP: 0.342, SLG: 0.374 | | 0-0 F9 | | | 0-0 1B 1-2 1B | | | 0-3 K | | 4 | 0 | 1 | 0 | 0 | 2 | 0 | | | | | | |
| Fran Healy, R OBP: 0.326, SLG: 0.361 | | | | 0-0 2B | | | | 0-3 K | | 3 | 0 | 2 | 1 | 0 | 1 | 0 | | | | | | |
| Inning Stats | R: 2 E: 0 K: 0 S: 4 | H: 2 LOB: 0 BB: 1 P: 8 | R: 0 E: 0 K: 0 S: 3 | H: 1 LOB: 2 BB: 0 P: 3 | R: 0 E: 0 K: 0 S: 4 | H: 1 LOB: 1 BB: 0 P: 4 | R: 0 E: 0 K: 1 S: 5 | H: 0 LOB: 0 BB: 0 P: 5 | R: 1 E: 0 K: 0 S: 5 | H: 3 LOB: 1 BB: 0 P: 5 | R: 0 E: 0 K: 0 S: 3 | H: 0 LOB: 1 BB: 1 P: 7 | R: 0 E: 0 K: 2 S: 7 | H: 0 LOB: 0 BB: 2 P: 7 | R: 0 E: 0 K: 0 S: 3 | H: 0 LOB: 2 BB: 11 P: 11 | R: 0 E: 0 K: 1 S: 5 | H: 0 LOB: 0 BB: 0 P: 5 | 1B: 5 2B: 2 3B: 0 HR: 1 | SF: 0 SAC: 0 DP: 2 HBP: 0 | WP: 0 PB: 0 SB: 1 CS: 1 | PA: 35 |
| PITCHER Pat Dobson, R ERA: 4.46 | IP: 9.0 WLS: W BF: 35 H: 7 R: 3 ER: 3 SO: 4 BB: 4 IBB: 0 HBP: 0 BLK: 0 WP: 0 HR: 1 S: 39 P: 55 ERA: 3.00 WHIP: 1.222 | | | | | | | | | | | | | | | PITCHER | | | | | | |

Kansas City Royals @ New York Yankees
Yankee Stadium, Bronx, NY
Thu Jul 12 1973, 7:05 PM EDT
Att: 15,323 - Unknown - 75 F


AB 31
R 3
H 7
RBI 3
BB 4
SO 4
LOB 12



| Batter | 1 | 2 | 3 | 4 | 5 | 6 | 7 | 8 | 9 | AB | R | H | RBI | BB | SO | LOB | BOTTOM | | | |
|---|---|---------------------------------|------------------------------|----------------------------------|------------------------------|---------------------------------|------------------------------|---------------------------------|------------------------------|----------------------------------|------------------------------|---------------------------------|------------------------------|---------------------------------|------------------------------|---------------------------------|-----------------------------------|------------------------------------|----------------------------------|--------|
| Horace Clarke, S OBP: 0.318, SLG: 0.303 | 0-0 3-1 | | | 0-0 1B 1B | | | | 0-0 G4-6-3 1-2 | | 5 | 1 | 2 | 2 | 0 | 0 | 3 | | | | |
| Matty Alou, L OBP: 0.339, SLG: 0.353 | 0-0 1B 2B | | | 0-0 1B 1B 1B | | | | 0-0 FC6-4 BB | | 5 | 1 | 3 | 1 | 0 | 0 | 1 | | | | |
| Roy White, S OBP: 0.344, SLG: 0.366 | 0-0 F7 | | | 0-0 1B 1-2 2-H | | | | 4-0 1-2 BB | | 4 | 1 | 2 | 1 | 1 | 0 | 3 | | | | |
| Bobby Murcer, L OBP: 0.352, SLG: 0.479 | 0-0 2-H 1B | | | 0-0 1-3 | | | | 0-0 P6 | | 5 | 0 | 3 | 2 | 0 | 0 | 2 | | | | |
| Ron Blomberg, L OBP: 0.442, SLG: 0.532 | 0-3 K | | | 0-0 F8 | | | | 0-0 G3-2-1 | | 5 | 0 | 0 | 0 | 0 | 1 | 5 | | | | |
| Graig Nettles, L OBP: 0.353, SLG: 0.405 | | 0-0 FC6-4 E 2B | | 0-0 G3 | | | | 0-0 FC6 1B | | 5 | 1 | 3 | 0 | 0 | 1 | 1 | | | | |
| Johnny Callison, L OBP: 0.204, SLG: 0.237 | | 4-0 FC6-4 BB | | | 0-0 HR | | | 0-0 FC6 2B | | 3 | 2 | 1 | 1 | 1 | 0 | 1 | | | | |
| Thurman Munson, R OBP: 0.356, SLG: 0.490 | | 0-0 FC6-4 E 1B | | | 0-0 1B 3B | | | 4-0 1-2 2B BB | | 3 | 3 | 2 | 0 | 1 | 0 | 2 | | | | |
| Gene Michael, S OBP: 0.284, SLG: 0.310 | | 0-0 E6 FC4-6 | | | 0-0 L4 | | | 0-0 F7 | | 4 | 1 | 1 | 3 | 0 | 0 | 3 | | | | |
| Inning Stats | R: 1 E: 0 K: 1 S: 7 | H: 2 LOB: 1 BB: 0 P: 7 | R: 2 E: 1 K: 0 S: 6 | H: 2 LOB: 2 BB: 1 P: 10 | R: 0 E: 0 K: 0 S: 3 | H: 0 LOB: 0 BB: 0 P: 3 | R: 3 E: 0 K: 0 S: 8 | H: 6 LOB: 2 BB: 0 P: 8 | R: 3 E: 0 K: 0 S: 6 | H: 3 LOB: 2 BB: 2 P: 14 | R: 0 E: 0 K: 0 S: 3 | H: 1 LOB: 0 BB: 0 P: 3 | R: 0 E: 0 K: 0 S: 3 | H: 1 LOB: 0 BB: 0 P: 3 | R: 1 E: 0 K: 1 S: 7 | H: 2 LOB: 1 BB: 0 P: 7 | 1B: 10 2B: 5 3B: 1 HR: 1 | SF: 0 SAC: 0 DP: 2 HBP: 0 | WP: 0 PB: 0 SB: 0 CS: 0 | PA: 42 |
| PITCHER Dick Drago, R ERA: 3.85 Steve Mingori, L ERA: 6.46 Bruce Dal Canton, R ERA: 9.84 | IP: 3.1 WLS: L BF: 20 H: 8 R: 6 ER: 5 SO: 1 BB: 1 IBB: 0 HBP: 0 BLK: 0 WP: 0 HR: 1 S: 21 P: 25 ERA: 13.50 WHIP: 2.700 | | | | | | | | | | | | | | | PITCHER | | | | |

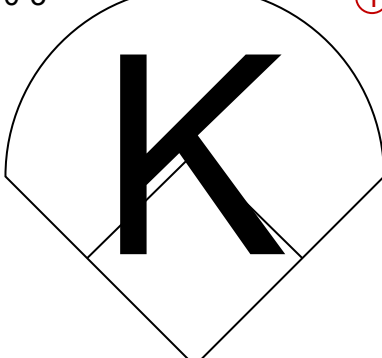
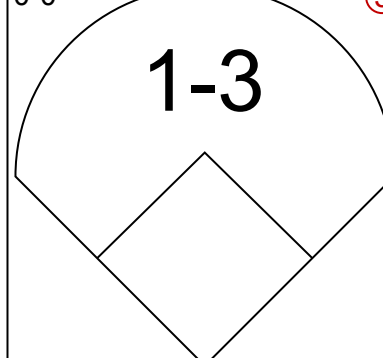
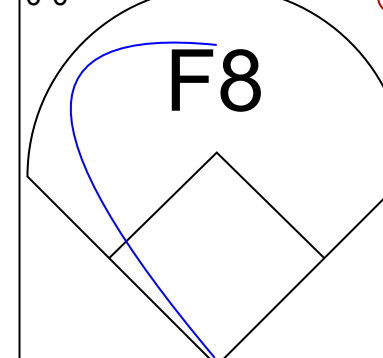
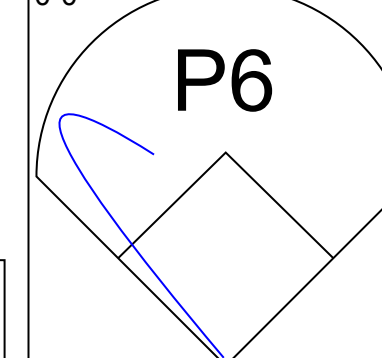
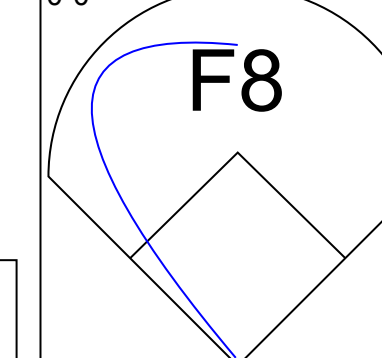

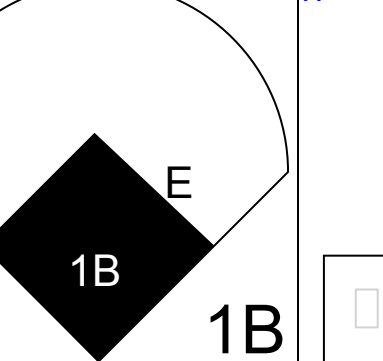
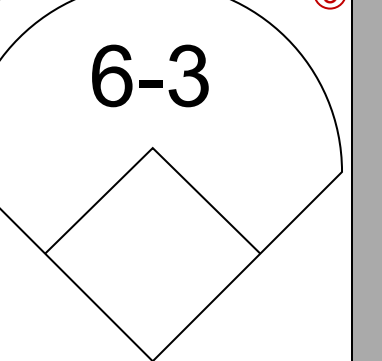
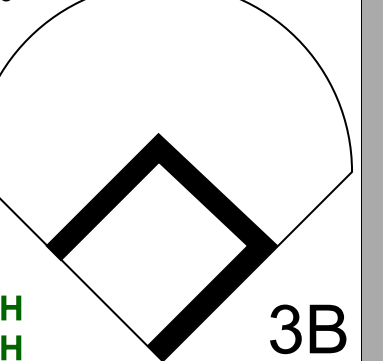
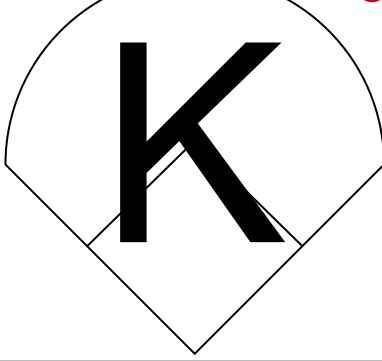
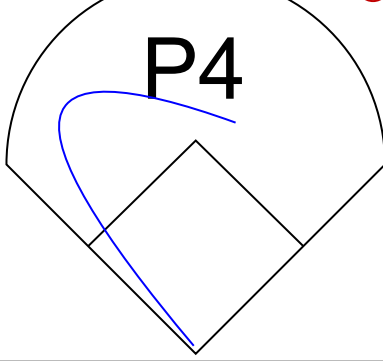
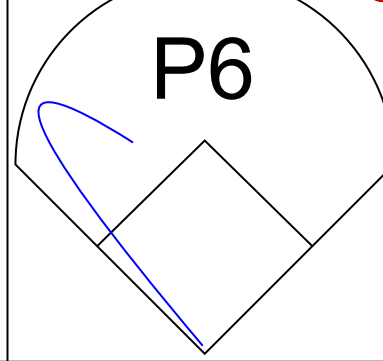
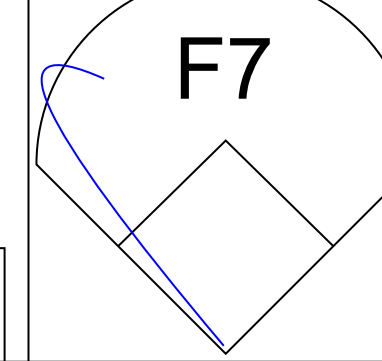
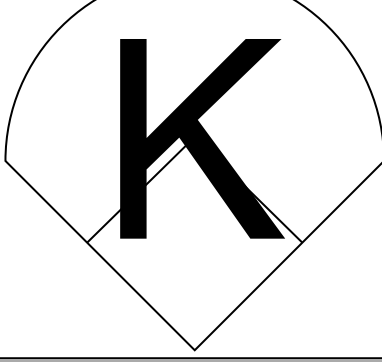
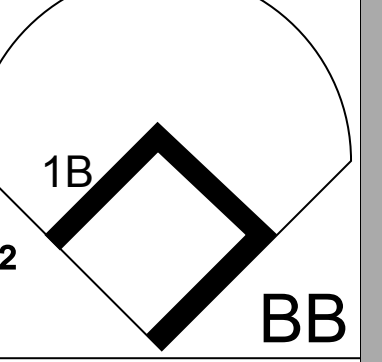

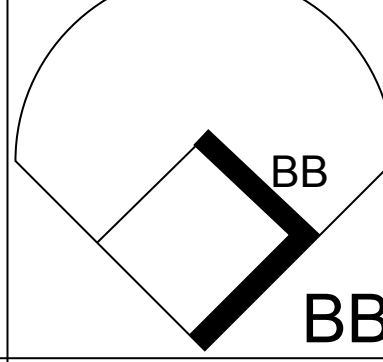
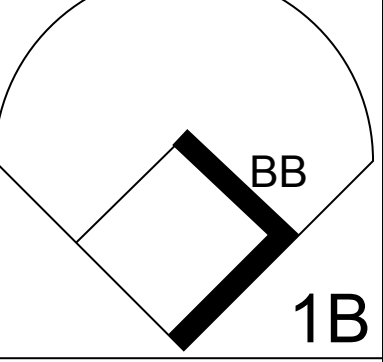

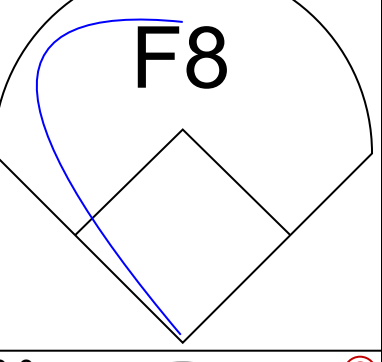
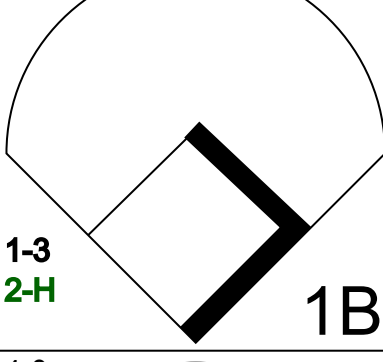

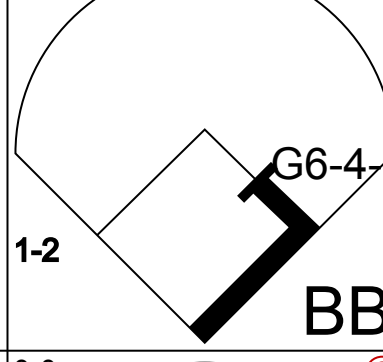
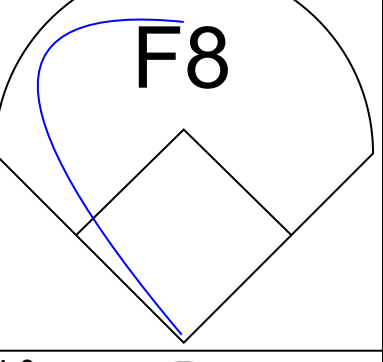
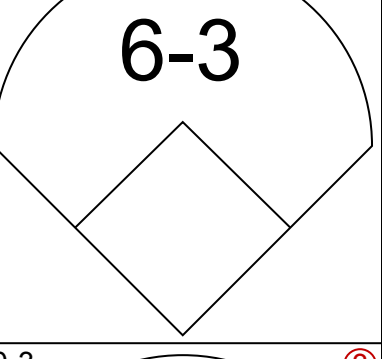
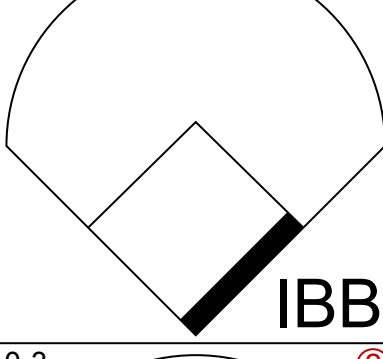

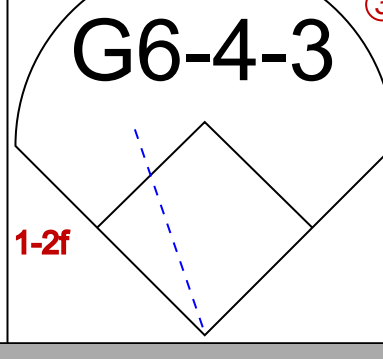
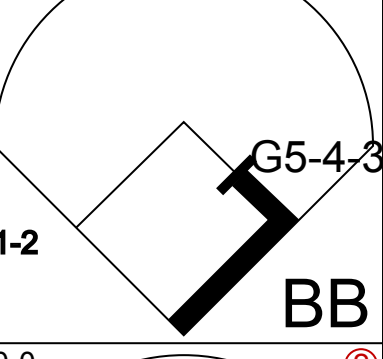

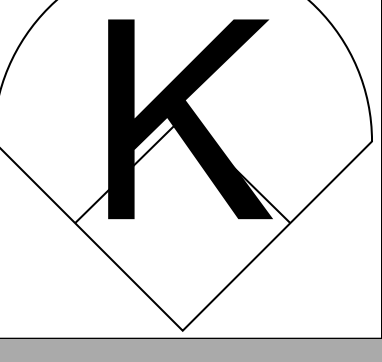
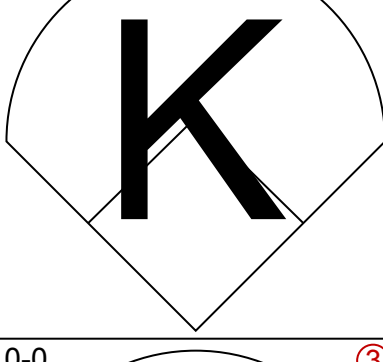
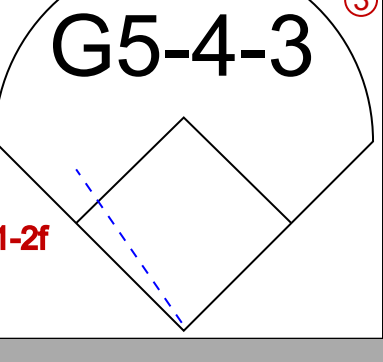

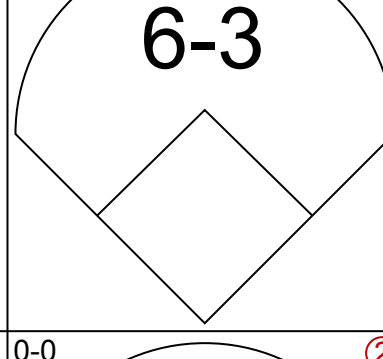
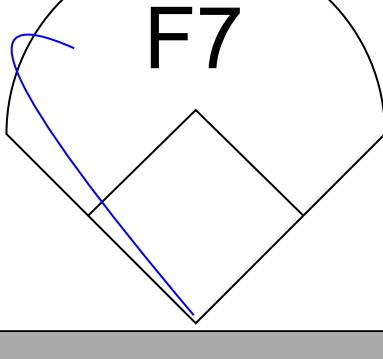
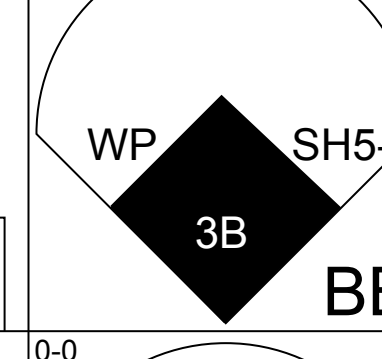
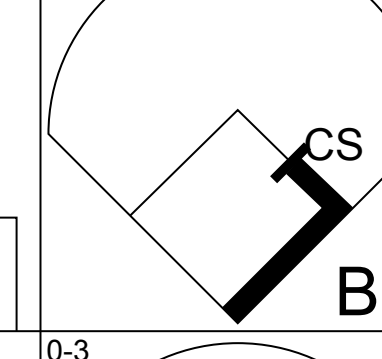
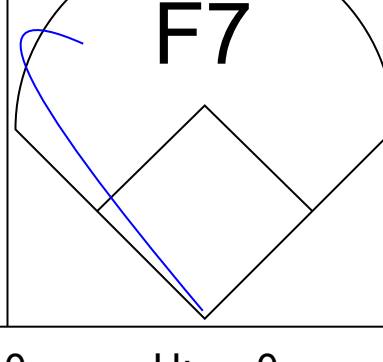
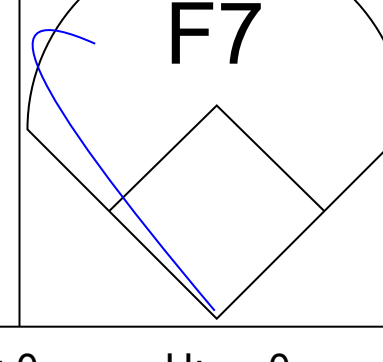
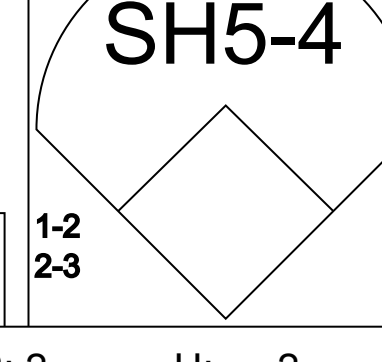
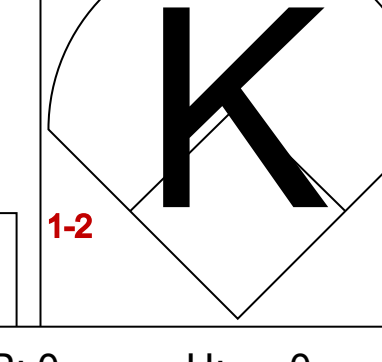
Kansas City Royals @ New York Yankees
Yankee Stadium, Bronx, NY
Thu Jul 12 1973, 7:05 PM EDT
Att: 15,323 - Unknown - 75 F

AB 39
R 10
H 17
RBI 10
BB 3
SO 2
LOB 21



| Batter | 1 | 2 | 3 | 4 | 5 | 6 | 7 | 8 | 9 | AB | R | H | RBI | BB | SO | LOB | TOP | | | | | |
|---|--|---------------------------------|------------------------------|---------------------------------|------------------------------|---------------------------------|------------------------------|---------------------------------|------------------------------|---------------------------------|------------------------------|---------------------------------|------------------------------|---------------------------------|------------------------------|---------------------------------|--|------------------------------|---------------------------------|----------------------------------|------------------------------------|-------------------------|
| Frank White, R (1, 6) OBP: 0.253, SLG: 0.268 Gail Hopkins, L (8, PH) OBP: 0.403, SLG: 0.398 Bobby Floyd, R (8, PR) OBP: 0.385, SLG: 0.400 (8, 6) | 0-0 1B | | 0-3 K | | | 0-3 K | | 0-0 1B | | 3 | 0 | 1 | 0 | 0 | 2 | 0 | Kansas City Royals @ New York Yankees Yankee Stadium, Bronx, NY Fri Jul 13, 1973, 7:05 PM EDT Att: 15,690 - Unknown - 79 F livebaseballscorecards.com | | | | | |
| Cookie Rojas, R (1, 4) OBP: 0.305, SLG: 0.343 | 0-0 1B | | 0-0 F9 | | | 0-0 6-3 | | 0-0 F7 | | 4 | 0 | 1 | 0 | 0 | 0 | 2 | | | | | | |
| Amos Otis, R (1, 8) OBP: 0.347, SLG: 0.480 | 0-0 P4 | | | 0-0 6-3 | | 0-3 K | | 0-0 4-3 | | 4 | 0 | 0 | 0 | 0 | 1 | 4 | | | | | | |
| John Mayberry, L (1, 3) OBP: 0.433, SLG: 0.544 | 0-0 G6-3 | | | 0-0 3-1 | | | 4-0 G6-4-3 1B BB | | 0-3 K | 3 | 0 | 0 | 0 | 1 | 1 | 2 | | | | | | |
| Ed Kirkpatrick, L (1, 9) OBP: 0.371, SLG: 0.436 | | 0-0 F9 | | 0-0 1-3 | | | 0-0 G6-4-3 1B | | 0-0 F8 | 4 | 0 | 1 | 0 | 0 | 0 | 0 | | | | | | |
| Lou Piniella, R (1, 7) OBP: 0.276, SLG: 0.353 | 0-0 F7 | | | | 0-0 4-3 | | 0-0 G6-4-3 | | 0-0 3-1 | 4 | 0 | 0 | 0 | 0 | 0 | 2 | | | | | | |
| Rick Reichardt, R (1, 10) OBP: 0.319, SLG: 0.397 | | 0-0 1B | | | 0-0 6-3 | | 0-0 6-3 | | | 3 | 0 | 1 | 0 | 0 | 0 | 1 | | | | | | |
| Kurt Bevacqua, R (1, 5) OBP: 0.342, SLG: 0.380 | | 0-0 F8 | | | 0-0 2B | | | 0-0 1-3 | | 3 | 0 | 1 | 0 | 0 | 0 | 1 | | | | | | |
| Fran Healy, R (1, 2) OBP: 0.326, SLG: 0.357 | | | 0-0 L6 | | 0-0 4-3 | | | 4-0 1B BB | | 2 | 0 | 0 | 0 | 1 | 0 | 1 | | | | | | |
| Inning Stats | R: 0 E: 0 K: 0 S: 4 | H: 2 LOB: 1 BB: 0 P: 4 | R: 0 E: 0 K: 0 S: 4 | H: 1 LOB: 1 BB: 0 P: 4 | R: 0 E: 0 K: 1 S: 5 | H: 0 LOB: 0 BB: 0 P: 5 | R: 0 E: 0 K: 0 S: 3 | H: 0 LOB: 0 BB: 0 P: 3 | R: 0 E: 0 K: 0 S: 4 | H: 1 LOB: 1 BB: 0 P: 4 | R: 0 E: 0 K: 2 S: 7 | H: 0 LOB: 0 BB: 0 P: 7 | R: 0 E: 0 K: 0 S: 3 | H: 1 LOB: 1 BB: 1 P: 7 | R: 0 E: 0 K: 0 S: 4 | H: 1 LOB: 2 BB: 1 P: 8 | | R: 0 E: 0 K: 1 S: 5 | H: 0 LOB: 0 BB: 0 P: 5 | 1B: 5 2B: 1 3B: 0 HR: 0 | SF: 0 SAC: 0 DP: 2 HBP: 0 | WP: 0 PB: 0 CS: 0 |
| PITCHER Mel Stottlemyre, R (1, 1) ERA: 2.94 | IP: 9.0 WLS: W BF: 33 H: 6 R: 0 ER: 0 SO: 4 BB: 2 IBB: 0 HBP: 0 BLK: 0 WP: 0 HR: 0 S: 39 P: 47 ERA: 0.00 WHIP: 0.889 | | | | | | | | | | | | | | | | | PITCHER | | | | |

| Batter | 1 | 2 | 3 | 4 | 5 | 6 | 7 | 8 | 9 | AB | R | H | RBI | BB | SO | LOB | BOTTOM | | | | | |
|--|--|---------------------------------|------------------------------|---------------------------------|------------------------------|---------------------------------|------------------------------|---------------------------------|------------------------------|---------------------------------|------------------------------|---------------------------------|------------------------------|---------------------------------|------------------------------|---------------------------------|--|------------------------------|---------------------------------|----------------------------------|------------------------------------|-------------------------|
| Horace Clarke, S (1, 4) OBP: 0.315, SLG: 0.300 | 0-0 L8 | 0-0 4-3 | | | 0-0 1-3 | | 0-0 F8 | | | 4 | 0 | 0 | 0 | 0 | 0 | 1 | Kansas City Royals @ New York Yankees Yankee Stadium, Bronx, NY Fri Jul 13, 1973, 7:05 PM EDT Att: 15,690 - Unknown - 79 F livebaseballscorecards.com | | | | | |
| Matty Alou, L (1, 3) OBP: 0.338, SLG: 0.352 | 0-0 1B HR | | 0-0 4-3 | | 0-0 5-3 | | 0-0 2-3 | | | 4 | 1 | 1 | 0 | 0 | 0 | 1 | | | | | | |
| Roy White, S (1, 7) OBP: 0.343, SLG: 0.365 | 0-0 1B HR | | 0-0 4-3 | | 0-3 K | | | 0-0 L9 | | 4 | 1 | 1 | 0 | 0 | 1 | 0 | | | | | | |
| Bobby Murcer, L (1, 8) OBP: 0.356, SLG: 0.507 | 0-0 1B HR | | 0-0 G3 | | | 0-0 HR | | 0-0 HR | | 4 | 3 | 3 | 5 | 0 | 0 | 0 | | | | | | |
| Ron Blomberg, L (1, 10) OBP: 0.433, SLG: 0.520 | 0-0 1-6-3 | | | 0-0 L3 | | 0-0 F8 | | 0-0 F7 | | 4 | 0 | 0 | 0 | 0 | 0 | 0 | | | | | | |
| Graig Nettles, L (1, 5) OBP: 0.352, SLG: 0.403 | 0-0 1B | | | 0-0 F7 | | 0-0 F5 | | 0-0 3-1 | | 4 | 0 | 1 | 0 | 0 | 0 | 0 | | | | | | |
| Johnny Callison, L (1, 9) OBP: 0.208, SLG: 0.240 | 0-0 4-3 | | | 0-0 1B 1B | | 0-0 4-3 | | | | 3 | 0 | 1 | 0 | 0 | 0 | 1 | | | | | | |
| Jerry Moses, R (1, 2) OBP: 0.310, SLG: 0.357 | | 0-0 F7 | | 0-0 1B | | | 0-0 E6 | | | 3 | 0 | 1 | 0 | 0 | 0 | 0 | | | | | | |
| Gene Michael, S (1, 6) OBP: 0.281, SLG: 0.307 | | 0-0 G3 | | 0-0 3-1 | | | 0-0 L6 | | | 3 | 0 | 0 | 0 | 0 | 0 | 3 | | | | | | |
| Inning Stats | R: 3 E: 0 K: 0 S: 7 | H: 4 LOB: 1 BB: 0 P: 7 | R: 0 E: 0 K: 0 S: 3 | H: 0 LOB: 0 BB: 0 P: 3 | R: 0 E: 0 K: 0 S: 3 | H: 0 LOB: 0 BB: 0 P: 3 | R: 0 E: 0 K: 0 S: 5 | H: 2 LOB: 2 BB: 0 P: 5 | R: 0 E: 0 K: 1 S: 5 | H: 0 LOB: 0 BB: 0 P: 5 | R: 1 E: 0 K: 0 S: 4 | H: 1 LOB: 0 BB: 0 P: 4 | R: 0 E: 1 K: 0 S: 4 | H: 0 LOB: 1 BB: 0 P: 4 | R: 1 E: 0 K: 0 S: 4 | H: 1 LOB: 0 BB: 0 P: 4 | | R: 0 E: 0 K: 0 S: 3 | H: 0 LOB: 0 BB: 0 P: 3 | 1B: 5 2B: 0 3B: 0 HR: 3 | SF: 0 SAC: 0 DP: 0 HBP: 0 | WP: 0 PB: 0 CS: 0 |
| PITCHER Gene Garber, R (1, 1) ERA: 4.03 | IP: 8.0 WLS: L BF: 33 H: 8 R: 5 ER: 5 SO: 1 BB: 0 IBB: 0 HBP: 0 BLK: 0 WP: 0 HR: 3 S: 35 P: 35 ERA: 5.62 WHIP: 1.000 | | | | | | | | | | | | | | | | | PITCHER | | | | |

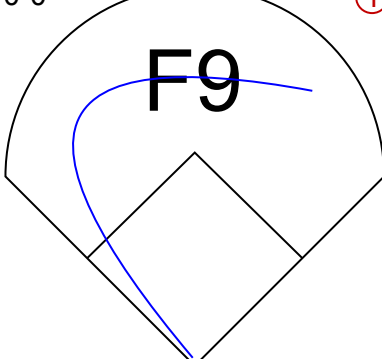
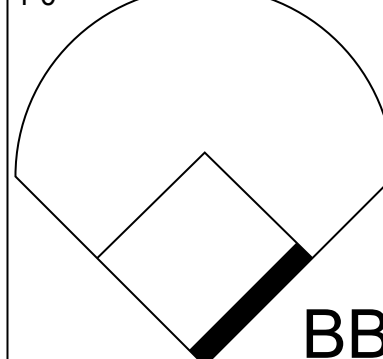
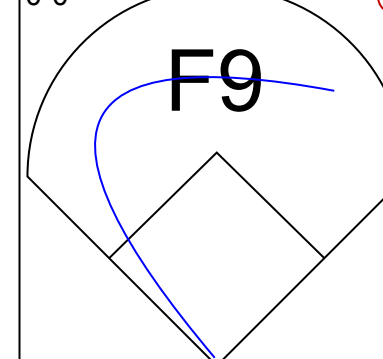
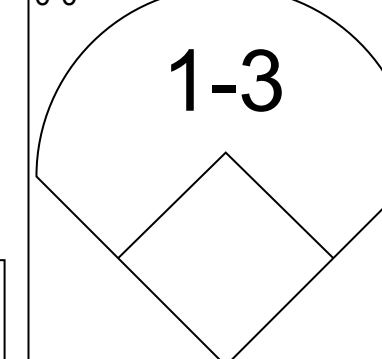
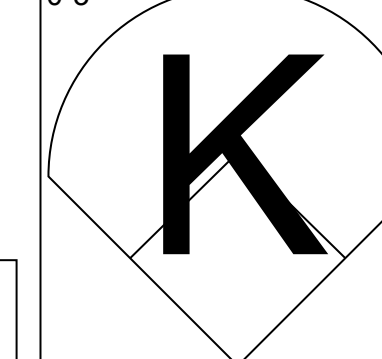
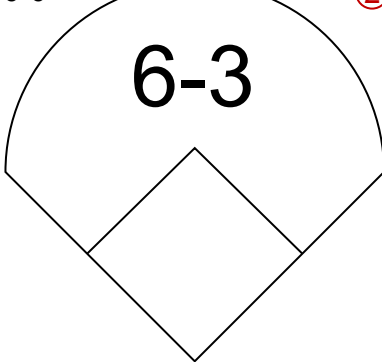
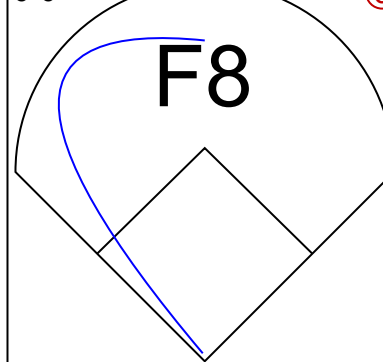
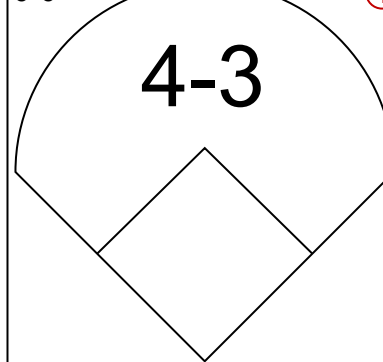
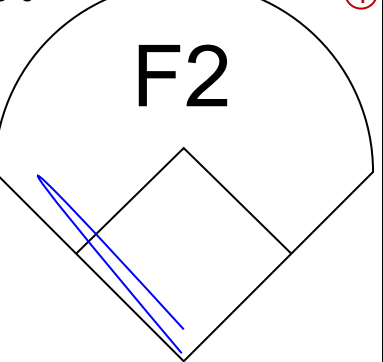
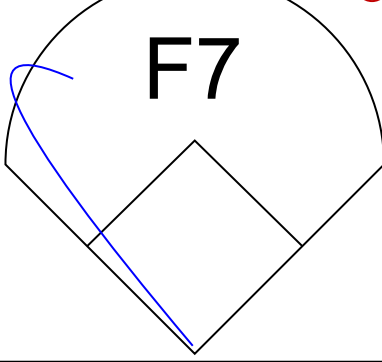
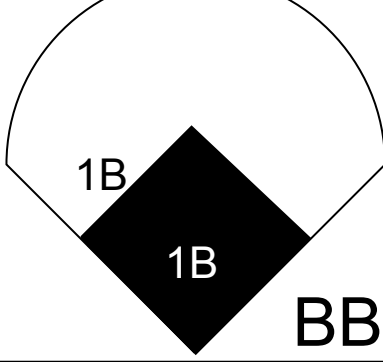

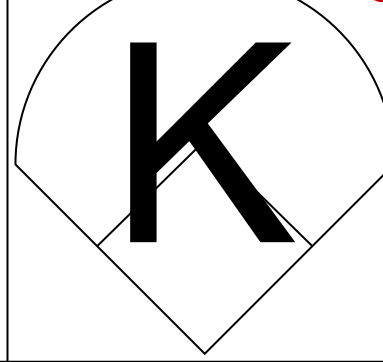
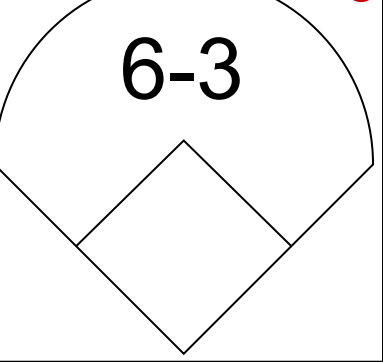
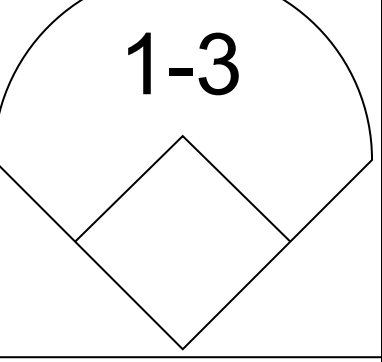
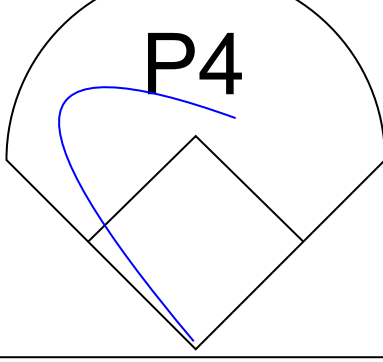
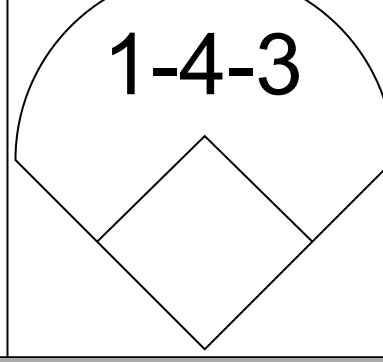
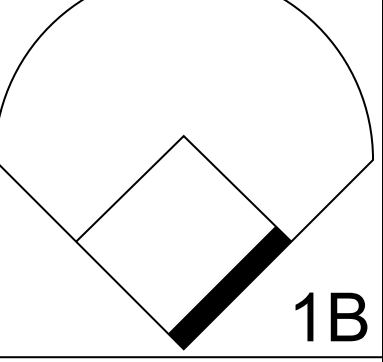
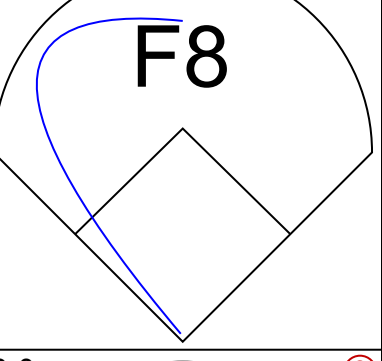
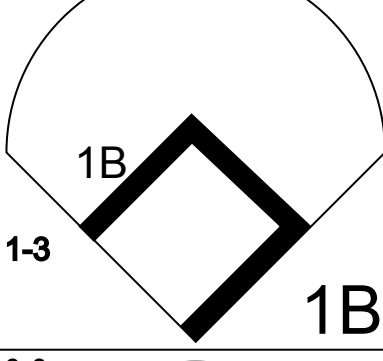

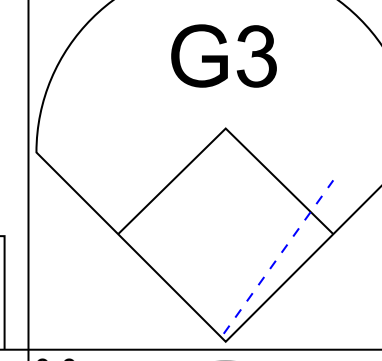
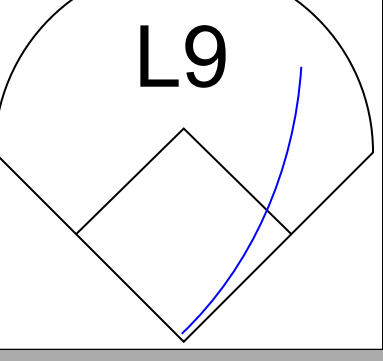
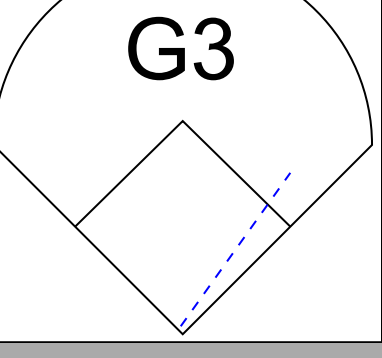
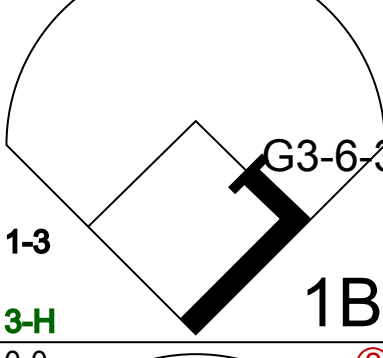

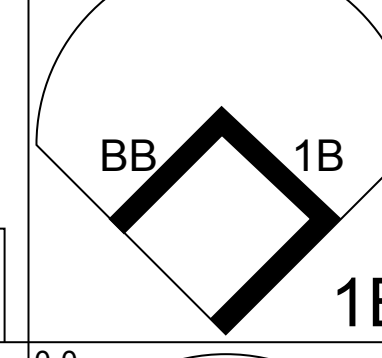

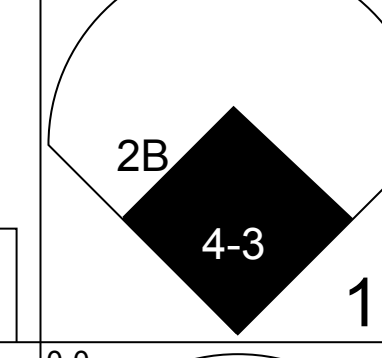
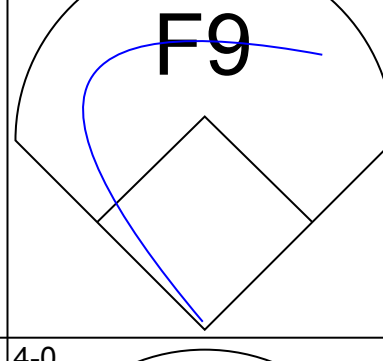
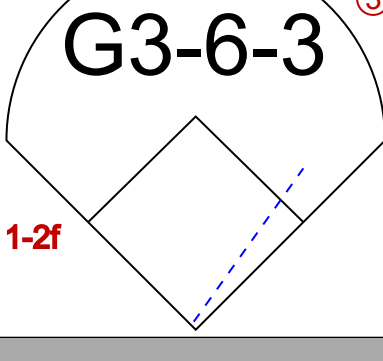
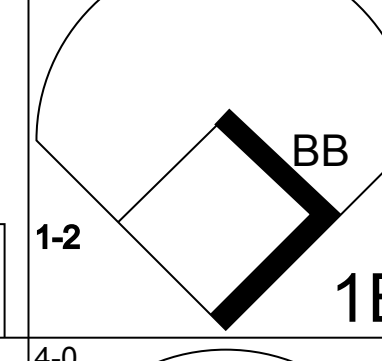

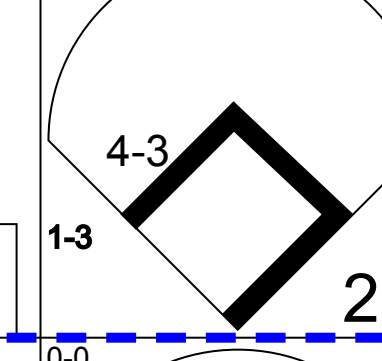
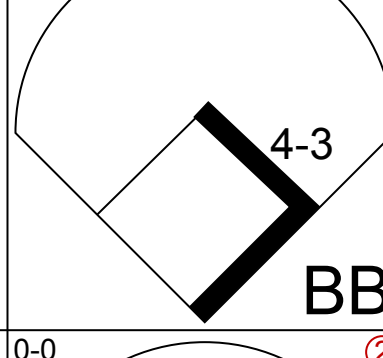

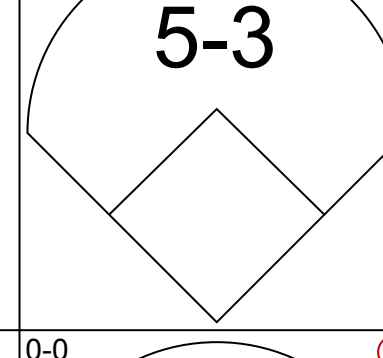
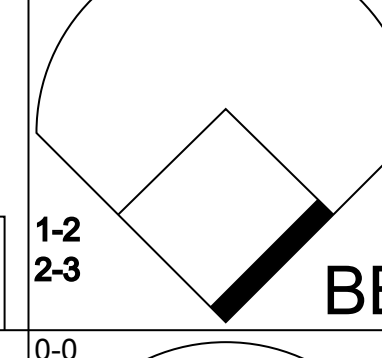
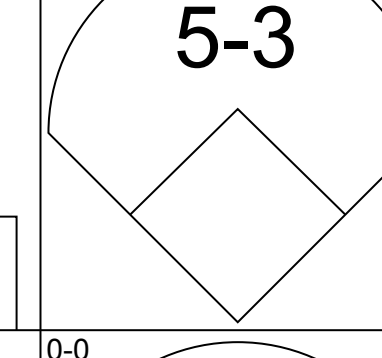
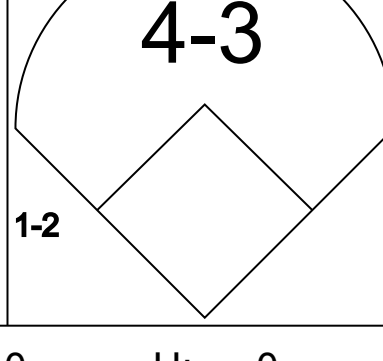
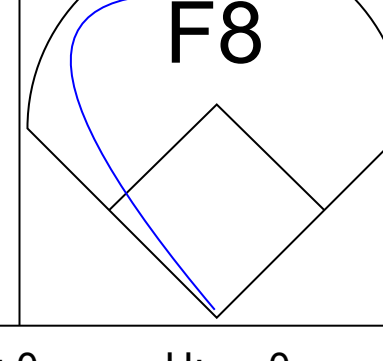
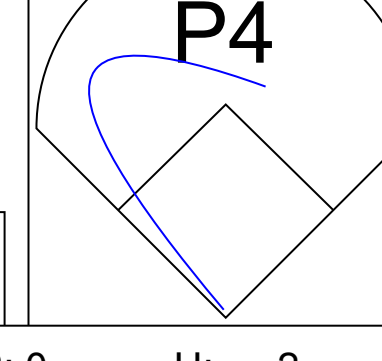
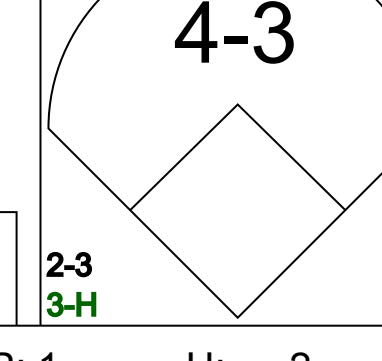
| Batter | 1 | 2 | 3 | 4 | 5 | 6 | 7 | 8 | 9 | AB | R | H | RBI | BB | SO | LOB | TOP | | | | | |
|---|---|---|---|---|--|---|---|---|---|---------------------------------|------------------------------|----------------------------------|------------------------------|---------------------------------|------------------------------|---------------------------------|------------------------------|---------------------------------|----------------------------------|------------------------------------|-------------------------|--------|
| Freddie Patek, R OBP: 0.328, SLG: 0.331 |  | |  | |  | |  | |  | 5 | 0 | 0 | 0 | 0 | 1 | 2 | | | | | | |
| Cookie Rojas, R OBP: 0.310, SLG: 0.363 |  | | |  |  | |  | | | 4 | 2 | 3 | 2 | 0 | 0 | 0 | | | | | | |
| Amos Otis, R OBP: 0.344, SLG: 0.475 |  | | |  | |  |  | | | 4 | 0 | 0 | 0 | 0 | 1 | 2 | | | | | | |
| John Mayberry, L OBP: 0.437, SLG: 0.543 |  | | |  |  |  | |  |  | 2 | 0 | 1 | 0 | 2 | 1 | 0 | | | | | | |
| Ed Kirkpatrick, L OBP: 0.373, SLG: 0.434 | |  | |  |  |  | |  | | 3 | 0 | 1 | 1 | 1 | 0 | 1 | | | | | | |
| Rick Reichardt, R OBP: 0.324, SLG: 0.392 |  | | |  |  |  | |  |  | 2 | 0 | 0 | 0 | 2 | 0 | 2 | | | | | | |
| Lou Piniella, R OBP: 0.278, SLG: 0.355 |  | | |  | | | |  |  | 4 | 1 | 1 | 0 | 0 | 2 | 5 | | | | | | |
| Kurt Bevacqua, R OBP: 0.346, SLG: 0.375 | | |  | |  | |  | |  | 2 | 1 | 0 | 0 | 2 | 0 | 3 | | | | | | |
| Fran Healy, R OBP: 0.321, SLG: 0.351 | | |  | |  | |  | |  | 3 | 0 | 0 | 0 | 0 | 1 | 1 | | | | | | |
| Inning Stats | R: 1 E: 0 K: 3 S: 10 | H: 1 LOB: 0 BB: 0 P: 10 | R: 0 E: 0 K: 1 S: 5 | H: 0 LOB: 0 BB: 0 P: 5 | R: 0 E: 0 K: 0 S: 3 | H: 0 LOB: 0 BB: 0 P: 3 | R: 1 E: 1 K: 1 S: 7 | H: 2 LOB: 3 BB: 2 P: 15 | R: 0 E: 0 K: 0 S: 3 | H: 0 LOB: 0 BB: 0 P: 3 | R: 0 E: 0 K: 0 S: 2 | H: 0 LOB: 1 BB: 2 P: 10 | R: 2 E: 0 K: 0 S: 5 | H: 2 LOB: 1 BB: 1 P: 9 | R: 0 E: 0 K: 0 S: 3 | H: 1 LOB: 1 BB: 1 P: 7 | R: 0 E: 0 K: 1 S: 4 | H: 0 LOB: 0 BB: 1 P: 8 | 1B: 3 2B: 1 3B: 1 HR: 1 | SF: 0 SAC: 1 DP: 2 HBP: 0 | WP: 1 PB: 0 CS: 0 | PA: 37 |
| PITCHER | IP WLS BF H R ER SO BB IBB HBP BLK WP HR S P ERA WHIP | | | | | | | | | | | | | | | | | | | | | |
| Doc Medich, R ERA: 3.08 | (1, 1) | 6.2 L 29 5 4 4 5 4 1 0 0 0 1 1 34 54 5.40 1.350 | | | | | | | | | | | | | | | | | | | | |
| Fred Beene, R ERA: 1.95 | (7, 1) | 2.1 8 1 0 0 1 2 0 0 0 0 0 0 8 16 0.00 1.286 | | | | | | | | | | | | | | | | | | | | |

Kansas City Royals @ New York Yankees
Yankee Stadium, Bronx, NY

AB 29
R 4
H 6
RBI 3
BB 7
SO 6
LOB 16



Sat Jul 14 1973, 3:33 AM EDT
Att: 14,966 - Unknown - 90 F

| Batter | 1 | 2 | 3 | 4 | 5 | 6 | 7 | 8 | 9 | AB | R | H | RBI | BB | SO | LOB | BOTTOM | | | | | |
|--|---|---|---|---|--|---|---|---|---|---------------------------------|------------------------------|---------------------------------|------------------------------|---------------------------------|------------------------------|---------------------------------|------------------------------|---------------------------------|----------------------------------|------------------------------------|-------------------------|--------|
| Horace Clarke, S OBP: 0.314, SLG: 0.297 |  | |  | |  | |  | |  | 3 | 0 | 0 | 0 | 1 | 0 | 3 | | | | | | |
| Jim Ray Hart, R OBP: 0.310, SLG: 0.385 | | | | | | | | | | 1 | 0 | 0 | 0 | 0 | 1 | 1 | | | | | | |
| Matty Alou, L OBP: 0.334, SLG: 0.348 |  | |  | | |  | |  | | 4 | 0 | 0 | 0 | 0 | 0 | 2 | | | | | | |
| Roy White, S OBP: 0.342, SLG: 0.362 |  | | |  |  |  | |  | | 3 | 1 | 0 | 0 | 1 | 1 | 0 | | | | | | |
| Bobby Murcer, L OBP: 0.355, SLG: 0.504 | |  | |  | |  | |  | | 4 | 0 | 1 | 0 | 0 | 0 | 1 | | | | | | |
| Ron Blomberg, L OBP: 0.429, SLG: 0.514 |  | | |  |  | |  |  | | 4 | 0 | 1 | 0 | 0 | 0 | 1 | | | | | | |
| Graig Nettles, L OBP: 0.356, SLG: 0.407 |  | | |  |  | |  |  |  | 4 | 1 | 3 | 1 | 0 | 0 | 0 | | | | | | |
| Johnny Callison, L OBP: 0.219, SLG: 0.260 | | |  |  | | |  |  |  | 4 | 0 | 2 | 0 | 0 | 0 | 2 | | | | | | |
| Thurman Munson, R OBP: 0.358, SLG: 0.487 | | |  |  | |  | |  |  | 2 | 0 | 0 | 0 | 2 | 0 | 2 | | | | | | |
| Gene Michael, S OBP: 0.277, SLG: 0.302 |  | | | | |  | |  |  | 4 | 0 | 0 | 1 | 0 | 0 | 5 | | | | | | |
| Inning Stats | R: 0 E: 0 K: 0 S: 3 | H: 0 LOB: 0 BB: 0 P: 3 | R: 0 E: 0 K: 0 S: 3 | H: 0 LOB: 0 BB: 0 P: 3 | R: 0 E: 0 K: 0 S: 3 | H: 0 LOB: 2 BB: 2 P: 11 | R: 1 E: 0 K: 0 S: 4 | H: 2 LOB: 1 BB: 1 P: 8 | R: 0 E: 0 K: 0 S: 3 | H: 0 LOB: 0 BB: 0 P: 3 | R: 0 E: 0 K: 1 S: 5 | H: 0 LOB: 0 BB: 0 P: 5 | R: 0 E: 0 K: 0 S: 5 | H: 2 LOB: 3 BB: 1 P: 9 | R: 0 E: 0 K: 0 S: 4 | H: 1 LOB: 1 BB: 0 P: 4 | R: 1 E: 0 K: 1 S: 7 | H: 2 LOB: 1 BB: 0 P: 7 | 1B: 6 2B: 1 3B: 0 HR: 0 | SF: 0 SAC: 0 DP: 1 HBP: 0 | WP: 0 PB: 0 CS: 0 | PA: 37 |
| PITCHER | IP WLS BF H R ER SO BB IBB HBP BLK WP HR S P ERA WHIP | | | | | | | | | | | | | | | | | | | | | |
| Steve Busby, R ERA: 4.44 | (1, 1) | 8.0 W 34 7 2 2 1 4 0 0 0 0 0 0 32 48 2.25 1.375 | | | | | | | | | | | | | | | | | | | | |
| Doug Bird, R ERA: 3.51 | (9, 1) | 1.0 S 3 0 0 0 1 0 0 0 0 0 0 0 5 5 0.00 0.000 | | | | | | | | | | | | | | | | | | | | |

Kansas City Royals @ New York Yankees
Yankee Stadium, Bronx, NY

AB 33
R 2
H 7
RBI 2
BB 4
SO 2
LOB 17



Sat Jul 14 1973, 3:33 AM EDT
Att: 14,966 - Unknown - 90 F

| Batter | 1 | 2 | 3 | 4 | 5 | 6 | 7 | 8 | 9 | AB | R | H | RBI | BB | SO | LOB | TOP | | | | |
|---|---|---|---|---|---|---|---|---|---|---|---|---|---|---|---|---|---|---|---|---|---|
| Freddie Patek, R OBP: 0.327, SLG: 0.328 (1, 6) | | | | | | | | | | 3 | 0 | 0 | 0 | 1 | 0 | 1 | | | | | |
| Cookie Rojas, R OBP: 0.309, SLG: 0.359 (1, 4) | | | | | | | | | | 3 | 0 | 0 | 0 | 1 | 1 | 1 | | | | | |
| Amos Otis, R OBP: 0.345, SLG: 0.474 (1, 8) | | | | | | | | | | 3 | 0 | 1 | 0 | 1 | 1 | 1 | | | | | |
| John Mayberry, L OBP: 0.437, SLG: 0.541 (1, 3) | | | | | | | | | | 3 | 0 | 1 | 0 | 1 | 1 | 1 | | | | | |
| Rick Reichardt, R OBP: 0.324, SLG: 0.388 (1, 9) | | | | | | | | | | 2 | 0 | 0 | 0 | 1 | 0 | 3 | | | | | |
| Lou Piniella, R OBP: 0.281, SLG: 0.353 (1, 7) | | | | | | | | | | 2 | 0 | 0 | 0 | 2 | 0 | 1 | | | | | |
| Hal McRae, R OBP: 0.257, SLG: 0.242 (1, 10) | | | | | | | | | | 4 | 0 | 1 | 0 | 0 | 1 | 5 | | | | | |
| Kurt Bevacqua, R OBP: 0.337, SLG: 0.365 (1, 5) | | | | | | | | | | 4 | 0 | 0 | 0 | 0 | 1 | 4 | | | | | |
| Fran Healy, R OBP: 0.319, SLG: 0.354 (1, 2) | | | | | | | | | | 4 | 0 | 1 | 0 | 0 | 3 | 0 | | | | | |
| Inning Stats | R: 0 E: 0 K: 0 S: 3 | H: 1 LOB: 2 BB: 2 P: 11 | R: 0 E: 0 K: 0 S: 3 | H: 0 LOB: 0 BB: 0 P: 3 | R: 0 E: 0 K: 1 S: 5 | H: 0 LOB: 0 BB: 0 P: 5 | R: 0 E: 0 K: 3 S: 9 | H: 0 LOB: 2 BB: 2 P: 17 | R: 0 E: 0 K: 1 S: 6 | H: 1 LOB: 1 BB: 0 P: 6 | R: 0 E: 0 K: 1 S: 6 | H: 1 LOB: 0 BB: 2 P: 14 | R: 0 E: 0 K: 0 S: 5 | H: 0 LOB: 1 BB: 1 P: 7 | R: 0 E: 0 K: 1 S: 5 | H: 1 LOB: 0 BB: 0 P: 5 | 1B: 3 2B: 1 3B: 0 HR: 0 | SF: 0 SAC: 1 DP: 1 HBP: 0 | WP: 0 PB: 1 SB: 0 CS: 1 | PA: 36 | |
| PITCHER | IP WLS BF H R ER SO BB IBB HBP BLK WP HR S P ERA WHIP | IP WLS BF H R ER SO BB IBB HBP BLK WP HR S P ERA WHIP | IP WLS BF H R ER SO BB IBB HBP BLK WP HR S P ERA WHIP | IP WLS BF H R ER SO BB IBB HBP BLK WP HR S P ERA WHIP | IP WLS BF H R ER SO BB IBB HBP BLK WP HR S P ERA WHIP | IP WLS BF H R ER SO BB IBB HBP BLK WP HR S P ERA WHIP | IP WLS BF H R ER SO BB IBB HBP BLK WP HR S P ERA WHIP | IP WLS BF H R ER SO BB IBB HBP BLK WP HR S P ERA WHIP | IP WLS BF H R ER SO BB IBB HBP BLK WP HR S P ERA WHIP | IP WLS BF H R ER SO BB IBB HBP BLK WP HR S P ERA WHIP | IP WLS BF H R ER SO BB IBB HBP BLK WP HR S P ERA WHIP | IP WLS BF H R ER SO BB IBB HBP BLK WP HR S P ERA WHIP | IP WLS BF H R ER SO BB IBB HBP BLK WP HR S P ERA WHIP | IP WLS BF H R ER SO BB IBB HBP BLK WP HR S P ERA WHIP | IP WLS BF H R ER SO BB IBB HBP BLK WP HR S P ERA WHIP | IP WLS BF H R ER SO BB IBB HBP BLK WP HR S P ERA WHIP | IP WLS BF H R ER SO BB IBB HBP BLK WP HR S P ERA WHIP | IP WLS BF H R ER SO BB IBB HBP BLK WP HR S P ERA WHIP | IP WLS BF H R ER SO BB IBB HBP BLK WP HR S P ERA WHIP | IP WLS BF H R ER SO BB IBB HBP BLK WP HR S P ERA WHIP | IP WLS BF H R ER SO BB IBB HBP BLK WP HR S P ERA WHIP |
| Sam McDowell, L ERA: 3.25 Sparky Lyle, L ERA: 2.04 (9, 1) | | | | | | | | | | | | | | | | | | | | | |

Kansas City Royals @ New York Yankees
Yankee Stadium, Bronx, NY
Sun Jul 15 1973, 3:33 AM EDT
Att: 10,906 - Unknown - 67 F


AB 28
R 0
H 4
RBI 0
BB 7
SO 8
LOB 17



| Batter | 1 | 2 | 3 | 4 | 5 | 6 | 7 | 8 | 9 | AB | R | H | RBI | BB | SO | LOB | BOTTOM | | | | |
|---|---|---|---|---|---|---|---|---|---|---|---|---|---|---|---|---|---|---|---|---|---|
| Horace Clarke, S OBP: 0.313, SLG: 0.295 (1, 4) | | | | | | | | | | 3 | 1 | 0 | 0 | 1 | 2 | 1 | | | | | |
| Matty Alou, L OBP: 0.334, SLG: 0.346 (1, 3) | | | | | | | | | | 2 | 1 | 0 | 0 | 1 | 0 | 0 | | | | | |
| Roy White, S OBP: 0.346, SLG: 0.363 (1, 7) | | | | | | | | | | 2 | 0 | 1 | 2 | 2 | 1 | 1 | | | | | |
| Bobby Murcer, L OBP: 0.351, SLG: 0.499 (1, 8) | | | | | | | | | | 4 | 0 | 0 | 0 | 0 | 0 | 4 | | | | | |
| Ron Blomberg, L OBP: 0.428, SLG: 0.511 Jim Ray Hart, R OBP: 0.309, SLG: 0.384 (8, PH) | | | | | | | | | | | 3 | 0 | 1 | 0 | 0 | 1 | 0 | | | | |
| Graig Nettles, L OBP: 0.356, SLG: 0.406 (1, 5) | | | | | | | | | | 3 | 0 | 1 | 0 | 0 | 0 | 1 | | | | | |
| Johnny Callison, L OBP: 0.213, SLG: 0.252 (1, 9) | | | | | | | | | | 3 | 0 | 0 | 0 | 0 | 0 | 2 | | | | | |
| Jerry Moses, R OBP: 0.344, SLG: 0.345 (1, 2) | | | | | | | | | | 1 | 0 | 0 | 0 | 2 | 0 | 0 | | | | | |
| Gene Michael, S OBP: 0.278, SLG: 0.300 (1, 6) | | | | | | | | | | 2 | 0 | 0 | 0 | 1 | 0 | 4 | | | | | |
| Inning Stats | R: 0 E: 0 K: 1 S: 5 | H: 0 LOB: 1 BB: 1 P: 9 | R: 0 E: 0 K: 1 S: 5 | H: 0 LOB: 0 BB: 0 P: 5 | R: 0 E: 0 K: 0 S: 2 | H: 0 LOB: 1 BB: 1 P: 6 | R: 0 E: 0 K: 1 S: 4 | H: 0 LOB: 0 BB: 1 P: 8 | R: 0 E: 0 K: 1 S: 5 | H: 0 LOB: 1 BB: 1 P: 9 | R: 0 E: 0 K: 0 S: 4 | H: 1 LOB: 2 BB: 1 P: 8 | R: 0 E: 0 K: 0 S: 4 | H: 1 LOB: 2 BB: 1 P: 8 | R: 2 E: 1 K: 0 S: 4 | H: 1 LOB: 0 BB: 1 P: 8 | 1B: 3 2B: 0 3B: 0 HR: 0 | SF: 0 SAC: 1 DP: 2 HBP: 0 | WP: 0 PB: 0 SB: 0 CS: 1 | PA: 33 | |
| PITCHER | IP WLS BF H R ER SO BB IBB HBP BLK WP HR S P ERA WHIP | IP WLS BF H R ER SO BB IBB HBP BLK WP HR S P ERA WHIP | IP WLS BF H R ER SO BB IBB HBP BLK WP HR S P ERA WHIP | IP WLS BF H R ER SO BB IBB HBP BLK WP HR S P ERA WHIP | IP WLS BF H R ER SO BB IBB HBP BLK WP HR S P ERA WHIP | IP WLS BF H R ER SO BB IBB HBP BLK WP HR S P ERA WHIP | IP WLS BF H R ER SO BB IBB HBP BLK WP HR S P ERA WHIP | IP WLS BF H R ER SO BB IBB HBP BLK WP HR S P ERA WHIP | IP WLS BF H R ER SO BB IBB HBP BLK WP HR S P ERA WHIP | IP WLS BF H R ER SO BB IBB HBP BLK WP HR S P ERA WHIP | IP WLS BF H R ER SO BB IBB HBP BLK WP HR S P ERA WHIP | IP WLS BF H R ER SO BB IBB HBP BLK WP HR S P ERA WHIP | IP WLS BF H R ER SO BB IBB HBP BLK WP HR S P ERA WHIP | IP WLS BF H R ER SO BB IBB HBP BLK WP HR S P ERA WHIP | IP WLS BF H R ER SO BB IBB HBP BLK WP HR S P ERA WHIP | IP WLS BF H R ER SO BB IBB HBP BLK WP HR S P ERA WHIP | IP WLS BF H R ER SO BB IBB HBP BLK WP HR S P ERA WHIP | IP WLS BF H R ER SO BB IBB HBP BLK WP HR S P ERA WHIP | IP WLS BF H R ER SO BB IBB HBP BLK WP HR S P ERA WHIP | IP WLS BF H R ER SO BB IBB HBP BLK WP HR S P ERA WHIP | IP WLS BF H R ER SO BB IBB HBP BLK WP HR S P ERA WHIP |
| Ken Wright, R ERA: 3.79 Steve Mingo, L ERA: 6.11 (8, 1) | | | | | | | | | | | | | | | | | | | | | |

Kansas City Royals @ New York Yankees
Yankee Stadium, Bronx, NY
Sun Jul 15 1973, 3:33 AM EDT
Att: 10,906 - Unknown - 67 F

AB 24
R 2
H 3
RBI 2
BB 7
SO 4
LOB 14



| Batter | 1 | 2 | 3 | 4 | 5 | 6 | 7 | 8 | 9 | AB | R | H | RBI | BB | SO | LOB | TOP | | | | | | | | | | |
|---|------------------------------|---------------------------------|------------------------------|---------------------------------|------------------------------|---------------------------------|------------------------------|---------------------------------|------------------------------|----------------------------------|------------------------------|---------------------------------|------------------------------|---------------------------------|------------------------------|----------------------------------|---|------------------------------|---------------------------------|----------------------------------|------------------------------------|----------------------------------|--------|--|--|--|--|
| Freddie Patek, R OBP: 0.328, SLG: 0.326 | P3 | | F5 | | | FC5-6 | | S BB 1B | | 4 | 2 | 1 | 0 | 1 | 0 | 2 | Kansas City Royals @ Detroit Tigers Tiger Stadium, Detroit, MI Mon Jul 16 1973, 7:05 PM EDT Att: 27,360 - Unknown | | | | | | | | | | |
| Cookie Rojas, R OBP: 0.310, SLG: 0.357 Bobby Floyd, R OBP: 0.389, SLG: 0.400 | BB | | 6-3 | | | 4-3 | SF8 | S 1B | | 2 | 0 | 0 | 0 | 1 | 0 | 1 | | | | | | | | | | | |
| Amos Otis, R OBP: 0.348, SLG: 0.482 | K | | HR | | | L9 | | CS 1B | | 4 | 2 | 2 | 3 | 1 | 1 | 2 | | | | | | | | | | | |
| John Mayberry, L OBP: 0.439, SLG: 0.539 | 4-3 | | FC4-6 1B | | | E BB 1-2 | | CS 1B | F7 | 3 | 0 | 1 | 0 | 2 | 0 | 1 | | | | | | | | | | | |
| Ed Kirkpatrick, L OBP: 0.373, SLG: 0.430 | | G6-4-3 E HR BB | FC4-6 | | | K | | 1B BB | 1B 1B | 3 | 2 | 0 | 0 | 2 | 2 | 5 | | | | | | | | | | | |
| Rick Reichardt, R OBP: 0.324, SLG: 0.387 Hal McRae, R OBP: 0.266, SLG: 0.252 | E6 | | CS 1B | | | E6 | | 1B 1B | 1B FC6-4 1B | 3 | 0 | 1 | 0 | 0 | 0 | 2 | | | | | | | | | | | |
| Lou Piniella, R OBP: 0.279, SLG: 0.350 | G6-4-3 | | K | | | L9 | | G6-3 1B | 1B FC6-4 1B | 5 | 0 | 1 | 1 | 0 | 1 | 7 | | | | | | | | | | | |
| Paul Schaaf, R OBP: 0.381, SLG: 0.401 | HR | | 1B | | | FC5-6 SF8 BB | | G6-4-3 BB | FC6-4 | 3 | 2 | 2 | 3 | 2 | 0 | 1 | | | | | | | | | | | |
| Fran Healy, R OBP: 0.316, SLG: 0.350 | 5-3 | | 4-3 | | | FC5-6 1B | | G6-4-3 | F7 | 5 | 0 | 1 | 0 | 0 | 0 | 3 | | | | | | | | | | | |
| Inning Stats | R: 0 E: 0 K: 1 S: 5 | H: 0 LOB: 1 BB: 1 P: 9 | R: 2 E: 1 K: 0 S: 4 | H: 1 LOB: 0 BB: 1 P: 8 | R: 1 E: 0 K: 0 S: 5 | H: 2 LOB: 1 BB: 0 P: 5 | R: 0 E: 0 K: 1 S: 6 | H: 2 LOB: 1 BB: 0 P: 6 | R: 2 E: 1 K: 0 S: 6 | H: 0 LOB: 2 BB: 3 P: 18 | R: 1 E: 0 K: 0 S: 4 | H: 1 LOB: 1 BB: 1 P: 8 | R: 0 E: 0 K: 1 S: 5 | H: 1 LOB: 1 BB: 1 P: 9 | R: 2 E: 0 K: 0 S: 3 | H: 2 LOB: 0 BB: 2 P: 11 | | R: 2 E: 0 K: 0 S: 5 | H: 2 LOB: 1 BB: 1 P: 9 | 1B: 9 2B: 1 3B: 0 HR: 2 | SF: 1 SAC: 0 DP: 4 HBP: 0 | WP: 0 PB: 0 SB: 5 CS: 2 | PA: 46 | | | | |
| PITCHER | IP | WLS | BF | H | R | ER | SO | BB | IBB | HBP | BLK | WP | HR | S | P | ERA | WHIP | | | | | | | | | | |
| Mike Strahler, R ERA: 3.48 | 4.1 | L | 21 | 5 | 5 | 3 | 2 | 3 | 1 | 0 | 0 | 0 | 2 | 21 | 37 | 6.23 | 1.846 | | | | | | | | | | |
| Fred Scherman, L ERA: 5.73 | 0.1 | | 2 | 0 | 0 | 0 | 1 | 1 | 0 | 0 | 0 | 0 | 0 | 3 | 7 | 0.00 | 3.000 | | | | | | | | | | |
| Bob Miller, R ERA: 4.15 | 1.1 | | 7 | 1 | 1 | 1 | 0 | 1 | 0 | 0 | 0 | 0 | 0 | 6 | 10 | 6.75 | 1.500 | | | | | | | | | | |
| Woodie Fryman, L ERA: 5.84 | 2.0 | | 9 | 3 | 2 | 2 | 1 | 3 | 0 | 0 | 0 | 0 | 0 | 8 | 20 | 9.00 | 3.000 | | | | | | | | | | |
| Ed Farmer, R ERA: 3.49 | 1.0 | | 6 | 2 | 2 | 2 | 0 | 1 | 0 | 0 | 0 | 0 | 0 | 5 | 9 | 18.00 | 3.000 | | | | | | | | | | |
| Batter | 1 | 2 | 3 | 4 | 5 | 6 | 7 | 8 | 9 | AB | R | H | RBI | BB | SO | LOB | BOTTOM | | | | | | | | | | |
| Jim Northrup, L OBP: 0.321, SLG: 0.388 | G3 | | L1-6-3 1B | | | 4-3 | | L7 1B | | 4 | 0 | 2 | 0 | 0 | 0 | 0 | Kansas City Royals @ Detroit Tigers Tiger Stadium, Detroit, MI Mon Jul 16 1973, 7:05 PM EDT Att: 27,360 - Unknown | | | | | | | | | | |
| Al Kaline, R OBP: 0.282, SLG: 0.307 | K | | L1-6-3 | | | L6-3 | | 1B | | 4 | 0 | 1 | 0 | 0 | 1 | 1 | | | | | | | | | | | |
| Gates Brown, L OBP: 0.332, SLG: 0.364 | 4-3 | | | | | HR BB | | L7 | | 3 | 1 | 1 | 0 | 1 | 0 | 2 | | | | | | | | | | | |
| Norm Cash, L OBP: 0.327, SLG: 0.498 | | FC3-6 BB 1B | | | P6 | HR BB | | F7 | | 4 | 1 | 2 | 2 | 0 | 0 | 3 | | | | | | | | | | | |
| Bill Freehan, R OBP: 0.320, SLG: 0.310 | F9 | | 5-3 | | | P3 | | G5-4-3 1B | | 4 | 0 | 1 | 0 | 0 | 0 | 2 | | | | | | | | | | | |
| Dick McAuliffe, L OBP: 0.360, SLG: 0.406 | FC3-6 BB | | F8 | | | F7 | | F5 | | 3 | 0 | 0 | 0 | 1 | 0 | 2 | | | | | | | | | | | |
| Mickey Stanley, R OBP: 0.285, SLG: 0.371 | FC3-6 | | 5-3 | | | F8 | | G5-4-3 | | 4 | 0 | 0 | 0 | 0 | 0 | 3 | | | | | | | | | | | |
| Aurelio Rodriguez, R OBP: 0.257, SLG: 0.349 | 6-3 | | 6-3 | | | 6-3 | | | | 3 | 0 | 0 | 0 | 0 | 0 | 2 | | | | | | | | | | | |
| Ed Brinkman, R OBP: 0.313, SLG: 0.373 | | | 6-3 | | | K | | P5 | | 3 | 0 | 0 | 0 | 0 | 1 | 0 | | | | | | | | | | | |
| Inning Stats | R: 0 E: 0 K: 1 S: 5 | H: 0 LOB: 0 BB: 0 P: 5 | R: 0 E: 0 K: 0 S: 4 | H: 1 LOB: 2 BB: 1 P: 8 | R: 0 E: 0 K: 0 S: 3 | H: 1 LOB: 0 BB: 0 P: 3 | R: 0 E: 0 K: 1 S: 4 | H: 1 LOB: 1 BB: 0 P: 4 | R: 0 E: 0 K: 0 S: 5 | H: 0 LOB: 0 BB: 0 P: 5 | R: 2 E: 0 K: 0 S: 4 | H: 1 LOB: 0 BB: 1 P: 8 | R: 0 E: 0 K: 0 S: 3 | H: 0 LOB: 0 BB: 0 P: 3 | R: 0 E: 0 K: 0 S: 5 | H: 2 LOB: 2 BB: 0 P: 5 | | R: 0 E: 0 K: 0 S: 3 | H: 1 LOB: 0 BB: 0 P: 3 | 1B: 6 2B: 0 3B: 0 HR: 1 | SF: 0 SAC: 0 DP: 2 HBP: 0 | WP: 0 PB: 0 SB: 0 CS: 0 | PA: 34 | | | | |
| PITCHER | IP | WLS | BF | H | R | ER | SO | BB | IBB | HBP | BLK | WP | HR | S | P | ERA | WHIP | | | | | | | | | | |
| Dick Drago, R ERA: 3.75 | 9.0 | W | 34 | 7 | 2 | 2 | 2 | 2 | 0 | 0 | 0 | 0 | 1 | 36 | 44 | 2.00 | 1.000 | | | | | | | | | | |

| Batter | 1 | 2 | 3 | 4 | 5 | 6 | 7 | 8 | 9 | AB | R | H | RBI | BB | SO | LOB | TOP | | | | | | | | | |
|---|------------------------------|---------------------------------|------------------------------|---------------------------------|------------------------------|---------------------------------|------------------------------|---------------------------------|------------------------------|---------------------------------|------------------------------|---------------------------------|------------------------------|---------------------------------|------------------------------|---------------------------------|--|---------------------------------|----------------------------------|------------------------------------|----------------------------------|--------|--|--|--|--|
| Freddie Patek, R OBP: 0.327, SLG: 0.329 | P2 | | S HR 2B | | F7 | | F7 | | | 4 | 1 | 1 | 0 | 0 | 0 | 1 | Kansas City Royals @ Detroit Tigers Tiger Stadium, Detroit, MI Tue Jul 17 1973, 7:05 PM EDT Att: 19,903 - Unknown - 81 F | | | | | | | | | |
| Cookie Rojas, R OBP: 0.306, SLG: 0.353 | L7 | | B1 | | K | | | 5-3 | | 4 | 0 | 0 | 0 | 0 | 1 | | | | | | | | | | | |
| Amos Otis, R OBP: 0.350, SLG: 0.499 | E5 | | HR | | | | | K | | 4 | 2 | 2 | 3 | 0 | 1 | | | | | | | | | | | |
| Kurt Bevacqua, R OBP: 0.347, SLG: 0.382 | CS | | F9 | | | | | | | 4 | 0 | 3 | 0 | 0 | 0 | | | | | | | | | | | |
| Rick Reichardt, R OBP: 0.317, SLG: 0.377 | | 4-3 | | | F8 | | | F8 | | 4 | 0 | 0 | 0 | 0 | 3 | | | | | | | | | | | |
| Lou Piniella, R OBP: 0.285, SLG: 0.359 | | 1B | | | | | | | | 3 | 1 | 2 | 0 | 1 | 1 | | | | | | | | | | | |
| Hal McRae, R OBP: 0.271, SLG: 0.253 | | 2B | | | | | | | | 3 | 0 | 1 | 1 | 1 | 0 | | | | | | | | | | | |
| Steve Hovley, L OBP: 0.340, SLG: 0.306 | | 1B | | | F9 | | | CS | | 0 | 0 | 0 | 0 | 0 | 0 | | | | | | | | | | | |
| Paul Schaal, R OBP: 0.379, SLG: 0.397 | | F8 | | | K | | | F3 | | 3 | 0 | 0 | 0 | 1 | 1 | | | | | | | | | | | |
| Fran Healy, R OBP: 0.310, SLG: 0.342 | | | F3 | | | | | 3-1 | | 4 | 0 | 0 | 0 | 0 | 3 | | | | | | | | | | | |
| Inning Stats | R: 0 E: 1 K: 0 S: 3 | H: 0 LOB: 0 BB: 0 P: 3 | R: 1 E: 0 K: 0 S: 5 | H: 3 LOB: 1 BB: 0 P: 5 | R: 2 E: 0 K: 0 S: 5 | H: 2 LOB: 0 BB: 0 P: 5 | R: 0 E: 0 K: 1 S: 5 | H: 0 LOB: 1 BB: 1 P: 9 | R: 0 E: 0 K: 1 S: 5 | H: 0 LOB: 0 BB: 0 P: 5 | R: 1 E: 0 K: 1 S: 6 | H: 2 LOB: 0 BB: 0 P: 6 | R: 0 E: 0 K: 1 S: 3 | H: 0 LOB: 1 BB: 1 P: 7 | R: 0 E: 0 K: 1 S: 6 | H: 1 LOB: 1 BB: 0 P: 6 | R: 0 E: 0 K: 0 S: 3 | H: 1 LOB: 2 BB: 1 P: 7 | 1B: 3 2B: 4 3B: 0 HR: 2 | SF: 0 SAC: 0 DP: 1 HBP: 0 | WP: 0 PB: 0 SB: 2 CS: 3 | PA: 37 | | | | |
| PITCHER | IP | WLS | BF | H | R | ER | SO | BB | IBB | HBP | BLK | WP | HR | S | P | ERA | WHIP | | | | | | | | | |
| Mickey Lolich, L ERA: 3.42 | (1, 1) | 8.0 | L | 34 | 9 | 4 | 4 | 4 | 3 | 0 | 0 | 0 | 0 | 2 | 39 | 51 | 4.50 | 1.500 | | | | | | | | |
| John Hiller, L ERA: 1.61 | (9, 1) | 1.0 | | 2 | 0 | 0 | 0 | 0 | 0 | 0 | 0 | 0 | 0 | 2 | 2 | 0.00 | 0.000 | | | | | | | | | |

| Batter | 1 | 2 | 3 | 4 | 5 | 6 | 7 | 8 | 9 | AB | R | H | RBI | BB | SO | LOB | BOTTOM | | | | | | | | | |
|--|------------------------------|---------------------------------|------------------------------|---------------------------------|------------------------------|---------------------------------|------------------------------|---------------------------------|------------------------------|---------------------------------|------------------------------|---------------------------------|------------------------------|---------------------------------|------------------------------|---------------------------------|--|---------------------------------|----------------------------------|------------------------------------|----------------------------------|--------|--|--|--|--|
| Jim Northrup, L OBP: 0.322, SLG: 0.394 | F8 | | | | 3-1 | | | | G3 | 4 | 0 | 1 | 0 | 1 | 0 | 0 | Kansas City Royals @ Detroit Tigers Tiger Stadium, Detroit, MI Tue Jul 17 1973, 7:05 PM EDT Att: 19,903 - Unknown - 81 F | | | | | | | | | |
| Mickey Stanley, R OBP: 0.285, SLG: 0.369 | 1B | | 6-3 | | 6-3 | | | 6-3 | | 4 | 0 | 1 | 0 | 0 | 2 | | | | | | | | | | | |
| Gates Brown, L OBP: 0.335, SLG: 0.364 | 1B | | BB | | P6 | | | F8 | | 3 | 0 | 1 | 0 | 1 | 0 | | | | | | | | | | | |
| Norm Cash, L OBP: 0.322, SLG: 0.489 | F7 | | G3-6-3 | | | | | G3 | | 4 | 0 | 0 | 0 | 0 | 4 | | | | | | | | | | | |
| Duke Sims, L OBP: 0.352, SLG: 0.411 | L9 | | | | | | | | | 4 | 2 | 3 | 1 | 0 | 2 | | | | | | | | | | | |
| Dick Sharon, R OBP: 0.254, SLG: 0.464 | | | | | HR | | | BB | | 0 | 0 | 0 | 0 | 0 | 0 | | | | | | | | | | | |
| Dick McAuliffe, L OBP: 0.366, SLG: 0.423 | | F7 | | | HR | | | 1B | | 3 | 1 | 2 | 2 | 1 | 0 | | | | | | | | | | | |
| Rich Reese, L OBP: 0.200, SLG: 0.214 | | | | | | | | | | 4 | 0 | 0 | 0 | 0 | 3 | | | | | | | | | | | |
| Bill Freehan, R OBP: 0.320, SLG: 0.310 | | 3-1 | | | 4-3 | | | F8 | | 0 | 0 | 0 | 0 | 0 | 0 | | | | | | | | | | | |
| Aurelio Rodriguez, R OBP: 0.258, SLG: 0.352 | | | | | F3 | | | | | 3 | 0 | 1 | 0 | 0 | 1 | | | | | | | | | | | |
| Willie Horton, R OBP: 0.411, SLG: 0.603 | | | | | | | | K | | 1 | 0 | 0 | 0 | 0 | 0 | | | | | | | | | | | |
| Ed Brinkman, R OBP: 0.310, SLG: 0.369 | | | | | | | | | | 3 | 0 | 0 | 0 | 0 | 1 | | | | | | | | | | | |
| Al Kaline, R OBP: 0.280, SLG: 0.305 | | 1-3 | | | F8 | | | 5-3 | | 1 | 0 | 0 | 0 | 0 | 0 | | | | | | | | | | | |
| Inning Stats | R: 0 E: 0 K: 0 S: 5 | H: 2 LOB: 2 BB: 0 P: 5 | R: 0 E: 0 K: 0 S: 4 | H: 1 LOB: 1 BB: 0 P: 4 | R: 0 E: 0 K: 0 S: 3 | H: 1 LOB: 1 BB: 1 P: 7 | R: 2 E: 0 K: 0 S: 5 | H: 2 LOB: 0 BB: 0 P: 5 | R: 0 E: 0 K: 0 S: 3 | H: 0 LOB: 0 BB: 0 P: 3 | R: 1 E: 0 K: 0 S: 4 | H: 2 LOB: 0 BB: 0 P: 4 | R: 0 E: 0 K: 1 S: 5 | H: 0 LOB: 1 BB: 1 P: 9 | R: 0 E: 0 K: 0 S: 4 | H: 1 LOB: 2 BB: 1 P: 8 | R: 0 E: 0 K: 0 S: 3 | H: 0 LOB: 0 BB: 0 P: 3 | 1B: 5 2B: 1 3B: 1 HR: 2 | SF: 0 SAC: 0 DP: 2 HBP: 0 | WP: 0 PB: 0 SB: 0 CS: 0 | PA: 37 | | | | |
| PITCHER | IP | WLS | BF | H | R | ER | SO | BB | IBB | HBP | BLK | WP | HR | S | P | ERA | WHIP | | | | | | | | | |
| Al Fitzmorris, R ERA: 4.5 | (1, 1) | 6.0 | W | 25 | 8 | 3 | 3 | 0 | 1 | 0 | 0 | 0 | 0 | 2 | 24 | 28 | 4.50 | 1.500 | | | | | | | | |
| Doug Bird, R ERA: 3.27 | (7, 1) | 3.0 | S | 12 | 1 | 0 | 0 | 1 | 2 | 0 | 0 | 0 | 0 | 12 | 20 | 0.00 | 1.000 | | | | | | | | | |

| Batter | 1 | 2 | 3 | 4 | 5 | 6 | 7 | 8 | 9 | AB | R | H | RBI | BB | SO | LOB | TOP | | | | | | |
|---|--|---------------------------------|------------------------------|----------------------------------|------------------------------|---------------------------------|------------------------------|---------------------------------|------------------------------|----------------------------------|------------------------------|---------------------------------|------------------------------|---------------------------------|------------------------------|---------------------------------|--|------------------------------|---------------------------------|----------------------------------|------------------------------------|----------------------------------|--------|
| Freddie Patek, R OBP: 0.326, SLG: 0.338 Gail Hopkins, L OBP: 0.400, SLG: 0.394 | F3 | | F9 | | L9 | | HR | | F9 | 4 | 1 | 1 | 1 | 0 | 0 | 1 | Kansas City Royals @ Detroit Tigers Tiger Stadium, Detroit, MI Wed Jul 18 1973, 7:05 PM EDT Att: 19,256 - Unknown - 84 F | | | | | | |
| Cookie Rojas, R OBP: 0.309, SLG: 0.352 Frank White, R OBP: 0.273, SLG: 0.278 | CS BB | | F7 | | F BB SF9 BB | | 4-3 BB | | 1B | 1 | 1 | 0 | 0 | 2 | 0 | 0 | | | | | | | |
| Amos Otis, R OBP: 0.350, SLG: 0.496 Steve Howley, L OBP: 0.342, SLG: 0.308 | K | | L7 | | E BB | | 4-3 | | 1B | 2 | 0 | 0 | 0 | 1 | 1 | 1 | | | | | | | |
| Kurt Bevacqua, R OBP: 0.343, SLG: 0.376 | | K | | SH1-4 1B | E4 | | 5-3 | | F8 | 5 | 1 | 1 | 1 | 0 | 1 | 5 | | | | | | | |
| Ed Kirkpatrick, L OBP: 0.375, SLG: 0.430 | 1B BB | | | SH1-4 1B | SF9 | | 3-1 | | | 2 | 0 | 1 | 1 | 1 | 0 | 1 | | | | | | | |
| Rick Reichardt, R OBP: 0.311, SLG: 0.371 | L9 | | | SH1-4 | L9 | | | | F9 | 3 | 0 | 0 | 0 | 0 | 0 | 3 | | | | | | | |
| Lou Piniella, R OBP: 0.287, SLG: 0.361 | BB 1B | | | 6-3 | | | G6-4-3 1B | | 6-3 | 4 | 0 | 2 | 1 | 0 | 0 | 1 | | | | | | | |
| Paul Schaal, R OBP: 0.379, SLG: 0.394 Hal McRae, R OBP: 0.269, SLG: 0.252 | 1-2 BB | | F7 | | G6-4-3 | | F3 | | F3 | 2 | 0 | 0 | 0 | 1 | 0 | 2 | | | | | | | |
| Fran Healy, R OBP: 0.310, SLG: 0.342 Carl Taylor, R OBP: 0.363, SLG: 0.225 | 6-3 | | | | BB E 1B | | F8 | | 6-3 | 1 | 0 | 0 | 0 | 0 | 0 | 0 | | | | | | | |
| Inning Stats | R: 0 E: 0 K: 1 S: 4 | H: 0 LOB: 1 BB: 1 P: 8 | R: 0 E: 0 K: 1 S: 6 | H: 1 LOB: 3 BB: 2 P: 14 | R: 0 E: 0 K: 0 S: 3 | H: 0 LOB: 0 BB: 0 P: 3 | R: 1 E: 0 K: 0 S: 5 | H: 2 LOB: 1 BB: 0 P: 5 | R: 2 E: 0 K: 0 S: 5 | H: 1 LOB: 2 BB: 2 P: 13 | R: 0 E: 0 K: 0 S: 3 | H: 1 LOB: 1 BB: 0 P: 3 | R: 1 E: 0 K: 0 S: 4 | H: 1 LOB: 1 BB: 1 P: 8 | R: 0 E: 0 K: 0 S: 3 | H: 0 LOB: 0 BB: 0 P: 3 | | R: 0 E: 0 K: 0 S: 5 | H: 2 LOB: 2 BB: 0 P: 5 | 1B: 7 2B: 1 3B: 0 HR: 1 | SF: 1 SAC: 1 DP: 2 HBP: 0 | WP: 0 PB: 0 SB: 0 CS: 1 | PA: 40 |
| PITCHER Joe Coleman, R ERA: 3.57 | IP: 9.0 WLS: W BF: 40 H: 8 R: 4 ER: 3 SO: 2 BB: 6 IBB: 0 HBP: 0 BLK: 0 WP: 0 HR: 1 S: 38 P: 62 ERA: 3.00 WHIP: 1.556 | | | | | | | | | | | | | | | PITCHER | | | | | | | |

| | |
|-----|----|
| AB | 32 |
| R | 4 |
| H | 8 |
| RBI | 4 |
| BB | 6 |
| SO | 2 |
| LOB | 18 |



| Batter | 1 | 2 | 3 | 4 | 5 | 6 | 7 | 8 | 9 | AB | R | H | RBI | BB | SO | LOB | BOTTOM | | | | | | |
|---|---|---------------------------------|------------------------------|----------------------------------|------------------------------|----------------------------------|------------------------------|---------------------------------|------------------------------|----------------------------------|------------------------------|---------------------------------|------------------------------|---------------------------------|------------------------------|---------------------------------|--|------------------------------|---------------------------------|-----------------------------------|------------------------------------|----------------------------------|--------|
| Jim Northrup, L OBP: 0.328, SLG: 0.396 | 6-3 1B | 4-3 | | P6 | SH3 | | | FC5-4 BB | | 4 | 0 | 2 | 0 | 1 | 0 | 5 | Kansas City Royals @ Detroit Tigers Tiger Stadium, Detroit, MI Wed Jul 18 1973, 7:05 PM EDT Att: 19,256 - Unknown - 84 F | | | | | | |
| Mickey Stanley, R OBP: 0.285, SLG: 0.378 | 6-3 | | | HR | 5-3 | F7 | | F8 | | 6 | 2 | 2 | 2 | 0 | 0 | 4 | | | | | | | |
| Gates Brown, L OBP: 0.339, SLG: 0.382 Frank Howard, R OBP: 0.338, SLG: 0.390 | 6-3 | | | G3-6 1B | HR | HR | 1B IBB | FC5-4 | | 3 | 1 | 2 | 3 | 0 | 0 | 1 | | | | | | | |
| Duke Sims, L OBP: 0.363, SLG: 0.440 | F9 | | | G3-6 BB | 1B | HR | 1B | 1-2 2H | | 4 | 3 | 3 | 2 | 1 | 0 | 1 | | | | | | | |
| Dick McAuliffe, L OBP: 0.375, SLG: 0.446 | | BB 1B BB | G3-6 | 1-2 2-3 | 1B | HR | 1B | 2B | | 4 | 2 | 3 | 4 | 1 | 0 | 2 | | | | | | | |
| Al Kaline, R OBP: 0.280, SLG: 0.304 Dick Sharon, R OBP: 0.264, SLG: 0.471 | L8 | | K | L8 | L8 | HR | 1B | 2H | | 4 | 0 | 1 | 0 | 0 | 1 | 3 | | | | | | | |
| Norm Cash, L OBP: 0.323, SLG: 0.487 Tony Taylor, R OBP: 0.259, SLG: 0.317 | K | | | 1B SH2-3 1B | 1B | SH | F8 | K | | 5 | 2 | 2 | 0 | 0 | 2 | 3 | | | | | | | |
| Aurelio Rodriguez, R OBP: 0.260, SLG: 0.352 | | BB 1B | | SH2-3 | SH | BB | F9 | F9 | | 3 | 1 | 1 | 0 | 1 | 0 | 1 | | | | | | | |
| Ed Brinkman, R OBP: 0.313, SLG: 0.369 | 1-2 2-3 BB | | | HR 1B | SH 1B | | F7 | 4-3 | | 3 | 2 | 1 | 0 | 1 | 0 | 0 | | | | | | | |
| Inning Stats | R: 0 E: 0 K: 0 S: 4 | H: 1 LOB: 1 BB: 0 P: 4 | R: 0 E: 0 K: 1 S: 6 | H: 1 LOB: 2 BB: 2 P: 14 | R: 1 E: 0 K: 1 S: 6 | H: 2 LOB: 1 BB: 1 P: 10 | R: 5 E: 0 K: 0 S: 9 | H: 6 LOB: 1 BB: 0 P: 9 | R: 6 E: 1 K: 0 S: 8 | H: 4 LOB: 1 BB: 2 P: 16 | R: 0 E: 0 K: 0 S: 4 | H: 1 LOB: 1 BB: 0 P: 4 | R: 2 E: 0 K: 1 S: 8 | H: 3 LOB: 1 BB: 0 P: 8 | R: 0 E: 0 K: 0 S: 3 | H: 0 LOB: 1 BB: 1 P: 7 | | R: 0 E: 0 K: 0 S: 5 | H: 0 LOB: 1 BB: 1 P: 7 | 1B: 12 2B: 2 3B: 0 HR: 4 | SF: 0 SAC: 3 DP: 1 HBP: 0 | WP: 0 PB: 0 SB: 0 CS: 0 | PA: 48 |
| PITCHER Steve Busby, R ERA: 4.72 Bruce Dal Canton, R ERA: 3.83 Steve Mingo, L ERA: 6.86 Gene Garber, R ERA: 4.15 | IP: 3.2 WLS: L BF: 22 H: 9 R: 6 ER: 6 SO: 2 BB: 3 IBB: 0 HBP: 0 BLK: 0 WP: 0 HR: 2 S: 23 P: 35 ERA: 14.73 WHIP: 3.273 | | | | | | | | | | | | | | | PITCHER | | | | | | | |

| | |
|-----|----|
| AB | 39 |
| R | 14 |
| H | 18 |
| RBI | 12 |
| BB | 6 |
| SO | 3 |
| LOB | 21 |



| Batter | 1 | 2 | 3 | 4 | 5 | 6 | 7 | 8 | 9 | AB | R | H | RBI | BB | SO | LOB | TOP | | | |
|---|---|----------------------------------|---|---------------------------------|---|---------------------------------|---|----------------------------------|---|---------------------------------|---|---------------------------------|---|----------------------------------|---|---------------------------------|---|------------------------------------|----------------------------------|--------|
| Joe Lahoud, L OBP: 0.290, SLG: 0.294 Bob Coluccio, R OBP: 0.272, SLG: 0.377 | 0-0 BB WP 1B | | 0-0 F9 | 0-0 PO | 0-0 G3 | | 0-0 1B | 0-0 F8 | | 4 | 0 | 2 | 0 | 0 | 0 | 0 | | | | |
| Don Money, R OBP: 0.352, SLG: 0.369 | 0-0 1-3 | | 0-0 2B | | 0-0 4-3 | | 0-0 F8 | | | 4 | 1 | 1 | 0 | 0 | 0 | 2 | | | | |
| Dave May, L OBP: 0.363, SLG: 0.509 | 4-0 BB BB | | 0-0 2B | | 0-0 E9 | | 4-0 2B BB | | | 2 | 0 | 2 | 1 | 2 | 0 | 0 | | | | |
| John Briggs, L OBP: 0.352, SLG: 0.424 | 4-0 1-2 2-3 BB | | 0-0 P6 | | 0-0 G3 | | 0-0 P4 | | | 3 | 0 | 0 | 0 | 1 | 0 | 3 | | | | |
| George Scott, R OBP: 0.354, SLG: 0.444 | 0-3 K | | 0-0 L5 | | | | 0-0 L8 | | | 4 | 0 | 1 | 0 | 0 | 1 | 4 | | | | |
| Darrell Porter, L OBP: 0.394, SLG: 0.508 Ollie Brown, R OBP: 0.353, SLG: 0.421 Bill Champion, R OBP: 0.353, SLG: 0.421 Frank Linzy, R OBP: 0.353, SLG: 0.421 | 0-0 4-3 | | | 0-3 K | | | 0-0 G3 | | | 3 | 0 | 0 | 0 | 0 | 1 | 3 | | | | |
| Elie Rodriguez, R OBP: 0.366, SLG: 0.281 | | 0-0 6-3 | | 4-0 S BB | | | 0-0 1-3 | | | 3 | 0 | 0 | 0 | 1 | 0 | 2 | | | | |
| Tim Johnson, L OBP: 0.274, SLG: 0.268 | | 0-0 1-3 | | 0-0 F7 | | | 0-3 K | | | 4 | 0 | 0 | 0 | 0 | 1 | 1 | | | | |
| Pedro Garcia, R OBP: 0.304, SLG: 0.394 | | 0-3 K | | 4-0 PO BB | | | 0-3 K | | | 3 | 0 | 0 | 0 | 1 | 2 | 0 | | | | |
| Inning Stats | R: 0 E: 0 K: 1 S: 6 | H: 1 LOB: 3 BB: 2 P: 14 | R: 0 E: 0 K: 1 S: 5 | H: 0 LOB: 0 BB: 0 P: 5 | R: 1 E: 0 K: 0 S: 5 | H: 2 LOB: 1 BB: 0 P: 5 | R: 0 E: 0 K: 1 S: 4 | H: 0 LOB: 1 BB: 2 P: 12 | R: 0 E: 1 K: 0 S: 4 | H: 0 LOB: 0 BB: 0 P: 3 | R: 0 E: 0 K: 2 S: 3 | H: 1 LOB: 1 BB: 0 P: 8 | R: 0 E: 0 K: 1 S: 6 | H: 1 LOB: 2 BB: 0 P: 10 | R: 0 E: 0 K: 0 S: 3 | H: 0 LOB: 0 BB: 0 P: 3 | 1B: 3 2B: 3 3B: 0 HR: 0 | SF: 0 SAC: 0 DP: 0 HBP: 0 | WP: 1 PB: 0 SB: 1 CS: 0 | PA: 38 |
| PITCHER | IP WLS BF H R ER SO BB IBB HBP BLK WP HR S P ERA WHIP | | IP WLS BF H R ER SO BB IBB HBP BLK WP HR S P ERA WHIP | | IP WLS BF H R ER SO BB IBB HBP BLK WP HR S P ERA WHIP | | IP WLS BF H R ER SO BB IBB HBP BLK WP HR S P ERA WHIP | | IP WLS BF H R ER SO BB IBB HBP BLK WP HR S P ERA WHIP | | IP WLS BF H R ER SO BB IBB HBP BLK WP HR S P ERA WHIP | | IP WLS BF H R ER SO BB IBB HBP BLK WP HR S P ERA WHIP | | IP WLS BF H R ER SO BB IBB HBP BLK WP HR S P ERA WHIP | | IP WLS BF H R ER SO BB IBB HBP BLK WP HR S P ERA WHIP | | | |
| Dick Drago, R ERA: 3.64 Joe Hoerner, L ERA: 5.65 | 7.1 W 32 6 1 1 5 5 0 0 0 0 1 0 0 0 1.23 1.500 | | 1.2 S 5 0 0 0 1 0 0 0 0 0 0 0 0 0.00 0.000 | | | | | | | | | | | | | | | | | |

Milwaukee Brewers @ Kansas City Royals
 Royals Stadium, Kansas City, MO
 Fri Jul 20 1973, 8:05 PM EDT
 Att: 16,129 - Unknown - 92 F

AB 32
 R 1
 H 6
 RBI 1
 BB 5
 SO 6
 LOB 17



| Batter | 1 | 2 | 3 | 4 | 5 | 6 | 7 | 8 | 9 | AB | R | H | RBI | BB | SO | LOB | BOTTOM | | | |
|--|---|---------------------------------|---|----------------------------------|---|---------------------------------|---|---------------------------------|---|---------------------------------|---|---------------------------------|---|----------------------------------|---|---------------------------------|---|------------------------------------|----------------------------------|--------|
| Freddie Patek, R OBP: 0.325, SLG: 0.336 | 0-0 4-3 | | 0-0 FC6-4 CS | | 0-0 6-3 | | 0-0 1B | 0-0 5-3 | | 5 | 0 | 1 | 1 | 0 | 0 | 4 | | | | |
| Cookie Rojas, R OBP: 0.311, SLG: 0.354 | 0-0 CS 1B | | 0-0 CS | | 0-0 6-3 | | 0-0 F9 | | | 4 | 0 | 2 | 0 | 0 | 0 | 2 | | | | |
| Amos Otis, R OBP: 0.351, SLG: 0.499 | 0-0 F7 | | 0-0 1B | | 0-0 6-3 | | 0-0 1B 2B | | | 4 | 1 | 2 | 0 | 0 | 0 | 1 | | | | |
| John Mayberry, L OBP: 0.440, SLG: 0.542 | | 0-0 1B 2B | | 0-0 F7 | | 0-0 4-3 | | 0-0 2B 1B | | 4 | 2 | 2 | 0 | 0 | 0 | 2 | | | | |
| Rick Reichardt, R OBP: 0.316, SLG: 0.379 | | 0-0 BB 1B | | 0-0 F9 | | 0-0 F9 | | 0-0 1B 2B | | 4 | 2 | 2 | 1 | 0 | 0 | 2 | | | | |
| Lou Piniella, R OBP: 0.293, SLG: 0.362 | | 4-0 1B FC6-4 BB | | 0-0 1B | | 0-0 1-3 | | 4-0 1B IBB | | 2 | 1 | 1 | 0 | 2 | 0 | 0 | | | | |
| Hal McRae, R ERA: 4.47 Steve Howley, L OBP: 0.345, SLG: 0.312 | | 0-0 FC6-4 BB 1B | | 0-0 5-3 | | 4-0 G6-4-3 BB | | 0-0 WP 1B | | 2 | 0 | 1 | 2 | 1 | 0 | 0 | | | | |
| Paul Schaaf, R OBP: 0.375, SLG: 0.389 | | 0-0 F9 | | 0-0 6-3 | | 0-0 G6-4-3 | | 0-0 F7 | | 4 | 0 | 0 | 0 | 0 | 0 | 4 | | | | |
| Fran Healy, R OBP: 0.319, SLG: 0.344 | | 4-0 FC6-4 BB | | 0-0 6-3 | | 0-0 1B | | 4-0 S BB | | 2 | 0 | 1 | 0 | 2 | 0 | 0 | | | | |
| Inning Stats | R: 0 E: 0 K: 0 S: 3 | H: 1 LOB: 0 BB: 0 P: 3 | R: 3 E: 0 K: 0 S: 5 | H: 3 LOB: 1 BB: 2 P: 13 | R: 0 E: 0 K: 0 S: 5 | H: 3 LOB: 0 BB: 0 P: 5 | R: 0 E: 0 K: 0 S: 3 | H: 0 LOB: 0 BB: 0 P: 3 | R: 0 E: 0 K: 0 S: 3 | H: 0 LOB: 0 BB: 0 P: 3 | R: 0 E: 0 K: 0 S: 4 | H: 2 LOB: 2 BB: 1 P: 8 | R: 3 E: 0 K: 0 S: 6 | H: 4 LOB: 2 BB: 2 P: 14 | R: 0 E: 0 K: 0 S: 3 | H: 0 LOB: 0 BB: 0 P: 3 | 1B: 10 2B: 3 3B: 0 HR: 0 | SF: 0 SAC: 0 DP: 1 HBP: 0 | WP: 1 PB: 0 SB: 1 CS: 2 | PA: 38 |
| PITCHER | IP WLS BF H R ER SO BB IBB HBP BLK WP HR S P ERA WHIP | | IP WLS BF H R ER SO BB IBB HBP BLK WP HR S P ERA WHIP | | IP WLS BF H R ER SO BB IBB HBP BLK WP HR S P ERA WHIP | | IP WLS BF H R ER SO BB IBB HBP BLK WP HR S P ERA WHIP | | IP WLS BF H R ER SO BB IBB HBP BLK WP HR S P ERA WHIP | | IP WLS BF H R ER SO BB IBB HBP BLK WP HR S P ERA WHIP | | IP WLS BF H R ER SO BB IBB HBP BLK WP HR S P ERA WHIP | | IP WLS BF H R ER SO BB IBB HBP BLK WP HR S P ERA WHIP | | IP WLS BF H R ER SO BB IBB HBP BLK WP HR S P ERA WHIP | | | |
| Chris Short, L ERA: 4.47 Carlos Velazquez, R ERA: 4.43 Bill Champion, R ERA: 4.43 Bill Champion, R ERA: 4.43 Frank Linzy, R ERA: 4.36 | 5.2 L 21 5 0 0 0 2 0 0 0 0 0 0 0 0.00 1.235 | | 0.1 4 3 3 3 0 0 0 0 0 0 0 0 0 0.00 9.000 | | 1.0 7 4 3 3 0 0 1 1 0 0 1 0 3 11 0.00 2.000 | | | | | | | | | | | | | | | |

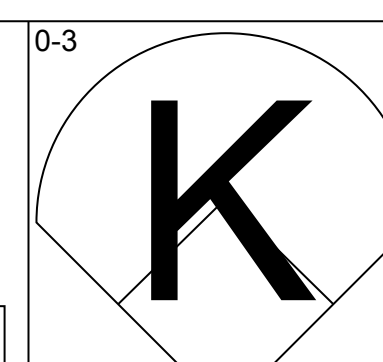
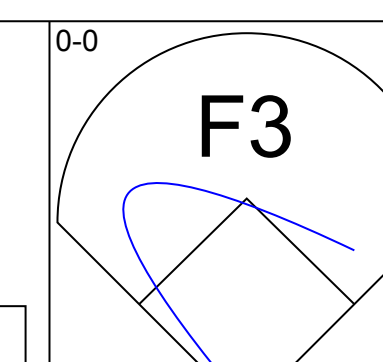
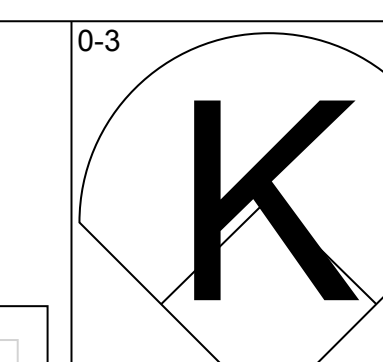
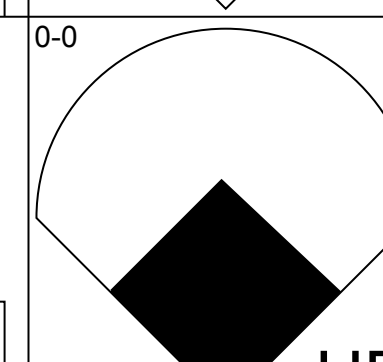
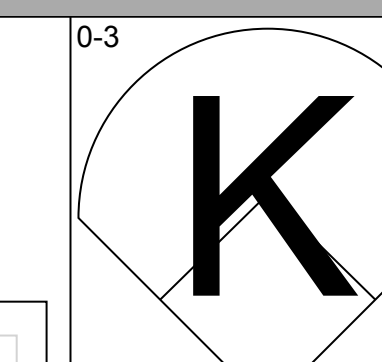
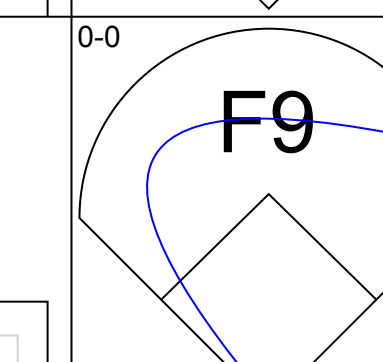
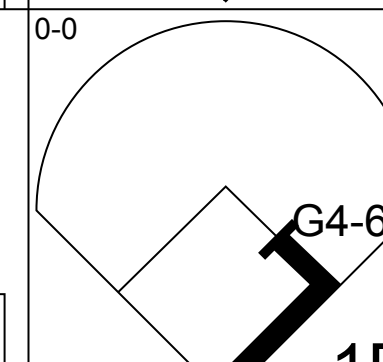
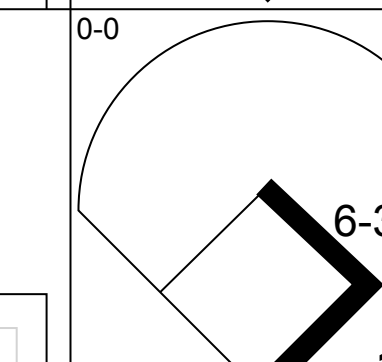
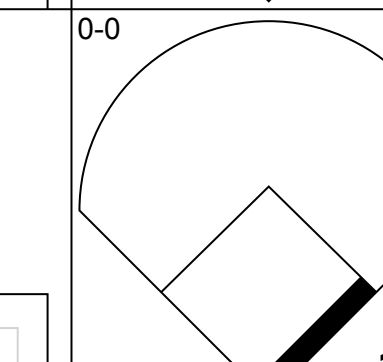
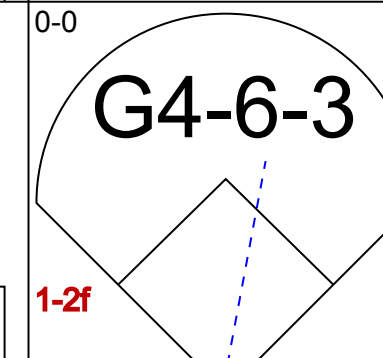
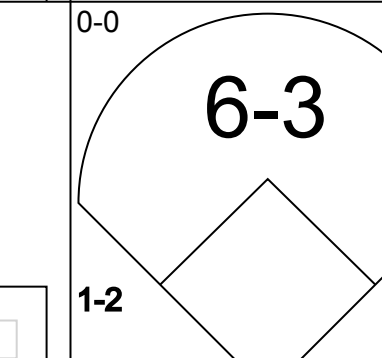
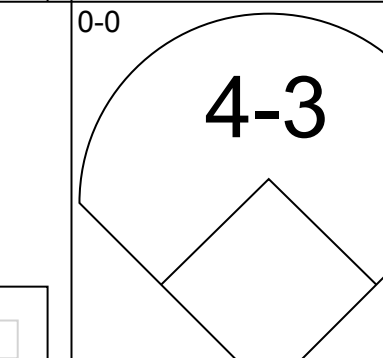
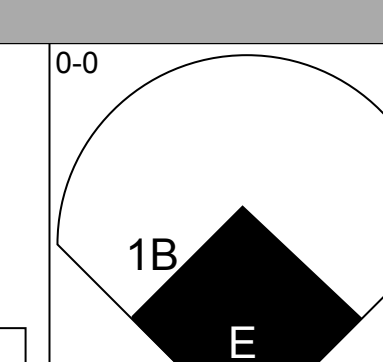
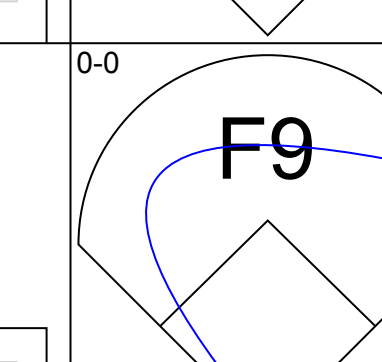
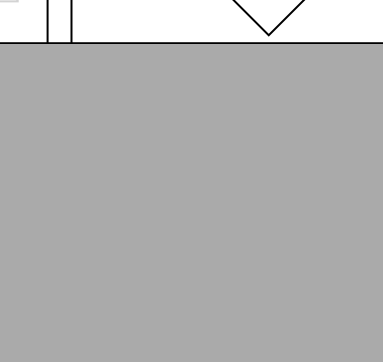
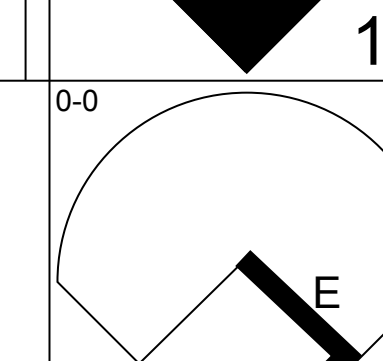
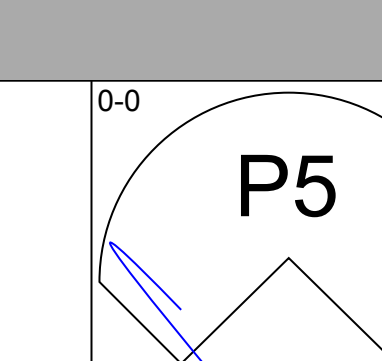

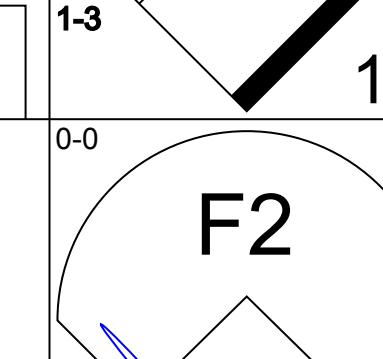
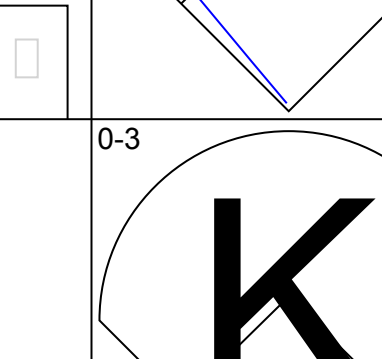

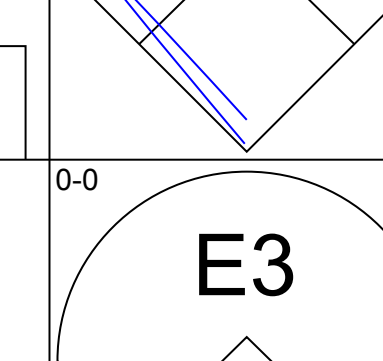
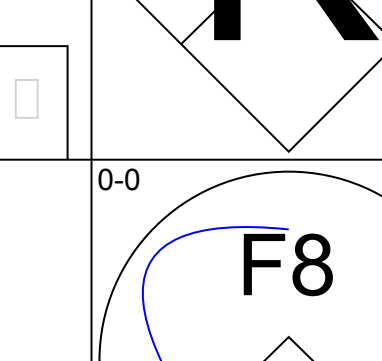

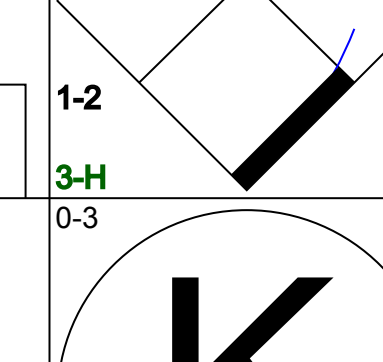
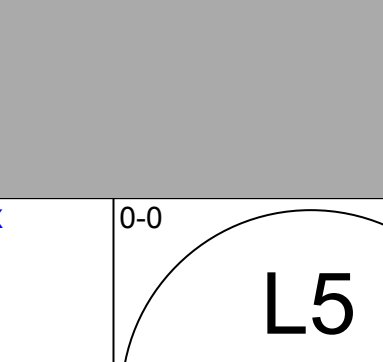

Milwaukee Brewers @ Kansas City Royals
 Royals Stadium, Kansas City, MO
 Fri Jul 20 1973, 8:05 PM EDT
 Att: 16,129 - Unknown - 92 F

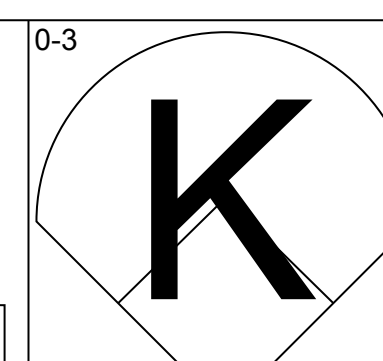
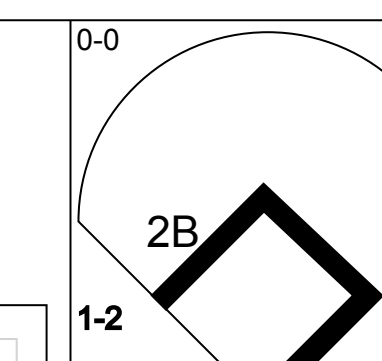
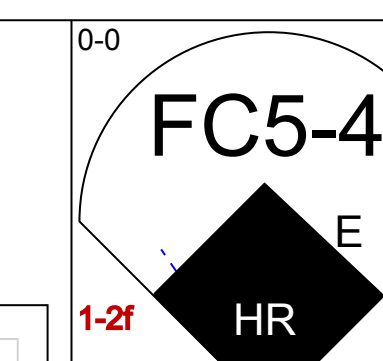
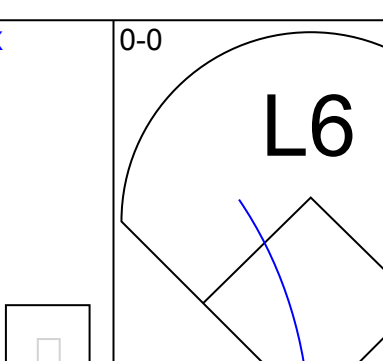
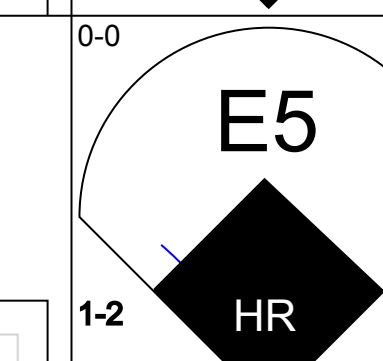
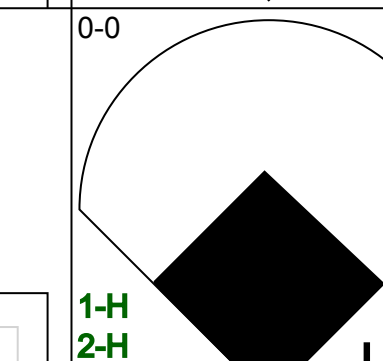
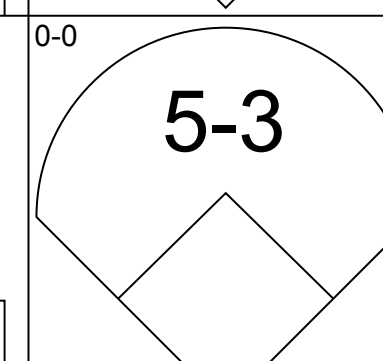
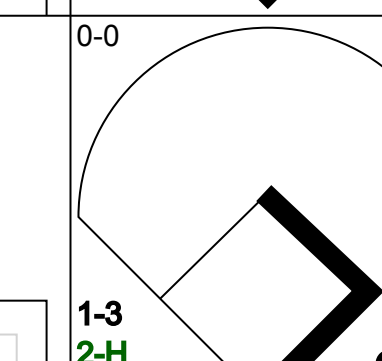
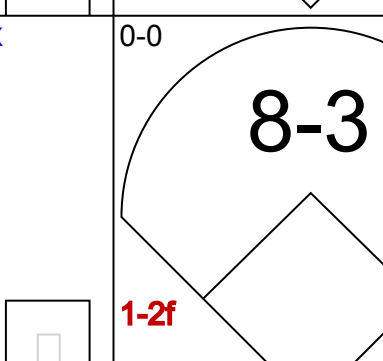
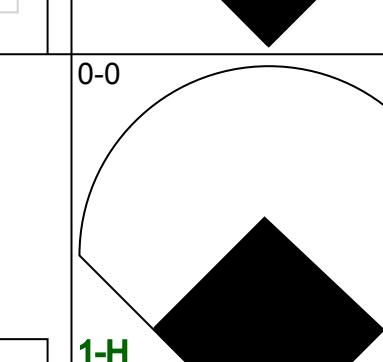
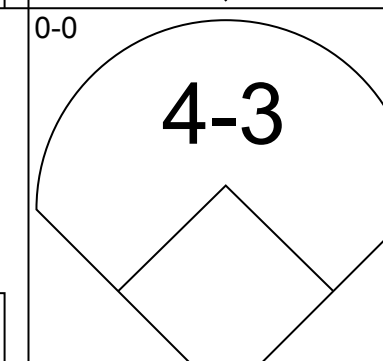
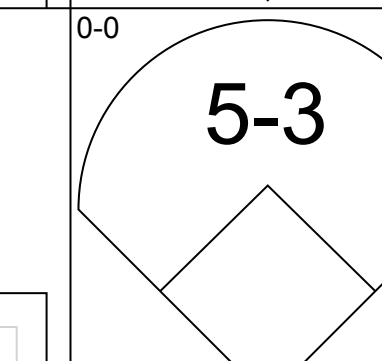

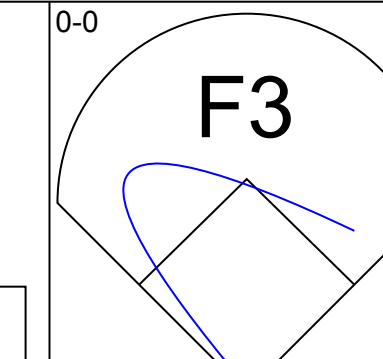
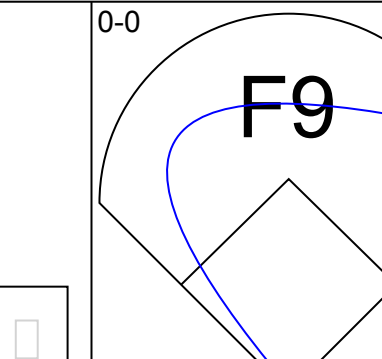

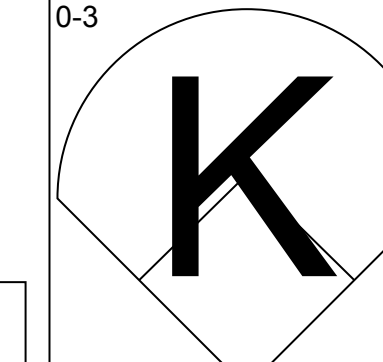
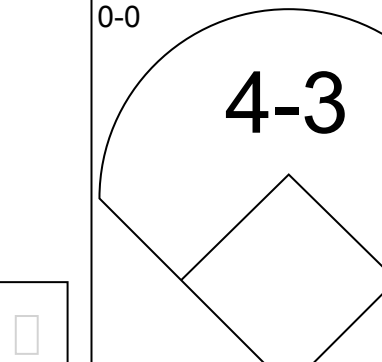

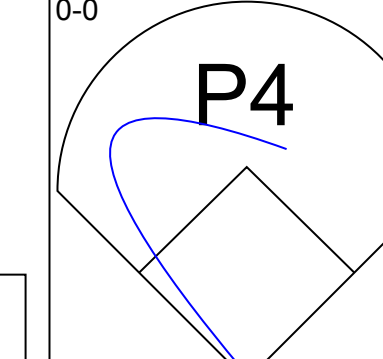
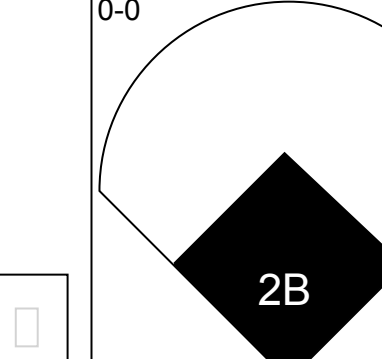

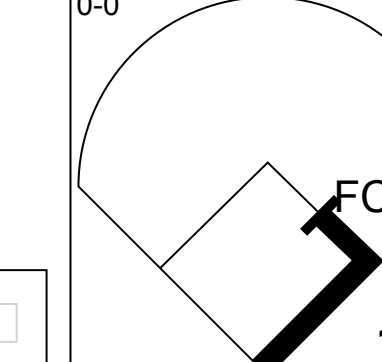

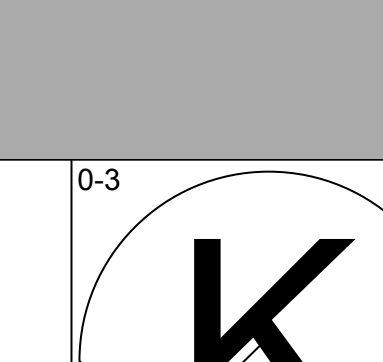
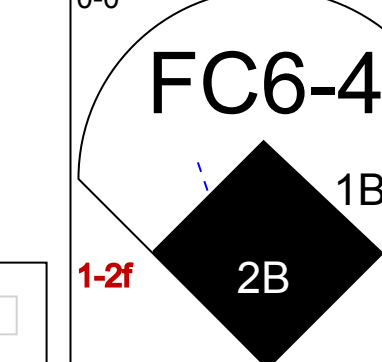
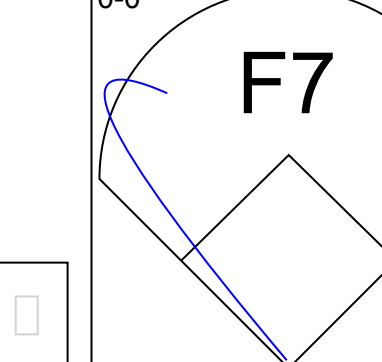
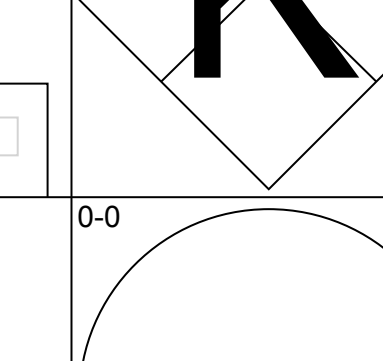
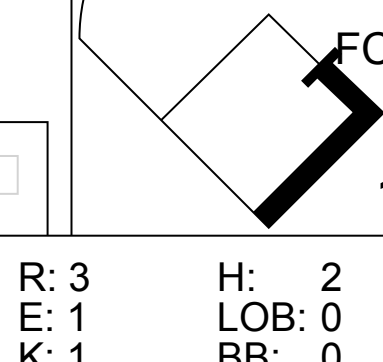
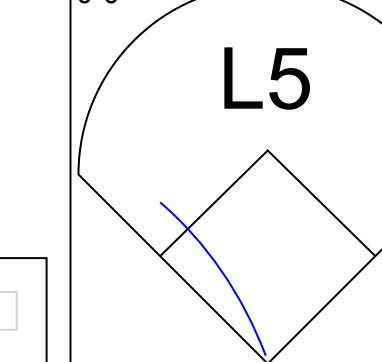
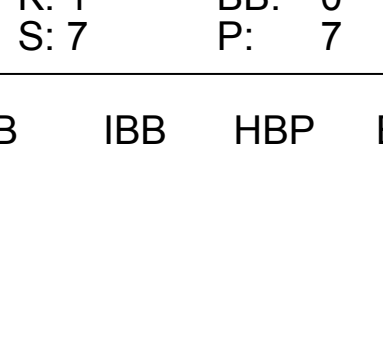
AB 32
 R 6
 H 13
 RBI 6
 BB 5
 SO 0
 LOB 15



| Batter | 1 | 2 | 3 | 4 | 5 | 6 | 7 | 8 | 9 | AB | R | H | RBI | BB | SO | LOB | TOP | | | | | | | | | |
|---|------------------------------|---------------------------------|------------------------------|---------------------------------|------------------------------|---------------------------------|------------------------------|----------------------------------|------------------------------|---------------------------------|------------------------------|---------------------------------|------------------------------|---------------------------------|------------------------------|---------------------------------|--|------------------------------------|----------------------------------|--------|--|--|--|--|--|--|
| Bob Coluccio, R OBP: 0.275, SLG: 0.396 (1, 9) | | | | | | | | | | 4 | 2 | 2 | 2 | 0 | 1 | 0 | Milwaukee Brewers @ Kansas City Royals Royals Stadium, Kansas City, MO Sat Jul 21 1973, 8:05 PM EDT Att: 36,032 - Unknown - 74 F | | | | | | | | | |
| Don Money, R OBP: 0.319, SLG: 0.366 (1, 5) | | | | | | | | | | 3 | 1 | 0 | 0 | 1 | 2 | 0 | | | | | | | | | | |
| Dave May, L OBP: 0.364, SLG: 0.511 (1, 8) | | | | | | | | | | 3 | 0 | 1 | 0 | 1 | 0 | 0 | | | | | | | | | | |
| John Briggs, L OBP: 0.351, SLG: 0.420 (1, 7) | | | | | | | | | | 3 | 0 | 0 | 0 | 1 | 1 | 4 | | | | | | | | | | |
| Joe Lahoud, L OBP: 0.291, SLG: 0.291 (8, PH) | | | | | | | | | | 1 | 0 | 0 | 1 | 1 | 1 | 1 | | | | | | | | | | |
| Ollie Brown, R OBP: 0.351, SLG: 0.419 (8, PH) | | | | | | | | | | 1 | 0 | 0 | 0 | 0 | 0 | 1 | | | | | | | | | | |
| Darrell Porter, L OBP: 0.362, SLG: 0.508 (1, 2) | | | | | | | | | | 4 | 0 | 1 | 1 | 0 | 1 | 1 | | | | | | | | | | |
| Pedro Garcia, R OBP: 0.301, SLG: 0.390 (1, 4) | | | | | | | | | | 4 | 0 | 0 | 0 | 0 | 0 | 2 | | | | | | | | | | |
| Tim Johnson, L OBP: 0.274, SLG: 0.268 (1, 6) | | | | | | | | | | 4 | 0 | 1 | 0 | 0 | 0 | 0 | | | | | | | | | | |
| John Vukovich, R OBP: 0.183, SLG: 0.169 (8, PH) | | | | | | | | | | 2 | 0 | 0 | 0 | 0 | 1 | 1 | | | | | | | | | | |
| Ellie Rodriguez, R OBP: 0.371, SLG: 0.281 (8, 3) | | | | | | | | | | 0 | 1 | 0 | 0 | 1 | 0 | 0 | | | | | | | | | | |
| Bob Heise, R OBP: 0.220, SLG: 0.225 (8, 3) | | | | | | | | | | 0 | 0 | 0 | 0 | 0 | 0 | 0 | | | | | | | | | | |
| Inning Stats | R: 0 E: 0 K: 2 S: 7 | H: 0 LOB: 0 BB: 0 P: 7 | R: 0 E: 0 K: 1 S: 4 | H: 0 LOB: 0 BB: 1 P: 8 | R: 0 E: 0 K: 1 S: 5 | H: 1 LOB: 0 BB: 0 P: 5 | R: 2 E: 0 K: 0 S: 5 | H: 2 LOB: 2 BB: 2 P: 13 | R: 0 E: 0 K: 0 S: 3 | H: 0 LOB: 0 BB: 0 P: 3 | R: 0 E: 0 K: 0 S: 3 | H: 0 LOB: 0 BB: 0 P: 3 | R: 2 E: 0 K: 0 S: 5 | H: 2 LOB: 1 BB: 1 P: 9 | R: 0 E: 0 K: 1 S: 5 | H: 0 LOB: 0 BB: 0 P: 5 | 1B: 1 2B: 4 3B: 0 HR: 1 | SF: 1 SAC: 0 DP: 1 HBP: 0 | WP: 0 PB: 0 SB: 0 CS: 1 | PA: 36 | | | | | | |
| PITCHER | IP | WLS | BF | H | R | ER | SO | BB | IBB | HBP | BLK | WP | HR | S | P | ERA | WHIP | | | | | | | | | |
| Ken Wright, R ERA: 3.89 | (1, 1) | 7.1 | W | 29 | 4 | 4 | 4 | 6 | 5 | 0 | 0 | 0 | 0 | 1 | 36 | 56 | 4.91 | 1.227 | | | | | | | | |
| Joe Hoerner, L ERA: 5.52 | (8, 1) | 0.1 | | 2 | 1 | 0 | 0 | 0 | 0 | 0 | 0 | 0 | 0 | 0 | 2 | 2 | 0.00 | 3.000 | | | | | | | | |
| Doug Bird, R ERA: 3.18 | (8, 1) | 1.1 | S | 4 | 0 | 0 | 0 | 1 | 0 | 0 | 0 | 0 | 0 | 0 | 6 | 6 | 0.00 | 0.000 | | | | | | | | |

| Batter | 1 | 2 | 3 | 4 | 5 | 6 | 7 | 8 | 9 | AB | R | H | RBI | BB | SO | LOB | BOTTOM | | | | | | | | | |
|---|------------------------------|----------------------------------|------------------------------|---------------------------------|------------------------------|---------------------------------|------------------------------|---------------------------------|------------------------------|----------------------------------|------------------------------|----------------------------------|------------------------------|---------------------------------|------------------------------|---------------------------------|--|----------------------------------|------------------------------------|----------------------------------|--------|--|--|--|--|--|
| Freddie Patek, R OBP: 0.326, SLG: 0.337 (1, 6) | | | | | | | | | | 5 | 0 | 2 | 1 | 0 | 0 | 1 | Milwaukee Brewers @ Kansas City Royals Royals Stadium, Kansas City, MO Sat Jul 21 1973, 8:05 PM EDT Att: 36,032 - Unknown - 74 F | | | | | | | | | |
| Cookie Rojas, R OBP: 0.313, SLG: 0.355 (1, 4) | | | | | | | | | | 4 | 1 | 2 | 0 | 0 | 0 | 3 | | | | | | | | | | |
| Amos Otis, R OBP: 0.348, SLG: 0.493 (1, 8) | | | | | | | | | | 4 | 0 | 0 | 0 | 0 | 1 | 4 | | | | | | | | | | |
| John Mayberry, L OBP: 0.440, SLG: 0.539 (1, 3) | | | | | | | | | | 2 | 0 | 0 | 0 | 2 | 0 | 0 | | | | | | | | | | |
| Rick Reichardt, R OBP: 0.309, SLG: 0.371 (1, 10) | | | | | | | | | | 4 | 0 | 0 | 1 | 0 | 2 | 3 | | | | | | | | | | |
| Ed Kirkpatrick, L OBP: 0.377, SLG: 0.429 (1, 9) | | | | | | | | | | 3 | 1 | 1 | 0 | 1 | 0 | 0 | | | | | | | | | | |
| Lou Piniella, R OBP: 0.289, SLG: 0.358 (1, 7) | | | | | | | | | | 4 | 0 | 0 | 0 | 0 | 1 | 3 | | | | | | | | | | |
| Paul Schaal, R OBP: 0.379, SLG: 0.395 (1, 5) | | | | | | | | | | 3 | 2 | 2 | 1 | 1 | 1 | 0 | | | | | | | | | | |
| Fran Healy, R OBP: 0.322, SLG: 0.359 (1, 2) | | | | | | | | | | 3 | 1 | 1 | 2 | 1 | 0 | 2 | | | | | | | | | | |
| Inning Stats | R: 0 E: 0 K: 1 S: 6 | H: 1 LOB: 2 BB: 1 P: 10 | R: 2 E: 1 K: 1 S: 8 | H: 3 LOB: 1 BB: 0 P: 8 | R: 0 E: 0 K: 1 S: 5 | H: 0 LOB: 0 BB: 0 P: 5 | R: 2 E: 0 K: 0 S: 5 | H: 2 LOB: 2 BB: 0 P: 5 | R: 1 E: 1 K: 0 S: 4 | H: 1 LOB: 2 BB: 2 P: 12 | R: 0 E: 0 K: 1 S: 6 | H: 1 LOB: 1 BB: 1 P: 10 | R: 0 E: 0 K: 1 S: 5 | H: 0 LOB: 1 BB: 1 P: 7 | R: 0 E: 0 K: 0 S: 3 | H: 0 LOB: 1 BB: 1 P: 7 | | 1B: 6 2B: 1 3B: 0 HR: 1 | SF: 0 SAC: 0 DP: 0 HBP: 0 | WP: 0 PB: 0 SB: 2 CS: 0 | PA: 37 | | | | | |
| PITCHER | IP | WLS | BF | H | R | ER | SO | BB | IBB | HBP | BLK | WP | HR | S | P | ERA | WHIP | | | | | | | | | |
| Jim Slaton, R ERA: 3.57 | (1, 1) | 7.1 | L | 35 | 8 | 5 | 5 | 5 | 3 | 2 | 0 | 0 | 0 | 1 | 40 | 60 | 6.14 | 1.500 | | | | | | | | |
| Eduardo Rodriguez, R ERA: 1.42 | (8, 1) | 0.2 | | 2 | 0 | 0 | 0 | 0 | 0 | 0 | 0 | 0 | 0 | 2 | 2 | 0.00 | 0.000 | | | | | | | | | |

| Batter | 1 | 2 | 3 | 4 | 5 | 6 | 7 | 8 | 9 | AB | R | H | RBI | BB | SO | LOB | TOP | | | | | |
|--|---|---|---|--|--|---------------------------------|------------------------------|---------------------------------|---|---------------------------------|------------------------------|---------------------------------|------------------------------|---------------------------------|------------------------------|----------------------------------|--|---------------------------------|-----------------------------------|------------------------------------|-------------------------|--------|
| Bob Coluccio, R OBP: 0.278, SLG: 0.394 (1, 9) |  |  | | | | | | |  | 4 | 1 | 1 | 0 | 1 | 2 | 2 | Milwaukee Brewers @ Kansas City Royals Royals Stadium, Kansas City, MO Sun Jul 22 1973, 4:33 AM EDT Att: 15,021 - Unknown - 78 F | | | | | |
| Don Money, R OBP: 0.323, SLG: 0.385 (1, 5) |  | |  | | | | | |  | 5 | 2 | 3 | 3 | 0 | 1 | 0 | | | | | | |
| Dave May, L OBP: 0.370, SLG: 0.514 (1, 8) |  | |  | | | | | |  | 5 | 0 | 4 | 0 | 0 | 0 | 2 | | | | | | |
| John Briggs, L OBP: 0.347, SLG: 0.413 (1, 7) |  | |  | | | | | |  | 5 | 0 | 0 | 0 | 0 | 0 | 4 | | | | | | |
| Joe Lahoud, L OBP: 0.296, SLG: 0.292 (1, 10) | |  |  | | | | | |  | 3 | 2 | 1 | 0 | 1 | 1 | 1 | | | | | | |
| Darrell Porter, L OBP: 0.394, SLG: 0.508 (1, 2) | |  | |  | | | | |  | 4 | 0 | 2 | 0 | 0 | 0 | 0 | | | | | | |
| Pedro Garcia, R OBP: 0.300, SLG: 0.388 (1, 4) | |  | |  | | | | |  | 4 | 0 | 1 | 1 | 0 | 1 | 2 | | | | | | |
| Tim Johnson, L OBP: 0.270, SLG: 0.264 (1, 6) | |  | |  | | | | |  | 4 | 0 | 0 | 0 | 0 | 1 | 3 | | | | | | |
| John Vukovich, R OBP: 0.173, SLG: 0.159 (1, 3) | |  | | |  | | | |  | 4 | 0 | 0 | 0 | 0 | 2 | 4 | | | | | | |
| Inning Stats | R: 1 E: 0 K: 1 S: 6 | H: 2 LOB: 0 BB: 0 P: 6 | R: 1 E: 1 K: 1 S: 8 | H: 2 LOB: 2 BB: 0 P: 8 | R: 0 E: 0 K: 1 S: 6 | H: 1 LOB: 1 BB: 0 P: 6 | R: 0 E: 0 K: 1 S: 5 | H: 0 LOB: 0 BB: 0 P: 5 | R: 2 E: 0 K: 0 S: 4 | H: 2 LOB: 0 BB: 1 P: 8 | R: 0 E: 0 K: 1 S: 5 | H: 0 LOB: 0 BB: 0 P: 5 | R: 0 E: 0 K: 1 S: 7 | H: 2 LOB: 2 BB: 0 P: 7 | R: 1 E: 0 K: 1 S: 7 | H: 2 LOB: 2 BB: 1 P: 11 | R: 0 E: 0 K: 1 S: 6 | H: 1 LOB: 1 BB: 0 P: 6 | 1B: 10 2B: 0 3B: 0 HR: 2 | SF: 0 SAC: 0 DP: 1 HBP: 0 | WP: 0 PB: 0 CS: 1 | PA: 40 |
| PITCHER | IP | WLS | BF | H | R | ER | SO | BB | IBB | HBP | BLK | WP | HR | S | P | ERA | WHIP | | | | | |
| Steve Busby, R ERA: 4.73 (1, 1) | 7.1 | | 32 | 9 | 5 | 4 | 6 | 2 | 0 | 0 | 0 | 0 | 2 | 42 | 50 | 4.91 | 1.500 | | | | | |
| Joe Hoerner, L ERA: 5.52 (8, 1) | 0.0 | | 1 | 1 | 0 | 0 | 0 | 0 | 0 | 0 | 0 | 0 | 0 | 1 | 1 | ∞ | ∞ | | | | | |
| Doug Bird, R ERA: 3.06 (8, 1) | 1.2 | W | 7 | 2 | 0 | 0 | 2 | 0 | 0 | 0 | 0 | 0 | 0 | 11 | 11 | 0.00 | 1.200 | | | | | |

| Batter | 1 | 2 | 3 | 4 | 5 | 6 | 7 | 8 | 9 | AB | R | H | RBI | BB | SO | LOB | BOTTOM | | | | | |
|---|---|---|---|---------------------------------|--|---------------------------------|------------------------------|---------------------------------|---|---------------------------------|------------------------------|---------------------------------|------------------------------|---------------------------------|------------------------------|---------------------------------|--|---------------------------------|-----------------------------------|------------------------------------|-------------------------|--------|
| Freddie Patek, R OBP: 0.326, SLG: 0.337 (1, 6) |  | |  | | | | | |  | 3 | 0 | 1 | 0 | 0 | 0 | 1 | Milwaukee Brewers @ Kansas City Royals Royals Stadium, Kansas City, MO Sun Jul 22 1973, 4:33 AM EDT Att: 15,021 - Unknown - 78 F | | | | | |
| Gail Hopkins, L OBP: 0.397, SLG: 0.391 (7, FH) | | | | |  | | | |  | 1 | 0 | 0 | 0 | 0 | 0 | 1 | | | | | | |
| Bobby Floyd, R OBP: 0.389, SLG: 0.400 (8, 6) | | | | | | | | | | 0 | 0 | 0 | 0 | 0 | 0 | 0 | | | | | | |
| Steve Hovley, L OBP: 0.343, SLG: 0.310 (9, FH) | | | | | | | | |  | 1 | 1 | 1 | 0 | 0 | 0 | 1 | | | | | | |
| Cookie Rojas, R OBP: 0.314, SLG: 0.359 (1, 4) |  | |  | |  | | | |  | 5 | 1 | 2 | 1 | 0 | 0 | 2 | | | | | | |
| Amos Otis, R OBP: 0.351, SLG: 0.503 (1, 8) |  | |  | | | | | |  | 5 | 1 | 3 | 4 | 0 | 0 | 3 | | | | | | |
| John Mayberry, L OBP: 0.436, SLG: 0.532 (1, 3) | |  | | |  | | | |  | 4 | 0 | 0 | 0 | 0 | 0 | 3 | | | | | | |
| Rick Reichardt, R OBP: 0.308, SLG: 0.368 (1, 10) | |  | | |  | | | |  | 4 | 0 | 1 | 0 | 0 | 1 | 0 | | | | | | |
| Ed Kirkpatrick, L OBP: 0.375, SLG: 0.427 (1, 9) | |  | | |  | | | |  | 4 | 1 | 1 | 0 | 0 | 0 | 2 | | | | | | |
| Lou Piniella, R OBP: 0.294, SLG: 0.368 (1, 7) | | |  | |  | | | |  | 4 | 1 | 3 | 1 | 0 | 1 | 0 | | | | | | |
| Paul Schaal, R OBP: 0.378, SLG: 0.393 (3, PR) | | |  | |  | | | |  | 1 | 0 | 0 | 0 | 0 | 0 | 1 | | | | | | |
| Kurt Bevacqua, R OBP: 0.339, SLG: 0.371 (4, 5) | | | | | | | | |  | 2 | 1 | 0 | 0 | 0 | 1 | 1 | | | | | | |
| Fran Healy, R OBP: 0.330, SLG: 0.367 (1, 2) | | |  | | | | | |  | 4 | 1 | 3 | 1 | 0 | 0 | 1 | | | | | | |
| Inning Stats | R: 0 E: 0 K: 1 S: 5 | H: 0 LOB: 0 BB: 0 P: 5 | R: 0 E: 0 K: 1 S: 5 | H: 0 LOB: 0 BB: 0 P: 5 | R: 1 E: 0 K: 0 S: 6 | H: 3 LOB: 3 BB: 0 P: 6 | R: 1 E: 0 K: 0 S: 5 | H: 2 LOB: 1 BB: 0 P: 5 | R: 0 E: 0 K: 0 S: 3 | H: 1 LOB: 0 BB: 0 P: 3 | R: 0 E: 0 K: 0 S: 4 | H: 2 LOB: 1 BB: 0 P: 4 | R: 2 E: 0 K: 0 S: 7 | H: 4 LOB: 2 BB: 0 P: 7 | R: 0 E: 0 K: 1 S: 5 | H: 0 LOB: 0 BB: 0 P: 5 | R: 3 E: 1 K: 1 S: 7 | H: 2 LOB: 0 BB: 0 P: 7 | 1B: 10 2B: 4 3B: 0 HR: 1 | SF: 0 SAC: 1 DP: 2 HBP: 0 | WP: 0 PB: 0 CS: 0 | PA: 39 |
| PITCHER | IP | WLS | BF | H | R | ER | SO | BB | IBB | HBP | BLK | WP | HR | S | P | ERA | WHIP | | | | | |
| Jim Colborn, R ERA: 2.88 (1, 1) | 6.2 | | 29 | 4 | 4 | 2 | 2 | 0 | 0 | 0 | 0 | 0 | 1 | 33 | 33 | 5.40 | 1.650 | | | | | |
| Eduardo Rodriguez, R ERA: 1.35 (7, 1) | 2.0 | L | 10 | 3 | 3 | 0 | 2 | 0 | 0 | 0 | 0 | 0 | 0 | 14 | 14 | 0.00 | 1.500 | | | | | |

| Batter | 1 | 2 | 3 | 4 | 5 | 6 | 7 | 8 | 9 | AB | R | H | RBI | BB | SO | LOB | TOP | | | | | | | | | | |
|--|------------------------------|---------------------------------|------------------------------|---------------------------------|------------------------------|---------------------------------|------------------------------|----------------------------------|------------------------------|----------------------------------|------------------------------|---------------------------------|------------------------------|---------------------------------|------------------------------|----------------------------------|---|------------------------------|----------------------------------|----------------------------------|------------------------------------|----------------------------------|--------|--|--|--|--|
| Pat Kelly, L OBP: 0.368, SLG: 0.367 (1, 9) | 6-3 | | G1-6-3 | | | | F7 | PO | | 4 | 1 | 1 | 0 | 1 | 0 | 3 | Chicago White Sox @ Kansas City Royals Royals Stadium, Kansas City, MO Thu Jul 26 1973, 4:33 AM EDT Unknown - 85 F | | | | | | | | | | |
| Ken Henderson, S OBP: 0.335, SLG: 0.364 (1, 10) | | | | F9 | SF8 | | | | K | 3 | 1 | 2 | 4 | 1 | 1 | | | | | | | | | | | | |
| Tony Muser, L OBP: 0.352, SLG: 0.342 (1, 3) | G3 | | | K | 1-3 | | P5 | | E5 | 5 | 0 | 0 | 0 | 0 | 1 | 5 | | | | | | | | | | | |
| Bill Melton, R OBP: 0.384, SLG: 0.485 (1, 5) | 4-3 | | | F9 | | L5 | | 1B | | 3 | 1 | 0 | 0 | 2 | 0 | 2 | | | | | | | | | | | |
| Carlos May, L OBP: 0.299, SLG: 0.353 (1, 7) | | 4-3 | | | | | F8 | | F5 | 4 | 0 | 1 | 0 | 1 | 0 | 2 | | | | | | | | | | | |
| Jorge Orta, L OBP: 0.276, SLG: 0.288 (1, 4) | | | | 4-3 | | | F7 | FC4-6 | F9 | 5 | 1 | 1 | 1 | 0 | 0 | 5 | | | | | | | | | | | |
| Ed Herrmann, L OBP: 0.370 (7, PR) Joe Keough, L OBP: 0.207, SLG: 0.213 (7, 2) Chuck Brinkman, R OBP: 0.207, SLG: 0.213 (7, 2) | | F8 | | | FC3-6 | | FC5-6 | F7 | | 3 | 1 | 2 | 0 | 0 | 0 | 1 | | | | | | | | | | | |
| Buddy Bradford, R OBP: 0.340, SLG: 0.446 (1, 8) | | | F9 | | | | | | | 2 | 1 | 1 | 0 | 2 | 0 | 0 | | | | | | | | | | | |
| Eddie Leon, R OBP: 0.307, SLG: 0.301 (1, 6) | | | | | FC3-6 | | FC5-6 | | | 3 | 1 | 1 | 0 | 1 | 0 | 4 | | | | | | | | | | | |
| Inning Stats | R: 0 E: 0 K: 0 S: 3 | H: 0 LOB: 1 BB: 1 P: 7 | R: 0 E: 0 K: 0 S: 3 | H: 1 LOB: 0 BB: 0 P: 3 | R: 0 E: 0 K: 0 S: 3 | H: 1 LOB: 0 BB: 0 P: 3 | R: 0 E: 0 K: 1 S: 6 | H: 1 LOB: 2 BB: 1 P: 10 | R: 1 E: 0 K: 0 S: 4 | H: 1 LOB: 2 BB: 2 P: 12 | R: 0 E: 0 K: 0 S: 3 | H: 0 LOB: 0 BB: 0 P: 3 | R: 3 E: 1 K: 0 S: 5 | H: 2 LOB: 1 BB: 1 P: 9 | R: 2 E: 0 K: 0 S: 4 | H: 2 LOB: 1 BB: 2 P: 12 | | R: 1 E: 1 K: 1 S: 7 | H: 1 LOB: 2 BB: 1 P: 11 | 1B: 6 2B: 2 3B: 0 HR: 1 | SF: 1 SAC: 0 DP: 1 HBP: 0 | WP: 0 PB: 0 SB: 1 CS: 2 | PA: 43 | | | | |
| PITCHER | IP | WLS | BF | H | R | ER | SO | BB | IBB | HBP | BLK | WP | HR | S | P | ERA | WHIP | | | | | | | | | | |
| Dick Drago, R ERA: 3.75 (1, 1) | 7.0 | L | 32 | 7 | 6 | 5 | 1 | 6 | 0 | 0 | 0 | 0 | 1 | 28 | 52 | 6.43 | 1.857 | | | | | | | | | | |
| Steve Mingori, L ERA: 6.23 (8, 1) | 2.0 | | 10 | 2 | 1 | 0 | 1 | 1 | 1 | 0 | 0 | 0 | 0 | 10 | 18 | 0.00 | 1.500 | | | | | | | | | | |

| Batter | 1 | 2 | 3 | 4 | 5 | 6 | 7 | 8 | 9 | AB | R | H | RBI | BB | SO | LOB | BOTTOM | | | | | | | | | | |
|--|------------------------------|---------------------------------|------------------------------|---------------------------------|------------------------------|---------------------------------|------------------------------|---------------------------------|------------------------------|---------------------------------|------------------------------|---------------------------------|------------------------------|---------------------------------|----------------------------------|------------------------------------|---|----------------------------------|--------|--|--|--|--|--|--|--|--|
| Freddie Patek, R OBP: 0.329, SLG: 0.340 (1, 6) Gail Hopkins, L OBP: 0.394, SLG: 0.387 (9, PH) | 3-1 | | G6-4-3 | | SH5-4 | | F8 | | F7 | 3 | 1 | 2 | 0 | 0 | 0 | 0 | Chicago White Sox @ Kansas City Royals Royals Stadium, Kansas City, MO Thu Jul 26 1973, 4:33 AM EDT Unknown - 85 F | | | | | | | | | | |
| Cookie Rojas, R OBP: 0.311, SLG: 0.356 (1, 4) | 3-1 | | G6-4-3 | | SF8 | | | F5 | | 3 | 0 | 0 | 1 | 0 | 0 | 2 | | | | | | | | | | | |
| Amos Otis, R OBP: 0.357, SLG: 0.504 (1, 8) | | | | 1B | | | | | | 1 | 1 | 1 | 0 | 3 | 0 | 0 | | | | | | | | | | | |
| John Mayberry, L OBP: 0.439, SLG: 0.542 (1, 3) | FC4-6 | | | | | | | | | 3 | 1 | 2 | 3 | 1 | 0 | 1 | | | | | | | | | | | |
| Rick Reichardt, R OBP: 0.307, SLG: 0.366 (1, 10) | | | | | 2-5 | | L5 | F5 | | 4 | 0 | 1 | 0 | 0 | 0 | 2 | | | | | | | | | | | |
| Lou Piniella, R OBP: 0.291, SLG: 0.364 (1, 7) | F9 | | | | | | K | P4 | | 4 | 0 | 0 | 0 | 0 | 2 | 2 | | | | | | | | | | | |
| Hal McRae, R OBP: 0.271, SLG: 0.250 (1, 9) Steve Hovley, L OBP: 0.342, SLG: 0.309 (9, PH) | | 5-3 | | F3 | | | F9 | | K | 3 | 0 | 0 | 0 | 0 | 0 | 0 | | | | | | | | | | | |
| Kurt Bevacqua, R OBP: 0.331, SLG: 0.362 (1, 5) | | 4-3 | | F9 | | | 1-3 | | F9 | 4 | 0 | 0 | 0 | 0 | 0 | 0 | | | | | | | | | | | |
| Fran Healy, R OBP: 0.333, SLG: 0.372 (1, 2) | | 5-3 | | | | | 6-3 | | | 3 | 1 | 1 | 0 | 1 | 0 | 0 | | | | | | | | | | | |
| Inning Stats | R: 1 E: 0 K: 0 S: 5 | H: 2 LOB: 2 BB: 1 P: 9 | R: 0 E: 0 K: 0 S: 3 | H: 0 LOB: 0 BB: 0 P: 3 | R: 0 E: 0 K: 1 S: 5 | H: 0 LOB: 0 BB: 0 P: 5 | R: 0 E: 0 K: 1 S: 5 | H: 0 LOB: 0 BB: 0 P: 5 | R: 0 E: 0 K: 0 S: 3 | H: 0 LOB: 0 BB: 0 P: 3 | R: 2 E: 0 K: 0 S: 4 | H: 1 LOB: 0 BB: 1 P: 8 | R: 0 E: 0 K: 1 S: 5 | H: 0 LOB: 1 BB: 1 P: 9 | 1B: 5 2B: 1 3B: 0 HR: 1 | SF: 1 SAC: 1 DP: 1 HBP: 0 | | WP: 0 PB: 0 SB: 1 CS: 0 | PA: 37 | | | | | | | | |
| PITCHER | IP | WLS | BF | H | R | ER | SO | BB | IBB | HBP | BLK | WP | HR | S | P | ERA | WHIP | | | | | | | | | | |
| Wilbur Wood, L ERA: 2.98 (1, 1) | 6.0 | W | 26 | 6 | 2 | 2 | 2 | 3 | 0 | 0 | 0 | 0 | 1 | 26 | 38 | 3.00 | 1.500 | | | | | | | | | | |
| Cy Acosta, R ERA: 2.15 (7, 1) | 3.0 | S | 12 | 1 | 2 | 2 | 1 | 2 | 0 | 0 | 0 | 0 | 1 | 12 | 20 | 6.00 | 1.000 | | | | | | | | | | |

| Batter | 1 | 2 | 3 | 4 | 5 | 6 | 7 | 8 | 9 | AB | R | H | RBI | BB | SO | LOB | TOP | | | | | |
|---|--|---------------------------------|------------------------------|---------------------------------|------------------------------|---------------------------------|------------------------------|---------------------------------|------------------------------|---------------------------------|------------------------------|---------------------------------|------------------------------|---------------------------------|------------------------------|---------------------------------|--|---------------------------------|----------------------------------|------------------------------------|-------------------------|--------|
| Pat Kelly, L OBP: 0.369, SLG: 0.373 (1, 9) | | | | | | | | | | 3 | 0 | 1 | 0 | 1 | 0 | 2 | | | | | | |
| Jerry Hairston, S OBP: 0.250, SLG: 0.250 (1, 3) | | | | | | | | | | 4 | 0 | 1 | 0 | 0 | 1 | 1 | | | | | | |
| Ken Henderson, S OBP: 0.333, SLG: 0.360 (1, 10) | | | | | | | | | | 3 | 0 | 0 | 0 | 1 | 0 | 1 | | | | | | |
| Bill Melton, R OBP: 0.380, SLG: 0.480 (1, 5) | | | | | | | | | | 4 | 0 | 0 | 0 | 0 | 2 | 2 | | | | | | |
| Carlos May, L OBP: 0.297, SLG: 0.350 (1, 7) | | | | | | | | | | 3 | 0 | 0 | 0 | 0 | 0 | 0 | | | | | | |
| Luis Alvarado, R OBP: 0.270, SLG: 0.317 (1, 4) | | | | | | | | | | 3 | 0 | 0 | 0 | 0 | 0 | 0 | | | | | | |
| Buddy Bradford, R OBP: 0.340, SLG: 0.436 (1, 8) | | | | | | | | | | 2 | 0 | 0 | 0 | 0 | 1 | 0 | | | | | | |
| Eddie Leon, R OBP: 0.305, SLG: 0.298 (1, 6) | | | | | | | | | | 3 | 0 | 0 | 0 | 0 | 1 | 1 | | | | | | |
| Ed Herrmann, L OBP: 0.287, SLG: 0.371 (1, 2) | | | | | | | | | | 2 | 0 | 1 | 0 | 1 | 0 | 0 | | | | | | |
| Joe Keough, L (8, PR) | | | | | | | | | | 0 | 0 | 0 | 0 | 0 | 0 | 0 | | | | | | |
| Chuck Brinkman, R OBP: 0.207, SLG: 0.213 (8, 2) | | | | | | | | | | 0 | 0 | 0 | 0 | 0 | 0 | 0 | | | | | | |
| Inning Stats | R: 0 E: 0 K: 0 S: 3 | H: 2 LOB: 1 BB: 1 P: 7 | R: 0 E: 0 K: 0 S: 3 | H: 0 LOB: 0 BB: 0 P: 3 | R: 0 E: 0 K: 1 S: 5 | H: 0 LOB: 1 BB: 1 P: 9 | R: 0 E: 0 K: 1 S: 5 | H: 0 LOB: 0 BB: 0 P: 5 | R: 0 E: 0 K: 2 S: 7 | H: 0 LOB: 0 BB: 0 P: 7 | R: 0 E: 1 K: 0 S: 4 | H: 1 LOB: 1 BB: 0 P: 4 | R: 0 E: 0 K: 0 S: 3 | H: 0 LOB: 0 BB: 0 P: 3 | R: 0 E: 0 K: 0 S: 2 | H: 0 LOB: 1 BB: 1 P: 7 | R: 0 E: 0 K: 1 S: 5 | H: 0 LOB: 0 BB: 0 P: 5 | 1B: 2 2B: 0 3B: 1 HR: 0 | SF: 0 SAC: 0 DP: 2 HBP: 1 | WP: 0 PB: 0 CS: 1 | PA: 31 |
| PITCHER Paul Splittorf, L ERA: 3.31 (1, 1) | IP: 9.0 WLS: W BF: 31 H: 3 R: 0 ER: 0 SO: 5 BB: 3 IBB: 0 HBP: 1 BLK: 0 WP: 0 HR: 0 S: 37 P: 50 ERA: 0.00 WHIP: 0.667 | | | | | | | | | | | | | | | PITCHER | IP: 9.0 WLS: W BF: 31 H: 3 R: 0 ER: 0 SO: 5 BB: 3 IBB: 0 HBP: 1 BLK: 0 WP: 0 HR: 0 S: 37 P: 50 ERA: 0.00 WHIP: 0.667 | | | | | |

Chicago White Sox @ Kansas City Royals
Royals Stadium, Kansas City, MO
Thu Jul 26 1973, 8:05 PM EDT
Att: 22,589 - Unknown

| | |
|-----|----|
| AB | 27 |
| R | 0 |
| H | 3 |
| RBI | 0 |
| BB | 3 |
| SO | 5 |
| LOB | 7 |



| Batter | 1 | 2 | 3 | 4 | 5 | 6 | 7 | 8 | 9 | AB | R | H | RBI | BB | SO | LOB | BOTTOM | | | |
|---|--|---------------------------------|------------------------------|---------------------------------|------------------------------|---------------------------------|------------------------------|---------------------------------|------------------------------|---------------------------------|------------------------------|---------------------------------|------------------------------|---------------------------------|------------------------------|---------------------------------|--|------------------------------------|-------------------------|--------|
| Freddie Patek, R OBP: 0.326, SLG: 0.336 (1, 6) | | | | | | | | | | 3 | 0 | 0 | 0 | 0 | 0 | 1 | | | | |
| Cookie Rojas, R OBP: 0.310, SLG: 0.355 (1, 4) | | | | | | | | | | 4 | 0 | 1 | 0 | 0 | 0 | 1 | | | | |
| Amos Otis, R OBP: 0.358, SLG: 0.504 (1, 8) | | | | | | | | | | 4 | 0 | 2 | 0 | 0 | 0 | 1 | | | | |
| John Mayberry, L OBP: 0.438, SLG: 0.539 (1, 3) | | | | | | | | | | 2 | 0 | 0 | 0 | 1 | 0 | 2 | | | | |
| Gail Hopkins, L OBP: 0.386, SLG: 0.377 (1, 10) | | | | | | | | | | 3 | 0 | 0 | 0 | 0 | 0 | 5 | | | | |
| Ed Kirkpatrick, L OBP: 0.375, SLG: 0.426 (1, 7) | | | | | | | | | | 3 | 0 | 1 | 0 | 0 | 2 | 1 | | | | |
| Kurt Bevacqua, R OBP: 0.326, SLG: 0.355 (1, 5) | | | | | | | | | | 3 | 0 | 0 | 0 | 0 | 1 | 1 | | | | |
| Steve Hovley, L OBP: 0.342, SLG: 0.315 (1, 9) | | | | | | | | | | 3 | 1 | 1 | 0 | 0 | 0 | 0 | | | | |
| Carl Taylor, R OBP: 0.371, SLG: 0.253 (1, 2) | | | | | | | | | | 3 | 0 | 2 | 1 | 0 | 0 | 0 | | | | |
| Inning Stats | R: 0 E: 0 K: 0 S: 3 | H: 0 LOB: 0 BB: 0 P: 3 | R: 0 E: 1 K: 1 S: 5 | H: 0 LOB: 0 BB: 0 P: 5 | R: 0 E: 0 K: 1 S: 4 | H: 1 LOB: 2 BB: 1 P: 8 | R: 1 E: 0 K: 0 S: 5 | H: 3 LOB: 1 BB: 0 P: 5 | R: 0 E: 0 K: 0 S: 4 | H: 2 LOB: 1 BB: 0 P: 4 | R: 0 E: 0 K: 1 S: 5 | H: 0 LOB: 0 BB: 0 P: 5 | R: 0 E: 0 K: 0 S: 4 | H: 1 LOB: 1 BB: 0 P: 4 | R: 0 E: 0 K: 0 S: 3 | H: 1 LOB: 1 BB: 0 P: 4 | 1B: 5 2B: 2 3B: 0 HR: 0 | SF: 0 SAC: 1 DP: 2 HBP: 0 | WP: 1 PB: 0 CS: 1 | PA: 30 |
| PITCHER Stan Bahnsen, R ERA: 2.91 (1, 1) | IP: 8.0 WLS: L BF: 30 H: 7 R: 1 ER: 1 SO: 3 BB: 0 IBB: 1 HBP: 0 BLK: 0 WP: 1 HR: 0 S: 35 P: 39 ERA: 1.12 WHIP: 0.875 | | | | | | | | | | | | | | | PITCHER | IP: 8.0 WLS: L BF: 30 H: 7 R: 1 ER: 1 SO: 3 BB: 0 IBB: 1 HBP: 0 BLK: 0 WP: 1 HR: 0 S: 35 P: 39 ERA: 1.12 WHIP: 0.875 | | | |

Chicago White Sox @ Kansas City Royals
Royals Stadium, Kansas City, MO
Thu Jul 26 1973, 8:05 PM EDT
Att: 22,589 - Unknown

| | |
|-----|----|
| AB | 28 |
| R | 1 |
| H | 7 |
| RBI | 1 |
| BB | 1 |
| SO | 3 |
| LOB | 12 |



| Batter | 1 | 2 | 3 | 4 | 5 | 6 | 7 | 8 | 9 | 10 | AB | R | H | RBI | BB | SO | LOB | TOP | | | | |
|--|---|---------------------------------|------------------------------|---------------------------------|------------------------------|---------------------------------|------------------------------|---------------------------------|------------------------------|---------------------------------|------------------------------|---------------------------------|------------------------------|---------------------------------|------------------------------|---------------------------------|------------------------------|---------------------------------|----------------------------------|------------------------------------|----------------------------------|--------|
| Pat Kelly, L OBP: 0.365, SLG: 0.368 (1, 9) | G3 | | 6-3 | | | 4-3 | | 4-3 | | | 4 | 0 | 0 | 0 | 0 | 0 | 0 | | | | | |
| Jorge Orta, L OBP: 0.276, SLG: 0.296 (1, 4) | 6-3 | | | 6-3 | | 1B 3B | | F7 | | | 4 | 1 | 1 | 0 | 0 | 0 | 0 | | | | | |
| Jerry Hairston, S OBP: 0.375, SLG: 0.375 Bill Sharp, L OBP: 0.301, SLG: 0.329 (1, 7) (8, 7) | 1B | | | K | | BB 1B | | 6-3 | | | 4 | 0 | 2 | 1 | 0 | 1 | 0 | | | | | |
| Bill Melton, R OBP: 0.381, SLG: 0.478 (1, 5) | F7 | | | 1B | | 3-H 4-0 1-2 BB | | P5 | | | 3 | 0 | 1 | 0 | 1 | 0 | 1 | | | | | |
| Ken Henderson, S OBP: 0.328, SLG: 0.354 (1, 10) | | 6-3 | | G3 | | G3 | | F9 | | | 4 | 0 | 0 | 0 | 0 | 0 | 3 | | | | | |
| Tony Muser, L OBP: 0.344, SLG: 0.333 (1, 3) | | K | | | 4-3 | | 1-6-3 | | | | 4 | 0 | 0 | 0 | 0 | 1 | 0 | | | | | |
| Buddy Bradford, R OBP: 0.336, SLG: 0.423 (1, 8) | | K | | | 5-3 | | E BB | | | P6 | 3 | 0 | 0 | 0 | 1 | 1 | 0 | | | | | |
| Ed Herrmann, L OBP: 0.283, SLG: 0.366 (1, 2) | | | K | | F9 | | P6 | | | L3 | 4 | 0 | 0 | 0 | 0 | 1 | 1 | | | | | |
| Eddie Leon, R OBP: 0.301, SLG: 0.294 (1, 6) | | | K | | | F9 | 6-3 | | | F3 | 4 | 0 | 0 | 0 | 0 | 1 | 1 | | | | | |
| Inning Stats | R: 0 E: 0 K: 0 S: 4 | H: 1 LOB: 1 BB: 0 P: 4 | R: 0 E: 0 K: 2 S: 7 | H: 0 LOB: 0 BB: 0 P: 7 | R: 0 E: 0 K: 2 S: 7 | H: 0 LOB: 0 BB: 0 P: 7 | R: 0 E: 0 K: 1 S: 6 | H: 1 LOB: 1 BB: 0 P: 6 | R: 0 E: 0 K: 1 S: 7 | H: 0 LOB: 0 BB: 0 P: 3 | R: 1 E: 0 K: 0 S: 5 | H: 2 LOB: 2 BB: 1 P: 9 | R: 0 E: 1 K: 0 S: 3 | H: 0 LOB: 1 BB: 1 P: 7 | R: 0 E: 0 K: 0 S: 3 | H: 0 LOB: 0 BB: 0 P: 3 | R: 0 E: 0 K: 0 S: 3 | H: 0 LOB: 0 BB: 0 P: 3 | 1B: 3 2B: 0 3B: 1 HR: 0 | SF: 0 SAC: 0 DP: 0 HBP: 0 | WP: 0 PB: 0 SB: 0 CS: 0 | PA: 36 |
| PITCHER Steve Busby, R ERA: 4.48 (1, 1) | IP: 10.0 W: 10 L: 36 H: 4 R: 1 ER: 1 SO: 5 BB: 2 IBB: 0 HBP: 0 BLK: 0 WP: 0 HR: 0 S: 44 P: 52 ERA: 0.90 WHIP: 0.600 | | | | | | | | | | | | | | | | | | | | | |

Chicago White Sox @ Kansas City Royals
Royals Stadium, Kansas City, MO
Fri Jul 27 1973, 8:05 PM EDT
Att: 23,061 - Unknown - 89 F

AB 34
R 1
H 4
RBI 1
BB 2
SO 5
LOB 6



| Batter | 1 | 2 | 3 | 4 | 5 | 6 | 7 | 8 | 9 | 10 | AB | R | H | RBI | BB | SO | LOB | BOTTOM | | | | |
|--|---|---------------------------------|------------------------------|---------------------------------|------------------------------|---------------------------------|------------------------------|----------------------------------|------------------------------|---------------------------------|------------------------------|---------------------------------|------------------------------|---------------------------------|------------------------------|----------------------------------|------------------------------|----------------------------------|----------------------------------|------------------------------------|----------------------------------|--------|
| Freddie Patek, R OBP: 0.327, SLG: 0.335 (1, 6) | K | | K | | 1B 1B | | | 4-3 | | | 4 | 1 | 1 | 0 | 1 | 2 | 1 | | | | | |
| Cookie Rojas, R OBP: 0.312, SLG: 0.355 (1, 4) | 1-3 | | | 5-3 | 1B 1B | | | G6-4-3 1B | | F8 | 5 | 0 | 2 | 0 | 0 | 0 | 1 | | | | | |
| Amos Otis, R OBP: 0.359, SLG: 0.501 (1, 8) | F9 | | | 1B 1B | F7 | | | G6-4-3 1-2 | | 1B IBB | 4 | 0 | 1 | 0 | 1 | 0 | 3 | | | | | |
| John Mayberry, L OBP: 0.437, SLG: 0.539 Carl Taylor, R OBP: 0.377, SLG: 0.282 (1, 3) (9, PR) (10, 3) | | 6-3 | | K | | F8 | | | | 2B 2B | 4 | 0 | 1 | 0 | 0 | 1 | 1 | | | | | |
| Rick Reichardt, R OBP: 0.335, SLG: 0.363 (1, 10) | F8 | | | | | F3 | | | | K | 4 | 0 | 1 | 0 | 0 | 1 | 1 | | | | | |
| Ed Kirkpatrick, L OBP: 0.374, SLG: 0.423 Hal McRae, R OBP: 0.275, SLG: 0.261 (1, 9) (9, PH) (10, 9) | K | | | 1B | | 3-1 | | | | 2B | 2 | 0 | 0 | 0 | 1 | 1 | 0 | | | | | |
| Lou Piniella, R OBP: 0.291, SLG: 0.361 (1, 7) | | | K | | F9 | | | 6-3 | | G4-6-3 IBB | 3 | 0 | 0 | 0 | 1 | 1 | 3 | | | | | |
| Kurt Bevacqua, R OBP: 0.319, SLG: 0.347 (1, 5) | | | 4-3 | | F3 | | | 1-3 | | G4-6-3 | 4 | 0 | 0 | 0 | 0 | 0 | 2 | | | | | |
| Fran Healy, R OBP: 0.332, SLG: 0.374 (1, 2) | | | | | K | | | F7 | | F8 | 4 | 0 | 1 | 0 | 0 | 1 | 0 | | | | | |
| Inning Stats | R: 0 E: 0 K: 1 S: 5 | H: 0 LOB: 0 BB: 0 P: 5 | R: 0 E: 0 K: 1 S: 5 | H: 0 LOB: 0 BB: 0 P: 5 | R: 0 E: 0 K: 2 S: 8 | H: 1 LOB: 1 BB: 0 P: 8 | R: 0 E: 0 K: 1 S: 7 | H: 2 LOB: 3 BB: 1 P: 11 | R: 0 E: 0 K: 1 S: 7 | H: 2 LOB: 2 BB: 0 P: 7 | R: 0 E: 0 K: 0 S: 3 | H: 0 LOB: 0 BB: 0 P: 3 | R: 0 E: 0 K: 0 S: 3 | H: 1 LOB: 0 BB: 0 P: 3 | R: 1 E: 0 K: 1 S: 6 | H: 2 LOB: 1 BB: 1 P: 10 | R: 1 E: 0 K: 0 S: 3 | H: 1 LOB: 2 BB: 2 P: 11 | 1B: 6 2B: 3 3B: 0 HR: 0 | SF: 0 SAC: 0 DP: 2 HBP: 0 | WP: 0 PB: 0 SB: 1 CS: 0 | PA: 40 |
| PITCHER Steve Stone, R ERA: 4.03 Terry Forster, L ERA: 2.21 (1, 1) (8, 1) | IP: 7.1 W: 7 L: 11 H: 6 R: 0 ER: 0 SO: 6 BB: 1 IBB: 0 HBP: 0 BLK: 0 WP: 0 HR: 0 S: 40 P: 44 ERA: 0.00 WHIP: 0.955 | | | | | | | | | | | | | | | | | | | | | |

Chicago White Sox @ Kansas City Royals
Royals Stadium, Kansas City, MO
Fri Jul 27 1973, 8:05 PM EDT
Att: 23,061 - Unknown - 89 F

AB 36
R 2
H 9
RBI 2
BB 4
SO 7
LOB 12



| Batter | 1 | 2 | 3 | 4 | 5 | 6 | 7 | 8 | 9 | AB | R | H | RBI | BB | SO | LOB | TOP | | | | | | | | | | | |
|--|---|--|--|--|--|--|------------------------------|---------------------------------|------------------------------|---------------------------------|------------------------------|---------------------------------|---|---------------------------------|------------------------------|----------------------------------|---|------------------------------|----------------------------------|-----------------------------------|------------------------------------|----------------------------------|--------|---|----|-------|--------|--------|
| Sandy Alomar Sr. S OBP: 0.272, SLG: 0.234 Jerry Davanzo, R OBP: 0.289, SLG: 0.306 | | | | | | | | | | 4 | 2 | 1 | 0 | 0 | 1 | 4 | California Angels @ Kansas City Royals Royals Stadium, Kansas City, MO Sat Jul 28 1973, 4:33 AM EDT Att: 14,228 - Unknown - 84 F | | | | | | | | | | | |
| Vada Pinson, L OBP: 0.288, SLG: 0.393 Leroy Stanton, R OBP: 0.272, SLG: 0.389 | | | | | | | | | | 4 | 4 | 3 | 0 | 1 | 0 | 1 | | | | | | | | | | | | |
| Frank Robinson, R OBP: 0.359, SLG: 0.461 | | | | | | | | | | 5 | 3 | 3 | 5 | 1 | 1 | 3 | | | | | | | | | | | | |
| Bob Oliver, R OBP: 0.300, SLG: 0.409 | | | | | | | | | | 6 | 2 | 3 | 1 | 0 | 1 | 4 | | | | | | | | | | | | |
| Richie Scheibleum, S OBP: 0.392, SLG: 0.365 | | | | | | | | | | | 5 | 3 | 5 | 2 | 1 | 0 | | 0 | | | | | | | | | | |
| Ken Berry, R OBP: 0.333, SLG: 0.372 | | | | | | | | | | | 5 | 2 | 0 | 1 | 1 | 1 | | 7 | | | | | | | | | | |
| Al Gallagher, R OBP: 0.366, SLG: 0.316 | | | | | | | | | | | 4 | 1 | 0 | 1 | 2 | 1 | | 4 | | | | | | | | | | |
| Rudy Meoli, L OBP: 0.296, SLG: 0.291 | | | | | | | | | | 6 | 2 | 3 | 6 | 0 | 0 | 3 | | | | | | | | | | | | |
| Rick Stelmazek, L OBP: 0.269, SLG: 0.217 | | | | | | | | | | 5 | 0 | 1 | 2 | 1 | 2 | 4 | | | | | | | | | | | | |
| Inning Stats | R: 6 E: 0 K: 3 S: 14 | H: 5 LOB: 1 BB: 2 P: 22 | R: 5 E: 1 K: 0 S: 7 | H: 4 LOB: 1 BB: 2 P: 15 | R: 2 E: 0 K: 0 S: 5 | H: 3 LOB: 1 BB: 1 P: 9 | R: 3 E: 0 K: 0 S: 5 | H: 2 LOB: 0 BB: 1 P: 9 | R: 2 E: 0 K: 2 S: 9 | H: 2 LOB: 0 BB: 0 P: 9 | R: 0 E: 0 K: 0 S: 3 | H: 1 LOB: 1 BB: 0 P: 7 | R: 0 E: 0 K: 1 S: 6 | H: 1 LOB: 1 BB: 0 P: 6 | R: 0 E: 0 K: 1 S: 6 | H: 1 LOB: 0 BB: 0 P: 6 | | R: 1 E: 1 K: 1 S: 8 | H: 2 LOB: 2 BB: 0 P: 8 | 1B: 15 2B: 4 3B: 0 HR: 3 | SF: 0 SAC: 0 DP: 3 HBP: 0 | WP: 0 PB: 0 SB: 1 CS: 0 | PA: 54 | | | | | |
| PITCHER | IP WLS BF H R ER SO BB IBB HBP BLK WP HR S P ERA WHIP | 0.2 L 7 3 5 5 2 2 0 0 0 0 0 0 9 17 67.50 7.500 | 0.1 7 5 5 1 0 1 0 0 0 0 0 0 8 12 135.00 15.000 | 5.0 26 9 8 7 2 4 0 0 0 0 0 2 26 42 12.60 2.600 | 2.0 8 2 0 0 2 0 0 0 0 0 0 0 12 12 0.00 1.000 | 1.0 6 2 1 1 1 0 0 0 0 0 0 0 8 8 9.00 2.000 | | | | | | | | | | | IP WLS BF H R ER SO BB IBB HBP BLK WP HR S P ERA WHIP | | | | | | | | | | | |
| Ken Wright, R ERA: 4.42 | | | | | | | | | | | 0.2 | L | 7 | 3 | 5 | 5 | 2 | 2 | 0 | 0 | 0 | 0 | 0 | 0 | 9 | 17 | 67.50 | 7.500 |
| Bruce Dal Canton, R ERA: 4.34 | | | | | | | | | | | 0.1 | | 7 | 5 | 5 | 1 | 0 | 1 | 0 | 0 | 0 | 0 | 0 | 0 | 8 | 12 | 135.00 | 15.000 |
| Gene Garber, R ERA: 4.64 | | | | | | | | | | | 5.0 | | 26 | 9 | 8 | 7 | 2 | 4 | 0 | 0 | 0 | 0 | 0 | 2 | 26 | 42 | 12.60 | 2.600 |
| Steve Mingori, L ERA: 5.7 | | | | | | | | | | | 2.0 | | 8 | 2 | 0 | 0 | 2 | 0 | 0 | 0 | 0 | 0 | 0 | 0 | 12 | 12 | 0.00 | 1.000 |
| Joe Hoerner, L ERA: 5.74 | | | | | | | | | | | 1.0 | | 6 | 2 | 1 | 1 | 1 | 0 | 0 | 0 | 0 | 0 | 0 | 0 | 8 | 8 | 9.00 | 2.000 |
| Batter | 1 | 2 | 3 | 4 | 5 | 6 | 7 | 8 | 9 | AB | R | H | RBI | BB | SO | LOB | BOTTOM | | | | | | | | | | | |
| Freddie Patek, R OBP: 0.329, SLG: 0.333 Ed Kirkpatrick, L OBP: 0.373, SLG: 0.421 | | | | | | | | | | 2 | 2 | 0 | 1 | 2 | 0 | 0 | California Angels @ Kansas City Royals Royals Stadium, Kansas City, MO Sat Jul 28 1973, 4:33 AM EDT Att: 14,228 - Unknown - 84 F | | | | | | | | | | | |
| Cookie Rojas, R OBP: 0.312, SLG: 0.358 Bobby Floyd, R OBP: 0.393, SLG: 0.404 | | | | | | | | | | 3 | 1 | 1 | 1 | 0 | 0 | 1 | | | | | | | | | | | | |
| Amos Otis, R OBP: 0.501, SLG: 0.503 Steve Hovley, L OBP: 0.343, SLG: 0.317 | | | | | | | | | | 3 | 1 | 2 | 1 | 0 | 0 | 0 | | | | | | | | | | | | |
| John Mayberry, L OBP: 0.436, SLG: 0.537 Gail Hopkins, L OBP: 0.397, SLG: 0.374 | | | | | | | | | | 3 | 1 | 1 | 1 | 0 | 0 | 2 | | | | | | | | | | | | |
| Rick Reichardt, R OBP: 0.298, SLG: 0.354 | | | | | | | | | | | 5 | 1 | 0 | 0 | 0 | 1 | | 4 | | | | | | | | | | |
| Lou Piniella, R OBP: 0.295, SLG: 0.362 | | | | | | | | | | 4 | 0 | 2 | 1 | 1 | 0 | 0 | | | | | | | | | | | | |
| Hal McRae, R OBP: 0.273, SLG: 0.254 | | | | | | | | | | 4 | 0 | 0 | 0 | 1 | 0 | 2 | | | | | | | | | | | | |
| Kurt Bevacqua, R OBP: 0.323, SLG: 0.351 | | | | | | | | | | 4 | 1 | 2 | 1 | 0 | 0 | 0 | | | | | | | | | | | | |
| Fran Healy, R OBP: 0.332, SLG: 0.383 Carl Taylor, R OBP: 0.383, SLG: 0.262 | | | | | | | | | | 3 | 1 | 1 | 0 | 0 | 0 | 3 | | | | | | | | | | | | |
| Inning Stats | R: 3 E: 0 K: 1 S: 9 | H: 4 LOB: 3 BB: 2 P: 17 | R: 0 E: 1 K: 0 S: 4 | H: 0 LOB: 1 BB: 0 P: 4 | R: 0 E: 0 K: 0 S: 3 | H: 0 LOB: 0 BB: 0 P: 3 | R: 2 E: 0 K: 0 S: 5 | H: 2 LOB: 1 BB: 1 P: 9 | R: 0 E: 0 K: 0 S: 3 | H: 0 LOB: 0 BB: 0 P: 3 | R: 1 E: 0 K: 0 S: 4 | H: 1 LOB: 0 BB: 0 P: 4 | R: 1 E: 1 K: 0 S: 5 | H: 2 LOB: 1 BB: 0 P: 5 | R: 1 E: 0 K: 1 S: 6 | H: 2 LOB: 1 BB: 1 P: 10 | | R: 0 E: 0 K: 0 S: 2 | H: 0 LOB: 1 BB: 2 P: 10 | 1B: 9 2B: 1 3B: 1 HR: 0 | SF: 0 SAC: 0 DP: 2 HBP: 0 | WP: 0 PB: 0 SB: 1 CS: 0 | PA: 43 | | | | | |
| PITCHER | IP WLS BF H R ER SO BB IBB HBP BLK WP HR S P ERA WHIP | 0.2 W 7 3 3 3 1 2 0 0 0 0 0 0 34 50 4.32 1.440 | | | | | | | | | | | IP WLS BF H R ER SO BB IBB HBP BLK WP HR S P ERA WHIP | | | | | | | | | | | | | | | |
| Rudy May, L ERA: 3.68 | | | | | | | | | | | 8.1 | W | 36 | 8 | 5 | 4 | 1 | 4 | 0 | 0 | 0 | 0 | 0 | 0 | 34 | 50 | 4.32 | 1.440 |
| Aurelio Montenegro, R ERA: 4.15 | | | | | | | | | | | 0.2 | | 7 | 3 | 3 | 1 | 2 | 0 | 0 | 0 | 0 | 0 | 0 | 7 | 15 | 40.50 | 7.500 | |

| Batter | 1 | 2 | 3 | 4 | 5 | 6 | 7 | 8 | 9 | AB | R | H | RBI | BB | SO | LOB | TOP | | | | | |
|--|--|---------------------------------|------------------------------|---------------------------------|------------------------------|---------------------------------|------------------------------|---------------------------------|------------------------------|---------------------------------|------------------------------|---------------------------------|------------------------------|---------------------------------|------------------------------|---------------------------------|--|---------------------------------|----------------------------------|------------------------------------|----------------------------------|--------|
| Sandy Alomar Sr. S OBP: 0.269, SLG: 0.231 (1,6) | F8 | | 3-1 | | 4-3 | | 4-3 | | | 4 | 0 | 0 | 0 | 0 | 0 | 1 | California Angels @ Kansas City Royals Royals Stadium, Kansas City, MO Sun Jul 29 1973, 4:33 AM EDT Unknown - 85 F | | | | | |
| Vada Pinson, L OBP: 0.288, SLG: 0.391 (1,7) | G3 | | | | F7 | | | F8 | | 4 | 0 | 1 | 0 | 0 | 0 | 0 | | | | | | |
| Frank Robinson, R OBP: 0.358, SLG: 0.458 (1,10) | | | F7 | | 1-3 | | | 5-3 | | 4 | 0 | 1 | 0 | 0 | 0 | 1 | | | | | | |
| Bob Oliver, R OBP: 0.302, SLG: 0.412 (1,3) | F8 | | 5-3 | | | G6-3 BB | | | | 3 | 0 | 1 | 0 | 1 | 0 | 2 | | | | | | |
| Richie Scheinblum, S OBP: 0.384, SLG: 0.355 (1,9) | | 4-3 | | 4-3 | | F7 | | 4-3 | | 4 | 0 | 0 | 0 | 0 | 0 | 2 | | | | | | |
| Ken Berry, R OBP: 0.332, SLG: 0.370 (1,8) | | 1-3 | | 4-3 1B | | G6-3 1-2 | | | 6-3 | 4 | 0 | 1 | 0 | 0 | 0 | 1 | | | | | | |
| Al Gallagher, R OBP: 0.367, SLG: 0.316 (1,5) | | 4-0 1B BB | | 4-3 1-2 1B | | | P6 | | F9 | 3 | 0 | 1 | 0 | 1 | 0 | 0 | | | | | | |
| Rudy Meoli, L OBP: 0.295, SLG: 0.291 (1,4) | | | | 4-3 | | | 1-3 | | 3-1 | 4 | 0 | 1 | 0 | 0 | 0 | 2 | | | | | | |
| Rick Stelmazek, L OBP: 0.276, SLG: 0.200 (1,2) | | | F7 | | 6-3 | | | | | 2 | 0 | 0 | 0 | 1 | 0 | 4 | | | | | | |
| | | | | | | | | | | | | | | | | | | | | | | |
| Inning Stats | R: 0 E: 0 K: 0 S: 4 | H: 1 LOB: 1 BB: 0 P: 4 | R: 0 E: 0 K: 0 S: 4 | H: 1 LOB: 2 BB: 1 P: 8 | R: 0 E: 0 K: 0 S: 4 | H: 1 LOB: 1 BB: 0 P: 4 | R: 0 E: 0 K: 0 S: 5 | H: 2 LOB: 2 BB: 0 P: 5 | R: 0 E: 0 K: 0 S: 3 | H: 0 LOB: 0 BB: 1 P: 3 | R: 0 E: 0 K: 0 S: 2 | H: 0 LOB: 0 BB: 1 P: 6 | R: 0 E: 0 K: 0 S: 3 | H: 0 LOB: 1 BB: 1 P: 7 | R: 0 E: 0 K: 0 S: 4 | H: 1 LOB: 1 BB: 0 P: 4 | R: 0 E: 0 K: 0 S: 3 | H: 0 LOB: 0 BB: 0 P: 3 | 1B: 5 2B: 1 3B: 0 HR: 0 | SF: 0 SAC: 0 DP: 1 HBP: 0 | WP: 1 PB: 0 SB: 0 CS: 0 | PA: 35 |
| PITCHER A Fitzmorris, R ERA: 1.8 (1,1) | IP: 9.0 WLS: W BF: 35 H: 6 R: 0 ER: 0 SO: 0 BB: 3 IBB: 0 HBP: 0 BLK: 0 WP: 1 HR: 0 S: 32 P: 44 ERA: 0.00 WHIP: 1.000 | | | | | | | | | | | | | | | PITCHER | | | | | | |

| Batter | 1 | 2 | 3 | 4 | 5 | 6 | 7 | 8 | 9 | AB | R | H | RBI | BB | SO | LOB | BOTTOM | | | |
|---|--|----------------------------------|------------------------------|---------------------------------|------------------------------|---------------------------------|------------------------------|----------------------------------|------------------------------|---------------------------------|------------------------------|---------------------------------|------------------------------|----------------------------------|------------------------------|---------------------------------|--|------------------------------------|----------------------------------|--------|
| Freddie Patek, R OBP: 0.332, SLG: 0.339 (1,6) | 1B HR BB | K | | 1B BB | | 2B 3B | | F7 | | 3 | 2 | 1 | 0 | 2 | 1 | 0 | California Angels @ Kansas City Royals Royals Stadium, Kansas City, MO Sun Jul 29 1973, 4:33 AM EDT Unknown - 85 F | | | |
| Cookie Rojas, R OBP: 0.316, SLG: 0.365 (1,4) | | | 4-3 | | | | | | | 4 | 1 | 3 | 1 | 0 | 0 | 0 | | | | |
| Bobby Floyd, R OBP: 0.404, SLG: 0.453 (8,4) | 1-3 HR 1B | | | 1-2 1B | | 3H 2B | | | 3B | 1 | 0 | 1 | 0 | 0 | 0 | 0 | | | | |
| Amos Otis, R OBP: 0.359, SLG: 0.506 (1,8) | 1H 3H HR | | F9 | F9 | | 1-3 | | F8 | | 5 | 1 | 1 | 3 | 0 | 0 | 4 | | | | |
| John Mayberry, L OBP: 0.439, SLG: 0.535 (1,3) | S BB | | | | | | F7 | | 1B G1-6-3 BB | 1 | 1 | 0 | 0 | 3 | 0 | 0 | | | | |
| Ed Kirkpatrick, L OBP: 0.375, SLG: 0.422 (1,9) | F5 | | 4-3 | | | | | G1-6-3 1-3 1B | | 4 | 0 | 2 | 0 | 0 | 0 | 2 | | | | |
| Lou Piniella, R OBP: 0.294, SLG: 0.364 (1,7) | K | | | 4-3 IHR 2B | | P4 | | G1-6-3 1-2 3H 0-0 | | 4 | 1 | 1 | 0 | 0 | 1 | 3 | | | | |
| Gail Hopkins, L OBP: 0.384, SLG: 0.370 (1,10) | F7 | | | 4-3 | | 4-3 | | | 1B | 4 | 0 | 1 | 0 | 0 | 0 | 3 | | | | |
| Kurt Bevacqua, R OBP: 0.321, SLG: 0.348 (1,5) | | 1-5-3 | | K | | G5-4-3 1B | | K | | 4 | 0 | 1 | 0 | 0 | 2 | 2 | | | | |
| Fran Healy, R OBP: 0.330, SLG: 0.395 (1,2) | F7 | | | 3H IHR | | G5-4-3 1-2 | | 6-3 | | 4 | 1 | 1 | 2 | 0 | 0 | 1 | | | | |
| Inning Stats | R: 3 E: 0 K: 1 S: 7 | H: 2 LOB: 1 BB: 2 P: 15 | R: 0 E: 0 K: 1 S: 5 | H: 0 LOB: 0 BB: 0 P: 5 | R: 0 E: 0 K: 1 S: 3 | H: 0 LOB: 1 BB: 1 P: 7 | R: 2 E: 0 K: 1 S: 8 | H: 3 LOB: 2 BB: 1 P: 12 | R: 0 E: 0 K: 0 S: 4 | H: 1 LOB: 1 BB: 0 P: 4 | R: 1 E: 0 K: 0 S: 5 | H: 3 LOB: 1 BB: 0 P: 5 | R: 1 E: 0 K: 1 S: 6 | H: 2 LOB: 1 BB: 1 P: 10 | R: 0 E: 0 K: 0 S: 4 | H: 1 LOB: 1 BB: 0 P: 4 | 1B: 6 2B: 2 3B: 2 HR: 2 | SF: 0 SAC: 0 DP: 2 HBP: 0 | WP: 0 PB: 0 SB: 1 CS: 0 | PA: 39 |
| PITCHER Bill Singer, R ERA: 3.02 (1,1) | IP: 5.2 WLS: L BF: 29 H: 9 R: 6 ER: 6 SO: 3 BB: 4 IBB: 0 HBP: 0 BLK: 0 WP: 0 HR: 1 S: 31 P: 47 ERA: 9.53 WHIP: 2.294 | | | | | | | | | | | | | | | PITCHER | | | | |
| Dave Sells, R ERA: 3.04 (6,1) | IP: 2.1 WLS: L BF: 10 H: 3 R: 1 ER: 1 SO: 1 BB: 1 IBB: 0 HBP: 0 BLK: 0 WP: 0 HR: 0 S: 11 P: 15 ERA: 3.86 WHIP: 1.714 | | | | | | | | | | | | | | | PITCHER | | | | |

| Batter | 1 | 2 | 3 | 4 | 5 | 6 | 7 | 8 | 9 | 10 | 11 | AB | R | H | RBI | BB | SO | LOB | TOP | | | | | |
|--|------------------------------|---|------------------------------|--|------------------------------|--|------------------------------|---------------------------------|---|---------------------------------|------------------------------|----------------------------------|------------------------------|---------------------------------|------------------------------|---------------------------------|------------------------------|---------------------------------|------------------------------|----------------------------------|-----------------------------------|------------------------------------|-------------------------|--------|
| Sandy Alomar Sr., S OBP: 0.270, SLG: 0.231 | 1-3 | | F8 | | 1B BB | G3 | | 5-3 | | | 1B SF9 1B | 5 | 1 | 1 | 0 | 1 | 0 | 2 | | | | | | |
| Winston Llenas, R Al Gallagher, R OBP: 0.380, SLG: 0.380 OBP: 0.366, SLG: 0.316 | F8 | | HR 1B | | 1B 1B | | E5 G3 1B | | F8 | | SF9 | 5 | 1 | 3 | 0 | 0 | 0 | 0 | | | | | | |
| Tom McCraw, L Bob Oliver, R OBP: 0.308, SLG: 0.276 OBP: 0.304, SLG: 0.412 | 6-3 | | HR | | L5 | | G3 | | K | | 1B IBB | 5 | 1 | 1 | 2 | 0 | 1 | 3 | | | | | | |
| Mike Epstein, L OBP: 0.316, SLG: 0.312 | | K | L6 | | | | 4-3 | | 4-3 | | 1B FC6-4 1B | 6 | 0 | 2 | 1 | 0 | 1 | 1 | | | | | | |
| Richie Scheinblum, S Rudy May, L Dave Sells, R | | 1B 3B | | | 1B SH1-3 BB | | P6 | | | | P4 FC6-4 1B | 4 | 1 | 1 | 0 | 2 | 0 | 5 | | | | | | |
| Ken Berry, R OBP: 0.331, SLG: 0.368 | | 1B | | | SH1-3 | | 4-3 | | K | | 6-3 | 4 | 0 | 1 | 1 | 0 | 1 | 2 | | | | | | |
| Leroy Stanton, R OBP: 0.270, SLG: 0.383 | | 1B | | | | | 5-3 | | G3 | | 4-3 | 5 | 0 | 1 | 0 | 0 | 1 | 1 | | | | | | |
| John Stephenson, L Billy Grabarkewitz, R Rick Steimaszek, L Rudy Meoli, L OBP: 0.308, SLG: 0.365 OBP: 0.309, SLG: 0.282 OBP: 0.276, SLG: 0.200 OBP: 0.293, SLG: 0.288 | F5 | | | | G4-6-3 1B | | 1B 1B | | HR | | 1B SF9 1B | 5 | 1 | 3 | 1 | 0 | 0 | 3 | | | | | | |
| Rudy Meoli, L OBP: 0.293, SLG: 0.288 | | | 4-3 | | | | F9 | | F8 | | P2 | 5 | 0 | 1 | 0 | 0 | 0 | 1 | | | | | | |
| Inning Stats | R: 0 E: 0 K: 0 S: 3 | H: 0 LOB: 0 BB: 0 P: 3 | R: 1 E: 0 K: 2 S: 9 | H: 2 LOB: 1 BB: 0 P: 9 | R: 2 E: 0 K: 0 S: 5 | H: 2 LOB: 0 BB: 0 P: 5 | R: 0 E: 0 K: 0 S: 3 | H: 1 LOB: 1 BB: 1 P: 7 | R: 1 E: 0 K: 0 S: 5 | H: 2 LOB: 2 BB: 1 P: 9 | R: 0 E: 1 K: 1 S: 6 | H: 1 LOB: 2 BB: 1 P: 10 | R: 1 E: 0 K: 0 S: 4 | H: 1 LOB: 0 BB: 0 P: 4 | R: 0 E: 0 K: 1 S: 5 | H: 0 LOB: 0 BB: 0 P: 5 | R: 0 E: 0 K: 0 S: 3 | H: 0 LOB: 0 BB: 0 P: 3 | R: 1 E: 0 K: 0 S: 6 | H: 3 LOB: 3 BB: 1 P: 10 | 1B: 11 2B: 0 3B: 1 HR: 2 | SF: 1 SAC: 1 DP: 1 HBP: 0 | WP: 0 SB: 0 CS: 0 | PA: 50 |
| PITCHER | Dick Drago, R ERA: 3.82 | IP: 6.0 WLS: 28 BF: 28 H: 9 R: 4 ER: 4 SO: 2 BB: 0 IBB: 1 HBP: 0 BLK: 0 WP: 0 HR: 1 S: 30 P: 38 ERA: 6.00 WHIP: 1.833 | Doug Bird, R ERA: 3.14 | IP: 7.1 WLS: 19 BF: 4 H: 2 R: 2 ER: 2 SO: 2 BB: 0 IBB: 1 HBP: 0 BLK: 0 WP: 0 HR: 1 S: 22 P: 26 ERA: 3.86 WHIP: 0.857 | Joe Hoerner, L ERA: 5.63 | IP: 11.1 WLS: 3 BF: 1 H: 0 R: 0 ER: 0 SO: 0 BB: 1 IBB: 0 HBP: 0 BLK: 0 WP: 0 HR: 2 S: 6 P: 6 ERA: 0.00 WHIP: 3.000 | PITCHER | Dave Sells, R ERA: 3.04 | IP: 11.1 WLS: 2 BF: 1 H: 1 R: 0 ER: 0 SO: 0 BB: 0 IBB: 0 HBP: 0 BLK: 0 WP: 1 HR: 0 S: 1 P: 5 ERA: ∞ WHIP: ∞ | | | | | | | | | | | | | | | |

California Angels @ Kansas City Royals
Royals Stadium, Kansas City, MO
Sun Jul 29 1973, 4:38 AM EDT
Att: 23,306 - Unknown

livebaseballscores.com
AB 44
R 6
H 14
RBI 6
BB 4
SO 4
LOB 18



| Batter | 1 | 2 | 3 | 4 | 5 | 6 | 7 | 8 | 9 | 10 | 11 | AB | R | H | RBI | BB | SO | LOB | BOTTOM | | | | | | | |
|--|------------------------------|---|------------------------------|--|------------------------------|---|------------------------------|---|------------------------------|--|------------------------------|---|-------------------------------|----------------------------------|------------------------------|---------------------------------|------------------------------|---------------------------------|------------------------------|---------------------------------|------------------------------|----------------------------------|-----------------------------------|------------------------------------|-------------------------|--------|
| Freddie Patek, R OBP: 0.327, SLG: 0.333 | K | | F9 | | P4 | | F9 | 4-3 | | F7 | | 6 | 0 | 0 | 0 | 0 | 1 | 6 | | | | | | | | |
| Cookie Rojas, R OBP: 0.319, SLG: 0.372 | F8 1B 1B | | | | F7 | | FC 1B 2B | | 4-3 | | E 2B | 6 | 2 | 3 | 0 | 0 | 0 | 2 | | | | | | | | |
| Amos Otis, R OBP: 0.365, SLG: 0.512 | | | | | | | 2B 1B 1B | | F7 | | E7 WP 1B 1B | 5 | 3 | 4 | 2 | 1 | 0 | 0 | | | | | | | | |
| John Mayberry, L OBP: 0.437, SLG: 0.533 | F8 | | 3-1 | | | | F8 | | L4 | | 1B WP IBB | 5 | 0 | 1 | 1 | 1 | 0 | 5 | | | | | | | | |
| Ed Kirkpatrick, L Lou Piniella, R OBP: 0.371, SLG: 0.418 OBP: 0.295, SLG: 0.362 | | P6 | | | P4 | | P4 | K | | F9 | | 3 | 0 | 0 | 0 | 0 | 0 | 1 | | | | | | | | |
| Rick Reichardt, R Gail Hopkins, L OBP: 0.380, SLG: 0.360 OBP: 0.388, SLG: 0.375 | | 6-3 | | | K | | | 2B | | P4 | | 5 | 1 | 2 | 2 | 0 | 1 | 0 | | | | | | | | |
| Steve Hovley, L Hal McRae, R OBP: 0.348, SLG: 0.328 OBP: 0.276, SLG: 0.257 | | | | | F8 | | | K | | | 1B 1B | 3 | 0 | 2 | 1 | 0 | 0 | 0 | | | | | | | | |
| Kurt Bevacqua, R OBP: 0.323, SLG: 0.350 | | 6-3 | | | | | | 2B | | | 1B 1B | 2 | 0 | 1 | 0 | 0 | 1 | 2 | | | | | | | | |
| Carl Taylor, R OBP: 0.364, SLG: 0.261 | | | 6-3 | | K | | | 1B FC 1B | | E5 | | 4 | 1 | 1 | 0 | 1 | 1 | 1 | | | | | | | | |
| Inning Stats | R: 0 E: 0 K: 1 S: 6 | H: 2 LOB: 1 BB: 0 P: 6 | R: 0 E: 0 K: 0 S: 4 | H: 1 LOB: 1 BB: 0 P: 4 | R: 0 E: 0 K: 0 S: 4 | H: 1 LOB: 2 BB: 1 P: 8 | R: 0 E: 0 K: 1 S: 5 | H: 0 LOB: 0 BB: 0 P: 5 | R: 0 E: 0 K: 1 S: 6 | H: 3 LOB: 1 BB: 0 P: 6 | R: 2 E: 0 K: 0 S: 6 | H: 3 LOB: 1 BB: 1 P: 6 | R: 3 E: 0 K: 2 S: 12 | H: 4 LOB: 2 BB: 0 P: 12 | R: 0 E: 1 K: 0 S: 3 | H: 0 LOB: 0 BB: 0 P: 3 | R: 0 E: 0 K: 0 S: 3 | H: 0 LOB: 0 BB: 0 P: 3 | R: 0 E: 0 K: 0 S: 5 | H: 2 LOB: 3 BB: 1 P: 9 | R: 2 E: 1 K: 0 S: 3 | H: 3 LOB: 3 BB: 2 P: 11 | 1B: 11 2B: 6 3B: 0 HR: 0 | SF: 0 SAC: 0 DP: 0 HBP: 0 | WP: 1 SB: 0 CS: 1 | PA: 51 |
| PITCHER | Nolan Ryan, R ERA: 2.94 | IP: 5.2 WLS: 25 BF: 25 H: 8 R: 3 ER: 2 SO: 3 BB: 1 IBB: 0 HBP: 0 BLK: 0 WP: 0 HR: 0 S: 30 P: 34 ERA: 3.18 WHIP: 1.588 | Steve Barber, L ERA: 3.82 | IP: 6.1 WLS: 6 BF: 3 H: 3 R: 3 ER: 3 SO: 0 BB: 0 IBB: 0 HBP: 0 BLK: 0 WP: 0 HR: 0 S: 6 P: 6 ERA: 40.50 WHIP: 4.500 | Dick Lange, R ERA: 6.75 | IP: 7.1 WLS: 1 BF: 2 H: 0 R: 0 ER: 0 SO: 1 BB: 0 IBB: 0 HBP: 0 BLK: 0 WP: 0 HR: 4 S: 4 P: 4 ERA: 0.00 WHIP: 3.000 | Rudy May, L ERA: 3.72 | IP: 7.1 WLS: 16 BF: 4 H: 2 R: 2 ER: 2 SO: 1 BB: 1 IBB: 1 HBP: 0 BLK: 0 WP: 0 HR: 16 S: 24 P: 24 ERA: 5.40 WHIP: 1.500 | Rudy May, L ERA: 3.72 | IP: 11.1 WLS: 16 BF: 4 H: 2 R: 2 ER: 2 SO: 1 BB: 1 IBB: 1 HBP: 0 BLK: 0 WP: 0 HR: 16 S: 24 P: 24 ERA: 5.40 WHIP: 1.500 | Dave Sells, R ERA: 3.04 | IP: 11.1 WLS: 2 BF: 1 H: 1 R: 0 ER: 0 SO: 0 BB: 0 IBB: 0 HBP: 0 BLK: 0 WP: 1 HR: 0 S: 1 P: 5 ERA: ∞ WHIP: ∞ | | | | | | | | | | | | | | |

California Angels @ Kansas City Royals
Royals Stadium, Kansas City, MO
Sun Jul 29 1973, 4:38 AM EDT
Att: 23,306 - Unknown


livebaseballscores.com
AB 47
R 7
H 17
RBI 7
BB 4
SO 5
LOB 21



| Batter | 1 | 2 | 3 | 4 | 5 | 6 | 7 | 8 | 9 | AB | R | H | RBI | BB | SO | LOB | TOP | | | | | |
|--|--|---------------------------------|------------------------------|---------------------------------|------------------------------|----------------------------------|------------------------------|---------------------------------|------------------------------|---------------------------------|------------------------------|---------------------------------|------------------------------|----------------------------------|------------------------------|---------------------------------|------------------------------|---------------------------------|----------------------------------|------------------------------------|----------------------------------|--------|
| Freddie Patek, R OBP: 0.324, SLG: 0.329 | 1-3 | | K | | L4 | | P4 | | | 4 | 0 | 0 | 0 | 0 | 1 | 2 | | | | | | |
| Cookie Rojas, R OBP: 0.318, SLG: 0.371 | F9 | | 4-3 1B | | 6-3 | | K | | | 4 | 0 | 1 | 0 | 0 | 1 | 2 | | | | | | |
| Amos Otis, R OBP: 0.366, SLG: 0.520 | 2B | 2B | 4-3 | | | 3B | | 3-1 | | 4 | 1 | 2 | 0 | 0 | 0 | 1 | | | | | | |
| John Mayberry, L OBP: 0.438, SLG: 0.530 | 2B | BB | | | 1-3 | | F7 | | | 2 | 1 | 0 | 0 | 2 | 0 | 1 | | | | | | |
| Rick Reichardt, R OBP: 0.300, SLG: 0.363 | | | K | | K | | K | | | 0 | 0 | 0 | 0 | 0 | 0 | 0 | | | | | | |
| Ed Kirkpatrick, L OBP: 0.367, SLG: 0.412 | F9 | | | | 4-3 | | 4-3 | | F7 | 4 | 0 | 0 | 0 | 0 | 0 | 2 | | | | | | |
| Lou Piniella, R OBP: 0.294, SLG: 0.361 | | | K | | K | | K | | 4-3 | 4 | 0 | 1 | 0 | 0 | 2 | 0 | | | | | | |
| Kurt Bevacqua, R OBP: 0.327, SLG: 0.349 | L6 | | | CS | 1B | | 1B | | K | 3 | 0 | 1 | 0 | 1 | 1 | 0 | | | | | | |
| Fran Healy, R OBP: 0.330, SLG: 0.394 | L5 | | | CS | 1-3 | | 1B | | | 3 | 0 | 1 | 0 | 0 | 0 | 0 | | | | | | |
| Inning Stats | R: 2 E: 0 K: 0 S: 5 | H: 2 LOB: 1 BB: 1 P: 9 | R: 0 E: 0 K: 0 S: 3 | H: 1 LOB: 0 BB: 0 P: 3 | R: 0 E: 0 K: 2 S: 8 | H: 1 LOB: 2 BB: 1 P: 12 | R: 0 E: 0 K: 1 S: 5 | H: 1 LOB: 0 BB: 0 P: 5 | R: 0 E: 0 K: 0 S: 3 | H: 0 LOB: 0 BB: 0 P: 3 | R: 0 E: 0 K: 1 S: 6 | H: 1 LOB: 1 BB: 0 P: 6 | R: 0 E: 0 K: 2 S: 8 | H: 1 LOB: 2 BB: 1 P: 12 | R: 0 E: 0 K: 1 S: 5 | H: 0 LOB: 0 BB: 0 P: 5 | R: 0 E: 0 K: 1 S: 5 | H: 0 LOB: 0 BB: 0 P: 5 | 1B: 4 2B: 2 3B: 1 HR: 0 | SF: 0 SAC: 0 DP: 0 HBP: 0 | WP: 0 PB: 0 SB: 0 CS: 1 | PA: 36 |
| PITCHER Steve Stone, R ERA: 3.9 | IP: 9.0 WLS: L BF: 35 H: 7 R: 2 ER: 2 SO: 8 BB: 3 IBB: 0 HBP: 0 BLK: 0 WP: 0 HR: 0 S: 48 P: 60 ERA: 2.00 WHIP: 1.111 | | | | | | | | | | | | | | | PITCHER | | | | | | |

Kansas City Royals @ Chicago White Sox
Comiskey Park, Chicago, IL
Tue Jul 31 1973, 8:05 PM EDT
Att: 19,630 - Unknown - 70 F


AB 28
R 2
H 6
RBI 0
BB 3
SO 5
LOB 8



| Batter | 1 | 2 | 3 | 4 | 5 | 6 | 7 | 8 | 9 | AB | R | H | RBI | BB | SO | LOB | BOTTOM | | | | | | | | | | | | |
|--|--|---------------------------------|------------------------------|---------------------------------|------------------------------|----------------------------------|------------------------------|---------------------------------|------------------------------|---------------------------------|------------------------------|---------------------------------|------------------------------|---------------------------------|------------------------------|---------------------------------|------------------------------|----------------------------------|----------------------------------|------------------------------------|----------------------------------|--------|--|--|--|--|--|--|--|
| Johnny Jeter, R OBP: 0.256, SLG: 0.367 | 4-3 | | | | CS | | | F3 | | 4 | 0 | 2 | 0 | 0 | 0 | 0 | | | | | | | | | | | | | |
| Jerry Hairston, S OBP: 0.280, SLG: 0.360 | F8 | | F9 | | F3 | | | 6-3 | | 4 | 0 | 0 | 0 | 0 | 0 | 3 | | | | | | | | | | | | | |
| Dick Allen, R OBP: 0.395, SLG: 0.614 | | | | | | | | | | 4 | 0 | 3 | 0 | 0 | 1 | 2 | | | | | | | | | | | | | |
| Tony Muser, L OBP: 0.352, SLG: 0.357 | 1B | | K | | | | | | | 0 | 0 | 0 | 0 | 0 | 0 | 0 | | | | | | | | | | | | | |
| Bill Melton, R OBP: 0.385, SLG: 0.475 | F8 | | | 1B | 2B | | 1B | F8 | | 4 | 1 | 1 | 0 | 0 | 0 | 3 | | | | | | | | | | | | | |
| Ken Henderson, S OBP: 0.326, SLG: 0.373 | | F8 | | | | | | | | 1 | 0 | 0 | 0 | 0 | 0 | 0 | | | | | | | | | | | | | |
| Hank Allen, R OBP: 0.111, SLG: 0.167 | | | | 5-3 | | | | | | 2 | 0 | 0 | 0 | 0 | 1 | 2 | | | | | | | | | | | | | |
| Pat Kelly, J OBP: 0.366, SLG: 0.372 | | | | | | | | | F8 | 1 | 0 | 1 | 0 | 0 | 0 | 0 | | | | | | | | | | | | | |
| Buddy Bradford, R OBP: 0.339, SLG: 0.482 | | K | | | P4 | | | F8 | | 4 | 0 | 0 | 0 | 0 | 1 | 3 | | | | | | | | | | | | | |
| Luis Alvarado, R OBP: 0.271, SLG: 0.315 | | | | | | | | | | 3 | 0 | 1 | 1 | 0 | 0 | 0 | | | | | | | | | | | | | |
| Carlos May, L OBP: 0.296, SLG: 0.349 | F9 | | | | 2H | | | 1-3 | | 1 | 0 | 0 | 0 | 0 | 0 | 1 | | | | | | | | | | | | | |
| Eddie Leon, R OBP: 0.294, SLG: 0.283 | | | | 1B | K | | | | | 2 | 0 | 0 | 0 | 2 | 1 | 1 | | | | | | | | | | | | | |
| Chuck Brinkman, R OBP: 0.205, SLG: 0.222 | | | | | | | | | | 3 | 0 | 0 | 0 | 0 | 1 | 1 | | | | | | | | | | | | | |
| Ed Herrmann, L OBP: 0.280, SLG: 0.355 | | | K | | | | | | K | 1 | 0 | 0 | 0 | 0 | 1 | 2 | | | | | | | | | | | | | |
| Inning Stats | R: 0 E: 0 K: 0 S: 4 | H: 1 LOB: 1 BB: 0 P: 4 | R: 0 E: 0 K: 1 S: 5 | H: 0 LOB: 0 BB: 0 P: 5 | R: 0 E: 0 K: 2 S: 8 | H: 1 LOB: 2 BB: 1 P: 12 | R: 1 E: 0 K: 1 S: 7 | H: 2 LOB: 1 BB: 0 P: 7 | R: 0 E: 0 K: 0 S: 3 | H: 1 LOB: 0 BB: 0 P: 3 | R: 0 E: 0 K: 1 S: 6 | H: 1 LOB: 1 BB: 0 P: 6 | R: 0 E: 0 K: 0 S: 3 | H: 0 LOB: 0 BB: 0 P: 3 | R: 0 E: 0 K: 0 S: 4 | H: 1 LOB: 1 BB: 0 P: 4 | R: 0 E: 0 K: 1 S: 6 | H: 1 LOB: 2 BB: 1 P: 10 | 1B: 6 2B: 2 3B: 0 HR: 0 | SF: 0 SAC: 0 DP: 0 HBP: 0 | WP: 0 PB: 0 SB: 1 CS: 1 | PA: 36 | | | | | | | |
| PITCHER Paul Spittorff, L ERA: 3.22 | IP: 8.0 WLS: W BF: 32 H: 8 R: 1 ER: 1 SO: 5 BB: 1 IBB: 0 HBP: 0 BLK: 0 WP: 0 HR: 0 S: 41 P: 45 ERA: 1.12 WHIP: 1.125 | | | | | | | | | | | | | | | PITCHER | | | | | | | | | | | | | |
| Doug Bird, R ERA: 3.12 | 0.1 | 1 | 0 | 0 | 0 | 0 | 0 | 0 | 0 | 0 | 0 | 1 | 1 | 0.00 | 0.000 | | | | | | | | | | | | | | |
| Joe Hoerner, L ERA: 5.4 | 0.2 | S | 3 | 0 | 0 | 0 | 1 | 1 | 0 | 0 | 0 | 4 | 8 | 0.00 | 1.500 | | | | | | | | | | | | | | |

Kansas City Royals @ Chicago White Sox
Comiskey Park, Chicago, IL
Tue Jul 31 1973, 8:05 PM EDT
Att: 19,630 - Unknown - 70 F

AB 34
R 1
H 8
RBI 1
BB 2
SO 6
LOB 18



| Batter | 1 | 2 | 3 | 4 | 5 | 6 | 7 | 8 | 9 | AB | R | H | RBI | BB | SO | LOB | TOP | | |
|---|--|----------------------------------|------------------------------|---------------------------------|------------------------------|----------------------------------|------------------------------|---------------------------------|------------------------------|---------------------------------|------------------------------|---------------------------------|------------------------------|---------------------------------|------------------------------|---------------------------------|----------------------------------|------------------------------------|-----------------------------------|
| Freddie Patek, R OBP: 0.324, SLG: 0.326 (1, 6) | | | | | | | | | | 3 | 1 | 0 | 0 | 1 | 0 | 0 | | | |
| Cookie Rojas, R OBP: 0.322, SLG: 0.373 (1, 4) | | | | | | | | | | 4 | 0 | 3 | 0 | 0 | 0 | 0 | | | |
| Amos Otis, R OBP: 0.364, SLG: 0.513 (1, 8) | | | | | | | | | | 4 | 1 | 1 | 1 | 0 | 0 | 2 | | | |
| John Mayberry, L OBP: 0.439, SLG: 0.526 (1, 3) | | | | | | | | | | 2 | 0 | 1 | 0 | 2 | 0 | 1 | | | |
| Gail Hopkins, L OBP: 0.377, SLG: 0.363 (1, 10) | | | | | | | | | | 4 | 0 | 0 | 0 | 0 | 1 | 7 | | | |
| Lou Piniella, R OBP: 0.293, SLG: 0.358 (1, 7) | | | | | | | | | | 4 | 1 | 1 | 0 | 0 | 1 | 4 | | | |
| Ed Kirkpatrick, L OBP: 0.364, SLG: 0.408 (1, 9) | | | | | | | | | | 3 | 0 | 0 | 0 | 0 | 0 | 0 | | | |
| George Brett, L OBP: 0.250, SLG: 0.250 (1, 5) | | | | | | | | | | 4 | 0 | 1 | 0 | 0 | 1 | 1 | | | |
| Fran Healy, R OBP: 0.328, SLG: 0.389 (1, 2) | | | | | | | | | | 4 | 0 | 1 | 1 | 0 | 1 | 1 | | | |
| Inning Stats | R: 2 E: 1 K: 0 S: 4 | H: 1 LOB: 1 BB: 2 P: 12 | R: 0 E: 0 K: 1 S: 5 | H: 0 LOB: 0 BB: 0 P: 5 | R: 0 E: 0 K: 2 S: 9 | H: 2 LOB: 3 BB: 1 P: 13 | R: 0 E: 0 K: 0 S: 3 | H: 1 LOB: 0 BB: 0 P: 3 | R: 0 E: 0 K: 0 S: 3 | H: 0 LOB: 0 BB: 0 P: 3 | R: 0 E: 0 K: 1 S: 5 | H: 0 LOB: 2 BB: 0 P: 5 | R: 0 E: 1 K: 0 S: 4 | H: 1 LOB: 2 BB: 0 P: 4 | R: 1 E: 0 K: 0 S: 4 | H: 2 LOB: 0 BB: 0 P: 4 | 1B: 8 2B: 0 3B: 0 HR: 0 | SF: 0 SAC: 1 DP: 2 HBP: 0 | WP: 0 PA: 37 SB: 0 CS: 0 |
| PITCHER Stan Bahnsen, R ERA: 2.78 (1, 1) | IP: 9.0 WLS: L BF: 36 H: 8 R: 3 ER: 2 SO: 4 BB: 3 IBB: 0 HBP: 0 BLK: 0 WP: 0 HR: 0 S: 41 P: 53 ERA: 2.00 WHIP: 1.222 | | | | | | | | | | | | | | | | | | |

Kansas City Royals @ Chicago White Sox
Comiskey Park, Chicago, IL
Thu Aug 02 1973, 8:05 PM EDT
Att: 11,775 - Unknown - 70 F

AB 32
R 3
H 8
RBI 2
BB 3
SO 4
LOB 16

| Batter | 1 | 2 | 3 | 4 | 5 | 6 | 7 | 8 | 9 | AB | R | H | RBI | BB | SO | LOB | BOTTOM | | | | |
|--|--|---------------------------------|------------------------------|---------------------------------|------------------------------|---------------------------------|------------------------------|---------------------------------|------------------------------|---------------------------------|------------------------------|---------------------------------|------------------------------|---------------------------------|------------------------------|---------------------------------|------------------------------|---------------------------------|----------------------------------|------------------------------------|-----------------------------------|
| Pat Kelly, L OBP: 0.367, SLG: 0.372 (1, 9) | | | | | | | | | | 4 | 0 | 2 | 0 | 0 | 0 | 1 | | | | | |
| Jorge Orta, L OBP: 0.281, SLG: 0.311 (1, 4) | | | | | | | | | | 4 | 0 | 1 | 0 | 0 | 1 | 2 | | | | | |
| Jerry Hairston, S OBP: 0.281, SLG: 0.344 (1, 7) | | | | | | | | | | 4 | 0 | 2 | 0 | 0 | 2 | 2 | | | | | |
| Bill Melton, R OBP: 0.382, SLG: 0.468 (1, 5) | | | | | | | | | | 4 | 0 | 1 | 0 | 0 | 0 | 3 | | | | | |
| Carlos May, L OBP: 0.296, SLG: 0.348 Johnny Jeter, R OBP: 0.254, SLG: 0.365 (7, PR) | | | | | | | | | | 3 | 0 | 1 | 0 | 0 | 0 | 2 | | | | | |
| Buddy Bradford, R OBP: 0.336, SLG: 0.475 Dick Allen, R OBP: 0.394, SLG: 0.612 (9, PH) | | | | | | | | | | 1 | 0 | 0 | 0 | 0 | 0 | 1 | | | | | |
| Tony Muser, L OBP: 0.345, SLG: 0.354 (1, 3) | | | | | | | | | | 3 | 0 | 1 | 0 | 0 | 0 | 1 | | | | | |
| Luis Alvarado, R OBP: 0.279, SLG: 0.333 Ken Henderson, S OBP: 0.325, SLG: 0.372 Eddie Leon, R OBP: 0.293, SLG: 0.281 (8, 6) | | | | | | | | | | 2 | 1 | 1 | 0 | 0 | 0 | 1 | | | | | |
| Ed Herrmann, L OBP: 0.275, SLG: 0.349 (1, 2) | | | | | | | | | | 2 | 0 | 0 | 1 | 0 | 0 | 1 | | | | | |
| Inning Stats | R: 0 E: 0 K: 1 S: 6 | H: 1 LOB: 1 BB: 0 P: 6 | R: 0 E: 0 K: 0 S: 3 | H: 0 LOB: 0 BB: 0 P: 3 | R: 1 E: 0 K: 1 S: 6 | H: 2 LOB: 0 BB: 0 P: 6 | R: 0 E: 0 K: 0 S: 4 | H: 2 LOB: 1 BB: 0 P: 4 | R: 0 E: 0 K: 0 S: 4 | H: 1 LOB: 1 BB: 0 P: 4 | R: 0 E: 0 K: 1 S: 5 | H: 1 LOB: 0 BB: 0 P: 5 | R: 0 E: 0 K: 0 S: 4 | H: 1 LOB: 1 BB: 0 P: 4 | R: 0 E: 0 K: 0 S: 3 | H: 0 LOB: 0 BB: 0 P: 3 | R: 0 E: 0 K: 0 S: 4 | H: 1 LOB: 1 BB: 0 P: 4 | 1B: 7 2B: 2 3B: 1 HR: 0 | SF: 1 SAC: 0 DP: 2 HBP: 0 | WP: 0 PA: 33 SB: 0 CS: 1 |
| PITCHER Dick Drago, R ERA: 3.77 Gene Garber, R ERA: 4.43 (6, 1) | IP: 5.0 WLS: W BF: 19 H: 6 R: 1 ER: 1 SO: 1 BB: 0 IBB: 0 HBP: 0 BLK: 0 WP: 0 HR: 0 S: 23 P: 23 ERA: 1.80 WHIP: 1.200 | | | | | | | | | | | | | | | | | | | | |

Kansas City Royals @ Chicago White Sox
Comiskey Park, Chicago, IL
Thu Aug 02 1973, 8:05 PM EDT
Att: 11,775 - Unknown - 70 F

AB 32
R 1
H 9
RBI 1
BB 0
SO 3
LOB 18

| Batter | 1 | 2 | 3 | 4 | 5 | 6 | 7 | 8 | 9 | AB | R | H | RBI | BB | SO | LOB | TOP | | | | | | | | | | |
|---|------------------------------|---------------------------------|------------------------------|---------------------------------|------------------------------|---------------------------------|------------------------------|---------------------------------|------------------------------|---------------------------------|------------------------------|---------------------------------|------------------------------|---------------------------------|------------------------------|----------------------------------|--|----------------------------------|------------------------------------|----------------------------------|--------|--|--|--|--|--|--|
| Freddie Patek, R OBP: 0.323, SLG: 0.325 (1, 6) | | | | | | | | | | 4 | 1 | 1 | 0 | 0 | 0 | 0 | Kansas City Royals @ Minnesota Twins Metropolitan Stadium, Bloomington, MI Fri Aug 03 1973, 8:05 PM EDT Att: 20,024 - Unknown - 77 F | | | | | | | | | | |
| Cookie Rojas, R OBP: 0.321, SLG: 0.372 (1, 4) | | | | | | | | | | 4 | 1 | 1 | 0 | 0 | 1 | 0 | | | | | | | | | | | |
| Amos Otis, R OBP: 0.366, SLG: 0.513 (1, 8) | | | | | | | | | | 4 | 1 | 2 | 1 | 0 | 0 | 1 | | | | | | | | | | | |
| John Mayberry, L OBP: 0.442, SLG: 0.537 (1, 3) | | | | | | | | | | 4 | 1 | 3 | 2 | 0 | 1 | 0 | | | | | | | | | | | |
| Rick Reichardt, R OBP: 0.293, SLG: 0.354 (1, 10) | | | | | | | | | | 4 | 0 | 0 | 0 | 0 | 1 | 3 | | | | | | | | | | | |
| Lou Piniella, R OBP: 0.293, SLG: 0.360 (1, 7) | | | | | | | | | | 4 | 0 | 1 | 0 | 0 | 0 | 0 | | | | | | | | | | | |
| Hal McRae, R OBP: 0.286, SLG: 0.294 Steve Hovley, L OBP: 0.351, SLG: 0.328 (1, 9) (6, 9) | | | | | | | | | | 3 | 0 | 0 | 0 | 0 | 1 | 1 | | | | | | | | | | | |
| Kurt Bevacqua, R OBP: 0.315, SLG: 0.335 (1, 5) | | | | | | | | | | 4 | 0 | 0 | 0 | 0 | 1 | 1 | | | | | | | | | | | |
| Fran Healy, R OBP: 0.324, SLG: 0.384 (1, 2) | | | | | | | | | | 3 | 0 | 0 | 0 | 0 | 2 | 0 | | | | | | | | | | | |
| Inning Stats | R: 3 E: 0 K: 0 S: 6 | H: 3 LOB: 0 BB: 0 P: 6 | R: 0 E: 0 K: 2 S: 7 | H: 0 LOB: 0 BB: 0 P: 7 | R: 0 E: 0 K: 0 S: 5 | H: 2 LOB: 2 BB: 0 P: 5 | R: 0 E: 0 K: 0 S: 3 | H: 0 LOB: 0 BB: 0 P: 3 | R: 0 E: 0 K: 0 S: 3 | H: 3 LOB: 1 BB: 0 P: 5 | R: 0 E: 0 K: 1 S: 5 | H: 0 LOB: 0 BB: 0 P: 5 | R: 0 E: 0 K: 2 S: 7 | H: 0 LOB: 0 BB: 0 P: 7 | R: 0 E: 0 K: 2 S: 7 | H: 0 LOB: 1 BB: 1 P: 11 | | 1B: 6 2B: 1 3B: 0 HR: 1 | SF: 0 SAC: 0 DP: 1 HBP: 0 | WP: 0 PB: 0 SB: 1 CS: 0 | PA: 35 | | | | | | |
| PITCHER | IP | WLS | BF | H | R | ER | SO | BB | IBB | HBP | BLK | WP | HR | S | P | ERA | WHIP | | | | | | | | | | |
| Jim Kaat, L ERA: 4.01 (1, 1) | 5.2 | L | 24 | 8 | 4 | 4 | 2 | 0 | 0 | 0 | 0 | 0 | 1 | 28 | 28 | 6.35 | 1.412 | | | | | | | | | | |
| Bill Campbell, R ERA: 1.76 (6, 1) | 3.1 | | 11 | 0 | 0 | 0 | 5 | 1 | 0 | 0 | 0 | 0 | 0 | 20 | 24 | 0.00 | 0.300 | | | | | | | | | | |

| Batter | 1 | 2 | 3 | 4 | 5 | 6 | 7 | 8 | 9 | AB | R | H | RBI | BB | SO | LOB | BOTTOM | | | | | | | | | | |
|--|------------------------------|---------------------------------|------------------------------|---------------------------------|------------------------------|---------------------------------|------------------------------|---------------------------------|------------------------------|---------------------------------|------------------------------|---------------------------------|------------------------------|---------------------------------|------------------------------|---------------------------------|--|------------------------------|---------------------------------|----------------------------------|------------------------------------|----------------------------------|--------|--|--|--|--|
| Larry Hise, R OBP: 0.346, SLG: 0.402 (1, 7) | | | | | | | | | | 4 | 0 | 0 | 0 | 0 | 0 | 4 | Kansas City Royals @ Minnesota Twins Metropolitan Stadium, Bloomington, MI Fri Aug 03 1973, 8:05 PM EDT Att: 20,024 - Unknown - 77 F | | | | | | | | | | |
| Rod Carew, L OBP: 0.407, SLG: 0.478 (1, 4) | | | | | | | | | | 4 | 0 | 0 | 0 | 0 | 1 | 2 | | | | | | | | | | | |
| Tony Oliva, L OBP: 0.348, SLG: 0.410 (1, 10) | | | | | | | | | | 3 | 1 | 1 | 0 | 1 | 1 | 2 | | | | | | | | | | | |
| Bobby Darwin, R OBP: 0.317, SLG: 0.405 (1, 9) | | | | | | | | | | 4 | 0 | 0 | 0 | 0 | 0 | 2 | | | | | | | | | | | |
| Steve Braun, L OBP: 0.407, SLG: 0.457 (1, 5) | | | | | | | | | | 4 | 1 | 2 | 2 | 0 | 0 | 0 | | | | | | | | | | | |
| George Mitterwald, R OBP: 0.326, SLG: 0.426 (1, 2) | | | | | | | | | | 4 | 0 | 1 | 0 | 0 | 1 | 1 | | | | | | | | | | | |
| Jim Holt, L OBP: 0.333, SLG: 0.458 (1, 3) | | | | | | | | | | 4 | 0 | 0 | 0 | 0 | 0 | 1 | | | | | | | | | | | |
| Danny Thompson, R OBP: 0.271, SLG: 0.298 (1, 6) | | | | | | | | | | 3 | 0 | 2 | 0 | 0 | 0 | 0 | | | | | | | | | | | |
| Steve Brye, R OBP: 0.356, SLG: 0.355 (1, 8) | | | | | | | | | | 2 | 0 | 1 | 0 | 1 | 0 | 0 | | | | | | | | | | | |
| Inning Stats | R: 0 E: 0 K: 0 S: 3 | H: 0 LOB: 1 BB: 1 P: 7 | R: 0 E: 0 K: 0 S: 3 | H: 1 LOB: 0 BB: 0 P: 3 | R: 0 E: 0 K: 1 S: 7 | H: 2 LOB: 2 BB: 0 P: 7 | R: 0 E: 0 K: 0 S: 4 | H: 1 LOB: 1 BB: 0 P: 4 | R: 0 E: 0 K: 0 S: 3 | H: 0 LOB: 0 BB: 0 P: 3 | R: 2 E: 0 K: 0 S: 5 | H: 2 LOB: 0 BB: 0 P: 5 | R: 0 E: 0 K: 0 S: 3 | H: 1 LOB: 1 BB: 1 P: 7 | R: 0 E: 0 K: 1 S: 5 | H: 0 LOB: 0 BB: 0 P: 5 | | R: 0 E: 0 K: 1 S: 5 | H: 0 LOB: 0 BB: 0 P: 5 | 1B: 6 2B: 0 3B: 0 HR: 1 | SF: 0 SAC: 0 DP: 2 HBP: 0 | WP: 0 PB: 0 SB: 1 CS: 0 | PA: 34 | | | | |
| PITCHER | IP | WLS | BF | H | R | ER | SO | BB | IBB | HBP | BLK | WP | HR | S | P | ERA | WHIP | | | | | | | | | | |
| Al Fitzmorris, R ERA: 2.05 (1, 1) | 7.0 | W | 28 | 7 | 2 | 2 | 1 | 2 | 0 | 0 | 0 | 0 | 0 | 10 | 10 | 0.00 | 1.286 | | | | | | | | | | |
| Doug Bird, R ERA: 3.0 (8, 1) | 2.0 | S | 6 | 0 | 0 | 0 | 2 | 0 | 0 | 0 | 0 | 0 | 0 | 10 | 10 | 0.00 | 0.000 | | | | | | | | | | |

| Batter | 1 | 2 | 3 | 4 | 5 | 6 | 7 | 8 | 9 | AB | R | H | RBI | BB | SO | LOB | TOP | | | | | | | | | | |
|---|------------------------------|---------------------------------|------------------------------|---------------------------------|------------------------------|---------------------------------|------------------------------|---------------------------------|------------------------------|----------------------------------|------------------------------|---------------------------------|------------------------------|----------------------------------|------------------------------|---------------------------------|------------------------------|---------------------------------|----------------------------------|------------------------------------|----------------------------------|--------|--|--|--|--|--|
| Freddie Patek, R OBP: 0.324, SLG: 0.324 (1, 6) | 0-0 6-3 | | 0-3 K | | 4-0 FC6-4 BB | | 0-0 1B 2B 1B | | 0-0 F8 | 4 | 1 | 1 | 0 | 1 | 1 | 1 | | | | | | | | | | | |
| Cookie Rojas, R OBP: 0.318, SLG: 0.370 (1, 4) | 0-0 F8 | | 0-0 4-3 | | 0-0 FC6-4 | | 0-0 2B BB 1B | | 0-0 B1 | 5 | 1 | 1 | 2 | 0 | 0 | 3 | | | | | | | | | | | |
| Amos Otis, R OBP: 0.368, SLG: 0.515 (1, 8) | 0-0 P4 | | | | 0-0 L9 1-3 1B | | 0-0 BB BB 2B | | 4-0 BB | 4 | 0 | 2 | 1 | 1 | 0 | 2 | | | | | | | | | | | |
| John Mayberry, L OBP: 0.439, SLG: 0.531 (1, 3) | | 0-0 5-3 | | 0-0 1-3 | | 0-0 G3 | | 0-0 BB IBB | 0-0 1-3 | 4 | 0 | 0 | 0 | 1 | 0 | 2 | | | | | | | | | | | |
| Rick Reichardt, R OBP: 0.293, SLG: 0.349 (1, 10) | 0-0 F8 | | 0-0 L9 | | 0-0 L9 | | 4-0 6-3 | | 0-0 BB | 3 | 0 | 0 | 1 | 1 | 0 | 1 | | | | | | | | | | | |
| Ed Kirkpatrick, L OBP: 0.383, SLG: 0.405 Hal McRae, R OBP: 0.284, SLG: 0.292 (7, PH) Steve Hovley, L OBP: 0.351, SLG: 0.328 (9, 9) | 0-0 3-1 | | 0-0 CS BB | | 4-0 G3 | | 0-0 G4-6-3 | | 0-0 BB | 2 | 0 | 0 | 0 | 1 | 0 | 0 | | | | | | | | | | | |
| Lou Piniella, R OBP: 0.295, SLG: 0.361 (1, 7) | | | 0-0 2-3 1B | | 0-0 CS | | 0-0 F7 | | 0-0 SH2-4 1B | 4 | 2 | 2 | 0 | 0 | 0 | 0 | | | | | | | | | | | |
| George Brett, L OBP: 0.286, SLG: 0.286 (1, 5) | | | 0-0 2-3 | | 0-0 BB FC6-4 1B | | 0-0 SH2-4 | | 0-0 3-1 | 3 | 1 | 1 | 0 | 0 | 0 | 1 | | | | | | | | | | | |
| Fran Healy, R OBP: 0.331, SLG: 0.388 (1, 2) | | | 0-0 2H 1B | | 4-0 FC6-4 BB | | 0-0 1B 1B | | 0-0 6-3 | 3 | 1 | 2 | 2 | 1 | 0 | 0 | | | | | | | | | | | |
| Inning Stats | R: 0 E: 0 K: 0 S: 3 | H: 0 LOB: 0 BB: 0 P: 3 | R: 0 E: 0 K: 0 S: 3 | H: 0 LOB: 0 BB: 0 P: 3 | R: 1 E: 0 K: 1 S: 7 | H: 2 LOB: 1 BB: 0 P: 7 | R: 0 E: 0 K: 0 S: 3 | H: 1 LOB: 1 BB: 1 P: 7 | R: 1 E: 0 K: 0 S: 4 | H: 1 LOB: 2 BB: 2 P: 12 | R: 0 E: 0 K: 0 S: 3 | H: 0 LOB: 0 BB: 0 P: 3 | R: 4 E: 0 K: 0 S: 7 | H: 5 LOB: 2 BB: 2 P: 15 | R: 0 E: 0 K: 0 S: 3 | H: 0 LOB: 0 BB: 0 P: 3 | R: 0 E: 0 K: 0 S: 3 | H: 0 LOB: 1 BB: 1 P: 7 | 1B: 8 2B: 1 3B: 0 HR: 0 | SF: 0 SAC: 1 DP: 1 HBP: 0 | WP: 1 PB: 0 SB: 0 CS: 1 | PA: 41 | | | | | |
| PITCHER | IP | WLS | BF | H | R | ER | SO | BB | IBB | HBP | BLK | WP | HR | S | P | ERA | WHIP | | | | | | | | | | |
| Dick Woodson, R ERA: 3.64 (1, 1) | 6.1 | L | 28 | 7 | 5 | 5 | 1 | 3 | 0 | 0 | 0 | 1 | 0 | 27 | 39 | 7.11 | 1.579 | | | | | | | | | | |
| Bill Hands, R ERA: 4.17 (7, 1) | 0.0 | | 4 | 2 | 1 | 1 | 0 | 1 | 1 | 0 | 0 | 0 | 0 | 2 | 10 | ∞ | ∞ | | | | | | | | | | |
| Eddie Bane, L ERA: 3.13 (7, 1) | 2.2 | | 8 | 0 | 0 | 0 | 0 | 1 | 0 | 0 | 0 | 0 | 0 | 7 | 11 | 0.00 | 0.375 | | | | | | | | | | |

Kansas City Royals @ Minnesota Twins
Metropolitan Stadium, Bloomington, MI
Sat Aug 04 1973, 4:33 AM EDT
Att: 26,468 - Unknown - 85 F

AB 33
R 6
H 9
RBI 6
BB 6
SO 1
LOB 13

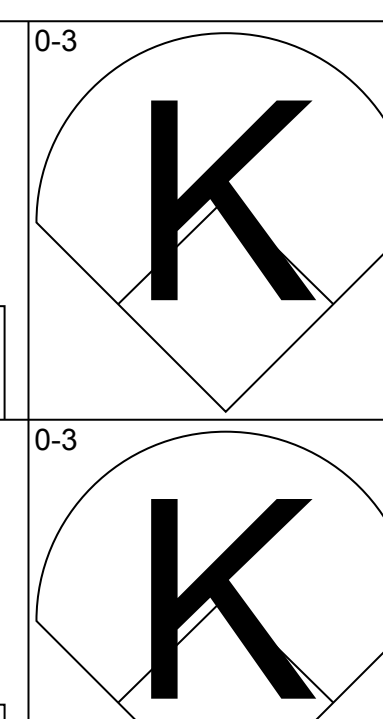
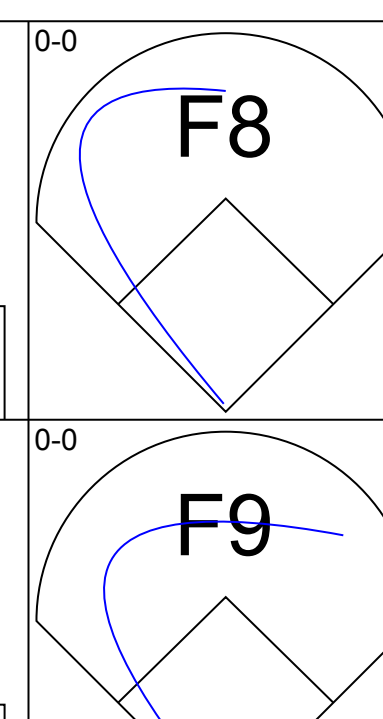
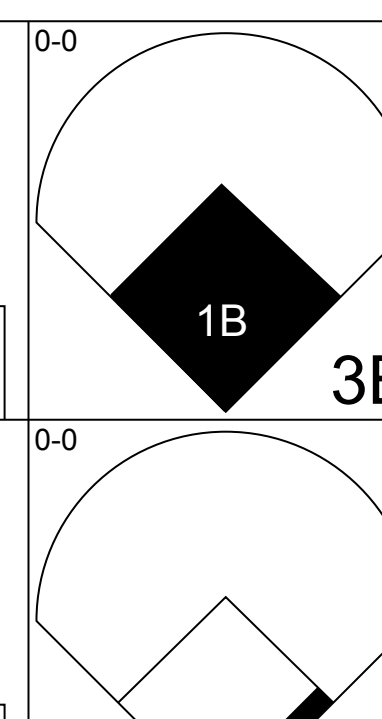
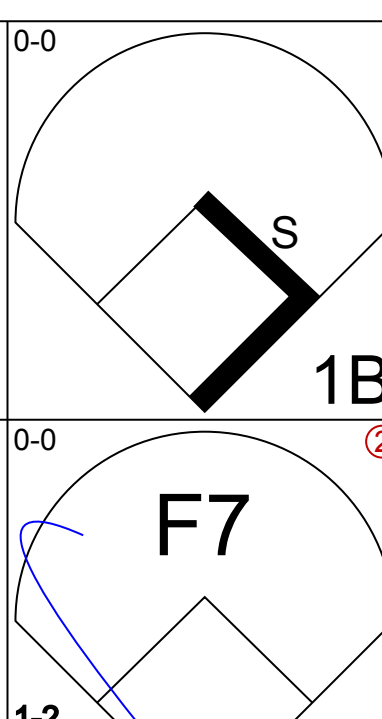
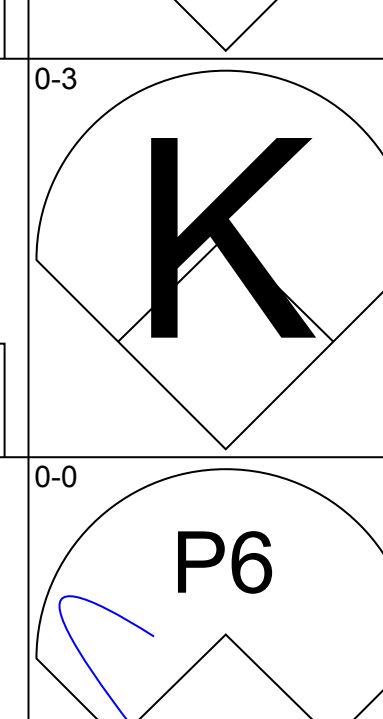
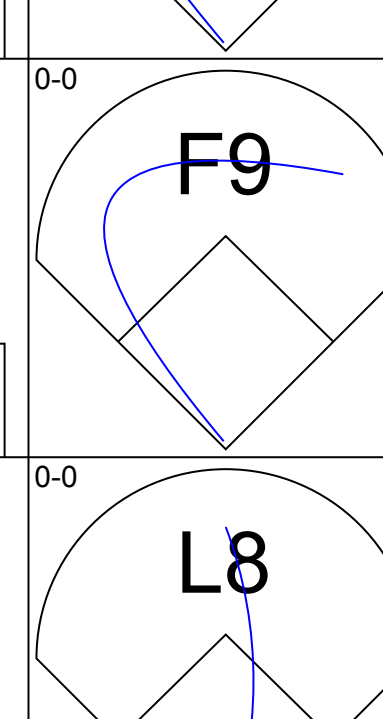
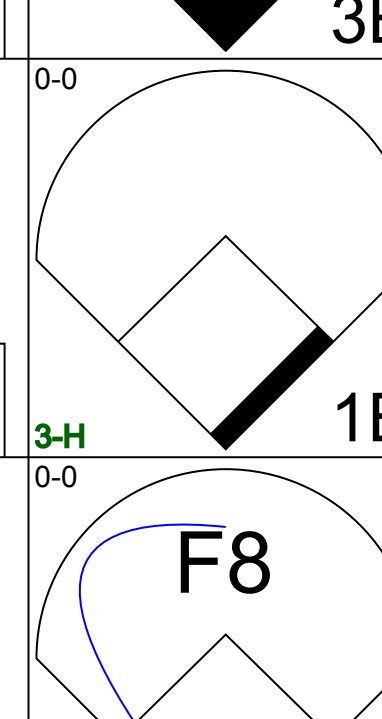
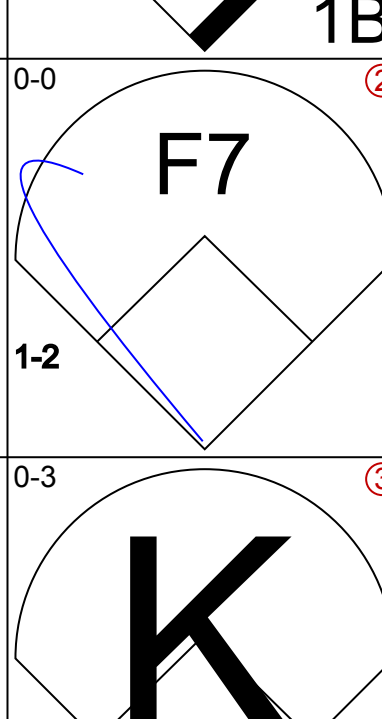
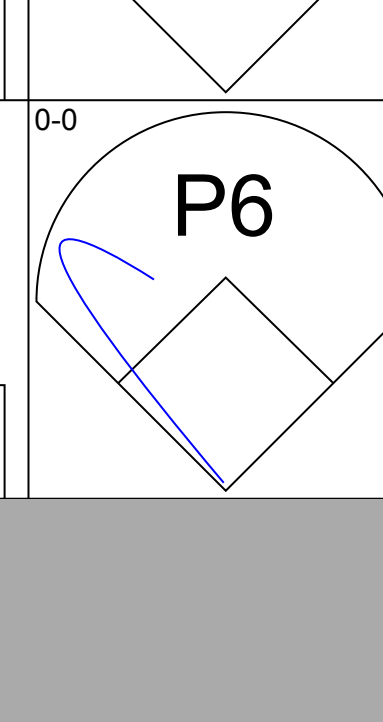
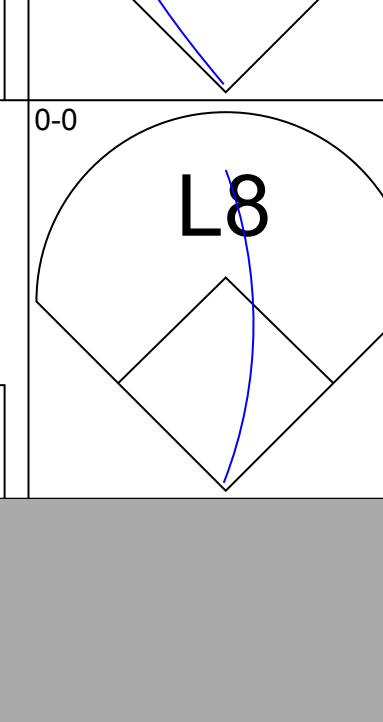
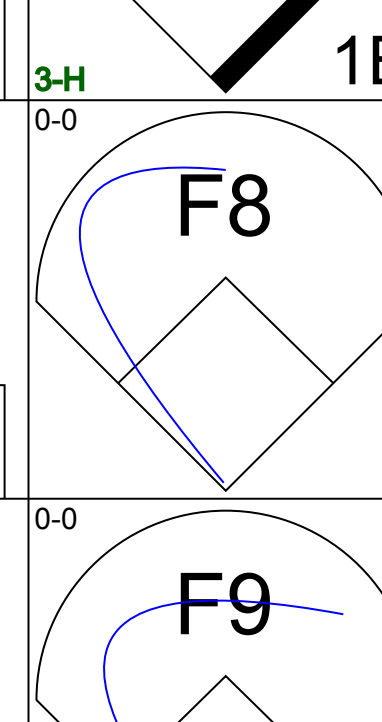
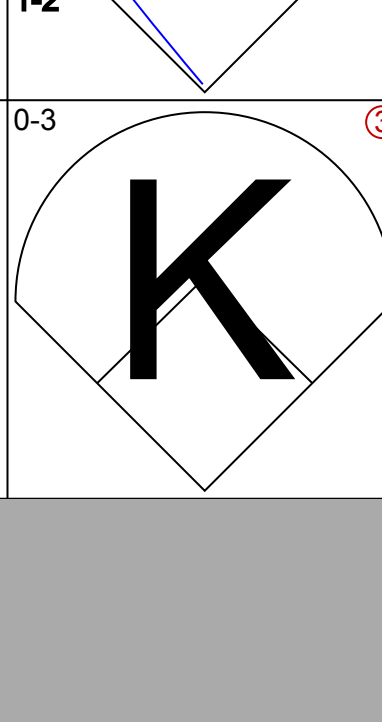
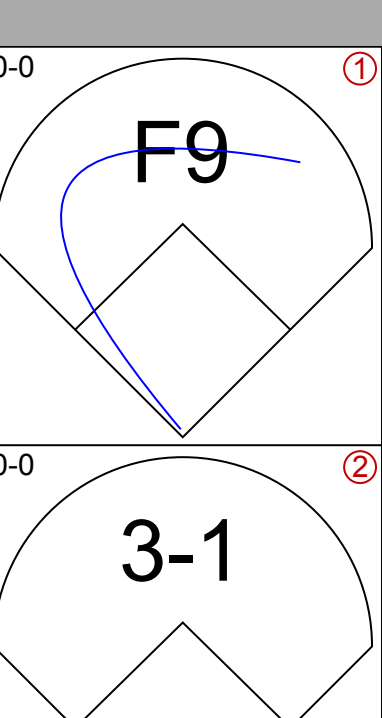
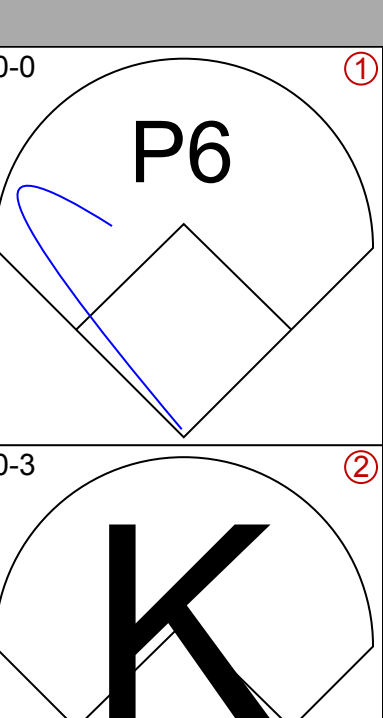
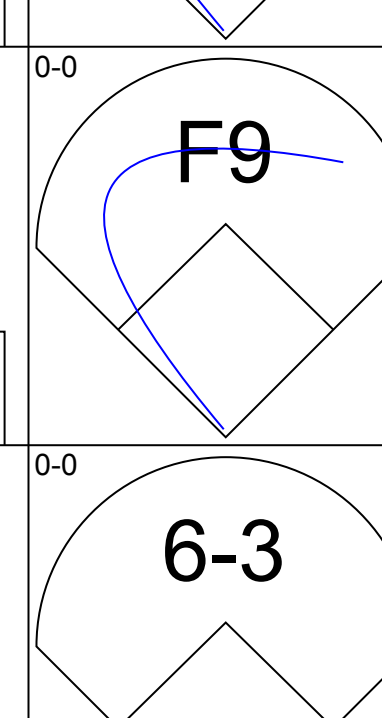
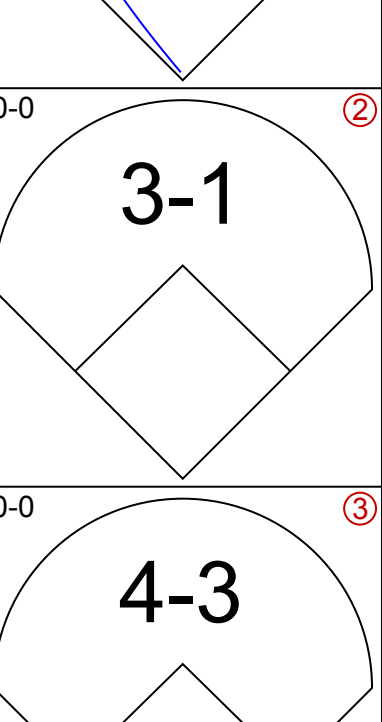
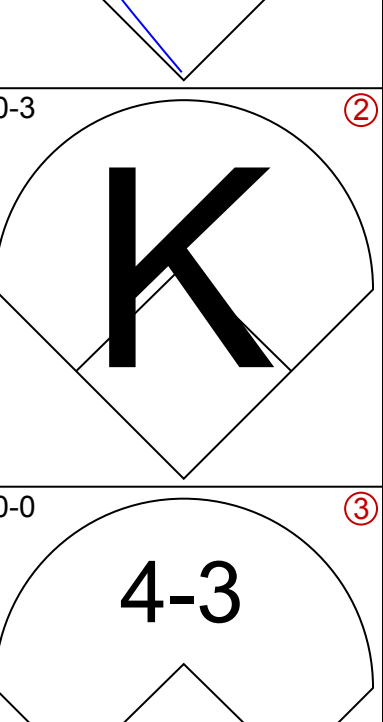
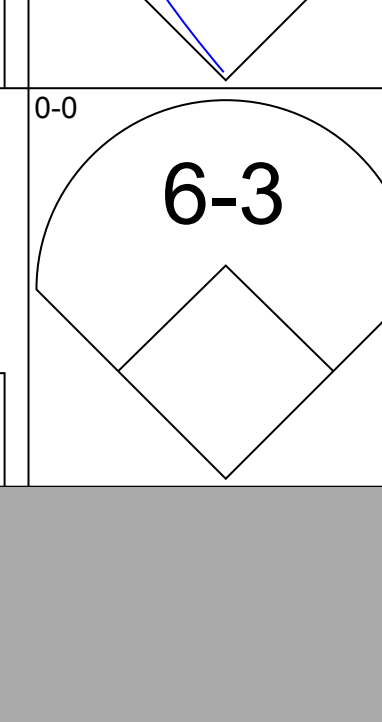
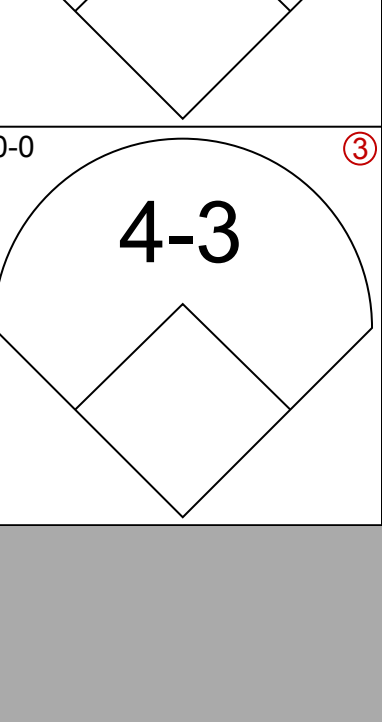
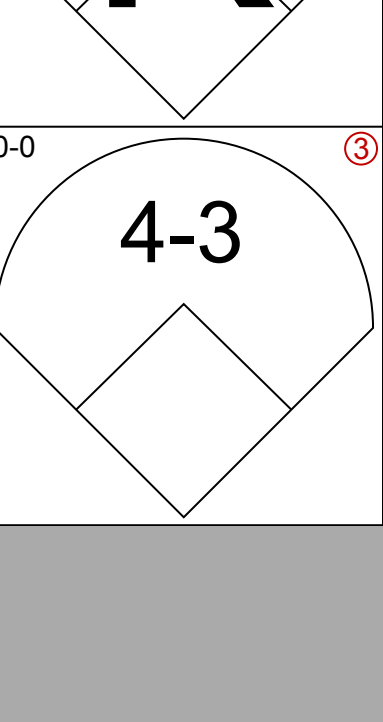
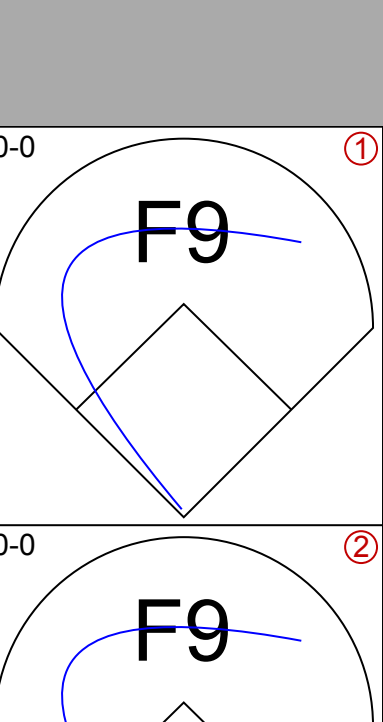
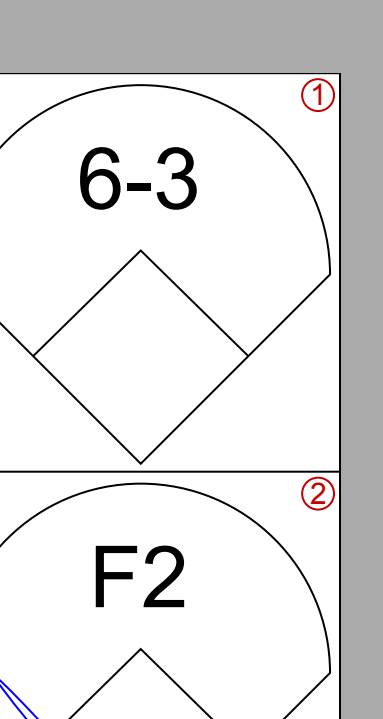
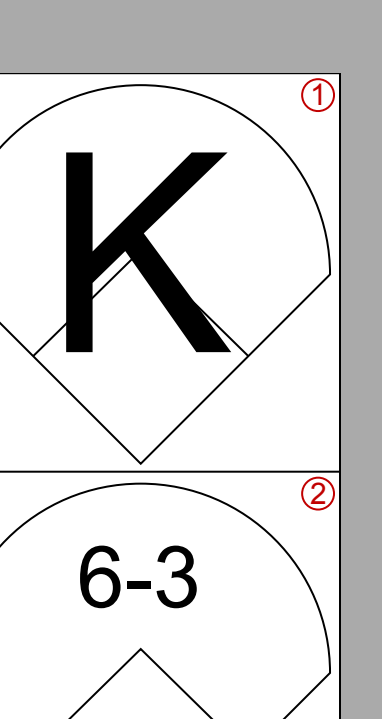
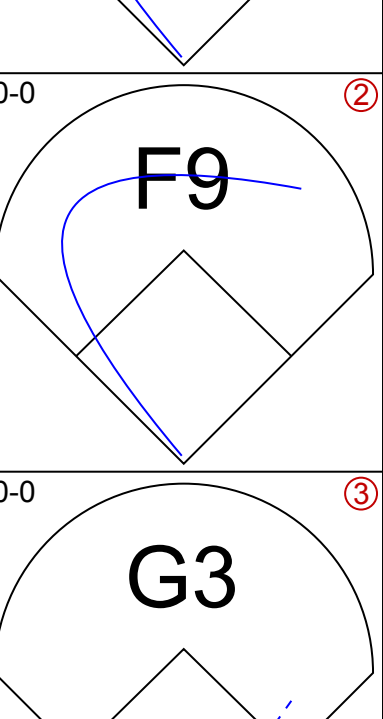
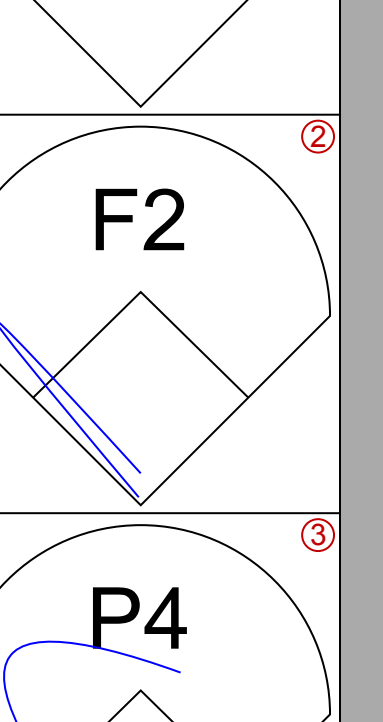
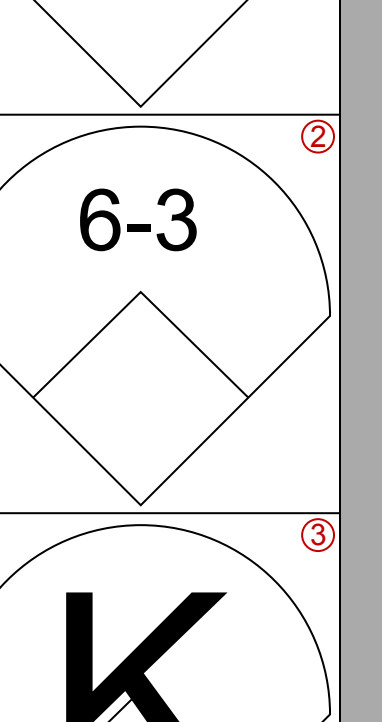
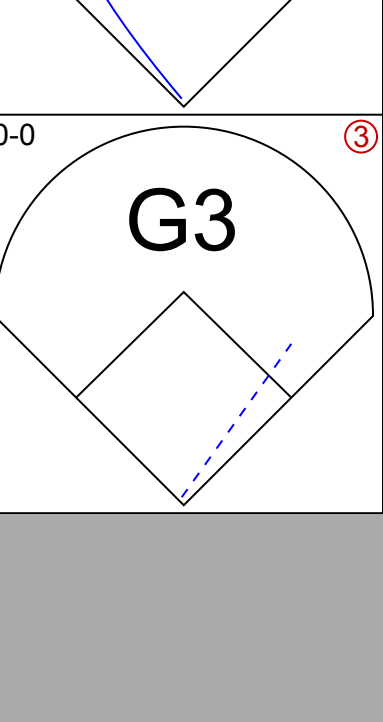
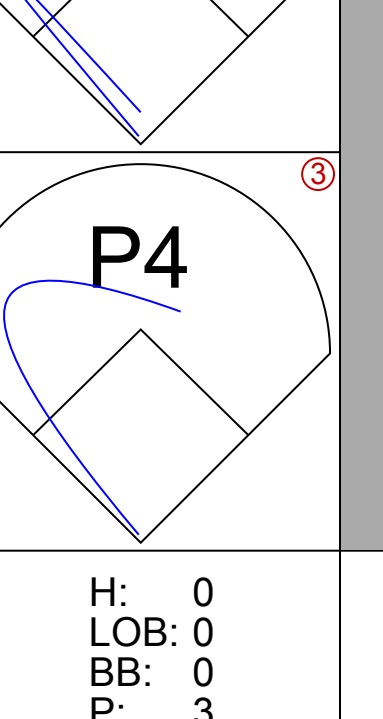

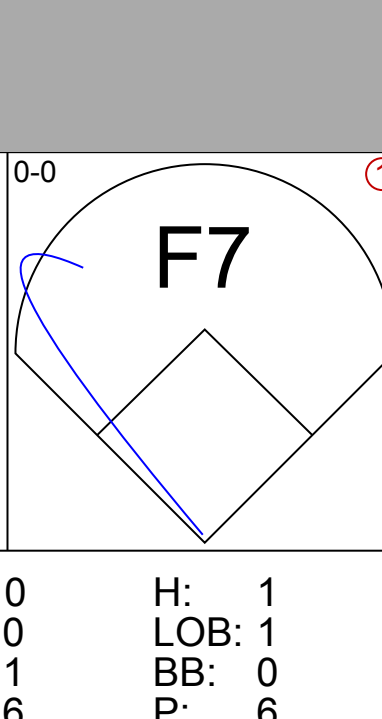


| Batter | 1 | 2 | 3 | 4 | 5 | 6 | 7 | 8 | 9 | AB | R | H | RBI | BB | SO | LOB | BOTTOM | | | | | | | | | | |
|--|------------------------------|---------------------------------|------------------------------|---------------------------------|------------------------------|---------------------------------|------------------------------|---------------------------------|------------------------------|---------------------------------|------------------------------|----------------------------------|------------------------------|---------------------------------|------------------------------|---------------------------------|------------------------------|---------------------------------|----------------------------------|------------------------------------|----------------------------------|--------|--|--|--|--|--|
| Larry Hise, R OBP: 0.345, SLG: 0.405 (1, 7) | 0-0 5-3 | | 0-0 5-3 | | 0-0 F9 | | 0-0 4-3 3B | | 0-0 6-3 | 5 | 1 | 1 | 0 | 0 | 0 | 1 | | | | | | | | | | | |
| Danny Thompson, R OBP: 0.270, SLG: 0.296 (1, 6) | 0-0 F9 | | 0-0 F7 | | 0-0 L4 | | 0-0 1-4-3 | | 0-0 1B | 5 | 0 | 1 | 0 | 0 | 0 | 2 | | | | | | | | | | | |
| Tony Oliva, L OBP: 0.347, SLG: 0.408 (1, 10) | 0-0 F7 | | | | 0-0 1-6-3 | | 0-0 1B 1B | | 0-0 L9 | 5 | 1 | 1 | 1 | 0 | 0 | 1 | | | | | | | | | | | |
| Bobby Darwin, R OBP: 0.314, SLG: 0.401 (1, 9) | | 0-0 6-3 | | 0-0 F8 | | 0-0 E4 1B | | 0-0 5-3 | 4 | 1 | 0 | 0 | 0 | 0 | 0 | 1 | | | | | | | | | | | |
| George Mitterwald, R OBP: 0.334, SLG: 0.434 (1, 2) | | 0-0 1B 1B | | 0-0 1B 1B | | 0-0 1-2 2H 1B | | 0-0 1B | 4 | 0 | 4 | 1 | 0 | 0 | 0 | 0 | | | | | | | | | | | |
| Joe Lis, R OBP: 0.313, SLG: 0.395 (1, 3) | | 0-0 1B | | 0-0 1B | | 4-0 1B 3B BB | | 0-0 F3 | 3 | 1 | 2 | 0 | 1 | 0 | 1 | | | | | | | | | | | | |
| Steve Braun, L OBP: 0.405, SLG: 0.454 (1, 5) | | 0-3 K | | 0-0 F7 | | 0-0 1-3 2H 1B | | 0-3 K | 4 | 0 | 1 | 1 | 0 | 2 | 5 | | | | | | | | | | | | |
| Steve Brye, R OBP: 0.351, SLG: 0.379 (1, 8) | | 0-3 K | | | | 0-0 6-3 | | 0-0 F9 | 4 | 0 | 1 | 1 | 0 | 1 | 3 | | | | | | | | | | | | |
| Dan Monzon, R OBP: 0.313, SLG: 0.302 Rod Carew, L OBP: 0.406, SLG: 0.477 (9, PH) | | | 0-0 F8 | | 4-0 BB | | 3-H 0-3 K | | 0-0 4-3 | 2 | 0 | 0 | 0 | 1 | 1 | 1 | | | | | | | | | | | |
| Inning Stats | R: 0 E: 0 K: 0 S: 3 | H: 0 LOB: 0 BB: 0 P: 3 | R: 0 E: 0 K: 2 S: 9 | H: 2 LOB: 0 BB: 0 P: 9 | R: 0 E: 0 K: 0 S: 3 | H: 0 LOB: 0 BB: 0 P: 3 | R: 0 E: 0 K: 0 S: 5 | H: 2 LOB: 2 BB: 0 P: 5 | R: 0 E: 0 K: 0 S: 3 | H: 0 LOB: 1 BB: 1 P: 7 | R: 3 E: 1 K: 1 S: 8 | H: 4 LOB: 1 BB: 1 P: 12 | R: 1 E: 0 K: 0 S: 4 | H: 1 LOB: 0 BB: 0 P: 4 | R: 0 E: 0 K: 1 S: 6 | H: 1 LOB: 1 BB: 0 P: 6 | R: 0 E: 0 K: 0 S: 4 | H: 1 LOB: 1 BB: 0 P: 4 | 1B: 9 2B: 0 3B: 2 HR: 0 | SF: 0 SAC: 0 DP: 0 HBP: 0 | WP: 0 PB: 0 SB: 0 CS: 0 | PA: 39 | | | | | |
| PITCHER | IP | WLS | BF | H | R | ER | SO | BB | IBB | HBP | BLK | WP | HR | S | P | ERA | WHIP | | | | | | | | | | |
| Paul Splitterff, L ERA: 3.16 (1, 1) | 5.2 | | 26 | 8 | 3 | 1 | 2 | 2 | 0 | 0 | 0 | 0 | 0 | 28 | 36 | 1.59 | 1.765 | | | | | | | | | | |
| Gene Garber, R ERA: 4.37 (6, 1) | 3.1 | W | 13 | 3 | 1 | 1 | 2 | 0 | 0 | 0 | 0 | 0 | 0 | 17 | 17 | 2.70 | 0.900 | | | | | | | | | | |

Kansas City Royals @ Minnesota Twins
Metropolitan Stadium, Bloomington, MI
Sat Aug 04 1973, 4:33 AM EDT
Att: 26,468 - Unknown - 85 F

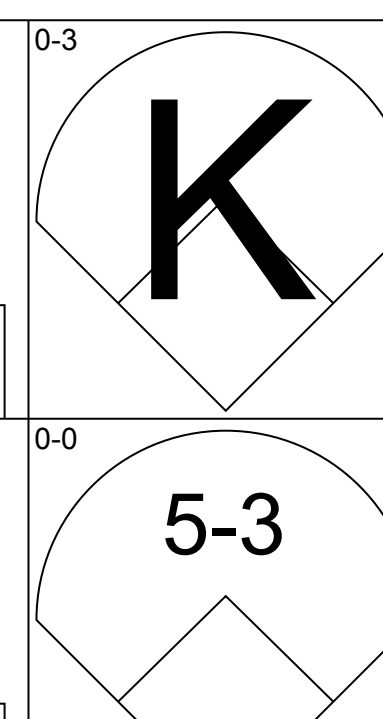
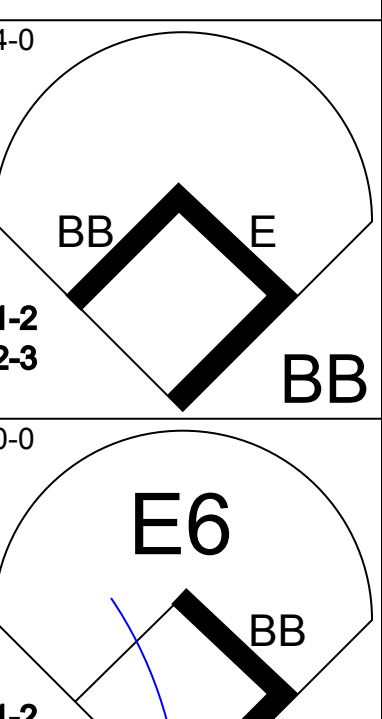
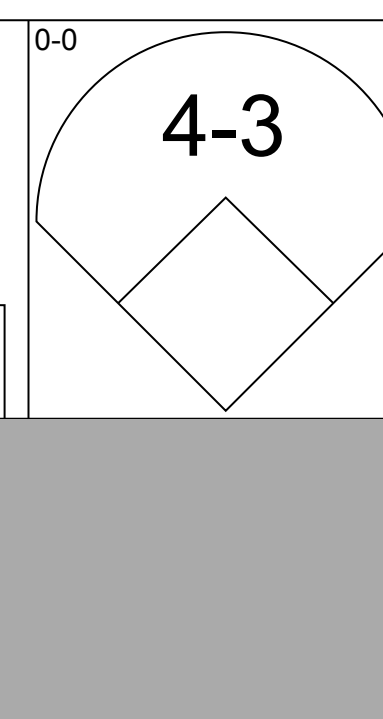
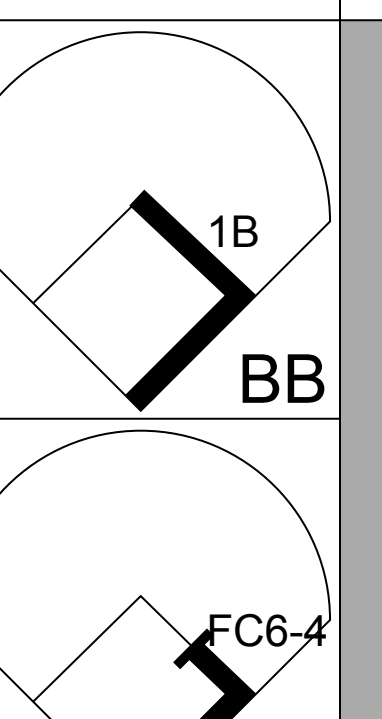
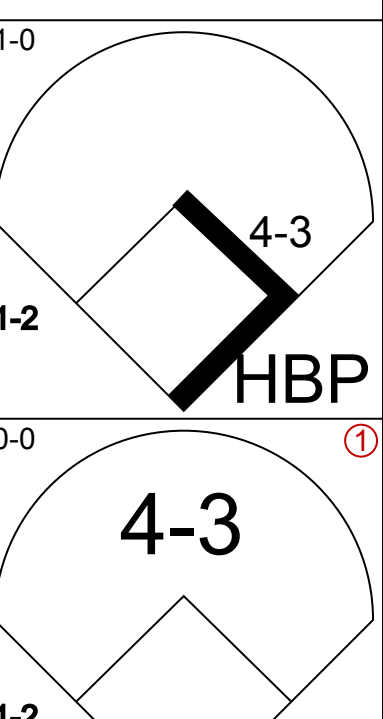
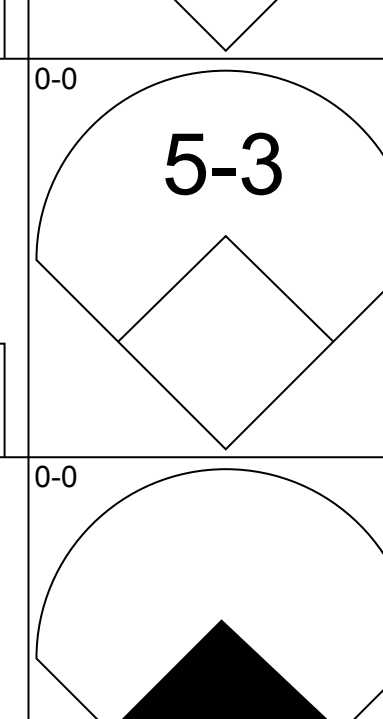
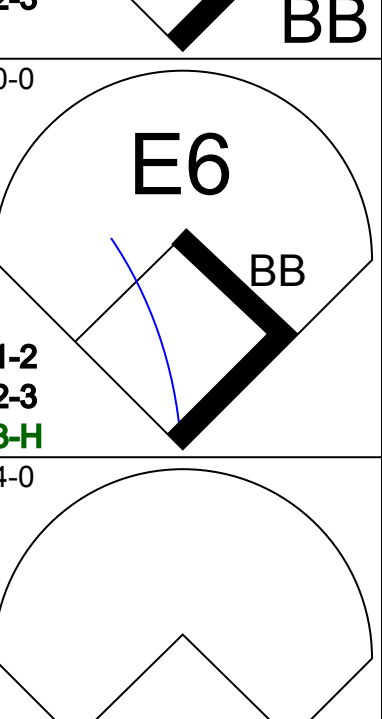
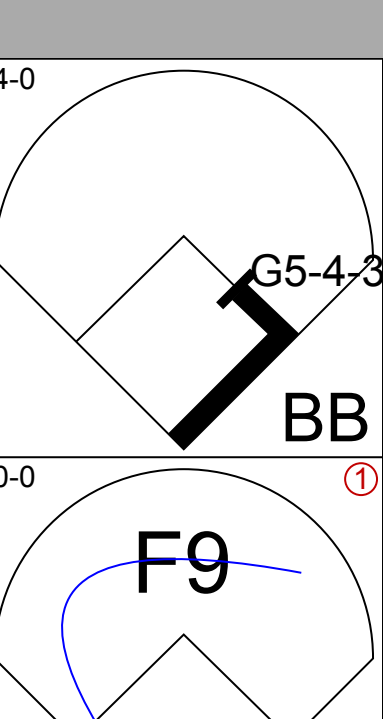
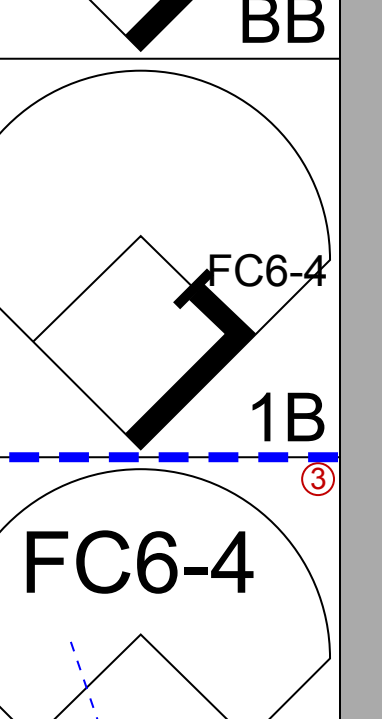
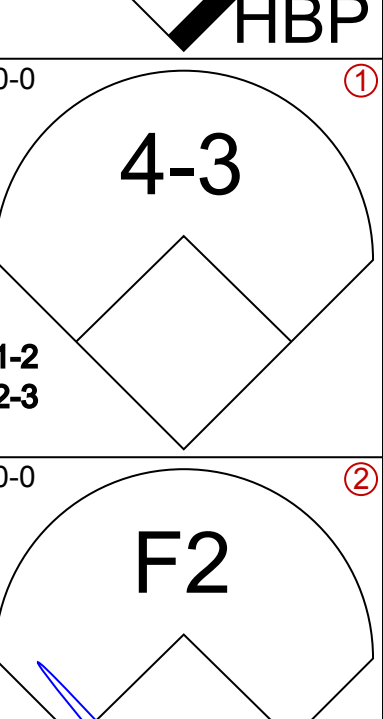
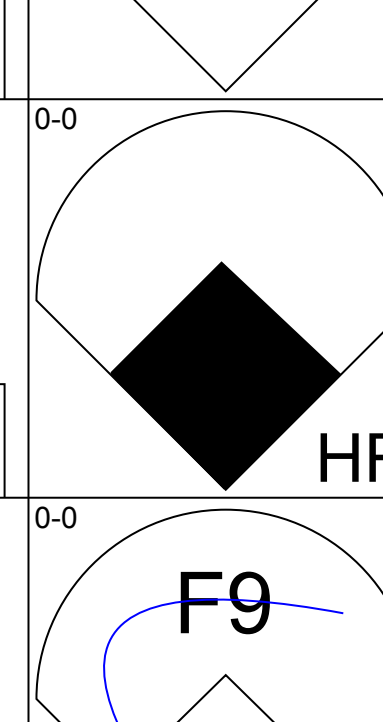
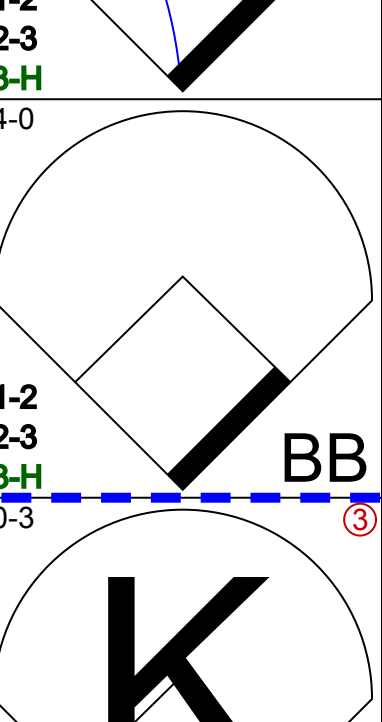
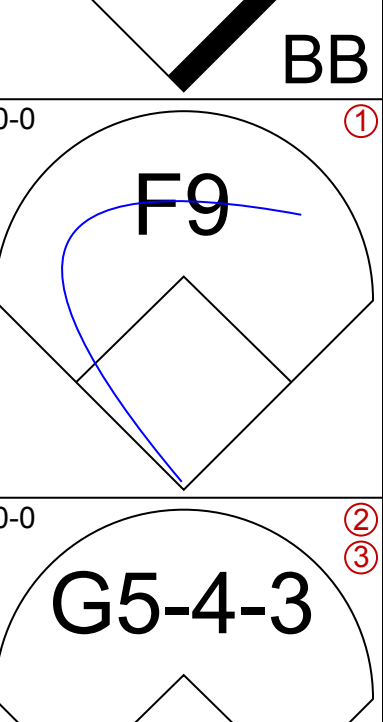
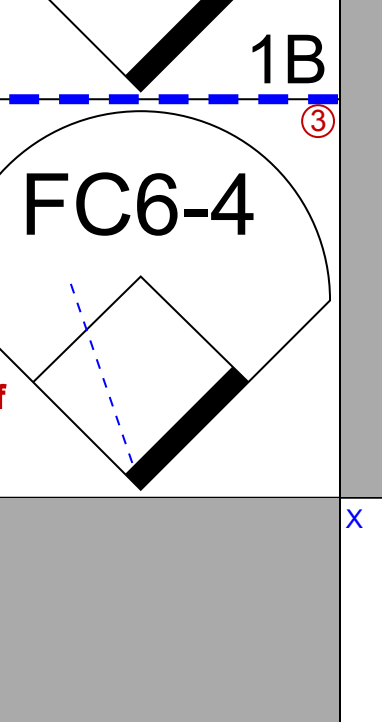
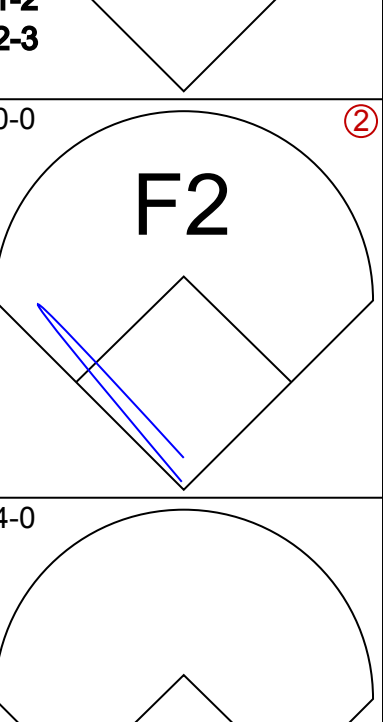
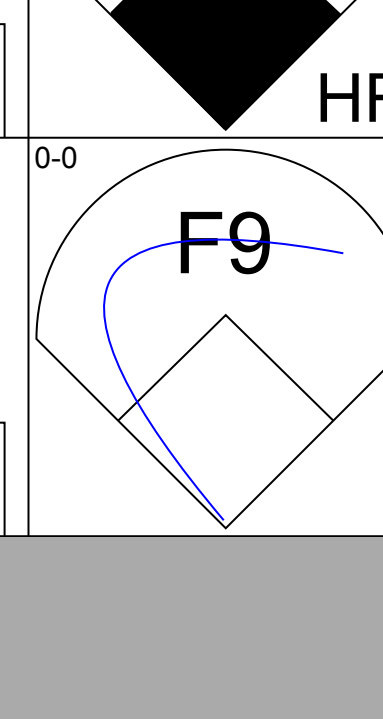
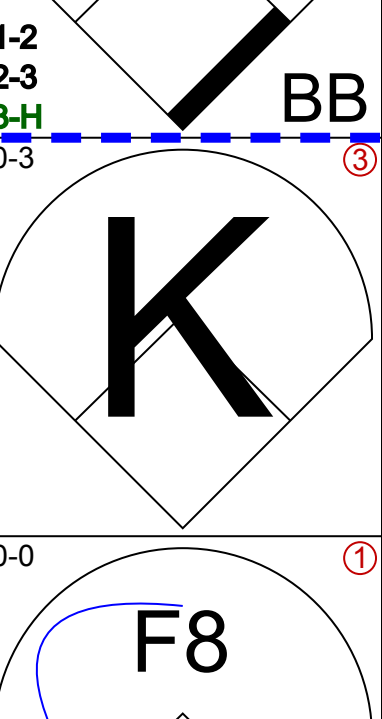
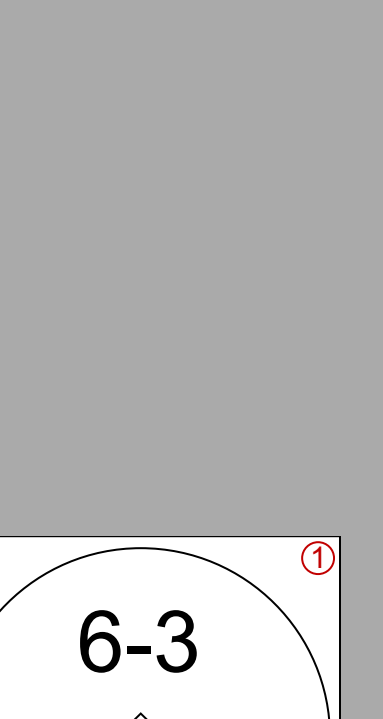
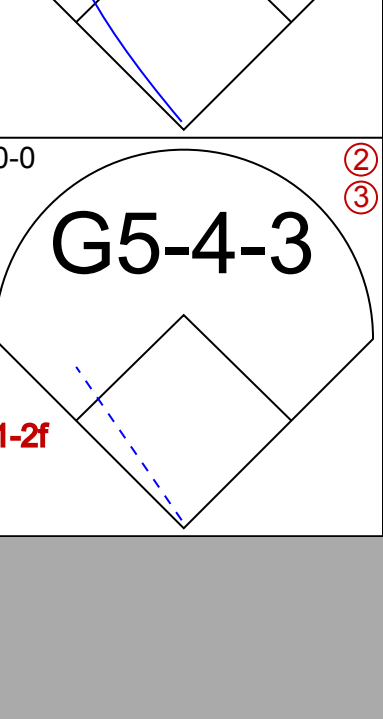
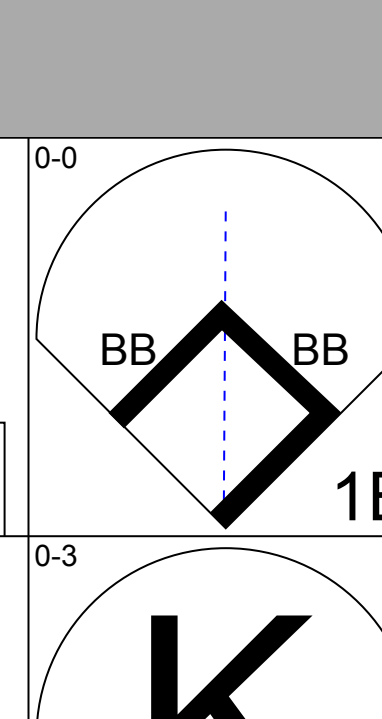
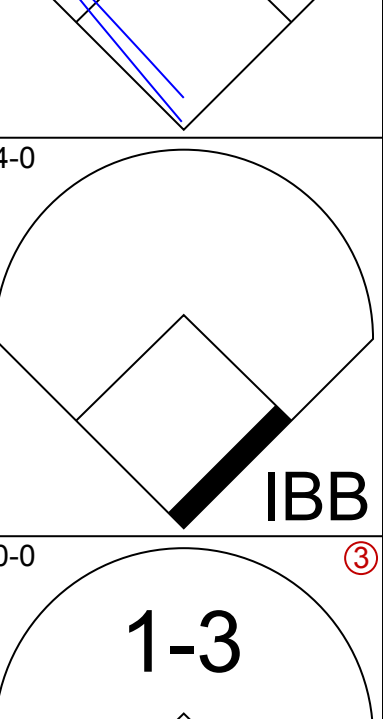
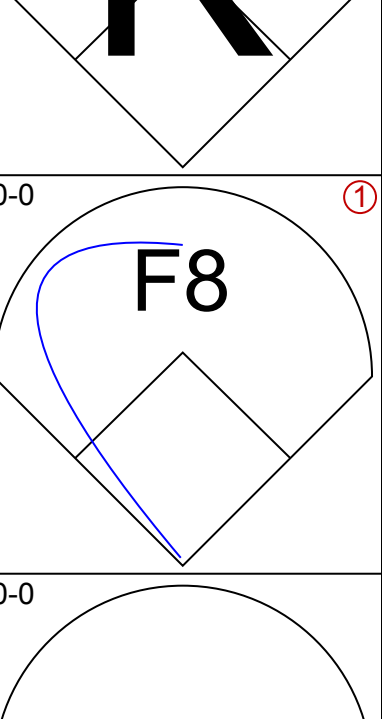
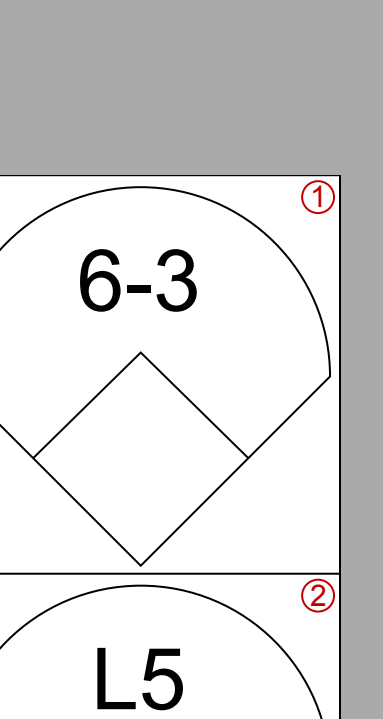
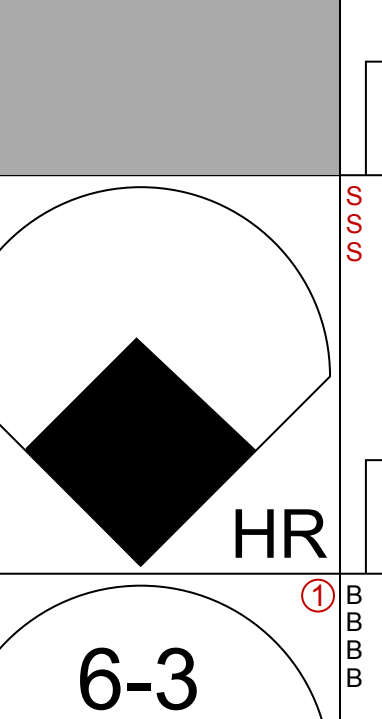
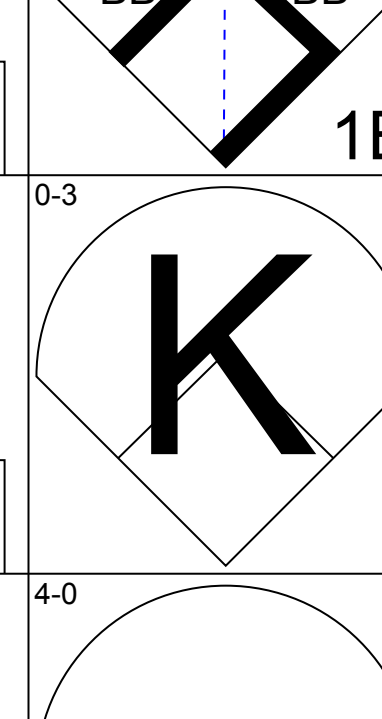
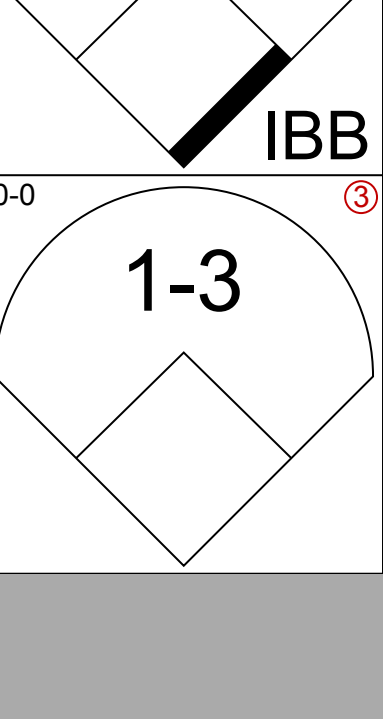
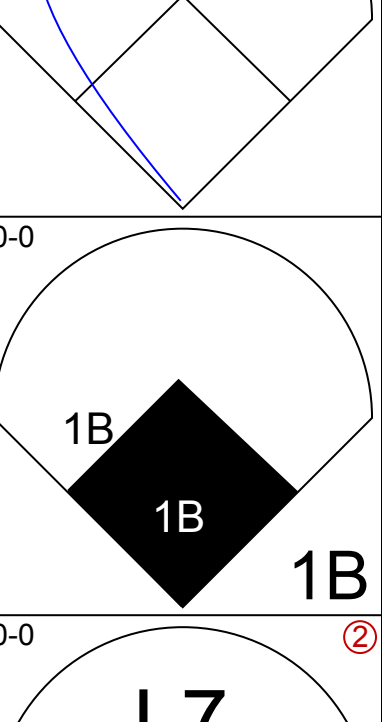
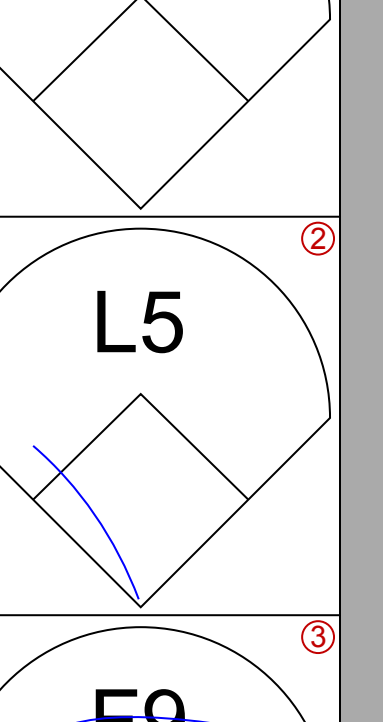
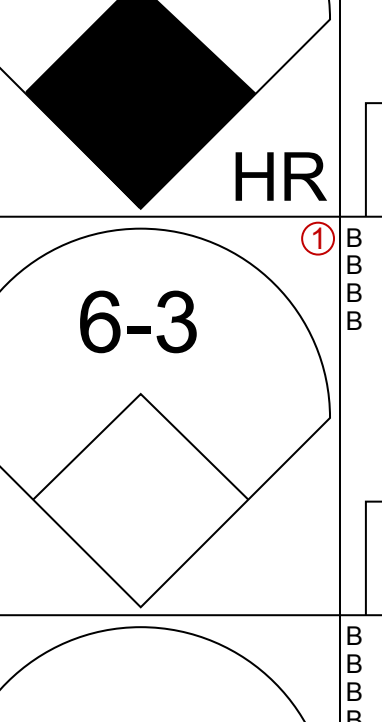
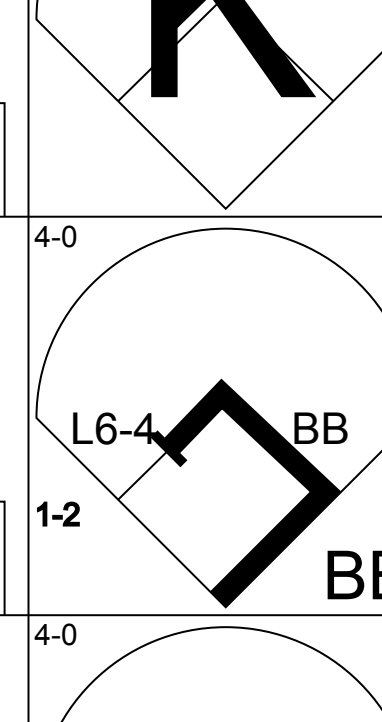
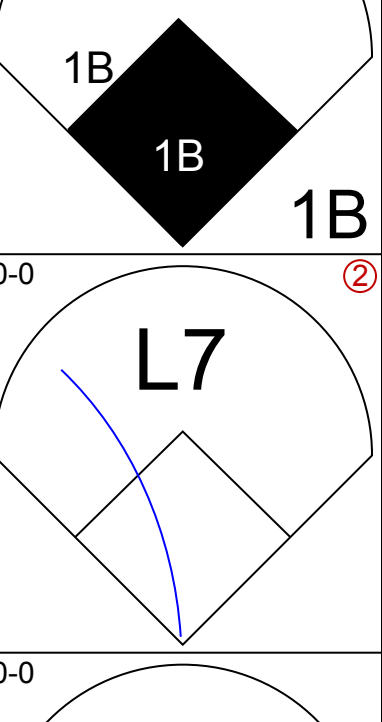
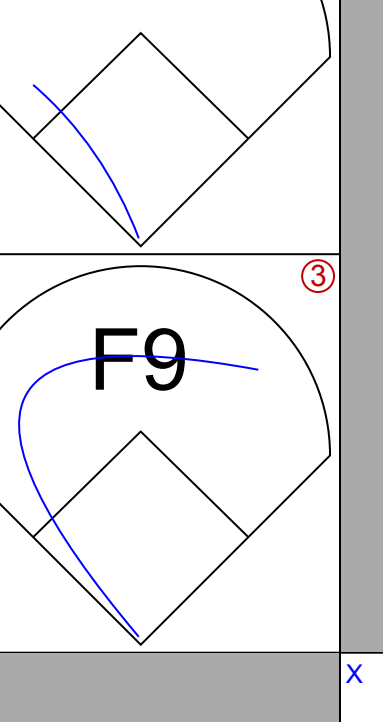
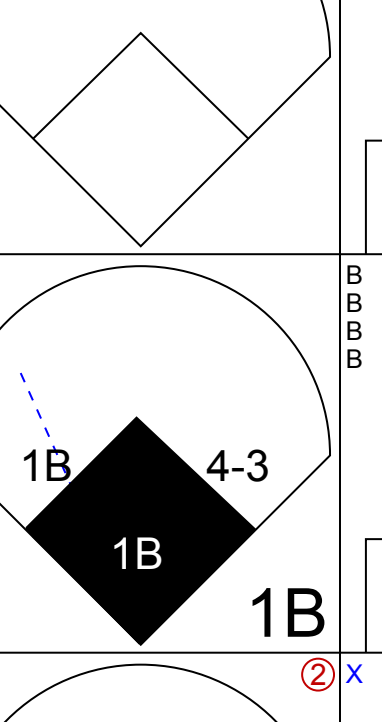
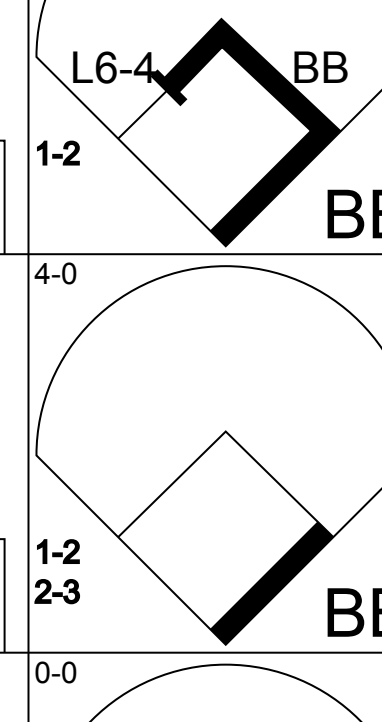
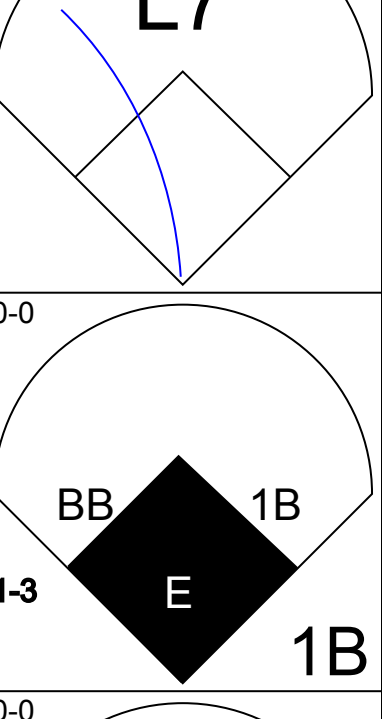
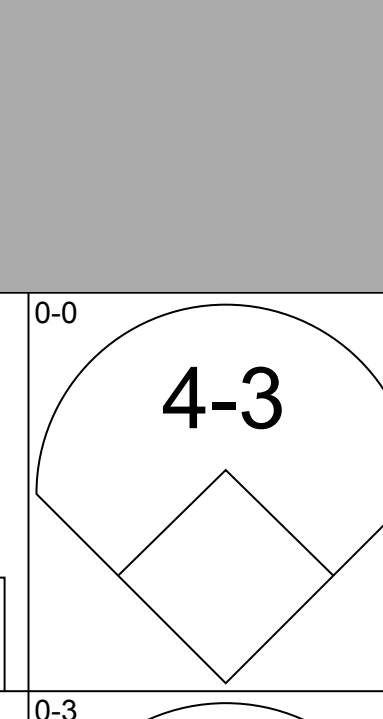
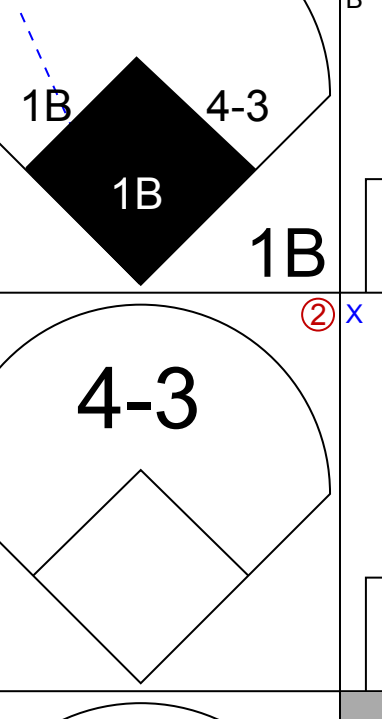
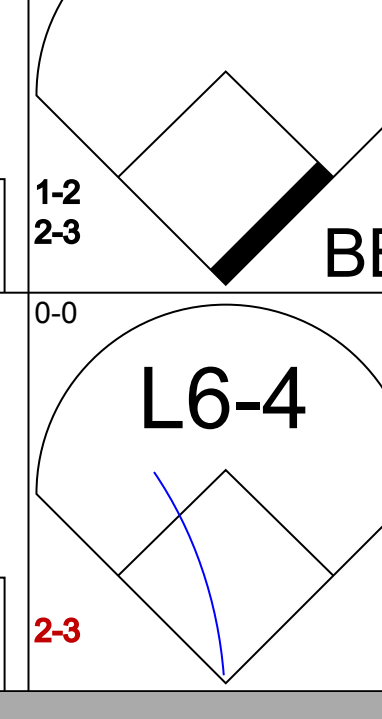
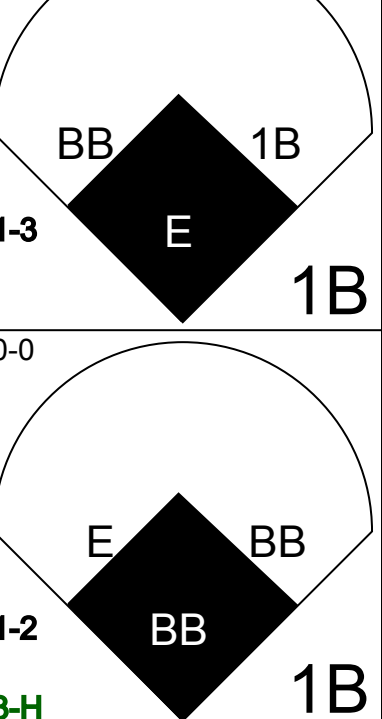
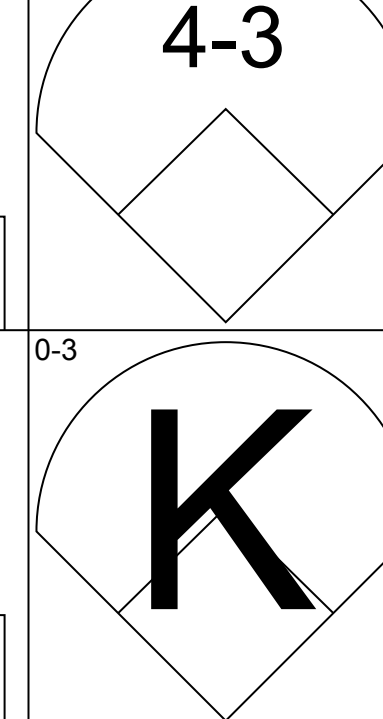
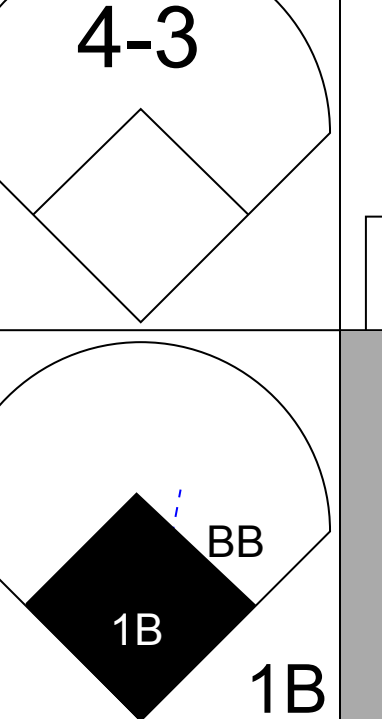
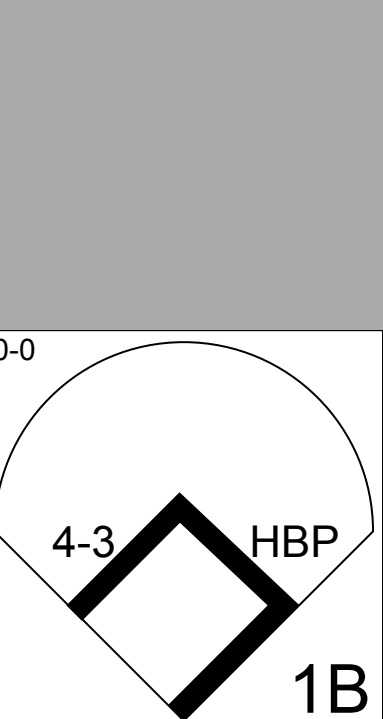
AB 37
R 4
H 11
RBI 4
BB 2
SO 4
LOB 15



| Batter | 1 | 2 | 3 | 4 | 5 | 6 | 7 | 8 | 9 | AB | R | H | RBI | BB | SO | LOB | TOP | |
|---|--|---|---|---|--|---|---|---|---|---------------------------------|------------------------------|---------------------------------|------------------------------|---------------------------------|----------------------------------|------------------------------------|--|--------|
| Freddie Patek, R OBP: 0.326, SLG: 0.331 |  | | |  | | |  | |  | 4 | 1 | 2 | 0 | 0 | 1 | 0 | Kansas City Royals @ Minnesota Twins Metropolitan Stadium, Bloomington, MI Sun Aug 05 1973, 4:33 AM EDT Att: 15,311 - Unknown - 88 F | |
| Cookie Rojas, R OBP: 0.318, SLG: 0.369 |  | | |  | | |  | |  | 4 | 0 | 1 | 1 | 0 | 1 | 1 | | |
| Amos Otis, R OBP: 0.365, SLG: 0.511 |  | | |  | | |  | |  | 4 | 0 | 0 | 0 | 0 | 1 | 2 | | |
| John Mayberry, L OBP: 0.346, SLG: 0.526 | |  | | |  | |  | | | 3 | 0 | 0 | 0 | 0 | 0 | 1 | | |
| Ed Kirkpatrick, L OBP: 0.360, SLG: 0.401 | |  | | |  | |  | | | 3 | 0 | 0 | 0 | 0 | 1 | 1 | | |
| Lou Piniella, R OBP: 0.293, SLG: 0.358 | |  | | |  | | | |  | 3 | 0 | 0 | 0 | 0 | 0 | 0 | | |
| Steve Hovley, L OBP: 0.346, SLG: 0.323 | | |  | | |  | |  | | 3 | 0 | 0 | 0 | 0 | 1 | 0 | | |
| George Brett, L OBP: 0.200, SLG: 0.200 | | |  | | |  | |  | | 3 | 0 | 0 | 0 | 0 | 0 | 0 | | |
| Fran Healy, R OBP: 0.327, SLG: 0.383 | | |  | | |  | |  | | 3 | 0 | 0 | 0 | 0 | 1 | 0 | | |
| Inning Stats | R: 0 E: 0 K: 2 S: 7 | H: 0 LOB: 0 BB: 0 P: 7 | R: 0 E: 0 K: 0 S: 3 | H: 0 LOB: 0 BB: 0 P: 3 | R: 0 E: 0 K: 0 S: 3 | H: 0 LOB: 0 BB: 0 P: 3 | R: 0 E: 0 K: 0 S: 5 | H: 0 LOB: 0 BB: 0 P: 5 | R: 1 E: 0 K: 0 S: 5 | H: 2 LOB: 1 BB: 0 P: 5 | R: 0 E: 0 K: 0 S: 3 | H: 0 LOB: 0 BB: 0 P: 3 | R: 0 E: 0 K: 1 S: 6 | H: 1 LOB: 1 BB: 0 P: 6 | 1B: 2 2B: 0 3B: 1 HR: 0 | SF: 0 SAC: 0 DP: 0 HBP: 0 | WP: 0 PB: 0 SB: 1 CS: 0 | PA: 30 |
| PITCHER Bert Blyleven, R ERA: 2.63 | IP: 9.0 WLS: W BF: 30 H: 3 R: 1 ER: 1 SO: 6 BB: 0 IBB: 0 HBP: 0 BLK: 0 WP: 0 HR: 0 S: 42 P: 42 ERA: 1.00 WHIP: 0.333 | | | | | | | | | | | | | | | PITCHER | | |

| | |
|-----|----|
| AB | 30 |
| R | 1 |
| H | 3 |
| RBI | 1 |
| BB | 0 |
| SO | 6 |
| LOB | 5 |



| Batter | 1 | 2 | 3 | 4 | 5 | 6 | 7 | 8 | 9 | AB | R | H | RBI | BB | SO | LOB | BOTTOM | | | |
|--|--|---|---|---|--|---|---|---|------------------------------|---------------------------------|------------------------------|----------------------------------|------------------------------|----------------------------------|------------------------------|---------------------------------|--|------------------------------------|----------------------------------|--------|
| Steve Braun, L OBP: 0.408, SLG: 0.451 |  |  | |  | |  | |  | | 2 | 0 | 0 | 0 | 2 | 1 | 0 | Kansas City Royals @ Minnesota Twins Metropolitan Stadium, Bloomington, MI Sun Aug 05 1973, 4:33 AM EDT Att: 15,311 - Unknown - 88 F | | | |
| Larry Hise, R OBP: 0.345, SLG: 0.403 |  |  | | |  |  | |  | | 4 | 0 | 1 | 2 | 1 | 0 | 4 | | | | |
| Tony Oliva, L OBP: 0.347, SLG: 0.414 |  |  | | |  |  | |  | | 4 | 1 | 1 | 2 | 1 | 0 | 5 | | | | |
| Bobby Darwin, R OBP: 0.315, SLG: 0.400 |  |  |  | |  | |  |  | | 4 | 0 | 1 | 0 | 1 | 1 | 4 | | | | |
| Jim Holt, L OBP: 0.331, SLG: 0.463 | |  |  | | |  |  |  | | 5 | 1 | 1 | 1 | 0 | 1 | 4 | | | | |
| George Mitterwald, R OBP: 0.336, SLG: 0.433 | |  |  | | |  |  | | | 3 | 1 | 1 | 0 | 1 | 0 | 0 | | | | |
| Danny Thompson, R OBP: 0.273, SLG: 0.296 | |  |  | | |  |  | | | 3 | 1 | 1 | 0 | 1 | 0 | 1 | | | | |
| Steve Brye, R OBP: 0.346, SLG: 0.371 | |  | |  | |  |  | | | 4 | 1 | 1 | 0 | 0 | 0 | 4 | | | | |
| Jerry Terrell, R OBP: 0.308, SLG: 0.322 | |  | |  | |  | |  | | 4 | 2 | 3 | 1 | 0 | 1 | 0 | | | | |
| Inning Stats | R: 1 E: 0 K: 1 S: 6 | H: 1 LOB: 0 BB: 0 P: 6 | R: 3 E: 1 K: 1 S: 9 | H: 3 LOB: 3 BB: 2 P: 17 | R: 0 E: 0 K: 0 S: 3 | H: 0 LOB: 0 BB: 0 P: 3 | R: 0 E: 0 K: 1 S: 5 | H: 0 LOB: 0 BB: 0 P: 5 | R: 0 E: 0 K: 0 S: 2 | H: 0 LOB: 0 BB: 1 P: 6 | R: 3 E: 0 K: 0 S: 7 | H: 4 LOB: 2 BB: 1 P: 11 | R: 0 E: 0 K: 1 S: 5 | H: 1 LOB: 2 BB: 2 P: 13 | R: 0 E: 0 K: 0 S: 4 | H: 1 LOB: 3 BB: 1 P: 9 | 1B: 8 2B: 1 3B: 0 HR: 2 | SF: 0 SAC: 0 DP: 2 HBP: 1 | WP: 0 PB: 0 SB: 0 CS: 0 | PA: 41 |
| PITCHER Steve Busby, R ERA: 4.43 Bruce Dal Canton, R ERA: 4.45 Steve Mingo, L ERA: 5.19 | IP: 1.2 WLS: L BF: 17 H: 4 R: 3 ER: 3 SO: 2 BB: 2 IBB: 0 HBP: 0 BLK: 0 WP: 0 HR: 1 S: 19 P: 27 ERA: 6.75 WHIP: 1.500 | | | | | | | | | | | | | | | PITCHER | | | | |

| | |
|-----|----|
| AB | 33 |
| R | 7 |
| H | 10 |
| RBI | 6 |
| BB | 7 |
| SO | 4 |
| LOB | 22 |



| Batter | 1 | 2 | 3 | 4 | 5 | 6 | 7 | 8 | 9 | 10 | 11 | AB | R | H | RBI | BB | SO | LOB | TOP | |
|--|------------------------------|---------------------------------|------------------------------|---------------------------------|------------------------------|---------------------------------|------------------------------|---------------------------------|------------------------------|---------------------------------|------------------------------|---------------------------------|------------------------------|---------------------------------|------------------------------|---------------------------------|-----------------------------------|------------------------------------|----------------------------------|--------|
| Tommy Harper, R OBP: 0.350, SLG: 0.451 (1, 7) | F8 | | | 1B | | | G6-4-3 1B | | IBB | | | 4 | 1 | 3 | 2 | 1 | 0 | 0 | | |
| Luis Aparicio, R OBP: 0.319, SLG: 0.308 (1, 6) | 4-3 | | 5-3 | 1B | | | P5 | | F7 | | | 5 | 0 | 1 | 1 | 0 | 0 | 4 | | |
| Reggie Smith, S OBP: 0.383, SLG: 0.484 Dwight Evans, R OBP: 0.301, SLG: 0.344 (1, 8) (4, 9) | P6 | | 6-3 | L8 | | | G6-4-3 | | | 4-3 | | 3 | 0 | 0 | 0 | 0 | 0 | 2 | | |
| Carl Yastrzemski, L OBP: 0.363, SLG: 0.421 (1, 3) | | 6-3 | | 1B | | | F7-4 1B | | | 4-3 | | 5 | 1 | 3 | 0 | 0 | 0 | 0 | | |
| Orlando Cepeda, R OBP: 0.336, SLG: 0.444 (1, 10) | F7 | | | 1B | | | F7-4 | | G6-3 | E5 | | 5 | 1 | 1 | 0 | 0 | 0 | 2 | | |
| Rico Petrocelli, R OBP: 0.339, SLG: 0.406 (1, 5) | | BB | | 1B | | | 6-3 | | K | FC5-4 | | 4 | 1 | 1 | 1 | 1 | 1 | 1 | | |
| Carlton Fisk, R OBP: 0.325, SLG: 0.472 (1, 2) | F9 | | | F6 | | | F8 | | K | | F8 | 5 | 0 | 0 | 0 | 0 | 1 | 3 | | |
| Rick Miller, L OBP: 0.347, SLG: 0.370 (1, 9) (4, 8) | | | 5-3 2B | F7 | | | P6 | | 5-3 1B | | 4-3 | 5 | 1 | 2 | 0 | 0 | 0 | 2 | | |
| Doug Griffin, R OBP: 0.298, SLG: 0.358 (1, 4) | | | 5-3 | 1B | | | 4-3 | | 5-3 | | F8 | 5 | 1 | 1 | 2 | 0 | 0 | 2 | | |
| Inning Stats | R: 0 E: 0 K: 0 S: 3 | H: 0 LOB: 0 BB: 0 P: 3 | R: 0 E: 0 K: 0 S: 3 | H: 0 LOB: 1 BB: 1 P: 7 | R: 1 E: 0 K: 0 S: 5 | H: 2 LOB: 1 BB: 0 P: 5 | R: 5 E: 0 K: 0 S: 9 | H: 6 LOB: 1 BB: 0 P: 9 | R: 0 E: 0 K: 0 S: 3 | H: 1 LOB: 0 BB: 0 P: 3 | R: 0 E: 0 K: 1 S: 5 | H: 1 LOB: 0 BB: 0 P: 5 | R: 0 E: 1 K: 0 S: 4 | H: 0 LOB: 1 BB: 0 P: 4 | R: 0 E: 0 K: 0 S: 3 | H: 0 LOB: 0 BB: 0 P: 3 | 1B: 10 2B: 2 3B: 1 HR: 0 | SF: 0 SAC: 0 DP: 3 HBP: 0 | WP: 0 PB: 0 SB: 1 CS: 0 | PA: 45 |
| PITCHER | IP 3.2 | WLS 19 | BF 7 | H 6 | R 6 | ER 6 | SO 0 | BB 0 | IBB 0 | HBP 0 | BLK 0 | WP 0 | HR 0 | S 18 | P 22 | ERA 14.73 | WHIP 2.182 | | | |
| Dick Drago, R ERA: 3.95 (1, 1) | | | | | | | | | | | | | | | | | | | | |
| Gene Garber, R ERA: 4.27 (4, 1) | 2.1 | 9 | 3 | 0 | 0 | 0 | 0 | 0 | 0 | 0 | 0 | 0 | 0 | 9 | 9 | 0.00 | 1.286 | | | |
| Doug Bird, R ERA: 2.75 (7, 1) | 5.0 | W | 17 | 2 | 0 | 0 | 2 | 0 | 1 | 0 | 0 | 0 | 0 | 20 | 24 | 0.00 | 0.400 | | | |

Boston Red Sox @ Kansas City Royals
Royals Stadium, Kansas City, MO

Tue Aug 07 1973, 8:05 PM EDT
Att: 22,181 - Unknown - 93 F

AB 43
R 6
H 12
RBI 6
BB 2
SO 2
LOB 17



| Batter | 1 | 2 | 3 | 4 | 5 | 6 | 7 | 8 | 9 | 10 | 11 | AB | R | H | RBI | BB | SO | LOB | BOTTOM | | | |
|--|------------------------------|----------------------------------|------------------------------|---------------------------------|------------------------------|---------------------------------|------------------------------|----------------------------------|------------------------------|---------------------------------|------------------------------|---------------------------------|------------------------------|---------------------------------|------------------------------|---------------------------------|------------------------------|---------------------------------|-----------------------------------|------------------------------------|----------------------------------|--------|
| Freddie Patek, R OBP: 0.326, SLG: 0.338 (1, 6) | CS BB | P6 | | FC6-4 1B | | | F8 | | | F9 | | 5 | 2 | 1 | 2 | 1 | 0 | 6 | | | | |
| Cookie Rojas, R OBP: 0.321, SLG: 0.369 (1, 4) | 1B | 6-3 | | 1B | | | HR | | F9 | F8 | | 5 | 2 | 2 | 0 | 1 | 0 | 3 | | | | |
| Amos Otis, R OBP: 0.365, SLG: 0.508 (1, 8) | 1B | | | 1B | | | 3B | | 5-3 | | P6 | 6 | 0 | 2 | 3 | 0 | 1 | 1 | | | | |
| John Mayberry, L OBP: 0.433, SLG: 0.520 (1, 3) | 1B | | | 1B | | | F9 | | K | | P6 | 6 | 0 | 1 | 0 | 0 | 1 | 3 | | | | |
| Rick Reichardt, R OBP: 0.294, SLG: 0.357 (1, 10) | K | | | 6-3 | | | K | | 6-3 | | 1B | 6 | 1 | 2 | 1 | 0 | 2 | 2 | | | | |
| Ed Kirkpatrick, L OBP: 0.360, SLG: 0.401 Hal McRae, R OBP: 0.285, SLG: 0.293 (1, 9) (6, PH) (7, 9) | 5-3 | | | K | | | FC6-4 1B | | F8 | | 2B | 3 | 0 | 1 | 0 | 0 | 0 | 1 | | | | |
| Lou Piniella, R OBP: 0.293, SLG: 0.359 (1, 7) | | 6-3 | | WP 1B FC6-4 BB | | | L7 | | K | | 1B | 5 | 1 | 1 | 1 | 1 | 1 | 1 | | | | |
| Kurt Bevacqua, R OBP: 0.321, SLG: 0.342 (1, 5) | 1B | | | FC6-4 1B WP | | | K | | 6-3 | | 2B | 5 | 1 | 3 | 0 | 0 | 1 | 0 | | | | |
| Fran Healy, R OBP: 0.336, SLG: 0.384 (1, 2) | 1B | | | 1B | | | 1-3 | | BB | | BB | 2 | 0 | 1 | 0 | 3 | 0 | 2 | | | | |
| Inning Stats | R: 1 E: 0 K: 1 S: 7 | H: 3 LOB: 2 BB: 1 P: 11 | R: 0 E: 0 K: 0 S: 5 | H: 2 LOB: 2 BB: 0 P: 5 | R: 0 E: 0 K: 0 S: 3 | H: 0 LOB: 0 BB: 0 P: 3 | R: 3 E: 0 K: 1 S: 7 | H: 2 LOB: 2 BB: 1 P: 19 | R: 0 E: 0 K: 1 S: 8 | H: 3 LOB: 1 BB: 0 P: 8 | R: 2 E: 0 K: 1 S: 5 | H: 0 LOB: 1 BB: 0 P: 9 | R: 0 E: 0 K: 1 S: 5 | H: 0 LOB: 0 BB: 0 P: 5 | R: 0 E: 0 K: 0 S: 3 | H: 0 LOB: 1 BB: 1 P: 7 | R: 1 E: 0 K: 0 S: 5 | H: 3 LOB: 2 BB: 0 P: 5 | 1B: 12 2B: 1 3B: 1 HR: 1 | SF: 0 SAC: 0 DP: 0 HBP: 0 | WP: 1 PB: 0 SB: 1 CS: 1 | PA: 52 |
| PITCHER | IP 3.1 | WLS 18 | BF 14 | H 6 | R 4 | ER 4 | SO 2 | BB 1 | IBB 0 | HBP 0 | BLK 0 | WP 1 | HR 0 | S 19 | P 31 | ERA 10.80 | WHIP 2.700 | | | | | |
| Dick Pole, R ERA: 12.86 (1, 1) | | | | | | | | | | | | | | | | | | | | | | |
| Marty Pattin, R ERA: 4.73 (4, 1) | 2.1 | 14 | 6 | 2 | 2 | 2 | 2 | 1 | 0 | 0 | 0 | 0 | 0 | 17 | 21 | 7.71 | 3.000 | | | | | |
| Craig Skok, L ERA: 4.43 (6, 1) | 5.0 | L | 20 | 3 | 1 | 1 | 3 | 2 | 0 | 0 | 0 | 0 | 0 | 24 | 32 | 1.80 | 1.000 | | | | | |

Boston Red Sox @ Kansas City Royals
Royals Stadium, Kansas City, MO

Tue Aug 07 1973, 8:05 PM EDT
Att: 22,181 - Unknown - 93 F

AB 46
R 7
H 15
RBI 7
BB 6
SO 7
LOB 21



| Batter | 1 | 2 | 3 | 4 | 5 | 6 | 7 | 8 | 9 | AB | R | H | RBI | BB | SO | LOB | TOP | | | | | | | | | | |
|---|------------------------------|---------------------------------|------------------------------|---------------------------------|------------------------------|---------------------------------|------------------------------|---------------------------------|------------------------------|----------------------------------|------------------------------|---------------------------------|------------------------------|---------------------------------|------------------------------|---------------------------------|---|------------------------------------|----------------------------------|--------|--|--|--|--|--|--|--|
| Tommy Harper, R OBP: 0.341, SLG: 0.439 (1, 7) | 0-0 5-3 | | 0-0 P4 | | | 0-3 K | | 0-0 F6 | | 4 | 0 | 0 | 0 | 0 | 1 | 0 | Boston Red Sox @ Kansas City Royals Royals Stadium, Kansas City, MO Thu Aug 09 1973, 8:05 PM EDT Att: 17,167 - Unknown - 84 F livebaseballscorecards.com | | | | | | | | | | |
| Mario Guerrero, R OBP: 0.293, SLG: 0.294 (1, 6) | 0-0 L4 | | 0-0 F9 | | | 0-0 BB 1B | | 0-0 B6-3 | | 4 | 0 | 1 | 0 | 0 | 0 | 0 | | | | | | | | | | | |
| Reggie Smith, S OBP: 0.386, SLG: 0.479 (1, 8) | 0-3 K | | | 0-0 P6 | | 4-0 BB 1B | | 0-0 BB 1B | | 3 | 0 | 1 | 0 | 1 | 1 | 0 | | | | | | | | | | | |
| Carl Yastrzemski, L OBP: 0.367, SLG: 0.420 (1, 3) | | 0-0 1B WP 1B | | 0-0 E6 WP 1-3 | | 0-3 K | | 4-0 BB 1B | | 3 | 1 | 1 | 0 | 1 | 1 | 2 | | | | | | | | | | | |
| Orlando Cepeda, R OBP: 0.341, SLG: 0.457 (1, 10) | | 0-0 1-3 WP 1B | | 0-0 1-3 | | 0-0 F9 | | 0-0 L7 | | 4 | 0 | 1 | 0 | 0 | 0 | 5 | | | | | | | | | | | |
| Rico Petrocelli, R OBP: 0.337, SLG: 0.404 (1, 5) | | 0-3 K | | 0-3 K | | | 0-3 K | | 0-0 F3 | 4 | 0 | 0 | 0 | 0 | 3 | 2 | | | | | | | | | | | |
| Doug Griffin, R OBP: 0.293, SLG: 0.350 (1, 4) | | 0-0 6-3 | | | 0-0 4-3 | | 0-3 K | | 0-0 6-3 | 4 | 0 | 0 | 0 | 0 | 1 | 1 | | | | | | | | | | | |
| Bob Montgomery, R OBP: 0.370, SLG: 0.638 (1, 2) | | 0-3 K | | | 0-3 K | | 0-0 6-3 | | 0-3 K | 4 | 0 | 0 | 0 | 0 | 3 | 1 | | | | | | | | | | | |
| Rick Miller, L OBP: 0.349, SLG: 0.381 (1, 9) | | | 0-3 K | | 0-3 K | | | 0-0 HR | | 3 | 1 | 1 | 1 | 0 | 2 | 0 | | | | | | | | | | | |
| Inning Stats | R: 0 E: 0 K: 1 S: 5 | H: 0 LOB: 0 BB: 0 P: 5 | R: 1 E: 0 K: 2 S: 9 | H: 2 LOB: 1 BB: 0 P: 9 | R: 0 E: 0 K: 1 S: 5 | H: 0 LOB: 0 BB: 0 P: 5 | R: 0 E: 1 K: 1 S: 6 | H: 0 LOB: 1 BB: 0 P: 6 | R: 0 E: 0 K: 2 S: 7 | H: 1 LOB: 2 BB: 1 P: 12 | R: 0 E: 0 K: 2 S: 7 | H: 0 LOB: 0 BB: 0 P: 7 | R: 1 E: 0 K: 0 S: 5 | H: 2 LOB: 2 BB: 1 P: 9 | R: 0 E: 0 K: 1 S: 5 | H: 0 LOB: 0 BB: 0 P: 5 | 1B: 4 2B: 0 3B: 0 HR: 1 | SF: 0 SAC: 0 DP: 0 HBP: 0 | WP: 2 PB: 0 SB: 0 CS: 0 | PA: 35 | | | | | | | |
| PITCHER | IP | WLS | BF | H | R | ER | SO | BB | IBB | HBP | BLK | WP | HR | S | P | ERA | WHIP | | | | | | | | | | |
| Steve Busby, R ERA: 4.33 (1, 1) | 7.2 | W | 31 | 5 | 2 | 2 | 11 | 2 | 0 | 0 | 0 | 2 | 1 | 51 | 59 | 2.35 | 0.913 | | | | | | | | | | |
| Doug Bird, R ERA: 2.69 (8, 1) | 1.1 | S | 4 | 0 | 0 | 0 | 1 | 0 | 0 | 0 | 0 | 0 | 0 | 6 | 6 | 0.00 | 0.000 | | | | | | | | | | |

| Batter | 1 | 2 | 3 | 4 | 5 | 6 | 7 | 8 | 9 | AB | R | H | RBI | BB | SO | LOB | BOTTOM | | | | | | | | | | |
|--|------------------------------|---------------------------------|------------------------------|---------------------------------|------------------------------|---------------------------------|------------------------------|---------------------------------|------------------------------|---------------------------------|------------------------------|---------------------------------|------------------------------|---------------------------------|------------------------------|---------------------------------|---|----------------------------------|------------------------------------|----------------------------------|--------|--|--|--|--|--|--|
| Freddie Patek, R OBP: 0.322, SLG: 0.333 (1, 6) | 0-0 F9 | | 0-0 F7 | | 0-0 5-3 | | 0-0 F9 | | | 4 | 0 | 0 | 0 | 0 | 0 | 2 | Boston Red Sox @ Kansas City Royals Royals Stadium, Kansas City, MO Thu Aug 09 1973, 8:05 PM EDT Att: 17,167 - Unknown - 84 F livebaseballscorecards.com | | | | | | | | | | |
| Cookie Rojas, R OBP: 0.316, SLG: 0.362 (1, 4) | 0-0 1-6-3 | | 0-0 G3 | | 0-0 6-3 | | 0-0 F7 | | | 4 | 0 | 0 | 0 | 0 | 0 | 0 | | | | | | | | | | | |
| Amos Otis, R OBP: 0.365, SLG: 0.508 (1, 8) | 0-0 5-3 | | 0-0 2B | | 0-0 1B | | 0-0 F9 | | | 4 | 0 | 2 | 0 | 0 | 0 | 0 | | | | | | | | | | | |
| John Mayberry, L OBP: 0.434, SLG: 0.529 (1, 3) | | 0-0 L9 | 4-0 S BB | | 0-0 F8 | | 0-0 3-1 | | | 3 | 0 | 0 | 0 | 1 | 0 | 1 | | | | | | | | | | | |
| Lou Piniella, R OBP: 0.297, SLG: 0.362 (1, 7) | | 0-0 3B 1B | | 0-0 6-3 | | 0-0 F8 | | 0-0 1B | | 4 | 1 | 2 | 0 | 0 | 0 | 1 | | | | | | | | | | | |
| Ed Kirkpatrick, L OBP: 0.359, SLG: 0.402 (9, 7) | | 0-0 3B 1B | | 0-0 6-3 | | 0-0 F8 | | 0-0 1B | | 0 | 0 | 0 | 0 | 0 | 0 | 0 | | | | | | | | | | | |
| Hal McRae, R OBP: 0.289, SLG: 0.324 (1, 9) | | 0-0 1H SF8 3B | | 0-0 HR | | 0-0 1-3 | | 0-0 6-3 | | 4 | 2 | 2 | 2 | 0 | 0 | 1 | | | | | | | | | | | |
| Steve Hovley, L OBP: 0.346, SLG: 0.323 (9, 9) | | 0-0 SF8 3B | | 0-0 HR | | 0-0 1-3 | | 0-0 6-3 | | 0 | 0 | 0 | 0 | 0 | 0 | 0 | | | | | | | | | | | |
| Rick Reichardt, R OBP: 0.293, SLG: 0.354 (1, 10) | | 0-0 SF8 | | 0-3 K | | 4-0 FC6 BB | | | | 1 | 0 | 0 | 1 | 1 | 1 | 0 | | | | | | | | | | | |
| Kurt Bevacqua, R OBP: 0.326, SLG: 0.343 (1, 5) | | 0-0 3H E 1B | | 4-0 L3-4 S BB | | 0-0 FC6 | | | | 2 | 0 | 1 | 0 | 1 | 0 | 1 | | | | | | | | | | | |
| Carl Taylor, R OBP: 0.370, SLG: 0.263 (1, 2) | | 0-0 E5 | | 0-0 L3-4 | | 0-0 6-3 | | | | 3 | 0 | 0 | 0 | 0 | 0 | 2 | | | | | | | | | | | |
| Inning Stats | R: 0 E: 0 K: 0 S: 3 | H: 0 LOB: 0 BB: 0 P: 3 | R: 2 E: 1 K: 0 S: 7 | H: 3 LOB: 2 BB: 0 P: 7 | R: 0 E: 0 K: 0 S: 3 | H: 1 LOB: 1 BB: 1 P: 7 | R: 1 E: 0 K: 1 S: 5 | H: 1 LOB: 0 BB: 1 P: 9 | R: 0 E: 0 K: 0 S: 4 | H: 1 LOB: 1 BB: 0 P: 4 | R: 0 E: 0 K: 0 S: 3 | H: 0 LOB: 0 BB: 0 P: 3 | R: 0 E: 0 K: 0 S: 4 | H: 1 LOB: 1 BB: 0 P: 4 | R: 0 E: 0 K: 0 S: 4 | H: 1 LOB: 1 BB: 0 P: 4 | | 1B: 4 2B: 2 3B: 1 HR: 1 | SF: 1 SAC: 0 DP: 1 HBP: 0 | WP: 0 PB: 0 SB: 2 CS: 0 | PA: 33 | | | | | | |
| PITCHER | IP | WLS | BF | H | R | ER | SO | BB | IBB | HBP | BLK | WP | HR | S | P | ERA | WHIP | | | | | | | | | | |
| Bill Lee, L ERA: 2.8 (1, 1) | 8.0 | L | 33 | 7 | 3 | 3 | 1 | 3 | 0 | 0 | 0 | 0 | 1 | 32 | 44 | 3.38 | 1.250 | | | | | | | | | | |

| Batter | 1 | 2 | 3 | 4 | 5 | 6 | 7 | 8 | 9 | AB | R | H | RBI | BB | SO | LOB | TOP | | | | | | | | | | |
|---|------------------------------|---------------------------------|------------------------------|---------------------------------|------------------------------|---------------------------------|------------------------------|---------------------------------|------------------------------|---------------------------------|------------------------------|----------------------------------|------------------------------|---------------------------------|------------------------------|---------------------------------|----------------------------------|------------------------------------|----------------------------------|--------|--|--|--|--|--|--|--|
| Merv Rettenmund, R OBP: 0.346, SLG: 0.401 (1, 7) | 5-3 | | 1B | | | F8 | | SH1-4 BB | | 3 | 0 | 1 | 0 | 1 | 0 | 0 | | | | | | | | | | | |
| Rich Coggins, L OBP: 0.332, SLG: 0.429 Mark Belanger, R OBP: 0.306, SLG: 0.258 (1, 9) | F8 | | 1-3 | | | F8 | | SH1-4 | | 3 | 0 | 0 | 0 | 0 | 0 | 1 | | | | | | | | | | | |
| Tommy Davis, R OBP: 0.331, SLG: 0.399 (1, 10) | 6-3 | | | 1-3 | | | 1B BB | 6-3 | | 3 | 1 | 0 | 0 | 1 | 0 | 1 | | | | | | | | | | | |
| Boog Powell, L OBP: 0.368, SLG: 0.375 Earl Williams, R OBP: 0.321, SLG: 0.390 (1, 3) | | G1-6-3 1B | | 3-4-1 | | | 1-3 1B 1B | 4-3 | | 3 | 0 | 2 | 0 | 0 | 0 | 0 | | | | | | | | | | | |
| Paul Blair, R OBP: 0.345, SLG: 0.401 (1, 8) | | G1-6-3 1-2 | | K | | | K | | | 4 | 0 | 1 | 0 | 0 | 2 | 3 | | | | | | | | | | | |
| Bobby Grich, R OBP: 0.358, SLG: 0.375 (1, 4) | | | | | 5-3 | | 1B BB | | | 3 | 0 | 1 | 0 | 1 | 1 | 1 | | | | | | | | | | | |
| Brooks Robinson, R OBP: 0.308, SLG: 0.317 (1, 5) | | | | | 6-3 | | | | | 4 | 0 | 1 | 1 | 0 | 0 | 2 | | | | | | | | | | | |
| Eliot Hendricks, L OBP: 0.267, SLG: 0.363 (1, 2) | | | G3 | | F8 | | | | | 2 | 0 | 0 | 0 | 1 | 0 | 0 | | | | | | | | | | | |
| Frank Baker, L OBP: 0.200, SLG: 0.133 Al Bumbry, L OBP: 0.374, SLG: 0.493 Don Baylor, R OBP: 0.323, SLG: 0.360 (1, 6) | | | 4-3 | | | 4-3 | | F7 | | 2 | 0 | 0 | 0 | 0 | 0 | 0 | | | | | | | | | | | |
| Inning Stats | R: 0 E: 0 K: 0 S: 3 | H: 0 LOB: 0 BB: 0 P: 3 | R: 0 E: 0 K: 0 S: 4 | H: 2 LOB: 1 BB: 0 P: 4 | R: 0 E: 0 K: 0 S: 4 | H: 1 LOB: 1 BB: 0 P: 4 | R: 0 E: 0 K: 1 S: 5 | H: 0 LOB: 0 BB: 0 P: 5 | R: 0 E: 0 K: 0 S: 3 | H: 0 LOB: 0 BB: 0 P: 3 | R: 1 E: 0 K: 1 S: 6 | H: 2 LOB: 3 BB: 3 P: 18 | R: 0 E: 0 K: 0 S: 3 | H: 0 LOB: 1 BB: 1 P: 7 | R: 0 E: 0 K: 1 S: 5 | H: 1 LOB: 0 BB: 0 P: 5 | 1B: 6 2B: 0 3B: 0 HR: 0 | SF: 0 SAC: 1 DP: 2 HBP: 0 | WP: 0 PB: 0 SB: 0 CS: 0 | PA: 34 | | | | | | | |
| PITCHER | IP | WLS | BF | H | R | ER | SO | BB | IBB | HBP | BLK | WP | HR | S | P | ERA | WHIP | | | | | | | | | | |
| Al Fitzmorris, R ERA: 1.93 (1, 1) | 6.0 | W | 22 | 4 | 1 | 1 | 1 | 1 | 0 | 0 | 0 | 0 | 0 | 23 | 27 | 1.50 | 0.833 | | | | | | | | | | |
| Gene Garber, R ERA: 4.24 (7, 1) | 0.2 | | 4 | 1 | 0 | 0 | 1 | 1 | 1 | 0 | 0 | 0 | 0 | 4 | 12 | 0.00 | 3.000 | | | | | | | | | | |
| Joe Hoerner, L ERA: 5.09 (7, 1) | 0.1 | | 1 | 0 | 0 | 0 | 0 | 0 | 0 | 0 | 0 | 0 | 0 | 1 | 1 | 0.00 | 0.000 | | | | | | | | | | |
| Doug Bird, R ERA: 2.6 (8, 1) | 2.0 | S | 7 | 1 | 0 | 0 | 1 | 1 | 0 | 0 | 0 | 0 | 0 | 8 | 12 | 0.00 | 1.000 | | | | | | | | | | |

Baltimore Orioles @ Kansas City Royals
Royals Stadium, Kansas City, MO
Fri Aug 10 1973, 8:05 PM EDT
Att: 22,294 - Unknown - 89 F

| | |
|-----|----|
| AB | 29 |
| R | 1 |
| H | 6 |
| RBI | 1 |
| BB | 4 |
| SO | 3 |
| LOB | 12 |



| Batter | 1 | 2 | 3 | 4 | 5 | 6 | 7 | 8 | 9 | AB | R | H | RBI | BB | SO | LOB | BOTTOM | | | | | | | | | | |
|---|------------------------------|---------------------------------|------------------------------|---------------------------------|------------------------------|---------------------------------|------------------------------|---------------------------------|------------------------------|---------------------------------|------------------------------|---------------------------------|------------------------------|---------------------------------|------------------------------|---------------------------------|----------------------------------|------------------------------------|----------------------------------|--------|--|--|--|--|--|--|--|
| Freddie Patek, R OBP: 0.319, SLG: 0.330 (1, 6) | 6-3 | | K | | | | | F8 | | 4 | 0 | 0 | 0 | 0 | 1 | 3 | | | | | | | | | | | |
| Cookie Rojas, R OBP: 0.315, SLG: 0.361 (1, 4) | 1-3 | | | 4-3 | | | | | | 4 | 0 | 1 | 0 | 0 | 0 | 0 | | | | | | | | | | | |
| Amos Otis, R OBP: 0.365, SLG: 0.507 (1, 8) | 6-3 | | | | F8-3 1B | | | | | 3 | 0 | 1 | 0 | 0 | 0 | 0 | | | | | | | | | | | |
| John Mayberry, L OBP: 0.431, SLG: 0.525 (1, 3) | | | K | | F8-3 1-2 | | | 1-3 | | 3 | 0 | 0 | 0 | 0 | 1 | 1 | | | | | | | | | | | |
| Hal McRae, R OBP: 0.290, SLG: 0.340 (1, 10) | | 5-3 | | | | | | | | 3 | 1 | 1 | 1 | 0 | 0 | 0 | | | | | | | | | | | |
| Ed Kirkpatrick, L OBP: 0.356, SLG: 0.398 (1, 9) | | 5-3 | | | | | | | | 3 | 0 | 0 | 0 | 0 | 0 | 0 | | | | | | | | | | | |
| Lou Piniella, R OBP: 0.298, SLG: 0.369 (1, 7) | | | | 5-3 | | | | | | 3 | 1 | 1 | 1 | 0 | 0 | 0 | | | | | | | | | | | |
| Kurt Bevacqua, R OBP: 0.330, SLG: 0.345 (1, 5) | | | | | | | | | | 2 | 0 | 1 | 0 | 1 | 1 | 0 | | | | | | | | | | | |
| Carl Taylor, R OBP: 0.372, SLG: 0.278 (1, 2) | | | | | 6-3 | | | | | 2 | 0 | 1 | 0 | 0 | 0 | 1 | | | | | | | | | | | |
| Inning Stats | R: 0 E: 0 K: 0 S: 3 | H: 0 LOB: 0 BB: 0 P: 3 | R: 0 E: 0 K: 1 S: 5 | H: 0 LOB: 0 BB: 0 P: 5 | R: 0 E: 0 K: 1 S: 5 | H: 0 LOB: 1 BB: 1 P: 9 | R: 0 E: 0 K: 0 S: 3 | H: 1 LOB: 0 BB: 0 P: 3 | R: 2 E: 0 K: 1 S: 8 | H: 3 LOB: 1 BB: 0 P: 8 | R: 0 E: 0 K: 0 S: 3 | H: 0 LOB: 0 BB: 0 P: 3 | R: 0 E: 0 K: 0 S: 3 | H: 0 LOB: 2 BB: 0 P: 4 | R: 0 E: 0 K: 0 S: 4 | H: 2 LOB: 2 BB: 0 P: 4 | 1B: 3 2B: 2 3B: 0 HR: 2 | SF: 0 SAC: 1 DP: 1 HBP: 0 | WP: 0 PB: 0 SB: 0 CS: 0 | PA: 29 | | | | | | | |
| PITCHER | IP | WLS | BF | H | R | ER | SO | BB | IBB | HBP | BLK | WP | HR | S | P | ERA | WHIP | | | | | | | | | | |
| Doyle Alexander, R ERA: 3.9 (1, 1) | 8.0 | L | 29 | 6 | 2 | 2 | 3 | 1 | 0 | 0 | 0 | 0 | 2 | 34 | 38 | 2.25 | 0.875 | | | | | | | | | | |

Baltimore Orioles @ Kansas City Royals
Royals Stadium, Kansas City, MO
Fri Aug 10 1973, 8:05 PM EDT
Att: 22,294 - Unknown - 89 F

| | |
|-----|----|
| AB | 27 |
| R | 2 |
| H | 6 |
| RBI | 2 |
| BB | 1 |
| SO | 3 |
| LOB | 5 |



| Batter | 1 | 2 | 3 | 4 | 5 | 6 | 7 | 8 | 9 | AB | R | H | RBI | BB | SO | LOB | TOP | | | |
|--|---|---------------------------------|------------------------------|---------------------------------|------------------------------|---------------------------------|------------------------------|---------------------------------|------------------------------|---------------------------------|------------------------------|----------------------------------|------------------------------|---------------------------------|------------------------------|---------------------------------|--|------------------------------------|----------------------------------|--------|
| Merv Rettenmund, R OBP: 0.343, SLG: 0.397 | F8 | | F8 | | | FC6-4 1B | F8 | | L6 | 5 | 0 | 1 | 0 | 0 | 0 | 5 | Baltimore Orioles @ Kansas City Royals Royals Stadium, Kansas City, MO Sat Aug 11 1973, 8:05 PM EDT Att: 37,010 - Unknown - 86 F | | | |
| Bobby Grich, R OBP: 0.355, SLG: 0.372 | K | | | P3 | | FC6-4 1-2 | | 6-3 | | 4 | 0 | 0 | 0 | 0 | 1 | 1 | | | | |
| Paul Blair, R OBP: 0.341, SLG: 0.396 | K | | | P6 | | | F9 | F8 | | 4 | 0 | 0 | 0 | 0 | 1 | 0 | | | | |
| Tommy Davis, R OBP: 0.328, SLG: 0.395 | | 4-3 | | 6-3 | | | F8 | 6-3 | | 4 | 0 | 0 | 0 | 0 | 0 | 0 | | | | |
| Don Baylor, R OBP: 0.329, SLG: 0.373 | | G6-3 1B | | | | F9 | | BB 2B 1B | BB 1B 3B | 4 | 2 | 3 | 0 | 0 | 0 | 0 | | | | |
| Brooks Robinson, R OBP: 0.309, SLG: 0.318 | | | | | | | | | P3 | 2 | 0 | 1 | 0 | 0 | 0 | 1 | | | | |
| Larry Brown, R OBP: 0.367, SLG: 0.400 | | G6-3 1-2 | | | | G4-6-3 1B | | BB 2B BB | | 1 | 1 | 0 | 0 | 1 | 0 | 1 | | | | |
| Earl Williams, R OBP: 0.323, SLG: 0.395 | | | F8 | | G4-6-3 1-2 | | 1B 2B | | 1B 1B | 4 | 1 | 2 | 3 | 0 | 0 | 1 | | | | |
| Andy Etchebarren, R OBP: 0.276, SLG: 0.366 | | | 6-3 | | | F8 | | | 1B 1B | 4 | 0 | 2 | 1 | 0 | 0 | 0 | | | | |
| Mark Belanger, R OBP: 0.308, SLG: 0.259 | | | | BB | | 5-3 | | | F3 | 3 | 0 | 1 | 0 | 1 | 0 | 2 | | | | |
| Inning Stats | R: 0 E: 0 K: 2 S: 7 | H: 0 LOB: 0 BB: 0 P: 7 | R: 0 E: 0 K: 0 S: 3 | H: 1 LOB: 0 BB: 0 P: 3 | R: 0 E: 0 K: 0 S: 3 | H: 0 LOB: 1 BB: 1 P: 7 | R: 0 E: 0 K: 0 S: 3 | H: 0 LOB: 0 BB: 0 P: 3 | R: 0 E: 0 K: 0 S: 4 | H: 1 LOB: 1 BB: 0 P: 4 | R: 3 E: 0 K: 0 S: 7 | H: 4 LOB: 2 BB: 1 P: 11 | R: 0 E: 0 K: 0 S: 3 | H: 0 LOB: 0 BB: 0 P: 3 | R: 1 E: 0 K: 0 S: 6 | H: 3 LOB: 2 BB: 0 P: 6 | 1B: 8 2B: 1 3B: 1 HR: 0 | SF: 0 SAC: 0 DP: 2 HBP: 0 | WP: 0 PB: 0 SB: 0 CS: 0 | PA: 37 |
| PITCHER Paul Spittorff, L ERA: 3.37 | IP: 9.0 WLS: W BF: 37 H: 10 R: 4 ER: 4 SO: 2 BB: 2 IBB: 0 HBP: 0 BLK: 0 WP: 0 HR: 0 S: 39 P: 47 ERA: 4.00 WHIP: 1.333 | | | | | | | | | | | | | | | | | | | |

| Batter | 1 | 2 | 3 | 4 | 5 | 6 | 7 | 8 | 9 | AB | R | H | RBI | BB | SO | LOB | BOTTOM | | | |
|--|---|---------------------------------|------------------------------|---------------------------------|-------------------------------|----------------------------------|------------------------------|---------------------------------|------------------------------|---------------------------------|------------------------------|---------------------------------|------------------------------|----------------------------------|------------------------------|---------------------------------|--|------------------------------------|----------------------------------|--------|
| Freddie Patek, R OBP: 0.318, SLG: 0.328 | P4 | | 1B 1B 2B 1B | FC6-4 G1-4-3 1-2 | | F9 | | F9 | | 5 | 1 | 1 | 0 | 0 | 0 | 4 | Baltimore Orioles @ Kansas City Royals Royals Stadium, Kansas City, MO Sat Aug 11 1973, 8:05 PM EDT Att: 37,010 - Unknown - 86 F | | | |
| Cookie Rojas, R OBP: 0.315, SLG: 0.361 | F8 | | 1B 2B 1B | G1-4-3 1-2 | | | F7 | | | 3 | 1 | 1 | 0 | 0 | 0 | 1 | | | | |
| Bobby Floyd, R OBP: 0.407, SLG: 0.455 | | | 1B 2B 1B | | | | | 1B | | 2 | 0 | 1 | 0 | 0 | 0 | 0 | | | | |
| Amos Otis, R OBP: 0.365, SLG: 0.512 | F7 | | 1B 2B 1B | | 5-3 | | HR | F8 | | 5 | 2 | 2 | 2 | 0 | 0 | 2 | | | | |
| John Mayberry, L OBP: 0.431, SLG: 0.522 | | 2B 1B | K | | F8 | | BB E BB | 4-3 | | 4 | 1 | 1 | 0 | 1 | 1 | 5 | | | | |
| Hal McRae, R OBP: 0.294, SLG: 0.354 | | 2B 1B | | | | | | | | 4 | 2 | 2 | 4 | 0 | 0 | 1 | | | | |
| Steve Hovley, L OBP: 0.346, SLG: 0.323 | | 4-3 SF7 2B | HR 2B | | P6 | | F9 | | | 0 | 0 | 0 | 0 | 0 | 0 | 0 | | | | |
| Lou Piniella, R OBP: 0.295, SLG: 0.365 | | 4-3 | 6-3 | | | P4 | E5 BB | | | 4 | 0 | 0 | 0 | 0 | 0 | 3 | | | | |
| Rick Reichardt, R OBP: 0.297, SLG: 0.368 | | SF7 | HR | | | F9 | | BB | | 2 | 1 | 1 | 3 | 1 | 0 | 0 | | | | |
| Kurt Bevacqua, R OBP: 0.329, SLG: 0.343 | | 6-3 | F8 | | | 2B 1B | K | | | 4 | 0 | 1 | 0 | 0 | 1 | 3 | | | | |
| Carl Taylor, R OBP: 0.392, SLG: 0.296 | | | 1B 1B BB | FC6-4 BB | | 2B | | 1B BB | | 1 | 1 | 1 | 0 | 3 | 0 | 0 | | | | |
| Inning Stats | R: 0 E: 0 K: 0 S: 3 | H: 0 LOB: 0 BB: 0 P: 3 | R: 2 E: 0 K: 0 S: 5 | H: 2 LOB: 0 BB: 0 P: 5 | R: 6 E: 0 K: 1 S: 10 | H: 5 LOB: 0 BB: 1 P: 14 | R: 0 E: 0 K: 0 S: 2 | H: 0 LOB: 0 BB: 1 P: 6 | R: 0 E: 0 K: 0 S: 3 | H: 0 LOB: 0 BB: 0 P: 3 | R: 0 E: 0 K: 0 S: 5 | H: 2 LOB: 2 BB: 0 P: 5 | R: 1 E: 1 K: 1 S: 7 | H: 1 LOB: 3 BB: 2 P: 15 | R: 0 E: 0 K: 0 S: 4 | H: 1 LOB: 2 BB: 1 P: 8 | 1B: 6 2B: 3 3B: 0 HR: 2 | SF: 1 SAC: 0 DP: 1 HBP: 0 | WP: 0 PB: 0 SB: 0 CS: 0 | PA: 40 |
| PITCHER Dave McNally, L ERA: 3.23 | IP: 2.1 WLS: L BF: 14 H: 6 R: 7 ER: 7 SO: 1 BB: 1 IBB: 0 HBP: 0 BLK: 0 WP: 0 HR: 0 S: 15 P: 19 ERA: 27.00 WHIP: 3.000 | | | | | | | | | | | | | | | | | | | |
| Eddie Watt, R ERA: 3.13 | IP: 4.0 WLS: L BF: 17 H: 4 R: 2 ER: 2 SO: 0 BB: 2 IBB: 0 HBP: 0 BLK: 0 WP: 0 HR: 2 S: 15 P: 23 ERA: 4.50 WHIP: 1.500 | | | | | | | | | | | | | | | | | | | |
| Bob Reynolds, R ERA: 2.1 | IP: 1.2 WLS: L BF: 9 H: 1 R: 0 ER: 0 SO: 1 BB: 2 IBB: 0 HBP: 0 BLK: 0 WP: 0 HR: 0 S: 9 P: 17 ERA: 0.00 WHIP: 1.800 | | | | | | | | | | | | | | | | | | | |

| Batter | 1 | 2 | 3 | 4 | 5 | 6 | 7 | 8 | 9 | AB | R | H | RBI | BB | SO | LOB | TOP | | | | | |
|--|------------------------------|---------------------------------|------------------------------|---------------------------------|------------------------------|---------------------------------|------------------------------|---------------------------------|------------------------------|---------------------------------|------------------------------|----------------------------------|------------------------------|----------------------------------|------------------------------|---------------------------------|--|------------------------------|---------------------------------|----------------------------------|------------------------------------|----------------------------------|
| Al Bumby, L OBP: 0.373, SLG: 0.491 Paul Blair, R OBP: 0.340, SLG: 0.394 | F8 | | SH2-4 3B 1B | | F8 | | F9 | B1-3 | | 3 | 1 | 1 | 0 | 0 | 0 | 0 | Baltimore Orioles @ Kansas City Royals Royals Stadium, Kansas City, MO Sun Aug 12 1973, 4:33 AM EDT Att: 22,089 - Unknown - 76 F | | | | | |
| Rich Coggins, L OBP: 0.327, SLG: 0.422 | 4-3 | | SH2-4 | | L5 | | E4 | 1-3 | | 4 | 0 | 0 | 0 | 0 | 0 | 0 | | | | | | |
| Tommy Davis, R OBP: 0.328, SLG: 0.400 | 6-3 | | FC6-3 3B | | F3 | | 2B | 6-3 | | 5 | 1 | 2 | 2 | 0 | 0 | 0 | | | | | | |
| Merv Rettenmund, R OBP: 0.344, SLG: 0.398 | F8 | | FC6-3 | | E | | BB 1B 2B | P3 | | 4 | 2 | 1 | 1 | 1 | 0 | 1 | | | | | | |
| Boog Powell, L OBP: 0.366, SLG: 0.373 Terry Crowley, L OBP: 0.307, SLG: 0.270 | P5 | | 4-3 | | F9 | | BB 1B BB | K | | 2 | 0 | 0 | 0 | 0 | 0 | 1 | | | | | | |
| Bobby Grich, R OBP: 0.356, SLG: 0.373 | K | | | | E4 | | 1B 2B | K | | 4 | 2 | 1 | 1 | 1 | 2 | 0 | | | | | | |
| Brooks Robinson, R OBP: 0.316, SLG: 0.327 | | | HR | | | | 1B | | | 4 | 1 | 4 | 3 | 0 | 0 | 0 | | | | | | |
| Earl Williams, R OBP: 0.327, SLG: 0.406 | | | HR | | L8-3 | | 2B | | | 3 | 1 | 2 | 3 | 1 | 0 | 1 | | | | | | |
| Mark Belanger, R OBP: 0.308, SLG: 0.259 | | | SH2-4 3B 1B | | 6-3 | | F8 | K | | 4 | 1 | 1 | 0 | 0 | 1 | 4 | | | | | | |
| Inning Stats | R: 0 E: 0 K: 0 S: 3 | H: 0 LOB: 0 BB: 0 P: 3 | R: 0 E: 0 K: 1 S: 5 | H: 0 LOB: 0 BB: 0 P: 5 | R: 4 E: 0 K: 0 S: 8 | H: 5 LOB: 1 BB: 0 P: 8 | R: 0 E: 0 K: 0 S: 3 | H: 1 LOB: 0 BB: 0 P: 3 | R: 0 E: 0 K: 0 S: 3 | H: 0 LOB: 0 BB: 0 P: 3 | R: 2 E: 1 K: 0 S: 5 | H: 2 LOB: 2 BB: 2 P: 13 | R: 4 E: 1 K: 1 S: 9 | H: 4 LOB: 2 BB: 2 P: 17 | R: 0 E: 0 K: 0 S: 3 | H: 0 LOB: 0 BB: 0 P: 7 | | R: 0 E: 0 K: 2 S: 7 | H: 0 LOB: 0 BB: 0 P: 7 | 1B: 7 2B: 4 3B: 1 HR: 1 | SF: 0 SAC: 1 DP: 1 HBP: 0 | WP: 0 PB: 0 SB: 0 CS: 0 |
| PITCHER | IP | WLS | BF | H | R | ER | SO | BB | IBB | HBP | BLK | WP | HR | S | P | ERA | WHIP | | | | | |
| Dick Drago, R ERA: 4.11 | (1, 1) | 2.1 | L | 12 | 5 | 4 | 1 | 0 | 0 | 0 | 0 | 0 | 1 | 14 | 14 | 15.43 | 2.143 | | | | | |
| Gene Garber, R ERA: 4.26 | (3, 1) | 3.2 | | 15 | 3 | 2 | 2 | 0 | 1 | 1 | 0 | 0 | 0 | 13 | 21 | 4.91 | 1.091 | | | | | |
| Joe Hoerner, L ERA: 6.87 | (7, 1) | 0.2 | | 6 | 2 | 4 | 4 | 0 | 2 | 0 | 0 | 0 | 0 | 4 | 12 | 54.00 | 6.000 | | | | | |
| Doug Bird, R ERA: 2.59 | (7, 1) | 0.1 | | 3 | 2 | 0 | 0 | 1 | 0 | 0 | 0 | 0 | 0 | 5 | 5 | 0.00 | 6.000 | | | | | |
| Bruce Dal Canton, R ERA: 4.37 | (8, 1) | 2.0 | | 6 | 0 | 0 | 0 | 2 | 0 | 0 | 0 | 0 | 0 | 10 | 10 | 0.00 | 0.000 | | | | | |

| Batter | 1 | 2 | 3 | 4 | 5 | 6 | 7 | 8 | 9 | AB | R | H | RBI | BB | SO | LOB | BOTTOM | | | | | |
|--|------------------------------|----------------------------------|------------------------------|---------------------------------|------------------------------|---------------------------------|------------------------------|---------------------------------|------------------------------|---------------------------------|------------------------------|---------------------------------|------------------------------|---------------------------------|------------------------------|---------------------------------|--|------------------------------|---------------------------------|----------------------------------|------------------------------------|----------------------------------|
| Freddie Patek, R OBP: 0.319, SLG: 0.328 Steve Hovley, L OBP: 0.344, SLG: 0.321 | CS BB | K | | E5 | | | BB 1B | | K | 3 | 1 | 1 | 0 | 1 | 1 | 1 | Baltimore Orioles @ Kansas City Royals Royals Stadium, Kansas City, MO Sun Aug 12 1973, 4:33 AM EDT Att: 22,089 - Unknown - 76 F | | | | | |
| Cookie Rojas, R OBP: 0.318, SLG: 0.362 Bobby Floyd, R OBP: 0.407, SLG: 0.455 | 1B E | | F9 | F9 | | F9 1B BB | | 1B | | 4 | 1 | 2 | 0 | 1 | 0 | 1 | | | | | | |
| Amos Otis, R OBP: 0.363, SLG: 0.509 | K | | F9 | | 6-3 | | CS 1B | F9 | | 5 | 0 | 1 | 2 | 0 | 1 | 2 | | | | | | |
| John Mayberry, L OBP: 0.431, SLG: 0.519 | E9 1B | | | | K | | F9 | F8 | | 4 | 0 | 1 | 0 | 1 | 1 | 3 | | | | | | |
| Hal McRae, R OBP: 0.293, SLG: 0.349 | | | F9 | | K | | F7 | | | 3 | 0 | 0 | 0 | 1 | 1 | 3 | | | | | | |
| Ed Kirkpatrick, L OBP: 0.356, SLG: 0.401 Rick Reichardt, R OBP: 0.300, SLG: 0.376 | F8 | | | 3B 2B | | 4-3 | CS | 1B SF9 2B | | 3 | 1 | 1 | 0 | 0 | 0 | 2 | | | | | | |
| Lou Piniella, R OBP: 0.294, SLG: 0.364 | | | F3 | K | | 5-3 | | G4-3 1B | | 4 | 0 | 1 | 0 | 0 | 1 | 1 | | | | | | |
| Kurt Bevacqua, R OBP: 0.328, SLG: 0.352 | | | 5-3 | SF9 3B | | F8 | | SF9 | | 3 | 1 | 1 | 2 | 0 | 0 | 0 | | | | | | |
| Carl Taylor, R OBP: 0.395, SLG: 0.327 | | | | SF9 | | | BB 1B 1B | G4-3 | | 3 | 1 | 2 | 1 | 0 | 0 | 1 | | | | | | |
| Inning Stats | R: 1 E: 1 K: 1 S: 6 | H: 2 LOB: 2 BB: 2 P: 14 | R: 0 E: 0 K: 1 S: 6 | H: 1 LOB: 1 BB: 0 P: 6 | R: 0 E: 0 K: 0 S: 3 | H: 0 LOB: 1 BB: 1 P: 7 | R: 2 E: 1 K: 1 S: 8 | H: 2 LOB: 1 BB: 0 P: 8 | R: 0 E: 0 K: 2 S: 7 | H: 0 LOB: 0 BB: 0 P: 7 | R: 0 E: 0 K: 0 S: 3 | H: 0 LOB: 0 BB: 0 P: 3 | R: 2 E: 0 K: 0 S: 5 | H: 3 LOB: 1 BB: 1 P: 9 | R: 0 E: 0 K: 0 S: 4 | H: 2 LOB: 2 BB: 0 P: 4 | | R: 0 E: 0 K: 1 S: 6 | H: 1 LOB: 1 BB: 0 P: 6 | 1B: 7 2B: 2 3B: 2 HR: 0 | SF: 2 SAC: 0 DP: 1 HBP: 0 | WP: 0 PB: 0 SB: 0 CS: 2 |
| PITCHER | IP | WLS | BF | H | R | ER | SO | BB | IBB | HBP | BLK | WP | HR | S | P | ERA | WHIP | | | | | |
| Jim Palmer, R ERA: 2.59 | (1, 1) | 6.0 | W | 29 | 7 | 5 | 4 | 5 | 4 | 0 | 0 | 0 | 0 | 35 | 51 | 6.00 | 1.833 | | | | | |
| Grant Jackson, L ERA: 1.73 | (7, 1) | 1.0 | | 4 | 2 | 1 | 1 | 0 | 0 | 0 | 0 | 0 | 0 | 4 | 4 | 9.00 | 2.000 | | | | | |
| Bob Reynolds, R ERA: 2.05 | (8, 1) | 2.0 | S | 7 | 2 | 0 | 0 | 1 | 0 | 0 | 0 | 0 | 0 | 9 | 9 | 0.00 | 1.000 | | | | | |



| Batter | 1 | 2 | 3 | 4 | 5 | 6 | 7 | 8 | 9 | AB | R | H | RBI | BB | SO | LOB | TOP | | | | | |
|---|---|---|---|---|---|---|---|---|---|---|---|---|---|---|---|---|---|---|---|---|---|---|
| Buddy Bell, R OBP: 0.339, SLG: 0.392 (1, 5) | | | | | | | | | | | 5 | 1 | 2 | 0 | 0 | 1 | 3 | | | | | |
| Oscar Gamble, L OBP: 0.351, SLG: 0.512 (1, 10) | | | | | | | | | | | 5 | 0 | 1 | 0 | 0 | 0 | 3 | | | | | |
| Chris Chambliss, L OBP: 0.348, SLG: 0.365 (1, 3) | | | | | | | | | | | 4 | 1 | 3 | 2 | 1 | 0 | 1 | | | | | |
| John Ellis, R OBP: 0.341, SLG: 0.414 (1, 2) | | | | | | | | | | | 4 | 1 | 1 | 1 | 1 | 0 | 3 | | | | | |
| Charlie Spikes, R OBP: 0.298, SLG: 0.411 (1, 7) | | | | | | | | | | | 4 | 0 | 1 | 0 | 0 | 2 | 3 | | | | | |
| George Hendrick, R OBP: 0.308, SLG: 0.452 Rusty Torres, S OBP: 0.318, SLG: 0.299 (1, 8) (2, 8) | | | | | | | | | | | 0 | 0 | 0 | 0 | 0 | 0 | 0 | | | | | |
| John Lowenstein, L OBP: 0.335, SLG: 0.412 (1, 9) | | | | | | | | | | | 3 | 0 | 0 | 0 | 1 | 0 | 2 | | | | | |
| Jack Brohamer, L OBP: 0.277, SLG: 0.306 (1, 4) | | | | | | | | | | | 4 | 0 | 0 | 0 | 0 | 0 | 4 | | | | | |
| Frank Duffy, R OBP: 0.317, SLG: 0.314 (1, 6) | | | | | | | | | | | 4 | 2 | 3 | 0 | 0 | 1 | 2 | | | | | |
| Inning Stats | R: 0 E: 0 K: 1 S: 5 | H: 1 LOB: 2 BB: 2 P: 13 | R: 0 E: 0 K: 0 S: 2 | H: 0 LOB: 0 BB: 0 P: 3 | R: 0 E: 0 K: 0 S: 3 | H: 1 LOB: 0 BB: 0 P: 3 | R: 2 E: 0 K: 0 S: 6 | H: 3 LOB: 1 BB: 0 P: 6 | R: 1 E: 0 K: 1 S: 7 | H: 2 LOB: 1 BB: 1 P: 7 | R: 0 E: 0 K: 1 S: 6 | H: 1 LOB: 1 BB: 0 P: 10 | R: 1 E: 0 K: 1 S: 7 | H: 2 LOB: 1 BB: 0 P: 7 | R: 0 E: 0 K: 0 S: 3 | H: 0 LOB: 0 BB: 0 P: 3 | R: 1 E: 0 K: 0 S: 5 | H: 2 LOB: 1 BB: 0 P: 5 | 1B: 7 2B: 5 3B: 0 HR: 0 | SF: 1 SAC: 0 DP: 1 HBP: 1 | WP: 1 PA: 40 | |
| PITCHER | IP WLS BF H R ER SO BB IBB HBP BLK WP HR S P ERA WHIP | IP WLS BF H R ER SO BB IBB HBP BLK WP HR S P ERA WHIP | IP WLS BF H R ER SO BB IBB HBP BLK WP HR S P ERA WHIP | IP WLS BF H R ER SO BB IBB HBP BLK WP HR S P ERA WHIP | IP WLS BF H R ER SO BB IBB HBP BLK WP HR S P ERA WHIP | IP WLS BF H R ER SO BB IBB HBP BLK WP HR S P ERA WHIP | IP WLS BF H R ER SO BB IBB HBP BLK WP HR S P ERA WHIP | IP WLS BF H R ER SO BB IBB HBP BLK WP HR S P ERA WHIP | IP WLS BF H R ER SO BB IBB HBP BLK WP HR S P ERA WHIP | IP WLS BF H R ER SO BB IBB HBP BLK WP HR S P ERA WHIP | IP WLS BF H R ER SO BB IBB HBP BLK WP HR S P ERA WHIP | IP WLS BF H R ER SO BB IBB HBP BLK WP HR S P ERA WHIP | IP WLS BF H R ER SO BB IBB HBP BLK WP HR S P ERA WHIP | IP WLS BF H R ER SO BB IBB HBP BLK WP HR S P ERA WHIP | IP WLS BF H R ER SO BB IBB HBP BLK WP HR S P ERA WHIP | IP WLS BF H R ER SO BB IBB HBP BLK WP HR S P ERA WHIP | IP WLS BF H R ER SO BB IBB HBP BLK WP HR S P ERA WHIP | IP WLS BF H R ER SO BB IBB HBP BLK WP HR S P ERA WHIP | IP WLS BF H R ER SO BB IBB HBP BLK WP HR S P ERA WHIP | IP WLS BF H R ER SO BB IBB HBP BLK WP HR S P ERA WHIP | IP WLS BF H R ER SO BB IBB HBP BLK WP HR S P ERA WHIP | IP WLS BF H R ER SO BB IBB HBP BLK WP HR S P ERA WHIP |

Cleveland Indians @ Kansas City Royals
 Royals Stadium, Kansas City, MO
 Tue Aug 14 1973, 8:05 PM EDT
 Att: 18,047 - Unknown - 80 F

AB 35
 R 5
 H 12
 RBI 4
 BB 3
 SO 4
 LOB 21



| Batter | 1 | 2 | 3 | 4 | 5 | 6 | 7 | 8 | 9 | AB | R | H | RBI | BB | SO | LOB | BOTTOM | | | | | |
|--|---|---|---|---|---|---|---|---|---|---|---|---|---|---|---|---|---|---|---|---|---|---|
| Freddie Patek, R OBP: 0.320, SLG: 0.329 (1, 6) | | | | | | | | | | 5 | 1 | 2 | 1 | 0 | 0 | 2 | | | | | | |
| Cookie Rojas, R OBP: 0.320, SLG: 0.363 (1, 4) | | | | | | | | | | 4 | 0 | 2 | 2 | 0 | 0 | 1 | | | | | | |
| Amos Otis, R OBP: 0.364, SLG: 0.508 (1, 8) | | | | | | | | | | 3 | 0 | 1 | 1 | 1 | 0 | 1 | | | | | | |
| John Mayberry, L OBP: 0.429, SLG: 0.517 (1, 3) | | | | | | | | | | 4 | 0 | 1 | 0 | 0 | 1 | 5 | | | | | | |
| Hal McRae, R OBP: 0.292, SLG: 0.352 (1, 10) | | | | | | | | | | 4 | 0 | 1 | 0 | 0 | 0 | 3 | | | | | | |
| Ed Kirkpatrick, L OBP: 0.354, SLG: 0.402 (1, 9) (7, 7) | | | | | | | | | | 4 | 1 | 1 | 0 | 0 | 1 | 1 | | | | | | |
| Lou Piniella, R OBP: 0.299, SLG: 0.373 Steve Hovley, L OBP: 0.343, SLG: 0.319 (1, 7) (7, 9) | | | | | | | | | | 1 | 3 | 1 | 1 | 2 | 0 | 0 | | | | | | |
| Paul Schaal, R OBP: 0.379, SLG: 0.391 (1, 5) | | | | | | | | | | 2 | 2 | 0 | 0 | 2 | 0 | 0 | | | | | | |
| Fran Healy, R OBP: 0.342, SLG: 0.389 (1, 2) | | | | | | | | | | 2 | 1 | 1 | 3 | 2 | 0 | 3 | | | | | | |
| Inning Stats | R: 0 E: 0 K: 0 S: 3 | H: 0 LOB: 0 BB: 0 P: 3 | R: 3 E: 0 K: 0 S: 5 | H: 3 LOB: 1 BB: 2 P: 13 | R: 0 E: 0 K: 0 S: 3 | H: 1 LOB: 1 BB: 1 P: 7 | R: 1 E: 0 K: 0 S: 3 | H: 1 LOB: 0 BB: 1 P: 7 | R: 0 E: 0 K: 0 S: 4 | H: 1 LOB: 1 BB: 0 P: 4 | R: 4 E: 0 K: 1 S: 9 | H: 4 LOB: 2 BB: 2 P: 17 | R: 0 E: 0 K: 1 S: 5 | H: 0 LOB: 0 BB: 0 P: 5 | R: 0 E: 0 K: 0 S: 2 | H: 0 LOB: 0 BB: 1 P: 6 | 1B: 6 2B: 3 3B: 0 HR: 1 | SF: 0 SAC: 0 DP: 3 HBP: 0 | WP: 0 PA: 38 | | | |
| PITCHER | IP WLS BF H R ER SO BB IBB HBP BLK WP HR S P ERA WHIP | IP WLS BF H R ER SO BB IBB HBP BLK WP HR S P ERA WHIP | IP WLS BF H R ER SO BB IBB HBP BLK WP HR S P ERA WHIP | IP WLS BF H R ER SO BB IBB HBP BLK WP HR S P ERA WHIP | IP WLS BF H R ER SO BB IBB HBP BLK WP HR S P ERA WHIP | IP WLS BF H R ER SO BB IBB HBP BLK WP HR S P ERA WHIP | IP WLS BF H R ER SO BB IBB HBP BLK WP HR S P ERA WHIP | IP WLS BF H R ER SO BB IBB HBP BLK WP HR S P ERA WHIP | IP WLS BF H R ER SO BB IBB HBP BLK WP HR S P ERA WHIP | IP WLS BF H R ER SO BB IBB HBP BLK WP HR S P ERA WHIP | IP WLS BF H R ER SO BB IBB HBP BLK WP HR S P ERA WHIP | IP WLS BF H R ER SO BB IBB HBP BLK WP HR S P ERA WHIP | IP WLS BF H R ER SO BB IBB HBP BLK WP HR S P ERA WHIP | IP WLS BF H R ER SO BB IBB HBP BLK WP HR S P ERA WHIP | IP WLS BF H R ER SO BB IBB HBP BLK WP HR S P ERA WHIP | IP WLS BF H R ER SO BB IBB HBP BLK WP HR S P ERA WHIP | IP WLS BF H R ER SO BB IBB HBP BLK WP HR S P ERA WHIP | IP WLS BF H R ER SO BB IBB HBP BLK WP HR S P ERA WHIP | IP WLS BF H R ER SO BB IBB HBP BLK WP HR S P ERA WHIP | IP WLS BF H R ER SO BB IBB HBP BLK WP HR S P ERA WHIP | IP WLS BF H R ER SO BB IBB HBP BLK WP HR S P ERA WHIP | IP WLS BF H R ER SO BB IBB HBP BLK WP HR S P ERA WHIP |

Cleveland Indians @ Kansas City Royals
 Royals Stadium, Kansas City, MO
 Tue Aug 14 1973, 8:05 PM EDT
 Att: 18,047 - Unknown - 80 F

AB 30
 R 8
 H 10
 RBI 8
 BB 7
 SO 2
 LOB 16



| Batter | 1 | 2 | 3 | 4 | 5 | 6 | 7 | 8 | 9 | AB | R | H | RBI | BB | SO | LOB | TOP | | | |
|---|--|---------------------------------|------------------------------|---------------------------------|------------------------------|---------------------------------|------------------------------|---------------------------------|------------------------------|---------------------------------|------------------------------|---------------------------------|------------------------------|---------------------------------|------------------------------|---------------------------------|----------------------------------|------------------------------------|----------------------------------|--------|
| Buddy Bell, R OBP: 0.338, SLG: 0.391 (1, 5) | L1 | | 5-3 | | 1B | | | 4-3 | | 4 | 0 | 1 | 0 | 0 | 0 | 1 | | | | |
| Oscar Gamble, L OBP: 0.347, SLG: 0.505 (1, 10) | 4-3 | | 4-3 | | | 4-3 | | | 5-3 | 4 | 0 | 0 | 0 | 0 | 0 | 1 | | | | |
| Chris Chambliss, L OBP: 0.349, SLG: 0.364 (1, 3) | FC5-4 BB | | | 6-3 1B | | 6-3 | | | 4-3 | 3 | 1 | 1 | 0 | 1 | 0 | 0 | | | | |
| John Ellis, R OBP: 0.340, SLG: 0.412 (1, 2) | FC5-4 1-2 | | | 6-3 | | F7 | | | FC6-4 1B | 4 | 0 | 1 | 0 | 0 | 0 | 2 | | | | |
| Charlie Spikes, R OBP: 0.296, SLG: 0.409 Walt Williams, R OBP: 0.307, SLG: 0.381 (4, 7) | | 6-3 | | 5-3 | | | | 6-3 | | 2 | 0 | 0 | 0 | 0 | 0 | 1 | | | | |
| John Lowenstein, L OBP: 0.335, SLG: 0.410 (1, 9) | F7 | | | 2H 1B | | L7 | | | FC6-4 1-2 | 2 | 0 | 0 | 0 | 0 | 0 | 1 | | | | |
| Jack Brohamer, L OBP: 0.278, SLG: 0.306 (1, 4) | P6 | | | 2H 1B | | 5-3 | | | | 3 | 0 | 1 | 1 | 0 | 0 | 0 | | | | |
| Rusty Torres, S OBP: 0.318, SLG: 0.299 (1, 8) | | | 5-3 | | G4-6-3 1B | | | P3 | | 3 | 0 | 1 | 0 | 0 | 0 | 0 | | | | |
| Frank Duffy, R OBP: 0.317, SLG: 0.319 (1, 6) | | | | 2B | G4-6-3 1-2 | | | 6-3 | | 3 | 0 | 1 | 0 | 0 | 0 | 1 | | | | |
| Inning Stats | R: 0 E: 0 K: 0 S: 3 | H: 0 LOB: 1 BB: 1 P: 7 | R: 0 E: 0 K: 0 S: 3 | H: 0 LOB: 0 BB: 0 P: 3 | R: 0 E: 0 K: 0 S: 4 | H: 1 LOB: 1 BB: 0 P: 4 | R: 1 E: 0 K: 0 S: 5 | H: 3 LOB: 2 BB: 0 P: 5 | R: 0 E: 0 K: 0 S: 3 | H: 2 LOB: 1 BB: 0 P: 3 | R: 0 E: 0 K: 0 S: 3 | H: 0 LOB: 0 BB: 0 P: 3 | R: 0 E: 0 K: 0 S: 3 | H: 0 LOB: 0 BB: 0 P: 3 | R: 0 E: 0 K: 0 S: 4 | H: 1 LOB: 1 BB: 0 P: 4 | 1B: 6 2B: 1 3B: 0 HR: 0 | SF: 0 SAC: 0 DP: 1 HBP: 0 | WP: 0 PB: 0 SB: 0 CS: 0 | PA: 32 |
| PITCHER A Fitzmorris, R ERA: 1.7 (1, 1) | IP: 9.0 WLS: W BF: 32 H: 7 R: 1 ER: 1 SO: 0 BB: 1 IBB: 0 HBP: 0 BLK: 0 WP: 0 HR: 0 S: 31 P: 35 ERA: 1.00 WHIP: 0.889 | | | | | | | | | | | | | | | PITCHER | | | | |

Cleveland Indians @ Kansas City Royals
Royals Stadium, Kansas City, MO
Wed Aug 15 1973, 8:05 PM EDT
Att: 16,268 - Unknown - 83 F

| | |
|-----|----|
| AB | 31 |
| R | 1 |
| H | 7 |
| RBI | 1 |
| BB | 1 |
| SO | 0 |
| LOB | 7 |



| Batter | 1 | 2 | 3 | 4 | 5 | 6 | 7 | 8 | 9 | AB | R | H | RBI | BB | SO | LOB | BOTTOM | | | |
|---|--|----------------------------------|------------------------------|---------------------------------|------------------------------|---------------------------------|------------------------------|---------------------------------|------------------------------|---------------------------------|------------------------------|---------------------------------|------------------------------|---------------------------------|------------------------------|---------------------------------|----------------------------------|------------------------------------|----------------------------------|--------|
| Freddie Patek, R OBP: 0.320, SLG: 0.331 (1, 6) | 1-3 BB 2B | F8 | | 4-3 | | L5 | | | | 4 | 1 | 1 | 0 | 0 | 0 | 2 | | | | |
| Cookie Rojas, R OBP: 0.317, SLG: 0.360 (1, 4) | 1-3 2-3 | | 5-3 | | 6-3 | | 6-3 | | | 4 | 0 | 0 | 0 | 0 | 0 | 1 | | | | |
| Amos Otis, R OBP: 0.367, SLG: 0.515 (1, 8) | K | | | 1B | HR | 2B BB | | | | 3 | 2 | 2 | 1 | 1 | 1 | 1 | | | | |
| John Mayberry, L OBP: 0.430, SLG: 0.518 (1, 3) | BB IBB | | L8 | | K | FC6-4 2B | | | | 3 | 0 | 1 | 1 | 1 | 1 | 1 | | | | |
| Hal McRae, R OBP: 0.291, SLG: 0.347 (1, 10) | BB 1-2 BB | | F9 | | 5-3 | FC6-5-4-6 2-3 | | | | 3 | 0 | 0 | 0 | 1 | 0 | 2 | | | | |
| Ed Kirkpatrick, L OBP: 0.353, SLG: 0.398 (1, 9) | FC6-4 1-2 2-3 3-H BB | | 1-3 | | L3 | | | 3-1 | | 3 | 0 | 0 | 1 | 1 | 0 | 0 | | | | |
| Lou Piniella, R OBP: 0.301, SLG: 0.380 (1, 7) | FC6-4 1-2 | | 3-1 2B | 2B | 1B 2B | | | F8 | | 4 | 2 | 2 | 0 | 0 | 0 | 3 | | | | |
| Paul Schaal, R OBP: 0.378, SLG: 0.389 (1, 5) | | F8 | | 3-1 | | | | K | | 4 | 0 | 1 | 1 | 0 | 1 | 1 | | | | |
| Fran Healy, R OBP: 0.342, SLG: 0.392 (1, 2) | | K | | 3H 2B | | F8 | | | | 3 | 0 | 1 | 1 | 0 | 1 | 1 | | | | |
| Inning Stats | R: 1 E: 0 K: 1 S: 6 | H: 1 LOB: 3 BB: 3 P: 18 | R: 0 E: 0 K: 1 S: 5 | H: 0 LOB: 0 BB: 0 P: 5 | R: 0 E: 0 K: 0 S: 4 | H: 1 LOB: 1 BB: 0 P: 4 | R: 1 E: 0 K: 0 S: 5 | H: 2 LOB: 1 BB: 0 P: 5 | R: 1 E: 0 K: 0 S: 6 | H: 1 LOB: 0 BB: 0 P: 6 | R: 1 E: 0 K: 0 S: 5 | H: 2 LOB: 1 BB: 0 P: 5 | R: 1 E: 0 K: 0 S: 3 | H: 1 LOB: 0 BB: 1 P: 7 | R: 0 E: 0 K: 1 S: 5 | H: 0 LOB: 0 BB: 0 P: 5 | 1B: 2 2B: 6 3B: 0 HR: 1 | SF: 0 SAC: 0 DP: 1 HBP: 0 | WP: 0 PB: 0 SB: 0 CS: 0 | PA: 35 |
| PITCHER Tom Timmermann, R ERA: 4.66 Ken Sanders, R ERA: 4.92 (7, 1) | IP: 6.1 WLS: L BF: 31 H: 8 R: 5 ER: 5 SO: 3 BB: 3 IBB: 1 HBP: 0 BLK: 0 WP: 0 HR: 1 S: 33 P: 49 ERA: 7.11 WHIP: 1.737 | | | | | | | | | | | | | | | PITCHER | | | | |

Cleveland Indians @ Kansas City Royals
Royals Stadium, Kansas City, MO
Wed Aug 15 1973, 8:05 PM EDT
Att: 16,268 - Unknown - 83 F

| | |
|-----|----|
| AB | 31 |
| R | 5 |
| H | 8 |
| RBI | 5 |
| BB | 4 |
| SO | 4 |
| LOB | 12 |



| Batter | 1 | 2 | 3 | 4 | 5 | 6 | 7 | 8 | 9 | AB | R | H | RBI | BB | SO | LOB | TOP | | | | | | | | |
|--|------------------------------|---------------------------------|------------------------------|---------------------------------|------------------------------|---------------------------------|------------------------------|---------------------------------|------------------------------|---------------------------------|------------------------------|----------------------------------|------------------------------|---------------------------------|------------------------------|---------------------------------|--|------------------------------|---------------------------------|-----------------------------------|------------------------------------|-------------------------|--------|--|--|
| Buddy Bell, R OBP: 0.337, SLG: 0.393 (1, 9) | L8 | L8 | FC6-4 | FC6-4 | FC6-4 | 1B | | F8 | | 5 | 1 | 1 | 1 | 0 | 0 | 2 | Cleveland Indians @ Kansas City Royals Royals Stadium, Kansas City, MO Thu Aug 16 1973, 8:05 PM EDT Att: 17,235 - Unknown - 85 F | | | | | | | | |
| Frank Duffy, R OBP: 0.316, SLG: 0.321 (1, 6) | G3 | | F3 | F9 | | BB | | 1B | | 5 | 0 | 2 | 1 | 0 | 0 | 1 | | | | | | | | | |
| Chris Chambliss, L OBP: 0.352, SLG: 0.373 (1, 3) | F8 | | HR | | | BB | | G4-6-3 | | 4 | 2 | 2 | 1 | 1 | 0 | 1 | | | | | | | | | |
| John Ellis, R OBP: 0.339, SLG: 0.407 (1, 2) | | 5-3 | F9 | | | BB | | F8 | | 4 | 1 | 0 | 0 | 0 | 0 | 2 | | | | | | | | | |
| Walt Williams, R OBP: 0.309, SLG: 0.387 (1, 7) | | 2B | 1-3 | | | BB | | 2B | | 5 | 2 | 2 | 0 | 0 | 1 | 4 | | | | | | | | | |
| Ron Litch, R OBP: 0.285, SLG: 0.351 (1, 10) | | 1B | | | | BB | | 2B | | 4 | 2 | 3 | 4 | 1 | 0 | 0 | | | | | | | | | |
| Rusty Torres, S OBP: 0.323, SLG: 0.305 (1, 8) | | 1B | | | | BB | | F9 | | 5 | 2 | 3 | 1 | 0 | 0 | 1 | | | | | | | | | |
| Leo Cardenas, R OBP: 0.268, SLG: 0.238 (1, 5) | L9 | | L7 | | | BB | | K | | 5 | 0 | 1 | 0 | 0 | 1 | 6 | | | | | | | | | |
| Tom Ragland, R OBP: 0.290, SLG: 0.307 (1, 4) | | | | | | BB | | 5-3 | | 4 | 0 | 2 | 2 | 0 | 1 | 1 | | | | | | | | | |
| Inning Stats | R: 0 E: 0 K: 0 S: 3 | H: 0 LOB: 0 BB: 0 P: 3 | R: 3 E: 0 K: 0 S: 7 | H: 4 LOB: 1 BB: 0 P: 7 | R: 1 E: 0 K: 0 S: 4 | H: 1 LOB: 0 BB: 0 P: 4 | R: 2 E: 0 K: 0 S: 5 | H: 2 LOB: 1 BB: 1 P: 9 | R: 2 E: 0 K: 0 S: 5 | H: 3 LOB: 1 BB: 0 P: 6 | R: 1 E: 0 K: 2 S: 9 | H: 2 LOB: 2 BB: 1 P: 13 | R: 0 E: 0 K: 0 S: 4 | H: 1 LOB: 1 BB: 0 P: 4 | R: 0 E: 0 K: 0 S: 3 | H: 1 LOB: 0 BB: 0 P: 3 | | R: 1 E: 0 K: 1 S: 7 | H: 2 LOB: 1 BB: 0 P: 7 | 1B: 11 2B: 3 3B: 1 HR: 1 | SF: 0 SAC: 0 DP: 2 HBP: 1 | WP: 0 PB: 0 CS: 0 | PA: 44 | | |
| PITCHER | IP | WLS | BF | H | R | ER | SO | BB | IBB | HBP | BLK | WP | HR | S | P | ERA | WHIP | | | | | | | | |
| Paul Splitteroff, L ERA: 3.98 (1, 1) | 3.1 | L | 17 | 6 | 6 | 6 | 0 | 1 | 0 | 0 | 0 | 0 | 1 | 16 | 20 | 16.20 | 2.100 | | | | | | | | |
| Bruce Dal Canton, R ERA: 4.52 (4, 1) | 1.0 | | 8 | 4 | 2 | 2 | 0 | 0 | 0 | 1 | 0 | 0 | 0 | 7 | 8 | 18.00 | 4.000 | | | | | | | | |
| Steve Mingo, L ERA: 4.94 (5, 1) | 0.0 | | 0 | 0 | 0 | 0 | 0 | 0 | 0 | 0 | 0 | 0 | 0 | 0 | 0 | ∞ | ∞ | | | | | | | | |
| Joe Hoerner, L ERA: 6.98 (9, 1) | 1.0 | | 5 | 2 | 1 | 1 | 1 | 0 | 0 | 0 | 0 | 0 | 0 | 7 | 7 | 9.00 | 2.000 | | | | | | | | |

| Batter | 1 | 2 | 3 | 4 | 5 | 6 | 7 | 8 | 9 | AB | R | H | RBI | BB | SO | LOB | BOTTOM | | | | | | | | |
|--|------------------------------|---------------------------------|------------------------------|---------------------------------|------------------------------|---------------------------------|------------------------------|---------------------------------|------------------------------|----------------------------------|------------------------------|---------------------------------|------------------------------|---------------------------------|------------------------------|---------------------------------|--|----------------------------------|----------------------------------|------------------------------------|-------------------------|--------|--|--|--|
| Freddie Patek, R OBP: 0.319, SLG: 0.330 (1, 6) | 5-3 | | S | | | | | | | 4 | 1 | 1 | 0 | 0 | 1 | 2 | Cleveland Indians @ Kansas City Royals Royals Stadium, Kansas City, MO Thu Aug 16 1973, 8:05 PM EDT Att: 17,235 - Unknown - 85 F | | | | | | | | |
| Steve Hovley, L OBP: 0.346, SLG: 0.323 (9, 8) | | | 1B | | | | | | 1-2 | 1 | 0 | 1 | 0 | 0 | 0 | 0 | | | | | | | | | |
| Cookie Rojas, R OBP: 0.317, SLG: 0.360 (1, 4) | F9 | | S | | | | | | | 3 | 0 | 1 | 1 | 0 | 0 | 2 | | | | | | | | | |
| Bobby Floyd, R OBP: 0.393, SLG: 0.439 (7, PH) (8, 4) (9, 6) | | | 1B | | | | | | | 2 | 0 | 0 | 0 | 0 | 1 | 2 | | | | | | | | | |
| Amos Otis, R OBP: 0.366, SLG: 0.513 (1, 8) | E3 | | P5 | | | | | | | 4 | 0 | 1 | 1 | 0 | 0 | 1 | | | | | | | | | |
| Joe Hoerner, R (9, PH) Carl Taylor, R OBP: 0.392, SLG: 0.324 (9, PH) | | | | | | | | | | 0 | 0 | 0 | 0 | 0 | 0 | 0 | | | | | | | | | |
| John Mayberry, L OBP: 0.430, SLG: 0.518 (1, 3) | P3 | | | | | | | | | 4 | 0 | 2 | 0 | 0 | 1 | 1 | | | | | | | | | |
| Hal McRae, R OBP: 0.291, SLG: 0.345 (1, 10) (9, 5) | | | | | | | | | | 4 | 0 | 1 | 0 | 0 | 0 | 4 | | | | | | | | | |
| Ed Kirkpatrick, L OBP: 0.350, SLG: 0.394 (1, 9) | F5 | | | | | | | | | 3 | 0 | 0 | 0 | 0 | 0 | 1 | | | | | | | | | |
| Rick Reichardt, R OBP: 0.302, SLG: 0.376 (9, PH) | | | | | | | | | | 0 | 1 | 0 | 0 | 1 | 0 | 0 | | | | | | | | | |
| Lou Piniella, R OBP: 0.299, SLG: 0.377 (1, 7) | G5-4-3 | | | | | | | | | 3 | 0 | 0 | 0 | 0 | 2 | 2 | | | | | | | | | |
| Gail Hopkins, L OBP: 0.379, SLG: 0.373 (9, PH) | | | | | | | | | | 1 | 1 | 1 | 1 | 0 | 0 | 0 | | | | | | | | | |
| Paul Schaal, R OBP: 0.377, SLG: 0.386 (1, 5) | | | | | | | | | | 2 | 1 | 0 | 0 | 1 | 0 | 0 | | | | | | | | | |
| Kurt Bevacqua, R OBP: 0.326, SLG: 0.351 (9, 4) | | | 5-3 | | | | | | | 1 | 0 | 0 | 0 | 0 | 0 | 1 | | | | | | | | | |
| Fran Healy, R OBP: 0.345, SLG: 0.392 (1, 2) | | | 6-3 | | | | | | | 3 | 0 | 1 | 1 | 1 | 0 | 0 | | | | | | | | | |
| Inning Stats | R: 0 E: 1 K: 0 S: 4 | H: 0 LOB: 1 BB: 0 P: 4 | R: 0 E: 0 K: 0 S: 3 | H: 1 LOB: 0 BB: 0 P: 3 | R: 1 E: 0 K: 0 S: 5 | H: 2 LOB: 1 BB: 0 P: 5 | R: 0 E: 1 K: 2 S: 8 | H: 0 LOB: 1 BB: 0 P: 8 | R: 1 E: 0 K: 1 S: 7 | H: 2 LOB: 3 BB: 2 P: 15 | R: 0 E: 0 K: 1 S: 5 | H: 0 LOB: 0 BB: 0 P: 5 | R: 0 E: 0 K: 1 S: 5 | H: 0 LOB: 0 BB: 0 P: 5 | R: 0 E: 0 K: 0 S: 3 | H: 1 LOB: 0 BB: 0 P: 3 | R: 2 E: 0 K: 0 S: 6 | H: 3 LOB: 2 BB: 1 P: 10 | 1B: 8 2B: 1 3B: 0 HR: 0 | SF: 0 SAC: 0 DP: 2 HBP: 0 | WP: 0 PB: 0 CS: 0 | PA: 39 | | | |
| PITCHER | IP | WLS | BF | H | R | ER | SO | BB | IBB | HBP | BLK | WP | HR | S | P | ERA | WHIP | | | | | | | | |
| Dick Tidrow, R ERA: 4.34 (1, 1) | 9.0 | W | 39 | 9 | 4 | 4 | 5 | 3 | 0 | 0 | 0 | 0 | 0 | 46 | 58 | 4.00 | 1.333 | | | | | | | | |

| Batter | 1 | 2 | 3 | 4 | 5 | 6 | 7 | 8 | 9 | AB | R | H | RBI | BB | SO | LOB | TOP | | | | | |
|---|---|----------------------------------|------------------------------|---------------------------------|------------------------------|---------------------------------|------------------------------|---------------------------------|------------------------------|---------------------------------|-------------------------------|----------------------------------|------------------------------|---------------------------------|------------------------------|---------------------------------|------------------------------|---------------------------------|----------------------------------|------------------------------------|----------------------------------|--------|
| Freddie Patek, R (1,6) OBP: 0.318, SLG: 0.332 Steve Hovley, L (9, PH) OBP: 0.344, SLG: 0.321 | | | | | | | | | | 4 | 1 | 1 | 0 | 0 | 1 | 3 | | | | | | |
| Cookie Rojas, R (1,4) OBP: 0.317, SLG: 0.360 Kurt Bevacqua, R (6,4) OBP: 0.323, SLG: 0.347 | | | | | | | | | | 3 | 0 | 1 | 0 | 0 | 2 | 1 | | | | | | |
| Amos Otis, R (1,8) OBP: 0.366, SLG: 0.510 | | | | | | | | | | 3 | 0 | 0 | 0 | 1 | 1 | 0 | | | | | | |
| John Mayberry, L (1,3) OBP: 0.431, SLG: 0.516 | | | | | | | | | | 3 | 1 | 1 | 0 | 1 | 0 | 1 | | | | | | |
| Hal McRae, R (1,9) OBP: 0.294, SLG: 0.359 | | | | | | | | | | 3 | 1 | 1 | 2 | 1 | 1 | 1 | | | | | | |
| Lou Piniella, R (1,7) OBP: 0.299, SLG: 0.376 | | | | | | | | | | 4 | 1 | 1 | 0 | 0 | 0 | 2 | | | | | | |
| Rick Reichardt, R (1,10) OBP: 0.306, SLG: 0.375 | | | | | | | | | | 3 | 0 | 1 | 0 | 1 | 0 | 1 | | | | | | |
| Paul Schaal, R (1,5) OBP: 0.376, SLG: 0.385 | | | | | | | | | | 4 | 0 | 1 | 0 | 0 | 1 | 2 | | | | | | |
| Fran Healy, R (1,2) OBP: 0.343, SLG: 0.387 | | | | | | | | | | 3 | 0 | 0 | 1 | 1 | 0 | 0 | | | | | | |
| Inning Stats | R: 0 E: 0 K: 2 S: 7 | H: 0 LOB: 1 BB: 1 P: 11 | R: 0 E: 0 K: 1 S: 5 | H: 0 LOB: 1 BB: 1 P: 9 | R: 0 E: 0 K: 1 S: 3 | H: 1 LOB: 1 BB: 0 P: 3 | R: 0 E: 0 K: 1 S: 5 | H: 0 LOB: 1 BB: 0 P: 9 | R: 0 E: 0 K: 0 S: 3 | H: 0 LOB: 0 BB: 0 P: 3 | R: 4 E: 1 K: 1 S: 10 | H: 5 LOB: 3 BB: 2 P: 18 | R: 0 E: 0 K: 0 S: 3 | H: 0 LOB: 0 BB: 0 P: 3 | R: 0 E: 0 K: 1 S: 6 | H: 1 LOB: 1 BB: 0 P: 6 | R: 0 E: 0 K: 1 S: 5 | H: 0 LOB: 0 BB: 0 P: 5 | 1B: 5 2B: 1 3B: 0 HR: 1 | SF: 0 SAC: 0 DP: 0 HBP: 0 | WP: 0 PB: 0 SB: 2 CS: 0 | PA: 38 |
| PITCHER | IP WLS BF H R ER SO BB IBB HBP BLK WP HR S P ERA WHIP | | | | | | | | | | | | | | | | | | | | | |
| Roger Moret, L (1,1) ERA: 2.47 | 5.2 W 26 6 4 4 5 4 0 0 0 0 1 32 48 6.35 1.765 | | | | | | | | | | | | | | | | | | | | | |
| Marty Pattin, R (6,1) ERA: 4.63 | 3.1 S 12 1 0 0 2 1 0 0 0 0 0 0 15 19 0.00 0.600 | | | | | | | | | | | | | | | | | | | | | |

Kansas City Royals @ Boston Red Sox
Fenway Park, Boston, MA
Fri Aug 17 1973, 7:05 PM EDT
Att: 27,224 - Unknown - 80 F

livebaseballscores.com

AB 33
R 4
H 7
RBI 3
BB 5
SO 7
LOB 11

| Batter | 1 | 2 | 3 | 4 | 5 | 6 | 7 | 8 | 9 | AB | R | H | RBI | BB | SO | LOB | BOTTOM | | | |
|---|---|---------------------------------|------------------------------|---------------------------------|------------------------------|---------------------------------|------------------------------|---------------------------------|------------------------------|----------------------------------|------------------------------|---------------------------------|------------------------------|---------------------------------|------------------------------|---------------------------------|-----------------------------------|------------------------------------|----------------------------------|--------|
| Tommy Harper, R (1,7) OBP: 0.353, SLG: 0.441 | | | | | | | | | | 5 | 1 | 2 | 0 | 0 | 1 | 1 | | | | |
| Luis Aparicio, R (1,6) OBP: 0.313, SLG: 0.304 | | | | | | | | | | 5 | 1 | 2 | 0 | 0 | 0 | 2 | | | | |
| Carl Yastrzemski, L (1,3) OBP: 0.379, SLG: 0.423 | | | | | | | | | | 4 | 1 | 2 | 2 | 0 | 0 | 2 | | | | |
| Orlando Cepeda, R (1,10) OBP: 0.354, SLG: 0.476 | | | | | | | | | | 2 | 1 | 1 | 0 | 2 | 0 | 1 | | | | |
| Danny Cater, R (1,5) OBP: 0.333, SLG: 0.383 | | | | | | | | | | 4 | 1 | 1 | 0 | 0 | 0 | 3 | | | | |
| Carlton Fisk, R (1,2) OBP: 0.322, SLG: 0.473 | | | | | | | | | | 3 | 1 | 1 | 0 | 1 | 0 | 2 | | | | |
| Rick Miller, L (1,8) OBP: 0.350, SLG: 0.372 | | | | | | | | | | 2 | 0 | 1 | 2 | 2 | 0 | 0 | | | | |
| Doug Griffin, R (1,4) OBP: 0.287, SLG: 0.337 | | | | | | | | | | 4 | 0 | 1 | 2 | 0 | 1 | 2 | | | | |
| Dwight Evans, R (1,9) OBP: 0.300, SLG: 0.356 | | | | | | | | | | 4 | 0 | 1 | 0 | 0 | 0 | 4 | | | | |
| Inning Stats | R: 1 E: 0 K: 0 S: 4 | H: 2 LOB: 0 BB: 1 P: 8 | R: 0 E: 0 K: 0 S: 3 | H: 0 LOB: 0 BB: 0 P: 3 | R: 0 E: 0 K: 0 S: 4 | H: 1 LOB: 1 BB: 0 P: 4 | R: 1 E: 0 K: 0 S: 5 | H: 2 LOB: 2 BB: 1 P: 9 | R: 4 E: 0 K: 1 S: 9 | H: 4 LOB: 2 BB: 2 P: 17 | R: 0 E: 0 K: 0 S: 4 | H: 1 LOB: 1 BB: 0 P: 4 | R: 0 E: 0 K: 0 S: 2 | H: 1 LOB: 0 BB: 1 P: 6 | R: 0 E: 0 K: 1 S: 6 | H: 1 LOB: 1 BB: 0 P: 6 | 1B: 11 2B: 1 3B: 0 HR: 0 | SF: 0 SAC: 0 DP: 0 HBP: 0 | WP: 0 PB: 0 SB: 2 CS: 2 | PA: 39 |
| PITCHER | IP WLS BF H R ER SO BB IBB HBP BLK WP HR S P ERA WHIP | | | | | | | | | | | | | | | | | | | |
| Dick Drago, R (1,1) ERA: 4.09 | 3.1 L 16 5 2 1 0 2 2 1 0 0 0 0 23 35 7.71 1.929 | | | | | | | | | | | | | | | | | | | |
| Gene Garber, R (4,1) ERA: 4.42 | 4.2 22 7 4 4 2 2 1 0 0 0 0 0 23 35 7.71 1.929 | | | | | | | | | | | | | | | | | | | |

Kansas City Royals @ Boston Red Sox
Fenway Park, Boston, MA
Fri Aug 17 1973, 7:05 PM EDT
Att: 27,224 - Unknown - 80 F

livebaseballscores.com

AB 33
R 6
H 12
RBI 6
BB 5
SO 2
LOB 17

| Batter | 1 | 2 | 3 | 4 | 5 | 6 | 7 | 8 | 9 | AB | R | H | RBI | BB | SO | LOB | TOP | | | | | | | | | | | | | | | | | | | | | | |
|--|------------------------------|---------------------------------|------------------------------|---------------------------------|------------------------------|---------------------------------|------------------------------|---------------------------------|------------------------------|---------------------------------|------------------------------|---------------------------------|------------------------------|---------------------------------|------------------------------|---------------------------------|------------------------------|---------------------------------|-----------------------------------|------------------------------------|----------------------------------|----------------|----|-----|----|---|---|----|----|----|-----|-----|-----|----|----|---|---|-----|------|
| Paul Schaaf, R OBP: 0.382, SLG: 0.391 (1,5) | | | | | | | | | | 5 | 0 | 4 | 1 | 0 | 0 | 1 | | | | | | | | | | | | | | | | | | | | | | | |
| Cookie Rojas, R OBP: 0.316, SLG: 0.358 (1,4) | | | | | | | | | | | 5 | 1 | 1 | 0 | 0 | 0 | 6 | | | | | | | | | | | | | | | | | | | | | | |
| Amos Otis, R OBP: 0.369, SLG: 0.518 (1,8) | | | | | | | | | | | 4 | 1 | 3 | 2 | 0 | 0 | 2 | | | | | | | | | | | | | | | | | | | | | | |
| John Mayberry, L OBP: 0.427, SLG: 0.511 (1,3) | | | | | | | | | | | 4 | 1 | 0 | 0 | 0 | 0 | 4 | | | | | | | | | | | | | | | | | | | | | | |
| Hal McRae, R OBP: 0.298, SLG: 0.362 (1,9) | | | | | | | | | | | 4 | 1 | 2 | 0 | 0 | 0 | 1 | | | | | | | | | | | | | | | | | | | | | | |
| Lou Piniella, R OBP: 0.300, SLG: 0.377 (1,7) | | | | | | | | | | | 4 | 0 | 2 | 1 | 0 | 0 | 1 | | | | | | | | | | | | | | | | | | | | | | |
| Rick Reichardt, R OBP: 0.302, SLG: 0.370 (1,10) | | | | | | | | | | | 3 | 0 | 0 | 0 | 0 | 1 | 1 | | | | | | | | | | | | | | | | | | | | | | |
| Ed Kirkpatrick, L OBP: 0.349, SLG: 0.393 (9, PH) | | | | | | | | | | | 1 | 1 | 0 | 0 | 0 | 0 | 2 | | | | | | | | | | | | | | | | | | | | | | |
| Fran Healy, R OBP: 0.345, SLG: 0.389 (1,2) | | | | | | | | | | | 4 | 0 | 2 | 1 | 0 | 1 | 0 | | | | | | | | | | | | | | | | | | | | | | |
| Freddie Patek, R OBP: 0.318, SLG: 0.332 (1,6) | | | | | | | | | | | 0 | 0 | 0 | 0 | 0 | 0 | 0 | | | | | | | | | | | | | | | | | | | | | | |
| Bobby Floyd, R OBP: 0.391, SLG: 0.424 (3, PH) | | | | | | | | | | | 2 | 0 | 0 | 0 | 1 | 0 | 1 | | | | | | | | | | | | | | | | | | | | | | |
| Gail Hopkins, L OBP: 0.377, SLG: 0.370 (9, PH) | | | | | | | | | | | 1 | 0 | 0 | 0 | 0 | 0 | 2 | | | | | | | | | | | | | | | | | | | | | | |
| Inning Stats | R: 0 E: 1 K: 0 S: 4 | H: 1 LOB: 1 BB: 0 P: 4 | R: 0 E: 0 K: 0 S: 3 | H: 1 LOB: 0 BB: 0 P: 3 | R: 0 E: 0 K: 1 S: 5 | H: 1 LOB: 1 BB: 1 P: 9 | R: 1 E: 1 K: 0 S: 5 | H: 2 LOB: 1 BB: 0 P: 5 | R: 0 E: 0 K: 0 S: 3 | H: 1 LOB: 0 BB: 0 P: 3 | R: 2 E: 0 K: 0 S: 5 | H: 2 LOB: 0 BB: 0 P: 5 | R: 0 E: 0 K: 1 S: 5 | H: 0 LOB: 0 BB: 0 P: 5 | R: 0 E: 0 K: 0 S: 4 | H: 2 LOB: 1 BB: 0 P: 4 | R: 2 E: 0 K: 0 S: 7 | H: 4 LOB: 2 BB: 0 P: 7 | 1B: 13 2B: 1 3B: 0 HR: 1 | SF: 0 SAC: 0 DP: 5 HBP: 0 | WP: 0 PB: 0 SB: 0 CS: 0 | PA: 38 | | | | | | | | | | | | | | | | | |
| PITCHER | IP | WLS | BF | H | R | ER | SO | BB | IBB | HBP | BLK | WP | HR | S | P | ERA | WHIP | | | | | PITCHER | IP | WLS | BF | H | R | ER | SO | BB | IBB | HBP | BLK | WP | HR | S | P | ERA | WHIP |
| Dick Pole, R ERA: 6.94 (1,1) | 8.0 | W | 33 | 12 | 5 | 5 | 2 | 1 | 0 | 0 | 0 | 0 | 1 | 36 | 40 | 5.62 | 1.625 | | | | | | | | | | | | | | | | | | | | | | |
| Bobby Bolin, R ERA: 3.03 (9,1) | 1.0 | S | 5 | 2 | 0 | 0 | 0 | 0 | 0 | 0 | 0 | 0 | 0 | 5 | 5 | 0.00 | 2.000 | | | | | | | | | | | | | | | | | | | | | | |

Kansas City Royals @ Boston Red Sox
Fenway Park, Boston, MA
Sat Aug 18 1973, 3:33 AM EDT
Att: 20,065 - Unknown - 83 F

livebaseballscorecards.com

AB 37
R 5
H 14
RBI 5
BB 1
SO 2
LOB 21

| Batter | 1 | 2 | 3 | 4 | 5 | 6 | 7 | 8 | 9 | AB | R | H | RBI | BB | SO | LOB | BOTTOM | | | | | | | | | | | | | | | | | | | | | | |
|--|------------------------------|---------------------------------|------------------------------|---------------------------------|------------------------------|---------------------------------|------------------------------|----------------------------------|------------------------------|---------------------------------|------------------------------|----------------------------------|------------------------------|---------------------------------|------------------------------|---------------------------------|----------------------------------|------------------------------------|----------------------------------|--------|--|----------------|----|-----|----|---|---|----|----|----|-----|-----|-----|----|----|---|---|-----|------|
| Tommy Harper, R OBP: 0.354, SLG: 0.439 (1,7) | | | | | | | | | | 4 | 1 | 1 | 0 | 1 | 1 | 1 | | | | | | | | | | | | | | | | | | | | | | | |
| Mario Guerrero, R OBP: 0.280, SLG: 0.281 (1,6) | | | | | | | | | | 5 | 2 | 2 | 1 | 0 | 0 | 3 | | | | | | | | | | | | | | | | | | | | | | | |
| Carl Yastrzemski, L OBP: 0.380, SLG: 0.423 (1,3) | | | | | | | | | | 4 | 1 | 2 | 2 | 0 | 0 | 0 | | | | | | | | | | | | | | | | | | | | | | | |
| Orlando Cepeda, R OBP: 0.355, SLG: 0.474 (1,10) | | | | | | | | | | 2 | 0 | 0 | 0 | 2 | 0 | 1 | | | | | | | | | | | | | | | | | | | | | | | |
| Danny Cater, R OBP: 0.331, SLG: 0.380 (1,5) | | | | | | | | | | 4 | 1 | 1 | 1 | 0 | 0 | 4 | | | | | | | | | | | | | | | | | | | | | | | |
| Bob Montgomery, R OBP: 0.346, SLG: 0.595 (1,2) | | | | | | | | | | 4 | 0 | 0 | 0 | 0 | 0 | 3 | | | | | | | | | | | | | | | | | | | | | | | |
| Doug Griffin, R OBP: 0.290, SLG: 0.344 (1,4) | | | | | | | | | | | 4 | 2 | 2 | 0 | 0 | 0 | | | | | | | | | | | | | | | | | | | | | | | |
| Dwight Evans, R OBP: 0.300, SLG: 0.353 (1,9) | | | | | | | | | | | 2 | 0 | 0 | 0 | 1 | 0 | | | | | | | | | | | | | | | | | | | | | | | |
| Rick Miller, L OBP: 0.352, SLG: 0.380 (1,8) | | | | | | | | | | | 4 | 1 | 2 | 3 | 0 | 0 | | | | | | | | | | | | | | | | | | | | | | | |
| Inning Stats | R: 0 E: 0 K: 0 S: 3 | H: 0 LOB: 0 BB: 1 P: 6 | R: 0 E: 0 K: 0 S: 2 | H: 0 LOB: 0 BB: 1 P: 6 | R: 0 E: 0 K: 0 S: 3 | H: 0 LOB: 0 BB: 0 P: 3 | R: 5 E: 1 K: 0 S: 9 | H: 5 LOB: 3 BB: 2 P: 17 | R: 0 E: 0 K: 0 S: 4 | H: 1 LOB: 1 BB: 0 P: 4 | R: 3 E: 1 K: 0 S: 7 | H: 4 LOB: 2 BB: 1 P: 11 | R: 0 E: 0 K: 0 S: 3 | H: 0 LOB: 0 BB: 0 P: 3 | R: 0 E: 0 K: 1 S: 5 | H: 0 LOB: 0 BB: 0 P: 5 | 1B: 7 2B: 3 3B: 0 HR: 0 | SF: 0 SAC: 1 DP: 1 HBP: 0 | WP: 0 PB: 0 SB: 2 CS: 0 | PA: 38 | | | | | | | | | | | | | | | | | | | |
| PITCHER | IP | WLS | BF | H | R | ER | SO | BB | IBB | HBP | BLK | WP | HR | S | P | ERA | WHIP | | | | | PITCHER | IP | WLS | BF | H | R | ER | SO | BB | IBB | HBP | BLK | WP | HR | S | P | ERA | WHIP |
| Paul Splitteroff, L ERA: 3.61 (1,1) | 3.2 | L | 18 | 5 | 5 | 2 | 0 | 1 | 0 | 0 | 0 | 0 | 0 | 8 | 12 | 10.80 | 1.636 | | | | | | | | | | | | | | | | | | | | | | |
| Barry Razzano, R ERA: 10.8 (4,1) | 1.2 | | 9 | 3 | 2 | 2 | 0 | 0 | 1 | 0 | 0 | 0 | 0 | 8 | 12 | 10.80 | 1.800 | | | | | | | | | | | | | | | | | | | | | | |
| Doug Bird, R ERA: 2.77 (6,1) | 2.2 | | 11 | 2 | 1 | 1 | 1 | 0 | 1 | 0 | 0 | 0 | 0 | 12 | 16 | 3.38 | 0.750 | | | | | | | | | | | | | | | | | | | | | | |

Kansas City Royals @ Boston Red Sox
Fenway Park, Boston, MA
Sat Aug 18 1973, 3:33 AM EDT
Att: 20,065 - Unknown - 83 F


livebaseballscorecards.com

AB 33
R 8
H 10
RBI 7
BB 4
SO 1
LOB 12

| Batter | 1 | 2 | 3 | 4 | 5 | 6 | 7 | 8 | 9 | AB | R | H | RBI | BB | SO | LOB | TOP | | | | | | | | | | |
|--|------------------------------|---------------------------------|------------------------------|---------------------------------|------------------------------|---------------------------------|------------------------------|---------------------------------|------------------------------|----------------------------------|------------------------------|---------------------------------|------------------------------|---------------------------------|------------------------------|---------------------------------|----------------------------------|------------------------------------|----------------------------------|--------|--|--|--|--|--|--|--|
| Paul Schaal, R OBP: 0.377, SLG: 0.385 (1, 5) | 5-3 | | FC4 | | L5 | | K | | K | 5 | 0 | 0 | 0 | 0 | 2 | 4 | | | | | | | | | | | |
| Cookie Rojas, R OBP: 0.313, SLG: 0.355 (1, 4) | 5-3 | | F8 | | 6-3 | | | 4-3 | | 4 | 0 | 0 | 0 | 0 | 0 | 1 | | | | | | | | | | | |
| Amos Otis, R OBP: 0.368, SLG: 0.516 (1, 8) | 1B | | K | | | L7 | | F8 | | 4 | 0 | 1 | 0 | 0 | 1 | 1 | | | | | | | | | | | |
| Hal McRae, R OBP: 0.293, SLG: 0.355 (1, 9) | K | | | F9 | | L7 | | F7 | | 4 | 0 | 0 | 0 | 0 | 1 | 1 | | | | | | | | | | | |
| Lou Piniella, R OBP: 0.300, SLG: 0.376 (9, PR) | | 6-3 | | 6-3 | | 6-3 | | | 1B | 4 | 0 | 1 | 0 | 0 | 0 | 0 | | | | | | | | | | | |
| Steve Hovley, L OBP: 0.344, SLG: 0.321 (9, PR) | | | | | | | | | 1B | 0 | 1 | 0 | 0 | 0 | 0 | 0 | | | | | | | | | | | |
| Kurt Bevacqua, R OBP: 0.326, SLG: 0.347 (1, 3) | 4-3 | | | 1B | | | FC6-4 | | L7 | 3 | 0 | 1 | 0 | 1 | 0 | 1 | | | | | | | | | | | |
| Rick Reichardt, R OBP: 0.305, SLG: 0.372 (1, 10) | 1B | | | 4-3 | | | F2 | | 1B | 4 | 0 | 2 | 0 | 0 | 0 | 2 | | | | | | | | | | | |
| Freddie Patek, R OBP: 0.316, SLG: 0.329 (9, PH) | | | | 1B | | | | | 1B | | | | | | | | | | | | | | | | | | |
| Carl Taylor, R OBP: 0.392, SLG: 0.324 (9, PH) | | | | | | | | | 1B | | | | | | | | | | | | | | | | | | |
| John Mayberry, L OBP: 0.427, SLG: 0.510 (9, PH) | B1-3 | | | | 1-3 | | FC6-4 | | P2 | 3 | 1 | 0 | 0 | 0 | 0 | 2 | | | | | | | | | | | |
| Fran Healy, R OBP: 0.355, SLG: 0.414 (1, 2) | | | | FC4 | | | 2B | | 1B | 4 | 1 | 4 | 3 | 0 | 0 | 0 | | | | | | | | | | | |
| Inning Stats | R: 0 E: 0 K: 1 S: 6 | H: 1 LOB: 1 BB: 0 P: 6 | R: 0 E: 0 K: 0 S: 4 | H: 1 LOB: 1 BB: 0 P: 4 | R: 0 E: 0 K: 0 S: 4 | H: 1 LOB: 1 BB: 0 P: 6 | R: 0 E: 0 K: 0 S: 4 | H: 1 LOB: 0 BB: 0 P: 3 | R: 1 E: 0 K: 1 S: 6 | H: 1 LOB: 1 BB: 1 P: 10 | R: 0 E: 0 K: 0 S: 3 | H: 0 LOB: 0 BB: 0 P: 3 | R: 0 E: 0 K: 0 S: 3 | H: 0 LOB: 2 BB: 0 P: 8 | R: 1 E: 0 K: 1 S: 8 | H: 3 LOB: 2 BB: 0 P: 8 | 1B: 7 2B: 1 3B: 0 HR: 1 | SF: 0 SAC: 0 DP: 0 HBP: 0 | WP: 0 PB: 0 SB: 0 CS: 0 | PA: 37 | | | | | | | |
| PITCHER | IP | WLS | BF | H | R | ER | SO | BB | IBB | HBP | BLK | WP | HR | S | P | ERA | WHIP | | | | | | | | | | |
| Bill Lee, L ERA: 2.74 (1, 1) | 8.1 | W | 34 | 8 | 3 | 3 | 3 | 1 | 0 | 0 | 0 | 0 | 1 | 39 | 43 | 3.24 | 1.080 | | | | | | | | | | |
| Bobby Bolin, R ERA: 2.97 (9, 1) | 0.2 | S | 3 | 1 | 0 | 0 | 1 | 0 | 0 | 0 | 0 | 0 | 0 | 5 | 5 | 0.00 | 1.500 | | | | | | | | | | |

Kansas City Royals @ Boston Red Sox
Fenway Park, Boston, MA
Sun Aug 19 1973, 3:33 AM EDT
Att: 27,356 - Unknown - 73 F


AB 36
R 3
H 9
RBI 3
BB 1
SO 4
LOB 14



| Batter | 1 | 2 | 3 | 4 | 5 | 6 | 7 | 8 | 9 | AB | R | H | RBI | BB | SO | LOB | BOTTOM | | | | | | | | | | |
|---|------------------------------|----------------------------------|------------------------------|---------------------------------|------------------------------|----------------------------------|------------------------------|---------------------------------|------------------------------|---------------------------------|------------------------------|---------------------------------|------------------------------|----------------------------------|------------------------------|---------------------------------|----------------------------------|------------------------------------|----------------------------------|--------|--|--|--|--|--|--|--|
| Tommy Harper, R OBP: 0.354, SLG: 0.437 (1, 7) | 1-3 | | 5-3 | S | | | SH1 | F8 | | 4 | 1 | 1 | 0 | 1 | 0 | 2 | | | | | | | | | | | |
| Luis Aparicio, R OBP: 0.315, SLG: 0.309 (1, 6) | F8 | | G3 | F9 | | | SH1 | 2B | | 4 | 1 | 2 | 1 | 0 | 0 | 2 | | | | | | | | | | | |
| Carl Yastrzemski, L OBP: 0.382, SLG: 0.421 (1, 3) | S | | G3 | | F7 | | 5-3 | IBB | | 2 | 0 | 0 | 0 | 3 | 0 | 1 | | | | | | | | | | | |
| Orlando Cepeda, R OBP: 0.355, SLG: 0.471 (1, 10) | IBB | | 2B | IBB | 6-3 | | E3 | 5-3 | | 3 | 0 | 0 | 0 | 2 | 0 | 4 | | | | | | | | | | | |
| Danny Cater, R OBP: 0.329, SLG: 0.383 (1, 5) | F9 | | 2B | | 5-3 | | 5-3 | | | 4 | 0 | 1 | 1 | 0 | 0 | 4 | | | | | | | | | | | |
| Carlton Fisk, R OBP: 0.324, SLG: 0.471 (1, 2) | | F9 | K | | | E7 | | IBB | | 3 | 1 | 1 | 0 | 1 | 1 | 2 | | | | | | | | | | | |
| Rick Miller, L OBP: 0.351, SLG: 0.378 (1, 8) | | L6 | | P4 | | | 5-3 | | | 4 | 0 | 1 | 1 | 0 | 0 | 3 | | | | | | | | | | | |
| Doug Griffin, R OBP: 0.293, SLG: 0.346 (1, 4) | | 6-3 | | FC5-4 | | 1-3 | | FC6-4 | | 4 | 0 | 2 | 0 | 0 | 0 | 1 | | | | | | | | | | | |
| Dwight Evans, R OBP: 0.300, SLG: 0.348 (1, 9) | | | 5-3 | FC5-4 | | P5 | | FC6-4 | | 3 | 1 | 0 | 0 | 1 | 0 | 2 | | | | | | | | | | | |
| Inning Stats | R: 0 E: 0 K: 0 S: 3 | H: 0 LOB: 2 BB: 2 P: 11 | R: 0 E: 0 K: 0 S: 3 | H: 0 LOB: 0 BB: 0 P: 3 | R: 2 E: 0 K: 1 S: 7 | H: 2 LOB: 2 BB: 2 P: 15 | R: 0 E: 0 K: 0 S: 4 | H: 1 LOB: 2 BB: 1 P: 8 | R: 0 E: 0 K: 0 S: 3 | H: 0 LOB: 0 BB: 0 P: 3 | R: 1 E: 1 K: 0 S: 4 | H: 2 LOB: 0 BB: 0 P: 4 | R: 1 E: 1 K: 0 S: 5 | H: 1 LOB: 3 BB: 2 P: 13 | R: 0 E: 0 K: 0 S: 5 | H: 2 LOB: 3 BB: 1 P: 9 | 1B: 6 2B: 2 3B: 0 HR: 0 | SF: 0 SAC: 1 DP: 0 HBP: 0 | WP: 0 PB: 0 SB: 3 CS: 1 | PA: 40 | | | | | | | |
| PITCHER | IP | WLS | BF | H | R | ER | SO | BB | IBB | HBP | BLK | WP | HR | S | P | ERA | WHIP | | | | | | | | | | |
| Al Fitzmorris, R ERA: 1.93 (1, 1) | 5.0 | L | 25 | 5 | 3 | 2 | 1 | 0 | 0 | 0 | 0 | 0 | 0 | 6 | 14 | 0.00 | 0.600 | | | | | | | | | | |
| Gene Garber, R ERA: 4.35 (6, 1) | 1.2 | | 8 | 1 | 1 | 0 | 0 | 0 | 2 | 0 | 0 | 0 | 0 | 6 | 14 | 0.00 | 0.600 | | | | | | | | | | |
| Joe Hoerner, L ERA: 6.64 (7, 1) | 1.0 | | 6 | 2 | 0 | 0 | 0 | 1 | 0 | 0 | 0 | 0 | 0 | 5 | 9 | 0.00 | 3.000 | | | | | | | | | | |
| Doug Bird, R ERA: 2.75 (8, 1) | 0.1 | | 1 | 0 | 0 | 0 | 0 | 0 | 0 | 0 | 0 | 0 | 0 | 1 | 1 | 0.00 | 0.000 | | | | | | | | | | |

Kansas City Royals @ Boston Red Sox
Fenway Park, Boston, MA
Sun Aug 19 1973, 3:33 AM EDT
Att: 27,356 - Unknown - 73 F

AB 31
R 4
H 8
RBI 3
BB 8
SO 1
LOB 21



| Batter | 1 | 2 | 3 | 4 | 5 | 6 | 7 | 8 | 9 | AB | R | H | RBI | BB | SO | LOB | TOP | | | | | | | | | | | | | | | | | | | | | | | | | | |
|--|------------------------------|----------------------------------|------------------------------|----------------------------------|------------------------------|---------------------------------|------------------------------|---------------------------------|------------------------------|---------------------------------|------------------------------|----------------------------------|------------------------------|---------------------------------|------------------------------|---------------------------------|------------------------------|---------------------------------|----------------------------------|------------------------------------|----------------------------------|--------|--|--|--|----|-----|----|---|---|----|----|----|-----|-----|-----|----|----|---|---|-----|------|--|
| Horace Clarke, S OBP: 0.326, SLG: 0.318 (1, 4) | | | | | | | | | | 4 | 2 | 1 | 1 | 0 | 5 | | | | | | | | | | | | | | | | | | | | | | | | | | | | |
| Matty Alou, L OBP: 0.347, SLG: 0.368 (1, 9) | | | | | | | | | | 5 | 0 | 0 | 0 | 0 | 2 | 7 | | | | | | | | | | | | | | | | | | | | | | | | | | | |
| Roy White, S OBP: 0.344, SLG: 0.389 (1, 7) | | | | | | | | | | 4 | 1 | 0 | 0 | 1 | 0 | 0 | | | | | | | | | | | | | | | | | | | | | | | | | | | |
| Bobby Murcer, L OBP: 0.370, SLG: 0.487 (1, 8) | | | | | | | | | | 5 | 0 | 1 | 0 | 0 | 1 | 2 | | | | | | | | | | | | | | | | | | | | | | | | | | | |
| Ron Blomberg, L OBP: 0.399, SLG: 0.490 Jim Ray Hart, R OBP: 0.313, SLG: 0.399 Celerino Sanchez, R OBP: 0.284, SLG: 0.353 (1, 10) | | | | | | | | | | 2 | 1 | 1 | 2 | 0 | 1 | 0 | | | | | | | | | | | | | | | | | | | | | | | | | | | |
| Graig Nettles, L OBP: 0.347, SLG: 0.407 (1, 5) | | | | | | | | | | 3 | 0 | 1 | 1 | 0 | 1 | 1 | | | | | | | | | | | | | | | | | | | | | | | | | | | |
| Thurman Munson, R OBP: 0.376, SLG: 0.557 (1, 2) | | | | | | | | | | 3 | 0 | 1 | 0 | 1 | 0 | 1 | | | | | | | | | | | | | | | | | | | | | | | | | | | |
| Mike Hegan, L OBP: 0.230, SLG: 0.244 (1, 3) | | | | | | | | | | 3 | 0 | 1 | 0 | 0 | 1 | 1 | | | | | | | | | | | | | | | | | | | | | | | | | | | |
| Gene Michael, S OBP: 0.282, SLG: 0.295 Felipe Alou, R OBP: 0.247, SLG: 0.309 Fred Stanley, R OBP: 1.000, SLG: 1.000 (1, 6) | | | | | | | | | | 2 | 0 | 0 | 0 | 0 | 1 | 1 | | | | | | | | | | | | | | | | | | | | | | | | | | | |
| Inning Stats | R: 3 E: 0 K: 0 S: 6 | H: 3 LOB: 1 BB: 1 P: 10 | R: 0 E: 0 K: 2 S: 7 | H: 0 LOB: 1 BB: 1 P: 11 | R: 0 E: 0 K: 1 S: 5 | H: 0 LOB: 0 BB: 0 P: 5 | R: 0 E: 0 K: 1 S: 6 | H: 1 LOB: 1 BB: 0 P: 6 | R: 1 E: 0 K: 1 S: 7 | H: 2 LOB: 1 BB: 0 P: 7 | R: 0 E: 0 K: 1 S: 5 | H: 0 LOB: 3 BB: 2 P: 14 | R: 0 E: 0 K: 1 S: 6 | H: 1 LOB: 1 BB: 0 P: 6 | R: 0 E: 0 K: 0 S: 5 | H: 2 LOB: 2 BB: 0 P: 5 | R: 0 E: 0 K: 2 S: 7 | H: 0 LOB: 0 BB: 0 P: 7 | 1B: 5 2B: 3 3B: 0 HR: 1 | SF: 0 SAC: 1 DP: 0 HBP: 1 | WP: 0 PB: 0 SB: 1 CS: 0 | PA: 41 | | | | | | | | | | | | | | | | | | | | | |
| PITCHER | IP | WLS | BF | H | R | ER | SO | BB | IBB | HBP | BLK | WP | HR | S | P | ERA | WHIP | PITCHER | | | | | | | | IP | WLS | BF | H | R | ER | SO | BB | IBB | HBP | BLK | WP | HR | S | P | ERA | WHIP | |
| Dick Drago, R ERA: 4.21 (1, 1) | 0.2 | | 6 | 3 | 3 | 3 | 0 | 1 | 0 | 0 | 0 | 0 | 0 | 5 | 9 | 40.50 | 6.000 | | | | | | | | | | | | | | | | | | | | | | | | | | |
| Steve Mingori, L ERA: 4.59 (1, 1) | 4.1 | W | 19 | 3 | 1 | 1 | 5 | 2 | 0 | 1 | 0 | 0 | 1 | 26 | 35 | 2.08 | 1.154 | | | | | | | | | | | | | | | | | | | | | | | | | | |
| Joe Hoerner, L ERA: 5.55 (6, 1) | 4.0 | S | 16 | 3 | 0 | 0 | 4 | 0 | 1 | 0 | 0 | 0 | 0 | 23 | 27 | 0.00 | 0.750 | | | | | | | | | | | | | | | | | | | | | | | | | | |

| Batter | 1 | 2 | 3 | 4 | 5 | 6 | 7 | 8 | 9 | AB | R | H | RBI | BB | SO | LOB | BOTTOM | | | | | | | | | | | | | | | | | | | | | | | | | | |
|---|------------------------------|---------------------------------|------------------------------|---------------------------------|------------------------------|----------------------------------|------------------------------|---------------------------------|------------------------------|---------------------------------|------------------------------|---------------------------------|------------------------------|---------------------------------|------------------------------|---------------------------------|----------------------------------|------------------------------------|----------------------------------|--------|--|--|--|--|--|----|-----|----|---|---|----|----|----|-----|-----|-----|----|----|---|---|-----|------|--|
| Freddie Patek, R OBP: 0.318, SLG: 0.331 (1, 6) | | | | | | | | | | 5 | 0 | 2 | 0 | 0 | 0 | 1 | | | | | | | | | | | | | | | | | | | | | | | | | | | |
| Cookie Rojas, R OBP: 0.314, SLG: 0.357 (1, 4) | | | | | | | | | | 4 | 1 | 1 | 0 | 0 | 0 | 2 | | | | | | | | | | | | | | | | | | | | | | | | | | | |
| Amos Otis, R OBP: 0.366, SLG: 0.512 (1, 8) | | | | | | | | | | 4 | 1 | 1 | 0 | 0 | 1 | 1 | | | | | | | | | | | | | | | | | | | | | | | | | | | |
| John Mayberry, L OBP: 0.424, SLG: 0.512 (1, 3) | | | | | | | | | | 4 | 1 | 0 | 0 | 0 | 1 | 1 | | | | | | | | | | | | | | | | | | | | | | | | | | | |
| Hal McRae, R OBP: 0.291, SLG: 0.353 Steve Hovley, L OBP: 0.344, SLG: 0.321 (1, 9) | | | | | | | | | | 3 | 0 | 1 | 0 | 1 | 0 | 1 | | | | | | | | | | | | | | | | | | | | | | | | | | | |
| Lou Piniella, R OBP: 0.301, SLG: 0.376 (1, 7) | | | | | | | | | | 4 | 1 | 3 | 2 | 0 | 0 | 1 | | | | | | | | | | | | | | | | | | | | | | | | | | | |
| Rick Reichardt, R OBP: 0.308, SLG: 0.372 (1, 10) | | | | | | | | | | 3 | 1 | 1 | 0 | 1 | 1 | 2 | | | | | | | | | | | | | | | | | | | | | | | | | | | |
| Kurt Bevacqua, R OBP: 0.324, SLG: 0.348 (1, 5) | | | | | | | | | | 4 | 0 | 1 | 2 | 0 | 0 | 2 | | | | | | | | | | | | | | | | | | | | | | | | | | | |
| Fran Healy, R OBP: 0.355, SLG: 0.415 (1, 2) | | | | | | | | | | 4 | 0 | 1 | 0 | 0 | 1 | 1 | | | | | | | | | | | | | | | | | | | | | | | | | | | |
| Inning Stats | R: 0 E: 0 K: 0 S: 3 | H: 0 LOB: 0 BB: 0 P: 3 | R: 2 E: 0 K: 1 S: 8 | H: 3 LOB: 1 BB: 0 P: 8 | R: 2 E: 1 K: 0 S: 6 | H: 2 LOB: 2 BB: 1 P: 10 | R: 0 E: 0 K: 0 S: 4 | H: 1 LOB: 1 BB: 0 P: 4 | R: 1 E: 0 K: 0 S: 5 | H: 2 LOB: 2 BB: 1 P: 9 | R: 0 E: 0 K: 0 S: 3 | H: 1 LOB: 0 BB: 0 P: 3 | R: 0 E: 0 K: 2 S: 8 | H: 1 LOB: 1 BB: 0 P: 8 | R: 0 E: 0 K: 1 S: 6 | H: 1 LOB: 1 BB: 0 P: 6 | 1B: 6 2B: 5 3B: 0 HR: 0 | SF: 0 SAC: 0 DP: 0 HBP: 0 | WP: 0 PB: 0 SB: 2 CS: 1 | PA: 38 | | | | | | | | | | | | | | | | | | | | | | | |
| PITCHER | IP | WLS | BF | H | R | ER | SO | BB | IBB | HBP | BLK | WP | HR | S | P | ERA | WHIP | PITCHER | | | | | | | | IP | WLS | BF | H | R | ER | SO | BB | IBB | HBP | BLK | WP | HR | S | P | ERA | WHIP | |
| Fritz Peterson, L ERA: 3.95 (1, 1) | 4.1 | L | 22 | 7 | 5 | 3 | 1 | 1 | 0 | 0 | 0 | 0 | 0 | 23 | 27 | 6.23 | 1.846 | | | | | | | | | | | | | | | | | | | | | | | | | | |
| Lindy McDaniel, R ERA: 2.24 (5, 1) | 3.2 | | 15 | 4 | 0 | 0 | 3 | 1 | 0 | 0 | 0 | 0 | 0 | 20 | 24 | 0.00 | 1.364 | | | | | | | | | | | | | | | | | | | | | | | | | | |

New York Yankees @ Kansas City Royals
 Royals Stadium, Kansas City, MO
 Tue Aug 21 1973, 8:05 PM EDT
 Att: 21,325 - Unknown - 90 F

AB 35
 R 4
 H 9
 RBI 4
 BB 4
 SO 9
 LOB 19



New York Yankees @ Kansas City Royals
 Royals Stadium, Kansas City, MO
 Tue Aug 21 1973, 8:05 PM EDT
 Att: 21,325 - Unknown - 90 F

AB 35
 R 5
 H 11
 RBI 4
 BB 2
 SO 4
 LOB 12



| Batter | 1 | 2 | 3 | 4 | 5 | 6 | 7 | 8 | 9 | AB | R | H | RBI | BB | SO | LOB | TOP | | | |
|--|--|---------------------------------|------------------------------|---------------------------------|------------------------------|---------------------------------|------------------------------|---------------------------------|------------------------------|---------------------------------|------------------------------|---------------------------------|------------------------------|---------------------------------|------------------------------|---------------------------------|----------------------------------|------------------------------------|----------------------------------|--------|
| Freddie Patek, R OBP: 0.320, SLG: 0.328 (1, 6) | | | | | | | | | | 4 | 0 | 0 | 0 | 0 | 1 | 1 | | | | |
| Cookie Rojas, R OBP: 0.317, SLG: 0.363 (1, 4) | | | | | | | | | | 4 | 0 | 1 | 0 | 0 | 0 | 0 | | | | |
| Amos Otis, R OBP: 0.365, SLG: 0.508 (1, 8) | | | | | | | | | | 4 | 0 | 0 | 0 | 0 | 0 | 1 | | | | |
| John Mayberry, L OBP: 0.421, SLG: 0.505 (1, 3) | | | | | | | | | | 3 | 0 | 0 | 0 | 0 | 1 | 1 | | | | |
| Hal McRae, R OBP: 0.287, SLG: 0.346 (1, 9) | | | | | | | | | | 3 | 0 | 0 | 0 | 0 | 0 | 1 | | | | |
| Lou Piniella, R OBP: 0.303, SLG: 0.378 (1, 7) | | | | | | | | | | 3 | 0 | 1 | 0 | 0 | 0 | 0 | | | | |
| Rick Reichardt, R OBP: 0.301, SLG: 0.363 (1, 10) | | | | | | | | | | 3 | 0 | 0 | 0 | 0 | 0 | 1 | | | | |
| Kurt Bevacqua, R OBP: 0.322, SLG: 0.339 (1, 5) | | | | | | | | | | 2 | 0 | 0 | 0 | 1 | 0 | 0 | | | | |
| Fran Healy, R OBP: 0.349, SLG: 0.406 (1, 2) | | | | | | | | | | 3 | 0 | 1 | 0 | 0 | 0 | 1 | | | | |
| Inning Stats | R: 0 E: 0 K: 0 S: 3 | H: 0 LOB: 0 BB: 0 P: 3 | R: 0 E: 0 K: 0 S: 4 | H: 1 LOB: 1 BB: 0 P: 4 | R: 0 E: 0 K: 0 S: 3 | H: 1 LOB: 0 BB: 0 P: 3 | R: 0 E: 0 K: 1 S: 5 | H: 0 LOB: 0 BB: 0 P: 5 | R: 0 E: 0 K: 0 S: 3 | H: 0 LOB: 0 BB: 0 P: 3 | R: 0 E: 0 K: 0 S: 4 | H: 1 LOB: 1 BB: 0 P: 4 | R: 0 E: 0 K: 0 S: 3 | H: 0 LOB: 1 BB: 0 P: 7 | R: 0 E: 0 K: 1 S: 5 | H: 0 LOB: 0 BB: 0 P: 5 | 1B: 2 2B: 1 3B: 0 HR: 0 | SF: 0 SAC: 0 DP: 1 HBP: 0 | WP: 0 PB: 0 SB: 0 CS: 0 | PA: 30 |
| PITCHER Dave McNally, L ERA: 2.94 (1, 1) | IP: 9.0 WLS: W BF: 30 H: 3 R: 0 ER: 0 SO: 2 BB: 1 IBB: 0 HBP: 0 BLK: 0 WP: 0 HR: 0 S: 33 P: 37 ERA: 0.00 WHIP: 0.444 | | | | | | | | | | | | | | | PITCHER | | | | |

Kansas City Royals @ Baltimore Orioles
 Memorial Stadium, Baltimore, MD
 Fri Aug 24 1973, 7:05 PM EDT
 Att: 17,058 - Unknown - 73 F

| | |
|-----|----|
| AB | 29 |
| R | 0 |
| H | 3 |
| RBI | 0 |
| BB | 1 |
| SO | 2 |
| LOB | 6 |



| Batter | 1 | 2 | 3 | 4 | 5 | 6 | 7 | 8 | 9 | AB | R | H | RBI | BB | SO | LOB | BOTTOM | |
|---|--|---------------------------------|------------------------------|---------------------------------|------------------------------|----------------------------------|------------------------------|---------------------------------|------------------------------|---------------------------------|------------------------------|---------------------------------|------------------------------|---------------------------------|----------------------------------|------------------------------------|----------------------------------|--------|
| Al Bumbry, L OBP: 0.374, SLG: 0.472 (1, 7) | | | | | | | | | | 5 | 1 | 3 | 0 | 0 | 0 | 0 | | |
| Rich Coggins, L OBP: 0.347, SLG: 0.453 (1, 9) | | | | | | | | | | 4 | 1 | 3 | 2 | 0 | 0 | 2 | | |
| Tommy Davis, R OBP: 0.336, SLG: 0.395 (1, 10) | | | | | | | | | | 3 | 0 | 0 | 0 | 0 | 0 | 3 | | |
| Boog Powell, L OBP: 0.362, SLG: 0.363 (1, 3) | | | | | | | | | | 3 | 0 | 0 | 0 | 1 | 1 | 2 | | |
| Paul Blair, R OBP: 0.335, SLG: 0.383 (1, 8) | | | | | | | | | | 4 | 0 | 1 | 0 | 0 | 1 | 2 | | |
| Brooks Robinson, R OBP: 0.317, SLG: 0.326 (1, 5) | | | | | | | | | | 3 | 2 | 1 | 0 | 1 | 0 | 2 | | |
| Earl Williams, R OBP: 0.328, SLG: 0.401 (1, 2) | | | | | | | | | | 2 | 2 | 1 | 0 | 2 | 0 | 0 | | |
| Bobby Grich, R OBP: 0.361, SLG: 0.370 (1, 4) | | | | | | | | | | 4 | 0 | 4 | 3 | 0 | 0 | 0 | | |
| Mark Belanger, R OBP: 0.308, SLG: 0.264 (1, 6) | | | | | | | | | | 4 | 0 | 0 | 0 | 0 | 1 | 4 | | |
| Inning Stats | R: 1 E: 0 K: 0 S: 5 | H: 3 LOB: 2 BB: 1 P: 9 | R: 1 E: 0 K: 0 S: 5 | H: 2 LOB: 2 BB: 1 P: 9 | R: 1 E: 1 K: 1 S: 5 | H: 1 LOB: 2 BB: 2 P: 13 | R: 1 E: 0 K: 0 S: 4 | H: 1 LOB: 0 BB: 0 P: 4 | R: 0 E: 0 K: 0 S: 3 | H: 0 LOB: 0 BB: 0 P: 3 | R: 0 E: 1 K: 1 S: 6 | H: 1 LOB: 2 BB: 0 P: 7 | R: 2 E: 0 K: 1 S: 8 | H: 4 LOB: 1 BB: 0 P: 8 | 1B: 9 2B: 3 3B: 0 HR: 1 | SF: 1 SAC: 0 DP: 2 HBP: 1 | WP: 0 PB: 0 SB: 0 CS: 1 | PA: 38 |
| PITCHER Al Fitzmorris, R ERA: 2.4 Barry Razzano, R ERA: 5.4 Steve Mingo, L ERA: 4.54 Bruce Dal Canton, R ERA: 4.64 (1, 1) | IP: 3.0 WLS: L BF: 17 H: 6 R: 3 ER: 3 SO: 1 BB: 4 IBB: 0 HBP: 0 BLK: 0 WP: 0 HR: 0 S: 15 P: 31 ERA: 9.00 WHIP: 3.333 | | | | | | | | | | | | | | | PITCHER | | |

Kansas City Royals @ Baltimore Orioles
 Memorial Stadium, Baltimore, MD
 Fri Aug 24 1973, 7:05 PM EDT
 Att: 17,058 - Unknown - 73 F

| | |
|-----|----|
| AB | 32 |
| R | 6 |
| H | 13 |
| RBI | 5 |
| BB | 4 |
| SO | 3 |
| LOB | 15 |



| Batter | 1 | 2 | 3 | 4 | 5 | 6 | 7 | 8 | 9 | AB | R | H | RBI | BB | SO | LOB | TOP |
|---|--|----------------------------------|------------------------------|---------------------------------|------------------------------|---------------------------------|------------------------------|---------------------------------|------------------------------|---------------------------------|------------------------------|---------------------------------|----------------------------------|------------------------------------|----------------------------------|--------|--|
| Freddie Patek, R OBP: 0.320, SLG: 0.328 | F8 | | 6-3 | | | SH3-4 | | 1B | | 3 | 0 | 1 | 0 | 0 | 0 | 0 | Kansas City Royals @ Baltimore Orioles Memorial Stadium, Baltimore, MD Sat Aug 25 1973, 7:05 PM EDT Att: 15,604 - Unknown - 77 F |
| Cookie Rojas, R OBP: 0.316, SLG: 0.362 | K | | P4 | | | F9 | | 1B | | 4 | 0 | 1 | 0 | 0 | 1 | | |
| Amos Otis, R OBP: 0.366, SLG: 0.507 | 1B | | | | | F8 | | F8 | | 3 | 1 | 1 | 0 | 1 | 0 | | |
| John Mayberry, L OBP: 0.420, SLG: 0.502 | 1B | | | | | F9 | | L3 | | 4 | 0 | 1 | 0 | 0 | 3 | | |
| Hal McRae, R OBP: 0.291, SLG: 0.349 | 1B | | | | | 4-3 | | F8 | | 4 | 0 | 2 | 1 | 0 | 0 | | |
| Ed Kirkpatrick, L OBP: 0.354, SLG: 0.394 | | | | | | G3 | | G1-6-4-3 | | 4 | 0 | 1 | 0 | 0 | 1 | | |
| Lou Piniella, R OBP: 0.300, SLG: 0.374 | | | | | | F8 | | E6 | | 4 | 0 | 0 | 0 | 0 | 1 | | |
| Paul Schaal, R OBP: 0.375, SLG: 0.383 | | | | | | 5-3 | | 1B | | 3 | 0 | 1 | 0 | 0 | 0 | | |
| Fran Healy, R OBP: 0.349, SLG: 0.405 | | | | | | 5-3 | | 5-3 | | 3 | 0 | 1 | 0 | 0 | 0 | | |
| Inning Stats | R: 1 E: 0 K: 1 S: 6 | H: 2 LOB: 2 BB: 1 P: 10 | R: 0 E: 0 K: 0 S: 3 | H: 0 LOB: 0 BB: 0 P: 3 | R: 0 E: 0 K: 0 S: 3 | H: 1 LOB: 0 BB: 0 P: 3 | R: 0 E: 0 K: 0 S: 3 | H: 0 LOB: 0 BB: 0 P: 3 | R: 0 E: 1 K: 0 S: 5 | H: 2 LOB: 2 BB: 0 P: 5 | R: 0 E: 0 K: 0 S: 3 | H: 1 LOB: 0 BB: 0 P: 3 | 1B: 9 2B: 0 3B: 0 HR: 0 | SF: 0 SAC: 1 DP: 1 HBP: 0 | WP: 0 PB: 0 SB: 0 CS: 1 | PA: 34 | |
| PITCHER Doyle Alexander, R ERA: 3.72 | IP: 9.0 WLS: W BF: 34 H: 9 R: 1 ER: 1 SO: 1 BB: 1 IBB: 0 HBP: 0 BLK: 0 WP: 0 HR: 0 S: 35 P: 39 ERA: 1.00 WHIP: 1.111 | | | | | | | | | | | | | | | | |

| Batter | 1 | 2 | 3 | 4 | 5 | 6 | 7 | 8 | 9 | AB | R | H | RBI | BB | SO | LOB | BOTTOM | | | |
|---|---|---------------------------------|------------------------------|---------------------------------|------------------------------|----------------------------------|------------------------------|---------------------------------|------------------------------|---------------------------------|-------------------------------|----------------------------------|------------------------------|---------------------------------|------------------------------|---------------------------------|--|------------------------------------|----------------------------------|--------|
| Al Bumbry, L OBP: 0.377, SLG: 0.478 | E | | | | | 1B | | 2B | | 3 | 1 | 2 | 0 | 0 | 1 | 0 | Kansas City Royals @ Baltimore Orioles Memorial Stadium, Baltimore, MD Sat Aug 25 1973, 7:05 PM EDT Att: 15,604 - Unknown - 77 F | | | |
| Paul Blair, R OBP: 0.338, SLG: 0.387 | 1B | | | | | IBB | | 2B | | 1 | 1 | 1 | 0 | 1 | 0 | | | | | |
| Rich Coggins, L OBP: 0.351, SLG: 0.454 | 1B | | | | | 1B | | 6-3 | | 4 | 0 | 2 | 2 | 1 | 0 | | | | | |
| Tommy Davis, R OBP: 0.335, SLG: 0.393 | 1B | | | | | 1B | | F9 | | 5 | 0 | 1 | 1 | 0 | 1 | | | | | |
| Boog Powell, L OBP: 0.364, SLG: 0.361 | 2B | | | | | K | | K | | 2 | 1 | 0 | 0 | 2 | 2 | | | | | |
| Merv Rettenmund, R OBP: 0.357, SLG: 0.429 | 2B | | | | | 1B | | 4-3 | | 4 | 1 | 2 | 1 | 0 | 1 | | | | | |
| Brooks Robinson, R OBP: 0.314, SLG: 0.323 | F9 | | | | | F3 | | G3 | | 4 | 0 | 0 | 0 | 0 | 3 | | | | | |
| Bobby Grich, R OBP: 0.361, SLG: 0.368 | | | | | | K | | 1B | | 3 | 1 | 0 | 0 | 1 | 1 | | | | | |
| Earl Williams, R OBP: 0.327, SLG: 0.399 | | | | | | F5 | | 6-3 | | 4 | 1 | 1 | 1 | 0 | 0 | | | | | |
| Mark Belanger, R OBP: 0.309, SLG: 0.269 | | | | | | F7 | | 3-1 | | 4 | 1 | 2 | 1 | 0 | 0 | | | | | |
| Inning Stats | R: 2 E: 2 K: 0 S: 5 | H: 3 LOB: 1 BB: 1 P: 9 | R: 0 E: 0 K: 0 S: 5 | H: 2 LOB: 3 BB: 1 P: 9 | R: 0 E: 0 K: 2 S: 7 | H: 0 LOB: 1 BB: 1 P: 11 | R: 0 E: 0 K: 1 S: 5 | H: 0 LOB: 0 BB: 0 P: 5 | R: 0 E: 0 K: 2 S: 7 | H: 0 LOB: 0 BB: 0 P: 7 | R: 5 E: 0 K: 1 S: 10 | H: 5 LOB: 2 BB: 2 P: 18 | R: 0 E: 0 K: 0 S: 3 | H: 0 LOB: 0 BB: 0 P: 3 | R: 0 E: 0 K: 0 S: 4 | H: 1 LOB: 1 BB: 0 P: 4 | 1B: 7 2B: 5 3B: 0 HR: 0 | SF: 0 SAC: 0 DP: 1 HBP: 0 | WP: 0 PB: 0 SB: 0 CS: 0 | PA: 39 |
| PITCHER Steve Busby, R ERA: 4.41 Joe Hoerner, L ERA: 5.84 Doug Bird, R ERA: 2.66 Dick Drago, R ERA: 4.17 | IP: 5.1 WLS: L BF: 27 H: 8 R: 6 ER: 6 SO: 5 BB: 3 IBB: 1 HBP: 0 BLK: 0 WP: 0 HR: 0 S: 33 P: 49 ERA: 10.12 WHIP: 2.062 | | | | | | | | | | | | | | | | | | | |

| Batter | 1 | 2 | 3 | 4 | 5 | 6 | 7 | 8 | 9 | AB | R | H | RBI | BB | SO | LOB | TOP | | | | |
|--|---|---|---|---|---|---|---|---|---|---|---|---|---|---|---|---|---|---|---|---|---|
| Freddie Patek, R OBP: 0.317, SLG: 0.325 | F9 | | F8 | | FC6-4 | | | F8 | | 4 | 0 | 0 | 0 | 0 | 0 | 2 | | | | | |
| Cookie Rojas, R OBP: 0.316, SLG: 0.359 | 4-3 | | 5-3 | | | P4 | | BB | | 3 | 0 | 0 | 0 | 1 | 0 | 0 | | | | | |
| Bobby Floyd, R OBP: 0.391, SLG: 0.424 | | | | | | | | BB | | 0 | 0 | 0 | 0 | 0 | 0 | 0 | | | | | |
| Amos Otis, R OBP: 0.365, SLG: 0.504 | 5-3 | | | F7 | | F7 | | FC4-6 | | 3 | 0 | 0 | 0 | 1 | 0 | 0 | | | | | |
| John Mayberry, L OBP: 0.419, SLG: 0.499 | | BB | | F9 | | F8 | | FC4-6 | | 3 | 1 | 0 | 0 | 1 | 0 | 3 | | | | | |
| Gail Hopkins, L OBP: 0.377, SLG: 0.370 | | BB | | | | | | | | 0 | 0 | 0 | 0 | 0 | 0 | 0 | | | | | |
| Hal McRae, R OBP: 0.294, SLG: 0.349 | | BB | | | | | F8 | | K | 3 | 0 | 1 | 0 | 1 | 1 | 0 | | | | | |
| Steve Hovley, L OBP: 0.338, SLG: 0.314 | | | L9 | | F7 | | 4-3 | | | 4 | 0 | 0 | 0 | 0 | 0 | 3 | | | | | |
| Lou Piniella, R OBP: 0.300, SLG: 0.373 | | | | | F3 | | P6 | | | 4 | 0 | 1 | 1 | 0 | 0 | 0 | | | | | |
| Paul Schaal, R OBP: 0.376, SLG: 0.386 | | | G6-4-3 | | | | | | | 3 | 0 | 2 | 0 | 0 | 0 | 2 | | | | | |
| Carl Taylor, R OBP: 0.383, SLG: 0.314 | | | | F7 | | F9 | | | | 3 | 0 | 0 | 0 | 0 | 0 | 2 | | | | | |
| Inning Stats | R: 0 E: 0 K: 0 S: 3 | H: 0 LOB: 0 BB: 0 P: 3 | R: 1 E: 0 K: 0 S: 3 | H: 1 LOB: 1 BB: 2 P: 11 | R: 0 E: 0 K: 0 S: 3 | H: 0 LOB: 0 BB: 0 P: 3 | R: 0 E: 0 K: 0 S: 4 | H: 1 LOB: 1 BB: 0 P: 4 | R: 0 E: 0 K: 0 S: 3 | H: 0 LOB: 0 BB: 0 P: 3 | R: 0 E: 0 K: 0 S: 3 | H: 0 LOB: 0 BB: 0 P: 3 | R: 0 E: 0 K: 1 S: 5 | H: 1 LOB: 3 BB: 2 P: 12 | R: 0 E: 0 K: 1 S: 5 | H: 0 LOB: 0 BB: 0 P: 5 | 1B: 4 2B: 0 3B: 0 HR: 0 | SF: 0 SAC: 0 DP: 1 HBP: 0 | WP: 0 PB: 0 SB: 0 CS: 0 | PA: 34 | |
| PITCHER | IP WLS BF H R ER SO BB IBB HBP BLK WP HR S P ERA WHIP | IP WLS BF H R ER SO BB IBB HBP BLK WP HR S P ERA WHIP | IP WLS BF H R ER SO BB IBB HBP BLK WP HR S P ERA WHIP | IP WLS BF H R ER SO BB IBB HBP BLK WP HR S P ERA WHIP | IP WLS BF H R ER SO BB IBB HBP BLK WP HR S P ERA WHIP | IP WLS BF H R ER SO BB IBB HBP BLK WP HR S P ERA WHIP | IP WLS BF H R ER SO BB IBB HBP BLK WP HR S P ERA WHIP | IP WLS BF H R ER SO BB IBB HBP BLK WP HR S P ERA WHIP | IP WLS BF H R ER SO BB IBB HBP BLK WP HR S P ERA WHIP | IP WLS BF H R ER SO BB IBB HBP BLK WP HR S P ERA WHIP | IP WLS BF H R ER SO BB IBB HBP BLK WP HR S P ERA WHIP | IP WLS BF H R ER SO BB IBB HBP BLK WP HR S P ERA WHIP | IP WLS BF H R ER SO BB IBB HBP BLK WP HR S P ERA WHIP | IP WLS BF H R ER SO BB IBB HBP BLK WP HR S P ERA WHIP | IP WLS BF H R ER SO BB IBB HBP BLK WP HR S P ERA WHIP | IP WLS BF H R ER SO BB IBB HBP BLK WP HR S P ERA WHIP | IP WLS BF H R ER SO BB IBB HBP BLK WP HR S P ERA WHIP | IP WLS BF H R ER SO BB IBB HBP BLK WP HR S P ERA WHIP | IP WLS BF H R ER SO BB IBB HBP BLK WP HR S P ERA WHIP | IP WLS BF H R ER SO BB IBB HBP BLK WP HR S P ERA WHIP | IP WLS BF H R ER SO BB IBB HBP BLK WP HR S P ERA WHIP |
| Jim Palmer, R ERA: 2.49 | 8.0 | W | 31 | 4 | 1 | 1 | 0 | 4 | 0 | 0 | 0 | 0 | 0 | 0 | 0 | 0 | 1.12 | 1.000 | | | |
| Eddie Watt, R ERA: 3.08 | 1.0 | S | 3 | 0 | 0 | 0 | 1 | 0 | 0 | 0 | 0 | 0 | 0 | 0 | 0 | 0 | 0.00 | 0.000 | | | |

Kansas City Royals @ Baltimore Orioles
Memorial Stadium, Baltimore, MD
Sun Aug 26 1973, 3:33 AM EDT
Att: 15,285 - Unknown - 83 F


| | |
|-----|----|
| AB | 30 |
| R | 1 |
| H | 4 |
| RBI | 1 |
| BB | 4 |
| SO | 1 |
| LOB | 12 |



| Batter | 1 | 2 | 3 | 4 | 5 | 6 | 7 | 8 | 9 | AB | R | H | RBI | BB | SO | LOB | BOTTOM | | | | |
|---|---|---|---|---|---|---|---|---|---|---|---|---|---|---|---|---|---|---|---|---|---|
| Merv Rettenmund, R OBP: 0.365, SLG: 0.436 | F8 | IHR | | K | | 1B | 1B | | | 3 | 2 | 2 | 2 | 2 | 1 | 0 | | | | | |
| Bobby Grich, R OBP: 0.361, SLG: 0.368 | E6 | P5 | | F9 | | 2B | 1B | | | 5 | 0 | 2 | 1 | 0 | 0 | 4 | | | | | |
| Paul Blair, R OBP: 0.336, SLG: 0.392 | F8 | | | | E5 | L5 | 4-3 | | | 5 | 1 | 1 | 4 | 0 | 0 | 6 | | | | | |
| Tommy Davis, R OBP: 0.338, SLG: 0.397 | | 1-3 | | | | | | 5-3 | | 5 | 1 | 3 | 1 | 0 | 0 | 0 | | | | | |
| Don Baylor, R OBP: 0.347, SLG: 0.424 | L9 | | | 5-3 | | F9 | 6-3 | 6-3 | | 5 | 0 | 0 | 0 | 0 | 0 | 5 | | | | | |
| Brooks Robinson, R OBP: 0.311, SLG: 0.319 | L6 | | | L8 | | P4 | F9 | 4-3 | | 5 | 0 | 0 | 0 | 0 | 0 | 5 | | | | | |
| Earl Williams, R OBP: 0.327, SLG: 0.396 | | | F2 | P3 | | F8 | | | | 3 | 1 | 0 | 0 | 1 | 0 | 2 | | | | | |
| Andy Etchebarren, R OBP: 0.298, SLG: 0.385 | | 2B | | | | | | 1B | | 4 | 3 | 3 | 1 | 0 | 0 | 0 | | | | | |
| Mark Belanger, R OBP: 0.311, SLG: 0.274 | | | | | HR | | | 1B | | 4 | 2 | 2 | 0 | 0 | 1 | 0 | | | | | |
| Inning Stats | R: 1 E: 1 K: 0 S: 5 | H: 1 LOB: 2 BB: 1 P: 9 | R: 4 E: 0 K: 0 S: 6 | H: 3 LOB: 0 BB: 1 P: 10 | R: 0 E: 0 K: 0 S: 3 | H: 0 LOB: 0 BB: 0 P: 3 | R: 1 E: 0 K: 1 S: 6 | H: 1 LOB: 0 BB: 0 P: 6 | R: 0 E: 1 K: 0 S: 5 | H: 1 LOB: 2 BB: 0 P: 5 | R: 0 E: 0 K: 1 S: 7 | H: 2 LOB: 0 BB: 0 P: 7 | R: 4 E: 0 K: 0 S: 8 | H: 5 LOB: 2 BB: 1 P: 12 | R: 0 E: 0 K: 0 S: 3 | H: 0 LOB: 0 BB: 0 P: 3 | 1B: 8 2B: 3 3B: 0 HR: 2 | SF: 0 SAC: 0 DP: 0 HBP: 0 | WP: 0 PB: 0 SB: 0 CS: 0 | PA: 42 | |
| PITCHER | IP WLS BF H R ER SO BB IBB HBP BLK WP HR S P ERA WHIP | IP WLS BF H R ER SO BB IBB HBP BLK WP HR S P ERA WHIP | IP WLS BF H R ER SO BB IBB HBP BLK WP HR S P ERA WHIP | IP WLS BF H R ER SO BB IBB HBP BLK WP HR S P ERA WHIP | IP WLS BF H R ER SO BB IBB HBP BLK WP HR S P ERA WHIP | IP WLS BF H R ER SO BB IBB HBP BLK WP HR S P ERA WHIP | IP WLS BF H R ER SO BB IBB HBP BLK WP HR S P ERA WHIP | IP WLS BF H R ER SO BB IBB HBP BLK WP HR S P ERA WHIP | IP WLS BF H R ER SO BB IBB HBP BLK WP HR S P ERA WHIP | IP WLS BF H R ER SO BB IBB HBP BLK WP HR S P ERA WHIP | IP WLS BF H R ER SO BB IBB HBP BLK WP HR S P ERA WHIP | IP WLS BF H R ER SO BB IBB HBP BLK WP HR S P ERA WHIP | IP WLS BF H R ER SO BB IBB HBP BLK WP HR S P ERA WHIP | IP WLS BF H R ER SO BB IBB HBP BLK WP HR S P ERA WHIP | IP WLS BF H R ER SO BB IBB HBP BLK WP HR S P ERA WHIP | IP WLS BF H R ER SO BB IBB HBP BLK WP HR S P ERA WHIP | IP WLS BF H R ER SO BB IBB HBP BLK WP HR S P ERA WHIP | IP WLS BF H R ER SO BB IBB HBP BLK WP HR S P ERA WHIP | IP WLS BF H R ER SO BB IBB HBP BLK WP HR S P ERA WHIP | IP WLS BF H R ER SO BB IBB HBP BLK WP HR S P ERA WHIP | IP WLS BF H R ER SO BB IBB HBP BLK WP HR S P ERA WHIP |
| Paul Spittorf, L ERA: 4.05 | 6.2 | L | 38 | 13 | 9 | 2 | 0 | 2 | 0 | 12.15 | 2.250 | | | | | | | | | | |
| Gene Garber, R ERA: 4.23 | 1.1 | | 4 | 0 | 0 | 0 | 0 | 0 | 0 | 0.00 | 0.000 | | | | | | | | | | |

Kansas City Royals @ Baltimore Orioles
Memorial Stadium, Baltimore, MD
Sun Aug 26 1973, 3:33 AM EDT
Att: 15,285 - Unknown - 83 F

| | |
|-----|----|
| AB | 39 |
| R | 10 |
| H | 13 |
| RBI | 9 |
| BB | 3 |
| SO | 2 |
| LOB | 22 |



| Batter | 1 | 2 | 3 | 4 | 5 | 6 | 7 | 8 | 9 | AB | R | H | RBI | BB | SO | LOB | TOP | | | | |
|--|------------------------------|---------------------------------|------------------------------|---------------------------------|------------------------------|---------------------------------|------------------------------|---------------------------------|------------------------------|---------------------------------|------------------------------|---------------------------------|------------------------------|---------------------------------|------------------------------|---------------------------------|----------------------------------|------------------------------------|----------------------------------|--------|--|
| Steve Hovley, L (1,9) OBP: 0.332, SLG: 0.308 | G3 | | L8 | | | K | | 4-3 | | 4 | 0 | 0 | 0 | 0 | 1 | 1 | | | | | |
| Cookie Rojas, R (1,4) OBP: 0.315, SLG: 0.358 | 4-3 | | | 5-3 | | | FC5-4 1B | P5 | | 4 | 0 | 1 | 0 | 0 | 0 | 0 | | | | | |
| Amos Otis, R (1,8) OBP: 0.366, SLG: 0.503 | L9 | | | G3-6-3 1B | | | FC5-4 1-2 | | FC3-6 BB | 3 | 0 | 1 | 0 | 1 | 0 | 1 | | | | | |
| John Mayberry, L (1,3) OBP: 0.416, SLG: 0.494 Carl Taylor, R (9, PR) OBP: 0.393, SLG: 0.314 | | K | | G3-6-3 1-2 | | | L8 | | FC3-6 G6-4-3 1-2 | 4 | 0 | 0 | 0 | 0 | 1 | 3 | | | | | |
| Hal McRae, R (1,10) OBP: 0.289, SLG: 0.343 | | P3 | | | G3 | | F7 | | G6-4-3 1-2 | 4 | 0 | 0 | 0 | 0 | 0 | 2 | | | | | |
| Lou Piniella, R (1,7) OBP: 0.301, SLG: 0.375 Ed Kirkpatrick, L (2,7) OBP: 0.351, SLG: 0.398 | | CS 1B | | | F7 | | | HR 2B | | 1 | 0 | 1 | 0 | 0 | 0 | 0 | | | | | |
| Paul Schaal, R (1,5) OBP: 0.380, SLG: 0.390 | | CS 1-2 | | | 5-3 | | | HR BB | | 2 | 1 | 1 | 0 | 1 | 0 | 0 | | | | | |
| Fran Healy, R (1,2) OBP: 0.352, SLG: 0.417 | | | F5 | | | L6-3 BB | | HR 1-H 2-H | | 2 | 1 | 1 | 3 | 1 | 0 | 1 | | | | | |
| Bobby Floyd, R (1,6) OBP: 0.373, SLG: 0.403 | | | P5 | | | L6-3 1-2 | | 4-3 | | 3 | 0 | 0 | 0 | 0 | 0 | 2 | | | | | |
| Inning Stats | R: 0 E: 0 K: 0 S: 3 | H: 0 LOB: 0 BB: 0 P: 3 | R: 0 E: 0 K: 1 S: 5 | H: 1 LOB: 0 BB: 0 P: 5 | R: 0 E: 0 K: 0 S: 4 | H: 1 LOB: 1 BB: 0 P: 4 | R: 0 E: 0 K: 0 S: 3 | H: 1 LOB: 0 BB: 0 P: 3 | R: 0 E: 0 K: 1 S: 4 | H: 0 LOB: 0 BB: 1 P: 8 | R: 0 E: 0 K: 0 S: 4 | H: 1 LOB: 1 BB: 0 P: 4 | R: 3 E: 0 K: 0 S: 5 | H: 2 LOB: 0 BB: 1 P: 9 | R: 0 E: 0 K: 0 S: 2 | H: 0 LOB: 1 BB: 1 P: 6 | 1B: 3 2B: 3 3B: 0 HR: 1 | SF: 0 SAC: 0 DP: 3 HBP: 0 | WP: 0 PB: 0 SB: 0 CS: 1 | PA: 33 | |
| PITCHER | IP | WLS | BF | H | R | ER | SO | BB | IBB | HBP | BLK | WP | HR | S | P | ERA | WHIP | | | | |
| Tom Timmermann, R (1,1) ERA: 4.37 | 7.0 | W | 24 | 5 | 1 | 1 | 2 | 1 | 0 | 0 | 0 | 0 | 0 | 27 | 31 | 1.29 | 0.857 | | | | |
| Ken Sanders, R (8,1) ERA: 4.75 | 1.0 | | 6 | 1 | 2 | 2 | 0 | 2 | 0 | 0 | 0 | 0 | 1 | 4 | 12 | 18.00 | 3.000 | | | | |
| Tom Hilgendorf, L (9,1) ERA: 3.26 | 1.0 | S | 2 | 0 | 0 | 0 | 0 | 0 | 0 | 0 | 0 | 0 | 0 | 2 | 2 | 0.00 | 0.000 | | | | |

Kansas City Royals @ Cleveland Indians
Cleveland Municipal Stadium, Cleveland, OH

Tue Aug 28 1973, 7:05 PM EDT
Alt: 8,015 - Unknown - 91 F

AB 29
R 3
H 6
RBI 3
BB 3
SO 2
LOB 10



| Batter | 1 | 2 | 3 | 4 | 5 | 6 | 7 | 8 | 9 | AB | R | H | RBI | BB | SO | LOB | BOTTOM | | | | |
|--|------------------------------|---------------------------------|------------------------------|---------------------------------|------------------------------|---------------------------------|------------------------------|----------------------------------|------------------------------|---------------------------------|------------------------------|----------------------------------|------------------------------|----------------------------------|------------------------------|---------------------------------|----------------------------------|------------------------------------|----------------------------------|--------|--|
| Buddy Bell, R (1,5) OBP: 0.335, SLG: 0.402 | 6-3 | | K | | | E 1B | | F8 | | 4 | 0 | 1 | 0 | 1 | 1 | 0 | | | | | |
| Oscar Gamble, L (1,10) OBP: 0.335, SLG: 0.476 Ron Litch, R (6, PH) OBP: 0.285, SLG: 0.350 | F7 | | K | | FC4 G4-6-3 1-2 | FC5-4 1-2 | | | | 3 | 0 | 0 | 0 | 0 | 1 | 1 | | | | | |
| Chris Chambliss, L (1,3) OBP: 0.348, SLG: 0.362 | HBP 1B BB | | F7 | | G4-6-3 1-2 | | G1-6-3 BB | | | 2 | 1 | 0 | 0 | 2 | 0 | 2 | | | | | |
| John Ellis, R (1,2) OBP: 0.333, SLG: 0.395 | 1-2 HBP | | | K | | 6-3 | G1-6-3 1-2 | | | 3 | 0 | 0 | 0 | 0 | 1 | 1 | | | | | |
| John Lowenstein, L (1,9) OBP: 0.335, SLG: 0.412 | 1-2 2-H 1B | | | 6-3 | | 2B SF8 1B | | 2B | | 4 | 1 | 3 | 1 | 0 | 0 | 0 | | | | | |
| Walt Williams, R (1,7) OBP: 0.324, SLG: 0.383 | 6-3 | | | BB BB | | E 1B 2B | | 1B IBB | | 2 | 1 | 1 | 0 | 2 | 0 | 2 | | | | | |
| Rusty Torres, S (1,8) OBP: 0.317, SLG: 0.301 | | 4-3 | | BB BB | 4-0 1-2 BB | E 1B IBB | | P4 | | 2 | 1 | 0 | 0 | 2 | 0 | 2 | | | | | |
| Jack Brohamer, L (1,4) OBP: 0.276, SLG: 0.295 | | 4-3 | | | F7 | | SF8 | L3 | | 3 | 0 | 0 | 1 | 0 | 0 | 2 | | | | | |
| Frank Duffy, R (1,6) OBP: 0.309, SLG: 0.332 | | K | | | | 3-H 2-H 1B | | F5 | | 4 | 0 | 1 | 2 | 0 | 1 | 0 | | | | | |
| Inning Stats | R: 1 E: 0 K: 0 S: 4 | H: 1 LOB: 2 BB: 1 P: 9 | R: 0 E: 0 K: 1 S: 5 | H: 0 LOB: 0 BB: 0 P: 5 | R: 0 E: 0 K: 2 S: 7 | H: 0 LOB: 0 BB: 0 P: 7 | R: 0 E: 0 K: 1 S: 5 | H: 0 LOB: 2 BB: 2 P: 13 | R: 0 E: 1 K: 0 S: 4 | H: 1 LOB: 1 BB: 0 P: 4 | R: 3 E: 1 K: 0 S: 6 | H: 3 LOB: 2 BB: 2 P: 14 | R: 0 E: 0 K: 0 S: 3 | H: 1 LOB: 2 BB: 2 P: 11 | R: 0 E: 0 K: 0 S: 3 | H: 0 LOB: 0 BB: 0 P: 3 | 1B: 4 2B: 2 3B: 0 HR: 0 | SF: 1 SAC: 0 DP: 2 HBP: 1 | WP: 0 PB: 0 SB: 1 CS: 0 | PA: 37 | |
| PITCHER | IP | WLS | BF | H | R | ER | SO | BB | IBB | HBP | BLK | WP | HR | S | P | ERA | WHIP | | | | |
| Dick Drago, R (1,1) ERA: 4.14 | 5.2 | L | 28 | 5 | 4 | 2 | 4 | 3 | 2 | 1 | 0 | 0 | 0 | 30 | 51 | 3.18 | 1.412 | | | | |
| Steve Mingori, L (6,1) ERA: 4.25 | 2.1 | | 9 | 1 | 0 | 0 | 0 | 1 | 1 | 0 | 0 | 0 | 0 | 7 | 15 | 0.00 | 0.857 | | | | |

Kansas City Royals @ Cleveland Indians
Cleveland Municipal Stadium, Cleveland, OH

Tue Aug 28 1973, 7:05 PM EDT
Alt: 8,015 - Unknown - 91 F

AB 28
R 4
H 6
RBI 4
BB 7
SO 4
LOB 12



| Batter | 1 | 2 | 3 | 4 | 5 | 6 | 7 | 8 | 9 | AB | R | H | RBI | BB | SO | LOB | TOP | | | | | |
|--|--|---------------------------------|------------------------------|----------------------------------|------------------------------|---------------------------------|------------------------------|---------------------------------|------------------------------|---------------------------------|------------------------------|---------------------------------|------------------------------|---------------------------------|------------------------------|---------------------------------|--|---------------------------------|----------------------------------|------------------------------------|----------------------------------|--------|
| Ed Kirkpatrick, L (1, 9) OBP: 0.351, SLG: 0.399 | L8 | G3 | | | | | K | | | | | | | | | | 4 0 1 0 1 1 2 | | | | | |
| Kurt Bevacqua, R (1, 5) OBP: 0.323, SLG: 0.338 | F | | K | | | FC6-5 | | FC4-6 | 5-3 | | | | | | | | 4 2 1 0 0 1 3 | | | | | |
| Amos Otis, R (1, 8) OBP: 0.364, SLG: 0.499 | 5-3 | | F7 | | | | | 5-3 | | | | | | | | | 4 0 0 1 0 0 2 | | | | | |
| John Mayberry, L (1, 3) OBP: 0.416, SLG: 0.493 | 3-1 | | | | | | | | | | | | | | | | 3 0 1 0 1 0 0 | | | | | |
| Gail Hopkins, L (1, 10) OBP: 0.373, SLG: 0.362 | | | | | | | | | | | | | | | | | 3 0 0 0 1 0 3 | | | | | |
| Lou Piniella, R (1, 7) OBP: 0.301, SLG: 0.372 | | | | | | | | | | | | | | | | | 3 1 0 0 1 1 2 | | | | | |
| Cookie Rojas, R (1, 4) OBP: 0.317, SLG: 0.360 | | | | | | | | | | | | | | | | | 3 0 1 0 1 0 3 | | | | | |
| Fran Healy, R (1, 2) OBP: 0.350, SLG: 0.414 | | | | | | | | | | | | | | | | | 2 0 0 0 0 1 3 | | | | | |
| Carl Taylor, R (5, 2) OBP: 0.376, SLG: 0.308 | | | | | | | | | | | | | | | | | 2 0 0 0 0 1 1 | | | | | |
| Freddie Patek, R (1, 6) OBP: 0.317, SLG: 0.324 | | | | | | | | | | | | | | | | | 4 0 1 1 0 0 1 | | | | | |
| Inning Stats | R: 1 E: 1 K: 0 S: 4 | H: 1 LOB: 0 BB: 0 P: 4 | R: 1 E: 1 K: 1 S: 7 | H: 1 LOB: 2 BB: 1 P: 11 | R: 0 E: 0 K: 1 S: 6 | H: 1 LOB: 1 BB: 0 P: 6 | R: 0 E: 0 K: 1 S: 4 | H: 0 LOB: 0 BB: 1 P: 8 | R: 0 E: 0 K: 0 S: 4 | H: 1 LOB: 1 BB: 0 P: 4 | R: 0 E: 0 K: 2 S: 8 | H: 0 LOB: 0 BB: 0 P: 7 | R: 0 E: 0 K: 2 S: 7 | H: 0 LOB: 0 BB: 0 P: 7 | R: 1 E: 1 K: 0 S: 3 | H: 0 LOB: 1 BB: 1 P: 8 | R: 0 E: 0 K: 0 S: 4 | H: 1 LOB: 2 BB: 1 P: 8 | 1B: 3 2B: 3 3B: 0 HR: 0 | SF: 0 SAC: 0 DP: 1 HBP: 1 | WP: 0 PB: 0 SB: 1 CS: 0 | PA: 39 |
| PITCHER Dick Tidrow, R (1, 1) ERA: 4.21 | IP: 9.0 WLS: L BF: 38 H: 5 R: 3 ER: 0 SO: 5 BB: 3 IBB: 2 HBP: 1 BLK: 0 WP: 0 HR: 0 S: 42 P: 63 ERA: 0.00 WHIP: 0.889 | | | | | | | | | | | | | | | PITCHER | IP: 9.0 WLS: L BF: 38 H: 5 R: 3 ER: 0 SO: 5 BB: 3 IBB: 2 HBP: 1 BLK: 0 WP: 0 HR: 0 S: 42 P: 63 ERA: 0.00 WHIP: 0.889 | | | | | |

Kansas City Royals @ Cleveland Indians
Cleveland Municipal Stadium, Cleveland, OH
Wed Aug 29 1973, 3:33 AM EDT
Alt: 3,471 - Unknown - 85 F

AB 32
R 3
H 5
RBI 2
BB 5
SO 5
LOB 20



| Batter | 1 | 2 | 3 | 4 | 5 | 6 | 7 | 8 | 9 | AB | R | H | RBI | BB | SO | LOB | BOTTOM | | | |
|--|--|---------------------------------|------------------------------|---------------------------------|------------------------------|---------------------------------|------------------------------|---------------------------------|------------------------------|---------------------------------|------------------------------|---------------------------------|------------------------------|---------------------------------|------------------------------|--|--|------------------------------------|----------------------------------|--------|
| Buddy Bell, R (1, 5) OBP: 0.336, SLG: 0.401 | 5-3 | | | | | | | | | | | | | | | | 3 1 1 0 1 0 1 | | | |
| Oscar Gamble, L (1, 10) OBP: 0.334, SLG: 0.473 | 6-3 | | | | | | | | | | | | | | | | 4 0 1 0 0 0 0 | | | |
| Chris Chambliss, L (1, 3) OBP: 0.349, SLG: 0.364 | | | | | | | | | | | | | | | | | 3 0 2 1 0 1 0 | | | |
| Dave Duncan, R (1, 2) OBP: 0.278, SLG: 0.374 | F7 | | | | | | | | | | | | | | | | 4 0 1 0 0 1 3 | | | |
| John Lowenstein, L (1, 9) OBP: 0.330, SLG: 0.405 | | | | | | | | | | | | | | | | | 4 0 0 0 0 1 3 | | | |
| Walt Williams, R (1, 7) OBP: 0.327, SLG: 0.385 | | | | | | | | | | | | | | | | | 4 1 2 0 0 0 0 | | | |
| Rusty Torres, S (1, 8) OBP: 0.318, SLG: 0.303 | | | | | | | | | | | | | | | | | 2 0 1 0 0 0 0 | | | |
| Charlie Spikes, R (9, PH) OBP: 0.297, SLG: 0.409 | | | | | | | | | | | | | | | | | 1 0 1 0 0 0 0 | | | |
| Mike Kekich, R (9, PR) | | | | | | | | | | | | | | | | | 0 0 0 0 0 0 0 | | | |
| Jack Brohamer, L (1, 4) OBP: 0.275, SLG: 0.292 | | | | | | | | | | | | | | | | | 3 0 0 0 1 0 2 | | | |
| Frank Duffy, R (1, 6) OBP: 0.306, SLG: 0.329 | | | | | | | | | | | | | | | | | 2 0 0 1 0 0 1 | | | |
| John Ellis, R (9, PH) OBP: 0.332, SLG: 0.394 | | | | | | | | | | | | | | | | | 1 0 0 0 0 0 1 | | | |
| Inning Stats | R: 0 E: 0 K: 0 S: 4 | H: 1 LOB: 0 BB: 0 P: 4 | R: 0 E: 0 K: 0 S: 3 | H: 0 LOB: 0 BB: 0 P: 3 | R: 0 E: 0 K: 0 S: 2 | H: 0 LOB: 1 BB: 1 P: 6 | R: 0 E: 0 K: 0 S: 4 | H: 1 LOB: 1 BB: 0 P: 4 | R: 0 E: 0 K: 2 S: 8 | H: 1 LOB: 1 BB: 0 P: 8 | R: 0 E: 0 K: 0 S: 4 | H: 1 LOB: 1 BB: 0 P: 4 | R: 1 E: 0 K: 1 S: 7 | H: 2 LOB: 1 BB: 0 P: 7 | R: 0 E: 0 K: 0 S: 4 | H: 1 LOB: 1 BB: 0 P: 4 | 1B: 7 2B: 2 3B: 0 HR: 0 | SF: 2 SAC: 1 DP: 0 HBP: 0 | WP: 0 PB: 0 SB: 0 CS: 2 | PA: 37 |
| PITCHER Steve Busby, R (1, 1) ERA: 4.32 | IP: 6.0 WLS: W BF: 23 H: 5 R: 1 ER: 1 SO: 2 BB: 2 IBB: 0 HBP: 0 BLK: 0 WP: 0 HR: 0 S: 25 P: 33 ERA: 1.50 WHIP: 1.167 | | | | | | | | | | | | | | | PITCHER Doug Bird, R (7, 1) ERA: 2.65 | IP: 3.0 WLS: S BF: 13 H: 4 R: 1 ER: 1 SO: 1 BB: 0 IBB: 0 HBP: 0 BLK: 0 WP: 0 HR: 0 S: 15 P: 15 ERA: 3.00 WHIP: 1.333 | | | |

Kansas City Royals @ Cleveland Indians
Cleveland Municipal Stadium, Cleveland, OH
Wed Aug 29 1973, 3:33 AM EDT
Alt: 3,471 - Unknown - 85 F

AB 31
R 2
H 9
RBI 2
BB 2
SO 3
LOB 11



| Batter | 1 | 2 | 3 | 4 | 5 | 6 | 7 | 8 | 9 | AB | R | H | RBI | BB | SO | LOB | TOP | | | | | | | | |
|---|------------------------------|---------------------------------|------------------------------|---------------------------------|------------------------------|---------------------------------|------------------------------|---------------------------------|------------------------------|---------------------------------|------------------------------|---------------------------------|------------------------------|---------------------------------|------------------------------|---------------------------------|--|------------------------------|----------------------------------|----------------------------------|------------------------------------|----------------------------------|--------|--|--|
| Bill North, S OBP: 0.369, SLG: 0.358 (1, 8) | F7 | K | | G3 | | | 5-3 | | HR | 5 | 1 | 2 | 0 | 1 | 2 | | Oakland Athletics @ Kansas City Royals Royals Stadium, Kansas City, MO Sat Sep 01 1973, 8:05 PM EDT Att: 38,468 - Unknown - 73 F | | | | | | | | |
| Bert Campaneris, R OBP: 0.310, SLG: 0.337 (1, 6) | S 2B | | 5-3 | | 1B | | 6-3 | | 3B | 5 | 2 | 2 | 0 | 0 | 2 | | | | | | | | | | |
| Sal Bando, R OBP: 0.359, SLG: 0.476 (1, 5) | 1B | | CS | | F7 | | FC6-4 | | HR | 4 | 3 | 4 | 4 | 0 | 0 | | | | | | | | | | |
| Reggie Jackson, L OBP: 0.387, SLG: 0.545 Billy Conigliaro, R OBP: 0.278, SLG: 0.284 (1, 9) (9, 9) | 2H | | | | F7 | | FC6-4 | | K | 4 | 0 | 1 | 1 | 1 | 3 | | | | | | | | | | |
| Deron Johnson, R OBP: 0.338, SLG: 0.434 (1, 10) | P3 | | | | G6-4-3 | | | | P3 | 5 | 0 | 1 | 1 | 0 | 1 | 4 | | | | | | | | | |
| Gene Tenace, R OBP: 0.382, SLG: 0.460 (1, 3) (9, 2) | 5-3 | | | | G6-4-3 | | | | BB | 3 | 0 | 0 | 0 | 1 | 0 | 2 | | | | | | | | | |
| Joe Rudi, R OBP: 0.294, SLG: 0.373 (1, 7) | | | | | G6-4-3 | | | | G4-6-3 | 3 | 0 | 1 | 0 | 1 | 1 | 1 | | | | | | | | | |
| Ray Fosse, R OBP: 0.290, SLG: 0.357 Vic Davallillo, L OBP: 0.190, SLG: 0.219 (9, PH) (9, 3) | | | | | G6-4-3 | | | | BB | 3 | 1 | 1 | 0 | 0 | 1 | 2 | | | | | | | | | |
| Dick Green, R OBP: 0.300, SLG: 0.340 Pat Bourque, L OBP: 0.300, SLG: 0.400 Allan Lewis, S OBP: 0.270, SLG: 0.329 (9, PR) (9, 4) | 5-3 | | | | P5 | | | | BB | 3 | 0 | 1 | 1 | 0 | 0 | 1 | | | | | | | | | |
| Inning Stats | R: 2 E: 0 K: 0 S: 6 | H: 3 LOB: 1 BB: 0 P: 6 | R: 0 E: 0 K: 2 S: 8 | H: 1 LOB: 1 BB: 0 P: 8 | R: 0 E: 0 K: 1 S: 5 | H: 1 LOB: 2 BB: 1 P: 9 | R: 1 E: 0 K: 1 S: 7 | H: 2 LOB: 1 BB: 0 P: 7 | R: 2 E: 0 K: 0 S: 5 | H: 3 LOB: 0 BB: 0 P: 5 | R: 0 E: 0 K: 0 S: 2 | H: 0 LOB: 1 BB: 1 P: 6 | R: 0 E: 0 K: 0 S: 3 | H: 0 LOB: 0 BB: 0 P: 4 | R: 0 E: 0 K: 0 S: 2 | H: 0 LOB: 0 BB: 1 P: 6 | | R: 4 E: 0 K: 1 S: 8 | H: 3 LOB: 1 BB: 1 P: 12 | 1B: 6 2B: 5 3B: 2 HR: 1 | SF: 0 SAC: 0 DP: 4 HBP: 1 | WP: 0 PB: 0 SB: 1 CS: 1 | PA: 41 | | |
| PITCHER | IP | WLS | BF | H | R | ER | SO | BB | IBB | HBP | BLK | WP | HR | S | P | ERA | WHIP | | | | | | | | |
| Al Fitzmorris, R ERA: 2.66 (1, 1) | 2.1 | | 13 | 5 | 2 | 2 | 2 | 0 | 1 | 0 | 0 | 0 | 0 | 16 | 20 | 7.71 | 2.143 | | | | | | | | |
| Gene Garber, R ERA: 4.5 (3, 1) | 5.2 | | 23 | 6 | 5 | 5 | 2 | 3 | 0 | 1 | 0 | 0 | 0 | 23 | 36 | 7.94 | 1.588 | | | | | | | | |
| Doug Bird, R ERA: 3.27 (9, 1) | 0.1 | | 3 | 2 | 2 | 2 | 0 | 0 | 0 | 0 | 0 | 0 | 1 | 3 | 3 | 54.00 | 6.000 | | | | | | | | |
| Joe Hoerner, L ERA: 5.68 (9, 1) | 0.2 | W | 2 | 0 | 0 | 0 | 1 | 0 | 0 | 0 | 0 | 0 | 0 | 4 | 4 | 0.00 | 0.000 | | | | | | | | |

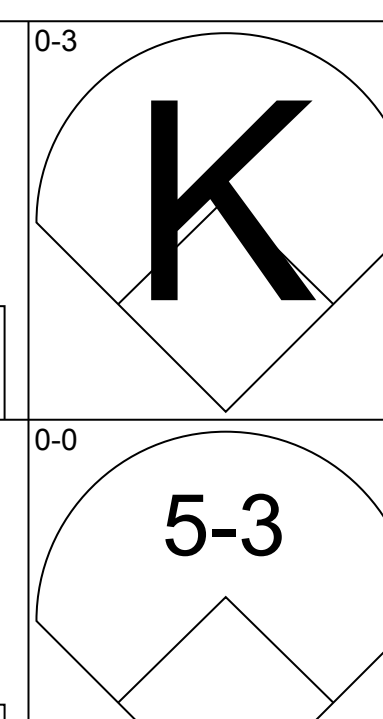
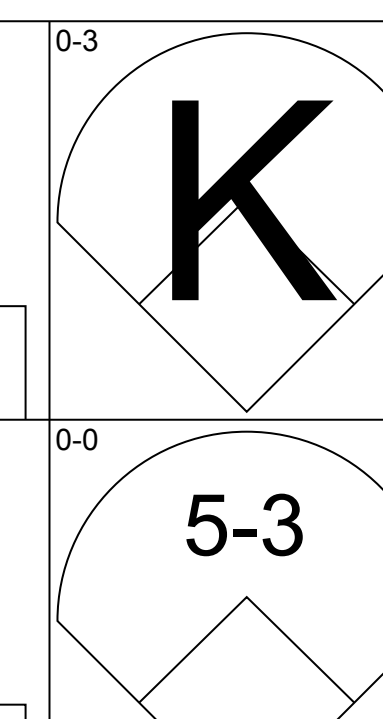
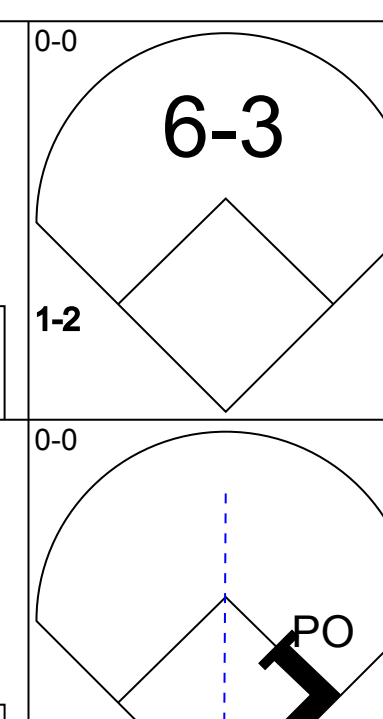
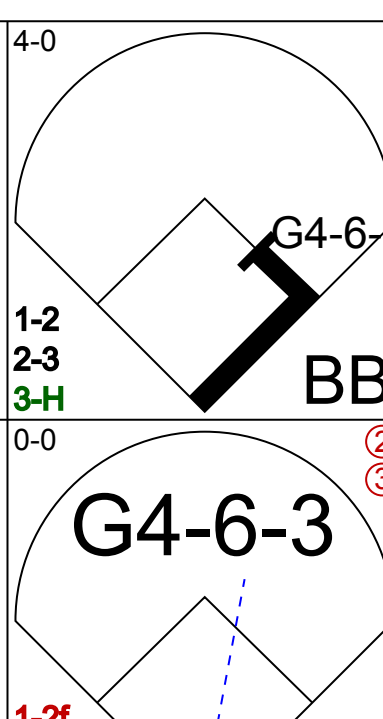
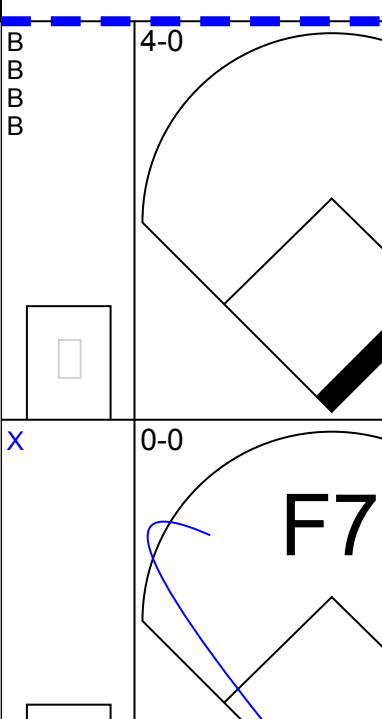
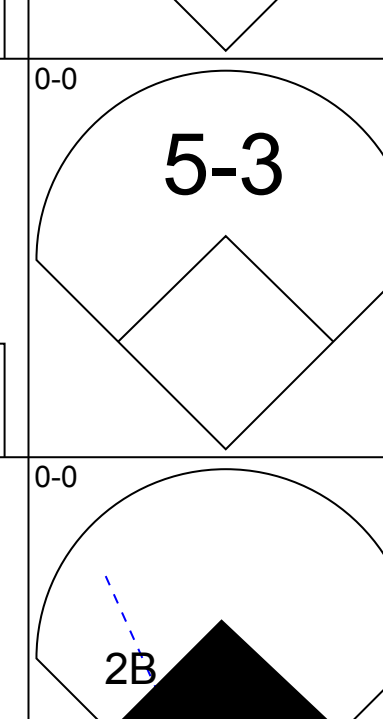
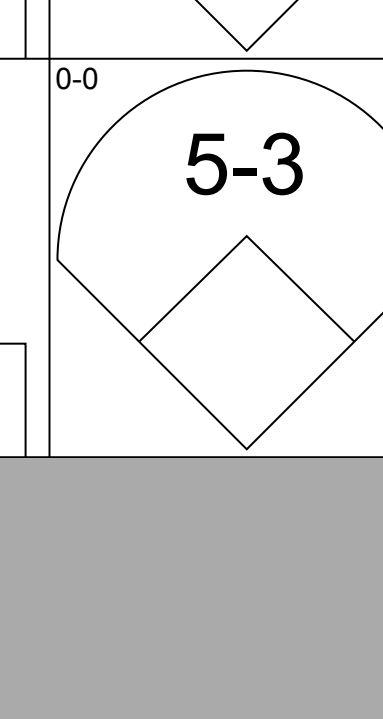
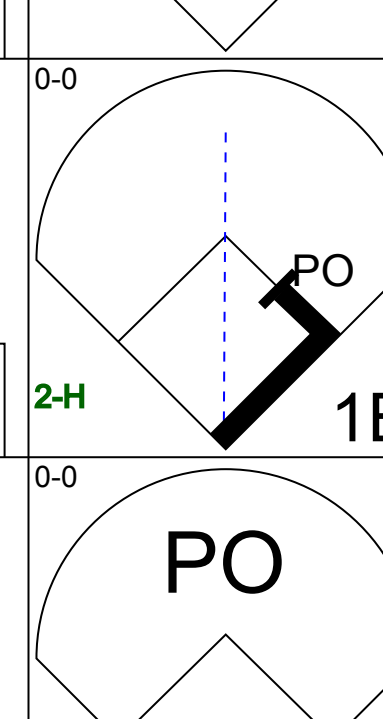
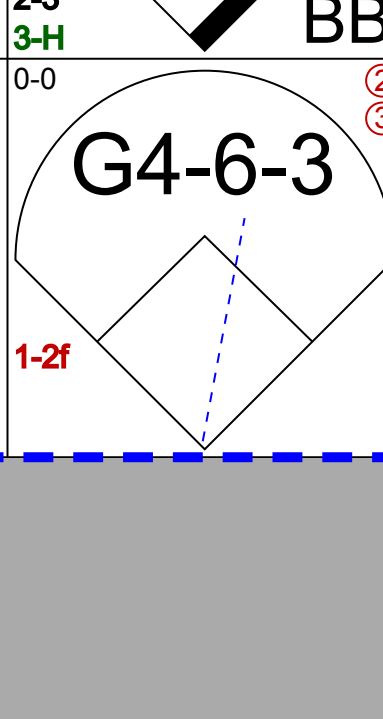
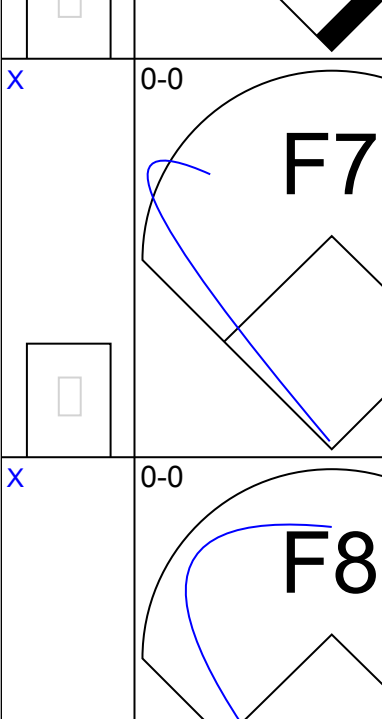
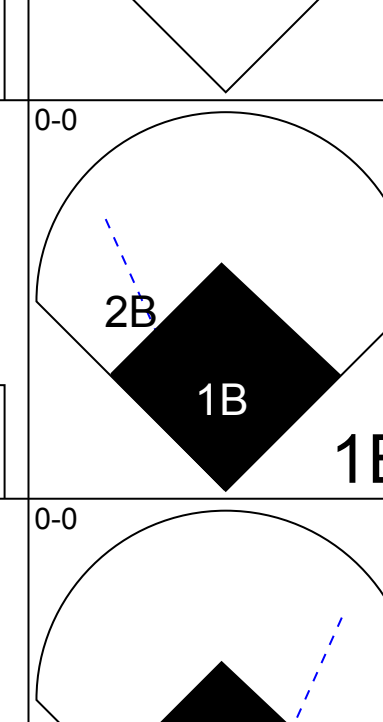
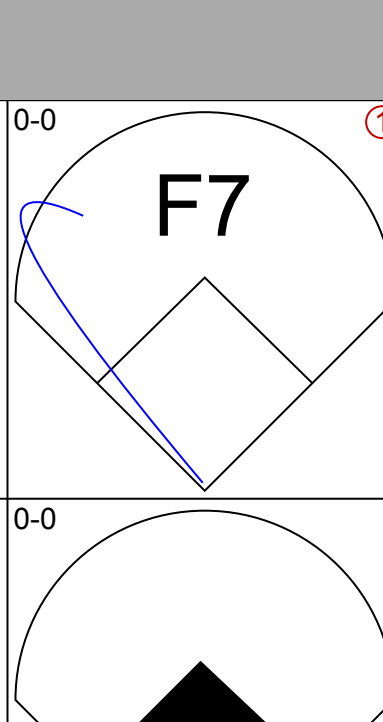
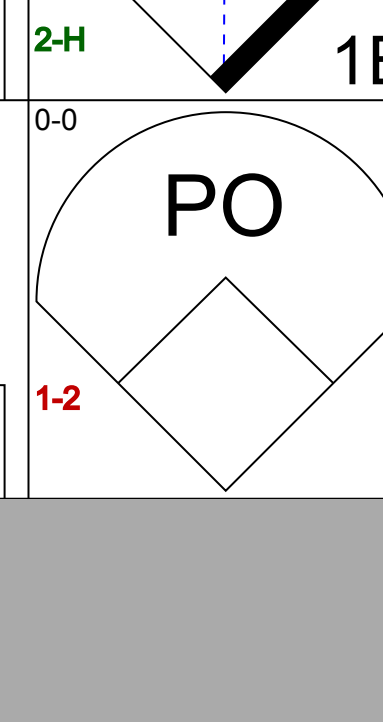
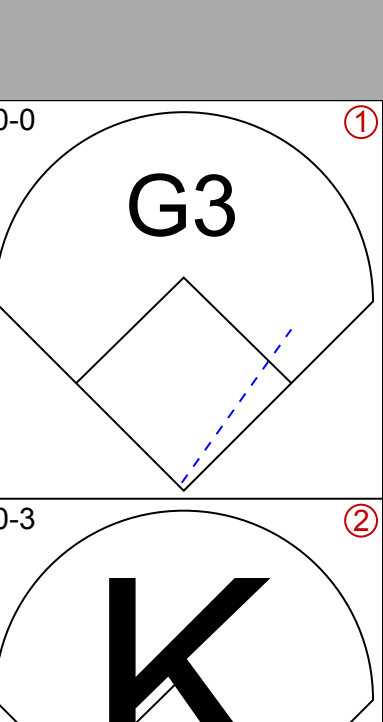
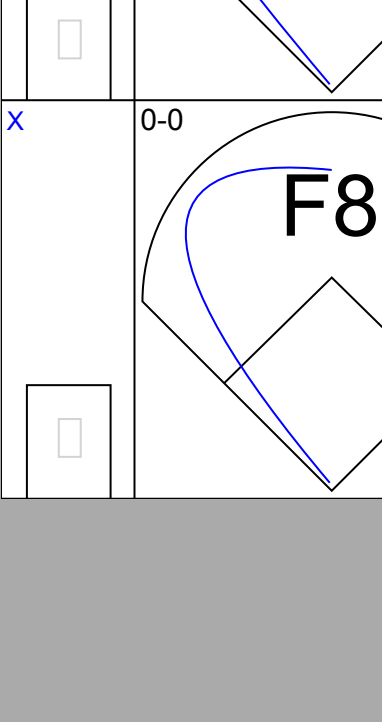
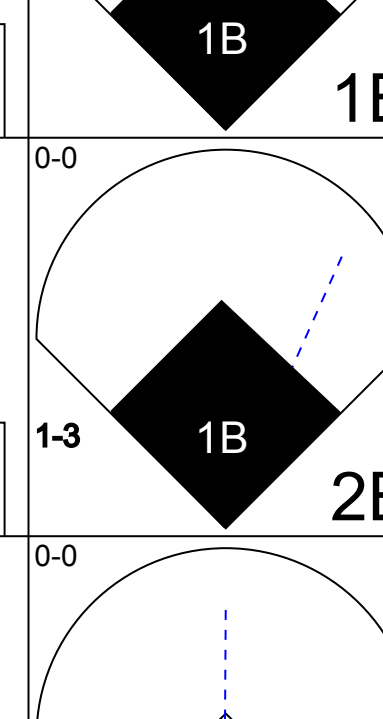
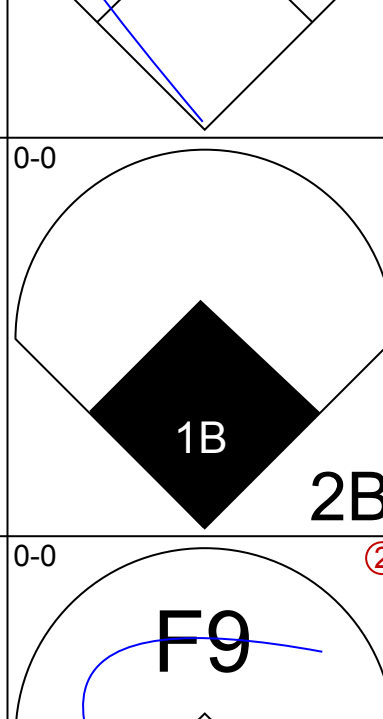
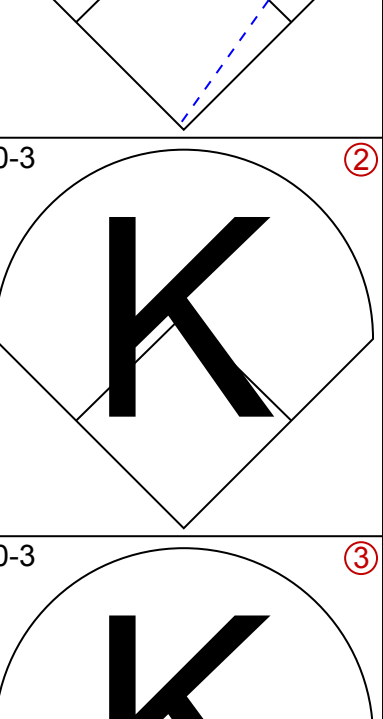
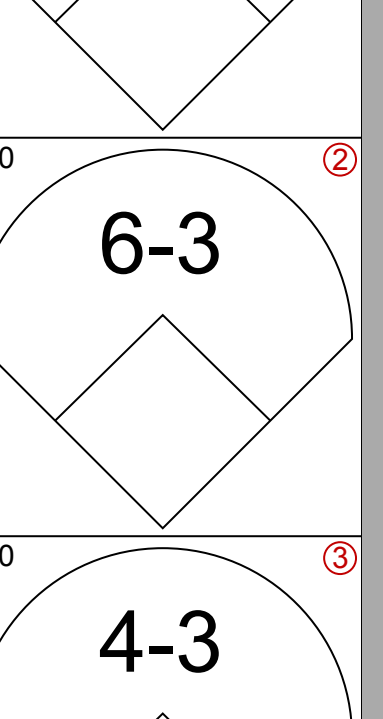
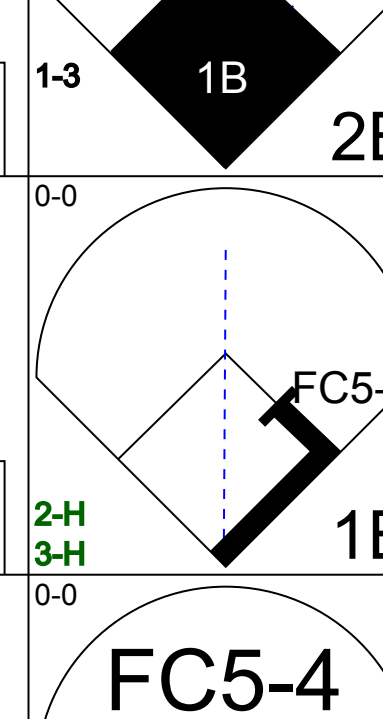
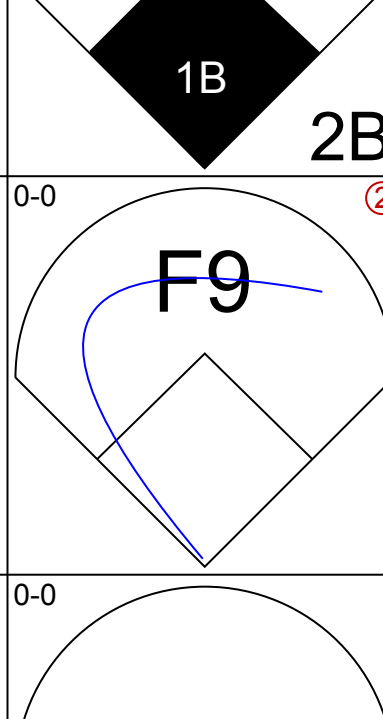
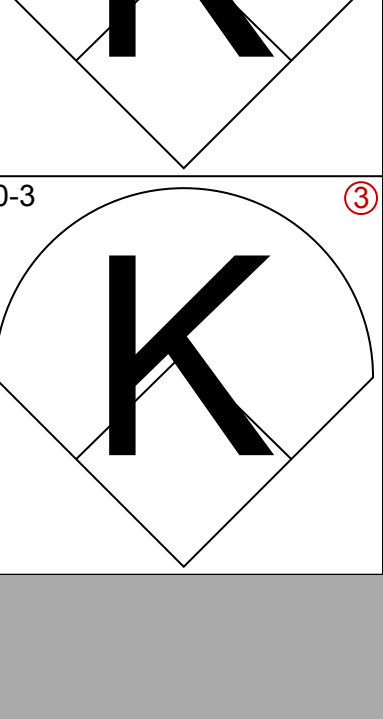
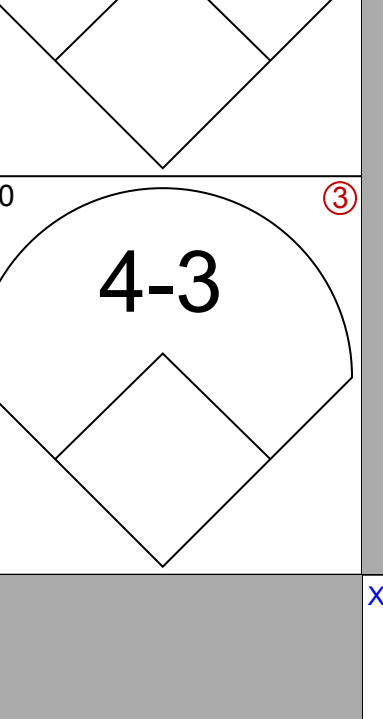
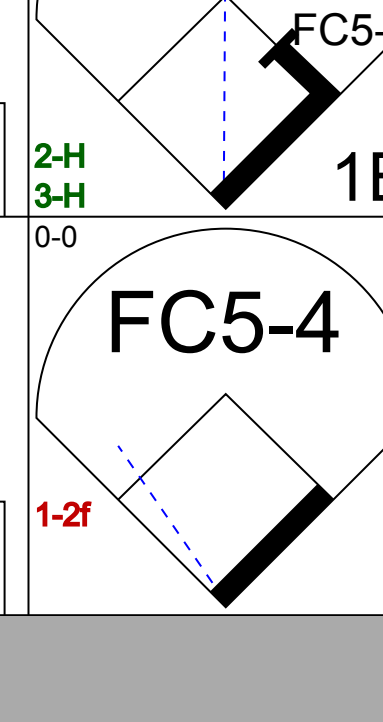
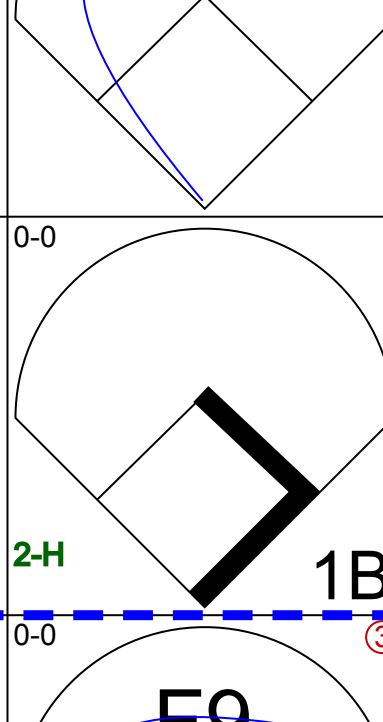
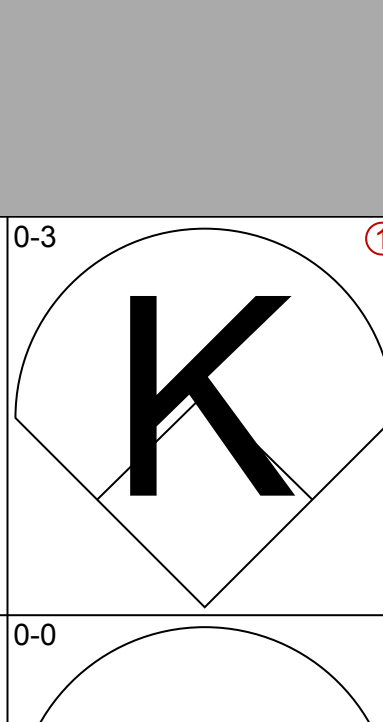
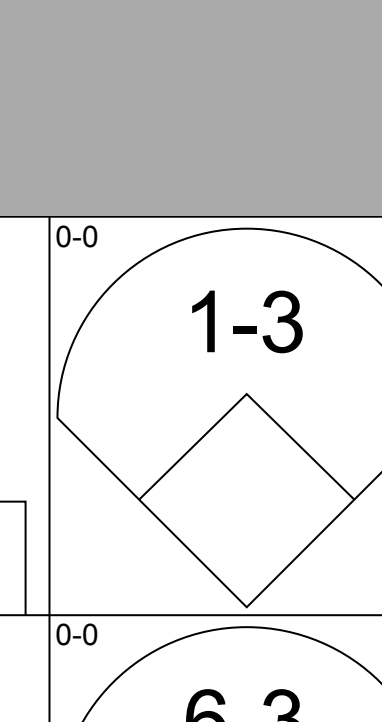
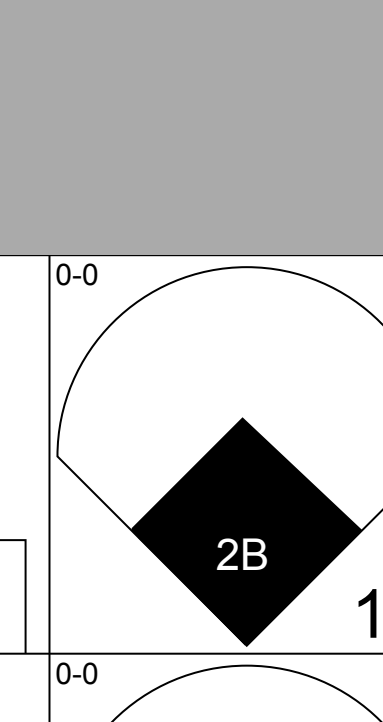
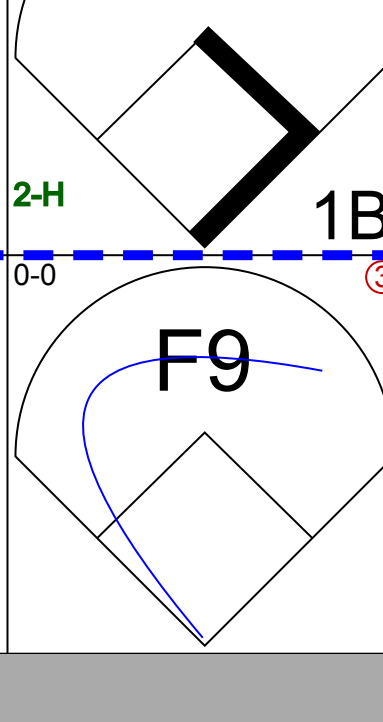
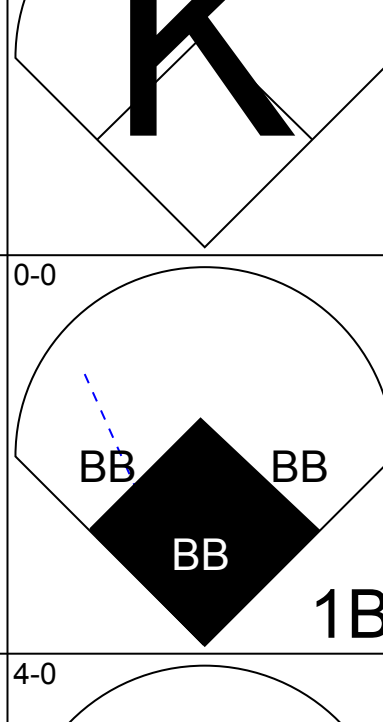
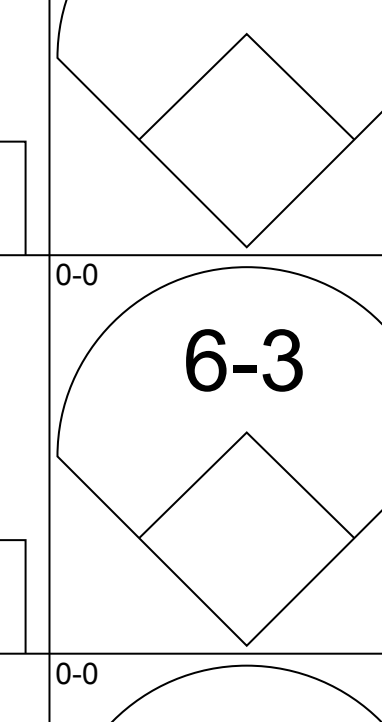
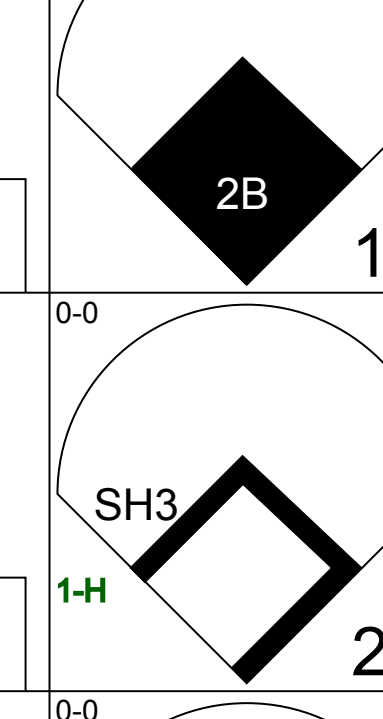
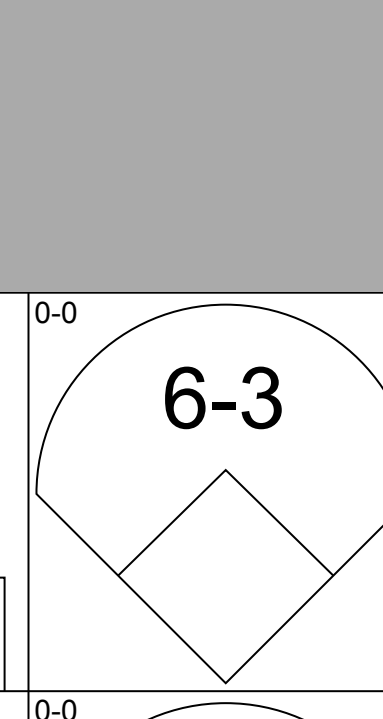
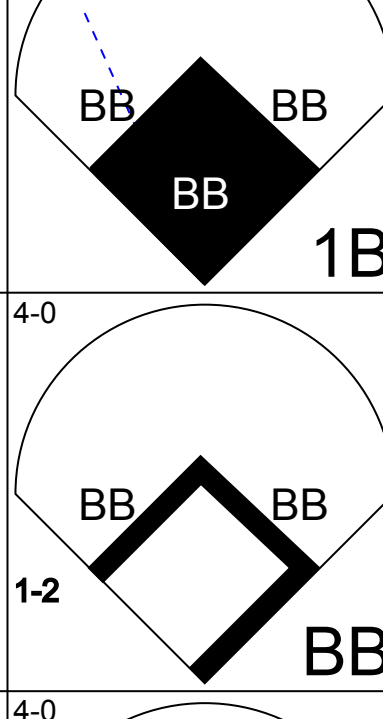
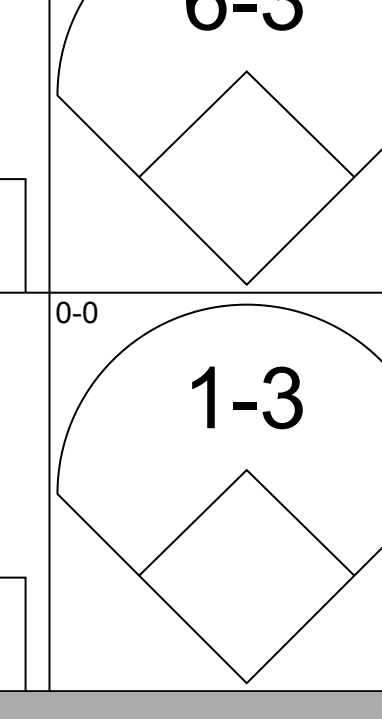
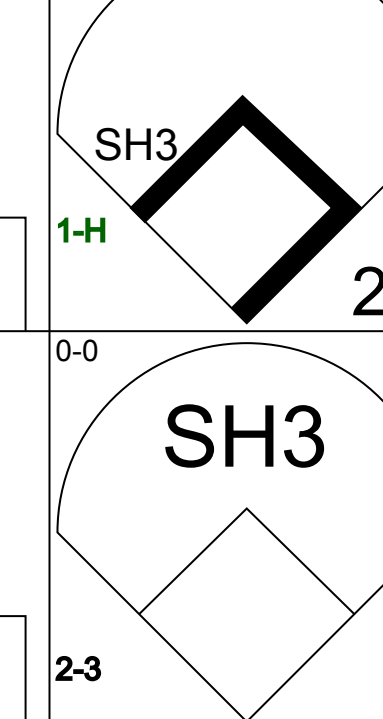
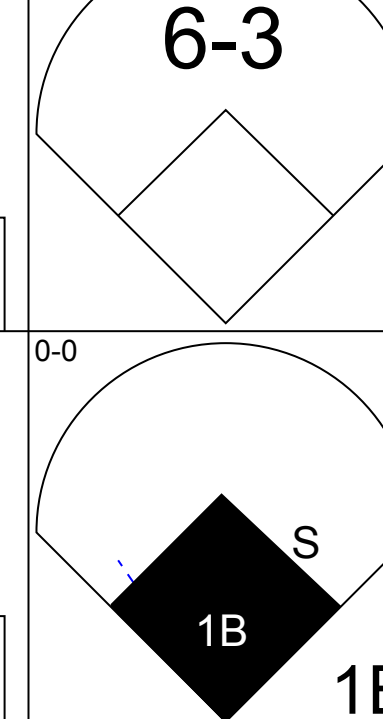
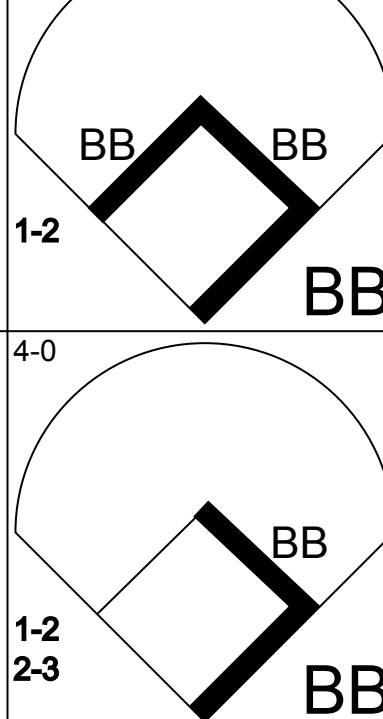
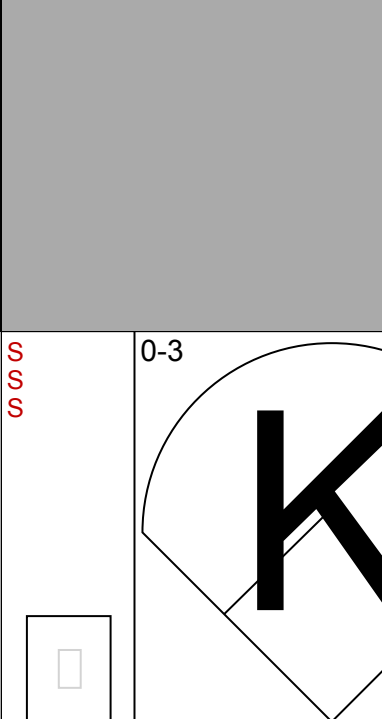


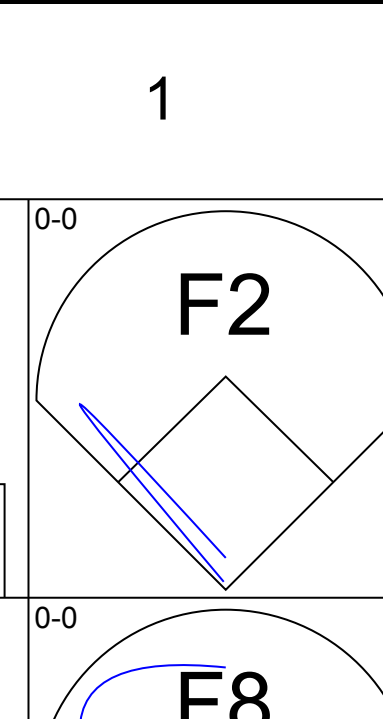
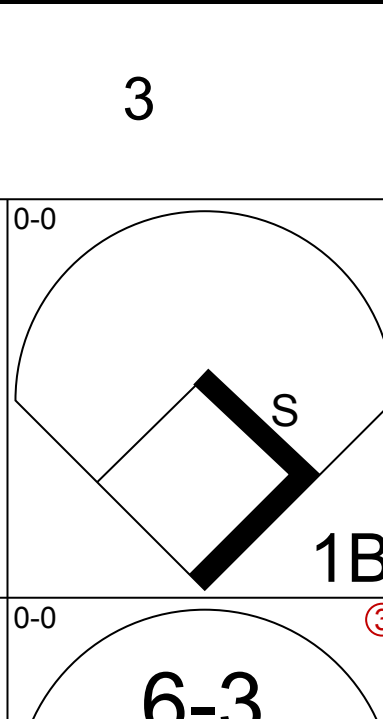
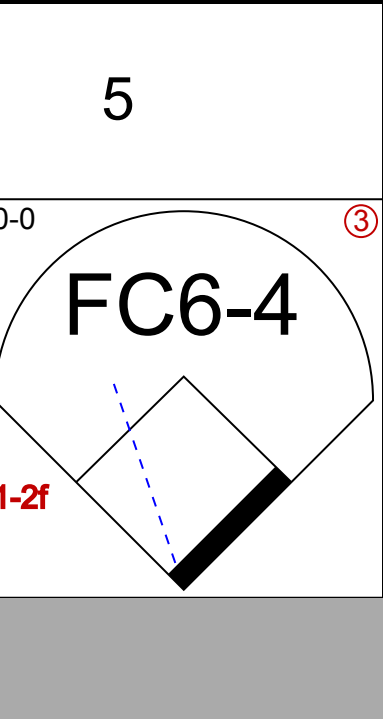
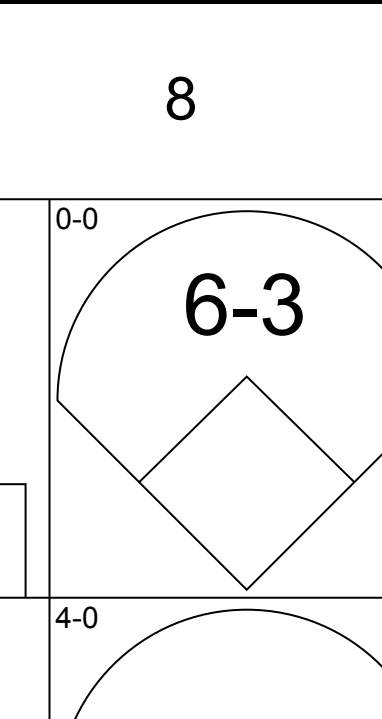
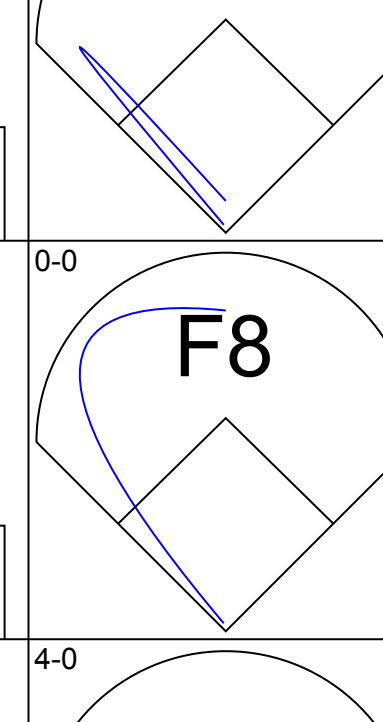
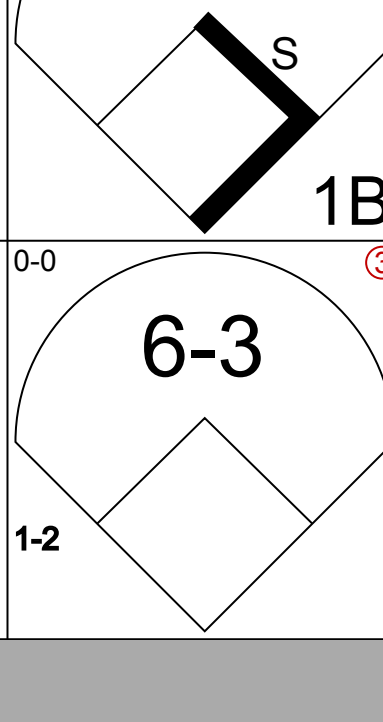
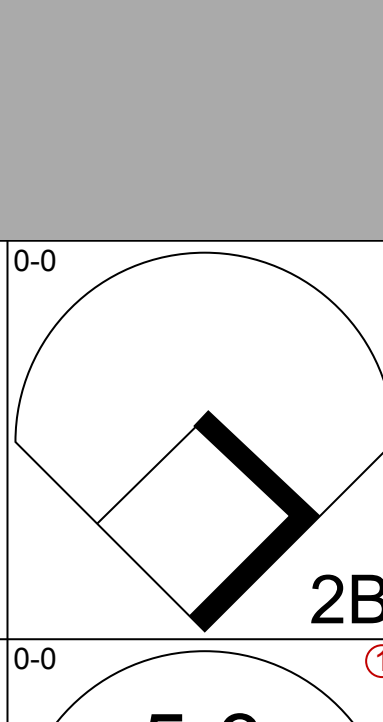
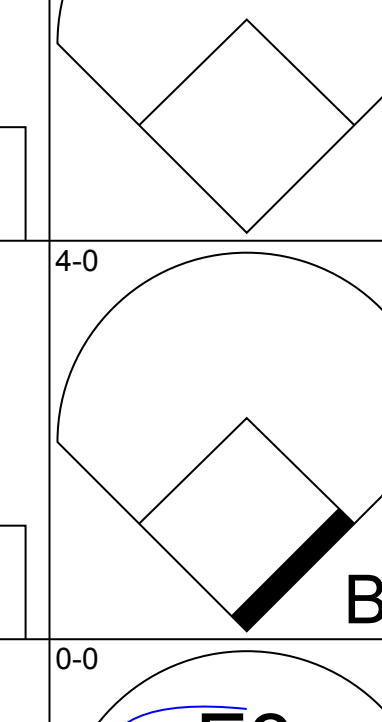
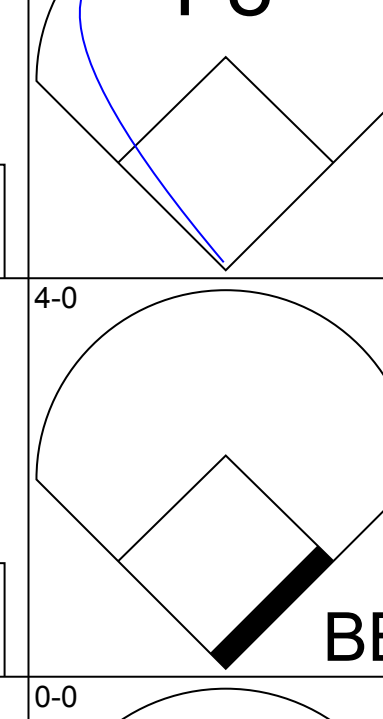
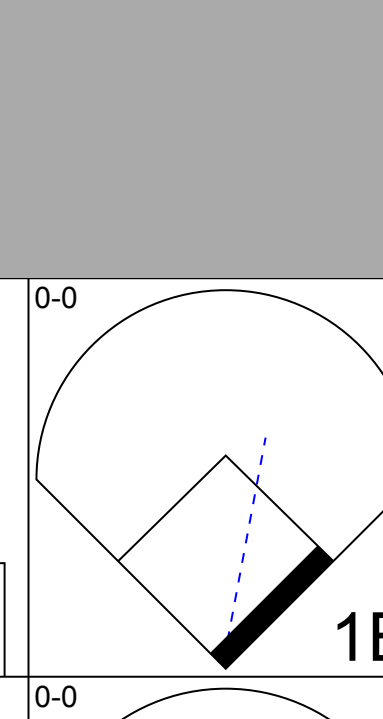
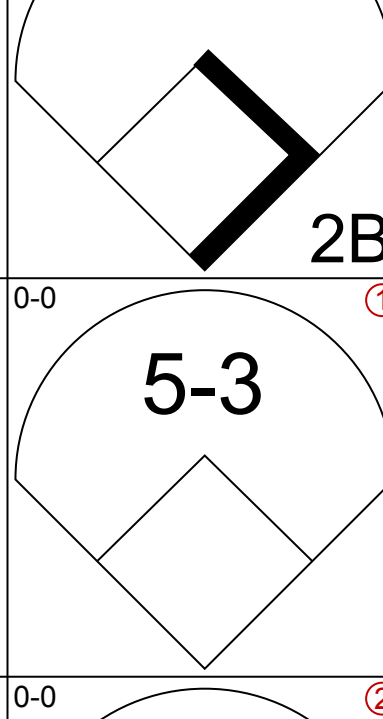
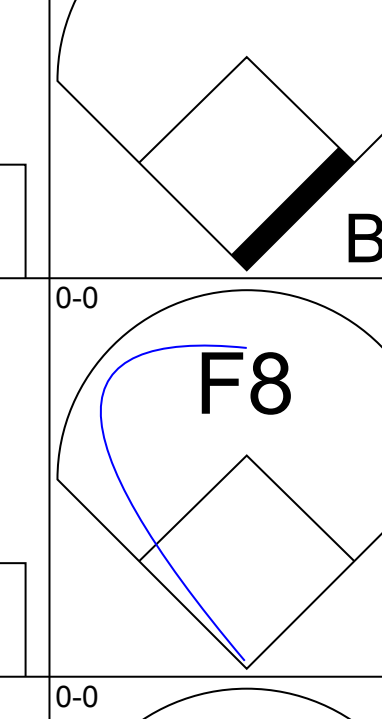
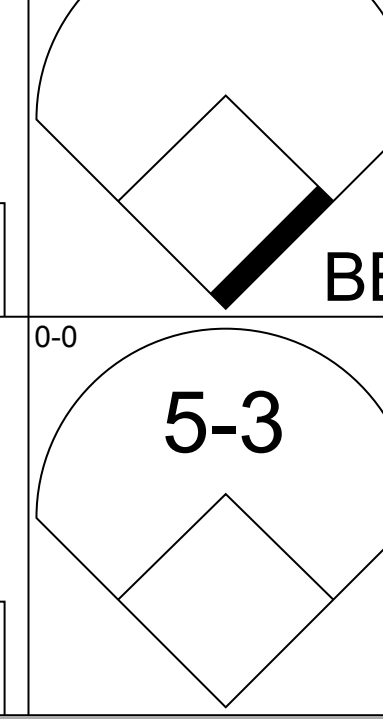
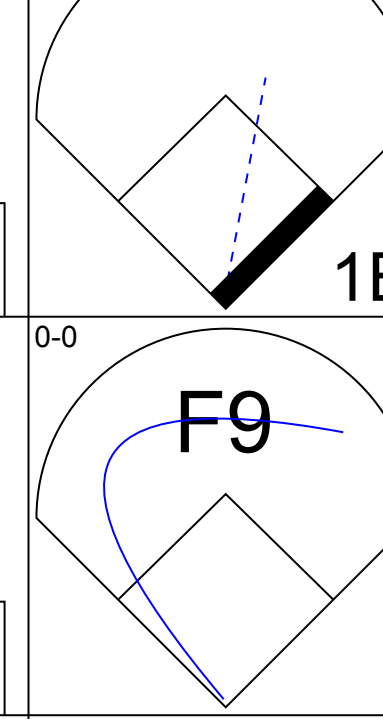
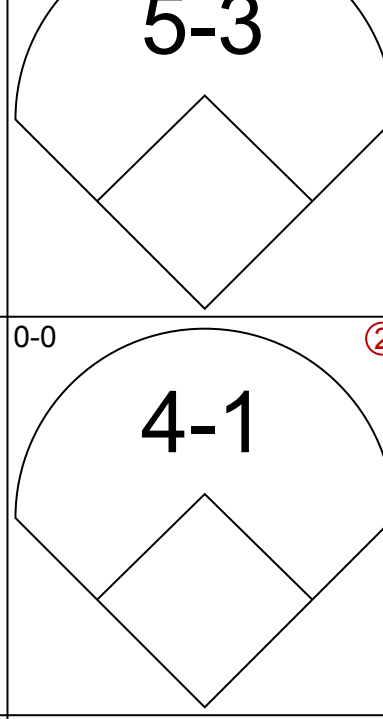
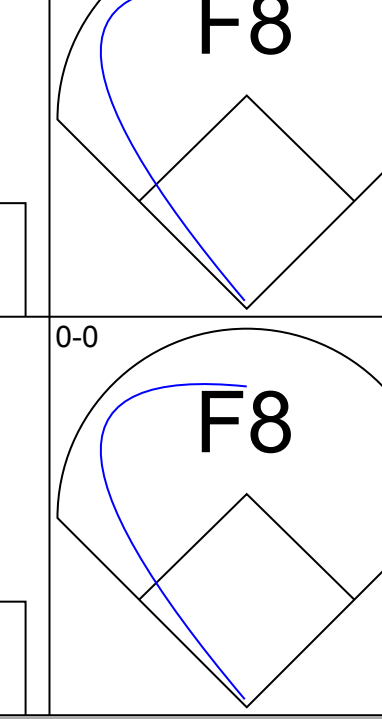
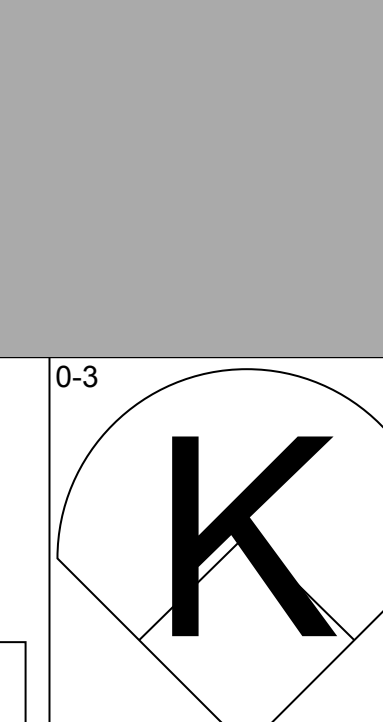
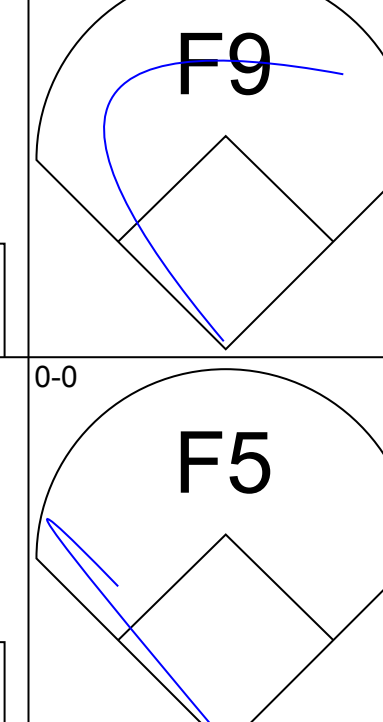
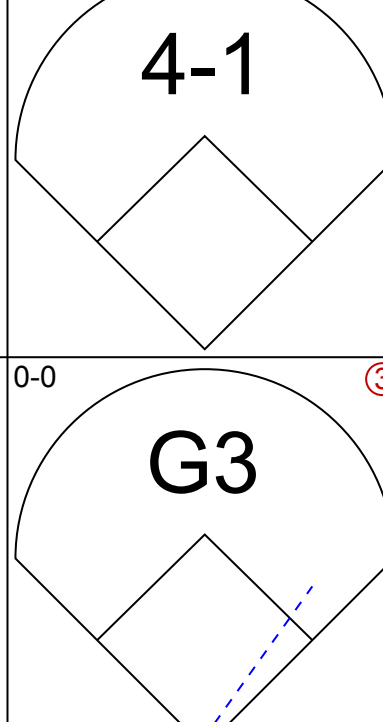
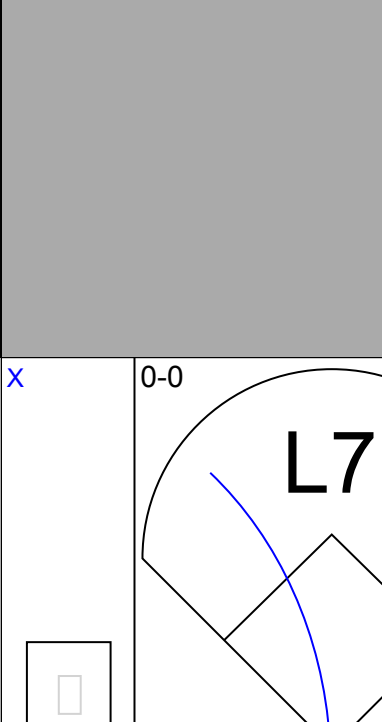
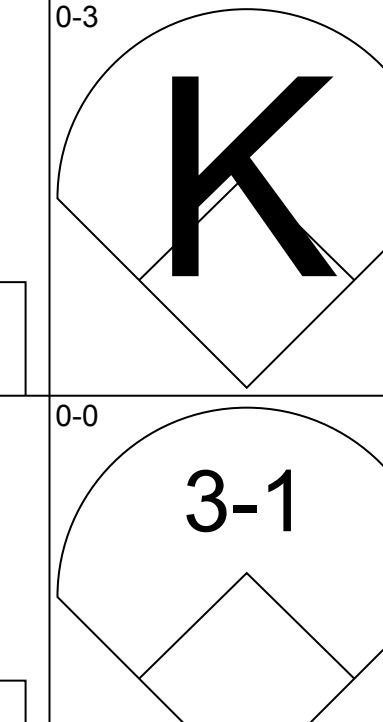
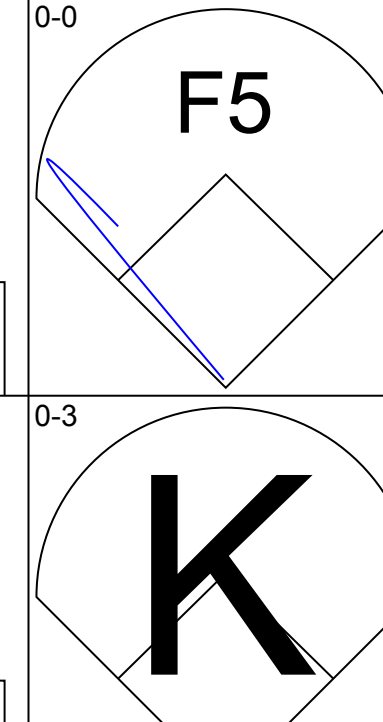
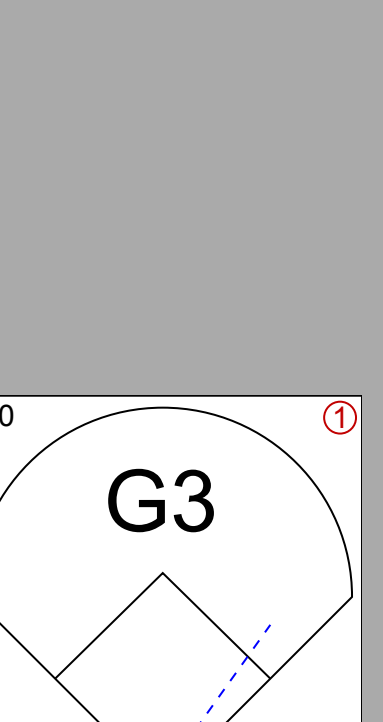
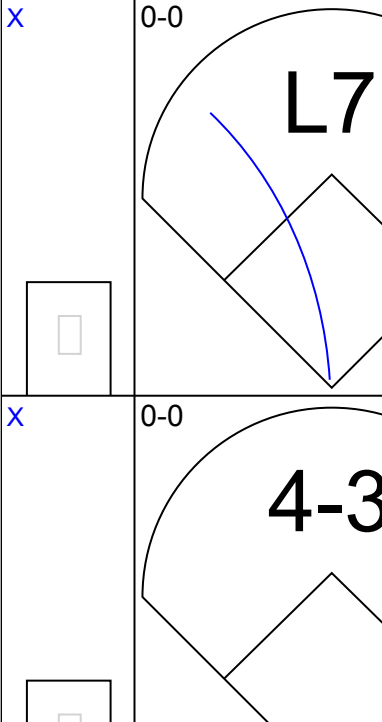

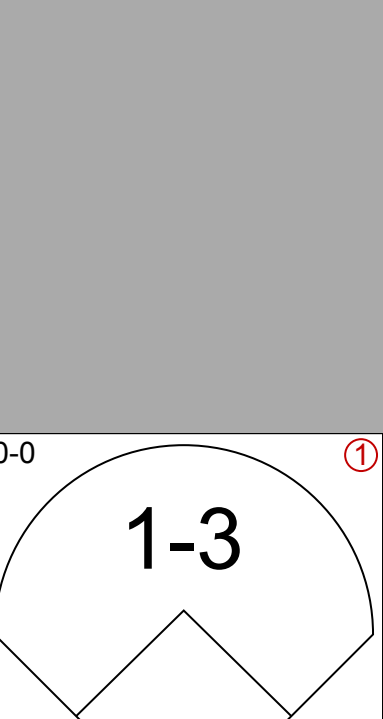
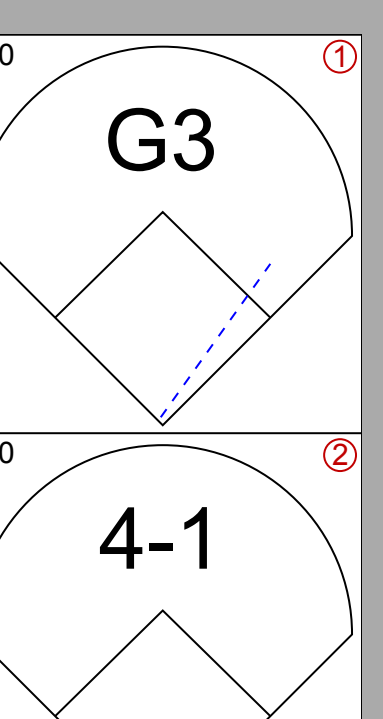
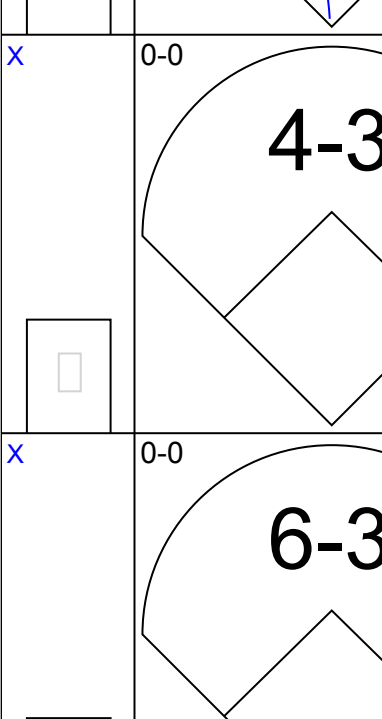
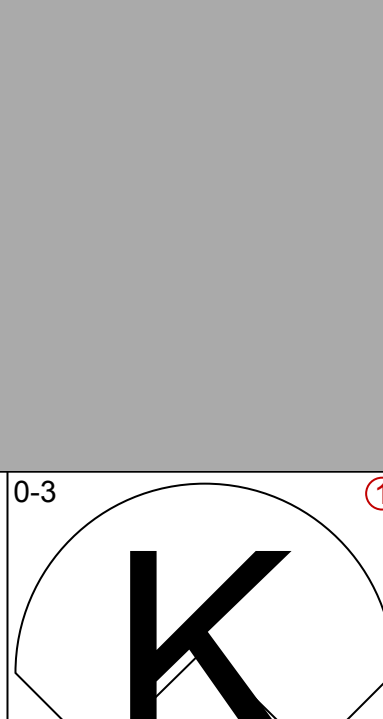
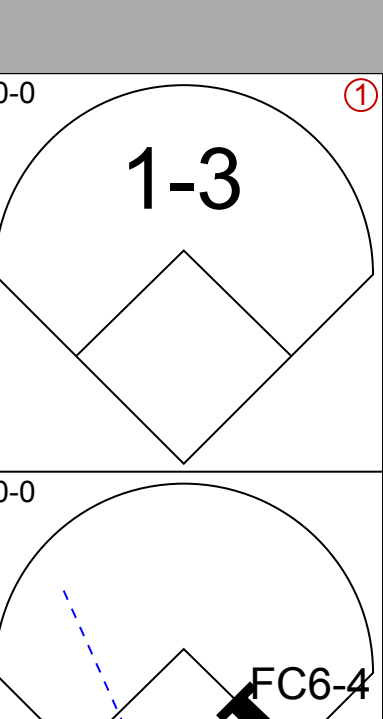
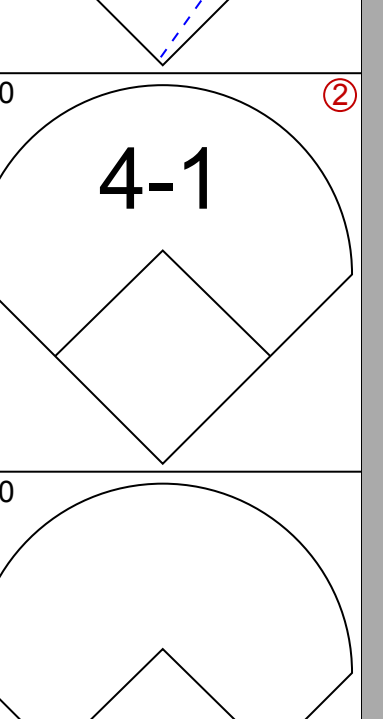
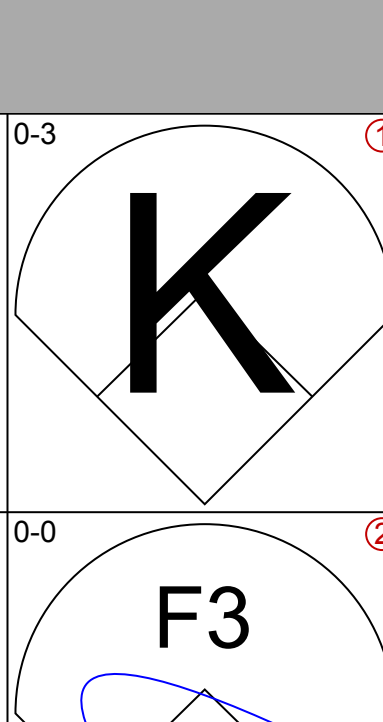
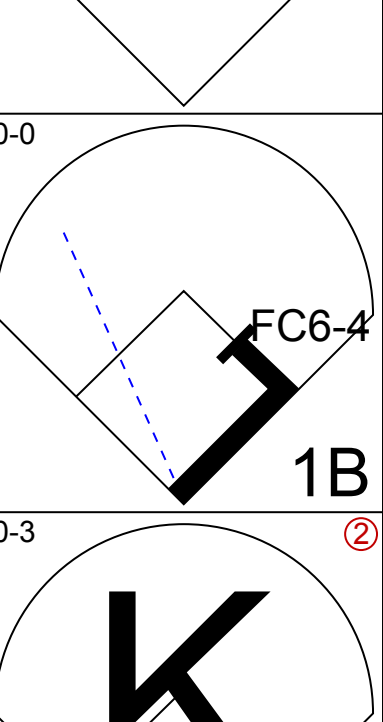
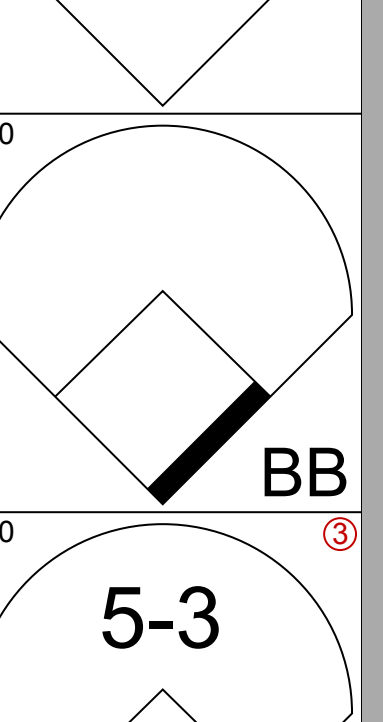
| Batter | 1 | 2 | 3 | 4 | 5 | 6 | 7 | 8 | 9 | AB | R | H | RBI | BB | SO | LOB | BOTTOM | | | | | | | | |
|---|------------------------------|---------------------------------|------------------------------|---------------------------------|------------------------------|---------------------------------|------------------------------|----------------------------------|------------------------------|---------------------------------|------------------------------|---------------------------------|------------------------------|---------------------------------|------------------------------|---------------------------------|--|----------------------------------|-----------------------------------|------------------------------------|----------------------------------|--------|--|--|--|
| Freddie Patek, R OBP: 0.317, SLG: 0.325 (1, 6) | 6-3 | | FC4-6 | CS | 1-3 | F8 | | | | 4 | 0 | 1 | 2 | 1 | 0 | 1 | Oakland Athletics @ Kansas City Royals Royals Stadium, Kansas City, MO Sat Sep 01 1973, 8:05 PM EDT Att: 38,468 - Unknown - 73 F | | | | | | | | |
| Cookie Rojas, R OBP: 0.316, SLG: 0.359 (1, 4) | CS | | FC4-6 | | E9 | | F8 | | 2B | 5 | 1 | 2 | 0 | 0 | 3 | | | | | | | | | | |
| Amos Otis, R OBP: 0.363, SLG: 0.500 (1, 8) | 5-3 | | | | 5-3 | | L8 | | | 5 | 0 | 1 | 1 | 0 | 0 | 1 | | | | | | | | | |
| John Mayberry, L OBP: 0.412, SLG: 0.489 (1, 3) | | | F9 | E4 | E8 | | 5-3 | | 6-3 | 5 | 1 | 0 | 0 | 0 | 0 | 1 | | | | | | | | | |
| Hal McRae, R OBP: 0.294, SLG: 0.355 Frank White, R OBP: 0.273, SLG: 0.278 (9, PR) (9, 7) | 6-3 | | | SF8 | K | | F9 | | E | 5 | 1 | 2 | 1 | 0 | 1 | 2 | | | | | | | | | |
| Ed Kirkpatrick, L OBP: 0.350, SLG: 0.395 (1, 9) (9, 7) | F8 | | | 1B | 1-3 | | F9 | | BB | 3 | 1 | 0 | 0 | 1 | 0 | 2 | | | | | | | | | |
| Kurt Bevacqua, R OBP: 0.320, SLG: 0.333 (9, PH) | | | | 1B | BB | | F9 | | 1B | 1 | 1 | 1 | 0 | 0 | 0 | 0 | | | | | | | | | |
| Lou Piniella, R OBP: 0.304, SLG: 0.380 Steve Hovley, L OBP: 0.335, SLG: 0.308 Tom Poquette, L OBP: 0.300, SLG: 0.365 (9, PH) (9, 9) | | | F8 | SF8 | | | K | | E5 | 3 | 1 | 2 | 1 | 0 | 1 | 0 | | | | | | | | | |
| Rick Reichardt, R OBP: 0.300, SLG: 0.365 (9, PH) | | | 4-3 | 2B | | | | | 1B | 0 | 0 | 0 | 0 | 0 | 0 | 0 | | | | | | | | | |
| Paul Schaal, R OBP: 0.383, SLG: 0.391 (1, 5) | | | F8 | 1B | CS | | 1-3 | | 1B | 4 | 1 | 2 | 1 | 1 | 0 | 1 | | | | | | | | | |
| Carl Taylor, R OBP: 0.399, SLG: 0.321 (1, 2) | | | 4-3 | 1B | | | | | 1B | 4 | 1 | 3 | 4 | 1 | 0 | 0 | | | | | | | | | |
| Inning Stats | R: 0 E: 0 K: 0 S: 3 | H: 1 LOB: 0 BB: 0 P: 3 | R: 0 E: 0 K: 0 S: 3 | H: 0 LOB: 0 BB: 0 P: 3 | R: 1 E: 0 K: 0 S: 4 | H: 1 LOB: 1 BB: 1 P: 8 | R: 3 E: 1 K: 0 S: 6 | H: 3 LOB: 1 BB: 1 P: 10 | R: 1 E: 2 K: 1 S: 8 | H: 2 LOB: 2 BB: 0 P: 8 | R: 0 E: 0 K: 1 S: 5 | H: 0 LOB: 1 BB: 1 P: 9 | R: 0 E: 0 K: 0 S: 3 | H: 0 LOB: 0 BB: 0 P: 3 | R: 3 E: 0 K: 0 S: 7 | H: 4 LOB: 2 BB: 0 P: 7 | R: 2 E: 1 K: 0 S: 6 | H: 3 LOB: 3 BB: 1 P: 10 | 1B: 11 2B: 3 3B: 0 HR: 0 | SF: 1 SAC: 0 DP: 0 HBP: 0 | WP: 0 PB: 0 SB: 0 CS: 2 | PA: 46 | | | |
| PITCHER | IP | WLS | BF | H | R | ER | SO | BB | IBB | HBP | BLK | WP | HR | S | P | ERA | WHIP | | | | | | | | |
| Catfish Hunter, R ERA: 3.17 (1, 1) | 3.2 | | 18 | 5 | 4 | 1 | 0 | 2 | 0 | 0 | 0 | 0 | 0 | 16 | 24 | 2.46 | 1.909 | | | | | | | | |
| Rollie Fingers, R ERA: 1.59 (4, 1) | 4.0 | | 19 | 6 | 4 | 3 | 2 | 1 | 0 | 0 | 0 | 0 | 0 | 22 | 26 | 6.75 | 1.750 | | | | | | | | |
| Horacio Pina, R ERA: 2.62 (8, 1) | 0.2 | | 2 | 0 | 0 | 0 | 0 | 0 | 0 | 0 | 0 | 0 | 0 | 2 | 2 | 0.00 | 0.000 | | | | | | | | |
| Darold Knowles, L ERA: 2.39 (9, 1) | 0.1 | L | 6 | 3 | 2 | 0 | 0 | 1 | 0 | 0 | 0 | 0 | 0 | 5 | 9 | 0.00 | 12.000 | | | | | | | | |



| Batter | 1 | 2 | 3 | 4 | 5 | 6 | 7 | 8 | 9 | AB | R | H | RBI | BB | SO | LOB | TOP | | | | | |
|---|------------------------------|----------------------------------|-------------------------------|----------------------------------|------------------------------|---------------------------------|------------------------------|---------------------------------|------------------------------|---------------------------------|------------------------------|---------------------------------|------------------------------|---------------------------------|------------------------------|----------------------------------|--|----------------------------------|-----------------------------------|------------------------------------|----------------------------------|--------|
| Larry Hisle, R OBP: 0.352, SLG: 0.421 (1, 7) | | | | | | | | | | 5 | 2 | 5 | 2 | 1 | 0 | 0 | Minnesota Twins @ Kansas City Royals Royals Stadium, Kansas City, MO Mon Sep 03 1973, 8:05 PM EDT Att: 11,134 - Unknown - 78 F | | | | | |
| Rod Carew, L OBP: 0.415, SLG: 0.478 (1, 4) | | | | | | | | | | 5 | 1 | 1 | 1 | 1 | 0 | 6 | | | | | | |
| Tony Oliva, L OBP: 0.348, SLG: 0.415 (1, 10) | | | | | | | | | | 6 | 2 | 3 | 1 | 0 | 1 | 4 | | | | | | |
| Bobby Darwin, R OBP: 0.300, SLG: 0.384 (1, 9) | | | | | | | | | | 6 | 1 | 2 | 3 | 0 | 2 | 6 | | | | | | |
| Jim Holt, L OBP: 0.341, SLG: 0.451 (9, PH) | | | | | | | | | | 3 | 0 | 1 | 0 | 1 | 1 | 1 | | | | | | |
| Joe Lis, R OBP: 0.328, SLG: 0.408 (9, PR) | | | | | | | | | | 0 | 0 | 0 | 0 | 1 | 0 | 0 | | | | | | |
| Dan Monzon, R OBP: 0.311, SLG: 0.273 (9, PR) | | | | | | | | | | 1 | 1 | 0 | 0 | 0 | 0 | 1 | | | | | | |
| Phil Roof, R OBP: 0.270, SLG: 0.248 (9, 2) | | | | | | | | | | 0 | 0 | 0 | 0 | 0 | 0 | 0 | | | | | | |
| George Mitterwald, R OBP: 0.327, SLG: 0.412 (9, PH) | | | | | | | | | | 4 | 0 | 0 | 0 | 0 | 1 | 5 | | | | | | |
| Rich Reese, L OBP: 0.200, SLG: 0.224 (9, 3) | | | | | | | | | | 1 | 1 | 1 | 1 | 0 | 0 | 0 | | | | | | |
| Steve Brye, R OBP: 0.315, SLG: 0.366 (1, 8) | | | | | | | | | | 4 | 1 | 1 | 0 | 0 | 0 | 2 | | | | | | |
| Eric Soderholm, R OBP: 0.405, SLG: 0.375 (1, 5) | | | | | | | | | | 4 | 2 | 1 | 1 | 1 | 0 | 1 | | | | | | |
| Danny Thompson, R OBP: 0.270, SLG: 0.294 (8, PH) | | | | | | | | | | 3 | 0 | 2 | 1 | 0 | 1 | 0 | | | | | | |
| Steve Braun, L OBP: 0.408, SLG: 0.440 (8, 6) | | | | | | | | | | 1 | 0 | 0 | 0 | 0 | 0 | 0 | | | | | | |
| Jerry Terrell, R OBP: 0.312, SLG: 0.335 (8, 6) | | | | | | | | | | 1 | 0 | 0 | 0 | 0 | 0 | 2 | | | | | | |
| Inning Stats | R: 0 E: 1 K: 0 S: 4 | H: 0 LOB: 3 BB: 2 P: 12 | R: 2 E: 0 K: 2 S: 10 | H: 3 LOB: 2 BB: 1 P: 14 | R: 0 E: 1 K: 0 S: 4 | H: 0 LOB: 1 BB: 0 P: 4 | R: 0 E: 0 K: 1 S: 6 | H: 1 LOB: 1 BB: 0 P: 6 | R: 0 E: 0 K: 0 S: 3 | H: 1 LOB: 0 BB: 0 P: 3 | R: 0 E: 0 K: 0 S: 5 | H: 2 LOB: 2 BB: 0 P: 5 | R: 1 E: 1 K: 2 S: 9 | H: 2 LOB: 1 BB: 0 P: 9 | R: 1 E: 0 K: 1 S: 7 | H: 2 LOB: 2 BB: 1 P: 11 | R: 7 E: 0 K: 0 S: 9 | H: 6 LOB: 1 BB: 1 P: 13 | 1B: 13 2B: 3 3B: 0 HR: 1 | SF: 0 SAC: 1 DP: 1 HBP: 0 | WP: 1 PB: 0 SB: 0 CS: 0 | PA: 50 |
| PITCHER | IP | WLS | BF | H | R | ER | SO | BB | IBB | HBP | BLK | WP | HR | S | P | ERA | WHIP | | | | | |
| Dick Drago, R ERA: 4.21 (1, 1) | 1.0 | | 10 | 3 | 2 | 2 | 0 | 3 | 0 | 0 | 0 | 0 | 0 | 7 | 19 | 18.00 | 6.000 | | | | | |
| Steve Mingo, L ERA: 3.74 (2, 1) | 5.1 | | 22 | 6 | 1 | 0 | 4 | 0 | 0 | 0 | 0 | 0 | 0 | 30 | 30 | 0.00 | 1.125 | | | | | |
| Doug Bird, R ERA: 3.33 (7, 1) | 1.1 | | 6 | 1 | 1 | 1 | 1 | 1 | 0 | 0 | 0 | 0 | 0 | 7 | 11 | 6.75 | 1.500 | | | | | |
| Joe Hoerner, L ERA: 5.88 (8, 1) | 0.1 | | 3 | 1 | 1 | 1 | 1 | 1 | 0 | 0 | 0 | 0 | 0 | 4 | 8 | 27.00 | 6.000 | | | | | |
| Gene Garber, R ERA: 4.62 (9, 1) | 0.2 | L | 6 | 4 | 3 | 3 | 0 | 0 | 0 | 0 | 0 | 1 | 0 | 6 | 6 | 40.50 | 6.000 | | | | | |
| PITCHER | IP | WLS | BF | H | R | ER | SO | BB | IBB | HBP | BLK | WP | HR | S | P | ERA | WHIP | | | | | |
| Bruce Dal Canton, R ERA: 4.81 (9, 1) | 0.1 | | 3 | 2 | 3 | 3 | 0 | 0 | 0 | 0 | 0 | 0 | 1 | 3 | 3 | 81.00 | 6.000 | | | | | |

| Batter | 1 | 2 | 3 | 4 | 5 | 6 | 7 | 8 | 9 | AB | R | H | RBI | BB | SO | LOB | BOTTOM | | | | | |
|---|------------------------------|----------------------------------|------------------------------|---------------------------------|------------------------------|---------------------------------|------------------------------|---------------------------------|------------------------------|---------------------------------|------------------------------|---------------------------------|------------------------------|----------------------------------|------------------------------|---------------------------------|--|---------------------------------|----------------------------------|------------------------------------|----------------------------------|--------|
| Freddie Patek, R OBP: 0.313, SLG: 0.321 (1, 6) | | | | | | | | | | 5 | 1 | 1 | 0 | 0 | 1 | 1 | Minnesota Twins @ Kansas City Royals Royals Stadium, Kansas City, MO Mon Sep 03 1973, 8:05 PM EDT Att: 11,134 - Unknown - 78 F | | | | | |
| Cookie Rojas, R OBP: 0.317, SLG: 0.373 (1, 4) | | | | | | | | | | 5 | 1 | 1 | 1 | 0 | 2 | 1 | | | | | | |
| Amos Otis, R OBP: 0.364, SLG: 0.500 (1, 8) | | | | | | | | | | 4 | 0 | 2 | 0 | 1 | 0 | 0 | | | | | | |
| John Mayberry, L OBP: 0.415, SLG: 0.491 (1, 3) | | | | | | | | | | 5 | 1 | 2 | 0 | 0 | 2 | 4 | | | | | | |
| Frank White, R OBP: 0.273, SLG: 0.278 (9, PR) | | | | | | | | | | 0 | 0 | 0 | 0 | 0 | 0 | 0 | | | | | | |
| Hal McRae, R OBP: 0.296, SLG: 0.355 (1, 10) | | | | | | | | | | 4 | 1 | 1 | 0 | 1 | 0 | 3 | | | | | | |
| Ed Kirkpatrick, L OBP: 0.350, SLG: 0.396 (1, 9) | | | | | | | | | | 2 | 0 | 1 | 1 | 0 | 0 | 2 | | | | | | |
| Kurt Bevacqua, R OBP: 0.318, SLG: 0.332 (7, PH) | | | | | | | | | | 1 | 0 | 0 | 0 | 0 | 0 | 3 | | | | | | |
| Tom Poquette, L (8, 9) | | | | | | | | | | 1 | 0 | 0 | 0 | 0 | 1 | 2 | | | | | | |
| Lou Piniella, R OBP: 0.299, SLG: 0.374 (1, 7) | | | | | | | | | | 4 | 0 | 0 | 1 | 0 | 0 | 5 | | | | | | |
| Paul Schaal, R OBP: 0.385, SLG: 0.405 (1, 5) | | | | | | | | | | 4 | 1 | 2 | 2 | 0 | 1 | 3 | | | | | | |
| Carl Taylor, R OBP: 0.391, SLG: 0.311 (1, 2) | | | | | | | | | | 4 | 0 | 0 | 0 | 0 | 1 | 3 | | | | | | |
| Inning Stats | R: 2 E: 0 K: 1 S: 8 | H: 3 LOB: 2 BB: 1 P: 12 | R: 0 E: 0 K: 0 S: 4 | H: 1 LOB: 1 BB: 0 P: 4 | R: 0 E: 0 K: 1 S: 5 | H: 0 LOB: 0 BB: 0 P: 5 | R: 0 E: 0 K: 1 S: 5 | H: 1 LOB: 0 BB: 0 P: 5 | R: 0 E: 0 K: 2 S: 7 | H: 0 LOB: 0 BB: 0 P: 7 | R: 2 E: 3 K: 0 S: 7 | H: 1 LOB: 2 BB: 0 P: 7 | R: 0 E: 1 K: 1 S: 7 | H: 1 LOB: 3 BB: 1 P: 11 | R: 1 E: 0 K: 0 S: 4 | H: 1 LOB: 0 BB: 0 P: 4 | R: 0 E: 0 K: 2 S: 9 | H: 2 LOB: 2 BB: 0 P: 9 | 1B: 7 2B: 2 3B: 0 HR: 1 | SF: 1 SAC: 0 DP: 0 HBP: 0 | WP: 0 PB: 0 SB: 0 CS: 1 | PA: 42 |
| PITCHER | IP | WLS | BF | H | R | ER | SO | BB | IBB | HBP | BLK | WP | HR | S | P | ERA | WHIP | | | | | |
| Dave Goltz, R ERA: 5.66 (1, 1) | 6.1 | | 30 | 7 | 4 | 2 | 6 | 1 | 0 | 0 | 0 | 0 | 0 | 41 | 45 | 2.84 | 1.263 | | | | | |
| Vic Albury, L ERA: 0.61 (7, 1) | 0.2 | | 3 | 0 | 0 | 0 | 0 | 0 | 1 | 0 | 0 | 0 | 0 | 2 | 6 | 0.00 | 0.000 | | | | | |
| Bill Campbell, R ERA: 4.22 (8, 1) | 2.0 | W | 9 | 3 | 1 | 1 | 2 | 0 | 0 | 0 | 0 | 0 | 1 | 13 | 13 | 4.50 | 1.500 | | | | | |


| Batter | 1 | 2 | 3 | 4 | 5 | 6 | 7 | 8 | 9 | AB | R | H | RBI | BB | SO | LOB | TOP | | | | | |
|--|---|---|------------------------------|---|---|---|------------------------------|---------------------------------|---|---------------------------------|------------------------------|----------------------------------|------------------------------|---------------------------------|------------------------------|---------------------------------|---|------------------------------|---------------------------------|----------------------------------|------------------------------------|----------------------------------|
| Larry Hise, R OBP: 0.353, SLG: 0.419 (1, 7) |  |  | |  | |  | | |  | 3 | 0 | 0 | 1 | 2 | 2 | 2 | Minnesota Twins @ Kansas City Royals Royals Stadium, Kansas City, MO Tue Sep 04 1973, 8:05 PM EDT Att: 9,741 - Unknown - 80 F | | | | | |
| Rod Carew, L OBP: 0.413, SLG: 0.475 (1, 4) |  |  | |  | |  | | |  | 5 | 0 | 1 | 1 | 0 | 0 | 5 | | | | | | |
| Tony Oliva, L OBP: 0.347, SLG: 0.412 (1, 10) |  | | |  |  |  | | |  | 5 | 1 | 1 | 0 | 0 | 0 | 1 | | | | | | |
| Joe Lis, R OBP: 0.331, SLG: 0.418 (1, 3) |  | | |  | |  | | |  | 4 | 2 | 2 | 0 | 0 | 1 | 0 | | | | | | |
| George Mitterwald, R OBP: 0.328, SLG: 0.411 (1, 2) |  | | |  | |  | | |  | 4 | 0 | 1 | 2 | 0 | 1 | 1 | | | | | | |
| Bobby Darwin, R OBP: 0.300, SLG: 0.383 (1, 9) |  | | |  | |  | | |  | 4 | 0 | 1 | 1 | 0 | 1 | 1 | | | | | | |
| Steve Brye, R OBP: 0.318, SLG: 0.369 (1, 8) | |  | |  | |  | | |  | 4 | 2 | 2 | 0 | 0 | 0 | 1 | | | | | | |
| Eric Soderholm, R OBP: 0.415, SLG: 0.400 (1, 5) | |  | |  | |  | | |  | 3 | 0 | 1 | 1 | 1 | 0 | 0 | | | | | | |
| Jerry Terrell, R OBP: 0.314, SLG: 0.336 (1, 6) | |  | |  | |  | | |  | 2 | 1 | 1 | 0 | 1 | 1 | 0 | | | | | | |
| Inning Stats | R: 2 E: 0 K: 1 S: 8 | H: 3 LOB: 1 BB: 0 P: 8 | R: 1 E: 0 K: 1 S: 7 | H: 2 LOB: 1 BB: 0 P: 7 | R: 1 E: 0 K: 0 S: 5 | H: 2 LOB: 1 BB: 0 P: 5 | R: 1 E: 0 K: 0 S: 4 | H: 2 LOB: 0 BB: 0 P: 4 | R: 0 E: 0 K: 2 S: 7 | H: 0 LOB: 0 BB: 0 P: 7 | R: 1 E: 0 K: 1 S: 5 | H: 1 LOB: 2 BB: 3 P: 17 | R: 0 E: 0 K: 0 S: 3 | H: 0 LOB: 0 BB: 0 P: 3 | R: 0 E: 0 K: 0 S: 3 | H: 0 LOB: 0 BB: 0 P: 3 | | R: 0 E: 0 K: 1 S: 5 | H: 0 LOB: 1 BB: 1 P: 9 | 1B: 7 2B: 3 3B: 0 HR: 0 | SF: 0 SAC: 1 DP: 1 HBP: 0 | WP: 0 PB: 0 SB: 1 CS: 0 |
| PITCHER | IP WLS BF H R ER SO BB IBB HBP BLK WP HR S P ERA WHIP | | | | | | | | | | | | | | | | | | | | | |
| Paul Splittorf, L ERA: 4.29 (3, 1) | 2.2 L 15 7 4 4 2 0 0 0 0 0 0 0 19 19 13.50 2.625 | | | | | | | | | | | | | | | | | | | | | |
| Mark Littell, R ERA: 8.04 (6, 1) | 2.2 7 0 0 0 0 0 0 0 0 0 0 0 16 28 6.75 2.250 | | | | | | | | | | | | | | | | | | | | | |
| Al Fitzmorris, R ERA: 2.52 (9, 1) | 1.0 4 0 0 0 1 1 0 0 0 0 0 0 5 9 0.00 1.000 | | | | | | | | | | | | | | | | | | | | | |

| Batter | 1 | 2 | 3 | 4 | 5 | 6 | 7 | 8 | 9 | AB | R | H | RBI | BB | SO | LOB | BOTTOM | | | |
|---|---|---|---|---|--|---|---|---|---|---------------------------------|------------------------------|---------------------------------|------------------------------|---------------------------------|------------------------------|---------------------------------|---|----------------------------------|------------------------------------|----------------------------------|
| Freddie Patek, R OBP: 0.313, SLG: 0.321 (1, 6) |  | |  | |  | | |  | | 4 | 0 | 1 | 0 | 0 | 0 | 1 | Minnesota Twins @ Kansas City Royals Royals Stadium, Kansas City, MO Tue Sep 04 1973, 8:05 PM EDT Att: 9,741 - Unknown - 80 F | | | |
| Frank White, R OBP: 0.284, SLG: 0.293 (1, 4) |  | |  | | |  | |  | | 3 | 0 | 1 | 0 | 1 | 0 | 1 | | | | |
| Amos Otis, R OBP: 0.365, SLG: 0.499 (1, 8) |  | | |  | |  | |  | | 3 | 0 | 1 | 0 | 1 | 0 | 2 | | | | |
| John Mayberry, L OBP: 0.412, SLG: 0.487 (1, 3) |  | | |  | |  | |  | | 4 | 0 | 0 | 0 | 0 | 0 | 4 | | | | |
| Hal McRae, R OBP: 0.292, SLG: 0.350 (1, 10) | |  | |  | |  | | |  | 4 | 0 | 0 | 0 | 0 | 1 | 2 | | | | |
| Ed Kirkpatrick, L OBP: 0.347, SLG: 0.391 (1, 9) | |  | |  | | |  | |  | 4 | 0 | 0 | 0 | 0 | 1 | 1 | | | | |
| Lou Piniella, R OBP: 0.297, SLG: 0.371 (1, 7) |  | | | |  | |  | |  | 4 | 0 | 0 | 0 | 0 | 0 | 0 | | | | |
| Paul Schaal, R OBP: 0.387, SLG: 0.406 (1, 5) | | |  | |  | |  | | | 2 | 0 | 1 | 0 | 1 | 1 | 0 | | | | |
| Carl Taylor, R OBP: 0.383, SLG: 0.303 (1, 2) | | |  | |  | |  | | | 3 | 0 | 0 | 0 | 0 | 1 | 2 | | | | |
| Inning Stats | R: 0 E: 0 K: 0 S: 3 | H: 0 LOB: 1 BB: 1 P: 7 | R: 0 E: 0 K: 1 S: 5 | H: 0 LOB: 0 BB: 0 P: 5 | R: 0 E: 0 K: 1 S: 6 | H: 1 LOB: 1 BB: 0 P: 6 | R: 0 E: 0 K: 1 S: 6 | H: 1 LOB: 1 BB: 0 P: 6 | R: 0 E: 0 K: 0 S: 4 | H: 1 LOB: 1 BB: 0 P: 4 | R: 0 E: 0 K: 0 S: 3 | H: 0 LOB: 1 BB: 1 P: 7 | R: 0 E: 0 K: 0 S: 3 | H: 0 LOB: 1 BB: 1 P: 7 | R: 0 E: 0 K: 0 S: 3 | H: 0 LOB: 0 BB: 0 P: 3 | | 1B: 3 2B: 1 3B: 0 HR: 0 | SF: 0 SAC: 0 DP: 0 HBP: 0 | WP: 0 PB: 0 SB: 1 CS: 0 |
| PITCHER | IP WLS BF H R ER SO BB IBB HBP BLK WP HR S P ERA WHIP | | | | | | | | | | | | | | | | | | | |
| Bert Blyleven, R ERA: 2.48 (1, 1) | 9.0 W 34 4 0 0 4 3 0 0 0 0 0 0 39 51 0.00 0.778 | | | | | | | | | | | | | | | | | | | |

| Batter | 1 | 2 | 3 | 4 | 5 | 6 | 7 | 8 | 9 | AB | R | H | RBI | BB | SO | LOB | TOP | | | | | | | | | | | | | | | | | |
|--|---|---------------------------------|------------------------------|---------------------------------|------------------------------|----------------------------------|------------------------------|---------------------------------|------------------------------|----------------------------------|------------------------------|---------------------------------|------------------------------|---------------------------------|-------------------------------|----------------------------------|---|---------------------------------|--------------------------|------------------------------------|----------------------------------|--------|--|--|--|--|--|--|--|--|--|--|--|--|
| Mickey Rivers, L (1, 8) OBP: 0.400, SLG: 0.385 | | | | | | | | | | 4 | 3 | 3 | 3 | 1 | 1 | 0 | California Angels @ Kansas City Royals Royals Stadium, Kansas City, MO Sat Sep 08 1973, 4:33 AM EDT Overcast - 73 F | | | | | | | | | | | | | | | | | |
| Vada Pinson, L (1, 7) OBP: 0.295, SLG: 0.367 | | | | | | | | | | 5 | 0 | 2 | 2 | 0 | 0 | 3 | | | | | | | | | | | | | | | | | | |
| Frank Robinson, R (1, 10) OBP: 0.379, SLG: 0.496 | | | | | | | | | | 5 | 0 | 1 | 1 | 0 | 3 | 4 | | | | | | | | | | | | | | | | | | |
| Bob Oliver, R (1, 5) OBP: 0.309, SLG: 0.416 | | | | | | | | | | 4 | 1 | 2 | 1 | 1 | 1 | 1 | | | | | | | | | | | | | | | | | | |
| Mike Epstein, L (1, 3) OBP: 0.307, SLG: 0.313 | | | | | | | | | | 3 | 0 | 0 | 0 | 0 | 1 | 3 | | | | | | | | | | | | | | | | | | |
| Ken Berry, R (8, PH) OBP: 0.334, SLG: 0.355 | | | | | | | | | | 1 | 0 | 0 | 0 | 0 | 1 | 1 | | | | | | | | | | | | | | | | | | |
| Tom McCraw, L (8, 3) OBP: 0.340, SLG: 0.312 | | | | | | | | | | 1 | 0 | 0 | 0 | 0 | 1 | 0 | | | | | | | | | | | | | | | | | | |
| Leroy Stanton, R (1, 9) OBP: 0.293, SLG: 0.382 | | | | | | | | | | 5 | 1 | 1 | 2 | 0 | 1 | 2 | | | | | | | | | | | | | | | | | | |
| Charlie Sands, L (1, 2) OBP: 0.444, SLG: 0.889 | | | | | | | | | | 4 | 1 | 2 | 0 | 0 | 2 | 0 | | | | | | | | | | | | | | | | | | |
| Dave Chalk, R (1, 6) OBP: 0.154, SLG: 0.154 | | | | | | | | | 4 | 2 | 2 | 0 | 0 | 2 | 1 | | | | | | | | | | | | | | | | | | | |
| Sandy Alomar Sr., S (1, 4) OBP: 0.279, SLG: 0.246 | | | | | | | | | 4 | 1 | 1 | 0 | 0 | 0 | 3 | | | | | | | | | | | | | | | | | | | |
| Inning Stats | R: 1 E: 0 K: 1 S: 7 | H: 2 LOB: 1 BB: 0 P: 7 | R: 0 E: 0 K: 1 S: 6 | H: 1 LOB: 1 BB: 0 P: 6 | R: 0 E: 0 K: 2 S: 7 | H: 0 LOB: 1 BB: 1 P: 11 | R: 0 E: 0 K: 1 S: 5 | H: 0 LOB: 0 BB: 0 P: 5 | R: 3 E: 0 K: 1 S: 9 | H: 4 LOB: 2 BB: 1 P: 13 | R: 0 E: 0 K: 2 S: 7 | H: 0 LOB: 0 BB: 0 P: 7 | R: 0 E: 0 K: 1 S: 5 | H: 1 LOB: 0 BB: 0 P: 5 | R: 5 E: 0 K: 2 S: 13 | H: 6 LOB: 1 BB: 0 P: 13 | R: 0 E: 0 K: 2 S: 7 | H: 0 LOB: 0 BB: 0 P: 7 | 1B: 10 2B: 3 HR: 1 | SF: 0 SAC: 0 DP: 1 HBP: 0 | WP: 0 PB: 0 SB: 2 CS: 0 | PA: 42 | | | | | | | | | | | | |
| PITCHER | IP WLS BF H R ER SO BB IBB HBP BLK WP HR S P ERA WHIP | | | | | | | | | | | | | | | | | | | | | | | | | | | | | | | | | |
| Al Fitzmorris, R (1, 1) ERA: 2.98 | 4.1 | 21 | 7 | 4 | 4 | 5 | 1 | 0 | 0 | 0 | 0 | 0 | 0 | 30 | 34 | 8.31 | 1.846 | | | | | | | | | | | | | | | | | |
| Steve Mingo, L (5, 1) ERA: 4.27 | 3.0 | L | 14 | 5 | 4 | 4 | 5 | 0 | 1 | 0 | 0 | 0 | 0 | 1 | 23 | 27 | 12.00 | 1.667 | | | | | | | | | | | | | | | | |
| Joe Hoerner, L (8, 1) ERA: 5.86 | 1.2 | | 7 | 2 | 1 | 1 | 3 | 0 | 0 | 0 | 0 | 0 | 0 | 0 | 13 | 13 | 5.40 | 1.200 | | | | | | | | | | | | | | | | |

| Batter | 1 | 2 | 3 | 4 | 5 | 6 | 7 | 8 | 9 | AB | R | H | RBI | BB | SO | LOB | BOTTOM | | | | | | | | | | | | | | | | |
|--|---|---------------------------------|------------------------------|---------------------------------|------------------------------|---------------------------------|------------------------------|---------------------------------|------------------------------|---------------------------------|------------------------------|----------------------------------|------------------------------|---------------------------------|------------------------------|---------------------------------|---|----------------------------------|-------------------------|------------------------------------|----------------------------------|--------|--|--|--|--|--|--|--|--|--|--|--|
| Steve Hovley, L (1, 10) OBP: 0.339, SLG: 0.328 | | | | | | | | | | 3 | 1 | 2 | 1 | 0 | 0 | 0 | California Angels @ Kansas City Royals Royals Stadium, Kansas City, MO Sat Sep 08 1973, 4:33 AM EDT Overcast - 73 F | | | | | | | | | | | | | | | | |
| Hal McRae, R (6, PH) OBP: 0.292, SLG: 0.347 | | | | | | | | | | 2 | 0 | 0 | 0 | 0 | 1 | 4 | | | | | | | | | | | | | | | | | |
| Cookie Rojas, R (1, 4) OBP: 0.315, SLG: 0.373 | | | | | | | | | | 5 | 0 | 1 | 3 | 0 | 0 | 2 | | | | | | | | | | | | | | | | | |
| Bobby Floyd, R (9, 4) OBP: 0.373, SLG: 0.403 | | | | | | | | | | 0 | 0 | 0 | 0 | 0 | 0 | 0 | | | | | | | | | | | | | | | | | |
| John Mayberry, L (1, 3) OBP: 0.413, SLG: 0.485 | | | | | | | | | | 2 | 0 | 0 | 0 | 3 | 0 | 2 | | | | | | | | | | | | | | | | | |
| Amos Otis, R (1, 8) OBP: 0.365, SLG: 0.497 | | | | | | | | | | 4 | 0 | 1 | 0 | 1 | 1 | 5 | | | | | | | | | | | | | | | | | |
| Ed Kirkpatrick, L (1, 9) OBP: 0.345, SLG: 0.392 | | | | | | | | | | 5 | 0 | 1 | 0 | 0 | 1 | 4 | | | | | | | | | | | | | | | | | |
| Lou Piniella, R (1, 7) OBP: 0.294, SLG: 0.367 | | | | | | | | | | 5 | 0 | 0 | 0 | 0 | 0 | 1 | | | | | | | | | | | | | | | | | |
| Paul Schaal, R (1, 5) OBP: 0.392, SLG: 0.405 | | | | | | | | | | 1 | 2 | 0 | 0 | 3 | 0 | 1 | | | | | | | | | | | | | | | | | |
| Carl Taylor, R (1, 2) OBP: 0.380, SLG: 0.302 | | | | | | | | | | 4 | 1 | 1 | 0 | 0 | 0 | 3 | | | | | | | | | | | | | | | | | |
| Tom Poquette, L (9, PH) | | | | | | | | | | 1 | 1 | 0 | 0 | 0 | 0 | 1 | | | | | | | | | | | | | | | | | |
| Freddie Patek, R (1, 6) OBP: 0.312, SLG: 0.319 | | | | | | | | | | 2 | 0 | 0 | 0 | 0 | 0 | 1 | | | | | | | | | | | | | | | | | |
| Gail Hopkins, L (6, PH) OBP: 0.373, SLG: 0.362 | | | | | | | | | | 0 | 0 | 0 | 0 | 0 | 0 | 0 | | | | | | | | | | | | | | | | | |
| Jim Wohlford, R (6, PH) OBP: 0.286, SLG: 0.364 | | | | | | | | | | 0 | 1 | 0 | 0 | 1 | 0 | 0 | | | | | | | | | | | | | | | | | |
| Frank White, R (7, 6) OBP: 0.280, SLG: 0.289 | | | | | | | | | | 1 | 0 | 0 | 0 | 0 | 0 | 0 | | | | | | | | | | | | | | | | | |
| Kurt Bevacqua, R (9, PH) OBP: 0.321, SLG: 0.335 | | | | | | | | | | 1 | 0 | 1 | 2 | 0 | 0 | 0 | | | | | | | | | | | | | | | | | |
| Inning Stats | R: 0 E: 0 K: 1 S: 5 | H: 0 LOB: 1 BB: 1 P: 9 | R: 0 E: 0 K: 0 S: 4 | H: 1 LOB: 0 BB: 0 P: 4 | R: 1 E: 1 K: 0 S: 6 | H: 2 LOB: 2 BB: 0 P: 6 | R: 0 E: 1 K: 0 S: 3 | H: 0 LOB: 1 BB: 1 P: 7 | R: 0 E: 0 K: 0 S: 4 | H: 1 LOB: 2 BB: 1 P: 8 | R: 3 E: 0 K: 1 S: 7 | H: 2 LOB: 3 BB: 3 P: 19 | R: 0 E: 0 K: 0 S: 3 | H: 0 LOB: 1 BB: 0 P: 4 | R: 0 E: 0 K: 0 S: 3 | H: 0 LOB: 2 BB: 1 P: 8 | R: 2 E: 1 K: 1 S: 7 | H: 1 LOB: 1 BB: 1 P: 11 | 1B: 4 2B: 2 HR: 1 | SF: 0 SAC: 0 DP: 0 HBP: 2 | WP: 0 PB: 0 SB: 0 CS: 0 | PA: 46 | | | | | | | | | | | |
| PITCHER | IP WLS BF H R ER SO BB IBB HBP BLK WP HR S P ERA WHIP | | | | | | | | | | | | | | | | | | | | | | | | | | | | | | | | |
| Bill Singer, R (1, 1) ERA: 3.17 | 5.1 | | 26 | 5 | 3 | 3 | 1 | 4 | 0 | 0 | 0 | 0 | 0 | 24 | 40 | 5.06 | 1.688 | | | | | | | | | | | | | | | | |
| Rudy May, L (6, 1) ERA: 4.45 | 0.1 | | 4 | 1 | 1 | 1 | 1 | 2 | 0 | 0 | 0 | 0 | 0 | 4 | 12 | 27.00 | 9.000 | | | | | | | | | | | | | | | | |
| Aurelio Monteagudo, R (6, 1) ERA: 3.65 | 3.1 | W | 16 | 1 | 2 | 0 | 1 | 2 | 0 | 2 | 0 | 0 | 0 | 14 | 24 | 0.00 | 0.900 | | | | | | | | | | | | | | | | |

| | |
|-----|----|
| AB | 40 |
| R | 9 |
| H | 14 |
| RBI | 9 |
| BB | 2 |
| SO | 13 |
| LOB | 18 |



| | |
|-----|----|
| AB | 36 |
| R | 6 |
| H | 7 |
| RBI | 6 |
| BB | 8 |
| SO | 3 |
| LOB | 24 |




| Batter | 1 | 2 | 3 | 4 | 5 | 6 | 7 | 8 | 9 | AB R H RBI BB SO LOB | TOP | | | | | | | | | | |
|---|---|----------------------------------|------------------------------|---------------------------------|-------------------------------|----------------------------------|------------------------------|---------------------------------|------------------------------|---------------------------------|--|---|---------------------------------|---------------------------------|---------------------------------|----------------------------------|----------------------------------|------------------------------------|------------------------------------|----------------------------------|--------|
| Mickey Rivers, L OBP: 0.440, SLG: 0.409 (1, 8) | | | | | | | | | | 4 2 2 0 1 1 2 | California Angels @ Kansas City Royals Royals Stadium, Kansas City, MO Sun Sep 09 1973, 4:33 AM EDT Unknown - 80 F | | | | | | | | | | |
| Vada Pinson, L OBP: 0.295, SLG: 0.372 (1, 7) | | | | | | | | | | 5 1 1 2 0 1 5 | | | | | | | | | | | |
| Frank Robinson, R OBP: 0.373, SLG: 0.486 (1, 10) | | | | | | | | | | 4 1 0 0 1 2 3 | | | | | | | | | | | |
| Bob Oliver, R OBP: 0.312, SLG: 0.428 (1, 5) | | | | | | | | | | 5 1 2 3 0 1 2 | | | | | | | | | | | |
| Tom McCraw, L OBP: 0.330, SLG: 0.298 (1, 3) | | | | | | | | | | 4 0 0 0 1 2 2 | | | | | | | | | | | |
| Leroy Stanton, R OBP: 0.303, SLG: 0.385 (1, 9) | | | | | | | | | | 3 0 1 0 1 1 0 | | | | | | | | | | | |
| Charlie Sands, L OBP: 0.385, SLG: 0.667 (1, 2) | | | | | | | | | | 3 0 0 0 1 1 4 | | | | | | | | | | | |
| Dave Chalk, R OBP: 0.190, SLG: 0.105 (1, 6) | | | | | | | | | | 3 0 0 0 1 0 1 | | | | | | | | | | | |
| Sandy Alomar Sr., S OBP: 0.284, SLG: 0.250 (1, 4) | | | | | | | | | | 4 0 2 0 0 0 1 | | | | | | | | | | | |
| Inning Stats | R: 2 E: 0 K: 0 S: 4 | H: 2 LOB: 2 BB: 3 P: 16 | R: 0 E: 0 K: 0 S: 3 | H: 1 LOB: 2 BB: 1 P: 7 | R: 0 E: 1 K: 3 S: 11 | H: 1 LOB: 2 BB: 0 P: 11 | R: 0 E: 0 K: 1 S: 5 | H: 0 LOB: 0 BB: 0 P: 5 | R: 0 E: 0 K: 0 S: 3 | R: 2 E: 0 K: 1 S: 7 | | H: 2 LOB: 0 BB: 0 P: 7 | R: 0 E: 0 K: 0 S: 3 | H: 0 LOB: 1 BB: 1 P: 7 | R: 1 E: 1 K: 3 S: 11 | H: 1 LOB: 1 BB: 0 P: 11 | 1B: 5 2B: 2 3B: 0 HR: 2 | SF: 0 SAC: 0 DP: 1 HBP: 0 | WP: 0 PB: 0 SB: 0 CS: 0 | PA: 41 | |
| PITCHER | IP WLS BF H R ER SO BB IBB HBP BLK WP HR S P ERA WHIP | | | | | | | | | | | IP WLS BF H R ER SO BB IBB HBP BLK WP HR S P ERA WHIP | | | | | | | | | |
| Dick Drago, R ERA: 4.28 (1, 1) | 0.2 | 6 | 2 | 2 | 2 | 0 | 3 | 0 | 0 | 0 | 0 | 1 | 3 | 15 | 27.00 | 7.500 | | | | | |
| Steve Mingo, L ERA: 4.1 (1, 1) | 6.1 | W | 26 | 5 | 2 | 2 | 6 | 2 | 0 | 0 | 0 | 0 | 1 | 36 | 44 | 2.84 | 1.105 | | | | |
| Doug Bird, R ERA: 3.25 (8, 1) | 2.0 | S | 9 | 1 | 1 | 0 | 3 | 1 | 0 | 0 | 0 | 0 | 0 | 14 | 18 | 0.00 | 1.000 | | | | |
| Batter | 1 | 2 | 3 | 4 | 5 | 6 | 7 | 8 | 9 | AB R H RBI BB SO LOB | BOTTOM | | | | | | | | | | |
| Frank White, R OBP: 0.297, SLG: 0.329 (1, 6) | | | | | | | | | | 5 2 2 0 0 0 2 | California Angels @ Kansas City Royals Royals Stadium, Kansas City, MO Sun Sep 09 1973, 4:33 AM EDT Unknown - 80 F | | | | | | | | | | |
| Cookie Rojas, R OBP: 0.317, SLG: 0.378 (1, 4) | | | | | | | | | | 4 2 2 1 0 0 1 | | | | | | | | | | | |
| Amos Otis, R OBP: 0.369, SLG: 0.497 (1, 8) | | | | | | | | | | 3 1 2 1 1 0 2 | | | | | | | | | | | |
| John Mayberry, L OBP: 0.412, SLG: 0.482 (1, 3) | | | | | | | | | | 4 1 1 0 0 1 5 | | | | | | | | | | | |
| Lou Piniella, R OBP: 0.296, SLG: 0.371 (1, 7) | | | | | | | | | | 4 2 3 2 0 0 0 | | | | | | | | | | | |
| Paul Schaaf, R OBP: 0.388, SLG: 0.401 (1, 5) | | | | | | | | | | 3 0 0 1 0 0 2 | | | | | | | | | | | |
| Hal McRae, R OBP: 0.297, SLG: 0.354 Tom Poquette, L (8, 9) | | | | | | | | | | 3 1 1 1 1 1 1 0 0 0 0 0 0 0 | | | | | | | | | | | |
| Kurt Bevacqua, R OBP: 0.315, SLG: 0.328 (1, 10) | | | | | | | | | | 4 0 0 0 0 0 1 | | | | | | | | | | | |
| Carl Taylor, R OBP: 0.383, SLG: 0.302 (1, 2) | | | | | | | | | | 3 0 1 0 1 0 0 | | | | | | | | | | | |
| Inning Stats | R: 5 E: 1 K: 1 S: 8 | H: 2 LOB: 2 BB: 2 P: 16 | R: 0 E: 0 K: 0 S: 4 | H: 1 LOB: 2 BB: 1 P: 8 | R: 1 E: 0 K: 0 S: 4 | H: 2 LOB: 0 BB: 0 P: 4 | R: 2 E: 0 K: 0 S: 5 | H: 3 LOB: 0 BB: 0 P: 5 | R: 0 E: 0 K: 1 S: 5 | H: 0 LOB: 0 BB: 0 P: 5 | | R: 0 E: 0 K: 0 S: 5 | H: 2 LOB: 2 BB: 0 P: 5 | R: 1 E: 0 K: 0 S: 4 | H: 2 LOB: 0 BB: 0 P: 4 | R: 0 E: 0 K: 0 S: 3 | H: 0 LOB: 0 BB: 0 P: 3 | 1B: 6 2B: 8 3B: 1 HR: 0 | SF: 1 SAC: 0 DP: 3 HBP: 0 | WP: 2 PB: 1 SB: 0 CS: 0 | PA: 37 |
| PITCHER | IP WLS BF H R ER SO BB IBB HBP BLK WP HR S P ERA WHIP | | | | | | | | | | | IP WLS BF H R ER SO BB IBB HBP BLK WP HR S P ERA WHIP | | | | | | | | | |
| Andy Hassler, L ERA: 4.18 (3, 1) | 2.1 | L | 16 | 7 | 3 | 3 | 1 | 0 | 0 | 0 | 0 | 0 | 23 | 23 | 4.76 | 1.235 | | | | | |

| Batter | 1 | 2 | 3 | 4 | 5 | 6 | 7 | 8 | 9 | AB | R | H | RBI | BB | SO | LOB | TOP | | | | | | | | | | | | | | | | | | | |
|---|------------------------------|----------------------------------|------------------------------|---------------------------------|------------------------------|---------------------------------|------------------------------|----------------------------------|------------------------------|----------------------------------|------------------------------|---------------------------------|------------------------------|---------------------------------|------------------------------|---------------------------------|------------------------------------|---------------------------------|----------------------------------|------------------------------------|----------------------------------|--------|---|----|----|----|-----|-----|-----|----|----|---|---|-----|------|--|
| Mickey Rivers, L OBP: 0.500, SLG: 0.462 | 3-1 | | | | | | | | | | | | | | | | 4 0 3 2 1 0 0 | | | | | | | | | | | | | | | | | | | |
| Ken Berry, R OBP: 0.352, SLG: 0.351 Sandy Alomar Sr., S OBP: 0.284, SLG: 0.250 | K | | | | | | | | | | | | | | | | 4 0 0 0 0 1 1 3 0 0 0 0 0 0 0 0 | | | | | | | | | | | | | | | | | | | |
| Richie Scheinblum, S OBP: 0.383, SLG: 0.372 | | | | | | | | | | | | | | | | | 4 0 2 0 1 0 2 | | | | | | | | | | | | | | | | | | | |
| Bob Oliver, R OBP: 0.311, SLG: 0.424 | | | | | | | | | | | | | | | | | 4 0 0 0 1 0 4 | | | | | | | | | | | | | | | | | | | |
| Mike Epstein, L OBP: 0.306, SLG: 0.312 Tom McCraw, L OBP: 0.333, SLG: 0.308 | L8 | | | | | | | | | | | | | | | | 1 0 0 0 0 0 2 4 0 2 0 0 0 3 | | | | | | | | | | | | | | | | | | | |
| Leroy Stanton, R OBP: 0.297, SLG: 0.377 | | | | | | | | | | | | | | | | | 5 0 0 0 0 2 5 | | | | | | | | | | | | | | | | | | | |
| Rudy Meoli, L OBP: 0.293, SLG: 0.289 | | | | | | | | | | | | | | | | | 2 2 1 0 2 0 0 | | | | | | | | | | | | | | | | | | | |
| Dave Chalk, R OBP: 0.167, SLG: 0.091 Vada Pinson, L OBP: 0.294, SLG: 0.371 | P3 | | | | | | | | | | | | | | | | 3 0 0 0 0 2 4 1 0 0 0 0 0 0 | | | | | | | | | | | | | | | | | | | |
| Jeff Torborg, R OBP: 0.274, SLG: 0.261 Charlie Sands, L OBP: 0.357, SLG: 0.615 | | | | | | | | | | | | | | | | | 3 1 1 0 0 0 1 1 0 0 0 0 0 0 | | | | | | | | | | | | | | | | | | | |
| Inning Stats | R: 0 E: 0 K: 1 S: 5 | H: 0 LOB: 2 BB: 2 P: 13 | R: 2 E: 0 K: 0 S: 4 | H: 2 LOB: 1 BB: 1 P: 8 | R: 0 E: 1 K: 0 S: 4 | H: 1 LOB: 2 BB: 1 P: 8 | R: 1 E: 1 K: 1 S: 7 | H: 1 LOB: 2 BB: 1 P: 11 | R: 0 E: 0 K: 2 S: 8 | H: 1 LOB: 2 BB: 1 P: 12 | R: 0 E: 0 K: 0 S: 5 | H: 2 LOB: 0 BB: 0 P: 5 | R: 0 E: 0 K: 1 S: 5 | H: 0 LOB: 0 BB: 0 P: 5 | R: 0 E: 0 K: 0 S: 4 | H: 1 LOB: 1 BB: 0 P: 4 | R: 0 E: 0 K: 0 S: 4 | H: 1 LOB: 1 BB: 0 P: 4 | 1B: 7 2B: 2 3B: 0 HR: 0 | SF: 0 SAC: 0 DP: 1 HBP: 0 | WP: 0 PB: 0 SB: 1 CS: 0 | PA: 42 | | | | | | | | | | | | | | |
| PITCHER | IP | WLS | BF | H | R | ER | SO | BB | IBB | HBP | BLK | WP | HR | S | P | ERA | WHIP | PITCHER | IP | WLS | BF | H | R | ER | SO | BB | IBB | HBP | BLK | WP | HR | S | P | ERA | WHIP | |
| Mark Littell, R ERA: 5.7 | (1, 1) | 4.2 | | 5 | 3 | 2 | 3 | 5 | 1 | 0 | 0 | 0 | 0 | 25 | 49 | 3.86 | 2.143 | | | | | | | | | | | | | | | | | | | |
| Al Fitzmorris, R ERA: 2.75 | (5, 1) | 4.1 | W | 17 | 4 | 0 | 0 | 2 | 0 | 0 | 0 | 0 | 0 | 21 | 21 | 0.00 | 0.923 | | | | | | | | | | | | | | | | | | | |

| Batter | 1 | 2 | 3 | 4 | 5 | 6 | 7 | 8 | 9 | AB | R | H | RBI | BB | SO | LOB | BOTTOM | | | | | | | | | | | | | | | | | | | | |
|---|------------------------------|---------------------------------|------------------------------|----------------------------------|------------------------------|----------------------------------|------------------------------|---------------------------------|------------------------------|----------------------------------|------------------------------|---------------------------------|------------------------------|---------------------------------|------------------------------|---------------------------------|----------------------------------|------------------------------------|----------------------------------|--------|----|---|---|----|----|----|-----|-----|-----|----|----|---|---|-----|------|--|--|
| Frank White, R OBP: 0.292, SLG: 0.322 | | | | | | | | | | | | | | | | | 5 0 1 0 0 0 2 | | | | | | | | | | | | | | | | | | | | |
| Paul Schaaf, R OBP: 0.387, SLG: 0.399 | F8 | | | | | | | | | | | | | | | | 4 1 1 0 0 0 2 | | | | | | | | | | | | | | | | | | | | |
| Amos Otis, R OBP: 0.370, SLG: 0.496 | | | | | | | | | | | | | | | | | 3 1 1 0 1 0 1 | | | | | | | | | | | | | | | | | | | | |
| Frank Ortenzio, R John Mayberry, L OBP: 0.413, SLG: 0.482 | K | | | | | | | | | | | | | | | | 2 0 0 0 0 2 3 2 1 1 0 0 0 0 | | | | | | | | | | | | | | | | | | | | |
| Lou Piniella, R OBP: 0.298, SLG: 0.372 | F8 | | | | | | | | | | | | | | | | 3 1 1 2 1 1 2 | | | | | | | | | | | | | | | | | | | | |
| Hal McRae, R OBP: 0.303, SLG: 0.361 | | | | | | | | | | | | | | | | | 3 1 2 2 1 0 0 | | | | | | | | | | | | | | | | | | | | |
| Rick Reichardt, R OBP: 0.307, SLG: 0.380 | | | | | | | | | | | | | | | | | 4 1 1 2 0 0 3 | | | | | | | | | | | | | | | | | | | | |
| Freddie Patek, R OBP: 0.311, SLG: 0.316 | | | | | | | | | | | | | | | | | 3 0 0 0 1 2 0 | | | | | | | | | | | | | | | | | | | | |
| Buck Martinez, R | | | | | | | | | | | | | | | | | 2 0 0 0 2 0 2 | | | | | | | | | | | | | | | | | | | | |
| Inning Stats | R: 0 E: 0 K: 1 S: 7 | H: 2 LOB: 0 BB: 0 P: 7 | R: 2 E: 0 K: 1 S: 6 | H: 1 LOB: 1 BB: 1 P: 10 | R: 1 E: 0 K: 1 S: 7 | H: 2 LOB: 2 BB: 1 P: 11 | R: 0 E: 0 K: 0 S: 3 | H: 0 LOB: 1 BB: 1 P: 7 | R: 3 E: 0 K: 0 S: 5 | H: 3 LOB: 1 BB: 2 P: 13 | R: 0 E: 0 K: 0 S: 3 | H: 0 LOB: 0 BB: 0 P: 3 | R: 0 E: 0 K: 1 S: 5 | H: 0 LOB: 0 BB: 0 P: 5 | R: 0 E: 0 K: 1 S: 5 | H: 0 LOB: 1 BB: 1 P: 9 | 1B: 5 2B: 2 3B: 0 HR: 1 | SF: 0 SAC: 0 DP: 1 HBP: 0 | WP: 0 PB: 0 SB: 0 CS: 0 | PA: 37 | | | | | | | | | | | | | | | | | |
| PITCHER | IP | WLS | BF | H | R | ER | SO | BB | IBB | HBP | BLK | WP | HR | S | P | ERA | WHIP | PITCHER | IP | WLS | BF | H | R | ER | SO | BB | IBB | HBP | BLK | WP | HR | S | P | ERA | WHIP | | |
| Frank Tanana, L ERA: 9.0 | (1, 1) | 4.0 | L | 21 | 5 | 4 | 3 | 4 | 0 | 0 | 0 | 0 | 0 | 23 | 39 | 9.00 | 2.250 | | | | | | | | | | | | | | | | | | | | |
| Dave Seits, R ERA: 3.71 | (5, 1) | 0.1 | | 5 | 3 | 2 | 2 | 1 | 0 | 0 | 0 | 0 | 0 | 4 | 8 | 54.00 | 12.000 | | | | | | | | | | | | | | | | | | | | |
| Steve Barber, L ERA: 3.53 | (5, 1) | 3.2 | | 11 | 0 | 0 | 0 | 2 | 1 | 0 | 0 | 0 | 0 | 14 | 18 | 0.00 | 0.273 | | | | | | | | | | | | | | | | | | | | |


California Angels @ Kansas City Royals
Royals Stadium, Kansas City, MO
Sun Sep 09 1973, 4:38 AM EDT
Att: 16,636 - Unknown

AB 36
R 3
H 9
RBI 2
BB 6
SO 5
LOB 24



California Angels @ Kansas City Royals
Royals Stadium, Kansas City, MO
Sun Sep 09 1973, 4:38 AM EDT
Att: 16,636 - Unknown

AB 31
R 6
H 8
RBI 6
BB 6
SO 5
LOB 15



| Batter | 1 | 2 | 3 | 4 | 5 | 6 | 7 | 8 | 9 | AB | R | H | RBI | BB | SO | LOB | TOP | | | | | | | | | | |
|--|------------------------------|----------------------------------|------------------------------|---------------------------------|------------------------------|---------------------------------|------------------------------|---------------------------------|------------------------------|---------------------------------|------------------------------|---------------------------------|------------------------------|---------------------------------|------------------------------|---------------------------------|----------------------------------|------------------------------------|-------------------------|--------|--|--|--|--|--|--|--|
| Frank White, R (1, 6) OBP: 0.294, SLG: 0.323 | | | | | | | | | | 5 | 1 | 2 | 0 | 0 | 0 | 2 | | | | | | | | | | | |
| Cookie Rojas, R (1, 4) OBP: 0.320, SLG: 0.378 | | | | | | | | | | 4 | 1 | 3 | 0 | 0 | 1 | 1 | | | | | | | | | | | |
| John Mayberry, L (1, 3) OBP: 0.408, SLG: 0.474 | | | | | | | | | | 4 | 1 | 1 | 1 | 1 | 0 | 4 | | | | | | | | | | | |
| Hal McRae, R (1, 9) OBP: 0.307, SLG: 0.384 | | | | | | | | | | 3 | 2 | 2 | 4 | 1 | 0 | 0 | | | | | | | | | | | |
| Lou Piniella, R (1, 7) OBP: 0.293, SLG: 0.366 | | | | | | | | | | 4 | 0 | 0 | 0 | 0 | 1 | 2 | | | | | | | | | | | |
| Paul Schaaf, R (1, 5) OBP: 0.381, SLG: 0.389 | | | | | | | | | | 4 | 0 | 0 | 0 | 0 | 0 | 0 | | | | | | | | | | | |
| Kurt Bevacqua, R (1, 10) OBP: 0.313, SLG: 0.325 | | | | | | | | | | 4 | 0 | 0 | 0 | 0 | 1 | 0 | | | | | | | | | | | |
| Steve Hovley, L (1, 8) OBP: 0.356, SLG: 0.344 | | | | | | | | | | 2 | 0 | 1 | 0 | 2 | 1 | 0 | | | | | | | | | | | |
| Fran Healy, R (1, 2) OBP: 0.346, SLG: 0.409 | | | | | | | | | | 2 | 0 | 0 | 0 | 0 | 0 | 1 | | | | | | | | | | | |
| Inning Stats | R: 0 E: 0 K: 2 S: 8 | H: 1 LOB: 2 BB: 1 P: 12 | R: 0 E: 0 K: 0 S: 4 | H: 1 LOB: 1 BB: 0 P: 4 | R: 4 E: 0 K: 0 S: 7 | H: 4 LOB: 0 BB: 0 P: 7 | R: 0 E: 0 K: 1 S: 5 | H: 0 LOB: 0 BB: 0 P: 5 | R: 0 E: 0 K: 1 S: 5 | H: 0 LOB: 0 BB: 0 P: 5 | R: 0 E: 0 K: 0 S: 4 | H: 1 LOB: 2 BB: 1 P: 8 | R: 1 E: 0 K: 0 S: 4 | H: 1 LOB: 0 BB: 0 P: 4 | R: 0 E: 0 K: 0 S: 2 | H: 0 LOB: 0 BB: 1 P: 6 | 1B: 7 2B: 0 3B: 0 HR: 2 | SF: 0 SAC: 2 DP: 1 HBP: 0 | WP: 0 PB: 0 CS: 0 | PA: 38 | | | | | | | |
| PITCHER | IP | WLS | BF | H | R | ER | SO | BB | IBB | HBP | BLK | WP | HR | S | P | ERA | WHIP | | | | | | | | | | |
| Ken Holtzman, L (1, 1) ERA: 2.86 | 8.0 | L | 34 | 9 | 5 | 5 | 4 | 2 | 0 | 0 | 0 | 0 | 2 | 40 | 48 | 5.62 | 1.375 | | | | | | | | | | |
| Darold Knowles, L (9, 1) ERA: 2.95 | 1.0 | S | 3 | 0 | 0 | 0 | 0 | 1 | 0 | 0 | 0 | 0 | 0 | 2 | 6 | 0.00 | 1.000 | | | | | | | | | | |

Kansas City Royals @ Oakland Athletics
Oakland-Alameda County Coliseum, Oakland, CA
Wed Sep 12 1973, 7:05 PM PDT
Att: 10,788 - Unknown

AB 32
R 5
H 9
RBI 5
BB 3
SO 4
LOB 10



| Batter | 1 | 2 | 3 | 4 | 5 | 6 | 7 | 8 | 9 | AB | R | H | RBI | BB | SO | LOB | BOTTOM | | | | | | | | | | |
|--|------------------------------|---------------------------------|------------------------------|---------------------------------|------------------------------|---------------------------------|------------------------------|---------------------------------|------------------------------|---------------------------------|------------------------------|---------------------------------|------------------------------|----------------------------------|------------------------------|----------------------------------|----------------------------------|------------------------------------|-------------------------|--------|--|--|--|--|--|--|--|
| Bill North, S (1, 8) OBP: 0.374, SLG: 0.352 | | | | | | | | | | 4 | 0 | 1 | 0 | 1 | 1 | 4 | | | | | | | | | | | |
| Bert Campaneris, R (1, 6) OBP: 0.305, SLG: 0.324 | | | | | | | | | | 5 | 0 | 0 | 0 | 0 | 1 | 6 | | | | | | | | | | | |
| Sal Bando, R (1, 5) OBP: 0.367, SLG: 0.482 | | | | | | | | | | 4 | 0 | 1 | 0 | 0 | 1 | 1 | | | | | | | | | | | |
| Deron Johnson, R (1, 10) OBP: 0.337, SLG: 0.420 | | | | | | | | | | 3 | 0 | 2 | 0 | 1 | 0 | 1 | | | | | | | | | | | |
| Gene Tenace, R (1, 3) OBP: 0.378, SLG: 0.441 | | | | | | | | | | 4 | 0 | 1 | 0 | 0 | 1 | 3 | | | | | | | | | | | |
| Billy Conigliano, R (1, 7) OBP: 0.268, SLG: 0.295 | | | | | | | | | | 3 | 0 | 0 | 0 | 0 | 1 | 4 | | | | | | | | | | | |
| Vic Davallio, L (8, PH) OBP: 0.197, SLG: 0.224 | | | | | | | | | | 1 | 0 | 0 | 0 | 0 | 1 | 1 | | | | | | | | | | | |
| Ray Fosse, R (1, 2) OBP: 0.349 | | | | | | | | | | 3 | 0 | 1 | 0 | 0 | 0 | 3 | | | | | | | | | | | |
| Pat Bourque, L (9, PH) OBP: 0.315, SLG: 0.420 | | | | | | | | | | 1 | 0 | 0 | 0 | 0 | 0 | 0 | | | | | | | | | | | |
| Angel Mangual, R (1, 9) OBP: 0.250, SLG: 0.303 | | | | | | | | | | 4 | 0 | 2 | 0 | 0 | 0 | 3 | | | | | | | | | | | |
| Dick Green, R (1, 4) OBP: 0.309, SLG: 0.341 | | | | | | | | | | 2 | 0 | 1 | 0 | 0 | 0 | 0 | | | | | | | | | | | |
| Rico Carty, R (7, PH) OBP: 0.307, SLG: 0.293 | | | | | | | | | | 0 | 0 | 0 | 0 | 1 | 0 | 0 | | | | | | | | | | | |
| Allan Lewis, S (7, PR) | | | | | | | | | | 0 | 0 | 0 | 0 | 0 | 0 | 0 | | | | | | | | | | | |
| Ted Kubiak, S (8, 4) OBP: 0.268, SLG: 0.322 | | | | | | | | | | 0 | 0 | 0 | 0 | 0 | 0 | 0 | | | | | | | | | | | |
| Mike Andrews, R (9, PH) OBP: 0.299, SLG: 0.260 | | | | | | | | | | 1 | 0 | 0 | 0 | 0 | 0 | 1 | | | | | | | | | | | |
| Inning Stats | R: 0 E: 0 K: 0 S: 3 | H: 1 LOB: 0 BB: 0 P: 3 | R: 0 E: 1 K: 0 S: 5 | H: 1 LOB: 2 BB: 0 P: 5 | R: 0 E: 0 K: 1 S: 5 | H: 0 LOB: 0 BB: 0 P: 5 | R: 0 E: 0 K: 1 S: 7 | H: 2 LOB: 2 BB: 0 P: 7 | R: 0 E: 0 K: 0 S: 4 | H: 2 LOB: 1 BB: 0 P: 4 | R: 0 E: 0 K: 0 S: 4 | H: 1 LOB: 1 BB: 0 P: 4 | R: 0 E: 0 K: 3 S: 9 | H: 0 LOB: 1 BB: 1 P: 13 | R: 0 E: 0 K: 1 S: 6 | H: 1 LOB: 2 BB: 1 P: 10 | 1B: 9 2B: 0 3B: 0 HR: 0 | SF: 0 SAC: 0 DP: 2 HBP: 0 | WP: 0 PB: 1 CS: 0 | PA: 38 | | | | | | | |
| PITCHER | IP | WLS | BF | H | R | ER | SO | BB | IBB | HBP | BLK | WP | HR | S | P | ERA | WHIP | | | | | | | | | | |
| Paul Splittorf, L (1, 1) ERA: 4.21 | 7.0 | W | 29 | 8 | 0 | 0 | 2 | 1 | 0 | 0 | 0 | 0 | 0 | 32 | 36 | 0.00 | 1.286 | | | | | | | | | | |
| Doug Bird, R (8, 1) ERA: 3.14 | 2.0 | S | 9 | 1 | 0 | 0 | 4 | 2 | 0 | 0 | 0 | 0 | 0 | 15 | 23 | 0.00 | 1.500 | | | | | | | | | | |

Kansas City Royals @ Oakland Athletics
Oakland-Alameda County Coliseum, Oakland, CA
Wed Sep 12 1973, 7:05 PM PDT
Att: 10,788 - Unknown

AB 35
R 0
H 9
RBI 0
BB 3
SO 6
LOB 27



| Batter | 1 | 2 | 3 | 4 | 5 | 6 | 7 | 8 | 9 | AB | R | H | RBI | BB | SO | LOB | TOP | | | | | |
|---|-----------------------------------|---------------------------------|-------------------------------------|----------------------------------|------------------------------|---------------------------------|------------------------------|----------------------------------|------------------------------|---------------------------------|------------------------------|---------------------------------|------------------------------|---------------------------------|------------------------------|---------------------------------|---|------------------------------|---------------------------------|----------------------------------|------------------------------------|----------------------------------|
| Frank White, R (1, 6) <small>OBP: 0.284, SLG: 0.304</small> Rick Reichardt, R (8, PH) <small>OBP: 0.303, SLG: 0.374</small> Buck Martinez, R (8, 2) | B1-3 | | 5-3 | | K | | | K | | 3 | 0 | 0 | 0 | 0 | 1 | 0 | Kansas City Royals @ California Angels Anaheim Stadium, Anaheim, CA Fri Sep 14, 1973, 10:05 PM EDT Att: 5,693 - Unknown | | | | | |
| Cookie Rojas, R (1, 4) <small>OBP: 0.322, SLG: 0.378</small> | P5 | | | E7 1B | | | P4 | | 4 | 1 | 1 | 0 | 0 | 0 | 0 | | | | | | | |
| Amos Otis, R (1, 10) <small>OBP: 0.369, SLG: 0.492</small> | | | | | | | 6-3 | | 4 | 0 | 2 | 1 | 0 | 0 | 1 | | | | | | | |
| John Mayberry, L (1, 3) <small>OBP: 0.409, SLG: 0.472</small> | 1-3 | | | | K | | | | 4 | 0 | 1 | 0 | 0 | 1 | 2 | | | | | | | |
| Hal McRae, R (1, 9) <small>OBP: 0.306, SLG: 0.390</small> | | | | | | | | | 4 | 1 | 1 | 1 | 0 | 1 | 2 | | | | | | | |
| Lou Piniella, R (1, 7) <small>OBP: 0.294, SLG: 0.365</small> | | | | | | | | | 3 | 0 | 0 | 0 | 1 | 0 | 0 | | | | | | | |
| Paul Schaal, R (1, 5) Fran Healy, R (9, PR) <small>OBP: 0.347, SLG: 0.408</small> | | | | | | | | | 4 | 0 | 1 | 0 | 0 | 0 | 2 | | | | | | | |
| Steve Hovley, L (1, 8) <small>OBP: 0.348, SLG: 0.336</small> Jim Wohlford, R (7, PH) <small>OBP: 0.278, SLG: 0.353</small> Tom Poquette, L (7, 8) <small>OBP: 0.167, SLG: 0.167</small> Frank Ortenzio, R (9, PH) | | | B1-3 | | K | | | | 2 | 0 | 0 | 0 | 0 | 1 | 0 | | | | | | | |
| Carl Taylor, R (1, 2) <small>OBP: 0.367, SLG: 0.287</small> Kurt Bevacqua, R (8, PH) <small>OBP: 0.312, SLG: 0.324</small> Freddie Patek, R (8, 6) <small>OBP: 0.310, SLG: 0.316</small> | | | | | | | | | 1 | 0 | 0 | 0 | 0 | 0 | 0 | | | | | | | |
| Inning Stats | R: 0 E: 0 K: 0 S: 4 | H: 1 LOB: 1 BB: 0 P: 4 | R: 0 E: 0 K: 1 S: 5 | H: 0 LOB: 0 BB: 0 P: 5 | R: 0 E: 0 K: 1 S: 5 | H: 0 LOB: 0 BB: 0 P: 5 | R: 1 E: 1 K: 1 S: 7 | H: 1 LOB: 2 BB: 1 P: 11 | R: 0 E: 0 K: 2 S: 7 | H: 0 LOB: 0 BB: 0 P: 7 | R: 0 E: 0 K: 0 S: 4 | H: 1 LOB: 1 BB: 0 P: 4 | R: 0 E: 0 K: 0 S: 3 | H: 0 LOB: 0 BB: 0 P: 3 | R: 0 E: 0 K: 1 S: 6 | H: 1 LOB: 1 BB: 0 P: 6 | | R: 1 E: 0 K: 0 S: 5 | H: 2 LOB: 1 BB: 0 P: 5 | 1B: 5 2B: 0 3B: 0 HR: 1 | SF: 0 SAC: 0 DP: 0 HBP: 0 | WP: 0 PB: 0 SB: 0 CS: 0 |
| PITCHER Frank Tanana, L (1, 1) <small>ERA: 3.46</small> | IP: 9.0 W: 1 L: 0 BF: 35 | H: 6 R: 2 ER: 1 SO: 6 | BB: 1 IBB: 0 HBP: 0 BLK: 0 | WP: 0 HR: 1 S: 46 P: 50 | ERA: 1.00 WHIP: 0.778 | | | | | | | | | | | ERA: 1.00 WHIP: 0.778 | | | | | | |


| Batter | 1 | 2 | 3 | 4 | 5 | 6 | 7 | 8 | 9 | AB | R | H | RBI | BB | SO | LOB | BOTTOM | | | |
|--|-----------------------------------|---------------------------------|-------------------------------------|----------------------------------|------------------------------|---------------------------------|------------------------------|---------------------------------|------------------------------|---------------------------------|------------------------------|---------------------------------|------------------------------|---------------------------------|------------------------------|----------------------------------|---|----------------------------------|------------------------------------|----------------------------------|
| Mickey Rivers, L (1, 8) <small>OBP: 0.385, SLG: 0.417</small> | E6 4-3 S | | G1-6-3 1-2 | | 4-3 | | | 6-3 | | 4 | 0 | 0 | 0 | 0 | 0 | 2 | Kansas City Royals @ California Angels Anaheim Stadium, Anaheim, CA Fri Sep 14, 1973, 10:05 PM EDT Att: 5,693 - Unknown | | | |
| Vada Pinson, L (1, 7) <small>OBP: 0.288, SLG: 0.373</small> Mike Epstein, L (9, 3) <small>OBP: 0.306, SLG: 0.311</small> | K | | | 4-3 1B G3 | F7 | | | E 1B BB | | 3 | 2 | 1 | 0 | 1 | 1 | | | | | |
| Richie Scheinblum, S (1, 10) <small>OBP: 0.336, SLG: 0.372</small> Dave Chalk, R (8, PR) <small>OBP: 0.167, SLG: 0.091</small> | 4-3 | | | G3 | | | | BB E 1B | | 4 | 0 | 2 | 0 | 0 | 0 | | | | | |
| Bob Oliver, R (1, 5) <small>OBP: 0.313, SLG: 0.419</small> | 5-3 | | | 4-3 | | | | BB E 1B | | 3 | 0 | 0 | 0 | 1 | 0 | | | | | |
| Tom McCraw, L (1, 3) <small>OBP: 0.339, SLG: 0.310</small> Winston Llenas, R (8, PH) <small>OBP: 0.331, SLG: 0.325</small> Ken Berry, R (9, 7) <small>OBP: 0.335, SLG: 0.354</small> | | | | 4-3 | | | | BB E 1B | | 3 | 0 | 1 | 1 | 0 | 0 | | | | | |
| Leroy Stanton, R (1, 9) <small>OBP: 0.294, SLG: 0.364</small> | | | | 5-3 | | | | BB E 1B | | 3 | 0 | 0 | 1 | 1 | 2 | | | | | |
| Billy Parker, R (1, 4) <small>OBP: 0.174, SLG: 0.119</small> | 1-3 | | | | | | | BB E 1B | | 4 | 1 | 1 | 0 | 0 | 1 | | | | | |
| Rick Stelmazek, L (1, 2) <small>OBP: 0.286, SLG: 0.200</small> | | | | | | | | BB E 1B | | 1 | 0 | 1 | 0 | 1 | 0 | | | | | |
| Rudy Meoli, L (1, 6) <small>OBP: 0.284, SLG: 0.283</small> | | | | | | | | BB E 1B | | 3 | 0 | 1 | 1 | 0 | 0 | | | | | |
| Inning Stats | R: 0 E: 1 K: 1 S: 6 | H: 0 LOB: 1 BB: 0 P: 6 | R: 0 E: 0 K: 1 S: 5 | H: 0 LOB: 0 BB: 0 P: 5 | R: 0 E: 0 K: 0 S: 2 | H: 0 LOB: 1 BB: 1 P: 6 | R: 1 E: 0 K: 0 S: 5 | H: 2 LOB: 1 BB: 0 P: 5 | R: 1 E: 0 K: 0 S: 5 | H: 2 LOB: 1 BB: 0 P: 5 | R: 0 E: 0 K: 0 S: 3 | H: 1 LOB: 0 BB: 0 P: 3 | R: 0 E: 0 K: 1 S: 6 | H: 1 LOB: 1 BB: 0 P: 6 | R: 1 E: 1 K: 1 S: 6 | H: 1 LOB: 3 BB: 3 P: 18 | | 1B: 6 2B: 2 3B: 0 HR: 0 | SF: 0 SAC: 1 DP: 2 HBP: 0 | WP: 1 PB: 0 SB: 1 CS: 0 |
| PITCHER Steve Busby, R (1, 1) <small>ERA: 4.48</small> Joe Hoerner, L (8, 1) <small>ERA: 5.79</small> Doug Bird, R (8, 1) <small>ERA: 3.16</small> | IP: 7.1 W: 1 L: 0 BF: 31 | H: 7 R: 3 ER: 2 SO: 3 | BB: 2 IBB: 0 HBP: 0 BLK: 0 | WP: 1 HR: 0 S: 34 P: 46 | ERA: 2.46 WHIP: 1.227 | | | | | | | | | | | ERA: 2.46 WHIP: 1.227 | | | | |



| Batter | 1 | 2 | 3 | 4 | 5 | 6 | 7 | 8 | 9 | AB | R | H | RBI | BB | SO | LOB | TOP | | | | | |
|--|---|---------------------------------|------------------------------|---------------------------------|------------------------------|---------------------------------|------------------------------|----------------------------------|------------------------------|----------------------------------|------------------------------|---------------------------------|------------------------------|---------------------------------|------------------------------|---------------------------------|---|---------------------------------|----------------------------------|------------------------------------|----------------------------------|--------|
| Steve Hovley, L (1, 8) OBP: 0.347, SLG: 0.335 | G3 | | K | | | | 4-3 | | | 4 | 0 | 1 | 1 | 0 | 1 | 1 | Kansas City Royals @ California Angels Anaheim Stadium, Anaheim, CA Sat Sep 15 1973, 10:05 PM EDT Att: 19,183 - Unknown livebaseballscorecards.com | | | | | |
| Cookie Rojas, R (1, 4) OBP: 0.321, SLG: 0.376 | F9 | | 6-3 | | | | | F9 | | 3 | 0 | 0 | 0 | 1 | 0 | 1 | | | | | | |
| Amos Otis, R (1, 10) OBP: 0.368, SLG: 0.490 | K | | | K | P4 | | | FC6-4 1B | | 4 | 0 | 1 | 0 | 0 | 2 | 3 | | | | | | |
| John Mayberry, L (1, 3) OBP: 0.406, SLG: 0.468 | | F9 | | K | K | | | F8 | | 4 | 0 | 0 | 0 | 0 | 2 | 4 | | | | | | |
| Hal McRae, R (1, 9) OBP: 0.308, SLG: 0.388 | | | | | | K | | FC6-4 1-2 | | 2 | 0 | 0 | 0 | 2 | 1 | 1 | | | | | | |
| Ed Kirkpatrick, L (1, 2) OBP: 0.338, SLG: 0.382 | | L4 | | F8 | | K | | | F5 | 4 | 0 | 0 | 0 | 0 | 1 | 2 | | | | | | |
| Lou Piniella, R (1, 7) OBP: 0.294, SLG: 0.364 | | F9 | | | | BB 1B | 4-3 | | 5-3 | 4 | 1 | 1 | 0 | 0 | 0 | 1 | | | | | | |
| Paul Schaal, R (1, 5) OBP: 0.385, SLG: 0.388 Jim Wohlford, R (9, PR) OBP: 0.276, SLG: 0.353 | | | SH3-4 BB | | BB 1B BB | | 4-3 | | | 1 | 0 | 0 | 0 | 3 | 0 | 0 | | | | | | |
| Freddie Patek, R (1, 6) OBP: 0.309, SLG: 0.315 Gail Hopkins, L (9, PH) OBP: 0.366, SLG: 0.348 | | | SH3-4 | | K | | K | | K | 2 | 0 | 0 | 0 | 0 | 2 | 2 | | | | | | |
| | | | | | | | | | | 1 | 0 | 0 | 0 | 0 | 1 | 1 | | | | | | |
| Inning Stats | R: 0 E: 0 K: 1 S: 5 | H: 0 LOB: 0 BB: 0 P: 5 | R: 0 E: 0 K: 0 S: 3 | H: 0 LOB: 1 BB: 1 P: 7 | R: 0 E: 0 K: 1 S: 5 | H: 0 LOB: 1 BB: 1 P: 9 | R: 0 E: 0 K: 2 S: 7 | H: 0 LOB: 1 BB: 1 P: 11 | R: 1 E: 0 K: 2 S: 9 | H: 2 LOB: 3 BB: 2 P: 17 | R: 0 E: 0 K: 2 S: 7 | H: 0 LOB: 0 BB: 0 P: 7 | R: 0 E: 0 K: 1 S: 5 | H: 0 LOB: 0 BB: 0 P: 5 | R: 0 E: 0 K: 0 S: 4 | H: 1 LOB: 1 BB: 0 P: 4 | R: 0 E: 0 K: 1 S: 5 | H: 0 LOB: 1 BB: 1 P: 9 | 1B: 3 2B: 0 3B: 0 HR: 0 | SF: 0 SAC: 1 DP: 0 HBP: 0 | WP: 0 PB: 0 SB: 0 CS: 0 | PA: 36 |
| PITCHER Nolan Ryan, R (1, 1) ERA: 2.82 | IP: 9.0 WLS: W BF: 36 H: 3 R: 1 ER: 1 SO: 10 BB: 6 IBB: 0 HBP: 0 BLK: 0 WP: 0 HR: 0 S: 50 P: 74 ERA: 1.00 WHIP: 1.000 | | | | | | | | | | | | | | | PITCHER | IP: 9.0 WLS: W BF: 36 H: 3 R: 1 ER: 1 SO: 10 BB: 6 IBB: 0 HBP: 0 BLK: 0 WP: 0 HR: 0 S: 50 P: 74 ERA: 1.00 WHIP: 1.000 | | | | | |

| Batter | 1 | 2 | 3 | 4 | 5 | 6 | 7 | 8 | 9 | AB | R | H | RBI | BB | SO | LOB | BOTTOM |
|--|---|-----|---------|-----|--------------|---|-----|--------------|----|----------------------------------|------------------------------------|----------------------------------|--------|----|----|----------------|---|
| Mickey Rivers, L (1, 8) OBP: 0.411, SLG: 0.481 | | | | 4-3 | | | | | | 4 | 0 | 3 | 2 | 0 | 0 | 2 | Kansas City Royals @ California Angels Anaheim Stadium, Anaheim, CA Sat Sep 15 1973, 10:05 PM EDT Att: 19,183 - Unknown livebaseballscorecards.com |
| Vada Pinson, L (1, 7) OBP: 0.287, SLG: 0.372 | 4-3 | 4-3 | | | P5 | | CS | | | 4 | 0 | 1 | 0 | 0 | 0 | 1 | |
| Richie Scheinblum, S (1, 10) OBP: 0.387, SLG: 0.371 | | | E 1B | | G1-6-3 BB | | 4-3 | | F7 | 3 | 1 | 1 | 0 | 1 | 0 | 1 | |
| Bob Oliver, R (1, 5) OBP: 0.310, SLG: 0.415 | E5 1B | | F9 | | K | | | FC5-4 1-2 | | 4 | 0 | 0 | 0 | 0 | 1 | 3 | |
| Tom McCraw, L (1, 3) OBP: 0.338, SLG: 0.309 | | | G1-6-3 | | | K | | G3 | | 4 | 0 | 1 | 1 | 0 | 1 | 2 | |
| Leroy Stanton, R (1, 9) OBP: 0.296, SLG: 0.368 | | 6-3 | | | | | | | | 3 | 0 | 2 | 0 | 0 | 0 | 0 | |
| Billy Parker, R (1, 4) OBP: 0.163, SLG: 0.111 | | K | | | | | F7 | | | 3 | 0 | 0 | 0 | 0 | 2 | 2 | |
| Jeff Torborg, R (1, 2) OBP: 0.275, SLG: 0.260 | | | | | | | P4 | | | 2 | 1 | 1 | 0 | 1 | 0 | 0 | |
| Rudy Meoli, L (1, 6) OBP: 0.285, SLG: 0.284 | | | | | | | F3 | | | 3 | 1 | 1 | 0 | 0 | 1 | 2 | |
| | | | | | | | | | | 1B: 9 2B: 0 3B: 1 HR: 0 | SF: 0 SAC: 0 DP: 1 HBP: 0 | WP: 0 PB: 0 SB: 0 CS: 2 | PA: 33 | | | | |
| PITCHER Gene Garber, R (1, 1) ERA: 4.27 | IP: 8.0 WLS: L BF: 32 H: 10 R: 3 ER: 2 SO: 5 BB: 2 IBB: 0 HBP: 0 BLK: 0 WP: 0 HR: 0 S: 40 P: 48 ERA: 2.25 WHIP: 1.500 | | | | | | | | | | | | | | | PITCHER | IP: 8.0 WLS: L BF: 32 H: 10 R: 3 ER: 2 SO: 5 BB: 2 IBB: 0 HBP: 0 BLK: 0 WP: 0 HR: 0 S: 40 P: 48 ERA: 2.25 WHIP: 1.500 |

| Batter | 1 | 2 | 3 | 4 | 5 | 6 | 7 | 8 | 9 | AB | R | H | RBI | BB | SO | LOB | TOP | | | | | |
|--|---|---------------------------------|------------------------------|---------------------------------|------------------------------|---------------------------------|------------------------------|---------------------------------|------------------------------|---------------------------------|------------------------------|---------------------------------|------------------------------|---------------------------------|------------------------------|---------------------------------|------------------------------|----------------------------------|-----------------------------------|------------------------------------|----------------------------------|--------|
| Steve Hovley, L (1, 8) OBP: 0.348, SLG: 0.336 | | | | | | | | | | 5 | 1 | 2 | 1 | 0 | 2 | 1 | | | | | | |
| Cookie Rojas, R (1, 4) OBP: 0.321, SLG: 0.375 | | | | | | | | | | 4 | 0 | 1 | 0 | 0 | 0 | 2 | | | | | | |
| Amos Otis, R (1, 10) OBP: 0.369, SLG: 0.490 | | | | | | | | | | 4 | 0 | 2 | 1 | 0 | 0 | 1 | | | | | | |
| John Mayberry, L (1, 3) OBP: 0.407, SLG: 0.468 | | | | | | | | | | 4 | 0 | 2 | 1 | 0 | 1 | 1 | | | | | | |
| Lou Piniella, R (1, 7) OBP: 0.292, SLG: 0.361 | | | | | | | | | | 4 | 0 | 0 | 0 | 0 | 1 | 4 | | | | | | |
| Ed Kirkpatrick, L (1, 2) OBP: 0.337, SLG: 0.379 | | | | | | | | | | 3 | 1 | 0 | 0 | 1 | 1 | 0 | | | | | | |
| Hal McRae, R (1, 9) OBP: 0.306, SLG: 0.384 | | | | | | | | | | 3 | 0 | 0 | 0 | 0 | 0 | 0 | AB 35 | | | | | |
| Tom Poquette, L (0, 9) OBP: 0.167, SLG: 0.167 | | | | | | | | | | 0 | 0 | 0 | 0 | 0 | 0 | 0 | R 4 | | | | | |
| Paul Schaaf, R (1, 5) OBP: 0.386, SLG: 0.389 | | | | | | | | | | 4 | 1 | 2 | 0 | 0 | 0 | 1 | H 11 | | | | | |
| Freddie Patek, R (1, 6) OBP: 0.308, SLG: 0.313 | | | | | | | | | | | | | | | | | RBI 4 | | | | | |
| Gail Hopkins, L (0, PH) OBP: 0.370, SLG: 0.353 | | | | | | | | | | | | | | | | | BB 1 | | | | | |
| Frank White, R (0, PH) OBP: 0.291, SLG: 0.311 | | | | | | | | | | 2 | 0 | 0 | 0 | 0 | 1 | 1 | SO 6 | | | | | |
| | | | | | | | | | | 1 | 0 | 1 | 0 | 0 | 0 | 0 | LOB 11 | | | | | |
| | | | | | | | | | | 1 | 1 | 1 | 1 | 0 | 0 | 0 | | | | | | |
| Inning Stats | R: 0 E: 0 K: 0 S: 5 | H: 3 LOB: 2 BB: 0 P: 5 | R: 0 E: 0 K: 0 S: 3 | H: 0 LOB: 0 BB: 0 P: 3 | R: 0 E: 0 K: 2 S: 7 | H: 0 LOB: 0 BB: 0 P: 7 | R: 0 E: 0 K: 0 S: 3 | H: 1 LOB: 0 BB: 0 P: 3 | R: 0 E: 0 K: 1 S: 6 | H: 1 LOB: 1 BB: 0 P: 6 | R: 0 E: 0 K: 0 S: 3 | H: 0 LOB: 0 BB: 0 P: 7 | R: 0 E: 0 K: 2 S: 7 | H: 0 LOB: 0 BB: 0 P: 7 | R: 3 E: 0 K: 0 S: 8 | H: 5 LOB: 2 BB: 0 P: 8 | R: 1 E: 0 K: 1 S: 6 | H: 1 LOB: 1 BB: 1 P: 10 | 1B: 11 2B: 0 3B: 0 HR: 0 | SF: 0 SAC: 1 DP: 1 HBP: 0 | WP: 0 PB: 0 SB: 0 CS: 1 | PA: 37 |
| PITCHER | IP WLS BF H R ER SO BB IBB HBP BLK WP HR S P ERA WHIP | | | | | | | | | | | | | | | | | | | | | |
| Bill Singer, R (1, 1) ERA: 3.24 | 8.0 L 32 10 3 3 5 0 0 0 0 0 0 0 42 42 3.38 1.250 | | | | | | | | | | | | | | | | | | | | | |
| Steve Barber, L (0, 1) ERA: 3.55 | 1.0 5 1 1 1 1 1 0 0 0 0 0 0 6 10 9.00 2.000 | | | | | | | | | | | | | | | | | | | | | |

Kansas City Royals @ California Angels
 Anaheim Stadium, Anaheim, CA
 Sun Sep 16 1973, 6:33 AM EDT
 Att: 5,014 - Unknown


AB 35
R 4
H 11
RBI 4
BB 1
SO 6
LOB 11

| Batter | 1 | 2 | 3 | 4 | 5 | 6 | 7 | 8 | 9 | AB | R | H | RBI | BB | SO | LOB | BOTTOM | | | | | |
|--|---|---------------------------------|------------------------------|---------------------------------|------------------------------|---------------------------------|------------------------------|---------------------------------|-------------------------------|----------------------------------|------------------------------|---------------------------------|------------------------------|---------------------------------|------------------------------|----------------------------------|------------------------------|---------------------------------|----------------------------------|------------------------------------|----------------------------------|--------|
| Mickey Rivers, L (1, 8) OBP: 0.383, SLG: 0.446 | | | | | | | | | | 4 | 0 | 0 | 0 | 0 | 1 | 3 | | | | | | |
| Ken Berry, R (1, 7) OBP: 0.332, SLG: 0.350 | | | | | | | | | | 4 | 0 | 0 | 0 | 0 | 2 | 2 | | | | | | |
| Winston Llenas, R (1, 10) OBP: 0.321, SLG: 0.314 | | | | | | | | | | 4 | 0 | 0 | 0 | 0 | 1 | 0 | | | | | | |
| Bob Oliver, R (1, 5) OBP: 0.310, SLG: 0.416 | | | | | | | | | | 4 | 0 | 1 | 0 | 0 | 0 | 0 | | | | | | |
| Tom McCraw, L (1, 3) OBP: 0.336, SLG: 0.308 | | | | | | | | | | 4 | 0 | 1 | 0 | 0 | 2 | 1 | | | | | | |
| Leroy Stanton, R (1, 9) OBP: 0.294, SLG: 0.362 | | | | | | | | | | 4 | 0 | 0 | 0 | 0 | 2 | 2 | | | | | | |
| Billy Parker, R (1, 4) OBP: 0.176, SLG: 0.128 | | | | | | | | | | 2 | 0 | 1 | 0 | 0 | 1 | 0 | AB 31 | | | | | |
| Richie Scheinblum, S (0, PH) OBP: 0.389, SLG: 0.374 | | | | | | | | | | 1 | 0 | 1 | 0 | 0 | 0 | 0 | R 0 | | | | | |
| Dave Chalk, R (0, PH) OBP: 0.167, SLG: 0.091 | | | | | | | | | | 0 | 0 | 0 | 0 | 0 | 0 | 0 | H 5 | | | | | |
| Jeff Torborg, R (1, 2) OBP: 0.277, SLG: 0.259 | | | | | | | | | | | | | | | | | RBI 0 | | | | | |
| Al Gallagher, R (0, PH) OBP: 0.347, SLG: 0.298 | | | | | | | | | | 1 | 0 | 0 | 0 | 1 | 0 | 0 | BB 2 | | | | | |
| Rudy Meoli, L (1, 6) OBP: 0.286, SLG: 0.285 | | | | | | | | | | | | | | | | | SO 10 | | | | | |
| Frank Robinson, R (0, PH) OBP: 0.377, SLG: 0.489 | | | | | | | | | | | | | | | | | LOB 11 | | | | | |
| Rick Stelmazek, L (0, 2) OBP: 0.286, SLG: 0.200 | | | | | | | | | | 2 | 0 | 1 | 0 | 0 | 1 | 2 | | | | | | |
| | | | | | | | | | | 0 | 0 | 0 | 0 | 0 | 0 | 0 | | | | | | |
| | | | | | | | | | | 0 | 0 | 0 | 0 | 0 | 0 | 0 | | | | | | |
| Inning Stats | R: 0 E: 0 K: 1 S: 5 | H: 0 LOB: 0 BB: 0 P: 5 | R: 0 E: 0 K: 2 S: 7 | H: 0 LOB: 0 BB: 0 P: 7 | R: 0 E: 0 K: 1 S: 6 | H: 1 LOB: 1 BB: 0 P: 6 | R: 0 E: 0 K: 0 S: 3 | H: 0 LOB: 0 BB: 0 P: 3 | R: 0 E: 0 K: 3 S: 10 | H: 1 LOB: 2 BB: 1 P: 14 | R: 0 E: 0 K: 1 S: 5 | H: 0 LOB: 0 BB: 0 P: 5 | R: 0 E: 0 K: 0 S: 3 | H: 1 LOB: 0 BB: 0 P: 3 | R: 0 E: 0 K: 1 S: 6 | H: 1 LOB: 2 BB: 1 P: 10 | R: 0 E: 0 K: 1 S: 6 | H: 1 LOB: 1 BB: 0 P: 6 | 1B: 4 2B: 1 3B: 0 HR: 0 | SF: 0 SAC: 0 DP: 1 HBP: 0 | WP: 0 PB: 0 SB: 0 CS: 0 | PA: 33 |
| PITCHER | IP WLS BF H R ER SO BB IBB HBP BLK WP HR S P ERA WHIP | | | | | | | | | | | | | | | | | | | | | |
| Paul Spittorf, L (1, 1) ERA: 4.05 | 9.0 W 33 5 0 0 10 2 0 0 0 0 0 0 51 59 0.00 0.778 | | | | | | | | | | | | | | | | | | | | | |

Kansas City Royals @ California Angels
 Anaheim Stadium, Anaheim, CA
 Sun Sep 16 1973, 6:33 AM EDT
 Att: 5,014 - Unknown


AB 31
R 0
H 5
RBI 0
BB 2
SO 10
LOB 11

| Batter | 1 | 2 | 3 | 4 | 5 | 6 | 7 | 8 | 9 | AB | R | H | RBI | BB | SO | LOB | TOP | | | | | | | | | | |
|--|------------------------------|---------------------------------|------------------------------|---------------------------------|------------------------------|---------------------------------|------------------------------|---------------------------------|------------------------------|---------------------------------|------------------------------|---------------------------------|------------------------------|----------------------------------|------------------------------|---------------------------------|---|---------------------------------|----------------------------------|------------------------------------|-------------------------|--------|--|--|--|--|--|
| Steve Brye, R OBP: 0.341, SLG: 0.374 (1, 8) | 6-3 | | 1B | | | | 2B | 6-3 | | 3 | 1 | 1 | 0 | 2 | 0 | 0 | Minnesota Twins @ Kansas City Royals Royals Stadium, Kansas City, MO Mon Sep 17 1973, 8:05 PM EDT Att: 8,571 - Unknown - 56 F | | | | | | | | | | |
| Rod Carew, L OBP: 0.403, SLG: 0.464 (1, 4) | 6-3 | | 1B | | | | P6 | | F8 | 4 | 0 | 1 | 1 | 0 | 0 | 3 | | | | | | | | | | | |
| Tony Oliva, L OBP: 0.345, SLG: 0.407 (1, 10) | | | | | | | | | | 4 | 0 | 2 | 3 | 0 | 0 | 2 | | | | | | | | | | | |
| Mike Adams, R OBP: 0.353, SLG: 0.317 (7, PR) | FC6-4 | | 3-1 | | | | 1B | | 5-3 | 1 | 1 | 0 | 0 | 0 | 0 | 0 | | | | | | | | | | | |
| Bobby Darwin, R OBP: 0.306, SLG: 0.388 (1, 9) | FC6-4 | | | | | | 1B | | | 4 | 1 | 1 | 0 | 1 | 2 | 1 | | | | | | | | | | | |
| Jim Holt, L OBP: 0.341, SLG: 0.455 (1, 3) | | | | | | | IBB | | E9 | 5 | 1 | 3 | 1 | 0 | 0 | 0 | | | | | | | | | | | |
| Eric Soderholm, R OBP: 0.384, SLG: 0.474 (1, 5) | | | | | | | 1B | | 2B | 5 | 0 | 1 | 0 | 0 | 1 | 3 | | | | | | | | | | | |
| Larry Hise, R OBP: 0.352, SLG: 0.432 (1, 7) | | | | | | | | | 6-3 | 4 | 1 | 1 | 1 | 0 | 0 | 1 | | | | | | | | | | | |
| Danny Thompson, R OBP: 0.272, SLG: 0.298 (1, 6) | | | | | | | | | 6-3 | 4 | 2 | 2 | 0 | 0 | 0 | 0 | | | | | | | | | | | |
| Glenn Borgmann, R OBP: 0.357, SLG: 0.273 (1, 2) | | | | | | | | | | 1 | 0 | 0 | 0 | 0 | 1 | 0 | | | | | | | | | | | |
| Rich Reese, L OBP: 0.225, SLG: 0.263 (7, PH) | | | | | | | | | | 0 | 1 | 0 | 0 | 1 | 0 | 0 | | | | | | | | | | | |
| Phil Roof, R OBP: 0.277, SLG: 0.274 (7, 2) | | | | | | | | | | 1 | 0 | 0 | 0 | 0 | 1 | 0 | | | | | | | | | | | |
| Inning Stats | R: 0 E: 0 K: 0 S: 4 | H: 1 LOB: 1 BB: 0 P: 4 | R: 0 E: 0 K: 0 S: 3 | H: 0 LOB: 0 BB: 0 P: 3 | R: 0 E: 0 K: 1 S: 7 | H: 2 LOB: 2 BB: 0 P: 7 | R: 0 E: 0 K: 1 S: 6 | H: 1 LOB: 1 BB: 0 P: 6 | R: 1 E: 0 K: 0 S: 3 | H: 1 LOB: 0 BB: 1 P: 7 | R: 0 E: 0 K: 2 S: 8 | H: 1 LOB: 1 BB: 0 P: 8 | R: 4 E: 0 K: 0 S: 6 | H: 3 LOB: 2 BB: 3 P: 18 | R: 1 E: 0 K: 1 S: 6 | H: 1 LOB: 0 BB: 0 P: 6 | R: 2 E: 1 K: 0 S: 5 | H: 2 LOB: 0 BB: 0 P: 5 | 1B: 6 2B: 4 3B: 1 HR: 1 | SF: 1 SAC: 1 DP: 0 HBP: 0 | WP: 0 PB: 0 CS: 1 | PA: 43 | | | | | |
| PITCHER | IP | WLS | BF | H | R | ER | SO | BB | IBB | HBP | BLK | WP | HR | S | P | ERA | WHIP | PITCHER | | | | | | | | | |
| Steve Busby, R ERA: 4.51 (1, 1) | 6.1 | L | 28 | 7 | 4 | 4 | 4 | 3 | 0 | 0 | 0 | 0 | 0 | 33 | 45 | 5.68 | 1.579 | | | | | | | | | | |
| Joe Hoerner, L ERA: 6.04 (7, 1) | 0.1 | | 4 | 2 | 1 | 1 | 0 | 0 | 1 | 0 | 0 | 0 | 0 | 3 | 7 | 27.00 | 6.000 | | | | | | | | | | |
| Doug Bird, R ERA: 3.18 (7, 1) | 2.1 | | 10 | 3 | 3 | 1 | 1 | 0 | 0 | 0 | 0 | 0 | 1 | 12 | 12 | 3.86 | 1.286 | | | | | | | | | | |

| | |
|-----|----|
| AB | 36 |
| R | 8 |
| H | 12 |
| RBI | 6 |
| BB | 4 |
| SO | 5 |
| LOB | 10 |



| Batter | 1 | 2 | 3 | 4 | 5 | 6 | 7 | 8 | 9 | AB | R | H | RBI | BB | SO | LOB | BOTTOM | | | | | | | | | | |
|--|-------------------------------|----------------------------------|------------------------------|---------------------------------|------------------------------|---------------------------------|------------------------------|---------------------------------|------------------------------|---------------------------------|------------------------------|---------------------------------|------------------------------|---------------------------------|------------------------------|---------------------------------|---|---------------------------------|----------------------------------|------------------------------------|-------------------------|--------|--|--|--|--|--|
| Steve Hovley, L OBP: 0.349, SLG: 0.332 (1, 8) | 5-3 | 3-1 | | | | | | | F8 | 3 | 1 | 0 | 0 | 2 | 0 | 2 | Minnesota Twins @ Kansas City Royals Royals Stadium, Kansas City, MO Mon Sep 17 1973, 8:05 PM EDT Att: 8,571 - Unknown - 56 F | | | | | | | | | | |
| Cookie Rojas, R OBP: 0.321, SLG: 0.377 (1, 4) | | | | | | | | | | 5 | 1 | 2 | 0 | 0 | 0 | 3 | | | | | | | | | | | |
| Frank White, R OBP: 0.291, SLG: 0.311 (9, PR) | 1B | | | | | | | | 1B | 0 | 0 | 0 | 0 | 0 | 0 | 0 | | | | | | | | | | | |
| Amos Otis, R OBP: 0.369, SLG: 0.489 (1, 10) | 1B | | | | | | | | F8 | 5 | 0 | 2 | 2 | 0 | 1 | 3 | | | | | | | | | | | |
| John Mayberry, L OBP: 0.408, SLG: 0.469 (1, 3) | | | | | | | | | F7 | 4 | 1 | 2 | 0 | 1 | 0 | 4 | | | | | | | | | | | |
| Lou Piniella, R OBP: 0.292, SLG: 0.362 (1, 7) | | | | | | | | | | 4 | 0 | 1 | 0 | 0 | 1 | 5 | | | | | | | | | | | |
| Ed Kirkpatrick, L OBP: 0.334, SLG: 0.375 (1, 2) | | | | | | | | | | 4 | 0 | 0 | 0 | 0 | 1 | 4 | | | | | | | | | | | |
| Paul Schaal, R OBP: 0.382, SLG: 0.386 (1, 5) | | | | | | | | | | 3 | 0 | 0 | 1 | 0 | 0 | 0 | | | | | | | | | | | |
| Freddie Patek, R OBP: 0.306, SLG: 0.311 (1, 6) | | | | | | | | | | 3 | 0 | 0 | 0 | 0 | 0 | 1 | | | | | | | | | | | |
| Hal McRae, R OBP: 0.308, SLG: 0.385 (1, 9) | | | | | | | | | | 4 | 0 | 2 | 0 | 0 | 0 | 1 | | | | | | | | | | | |
| Inning Stats | R: 1 E: 0 K: 2 S: 10 | H: 3 LOB: 2 BB: 0 P: 10 | R: 0 E: 1 K: 0 S: 4 | H: 0 LOB: 1 BB: 0 P: 4 | R: 0 E: 0 K: 1 S: 5 | H: 0 LOB: 1 BB: 1 P: 9 | R: 0 E: 0 K: 0 S: 3 | H: 0 LOB: 0 BB: 0 P: 3 | R: 0 E: 0 K: 0 S: 3 | H: 0 LOB: 1 BB: 1 P: 7 | R: 1 E: 0 K: 0 S: 5 | H: 2 LOB: 1 BB: 0 P: 5 | R: 1 E: 0 K: 0 S: 5 | H: 2 LOB: 2 BB: 1 P: 9 | R: 0 E: 0 K: 0 S: 3 | H: 0 LOB: 0 BB: 0 P: 3 | R: 0 E: 0 K: 0 S: 5 | H: 2 LOB: 2 BB: 0 P: 5 | 1B: 7 2B: 2 3B: 0 HR: 0 | SF: 1 SAC: 1 DP: 0 HBP: 0 | WP: 0 PB: 0 CS: 0 | PA: 40 | | | | | |
| PITCHER | IP | WLS | BF | H | R | ER | SO | BB | IBB | HBP | BLK | WP | HR | S | P | ERA | WHIP | PITCHER | | | | | | | | | |
| Ray Corbin, R ERA: 3.06 (1, 1) | 6.0 | W | 28 | 6 | 3 | 3 | 3 | 3 | 0 | 0 | 0 | 0 | 0 | 31 | 43 | 4.50 | 1.500 | | | | | | | | | | |
| Bill Campbell, R ERA: 3.19 (7, 1) | 3.0 | S | 12 | 3 | 0 | 0 | 0 | 0 | 0 | 0 | 0 | 0 | 0 | 12 | 12 | 0.00 | 1.000 | | | | | | | | | | |

| | |
|-----|----|
| AB | 35 |
| R | 3 |
| H | 9 |
| RBI | 3 |
| BB | 3 |
| SO | 3 |
| LOB | 23 |



| Batter | 1 | 2 | 3 | 4 | 5 | 6 | 7 | 8 | 9 | AB | R | H | RBI | BB | SO | LOB | TOP | | | | | |
|--|---|---|------------------------------|---------------------------------|------------------------------|---------------------------------|------------------------------|---------------------------------|------------------------------|---------------------------------|------------------------------|---------------------------------|------------------------------|---------------------------------|------------------------------|----------------------------------|---|---------------------------------|----------------------------------|------------------------------------|----------------------------------|--------|
| Steve Blye, R (1, 8) OBP: 0.348, SLG: 0.392 | 0-0 6-3 | | 0-0 1-2 1B | | 0-0 HR | | | 4-0 3B BB | | 3 | 2 | 2 | 1 | 1 | 0 | 0 | Minnesota Twins @ Kansas City Royals Royals Stadium, Kansas City, MO Tue Sep 18 1973, 8:05 PM EDT Att. 9,350 - Unknown - 55 F | | | | | |
| Rod Carew, L (1, 4) OBP: 0.404, SLG: 0.467 | 0-0 4-3 | | 0-0 L7 | | 4-0 BB | | | 0-0 1-H G3 3B | | 3 | 1 | 1 | 1 | 1 | 0 | 2 | | | | | | |
| Tony Oliva, L (1, 10) OBP: 0.343, SLG: 0.404 | 0-0 4-3 | | 0-0 P6 | | 0-0 F7 | | | 0-0 G3 | | 4 | 0 | 0 | 1 | 0 | 0 | 3 | | | | | | |
| Bobby Darwin, R (1, 9) OBP: 0.305, SLG: 0.386 | | 0-0 5-3 | | 0-0 5-3 | | 0-3 K | | 4-0 BB | | 3 | 0 | 0 | 0 | 1 | 1 | 0 | | | | | | |
| Jim Holt, L (1, 3) OBP: 0.339, SLG: 0.452 Craig Kusick, R (8, PH) OBP: 0.190, SLG: 0.200 (8, 3) | | 0-0 5-3 | | 0-0 F8 | | 0-0 4-3 | | 0-0 F7 | | 3 | 0 | 0 | 0 | 0 | 0 | 0 | | | | | | |
| Eric Soderholm, R (1, 5) OBP: 0.389, SLG: 0.475 | | 0-0 1B | | 0-0 1B | | 0-3 K | | 0-0 4-3 | | 4 | 0 | 2 | 0 | 0 | 1 | 1 | | | | | | |
| Larry Hisle, R (1, 7) OBP: 0.351, SLG: 0.429 | | 0-0 5-3 | | 0-3 K | | | 0-0 5-3 | 4-0 G5-4-3 BB | | 3 | 0 | 0 | 0 | 1 | 1 | 2 | | | | | | |
| George Mitterwald, R (1, 2) OBP: 0.327, SLG: 0.404 | | | 0-0 P4 | | 0-0 6-3 | | 0-3 K | 0-0 F8 | | 4 | 0 | 0 | 0 | 0 | 1 | 1 | | | | | | |
| Danny Thompson, R (1, 6) OBP: 0.272, SLG: 0.298 | | | 0-0 1B 1B | | 0-0 5-3 | | 0-3 K | 0-0 G5-4-3 1-2 | | 4 | 0 | 1 | 0 | 0 | 1 | 1 | | | | | | |
| Inning Stats | R: 0 E: 0 K: 0 S: 3 | H: 0 LOB: 0 BB: 0 P: 3 | R: 0 E: 0 K: 0 S: 4 | H: 1 LOB: 1 BB: 0 P: 4 | R: 0 E: 0 K: 0 S: 5 | H: 2 LOB: 2 BB: 0 P: 5 | R: 0 E: 0 K: 1 S: 6 | H: 1 LOB: 1 BB: 0 P: 6 | R: 1 E: 0 K: 0 S: 4 | H: 1 LOB: 1 BB: 1 P: 8 | R: 0 E: 0 K: 2 S: 7 | H: 0 LOB: 0 BB: 0 P: 7 | R: 0 E: 0 K: 1 S: 7 | H: 0 LOB: 0 BB: 0 P: 7 | R: 2 E: 0 K: 0 S: 4 | H: 1 LOB: 1 BB: 2 P: 12 | R: 0 E: 0 K: 0 S: 2 | H: 0 LOB: 0 BB: 1 P: 6 | 1B: 4 2B: 0 3B: 1 HR: 1 | SF: 0 SAC: 0 DP: 1 HBP: 0 | WP: 0 PB: 0 SB: 0 CS: 0 | PA: 36 |
| PITCHER | IP WLS BF H R ER SO BB IBB HBP BLK WP HR S P ERA WHIP | IP WLS BF H R ER SO BB IBB HBP BLK WP HR S P ERA WHIP | | | | | | | | | | | | | | | | | | | | |
| Al Fitzmorris, R (1, 1) ERA: 2.97 | 7.0 W 29 6 3 3 5 | 2.0 S 7 0 0 0 0 | | | | | | | | | | | | | | | | | | | | |
| Steve Mingo, L (8, 1) ERA: 3.95 | 2.0 S 7 0 0 0 0 | | | | | | | | | | | | | | | | | | | | | |

| Batter | 1 | 2 | 3 | 4 | 5 | 6 | 7 | 8 | 9 | AB | R | H | RBI | BB | SO | LOB | BOTTOM | | | |
|---|---|---|------------------------------|---------------------------------|------------------------------|---------------------------------|------------------------------|---------------------------------|------------------------------|---------------------------------|------------------------------|---------------------------------|------------------------------|---------------------------------|------------------------------|---------------------------------|---|------------------------------------|----------------------------------|--------|
| Frank White, R (1, 6) OBP: 0.298, SLG: 0.318 | 0-0 P4 | | 0-0 FC6-4 1B | 0-0 1-2 1B | | | 0-0 F8 | | | 4 | 0 | 2 | 0 | 0 | 0 | 0 | Minnesota Twins @ Kansas City Royals Royals Stadium, Kansas City, MO Tue Sep 18 1973, 8:05 PM EDT Att. 9,350 - Unknown - 55 F | | | |
| George Brett, L (1, 5) OBP: 0.105, SLG: 0.105 | 0-3 K | | 0-0 FC6-4 1-2 | 0-0 F9 | | | 0-3 K | | | 4 | 0 | 0 | 0 | 0 | 2 | 3 | | | | |
| Amos Otis, R (1, 10) OBP: 0.370, SLG: 0.495 | 0-0 F2 | | 0-0 F7 | | 0-0 HR | | 0-0 1B | | | 4 | 1 | 2 | 1 | 0 | 0 | 1 | | | | |
| John Mayberry, L (1, 3) OBP: 0.407, SLG: 0.467 | | 0-0 FC1-5 1B 1B | 0-3 K | | 0-0 F8 | | 0-0 P5 | | | 4 | 0 | 1 | 0 | 0 | 1 | 2 | | | | |
| Ed Kirkpatrick, L (1, 8) OBP: 0.338, SLG: 0.384 | | 0-0 BB FC1-5 SF9 1B | | 0-0 FC1-6 1B | | 0-0 4-3 | | 0-0 3B | | 4 | 1 | 3 | 0 | 0 | 0 | 0 | | | | |
| Jim Wehford, R (1, 7) OBP: 0.283, SLG: 0.333 Steve Hovley, L (9, 7) OBP: 0.349, SLG: 0.332 | | 0-0 FC1-5 SF9 BB | | 0-0 L8 | | 0-0 P5 | | 0-0 G3 | | 4 | 0 | 0 | 0 | 0 | 0 | 4 | | | | |
| Tom Poquette, L (1, 9) OBP: 0.200, SLG: 0.111 | | 4-0 1-2 2-3 BB | | 0-0 FC1-6 3B | | 0-0 L8 | | 0-0 F5 | | 3 | 1 | 0 | 0 | 1 | 0 | 2 | | | | |
| Kurt Bevacqua, R (1, 4) OBP: 0.311, SLG: 0.332 | | 0-0 SF9 | | 0-0 1-H 1B 3B | | 0-0 5-3 | | 0-0 F8 | | 3 | 1 | 1 | 2 | 0 | 0 | 1 | | | | |
| Buck Martinez, R (1, 2) OBP: 0.375, SLG: 0.167 | | 0-0 F8 | | 0-0 3-H 1B 1B | | 0-3 K | | | | 3 | 0 | 1 | 1 | 0 | 1 | 2 | | | | |
| Inning Stats | R: 0 E: 0 K: 1 S: 5 | H: 0 LOB: 0 BB: 0 P: 5 | R: 1 E: 0 K: 0 S: 5 | H: 2 LOB: 2 BB: 1 P: 9 | R: 0 E: 0 K: 1 S: 6 | H: 1 LOB: 1 BB: 0 P: 6 | R: 2 E: 0 K: 0 S: 7 | H: 4 LOB: 2 BB: 0 P: 7 | R: 1 E: 0 K: 0 S: 4 | H: 1 LOB: 0 BB: 0 P: 4 | R: 0 E: 0 K: 1 S: 5 | H: 0 LOB: 0 BB: 0 P: 5 | R: 0 E: 0 K: 1 S: 6 | H: 1 LOB: 1 BB: 0 P: 6 | R: 0 E: 0 K: 0 S: 4 | H: 1 LOB: 1 BB: 0 P: 4 | 1B: 7 2B: 0 3B: 2 HR: 1 | SF: 1 SAC: 0 DP: 0 HBP: 0 | WP: 0 PB: 0 SB: 1 CS: 0 | PA: 35 |
| PITCHER | IP WLS BF H R ER SO BB IBB HBP BLK WP HR S P ERA WHIP | IP WLS BF H R ER SO BB IBB HBP BLK WP HR S P ERA WHIP | | | | | | | | | | | | | | | | | | |
| Bert Blyleven, R (1, 1) ERA: 2.56 | 8.0 L 35 10 4 4 4 | | | | | | | | | | | | | | | | | | | |

| Batter | 1 | 2 | 3 | 4 | 5 | 6 | 7 | 8 | 9 | 10 | 11 | 12 | AB | R | H | RBI | BB | SO | LOB | | | | | | | | | | | |
|---|---|---------------------------------|------------------------------|---------------------------------|------------------------------|---------------------------------|------------------------------|----------------------------------|------------------------------|---------------------------------|------------------------------|---------------------------------|------------------------------|---|------------------------------|----------------------------------|------------------------------|---------------------------------|------------------------------|---------------------------------|-----------------------------------|------------------------------------|----------------------------------|--------|--|--|--|--|--|--|
| Johnny Jeter, R OBP: 0.297, SLG: 0.408 (1.7) | 6-3 | | G4-6-3 1B | | G3-6-3 1B | | F2 | | E S 1B | | L7 | | 6 | 0 | 3 | 0 | 0 | 0 | 0 | | | | | | | | | | | |
| Pat Kelly, L OBP: 0.352, SLG: 0.339 (1.9) | G3 | | G4-6-3 1-2 | | G3-6-3 1-2 | | S 1B | | 4-3 | | E4 | | 6 | 1 | 1 | 0 | 0 | 0 | 3 | | | | | | | | | | | |
| Jerry Hairston, S OBP: 0.402, SLG: 0.362 (1.3) | F7 | | | | | 3-1 | | | K | | L8 | | 5 | 1 | 1 | 1 | 1 | 1 | 2 | | | | | | | | | | | |
| Bill Melton, R OBP: 0.363, SLG: 0.444 (1.5) | | 6-3 | | | | 6-3 | | | | | 6-3 | | 5 | 0 | 2 | 0 | 1 | 0 | 1 | | | | | | | | | | | |
| Carlos May, L OBP: 0.329, SLG: 0.406 (1.10) | | | | | | | | | | | | | 5 | 2 | 3 | 0 | 1 | 0 | 4 | | | | | | | | | | | |
| Jorge Orta, L OBP: 0.326, SLG: 0.383 (1.4) | | | | | | | | | | | | | 5 | 0 | 3 | 2 | 1 | 1 | 2 | | | | | | | | | | | |
| Bill Sharp, L OBP: 0.313, SLG: 0.392 (8. PH) Buddy Bradford, R OBP: 0.323, SLG: 0.430 (8.8) | | | | | | | | | | | | | 1 | 0 | 0 | 0 | 2 | 0 | 2 | | | | | | | | | | | |
| Bucky Dent, R OBP: 0.343, SLG: 0.301 (4. PH) Sam Ewing, L OBP: 0.250, SLG: 0.077 (4. PH) Luis Alvarado, R OBP: 0.247, SLG: 0.281 (4.0) | | | | | | | | | | | | | 2 | 0 | 1 | 1 | 1 | 0 | 1 | | | | | | | | | | | |
| Chuck Brinkman, R OBP: 0.252, SLG: 0.250 (10. PH) Brian Downing, R OBP: 0.264, SLG: 0.333 (10.2) | | | | | | | | | | | | | 4 | 0 | 0 | 0 | 0 | 3 | 1 | | | | | | | | | | | |
| Inning Stats | R: 0 E: 0 K: 0 S: 3 | H: 0 LOB: 0 BB: 0 P: 3 | R: 0 E: 0 K: 0 S: 4 | H: 1 LOB: 2 BB: 1 P: 8 | R: 0 E: 0 K: 1 S: 5 | H: 1 LOB: 0 BB: 0 P: 5 | R: 1 E: 0 K: 0 S: 3 | H: 1 LOB: 2 BB: 3 P: 15 | R: 0 E: 0 K: 1 S: 5 | H: 1 LOB: 0 BB: 0 P: 5 | R: 1 E: 0 K: 0 S: 6 | H: 1 LOB: 1 BB: 0 P: 8 | R: 0 E: 0 K: 1 S: 6 | H: 0 LOB: 1 BB: 1 P: 10 | R: 0 E: 0 K: 2 S: 7 | H: 0 LOB: 1 BB: 1 P: 11 | R: 0 E: 1 K: 0 S: 4 | H: 0 LOB: 1 BB: 0 P: 4 | R: 1 E: 0 K: 1 S: 7 | H: 3 LOB: 1 BB: 0 P: 7 | 1B: 11 2B: 3 3B: 0 HR: 0 | SF: 0 SAC: 0 DP: 3 HBP: 0 | WP: 0 PB: 0 SB: 2 CS: 0 | PA: 54 | | | | | | |
| PITCHER | IP WLS BF H R ER SO BB IBB HBP BLK WP HR S P ERA WHIP | PITCHER | | | | | | | | | | | | IP WLS BF H R ER SO BB IBB HBP BLK WP HR S P ERA WHIP | | | | | | | | | | | | | | | | |
| Gene Garber, R ERA: 4.28 (1.1) | 6.2 | 31 | 9 | 3 | 3 | 2 | 3 | 2 | 0 | 0 | 0 | 0 | 0 | 0 | 30 | 50 | 4.05 | 1.800 | | | | | | | | | | | | |
| Steve Mingo, L ERA: 3.81 (7.1) | 4.1 | L | 20 | 4 | 1 | 1 | 5 | 1 | 1 | 0 | 0 | 0 | 0 | 0 | 28 | 36 | 2.08 | 1.154 | | | | | | | | | | | | |
| Doug Bird, R ERA: 3.15 (12.1) | 1.0 | | 3 | 1 | 0 | 0 | 1 | 0 | 0 | 0 | 0 | 0 | 0 | 0 | 5 | 5 | 0.00 | 1.000 | | | | | | | | | | | | |

TOP

Chicago White Sox @ Kansas City Royals
Royals Stadium, Kansas City, MO
Wed Sep 19 1973, 8:05 PM EDT
Att: 9,051 - Unknown - 68 F

AB 47
R 4
H 14
RBI 4
BB 7
SO 8
LOB 28



| Batter | 1 | 2 | 3 | 4 | 5 | 6 | 7 | 8 | 9 | 10 | 11 | 12 | AB | R | H | RBI | BB | SO | LOB | | | | | | | | | | |
|---|---|---------------------------------|------------------------------|---------------------------------|------------------------------|---------------------------------|------------------------------|---------------------------------|------------------------------|---------------------------------|------------------------------|---------------------------------|------------------------------|---|------------------------------|---------------------------------|------------------------------|---------------------------------|----------------------------------|------------------------------------|----------------------------------|--------|--|--|--|--|--|--|--|
| Freddie Patek, R OBP: 0.309, SLG: 0.316 (1.8) Gail Hopkins, L OBP: 0.373, SLG: 0.353 (8. PH) Frank White, R OBP: 0.315, SLG: 0.315 (10.8) | FC6-4 1B | 1-3 2B | | G5-4-3 BB | | FC5-4 1-2 | | | HR BB | | 1-3 | | 3 | 0 | 2 | 0 | 1 | 0 | 2 | | | | | | | | | | |
| Cookie Rojas, R OBP: 0.318, SLG: 0.373 (1.4) | FC6-4 1-2 | F9 | | G5-4-3 1-2 | | | | B5-3 | F3 | | F7 | | 6 | 0 | 0 | 0 | 0 | 0 | 6 | | | | | | | | | | |
| Amos Otis, R OBP: 0.367, SLG: 0.489 (1.10) | P6 | | | | | | | | F9 | | F8 | | 6 | 0 | 0 | 0 | 0 | 0 | 2 | | | | | | | | | | |
| John Mayberry, L OBP: 0.410, SLG: 0.475 (1.3) | HBP | | | | | | | | | | | | 4 | 1 | 2 | 2 | 1 | 1 | 0 | | | | | | | | | | |
| Lou Piniella, R OBP: 0.291, SLG: 0.361 (1.7) Tom Poquette, L OBP: 0.182, SLG: 0.100 (10.9) | K | | | | | | | | | | | | 5 | 0 | 1 | 0 | 0 | 2 | 4 | | | | | | | | | | |
| Hal McRae, R OBP: 0.305, SLG: 0.381 (1.9) Ed Kirkpatrick, L OBP: 0.339, SLG: 0.382 (9.2) | | F9 | | | | | | | F9 | | | | 6 | 0 | 1 | 0 | 0 | 1 | 1 | | | | | | | | | | |
| Paul Schaal, R OBP: 0.385, SLG: 0.397 (1.5) | | | | | | | | | | | | | 4 | 0 | 1 | 0 | 0 | 1 | 2 | | | | | | | | | | |
| Fran Healy, R OBP: 0.346, SLG: 0.409 (6. PH) Jim Wohlford, R OBP: 0.260, SLG: 0.329 (7.2) Buck Martinez, R OBP: 0.375, SLG: 0.167 (8. PH) Steve Hovley, L OBP: 0.340, SLG: 0.329 (9.8) | | | | | | | | | | | | | 2 | 0 | 1 | 0 | 0 | 0 | 1 | | | | | | | | | | |
| Inning Stats | R: 0 E: 0 K: 1 S: 6 | H: 1 LOB: 2 BB: 0 P: 7 | R: 1 E: 0 K: 0 S: 6 | H: 3 LOB: 2 BB: 0 P: 6 | R: 0 E: 0 K: 0 S: 8 | H: 1 LOB: 2 BB: 1 P: 8 | R: 0 E: 0 K: 1 S: 3 | H: 1 LOB: 1 BB: 1 P: 7 | R: 0 E: 0 K: 0 S: 5 | H: 0 LOB: 0 BB: 0 P: 6 | R: 2 E: 0 K: 0 S: 5 | H: 2 LOB: 1 BB: 1 P: 9 | R: 0 E: 0 K: 3 S: 9 | H: 0 LOB: 0 BB: 0 P: 9 | R: 0 E: 0 K: 1 S: 3 | H: 0 LOB: 0 BB: 0 P: 3 | R: 0 E: 0 K: 1 S: 5 | H: 0 LOB: 0 BB: 0 P: 6 | 1B: 5 2B: 3 3B: 0 HR: 2 | SF: 0 SAC: 0 DP: 1 HBP: 2 | WP: 0 PB: 0 SB: 1 CS: 0 | PA: 51 | | | | | | | |
| PITCHER | IP WLS BF H R ER SO BB IBB HBP BLK WP HR S P ERA WHIP | PITCHER | | | | | | | | | | | | IP WLS BF H R ER SO BB IBB HBP BLK WP HR S P ERA WHIP | | | | | | | | | | | | | | | |
| Wilbur Wood, L ERA: 3.32 (1.1) | 6.2 | 31 | 8 | 1 | 1 | 2 | 3 | 0 | 1 | 0 | 0 | 0 | 0 | 31 | 44 | 1.35 | 1.650 | | | | | | | | | | | | |
| Cy Acosta, R ERA: 2.28 (7.1) | 5.1 | W | 20 | 2 | 2 | 2 | 6 | 1 | 0 | 1 | 0 | 0 | 1 | 30 | 35 | 3.38 | 0.562 | | | | | | | | | | | | |

BOTTOM

Chicago White Sox @ Kansas City Royals
Royals Stadium, Kansas City, MO
Wed Sep 19 1973, 8:05 PM EDT
Att: 9,051 - Unknown - 68 F


AB 45
R 3
H 10
RBI 3
BB 4
SO 8
LOB 22



| Batter | 1 | 2 | 3 | 4 | 5 | 6 | 7 | 8 | 9 | AB | R | H | RBI | BB | SO | LOB | TOP | | | | | |
|--|------------------------------|---------------------------------|------------------------------|----------------------------------|------------------------------|---------------------------------|------------------------------|---------------------------------|------------------------------|---------------------------------|------------------------------|---------------------------------|------------------------------|---------------------------------|------------------------------|---------------------------------|------------------------------|---------------------------------|----------------------------------|------------------------------------|-------------------------|--------|
| Johnny Jeter, R OBP: 0.263, SLG: 0.401 | F5 | | G5-4-3 | | P4 | | G3 | | 5-3 | 5 | 0 | 0 | 0 | 0 | 0 | 2 | | | | | | |
| Luis Alvarado, R OBP: 0.296, SLG: 0.296 | L9 | | | 1B | | BB | | | | 4 | 2 | 3 | 1 | 0 | 0 | 0 | | | | | | |
| Jerry Hairston, S OBP: 0.399, SLG: 0.359 | 5-3 | | | F8 | | F8 | | | | 4 | 0 | 1 | 0 | 0 | 0 | 2 | | | | | | |
| Bill Melton, R OBP: 0.364, SLG: 0.444 | | K | | | | | | | | 3 | 0 | 1 | 1 | 1 | 1 | 0 | | | | | | |
| Carlos May, L OBP: 0.327, SLG: 0.403 | 3-1 | | | L8 | | F7 | | | | 4 | 0 | 0 | 0 | 0 | 0 | 4 | | | | | | |
| Buddy Bradford, R OBP: 0.333, SLG: 0.434 | | | | F8 | | FC6-4 | | | | 3 | 0 | 2 | 1 | 1 | 0 | 2 | | | | | | |
| Brian Downing, R OBP: 0.246, SLG: 0.308 | | | | | | FC6-4 | | | | 4 | 0 | 0 | 0 | 0 | 1 | 6 | | | | | | |
| Eddie Leon, R OBP: 0.293, SLG: 0.293 | | | 5-3 | | | | | | | 3 | 1 | 1 | 0 | 1 | 1 | 0 | | | | | | |
| Chuck Brinkman, R OBP: 0.252, SLG: 0.250 | | | | | | | | | | 4 | 0 | 1 | 0 | 0 | 0 | 2 | | | | | | |
| Inning Stats | R: 0 E: 0 K: 0 S: 3 | H: 0 LOB: 0 BB: 0 P: 3 | R: 0 E: 0 K: 2 S: 7 | H: 0 LOB: 1 BB: 1 P: 11 | R: 0 E: 0 K: 0 S: 3 | H: 1 LOB: 0 BB: 0 P: 3 | R: 1 E: 0 K: 0 S: 6 | H: 3 LOB: 2 BB: 0 P: 6 | R: 0 E: 0 K: 0 S: 3 | H: 1 LOB: 0 BB: 0 P: 3 | R: 1 E: 0 K: 0 S: 5 | H: 2 LOB: 2 BB: 1 P: 9 | R: 1 E: 0 K: 0 S: 4 | H: 1 LOB: 1 BB: 1 P: 8 | R: 0 E: 0 K: 0 S: 4 | H: 1 LOB: 0 BB: 0 P: 4 | R: 0 E: 0 K: 1 S: 5 | H: 0 LOB: 0 BB: 0 P: 5 | 1B: 8 2B: 1 3B: 0 HR: 0 | SF: 0 SAC: 0 DP: 1 HBP: 0 | WP: 1 PB: 0 CS: 0 | PA: 37 |
| PITCHER | IP | WLS | BF | H | R | ER | SO | BB | IBB | HBP | BLK | WP | HR | S | P | ERA | WHIP | | | | | |
| Paul Splittorf, L ERA: 4.03 | (1, 1) | 8.0 | W | 34 | 9 | 3 | 3 | 2 | 3 | 0 | 0 | 0 | 1 | 0 | 35 | 47 | 3.38 | 1.500 | | | | |
| Doug Bird, R ERA: 3.11 | (9, 1) | 1.0 | S | 3 | 0 | 0 | 0 | 1 | 0 | 0 | 0 | 0 | 0 | 5 | 5 | 0.00 | 0.000 | | | | | |

Chicago White Sox @ Kansas City Royals
 Royals Stadium, Kansas City, MO
 Thu Sep 20 1973, 8:05 PM EDT
 Att: 8,030 - Unknown - 67 F


| | |
|-----|----|
| AB | 34 |
| R | 3 |
| H | 9 |
| RBI | 3 |
| BB | 3 |
| SO | 3 |
| LOB | 18 |



| Batter | 1 | 2 | 3 | 4 | 5 | 6 | 7 | 8 | 9 | AB | R | H | RBI | BB | SO | LOB | BOTTOM | | | | | |
|--|------------------------------|---------------------------------|------------------------------|---------------------------------|------------------------------|---------------------------------|------------------------------|---------------------------------|------------------------------|----------------------------------|------------------------------|---------------------------------|-------------------------------|----------------------------------|------------------------------|---------------------------------|----------------------------------|------------------------------------|-------------------------|--------|--|--|
| Frank White, R OBP: 0.292, SLG: 0.304 | 4-3 | | | | | | | | | 4 | 1 | 0 | 0 | 1 | 2 | 1 | | | | | | |
| Jim Welford, R OBP: 0.285, SLG: 0.325 | 6-3 | | | | | | | | | 4 | 1 | 1 | 1 | 1 | 0 | 0 | | | | | | |
| Amos Otis, R OBP: 0.369, SLG: 0.490 | | | | | | | | | | 2 | 1 | 1 | 2 | 2 | 0 | 0 | | | | | | |
| Frank Ortensio, R (8, PH) | | | | | | | | | | 1 | 0 | 0 | 0 | 0 | 0 | 0 | | | | | | |
| Kurt Bevacqua, R OBP: 0.314, SLG: 0.332 | K | | | | | | | | | 3 | 1 | 1 | 0 | 1 | 1 | 1 | | | | | | |
| Hal McRae, R OBP: 0.305, SLG: 0.379 | | | | | | | | | | 4 | 1 | 1 | 0 | 0 | 1 | 2 | | | | | | |
| Tom Poquette, L OBP: 0.182, SLG: 0.100 | | | | | | | | | | 0 | 0 | 0 | 0 | 0 | 0 | 0 | | | | | | |
| Paul Schaaf, R OBP: 0.386, SLG: 0.398 | | | | | | | | | | 4 | 2 | 2 | 1 | 0 | 1 | 0 | | | | | | |
| George Brett, L OBP: 0.105, SLG: 0.105 | | | | | | | | | | 0 | 0 | 0 | 0 | 0 | 0 | 0 | | | | | | |
| Ed Kirkpatrick, L OBP: 0.339, SLG: 0.380 | | | | | | | | | | 2 | 1 | 0 | 0 | 1 | 0 | 0 | | | | | | |
| Freddie Patek, R OBP: 0.313, SLG: 0.326 | | | | | | | | | | 4 | 2 | 3 | 4 | 0 | 0 | 1 | | | | | | |
| Buck Martinez, R OBP: 0.364, SLG: 0.222 | | | | | | | | | | 3 | 0 | 1 | 1 | 0 | 0 | 1 | | | | | | |
| Inning Stats | R: 0 E: 0 K: 1 S: 5 | H: 0 LOB: 1 BB: 1 P: 9 | R: 2 E: 0 K: 1 S: 8 | H: 3 LOB: 1 BB: 0 P: 8 | R: 0 E: 0 K: 0 S: 3 | H: 0 LOB: 0 BB: 0 P: 3 | R: 0 E: 0 K: 0 S: 3 | H: 0 LOB: 0 BB: 0 P: 3 | R: 1 E: 0 K: 0 S: 4 | H: 2 LOB: 2 BB: 2 P: 12 | R: 0 E: 0 K: 1 S: 5 | H: 0 LOB: 0 BB: 0 P: 5 | R: 7 E: 0 K: 1 S: 10 | H: 5 LOB: 1 BB: 3 P: 22 | R: 0 E: 0 K: 1 S: 5 | H: 0 LOB: 0 BB: 0 P: 5 | 1B: 9 2B: 0 3B: 0 HR: 1 | SF: 0 SAC: 2 DP: 0 HBP: 0 | WP: 1 PB: 0 CS: 0 | PA: 39 | | |
| PITCHER | IP | WLS | BF | H | R | ER | SO | BB | IBB | HBP | BLK | WP | HR | S | P | ERA | WHIP | | | | | |
| Terry Forster, L ERA: 2.9 | (1, 1) | 6.1 | L | 29 | 7 | 6 | 6 | 3 | 3 | 1 | 0 | 0 | 0 | 1 | 31 | 47 | 8.53 | 1.579 | | | | |
| Bart Johnson, R ERA: 4.26 | (7, 1) | 0.1 | | 4 | 2 | 1 | 1 | 1 | 1 | 0 | 0 | 0 | 0 | 5 | 9 | 27.00 | 9.000 | | | | | |
| Ken Frailing, L ERA: 2.08 | (7, 1) | 1.1 | | 6 | 1 | 3 | 3 | 1 | 1 | 0 | 0 | 0 | 0 | 7 | 11 | 20.25 | 1.500 | | | | | |

Chicago White Sox @ Kansas City Royals
 Royals Stadium, Kansas City, MO
 Thu Sep 20 1973, 8:05 PM EDT
 Att: 8,030 - Unknown - 67 F

| | |
|-----|----|
| AB | 31 |
| R | 10 |
| H | 10 |
| RBI | 9 |
| BB | 6 |
| SO | 5 |
| LOB | 6 |



| Batter | 1 | 2 | 3 | 4 | 5 | 6 | 7 | 8 | 9 | 10 | 11 | 12 | AB | R | H | RBI | BB | SO | LOB | TOP | | | | |
|---|---|---------------------------------|------------------------------|---------------------------------|------------------------------|---------------------------------|------------------------------|---------------------------------|------------------------------|---------------------------------|------------------------------|---------------------------------|------------------------------|---|---------------------------------|------------------------------|---------------------------------|------------------------------|---------------------------------|-----------------------------------|------------------------------------|----------------------------------|--------|--|
| Johnny Jeter, R OBP: 0.297, SLG: 0.405 | | | | | | | | | | | | | 7 | 1 | 3 | 2 | 0 | 1 | 5 | | | | | |
| Pat Kelly, L OBP: 0.353, SLG: 0.339 | | | | | | | | | | | | | 6 | 1 | 2 | 0 | 1 | 0 | 5 | | | | | |
| Jerry Hairston, S OBP: 0.388, SLG: 0.349 | | | | | | | | | | | | | 5 | 0 | 0 | 1 | 0 | 0 | 5 | | | | | |
| Bill Melton, R OBP: 0.364, SLG: 0.443 | | | | | | | | | | | | | 6 | 0 | 2 | 0 | 0 | 0 | 1 | | | | | |
| Carlos May, L OBP: 0.330, SLG: 0.405 | | | | | | | | | | | | | 5 | 1 | 3 | 1 | 1 | 0 | 1 | | | | | |
| Jorge Orta, L OBP: 0.329, SLG: 0.393 | | | | | | | | | | | | | 6 | 1 | 3 | 2 | 0 | 0 | 2 | | | | | |
| Bill Sharp, L OBP: 0.310, SLG: 0.388 | | | | | | | | | | | | | 2 | 0 | 0 | 0 | 0 | 0 | 2 | AB 50 | | | | |
| Buddy Bradford, R OBP: 0.331, SLG: 0.430 | | | | | | | | | | | | | 4 | 1 | 1 | 0 | 0 | 2 | 3 | R 6 | | | | |
| Bucky Dent, R OBP: 0.346, SLG: 0.305 | | | | | | | | | | | | | 2 | 1 | 1 | 0 | 0 | 0 | 0 | H 18 | | | | |
| Eddie Leon, R OBP: 0.296, SLG: 0.296 | | | | | | | | | | | | | 3 | 0 | 2 | 0 | 0 | 0 | 0 | RBI 6 | | | | |
| Chuck Brinkman, R OBP: 0.255, SLG: 0.248 | | | | | | | | | | | | | 1 | 0 | 0 | 0 | 1 | 0 | 1 | BB 3 | | | | |
| Sam Ewing, L OBP: 0.188, SLG: 0.071 | | | | | | | | | | | | | 1 | 0 | 0 | 0 | 1 | 0 | 1 | SO 3 | | | | |
| Brian Downing, R OBP: 0.254, SLG: 0.315 | | | | | | | | | | | | | 2 | 0 | 1 | 0 | 0 | 0 | 1 | LOB 26 | | | | |
| Inning Stats | R: 2 E: 0 K: 0 S: 7 | H: 4 LOB: 2 BB: 0 P: 7 | R: 1 E: 0 K: 0 S: 4 | H: 2 LOB: 1 BB: 1 P: 8 | R: 0 E: 1 K: 0 S: 3 | H: 0 LOB: 0 BB: 0 P: 3 | R: 0 E: 1 K: 0 S: 4 | H: 0 LOB: 2 BB: 0 P: 7 | R: 0 E: 0 K: 0 S: 5 | H: 3 LOB: 2 BB: 0 P: 5 | R: 0 E: 1 K: 1 S: 7 | H: 2 LOB: 0 BB: 0 P: 7 | R: 0 E: 0 K: 0 S: 3 | R: 0 E: 0 K: 1 S: 7 | H: 2 LOB: 2 BB: 0 P: 7 | R: 0 E: 0 K: 0 S: 4 | H: 2 LOB: 2 BB: 1 P: 8 | R: 1 E: 0 K: 0 S: 5 | H: 2 LOB: 1 BB: 0 P: 6 | 1B: 16 2B: 2 3B: 0 HR: 1 | SF: 1 SAC: 2 DP: 4 HBP: 0 | WP: 0 PB: 0 SB: 0 CS: 1 | PA: 56 | |
| PITCHER | IP WLS BF H R ER SO BB IBB HBP BLK WP HR S P ERA WHIP | PITCHER | | | | | | | | | | | | IP WLS BF H R ER SO BB IBB HBP BLK WP HR S P ERA WHIP | | | | | | | | | | |
| Wayne Simpson, R ERA: 5.73 | 1.1 | 0.2 | | | | | | | | | | | | | | | | | | | | | | |
| Joe Hoerner, L ERA: 5.63 | 1.1 | 3.2 | 18 | 5 | 1 | 1 | 0 | 2 | 0 | 0 | 0 | 0 | 0 | 0 | 16 | 24 | 2.46 | 1.909 | | | | | | |
| Doug Bird, R ERA: 3.15 | 5.1 | 4.2 | 17 | 3 | 2 | 2 | 2 | 0 | 0 | 0 | 0 | 0 | 0 | 1 | 21 | 21 | 3.86 | 0.643 | | | | | | |
| Dick Drago, R ERA: 4.23 | 10.1 | 3.0 | L 15 | 6 | 1 | 1 | 1 | 1 | 0 | 0 | 0 | 0 | 0 | 0 | 16 | 20 | 3.00 | 2.333 | | | | | | |

Chicago White Sox @ Kansas City Royals
Royals Stadium, Kansas City, MO

Fri Sep 21 1973, 8:05 PM EDT
Att: 14,012 - Unknown - 82 F

AB 50
R 6
H 18
RBI 6
BB 3
SO 3
LOB 26



| Batter | 1 | 2 | 3 | 4 | 5 | 6 | 7 | 8 | 9 | 10 | 11 | 12 | AB | R | H | RBI | BB | SO | LOB | BOTTOM | | | | |
|---|---|---------------------------------|------------------------------|---------------------------------|-------------------------------|----------------------------------|------------------------------|---------------------------------|------------------------------|---------------------------------|------------------------------|---------------------------------|------------------------------|---|---------------------------------|------------------------------|----------------------------------|------------------------------|---------------------------------|-----------------------------------|------------------------------------|----------------------------------|--------|--|
| Frank White, R OBP: 0.280, SLG: 0.291 | | | | | | | | | | | | | 5 | 0 | 0 | 0 | 0 | 0 | 4 | | | | | |
| Jim Wohlford, R OBP: 0.273, SLG: 0.317 | | | | | | | | | | | | | 5 | 0 | 1 | 0 | 1 | 0 | 2 | | | | | |
| Amos Otis, R OBP: 0.369, SLG: 0.487 | | | | | | | | | | | | | 5 | 1 | 1 | 0 | 1 | 0 | 3 | | | | | |
| Kurt Bevacqua, R OBP: 0.316, SLG: 0.332 | | | | | | | | | | | | | 3 | 1 | 1 | 0 | 1 | 1 | 1 | AB 43 | | | | |
| John Mayberry, L OBP: 0.409, SLG: 0.473 | | | | | | | | | | | | | 2 | 0 | 0 | 0 | 0 | 1 | 2 | R 3 | | | | |
| Rick Reichardt, R OBP: 0.306, SLG: 0.376 | | | | | | | | | | | | | 4 | 0 | 2 | 0 | 0 | 1 | 1 | H 11 | | | | |
| Tom Poquette, L OBP: 0.182, SLG: 0.100 | | | | | | | | | | | | | 2 | 0 | 0 | 0 | 0 | 0 | 0 | RBI 5 | | | | |
| Hal McRae, R OBP: 0.303, SLG: 0.377 | | | | | | | | | | | | | 0 | 0 | 0 | 0 | 0 | 0 | 0 | BB 6 | | | | |
| Paul Scheal, R OBP: 0.385, SLG: 0.396 | | | | | | | | | | | | | 5 | 1 | 1 | 1 | 1 | 3 | 0 | SO 10 | | | | |
| Ed Kirkpatrick, L OBP: 0.339, SLG: 0.383 | | | | | | | | | | | | | 5 | 0 | 2 | 3 | 0 | 2 | 2 | LOB 18 | | | | |
| Freddie Patek, R OBP: 0.312, SLG: 0.325 | | | | | | | | | | | | | 4 | 0 | 1 | 0 | 0 | 2 | 3 | | | | | |
| Buck Martinez, R ERA: 4.49 | 1.2 | | | | | | | | | | | | 2 | 0 | 1 | 1 | 1 | 0 | 0 | AB 43 | | | | |
| Carlton Fisk, R OBP: 0.373, SLG: 0.560 | 0.2 | | | | | | | | | | | | 0 | 0 | 0 | 0 | 0 | 0 | 0 | R 3 | | | | |
| Fran Horowitz, R OBP: 0.371, SLG: 0.292 | 0.2 | | | | | | | | | | | | 1 | 0 | 1 | 0 | 0 | 0 | 0 | H 11 | | | | |
| Steve Hevey, L OBP: 0.319, SLG: 0.329 | 11.2 | | | | | | | | | | | | 0 | 0 | 0 | 0 | 0 | 0 | 0 | RBI 5 | | | | |
| Inning Stats | R: 0 E: 0 K: 0 S: 3 | H: 0 LOB: 0 BB: 0 P: 3 | R: 2 E: 0 K: 1 S: 9 | H: 4 LOB: 2 BB: 0 P: 9 | R: 3 E: 0 K: 2 S: 10 | H: 3 LOB: 1 BB: 1 P: 14 | R: 0 E: 0 K: 0 S: 3 | H: 0 LOB: 1 BB: 1 P: 7 | R: 0 E: 0 K: 2 S: 7 | H: 0 LOB: 0 BB: 0 P: 7 | R: 0 E: 0 K: 1 S: 5 | H: 1 LOB: 0 BB: 0 P: 5 | R: 0 E: 0 K: 0 S: 4 | R: 0 E: 0 K: 1 S: 5 | H: 0 LOB: 0 BB: 1 P: 5 | R: 0 E: 0 K: 0 S: 6 | H: 1 LOB: 2 BB: 1 P: 10 | R: 0 E: 0 K: 2 S: 7 | H: 0 LOB: 0 BB: 0 P: 7 | 1B: 10 2B: 1 3B: 0 HR: 0 | SF: 0 SAC: 2 DP: 0 HBP: 0 | WP: 0 PB: 0 SB: 0 CS: 2 | PA: 52 | |
| PITCHER | IP WLS BF H R ER SO BB IBB HBP BLK WP HR S P ERA WHIP | PITCHER | | | | | | | | | | | | IP WLS BF H R ER SO BB IBB HBP BLK WP HR S P ERA WHIP | | | | | | | | | | |
| Jim Kaat, L ERA: 4.46 | 1.1 | 1.0 | | | | | | | | | | | | | | | | | | | | | | |
| Steve Stone, R ERA: 4.46 | 3.1 | 6.0 | 23 | 3 | 0 | 0 | 4 | 3 | 1 | 0 | 0 | 0 | 0 | 0 | 27 | 43 | 0.00 | 1.000 | | | | | | |
| Rich Gossage, R ERA: 2.03 | 0.1 | 0.1 | 1 | 0 | 0 | 0 | 0 | 0 | 0 | 0 | 0 | 0 | 0 | 0 | 1 | 1 | 0.00 | 0.000 | | | | | | |
| Ken Frailing, L ERA: 2.03 | 0.1 | 0.1 | 1 | 0 | 0 | 0 | 0 | 0 | 0 | 0 | 0 | 0 | 0 | 0 | 1 | 1 | 0.00 | 0.000 | | | | | | |
| Cy Acosta, R ERA: 2.19 | 10.1 | 3.0 | W 11 | 1 | 0 | 0 | 4 | 1 | 0 | 0 | 0 | 0 | 0 | 0 | 18 | 22 | 0.00 | 0.667 | | | | | | |

Chicago White Sox @ Kansas City Royals
Royals Stadium, Kansas City, MO

Fri Sep 21 1973, 8:05 PM EDT
Att: 14,012 - Unknown - 82 F


AB 43
R 3
H 11
RBI 5
BB 6
SO 10
LOB 18



| Batter | 1 | 2 | 3 | 4 | 5 | 6 | 7 | 8 | 9 | 10 | 11 | 12 | 13 | 14 | AB | R | H | RBI | BB | SO | LOB | TOP | | | | |
|--|------------------------------|---------------------------------|------------------------------|---------------------------------|------------------------------|---------------------------------|------------------------------|---------------------------------|------------------------------|---------------------------------|------------------------------|---------------------------------|------------------------------|---------------------------------|------------------------------|----------------------------------|------------------------------|---------------------------------|-------------------------------|----------------------------------|------------------------------|---------------------------------|-----------------------------------|------------------------------------|----------------------------------|--------|
| Vic Harris, S OBP: 0.316, SLG: 0.345 (1, 8) 2-3 (13, 7) | E3 1-3 G3 | | | | | | | | | | | | | | | | | | | | | 6 0 0 0 1 0 1 | | | | |
| Toby Harrah, R OBP: 0.329, SLG: 0.367 (1, 5) | G3 1-2 | | | | | | | | | | | | | | | | | | | | | 6 2 1 0 1 1 3 | | | | |
| Jim Spencer, L OBP: 0.326, SLG: 0.355 (1, 3) | 1-3 | | | | | | | | | | | | | | | | | | | | | 6 0 2 0 1 0 1 | | | | |
| Jeff Burroughs, R OBP: 0.355, SLG: 0.484 (1, 9) | F8 | | | | | | | | | | | | | | | | | | | | | 5 1 2 1 1 1 0 2 | | | | |
| Alex Johnson, R OBP: 0.323, SLG: 0.381 (1, 10) | | | | | | | | | | | | | | | | | | | | | | 5 0 2 1 0 1 2 | | | | |
| Larry Bittner, L OBP: 0.307, SLG: 0.313 (1, 7) | | | | | | | | | | | | | | | | | | | | | | 5 0 1 0 0 1 3 | | | | |
| Tom Cravee, R OBP: 0.368, SLG: 0.519 (13, PH) | 4-3 | | | | | | | | | | | | | | | | | | | | | 1 0 0 0 0 1 2 | | | | |
| Elliott Maddox, R OBP: 0.350, SLG: 0.257 (13, 8) | | | | | | | | | | | | | | | | | | | | | | 0 0 0 0 0 0 0 | | | | |
| Lenny Randle, S OBP: 0.291, SLG: 0.308 (1, 4) | | | | | | | | | | | | | | | | | | | | | | 5 0 2 0 0 0 1 | | | | |
| Davey Nelson, R OBP: 0.322, SLG: 0.370 (13, PH) | | | | | | | | | | | | | | | | | | | | | | 1 0 1 1 0 0 0 | | | | |
| Pete Mackanin, R OBP: 0.151, SLG: 0.134 (1, 6) | | | | | | | | | | | | | | | | | | | | | | 6 0 1 0 0 3 4 | | | | |
| Ken Suarez, R OBP: 0.334, SLG: 0.299 (1, 2) | | | | | | | | | | | | | | | | | | | | | | 6 0 1 0 0 1 5 | | | | |
| Inning Stats | R: 0 E: 1 K: 0 S: 4 | H: 0 LOB: 1 BB: 0 P: 4 | R: 0 E: 0 K: 0 S: 3 | H: 1 LOB: 0 BB: 0 P: 3 | R: 0 E: 0 K: 1 S: 5 | H: 1 LOB: 1 BB: 1 P: 9 | R: 0 E: 0 K: 0 S: 4 | H: 1 LOB: 1 BB: 0 P: 4 | R: 0 E: 0 K: 0 S: 4 | H: 1 LOB: 1 BB: 0 P: 4 | R: 1 E: 0 K: 1 S: 8 | H: 3 LOB: 2 BB: 2 P: 8 | R: 0 E: 0 K: 0 S: 6 | H: 1 LOB: 1 BB: 0 P: 6 | R: 1 E: 0 K: 0 S: 3 | H: 1 LOB: 1 BB: 2 P: 11 | R: 0 E: 0 K: 1 S: 5 | H: 0 LOB: 0 BB: 0 P: 5 | R: 0 E: 0 K: 2 S: 10 | H: 3 LOB: 2 BB: 0 P: 10 | R: 0 E: 0 K: 1 S: 5 | H: 0 LOB: 0 BB: 0 P: 5 | 1B: 11 2B: 3 3B: 0 HR: 0 | SF: 1 SAC: 0 DP: 2 HBP: 0 | WP: 0 PB: 0 SB: 0 CS: 1 | PA: 58 |
| PITCHER | IP 7.1 | WLS 30 | BF 7 | H 1 | ER 0 | SO 2 | BB 0 | IBB 0 | HBP 0 | BLK 0 | WP 0 | HR 0 | S 32 | P 40 | ERA 2.81 | WHIP 1.227 | | | | | | | | | | |
| Al Fitzmorris, R ERA: 2.81 (8, 1) | 4.2 | 20 | 5 | 2 | 2 | 3 | 1 | 1 | 0 | 0 | 0 | 0 | 24 | 32 | 3.86 | 1.286 | | | | | | | | | | |
| Gene Garber, R ERA: 4.24 (13, 1) | 2.0 | W | 7 | 1 | 0 | 0 | 3 | 0 | 0 | 0 | 0 | 0 | 13 | 13 | 0.00 | 0.500 | | | | | | | | | | |

Texas Rangers @ Kansas City Royals
Royals Stadium, Kansas City, MO
Sat Sep 22 1973, 8:05 PM EDT
Att: 15,190 - Unknown - 72 F


AB 52
R 13
H 13
RBI 3
BB 4
SO 8
LOB 24



| Batter | 1 | 2 | 3 | 4 | 5 | 6 | 7 | 8 | 9 | 10 | 11 | 12 | 13 | 14 | AB | R | H | RBI | BB | SO | LOB | BOTTOM | | | | |
|---|------------------------------|----------------------------------|------------------------------|----------------------------------|------------------------------|---------------------------------|------------------------------|---------------------------------|------------------------------|---------------------------------|------------------------------|---------------------------------|------------------------------|---------------------------------|------------------------------|----------------------------------|------------------------------|----------------------------------|------------------------------|---------------------------------|------------------------------|---------------------------------|----------------------------------|------------------------------------|----------------------------------|--------|
| Frank White, R OBP: 0.273, SLG: 0.283 (8, PH) | 5-3 | | | | | | | | | | | | | | | | | | | | | 3 0 0 0 0 0 0 | | | | |
| Steve Hovley, L OBP: 0.347, SLG: 0.325 (9, 9) (13, 8) | | | | | | | | | | | | | | | | | | | | | | 3 0 0 0 1 1 3 | | | | |
| Tom Poquette, L OBP: 0.143, SLG: 0.077 (1, 9) | P6 | | | | | | | | | | | | | | | | | | | | | 3 0 0 0 0 0 0 | | | | |
| Cookie Rojas, R OBP: 0.310, SLG: 0.374 (9, 4) | | | | | | | | | | | | | | | | | | | | | | 4 0 2 1 0 1 3 | | | | |
| Amos Otis, R OBP: 0.368, SLG: 0.484 (1, 10) | K | | | | | | | | | | | | | | | | | | | | | 6 0 1 0 1 1 3 | | | | |
| John Mayberry, L OBP: 0.411, SLG: 0.472 (9, PR) | | | | | | | | | | | | | | | | | | | | | | 1 0 0 0 3 0 1 | | | | |
| Kurt Bevacqua, R OBP: 0.316, SLG: 0.330 (10, 3) | | | | | | | | | | | | | | | | | | | | | | 2 0 0 0 1 2 0 | | | | |
| Ed Kirkpatrick, L OBP: 0.338, SLG: 0.381 (12, PH) | | | | | | | | | | | | | | | | | | | | | | 5 0 1 0 0 1 3 | | | | |
| Hal McRae, R OBP: 0.304, SLG: 0.378 (13, 9) | | | | | | | | | | | | | | | | | | | | | | 2 1 1 0 0 0 3 | | | | |
| Jim Wolford, R OBP: 0.275, SLG: 0.310 (9, PH) | | | | | | | | | | | | | | | | | | | | | | 2 0 0 0 1 1 0 | | | | |
| Lou Piniella, R OBP: 0.281, SLG: 0.361 (10, 7) | | | | | | | | | | | | | | | | | | | | | | 3 0 1 0 0 0 2 | | | | |
| Bobby Floyd, R OBP: 0.371, SLG: 0.415 (13, PR) | | | | | | | | | | | | | | | | | | | | | | 0 1 0 0 0 0 0 | | | | |
| Rick Reichardt, R OBP: 0.308, SLG: 0.390 (14, 7) | | | | | | | | | | | | | | | | | | | | | | 1 1 1 2 0 0 0 | | | | |
| George Brett, L OBP: 0.487, SLG: 0.687 (11, PH) | | | | | | | | | | | | | | | | | | | | | | 4 0 0 0 0 0 3 | | | | |
| Gail Hopkins, L OBP: 0.377, SLG: 0.353 (12, 5) | | | | | | | | | | | | | | | | | | | | | | 0 0 0 0 1 0 0 | | | | |
| Paul Schaaf, R OBP: 0.396, SLG: 0.396 (12, 5) | | | | | | | | | | | | | | | | | | | | | | 0 0 0 0 0 0 0 | | | | |
| Freddie Patek, R OBP: 0.312, SLG: 0.325 (1, 6) | | | | | | | | | | | | | | | | | | | | | | 6 1 2 0 0 0 4 | | | | |
| Buck Martinez, R OBP: 0.471, SLG: 0.538 (8, PR) | | | | | | | | | | | | | | | | | | | | | | 2 1 1 1 1 1 0 | | | | |
| Fran Healy, R OBP: 0.348, SLG: 0.409 (9, 2) | | | | | | | | | | | | | | | | | | | | | | 0 0 0 0 0 0 0 | | | | |
| Carl Taylor, R OBP: 0.372, SLG: 0.295 (13, 1) | | | | | | | | | | | | | | | | | | | | | | 2 0 1 0 0 0 2 | | | | |
| Inning Stats | R: 0 E: 0 K: 1 S: 5 | H: 0 LOB: 2 BB: 0 P: 13 | R: 0 E: 0 K: 1 S: 5 | H: 0 LOB: 0 BB: 2 P: 13 | R: 0 E: 0 K: 0 S: 3 | H: 0 LOB: 0 BB: 1 P: 6 | R: 0 E: 0 K: 0 S: 5 | H: 0 LOB: 0 BB: 0 P: 5 | R: 0 E: 0 K: 0 S: 4 | H: 1 LOB: 1 BB: 1 P: 8 | R: 0 E: 0 K: 0 S: 3 | H: 0 LOB: 1 BB: 0 P: 7 | R: 1 E: 0 K: 1 S: 7 | H: 2 LOB: 1 BB: 2 P: 7 | R: 0 E: 0 K: 1 S: 6 | H: 1 LOB: 2 BB: 1 P: 10 | R: 0 E: 0 K: 1 S: 6 | H: 1 LOB: 3 BB: 2 P: 14 | R: 1 E: 0 K: 0 S: 4 | H: 2 LOB: 2 BB: 1 P: 9 | R: 2 E: 0 K: 1 S: 6 | H: 2 LOB: 0 BB: 0 P: 6 | 1B: 9 2B: 0 3B: 0 HR: 2 | SF: 0 SAC: 1 DP: 2 HBP: 1 | WP: 0 PB: 0 SB: 1 CS: 0 | PA: 60 |
| PITCHER | IP 5.0 | WLS 17 | BF 0 | H 0 | ER 0 | SO 2 | BB 0 | IBB 0 | HBP 0 | BLK 0 | WP 0 | HR 0 | S 18 | P 30 | ERA 0.00 | WHIP 0.600 | | | | | | | | | | |
| Sonny Siebert, R ERA: 4.03 (6, 1) | 5.1 | 24 | 6 | 2 | 2 | 3 | 2 | 0 | 0 | 0 | 0 | 1 | 28 | 36 | 3.38 | 1.500 | | | | | | | | | | |
| Don Durham, R ERA: 7.45 (11, 1) | 1.1 | 8 | 1 | 0 | 0 | 1 | 2 | 1 | 0 | 0 | 0 | 7 | 19 | 0.00 | 2.250 | | | | | | | | | | | |
| Steve Foucault, R ERA: 3.95 (12, 1) | 0.1 | 1 | 0 | 0 | 0 | 0 | 0 | 0 | 0 | 0 | 0 | 1 | 1 | 0.00 | 0.000 | | | | | | | | | | | |
| Jim Shellenback, L ERA: (13, 1) | 1.2 | L | 10 | 4 | 3 | 3 | 1 | 1 | 0 | 1 | 0 | 1 | 10 | 15 | 16.20 | 3.000 | | | | | | | | | | |

Texas Rangers @ Kansas City Royals
Royals Stadium, Kansas City, MO
Sat Sep 22 1973, 8:05 PM EDT
Att: 15,190 - Unknown - 72 F

AB 49
R 5
H 11
RBI 4
BB 9
SO 7
LOB 27



| Batter | 1 | 2 | 3 | 4 | 5 | 6 | 7 | 8 | 9 | AB | R | H | RBI | BB | SO | LOB | TOP | | | | | | | | |
|--|------------------------------|----------------------------------|------------------------------|---------------------------------|------------------------------|---------------------------------|------------------------------|---------------------------------|------------------------------|---------------------------------|------------------------------|---------------------------------|------------------------------|---------------------------------|------------------------------|---------------------------------|--|---------------------------------|----------------------------------|------------------------------------|----------------------------------|--------|--|--|--|
| Toby Harrah, R OBP: 0.328, SLG: 0.365 (1, 5) | F9 | | 5-3 | | HR | | K | | | 3 | 1 | 0 | 0 | 1 | 1 | 0 | Texas Rangers @ Kansas City Royals Royals Stadium, Kansas City, MO Sun Sep 23 1973, 4:33 AM EDT Att: 11,183 - Unknown - 80 F | | | | | | | | |
| Tom Grievs, R OBP: 0.364, SLG: 0.536 (1, 7) | 6-3 | | 6-3 | | HR | | F2 | | | 4 | 1 | 1 | 2 | 0 | 0 | | | | | | | | | | |
| Alex Johnson, R OBP: 0.321, SLG: 0.379 (1, 10) | E5 | | L9 | | F8 | | F9 | | | 4 | 1 | 0 | 0 | 0 | 0 | | | | | | | | | | |
| Jeff Burroughs, R OBP: 0.354, SLG: 0.482 (1, 9) | BB | | | L7 | F9 | | K | | | 4 | 0 | 1 | 1 | 0 | 1 | 0 | | | | | | | | | |
| Jim Fregosi, R OBP: 0.327, SLG: 0.375 (8, PH) | 1-2 | | | 1B | 2B | | F7 | | | 2 | 0 | 1 | 0 | 1 | 0 | 0 | | | | | | | | | |
| Jim Spencer, L OBP: 0.325, SLG: 0.354 (8, 3) | BB | | | | | | P6 | | | 1 | 0 | 0 | 0 | 0 | 0 | 0 | | | | | | | | | |
| Vic Harris, S OBP: 0.315, SLG: 0.345 (1, 8) | K | | | G6-4-3 | 1B | | F9 | | | 4 | 0 | 1 | 0 | 0 | 1 | 2 | | | | | | | | | |
| Dick Billings, R OBP: 0.237, SLG: 0.241 (1, 2) | | 5-3 | | G6-4-3 | | | E9 | | | 4 | 0 | 1 | 0 | 0 | 0 | 2 | | | | | | | | | |
| Pete Mackanin, R OBP: 0.146, SLG: 0.129 (9, PH) | | 6-3 | | | | | 5-3 | | | 3 | 0 | 0 | 0 | 0 | 0 | 1 | | | | | | | | | |
| Bill Sudakis, S OBP: 0.320, SLG: 0.507 (9, FR) | | | | | | | 5-3 | | | 1 | 0 | 1 | 0 | 0 | 0 | 0 | | | | | | | | | |
| Pete Broberg, R (9, FR) | | | | | | | | | | 0 | 0 | 0 | 0 | 0 | 0 | 0 | | | | | | | | | |
| Lenny Randle, S OBP: 0.235, SLG: 0.471 (1, 4) | F9 | | | | | | 3-1 | | | 4 | 1 | 1 | 1 | 0 | 0 | 1 | | | | | | | | | |
| Inning Stats | R: 1 E: 1 K: 1 S: 7 | H: 1 LOB: 2 BB: 1 P: 11 | R: 0 E: 0 K: 0 S: 3 | H: 0 LOB: 0 BB: 0 P: 3 | R: 0 E: 0 K: 0 S: 3 | H: 0 LOB: 0 BB: 0 P: 3 | R: 0 E: 0 K: 0 S: 4 | H: 2 LOB: 1 BB: 0 P: 4 | R: 3 E: 0 K: 0 S: 5 | H: 2 LOB: 0 BB: 1 P: 9 | R: 0 E: 1 K: 0 S: 4 | H: 1 LOB: 1 BB: 0 P: 4 | R: 0 E: 0 K: 1 S: 5 | H: 0 LOB: 0 BB: 0 P: 5 | R: 0 E: 0 K: 1 S: 5 | H: 0 LOB: 0 BB: 0 P: 5 | R: 0 E: 1 K: 0 S: 4 | H: 1 LOB: 1 BB: 0 P: 4 | 1B: 3 2B: 2 3B: 0 HR: 2 | SF: 0 SAC: 0 DP: 1 HBP: 0 | WP: 0 PB: 0 SB: 0 CS: 0 | PA: 36 | | | |
| PITCHER | IP | WLS | BF | H | R | ER | SO | BB | IBB | HBP | BLK | WP | HR | S | P | ERA | WHIP | | | | | | | | |
| Paul Spittorf, L ERA: 4.04 (1, 1) | 6.0 | W | 26 | 6 | 4 | 3 | 1 | 2 | 0 | 0 | 0 | 0 | 2 | 26 | 34 | 4.50 | 1.333 | | | | | | | | |
| Doug Bird, R ERA: 3.05 (7, 1) | 3.0 | S | 10 | 1 | 0 | 0 | 2 | 0 | 0 | 0 | 0 | 0 | 0 | 14 | 14 | 0.00 | 0.333 | | | | | | | | |

| | |
|-----|----|
| AB | 34 |
| R | 4 |
| H | 7 |
| RBI | 4 |
| BB | 2 |
| SO | 3 |
| LOB | 6 |



| Batter | 1 | 2 | 3 | 4 | 5 | 6 | 7 | 8 | 9 | AB | R | H | RBI | BB | SO | LOB | BOTTOM | | | | | | | | |
|---|------------------------------|---------------------------------|------------------------------|----------------------------------|------------------------------|----------------------------------|------------------------------|----------------------------------|------------------------------|---------------------------------|------------------------------|---------------------------------|------------------------------|---------------------------------|------------------------------|----------------------------------|--|----------------------------------|------------------------------------|----------------------------------|--------|--|--|--|--|
| Freddie Patek, R OBP: 0.311, SLG: 0.324 (1, 6) | F2 | | | F2 | | G1 | | S | | 5 | 0 | 1 | 0 | 0 | 0 | 3 | Texas Rangers @ Kansas City Royals Royals Stadium, Kansas City, MO Sun Sep 23 1973, 4:33 AM EDT Att: 11,183 - Unknown - 80 F | | | | | | | | |
| Cookie Rojas, R OBP: 0.320, SLG: 0.372 (1, 4) | 5-3 | | F7 | BB | WP | 5-3 | | FC1-2 | | 3 | 1 | 0 | 0 | 2 | 0 | 0 | | | | | | | | | |
| Ed Kirkpatrick, L OBP: 0.338, SLG: 0.381 (1, 8) | P6 | | | BB | | G3 | | FC1-5-2 | | 5 | 1 | 2 | 0 | 0 | 0 | 4 | | | | | | | | | |
| John Mayberry, L OBP: 0.414, SLG: 0.472 (1, 3) | | F5 | | 1B | | | | WP | | 2 | 1 | 1 | 0 | 3 | 0 | 0 | | | | | | | | | |
| Gail Hopkins, L OBP: 0.382, SLG: 0.350 (1, 10) | | | | E | | | | 2-3 | | 1 | 1 | 0 | 1 | 2 | 1 | 2 | | | | | | | | | |
| Rick Reichardt, R OBP: 0.306, SLG: 0.387 (6, PH) | | 1B | | K | | | | K | | 2 | 0 | 0 | 0 | 0 | 2 | 4 | | | | | | | | | |
| Jim Wehlford, R OBP: 0.284, SLG: 0.310 (1, 7) | | 1B | | E9 | | F8 | | K | | 3 | 2 | 1 | 1 | 1 | 1 | 3 | | | | | | | | | |
| Paul Schaal, R OBP: 0.389, SLG: 0.399 (1, 5) | | | | | | 5-3 | | | | 2 | 0 | 2 | 1 | 0 | 0 | 0 | | | | | | | | | |
| George Brett, L OBP: 0.080, SLG: 0.080 (5, 5) | | 2B | | | | | | 4-3 | | 2 | 0 | 0 | 0 | 0 | 0 | 0 | | | | | | | | | |
| Tom Poquette, L OBP: 0.167, SLG: 0.176 (1, 9) | | | | | | | | K | | 4 | 0 | 1 | 2 | 0 | 1 | 1 | | | | | | | | | |
| Carl Taylor, R OBP: 0.369, SLG: 0.289 (1, 2) | | | | | | | | 1-3 | | 3 | 1 | 0 | 0 | 1 | 1 | 2 | | | | | | | | | |
| Inning Stats | R: 0 E: 0 K: 0 S: 3 | H: 0 LOB: 0 BB: 0 P: 3 | R: 2 E: 0 K: 1 S: 7 | H: 2 LOB: 2 BB: 2 P: 15 | R: 3 E: 1 K: 1 S: 8 | H: 3 LOB: 1 BB: 1 P: 12 | R: 1 E: 0 K: 0 S: 3 | H: 0 LOB: 3 BB: 4 P: 19 | R: 0 E: 0 K: 0 S: 3 | H: 0 LOB: 0 BB: 0 P: 3 | R: 0 E: 0 K: 1 S: 7 | H: 2 LOB: 2 BB: 0 P: 7 | R: 0 E: 0 K: 2 S: 7 | H: 0 LOB: 0 BB: 0 P: 7 | R: 1 E: 0 K: 1 S: 6 | H: 1 LOB: 2 BB: 2 P: 14 | | 1B: 7 2B: 1 3B: 0 HR: 0 | SF: 0 SAC: 0 DP: 0 HBP: 0 | WP: 2 PB: 0 SB: 3 CS: 0 | PA: 41 | | | | |
| PITCHER | IP | WLS | BF | H | R | ER | SO | BB | IBB | HBP | BLK | WP | HR | S | P | ERA | WHIP | | | | | | | | |
| Jim Bibby, R ERA: 3.8 (1, 1) | 3.1 | L | 20 | 5 | 6 | 5 | 2 | 5 | 0 | 0 | 0 | 0 | 0 | 19 | 39 | 13.50 | 3.000 | | | | | | | | |
| Rick Henninger, R ERA: 3.15 (4, 1) | 2.1 | | 11 | 2 | 0 | 0 | 0 | 2 | 0 | 0 | 0 | 1 | 0 | 9 | 17 | 0.00 | 1.714 | | | | | | | | |
| Jim Shellenback, L ERA: (6, 1) | 1.1 | | 4 | 0 | 0 | 0 | 3 | 0 | 0 | 0 | 0 | 0 | 0 | 10 | 10 | 0.00 | 0.000 | | | | | | | | |
| Bill Gogolewski, R ERA: 4.13 (8, 1) | 0.1 | | 3 | 1 | 1 | 1 | 0 | 1 | 0 | 0 | 0 | 0 | 0 | 2 | 6 | 27.00 | 6.000 | | | | | | | | |
| Charlie Hudson, L ERA: 4.76 (8, 1) | 0.1 | | 1 | 0 | 0 | 0 | 0 | 0 | 0 | 0 | 0 | 0 | 0 | 1 | 1 | 0.00 | 0.000 | | | | | | | | |



| Batter | 1 | 2 | 3 | 4 | 5 | 6 | 7 | 8 | 9 | AB | R | H | RBI | BB | SO | LOB | TOP | | | | | | | | | | | | | | | | | | | | | |
|--|------------------------------|---------------------------------|------------------------------|---------------------------------|------------------------------|----------------------------------|------------------------------|---------------------------------|------------------------------|---------------------------------|------------------------------|---------------------------------|------------------------------|---------------------------------|------------------------------|---------------------------------|------------------------------|---------------------------------|----------------------------------|------------------------------------|--------------------------|----|-----|----|---|---|----|----|----|-----|-----|-----|----|----|---|---|-----|------|
| Freddie Patek, R OBP: 0.314, SLG: 0.325 (1, 6) | 0-0 1-3 2B 1B | | 0-0 6-3 | 0-0 P3 | | | 0-0 3B 1B | | 0-0 SH3-4 | 4 | 2 | 2 | 0 | 0 | 0 | 1 | | | | | | | | | | | | | | | | | | | | | | |
| George Brett, L OBP: 0.100, SLG: 0.100 (1, 5) | 0-0 F8 | | 0-0 BB 1B | | 0-0 F8 | | 0-0 F7 1-2 | | 0-0 F7 | 5 | 0 | 1 | 0 | 0 | 0 | 3 | | | | | | | | | | | | | | | | | | | | | | |
| Jim Wohlford, R OBP: 0.314, SLG: 0.365 (1, 7) | 0-0 1-3 1-2 | | 0-3 K | | 0-0 P4 | | 0-0 3B 2-H | | 0-0 1B 2-H | 5 | 0 | 2 | 2 | 0 | 1 | 2 | | | | | | | | | | | | | | | | | | | | | | |
| John Mayberry, L OBP: 0.417, SLG: 0.478 (1, 3) | 4-0 2B BB | | 4-0 1-2 BB | | 0-0 HR | | 4-0 IBB | | 0-3 K | 2 | 2 | 1 | 1 | 3 | 1 | 1 | | | | | | | | | | | | | | | | | | | | | | |
| Hal McRae, R OBP: 0.305, SLG: 0.380 (1, 10) | 0-0 1-H 2-H 2B | | 0-0 F9 | | 0-0 4-3 | | 0-0 F7 | | | 4 | 0 | 1 | 2 | 0 | 0 | 4 | | | | | | | | | | | | | | | | | | | | | | |
| Ed Kirkpatrick, L OBP: 0.336, SLG: 0.380 (1, 8) | 0-0 F8 | | | 0-0 WP SF6 2B | | | 0-0 F9 | | 0-0 G3 | 4 | 1 | 1 | 0 | 0 | 0 | 1 | | | | | | | | | | | | | | | | | | | | | | |
| Tom Poquette, L OBP: 0.217, SLG: 0.200 (1, 9) | | 0-0 CS 1B | | 0-0 SF6 2-H | | | 0-0 G3 | | 0-0 4-3 | 3 | 0 | 1 | 1 | 0 | 0 | 0 | | | | | | | | | | | | | | | | | | | | | | |
| Frank White, R OBP: 0.272, SLG: 0.289 (1, 4) | | 0-3 K 1-2 | | 0-0 4-3 | | | 0-0 F9 | | 0-3 K | 4 | 0 | 0 | 0 | 0 | 2 | 1 | | | | | | | | | | | | | | | | | | | | | | |
| Buck Martinez, R OBP: 0.400, SLG: 0.476 (1, 2) | | 0-0 F8 | | | 0-0 2B | | | 0-0 F9 | | 4 | 1 | 2 | 0 | 0 | 0 | 0 | | | | | | | | | | | | | | | | | | | | | | |
| Inning Stats | R: 2 E: 0 K: 0 S: 5 | H: 2 LOB: 1 BB: 1 P: 9 | R: 0 E: 0 K: 1 S: 5 | H: 1 LOB: 0 BB: 0 P: 5 | R: 0 E: 0 K: 1 S: 6 | H: 1 LOB: 2 BB: 1 P: 10 | R: 1 E: 0 K: 0 S: 5 | H: 2 LOB: 1 BB: 0 P: 5 | R: 1 E: 0 K: 0 S: 4 | H: 1 LOB: 0 BB: 0 P: 4 | R: 0 E: 0 K: 0 S: 3 | H: 0 LOB: 0 BB: 0 P: 3 | R: 1 E: 0 K: 0 S: 5 | H: 2 LOB: 2 BB: 1 P: 9 | R: 0 E: 0 K: 1 S: 5 | H: 0 LOB: 0 BB: 0 P: 5 | R: 1 E: 0 K: 1 S: 7 | H: 2 LOB: 1 BB: 0 P: 7 | 1B: 6 2B: 3 3B: 1 HR: 1 | SF: 1 SAC: 1 DP: 0 HBP: 0 | WP: 1 PA: 40 CS: 1 | | | | | | | | | | | | | | | | | |
| PITCHER | IP | WLS | BF | H | R | ER | SO | BB | IBB | HBP | BLK | WP | HR | S | P | ERA | WHIP | PITCHER | | | | IP | WLS | BF | H | R | ER | SO | BB | IBB | HBP | BLK | WP | HR | S | P | ERA | WHIP |
| Stan Bahnsen, R ERA: 3.57 (1, 1) | 8.2 | L | 39 | 11 | 6 | 6 | 3 | 2 | 1 | 0 | 0 | 1 | 1 | 42 | 54 | 6.23 | 1.500 | | | | | | | | | | | | | | | | | | | | | |
| Ken Frailing, L ERA: 1.65 (9, 1) | 0.1 | | 1 | 0 | 0 | 0 | 1 | 0 | 0 | 0 | 0 | 0 | 0 | 3 | 3 | 0.00 | 0.000 | | | | | | | | | | | | | | | | | | | | | |

Kansas City Royals @ Chicago White Sox
Comiskey Park, Chicago, IL
Wed Sep 26 1973, 8:05 PM EDT
Att: 5,570 - Unknown - 80 F

| | |
|-----|----|
| AB | 35 |
| R | 6 |
| H | 11 |
| RBI | 6 |
| BB | 3 |
| SO | 4 |
| LOB | 13 |



| Batter | 1 | 2 | 3 | 4 | 5 | 6 | 7 | 8 | 9 | AB | R | H | RBI | BB | SO | LOB | BOTTOM | | | | | | | | | | | | | | | | | | | | | |
|--|------------------------------|---------------------------------|------------------------------|----------------------------------|------------------------------|---------------------------------|------------------------------|---------------------------------|------------------------------|---------------------------------|------------------------------|---------------------------------|------------------------------|---------------------------------|------------------------------|---------------------------------|------------------------------|----------------------------------|----------------------------------|------------------------------------|--------------------------|----|-----|----|---|---|----|----|----|-----|-----|-----|----|----|---|---|-----|------|
| Johnny Jeter, R OBP: 0.267, SLG: 0.395 (1, 7) | 0-0 BB 1B | 4-0 BB | | | 0-0 P6 | | 0-3 K | | 0-0 G6-4-3 1-2 | 4 | 1 | 1 | 0 | 1 | 1 | 3 | | | | | | | | | | | | | | | | | | | | | | |
| Bucky Dent, R OBP: 0.330, SLG: 0.291 (1, 6) | 0-0 F8 | 0-3 K | | | 0-0 G6-4-3 1B | | 0-0 L8 | | | 4 | 0 | 1 | 0 | 0 | 1 | 3 | | | | | | | | | | | | | | | | | | | | | | |
| Jerry Hairston, S OBP: 0.377, SLG: 0.342 (1, 3) | 0-0 F9 | | 0-0 F8 | | 0-0 G6-4-3 1-2 | | | 0-0 4-3 | | 4 | 0 | 0 | 0 | 0 | 0 | 2 | | | | | | | | | | | | | | | | | | | | | | |
| Bill Melton, R OBP: 0.364, SLG: 0.438 (1, 5) | 4-0 1B 1-2 BB | | 0-3 K | | 0-0 E 1B | | 0-0 F2 | | | 3 | 1 | 1 | 0 | 1 | 1 | 0 | | | | | | | | | | | | | | | | | | | | | | |
| Carlos May, L OBP: 0.333, SLG: 0.417 (1, 10) | 0-0 1-2 2-H 1B | | 0-0 G1 | | 0-0 F7 | | 0-0 P4 | | | 4 | 0 | 1 | 1 | 0 | 0 | 1 | | | | | | | | | | | | | | | | | | | | | | |
| Buddy Bradford, R OBP: 0.314, SLG: 0.405 (1, 8) | 0-0 1-3 | | | 0-3 K | | 0-0 E4 1B | | 1-0 BB BB HBP | | 3 | 0 | 0 | 0 | 0 | 1 | 3 | | | | | | | | | | | | | | | | | | | | | | |
| Bill Sharp, L OBP: 0.324, SLG: 0.387 (9, PH) | | | | | 0-0 E6 5-3 | | 0-0 G4-3 1B | | 4-0 1-2 BB | 0 | 0 | 0 | 0 | 1 | 0 | 0 | | | | | | | | | | | | | | | | | | | | | | |
| Luis Alvarado, R OBP: 0.257, SLG: 0.294 (1, 4) | | 0-0 F8 | | 0-0 E6 5-3 | | 0-0 G4-3 1B | | 0-0 BB BB | | 3 | 0 | 1 | 1 | 0 | 0 | 0 | | | | | | | | | | | | | | | | | | | | | | |
| Jorge Orta, L OBP: 0.326, SLG: 0.385 (9, PH) | | | | | 0-0 E6 5-3 | | 1-2 2-H 1B | | 1-2 BB | 0 | 0 | 0 | 0 | 1 | 0 | 0 | | | | | | | | | | | | | | | | | | | | | | |
| Brian Downing, R OBP: 0.274, SLG: 0.292 (1, 9) | | 0-0 2B 1B | | 0-0 5-3 | | 0-0 G4-3 | | 0-0 F8 | | 3 | 0 | 1 | 0 | 0 | 0 | 3 | | | | | | | | | | | | | | | | | | | | | | |
| Sam Ewing, L OBP: 0.222, SLG: 0.188 (9, PH) | | | | 0-0 5-3 | | 1-2 | | | 0-0 F8 | 1 | 0 | 0 | 0 | 0 | 0 | 2 | | | | | | | | | | | | | | | | | | | | | | |
| Chuck Brinkman, R OBP: 0.259, SLG: 0.260 (1, 2) | | 0-0 2B 1B | | 0-0 4-3 | | | | | 4-0 1-2 2-3 BB | 2 | 0 | 1 | 0 | 0 | 0 | 1 | | | | | | | | | | | | | | | | | | | | | | |
| Pat Kelly, L OBP: 0.355, SLG: 0.346 (7, PH) | | | | | 0-0 4-3 | | 0-3 K | | 0-0 G6-4-3 BB | 1 | 0 | 0 | 0 | 1 | 1 | 0 | | | | | | | | | | | | | | | | | | | | | | |
| Inning Stats | R: 1 E: 0 K: 0 S: 5 | H: 2 LOB: 2 BB: 1 P: 9 | R: 0 E: 0 K: 1 S: 6 | H: 2 LOB: 2 BB: 1 P: 10 | R: 0 E: 0 K: 1 S: 5 | H: 0 LOB: 0 BB: 0 P: 5 | R: 0 E: 1 K: 0 S: 6 | H: 0 LOB: 1 BB: 0 P: 6 | R: 0 E: 0 K: 0 S: 3 | H: 1 LOB: 0 BB: 0 P: 3 | R: 1 E: 1 K: 0 S: 5 | H: 2 LOB: 1 BB: 0 P: 5 | R: 0 E: 0 K: 2 S: 7 | H: 0 LOB: 0 BB: 0 P: 7 | R: 0 E: 0 K: 0 S: 3 | H: 0 LOB: 0 BB: 0 P: 3 | R: 0 E: 0 K: 0 S: 2 | H: 0 LOB: 2 BB: 2 P: 11 | 1B: 6 2B: 1 3B: 0 HR: 0 | SF: 0 SAC: 0 DP: 3 HBP: 1 | WP: 0 PA: 37 CS: 0 | | | | | | | | | | | | | | | | | |
| PITCHER | IP | WLS | BF | H | R | ER | SO | BB | IBB | HBP | BLK | WP | HR | S | P | ERA | WHIP | PITCHER | | | | IP | WLS | BF | H | R | ER | SO | BB | IBB | HBP | BLK | WP | HR | S | P | ERA | WHIP |
| Paul Splittorf, L ERA: 3.98 (1, 1) | 6.0 | W | 26 | 7 | 2 | 1 | 3 | 2 | 0 | 0 | 0 | 0 | 0 | 12 | 21 | 0.00 | 0.667 | | | | | | | | | | | | | | | | | | | | | |
| Doug Bird, R ERA: 2.95 (7, 1) | 3.0 | S | 11 | 0 | 0 | 0 | 2 | 2 | 0 | 1 | 0 | 0 | 0 | 12 | 21 | 0.00 | 0.667 | | | | | | | | | | | | | | | | | | | | | |

Kansas City Royals @ Chicago White Sox
Comiskey Park, Chicago, IL
Wed Sep 26 1973, 8:05 PM EDT
Att: 5,570 - Unknown - 80 F

| | |
|-----|----|
| AB | 32 |
| R | 2 |
| H | 7 |
| RBI | 2 |
| BB | 4 |
| SO | 5 |
| LOB | 18 |



| Batter | 1 | 2 | 3 | 4 | 5 | 6 | 7 | 8 | 9 | 10 | AB | R | H | RBI | BB | SO | LOB | TOP | | | | |
|---|------------------------------|---------------------------------|--------------------------------|-------------------------------------|------------------------------|---------------------------------|------------------------------|---------------------------------|------------------------------|---------------------------------|------------------------------|---------------------------------|------------------------------|---------------------------------|------------------------------|---------------------------------|------------------------------|---------------------------------|----------------------------------|------------------------------------|----------------------------------|--------|
| Freddie Patek, R OBP: 0.311, SLG: 0.321 (1, 6) | 1-3 | | 3-1 | | | F8 | F7 | | | F8 | 5 | 0 | 0 | 0 | 0 | 0 | 1 | | | | | |
| Jim Wohlford, R OBP: 0.321, SLG: 0.390 (1, 7) | 1B 3B | | F9 | | | FC6-4 1B | | | | L8 | 4 | 2 | 2 | 0 | 0 | 0 | 0 | | | | | |
| Kurt Bevacqua, R OBP: 0.317, SLG: 0.330 (1, 5) | K | | | | | FC6-4 1B | | | | 6-3 | 4 | 0 | 1 | 0 | 0 | 1 | 1 | | | | | |
| Frank Ortuzo, R OBP: 0.286, SLG: 0.308 (1, 3) | 1B | | | | | FC6-4 1B | | | | 5-3 | 4 | 0 | 1 | 1 | 0 | 0 | 2 | | | | | |
| Hal McRae, R OBP: 0.307, SLG: 0.384 (1, 10) | 6-3 | | | | | 1-2 2-3 1B | | | | L8 | 4 | 0 | 2 | 1 | 0 | 0 | 1 | | | | | |
| Ed Kirkpatrick, L OBP: 0.333, SLG: 0.376 (1, 8) | | K | | | | 1-2 3-H 1B | | | | F8 | 4 | 0 | 0 | 0 | 0 | 2 | 3 | | | | | |
| Rick Reichardt, R OBP: 0.301, SLG: 0.377 (1, 9) | F8 | | | | | F3 | | | | L9 | 0 | 0 | 0 | 0 | 0 | 0 | 0 | | | | | |
| Bobby Floyd, R OBP: 0.385, SLG: 0.406 (1, 4) | K | | | | | G5-4-3 1B | | | | G3 | 4 | 0 | 1 | 0 | 0 | 1 | 0 | | | | | |
| Buck Martinez, R OBP: 0.379, SLG: 0.440 (1, 2) | | | 6-3 | | | G5-4-3 1B | | | | 6-3 | 4 | 0 | 1 | 0 | 0 | 0 | 1 | | | | | |
| Inning Stats | R: 1 E: 0 K: 1 S: 7 | H: 2 LOB: 1 BB: 0 P: 7 | R: 0 E: 0 K: 2 S: 7 | H: 0 LOB: 0 BB: 0 P: 7 | R: 0 E: 0 K: 0 S: 3 | H: 0 LOB: 0 BB: 0 P: 3 | R: 0 E: 0 K: 0 S: 4 | H: 1 LOB: 1 BB: 0 P: 4 | R: 0 E: 0 K: 1 S: 8 | H: 1 LOB: 0 BB: 0 P: 3 | R: 0 E: 0 K: 0 S: 3 | H: 0 LOB: 0 BB: 0 P: 3 | R: 0 E: 0 K: 0 S: 3 | H: 0 LOB: 0 BB: 0 P: 3 | R: 0 E: 0 K: 0 S: 3 | H: 0 LOB: 0 BB: 0 P: 3 | R: 0 E: 0 K: 0 S: 3 | H: 0 LOB: 0 BB: 0 P: 3 | 1B: 6 2B: 1 3B: 1 HR: 0 | SF: 0 SAC: 0 DP: 1 HBP: 0 | WP: 0 PB: 0 SB: 0 CS: 0 | PA: 37 |
| PITCHER Jim Kaat, L ERA: 4.37 (1, 1) | IP: 10.0 W: 10 L: 10 | WLS: 37 BF: 8 | H: 2 R: 2 ER: 2 SO: 4 | BB: 0 IBB: 0 HBP: 0 BLK: 0 | WP: 0 HR: 0 | S: 45 P: 45 | ERA: 1.80 WHIP: 0.800 | | | | | | | | | | | PITCHER | | | | |

Kansas City Royals @ Chicago White Sox
Comiskey Park, Chicago, IL
Thu Sep 27 1973, 4:33 AM EDT
Att: 1,729 - Unknown - 80 F


| | |
|-----|----|
| AB | 33 |
| R | 2 |
| H | 8 |
| RBI | 2 |
| BB | 0 |
| SO | 4 |
| LOB | 9 |



| Batter | 1 | 2 | 3 | 4 | 5 | 6 | 7 | 8 | 9 | 10 | AB | R | H | RBI | BB | SO | LOB | BOTTOM | | | | |
|--|------------------------------|---------------------------------|--------------------------------|-------------------------------------|------------------------------|---------------------------------|------------------------------|---------------------------------|------------------------------|---------------------------------|------------------------------|---------------------------------|------------------------------|---------------------------------|------------------------------|---------------------------------|------------------------------|---------------------------------|----------------------------------|------------------------------------|----------------------------------|--------|
| Pat Kelly, L OBP: 0.354, SLG: 0.346 (1, 9) | 4-3 | | K | | | | | | | | 3 | 0 | 1 | 0 | 0 | 1 | 0 | | | | | |
| Buddy Bradford, R OBP: 0.316, SLG: 0.425 (5, PR) (6, 9) | | | | | FC3-6 1B | | | | | 6-3 | 2 | 1 | 1 | 1 | 0 | 0 | 0 | | | | | |
| Bill Sharp, L OBP: 0.336, SLG: 0.400 (1, 8) | G3 1B | | 1B | | FC3-6 1B | | | | | F8 1B | 4 | 1 | 4 | 0 | 0 | 0 | 0 | | | | | |
| Jerry Hairston, S OBP: 0.375, SLG: 0.340 (1, 7) | G3 | | K | | FC3-6 | | | | | 1-2 2-3 1B | 4 | 0 | 1 | 0 | 0 | 1 | 4 | | | | | |
| Bill Melton, R OBP: 0.363, SLG: 0.436 (1, 5) | 1B | | | | F8 | | | | | 4-3 | 4 | 0 | 1 | 1 | 0 | 0 | 4 | | | | | |
| Carlos May, L OBP: 0.353, SLG: 0.414 (1, 10) | F9 | | | | G3 1B BB | | | | | F8 | 3 | 1 | 0 | 0 | 1 | 0 | 3 | | | | | |
| Jorge Orta, L OBP: 0.323, SLG: 0.381 (1, 4) | | 6-3 | | | G3 | | | | | 4-3 | 4 | 0 | 0 | 0 | 0 | 1 | 3 | | | | | |
| Sam Ewing, L OBP: 0.227, SLG: 0.200 (1, 3) | F7 | | | | 1-2 2-3 1B | | | | | 4-3 | 4 | 0 | 1 | 1 | 0 | 0 | 0 | | | | | |
| Bucky Dent, R OBP: 0.319, SLG: 0.280 (1, 6) | 3-1 | | | | 2-H 1B | | | | | 4-3 | 4 | 0 | 0 | 0 | 0 | 0 | 1 | | | | | |
| Chuck Brinkman, R OBP: 0.252, SLG: 0.252 (1, 2) | F7 | | | | 5-3 | | | | | P4 | 4 | 0 | 0 | 0 | 0 | 0 | 1 | | | | | |
| | | | | | F7 | | | | | P5 | 4 | 0 | 0 | 0 | 0 | 1 | 0 | | | | | |
| Inning Stats | R: 1 E: 0 K: 0 S: 5 | H: 2 LOB: 1 BB: 0 P: 5 | R: 0 E: 0 K: 0 S: 3 | H: 0 LOB: 0 BB: 0 P: 3 | R: 0 E: 0 K: 2 S: 8 | H: 1 LOB: 1 BB: 0 P: 8 | R: 1 E: 0 K: 0 S: 4 | H: 1 LOB: 1 BB: 1 P: 8 | R: 0 E: 0 K: 1 S: 5 | H: 0 LOB: 0 BB: 0 P: 5 | R: 0 E: 0 K: 0 S: 3 | H: 0 LOB: 0 BB: 0 P: 3 | R: 0 E: 0 K: 0 S: 3 | H: 0 LOB: 0 BB: 0 P: 3 | R: 0 E: 0 K: 0 S: 3 | H: 0 LOB: 0 BB: 0 P: 3 | R: 1 E: 0 K: 0 S: 1 | H: 1 LOB: 0 BB: 0 P: 1 | 1B: 8 2B: 0 3B: 0 HR: 1 | SF: 0 SAC: 0 DP: 0 HBP: 0 | WP: 0 PB: 0 SB: 0 CS: 0 | PA: 37 |
| PITCHER Al Fitzmorris, R ERA: 2.83 (1, 1) | IP: 9.0 W: 9 L: 3 | WLS: 37 BF: 9 | H: 3 R: 3 ER: 3 SO: 4 | BB: 1 IBB: 0 HBP: 0 BLK: 0 | WP: 0 HR: 1 | S: 44 P: 48 | ERA: 3.00 WHIP: 1.111 | | | | | | | | | | | PITCHER | | | | |

Kansas City Royals @ Chicago White Sox
Comiskey Park, Chicago, IL
Thu Sep 27 1973, 4:33 AM EDT
Att: 1,729 - Unknown - 80 F

| | |
|-----|----|
| AB | 36 |
| R | 3 |
| H | 9 |
| RBI | 3 |
| BB | 1 |
| SO | 4 |
| LOB | 15 |



| Batter | 1 | 2 | 3 | 4 | 5 | 6 | 7 | 8 | 9 | AB | R | H | RBI | BB | SO | LOB | TOP | | | |
|---|--|---------------------------------|------------------------------|---------------------------------|------------------------------|---------------------------------|------------------------------|----------------------------------|------------------------------|---------------------------------|------------------------------|---------------------------------|------------------------------|---------------------------------|------------------------------|---------------------------------|--|------------------------------------|----------------------------------|--------|
| Frank White, R (1,4) OBP: 0.271, SLG: 0.285 | 4-0 S 6-3 BB | | 0-3 K | | 0-0 SF8 | | 0-0 6-3 | | | 2 | 1 | 0 | 1 | 1 | 1 | 0 | | | | |
| Ed Kirkpatrick, L (1,8) OBP: 0.335, SLG: 0.380 | 0-0 4-3 | | | 0-0 1B 2B | 0-0 P3 | | | 0-0 SH1-3 1B | | 4 | 1 | 2 | 0 | 0 | 0 | 1 | | | | |
| Jim Wohlford, R (1,7) OBP: 0.321, SLG: 0.388 | 0-0 6-3 | | | 0-0 WP 2H 1B | | | 0-0 1-3 | 0-0 SH1-3 1-2 | | 3 | 0 | 1 | 2 | 0 | 0 | 0 | | | | |
| Frank Ortenzio, R (1,3) OBP: 0.278, SLG: 0.250 | 0-3 K | | | 4-0 2-3 BB | | | 0-0 1-3 | 0-0 6-3 2-3 | | 3 | 0 | 0 | 0 | 1 | 1 | 1 | | | | |
| Hal McRae, R (1,10) OBP: 0.306, SLG: 0.381 | | 0-3 K | | 0-0 P4 | | | 4-0 S BB | 0-0 L8 | | 3 | 0 | 0 | 0 | 1 | 1 | 3 | | | | |
| George Brett, L (1,5) OBP: 0.091, SLG: 0.091 | | 0-0 P4 | | 0-3 K | | | 0-0 F7 | | 0-3 K | 3 | 0 | 0 | 0 | 0 | 1 | 3 | | | | |
| Steve Hovley, L (9,PH) OBP: 0.346, SLG: 0.323 | | | | | | | 1-2 | | | 1 | 0 | 0 | 0 | 0 | 1 | 0 | | | | |
| Tom Poguetto, L (1,9) OBP: 0.192, SLG: 0.174 | | 0-3 K | | 0-0 F7 | | | 0-0 E7 1-3 6-3 | | 0-0 6-3 | 3 | 1 | 0 | 0 | 0 | 1 | 2 | | | | |
| Kurt Bevacqua, R (9,PH) OBP: 0.316, SLG: 0.328 | | | | | | | | | | 1 | 0 | 0 | 0 | 0 | 0 | 0 | | | | |
| Bobby Floyd, R (1,6) OBP: 0.364, SLG: 0.403 | | 0-3 K | | 0-0 WP SF8 1B | | | 0-0 1-3 | | 0-0 F9 | 3 | 1 | 1 | 0 | 0 | 1 | 1 | | | | |
| Gail Hopkins, L (9,PH) OBP: 0.350, SLG: 0.348 | | | | | | | 2-3 | | | 1 | 0 | 0 | 0 | 0 | 0 | 0 | | | | |
| Buck Martinez, R (1,2) OBP: 0.344, SLG: 0.393 | | 0-0 P4 | | 0-0 1-3 | | | 0-0 6-3 | | | 3 | 0 | 0 | 1 | 0 | 0 | 1 | | | | |
| Inning Stats | R: 1 E: 0 K: 1 S: 5 | H: 0 LOB: 0 BB: 1 P: 9 | R: 0 E: 0 K: 2 S: 7 | H: 0 LOB: 0 BB: 0 P: 7 | R: 0 E: 0 K: 2 S: 7 | H: 0 LOB: 0 BB: 0 P: 7 | R: 1 E: 0 K: 1 S: 7 | H: 2 LOB: 2 BB: 1 P: 11 | R: 1 E: 0 K: 0 S: 4 | H: 1 LOB: 0 BB: 0 P: 4 | R: 0 E: 0 K: 0 S: 3 | H: 0 LOB: 1 BB: 1 P: 7 | R: 1 E: 1 K: 0 S: 4 | H: 0 LOB: 0 BB: 0 P: 4 | R: 0 E: 0 K: 1 S: 5 | H: 1 LOB: 1 BB: 0 P: 5 | 1B: 3 2B: 1 3B: 0 HR: 0 | SF: 1 SAC: 1 DP: 0 HBP: 0 | WP: 3 PB: 0 SB: 2 CS: 0 | PA: 35 |
| PITCHER Jim Bibby, R (1,1) ERA: 3.76 | IP: 9.0 WLS: W BF: 35 H: 4 R: 4 ER: 3 SO: 7 BB: 3 IBB: 0 HBP: 0 BLK: 0 WP: 2 HR: 0 S: 46 P: 58 ERA: 3.00 WHIP: 0.778 | | | | | | | | | | | | | | | PITCHER | IP: 9.0 WLS: W BF: 35 H: 4 R: 4 ER: 3 SO: 7 BB: 3 IBB: 0 HBP: 0 BLK: 0 WP: 2 HR: 0 S: 46 P: 58 ERA: 3.00 WHIP: 0.778 | | | |

Kansas City Royals @ Texas Rangers
Arlington Stadium, Arlington, TX
Fri Sep 28 1973, 8:05 PM EDT
Att.: 4,445 - Unknown

AB 30
R 4
H 4
RBI 4
BB 3
SO 7
LOB 12



| Batter | 1 | 2 | 3 | 4 | 5 | 6 | 7 | 8 | 9 | AB | R | H | RBI | BB | SO | LOB | BOTTOM | | | |
|--|--|---------------------------------|------------------------------|---------------------------------|------------------------------|---------------------------------|------------------------------|----------------------------------|------------------------------|---------------------------------|------------------------------|---------------------------------|------------------------------|---------------------------------|------------------------------|---------------------------------|--|------------------------------------|----------------------------------|--------|
| Jeff Burroughs, R (1,9) OBP: 0.357, SLG: 0.490 | 0-0 5-3 | | 0-0 P4 | 0-0 P5 | | | 0-0 P3 | | | 4 | 0 | 0 | 0 | 0 | 0 | 2 | | | | |
| Vic Harris, S (1,8) OBP: 0.315, SLG: 0.342 | 0-0 4-3 | | 0-0 F5 | | 0-0 L3 | | 0-0 G3 | | | 4 | 0 | 0 | 0 | 0 | 0 | 0 | | | | |
| Elliott Maddox, R (8,8) OBP: 0.356, SLG: 0.260 | | | | | | | | | | 0 | 0 | 0 | 0 | 0 | 0 | 0 | | | | |
| Alex Johnson, R (1,7) OBP: 0.322, SLG: 0.377 | 0-0 FC5 1B | | 4-0 BB | | 0-0 F8 | | 0-0 F7 | | | 1 | 0 | 1 | 0 | 0 | 0 | 0 | | | | |
| Larry Blittner, L (2,7) OBP: 0.307, SLG: 0.310 | | | | | | | | | | 2 | 0 | 0 | 0 | 1 | 0 | 0 | | | | |
| Jim Spencer, L (1,3) OBP: 0.328, SLG: 0.360 | 0-0 1-2 1B | | 0-0 F5 | | 0-0 L8 | | | 0-0 L7 | | 4 | 0 | 1 | 0 | 0 | 0 | 1 | | | | |
| Bill Madlock, R (1,5) OBP: 0.416, SLG: 0.536 | 0-0 FC5 2-3f | | | 4-0 2B SF8 BB | | 0-0 2B 2B | | 0-0 1B 3B | | 3 | 3 | 2 | 0 | 1 | 0 | 2 | | | | |
| Don Castle, L (1,10) OBP: 0.300, SLG: 0.333 | | 0-0 F9 | | 0-0 SF8 FC3-2 2B | | 0-3 K | | 0-0 HR 1B | | 4 | 0 | 2 | 1 | 0 | 1 | 1 | | | | |
| Davey Nelson, R (8,FR) OBP: 0.323, SLG: 0.371 | | | | | | | | | | 0 | 1 | 0 | 0 | 0 | 0 | 0 | | | | |
| Dick Billings, R (1,2) OBP: 0.240, SLG: 0.256 | | 0-0 E E 1B | | 4-0 FC3-2 BB | | 0-0 2B | | 0-0 HR | | 3 | 1 | 3 | 3 | 1 | 0 | 0 | | | | |
| Pete Mackanin, R (1,6) OBP: 0.140, SLG: 0.125 | | 0-0 5-3 | | 0-0 SF8 | | 0-0 6-3 | | 0-0 6-3 | | 3 | 0 | 0 | 1 | 0 | 0 | 3 | | | | |
| Lenny Randle, S (1,4) OBP: 0.240, SLG: 0.480 | | 0-0 F8 | | 0-0 FC3-2 | | 0-0 F8 | | 0-0 F8 | | 4 | 0 | 0 | 0 | 0 | 0 | 5 | | | | |
| Inning Stats | R: 0 E: 0 K: 0 S: 5 | H: 2 LOB: 2 BB: 0 P: 5 | R: 0 E: 1 K: 0 S: 4 | H: 1 LOB: 1 BB: 0 P: 4 | R: 0 E: 0 K: 0 S: 3 | H: 0 LOB: 1 BB: 1 P: 7 | R: 0 E: 0 K: 0 S: 4 | H: 1 LOB: 2 BB: 2 P: 12 | R: 0 E: 0 K: 0 S: 3 | H: 0 LOB: 0 BB: 0 P: 3 | R: 1 E: 0 K: 1 S: 7 | H: 2 LOB: 1 BB: 0 P: 7 | R: 0 E: 0 K: 0 S: 3 | H: 0 LOB: 0 BB: 0 P: 3 | R: 3 E: 0 K: 0 S: 6 | H: 3 LOB: 1 BB: 0 P: 6 | 1B: 4 2B: 3 3B: 1 HR: 1 | SF: 1 SAC: 0 DP: 0 HBP: 0 | WP: 0 PB: 0 SB: 0 CS: 0 | PA: 36 |
| PITCHER Mark Littell, R (1,1) ERA: 5.68 | IP: 8.0 WLS: L BF: 36 H: 9 R: 5 ER: 5 SO: 1 BB: 3 IBB: 0 HBP: 0 BLK: 0 WP: 0 HR: 1 S: 35 P: 47 ERA: 5.62 WHIP: 1.500 | | | | | | | | | | | | | | | PITCHER | IP: 8.0 WLS: L BF: 36 H: 9 R: 5 ER: 5 SO: 1 BB: 3 IBB: 0 HBP: 0 BLK: 0 WP: 0 HR: 1 S: 35 P: 47 ERA: 5.62 WHIP: 1.500 | | | |

Kansas City Royals @ Texas Rangers
Arlington Stadium, Arlington, TX
Fri Sep 28 1973, 8:05 PM EDT
Att.: 4,445 - Unknown

AB 32
R 5
H 9
RBI 5
BB 3
SO 1
LOB 14



| Batter | 1 | 2 | 3 | 4 | 5 | 6 | 7 | 8 | 9 | AB | R | H | RBI | BB | SO | LOB | TOP | | | | | |
|--|---|---------------------------------|------------------------------|---------------------------------|------------------------------|---------------------------------|------------------------------|---------------------------------|------------------------------|---------------------------------|------------------------------|----------------------------------|------------------------------|---------------------------------|------------------------------|---------------------------------|------------------------------|---------------------------------|----------------------------------|------------------------------------|----------------------------------|--------|
| Frank White, R (1, 6) OBP: 0.289, SLG: 0.289 | 0-0 SH1-3 6-3 2B | | 0-0 6-3 | | 0-0 B5-3 K | | | 0-0 G4-6-3 1-2 | | 5 | 1 | 1 | 0 | 0 | 1 | 3 | | | | | | |
| Jim Wothford, R (1, 7) OBP: 0.326, SLG: 0.393 | 0-0 SH1-3 2-3 | | 0-0 F8 | | 0-0 4-3 1B | | 0-0 P3 | | 0-0 HR 1B | 4 | 1 | 2 | 0 | 0 | 0 | 0 | | | | | | |
| Kurt Bevacqua, R (1, 5) OBP: 0.317, SLG: 0.330 | 0-0 6-3 | | 0-0 2B 1B | | 0-0 4-3 1-2 | | 0-0 4-3 | | 0-3 K 1B | 2 | 1 | 1 | 1 | 0 | 0 | 0 | | | | | | |
| George Brett, L (4, 5) OBP: 0.083, SLG: 0.083 | 0-0 6-3 | | 0-0 2B 1B | | 0-0 4-3 1-2 | | 0-0 4-3 | | 0-3 K 1B | 3 | 0 | 0 | 0 | 0 | 1 | 2 | | | | | | |
| Hal McRae, R (1, 10) OBP: 0.313, SLG: 0.386 | 0-0 1B BB | | 0-0 2B 2B | | 0-0 FC6-4 BB | | 0-0 1B | | 0-0 L9 1B | 3 | 1 | 2 | 0 | 2 | 0 | 1 | | | | | | |
| Frank Ortenzio, R (1, 3) OBP: 0.348, SLG: 0.524 | 0-0 FC5-4 1-3 1B | | 0-0 2B | | 0-0 FC6-4 1-2 | | 0-0 F8 | | 0-0 HR | 5 | 1 | 3 | 4 | 0 | 0 | 3 | | | | | | |
| Rick Reichardt, R (1, 9) OBP: 0.300, SLG: 0.382 | 0-0 FC5-4 1-2 | | 0-0 K | | 0-0 SF8 3B | | | | 0-0 E6 1B 1B | 4 | 1 | 1 | 0 | 0 | 1 | 3 | | | | | | |
| Tom Poquette, L (8, PR) OBP: 0.222, SLG: 0.208 | 0-0 FC5-4 1-2 | | 0-0 K | | 0-0 SF8 3B | | | | 0-0 1B | 1 | 1 | 1 | 0 | 0 | 0 | 0 | | | | | | |
| Ed Kirkpatrick, L (1, 8) OBP: 0.333, SLG: 0.376 | | 0-0 6-3 | | 0-0 P6 | | 0-0 F8 SF8 BB | | 0-0 F7 | 0-0 G3 | 4 | 0 | 0 | 0 | 1 | 0 | 2 | | | | | | |
| Bobby Floyd, R (1, 4) OBP: 0.370, SLG: 0.413 | | 0-0 P6 | | 0-0 CS 1B | | 0-0 SF8 1-2 3-H | | 0-0 1B 1-3 | | 3 | 0 | 2 | 1 | 0 | 0 | 0 | | | | | | |
| Carl Taylor, R (1, 2) OBP: 0.363, SLG: 0.283 | | 0-0 5-3 | | 0-0 K | | 0-0 F8 2-3 | | 0-0 1B 1-2 3-H | | 3 | 0 | 0 | 0 | 0 | 1 | 2 | | | | | | |
| Buck Martinez, R (7, 2) OBP: 0.364, SLG: 0.414 | | 0-0 5-3 | | 0-0 K | | 0-0 F8 2-3 | | 0-0 1B 1-2 3-H | | 1 | 0 | 1 | 1 | 0 | 0 | 0 | | | | | | |
| Inning Stats | R: 1 E: 0 K: 0 S: 5 | H: 2 LOB: 2 BB: 1 P: 9 | R: 0 E: 0 K: 0 S: 3 | H: 0 LOB: 0 BB: 0 P: 3 | R: 2 E: 0 K: 1 S: 8 | H: 3 LOB: 1 BB: 0 P: 8 | R: 0 E: 0 K: 1 S: 5 | H: 1 LOB: 0 BB: 0 P: 5 | R: 0 E: 0 K: 0 S: 4 | H: 1 LOB: 2 BB: 1 P: 8 | R: 1 E: 0 K: 0 S: 6 | H: 1 LOB: 1 BB: 1 P: 10 | R: 0 E: 0 K: 0 S: 4 | H: 1 LOB: 1 BB: 0 P: 4 | R: 1 E: 1 K: 0 S: 5 | H: 2 LOB: 2 BB: 0 P: 5 | R: 2 E: 0 K: 1 S: 8 | H: 3 LOB: 1 BB: 0 P: 8 | 1B: 9 2B: 3 3B: 1 HR: 1 | SF: 1 SAC: 1 DP: 1 HBP: 0 | WP: 0 PB: 0 SB: 0 CS: 1 | PA: 43 |
| PITCHER | IP WLS BF H R ER SO BB IBB HBP BLK WP HR S P ERA WHIP | | | | | | | | | | | | | | | | | | | | | |
| David Clyde, L (1, 1) ERA: 5.01 | 7.1 L 36 11 5 4 3 3 0 0 0 0 0 0 39 51 4.91 1.909 | | | | | | | | | | | | | | | | | | | | | |
| Don Durham, R (8, 1) ERA: 7.59 | 1.2 7 3 2 2 1 0 0 0 0 0 0 1 9 9 10.80 1.800 | | | | | | | | | | | | | | | | | | | | | |

Kansas City Royals @ Texas Rangers
Arlington Stadium, Arlington, TX
Sat Sep 29 1973, 8:05 PM EDT
Att: 8,139 - Unknown

AB 38
R 7
H 14
RBI 7
BB 3
SO 4
LOB 16

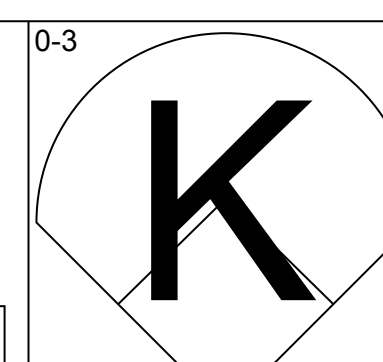
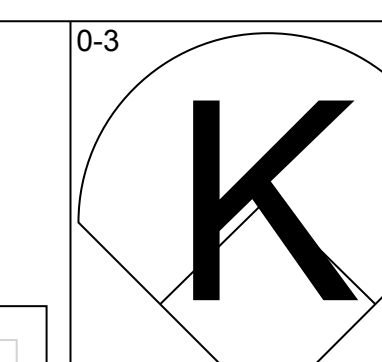
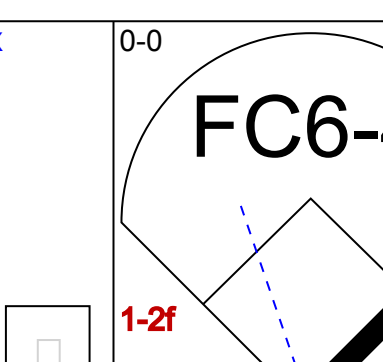
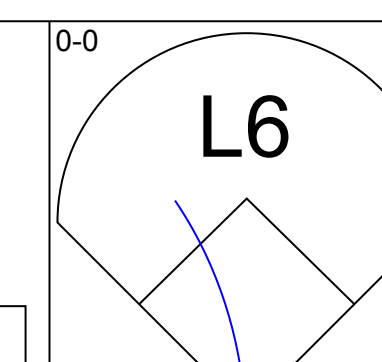
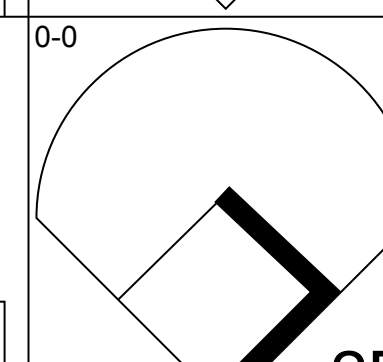
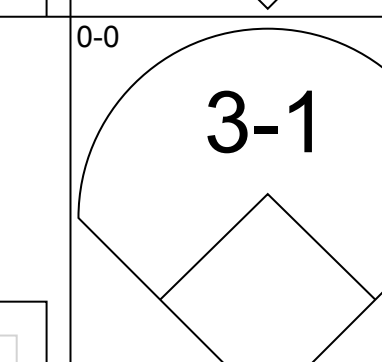
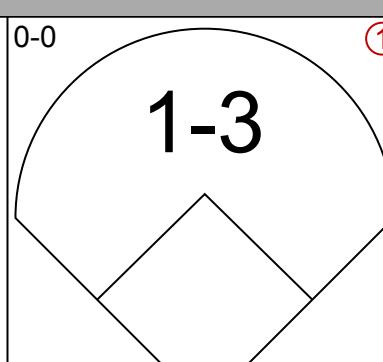
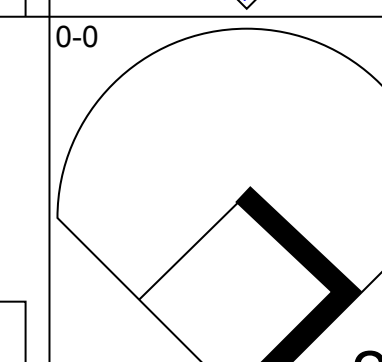
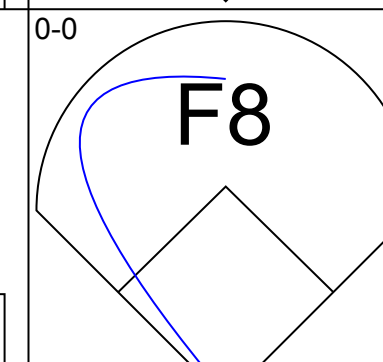
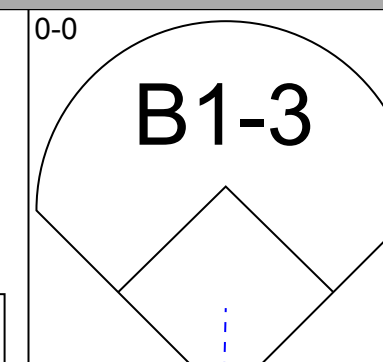
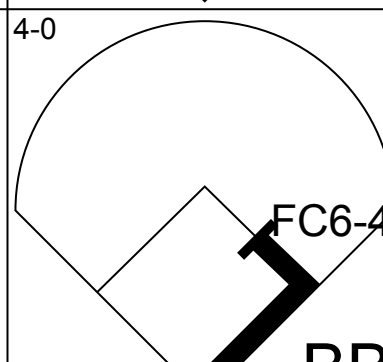
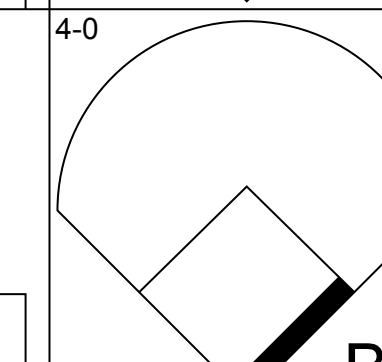
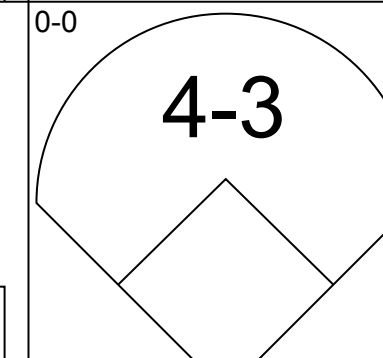
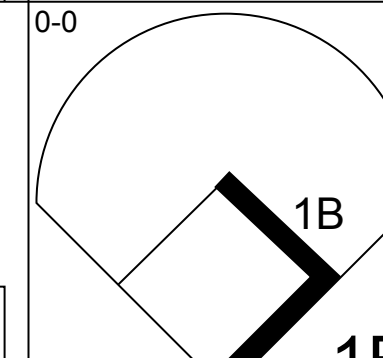
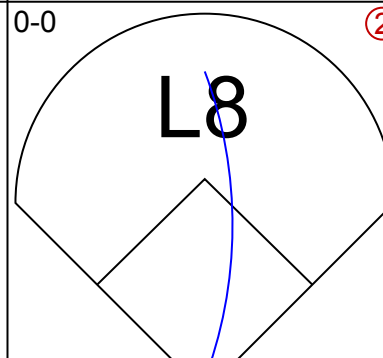
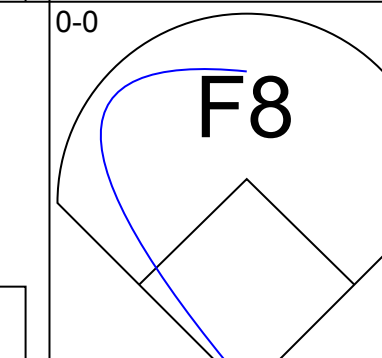
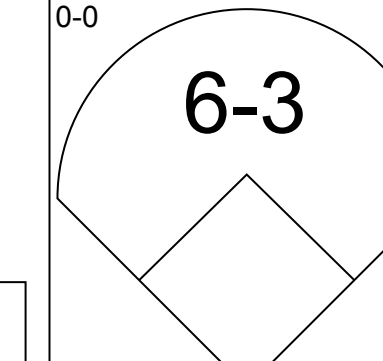
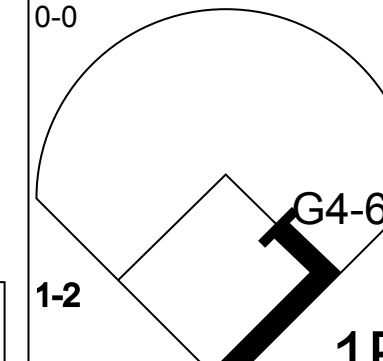
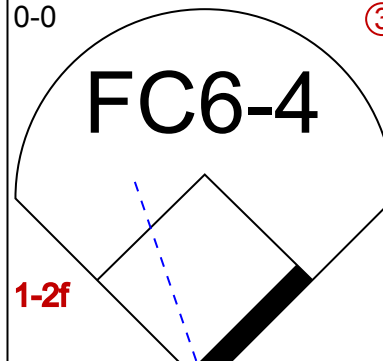
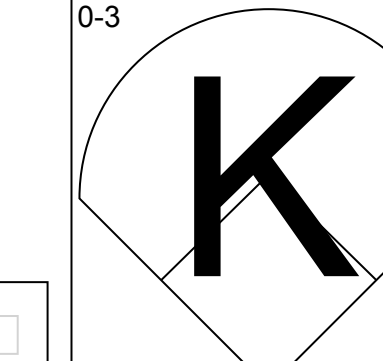
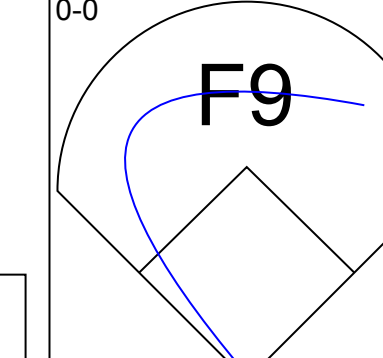
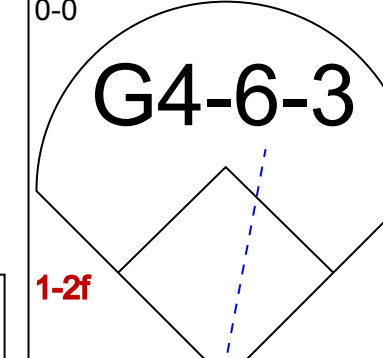
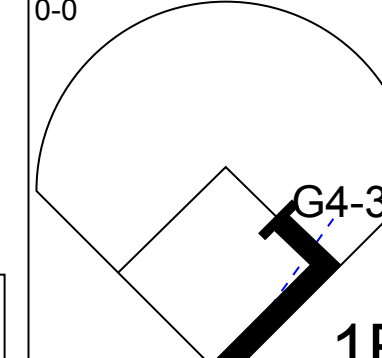
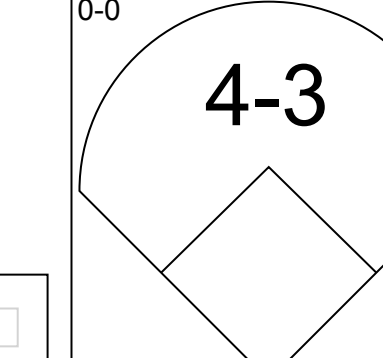
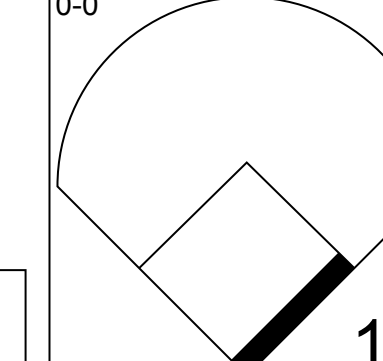
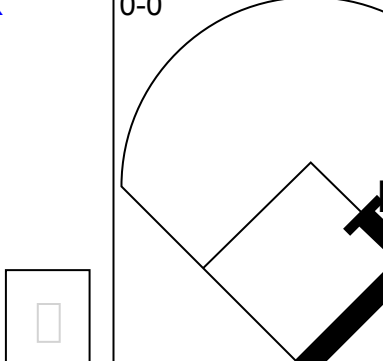
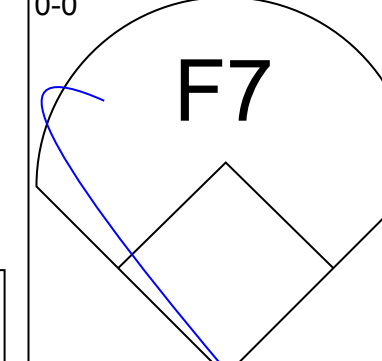
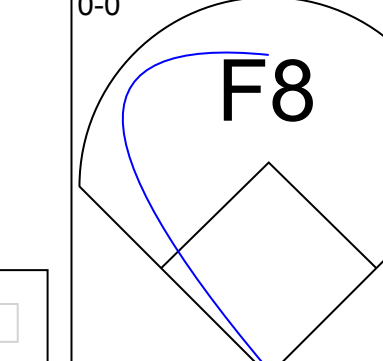
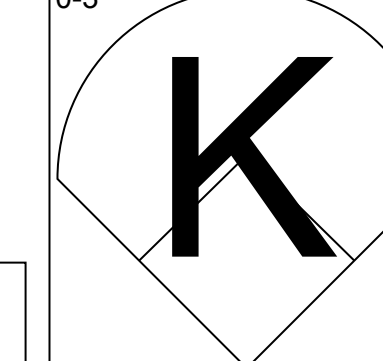
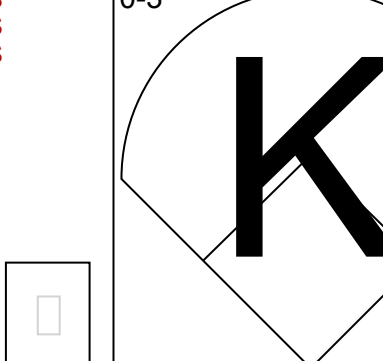
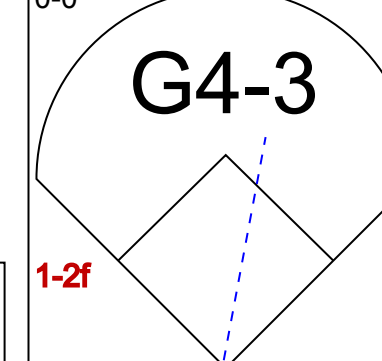
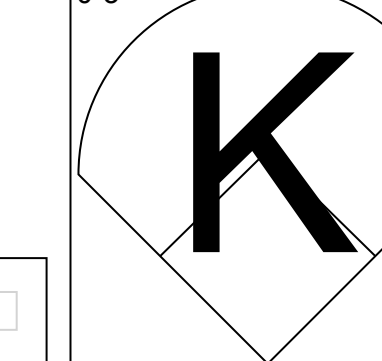
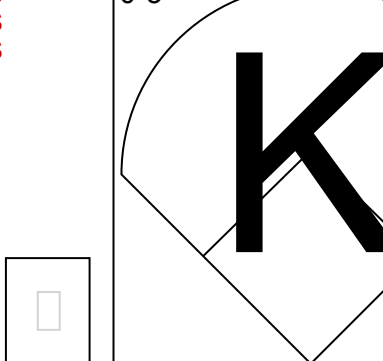
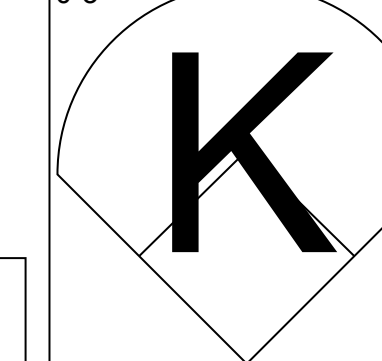


| Batter | 1 | 2 | 3 | 4 | 5 | 6 | 7 | 8 | 9 | AB | R | H | RBI | BB | SO | LOB | BOTTOM | | | | | |
|--|---|----------------------------------|------------------------------|---------------------------------|------------------------------|---------------------------------|------------------------------|---------------------------------|------------------------------|----------------------------------|------------------------------|---------------------------------|------------------------------|---------------------------------|------------------------------|---------------------------------|------------------------------|---------------------------------|----------------------------------|------------------------------------|----------------------------------|--------|
| Jeff Burroughs, R (1, 9) OBP: 0.356, SLG: 0.489 | 0-3 K | | 0-0 1B | | 0-3 K | | | 0-0 F7 | | 4 | 0 | 1 | 0 | 0 | 2 | 1 | | | | | | |
| Tom Grievs, R (1, 7) OBP: 0.349, SLG: 0.508 | 0-3 K | | 0-0 F7 | | 0-3 K | | | 0-0 5-3 | | 4 | 0 | 0 | 0 | 0 | 2 | 2 | | | | | | |
| Bill Madlock, R (1, 5) OBP: 0.407, SLG: 0.521 | 0-0 E 1B | | 0-0 F9 | | 0-0 L8 | | | 0-0 F8 | | 4 | 0 | 1 | 0 | 0 | 0 | 1 | | | | | | |
| Jim Spencer, L (1, 3) OBP: 0.329, SLG: 0.361 | 0-3 K | | | 0-0 G4-3 BB 1B | | 0-0 F7 | | | 0-0 5-3 1B 1B | 4 | 1 | 2 | 0 | 0 | 1 | 1 | | | | | | |
| Dick Billings, R (1, 2) OBP: 0.240, SLG: 0.254 | | 0-0 5-3 | | 0-0 G4-3 BB | | 0-3 K | | | 0-0 5-3 1-2 | 3 | 0 | 0 | 0 | 1 | 1 | 1 | | | | | | |
| Don Castle, L (1, 10) OBP: 0.357, SLG: 0.385 | | 0-3 K | | 0-0 G4-3 1-2 2-3 | | | | 0-0 E8 1B FC9-2 1B | | 4 | 0 | 2 | 1 | 0 | 1 | 2 | | | | | | |
| Vic Harris, S (1, 8) OBP: 0.317, SLG: 0.342 | | 0-0 S BB | | 0-3 K | | | | 0-0 FC6-4 1B | | 3 | 0 | 1 | 0 | 1 | 2 | 2 | | | | | | |
| Lenny Randle, S (1, 4) OBP: 0.207, SLG: 0.414 | | 0-0 F9 1-2 | | | 0-0 3-1 | | | 0-0 FC9-2 | | 4 | 0 | 0 | 0 | 0 | 0 | 4 | | | | | | |
| Pete Mackanin, R (1, 6) OBP: 0.146, SLG: 0.122 | | | 0-3 K | | 0-0 BB | | | 0-0 FC6-4 1-2 | | 2 | 0 | 0 | 0 | 1 | 1 | 1 | | | | | | |
| Inning Stats | R: 0 E: 1 K: 3 S: 10 | H: 1 LOB: 1 BB: 0 P: 10 | R: 0 E: 0 K: 1 S: 5 | H: 0 LOB: 1 BB: 1 P: 9 | R: 0 E: 0 K: 1 S: 6 | H: 1 LOB: 1 BB: 0 P: 6 | R: 0 E: 0 K: 1 S: 5 | H: 1 LOB: 1 BB: 1 P: 9 | R: 0 E: 0 K: 2 S: 7 | H: 0 LOB: 1 BB: 1 P: 11 | R: 0 E: 0 K: 1 S: 5 | H: 0 LOB: 0 BB: 0 P: 5 | R: 0 E: 1 K: 0 S: 4 | H: 2 LOB: 1 BB: 0 P: 4 | R: 0 E: 0 K: 0 S: 3 | H: 0 LOB: 0 BB: 0 P: 3 | R: 1 E: 0 K: 1 S: 7 | H: 2 LOB: 1 BB: 0 P: 7 | 1B: 7 2B: 1 3B: 0 HR: 0 | SF: 0 SAC: 0 DP: 2 HBP: 0 | WP: 0 PB: 0 SB: 1 CS: 0 | PA: 35 |
| PITCHER | IP WLS BF H R ER SO BB IBB HBP BLK WP HR S P ERA WHIP | | | | | | | | | | | | | | | | | | | | | |
| Steve Busby, R (1, 1) ERA: 4.23 | 8.0 W 30 5 0 0 0 3 0 0 0 0 0 0 45 57 0.00 1.000 | | | | | | | | | | | | | | | | | | | | | |
| Doug Bird, R (9, 1) ERA: 3.02 | 1.0 S 5 2 1 1 1 0 0 0 0 0 0 0 7 7 9.00 2.000 | | | | | | | | | | | | | | | | | | | | | |

Kansas City Royals @ Texas Rangers
Arlington Stadium, Arlington, TX
Sat Sep 29 1973, 8:05 PM EDT
Att: 8,139 - Unknown

AB 32
R 1
H 7
RBI 1
BB 3
SO 10
LOB 15

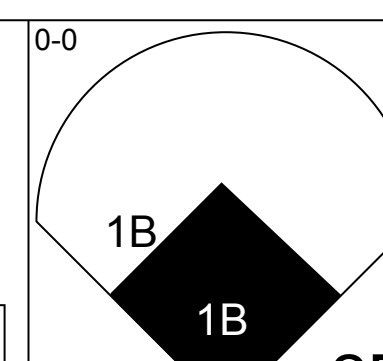
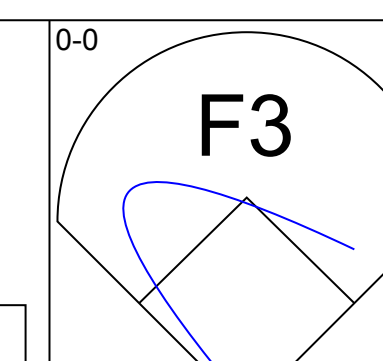
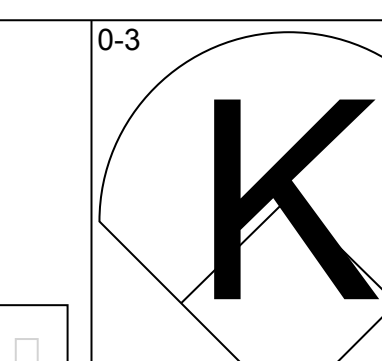
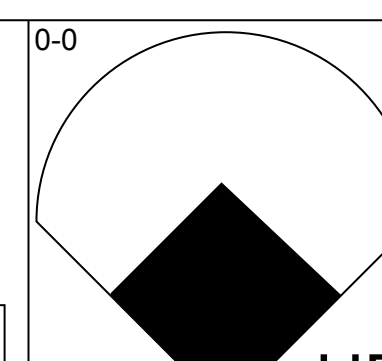
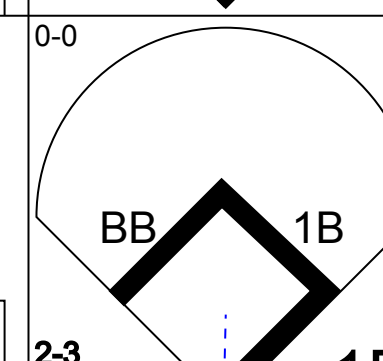
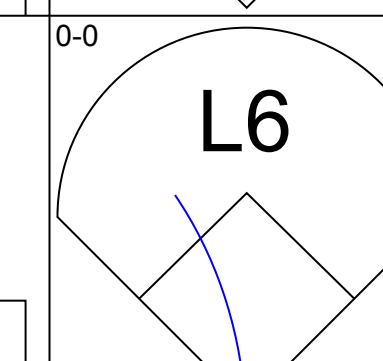
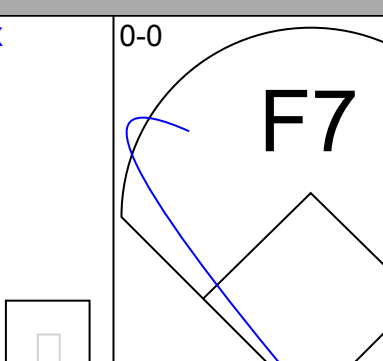
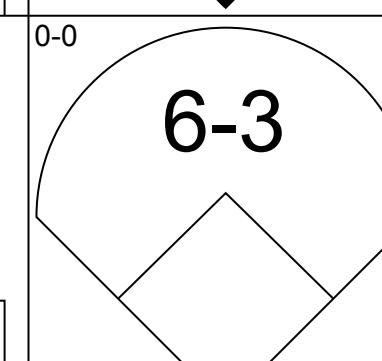
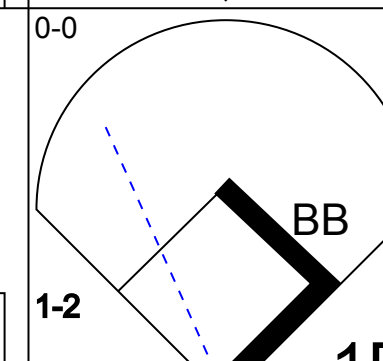
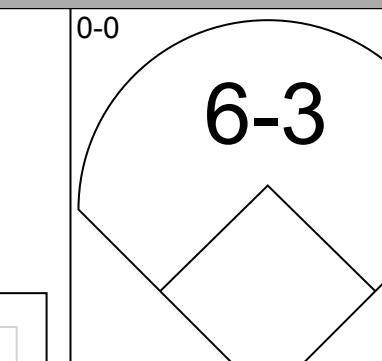
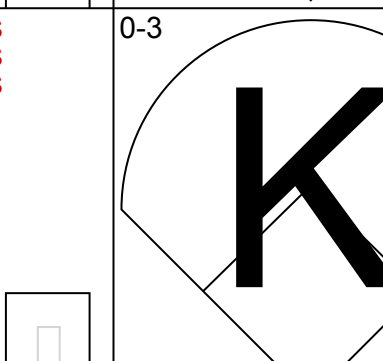
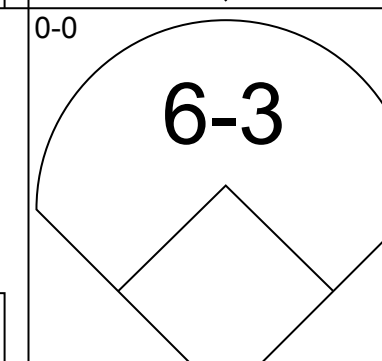
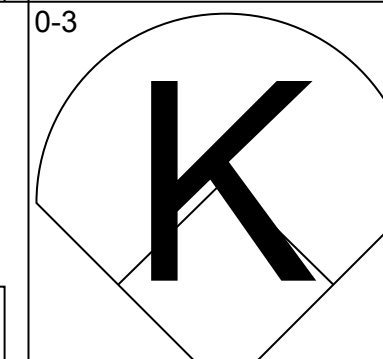
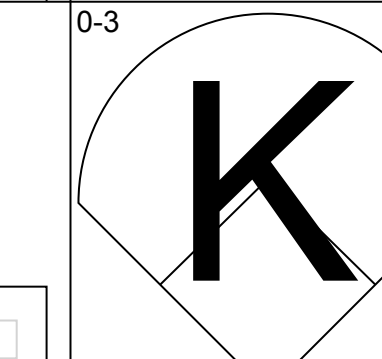
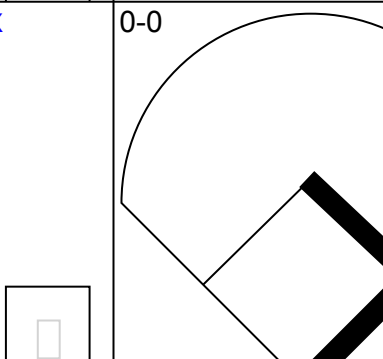
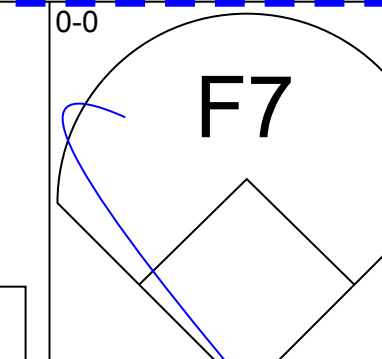
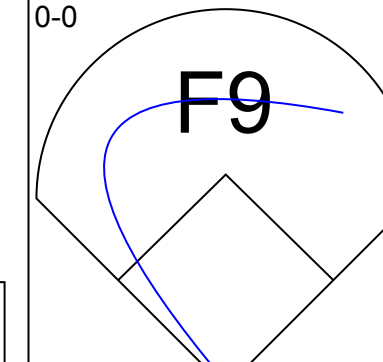
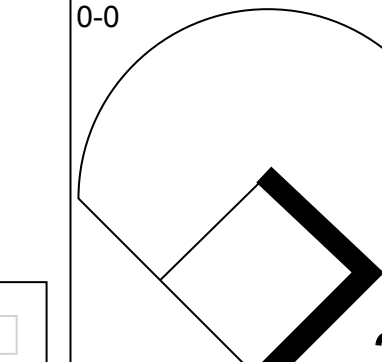
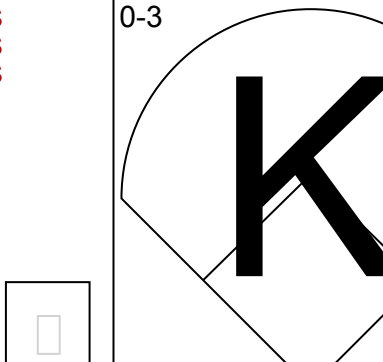
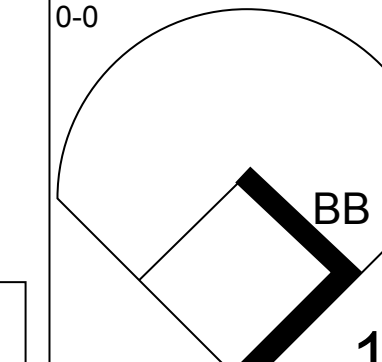
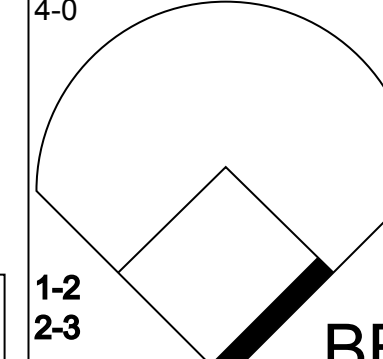
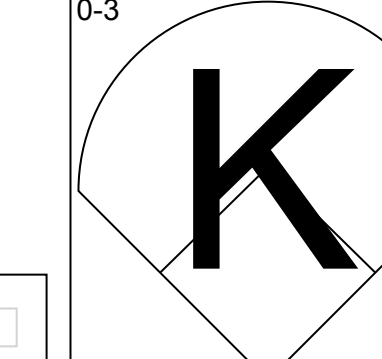
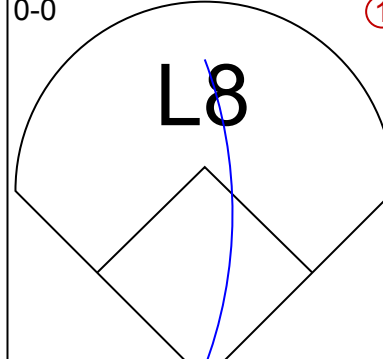
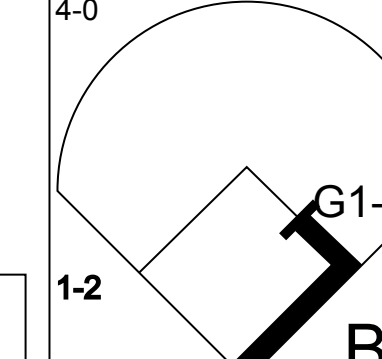
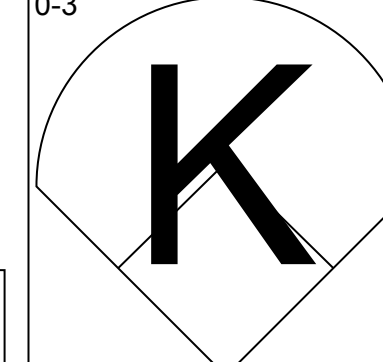
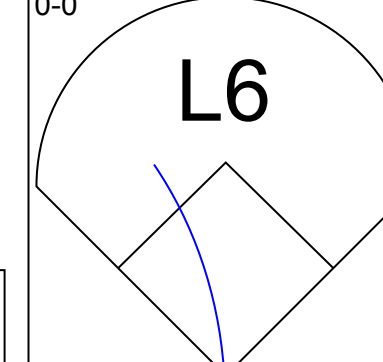
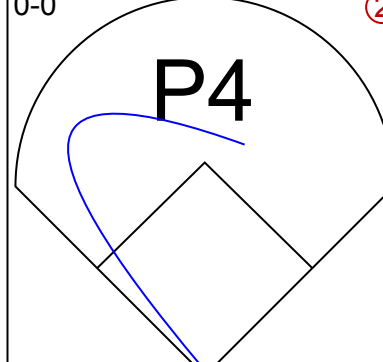
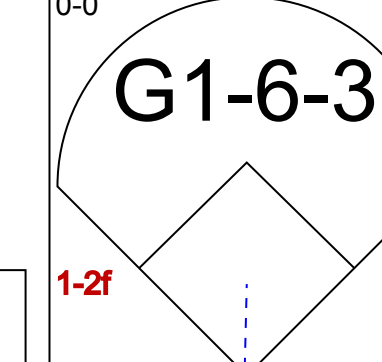
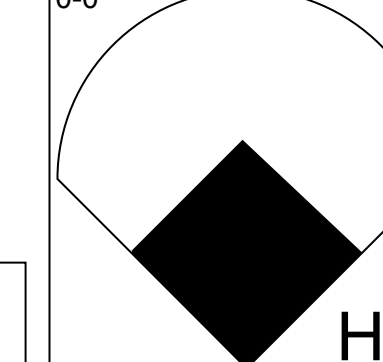
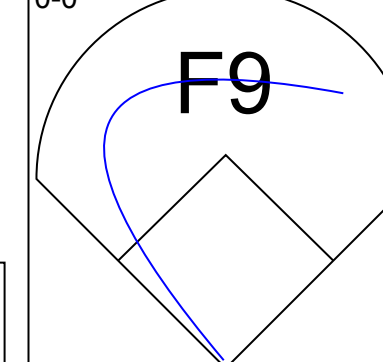
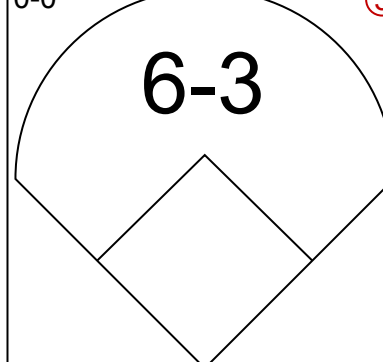
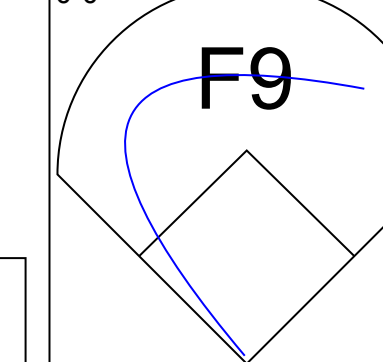
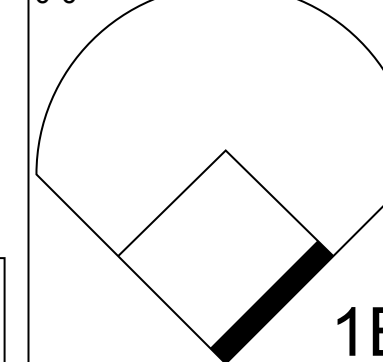
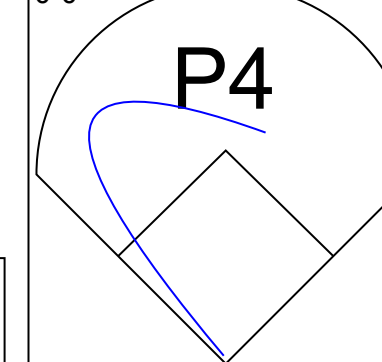


| Batter | 1 | 2 | 3 | 4 | 5 | 6 | 7 | 8 | 9 | AB | R | H | RBI | BB | SO | LOB | TOP | | | | | |
|---|--|---|---|---|--|---|--|---|------------------------------|---------------------------------|------------------------------|---------------------------------|------------------------------|---------------------------------|------------------------------|----------------------------------|------------------------------|---------------------------------|----------------------------------|------------------------------------|----------------------------------|--------|
| Frank White, R (1, 6) OBP: 0.282, SLG: 0.281 |  | |  | |  | | |  | | 4 | 0 | 0 | 0 | 0 | 2 | 1 | | | | | | |
| George Brett, L (1, 5) OBP: 0.125, SLG: 0.175 |  | |  | | | |  |  | | 4 | 0 | 2 | 0 | 0 | 0 | 0 | | | | | | |
| Jim Wohlford, R (1, 7) OBP: 0.333, SLG: 0.385 |  | | |  | |  | |  | | 2 | 0 | 0 | 0 | 2 | 0 | 1 | | | | | | |
| Hal McRae, R (1, 10) OBP: 0.312, SLG: 0.385 |  | | |  | |  | |  | | 4 | 0 | 1 | 0 | 0 | 0 | 4 | | | | | | |
| Frank Ortenzio, R (1, 3) OBP: 0.333, SLG: 0.480 | |  | |  | |  | |  | | 4 | 0 | 1 | 0 | 0 | 1 | 1 | | | | | | |
| Ed Kirkpatrick, L (1, 8) OBP: 0.333, SLG: 0.375 |  | |  | | | |  |  | | 4 | 0 | 1 | 0 | 0 | 0 | 2 | | | | | | |
| Tom Poquette, L (1, 9) OBP: 0.258, SLG: 0.250 |  | | | |  | |  |  | | 4 | 0 | 2 | 0 | 0 | 0 | 1 | | | | | | |
| Bobby Floyd, R (1, 4) OBP: 0.357, SLG: 0.397 |  | | | |  | |  | | | 3 | 0 | 0 | 0 | 0 | 2 | 3 | | | | | | |
| Buck Martinez, R (1, 2) OBP: 0.333, SLG: 0.375 | | |  | |  | | |  | | 3 | 0 | 0 | 0 | 0 | 3 | 1 | | | | | | |
| Inning Stats | R: 0 E: 0 K: 1 S: 6 | H: 1 LOB: 1 BB: 0 P: 6 | R: 0 E: 0 K: 1 S: 6 | H: 1 LOB: 1 BB: 0 P: 6 | R: 0 E: 0 K: 2 S: 7 | H: 0 LOB: 0 BB: 0 P: 7 | R: 0 E: 0 K: 0 S: 4 | H: 2 LOB: 1 BB: 0 P: 4 | R: 0 E: 0 K: 2 S: 8 | H: 1 LOB: 1 BB: 0 P: 8 | R: 0 E: 0 K: 0 S: 3 | H: 0 LOB: 1 BB: 1 P: 7 | R: 0 E: 0 K: 0 S: 3 | H: 1 LOB: 0 BB: 0 P: 3 | R: 0 E: 0 K: 1 S: 6 | H: 1 LOB: 2 BB: 1 P: 10 | R: 0 E: 0 K: 1 S: 5 | H: 0 LOB: 0 BB: 0 P: 5 | 1B: 5 2B: 2 3B: 0 HR: 0 | SF: 0 SAC: 0 DP: 2 HBP: 0 | WP: 0 PB: 0 SB: 0 CS: 0 | PA: 34 |
| PITCHER Pete Broberg, R (1, 1) ERA: 5.54 | IP: 9.0 WLS: W BF: 34 H: 7 R: 0 ER: 0 SO: 8 BB: 2 IBB: 0 HBP: 0 BLK: 0 WP: 0 HR: 0 S: 48 P: 56 ERA: 0.00 WHIP: 1.000 | | | | | | | | | | | | | | | PITCHER | | | | | | |

Kansas City Royals @ Texas Rangers
Arlington Stadium, Arlington, TX
Sun Sep 30 1973, 8:05 PM EDT
Att: 3,438 - Unknown

AB 32
R 0
H 7
RBI 0
BB 2
SO 8
LOB 14



| Batter | 1 | 2 | 3 | 4 | 5 | 6 | 7 | 8 | 9 | AB | R | H | RBI | BB | SO | LOB | BOTTOM | | | | | |
|--|--|---|---|---|--|---|---|---|------------------------------|---------------------------------|------------------------------|---------------------------------|------------------------------|---------------------------------|------------------------------|---------------------------------|------------------------------|---------------------------------|----------------------------------|------------------------------------|----------------------------------|--------|
| Davey Nelson, R (1, 4) OBP: 0.325, SLG: 0.378 |  |  | |  | | | |  | | 4 | 2 | 2 | 1 | 0 | 1 | 1 | | | | | | |
| Toby Harrah, R (1, 6) OBP: 0.328, SLG: 0.364 |  |  | | |  | |  | | | 4 | 0 | 1 | 0 | 0 | 0 | 0 | | | | | | |
| Jeff Burroughs, R (1, 9) OBP: 0.355, SLG: 0.487 |  | |  | |  | |  | | | 4 | 0 | 1 | 1 | 0 | 1 | 0 | | | | | | |
| Jim Spencer, L (1, 3) OBP: 0.329, SLG: 0.362 |  | |  | |  | | |  | | 4 | 0 | 1 | 0 | 0 | 2 | 2 | | | | | | |
| Bill Madlock, R (1, 5) OBP: 0.412, SLG: 0.532 |  | |  | |  | | |  | | 4 | 0 | 2 | 0 | 0 | 1 | 3 | | | | | | |
| Bill Sudakis, S (1, 10) OBP: 0.320, SLG: 0.494 |  | |  | | |  | |  | | 2 | 0 | 0 | 0 | 2 | 1 | 1 | | | | | | |
| Dick Billings, R (1, 2) OBP: 0.237, SLG: 0.250 |  | | |  | |  | |  | | 4 | 0 | 0 | 0 | 0 | 1 | 5 | | | | | | |
| Tom Grieve, R (1, 7) OBP: 0.348, SLG: 0.528 | |  | |  | |  | | | | 3 | 1 | 1 | 1 | 0 | 0 | 0 | | | | | | |
| Elliott Maddox, R (1, 8) OBP: 0.356, SLG: 0.262 |  | | |  | | |  | | | 3 | 0 | 1 | 0 | 0 | 0 | 0 | | | | | | |
| Inning Stats | R: 1 E: 0 K: 2 S: 10 | H: 3 LOB: 3 BB: 1 P: 14 | R: 1 E: 0 K: 0 S: 4 | H: 1 LOB: 0 BB: 0 P: 4 | R: 0 E: 0 K: 2 S: 8 | H: 1 LOB: 1 BB: 0 P: 8 | R: 0 E: 0 K: 1 S: 6 | H: 1 LOB: 1 BB: 0 P: 6 | R: 0 E: 0 K: 2 S: 8 | H: 1 LOB: 1 BB: 0 P: 8 | R: 0 E: 0 K: 0 S: 3 | H: 0 LOB: 0 BB: 0 P: 3 | R: 1 E: 0 K: 0 S: 4 | H: 1 LOB: 0 BB: 0 P: 4 | R: 0 E: 0 K: 0 S: 3 | H: 1 LOB: 1 BB: 1 P: 7 | R: 0 E: 0 K: 0 S: 3 | H: 1 LOB: 1 BB: 1 P: 7 | 1B: 4 2B: 3 3B: 0 HR: 2 | SF: 0 SAC: 0 DP: 1 HBP: 0 | WP: 0 PB: 0 SB: 0 CS: 0 | PA: 34 |
| PITCHER Steve Mingo, L (1, 1) ERA: 3.71 Doug Bird, R (8, 1) ERA: 2.99 | IP: 7.0 WLS: L BF: 30 H: 8 R: 3 ER: 3 SO: 7 BB: 1 IBB: 0 HBP: 0 BLK: 0 WP: 0 HR: 2 S: 43 P: 47 ERA: 3.86 WHIP: 1.286 | | | | | | | | | | | | | | | PITCHER | | | | | | |

Kansas City Royals @ Texas Rangers
Arlington Stadium, Arlington, TX
Sun Sep 30 1973, 8:05 PM EDT
Att: 3,438 - Unknown

AB 32
R 3
H 9
RBI 3
BB 2
SO 7
LOB 12

